

Arizona Diamondbacks - 2004





Batter	1	2	3	4	5	6	7	8	9	AB	R	H	RBI	BB	SO	LOB
Steve Finley, L (1, 8) OBP: 0.250, SLG: 0.250	0-1 G4-3		1-3 K			2-0 BB 1B		0-2 F7		4	0	1	0	0	1	1
Roberto Alomar, S (1, 4)	0-0 L4			4-1 BB G4-6-3		4-0 BB 1-2			0-1 G6-3	2	0	0	0	2	0	0
Luis Gonzalez, L (1, 7) OBP: 0.500, SLG: 2.000	2-2 HR			1-0 G4-6-3 1-2f		3-1 F8			3-2 HR	4	2	2	2	0	0	3
Richie Sexson, R (1, 3)	2-2 K			1-0 G5-3			1-1 F8		2-3 K	4	0	0	0	0	2	0
Alex Cintron, S (1, 6)		0-1 G4-3			1-0 G3		2-1 G3-1		4-2 BB FC5-4	3	0	0	0	1	0	0
Shea Hillenbrand, R (1, 5)		0-1 F8			3-1 G4-3		0-0 F7		1-1 FC5-4 1-2f	4	0	0	0	0	0	1
Danny Bautista, R (1, 9)		2-1 G4-3			0-0 G4-3			1-3 K		3	0	0	0	0	1	0
Brent Mayne, L (1, 2)			2-3 K			2-2 G3		1-2 G4-3		2	0	0	0	0	1	0
Matt Kata, S (8, PH)										1	0	0	0	0	0	0
Bobby Estalella, R (9, 2)										0	0	0	0	0	0	0
Randy Johnson, R (1, 1)			3-1 G4-3			2-0 G5-3		4-0 BB		1	0	0	0	0	0	0
Greg Colbrunn, R (6, PH)										1	0	0	0	0	0	0
Mike Koplove, R (7, 1)										0	0	0	0	0	0	0
Oscar Villarreal, L (8, 1)										0	0	0	0	0	0	0
Carlos Baerga, S (8, PH)										0	0	0	0	1	0	0
Jose Valverde, R (9, 1)										0	0	0	0	0	0	0

Inning Stats	R: 1	H: 1	E: 0	K: 1	S: 11	LOB: 0	BB: 0	P: 15	R: 0	H: 0	E: 0	K: 0	S: 6	LOB: 0	BB: 0	P: 8	R: 0	H: 0	E: 0	K: 2	S: 9	LOB: 0	BB: 0	P: 15	R: 0	H: 0	E: 0	K: 0	S: 4	LOB: 0	BB: 0	P: 8	R: 0	H: 1	E: 0	K: 0	S: 7	LOB: 2	BB: 1	P: 20	R: 0	H: 0	E: 0	K: 0	S: 5	LOB: 0	BB: 0	P: 8	R: 0	H: 0	E: 0	K: 1	S: 9	LOB: 1	BB: 1	P: 15	R: 1	H: 1	E: 0	K: 1	S: 12	LOB: 1	BB: 1	P: 22	1B: 1	2B: 0	3B: 0	HR: 2	SF: 0	SAC: 0	DP: 1	HBP: 0	WP: 0	PB: 0	SB: 0	CS: 0	PA: 33
--------------	------	------	------	------	-------	--------	-------	-------	------	------	------	------	------	--------	-------	------	------	------	------	------	------	--------	-------	-------	------	------	------	------	------	--------	-------	------	------	------	------	------	------	--------	-------	-------	------	------	------	------	------	--------	-------	------	------	------	------	------	------	--------	-------	-------	------	------	------	------	-------	--------	-------	-------	-------	-------	-------	-------	-------	--------	-------	--------	-------	-------	-------	-------	--------


PITCHER	IP	WLS	BF	H	R	ER	SO	BB	IBB	HBP	BLK	WP	HR	S	P	ERA	WHIP
Shawn Estes, L (1, 1) ERA: 1.29	7.0	W	24	2	1	1	3	2	0	0	0	0	1	45	83	1.29	0.571
40 Brian Fuentes, L (8, 1) ERA:	1.0	H	4	0	0	0	1	1	0	0	0	0	0	9	15	0.00	1.000
Shawn Chacon, R (9, 1) ERA: 9.0	1.0		5	1	1	1	1	1	0	0	0	0	1	12	22	9.00	2.000

**BOTTOM**

**Colorado Rockies @ Arizona Diamondbacks**  
Bank One Ballpark, Phoenix, AZ

Tue Apr 06 2004, 6:05 PM EDT  
Att. 46,949 - Dome - 78 F

<b>AB</b>	<b>29</b>
<b>R</b>	<b>2</b>
<b>H</b>	<b>3</b>
<b>RBI</b>	<b>2</b>
<b>BB</b>	<b>4</b>
<b>SO</b>	<b>5</b>
<b>LOB</b>	<b>5</b>



PITCHER	IP	WLS	BF	H	R	ER	SO	BB	IBB	HBP	BLK	WP	HR	S	P	ERA	WHIP
---------	----	-----	----	---	---	----	----	----	-----	-----	-----	----	----	---	---	-----	------



Batter	1	2	3	4	5	6	7	8	9	AB R H RBI BB SO LOB	TOP									
Aaron Miles, S (1, 4) OBP: 0.400, SLG: 0.400	1-1 FC1-6 1B		2-2 WP SH3-4 1B		1-2 F7		2-3 K	0-3 K		5 0 2 0 0 2 2										
Royce Clayton, R (1, 6) OBP: 0.222, SLG: 0.125	1-0 FC1-6 17 2B		0-0 SH3-4		2-1 G4-3		0-1 L5		4-0 BB 17 1B BB	3 1 0 0 1 0 2										
17 Todd Helton, L (1, 3) OBP: 0.800, SLG: 1.000	1-1 1-H		4-0 WP IBB		1-3 K			2-1 F7	2-1 BB 1B	4 0 2 1 1 1 0										
Preston Wilson, R (1, 8) OBP: 0.500, SLG: 0.500 Rene Reyes, S (6, PR) (6, 8)	3-3 K2-3		1-3 1-2 2-3		1-2 G5-3 1B			0-1 F7	4-2 BB BB 1B	3 0 1 0 0 2 3 1 0 0 0 1 0 0										
Jeremy Burnitz, L (1, 9)	0-0 F9		0-0 G4-3		3-2 F8			4-2 BB BB HR BB	1-3 BB K	4 1 0 0 1 1 7										
Vinny Castilla, R (1, 5) OBP: 0.300, SLG: 0.250		2-3 K		2-2 G6-3		2-0 G5-3		4-1 BB HR BB	2-3 K	4 1 0 0 1 2 4										
Luis Gonzalez, R (1, 7) OBP: 0.300, SLG: 0.556		0-1 G6-3		1-3 K		1-3 K2-3		4-1 1-2 2-3 HR BB	2-1 G1-3	4 1 0 0 1 2 5										
Charles Johnson, R (1, 2) OBP: 0.750, SLG: 1.857		3-2 2B		4-0 BB			0-0 F9 2B	0-1 HR		3 1 3 4 1 0 0										
Jason Jennings, L (1, 1) Jeff Fassero, L (4, 1) Mark Sweeney, L (7, PH) Javier López, L (7, 1) Todd Greene, R (8, PH) Steve Reed, R (8, 1)		1-1 L7		2-3 K			3-2 F9	1-0 1-H 2-H 3-H 1B		2 0 0 0 0 0 1 2 0 0 0 0 0 0 0 0 1 0 0 0 0 0 0 1 0 0 0 0 0 0 0 0 1 0 1 0 0 0 0 0 0 0 0 0 0 0 0 0										
<b>Inning Stats</b>	R: 1 E: 0 K: 1 S: 9	H: 2 LOB: 1 BB: 0 P: 15	R: 0 E: 0 K: 1 S: 11	H: 1 LOB: 1 BB: 0 P: 17	R: 0 E: 0 K: 1 S: 9	H: 0 LOB: 1 BB: 1 P: 18	R: 0 E: 0 K: 1 S: 9	H: 0 LOB: 0 BB: 0 P: 13	R: 0 E: 0 K: 1 S: 11	H: 1 LOB: 2 BB: 0 P: 18	R: 0 E: 0 K: 1 S: 9	H: 1 LOB: 1 BB: 0 P: 14	R: 4 E: 0 K: 1 S: 14	H: 2 LOB: 1 BB: 3 P: 29	R: 0 E: 0 K: 2 S: 12	H: 1 LOB: 3 BB: 2 P: 27	1B: 5 2B: 3 3B: 0 HR: 1	SF: 0 SAC: 1 DP: 0 HBP: 0	WP: 1 PB: 0 SB: 0 CS: 0	PA: 43
<b>PITCHER</b>	IP WLS BF H R ER SO BB IBB HBP BLK WP HR S P ERA WHIP																			
17 Brandon Webb, R (1, 1) ERA: 1.5	6.0 W 25 5 1 1 7 1 1 0 0 1 0 58 97 1.50 1.000																			
Andrew Good, R (7, 1) ERA: 21.6	1.2 11 3 4 4 1 3 0 0 0 0 1 20 40 21.60 3.600																			
Stephen Randolph, L (8, 1) ERA:	0.1 4 1 0 0 1 2 0 0 0 0 0 7 17 0.00 9.000																			
Matt Mantei, R (9, 1) ERA:	1.0 S 3 0 0 0 2 0 0 0 0 0 0 8 13 0.00 0.000																			

**Colorado Rockies @ Arizona Diamondbacks**  
Bank One Ballpark, Phoenix, AZ  
Wed Apr 07 2004, 9:35 PM EDT  
Att: 25,918 - Dome - 77 F

AB	35
R	5
H	9
RBI	5
BB	7
SO	11
LOB	26







Batter	1	2	3	4	5	6	7	8	9	10	11	AB R H RBI BB SO LOB	TOP											
Aaron Miles, S OBP: 0.200, SLG: 0.200 Shawn Chacon, R (11, 1)	G3		G3-1		G5-3		SH2-4		G4-3		F7	5 0 0 0 0 0 0 0 0 0 0 0 0 0												
Royce Clayton, R OBP: 0.357, SLG: 0.308 (1, 6)	P4			1B	G4-3		1B		1B			5 1 3 0 0 0 0												
17 Todd Helton, L OBP: 0.533, SLG: 0.615 (1, 3)	K			1B	E4		K		G3-6-3			5 1 0 0 0 2 4												
Preston Wilson, R OBP: 0.538, SLG: 0.636 (1, 8)		P4		1B	1B		1B					5 1 3 2 0 0 0												
Jeremy Burnitz, L OBP: 0.357, SLG: 0.100 (1, 9)				K	K		K					4 0 1 0 1 3 4												
Vinny Castilla, R OBP: 0.333, SLG: 0.333 Javier López, L Kit Pellow, R (10, 1) (11, 7)		F8		F9	F9		BB		2B			4 0 1 0 1 0 4 0 0 0 0 0 0 0 0 0 0 0 0 0 0												
Todd Greene, R OBP: 0.667, SLG: 1.167 (1, 2)		K		1B	1B		1B		K			5 1 3 3 0 2 2												
Denny Hocking, S (11, 5)			G4-3		K		G1-3		K			5 0 0 0 0 2 5												
Joe Kennedy, R Rene Reyes, S Turk Wendell, L Mark Sweeney, L 40 Brian Fuentes, L Vladimir Nunez, R Luis Gonzalez, R OBP: 0.273, SLG: 0.500 (11, 4)			F8		K		1B		F7			2 0 0 0 0 1 0 0 1 0 0 0 1 0 0 0 0 0 0 0 0 1 0 0 0 0 0 1 0 0 0 0 0 0 0 0 0 0 0 0 0 0 1 0 0 0 0 0 0												
<b>Inning Stats</b>	R: 0 H: 0 E: 0 K: 1 S: 7	H: 0 LOB: 0 BB: 0 P: 11	R: 0 H: 0 E: 0 K: 1 S: 12	H: 0 LOB: 1 BB: 1 P: 18	R: 0 H: 0 E: 0 K: 0 S: 8	H: 0 LOB: 0 BB: 0 P: 11	R: 2 H: 3 E: 1 K: 2 S: 18	H: 3 LOB: 2 BB: 0 P: 30	R: 0 H: 0 E: 0 K: 1 S: 9	H: 0 LOB: 0 BB: 0 P: 11	R: 1 H: 3 E: 0 K: 0 S: 14	H: 3 LOB: 2 BB: 1 P: 25	R: 1 H: 2 E: 0 K: 2 S: 15	H: 2 LOB: 2 BB: 1 P: 22	R: 0 H: 1 E: 0 K: 2 S: 12	H: 1 LOB: 1 BB: 0 P: 15	R: 0 H: 1 E: 0 K: 0 S: 6	H: 1 LOB: 0 BB: 0 P: 11	R: 0 H: 0 E: 0 K: 1 S: 5	H: 0 LOB: 0 BB: 0 P: 6	R: 1 H: 1 E: 0 K: 0 S: 12	H: 1 LOB: 0 BB: 0 P: 17	1B: 8 SF: 0 2B: 2 SAC: 1 3B: 0 DP: 2 HR: 1 HBP: 0	WP: 1 PA: 46 PB: 0 SB: 0 CS: 0
<b>PITCHER</b>	IP WLS BF H R ER SO BB IBB HBP BLK WP HR S P ERA WHIP															IP WLS BF H R ER SO BB IBB HBP BLK WP HR S P ERA WHIP								
Elmer Dessens, R ERA: 1.59 Mike Koptov, R ERA: 5.4 Randy Choate, L ERA: Oscar Villarreal, R ERA: Jose Valverde, R ERA: 13.5	(1, 1) 5.2 25 6 3 1 5 2 0 0 0 0 0 0 65 103 1.59 1.412															(11, 1) 1.0 4 1 1 1 0 0 0 0 0 0 0 0 8 13 6.75 3.000								

Colorado Rockies @ Arizona Diamondbacks  
Bank One Ballpark, Phoenix, AZ  
Thu Apr 08 2004, 9:35 PM EDT  
Att: 26,448 - Sunny - 78 F

AB	42
R	5
H	11
RBI	5
BB	3
SO	10
LOB	20



Batter	1	2	3	4	5	6	7	8	9	10	11	AB	R	H	RBI	BB	SO	LOB	BOTTOM							
<b>Steve Finley, L</b> OBP: 0.143, SLG: 0.077 (1, 8)	G3		F8		G4-3			B1-3		P2		5	0	0	0	0	0	1								
<b>Matt Kata, S</b> OBP: 0.500, SLG: 0.500 (1, 4)	G6-3		FC5-4 1B			WP 1B		L4			F8 WP 1B	5	1	3	0	0	0	0								
<b>Luis Gonzalez, L</b> OBP: 0.357, SLG: 0.833 (1, 7)	P5		F8			F7		P5			F8	5	0	0	0	0	0	3								
<b>Richie Sexson, R</b> OBP: 0.286, SLG: 0.667 (1, 3)		2B HR BB	FC5-4			K		G5-3				4	2	1	2	1	1	2								
<b>Alex Cintron, S</b> OBP: 0.385, SLG: 0.273 (1, 6)		L7			G5-3			G5-3			K	4	0	0	0	0	1	2								
<b>Shea Hillenbrand, R</b> OBP: 0.231, SLG: 0.417 (1, 5)		L7			P3			HR			G5-3	4	1	1	1	0	0	1								
<b>Danny Bautista, R</b> OBP: 0.273, SLG: 0.455 (1, 9)		HR 2B			G6-3			G5-3			G4-3 SH1-4 1B	4	1	2	0	0	0	0								
<b>Bobby Estalella, R</b> OBP: 0.333, SLG: 1.333 (1, 2)		HR				F9		F7			SH1-4	3	1	1	3	0	0	0								
<b>Brent Mayne, L</b> OBP: 0.500, SLG: 1.000 (10, PH) (11, 2)		HR										0	0	0	0	0	0	0								
<b>Elmer Dessens, R</b> (1, 1)												2	0	0	0	0	1	0								
<b>Mike Koplove, R</b> (6, 1)												0	0	0	0	0	0	0								
<b>Randy Choate, L</b> (7, 1)												0	0	0	0	0	0	0								
<b>Carlos Baerga, S</b> (7, PH)												1	0	0	0	0	0	0								
<b>Oscar Villarreal, L</b> (8, 1)												0	0	0	0	0	0	0								
<b>Jose Valverde, R</b> (10, 1)												0	0	0	0	0	0	0								
<b>Roberto Alomar, S</b> OBP: 0.390, SLG: 0.375 (10, PH)												1	0	0	0	0	0	1								
<b>Stephen Randolph, L</b> (11, 1)												0	0	0	0	0	0	0								
<b>Inning Stats</b>	R: 0 E: 0 K: 0 S: 6	H: 0 LOB: 0 BB: 0 P: 11	R: 3 E: 0 K: 1 S: 16	H: 2 LOB: 0 BB: 1 P: 25	R: 0 E: 0 K: 0 S: 6	H: 1 LOB: 1 BB: 0 P: 10	R: 0 E: 0 K: 0 S: 9	H: 0 LOB: 0 BB: 0 P: 13	R: 0 E: 0 K: 0 S: 8	H: 0 LOB: 0 BB: 0 P: 11	R: 0 E: 0 K: 1 S: 8	H: 1 LOB: 1 BB: 0 P: 10	R: 1 E: 0 K: 0 S: 11	H: 1 LOB: 0 BB: 0 P: 18	R: 0 E: 0 K: 0 S: 6	H: 0 LOB: 0 BB: 0 P: 13	R: 0 E: 0 K: 1 S: 8	H: 0 LOB: 0 BB: 0 P: 13	R: 0 E: 0 K: 0 S: 9	H: 1 LOB: 1 BB: 0 P: 13	R: 2 E: 0 K: 0 S: 6	H: 2 LOB: 0 BB: 0 P: 11	1B: 4 2B: 1 3B: 0 HR: 3	SF: 0 SAC: 1 DP: 0 HBP: 0	WP: 2 PB: 0 SB: 0 CS: 0	PA: 40
<b>PITCHER</b>	IP	WLS	BF	H	R	ER	SO	BB	IBB	HBP	BLK	WP	HR	S	P	ERA	WHIP									
<b>Joe Kennedy, L</b> ERA: 4.5 (1, 1)	6.0		23	4	3	3	2	1	0	0	0	1	1	53	80	4.50	0.833									
<b>Turk Wendell, R</b> ERA: 9.0 (7, 1)	1.0	B	4	1	1	1	0	0	0	0	0	0	1	11	18	9.00	1.000									
<b>40 Brian Fuentes, L</b> ERA: (8, 1)	1.0		3	0	0	0	0	0	0	0	0	0	0	6	13	0.00	0.000									
<b>Vladimir Nunez, R</b> ERA: (9, 1)	1.1		5	1	0	0	1	0	0	0	0	0	0	14	20	0.00	0.750									
<b>Javier López, L</b> ERA: (10, 1)	0.2		2	0	0	0	0	0	0	0	0	0	0	3	6	0.00	0.000									
<b>PITCHER</b>	IP	WLS	BF	H	R	ER	SO	BB	IBB	HBP	BLK	WP	HR	S	P	ERA	WHIP									
<b>Shawn Chacon, R</b> ERA: 20.25 (11, 1)	0.1	L	3	2	2	2	0	0	0	0	0	1	1	6	11	54.00	6.000									

**Colorado Rockies @ Arizona Diamondbacks**  
Bank One Ballpark, Phoenix, AZ

AB 38  
R 6  
H 8  
RBI 6  
BB 1  
SO 3  
LOB 10



Thu Apr 08 2004, 9:35 PM EDT  
Att: 26,448 - Sunny - 78 F

WP: 2 PA: 40  
PB: 0  
SB: 0  
CS: 0



Batter	1	2	3	4	5	6	7	8	9	AB R H RBI BB SO LOB	TOP										
Tony Womack, L (1, 4) OBP: 0.550, SLG: 0.611	0-2 G5-4-3 1B	2-1 PO 1B		2-1 F8 27 1B 2B		0-2 G4-3 5 2B		2-3 K		5 1 4 1 0 1 0											
Ray Lankford, L (1, 7) OBP: 0.412, SLG: 0.667 44 Jason Istringhausen, R (9, 1)	1-1 G5-4-3 1-2f	2-2 PO 1-2	0-0 HR	1-1 F8 2-3		4-1 G4-3 5 BB		0-1 15 2B 2B		4 2 2 1 1 0 2 0 0 0 0 0 0 0											
5 Albert Pujols, R (1, 3) OBP: 0.478, SLG: 1.000	0-1 HR		1-2 P4	4-0 27 WP 1B BB		0-1 G4-3 1-2f 2-3		4-0 15 2B IBB		3 3 1 1 2 0 2											
15 Jim Edmonds, L (1, 8) OBP: 0.318, SLG: 0.571	1-2 G3		0-0 27 HR 2B	1-3 K		2-2 F8		0-0 SF7 1-H 2-H 2B		5 2 2 2 0 1 3											
27 Scott Rolen, R (1, 5) OBP: 0.435, SLG: 0.667		3-1 HR 1B	0-1 HR	3-1 2-3-4 1B		1-0 F9		1-0 G5-3		5 2 3 4 0 0 1											
Edgar Renteria, R (1, 6) OBP: 0.182, SLG: 0.300		1-1 F9	0-0 F8	2-1 2-3-4 1-2 1B	1-0 1B	1-0 G5-3		1-2 SF7		4 0 1 1 0 0 1											
Reggie Sanders, R (1, 9) OBP: 0.250, SLG: 0.650 Mike Lincoln, R (7, 1) Marlon Anderson, L (9, PH) OBP: 0.500, SLG: 0.500 (9, 7)		0-0 HR	1-1 HR		1-3 K	3-3 K		1-1 G3-1		4 2 2 3 0 2 1 0 0 0 0 0 0 0 1 0 0 0 0 0 0	AB 39 R 13 H 17 RBI 13 BB 3 SO 6 LOB 14										
Mike Matheny, R (1, 2) OBP: 0.474, SLG: 0.706		2-1 29 G6-3 1B 2B	1-1 1B		2-3 K		1-3 K			4 1 2 0 0 2 1											
29 Chris Carpenter, R (1, 1) Steve Kline, S (7, 1) So Taguchi, R (7, 9) OBP: 0.167, SLG: 0.333	0-1 G6-3 2-3	0-1 G6-3	2-1 G6-3		1-1 G4-3		1-1 G4-3	2-0 P4		3 0 0 0 0 0 3 0 0 0 0 0 0 0 1 0 0 0 0 0 0											
Inning Stats	R: 1 E: 0 K: 0 S: 12	H: 2 LOB: 0 BB: 0 P: 14	R: 3 E: 0 K: 0 S: 13	H: 4 LOB: 0 BB: 0 P: 23	R: 4 E: 0 K: 0 S: 14	H: 5 LOB: 1 BB: 0 P: 19	R: 2 E: 0 K: 1 S: 11	H: 2 LOB: 1 BB: 1 P: 24	R: 0 E: 0 K: 2 S: 11	H: 1 LOB: 1 BB: 0 P: 16	R: 0 E: 0 K: 0 S: 10	H: 1 LOB: 1 BB: 1 P: 16	R: 0 E: 0 K: 1 S: 5	H: 0 LOB: 0 BB: 0 P: 10	R: 0 E: 0 K: 2 S: 7	H: 0 LOB: 0 BB: 0 P: 12	R: 3 E: 0 K: 0 S: 9	H: 2 LOB: 0 BB: 1 P: 16	1B: 6 2B: 6 3B: 0 HR: 5	SF: 1 SAC: 0 DP: 2 HBP: 0	WP: 1 PA: 44 PB: 0 SB: 0 CS: 0
PITCHER	IP WLS BF H R ER SO BB IBB HBP BLK WP HR S P ERA WHIP																				
Casey Daigle, R (1, 1) ERA: 27.0	2.2 L 16 10 8 8 0 0 0 0 0 0 0 5 35 49 27.00 3.750																				
Andrew Good, R (3, 1) ERA: 9.0	4.1 19 5 2 2 4 2 0 0 0 1 0 41 73 4.15 1.615																				
Randy Choate, L (8, 1) ERA: 16.2	1.0 6 2 3 3 2 0 1 0 0 0 0 10 19 27.00 2.000																				
Jose Valverde, R (9, 1) ERA: 9.0	1.0 3 0 0 0 0 0 0 0 0 0 0 6 9 0.00 0.000																				

St. Louis Cardinals @ Arizona Diamondbacks  
Bank One Ballpark, Phoenix, AZ

livebaseballscorecards.com



Fri Apr 09 2004, 10:05 PM EDT  
Att. 35,930 - Dome - 78 F

Batter	1	2	3	4	5	6	7	8	9	AB R H RBI BB SO LOB
Steve Finley, L OBP: 0.263, SLG: 0.375 (1, 8)	1-1 1B 2B 1B		4-1 G6-3 G4-3 BB		1-1 HR		1-1 SF9		2-1 F8	3 2 2 2 1 0 1
Roberto Alomar, S OBP: 0.333, SLG: 0.400 Donnie Sadler, R (5, PH) (6, 4)	0-0 2B 1B 1B		0-2 G4-3		2-1 F7		3-H 1-3 K			2 1 1 0 0 0 1 2 0 0 0 0 1 1
Luis Gonzalez, L OBP: 0.389, SLG: 0.875 (1, 7)	2-0 1B 2B		3-2 G6-3		2-3 K		0-1 1-H 2B			4 1 2 1 0 1 1
Richie Sexson, R OBP: 0.222, SLG: 0.500 (1, 3)	1-1 G5-3		2-2 G6-3		2-3 K		3-3 K			4 0 0 0 0 2 3
Alex Cintron, S OBP: 0.412, SLG: 0.533 (1, 6)	1-0 G1-4-3 1B		1-1 G6-3		2-2 HR		2-2 F7			4 1 2 3 0 0 0
Shea Hillenbrand, R OBP: 0.176, SLG: 0.313 (1, 5)	2-0 G1-4-3		2-2 G5-3		1-0 G5-3		0-1 G3-1			4 0 0 0 0 0 1
Danny Bautista, R OBP: 0.267, SLG: 0.400 (1, 9)		2-2 F8	0-1 1B		3-2 P2		0-1 G6-3			4 0 1 0 0 0 0
Brent Mayne, L OBP: 0.400, SLG: 0.778 (1, 2)		3-1 F8	0-1 F8		2-2 1B SF9 2B		2-0 F9			4 1 1 0 0 0 1
Casey Daigle, R Andrew Good, R Greg Colbrunn, R Randy Choate, L Jose Valverde, R Carlos Baerga, S OBP: 0.667, SLG: 0.500 (1, 1) (3, 1) (7, PH) (8, 1) (9, 1) (9, PH)		2-3 K	1-1 G1-6-3		3-1 2B 1B		2-2 1B			1 0 0 0 0 0 1 0 1 0 0 0 0 0 0 0 1 0 1 0 1 0 1 0 0 0 0 0

Inning Stats	R: 3	H: 4	E: 0	LOB: 0	K: 0	P: 15	R: 0	H: 0	E: 0	LOB: 0	K: 1	P: 15	R: 0	H: 0	E: 0	LOB: 1	K: 0	P: 21	R: 0	H: 1	E: 0	LOB: 1	K: 0	P: 13	R: 1	H: 1	E: 0	LOB: 0	K: 1	P: 15	R: 1	H: 3	E: 0	LOB: 2	K: 1	P: 19	R: 0	H: 0	E: 0	LOB: 0	K: 1	P: 13	R: 0	H: 1	E: 0	LOB: 1	K: 0	P: 18	1B: 6	SF: 1	2B: 3	SAC: 0	3B: 0	DP: 1	HR: 2	HBP: 0
--------------	------	------	------	--------	------	-------	------	------	------	--------	------	-------	------	------	------	--------	------	-------	------	------	------	--------	------	-------	------	------	------	--------	------	-------	------	------	------	--------	------	-------	------	------	------	--------	------	-------	------	------	------	--------	------	-------	-------	-------	-------	--------	-------	-------	-------	--------


PITCHER	IP	WLS	BF	H	R	ER	SO	BB	IBB	HBP	BLK	WP	HR	S	P	ERA	WHIP
29 Chris Carpenter, R ERA: 7.5	(1, 1)	6.0	25	7	5	5	3	1	0	0	0	0	2	58	98	7.50	1.333
Steve Kline, L ERA: 3.86	(7, 1)	0.1	3	2	1	1	0	0	0	0	0	0	0	7	13	27.00	6.000
Mike Lincoln, R ERA:	(7, 1)	1.2	5	1	0	0	2	0	0	0	0	0	0	13	19	0.00	0.600
44 Jason Isringhausen, R ERA:	(9, 1)	1.0	4	1	0	0	0	0	0	0	0	0	0	12	18	0.00	1.000

**BOTTOM**

St. Louis Cardinals @ Arizona Diamondbacks  
Bank One Ballpark, Phoenix, AZ

livebaseballscorecards.com

AB	35
R	6
H	11
RBI	6
BB	1
SO	5
LOB	9



WP	HR	S	P	ERA	WHIP
0	0	0	0	0	0

PA: 37

Fri Apr 09 2004, 10:05 PM EDT  
Att: 35,930 - Dome - 78 F



Batter	1	2	3	4	5	6	7	8	9	AB	R	H	RBI	BB	SO	LOB	TOP
<b>Tony Womack, L</b> (1, 4) OBP: 0.500, SLG: 0.545 <b>7 Hector Luna, R</b> (8, PH) OBP: 0.600, SLG: 1.500 (8, 4)	3-2 		0-1 		0-1 	0-1 		1-2 		4	1	1	0	0	0	0	
<b>Ray Lankford, L</b> (1, 7) OBP: 0.500, SLG: 0.947 <b>Marlon Anderson, L</b> (8, 7) OBP: 0.500, SLG: 0.500 (9, 9)	4-2 		0-0 		0-1 		2-1 	0-3 		4	3	3	1	1	1	1	
<b>5 Albert Pujols, R</b> (1, 3) OBP: 0.464, SLG: 0.850	1-0 		2-1 		1-0 		4-0 	4-0 		3	1	0	0	2	0	2	
<b>15 Jim Edmonds, L</b> (1, 8) OBP: 0.308, SLG: 0.522 <b>So Taguchi, R</b> (8, PH) OBP: 0.143, SLG: 0.286 (8, 8)		3-2 		4-1 		2-1 		2-3 	3-3 		2	1	0	1	1	1	2
<b>27 Scott Rolen, R</b> (1, 5) OBP: 0.444, SLG: 0.880 <b>Cody McKay, L</b> (8, 5)		2-2 		0-0 		1-3 		1-0 	1-2 		4	2	2	5	0	1	1
<b>Edgar Renteria, R</b> (1, 6) OBP: 0.296, SLG: 0.520		1-2 		1-1 		0-0 		1-0 	1-1 		5	2	4	0	0	0	0
<b>Reggie Sanders, R</b> (1, 9) OBP: 0.292, SLG: 0.625 <b>Roger Cedeno, S</b> (8, 9) <b>Jason Simontacchi, R</b> (9, PH) OBP: 0.500, SLG: 0.500 (9, 7)		2-2 		0-0 		0-0 		3-1 	1-2 		4	0	2	2	0	0	3
<b>Mike Matheny, R</b> (1, 2) OBP: 0.391, SLG: 0.571	1-2 		1-0 		1-0 		1-0 	1-0 		4	0	0	0	0	0	3	
<b>Matt Morris, R</b> (1, 1) OBP: 0.167, SLG: 0.333		2-3 		0-1 		3-3 		1-2 		4	0	0	0	0	3	1	
<b>Inning Stats</b>	R: 0 E: 0 K: 0 S: 6 H: 0 LOB: 0 BB: 1 P: 14	R: 1 E: 0 K: 0 S: 16 H: 2 LOB: 1 BB: 0 P: 25	R: 1 E: 0 K: 1 S: 9 H: 1 LOB: 0 BB: 0 P: 13	R: 2 E: 0 K: 0 S: 8 H: 2 LOB: 1 BB: 1 P: 14	R: 2 E: 1 K: 1 S: 12 H: 3 LOB: 2 BB: 0 P: 16	R: 0 E: 0 K: 1 S: 10 H: 0 LOB: 0 BB: 0 P: 14	R: 4 E: 0 K: 1 S: 10 H: 4 LOB: 0 BB: 1 P: 24	R: 0 E: 0 K: 3 S: 12 H: 1 LOB: 2 BB: 1 P: 21	R: 0 E: 0 K: 1 S: 8 H: 0 LOB: 0 BB: 0 P: 11	1B: 4 2B: 6 3B: 0 HR: 3 SF: 1 SAC: 0 DP: 2 HBP: 0	WP: 0 PB: 2 SB: 1 CS: 0 PA: 43						
<b>PITCHER</b>	IP WLS BF H R ER SO BB IBB HBP BLK WP HR S P ERA WHIP	IP WLS BF H R ER SO BB IBB HBP BLK WP HR S P ERA WHIP	IP WLS BF H R ER SO BB IBB HBP BLK WP HR S P ERA WHIP	IP WLS BF H R ER SO BB IBB HBP BLK WP HR S P ERA WHIP	IP WLS BF H R ER SO BB IBB HBP BLK WP HR S P ERA WHIP	IP WLS BF H R ER SO BB IBB HBP BLK WP HR S P ERA WHIP	IP WLS BF H R ER SO BB IBB HBP BLK WP HR S P ERA WHIP	IP WLS BF H R ER SO BB IBB HBP BLK WP HR S P ERA WHIP	IP WLS BF H R ER SO BB IBB HBP BLK WP HR S P ERA WHIP	IP WLS BF H R ER SO BB IBB HBP BLK WP HR S P ERA WHIP	IP WLS BF H R ER SO BB IBB HBP BLK WP HR S P ERA WHIP	IP WLS BF H R ER SO BB IBB HBP BLK WP HR S P ERA WHIP					
<b>Steve Sparks, R</b> (1, 1) ERA: 7.5	6.0	L	28	8	6	5	3	2	0	0	0	0	2	61	96	7.50	1.667
<b>Randy Choate, L</b> (7, 1) ERA: 22.5	0.1		3	1	2	2	1	0	1	0	0	0	0	5	13	54.00	3.000
<b>Oscar Villarreal, R</b> (7, 1) ERA: 4.91	0.2		4	3	2	2	0	0	0	0	0	0	1	5	11	27.00	4.500
<b>Stephen Randolph, L</b> (8, 1) ERA: 3.86	1.0		5	1	0	0	3	0	1	0	0	0	0	12	21	0.00	1.000
<b>Mike Koplove, R</b> (9, 1) ERA: 3.38	1.0		3	0	0	0	1	0	0	0	0	0	0	8	11	0.00	0.000

St. Louis Cardinals @ Arizona Diamondbacks  
 Bank One Ballpark, Phoenix, AZ

Sat Apr 10 2004, 10:05 PM EDT  
 Att. 38,842 - Sunny - 75 F

livebaseballscorecards.com

**AB** 38  
**R** 10  
**H** 13  
**RBI** 9  
**BB** 4  
**SO** 8  
**LOB** 15



Batter	1	2	3	4	5	6	7	8	9	AB R H RBI BB SO LOB
Steve Finley, L (1, 8) OBP: 0.261, SLG: 0.400	1-1 SH1-3 SF9 2B		1-2 L3			0-1 G4-3			0-0 P6	4 1 1 0 0 0 1
Matt Kata, S (1, 4) OBP: 0.556, SLG: 0.667	0-0 SH1-3			2-1 G3-1		0-1 G4-3 1B			0-0 G3 2B	3 0 2 1 0 0 0
Luis Gonzalez, L (1, 7) OBP: 0.318, SLG: 0.737	1-2 SF9			1-0 P4		2-2 F8			3-1 G3	3 0 0 1 0 0 2
Richie Sexson, R (1, 3) OBP: 0.182, SLG: 0.400	1-1 G6-3			0-0 G6-3			1-0 L6		1-2 G5-6-3	4 0 0 0 0 0 1
Alex Cintron, S (1, 6) OBP: 0.350, SLG: 0.444		1-1 G3-1			1-1 F8		1-0 L7			3 0 0 0 0 0 0
Shea Hillenbrand, R (1, 5) OBP: 0.200, SLG: 0.278		2-2 P4			4-1 G5-4-3 BB		2-1 G5-3			2 0 0 0 1 0 0
Danny Bautista, R (1, 9) OBP: 0.278, SLG: 0.389		1-0 G4-3			1-1 G5-4-3			0-0 G4-6-3 1B		3 0 1 0 0 0 1
Brent Mayne, L (1, 2) OBP: 0.385, SLG: 0.667			1-0 P5			2-2 G4-3 1B G3 1B		1-0 G4-6-3		3 1 1 0 0 0 1
Steve Sparks, R (1, 1) Roberto Alomar, S (6, PH) Randy Choate, L (7, 1) Oscar Villarreal, L (7, 1) Stephen Randolph, L (8, 1) Carlos Baerga, S (8, PH) Mike Koplove, R (9, 1)			2-1 G5-3			0-0 G3		2-3 K		1 0 0 0 0 0 0 1 0 0 0 0 0 1 0 1 0 0 0 0 1 0 0 0 0 0 0 0 0

Inning Stats	R: 1	H: 1	E: 0	K: 0	S: 8	R: 0	H: 0	E: 0	K: 0	S: 7	R: 0	H: 0	E: 0	K: 0	S: 6	R: 0	H: 0	E: 0	K: 0	S: 5	R: 1	H: 2	E: 0	K: 0	S: 11	R: 0	H: 0	E: 0	K: 0	S: 4	R: 0	H: 1	E: 0	K: 1	S: 6	R: 0	H: 1	E: 0	K: 0	S: 7	1B: 3	SF: 1	2B: 2	SAC: 1	3B: 0	DP: 2	HR: 0	HBP: 0	WP: 0	PA: 31
--------------	------	------	------	------	------	------	------	------	------	------	------	------	------	------	------	------	------	------	------	------	------	------	------	------	-------	------	------	------	------	------	------	------	------	------	------	------	------	------	------	------	-------	-------	-------	--------	-------	-------	-------	--------	-------	--------

PITCHER	IP	WLS	BF	H	R	ER	SO	BB	IBB	HBP	BLK	WP	HR	S	P	ERA	WHIP	PITCHER	IP	WLS	BF	H	R	ER	SO	BB	IBB	HBP	BLK	WP	HR	S	P	ERA	WHIP												
Matt Morris, R (1, 1) ERA: 4.2	9.0	W	31	5	2	2	1	1	0	0	0	0	0	58	93	2.00	0.667																														

BOTTOM

St. Louis Cardinals @ Arizona Diamondbacks  
Bank One Ballpark, Phoenix, AZ

livebaseballscorecards.com

AB	28
R	2
H	5
RBI	2
BB	1
SO	1
LOB	7



Sat Apr 10 2004, 10:05 PM EDT  
Att: 38,842 - Sunny - 75 F



Batter	1	2	3	4	5	6	7	8	9	AB	R	H	RBI	BB	SO	LOB	TOP					
Tony Womack, L (1, 4) OBP: 0.483, SLG: 0.538	1-3 K		2-1 SH1-4 5 G6-3 2B	4-1 FC5 S BB		0-3 K		2-3 K		4	1	1	0	1	3	3						
So Taguchi, R (1, 8) OBP: 0.300, SLG: 0.333	1-0 P4		0-0 SH1-4	4-1 SAFE			0-2 5 2B 1B		1-2 HR	2	1	1	0	1	0	0						
Mike Lincoln, R (7, 1)										0	0	0	0	0	0	0						
Bo Hart, R (9, PH)										0	0	0	0	0	0	0						
Marlon Anderson, L (9, PH) OBP: 0.600, SLG: 1.200										1	1	1	1	1	0	0						
5 Albert Pujols, R (1, 3) OBP: 0.455, SLG: 0.920	1-2 HR		0-0 G6-3	1-0 FC5			0-1 CS 1-H 2B		2-2 F9	5	1	2	3	0	0	3						
27 Scott Rolen, R (1, 5) OBP: 0.406, SLG: 0.767	0-0 1B 1B		0-0 K		0-2 F7		3-1 L4		2-3 K	5	0	1	0	0	2	1						
Edgar Renteria, R (1, 6) OBP: 0.344, SLG: 0.500	1-2 1B			4-2 FC6-4 7 2B BB	0-2 G4-3		2-2 G5-3		4-2 BB	3	1	1	0	2	0	1						
Reggie Sanders, R (1, 9) OBP: 0.278, SLG: 0.536	1-3 K			1-2 7 FC6-4 BB	1-3 K			1-3 K	1-0 L9	4	0	0	0	1	3	3						
44 Jason Istringhausen, R (9, 1)										0	0	0	0	0	0	0						
7 Hector Luna, R (1, 7) OBP: 0.375, SLG: 0.857		2-3 K		0-0 FC6-4 2B SF9		1-2 G4-3		1-3 K		3	1	0	0	0	1	2						
Ray Lankford, L (8, PH) OBP: 0.478, SLG: 0.900				1-2 2-3 SF9						1	0	0	0	0	1	0						
Mike Matheny, R (1, 2) OBP: 0.444, SLG: 0.720		1-0 G5-3		0-1 SAFE SF9		0-2 3B		1-0 15 2B 1B		4	0	3	1	0	0	0						
Jason Marquis, L (1, 1)				1-3 2B						2	0	0	1	0	1	1						
Julian Tavarez, L (7, 1)										0	0	0	0	0	0	0						
Ray King, L (7, 1)										0	0	0	0	0	0	0						
15 Jim Edmonds, L (7, 8) OBP: 0.333, SLG: 0.583			0-3 K	0-0 SF9		0-0 G1-3		0-1 2B		1	0	1	0	0	0	0						
				2-3 3-H						2	0	0	1	0	0	0						
<b>Inning Stats</b>	R: 1 E: 0 K: 2 S: 15	H: 3 LOB: 2 BB: 0 P: 20	R: 0 E: 0 K: 2 S: 8	H: 0 LOB: 0 BB: 0 P: 11	R: 1 E: 0 K: 1 S: 7	H: 1 LOB: 0 BB: 0 P: 11	R: 2 E: 0 K: 0 S: 15	H: 1 LOB: 3 BB: 4 P: 31	R: 0 E: 0 K: 1 S: 10	H: 0 LOB: 0 BB: 0 P: 11	R: 0 E: 0 K: 1 S: 11	H: 1 LOB: 1 BB: 0 P: 12	R: 1 E: 0 K: 0 S: 10	H: 2 LOB: 0 BB: 0 P: 15	R: 0 E: 0 K: 3 S: 12	H: 2 LOB: 2 BB: 0 P: 17	R: 1 E: 0 K: 1 S: 14	H: 1 LOB: 1 BB: 1 P: 24	1B: 4 2B: 4 3B: 1 HR: 2	SF: 1 SAC: 1 DP: 0 HBP: 0	WP: 0 PB: 0 SB: 1 CS: 1	PA: 42
<b>PITCHER</b>	IP	WLS	BF	H	R	ER	SO	BB	IBB	HBP	BLK	WP	HR	S	P	ERA	WHIP					
Randy Johnson, L (1, 1) ERA: 5.54	7.0		32	8	5	5	7	4	0	0	0	0	1	76	111	6.43	1.714					
Oscar Villarreal, R (8, 1) ERA: 4.15	0.2		3	1	0	0	2	0	0	0	0	0	0	7	10	0.00	1.500					
Randy Choate, L (8, 1) ERA: 19.29	0.1		2	1	0	0	1	0	0	0	0	0	0	5	7	0.00	3.000					
Matt Mantei, R (9, 1) ERA: 4.5	1.0	L	5	1	1	1	1	1	0	0	0	0	1	14	24	9.00	2.000					

St. Louis Cardinals @ Arizona Diamondbacks  
Bank One Ballpark, Phoenix, AZ

Sun Apr 11 2004, 4:35 PM EDT  
Att: 32,072 - Dome - 78 F

livebaseballscorecards.com

AB 35  
R 6  
H 11  
RBI 6  
BB 5  
SO 11  
LOB 14



**BOTTOM**

**St. Louis Cardinals @ Arizona Diamondbacks**  
**Bank One Ballpark, Phoenix, AZ**  
 Sun Apr 11 2004, 4:35 PM EDT  
 Att. 32,072 - Dome - 78 F

livebaseballscorecards.com

<b>AB</b>	<b>33</b>
<b>R</b>	<b>5</b>
<b>H</b>	<b>8</b>
<b>RBI</b>	<b>4</b>
<b>BB</b>	<b>6</b>
<b>SO</b>	<b>3</b>
<b>LOB</b>	<b>21</b>



WP: 0	PA: 41
PB: 0	
SB: 0	
CS: 0	

AB R H RBI BB SO LOB

4	1	0	0	0	0	4
5	0	1	1	0	0	3
4	2	1	1	1	0	1
3	0	1	1	2	0	0
4	0	1	0	1	0	6
4	0	0	0	0	1	4
4	0	2	1	0	0	1
4	1	2	0	0	1	2
1	0	0	0	0	1	0
0	1	0	0	1	0	0
0	0	0	0	0	0	0
0	0	0	0	0	0	0
0	0	0	0	0	0	0
0	0	0	0	1	0	0
0	0	0	0	0	0	0

1B: 8	SF: 0
2B: 0	SAC: 2
3B: 0	DP: 0
HR: 0	HBP: 0

Batter	1	2	3	4	5	6	7	8	9
Steve Finley, L (1, 8) OBP: 0.222, SLG: 0.333	0-1 P4		1-1 G6-3		0-1 G5-3		0-2 FC3-2 1B E		0-0 SH3
Roberto Alomar, S (1, 4) OBP: 0.278, SLG: 0.313	0-1 F7		0-1 G3-1		0-0 G3		3-2 FC4 1B		1-0 F7
Luis Gonzalez, L (1, 7) OBP: 0.333, SLG: 0.652	2-2 G3-1			2-1 FC4-6 1B		1-0 P4	2-1 FC4 1B		4-0 BB IBB
Richie Sexson, R (1, 3) OBP: 0.259, SLG: 0.391		2-2 G5-3		4-2 FC4-6 1B		1-1 L6	1-0 FC4-6 1B		4-1 BB
Alex Cintron, S (1, 6) OBP: 0.360, SLG: 0.409		4-2 FC4-6 BB		1-2 FC4-6 1B		3-2 1B	0-0 FC4-6		1-1 G4-3
Matt Kata, S (1, 5) OBP: 0.385, SLG: 0.462		2-3 K		1-0 P6		0-1 G1-3		1-1 P6	
Danny Bautista, R (1, 9) OBP: 0.318, SLG: 0.409		2-1 FC4-6		0-1 1B			3-2 BB FC3-2 1B		0-1 L4
Brent Mayne, L (1, 2) OBP: 0.412, SLG: 0.625			1-2 SH3-4 1B		1-3 K		0-0 FC3-2 1B		0-0 G6-3
Randy Johnson, R (1, 1) Carlos Baerga, S (7, PH) Oscar Villareal, L (8, 1) Randy Choate, L (8, 1) Matt Mantei, R (9, 1) Greg Colbrunn, R (9, PH) Donnie Sadler, R (9, PR)			0-1 SH3-4		2-3 K		4-1 BB FC3-2 1B FC4 BB		4-2 BB SH3 BB

Inning Stats	R: 0 H: 0 E: 0 K: 7	H: 0 LOB: 0 BB: 0 P: 9	R: 0 H: 0 E: 0 K: 13	H: 0 LOB: 1 BB: 1 P: 23	R: 0 H: 1 E: 0 K: 10	H: 1 LOB: 1 BB: 0 P: 12	R: 1 H: 2 E: 0 K: 16	H: 2 LOB: 2 BB: 1 P: 25	R: 0 H: 0 E: 0 K: 6	H: 0 LOB: 0 BB: 0 P: 8	R: 0 H: 1 E: 0 K: 9	H: 1 LOB: 1 BB: 0 P: 14	R: 4 H: 4 E: 1 K: 19	H: 4 LOB: 1 BB: 1 P: 32	R: 0 H: 0 E: 0 K: 5	H: 0 LOB: 0 BB: 0 P: 6	R: 0 H: 0 E: 0 K: 7	H: 0 LOB: 3 BB: 3 P: 21	1B: 8 2B: 0 3B: 0 HR: 0	SF: 0 SAC: 2 DP: 0 HBP: 0	WP: 0 PB: 0 SB: 0 CS: 0	PA: 41
--------------	---------------------	------------------------	----------------------	-------------------------	----------------------	-------------------------	----------------------	-------------------------	---------------------	------------------------	---------------------	-------------------------	----------------------	-------------------------	---------------------	------------------------	---------------------	-------------------------	-------------------------	---------------------------	-------------------------	--------

PITCHER	IP	WLS	BF	H	R	ER	SO	BB	IBB	HBP	BLK	WP	HR	S	P	ERA	WHIP
Jason Marquis, R (1, 1) ERA: 5.56	6.0		24	4	1	1	3	2	0	0	0	0	0	61	91	1.50	1.000
Julian Tavarez, R (7, 1) ERA: 10.8	0.0		2	2	2	2	0	0	0	0	0	0	0	4	7	∞	∞
Ray King, L (7, 1) ERA: 9.0	0.2	H	4	1	1	1	0	1	0	0	0	0	0	13	22	13.50	3.000
Mike Lincoln, R (7, 1) ERA:	1.1	W	5	1	1	0	0	0	0	0	0	0	0	7	9	0.00	0.750
44 Jason Isringhausen, R (9, 1) ERA:	1.0	S	6	0	0	0	0	2	1	0	0	0	0	7	21	0.00	2.000



Batter	1	2	3	4	5	6	7	8	9	AB	R	H	RBI	BB	SO	LOB	TOP										
Steve Finley, L (1, 8) OBP: 0.219, SLG: 0.310	0-1 G1-3		2-2 F8	2-1 1B		0-1 L8		1-1 G6-3		5	0	1	1	0	0	1											
Roberto Alomar, S (1, 4) OBP: 0.261, SLG: 0.250	2-1 F7		4-1 FC3-6 BB	0-1 G1-3			0-3 K		1-1 G6-3	4	0	0	0	1	1	3											
Luis Gonzalez, L (1, 7) OBP: 0.344, SLG: 0.679	3-2 G4-3		3-2 FC3-6 FC6-4		0-1 F8		2-1 2B 1B		0-1 3B	5	1	2	0	0	0	1											
Richie Sexson, R (1, 3) OBP: 0.281, SLG: 0.407		4-2 2B G5-3 BB	2-0 FC6-4		0-0 G6-3		1-1 1-H 2B		2-3 K	4	1	1	1	1	1	2											
Alex Cintron, S (1, 6) OBP: 0.400, SLG: 0.462		0-0 2B		0-1 G6-3 1B 1B	0-1 G1-3		4-2 BB		2-3 K	4	1	2	0	1	1	1											
Shea Hillenbrand, R (1, 5) OBP: 0.208, SLG: 0.273		0-0 G5-3		1-0 1B 1-2 1B		0-1 G5-3	2-2 L8			4	0	1	1	0	0	3											
Danny Bautista, R (1, 9) OBP: 0.308, SLG: 0.385		1-3 K		1-0 G6-3		0-1 2B 1B	2-3 K			4	1	1	0	0	2	5											
Jose Valverde, R (7, 1)				1-2 2-3						0	0	0	0	0	0	0											
Brent Mayne, L (1, 2) OBP: 0.476, SLG: 0.667		4-0 1B IBB		4-0 1B IBB		1-0 1-H 2B		1-0 L5		2	0	1	1	2	0	0											
17 Brandon Webb, R (1, 1) OBP: 0.333, SLG: 0.333		1-1 G3		0-3 K		2-3 K		1-3 K		3	0	0	0	0	2	6											
Mike Koplove, R (7, 1)										0	0	0	0	0	0	0											
Donnie Sadler, R (7, 9)										1	0	0	0	0	1	0											
<b>Inning Stats</b>	R: 0 E: 0 K: 0 S: 8	H: 0 LOB: 0 BB: 0 P: 13	R: 1 E: 0 K: 1 S: 9	H: 1 LOB: 2 BB: 2 P: 19	R: 0 E: 0 K: 0 S: 10	H: 0 LOB: 1 BB: 1 P: 21	R: 1 E: 0 K: 1 S: 11	H: 3 LOB: 3 BB: 1 P: 19	R: 0 E: 0 K: 0 S: 5	H: 0 LOB: 0 BB: 0 P: 5	R: 1 E: 0 K: 1 S: 10	H: 2 LOB: 1 BB: 0 P: 13	R: 1 E: 0 K: 2 S: 18	H: 2 LOB: 2 BB: 1 P: 29	R: 0 E: 0 K: 1 S: 6	H: 0 LOB: 0 BB: 0 P: 9	R: 0 E: 0 K: 2 S: 18	H: 1 LOB: 1 BB: 0 P: 23	1B: 5 2B: 3 3B: 1 HR: 0	SF: 0 SAC: 0 DP: 0 HBP: 0	WP: 0 PB: 0 SB: 0 CS: 0	PA: 41					
<b>PITCHER</b>	IP	WLS	BF	H	R	ER	SO	BB	IBB	HBP	BLK	WP	HR	S	P	ERA	WHIP										
Jason Jennings, R (1, 1) ERA: 9.31	6.0		28	6	3	3	3	2	2	0	0	0	0	53	90	4.50	1.333										
Jeff Fassero, L (7, 1) ERA: 7.36	0.1		4	2	1	1	1	1	0	0	0	0	0	10	17	27.00	9.000										
Vladimir Nunez, R (7, 1) ERA:	0.2	W	2	0	0	0	1	0	0	0	0	0	0	8	12	0.00	0.000										
Javier López, L (8, 1) ERA:	1.0	H	3	0	0	0	1	0	0	0	0	0	0	6	9	0.00	0.000										
Shawn Chacon, R (9, 1) ERA: 10.8	1.0	S	4	1	0	0	2	0	0	0	0	0	0	18	23	0.00	1.000										

Arizona Diamondbacks @ Colorado Rockies

Coors Field, Denver, CO

Mon Apr 12 2004, 2:05 PM MDT

Att. 48,013 - Cloudy - 37 F

livebaseballscores.com

AB	36
R	4
H	9
RBI	4
BB	5
SO	8
LOB	22









Batter	1	2	3	4	5	6	7	8	9	AB	R	H	RBI	BB	SO	LOB
Aaron Miles, S OBP: 0.308, SLG: 0.542 (1, 4)	2-2 HR	0-0 G5-3		2-2 2B	1-1 HR		0-0 G6-3			5	2	3	6	0	0	1
Royce Clayton, R OBP: 0.378, SLG: 0.333 (1, 6)	0-0 G3	1-1 G3		0-2 G3	1-0 F9		2-3 3-H 17 2B BB			4	1	0	0	1	0	1
17 Todd Helton, L OBP: 0.436, SLG: 0.500 40 Brian Fuentes, L Turk Wendell, L (1, 3) (8, 1) (9, 1)	2-0 HR 2B		2-1 G3-1		1-0 BB 2B 1B	1-0 P4	3-2 1-H 2B			5	2	3	1	0	0	0
Vinny Castilla, R OBP: 0.432, SLG: 0.586 (1, 5)	0-0 HR		1-1 1B		4-0 2B BB	3-2 G5-3	1-3 K			4	2	2	2	1	1	1
Jeremy Burnitz, L OBP: 0.469, SLG: 0.667 Denny Hocking, S OBP: 0.222, SLG: 0.222 (1, 8) (8, 8)	1-0 1B 1B		3-2 P2		0-0 1-H 2-H 1B 2B	2-3 K		0-1 G4-3		4	1	2	2	0	1	1
Charles Johnson, R OBP: 0.481, SLG: 0.913 (1, 2)	0-1 1-2 1B		3-2 P3		3-1 F7		4-1 1B 2B BB	1-1 F8		4	1	1	0	1	0	2
Kit Pellow, R OBP: 0.158, SLG: 0.158 (1, 7)	2-3 K				0-0 G6-3	1-2 F9	2-1 F9	0-0 G5-3		5	0	0	0	0	1	4
Rene Reyes, S OBP: 0.364, SLG: 0.235 (1, 9)	1-2 L6				2-0 G4-3 2B	4-0 1B HR IBB	1-2 2B G6-3 1B			3	3	2	0	1	0	2
Joe Kennedy, R OBP: 0.200, SLG: 0.200 Steve Reed, R Mark Sweeney, L OBP: 0.300, SLG: 0.333 (1, 1) (7, 1) (7, PH) (8, 3)		1-2 G3-4-1			0-2 G4-3	3-2 HR 1B	0-0 G6-3 WP 2B			3	1	1	1	0	0	1

Inning Stats	R: 3	H: 5	E: 0	K: 1	S: 16	LOB: 2	BB: 0	P: 24	R: 0	H: 0	E: 0	K: 0	S: 6	LOB: 0	BB: 0	P: 8	R: 0	H: 1	E: 0	K: 0	S: 12	LOB: 1	BB: 0	P: 21	R: 1	H: 2	E: 0	K: 0	S: 13	LOB: 1	BB: 0	P: 17	R: 6	H: 4	E: 0	K: 1	S: 14	LOB: 0	BB: 2	P: 32	R: 0	H: 0	E: 0	K: 1	S: 8	LOB: 0	BB: 0	P: 14	R: 4	H: 3	E: 0	K: 1	S: 16	LOB: 1	BB: 2	P: 31	R: 0	H: 0	E: 0	K: 0	S: 5	LOB: 0	BB: 0	P: 6
--------------	------	------	------	------	-------	--------	-------	-------	------	------	------	------	------	--------	-------	------	------	------	------	------	-------	--------	-------	-------	------	------	------	------	-------	--------	-------	-------	------	------	------	------	-------	--------	-------	-------	------	------	------	------	------	--------	-------	-------	------	------	------	------	-------	--------	-------	-------	------	------	------	------	------	--------	-------	------

PITCHER	IP	WLS	BF	H	R	ER	SO	BB	IBB	HBP	BLK	WP	HR	S	P	ERA	WHIP
Elmer Dessens, R ERA: 8.71 (1, 1)	4.2	L	27	11	9	9	1	1	1	0	0	0	2	58	97	17.36	2.571
Stephen Randolph, L ERA: 4.91 (5, 1)	1.1		5	1	1	1	1	0	0	0	0	0	1	11	19	6.75	0.750
Steve Sparks, R ERA: 10.13 (7, 1)	2.0		11	3	4	4	1	2	0	0	0	1	0	21	37	18.00	2.500

**BOTTOM**

**Arizona Diamondbacks @ Colorado Rockies**  
Coors Field, Denver, CO

Wed Apr 14 2004, 7:05 PM MDT  
Att. 23,128 - Overcast - 64 F

AB	39
R	14
H	15
RBI	13
BB	4
SO	3
LOB	13

WP: 1 PA: 43  
PB: 0  
SB: 0  
CS: 0



PITCHER	IP	WLS	BF	H	R	ER	SO	BB	IBB	HBP	BLK	WP	HR	S	P	ERA	WHIP
---------	----	-----	----	---	---	----	----	----	-----	-----	-----	----	----	---	---	-----	------



Batter	1	2	3	4	5	6	7	8	9	AB R H RBI BB SO LOB	TOP	
Steve Finley, L (1, 8) OBP: 0.286, SLG: 0.324	2-2 HR 1B		4-2 1B BB BB	2-1 G1-3		0-0 F7 2-3		1-2 L8		4 2 1 0 1 0 1		
Roberto Alomar, S (1, 4) OBP: 0.286, SLG: 0.250	0-0 B1		0-0 BB 1B SF8 1B	2-2 P5		0-1 SH2-3		2-2 G4-3		4 1 1 1 0 0 1		
Luis Gonzalez, L (1, 7) OBP: 0.366, SLG: 0.686	2-2 P3		2-1 SF8 BB WP 1B		4-0 HR BB	0-2 P2		4-0 G6-4-3 BB		3 2 1 1 2 0 1		
Richie Sexson, R (1, 3) OBP: 0.341, SLG: 0.543	2-2 1-H HR		4-2 WP 1B BB		2-2 F7		2-3 K		0-0 G6-4-3	4 2 1 3 1 1 2		
Alex Cintron, S (1, 6) OBP: 0.342, SLG: 0.382	1-3 K		0-3 K		1-0 F7		2-3 K G5-4-3			4 0 0 0 0 3 4		
Shea Hillenbrand, R (1, 5) OBP: 0.250, SLG: 0.500		3-2 L6	2-2 SF8		1-0 HR		1-0 G5-4-3			3 1 1 3 0 0 1		
Jose Valverde, R (7, 1)										0 0 0 0 0 0 0		
Matt Mantei, R (8, 1)										0 0 0 0 0 0 0		
Danny Bautista, R (1, 9) OBP: 0.353, SLG: 0.545		0-3 K	1-1 1B		4-1 S BB			0-0 SF8 3B		3 1 2 1 1 1 0		
Brent Mayne, L (1, 2) OBP: 0.400, SLG: 0.571		2-1 F7	0-1 F8		1-3 K			3-2 SF8		3 0 0 1 0 1 2		
Casey Daigle, R (1, 1) OBP: 0.333, SLG: 0.667			0-2 1B 2B		2-2 G4-3		1-0 F7 SH2-3 2B		2-1 F8	2 1 1 0 0 0 0		
Mike Koplove, R (5, 1)										0 0 0 0 0 0 0		
Donnie Sadler, R (6, PH) OBP: 0.250, SLG: 0.500										1 1 1 0 0 0 0		
Oscar Villarreal, L (6, 1)										0 0 0 0 0 0 0		
Randy Choate, L (7, 1)										0 0 0 0 0 0 0		
Matt Kata, S (7, 5) OBP: 0.263, SLG: 0.316										1 0 0 0 0 0 0		
<b>Inning Stats</b>	R: 2 H: 2 E: 0 LOB: 0 K: 1 BB: 0 S: 15 P: 22	R: 0 H: 0 E: 0 LOB: 0 K: 1 BB: 0 S: 8 P: 13	R: 5 H: 4 E: 0 LOB: 1 K: 1 BB: 2 S: 25 P: 38	R: 0 H: 0 E: 0 LOB: 0 K: 0 BB: 0 S: 8 P: 14	R: 2 H: 1 E: 0 LOB: 1 K: 1 BB: 2 S: 10 P: 23	R: 1 H: 1 E: 0 LOB: 0 K: 0 BB: 0 S: 7 P: 8	R: 0 H: 0 E: 0 LOB: 0 K: 2 BB: 0 S: 8 P: 13	R: 1 H: 1 E: 0 LOB: 0 K: 0 BB: 0 S: 10 P: 16	R: 0 H: 0 E: 0 LOB: 0 K: 0 BB: 1 S: 4 P: 10	1B: 4 SF: 2 2B: 2 SAC: 1 3B: 1 DP: 2 HR: 2 HBP: 0	WP: 2 PA: 40 PB: 0 SB: 1 CS: 0	
<b>PITCHER</b>	IP WLS BF H R ER SO BB IBB HBP BLK WP HR S P ERA WHIP											
Scott Elarton, R (1, 1) ERA: 12.6	4.2 L 25 7 9 9 3 4 0 0 0 1 2 63 106 17.36 2.357											
Jeff Fassero, L (5, 1) ERA: 7.2	1.1 5 1 1 1 1 0 0 0 0 0 0 10 12 6.75 0.750											
Vladimir Nunez, R (7, 1) ERA: 2.25	2.0 7 1 1 1 2 0 0 0 0 1 0 18 29 4.50 0.500											
Javier López, L (9, 1) ERA:	1.0 3 0 0 0 0 1 0 0 0 0 0 4 10 0.00 1.000											

Arizona Diamondbacks @ Colorado Rockies

Coors Field, Denver, CO

Thu Apr 15 2004, 1:05 PM MDT  
Att. 22,320 - Cloudy - 64 F

AB	32
R	11
H	9
RBI	10
BB	5
SO	6
LOB	12



Batter	1	2	3	4	5	6	7	8	9	AB	R	H	RBI	BB	SO	LOB
Aaron Miles, S OBP: 0.267, SLG: 0.464 Vladimir Nunez, R Mark Sweeney, L OBP: 0.364, SLG: 0.500	2-2 G5-3	2-3 K		1-3 K		1-0 L8		0-0 2B 2B		4	0	0	0	0	2	1
Royce Clayton, R OBP: 0.405, SLG: 0.333	2-1 17 2B HBP		1-0 17 BB 2B 1B	1-1 G3			4-1 17 WP 1B BB	0-2 G6-3		3	3	1	0	1	0	1
17 Todd Helton, L OBP: 0.500, SLG: 0.556	3-2 1-H 3B 2B		4-1 1-2 2B BB		4-0 BB BB G1-6-3 BB		1-0 1-H 1B	4-1 2B BB		2	3	2	2	3	0	0
Vinny Castilla, R OBP: 0.429, SLG: 0.576	2-3 K		1-2 F6		4-1 G1-6-3 BB 1-2 BB		1-0 P3	3-1 1-3 2-H 2B		4	0	1	1	1	1	4
Jeremy Burnitz, L OBP: 0.514, SLG: 0.778 Javier López, L	2-1 2-H 3B		1-0 1-H 2-H 1B 2B		4-1 G1-6-3 BB 1-2 2-3 BB		0-3 K	4-0 IBB		3	1	2	3	2	1	1
Todd Greene, R OBP: 0.333, SLG: 0.600	0-2 F9		1-0 L8		1-0 G1-6-3		2-0 P5	3-2 G5-3		5	0	0	0	0	0	8
Luis Gonzalez, R OBP: 0.320, SLG: 0.435		0-2 F9	0-1 2-H 1B		2-1 G5-3			2-1 2B 1B	2-3 K	5	1	2	1	0	1	1
Rene Reyes, S OBP: 0.333, SLG: 0.227		0-0 SH1-4 1B	1 SAFE 3-3 1 SAFE K			0-0 F8		1-3 K	1-3 K	5	0	1	0	0	3	2
Scott Elarton, R Jeff Fassero, L Denny Hocking, S		0-1 SH1-4		0-0 G6-3		3-2 F9		2-1 E1 2B	2-3 K	1	0	0	0	0	0	0
										3	1	0	0	0	1	1

Inning Stats	R: 2	H: 2	E: 0	K: 1	S: 17	H: 2	LOB: 1	BB: 0	P: 28	R: 0	H: 1	E: 0	K: 1	S: 9	H: 3	LOB: 1	BB: 0	P: 11	R: 3	H: 3	E: 0	K: 1	S: 14	H: 0	LOB: 0	BB: 0	P: 8	R: 1	H: 0	E: 0	K: 0	S: 5	H: 0	LOB: 0	BB: 0	P: 10	R: 0	H: 0	E: 0	K: 1	S: 6	H: 0	LOB: 0	BB: 0	P: 10	R: 1	H: 1	E: 0	K: 1	S: 7	H: 3	LOB: 3	BB: 2	P: 36	R: 0	H: 0	E: 0	K: 3	S: 11	H: 0	LOB: 0	BB: 0	P: 16	R: 0	H: 0	E: 0	K: 3	S: 11	H: 0	LOB: 0	BB: 0	P: 16	R: 0	H: 0	E: 0	K: 3	S: 11	H: 0	LOB: 0	BB: 0	P: 16	1B: 5	SF: 0	2B: 4	SAC: 1	3B: 1	DP: 1	HR: 0	HBP: 1	WP: 1	PA: 45
--------------	------	------	------	------	-------	------	--------	-------	-------	------	------	------	------	------	------	--------	-------	-------	------	------	------	------	-------	------	--------	-------	------	------	------	------	------	------	------	--------	-------	-------	------	------	------	------	------	------	--------	-------	-------	------	------	------	------	------	------	--------	-------	-------	------	------	------	------	-------	------	--------	-------	-------	------	------	------	------	-------	------	--------	-------	-------	------	------	------	------	-------	------	--------	-------	-------	-------	-------	-------	--------	-------	-------	-------	--------	-------	--------

PITCHER	IP	WLS	BF	H	R	ER	SO	BB	IBB	HBP	BLK	WP	HR	S	P	ERA	WHIP
Casey Daigle, R ERA: 18.9	(1, 1)	4.0	23	6	6	6	4	4	0	0	0	0	0	48	86	13.50	2.500
Mike Koplove, R ERA: 11.25	(5, 1)	1.0	2	0	0	0	0	0	0	0	0	0	0	3	6	0.00	0.000
Oscar Villarreal, R ERA: 4.76	(6, 1)	1.1	6	1	1	1	0	1	0	0	0	1	0	9	19	6.75	1.500
Randy Choate, L ERA: 16.88	(7, 1)	0.1	1	0	0	0	1	0	0	0	0	0	0	3	3	0.00	0.000
Jose Valverde, R ERA: 6.35	(7, 1)	1.0	7	2	3	1	1	1	0	0	0	0	0	13	24	9.00	3.000


**BOTTOM**

**Arizona Diamondbacks @ Colorado Rockies**  
Coors Field, Denver, CO

Thu Apr 15 2004, 1:05 PM MDT  
Att: 22,320 - Cloudy - 64 F

livebaseballscorecards.com

AB	36
R	10
H	10
RBI	9
BB	7
SO	9
LOB	19





Batter	1	2	3	4	5	6	7	8	9	AB R H RBI BB SO LOB	TOP											
Steve Finley, L (1, 8) OBP: 0.277, SLG: 0.300	1-1 G4-3		3-1 P5		4-0 2B	1-1 SF7			3-1 F7	3 1 0 1 1 0 0												
Roberto Alomar, S (1, 4) OBP: 0.273, SLG: 0.276	0-1 G4-3		2-3 K		1-2 2B	2-3 K			2-1 G5-3	5 0 1 1 0 2 1												
Luis Gonzalez, L (1, 7) OBP: 0.348, SLG: 0.625	2-0 1B		3-2 F8		1-3 K				1-1 G3-1	5 0 1 0 0 1 0												
Richie Sexson, R (1, 3) OBP: 0.311, SLG: 0.487	1-3 K			1-1 F9	3-3 K				1-2 P5	4 0 0 0 0 2 1												
Alex Cintron, S (1, 6) OBP: 0.357, SLG: 0.405		4-0 1B FC4-6 BB		2-2 F8		3-2 1B FC5-2 2B			0-0 G3	3 1 1 0 1 0 0												
Shea Hillenbrand, R (1, 5) OBP: 0.306, SLG: 0.516		1-1 FC4-6 1B		4-2 BB 1B BB		1-2 FC5-2 HBP 2B 1B			0-1 F8	3 1 2 0 1 0 0												
Danny Bautista, R (1, 9) OBP: 0.395, SLG: 0.543		1-1 FC4-6		2-1 BB 1B		2-1 FC5-2 HBP 2B			4-2 BB	2 1 1 1 1 0 1												
Brent Mayne, L (1, 2) OBP: 0.379, SLG: 0.500		1-3 K		4-2 BB		2-1 FC5-2 2B SF7			0-0 L6	3 1 0 0 1 1 5												
Randy Johnson, R (1, 1) OBP: 0.167, SLG: 0.333		1-3 K		2-2 G1-3		0-2 2B			0-3 K	4 0 1 2 0 2 5												
<b>Inning Stats</b>	R: 0 E: 0 K: 1 S: 8	H: 1 LOB: 1 BB: 0 P: 12	R: 1 E: 0 K: 2 S: 11	H: 1 LOB: 1 BB: 1 P: 19	R: 0 E: 0 K: 1 S: 12	H: 0 LOB: 0 BB: 0 P: 20	R: 0 E: 0 K: 0 S: 20	H: 1 LOB: 3 BB: 2 P: 35	R: 1 E: 0 K: 2 S: 10	H: 1 LOB: 0 BB: 1 P: 19	R: 3 E: 0 K: 1 S: 18	H: 3 LOB: 1 BB: 0 P: 29	R: 0 E: 0 K: 0 S: 6	H: 0 LOB: 0 BB: 0 P: 9	R: 0 E: 0 K: 1 S: 10	H: 0 LOB: 1 BB: 1 P: 14	R: 0 E: 0 K: 0 S: 6	H: 0 LOB: 0 BB: 0 P: 12	1B: 4 2B: 3 3B: 0 HR: 0	SF: 1 SAC: 0 DP: 0 HBP: 1	WP: 0 PB: 0 SB: 1 CS: 0	PA: 39
<b>PITCHER</b>	IP WLS BF H R ER SO BB IBB HBP BLK WP HR S P ERA WHIP																					
44 Jake Peavy, R (1, 1) ERA: 2.08	5.0 L 22 4 2 2 6 4 0 0 0 0 0 0 61 105 3.60 1.600																					
Antonio Osuna, R (6, 1) ERA: 10.8	2.0 10 3 3 3 1 0 0 1 0 0 0 24 38 13.50 1.500																					
Jay Witasick, R (8, 1) ERA: 3.6	2.0 7 0 0 0 1 1 0 0 0 0 0 16 26 0.00 0.500																					

Arizona Diamondbacks @ San Diego Padres  
 PETCO Park, San Diego, CA  
 Fri Apr 16 2004, 10:05 PM EDT  
 Att. 37,300 - Sunny - 60 F

AB	32
R	5
H	7
RBI	5
BB	5
SO	8
LOB	13



Batter	1	2	3	4	5	6	7	8	9	AB R H RBI BB SO LOB
Sean Burroughs, L (1, 5) OBP: 0.375, SLG: 0.378	0-2 E4 FC5-4		0-0 G3		1-3 K			2-2 G4-3		4 0 0 0 0 1 0
Mark Loretta, R (1, 4) OBP: 0.386, SLG: 0.500	0-0 FC5-4 1-2f		1-1 G6-3			1-3 K		0-1 F8		4 0 0 0 0 1 1
24 Brian Giles, L (1, 9) OBP: 0.244, SLG: 0.205	3-3 K			0-1 L8		2-3 K		1-3 K		4 0 0 0 0 3 1
Phil Nevin, R (1, 3) OBP: 0.364, SLG: 0.524	0-0 F9			4-1 1B BB		1-3 K		3-1 F9		3 0 0 0 1 1 1
Jay Payton, R (1, 8) OBP: 0.293, SLG: 0.278		0-1 P4		0-0 P4			0-1 F7			3 0 0 0 0 0 1
Ramon Hernandez, R (1, 2) OBP: 0.325, SLG: 0.343		1-0 G6-3		3-2 FC6-4 1B			3-2 G5-3			3 0 1 0 0 0 0
Brian Buchanan, R (1, 7) OBP: 0.286, SLG: 0.286 Jay Witasick, R (8, 1)		3-2 1B		0-1 FC6-4 1-2f			3-3 K			3 0 1 0 0 1 2 0 0 0 0 0 0 0
3 Khalil Greene, R (1, 6) OBP: 0.351, SLG: 0.364		1-3 K			1-1 G5-3			0-0 L4		3 0 0 0 0 1 1
44 Jake Peavy, R (1, 1) OBP: 0.167, SLG: 0.333 Adam Eaton, R (5, PH) OBP: 0.286, SLG: 0.333 Antonio Osuna, R (6, 1) Kerry Robinson, L (8, 7) OBP: 0.286, SLG: 0.286			1-2 F9		0-2 G5-3			1-2 F7		1 0 0 0 0 0 0 1 0 0 0 0 0 0 0 0 0 0 0 0 0 1 0 0 0 0 0 0

Inning Stats	R: 0	H: 0	E: 1	K: 1	S: 9	H: 0	LOB: 1	BB: 0	P: 12	R: 0	H: 1	E: 0	K: 1	S: 9	H: 0	LOB: 1	BB: 0	P: 14	R: 0	H: 0	E: 0	K: 0	S: 6	H: 0	LOB: 0	BB: 0	P: 8	R: 0	H: 1	E: 0	K: 0	S: 9	R: 0	H: 0	E: 0	K: 1	S: 9	R: 0	H: 0	E: 0	K: 3	S: 12	R: 0	H: 0	E: 0	K: 1	S: 11	R: 0	H: 0	E: 0	K: 0	S: 8	R: 0	H: 0	E: 0	K: 1	S: 7	R: 0	H: 0	E: 0	K: 1	S: 11	1B: 2	2B: 0	3B: 0	HR: 0	SF: 0	SAC: 0	DP: 0	HBP: 0	WP: 0	PA: 31
--------------	------	------	------	------	------	------	--------	-------	-------	------	------	------	------	------	------	--------	-------	-------	------	------	------	------	------	------	--------	-------	------	------	------	------	------	------	------	------	------	------	------	------	------	------	------	-------	------	------	------	------	-------	------	------	------	------	------	------	------	------	------	------	------	------	------	------	-------	-------	-------	-------	-------	-------	--------	-------	--------	-------	--------

PITCHER	IP	WLS	BF	H	R	ER	SO	BB	IBB	HBP	BLK	WP	HR	S	P	ERA	WHIP
Randy Johnson, L (1, 1) ERA: 3.27	9.0	W	31	2	0	0	8	1	0	0	0	0	0	80	116	0.00	0.333

**BOTTOM**

Arizona Diamondbacks @ San Diego Padres  
 PETCO Park, San Diego, CA

livebaseballscorecards.com

AB	30
R	0
H	2
RBI	0
BB	1
SO	8
LOB	7



Fri Apr 16 2004, 10:05 PM EDT  
 Att. 37,300 - Sunny - 60 F



Batter	1	2	3	4	5	6	7	8	9	AB R H RBI BB SO LOB	TOP
Steve Finley, L (1, 8) OBP: 0.275, SLG: 0.279	1-2 F7		2-1 F9			2-2 F8		3-2 BB		3 0 0 0 1 0 0	<b>Arizona Diamondbacks @ San Diego Padres</b> PETCO Park, San Diego, CA Sat Apr 17 2004, 10:05 PM EDT Att. 42,261 - Unknown - 58 F
Roberto Alomar, S (1, 4) Oscar Villarreal, L (8, 1)	1-0 G4-3		2-2 1B			2-2 G5-3		1-0 1B		4 0 2 0 0 0 0 0 0 0 0 0 0 0	
Luis Gonzalez, L (1, 7) OBP: 0.340, SLG: 0.591	2-2 G3		2-1 G1-3			1-2 HR 1B		2-1 P5		4 1 1 0 0 0 3	
Richie Sexson, R (1, 3) OBP: 0.306, SLG: 0.535		3-2 F8		0-0 F7		0-0 HR		1-3 K		4 1 1 2 0 1 2	
Alex Cintron, S (1, 6) OBP: 0.348, SLG: 0.390		1-0 1B		1-1 L9		1-2 G5-3		0-2 G3		4 0 1 0 0 0 0	
Shea Hillenbrand, R (1, 5) OBP: 0.275, SLG: 0.457		2-1 P5		1-1 F9			2-1 P3		2-3 K	4 0 0 0 0 1 1	
Danny Bautista, R (1, 9) OBP: 0.405, SLG: 0.526		0-0 1B			4-2 G4-6-3 BB		2-0 F7		0-0 L8	3 0 1 0 1 0 0	
Brent Mayne, L (1, 2) OBP: 0.344, SLG: 0.444		0-0 P6			0-1 G4-6-3		0-0 F7			3 0 0 0 0 0 3	
17 Brandon Webb, R (1, 1) Randy Choate, L (7, 1) Mike Koplove, R (7, 1) Carlos Baerga, S (8, PH) Matt Kata, S (8, 4)			0-3 K		0-2 G2-3			1-0 F9		2 0 0 0 0 1 0 0 0 0 0 0 0 0 0 0 0 0 0 0 0 1 0 0 0 0 0 0 0 0 0 0 0 0 0	
<b>Inning Stats</b>	R: 0 H: 0 E: 0 LOB: 0 K: 0 BB: 0 S: 7 P: 11	R: 0 H: 2 E: 0 LOB: 2 K: 0 BB: 0 S: 8 P: 14	R: 0 H: 1 E: 0 LOB: 1 K: 1 BB: 0 S: 11 P: 17	R: 0 H: 0 E: 0 LOB: 0 K: 0 BB: 0 S: 5 P: 7	R: 0 H: 0 E: 0 LOB: 0 K: 0 BB: 1 S: 7 P: 11	R: 2 H: 2 E: 0 LOB: 0 K: 0 BB: 0 S: 13 P: 19	R: 0 H: 0 E: 0 LOB: 0 K: 0 BB: 0 S: 4 P: 8	R: 0 H: 1 E: 0 LOB: 2 K: 1 BB: 1 S: 13 P: 21	R: 0 H: 0 E: 0 LOB: 0 K: 1 BB: 0 S: 7 P: 9	1B: 5 SF: 0 2B: 0 SAC: 0 3B: 0 DP: 1 HR: 1 HBP: 0	WP: 0 PA: 34 PB: 0 SB: 0 CS: 0
<b>PITCHER</b>	IP WLS BF H R ER SO BB IBB HBP BLK WP HR S P ERA WHIP										
Ismael Valdez, R (1, 1) ERA: 4.15	6.0 W 23 5 2 2 1 1 0 0 0 0 0 1 51 79 3.00 1.000										
Scott Linebrink, R (7, 1) ERA: 3.18	1.0 H 3 0 0 0 0 0 0 0 0 0 0 0 4 8 0.00 0.000										
Akinori Otsuka, R (8, 1) ERA: 1.42	1.0 H 5 1 0 0 1 1 0 0 0 0 0 0 13 21 0.00 2.000										
Trevor Hoffman, R (9, 1) ERA: 4.5	1.0 S 3 0 0 0 0 1 0 0 0 0 0 0 7 9 0.00 0.000										

AB	32
R	2
H	6
RBI	2
BB	2
SO	3
LOB	9



Batter	1	2	3	4	5	6	7	8	9
Sean Burroughs, L (1, 5) OBP: 0.365, SLG: 0.367	0-1 24 BB 1B HBP	3-1 G6-3			0-1 G4-3		2-1 F7		
Mark Loretta, R (1, 4) OBP: 0.396, SLG: 0.488	1-1 HBP 24 BB FC6-4	0-1 F9			0-1 G4-3		4-0 24 BB IBB		
24 Brian Giles, L (1, 9) OBP: 0.265, SLG: 0.195	4-0 FC6-4 HBP WP 1-2 2-3 BB		2-3 K		0-0 G1-3		4-1 1-2 2-3 BB		
Phil Nevin, R (1, 3) OBP: 0.354, SLG: 0.489	1-0 FC6-4 HBP 1-2 2-3 3-H		1-3 K2-3		2-2 G4-6-3 BB		1-1 G6-3		
Ryan Klesko, L (1, 7) OBP: 0.324, SLG: 0.276	0-0 FC6-4 WP BB 1-2 2-3 3-H		1-3 K		4-1 G4-6-3 BB		2-2 G1-3		
Scott Linebrink, R (7, 1)									
Akinori Otsuka, R (8, 1)									
Jay Payton, R (8, PH) OBP: 0.286, SLG: 0.270									
Terrence Long, L (1, 8) OBP: 0.400, SLG: 0.250	4-1 WP BB 1-2			4-0 G6-3 BB		0-0 G4-6-3		3-3 K	
Trevor Hoffman, R (9, 1)						1-2 2-3			
Ramón Vázquez, L (1, 6) OBP: 0.273, SLG: 0.400	2-3 K			0-1 G6-3		4-0 CS BB		1-2 3B	
Miguel Ojeda, R (1, 2) OBP: 0.333, SLG: 0.375	2-3 K			2-3 K		2-2 CS		1-3 K	
Ismael Valdez, R (1, 1)		2-2 G4-3					4-0 24 BB F7 BB		
Kerry Robinson, L (7, 7) OBP: 0.375, SLG: 0.286				3-3 K					

Inning Stats	R: 3	H: 2	E: 0	K: 2	S: 12	LOB: 2	BB: 2	P: 26	R: 0	H: 0	E: 0	K: 0	S: 7	LOB: 0	BB: 0	P: 12	R: 0	H: 0	E: 0	K: 3	S: 10	LOB: 0	BB: 0	P: 14	R: 0	H: 0	E: 0	K: 2	S: 8	LOB: 1	BB: 1	P: 17	R: 0	H: 0	E: 0	K: 0	S: 5	LOB: 0	BB: 0	P: 5	R: 0	H: 0	E: 1	K: 0	S: 10	LOB: 1	BB: 2	P: 22	R: 0	H: 0	E: 0	K: 0	S: 8	LOB: 3	BB: 3	P: 25	R: 0	H: 1	E: 0	K: 2	S: 13	LOB: 1	BB: 0	P: 20
--------------	------	------	------	------	-------	--------	-------	-------	------	------	------	------	------	--------	-------	-------	------	------	------	------	-------	--------	-------	-------	------	------	------	------	------	--------	-------	-------	------	------	------	------	------	--------	-------	------	------	------	------	------	-------	--------	-------	-------	------	------	------	------	------	--------	-------	-------	------	------	------	------	-------	--------	-------	-------

PITCHER	IP	WLS	BF	H	R	ER	SO	BB	IBB	HBP	BLK	WP	HR	S	P	ERA	WHIP
17 Brandon Webb, R (1, 1) ERA: 3.0	6.0	L	25	2	3	3	7	5	0	1	0	1	0	52	96	4.50	1.167
Randy Choate, L (7, 1) ERA: 13.5	0.2		5	0	0	0	0	2	1	0	0	0	0	6	22	0.00	3.000
Mike Koplove, R (7, 1) ERA: 10.38	0.1		1	0	0	0	0	0	0	0	0	0	0	2	3	0.00	0.000
Oscar Villarreal, R (8, 1) ERA: 4.05	1.0		4	1	0	0	2	0	0	0	0	0	0	13	20	0.00	1.000

**BOTTOM**

Arizona Diamondbacks @ San Diego Padres  
 PETCO Park, San Diego, CA  
 Sat Apr 17 2004, 10:05 PM EDT  
 Att: 42,261 - Unknown - 58 F

AB	R	H	RBI	BB	SO	LOB
4	1	1	0	0	0	1
3	1	1	0	1	0	0
2	1	0	0	2	1	0
3	0	0	1	0	1	3
2	0	0	1	1	1	2
0	0	0	0	0	0	0
0	0	0	0	0	0	0
1	0	0	0	0	0	0
2	0	0	0	2	1	2
0	0	0	0	0	0	0
3	0	1	0	1	1	4
4	0	0	0	0	3	4
2	0	0	0	0	1	1
0	0	0	0	1	0	0

AB	26
R	3
H	3
RBI	2
BB	8
SO	9
LOB	17

livebaseballscorecards.com

WP	1	PA	36
PB	0		
SB	0		
CS	1		





Batter	1	2	3	4	5	6	7	8	9	AB R H RBI BB SO LOB	TOP														
Steve Finley, L (1, 8) OBP: 0.250, SLG: 0.250	1-1 G6-3	0-2 G4-3			2-0 F8		2-1 G4-3		1-3 K	5 0 0 0 0 1 1															
Matt Kata, S (1, 4) OBP: 0.250, SLG: 0.292	1-2 BB HR 1B	2-1 G5-3			0-3 K		0-3 K		2-3 K	5 1 1 0 0 3 1															
Luis Gonzalez, L (1, 7) OBP: 0.364, SLG: 0.638 Matt Mantei, R (9, 1)	4-2 HR BB	1-2 F9			1-2 P5		4-0 IBB		2-1 HR	3 2 1 1 2 0 0 0 0 0 0 0 0 0															
Richie Sexson, R (1, 3) OBP: 0.315, SLG: 0.583	2-2 HR				1-0 G6-3		1-2 FC6-5 BB 1B		0-1 F9	5 1 2 3 0 0 2															
Alex Cintron, S (1, 6) OBP: 0.380, SLG: 0.432	0-1 FC3 2B				2-2 CS 1B		4-2 FC6-5 BB		1-2 G4-3	3 0 2 0 1 0 0															
Shea Hillenbrand, R (1, 5) OBP: 0.295, SLG: 0.432	4-1 FC3 BB				2-2 L5		1-0 FC6-5 G4-6-3		2-0 FC6-5 1B HBP	2 0 0 0 1 0 3															
Danny Bautista, R (1, 9) OBP: 0.391, SLG: 0.500	0-1 FC3 1-2 2-3				2-2 CS		1-2 G4-6-3		1-0 FC6-5 1B	4 0 1 0 0 0 4															
Bobby Estalella, R (1, 2) OBP: 0.182, SLG: 0.727	3-3 K				3-3 K		2-2 HR		0-0 FC6-5 1-2 2-3f	4 1 1 1 0 2 5															
Steve Sparks, R (1, 1) Mike Koplove, R (6, 1) Carlos Baerga, S (7, PH) Randy Choate, L (7, 1) Oscar Villarreal, L (7, 1) Roberto Alomar, S (8, PH) Jose Valverde, R (8, 1) Donnie Sadler, R (9, 7) OBP: 0.289, SLG: 0.294	0-3 K				0-3 K		1-2 FC5 G4-3 HBP		1-2 G6-3	2 0 0 0 0 0 2 3 0 1 0 0 0 0 0 0 2 0 0 0 0 0 0 0 0 0 0 0 0 0 0 0 0															
<b>Inning Stats</b>	R: 3 E: 0 K: 2 S: 24	H: 3 LOB: 3 BB: 2 P: 39	R: 0 E: 0 K: 0 S: 9	H: 0 LOB: 0 BB: 0 P: 12	R: 0 E: 0 K: 0 S: 10	H: 1 LOB: 0 BB: 0 P: 17	R: 0 E: 0 K: 2 S: 11	H: 0 LOB: 0 BB: 0 P: 15	R: 0 E: 0 K: 1 S: 7	H: 0 LOB: 0 BB: 0 P: 10	R: 0 E: 0 K: 0 S: 12	H: 1 LOB: 1 BB: 1 P: 19	R: 1 E: 0 K: 1 S: 12	H: 1 LOB: 2 BB: 1 P: 24	R: 0 E: 0 K: 0 S: 10	H: 1 LOB: 2 BB: 0 P: 15	R: 1 E: 0 K: 2 S: 10	H: 1 LOB: 0 BB: 0 P: 15	1B: 4 2B: 1 3B: 0 HR: 3	SF: 0 SAC: 0 DP: 1 HBP: 2	WP: 0 PB: 0 SB: 0 CS: 1	PA: 41			
<b>PITCHER</b>	IP WLS BF H R ER SO BB IBB HBP BLK WP HR S P ERA WHIP																								
Adam Eaton, R (1, 1) ERA: 2.57	6.0		25	5	3	3	5	3	0	0	0	0	1	73	112	4.50	1.333								
Jason Szuminski, R (7, 1) ERA: 5.06	1.1		8	1	1	1	1	0	1	2	0	0	1	16	31	6.75	0.750								
Jay Witasick, R (8, 1) ERA: 3.18	0.2		3	1	0	0	0	0	0	0	0	0	0	6	8	0.00	1.500								
Eddie Oropesa, L (9, 1) ERA: 12.27	1.0	W	4	1	1	1	2	0	0	0	0	0	1	10	15	9.00	1.000								

**Arizona Diamondbacks @ San Diego Padres**  
 PETCO Park, San Diego, CA  
 Sun Apr 18 2004, 4:05 PM EDT  
 Att: 41,730 - Cloudy - 63 F

AB	34
R	5
H	8
RBI	5
BB	4
SO	8
LOB	21



Batter	1	2	3	4	5	6	7	8	9	AB	R	H	RBI	BB	SO	LOB
Sean Burroughs, L OBP: 0.386, SLG: 0.377 (1, 5)	G6-3		1B 24 FC3-2-5		0-1 G6-3 HBP	4-1 BB		G4-3		4	0	2	0	1	0	0
Mark Loretta, R OBP: 0.434, SLG: 0.511 (1, 4)	24 G1-3 1B		24 FC3-2-5 1B		4-2 SAFE 1B SAFE 1B HBP	0-0 G6-3		24 BB 1B	4-1 1B	4	1	3	0	0	0	2
24 Brian Giles, L OBP: 0.259, SLG: 0.178 (1, 9)	G1-3		FC3-2-5		2-2 G6-3		3-3 K	4-1 1B HR	4-1 1B BB	4	1	0	0	1	1	5
Phil Nevin, R OBP: 0.358, SLG: 0.469 (1, 3)	G5-3		K		3-3 K		2-1 WP 1B HBP	2-1 HR	2-1 HR	4	0	1	1	0	2	5
Kerry Robinson, L OBP: 0.375, SLG: 0.286 (9, PR)									0	0	0	0	0	0	0	0
Brian Buchanan, R OBP: 0.286, SLG: 0.286 (9, PR)									0	1	0	0	0	0	0	0
Ryan Klesko, L OBP: 0.333, SLG: 0.382 (1, 7)		3-2 F7		3-1 F8		2-2 P3		1-1 WP 1B	2-0 HR	5	1	2	3	0	0	2
Jay Payton, R OBP: 0.326, SLG: 0.325 (1, 8)		2-2 1B		0-0 3 1B 2B		4-2 3 2B SF8 BB		2-2 P3		3	2	2	0	1	0	2
Ramon Hernandez, R OBP: 0.318, SLG: 0.333 (1, 2)		3-2 SAFE 1B SAFE 1B SAFE		2-2 K		0-2 SAFE F8		2-2 G4-3		4	0	1	0	0	1	4
Miguel Ojeda, R OBP: 0.333, SLG: 0.375 (8, 2)		1-3 3 G6-4-3 1B		3-2 K		1-2 SAFE 1B SAFE		1-2 2B		0	0	0	0	0	0	0
3 Khalil Greene, R OBP: 0.366, SLG: 0.405 (1, 6)		3-1 G6-4-3		3-2 FC5-4 1B		1-2 SAFE 1B SAFE		2-3 K		4	0	2	1	0	1	2
Adam Eaton, R OBP: 0.222, SLG: 0.250 (6, PH)			3-2 L1		0-1 FC5-4		1-0 SF8		1-2 G3-1	2	0	0	0	0	0	1
Terrence Long, R OBP: 0.375, SLG: 0.250 (7, 1)										0	0	0	0	0	0	0
Jason Szuminski, R (7, 1)										0	0	0	0	0	0	0
Jay Witasick, R (8, 1)										0	0	0	0	0	0	0
Ramon Vazquez, L OBP: 0.250, SLG: 0.364 (8, PH)										1	0	0	0	0	0	0
Eddie Oropesa, L (9, 1)										0	0	0	0	0	0	0

Inning Stats	R: 0	H: 1	E: 0	LOB: 1	K: 0	BB: 0	S: 10	R: 0	H: 2	E: 0	LOB: 1	K: 0	BB: 0	S: 15	R: 0	H: 2	E: 0	LOB: 2	K: 1	BB: 0	S: 12	R: 1	H: 2	E: 0	LOB: 1	K: 1	BB: 0	S: 13	R: 0	H: 1	E: 0	LOB: 2	K: 1	BB: 0	S: 15	R: 1	H: 1	E: 0	LOB: 2	K: 0	BB: 2	S: 11	R: 0	H: 1	E: 0	LOB: 2	K: 1	BB: 0	S: 13	R: 0	H: 0	E: 0	LOB: 0	K: 1	BB: 0	S: 8	R: 4	H: 3	E: 0	LOB: 1	K: 0	BB: 1	S: 6	1B: 10	SF: 1	2B: 2	SAC: 0	3B: 0	DP: 1	HR: 1	HBP: 2	WP: 1	PA: 41
--------------	------	------	------	--------	------	-------	-------	------	------	------	--------	------	-------	-------	------	------	------	--------	------	-------	-------	------	------	------	--------	------	-------	-------	------	------	------	--------	------	-------	-------	------	------	------	--------	------	-------	-------	------	------	------	--------	------	-------	-------	------	------	------	--------	------	-------	------	------	------	------	--------	------	-------	------	--------	-------	-------	--------	-------	-------	-------	--------	-------	--------

PITCHER	IP	WLS	BF	H	R	ER	SO	BB	IBB	HBP	BLK	WP	HR	S	P	ERA	WHIP
Steve Sparks, R ERA: 7.24 (1, 1)	5.2		28	9	2	2	3	2	0	0	0	0	0	75	124	3.18	1.941
Mike Koplove, R ERA: 9.64 (6, 1)	0.1	H	1	0	0	0	0	0	0	0	0	0	0	1	1	0.00	0.000
Randy Choate, L ERA: 12.27 (7, 1)	0.1	H	3	1	0	0	1	0	0	1	0	0	0	6	12	0.00	3.000
Oscar Villarreal, R ERA: 3.68 (7, 1)	0.2	H	2	0	0	0	0	0	0	0	0	1	0	7	11	0.00	0.000
Jose Valverde, R ERA: 5.4 (8, 1)	1.0	H	3	0	0	0	1	0	0	0	0	0	0	8	13	0.00	0.000

**BOTTOM**

**Arizona Diamondbacks @ San Diego Padres**  
**PETCO Park, San Diego, CA**

Sun Apr 18 2004, 4:05 PM EDT  
 Att: 41,730 - Cloudy - 63 F

AB	35
R	6
H	13
RBI	6
BB	3
SO	5
LOB	23





Batter	1	2	3	4	5	6	7	8	9	AB R H RBI BB SO LOB	TOP		
Steve Finley, L (1, 8) OBP: 0.250, SLG: 0.269	1-2 F9		1-2 2B			0-3 K		2-2 P5		4 0 1 0 0 1 0	<b>Arizona Diamondbacks @ Milwaukee Brewers</b> Miller Park, Milwaukee, WI Tue Apr 20 2004, 6:35 PM CDT Att: 10,244 - Dome - 60 F <a href="http://livebaseballscorecards.com">livebaseballscorecards.com</a>		
Roberto Alomar, S (1, 4) OBP: 0.317, SLG: 0.306 Matt Kata, S (6, PR) OBP: 0.280, SLG: 0.320 (6, 4)	1-1 WP 1B		1-1 G4-3			2-2 2B FC1-2-5 HBP		2-1 1B 1B		2 0 1 0 0 0 1 1 0 1 0 0 0 0			
Luis Gonzalez, L (1, 7) OBP: 0.373, SLG: 0.647	2-3 SAFE K			1-0 G4-3		0-1 2B 2B		3-2 1B 1-3 1B		4 1 2 0 0 1 1			
Richie Sexson, R (1, 3) OBP: 0.293, SLG: 0.538	3-3 1-2 K			0-0 G5-3		2-1 FC1-2-5 2B		0-3 SAFE K		4 1 0 0 0 2 6			
Alex Cintron, S (1, 6) OBP: 0.370, SLG: 0.438				1-1 G3		1-1 2B 1-H 2-H		1-2 P5		4 0 1 2 0 0 2			
Shea Hillenbrand, R (1, 5) OBP: 0.271, SLG: 0.390					1-2 G6-3		3-1 G6-3		0-0 G5-3			4 0 0 0 0 0 2	
Danny Bautista, R (1, 9) OBP: 0.420, SLG: 0.543					2-2 G1-3 2B		0-0 G4-6-3 1B		0-2 G6-4-3 1B			4 0 3 0 0 0 0	
Robby Hammock, R (1, 2)					2-1 F9		0-0 B1		0-1 G6-4-3 1-2f			4 0 0 0 0 0 3	
Elmer Dessens, R (1, 1) Stephen Randolph, L (6, 1) Carlos Baerga, S (7, PH) OBP: 0.444, SLG: 0.167 Mike Koplove, R (7, 1) Jose Valverde, R (8, 1)					0-1 G1-3		2-0 G4-6-3 1-2f					2 0 0 0 0 1 1 0 0 0 0 0 0 0 1 0 0 0 0 0 1 0 0 0 0 0 0 0 0 0 0 0 0 0 0	
<b>Inning Stats</b>	R: 0 H: 1 E: 0 LOB: 1 K: 2 BB: 0 S: 17 P: 24	R: 0 H: 0 E: 0 LOB: 0 K: 0 BB: 0 S: 6 P: 7	R: 0 H: 1 E: 0 LOB: 1 K: 0 BB: 0 S: 9 P: 13	R: 0 H: 0 E: 0 LOB: 0 K: 0 BB: 0 S: 4 P: 6	R: 0 H: 1 E: 0 LOB: 1 K: 1 BB: 0 S: 13 P: 19	R: 2 H: 2 E: 0 LOB: 2 K: 1 BB: 0 S: 15 P: 23	R: 0 H: 1 E: 0 LOB: 0 K: 0 BB: 0 S: 3 P: 5	R: 0 H: 2 E: 0 LOB: 2 K: 1 BB: 0 S: 17 P: 25	R: 0 H: 1 E: 0 LOB: 0 K: 0 BB: 0 S: 6 P: 6	1B: 5 SF: 0 2B: 4 SAC: 0 3B: 0 DP: 2 HR: 0 HBP: 1		WP: 1 PA: 35 PB: 0 SB: 0 CS: 0	
<b>PITCHER</b>	IP WLS BF H R ER SO BB IBB HBP BLK WP HR S P ERA WHIP											<b>PITCHER</b>	IP WLS BF H R ER SO BB IBB HBP BLK WP HR S P ERA WHIP
15 Ben Sheets, R (1, 1) ERA: 3.1	6.0 W 24 5 2 2 4 0 0 1 0 1 0 64 92 3.00 0.833												
Dave Burba, R (7, 1) ERA: 0.82	1.1 H 6 3 0 0 0 0 0 0 0 0 0 0 11 20 0.00 2.250												
Luis Vizcaino, R (8, 1) ERA: 1.8	0.2 H 2 0 0 0 1 0 0 0 0 0 0 0 9 10 0.00 0.000												
Dan Kolb, R (9, 1) ERA: 1.5	1.0 S 3 1 0 0 0 0 0 0 0 0 0 0 6 6 0.00 1.000												



Batter	1	2	3	4	5	6	7	8	9
Scott Podsednik, L (1, 8) OBP: 0.352, SLG: 0.477	0-1 G4-3		1-2 G6-3		2-1 B1-3	0-3 K		3-2 F8	
Craig Counsell, L (1, 6) OBP: 0.346, SLG: 0.333	1-3 K			0-0 L9	3-1 F8		1-1 E7 1B		
Junior Spivey, R (1, 4) OBP: 0.362, SLG: 0.451	1-0 CS 1B			2-2 1B 2B		0-0 HR 1B	1-2 P6		
Geoff Jenkins, L (1, 7) OBP: 0.349, SLG: 0.536	2-2 CS 1-2	1-1 G6-3		1-3 K		0-1 HR 1B	4-0 1B IBB		
Lyle Overbay, L (1, 3) OBP: 0.262, SLG: 0.441		3-2 G3-1		0-1 BB E 1B 2-H		0-0 BB 1B	2-0 FC5-4 1B 1-3 2-H		
Wes Helms, R (1, 5) OBP: 0.283, SLG: 0.349		1-0 G6-3		0-0 E4 BB 1-2		2-0 BB 1B 1-2	0-3 K		
Ben Grieve, L (1, 9) OBP: 0.308, SLG: 0.371			1-1 L8	4-2 BB		2-3 K	1-2 FC5-4 1-2		
Brady Clark, R (6, PH) OBP: 0.444, SLG: 0.714				1-2 2-3 BB					
Chad Moeller, R (1, 2) OBP: 0.316, SLG: 0.333			2-1 15 SH2-4 1B	2-3 K		1-3 K	1-3 K		
15 Ben Sheets, R (1, 1) Keith Ginter, R (6, PH) Dave Burba, R (7, 1) Luis Vizcaino, R (8, 1) 2 Bill Hall, R (8, PH) Dan Kolb, R (9, 1)			0-0 SH2-4		0-0 G4-3	4-0 BB	1-0 L3		

AB	R	H	RBI	BB	SO	LOB
5	0	0	0	0	1	4
4	1	1	0	0	1	0
4	2	3	0	0	0	1
3	1	1	2	1	1	1
4	0	3	2	0	0	0
4	0	1	0	0	1	3
1	0	0	0	1	0	0
2	0	0	0	0	1	4
4	0	1	0	0	3	5
1	0	0	0	0	0	0
0	0	0	0	1	0	0
0	0	0	0	0	0	0
0	0	0	0	0	0	0
1	0	0	0	0	0	0
0	0	0	0	0	0	0

AB	R	H	RBI	BB	SO	LOB
33	4	10	4	3	8	18


Inning Stats		R: 0	H: 1	R: 0	H: 0	R: 0	H: 1	R: 1	H: 2	R: 0	H: 0	R: 2	H: 4	R: 1	H: 2	R: 0	H: 0
		E: 0	LOB: 0	E: 0	LOB: 0	E: 0	LOB: 1	E: 1	LOB: 3	E: 0	LOB: 0	E: 0	LOB: 3	E: 1	LOB: 2	E: 0	LOB: 0
		K: 1	BB: 0	K: 0	BB: 0	K: 0	BB: 0	K: 2	BB: 1	K: 0	BB: 0	K: 3	BB: 1	K: 1	BB: 1	K: 1	BB: 0
		S: 10	P: 13	S: 7	P: 12	S: 9	P: 13	S: 17	P: 26	S: 5	P: 10	S: 15	P: 24	S: 13	P: 22	S: 10	P: 15

WP	HR	S	P	ERA	WHIP
0	0	0	0	0.00	1.000
0	0	0	0	9.00	2.000
0	0	0	0	0.00	0.000


PITCHER	IP	WLS	BF	H	R	ER	SO	BB	IBB	HBP	BLK	WP	HR	S	P	ERA	WHIP
Elmer Dessens, R (1, 1) ERA: 7.63	5.0	L	24	8	3	3	3	1	0	0	0	0	1	53	81	5.40	1.800
Stephen Randolph, L (6, 1) ERA: 3.96	1.0		4	0	0	0	3	1	0	0	0	0	0	10	17	0.00	1.000
Mike Koplove, R (7, 1) ERA: 9.53	1.0		6	2	1	1	1	0	1	0	0	0	0	13	22	9.00	2.000
Jose Valverde, R (8, 1) ERA: 4.7	1.0		3	0	0	0	1	0	0	0	0	0	0	10	15	0.00	0.000

**Arizona Diamondbacks @ Milwaukee Brewers**  
 Miller Park, Milwaukee, WI  
 Tue Apr 20 2004, 6:35 PM CDT  
 Att: 10,244 - Dome - 60 F

livebaseballscorecards.com





Batter	1	2	3	4	5	6	7	8	9	AB R H RBI BB SO LOB	TOP											
<b>Steve Finley, L</b> (1, 8) OBP: 0.254, SLG: 0.273 <b>Donnie Sadler, R</b> (6, 8) OBP: 0.400, SLG: 0.800 <b>Chad Tracy, L</b> (9, PH)	0-1 CS 1B			0-1 B3		3-3 C K	2-1 1-3 2B		3-3 K	3 0 1 0 0 1 1 1 0 1 0 0 0 0 1 0 0 0 0 1 0	<b>Arizona Diamondbacks @ Milwaukee Brewers</b> Miller Park, Milwaukee, WI Wed Apr 21 2004, 6:35 PM CDT Att: 11,223 - Dome - 63 F  <b>livebaseballscores.com</b>  <b>AB 30</b> <b>R 6</b> <b>H 8</b> <b>RBI 6</b> <b>BB 5</b> <b>SO 8</b> <b>LOB 10</b>  											
<b>Matt Kata, S</b> (1, 4) OBP: 0.345, SLG: 0.414	2-1 SAFE 1-2 1B			0-0 2B		0-1 3-H 1B	2-1 L4			4 0 3 1 0 0 2												
<b>Luis Gonzalez, L</b> (1, 7) OBP: 0.365, SLG: 0.611	2-1 1-2f G6-3			2-0 P5		2-3 K		4-1 G4-3 1B BB		3 1 0 0 1 1 3												
<b>Richie Sexson, R</b> (1, 3) OBP: 0.306, SLG: 0.519		0-0 G6-3		3-3 K			4-0 SH1-3 HR BB	4-1 G4-3 1B BB		2 2 0 0 2 1 1												
<b>Alex Cintron, S</b> (1, 6) OBP: 0.351, SLG: 0.412		1-2 G6-3			0-1 F8		0-0 SH1-3	1-1 G4-3		3 0 0 0 0 0 2												
<b>Shea Hillenbrand, R</b> (1, 5) OBP: 0.288, SLG: 0.386		1-3 K			0-1 G5-3		4-2 HR BB	2-2 G6-4-3 1B		3 1 1 2 1 1 0												
<b>Danny Bautista, R</b> (1, 9) OBP: 0.407, SLG: 0.580			3-3 K		0-1 G6-3		0-0 HR BB	1-1 G6-4-3		4 1 1 3 0 1 1												
<b>Brent Mayne, L</b> (1, 2) OBP: 0.333, SLG: 0.452			1-0 F8		2-1 SH5-4 1B 2B		0-0 L9		2-3 K	4 1 1 0 0 1 0												
<b>Randy Johnson, R</b> (1, 1) OBP: 0.250, SLG: 0.286 <b>Randy Choate, L</b> (7, 1) <b>Oscar Villarreal, L</b> (7, 1) <b>Steve Sparks, R</b> (8, 1) <b>Carlos Baerga, S</b> (9, PH) OBP: 0.400, SLG: 0.143			0-3 K		1-0 SH5-4		4-2 2B BB		1-0 G3	1 0 0 0 1 1 0 1 0 0 0 0 0 0												
<b>Inning Stats</b>	R: 0 E: 0 K: 0 S: 6	H: 2 LOB: 0 BB: 0 P: 10	R: 0 E: 0 K: 1 S: 7	H: 0 LOB: 0 BB: 0 P: 9	R: 0 E: 0 K: 2 S: 7	H: 0 LOB: 0 BB: 0 P: 11	R: 0 E: 0 K: 1 S: 8	H: 1 LOB: 1 BB: 0 P: 13	R: 0 E: 0 K: 0 S: 6	H: 0 LOB: 0 BB: 0 P: 6	R: 1 E: 0 K: 2 S: 15	H: 2 LOB: 1 BB: 0 P: 23	R: 3 E: 0 K: 0 S: 12	H: 2 LOB: 2 BB: 3 P: 28	R: 2 E: 0 K: 0 S: 9	H: 1 LOB: 0 BB: 2 P: 21	R: 0 E: 0 K: 2 S: 7	H: 0 LOB: 0 BB: 0 P: 13	1B: 4 2B: 3 3B: 0 HR: 1	SF: 0 SAC: 2 DP: 2 HBP: 0	WP: 0 PB: 0 SB: 0 CS: 1	PA: 37
<b>PITCHER</b>	IP WLS BF H R ER SO BB IBB HBP BLK WP HR S P ERA WHIP																					
<b>Doug Davis, L</b> (1, 1) ERA: 5.48 <b>Ben Ford, R</b> (7, 1) ERA: 7.84 <b>Jeff Bennett, R</b> (8, 1) ERA: 4.66 <b>Luis Vizcaino, R</b> (8, 1) ERA: 1.35	6.1 0.2 0.1 1.2	WLS W	BF 5 4 4 4	H 2 1 0	R 3 2 0	ER 3 1 2 0	SO 6 0 0 2	BB 2 1 2 0	IBB 0 0 0 0	HBP 0 0 0 0	BLK 0 0 0 0	WP 0 0 0 0	HR 0 1 0 0	S 52 9 7 9	P 83 17 18 16	ERA 4.26 13.50 54.00 0.00	WHIP 1.105 4.500 9.000 0.000					





Batter	1	2	3	4	5	6	7	8	9	10	11	12	13	14	15	AB R H RBI BB SO LOB	TOP																
Steve Finley, L OBP: 0.254, SLG: 0.270 (1, 8)	F9		G3		F9		G4-3	1B		1B		FC1-6		G4-3		8 0 2 1 0 0 1	<b>Arizona Diamondbacks @ Milwaukee Brewers</b> Miller Park, Milwaukee, WI Thu Apr 22 2004, 12:05 PM CDT Att: 13,879 - Dome - 63 F <a href="http://livebaseballscorecards.com">livebaseballscorecards.com</a>																
Matt Kata, S OBP: 0.405, SLG: 0.514 (1, 4)	G3		2B			1B	G1-3	BB		E6		FC6-4		SH1-4		6 2 3 0 2 0 1																	
Luis Gonzalez, L Jose Valverde, R Matt Mantel, R Shea Hillenbrand, R Randy Choate, L Brent Mayne, L (1, 7) (8, 1) (9, 1) (10, PH) (12, PH) (12, 2)	G3		BB			2B	SF9	1B		L9		F7		SH1-4		3 2 1 1 2 0 2 0 0 0 0 0 0 0 0 0 0 0 0 0 0 1 0 0 0 0 0 1 1 0 0 0 0 0 2																	
Richie Sexson, R OBP: 0.300, SLG: 0.492 (1, 3)	G5-3		G1			HR	2B	BB		F9		G6-4-3		FC6-4		7 2 1 0 1 0 7																	
Alex Cintron, S OBP: 0.354, SLG: 0.421 (1, 6)	G6-3		P6			SF9	E3	BB		1B		G5-3		CS		6 2 2 1 1 0 0																	
Danny Bautista, R OBP: 0.435, SLG: 0.707 (1, 9)	HR		F8			HR	F8	BB		1B		2B		P4		8 2 5 5 0 0 2																	
Chad Tracy, L OBP: 0.444, SLG: 0.556 (1, 5)	FC3-6		G4-3			2B	P6	BB		1B		F8		P6		8 0 4 1 0 0 2																	
Robby Hammock, R Oscar Villarreal, L Casey Daigle, R Steve Sparks, R (1, 2) (12, 1) (14, PH) (14, 1)	FC3-6		F8			F9	F9	BB		1B		K		CS		6 1 1 0 0 0 2 5 0 0 0 0 0 0 0 1 0 0 0 0 0 1 0 1 0 0 0 0 0 1 2																	
17 Brandon Webb, R Carlos Baerga, S Stephen Randolph, L Mike Koplove, R Greg Colburn, R Donnie Sadler, R (1, 1) (6, PH) (6, 1) (6, 1) (6, PH) (6, 7)	F7		K			K	K2-3	BB		K		G6-3		G1-3		2 0 0 0 0 0 1 0 1 0 0 0 0 0 1 1 0 0 0 0 0 0 0 0 0 0 0 0 0 0 0 0 1 0 0 0 0 0 1 1 3 0 1 0 0 0 0 2																	
<b>Inning Stats</b>	R: 0 E: 0 K: 0 S: 8	H: 0 LOB: 0 BB: 0 P: 16	R: 1 E: 0 K: 0 S: 11	H: 2 LOB: 1 BB: 0 P: 18	R: 0 E: 0 K: 0 S: 6	H: 1 LOB: 2 BB: 1 P: 13	R: 0 E: 0 K: 1 S: 7	H: 0 LOB: 0 BB: 0 P: 11	R: 0 E: 0 K: 0 S: 7	H: 0 LOB: 0 BB: 0 P: 10	R: 4 E: 0 K: 1 S: 18	H: 5 LOB: 1 BB: 0 P: 23	R: 2 E: 1 K: 0 S: 10	H: 0 LOB: 1 BB: 2 P: 22	R: 1 E: 0 K: 1 S: 11	H: 2 LOB: 2 BB: 1 P: 23		R: 0 E: 0 K: 1 S: 13	H: 3 LOB: 2 BB: 0 P: 22	R: 0 E: 1 K: 1 S: 13	H: 1 LOB: 1 BB: 0 P: 19	R: 0 E: 0 K: 1 S: 9	H: 1 LOB: 1 BB: 0 P: 16	R: 0 E: 0 K: 0 S: 10	H: 1 LOB: 2 BB: 1 P: 19	R: 0 E: 0 K: 1 S: 5	H: 0 LOB: 0 BB: 0 P: 9	R: 2 E: 0 K: 1 S: 15	H: 3 LOB: 2 BB: 1 P: 24	1B: 11 2B: 6 3B: 1 HR: 2	SF: 1 SAC: 1 DP: 1 HBP: 0	WP: 0 PB: 0 SB: 2 CS: 1	PA: 72
<b>PITCHER</b>	IP WLS BF H R ER SO	IP WLS BF H R ER SO	IP WLS BF H R ER SO	IP WLS BF H R ER SO	IP WLS BF H R ER SO	IP WLS BF H R ER SO	IP WLS BF H R ER SO	IP WLS BF H R ER SO	IP WLS BF H R ER SO	IP WLS BF H R ER SO	IP WLS BF H R ER SO	IP WLS BF H R ER SO	IP WLS BF H R ER SO	IP WLS BF H R ER SO	IP WLS BF H R ER SO	IP WLS BF H R ER SO		IP WLS BF H R ER SO	IP WLS BF H R ER SO	IP WLS BF H R ER SO	IP WLS BF H R ER SO	IP WLS BF H R ER SO	IP WLS BF H R ER SO	IP WLS BF H R ER SO	IP WLS BF H R ER SO	IP WLS BF H R ER SO	IP WLS BF H R ER SO	IP WLS BF H R ER SO	IP WLS BF H R ER SO	ERA WHIP	ERA WHIP	ERA WHIP	
Wes Obermueller, R ERA: 6.98	5.1	8	5	5	1	1	0	0	0	0	0	0	0	0	0	0		0	0	0	0	0	0	0	0	0	0	0	0	0	0	8.44	1.688
Dave Burba, R ERA: 0.71	1.2	8	0	2	0	1	2	0	0	0	0	0	0	0	0	0		0	0	0	0	0	0	0	0	0	0	0	0	0	0	0.00	1.200
Luis Vizcaino, R ERA: 2.45	0.2	4	2	1	1	1	0	0	0	0	0	0	0	0	0	0		0	0	0	0	0	0	0	0	0	0	0	0	0	0	13.50	3.000
Ben Ford, R ERA: 7.71	1.1	8	3	1	1	1	1	0	0	0	0	0	0	0	0	0		0	0	0	0	0	0	0	0	0	0	0	0	0	0	6.75	3.000
Dan Kolb, R ERA: 1.29	1.0	4	1	0	0	1	0	0	0	0	0	0	0	0	0	0	0	0	0	0	0	0	0	0	0	0	0	0	0	0	0.00	1.000	
















Batter	1	2	3	4	5	6	7	8	9	AB R H RBI BB SO LOB	TOP	
<b>Sean Burroughs, L</b> (1, 5) <small>OBP: 0.376, SLG: 0.380</small> <b>Ramón Vázquez, L</b> (5, 5) <small>OBP: 0.200, SLG: 0.235</small>	0-1 <b>E1</b> <small>24 G3 G1-3</small>		0-1 <b>G1-3</b>		0-1 <b>P6</b>		1-1 <b>G3-1</b>		1-1 <b>L8</b>	3 0 0 0 0 0 0 2 0 0 0 0 0 0		
<b>Mark Loretta, R</b> (1, 4) <small>OBP: 0.415, SLG: 0.528</small>	0-1 <b>G1-3</b>		1-2 <b>F7</b>		2-1 <b>1B</b>		1-2 <b>L6</b>		2-1 <b>2B</b> <small>24 1B</small>	5 1 2 0 0 0 1		
<b>24 Brian Giles, L</b> (1, 9) <small>OBP: 0.333, SLG: 0.344</small>	0-0 <b>G3</b>		1-0 <b>2B</b>		1-2 <b>F9</b>			4-1 <b>G4-3</b> <b>BB</b>	1-0 <b>2B</b> <b>1B</b>	4 2 2 0 1 0 2		
<b>Phil Nevin, R</b> (1, 3) <small>OBP: 0.358, SLG: 0.466</small>	1-2 <b>F7</b>		2-2 <b>G6-3</b>		1-0 <b>F8</b>			4-2 <b>E</b> <b>G4-3</b> <b>BB</b>	1-3 <b>K</b>	4 0 0 0 1 1 5		
<b>Ryan Klesko, L</b> (1, 7) <small>OBP: 0.317, SLG: 0.382</small> <b>Trevor Hoffman, R</b> (9, 1)		0-0 <b>G6-3</b>		4-0 <b>3</b> <b>F8</b> <b>BB</b> <b>WP</b> <b>BB</b>		1-1 <b>G4-3</b>		0-1 <b>G4-3</b>	1-0 <b>2B</b> <small>1-H 2-H</small>	4 1 1 2 1 0 2 0 0 0 0 0 0 0		
<b>Terrence Long, L</b> (1, 8) <small>OBP: 0.448, SLG: 0.500</small>		1-1 <b>3</b> <b>S</b> <b>BB</b> <b>1B</b>		1-2 <b>K</b>		2-1 <b>FC6-4</b> <b>1B</b>		4-0 <b>E</b> <b>IBB</b>	1-2 <b>G4-3</b>	4 0 2 0 1 1 2		
<b>Ramon Hernandez, R</b> (1, 2) <small>OBP: 0.318, SLG: 0.281</small> <b>Kerry Robinson, L</b> (8, PH) <small>OBP: 0.286, SLG: 0.308</small> <b>Akinori Otsuka, R</b> (8, 1) <b>Jay Payton, R</b> (9, 8) <small>OBP: 0.328, SLG: 0.304</small>		4-0 <b>3</b> <b>S</b> <b>BB</b>		4-1 <b>WP</b> <b>BB</b>		0-0 <b>FC6-4</b> <b>3</b> <b>FC6-4</b>		0-0 <b>E5</b>		1 0 0 0 2 0 1 1 0 0 0 0 0 2 0 0 0 0 0 0 0 0 0 0 0 0 0 0	<b>AB</b> 36 <b>R</b> 4 <b>H</b> 7 <b>RBI</b> 2 <b>BB</b> 6 <b>SO</b> 5 <b>LOB</b> 29	
<b>3 Khalil Greene, R</b> (1, 6) <small>OBP: 0.359, SLG: 0.414</small>		3-3 <b>K</b>		2-2 <b>F8</b>		0-1 <b>FC6-4</b>		1-3 <b>K</b>		4 0 0 0 0 2 8		
<b>David Wells, L</b> (1, 1) <b>Brian Buchanan, R</b> (7, PH) <small>OBP: 0.429, SLG: 0.538</small> <b>Scott Linebrink, R</b> (7, 1) <b>Miguel Ojeda, R</b> (8, PH) <small>OBP: 0.333, SLG: 0.357</small>		0-1 <b>G3-1</b>		2-0 <b>F7</b>		1-1 <b>F7</b>		1-3 <b>K</b>		2 0 0 0 0 0 3 1 0 0 0 0 0 0 0 0 0 0 0 0 0 1 0 0 0 0 1 3		
<b>Inning Stats</b>	R: 0 H: 0 E: 1 LOB: 1 K: 0 BB: 0 S: 8 P: 9	R: 0 H: 1 E: 0 LOB: 2 K: 1 BB: 1 S: 10 P: 18	R: 0 H: 1 E: 0 LOB: 1 K: 0 BB: 0 S: 9 P: 13	R: 1 H: 0 E: 0 LOB: 1 K: 1 BB: 2 S: 9 P: 22	R: 0 H: 1 E: 0 LOB: 1 K: 0 BB: 0 S: 8 P: 12	R: 0 H: 1 E: 0 LOB: 1 K: 0 BB: 0 S: 7 P: 10	R: 0 H: 0 E: 0 LOB: 0 K: 0 BB: 0 S: 7 P: 10	R: 1 H: 0 E: 1 LOB: 3 K: 2 BB: 3 S: 12 P: 26	R: 2 H: 3 E: 0 LOB: 1 K: 1 BB: 0 S: 12 P: 19	1B: 5 SF: 0 2B: 2 SAC: 0 3B: 0 DP: 0 HR: 0 HBP: 0	WP: 1 PA: 42 PB: 0 SB: 2 CS: 0	
<b>PITCHER</b>	IP WLS BF H R ER SO BB IBB HBP BLK WP HR S P ERA WHIP <b>Steve Sparks, R</b> (1, 1) <small>ERA: 4.56</small> <b>Jose Valverde, R</b> (8, 1) <small>ERA: 4.0</small> <b>Mike Koplove, R</b> (8, 1) <small>ERA: 6.75</small> <b>Oscar Villarreal, R</b> (9, 1) <small>ERA: 6.75</small>											<b>PITCHER</b> IP WLS BF H R ER SO BB IBB HBP BLK WP HR S P ERA WHIP

**San Diego Padres @ Arizona Diamondbacks**  
 Bank One Ballpark, Phoenix, AZ  
 Sat Apr 24 2004, 10:05 PM EDT  
 Att. 32,657 - Sunny - 77 F

[livebaseballscorecards.com](http://livebaseballscorecards.com)

Batter	1	2	3	4	5	6	7	8	9	AB R H RBI BB SO LOB
<b>Matt Kata, S</b> OBP: 0.400, SLG: 0.488 (1, 4)	1-1 G5-3		2-3 K			0-1 CS 1B		0-3 K		4 0 1 0 0 2 0
<b>Alex Cintron, S</b> OBP: 0.342, SLG: 0.400 (1, 6)	0-1 F9		0-1 F9			1-2 HR 1B		1-2 P2		4 1 1 0 0 0 0
<b>Luis Gonzalez, L</b> OBP: 0.382, SLG: 0.609 (1, 7)	0-1 BB 1B				2-1 P4	3-2 HR 1-H			0-3 K	4 1 2 2 0 1 0
<b>Richie Sexson, R</b> OBP: 0.321, SLG: 0.522 (1, 3)	4-1 1-2 BB			2-0 G6-3		4-0 BB		1-0 G6-3		2 0 0 0 2 0 0
<b>Steve Finley, L</b> OBP: 0.253, SLG: 0.268 (1, 8)	3-2 G4-3			0-0 F9		0-1 L6		2-3 K		4 0 0 0 0 1 3
<b>Danny Bautista, R</b> OBP: 0.420, SLG: 0.662 (1, 9)		1-1 G4-3			0-1 G6-3		1-0 G4-6-3 1B			3 0 1 0 0 0 0
<b>Shea Hillenbrand, R</b> OBP: 0.286, SLG: 0.375 (1, 5)		0-2 G4-6-3 1B			0-0 F9		1-0 G4-6-3 1-2f			3 0 1 0 0 0 1
<b>Robby Hammock, R</b> OBP: 0.125, SLG: 0.188 (1, 2)		2-1 G4-6-3 1-2f			3-1 F9		1-3 K			3 0 0 0 0 1 1
<b>Steve Sparks, R</b> <b>Jose Valverde, R</b> <b>Mike Koplove, R</b> <b>Carlos Baerga, S</b> <b>Oscar Villarreal, L</b>			0-0 G1-3			0-3 K		2-0 P5		2 0 0 0 0 1 0 0 0 0 0 0 0 0 0 0 0 0 0 0 0 1 0 0 0 0 0 0 0 0 0 0 0 0 0

Inning Stats	R: 0 E: 0 K: 11 S: 11	H: 1 LOB: 2 BB: 1 P: 19	R: 0 E: 0 K: 8 S: 8	H: 1 LOB: 0 BB: 0 P: 11	R: 0 E: 0 K: 1 S: 6	H: 0 LOB: 0 BB: 0 P: 8	R: 0 E: 0 K: 0 S: 4	H: 0 LOB: 0 BB: 0 P: 8	R: 0 E: 0 K: 5 S: 5	H: 0 LOB: 0 BB: 0 P: 8	R: 2 E: 0 K: 1 S: 14	H: 3 LOB: 1 BB: 1 P: 22	R: 0 E: 0 K: 1 S: 6	H: 1 LOB: 0 BB: 0 P: 9	R: 0 E: 0 K: 1 S: 8	H: 0 LOB: 0 BB: 0 P: 11	R: 0 E: 0 K: 2 S: 7	H: 0 LOB: 0 BB: 0 P: 10	1B: 5 2B: 0 3B: 0 HR: 1	SF: 0 SAC: 0 DP: 2 HBP: 0	WP: 0 PB: 0 SB: 0 CS: 1	PA: 32
--------------	--------------------------------	----------------------------------	------------------------------	----------------------------------	------------------------------	---------------------------------	------------------------------	---------------------------------	------------------------------	---------------------------------	-------------------------------	----------------------------------	------------------------------	---------------------------------	------------------------------	----------------------------------	------------------------------	----------------------------------	----------------------------------	------------------------------------	----------------------------------	--------

PITCHER	IP	WLS	BF	H	R	ER	SO	BB	IBB	HBP	BLK	WP	HR	S	P	ERA	WHIP
<b>David Wells, L</b> ERA: 5.48 (1, 1)	6.0		23	5	2	2	2	2	2	0	0	0	1	48	76	3.00	1.167
<b>Scott Linebrink, R</b> ERA: 2.89 (7, 1)	1.0		3	1	0	0	1	0	0	0	0	0	0	6	9	0.00	1.000
<b>Akinori Otsuka, R</b> ERA: 1.0 (8, 1)	1.0	W	3	0	0	0	1	0	0	0	0	0	0	8	11	0.00	0.000
<b>Trevor Hoffman, R</b> ERA: 3.0 (9, 1)	1.0	S	3	0	0	0	2	0	0	0	0	0	0	7	10	0.00	0.000

**BOTTOM**

**San Diego Padres @ Arizona Diamondbacks**  
Bank One Ballpark, Phoenix, AZ

Sat Apr 24 2004, 10:05 PM EDT  
Att: 32,657 - Sunny - 77 F

livebaseballscorecards.com

<b>AB</b>	<b>30</b>
<b>R</b>	<b>2</b>
<b>H</b>	<b>6</b>
<b>RBI</b>	<b>2</b>
<b>BB</b>	<b>2</b>
<b>SO</b>	<b>6</b>
<b>LOB</b>	<b>5</b>





Batter	1	2	3	4	5	6	7	8	9	AB R H RBI BB SO LOB	TOP			
Ramón Vázquez, L (1, 5) OBP: 0.240, SLG: 0.238	4-0 2B 24 SF8 BB		1-3 K		1-2 G4-3	0-3 K			2-1 24 G4-6-3 1B	4 1 1 0 1 2 1	<b>San Diego Padres @ Arizona Diamondbacks</b> Bank One Ballpark, Phoenix, AZ Sun Apr 25 2004, 4:35 PM EDT Att. 32,553 - Dome - 78 F <a href="http://livebaseballscorecards.com">livebaseballscorecards.com</a>			
Mark Loretta, R (1, 4) OBP: 0.425, SLG: 0.545	0-2 G4-3 1-3 2B		0-0 24 FC3-6 1B			2-2 1B 1B	3-3 K	0-0 P6	5 1 3 0 0 1 1					
24 Brian Giles, L (1, 9) OBP: 0.325, SLG: 0.328	2-2 SF8		0-0 FC3-6 1-2f			1-3 K	4-2 1B BB	0-0 G4-6-3 1-2f	3 0 0 1 1 1 3					
Phil Nevin, R (1, 3) OBP: 0.365, SLG: 0.468	2 SAFE 1-2 G4-3 2-3		3-2 P3 1-2			1-0 1B 1-2 2B 1B	2-0 G6-4-3 1B		4 1 2 0 0 0 2					
Ryan Klesko, L (1, 7) OBP: 0.328, SLG: 0.407		1-2 G6-3 SF8 2B		2-1 G5-3		3-2 2B 1B 1-3 2-H	1-1 G6-4-3		4 2 2 1 0 0 2					
Terrence Long, L (1, 8) Jay Payton, R (6, PH) OBP: 0.333, SLG: 0.328		3-2 G6-3 2-3		1-0 F8		2-0 1B 2B 1-3 3-H	3-1 F7		2 0 0 0 0 0 1 2 1 1 1 0 0 0					
Ramon Hernandez, R (1, 2) OBP: 0.329, SLG: 0.288		1-0 SF8 3-H		3-3 K		3-2 3 2B 1B 2-H 3-H	4-0 3 FC5-4 BB		2 1 1 3 1 1 0					
3 Khalil Greene, R (1, 6) OBP: 0.368, SLG: 0.452		2-2 2B		3-2 G1-3		0-0 1-H 2B	1-1 FC5-4 1-2f		4 0 2 1 0 0 1					
Brian Lawrence, R Sean Burroughs, L Jason Szuminski, R Jay Wilasick, R Kerry Robinson, L Eddie Ornesola, L Antonio Osuna, R Brian Buchanan, R Scott Linebrink, R		0-0 G4-3		3-2 K		1-3 K	3-1 F8		1 0 0 0 0 0 0 1 1 0 0 0 0 0 0 1 0 0 0 0 0 0 0 0 0 0 0 0 0 0 0 0 1 0 0 0 0 0 0 1 0 0 0 0 0 0 0 0 0 0 0 0 0 0 0 0 1 0 0 0 0 0 0 1 0 0 0 0 0 0 0 0					
<b>Inning Stats</b>	R: 1 H: 1 E: 0 LOB: 0 K: 0 BB: 1 S: 9 P: 16	R: 1 H: 2 E: 0 LOB: 1 K: 0 BB: 0 S: 11 P: 18	R: 0 H: 1 E: 0 LOB: 1 K: 1 BB: 0 S: 8 P: 12	R: 0 H: 0 E: 0 LOB: 0 K: 1 BB: 0 S: 9 P: 15	R: 0 H: 0 E: 0 LOB: 0 K: 1 BB: 0 S: 9 P: 16	R: 5 H: 6 E: 0 LOB: 1 K: 3 BB: 0 S: 21 P: 34	R: 0 H: 1 E: 0 LOB: 1 K: 1 BB: 1 S: 12 P: 22	R: 0 H: 0 E: 0 LOB: 1 K: 0 BB: 1 S: 6 P: 17	R: 0 H: 1 E: 0 LOB: 0 K: 0 BB: 0 S: 4 P: 6	1B: 7 SF: 2 2B: 5 SAC: 0 3B: 0 DP: 2 HR: 0 HBP: 0		WP: 0 PA: 39 PB: 0 SB: 1 CS: 0		
<b>PITCHER</b>	IP WLS BF H R ER SO BB IBB HBP BLK WP HR S P ERA WHIP												<b>PITCHER</b>	IP WLS BF H R ER SO BB IBB HBP BLK WP HR S P ERA WHIP
Elmer Dessens, R (1, 1) ERA: 7.4	5.1 W 22 6 4 4 4 1 0 0 0 0 0 0 53 88 6.75 1.312													
Randy Choate, L (6, 1) ERA: 12.71	0.0 2 2 0 0 0 0 0 0 0 0 0 0 4 9 ∞ ∞													
Oscar Villarreal, R (6, 1) ERA: 7.15	0.2 H 4 2 3 3 2 0 0 0 0 0 0 0 10 14 40.50 3.000													
Stephen Randolph, L (7, 1) ERA: 2.45	2.0 8 1 0 0 1 2 0 0 0 0 0 0 18 39 0.00 1.500													
Jose Valverde, R (9, 1) ERA: 3.6	1.0 3 1 0 0 0 0 0 0 0 0 0 0 4 6 0.00 1.000													

Batter	1	2	3	4	5	6	7	8	9	AB	R	H	RBI	BB	SO	LOB
<b>Matt Kata, S</b> OBP: 0.440, SLG: 0.511 (1, 4)	2-1 P4		2-1 2B 1B	4-0 BB	2-2 1B	3-2 1B				4	1	3	4	1	0	0
<b>Alex Cintron, S</b> OBP: 0.321, SLG: 0.371 (1, 6)	0-0 G3		0-3 K	1-2 P5	1-0 L8	0-0 F7				5	0	0	0	0	1	8
<b>Luis Gonzalez, L</b> OBP: 0.407, SLG: 0.647 (1, 7)	3-2 1B		3-1 HR 2B		2-1 F7	4-2 WP S 2B BB	1-2 F9 2B			4	2	3	2	1	0	0
<b>Richie Sexson, R</b> OBP: 0.337, SLG: 0.606 (1, 3)	3-3 K		0-0 HR		3-2 HR	4-0 2B BB	1-2 F9			4	3	2	3	1	1	2
<b>Steve Finley, L</b> OBP: 0.274, SLG: 0.270 (1, 8)		1-1 F9	2-1 S 1B		4-0 1B BB	4-0 2B 1B BB	2-3 K			3	2	1	0	2	1	1
<b>Danny Bautista, R</b> OBP: 0.419, SLG: 0.657 (1, 9)		0-0 G1-3	1-3 K		0-0 BB 1B 1B	2-1 1B 2B	1-0 G4-3			5	2	2	2	0	1	2
<b>Chad Tracy, L</b> OBP: 0.353, SLG: 0.412 (1, 5)		0-2 F8		0-1 G4-6-3 1B	0-0 BB 1B 1B	1-0 P6		2-0 F7		5	1	2	1	0	0	2
<b>Brent Mayne, L</b> OBP: 0.333, SLG: 0.400 (1, 2)			2-2 E6 1B SH1-4 2B	3-2 G4-6-3	4-1 1B BB	4-0 1B BB		0-0 G6-3		3	1	0	0	2	0	1
<b>Elmer Dessens, R</b> OBP: 0.125, SLG: 0.250 Randy Choate, L (6, 1) Oscar Villarreal, L (6, 1) Carlos Baerga, S OBP: 0.286, SLG: 0.091 Stephen Randolph, L (7, 1) Greg Colbrunn, R OBP: 0.333, SLG: 0.200 Jose Valverde, R (8, 1)			0-1 SH1-4	0-1 2B	1-3 K	1-0 L4		1-2 F8		2	0	1	0	0	1	3

Inning Stats	R: 0	H: 1	E: 0	K: 1	S: 9	LOB: 1	BB: 0	P: 17	R: 0	H: 0	E: 0	K: 0	S: 7	LOB: 0	BB: 0	P: 8	R: 4	H: 4	E: 1	K: 2	S: 19	LOB: 1	BB: 0	P: 29	R: 0	H: 2	E: 0	K: 0	S: 10	LOB: 2	BB: 1	P: 18	R: 4	H: 4	E: 0	K: 1	S: 16	LOB: 2	BB: 2	P: 33	R: 4	H: 2	E: 0	K: 0	S: 14	LOB: 2	BB: 4	P: 37	R: 0	H: 1	E: 0	K: 1	S: 12	LOB: 1	BB: 0	P: 17	R: 0	H: 0	E: 0	K: 0	S: 5	LOB: 0	BB: 0	P: 8	1B: 8	2B: 4	3B: 0	HR: 2	SF: 0	SAC: 1	DP: 1	HBP: 0
--------------	------	------	------	------	------	--------	-------	-------	------	------	------	------	------	--------	-------	------	------	------	------	------	-------	--------	-------	-------	------	------	------	------	-------	--------	-------	-------	------	------	------	------	-------	--------	-------	-------	------	------	------	------	-------	--------	-------	-------	------	------	------	------	-------	--------	-------	-------	------	------	------	------	------	--------	-------	------	-------	-------	-------	-------	-------	--------	-------	--------

PITCHER	IP	WLS	BF	H	R	ER	SO	BB	IBB	HBP	BLK	WP	HR	S	P	ERA	WHIP
<b>Brian Lawrence, R</b> ERA: 4.97 (1, 1)	4.0	L	20	7	4	0	3	1	0	0	0	0	1	45	72	0.00	2.000
<b>Jason Szuminski, R</b> ERA: 9.45 (5, 1)	0.1		6	3	4	4	0	2	0	0	0	0	1	8	21	108.00	15.000
<b>Jay Witasick, R</b> ERA: 2.16 (5, 1)	0.2		3	1	0	0	1	0	0	0	0	0	0	8	12	0.00	1.500
<b>Eddie Oropesa, L</b> ERA: 15.43 (6, 1)	0.0		3	0	3	3	0	3	0	0	0	1	0	3	15	∞	∞
<b>Antonio Osuna, R</b> ERA: 6.1 (6, 1)	2.0		10	3	1	1	1	1	0	0	0	0	0	23	39	4.50	2.000

**BOTTOM**

**San Diego Padres @ Arizona Diamondbacks**  
Bank One Ballpark, Phoenix, AZ

Sun Apr 25 2004, 4:35 PM EDT  
Att: 32,553 - Dome - 78 F

livebaseballscorecards.com

<b>AB</b>	<b>37</b>
<b>R</b>	<b>12</b>
<b>H</b>	<b>14</b>
<b>RBI</b>	<b>12</b>
<b>BB</b>	<b>7</b>
<b>SO</b>	<b>5</b>
<b>LOB</b>	<b>22</b>



<b>WP</b>	<b>1</b>	<b>PA</b>	<b>45</b>
<b>PB</b>	<b>0</b>	<b>ERA</b>	<b>0.00</b>
<b>SB</b>	<b>2</b>	<b>WHIP</b>	<b>0.000</b>
<b>CS</b>	<b>0</b>		











Batter	1	2	3	4	5	6	7	8	9	AB	R	H	RBI	BB	SO	LOB
Matt Kata, S (1, 4) Mike Koplove, R (8, 1) Jose Valverde, R (9, 1)	2-2 G3-1		0-1 F7	1-0 F7	0-2 F7		1-0 F8			5	0	0	0	0	0	3
Alex Cintron, S (1, 6)	4-0 BB		1-1 1B	4-0 HR	0-0 F7			1-2 HR		3	2	2	0	2	0	2
Luis Gonzalez, L (1, 7)	2-3 K		1-1 1B	1-1 HR		4-2 F9		2-3 K		4	2	2	3	1	2	2
Richie Sexson, R (1, 3)	3-3 K		0-0 F7	3-2 BLK		1-0 F9		2-2 F9		5	0	1	0	0	1	5
Steve Finley, L (1, 8)		4-2 G5-3	2-2 F7	2-2 F7		0-1 G3		3-2 HR		4	2	1	2	1	0	4
Danny Bautista, R (1, 9)		1-2 G5-3		2-0 HR		4-2 1B		0-1 E3		4	2	2	1	1	0	1
Chad Tracy, L (1, 5)		1-0 1B		1-0 HR		0-1 17 1B		1-3 K		5	1	3	3	0	1	2
Robby Hammock, R (1, 2)		2-3 K		2-1 HR		1-1 SF9		2-2 L3		3	1	1	1	0	1	1
17 Brandon Webb, R (1, 1) Donnie Sadler, R (7, PH)		0-3 K		1-3 K		2-2 1B		3-2 P3		3	0	1	0	0	2	2

Inning Stats	R: 0	H: 0	E: 0	K: 2	S: 12	H: 0	LOB: 1	BB: 1	P: 23	R: 1	H: 1	E: 0	K: 2	S: 16	H: 2	LOB: 2	BB: 0	P: 14	R: 0	H: 2	E: 0	K: 0	S: 10	R: 5	H: 5	E: 0	K: 1	S: 16	H: 2	LOB: 2	BB: 1	P: 21	R: 1	H: 1	E: 0	K: 0	S: 10	R: 0	H: 0	E: 0	K: 0	S: 8	R: 2	H: 2	E: 1	K: 2	S: 18	H: 2	LOB: 1	BB: 0	P: 27
--------------	------	------	------	------	-------	------	--------	-------	-------	------	------	------	------	-------	------	--------	-------	-------	------	------	------	------	-------	------	------	------	------	-------	------	--------	-------	-------	------	------	------	------	-------	------	------	------	------	------	------	------	------	------	-------	------	--------	-------	-------

PITCHER	IP	WLS	BF	H	R	ER	SO	BB	IBB	HBP	BLK	WP	HR	S	P	ERA	WHIP
Sergio Mitre, R (1, 1) ERA: 4.43	3.2	L	20	6	5	5	5	3	0	0	0	0	1	46	80	12.27	2.455
43 Michael Wuerztz, R (4, 1) ERA: 10.38	0.1		3	2	1	1	0	0	0	0	1	0	1	8	14	27.00	6.000
Todd Wellemeyer, R (5, 1) ERA: 3.0	2.0		11	3	2	2	0	2	0	0	1	0	0	24	41	9.00	2.500
Kyle Farnsworth, R (7, 1) ERA: 5.0	1.0		3	0	0	0	0	0	0	0	0	0	0	8	14	0.00	0.000
LaTroy Hawkins, R (8, 1) ERA: 1.93	1.0		6	2	2	2	2	0	0	0	0	0	1	18	27	18.00	2.000


**BOTTOM**

**Chicago Cubs @ Arizona Diamondbacks**  
Bank One Ballpark, Phoenix, AZ

Tue Apr 27 2004, 9:35 PM EDT  
Att: 33,781 - Sunny - 80 F

livebaseballscorecards.com

AB	37
R	10
H	13
RBI	10
BB	5
SO	7
LOB	22



1B:	7	SF:	1	WP:	0	PA:	43
2B:	3	SAC:	0	PB:	0		
3B:	0	DP:	0	SB:	1		
HR:	3	HBP:	0	CS:	0		





Batter	1	2	3	4	5	6	7	8	9	AB	R	H	RBI	BB	SO	LOB
<b>Matt Kata, S</b> OBP: 0.385, SLG: 0.417 (1, 4)	3-3 <b>K</b>	4-1 1-2 <b>BB</b>			0-0 <b>G3</b>		2-2 <b>P4</b>		4-2 <b>FC5-4</b> <b>BB</b>	3	0	0	0	2	1	1
<b>Donnie Sadler, R</b> OBP: 0.267, SLG: 0.357 (1, 6)	0-1 <b>F9</b>	3-3 <b>K</b>			1-0 <b>G6-3</b>		1-0 <b>F9</b>		1-0 <b>FC5-4</b> 1-2f	5	0	0	0	0	1	5
<b>Luis Gonzalez, L</b> OBP: 0.396, SLG: 0.617 (1, 7)	1-1 1B				0-0 <b>F7</b>			1-3 <b>K</b>	2-1 <b>F8</b>	5	0	1	0	0	1	1
<b>Richie Sexson, R</b> OBP: 0.344, SLG: 0.614 (1, 3)	2-3 <b>K</b>				1-1 <b>F9</b>		1-0 <b>G6-3</b>	1-2 <b>G4-3</b>		3	0	0	0	0	1	1
<b>Carlos Baerga, S</b> OBP: 0.267, SLG: 0.083 (8, PH)										1	0	0	0	0	0	0
<b>Matt Mantei, R</b> (9, 1)										0	0	0	0	0	0	0
<b>Steve Finley, L</b> OBP: 0.309, SLG: 0.435 (1, 8)		0-0 <b>HR</b>			2-0 <b>G1-5-3</b>		1-1 <b>HR</b>	0-0 <b>HR</b>		4	3	3	3	0	0	0
<b>Danny Bautista, R</b> OBP: 0.425, SLG: 0.642 (1, 9)		2-1 <b>G1-3</b>			0-0 <b>G5-3</b>		1-1 <b>G1-3</b>	1-1 <b>2B</b>		4	0	1	0	0	0	0
<b>Chad Tracy, L</b> OBP: 0.467, SLG: 0.607 (1, 5)		4-2 <b>F9</b> 1B <b>BB</b>			2-1 <b>CS</b> 1B		1-2 <b>G3-1</b>	4-0 <b>IBB</b>		2	0	1	0	2	0	0
<b>Robby Hammock, R</b> OBP: 0.296, SLG: 0.400 (1, 2)		0-0 <b>S</b> 1B			1-1 1-2 1B		2-2 <b>SH1-3</b> 1B	2-2 <b>F9</b>		4	0	3	0	0	0	2
<b>Casey Daigle, R</b> OBP: 0.143, SLG: 0.286 (1, 1)		0-2 <b>F9</b>			1-0 <b>G1-3</b>		0-0 <b>SH1-3</b>		0-2 <b>G6-3</b>	2	0	0	0	0	0	3
<b>Brent Mayne, L</b> OBP: 0.333, SLG: 0.400 (7, PH)										0	0	0	0	0	0	0
<b>Mike Koplove, R</b> (8, 1)										0	0	0	0	0	0	0
<b>Greg Colbrunn, R</b> OBP: 0.286, SLG: 0.167 (9, 3)		2-3								1	0	0	0	0	0	0

Inning Stats	R: 0	H: 1	E: 0	K: 2	S: 11	H: 1	LOB: 1	BB: 0	P: 17	R: 1	H: 2	E: 0	K: 1	S: 14	R: 0	H: 0	E: 0	K: 0	S: 6	R: 0	H: 2	E: 0	K: 0	S: 6	R: 0	H: 0	E: 0	K: 0	S: 3	R: 1	H: 1	E: 0	K: 0	S: 8	R: 0	H: 1	E: 0	K: 0	S: 9	R: 1	H: 2	E: 0	K: 1	S: 13	R: 0	H: 0	E: 0	K: 0	S: 8	1B: 5	SF: 0	2B: 1	SAC: 1	3B: 0	DP: 0	HR: 3	HBP: 0	WP: 0	PA: 39
--------------	------	------	------	------	-------	------	--------	-------	-------	------	------	------	------	-------	------	------	------	------	------	------	------	------	------	------	------	------	------	------	------	------	------	------	------	------	------	------	------	------	------	------	------	------	------	-------	------	------	------	------	------	-------	-------	-------	--------	-------	-------	-------	--------	-------	--------

PITCHER	IP	WLS	BF	H	R	ER	SO	BB	IBB	HBP	BLK	WP	HR	S	P	ERA	WHIP
<b>Greg Maddux, R</b> ERA: 5.65 (1, 1)	6.0		25	6	2	2	3	2	0	0	0	0	2	48	80	3.00	1.333
<b>Kyle Farnsworth, R</b> ERA: 4.5 (7, 1)	1.0	H	4	1	0	0	0	0	0	0	0	0	0	9	14	0.00	1.000
<b>Kent Mercker, L</b> ERA: 3.12 (8, 1)	0.1	H	1	0	0	0	1	0	0	0	0	0	0	4	5	0.00	0.000
<b>LaTroy Hawkins, R</b> ERA: 2.7 (8, 1)	0.2	W	5	2	1	1	0	0	1	0	0	0	1	9	17	13.50	3.000
<b>Joe Borowski, R</b> ERA: 6.0 (9, 1)	1.0	S	4	0	0	0	0	1	0	0	0	0	0	8	15	0.00	1.000

**BOTTOM**

**Chicago Cubs @ Arizona Diamondbacks**

Bank One Ballpark, Phoenix, AZ

Wed Apr 28 2004, 9:35 PM EDT

Att: 34,761 - Sunny - 81 F

livebaseballscorecards.com

<b>AB</b>	<b>34</b>
<b>R</b>	<b>3</b>
<b>H</b>	<b>9</b>
<b>RBI</b>	<b>3</b>
<b>BB</b>	<b>4</b>
<b>SO</b>	<b>4</b>
<b>LOB</b>	<b>13</b>





Batter	1	2	3	4	5	6	7	8	9	AB R H RBI BB SO LOB	TOP											
<b>Matt Kata, S</b> (1, 4) OBP: 0.362, SLG: 0.391	2-3 K		2-1 F8			1-0 F7		1-3 K		4 0 0 0 0 2 1												
<b>Alex Cintron, S</b> (1, 6) OBP: 0.341, SLG: 0.395	1-3 K			1-2 F8		1-1 F9		2-1 F8		4 0 0 0 0 1 0												
<b>Luis Gonzalez, L</b> (1, 7) OBP: 0.390, SLG: 0.612	3-3 K			3-2 2B		3-2 G3-1		3-3 K		4 0 1 0 0 2 0												
<b>Greg Colbrunn, R</b> (1, 3) OBP: 0.182, SLG: 0.100		2-2 G5-3		3-0 P6		0-0 G4-3			1-1 G4-3	4 0 0 0 0 0 1												
<b>Steve Finley, L</b> (1, 8) OBP: 0.297, SLG: 0.416		1-1 F8		1-2 F7		2-2 G3			0-1 G3-1	4 0 0 0 0 0 1												
<b>Danny Bautista, R</b> (1, 9) OBP: 0.418, SLG: 0.624		1-1 G6-3			1-0 G5-3		2-2 1B 1B 1B		2-1 G4-3	4 0 1 0 0 0 0												
<b>Chad Tracy, L</b> (1, 5) OBP: 0.455, SLG: 0.581			0-1 F8		2-0 F9		2-0 1B 1B			3 0 1 0 0 0 0												
<b>Robby Hammock, R</b> (1, 2) OBP: 0.333, SLG: 0.429			0-0 F9		0-1 1B		1-1 1B 1B			3 0 2 0 0 0 0												
<b>Elmer Dessens, R</b> (1, 1) OBP: 0.222, SLG: 0.250			4-1 BB		1-3 K		1-3 K			0 0 0 0 0 1 0 0												
<b>Shea Hillenbrand, R</b> (5, PH) OBP: 0.281, SLG: 0.367										1 0 0 0 0 0 1 1												
<b>Randy Choate, L</b> (5, 1)										0 0 0 0 0 0 0 0												
<b>Oscar Villarreal, L</b> (6, 1)										0 0 0 0 0 0 0 0												
<b>Bobby Estalella, R</b> (7, PH) OBP: 0.154, SLG: 0.615										1 0 0 0 0 0 1 3												
<b>Stephen Randolph, L</b> (7, 1)										0 0 0 0 0 0 0 0												
<b>Inning Stats</b>	R: 0 E: 0 K: 3 S: 14	H: 0 LOB: 0 BB: 0 P: 20	R: 0 E: 0 K: 0 S: 7	H: 0 LOB: 0 BB: 0 P: 11	R: 0 E: 0 K: 0 S: 6	H: 0 LOB: 1 BB: 1 P: 12	R: 0 E: 0 K: 0 S: 10	H: 1 LOB: 1 BB: 0 P: 18	R: 0 E: 0 K: 1 S: 7	H: 1 LOB: 1 BB: 0 P: 11	R: 0 E: 0 K: 0 S: 6	H: 0 LOB: 0 BB: 0 P: 11	R: 0 E: 0 K: 1 S: 15	H: 3 LOB: 3 BB: 0 P: 23	R: 0 E: 0 K: 2 S: 10	H: 0 LOB: 0 BB: 0 P: 16	R: 0 E: 0 K: 0 S: 6	H: 0 LOB: 0 BB: 0 P: 9	1B: 4 2B: 1 3B: 0 HR: 0	SF: 0 SAC: 0 DP: 0 HBP: 0	WP: 0 PB: 0 SB: 0 CS: 0	PA: 33
<b>PITCHER</b>	IP WLS BF H R ER SO BB IBB HBP BLK WP HR S P ERA WHIP												<b>PITCHER</b>	IP WLS BF H R ER SO BB IBB HBP BLK WP HR S P ERA WHIP								
<b>Randy Wolf, L</b> (1, 1) ERA: 2.78	7.0 W 27 5 0 0 5 1 0 0 0 0 0 0 65 106 0.00 0.857																					
<b>Rheal Cormier, L</b> (8, 1) ERA: 5.56	2.0 6 0 0 0 2 0 0 0 0 0 0 0 16 25 0.00 0.000																					

Arizona Diamondbacks @ Philadelphia Phillies  
Citizens Bank Park, Philadelphia, PA  
Fri Apr 30 2004, 7:05 PM EDT  
Att. 43,721 - Sunny - 76 F

livebaseballscorecards.com

AB	32
R	0
H	5
RBI	0
BB	1
SO	7
LOB	7



Batter	1	2	3	4	5	6	7	8	9	AB	R	H	RBI	BB	SO	LOB
<b>Marlon Byrd, R</b> OBP: 0.294, SLG: 0.260 (1, 8)	1-1 G4-3		2-1 FC6-4 1B	3-3 K			2-0 F9			4	0	1	0	0	1	1
<b>Placido Polanco, R</b> OBP: 0.337, SLG: 0.337 (1, 4)	3-2 G4-3 2B		2-1 FC6-4 HR		1-3 K			2-1 F7		4	1	1	0	0	1	2
<b>Bobby Abreu, L</b> OBP: 0.370, SLG: 0.513 (1, 9)	1-1 G4-3		2-2 HR		1-3 K			4-0 BB		3	1	1	3	1	1	1
<b>Jim Thome, L</b> OBP: 0.456, SLG: 0.714 (1, 3)	1-3 K		1-1 HR		2-3 K			0-3 K		4	1	1	1	0	3	2
<b>Pat Burrell, R</b> OBP: 0.379, SLG: 0.421 (1, 7)		0-0 G1-3	1-2 E5		1-3 K			2-3 K		4	0	0	0	0	2	1
<b>Mike Lieberthal, R</b> OBP: 0.230, SLG: 0.348 (1, 2)		3-2 P3	2-1 F9		0-0 P6					3	0	0	0	0	0	1
<b>David Bell, R</b> OBP: 0.293, SLG: 0.373 (1, 5)		1-3 K		1-2 F7		2-2 F7				3	0	0	0	0	1	0
<b>11 Jimmy Rollins, S</b> OBP: 0.263, SLG: 0.268 (1, 6)			3-1 G4-3	0-0 WP G5-3 1B			0-0 F8			3	0	1	0	0	0	0
<b>Randy Wolf, L</b> OBP: 0.500, SLG: 0.909 (1, 1)			2-1 FC6-4 1B HR	0-0 G5-3			2-1 G6-3			2	1	1	0	0	0	1
<b>Shawn Wooten, R</b> OBP: 0.364, SLG: 0.333 (7, PH)										1	0	0	0	0	0	0
<b>Rheal Cormier, L</b> (8, 1)										0	0	0	0	0	0	0

Inning Stats	R: 0	H: 1	E: 0	K: 1	S: 11	R: 0	H: 0	E: 0	K: 1	S: 8	R: 4	H: 4	E: 1	K: 0	S: 19	R: 0	H: 1	E: 0	K: 1	S: 9	R: 0	H: 0	E: 0	K: 3	S: 9	R: 0	H: 0	E: 0	K: 1	S: 7	R: 0	H: 0	E: 0	K: 0	S: 4	R: 0	H: 0	E: 0	K: 2	S: 8
	LOB: 1	BB: 0	LOB: 0	BB: 0		LOB: 1	BB: 0	LOB: 0	BB: 0		LOB: 1	BB: 0	LOB: 0	BB: 0		LOB: 0	BB: 0	LOB: 0	BB: 0		LOB: 0	BB: 0	LOB: 1	BB: 1	LOB: 0	BB: 0	LOB: 0	BB: 0	LOB: 0	BB: 0	LOB: 0	BB: 0	LOB: 0	BB: 0	LOB: 0	BB: 1	LOB: 1			

PITCHER	IP	WLS	BF	H	R	ER	SO	BB	IBB	HBP	BLK	WP	HR	S	P	ERA	WHIP
<b>Elmer Dessens, R</b> ERA: 7.66 (1, 1)	4.0	L	19	6	4	4	3	0	0	0	0	1	2	47	76	9.00	1.500
<b>Randy Choate, L</b> ERA: 8.31 (5, 1)	1.0		3	0	0	0	3	0	0	0	0	0	0	9	13	0.00	0.000
<b>Oscar Villarreal, R</b> ERA: 6.57 (6, 1)	1.0		3	0	0	0	1	0	0	0	0	0	0	7	10	0.00	0.000
<b>Stephen Randolph, L</b> ERA: 1.93 (7, 1)	2.0		7	0	0	0	2	1	0	0	0	0	0	12	24	0.00	0.500

**BOTTOM**

Arizona Diamondbacks @ Philadelphia Phillies  
Citizens Bank Park, Philadelphia, PA

livebaseballscorecards.com

<b>AB</b>	<b>31</b>
<b>R</b>	<b>4</b>
<b>H</b>	<b>6</b>
<b>RBI</b>	<b>4</b>
<b>BB</b>	<b>1</b>
<b>SO</b>	<b>9</b>
<b>LOB</b>	<b>9</b>



<b>WP</b>	<b>1</b>	<b>PA</b>	<b>32</b>
<b>PB</b>	<b>0</b>		
<b>SB</b>	<b>0</b>		
<b>CS</b>	<b>0</b>		

Fri Apr 30 2004, 7:05 PM EDT  
Att: 43,721 - Sunny - 76 F



Batter	1	2	3	4	5	6	7	8	9	AB R H RBI BB SO LOB	TOP												
<b>Matt Kata, S</b> OBP: 0.378, SLG: 0.420 (1, 4)	2-2 G4-3	0-2 1B			0-2 G5-3	3-2 1B		3-1 G3 2B		5 0 3 0 0 0 0													
<b>Alex Cintron, S</b> OBP: 0.333, SLG: 0.384 (1, 6)	1-1 1B	2-2 F8			1-1 G3	0-0 F7		0-2 G3		5 0 1 0 0 0 4													
<b>Luis Gonzalez, L</b> OBP: 0.400, SLG: 0.602 (1, 7)	3-2 HBP 1B				2-1 F7			4-0 G1-3 IBB		3 1 1 0 2 0 0													
<b>Shea Hillenbrand, R</b> OBP: 0.290, SLG: 0.358 (1, 3)	1-0 HBP				1-1 G6-3			3-2 G1-3		4 1 1 0 0 0 2													
<b>Steve Finley, L</b> OBP: 0.302, SLG: 0.436 (1, 8)	2-2 F5				0-0 P5			1-1 G3-1		5 1 2 1 0 0 5													
<b>Danny Bautista, R</b> OBP: 0.396, SLG: 0.602 (1, 9)	0-2 G3				1-1 G6-3			1-0 F8		3 0 0 2 0 0 3													
<b>Chad Tracy, L</b> OBP: 0.447, SLG: 0.529 (1, 5)					0-1 F8			3-1 F7		3 1 0 0 2 1 1													
<b>Robby Hammock, R</b> OBP: 0.371, SLG: 0.500 (1, 2)					2-1 2B			0-0 G6-3		4 1 2 0 1 0 1													
<b>Randy Johnson, R</b> OBP: 0.308, SLG: 0.333 <b>Carlos Baerga, S</b> OBP: 0.313, SLG: 0.385 <b>Mike Koplove, R</b> (6, PH) <b>Brent Mayne, L</b> OBP: 0.326, SLG: 0.389 <b>Jose Valverde, R</b> (7, 1) <b>Matt Mantei, R</b> (8, 1)					1-3 K			3-2 G4-3		2 0 1 0 0 1 1 1 1 1 3 0 0 0 0 0 0 0 0 0 0 1 0 0 0 0 0 2 0 0 0 0 0 0 0 0 0 0 0 0 0 0													
<b>Inning Stats</b>	R: 0 E: 0 K: 0 S: 16	H: 2 LOB: 3 BB: 0 P: 25	R: 0 E: 0 K: 0 S: 17	H: 2 LOB: 2 BB: 1 P: 25	R: 0 E: 0 K: 0 S: 6	H: 0 LOB: 0 BB: 0 P: 8	R: 0 E: 0 K: 1 S: 9	H: 1 LOB: 1 BB: 0 P: 13	R: 0 E: 0 K: 0 S: 7	H: 0 LOB: 0 BB: 0 P: 10	R: 4 E: 0 K: 0 S: 17	H: 4 LOB: 1 BB: 1 P: 30	R: 2 E: 0 K: 1 S: 17	H: 2 LOB: 2 BB: 2 P: 33	R: 0 E: 0 K: 0 S: 14	H: 1 LOB: 2 BB: 1 P: 25	R: 0 E: 0 K: 0 S: 4	H: 0 LOB: 0 BB: 0 P: 8	1B: 7 2B: 3 3B: 1 HR: 1	SF: 2 SAC: 0 DP: 1 HBP: 1	WP: 1 PB: 0 SB: 0 CS: 0	PA: 44	
<b>PITCHER</b>	IP WLS BF H R ER SO BB IBB HBP BLK WP HR S P ERA WHIP																					<b>PITCHER</b>	IP WLS BF H R ER SO BB IBB HBP BLK WP HR S P ERA WHIP
<b>Vicente Padilla, R</b> ERA: 4.34 (1, 1)	5.2 L 28 9 4 4 1 2 0 1 0 0 1 71 110 6.35 1.941																						
<b>Roberto Hernandez, R</b> ERA: 4.38 (6, 1)	1.1 8 2 2 2 1 1 1 0 0 1 0 18 34 13.50 2.250																						
<b>63 Ryan Madson, R</b> ERA: (8, 1)	1.0 5 1 0 0 0 0 0 1 0 0 0 0 14 25 0.00 1.000																						
<b>Tim Worrell, R</b> ERA: 2.84 (9, 1)	1.0 3 0 0 0 0 0 0 0 0 0 0 0 4 8 0.00 0.000																						

Arizona Diamondbacks @ Philadelphia Phillies  
Citizens Bank Park, Philadelphia, PA  
Sat May 01 2004, 7:05 PM EDT  
Att. 44,048 - Unknown - 79 F

livebaseballscorecards.com

AB	36
R	6
H	12
RBI	6
BB	5
SO	2
LOB	19



Batter	1	2	3	4	5	6	7	8	9	AB R H RBI BB SO LOB
Doug Glanville, R (1, 8) OBP: 0.333, SLG: 0.421 Ricky Ledee, L (9, PH) OBP: 0.500, SLG: 0.850	1-3 K		0-1 E6 2B G4-3 1B		2-3 K2-3		2-1 F9		3-0 1-3 1B	4 1 1 0 0 2 0 1 0 1 0 0 0 0
Placido Polanco, R (1, 4) OBP: 0.350, SLG: 0.375	2-2 2B		1 SAFE 0-0 G4-3 1-3 2B		2-3 K			0-2 2B SF8 1B	3-2 F9 1B	5 1 3 0 0 1 2
Bobby Abreu, L (1, 9) OBP: 0.365, SLG: 0.512	0-1 P5		1-2 G4-3		0-2 G6-3			2-2 SF8 1-3 2B		4 0 1 1 0 0 2
Pat Burrell, R (1, 7) OBP: 0.363, SLG: 0.405	2-3 K		0-3 K		1-1 G4-3			1-2 SF8		3 0 0 1 0 2 2
Mike Lieberthal, R (1, 2) OBP: 0.244, SLG: 0.347		0-0 G6-3		4-2 11 2B BB		1-1 FC5-4 1B		0-3 K		3 1 1 0 1 1 1
David Bell, R (1, 5) OBP: 0.279, SLG: 0.354 Tim Worrell, R (9, 1)		1-2 K		3-1 F7		0-1 F8		2-3 K		4 0 0 0 0 2 3 0 0 0 0 0 0 0
Shawn Wooten, R (1, 3) OBP: 0.286, SLG: 0.250 Jason Michaels, R (9, PH) OBP: 0.250, SLG: 0.182		1-3 K		0-3 K		2-0 FC5-4 1-2f			3-2 1B 1B	3 0 0 0 0 2 2 1 0 1 0 0 0 0
11 Jimmy Rollins, S (1, 6) OBP: 0.262, SLG: 0.280			1-2 E6 SH2-4 E		0-1 PB 1-H 2B		3-2 F8		0-1 F7	4 1 1 1 0 0 1
Vicente Padilla, R (1, 1) OBP: 0.167, SLG: 0.167 Roberto Hernandez, R (6, 1) Marlon Byrd, R (7, PH) OBP: 0.291, SLG: 0.256 63 Ryan Madson, L (8, 1) Tomas Perez, S (9, 5) OBP: 0.286, SLG: 0.429			0-1 SH2-4		0-3 K		2-3 K		0-0 P6	1 0 0 0 0 1 1 0 0 0 0 0 0 0 1 0 0 0 0 1 0 0 0 0 0 0 0 0 1 0 0 0 0 0 1

Inning Stats	R: 0 E: 0 K: 2 S: 12	H: 1 LOB: 1 BB: 0 P: 17	R: 0 E: 0 K: 2 S: 7	H: 0 LOB: 0 BB: 0 P: 9	R: 2 E: 2 K: 1 S: 14	H: 2 LOB: 1 BB: 0 P: 16	R: 1 E: 0 K: 2 S: 15	H: 1 LOB: 1 BB: 1 P: 22	R: 0 E: 0 K: 2 S: 10	H: 0 LOB: 0 BB: 0 P: 14	R: 0 E: 0 K: 0 S: 7	H: 1 LOB: 1 BB: 0 P: 11	R: 0 E: 0 K: 1 S: 10	H: 0 LOB: 0 BB: 0 P: 17	R: 1 E: 0 K: 2 S: 18	H: 2 LOB: 1 BB: 0 P: 23	R: 0 E: 0 K: 0 S: 10	H: 2 LOB: 2 BB: 0 P: 19	1B: 5 2B: 4 3B: 0 HR: 0	SF: 1 SAC: 1 DP: 0 HBP: 0	WP: 0 PB: 1 SB: 0 CS: 0	PA: 38
--------------	-------------------------------	----------------------------------	------------------------------	---------------------------------	-------------------------------	----------------------------------	-------------------------------	----------------------------------	-------------------------------	----------------------------------	------------------------------	----------------------------------	-------------------------------	----------------------------------	-------------------------------	----------------------------------	-------------------------------	----------------------------------	----------------------------------	------------------------------------	----------------------------------	--------

PITCHER	IP	WLS	BF	H	R	ER	SO	BB	IBB	HBP	BLK	WP	HR	S	P	ERA	WHIP
Randy Johnson, L (1, 1) ERA: 3.1	5.0	W	21	4	3	1	9	1	0	0	0	0	0	58	78	1.80	1.000
Mike Koplove, R (6, 1) ERA: 5.11	1.0	H	4	1	0	0	0	0	0	0	0	0	0	7	11	0.00	1.000
Jose Valverde, R (7, 1) ERA: 4.15	2.0	H	8	2	1	1	3	0	0	0	0	0	0	28	40	4.50	1.000
Matt Mantei, R (9, 1) ERA: 11.05	1.0	S	5	2	0	0	0	0	0	0	0	0	0	10	19	0.00	2.000

**BOTTOM**

Arizona Diamondbacks @ Philadelphia Phillies  
Citizens Bank Park, Philadelphia, PA

Sat May 01 2004, 7:05 PM EDT  
Att: 44,048 - Unknown - 79 F

livebaseballscorecards.com

AB	35
R	4
H	9
RBI	3
BB	1
SO	12
LOB	15





Batter	1	2	3	4	5	6	7	8	9	10	11	12	13	14	AB R H RBI BB SO LOB	TOP										
<b>Matt Kata, S</b> OBP: 0.358, SLG: 0.395 (1, 4)	F7		L5			K	G6-3			G5-3		F7		F7	7 0 1 1 0 1 0	<b>Arizona Diamondbacks @ Philadelphia Phillies</b> <b>Citizens Bank Park, Philadelphia, PA</b> Sun May 02 2004, 1:35 PM EDT Att: 43,025 - Overcast - 73 F										
<b>Alex Cintron, S</b> OBP: 0.320, SLG: 0.376 (1, 6)	G5-3		K			2B	G5-3			F9		G4-3		P5	7 1 1 0 0 1 2											
<b>Luis Gonzalez, L</b> OBP: 0.396, SLG: 0.581 (1, 7)	K		F8			2B	1B			K				K	5 1 1 0 1 3 0											
<b>Shea Hillenbrand, R</b> OBP: 0.313, SLG: 0.414 (1, 3)		F8				1B				F9				G2-3	5 1 3 1 0 0 0											
<b>Donnie Sadler, R</b> OBP: 0.250, SLG: 0.333 (11, PR)						2B									1 0 0 0 0 0 0											
<b>Oscar Villarreal, L</b> (13, 1)						1B									0 0 0 0 0 0 0											
<b>Steve Finley, L</b> OBP: 0.306, SLG: 0.459 (1, 8)		HR				1B				P5				G6-3	4 1 1 1 1 0 1											
<b>Danny Bautista, R</b> OBP: 0.402, SLG: 0.596 (1, 9)			E8			1B				G3-1				FC5-2	6 1 3 2 0 0 2											
<b>Chad Tracy, L</b> OBP: 0.419, SLG: 0.487 (1, 5)			F9											SH3-4	5 0 1 0 0 1 3											
<b>Robby Hammock, R</b> OBP: 0.375, SLG: 0.457 (1, 2)														SH3-4	3 0 0 0 2 2 3											
<b>Jose Valverde, R</b> (11, 1)														G5-3	0 0 0 0 0 0 0											
<b>Bobby Estalella, R</b> OBP: 0.143, SLG: 0.571 (13, 2)															1 0 0 0 0 0 1											
<b>17 Brandon Webb, R</b> OBP: 0.186, SLG: 0.188 (7, 1)														E6	3 0 0 0 0 1 5											
<b>Mike Koplove, R</b> (7, 1)														1B	0 0 0 0 0 0 0											
<b>Randy Choate, L</b> (8, 1)															0 0 0 0 0 0 0											
<b>Greg Colbrunn, R</b> OBP: 0.167, SLG: 0.091 (9, PR)															1 0 0 0 0 1 0											
<b>Matt Mantel, R</b> (9, 1)															0 0 0 0 0 0 0											
<b>Stephen Randolph, L</b> (10, 1)															0 0 0 0 0 0 0											
<b>Brent Mayne, L</b> OBP: 0.511, SLG: 0.368 (13, 3)															2 0 0 0 0 1 1											
<b>Inning Stats</b>	R: 0 E: 0 S: 9	H: 0 LOB: 0 BB: 10	R: 1 E: 1 K: 1 S: 16	H: 2 LOB: 2 BB: 1 P: 31	R: 0 E: 0 K: 1 S: 6	H: 1 LOB: 0 BB: 0 P: 10	R: 0 E: 0 K: 0 S: 6	H: 0 LOB: 0 BB: 0 P: 13	R: 0 E: 0 K: 1 S: 5	H: 1 LOB: 1 BB: 0 P: 7	R: 0 E: 0 K: 0 S: 8	H: 0 LOB: 0 BB: 0 P: 13	R: 0 E: 0 K: 1 S: 8	H: 0 LOB: 0 BB: 0 P: 11	R: 0 E: 0 K: 1 S: 10	H: 2 LOB: 3 BB: 0 P: 14	R: 0 E: 0 K: 1 S: 10	H: 0 LOB: 0 BB: 0 P: 15	R: 0 E: 0 K: 1 S: 8	H: 0 LOB: 0 BB: 0 P: 11	R: 1 E: 1 K: 0 S: 10	H: 2 LOB: 2 BB: 0 P: 15	1B: 7 2B: 3 3B: 0 HR: 1	SF: 0 SAC: 2 DP: 1 HBP: 0	WP: 0 PB: 0 CS: 0	PA: 56
<b>Eric Milton, L</b> ERA: 3.86 (1, 1)	PITCHER	IP: 6.0 WLS: 0 BF: 27	H: 6 R: 4 ER: 4 SO: 6	R: 4 LOB: 2 BB: 1 P: 31	H: 0 LOB: 0 BB: 0 P: 7	H: 1 LOB: 0 BB: 0 P: 10	H: 0 LOB: 0 BB: 0 P: 13	H: 0 LOB: 0 BB: 0 P: 13	H: 0 LOB: 0 BB: 0 P: 11	H: 1 LOB: 1 BB: 0 P: 7	H: 0 LOB: 0 BB: 0 P: 13	H: 0 LOB: 0 BB: 0 P: 14	H: 0 LOB: 0 BB: 0 P: 15	H: 2 LOB: 3 BB: 0 P: 14	H: 0 LOB: 0 BB: 0 P: 15	H: 2 LOB: 2 BB: 0 P: 15	H: 0 LOB: 0 BB: 0 P: 15	H: 0 LOB: 0 BB: 0 P: 11	H: 0 LOB: 0 BB: 0 P: 11	H: 2 LOB: 2 BB: 0 P: 15	H: 2 LOB: 2 BB: 0 P: 15	SF: 0 SAC: 2 DP: 1 HBP: 0	WP: 0 PB: 0 CS: 0	PA: 56		
<b>63 Ryan Madson, R</b> ERA: (12, 1)	PITCHER	IP: 3.0 WLS: 0 BF: 12	H: 2 R: 1 ER: 0 SO: 2	H: 0 LOB: 0 BB: 0 P: 13	H: 0 LOB: 0 BB: 0 P: 13	H: 0 LOB: 0 BB: 0 P: 13	H: 0 LOB: 0 BB: 0 P: 13	H: 0 LOB: 0 BB: 0 P: 13	H: 0 LOB: 0 BB: 0 P: 11	H: 1 LOB: 1 BB: 0 P: 7	H: 0 LOB: 0 BB: 0 P: 13	H: 0 LOB: 0 BB: 0 P: 14	H: 0 LOB: 0 BB: 0 P: 15	H: 2 LOB: 3 BB: 0 P: 14	H: 0 LOB: 0 BB: 0 P: 15	H: 2 LOB: 2 BB: 0 P: 15	H: 0 LOB: 0 BB: 0 P: 15	H: 0 LOB: 0 BB: 0 P: 11	H: 0 LOB: 0 BB: 0 P: 11	H: 2 LOB: 2 BB: 0 P: 15	H: 2 LOB: 2 BB: 0 P: 15	SF: 0 SAC: 2 DP: 1 HBP: 0	WP: 0 PB: 0 CS: 0	PA: 56		
<b>Rheal Cormier, L</b> ERA: 5.11 (7, 1)		IP: 1.0 WLS: 0 BF: 3	H: 1 R: 0 ER: 0 SO: 0	R: 0 LOB: 0 BB: 1 P: 31	H: 0 LOB: 0 BB: 0 P: 7	H: 1 LOB: 0 BB: 0 P: 10	H: 0 LOB: 0 BB: 0 P: 13	H: 0 LOB: 0 BB: 0 P: 13	H: 0 LOB: 0 BB: 0 P: 11	H: 1 LOB: 1 BB: 0 P: 7	H: 0 LOB: 0 BB: 0 P: 13	H: 0 LOB: 0 BB: 0 P: 14	H: 0 LOB: 0 BB: 0 P: 15	H: 2 LOB: 3 BB: 0 P: 14	H: 0 LOB: 0 BB: 0 P: 15	H: 2 LOB: 2 BB: 0 P: 15	H: 0 LOB: 0 BB: 0 P: 15	H: 0 LOB: 0 BB: 0 P: 11	H: 0 LOB: 0 BB: 0 P: 11	H: 2 LOB: 2 BB: 0 P: 15	H: 2 LOB: 2 BB: 0 P: 15	SF: 0 SAC: 2 DP: 1 HBP: 0	WP: 0 PB: 0 CS: 0	PA: 56		
<b>Tim Worrell, R</b> ERA: 2.63 (8, 1)		IP: 1.0 WLS: 0 BF: 3	H: 0 R: 0 ER: 0 SO: 0	R: 0 LOB: 0 BB: 1 P: 31	H: 0 LOB: 0 BB: 0 P: 7	H: 1 LOB: 0 BB: 0 P: 10	H: 0 LOB: 0 BB: 0 P: 13	H: 0 LOB: 0 BB: 0 P: 13	H: 0 LOB: 0 BB: 0 P: 11	H: 1 LOB: 1 BB: 0 P: 7	H: 0 LOB: 0 BB: 0 P: 13	H: 0 LOB: 0 BB: 0 P: 14	H: 0 LOB: 0 BB: 0 P: 15	H: 2 LOB: 3 BB: 0 P: 14	H: 0 LOB: 0 BB: 0 P: 15	H: 2 LOB: 2 BB: 0 P: 15	H: 0 LOB: 0 BB: 0 P: 15	H: 0 LOB: 0 BB: 0 P: 11	H: 0 LOB: 0 BB: 0 P: 11	H: 2 LOB: 2 BB: 0 P: 15	H: 2 LOB: 2 BB: 0 P: 15	SF: 0 SAC: 2 DP: 1 HBP: 0	WP: 0 PB: 0 CS: 0	PA: 56		
<b>Billy Wagner, L</b> ERA: 1.38 (9, 1)		IP: 2.0 WLS: 0 BF: 6	H: 0 R: 0 ER: 0 SO: 3	R: 0 LOB: 0 BB: 1 P: 31	H: 0 LOB: 0 BB: 0 P: 7	H: 1 LOB: 0 BB: 0 P: 10	H: 0 LOB: 0 BB: 0 P: 13	H: 0 LOB: 0 BB: 0 P: 13	H: 0 LOB: 0 BB: 0 P: 11	H: 1 LOB: 1 BB: 0 P: 7	H: 0 LOB: 0 BB: 0 P: 13	H: 0 LOB: 0 BB: 0 P: 14	H: 0 LOB: 0 BB: 0 P: 15	H: 2 LOB: 3 BB: 0 P: 14	H: 0 LOB: 0 BB: 0 P: 15	H: 2 LOB: 2 BB: 0 P: 15	H: 0 LOB: 0 BB: 0 P: 15	H: 0 LOB: 0 BB: 0 P: 11	H: 0 LOB: 0 BB: 0 P: 11	H: 2 LOB: 2 BB: 0 P: 15	H: 2 LOB: 2 BB: 0 P: 15	SF: 0 SAC: 2 DP: 1 HBP: 0	WP: 0 PB: 0 CS: 0	PA: 56		
<b>Amaury Telemaco, R</b> ERA: 3.0 (11, 1)		IP: 1.0 WLS: 0 BF: 5	H: 2 R: 0 ER: 0 SO: 0	R: 0 LOB: 0 BB: 1 P: 31	H: 0 LOB: 0 BB: 0 P: 7	H: 1 LOB: 0 BB: 0 P: 10	H: 0 LOB: 0 BB: 0 P: 13	H: 0 LOB: 0 BB: 0 P: 13	H: 0 LOB: 0 BB: 0 P: 11	H: 1 LOB: 1 BB: 0 P: 7	H: 0 LOB: 0 BB: 0 P: 13	H: 0 LOB: 0 BB: 0 P: 14	H: 0 LOB: 0 BB: 0 P: 15	H: 2 LOB: 3 BB: 0 P: 14	H: 0 LOB: 0 BB: 0 P: 15	H: 2 LOB: 2 BB: 0 P: 15	H: 0 LOB: 0 BB: 0 P: 15	H: 0 LOB: 0 BB: 0 P: 11	H: 0 LOB: 0 BB: 0 P: 11	H: 2 LOB: 2 BB: 0 P: 15	H: 2 LOB: 2 BB: 0 P: 15	SF: 0 SAC: 2 DP: 1 HBP: 0	WP: 0 PB: 0 CS: 0	PA: 56		

livebaseballscorecards.com

AB	50
R	5
H	11
RBI	5
BB	4
SO	11
LOB	18









Batter	1	2	3	4	5	6	7	8	9	AB R H RBI BB SO LOB	TOP											
<b>Matt Kata, S</b> (1, 4) OBP: 0.372, SLG: 0.444	1-1 G4-3 SH3 1B		0-1 G4-3 3B	1-2 2-H 2B		1-2 G5-3		2-3 K		5 1 3 1 0 1 0	<b>Arizona Diamondbacks @ Chicago Cubs</b> Wrigley Field, Chicago, IL Tue May 04 2004, 7:05 PM CDT Att. 38,942 - Sunny - 60 F											
<b>Alex Cintron, S</b> (1, 6) OBP: 0.308, SLG: 0.361	0-0 SH3 1-2		3-1 G4-3	0-1 G4-3		2-2 G4-3			1-3 K	4 0 0 1 0 1 1												
<b>Luis Gonzalez, L</b> (1, 7) OBP: 0.388, SLG: 0.557	1-1 G4-3 2-3		1-0 G4-3		0-2 K		4-2 FC4-6 WP BB		0-0 G4-3	4 0 0 0 1 1 1												
<b>Shea Hillenbrand, R</b> (1, 3) OBP: 0.333, SLG: 0.410	2-2 G5-3		2-0 G1-3		0-2 1B BLK 1B		4-2 FC4-6 BB		4-2 BB	3 1 1 0 2 0 1												
<b>Steve Finley, L</b> (1, 8) OBP: 0.310, SLG: 0.485		2-3 K		1-0 HR	1-0 1B BLK 1B		2-3 K		1-3 SAFE K	5 2 2 1 0 3 3												
<b>Danny Bautista, R</b> (1, 9) OBP: 0.387, SLG: 0.571		2-3 K		1-0 G4-3	2-3 K		1-2 FC4-6 1-2f 2-3			4 0 0 0 0 2 3												
<b>Chad Tracy, L</b> (1, 5) OBP: 0.447, SLG: 0.558		0-1 2B		0-0 1B 2B	1-1 2-H 1B		1-2 G6-3			4 1 3 1 0 0 2												
<b>Robby Hammock, R</b> (1, 2) OBP: 0.386, SLG: 0.447		4-0 IBB		0-2 2B 1B	2-2 F9			0-1 L9		3 1 1 1 1 0 1												
<b>Steve Sparks, R</b> (1, 1)		0-0 F7		1-3 K		0-2 G3-1		0-3 K		4 0 0 0 0 2 3												
<b>Mike Koplove, R</b> (8, 1)										0 0 0 0 0 0 0												
<b>Jose Valverde, R</b> (9, 1)										0 0 0 0 0 0 0												
<b>Inning Stats</b>	R: 0 E: 0 K: 0 S: 9	H: 1 LOB: 1 BB: 0 P: 13	R: 0 E: 0 K: 2 S: 9	H: 1 LOB: 2 BB: 1 P: 17	R: 1 E: 0 K: 0 S: 6	H: 1 LOB: 0 BB: 0 P: 12	R: 3 E: 0 K: 1 S: 15	H: 4 LOB: 1 BB: 0 P: 19	R: 2 E: 0 K: 2 S: 15	H: 3 LOB: 1 BB: 0 P: 21	R: 0 E: 0 K: 0 S: 11	H: 0 LOB: 0 BB: 0 P: 14	R: 0 E: 0 K: 1 S: 17	H: 0 LOB: 2 BB: 2 P: 29	R: 0 E: 0 K: 2 S: 10	H: 0 LOB: 0 BB: 0 P: 12	R: 0 E: 0 K: 2 S: 12	H: 0 LOB: 1 BB: 1 P: 18	1B: 5 2B: 3 3B: 1 HR: 1	SF: 0 SAC: 1 DP: 0 HBP: 0	WP: 1 PB: 0 SB: 1 CS: 0	PA: 41
<b>PITCHER</b>	IP WLS BF H R ER SO BB IBB HBP BLK WP HR S P ERA WHIP																					
<b>Sergio Mitre, R</b> (1, 1) ERA: 5.13	4.0 L 20 7 4 4 3 0 0 0 0 0 1 39 61 9.00 1.750																					
<b>Glendon Rusch, L</b> (5, 1) ERA: 7.71	2.1 12 3 2 2 3 2 0 0 0 1 0 36 55 7.71 2.143																					
<b>Francis Beltran, R</b> (7, 1) ERA: 5.63	1.2 5 0 0 0 2 0 0 0 0 0 0 17 21 0.00 0.000																					
<b>Kent Mercker, L</b> (9, 1) ERA: 2.7	1.0 4 0 0 0 2 1 0 0 0 0 0 12 18 0.00 1.000																					

livebaseballscorecards.com

<b>AB</b>	36
<b>R</b>	6
<b>H</b>	10
<b>RBI</b>	5
<b>BB</b>	4
<b>SO</b>	10
<b>LOB</b>	15



Batter	1	2	3	4	5	6	7	8	9	AB	R	H	RBI	BB	SO	LOB
Todd Walker, L (1, 4) OBP: 0.417, SLG: 0.513	1-1 E 1B		1-3 K		1-0 G3			0-0 L3		4	0	1	0	0	1	2
Corey Patterson, L (1, 8) OBP: 0.302, SLG: 0.434	0-1 F7		0-1 F8			2-3 K		4-1 HR BB		3	1	0	0	1	1	1
Sammy Sosa, R (1, 9) OBP: 0.365, SLG: 0.586	1-2 E5			1-2 G6-3		0-2 G5-3		0-0 HR 1-H 2-H		4	1	1	3	0	0	1
Moises Alou, R (1, 7) OBP: 0.364, SLG: 0.636	0-0 F7			2-0 F8		1-1 G6-3		2-1 G5-3		4	0	0	0	0	0	2
16 Aramis Ramirez, R (1, 5) OBP: 0.336, SLG: 0.600	2-2 F8			4-1 BB			1-2 WP 1B	1-3 K		3	0	1	0	1	1	2
25 Derrek Lee, R (1, 3) OBP: 0.353, SLG: 0.453		3-1 E5 CS		0-0 F7			2-1 F8		1-3 K	4	0	0	0	0	1	2
Alex Gonzalez, R (1, 6) OBP: 0.270, SLG: 0.425		1 SAFE 3-1 F8			0-2 G6-3		2-0 P5		2-3 K	4	0	0	0	0	1	2
Michael Barrett, R (1, 2) OBP: 0.355, SLG: 0.580		0-0 G5-3			1-0 F9		1-2 P3		0-3 K	4	0	0	0	0	1	1
Sergio Mitre, R (1, 1)			0-3 K		0-2 1B			0-0 HR 2B		1	0	0	0	0	1	0
Glendon Rusch, L (5, 1) OBP: 1.000, SLG: 1.000										1	0	1	0	0	0	0
Francis Beltran, R (7, 1)										0	0	0	0	0	0	0
Todd Hollandsworth, L (8, PH) OBP: 0.458, SLG: 1.000										1	1	1	0	0	0	0
Kent Mercker, L (9, 1)										0	0	0	0	0	0	0


Inning Stats	R: 0	H: 1	R: 0	H: 0	R: 0	H: 0	R: 0	H: 1	R: 0	H: 0	R: 0	H: 2	R: 0	H: 0	1B: 3	SF: 0
	E: 1	LOB: 2	E: 1	LOB: 0	E: 0	LOB: 1	E: 0	LOB: 1	E: 0	LOB: 0	E: 0	LOB: 1	E: 0	LOB: 0	2B: 1	SAC: 0
	K: 0	BB: 0	K: 0	BB: 0	K: 0	BB: 1	K: 0	BB: 0	K: 1	BB: 0	K: 0	BB: 1	K: 3	BB: 0	3B: 0	DP: 0
	S: 12	P: 16	S: 6	P: 11	S: 9	P: 15	S: 8	P: 11	S: 8	P: 11	S: 11	P: 17	S: 9	P: 16	HR: 1	HBP: 0

PITCHER	IP	WLS	BF	H	R	ER	SO	BB	IBB	HBP	BLK	WP	HR	S	P	ERA	WHIP
Steve Sparks, R (1, 1) ERA: 4.35	7.1	W	30	5	3	3	3	2	0	0	0	1	1	67	99	3.68	0.955
Mike Koplove, R (8, 1) ERA: 4.5	0.2	H	2	0	0	0	1	0	0	0	0	0	0	5	8	0.00	0.000
Jose Valverde, R (9, 1) ERA: 3.45	1.0	S	3	0	0	0	3	0	0	0	0	0	0	10	13	0.00	0.000

**BOTTOM**

**Arizona Diamondbacks @ Chicago Cubs**  
Wrigley Field, Chicago, IL  
Tue May 04 2004, 7:05 PM CDT  
Att. 38,942 - Sunny - 60 F

AB	33
R	3
H	5
RBI	3
BB	2
SO	7
LOB	13



WP: 1 PA: 35  
PB: 0  
SB: 0  
CS: 1

PITCHER	IP	WLS	BF	H	R	ER	SO	BB	IBB	HBP	BLK	WP	HR	S	P	ERA	WHIP
---------	----	-----	----	---	---	----	----	----	-----	-----	-----	----	----	---	---	-----	------



Batter	1	2	3	4	5	6	7	8	9	AB R H RBI BB SO LOB	TOP	
<b>Matt Kata, S</b> (1, 4) OBP: 0.356, SLG: 0.424	1-2 G6-3		3-2 P5			1-3 K		0-3 K		4 0 0 0 0 2 1		
<b>Alex Cintron, S</b> (1, 6) OBP: 0.315, SLG: 0.366	0-3 K			3-1 FC5-4 BB SF9 1B		1-0 1B		0-0 G4-3		4 1 2 0 0 1 0		
<b>Luis Gonzalez, L</b> (1, 7) OBP: 0.383, SLG: 0.540	1-0 G3			4-1 FC5-4 1-2 BB		2-3 K			2-3 K	3 0 0 0 1 2 1		
<b>Shea Hillenbrand, R</b> (1, 3) OBP: 0.329, SLG: 0.400		2-3 K		1-2 FC5-4 FC6 1-2f 2-3		0-3 K			2-2 FC3-6 1B	4 0 1 0 0 2 3		
<b>Steve Finley, L</b> (1, 8) OBP: 0.308, SLG: 0.509		3-3 K		0-0 SF9		3-2 HR			1-2 FC3-6 CS 1-2f	3 1 1 2 0 1 1		
<b>Danny Bautista, R</b> (1, 9) OBP: 0.376, SLG: 0.554		2-1 G4-3		0-2 FC6 1-2f		1-2 G1-3			0-1 CS 1-2	3 0 0 0 0 0 1		
<b>Chad Tracy, L</b> (1, 5) OBP: 0.440, SLG: 0.533			4-1 FC3-6 BB		3-2 F8		1-0 G4-3			2 0 0 0 1 0 0		
<b>Robby Hammock, R</b> (1, 2) OBP: 0.362, SLG: 0.415			1-2 F9		0-3 K		1-3 K			3 0 0 0 0 2 1		
<b>Casey Daigle, R</b> (1, 1) OBP: 0.111, SLG: 0.222 <b>Mike Koplove, R</b> (8, 1) <b>Greg Colbrunn, R</b> (8, PH) <b>Randy Choate, L</b> (8, 1) <b>Oscar Villarreal, L</b> (8, 1) <b>Jose Valverde, R</b> (8, 1)			2-1 FC3-6 1-2f		0-1 G6-3			3-2 G6-3		2 0 0 0 0 0 1 0 0 0 0 0 0 0 1 0		
<b>Inning Stats</b>	R: 0 H: 0 E: 0 LOB: 0 K: 1 BB: 0 S: 8 P: 10	R: 0 H: 0 E: 0 LOB: 0 K: 2 BB: 0 S: 10 P: 17	R: 0 H: 0 E: 0 LOB: 1 K: 0 BB: 1 S: 12 P: 22	R: 1 H: 1 E: 0 LOB: 1 K: 0 BB: 1 S: 14 P: 22	R: 0 H: 0 E: 0 LOB: 0 K: 1 BB: 0 S: 10 P: 13	R: 0 H: 1 E: 0 LOB: 1 K: 3 BB: 0 S: 10 P: 14	R: 1 H: 1 E: 0 LOB: 0 K: 1 BB: 0 S: 12 P: 18	R: 0 H: 0 E: 0 LOB: 0 K: 1 BB: 0 S: 8 P: 11	R: 0 H: 1 E: 0 LOB: 0 K: 1 BB: 0 S: 11 P: 16	1B: 3 SF: 1 2B: 0 SAC: 0 3B: 0 DP: 0 HR: 1 HBP: 0	WP: 0 PA: 33 PB: 0 SB: 0 CS: 1	
<b>PITCHER</b>	IP WLS BF H R ER SO BB IBB HBP BLK WP HR S P ERA WHIP											
<b>34 Kerry Wood, R</b> (1, 1) ERA: 2.53	7.0 L 26 3 2 2 8 2 0 0 0 0 0 1 76 116 2.57 0.714											
<b>Kent Mercker, L</b> (8, 1) ERA: 2.45	1.0 3 0 0 0 1 0 0 0 0 0 0 0 8 11 0.00 0.000											
<b>Kyle Farnsworth, R</b> (9, 1) ERA: 5.56	1.0 3 1 0 0 1 0 0 0 0 0 0 0 11 16 0.00 1.000											

**Arizona Diamondbacks @ Chicago Cubs**  
 Wrigley Field, Chicago, IL  
 Wed May 05 2004, 7:05 PM CDT  
 Att. 38,902 - Unknown - 50 F

<b>AB</b>	29
<b>R</b>	2
<b>H</b>	4
<b>RBI</b>	2
<b>BB</b>	2
<b>SO</b>	10
<b>LOB</b>	9



BOTTOM

Arizona Diamondbacks @ Chicago Cubs

Wrigley Field, Chicago, IL

Wed May 05 2004, 7:05 PM CDT

Att: 38,902 - Unknown - 50 F

livebaseballscorecards.com

AB	31
R	0
H	6
RBI	0
BB	3
SO	4
LOB	12



WP:	0	PA:	34
PB:	0		
SB:	0		
CS:	0		

AB R H RBI BB SO LOB

4 0 0 0 0 1 1

3 0 2 0 1 0 0

3 0 2 0 1 0 0

4 0 0 0 0 0 7

4 0 0 0 0 0 2

4 0 1 0 0 0 0

3 0 0 0 0 1 1

0 0 0 0 0 0 0

1 0 0 0 0 0 1

0 0 0 0 0 0 0

1 0 1 0 0 0 0

1B: 6 SF: 0  
2B: 0 SAC: 0  
3B: 0 DP: 2  
HR: 0 HBP: 0

1B: 6 SF: 0  
2B: 0 SAC: 0  
3B: 0 DP: 2  
HR: 0 HBP: 0

1B: 6 SF: 0  
2B: 0 SAC: 0  
3B: 0 DP: 2  
HR: 0 HBP: 0

Batter	1	2	3	4	5	6	7	8	9
Todd Walker, L OBP: 0.400, SLG: 0.488 (1, 4)	2-1 G4-3			1-0 G4-3		2-2 F7		2-3 K	
Corey Patterson, L OBP: 0.318, SLG: 0.441 (1, 8)	0-0 F7			4-0 1B BB		1-0 G5-3 1B		2-0 1B BB	
Sammy Sosa, R OBP: 0.378, SLG: 0.588 (1, 9)	1-0 F7			0-0 1B		2-2 1B		4-0 1B BB	
Moises Alou, R OBP: 0.351, SLG: 0.612 (1, 7)			0-2 F8	1-1 F8		1-1 G5-3		2-2 F8	
16 Aramis Ramirez, R OBP: 0.325, SLG: 0.578 (1, 5)			3-1 F9	1-1 F9			1-0 G5-3		1-0 G6-3
25 Derrek Lee, R OBP: 0.349, SLG: 0.444 (1, 3)			2-2 F9		1-0 G5-4-3 1B		0-1 G4-3		1-2 F8
Alex Gonzalez, R OBP: 0.261, SLG: 0.411 Kyle Farnsworth, R OBP: 0.440, SLG: 0.952 (9, PH)			0-0 G6-3		2-1 G5-4-3		2-3 K		1-3 K
Michael Barrett, R OBP: 0.354, SLG: 0.563 (1, 2)			0-2 K		4-1 34 BLK BB			3-2 G5-3	
34 Kerry Wood, R OBP: 0.143, SLG: 0.143 Kent Mercker, L OBP: 0.300, SLG: 0.286 (8, PH)			1-0 F8		0-1 G6-3			1-1 BB 1B	

Inning Stats	R: 0	H: 0	E: 0	LOB: 0	K: 0	BB: 0	S: 4	R: 0	H: 0	E: 0	LOB: 0	K: 0	BB: 0	S: 9	R: 0	H: 1	E: 0	LOB: 2	K: 0	BB: 1	S: 6	R: 0	H: 2	E: 0	LOB: 1	K: 0	BB: 0	S: 9	R: 0	H: 0	E: 0	LOB: 0	K: 1	BB: 0	S: 15	R: 0	H: 2	E: 0	LOB: 3	K: 1	BB: 1	S: 15	R: 0	H: 0	E: 0	LOB: 0	K: 1	BB: 0	S: 8	R: 0	H: 0	E: 0	LOB: 0	K: 1	BB: 0	S: 11	R: 0	H: 0	E: 0	LOB: 0	K: 1	BB: 0	S: 8	R: 0	H: 0	E: 0	LOB: 0	K: 1	BB: 0	S: 11
--------------	------	------	------	--------	------	-------	------	------	------	------	--------	------	-------	------	------	------	------	--------	------	-------	------	------	------	------	--------	------	-------	------	------	------	------	--------	------	-------	-------	------	------	------	--------	------	-------	-------	------	------	------	--------	------	-------	------	------	------	------	--------	------	-------	-------	------	------	------	--------	------	-------	------	------	------	------	--------	------	-------	-------

PITCHER	IP	WLS	BF	H	R	ER	SO	BB	IBB	HBP	BLK	WP	HR	S	P	ERA	WHIP
Casey Daigle, R ERA: 6.75 (1, 1)	5.1	W	21	4	0	0	1	2	0	0	1	0	0	38	66	0.00	1.125
Mike Koplove, R ERA: 4.02 (6, 1)	1.2	H	4	0	0	0	1	0	0	0	0	0	0	10	14	0.00	0.000
Randy Choate, L ERA: 7.45 (8, 1)	0.2	H	4	2	0	0	1	0	0	0	0	0	0	10	18	0.00	3.000
Oscar Villarreal, R ERA: 7.07 (8, 1)	0.0		1	0	0	0	0	1	0	0	0	0	0	4	4	∞	∞
Jose Valverde, R ERA: 3.18 (8, 1)	1.1	S	4	0	0	0	1	0	0	0	0	0	0	13	18	0.00	0.000



Batter	1	2	3	4	5	6	7	8	9	AB R H RBI BB SO LOB	TOP											
<b>Matt Kata, S</b> (1, 4) OBP: 0.347, SLG: 0.404	1-2 P5		1-1 F7	0-0 G4-6-3			0-1 F8		4-0 BB	4 0 0 0 1 0 1												
<b>Alex Cintron, S</b> (1, 6) OBP: 0.319, SLG: 0.362	1-3 K		4-1 WP 1B BB			1-1 1B 1B	1-0 G4-3		3-3 K	4 1 1 0 1 2 1												
<b>Luis Gonzalez, L</b> (1, 7) OBP: 0.392, SLG: 0.548	1-1 G4-3		4-2 1B BB			0-1 1B 1-3 1B	0-0 2B		1-3 K	4 0 2 0 1 1 1												
<b>Shea Hillenbrand, R</b> (1, 3) OBP: 0.321, SLG: 0.386		2-3 K	0-1 1B			1-2 P4	2-1 F8		2-2 F9	5 0 1 1 0 1 4												
<b>Steve Finley, L</b> (1, 8) OBP: 0.315, SLG: 0.505		0-0 2B 1B	4-0 IBB			0-1 P5		0-1 L7		3 1 1 0 1 0 2												
<b>Danny Bautista, R</b> (1, 9) OBP: 0.372, SLG: 0.552		0-0 1B 2B	0-0 P6			1-1 F7		2-2 P3		4 1 1 1 0 0 5												
<b>Chad Tracy, L</b> (1, 5) OBP: 0.444, SLG: 0.521		2-1 1B	1-0 G3			1-1 G3		4-1 1B BB		3 0 1 1 1 0 3												
<b>Brent Mayne, L</b> (1, 2) OBP: 0.306, SLG: 0.357		2-2 K		2-3 K		1-3 K		0-0 1B		4 0 1 0 0 3 1												
<b>Elmer Dessens, R</b> (1, 1) OBP: 0.273, SLG: 0.222 <b>Oscar Villarreal, L</b> (5, 1) <b>Doug DeVore, L</b> (6, PH) <b>Stephen Randolph, L</b> (6, 1) <b>Carlos Baerga, S</b> (8, PH) <b>Matt Winters, R</b> (8, 1)	1-2 G6-3		4-0 G4-6-3 BB			1-2 K		3-2 G4-3		1 0 0 0 1 0 1 0 0 0 0 0 0 0 1 0 0 0 0 1 0 0 0 0 0 0 0 0 1 0 0 0 0 0 2 0 0 0 0 0 0 0												
<b>Inning Stats</b>	R: 0 E: 0 K: 1 S: 9	H: 0 LOB: 0 BB: 0 P: 12	R: 2 E: 0 K: 2 S: 14	H: 3 LOB: 1 BB: 0 P: 21	R: 1 E: 0 K: 0 S: 9	H: 1 LOB: 3 BB: 3 P: 23	R: 0 E: 0 K: 1 S: 5	H: 0 LOB: 0 BB: 1 P: 11	R: 0 E: 0 K: 0 S: 12	H: 2 LOB: 2 BB: 0 P: 15	R: 0 E: 0 K: 2 S: 8	H: 0 LOB: 0 BB: 0 P: 11	R: 0 E: 0 K: 0 S: 6	H: 1 LOB: 1 BB: 0 P: 9	R: 0 E: 0 K: 0 S: 11	H: 1 LOB: 2 BB: 1 P: 20	R: 0 E: 0 K: 2 S: 14	H: 0 LOB: 1 BB: 1 P: 24	1B: 6 2B: 2 3B: 0 HR: 0	SF: 0 SAC: 0 DP: 1 HBP: 0	WP: 1 PB: 0 SB: 0 CS: 0	PA: 40
<b>PITCHER</b>	IP WLS BF H R ER SO BB IBB HBP BLK WP HR S P ERA WHIP																					
<b>Matt Clement, R</b> (1, 1) ERA: 2.29	7.0 W 31 7 3 3 6 3 1 0 0 1 0 63 102 3.86 1.429																					
<b>Kent Mercker, L</b> (8, 1) ERA: 2.31	0.2 4 1 0 0 0 1 0 0 0 0 0 8 14 0.00 3.000																					
<b>LaTroy Hawkins, R</b> (8, 1) ERA: 2.08	0.1 1 0 0 0 0 0 0 0 0 0 0 3 6 0.00 0.000																					
<b>Todd Wellemeyer, R</b> (9, 1) ERA: 2.7	1.0 4 0 0 0 0 2 1 0 0 0 0 0 14 24 0.00 1.000																					

**Arizona Diamondbacks @ Chicago Cubs**  
**Wrigley Field, Chicago, IL**  
 Thu May 06 2004, 1:20 PM CDT  
 Att. 38,169 - Unknown - 77 F

<b>AB</b>	<b>34</b>
<b>R</b>	<b>3</b>
<b>H</b>	<b>8</b>
<b>RBI</b>	<b>3</b>
<b>BB</b>	<b>6</b>
<b>SO</b>	<b>8</b>
<b>LOB</b>	<b>21</b>




Batter	1	2	3	4	5	6	7	8	9
<b>Todd Walker, L</b> OBP: 0.400, SLG: 0.483 (1, 4)	1-0 L9		1-1 BB 1B		0-0 1B 1B	3-2 E4 BB 25 1B	0-0 G2-3		
<b>Corey Patterson, L</b> OBP: 0.322, SLG: 0.434 (1, 8)	1-2 P4		4-1 L8 1-2 BB		1-2 1B 16 1B 1B	0-2 E3 25 1B BB		0-1 G6-3	
<b>Sammy Sosa, R</b> OBP: 0.387, SLG: 0.585 (1, 9)	3-3 K		2-2 L8 1-2		3-1 FC4-6 25 1B 1B 1-3 3-H	4-0 25 1B BB		1-2 25 1B BB 1B	
<b>16 Aramis Ramirez, R</b> OBP: 0.328, SLG: 0.566 (1, 5)		4-0 1B 25 1B BB	2-3 K		1-0 FC4-6 1B 1-2 3-H	0-1 L5		0-3 K	
<b>Todd Hollandsworth, L</b> OBP: 0.467, SLG: 0.880 (1, 7)		0-0 G6-4-3 25 1B 1B 1-3		1-1 25 1B 1B	0-0 FC4-6 25 WP 25 HR 1-2f 2-3	0-2 F9		4-2 25 1B BB 1-2	
<b>25 Derrek Lee, R</b> OBP: 0.378, SLG: 0.505 (1, 3)		1-1 G6-4-3 1B 1-2 3-H		0-0 1B 1-3	1-1 1B 1-1 1-H 3-H	2-2 1B 1-2 2-3 3-H		2-1 1B 1B 1-2 2-3	
<b>Michael Barrett, R</b> OBP: 0.345, SLG: 0.539 (1, 2)		0-0 G6-4-3 1-2f 2-3		1-2 L9	0-3 K	2-0 F8		0-2 E7 1B 1B 1-3 2-H 3-H	
<b>Ramon Martinez, R</b> OBP: 0.314, SLG: 0.281 (1, 6)		4-2 BB		1-0 P4	0-0 P4		0-0 F9	2-0 1B 1-2 3-H	
<b>Matt Clement, R</b> OBP: 0.154, SLG: 0.154 (1, 1)		1-3 K		0-0 G5-3		1-2 E5 E E BB	2-3 K	3-2 F8	

AB	R	H	RBI	BB	SO	LOB
5	2	2	0	0	0	1
4	1	1	0	1	0	2
4	2	2	2	1	1	2
4	1	1	1	1	2	5
4	2	2	0	1	0	5
5	2	5	5	0	0	0
5	0	1	2	0	1	7
4	0	1	1	1	0	2
3	1	0	0	0	1	4
1	0	0	0	0	1	0
0	0	0	0	0	0	0
0	0	0	0	0	0	0
1	0	0	0	0	0	2
0	0	0	0	0	0	0

Inning Stats		R: 0	H: 0	E: 0	K: 1	S: 8	L: 0	LOB: 0	BB: 0	P: 13
Inning Stats		R: 1	H: 2	E: 0	K: 1	S: 10	L: 0	LOB: 2	BB: 2	P: 20
Inning Stats		R: 0	H: 1	E: 0	K: 1	S: 9	L: 0	LOB: 1	BB: 1	P: 18
Inning Stats		R: 0	H: 2	E: 0	K: 0	S: 8	L: 0	LOB: 2	BB: 0	P: 11
Inning Stats		R: 5	H: 5	E: 0	K: 1	S: 14	L: 0	LOB: 0	BB: 0	P: 20
Inning Stats		R: 2	H: 1	E: 3	K: 0	S: 21	L: 0	LOB: 3	BB: 1	P: 33
Inning Stats		R: 0	H: 0	E: 0	K: 1	S: 8	L: 0	LOB: 0	BB: 0	P: 10
Inning Stats		R: 3	H: 4	E: 1	K: 1	S: 20	L: 0	LOB: 2	BB: 1	P: 32

**Arizona Diamondbacks @ Chicago Cubs**  
Wrigley Field, Chicago, IL  
Thu May 06 2004, 1:20 PM CDT  
Att: 38,169 - Unknown - 77 F

AB	40
R	11
H	15
RBI	11
BB	5
SO	6
LOB	30



PITCHER	IP	WLS	BF	H	R	ER	SO	BB	IBB	HBP	BLK	WP	HR	S	P	ERA	WHIP
<b>Elmer Dessens, R</b> ERA: 7.85 (1, 1)	4.0	L	21	8	4	4	3	3	0	0	0	0	0	41	72	9.00	2.750
<b>Oscar Villarreal, R</b> ERA: 7.8 (5, 1)	1.0		5	2	2	2	1	0	0	0	0	1	1	8	10	18.00	2.000
<b>Stephen Randolph, L</b> ERA: 1.42 (6, 1)	2.0		11	1	2	0	1	1	0	0	0	0	0	29	43	0.00	1.000
<b>Matt Mantei, R</b> ERA: 12.54 (8, 1)	1.0		8	4	3	2	1	1	0	0	0	0	0	20	32	18.00	5.000



Batter	1	2	3	4	5	6	7	8	9	AB R H RBI BB SO LOB	TOP										
Marlon Byrd, R OBP: 0.296, SLG: 0.289 (1, 8)	3-2 P3		0-3 K			0-2 G4-3	0-1 G4-3		4-2 BB	4 0 0 0 1 1 1											
Placido Polanco, R OBP: 0.304, SLG: 0.313 Tomas Perez, S OBP: 0.269, SLG: 0.417 (1, 4) (8, 4)	3-1 G6-3			1-1 F8		1-3 K		2-2 G5-3	0-0 P4	4 0 0 0 0 1 0 1 0 0 0 0 0 2											
Bobby Abreu, L OBP: 0.350, SLG: 0.510 (1, 9)	1-3 K			1-3 K		0-3 K		2-2 FC3-6 WP 2B		4 1 1 0 0 3 0											
Pat Burrell, R OBP: 0.394, SLG: 0.511 (1, 7)		1-3 K		4-2 BB			3-3 K	4-0 FC3-6 IBB		2 0 0 0 2 2 0											
Jim Thome, L OBP: 0.430, SLG: 0.711 (1, 3)		0-2 G6-3		3-3 K			1-0 HR	2-1 FC3-6 WP		4 1 1 1 0 1 3											
Mike Lieberthal, R OBP: 0.304, SLG: 0.398 (1, 2)		0-1 2B			1-2 11 G6-4-3 1B	4-2 2B 11 1B BB		2-2 G6-3		3 1 2 0 1 0 1											
David Bell, R OBP: 0.337, SLG: 0.446 (1, 5)		2-1 G6-3			0-0 11 G6-4-3 1B	0-0 11 1B FC4-6 2B			3-2 11 SH1-3 1B	4 1 3 0 0 0 1											
11 Jimmy Rollins, S OBP: 0.248, SLG: 0.261 (1, 6)			1-3 K		0-0 G6-4-3	2-2 FC4-6 1B			0-0 SH1-3	3 0 1 1 0 1 2											
Vicente Padilla, R OBP: 0.125, SLG: 0.125 Ricky Ledee, L OBP: 0.433, SLG: 0.654 Rheal Cormier, L OBP: 0.250, SLG: 0.214 Tim Worrell, R OBP: 0.250, SLG: 0.214 Shawn Wooten, R OBP: 0.250, SLG: 0.214 Billy Wagner, L OBP: 0.250, SLG: 0.214 (1, 1) (7, PH) (7, 1) (8, 1) (9, PH) (9, 1)			1-1 G4-3		0-3 K		1-0 FC4-6		2-1 P3	2 0 0 0 0 1 1 1 0 0 1 0 0 1 0 0 0 0 0 0 0 0 0 0 0 0 0 0 1 0 0 0 0 0 1 0 0 0 0 0 0 0											
<b>Inning Stats</b>	R: 0 E: 0 K: 1 S: 10	H: 0 LOB: 0 BB: 0 P: 17	R: 0 E: 0 K: 1 S: 11	H: 1 LOB: 1 BB: 0 P: 14	R: 0 E: 0 K: 2 S: 8	H: 0 LOB: 0 BB: 0 P: 10	R: 0 E: 0 K: 2 S: 12	H: 0 LOB: 1 BB: 1 P: 21	R: 0 E: 0 K: 1 S: 9	H: 2 LOB: 1 BB: 0 P: 10	R: 0 E: 0 K: 2 S: 10	H: 0 LOB: 0 BB: 0 P: 11	R: 3 E: 0 K: 1 S: 15	H: 3 LOB: 1 BB: 1 P: 26	R: 1 E: 0 K: 0 S: 11	H: 1 LOB: 1 BB: 1 P: 23	R: 0 E: 0 K: 0 S: 11	H: 1 LOB: 2 BB: 1 P: 20	1B: 4 2B: 3 3B: 0 HR: 1	SF: 0 SAC: 1 DP: 1 HBP: 0	WP: 1 PA: 38 PB: 0 SB: 0 CS: 0
<b>PITCHER</b>	IP WLS BF H R ER SO BB IBB HBP BLK WP HR S P ERA WHIP																				
Randy Johnson, L ERA: 3.06 (1, 1)	6.1 L 24 4 2 2 10 2 0 0 0 0 1 68 99 2.84 0.947																				
Mike Koplove, R ERA: 4.32 (7, 1)	1.0 5 2 1 1 0 0 0 0 0 0 0 10 15 9.00 2.000																				
Randy Choate, L ERA: 8.1 (8, 1)	0.1 3 1 0 0 0 0 0 1 0 0 0 5 13 0.00 3.000																				
Oscar Villarreal, R ERA: 7.31 (8, 1)	1.0 5 1 1 1 0 1 0 0 0 1 0 13 24 9.00 2.000																				
Matt Mantei, R ERA: 12.1 (9, 1)	0.1 1 0 0 0 0 0 0 0 0 0 0 1 1 0.00 0.000																				

Philadelphia Phillies @ Arizona Diamondbacks  
Bank One Ballpark, Phoenix, AZ  
Fri May 07 2004, 10:05 PM EDT  
Att. 30,738 - Dome - 81 F

AB	33
R	4
H	8
RBI	3
BB	4
SO	10
LOB	13



Batter	1	2	3	4	5	6	7	8	9	AB	R	H	RBI	BB	SO	LOB
<b>Matt Kata, S</b> (1, 4) OBP: 0.343, SLG: 0.409	2-2 G4-3		2-0 G6-3 2B		2-3 K			0-1 G1-3		4	0	1	0	0	1	0
<b>Alex Cintron, S</b> (1, 6) OBP: 0.317, SLG: 0.358	2-0 F7		1-0 G6-3 2-3		0-1 G6-3			1-1 FC6-4 1B		4	0	1	0	0	0	1
<b>Luis Gonzalez, L</b> (1, 7) OBP: 0.395, SLG: 0.561	2-1 3B		4-0 IBB				1-3 K	1-3 K		3	0	1	0	1	2	1
<b>Shea Hillenbrand, R</b> (1, 3) OBP: 0.308, SLG: 0.365	3-1 L9		1-2 G1-3				2-0 G5-3	2-0 FC6-4 1-2f		4	0	0	0	0	0	4
<b>Steve Finley, L</b> (1, 8) OBP: 0.320, SLG: 0.540		0-2 F7		1-2 HR			1-1 2B	2-2 F7		4	1	2	1	0	0	0
<b>Danny Bautista, R</b> (1, 9) OBP: 0.362, SLG: 0.537		2-0 G4-3		1-1 F8			2-3 K	2-3 K		3	0	0	0	0	1	1
<b>Mike Koplove, R</b> (7, 1)										0	0	0	0	0	0	0
<b>Randy Choate, L</b> (8, 1)										0	0	0	0	0	0	0
<b>Oscar Villarreal, L</b> (8, 1)										0	0	0	0	0	0	0
<b>Matt Mantei, R</b> (9, 1)										0	0	0	0	0	0	0
<b>Scott Hairston, R</b> (9, PH)										1	0	0	0	0	1	0
<b>Chad Tracy, L</b> (1, 5) OBP: 0.431, SLG: 0.500		1-0 1B		0-2 F8			0-2 G4-3	3-2 G4-3		4	0	1	0	0	0	0
<b>Robby Hammock, R</b> (1, 2) OBP: 0.340, SLG: 0.386		2-0 G4-3		0-1 G6-3			0-0 G5-3			3	0	0	0	0	0	1
<b>Randy Johnson, R</b> (1, 1) OBP: 0.267, SLG: 0.286			0-3 K				2-3 K	2-2 G3-1		2	0	0	0	0	2	0
<b>Doug DeVore, L</b> (7, 9)										1	0	0	0	0	0	0

Inning Stats	R: 0	H: 1	E: 0	LOB: 1	K: 0	BB: 0	S: 8	R: 0	H: 1	E: 0	LOB: 1	K: 0	BB: 0	S: 6	R: 0	H: 1	E: 0	LOB: 2	K: 1	BB: 1	S: 8	R: 1	H: 1	E: 0	LOB: 0	K: 0	BB: 0	S: 14	R: 0	H: 0	E: 0	LOB: 0	K: 2	BB: 0	S: 8	R: 0	H: 1	E: 0	LOB: 1	K: 2	BB: 0	S: 9	R: 0	H: 0	E: 0	LOB: 0	K: 0	BB: 0	S: 7	R: 0	H: 1	E: 0	LOB: 1	K: 1	BB: 0	S: 8	R: 0	H: 0	E: 0	LOB: 0	K: 1	BB: 0	S: 9	R: 0	H: 0	E: 0	LOB: 0	K: 1	BB: 0	S: 9	1B: 2	SF: 0	2B: 2	SAC: 0	3B: 1	DP: 0	HR: 1	HBP: 0	WP: 0	PA: 34
--------------	------	------	------	--------	------	-------	------	------	------	------	--------	------	-------	------	------	------	------	--------	------	-------	------	------	------	------	--------	------	-------	-------	------	------	------	--------	------	-------	------	------	------	------	--------	------	-------	------	------	------	------	--------	------	-------	------	------	------	------	--------	------	-------	------	------	------	------	--------	------	-------	------	------	------	------	--------	------	-------	------	-------	-------	-------	--------	-------	-------	-------	--------	-------	--------

PITCHER	IP	WLS	BF	H	R	ER	SO	BB	IBB	HBP	BLK	WP	HR	S	P	ERA	WHIP
<b>Vicente Padilla, R</b> (1, 1) ERA: 3.86	6.0	W	24	5	1	1	5	0	0	0	0	0	0	53	87	1.50	0.833
<b>Rheal Cormier, L</b> (7, 1) ERA: 3.94	1.2	H	6	1	0	0	1	0	0	0	0	0	0	14	18	0.00	0.600
<b>Tim Worrell, R</b> (8, 1) ERA: 2.45	0.1	H	1	0	0	0	0	0	0	0	0	0	0	1	3	0.00	0.000
<b>Billy Wagner, L</b> (9, 1) ERA: 1.2	1.0	S	3	0	0	0	1	0	0	0	0	0	0	9	16	0.00	0.000

**BOTTOM**

Philadelphia Phillies @ Arizona Diamondbacks  
Bank One Ballpark, Phoenix, AZ

livebaseballscorecards.com

<b>AB</b>	<b>33</b>
<b>R</b>	<b>1</b>
<b>H</b>	<b>6</b>
<b>RBI</b>	<b>1</b>
<b>BB</b>	<b>1</b>
<b>SO</b>	<b>7</b>
<b>LOB</b>	<b>8</b>



Fri May 07 2004, 10:05 PM EDT  
Att: 30,738 - Dome - 81 F



Batter	1	2	3	4	5	6	7	8	9	AB R H RBI BB SO LOB	TOP		
Doug Glanville, R (1, 8) OBP: 0.310, SLG: 0.370	1-1 E5 11 E 11 S 1B		1-2 P5		0-3 K		2-3 K		0-1 11 S 1B	5 1 1 0 0 2 0			
11 Jimmy Rollins, S (1, 6) OBP: 0.255, SLG: 0.281	4-2 1B S 1-3 G4-6-3 BB		3-2 G3		1-0 SF7 3B		1-0 F9		1-2 G6-3	4 2 1 0 1 0 1			
Bobby Abreu, L (1, 9) OBP: 0.363, SLG: 0.519	2-2 G4-6-3 1-3 1B			4-2 G4-3 S 1B BB		1-1 SF7		3-1 1B		2 1 2 2 1 0 0			
Jim Thome, L (1, 3) OBP: 0.424, SLG: 0.703	2-0 G4-6-3 1-2f 3-H			1-1 G4-3		0-0 2B		1-3 K		4 0 1 0 0 1 3			
Pat Burrell, R (1, 7) OBP: 0.398, SLG: 0.505 Tim Worrell, R (8, 1)	3-3 K			4-0 1B HR BB		3-2 G4-3		2-1 FC5-4 1B		3 1 1 0 1 1 1 0 0 0 0 0 0 0			
Mike Lieberthal, R (1, 2) OBP: 0.313, SLG: 0.414		1-0 CS 1B		3-3 K		0-0 G4-3 SF9 2B		1-0 FC5-4 G4-3 1-2f		4 1 2 0 0 1 3			
David Bell, R (1, 5) OBP: 0.333, SLG: 0.438		3-3 K 1-2		1-1 G4-3 1-2 HR 1B		1-0 G4-3		1-1 G4-3 1-2f		4 1 1 1 0 1 3			
Tomas Perez, S (1, 4) OBP: 0.267, SLG: 0.519		2-1 G6-3		1-0 G4-3 1-H 2-H HR		0-0 SF9		1-1 L4		3 1 1 4 0 0 0			
Eric Milton, L (1, 1) OBP: 0.167, SLG: 0.091 26 Chase Utley, L (6, PH) 63 Ryan Madson, L (6, 1) Jason Michaels, R (8, 7) OBP: 0.250, SLG: 0.200			0-1 G6-3	1-0 G4-3		2-2 F7		2-2 F9		2 0 0 0 0 0 0 1 0 0 0 0 0 0 0 0 0 0 0 0 0 1 0 0 0 0 0 0			
<b>Inning Stats</b>	R: 2 H: 1 E: 1 LOB: 0 K: 1 BB: 1 S: 12 P: 24	R: 0 H: 1 E: 0 LOB: 0 K: 1 BB: 0 S: 7 P: 13	R: 0 H: 0 E: 0 LOB: 0 K: 0 BB: 0 S: 8 P: 12	R: 4 H: 2 E: 0 LOB: 0 K: 1 BB: 2 S: 15 P: 30	R: 1 H: 2 E: 0 LOB: 1 K: 1 BB: 0 S: 11 P: 16	R: 1 H: 1 E: 0 LOB: 0 K: 0 BB: 0 S: 6 P: 9	R: 0 H: 1 E: 0 LOB: 1 K: 2 BB: 0 S: 9 P: 16	R: 0 H: 1 E: 0 LOB: 0 K: 0 BB: 0 S: 5 P: 9	R: 0 H: 1 E: 0 LOB: 1 K: 0 BB: 0 S: 11 P: 15	1B: 6 SF: 2 2B: 3 SAC: 0 3B: 1 DP: 3 HR: 1 HBP: 0	WP: 0 PA: 38 PB: 0 SB: 4 CS: 1		
<b>PITCHER</b>	IP WLS BF H R ER SO BB IBB HBP BLK WP HR S P ERA WHIP											<b>PITCHER</b>	IP WLS BF H R ER SO BB IBB HBP BLK WP HR S P ERA WHIP
17 Brandon Webb, R (1, 1) ERA: 3.02	5.0 L 23 6 7 5 4 3 0 0 0 0 0 1 53 95 9.00 1.800												
Matt Mantei, R (6, 1) ERA: 11.81	1.0 4 1 1 1 0 0 0 0 0 0 0 0 6 9 9.00 1.000												
Stephen Randolph, L (7, 1) ERA: 1.23	2.0 7 2 0 0 2 0 0 0 0 0 0 0 14 25 0.00 1.000												
36 Brian Bruney, R (9, 1) ERA:	1.0 4 1 0 0 0 0 0 0 0 0 0 0 11 15 0.00 1.000												

Philadelphia Phillies @ Arizona Diamondbacks  
Bank One Ballpark, Phoenix, AZ  
Sat May 08 2004, 10:05 PM EDT  
Att. 38,907 - Sunny - 79 F

livebaseballscorecards.com

AB	33
R	8
H	10
RBI	7
BB	3
SO	6
LOB	11



Batter	1	2	3	4	5	6	7	8	9	AB	R	H	RBI	BB	SO	LOB
<b>Matt Kata, S</b> OBP: 0.330, SLG: 0.396 (1, 4)	2-1 P6		3-2 CI HR	0-0 F8		1-1 G4-3		0-1 SF8		3	1	0	1	0	0	0
<b>Alex Cintron, S</b> OBP: 0.312, SLG: 0.360 (1, 6)	0-1 G6-3		1 SAFE 1-1 F9		2-2 F9 2B		2-2 F8	1-1 G3		5	1	1	0	0	0	3
<b>Luis Gonzalez, L</b> OBP: 0.396, SLG: 0.589 (1, 7)	2-2 F9		0-1 1-H HR		2-0 F9		1-1 G3		3-2 1B FC4-6 2B	5	2	2	2	0	0	1
<b>Shea Hillenbrand, R</b> OBP: 0.322, SLG: 0.392 (1, 3)		1-0 G1-3	1-3 K		1-1 G4-3 1B 2B		2-2 1B		0-1 FC4-6 1B	5	1	3	1	0	1	0
<b>Steve Finley, L</b> OBP: 0.316, SLG: 0.534 (1, 8)		1-3 K	3-2 2B		0-1 G4-3		2-1 L9		0-0 FC4-6 G4-3	5	0	1	1	0	1	3
<b>Danny Bautista, R</b> OBP: 0.380, SLG: 0.545 (1, 9)		2-2 2B 1B	4-0 IBB		2-2 1B			3-2 1B SF8 1B	2-1 G4-3	4	2	3	1	1	0	1
<b>Chad Tracy, L</b> OBP: 0.413, SLG: 0.491 (1, 5)		0-2 1-H 2B	1-2 P6		2-2 G6-3			2-1 F7	1-1 G4-3	5	0	1	1	0	0	5
<b>Robby Hammock, R</b> OBP: 0.352, SLG: 0.383 (1, 2)		4-0 IBB		0-1 F9		1-2 G3		2-1 SF8 1B		3	0	1	0	1	0	0
17 <b>Brandon Webb, R</b> OBP: 0.187, SLG: 0.167 (6, 1) Doug DeVore, L (6, PH) Stephen Randolph, L (7, 1) Carlos Baerga, S OBP: 0.237, SLG: 0.400 (8, PH) Donnie Sadler, R OBP: 0.250, SLG: 0.333 (8, PR) 36 <b>Brian Bruney, R</b> (9, 1)		0-3 K		1-1 L8		2-2 G6-3		2-0 1B		2	0	0	0	0	1	2

Inning Stats	R: 0	H: 0	E: 0	K: 0	S: 7	LOB: 0	BB: 0	P: 11	R: 1	H: 2	E: 0	K: 2	S: 16	LOB: 2	BB: 1	P: 24	R: 2	H: 2	E: 1	K: 1	S: 19	LOB: 2	BB: 1	P: 32	R: 0	H: 0	E: 0	K: 0	S: 5	LOB: 0	BB: 0	P: 6	R: 2	H: 3	E: 0	K: 0	S: 15	LOB: 1	BB: 0	P: 24	R: 0	H: 0	E: 0	K: 0	S: 8	LOB: 0	BB: 0	P: 12	R: 0	H: 1	E: 0	K: 0	S: 10	LOB: 1	BB: 0	P: 17	R: 1	H: 3	E: 0	K: 0	S: 12	LOB: 2	BB: 0	P: 22	R: 1	H: 2	E: 0	K: 0	S: 11	LOB: 1	BB: 0	P: 17	1B: 7	SF: 1	2B: 5	SAC: 0	3B: 0	DP: 0	HR: 1	HBP: 0	WP: 0	PA: 43
--------------	------	------	------	------	------	--------	-------	-------	------	------	------	------	-------	--------	-------	-------	------	------	------	------	-------	--------	-------	-------	------	------	------	------	------	--------	-------	------	------	------	------	------	-------	--------	-------	-------	------	------	------	------	------	--------	-------	-------	------	------	------	------	-------	--------	-------	-------	------	------	------	------	-------	--------	-------	-------	------	------	------	------	-------	--------	-------	-------	-------	-------	-------	--------	-------	-------	-------	--------	-------	--------


PITCHER	IP	WLS	BF	H	R	ER	SO	BB	IBB	HBP	BLK	WP	HR	S	P	ERA	WHIP
<b>Eric Milton, L</b> ERA: 4.36 (1, 1)	5.0	W	25	7	5	4	3	0	0	0	0	0	1	62	97	7.20	1.400
<b>63 Ryan Madson, R</b> ERA: 0.47 (6, 1)	2.1	H	10	3	1	1	0	0	0	0	0	0	0	25	43	3.86	1.286
<b>Tim Worrell, R</b> ERA: 2.76 (8, 1)	1.2	S	8	3	1	1	0	0	0	0	0	0	0	16	25	5.40	1.800

**BOTTOM**

**Philadelphia Phillies @ Arizona Diamondbacks**  
**Bank One Ballpark, Phoenix, AZ**  
Sat May 08 2004, 10:05 PM EDT  
Att: 38,907 - Sunny - 79 F

livebaseballscorecards.com

<b>AB</b>	<b>39</b>
<b>R</b>	<b>7</b>
<b>H</b>	<b>13</b>
<b>RBI</b>	<b>7</b>
<b>BB</b>	<b>2</b>
<b>SO</b>	<b>3</b>
<b>LOB</b>	<b>15</b>





Batter	1	2	3	4	5	6	7	8	9	AB	R	H	RBI	BB	SO	LOB
Marlon Byrd, R OBP: 0.327, SLG: 0.333 (1, 8)	1-0 HR		4-1 BB		1-1 SF7 HBP		4-0 BB BB	1-1 1B		2	3	2	1	2	0	0
11 Jimmy Rollins, S OBP: 0.279, SLG: 0.307 (1, 6)	1-1 G4-3 1B		2-2 P6		2-1 SF7 1B		2-0 E5 BB 1B	1-0 1B		5	1	4	1	0	0	1
Bobby Abreu, L OBP: 0.357, SLG: 0.505 (1, 9)	1-1 G4-3		2-3 K		0-0 SF7		4-0 BB IBB	2-0 F9		3	0	0	1	1	1	3
Jim Thome, L OBP: 0.415, SLG: 0.676 (1, 3)	2-3 K			0-1 G3-1		2-0 L6	4-2 BB BB	2-2 F8		4	0	0	1	1	1	4
Pat Burrell, R OBP: 0.407, SLG: 0.495 (1, 7)	4-2 BB			1-0 G5-3		3-3 K	4-2 FC6-4 BB	4-2 G5-4-3 BB		2	0	0	1	3	1	0
Mike Lieberthal, R OBP: 0.307, SLG: 0.402 (1, 2)	1-2 F7			1-2 1B		3-1 P5	0-2 P2	0-0 G5-4-3		5	0	1	0	0	0	6
David Bell, R OBP: 0.318, SLG: 0.416 (1, 5)				0-2 F9		0-0 G1-3	1-1 FC6-4	2-1 G1-3		5	0	0	0	0	0	4
Tomas Perez, S OBP: 0.294, SLG: 0.581 (1, 4)				0-2 F9		2-1 G6-3	0-2 11 1B E 2B	2-0 39 SH3-4 WP 2B		4	2	2	0	0	0	0
39 Brett Myers, R OBP: 0.364, SLG: 0.400 Amaury Telemaco, R (8, 1)				2-1 G4-3		0-2 11 1B 2B	0-1 B3	2-1 SH3-4		3	1	1	0	0	0	1
										0	0	0	0	0	0	0

Inning Stats	R: 1	H: 2	E: 0	LOB: 2	K: 1	S: 15	P: 25	R: 0	H: 0	E: 0	LOB: 0	K: 0	S: 6	P: 9	R: 0	H: 0	E: 0	LOB: 0	K: 1	S: 8	P: 15	R: 0	H: 1	E: 0	LOB: 1	K: 0	S: 9	P: 11	R: 2	H: 2	E: 0	LOB: 1	K: 0	S: 10	P: 17	R: 0	H: 0	E: 0	LOB: 0	K: 1	S: 6	P: 12	R: 3	H: 2	E: 1	LOB: 3	K: 0	S: 16	P: 35	R: 1	H: 3	E: 0	LOB: 2	K: 0	S: 11	P: 21	R: 0	H: 0	E: 0	LOB: 0	K: 0	S: 7	P: 13	1B: 6	SF: 1	2B: 3	SAC: 1	3B: 0	DP: 1	HR: 1	HBP: 1	WP: 1	PA: 43
--------------	------	------	------	--------	------	-------	-------	------	------	------	--------	------	------	------	------	------	------	--------	------	------	-------	------	------	------	--------	------	------	-------	------	------	------	--------	------	-------	-------	------	------	------	--------	------	------	-------	------	------	------	--------	------	-------	-------	------	------	------	--------	------	-------	-------	------	------	------	--------	------	------	-------	-------	-------	-------	--------	-------	-------	-------	--------	-------	--------

PITCHER	IP	WLS	BF	H	R	ER	SO	BB	IBB	HBP	BLK	WP	HR	S	P	ERA	WHIP
Steve Sparks, R ERA: 4.82 (1, 1)	6.1	L	28	6	5	5	3	3	0	1	0	0	1	59	98	7.11	1.421
Randy Choate, L ERA: 9.0 (7, 1)	0.0		3	1	0	0	0	1	1	0	0	0	0	3	13	∞	∞
36 Brian Bruney, R ERA: (7, 1)	0.2		3	0	1	1	0	1	0	0	0	0	0	8	13	13.50	1.500
Oscar Villarreal, R ERA: 7.0 (8, 1)	2.0		9	3	1	1	0	1	0	0	0	1	0	18	34	4.50	2.000

**TOP**

**Philadelphia Phillies @ Arizona Diamondbacks**  
Bank One Ballpark, Phoenix, AZ

Sun May 09 2004, 8:05 PM EDT  
Att. 29,637 - Dome - 81 F

<b>AB</b>	<b>33</b>
<b>R</b>	<b>7</b>
<b>H</b>	<b>10</b>
<b>RBI</b>	<b>5</b>
<b>BB</b>	<b>7</b>
<b>SO</b>	<b>3</b>
<b>LOB</b>	<b>19</b>

[livebaseballscorecards.com](http://livebaseballscorecards.com)

Batter	1	2	3	4	5	6	7	8	9	AB	R	H	RBI	BB	SO	LOB
<b>Matt Kata, S</b> OBP: 0.318, SLG: 0.380 (1, 4)	1-2 G1-3		2-1 F8		3-2 G1-3		1-1 G3-1			4	0	0	0	0	0	3
<b>Alex Cintron, S</b> OBP: 0.302, SLG: 0.347 (1, 6)	3-3 K			2-2 G1-3		0-1 G4-3		3-2 F8		4	0	0	0	0	1	0
<b>Luis Gonzalez, L</b> OBP: 0.384, SLG: 0.569 (1, 7)	3-1 F9			1-1 P5		0-3 K		2-1 G4-3		4	0	0	0	0	1	0
<b>Shea Hillenbrand, R</b> OBP: 0.330, SLG: 0.410 (1, 3)		1-0 WP G6-3 2B		1-2 1B 1B		0-1 E5 WP		1-1 G5-3		4	1	2	0	0	0	0
<b>Steve Finley, L</b> OBP: 0.314, SLG: 0.525 (1, 8)		0-3 K		0-2 SAFE 1B		1-0 G1-3			2-2 G3-1	4	0	1	0	0	1	2
<b>Danny Bautista, R</b> OBP: 0.368, SLG: 0.526 (1, 9)		2-1 G6-3		0-1 G5-3			2-3 K		1-3 K	4	0	0	1	0	2	2
<b>Chad Tracy, L</b> OBP: 0.418, SLG: 0.492 (1, 5)		0-1 G3		1-2 G6-3 1B		1-0 L8		3-1 1B 1B	4	0	2	0	0	0	0	
<b>Brent Mayne, L</b> OBP: 0.321, SLG: 0.370 (1, 2)			0-1 G3		0-0 G6-3		0-1 1B 1B		1-2 1B 1B	4	0	2	0	0	0	1
<b>Steve Sparks, R</b> OBP: 0.082, SLG: 0.083 (1, 1)			2-3 K		0-1 1B		0-0 1B		0-1 G4-3	2	0	1	0	0	1	0
<b>Randy Choate, L</b> (7, 1)										0	0	0	0	0	0	0
<b>36 Brian Bruney, R</b> (7, 1)										0	0	0	0	0	0	0
<b>Doug DeVore, L</b> OBP: 0.250, SLG: 0.250 (7, PH)										1	0	1	0	0	0	0
<b>Oscar Villarreal, L</b> (8, 1)										0	0	0	0	0	0	0
<b>Carlos Baerga, S</b> OBP: 0.316, SLG: 0.375 (9, PH)										1	0	0	0	0	0	2

Inning Stats	R: 0	H: 0	E: 0	K: 1	S: 10	R: 1	H: 1	E: 0	K: 1	S: 10	R: 0	H: 0	E: 0	K: 1	S: 8	R: 0	H: 2	E: 0	K: 0	S: 13	R: 0	H: 2	E: 0	K: 0	S: 9	R: 0	H: 0	E: 1	K: 1	S: 8	R: 0	H: 2	E: 0	K: 1	S: 9	R: 0	H: 0	E: 0	K: 0	S: 7	R: 0	H: 2	E: 0	K: 1	S: 14	1B: 8	SF: 0	2B: 1	SAC: 0	3B: 0	DP: 1	HR: 0	HBP: 0	WP: 2	PA: 36
<b>PITCHER</b>	IP	WLS	BF	H	R	ER	SO	BB	IBB	HBP	BLK	WP	HR	S	P	ERA	WHIP																																						
<b>39 Brett Myers, R</b> ERA: 5.27 (1, 1)	7.0	W	28	7	1	1	5	0	0	0	0	2	0	67	94	1.29	1.000																																						
<b>Amaury Telemaco, R</b> ERA: 2.13 (8, 1)	2.0		8	2	0	0	1	0	0	0	0	0	0	21	34	0.00	1.000																																						

**BOTTOM**

**Philadelphia Phillies @ Arizona Diamondbacks**  
**Bank One Ballpark, Phoenix, AZ**  
 Sun May 09 2004, 8:05 PM EDT  
 Att. 29,637 - Dome - 81 F

livebaseballscorecards.com

<b>AB</b>	<b>36</b>
<b>R</b>	<b>1</b>
<b>H</b>	<b>9</b>
<b>RBI</b>	<b>1</b>
<b>BB</b>	<b>0</b>
<b>SO</b>	<b>6</b>
<b>LOB</b>	<b>10</b>





Batter	1	2	3	4	5	6	7	8	9	AB R H RBI BB SO LOB	TOP											
Eric Valent, L (1, 7) OBP: 0.417, SLG: 0.549	3-2 31 E 1B	1-1 FC3-6 2B		0-0 31 1B G3-6 2B	4-0 IBB			1-1 G5-4-3 1B		4 3 3 0 1 0 1												
Kazuo Matsui, S (1, 6) OBP: 0.322, SLG: 0.362	0-0 31 E G5-3 1B	2-1 2B		2-2 P4	0-1 G1-3			1-2 G5-4-3 1-2f		3 1 2 1 0 0 2												
Ricky Bottalico, L (4, 1)										1 0 0 0 0 0 3												
Ricky Gutierrez, R (7, 4) OBP: 0.257, SLG: 0.206										1 0 0 0 0 0 1												
31 Mike Piazza, R (1, 2) OBP: 0.380, SLG: 0.509	2-1 E9 1-3 2-H 1B	4-0 IBB		0-0 G3-6 1B			1-1 G6-3	0-1 2B		4 0 3 2 1 0 0												
Karim Garcia, L (1, 9) OBP: 0.298, SLG: 0.461	1-3 K	0-0 F9		0-0 G3-6 1-2f 3-H			2-3 K	2-3 K		5 0 0 0 0 3 6												
Jason Phillips, R (1, 3) OBP: 0.280, SLG: 0.220	3-2 G5-3 3-H		2-2 G6-3		1-0 G6-3		1-0 F9		1-2 F8	5 0 0 1 0 0 1												
Mike Cameron, R (1, 8) OBP: 0.341, SLG: 0.486	2-2 G5-3		0-1 F8		0-1 F9		0-0 P6		2-2 HR	5 1 1 1 0 0 1												
Ty Wigginton, R (1, 5) OBP: 0.262, SLG: 0.377		1-2 FC1-6 1B	3-1 1B		1-0 BB 2B 1B		2-1 2B		1-2 1B	5 1 5 0 0 0 0												
Danny Garcia, R (1, 4) OBP: 0.426, SLG: 0.389		3-1 FC1-6 1B	3-2 G4-3		4-1 2B BB		1-1 F8		1-3 K	3 1 1 0 1 0 2												
Orber Moreno, R (7, 1)										0 0 0 0 0 0 0												
Todd Zeile, R (9, PH) OBP: 0.354, SLG: 0.381		1-2 E 1B			1-2 BB					1 0 0 0 0 1 1												
James Baldwin, R (1, 1)		0-0 FC1-6 1B			0-2 2B 31 1B 1B		2-0 K		0-1 F9	1 0 0 0 0 0 2												
Dan Wheeler, R (3, 1) OBP: 0.333, SLG: 0.333										1 1 1 0 0 0 0												
Joe McEwing, R (4, 6) OBP: 0.286, SLG: 0.326										3 0 1 1 0 1 2												
<b>Inning Stats</b>	R: 2 E: 1 K: 1 S: 20	H: 3 LOB: 1 BB: 0 P: 31	R: 2 E: 1 K: 0 S: 11	H: 3 LOB: 2 BB: 1 P: 22	R: 0 E: 0 K: 0 S: 11	H: 1 LOB: 1 BB: 0 P: 19	R: 2 E: 0 K: 0 S: 11	H: 3 LOB: 0 BB: 0 P: 13	R: 1 E: 0 K: 0 S: 8	H: 2 LOB: 3 BB: 2 P: 20	R: 0 E: 0 K: 1 S: 6	H: 0 LOB: 0 BB: 0 P: 10	R: 0 E: 0 K: 1 S: 8	H: 1 LOB: 1 BB: 0 P: 12	R: 0 E: 0 K: 1 S: 11	H: 2 LOB: 1 BB: 0 P: 15	R: 1 E: 0 K: 1 S: 15	H: 2 LOB: 1 BB: 0 P: 20	1B: 11 2B: 5 3B: 0 HR: 1	SF: 0 SAC: 0 DP: 2 HBP: 0	WP: 0 PB: 0 SB: 0 CS: 0	PA: 45
<b>PITCHER</b>	IP WLS BF H R ER SO BB IBB HBP BLK WP HR S P ERA WHIP																					
Casey Daigle, R (1, 1) ERA: 7.42	5.0 W 29 12 7 6 1 1 2 0 0 0 0 0 61 105 10.80 2.600																					
Andrew Good, R (6, 1) ERA: 6.75	2.0 7 1 0 0 2 0 0 0 0 0 0 0 14 22 0.00 0.500																					
Mike Koplove, R (8, 1) ERA: 4.08	1.0 4 2 0 0 1 0 0 0 0 0 0 0 11 15 0.00 2.000																					
Jose Valverde, R (9, 1) ERA: 3.5	1.0 5 2 1 1 1 0 0 0 0 0 0 1 15 20 9.00 2.000																					

**New York Mets @ Arizona Diamondbacks**  
 Bank One Ballpark, Phoenix, AZ  
 Mon May 10 2004, 9:35 PM EDT  
 Att. 28,638 - Sunny - 82 F

AB	42
R	8
H	17
RBI	6
BB	3
SO	5
LOB	22



WP: 0	PA: 45
PB: 0	
SB: 0	
CS: 0	





Batter	1	2	3	4	5	6	7	8	9	AB	R	H	RBI	BB	SO	LOB	TOP
Eric Valent, L (1, 7) OBP: 0.413, SLG: 0.537 Shane Spencer, R (6, PH) OBP: 0.382, SLG: 0.488 (6, 7)	1-2 L4	1-1 P6			2-2 2B	1-1 P4		0-0 F9		3	1	1	0	0	0	1	
Kazuo Matsui, S (1, 6) OBP: 0.331, SLG: 0.382	3-2 FC6-4 1B	1-2 G4-3			2-0 1-H 2B		4-2 BB		1-3 K	4	2	2	1	1	1	1	
31 Mike Piazza, R (1, 2) OBP: 0.373, SLG: 0.491 (8, 3)	4-2 FC6-4 BB		1-2 G6-3		1-1 G5-3		3-1 F7		3-3 K	4	0	0	0	1	1	2	
Karim Garcia, L (1, 9) OBP: 0.294, SLG: 0.445	0-0 FC6-4 1B		3-2 G4-3		4-1 2B BB		1-1 F9		1-3 K	4	0	0	0	1	1	3	
Todd Zeile, R (1, 3) OBP: 0.364, SLG: 0.402 Orber Moreno, R (5, 1) Joe McEwing, R (6, 3) OBP: 0.280, SLG: 0.319 (8, 4)	1-0 BB 1B		0-0 G5-3		2-1 1-3 2-H 2B		0-2 F7			3	0	2	2	0	0	0	
Mike Cameron, R (1, 8) OBP: 0.346, SLG: 0.477	4-1 BB 1-2 BB		2-2 G5-3		3-3 K			4-2 HR BB		2	1	0	0	2	1	2	
Ty Wigginton, R (1, 5) OBP: 0.275, SLG: 0.431	3-3 K		0-0 G5-3		0-0 1B			0-1 1-H HR		4	1	2	2	0	1	3	
Danny Garcia, R (1, 4) OBP: 0.412, SLG: 0.359 David Weathers, R (8, 1)		4-2 BB			1-3 K			2-2 G6-3		3	0	0	0	1	1	1	
Al Leiter, L (1, 1) OBP: 0.167, SLG: 0.182 Jason Phillips, R (5, PH) OBP: 0.275, SLG: 0.215 (5, 3) Mike Stanton, L (6, 1) OBP: 1.000, SLG: 1.000 Dan Wheeler, R (7, 1) OBP: 0.333, SLG: 0.333 Vance Wilson, R (8, PH) OBP: 0.367, SLG: 0.333 (8, 2)		0-1 B5			1-2 P3		1 SAFE 3-3 K		1-0 P3	1	0	0	0	0	0	1	
<b>Inning Stats</b>	R: 1 H: 2 E: 0 LOB: 3 K: 1 BB: 2 S: 16 P: 32	R: 0 H: 0 E: 0 LOB: 1 K: 0 BB: 1 S: 12 P: 17	R: 0 H: 0 E: 0 LOB: 0 K: 0 BB: 0 S: 7 P: 11	R: 0 H: 0 E: 0 LOB: 0 K: 1 BB: 0 S: 8 P: 11	R: 2 H: 3 E: 0 LOB: 2 K: 1 BB: 1 S: 16 P: 31	R: 0 H: 1 E: 0 LOB: 1 K: 1 BB: 0 S: 9 P: 14	R: 0 H: 0 E: 0 LOB: 1 K: 0 BB: 1 S: 10 P: 18	R: 2 H: 1 E: 0 LOB: 0 K: 0 BB: 1 S: 10 P: 17	R: 0 H: 0 E: 0 LOB: 0 K: 3 BB: 0 S: 12 P: 17	1B: 3 SF: 0 2B: 3 SAC: 0 3B: 0 DP: 0 HR: 1 HBP: 0	WP: 0 PA: 40 PB: 0 SB: 0 CS: 0						
<b>PITCHER</b>	IP WLS BF H R ER SO BB IBB HBP BLK WP HR S P ERA WHIP																
Elmer Dessens, R (1, 1) ERA: 7.56	4.2		23	5	3	3	2	4	0	0	0	0	0	56	96	5.79	1.929
36 Brian Bruney, R (5, 1) ERA:	1.0	W	4	1	0	0	2	0	0	0	0	0	0	10	17	0.00	1.000
Randy Choate, L (6, 1) ERA: 8.71	0.1	H	1	0	0	0	0	0	0	0	0	0	2	3	0.00	0.000	
Stephen Randolph, L (7, 1) ERA: 2.16	2.0		9	1	2	2	0	2	0	0	0	0	1	20	35	9.00	1.500
Jose Valverde, R (9, 1) ERA: 3.32	1.0		3	0	0	0	3	0	0	0	0	0	0	12	17	0.00	0.000

**New York Mets @ Arizona Diamondbacks**  
**Bank One Ballpark, Phoenix, AZ**  
 Tue May 11 2004, 9:35 PM EDT  
 Att. 34,263 - Sunny - 79 F

AB	34
R	5
H	7
RBI	5
BB	6
SO	7
LOB	17



WP: 0	PA: 40
PB: 0	
SB: 0	
CS: 0	

Batter	1	2	3	4	5	6	7	8	9	AB	R	H	RBI	BB	SO	LOB
<b>Chad Tracy, L</b> OBP: 0.403, SLG: 0.535 (1, 5)	1-3 K	2-0 F8		1-0 F8		1-1 SH5-4 HR 1B	2-1 G4-3			5	1	1	0	0	1	2
<b>Robby Hammock, R</b> OBP: 0.333, SLG: 0.382 (1, 2)	4-1 BB HR BB		1-2 G4-3	1-0 F9		0-1 SH5-4	2-1 F7			3	1	0	0	1	0	1
<b>Luis Gonzalez, L</b> OBP: 0.405, SLG: 0.639 (1, 7)	4-1 HR BB		1-0 2B HBP	1-1 F9		4-2 HR BB	4-2 FC1-6 BB			1	3	0	0	3	0	0
<b>Shea Hillenbrand, R</b> OBP: 0.346, SLG: 0.462 (1, 3)	1-2 HR		2-0 1B 2B		2-0 1B 1B	2-2 F9	2-1 FC1-6 PB BB			5	2	3	4	0	0	4
<b>Steve Finley, L</b> OBP: 0.329, SLG: 0.566 (1, 8)	3-3 K		4-0 G5-3 1B BB		0-1 F8	0-2 HR	2-3 K			4	1	1	4	1	2	2
<b>Danny Bautista, R</b> OBP: 0.388, SLG: 0.529 (1, 9)	1-0 G5-3		1-1 G5-3 1B		1-0 1B	1-0 1B	4-1 PB BB			4	0	3	1	1	0	0
<b>Alex Cintron, S</b> OBP: 0.304, SLG: 0.341 (1, 6)		0-1 F8	0-0 G5-3		1-3 K	0-0 G1-6-3	4-1 BB			4	0	0	0	1	1	5
<b>Matt Kata, S</b> OBP: 0.310, SLG: 0.361 (1, 4)		0-1 G5-3	4-0 IBB		2-1 G4-3		2-3 K			4	0	0	0	1	1	5
<b>Elmer Dessens, R</b> OBP: 0.214, SLG: 0.154 (1, 1)		4-2 BB	3-2 G6-3			2-2 SH5-4 HR 1B	1-1 G4-3 2B			1	0	0	0	1	0	3
<b>36 Brian Bruney, R</b> OBP: 0.000, SLG: 0.000 (5, 1)										0	0	0	0	0	0	0
<b>Randy Choate, L</b> OBP: 0.000, SLG: 0.000 (6, 1)										0	0	0	0	0	0	0
<b>Greg Colburn, R</b> OBP: 0.000, SLG: 0.000 (6, PH)										1	1	1	0	0	0	0
<b>Stephen Randolph, L</b> OBP: 1.000, SLG: 2.000 (7, 1)										1	0	1	0	0	0	0
<b>Jose Valverde, R</b> OBP: 0.000, SLG: 0.000 (9, 1)										0	0	0	0	0	0	0

Inning Stats	R: 3	H: 1	E: 0	K: 12	S: 12	LOB: 0	BB: 2	P: 26	R: 0	H: 0	E: 0	K: 0	S: 10	LOB: 1	BB: 1	P: 16	R: 2	H: 2	E: 0	K: 0	S: 11	LOB: 3	BB: 2	P: 27	R: 0	H: 0	E: 0	K: 0	S: 4	LOB: 0	BB: 0	P: 7	R: 0	H: 2	E: 0	K: 11	S: 11	LOB: 2	BB: 0	P: 17	R: 4	H: 4	E: 0	K: 0	S: 21	LOB: 1	BB: 1	P: 31	R: 0	H: 1	E: 0	K: 0	S: 7	LOB: 1	BB: 0	P: 12	R: 0	H: 0	E: 0	K: 2	S: 14	LOB: 3	BB: 3	P: 32	1B: 6	2B: 2	3B: 0	HR: 2	SF: 0	SAC: 1	DP: 0	HBP: 1	WP: 0	PA: 44
--------------	------	------	------	-------	-------	--------	-------	-------	------	------	------	------	-------	--------	-------	-------	------	------	------	------	-------	--------	-------	-------	------	------	------	------	------	--------	-------	------	------	------	------	-------	-------	--------	-------	-------	------	------	------	------	-------	--------	-------	-------	------	------	------	------	------	--------	-------	-------	------	------	------	------	-------	--------	-------	-------	-------	-------	-------	-------	-------	--------	-------	--------	-------	--------

PITCHER	IP	WLS	BF	H	R	ER	SO	BB	IBB	HBP	BLK	WP	HR	S	P	ERA	WHIP
<b>Al Leiter, L</b> ERA: 2.52 (1, 1)	4.0	L	21	3	5	5	2	4	1	1	0	0	1	37	76	11.25	1.750
<b>Orber Moreno, R</b> ERA: 3.94 (5, 1)	1.0		5	2	0	0	1	0	0	0	0	0	0	11	17	0.00	2.000
<b>Mike Stanton, L</b> ERA: 4.91 (6, 1)	1.0		8	4	4	4	0	1	0	0	0	0	1	21	31	36.00	5.000
<b>Dan Wheeler, R</b> ERA: 5.89 (7, 1)	1.0		4	1	0	0	0	0	0	0	0	0	0	7	12	0.00	1.000
<b>David Weathers, R</b> ERA: 3.94 (8, 1)	1.0		6	0	0	0	2	3	0	0	0	0	0	14	32	0.00	3.000


**BOTTOM**

**New York Mets @ Arizona Diamondbacks**  
Bank One Ballpark, Phoenix, AZ

Tue May 11 2004, 9:35 PM EDT  
Att. 34,263 - Sunny - 79 F

livebaseballscorecards.com

<b>AB</b>	<b>33</b>
<b>R</b>	<b>9</b>
<b>H</b>	<b>10</b>
<b>RBI</b>	<b>9</b>
<b>BB</b>	<b>9</b>
<b>SO</b>	<b>5</b>
<b>LOB</b>	<b>22</b>





Batter	1	2	3	4	5	6	7	8	9	AB R H RBI BB SO LOB	TOP		
<b>Kazuo Matsui, S</b> (1, 6) OBP: 0.329, SLG: 0.400	1-0 HR		2-2 G3		0-1 G6-3			0-1 G4-3		4 1 1 1 0 0 0			
<b>Joe McEwing, R</b> (1, 9) OBP: 0.283, SLG: 0.320 <b>Karim Garcia, L</b> (8, PH) OBP: 0.291, SLG: 0.442	3-2 P4		1-3 K			3-2 1B		1-3 K		3 0 1 0 0 1 0 1 0 0 0 0 1 0			
<b>31 Mike Piazza, R</b> (1, 3) OBP: 0.377, SLG: 0.483 <b>Vance Wilson, R</b> (9, 2) OBP: 0.367, SLG: 0.333	4-2 FC5-4 1B BB		4-2 FC5-4 BB			0-3 K			2-3 K	2 0 0 0 2 2 1 0 0 0 0 0 0 0			
<b>Shane Spencer, R</b> (1, 7) OBP: 0.376, SLG: 0.477	1-0 FC5-4 1-2 1B		0-0 FC5-4 1-2f			0-0 F9			0-1 G5-3	4 0 1 0 0 0 2			
<b>Ty Wigginton, R</b> (1, 5) OBP: 0.260, SLG: 0.406	0-0 FC5-4 1-2f 2-3			3-2 F9		1 SAFE 1-3 K			1-3 K	4 0 0 0 0 2 3			
<b>Jason Phillips, R</b> (1, 2) OBP: 0.268, SLG: 0.208	1-2 F8			3-1 F8			0-0 F8			3 0 0 0 0 0 2			
<b>Mike Cameron, R</b> (1, 8) OBP: 0.338, SLG: 0.464		3-3 K		0-0 F8			0-2 F9			3 0 0 0 0 1 0			
<b>Danny Garcia, R</b> (1, 4) OBP: 0.389, SLG: 0.333		0-3 K			0-3 K		1-1 G4-3			3 0 0 0 0 2 0			
<b>Tom Glavine, L</b> (1, 1) OBP: 0.353, SLG: 0.267 <b>Braden Loooper, R</b> (8, 1)		0-3 K			0-0 L5			2-2 G5-3		3 0 0 0 0 1 0 0 0 0 0 0 0 0			
<b>Inning Stats</b>	R: 1 H: 2 E: 0 LOB: 2 K: 0 BB: 1 S: 12 P: 22	R: 0 H: 0 E: 0 LOB: 0 K: 3 BB: 0 S: 13 P: 16	R: 0 H: 0 E: 0 LOB: 1 K: 1 BB: 1 S: 10 P: 17	R: 0 H: 0 E: 0 LOB: 0 K: 0 BB: 0 S: 8 P: 14	R: 0 H: 0 E: 0 LOB: 0 K: 1 BB: 0 S: 6 P: 6	R: 0 H: 1 E: 0 LOB: 1 K: 2 BB: 0 S: 10 P: 14	R: 0 H: 0 E: 0 LOB: 0 K: 0 BB: 0 S: 6 P: 7	R: 0 H: 0 E: 0 LOB: 0 K: 1 BB: 0 S: 11 P: 14	R: 0 H: 0 E: 0 LOB: 0 K: 2 BB: 0 S: 8 P: 11	1B: 2 SF: 0 2B: 0 SAC: 0 3B: 0 DP: 0 HR: 1 HBP: 0	WP: 0 PA: 32 PB: 0 SB: 1 CS: 0		
<b>PITCHER</b>	IP WLS BF H R ER SO BB IBB HBP BLK WP HR S P ERA WHIP											<b>PITCHER</b>	IP WLS BF H R ER SO BB IBB HBP BLK WP HR S P ERA WHIP
<b>Randy Johnson, L</b> (1, 1) ERA: 2.83 <b>Mike Koplove, R</b> (8, 1) ERA: 3.66	7.0 L 26 3 1 1 7 2 0 0 0 0 0 1 65 96 1.29 0.714												

**New York Mets @ Arizona Diamondbacks**  
Bank One Ballpark, Phoenix, AZ  
Wed May 12 2004, 9:35 PM EDT  
Att. 27,750 - Sunny - 80 F

AB	30
R	1
H	3
RBI	1
BB	2
SO	10
LOB	8













Batter	1	2	3	4	5	6	7	8	9	AB R H RBI BB SO LOB	TOP																								
Endy Chavez, L (1, 8) OBP: 0.270, SLG: 0.306	2-2 G4-3		1-1 1B	1-0 G3			1-2 G6-3		2-1 1B 2B	5 2 2 0 0 0 1																									
Jose Vidro, S (1, 4) OBP: 0.333, SLG: 0.423	3-3 K		3-2 F9		1-1 L5-4 2B		0-1 F8		4-0 1B IBB	4 0 1 0 1 1 1																									
Orlando Cabrera, R (1, 6) OBP: 0.286, SLG: 0.360	1-2 G6-3		2-2 1B HBP		2-1 G5-3		1-1 F8		3-2 1-2 2-H 1B	4 0 1 1 0 0 1																									
Brad Wilkerson, L (1, 3) OBP: 0.362, SLG: 0.422		4-2 BLK HR BB	0-0 S 1-3 2-H 1B		4-2 BB		4-2 SH1 BB		0-2 L3	2 1 1 1 3 0 2																									
Tony Batista, R (1, 5) OBP: 0.258, SLG: 0.284	1-0 P4		4-1 BB		1-1 L5-4		1-2 SH1		0-0 SH1	2 0 0 0 1 0 3																									
Juan Rivera, R (1, 7) OBP: 0.302, SLG: 0.316	1-3 K		0-0 F9		2-2 G6-3		3-3 K			3 0 0 0 0 1 3																									
Termel Sledge, L (8, PH) OBP: 0.286, SLG: 0.392	1-2 K									1 0 0 0 0 1 1																									
Brian Schneider, L (1, 2) OBP: 0.279, SLG: 0.433	1-1 HR				1-3 K		0-0 F7		1-1 F9	4 1 1 2 0 1 1																									
Valentino Pascucci, R (1, 9) OBP: 0.333, SLG: 0.167	4-2 BB				0-1 FC2-6 1B		4-1 BB		1-3 K	1 0 1 0 2 0 0																									
Ronald Calloway, L (9, PH) OBP: 0.089, SLG: 0.070										1 0 0 0 0 1 0																									
Tomo Ohka, S (1, 1) OBP: 0.154, SLG: 0.154	0-3 K				0-1 FC2-6		0-2 G6-3		0-0 P5	3 0 0 0 0 1 3																									
32 Chad Cordero, R (8, 1)										0 0 0 0 0 0 0																									
Andy Fox, L (9, PH) OBP: 0.250, SLG: 0.438										1 0 0 0 0 0 0																									
Rocky Biddle, R (9, 1)										0 0 0 0 0 0 0																									
<b>Inning Stats</b>	R: 0 E: 0 K: 1 S: 9	H: 0 LOB: 0 BB: 0 P: 15	R: 2 E: 0 K: 2 S: 13	H: 1 LOB: 1 BB: 2 P: 24	R: 1 E: 0 K: 0 S: 11	H: 2 LOB: 2 BB: 1 P: 20	R: 0 E: 0 K: 1 S: 9	H: 1 LOB: 1 BB: 0 P: 11	R: 0 E: 0 K: 0 S: 8	H: 0 LOB: 1 BB: 1 P: 14	R: 0 E: 0 K: 0 S: 7	H: 0 LOB: 0 BB: 0 P: 9	R: 0 E: 0 K: 1 S: 9	H: 0 LOB: 1 BB: 1 P: 17	R: 1 E: 0 K: 1 S: 16	H: 2 LOB: 2 BB: 1 P: 26	1B: 4 2B: 3 3B: 0 HR: 1	SF: 0 SAC: 1 DP: 1 HBP: 1	WP: 0 PB: 0 SB: 2 CS: 0	PA: 40															
<b>PITCHER</b>	IP WLS BF H R ER SO BB IBB HBP BLK WP HR S P ERA WHIP																																		
Casey Fossum, L (1, 1) ERA: 5.4	5.0	23	5	3	3	4	4	0	1	1	0	1	50	86	5.40	1.800																			
Stephen Randolph, L (6, 1) ERA: 1.93	2.0	7	0	0	0	0	1	0	0	0	0	0	15	23	0.00	0.500																			
Mike Koplove, R (8, 1) ERA: 3.48	1.0	4	0	0	0	1	1	0	0	0	0	0	9	17	0.00	1.000																			
Jose Valverde, R (9, 1) ERA: 3.6	1.0	L 6	2	1	1	1	0	1	0	0	0	0	16	26	9.00	2.000																			

**Montreal Expos @ Arizona Diamondbacks**  
Bank One Ballpark, Phoenix, AZ  
Fri May 14 2004, 10:05 PM EDT  
Att. 27,118 - Cloudy - 79 F

AB	31
R	4
H	7
RBI	4
BB	7
SO	6
LOB	16



Batter	1	2	3	4	5	6	7	8	9	AB	R	H	RBI	BB	SO	LOB
<b>Chad Tracy, L</b> OBP: 0.371, SLG: 0.488 (1, 5)	0-1 G6-3	4-2 G6-4-3 BB			3-1 P6		1-1 F8			3	0	0	0	1	0	1
<b>Robby Hammock, R</b> OBP: 0.324, SLG: 0.365 (1, 2)	1-1 1B WP SF7 1B	1-1 G6-4-3 1-2f			1-1 F9			2-3 K		4	1	1	0	0	1	2
<b>Luis Gonzalez, L</b> OBP: 0.394, SLG: 0.602 (1, 7)	1-2 1B 1-3 1B				0-2 F8			4-1 BB		3	1	1	0	1	0	0
<b>Shea Hillenbrand, R</b> OBP: 0.319, SLG: 0.437 (1, 3)	1-1 SF7				0-1 G4-3			3-2 F9		3	0	0	1	0	0	1
<b>Steve Finley, L</b> OBP: 0.335, SLG: 0.568 (1, 8)	1-2 1B 1-2 1B				1-3 K			1-3 K		4	1	2	1	0	2	1
<b>Danny Bautista, R</b> OBP: 0.397, SLG: 0.542 (1, 9)	1-0 1B 1-2 2-H				1-0 F7			0-2 F9		3	0	1	1	1	0	0
<b>Alex Cintron, S</b> OBP: 0.300, SLG: 0.328 (1, 6)	2-1 G4-3				0-2 F9			0-1 G3		4	0	0	0	0	0	3
<b>Matt Kata, S</b> OBP: 0.313, SLG: 0.373 (1, 4)					2-0 G4-3			2-2 FC5-4 1B		4	0	1	0	0	1	1
<b>Casey Fossum, L</b> OBP: 0.290, SLG: 0.209 (5, PH) <b>Doug DeVore, L</b> OBP: 1.000, SLG: 2.000 (6, PH) <b>Stephen Randolph, L</b> OBP: 0.273, SLG: 0.316 (7, PH) <b>Carlos Baerga, S</b> OBP: 0.188, SLG: 0.133 (8, PH) <b>Mike Koplove, R</b> (9, PH) <b>Jose Valverde, R</b> (9, PH) <b>Greg Colbrunn, R</b>		0-1 G3-1			0-0 G4-3			2-2 FC5-4 1-2f		0	0	0	0	1	0	0
		4-2 BB BB							1-0 FC6-4 1-2f	0	0	0	0	0	0	0
										1	0	0	0	0	0	0
										0	0	0	0	0	0	0
										1	0	0	0	0	0	0
										0	0	0	0	0	0	0
										0	0	0	0	0	0	0
										1	0	0	0	0	0	1

Inning Stats	R: 2	H: 4	E: 0	K: 15	S: 15	LOB: 2	BB: 0	P: 22	R: 0	H: 0	E: 0	K: 8	S: 8	LOB: 1	BB: 2	P: 17	R: 0	H: 0	E: 0	K: 1	S: 8	LOB: 0	BB: 0	P: 9	R: 0	H: 0	E: 0	K: 0	S: 7	LOB: 0	BB: 0	P: 10	R: 0	H: 0	E: 0	K: 0	S: 5	LOB: 0	BB: 0	P: 9	R: 1	H: 1	E: 0	K: 0	S: 14	LOB: 0	BB: 0	P: 21	R: 0	H: 1	E: 0	K: 0	S: 12	LOB: 1	BB: 0	P: 17	R: 0	H: 0	E: 0	K: 2	S: 10	LOB: 1	BB: 1	P: 20	R: 0	H: 0	E: 0	K: 1	S: 5	LOB: 1	BB: 1	P: 11	1B: 5	SF: 1	2B: 0	SAC: 0	3B: 0	DP: 1	HR: 1	HBP: 0	WP: 1	PA: 36
--------------	------	------	------	-------	-------	--------	-------	-------	------	------	------	------	------	--------	-------	-------	------	------	------	------	------	--------	-------	------	------	------	------	------	------	--------	-------	-------	------	------	------	------	------	--------	-------	------	------	------	------	------	-------	--------	-------	-------	------	------	------	------	-------	--------	-------	-------	------	------	------	------	-------	--------	-------	-------	------	------	------	------	------	--------	-------	-------	-------	-------	-------	--------	-------	-------	-------	--------	-------	--------

PITCHER	IP	WLS	BF	H	R	ER	SO	BB	IBB	HBP	BLK	WP	HR	S	P	ERA	WHIP
<b>Tomo Ohka, R</b> ERA: 3.92 (1, 1)	7.0		28	6	3	3	1	2	0	0	0	1	1	69	105	3.86	1.143
<b>32 Chad Cordero, R</b> ERA: 1.56 (8, 1)	1.0	W	4	0	0	0	2	1	0	0	0	0	0	10	20	0.00	1.000
<b>Rocky Biddle, R</b> ERA: 7.71 (9, 1)	1.0	S	4	0	0	0	1	1	0	0	0	0	0	5	11	0.00	1.000

**BOTTOM**

**Montreal Expos @ Arizona Diamondbacks**  
Bank One Ballpark, Phoenix, AZ  
Fri May 14 2004, 10:05 PM EDT  
Att: 27,118 - Cloudy - 79 F

livebaseballscorecards.com

<b>AB</b>	<b>31</b>
<b>R</b>	<b>3</b>
<b>H</b>	<b>6</b>
<b>RBI</b>	<b>3</b>
<b>BB</b>	<b>4</b>
<b>SO</b>	<b>4</b>
<b>LOB</b>	<b>11</b>





Batter	1	2	3	4	5	6	7	8	9	AB R H RBI BB SO LOB	TOP
<b>Andy Chavez, L</b> (1, 8) <small>OBP: 0.266, SLG: 0.300</small>	0-2 		1-0 		1-2 	1-2 			1-2 	5 0 1 0 0 0 1	
<b>Jose Vidro, S</b> (1, 4) <small>OBP: 0.329, SLG: 0.410</small>	1-0 		4-2 		1-0 	0-0 			2-1 	4 0 0 0 1 0 2	
<b>Orlando Cabrera, R</b> (1, 6) <small>OBP: 0.289, SLG: 0.364</small>	4-1 		1-3 		1-1 			2-1 	2-2 	4 2 1 0 1 1 1	
<b>Brad Wilkerson, L</b> (1, 3) <small>OBP: 0.366, SLG: 0.420</small>	1-1 		0-0 		4-2 			1-3 		3 1 1 0 1 1 1	
<b>Tony Batista, R</b> (1, 5) <small>OBP: 0.266, SLG: 0.308</small>	2-1 			1-1 	0-2 			1-2 		4 1 2 3 0 0 0	
<b>Termel Sledge, L</b> (1, 9) <small>OBP: 0.307, SLG: 0.470</small> (8, 7)	0-1 			3-1 	1-1 			2-2 		4 1 3 2 0 0 2	
<b>Matt Cepicky, L</b> (1, 7) <b>Juan Rivera, R</b> (8, 9) <small>OBP: 0.184, SLG: 0.216</small> <small>OBP: 0.302, SLG: 0.316</small>			1-1 	0-1 	2-3 			1-1 		4 0 1 0 0 1 1	
<b>Brian Schneider, L</b> (1, 2) <small>OBP: 0.278, SLG: 0.420</small>			0-2 	4-0 		3-2 		1-0 		0 0 0 0 0 0 0	
<b>Claudio Vargas, R</b> (1, 1) <b>Luis Ayala, R</b> (8, 1) <small>OBP: 0.071, SLG: 0.071</small> <small>OBP: 0.500, SLG: 0.500</small>			0-1 	0-2 	0-3 			0-0 		3 0 0 0 1 0 0	
<b>Inning Stats</b>	R: 1 H: 2 E: 0 LOB: 2 K: 0 BB: 1 S: 11 P: 19	R: 0 H: 0 E: 0 LOB: 0 K: 0 BB: 0 S: 8 P: 9	R: 0 H: 0 E: 0 LOB: 1 K: 1 BB: 1 S: 7 P: 13	R: 0 H: 2 E: 0 LOB: 2 K: 0 BB: 1 S: 9 P: 17	R: 3 H: 3 E: 0 LOB: 1 K: 1 BB: 1 S: 16 P: 26	R: 0 H: 0 E: 0 LOB: 1 K: 1 BB: 0 S: 10 P: 14	R: 0 H: 0 E: 0 LOB: 0 K: 1 BB: 0 S: 8 P: 12	R: 1 H: 1 E: 0 LOB: 0 K: 0 BB: 0 S: 10 P: 14	R: 0 H: 1 E: 0 LOB: 0 K: 0 BB: 0 S: 8 P: 13	1B: 4 SF: 0 2B: 3 SAC: 0 3B: 1 DP: 2 HR: 1 HBP: 0	WP: 1 PA: 39 PB: 0 SB: 0 CS: 0
<b>PITCHER</b> <b>Casey Daigle, R</b> (1, 1) <small>ERA: 7.46</small> <b>Randy Choate, L</b> (5, 1) <small>ERA: 8.18</small> <b>Andrew Good, R</b> (6, 1) <small>ERA: 6.0</small> <b>Elmer Dessens, R</b> (8, 1) <small>ERA: 7.39</small>	IP WLS BF H R ER SO BB IBB HBP BLK WP HR S P ERA WHIP 4.2 L 24 7 4 4 1 4 0 0 0 0 0 0 48 79 7.71 2.357 0.1 1 0 0 0 1 0 0 0 0 0 0 0 3 5 0.00 0.000 2.0 7 0 0 0 2 0 0 0 0 1 0 0 18 26 0.00 0.000 2.0 7 2 1 1 0 0 0 0 0 0 0 1 18 27 4.50 1.000	<b>PITCHER</b> IP WLS BF H R ER SO BB IBB HBP BLK WP HR S P ERA WHIP									

**Montreal Expos @ Arizona Diamondbacks**  
 Bank One Ballpark, Phoenix, AZ  
 Sat May 15 2004, 10:05 PM EDT  
 Att. 32,379 - Unknown - 77 F

AB	35
R	5
H	9
RBI	5
BB	4
SO	4
LOB	11



WP: 1	PA: 39
PB: 0	
SB: 0	
CS: 0	

ERA	7.46
WHIP	2.357
ERA	8.18
WHIP	0.000
ERA	6.0
WHIP	0.000
ERA	7.39
WHIP	1.000

Batter	1	2	3	4	5	6	7	8	9	AB	R	H	RBI	BB	SO	LOB
<b>Chad Tracy, L</b> OBP: 0.387, SLG: 0.500 (1, 5)	3-2 CS 1B		1-0 F8		2-2 1B			1-1 1B 1B 1B		4	0	3	0	0	0	0
<b>Matt Kata, S</b> OBP: 0.311, SLG: 0.369 (1, 4)	1-2 F8 1-2		0-0 F7		3-2 F8			1-1 1B 1-2 1B		4	0	1	0	0	0	2
<b>Danny Bautista, R</b> OBP: 0.400, SLG: 0.534 (1, 9)	4-0 BB		0-0 F7			4-2 BB		0-0 P2		2	0	0	0	2	0	2
<b>Steve Finley, L</b> OBP: 0.333, SLG: 0.559 (1, 8)	0-1 F9			1-1 F7		0-1 F8		1-1 1B 1-2 2-3 G6-3		4	0	1	0	0	0	3
<b>Shea Hillenbrand, R</b> OBP: 0.317, SLG: 0.430 (1, 3)	2-1 L3			1-1 1B		1-2 P6		0-1 G6-3 1-2f		4	0	1	0	0	0	6
<b>Doug DeVore, L</b> OBP: 0.222, SLG: 0.222 (1, 7)		3-2 1B		3-1 F9		1-2 F9		1-1 L9		4	0	1	0	0	0	2
<b>Robby Hammock, R</b> OBP: 0.307, SLG: 0.343 (1, 2)		3-2 P4		1-1 F9			1-1 P4	1-1 G5-3		4	0	0	0	0	0	2
<b>Donnie Sadler, R</b> OBP: 0.211, SLG: 0.278 <b>Elmer Dessens, R</b> OBP: 0.308, SLG: 0.200 <b>Carlos Baerga, S</b> OBP: 0.261, SLG: 0.300 (1, 6) (8, 1) (9, PH)		2-3 K			2-2 F8		1-2 L5	1-0 F8		3	0	0	0	0	1	1
<b>Casey Daigle, R</b> OBP: 0.184, SLG: 0.308 <b>Randy Choate, L</b> <b>Greg Colbrunn, R</b> OBP: 0.176, SLG: 0.125 <b>Andrew Good, R</b> <b>Alex Cintron, S</b> OBP: 0.296, SLG: 0.326 (1, 1) (5, 1) (5, PH) (6, 1) (7, PH) (8, 6)		0-0 G6-3			2-3 K		2-2 F7			1	0	0	0	0	0	1

Inning Stats	R: 0	H: 1	E: 0	LOB: 2	K: 0	BB: 1	S: 10	R: 0	H: 1	E: 0	LOB: 1	K: 1	BB: 0	S: 10	R: 0	H: 0	E: 0	LOB: 1	K: 0	BB: 1	S: 10	R: 0	H: 3	E: 0	LOB: 2	K: 0	BB: 0	S: 9	R: 0	H: 0	E: 0	LOB: 0	K: 0	BB: 0	S: 5	R: 0	H: 0	E: 0	LOB: 0	K: 0	BB: 0	S: 5	1B: 7	SF: 0	2B: 0	SAC: 0	3B: 0	DP: 1	HR: 0	HBP: 0	WP: 0	PA: 35
--------------	------	------	------	--------	------	-------	-------	------	------	------	--------	------	-------	-------	------	------	------	--------	------	-------	-------	------	------	------	--------	------	-------	------	------	------	------	--------	------	-------	------	------	------	------	--------	------	-------	------	-------	-------	-------	--------	-------	-------	-------	--------	-------	--------

PITCHER	IP	WLS	BF	H	R	ER	SO	BB	IBB	HBP	BLK	WP	HR	S	P	ERA	WHIP
<b>Claudio Vargas, R</b> ERA: 4.79 (1, 1)	7.0	W	29	6	0	0	2	2	0	0	0	0	0	66	112	0.00	1.143
<b>Luis Ayala, R</b> ERA: 3.43 (8, 1)	2.0		6	1	0	0	0	0	0	0	0	0	0	10	14	0.00	0.500

**BOTTOM**

**Montreal Expos @ Arizona Diamondbacks**  
Bank One Ballpark, Phoenix, AZ

Sat May 15 2004, 10:05 PM EDT  
Att: 32,379 - Unknown - 77 F

livebaseballscorecards.com

<b>AB</b>	<b>33</b>
<b>R</b>	<b>0</b>
<b>H</b>	<b>7</b>
<b>RBI</b>	<b>0</b>
<b>BB</b>	<b>2</b>
<b>SO</b>	<b>2</b>
<b>LOB</b>	<b>19</b>





Batter	1	2	3	4	5	6	7	8	9	AB R H RBI BB SO LOB	TOP											
<b>Andy Chavez, L</b> (1, 8) OBP: 0.273, SLG: 0.298 C F X 1 B X	0-2 G1		1-0 CS 1B		2-2 F7		2-3 K		4-0 BB	4 0 1 0 1 1 1	<b>Montreal Expos @ Arizona Diamondbacks</b> Bank One Ballpark, Phoenix, AZ Sun May 16 2004, 4:35 PM EDT Att. 32,629 - Dome - 78 F  livebaseballscorecards.com											
<b>Orlando Cabrera, R</b> (1, 6) OBP: 0.280, SLG: 0.351 C F B B X	2-2 F7		0-0 P4		2-3 K		1-1 E1 S G1-3 1B	2-0 F7	5 1 0 0 0 1 3													
<b>Brad Wilkerson, L</b> (1, 3) OBP: 0.361, SLG: 0.411 C X	0-1 1B		3-2 CS 1-2	2-1 G4-3		2-2 G6-3		0-2 G1-3 1-2	5 0 1 0 0 1 3													
<b>Tony Batista, R</b> (1, 5) OBP: 0.265, SLG: 0.306 C F X 1 SAFE 1 B 1 SAFE	1-2 F8		0-1 F9		1-2 F8		3-2 1B 2-H 1B		4 1 1 1 0 0 1													
<b>Termel Sledge, L</b> (1, 9) OBP: 0.315, SLG: 0.465 (7, 7) B B B B X T T T T T T T T T		2-2 G4-3		4-1 1B HR BB		3-2 G1-3		2-1 1B 1-3 1B	3 1 1 0 1 0 0													
<b>Matt Cepicky, L</b> (1, 7) <b>Juan Rivera, R</b> (7, PR) OBP: 0.310, SLG: 0.325 (7, 9) C B B B X T T T T T T T T T		2-2 G3-1		0-1 HR 1-3 1B		1-1 G3 1B 2B		1-1 G5-4-3 1-2 1B	3 1 2 0 0 0 0 1 1 1 1 0 0 0													
<b>Brian Schneider, L</b> (1, 2) OBP: 0.286, SLG: 0.462 C B B B X T T T T T T T T T		2-2 2B		0-1 HR 1-H 3-H HR		0-0 G3 2-3		2-2 G5-4-3 1-2f	4 1 2 3 0 0 3													
<b>Andy Fox, L</b> (1, 4) <b>Jamey Carroll, R</b> (7, PH) OBP: 0.324, SLG: 0.371 (7, 4) B B X		1-0 G4-3		1-1 L3		1-0 BLK 1B 3-H		0-0 SH3-4 1B	2 0 0 0 0 0 1 2 0 2 1 0 0 0													
<b>Livan Hernandez, R</b> (1, 1) OBP: 0.087, SLG: 0.087 B C B X T T T T T T T T T			1-3 K		1-2 G6-3		2-2 G1-3 1-2	0-1 SH3-4	3 0 0 0 0 1 2													
<b>Inning Stats</b>	R: 0 E: 0 K: 0 S: 11	H: 1 LOB: 1 BB: 0 P: 14	R: 0 E: 0 K: 0 S: 15	H: 1 LOB: 1 BB: 0 P: 22	R: 0 E: 0 K: 1 S: 7	H: 1 LOB: 0 BB: 0 P: 12	R: 3 E: 0 K: 0 S: 11	H: 2 LOB: 0 BB: 1 P: 18	R: 0 E: 0 K: 1 S: 9	H: 0 LOB: 0 BB: 0 P: 14		R: 0 E: 0 K: 0 S: 10	H: 0 LOB: 0 BB: 0 P: 16	R: 1 E: 0 K: 1 S: 10	H: 2 LOB: 1 BB: 0 P: 16	R: 2 E: 1 K: 0 S: 15	H: 3 LOB: 1 BB: 0 P: 24	R: 0 E: 0 K: 1 S: 7	H: 1 LOB: 2 BB: 1 P: 14	1B: 8 2B: 2 3B: 0 HR: 1	SF: 0 SAC: 1 DP: 1 HBP: 0	WP: 0 PB: 0 SB: 1 CS: 1
<b>PITCHER</b>	IP WLS BF H R ER SO BB IBB HBP BLK WP HR S P ERA WHIP																					
<b>Steve Sparks, R</b> (1, 1) ERA: 4.98	6.0 L 24 6 4 4 2 1 0 0 0 0 0 1 65 99 6.00 1.167																					
<b>Randy Choate, L</b> (7, 1) ERA: 7.5	1.0 4 1 0 0 1 0 0 0 0 1 0 0 8 13 0.00 1.000																					
<b>Mike Koplove, R</b> (8, 1) ERA: 3.74	1.0 6 3 2 1 0 0 0 0 0 0 0 0 15 24 9.00 3.000																					
<b>36 Brian Bruney, R</b> (9, 1) ERA:	1.0 5 1 0 0 1 1 0 0 0 0 0 0 7 14 0.00 2.000																					





Batter	1	2	3	4	5	6	7	8	9	AB R H RBI BB SO LOB	TOP	
<b>Chad Tracy, L</b> (1, 5) OBP: 0.402, SLG: 0.500	0-1 G1-3		4-1 BB BB		0-2 1B		1-0 1-3 2-H 1B		0-0 G3	4 0 2 1 1 0 2		
<b>Matt Kata, S</b> (1, 4) OBP: 0.305, SLG: 0.362	1-1 E5 G1-6-3		0-2 F7		1-3 K			3-2 G6-3	0-0 F8	5 0 0 0 0 1 4		
<b>Luis Gonzalez, L</b> (1, 7) OBP: 0.387, SLG: 0.579	1-0 G1-6-3 1-2f		4-0 BB		2-2 G1-3			0-1 G4-3		3 0 0 0 1 0 1		
<b>Shea Hillenbrand, R</b> (1, 3) OBP: 0.315, SLG: 0.423		0-1 G6-3	0-3 K		1-0 G5-3			0-0 1B 1B		4 0 1 0 0 1 2		
<b>Steve Finley, L</b> (1, 8) OBP: 0.329, SLG: 0.550		1-2 F9		1-2 G3		0-1 F9		1-0 1B 1-2 1B		4 0 1 0 0 0 0		
<b>Danny Bautista, R</b> (1, 9) OBP: 0.394, SLG: 0.522		2-2 E 1B		0-0 G5-3		0-1 G4-3		1-1 F9		4 1 1 0 0 0 2		
<b>Alex Cintron, S</b> (1, 6) OBP: 0.310, SLG: 0.366		1-0 E2 1-H 2B		2-0 L6		0-0 1B 2B		0-0 E 1B		4 1 3 1 0 0 0		
<b>Robby Hammock, R</b> (1, 2) OBP: 0.304, SLG: 0.329		2-3 K		1-0 F7		4-0 1B BB		0-0 E1 G6-3		3 0 0 0 1 1 2		
<b>Randy Johnson, R</b> (1, 1) OBP: 0.190, SLG: 0.200			1-3 K		0-1 L9		0-3 K	1-2 G6-3		4 0 0 0 0 2 4		
<b>Inning Stats</b>	R: 0 E: 1 K: 0 S: 5 H: 0 LOB: 0 BB: 0 P: 7	R: 1 E: 1 K: 1 S: 12 H: 2 LOB: 1 BB: 0 P: 18	R: 0 E: 0 K: 2 S: 10 H: 0 LOB: 2 BB: 2 P: 19	R: 0 E: 0 K: 0 S: 5 H: 0 LOB: 0 BB: 0 P: 8	R: 0 E: 0 K: 1 S: 10 H: 1 LOB: 1 BB: 0 P: 12	R: 0 E: 0 K: 0 S: 6 H: 0 LOB: 0 BB: 0 P: 9	R: 1 E: 0 K: 1 S: 7 H: 2 LOB: 2 BB: 1 P: 12	R: 0 E: 0 K: 0 S: 9 H: 2 LOB: 2 BB: 0 P: 14	R: 0 E: 1 K: 0 S: 7 H: 1 LOB: 2 BB: 0 P: 8	1B: 6 2B: 2 3B: 0 HR: 0 SF: 0 SAC: 0 DP: 1 HBP: 0	WP: 0 PB: 0 SB: 0 CS: 0 PA: 38	
<b>PITCHER</b> <b>Mike Hampton, L</b> (1, 1) ERA: 6.36	IP 9.0 WLS L BF 38 H 8 R 2 ER 2 SO 5 BB 3 IBB 0 HBP 0 BLK 0 WP 0 HR 0 S 71 P 107 ERA 2.00 WHIP 1.222											<b>PITCHER</b> IP WLS BF H R ER SO BB IBB HBP BLK WP HR S P ERA WHIP

**Arizona Diamondbacks @ Atlanta Braves**  
Turner Field, Atlanta, GA  
Tue May 18 2004, 7:35 PM EDT  
Att. 23,381 - Unknown - 73 F

AB	35
R	2
H	8
RBI	2
BB	3
SO	5
LOB	17



Batter	1	2	3	4	5	6	7	8	9	AB	R	H	RBI	BB	SO	LOB
--------	---	---	---	---	---	---	---	---	---	----	---	---	-----	----	----	-----

<b>Jesse Garcia, R</b> <small>OBP: 0.301, SLG: 0.370</small> (1, 6)	0-1  B3			0-3  K			1-3  K			3	0	0	0	0	2	0
<b>Julio Franco, R</b> <small>OBP: 0.377, SLG: 0.392</small> (1, 3)	0-3  K			0-2  F8			2-2  G4-3			3	0	0	0	0	1	0
<b>10 Chipper Jones, S</b> <small>OBP: 0.351, SLG: 0.444</small> (1, 7)	2-3  K			1-3  K			2-3  K			3	0	0	0	0	3	0
<b>Andrew Jones, R</b> <small>OBP: 0.340, SLG: 0.478</small> (1, 8)		1-1  F8		0-0  L7			1-2  F8			3	0	0	0	0	0	0
<b>Johnny Estrada, S</b> <small>OBP: 0.387, SLG: 0.518</small> (1, 2)		3-3  K		1-2  F9			1-2  K			3	0	0	0	0	2	0
<b>J.D. Drew, L</b> <small>OBP: 0.420, SLG: 0.583</small> (1, 9)		0-3  K		1-1  F9			1-2  G4-3			3	0	0	0	0	1	0
<b>Mark DeRosa, R</b> <small>OBP: 0.267, SLG: 0.291</small> (1, 5)			1-0  F9		1-1  G5-3			1-2  G4-3		3	0	0	0	0	0	0
<b>Nick Green, R</b> <small>OBP: 0.364, SLG: 0.222</small> (1, 4)			2-2  G6-3		2-3  K			1-3  K		3	0	0	0	0	2	0
<b>Mike Hampton, R</b> <small>OBP: 0.294, SLG: 0.333</small> <b>Eddie Pérez, R</b> <small>OBP: 0.226, SLG: 0.200</small> (9, PH)			2-3  K		1-2  G6-3			2-3  K		2	0	0	0	0	1	0
										1	0	0	0	0	1	0

Inning Stats	R: 0	H: 0	E: 0	LOB: 0	K: 2	BB: 0	S: 8	P: 10	R: 0	H: 0	E: 0	LOB: 0	K: 2	BB: 0	S: 13	P: 17	R: 0	H: 0	E: 0	LOB: 0	K: 1	BB: 0	S: 11	P: 16	R: 0	H: 0	E: 0	LOB: 0	K: 2	BB: 0	S: 9	P: 10	R: 0	H: 0	E: 0	LOB: 0	K: 0	BB: 0	S: 9	P: 11	R: 0	H: 0	E: 0	LOB: 0	K: 1	BB: 0	S: 9	P: 13	R: 0	H: 0	E: 0	LOB: 0	K: 2	BB: 0	S: 9	P: 14	R: 0	H: 0	E: 0	LOB: 0	K: 1	BB: 0	S: 9	P: 12	R: 0	H: 0	E: 0	LOB: 0	K: 2	BB: 0	S: 10	P: 14	R: 0	H: 0	E: 0	LOB: 0	K: 2	BB: 0	S: 10	P: 14	1B: 0	2B: 0	3B: 0	HR: 0	SF: 0	SAC: 0	DP: 0	HBP: 0	WP: 0	PA: 27
--------------	------	------	------	--------	------	-------	------	-------	------	------	------	--------	------	-------	-------	-------	------	------	------	--------	------	-------	-------	-------	------	------	------	--------	------	-------	------	-------	------	------	------	--------	------	-------	------	-------	------	------	------	--------	------	-------	------	-------	------	------	------	--------	------	-------	------	-------	------	------	------	--------	------	-------	------	-------	------	------	------	--------	------	-------	-------	-------	------	------	------	--------	------	-------	-------	-------	-------	-------	-------	-------	-------	--------	-------	--------	-------	--------

PITCHER	IP	WLS	BF	H	R	ER	SO	BB	IBB	HBP	BLK	WP	HR	S	P	ERA	WHIP
<b>Randy Johnson, L</b> <small>ERA: 2.43</small> (1, 1)	9.0	W	27	0	0	0	13	0	0	0	0	0	0	87	117	0.00	0.000

**BOTTOM**

**Arizona Diamondbacks @ Atlanta Braves**  
 Turner Field, Atlanta, GA  
 Tue May 18 2004, 7:35 PM EDT  
 Att. 23,381 - Unknown - 73 F

AB	27
R	0
H	0
RBI	0
BB	0
SO	13
LOB	0





Batter	1	2	3	4	5	6	7	8	9	10	11	AB R H RBI BB SO LOB	TOP
<b>Chad Tracy, L</b> OBP: 0.383, SLG: 0.474 (1, 5) C U T T E R C O U N T D O W N	2-3 K		1-3 K		1-2 F7			0-1 P6		3-1 F8		5 0 0 0 0 2 1	
<b>Matt Kata, S</b> OBP: 0.315, SLG: 0.366 (1, 4) C O U N T D O W N	2-2 G4-6-3 1B			4-1 G4-6-3 BB				2-2 G3			3-2 P4	4 1 2 0 1 0 0	
<b>Luis Gonzalez, L</b> OBP: 0.387, SLG: 0.614 (1, 7) C O U N T D O W N	0-1 G4-6-3 1-2f			1-1 G4-6-3 1-2f				1-0 P5			2-2 HR	5 2 2 3 0 0 2	
<b>Shea Hillenbrand, R</b> OBP: 0.313, SLG: 0.417 <b>Donnie Sadler, R</b> OBP: 0.200, SLG: 0.263 (1, 3) (9, PR) (9, 5) C O U N T D O W N		2-1 P4		2-2 G3-1				3-1 L8			1-3 K	4 0 1 0 0 0 0 1 0 0 0 0 1 0	
<b>Steve Finley, L</b> OBP: 0.339, SLG: 0.571 (1, 8) C O U N T D O W N		1-2 1B			4-0 1B G4-3 BB			2-3 K			2-2 HR	3 2 2 1 1 1 0	
<b>Danny Bautista, R</b> OBP: 0.388, SLG: 0.510 (1, 9) C O U N T D O W N		1-0 F9		1-2 G4-3 17 1B 1B				0-0 F8			0-1 G6-3	5 1 1 0 0 0 3	
<b>Alex Cintron, S</b> OBP: 0.302, SLG: 0.356 (1, 6) C O U N T D O W N		2-3 K		1-2 G4-3				1-2 G6-3			1-1 G4-3	4 0 0 1 0 1 4	
<b>Brent Mayne, L</b> OBP: 0.286, SLG: 0.321 <b>Robby Hammock, R</b> OBP: 0.300, SLG: 0.324 (1, 2) (9, 2) C O U N T D O W N			0-1 F7		1-0 G4-3			2-1 G4-3			1-2 G5-3	3 0 0 0 0 0 1 1 0 0 0 0 0 0	
<b>17 Brandon Webb, R</b> OBP: 0.174, SLG: 0.174 <b>Mike Koplove, R</b> (8, 1) <b>Jose Valverde, R</b> (8, 1) <b>Carlos Baerga, S</b> OBP: 0.214, SLG: 0.240 <b>36 Brian Bruney, R</b> (10, 1) C O U N T D O W N			0-2 G6-3		0-0 1B			1-3 K			1-0 G3-1	3 0 1 1 0 1 0 0 0 0 0 0 0 0 0 0 0 0 0 0 0 1 0 0 0 0 0 0 0 0 0 0 0 0 0	
<b>Inning Stats</b>	R: 0 H: 1 E: 0 LOB: 0 K: 1 BB: 0 S: 12 P: 16	R: 0 H: 1 E: 0 LOB: 1 K: 1 BB: 0 S: 10 P: 16	R: 0 H: 0 E: 0 LOB: 0 K: 1 BB: 0 S: 10 P: 11	R: 0 H: 0 E: 0 LOB: 0 K: 0 BB: 1 S: 6 P: 13	R: 2 H: 2 E: 0 LOB: 1 K: 1 BB: 1 S: 14 P: 22	R: 2 H: 2 E: 0 LOB: 0 K: 1 BB: 0 S: 10 P: 16	R: 0 H: 0 E: 0 LOB: 0 K: 1 BB: 0 S: 8 P: 12	R: 0 H: 0 E: 0 LOB: 0 K: 0 BB: 0 S: 8 P: 11	R: 0 H: 1 E: 0 LOB: 2 K: 0 BB: 0 S: 5 P: 7	R: 0 H: 0 E: 0 LOB: 0 K: 0 BB: 0 S: 8 P: 13	R: 2 H: 2 E: 0 LOB: 0 K: 1 BB: 0 S: 14 P: 22	1B: 6 SF: 0 2B: 0 SAC: 1 3B: 0 DP: 2 HR: 3 HBP: 0	WP: 0 PA: 42 PB: 0 SB: 0 CS: 0
<b>PITCHER</b>	IP WLS BF H R ER SO BB IBB HBP BLK WP HR S P ERA WHIP												
<b>John Thomson, R</b> ERA: 5.01 (1, 1)	6.0 24 6 4 4 4 2 0 0 0 0 0 1 62 94 6.00 1.333												
<b>Kevin Gryboski, R</b> ERA: 0.59 (7, 1)	1.0 3 0 0 0 1 0 0 0 0 0 0 0 8 12 0.00 0.000												
<b>Chris Reitsma, R</b> ERA: 2.82 (8, 1)	1.0 3 0 0 0 0 0 0 0 0 0 0 0 8 11 0.00 0.000												
<b>29 John Smoltz, R</b> ERA: 3.12 (9, 1)	2.0 7 1 0 0 0 0 0 0 0 0 0 0 13 20 0.00 0.500												
<b>Armando Almanza, L</b> ERA: 5.4 (11, 1)	1.0 L 5 2 2 2 1 0 0 0 0 0 0 2 14 22 18.00 2.000												

Arizona Diamondbacks @ Atlanta Braves  
Turner Field, Atlanta, GA  
Wed May 19 2004, 7:05 PM EDT  
Att: 19,971 - Unknown - 78 F

AB	39
R	6
H	9
RBI	6
BB	2
SO	6
LOB	11



WP: 0	PA: 42
PB: 0	
SB: 0	
CS: 0	

AB	39
R	6
H	9
RBI	6
BB	2
SO	6
LOB	11

Batter	1	2	3	4	5	6	7	8	9	10	11	AB R H RBI BB SO LOB	BOTTOM																		
Jesse Garcia, R OBP: 0.292, SLG: 0.368 (1, 6)	G6-3		G4-3		G6-3 2B		E1 G4-3	K			G6-3	6 0 1 0 0 1 0	<b>Arizona Diamondbacks @ Atlanta Braves</b> Turner Field, Atlanta, GA Wed May 19 2004, 7:05 PM EDT Att. 19,971 - Unknown - 78 F																		
Adam LaRoche, L OBP: 0.266, SLG: 0.381 (1, 3)	1B		G6-3		G6-3 2-3		G4-3 2-3		K		K	6 0 1 0 0 2 2																			
J.D. Drew, L OBP: 0.419, SLG: 0.571 (1, 9)	F7		F7 1B		10 BB BB		G4-3		P5			4 0 1 0 1 0 2																			
10 Chipper Jones, S OBP: 0.342, SLG: 0.418 (1, 7)	G6-3		G4-3		FC6 BB			K	G4-3			4 0 0 0 1 1 2																			
Johnny Estrada, S OBP: 0.380, SLG: 0.504 (1, 2)		F8		L3	FC6 1-2f			2B SF9 1B		G6-3		5 1 1 0 0 0 3																			
Andruw Jones, R OBP: 0.360, SLG: 0.504 (1, 8)		1B 1B		2B		G4-6-3 BB		1B 2B			CS BB	3 1 3 0 2 0 0																			
Mark DeRosa, R OBP: 0.265, SLG: 0.285 (1, 5)		F8		K		G4-6-3 1-2f		SF9			BB	3 0 0 1 1 1 3																			
Nick Green, R OBP: 0.375, SLG: 0.286 (1, 4)		FC6-4 1B		F7		F9		HR 1B			K	5 1 2 1 0 1 2																			
John Thomson, R OBP: 0.133, SLG: 0.200 (7, 1)		FC6-4				G1-3						2 0 0 0 0 0 2																			
Kevin Carty, R OBP: 0.360, SLG: 0.354 (7, PH)							G1-3					0 0 0 0 0 0 0																			
Rafael Furcal, S OBP: 0.387, SLG: 0.482 29 John Smoltz, R Armando Almanza, L Dewayne Wise, L OBP: 0.232, SLG: 0.375 (11, PH)								HR				1 0 0 0 0 0 0																			
												1 1 1 2 0 0 0																			
												0 0 0 0 0 0 0																			
												0 0 0 0 0 0 0																			
												0 0 0 0 0 0 0																			
												1 0 0 0 0 1 0																			
<b>Inning Stats</b>	R: 0 E: 0 K: 0 S: 6	H: 1 LOB: 1 BB: 0 P: 10	R: 0 E: 0 K: 0 S: 13	H: 2 LOB: 2 BB: 0 P: 20	R: 0 E: 0 K: 0 S: 10	H: 1 LOB: 1 BB: 0 P: 15	R: 0 E: 0 K: 1 S: 10	H: 1 LOB: 1 BB: 0 P: 15	R: 0 E: 0 K: 0 S: 8	H: 1 LOB: 3 BB: 2 P: 18	R: 0 E: 0 K: 0 S: 6	H: 0 LOB: 0 BB: 1 P: 10	R: 0 E: 1 K: 0 S: 10	H: 0 LOB: 1 BB: 0 P: 15	R: 4 E: 0 K: 2 S: 19	H: 4 LOB: 0 BB: 0 P: 26	R: 0 E: 0 K: 1 S: 7	H: 0 LOB: 0 BB: 0 P: 14	R: 0 E: 0 K: 1 S: 12	H: 0 LOB: 1 BB: 2 P: 22	R: 0 E: 0 K: 2 S: 10	H: 0 LOB: 0 BB: 0 P: 14	1B: 6 2B: 3 3B: 0 HR: 1	SF: 1 SAC: 0 DP: 1 HBP: 0	WP: 0 PB: 0 SB: 0 CS: 1	PA: 47					
<b>PITCHER</b>	IP WLS BF H R ER SO BB IBB HBP BLK WP HR S P ERA WHIP															IP WLS BF H R ER SO BB IBB HBP BLK WP HR S P ERA WHIP															
17 Brandon Webb, R ERA: 2.95 (1, 1)	7.0	30	6	0	0	1	3	0	0	0	0	0	0	63	103	0.00	1.286														
Mike Koplove, R ERA: 4.84 (8, 1)	0.2	5	3	3	3	1	0	0	0	0	0	0	0	14	19	40.50	4.500														
Jose Valverde, R ERA: 3.8 (8, 1)	1.1	B 5	1	1	1	2	0	0	0	0	0	0	1	12	21	6.75	0.750														
36 Brian Bruney, R ERA: (10, 1)	2.0	W 7	0	0	0	3	2	0	0	0	0	0	0	22	36	0.00	1.000														

AB	41
R	4
H	10
RBI	4
BB	5
SO	7
LOB	16







Batter	1	2	3	4	5	6	7	8	9	AB	R	H	RBI	BB	SO	LOB
Jesse Garcia, R OBP: 0.280, SLG: 0.352 (1, 6)	1-1 F7	0-0 G1-3		3-2 G3			2-2 G1-3			4	0	0	1	0	0	2
Julio Franco, R OBP: 0.394, SLG: 0.518 (1, 3)	0-0 L4	1-0 G6-3			2-2 HR		3-2 1B			4	1	2	1	0	0	1
10 Chipper Jones, S OBP: 0.361, SLG: 0.429 (1, 7)	4-0 2B 3B BB		3-2 K		1-2 G4-6-3 1B		0-1 1B		1-3 1B	3	1	2	0	1	1	0
Andrew Jones, R OBP: 0.357, SLG: 0.503 (1, 8)	0-0 3B 2B		3-2 G5-3		1-3 K		2-2 F8			4	1	1	0	0	1	3
J.D. Drew, L OBP: 0.421, SLG: 0.583 (1, 9)	1-0 3B		1-3 K		3-2 G4-6-3 1-2f			1-0 G6-3 HBP		3	0	1	2	0	1	1
Mark DeRosa, R OBP: 0.258, SLG: 0.277 (1, 5)	0-0 F7			1-3 K		1-0 F9		1-0 G6-3		4	0	0	0	0	1	2
Eddie Pérez, R OBP: 0.200, SLG: 0.176 (1, 2)		0-2 G5-3		0-0 G6-3		1-2 G6-3		1-1 F8		4	0	0	0	0	0	1
Nick Green, R OBP: 0.450, SLG: 0.375 (1, 4)		0-1 1B G1-3 2B		4-1 1B 1B BB		2-2 P6		4-0 IBB		2	2	1	0	2	0	0
Horacio Ramirez, L OBP: 0.111, SLG: 0.111 (1, 1)		2-2 G1-3 1B		0-0 WP 1-H 1B			1-2 G4-3	0-1 F8		4	0	2	1	0	0	2

Inning Stats	R: 2	H: 2	E: 0	K: 6	S: 12	H: 2	LOB: 0	BB: 0	P: 19	R: 1	H: 0	E: 0	K: 10	S: 10	R: 1	H: 1	E: 0	K: 10	S: 10	R: 0	H: 0	E: 0	K: 10	S: 12	R: 0	H: 0	E: 0	K: 8	S: 16	R: 0	H: 0	E: 0	K: 5	S: 12	1B: 5	2B: 2	3B: 1	HR: 1	SF: 0	SAC: 0	DP: 1	HBP: 1	WP: 1	PB: 0	SB: 0	CS: 0	PA: 36
--------------	------	------	------	------	-------	------	--------	-------	-------	------	------	------	-------	-------	------	------	------	-------	-------	------	------	------	-------	-------	------	------	------	------	-------	------	------	------	------	-------	-------	-------	-------	-------	-------	--------	-------	--------	-------	-------	-------	-------	--------

PITCHER	IP	WLS	BF	H	R	ER	SO	BB	IBB	HBP	BLK	WP	HR	S	P	ERA	WHIP
Casey Fossum, L ERA: 8.0 (1, 1)	4.0	L	21	7	5	5	3	2	0	0	0	1	1	42	69	11.25	2.250
Andrew Good, R ERA: 5.54 (5, 1)	1.0		2	0	0	0	1	0	0	0	0	0	0	6	10	0.00	0.000
Elmer Dessens, R ERA: 6.99 (6, 1)	2.0		8	2	0	0	0	0	0	0	0	0	0	24	36	0.00	1.000
Randy Choate, L ERA: 6.92 (8, 1)	1.0		5	0	0	0	0	0	1	1	0	0	0	5	12	0.00	0.000

**BOTTOM**


**Arizona Diamondbacks @ Atlanta Braves**  
**Turner Field, Atlanta, GA**  
 Thu May 20 2004, 7:35 PM EDT  
 Att: 21,044 - Cloudy - 84 F

livebaseballscorecards.com

<b>AB</b>	<b>32</b>
<b>R</b>	<b>5</b>
<b>H</b>	<b>9</b>
<b>RBI</b>	<b>5</b>
<b>BB</b>	<b>3</b>
<b>SO</b>	<b>4</b>
<b>LOB</b>	<b>12</b>





Batter	1	2	3	4	5	6	7	8	9	10	AB R H RBI BB SO LOB	TOP												
<b>Matt Kata, S</b> OBP: 0.318, SLG: 0.396 (1, 4) B C X	2-1 HR	3-2 G4-3			1-3 K 1-2			2-2 SH 1B 2B	1-1 G6-3		5 2 2 1 0 1 2													
<b>Alex Cintron, S</b> OBP: 0.294, SLG: 0.357 (1, 6) C B X	2-1 G6-3		0-1 G5-3		1-3 K			0-0 SH 1B 1B FC6-2 2-3		1-3 K	4 0 0 0 0 2 0													
<b>Luis Gonzalez, L</b> OBP: 0.374, SLG: 0.582 (1, 7) C B X	2-2 L9		1-1 F9				2-2 F7	2-3 K		4-2 BB BB BB	4 0 0 0 1 1 2													
<b>Richie Sexson, R</b> OBP: 0.337, SLG: 0.591 (1, 3) C B X	1-2 G5-3		3-3 K				3-3 K	2-2 FC6-2 1B 1-2 3-H 0-0		0-1 F9	5 0 1 1 0 2 1													
<b>Steve Finley, L</b> OBP: 0.350, SLG: 0.569 (1, 8) B X		1-0 G4-3 3B 2B			3-2 G4-3		4-2 BB	0-0 FC6-2 1B 1-2 2-3		4-2 BB BB	3 1 2 0 2 0 0													
<b>Danny Bautista, R</b> OBP: 0.381, SLG: 0.493 (1, 9) F B X		1-2 G4-3			1-2 G6-3		0-1 G4-3	3-2 FC6-2		4-2 BB BB	4 0 0 0 1 0 5													
<b>Shea Hillenbrand, R</b> OBP: 0.307, SLG: 0.444 (1, 5) B B X		2-0 2B 3B			2-1 HR			2-2 G6-3		0-1 G4-3	5 2 2 2 0 0 6													
<b>Robby Hammock, R</b> OBP: 0.299, SLG: 0.372 (1, 2) S T X		0-2 WP 2B			1-1 F7			0-0 F8		2-1 F8	4 0 1 1 0 0 0													
<b>Casey Daigle, R</b> OBP: 0.143, SLG: 0.286 (1, 1) <b>Randy Choate, L</b> (4, 1) <b>Scott Hairston, R</b> (5, PH) <b>Stephen Randolph, L</b> OBP: 1.000, SLG: 2.000 (5, 1) <b>Chad Tracy, L</b> OBP: 0.366, SLG: 0.451 (7, PH) <b>Mike Kaplowitz, R</b> (7, 1) <b>Carlos Baerga, S</b> OBP: 0.207, SLG: 0.231 (9, PH) <b>36 Brian Bruney, R</b> (9, 1)		0-3 K			4-2 CS BB			2-3 K		1-0 G4-3	1 0 0 0 0 1 1 0 0 0 0 0 0 0 0 0 0 0 0 1 0 0 0 0 0 0 0 0 0 0 1 0 0 0 0 1 0 0 0 0 0 0 0 0 0 1 0 0 0 0 0 0 0 0 0 0 0 0 0 0 0													
<b>Inning Stats</b>	R: 1 E: 0 K: 0 S: 12	H: 1 LOB: 0 BB: 0 P: 19	R: 2 E: 0 K: 1 S: 15	H: 3 LOB: 1 BB: 0 P: 22	R: 0 E: 0 K: 1 S: 7	H: 0 LOB: 0 BB: 0 P: 11	R: 1 E: 0 K: 0 S: 11	H: 1 LOB: 0 BB: 0 P: 18	R: 0 E: 0 K: 2 S: 8	H: 0 LOB: 0 BB: 1 P: 14	R: 0 E: 0 K: 1 S: 11	H: 0 LOB: 1 BB: 1 P: 20	R: 0 E: 0 K: 1 S: 7	H: 0 LOB: 0 BB: 0 P: 11	R: 1 E: 1 K: 1 S: 21	H: 3 LOB: 3 BB: 0 P: 30	R: 0 E: 0 K: 0 S: 5	H: 0 LOB: 0 BB: 0 P: 9	R: 0 E: 0 K: 1 S: 15	H: 0 LOB: 3 BB: 3 P: 28	1B: 2 2B: 3 3B: 1 HR: 2	SF: 0 SAC: 1 DP: 0 HBP: 0	WP: 1 PB: 0 SB: 0 CS: 1	PA: 43
<b>PITCHER</b> <b>Darren Oliver, L</b> ERA: 7.94 (1, 1) <b>Tommy Phelps, L</b> ERA: 2.77 (5, 1) <b>Toby Borland, R</b> ERA: 2.08 (7, 1) <b>Matt Perisho, L</b> ERA: 2.45 (8, 1) <b>40 Nate Bump, R</b> ERA: 5.06 (8, 1)	IP 4.0	WLS BF 17	H 5	R 4	ER 4	SO 2	BB 0	IBB 0	HBP 0	BLK 0	WP 1	HR 2	S 45	P 70	ERA 9.00	WHIP 1.250								
<b>PITCHER</b> <b>Armando Benitez, R</b> ERA: 0.36 (10, 1)	IP 1.0	WLS W	BF 6	H 0	R 0	ER 0	SO 1	BB 3	IBB 0	HBP 0	BLK 0	WP 0	HR 0	S 15	P 28	ERA 0.00	WHIP 3.000							

**Arizona Diamondbacks @ Florida Marlins**  
 Pro Player Stadium, Miami, FL  
 Fri May 21 2004, 7:35 PM EDT  
 Att: 17,368 - Cloudy - 80 F

AB	37
R	5
H	8
RBI	5
BB	5
SO	8
LOB	17



BOTTOM

Arizona Diamondbacks @ Florida Marlins  
Pro Player Stadium, Miami, FL

Fri May 21 2004, 7:35 PM EDT  
Att. 17,368 - Cloudy - 80 F

livebaseballscorecards.com

AB	32
R	6
H	9
RBI	6
BB	8
SO	3
LOB	18



WP:	1	PA:	43
PB:	0		
SB:	1		
CS:	1		

AB R H RBI BB SO LOB

4 1 2 0 1 0 1

4 2 2 1 1 0 2

4 0 0 0 1 0 5

3 1 0 0 1 1 3

3 1 2 2 0 1 0

1 0 0 0 1 0 0

4 0 2 3 1 0 0

3 0 0 0 1 1 1

4 1 1 0 0 0 3

1 0 0 0 0 0 3

0 0 0 0 0 0 0

1 0 0 0 0 0 0

0 0 0 0 0 0 0

0 0 0 0 0 0 0

0 0 0 0 1 0 0

0 0 0 0 0 0 0

Batter	1	2	3	4	5	6	7	8	9	10															
Luis Castillo, S OBP: 0.329, SLG: 0.308 (1, 4)	0-1 FC4-3-2 2B		4-1 HBP 1B BB	2-0 FC1-6 1B			1-1 G6-3		1-2 FC6-4 CS																
Juan Pierre, L OBP: 0.398, SLG: 0.424 (1, 8)	1-1 B2		4-1 HBP 1B BB	1-0 FC1-6 1B			1-0 1B		3-1 CS	1-1 BB S BB 1B															
Mike Lowell, R OBP: 0.419, SLG: 0.667 (1, 5)	4-1 FC4-3-2 BB		0-2 F7	2-1 L9			1-2 F7		1-2 F7	0-1 F9															
Miguel Cabrera, R OBP: 0.360, SLG: 0.526 (1, 9)	0-0 FC4-3-2 1-2 2-H		1-2 1B 2B HBP				3-3 K		2-1 G1-3	4-0 BB BB 1-2 IBB															
Lenny Harris, L OBP: 0.261, SLG: 0.304 Abraham Nunez, S OBP: 0.375, SLG: 0.308 (1, 7) (8, 7)		0-1 BB 1B	2-1 2B 1B				3-3 K		3-2 F7	4-2 BB BB 1-2 2-3															
Mike Redmond, R OBP: 0.361, SLG: 0.419 (1, 2)		1-0 BB 1B	0-0 WP F8-2 2B				1-0 F7		2-2 G3-1	4-1 BB 1-2 2-3 3-H															
Hee-Seop Choi, L OBP: 0.356, SLG: 0.532 (1, 3)		4-2 BB 1B	3-2 F8-2				2-3 K		0-1 G1-3																
Alex Gonzalez, R OBP: 0.223, SLG: 0.333 (1, 6)		2-2 P3		0-2 1B SH3-4 FC1-6 1B			1-0 G6-3		1-2 L9																
Darren Oliver, R OBP: 0.188, SLG: 0.188 Tommy Phelps, L OBP: 0.217, SLG: 0.227 Mike Mordecai, R OBP: 0.217, SLG: 0.227 Toby Soriano, R OBP: 0.217, SLG: 0.227 Matt Perisho, L OBP: 0.217, SLG: 0.227 40 Nate Bump, L OBP: 0.217, SLG: 0.227 Larry Sutton, L OBP: 0.217, SLG: 0.227 Armando Benitez, R OBP: 0.217, SLG: 0.227 (1, 1) (5, 1) (6, PH) (7, 1) (8, 1) (8, 1) (9, PH) (10, 1)		0-1 G4-3		0-0 SH3-4			3-1 F9		4-0 FC6-4 BB																
Inning Stats	R: 0 E: 0 K: 0 S: 6	H: 1 LOB: 1 BB: 1 P: 11	R: 0 E: 0 K: 0 S: 12	H: 2 LOB: 2 BB: 1 P: 19	R: 4 E: 0 K: 0 S: 16	H: 2 LOB: 0 BB: 2 P: 30	R: 1 E: 0 K: 0 S: 9	H: 2 LOB: 1 BB: 0 P: 13	R: 0 E: 0 K: 2 S: 9	H: 0 LOB: 0 BB: 0 P: 16	R: 0 E: 0 K: 1 S: 6	H: 0 LOB: 0 BB: 0 P: 12	R: 0 E: 0 K: 0 S: 9	H: 1 LOB: 1 BB: 0 P: 13	R: 0 E: 0 K: 0 S: 9	H: 0 LOB: 0 BB: 0 P: 14	R: 0 E: 0 K: 0 S: 7	H: 0 LOB: 0 BB: 1 P: 16	R: 1 E: 0 K: 0 S: 8	H: 1 LOB: 3 BB: 3 P: 20	1B: 7 2B: 4 3B: 0 HR: 0	SF: 0 SAC: 1 DP: 3 HBP: 1	WP: 1 PA: 43		
PITCHER	IP	WLS	BF	H	R	ER	SO	BB	IBB	HBP	BLK	WP	HR	S	P	ERA	WHIP								
Casey Daigle, R ERA: 7.98 (1, 1)	3.1		19	7	5	5	0	4	0	1	0	1	0	39	67	13.50	3.300								
Randy Choate, L ERA: 6.59 (4, 1)	0.2		2	0	0	0	0	0	0	0	0	0	0	4	6	0.00	0.000								
Stephen Randolph, L ERA: 1.74 (5, 1)	2.0		6	0	0	0	3	0	0	0	0	0	0	15	28	0.00	0.000								
Mike Koplove, R ERA: 4.44 (7, 1)	2.0		7	1	0	0	0	0	0	0	0	0	0	18	27	0.00	0.500								
36 Brian Bruney, R ERA: 1.23 (9, 1)	1.1	L	8	1	1	1	0	3	1	0	0	0	0	15	36	6.75	3.000								



Batter	1	2	3	4	5	6	7	8	9	AB R H RBI BB SO LOB	TOP													
<b>Matt Kata, S</b> (1, 4) OBP: 0.310, SLG: 0.385	0-3 K		3-3 K		1-2 G4-3		0-3 K			4 0 0 0 0 3 1														
<b>Alex Cintron, S</b> (1, 6) OBP: 0.293, SLG: 0.354	1-3 K			1-0 WP 1B		2-1 F7		0-1 G1-3		4 0 1 0 0 1 0														
<b>Luis Gonzalez, L</b> (1, 7) OBP: 0.373, SLG: 0.577 <b>Shea Hillenbrand, R</b> (6, 3) OBP: 0.304, SLG: 0.440	3-2 FC6-4 1B		3-1 F9		1-1 P5		1-0 G5-3			3 0 1 0 0 0 1 1 0 0 0 0 0 0														
<b>Richie Sexson, R</b> (1, 3) OBP: 0.337, SLG: 0.578 <b>Donnie Sadler, R</b> (6, PR) OBP: 0.182, SLG: 0.238 (6, 7) (7, 8)	1-1 FC6-4 1-2f		2-0 L7		4-2 1B BB		2-3 K			2 0 0 0 1 0 2 1 0 0 0 0 1 0														
<b>Steve Finley, L</b> (1, 8) OBP: 0.355, SLG: 0.571 <b>Elmer Dessens, R</b> (7, 1) OBP: 0.308, SLG: 0.200 <b>Carlos Baerga, S</b> (9, PH) OBP: 0.200, SLG: 0.222		2-2 G6-3 1B		2-1 G3 1-2		1-2 1B		1-0 G3-1		3 0 2 0 0 0 1 0 0 0 0 0 0 0 1 0 0 0 0 0 0														
<b>Danny Bautista, R</b> (1, 9) OBP: 0.372, SLG: 0.481		2-3 SAFE K		1-1 G6-3		0-0 G4-3		1-0 G6-3		4 0 0 0 0 1 3														
<b>Chad Tracy, L</b> (1, 5) OBP: 0.371, SLG: 0.500		0-2 SAFE G6-3 1-2f		1-1 HR		2-2 G1-3 3B		0-2 F7		4 2 2 1 0 0 1														
<b>Brent Mayne, L</b> (1, 2) OBP: 0.288, SLG: 0.310			1-2 G3		4-2 BB		0-0 F8			2 0 0 0 1 0 1														
<b>Steve Sparks, R</b> (1, 1) OBP: 0.067, SLG: 0.067 <b>Andrew Good, R</b> (3, 1) <b>Scott Hairston, R</b> (7, PH) (7, 7)			2-3 K		1-3 K		3-2 G1-3 3-H			1 0 0 0 0 1 0 1 0 0 0 0 1 1 1 0 0 1 0 0 0														
<b>Inning Stats</b>	R: 0 E: 0 K: 2 S: 12	H: 1 LOB: 1 BB: 0 P: 17	R: 0 E: 0 K: 1 S: 12	H: 1 LOB: 0 BB: 0 P: 16	R: 0 E: 0 K: 2 S: 9	H: 0 LOB: 0 BB: 0 P: 15	R: 0 E: 0 K: 0 S: 6	H: 1 LOB: 1 BB: 0 P: 14	R: 1 E: 0 K: 1 S: 14	H: 1 LOB: 1 BB: 1 P: 22	R: 0 E: 0 K: 0 S: 11	H: 1 LOB: 2 BB: 1 P: 19	R: 1 E: 0 K: 1 S: 12	H: 1 LOB: 0 BB: 0 P: 17	R: 0 E: 0 K: 1 S: 6	H: 0 LOB: 0 BB: 0 P: 9	R: 0 E: 0 K: 0 S: 6	H: 0 LOB: 0 BB: 0 P: 8	R: 0 E: 0 K: 0 S: 6	H: 0 LOB: 0 BB: 0 P: 8	1B: 4 2B: 0 3B: 1 HR: 1	SF: 0 SAC: 0 DP: 1 HBP: 0	WP: 1 PB: 0 SB: 0 CS: 0	PA: 34
<b>PITCHER</b>	IP WLS BF H R ER SO BB IBB HBP BLK WP HR S P ERA WHIP																							
<b>Brad Penny, R</b> (1, 1) ERA: 2.1	6.0 W 24 5 1 1 6 2 0 0 0 0 1 1 64 103 1.50 1.167																							
<b>Tommy Phelps, L</b> (7, 1) ERA: 3.0	2.0 7 1 1 1 2 0 0 0 0 0 0 0 18 26 4.50 0.500																							
<b>Toby Borland, R</b> (9, 1) ERA: 1.69	1.0 3 0 0 0 0 0 0 0 0 0 0 0 6 8 0.00 0.000																							

**Arizona Diamondbacks @ Florida Marlins**  
**Pro Player Stadium, Miami, FL**  
 Sat May 22 2004, 4:10 PM EDT  
 Att. 25,174 - Cloudy - 85 F

<b>AB</b>	<b>32</b>
<b>R</b>	<b>2</b>
<b>H</b>	<b>6</b>
<b>RBI</b>	<b>2</b>
<b>BB</b>	<b>2</b>
<b>SO</b>	<b>8</b>
<b>LOB</b>	<b>11</b>



Batter	1	2	3	4	5	6	7	8	9
Luis Castillo, S OBP: 0.333, SLG: 0.333 Mike Mordecai, R OBP: 0.208, SLG: 0.217	1-1 G6-3		0-1 1B			1-0 F8		0-0 G6-3	
Juan Pierre, L OBP: 0.400, SLG: 0.425	1-2 G1-3		0-1 1B			0-1 G5-3			
Mike Lowell, R OBP: 0.415, SLG: 0.656 Tommy Phelps, L Toby Borland, R	2-3 K		1-1 1B			1-0 F7			
Miguel Cabrera, R OBP: 0.363, SLG: 0.532		1-1 G5-3	1-2 2B	1-3 K			2-2 SF9		
Lenny Harris, L Abraham Nunez, S	1-1 2B	1-2 1B	1-2 G6-3	3-3 K			1-1 G4-1		
Hee-Seop Choi, L	2-1 1B	1-2 2B	1-2 2B	1-0 P6			3-2 SF9		
Alex Gonzalez, R	0-0 BB	0-0 1B	0-0 HR		2-3 K2-3		2-2 G6-3		
Ramon Castro, R	4-2 G3-6-3	4-0 HR			2-3 K		2-2 G4-3		
Brad Penny, R Damion Easley, R	0-0 G3-6-3	0-3 K			1-3 K		1-0 F8		

Inning Stats	R: 0	H: 0	E: 0	K: 1	S: 8	R: 2	H: 3	E: 0	K: 0	S: 10	R: 8	H: 7	E: 0	K: 1	S: 27	R: 0	H: 0	E: 0	K: 2	S: 8	R: 0	H: 0	E: 0	K: 3	S: 9	R: 1	H: 1	E: 0	K: 0	S: 13	R: 0	H: 0	E: 0	K: 0	S: 7	R: 0	H: 0	E: 0	K: 0	S: 7
	LOB: 0	BB: 0	P: 12	LOB: 1	BB: 1	P: 18	LOB: 1	BB: 1	P: 38	LOB: 0	BB: 0	P: 13	LOB: 0	BB: 0	P: 14	LOB: 0	BB: 0	P: 6	LOB: 0	BB: 0	P: 21	LOB: 0	BB: 0	P: 10	LOB: 0	BB: 0	P: 10	LOB: 0	BB: 0	P: 10	LOB: 0	BB: 0	P: 10	LOB: 0	BB: 0	P: 10	LOB: 0	BB: 0	P: 10	

PITCHER	IP	WLS	BF	H	R	ER	SO	BB	IBB	HBP	BLK	WP	HR	S	P	ERA	WHIP
Steve Sparks, R ERA: 6.65	2.2	L	19	9	10	10	2	1	1	1	0	0	1	40	61	33.75	3.750
Andrew Good, R ERA: 4.41	3.1		11	1	0	0	5	0	0	0	0	0	0	26	40	0.00	0.300
Elmer Dessens, R ERA: 6.86	2.0		7	1	1	1	0	0	0	0	0	0	0	20	31	4.50	0.500

**BOTTOM**

AB R H RBI BB SO LOB

4	2	2	4	0	0	0
1	0	0	0	0	0	0
4	1	2	0	0	0	0
4	1	1	0	0	1	1
0	0	0	0	0	0	0
0	0	0	0	0	0	0
4	2	2	2	0	1	0
2	1	1	1	0	0	1
2	0	0	0	0	1	1
2	2	1	2	0	0	0
4	1	2	2	0	1	0
2	1	0	0	2	1	0
3	0	0	0	0	2	5
1	0	0	0	0	0	0

WP: 0 PA: 37  
PB: 1  
SB: 0  
CS: 0

1B: 7 SF: 1  
2B: 3 SAC: 0  
3B: 0 DP: 1  
HR: 1 HBP: 1

**Arizona Diamondbacks @ Florida Marlins**  
Pro Player Stadium, Miami, FL

livebaseballscorecards.com



Sat May 22 2004, 4:10 PM EDT  
Att. 25,174 - Cloudy - 85 F



Batter	1	2	3	4	5	6	7	8	9	AB R H RBI BB SO LOB	TOP											
<b>Matt Kata, S</b> (1, 4) OBP: 0.313, SLG: 0.388	1-0 B1-3		1-1 P1		0-1 1B 2B	4-0 S BB		1-2 P3		4 1 1 0 1 0 0	<b>Arizona Diamondbacks @ Florida Marlins</b> <b>Pro Player Stadium, Miami, FL</b> Sun May 23 2004, 3:05 PM EDT Att. 40,819 - Cloudy - 85 F											
<b>Alex Cintron, S</b> (1, 6) OBP: 0.302, SLG: 0.358	3-2 F9		0-0 F7		1-0 2B 1B	4-2 SAFE BB		0-0		4 1 2 1 1 0 0												
<b>Luis Gonzalez, L</b> (1, 7) OBP: 0.368, SLG: 0.571	1-2 G3		3-3 K		3-2 SAFE 2B	1-2 F8		1-2 G4-3		5 1 1 1 0 1 3												
<b>Shea Hillenbrand, R</b> (1, 3) OBP: 0.315, SLG: 0.454		2-2 BB BB 1B		2-2 G4-6-3 1B	2-0 2B 1B		3-1 P6		0-3 K	5 1 3 1 0 1 0												
<b>Steve Finley, L</b> (1, 8) OBP: 0.356, SLG: 0.565		2-3 K		0-1 SAFE G4-6-3 1-2f	0-2 1B 1B		0-1 G5-3 1B		0-3 K	5 0 2 1 0 2 2												
<b>Danny Bautista, R</b> (1, 9) OBP: 0.379, SLG: 0.487		4-2 BB 1-2 BB		1-1 2B	0-1 1-3 1B		0-1 SAFE SAFE G5-3		3-2 F8	4 0 2 0 1 0 1												
<b>Chad Tracy, L</b> (1, 5) OBP: 0.375, SLG: 0.491		4-1 1-2 2-3 BB		1-0 G4-3	2-2 P6		4-0 FC6-4 IBB			2 0 0 0 2 0 3												
<b>Robby Hammock, R</b> (1, 2) OBP: 0.286, SLG: 0.354		2-3 K			0-0 F9	2-3 K		0-2 FC6-4		4 0 0 0 0 2 5												
<b>Randy Johnson, R</b> (1, 1) OBP: 0.167, SLG: 0.174		0-3 K			3-3 K	0-2 G4-3		2-0 P4		3 0 0 0 0 2 3												
<b>Scott Hairston, R</b> (8, PH)										1 0 0 0 0 0 0												
<b>Mike Koplove, R</b> (8, 1)										0 0 0 0 0 0 0												
<b>Jose Valverde, R</b> (9, 1)										0 0 0 0 0 0 0												
<b>Inning Stats</b>	R: 0 E: 0 K: 0 S: 8	H: 0 LOB: 0 BB: 0 P: 13	R: 0 E: 0 K: 3 S: 19	H: 1 LOB: 3 BB: 2 P: 33	R: 0 E: 0 K: 1 S: 7	H: 0 LOB: 0 BB: 0 P: 11	R: 0 E: 0 K: 0 S: 8	H: 2 LOB: 1 BB: 0 P: 12	R: 4 E: 0 K: 1 S: 20	H: 6 LOB: 2 BB: 0 P: 31	R: 0 E: 0 K: 1 S: 12	H: 0 LOB: 2 BB: 2 P: 23	R: 0 E: 0 K: 0 S: 10	H: 1 LOB: 2 BB: 1 P: 17	R: 0 E: 0 K: 0 S: 9	H: 1 LOB: 1 BB: 0 P: 13	R: 0 E: 0 K: 2 S: 10	H: 0 LOB: 0 BB: 0 P: 13	1B: 7 2B: 4 3B: 0 HR: 0	SF: 0 SAC: 0 DP: 1 HBP: 0	WP: 0 PB: 0 SB: 1 CS: 0	PA: 42
<b>PITCHER</b>	IP WLS BF H R ER SO BB IBB HBP BLK WP HR S P ERA WHIP																					
<b>Dontrelle Willis, L</b> (1, 1) ERA: 4.38	5.0 L 25 9 4 4 5 2 0 0 0 0 0 0 62 100 7.20 2.200																					
<b>Justin Wayne, R</b> (6, 1) ERA: 4.84	2.0 10 1 0 0 1 2 1 0 0 0 0 22 40 0.00 1.500																					
<b>Matt Perisho, L</b> (8, 1) ERA: 2.08	2.0 7 1 0 0 2 0 0 0 0 0 0 19 26 0.00 0.500																					

livebaseballscorecards.com

<b>AB</b>	37
<b>R</b>	4
<b>H</b>	11
<b>RBI</b>	4
<b>BB</b>	5
<b>SO</b>	8
<b>LOB</b>	17







Batter	1	2	3	4	5	6	7	8	9	AB R H RBI BB SO LOB	TOP										
<b>Chad Tracy, L</b> (1, 5) OBP: 0.384, SLG: 0.496	3-2 1B		0-2 G6-3			1-1 F8		1-2 1B	1-0 1B	5 0 3 0 0 0 0											
<b>Alex Cintron, S</b> (1, 6) OBP: 0.293, SLG: 0.347	2-3 K			1-1 F7		2-2 F8		0-2 F8	2-1 G1-3	5 0 0 0 0 1 4											
<b>Luis Gonzalez, L</b> (1, 7) OBP: 0.366, SLG: 0.561	3-1 L9			4-1 BB		2-2 L9		0-0 F7		3 0 0 0 1 0 2											
<b>Shea Hillenbrand, R</b> (1, 3) OBP: 0.320, SLG: 0.478		1-2 2B		1-0 L6		2-2 HR		2-1 L6		4 1 2 0 0 0 2											
<b>Steve Finley, L</b> (1, 8) OBP: 0.359, SLG: 0.581		2-1 F9		2-0 F9		3-2 HR		0-1 HR	1B	4 2 2 2 0 0 2											
<b>Danny Bautista, R</b> (1, 9) OBP: 0.381, SLG: 0.506		0-1 P3		1-3 K		0-1 G4-3		2-1 HR	1B	4 1 2 2 0 1 1											
<b>Scott Hairston, R</b> (1, 4) OBP: 0.273, SLG: 0.444		0-2 G6-3		3-2 HR		1-3 K		0-3 K		4 1 1 1 0 2 2											
<b>Brent Mayne, L</b> (1, 2) OBP: 0.271, SLG: 0.290			2-2 G6-3		0-0 F8		0-0 G4-3		1-3 K	4 0 0 0 0 1 1											
<b>17 Brandon Webb, R</b> (1, 1) OBP: 0.160, SLG: 0.160 <b>Elmer Dessens, R</b> (6, 1) OBP: 0.308, SLG: 0.200 <b>Carlos Baerga, S</b> (7, PH) OBP: 0.194, SLG: 0.214 <b>36 Brian Bruney, R</b> (7, 1) <b>Randy Choate, L</b> (8, 1) <b>Mike Koplove, R</b> (8, 1) <b>Doug DeVore, L</b> (9, PH) OBP: 0.200, SLG: 0.200			0-1 G6-3		0-3 K		1-1 F7		0-0 1B	2 0 0 0 0 1 0 0 0 0 0 0 0 0 1 0 0 0 0 0 1 0 1 0 1 0 0 0 0											
<b>Inning Stats</b>	R: 0 E: 0 K: 1 S: 11	H: 1 LOB: 0 BB: 0 P: 19	R: 0 E: 0 K: 0 S: 10	H: 1 LOB: 1 BB: 0 P: 13	R: 0 E: 0 K: 0 S: 9	H: 0 LOB: 0 BB: 0 P: 11	R: 0 E: 0 K: 0 S: 5	H: 0 LOB: 1 BB: 1 P: 13	R: 1 E: 0 K: 2 S: 10	H: 1 LOB: 0 BB: 0 P: 14	R: 0 E: 0 K: 0 S: 8	H: 0 LOB: 0 BB: 0 P: 13	R: 2 E: 0 K: 1 S: 15	H: 3 LOB: 1 BB: 0 P: 22	R: 0 E: 0 K: 0 S: 9	H: 1 LOB: 1 BB: 0 P: 12	R: 2 E: 0 K: 2 S: 14	H: 4 LOB: 2 BB: 0 P: 20	1B: 6 2B: 1 3B: 1 HR: 3	SF: 0 SAC: 0 DP: 0 HBP: 0	WP: 0 PA: 38 PB: 0 SB: 0 CS: 1
<b>PITCHER</b>	IP WLS BF H R ER SO BB IBB HBP BLK WP HR S P ERA WHIP																				
<b>Carl Pavano, R</b> (1, 1) ERA: 3.68	7.0 W 27 6 3 3 4 1 0 0 0 0 2 68 105 3.86 1.000																				
<b>Matt Perisho, L</b> (8, 1) ERA: 1.93	1.0 4 1 0 0 0 0 0 0 0 0 0 9 12 0.00 1.000																				
<b>Toby Borland, R</b> (9, 1) ERA: 4.26	1.0 7 4 2 2 2 0 0 0 0 0 1 14 20 18.00 4.000																				

**Arizona Diamondbacks @ Florida Marlins**  
**Pro Player Stadium, Miami, FL**  
 Mon May 24 2004, 1:05 PM EDT  
 Att. 10,214 - Cloudy - 84 F

<b>AB</b>	<b>37</b>
<b>R</b>	<b>5</b>
<b>H</b>	<b>11</b>
<b>RBI</b>	<b>5</b>
<b>BB</b>	<b>1</b>
<b>SO</b>	<b>6</b>
<b>LOB</b>	<b>15</b>

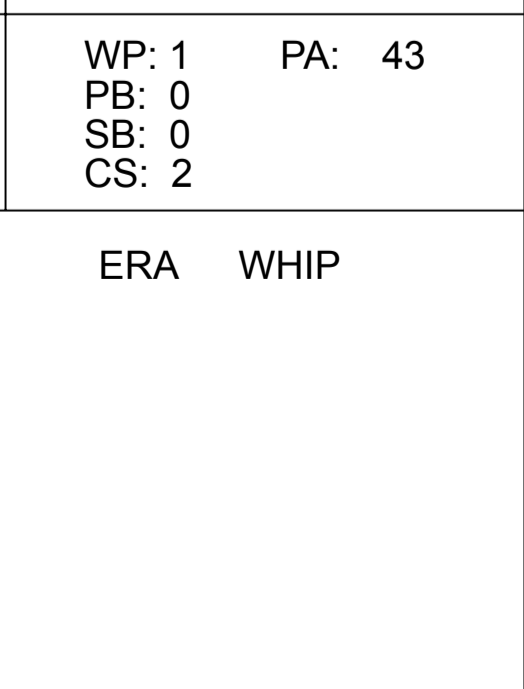


Batter	1	2	3	4	5	6	7	8	9	AB	R	H	RBI	BB	SO	LOB
Luis Castillo, S OBP: 0.328, SLG: 0.323 (1, 4)	2-2 K	1-0 G4			1-2 G3	3-1 F7		4-1 3B BB		4	1	0	1	1	1	2
Juan Pierre, L OBP: 0.397, SLG: 0.432 (1, 8)	2-1 G3	0-1 CS 1B			0-0 B2-3		3-2 CS 1B	2-2 1B 3B		5	1	3	4	0	0	0
Mike Lowell, R OBP: 0.400, SLG: 0.632 (1, 5)	3-2 2B	1 SAFE CS 1-2			1-0 G6-3		1-3 K	0-1 P5		5	0	1	0	0	1	2
Miguel Cabrera, R OBP: 0.358, SLG: 0.542 (1, 9)	2-3 K				2-3 K	2-3 K	1 SAFE F7	2-1 1B		4	0	0	0	0	3	2
Matt Perisho, L (8, 1)										0	0	0	0	0	0	0
Larry Sutton, L OBP: 0.667, SLG: 0.500 (8, PH)										1	0	1	1	0	0	0
Toby Borland, R (9, 1)										0	0	0	0	0	0	0
Jeff Conine, R OBP: 0.324, SLG: 0.419 (1, 7)		4-1 WP BB 2B BB			2-1 G6-3	1-0 HR	1 SAFE CS	3-2 1B BB		4	3	2	1	1	0	1
Hee-Seop Choi, L OBP: 0.379, SLG: 0.540 (1, 3)		4-1 2B WP E BB			4-1 G6-3 BB	4-1 1B 2B BB		4-1 1B HBP BB		0	3	0	0	4	0	0
Alex Gonzalez, R OBP: 0.233, SLG: 0.349 (1, 6)		2-1 E8 2B			1-0 G6-3	2-1 2B 1B		1-1 F9		4	2	2	1	0	0	3
Ramon Castro, R OBP: 0.247, SLG: 0.301 (1, 2)		1-0 SH1-4 1B 2B			4-1 BB	2-2 2B		2-2 BB 1B 3B HBP		2	2	2	3	1	0	0
Carl Pavano, R OBP: 0.158, SLG: 0.278 (1, 1)		0-0 SH1-4			2-3 K	2-2 F8		1-2 3B 1B		2	0	0	0	0	1	2
Abraham Nunez, S OBP: 0.359, SLG: 0.333 (8, 9)								1-2 2-3 3-H		1	1	1	1	0	0	0

Inning Stats	R: 0	H: 1	E: 0	K: 2	S: 11	LOB: 1	BB: 0	P: 20	R: 4	H: 3	E: 1	K: 0	S: 10	LOB: 0	BB: 2	P: 22	R: 0	H: 0	E: 0	K: 1	S: 10	LOB: 0	BB: 0	P: 17	R: 0	H: 0	E: 0	K: 1	S: 8	LOB: 1	BB: 2	P: 19	R: 0	H: 0	E: 0	K: 0	S: 5	LOB: 0	BB: 0	P: 7	R: 3	H: 3	E: 0	K: 1	S: 16	LOB: 1	BB: 1	P: 32	R: 0	H: 1	E: 0	K: 1	S: 16	LOB: 0	BB: 0	P: 22	R: 6	H: 4	E: 0	K: 0	S: 24	LOB: 1	BB: 2	P: 45
--------------	------	------	------	------	-------	--------	-------	-------	------	------	------	------	-------	--------	-------	-------	------	------	------	------	-------	--------	-------	-------	------	------	------	------	------	--------	-------	-------	------	------	------	------	------	--------	-------	------	------	------	------	------	-------	--------	-------	-------	------	------	------	------	-------	--------	-------	-------	------	------	------	------	-------	--------	-------	-------

PITCHER	IP	WLS	BF	H	R	ER	SO	BB	IBB	HBP	BLK	WP	HR	S	P	ERA	WHIP
17 Brandon Webb, R ERA: 3.73 (1, 1)	5.1	L	26	7	7	7	5	5	0	0	0	1	1	54	106	11.81	2.250
Elmer Dessens, R ERA: 6.75 (6, 1)	0.2		2	0	0	0	0	0	0	0	0	0	0	6	11	0.00	0.000
36 Brian Bruney, R ERA: 2.16 (7, 1)	1.0		4	2	1	1	1	0	0	0	0	0	0	17	25	9.00	2.000
Randy Choate, L ERA: 8.36 (8, 1)	0.1		4	1	0	0	0	1	0	1	0	0	0	8	16	0.00	6.000
Mike Koplove, R ERA: 4.85 (8, 1)	0.2		5	2	5	5	0	1	0	0	0	0	0	15	26	67.50	4.500

BOTTOM																	
<b>Arizona Diamondbacks @ Florida Marlins</b> <b>Pro Player Stadium, Miami, FL</b> Mon May 24 2004, 1:05 PM EDT Att. 10,214 - Cloudy - 84 F																	
AB	32	R	13	H	12	RBI	12	BB	7	SO	6	LOB	12	WP	1	PA	43
														PB	0	SB	0
														SF	0	SAC	1
														DP	1	HBP	1
														CS	2		





Batter	1	2	3	4	5	6	7	8	9	AB R H RBI BB SO LOB	TOP											
Chad Tracy, L (1, 5) OBP: 0.372, SLG: 0.479	0-1 P6		0-2 G5-3			1-1 L9		1-1 G1-3		4 0 0 0 0 0 0	<p>Arizona Diamondbacks @ San Francisco Giants</p> <p>SBC Park, San Francisco, CA</p> <p>Tue May 25 2004, 10:15 PM EDT</p> <p>Att. 36,664 - Cloudy - 62 F</p>											
Alex Cintron, S (1, 6) OBP: 0.303, SLG: 0.353	1-2 1B			1-0 P4		4-2 BB		0-2 E5	1B	3 0 2 0 1 0 0												
Luis Gonzalez, L (1, 7) OBP: 0.359, SLG: 0.548	1-1 F9			3-3 K2-3		1-0 F7		2-3 K		4 0 0 0 0 2 3												
Shea Hillenbrand, R (1, 3) OBP: 0.311, SLG: 0.464	2-3 K			0-0 G4-3			2-2 F8	1-2 E5	1B	4 0 0 0 0 1 2												
Steve Finley, L (1, 8) OBP: 0.357, SLG: 0.574		1-1 G3			2-3 K		1-2 F7	0-1 S	1B	4 0 1 0 0 1 0												
Danny Bautista, R (1, 9) OBP: 0.378, SLG: 0.500		1-0 F8			1-1 1B		2-2 G4-3	2-2 G6-3		4 0 1 0 0 0 2												
Scott Hairston, R (1, 4) OBP: 0.286, SLG: 0.583		2-3 K		1 SAFE 1 SAFE 1-0 P2				0-2 G4-3	3B	3 1 1 0 0 1 1												
Brent Mayne, L (1, 2) OBP: 0.260, SLG: 0.277			2-2 G6-3		1-3 K			1-2 G4-3		3 0 0 1 0 1 1												
Casey Fossum, L (1, 1)			2-3 K			0-1 G4-3		3-H G5-3		2 0 0 0 0 1 0												
Andrew Good, R (6, 1)										0 0 0 0 0 0 0												
Randy Choate, L (7, 1)										0 0 0 0 0 0 0												
Carlos Baerga, S (8, PH)										1 0 0 0 0 0 0												
36 Brian Bruney, R (8, 1)										0 0 0 0 0 0 0												
<b>Inning Stats</b>	R: 0 E: 0 K: 1 S: 11	H: 1 LOB: 1 BB: 0 P: 15	R: 0 E: 0 K: 1 S: 7	H: 0 LOB: 0 BB: 0 P: 11	R: 0 E: 0 K: 1 S: 10	H: 0 LOB: 0 BB: 0 P: 14	R: 0 E: 0 K: 1 S: 6	H: 0 LOB: 0 BB: 0 P: 10	R: 0 E: 0 K: 2 S: 9	H: 1 LOB: 1 BB: 0 P: 14	R: 0 E: 0 K: 0 S: 7	H: 0 LOB: 1 BB: 1 P: 13	R: 0 E: 0 K: 0 S: 11	H: 0 LOB: 0 BB: 0 P: 16	R: 1 E: 0 K: 0 S: 10	H: 1 LOB: 0 BB: 0 P: 14	R: 0 E: 1 K: 1 S: 16	H: 2 LOB: 2 BB: 0 P: 21	1B: 4 2B: 0 3B: 1 HR: 0	SF: 0 SAC: 0 DP: 0 HBP: 0	WP: 0 PB: 0 SB: 2 CS: 0	PA: 33
<b>PITCHER</b>	IP WLS BF H R ER SO BB IBB HBP BLK WP HR S P ERA WHIP																					
Jason Schmidt, R (1, 1) ERA: 2.78	8.0 W 29 4 1 1 6 1 0 0 0 0 0 0 75 111 1.12 0.625																					
Jason Christiansen, L (9, 1) ERA: 3.46	0.1 H 1 0 0 0 1 0 0 0 0 0 0 0 3 5 0.00 0.000																					
Matt Herges, R (9, 1) ERA: 5.96	0.2 S 3 1 0 0 0 0 0 0 0 0 0 0 9 12 0.00 1.500																					

AB	32
R	1
H	5
RBI	1
BB	1
SO	7
LOB	9



Batter	1	2	3	4	5	6	7	8	9	AB	R	H	RBI	BB	SO	LOB
<b>Neifi Perez, S</b> OBP: 0.248, SLG: 0.286 (1, 4)	1-0 HR 1B		2-1 F9		2-2 2-H 1B		0-0 B1			4	1	2	1	0	0	0
<b>Edgardo Alfonzo, R</b> OBP: 0.329, SLG: 0.368 (1, 5)	1-2 1-H HR		0-0 G4-6-3 1B		0-0 F9		0-1 1B 1B			4	1	3	2	0	0	1
<b>Marquis Grissom, R</b> OBP: 0.366, SLG: 0.512 (1, 8)	1-1 F8		1-0 G4-6-3 1-2f			3-2 G6-3	0-2 1-2 1B			4	0	1	0	0	0	1
<b>Barry Bonds, L</b> OBP: 0.610, SLG: 0.793 (1, 7)	0-1 FC5-4 1B			1-1 F8		2-1 HR	1-1 G5-3			4	1	2	1	0	0	2
<b>Pedro Feliz, R</b> OBP: 0.293, SLG: 0.489 (1, 3)	1-2 F9			2-3 K		4-2 1B BB		1-3 K		3	0	0	0	1	2	1
<b>Jeffrey Hammonds, R</b> OBP: 0.312, SLG: 0.383 (1, 9)	2-2 FC5-4 1-2f			3-3 K		1-2 P4		3-2 G3 1B		4	0	1	0	0	1	2
<b>A.J. Pierzynski, L</b> OBP: 0.300, SLG: 0.368 (1, 2)			2-3 K		1-0 FC6-4 1B	2-2 1-2 1B		1-2 G3		4	0	2	0	0	1	1
<b>Deivi Cruz, R</b> OBP: 0.298, SLG: 0.333 (1, 6)			2-1 G1-3		1-1 FC6-4 SH2-4 1-2f 1B	0-0 L6		4-0 IBB		3	1	0	0	1	0	3
<b>Jason Schmidt, R</b> OBP: 0.167, SLG: 0.333 (1, 1)			2-1 G5-3		0-0 SH2-4		2-2 L5		2-3 K	3	0	0	0	0	1	2
<b>Jason Christiansen, R</b> (9, 1)										0	0	0	0	0	0	0
<b>Matt Herges, L</b> (9, 1)										0	0	0	0	0	0	0

Inning Stats		R: 2	H: 3	E: 0	K: 0	S: 15	R: 0	H: 0	E: 0	K: 1	S: 8	R: 0	H: 1	E: 0	K: 0	S: 4	R: 0	H: 0	E: 0	K: 2	S: 9	R: 1	H: 2	E: 0	K: 0	S: 8	R: 1	H: 2	E: 0	K: 0	S: 16	R: 0	H: 2	E: 0	K: 0	S: 12	R: 0	H: 1	E: 0	K: 2	S: 19													
PITCHER		IP	WLS	BF	H	R	ER	SO	BB	IBB	HBP	BLK	WP	HR	S	P	ERA	WHIP	PITCHER												IP	WLS	BF	H	R	ER	SO	BB	IBB	HBP	BLK	WP	HR	S	P	ERA	WHIP							
<b>Casey Fossum, L</b> ERA: 7.53 (1, 1)	5.1	L	23	7	4	4	4	3	1	0	0	0	0	0	51	85	6.75	1.500																																				
<b>Andrew Good, R</b> ERA: 4.08 (6, 1)	1.1		7	3	0	0	0	0	0	0	0	0	0	0	19	24	0.00	2.250																																				
<b>Randy Choate, L</b> ERA: 8.16 (7, 1)	0.1		1	0	0	0	0	0	0	0	0	0	0	0	2	3	0.00	0.000																																				
<b>36 Brian Bruney, R</b> ERA: 1.93 (8, 1)	1.0		5	1	0	0	2	0	0	1	0	0	0	0	19	30	0.00	1.000																																				

**BOTTOM**

Arizona Diamondbacks @ San Francisco Giants  
 SBC Park, San Francisco, CA  
 Tue May 25 2004, 10:15 PM EDT  
 Att: 36,664 - Cloudy - 62 F

livebaseballscorecards.com

<b>AB</b>	<b>33</b>
<b>R</b>	<b>4</b>
<b>H</b>	<b>11</b>
<b>RBI</b>	<b>4</b>
<b>BB</b>	<b>2</b>
<b>SO</b>	<b>5</b>
<b>LOB</b>	<b>13</b>



1B: 9	SF: 0	WP: 0	PA: 36
2B: 0	SAC: 1	PB: 0	
3B: 0	DP: 1	SB: 0	
HR: 2	HBP: 0	CS: 0	



Batter	1	2	3	4	5	6	7	8	9	AB R H RBI BB SO LOB	TOP									
<b>Matt Kata, S</b> OBP: 0.309, SLG: 0.382 (1, 5) (7, 4)	2-1 F8		1-1 G1-3		2-1 SH1-4 1B		0-0 FC1-5 E 1B FC6-4		1-1 G4-3	5 1 1 0 0 0 2										
<b>Alex Cintron, S</b> OBP: 0.302, SLG: 0.350 (1, 6)	2-2 G4-3		1-3 K		0-0 SH1-4		1-0 E7 FC6-4 1B		2-2 G3	4 0 1 1 0 1 0										
<b>Luis Gonzalez, L</b> OBP: 0.366, SLG: 0.547 (1, 7)	1-1 FC5-4 1B		1-2 G4-3		4-2 G6-3 BB		4-0 FC6-4 IBB			2 0 1 0 2 0 0										
<b>Shea Hillenbrand, R</b> OBP: 0.303, SLG: 0.451 (1, 3)	0-1 FC5-4 1-2f			3-1 G4-3	0-1 G6-3 1-2f		0-1 FC6-4 1-2f 2-3 3-H			4 0 0 1 0 0 5										
<b>Steve Finley, L</b> OBP: 0.355, SLG: 0.567 (1, 8)		2-2 E G1-2-3 1B 1B		0-1 G3		2-0 G4-3	0-1 G4-3			4 0 1 0 0 0 2										
<b>Danny Bautista, R</b> OBP: 0.376, SLG: 0.494 (1, 9)		1-1 L9		1-1 1B 1B		1-1 F9		0-1 G6-3		4 1 1 0 0 0 1										
<b>Scott Hairston, R</b> OBP: 0.353, SLG: 0.600 <b>Stephen Randolph, L</b> OBP: 1.000, SLG: 2.000 <b>Doug DeVore, L</b> OBP: 0.188, SLG: 0.188 <b>Brian Bruney, R</b> <b>Randy Choate, L</b> <b>Jose Valverde, R</b>		2-2 SAFE SAFE E 1B		1-2 1B 1B		3-3 K		0-3 K		3 0 2 0 0 1 0 0 0 0 0 0 0 0 1 0 0 0 0 1 0										
<b>Robby Hammock, R</b> OBP: 0.285, SLG: 0.360 (1, 2)		3-2 E6 1-2 2-3		1-1 FC6 1B			0-1 FC1-5 1B 1B	1-1 F9		4 0 2 1 0 0 2										
<b>Casey Daigle, R</b> OBP: 0.125, SLG: 0.250 <b>Chad Tracy, L</b> OBP: 0.374, SLG: 0.479 (7, PH) (7, 5)		0-1 G1-2-3 3-Hf		0-0 FC6 1-2f			1-2 FC1-5 1B 1B		0-2 F9	2 0 0 0 0 0 5 2 1 1 0 0 0 0										
<b>Inning Stats</b>	R: 0 E: 0 K: 0 S: 9	H: 1 LOB: 1 BB: 0 P: 14	R: 0 E: 1 K: 0 S: 14	H: 2 LOB: 2 BB: 0 P: 22	R: 0 E: 0 K: 1 S: 8	H: 0 LOB: 0 BB: 0 P: 11	R: 1 E: 0 K: 0 S: 13	H: 3 LOB: 2 BB: 0 P: 19	R: 0 E: 0 K: 0 S: 7	H: 0 LOB: 0 BB: 0 P: 15	R: 2 E: 1 K: 0 S: 11	H: 3 LOB: 2 BB: 1 P: 17	R: 0 E: 0 K: 1 S: 7	H: 0 LOB: 0 BB: 0 P: 8	R: 0 E: 0 K: 0 S: 9	H: 0 LOB: 0 BB: 0 P: 12	1B: 10 2B: 0 3B: 0 HR: 0	SF: 0 SAC: 1 DP: 2 HBP: 0	WP: 0 PB: 0 SB: 0 CS: 0	PA: 38
<b>PITCHER</b>	IP WLS BF H R ER SO BB IBB HBP BLK WP HR S P ERA WHIP																			
<b>Kirk Rueter, L</b> ERA: 5.24 <b>Jim Brower, R</b> ERA: 3.1 <b>Scott Eyre, L</b> ERA: 2.7 <b>Felix Rodriguez, R</b> ERA: 2.74 <b>Matt Herges, R</b> ERA: 5.7	(1, 1) 6.1 (7, 1) 0.1 (7, 1) 0.1 (8, 1) 1.0 (9, 1) 1.0	WLS 1 1 1 W S	BF 30 1 1 3 3	H 10 0 0 0 0	R 3 0 0 0 0	ER 3 0 0 0 0	SO 2 0 0 1 0	BB 1 0 0 0 0	IBB 1 0 0 0 0	HBP 0 0 0 0 0	BLK 0 0 0 0 0	WP 0 0 0 0 0	HR 0 0 0 7 0	S 67 2 2 7 9	P 107 2 2 8 12	ERA 4.26 0.00 0.00 0.00 0.00	WHIP 1.737 0.000 0.000 0.000 0.000			

Arizona Diamondbacks @ San Francisco Giants  
SBC Park, San Francisco, CA  
Wed May 26 2004, 10:05 PM EDT  
Att. 38,187 - Unknown - 62 F

livebaseballscorecards.com

AB	35
R	3
H	10
RBI	3
BB	2
SO	3
LOB	17



Batter	1	2	3	4	5	6	7	8	9
Michael Tucker, L (1, 9) OBP: 0.345, SLG: 0.365	2-3 K		2-2 F9		4-2 1B BB			3-0 BB 2B BB	
Edgardo Alfonzo, R (1, 5) OBP: 0.327, SLG: 0.365	0-0 F9		0-2 G5-3		2-0 FC6-4 1B			0-0 B1	
Marquis Grissom, R (1, 8) OBP: 0.369, SLG: 0.509	0-1 1B		1-0 G4-3		0-1 FC6-4			4-2 BB 2B BB	
Barry Bonds, L (1, 7) OBP: 0.607, SLG: 0.811	3-2 F8			2-2 HR		1-0 L7		4-0 2B BB	
Pedro Feliz, R (1, 6) (9, 3) OBP: 0.299, SLG: 0.496		2-1 1B 1B		1-2 P3		0-0 F8		0-2 2B	
A.J. Pierzynski, L (1, 2) OBP: 0.299, SLG: 0.359		1-3 K		1-0 G4-3		0-0 G6-3		4-0 BB	
Damon Minor, L (1, 3) Matt Herges, L (9, 1)		0-0 G6-3		2-2 P5			3-1 L8	0-0 F7	
Neifi Perez, S (1, 4) OBP: 0.248, SLG: 0.285		1-1 1B			3-1 G3		2-1 G6-3	1-2 F8	
Kirk Rueter, L (1, 1) Jim Brower, R (7, 1) Scott Eyre, L (7, 1) Dustin Mohr, R (7, PH) Felix Rodriguez, R (8, 1) Deivi Cruz, R (9, 8) OBP: 0.158, SLG: 0.222 OBP: 0.500, SLG: 0.500 OBP: 0.293, SLG: 0.234 OBP: 0.286, SLG: 0.333			4-1 G5-3 BB		0-0 B3		3-3 K		

AB	R	H	RBI	BB	SO	LOB
2	1	0	0	2	1	1
4	0	1	0	0	0	2
3	1	1	0	1	0	3
3	1	1	1	1	0	1
4	1	2	2	0	0	0
3	0	0	0	1	1	1
4	0	0	0	0	0	4
0	0	0	0	0	0	0
4	0	1	1	0	0	3
1	0	0	0	1	0	0
0	0	0	0	0	0	0
0	0	0	0	0	0	0
1	0	0	0	0	1	0
0	0	0	0	0	0	0
0	0	0	0	0	0	0

BOTTOM	
Arizona Diamondbacks @ San Francisco Giants	
SBC Park, San Francisco, CA	
Wed May 26 2004, 10:05 PM EDT	
Att: 38,187 - Unknown - 62 F	
AB	29
R	4
H	6
RBI	4
BB	6
SO	3
LOB	15
WP: 0	PA: 35
PB: 0	
SB: 0	
CS: 0	

Inning Stats	R: 0	H: 1	E: 0	K: 1	S: 10	H: 2	LOB: 1	BB: 0	P: 15	R: 1	H: 2	E: 0	K: 1	S: 8	R: 0	H: 0	E: 0	K: 0	S: 10	R: 1	H: 1	E: 0	K: 0	S: 11	R: 0	H: 1	E: 0	K: 0	S: 9	R: 0	H: 0	E: 0	K: 0	S: 3	R: 0	H: 0	E: 0	K: 1	S: 8	R: 2	H: 1	E: 0	K: 0	S: 10
Casey Daigle, R (1, 1) ERA: 7.31	IP	WLS	BF	H	R	ER	SO	BB	IBB	HBP	BLK	WP	HR	S	P	ERA	WHIP																											
Stephen Randolph, L (7, 1) ERA: 1.66	1.0	H	3	0	0	0	1	0	0	0	0	0	0	8	16	0.00	0.000																											
36 Brian Bruney, R (8, 1) ERA: 3.72	0.1	L	3	0	2	2	0	2	0	0	0	0	0	3	10	54.00	6.000																											
Randy Choate, L (8, 1) ERA: 8.16	0.0		1	0	0	0	0	1	0	0	0	0	0	4																														
Jose Valverde, R (8, 1) ERA: 3.91	0.2	B	4	1	0	0	0	1	0	0	0	0	0	7	12	0.00	3.000																											







BOTTOM

Arizona Diamondbacks @ San Francisco Giants  
SBC Park, San Francisco, CA  
Thu May 27 2004, 10:15 PM EDT  
Att. 36,122 - Overcast - 60 F

livebaseballscorecards.com



AB	R	H	RBI	BB	SO	LOB
4	0	1	3	0	1	2
0	0	0	0	0	0	0

3	0	0	0	2	0	1
---	---	---	---	---	---	---

5	0	0	0	0	2	3
---	---	---	---	---	---	---

2	1	1	0	3	0	0
---	---	---	---	---	---	---

4	0	0	0	0	0	6
0	0	0	0	0	0	0
0	0	0	0	0	0	0
0	0	0	0	1	0	0

3	1	2	1	2	0	0
---	---	---	---	---	---	---

4	2	2	1	0	0	2
---	---	---	---	---	---	---

3	0	0	0	1	0	2
---	---	---	---	---	---	---

1	1	1	0	0	0	0
0	0	0	0	0	0	0
0	0	0	0	1	0	0
0	0	0	0	0	0	0
0	0	0	0	0	0	0
1	0	0	0	0	0	0

AB	30
R	5
H	7
RBI	5
BB	10
SO	3
LOB	16

WP	1	PA	42
PB	0		
SB	0		
CS	0		

1B	4	SF	1
2B	2	SAC	1
3B	1	DP	3
HR	0	HBP	0

Batter	1	2	3	4	5	6	7	8	9	10
Michael Tucker, L (1, 9) OBP: 0.340, SLG: 0.377 Tyler Walker, R (10, 1)	K		X	SF7		L4			G3	
Edgardo Alfonzo, R (1, 5) OBP: 0.329, SLG: 0.358	G6-3		3B	F8			G4-3		P4	
Marquis Grissom, R (1, 8) OBP: 0.359, SLG: 0.494	G6-3		BB		P5		G4-3		K	
Barry Bonds, L (1, 7) OBP: 0.613, SLG: 0.804		P4	1B			G5-4-3	G4-6-3		E	1B
Pedro Feliz, R (1, 6) OBP: 0.291, SLG: 0.483 Felix Rodriguez, R (6, 1) Matt Herges, L (9, 1) Jeffrey Hammonds, R (10, 9) OBP: 0.319, SLG: 0.383	G5-3		G5-3		G5-4-3		G4-6-3		1B	BB
Damon Minor, L (1, 3) OBP: 0.444, SLG: 0.429	G3			2B		FC5-4	G3-6-3		1B	
A.J. Pierzynski, L (1, 2) OBP: 0.304, SLG: 0.371			1B	SF7		P4	G3-6-3			
Neifi Perez, S (1, 4) OBP: 0.248, SLG: 0.279			P6	SF7		FC5-4	G6-3			
Dustin Hermanson, R (1, 1) OBP: 0.167, SLG: 0.091 Scott Eyre, L (6, 1) Dustan Mohr, R (6, PH) OBP: 0.305, SLG: 0.234 Jason Christiansen, R (7, 1) Jim Brower, R (7, 1) OBP: 0.500, SLG: 0.500 Deivi Cruz, R (8, 6) OBP: 0.262, SLG: 0.326			3B	SH3-4		SH3-4	G4-3			

Inning Stats	R: 0	H: 0	E: 0	K: 1	S: 8	R: 0	H: 0	E: 0	K: 0	S: 6	R: 2	H: 3	E: 0	K: 1	S: 17	R: 2	H: 2	E: 0	K: 0	S: 12	R: 0	H: 1	E: 0	K: 0	S: 5	R: 0	H: 0	E: 0	K: 0	S: 8	R: 0	H: 0	E: 0	K: 0	S: 4	R: 0	H: 0	E: 0	K: 0	S: 8	R: 0	H: 0	E: 1	K: 1	S: 5	1B: 4	2B: 2	3B: 1	HR: 0	SF: 1	SAC: 1	DP: 3	HBP: 0	WP: 1	PA: 42
--------------	------	------	------	------	------	------	------	------	------	------	------	------	------	------	-------	------	------	------	------	-------	------	------	------	------	------	------	------	------	------	------	------	------	------	------	------	------	------	------	------	------	------	------	------	------	------	-------	-------	-------	-------	-------	--------	-------	--------	-------	--------

PITCHER	IP	WLS	BF	H	R	ER	SO	BB	IBB	HBP	BLK	WP	HR	S	P	ERA	WHIP
Steve Sparks, R (1, 1) ERA: 6.71	5.0		23	6	4	4	2	2	1	0	0	0	0	48	78	7.20	1.600
Stephen Randolph, L (6, 1) ERA: 1.59	1.0		5	0	0	0	2	0	0	0	0	1	0	8	23	0.00	2.000
Mike Koplove, R (7, 1) ERA: 4.67	1.0		4	0	0	0	1	1	0	0	0	0	0	4	12	0.00	1.000
Scott Service, R (8, 1) ERA:	2.0		6	0	0	0	1	0	0	0	0	0	0	16	28	0.00	0.500
Jose Valverde, R (10, 1) ERA: 4.24	0.1	L	4	1	1	1	1	1	0	0	0	0	0	5	15	27.00	6.000



Batter	1	2	3	4	5	6	7	8	9	AB R H RBI BB SO LOB	TOP		
<b>Matt Kata, S</b> OBP: 0.303, SLG: 0.366 (1, 4)	1-2 F7		4-0 G4-3 1B S BB		2-3 K		0-1 G6-3		2-0 E3 FC1-6	4 1 0 0 1 1 0			
<b>Alex Cintron, S</b> OBP: 0.303, SLG: 0.346 (1, 6)	0-2 G4-3		2-1 G4-3 1-3		2-0 HR 1B			4-1 WP SF7 BB	0-2 FC1-6 FC4-6 1-2f	4 2 1 0 1 0 2			
<b>Luis Gonzalez, L</b> OBP: 0.358, SLG: 0.542 (1, 7)	0-0 P5		3-2 P5		3-1 HR 1-H			1-3 K 1-2	0-1 FC4-6 1-2f	5 1 1 2 0 1 3			
<b>Danny Bautista, R</b> OBP: 0.384, SLG: 0.511 (1, 9)		1-0 G4-3 1B	0-0 FC6 1B 3-H		2-3 K			4-1 1B SF7 BB 2-3		3 1 2 1 1 1 0			
<b>Steve Finley, L</b> OBP: 0.354, SLG: 0.556 (1, 8)		2-3 K	1-1 FC6 1-2f		2-2 K			1-2 SF7 1-2 3-H		3 0 0 1 0 2 2			
<b>Shea Hillenbrand, R</b> OBP: 0.317, SLG: 0.453 (1, 3)		0-1 G4-3		0-3 K		1-0 G4-6-3 1B		0-1 1B 2-3		4 0 2 0 0 1 1			
<b>Chad Tracy, L</b> OBP: 0.355, SLG: 0.445 (1, 5)		4-2 1B BB		1-0 G6-3		1-2 G4-6-3 1-2f		1-1 F8		3 0 0 0 1 0 3			
<b>Robby Hammock, R</b> OBP: 0.300, SLG: 0.396 (1, 2)		1-1 1-2 2-H 1B		0-2 G4-3			0-3 K		2-2 HR	4 1 2 2 0 1 0			
<b>Randy Johnson, R</b> OBP: 0.148, SLG: 0.154 (1, 1)		3-2 F8		3-3 K			3-2 G1-3		0-0 G4-3	3 0 0 0 0 1 2			
<b>Mike Koplove, R</b> (7, 1)										0 0 0 0 0 0 0			
<b>Randy Choate, L</b> (8, 1)										0 0 0 0 0 0 0			
<b>Elmer Dessens, R</b> OBP: 0.286, SLG: 0.182 (8, 1)										1 0 0 0 0 0 0			
<b>Inning Stats</b>	R: 0 E: 0 K: 0 S: 9 H: 0 LOB: 0 BB: 0 P: 10	R: 1 E: 0 K: 1 S: 15 H: 2 LOB: 2 BB: 1 P: 26	R: 1 E: 0 K: 1 S: 10 H: 1 LOB: 1 BB: 1 P: 20	R: 0 E: 0 K: 1 S: 11 H: 0 LOB: 0 BB: 0 P: 12	R: 2 E: 0 K: 3 S: 16 H: 2 LOB: 0 BB: 0 P: 28	R: 0 E: 0 K: 1 S: 8 H: 1 LOB: 0 BB: 0 P: 12	R: 0 E: 0 K: 1 S: 10 H: 0 LOB: 0 BB: 0 P: 13	R: 1 E: 0 K: 1 S: 13 H: 1 LOB: 2 BB: 2 P: 24	R: 1 E: 1 K: 0 S: 12 H: 1 LOB: 1 BB: 0 P: 16	1B: 6 2B: 0 3B: 0 HR: 2 SF: 1 SAC: 0 DP: 1 HBP: 0	WP: 2 PB: 0 SB: 1 CS: 0 PA: 39		
<b>PITCHER</b>	IP WLS BF H R ER SO BB IBB HBP BLK WP HR S P ERA WHIP											<b>PITCHER</b>	IP WLS BF H R ER SO BB IBB HBP BLK WP HR S P ERA WHIP
<b>Wilson Alvarez, L</b> ERA: 3.32 (1, 1)	2.0 L 9 2 1 1 1 1 1 0 0 0 0 0 24 36 4.50 1.500												
<b>Brian Falkenberg, R</b> ERA: 7.53 (3, 1)	4.0 16 4 3 3 5 1 0 0 0 0 0 1 45 72 6.75 1.250												
<b>Tom Martin, L</b> ERA: 3.75 (7, 1)	1.0 3 0 0 0 1 0 0 0 0 0 0 0 10 13 0.00 0.000												
<b>37 Darren Dreifort, R</b> ERA: 4.15 (8, 1)	1.0 6 1 1 1 1 2 0 0 0 0 2 0 13 24 9.00 3.000												
<b>Duaner Sanchez, R</b> ERA: 2.38 (9, 1)	1.0 5 1 1 1 0 0 0 0 0 0 0 1 12 16 9.00 1.000												

Arizona Diamondbacks @ Los Angeles Dodgers  
Dodger Stadium, Los Angeles, CA

[livebaseballscorecards.com](http://livebaseballscorecards.com)

<b>AB</b>	<b>34</b>
<b>R</b>	<b>6</b>
<b>H</b>	<b>8</b>
<b>RBI</b>	<b>6</b>
<b>BB</b>	<b>4</b>
<b>SO</b>	<b>8</b>
<b>LOB</b>	<b>13</b>



Fri May 28 2004, 7:10 PM PDT  
Att. 46,455 - Unknown - 67 F

Batter	1	2	3	4	5	6	7	8	9	AB R H RBI BB SO LOB
<b>Cesar Izturis, S</b> OBP: 0.340, SLG: 0.389 (1, 6)	0-0 L4		1-0 G5-3			2-2 1B	1-1 1B		1-2 F8	5 0 2 2 0 0 2
<b>Paul Lo Duca, R</b> OBP: 0.382, SLG: 0.421 (1, 2)	3-2 L9			2-2 F9		1-1 1B	2-0 F9			4 0 1 0 0 0 2
<b>Milton Bradley, S</b> OBP: 0.333, SLG: 0.435 (1, 8)	1-2 G1-3			0-0 L9		1-0 F9		1-3 K		4 0 0 0 0 1 2
<b>Shawn Green, L</b> OBP: 0.318, SLG: 0.401 (1, 9)		2-3 K		1-2 G5-3		1-1 G6-3		1-1 FC5-4 1B		4 0 1 0 0 1 2
<b>Adrián Beltré, R</b> OBP: 0.339, SLG: 0.547 (1, 5)		2-2 P3			2-2 G5-3		1-2 1B 2B	3-3 SAFE K		4 1 1 0 0 1 1
<b>Juan Encarnacion, R</b> OBP: 0.256, SLG: 0.381 (1, 7)		0-2 G6-3			0-0 G6-3		0-3 K	2-2 FC5-4		4 0 0 0 0 1 2
<b>Olmedo Saenz, R</b> OBP: 0.345, SLG: 0.600 (1, 3)			1-3 K		1-1 G3		4-2 F9 1B BB		2-2 G5-3	3 1 0 0 1 1 0
<b>José Hernández, R</b> OBP: 0.412, SLG: 0.619 (1, 4)			1-0 2B			0-0 1B 2B	1-2 1B		0-2 1B	4 1 4 1 0 0 0
<b>Wilson Alvarez, L</b> OBP: 0.250, SLG: 0.250 <b>Brian Falkenberg, R</b> OBP: 0.250, SLG: 0.250 <b>Joe Thurston, L</b> OBP: 0.250, SLG: 0.250 <b>Tom Millard, L</b> OBP: 0.250, SLG: 0.250 <b>David Ross, R</b> OBP: 0.250, SLG: 0.250 <b>Robin Ventura, L</b> OBP: 0.250, SLG: 0.250 <b>37 Darren Dreifort, R</b> OBP: 0.250, SLG: 0.250 <b>Duane Sanchez, R</b> OBP: 0.250, SLG: 0.250 <b>Jason Gruber, L</b> OBP: 0.250, SLG: 0.250			2-3 K			0-1 P5	0-0 F9		2-2 P3	0 0 0 0 0 0 0 0 1 0 0 0 0 0 1 1 1 0 0 0 0 0 0 1 0 0 0 0 0 0 0 0 0 0 0 0 0 0 0 0 1 0 1 0 0 0 0 0 0 1

BOTTOM	
<b>Arizona Diamondbacks @ Los Angeles Dodgers</b> <b>Dodger Stadium, Los Angeles, CA</b> Fri May 28 2004, 7:10 PM PDT Att: 46,455 - Unknown - 67 F	
<b>AB 36</b> <b>R 3</b> <b>H 9</b> <b>RBI 3</b> <b>BB 1</b> <b>SO 6</b> <b>LOB 16</b>	<b>WP: 0 PA: 37</b> <b>PB: 0</b> <b>SB: 0</b> <b>CS: 0</b>

PITCHER		IP	WLS	BF	H	R	ER	SO	BB	IBB	HBP	BLK	WP	HR	S	P	ERA	WHIP
<b>Randy Johnson, L</b> ERA: 2.59 (1, 1)	6.1	W	26	6	3	3	3	4	1	0	0	0	0	0	64	94	4.26	1.105
<b>Mike Koplove, R</b> ERA: 4.5 (7, 1)	1.0	H	4	1	0	0	1	0	0	0	0	0	0	7	11	0.00	1.000	
<b>Randy Choate, L</b> ERA: 8.16 (8, 1)	0.0		1	1	0	0	0	0	0	0	0	0	0	2	3	∞	∞	
<b>Elmer Dessens, R</b> ERA: 6.48 (8, 1)	1.2	S	6	1	0	0	1	0	0	0	0	0	0	23	33	0.00	0.600	





Batter	1	2	3	4	5	6	7	8	9	AB R H RBI BB SO LOB	TOP
<b>Matt Kata, S</b> (1, 4) <small>OBP: 0.301, SLG: 0.364</small> <b>Scott Hairston, R</b> (2, 4) <small>OBP: 0.400, SLG: 0.619</small>	2-2 L9		1-2 2B			1-3 K			4-2 2B BB	1 0 0 0 0 0 0 2 0 1 0 1 1 0	<b>Arizona Diamondbacks @ Los Angeles Dodgers</b> <b>Dodger Stadium, Los Angeles, CA</b> Sat May 29 2004, 7:10 PM PDT Att. 35,343 - Sunny - 69 F
<b>Alex Cintron, S</b> (1, 6) <small>OBP: 0.307, SLG: 0.351</small>	4-0 BB		1-2 G4-3			2-2 L3			3-1 1-3 2B	3 0 1 0 1 0 1	
<b>Luis Gonzalez, L</b> (1, 7) <small>OBP: 0.352, SLG: 0.530</small>	0-1 F9								1-3 K	4 0 0 0 0 2 3	
<b>Danny Bautista, R</b> (1, 9) <small>OBP: 0.376, SLG: 0.500</small>	3-2 G5-3								0-3 K	4 0 0 0 0 2 3	
<b>Steve Finley, L</b> (1, 8) <small>OBP: 0.353, SLG: 0.558</small> <b>Donnie Sadler, R</b> (7, PR) <small>OBP: 0.174, SLG: 0.227</small>			1-2 L9			1-1 G1-3			2-3 K	3 0 1 0 0 0 0 1 0 0 0 0 1 2	
<b>Shea Hillenbrand, R</b> (1, 3) <small>OBP: 0.311, SLG: 0.444</small>			2-3 K			1-2 G6-3			0-1 G4-3	3 0 0 0 0 1 1	
<b>Chad Tracy, L</b> (1, 5) <small>OBP: 0.347, SLG: 0.435</small>			1-1 G4-3			1-0 F9			0-3 K	3 0 0 0 0 1 0	
<b>Brent Mayne, L</b> (1, 2) <small>OBP: 0.288, SLG: 0.286</small>			0-2 G4-6-3			3-2 F8			2-1 G4-3	3 0 0 0 0 0 0	
<b>17 Brandon Webb, R</b> (1, 1) <small>OBP: 0.154, SLG: 0.154</small> <b>Jose Valverde, R</b> (5, 1) <small>OBP: 0.197, SLG: 0.167</small> <b>Doug DeVore, L</b> (6, PH) <small>OBP: 0.206, SLG: 0.200</small> <b>Andrew Good, R</b> (6, 1) <b>Carlos Baerga, S</b> (8, PH) <b>Randy Chastle, L</b> (8, 1)			2-3 K			0-0 G6-3			0-3 K	1 0 0 0 0 1 0 0 0 0 0 0 0 0 1 0 0 0 0 0 0 0 0 0 0 0 0 0 1 0 0 0 0 1 0 0 0 0 0 0 0 0	
<b>Inning Stats</b>	R: 0 H: 0 E: 0 LOB: 1 K: 0 BB: 1 S: 10 P: 19	R: 0 H: 0 E: 0 LOB: 0 K: 1 BB: 0 S: 11 P: 15	R: 0 H: 1 E: 0 LOB: 1 K: 1 BB: 0 S: 12 P: 16	R: 0 H: 0 E: 0 LOB: 0 K: 2 BB: 0 S: 8 P: 14	R: 0 H: 0 E: 0 LOB: 0 K: 0 BB: 0 S: 8 P: 13	R: 0 H: 0 E: 0 LOB: 0 K: 1 BB: 0 S: 13 P: 16	R: 0 H: 1 E: 0 LOB: 1 K: 0 BB: 0 S: 8 P: 9	R: 0 H: 0 E: 0 LOB: 0 K: 2 BB: 0 S: 8 P: 10	R: 0 H: 1 E: 0 LOB: 2 K: 3 BB: 1 S: 14 P: 24	1B: 0 SF: 0 2B: 3 SAC: 0 3B: 0 DP: 0 HR: 0 HBP: 0	
<b>PITCHER</b> <b>Jose Lima, R</b> (1, 1) <small>ERA: 3.92</small> <b>Eric Gagne, R</b> (9, 1) <small>ERA: 1.8</small>	IP WLS BF H R ER SO BB IBB HBP BLK WP HR S P ERA WHIP 8.0 W 27 2 0 0 7 1 0 0 0 0 0 0 78 112 0.00 0.375 1.0 5 1 0 0 3 1 0 0 0 0 0 0 14 24 0.00 2.000	<b>PITCHER</b> IP WLS BF H R ER SO BB IBB HBP BLK WP HR S P ERA WHIP									

livebaseballscorecards.com

AB	30
R	0
H	3
RBI	0
BB	2
SO	10
LOB	10



Batter	1	2	3	4	5	6	7	8	9	AB	R	H	RBI	BB	SO	LOB
Dave Roberts, L OBP: 0.364, SLG: 0.364 (1, 7) (7, 8)	0-0 B1-3		2-2 G6-3	1-2 G1-3	2-3 K			1-1 G1-3		5	0	0	0	0	1	1
Cesar Izturis, S OBP: 0.342, SLG: 0.389 (1, 6)	3-3 K		0-1 G4-3		0-2 1B	0-0 G3-6-1 1B		1-2 P3		5	2	2	0	0	1	0
Milton Bradley, S OBP: 0.347, SLG: 0.442 David Ross, R OBP: 0.208, SLG: 0.306 (1, 8) (7, 2)	4-2 BB		1-0 1B		4-2 1B	1-2 G3-6-1 1B		1-3 K		2	2	2	0	2	0	0
Shawn Green, L OBP: 0.321, SLG: 0.404 (1, 3)	2-3 K		3-2 1B		1-0 1B	0-1 G3-6-1				4	2	2	2	0	1	3
Paul Lo Duca, R OBP: 0.396, SLG: 0.435 (1, 2) (7, 7)		3-1 1B	2-0 HR		1-2 HR	1-1 1B				4	2	4	2	0	0	0
Adrián Beltré, R OBP: 0.337, SLG: 0.557 José Hernández, R OBP: 0.412, SLG: 0.619 (1, 5) (8, 5)		1-2 P3	1-0 HR		2-3 K	2-2 P4				4	1	1	3	0	1	4
Juan Encarnacion, R OBP: 0.256, SLG: 0.395 (1, 9)		2-3 K	0-2 G5-3		2-2 HR					4	1	1	3	0	1	1
Alex Cora, L OBP: 0.386, SLG: 0.455 (1, 4)		1-1 1B		2-3 K	4-1 SH3-4 BB					3	0	1	0	1	1	0
Jose Lima, R OBP: 0.333, SLG: 0.250 Eric Gagne, R (1, 1) (9, 1)		0-0 G1-3		0-2 G5-3	1-1 SH3-4					3	0	0	0	0	0	2

Inning Stats	R: 0	H: 0	E: 0	K: 2	S: 11	H: 0	LOB: 1	BB: 1	P: 20	R: 0	H: 2	E: 0	K: 1	S: 11	H: 4	LOB: 0	BB: 0	P: 18	R: 4	H: 4	E: 0	K: 0	S: 16	R: 0	H: 0	E: 0	K: 1	S: 11	R: 5	H: 4	E: 0	K: 2	S: 24	R: 1	H: 3	E: 0	K: 0	S: 14	R: 0	H: 0	E: 0	K: 0	S: 13	R: 0	H: 0	E: 0	K: 1	S: 8	H: 0	LOB: 0	BB: 0	P: 18	R: 0	H: 0	E: 0	K: 1	S: 11	H: 0	LOB: 0	BB: 0	P: 11
--------------	------	------	------	------	-------	------	--------	-------	-------	------	------	------	------	-------	------	--------	-------	-------	------	------	------	------	-------	------	------	------	------	-------	------	------	------	------	-------	------	------	------	------	-------	------	------	------	------	-------	------	------	------	------	------	------	--------	-------	-------	------	------	------	------	-------	------	--------	-------	-------

PITCHER	IP	WLS	BF	H	R	ER	SO	BB	IBB	HBP	BLK	WP	HR	S	P	ERA	WHIP
17 Brandon Webb, R ERA: 4.48 (1, 1)	4.0	L	22	8	7	7	4	2	0	0	0	0	1	55	87	15.75	2.500
Jose Valverde, R ERA: 4.81 (5, 1)	1.0		6	2	2	2	2	1	0	0	0	0	1	18	30	18.00	3.000
Andrew Good, R ERA: 4.12 (6, 1)	2.0		8	3	1	1	0	0	0	0	0	0	0	27	36	4.50	1.500
Randy Choate, L ERA: 7.63 (8, 1)	1.0		3	0	0	0	1	0	0	0	0	0	0	8	11	0.00	0.000

**BOTTOM**

Arizona Diamondbacks @ Los Angeles Dodgers  
 Dodger Stadium, Los Angeles, CA

Sat May 29 2004, 7:10 PM PDT  
 Att. 35,343 - Sunny - 69 F

livebaseballscorecards.com

AB	35
R	10
H	13
RBI	10
BB	3
SO	7
LOB	11



1B:	11	SF:	0	WP:	0	PA:	39
2B:	0	SAC:	1	PB:	0	SB:	2
3B:	0	DP:	1	CS:	0		
HR:	2	HBP:	0				



Batter	1	2	3	4	5	6	7	8	9	AB R H RBI BB SO LOB	TOP		
Scott Hairston, R (1, 4) OBP: 0.379, SLG: 0.560	1-0 FC1-6 1B		1-2 G3			1-0 P4		1-1 G5-3		4 0 1 0 0 0 1	<b>Arizona Diamondbacks @ Los Angeles Dodgers</b> <b>Dodger Stadium, Los Angeles, CA</b> Sun May 30 2004, 5:10 PM PDT Att. 41,060 - Sunny - 78 F		
Alex Cintron, S (1, 6) OBP: 0.306, SLG: 0.349	0-1 FC1-6 BB S 1-2f		1-0 P4			0-1 WP 1B		1-2 P6		4 0 1 0 0 0 2			
Luis Gonzalez, L (1, 7) OBP: 0.350, SLG: 0.522	4-2 BB 1-2 BB		3-2 P6			1-1 P6		0-3 K		3 0 0 0 1 1 2			
Danny Bautista, R (1, 9) OBP: 0.379, SLG: 0.495	1-1 F3			4-2 CS BB		4-0 BB 1-2 BB		1-2 G1-3		2 0 0 0 2 0 2			
Steve Finley, L (1, 8) OBP: 0.361, SLG: 0.557	4-0 FC5-4 BB 1-2 2-3			2-2 G6-4-3 1B 1-2		0-0 F7		4-0 DI BB		2 0 1 0 2 0 2			
Shea Hillenbrand, R (1, 3) OBP: 0.304, SLG: 0.433	1-1 FC5-4 1-2f			1-0 G6-4-3 1-2f			3-3 K	0-3 K 1-2		4 0 0 0 0 2 5			
Tim Olson, R (1, 5) Elmer Dessens, R (7, 1) Randy Choate, L (8, 1) Carlos Baerga, S (9, PH) OBP: 0.229, SLG: 0.200		1-2 G5-3			3-1 P5		2-3 K	1-0 HBP		3 0 0 0 0 0 1 0 0 0 0 0 0 0 0 0 0 0 0 0 0 0 0 0			
Robby Hammock, R (1, 2) Brent Mayne, L (9, PH) OBP: 0.291, SLG: 0.383 OBP: 0.284, SLG: 0.282		2-1 G5-3			0-2 F8		0-0 G6-3	0-3 K		3 0 0 0 0 0 0 0 1 0 0 0 0 1 2			
Casey Fossum, L (1, 1) Mike Koplove, R (6, 1) Chad Tracy, L (7, 5) OBP: 0.352, SLG: 0.447		2-3 K			0-0 B1			3-2 2B		2 0 0 0 0 1 0 0 0 0 0 0 0 0 0 1 0 1 0 0 0 0 0			
<b>Inning Stats</b>	R: 0 H: 1 E: 0 LOB: 3 K: 0 BB: 2 S: 9 P: 20	R: 0 H: 0 E: 0 LOB: 0 K: 1 BB: 0 S: 11 P: 16	R: 0 H: 0 E: 0 LOB: 0 K: 0 BB: 0 S: 7 P: 12	R: 0 H: 1 E: 0 LOB: 0 K: 0 BB: 1 S: 6 P: 13	R: 0 H: 0 E: 0 LOB: 0 K: 0 BB: 0 S: 6 P: 9	R: 0 H: 1 E: 0 LOB: 2 K: 2 BB: 1 S: 6 P: 12	R: 0 H: 0 E: 0 LOB: 0 K: 2 BB: 0 S: 8 P: 13	R: 0 H: 1 E: 0 LOB: 1 K: 1 BB: 0 S: 15 P: 20	R: 0 H: 0 E: 0 LOB: 2 K: 2 BB: 1 S: 9 P: 15	1B: 3 SF: 0 2B: 1 SAC: 0 3B: 0 DP: 1 HR: 0 HBP: 1	WP: 1 PA: 35 PB: 0 SB: 1 CS: 1		
<b>PITCHER</b>	IP WLS BF H R ER SO BB IBB HBP BLK WP HR S P ERA WHIP											<b>PITCHER</b>	IP WLS BF H R ER SO BB IBB HBP BLK WP HR S P ERA WHIP
Kaz Ishii, L (1, 1) ERA: 3.49	6.0 W 23 3 0 0 1 4 0 0 0 1 0 45 82 0.00 1.167												
Guillermo Mota, R (7, 1) ERA: 1.91	1.2 H 6 1 0 0 2 0 0 0 0 0 0 0 19 29 0.00 0.600												
Tom Martin, L (8, 1) ERA: 3.65	0.1 H 1 0 0 0 1 0 0 0 0 0 0 0 4 4 0.00 0.000												
Eric Gagne, R (9, 1) ERA: 1.71	1.0 S 5 0 0 0 2 1 0 1 0 0 0 0 9 15 0.00 1.000												

livebaseballscorecards.com

<b>AB</b>	<b>29</b>
<b>R</b>	<b>0</b>
<b>H</b>	<b>4</b>
<b>RBI</b>	<b>0</b>
<b>BB</b>	<b>5</b>
<b>SO</b>	<b>6</b>
<b>LOB</b>	<b>16</b>







Batter	1	2	3	4	5	6	7	8	9	AB R H RBI BB SO LOB	TOP		
Michael Tucker, L (1, 9) OBP: 0.363, SLG: 0.435	1-2 G4-3		3-2 HR		0-0 1B		1-0 E9 1B		3-1 2B 1B	5 2 4 1 0 0 0			
Edgardo Alfonzo, R (1, 5) OBP: 0.341, SLG: 0.358	1-0 F8		3-2 G5-3		4-1 BB		1-1 FC5-2-5-1		2-2 1B 2B	4 1 1 2 1 0 1			
Marquis Grissom, R (1, 8) OBP: 0.356, SLG: 0.489	1-1 G6-3			0-0 E 2B	0-0 P3		0-1 G5-3		0-1 G5-3	5 1 1 0 0 0 5			
Barry Bonds, L (1, 7) Dustin Mohr, R (9, 7) OBP: 0.621, SLG: 0.851 OBP: 0.309, SLG: 0.278		1-2 HR		4-0 E G4-6-3 IBB	2-2 G1			4-1 BB BB	4-0 1B IBB	2 2 1 1 3 0 3 0 0 0 0 0 0 0			
Pedro Feliz, R (1, 6) Scott Eyre, L (8, 1) Felix Rodriguez, R (8, 1) Jeffrey Hammonds, R (9, PH) Tyler Walker, R (9, 1) OBP: 0.299, SLG: 0.481 OBP: 0.336, SLG: 0.374		3-3 K		2-1 E3 G4-6-3		0-1 L6		1-2 F8	0-1 1B	4 0 0 0 0 1 2 0 0 0 0 0 0 0 0 0 0 0 0 0 0 1 0 1 1 0 0 0 0 0 0 0 0 0 0			
A.J. Pierzynski, L (1, 2) OBP: 0.262, SLG: 0.343		0-0 G6-3		1-0 G4-6-3		1-0 G4-3		0-0 F8	1-2 P6	5 0 0 0 0 0 4			
Damon Minor, L (1, 3) OBP: 0.364, SLG: 0.188		0-0 G3-1		3-1 P4		1-3 K		4-2 BB	1-3 K	4 0 0 0 1 2 2			
Neifi Perez, S (1, 4) OBP: 0.250, SLG: 0.278			3-2 G5-3		2-2 G6-3		3-2 P6 F7			4 0 0 0 0 0 2			
Kirk Rueter, L (1, 1) Jim Brower, R (6, 1) Deivi Cruz, R (8, 6) OBP: 0.190, SLG: 0.250 OBP: 0.667, SLG: 0.500 OBP: 0.288, SLG: 0.319			2-2 P5		1-1 BB 1B 1B		4-1 E 1B BB		2-2 E6 1B 2B	2 0 1 0 0 0 0 0 1 0 0 1 0 0 1 1 0 0 0 0 0			
<b>Inning Stats</b>	R: 0 H: 0 E: 0 LOB: 0 K: 0 BB: 0 S: 6 P: 9	R: 1 H: 1 E: 0 LOB: 0 K: 1 BB: 0 S: 11 P: 15	R: 1 H: 1 E: 0 LOB: 0 K: 0 BB: 0 S: 13 P: 24	R: 2 H: 1 E: 1 LOB: 0 K: 0 BB: 1 S: 6 P: 16	R: 0 H: 2 E: 0 LOB: 3 K: 0 BB: 1 S: 11 P: 20	R: 0 H: 0 E: 0 LOB: 0 K: 1 BB: 0 S: 6 P: 8	R: 1 H: 1 E: 1 LOB: 1 K: 0 BB: 1 S: 9 P: 18	R: 0 H: 0 E: 0 LOB: 2 K: 0 BB: 2 S: 13 P: 24	R: 3 H: 3 E: 1 LOB: 2 K: 1 BB: 1 S: 20 P: 33	1B: 5 SF: 0 2B: 2 SAC: 0 3B: 0 DP: 1 HR: 2 HBP: 0	WP: 0 PA: 43 PB: 0 SB: 0 CS: 0		
<b>PITCHER</b>	IP WLS BF H R ER SO BB IBB HBP BLK WP HR S P ERA WHIP											<b>PITCHER</b>	IP WLS BF H R ER SO BB IBB HBP BLK WP HR S P ERA WHIP
Casey Daigle, R (1, 1) ERA: 7.16	4.2 L 21 5 4 3 1 1 1 0 0 0 0 2 44 79 5.79 1.286												
Randy Choate, L (5, 1) ERA: 7.31	0.1 1 0 0 0 0 0 0 0 0 0 0 0 3 5 0.00 0.000												
Stephen Randolph, L (6, 1) ERA: 1.46	2.0 8 1 1 0 1 1 0 0 0 0 0 0 15 26 0.00 1.000												
Andrew Good, R (8, 1) ERA: 3.92	1.0 5 0 0 0 0 2 0 0 0 0 0 0 13 24 0.00 2.000												
Scott Service, R (9, 1) ERA: 6.0	1.0 8 3 3 2 1 0 1 0 0 0 0 0 20 33 18.00 3.000												

San Francisco Giants @ Arizona Diamondbacks  
Bank One Ballpark, Phoenix, AZ

AB	37
R	8
H	9
RBI	5
BB	6
SO	3
LOB	19



Mon May 31 2004, 9:35 PM EDT  
Att. 35,449 - Sunny - 80 F

WP: 0	PA: 43
PB: 0	
SB: 0	
CS: 0	

Batter	1	2	3	4	5	6	7	8	9	AB R H RBI BB SO LOB
Scott Hairston, R (1, 4) OBP: 0.382, SLG: 0.633	1-0 P3		1-1 1B		0-0 F9		1-3 K		1-0 HR	5 1 2 2 0 1 1
Alex Cintron, S (1, 6) OBP: 0.308, SLG: 0.347	4-2 G6-4-3 BB		1-0 L9			2-1 F8 1B FC3-6 1B		1-1 G4-3	0-3 K	4 1 1 0 0 1 1 1
Luis Gonzalez, L (1, 7) OBP: 0.353, SLG: 0.521	1-1 G6-4-3 1-2f				3-2 G4-3		1-0 FC3-6 1B	2-0 FC1-6 1B		4 0 2 0 0 0 1
Danny Bautista, R (1, 9) OBP: 0.381, SLG: 0.495		1-1 G1-6-3 1B		3-2 2B 1B		0-1 F8		1-2 FC1-6 1B		4 1 2 0 0 0 3
Steve Finley, L (1, 8) OBP: 0.359, SLG: 0.551		3-2 G1-6-3 1-2f		2-0 P2		0-1 FC3-6 1-2f		2-1 FC1-6 1B		4 0 1 1 0 0 3
Shea Hillenbrand, R (1, 3) OBP: 0.309, SLG: 0.441 Scott Service, R (9, 1)		2-1 1B		3-2 1-H 2B		1-0 F9		2-2 P1		4 0 2 1 0 0 3 0 0 0 0 0 0 0
Chad Tracy, L (1, 5) OBP: 0.342, SLG: 0.434		3-1 G4-3		1-0 G6-3			1-0 F8		2-2 P3	4 0 0 0 0 0 2
Robby Hammock, R (1, 2) OBP: 0.290, SLG: 0.388			1-2 G4-3		2-0 G1-3		0-0 P3		0-1 F9 HR 2B	4 1 1 0 0 0 0
Casey Daigle, R (1, 1) OBP: 0.116, SLG: 0.235 Randy Choate, L (5, 1) Tim Olson, R (5, PH) Stephen Randolph, L (8, 1) OBP: 1.000, SLG: 2.000 Doug DeVore, L (7, PH) OBP: 0.211, SLG: 0.167 Andrew Good, R (8, 1) Carlos Baerga, S (9, 3) OBP: 0.222, SLG: 0.194			1-3 K		2-0 F9		4-1 BB		1-1 F9	1 0 0 0 0 0 1 0 0 0 0 0 0 0 0 0 1 0 1 0 0 0 0 0 0 0 0 0 0 1 0 0 0 0 0 0 1

Inning Stats	R: 0 E: 0 K: 0 S: 7	H: 0 LOB: 0 BB: 1 P: 13	R: 0 E: 0 K: 0 S: 9	H: 2 LOB: 1 BB: 0 P: 18	R: 0 E: 0 K: 1 S: 9	H: 1 LOB: 1 BB: 0 P: 13	R: 1 E: 0 K: 0 S: 12	H: 2 LOB: 1 BB: 0 P: 24	R: 0 E: 0 K: 0 S: 3	H: 0 LOB: 0 BB: 0 P: 7	R: 1 E: 0 K: 0 S: 8	H: 2 LOB: 1 BB: 0 P: 12	R: 0 E: 0 K: 1 S: 6	H: 0 LOB: 1 BB: 1 P: 12	R: 0 E: 0 K: 0 S: 12	H: 2 LOB: 2 BB: 0 P: 20	R: 2 E: 0 K: 1 S: 12	H: 2 LOB: 0 BB: 0 P: 16	1B: 8 2B: 2 3B: 0 HR: 1	SF: 0 SAC: 0 DP: 2 HBP: 0
--------------	------------------------------	----------------------------------	------------------------------	----------------------------------	------------------------------	----------------------------------	-------------------------------	----------------------------------	------------------------------	---------------------------------	------------------------------	----------------------------------	------------------------------	----------------------------------	-------------------------------	----------------------------------	-------------------------------	----------------------------------	----------------------------------	------------------------------------


**BOTTOM**

**San Francisco Giants @ Arizona Diamondbacks**  
Bank One Ballpark, Phoenix, AZ

Mon May 31 2004, 9:35 PM EDT  
Att. 35,449 - Sunny - 80 F

livebaseballscorecards.com

<b>AB</b>	<b>36</b>
<b>R</b>	<b>4</b>
<b>H</b>	<b>11</b>
<b>RBI</b>	<b>4</b>
<b>BB</b>	<b>2</b>
<b>SO</b>	<b>3</b>
<b>LOB</b>	<b>15</b>



PITCHER	IP	WLS	BF	H	R	ER	SO	BB	IBB	HBP	BLK	WP	HR	S	P	ERA	WHIP
Kirk Rueter, L (1, 1) ERA: 5.11	5.0	W	21	7	2	2	1	1	0	0	0	0	0	43	81	3.60	1.600
Jim Brower, R (6, 1) ERA: 2.67	2.2	H	10	1	0	0	1	1	0	0	0	0	0	18	29	0.00	0.750
Scott Eyre, L (8, 1) ERA: 2.61	0.0		1	1	0	0	0	0	0	0	0	0	0	2	4	∞	∞
Felix Rodriguez, R (8, 1) ERA: 2.59	0.1	H	1	0	0	0	0	0	0	0	0	0	0	3	5	0.00	0.000
Tyler Walker, R (9, 1) ERA: 2.93	1.0		5	2	2	2	1	0	0	0	0	0	1	12	16	18.00	2.000





Batter	1	2	3	4	5	6	7	8	9	AB	R	H	RBI	BB	SO	LOB
Scott Hairston, R (1, 4) OBP: 0.385, SLG: 0.686	0-3 K	0-1 F8		3-3 K			1-2 HR		1-2 E5 G3-1 1B	5	2	2	1	0	2	3
Steve Finley, L (1, 8) OBP: 0.364, SLG: 0.580	3-2 F7		3-2 HR		4-0 FC5-4 BB		0-0 HR		0-0 G3-1	4	2	2	2	1	0	1
Danny Bautista, R (1, 9) OBP: 0.381, SLG: 0.487	2-1 G4-3		1-0 G5-3		0-1 F8		4-2 F8 G3 BB		4-0 1B IBB	3	0	0	0	2	0	1
Luis Gonzalez, L (1, 7) OBP: 0.358, SLG: 0.526		2-1 1B 2B	4-0 FC3-6 BB		0-2 P5		2-2 G3		3-2 1B	4	1	2	1	1	0	2
Shea Hillenbrand, R (1, 3) OBP: 0.307, SLG: 0.433		2-2 1B 1B HBP	0-2 FC3-6		0-0 FC5-4		2-2 F8		1-2 1B	3	1	0	0	0	0	3
Chad Tracy, L (1, 5) OBP: 0.333, SLG: 0.421		1-1 P6	2-3 K				2-3 K			4	0	0	0	0	2	4
Alex Cintron, S (1, 6) OBP: 0.307, SLG: 0.345		1-0 1B 1B		3-2 F8		1-0 G1-3		3-3 K		4	0	1	1	0	1	0
Brent Mayne, L (1, 2) OBP: 0.294, SLG: 0.274		3-2 P6		4-0 BB		4-1 BB		0-0 G6-3		2	0	0	0	2	0	2
Steve Sparks, R (1, 1) OBP: 0.100, SLG: 0.100		0-1 1B		0-2 F8		0-0 F7		1-1 F8		3	0	1	1	0	0	2
Mike Koplove, R (7, 1)										0	0	0	0	0	0	0
Randy Choate, L (8, 1)										0	0	0	0	0	0	0
Carlos Baerga, S (8, PH)		1-2 2-H								1	0	0	0	0	0	0
Jose Valverde, R (9, 1)										0	0	0	0	0	0	0

Inning Stats	R: 0	H: 0	E: 0	K: 1	S: 8	R: 2	H: 3	E: 0	K: 0	S: 15	R: 1	H: 1	E: 0	K: 1	S: 13	R: 0	H: 0	E: 0	K: 0	S: 11	R: 0	H: 0	E: 0	K: 0	S: 6	R: 0	H: 0	E: 0	K: 0	S: 5	R: 2	H: 2	E: 0	K: 1	S: 18	R: 0	H: 0	E: 0	K: 1	S: 8	R: 1	H: 2	E: 1	K: 0	S: 7	1B: 4	SF: 0	2B: 1	SAC: 0	3B: 0	DP: 0	HR: 3	HBP: 1	WP: 0	PA: 40
--------------	------	------	------	------	------	------	------	------	------	-------	------	------	------	------	-------	------	------	------	------	-------	------	------	------	------	------	------	------	------	------	------	------	------	------	------	-------	------	------	------	------	------	------	------	------	------	------	-------	-------	-------	--------	-------	-------	-------	--------	-------	--------

PITCHER	IP	WLS	BF	H	R	ER	SO	BB	IBB	HBP	BLK	WP	HR	S	P	ERA	WHIP
Dustin Hermanson, R (1, 1) ERA: 4.06	6.0		27	4	3	3	3	4	0	0	0	0	1	58	104	4.50	1.333
Scott Eyre, L (7, 1) ERA: 4.22	0.1	B	4	2	2	2	0	1	0	0	0	0	2	9	16	54.00	9.000
Felix Rodriguez, R (7, 1) ERA: 2.42	1.2		5	0	0	0	2	0	0	0	0	0	0	17	25	0.00	0.000
Jason Christiansen, L (9, 1) ERA: 3.0	0.1	L	4	2	1	0	0	0	1	0	0	0	0	7	15	0.00	6.000

BOTTOM

San Francisco Giants @ Arizona Diamondbacks  
Bank One Ballpark, Phoenix, AZ

livebaseballscores.com

AB	33
R	6
H	8
RBI	6
BB	6
SO	5
LOB	18



Tue Jun 01 2004, 9:35 PM EDT  
Att. 32,178 - Sunny - 79 F



Batter	1	2	3	4	5	6	7	8	9	AB R H RBI BB SO LOB	TOP									
Neifi Perez, S OBP: 0.261, SLG: 0.294 (1, 4) B X	1-0 HBP 1B		0-1 G6-3		0-0 1-3 HR 2B		1-0 G6-4-3 1B	1-1 2-H 1B		5 1 4 1 0 0 0	<p>San Francisco Giants @ Arizona Diamondbacks</p> <p>Bank One Ballpark, Phoenix, AZ</p> <p>Wed Jun 02 2004, 9:35 PM EDT</p> <p>Att. 27,897 - Sunny - 79 F</p>									
Edgardo Alfonzo, R OBP: 0.333, SLG: 0.349 (1, 5) X	0-0 F9		2-2 G5-3		2-2 HR 1B		1-1 G6-4-3 1-2f 1B	1-2 F9		5 1 1 1 0 0 3										
Marquis Grissom, R OBP: 0.353, SLG: 0.495 (1, 8) B B F 1 S X SAFE	2-2 F7		0-3 K		2-2 1-H 2-H HR		3-2 X 1B 1B		0-3 K	5 1 2 3 0 2 1										
Barry Bonds, L OBP: 0.612, SLG: 0.815 (1, 7) C H	1-1 1-2 HBP			3-1 G3	2-1 G4-3		0-2 1-2 FC6-4 1B		1-0 P3	4 0 1 0 0 0 0										
Pedro Feliz, R OBP: 0.295, SLG: 0.485 (1, 3) C B B F 1 S B	3-3 K			2-1 F9	0-0 L6		0-0 1-2f FC6-4		2-0 1B	5 0 1 0 0 1 4										
Jeffrey Hammonds, R OBP: 0.336, SLG: 0.358 (1, 9) C X		0-1 F9		4-2 BB		1-3 K		1-3 K	3-3 K	4 0 0 0 1 3 1										
Deivi Cruz, R OBP: 0.298, SLG: 0.365 (1, 6) C X		0-1 G4-3		1-0 F7		3-2 G6-3 2B		1-0 2B 2B		4 1 2 0 0 0 1										
Yorvit Torrealba, R OBP: 0.317, SLG: 0.321 (1, 2) B B F 1 S B		4-2 BB			2-3 K	0-1 G6-3 2-3		0-1 G1-3		3 0 0 0 1 1 2										
Brett Tomko, R OBP: 0.174, SLG: 0.136 Wayne Franklin, L OBP: 1.000, SLG: 1.000 Damon Minor, L OBP: 0.970, SLG: 0.238 Tyler Walker, R (6, PH) Michael Tucker, L OBP: 0.361, SLG: 0.434 Scott Eyre, L (8, PH) (8, 1)		1-3 K		1-2 2B 1B	0-3 K		0-3 K	3-1 2-H 1B 2B		1 0 0 0 0 1 1 1 1 1 0 0 0 0 1 0 0 0 0 1 1 0 0 0 0 0 0 0 1 1 1 1 0 0 0 0 0 0 0 0 0 0										
<b>Inning Stats</b>	R: 0 E: 0 K: 1 S: 10	H: 1 LOB: 2 BB: 0 P: 17	R: 0 E: 0 K: 1 S: 9	H: 0 LOB: 1 BB: 1 P: 14	R: 0 E: 0 K: 1 S: 8	H: 0 LOB: 1 BB: 1 P: 17	R: 4 E: 0 K: 1 S: 19	H: 4 LOB: 0 BB: 0 P: 28	R: 0 E: 0 K: 2 S: 11	H: 1 LOB: 1 BB: 0 P: 15	R: 0 E: 0 K: 0 S: 14	H: 3 LOB: 2 BB: 0 P: 19	R: 2 E: 0 K: 1 S: 13	H: 3 LOB: 1 BB: 0 P: 20	R: 0 E: 0 K: 2 S: 9	H: 1 LOB: 1 BB: 0 P: 15	1B: 8 2B: 4 3B: 0 HR: 1	SF: 0 SAC: 0 DP: 1 HBP: 1	WP: 0 PA: 42 PB: 0 SB: 0 CS: 0	
<b>PITCHER</b>	IP WLS BF H R ER SO BB IBB HBP BLK WP HR S P ERA WHIP																			
Randy Johnson, L ERA: 2.88 (1, 1)	5.0 W 23 5 4 4 4 2 0 0 1 0 0 1 53 86 7.20 1.400																			
Mike Koplove, R ERA: 4.6 (6, 1)	1.2 H 7 3 0 0 2 0 0 0 0 0 0 0 21 30 0.00 1.800																			
Shane Nance, L ERA: (7, 1)	0.0 1 1 0 0 0 0 0 0 0 0 0 0 3 3 ∞ ∞																			
Elmer Dessens, R ERA: 6.45 (7, 1)	1.1 H 7 3 2 2 1 0 0 0 0 0 0 0 14 21 13.50 2.250																			
Jose Valverde, R ERA: 4.44 (9, 1)	1.0 S 4 1 0 0 2 0 0 0 0 0 0 0 9 15 0.00 1.000																			

livebaseballscorecards.com

AB	39
R	6
H	13
RBI	6
BB	2
SO	9
LOB	14



Batter	1	2	3	4	5	6	7	8	9
<b>Scott Hairston, R</b> (1, 4) <small>OBP: 0.409, SLG: 0.718</small> 									
<b>Steve Finley, L</b> (1, 8) <small>OBP: 0.362, SLG: 0.571</small> 									
<b>Danny Bautista, R</b> (1, 9) <small>OBP: 0.374, SLG: 0.477</small> 									
<b>Luis Gonzalez, L</b> (1, 7) <small>OBP: 0.365, SLG: 0.528</small> 									
<b>Shea Hillenbrand, R</b> (1, 3) <small>OBP: 0.317, SLG: 0.464</small> 									
<b>Chad Tracy, L</b> (1, 5) <small>OBP: 0.331, SLG: 0.417</small> 									
<b>Alex Cintron, S</b> (1, 6) <small>OBP: 0.311, SLG: 0.353</small> 									
<b>Robby Hammock, R</b> (1, 2) <small>OBP: 0.297, SLG: 0.412</small> 									
<b>Randy Johnson, R</b> (1, 1) <small>OBP: 0.143, SLG: 0.148</small> <b>Tim Olson, R</b> (5, PH) <b>Mike Koplove, R</b> (6, 1) <b>Shane Nance, L</b> (7, 1) <b>Elmer Dessens, R</b> (7, 1) <b>Donnie Sadler, R</b> (8, PH) <b>Jose Valverde, R</b> (9, 1)									

AB	R	H	RBI	BB	SO	LOB
4	1	2	0	1	0	0
3	1	0	0	1	1	3
4	0	0	0	0	1	4
3	2	2	0	1	0	0
4	2	3	3	0	1	0
4	1	1	1	0	1	2
4	1	2	0	0	1	2
4	0	2	3	0	0	1
1	0	0	0	0	1	0
1	0	0	0	0	0	1
0	0	0	0	0	0	0
0	0	0	0	0	0	0
0	0	0	0	0	0	0
1	0	0	0	0	0	0
0	0	0	0	0	0	0

1B	2B	3B	SF	SAC	DP	HBP
6	4	1	0	1	1	0

WP	HR	S	P	ERA	WHIP
0	0	0	0	0	0

**BOTTOM**

**San Francisco Giants @ Arizona Diamondbacks**  
**Bank One Ballpark, Phoenix, AZ**  
 Wed Jun 02 2004, 9:35 PM EDT  
 Att. 27,897 - Sunny - 79 F

livebaseballscorecards.com

<b>AB</b>	<b>33</b>
<b>R</b>	<b>8</b>
<b>H</b>	<b>12</b>
<b>RBI</b>	<b>7</b>
<b>BB</b>	<b>3</b>
<b>SO</b>	<b>6</b>
<b>LOB</b>	<b>13</b>



Inning Stats														
R	H	E	K	S	P	IP	WLS	BF	H	R	ER	SO	BB	LOB
0	0	0	7	13	3.1				9	5	5	3	1	0
3	4	0	21	34	2.0				7	2	2	1	1	0
1	3	0	20	27	1.2				5	2	1	1	0	0
1	2	0	11	16	0.0				2	2	1	1	0	0
2	2	0	12	21	2.0				7	1	1	2	1	0
1	1	0	5	12	1.0				3	0	0	0	0	0

PITCHER														
IP	WLS	BF	H	R	ER	SO	BB	IBB	HBP	BLK	WP	HR	S	P
3.1	L	19	9	5	5	3	1	0	0	0	0	0	55	85
1.2		8	2	2	2	1	1	0	0	0	0	1	16	26
2.0		7	1	1	1	2	1	0	0	0	0	0	14	23
1.0		3	0	0	0	0	0	0	0	0	0	0	8	11

PITCHER														
IP	WLS	BF	H	R	ER	SO	BB	IBB	HBP	BLK	WP	HR	S	P
			0	0	0	0	0	0	0	0	0	0	0	0
			0	0	0	0	0	0	0	0	0	0	0	0
			0	0	0	0	0	0	0	0	0	0	0	0
			0	0	0	0	0	0	0	0	0	0	0	0

WP	HR	S	P	ERA	WHIP
0	0	0	0	0	0



Batter	1	2	3	4	5	6	7	8	9	AB R H RBI BB SO LOB	TOP											
Michael Tucker, L (1, 9) OBP: 0.351, SLG: 0.419	1-1 G4-3	2-3 K		0-3 K		1-3 K		2-3 K		5 0 0 0 0 4 2												
Edgardo Alfonzo, R (1, 5) OBP: 0.340, SLG: 0.352	0-0 WP	1-0 G6-3			3-2 G6-3		4-2 BB	3-1 1B		4 2 2 0 1 0 0												
Matt Herges, L (8, 1)										0 0 0 0 0 0 0												
Scott Eyre, L (8, 1)										0 0 0 0 0 0 0												
Marquis Grissom, R (1, 8) OBP: 0.354, SLG: 0.497	1-1 WP	3-1 1B			3-2 G5-3		1-3 K	2-1 P5		5 1 2 0 0 1 3												
Barry Bonds, L (1, 7) OBP: 0.615, SLG: 0.807	4-0 WP	3-2 G6-3			4-2 BB		4-0 1B		1-0 G6-3	1 1 0 0 3 0 1												
Yorvit Torrealba, R (9, PH) OBP: 0.313, SLG: 0.315										1 0 0 0 0 0 0												
Pedro Feliz, R (1, 6) OBP: 0.298, SLG: 0.477	4-2 E		1-0 G4-3		4-1 BB		3-2 F9	2-3 K		3 1 0 0 2 1 2												
A.J. Pierzynski, L (1, 2) OBP: 0.291, SLG: 0.344	0-0 E3		0-1 F7		0-0 G3		1-2 1B	0-3 K		5 0 1 2 0 1 3												
Damon Minor, L (1, 3) OBP: 0.367, SLG: 0.217	4-2 FC5-4		2-3 K		0-0 G4-3		2-0 F9			2 0 0 0 1 1 0												
Deivi Cruz, R (7, PH) OBP: 0.293, SLG: 0.358										1 0 0 0 0 0 2												
Neifi Perez, S (1, 4) OBP: 0.260, SLG: 0.294	0-1 SF9			0-0 G6-3		1-1 1B		3-3 K		3 0 1 1 0 1 0												
Jerome Williams, R (1, 1) OBP: 0.136, SLG: 0.136	2-2 FC5-4			1-2 F8		2-3 K		0-2 1B		2 0 0 0 0 0 2												
Dustin Mohr, R (8, PH) OBP: 0.304, SLG: 0.273										1 0 0 0 0 1 1												
Jim Brower, R (6, 1) OBP: 0.667, SLG: 0.500										0 0 0 0 0 0 0												
Wayne Franklin, L (7, 1) OBP: 1.000, SLG: 1.000										0 0 0 0 0 0 0												
Brian Dallimore, R (8, PH) OBP: 0.317, SLG: 0.333										1 0 1 0 0 0 0												
Inning Stats	R: 4 E: 1 K: 0 S: 15	H: 2 LOB: 2 BB: 3 P: 31	R: 0 E: 0 K: 1 S: 9	H: 1 LOB: 1 BB: 0 P: 18	R: 0 E: 0 K: 1 S: 6	H: 0 LOB: 0 BB: 0 P: 9	R: 0 E: 0 K: 1 S: 7	H: 0 LOB: 0 BB: 0 P: 8	R: 0 E: 0 K: 0 S: 11	H: 0 LOB: 2 BB: 2 P: 25	R: 0 E: 0 K: 2 S: 9	H: 1 LOB: 1 BB: 0 P: 13	R: 1 E: 0 K: 1 S: 15	H: 1 LOB: 2 BB: 2 P: 30	R: 0 E: 0 K: 2 S: 13	H: 2 LOB: 2 BB: 0 P: 23	R: 0 E: 0 K: 2 S: 7	H: 0 LOB: 0 BB: 0 P: 10	1B: 6 2B: 1 3B: 0 HR: 0	SF: 1 SAC: 0 DP: 0 HBP: 0	WP: 1 PB: 0 SB: 0 CS: 0	PA: 42
PITCHER	IP WLS BF H R ER SO BB IBB HBP BLK WP HR S P ERA WHIP																					
17 Brandon Webb, R (1, 1) ERA: 4.35	6.0 W 28 4 4 2 5 4 1 0 0 1 0 57 104 3.00 1.333																					
Stephen Randolph, L (7, 1) ERA: 1.78	0.2 5 1 1 1 1 2 0 0 0 0 0 14 27 13.50 4.500																					
Scott Service, R (7, 1) ERA: 4.15	1.1 H 6 2 0 0 2 0 0 0 0 0 0 14 26 0.00 1.500																					
Andrew Good, R (9, 1) ERA: 3.74	1.0 3 0 0 0 2 0 0 0 0 0 0 7 10 0.00 0.000																					

San Francisco Giants @ Arizona Diamondbacks  
Bank One Ballpark, Phoenix, AZ  
Thu Jun 03 2004, 9:35 PM EDT  
Att. 25,086 - Sunny - 79 F

AB	34
R	5
H	7
RBI	3
BB	7
SO	10
LOB	16







Batter	1	2	3	4	5	6	7	8	9	AB R H RBI BB SO LOB	TOP											
Cesar Izturis, S (1, 6) OBP: 0.344, SLG: 0.383	0-1 CS 1B		0-1 FC5-4 1B	0-0 G6-3		3-1 G6-3		2-1 F8		5 0 2 0 0 0 2												
Jayson Werth, R (1, 7) OBP: 0.333, SLG: 0.800	3-3 SAFE 1-2		0-0 FC5-4 BLK 1B	4-2 2B BB		2-1 G5-3			1-2 HR	4 2 1 1 1 1 2												
Milton Bradley, S (1, 8) OBP: 0.353, SLG: 0.445	0-0 F7		2-0 2B HR 1B	2-0 1-3 2B		1-1 F7			2-0 P4	5 1 2 2 0 0 0												
Shawn Green, L (1, 3) OBP: 0.339, SLG: 0.404		3-3 K	1-1 HR 2B	0-0 G3		3-2 G6-3			4-2 S 2B BB	4 2 1 0 1 1 2												
Paul Lo Duca, R (1, 2) OBP: 0.402, SLG: 0.468		1-0 2B 1B	1-1 HR		3-2 F9		1-1 F7		2-3 SAFE SAFE K	5 1 2 3 0 1 1												
Adrián Beltré, R (1, 5) OBP: 0.336, SLG: 0.547		1-2 2B	0-0 F8		1-1 FC5 2B		2-3 K		4-0 2B IBB	4 0 2 0 1 1 0												
Juan Encarnacion, R (1, 9) OBP: 0.260, SLG: 0.396		0-0 G5-3	3-3 K		0-2 F9			2-2 F7	1-0 1-3 2-H 2B	5 0 1 1 0 1 3												
José Hernández, R (1, 4) OBP: 0.451, SLG: 0.592		4-0 IBB		4-0 G6-3 SH1-4 2B BB		4-0 IBB		2-2 S 1B	4-0 IBB	1 1 1 0 4 0 0												
Kaz Ishii, L (1, 1) OBP: 0.143, SLG: 0.100		0-0 G4-3		0-0 SH1-4		0-0 FC5		2-3 K	3-3 K	2 0 0 0 0 0 5												
Jose Lima, R (6, 1) OBP: 0.333, SLG: 0.250				1-2		2-3f		1-2		0 0 0 0 0 0 0												
37 Darren Dreifort, R (7, 1)										0 0 0 0 0 0 0												
Jason Grabowski, L (8, PH) OBP: 0.300, SLG: 0.434										1 0 0 0 0 1 1												
Guillermo Mota, R (8, 1)										1 0 0 0 0 1 3												
<b>Inning Stats</b>	R: 0 E: 0 K: 1 S: 7	H: 1 LOB: 0 BB: 0 P: 10	R: 0 E: 0 K: 1 S: 9	H: 2 LOB: 3 BB: 1 P: 18	R: 4 E: 0 K: 1 S: 12	H: 4 LOB: 0 BB: 0 P: 19	R: 1 E: 0 K: 0 S: 7	H: 1 LOB: 2 BB: 2 P: 17	R: 0 E: 0 K: 0 S: 11	H: 1 LOB: 2 BB: 1 P: 19	R: 0 E: 0 K: 0 S: 6	H: 0 LOB: 0 BB: 0 P: 12	R: 0 E: 0 K: 1 S: 9	H: 0 LOB: 0 BB: 0 P: 15	R: 0 E: 0 K: 1 S: 13	H: 1 LOB: 1 BB: 0 P: 21	R: 2 E: 0 K: 2 S: 13	H: 2 LOB: 3 BB: 3 P: 34	1B: 5 2B: 5 3B: 0 HR: 2	SF: 0 SAC: 1 DP: 0 HBP: 0	WP: 0 PB: 0 SB: 2 CS: 1	PA: 45
<b>PITCHER</b>	IP WLS BF H R ER SO BB IBB HBP BLK WP HR S P ERA WHIP																					
Casey Fossum, L (1, 1) ERA: 7.33	4.0 L 22 8 5 5 3 2 1 0 1 0 0 1 35 64 11.25 2.500																					
Elmer Dessens, R (5, 1) ERA: 6.17	2.0 8 1 0 0 0 0 0 1 0 0 0 0 17 31 0.00 0.500																					
Scott Service, R (7, 1) ERA: 2.84	2.0 7 1 0 0 2 0 0 0 0 0 0 0 22 36 0.00 0.500																					
Shane Nance, L (9, 1) ERA: 18.0	1.0 8 2 2 2 2 1 2 0 0 0 0 1 13 34 18.00 3.000																					

Los Angeles Dodgers @ Arizona Diamondbacks  
Bank One Ballpark, Phoenix, AZ  
Fri Jun 04 2004, 10:05 PM EDT  
Att. 32,182 - Sunny - 80 F

livebaseballscorecards.com

AB	37
R	7
H	12
RBI	7
BB	7
SO	7
LOB	19



Batter	1	2	3	4	5	6	7	8	9	AB	R	H	RBI	BB	SO	LOB
Scott Hairston, R OBP: 0.407, SLG: 0.630 (1, 4)	4-0 BB E	4-1 CS BB			1-0 G5-3	2-2 F7			1-0 G6-3	3	1	0	0	2	0	2
Steve Finley, L OBP: 0.355, SLG: 0.552 (1, 8)	1-3 K	0-0 SAFE SAFE CS	2-2 G3-1		0-1 F7			1-3 K	1-0 FC5-4 1B	5	0	1	0	0	2	1
Danny Bautista, R OBP: 0.375, SLG: 0.477 (1, 9)	0-1 E8 E 2B		2-1 F9		4-1 BB 1B			1-3 K	0-0 FC5-4 1B	4	2	1	1	1	1	1
Luis Gonzalez, L OBP: 0.372, SLG: 0.541 (1, 7)	0-1 E4 1B FC5-2 1B		2-1 G4-3		4-2 1B BB			1-2 G6-3		3	0	1	1	1	0	0
Shea Hillenbrand, R OBP: 0.339, SLG: 0.474 (1, 3)	0-0 FC5-2 1B				4-2 BB BB	1-0 1B		0-1 G4-3 G4-3 1B		3	0	3	1	1	0	0
Chad Tracy, L OBP: 0.331, SLG: 0.412 (1, 5)	1-1 FC5-2				2-2 F8	1-0 G4-3		0-1 G4-3		4	0	0	0	0	0	6
Alex Cintron, S OBP: 0.316, SLG: 0.367 (1, 6)	0-0 F9				2-2 P4			1-2 G4-3		4	0	1	0	0	0	4
Robby Hammock, R OBP: 0.296, SLG: 0.400 (1, 2)					4-0 BB			0-3 K		3	0	0	0	1	1	2
Casey Fossum, L OBP: 0.286, SLG: 0.182 (1, 1) Tim Olson, R (4, PH) Elmer Dessens, R (5, 1) Doug DeVore, L (6, PH) Scott Service, R (7, 1) Shane Nance, L (9, 1) Carlos Baerga, S (9, PH)		0-3 K			0-0 P3			4-1 F7 BB	1-0 G4-3	1	0	0	0	0	1	0

Inning Stats	R: 2	H: 3	E: 2	K: 1	S: 11	LOB: 2	BB: 1	P: 17	R: 0	H: 0	E: 0	K: 1	S: 7	LOB: 0	BB: 1	P: 12	R: 0	H: 0	E: 0	K: 0	S: 8	LOB: 2	BB: 2	P: 21	R: 1	H: 1	E: 0	K: 1	S: 9	LOB: 2	BB: 2	P: 20	R: 0	H: 0	E: 0	K: 2	S: 12	LOB: 0	BB: 0	P: 15	R: 0	H: 1	E: 0	K: 0	S: 9	LOB: 1	BB: 0	P: 11	R: 0	H: 1	E: 0	K: 0	S: 4	LOB: 1	BB: 0	P: 7	1B: 6	SF: 0	2B: 1	SAC: 0	3B: 0	DP: 0	HR: 0	HBP: 0	WP: 0	PA: 40
--------------	------	------	------	------	-------	--------	-------	-------	------	------	------	------	------	--------	-------	-------	------	------	------	------	------	--------	-------	-------	------	------	------	------	------	--------	-------	-------	------	------	------	------	-------	--------	-------	-------	------	------	------	------	------	--------	-------	-------	------	------	------	------	------	--------	-------	------	-------	-------	-------	--------	-------	-------	-------	--------	-------	--------

PITCHER	IP	WLS	BF	H	R	ER	SO	BB	IBB	HBP	BLK	WP	HR	S	P	ERA	WHIP
Kaz Ishii, L ERA: 3.64 (1, 1)	5.0	W	24	4	3	3	2	6	0	0	0	0	0	44	84	5.40	2.000
Jose Lima, R ERA: 3.83 (6, 1)	1.0	H	4	1	0	0	1	1	0	0	0	0	0	11	18	0.00	2.000
37 Darren Dreifort, R ERA: 3.8 (7, 1)	1.0	H	3	0	0	0	2	0	0	0	0	0	0	12	15	0.00	0.000
Guillermo Mota, R ERA: 1.69 (8, 1)	2.0	S	8	2	0	0	0	0	0	0	0	0	0	13	18	0.00	1.000

**BOTTOM**

**Los Angeles Dodgers @ Arizona Diamondbacks**  
**Bank One Ballpark, Phoenix, AZ**  
 Fri Jun 04 2004, 10:05 PM EDT  
 Att. 32,182 - Sunny - 80 F

AB	32
R	3
H	7
RBI	3
BB	7
SO	5
LOB	18





Batter	1	2	3	4	5	6	7	8	9	AB R H RBI BB SO LOB	TOP												
<b>Dave Roberts, L</b> (1, 7) OBP: 0.383, SLG: 0.430	0-2 G3		4-0 G4-3 BLK BB	2-1 HR		3-2 BB 1B		3-2 S 2B 1B	1-1 F8	5 2 3 3 1 0 0	<b>Los Angeles Dodgers @ Arizona Diamondbacks</b> <b>Bank One Ballpark, Phoenix, AZ</b> Sat Jun 05 2004, 10:05 PM EDT Att. 42,407 - Sunny - 80 F <a href="http://livebaseballscorecards.com">livebaseballscorecards.com</a>												
<b>Cesar Izturis, S</b> (1, 6) OBP: 0.348, SLG: 0.396	0-1 F8		1-0 G4-3	1-1 1B 2B		0-0 L6		2-1 1B SF9 2B	0-1 1B	6 2 3 1 0 0 3													
<b>Milton Bradley, S</b> (1, 8) OBP: 0.362, SLG: 0.449	0-0 1B 1B		0-0 F7	1-0 S 1B		4-0 1-2 BB		1-2 HBP 1B 1B	0-0 G4-3	5 1 3 1 1 0 2													
<b>Shawn Green, L</b> (1, 3) OBP: 0.336, SLG: 0.401	3-2 1-2 1B			K L3		3-2 P2		0-0 SF9		4 0 1 1 0 1 4													
<b>Paul Lo Duca, R</b> (1, 2) OBP: 0.407, SLG: 0.490	0-1 F8		0-1 2B 2B	2-1 F8			0-0 HR	3-1 1B HBP		4 2 2 1 0 0 2													
<b>Adrian Beltré, R</b> (1, 5) OBP: 0.333, SLG: 0.536		0-1 F9	0-0 G6-3	1-2 G6-3		4-0 BB		1-1 P5		4 0 0 0 1 0 3													
<b>Juan Encarnacion, R</b> (1, 9) OBP: 0.263, SLG: 0.401		1-1 G5-3	0-2 2B 2B	0-0 G5-3		1-3 K		2-0 1-2 2-H 1B		5 1 2 2 0 1 1													
<b>Alex Cora, L</b> (1, 4) OBP: 0.382, SLG: 0.432		2-2 G5-3	4-0 2B HR IBB			4-0 1B BB	2-2 P4	1-1 G4-3		3 1 0 0 2 0 3													
<b>Odalis Perez, L</b> (1, 1) OBP: 0.080, SLG: 0.160			1-0 G1-3	1-0 HR 2B		3-2 F9	0-3 K		0-0 F7	2 1 1 1 0 0 0													
<b>Jayson Werth, R</b> (6, PH) OBP: 0.286, SLG: 0.667						1 SAFE				1 0 0 0 0 0 1													
<b>Duaner Sanchez, R</b> (6, 1) OBP: 0.250, SLG: 0.500										1 0 0 0 0 1 1													
<b>Robin Ventura, L</b> (9, PH) OBP: 0.291, SLG: 0.240										1 0 0 0 0 0 0													
<b>Wilson Alvarez, L</b> (9, 1) OBP: 0.167, SLG: 0.167										0 0 0 0 0 0 0													
<b>Inning Stats</b>	R: 0 E: 0 K: 0 S: 11	H: 2 LOB: 2 BB: 0 P: 14	R: 0 E: 0 K: 0 S: 8	H: 0 LOB: 0 BB: 0 P: 11	R: 0 E: 0 K: 0 S: 3	H: 0 LOB: 1 BB: 1 P: 9	R: 6 E: 0 K: 1 S: 17	H: 6 LOB: 1 BB: 1 P: 28	R: 0 E: 0 K: 0 S: 6	H: 0 LOB: 0 BB: 0 P: 9	R: 0 E: 0 K: 0 S: 11	H: 1 LOB: 3 BB: 2 P: 28	R: 1 E: 0 K: 2 S: 12	H: 1 LOB: 1 BB: 1 P: 19	R: 3 E: 0 K: 0 S: 15	H: 4 LOB: 2 BB: 0 P: 28	R: 0 E: 0 K: 0 S: 6	H: 1 LOB: 1 BB: 0 P: 7	1B: 8 2B: 5 3B: 0 HR: 2	SF: 1 SAC: 0 DP: 0 HBP: 1	WP: 0 PB: 0 SB: 2 CS: 0	PA: 48	
<b>PITCHER</b>	IP WLS BF H R ER SO BB IBB HBP BLK WP HR S P ERA WHIP											<b>PITCHER</b>	IP WLS BF H R ER SO BB IBB HBP BLK WP HR S P ERA WHIP										
<b>31 Edgar Gonzalez, R</b> (1, 1) ERA: 13.5	4.0 L 22 8 6 6 1 1 1 0 1 39 62 13.50 2.250											<b>Andrew Good, R</b> (8, 1) ERA: 3.47	1.2 8 2 0 0 0 0 0 0 1 20 20 0.00 1.200										
<b>Brandon Villafuerte, R</b> (5, 1) ERA:	1.0 3 0 0 0 0 0 0 0 0 6 9 0.00 0.000																						
<b>Stephen Randolph, L</b> (6, 1) ERA: 1.98	2.0 11 2 1 1 2 3 0 0 0 0 1 23 47 4.50 2.500																						
<b>Mike Koplove, R</b> (8, 1) ERA: 5.46	0.0 3 3 3 3 0 0 0 0 0 0 0 8 14 ∞ ∞																						
<b>Randy Choate, L</b> (8, 1) ERA: 6.75	0.1 1 0 0 0 0 0 0 0 0 0 0 1 1 0.00 0.000																						













Batter	1	2	3	4	5	6	7	8	9	AB R H RBI BB SO LOB	TOP
<b>Scott Hairston, R</b> (1, 4) <small>OBP: 0.397, SLG: 0.650</small>	0-1 		0-0 		3-2 		1-0 	2-2 		5 1 2 1 0 0 1	
<b>Steve Finley, L</b> (1, 8) <small>OBP: 0.355, SLG: 0.545</small>	1-3 		0-2 		1-1 		1-0 	3-3 		5 0 1 0 0 2 3	
<b>Danny Bautista, R</b> (1, 9) <small>OBP: 0.380, SLG: 0.481</small>	2-3 		2-2 		0-1 		1-0 		0-2 	5 1 2 1 0 1 0	
<b>Luis Gonzalez, L</b> (1, 7) <b>Doug DeVore, L</b> (9, PR) <small>OBP: 0.384, SLG: 0.562</small> <small>OBP: 0.226, SLG: 0.276</small>		1-1 	0-0 		0-2 			3-2 	2-2 	5 1 2 0 0 0 2	
<b>Shea Hillenbrand, R</b> (1, 3) <b>Alan Zinter, S</b> (9, 3)		0-1 		1-0 	4-2 			0-1 	0-3 	4 2 3 0 1 1 1	
<b>Chad Tracy, L</b> (1, 5) <small>OBP: 0.330, SLG: 0.414</small>		0-1 		0-0 	1-0 			1-2 	1-2 	5 1 1 2 0 0 5	
<b>Robby Hammock, R</b> (1, 2) <small>OBP: 0.299, SLG: 0.405</small>		2-2 		0-2 		3-3 		4-0 		3 1 0 0 1 2 2	
<b>Carlos Baerga, S</b> (1, 10) <small>OBP: 0.227, SLG: 0.205</small>			3-2 	0-2 		2-3 		1-0 		4 0 1 1 0 1 2	
<b>Alex Cintron, S</b> (1, 6) <small>OBP: 0.314, SLG: 0.367</small>			1-1 	0-0 		1-0 		1-0 		4 1 2 0 0 0 1	
<b>Inning Stats</b>	R: 0 H: 0 E: 0 LOB: 0 K: 2 BB: 0 S: 9 P: 12	R: 0 H: 1 E: 0 LOB: 1 K: 0 BB: 0 S: 9 P: 12	R: 2 H: 3 E: 0 LOB: 1 K: 0 BB: 0 S: 14 P: 20	R: 1 H: 2 E: 0 LOB: 1 K: 1 BB: 0 S: 9 P: 10	R: 1 H: 2 E: 1 LOB: 2 K: 0 BB: 1 S: 15 P: 24	R: 0 H: 0 E: 0 LOB: 0 K: 2 BB: 0 S: 8 P: 14	R: 0 H: 1 E: 0 LOB: 0 K: 0 BB: 0 S: 3 P: 6	R: 4 H: 4 E: 0 LOB: 1 K: 1 BB: 1 S: 17 P: 32	R: 0 H: 1 E: 0 LOB: 1 K: 1 BB: 0 S: 12 P: 15	1B: 9 SF: 0 2B: 5 SAC: 0 3B: 0 DP: 1 HR: 0 HBP: 0	WP: 3 PA: 42 PB: 0 SB: 0 CS: 0
<b>PITCHER</b> <b>Sidney Ponson, R</b> (1, 1) <small>ERA: 6.47</small> <b>Buddy Groom, L</b> (8, 1) <small>ERA: 4.24</small> <b>Eddy Rodriguez, R</b> (8, 1) <small>ERA: 1.93</small>	IP WLS BF H R ER SO BB IBB HBP BLK WP HR S P ERA WHIP 7.0 L 32 11 6 5 5 1 0 0 0 1 0 73 107 6.43 1.714 0.1 4 2 0 0 0 1 0 0 0 0 0 5 12 0.00 9.000 1.2 6 1 2 2 2 0 0 0 0 1 0 18 26 10.80 0.600	<b>PITCHER</b> IP WLS BF H R ER SO BB IBB HBP BLK WP HR S P ERA WHIP									

**Arizona Diamondbacks @ Baltimore Orioles**  
 Oriole Park at Camden Yards, Baltimore, MD

<b>AB</b>	<b>40</b>
<b>R</b>	<b>8</b>
<b>H</b>	<b>14</b>
<b>RBI</b>	<b>5</b>
<b>BB</b>	<b>2</b>
<b>SO</b>	<b>7</b>
<b>LOB</b>	<b>17</b>



Tue Jun 08 2004, 7:05 PM EDT  
 Att. 28,927 - Sunny - 88 F

[livebaseballscorecards.com](http://livebaseballscorecards.com)

Batter	1	2	3	4	5	6	7	8	9	AB	R	H	RBI	BB	SO	LOB
1 Brian Roberts, S OBP: 0.337, SLG: 0.356 (1, 4)	2-3 K ①		3-1 F8 ②			2-2 G6-3 ①		3-1 FC5 1B ①		4	0	1	0	0	1	1
Jerry Hairston, R OBP: 0.378, SLG: 0.400 (1, 7)	1-0 F7 ②			4-2 6 1B 10 FC6-4 BB		1-0 10 S 1B		2-2 1-2 1B		3	1	2	0	1	0	0
6 Melvin Mora, R OBP: 0.452, SLG: 0.591 (1, 5)	1-3 K ③			0-1 10 FC6-4 1B		0-0 F8 ②		1-2 FC5 ③		4	0	1	0	0	1	3
10 Miguel Tejada, R OBP: 0.369, SLG: 0.467 (1, 6)		3-2 G6-3 1B ①		0-0 FC6-4 PB ①		1-0 G6-3 ③		2-2 G5-3 ①		4	0	1	1	0	0	2
Javy Lopez, R OBP: 0.358, SLG: 0.447 (1, 2)		1-0 F8 ①		0-2 L5 ②		2-0 F8 ①		0-0 F8 ②		4	0	0	0	0	0	2
Jose Leon, R OBP: 0.111, SLG: 0.444 (1, 10)		1-0 G6-3 ②		3-2 G5-3 ③		1-0 P3 ②		1-3 K ③		4	0	0	0	0	1	2
Luis Matos, R OBP: 0.297, SLG: 0.368 (1, 8)		1-3 K ③		3-2 G5-3 ①		1-3 K ③				3	0	0	0	0	2	1
Luis Lopez, S OBP: 0.250, SLG: 0.263 (1, 3)			0-0 G6-3 ①		0-1 F8 ②		2-3 K ①			3	0	0	0	0	1	0
16 Tim Raines, S (1, 9)			1-1 E6 1 CS		1-0 F9 ③		1-3 K ②			3	0	0	0	0	1	0

Inning Stats	R: 0	H: 0	E: 0	K: 2	S: 8	LOB: 0	BB: 0	P: 12	R: 0	H: 1	E: 0	K: 1	S: 13	LOB: 1	BB: 0	P: 19	R: 0	H: 0	E: 1	K: 0	S: 5	LOB: 0	BB: 0	P: 9	R: 1	H: 1	E: 0	K: 0	S: 12	LOB: 1	BB: 1	P: 19	R: 0	H: 0	E: 0	K: 0	S: 7	LOB: 0	BB: 0	P: 11	R: 0	H: 1	E: 0	K: 0	S: 6	LOB: 1	BB: 0	P: 10	R: 0	H: 0	E: 0	K: 1	S: 5	LOB: 0	BB: 0	P: 9	R: 0	H: 2	E: 0	K: 2	S: 15	LOB: 2	BB: 0	P: 24	R: 0	H: 0	E: 0	K: 1	S: 8	LOB: 0	BB: 0	P: 11	1B: 5	SF: 0	2B: 0	SAC: 0	3B: 0	DP: 0	HR: 0	HBP: 0
--------------	------	------	------	------	------	--------	-------	-------	------	------	------	------	-------	--------	-------	-------	------	------	------	------	------	--------	-------	------	------	------	------	------	-------	--------	-------	-------	------	------	------	------	------	--------	-------	-------	------	------	------	------	------	--------	-------	-------	------	------	------	------	------	--------	-------	------	------	------	------	------	-------	--------	-------	-------	------	------	------	------	------	--------	-------	-------	-------	-------	-------	--------	-------	-------	-------	--------

PITCHER	IP	WLS	BF	H	R	ER	SO	BB	IBB	HBP	BLK	WP	HR	S	P	ERA	WHIP
Randy Johnson, L ERA: 2.75 (1, 1)	7.0	W	25	3	1	1	4	1	0	0	0	0	0	56	89	1.29	0.571
Mike Koplove, R ERA: 5.23 (8, 1)	1.0		5	2	0	0	2	0	0	0	0	0	0	15	24	0.00	2.000
Brandon Villafuerte, R ERA: (9, 1)	1.0		3	0	0	0	1	0	0	0	0	0	0	8	11	0.00	0.000

**BOTTOM**

**Arizona Diamondbacks @ Baltimore Orioles**  
**Oriole Park at Camden Yards, Baltimore, MD**  
 Tue Jun 08 2004, 7:05 PM EDT  
 Att. 28,927 - Sunny - 88 F

AB	32
R	1
H	5
RBI	1
BB	1
SO	7
LOB	11



WP	HR	S	P	ERA	WHIP
0	0	0	0	0.00	0.000



Batter	1	2	3	4	5	6	7	8	9	AB R H RBI BB SO LOB	TOP		
<b>Scott Hairston, R</b> (1, 4) OBP: 0.384, SLG: 0.631 	2-3 		2-1 		3-1 		0-0 		2-2 	5 0 1 0 0 1 1	<b>Arizona Diamondbacks @ Baltimore Orioles</b> Oriole Park at Camden Yards, Baltimore, MD Wed Jun 09 2004, 7:05 PM EDT Att. 25,776 - Sunny - 97 F		
<b>Steve Finley, L</b> (1, 8) OBP: 0.357, SLG: 0.541 	3-2 			1-3 		4-2 	4-1 			2 1 0 0 2 1 0			
<b>Danny Bautista, R</b> (1, 9) OBP: 0.378, SLG: 0.477 	2-2 			2-1 		0-0 	2-3 			4 0 1 0 0 1 2			
<b>Luis Gonzalez, L</b> (1, 7) OBP: 0.386, SLG: 0.573 		2-1 		0-1 		2-1 		0-2 		3 1 2 1 0 0 0			
<b>Shea Hillenbrand, R</b> (1, 3) OBP: 0.344, SLG: 0.471 		2-0 		0-0 		1-0 	2-2 			4 0 1 0 0 0 2			
<b>Carlos Baerga, S</b> (1, 10) <b>Alan Zinter, S</b> (4, PR)		0-1 		1-0 		4-2 	4-1 			2 0 1 0 0 0 1			
<b>Robby Hammock, R</b> (1, 2) OBP: 0.290, SLG: 0.392 		2-3 		0-3 		1-0 	0-3 			0 0 0 0 2 0 0			
				2-3 		1-2 	BB 			4 0 0 0 0 3 6			
<b>Tim Olson, R</b> (1, 5) 			0-0 		1-0 		2-1 		1-0 	4 0 0 0 0 0 0			
<b>Alex Cintron, S</b> (1, 6) OBP: 0.313, SLG: 0.364 			1-3 		0-0 		1-3 		1-3 	4 0 1 0 0 3 0			
<b>Inning Stats</b>	R: 0 H: 0 E: 0 LOB: 0 K: 1 BB: 0 S: 11 P: 18	R: 0 H: 1 E: 0 LOB: 1 K: 1 BB: 0 S: 9 P: 15	R: 0 H: 0 E: 0 LOB: 0 K: 1 BB: 0 S: 6 P: 9	R: 1 H: 3 E: 1 LOB: 2 K: 2 BB: 0 S: 12 P: 16	R: 0 H: 1 E: 0 LOB: 0 K: 0 BB: 0 S: 4 P: 8	R: 1 H: 1 E: 0 LOB: 2 K: 0 BB: 2 S: 9 P: 21	R: 0 H: 1 E: 0 LOB: 2 K: 2 BB: 1 S: 10 P: 19	R: 0 H: 0 E: 0 LOB: 1 K: 1 BB: 1 S: 12 P: 18	R: 0 H: 0 E: 0 LOB: 0 K: 1 BB: 0 S: 9 P: 13	1B: 4 SF: 1 2B: 4 SAC: 0 3B: 0 DP: 1 HR: 0 HBP: 0	WP: 1 PA: 37 PB: 0 SB: 0 CS: 0		
<b>PITCHER</b>	IP WLS BF H R ER SO BB IBB HBP BLK WP HR S P ERA WHIP											<b>PITCHER</b>	IP WLS BF H R ER SO BB IBB HBP BLK WP HR S P ERA WHIP
<b>Eric DuBose, L</b> (1, 1) ERA: 4.98	6.2 28 7 2 2 6 2 0 0 0 1 0 57 96 2.70 1.350												
<b>John Parrish, L</b> (7, 1) ERA: 4.64	0.1 W 2 0 0 0 1 1 0 0 0 0 0 4 10 0.00 3.000												
<b>B.J. Ryan, L</b> (8, 1) ERA: 2.67	1.0 4 0 0 0 1 1 0 0 0 0 0 12 18 0.00 1.000												
<b>Mike DeJean, R</b> (9, 1) ERA: 7.66	1.0 3 0 0 0 1 0 0 0 0 0 0 9 13 0.00 0.000												

livebaseballscorecards.com



Batter	1	2	3	4	5	6	7	8	9
<b>1 Brian Roberts, S</b> OBP: 0.339, SLG: 0.355	1-2 FC1-6-5 1B	3-2 G3-1			0-0 G4-3		4-2 10 HR 6 BB BB	0-0 G3	
<b>6 Melvin Mora, R</b> OBP: 0.455, SLG: 0.592	1 SAFE FC1-6-5 WP	2-2 FC1-6-5 WP			2-2 10 1B E HBP		4-1 10 HR BB	0-2 1B FC6-4 2B	
<b>10 Miguel Tejada, R</b> OBP: 0.373, SLG: 0.482	0-3 K				0-1 1-3 1B		3-1 1-H 2-H HR	4-0 FC6-4 1B IBB	
<b>Rafael Palmeiro, L</b> OBP: 0.398, SLG: 0.433	4-2 WP BB				2-2 F8 1-1 3-H		2-1 F9	1-2 FC6-4 1B	
<b>Javy Lopez, R</b> OBP: 0.355, SLG: 0.439	4-2 1-2 3-H BB				2-0 G1-3		1-0 G5-3	2-2 FC6-4 1-2f 2-3 3-H	
<b>B.J. Surhoff, L</b> OBP: 0.367, SLG: 0.409	3-2 G6-3				0-0 FC4-6 1B		2-2 1B	1-3 K2-3	
<b>Luis Matos, R</b> OBP: 0.300, SLG: 0.385		1-3 K			1-2 FC4-6 1B		2-2 F7	0-0 1-H HR	
<b>Larry Bigbie, L</b> OBP: 0.318, SLG: 0.394		4-1 FC5-4 BB			0-0 FC4-6 FC6-4 1-2f 2-3		2-3 K	1-0 1B	
<b>Jerry Hairston, R</b> OBP: 0.362, SLG: 0.381		1-2 FC5-4 1 S			2-1 FC6-4 1-2f		0-2 F7	3-1 F7	

AB	R	H	RBI	BB	SO	LOB
4	1	1	0	1	0	1
3	4	1	0	1	0	1
4	1	2	3	1	1	1
4	0	1	0	1	0	1
4	0	0	1	1	0	3
5	1	2	0	0	1	4
4	1	2	2	0	1	1
3	0	1	0	1	1	3
4	0	0	0	0	0	5

BOTTOM	
<b>Arizona Diamondbacks @ Baltimore Orioles</b> Oriole Park at Camden Yards, Baltimore, MD	
<b>AB</b> 35 <b>R</b> 8 <b>H</b> 10 <b>RBI</b> 6 <b>BB</b> 6 <b>SO</b> 4 <b>LOB</b> 20	
<b>WP</b> : 2 <b>PA</b> : 42 <b>PB</b> : 0 <b>SB</b> : 2 <b>CS</b> : 0 <b>SF</b> : 0 <b>SAC</b> : 0 <b>DP</b> : 0 <b>HBP</b> : 1	

Wed Jun 09 2004, 7:05 PM EDT  
Att: 25,776 - Sunny - 97 F

livebaseballscores.com

Inning Stats		R	H	E	K	S	R	H	E	K	S	R	H	E	K	S	R	H	E	K	S	R	H	E	K	S
R: 1 H: 1 E: 0 K: 1 S: 19		1	1	0	2	32	0	0	0	1	11	0	0	0	1	11	1	1	0	1	19	0	0	0	0	0
R: 0 H: 0 E: 0 K: 1 S: 11		0	0	0	1	19	0	0	0	0	7	0	0	0	0	9	0	0	0	0	0	0	0	0	0	0
R: 0 H: 0 E: 0 K: 0 S: 7		0	0	0	0	9	0	0	0	0	8	0	0	0	0	13	1	1	0	0	15	0	0	0	0	0
R: 1 H: 1 E: 1 K: 0 S: 11		1	1	1	0	15	0	0	0	0	11	0	0	0	0	22	0	0	0	0	22	0	0	0	0	0
R: 5 H: 3 E: 1 K: 0 S: 16		5	3	1	0	36	0	0	0	0	16	0	0	0	0	36	0	0	0	0	36	0	0	0	0	0
R: 1 H: 2 E: 0 K: 1 S: 18		1	2	0	1	26	0	0	0	0	18	0	0	0	0	26	0	0	0	0	26	0	0	0	0	0

PITCHER		IP	WLS	BF	H	R	ER	SO	BB	IBB	HBP	BLK	WP	HR	S	P	ERA	WHIP
<b>17 Brandon Webb, R</b> ERA: 4.18	(1, 1)	5.0		23	4	2	1	2	3	0	1	0	2	0	56	88	1.80	1.400
<b>Stephen Randolph, L</b> ERA: 2.79	(6, 1)	1.2	L	10	2	4	4	1	2	0	0	0	0	1	28	50	21.60	2.400
<b>Brandon Villafuerte, R</b> ERA: 2.45	(7, 1)	0.1		3	2	1	0	0	0	0	0	0	0	1	4	8	0.00	6.000
<b>Randy Choate, L</b> ERA: 6.75	(8, 1)	1.0		6	2	1	1	1	0	1	0	0	0	0	18	26	9.00	2.000

PITCHER		IP	WLS	BF	H	R	ER	SO	BB	IBB	HBP	BLK	WP	HR	S	P	ERA	WHIP
<b>17 Brandon Webb, R</b> ERA: 4.18	(1, 1)	5.0		23	4	2	1	2	3	0	1	0	2	0	56	88	1.80	1.400
<b>Stephen Randolph, L</b> ERA: 2.79	(6, 1)	1.2	L	10	2	4	4	1	2	0	0	0	0	1	28	50	21.60	2.400
<b>Brandon Villafuerte, R</b> ERA: 2.45	(7, 1)	0.1		3	2	1	0	0	0	0	0	0	0	1	4	8	0.00	6.000
<b>Randy Choate, L</b> ERA: 6.75	(8, 1)	1.0		6	2	1	1	1	0	1	0	0	0	0	18	26	9.00	2.000



Batter	1	2	3	4	5	6	7	8	9	AB R H RBI BB SO LOB	TOP
<b>Scott Hairston, R</b> (1, 4) OBP: 0.377, SLG: 0.603 	1-3 			0-1 			4-1 	3-1 		3 1 0 0 1 1 0	<b>Arizona Diamondbacks @ Baltimore Orioles</b> Oriole Park at Camden Yards, Baltimore, MD Thu Jun 10 2004, 7:05 PM EDT Att. 25,106 - Cloudy - 80 F <a href="http://livebaseballscorecards.com">livebaseballscorecards.com</a>
<b>Steve Finley, L</b> (1, 8) OBP: 0.355, SLG: 0.549 	0-1 			2-0 			0-2 	1-2 		4 1 1 2 0 0 0	
<b>Danny Bautista, R</b> (1, 9) OBP: 0.376, SLG: 0.473 	1-2 			3-2 			0-2 		1-0 	4 1 1 0 0 0 0	
<b>Luis Gonzalez, L</b> (1, 7) OBP: 0.380, SLG: 0.563 		1-0 			0-1 		1-0 		1-1 	4 0 0 0 0 0 1	
<b>Shea Hillenbrand, R</b> (1, 3) OBP: 0.343, SLG: 0.467 		1-0 			0-1 		1-1 		1-0 	4 0 1 0 0 0 0	
<b>Chad Tracy, L</b> (1, 5) OBP: 0.324, SLG: 0.406 		2-1 			1-2 		1-2 			3 0 0 0 0 0 2	
<b>Alan Zinter, S</b> (1, 10) OBP: 0.600, SLG: 0.333 			0-0 		0-1 		0-0 			3 0 1 1 0 0 0	
<b>Alex Cintron, S</b> (1, 6) OBP: 0.309, SLG: 0.360 			2-0 		0-1 		0-1 			3 0 0 0 0 0 2	
<b>Juan Brito, R</b> (1, 2) 			0-2 		0-3 			1-0 		3 0 0 0 0 1 0	
<b>Inning Stats</b>	R: 0 H: 0 E: 0 LOB: 0 K: 1 BB: 0 S: 8 P: 10	R: 0 H: 0 E: 0 LOB: 0 K: 0 BB: 0 S: 4 P: 8	R: 0 H: 0 E: 0 LOB: 0 K: 0 BB: 0 S: 5 P: 7	R: 0 H: 0 E: 0 LOB: 0 K: 0 BB: 0 S: 6 P: 11	R: 0 H: 0 E: 0 LOB: 0 K: 0 BB: 0 S: 7 P: 8	R: 0 H: 0 E: 0 LOB: 0 K: 1 BB: 0 S: 7 P: 7	R: 3 H: 4 E: 0 LOB: 2 K: 0 BB: 1 S: 20 P: 26	R: 0 H: 0 E: 0 LOB: 0 K: 0 BB: 0 S: 7 P: 12	R: 0 H: 0 E: 0 LOB: 0 K: 0 BB: 0 S: 4 P: 7	1B: 3 SF: 0 2B: 0 SAC: 0 3B: 0 DP: 0 HR: 1 HBP: 0	
<b>PITCHER</b> <b>40 Daniel Cabrera, R</b> (1, 1) ERA: 3.89 <b>Rick Bauer, R</b> (8, 1) ERA: 5.16	IP WLS BF H R ER SO BB IBB HBP BLK WP HR S P ERA WHIP 7.0 L 26 4 3 3 2 1 0 0 0 0 0 1 57 77 3.86 0.714 2.0 6 0 0 0 0 0 0 0 0 0 0 0 0 11 19 0.00 0.000	<b>PITCHER</b> IP WLS BF H R ER SO BB IBB HBP BLK WP HR S P ERA WHIP									



Batter	1	2	3	4	5	6	7	8	9	AB R H RBI BB SO LOB
1 Brian Roberts, S OBP: 0.336, SLG: 0.351 (1, 4)	2-1 1B		1-2 G6-3		3-2 P3		0-0 F9		1-3 K	5 0 1 0 0 1 3
6 Melvin Mora, R OBP: 0.452, SLG: 0.584 (1, 5)	4-1 BB		0-2 G5-3		2-1 F9		1-0 L9			3 0 0 0 1 0 2
10 Miguel Tejada, R OBP: 0.368, SLG: 0.473 (1, 6)	1-3 K		3-1 F8		2-2 G4-3		0-1 G4-3			4 0 0 0 0 1 3
Rafael Palmeiro, L OBP: 0.392, SLG: 0.424 (1, 3)	3-3 K			0-0 F9		1-0 E4 1B		3-2 P5		4 0 0 0 0 1 1
Javy Lopez, R OBP: 0.353, SLG: 0.435 (1, 10)		2-3 K		2-0 1B 1B		0-3 K		1-0 G6-3		4 0 1 0 0 2 1
B.J. Surhoff, L OBP: 0.371, SLG: 0.412 (1, 9)		1-2 F9		3-2 1B 1B		1-2 1B		0-2 F8		4 0 2 0 0 0 0
Luis Matos, R OBP: 0.304, SLG: 0.384 (1, 8)		2-0 FC5 1B		2-2 F7		0-1 F8		4-2 G1-3 BB		3 0 1 0 1 0 4
Larry Bigbie, L OBP: 0.322, SLG: 0.393 (1, 7)		4-1 BB		1-3 K		1-2 1B 1B		3-3 K		3 0 1 0 1 2 3
Robert Machado, R OBP: 0.077, SLG: 0.077 (1, 2) Jerry Hairston, R OBP: 0.358, SLG: 0.376 (9, PH)		2-2 FC5			0-0 G5-3		1-2 1B	1-2 G1-3		3 0 1 0 0 0 2 1 0 0 0 0 0 1

Inning Stats	R: 0 E: 0 K: 2 S: 9	H: 1 LOB: 1 BB: 1 P: 19	R: 0 E: 0 K: 1 S: 13	H: 1 LOB: 2 BB: 1 P: 24	R: 0 E: 0 K: 0 S: 8	H: 0 LOB: 0 BB: 0 P: 12	R: 0 E: 0 K: 1 S: 13	H: 2 LOB: 2 BB: 0 P: 21	R: 0 E: 0 K: 0 S: 6	H: 0 LOB: 0 BB: 0 P: 11	R: 0 E: 1 K: 1 S: 12	H: 1 LOB: 2 BB: 0 P: 16	R: 0 E: 0 K: 0 S: 11	H: 2 LOB: 2 BB: 0 P: 14	R: 0 E: 0 K: 0 S: 9	H: 0 LOB: 0 BB: 0 P: 13	R: 0 E: 0 K: 2 S: 14	H: 0 LOB: 1 BB: 1 P: 23	1B: 7 2B: 0 3B: 0 HR: 0	SF: 0 SAC: 0 DP: 0 HBP: 0
--------------	------------------------------	----------------------------------	-------------------------------	----------------------------------	------------------------------	----------------------------------	-------------------------------	----------------------------------	------------------------------	----------------------------------	-------------------------------	----------------------------------	-------------------------------	----------------------------------	------------------------------	----------------------------------	-------------------------------	----------------------------------	----------------------------------	------------------------------------

PITCHER	IP	WLS	BF	H	R	ER	SO	BB	IBB	HBP	BLK	WP	HR	S	P	ERA	WHIP
Casey Fossum, L ERA: 5.83 (1, 1)	6.0	W	25	5	0	0	5	2	0	0	0	0	0	61	103	0.00	1.167
Mike Koplove, R ERA: 4.93 (7, 1)	2.0	H	8	2	0	0	0	0	0	0	0	0	0	20	27	0.00	1.000
Jose Valverde, R ERA: 4.4 (9, 1)	1.0	S	4	0	0	0	2	1	0	0	0	0	0	14	23	0.00	1.000

BOTTOM

Arizona Diamondbacks @ Baltimore Orioles  
 Oriole Park at Camden Yards, Baltimore, MD

livebaseballscorecards.com

AB	34
R	0
H	7
RBI	0
BB	3
SO	7
LOB	20



WP: 0	PA: 37
PB: 0	
SB: 1	
CS: 1	

Thu Jun 10 2004, 7:05 PM EDT  
 Att: 25,106 - Cloudy - 80 F



Batter	1	2	3	4	5	6	7	8	9	AB R H RBI BB SO LOB	TOP
<b>Scott Hairston, R</b> (1, 4) <small>OBP: 0.366, SLG: 0.569</small>	4-2 	0-1 P3			2-1 G6-3		0-0 G6-3		3-1 F9	4 0 0 0 1 0 2	
<b>Steve Finley, L</b> (1, 8) <small>OBP: 0.360, SLG: 0.548</small>	2-2 		1-1 G3		0-0 G4-3			3-2 	4-1 	4 0 2 0 1 0 0	
<b>Danny Bautista, R</b> (1, 9) <small>OBP: 0.376, SLG: 0.476</small>	0-0 G1-3		0-1 		2-2 F9			1-3 K	0-1 	5 0 2 1 0 1 3	
<b>Luis Gonzalez, L</b> (1, 10) <small>OBP: 0.377, SLG: 0.553</small>	4-0 		1-0 P4		0-2 F8			2-2 P4	2-3 K	4 0 0 0 1 1 4	
<b>Shea Hillenbrand, R</b> (1, 3) <small>OBP: 0.336, SLG: 0.457</small> <b>Alan Zinter, S</b> (8, 3) <small>OBP: 0.600, SLG: 0.333</small>	2-3 		0-0 L8		2-0 G5-3			1-3 K		4 0 0 0 0 2 5 0 0 0 0 0 0 0	
<b>Chad Tracy, L</b> (1, 5) <small>OBP: 0.328, SLG: 0.414</small>	2-2 G1-3			3-1 F9		2-2 			1-2 	4 1 2 0 0 0 3	
<b>Alex Cintron, S</b> (1, 6) <small>OBP: 0.308, SLG: 0.362</small>		0-1 G5-3		1-3 K		1-2 G4-3			1-1 	4 1 1 1 0 1 1	
<b>Doug DeVore, L</b> (1, 7) <small>OBP: 0.257, SLG: 0.333</small>		0-0 		1-0 			2-3 K		1-3 K	4 0 2 0 0 2 1	
<b>Juan Brito, R</b> (1, 2) <b>Tim Olson, R</b> (9, PH) <small>OBP: 0.063, SLG: 0.063</small> <b>Robby Hammock, R</b> (9, 2) <small>OBP: 0.290, SLG: 0.392</small>		2-2 G6-3		3-1 G4-3			2-3 K2-3		3-2 	3 0 0 0 0 1 2 1 1 1 1 0 0 0 0 0 0 0 0 0 0	
<b>Inning Stats</b>	R: 0 H: 1 E: 0 LOB: 3 K: 1 BB: 2 S: 13 P: 27	R: 0 H: 1 E: 0 LOB: 1 K: 0 BB: 0 S: 9 P: 11	R: 0 H: 1 E: 0 LOB: 1 K: 0 BB: 0 S: 6 P: 8	R: 0 H: 1 E: 0 LOB: 1 K: 1 BB: 0 S: 8 P: 16	R: 0 H: 0 E: 0 LOB: 0 K: 0 BB: 0 S: 8 P: 12	R: 0 H: 1 E: 0 LOB: 1 K: 0 BB: 0 S: 11 P: 16	R: 0 H: 0 E: 0 LOB: 0 K: 2 BB: 0 S: 9 P: 13	R: 0 H: 1 E: 0 LOB: 1 K: 2 BB: 0 S: 12 P: 19	R: 3 H: 4 E: 0 LOB: 2 K: 2 BB: 1 S: 19 P: 34	1B: 6 SF: 0 2B: 4 SAC: 0 3B: 0 DP: 0 HR: 0 HBP: 0	WP: 0 PA: 40 PB: 0 SB: 0 CS: 0
<b>PITCHER</b> <b>Pat Hentgen, R</b> (1, 1) <small>ERA: 5.05</small> <b>Justin Speier, R</b> (8, 1) <small>ERA: 3.86</small> <b>54 Jason Frasor, R</b> (9, 1) <small>ERA: 1.65</small> <b>Terry Adams, R</b> (9, 1) <small>ERA: 4.75</small>	IP WLS BF H R ER SO BB IBB HBP BLK WP HR S P ERA WHIP 7.0 0 28 5 0 0 4 1 1 0 0 0 0 64 103 0.00 0.857 1.0 H 4 1 0 0 2 0 0 0 0 0 0 0 12 19 0.00 1.000 0.2 L 5 3 3 3 1 0 0 0 0 0 0 0 13 22 40.50 4.500 0.1 3 1 0 0 1 1 0 0 0 0 0 0 6 12 0.00 6.000					<b>PITCHER</b> IP WLS BF H R ER SO BB IBB HBP BLK WP HR S P ERA WHIP					

**Arizona Diamondbacks @ Toronto Blue Jays**  
 SkyDome, Toronto, ON  
 Fri Jun 11 2004, 7:05 PM EDT  
 Att. 14,259 - Sunny - 63 F

AB	37
R	3
H	10
RBI	3
BB	3
SO	8
LOB	21



Batter	1	2	3	4	5	6	7	8	9	AB	R	H	RBI	BB	SO	LOB
<b>3 Reed Johnson, R</b> OBP: 0.351, SLG: 0.437 (1, 9) C X	1-1 G5-3 1-2f	0-2 F8		1-1 G6-4-3			2-1 F9			4	0	0	0	0	0	0
<b>Howie Clark, L</b> OBP: 0.288, SLG: 0.413 (1, 3) C B B B X	3-2 2B 10 G5-3 1B		1-1 F9		1-2 G4-3			0-1 L7		4	1	2	0	0	0	0
<b>Frank Catalanotto, L</b> OBP: 0.368, SLG: 0.460 (1, 7) 1 SAFE B B F C 1 SAFE X	2-2 BB 1-3 PB 2B		1-2 G6-3		3-2 G4-3			3-2 10 G1 1B		4	1	3	0	0	0	0
<b>10 Vernon Wells, R</b> OBP: 0.364, SLG: 0.472 (1, 8) F B B S F X	2-2 G5-3 3-H		3-1 1B		0-0 F7			1-0 10 G1 1B		4	0	0	1	0	0	4
<b>9 Gregg Zaun, S</b> OBP: 0.427, SLG: 0.420 (1, 10) B B B B	4-0 PB BB BB		1-0 F8		3-2 G5-3			1-2 G1		3	0	0	0	1	1	2
<b>Eric Hinske, L</b> OBP: 0.309, SLG: 0.340 (1, 5) B B B C B	4-1 1-2 2-3 BB		2-1 G6-3		3-2 G3			1-3 K		3	0	1	0	1	1	0
<b>Chris Woodward, R</b> OBP: 0.352, SLG: 0.470 (1, 6) C C	0-2 PB 2-3 3-H		3-2 1B 1B 1B		1-0 G4-3			1-3 K		5	0	1	0	0	0	2
<b>Frank Menechino, R</b> OBP: 0.333, SLG: 0.340 (1, 4) S B X		0-2 F9		0-0 1B 1-2 1B			1-0 G5-3		2-2 P2	4	0	1	0	0	2	0
<b>Kevin Cash, R</b> OBP: 0.272, SLG: 0.339 (1, 2) B C B B X		3-3 K		1-2 1B 1-2 2-3 1B			0-2 K		1-2 L8	3	0	0	0	0	0	3


Inning Stats	R: 2	H: 2	E: 0	LOB: 2	K: 0	P: 31	R: 0	H: 0	E: 0	LOB: 0	K: 1	P: 13	R: 0	H: 1	E: 0	LOB: 1	K: 0	P: 15	R: 0	H: 3	E: 0	LOB: 2	K: 0	P: 18	R: 0	H: 0	E: 0	LOB: 0	K: 0	P: 11	R: 0	H: 0	E: 0	LOB: 0	K: 1	P: 9	R: 0	H: 2	E: 0	LOB: 2	K: 1	P: 18	R: 0	H: 0	E: 0	LOB: 0	K: 1	P: 15	1B: 7	SF: 0	2B: 1	SAC: 0	3B: 0	DP: 1	HR: 0	HBP: 0	WP: 0	PA: 36
--------------	------	------	------	--------	------	-------	------	------	------	--------	------	-------	------	------	------	--------	------	-------	------	------	------	--------	------	-------	------	------	------	--------	------	-------	------	------	------	--------	------	------	------	------	------	--------	------	-------	------	------	------	--------	------	-------	-------	-------	-------	--------	-------	-------	-------	--------	-------	--------

PITCHER	IP	WLS	BF	H	R	ER	SO	BB	IBB	HBP	BLK	WP	HR	S	P	ERA	WHIP
<b>Steve Sparks, R</b> ERA: 5.84 (1, 1)	7.1		31	8	2	1	2	2	0	0	0	0	0	71	121	1.23	1.364
<b>Brandon Villafuerte, R</b> ERA: 2.25 (8, 1)	0.1		1	0	0	0	0	0	0	0	0	0	0	3	4	0.00	0.000
<b>Randy Choate, L</b> ERA: 6.52 (8, 1)	0.2	W	2	0	0	0	2	0	0	0	0	0	0	6	8	0.00	0.000
<b>Jose Valverde, R</b> ERA: 4.3 (9, 1)	0.2	S	2	0	0	0	0	0	0	0	0	0	0	8	11	0.00	0.000

**BOTTOM**

**Arizona Diamondbacks @ Toronto Blue Jays**  
SkyDome, Toronto, ON  
Fri Jun 11 2004, 7:05 PM EDT  
Att. 14,259 - Sunny - 63 F

<b>AB</b>	<b>34</b>
<b>R</b>	<b>2</b>
<b>H</b>	<b>8</b>
<b>RBI</b>	<b>1</b>
<b>BB</b>	<b>2</b>
<b>SO</b>	<b>4</b>
<b>LOB</b>	<b>11</b>



PITCHER	IP	WLS	BF	H	R	ER	SO	BB	IBB	HBP	BLK	WP	HR	S	P	ERA	WHIP
---------	----	-----	----	---	---	----	----	----	-----	-----	-----	----	----	---	---	-----	------



Batter	1	2	3	4	5	6	7	8	9	AB R H RBI BB SO LOB	TOP
<b>Scott Hairston, R</b> (1, 4) <small>OBP: 0.356, SLG: 0.545</small>	3-3 		0-0 			1-2 	1-3 		1-1 	5 1 1 0 0 2 4	<b>Arizona Diamondbacks @ Toronto Blue Jays</b> SkyDome, Toronto, ON Sat Jun 12 2004, 4:05 PM EDT Att. 30,349 - Sunny - 70 F
<b>Steve Finley, L</b> (1, 10) <small>OBP: 0.354, SLG: 0.538</small>	1-0 			2-1 		0-2 	0-1 		4 0 0 0 0 0 3		
<b>Danny Bautista, R</b> (1, 8) <b>Andy Green, R</b> (6, PR) <small>OBP: 0.375, SLG: 0.474</small>	1-3 			3-1 		0-1 		0-2 	3 0 1 0 0 1 0 1 1 0 0 0 0 0		
<b>Luis Gonzalez, L</b> (1, 7) <small>OBP: 0.379, SLG: 0.565</small>		1-2 		0-1 		2-2 		1-2 	4 1 2 3 0 0 0		
<b>Shea Hillenbrand, R</b> (1, 3) <b>Tim Olson, R</b> (6, 8) <small>OBP: 0.336, SLG: 0.470</small>	0-0 		1-3 		2-0 		1-0 		3 1 1 1 0 1 1 1 0 0 0 0 0 0		
<b>Chad Tracy, L</b> (1, 5) <small>OBP: 0.326, SLG: 0.407</small>		4-2 		2-2 		1-2 		0-3 	3 0 0 0 1 1 1		
<b>Doug DeVore, L</b> (1, 9) <small>OBP: 0.282, SLG: 0.361</small>	1-2 			0-0 		4-1 		1-1 	3 0 1 0 1 0 1		
<b>Alex Cintron, S</b> (1, 6) <small>OBP: 0.307, SLG: 0.360</small>			1-2 		1-1 		0-0 	1-1 	4 0 1 0 0 0 1		
<b>Juan Brito, R</b> (1, 2) <b>Alan Zinter, S</b> (9, PH) <small>OBP: 0.111, SLG: 0.111</small>			3-3 		1-3 		1-0 	1-3 	3 0 1 0 0 2 0 1 0 0 0 0 1 2		
<b>Inning Stats</b>	R: 0 H: 0 E: 0 LOB: 0 K: 2 BB: 0 S: 8 P: 13	R: 0 H: 0 E: 0 LOB: 1 K: 0 BB: 1 S: 11 P: 17	R: 0 H: 0 E: 0 LOB: 0 K: 1 BB: 0 S: 8 P: 12	R: 0 H: 1 E: 0 LOB: 1 K: 1 BB: 0 S: 9 P: 15	R: 0 H: 0 E: 0 LOB: 0 K: 0 BB: 0 S: 7 P: 10	R: 4 H: 4 E: 0 LOB: 1 K: 1 BB: 0 S: 22 P: 29	R: 0 H: 1 E: 0 LOB: 2 K: 1 BB: 1 S: 8 P: 14	R: 0 H: 0 E: 0 LOB: 0 K: 0 BB: 0 S: 7 P: 9	R: 0 H: 2 E: 0 LOB: 2 K: 2 BB: 0 S: 12 P: 16	1B: 5 SF: 0 2B: 1 SAC: 0 3B: 0 DP: 0 HR: 2 HBP: 0	
<b>PITCHER</b> <b>32 Roy Halladay, R</b> (1, 1) <small>ERA: 3.55</small> <b>Jason Kershner, L</b> (6, 1) <small>ERA: 6.33</small> <b>Vinnie Chulk, R</b> (7, 1) <small>ERA: 2.45</small>	IP WLS BF H R ER SO BB IBB HBP BLK WP HR S P ERA WHIP 5.2 W 21 3 2 2 5 1 0 0 0 0 0 0 56 82 3.18 0.706 0.1 3 2 2 0 0 0 0 0 0 0 0 2 9 14 54.00 6.000 3.0 S 13 3 0 0 3 1 0 0 0 0 0 0 27 39 0.00 1.333	<b>PITCHER</b> IP WLS BF H R ER SO BB IBB HBP BLK WP HR S P ERA WHIP									

<b>AB</b>	<b>35</b>
<b>R</b>	<b>4</b>
<b>H</b>	<b>8</b>
<b>RBI</b>	<b>4</b>
<b>BB</b>	<b>2</b>
<b>SO</b>	<b>8</b>
<b>LOB</b>	<b>13</b>







Batter	1	2	3	4	5	6	7	8	9	AB R H RBI BB SO LOB	TOP	
<b>Scott Hairston, R</b> (1, 4) <small>OBP: 0.370, SLG: 0.585</small>	0-0 	2-2 			1-2 		2-1 		2-2 	5 1 3 1 0 0 0	<b>Arizona Diamondbacks @ Toronto Blue Jays</b> SkyDome, Toronto, ON Sun Jun 13 2004, 1:05 PM EDT Att. 22,766 - Overcast - 67 F	
<b>Steve Finley, L</b> (1, 8) <small>OBP: 0.352, SLG: 0.531</small>	0-3 	2-2 			2-3 		0-2 	0-0 	5 0 1 1 0 2 2			
<b>Danny Bautista, R</b> (1, 10) <small>OBP: 0.368, SLG: 0.464</small>	1-0 			1-2 	1-0 		1-2 	2-2 	5 0 0 0 0 0 2			
<b>Luis Gonzalez, L</b> (1, 7) <small>OBP: 0.384, SLG: 0.564</small>		2-2 		0-1 		4-2 		4-0 	2 1 1 0 2 0 0			
<b>Shea Hillenbrand, R</b> (1, 3) <small>OBP: 0.339, SLG: 0.471</small>		1-2 		1-2 		0-0 		0-1 	4 0 2 0 0 0 2			
<b>Chad Tracy, L</b> (1, 5) <small>OBP: 0.319, SLG: 0.398</small>		1-2 		0-1 		2-2 		2-3 	4 1 0 0 0 1 4			
<b>Tim Olson, R</b> (1, 6) <small>OBP: 0.190, SLG: 0.158</small>		4-2 		1-3 		1 SAFE 		4-2 	2 2 1 0 2 1 0			
<b>Doug DeVore, L</b> (1, 9) <small>OBP: 0.256, SLG: 0.325</small>		1-1 		2-3 		1-2 		0-0 	4 0 0 1 0 1 5			
<b>Robby Hammock, R</b> (1, 2) <small>OBP: 0.281, SLG: 0.379</small>		0-2 		2-2 		0-3 		3-2 	4 0 0 0 0 1 1			
<b>Inning Stats</b>	R: 0 H: 0 E: 0 LOB: 0 K: 1 BB: 0 S: 5 P: 6	R: 3 H: 3 E: 1 LOB: 2 K: 0 BB: 1 S: 26 P: 38	R: 0 H: 1 E: 0 LOB: 1 K: 0 BB: 0 S: 11 P: 13	R: 0 H: 0 E: 0 LOB: 0 K: 2 BB: 0 S: 11 P: 16	R: 0 H: 0 E: 0 LOB: 0 K: 1 BB: 0 S: 8 P: 12	R: 0 H: 1 E: 0 LOB: 2 K: 0 BB: 1 S: 12 P: 19	R: 1 H: 1 E: 0 LOB: 0 K: 1 BB: 0 S: 11 P: 14	R: 0 H: 0 E: 0 LOB: 0 K: 1 BB: 1 S: 5 P: 11	R: 1 H: 2 E: 0 LOB: 2 K: 0 BB: 1 S: 16 P: 26	1B: 6 SF: 0 2B: 1 SAC: 0 3B: 0 DP: 0 HR: 1 HBP: 0	WP: 0 PA: 39 PB: 0 SB: 0 CS: 1	
<b>PITCHER</b> <b>Ted Lilly, L</b> (1, 1) <small>ERA: 4.02</small> <b>Justin Speier, R</b> (7, 1) <small>ERA: 3.6</small> <b>54 Jason Frasor, R</b> (9, 1) <small>ERA: 1.91</small>	IP WLS BF H R ER SO BB IBB HBP BLK WP HR S P ERA WHIP											<b>PITCHER</b> IP WLS BF H R ER SO BB IBB HBP BLK WP HR S P ERA WHIP

AB	35
R	5
H	8
RBI	3
BB	4
SO	6
LOB	16



Batter	1	2	3	4	5	6	7	8	9	AB	R	H	RBI	BB	SO	LOB
Frank Menechino, R OBP: 0.341, SLG: 0.400 (1, 4)	1-1 HR	1-2 F9			1-2 E6 G1-3		3-1 FC1-5 G4-6-3 1-2 2-3f			4	1	1	1	0	0	3
Chris Gomez, R OBP: 0.323, SLG: 0.301 Eric Hinske, L OBP: 0.318, SLG: 0.360 (7, PH) (8, 5)	4-0 9 2B BB		2-1 F8		0-0 G1-3 1-2		1-2 G4-6-3 1-2f			2	1	0	0	1	0	1
3 Reed Johnson, R OBP: 0.353, SLG: 0.429 (1, 7)	1-3 K		4-1 K BB		2-3 K			4-1 10 9 1B BB		2	1	0	0	2	2	2
10 Vernon Wells, R OBP: 0.365, SLG: 0.481 (1, 8)	1-3 K		0-3 SAFE K		0-1 L4			0-0 G1-4-3 1-2		4	0	0	0	0	2	3
9 Gregg Zaun, S OBP: 0.420, SLG: 0.423 (1, 2)	2-0 1-H 2B		2-3 SAFE K		3-2 1B			2-1 G3-6-1 2-H 1B		4	0	3	2	0	1	1
Chris Woodward, R OBP: 0.350, SLG: 0.473 (1, 6)	0-3 K			1-2 K		1-2 SAFE F8		0-1 G3-6-1 1-2f		4	0	0	0	0	2	3
Josh Phelps, R OBP: 0.297, SLG: 0.352 (1, 10)		0-3 K		3-3 K		2-3 K			0-2 G6-4-3 1B	4	0	1	0	0	3	1
Dave Berg, R OBP: 0.220, SLG: 0.164 Frank Catalanotto, L OBP: 0.361, SLG: 0.445 (9, PH)		2-2 F8		0-3 K			0-1 FC1-5 15 1B		1-2 G6-4-3 1-2f	3	0	1	0	0	1	0
15 Alex Rios, R OBP: 0.290, SLG: 0.316 Howie Clark, L OBP: 0.301, SLG: 0.403 (9, PH)		0-1 2B			0-0 G3		1-1 FC1-5 1B		0-0 G4-3	1	0	0	0	0	0	0


Inning Stats	R: 2	H: 2	E: 0	K: 3	S: 12	H: 2	LOB: 1	BB: 1	P: 21	R: 0	H: 1	E: 0	K: 1	S: 17	R: 0	H: 0	E: 0	K: 2	S: 11	R: 0	H: 0	E: 0	K: 3	S: 9	R: 0	H: 0	E: 1	K: 1	S: 11	R: 0	H: 1	E: 0	K: 1	S: 16	R: 0	H: 2	E: 0	K: 0	S: 9	R: 1	H: 1	E: 0	K: 0	S: 6	R: 0	H: 1	E: 0	K: 0	S: 7	1B: 5	2B: 2	3B: 0	HR: 1	SF: 0	SAC: 0	DP: 3	HBP: 0	WP: 0	PB: 0	SB: 0	CS: 0	PA: 36
--------------	------	------	------	------	-------	------	--------	-------	-------	------	------	------	------	-------	------	------	------	------	-------	------	------	------	------	------	------	------	------	------	-------	------	------	------	------	-------	------	------	------	------	------	------	------	------	------	------	------	------	------	------	------	-------	-------	-------	-------	-------	--------	-------	--------	-------	-------	-------	-------	--------

PITCHER	IP	WLS	BF	H	R	ER	SO	BB	IBB	HBP	BLK	WP	HR	S	P	ERA	WHIP
Randy Johnson, L ERA: 2.77 (1, 1)	6.0	W	27	6	2	2	11	2	0	0	0	0	1	80	114	3.00	1.333
Mike Koplove, R ERA: 4.91 (7, 1)	2.0	H	7	2	1	1	0	1	0	0	0	0	0	14	24	4.50	1.500
Randy Choate, L ERA: 6.2 (9, 1)	0.2	H	1	0	0	0	0	0	0	0	0	0	0	3	4	0.00	0.000
Jose Valverde, R ERA: 4.25 (9, 1)	0.1	S	1	0	0	0	0	0	0	0	0	0	0	1	1	0.00	0.000

**BOTTOM**

**Arizona Diamondbacks @ Toronto Blue Jays**  
 SkyDome, Toronto, ON  
 Sun Jun 13 2004, 1:05 PM EDT  
 Att. 22,766 - Overcast - 67 F

AB	33
R	3
H	8
RBI	3
BB	3
SO	11
LOB	17



PITCHER	IP	WLS	BF	H	R	ER	SO	BB	IBB	HBP	BLK	WP	HR	S	P	ERA	WHIP
---------	----	-----	----	---	---	----	----	----	-----	-----	-----	----	----	---	---	-----	------





Batter	1	2	3	4	5	6	7	8	9	AB	R	H	RBI	BB	SO	LOB
Scott Hairston, R OBP: 0.365, SLG: 0.570 (1, 4)	3-3 K		1-2 P4		3-3 K		1-1 1B			4	0	1	0	0	2	0
Steve Finley, L OBP: 0.354, SLG: 0.539 (1, 8)	2-1 G3 2B		0-1 2B		1-2 G1-3		0-3 K			4	0	2	0	0	1	2
Danny Bautista, R OBP: 0.371, SLG: 0.464 Doug DeVore, L OBP: 0.239, SLG: 0.302 (1, 9) (3, PH) (4, 9)	1-1 G3 HBP		2-3 K		0-3 K			2-1 G1-3		0	0	0	0	0	0	0
Luis Gonzalez, L OBP: 0.382, SLG: 0.557 (1, 7)	1-0 G3			4-2 S BB		2-2 G6-3		3-3 K		3	0	0	0	1	1	2
Shea Hillenbrand, R OBP: 0.338, SLG: 0.467 Mike Koplove, R (1, 3) (9, 1)	1-2 P3			0-1 SAFE P6		3-2 G6-3 1B		0-0 G6-3		4	0	1	0	0	0	3
Chad Tracy, L OBP: 0.313, SLG: 0.389 (1, 5) (9, 3)		1-2 P6		3-2 P6		1-2 G6-3			0-2 G5-3	4	0	0	0	0	0	2
Alex Cintron, S OBP: 0.302, SLG: 0.354 (1, 6)		2-3 K		0-3 K			2-2 F8		2-2 G1-3	4	0	0	0	0	2	1
Juan Brito, R OBP: 0.231, SLG: 0.167 (1, 2)		1-2 G6-3			1-2 HR 1B		3-2 1B BB		0-3 K	3	1	1	0	1	1	0
17 Brandon Webb, R OBP: 0.143, SLG: 0.143 Andy Green, K OBP: 0.500, SLG: 2.000 Elmer Dessens, R OBP: 0.286, SLG: 0.182 Alan Zinter, S OBP: 0.429, SLG: 0.200 Brandon Villafuerte, R Randy Choate, L Tim Olson, R OBP: 0.190, SLG: 0.158 (1, 1) (5, PH) (6, 1) (7, PH) (8, 1) (9, 1) (9, 5)			1-0 G5-3		2-0 HR		0-0 P4			1	0	0	0	0	0	0

Inning Stats	R: 0	H: 1	E: 0	K: 1	S: 13	H: 0	LOB: 2	BB: 0	P: 21	R: 0	H: 0	E: 0	K: 1	S: 11	H: 0	LOB: 0	BB: 0	P: 15	R: 0	H: 0	E: 0	K: 1	S: 9	H: 1	LOB: 1	BB: 0	P: 13	R: 0	H: 0	E: 0	K: 1	S: 16	R: 2	H: 2	E: 0	K: 2	S: 14	R: 0	H: 1	E: 0	K: 1	S: 9	H: 1	LOB: 0	BB: 0	P: 15	R: 0	H: 1	E: 0	K: 1	S: 12	H: 1	LOB: 2	BB: 1	P: 18	R: 0	H: 0	E: 0	K: 1	S: 7	H: 0	LOB: 0	BB: 0	P: 12	R: 0	H: 0	E: 0	K: 1	S: 9	H: 0	LOB: 0	BB: 0	P: 11	1B: 3	SF: 0	2B: 2	SAC: 0	3B: 0	DP: 1	HR: 1	HBP: 1	WP: 0	PA: 35
--------------	------	------	------	------	-------	------	--------	-------	-------	------	------	------	------	-------	------	--------	-------	-------	------	------	------	------	------	------	--------	-------	-------	------	------	------	------	-------	------	------	------	------	-------	------	------	------	------	------	------	--------	-------	-------	------	------	------	------	-------	------	--------	-------	-------	------	------	------	------	------	------	--------	-------	-------	------	------	------	------	------	------	--------	-------	-------	-------	-------	-------	--------	-------	-------	-------	--------	-------	--------

PITCHER	IP	WLS	BF	H	R	ER	SO	BB	IBB	HBP	BLK	WP	HR	S	P	ERA	WHIP
Jose Contreras, R ERA: 6.2 (1, 1)	6.1	W	26	5	2	2	6	2	0	0	0	0	1	78	119	2.84	1.105
Gabe White, L ERA: 8.27 (7, 1)	0.1	H	1	0	0	0	0	0	0	0	0	0	0	1	1	0.00	0.000
Tom Gordon, R ERA: 1.91 (7, 1)	1.1	H	5	1	0	0	2	0	0	0	0	0	0	12	18	0.00	0.750
42 Mariano Rivera, R ERA: 0.98 (9, 1)	1.0	S	3	0	0	0	1	0	0	0	0	0	0	9	11	0.00	0.000


**BOTTOM**

**New York Yankees @ Arizona Diamondbacks**  
Bank One Ballpark, Phoenix, AZ

Tue Jun 15 2004, 9:35 PM EDT  
Att: 48,066 - Sunny - 79 F

livebaseballscorecards.com

AB	32
R	2
H	6
RBI	2
BB	2
SO	9
LOB	12





Batter	1	2	3	4	5	6	7	8	9	AB	R	H	RBI	BB	SO	LOB	TOP					
<b>Bernie Williams, S</b> (1, 8) <small>OBP: 0.363, SLG: 0.445</small> <b>Paul Quantrill, L</b> (7, 1) <small>OBP: 0.392, SLG: 0.543</small> <b>Felix Heredia, L</b> (7, 1) <small>OBP: 0.392, SLG: 0.543</small> <b>Bret Prinz, R</b> (9, 1)	 HR	 G5-3		 P4	 G3-1		 IBB			4	1	1	1	1	0	3						
<b>2 Derek Jeter, R</b> (1, 6) <small>OBP: 0.320, SLG: 0.424</small>	 1B	 K			 HR	 HBP	 E3			4	2	2	2	0	1	2						
<b>13 Alex Rodriguez, R</b> (1, 5) <small>OBP: 0.392, SLG: 0.543</small>	 L6	 HR			 K	 G6-3	 G5-4-3			5	1	1	1	0	1	5						
<b>Gary Sheffield, R</b> (1, 9) <small>OBP: 0.404, SLG: 0.489</small>	 BB	 G5-3			 1B	 P4		 F8		4	2	1	0	1	0	1						
<b>25 Jason Giambi, L</b> (1, 3) <small>OBP: 0.390, SLG: 0.481</small> <b>Tony Clark, S</b> (8, PH) <small>OBP: 0.350, SLG: 0.406</small>	 BB		 1B		 P6	 BB		 P4		2	1	1	0	2	0	1						
<b>20 Jorge Posada, S</b> (1, 2) <small>OBP: 0.412, SLG: 0.540</small>	 2B		 G6-4-3		 1B	 G3-1		 G5-3		5	1	2	2	0	0	3						
<b>55 Hideki Matsui, L</b> (1, 7) <small>OBP: 0.393, SLG: 0.489</small> <b>Bubba Crosby, L</b> (8, 7) <small>OBP: 0.259, SLG: 0.500</small>	 1B		 F9		 BB		 1B		 K	2	1	1	1	2	0	0						
<b>Miguel Cairo, R</b> (1, 4) <small>OBP: 0.346, SLG: 0.423</small>	 P3			 L9	 E6		 E5		 1B	5	0	2	0	0	0	4						
<b>Tanyon Sturtze, R</b> (1, 1) <small>OBP: 0.368, SLG: 0.467</small> <b>Kenny Lofton, L</b> (7, PH) <small>OBP: 0.368, SLG: 0.467</small>	 K		 F9	 E6		 G6-3		 G6-3	 G6-3	3	0	0	0	0	1	4						
<b>Inning Stats</b>	R: 4 E: 0 K: 1 S: 18	H: 4 LOB: 2 BB: 2 P: 30	R: 1 E: 0 K: 1 S: 9	H: 1 LOB: 0 BB: 0 P: 14	R: 0 E: 0 K: 0 S: 7	H: 1 LOB: 0 BB: 0 P: 10	R: 0 E: 0 K: 0 S: 4	H: 0 LOB: 0 BB: 0 P: 7	R: 3 E: 2 K: 1 S: 21	H: 3 LOB: 3 BB: 1 P: 31	R: 0 E: 0 K: 0 S: 15	H: 0 LOB: 2 BB: 1 P: 28	R: 1 E: 2 K: 0 S: 18	H: 1 LOB: 2 BB: 2 P: 32	R: 0 E: 0 K: 0 S: 9	H: 0 LOB: 0 BB: 0 P: 13	R: 0 E: 0 K: 1 S: 6	H: 1 LOB: 0 BB: 0 P: 10	1B: 7 2B: 1 3B: 0 HR: 3	SF: 0 SAC: 0 DP: 3 HBP: 1	WP: 0 PB: 0 SB: 0 CS: 0	PA: 45
<b>PITCHER</b>	IP WLS BF H R ER SO BB IBB HBP BLK WP HR S P ERA WHIP								IP WLS BF H R ER SO BB IBB HBP BLK WP HR S P ERA WHIP													
<b>Casey Fossum, L</b> (1, 1) <small>ERA: 6.62</small> <b>Scott Service, R</b> (5, 1) <small>ERA: 4.15</small> <b>Brandon Villafuerte, R</b> (7, 1) <small>ERA: 3.0</small> <b>Stephen Randolph, L</b> (8, 1) <small>ERA: 3.23</small> <b>Randy Choate, L</b> (9, 1) <small>ERA: 5.82</small>	4.2 L 25 9 8 6 3 3 0 0 0 0 3 53 84 11.57 2.571								1.1 8 0 0 0 0 1 0 1 0 0 0 21 36 0.00 0.750													
<b>Casey Fossum, L</b> (1, 1) <small>ERA: 6.62</small> <b>Scott Service, R</b> (5, 1) <small>ERA: 4.15</small> <b>Brandon Villafuerte, R</b> (7, 1) <small>ERA: 3.0</small> <b>Stephen Randolph, L</b> (8, 1) <small>ERA: 3.23</small> <b>Randy Choate, L</b> (9, 1) <small>ERA: 5.82</small>	1.0 6 1 1 1 0 1 1 0 0 0 0 18 32 9.00 2.000								1.0 3 0 0 0 0 0 0 9 13 0.00 0.000													
<b>Casey Fossum, L</b> (1, 1) <small>ERA: 6.62</small> <b>Scott Service, R</b> (5, 1) <small>ERA: 4.15</small> <b>Brandon Villafuerte, R</b> (7, 1) <small>ERA: 3.0</small> <b>Stephen Randolph, L</b> (8, 1) <small>ERA: 3.23</small> <b>Randy Choate, L</b> (9, 1) <small>ERA: 5.82</small>	1.0 3 1 0 0 0 1 0 0 0 0 0 6 10 0.00 1.000																					

**New York Yankees @ Arizona Diamondbacks**  
 Bank One Ballpark, Phoenix, AZ  
 Wed Jun 16 2004, 10:05 PM EDT  
 Att. 48,274 - Unknown - 80 F

AB	38
R	9
H	11
RBI	7
BB	6
SO	4
LOB	26



WP: 0	PA: 45
PB: 0	
SB: 0	
CS: 0	

livebaseballscores.com

Batter	1	2	3	4	5	6	7	8	9	AB R H RBI BB SO LOB
--------	---	---	---	---	---	---	---	---	---	----------------------

<b>Scott Hairston, R</b> <small>OBP: 0.356, SLG: 0.560</small> (1, 4)	0-3 		1-2 	1-0 			1-0 		0-1 	5 1 1 0 0 1 1
<b>Steve Finley, L</b> <small>OBP: 0.355, SLG: 0.536</small> (1, 8)	3-2 		2-0 		0-0 		2-2 		2-2 	5 1 2 1 0 0 1
<b>Luis Gonzalez, L</b> <small>OBP: 0.380, SLG: 0.550</small> (1, 7)	1-2 		4-2 		1-0 			2-2 		3 1 0 0 1 0 1
<b>Shea Hillenbrand, R</b> <small>OBP: 0.345, SLG: 0.469</small> (1, 3)	3-2 		3-1 		0-1 			4-0 		3 0 2 1 1 0 0
<b>Chad Tracy, L</b> <small>OBP: 0.317, SLG: 0.388</small> (1, 5)	4-1 		2-0 		2-1 			2-2 		3 0 1 0 1 0 2
<b>Alex Cintron, S</b> <small>OBP: 0.302, SLG: 0.352</small> (1, 6)	3-2 		0-0 		3-2 			0-1 		4 0 1 1 0 0 5
<b>Doug DeVore, L</b> <small>OBP: 0.224, SLG: 0.283</small> <b>Brandon Villafuerte, R</b> <small>OBP: 1.000, SLG: 2.000</small> <b>Stephen Randolph, L</b> <small>OBP: 0.375, SLG: 0.167</small> <b>Alan Zinter, S</b> <small>OBP: 0.375, SLG: 0.167</small> <b>Randy Choate, L</b> <small>OBP: 0.375, SLG: 0.167</small> (1, 9)		1-0 	0-1 		0-0 			1-3 		3 0 0 0 0 0 2
<b>Juan Brito, R</b> <small>OBP: 0.250, SLG: 0.200</small> <b>Andy Green, R</b> <small>OBP: 0.333, SLG: 1.333</small> (9, PH)		1-3 		3-2 		2-1 		1-3 		3 0 1 0 0 1 0
<b>Casey Fossum, L</b> <b>Scott Service, R</b> <b>Tim Olson, R</b> <small>OBP: 0.217, SLG: 0.333</small> (7, 9)		3-3 		3-2 		0-1 		2-2 		2 0 0 0 0 1 0

Inning Stats	R: 0	H: 2	E: 0	LOB: 3	K: 1	P: 33	R: 0	H: 0	E: 0	LOB: 0	K: 2	P: 13	R: 3	H: 4	E: 0	LOB: 1	K: 0	P: 26	R: 0	H: 0	E: 0	LOB: 0	K: 0	P: 5	R: 0	H: 0	E: 0	LOB: 0	K: 0	P: 11	R: 0	H: 1	E: 0	LOB: 1	K: 0	P: 13	R: 0	H: 1	E: 0	LOB: 2	K: 1	P: 24	R: 1	H: 1	E: 0	LOB: 0	K: 1	P: 16	1B: 7	2B: 1	3B: 0	HR: 1	SF: 0	SAC: 0	DP: 1	HBP: 0	WP: 0	PA: 38
--------------	------	------	------	--------	------	-------	------	------	------	--------	------	-------	------	------	------	--------	------	-------	------	------	------	--------	------	------	------	------	------	--------	------	-------	------	------	------	--------	------	-------	------	------	------	--------	------	-------	------	------	------	--------	------	-------	-------	-------	-------	-------	-------	--------	-------	--------	-------	--------

PITCHER	IP	WLS	BF	H	R	ER	SO	BB	IBB	HBP	BLK	WP	HR	S	P	ERA	WHIP
<b>Tanyon Sturtze, R</b> <small>ERA: 4.26</small>	(1, 1)	6.0	25	6	3	3	3	2	0	0	0	0	0	60	104	4.50	1.333
<b>Paul Quantrill, R</b> <small>ERA: 3.69</small>	(7, 1)	0.2	3	1	0	0	0	0	0	0	0	0	0	5	8	0.00	1.500
<b>Felix Heredia, L</b> <small>ERA: 7.82</small>	(7, 1)	1.1	6	1	0	0	1	1	0	0	0	0	0	18	29	0.00	1.500
<b>Bret Prinz, R</b> <small>ERA: 2.38</small>	(9, 1)	1.0	4	1	1	1	1	0	0	0	0	0	1	11	16	9.00	1.000

**BOTTOM**

**New York Yankees @ Arizona Diamondbacks**  
 Bank One Ballpark, Phoenix, AZ  
 Wed Jun 16 2004, 10:05 PM EDT  
 Att: 48,274 - Unknown - 80 F

<b>AB</b>	<b>35</b>
<b>R</b>	<b>4</b>
<b>H</b>	<b>9</b>
<b>RBI</b>	<b>4</b>
<b>BB</b>	<b>3</b>
<b>SO</b>	<b>5</b>
<b>LOB</b>	<b>15</b>



WP	HR	S	P	ERA	WHIP
0	0	0	0	0	0





Batter	1	2	3	4	5	6	7	8	9	AB	R	H	RBI	BB	SO	LOB
Scott Hairston, R OBP: 0.352, SLG: 0.547 (1, 4)	3-2 1B FC6-4 1B		0-0 F8			0-1 G2	1-3 K			4	1	1	0	0	1	2
Steve Finley, L OBP: 0.360, SLG: 0.544 (1, 8)	0-1 1B FC6-4 1B		2-1 2B			2-1 F8		0-0 1B E		4	1	3	0	0	0	2
Danny Bautista, R OBP: 0.369, SLG: 0.464 (1, 9)	0-0 FC6-4 1-2f 3-H		0-0 G4-3			2-1 F8		0-1 2B E8 1-H		4	1	1	2	0	0	2
Luis Gonzalez, L OBP: 0.382, SLG: 0.547 (1, 7)	0-1 F7			1-0 G3		1-0 1B		4-2 2B BB		3	1	1	0	1	0	1
Shea Hillenbrand, R OBP: 0.343, SLG: 0.470 (1, 3)	1-1 G5-3			2-0 G6-3		2-2 P3		1-0 1B 2B 1-H 3-H		4	1	1	2	0	0	2
Chad Tracy, L OBP: 0.310, SLG: 0.380 (1, 5)		2-2 G3		1-1 G4-3		1-2 G4-3		3-3 K		4	0	0	0	0	1	2
Tim Olson, R OBP: 0.259, SLG: 0.375 (1, 6)		4-0 G6-4-3 BB			0-0 1B 2B		0-1 G4-3	1-2 P6		3	0	1	0	1	0	1
Juan Brito, R OBP: 0.350, SLG: 0.474 (1, 2)		1-1 G6-4-3 1-2f			0-0 1B	2-3 1B	0-1 HR	1-1 1B 2-H		4	1	3	2	0	0	1
Steve Sparks, R OBP: 0.087, SLG: 0.087 Alan Zinter, S OBP: 0.333, SLG: 0.143 Elmer Dessens, R OBP: 0.267, SLG: 0.167 (1, 1) (7, PH) (8, 1)			1-3 K		0-3 K		2-3 K	2-2 G1-3		2	0	0	0	0	2	2

Inning Stats	R: 1	H: 2	E: 0	K: 0	S: 10	R: 0	H: 0	E: 0	K: 0	S: 5	R: 0	H: 1	E: 0	K: 1	S: 8	R: 0	H: 0	E: 0	K: 0	S: 4	R: 0	H: 2	E: 0	K: 1	S: 9	R: 0	H: 1	E: 0	K: 0	S: 9	R: 1	H: 1	E: 0	K: 2	S: 10	R: 4	H: 4	E: 1	K: 1	S: 18	1B: 6	2B: 4	3B: 0	HR: 1	SF: 0	SAC: 0	DP: 1	HBP: 0	WP: 0	PB: 0	SB: 0	CS: 0	PA: 36
--------------	------	------	------	------	-------	------	------	------	------	------	------	------	------	------	------	------	------	------	------	------	------	------	------	------	------	------	------	------	------	------	------	------	------	------	-------	------	------	------	------	-------	-------	-------	-------	-------	-------	--------	-------	--------	-------	-------	-------	-------	--------

PITCHER	IP	WLS	BF	H	R	ER	SO	BB	IBB	HBP	BLK	WP	HR	S	P	ERA	WHIP
Jon Lieber, R ERA: 4.83 (1, 1)	7.0	L	30	9	4	4	4	1	0	0	0	0	1	58	87	5.14	1.429
Felix Heredia, L ERA: 8.53 (8, 1)	0.0		1	0	0	0	0	1	0	0	0	0	0	2	6	∞	∞
Bret Prinz, R ERA: 2.92 (8, 1)	1.0		5	2	2	2	1	0	0	0	0	0	0	13	21	18.00	2.000

BOTTOM

New York Yankees @ Arizona Diamondbacks  
Bank One Ballpark, Phoenix, AZ

livebaseballscorecards.com

AB	34
R	6
H	11
RBI	6
BB	2
SO	5
LOB	16



WP: 0	PA: 36
PB: 0	
SB: 0	
CS: 0	

Thu Jun 17 2004, 9:35 PM EDT  
Att: 48,252 - Cloudy - 80 F



Batter	1	2	3	4	5	6	7	8	9	AB R H RBI BB SO LOB	TOP											
Julio Lugo, R (1, 6) OBP: 0.333, SLG: 0.440	1-0 F9		1-0 SAFE 1-2 1B		1-0 G1-3		1-1 2B 1B		0-2 G4-3	5 1 2 0 0 0 0	<p>Tampa Bay Devil Rays @ Arizona Diamondbacks</p> <p>Bank One Ballpark, Phoenix, AZ</p> <p>Fri Jun 18 2004, 10:05 PM EDT</p> <p>Att. 27,995 - Sunny - 80 F</p>											
Geoff Blum, S (1, 5) OBP: 0.231, SLG: 0.299	1-1 F8		1-2 F7		1-1 5 CS 1B		0-0 1-H 2B			4 0 2 1 0 0 2												
5 Rocco Baldelli, R (1, 8) OBP: 0.339, SLG: 0.421	3-3 K			0-2 1B HR 1B	1-2 CS	0-0 G6-3	1-3 K			4 1 1 0 0 2 1												
Aubrey Huff, L (1, 3) OBP: 0.314, SLG: 0.414		0-1 G4-3		1-1 SAFE 1-3 HR 1B		1-2 PB SF9 1B	2-2 G1-3			4 2 2 0 0 0 1												
José Cruz Jr., S (1, 9) OBP: 0.373, SLG: 0.483		2-1 G5-3		0-1 1-H 3-H HR		4-2 3B BB		2-3 K		3 2 1 3 1 1 0												
Toby Hall, R (1, 2) OBP: 0.305, SLG: 0.409		1-0 F8		3-3 K		0-1 SF9		1-2 P4		3 0 0 1 0 1 0												
Rey Sanchez, R (1, 4) OBP: 0.312, SLG: 0.361			1-2 G6-3	2-2 G1-3		0-2 SAFE 1-H 3B		1-3 K		4 0 1 1 0 1 0												
José Bautista, R (1, 7) OBP: 0.350, SLG: 0.278			2-2 1B	2-3 K		0-1 G6-3			1-1 G1-3	3 0 1 0 0 1 1												
Jorge Sosa, R (6, 1)										0 0 0 0 0 0 0												
Brook Fordyce, R (9, PH) OBP: 0.284, SLG: 0.294										1 0 0 0 0 0 0												
Jesus Colome, R (9, 1)										0 0 0 0 0 0 0												
John Halama, L (1, 1)			0-2 SAFE B1		1-3 K		0-2 G4-3		1-0 F8	2 0 0 0 0 1 1												
13 Carl Crawford, L (6, 7) OBP: 0.341, SLG: 0.421										2 0 0 0 0 0 0												
<b>Inning Stats</b>	R: 0 E: 0 K: 1 S: 8	H: 0 LOB: 0 BB: 0 P: 13	R: 0 E: 0 K: 0 S: 5	H: 0 LOB: 0 BB: 0 P: 8	R: 0 E: 0 K: 0 S: 15	H: 2 LOB: 2 BB: 0 P: 19	R: 3 E: 0 K: 2 S: 16	H: 3 LOB: 0 BB: 0 P: 24	R: 0 E: 0 K: 1 S: 8	H: 1 LOB: 0 BB: 0 P: 12	R: 2 E: 1 K: 0 S: 13	H: 2 LOB: 1 BB: 1 P: 18	R: 1 E: 0 K: 1 S: 12	H: 2 LOB: 1 BB: 0 P: 16	R: 0 E: 0 K: 2 S: 9	H: 0 LOB: 0 BB: 0 P: 13	R: 0 E: 0 K: 0 S: 6	H: 0 LOB: 0 BB: 0 P: 8	1B: 7 2B: 1 3B: 1 HR: 1	SF: 1 SAC: 0 DP: 0 HBP: 0	WP: 0 PB: 1 SB: 0 CS: 1	PA: 38
<b>PITCHER</b>	IP WLS BF H R ER SO BB IBB HBP BLK WP HR S P ERA WHIP																				<b>PITCHER</b>	IP WLS BF H R ER SO BB IBB HBP BLK WP HR S P ERA WHIP
Randy Johnson, L (1, 1) ERA: 3.05	6.0 L 26 8 5 5 4 1 0 0 0 0 1 65 94 7.50 1.500																					
Scott Service, R (7, 1) ERA: 4.22	2.0 8 2 1 1 3 0 0 0 0 0 0 0 21 29 4.50 1.000																					
Randy Choate, L (9, 1) ERA: 5.56	1.0 3 0 0 0 0 0 0 0 0 0 0 0 6 8 0.00 0.000																					

livebaseballscorecards.com

AB	35
R	6
H	10
RBI	6
BB	1
SO	7
LOB	6



Batter	1	2	3	4	5	6	7	8	9	AB	R	H	RBI	BB	SO	LOB
Scott Hairston, R OBP: 0.358, SLG: 0.545 (1, 4)	1-1 G3-6 1B		0-0 P4		3-2 F8		1-0 1-2 1B			4	0	2	0	0	0	1
Steve Finley, L OBP: 0.355, SLG: 0.535 (1, 8)	1-0 G3-6 1-2f		0-1 G6-3		1-3 K		1-2 F9			4	0	0	0	0	1	4
Danny Bautista, R OBP: 0.371, SLG: 0.465 (1, 9)	1-0 BB 1B			2-1 3B 1B	1-1 G5-3			2-2 F9		4	1	2	0	0	0	1
Luis Gonzalez, L OBP: 0.384, SLG: 0.553 (1, 7)	4-2 1-2 BB			1-2 1-H SF8 3B		0-1 F7		3-3 K		3	1	1	1	1	1	0
Shea Hillenbrand, R OBP: 0.342, SLG: 0.468 (1, 3)	1-0 F9			0-0 SF8		3-2 G6-3 1B		2-1 F9		3	0	1	1	0	0	2
Tim Olson, R OBP: 0.267, SLG: 0.407 (1, 5)		0-1 G1-3		0-0 2B		1-1 G6-3 1-2f			1-2 P6	3	0	1	0	0	0	1
Scott Service, R (7, 1)										0	0	0	0	0	0	0
Randy Choate, L (9, 1)										0	0	0	0	0	0	0
Alan Zinter, S (9, PH)										1	0	0	0	0	0	0
Alex Cintron, S OBP: 0.297, SLG: 0.347 (1, 6)		0-1 F9		2-2 G6-3			0-2 F8		0-2 F8	4	0	0	0	0	0	1
Robby Hammock, R OBP: 0.273, SLG: 0.367 (1, 2)		1-2 G6-3		0-0 G3			3-3 K		3-3 K	4	0	0	0	0	2	1
Randy Johnson, R OBP: 0.167, SLG: 0.172 (1, 1)			0-2 K			1-2 1B				2	0	1	0	0	1	0
Chad Tracy, L OBP: 0.314, SLG: 0.383 (7, 5)										1	0	1	0	0	0	0

Inning Stats	R: 0	H: 2	E: 0	K: 10	S: 10	R: 0	H: 0	E: 0	K: 8	S: 8	R: 0	H: 0	E: 0	K: 1	S: 6	R: 2	H: 3	E: 0	K: 0	S: 14	R: 0	H: 1	E: 0	K: 1	S: 12	R: 0	H: 1	E: 0	K: 7	S: 7	R: 0	H: 0	E: 0	K: 8	S: 8	R: 0	H: 0	E: 0	K: 9	S: 9	R: 0	H: 0	E: 0	K: 1	S: 9	1B: 7	SF: 1	2B: 1	SAC: 0	3B: 1	DP: 2	HR: 0	HBP: 0	WP: 0	PA: 35
--------------	------	------	------	-------	-------	------	------	------	------	------	------	------	------	------	------	------	------	------	------	-------	------	------	------	------	-------	------	------	------	------	------	------	------	------	------	------	------	------	------	------	------	------	------	------	------	------	-------	-------	-------	--------	-------	-------	-------	--------	-------	--------

PITCHER	IP	WLS	BF	H	R	ER	SO	BB	IBB	HBP	BLK	WP	HR	S	P	ERA	WHIP
John Halama, L ERA: 2.88 (1, 1)	5.0	W	21	6	2	2	2	1	0	0	0	0	0	50	70	3.60	1.400
Jorge Sosa, R ERA: 5.0 (6, 1)	3.0	H	11	3	0	0	2	0	0	0	0	0	0	31	49	0.00	1.000
Jesus Colome, R ERA: 0.96 (9, 1)	1.0		3	0	0	0	1	0	0	0	0	0	0	9	13	0.00	0.000

BOTTOM

Tampa Bay Devil Rays @ Arizona Diamondbacks  
Bank One Ballpark, Phoenix, AZ

livebaseballscorecards.com

AB	33
R	2
H	9
RBI	2
BB	1
SO	5
LOB	11



Fri Jun 18 2004, 10:05 PM EDT  
Att: 27,995 - Sunny - 80 F



Batter	1	2	3	4	5	6	7	8	9	AB R H RBI BB SO LOB	TOP									
13 Carl Crawford, L (1, 7) OBP: 0.342, SLG: 0.424	1-1 P5	2-0 3B 2B		1-1 F8			2-1 BB 2B 1B		0-0 F7	5 2 2 1 0 0 0	<p>Tampa Bay Devil Rays @ Arizona Diamondbacks</p> <p>Bank One Ballpark, Phoenix, AZ</p> <p>Sat Jun 19 2004, 10:05 PM EDT</p> <p>Att. 29,440 - Sunny - 80 F</p>									
José Cruz Jr., S (1, 9) OBP: 0.382, SLG: 0.500	2-1 G3	3-1 5 1B 3B		3-2 5 CS HBP			4-1 SAFE SAFE 2B BB	3-2 HBP BB 2B	3 3 2 2 1 0 0											
5 Rocco Baldelli, R (1, 8) OBP: 0.340, SLG: 0.420	3-2 G4-3	1-2 3-H 1B		1-0 CS 1-2	1-0 F9		1-1 F9	2-2 BB HBP 1B	5 0 2 1 0 0 2											
Aubrey Huff, L (1, 5) OBP: 0.319, SLG: 0.417 (7, 3)		HR 2B P5			1-0 L6		4-1 2B BB	4-2 BB HBP	3 2 1 0 1 0 1											
Tino Martinez, L (1, 3) OBP: 0.374, SLG: 0.508 José Bautista, R (7, PR) OBP: 0.333, SLG: 0.263 (7, 5)		HR P3			1-2 L9		3-2 2B	1-3 K	4 1 2 5 0 0 1 1 0 0 0 0 1 3											
Julio Lugo, R (1, 6) OBP: 0.335, SLG: 0.435		4-1 1B BB	3-2 F7		0-0 L7		2-1 F8	4-0 BB	3 1 0 1 2 0 1											
Rey Sanchez, R (1, 4) OBP: 0.315, SLG: 0.363	SAFE SAFE	0-1 1B 1B	0-0 F7		2-2 F8		1-3 K	1-3 K	2 1 1 0 0 0 0											
Toby Hall, R (1, 2) OBP: 0.304, SLG: 0.405		0-0 13 2B 3B 1B	1-3 K		0-2 F8		0-0 G4-3		4 1 1 1 0 1 0											
Dewon Brazelton, R (1, 1) Rob Bell, R (3, 1) Geoff Blum, S (3, 4) OBP: 0.227, SLG: 0.293		0-1 F6		1-1 G1-3			2-1 F8	0-0 G4-3	1 0 0 0 0 0 2 3 0 0 0 0 2 3 3 0 0 0 0 0 0											
<b>Inning Stats</b>	R: 0 E: 0 K: 0 S: 7	H: 0 LOB: 0 BB: 0 P: 13	R: 7 E: 0 K: 0 S: 19	H: 7 LOB: 1 BB: 1 P: 35	R: 0 E: 0 K: 1 S: 8	H: 0 LOB: 0 BB: 0 P: 12	R: 0 E: 0 K: 0 S: 7	H: 0 LOB: 0 BB: 0 P: 13	R: 0 E: 0 K: 0 S: 8	H: 0 LOB: 0 BB: 0 P: 10		R: 3 E: 0 K: 0 S: 13	H: 2 LOB: 1 BB: 2 P: 31	R: 0 E: 0 K: 1 S: 5	H: 0 LOB: 0 BB: 0 P: 6	R: 1 E: 0 K: 2 S: 16	H: 2 LOB: 3 BB: 1 P: 31	1B: 5 2B: 4 3B: 1 HR: 1	SF: 0 SAC: 0 DP: 0 HBP: 2	WP: 0 PB: 0 SB: 0 CS: 1
<b>PITCHER</b>	IP WLS BF H R ER SO BB IBB HBP BLK WP HR S P ERA WHIP											<b>PITCHER</b>	IP WLS BF H R ER SO BB IBB HBP BLK WP HR S P ERA WHIP							
Lance Cormier, R (1, 1) ERA: 47.25	1.1 L 11 6 7 7 0 1 0 0 0 0 1 21 41 47.25 5.250																			
Andrew Good, R (2, 1) ERA: 4.26	4.2 15 1 0 0 1 0 0 0 1 0 0 0 33 50 0.00 0.214																			
Stephen Randolph, L (7, 1) ERA: 4.02	0.2 6 2 3 3 0 2 0 0 0 0 0 11 27 40.50 6.000																			
Brandon Villafuerte, R (7, 1) ERA: 2.45	1.1 4 0 0 0 1 0 0 0 0 0 0 7 10 0.00 0.000																			
Randy Choate, L (9, 1) ERA: 5.7	1.0 7 2 1 1 2 1 0 1 0 0 0 16 31 9.00 3.000																			

AB	37
R	11
H	11
RBI	11
BB	4
SO	4
LOB	13



livebaseballscorecards.com

Batter	1	2	3	4	5	6	7	8	9	AB R H RBI BB SO LOB	BOTTOM	
<b>Scott Hairston, R</b> (1, 4) <small>OBP: 0.360, SLG: 0.548</small>										5 1 2 0 0 1 2	<b>Tampa Bay Devil Rays @ Arizona Diamondbacks</b> <b>Bank One Ballpark, Phoenix, AZ</b> Sat Jun 19 2004, 10:05 PM EDT Att: 29,440 - Sunny - 80 F	
<b>Steve Finley, L</b> (1, 8) <small>OBP: 0.356, SLG: 0.533</small>										5 1 2 1 0 0 2		
<b>Danny Bautista, R</b> (1, 9) <small>OBP: 0.365, SLG: 0.457</small>										4 0 0 0 0 1 3		
<b>Luis Gonzalez, L</b> (1, 7) <small>OBP: 0.385, SLG: 0.556</small>										4 2 2 0 0 0 0		
<b>Shea Hillenbrand, R</b> (1, 3) <small>OBP: 0.348, SLG: 0.471</small>										3 0 2 2 1 0 0		
<b>Chad Tracy, L</b> (1, 5) <small>OBP: 0.317, SLG: 0.385</small>										4 0 2 1 0 0 2		
<b>Tim Olson, R</b> (1, 6) <small>OBP: 0.265, SLG: 0.367</small>										3 0 0 0 1 1 3		
<b>Juan Brito, R</b> (1, 2) <small>OBP: 0.304, SLG: 0.409</small> <b>Alex Cintron, S</b> (9, PH) <small>OBP: 0.300, SLG: 0.353</small>										3 0 0 0 0 1 3 1 0 1 0 0 0 0		
<b>Lance Cormier, R</b> (1, 1) <b>Andrew Good, R</b> (2, 1) <b>Alan Zinter, S</b> (6, PH) <small>OBP: 0.273, SLG: 0.111</small> <b>Stephen Randolph, L</b> (7, 1) <small>OBP: 1.000, SLG: 2.000</small> <b>Brandon Villafuerte, R</b> (7, 1) <b>Randy Choate, L</b> (9, 1) <b>Doug DeVore, L</b> (9, PH) <small>OBP: 0.220, SLG: 0.277</small>										0 0 0 0 0 0 0 2 0 0 0 0 0 0 1 0 1 0 0 0 0 1 1		
<b>Inning Stats</b>	R: 3 H: 4 E: 0 LOB: 2 K: 0 BB: 1 S: 22 P: 30	R: 0 H: 1 E: 0 LOB: 1 K: 0 BB: 0 S: 12 P: 17	R: 1 H: 2 E: 0 LOB: 1 K: 1 BB: 1 S: 12 P: 22	R: 0 H: 1 E: 1 LOB: 1 K: 0 BB: 0 S: 7 P: 13	R: 0 H: 1 E: 0 LOB: 0 K: 0 BB: 0 S: 7 P: 12	R: 0 H: 0 E: 0 LOB: 0 K: 1 BB: 0 S: 10 P: 14	R: 0 H: 0 E: 0 LOB: 0 K: 1 BB: 0 S: 6 P: 9	R: 0 H: 1 E: 0 LOB: 1 K: 0 BB: 0 S: 7 P: 13	R: 0 H: 1 E: 0 LOB: 1 K: 2 BB: 0 S: 12 P: 15	1B: 8 SF: 0 2B: 3 SAC: 0 3B: 0 DP: 3 HR: 0 HBP: 0	WP: 0 PA: 38 PB: 0 SB: 0 CS: 0	
<b>PITCHER</b> <b>Dewon Brazelton, R</b> (1, 1) <small>ERA: 3.95</small> <b>Rob Bell, R</b> (3, 1) <small>ERA: 4.91</small>	IP WLS BF H R ER SO BB IBB HBP BLK WP HR S P ERA WHIP 2.0 0 15 7 4 4 0 2 0 0 0 0 0 59 18.00 4.500											<b>PITCHER</b> IP WLS BF H R ER SO BB IBB HBP BLK WP HR S P ERA WHIP 7.0 W 23 4 0 0 5 0 0 0 0 0 0 54 86 0.00 0.571

livebaseballscorecards.com

AB	36
R	4
H	11
RBI	4
BB	2
SO	5
LOB	16





Batter	1	2	3	4	5	6	7	8	9	AB R H RBI BB SO LOB	TOP	
13 Carl Crawford, L (1, 7) OBP: 0.343, SLG: 0.428	1-2 G4-3 5 SF9 1B		0-0 3B 2B		1-2 F8		0-3 K		0-1 F9	5 2 2 0 0 1 2		
Robert Fick, L (1, 9) OBP: 0.264, SLG: 0.328 José Bautista, R (9, PR) OBP: 0.333, SLG: 0.263 (9, 9)	2-0 G4-3 1-3		1-0 3B 2-H		3-3 K		0-0 1B 5 BB		4-2 BB 1-2	4 0 2 1 1 1 1 0 0 0 0 0 0 0		
5 Rocco Baldelli, R (1, 8) OBP: 0.337, SLG: 0.415	2-2 SF9 3-H		0-1 G5-3		1-3 K		4-1 BB 1-2 2-3		1-0 G4-3	3 0 0 1 1 1 2		
Aubrey Huff, L (1, 5) OBP: 0.321, SLG: 0.416	3-1 1B		1-0 HBP		0-3 K		3-1 G1-3			3 0 1 0 0 1 3		
Fred McGriff, L (1, 3) OBP: 0.306, SLG: 0.455	1-1 G4-3		1-2 G4-3		4-1 BB G6-3		2-3 K			3 0 0 0 1 1 3		
Julio Lugo, R (1, 6) OBP: 0.330, SLG: 0.427		2-2 G4-3		1-1 G6-3		0-0 G6-3 1-2		0-1 G5-3		4 0 0 0 0 0 1		
Rey Sanchez, R (1, 4) OBP: 0.313, SLG: 0.374 Jesus Colome, R (8, 1)		0-0 F7		2-2 G6-3		0-1 G5-3		0-0 3B		4 0 1 0 0 0 1 0 0 0 0 0 0 0		
Brook Fordyce, R (1, 2) OBP: 0.263, SLG: 0.292		1-0 G5-3		1-0 1B		0-1 G1-3		1-0 G6-3		4 0 1 0 0 0 1		
Mark Hendrickson, L (1, 1) OBP: 0.333, SLG: 0.200 Victor Zambrano, S (7, 1) Trevor Miller, R (8, 1) Geoff Blum, S (8, 4) OBP: 0.232, SLG: 0.298			0-3 K		2-3 K		4-2 BB 5 BB 1B		0-0 CS 1B	2 0 0 0 1 2 1 0 0 0 0 0 0 0 0 0 0 0 0 0 0 1 0 1 0 0 0 0		
<b>Inning Stats</b>	R: 1 H: 2 E: 0 LOB: 1 K: 0 BB: 0 S: 11 P: 20	R: 0 H: 0 E: 0 LOB: 0 K: 0 BB: 0 S: 8 P: 11	R: 1 H: 2 E: 0 LOB: 2 K: 1 BB: 0 S: 10 P: 13	R: 0 H: 1 E: 0 LOB: 1 K: 1 BB: 0 S: 9 P: 15	R: 0 H: 0 E: 0 LOB: 0 K: 2 BB: 0 S: 12 P: 17	R: 0 H: 0 E: 0 LOB: 1 K: 1 BB: 1 S: 9 P: 13	R: 0 H: 1 E: 0 LOB: 3 K: 1 BB: 2 S: 11 P: 22	R: 0 H: 1 E: 0 LOB: 1 K: 1 BB: 0 S: 7 P: 10	R: 0 H: 1 E: 0 LOB: 1 K: 0 BB: 1 S: 7 P: 11	1B: 5 SF: 1 2B: 1 SAC: 0 3B: 2 DP: 0 HR: 0 HBP: 1	WP: 0 PA: 39 PB: 0 SB: 1 CS: 1	
<b>PITCHER</b>	IP WLS BF H R ER SO BB IBB HBP BLK WP HR S P ERA WHIP											
17 Brandon Webb, R (1, 1) ERA: 4.03	6.2 L 30 6 2 2 6 3 0 1 0 0 0 0 68 106 2.70 1.350											
Randy Choate, L (7, 1) ERA: 5.55	0.2 2 0 0 0 1 0 0 0 0 0 0 0 5 10 0.00 0.000											
Elmer Dessens, R (8, 1) ERA: 5.6	0.2 3 1 0 0 0 0 0 0 0 0 0 0 4 5 0.00 1.500											
Mike Koplove, R (9, 1) ERA: 4.93	1.0 4 1 0 0 0 1 0 0 0 0 0 0 7 11 0.00 2.000											

Tampa Bay Devil Rays @ Arizona Diamondbacks  
Bank One Ballpark, Phoenix, AZ

livebaseballscorecards.com

AB	33
R	2
H	8
RBI	2
BB	4
SO	7
LOB	15



Sun Jun 20 2004, 4:35 PM EDT  
Att. 36,037 - Dome - 79 F

Batter	1	2	3	4	5	6	7	8	9	AB	R	H	RBI	BB	SO	LOB
Scott Hairston, R (1, 4) OBP: 0.356, SLG: 0.537	2-2 G6-3		0-1 P4		2-1 G1-3			1-1 G6-3 1B		4	0	1	0	0	0	2
Steve Finley, L (1, 8) OBP: 0.351, SLG: 0.525	0-2 G5-3			2-2 F7		1-0 P5		3-3 K		4	0	0	0	0	1	2
Danny Bautista, R (1, 9) OBP: 0.360, SLG: 0.450	2-2 G5-3			0-0 G6-3		1-1 P3		2-1 G6-3 1-2f		4	0	0	0	0	0	2
Luis Gonzalez, L (1, 7) OBP: 0.383, SLG: 0.551		1-1 G5-4-3 1B		2-1 F8		1-1 G4-3			3-3 K	4	0	1	0	0	1	0
Shea Hillenbrand, R (1, 3) OBP: 0.347, SLG: 0.467		1-0 G5-4-3 1-2f			3-1 1B G6-4-3 1B		1-2 P6		1-2 P3	4	1	1	0	0	0	1
Tim Olson, R (1, 5) OBP: 0.316, SLG: 0.394		1-1 FC4-6 1B			0-0 G6-4-3 1B		4-2 G6-3 BB		1-2 P6	3	0	2	0	1	0	0
Alex Cintron, S (1, 6) OBP: 0.300, SLG: 0.353		1-1 FC4-6 1-2f			3-2 G6-4-3 1B		3-2 G6-3			3	0	1	0	0	0	2
Juan Brito, R (1, 2) OBP: 0.269, SLG: 0.360			2-2 G3-1		2-1 G6-4-3		3-3 K			3	0	0	0	0	1	3
17 Brandon Webb, R (1, 1) OBP: 0.167, SLG: 0.138			1-1 G1-3		4-1 BB			1-1 1B		1	0	0	0	1	0	0
Randy Choate, L (7, 1)										0	0	0	0	0	0	0
Elmer Dessens, R (8, 1) OBP: 0.267, SLG: 0.167										0	0	0	0	0	0	0
Chad Tracy, L (8, PH) OBP: 0.321, SLG: 0.394										1	0	1	0	0	0	0
Mike Koplove, R (9, 1)										0	0	0	0	0	0	0

Inning Stats	R: 0	H: 0	E: 0	K: 0	S: 11	H: 0	LOB: 0	BB: 0	P: 15	R: 0	H: 2	E: 0	K: 0	S: 7	H: 0	LOB: 1	BB: 0	P: 11	R: 0	H: 0	E: 0	K: 0	S: 7	R: 1	H: 3	E: 0	K: 0	S: 12	R: 0	H: 0	E: 0	K: 0	S: 5	R: 0	H: 0	E: 0	K: 1	S: 13	R: 0	H: 2	E: 0	K: 1	S: 10	R: 0	H: 0	E: 0	K: 1	S: 11	1B: 6	SF: 0	2B: 1	SAC: 0	3B: 0	DP: 3	HR: 0	HBP: 0	WP: 0	PA: 33
--------------	------	------	------	------	-------	------	--------	-------	-------	------	------	------	------	------	------	--------	-------	-------	------	------	------	------	------	------	------	------	------	-------	------	------	------	------	------	------	------	------	------	-------	------	------	------	------	-------	------	------	------	------	-------	-------	-------	-------	--------	-------	-------	-------	--------	-------	--------

PITCHER	IP	WLS	BF	H	R	ER	SO	BB	IBB	HBP	BLK	WP	HR	S	P	ERA	WHIP
Mark Hendrickson, L (1, 1) ERA: 4.07	6.0	W	22	5	1	1	0	1	0	0	0	0	0	49	81	1.50	1.000
Victor Zambrano, R (7, 1) ERA: 5.15	1.0	H	4	0	0	0	1	1	0	0	0	0	0	13	24	0.00	1.000
Trever Miller, L (8, 1) ERA: 2.28	0.1	H	3	2	0	0	1	0	0	0	0	0	0	8	13	0.00	6.000
Jesus Colome, R (8, 1) ERA: 0.82	1.2	S	4	0	0	0	1	0	0	0	0	0	0	13	20	0.00	0.000

**BOTTOM**

Tampa Bay Devil Rays @ Arizona Diamondbacks  
Bank One Ballpark, Phoenix, AZ

Sun Jun 20 2004, 4:35 PM EDT  
Att: 36,037 - Dome - 79 F

AB	31
R	1
H	7
RBI	0
BB	2
SO	3
LOB	12





Batter	1	2	3	4	5	6	7	8	9	AB R H RBI BB SO LOB	TOP									
Scott Hairston, R (1, 4) OBP: 0.352, SLG: 0.536	1-0 SH1-3 G6-3 2B		0-1 F8	0-1 F8			2-1 G4-3			4 1 1 0 0 0 2	<b>Arizona Diamondbacks @ San Diego Padres</b> PETCO Park, San Diego, CA Mon Jun 21 2004, 10:05 PM EDT Att. 29,253 - Unknown - 67 F									
Steve Finley, L (1, 8) OBP: 0.354, SLG: 0.526	0-0 SH1-3 2-3		0-2 BB 1B			0-0 BB G3-2-3 1B	1-2 F8			3 0 2 0 0 0 0										
Danny Bautista, R (1, 9) OBP: 0.358, SLG: 0.447	1-0 G6-3		0-0 F8			0-0 G3-2-3 BB 1B	1-1 G4-3			4 0 1 1 0 0 1										
Luis Gonzalez, L (1, 7) OBP: 0.385, SLG: 0.547	2-2 F7		4-1 BB			4-0 G3-2-3 BB	2-3 K			2 0 0 0 2 1 0										
Shea Hillenbrand, R (1, 3) OBP: 0.341, SLG: 0.459		1-2 G3	0-1 F7			1-0 G3-2-3	1-1 P3			4 0 0 0 0 0 5										
Chad Tracy, L (1, 5) OBP: 0.319, SLG: 0.391		1-2 F9		0-1 1B FC5-2 1B		2-1 G4-3	1-3 K			4 0 1 0 0 1 2										
Alex Cintron, S (1, 6) OBP: 0.299, SLG: 0.355		0-0 2B		1-0 F9		1-1 F9		0-2 G3		4 0 1 0 0 0 1										
Juan Brito, R (1, 2) OBP: 0.310, SLG: 0.370		4-2 BB		3-2 FC5-2 1B		3-1 G5-3		0-1 F8		2 0 1 0 1 0 0										
Tim Olson, R (9, PH) OBP: 0.308, SLG: 0.382				1-3 1B		0-3 K		1-3 K		1 0 0 0 0 0 0										
Casey Fossum, L (1, 1) Scott Service, R (7, 1) Brandon Villafuerte, R (8, 1) Greg Colbrunn, R (9, PH) OBP: 0.167, SLG: 0.118		1-3 K		1-2 FC5-2						3 0 0 0 0 2 4										
<b>Inning Stats</b>	R: 1 E: 0 K: 0 S: 6	H: 1 LOB: 0 BB: 0 P: 10	R: 0 E: 0 K: 1 S: 12	H: 1 LOB: 2 BB: 1 P: 19	R: 0 E: 0 K: 0 S: 9	H: 1 LOB: 2 BB: 1 P: 13	R: 0 E: 0 K: 0 S: 12	H: 2 LOB: 2 BB: 0 P: 17	R: 0 E: 0 K: 1 S: 7	H: 0 LOB: 0 BB: 0 P: 11	R: 0 E: 0 K: 0 S: 7	H: 0 LOB: 0 BB: 0 P: 11	R: 0 E: 0 K: 2 S: 8	H: 0 LOB: 0 BB: 0 P: 12	R: 0 E: 0 K: 1 S: 10	H: 0 LOB: 0 BB: 0 P: 11	1B: 5 2B: 2 3B: 0 HR: 0	SF: 0 SAC: 1 DP: 1 HBP: 0	WP: 0 PB: 0 SB: 0 CS: 0	PA: 36
<b>PITCHER</b>	IP WLS BF H R ER SO BB IBB HBP BLK WP HR S P ERA WHIP																			
Ismael Valdez, R (1, 1) ERA: 4.54	7.0 W 30 7 1 1 2 3 0 0 0 0 0 0 58 93 1.29 1.429																			
Akinori Otsuka, R (8, 1) ERA: 1.07	1.0 H 3 0 0 0 2 0 0 0 0 0 0 0 8 12 0.00 0.000																			
Trevor Hoffman, R (9, 1) ERA: 2.25	1.0 S 3 0 0 0 1 0 0 0 0 0 0 0 10 11 0.00 0.000																			

AB	32
R	1
H	7
RBI	1
BB	3
SO	5
LOB	15



Batter	1	2	3	4	5	6	7	8	9	AB	R	H	RBI	BB	SO	LOB
Sean Burroughs, L OBP: 0.353, SLG: 0.370 (1, 5)	2-2 G6-3 ①		1-1 HR HBP		3-2 1B 1B		4-0 WP 2B BB			2	2	1	0	1	0	0
Mark Loretta, R OBP: 0.372, SLG: 0.467 (1, 4)	3-2 G6-3 ②		0-0 F9		1-0 1B 24 G4-6-3		2-2 1-H 2B			4	0	2	1	0	0	1
24 Brian Giles, L OBP: 0.366, SLG: 0.451 (1, 9)	0-3 K		2-1 P4		0-1 G4-6-3 1-2f		4-0 IBB			3	0	0	0	1	1	3
Phil Nevin, R OBP: 0.361, SLG: 0.452 (1, 3)		1-0 1B G4-3 1B	2-0 1-H HR		1-3 K2-3		2-2 G5-3			4	1	2	2	0	1	2
Jay Payton, R OBP: 0.341, SLG: 0.386 (1, 8)		0-0 G4-3 1-2	3-2 K		0-1 F9			1-1 FC1-5 1B 1B		4	0	1	0	0	1	1
Ryan Klesko, L OBP: 0.365, SLG: 0.366 Terrence Long, L OBP: 0.321, SLG: 0.369 (1, 7) (7, 7)		2-2 3 BB 1B		1-1 F7		2-2 E S 1B		1-0 FC1-5 1B		3	0	2	0	0	0	0
Miguel Ojeda, R OBP: 0.256, SLG: 0.307 (1, 2)		1-2 F9		3-2 L5		2-2 SAFE G6-3		0-1 FC1-5 1-2 2-3f		4	0	0	0	0	0	5
3 Khalil Greene, R OBP: 0.346, SLG: 0.374 (1, 6)		4-1 1-2 BB		1-3 K		2-2 G5-3		0-0 F7		3	0	0	0	1	1	2
Ismael Valdez, R OBP: 0.154, SLG: 0.174 Kerry Robinson, L OBP: 0.320, SLG: 0.304 Akinori Otsuka, R (8, 1) Jeff Cirillo, R OBP: 0.257, SLG: 0.219 Trevor Hoffman, R (9, 1)		2-3 K		1-1 B5-3		3-3 K		1-3 K		2	0	0	0	0	1	3

Inning Stats	R: 0	H: 0	E: 0	K: 1	S: 12	H: 0	LOB: 0	BB: 0	P: 17	R: 0	H: 2	E: 0	K: 1	S: 12	H: 1	LOB: 3	BB: 1	P: 22	R: 2	H: 1	E: 0	K: 1	S: 10	H: 0	LOB: 0	BB: 0	P: 18	R: 0	H: 0	E: 0	K: 1	S: 8	H: 2	LOB: 1	BB: 0	P: 15	R: 0	H: 1	E: 0	K: 1	S: 12	H: 1	LOB: 1	BB: 0	P: 17	R: 1	H: 1	E: 0	K: 1	S: 14	H: 1	LOB: 2	BB: 2	P: 31	R: 0	H: 2	E: 0	K: 1	S: 9	H: 2	LOB: 2	BB: 0	P: 12
--------------	------	------	------	------	-------	------	--------	-------	-------	------	------	------	------	-------	------	--------	-------	-------	------	------	------	------	-------	------	--------	-------	-------	------	------	------	------	------	------	--------	-------	-------	------	------	------	------	-------	------	--------	-------	-------	------	------	------	------	-------	------	--------	-------	-------	------	------	------	------	------	------	--------	-------	-------

PITCHER	IP	WLS	BF	H	R	ER	SO	BB	IBB	HBP	BLK	WP	HR	S	P	ERA	WHIP
Casey Fossum, L ERA: 6.08 (1, 1)	6.0	L	25	6	2	2	5	1	0	1	0	0	1	64	102	3.00	1.167
Scott Service, R ERA: 4.63 (7, 1)	1.0		6	1	1	1	1	1	1	0	0	1	0	14	31	9.00	2.000
Brandon Villafuerte, R ERA: 2.16 (8, 1)	1.0		5	2	0	0	1	0	0	0	0	0	0	9	12	0.00	2.000

**BOTTOM**

**Arizona Diamondbacks @ San Diego Padres**  
**PETCO Park, San Diego, CA**  
 Mon Jun 21 2004, 10:05 PM EDT  
 Att: 29,253 - Unknown - 67 F

AB	32
R	3
H	9
RBI	3
BB	3
SO	7
LOB	19



1B:	7	SF:	0	WP:	1	PA:	36
2B:	1	SAC:	0	PB:	0		
3B:	0	DP:	1	SB:	1		
HR:	1	HBP:	1	CS:	0		

PITCHER	IP	WLS	BF	H	R	ER	SO	BB	IBB	HBP	BLK	WP	HR	S	P	ERA	WHIP
---------	----	-----	----	---	---	----	----	----	-----	-----	-----	----	----	---	---	-----	------





Batter	1	2	3	4	5	6	7	8	9	10	AB	R	H	RBI	BB	SO	LOB
Sean Burroughs, L OBP: 0.357, SLG: 0.370 (1, 5)	4-2 BB 24 1B		1-2 F8		1-1 G3			2-1 1B		4-0 E IBB	3	0	1	0	2	0	0
Mark Loretta, R OBP: 0.366, SLG: 0.459 (1, 4)	1-2 F9		1-1 P3			1-2 F8		0-0 P4		0-1 E4	5	0	0	0	0	0	2
24 Brian Giles, L OBP: 0.371, SLG: 0.453 (1, 9)	1-0 2B 1B		1-1 1B			2-0 F7			4-1 FC2-5 BB		3	1	2	0	1	0	0
Phil Nevin, R OBP: 0.362, SLG: 0.454 (1, 3)	1-0 2B		3-2 F8			3-2 E5			4-1 FC2-5 1B BB		3	0	1	1	1	0	1
Ryan Klesko, L OBP: 0.365, SLG: 0.360 Kerry Robinson, L OBP: 0.316, SLG: 0.300 (1, 7) (7, 7)	4-1 BB			1-2 G3		0-0 F9			0-0 FC2-5 1B		2	0	0	0	1	0	1
Jay Payton, R OBP: 0.336, SLG: 0.379 (1, 8)	2-3 K			0-0 G6-3			1-0 P5		2-2 F7		1	0	0	0	0	0	2
Miguel Ojeda, R OBP: 0.266, SLG: 0.304 (1, 2)		0-1 P2		1-3 K			0-0 G5-3		2-2 1B		4	0	1	0	0	1	0
3 Khalil Greene, R OBP: 0.345, SLG: 0.370 (1, 6)		0-0 F8			0-0 G6-3		1-1 P3			1-1 SH3-4 E HBP	3	1	0	0	0	0	0
Adam Eaton, R OBP: 0.295, SLG: 0.290 Akinori Otsuka, R OBP: 0.250, SLG: 0.212 Jeff Cirillo, R OBP: 0.250, SLG: 0.212 Scott Linebrink, R OBP: 0.196, SLG: 0.136 (1, 1) (8, 1) (8, PH) (9, 1) (10, 1) (10, PH)		0-3 K			1-0 F9			2-2 G4-3		0-1 SH3-4	2	0	0	0	0	1	0

Inning Stats	R: 1	H: 2	E: 0	K: 1	S: 11	R: 0	H: 0	E: 0	K: 1	S: 9	R: 0	H: 0	E: 0	K: 0	S: 4	R: 0	H: 0	E: 1	K: 0	S: 8	R: 0	H: 0	E: 0	K: 0	S: 4	R: 0	H: 1	E: 0	K: 0	S: 6	R: 0	H: 0	E: 0	K: 0	S: 9	R: 1	H: 0	E: 1	K: 0	S: 5	R: 0	H: 0	E: 0	K: 0	S: 6	R: 0	H: 1	E: 0	K: 0	S: 9	R: 1	H: 0	E: 1	K: 0	S: 5	1B: 4	SF: 0	2B: 1	SAC: 1	3B: 0	DP: 0	HR: 0	HBP: 1	WP: 0	PA: 38
--------------	------	------	------	------	-------	------	------	------	------	------	------	------	------	------	------	------	------	------	------	------	------	------	------	------	------	------	------	------	------	------	------	------	------	------	------	------	------	------	------	------	------	------	------	------	------	------	------	------	------	------	------	------	------	------	------	-------	-------	-------	--------	-------	-------	-------	--------	-------	--------

PITCHER	IP	WLS	BF	H	R	ER	SO	BB	IBB	HBP	BLK	WP	HR	S	P	ERA	WHIP
Steve Sparks, R ERA: 5.08 (1, 1)	7.0		26	3	1	1	3	2	0	0	0	0	0	57	88	1.29	0.714
Randy Choate, L ERA: 5.4 (8, 1)	0.2		2	1	0	0	0	0	0	0	0	0	0	5	9	0.00	1.500
Brandon Villafuerte, R ERA: 2.08 (8, 1)	0.1		3	0	0	0	0	2	0	0	0	0	0	3	11	0.00	6.000
Mike Koplove, R ERA: 4.76 (9, 1)	1.1	L	7	1	1	0	0	0	1	1	0	0	0	12	21	0.00	0.750

**BOTTOM**

**Arizona Diamondbacks @ San Diego Padres**  
**PETCO Park, San Diego, CA**  
 Tue Jun 22 2004, 10:05 PM EDT  
 Att. 30,933 - Cloudy - 68 F

livebaseballscorecards.com

AB	31
R	2
H	5
RBI	1
BB	5
SO	3
LOB	10











Batter	1	2	3	4	5	6	7	8	9	AB R H RBI BB SO LOB	TOP											
Roberto Alomar, S (1, 4) OBP: 0.283, SLG: 0.268	0-1 G5-3			1-0 G4-3		1-1 G4-3			2-3 K	4 0 0 0 0 1 0												
Steve Finley, L (1, 8) OBP: 0.356, SLG: 0.534	1-3 K			1-2 F7			0-0 G4-3		2-0 F9	4 0 0 0 0 1 0												
Danny Bautista, R (1, 9) OBP: 0.352, SLG: 0.436	2-3 K			0-0 G6-3			2-2 G4-3			3 0 0 0 0 1 0												
Luis Gonzalez, L (1, 7) OBP: 0.384, SLG: 0.543		0-2 G3-1			0-2 G6-3 3B		4-0 BB			2 1 1 0 1 0 0												
Shea Hillenbrand, R (1, 3) OBP: 0.338, SLG: 0.455		0-0 G4-3			0-0 G6-3		1-1 G4-3 SAFE			3 0 0 1 0 0 1												
Chad Tracy, L (1, 5) OBP: 0.317, SLG: 0.390		0-2 G3			1-0 P6			1-2 P5		3 0 0 0 0 0 0												
Greg Colbrunn, R (1, 10) OBP: 0.130, SLG: 0.091			1-2 P4		2-1 F7			3-2 F9		3 0 0 0 0 0 0												
Alex Cintron, S (1, 6) OBP: 0.285, SLG: 0.346			1-1 F8			2-3 K		0-1 L3		3 0 0 0 0 1 0												
Juan Brito, R (1, 2) OBP: 0.294, SLG: 0.344 Scott Hairston, R (9, PH) OBP: 0.333, SLG: 0.508			1-3 K			0-3 K			3-3 K	2 0 0 0 0 2 0 1 0 0 0 0 1 0												
<b>Inning Stats</b>	R: 0 E: 0 K: 2 S: 8	H: 0 LOB: 0 BB: 0 P: 11	R: 0 E: 0 K: 0 S: 7	H: 0 LOB: 0 BB: 0 P: 7	R: 0 E: 0 K: 1 S: 9	H: 0 LOB: 0 BB: 0 P: 12	R: 0 E: 0 K: 0 S: 5	H: 0 LOB: 0 BB: 0 P: 7	R: 1 E: 0 K: 0 S: 8	H: 1 LOB: 0 BB: 0 P: 11	R: 0 E: 0 K: 2 S: 9	H: 0 LOB: 0 BB: 0 P: 12	R: 0 E: 0 K: 0 S: 6	H: 0 LOB: 1 BB: 1 P: 13	R: 0 E: 0 K: 0 S: 9	H: 0 LOB: 0 BB: 0 P: 13	R: 0 E: 0 K: 2 S: 8	H: 0 LOB: 0 BB: 0 P: 15	1B: 0 2B: 0 3B: 1 HR: 0	SF: 0 SAC: 0 DP: 0 HBP: 0	WP: 0 PB: 0 SB: 0 CS: 0	PA: 29
<b>PITCHER</b>	IP WLS BF H R ER SO BB IBB HBP BLK WP HR S P ERA WHIP																					
Jason Johnson, R (1, 1) ERA: 4.68	8.0 W 26 1 1 1 5 1 0 0 0 0 0 0 61 86 1.12 0.250																					
Ugueth Urbina, R (9, 1) ERA: 4.67	1.0 S 3 0 0 0 2 0 0 0 0 0 0 0 8 15 0.00 0.000																					

**Arizona Diamondbacks @ Detroit Tigers**  
 Comerica Park, Detroit, MI  
 Fri Jun 25 2004, 7:05 PM EDT  
 Att. 32,573 - Cloudy - 66 F

livebaseballscorecards.com

AB	28
R	1
H	1
RBI	1
BB	1
SO	7
LOB	1







Batter	1	2	3	4	5	6	7	8	9	AB R H RBI BB SO LOB	TOP
<b>Scott Hairston, R</b> (1, 4) <small>OBP: 0.343, SLG: 0.520</small>	1-0 		1-0 		2-2 	0-0 <b>FC4-9-6</b> 		1-3 		5 2 3 0 0 1 1	
<b>Steve Finley, L</b> (1, 8) <small>OBP: 0.363, SLG: 0.539</small>	1-0 		0-1 		4-2 1 SAFE 1 SAFE 1 SAFE 1-2 	2-2 		4-1 		3 1 2 1 2 0 1	
<b>Danny Bautista, R</b> (1, 9) <small>OBP: 0.353, SLG: 0.439</small>	1-0 		0-0 		2-1 	1-3 		1-2 		5 1 2 1 0 1 4	
<b>Luis Gonzalez, L</b> (1, 7) <small>OBP: 0.384, SLG: 0.537</small>	1-3 		4-0 		4-0 		1-2 		2-2 		3 1 0 0 2 1 3
<b>Shea Hillenbrand, R</b> (1, 3) <small>OBP: 0.332, SLG: 0.445</small>		0-1 	0-3 		0-0 		1-3 		1-2 		5 0 0 0 0 2 8
<b>Chad Tracy, L</b> (1, 5) <small>OBP: 0.323, SLG: 0.402</small>		2-3 		1-0 	2-1 		4-1 		2-2 		4 1 2 2 1 1 2
<b>Roberto Alomar, S</b> (1, 10) <small>OBP: 0.280, SLG: 0.289</small>		2-1 		1-3 	1-2 		0-0 				4 0 1 2 0 1 2
<b>Alex Cintron, S</b> (1, 6) <small>OBP: 0.291, SLG: 0.341</small>			1-0 	0-0 	0-2 		1-1 				4 0 0 0 0 0 2
<b>Robby Hammock, R</b> (1, 2) <small>OBP: 0.279, SLG: 0.385</small>			0-3 	2-1 		4-1 		3-3 			3 0 0 0 1 2 1
<b>Inning Stats</b>	R: 0 E: 1 K: 1 S: 7 H: 1 LOB: 1 BB: 0 P: 11	R: 0 E: 0 K: 1 S: 7 H: 0 LOB: 0 BB: 0 P: 11	R: 1 E: 0 K: 2 S: 11 H: 3 LOB: 3 BB: 1 P: 17	R: 0 E: 0 K: 1 S: 7 H: 1 LOB: 1 BB: 0 P: 11	R: 4 E: 1 K: 0 S: 22 H: 3 LOB: 1 BB: 2 P: 37	R: 1 E: 0 K: 1 S: 9 H: 1 LOB: 0 BB: 1 P: 16	R: 0 E: 0 K: 1 S: 9 H: 0 LOB: 1 BB: 1 P: 15	R: 0 E: 0 K: 2 S: 13 H: 0 LOB: 0 BB: 0 P: 18	R: 0 E: 0 K: 0 S: 14 H: 1 LOB: 2 BB: 1 P: 24	1B: 5 2B: 4 3B: 1 HR: 0 SF: 0 SAC: 0 DP: 0 HBP: 0	WP: 0 PB: 0 SB: 1 CS: 1 PA: 42
<b>PITCHER</b> <b>38 Jeremy Bolderman, R</b> (1, 1) <small>ERA: 5.9</small> <b>Esteban Yan, R</b> (8, 1) <small>ERA: 4.64</small> <b>Ugueth Urbina, R</b> (9, 1) <small>ERA: 4.5</small>	IP WLS BF H R ER SO BB IBB HBP BLK WP HR S P ERA WHIP	IP WLS BF H R ER SO BB IBB HBP BLK WP HR S P ERA WHIP	IP WLS BF H R ER SO BB IBB HBP BLK WP HR S P ERA WHIP	IP WLS BF H R ER SO BB IBB HBP BLK WP HR S P ERA WHIP	IP WLS BF H R ER SO BB IBB HBP BLK WP HR S P ERA WHIP	IP WLS BF H R ER SO BB IBB HBP BLK WP HR S P ERA WHIP	IP WLS BF H R ER SO BB IBB HBP BLK WP HR S P ERA WHIP	IP WLS BF H R ER SO BB IBB HBP BLK WP HR S P ERA WHIP	IP WLS BF H R ER SO BB IBB HBP BLK WP HR S P ERA WHIP	IP WLS BF H R ER SO BB IBB HBP BLK WP HR S P ERA WHIP	IP WLS BF H R ER SO BB IBB HBP BLK WP HR S P ERA WHIP

**Arizona Diamondbacks @ Detroit Tigers**  
 Comerica Park, Detroit, MI  
 Sat Jun 26 2004, 7:05 PM EDT  
 Att. 33,579 - Cloudy - 72 F

AB	36
R	6
H	10
RBI	6
BB	6
SO	9
LOB	24



Batter	1	2	3	4	5	6	7	8	9	AB	R	H	RBI	BB	SO	LOB
Alex Sanchez, L (1, 8) OBP: 0.335, SLG: 0.384 Bobby Higginson, L (5, PR) OBP: 0.380, SLG: 0.379 (6, 9)	0-1 F9 ①		0-0 E5 ① 9 G6-3 1B		0-0 1-2 9 2B 1B		0-0 F9 ①			3	1	2	0	0	0	0
9 Carlos Guillen, S (1, 6) OBP: 0.371, SLG: 0.543	3-1 HR		0-0 G6-3 ① 3-H		3-2 G6-3 2B ① 1-H 2-H		1-2 F8 ②			4	2	2	4	0	0	0
Ivan Rodriguez, R (1, 2) OBP: 0.410, SLG: 0.550	0-1 1B		0-1 G5-3 ②		0-2 G6-3 ② 2-3		4-2 HBP			3	0	1	0	0	0	2
Dmitri Young, S (1, 3) OBP: 0.349, SLG: 0.380	2-2 F9 ② SAFE		0-0 G6-3 ③		2-2 2B ③ 3-H		0-1 G4-3 ③ SAFE			4	0	1	1	0	0	2
Rondell White, R (1, 7) OBP: 0.356, SLG: 0.466	3-1 P4 ③			2-2 P5 ①	2-3 K ③			0-0 F9 ①		4	0	0	0	0	1	3
Craig Monroe, R (1, 9) OBP: 0.312, SLG: 0.359 (6, 8)		2-2 F9 ①		1-3 K ②		1-2 G4-3 ①		0-3 K ②		4	0	0	0	0	2	0
33 Marcus Thames, R (1, 10) OBP: 0.063, SLG: 0.125 Carlos Pena, L (8, PH) OBP: 0.309, SLG: 0.436		2-2 P2 ②		3-3 K ③		3-3 K ②		1-3 K ③		3	0	0	0	0	2	0
Eric Munson, L (1, 5) OBP: 0.303, SLG: 0.455		0-1 E4 ② 20 S		1-3 K ① SAFE	1-3 K ① SAFE	0-2 G4-3 ③		1-1 HR		4	1	1	1	0	1	0
20 Omar Infante, R (1, 4) OBP: 0.339, SLG: 0.480		1-3 K ③ SAFE		3-3 K ③ SAFE	3-3 K ③ SAFE		2-1 HR			3	2	1	1	0	2	1

Inning Stats	R: 1	H: 2	E: 0	K: 0	S: 13	H: 2	LOB: 1	BB: 0	P: 21	R: 0	H: 0	E: 1	K: 1	S: 14	H: 0	LOB: 1	BB: 0	P: 19	R: 1	H: 1	E: 1	K: 0	S: 5	H: 1	LOB: 0	BB: 0	P: 5	R: 0	H: 0	E: 0	K: 2	S: 14	H: 0	LOB: 0	BB: 0	P: 20	R: 3	H: 3	E: 0	K: 3	S: 22	H: 3	LOB: 2	BB: 0	P: 33	R: 0	H: 0	E: 0	K: 1	S: 11	H: 0	LOB: 0	BB: 0	P: 15	R: 1	H: 1	E: 0	K: 0	S: 11	H: 1	LOB: 1	BB: 0	P: 18	R: 0	H: 0	E: 0	K: 2	S: 7	H: 0	LOB: 0	BB: 0	P: 8	R: 1	H: 1	E: 0	K: 0	S: 2	H: 1	LOB: 0	BB: 0	P: 3	1B: 3	SF: 0	2B: 2	SAC: 0	3B: 0	DP: 0	HR: 3	HBP: 1	WP: 0	PA: 35
--------------	------	------	------	------	-------	------	--------	-------	-------	------	------	------	------	-------	------	--------	-------	-------	------	------	------	------	------	------	--------	-------	------	------	------	------	------	-------	------	--------	-------	-------	------	------	------	------	-------	------	--------	-------	-------	------	------	------	------	-------	------	--------	-------	-------	------	------	------	------	-------	------	--------	-------	-------	------	------	------	------	------	------	--------	-------	------	------	------	------	------	------	------	--------	-------	------	-------	-------	-------	--------	-------	-------	-------	--------	-------	--------

PITCHER	IP	WLS	BF	H	R	ER	SO	BB	IBB	HBP	BLK	WP	HR	S	P	ERA	WHIP
Casey Fossum, L (1, 1) ERA: 5.84	4.2		22	6	5	2	5	0	0	0	0	0	1	63	91	3.86	1.286
Scott Service, R (5, 1) ERA: 4.61	2.0		8	1	1	1	2	0	0	1	0	0	1	25	38	4.50	0.500
Brandon Villafuerte, R (7, 1) ERA: 2.7	1.1	L	5	1	1	1	2	0	0	0	0	0	1	11	13	6.75	0.750

BOTTOM

Arizona Diamondbacks @ Detroit Tigers  
Comerica Park, Detroit, MI  
Sat Jun 26 2004, 7:05 PM EDT  
Att: 33,579 - Cloudy - 72 F

livebaseballscores.com

AB	34
R	7
H	8
RBI	7
BB	0
SO	9
LOB	8





Batter	1	2	3	4	5	6	7	8	9	AB R H RBI BB SO LOB	TOP
<b>Scott Hairston, R</b> (1, 4) <small>OBP: 0.340, SLG: 0.511</small>	1-1 		0-1 		0-0 		2-0 			4 1 1 0 0 0 0	
<b>Steve Finley, L</b> (1, 8) <small>OBP: 0.362, SLG: 0.537</small>	0-1 		2-1 		3-3 		1-3 			3 0 1 0 0 2 0	
<b>Danny Bautista, R</b> (1, 9) <small>OBP: 0.355, SLG: 0.451</small>	1-2 		1-1 			0-1 	1-1 			4 2 2 3 0 0 1	
<b>Luis Gonzalez, L</b> (1, 7) <small>OBP: 0.386, SLG: 0.539</small>	4-0 		1-2 			2-0 		3-3 		3 1 1 0 1 1 0	
<b>Shea Hillenbrand, R</b> (1, 3) <small>OBP: 0.331, SLG: 0.442</small>	2-1 		0-0 			0-0 		0-3 		4 0 1 1 0 1 2	
<b>Greg Colbrunn, R</b> (1, 10) <small>OBP: 0.148, SLG: 0.115</small>		1-1 		0-1 		0-1 		1-2 		4 0 1 1 0 0 0	
<b>Tim Olson, R</b> (1, 6) <small>OBP: 0.298, SLG: 0.357</small>		2-2 		1-1 		0-0 			1-2 	4 0 1 0 0 0 0	<b>AB</b> 34 <b>R</b> 5 <b>H</b> 9 <b>RBI</b> 5 <b>BB</b> 1 <b>SO</b> 4 <b>LOB</b> 8
<b>Juan Brito, R</b> (1, 2) <small>OBP: 0.263, SLG: 0.306</small>		1-1 		3-2 		1-2 			0-1 	4 0 0 0 0 0 3	
<b>Andy Green, R</b> (1, 5) <small>OBP: 0.286, SLG: 0.714</small>			1-1 		0-1 	1-1 			0-1 	4 1 1 0 0 0 2	
<b>Inning Stats</b>	R: 0 H: 1 E: 0 LOB: 2 K: 0 BB: 1 S: 9 P: 17	R: 0 H: 0 E: 0 LOB: 0 K: 0 BB: 0 S: 7 P: 11	R: 3 H: 3 E: 0 LOB: 0 K: 0 BB: 0 S: 14 P: 19	R: 0 H: 0 E: 0 LOB: 0 K: 0 BB: 0 S: 8 P: 12	R: 0 H: 0 E: 0 LOB: 0 K: 1 BB: 0 S: 6 P: 9	R: 2 H: 5 E: 0 LOB: 2 K: 0 BB: 0 S: 12 P: 16	R: 0 H: 0 E: 0 LOB: 0 K: 1 BB: 0 S: 6 P: 10	R: 0 H: 0 E: 0 LOB: 0 K: 2 BB: 0 S: 10 P: 14	R: 0 H: 0 E: 0 LOB: 0 K: 0 BB: 0 S: 7 P: 8	1B: 7 SF: 0 2B: 1 SAC: 1 3B: 0 DP: 1 HR: 1 HBP: 0	WP: 0 PA: 36 PB: 0 SB: 0 CS: 0
<b>PITCHER</b> <b>Mike Maroth, L</b> (1, 1) <small>ERA: 4.47</small> <b>Danny Patterson, R</b> (6, 1) <small>ERA: 3.98</small> <b>Jamie Walker, L</b> (7, 1) <small>ERA: 2.05</small>	IP WLS BF H R ER SO BB IBB HBP BLK WP HR S P ERA WHIP 5.0 0 25 9 5 5 1 1 0 0 0 0 1 51 77 9.00 2.000 1.1 0 3 0 0 0 0 0 0 0 0 0 0 6 10 0.00 0.000 2.2 W 8 0 0 0 3 0 0 0 0 0 0 0 22 29 0.00 0.000	<b>PITCHER</b> IP WLS BF H R ER SO BB IBB HBP BLK WP HR S P ERA WHIP									

**Arizona Diamondbacks @ Detroit Tigers**  
 Comerica Park, Detroit, MI  
 Sun Jun 27 2004, 1:35 PM EDT  
 Att. 32,751 - Cloudy - 72 F

[livebaseballscorecards.com](http://livebaseballscorecards.com)

Batter	1	2	3	4	5	6	7	8	9	AB R H RBI BB SO LOB
<b>20 Omar Infante, R</b> OBP: 0.346, SLG: 0.490 (1, 4)	3-2 1B	2-1 1B			0-1 P5		1-3 K		1-2 F9 HR 2B	5 1 3 1 0 1 0
<b>Bobby Higginson, L</b> OBP: 0.376, SLG: 0.380 (1, 9)	2-2 F8	0-3 K			2-2 G3		1-0 9 2B		2-2 F9 2-3	5 1 1 0 0 1 4
<b>9 Carlos Guillen, S</b> OBP: 0.375, SLG: 0.550 (1, 6)	2-2 2B				3-3 K		1-0 2B		4-0 IBB HR IBB	4 1 2 1 1 1 0
<b>Dmitri Young, S</b> OBP: 0.364, SLG: 0.400 (1, 10)	0-1 G4-3				2-2 F8 2B		1-2 HR 1B		4-0 1-2 HR IBB	4 2 2 0 1 1 2
<b>Rondell White, R</b> OBP: 0.357, SLG: 0.475 (1, 7)		0-1 P5	0-0 F8		0-2 HR		4-0 IBB		0-3 K	4 1 1 2 1 1 4
<b>Carlos Pena, L</b> OBP: 0.311, SLG: 0.448 (1, 3)		1-0 1B 1B	1-0 G4-3		1-3 K		0-0 G3-1		2-2 HR	5 2 2 4 0 1 3
<b>Craig Monroe, R</b> OBP: 0.315, SLG: 0.364 (1, 8)		0-3 K		0-1 P6		0-1 2B		4-1 CS BB		3 0 1 0 1 1 1
<b>Eric Munson, L</b> OBP: 0.307, SLG: 0.456 (1, 5)		2-1 1B 20 1B		1-0 G5-4-3 1B		2-3 K		0-3 K		4 1 2 0 0 2 2
<b>Mike DiFelice, R</b> OBP: 0.250, SLG: 0.250 (1, 2)		0-0 20 1B		3-1 G5-4-3		1-1 G6-3		3-1 F9		4 0 1 1 0 0 3

Inning Stats	R: 0 E: 0 K: 0 S: 13	H: 2 LOB: 1 BB: 0 P: 19	R: 2 E: 0 K: 2 S: 14	H: 4 LOB: 2 BB: 0 P: 19	R: 0 E: 0 K: 0 S: 9	H: 1 LOB: 1 BB: 0 P: 13	R: 0 E: 0 K: 0 S: 5	H: 1 LOB: 0 BB: 0 P: 9	R: 0 E: 0 K: 1 S: 11	H: 0 LOB: 0 BB: 0 P: 16	R: 2 E: 0 K: 2 S: 18	H: 3 LOB: 1 BB: 0 P: 23	R: 1 E: 0 K: 2 S: 9	H: 2 LOB: 2 BB: 1 P: 17	R: 0 E: 0 K: 1 S: 7	H: 0 LOB: 0 BB: 1 P: 14	R: 4 E: 0 K: 1 S: 14	H: 2 LOB: 0 BB: 2 P: 27	1B: 7 2B: 6 3B: 0 HR: 2	SF: 0 SAC: 0 DP: 1 HBP: 0
--------------	-------------------------------	----------------------------------	-------------------------------	----------------------------------	------------------------------	----------------------------------	------------------------------	---------------------------------	-------------------------------	----------------------------------	-------------------------------	----------------------------------	------------------------------	----------------------------------	------------------------------	----------------------------------	-------------------------------	----------------------------------	----------------------------------	------------------------------------

PITCHER	IP	WLS	BF	H	R	ER	SO	BB	IBB	HBP	BLK	WP	HR	S	P	ERA	WHIP
<b>Steve Sparks, R</b> ERA: 5.18 (1, 1)	5.1		25	11	4	4	4	0	0	0	0	0	1	65	91	6.75	2.062
<b>Elmer Dessens, R</b> ERA: 5.65 (6, 1)	1.1	B	7	2	1	1	3	0	1	0	0	0	0	13	24	6.75	1.500
<b>Randy Choate, L</b> ERA: 5.26 (7, 1)	0.2		3	0	0	0	1	1	0	0	0	0	0	6	10	0.00	1.500
<b>Brandon Villafuerte, R</b> ERA: 3.38 (8, 1)	0.2	L	2	1	1	1	0	0	0	0	0	0	0	5	9	13.50	1.500
<b>Mike Koplove, R</b> ERA: 5.36 (9, 1)	0.2		5	1	3	3	1	0	2	0	0	0	1	11	23	40.50	1.500

**Arizona Diamondbacks @ Detroit Tigers**  
Comerica Park, Detroit, MI  
Sun Jun 27 2004, 1:35 PM EDT  
Att: 32,751 - Cloudy - 72 F

<b>AB</b>	<b>38</b>
<b>R</b>	<b>9</b>
<b>H</b>	<b>15</b>
<b>RBI</b>	<b>9</b>
<b>BB</b>	<b>4</b>
<b>SO</b>	<b>9</b>
<b>LOB</b>	<b>19</b>



WP	HR	S	P	ERA	WHIP
0	0	0	0	0	0



Batter	1	2	3	4	5	6	7	8	9	AB R H RBI BB SO LOB	TOP								
Jeff Cirillo, R OBP: 0.294, SLG: 0.304 (1, 5) X	0-0 G5-3	2-2 G4-3		1-3 K	3-3 K		3-3 K		2-2 24 1B 1B	6 1 1 0 0 3 4									
Mark Loretta, R OBP: 0.372, SLG: 0.465 (1, 4) C B X	1-1 2B	1-1 2B		3-2 G5-3		1-2 FC6-4 BB 1B	4-2 FC5 24 1B BB		1-2 G4-3 24 1B 1B	5 2 4 2 1 0 0									
24 Brian Giles, L OBP: 0.374, SLG: 0.456 (1, 9) C C X	0-2 L6	4-0 2B		0-0 HR		2-1 F8	1-1 1B		1-1 G4-3 1B	5 2 3 3 1 0 2									
Phil Nevin, R OBP: 0.374, SLG: 0.470 Rod Beck, R (9, 1) C B X	1-2 2B	0-0 2B		2-1 BB 1B		4-0 FC6-4 BB	2-2 FC5		3-2 G4-3 1B	5 1 3 2 1 0 4									
Ryan Klesko, L Blaine Neal, L Jay Witasick, R Kerry Robinson, L Akinori Otsuka, R Brian Buchanan, R (9, 3) C B B X	4-1 BB	3-2 2B		4-1 BB		2-2 FC6-4 1-2f 2-3		4-2 1B BB	0-3 K	2 0 1 2 2 0 2									
Jay Payton, R OBP: 0.325, SLG: 0.361 (1, 8) C B D X	2-2 P6		1-1 F8	0-0 F9		1 SAFE G1-3		1 SAFE F8		5 0 0 0 0 0 7									
Humberto Quintero, R OBP: 0.563, SLG: 0.867 (1, 2) C C X		1-2 G4-3 2B	0-0 G6-3		4-1 SH1-3 BB		0-0 HR	0-1 3 G5-4-3 1B		4 2 3 1 1 0 0									
3 Khalil Greene, R OBP: 0.333, SLG: 0.363 (1, 6) X		0-0 P3	2-0 1B		2-3 K		0-0 24 1B 1B	3-2 G5-4-3		5 1 2 0 0 1 4									
David Wells, L Terrence Long, L OBP: 0.307, SLG: 0.371 (6, 7) C X		0-1 E6 G4-3 2B	0-3 K		0-0 SH1-3		3-2 G5-3		1-1 F8	2 1 0 0 0 1 2									
										2 0 0 0 0 0 1									
<b>Inning Stats</b>	R: 1 E: 0 K: 0 S: 13	H: 2 LOB: 2 BB: 1 P: 21	R: 5 E: 1 K: 0 S: 18	H: 4 LOB: 1 BB: 1 P: 29	R: 0 E: 0 K: 1 S: 7	H: 1 LOB: 1 BB: 0 P: 10	R: 1 E: 0 K: 1 S: 14	H: 2 LOB: 2 BB: 1 P: 24	R: 0 E: 0 K: 2 S: 8	H: 0 LOB: 1 BB: 1 P: 17	R: 2 E: 0 K: 1 S: 19	H: 3 LOB: 2 BB: 1 P: 32	R: 0 E: 0 K: 0 S: 10	H: 1 LOB: 1 BB: 1 P: 20	R: 1 E: 0 K: 1 S: 18	H: 3 LOB: 2 BB: 0 P: 26	1B: 9 2B: 6 3B: 0 HR: 2	SF: 0 SAC: 1 DP: 1 HBP: 0	WP: 0 PA: 50
<b>PITCHER</b>	IP WLS BF H R ER SO BB IBB HBP BLK WP HR S P ERA WHIP																		
Shane Reynolds, R ERA: 4.5 (1, 1)	2.0 L 14 6 6 1 0 2 0 0 0 0 0 0 31 50 4.50 4.000																		
Andrew Good, R ERA: 4.15 (3, 1)	3.0 14 3 1 1 4 2 0 0 0 0 0 1 29 51 3.00 1.667																		
Stephen Randolph, L ERA: 3.9 (6, 1)	1.0 5 1 0 0 0 1 0 0 0 0 0 0 12 22 0.00 2.000																		
Scott Service, R ERA: 5.52 (7, 1)	1.0 7 3 2 2 1 1 0 0 0 0 0 1 19 32 18.00 4.000																		
Brandon Villafuerte, R ERA: 3.09 (8, 1)	1.0 4 1 0 0 0 1 0 0 0 0 0 0 10 20 0.00 2.000																		
<b>PITCHER</b>	IP WLS BF H R ER SO BB IBB HBP BLK WP HR S P ERA WHIP																		
Randy Choate, L ERA: 5.4 (9, 1)	1.0 6 3 1 1 1 0 0 0 0 0 0 0 18 26 9.00 3.000																		

**San Diego Padres @ Arizona Diamondbacks**  
 Bank One Ballpark, Phoenix, AZ  
 Mon Jun 28 2004, 9:35 PM EDT  
 Att. 29,411 - Cloudy - 80 F

AB	42
R	10
H	17
RBI	10
BB	7
SO	6
LOB	28



WP: 0	PA: 50
PB: 0	
SB: 1	
CS: 0	

Batter	1	2	3	4	5	6	7	8	9	AB	R	H	RBI	BB	SO	LOB
Scott Hairston, R OBP: 0.336, SLG: 0.500 (1, 4)	1-1 L5	2-0 F8			1-0 G6-3	2-2 BB 1B		0-0 G4-6-3		5	0	1	0	0	0	2
Steve Finley, L OBP: 0.369, SLG: 0.553 (1, 8)	1-0 HR		3-3 K		1-0 1B	4-2 BB		0-1 1B		4	2	3	1	1	1	0
Danny Bautista, R OBP: 0.359, SLG: 0.453 (1, 9)	0-1 1B		1-3 K		0-0 1B	3-3 BB		2-2 1B		5	0	3	1	0	2	3
Luis Gonzalez, L OBP: 0.383, SLG: 0.533 (1, 7)	1-3 K		1-1 F7		2-1 1B		3-1 F7	1-0 P5		5	0	1	0	0	1	3
Shea Hillenbrand, R OBP: 0.332, SLG: 0.445 (1, 3)	1-2 BB 1B			0-0 G6-3	1-2 G5-3		1-0 2B	1-0 G4-3		5	1	2	0	0	0	2
Tim Olson, R OBP: 0.327, SLG: 0.457 (1, 6)	4-2 FC4-6 BB		1-0 F7		2-2 HR	3-2 2B		2-3 K		4	1	2	2	1	1	0
Andy Green, R OBP: 0.182, SLG: 0.455 Brandon Villafuerte, R (8, 1) Randy Choate, L (9, 1) Robby Hammock, R OBP: 0.277, SLG: 0.382 (9, PH)	0-1 FC4-6		1-3 K		1-0 L5	1-1 F7		1-1 F8		4	0	0	0	0	1	4
Juan Brito, R OBP: 0.262, SLG: 0.325 (1, 2)		2-3 K			0-1 G6-3 BLK 2B	2-2 BB 1B		1-3 K		4	1	1	0	0	2	1
Shane Reynolds, R Roberto Alomar, S OBP: 0.275, SLG: 0.283 Andrew Good, R (3, 1) Alex Cintron, S OBP: 0.290, SLG: 0.339 Stephen Randolph, L OBP: 1.000, SLG: 2.000 Greg Colburn, R OBP: 0.143, SLG: 0.111 Scott Service, R (7, 1) Chad Tracy, L OBP: 0.326, SLG: 0.402 (8, 5)		2-3 K			0-0 P4	2-3 K		4-2 G4-6-3 BB		0	0	0	0	0	0	0

Inning Stats	R: 1	H: 3	E: 0	LOB: 3	K: 1	BB: 1	S: 18	R: 0	H: 0	E: 0	LOB: 0	K: 2	BB: 0	S: 8	R: 0	H: 0	E: 0	LOB: 0	K: 1	BB: 0	S: 5	R: 0	H: 0	E: 0	LOB: 0	K: 2	BB: 0	S: 11	R: 2	H: 4	E: 0	LOB: 2	K: 0	BB: 0	S: 11	R: 1	H: 2	E: 0	LOB: 3	K: 2	BB: 1	S: 20	R: 1	H: 2	E: 0	LOB: 1	K: 1	BB: 0	S: 11	R: 0	H: 2	E: 0	LOB: 2	K: 0	BB: 1	S: 9	R: 0	H: 0	E: 0	LOB: 0	K: 1	BB: 0	S: 7	1B: 7	SF: 0	2B: 4	SAC: 0	3B: 0	DP: 1	HR: 2	HBP: 0	WP: 0	PA: 43
--------------	------	------	------	--------	------	-------	-------	------	------	------	--------	------	-------	------	------	------	------	--------	------	-------	------	------	------	------	--------	------	-------	-------	------	------	------	--------	------	-------	-------	------	------	------	--------	------	-------	-------	------	------	------	--------	------	-------	-------	------	------	------	--------	------	-------	------	------	------	------	--------	------	-------	------	-------	-------	-------	--------	-------	-------	-------	--------	-------	--------

PITCHER	IP	WLS	BF	H	R	ER	SO	BB	IBB	HBP	BLK	WP	HR	S	P	ERA	WHIP
David Wells, L ERA: 3.25 (1, 1)	5.1	W	26	8	4	4	6	1	0	0	1	0	0	59	90	6.75	1.688
Blaine Neal, R ERA: 2.57 (6, 1)	1.0	H	7	3	1	1	2	1	0	0	0	0	0	18	36	9.00	4.000
Jay Witasick, R ERA: 2.27 (7, 1)	0.2		2	0	0	0	1	0	0	0	0	0	0	5	7	0.00	0.000
Akinori Otsuka, R ERA: 1.43 (8, 1)	1.0		5	2	0	0	0	1	0	0	0	0	0	9	16	0.00	3.000
Rod Beck, R ERA: 7.59 (9, 1)	1.0		3	0	0	0	1	0	0	0	0	0	0	7	11	0.00	0.000

**BOTTOM**

**San Diego Padres @ Arizona Diamondbacks**  
Bank One Ballpark, Phoenix, AZ  
Mon Jun 28 2004, 9:35 PM EDT  
Att: 29,411 - Cloudy - 80 F

AB	40
R	5
H	13
RBI	4
BB	3
SO	10
LOB	17





Batter	1	2	3	4	5	6	7	8	9	AB R H RBI BB SO LOB	TOP	
Jeff Cirillo, R (1, 5) OBP: 0.273, SLG: 0.286	1-1 F8		0-0 SF8			2-3 K		3-3 K		3 0 0 1 0 2 1	<b>San Diego Padres @ Arizona Diamondbacks</b> Bank One Ballpark, Phoenix, AZ Tue Jun 29 2004, 9:35 PM EDT Att. 34,633 - Sunny - 79 F	
Mark Loretta, R (1, 4) OBP: 0.371, SLG: 0.462	0-1 G5-3		1-1 E6 24 FC4-6			0-0 G4-3			1-2 G3-6-3 1B	4 0 1 0 0 0 0		
24 Brian Giles, L (1, 9) OBP: 0.369, SLG: 0.449	0-1 G4-3		0-1 FC4-6 1-2f			0-1 G3			3-0 G3-6-3 1-2f	4 0 0 0 0 0 2		
Phil Nevin, R (1, 3) OBP: 0.372, SLG: 0.467		0-1 F9			1-3 K		2-2 G1-3		2-1 FC5-4 1B	4 0 1 0 0 1 0		
Jay Payton, R (1, 8) OBP: 0.320, SLG: 0.355		2-1 P3			2-3 K		3-0 G5-3		1-0 FC5-4 1-2f	4 0 0 0 0 1 1		
Ryan Klesko, L (1, 7) Scott Linebrink, R (7, 1) Akinori Otsuka, R (8, 1) Trevor Hoffman, R (9, 1)		2-3 K			3-1 G4-3		1-3 K			3 0 0 0 0 2 0		
Humberto Quintero, R (1, 2) OBP: 0.526, SLG: 0.778			1-0 SF8 3 2B 1B			1-2 G6-3		1-2 G4-3		3 1 1 0 0 0 0		
3 Khalil Greene, R (1, 6) OBP: 0.337, SLG: 0.382			0-1 SF8 E 1-3 2B			0-0 G5-3		1-0 HR		3 2 2 1 0 0 0		
Brian Sweeney, R (1, 1) Jay Witasick, R (6, 1) Terrence Long, L (7, 7) OBP: 0.311, SLG: 0.383			0-3 K			0-3 K		1-0 CS 2B		2 0 0 0 0 2 2 0 0 0 0 0 0 0 1 0 1 0 0 0 0		
<b>Inning Stats</b>	R: 0 H: 0 E: 0 LOB: 0 K: 0 BB: 0 S: 6 P: 7	R: 0 H: 0 E: 0 LOB: 0 K: 1 BB: 0 S: 7 P: 11	R: 2 H: 2 E: 1 LOB: 1 K: 1 BB: 0 S: 11 P: 13	R: 0 H: 0 E: 0 LOB: 0 K: 2 BB: 0 S: 9 P: 15	R: 0 H: 0 E: 0 LOB: 0 K: 1 BB: 0 S: 10 P: 11	R: 0 H: 0 E: 0 LOB: 0 K: 1 BB: 0 S: 6 P: 8	R: 0 H: 0 E: 0 LOB: 0 K: 1 BB: 0 S: 7 P: 13	R: 1 H: 2 E: 0 LOB: 1 K: 1 BB: 0 S: 9 P: 15	R: 0 H: 2 E: 0 LOB: 1 K: 0 BB: 0 S: 7 P: 14	1B: 3 SF: 1 2B: 3 SAC: 0 3B: 0 DP: 2 HR: 1 HBP: 0		WP: 0 PA: 32 PB: 0 SB: 0 CS: 1
<b>PITCHER</b> Randy Johnson, L (1, 1) ERA: 3.04 Mike Koplove, R (9, 1) ERA: 5.23	IP WLS BF H R ER SO BB IBB HBP BLK WP HR S P ERA WHIP											<b>PITCHER</b> IP WLS BF H R ER SO BB IBB HBP BLK WP HR S P ERA WHIP

AB	31
R	3
H	6
RBI	2
BB	0
SO	8
LOB	6



WP	0	PA	32
PB	0		
SB	0		
CS	1		

Batter	1	2	3	4	5	6	7	8	9	AB	R	H	RBI	BB	SO	LOB
Scott Hairston, R (1, 4) OBP: 0.325, SLG: 0.482	2-3 K		1-1 F8			2-0 F8	0-3 K		1-0 F9	5	0	0	0	0	2	2
Steve Finley, L (1, 8) OBP: 0.366, SLG: 0.551	2-3 K			0-1 L3		1-1 1B		1-2 G3-1	1-0 G6-3	5	1	1	0	0	1	1
Danny Bautista, R (1, 9) OBP: 0.362, SLG: 0.466	3-2 P3			0-1 1B		0-0 2B		1-1 HR	1-0 G6-3	5	1	3	2	0	0	1
Luis Gonzalez, L (1, 7) OBP: 0.384, SLG: 0.534		3-1 P5		4-2 BB		2-1 2B		1-2 G6-3		3	0	1	0	1	0	0
Shea Hillenbrand, R (1, 3) OBP: 0.331, SLG: 0.442		1-2 L6		2-0 P3		3-1 L6		1-1 1B		4	0	1	0	0	0	4
Chad Tracy, L (1, 5) OBP: 0.329, SLG: 0.401		0-3 K		2-1 F9		4-0 BB		0-1 1B		3	0	1	0	1	1	2
Alex Cintron, S (1, 6) OBP: 0.289, SLG: 0.336			2-2 F8		2-1 F7	1-2 FC6		4-0 BB		3	0	0	0	1	0	3
Robby Hammock, R (1, 2) OBP: 0.276, SLG: 0.379			3-2 1B		1-3 K		1-3 K	2-3 K		4	0	1	0	0	3	3
Randy Johnson, R (1, 1) OBP: 0.171, SLG: 0.176 Mike Koplove, R (9, 1) Roberto Alomar, S (9, PH) OBP: 0.288, SLG: 0.298			2-1 P4		1-3 K		0-3 K		3-1 E7	3	0	0	0	0	2	1
										0	0	0	0	0	0	0
										1	0	1	0	0	0	0

Inning Stats	R: 0	H: 0	E: 0	K: 2	S: 11	R: 0	H: 0	E: 0	K: 1	S: 8	R: 0	H: 1	E: 0	K: 0	S: 12	R: 0	H: 1	E: 0	K: 0	S: 9	R: 0	H: 0	E: 0	K: 2	S: 10	R: 1	H: 3	E: 0	K: 0	S: 11	R: 0	H: 0	E: 0	K: 3	S: 10	R: 1	H: 3	E: 0	K: 1	S: 15	R: 0	H: 1	E: 1	K: 0	S: 5	1B: 6	SF: 0	2B: 2	SAC: 0	3B: 0	DP: 0	HR: 1	HBP: 0	WP: 0	PA: 39
--------------	------	------	------	------	-------	------	------	------	------	------	------	------	------	------	-------	------	------	------	------	------	------	------	------	------	-------	------	------	------	------	-------	------	------	------	------	-------	------	------	------	------	-------	------	------	------	------	------	-------	-------	-------	--------	-------	-------	-------	--------	-------	--------

PITCHER	IP	WLS	BF	H	R	ER	SO	BB	IBB	HBP	BLK	WP	HR	S	P	ERA	WHIP
Brian Sweeney, R (1, 1) ERA: 3.68	5.1	W	21	4	1	1	5	1	0	0	0	0	0	54	88	1.69	0.938
Jay Witasick, R (6, 1) ERA: 2.23	0.2	H	4	1	0	0	0	1	0	0	0	0	0	7	17	0.00	3.000
Scott Linebrink, R (7, 1) ERA: 2.23	1.0	H	3	0	0	0	3	0	0	0	0	0	0	10	11	0.00	0.000
Akinori Otsuka, R (8, 1) ERA: 1.63	1.0	H	7	3	1	1	1	1	0	0	0	0	1	15	25	9.00	4.000
Trevor Hoffman, R (9, 1) ERA: 2.0	1.0	S	4	1	0	0	0	0	0	0	0	0	0	5	11	0.00	1.000


**BOTTOM**

**San Diego Padres @ Arizona Diamondbacks**  
Bank One Ballpark, Phoenix, AZ

Tue Jun 29 2004, 9:35 PM EDT  
Att. 34,633 - Sunny - 79 F

livebaseballscorecards.com

AB	36
R	2
H	9
RBI	2
BB	3
SO	9
LOB	17





Batter	1	2	3	4	5	6	7	8	9	AB R H RBI BB SO LOB	TOP																									
Sean Burroughs, L (1, 5) OBP: 0.356, SLG: 0.361	1-1 G4-3	1-1 F7			3-1 FC4-6 1B		0-1 G4-3		1-2 G6-3	5 0 1 1 0 0 2	<b>San Diego Padres @ Arizona Diamondbacks</b> Bank One Ballpark, Phoenix, AZ Wed Jun 30 2004, 9:35 PM EDT Att. 24,275 - Sunny - 79 F																									
Mark Loretta, R (1, 4) OBP: 0.368, SLG: 0.458	0-1 G4-3		0-0 G6-3		0-1 FC4-6 24 1B		1-2 E6 24 2B		0-0 24 1B 1B	5 2 1 0 0 0 1																										
24 Brian Giles, L (1, 9) OBP: 0.379, SLG: 0.466	1-0 2B		3-1 G1-6-3 1B		0-0 BB 1B		0-1 WP 1-H 2B		0-1 1-3 1B	5 0 5 2 0 0 0																										
Ryan Klesko, L (1, 3) OBP: 0.366, SLG: 0.340	1-3 K		0-0 G1-6-3 1-2f		4-1 G3-6-1 BB		3-3 K		0-1 P2	4 0 0 0 1 2 5																										
Terrence Long, L (1, 7) OBP: 0.314, SLG: 0.379		1-0 E FC3-2 1B		4-2 G4-3 BB	1-0 G3-6-1 1-2f		3-3 K 2-3		2-2 G6-3	4 0 1 0 1 1 5																										
Jay Payton, R (1, 8) OBP: 0.323, SLG: 0.357		0-1 FC3-2 E WP 1B	1-0 SAFE SAFE	1-0 G4-3 1-2f		2-1 G4-3		0-1 FC4-6 1B		4 1 2 0 0 0 1																										
Humberto Quintero, R (1, 2) OBP: 0.435, SLG: 0.636		0-1 E5 WP FC3-2 1-2 2-3		1-2 G3-1		1-3 K		1 SAFE 0-3 K		4 0 0 0 0 2 3																										
Ramón Vázquez, L (1, 6) OBP: 0.218, SLG: 0.149		2-1 FC3-2 WP 1-2 2-3 3-H			4-1 SH 1B BB	1-0 1B		2-2 F7		3 1 1 0 1 0 4																										
Brian Lawrence, R (1, 1) OBP: 0.179, SLG: 0.214		2-3 K			1-2 SH E	1-1 L6		1-2 FC4-6 1-2f		2 1 0 0 0 1 3																										
Blaine Neal, L (7, 1)										0 0 0 0 0 0 0																										
Rod Beck, R (7, 1)										0 0 0 0 0 0 0																										
Kerry Robinson, L (8, PH) OBP: 0.313, SLG: 0.288										1 0 0 0 0 0 1																										
Brandon Puffer, R (8, 1)										0 0 0 0 0 0 0																										
<b>Inning Stats</b>	R: 0 E: 0 K: 1 S: 8	H: 1 LOB: 1 BB: 0 P: 11	R: 1 E: 1 K: 1 S: 12	H: 2 LOB: 2 BB: 0 P: 18	R: 0 E: 0 K: 0 S: 4	H: 1 LOB: 0 BB: 0 P: 7	R: 0 E: 0 K: 0 S: 9	H: 0 LOB: 0 BB: 1 P: 15	R: 3 E: 2 K: 0 S: 11	H: 2 LOB: 1 BB: 2 P: 24	R: 0 E: 0 K: 1 S: 8	H: 1 LOB: 1 BB: 0 P: 13	R: 1 E: 1 K: 2 S: 15	H: 1 LOB: 1 BB: 0 P: 22	R: 0 E: 0 K: 1 S: 13	H: 1 LOB: 1 BB: 0 P: 16	R: 0 E: 0 K: 0 S: 13	H: 2 LOB: 2 BB: 0 P: 16	1B: 9 2B: 2 3B: 0 HR: 0	SF: 0 SAC: 1 DP: 3 HBP: 0	WP: 2 PB: 0 SB: 0 CS: 0	PA: 41														
<b>PITCHER</b>	IP WLS BF H R ER SO BB IBB HBP BLK WP HR S P ERA WHIP																																			
17 Brandon Webb, R (1, 1) ERA: 3.82	6.1		30	8	5	2	3	3	0	0	0	1	0	59	96	2.84	1.737																			
Stephen Randolph, L (7, 1) ERA: 3.82	0.2	W	2	0	0	0	2	0	0	0	0	1	0	8	14	0.00	0.000																			
Elmer Dessens, R (8, 1) ERA: 5.55	1.0	H	4	1	0	0	1	0	0	0	0	0	0	13	16	0.00	1.000																			
Mike Koplove, R (9, 1) ERA: 5.1	1.0	S	5	2	0	0	0	0	0	0	0	0	0	13	16	0.00	2.000																			

AB	37
R	5
H	11
RBI	3
BB	3
SO	6
LOB	25



WP	2	PA	41
PB	0		
SB	0		
CS	0		

livebaseballscorecards.com

Batter	1	2	3	4	5	6	7	8	9
<b>Roberto Alomar, S</b> OBP: 0.316, SLG: 0.314 (1, 4)	2-2 FC4-6 1B		3-2 F7		2-1 G4-3		4-2 1B 2B BB	2-1 FC6-4 1B	
<b>Steve Finley, L</b> OBP: 0.367, SLG: 0.548 (1, 8)	0-2 FC4-6 1-2f G4-3			1-0 G3	0-2 2B 1B		2-1 SAFE 1-3 2B 1B	1-2 FC6-4 1B 1-2f	
<b>Danny Bautista, R</b> OBP: 0.366, SLG: 0.470 (1, 9)	1 SAFE G4-3 1-2f			4-2 1B HR BB	1-0 F8		2-2 G3 1-H 3-H 2B	1-1 1-3 1B	
<b>Luis Gonzalez, L</b> OBP: 0.382, SLG: 0.532 <b>Mike Koplove, R</b> (9, 1)		2-2 G5-3		1-2 F7	0-0 2B		0-1 G3	2-3 K	
<b>Shea Hillenbrand, R</b> OBP: 0.333, SLG: 0.441 (1, 3)		4-0 FC4-6 BB		0-0 HR 1B	0-2 G5-3		0-1 G1-3		
<b>Chad Tracy, L</b> OBP: 0.332, SLG: 0.414 (1, 5)		0-1 FC4-6 1-2f		2-0 1-H 2-H HR		4-1 BB	3-2 G3		
<b>Tim Olson, R</b> OBP: 0.339, SLG: 0.438 (1, 6)		0-1 G6-3		4-2 E BB		1 SAFE 0-1 F9		4-2 HR BB	
<b>Juan Brito, R</b> OBP: 0.239, SLG: 0.295 (1, 2)			0-3 K2-3	0-2 E5		0-1 F8	1 SAFE 1-2 P6		
<b>17 Brandon Webb, R</b> OBP: 0.152, SLG: 0.125 <b>Stephen Randolph, L</b> OBP: 1.000, SLG: 2.000 <b>Elmer Dessens, R</b> OBP: 0.267, SLG: 0.167 <b>Quinton McCracken, S</b> OBP: 0.261, SLG: 0.333 (8, PH) (9, 7)			1-3 K	1-0 G5-3		2-3 K	1-0 1-H HR		

Inning Stats	R: 0	H: 1	E: 0	K: 0	S: 8	LOB: 0	BB: 0	P: 10	R: 0	H: 0	E: 0	K: 0	S: 7	LOB: 1	BB: 1	P: 13	R: 0	H: 0	E: 0	K: 2	S: 10	LOB: 0	BB: 0	P: 14	R: 3	H: 2	E: 1	K: 0	S: 16	LOB: 2	BB: 2	P: 29	R: 1	H: 2	E: 0	K: 0	S: 11	LOB: 1	BB: 0	P: 14	R: 0	H: 0	E: 0	K: 1	S: 8	LOB: 1	BB: 1	P: 14	R: 2	H: 2	E: 0	K: 0	S: 18	LOB: 1	BB: 1	P: 29	R: 2	H: 3	E: 0	K: 1	S: 17	LOB: 2	BB: 1	P: 29
--------------	------	------	------	------	------	--------	-------	-------	------	------	------	------	------	--------	-------	-------	------	------	------	------	-------	--------	-------	-------	------	------	------	------	-------	--------	-------	-------	------	------	------	------	-------	--------	-------	-------	------	------	------	------	------	--------	-------	-------	------	------	------	------	-------	--------	-------	-------	------	------	------	------	-------	--------	-------	-------

PITCHER	IP	WLS	BF	H	R	ER	SO	BB	IBB	HBP	BLK	WP	HR	S	P	ERA	WHIP
<b>Brian Lawrence, R</b> ERA: 4.0 (1, 1)	6.0		27	5	4	4	3	4	0	0	0	0	1	60	94	6.00	1.500
<b>Blaine Neal, R</b> ERA: 5.14 (7, 1)	0.0	L	3	2	2	2	0	1	0	0	0	0	0	10	18	∞	∞
<b>Rod Beck, R</b> ERA: 6.94 (7, 1)	1.0		3	0	0	0	0	0	0	0	0	0	0	8	11	0.00	0.000
<b>Brandon Puffer, R</b> ERA: 5.82 (8, 1)	1.0		7	3	2	2	1	1	0	0	0	0	1	17	29	18.00	4.000


**BOTTOM**

**San Diego Padres @ Arizona Diamondbacks**  
Bank One Ballpark, Phoenix, AZ

Wed Jun 30 2004, 9:35 PM EDT  
Att. 24,275 - Sunny - 79 F

AB	R	H	RBI	BB	SO	LOB
4	1	2	0	1	0	0
5	2	2	0	0	0	2
4	1	2	2	1	0	2
5	0	1	1	0	1	4
0	0	0	0	0	0	0
3	1	1	0	1	0	2
3	1	1	3	1	0	2
2	1	0	0	2	0	2
4	0	0	0	0	1	3
3	0	0	0	0	2	3
0	0	0	0	0	0	0
0	0	0	0	0	0	0
1	1	1	2	0	0	0

AB	34
R	8
H	10
RBI	8
BB	6
SO	4
LOB	20



WP: 0	PA: 40
PB: 0	
SB: 0	
CS: 0	

PITCHER	IP	WLS	BF	H	R	ER	SO	BB	IBB	HBP	BLK	WP	HR	S	P	ERA	WHIP
---------	----	-----	----	---	---	----	----	----	-----	-----	-----	----	----	---	---	-----	------



Batter	1	2	3	4	5	6	7	8	9	AB R H RBI BB SO LOB	TOP	
Sean Burroughs, L (1, 5) OBP: 0.353, SLG: 0.358	2-2 F8		0-1 G4-3		0-1 G6-3			0-1 F7	2-0 WP 1B	5 0 1 1 0 0 0		
Mark Loretta, R (1, 4) OBP: 0.369, SLG: 0.455	4-2 24 G6-4-3 BB		2-2 F7		2-2 G5-3			0-1 1B	2-3 1-2 2-3 3-H	4 0 1 0 1 1 2		
24 Brian Giles, L (1, 9) OBP: 0.374, SLG: 0.459	1-2 G6-4-3 1-2f		2-1 P2		2-3 K			1-3 K		4 0 0 0 0 2 2		
Phil Nevin, R (1, 3) OBP: 0.371, SLG: 0.474		1-2 HR		1-0 G5-3		1-1 F8		0-3 K		4 1 1 1 0 1 1		
Jay Payton, R (1, 8) OBP: 0.322, SLG: 0.353		1-0 G4-3		3-2 P5		0-0 G6-3			4-2 2B 1B BB	3 1 0 0 1 0 0		
Ryan Klesko, L (1, 7) OBP: 0.369, SLG: 0.350		2-3 K		1-1 HR 1B		1-1 F7			0-1 1B WP 2B	4 2 2 0 0 1 0		
Miguel Ojeda, R (1, 2) OBP: 0.255, SLG: 0.326		4-0 3 HBP BB		1-2 SAFE 1-H HR			2-3 K		1-3 K	3 1 1 2 1 2 2		
3 Khalil Greene, R (1, 6) OBP: 0.343, SLG: 0.387		2-2 1-2 HBP 2B		1-2 2B			1-3 K		4-2 WP 1B BB	2 0 1 0 1 1 0		
Ismael Valdez, R (1, 1) OBP: 0.143, SLG: 0.160		0-0 G4-3		0-3 K			1-2 G4-3		0-0 F7	2 0 0 0 0 0 1 3		
Jay Witasick, R (5, 1) Kerry Robinson, L (7, PH) Scott Linebrink, R (7, 1) Brandon Puffer, R (8, 1) Terrence Long, L (9, PH)										0 0 0 0 0 0 0 0 1 0 1 0 0 0 0 0 0 3		
<b>Inning Stats</b>	R: 0 H: 0 E: 0 LOB: 0 K: 0 BB: 1 S: 10 P: 17	R: 1 H: 1 E: 0 LOB: 2 K: 1 BB: 1 S: 10 P: 20	R: 0 H: 0 E: 0 LOB: 0 K: 0 BB: 0 S: 7 P: 11	R: 2 H: 3 E: 0 LOB: 1 K: 1 BB: 0 S: 16 P: 23	R: 0 H: 0 E: 0 LOB: 0 K: 1 BB: 0 S: 8 P: 12	R: 0 H: 0 E: 0 LOB: 0 K: 0 BB: 0 S: 5 P: 7	R: 0 H: 0 E: 0 LOB: 0 K: 2 BB: 0 S: 12 P: 16	R: 0 H: 1 E: 0 LOB: 1 K: 2 BB: 0 S: 10 P: 11	R: 2 H: 2 E: 0 LOB: 2 K: 2 BB: 2 S: 14 P: 27	1B: 3 SF: 0 2B: 2 SAC: 0 3B: 0 DP: 1 HR: 2 HBP: 1	WP: 1 PA: 38 PB: 0 SB: 0 CS: 0	
<b>PITCHER</b>	IP WLS BF H R ER SO BB IBB HBP BLK WP HR S P ERA WHIP											
Casey Fossum, L (1, 1) ERA: 5.68	6.0 W 24 4 3 3 3 2 0 1 0 0 2 56 90 4.50 1.000											
Elmer Dessens, R (7, 1) ERA: 5.46	1.0 H 3 0 0 0 2 0 0 0 0 0 0 0 12 16 0.00 0.000											
Randy Choate, L (8, 1) ERA: 5.2	1.0 4 1 0 0 2 0 0 0 0 0 0 0 10 11 0.00 1.000											
Scott Service, R (9, 1) ERA: 6.6	0.1 4 1 2 2 1 2 0 0 0 0 0 0 9 18 54.00 9.000											
Mike Koplove, R (9, 1) ERA: 5.02	0.2 S 3 1 0 0 1 0 0 0 0 0 1 0 5 9 0.00 1.500											

San Diego Padres @ Arizona Diamondbacks

Bank One Ballpark, Phoenix, AZ

Thu Jul 01 2004, 9:35 PM EDT

Att. 22,631 - Sunny - 78 F

livebaseballscores.com

AB	33
R	5
H	7
RBI	4
BB	4
SO	9
LOB	13



Batter	1	2	3	4	5	6	7	8	9
<b>Roberto Alomar, S</b> OBP: 0.323, SLG: 0.393 (1, 4)	1-0 G4-3 2B		1-3 K	1-0 HR		3-3 K		0-1 G4-3	
<b>Steve Finley, L</b> OBP: 0.363, SLG: 0.541 (1, 8)	0-0 G4-3 2-3		0-3 K	1-1 L6			2-2 F7		
<b>Danny Bautista, R</b> OBP: 0.365, SLG: 0.478 (1, 9)	2-2 G5-3		1-1 HR	1-1 G4-3			0-2 F9		
<b>Luis Gonzalez, L</b> OBP: 0.386, SLG: 0.531 (1, 7)	1-2 F8		4-0 BB		0-2 FC6-4 1B		4-2 2B BB		
<b>Shea Hillenbrand, R</b> OBP: 0.336, SLG: 0.446 (1, 3)		0-1 2B G5-4-3 1B	0-0 L4		0-1 F9		2-1 WP 1-H 2B		
<b>Chad Tracy, L</b> OBP: 0.335, SLG: 0.420 (1, 5)		2-0 G5-4-3 1-3 2B		1-1 BB BB HR 1B	1-1 P4		2-2 F8 2-3		
<b>Tim Olson, R</b> OBP: 0.350, SLG: 0.420 (1, 6)		4-1 G5-4-3 BB		4-0 BB HR BB	0-0 FC6-4 1-2f		1-1 F9		
<b>Juan Brito, R</b> OBP: 0.240, SLG: 0.277 (1, 2)		2-2 G5-4-3 1-2f 2-3 3-H		4-2 BB HR BB		3-2 L6	0-1 G3-1		
<b>Casey Fossum, L</b> (1, 1) <b>Alex Cintron, S</b> (6, PH) <b>Elmer Dessens, R</b> (7, 1) <b>Randy Choate, L</b> (8, 1) <b>Quinton McCracken, S</b> (8, PH) <b>Scott Service, R</b> (9, 1) <b>Mike Koplove, R</b> (9, 1)		1-2 G4-3		1-3 K		1-0 F7	1-2 1B		

Inning Stats	R: 0	H: 1	E: 0	LOB: 1	K: 0	BB: 0	S: 8	P: 12
	R: 1	H: 2	E: 0	LOB: 1	K: 0	BB: 1	S: 13	P: 22
	R: 1	H: 1	E: 0	LOB: 1	K: 2	BB: 1	S: 12	P: 18
	R: 4	H: 2	E: 0	LOB: 0	K: 1	BB: 2	S: 15	P: 28
	R: 0	H: 1	E: 0	LOB: 1	K: 0	BB: 0	S: 8	P: 9
	R: 0	H: 0	E: 0	LOB: 0	K: 1	BB: 0	S: 10	P: 17
	R: 1	H: 1	E: 0	LOB: 1	K: 0	BB: 1	S: 14	P: 24
	R: 0	H: 1	E: 0	LOB: 1	K: 0	BB: 0	S: 9	P: 11

PITCHER	IP	WLS	BF	H	R	ER	SO	BB	IBB	HBP	BLK	WP	HR	S	P	ERA	WHIP
<b>Ismael Valdez, R</b> ERA: 5.06 (1, 1)	4.0	L	22	7	6	6	3	4	0	0	0	0	2	51	83	13.50	2.750
<b>Jay Witasick, R</b> ERA: 2.11 (5, 1)	2.0		6	0	0	0	1	0	0	0	0	0	0	15	23	0.00	0.000
<b>Scott Linebrink, R</b> ERA: 2.38 (7, 1)	1.0		5	1	1	1	0	1	0	0	0	1	0	14	24	9.00	2.000
<b>Brandon Puffer, R</b> ERA: 5.5 (8, 1)	1.0		4	1	0	0	0	0	0	0	0	0	0	9	11	0.00	1.000

**BOTTOM**

**San Diego Padres @ Arizona Diamondbacks**  
Bank One Ballpark, Phoenix, AZ


Thu Jul 01 2004, 9:35 PM EDT  
Att. 22,631 - Sunny - 78 F

AB	32
R	7
H	9
RBI	6
BB	5
SO	4
LOB	15

livebaseballscorecards.com

1B	4	SF	0
2B	3	SAC	0
3B	0	DP	1
HR	2	HBP	0

WP	1	PA	37
PB	0		
SB	0		
CS	0		





Batter	1	2	3	4	5	6	7	8	9	AB R H RBI BB SO LOB	TOP																
<b>Cristian Guzman, S</b> (1, 6) OBP: 0.306, SLG: 0.370	2-1 F7		1-2 E4 7 2B 1B	1-0 G3			1-1 P4		1-1 FC1-5	5 1 0 0 0 0 2	<b>Minnesota Twins @ Arizona Diamondbacks</b> Bank One Ballpark, Phoenix, AZ Fri Jul 02 2004, 10:05 PM EDT Att. 27,045 - Sunny - 80 F <a href="http://livebaseballscorecards.com">livebaseballscorecards.com</a>																
<b>20 Lew Ford, R</b> (1, 7) OBP: 0.376, SLG: 0.478	1-2 P6		1-2 F7		0-1 P3		1-2 G6-3		2-3 K	5 0 0 0 0 1 3																	
<b>7 Joe Mauer, L</b> (1, 2) OBP: 0.382, SLG: 0.597	2-2 3B		1-1 1B 2B		4-1 S BB		2-1 G6-3			3 1 2 0 1 0 0																	
<b>Corey Koskie, L</b> (1, 5) OBP: 0.324, SLG: 0.488	3-2 K		0-0 G5-3 1B		0-0 F7			2-3 K		4 1 1 2 0 2 2																	
<b>Torii Hunter, R</b> (1, 8) OBP: 0.315, SLG: 0.459		0-0 G1-3 HR 2B	2-2 G5-3		1-2 G4-3			3-3 K		4 1 1 0 0 1 2																	
<b>Jacque Jones, L</b> (1, 9) OBP: 0.308, SLG: 0.442		1-0 G1-3	2-2 1B			1-0 CS 1B		0-2 F7		4 0 2 1 0 0 1																	
<b>Doug Mientkiewicz, L</b> (1, 3) OBP: 0.328, SLG: 0.341		0-0 HR		1-2 G4-3		1 SAFE 4-0 BB		2-1 L8		3 1 1 2 1 0 0																	
<b>Luis Rivas, R</b> (1, 4) OBP: 0.301, SLG: 0.425		0-3 K	2-2 SH1-4 1B		3-1 F7			4-2 2B E BB		3 1 1 0 1 1 1																	
<b>Kyle Lohse, R</b> (1, 1) <b>Michael Restovich, R</b> (6, PH) <b>J.C. Romero, S</b> (6, 1) <b>Matthew LeCroy, R</b> (9, PH) <b>B Nick Punto, S</b> (9, PR) <b>36 Joe Nathan, R</b> (9, 1)		2-3 K	0-0 SH1-4		1-2 G5-3			1 SAFE 1-1 FC1-5 2B		1 0 0 0 0 0 1 0 1 0 0 0 0 0 0 1 0 0 0 0 0 0 0 0 1 0 1 0																	
<b>Inning Stats</b>	R: 0 E: 0 K: 1 S: 13	H: 1 LOB: 1 BB: 0 P: 21	R: 2 E: 0 K: 2 S: 10	H: 2 LOB: 0 BB: 0 P: 13	R: 3 E: 1 K: 0 S: 18	H: 3 LOB: 1 BB: 0 P: 25	R: 0 E: 0 K: 0 S: 9	H: 1 LOB: 1 BB: 0 P: 13	R: 0 E: 0 K: 0 S: 7	H: 0 LOB: 1 BB: 1 P: 12	R: 0 E: 0 K: 0 S: 7	H: 1 LOB: 1 BB: 1 P: 16	R: 0 E: 0 K: 0 S: 7	H: 0 LOB: 0 BB: 0 P: 11	R: 0 E: 0 K: 2 S: 11	H: 0 LOB: 0 BB: 0 P: 16	R: 1 E: 1 K: 1 S: 12	H: 1 LOB: 2 BB: 1 P: 22	1B: 4 2B: 3 3B: 1 HR: 1	SF: 0 SAC: 1 DP: 0 HBP: 0	WP: 0 PB: 0 SB: 1 CS: 1	PA: 38					
<b>PITCHER</b>	IP WLS BF H R ER SO BB IBB HBP BLK WP HR S P ERA WHIP																										
<b>Steve Sparks, R</b> (1, 1) ERA: 5.24	4.0		19	7	5	3	3	0	0	0	0	0	1	50	72	6.75	1.750										
<b>Greg Aquino, R</b> (5, 1) ERA:	2.0		8	1	0	0	0	2	0	0	0	0	0	14	28	0.00	1.500										
<b>Stephen Randolph, L</b> (7, 1) ERA: 3.57	2.1	L	8	0	1	0	2	1	0	0	0	0	0	22	37	0.00	0.429										
<b>Brandon Villafuerte, R</b> (9, 1) ERA: 2.92	0.2		3	1	0	0	1	0	0	0	0	0	0	8	12	0.00	1.500										



BOTTOM

Minnesota Twins @ Arizona Diamondbacks  
Bank One Ballpark, Phoenix, AZ

livebaseballscorecards.com

AB	38
R	5
H	12
RBI	5
BB	1
SO	2
LOB	15



WP:	0	PA:	39
PB:	0	SB:	0
CS:	0		

Fri Jul 02 2004, 10:05 PM EDT  
Att. 27,045 - Sunny - 80 F

AB R H RBI BB SO LOB

5	0	1	1	0	0	2
5	0	2	0	0	0	3
5	1	2	0	0	1	1
4	0	1	0	0	0	3
4	1	2	0	0	1	0
4	1	1	1	0	0	2
4	1	2	1	0	0	2
0	0	0	0	0	0	0
4	1	0	1	0	0	2
1	0	0	0	0	0	0
1	0	1	1	0	0	0
0	0	0	0	0	0	0
0	0	0	0	1	0	0
0	0	0	0	0	0	0
1	0	0	0	0	0	0

Batter	1	2	3	4	5	6	7	8	9
<b>Roberto Alomar, S</b> OBP: 0.313, SLG: 0.377 (1, 4)	1-0 F8		1-2 G4-6-3 1B	1-0 G3		0-0 P3			3-2 F8
<b>Steve Finley, L</b> OBP: 0.363, SLG: 0.539 (1, 8)	3-2 1B		1-1 G4-6-3 1-2f	0-0 F8		1-0 G3			2-0 1B
<b>Danny Bautista, R</b> OBP: 0.365, SLG: 0.476 (1, 9)	0-1 1B			3-1 1B 2B 1B	1-0 G5-3				0-3 K
<b>Luis Gonzalez, L</b> OBP: 0.384, SLG: 0.528 (1, 7)	1-0 G4-6-3 1-2f			2-0 F8	3-1 1B				3-2 P5
<b>Shea Hillenbrand, R</b> OBP: 0.338, SLG: 0.446 (1, 3)		1-0 F9		0-0 2B 1B	0-0 1B				1-3 K
<b>Chad Tracy, L</b> OBP: 0.333, SLG: 0.422 (1, 5)		1-2 G3-1		1-1 1B E 2B	3-1 L9			1-1 G3-1	
<b>Alex Cintron, S</b> OBP: 0.291, SLG: 0.341 <b>Brandon Villafuerte, R</b> (9, 1)		0-2 2B		1-2 E 1B 1B	2-1 G4-3			1-0 G5-3	
<b>Juan Brito, R</b> OBP: 0.222, SLG: 0.255 (1, 2)		0-1 F9		1-1 E6 1B G3		2-1 G6-3		0-0 G6-3	
<b>Steve Sparks, R</b> OBP: 0.080, SLG: 0.080 <b>Scott Hairston, R</b> OBP: 0.329, SLG: 0.486 <b>Greg Aquino, R</b> (5, 1) <b>Andy Green, R</b> OBP: 0.250, SLG: 0.455 <b>Stephen Randolph, L</b> OBP: 1.000, SLG: 2.000 <b>Tim Olson, R</b> OBP: 0.344, SLG: 0.412 (9, 8)			0-1 F9	2-2 G3 1B		4-2 BB			1-1 F8

<b>Inning Stats</b>	R: 0 E: 0 K: 0 S: 8	H: 2 LOB: 1 BB: 0 P: 13	R: 0 E: 0 K: 0 S: 9	H: 1 LOB: 1 BB: 0 P: 11	R: 0 E: 0 K: 0 S: 7	H: 1 LOB: 0 BB: 0 P: 9	R: 5 E: 1 K: 0 S: 16	H: 5 LOB: 1 BB: 0 P: 27	R: 0 E: 0 K: 0 S: 8	H: 2 LOB: 2 BB: 0 P: 17	R: 0 E: 0 K: 0 S: 7	H: 0 LOB: 1 BB: 1 P: 14	R: 0 E: 0 K: 1 S: 9	H: 0 LOB: 0 BB: 0 P: 14	R: 0 E: 0 K: 0 S: 4	H: 0 LOB: 0 BB: 0 P: 6	R: 0 E: 0 K: 1 S: 10	H: 1 LOB: 1 BB: 0 P: 16	1B: 10 2B: 2 3B: 0 HR: 0	SF: 0 SAC: 0 DP: 2 HBP: 0
---------------------	------------------------------	----------------------------------	------------------------------	----------------------------------	------------------------------	---------------------------------	-------------------------------	----------------------------------	------------------------------	----------------------------------	------------------------------	----------------------------------	------------------------------	----------------------------------	------------------------------	---------------------------------	-------------------------------	----------------------------------	-----------------------------------	------------------------------------

PITCHER	IP	WLS	BF	H	R	ER	SO	BB	IBB	HBP	BLK	WP	HR	S	P	ERA	WHIP
<b>Kyle Lohse, R</b> ERA: 5.14 (1, 1)	5.0		25	11	5	3	0	0	0	0	0	0	0	48	77	5.40	2.200
<b>J.C. Romero, L</b> ERA: 5.03 (6, 1)	3.0	W	10	0	0	0	1	1	0	0	0	0	0	20	34	0.00	0.333
<b>36 Joe Nathan, R</b> ERA: 1.19 (9, 1)	1.0	S	4	1	0	0	1	0	0	0	0	0	0	10	16	0.00	1.000









Batter	1	2	3	4	5	6	7	8	9	AB R H RBI BB SO LOB	TOP											
8 Nick Punto, S (1, 6) OBP: 0.375, SLG: 0.271	0-1 F8		3-3 K			1-0 F9			0-0 E 5 DI 1B	4 1 1 0 0 1 0	<b>Minnesota Twins @ Arizona Diamondbacks</b> Bank One Ballpark, Phoenix, AZ Sun Jul 04 2004, 4:35 PM EDT Att: 31,732 - Dome - 79 F <a href="http://livebaseballscorecards.com">livebaseballscorecards.com</a>											
5 Michael Cuddyer, R (1, 5) OBP: 0.308, SLG: 0.414	0-0 P3		2-3 K			2-3 K			1-3 K 1-2	4 0 0 0 0 3 1												
20 Lew Ford, R (1, 7) OBP: 0.378, SLG: 0.479	1-2 1B				2-1 L6	2-2 G5-3			2-3 K	4 0 1 0 0 1 1												
Matthew LeCroy, R (1, 3) OBP: 0.333, SLG: 0.446	0-1 P3				1-2 F7		1-0 P3		2-2 E9 2-H	4 0 0 0 0 0 1												
Torii Hunter, R (1, 8) OBP: 0.315, SLG: 0.461		0-2 1B G4-3 1B		2-3 K		1-0 G6-3		0-0 G4-3		4 1 1 0 0 1 1												
Michael Restovich, R (1, 9) OBP: 0.250, SLG: 0.267		0-0 G4-3 1B		0-3 K		1-1 G4-3				3 0 1 0 0 1 0												
Henry Blanco, R (1, 2) OBP: 0.259, SLG: 0.329		0-1 G4-3		1-2 G5-3			1-1 G5-3			3 0 0 0 0 0 1												
Luis Rivas, R (1, 4) OBP: 0.301, SLG: 0.435		0-1 F7		2-1 1B			0-3 K			3 0 1 0 0 1 0												
Carlos Silva, R (1, 1)			0-0 G4-3		0-3 K			2-3 K		2 0 0 0 0 1 1												
Aaron Fultz, L (7, 1)										0 0 0 0 0 0 0												
Jose Offerman, S (8, PH) OBP: 0.346, SLG: 0.370										1 0 0 0 0 1 0												
Joe Roa, R (8, 1)										0 0 0 0 0 0 0												
<b>Inning Stats</b>	R: 0 E: 0 K: 0 S: 8	H: 1 LOB: 1 BB: 0 P: 9	R: 1 E: 0 K: 0 S: 8	H: 2 LOB: 0 BB: 0 P: 8	R: 0 E: 0 K: 2 S: 7	H: 0 LOB: 0 BB: 0 P: 12	R: 0 E: 0 K: 1 S: 8	H: 0 LOB: 0 BB: 0 P: 13	R: 0 E: 0 K: 2 S: 13	H: 1 LOB: 1 BB: 0 P: 16	R: 0 E: 0 K: 1 S: 7	H: 0 LOB: 0 BB: 0 P: 12	R: 0 E: 0 K: 0 S: 4	H: 0 LOB: 0 BB: 0 P: 7	R: 0 E: 0 K: 2 S: 8	H: 0 LOB: 0 BB: 0 P: 11	R: 1 E: 1 K: 2 S: 15	H: 1 LOB: 1 BB: 0 P: 20	1B: 5 2B: 0 3B: 0 HR: 0	SF: 0 SAC: 0 DP: 1 HBP: 0	WP: 0 PB: 0 SB: 0 CS: 0	PA: 32
<b>PITCHER</b> Randy Johnson, L (1, 1) ERA: 2.9	IP: 9.0 WLS: W BF: 32 H: 5 R: 2 ER: 1 SO: 10 BB: 0 IBB: 0 HBP: 0 BLK: 0 WP: 0 HR: 0 S: 78 P: 108 ERA: 1.00 WHIP: 0.556																				<b>PITCHER</b> IP: WLS: BF: H: R: ER: SO: BB: IBB: HBP: BLK: WP: HR: S: P: ERA: WHIP	



Batter	1	2	3	4	5	6	7	8	9
<b>Roberto Alomar, S</b> OBP: 0.333, SLG: 0.385 (1, 4)	4-1 FC4-6 BB		0-1 G4-3 HR 1B		1-3 K		3-2 WP 1B	0-1 F8	
<b>Steve Finley, L</b> OBP: 0.358, SLG: 0.528 (1, 8)	1-2 FC4-6 BLK G1-3 3B 1-2f		0-1 L7		2-2 1B 1B		2-2 F7 1-2		
<b>Luis Gonzalez, L</b> OBP: 0.381, SLG: 0.530 (1, 7)	1-2 G1-3 1-2		2-2 G4-3 1-2		2-0 FC6-4 1B 1-3		1-3 K		
<b>Shea Hillenbrand, R</b> OBP: 0.342, SLG: 0.464 (1, 3)	1-2 2B 3B 2-H		1-2 HR 2-H		0-2 FC6-4 1-2f		4-0 IBB		
<b>Chad Tracy, L</b> OBP: 0.335, SLG: 0.425 (1, 5)	1-2 2B 3-H		0-2 F9		1-0 G6-4-3 1B		0-2 G1-3		
<b>Alex Cintron, S</b> OBP: 0.290, SLG: 0.345 (1, 6)	0-1 F8			2-2 F7		1-0 G6-4-3 1-2f		0-0 E 3B	
<b>Quinton McCracken, S</b> OBP: 0.310, SLG: 0.444 (1, 9)		0-1 P6		0-0 G4-3		0-1 1B 1B		2-0 E8 3B 3-H	
<b>Robby Hammock, R</b> OBP: 0.276, SLG: 0.375 (1, 2)		2-2 G6-3		2-2 G5-3		2-2 1B		1-2 G6-3	
<b>Randy Johnson, R</b> OBP: 0.154, SLG: 0.158 (1, 1)		1-3 K			2-2 K		0-1 G4-3	0-2 G4-3	

Inning Stats	R: 2 E: 0 K: 0 S: 15	H: 2 LOB: 1 BB: 1 P: 23	R: 0 E: 0 K: 1 S: 12	H: 0 LOB: 0 BB: 0 P: 15	R: 2 E: 0 K: 0 S: 14	H: 2 LOB: 0 BB: 0 P: 17	R: 0 E: 0 K: 0 S: 7	H: 0 LOB: 0 BB: 0 P: 11	R: 0 E: 0 K: 2 S: 16	H: 2 LOB: 2 BB: 0 P: 23	R: 0 E: 0 K: 1 S: 10	H: 3 LOB: 2 BB: 0 P: 14	R: 0 E: 0 K: 1 S: 12	H: 1 LOB: 2 BB: 1 P: 22	R: 2 E: 1 K: 0 S: 12	H: 2 LOB: 0 BB: 0 P: 15
--------------	-------------------------------	----------------------------------	-------------------------------	----------------------------------	-------------------------------	----------------------------------	------------------------------	----------------------------------	-------------------------------	----------------------------------	-------------------------------	----------------------------------	-------------------------------	----------------------------------	-------------------------------	----------------------------------

PITCHER	IP	WLS	BF	H	R	ER	SO	BB	IBB	HBP	BLK	WP	HR	S	P	ERA	WHIP
<b>Carlos Silva, R</b> ERA: 4.33 (1, 1)	6.0	L	27	9	4	4	3	1	0	0	1	0	1	74	103	6.00	1.667
<b>Aaron Fultz, L</b> ERA: 4.68 (7, 1)	1.0		5	1	0	0	1	0	1	0	0	1	0	12	22	0.00	1.000
<b>Joe Roa, R</b> ERA: 3.66 (8, 1)	1.0		5	2	2	2	0	0	0	0	0	0	0	12	15	18.00	2.000

**BOTTOM**

AB R H RBI BB SO LOB

4 1 2 0 1 1 0

4 1 1 0 0 0 3

4 0 1 0 0 1 3

3 2 2 3 1 0 2

4 0 2 1 0 0 2


4 1 1 0 0 0 2

4 1 2 1 0 0 0

4 0 1 0 0 0 0

4 0 0 0 0 2 2

**AB 35**  
**R 6**  
**H 12**  
**RBI 5**  
**BB 2**  
**SO 4**  
**LOB 14**




**WP: 1** **PA: 37**  
**PB: 0**  
**SB: 0**  
**CS: 0**

**Minnesota Twins @ Arizona Diamondbacks**  
**Bank One Ballpark, Phoenix, AZ**  
Sun Jul 04 2004, 4:35 PM EDT  
Att: 31,732 - Dome - 79 F

livebaseballscorecards.com



Batter	1	2	3	4	5	6	7	8	9	10	AB R H RBI BB SO LOB	TOP											
Roberto Alomar, S OBP: 0.342, SLG: 0.391 (1, 4)	G5-3		E5 HR 1B		K			G4-3-6 1B		SH SH1-4	4 1 2 0 0 1 0	<p>Arizona Diamondbacks @ Los Angeles Dodgers Dodger Stadium, Los Angeles, CA</p> <p>Mon Jul 05 2004, 5:10 PM PDT Att. 32,929 - Sunny - 76 F</p> <p>livebaseballscorecards.com</p> <p>AB 35 R 5 H 10 RBI 5 BB 2 SO 7 LOB 14</p> 											
Steve Finley, L OBP: 0.357, SLG: 0.534 (1, 8)	F9		HR			B1-3		G4-3-6 1-2f		SH1-4	4 1 1 3 0 0 1												
Danny Bautista, R OBP: 0.367, SLG: 0.472 Scott Hairston, R OBP: 0.323, SLG: 0.486 (1, 9) (7, 7) (9, 9)	G4-3		G5-3			BB				K	2 0 0 0 1 0 0 2 0 0 0 0 2 2												
Shea Hillenbrand, R OBP: 0.343, SLG: 0.463 Randy Choate, L (1, 3) (10, 1)		G4-3			SH5-3 1B					2B 1B	5 1 2 0 0 1 3 0 0 0 0 0 0 0												
Alex Cintron, S OBP: 0.291, SLG: 0.346 Stephen Randolph, L OBP: 1.000, SLG: 2.000 Scott Service, R Elmer Dessens, R OBP: 0.226, SLG: 0.143 Mike Koplove, R Luis Gonzalez, L OBP: 0.383, SLG: 0.535 (1, 6) (6, 1) (6, 1) (7, 1) (8, 1) (9, PH) (9, 7)			CS 1B		SH5-3 1-2		F9			1B 2B	2 0 1 0 0 0 1 0 1 1 1 1 0 0 0												
Chad Tracy, L OBP: 0.337, SLG: 0.427 (1, 5) (10, 3)		G6-3 1-2			F8			L3 1B		G3-1 1B	4 0 2 1 0 0 2												
Quinton McCracken, S OBP: 0.273, SLG: 0.387 Brandon Villafuerte, R Andy Green, R OBP: 0.250, SLG: 0.455 (1, 7) (7, 9) (9, 1) (10, 5)			F8		K			L3 1-1		G3-1 1-2	4 0 0 0 0 1 3 0 0 0 0 0 0 0 0 0 0 0 0 0 0												
Juan Brito, R OBP: 0.230, SLG: 0.310 (1, 2)			E HR 1B 1B				F9	G6-3		G6-3	4 1 1 0 0 0 1												
17 Brandon Webb, R OBP: 0.143, SLG: 0.118 Tim Olson, R OBP: 0.343, SLG: 0.393 (1, 1) (6, 6)			K				G4-3			K	2 0 0 0 0 1 1 1 0 0 0 1 1 0												
<b>Inning Stats</b>	R: 0 E: 0 K: 0 S: 7	H: 0 LOB: 0 BB: 0 P: 9	R: 0 E: 0 K: 0 S: 5	H: 1 LOB: 0 BB: 0 P: 10	R: 3 E: 1 K: 1 S: 13	H: 3 LOB: 0 BB: 0 P: 22	R: 0 E: 0 K: 1 S: 8	H: 1 LOB: 1 BB: 0 P: 9	R: 0 E: 0 K: 1 S: 7	H: 0 LOB: 0 BB: 0 P: 9	R: 0 E: 0 K: 1 S: 9		H: 1 LOB: 0 BB: 0 P: 13	R: 0 E: 0 K: 1 S: 6	H: 1 LOB: 0 BB: 0 P: 10	R: 2 E: 0 K: 1 S: 20	H: 3 LOB: 1 BB: 0 P: 27	R: 0 E: 0 K: 1 S: 6	H: 0 LOB: 2 BB: 1 P: 12	1B: 8 2B: 2 3B: 0 HR: 1	SF: 0 SAC: 3 DP: 2 HBP: 0	WP: 0 PB: 0 SB: 0 CS: 1	PA: 40
<b>PITCHER</b>	IP WLS BF H R ER SO BB IBB HBP BLK WP HR S P ERA WHIP																						
Wilson Alvarez, L ERA: 3.77 Guillermo Mota, R ERA: 1.76 Eric Gagne, R ERA: 2.0 Tom Martin, L ERA: 4.03 Giovanni Carrara, R ERA:	6.0 2.0 1.0 0.1 0.2	23 6 6 3 2	5 2 3 0 0	3 0 2 0 0	3 0 1 0 0	4 1 0 0 1	0 0 0 1 0	0 0 0 0 0	0 0 0 0 0	0 0 0 0 0	0 0 0 0 0		1 15 20 2 4	49 23 27 7 5	4.50 0.00 18.00 0.00 0.00	1.000 1.000 3.000 3.000 0.000							





Batter	1	2	3	4	5	6	7	8	9	AB R H RBI BB SO LOB	TOP											
<b>Scott Hairston, R</b> (1, 4) OBP: 0.315, SLG: 0.474 <b>36 Brian Bruney, R</b> (7, 1) <b>Tim Olson, R</b> (9, PH) OBP: 0.338, SLG: 0.386	0-0 P3		0-3 K		0-0 G5-3		0-1 G1-3		2-3 K	4 0 0 0 0 1 1 0 0 0 0 0 0 0 1 0 0 0 0 1 1	Arizona Diamondbacks @ Los Angeles Dodgers Dodger Stadium, Los Angeles, CA Tue Jul 06 2004, 7:10 PM PDT Att. 25,139 - Sunny - 72 F											
<b>Steve Finley, L</b> (1, 8) OBP: 0.358, SLG: 0.542	0-2 G3		2-0 HR		1-2 G6-3			4-1 G4-3 BB		3 1 1 1 1 0 0												
<b>Luis Gonzalez, L</b> (1, 7) OBP: 0.387, SLG: 0.536	1-0 1B 1B		3-2 1B 1B			4-1 F8 BB		1-3 K		3 0 2 0 1 1 1												
<b>Shea Hillenbrand, R</b> (1, 3) OBP: 0.345, SLG: 0.463	1-2 1B		0-0 1B			0-1 F8		1-1 G4-3		4 0 2 0 0 0 2												
<b>Chad Tracy, L</b> (1, 5) OBP: 0.336, SLG: 0.421	0-2 G3-1		2-1 G1-5-3			1 SAFE 2-2 F8		4-2 BB		3 0 0 0 1 0 5												
<b>Alex Cintron, S</b> (1, 6) OBP: 0.291, SLG: 0.345		0-0 G4-6-3 1B		1-2 P2		0-1 G1-3		1-1 G6-3		4 0 1 0 0 0 3												
<b>Quinton McCracken, S</b> (1, 9) OBP: 0.270, SLG: 0.400		1-1 SAFE G4-6-3		1-3 K			0-2 G3 2B		2-2 F8	4 0 1 0 0 1 1												
<b>Robby Hammock, R</b> (1, 2) OBP: 0.269, SLG: 0.365		0-1 G3-1		0-3 K			1-3 K		0-1 P4	4 0 0 0 0 2 1												
<b>Casey Fossum, L</b> (1, 1) <b>Greg Aquino, R</b> (6, 1) <b>Roberto Alomar, S</b> (7, PH) OBP: 0.346, SLG: 0.394 (7, 4)			0-1 B1		1-3 K		0-1 G3		0-1 DI 1B	2 0 0 0 0 1 0 0 0 0 0 0 0 0 2 0 1 0 0 0 1												
<b>Inning Stats</b>	R: 0 E: 0 K: 0 S: 11	H: 2 LOB: 2 BB: 0 P: 13	R: 0 E: 0 K: 0 S: 5	H: 1 LOB: 0 BB: 0 P: 6	R: 1 E: 0 K: 1 S: 12	H: 3 LOB: 2 BB: 0 P: 19	R: 0 E: 0 K: 2 S: 10	H: 0 LOB: 0 BB: 0 P: 12	R: 0 E: 0 K: 1 S: 11	H: 0 LOB: 0 BB: 0 P: 13	R: 0 E: 0 K: 1 S: 9	H: 0 LOB: 1 BB: 1 P: 15	R: 0 E: 0 K: 1 S: 10	H: 1 LOB: 1 BB: 0 P: 11	R: 0 E: 0 K: 1 S: 11	H: 0 LOB: 2 BB: 2 P: 22	R: 0 E: 0 K: 1 S: 10	H: 1 LOB: 1 BB: 0 P: 14	1B: 6 2B: 1 3B: 0 HR: 1	SF: 0 SAC: 0 DP: 1 HBP: 0	WP: 0 PB: 0 SB: 0 CS: 0	PA: 37
<b>PITCHER</b> <b>Jose Lima, R</b> (1, 1) ERA: 4.42 <b>37 Darren Dreifort, R</b> (8, 1) ERA: 3.89 <b>Eric Gagne, R</b> (9, 1) ERA: 1.95	IP WLS BF H R ER SO BB IBB HBP BLK WP HR S P ERA WHIP	7.0 W 28 7 1 1 5 1 0 0 0 0 0 1 68 89 1.29 1.143	1.0 H 5 0 0 0 1 2 0 0 0 0 0 0 11 22 0.00 2.000	1.0 S 4 1 0 0 1 0 0 0 0 0 0 0 10 14 0.00 1.000												<b>PITCHER</b> IP WLS BF H R ER SO BB IBB HBP BLK WP HR S P ERA WHIP						

livebaseballscorecards.com

<b>AB</b>	34
<b>R</b>	1
<b>H</b>	8
<b>RBI</b>	1
<b>BB</b>	3
<b>SO</b>	7
<b>LOB</b>	16



Batter	1	2	3	4	5	6	7	8	9
Cesar Izturis, S OBP: 0.331, SLG: 0.358 (1, 6)	0-2 F8	0-1 G1-2-3			1-0 L6	4-1 BB IBB		4-0 CS BB	
José Hernández, R OBP: 0.404, SLG: 0.495 Jason Grabowski, L OBP: 0.303, SLG: 0.400 (6, PH) (7, 7) Dave Roberts, L OBP: 0.350, SLG: 0.386 (9, 7)	4-1 FC5-4 BB		0-1 HR		2-0 G5-3	4-2 BB BB		1-2 CS 1-2	
Paul Lo Duca, R OBP: 0.346, SLG: 0.427 (1, 2)	0-0 FC5-4 BB 1-2f		1-0 F8		2-3 K	2-3 K			
Adrián Beltré, R OBP: 0.356, SLG: 0.585 (1, 5)	4-2 1-2 BB		2-2 K			0-0 HR	0-0 F9		
Shawn Green, L OBP: 0.329, SLG: 0.403 (1, 9)	1-2 G3		0-0 1B			0-1 G3	1-3 K		
Olmedo Saenz, R OBP: 0.328, SLG: 0.491 Eric Gagne, R (9, 1)		4-2 1B G1-2-3 BB	1 SAFE 2-3 K			0-0 2B 1B	0-3 K		
Jayson Werth, R OBP: 0.364, SLG: 0.571 (1, 8)		0-0 G1-3 1B		2-3 K		3-2 1B SH1-3 2B	4-1 G6-3 WP BB		
Alex Cora, L OBP: 0.387, SLG: 0.421 (1, 4)		0-1 G1-3		2-0 B2-6-4 1B		1-0 BB SH1-3 1B	0-2 F7		
Jose Lima, R OBP: 0.222, SLG: 0.176 37 Darren Dreifort, R (8, 1) Robin Ventura, L OBP: 0.302, SLG: 0.273 (8, PH) (9, 3)		1-2 1B		0-1 B2-6-4 1-2f		0-0 SH1-3	2-1 G6-3		

Inning Stats	R: 0	H: 0	E: 0	K: 0	S: 11	R: 0	H: 2	E: 0	K: 0	S: 11	R: 1	H: 2	E: 0	K: 2	S: 11	R: 0	H: 1	E: 0	K: 1	S: 7	R: 0	H: 0	E: 0	K: 1	S: 6	R: 3	H: 4	E: 0	K: 1	S: 18	R: 0	H: 0	E: 0	K: 2	S: 8	R: 0	H: 0	E: 0	K: 0	S: 9	R: 0	H: 0	E: 0	K: 0	S: 9	1B: 6	SF: 0	2B: 1	SAC: 1	3B: 0	DP: 2	HR: 2	HBP: 0	WP: 1	PA: 38
--------------	------	------	------	------	-------	------	------	------	------	-------	------	------	------	------	-------	------	------	------	------	------	------	------	------	------	------	------	------	------	------	-------	------	------	------	------	------	------	------	------	------	------	------	------	------	------	------	-------	-------	-------	--------	-------	-------	-------	--------	-------	--------

PITCHER	IP	WLS	BF	H	R	ER	SO	BB	IBB	HBP	BLK	WP	HR	S	P	ERA	WHIP
Casey Fossum, L ERA: 5.75 (1, 1)	5.2	L	28	9	4	4	4	3	1	0	0	0	2	57	93	6.35	2.118
Greg Aquino, R ERA: (6, 1)	0.1		2	0	0	0	1	1	0	0	0	0	0	7	13	0.00	3.000
36 Brian Bruney, R ERA: 3.09 (7, 1)	2.0		7	0	0	0	2	2	0	0	0	1	0	17	29	0.00	1.000

BOTTOM

Arizona Diamondbacks @ Los Angeles Dodgers  
Dodger Stadium, Los Angeles, CA

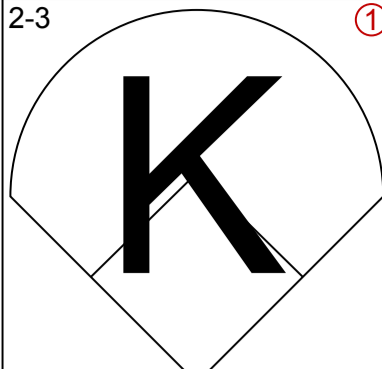
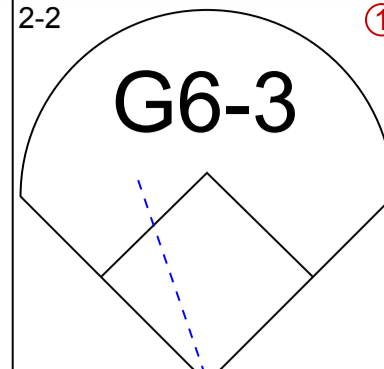
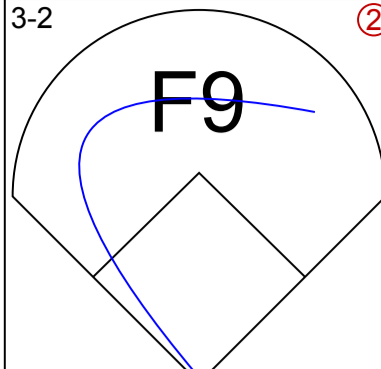
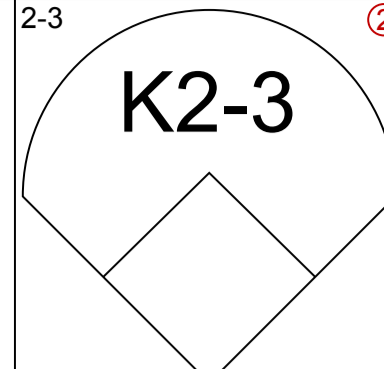
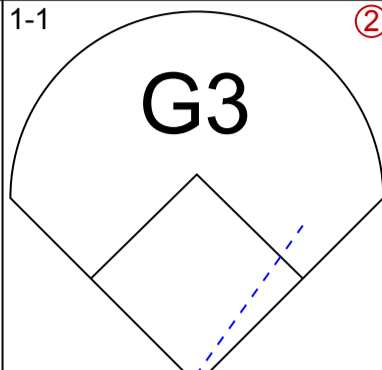
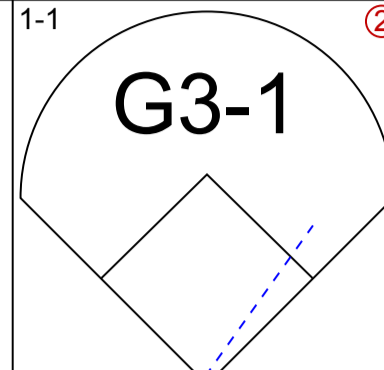
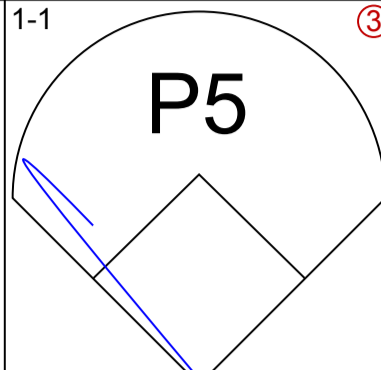
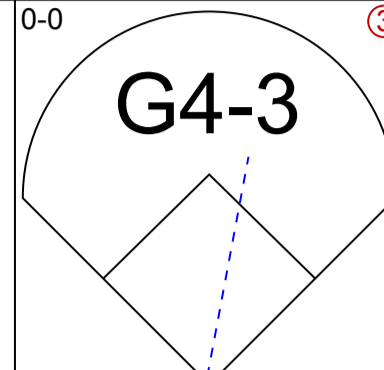
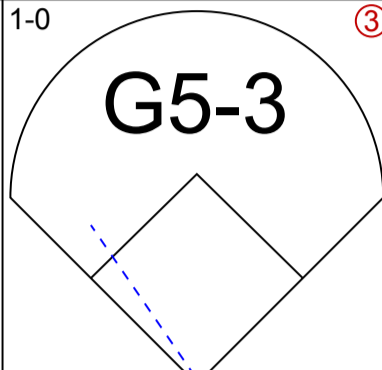
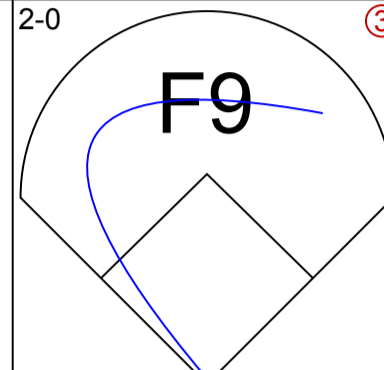
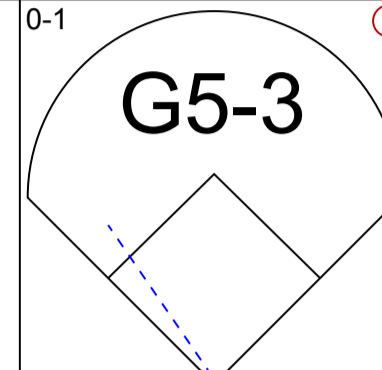
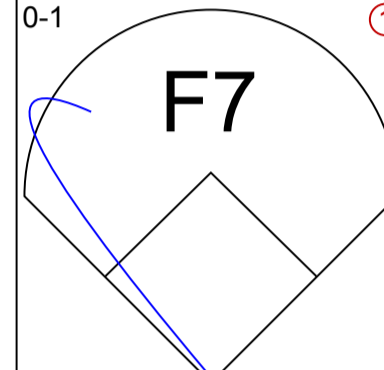
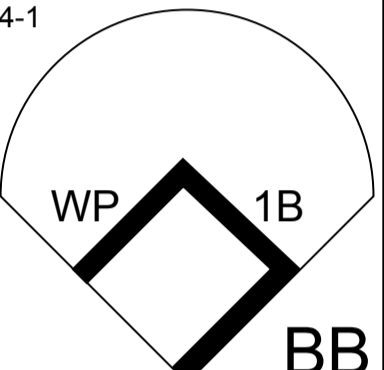
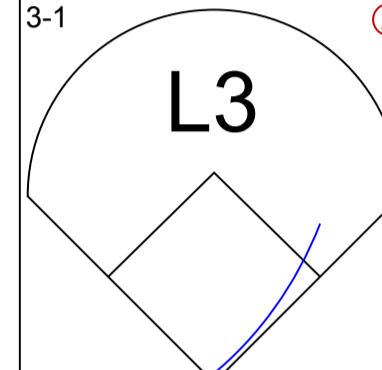
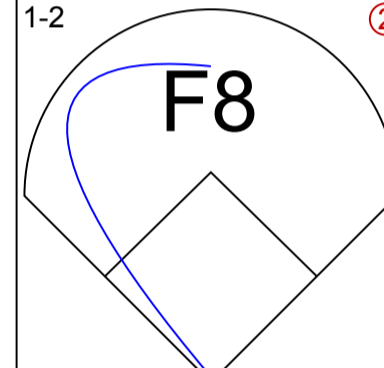
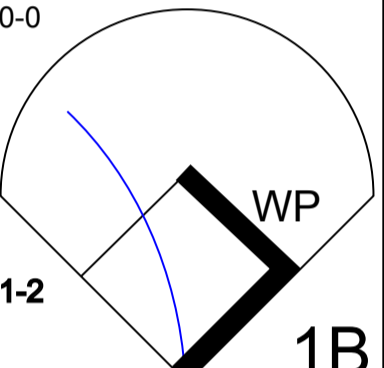
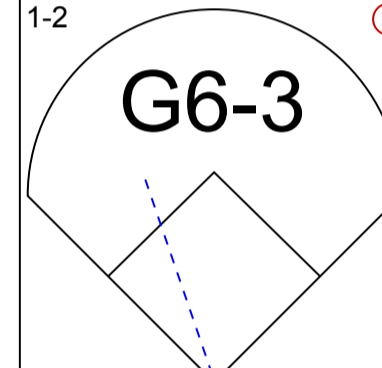
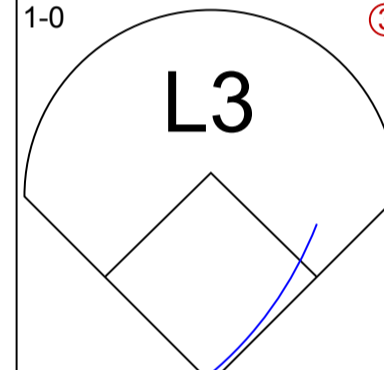
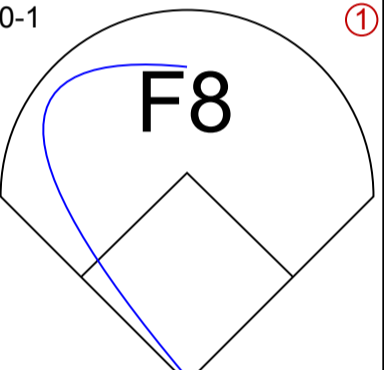
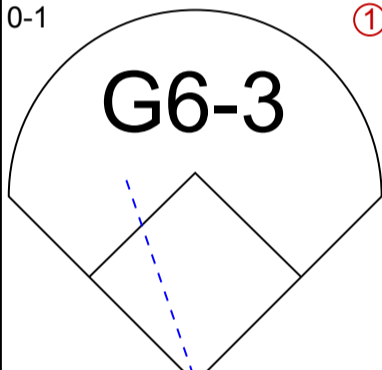
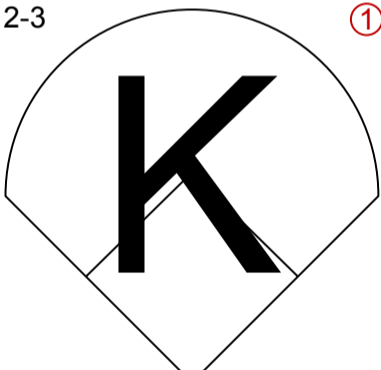
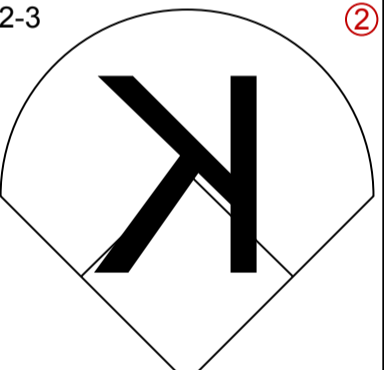
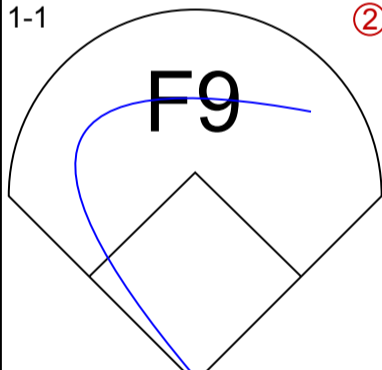
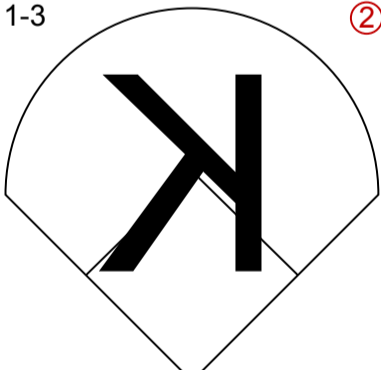
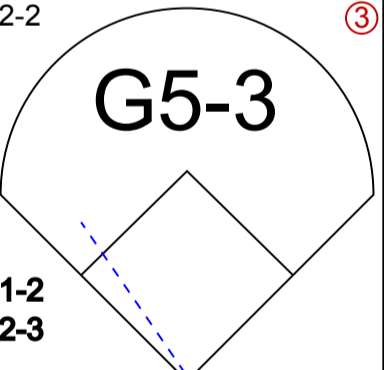
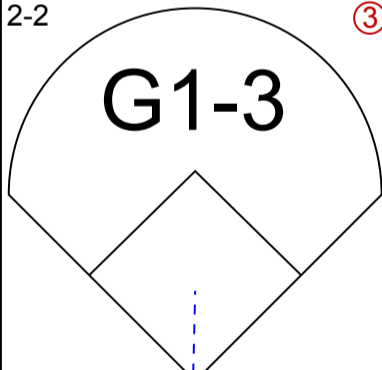
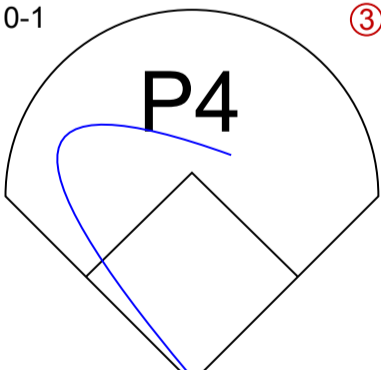
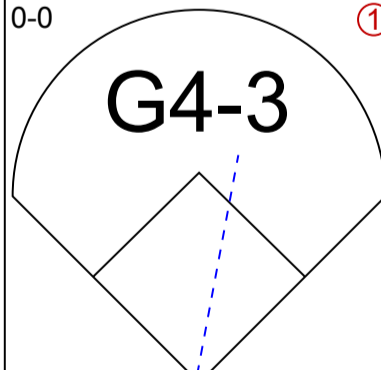
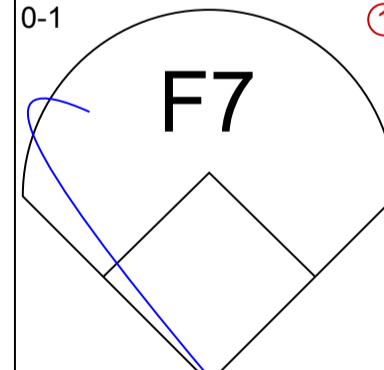
livebaseballscores.com

AB 29  
R 4  
H 9  
RBI 4  
BB 7  
SO 7  
LOB 15



Tue Jul 06 2004, 7:10 PM PDT  
Att. 25,139 - Sunny - 72 F



Batter	1	2	3	4	5	6	7	8	9	AB R H RBI BB SO LOB	TOP
<b>Quinton McCracken, S</b> (1, 9) <small>OBP: 0.244, SLG: 0.359</small>	2-3 			2-2 		3-2 			2-3 	4 0 0 0 0 2 0	<b>Arizona Diamondbacks @ Los Angeles Dodgers</b> <b>Dodger Stadium, Los Angeles, CA</b> Wed Jul 07 2004, 7:10 PM PDT Att. 27,899 - Cloudy - 70 F
<b>Steve Finley, L</b> (1, 8) <small>OBP: 0.354, SLG: 0.535</small>	1-1 			1-1 		1-1 		0-0 	4 0 0 0 0 0 0		
<b>Scott Hairston, R</b> (1, 4) <small>OBP: 0.309, SLG: 0.465</small>	1-0 			2-0 			0-1 		3 0 0 0 0 0 0		
<b>Luis Gonzalez, L</b> (1, 7) <small>OBP: 0.387, SLG: 0.533</small>		0-1 			4-1 		3-1 		2 0 0 0 1 0 0		
<b>Shea Hillenbrand, R</b> (1, 3) <small>OBP: 0.345, SLG: 0.462</small>		1-2 			0-0 		1-2 		3 0 1 0 0 0 0		
<b>Alex Cintron, S</b> (1, 6) <small>OBP: 0.288, SLG: 0.341</small>		1-0 			0-1 		0-1 		3 0 0 0 0 0 2		
<b>Chad Tracy, L</b> (1, 5) <small>OBP: 0.332, SLG: 0.416</small> <b>Brandon Villafuerte, R</b> (8, 1)			2-3 		2-3 		1-1 		3 0 0 0 0 2 2 0 0 0 0 0 0 0		
<b>Juan Brito, R</b> (1, 2) <small>OBP: 0.219, SLG: 0.295</small>			1-3 		2-2 		2-2 		3 0 0 0 0 1 2		
<b>Steve Sparks, R</b> (1, 1) <small>OBP: 0.077, SLG: 0.077</small> <b>Stephen Randolph, L</b> (5, 1) <small>OBP: 0.500, SLG: 1.000</small> <b>Tim Olson, R</b> (8, 5) <small>OBP: 0.333, SLG: 0.379</small>			0-1 			0-0 		0-1 	1 0 0 0 0 0 0 1 0 0 0 0 0 0 1 0 0 0 0 0 0		
<b>Inning Stats</b>	R: 0 H: 0 E: 0 LOB: 0 K: 1 BB: 0 S: 9 P: 13	R: 0 H: 0 E: 0 LOB: 0 K: 0 BB: 0 S: 6 P: 8	R: 0 H: 0 E: 0 LOB: 0 K: 2 BB: 0 S: 9 P: 12	R: 0 H: 0 E: 0 LOB: 0 K: 0 BB: 0 S: 6 P: 11	R: 0 H: 1 E: 0 LOB: 2 K: 1 BB: 1 S: 11 P: 19	R: 0 H: 0 E: 0 LOB: 0 K: 0 BB: 0 S: 7 P: 11	R: 0 H: 0 E: 0 LOB: 0 K: 0 BB: 0 S: 7 P: 11	R: 0 H: 0 E: 0 LOB: 0 K: 0 BB: 0 S: 7 P: 10	R: 0 H: 0 E: 0 LOB: 0 K: 1 BB: 0 S: 6 P: 8	1B: 1 SF: 0 2B: 0 SAC: 0 3B: 0 DP: 0 HR: 0 HBP: 0	
<b>PITCHER</b> <b>Kaz Ishii, L</b> (1, 1) <small>ERA: 4.0</small>	IP WLS BF H R ER SO BB IBB HBP BLK 9.0 W 29 1 0 0 5 1 0 0 0			WP HR S P ERA WHIP 1 0 68 103 0.00 0.222	<b>PITCHER</b> IP WLS BF H R ER SO BB IBB HBP BLK WP HR S P ERA WHIP						

livebaseballscorecards.com

AB	28
R	0
H	1
RBI	0
BB	1
SO	5
LOB	6







Batter	1	2	3	4	5	6	7	8	9	AB R H RBI BB SO LOB	TOP									
<b>Roberto Alomar, S</b> (1, 4) OBP: 0.361, SLG: 0.400	4-1 BB		0-1 F8	2-0 1B		2-3 K		0-2 BB 1B		4 0 2 0 1 1 0	<b>Arizona Diamondbacks @ San Francisco Giants</b> <b>SBC Park, San Francisco, CA</b> Thu Jul 08 2004, 10:15 PM EDT Att. 38,194 - Sunny - 66 F									
<b>Steve Finley, L</b> (1, 8) OBP: 0.352, SLG: 0.529	1-2 F8		3-2 L3	0-1 P4			2-2 F8	4-2 BB 1B		4 0 0 0 1 0 3										
<b>Luis Gonzalez, L</b> (1, 7) OBP: 0.390, SLG: 0.539	1-1 L7		1-1 1B 2B		4-2 G5-4-3 BB		0-1 HR 2B	2-2 P2		4 2 2 0 1 0 3										
<b>Shea Hillenbrand, R</b> (1, 3) OBP: 0.349, SLG: 0.466	1-0 F8		0-1 1B		1-1 G5-4-3		4-0 HR IBB	1-2 WP 2B		4 1 2 1 1 0 2										
<b>Chad Tracy, L</b> (1, 5) OBP: 0.333, SLG: 0.432		0-1 G4-3 1B 2B	0-0 F8		1-1 HR		1-1 F8	1-1 F7		5 2 2 1 0 0 4										
<b>Alex Cintron, S</b> (1, 6) OBP: 0.290, SLG: 0.362		2-0 G4-3		0-0 HR	1-0 G4-3		0-1 HR	3-3 K		5 2 2 4 0 1 2										
<b>Quinton McCracken, S</b> (1, 9) OBP: 0.283, SLG: 0.395		0-0 G5-3 1B		3-2 G1-3		2-2 G1-3 SF9 2B	2-3 K	4-2 HBP BB		4 1 2 1 1 1 0										
<b>Juan Brito, R</b> (1, 2) OBP: 0.217, SLG: 0.277		2-2 G5-3		2-2 F7		0-0 G1-3		1-2 G4-3	1-1 HBP	4 0 0 0 0 0 2										
<b>Elmer Dessens, R</b> (1, 1) OBP: 0.263, SLG: 0.188 <b>Andrew Good, R</b> (5, 1) <b>36 Brian Bruney, R</b> (8, 1) <b>Randy Choate, L</b> (8, 1) <b>Scott Hairston, R</b> (9, PH) <b>Mike Koptlove, R</b> (9, 1)		0-1 G3-1		0-1 1B 1B		2-2 SF9		1-3 K	1-3 K	2 0 1 0 0 0 1 1 0 0 1 0 1 0 0 0 0 0 0 0 0 0 0 0 0 0 0 0 1 0 0 0 0 1 3 0 0 0 0 0 0 0										
<b>Inning Stats</b>	R: 0 E: 0 K: 0 S: 8	H: 0 LOB: 1 BB: 1 P: 15	R: 1 E: 0 K: 0 S: 9	H: 2 LOB: 1 BB: 0 P: 13	R: 1 E: 0 K: 0 S: 10	H: 2 LOB: 1 BB: 0 P: 14	R: 1 E: 0 K: 0 S: 12	H: 3 LOB: 2 BB: 0 P: 19	R: 1 E: 0 K: 1 S: 10	H: 1 LOB: 0 BB: 0 P: 16	R: 3 E: 0 K: 1 S: 12	H: 2 LOB: 0 BB: 1 P: 21	R: 0 E: 0 K: 1 S: 16	H: 1 LOB: 2 BB: 1 P: 24	R: 0 E: 0 K: 2 S: 17	H: 1 LOB: 3 BB: 1 P: 28	1B: 5 2B: 5 3B: 0 HR: 3	SF: 1 SAC: 0 DP: 1 HBP: 1	WP: 1 PB: 0 SB: 0 CS: 0	PA: 45
<b>PITCHER</b>	IP WLS BF H R ER SO BB IBB HBP BLK WP HR S P ERA WHIP																			
<b>Dustin Hermanson, R</b> (1, 1) ERA: 4.34	6.0 L 28 9 5 5 1 2 0 0 0 0 0 2 56 91 7.50 1.833																			
<b>Wayne Franklin, L</b> (7, 1) ERA: 5.68	2.0 11 3 3 3 2 1 1 0 0 0 1 28 45 13.50 2.000																			
<b>Felix Rodriguez, R</b> (9, 1) ERA: 3.2	1.0 6 1 0 0 2 1 0 1 0 1 0 17 28 0.00 2.000																			

livebaseballscorecards.com

<b>AB</b>	<b>38</b>
<b>R</b>	<b>8</b>
<b>H</b>	<b>13</b>
<b>RBI</b>	<b>8</b>
<b>BB</b>	<b>5</b>
<b>SO</b>	<b>5</b>
<b>LOB</b>	<b>20</b>



Batter	1	2	3	4	5	6	7	8	9	AB	R	H	RBI	BB	SO	LOB
Michael Tucker, L (1, 9) Yorvit Torrealba, R (8, PH) Felix Rodriguez, R (9, 1)	2-1 G6-3		2-3 K		2-1 SF8 3B		2-2 G4-3	1-3 K		4	1	1	0	0	1	0
Deivi Cruz, R (1, 6)	0-1 G6-3		1-1 L7		2-1 SF8		0-0 G6-3		0-2 L7	4	0	0	1	0	0	0
J.T. Snow, L (1, 3)	3-1 1B		1-3 K		2-3 K		0-1 G4-3		2-0 F8	5	0	1	0	0	2	0
Barry Bonds, L (1, 7)	2-3 K			1-1 HR 1B	0-1 F9			0-1 F9 2B	2-1 FC6-4 1B	5	2	3	0	0	1	1
Edgardo Alfonzo, R (1, 5)		1-2 G5-3		1-0 HR		2-1 L9		2-2 F9	0-0 FC6-4	5	1	1	2	0	0	2
A.J. Pierzynski, L (1, 2)		0-0 FC6-4 1B		0-1 2B		3-2 1B		0-2 BB 2B		4	0	4	1	0	0	0
Marquis Grissom, R (1, 8)		1-2 FC6-4 1B		1-2 F7		1-2 1B		4-0 BB BB		3	0	1	0	1	0	2
Neffi Perez, S (1, 4) Wayne Franklin, L (7, 1) Pedro Feliz, R (8, PH)		2-0 1B		0-1 P2		0-1 F7		4-1 BB		3	0	1	0	0	0	3
Dustin Hermanson, R (1, 1) Ray Durham, S (6, PH)		1-2 1B		2-1 G2-3		1-3 K		1-2 BB		0	0	0	0	1	0	0
										2	0	0	0	0	1	3
										2	0	0	0	0	2	5

**BOTTOM**

Arizona Diamondbacks @ San Francisco Giants  
SBC Park, San Francisco, CA

livebaseballscorecards.com

<b>AB</b>	<b>38</b>
<b>R</b>	<b>4</b>
<b>H</b>	<b>12</b>
<b>RBI</b>	<b>4</b>
<b>BB</b>	<b>2</b>
<b>SO</b>	<b>8</b>
<b>LOB</b>	<b>19</b>



WP: 0	PA: 41
PB: 0	
SB: 0	
CS: 0	

PITCHER	IP	WLS	BF	H	R	ER	SO	BB	IBB	HBP	BLK	WP	HR	S	P	ERA	WHIP
Elmer Dessens, R (1, 1) ERA: 5.05	4.0		18	6	2	2	4	0	0	0	0	0	1	41	62	4.50	1.500
Andrew Good, R (5, 1) ERA: 5.31	3.1	W	15	5	2	2	2	0	0	0	0	0	0	38	55	5.40	1.500
36 Brian Bruney, R (8, 1) ERA: 3.0	0.1		3	0	0	0	1	2	0	0	0	0	0	4	13	0.00	6.000
Randy Choate, L (8, 1) ERA: 4.91	0.1	H	1	0	0	0	1	0	0	0	0	0	0	3	4	0.00	0.000
Mike Koplove, R (9, 1) ERA: 4.8	1.0		4	1	0	0	0	0	0	0	0	0	0	7	11	0.00	1.000

Thu Jul 08 2004, 10:15 PM EDT  
Att: 38,194 - Sunny - 66 F



Batter	1	2	3	4	5	6	7	8	9	AB R H RBI BB SO LOB	TOP			
Roberto Alomar, S OBP: 0.375, SLG: 0.410 (1, 4) BB FC5-4 BB	4-0 BB FC5-4 BB		4-2 BB HBP BB	0-1 B1-3		3-2 G6-3		0-1 1-3 2B		3 1 1 0 2 0 0				
Steve Finley, L OBP: 0.353, SLG: 0.525 Brandon Villafuerte, R (1, 8) (8, 1) SAFE FC5-4 BB 1-2f	1-2 SAFE FC5-4 BB 1-2f		0-0 HBP BB SF8 1B		1-2 G3		4-2 BB BB	2-3 K		4 1 1 0 1 1 3 0 0 0 0 0 0 0				
Luis Gonzalez, L OBP: 0.390, SLG: 0.534 (1, 7) SAFE K	0-3 SAFE K		4-2 G1-3 HBP BB		4-1 HBP BB		3-3 K		3-2 G4-3	3 1 0 0 2 2 2				
Shea Hillenbrand, R OBP: 0.355, SLG: 0.468 Tim Olson, R OBP: 0.338, SLG: 0.373 (1, 3) (5, PR) (5, 5) BB 1-2 1B	1-0 BB 1-2 1B		1-0 G1-3 HBP		1-0 1B HBP		2-3 K		4-1 WP BB	1 0 1 1 0 0 0 1 0 0 0 1 1 1				
Chad Tracy, L OBP: 0.335, SLG: 0.429 (1, 5) (5, 3) BB 1-2 2-3 BB	4-0 BB 1-2 2-3 BB		3-2 SF8		0-0 P5		4-2 BB		3-2 F8	2 0 0 1 2 0 3				
Alex Cintron, S OBP: 0.288, SLG: 0.359 (1, 6) BB G5-3	1-1 BB G5-3		0-1 G1-3		0-0 1-2 2-H 1B		2-2 G1-3		1-1 G6-3	5 0 1 1 0 0 8				
Quinton McCracken, S OBP: 0.260, SLG: 0.362 (1, 9) (8, 8) BB G3		1-2 G3	3-2 L7		0-0 F7			1-2 F8		4 0 0 0 0 0 4				
Robby Hammock, R OBP: 0.268, SLG: 0.362 (1, 2) BB F9		0-2 F9		0-3 K		1-0 G1-3		1-1 FC5-4 1B		4 0 1 0 0 1 0				
Randy Johnson, R OBP: 0.146, SLG: 0.150 Luis Terrero, R OBP: 0.305, SLG: 0.459 (1, 1) (6, PH) (6, 1) (8, PH) (8, 9) BB K G5-3		1-3 K	1-2 G5-3		1-1 G6-3		0-1 FC5-4 2B 1-2f			2 0 0 0 0 1 0 1 0 0 0 0 0 0 0 0 0 0 0 0 0 1 0 0 0 0 0 1				
<b>Inning Stats</b>	R: 0 E: 0 K: 1 S: 9 H: 1 LOB: 3 BB: 2 P: 20	R: 0 E: 0 K: 1 S: 11 H: 0 LOB: 0 BB: 0 P: 13	R: 2 E: 0 K: 0 S: 16 H: 1 LOB: 2 BB: 2 P: 31	R: 0 E: 0 K: 1 S: 9 H: 0 LOB: 0 BB: 0 P: 10	R: 1 E: 0 K: 0 S: 7 H: 1 LOB: 2 BB: 1 P: 13	R: 0 E: 0 K: 0 S: 8 H: 0 LOB: 0 BB: 0 P: 13	R: 0 E: 0 K: 2 S: 15 H: 0 LOB: 2 BB: 2 P: 30	R: 0 E: 0 K: 1 S: 12 H: 2 LOB: 2 BB: 0 P: 16	R: 0 E: 0 K: 0 S: 9 H: 0 LOB: 1 BB: 1 P: 20	1B: 4 2B: 1 3B: 0 HR: 0 SF: 1 SAC: 0 DP: 0 HBP: 2	WP: 1 PB: 0 SB: 0 CS: 0 PA: 42			
<b>PITCHER</b>	IP WLS BF H R ER SO BB IBB HBP BLK WP HR S P ERA WHIP												<b>PITCHER</b>	IP WLS BF H R ER SO BB IBB HBP BLK WP HR S P ERA WHIP
Jerome Williams, R ERA: 4.66 (1, 1)	6.0 W 28 3 3 3 3 5 0 2 0 0 0 60 100 4.50 1.333													
Scott Eyre, L ERA: 3.09 (7, 1)	0.2 4 0 0 0 2 2 0 0 0 0 0 0 12 25 0.00 3.000													
Jim Brower, R ERA: 3.72 (7, 1)	1.1 H 6 2 0 0 1 0 0 0 0 0 0 0 15 21 0.00 1.500													
Jason Christiansen, L ERA: 5.14 (9, 1)	1.0 4 0 0 0 0 1 0 0 0 0 1 0 9 20 0.00 1.000													

Arizona Diamondbacks @ San Francisco Giants  
SBC Park, San Francisco, CA  
Fri Jul 09 2004, 10:15 PM EDT  
Att. 41,110 - Cloudy - 63 F

livebaseballscorecards.com

**AB 31**  
**R 3**  
**H 5**  
**RBI 3**  
**BB 8**  
**SO 6**  
**LOB 22**



Batter	1	2	3	4	5	6	7	8	9
Ray Durham, S OBP: 0.365, SLG: 0.468 (1, 4)	4-2 B G6-3 2B BB	2-2 G5-3			2-0 IBB 1B E 1B	2-2 L6		2-1 G3	
Neifi Perez, S OBP: 0.273, SLG: 0.301 (1, 6)	0-1 1B 2B		1-2 P2		0-0 IBB E 1B	1-0 G3		0-1 1B	
Pedro Feliz, R OBP: 0.289, SLG: 0.457 (1, 3)	0-0 G6-3		2-3 K		2-3 K		0-0 G6-3	1-2 G1-3	
Barry Bonds, L OBP: 0.623, SLG: 0.793 (1, 7)	1-2 1B 1B		2-0 L5		4-0 E IBB		4-1 HBP FC6-4 BB		
Edgardo Alfonzo, R OBP: 0.340, SLG: 0.394 (1, 5)	2-0 F8			1-2 G5-4-3 1B	0-1 E7		0-1 FC6-4 HBP 1B		
Marquis Grissom, R OBP: 0.326, SLG: 0.472 (1, 8)	0-0 1B		3-2 P3		1-3 K		1-0 FC6-4 HBP		
Yorvit Torrealba, R OBP: 0.287, SLG: 0.400 (1, 2)	3-3 K		1 SAFE G5-4-3		1-0 1B 3B		1-2 FC6-4		
Dustan Mohr, R OBP: 0.386, SLG: 0.356 (1, 9)			1-3 K		1-0 F8	2-1 SH1-4 1B	3-3 K		
Jerome Williams, R OBP: 0.143, SLG: 0.111 (1, 1)			0-3 K		4-2 1B BB	1 SAFE SH1-4		2-1 G4-3	
Scott Eyre, L (7, 1)									
Jim Brower, R (7, 1)									
Deivi Cruz, R (8, PH)									
Jason Christiansen, R (9, 1)									

AB	R	H	RBI	BB	SO	LOB
4	2	1	0	1	0	1
5	2	3	1	0	0	1
5	0	0	1	0	2	4
2	2	1	1	2	0	0
4	0	2	0	0	0	1
3	0	1	0	0	1	2
4	1	1	1	0	1	5
4	0	1	1	0	2	2
1	1	0	0	1	1	0
0	0	0	0	0	0	0
0	0	0	0	0	0	0
1	0	0	0	0	0	0
0	0	0	0	0	0	0

WP	PA
0	39

Inning Stats	R	H	E	K	S	R	H	E	K	S	R	H	E	K	S	R	H	E	K	S	R	H	E	K	S
	2	3	0	17	27	0	0	0	2	10	0	0	0	10	13	0	0	0	10	15	0	0	0	7	11
	0	0	0	0	0	0	0	0	0	0	0	0	0	0	0	0	0	0	0	0	0	0	0	0	0
	0	0	0	0	0	0	0	0	0	0	0	0	0	0	0	0	0	0	0	0	0	0	0	0	0
	0	0	0	0	0	0	0	0	0	0	0	0	0	0	0	0	0	0	0	0	0	0	0	0	0
	0	0	0	0	0	0	0	0	0	0	0	0	0	0	0	0	0	0	0	0	0	0	0	0	0
	0	0	0	0	0	0	0	0	0	0	0	0	0	0	0	0	0	0	0	0	0	0	0	0	0

1B	2B	3B	HR	SF	SAC	DP	HBP
8	1	1	0	0	1	1	1

**Arizona Diamondbacks @ San Francisco Giants**  
**SBC Park, San Francisco, CA**  
 Fri Jul 09 2004, 10:15 PM EDT  
 Att: 41,110 - Cloudy - 63 F

AB	33
R	8
H	10
RBI	5
BB	4
SO	7
LOB	16



PITCHER	IP	WLS	BF	H	R	ER	SO	BB	IBB	HBP	BLK	WP	HR	S	P	ERA	WHIP
Randy Johnson, L (1, 1)	5.0	L	24	6	6	3	6	2	1	0	0	0	0	59	95	5.40	1.600
Greg Aquino, R (6, 1)	2.0		11	3	2	2	1	1	0	1	0	0	0	20	35	9.00	2.000
Brandon Villafuerte, R (8, 1)	1.0		4	1	0	0	0	0	0	0	0	0	0	9	14	0.00	1.000



Batter	1	2	3	4	5	6	7	8	9	AB R H RBI BB SO LOB	TOP		
Luis Terrero, R (1, 9) B B X	2-0 E5 FC6-4		1-2 F9			1-2 G1-3		0-1 F9		4 0 0 0 0 0 1	<p>Arizona Diamondbacks @ San Francisco Giants</p> <p>SBC Park, San Francisco, CA</p> <p>Sat Jul 10 2004, 10:15 PM EDT</p> <p>Att. 42,621 - Sunny - 63 F</p> <p>livebaseballscorecards.com</p>		
Steve Finley, L (1, 8) OBP: 0.349, SLG: 0.519 C SAFE B X	1-1 FC6-4 1-2f			1-1 P5		0-1 L6		2-2 P5		4 0 0 0 0 0 2			
Alex Cintron, S (1, 6) OBP: 0.288, SLG: 0.358 B SAFE 1 F B S	2-3 K			1-2 FC5-4 1B		0-0 G3-1			1-1 F8	4 0 1 0 0 1 1			
Luis Gonzalez, L (1, 7) OBP: 0.386, SLG: 0.527 B X	1-1 P5			2-1 FC5-4 1-2f			1-1 G4-3		1-2 G3	4 0 0 0 0 0 2			
Chad Tracy, L (1, 3) OBP: 0.333, SLG: 0.426 C B X		2-1 G6-3 1B		1-0 F8			2-2 P5		0-2 P6	4 0 1 0 0 0 1			
Scott Hairston, R (1, 4) OBP: 0.300, SLG: 0.450 36 Brian Bruney, R (7, 1)		1-1 G6-3 1-2f			0-0 F7		0-1 G6-3			3 0 0 0 0 0 1 0 0 0 0 0 0 0			
Tim Olson, R (1, 5) OBP: 0.351, SLG: 0.403 C C C		0-3 K			1-2 1B			1-1 1B 2B		3 1 2 0 0 1 0			
Juan Brito, R (1, 2) OBP: 0.222, SLG: 0.279 B X			1-0 L5		0-2 F9			1-2 2-H 1B		3 0 1 1 0 0 1			
17 Brandon Webb, R (1, 1) OBP: 0.135, SLG: 0.111 Randy Choate, L (7, 1) Roberto Alomar, S (7, 4) OBP: 0.371, SLG: 0.405 S B C			1-3 K		0-2 G5-3			2-2 P5		2 0 0 0 0 1 1 0 0 0 0 0 0 0 1 0 0 0 0 0 1			
<b>Inning Stats</b>	R: 0 H: 0 E: 1 LOB: 1 K: 1 BB: 0 S: 8 P: 14	R: 0 H: 1 E: 0 LOB: 0 K: 1 BB: 0 S: 7 P: 10	R: 0 H: 0 E: 0 LOB: 0 K: 1 BB: 0 S: 7 P: 10	R: 0 H: 1 E: 0 LOB: 1 K: 0 BB: 0 S: 8 P: 13	R: 0 H: 1 E: 0 LOB: 1 K: 0 BB: 0 S: 10 P: 11	R: 0 H: 0 E: 0 LOB: 0 K: 0 BB: 0 S: 6 P: 7	R: 0 H: 0 E: 0 LOB: 0 K: 0 BB: 0 S: 7 P: 10	R: 1 H: 2 E: 0 LOB: 1 K: 0 BB: 0 S: 14 P: 20	R: 0 H: 0 E: 0 LOB: 0 K: 0 BB: 0 S: 10 P: 12	1B: 4 SF: 0 2B: 1 SAC: 0 3B: 0 DP: 1 HR: 0 HBP: 0		WP: 0 PA: 32 PB: 0 SB: 0 CS: 0	
<b>PITCHER</b>	IP WLS BF H R ER SO BB IBB HBP BLK WP HR S P ERA WHIP											<b>PITCHER</b>	IP WLS BF H R ER SO BB IBB HBP BLK WP HR S P ERA WHIP
Brett Tomko, R (1, 1) ERA: 4.98	7.2 W 28 5 1 1 3 0 0 0 0 0 0 0 64 90 1.17 0.652												
Scott Eyre, L (8, 1) ERA: 3.04	0.1 H 1 0 0 0 0 0 0 0 0 0 0 0 3 5 0.00 0.000												
Matt Herges, R (9, 1) ERA: 4.89	1.0 S 3 0 0 0 0 0 0 0 0 0 0 0 0 10 12 0.00 0.000												

AB	32
R	1
H	5
RBI	1
BB	0
SO	3
LOB	11







Batter	1	2	3	4	5	6	7	8	9	AB R H RBI BB SO LOB	TOP									
Luis Terrero, R (1, 9) OBP: 0.222, SLG: 0.333	2-3 K		1-0 S 1B 1B		2-2 G6-3			0-2 G6-3 G3 2B		4 1 2 0 0 1 0	<p>Arizona Diamondbacks @ San Francisco Giants</p> <p>SBC Park, San Francisco, CA</p> <p>Sun Jul 11 2004, 4:05 PM EDT</p> <p>Att. 42,558 - Sunny - 70 F</p>									
Steve Finley, L (1, 8) OBP: 0.346, SLG: 0.516	0-0 G4-3		1-0 1 SAFE 1-2 1B		2-0 G6-3			0-1 G6-3 2-3		4 0 1 0 0 0 1										
Alex Cintron, S (1, 6) OBP: 0.284, SLG: 0.354	2-2 P3		0-3 K			0-3 K		0-0 G3 3-H		4 0 0 1 0 2 2										
Luis Gonzalez, L (1, 7) OBP: 0.382, SLG: 0.520		2-2 P5	2-3 K			1-3 K		0-2 G4-3		4 0 0 0 0 2 2										
Chad Tracy, L (1, 3) OBP: 0.336, SLG: 0.425		3-2 2B FC4-6 1B	3-2 F7 2-3			4-2 BB		0-2 G5-3		3 1 1 0 1 0 2										
Scott Hairston, R (1, 4) OBP: 0.301, SLG: 0.454		1-1 FC4-6 1-3 2B		1-1 G5-3		0-3 K		0-2 G5-3		3 0 1 0 0 1 1										
Roberto Alomar, S (6, 4) OBP: 0.367, SLG: 0.400										1 0 0 0 0 0 0										
Tim Olson, R (1, 5) OBP: 0.346, SLG: 0.385		4-1 FC4-6 BB		3-3 K			2-3 K		1-0 F9	3 0 0 0 1 2 0										
Robby Hammock, R (1, 2) OBP: 0.263, SLG: 0.355		1-2 FC4-6		2-2 P4			0-2 F8			3 0 0 1 0 0 2										
Casey Fossum, L (1, 1) Stephen Randolph, L (5, 1) Greg Aquino, R (6, 1) Mike Koplove, R (8, 1)		0-3 K			0-3 K2-3		0-0 F9			2 0 0 0 0 2 2										
										0 0 0 0 0 0 0										
										1 0 0 0 0 0 0										
										0 0 0 0 0 0 0										
<b>Inning Stats</b>	R: 0 E: 0 K: 1 S: 9	H: 0 LOB: 0 BB: 0 P: 13	R: 1 E: 0 K: 1 S: 20	H: 2 LOB: 2 BB: 1 P: 31	R: 0 E: 0 K: 2 S: 14	H: 2 LOB: 2 BB: 0 P: 21	R: 0 E: 0 K: 1 S: 9	H: 0 LOB: 0 BB: 0 P: 15	R: 0 E: 0 K: 3 S: 11	H: 0 LOB: 1 BB: 1 P: 16	R: 0 E: 0 K: 1 S: 8	H: 0 LOB: 0 BB: 0 P: 10	R: 1 E: 0 K: 0 S: 9	H: 1 LOB: 0 BB: 0 P: 9	R: 0 E: 0 K: 0 S: 8	H: 0 LOB: 0 BB: 0 P: 9	1B: 3 2B: 2 3B: 0 HR: 0	SF: 0 SAC: 0 DP: 0 HBP: 0	WP: 0 PB: 0 SB: 1 CS: 0	PA: 34
<b>PITCHER</b>	IP WLS BF H R ER SO BB IBB HBP BLK WP HR S P ERA WHIP																			
Jason Schmidt, R (1, 1) ERA: 2.51	8.0 W 31 5 2 2 10 2 0 0 0 0 0 0 88 127 2.25 0.875																			
Scott Eyre, L (9, 1) ERA: 2.92	1.0 3 0 0 0 0 0 0 0 0 0 0 0 8 9 0.00 0.000																			

AB	32
R	2
H	5
RBI	2
BB	2
SO	10
LOB	12



Batter	1	2	3	4	5	6	7	8	9
Ray Durham, S OBP: 0.359, SLG: 0.472 Scott Eyre, L (1, 4) (9, 1)	L5		F9		SF7 BB 1B	F7		HR	
Neifi Perez, S OBP: 0.279, SLG: 0.301 (1, 6) (9, 4)	P5			G5-3	SF7 BB 1B	BB		1B 1B	
Dustan Mohr, R OBP: 0.362, SLG: 0.360 (1, 7) (9, 4)	P6			WP 1B 2B	SF7	F7		F7	
Edgardo Alfonzo, R OBP: 0.340, SLG: 0.390 (1, 5)		F7		FC5-4 1B	1B BB	L5		1B	
Pedro Feliz, R OBP: 0.286, SLG: 0.451 (1, 3)		K		FC5-4	FC5-4 1B		G6-3	P3	
A.J. Pierzynski, L OBP: 0.350, SLG: 0.450 (1, 2)			FC6-4 1B	G1-3	F9		G5-3		
Marquis Grissom, R OBP: 0.327, SLG: 0.479 (1, 8)		FC6-4						HR	
Michael Tucker, L OBP: 0.374, SLG: 0.450 (1, 9)			K		HBP 1B	E9 3B		K	
Jason Schmidt, R OBP: 0.257, SLG: 0.355 Cody Ransom, R OBP: 0.286, SLG: 0.290 (8, PH) (9, 6)			L9		BB SF7 HBP 1B	BB		F8	

AB	R	H	RBI	BB	SO	LOB
5	2	2	3	0	0	1
0	0	0	0	0	0	0
3	1	1	0	2	0	0
4	1	1	1	0	0	3
4	0	2	1	1	0	2
5	0	1	2	0	1	3
4	0	1	0	0	0	3
4	2	2	1	0	0	3
4	2	2	0	0	2	0
1	1	0	0	1	0	0
1	0	0	0	0	0	0
1B: 8	SF: 1	WP: 1	PA: 41			
2B: 1	SAC: 0	PB: 0				
3B: 1	DP: 0	SB: 0				
HR: 2	HBP: 1	CS: 0				

**BOTTOM**

Arizona Diamondbacks @ San Francisco Giants  
SBC Park, San Francisco, CA  
Sun Jul 11 2004, 4:05 PM EDT  
Att. 42,558 - Sunny - 70 F


[livebaseballscorecards.com](http://livebaseballscorecards.com)

AB	35
R	9
H	12
RBI	8
BB	4
SO	3
LOB	15



Inning Stats		R: 0	H: 0	E: 0	K: 0	S: 3	R: 0	H: 1	E: 0	K: 1	S: 8	R: 0	H: 0	E: 0	K: 1	S: 6	R: 1	H: 2	E: 0	K: 0	S: 9	R: 5	H: 4	E: 0	K: 0	S: 16	R: 1	H: 1	E: 1	K: 0	S: 12	R: 1	H: 1	E: 0	K: 1	S: 11	R: 1	H: 3	E: 0	K: 0	S: 15
Inning Stats		LOB: 0	BB: 0	P: 7	LOB: 1	BB: 0	P: 13	LOB: 0	BB: 0	P: 9	LOB: 1	BB: 0	P: 12	LOB: 2	BB: 2	P: 34	LOB: 2	BB: 2	P: 26	LOB: 0	BB: 0	P: 16	LOB: 2	BB: 2	P: 23	LOB: 0	BB: 0	P: 23	LOB: 0	BB: 0	P: 23	LOB: 0	BB: 0	P: 23	LOB: 0	BB: 0	P: 23				
PITCHER	IP	WLS	BF	H	R	ER	SO	BB	IBB	HBP	BLK	WP	HR	S	P	ERA	WHIP																								
Casey Fossum, L ERA: 6.27	(1, 1)	4.0	L	20	6	6	2	1	0	0	0	1	0	33	58	13.50	1.750																								
Stephen Randolph, L ERA: 4.12	(5, 1)	1.1		9	2	1	0	3	0	0	0	0	0	15	34	6.75	3.750																								
Greg Aquino, R ERA: 4.5	(6, 1)	1.2		6	1	1	1	0	0	0	0	0	1	17	25	5.40	0.600																								
Mike Koglove, R ERA: 4.89	(8, 1)	1.0		6	3	1	0	0	0	0	0	0	1	15	23	9.00	3.000																								
PITCHER		IP	WLS	BF	H	R	ER	SO	BB	IBB	HBP	BLK	WP	HR	S	P	ERA	WHIP																							



Batter	1	2	3	4	5	6	7	8	9	AB R H RBI BB SO LOB	TOP																
<b>Cesar Izturis, S</b> (1, 6) OBP: 0.339, SLG: 0.363	1-2 F8		1-1 G1-3		1-2 S 1B			3-2 BB HR 1B		4 1 2 0 0 0 0	<b>Los Angeles Dodgers @ Arizona Diamondbacks</b> <b>Bank One Ballpark, Phoenix, AZ</b> Thu Jul 15 2004, 9:35 PM EDT Att: 28,150 - Dome - 78 F																
<b>José Hernández, R</b> (1, 5) OBP: 0.385, SLG: 0.455	1-2 BB 1B		1-3 K		0-2 G1-3			1-3 K		4 0 1 0 0 2 2																	
<b>Paul Lo Duca, R</b> (1, 2) OBP: 0.353, SLG: 0.458	0-3 K		3-3 K			2-1 L5		0-0 BB HR 1B		4 1 1 0 0 2 1																	
<b>Olmedo Saenz, R</b> (1, 3) OBP: 0.320, SLG: 0.438	4-1				1-2 F9		0-1 F7	4-0 HR BB		2 0 0 0 1 0 0																	
<b>Milton Bradley, S</b> (8, PH) OBP: 0.377, SLG: 0.437								1-2 HR BB		0 0 0 0 0 0 0																	
<b>Adrian Beltré, R</b> (8, PH) OBP: 0.357, SLG: 0.580	1-2 BB							1-2 HR BB		0 1 0 0 1 0 0																	
<b>37 Darren Dreifort, R</b> (8, 1)								2-3 BB		0 0 0 0 0 0 0																	
<b>Eric Gagne, R</b> (8, 1)										0 0 0 0 0 0 0																	
<b>Shawn Green, L</b> (1, 9) OBP: 0.337, SLG: 0.409	0-3 K				1-2 1B		3-3 K	1-2 HR		4 1 2 4 0 2 2																	
<b>Jayson Werth, R</b> (1, 8) OBP: 0.392, SLG: 0.629		2-2 F8-2-5 3B		1-3 SAFE K		3-3 K		2-3 K		4 0 1 0 0 3 1																	
<b>Chin-Feng Chen, R</b> (1, 7)			1-1 F8-2-5		0-3 K		1-1 G6-3		0-1 G3	3 0 0 0 0 1 2	<b>AB 33</b> <b>R 4</b> <b>H 7</b> <b>RBI 4</b> <b>BB 2</b> <b>SO 11</b> <b>LOB 9</b>																
<b>Robin Ventura, L</b> (8, 3)										1 0 0 0 0 0 0																	
<b>Alex Cora, L</b> (1, 4) OBP: 0.386, SLG: 0.423			3-3 2-1 HBP			2-2 G1-3		0-1 L5	1-0 F7	3 0 0 0 0 0 0																	
<b>Jeff Weaver, R</b> (1, 1) OBP: 0.189, SLG: 0.243			1-3 K			1-2 G3		0-1 F9	3-2 G1-3	2 0 0 0 0 1 1																	
<b>Giovanni Carrara, R</b> (6, 1)										0 0 0 0 0 0 0																	
<b>Tom Martin, L</b> (6, 1)										0 0 0 0 0 0 0																	
<b>Wilson Alvarez, L</b> (7, 1) OBP: 0.250, SLG: 0.200										0 0 0 0 0 0 0																	
<b>Dave Roberts, L</b> (8, PH) OBP: 0.340, SLG: 0.365										2 0 0 0 0 0 0																	
<b>Inning Stats</b>	R: 0 E: 0 K: 2 S: 13	H: 1 LOB: 2 BB: 1 P: 19	R: 0 E: 0 K: 1 S: 9	H: 1 LOB: 1 BB: 0 P: 15	R: 0 E: 0 K: 2 S: 10	H: 0 LOB: 0 BB: 0 P: 15	R: 0 E: 0 K: 2 S: 12	H: 1 LOB: 1 BB: 0 P: 15	R: 0 E: 0 K: 1 S: 7	H: 0 LOB: 0 BB: 0 P: 12	R: 0 E: 0 K: 1 S: 8	H: 0 LOB: 0 BB: 0 P: 12	R: 4 E: 0 K: 2 S: 21	H: 3 LOB: 0 BB: 1 P: 32	R: 0 E: 0 K: 0 S: 7	H: 0 LOB: 0 BB: 0 P: 11	1B: 5 2B: 1 3B: 1 HR: 1	SF: 0 SAC: 0 DP: 1 HBP: 1	WP: 0 PB: 0 SB: 1 CS: 0	PA: 36							
<b>PITCHER</b>	IP	WLS	BF	H	R	ER	SO	BB	IBB	HBP	BLK	WP	HR	S	P	ERA	WHIP										
<b>Randy Johnson, L</b> (1, 1) ERA: 2.84	7.0		26	4	0	0	9	1	0	1	0	0	0	75	108	0.00	0.714										
<b>36 Brian Bruney, R</b> (8, 1) ERA: 3.86	0.2	H	4	2	2	2	1	0	0	0	0	0	0	13	17	27.00	3.000										
<b>Randy Choate, L</b> (8, 1) ERA: 5.4	0.1	L	3	1	2	2	1	1	0	0	0	0	1	8	15	54.00	6.000										
<b>Greg Aquino, R</b> (9, 1) ERA: 3.86	1.0		3	0	0	0	0	0	0	0	0	0	0	7	11	0.00	0.000										

Batter	1	2	3	4	5	6	7	8	9	AB R H RBI BB SO LOB
<b>Roberto Alomar, S</b> OBP: 0.368, SLG: 0.393 (1, 4) C C B B B B	4-2 CS BB		3-3 K		3-1 F7	0-0 1B			3-3 K	4 0 1 0 1 2 0
<b>Steve Finley, L</b> OBP: 0.344, SLG: 0.509 (1, 8) C S X	0-2 P5		0-1 G4-3		1-3 K	3-2 F7			2-2 K	5 0 0 0 0 2 4
<b>Luis Gonzalez, L</b> OBP: 0.379, SLG: 0.514 (1, 7) 1 SAFE C B B 1 B S	3-3 K		1-1 1B HBP		1-2 G6-3			2-1 G4-3	0-3 K	4 0 0 0 0 2 1
<b>Shea Hillenbrand, R</b> OBP: 0.357, SLG: 0.466 (1, 3) C X		0-2 G6-3	0-0 1B			4-2 2B SF8 BB		0-3 K		3 1 1 0 1 1 0
<b>Chad Tracy, L</b> OBP: 0.335, SLG: 0.426 (1, 5) C B X		1-1 G3-1	1-1 G3			2-0 SF8 1B 2B		0-3 K		4 1 1 0 0 1 2
<b>Alex Cintron, S</b> OBP: 0.284, SLG: 0.355 (1, 6) C B X		1-1 WP 1B 2B		1-3 K		2-1 G4-3		3-3 K		4 1 1 0 0 2 2
<b>Luis Terrero, R</b> OBP: 0.385, SLG: 0.364 (1, 9) B B B C B B B B		4-2 1B 2B BB		3-3 K		4-0 1B 1B IBB		0-0 1B		2 0 1 0 2 1 0
<b>Juan Brito, R</b> OBP: 0.237, SLG: 0.296 (1, 2) B C 1 SAFE X		1-2 1B		0-1 1B		1-1 SF8		0-3 K		3 0 2 2 0 1 1
<b>Randy Johnson, R</b> OBP: 0.159, SLG: 0.163 (1, 1) 36 Brian Bruney, R Randy Choate, L Danny Bautista, R Greg Aquino, R		1-3 K		1-0 P4		1-2 1B		2-3 K		3 0 1 1 0 1 3

Inning Stats	R: 0	H: 0	E: 0	K: 1	S: 9	H: 0	LOB: 1	BB: 1	P: 16	R: 1	H: 2	E: 0	K: 1	S: 16	R: 0	H: 1	E: 0	K: 1	S: 10	R: 0	H: 1	E: 0	K: 2	S: 14	R: 0	H: 0	E: 0	K: 1	S: 8	R: 2	H: 3	E: 0	K: 0	S: 18	R: 0	H: 0	E: 0	K: 2	S: 8	R: 0	H: 1	E: 0	K: 3	S: 12	R: 0	H: 0	E: 0	K: 3	S: 11	1B: 6	2B: 3	3B: 0	HR: 0	SF: 1	SAC: 0	DP: 1	HBP: 1	WP: 1	PA: 39
--------------	------	------	------	------	------	------	--------	-------	-------	------	------	------	------	-------	------	------	------	------	-------	------	------	------	------	-------	------	------	------	------	------	------	------	------	------	-------	------	------	------	------	------	------	------	------	------	-------	------	------	------	------	-------	-------	-------	-------	-------	-------	--------	-------	--------	-------	--------

PITCHER	IP	WLS	BF	H	R	ER	SO	BB	IBB	HBP	BLK	WP	HR	S	P	ERA	WHIP
<b>Jeff Weaver, R</b> ERA: 4.25 (1, 1)	5.2		27	6	3	3	6	3	1	1	0	1	0	71	115	4.76	1.588
<b>Giovanni Carrara, R</b> ERA: (6, 1)	0.0		1	1	0	0	0	0	0	0	0	0	0	1	1	∞	∞
<b>Tom Martin, L</b> ERA: 4.26 (6, 1)	0.1		1	0	0	0	0	0	0	0	0	0	0	3	6	0.00	0.000
<b>Wilson Alvarez, L</b> ERA: 3.51 (7, 1)	1.0	W	3	0	0	0	2	0	0	0	0	0	0	8	10	0.00	0.000
<b>37 Darren Dreifort, R</b> ERA: 3.69 (8, 1)	0.2	H	3	1	0	0	2	0	0	0	0	0	0	9	12	0.00	1.500

**BOTTOM**

**Los Angeles Dodgers @ Arizona Diamondbacks**  
Bank One Ballpark, Phoenix, AZ

Thu Jul 15 2004, 9:35 PM EDT  
Att. 28,150 - Dome - 78 F

livebaseballscorecards.com

<b>AB</b>	<b>33</b>
<b>R</b>	<b>3</b>
<b>H</b>	<b>8</b>
<b>RBI</b>	<b>3</b>
<b>BB</b>	<b>4</b>
<b>SO</b>	<b>14</b>
<b>LOB</b>	<b>14</b>







Batter	1	2	3	4	5	6	7	8	9	AB	R	H	RBI	BB	SO	LOB
Luis Terrero, R OBP: 0.412, SLG: 0.400 (1, 9)	3-2 G4-6-3 1B		1-0 F8		1-1 F9			2-1 WP G1-3 1B		4	0	2	0	0	0	1
Steve Finley, L OBP: 0.340, SLG: 0.503 (1, 8)	0-0 G4-6-3 1-2f		1-2 P5		0-0 P2			0-1 G1-3 1-2		4	0	0	0	0	0	3
Scott Hairston, R OBP: 0.294, SLG: 0.443 (1, 4)	3-2 K		1-0 L9				0-2 P4	3-2 G5-3 2-3		4	0	0	0	0	1	1
Luis Gonzalez, L OBP: 0.380, SLG: 0.512 (1, 7)		4-2 1B HBP 1B BB		1-0 P4		3-2 P6		1-2 G6-4-3 1B		3	1	1	0	1	0	0
Shea Hillenbrand, R OBP: 0.356, SLG: 0.462 (1, 3)		1-1 1B 1B SF8-2-5 HBP		1-1 F7		0-1 F9		1-0 L4		3	1	0	0	0	0	1
Alex Cintron, S OBP: 0.287, SLG: 0.363 (1, 6)		0-0 SF8-2-5 1B 1-2 2-3 1B		2-1 3B		2-2 F9		2-2 G6-4-3 1-2f		4	0	2	0	0	0	1
Chad Tracy, L OBP: 0.335, SLG: 0.425 (1, 5)		1-2 17 FC6-4 1B 1-2 2-3 3-H		0-1 F8		3-2 F8				3	0	1	1	0	0	1
Juan Brito, R OBP: 0.241, SLG: 0.292 (1, 2)		1-0 SF8-2-5 2-3 3-H			4-2 BB		1-1 G5-3			1	0	0	1	1	0	0
17 Brandon Webb, R OBP: 0.128, SLG: 0.105 (1, 1)		2-1 FC6-4			0-3 K			1-3 K		2	0	0	0	0	0	1
Mike Fetters, R (8, 1)										0	0	0	0	0	0	0
Quinton McCracken, S (8, PH)										1	0	0	0	0	0	1
Stephen Randolph, L (9, 1)										0	0	0	0	0	0	0

Inning Stats	R: 0	H: 1	E: 0	K: 1	S: 8	R: 2	H: 2	E: 0	K: 0	S: 10	R: 0	H: 0	E: 0	K: 0	S: 5	R: 0	H: 1	E: 0	K: 0	S: 7	R: 0	H: 0	E: 0	K: 1	S: 8	R: 0	H: 0	E: 0	K: 0	S: 11	R: 0	H: 1	E: 0	K: 1	S: 12	R: 0	H: 1	E: 0	K: 0	S: 10	1B: 5	SF: 1	2B: 1	SAC: 0	3B: 1	DP: 3	HR: 0	HBP: 1	WP: 1	PA: 33
--------------	------	------	------	------	------	------	------	------	------	-------	------	------	------	------	------	------	------	------	------	------	------	------	------	------	------	------	------	------	------	-------	------	------	------	------	-------	------	------	------	------	-------	-------	-------	-------	--------	-------	-------	-------	--------	-------	--------

PITCHER	IP	WLS	BF	H	R	ER	SO	BB	IBB	HBP	BLK	WP	HR	S	P	ERA	WHIP
Kaz Ishii, L (1, 1) ERA: 3.94	6.0	W	23	4	2	2	2	2	2	0	0	0	0	46	76	3.00	1.000
Guillermo Mota, R (7, 1) ERA: 1.59	2.0	H	7	1	0	0	1	0	0	0	0	1	0	23	35	0.00	0.500
Duaner Sanchez, R (9, 1) ERA: 3.48	1.0		3	1	0	0	0	0	0	0	0	0	0	10	14	0.00	1.000

**BOTTOM**

**Los Angeles Dodgers @ Arizona Diamondbacks**  
**Bank One Ballpark, Phoenix, AZ**  
 Fri Jul 16 2004, 10:05 PM EDT  
 Att. 29,255 - Dome - 80 F

livebaseballscorecards.com

<b>AB</b>	<b>29</b>
<b>R</b>	<b>2</b>
<b>H</b>	<b>6</b>
<b>RBI</b>	<b>2</b>
<b>BB</b>	<b>2</b>
<b>SO</b>	<b>3</b>
<b>LOB</b>	<b>10</b>







Batter	1	2	3	4	5	6	7	8	9	AB	R	H	RBI	BB	SO	LOB
Luis Terrero, R OBP: 0.409, SLG: 0.450 (1, 8) B S C (9, 7)	1-3 		1-2 F9 	0-0 G5-3 			0-0 FC1-6 1B 	1-2 2B 		5	0	2	1	0	1	1
Quinton McCracken, S OBP: 0.268, SLG: 0.377 (1, 7) C F X	0-2 G6-4-3 1B 		0-1 1-H HR 2B 		2-2 F8 		0-0 FC1-6 CS 1-2f 	1-0 G4-3 		5	1	2	1	0	0	2
Danny Bautista, R OBP: 0.366, SLG: 0.472 (1, 9) B D B C SAFE 1 X	3-1 G6-4-3 1-2f 		0-3 K 		3-2 1B 1B 		2-2 1-2 2B 		2-3 K 	5	0	2	0	0	2	2
Shea Hillenbrand, R OBP: 0.359, SLG: 0.472 (1, 3) B T B B X		2-1 F8 	0-0 2-H HR 		1-0 F8 		4-2 BB 		1-2 1B 	4	1	2	2	1	0	1
Scott Hairston, R OBP: 0.298, SLG: 0.444 Mike Koplove, R (8, 1) 36 Brian Bruney, R (9, 1) Steve Finley, L OBP: 0.339, SLG: 0.501 (9, 8)		2-1 G5-3 	1-1 1B 1B 		1-1 SAFE SAFE 1B 1-2 1B 		0-3 K 		1-3 K 	4	0	2	0	0	1	2
Alex Cintron, S OBP: 0.291, SLG: 0.368 (1, 6) C B B B X		2-1 2B 2B 	1-1 SAFE SAFE 1B 1-2 1B 		0-0 F9 			4-2 SH3-4 2B BB 	2-3 SAFE K 	4	2	2	0	1	1	3
Tim Olson, R OBP: 0.346, SLG: 0.397 (1, 5) C B B X		1-1 S 2B 2-H 	0-0 F7 		1-3 K 			2-1 SAFE SAFE 1B 1-2 SH3-4 		3	0	1	1	0	1	2
Juan Brito, R OBP: 0.241, SLG: 0.303 (1, 2) C B X		0-1 G5-3 2-3 		0-1 F8 		1-0 F8 		0-1 2B 2B 2-H 		4	1	1	1	0	0	1
Casey Fossum, L Greg Aquino, R Roberto Alomar, S OBP: 0.365, SLG: 0.388 (8, 4) C B X			0-0 E3 2B 	0-1 G6-3 		1-1 G1-3 		1-2 G6-3 		3	1	0	0	0	0	0
										0	0	0	0	0	0	0
										1	0	0	0	0	0	1

Inning Stats	R: 0	H: 1	E: 0	K: 1	S: 8	LOB: 0	BB: 0	P: 12	R: 1	H: 2	E: 0	K: 0	S: 10	LOB: 1	BB: 0	P: 17	R: 3	H: 4	E: 1	K: 1	S: 15	LOB: 2	BB: 0	P: 18	R: 0	H: 0	E: 0	K: 0	S: 5	LOB: 0	BB: 0	P: 5	R: 0	H: 2	E: 0	K: 0	S: 12	LOB: 2	BB: 0	P: 19	R: 0	H: 0	E: 0	K: 1	S: 6	LOB: 0	BB: 0	P: 9	R: 0	H: 2	E: 0	K: 1	S: 12	LOB: 2	BB: 1	P: 18	R: 2	H: 2	E: 0	K: 0	S: 14	LOB: 1	BB: 1	P: 23	R: 0	H: 1	E: 0	K: 3	S: 13	LOB: 1	BB: 0	P: 19	1B: 7	SF: 0	2B: 6	SAC: 1	3B: 0	DP: 1	HR: 1	HBP: 0	WP: 0	PA: 42
--------------	------	------	------	------	------	--------	-------	-------	------	------	------	------	-------	--------	-------	-------	------	------	------	------	-------	--------	-------	-------	------	------	------	------	------	--------	-------	------	------	------	------	------	-------	--------	-------	-------	------	------	------	------	------	--------	-------	------	------	------	------	------	-------	--------	-------	-------	------	------	------	------	-------	--------	-------	-------	------	------	------	------	-------	--------	-------	-------	-------	-------	-------	--------	-------	-------	-------	--------	-------	--------

PITCHER	IP	WLS	BF	H	R	ER	SO	BB	IBB	HBP	BLK	WP	HR	S	P	ERA	WHIP
Odalis Perez, L ERA: 2.91 (1, 1)	5.0		24	9	4	1	2	0	0	0	0	0	1	50	71	1.80	1.800
Giovanni Carrara, R ERA: (6, 1)	2.0		8	2	0	0	2	1	0	0	0	0	0	18	27	0.00	1.500
Guillermo Mota, R ERA: 1.87 (8, 1)	1.0	W	6	2	2	2	0	1	0	0	0	0	0	14	23	18.00	3.000
Eric Gagne, R ERA: 1.74 (9, 1)	1.0	S	4	1	0	0	3	0	0	0	0	0	0	13	19	0.00	1.000

**BOTTOM**

**Los Angeles Dodgers @ Arizona Diamondbacks**  
**Bank One Ballpark, Phoenix, AZ**  
 Sat Jul 17 2004, 10:05 PM EDT  
 Att: 37,027 - Dome - 80 F

livebaseballscorecards.com

<b>AB</b>	<b>39</b>
<b>R</b>	<b>6</b>
<b>H</b>	<b>14</b>
<b>RBI</b>	<b>6</b>
<b>BB</b>	<b>2</b>
<b>SO</b>	<b>7</b>
<b>LOB</b>	<b>16</b>





Batter	1	2	3	4	5	6	7	8	9	AB R H RBI BB SO LOB	TOP											
Dave Roberts, L (1, 7) OBP: 0.336, SLG: 0.356	1-1 E6 G4-3 1B	1-1 FC6-5 HR		0-1 E6 3B	4-2 G4-3 1B HBP		1-1 G4-3		0-1 FC3-6	5 3 1 1 0 0 3												
Cesar Izturis, S (1, 6) OBP: 0.335, SLG: 0.372	0-0 B2	3-2 HR		3-1 1B 3B	0-2 G4-3		1-1 F8		2-2 F9	6 2 2 4 0 0 3												
Milton Bradley, S (1, 8) OBP: 0.383, SLG: 0.440	1-1 G4-3	0-0 2B		2-2 P5	1-1 1B		3-2 G4-3			5 0 2 1 0 0 2												
Adrián Beltré, R (1, 5) OBP: 0.364, SLG: 0.594	4-0 BB	0-3 K		0-0 3B 1B	0-1 F8			1-1 HR		4 2 2 2 1 1 2												
José Hernández, R (8, 5) OBP: 0.383, SLG: 0.452										0 0 0 0 0 0 0												
Shawn Green, L (1, 3) OBP: 0.339, SLG: 0.410	2-2 G5-3		0-1 G5-3	0-0 F8		0-0 1B 1B		2-3 K		5 0 1 0 0 1 3												
Jayson Werth, R (1, 9) OBP: 0.413, SLG: 0.663		2-2 1B 1B FC5-2 1B	0-0 G6-3 2B	0-2 1B 3B		2-1 1B		1-3 K		5 1 4 1 0 1 0												
Alex Cora, L (1, 4) OBP: 0.389, SLG: 0.421		1-1 FC5-2 1B 1-2 FC6-5 1B	4-0 G6-3 IBB	1-2 1B		2-2 F7		2-1 F7		4 1 2 1 1 0 2												
David Ross, R (1, 2) OBP: 0.244, SLG: 0.270		1-0 FC6-5 1B 1-2 2-3 1B	3-2 G6-3	0-3 K		3-2 F8			4-2 FC5-4 BB	4 0 1 0 1 1 5												
Jose Lima, R (1, 1) OBP: 0.167, SLG: 0.130		1-1 FC5-2 1B 1-2 2-3 3-H HR	0-2 P4		0-1 P3		0-0 G4-3		2-2 FC5-4 FC3-6	4 1 0 0 0 0 7												
Chin-Feng Chen, R (9, PH)										1 0 0 0 0 0 1												
Duaner Sanchez, R (9, 1) OBP: 0.250, SLG: 0.500										0 0 0 0 0 0 0												
Inning Stats	R: 0 E: 1 K: 0 S: 8	H: 1 LOB: 2 BB: 1 P: 16	R: 4 E: 0 K: 1 S: 21	H: 5 LOB: 1 BB: 0 P: 30	R: 0 E: 0 K: 0 S: 9	H: 1 LOB: 2 BB: 1 P: 16	R: 4 E: 1 K: 1 S: 19	H: 4 LOB: 1 BB: 0 P: 25	R: 1 E: 0 K: 0 S: 11	H: 1 LOB: 1 BB: 0 P: 16	R: 0 E: 0 K: 0 S: 13	H: 2 LOB: 2 BB: 0 P: 20	R: 0 E: 0 K: 0 S: 7	H: 0 LOB: 0 BB: 0 P: 12	R: 1 E: 0 K: 2 S: 10	H: 1 LOB: 0 BB: 0 P: 16	R: 0 E: 0 K: 0 S: 12	H: 0 LOB: 1 BB: 1 P: 20	1B: 9 2B: 2 3B: 2 HR: 2	SF: 0 SAC: 0 DP: 0 HBP: 1	WP: 0 PB: 0 SB: 2 CS: 0	PA: 47
PITCHER	IP WLS BF H R ER SO BB IBB HBP BLK WP HR S P ERA WHIP																					
Elmer Dessens, R (1, 1) ERA: 5.43	3.2 L 24 10 8 5 1 1 1 0 0 0 0 1 51 80 12.27 3.000																					
Brandon Villafuerte, R (4, 1) ERA: 3.72	2.1 12 4 1 1 1 0 0 0 1 0 0 0 30 43 3.86 1.714																					
Randy Choate, L (7, 1) ERA: 5.23	1.0 3 0 0 0 0 0 0 0 0 0 0 0 7 12 0.00 0.000																					
Mike Fetters, R (8, 1) ERA: 9.0	1.0 4 1 1 1 2 0 0 0 0 0 0 1 10 16 9.00 1.000																					
Stephen Randolph, L (9, 1) ERA: 3.92	1.0 4 0 0 0 0 0 1 0 0 0 0 0 0 12 20 0.00 1.000																					

Los Angeles Dodgers @ Arizona Diamondbacks  
Bank One Ballpark, Phoenix, AZ  
Sun Jul 18 2004, 6:05 PM EDT  
Att. 29,131 - Dome - 81 F

AB	43
R	10
H	15
RBI	10
BB	3
SO	4
LOB	28



Batter	1	2	3	4	5	6	7	8	9	AB	R	H	RBI	BB	SO	LOB
<b>Roberto Alomar, S</b> OBP: 0.366, SLG: 0.422 (1, 4)	1-2 HR	1-1 B5-3		1-3 K			0-0 F7		0-0 1B	5	1	2	1	0	1	2
<b>Steve Finley, L</b> OBP: 0.338, SLG: 0.506 (1, 8)	2-0 F8		2-1 P4	0-0 G4-3			2-2 HR		0-0 F7	5	1	1	1	0	0	3
<b>Danny Bautista, R</b> OBP: 0.367, SLG: 0.471 (1, 9)	2-1 1B 1B		1-2 1B 1B		1-1 G4-3		0-1 F8		2-1 FC5	5	1	2	0	0	0	2
<b>Luis Gonzalez, L</b> OBP: 0.377, SLG: 0.506 (1, 7)	0-1 F8		0-1 F9		3-1 P5			0-0 F8		4	0	0	0	0	0	2
<b>Shea Hillenbrand, R</b> OBP: 0.364, SLG: 0.479 <b>Stephen Randolph, L</b> OBP: 0.500, SLG: 1.000 (1, 3) (9, 1)	1-1 1B 1-2 1B		0-1 1B 1-2 1B		0-0 G5-3			0-1 2B		4	0	3	0	0	0	0
<b>Alex Cintron, S</b> OBP: 0.291, SLG: 0.367 (1, 6)	2-3 K		1-1 1B		1-1 F9			0-0 F8		4	0	1	1	0	1	3
<b>Chad Tracy, L</b> OBP: 0.333, SLG: 0.422 (1, 5) (9, 3)		1-1 SH3 1B	1-2 L4		0-1 F7			2-0 F8		4	0	1	0	0	0	3
<b>Brent Mayne, L</b> OBP: 0.319, SLG: 0.317 (1, 2)		0-0 F8		1-0 1B		2-1 F7			2-1 FC5 2B	4	0	2	0	0	0	1
<b>Elmer Dessens, R</b> OBP: 0.283, SLG: 0.188 <b>Brandon Villaflorte, R</b> <b>Randy Choate, L</b> <b>Quinton McCracken, S</b> OBP: 0.263, SLG: 0.370 <b>Mike Fetters, R</b> <b>Tim Olson, R</b> OBP: 0.341, SLG: 0.391 (1, 1) (4, 1) (7, 1) (7, PH) (8, 1) (9, 5)		0-0 SH3		0-3 K		0-1 G4-3			2-3 K	0	0	0	0	0	0	0

Inning Stats	R: 1	H: 3	E: 0	K: 1	S: 13	H: 3	LOB: 2	BB: 0	P: 21	R: 0	H: 1	E: 0	K: 0	S: 6	H: 1	LOB: 1	BB: 0	P: 8	R: 1	H: 3	E: 0	K: 0	S: 15	R: 0	H: 0	E: 0	K: 0	S: 5	H: 0	LOB: 0	BB: 0	P: 9	R: 0	H: 0	E: 0	K: 0	S: 6	H: 0	LOB: 0	BB: 0	P: 9	R: 1	H: 1	E: 0	K: 0	S: 9	H: 1	LOB: 0	BB: 0	P: 11	R: 0	H: 1	E: 0	K: 0	S: 5	H: 1	LOB: 1	BB: 0	P: 7	R: 0	H: 2	E: 0	K: 1	S: 9	H: 2	LOB: 2	BB: 0	P: 15	1B: 8	SF: 0	2B: 2	SAC: 1	3B: 0	DP: 0	HR: 2	HBP: 0	WP: 0	PA: 39
<b>PITCHER</b>	IP	WLS	BF	H	R	ER	SO	BB	IBB	HBP	BLK	WP	HR	S	P	ERA	WHIP																																																													
<b>Jose Lima, R</b> ERA: 4.24 <b>Duaner Sanchez, R</b> ERA: 3.4	(1, 1)	8.0	W	34	10	3	3	3	0	0	0	0	2	67	95	3.38	1.250																																																													
	(9, 1)	1.0		5	2	0	0	1	0	0	0	0	0	9	15	0.00	2.000																																																													

**BOTTOM**

**Los Angeles Dodgers @ Arizona Diamondbacks**  
Bank One Ballpark, Phoenix, AZ  
Sun Jul 18 2004, 6:05 PM EDT  
Att: 29,131 - Dome - 81 F

livebaseballscorecards.com

**AB 38**  
**R 3**  
**H 12**  
**RBI 3**  
**BB 0**  
**SO 4**  
**LOB 18**





Batter	1	2	3	4	5	6	7	8	9	AB R H RBI BB SO LOB	TOP											
Ray Durham, S (1, 4) OBP: 0.361, SLG: 0.465	3-3 K	1-1 E 1B		2-2 G4-3			4-2 S 1B BB		0-0 G5-3	4 1 1 2 1 1 0												
Michael Tucker, L (1, 9) OBP: 0.374, SLG: 0.451	0-0 L6	2-0 E 1B			2-1 F7		1-3 K		2-3 K	5 0 1 0 0 2 1												
Marquis Grissom, R (1, 8) OBP: 0.313, SLG: 0.456	1-3 K	0-1 E6			3-2 F7		1-2 G5-3			4 0 0 0 0 1 3												
J.T. Snow, L (1, 3) OBP: 0.371, SLG: 0.419					2-3 K		2-1 K			4 1 2 1 0 1 3												
Edgardo Alfonzo, R (1, 5) OBP: 0.341, SLG: 0.389							1-2 F7			4 2 2 1 0 0 1												
A.J. Pierzynski, L (1, 2) OBP: 0.341, SLG: 0.440							0-1 2B 1B			4 0 1 1 0 0 1												
Neifi Perez, S (1, 6) OBP: 0.283, SLG: 0.303							0-0 P6			4 0 1 1 0 0 1												
Dustan Mohr, R (1, 7) OBP: 0.379, SLG: 0.356							2-1 B2-6 1-H 2B			4 1 1 1 0 0 1												
Brett Tomko, R (1, 1) OBP: 0.200, SLG: 0.206							4-1 K			2 1 0 0 1 1 0												
Scott Eyre, L (8, 1)							1-1 B2-6			2 0 0 0 0 0 2												
Felix Rodriguez, R (8, 1)							2-3 K			0 0 0 0 0 0 0												
										1 0 0 0 0 1 0												
<b>Inning Stats</b>	R: 0 E: 0 K: 2 S: 9	H: 0 LOB: 0 BB: 0 P: 13	R: 4 E: 1 K: 0 S: 22	H: 5 LOB: 3 BB: 0 P: 30	R: 0 E: 0 K: 0 S: 5	H: 0 LOB: 0 BB: 0 P: 8	R: 0 E: 0 K: 0 S: 9	H: 0 LOB: 0 BB: 0 P: 13	R: 0 E: 0 K: 1 S: 11	H: 0 LOB: 0 BB: 0 P: 18	R: 1 E: 0 K: 0 S: 8	H: 2 LOB: 1 BB: 1 P: 15	R: 1 E: 0 K: 1 S: 15	H: 1 LOB: 1 BB: 1 P: 24	R: 0 E: 0 K: 1 S: 9	H: 0 LOB: 0 BB: 0 P: 14	R: 0 E: 0 K: 2 S: 7	H: 0 LOB: 0 BB: 0 P: 11	1B: 6 2B: 2 3B: 1 HR: 0	SF: 0 SAC: 1 DP: 1 HBP: 1	WP: 0 PB: 0 SB: 1 CS: 0	PA: 38
<b>PITCHER</b>	IP WLS BF H R ER SO BB IBB HBP BLK WP HR S P ERA WHIP																					
Steve Sparks, R (1, 1) ERA: 5.94	6.0 L 27 7 5 5 3 1 0 1 0 0 0 0 64 97 7.50 1.333																					
Randy Choate, L (7, 1) ERA: 5.34	1.0 5 1 1 1 1 1 0 0 0 0 0 0 15 24 9.00 2.000																					
Mike Koplove, R (8, 1) ERA: 5.21	2.0 6 0 0 0 0 3 0 0 0 0 0 0 16 25 0.00 0.000																					

San Francisco Giants @ Arizona Diamondbacks  
Bank One Ballpark, Phoenix, AZ  
Mon Jul 19 2004, 9:35 PM EDT  
Att: 31,624 - Dome - 81 F

livebaseballscorecards.com

AB 34  
R 6  
H 8  
RBI 6  
BB 2  
SO 7  
LOB 12



Batter	1	2	3	4	5	6	7	8	9	AB	R	H	RBI	BB	SO	LOB
Scott Hairston, R OBP: 0.292, SLG: 0.434 (1, 4)	2-3 K		2-1 F8		1-2 FC6-4		2-2 P4			4	0	0	0	0	1	1
Steve Finley, L OBP: 0.342, SLG: 0.508 (1, 8)	3-2 L6-4 1B		0-1 1B		2-2 G4-3			0-0 1B		4	0	3	0	0	0	1
Danny Bautista, R OBP: 0.368, SLG: 0.475 (1, 9)	1-1 1B		0-0 G4-3			2-2 L1-6 2B		0-0 F8		4	0	2	0	0	0	2
Luis Gonzalez, L OBP: 0.378, SLG: 0.514 (1, 7)	2-2 L6-4			1-1 HR		4-1 BB		1-3 K		3	1	1	1	1	1	3
Shea Hillenbrand, R OBP: 0.363, SLG: 0.476 (1, 3)		1-1 1B		0-0 F9		0-1 L1-6		2-3 K		4	0	1	0	0	1	3
Alex Cintron, S OBP: 0.290, SLG: 0.363 (1, 6)		3-2 F7		3-2 F8		4-2 BB		2-1 F7		3	0	0	0	1	0	1
Chad Tracy, L OBP: 0.332, SLG: 0.419 (1, 5)		2-2 F9		1-2 1B		2-2 G4-3		2-1 P5		4	0	1	0	0	0	3
Juan Brito, R OBP: 0.241, SLG: 0.313 (1, 2)		0-2 F9		2-2 P3		2-1 P3		2-1 WP		4	0	1	0	0	0	2
Steve Sparks, R OBP: 0.107, SLG: 0.107 (1, 1)			0-1 G6-3		0-1 FC6-4		0-3 K		3-2 F8	2	0	1	0	0	0	0
Randy Choate, L (7, 1)										0	0	0	0	0	0	0
Quinton McCracken, S (7, PH)										1	0	0	0	0	1	0
Mike Koplove, R (8, 1)										0	0	0	0	0	0	0
Carlos Baerga, S (9, PH)										1	0	0	0	0	0	1

Inning Stats	R: 0	H: 2	E: 0	K: 1	S: 11	H: 1	LOB: 1	BB: 0	P: 19	R: 0	H: 1	E: 0	K: 0	S: 13	H: 1	LOB: 1	BB: 0	P: 9	R: 1	H: 2	E: 0	K: 0	S: 13	H: 1	LOB: 1	BB: 0	P: 20	R: 0	H: 1	E: 0	K: 0	S: 9	H: 1	LOB: 2	BB: 2	P: 26	R: 0	H: 0	E: 0	K: 1	S: 8	H: 0	LOB: 0	BB: 0	P: 12	R: 0	H: 1	E: 0	K: 2	S: 9	H: 1	LOB: 1	BB: 0	P: 12	R: 0	H: 1	E: 0	K: 0	S: 10	H: 1	LOB: 1	BB: 0	P: 19	1B: 7	SF: 0	2B: 4	SAC: 0	3B: 0	DP: 2	HR: 1	HBP: 0	WP: 1	PA: 36
--------------	------	------	------	------	-------	------	--------	-------	-------	------	------	------	------	-------	------	--------	-------	------	------	------	------	------	-------	------	--------	-------	-------	------	------	------	------	------	------	--------	-------	-------	------	------	------	------	------	------	--------	-------	-------	------	------	------	------	------	------	--------	-------	-------	------	------	------	------	-------	------	--------	-------	-------	-------	-------	-------	--------	-------	-------	-------	--------	-------	--------

PITCHER	IP	WLS	BF	H	R	ER	SO	BB	IBB	HBP	BLK	WP	HR	S	P	ERA	WHIP
Brett Tomko, R (1, 1)	7.1	W	30	9	1	1	2	2	0	0	0	0	1	77	119	1.23	1.500
Scott Eyre, L (8, 1)	0.1		1	0	0	0	1	0	0	0	0	0	0	4	5	0.00	0.000
Felix Rodriguez, R (8, 1)	1.1		5	1	0	0	1	0	0	0	0	1	0	13	24	0.00	0.750

BOTTOM

San Francisco Giants @ Arizona Diamondbacks  
Bank One Ballpark, Phoenix, AZ  
Mon Jul 19 2004, 9:35 PM EDT  
Att: 31,624 - Dome - 81 F

livebaseballscorecards.com

AB	34
R	1
H	10
RBI	1
BB	2
SO	4
LOB	17





Batter	1	2	3	4	5	6	7	8	9	AB R H RBI BB SO LOB	TOP									
Ray Durham, S (1, 4) OBP: 0.357, SLG: 0.458	0-3 K	1-0 SF7			2-3 K		0-0 F8		4-1 BB	3 0 0 1 1 2 1	<p>San Francisco Giants @ Arizona Diamondbacks</p> <p>Bank One Ballpark, Phoenix, AZ</p> <p>Tue Jul 20 2004, 9:35 PM EDT</p> <p>Att: 33,743 - Dome - 81 F</p> <p>livebaseballscorecards.com</p>									
Neffi Perez, S (1, 6) OBP: 0.281, SLG: 0.301	2-2 2B G4-3 1B	1-1 F8			0-0 G6-3		1-3 K	1-3 SAFE K	5 1 1 0 0 2 4											
Pedro Feliz, R (1, 3) OBP: 0.289, SLG: 0.457	1-1 G4-3 1-3 2B			2-2 G6-3	1-1 1B		3-3 K		4 0 2 0 0 1 0											
Barry Bonds, L (1, 7) OBP: 0.624, SLG: 0.786	2-1 G4-3			0-1 P5	0-1 F8 1B		1-0 2B		4 0 1 1 0 0 2											
Edgardo Alfonzo, R (1, 5) OBP: 0.337, SLG: 0.384	2-0 F8			1-1 P3		2-2 F8	1-2 F7		4 0 0 0 0 0 2											
Marquis Grissom, R (1, 8) OBP: 0.315, SLG: 0.457		1-0 1B BB E 1B		1-1 G6-3 1B	0-0 P2		2-3 K		4 1 2 0 0 1 1											
Dustan Mohr, R (1, 9) OBP: 0.376, SLG: 0.349		4-0 E 1-2 SF7 BB		2-0 P6	0-3 K		0-1 F9		3 1 0 0 1 1 1											
Yorvit Torrealba, R (1, 2) OBP: 0.306, SLG: 0.414		1-0 E7 1-3 2-H 1B		2-2 SAFE G6-3 1-2		1-2 F8 2B	2-3 K		4 0 2 0 0 1 1											
Jerome Williams, R (1, 1) OBP: 0.196, SLG: 0.129 Scott Eyre, L (8, 1) Jim Brower, R (8, 1) Michael Tucker, L (9, PH) Matt Herges, L (9, 1) Jason Christiansen, R (9, 1)		0-2 L4		0-3 K		1-3 K	0-0 PB 2B		3 0 0 0 0 0 2 4 0 0 0 0 0 0 0 0 0 0 0 0 0 0 0 0 1 0 1 0											
<b>Inning Stats</b>	R: 1 E: 0 K: 1 S: 11	H: 2 LOB: 1 BB: 0 P: 18	R: 2 E: 1 K: 0 S: 8	H: 2 LOB: 1 BB: 1 P: 16	R: 0 E: 0 K: 0 S: 9	H: 0 LOB: 0 BB: 0 P: 12	R: 0 E: 0 K: 1 S: 11	H: 1 LOB: 1 BB: 0 P: 16	R: 0 E: 0 K: 1 S: 8	H: 0 LOB: 0 BB: 0 P: 10	R: 0 E: 0 K: 2 S: 10	H: 1 LOB: 1 BB: 0 P: 13	R: 0 E: 0 K: 2 S: 11	H: 1 LOB: 1 BB: 0 P: 18	R: 0 E: 0 K: 2 S: 10	H: 1 LOB: 2 BB: 1 P: 17	1B: 5 2B: 4 3B: 0 HR: 0	SF: 1 SAC: 0 DP: 0 HBP: 0	WP: 0 PB: 1 SB: 0 CS: 0	PA: 38
<b>PITCHER</b>	IP WLS BF H R ER SO BB IBB HBP BLK WP HR S P ERA WHIP																			
Randy Johnson, L (1, 1) ERA: 2.83	7.0 L 29 7 3 2 6 1 0 0 0 0 0 0 65 96 2.57 1.143																			
Mike Fetters, R (8, 1) ERA: 6.0	1.0 4 1 0 0 2 0 0 0 0 0 0 0 11 18 0.00 1.000																			
Greg Aquino, R (9, 1) ERA: 3.0	1.0 5 1 0 0 2 1 0 0 0 0 0 0 10 17 0.00 2.000																			



Batter	1	2	3	4	5	6	7	8	9	AB	R	H	RBI	BB	SO	LOB
<b>Roberto Alomar, S</b> OBP: 0.368, SLG: 0.415 (1, 4)	3-2 G3		4-2 FC5 BB		0-0 G3-6-1			2-1 PB 1B	1-1 G5-3	4	1	1	0	1	0	5
<b>Steve Finley, L</b> OBP: 0.341, SLG: 0.504 (1, 8)	1-2 G4-3		4-0 BB			1-2 G4-3		2-1 F7		3	0	0	0	1	0	1
<b>Danny Bautista, R</b> OBP: 0.370, SLG: 0.475 (1, 9)	3-2 L4		1-0 FC5			3-1 FC4-6 1B		1-2 E 1B		4	0	2	1	0	0	2
<b>Luis Gonzalez, L</b> OBP: 0.374, SLG: 0.507 (1, 7)		0-1 G1-3		1-1 P6		0-0 FC4-6		1-0 E1 G6-4-3		4	0	0	0	0	0	2
<b>Shea Hillenbrand, R</b> OBP: 0.358, SLG: 0.470 (1, 3)		1-0 G3-1		1-1 F7		1-0 F8		3-1 G6-4-3		4	0	0	0	0	0	3
<b>Alex Cintron, S</b> OBP: 0.292, SLG: 0.371 (1, 6)		1-0 2B		2-1 F8			0-1 F9		2-2 1B 2B	4	0	2	0	0	0	0
<b>Chad Tracy, L</b> OBP: 0.334, SLG: 0.419 (1, 5)		1-1 G4-3		4-0 E BB			2-1 G4-3		0-2 G5-3 SH1-3 1B	3	0	1	0	1	0	1
<b>Juan Brito, R</b> OBP: 0.244, SLG: 0.325 (1, 2)			0-3 K		1-2 G5-3		0-0 2B		0-0 SH1-3	3	0	1	0	0	1	1
<b>Randy Johnson, R</b> OBP: 0.174, SLG: 0.159 (1, 1)			0-3 K		4-0 BB		0-2 G6-3		4-0 BB	1	0	0	0	1	1	0
<b>Carlos Baerga, S</b> OBP: 0.229, SLG: 0.209 (7, PH)										1	0	0	0	0	0	1
<b>Mike Fetters, R</b> (8, 1)										0	0	0	0	0	0	0
<b>Greg Aquino, R</b> (9, 1)										0	0	0	0	0	0	0
<b>Quinton McCracken, S</b> OBP: 0.271, SLG: 0.364 (9, PH)										0	0	0	0	1	0	0

Inning Stats	R: 0	H: 0	E: 0	K: 0	S: 10	R: 0	H: 1	E: 0	K: 0	S: 6	R: 0	H: 0	E: 0	K: 2	S: 9	R: 0	H: 0	E: 0	K: 0	S: 6	R: 0	H: 0	E: 1	K: 0	S: 4	R: 0	H: 1	E: 0	K: 0	S: 7	R: 0	H: 1	E: 0	K: 0	S: 8	R: 1	H: 2	E: 1	K: 0	S: 10	R: 0	H: 2	E: 0	K: 0	S: 9	1B: 4	2B: 3	3B: 0	HR: 0	SF: 0	SAC: 1	DP: 3	HBP: 0	WP: 0	PA: 37
	0	0	0	0	10	0	1	0	0	6	0	0	0	2	9	0	0	0	0	6	0	0	1	0	4	0	0	0	1	0	0	7	1	0	0	19	1	2	0	0	16	4	3	0	0	0	1	0	0	0	37				

PITCHER	IP	WLS	BF	H	R	ER	SO	BB	IBB	HBP	BLK	WP	HR	S	P	ERA	WHIP
<b>Jerome Williams, R</b> ERA: 4.41 (1, 1)	7.0	W	28	4	1	0	2	4	0	0	0	0	0	52	93	0.00	1.143
<b>Scott Eyre, L</b> ERA: 2.73 (8, 1)	0.1	H	3	1	0	0	0	0	0	0	0	0	0	6	10	0.00	3.000
<b>Jim Brower, R</b> ERA: 3.53 (8, 1)	0.2	H	1	0	0	0	0	0	0	0	0	0	0	2	5	0.00	0.000
<b>Matt Herges, R</b> ERA: 5.82 (9, 1)	0.1	H	4	2	0	0	0	1	0	0	0	0	0	7	13	0.00	9.000
<b>Jason Christiansen, L</b> ERA: 4.84 (9, 1)	0.2	S	1	0	0	0	0	0	0	0	0	0	0	2	3	0.00	0.000


**BOTTOM**

**San Francisco Giants @ Arizona Diamondbacks**  
Bank One Ballpark, Phoenix, AZ

Tue Jul 20 2004, 9:35 PM EDT  
Att: 33,743 - Dome - 81 F

livebaseballscorecards.com

<b>AB</b>	<b>31</b>
<b>R</b>	<b>1</b>
<b>H</b>	<b>7</b>
<b>RBI</b>	<b>1</b>
<b>BB</b>	<b>5</b>
<b>SO</b>	<b>2</b>
<b>LOB</b>	<b>16</b>





Houston Astros @ Arizona Diamondbacks  
 Bank One Ballpark, Phoenix, AZ  
 Wed Jul 21 2004, 9:35 PM EDT  
 Att. 26,907 - Dome - 82 F

livebaseballscorecards.com

AB	36
R	5
H	10
RBI	5
BB	9
SO	7
LOB	24



WP:	2	PA:	46
PB:	0		
SB:	2		
CS:	0		

AB R H RBI BB SO LOB

5	1	1	1	1	1	5
3	0	1	1	1	0	0
4	1	1	1	1	0	4
3	1	1	0	2	1	3
4	0	1	0	1	1	2
5	1	2	0	0	3	3
4	0	1	0	1	0	3
5	1	2	2	0	1	2
2	0	0	0	2	0	0
1	0	0	0	0	0	2
0	0	0	0	0	0	0

Batter	1	2	3	4	5	6	7	8	9
<b>Craig Biggio, R</b> OBP: 0.365, SLG: 0.489 (1, 7)	2-1 P5	0-1 FC6-4		0-0 HR		0-3 K		4-0 BB	1-2 FC5-4
<b>28 Adam Everett, R</b> OBP: 0.303, SLG: 0.351 (1, 6)	3-2 G4-3 HBP		3-2 L4	2-1 17 WP S			2-2 F9	4-0 BB	
<b>Carlos Beltrán, S</b> OBP: 0.358, SLG: 0.552 (1, 8)	1-0 G4-3		0-2 HR	4-1 17 WP BB			1-0 L8	2-2 F8	
<b>17 Lance Berkman, S</b> OBP: 0.445, SLG: 0.539 (1, 9)	3-1 G4-3		3-1 WP BB	2-2 K			4-0 BB	4-0 1B 5 1B BB	
<b>Jeff Kent, R</b> OBP: 0.341, SLG: 0.489 (1, 4)		1-0 G5-3	4-0 WP BB		0-0 F9-5 S		2-0 F8	1-3 K	
<b>5 Jeff Bagwell, R</b> OBP: 0.381, SLG: 0.439 (1, 3)		3-2 BB BB	2-3 K		3-3 K			2-3 K	1-2 1B 1B
<b>Morgan Ensberg, R</b> OBP: 0.326, SLG: 0.393 (1, 5)		4-1 BB BB	2-1 F8		1-0 F9-5			1-1 F9	1-2 1B 1B
<b>Brad Ausmus, R</b> OBP: 0.286, SLG: 0.307 (1, 2)		1-3 K		1-0 G3		0-0 G4-3		1-2 BB 28 BB	2-2 FC5-4
<b>Andy Pettitte, L</b> OBP: 0.318, SLG: 0.263 (1, 1)		4-2 FC6-4		0-2 P6		0-1 G6-3		4-0 28 BB BB	0-1 F7
<b>Jose Vizcaino, S</b> OBP: 0.339, SLG: 0.388 (9, PH)								1-2 BB	
<b>54 Brad Lidge, R</b> (9, 1)									

Inning Stats	R: 0	H: 0	E: 0	K: 0	S: 7	P: 16	R: 0	H: 1	E: 0	K: 1	S: 13	P: 26	R: 1	H: 2	E: 0	K: 1	S: 16	P: 30	R: 1	H: 2	E: 0	K: 1	S: 11	P: 20	R: 0	H: 1	E: 0	K: 1	S: 5	P: 9	R: 0	H: 0	E: 0	K: 1	S: 6	P: 6	R: 0	H: 0	E: 0	K: 0	S: 5	P: 14	R: 1	H: 1	E: 0	K: 1	S: 13	P: 31	R: 2	H: 3	E: 0	K: 1	S: 19	P: 29	1B: 8	2B: 1	3B: 0	HR: 2	SF: 0	SAC: 0	DP: 1	HBP: 1	WP: 2	PA: 46
--------------	------	------	------	------	------	-------	------	------	------	------	-------	-------	------	------	------	------	-------	-------	------	------	------	------	-------	-------	------	------	------	------	------	------	------	------	------	------	------	------	------	------	------	------	------	-------	------	------	------	------	-------	-------	------	------	------	------	-------	-------	-------	-------	-------	-------	-------	--------	-------	--------	-------	--------

PITCHER	IP	WLS	BF	H	R	ER	SO	BB	IBB	HBP	BLK	WP	HR	S	P	ERA	WHIP
<b>17 Brandon Webb, R</b> ERA: 3.82 (1, 1)	7.0	L	32	6	2	2	5	5	0	1	0	2	2	63	121	2.57	1.571
<b>Brandon Villafuerte, R</b> ERA: 4.05 (8, 1)	0.2		6	1	1	1	1	3	0	0	0	0	0	10	26	13.50	6.000
<b>Randy Choate, L</b> ERA: 5.29 (8, 1)	0.1		1	0	0	0	0	0	0	0	0	0	0	3	5	0.00	0.000
<b>Stephen Randolph, L</b> ERA: 4.32 (9, 1)	0.1		5	3	2	2	1	1	0	0	0	0	0	14	23	54.00	12.000
<b>Mike Fetters, R</b> ERA: 4.91 (9, 1)	0.2		2	0	0	0	0	0	0	0	0	0	0	5	6	0.00	0.000

PITCHER	IP	WLS	BF	H	R	ER	SO	BB	IBB	HBP	BLK	WP	HR	S	P	ERA	WHIP
---------	----	-----	----	---	---	----	----	----	-----	-----	-----	----	----	---	---	-----	------

Batter	1	2	3	4	5	6	7	8	9	AB R H RBI BB SO LOB
Scott Hairston, R OBP: 0.291, SLG: 0.436 (1, 4)	1-1 G1-3		0-1 L3			3-2 F8		1-0 HR 2B		4 1 1 0 0 0 1
Steve Finley, L OBP: 0.345, SLG: 0.518 (1, 8)	2-2 G6-4-3 1B		2-1 F7			1-1 2B		1-0 2-H HR		4 1 3 2 0 0 1
Danny Bautista, R OBP: 0.365, SLG: 0.469 (1, 9)	0-1 G6-4-3 1-2f				1-3 K	1-3 K		0-0 G3		4 0 0 0 0 2 2
Shea Hillenbrand, R OBP: 0.357, SLG: 0.467 (1, 3)		0-2 G5-3		0-0 1B		0-3 K		1-1 G1-3		4 0 1 0 0 1 1
Mike Fetters, R (9, 1)										0 0 0 0 0 0 0
Luis Gonzalez, L OBP: 0.375, SLG: 0.506 (1, 7)		3-3 K		0-2 G5-4-3 1B		0-3 K		4-0 DI BB		3 0 1 0 1 2 0
Alex Cintron, S OBP: 0.295, SLG: 0.371 (1, 6)		2-2 FC5-4 1B		0-1 G5-4-3 1-2f		1-2 G1-3		4-2 1-2 BB		3 0 1 0 1 0 2
Tim Olson, R OBP: 0.341, SLG: 0.380 (1, 5)		1-0 FC5-4			0-0 B2	4-2 FC5-4 BB		1-2 K		2 0 0 0 1 0 1
Brandon Villafuerte, R (8, 1)										0 0 0 0 0 0 0
Randy Choate, L (8, 1)										0 0 0 0 0 0 0
Stephen Randolph, L OBP: 0.500, SLG: 1.000 (9, 1)										0 0 0 0 0 0 0
Carlos Baerga, S OBP: 0.224, SLG: 0.205 (9, 3)										1 0 0 0 0 1 2
Juan Brito, R OBP: 0.247, SLG: 0.318 (1, 2)			4-2 SH2-4 BB		2-1 G6-3	0-1 FC5-4		0-3 K		2 0 0 0 1 0 1
Brent Mayne, L OBP: 0.316, SLG: 0.313 (9, PH)										1 0 0 0 0 1 2
17 Brandon Webb, R OBP: 0.125, SLG: 0.103 (1, 1)			0-1 SH2-4		1-3 K			1-3 K2-3		1 0 0 0 0 1 0
Chad Tracy, L OBP: 0.332, SLG: 0.415 (8, 5)										2 0 0 0 0 1 2

Inning Stats	R: 0	H: 1	E: 0	LOB: 0	K: 0	S: 7	P: 10	R: 0	H: 1	E: 0	LOB: 1	K: 1	S: 10	R: 0	H: 0	E: 0	LOB: 1	K: 0	S: 9	R: 0	H: 2	E: 0	LOB: 1	K: 1	S: 9	R: 0	H: 0	E: 0	LOB: 0	K: 1	S: 6	R: 0	H: 1	E: 0	LOB: 1	K: 2	S: 11	R: 0	H: 0	E: 0	LOB: 1	K: 1	S: 11	R: 2	H: 2	E: 0	LOB: 0	K: 1	S: 9	R: 0	H: 0	E: 0	LOB: 2	K: 2	S: 11	1B: 4	SF: 0	2B: 2	SAC: 1	3B: 0	DP: 2	HR: 1	HBP: 0	WP: 0	PA: 36
--------------	------	------	------	--------	------	------	-------	------	------	------	--------	------	-------	------	------	------	--------	------	------	------	------	------	--------	------	------	------	------	------	--------	------	------	------	------	------	--------	------	-------	------	------	------	--------	------	-------	------	------	------	--------	------	------	------	------	------	--------	------	-------	-------	-------	-------	--------	-------	-------	-------	--------	-------	--------


PITCHER	IP	WLS	BF	H	R	ER	SO	BB	IBB	HBP	BLK	WP	HR	S	P	ERA	WHIP
Andy Pettitte, L ERA: 4.14 (1, 1)	8.0	W	31	7	2	2	7	2	0	0	0	0	1	72	105	2.25	1.125
54 Brad Lidge, R ERA: 2.38 (9, 1)	1.0	S	5	0	0	0	2	2	0	0	0	0	0	11	21	0.00	2.000

**BOTTOM**

**Houston Astros @ Arizona Diamondbacks**  
Bank One Ballpark, Phoenix, AZ

Wed Jul 21 2004, 9:35 PM EDT  
Att: 26,907 - Dome - 82 F

AB	31
R	2
H	7
RBI	2
BB	4
SO	9
LOB	15





Batter	1	2	3	4	5	6	7	8	9	AB R H RBI BB SO LOB	TOP	
Craig Biggio, R (1, 7) OBP: 0.366, SLG: 0.488 16 Jason Lane, R (6, 7) OBP: 0.311, SLG: 0.402	0-2 F9		0-2 28 HR 1B		1-2 G5-3	4-0 28 1B BB			1-0 HR 2B	3 1 1 0 1 0 0 1 1 1 0 0 0 0		
28 Adam Everett, R (1, 6) OBP: 0.309, SLG: 0.365 Mike Lamb, L (8, 4) OBP: 0.358, SLG: 0.532	3-3 K		3-1 HR 1-H		0-1 HR 1B	1-1 1B			1-1 HR 2-H	4 2 3 4 0 1 0 1 1 1 2 0 0 0		
Carlos Beltrán, S (1, 8) OBP: 0.364, SLG: 0.571	3-2 17 FC4-6 1B		0-0 HR		3-1 HR 1-H	0-3 K			4-0 17 G5-4-3 BB	4 2 3 3 1 1 2		
17 Lance Berkman, S (1, 9) OBP: 0.444, SLG: 0.537	1-2 FC4-6 1-2f		3-3 K		3-2 1B				2-2 G5-4-3 1-2f	5 0 2 0 0 1 2		
Jeff Kent, R (1, 4) OBP: 0.340, SLG: 0.492 Jose Vizcaino, S (8, 4) OBP: 0.337, SLG: 0.386		0-0 G6-4-3 3B	0-0 F9		2-3 K				1-1 F9	4 1 1 0 0 1 2 1 0 0 0 0 0 0		
5 Jeff Bagwell, R (1, 3) OBP: 0.385, SLG: 0.439		1-1 G6-4-3 1B		4-2 G5-4-3 BB		4-2 E 28 1B BB			0-1 G5-3	2 1 1 0 2 0 0		
Morgan Ensberg, R (1, 5) OBP: 0.322, SLG: 0.387		1-2 G6-4-3 1-2f 3-H		2-1 F9		2-2 E5 44 SH1-4 28 1B			1-0 F9	4 1 0 0 0 0 3		
Raul Chavez, R (1, 2) OBP: 0.247, SLG: 0.250		0-1 G5-3		0-1 G5-4-3 1-2f		2-2 F9			1-3 K	4 0 0 0 0 1 3		
44 Roy Oswalt, R (1, 1) OBP: 0.140, SLG: 0.146 Orlando Palmeiro, L (8, PH) OBP: 0.316, SLG: 0.361 Chad Qualls, R (8, 1) Mike Gallo, L (9, 1)			1-3 K		0-0 G1-3	0-1 SH1-4			1-2 K	2 0 0 0 0 1 0 1 0 0 0 0 1 0 0 0 0 0 0 0 0 0 0 0 0 0 0 0		
<b>Inning Stats</b>	R: 0 H: 1 E: 0 LOB: 1 K: 1 BB: 0 S: 12 P: 19	R: 1 H: 2 E: 0 LOB: 0 K: 0 BB: 0 S: 8 P: 10	R: 3 H: 3 E: 0 LOB: 0 K: 2 BB: 0 S: 13 P: 20	R: 0 H: 0 E: 0 LOB: 0 K: 0 BB: 1 S: 7 P: 13	R: 2 H: 3 E: 0 LOB: 1 K: 1 BB: 0 S: 15 P: 24	R: 2 H: 1 E: 1 LOB: 2 K: 1 BB: 2 S: 16 P: 29	R: 0 H: 1 E: 0 LOB: 0 K: 0 BB: 0 S: 6 P: 7	R: 0 H: 0 E: 0 LOB: 0 K: 2 BB: 0 S: 7 P: 10	R: 2 H: 2 E: 0 LOB: 0 K: 0 BB: 1 S: 10 P: 19	1B: 7 SF: 0 2B: 2 SAC: 1 3B: 1 DP: 4 HR: 4 HBP: 0	WP: 0 PA: 41 PB: 0 SB: 0 CS: 0	
<b>PITCHER</b>	IP WLS BF H R ER SO BB IBB HBP BLK WP HR S P ERA WHIP											
31 Edgar Gonzalez, R (1, 1) ERA: 12.46	4.2 L 22 9 6 6 3 1 0 0 0 0 3 52 81 11.57 2.143											
Elmer Dessens, R (5, 1) ERA: 5.33	1.1 8 1 2 0 2 2 0 0 0 0 0 19 34 0.00 2.250											
Stephen Randolph, L (7, 1) ERA: 4.43	3.0 11 3 2 2 2 1 0 0 0 0 1 23 36 6.00 1.333											

Houston Astros @ Arizona Diamondbacks  
Bank One Ballpark, Phoenix, AZ  
Thu Jul 22 2004, 6:05 PM EDT  
Att: 26,003 - Dome - 82 F

livebaseballscorecards.com

AB 36  
R 10  
H 13  
RBI 9  
BB 4  
SO 7  
LOB 12



Batter	1	2	3	4	5	6	7	8	9	AB	R	H	RBI	BB	SO	LOB
Scott Hairston, R (1, 4) OBP: 0.284, SLG: 0.424	1-3 K		2-2 P6		1-3 K		1-1 L5		2-0 FC6-4	5	0	0	0	0	2	3
Steve Finley, L (1, 8) OBP: 0.346, SLG: 0.515	4-1 BB		1-1 G5-3		3-2 K			4-0 G4-3 2B BB		2	1	0	0	2	1	2
Danny Bautista, R (1, 9) OBP: 0.361, SLG: 0.463	0-1 F8			2-3 K		3-2 P4		1-2 G4-3		4	0	0	0	0	1	2
Luis Gonzalez, L (1, 7) OBP: 0.377, SLG: 0.507	3-3 K			2-0 2B		4-2 HR BB		0-1 F7		3	1	1	0	1	1	2
Shea Hillenbrand, R (1, 3) OBP: 0.359, SLG: 0.480		2-0 G4-3		0-0 G6-3		0-2 HR		2-1 2B		4	1	2	3	0	0	1
Chad Tracy, L (1, 5) OBP: 0.331, SLG: 0.411		3-2 F9		4-2 BB		0-3 K		0-0 G6-3		3	0	0	0	1	1	1
Alex Cintron, S (1, 6) OBP: 0.292, SLG: 0.367		1-0 P5		0-1 G3		1-2 G1-3			1-0 F9	3	0	0	0	0	0	2
Stephen Randolph, L (7, 1) OBP: 0.500, SLG: 1.000										0	0	0	0	0	0	0
Quinton McCracken, S (9, PH) OBP: 0.267, SLG: 0.357										1	0	0	0	0	0	0
Brent Mayne, L (1, 2) OBP: 0.333, SLG: 0.345			2-2 FC1-5 2B		0-1 1B		1-1 L6		2-1 FC6-4 1B	4	0	3	0	0	0	0
31 Edgar Gonzalez, R (1, 1)			0-0 FC1-5		2-1 2B		2-3 K		0-3 K	1	0	0	0	0	0	1
Elmer Dessens, R (5, 1) OBP: 0.300, SLG: 0.294										1	0	1	0	0	0	0
Tim Olson, R (7, 6) OBP: 0.333, SLG: 0.370										2	0	0	0	0	2	1

Inning Stats	R: 0	H: 0	E: 0	K: 2	S: 9	R: 0	H: 0	E: 0	K: 0	S: 5	R: 0	H: 1	E: 0	K: 0	S: 9	R: 0	H: 1	E: 0	K: 1	S: 9	R: 0	H: 2	E: 0	K: 2	S: 10	R: 2	H: 1	E: 0	K: 1	S: 26	R: 0	H: 0	E: 0	K: 1	S: 7	R: 1	H: 1	E: 0	K: 0	S: 8	R: 0	H: 1	E: 0	K: 1	S: 7	R: 0	H: 1	E: 0	K: 1	S: 7	1B: 2	2B: 4	3B: 0	HR: 1	SF: 0	SAC: 0	DP: 0	HBP: 0	WP: 0	PA: 37
--------------	------	------	------	------	------	------	------	------	------	------	------	------	------	------	------	------	------	------	------	------	------	------	------	------	-------	------	------	------	------	-------	------	------	------	------	------	------	------	------	------	------	------	------	------	------	------	------	------	------	------	------	-------	-------	-------	-------	-------	--------	-------	--------	-------	--------

PITCHER	IP	WLS	BF	H	R	ER	SO	BB	IBB	HBP	BLK	WP	HR	S	P	ERA	WHIP
44 Roy Oswalt, R (1, 1) ERA: 3.92	7.0	W	28	5	2	2	7	3	0	0	0	0	1	75	120	2.57	1.143
Chad Qualls, R (8, 1) ERA: 9.0	1.0		5	1	1	1	0	1	0	0	0	0	0	8	15	9.00	2.000
Mike Gallo, L (9, 1) ERA: 3.49	1.0		4	1	0	0	1	0	0	0	0	0	0	7	12	0.00	1.000

BOTTOM

Houston Astros @ Arizona Diamondbacks  
Bank One Ballpark, Phoenix, AZ  
Thu Jul 22 2004, 6:05 PM EDT  
Att: 26,003 - Dome - 82 F

livebaseballscorecards.com

AB	33
R	3
H	7
RBI	3
BB	4
SO	8
LOB	15







Batter	1	2	3	4	5	6	7	8	9	AB	R	H	RBI	BB	SO	LOB
Scott Hairston, R OBP: 0.288, SLG: 0.441 (1, 4)	2-1 1B		0-0 P6			3-2 HR		1-3 K		4	1	2	1	0	1	0
Steve Finley, L OBP: 0.343, SLG: 0.509 (1, 8)	1-1 F9		1-1 F7			0-2 F8		2-0 G3		4	0	0	0	0	0	1
Danny Bautista, R OBP: 0.357, SLG: 0.458 (1, 9)	0-0 F7		1-1 G5-3			3-2 G5-3			3-3 K	4	0	0	0	0	1	1
Luis Gonzalez, L OBP: 0.375, SLG: 0.507 (1, 7)	0-1 P6			2-0 G3		1-1 F7			2-2 1B 1B 2B	4	1	1	0	0	0	1
Shea Hillenbrand, R OBP: 0.358, SLG: 0.477 (1, 3)		1-0 G1-3		1-1 G6-3		1-1 F8			3-2 1B 1B	4	0	1	0	0	0	0
Tim Olson, R OBP: 0.330, SLG: 0.355 (1, 6) (8, 5)		4-2 FC5 1B BB		0-0 F9		1-2 G4-3			1-1 F9	3	0	0	0	1	0	2
Chad Tracy, L OBP: 0.334, SLG: 0.414 (1, 5) Mike Koplove, R (8, 1) Carlos Baerga, S (9, PH) OBP: 0.240, SLG: 0.222		2-0 1B		2-2 G3		3-2 1B			0-0 FC4-6 1B	3	0	2	0	0	0	0
Juan Brito, R OBP: 0.237, SLG: 0.303 (1, 2)		2-3 K		1-2 G6-3		2-1 G4-3			1-2 FC4-6	4	0	0	0	0	1	5
Casey Fossum, L (1, 1) Alex Cintron, S (8, 6) OBP: 0.292, SLG: 0.366		0-0 FC5		1-2 G6-3				0-3 K		2	0	0	0	0	0	2

<b>Inning Stats</b>	R: 0 E: 0 K: 0 S: 7	H: 1 LOB: 1 BB: 0 P: 10	R: 0 E: 0 K: 1 S: 10	H: 1 LOB: 2 BB: 1 P: 19	R: 0 E: 0 K: 0 S: 5	H: 0 LOB: 0 BB: 0 P: 7	R: 0 E: 0 K: 0 S: 4	H: 0 LOB: 0 BB: 0 P: 7	R: 0 E: 0 K: 10 S: 10	H: 0 LOB: 0 BB: 0 P: 14	R: 1 E: 0 K: 0 S: 14	H: 1 LOB: 0 BB: 0 P: 21	R: 0 E: 0 K: 0 S: 10	H: 1 LOB: 1 BB: 0 P: 17	R: 0 E: 0 K: 2 S: 8	H: 0 LOB: 0 BB: 0 P: 11	R: 1 E: 0 K: 1 S: 18	H: 3 LOB: 2 BB: 0 P: 28	1B: 5 2B: 1 3B: 0 HR: 1	SF: 0 SAC: 0 DP: 0 HBP: 0	WP: 0 PB: 0 SB: 0 CS: 0	PA: 35			
<b>PITCHER</b>	IP WLS BF H R ER SO	W W 26 4 1 1 1	BF H R ER SO	W W 26 4 1 1 1	IP WLS BF H R ER SO	W W 26 4 1 1 1	IP WLS BF H R ER SO	W W 26 4 1 1 1	IP WLS BF H R ER SO	W W 26 4 1 1 1	IP WLS BF H R ER SO	W W 26 4 1 1 1	IP WLS BF H R ER SO	W W 26 4 1 1 1	IP WLS BF H R ER SO	W W 26 4 1 1 1	IP WLS BF H R ER SO	W W 26 4 1 1 1	IP WLS BF H R ER SO	W W 26 4 1 1 1	IP WLS BF H R ER SO	W W 26 4 1 1 1	IP WLS BF H R ER SO	W W 26 4 1 1 1	
Jeff Fassero, L (1, 1) ERA: 4.83	7.0	26	4	1	1	1	1	1	1	1	1	1	1	1	1	1	1	1	1	1	1	1	1	1	1
Scott Dohmann, R (8, 1) ERA: 2.82	1.0	3	0	0	0	0	0	0	0	0	0	0	0	0	0	0	0	0	0	0	0	0	0	0	0
Adam Bernero, R (9, 1) ERA: 6.19	1.0	6	3	1	1	1	1	1	1	1	1	1	1	1	1	1	1	1	1	1	1	1	1	1	1

**BOTTOM**

**Colorado Rockies @ Arizona Diamondbacks**

Bank One Ballpark, Phoenix, AZ

Fri Jul 23 2004, 10:05 PM EDT  
Att. 26,350 - Dome - 80 F

livebaseballscorecards.com

<b>AB</b>	<b>34</b>
<b>R</b>	<b>2</b>
<b>H</b>	<b>7</b>
<b>RBI</b>	<b>2</b>
<b>BB</b>	<b>1</b>
<b>SO</b>	<b>4</b>
<b>LOB</b>	<b>12</b>





Batter	1	2	3	4	5	6	7	8	9	AB R H RBI BB SO LOB	TOP											
Aaron Miles, S OBP: 0.341, SLG: 0.409 (1, 4)	3-2 G6-3 ①		3-2 G6-3 ①		0-2 HR		0-1 E5 BB 17 BB	1-1 FC1-4-6 1-2f		5 1 1 1 0 0 1												
Royce Clayton, R OBP: 0.350, SLG: 0.429 (1, 6)	1-3 K		2-2 F8		0-0 G4-3		1-2 F9		4-2 17 E 2B BB	4 1 0 0 1 1 1												
17 Todd Helton, L OBP: 0.459, SLG: 0.596 (1, 3)	4-2 BB		2-2 G6-3		3-2 HR		4-2 B BB 1-2 BB		1-1 E3 1-3 2B	3 2 1 1 2 0 1												
Vinny Castilla, R OBP: 0.346, SLG: 0.567 (1, 5)	0-1 F8			3-2 HR	1-0 G5-3		3-2 F8		1-3 K	5 1 1 1 0 1 5												
Larry Walker, L OBP: 0.495, SLG: 0.707 (1, 9)		4-2 G4-6-3 1B BB BB		1-1 G5-4-3 1B		1-1 HR	4-0 1-2 2-3 BB		3-2 G6-3 1-H 1B 3-H 2B	3 3 3 3 2 0 0												
Preston Wilson, R OBP: 0.298, SLG: 0.369 (1, 8)		4-0 G4-6-3 1-2 BB		2-2 G5-4-3 1-2f		2-0 F7	0-1 G3		1-1 G6-3	4 0 0 0 1 0 5												
Jeromy Burnitz, L OBP: 0.355, SLG: 0.579 (1, 7)		1-0 G4-6-3 1-2f 2-3		4-0 BB		2-2 G4-3		2-2 G3	0-1 3-H 1B	4 0 1 1 1 0 2												
Charles Johnson, R OBP: 0.366, SLG: 0.485 (1, 2)		1-2 3-H 1B		0-3 K		1-2 FC6-4 1B		1-0 FC1-4-6 1B	3-2 P4	5 0 3 1 0 1 2												
Jamey Wright, R (1, 1)		0-0 F8			0-2 G5-3		2-0 FC6-4 1-2f		2-3 K	2 0 0 0 0 0 1												
Todd Greene, R OBP: 0.314, SLG: 0.496 (8, PH)										1 0 0 0 0 0 1												
Travis Driskill, R (6, 1)										0 0 0 0 0 0 0												
Scott Dohmann, R (7, 1)										0 0 0 0 0 0 0												
5 Matt Holliday, R OBP: 0.389, SLG: 0.492 (8, PH)										1 0 0 0 0 1 1												
Steve Rios, R (8, 1)										0 0 0 0 0 0 0												
Shawn Chacon, R (9, 1)										0 0 0 0 0 0 0												
<b>Inning Stats</b>	R: 0 E: 0 K: 1 S: 12	H: 0 LOB: 1 BB: 1 P: 20	R: 1 E: 0 K: 0 S: 8	H: 1 LOB: 1 BB: 2 P: 18	R: 0 E: 0 K: 0 S: 10	H: 0 LOB: 0 BB: 0 P: 17	R: 1 E: 0 K: 1 S: 11	H: 2 LOB: 1 BB: 1 P: 21	R: 2 E: 0 K: 0 S: 13	H: 2 LOB: 0 BB: 0 P: 17	R: 1 E: 0 K: 0 S: 10	H: 2 LOB: 1 BB: 0 P: 18	R: 0 E: 1 K: 0 S: 17	H: 0 LOB: 3 BB: 2 P: 29	R: 0 E: 0 K: 1 S: 9	H: 1 LOB: 1 BB: 0 P: 15	R: 3 E: 1 K: 1 S: 18	H: 2 LOB: 1 BB: 1 P: 31	1B: 5 2B: 1 3B: 0 HR: 4	SF: 0 SAC: 0 DP: 2 HBP: 0	WP: 0 PB: 0 SB: 0 CS: 0	PA: 44
<b>PITCHER</b>	IP WLS BF H R ER SO BB IBB HBP BLK WP HR S P ERA WHIP																					
Lance Cormier, R ERA: 14.73 (1, 1)	6.0 L 27 7 5 5 2 4 0 0 0 0 4 64 111 7.50 1.833																					
Elmer Dessens, R ERA: 5.28 (7, 1)	0.2 4 0 0 0 0 1 0 0 0 0 0 15 23 0.00 1.500																					
Randy Choate, L ERA: 5.08 (7, 1)	1.1 6 1 0 0 1 1 0 0 0 0 0 11 21 0.00 1.500																					
Greg Aquino, R ERA: 3.6 (9, 1)	1.0 7 2 3 1 1 1 0 0 0 0 0 18 31 9.00 3.000																					

Colorado Rockies @ Arizona Diamondbacks  
Bank One Ballpark, Phoenix, AZ  
Sat Jul 24 2004, 10:05 PM EDT  
Att. 31,409 - Dome - 81 F

AB	37
R	8
H	10
RBI	8
BB	7
SO	4
LOB	20



Batter	1	2	3	4	5	6	7	8	9	AB	R	H	RBI	BB	SO	LOB
Steve Finley, L (1, 8) OBP: 0.341, SLG: 0.504	2-2 F9-4-2 G5-3 HBP	1-1 G4-3			3-2 F7		2-2 P3		2-2 F8	4	0	0	0	0	0	3
Chad Tracy, L (1, 5) OBP: 0.333, SLG: 0.411	1-1 G5-3		1-2 G5-3		1-2 E8 G6-3 1B		1-2 F7			4	0	1	0	0	0	1
Danny Bautista, R (1, 9) OBP: 0.359, SLG: 0.457	3-1 F9-4-2		3-2 FC5-4 BB 1B		2-2 G6-3		4-2 BB			3	0	1	0	1	0	2
Luis Gonzalez, L (1, 7) OBP: 0.376, SLG: 0.506		3-2 G1-6-3 1B	4-1 FC5-4 BB		0-1 F9		0-3 K			3	0	1	0	1	1	2
Shea Hillenbrand, R (1, 3) OBP: 0.356, SLG: 0.474		2-0 G1-6-3	0-1 FC5-4 FC4-6		3-2 1B 1B		0-1 F9			4	1	1	0	0	0	3
Scott Hairston, R (1, 4) OBP: 0.292, SLG: 0.443		2-0 BB BB 1B	2-1 FC4-6		1-0 1B 1B		1-0 P5			4	1	2	0	0	0	2
Alex Cintron, S (1, 6) OBP: 0.294, SLG: 0.366		4-0 BB BB BB		1-1 F8-4-3 1B		0-1 F5		1-0 G6-3		3	0	1	0	1	0	2
Greg Aquino, R (9, 1)		1-2 BB								0	0	0	0	0	0	0
Brent Mayne, L (1, 2) OBP: 0.350, SLG: 0.356		4-1 BB BB		1-0 F8-4-3		2-0 G4-6-3 1B		0-2 G4-3 1B		3	0	2	1	1	0	1
Lance Cormier, R (1, 1)		4-2 BB		1-1 F8-4-3 1B		1-2 G4-6-3		1-1 G4-3		1	0	0	1	1	0	0
Carlos Baerga, S (6, PH) OBP: 0.235, SLG: 0.217										1	0	0	0	0	0	2
Elmer Dessens, R (7, 1) OBP: 0.300, SLG: 0.294										0	0	0	0	0	0	0
Randy Choate, L (7, 1)										0	0	0	0	0	0	0
Tim Olson, R (9, 6) OBP: 0.326, SLG: 0.351		1-2 2-3 3-H BB		2-2 G4-3		1-2 G4-6-3		1-1 G4-3		1	0	0	0	0	0	1

Inning Stats	R: 0	H: 0	E: 0	K: 0	S: 8	H: 0	LOB: 0	BB: 0	P: 14	R: 1	H: 2	E: 0	K: 0	S: 10	R: 0	H: 1	E: 0	K: 0	S: 11	R: 0	H: 1	E: 0	K: 0	S: 6	R: 0	H: 1	E: 1	K: 0	S: 16	R: 1	H: 3	E: 0	K: 0	S: 10	R: 0	H: 0	E: 0	K: 1	S: 13	R: 0	H: 0	E: 0	K: 0	S: 4	R: 0	H: 1	E: 0	K: 0	S: 8	1B: 9	SF: 0	2B: 2	SAC: 0	3B: 0	DP: 5	HR: 0	HBP: 1	WP: 0	PA: 37
--------------	------	------	------	------	------	------	--------	-------	-------	------	------	------	------	-------	------	------	------	------	-------	------	------	------	------	------	------	------	------	------	-------	------	------	------	------	-------	------	------	------	------	-------	------	------	------	------	------	------	------	------	------	------	-------	-------	-------	--------	-------	-------	-------	--------	-------	--------

PITCHER	IP	WLS	BF	H	R	ER	SO	BB	IBB	HBP	BLK	WP	HR	S	P	ERA	WHIP
Jamey Wright, R (1, 1) ERA: 1.8	5.0	W	22	5	1	1	0	4	0	0	0	0	0	51	97	1.80	1.800
Travis Driskill, R (6, 1) ERA: 6.0	1.0		5	3	1	1	0	0	0	0	0	0	0	10	17	9.00	3.000
Scott Dohmann, R (7, 1) ERA: 2.7	1.0	H	4	0	0	0	1	1	0	0	0	0	0	13	20	0.00	1.000
Steve Reed, R (8, 1) ERA: 2.45	1.0	H	3	0	0	0	0	0	0	0	0	0	0	4	6	0.00	0.000
Shawn Chacon, R (9, 1) ERA: 7.23	1.0		3	1	0	0	0	0	0	0	0	0	0	8	11	0.00	1.000

BOTTOM

Colorado Rockies @ Arizona Diamondbacks  
Bank One Ballpark, Phoenix, AZ

livebaseballscores.com

AB	31
R	2
H	9
RBI	2
BB	5
SO	1
LOB	19



WP: 0	PA: 37
PB: 0	
SB: 0	
CS: 0	

PITCHER	IP	WLS	BF	H	R	ER	SO	BB	IBB	HBP	BLK	WP	HR	S	P	ERA	WHIP
---------	----	-----	----	---	---	----	----	----	-----	-----	-----	----	----	---	---	-----	------

Sat Jul 24 2004, 10:05 PM EDT  
Att: 31,409 - Dome - 81 F



Batter	1	2	3	4	5	6	7	8	9	AB R H RBI BB SO LOB	TOP														
Aaron Miles, S (1, 4) OBP: 0.339, SLG: 0.406	0-1 P5		0-0 G5-3		1-0 1B			1-2 F8	1-3	5 0 1 0 0 1 2															
Royce Clayton, R (1, 6) OBP: 0.349, SLG: 0.427	1-0 FC5-4 1B		2-3		2-3 K			2-3 K		4 0 1 0 0 3 3															
Preston Wilson, R (1, 8) OBP: 0.297, SLG: 0.366	2-3 K			0-2 FC4-6 1B	3-2 G6-3			0-0 G6-3		4 0 1 0 0 1 3															
Vinny Castilla, R (1, 5) OBP: 0.348, SLG: 0.565	2-2 FC5-4 1-2f			0-2 FC4-6 1B		2-3 K			4-2 2B G4-3 BB	3 1 1 0 1 1 1															
5 Matt Holliday, R (1, 7) OBP: 0.352, SLG: 0.487		2-3 K		0-1 FC4-6		1-0 G5-3			3-2 SAFE G4-3 2B	3 0 0 0 0 1 2															
Jeromy Burnitz, L (9, PH) OBP: 0.357, SLG: 0.583				1-2f 2-3				1-3 2B	1-3 2B	1 1 1 0 0 0 0															
Todd Greene, R (1, 2) OBP: 0.306, SLG: 0.481			0-3 K		0-3 K		1-1 F7		0-0 G4-3	4 0 0 1 0 2 3															
Luis Gonzalez, R (1, 9) OBP: 0.284, SLG: 0.396			2-3 K		0-3 K				2-3 3-H G3	3 0 0 0 0 3 2															
Larry Walker, L (9, PH) OBP: 0.490, SLG: 0.697									1-2	1 0 0 0 0 0 1															
Kit Pellow, R (1, 3) OBP: 0.314, SLG: 0.318									3-3 K	3 0 0 0 0 3 0															
17 Todd Helton, L (9, PH) OBP: 0.460, SLG: 0.596									3-3 K	0 1 0 0 1 0 0															
Jason Jennings, L (1, 1) OBP: 0.256, SLG: 0.405									4-0 2B IBB	3 0 0 0 0 0 0															
Mark Sweeney, L (9, PH) OBP: 0.396, SLG: 0.496									3-2 2B	1 0 1 2 0 0 0															
Shawn Chacon, R (9, 1)									3-2 1-H 3-H 2B	0 0 0 0 0 0 0															
Inning Stats	R: 0 E: 0 K: 1 S: 11	H: 1 LOB: 1 BB: 0 P: 16	R: 0 E: 0 K: 3 S: 9	H: 0 LOB: 0 BB: 0 P: 13	R: 0 E: 0 K: 2 S: 8	H: 1 LOB: 1 BB: 0 P: 11	R: 0 E: 0 K: 2 S: 15	H: 2 LOB: 2 BB: 0 P: 15	R: 0 E: 0 K: 2 S: 13	H: 2 LOB: 2 BB: 0 P: 20	R: 0 E: 0 K: 1 S: 6	H: 0 LOB: 0 BB: 0 P: 10	R: 0 E: 0 K: 2 S: 9	H: 0 LOB: 0 BB: 0 P: 14	R: 0 E: 0 K: 1 S: 10	H: 0 LOB: 0 BB: 0 P: 13	R: 3 E: 0 K: 1 S: 19	H: 2 LOB: 1 BB: 2 P: 35	1B: 4 2B: 4 3B: 0 HR: 0	SF: 0 SAC: 0 DP: 0 HBP: 0	WP: 0 PB: 0 SB: 0 CS: 0	PA: 37			
PITCHER	IP	WLS	BF	H	R	ER	SO	BB	IBB	HBP	BLK	WP	HR	S	P	ERA	WHIP								
Randy Johnson, L (1, 1) ERA: 2.68	8.0		30	6	0	0	14	0	0	0	0	0	0	81	112	0.00	0.750								
Mike Fetters, R (9, 1) ERA: 7.36	0.0		1	0	1	1	0	1	0	0	0	0	0	3	7	∞	∞								
Randy Choate, L (9, 1) ERA: 5.45	1.0	L	6	2	2	2	1	0	1	0	0	0	0	16	28	18.00	2.000								

Colorado Rockies @ Arizona Diamondbacks  
Bank One Ballpark, Phoenix, AZ  
Sun Jul 25 2004, 4:35 PM EDT  
Att. 29,298 - Dome - 81 F

AB	35
R	3
H	8
RBI	3
BB	2
SO	15
LOB	17







Batter	1	2	3	4	5	6	7	8	9	AB R H RBI BB SO LOB	TOP
Steve Finley, L (1, 8) OBP: 0.342, SLG: 0.504	1-2 G3-1		1-1 L1			2-1 CS 1B		2-2 G4-3		4 0 1 0 0 0 0	
Scott Hairston, R (1, 4) OBP: 0.305, SLG: 0.465	3-2 HR		1-2 1B			3-1 FC6-4 1B			2-2 2B 1B	4 2 4 1 0 0 0	
Luis Gonzalez, L (1, 7) OBP: 0.376, SLG: 0.513	1-0 HR		0-1 G4-3			1-1 L7			3-1 1B 2B	4 2 2 1 0 0 2	
Danny Bautista, R (1, 9) OBP: 0.357, SLG: 0.455	0-0 G6-3			0-1 F9		1-0 FC6-4			0-1 G3 S 1B	4 0 1 2 0 0 1	
Shea Hillenbrand, R (1, 3) OBP: 0.354, SLG: 0.470	1-2 G3-1			0-2 G6-3			0-1 G4-3		2-3 K	4 0 0 0 0 1 1	
Alex Cintron, S (1, 6) OBP: 0.291, SLG: 0.360		2-3 K		1-1 G5-3			0-0 F7		0-2 G3	4 0 0 0 0 1 1	
Chad Tracy, L (1, 5) OBP: 0.328, SLG: 0.403		0-1 G4-3			0-0 G3		1-1 F7		2-1 P5	4 0 0 0 0 0 1	
Juan Brito, R (1, 2) OBP: 0.223, SLG: 0.284		1-3 K			1-1 F7			2-3 K		3 0 0 0 0 2 0	
17 Brandon Webb, R (1, 1) OBP: 0.116, SLG: 0.095 Stephen Randolph, L (8, 1) OBP: 0.500, SLG: 1.000 Greg Aquino, R (9, 1)			1-3 K		1-3 K			0-0 G4-3		3 0 0 0 0 2 0 0 0 0 0 0 0 0 0 0 0 0 0 0 0	
<b>Inning Stats</b>	R: 2 H: 2 E: 0 LOB: 0 K: 0 BB: 0 S: 14 P: 20	R: 0 H: 0 E: 0 LOB: 0 K: 2 BB: 0 S: 9 P: 12	R: 0 H: 1 E: 0 LOB: 1 K: 1 BB: 0 S: 11 P: 14	R: 0 H: 0 E: 0 LOB: 0 K: 0 BB: 0 S: 7 P: 8	R: 0 H: 0 E: 0 LOB: 0 K: 1 BB: 0 S: 6 P: 8	R: 0 H: 2 E: 0 LOB: 1 K: 0 BB: 0 S: 7 P: 14	R: 0 H: 0 E: 0 LOB: 0 K: 0 BB: 0 S: 5 P: 6	R: 0 H: 0 E: 0 LOB: 0 K: 1 BB: 0 S: 9 P: 13	R: 2 H: 3 E: 0 LOB: 1 K: 1 BB: 0 S: 15 P: 24	1B: 5 SF: 0 2B: 1 SAC: 0 3B: 0 DP: 0 HR: 2 HBP: 0	WP: 0 PA: 34 PB: 0 SB: 1 CS: 1
<b>PITCHER</b>	IP WLS BF H R ER SO BB IBB HBP BLK WP HR S P ERA WHIP										
Andy Pettitte, L (1, 1) ERA: 4.11	5.0 L 18 3 2 2 4 0 0 0 0 0 0 2 47 62 3.60 0.600										
Darren Oliver, L (6, 1) ERA: 6.13	1.0 4 2 0 0 0 0 0 0 0 0 0 0 7 14 0.00 2.000										
David Weathers, R (7, 1) ERA: 4.33	2.0 6 0 0 0 1 0 0 0 0 0 0 0 14 19 0.00 0.000										
Dan Miceli, R (9, 1) ERA: 4.14	1.0 6 3 2 2 1 0 0 0 0 0 0 0 15 24 18.00 3.000										

Arizona Diamondbacks @ Houston Astros  
Minute Maid Park, Houston, TX  
Mon Jul 26 2004, 7:05 PM CDT  
Att. 36,046 - Cloudy - 88 F

AB	34
R	4
H	8
RBI	4
BB	0
SO	6
LOB	6



BOTTOM

Arizona Diamondbacks @ Houston Astros  
Minute Maid Park, Houston, TX

livebaseballscorecards.com

AB	33
R	1
H	6
RBI	1
BB	4
SO	5
LOB	17



WP:	0	PA:	38
PB:	0	SB:	4
CS:	0		

Mon Jul 26 2004, 7:05 PM CDT  
Att. 36,046 - Cloudy - 88 F

AB R H RBI BB SO LOB

4	0	0	0	0	2	2
5	0	1	0	0	1	2
4	1	2	0	0	0	1
2	0	0	0	2	1	1
4	0	1	1	0	0	4
4	0	0	0	0	0	1
3	0	1	0	1	0	1
2	0	0	0	1	0	1
1	0	0	0	0	0	0
2	0	0	0	0	1	3
0	0	0	0	0	0	0
1	0	1	0	0	0	0
0	0	0	0	0	0	0
0	0	0	0	0	0	0
1	0	0	0	0	0	0

Batter	1	2	3	4	5	6	7	8	9
<b>Craig Biggio, R</b> OBP: 0.365, SLG: 0.480 (1, 7)	2-2 G6-3		2-3 K	2-3 K		H 1-0 HBP			2-1 G6-3
<b>28 Adam Everett, R</b> OBP: 0.310, SLG: 0.378 (1, 6)	2-2 G5-3		0-0 17 S 1B		0-1 G5-3	2-3 K			1-2 F8
<b>Carlos Beltrán, S</b> OBP: 0.360, SLG: 0.556 (1, 8)	1-1 FC6-5 17 S 1B		0-1 F8		0-0 17 G6-3 17 S 1B			2-2 G3	
<b>17 Lance Berkman, S</b> OBP: 0.455, SLG: 0.547 (1, 9)	4-2 1-2 BB		4-1 BB		3-1 G6-3			3-3 K	
<b>Jeff Kent, R</b> OBP: 0.336, SLG: 0.485 (1, 4)	1-0 FC6-5 2-3f		0-0 F7		0-1 5 FC6-4 1B			0-1 F8	
<b>5 Jeff Bagwell, R</b> OBP: 0.380, SLG: 0.433 (1, 3)		0-0 E5 FC6-4		2-0 L6	2-1 FC6-4			2-2 G5-3	
<b>Morgan Ensberg, R</b> OBP: 0.320, SLG: 0.379 (1, 5)		1-1 FC6-4 G2-3 1-2f		4-1 BB BB		2-2 G5-3		3-1 F8-6 1B	
<b>Brad Ausmus, R</b> OBP: 0.288, SLG: 0.316 (1, 2)		1-1 G2-3		4-2 BB		1-1 G5-3		2-1 F8-6	
<b>Mike Lamb, L</b> OBP: 0.368, SLG: 0.550 (8, PH)		1-3 BB		1-2 BB		1-1 G5-3		1-2 F8-6	
<b>Raul Chavez, R</b> OBP: 0.247, SLG: 0.250 (9, 2)		0-0 L5		0-3 K		1-2 HBP 1B		2-2 F9	

<b>Inning Stats</b>	R: 0 E: 0 K: 0 S: 11	H: 1 LOB: 2 BB: 1 P: 21	R: 0 E: 1 K: 0 S: 6	H: 0 LOB: 1 BB: 0 P: 8	R: 0 E: 0 K: 1 S: 9	H: 1 LOB: 2 BB: 1 P: 15	R: 0 E: 0 K: 2 S: 12	H: 0 LOB: 2 BB: 2 P: 24	R: 1 E: 0 K: 0 S: 9	H: 2 LOB: 1 BB: 0 P: 14	R: 0 E: 0 K: 1 S: 11	H: 1 LOB: 2 BB: 0 P: 18	R: 0 E: 0 K: 1 S: 9	H: 0 LOB: 0 BB: 0 P: 14	R: 0 E: 0 K: 0 S: 7	H: 1 LOB: 0 BB: 0 P: 14	R: 0 E: 0 K: 0 S: 10	H: 0 LOB: 0 BB: 0 P: 15	1B: 6 2B: 1 3B: 0 HR: 0	SF: 0 SAC: 0 DP: 1 HBP: 1	WP: 0 PB: 0 SB: 4 CS: 0	PA: 38
---------------------	-------------------------------	----------------------------------	------------------------------	---------------------------------	------------------------------	----------------------------------	-------------------------------	----------------------------------	------------------------------	----------------------------------	-------------------------------	----------------------------------	------------------------------	----------------------------------	------------------------------	----------------------------------	-------------------------------	----------------------------------	----------------------------------	------------------------------------	----------------------------------	--------

PITCHER	IP	WLS	BF	H	R	ER	SO	BB	IBB	HBP	BLK	WP	HR	S	P	ERA	WHIP
<b>17 Brandon Webb, R</b> ERA: 3.68 (1, 1)	7.1	W	34	6	1	1	5	4	0	1	0	0	0	72	124	1.23	1.364
<b>Stephen Randolph, L</b> ERA: 4.37 (8, 1)	0.2	H	1	0	0	0	0	0	0	0	0	0	0	2	4	0.00	0.000
<b>Greg Aquino, R</b> ERA: 3.27 (9, 1)	1.0	S	3	0	0	0	0	0	0	0	0	0	0	10	15	0.00	0.000



Batter	1	2	3	4	5	6	7	8	9	AB R H RBI BB SO LOB	TOP	
<b>Steve Finley, L</b> (1, 8) <small>OBP: 0.342, SLG: 0.503</small> <b>Quinton McCracken, S</b> (6, 8) <small>OBP: 0.258, SLG: 0.345</small>	2-2  1B			2-2  L7		0-1  L9		0-0  G6-3		3 0 1 0 0 0 0 1 0 0 1 0 0 1	<b>Arizona Diamondbacks @ Houston Astros</b> Minute Maid Park, Houston, TX Tue Jul 27 2004, 7:05 PM CDT Att: 32,095 - Dome - 72 F  <b>AB 32</b> <b>R 3</b> <b>H 6</b> <b>RBI 3</b> <b>BB 1</b> <b>SO 8</b> <b>LOB 6</b> 	
<b>Chad Tracy, L</b> (1, 5) <small>OBP: 0.327, SLG: 0.405</small>	2-1  F8			1-3  K		3-2  F9		3-2  2B		4 0 1 1 0 1 1		
<b>Danny Bautista, R</b> (1, 9) <small>OBP: 0.353, SLG: 0.450</small>	2-2  G5-4-3 1-2f			1-3  K		0-2  L8		3-2  G2-3		4 0 0 0 0 1 2		
<b>Luis Gonzalez, L</b> (1, 7) <small>OBP: 0.373, SLG: 0.507</small>		2-3  K			1-0  G4-3		1-2  F9		1-1  G2-3			4 0 0 0 0 1 0
<b>Shea Hillenbrand, R</b> (1, 3) <small>OBP: 0.350, SLG: 0.465</small>		0-3  K			0-1  G1-3		1-1  G4-3		0-3  K			4 0 0 0 0 2 0
<b>Scott Hairston, R</b> (1, 4) <small>OBP: 0.304, SLG: 0.458</small>		0-0  G5-3			4-0  1B BB		3-3  K		1-3  K			3 0 0 0 1 2 0
<b>Alex Cintron, S</b> (1, 6) <small>OBP: 0.294, SLG: 0.362</small>			1-2  F9		0-1  1B		0-0  1B 2B					3 1 2 0 0 0 0
<b>Juan Brito, R</b> (1, 2) <small>OBP: 0.226, SLG: 0.286</small>			0-1  L7		0-1  G5-3		2-2  2B 1B					3 1 1 0 0 0 2
<b>31 Edgar Gonzalez, R</b> (1, 1) <b>Steve Sparks, R</b> (5, 1) <small>OBP: 0.103, SLG: 0.103</small> <b>Carlos Baerga, S</b> (8, PH) <small>OBP: 0.255, SLG: 0.245</small> <b>Mike Koplove, R</b> (8, 1)			3-2  G5-3		0-3  K		0-1  2B					1 0 0 0 0 0 0 1 0 0 0 0 1 0 1 1 1 1 0 0 0 0 0 0 0 0 0 0
<b>Inning Stats</b>	R: 0 H: 1 E: 0 LOB: 0 K: 0 BB: 0 S: 8 P: 14	R: 0 H: 0 E: 0 LOB: 0 K: 2 BB: 0 S: 8 P: 10	R: 0 H: 0 E: 0 LOB: 0 K: 0 BB: 0 S: 8 P: 12	R: 0 H: 0 E: 0 LOB: 0 K: 2 BB: 0 S: 9 P: 13	R: 0 H: 1 E: 0 LOB: 2 K: 0 BB: 1 S: 7 P: 12	R: 0 H: 0 E: 0 LOB: 0 K: 1 BB: 0 S: 9 P: 12	R: 0 H: 0 E: 0 LOB: 0 K: 0 BB: 0 S: 8 P: 10	R: 3 H: 4 E: 0 LOB: 1 K: 1 BB: 0 S: 18 P: 29	R: 0 H: 0 E: 0 LOB: 0 K: 2 BB: 0 S: 9 P: 11	1B: 4 SF: 0 2B: 2 SAC: 0 3B: 0 DP: 1 HR: 0 HBP: 0	WP: 0 PA: 33 PB: 0 SB: 0 CS: 0	
<b>PITCHER</b> <b>44 Roy Oswalt, R</b> (1, 1) <small>ERA: 3.74</small> <b>Kirk Bullinger, R</b> (8, 1) <small>ERA: 5.17</small> <b>Chad Harville, R</b> (8, 1) <small>ERA: 5.87</small>	IP WLS BF H R ER SO BB IBB HBP BLK WP HR S P ERA WHIP 7.0 W 23 2 0 0 5 1 0 0 0 0 0 0 57 83 0.00 0.429 0.2 6 4 3 3 1 0 0 0 0 0 0 0 14 22 40.50 6.000 1.1 4 0 0 0 2 0 0 0 0 0 0 0 13 18 0.00 0.000	<b>PITCHER</b> IP WLS BF H R ER SO BB IBB HBP BLK WP HR S P ERA WHIP 0.0 0 0 0 0 0 0 0 0 0 0 0 0 0 0 0.00 0.000										

Batter	1	2	3	4	5	6	7	8	9	AB	R	H	RBI	BB	SO	LOB
Craig Biggio, R (1, 7) OBP: 0.363, SLG: 0.476 Orlando Palmeiro, L (6, 7) OBP: 0.320, SLG: 0.364	0-0 G6-3	1-0 SH1-3		0-1 L7	0-1 E5 28 FC6-4			0-1 G6-3		3	0	0	0	0	0	0
28 Adam Everett, R (1, 6) OBP: 0.314, SLG: 0.398	1-0 HR	1-0 P3		2-2 HR	0-0 FC6-4 1-2f			0-1 G3 1B		5	2	3	2	0	0	2
Carlos Beltrán, S (1, 8) OBP: 0.360, SLG: 0.555	2-1 G4-3		4-1 1B 5 HR BB	0-0 F8		2-2 17 PB 2B		3-2 G3 1-2		4	1	1	0	1	0	1
17 Lance Berkman, S (1, 9) OBP: 0.456, SLG: 0.545 16 Jason Lane, R (7, 9) OBP: 0.306, SLG: 0.427	2-1 1B 1B		1 SAFE 2-0 F8		4-2 HR BB	1-1 F8 2-3		2-0 G6-3		3	1	1	0	1	0	2
Jeff Kent, R (1, 4) OBP: 0.342, SLG: 0.498 Jose Vizcaino, S (6, 4) OBP: 0.339, SLG: 0.392	0-1 1-2 1B		1 SAFE 2-1 5 HR 1B		1-0 HR 1-H	0-0 G3				3	2	3	2	0	0	0
5 Jeff Bagwell, R (1, 3) OBP: 0.381, SLG: 0.440 Kirk Bullinger, R (8, 1) Chad Harville, R (8, 1)	3-2 P5		1-2 HR 1-H 3-H		4-2 2B G4-3 BB	3-3 K				3	2	1	3	1	1	3
Morgan Ensberg, R (1, 5) OBP: 0.322, SLG: 0.388		1-0 44 WP 44 1B 2B	0-1 P4		0-0 G4-3 1-3 E 2B		0-0 G6-3			4	2	2	0	0	0	0
Raul Chavez, R (1, 2) OBP: 0.237, SLG: 0.239		1-3 K	0-0 F7		1-0 G4-3 2-3 3-H		1-2 F8			4	0	0	1	0	1	2
44 Roy Oswalt, R (1, 1) OBP: 0.152, SLG: 0.159 Mike Lamb, L (7, PH) OBP: 0.366, SLG: 0.545 (8, 3)		2-1 SH1-3 1B 2-H		1-1 G5-3		3-2 P3		3-3 K		3	0	1	1	0	0	1

Inning Stats	R: 1	H: 3	E: 0	K: 0	S: 11	H: 3	LOB: 2	BB: 0	P: 19	R: 1	H: 2	E: 0	K: 1	S: 8	H: 2	LOB: 1	BB: 0	P: 14	R: 3	H: 2	E: 0	K: 0	S: 10	R: 1	H: 1	E: 0	K: 0	S: 9	R: 4	H: 2	E: 1	K: 0	S: 15	R: 0	H: 1	E: 0	K: 1	S: 10	R: 0	H: 0	E: 0	K: 1	S: 9	R: 0	H: 1	E: 0	K: 0	S: 9
--------------	------	------	------	------	-------	------	--------	-------	-------	------	------	------	------	------	------	--------	-------	-------	------	------	------	------	-------	------	------	------	------	------	------	------	------	------	-------	------	------	------	------	-------	------	------	------	------	------	------	------	------	------	------

PITCHER	IP	WLS	BF	H	R	ER	SO	BB	IBB	HBP	BLK	WP	HR	S	P	ERA	WHIP
31 Edgar Gonzalez, R (1, 1) ERA: 12.79	4.0	L	21	8	6	6	1	1	0	0	0	1	3	38	64	13.50	2.250
Steve Sparks, R (5, 1) ERA: 6.03	3.0		15	3	4	3	2	2	0	0	0	0	1	34	57	9.00	1.667
Mike Koplove, R (8, 1) ERA: 5.29	1.0		4	1	0	0	0	0	0	0	0	0	0	9	14	0.00	1.000


**BOTTOM**

**Arizona Diamondbacks @ Houston Astros**  
Minute Maid Park, Houston, TX

Tue Jul 27 2004, 7:05 PM CDT  
Att: 32,095 - Dome - 72 F

AB	36
R	10
H	12
RBI	9
BB	3
SO	3
LOB	13

livebaseballscorecards.com



WP: 1	PA: 40
PB: 1	
SB: 0	
CS: 0	





Batter	1	2	3	4	5	6	7	8	9	AB	R	H	RBI	BB	SO	LOB
<b>Craig Biggio, R</b> (1, 7) OBP: 0.363, SLG: 0.475 <b>16 Jason Lane, R</b> (9, 7) OBP: 0.306, SLG: 0.427	3-2 G5-3 1B	2-2 28 CS 1B		2-2 G5-3 1B		1-2 1B		1-1 P4		5	0	2	0	0	0	0
<b>28 Adam Everett, R</b> (1, 6) OBP: 0.313, SLG: 0.397	3-2 17 S 17 1B 1B	1 SAFE SAFE 2-3 SAFE 1-2		3-3 K		0-3 K				4	1	1	0	0	3	2
<b>Carlos Beltrán, S</b> (1, 8) OBP: 0.362, SLG: 0.553	1-2 17 1B 17 S 1B HBP		2-1 L8	0-0 G3-1			1-2 17 2B 1B			3	1	1	0	0	0	0
<b>17 Lance Berkman, S</b> (1, 9) OBP: 0.458, SLG: 0.554	2-1 1B 1B 1-3 2-H		2-1 HR 2B		0-0 F7		2-0 1B 2B			4	2	3	1	0	0	0
<b>Jeff Kent, R</b> (1, 4) OBP: 0.343, SLG: 0.508	0-0 2B 1B 1-2 3-H		2-0 HR		0-1 E1 WP		1-2 L3			4	1	2	3	0	0	2
<b>5 Jeff Bagwell, R</b> (1, 3) OBP: 0.380, SLG: 0.447	1-3 K		1-2 HR		1-2 F7		2-1 E2 G4-6-3			4	1	1	1	0	1	5
<b>Morgan Ensberg, R</b> (1, 5) OBP: 0.325, SLG: 0.393	0-1 1B 1-3 2-H		1-0 G5-3 1B		3-2 G5-3 1B		2-0 G4-6-3			4	0	2	1	0	0	4
<b>Brad Ausmus, R</b> (1, 2) OBP: 0.284, SLG: 0.311	0-0 G5-3		1-1 G5-3		2-2 L4		1-2 P1			4	0	0	0	0	0	3
<b>Roger Clemens, R</b> (1, 1) OBP: 0.156, SLG: 0.136 <b>Darren Oliver, R</b> (8, 1) OBP: 0.150, SLG: 0.150		0-0 F9	0-2 G4-3		3-2 G4-3		0-2 G6-3			3	0	0	0	0	0	1
										1	0	0	0	0	0	0

Inning Stats	R: 3	H: 4	E: 0	LOB: 2	K: 1	S: 18	R: 0	H: 1	E: 0	LOB: 0	K: 1	S: 11	R: 3	H: 4	E: 0	LOB: 1	K: 0	S: 16	R: 0	H: 0	E: 0	LOB: 0	K: 1	S: 7	R: 0	H: 0	E: 1	LOB: 1	K: 0	S: 11	R: 0	H: 1	E: 0	LOB: 1	K: 1	S: 12	R: 0	H: 2	E: 1	LOB: 2	K: 0	S: 11	R: 0	H: 0	E: 0	LOB: 0	K: 0	S: 10		

PITCHER	IP	WLS	BF	H	R	ER	SO	BB	IBB	HBP	BLK	WP	HR	S	P	ERA	WHIP
<b>Casey Fossum, L</b> (1, 1) ERA: 6.55	4.0	L	21	9	6	6	3	0	0	0	0	0	2	52	80	13.50	2.250
<b>Elmer Dessens, R</b> (5, 1) ERA: 5.14	2.0		8	1	0	0	1	0	0	0	0	1	0	23	33	0.00	0.500
<b>Randy Choate, L</b> (7, 1) ERA: 5.3	1.0		5	2	0	0	0	0	0	0	0	0	0	11	19	0.00	2.000
<b>Mike Fetters, R</b> (8, 1) ERA: 5.79	1.0		3	0	0	0	0	0	0	0	0	0	0	10	12	0.00	0.000

**BOTTOM**


**Arizona Diamondbacks @ Houston Astros**  
Minute Maid Park, Houston, TX

Wed Jul 28 2004, 7:05 PM CDT  
Att: 35,191 - Dome - 74 F

<b>AB</b>	<b>36</b>
<b>R</b>	<b>6</b>
<b>H</b>	<b>12</b>
<b>RBI</b>	<b>6</b>
<b>BB</b>	<b>0</b>
<b>SO</b>	<b>4</b>
<b>LOB</b>	<b>17</b>

livebaseballscorecards.com

<b>WP</b>	<b>1</b>	<b>PA</b>	<b>37</b>
<b>PB</b>	<b>0</b>		
<b>SB</b>	<b>2</b>		
<b>CS</b>	<b>1</b>		







BOTTOM

Arizona Diamondbacks @ Houston Astros  
Minute Maid Park, Houston, TX

livebaseballscorecards.com

AB	36
R	4
H	9
RBI	3
BB	1
SO	8
LOB	20



WP:	1	PA:	38
PB:	1		
SB:	2		
CS:	0		

Thu Jul 29 2004, 1:05 PM CDT  
Att: 39,758 - Dome - 72 F

AB R H RBI BB SO LOB

5	3	3	1	0	1	2
4	1	1	0	1	0	3
4	0	1	1	0	1	2
4	0	0	1	0	2	2
3	0	0	0	0	0	1
4	0	2	0	0	0	1
4	0	1	0	0	1	2
3	0	1	0	0	2	3
1	0	0	0	0	0	0
2	0	0	0	0	1	3
0	0	0	0	0	0	0
1	0	0	0	0	0	1
0	0	0	0	0	0	0
0	0	0	0	0	0	0
0	0	0	0	0	0	0
1	0	0	0	0	0	0

Batter	1	2	3	4	5	6	7	8	9
<b>Craig Biggio, R</b> OBP: 0.366, SLG: 0.489 (1, 7)	1-1 28 PB 17 G4-3 2B	1-1 E4			1-1 28 1B 1B 2B		1-3 K		0-0 HR
<b>28 Adam Everett, R</b> OBP: 0.314, SLG: 0.395 (1, 6)	4-0 17 G4-3 2-3 BB	1-1 F8			0-0 1B 17 G6-3 1B		0-0 G5-3		3-2 F8
<b>Carlos Beltrán, S</b> OBP: 0.361, SLG: 0.550 (1, 8)	3-2 P4 1-2		2-1 G6-3		3-1 17 G6-3 1B		2-3 K		
<b>17 Lance Berkman, S</b> OBP: 0.454, SLG: 0.547 (1, 9)	1-1 G4-3 2-3 3-H		1-3 K		1-1 G6-3 1-2f 3-H		2-3 K		
<b>Jeff Kent, R</b> OBP: 0.342, SLG: 0.503 (1, 4)	2-0 G6-3		0-0 F9		2-0 F9		2-1 5 FC5-4 HBP		
<b>5 Jeff Bagwell, R</b> OBP: 0.381, SLG: 0.447 (1, 3)		2-0 E 1B 1B		2-0 S 1B		0-1 G5-3		0-0 FC5-4 1-2f	
<b>Morgan Ensberg, R</b> OBP: 0.324, SLG: 0.391 (1, 5)		1-2 E 1B		2-3 K		2-2 F9		1-1 L5	
<b>Raul Chavez, R</b> OBP: 0.240, SLG: 0.242 (1, 2)		0-3 K		3-3 K		0-1 WP 1B		1-0 F8	
<b>Jose Vizcaino, S</b> OBP: 0.337, SLG: 0.390 (9, PH)				1-2 F8		3-2 G4-3		1-0 F7	
<b>Tim Redding, R</b> OBP: 0.148, SLG: 0.148 (1, 1)		2-3 K		0-2 F8		1-2			
<b>Mike Gallo, L</b> OBP: 0.317, SLG: 0.360 (6, PH)									
<b>Orlando Palmeiro, L</b> OBP: 0.317, SLG: 0.360 (6, PH)									
<b>Chad Harville, R</b> OBP: 0.363, SLG: 0.541 (9, PH)									

Inning Stats	R: 1 E: 0 K: 0 S: 8	H: 1 LOB: 1 BB: 1 P: 19	R: 0 E: 1 K: 2 S: 15	H: 2 LOB: 3 BB: 0 P: 22	R: 0 E: 0 K: 1 S: 6	H: 0 LOB: 0 BB: 0 P: 9	R: 0 E: 0 K: 2 S: 12	H: 1 LOB: 1 BB: 0 P: 19	R: 2 E: 0 K: 0 S: 8	H: 3 LOB: 0 BB: 0 P: 15	R: 0 E: 0 K: 10 S: 10	H: 1 LOB: 1 BB: 0 P: 15	R: 0 E: 0 K: 2 S: 8	H: 0 LOB: 0 BB: 0 P: 11	R: 0 E: 0 K: 1 S: 7	H: 0 LOB: 1 BB: 0 P: 12	R: 1 E: 0 K: 0 S: 6	H: 1 LOB: 0 BB: 0 P: 11
--------------	------------------------------	----------------------------------	-------------------------------	----------------------------------	------------------------------	---------------------------------	-------------------------------	----------------------------------	------------------------------	----------------------------------	--------------------------------	----------------------------------	------------------------------	----------------------------------	------------------------------	----------------------------------	------------------------------	----------------------------------

PITCHER	IP	WLS	BF	H	R	ER	SO	BB	IBB	HBP	BLK	WP	HR	S	P	ERA	WHIP
<b>Lance Cormier, R</b> ERA: 9.45 (1, 1)	6.0	W	27	8	3	2	5	1	0	0	0	1	0	59	99	3.00	1.500
<b>Mike Koplove, R</b> ERA: 5.09 (7, 1)	2.0	H	7	0	0	0	3	0	0	1	0	0	0	15	23	0.00	0.000
<b>Greg Aquino, R</b> ERA: 3.75 (9, 1)	1.0	S	4	1	1	1	0	0	0	0	0	0	1	6	11	9.00	1.000



Batter	1	2	3	4	5	6	7	8	9	AB R H RBI BB SO LOB	TOP	
Roberto Alomar, S (1, 4) OBP: 0.368, SLG: 0.426	2-2 CS 1B		1-1 1B 3B		3-2 L9		1-1 B1-3		1-2 G4-3	5 1 2 0 0 0 0		
Steve Finley, L (1, 8) OBP: 0.336, SLG: 0.490	4-1 FC4-6 1B BB		2-3 1B		3-2 G4-3		2-0 BB 1B		2-1 G6-3	4 0 1 0 1 1 1		
Danny Bautista, R (1, 9) OBP: 0.358, SLG: 0.455	0-1 FC4-6 1B		3-1 1B		1-0 E8		4-1 BB BB		2-1 G3	3 0 2 1 1 0 0 1 0 0 0 0 0 0		
Quinton McCracken, S (8, 9) OBP: 0.275, SLG: 0.359												
Luis Gonzalez, L (1, 7) OBP: 0.378, SLG: 0.504	0-1 FC4-6 1B		3-1 F8		4-1 IBB		4-0 BB			2 0 0 0 2 0 3		
1-2f 2-3												
Shea Hillenbrand, R (1, 3) OBP: 0.349, SLG: 0.466	1-0 G4-3				0-0 G4-3		0-0 F8		3-1 G5-3	4 0 0 0 0 0 7		
Alex Cintron, S (1, 6) OBP: 0.295, SLG: 0.367		0-0 L8			0-2 F8		2-1 F7		0-1 F8	4 0 0 0 0 0 0		
Chad Tracy, L (1, 5) OBP: 0.335, SLG: 0.412			3-1 G5-4-3 1B		0-1 1B 1B		0-1 P5		1-1 1B	4 0 3 0 0 0 0		
Juan Brito, R (1, 2) OBP: 0.219, SLG: 0.274		2-2 SAFE G5-4-3		0-1 1B		0-1 G5-3		1-3 K		4 0 1 0 0 1 2		
1-2f												
Randy Johnson, R (1, 1) OBP: 0.157, SLG: 0.143			0-3 K		1-1 G4-3		2-1 G4-3		1-0 G1-4-3	3 0 0 0 0 1 2 1 0 0 0 0 0 1 0 0 0 0 0 0 0		
Carlos Baerga, S (8, PH) OBP: 0.246, SLG: 0.235												
Mike Fetters, R (8, 1)												
<b>Inning Stats</b>	R: 0 H: 2 E: 0 LOB: 2 K: 0 BB: 1 S: 9 P: 16	R: 0 H: 1 E: 0 LOB: 0 K: 0 BB: 0 S: 11 P: 16	R: 1 H: 2 E: 0 LOB: 1 K: 2 BB: 0 S: 12 P: 21	R: 0 H: 2 E: 0 LOB: 2 K: 0 BB: 0 S: 10 P: 11	R: 0 H: 0 E: 1 LOB: 2 K: 0 BB: 1 S: 11 P: 22	R: 0 H: 0 E: 0 LOB: 0 K: 0 BB: 0 S: 6 P: 8	R: 0 H: 1 E: 0 LOB: 3 K: 0 BB: 2 S: 8 P: 24	R: 0 H: 1 E: 0 LOB: 1 K: 1 BB: 0 S: 8 P: 11	R: 0 H: 0 E: 0 LOB: 0 K: 0 BB: 0 S: 7 P: 12	1B: 8 SF: 0 2B: 0 SAC: 0 3B: 1 DP: 1 HR: 0 HBP: 0	WP: 0 PA: 39 PB: 0 SB: 1 CS: 1	
<b>PITCHER</b>	IP WLS BF H R ER SO BB IBB HBP BLK WP HR S P ERA WHIP											
Jason Jennings, R (1, 1) ERA: 5.89	7.0 W 32 8 1 1 2 3 1 0 0 0 0 0 67 118 1.29 1.571											
Steve Reed, R (8, 1) ERA: 2.49	1.0 H 4 1 0 0 1 0 0 0 0 0 0 0 8 11 0.00 1.000											
Shawn Chacon, R (9, 1) ERA: 6.95	1.0 S 3 0 0 0 0 0 0 0 0 0 0 0 7 12 0.00 0.000											

Arizona Diamondbacks @ Colorado Rockies

Coors Field, Denver, CO

Fri Jul 30 2004, 7:05 PM MDT

Att. 29,436 - Unknown - 72 F

livebaseballscores.com

AB	35
R	1
H	9
RBI	1
BB	4
SO	3
LOB	16







Batter	1	2	3	4	5	6	7	8	9	AB R H RBI BB SO LOB	TOP																								
Quinton McCracken, S OBP: 0.284, SLG: 0.368 (1, 9)	2-1 G4-3			1-0 1B 2B	1-3 K		4-0 BB		1-1 F7	4 1 1 0 1 1 3																									
Tim Olson, R OBP: 0.327, SLG: 0.354 (1, 8) (8, 6)	3-2 G5-3			1-1 B5		0-2 G4-3 2B	1-1 G4-3		4-2 BB BB 1-2 2-3	4 0 1 0 1 0 2																									
Luis Gonzalez, L OBP: 0.376, SLG: 0.499 (1, 7)	3-2 F7			0-0 P5		1-1 F7		2-1 P3	4-1 BB BB 1-2 2-3	4 0 0 1 1 0 2																									
Shea Hillenbrand, R OBP: 0.350, SLG: 0.465 (1, 3)		2-0 G1-6-3 1B		0-2 2-H 1B		3-2 G4-3 2-3		0-2 P4	0-0 F8	5 0 2 1 0 0 4																									
Alex Cintron, S OBP: 0.295, SLG: 0.364 Elmer Dessens, R OBP: 0.300, SLG: 0.294 (1, 6) (8, 1)		0-0 G1-6-3 1-2f		2-1 L8		4-0 BB BB		1-0 G4-3		3 0 0 0 1 0 2 0 0 0 0 0 0 0																									
Scott Hairston, R OBP: 0.301, SLG: 0.467 (1, 4)		0-0 F8			0-2 SF9 3B	4-1 1-2 BB			0-2 HR	3 2 2 1 1 0 0																									
Chad Tracy, L OBP: 0.337, SLG: 0.414 (1, 5)			1-2 G6-4-3 1B		0-1 SF9 3-H	3-2 G3-1			3-2 BB BB BB 1B	3 1 2 1 0 0 3																									
Juan Brito, R OBP: 0.212, SLG: 0.264 (1, 2)			1-1 G6-4-3 1-2f		0-0 G1-3		2-3 K		0-1 P5	4 0 0 0 0 1 2																									
17 Brandon Webb, R OBP: 0.133, SLG: 0.093 Randy Choate, L (6, 1) Danny Bautista, R OBP: 0.358, SLG: 0.454 Stephen Randolph, L OBP: 0.900, SLG: 1.000 Luis Terrero, R OBP: 0.435, SLG: 0.450 (7, PH) (7, 1) (8, 8)			0-3 K		4-0 BB		1-3 K		4-0 BB BB 1-2 BB	1 0 0 0 1 1 0 0 0 0 0 0 0 0 1 0 0 0 0 1 0 0 0 0 0 0 0 0 0 0 0 0 1 0 0																									
<b>Inning Stats</b>	R: 0 E: 0 K: 0 S: 9	H: 0 LOB: 0 BB: 0 P: 17	R: 0 E: 0 K: 0 S: 3	H: 1 LOB: 0 BB: 0 P: 5	R: 0 E: 0 K: 1 S: 9	H: 1 LOB: 0 BB: 0 P: 11	R: 1 E: 0 K: 0 S: 9	H: 2 LOB: 1 BB: 0 P: 13	R: 1 E: 0 K: 1 S: 9	H: 1 LOB: 1 BB: 1 P: 14	R: 0 E: 0 K: 0 S: 16	H: 1 LOB: 3 BB: 2 P: 31	R: 0 E: 0 K: 2 S: 10	H: 0 LOB: 1 BB: 1 P: 18	R: 0 E: 0 K: 0 S: 8	H: 0 LOB: 0 BB: 0 P: 11	R: 2 E: 0 K: 0 S: 17	H: 2 LOB: 3 BB: 3 P: 33	1B: 4 2B: 2 3B: 1 HR: 1	SF: 1 SAC: 0 DP: 2 HBP: 0	WP: 0 PB: 0 SB: 0 CS: 0	PA: 40													
<b>PITCHER</b>	IP WLS BF H R ER SO BB IBB HBP BLK WP HR S P ERA WHIP																				<b>PITCHER</b>	IP WLS BF H R ER SO BB IBB HBP BLK WP HR S P ERA WHIP													
Shawn Estes, L ERA: 5.71 (1, 1)	6.0 W	25 6	2 2	2 2	3 0	0 0	0 0	0 0	0 0	0 0	0 0	0 0	55 10	91 18	3.00 0.00	1.500 1.000																			
Allan Simpson, R ERA: 6.23 (7, 1)	1.0	4 0	0 0	0 0	2 1	0 0	0 0	0 0	0 0	0 0	0 0	0 0	10 17	18 27	0.00 13.50	1.000 2.250																			
Adam Bernero, R ERA: 5.75 (8, 1)	1.1	7 2	2 2	2 0	0 1	0 0	0 0	0 0	0 0	0 0	0 0	0 0	6 11	11 11	0.00 3.000																				
Scott Dohmann, R ERA: 2.77 (9, 1)	0.1	2 0	0 0	0 0	0 1	0 0	0 0	0 0	0 0	0 0	0 0	0 0	2 6	6 6	0.00 3.000																				
Shawn Chacon, R ERA: 6.9 (9, 1)	0.1	S 2	0 0	0 0	0 1	0 0	0 0	0 0	0 0	0 0	0 0	0 0	2 6	6 6	0.00 3.000																				

**Arizona Diamondbacks @ Colorado Rockies**  
Coors Field, Denver, CO  
Sat Jul 31 2004, 6:05 PM MDT  
Att. 32,392 - Cloudy - 89 F

AB	32
R	4
H	8
RBI	4
BB	7
SO	4
LOB	18



BOTTOM

Arizona Diamondbacks @ Colorado Rockies  
Coors Field, Denver, CO

AB	34
R	8
H	10
RBI	7
BB	7
SO	4
LOB	25



WP	2	PA	44
PB	0		
SB	1		
CS	0		

1B	8	SF	1
2B	2	SAC	0
3B	0	DP	1
HR	0	HBP	2

livebaseballscores.com

AB R H RBI BB SO LOB

3	1	1	1	1	1	0
5	0	1	0	0	0	5
3	0	1	1	2	0	1
4	1	1	0	0	0	5
4	1	3	1	1	1	2
4	2	1	1	1	1	5
4	1	0	0	1	1	3
3	1	1	1	1	0	1
2	0	0	0	0	0	2
1	1	0	1	0	0	1
0	0	0	0	0	0	0
1	0	1	1	0	0	0
0	0	0	0	0	0	0
0	0	0	0	0	0	0
0	0	0	0	0	0	0
0	0	0	0	0	0	0
0	0	0	0	0	0	0

R:	1	H:	1
E:	1	LOB:	2
K:	0	BB:	1
S:	11	P:	25

R:	0	H:	0
E:	0	LOB:	0
K:	0	BB:	0
S:	4	P:	5

R:	0	H:	0
E:	0	LOB:	1
K:	0	BB:	2
S:	9	P:	17

R:	0	H:	1
E:	0	LOB:	2
K:	2	BB:	1
S:	17	P:	27

R:	0	H:	1
E:	0	LOB:	1
K:	1	BB:	0
S:	10	P:	13

R:	5	H:	3
E:	2	LOB:	2
K:	1	BB:	0
S:	15	P:	22

R:	1	H:	2
E:	0	LOB:	2
K:	0	BB:	1
S:	9	P:	21

R:	1	H:	2
E:	0	LOB:	2
K:	0	BB:	2
S:	11	P:	21

R:	0	H:	0
E:	0	LOB:	0
K:	0	BB:	0
S:	4	P:	5

R:	0	H:	0
E:	0	LOB:	0
K:	0	BB:	0
S:	4	P:	5

R:	0	H:	0
E:	0	LOB:	0
K:	0	BB:	0
S:	4	P:	5

R:	0	H:	0
E:	0	LOB:	0
K:	0	BB:	0
S:	4	P:	5

R:	0	H:	0
E:	0	LOB:	0
K:	0	BB:	0
S:	4	P:	5

R:	0	H:	0
E:	0	LOB:	0
K:	0	BB:	0
S:	4	P:	5

R:	0	H:	0
E:	0	LOB:	0
K:	0	BB:	0
S:	4	P:	5

R:	0	H:	0
E:	0	LOB:	0
K:	0	BB:	0
S:	4	P:	5

R:	0	H:	0
E:	0	LOB:	0
K:	0	BB:	0
S:	4	P:	5

R:	0	H:	0
E:	0	LOB:	0
K:	0	BB:	0
S:	4	P:	5

R:	0	H:	0
E:	0	LOB:	0
K:	0	BB:	0
S:	4	P:	5

R:	0	H:	0
E:	0	LOB:	0
K:	0	BB:	0
S:	4	P:	5

R:	0	H:	0
E:	0	LOB:	0
K:	0	BB:	0
S:	4	P:	5

R:	0	H:	0
E:	0	LOB:	0
K:	0	BB:	0
S:	4	P:	5

R:	0	H:	0
E:	0	LOB:	0
K:	0	BB:	0
S:	4	P:	5

R:	0	H:	0
E:	0	LOB:	0
K:	0	BB:	0
S:	4	P:	5

R:	0	H:	0
E:	0	LOB:	0
K:	0	BB:	0
S:	4	P:	5

R:	0	H:	0
E:	0	LOB:	0
K:	0	BB:	0
S:	4	P:	5

R:	0	H:	0
E:	0	LOB:	0
K:	0	BB:	0
S:	4	P:	5

R:	0	H:	0
E:	0	LOB:	0
K:	0	BB:	0
S:	4	P:	5

R:	0	H:	0
E:	0	LOB:	0
K:	0	BB:	0
S:	4	P:	5

R:	0	H:	0
E:	0	LOB:	0
K:	0	BB:	0
S:	4	P:	5

R:	0	H:	0
E:	0	LOB:	0
K:	0	BB:	0
S:	4	P:	5

R:	0	H:	0
E:	0	LOB:	0
K:	0	BB:	0
S:	4	P:	5

R:	0	H:	0
E:	0	LOB:	0
K:	0	BB:	0
S:	4	P:	5

R:	0	H:	0
E:	0	LOB:	0
K:	0	BB:	0
S:	4	P:	5

R:	0	H:	0
E:	0	LOB:	0
K:	0	BB:	0
S:	4	P:	5

R:	0	H:	0
E:	0	LOB:	0
K:	0	BB:	0
S:	4	P:	5

R:	0	H:	0
E:	0	LOB:	0
K:	0	BB:	0
S:	4	P:	5

R:	0	H:	0
E:	0	LOB:	0
K:	0	BB:	0
S:	4	P:	5

R:	0	H:	0
E:	0	LOB:	0
K:	0	BB:	0
S:	4	P:	5

R:	0	H:	0
E:	0	LOB:	0
K:	0	BB:	0
S:	4	P:	5

R:	0	H:	0
E:	0	LOB:	0
K:	0	BB:	0
S:	4	P:	5

R:	0	H:	0
E:	0	LOB:	0
K:	0	BB:	0
S:	4	P:	5

R:	0	H:	0
E:	0	LOB:	0
K:	0	BB:	0
S:	4	P:	5

R:	0	H:	0
E:	0	LOB:	0
K:	0	BB:	0
S:	4	P:	5

R:	0	H:	0
E:	0	LOB:	0
K:	0	BB:	0
S:	4	P:	5

R:	0	H:	0
E:	0	LOB:	0
K:	0	BB:	0
S:	4	P:	5

R:	0	H:	0
E:	0	LOB:	0
K:	0	BB:	0
S:	4	P:	5

R:	0	H:	0
E:	0	LOB:	0
K:	0	BB:	0
S:	4	P:	5

R:	0	H:	0
E:	0	LOB:	0
K:	0	BB:	0
S:	4	P:	5

R:	0	H:	0
E:	0	LOB:	0
K:	0	BB:	0
S:	4	P:	5

R:	0	H:	0
E:	0	LOB:	0
K:	0	BB:	0
S:	4	P:	5

R:	0	H:	0
E:	0	LOB:	0
K:	0	BB:	0
S:	4	P:	5

R:	0	H:	0
E:	0	LOB:	0
K:	0	BB:	0
S:	4	P:	5

R:	0	H:	0
E:	0	LOB:	0
K:	0	BB:	0
S:	4	P:	5

R:	0	H:	0
E:	0	LOB:	0
K:	0	BB:	0
S:	4	P:	5

R:	0	H:	0
E:	0	LOB:	0
K:	0	BB:	0
S:	4	P:	5

R:	0	H:	0
E:	0	LOB:	0
K:	0	BB:	0
S:	4	P:	5

R:	0	H:	0
E:	0	LOB:	0
K:	0	BB:	0
S:	4	P:	5

R:	0	H:	0
E:	0	LOB:	0
K:	0	BB:	0
S:	4	P:	5

R:	0	H:	0
E:	0	LOB:	0
K:	0	BB:	0
S:	4	P:	5

R:	0	H:	0
E:	0	LOB:	0
K:	0	BB:	0
S:	4	P:	5

R:	0	H:	0
E:	0	LOB:	0
K:	0	BB:	0
S:	4	P:	5

R:	0	H:	0
E:	0	LOB:	0
K:	0	BB:	0
S:	4	P:	5

R:	0	H:	0
E:	0	LOB:	0
K:	0	BB:	0
S:	4	P:	5

R:	0	H:	0
E:	0	LOB:	0
K:	0	BB:	0
S:	4	P:	5

R:	0	H:	0
E:	0	LOB:	0
K:	0	BB:	0
S:	4	P:	5

R:	0	H:	0
E:	0	LOB:	0
K:	0	BB:	0
S:	4	P:	5

R:	0	H:	0
E:	0	LOB:	0
K:	0	BB:	0
S:	4	P:	5

R:	0	H:	0
E:	0	LOB:	0
K:	0	BB:	0
S:	4	P:	5

R:	0	H:	0
E:	0	LOB:	0
K:	0	BB:	0
S:	4	P:	5

R:	0	H:	0
E:	0	LOB:	0
K:	0	BB:	0
S:	4	P:	5



Batter	1	2	3	4	5	6	7	8	9	AB R H RBI BB SO LOB	TOP
Luis Terrero, R (1, 8) OBP: 0.481, SLG: 0.478	1-1 G3-6-1 1B		1-3 K		1-1 HBP			0-1 E8 1B		3 1 2 0 0 1 0	
Roberto Alomar, S (1, 4) OBP: 0.364, SLG: 0.419	0-1 G3-6-1 1B		1-2 G3-1		2-2 F7			3-3 K		4 0 1 0 0 1 3	
Danny Bautista, R (1, 9) OBP: 0.356, SLG: 0.451	0-0 G3-6-1			0-2 L9		0-0 G5-3		1-1 2-H 1B		4 0 1 1 0 0 2	
Luis Gonzalez, L (1, 7) OBP: 0.373, SLG: 0.493	0-1 G4-3			2-0 G3		1-2 P4		0-0 G1-3		4 0 0 0 0 0 2	
Shea Hillenbrand, R (1, 3) OBP: 0.346, SLG: 0.460				1-1 G6-3		2-1 G6-3			0-2 G5-3	4 0 0 0 0 0 0	
Chad Tracy, L (1, 5) OBP: 0.339, SLG: 0.417				4-2 BB		0-1 G5-3			0-1 2B	3 0 1 0 1 0 0	
Alex Cintron, S (1, 6) OBP: 0.294, SLG: 0.365				0-1 L4		3-2 2B		1-0 F7	0-1 F7	4 1 1 0 0 0 2	
Koyie Hill, S (1, 2)				1-2 F7		0-0 L7		0-0 G4-3	0-1 G6-3	4 0 0 0 0 0 3	
31 Edgar Gonzalez, R (1, 1) Quinton McCracken, S (5, PH) Steve Sparks, R (5, 1) Randy Choate, L (7, 1) Scott Hairston, R (8, PH) Mike Koplove, R (8, 1)				1-2 L1		0-0 2B		1-3 K		1 0 0 0 0 0 0 1 0 1 1 0 0 0 0 0 0 0 0 0 0 0 0 0 0 0 0 0 1 0 0 0 0 1 0 0 0 0 0 0 0 0	
<b>Inning Stats</b>	R: 0 H: 2 E: 0 LOB: 1 K: 0 BB: 0 S: 7 P: 8	R: 0 H: 0 E: 0 LOB: 1 K: 0 BB: 1 S: 9 P: 15	R: 0 H: 0 E: 0 LOB: 0 K: 1 BB: 0 S: 10 P: 13	R: 0 H: 0 E: 0 LOB: 0 K: 0 BB: 0 S: 6 P: 9	R: 1 H: 2 E: 0 LOB: 2 K: 0 BB: 0 S: 11 P: 17	R: 0 H: 0 E: 0 LOB: 0 K: 0 BB: 0 S: 6 P: 9	R: 0 H: 0 E: 0 LOB: 0 K: 0 BB: 0 S: 3 P: 5	R: 1 H: 2 E: 1 LOB: 1 K: 2 BB: 0 S: 11 P: 16	R: 0 H: 1 E: 0 LOB: 1 K: 0 BB: 0 S: 10 P: 10	1B: 4 SF: 0 2B: 3 SAC: 0 3B: 0 DP: 1 HR: 0 HBP: 1	WP: 0 PA: 35 PB: 0 SB: 0 CS: 0
<b>PITCHER</b> 28 Aaron Cook, R (1, 1) ERA: 4.18	IP WLS BF H R ER SO BB IBB HBP BLK WP HR S P ERA WHIP										

Arizona Diamondbacks @ Colorado Rockies  
Coors Field, Denver, CO  
Sun Aug 01 2004, 1:05 PM MDT  
Att. 24,193 - Cloudy - 93 F

AB	33
R	2
H	7
RBI	2
BB	1
SO	3
LOB	12



Batter	1	2	3	4	5	6	7	8	9	AB	R	H	RBI	BB	SO	LOB
Aaron Miles, S OBP: 0.339, SLG: 0.415 (1, 4)	0-1 G3 1B		0-1 E S 1B	0-0 2-H HR		2-3 K		0-0 1B		5	2	3	2	0	1	0
Luis Gonzalez, R OBP: 0.307, SLG: 0.413 (1, 6)	2-3 K		1 SAFE 1 SAFE 1 SAFE 1-H 1B	2-2 1B		1-0 1B		0-2 G1-4-3 1B		5	1	4	1	0	1	0
17 Todd Helton, L OBP: 0.453, SLG: 0.612 Mark Sweeney, L OBP: 0.396, SLG: 0.484 (1, 3) (8, 3)	2-0 F7		0-1 1-H HR	0-0 F9		3-2 G4-3		2-3 K		4	1	1	2	0	0	2
Vinny Castilla, R OBP: 0.342, SLG: 0.563 (1, 5)		0-2 F8	0-3 K		0-0 HR 2B		2-1 HR	2-1 G1-4-3		5	2	2	1	0	1	2
Larry Walker, L OBP: 0.469, SLG: 0.636 5 Matt Holliday, R OBP: 0.356, SLG: 0.487 (1, 9) (7, PH) (8, 7)		2-3 K	1-1 1B		0-0 F8		0-0 F9			3	0	1	0	0	1	1
Preston Wilson, R OBP: 0.324, SLG: 0.370 (1, 8)		4-2 HR BB	3-2 F7		0-2 F9		4-1 BB 1B BB			2	1	0	0	2	0	2
Jeremy Burnitz, L OBP: 0.373, SLG: 0.630 (1, 7) (8, 9)		0-0 1-H HR		2-1 G3	3-1 HR		2-2 BB 1B			4	2	3	4	0	0	0
Todd Greene, R OBP: 0.310, SLG: 0.507 Kit Pellow, R OBP: 0.319, SLG: 0.318 (1, 2) (7, PH) (8, 2)		0-2 P2		0-1 HR 2B	1-2 F8		4-2 28 G4-6-3 BB			3	1	1	0	0	0	0
28 Aaron Cook, R OBP: 0.147, SLG: 0.121 (1, 1)			1-3 K	3-2 G1-3		0-2 L4	3-1 G4-6-3			4	0	0	0	0	1	4

Inning Stats	R: 0	H: 0	E: 0	K: 1	S: 7	LOB: 0	BB: 0	P: 11	R: 2	H: 1	E: 0	K: 1	S: 12	LOB: 0	BB: 1	P: 18	R: 3	H: 4	E: 0	K: 2	S: 19	LOB: 1	BB: 0	P: 26	R: 2	H: 3	E: 0	K: 0	S: 13	LOB: 1	BB: 0	P: 20	R: 2	H: 2	E: 0	K: 0	S: 11	LOB: 0	BB: 0	P: 15	R: 0	H: 1	E: 0	K: 1	S: 11	LOB: 1	BB: 0	P: 17	R: 1	H: 2	E: 0	K: 0	S: 11	LOB: 2	BB: 2	P: 26	R: 0	H: 2	E: 0	K: 1	S: 9	LOB: 1	BB: 0	P: 13
PITCHER	IP	WLS	BF	H	R	ER	SO	BB	IBB	HBP	BLK	WP	HR	S	P	ERA	WHIP																																															
31 Edgar Gonzalez, R ERA: 13.5 (1, 1)	4.0	L	21	8	7	7	4	1	0	0	0	0	0	51	75	15.75	2.250																																															
Steve Sparks, R ERA: 6.15 (5, 1)	2.1		12	4	3	3	1	1	0	0	0	0	2	26	42	11.57	2.143																																															
Randy Choate, L ERA: 5.15 (7, 1)	0.2		3	1	0	0	0	1	0	0	0	0	0	7	16	0.00	3.000																																															
Mike Koplove, R ERA: 5.0 (8, 1)	1.0		4	2	0	0	1	0	0	0	0	0	0	9	13	0.00	2.000																																															

**BOTTOM**

**Arizona Diamondbacks @ Colorado Rockies**  
Coors Field, Denver, CO

Sun Aug 01 2004, 1:05 PM MDT  
Att. 24,193 - Cloudy - 93 F

livebaseballscorecards.com

AB	37
R	10
H	15
RBI	10
BB	3
SO	6
LOB	13



WP: 0	PA: 40
PB: 0	
SB: 1	
CS: 0	



# Florida Marlins @ Arizona Diamondbacks

## Bank One Ballpark, Phoenix, AZ

Tue Aug 03 2004, 9:35 PM EDT  
Att. 28,828 - Dome - 81 F

<b>AB</b>	<b>33</b>
<b>R</b>	<b>3</b>
<b>H</b>	<b>9</b>
<b>RBI</b>	<b>3</b>
<b>BB</b>	<b>7</b>
<b>SO</b>	<b>4</b>
<b>LOB</b>	<b>18</b>



WP: 1	PA: 41
PB: 0	
SB: 0	
CS: 1	

AB		R	H	RBI	BB	SO	LOB
5	1	2	0	0	1	0	
5	0	1	0	0	0	1	
3	1	3	1	2	0	0	
4	0	0	0	1	0	4	
2	0	1	1	2	1	0	
4	0	0	0	0	0	5	
3	1	1	0	1	1	2	
3	0	1	1	1	0	2	
4	0	0	0	0	1	4	
0	0	0	0	0	0	0	

R	H	ER	SO	BB	IBB	HBP	BLK	WP	HR	S	P	ERA	WHIP
0	1	0	2	0	0	0	0	1	0	58	102	4.26	1.737
0	0	0	0	1	0	0	0	0	0	7	14	0.00	3.000
0	0	0	2	0	0	0	0	0	0	9	12	0.00	0.000
0	0	0	0	1	0	0	0	0	0	6	16	0.00	2.000

PITCHER	IP	WLS	BF	H	R	ER	SO	BB	IBB	HBP	BLK	WP	HR	S	P	ERA	WHIP
Casey Fossum, L	6.1		29	7	3	3	2	4	1	0	0	1	0	58	102	4.26	1.737
Elmer Dessens, R	0.2	B	4	1	0	0	0	1	0	0	0	0	0	7	14	0.00	3.000
Mike Koplove, R	1.0	W	3	0	0	0	2	0	0	0	0	0	0	9	12	0.00	0.000
Greg Aquino, R	1.0	S	4	1	0	0	0	1	0	0	0	0	0	6	16	0.00	2.000

Batter	1	2	3	4	5	6	7	8	9
Juan Pierre, L (1, 8) OBP: 0.365, SLG: 0.389	1-3 K		1-0 G6-3		1-2 G6-3		1-1 1B 2B 1B		3-2 FC4-6 1B
Luis Castillo, S (1, 4) OBP: 0.363, SLG: 0.363	1-2 L5		1-2 G3		2-2 G5-3		2-2 1 SAFE 1 SAFE 1-3 1B		1-0 FC4-6 G5-3 BB 1-2f
Paul Lo Duca, R (1, 2) OBP: 0.360, SLG: 0.460	2-2 CS 1B			0-1 BB 1B	4-0 BB		0-1 G4-3 2B		4-0 1-2 BB
Mike Lowell, R (1, 5) OBP: 0.384, SLG: 0.552	3-1 CS 1-2	0-0 P6		4-1 F8 1B BB 1-2	0-0 F8		3-1 G4-3 2-3		2-1 G5-3 2-3f
Miguel Cabrera, R (1, 7) OBP: 0.381, SLG: 0.541				0-0 WP 1B 1-2 2-H			1-3 K		
Jeff Conine, R (1, 3) OBP: 0.331, SLG: 0.414				0-0 F8 2-3			1-2 F9		0-1 G6-3
Juan Encarnacion, R (1, 9) OBP: 0.280, SLG: 0.415				1-1 P3			1-0 3B 1B		1-3 K
Alex Gonzalez, R (1, 6) OBP: 0.266, SLG: 0.436				4-1 P5			0-0 1-H 3B		1-2 G5-3
Dontrelle Willis, L (1, 1) OBP: 0.296, SLG: 0.380 Rudy Seanez, R (8, 1)				0-0 G1-3			2-2 F9		1-3 K2-3

Batter	1	2	3	4	5	6	7	8	9
Juan Pierre, L (1, 8) OBP: 0.365, SLG: 0.389	1-3 K		1-0 G6-3		1-2 G6-3		1-1 1B 2B 1B		3-2 FC4-6 1B
Luis Castillo, S (1, 4) OBP: 0.363, SLG: 0.363	1-2 L5		1-2 G3		2-2 G5-3		2-2 1 SAFE 1 SAFE 1-3 1B		1-0 FC4-6 G5-3 BB 1-2f
Paul Lo Duca, R (1, 2) OBP: 0.360, SLG: 0.460	2-2 CS 1B			0-1 BB 1B	4-0 BB		0-1 G4-3 2B		4-0 1-2 BB
Mike Lowell, R (1, 5) OBP: 0.384, SLG: 0.552	3-1 CS 1-2	0-0 P6		4-1 F8 1B BB 1-2	0-0 F8		3-1 G4-3 2-3		2-1 G5-3 2-3f
Miguel Cabrera, R (1, 7) OBP: 0.381, SLG: 0.541				0-0 WP 1B 1-2 2-H			1-3 K		
Jeff Conine, R (1, 3) OBP: 0.331, SLG: 0.414				0-0 F8 2-3			1-2 F9		0-1 G6-3
Juan Encarnacion, R (1, 9) OBP: 0.280, SLG: 0.415				1-1 P3			1-0 3B 1B		1-3 K
Alex Gonzalez, R (1, 6) OBP: 0.266, SLG: 0.436				4-1 P5			0-0 1-H 3B		1-2 G5-3
Dontrelle Willis, L (1, 1) OBP: 0.296, SLG: 0.380 Rudy Seanez, R (8, 1)				0-0 G1-3			2-2 F9		1-3 K2-3

Inning Stats	R	H	E	K	S	H	LOB	ER	SO	BB	IBB	HBP	BLK	WP	HR	S	P	ERA	WHIP
	0	1	0	1	11	0	0	0	2	0	0	0	0	1	0	58	102	4.26	1.737
	0	0	0	0	0	0	0	0	0	1	0	0	0	0	0	7	14	0.00	3.000
	0	0	0	0	0	0	0	0	2	0	0	0	0	0	0	9	12	0.00	0.000
	0	0	0	0	0	0	0	0	0	1	0	0	0	0	0	6	16	0.00	2.000

PITCHER	IP	WLS	BF	H	R	ER	SO	BB	IBB	HBP	BLK	WP	HR	S	P	ERA	WHIP
Casey Fossum, L	6.1		29	7	3	3	2	4	1	0	0	1	0	58	102	4.26	1.737
Elmer Dessens, R	0.2	B	4	1	0	0	0	1	0	0	0	0	0	7	14	0.00	3.000
Mike Koplove, R	1.0	W	3	0	0	0	2	0	0	0	0	0	0	9	12	0.00	0.000
Greg Aquino, R	1.0	S	4	1	0	0	0	1	0	0	0	0	0	6	16	0.00	2.000

Batter	1	2	3	4	5	6	7	8	9
Quinton McCracken, S OBP: 0.278, SLG: 0.370 (1, 7)	1-3 K ①		1-2 G6-3 ③		1-0 G6-3 ③		1-1 G6-3 ③		
Andy Green, R OBP: 0.313, SLG: 0.533 (1, 5) (9, 4)	1-1 G4-3 ②			2-2 E 2B		0-1 F8 ①		0-0 HR 1B	
Danny Bautista, R OBP: 0.358, SLG: 0.460 (1, 9)	0-1 G3-1 ③			0-1 E1 F9 1B 1B		1-0 F9 ②		1 SAFE 1 SAFE 0-1 HR	
Shea Hillenbrand, R OBP: 0.348, SLG: 0.471 (1, 3)		2-2 P2 ①		0-0 F9 ①		1-1 HR		0-2 WP 2B	
Luis Terrero, R OBP: 0.516, SLG: 0.538 (1, 8)		4-1 FC5-4 BB		0-2 CS 1B		2-1 2B		1-3 K ①	
Alex Cintron, S OBP: 0.291, SLG: 0.361 (1, 6)		0-0 FC5-4 FC6-4 1-2f		1 SAFE 0-1 F9 ② ③ 1-2		0-1 G4-3 ③		1-3 K ② 2-3	
Scott Hairston, R OBP: 0.299, SLG: 0.461 Greg Aquino, R (9, 1)		1-1 FC6-4 ③ 1-2f			1-0 SH1-4 1B		1-3 K ① S F S	1-3 K ③	
Koyie Hill, S (1, 2)			0-0 G1-3 ①		0-0 P3 ①		0-1 P4 ②		
Casey Fossum, L (1, 1)			0-3 K ②		1 SAFE 0-0 SH1-4 ②		0-0 1B		

AB	R	H	RBI	BB	SO	LOB
4	0	0	0	0	1	2
4	2	2	0	0	0	0
4	2	2	2	0	0	0
4	1	2	1	0	0	1
3	0	2	1	1	1	1
4	0	0	0	0	1	4
4	0	1	0	0	2	2
0	0	0	0	0	0	0
3	0	0	0	0	0	1
1	0	0	0	0	1	0
0	0	0	0	0	0	0
1	0	1	0	0	0	0
0	0	0	0	0	0	0
0	0	0	0	0	0	0

**Florida Marlins @ Arizona Diamondbacks**  
Bank One Ballpark, Phoenix, AZ

AB	32
R	5
H	10
RBI	4
BB	1
SO	6
LOB	11



Tue Aug 03 2004, 9:35 PM EDT  
Att. 28,828 - Dome - 81 F

Inning Stats		R: 0	H: 0	E: 0	LOB: 0	K: 1	BB: 0	S: 7	P: 9									
R: 0 H: 0 E: 0 LOB: 1 K: 0 BB: 1 S: 7 P: 14		R: 0 H: 0 E: 0 LOB: 0 K: 1 BB: 0 S: 9 P: 10		R: 2 H: 3 E: 1 LOB: 0 K: 0 BB: 0 S: 16 P: 18		R: 0 H: 1 E: 0 LOB: 1 K: 0 BB: 0 S: 4 P: 6		R: 1 H: 2 E: 0 LOB: 1 K: 0 BB: 0 S: 9 P: 13		R: 0 H: 1 E: 0 LOB: 1 K: 1 BB: 0 S: 10 P: 12		R: 2 H: 3 E: 0 LOB: 1 K: 3 BB: 0 S: 15 P: 18						
PITCHER		IP	WLS	BF	H	R	ER	SO	BB	IBB	HBP	BLK	WP	HR	S	P	ERA	WHIP
Dontrelle Willis, L ERA: 3.93		(1, 1)	7.0	L	29	8	4	4	3	1	0	0	0	0	63	83	5.14	1.286
Rudy Seanez, R ERA: 4.13		(8, 1)	1.0		5	2	1	1	3	0	0	0	1	1	14	17	9.00	2.000

WP	PA
1	34
0	0
0	0
0	0



Batter	1	2	3	4	5	6	7	8	9	AB R H RBI BB SO LOB	TOP											
Juan Pierre, L (1, 8) OBP: 0.367, SLG: 0.390	1-1 B1-4	1-2 L5			4-1 FC6-4 BB		0-1 G4-6-3 BB 1B		1-1 E G4-3 1B	4 1 2 0 1 0 2												
Luis Castillo, S (1, 4) OBP: 0.363, SLG: 0.362	1-2 S 1B		2-3 K		1-2 FC6-4 1-2f		4-0 G4-6-3 BB		2-2 G4-3	4 0 1 0 1 1 2												
Paul Lo Duca, R (1, 2) OBP: 0.358, SLG: 0.460	2-2 F9		2-1 P3			0-1 G5-3 1B 2B	1-0 G4-6-3		1-1 E3	5 1 1 0 0 0 4												
Mike Lowell, R (1, 5) OBP: 0.382, SLG: 0.548	1-2 G6-3		0-1 P4			0-2 G5-3	1-1 G4-6-3		1-1 G5-3	5 0 1 1 0 0 4												
Miguel Cabrera, R (1, 7) OBP: 0.383, SLG: 0.541		1-2 E8 1B		3-2 F9		0-1 G5-3 1B HR	0-0 L9			4 2 2 1 0 0 1												
Jeff Conine, R (1, 3) OBP: 0.330, SLG: 0.410		4-1 1B BB		2-3 K		0-1 F8		1-2 G5-3		3 0 0 0 1 1 1												
Juan Encarnacion, R (1, 9) OBP: 0.282, SLG: 0.416 Guillermo Mota, R (8, 1)		1-2 SH2-4 1B		3-2 F9		0-2 HR 1B		1-3 K		4 1 2 1 0 1 0 0 0 0 0 0 0 0												
Alex Gonzalez, R (1, 6) OBP: 0.266, SLG: 0.443		2-2 F8			0-2 F9	0-0 HR		2-3 K		4 1 1 3 0 1 2												
Josh Beckett, R Chris Aguilera, R Ben Howard, R Mike Mordica, R 40 Nate Blum, L Josias Manzanillo, R Matt Perisho, L Lenny Harris, L Damion Easley, R		1-0 SH2-4		1-3 K		1-3 K		1-1 G5-3		0 0 0 0 0 0 0 1 0 0 0 0 0 1 0 0 0 0 0 0 0 0 0 1 0 0 0 0 0 1 0 1 0 0 0 0 0 0 0												
<b>Inning Stats</b>	R: 0 E: 0 K: 0 S: 11	H: 1 LOB: 1 BB: 0 P: 16	R: 1 E: 1 K: 0 S: 16	H: 2 LOB: 2 BB: 1 P: 26	R: 0 E: 0 K: 1 S: 10	H: 0 LOB: 0 BB: 0 P: 14	R: 0 E: 0 K: 1 S: 10	H: 0 LOB: 0 BB: 0 P: 18	R: 0 E: 0 K: 1 S: 13	H: 0 LOB: 1 BB: 1 P: 19	R: 4 E: 0 K: 1 S: 19	H: 4 LOB: 0 BB: 0 P: 20	R: 1 E: 0 K: 0 S: 6	H: 2 LOB: 1 BB: 1 P: 12	R: 0 E: 0 K: 2 S: 9	H: 0 LOB: 0 BB: 0 P: 13	R: 0 E: 1 K: 0 S: 12	H: 1 LOB: 2 BB: 0 P: 18	1B: 8 2B: 1 3B: 0 HR: 1	SF: 0 SAC: 1 DP: 1 HBP: 0	WP: 0 PB: 0 SB: 1 CS: 0	PA: 40
<b>PITCHER</b>	IP WLS BF H R ER SO BB IBB HBP BLK WP HR S P ERA WHIP																					
Randy Johnson, L (1, 1) ERA: 2.96	6.0 W 27 7 5 5 4 2 0 0 0 0 0 1 79 113 7.50 1.500																					
Mike Fetters, R (7, 1) ERA: 5.4	1.0 5 2 1 1 0 1 0 0 0 0 0 0 6 12 9.00 3.000																					
Mike Koplove, R (8, 1) ERA: 4.82	1.0 3 0 0 0 2 0 0 0 0 0 0 0 9 13 0.00 0.000																					
Randy Choate, L (9, 1) ERA: 5.02	1.0 5 1 0 0 0 0 0 0 0 0 0 0 12 18 0.00 1.000																					

**Florida Marlins @ Arizona Diamondbacks**  
Bank One Ballpark, Phoenix, AZ

AB	36
R	6
H	10
RBI	6
BB	3
SO	6
LOB	16



Wed Aug 04 2004, 9:35 PM EDT  
Att: 25,045 - Dome - 80 F

[livebaseballscorecards.com](http://livebaseballscorecards.com)

Batter	1	2	3	4	5	6	7	8	9
Quinton McCracken, S (1, 7) OBP: 0.298, SLG: 0.390	2-2 2B 1B	0-1 1B 2B		1-1 G4-3 2B 1B	1-1 G3		4-2 1B 1B FC5-2 BB		
Roberto Alomar, S (1, 4) OBP: 0.382, SLG: 0.473	0-1 G3-1 1B 2B	1-3 K		0-0 BB 2B 1B		3-2 HR	0-0 FC5-2 1B 1B		
Danny Bautista, R (1, 9) OBP: 0.358, SLG: 0.458	1-2 G6-3	2-3 K		4-2 2B BB		0-0 G6-3	1-1 FC5-2 1B		
Shea Hillenbrand, R (1, 3) OBP: 0.348, SLG: 0.468	1-0 G3-1 2B 1B	0-0 1B		0-3 K		1-0 G5-3	0-1 FC5-2		
Chad Tracy, L (1, 5) OBP: 0.343, SLG: 0.421 Mike Koplove, R (8, 1) Randy Choate, L (9, 1)	3-2 1B	0-3 K		1-1 2B		4-1 BB	3-2 G4-3		
Luis Terrero, R (1, 8) OBP: 0.444, SLG: 0.452	0-3 K		1-0 G5-3	0-1 G6-3		3-2 L6	1-3 K		
Alex Cintron, S (1, 6) OBP: 0.293, SLG: 0.365		0-1 E 2B 2B	0-1 1B		2-2 G6-3		0-0 F8	0-0 L3	
Juan Brito, R (1, 2) OBP: 0.211, SLG: 0.261		0-0 E3 2B	1-3 K		2-3 K		2-2 BB 1B	1-1 G6-3	
Randy Johnson, R (1, 1) OBP: 0.167, SLG: 0.173 Mike Fetters, R (7, 1) Carlos Baerga, S (7, PH) Tim Olson, R (8, 5) OBP: 0.259, SLG: 0.235 OBP: 0.333, SLG: 0.361		0-1 E3 2B 1B	1-2 G4-3		3-2 2B		4-2 1B BB 1B BB		

Inning Stats	R: 2 E: 0 K: 1 S: 18	H: 3 LOB: 1 BB: 0 P: 25	R: 4 E: 2 K: 3 S: 18	H: 3 LOB: 1 BB: 0 P: 21	R: 0 E: 0 K: 1 S: 12	H: 1 LOB: 1 BB: 0 P: 15	R: 2 E: 0 K: 1 S: 13	H: 2 LOB: 1 BB: 1 P: 19	R: 0 E: 0 K: 1 S: 12	H: 1 LOB: 1 BB: 0 P: 20	R: 1 E: 0 K: 0 S: 12	H: 1 LOB: 1 BB: 1 P: 23	R: 2 E: 0 K: 0 S: 21	H: 3 LOB: 3 BB: 2 P: 35	R: 0 E: 0 K: 1 S: 6	H: 0 LOB: 0 BB: 0 P: 8
--------------	-------------------------------	----------------------------------	-------------------------------	----------------------------------	-------------------------------	----------------------------------	-------------------------------	----------------------------------	-------------------------------	----------------------------------	-------------------------------	----------------------------------	-------------------------------	----------------------------------	------------------------------	---------------------------------

PITCHER	IP	WLS	BF	H	R	ER	SO	BB	IBB	HBP	BLK	WP	HR	S	P	ERA	WHIP
Josh Beckett, R (1, 1) ERA: 4.54	4.0	L	24	9	8	5	6	1	0	0	0	0	0	61	80	11.25	2.500
Ben Howard, R (5, 1) ERA: 5.28	1.0		4	1	0	0	1	0	0	0	0	0	0	12	20	0.00	1.000
40 Nate Bump, R (6, 1) ERA: 5.04	1.0		5	1	1	1	0	1	0	0	0	0	1	12	23	9.00	2.000
Josias Manzanillo, R (7, 1) ERA: 5.4	0.1		6	3	2	2	0	2	0	0	0	0	0	15	26	54.00	15.000
Matt Perisho, L (7, 1) ERA: 3.86	0.2		2	0	0	0	0	0	0	0	0	0	0	6	9	0.00	0.000

**BOTTOM**

**Florida Marlins @ Arizona Diamondbacks**  
Bank One Ballpark, Phoenix, AZ

Wed Aug 04 2004, 9:35 PM EDT  
Att: 25,045 - Dome - 80 F

AB	R	H	RBI	BB	SO	LOB
4	2	2	2	1	0	1
5	3	4	3	0	1	2
4	1	1	1	1	1	3
5	0	1	2	0	1	6
4	0	2	3	1	1	4
0	0	0	0	0	0	0
0	0	0	0	0	0	0
5	0	0	0	0	2	3
5	1	2	0	0	0	0
5	2	1	0	0	2	2
3	1	1	0	0	0	3
0	0	0	0	0	0	0
0	1	0	0	1	0	0
0	0	0	0	0	0	0

AB	40
R	11
H	14
RBI	11
BB	4
SO	8
LOB	24

livebaseballscorecards.com



WP	PA
0	44

1B	2B	3B	HR	SF	SAC	DP	HBP
8	5	0	1	0	0	0	0

WP	HR	S	P	ERA	WHIP
0	0	6	8	0.00	0.000









Atlanta Braves @ Arizona Diamondbacks  
Bank One Ballpark, Phoenix, AZ

Fri Aug 06 2004, 10:05 PM EDT  
Att. 29,368 - Dome - 81 F

livebaseballscorecards.com

AB	35
R	4
H	10
RBI	4
BB	4
SO	6
LOB	19



AB R H RBI BB SO LOB

TOP

Batter	1	2	3	4	5	6	7	8	9
Rafael Furcal, S (1, 6) OBP: 0.341, SLG: 0.426	0-1 L4		1-2 G5-3		2-0 HR		3-1 1B 10 FC5-2 1B		2-1 F7
Marcus Giles, R (1, 4) OBP: 0.384, SLG: 0.454	1-0 1B		1-0 G5-3		3-2 F9		4-0 10 FC5-2 1B 1-2 BB		1-2 G6-3
J.D. Drew, L (1, 9) OBP: 0.425, SLG: 0.586	3-2 1B			1-0 10 S 1B		0-0 G3		3-2 10 FC5-2 1B 1-2 2-3	2-1 G4-3
10 Chipper Jones, S (1, 5) OBP: 0.351, SLG: 0.433	2-0 G4-3			4-2 BB 1-2 BB		3-2 G4-6-3 1B		0-0 FC5-2 1-2 2-3 3-Hf	
Johnny Estrada, S (1, 2) OBP: 0.378, SLG: 0.478		0-3 K		4-1 FC4-6 1-2 2-3 BB		0-2 G4-6-3		1-0 G3	
Andruw Jones, R (1, 8) OBP: 0.358, SLG: 0.490		2-3 K		0-2 P3		4-2 HR BB		0-3 K	
Adam LaRoche, L (1, 3) OBP: 0.314, SLG: 0.402		0-0 G4-3		2-2 K		1-1 HR		0-0 FC4-6 1B	
Charles Thomas, L (1, 7) OBP: 0.366, SLG: 0.505			0-1 G3		0-0 FC4-6 1-2f		3-2 G1-3		0-2 FC4-6 1-2f
Jaret Wright, R (1, 1) OBP: 0.154, SLG: 0.216			1-2 HR			0-0 F7		0-3 K	
Kevin Gryboski, R (7, 1)								0-3 K	
Julio Franco, R (8, PH) OBP: 0.365, SLG: 0.426								0-3 K	
Antonio Alfonseca, R (8, 1)								0-3 K	
Chris Reitsma, R (9, 1)								0-3 K	

5	1	2	1	0	0	0
4	0	1	0	1	0	0
5	0	3	0	0	0	0
3	0	1	0	1	0	4
3	0	0	0	1	1	4
3	1	0	0	1	2	3
4	1	2	2	0	1	3
4	0	0	0	0	0	4
3	1	1	1	0	1	0
0	0	0	0	0	0	0
1	0	0	0	0	1	1
0	0	0	0	0	0	0
0	0	0	0	0	0	0

Inning Stats	R: 0	H: 2	R: 0	H: 0	R: 1	H: 1	R: 0	H: 1	R: 1	H: 1	R: 2	H: 2	R: 0	H: 2	R: 0	H: 1	R: 0	H: 0	
E: 0	LOB: 1	E: 0	LOB: 0	E: 0	LOB: 0	E: 0	LOB: 3	E: 0	LOB: 0	E: 0	LOB: 0	E: 0	LOB: 3	E: 0	LOB: 1	E: 0	LOB: 1	E: 0	LOB: 0
K: 0	BB: 0	K: 2	BB: 0	K: 0	BB: 0	K: 1	BB: 2	K: 0	BB: 0	K: 1	BB: 1	K: 0	BB: 1	K: 1	BB: 1	K: 2	BB: 0	K: 0	BB: 0
S: 7	P: 13	S: 9	P: 11	S: 9	P: 12	S: 12	P: 23	S: 7	P: 12	S: 13	P: 24	S: 11	P: 21	S: 11	P: 11	S: 8	P: 13	S: 8	P: 13

PITCHER	IP	WLS	BF	H	R	ER	SO	BB	IBB	HBP	BLK	WP	HR	S	P	ERA	WHIP
17 Brandon Webb, R (1, 1) ERA: 3.68	6.1	L	29	8	4	4	4	4	0	0	0	0	3	63	107	5.68	1.895
Mike Koplove, R (7, 1) ERA: 4.68	1.2		7	2	0	0	2	0	0	0	0	0	0	16	20	0.00	1.200
Greg Aquino, R (9, 1) ERA: 3.21	1.0		3	0	0	0	0	0	0	0	0	0	0	8	13	0.00	0.000

WP: 0	PA: 39
PB: 0	
SB: 2	
CS: 0	

Batter	1	2	3	4	5	6	7	8	9	AB R H RBI BB SO LOB
Quinton McCracken, S OBP: 0.319, SLG: 0.402 (1, 7)	2-2 G5-3 1B		1-0 1B 1B	0-0 F7			0-1 G4-3		0-0 1B	5 1 3 0 0 0 2
Luis Terrero, R OBP: 0.413, SLG: 0.425 (1, 8)	0-2 G5-3 1-2		0-0 1B SF9 1B	2-3 K			4-0 G6-3 2-3 BB		2-3 K	4 1 1 0 1 2 4
Danny Bautista, R OBP: 0.356, SLG: 0.450 (1, 9)	4-0 G4-6-3 BB		0-0 L4				1-2 G6-3 1-2f			3 0 0 0 1 0 4
Shea Hillenbrand, R OBP: 0.346, SLG: 0.466 (1, 3)	1-2 G4-6-3 1-2f		0-0 BB 1B	1-3 3-H			1-1 G6-3		1-1 F9	4 0 1 1 0 0 2
Chad Tracy, L OBP: 0.346, SLG: 0.422 (1, 5)			3-1 SH1-3 1B	4-0 BB			3-2 F9		3-2 G2-3	3 0 1 0 1 0 0
Alex Cintron, S OBP: 0.293, SLG: 0.364 Greg Aquino, R (9, 1)			0-0 SH1-3 1-2	3-2 SF9 3-H			1-0 F8		1-1 F8	2 0 0 1 0 0 0 0 0 0 0 0 0 0
Scott Hairston, R OBP: 0.295, SLG: 0.453 Mike Koplove, R (7, 1)			4-2 BB	0-0 F7			2-3 K		2-2 FC3-6 1B	2 0 0 0 1 1 2 0 0 0 0 0 0 0
Tim Olson, R OBP: 0.340, SLG: 0.369 (9, 6)										1 0 1 0 0 0 0
Koyie Hill, S OBP: 0.067, SLG: 0.067 (1, 2)			2-3 K				1-2 F8		0-2 FC3-6 1B 1-2f	4 0 1 0 0 1 3
17 Brandon Webb, R OBP: 0.128, SLG: 0.089 Andy Green, R OBP: 0.350, SLG: 0.526 (7, 4)			0-1 F9	2-3 K			1-1 WP G4-3 1B		0-3 K	2 0 0 0 0 1 3 2 0 1 0 0 1 1

Inning Stats	R: 0 E: 0 K: 10 S: 10	H: 1 LOB: 1 BB: 1 P: 17	R: 0 E: 0 K: 11 S: 11	H: 1 LOB: 2 BB: 1 P: 20	R: 2 E: 0 K: 10 S: 10	H: 3 LOB: 2 BB: 1 P: 18	R: 0 E: 0 K: 2 S: 10	H: 1 LOB: 1 BB: 0 P: 14	R: 0 E: 0 K: 7 S: 7	H: 0 LOB: 0 BB: 0 P: 11	R: 0 E: 0 K: 1 S: 8	H: 0 LOB: 0 BB: 0 P: 12	R: 0 E: 0 K: 0 S: 7	H: 1 LOB: 1 BB: 1 P: 13	R: 0 E: 0 K: 0 S: 7	H: 0 LOB: 0 BB: 0 P: 12	R: 0 E: 0 K: 2 S: 14	H: 2 LOB: 2 BB: 0 P: 18	1B: 9 2B: 0 3B: 0 HR: 0	SF: 1 SAC: 1 DP: 2 HBP: 0
--------------	--------------------------------	----------------------------------	--------------------------------	----------------------------------	--------------------------------	----------------------------------	-------------------------------	----------------------------------	------------------------------	----------------------------------	------------------------------	----------------------------------	------------------------------	----------------------------------	------------------------------	----------------------------------	-------------------------------	----------------------------------	----------------------------------	------------------------------------

PITCHER	IP	WLS	BF	H	R	ER	SO	BB	IBB	HBP	BLK	WP	HR	S	P	ERA	WHIP
Jaret Wright, R ERA: 3.04 (1, 1)	6.1	W	29	7	2	2	4	4	0	0	0	1	0	60	101	2.84	1.737
Kevin Gryboski, R ERA: 2.91 (7, 1)	0.2	H	1	0	0	0	0	0	0	0	0	0	0	3	4	0.00	0.000
Antonio Alfonseca, R ERA: 3.19 (8, 1)	1.0	H	3	0	0	0	0	0	0	0	0	0	0	7	12	0.00	0.000
Chris Reitsma, R ERA: 3.51 (9, 1)	1.0	S	5	2	0	0	2	0	0	0	0	0	0	14	18	0.00	2.000

BOTTOM

Atlanta Braves @ Arizona Diamondbacks  
Bank One Ballpark, Phoenix, AZ  
Fri Aug 06 2004, 10:05 PM EDT  
Att. 29,368 - Dome - 81 F

livebaseballscorecards.com

AB	32
R	2
H	9
RBI	2
BB	4
SO	6
LOB	21



WP: 1	PA: 38
PB: 0	
SB: 0	
CS: 0	



Batter	1	2	3	4	5	6	7	8	9	AB R H RBI BB SO LOB	TOP									
Rafael Furcal, S OBP: 0.344, SLG: 0.431 (1, 6)	0-0 CS 1B		1-2 G3 10 1B 2B 2-H		1-2 F9		0-0 G4-3		3-2 1 SAFE 1 SAFE 1 SAFE 1B 1-2 WP 1B	5 2 3 1 0 0 0										
Marcus Giles, R OBP: 0.389, SLG: 0.452 (1, 4)	4-2 B B SAFE SAFE SAFE SAFE 1-2 BB		2-2 G3 10 1B HBP		1-0 F9		3-2 K		2-2 WP 1B 1-3 2-H 1B	3 2 1 1 1 1 0										
J.D. Drew, L OBP: 0.427, SLG: 0.585 (1, 9)	3-2 G4-6-3 1-2f		2-2 G3		4-0 BB		1-0 1B		3-2 10 G4-6-3 1B 1-H 3-H 0-0 1-2f	4 0 2 1 1 0 3 0 0 0 0 0 0 0										
Eli Marrero, R OBP: 0.380, SLG: 0.577 (9, PR)			1-2 2-3		1-1 BB		0-0 G5-3			5 0 1 2 0 0 3										
10 Chipper Jones, S OBP: 0.349, SLG: 0.430 (1, 5)		1-1 G4-3	2-0 1B 2-H 3-H		1-1 G6-3															
Johnny Estrada, S OBP: 0.382, SLG: 0.478 (1, 2)		0-0 1B	4-1 IBB		4-1 G1-5-3 1B BB			1-3 K		2 0 1 0 2 1 0										
Andrew Jones, R OBP: 0.357, SLG: 0.487 (1, 8)		3-3 K	3-3 K		0-0 G1-5-3 1B			1-3 K		4 0 1 0 0 3 3										
Adam LaRoche, L OBP: 0.308, SLG: 0.394 (1, 3)		2-3 K		2-3 K		1-1 G1-5-3		2-3 K		4 0 0 0 0 3 3										
Charles Thomas, L OBP: 0.371, SLG: 0.500 (1, 7)			0-1 SH3-4 2B 1B		1-1 F8		4-0 FC6-4 IBB		3-3 K	3 1 1 0 1 1 0										
Paul Byrd, R OBP: 0.200, SLG: 0.143 (1, 1)			0-0 SH3-4		0-3 K2-3		0-0 FC6-4		4-1 1B 1B BB	2 0 0 0 0 0 1 2 0 1 0 0 0 0 1 0 0 0 0 0 0 0 0 0 0 0 0 0										
Tom Martin, L Kevin Gryboski, R Julio Franco, R OBP: 0.388, SLG: 0.428 (9, PH)			1-2				1-2f													
Nick Green, R OBP: 0.322, SLG: 0.386 (9, PR)																				
29 John Smoltz, R (9, 1)																				
<b>Inning Stats</b>	R: 0 E: 0 K: 0 S: 7	H: 1 LOB: 0 BB: 1 P: 14	R: 0 E: 0 K: 2 S: 9	H: 1 LOB: 1 BB: 0 P: 15	R: 3 E: 0 K: 1 S: 17	H: 3 LOB: 2 BB: 1 P: 31	R: 0 E: 0 K: 2 S: 9	H: 0 LOB: 0 BB: 0 P: 12	R: 0 E: 0 K: 0 S: 6	H: 1 LOB: 2 BB: 2 P: 14	R: 0 E: 0 K: 1 S: 7	H: 1 LOB: 1 BB: 0 P: 11	R: 0 E: 0 K: 3 S: 9	H: 0 LOB: 0 BB: 0 P: 13	R: 3 E: 0 K: 1 S: 19	H: 3 LOB: 1 BB: 1 P: 34	1B: 9 2B: 1 3B: 0 HR: 0	SF: 0 SAC: 1 DP: 3 HBP: 1	WP: 1 PB: 0 SB: 0 CS: 1	PA: 40
<b>PITCHER</b>	IP WLS BF H R ER SO BB IBB HBP BLK WP HR S P ERA WHIP																			ERA WHIP
31 Edgar Gonzalez, R (1, 1) ERA: 11.12	6.0 L 27 6 3 3 5 3 2 1 0 0 0 53 99 4.50 1.500																			
Elmer Dessens, R (7, 1) ERA: 4.9	2.0 7 1 0 0 4 0 0 0 0 0 0 0 16 24 0.00 0.500																			
Randy Choate, L (9, 1) ERA: 5.54	0.1 5 3 3 3 1 1 0 0 0 1 0 18 33 81.00 12.000																			
Mike Fetters, R (9, 1) ERA: 9.82	0.2 1 0 0 0 0 0 0 0 0 0 0 1 1 0.00 0.000																			

Atlanta Braves @ Arizona Diamondbacks  
Bank One Ballpark, Phoenix, AZ

AB	32
R	6
H	10
RBI	5
BB	6
SO	10
LOB	14



Sat Aug 07 2004, 4:05 PM EDT  
Att. 33,249 - Dome - 81 F

livebaseballscorecards.com

Batter	1	2	3	4	5	6	7	8	9	AB	R	H	RBI	BB	SO	LOB
Quinton McCracken, S (1, 7) OBP: 0.327, SLG: 0.444	1-0 HR		1-2 G1			2-1 1B		0-0 SF8		3	1	2	2	0	0	0
Luis Terrero, R (1, 8) OBP: 0.400, SLG: 0.409	0-3 K			0-0 G5-3 1B		1-3 SAFE K		2-3 3-H K		4	0	1	0	0	3	2
Danny Bautista, R (1, 9) OBP: 0.353, SLG: 0.446	1-0 G6-3			0-1 SAFE F9		0-0 F8			0-0 G3	4	0	0	0	0	0	2
Shea Hillenbrand, R (1, 3) OBP: 0.345, SLG: 0.466	1-1 F7			1-2 G5-3		1-1 F8			1-1 1B 2B	4	0	1	0	0	0	1
Chad Tracy, L (1, 5)		2-1 F7		0-1 F9		0-2 P5			2-2 1B	4	0	1	0	0	0	1
Tim Olson, R (1, 6)		1-2 G1-3		1-0 F8		1-1 G5-3			0-3 K	4	0	0	0	0	1	2
Scott Hairston, R (1, 4)		2-3 K		0-3 K					1-0 SH1-4 SF8 1B	4	1	1	0	0	3	2
Juan Brito, R (1, 2) OBP: 0.208, SLG: 0.256			0-2 F7		0-0 F9			1-1 SF8 SH1-4 1B		2	0	0	0	0	0	0
Doug DeVore, L (8, PH) OBP: 0.231, SLG: 0.286										1	0	1	0	0	0	0
Koyie Hill, S (9, 2) OBP: 0.067, SLG: 0.067										0	0	0	0	0	0	0
31 Edgar Gonzalez, R (1, 1)			1-2 L1			2-1 P3		2-0 SH1-4		1	0	0	0	0	0	0
Andy Green, R (6, PH) OBP: 0.333, SLG: 0.500										1	0	0	0	0	0	0
Elmer Dessens, R (7, 1) OBP: 0.300, SLG: 0.294										0	0	0	0	0	0	0
Randy Choate, L (9, 1)										0	0	0	0	0	0	0
Mike Fetters, R (9, 1)										0	0	0	0	0	0	0

Inning Stats	R: 1	H: 1	E: 0	LOB: 0	K: 1	S: 7	R: 0	H: 0	E: 0	LOB: 0	K: 1	S: 8	R: 0	H: 0	E: 0	LOB: 0	K: 0	S: 9	R: 0	H: 1	E: 0	LOB: 1	K: 0	S: 8	R: 0	H: 0	E: 0	LOB: 0	K: 1	S: 5	R: 0	H: 1	E: 1	LOB: 1	K: 1	S: 8	R: 0	H: 0	E: 0	LOB: 0	K: 0	S: 7	R: 1	H: 2	E: 0	LOB: 1	K: 1	S: 8	R: 0	H: 2	E: 0	LOB: 2	K: 2	S: 13	1B: 5	SF: 1	2B: 1	SAC: 1	3B: 0	DP: 0	HR: 1	HBP: 0
--------------	------	------	------	--------	------	------	------	------	------	--------	------	------	------	------	------	--------	------	------	------	------	------	--------	------	------	------	------	------	--------	------	------	------	------	------	--------	------	------	------	------	------	--------	------	------	------	------	------	--------	------	------	------	------	------	--------	------	-------	-------	-------	-------	--------	-------	-------	-------	--------

PITCHER	IP	WLS	BF	H	R	ER	SO	BB	IBB	HBP	BLK	WP	HR	S	P	ERA	WHIP
Paul Byrd, R (1, 1) ERA: 3.86	7.1	W	27	5	2	2	4	0	0	0	0	0	1	56	79	2.46	0.682
Tom Martin, L (8, 1) ERA: 3.9	0.1	H	1	0	0	0	0	0	0	0	0	0	0	1	1	0.00	0.000
Kevin Gryboski, R (8, 1) ERA: 2.88	0.1	H	1	0	0	0	1	0	0	0	0	0	0	3	5	0.00	0.000
29 John Smoltz, R (9, 1) ERA: 2.05	1.0		5	2	0	0	2	0	0	0	0	0	0	13	17	0.00	2.000

**BOTTOM**

**Atlanta Braves @ Arizona Diamondbacks**  
Bank One Ballpark, Phoenix, AZ

Sat Aug 07 2004, 4:05 PM EDT  
Att: 33,249 - Dome - 81 F

<b>AB</b>	<b>32</b>
<b>R</b>	<b>2</b>
<b>H</b>	<b>7</b>
<b>RBI</b>	<b>2</b>
<b>BB</b>	<b>0</b>
<b>SO</b>	<b>7</b>
<b>LOB</b>	<b>10</b>



<b>WP</b>	<b>0</b>	<b>PA</b>	<b>34</b>
<b>PB</b>	<b>0</b>		
<b>SB</b>	<b>0</b>		
<b>CS</b>	<b>0</b>		

livebaseballscorecards.com



Batter	1	2	3	4	5	6	7	8	9	AB R H RBI BB SO LOB	TOP										
Rafael Furcal, S OBP: 0.347, SLG: 0.435 (1, 6)	1-0 G5-3	2-3 K		0-0 1B 2B 1B	0-0 F9		3-2 2B		2-2 G4-3 WP 1B	6 1 3 1 0 1 1											
Marcus Giles, R OBP: 0.397, SLG: 0.457 Charles Thomas, L OBP: 0.361, SLG: 0.486 (1, 4) (4, 7)	4-2 10 HR BB		0-0 10 E 1B SF9 1B	1-2 2B 10 1B 1B		2-3 K	2-2 G6-3		2-1 G4-3 1-3	2 3 2 1 1 0 0 3 0 0 0 0 1 2											
Eli Marrero, R OBP: 0.385, SLG: 0.578 (1, 9)	1-1 P4		3-1 10 E 1B 1-2	1-1 10 1B 2B		4-2 10 FC5-4 BB		2-2 E5 G4-3 10 1B	0-1 G6-3	5 1 2 1 1 0 2											
10 Chipper Jones, S OBP: 0.353, SLG: 0.442 (1, 5)	0-0 1-H HR		1-2 E6 G6-4-3 1-2 2-3	2-0 1B		1-1 FC5-4 BB		0-0 G4-3 1B		5 1 3 4 0 0 3											
Julio Franco, R OBP: 0.364, SLG: 0.420 (1, 3)	0-2 K		1-2 SF9	2-2 F9		4-2 BB 1-2 BB		2-1 G4-3		3 0 0 1 1 1 3											
Andruw Jones, R OBP: 0.355, SLG: 0.482 (1, 8)		2-0 G6-3	1-0 G6-4-3 1-2f	0-0 G1-3		4-1 FC4-6 1-2 2-3 BB		2-3 K		4 0 0 0 1 1 5											
Mark DeRosa, R OBP: 0.292, SLG: 0.322 (1, 7) (4, 4)		3-1 HR 1B		4-2 SH1-4 1B BB	1-3 K	1-0 FC4-6 1-2f		1-3 K		4 2 1 0 1 2 5											
Eddie Pérez, R OBP: 0.267, SLG: 0.311 (1, 2)		2-0 1-H HR		1-0 1B SH1-4 1B	3-2 1B		1-1 G6-3		0-0 HR	5 3 4 3 0 0 0											
Russ Ortiz, R OBP: 0.119, SLG: 0.098 Kevin Gryboski, R (6, 1) Adam LaRoche, L OBP: 0.307, SLG: 0.392 (7, PH) Tom Martin, L (7, 1) Tim Drew, R (8, 1)		0-3 K		0-1 SH1-4	3-2 F9		1-1 G4-3		0-2 G6-3	2 0 0 0 0 1 1 0 0 0 0 0 0 0 1 0 0 0 0 0 0 0 0 0 0 0 0 0 1 0 0 0 0 0 0											
<b>Inning Stats</b>	R: 2 E: 0 K: 1 S: 10	H: 1 LOB: 0 BB: 1 P: 16	R: 2 E: 0 K: 2 S: 10	H: 2 LOB: 0 BB: 0 P: 19	R: 1 E: 1 K: 0 S: 11	H: 2 LOB: 1 BB: 0 P: 17	R: 5 E: 0 K: 0 S: 17	H: 5 LOB: 1 BB: 1 P: 28	R: 0 E: 0 K: 1 S: 14	H: 1 LOB: 1 BB: 0 P: 21	R: 0 E: 0 K: 1 S: 11	H: 0 LOB: 3 BB: 3 P: 27	R: 0 E: 0 K: 0 S: 10	H: 1 LOB: 1 BB: 0 P: 17	R: 0 E: 1 K: 2 S: 12	H: 1 LOB: 2 BB: 0 P: 19	R: 1 E: 0 K: 0 S: 11	H: 2 LOB: 1 BB: 0 P: 15	1B: 10 2B: 2 3B: 0 HR: 3	SF: 1 SAC: 1 DP: 1 HBP: 0	WP: 1 PA: 48 PB: 0 SB: 0 CS: 0
<b>PITCHER</b>	IP WLS BF H R ER SO BB IBB HBP BLK WP HR S P ERA WHIP	Casey Fossum, L ERA: 7.06 (1, 1)	Stephen Randolph, L ERA: 4.7 (4, 1)	Steve Sparks, R ERA: 6.13 (6, 1)	Shane Nance, L ERA: 9.0 (7, 1)	Mike Fetters, R ERA: 8.64 (8, 1)	<b>PITCHER</b>	IP WLS BF H R ER SO BB IBB HBP BLK WP HR S P ERA WHIP	Greg Aquino, R ERA: 3.6 (9, 1)												

Atlanta Braves @ Arizona Diamondbacks  
Bank One Ballpark, Phoenix, AZ

AB	41
R	11
H	15
RBI	11
BB	5
SO	7
LOB	22



Sun Aug 08 2004, 4:35 PM EDT  
Att. 29,601 - Dome - 81 F

BOTTOM

Atlanta Braves @ Arizona Diamondbacks

Bank One Ballpark, Phoenix, AZ

Sun Aug 08 2004, 4:35 PM EDT

Att. 29,601 - Dome - 81 F

livebaseballscorecards.com

AB	34
R	4
H	9
RBI	3
BB	5
SO	3
LOB	18



WP:	0	PA:	40
PB:	0		
SB:	0		
CS:	1		

AB R H RBI BB SO LOB

3	0	1	0	2	0	4
5	0	0	0	0	0	4
2	0	0	0	0	0	3
3	0	0	0	0	0	1
2	1	0	0	2	0	0
4	1	2	0	0	0	1
4	1	1	1	0	0	1
4	0	1	1	0	2	1
4	1	4	1	0	0	0
1	0	0	0	0	0	1
1	0	0	0	0	0	1
0	0	0	0	0	0	0
0	0	0	0	1	0	0
0	0	0	0	0	0	0
0	0	0	0	0	0	0
0	0	0	0	0	0	0
1	0	0	0	0	0	1

1B:	8	SF:	0
2B:	1	SAC:	0
3B:	0	DP:	1
HR:	0	HBP:	0

Batter	1	2	3	4	5	6	7	8	9
Quinton McCracken, S OBP: 0.340, SLG: 0.441	4-0 CS BB		4-0 FC6-4 BB		1-1 G6-3	1-0 L7			0-2 E6 2-H 1B
Andy Green, R OBP: 0.269, SLG: 0.400	1-1 F9		2-2 FC6-4 1-2f 2-3			1-1 F9	0-0 F8		0-0 P5
Danny Bautista, R OBP: 0.351, SLG: 0.443 Doug DeVore, L OBP: 0.218, SLG: 0.269	0-0 F8		2-1 G4-3			0-2 G3	3-1 G4-3		2-2 F8
Chad Tracy, L OBP: 0.347, SLG: 0.418	1-0 CS 1-2	1-2 P5		4-1 G4-6-3 BB		4-2 1B BB	2-1 G4-3		
Carlos Baerga, S OBP: 0.270, SLG: 0.250		1-0 FC4 1B		0-1 G4-6-3 1-2f		0-2 1B 1B		1-0 F8	
Alex Cintron, S OBP: 0.292, SLG: 0.363		3-2 FC4 1-2f		3-2 F8		0-0 1B 1B		0-1 G6-3	
Luis Terrero, R OBP: 0.389, SLG: 0.396		2-3 K			0-3 K	0-0 1B 1B		1-0 F9	
Koyie Hill, S OBP: 0.263, SLG: 0.316			1-1 FC3-6 1B		1-0 1B	0-2 BB 1B		0-0 E 2B	
Casey Fossum, L Stephen Randolph, L Steve Sparks, R Scott Hairston, R Shane Nance, L Mike Fetters, R Greg Aquino, R Tim Olson, R			0-0 FC3-6 FC6-4 BB 1-2f		2-3 K	4-2 BB		0-0 F9	

Inning Stats	R: 0	H: 0	E: 0	K: 3	R: 0	H: 1	E: 0	K: 11	R: 0	H: 1	E: 0	K: 8	R: 0	H: 0	E: 0	K: 6	R: 0	H: 1	E: 0	K: 9	R: 3	H: 4	E: 0	K: 22	R: 0	H: 0	E: 0	K: 5	R: 0	H: 0	E: 0	K: 4	R: 1	H: 2	E: 1	K: 12
	LOB: 0	BB: 1	P: 9	LOB: 1	BB: 0	P: 18	LOB: 2	BB: 1	P: 17	LOB: 0	BB: 1	P: 13	LOB: 1	BB: 0	P: 13	LOB: 3	BB: 2	P: 32	LOB: 0	BB: 0	P: 10	LOB: 0	BB: 0	P: 6	LOB: 1	BB: 0	P: 14	LOB: 0	BB: 0	P: 1	LOB: 0	BB: 0	P: 1			

PITCHER	IP	WLS	BF	H	R	ER	SO	BB	IBB	HBP	BLK	WP	HR	S	P	ERA	WHIP
Russ Ortiz, R ERA: 3.22	5.2		27	7	3	3	3	5	0	0	0	0	0	58	100	4.76	2.118
Kevin Gryboski, R ERA: 2.86	0.1		1	0	0	0	0	0	0	0	0	0	0	1	2	0.00	0.000
Tom Martin, L ERA: 3.77	1.0		3	0	0	0	0	0	0	0	0	0	0	5	10	0.00	0.000
Tim Drew, R ERA:	2.0		8	2	1	0	0	0	0	0	0	0	0	16	20	0.00	1.000



Batter	1	2	3	4	5	6	7	8	9	AB R H RBI BB SO LOB	TOP
Quinton McCracken, S OBP: 0.327, SLG: 0.423 (1, 7)	0-3 K		0-3 K		0-0 L7		1-1 F8			4 0 0 0 0 2 0	<b>Arizona Diamondbacks @ Montreal Expos</b> <b>Olympic Stadium, Montreal, QB</b> Tue Aug 10 2004, 7:05 PM EDT Att: 8,386 - Unknown - 70 F
Andy Green, R OBP: 0.300, SLG: 0.414 (1, 4)	3-3 K		0-1 1B		2-2 G1-6-3 1B			0-0 G1-3		4 0 2 0 0 1 0	
Danny Bautista, R OBP: 0.353, SLG: 0.444 (1, 9)	0-0 1B		1-0 F8		1-1 G1-6-3 1-2f			0-2 HBP 1B		4 0 2 0 0 0 2	
Shea Hillenbrand, R OBP: 0.347, SLG: 0.468 (1, 3)	1-1 F7		1-0 F8			0-0 L8 2B		2-2 G1-6-3 HBP		3 0 1 0 0 0 2	
Chad Tracy, L OBP: 0.343, SLG: 0.413 (1, 5)		1-3 K		3-3 K		0-0 L8 2-3		1-1 G1-6-3 1-2f		4 0 0 0 0 2 3 0 0 0 0 0 0 0	
Mike Koplove, R (8, 1)											
Luis Terrero, R OBP: 0.397, SLG: 0.423 (1, 8)		2-1 S 2B		0-1 S 1B		1-2 G1-3			3-2 G6-3	4 0 2 0 0 0 1	
Tim Olson, R OBP: 0.315, SLG: 0.337 (1, 6)		0-3 K2-3		3-3 SAFE SAFE SAFE SAFE 1-2 K		0-0 L3			0-2 G4-6-3 1B	3 0 0 0 0 2 3 1 0 1 0 0 0 0	
Carlos Baerga, S (9, PH)		2-3									
Juan Brito, R OBP: 0.219, SLG: 0.254 (1, 2)		4-0 IBB		4-1 BB BB			1-1 G4-3		0-0 G4-6-3 1-2f	1 0 0 0 2 0 0 1 0 0 0 0 0 1	
Koyie Hill, S (9, PH)											
Randy Johnson, R OBP: 0.161, SLG: 0.167 (1, 1)		1-2 G1-3		1-0 G1-3			2-3 K			2 0 0 0 0 0 4 1 0 0 0 0 1 0 0 0 0 0 0 0 0 0 0 0 0 0 0 0	
Doug DeVore, L OBP: 0.214, SLG: 0.264 (7, PH)											
Shane Nance, L (7, 1)											
Alex Cintron, S OBP: 0.292, SLG: 0.363 (8, 6)											
<b>Inning Stats</b>	R: 0 H: 1 E: 0 LOB: 1 K: 2 BB: 0 S: 9 P: 13	R: 0 H: 1 E: 0 LOB: 2 K: 2 BB: 1 S: 11 P: 19	R: 0 H: 1 E: 0 LOB: 1 K: 1 BB: 0 S: 8 P: 10	R: 0 H: 1 E: 0 LOB: 2 K: 2 BB: 1 S: 10 P: 21	R: 0 H: 1 E: 0 LOB: 0 K: 0 BB: 0 S: 7 P: 10	R: 0 H: 1 E: 0 LOB: 1 K: 0 BB: 0 S: 6 P: 7	R: 0 H: 0 E: 0 LOB: 0 K: 1 BB: 0 S: 7 P: 11	R: 0 H: 1 E: 0 LOB: 1 K: 0 BB: 0 S: 9 P: 12	R: 0 H: 1 E: 0 LOB: 0 K: 0 BB: 0 S: 12 P: 15	1B: 6 SF: 0 2B: 2 SAC: 0 3B: 0 DP: 3 HR: 0 HBP: 1	WP: 0 PA: 35 PB: 0 SB: 2 CS: 0
<b>PITCHER</b> Livan Hernandez, R (1, 1) ERA: 3.55 Luis Ayala, R (9, 1) ERA: 2.23	IP WLS BF H R ER SO BB IBB HBP BLK WP HR S P ERA WHIP	8.0 W 32 7 0 0 8 1 1 1 0 0 0 67 103 0.00 1.000	1.0 3 1 0 0 0 0 0 0 0 0 0 12 15 0.00 1.000								

livebaseballscorecards.com

<b>AB</b>	<b>32</b>
<b>R</b>	<b>0</b>
<b>H</b>	<b>8</b>
<b>RBI</b>	<b>0</b>
<b>BB</b>	<b>2</b>
<b>SO</b>	<b>8</b>
<b>LOB</b>	<b>16</b>



Batter	1	2	3	4	5	6	7	8	9	AB	R	H	RBI	BB	SO	LOB
<b>Brad Wilkerson, L</b> OBP: 0.367, SLG: 0.463 (1, 7)	1-2 SH1-4 SF9 1B	2-1 G3-1		H 1-0 HBP			0-1 G3			3	1	1	1	0	0	1
<b>Andy Chavez, L</b> OBP: 0.329, SLG: 0.410 (1, 8)	0-1 SF9 SH1-4 2B 1B	0-2 G1-3		1 SAFE 1 SAFE 1-0 G4-3			1-2 1B			4	1	2	0	0	0	2
<b>Jose Vidro, S</b> OBP: 0.359, SLG: 0.441 (1, 4)	0-0 SH1-4 1-2 2-3		1-3 K			2-1 G5-3		1-1 F8		3	0	0	0	0	1	1
<b>Tony Batista, R</b> OBP: 0.262, SLG: 0.419 (1, 5)	0-2 SF9 2-3 3-H		0-0 G5-3			1-0 L5		1-1 E 24 G6-4-3 1B		3	1	1	1	0	0	0
<b>Juan Rivera, R</b> OBP: 0.309, SLG: 0.403 (1, 9)	1-1 2B 3-H		0-0 E5 24 BB			2-2 G5-3		0-1 E4 24 G6-4-3 1B		4	0	2	1	0	0	0
<b>24 Nick Johnson, L</b> OBP: 0.341, SLG: 0.366 (1, 3)	0-1 L8		4-2 1-2 BB			2-3 K		1-2 G6-4-3 1-2f 3-H		3	0	0	0	1	1	2
<b>Alex Gonzalez, R</b> OBP: 0.252, SLG: 0.409 (1, 6)		0-2 1B G3-1 2B	1-3 K			2-3 K		0-0 L7		4	1	1	0	0	2	2
<b>Brian Schneider, L</b> OBP: 0.340, SLG: 0.431 (1, 2)		3-1 G3-1 SH3-4 1B		1-0 G3		0-2 G3				3	0	1	0	0	0	0
<b>Livan Hernandez, R</b> OBP: 0.241, SLG: 0.352 <b>Luis Ayala, R</b> OBP: 0.500, SLG: 0.667 (9, 1)		0-0 SH3-4		1-2 P4			0-0 F8			2	0	0	0	0	0	0

Inning Stats	R: 2	H: 3	E: 0	K: 0	S: 13	LOB: 1	BB: 0	P: 15	R: 1	H: 2	E: 0	K: 0	S: 14	LOB: 1	BB: 0	P: 19	R: 0	H: 0	E: 1	K: 2	S: 10	LOB: 2	BB: 1	P: 16	R: 0	H: 0	E: 0	K: 0	S: 5	LOB: 1	BB: 0	P: 9	R: 0	H: 0	E: 0	K: 0	S: 7	LOB: 0	BB: 0	P: 12	R: 0	H: 0	E: 0	K: 2	S: 10	LOB: 0	BB: 0	P: 14	R: 0	H: 1	E: 0	K: 0	S: 8	LOB: 1	BB: 0	P: 10	R: 1	H: 2	E: 1	K: 0	S: 8	LOB: 0	BB: 0	P: 10
--------------	------	------	------	------	-------	--------	-------	-------	------	------	------	------	-------	--------	-------	-------	------	------	------	------	-------	--------	-------	-------	------	------	------	------	------	--------	-------	------	------	------	------	------	------	--------	-------	-------	------	------	------	------	-------	--------	-------	-------	------	------	------	------	------	--------	-------	-------	------	------	------	------	------	--------	-------	-------

PITCHER	IP	WLS	BF	H	R	ER	SO	BB	IBB	HBP	BLK	WP	HR	S	P	ERA	WHIP
<b>Randy Johnson, L</b> ERA: 3.01 (1, 1)	6.0	L	26	5	3	3	4	1	0	1	0	0	0	59	85	4.50	1.000
<b>Shane Nance, L</b> ERA: 6.0 (7, 1)	1.0		4	1	0	0	0	0	0	0	0	0	0	8	10	0.00	1.000
<b>Mike Koplove, R</b> ERA: 4.6 (8, 1)	1.0		4	2	1	0	0	0	0	0	0	0	0	8	10	0.00	2.000


**BOTTOM**

**Arizona Diamondbacks @ Montreal Expos**  
Olympic Stadium, Montreal, QB

Tue Aug 10 2004, 7:05 PM EDT  
Att. 8,386 - Unknown - 70 F

<b>AB</b>	<b>29</b>
<b>R</b>	<b>4</b>
<b>H</b>	<b>8</b>
<b>RBI</b>	<b>3</b>
<b>BB</b>	<b>1</b>
<b>SO</b>	<b>4</b>
<b>LOB</b>	<b>8</b>

livebaseballscorecards.com



<b>WP: 0</b>	<b>PA: 34</b>
<b>PB: 0</b>	
<b>SB: 0</b>	
<b>CS: 0</b>	



Batter	1	2	3	4	5	6	7	8	9	AB R H RBI BB SO LOB	TOP											
Quinton McCracken, S OBP: 0.324, SLG: 0.416 (1, 7)	F7		1B			G6-3	FC4-6			4 0 1 0 0 0 2	<b>Arizona Diamondbacks @ Montreal Expos</b> Olympic Stadium, Montreal, QB Wed Aug 11 2004, 7:05 PM EDT Att: 5,089 - Unknown - 72 F <a href="http://livebaseballscorecards.com">livebaseballscorecards.com</a>											
Andy Green, R OBP: 0.294, SLG: 0.394 (1, 4)	CS 1B		G3-1			F7		G6-3	4 0 1 0 0 0 1													
Chad Tracy, L OBP: 0.342, SLG: 0.411 (1, 5)	K						1B 1B	K	4 1 1 0 0 2 1													
Shea Hillenbrand, R OBP: 0.344, SLG: 0.463 (1, 3)	CS 1-2	K				F8	F7	G5-3	4 0 0 0 0 1 1													
Danny Bautista, R OBP: 0.356, SLG: 0.447 (1, 9)						G4-3	1B PB 1B	FC4-6 1B	4 1 3 0 0 0 0													
Alex Cintron, S OBP: 0.269, SLG: 0.359 (1, 6)						K	F7	FC4-6 G6-3	4 0 0 0 0 2 4													
Luis Terrero, R OBP: 0.387, SLG: 0.411 (1, 8)						F8	1B PB 1B	G6-3	4 1 1 1 0 0 2													
Koyie Hill, S OBP: 0.261, SLG: 0.273 (1, 2)						G3-1	1B PB BB		2 0 0 0 1 0 0													
17 Brandon Webb, R OBP: 0.122, SLG: 0.085 Stephen Randolph, L OBP: 0.333, SLG: 0.667 Carlos Baerga, S OBP: 0.292, SLG: 0.276 Elmer Dessens, R OBP: 0.300, SLG: 0.294 (7, 1)								FC4-6 1B	2 0 0 0 0 2 0 0 0 0 0 0 0 0 1 0 1 1 0 0 0 0 0 0 0 0 0 0													
<b>Inning Stats</b>	R: 0 E: 0 K: 1 S: 11	H: 1 LOB: 0 BB: 0 P: 16	R: 0 E: 0 K: 2 S: 11	H: 1 LOB: 1 BB: 0 P: 14	R: 0 E: 0 K: 1 S: 16	H: 1 LOB: 1 BB: 0 P: 20	R: 0 E: 0 K: 0 S: 8	H: 0 LOB: 0 BB: 0 P: 13	R: 0 E: 0 K: 1 S: 11	H: 0 LOB: 0 BB: 0 P: 14		R: 0 E: 0 K: 1 S: 6	H: 0 LOB: 0 BB: 0 P: 6	R: 3 E: 0 K: 0 S: 22	H: 4 LOB: 2 BB: 1 P: 33	R: 0 E: 0 K: 1 S: 8	H: 0 LOB: 0 BB: 0 P: 10	R: 0 E: 0 K: 0 S: 7	H: 1 LOB: 0 BB: 0 P: 9	1B: 8 2B: 0 3B: 0 HR: 0	SF: 0 SAC: 0 DP: 1 HBP: 0	WP: 0 PB: 1 SB: 0 CS: 1
<b>PITCHER</b>	IP WLS BF H R ER SO BB IBB HBP BLK WP HR S P ERA WHIP																					
22 John Patterson, R ERA: 4.1 (1, 1)	6.2 W 26 6 3 2 6 1 0 0 0 0 0 0 81 111 2.70 1.050																					
Joey Eischen, L ERA: (7, 1)	1.0 4 1 0 0 1 0 0 0 0 0 0 0 10 13 0.00 1.000																					
52 T.J. Tucker, R ERA: 3.12 (8, 1)	1.1 4 1 0 0 0 0 0 0 0 0 0 0 9 11 0.00 0.750																					







Batter	1	2	3	4	5	6	7	8	9	AB R H RBI BB SO LOB	TOP																
Quinton McCracken, S OBP: 0.339, SLG: 0.429 (1, 7) C X	0-1 CS 1B			1-1 2B 1B	0-0 G6-3		2-0 G6-3 1B			4 1 3 0 0 0 0																	
Luis Terrero, R OBP: 0.394, SLG: 0.433 (1, 8) B T SAFE SAFE S S S	3-3 K 1-2			3-2 1B 1-3 2B	2-2 FC9-6 1B		1-0 G6-3 1-2			4 1 2 0 0 1 2																	
Chad Tracy, L OBP: 0.344, SLG: 0.412 (1, 5) (8, 3) C C B X	1-2 L4			2-0 1B 1B	0-1 FC9-6 1-2 1B		0-3 K			4 1 2 1 0 1 1																	
Shea Hillenbrand, R OBP: 0.345, SLG: 0.463 Tim Olson, R OBP: 0.315, SLG: 0.337 (1, 3) (8, 5) C B B X		2-1 F8		2-1 1B 1-2 1B	1-1 FC9-6 1-2 2-3		1-0 1B			4 1 2 1 0 0 2 0 0 0 0 0 0 0																	
Danny Bautista, R OBP: 0.355, SLG: 0.445 (1, 9) C B T T B T B X		2-2 G6-3		0-1 F8 G3 1-3 2-H 1B	0-1 L1		1-2 G4-3			4 1 1 1 0 0 2																	
Alex Cintron, S OBP: 0.269, SLG: 0.358 (1, 6) B B X		1-1 F7		1-2 G3 F8 1-2 3-H 1B		2-0 F7		0-0 F7		4 0 1 1 0 0 0																	
Scott Hairston, R OBP: 0.293, SLG: 0.442 (1, 4) B X		1-0 G5-3		1-2 F8 1-2 2-3		0-3 K				4 0 0 0 0 2 2																	
Koyie Hill, S OBP: 0.222, SLG: 0.231 (1, 2) C X		0-1 L8		3-0 G3 2-3 3-H		0-1 G1-3				4 0 0 1 0 0 1																	
Lance Cormier, R OBP: 0.250, SLG: 0.143 Stephen Randolph, L OBP: 0.333, SLG: 0.667 Andy Green, R OBP: 0.296, SLG: 0.392 Mike Fetters, R Shane Nance, L Carlos Baerga, S OBP: 0.268, SLG: 0.271 (1, 1) (4, 1) (7, PH) (7, 1) (8, 1) (9, PH) B C B X		2-2 G6-3		0-2 G5-3		2-3 K				2 0 0 0 0 0 1 0 0 0 0 0 0 0 1 0 0 0 0 0 1 0 0 0 0 0 0 0 0 0 0 0 0 0 0 0 0 0 1 0 0 0 0 0 0 0																	
<b>Inning Stats</b>	R: 0 E: 0 K: 1 S: 8	H: 1 LOB: 0 BB: 0 P: 12	R: 0 E: 0 K: 0 S: 8	H: 0 LOB: 0 BB: 0 P: 13	R: 0 E: 0 K: 0 S: 6	H: 0 LOB: 0 BB: 0 P: 9	R: 5 E: 0 K: 0 S: 25	H: 6 LOB: 1 BB: 0 P: 38	R: 0 E: 0 K: 0 S: 10	H: 2 LOB: 2 BB: 0 P: 13	R: 0 E: 0 K: 1 S: 6	H: 0 LOB: 0 BB: 0 P: 8	R: 0 E: 0 K: 2 S: 9	H: 1 LOB: 1 BB: 0 P: 14	R: 0 E: 0 K: 0 S: 5	H: 1 LOB: 0 BB: 0 P: 7	R: 0 E: 0 K: 1 S: 9	H: 0 LOB: 0 BB: 0 P: 14	1B: 10 2B: 1 3B: 0 HR: 0	SF: 0 SAC: 0 DP: 0 HBP: 0	WP: 0 PB: 0 SB: 0 CS: 1	PA: 36					
<b>PITCHER</b>	IP	WLS	BF	H	R	ER	SO	BB	IBB	HBP	BLK	WP	HR	S	P	ERA	WHIP										
Rocky Biddle, R ERA: 7.35 (1, 1)	3.0		14	6	5	5	1	0	0	0	0	0	0	34	54	15.00	2.000										
Claudio Vargas, R ERA: 5.21 (4, 1)	1.2		8	3	0	0	0	0	0	0	0	0	0	21	29	0.00	1.800										
Luis Ayala, R ERA: 2.16 (5, 1)	2.0	W	7	1	0	0	2	0	0	0	0	0	0	14	21	0.00	0.500										
Joe Horgan, L ERA: 3.32 (7, 1)	0.1	H	1	0	0	0	1	0	0	0	0	0	0	3	3	0.00	0.000										
32 Chad Cordero, R ERA: 2.75 (8, 1)	2.0	S	6	1	0	0	1	0	0	0	0	0	0	14	21	0.00	0.500										

**Arizona Diamondbacks @ Montreal Expos**  
 Olympic Stadium, Montreal, QB  
 Thu Aug 12 2004, 7:05 PM EDT  
 Att. 14,639 - Unknown - 70 F

AB	36
R	5
H	11
RBI	5
BB	0
SO	5
LOB	11







Batter	1	2	3	4	5	6	7	8	9	AB R H RBI BB SO LOB	TOP
Quinton McCracken, S OBP: 0.328, SLG: 0.413 (1, 7)	G4-3		F7		F9		K			4 0 0 0 0 1 1	
Alex Cintron, S OBP: 0.291, SLG: 0.367 (1, 6)	P5		G6-3			2B 1B	HR			4 2 2 2 0 0 0	
Danny Bautista, R OBP: 0.357, SLG: 0.448 (1, 9)	1B		G3			G3-1 1-H HR 2B	F8			4 1 2 1 0 0 0	
Chad Tracy, L OBP: 0.340, SLG: 0.407 (1, 5)	F9				K	G3-1 2-3		K		4 0 0 0 0 2 2	
Carlos Baerga, S OBP: 0.300, SLG: 0.333 (1, 3)					G3-1	HR		G5-3		4 1 2 2 0 0 0	
Luis Terrero, R OBP: 0.371, SLG: 0.406 (1, 8)			FC6-4 1-2f		L9	K		K		4 0 0 0 0 2 1	
Scott Hairston, R OBP: 0.293, SLG: 0.453 (1, 4)						HR				3 1 1 1 0 1 1	
Steve Sparks, R OBP: 0.103, SLG: 0.103 (6, 1)			K							0 0 0 0 0 0 0	
Greg Aquino, R (8, 1)										0 0 0 0 0 0 0	
Tim Olson, R (9, PH) OBP: 0.312, SLG: 0.333										1 0 0 0 0 0 0	
Koyie Hill, S OBP: 0.258, SLG: 0.241 (1, 2)										3 0 1 0 1 2 0	
Casey Fossum, L (1, 1)										1 0 0 0 0 0 2	
Elmer Dessens, R OBP: 0.286, SLG: 0.278 (3, 1)										1 0 0 0 0 0 1	
Andy Green, R OBP: 0.297, SLG: 0.371 (6, 4)										1 1 0 0 1 0 0	
<b>Inning Stats</b>	R: 0 H: 1 E: 0 LOB: 1 K: 0 BB: 0 S: 9 P: 12	R: 0 H: 1 E: 1 LOB: 2 K: 1 BB: 1 S: 12 P: 21	R: 0 H: 0 E: 0 LOB: 0 K: 0 BB: 0 S: 6 P: 7	R: 0 H: 0 E: 0 LOB: 0 K: 1 BB: 0 S: 6 P: 7	R: 1 H: 2 E: 0 LOB: 0 K: 0 BB: 0 S: 11 P: 16	R: 3 H: 3 E: 0 LOB: 0 K: 1 BB: 0 S: 15 P: 21	R: 2 H: 1 E: 0 LOB: 0 K: 2 BB: 1 S: 13 P: 17	R: 0 H: 0 E: 0 LOB: 0 K: 2 BB: 0 S: 8 P: 10	R: 0 H: 0 E: 0 LOB: 0 K: 1 BB: 0 S: 6 P: 8	1B: 4 SF: 0 2B: 1 SAC: 0 3B: 0 DP: 1 HR: 3 HBP: 0	WP: 0 PA: 36 PB: 0 SB: 0 CS: 0
<b>PITCHER</b>	IP WLS BF H R ER SO BB IBB HBP BLK WP HR S P ERA WHIP										
Kris Benson, R ERA: 4.52 (1, 1)	7.0 W 30 8 6 6 5 1 1 0 0 0 3 72 101 7.71 1.286										
Mike Stanton, L ERA: 3.79 (8, 1)	1.0 3 0 0 0 2 0 0 0 0 0 0 8 10 0.00 0.000										
Mike DeJean, R ERA: 4.88 (9, 1)	1.0 3 0 0 0 1 0 0 0 0 0 0 6 8 0.00 0.000										

Arizona Diamondbacks @ New York Mets  
Shea Stadium, Flushing, NY  
Fri Aug 13 2004, 7:10 PM EDT  
Att. 22,124 - Unknown - 73 F

livebaseballscorecards.com

AB 34  
R 6  
H 8  
RBI 6  
BB 2  
SO 8  
LOB 8









Batter	1	2	3	4	5	6	7	8	9
Eric Valent, L (1, 3) OBP: 0.353, SLG: 0.467 Braden Loooper, R (9, 1)	2-2 SH1-4 1B 2B		2-2 G4-3	0-0 G6-4-3 1-2f		0-3 K		1-0 F7	
Joe McEwing, R (1, 4) OBP: 0.282, SLG: 0.309	0-1 SH1-4 2-3		0-2 E5 HR		0-3 K	1-2 G3			
Cliff Floyd, L (1, 7) OBP: 0.349, SLG: 0.497	0-1 3-H 1B 1B		1-1 1-H HR		1-0 F8		1-1 G1-3		
Richard Hidalgo, R (1, 9) OBP: 0.326, SLG: 0.477	0-0 L7		3-2 F8 1B		3-2 1B		1-2 G1-3		
Mike Cameron, R (1, 8) OBP: 0.339, SLG: 0.501	1-1 1-2 1B		1-1 F8 1-2		3-3 K		4-1 5 WP 5 S BB		
David Wright, R (1, 5) OBP: 0.311, SLG: 0.482	1-0 L6		0-0 F7			1-1 3B HBP	4-2 1-3 BB		
Vance Wilson, R (1, 2) OBP: 0.356, SLG: 0.466		1-3 K2-3		0-1 G6-3		1-2 1-H 3B	1-1 G4-3		
Wilson Delgado, S (1, 6) OBP: 0.250, SLG: 0.250		3-2 F8		2-2 SH 1B		2-0 G5-3	1-3 K		
Al Leiter, L (1, 1) OBP: 0.146, SLG: 0.128 Ricky Bottalico, L (7, 1) Todd Zeile, R (8, PH) OBP: 0.326, SLG: 0.365		2-2 F8		1-0 SH 1-3 G6-4-3		4-1 BB	0-1 F8		

Inning Stats	R: 1	H: 3	E: 0	K: 0	S: 11	H: 0	LOB: 2	BB: 0	P: 15	R: 0	H: 0	E: 0	K: 1	S: 12	H: 2	LOB: 1	BB: 0	P: 18	R: 2	H: 2	E: 1	K: 0	S: 14	H: 1	LOB: 1	BB: 0	P: 21	R: 0	H: 1	E: 0	K: 2	S: 12	H: 1	LOB: 2	BB: 0	P: 19	R: 1	H: 1	E: 0	K: 1	S: 13	H: 1	LOB: 2	BB: 1	P: 22	R: 0	H: 0	E: 0	K: 0	S: 10	H: 0	LOB: 2	BB: 2	P: 21	R: 0	H: 0	E: 0	K: 1	S: 6	H: 0	LOB: 0	BB: 0	P: 8
1B: 5	SF: 0	2B: 1	SAC: 2	3B: 1	DP: 1	HR: 1	HBP: 1	WP: 1	PA: 37																																																						

PITCHER	IP	WLS	BF	H	R	ER	SO	BB	IBB	HBP	BLK	WP	HR	S	P	ERA	WHIP
31 Edgar Gonzalez, R (1, 1) ERA: 9.96	5.1	L	27	8	4	3	3	1	0	0	0	0	1	63	98	5.06	1.688
Mike Fetters, R (6, 1) ERA: 7.2	0.2		2	0	0	0	1	0	0	0	0	0	0	7	8	0.00	0.000
Mike Koplove, R (7, 1) ERA: 4.45	2.0		8	0	0	0	1	2	0	0	0	1	0	16	29	0.00	1.000

**BOTTOM**

**Arizona Diamondbacks @ New York Mets**  
 Shea Stadium, Flushing, NY  
 Sat Aug 14 2004, 7:10 PM EDT  
 Att: 37,599 - Unknown - 74 F

AB	31
R	4
H	8
RBI	4
BB	3
SO	5
LOB	15



WP	HR	S	P	ERA	WHIP
1	0	0	0	0.00	1.000



Batter	1	2	3	4	5	6	7	8	9	AB R H RBI BB SO LOB	TOP												
Quinton McCracken, S OBP: 0.328, SLG: 0.409 (1, 7)	F8		F8		G1-3		1B		F7	5 1 1 0 0 0 2	<b>Arizona Diamondbacks @ New York Mets</b> Shea Stadium, Flushing, NY Sun Aug 15 2004, 1:10 PM EDT Att. 36,590 - Cloudy - 72 F												
Alex Cintron, S OBP: 0.295, SLG: 0.367 (1, 6)	G5-3		K			FC3-6 1B HBP	1B			3 1 1 0 0 1 2													
Scott Hairston, R OBP: 0.300, SLG: 0.467 (1, 4)	L4				P6					4 0 1 1 0 1 1													
Shea Hillenbrand, R OBP: 0.346, SLG: 0.462 (1, 3)		G3-6-1 1B			G3					4 0 2 0 0 0 2													
Chad Tracy, L OBP: 0.339, SLG: 0.404 (1, 5)		G3-6-1 1-2f			HBP 1B					4 0 1 0 0 1 3													
Luis Terrero, R OBP: 0.397, SLG: 0.429 (1, 8)		CS 2B				FC3-6 1B 1-2f 2-3				3 0 2 1 0 1 0													
Doug DeVore, L OBP: 0.217, SLG: 0.263 (1, 9)					P6					4 0 1 0 0 0 4													
Juan Brito, R OBP: 0.215, SLG: 0.248 (1, 2)					K					4 0 1 0 0 2 0													
Randy Johnson, R OBP: 0.150, SLG: 0.155 (1, 1) Greg Aquino, R (9, 1)					K					4 0 0 0 0 1 2 0 0 0 0 0 0 0													
<b>Inning Stats</b>	R: 0 E: 0 K: 0 S: 5	H: 0 LOB: 0 BB: 0 P: 7	R: 0 E: 0 K: 0 S: 6	H: 2 LOB: 0 BB: 0 P: 12	R: 0 E: 0 K: 2 S: 13	H: 2 LOB: 2 BB: 0 P: 17	R: 0 E: 0 K: 0 S: 11	H: 1 LOB: 2 BB: 0 P: 19	R: 0 E: 0 K: 1 S: 7	H: 0 LOB: 0 BB: 0 P: 10	R: 1 E: 0 K: 1 S: 20	H: 2 LOB: 2 BB: 0 P: 29	R: 1 E: 0 K: 1 S: 12	H: 3 LOB: 2 BB: 0 P: 20	R: 0 E: 0 K: 2 S: 9	H: 0 LOB: 0 BB: 0 P: 11	R: 0 E: 0 K: 0 S: 8	H: 0 LOB: 0 BB: 0 P: 10	1B: 9 2B: 1 3B: 0 HR: 0	SF: 0 SAC: 0 DP: 1 HBP: 2	WP: 0 PB: 0 SB: 0 CS: 1	PA: 38	
<b>PITCHER</b>	IP WLS BF H R ER SO BB IBB HBP BLK WP HR S P ERA WHIP												IP WLS BF H R ER SO BB IBB HBP BLK WP HR S P ERA WHIP										
Steve Trachsel, R ERA: 3.65 (1, 1)	6.2 L 29 9 2 2 5 0 0 2 0 0 0 0 71 107 2.70 1.350																						
Mike DeJean, R ERA: 4.76 (7, 1)	1.1 5 1 0 0 2 0 0 0 0 0 0 0 12 18 0.00 0.750																						
Braden Looper, R ERA: 2.0 (9, 1)	1.0 3 0 0 0 0 0 0 0 0 0 0 0 8 10 0.00 0.000																						

livebaseballscorecards.com







Batter	1	2	3	4	5	6	7	8	9	10	AB	R	H	RBI	BB	SO	LOB	TOP							
18 Jason Kendall, R OBP: 0.394, SLG: 0.378	1-2 G6-3		4-0 BB		2-2 FC5-4 1B	0-1 FC5-4			2-2 G6-3 BB 2B 1B	2-2 WP 2 SF8 1B	5	1	3	0	1	0	1								
2 Jack Wilson, R OBP: 0.337, SLG: 0.482	0-1 G1-3		0-2 WP 1B		0-0 FC5-4 3B		1-1 F9		0-3 K	1-2 SF8	5	1	1	1	0	1	2								
Rob Mackowiak, L OBP: 0.326, SLG: 0.441	2-0 G4-3		2-3 K		1-0 E5 3B		0-3 K		4-2 G6-3 2B BB	4-0 WP IBB	4	2	0	0	2	2	3								
Craig Wilson, R OBP: 0.364, SLG: 0.517		3-3 K	3-3 K		4-2 3B BB		0-3 K		0-1 G6-3	4-0 BB	4	1	0	0	1	3	4								
Jose Mesa, R OBP: 0.295, SLG: 0.338					1-2 3B				1-2 2-3	1-2 2-3 BB	0	0	0	0	0	0	0								
Abraham Nunez, S OBP: 0.295, SLG: 0.338											0	0	0	0	0	1	0								
Michael Gonzalez, R OBP: 1.000, SLG: 2.000											0	0	0	0	0	0	0								
Daryle Ward, L OBP: 0.315, SLG: 0.556		1-0 F9		2-2 F8	0-1 3B			1-1 HR	2-1 WP 2B	1-3 K	6	1	3	6	0	1	3								
Jason Bay, R OBP: 0.370, SLG: 0.577		4-1 1B BB		1-3 K	1-3 K			3-3 K	4-0 WP IBB		3	0	0	0	2	3	1								
Tike Redman, L OBP: 0.309, SLG: 0.375		0-1 1B		1-1 1B		1-2 G3		2-0 HR	1-2 F9		5	1	3	1	0	0	2								
Jose Castillo, R OBP: 0.291, SLG: 0.348		1-3 K		2-2 18 CS 1B		2-2 G5-3		0-0 P4		4-2 18 1B 2 SF8 BB	4	1	1	0	1	1	2								
18 Sean Burnett, L OBP: 0.295, SLG: 0.340			1-0 G1-3		1-2 CS	0-1 G4-3		1-1 F7		1-3 K	2	0	0	0	0	0	0								
19 José Bautista, R OBP: 0.295, SLG: 0.340					1-2 1B						1	0	1	0	0	0	0								
Brian Meadows, R OBP: 0.295, SLG: 0.340											0	0	0	0	0	0	0								
34 John Grabow, L OBP: 0.295, SLG: 0.340											0	0	0	0	0	0	0								
Bobby Hill, S OBP: 0.351, SLG: 0.340											0	0	0	0	0	0	0								
16 Salomon Torres, R OBP: 0.500, SLG: 1.000											0	0	0	0	0	0	0								
Ty Wigginton, R OBP: 0.320, SLG: 0.445											1	0	0	0	0	0	1								
<b>Inning Stats</b>	R: 0 E: 0 K: 0 S: 6	H: 0 LOB: 0 BB: 0 P: 9	R: 0 E: 0 K: 2 S: 12	H: 1 LOB: 2 BB: 1 P: 21	R: 0 E: 0 K: 2 S: 13	H: 1 LOB: 2 BB: 1 P: 23	R: 0 E: 0 K: 1 S: 15	H: 2 LOB: 1 BB: 0 P: 21	R: 3 E: 1 K: 1 S: 16	H: 2 LOB: 1 BB: 1 P: 24	R: 0 E: 0 K: 0 S: 13	H: 1 LOB: 1 BB: 0 P: 17	R: 0 E: 0 K: 2 S: 8	H: 0 LOB: 0 BB: 0 P: 9	R: 2 E: 0 K: 1 S: 9	H: 2 LOB: 0 BB: 0 P: 16	R: 2 E: 0 K: 1 S: 16	H: 2 LOB: 2 BB: 2 P: 29	R: 1 E: 0 K: 2 S: 16	H: 1 LOB: 3 BB: 3 P: 33	1B: 8 2B: 1 3B: 1 HR: 2	SF: 1 SAC: 0 DP: 0 HBP: 0	WP: 3 PB: 0 SB: 1 CS: 1	PA: 51	
<b>PITCHER</b>	IP	WLS	BF	H	R	ER	SO	BB	IBB	HBP	BLK	WP	HR	S	P	ERA	WHIP								
17 Brandon Webb, R ERA: 3.81	(1, 1)		6.0	7	3	0	6	3	0	0	0	1	0	75	115	0.00	1.667								
Elmer Dessens, R ERA: 4.75	(7, 1)		2.0	8	2	2	3	0	0	0	0	0	2	17	25	9.00	1.000								
Mike Fetters, R ERA: 8.44	(9, 1)		0.2	4	1	2	1	1	0	0	0	0	0	11	17	27.00	3.000								
Shane Nance, L ERA: 4.15	(9, 1)		0.1	3	1	0	0	0	1	0	0	1	0	5	12	0.00	3.000								
Greg Aquino, R ERA: 3.57	(10, 1)		1.0	L 7	1	1	2	2	1	0	0	1	0	16	33	9.00	3.000								

Pittsburgh Pirates @ Arizona Diamondbacks  
Bank One Ballpark, Phoenix, AZ  
Mon Aug 16 2004, 9:35 PM EDT  
Att. 28,768 - Dome - 81 F

AB	41
R	8
H	12
RBI	8
BB	8
SO	12
LOB	19







Batter	1	2	3	4	5	6	7	8	9	AB R H RBI BB SO LOB	TOP											
18 Jason Kendall, R OBP: 0.394, SLG: 0.377 (1, 2)	2-1 F9		1-1 FC4-6 1B	0-2 FC5-2-5-2		0-2 F7		4-2 FC1-2 BB		4 0 1 0 1 0 1	<b>Pittsburgh Pirates @ Arizona Diamondbacks</b> Bank One Ballpark, Phoenix, AZ Tue Aug 17 2004, 9:35 PM EDT Att. 30,030 - Dome - 81 F											
2 Jack Wilson, R OBP: 0.336, SLG: 0.478 (1, 6)	4-2 CS BB		0-1 FC4-6 1B 1-2f	1-2 K		1-2 P3		0-0 P2		4 0 0 0 1 1 4												
Daryle Ward, L OBP: 0.323, SLG: 0.555 (1, 3)	2-3 K 1-2		1-2 BB 1B		3-2 1B BLK 1B	2-1 F8		4-1 FC1-2 BB		4 1 2 0 1 1 1												
Craig Wilson, R OBP: 0.367, SLG: 0.523 (1, 9)		2-1 HR	3-3 K		4-1 1B 1B BB		0-1 FC6-4 1B	0-2 FC1-2 FC6-4		4 2 2 1 1 1 5												
Brian Meadows, R (8, 1)								1-2 2-3 3-Hf		0 0 0 0 0 0 0												
Mark Corey, R (9, 1)										0 0 0 0 0 0 0												
Jason Bay, R OBP: 0.370, SLG: 0.572 (1, 7)		3-2 F9	4-0 FC6-4 BB		3-2 1B 1B BB		3-1 FC6-4 FC4-6	0-0 FC6-4		4 1 1 0 1 0 4												
Tike Redman, L OBP: 0.308, SLG: 0.373 (1, 8)		0-1 G3	1-1 FC6-4		0-0 G6-4-3 1B		1-0 FC4-6		1-1 G3	5 0 1 1 0 0 4												
Ty Wigginton, R OBP: 0.323, SLG: 0.454 (1, 5)		1-0 HR		4-2 2B BB	1-1 G6-4-3 1B		0-1 G6-3		2-0 G6-3	4 2 2 2 1 0 1												
Jose Castillo, R OBP: 0.296, SLG: 0.358 (1, 4)		4-1 BB		0-1 1B FC5-2-5-2 2B	1-0 G6-4-3			0-0 3B 2B	1-2 P5	4 1 2 1 1 0 2												
Ryan Vogelsong, R OBP: 0.280, SLG: 0.318 (1, 1)		3-3 K		0-0 G6-3	1-3 K			0-0 FC1-2 3B		3 0 0 0 0 2 3												
Rob Mackowiak, L OBP: 0.328, SLG: 0.447 (8, PH) (8, 9)										1 0 1 1 0 0 0												
<b>Inning Stats</b>	R: 0 E: 0 K: 1 S: 9	H: 0 LOB: 0 BB: 1 P: 17	R: 2 E: 0 K: 1 S: 12	H: 2 LOB: 1 BB: 1 P: 25	R: 0 E: 0 K: 1 S: 12	H: 2 LOB: 3 BB: 1 P: 22	R: 1 E: 0 K: 1 S: 12	H: 1 LOB: 1 BB: 1 P: 17	R: 3 E: 0 K: 1 S: 17	H: 4 LOB: 1 BB: 1 P: 30	R: 0 E: 0 K: 0 S: 8	H: 0 LOB: 0 BB: 0 P: 11	R: 0 E: 0 K: 0 S: 7	H: 1 LOB: 1 BB: 0 P: 11	R: 1 E: 0 K: 0 S: 11	H: 2 LOB: 3 BB: 2 P: 19	R: 0 E: 0 K: 0 S: 6	H: 0 LOB: 0 BB: 0 P: 10	1B: 7 2B: 2 3B: 1 HR: 2	SF: 0 SAC: 0 DP: 1 HBP: 0	WP: 0 PB: 0 SB: 0 CS: 1	PA: 44
<b>PITCHER</b>	IP WLS BF H R ER SO BB IBB HBP BLK WP HR S P ERA WHIP																					
Stephen Randolph, L ERA: 4.5 (1, 1)	3.0 L 15 4 2 2 3 3 0 0 0 0 0 2 33 64 6.00 2.333																					
Lance Cormier, R ERA: 10.66 (4, 1)	4.0 19 6 4 4 2 2 0 0 1 0 0 44 69 9.00 2.000																					
Mike Fetters, R ERA: 8.49 (8, 1)	1.0 7 2 1 1 0 2 0 0 0 0 0 11 19 9.00 4.000																					
Mike Koplove, R ERA: 4.38 (9, 1)	1.0 3 0 0 0 0 0 0 0 0 0 0 6 10 0.00 0.000																					

AB	37
R	7
H	12
RBI	6
BB	7
SO	5
LOB	25



Batter	1	2	3	4	5	6	7	8	9	AB R H RBI BB SO LOB
Quinton McCracken, S (1, 7) OBP: 0.328, SLG: 0.398	1-2 G4-3		2-2 G4-3		1-1 G6-3			1-1 L3		4 0 0 0 0 0 1
Alex Cintron, S (1, 6) OBP: 0.289, SLG: 0.359	2-2 G6-3		0-0 F8			2-2 L5		0-1 G3		4 0 0 0 0 0 0
Danny Bautista, R (1, 9) OBP: 0.357, SLG: 0.445	2-1 F8			1-1 L6		3-2 G5-3		1-1 G4-3		4 0 0 0 0 0 0
Shea Hillenbrand, R (1, 3) OBP: 0.341, SLG: 0.454		0-1 G5-3		0-2 F9		1-0 1B		1-1 G6-3		4 0 1 0 0 0 0
Chad Tracy, L (1, 5) OBP: 0.342, SLG: 0.407		3-2 1B		0-3 K		0-0 P5		1-0 1B		4 0 2 0 0 1 1
Luis Terrero, R (1, 8) OBP: 0.402, SLG: 0.447		0-2 P4			1-1 HR		1-2 G5-3		4-0 1B	3 1 1 1 1 0 1
Scott Hairston, R (1, 4) OBP: 0.309, SLG: 0.484		2-2 1B		1-3 K		0-0 1B		1-3 K		4 0 2 0 0 2 2
Koyie Hill, S (1, 2) OBP: 0.289, SLG: 0.361		2-2 F9			3-2 SH1-4 1B		1-3 K		0-3 K	1 0 0 0 0 0 2 3 0 1 0 0 2 3
Juan Brito, R (5, 2) OBP: 0.217, SLG: 0.250										
Stephen Randolph, L (1, 1) OBP: 0.250, SLG: 0.500			1-3 K		0-1 SH1-4		1-2 F7			1 0 0 0 0 1 0
Lance Cormier, R (4, 1) OBP: 0.250, SLG: 0.143										0 0 0 0 0 0 0
Carlos Baerga, S (7, PH) OBP: 0.288, SLG: 0.318										1 0 0 0 0 0 1
Mike Fetters, R (8, 1)										0 0 0 0 0 0 0
Mike Koplove, R (9, 1)										0 0 0 0 0 0 0

Inning Stats	R: 0	H: 0	E: 0	K: 11	S: 11	R: 0	H: 2	E: 0	K: 15	S: 15	R: 0	H: 0	E: 0	K: 1	S: 7	R: 0	H: 0	E: 0	K: 10	S: 10	R: 1	H: 2	E: 0	K: 13	S: 13	R: 0	H: 1	E: 0	K: 11	S: 11	R: 0	H: 1	E: 0	K: 10	S: 10	R: 0	H: 0	E: 0	K: 8	S: 8	R: 0	H: 1	E: 0	K: 9	S: 9	1B: 6	2B: 0	3B: 0	HR: 1	SF: 0	SAC: 1	DP: 0	HBP: 0	WP: 0	PB: 0	SB: 0	CS: 0	PA: 35
--------------	------	------	------	-------	-------	------	------	------	-------	-------	------	------	------	------	------	------	------	------	-------	-------	------	------	------	-------	-------	------	------	------	-------	-------	------	------	------	-------	-------	------	------	------	------	------	------	------	------	------	------	-------	-------	-------	-------	-------	--------	-------	--------	-------	-------	-------	-------	--------


PITCHER	IP	WLS	BF	H	R	ER	SO	BB	IBB	HBP	BLK	WP	HR	S	P	ERA	WHIP
Ryan Vogelsong, R (1, 1) ERA: 6.35	7.0		27	6	1	1	4	0	0	0	0	0	1	77	108	1.29	0.857
Brian Meadows, R (8, 1) ERA: 3.03	1.0		3	0	0	0	0	0	0	0	0	0	0	6	8	0.00	0.000
Mark Corey, R (9, 1) ERA: 5.79	1.0		5	1	0	0	2	1	0	0	0	0	0	9	16	0.00	2.000

**BOTTOM**

**Pittsburgh Pirates @ Arizona Diamondbacks**  
Bank One Ballpark, Phoenix, AZ

Tue Aug 17 2004, 9:35 PM EDT  
Att: 30,030 - Dome - 81 F

AB	33
R	1
H	7
RBI	1
BB	1
SO	6
LOB	11





Batter	1	2	3	4	5	6	7	8	9	AB R H RBI BB SO LOB	TOP											
18 Jason Kendall, R OBP: 0.397, SLG: 0.383 (1, 2)	2-2 G6-3	1-1 2B		2-2 1B			2-1 FC5-4 1B			4 0 3 2 0 0 0	<b>Pittsburgh Pirates @ Arizona Diamondbacks</b> Bank One Ballpark, Phoenix, AZ Wed Aug 18 2004, 9:35 PM EDT Att. 28,066 - Dome - 81 F <a href="http://livebaseballscorecards.com">livebaseballscorecards.com</a>											
2 Jack Wilson, R OBP: 0.335, SLG: 0.476 (1, 6)	0-0 1B	0-0 P4		1-0 P3			0-2 FC5-4			4 0 1 0 0 0 4												
Jason Bay, R OBP: 0.369, SLG: 0.579 (1, 7)	1-2 P4		0-0 HR		0-0 F8		3-3 K			4 1 1 1 0 1 2												
Craig Wilson, R OBP: 0.366, SLG: 0.520 (1, 3)	4-2 1B		1-3 K		1-1 G6-3		0-0 F8			3 0 0 0 1 1 0												
Ty Wigginton, R OBP: 0.320, SLG: 0.449 (1, 5)	1-3 K		3-2 F8		1-3 K		3-2 G5-3			4 0 0 0 0 2 2												
Tike Redman, L OBP: 0.305, SLG: 0.369 (1, 8)		1-0 F7	2-2 G4-3		0-0 B1-3		0-0 G6-3			4 0 0 0 0 0 0												
19 José Bautista, R OBP: 0.304, SLG: 0.281 (1, 9)		1-1 FC5 1B		1-0 FC6-4 1B		1-3 K		3-2 G3-1		3 0 2 0 0 1 0												
Bobby Hill, S OBP: 0.350, SLG: 0.338 (9, PH)										1 0 0 0 0 0 0												
Jose Castillo, R OBP: 0.297, SLG: 0.355 (1, 4)		4-0 18 2B BB		0-0 FC6-4 18 1B SH3-4		3-1 G4-3		0-0 P5		2 1 0 0 1 0 1												
Rob Mackowiak, L OBP: 0.327, SLG: 0.446 (9, PH)										1 0 0 0 0 0 0												
John Van Benschoten, R OBP: 0.293, SLG: 0.336 (1, 1)		1-2 FC5		0-0 SH3-4			0-0 F8			1 1 0 0 0 0 2												
Abraham Nunez, S OBP: 0.293, SLG: 0.336 (7, PH)										1 0 0 0 0 0 0												
Mark Corey, R OBP: 0.321, SLG: 0.552 (7, 1)										0 0 0 0 0 0 0												
Daryle Ward, L OBP: 0.321, SLG: 0.552 (9, PH)		1-2 18 2B								1 0 0 0 0 0 0												
<b>Inning Stats</b>	R: 0 E: 0 K: 1 S: 16	H: 1 LOB: 2 BB: 1 P: 24	R: 2 E: 0 K: 0 S: 10	H: 2 LOB: 1 BB: 1 P: 18	R: 1 E: 0 K: 1 S: 10	H: 1 LOB: 0 BB: 0 P: 16	R: 0 E: 0 K: 0 S: 8	H: 2 LOB: 2 BB: 0 P: 12	R: 0 E: 0 K: 1 S: 6	H: 0 LOB: 0 BB: 0 P: 8	R: 0 E: 0 K: 1 S: 7	H: 0 LOB: 0 BB: 0 P: 11	R: 0 E: 0 K: 1 S: 9	H: 1 LOB: 1 BB: 0 P: 14	R: 0 E: 0 K: 0 S: 6	H: 0 LOB: 0 BB: 0 P: 9	R: 0 E: 0 K: 0 S: 10	H: 0 LOB: 0 BB: 0 P: 14	1B: 5 2B: 1 3B: 0 HR: 1	SF: 0 SAC: 1 DP: 0 HBP: 0	WP: 0 PB: 0 SB: 0 CS: 0	PA: 36
<b>PITCHER</b>	IP WLS BF H R ER SO BB IBB HBP BLK WP HR S P ERA WHIP																					
Casey Fossum, L ERA: 7.37 (1, 1)	7.0 W 30 7 3 3 5 2 0 0 0 0 0 1 66 103 3.86 1.286																					
Mike Koplove, R ERA: 4.31 (8, 1)	1.0 H 3 0 0 0 0 0 0 0 0 0 0 0 6 9 0.00 0.000																					
Greg Aquino, R ERA: 3.38 (9, 1)	1.0 S 3 0 0 0 0 0 0 0 0 0 0 0 10 14 0.00 0.000																					









Batter	1	2	3	4	5	6	7	8	9	AB R H RBI BB SO LOB
Quinton McCracken, S (1, 7) OBP: 0.336, SLG: 0.405	1-1 FC1-6-5 BB 1B		2-1 F7		2-1 P6		4-2 FC6-4 BB		2-1 G4-3	4 0 1 0 1 0 1
Alex Cintron, S (1, 6) OBP: 0.290, SLG: 0.357	1 SAFE BB 1 SAFE BB	4-0 FC1-6-5 BB	1-2 1-3 1B		0-1 G4-3		1-3 SAFE K			3 0 1 0 1 1 1
Danny Bautista, R (1, 9) OBP: 0.353, SLG: 0.439	1-1 FC1-6-5 1B		1-0 F9-2 3-H		2-2 1B		0-1 FC6-4 1-2f			4 0 1 0 0 0 5
Shea Hillenbrand, R (1, 3) OBP: 0.346, SLG: 0.462	2-2 FC4-6 1B			0-1 F8	0-1 F7			2-1 G4-3		4 0 1 0 0 0 1
Chad Tracy, L (1, 5) OBP: 0.343, SLG: 0.403	0-1 FC4-6 1-2f			0-3 K		4-2 FC6-4 BB		4-1 BB BB		2 0 0 0 2 1 2
Scott Hairston, R (1, 4) OBP: 0.315, SLG: 0.498		2-2 G6-4-3 1B		1-2 WP 2B		1-2 FC6-4 1-2f WP		1-1 P5		4 0 2 0 0 0 2
Luis Terrero, R (1, 8) OBP: 0.379, SLG: 0.410 36 Brian Bruney, R (9, 1)		0-0 G6-4-3 1-2f		4-0 WP IBB		0-3 K		1-2 F8		3 0 0 0 1 1 3 0 0 0 0 0 0 0
Juan Brito, R (1, 2) OBP: 0.222, SLG: 0.256 Alan Zinter, S (9, PH) OBP: 0.250, SLG: 0.100		1-3 K		4-1 FC4-6 1-2 2-3 BB		0-3 K		0-3 K		2 0 0 0 1 2 1 1 0 0 0 0 1 0
Randy Johnson, R (1, 1) OBP: 0.159, SLG: 0.150 Mike Koplove, R (8, 1) Shane Nance, L (9, 1) Doug DeVore, L (9, 7) OBP: 0.213, SLG: 0.259			4-0 1B WP F9-2 BB		0-1 FC4-6 1-2f		1-0 G3		3-3 K	2 0 0 0 1 0 3 0 0 0 0 0 0 0 0 0 0 0 0 0 0 1 0 0 0 0 1 0

Inning Stats	R: 0 E: 0 K: 0 S: 9	H: 2 LOB: 2 BB: 1 P: 17	R: 0 E: 0 K: 1 S: 7	H: 1 LOB: 0 BB: 0 P: 10	R: 0 E: 0 K: 0 S: 9	H: 1 LOB: 1 BB: 1 P: 17	R: 0 E: 0 K: 1 S: 12	H: 1 LOB: 3 BB: 2 P: 21	R: 0 E: 0 K: 2 S: 10	H: 0 LOB: 1 BB: 1 P: 21	R: 0 E: 0 K: 1 S: 9	H: 0 LOB: 1 BB: 1 P: 15	R: 0 E: 0 K: 0 S: 8	H: 0 LOB: 1 BB: 1 P: 16	R: 0 E: 0 K: 2 S: 8	H: 0 LOB: 0 BB: 0 P: 13	1B: 5 2B: 2 3B: 0 HR: 0	SF: 0 SAC: 0 DP: 3 HBP: 0
--------------	------------------------------	----------------------------------	------------------------------	----------------------------------	------------------------------	----------------------------------	-------------------------------	----------------------------------	-------------------------------	----------------------------------	------------------------------	----------------------------------	------------------------------	----------------------------------	------------------------------	----------------------------------	----------------------------------	------------------------------------

PITCHER	IP	WLS	BF	H	R	ER	SO	BB	IBB	HBP	BLK	WP	HR	S	P	ERA	WHIP
Luke Hudson, R ERA: 3.97	(1, 1)	6.0	W	26	6	0	4	4	1	0	0	3	0	63	100	0.00	1.667
Ryan Wagner, R ERA: 5.15	(7, 1)	2.0	H	8	0	0	1	2	0	0	0	0	0	17	31	0.00	1.000
Joe Valentine, R ERA: 9.0	(9, 1)	1.0	S	3	0	0	2	0	0	0	0	0	0	8	13	0.00	0.000

**BOTTOM**

**Cincinnati Reds @ Arizona Diamondbacks**  
Bank One Ballpark, Phoenix, AZ

Fri Aug 20 2004, 10:05 PM EDT  
Att: 31,998 - Dome - 81 F

AB	30
R	0
H	6
RBI	0
BB	7
SO	7
LOB	19

WP: 3 PA: 37  
PB: 0 SB: 0 CS: 0



PITCHER	IP	WLS	BF	H	R	ER	SO	BB	IBB	HBP	BLK	WP	HR	S	P	ERA	WHIP
---------	----	-----	----	---	---	----	----	----	-----	-----	-----	----	----	---	---	-----	------















Batter	1	2	3	4	5	6	7	8	9	AB R H RBI BB SO LOB	TOP	
<b>Quinton McCracken, S</b> (1, 7) <small>OBP: 0.323, SLG: 0.380</small>	4-1 	0-1 		0-0 			1-1 		3-1 	3 0 1 0 1 0 0		
<b>Alex Cintron, S</b> (1, 6) <small>OBP: 0.289, SLG: 0.357</small>	1-1 	0-1 		2-1 		2-0 	1-1 	1-1 	5 0 2 2 0 0 1			
<b>Danny Bautista, R</b> (1, 9) <small>OBP: 0.350, SLG: 0.431</small>	4-2 	2-2 		1-0 		3-2 	3-2 	0-0 	4 0 1 0 1 0 4			
<b>Shea Hillenbrand, R</b> (1, 3) <small>OBP: 0.347, SLG: 0.463</small>	0-1 		0-0 		3-1 	2-3 	2-3 	0-0 	5 1 1 0 0 1 5			
<b>Chad Tracy, L</b> (1, 5) <small>OBP: 0.344, SLG: 0.406</small> <b>Andy Green, R</b> (8, PH) <small>OBP: 0.235, SLG: 0.286</small> (8, 5)		3-1 	0-0 		1-0 	2-3 	2-3 	0-0 	3 0 1 0 0 0 0 1 0 0 0 0 1 0			
<b>Scott Hairston, R</b> (1, 4) <small>OBP: 0.311, SLG: 0.485</small>		1-0 	2-3 		1-1 	0-0 	0-0 	0-3 	4 0 1 0 0 1 2			
<b>Luis Terrero, R</b> (1, 8) <small>OBP: 0.368, SLG: 0.380</small>		2-0 	1-2 		3-1 	0-3 	0-3 	0-3 	3 1 0 0 0 1 2			
<b>19 Chris Snyder, R</b> (1, 2) <small>OBP: 0.300, SLG: 0.778</small>		3-2 	2-0 		1-3 	1-3 	2-3 	2-3 	3 1 1 3 0 2 1			
<b>Casey Fossum, L</b> (1, 1) <small>OBP: 0.067, SLG: 0.034</small> <b>36 Brian Bruney, R</b> (7, 1) <small>OBP: 0.293, SLG: 0.324</small> <b>Shane Nance, L</b> (8, 1) <small>OBP: 0.500, SLG: 0.333</small> <b>Carlos Baerga, S</b> (9, PH) <small>OBP: 0.500, SLG: 0.333</small> <b>Jerry Gil, R</b> (9, PR) <small>OBP: 0.500, SLG: 0.333</small> <b>Greg Aquino, R</b> (9, 1)		0-0 	1-3 		0-0 	0-0 	0-1 	0-1 	3 1 1 0 0 1 2 0 0 0 0 0 0 0 0 0 0 0 0 0 0 1 0 1 0 0 0 0 0 1 0 0 0 0 0 0 0 0 0 0 0 0			
<b>Inning Stats</b>	R: 0 H: 0 E: 0 LOB: 1 K: 0 BB: 2 S: 8 P: 17	R: 3 H: 4 E: 1 LOB: 2 K: 0 BB: 0 S: 16 P: 27	R: 1 H: 2 E: 0 LOB: 2 K: 2 BB: 0 S: 12 P: 18	R: 0 H: 0 E: 0 LOB: 0 K: 0 BB: 0 S: 4 P: 7	R: 0 H: 0 E: 0 LOB: 0 K: 0 BB: 0 S: 5 P: 10	R: 0 H: 0 E: 0 LOB: 0 K: 1 BB: 0 S: 6 P: 10	R: 0 H: 1 E: 0 LOB: 1 K: 1 BB: 0 S: 10 P: 18	R: 0 H: 1 E: 0 LOB: 1 K: 3 BB: 0 S: 11 P: 15	R: 1 H: 2 E: 0 LOB: 2 K: 0 BB: 0 S: 8 P: 12	1B: 7 SF: 1 2B: 2 SAC: 1 3B: 0 DP: 1 HR: 1 HBP: 1	WP: 1 PA: 40 PB: 0 SB: 2 CS: 0	
<b>PITCHER</b>	<b>John Van Benschoten, R</b> (1, 1) <small>ERA: 4.85</small> <b>Michael Gonzalez, L</b> (8, 1) <small>ERA: 1.19</small> <b>34 John Grabow, L</b> (9, 1) <small>ERA: 5.26</small> <b>Jose Mesa, R</b> (9, 1) <small>ERA: 3.23</small>	IP WLS BF H R ER SO BB IBB HBP BLK WP HR S P ERA WHIP	IP WLS BF H R ER SO BB IBB HBP BLK WP HR S P ERA WHIP	IP WLS BF H R ER SO BB IBB HBP BLK WP HR S P ERA WHIP	IP WLS BF H R ER SO BB IBB HBP BLK WP HR S P ERA WHIP	IP WLS BF H R ER SO BB IBB HBP BLK WP HR S P ERA WHIP	IP WLS BF H R ER SO BB IBB HBP BLK WP HR S P ERA WHIP	IP WLS BF H R ER SO BB IBB HBP BLK WP HR S P ERA WHIP	IP WLS BF H R ER SO BB IBB HBP BLK WP HR S P ERA WHIP	IP WLS BF H R ER SO BB IBB HBP BLK WP HR S P ERA WHIP	IP WLS BF H R ER SO BB IBB HBP BLK WP HR S P ERA WHIP	IP WLS BF H R ER SO BB IBB HBP BLK WP HR S P ERA WHIP

Arizona Diamondbacks @ Pittsburgh Pirates

PNC Park, Pittsburgh, PA

Mon Aug 23 2004, 7:05 PM EDT

Att. 25,154 - Sunny - 76 F

livebaseballscores.com

AB	35
R	5
H	10
RBI	5
BB	2
SO	7
LOB	17



Batter	1	2	3	4	5	6	7	8	9	AB R H RBI BB SO LOB	
18 Jason Kendall, R OBP: 0.393, SLG: 0.376 (1, 2)	2-2 G6-3	0-1 L5			1-1 G5-3	2-3 K			0-1 FC6-4 1B	5 0 1 0 0 1 2	
2 Jack Wilson, R OBP: 0.328, SLG: 0.462 (1, 6)	2-0 1B SF7	0-1 G5-3			1-2 BB 1B		2-3 K		0-0 FC6-4 1-2f	5 1 2 0 0 1 1	
Jason Bay, R OBP: 0.379, SLG: 0.588 (1, 7)	1-1 BB 1B				1 SAFE B 1 SAFE B 1 SAFE F 1 SAFE F	4-2 1 SAFE B 1-2 BB	2-0 F8		1 SAFE D B C 1 SAFE S 1 SAFE S	2-3 K	4 0 2 0 1 1 1
Craig Wilson, R OBP: 0.366, SLG: 0.524 (1, 3)	4-2 1-2 BB				0-3 K		1-0 G5-3		0-0 G5-3	4 1 1 1 1 1 3	
Ty Wigginton, R OBP: 0.321, SLG: 0.439 (1, 5)	1-0 SF7				1-1 L5			2-2 G3-1		3 0 0 1 0 0 2	
19 José Bautista, R OBP: 0.316, SLG: 0.300 Rob Mackowiak, L OBP: 0.324, SLG: 0.443 (8, PH) (9, 9)	1-3 K2-3				1-2 P4		1-2 G5-3		2-3 K	3 0 0 0 0 1 2 1 0 0 0 0 1 0	
Tike Redman, L OBP: 0.306, SLG: 0.369 (1, 8)		1-0 G4-3			2-1 P3		1-1 L7		2-2 1B 1B	4 0 1 0 0 0 0	
Jose Castillo, R OBP: 0.303, SLG: 0.374 (1, 4)		2-2 HR 2B			0-2 L3		1-0 2B		1 SAFE 1 SAFE 1 SAFE F 1 SAFE B X	2-1 1B	4 1 3 0 0 0 0
John Van Benschoten, R OBP: 0.500, SLG: 1.333 Michael Gonzalez, R OBP: 1.000, SLG: 2.000 11 Humberto Cota, R OBP: 0.304, SLG: 0.524 34 John Grabow, L Jose Mesa, R (8, 1) (8, PH) (9, 1) (9, 1)		2-1 HR			3-3 K		4-0 BB		0-1 F8	2 1 1 2 1 1 0 0 0 0 0 0 0 0 1 0 0 0 0 0 2 0 0 0 0 0 0 0 0 0 0 0 0 0 0	


Inning Stats	R: 1 E: 0 K: 1 S: 13	H: 2 LOB: 2 BB: 1 P: 24	R: 2 E: 0 K: 0 S: 10	H: 2 LOB: 0 BB: 0 P: 15	R: 1 E: 0 K: 0 S: 12	H: 2 LOB: 0 BB: 0 P: 18	R: 0 E: 0 K: 1 S: 8	H: 0 LOB: 0 BB: 0 P: 13	R: 0 E: 0 K: 1 S: 13	H: 1 LOB: 2 BB: 1 P: 20	R: 0 E: 0 K: 1 S: 9	H: 1 LOB: 2 BB: 1 P: 18	R: 0 E: 0 K: 1 S: 5	H: 0 LOB: 0 BB: 0 P: 10	R: 0 E: 0 K: 1 S: 13	H: 2 LOB: 2 BB: 0 P: 21	R: 0 E: 0 K: 1 S: 7	H: 1 LOB: 1 BB: 0 P: 9	1B: 7 2B: 2 3B: 0 HR: 2	SF: 1 SAC: 0 DP: 0 HBP: 0
--------------	-------------------------------	----------------------------------	-------------------------------	----------------------------------	-------------------------------	----------------------------------	------------------------------	----------------------------------	-------------------------------	----------------------------------	------------------------------	----------------------------------	------------------------------	----------------------------------	-------------------------------	----------------------------------	------------------------------	---------------------------------	----------------------------------	------------------------------------

PITCHER	IP	WLS	BF	H	R	ER	SO	BB	IBB	HBP	BLK	WP	HR	S	P	ERA	WHIP
Casey Fossum, L ERA: 7.29 (1, 1)	6.0		28	8	4	4	4	3	0	0	0	0	2	65	108	6.00	1.833
36 Brian Bruney, R ERA: 3.78 (7, 1)	1.1		4	0	0	0	1	0	0	0	0	0	0	8	15	0.00	0.000
Shane Nance, L ERA: 2.84 (8, 1)	0.2	W	4	2	0	0	1	0	0	0	0	0	0	10	16	0.00	3.000
Greg Aquino, R ERA: 3.05 (9, 1)	1.0	S	4	1	0	0	1	0	0	0	0	0	0	7	9	0.00	1.000

**BOTTOM**

**Arizona Diamondbacks @ Pittsburgh Pirates**  
PNC Park, Pittsburgh, PA  
Mon Aug 23 2004, 7:05 PM EDT  
Att: 25,154 - Sunny - 76 F

AB	36
R	4
H	11
RBI	4
BB	3
SO	7
LOB	13



WP	PA
WP: 0	PA: 40
PB: 0	
SB: 0	
CS: 0	



Batter	1	2	3	4	5	6	7	8	9	AB R H RBI BB SO LOB	TOP	
<b>Quinton McCracken, S</b> (1, 7) <small>OBP: 0.323, SLG: 0.379</small>	1-1 		0-0 <b>SH1-3</b> <small>1-2 2-3</small>		1-2 			0-3 <b>K</b> <small>2</small>		3 0 1 0 0 1 0	<b>Arizona Diamondbacks @ Pittsburgh Pirates</b> PNC Park, Pittsburgh, PA Tue Aug 24 2004, 7:05 PM EDT Att. 16,332 - Cloudy - 80 F	
<b>Alex Cintron, S</b> (1, 6) <small>OBP: 0.291, SLG: 0.358</small>	2-2 <b>F7</b> <small>1</small>		0-0 			1-0 <b>G5-3</b> <small>1</small>		1-2 		4 0 2 1 0 0 1		
<b>Danny Bautista, R</b> (1, 9) <small>OBP: 0.349, SLG: 0.429</small>	2-3 <b>K</b> <small>1-2</small>		0-2 <b>G6-4-3</b> <small>1-2f</small>			0-2 		0-2 <b>K</b> <small>3</small>		4 0 1 0 0 2 4		
<b>Shea Hillenbrand, R</b> (1, 3) <small>OBP: 0.344, SLG: 0.459</small>		1-2 <b>F9</b> <small>1</small>		0-1 <b>F9</b> <small>1</small>		0-0 <b>P4</b> <small>2</small>		1-0 <b>G1-3</b> <small>1</small>		4 0 0 0 0 0 1		
<b>Scott Hairston, R</b> (1, 4) <small>OBP: 0.307, SLG: 0.478</small>		0-0 <b>G4-3</b> <small>2</small>		3-3 <b>K</b> <small>2</small>		2-2 <b>G4-3</b> <small>3</small>		2-0 <b>F7</b> <small>2</small>		4 0 0 0 0 1 1		
<b>Luis Terrero, R</b> (1, 8) <small>OBP: 0.373, SLG: 0.372</small>		4-1 		4-2 		0-0 <b>B1-3</b> <small>1</small>		0-3 <b>K</b> <small>3</small>		2 0 0 0 2 1 0		
<b>19 Chris Snyder, R</b> (1, 2) <small>OBP: 0.231, SLG: 0.583</small>		0-0 <b>P2</b> <small>3</small>		2-3 <b>K</b> <small>3</small>		1-3 <b>K</b> <small>2</small>				3 0 0 0 0 2 2		
<b>Andy Green, R</b> (1, 5) <b>Mike Koplove, R</b> (7, 1)			1-1 <b>SH1-3</b> <small>31 HBP</small> <b>1B</b> <b>1B</b>		2-2 <b>G6-3</b> <small>1</small>		3-3 <b>K</b> <small>3</small>			3 1 1 0 0 1 0 0 0 0 0 0 0 0		
<b>31 Edgar Gonzalez, R</b> (1, 1) <b>Chad Tracy, L</b> (7, 5) <small>OBP: 0.375, SLG: 0.286</small> <small>OBP: 0.343, SLG: 0.405</small>			1-0 		1-3 <b>K</b> <small>2</small>		2-3 <b>K</b> <small>1</small>			1 0 0 0 0 1 0 1 0 0 0 0 1 0		
<b>Inning Stats</b>	R: 0 H: 1 E: 0 LOB: 1 K: 1 BB: 0 S: 13 P: 18	R: 0 H: 0 E: 0 LOB: 1 K: 0 BB: 1 S: 6 P: 11	R: 1 H: 2 E: 0 LOB: 1 K: 0 BB: 0 S: 7 P: 9	R: 0 H: 0 E: 0 LOB: 1 K: 2 BB: 1 S: 10 P: 19	R: 0 H: 0 E: 0 LOB: 0 K: 1 BB: 0 S: 10 P: 14	R: 0 H: 1 E: 0 LOB: 1 K: 0 BB: 0 S: 9 P: 12	R: 0 H: 0 E: 0 LOB: 0 K: 2 BB: 0 S: 9 P: 13	R: 0 H: 1 E: 0 LOB: 1 K: 3 BB: 0 S: 14 P: 17	R: 0 H: 0 E: 0 LOB: 0 K: 1 BB: 0 S: 5 P: 8	1B: 5 SF: 0 2B: 1 SAC: 1 3B: 0 DP: 2 HR: 0 HBP: 1	WP: 0 PA: 33 PB: 0 SB: 0 CS: 1	
<b>PITCHER</b>	IP WLS BF H R ER SO BB IBB HBP BLK WP HR S P ERA WHIP											IP WLS BF H R ER SO BB IBB HBP BLK WP HR S P ERA WHIP
<b>Oliver Pérez, L</b> (1, 1) <small>ERA: 2.8</small>	8.0 W 30 5 1 1 9 2 0 1 0 0 0 78 113 1.12 0.875											
<b>Jose Mesa, R</b> (9, 1) <small>ERA: 3.18</small>	1.0 S 3 0 0 0 1 0 0 0 0 0 0 5 8 0.00 0.000											

AB	29
R	1
H	5
RBI	1
BB	2
SO	10
LOB	9



Batter	1	2	3	4	5	6	7	8	9	AB	R	H	RBI	BB	SO	LOB
18 Jason Kendall, R OBP: 0.392, SLG: 0.373	0-1 G5-3	2-2 L9		1-1 FC5-4 HBP		2-1 G4-3				3	0	0	0	0	0	2
2 Jack Wilson, R OBP: 0.330, SLG: 0.461	4-1 2B BB		3-2 BB 1B	2-1 FC5-4			1-1 G4-3			3	1	1	0	1	0	2
Daryle Ward, L OBP: 0.310, SLG: 0.536	1-1 2B 2B		2-2 F8		3-2 2B 1B		3-2 HR			4	2	3	2	0	0	1
Craig Wilson, R OBP: 0.363, SLG: 0.520 Jose Mesa, R	2-1 G6-3		1-3 K		0-1 F7		0-3 K			4	0	0	0	0	2	3
Rob Mackowiak, L OBP: 0.330, SLG: 0.450	1-1 2B		4-0 1-2 BB		1-0 2B		4-2 BB			2	0	2	1	2	0	0
Jason Bay, R OBP: 0.374, SLG: 0.580	2-2 P6		0-1 L6		2-3 K G6-4-3		0-0 G1-3			4	0	0	0	0	1	6
Ty Wigginton, R OBP: 0.318, SLG: 0.434		0-0 E5 SH3-4		0-0 L5		2-2 G6-4-3		1-2 G1-3		4	0	0	0	0	0	3
Jose Castillo, R OBP: 0.303, SLG: 0.372		3-2 F9		1-2 G4-3		0-0 G4-3 1B		0-1 G6-3		4	0	1	0	0	0	1
Oliver Pérez, L OBP: 0.250, SLG: 0.217 Tike Redman, L OBP: 0.305, SLG: 0.368		0-0 SH3-4		1-1 FC5-4 18 HBP 1B		3-3 K		2-1 G3		2	0	1	0	0	1	1
		1-2								1	0	0	0	0	0	0

Inning Stats	R: 2	H: 2	E: 0	K: 0	S: 12	LOB: 1	BB: 1	P: 22	R: 0	H: 0	E: 1	K: 0	S: 9	LOB: 1	BB: 0	P: 14	R: 0	H: 1	E: 0	K: 1	S: 12	LOB: 2	BB: 1	P: 22	R: 0	H: 1	E: 0	K: 0	S: 10	LOB: 2	BB: 0	P: 15	R: 0	H: 2	E: 0	K: 1	S: 14	LOB: 0	BB: 0	P: 22	R: 0	H: 1	E: 0	K: 1	S: 6	LOB: 0	BB: 0	P: 11	R: 1	H: 1	E: 0	K: 1	S: 11	LOB: 1	BB: 1	P: 19	R: 0	H: 0	E: 0	K: 0	S: 8	LOB: 0	BB: 0	P: 11
PITCHER	IP	WLS	BF	H	R	ER	SO	BB	IBB	HBP	BLK	WP	HR	S	P	ERA	WHIP																																															
31 Edgar Gonzalez, R ERA: 8.74	(1, 1)	6.0	L	28	7	2	2	3	2	0	1	0	1	63	106	3.00	1.500																																															
Mike Koplove, R ERA: 4.27	(7, 1)	2.0		8	1	1	1	1	0	0	0	0	1	19	30	4.50	1.000																																															


**BOTTOM**

**Arizona Diamondbacks @ Pittsburgh Pirates**

**PNC Park, Pittsburgh, PA**

Tue Aug 24 2004, 7:05 PM EDT  
Att: 16,332 - Cloudy - 80 F

AB	31
R	3
H	8
RBI	3
BB	3
SO	4
LOB	19



WP	HR	S	P	ERA	WHIP
1	0	1	36	0	0









Batter	1	2	3	4	5	6	7	8	9	10	11	AB R H RBI BB SO LOB	TOP														
Quinton McCracken, S OBP: 0.333, SLG: 0.396 (1, 7)	F9		G3-6-3 1B		WP 1B 2B		1B		G3		G5-2-3 1B BB	5 1 3 0 1 0 0	<b>Arizona Diamondbacks @ Cincinnati Reds</b> Great American Ball Park, Cincinnati, OH Fri Aug 27 2004, 7:10 PM EDT Att: 23,498 - Cloudy - 88 F														
Alex Cintron, S OBP: 0.292, SLG: 0.356 (1, 6)	P3		G3-6-3 1-2f		2-H 1B		F7		BB		1B 1B	5 0 2 2 1 0 2															
Danny Bautista, R OBP: 0.346, SLG: 0.426 (1, 9)	K		G6-3		F8		F9		G6-3		1B 1B	6 0 1 0 0 1 3															
Shea Hillenbrand, R OBP: 0.345, SLG: 0.456 (1, 3)		1B WP 1B			F7		G6-3		SH1-3 BB		G5-2-3 3-Hf	5 1 1 0 1 0 3															
Scott Hairston, R OBP: 0.305, SLG: 0.471 (1, 4)		19 G6-3 WP 1B			F9		K		SH1-3		G5-3	4 0 1 0 0 1 0															
Luis Terrero, R OBP: 0.395, SLG: 0.422 (1, 8)		19 G6-3 1-2 3-H BB			HR		19 S 1B		G6-3		1B	4 1 3 1 1 0 1															
Chad Tracy, L OBP: 0.346, SLG: 0.408 36 Brian Bruney, R Greg Aquino, R (10, 1) (11, 1)	F7		G4-3				1B		IBB		K	3 0 1 0 1 0 2 0 0 0 0 0 0 0 0 0 0 0 0 0 0															
19 Chris Snyder, R OBP: 0.167, SLG: 0.412 (1, 2)	G6-3		P5		L6				K		F8	5 0 0 0 0 1 6															
17 Brandon Webb, R OBP: 0.125, SLG: 0.093 Shane Nance, L Mike Koplove, R Andy Green, R OBP: 0.250, SLG: 0.333 Carlos Baerga, S OBP: 0.286, SLG: 0.314 (10, PH)	K		K		K		K		G5-3		1B 3B	3 0 0 0 0 3 2 0 0 0 0 0 0 0 0 0 0 0 0 0 0 2 1 1 0 0 0 0 1 0 0 0 0 1 1															
<b>Inning Stats</b>	R: 0 E: 0 K: 1 S: 7	H: 0 LOB: 0 BB: 0 P: 12	R: 1 E: 0 K: 1 S: 17	H: 2 LOB: 2 BB: 1 P: 28	R: 0 E: 0 K: 0 S: 8	H: 1 LOB: 0 BB: 0 P: 12	R: 1 E: 0 K: 0 S: 9	H: 1 LOB: 0 BB: 0 P: 13	R: 1 E: 0 K: 1 S: 13	H: 2 LOB: 1 BB: 0 P: 19	R: 0 E: 0 K: 1 S: 7	H: 1 LOB: 1 BB: 0 P: 9		R: 0 E: 0 K: 1 S: 7	H: 0 LOB: 2 BB: 2 P: 19	R: 0 E: 0 K: 0 S: 4	H: 0 LOB: 1 BB: 1 P: 10	R: 0 E: 0 K: 1 S: 10	H: 1 LOB: 1 BB: 0 P: 11	R: 1 E: 0 K: 0 S: 12	H: 3 LOB: 2 BB: 1 P: 19	1B: 10 2B: 1 3B: 1 HR: 1	SF: 0 SAC: 1 DP: 2 HBP: 0	WP: 2 PA: 49 PB: 0 SB: 1 CS: 0			
<b>PITCHER</b>	IP WLS BF H R ER SO BB IBB HBP BLK WP HR S P ERA WHIP													<b>PITCHER</b>	IP WLS BF H R ER SO BB IBB HBP BLK WP HR S P ERA WHIP												
Brandon Claussen, L ERA: 5.14 (1, 1)	6.0	26	8	3	3	4	1	0	0	0	2	1	67	104	4.50	1.500											
Gabe White, L ERA: 7.15 (7, 1)	1.0	4	1	0	0	1	0	0	0	0	0	0	7	9	0.00	1.000											
Ryan Wagner, R ERA: 4.57 (8, 1)	2.0	9	0	0	0	1	2	1	0	0	0	0	11	29	0.00	1.000											
Joe Valentine, R ERA: 7.71 (10, 1)	1.1	L 8	3	1	1	1	1	0	0	0	0	0	18	26	6.75	3.000											
Todd Van Poppel, R ERA: 6.11 (11, 1)	0.2	2	1	0	0	0	0	0	0	0	0	0	4	4	0.00	1.500											

livebaseballscorecards.com

AB	43
R	4
H	13
RBI	3
BB	5
SO	7
LOB	20



Batter	1	2	3	4	5	6	7	8	9	10	11	AB R H RBI BB SO LOB	BOTTOM																		
6 Ryan Freel, R OBP: 0.377, SLG: 0.344 (1, 5) (11, 4)	0-0 G5-3		4-2 1B S BB		0-1 G6-3		2-1 E5 FC5-2		0-1 L8			4 0 0 0 1 0 2	<b>Arizona Diamondbacks @ Cincinnati Reds</b> Great American Ball Park, Cincinnati, OH Fri Aug 27 2004, 7:10 PM EDT Att: 23,498 - Cloudy - 88 F																		
Felipe Lopez, S OBP: 0.305, SLG: 0.409 (1, 6)	1-3 K		2-0 1B SAFE		1-3 K		3-1 FC5-2		1-3 K			5 0 1 0 0 3 3																			
Sean Casey, L OBP: 0.393, SLG: 0.579 (1, 3)	1-2 2B		0-2 F9			1-2 G3		2-3 K		1-2 G4-3		5 1 1 0 0 1 5																			
Adam Dunn, L OBP: 0.402, SLG: 0.591 (1, 7)	2-1 2B		0-0 G3			3-3 K		2-0 HR		4-1 BB		4 1 2 2 1 1 2																			
D'Angelo Jimenez, S OBP: 0.356, SLG: 0.380 Todd Van Poppel, R OBP: 0.176, SLG: 0.125 (1, 4) (11, 1)	2-2 L4			3-2 L9		1-0 G4-3		4-1 BB		1-3 K		4 0 0 0 1 1 2 0 0 0 0 0 0 0																			
Wily Mo Peña, R OBP: 0.305, SLG: 0.516 (1, 8)		0-3 K		1-3 K			0-0 FC2-5 1B		0-1 FC6-4 G1-6-3		3-3 K	5 0 1 0 0 3 1																			
Austin Kearns, R OBP: 0.328, SLG: 0.347 (1, 9)		0-3 K		0-0 1B			4-2 FC2-5 2B BB		0-0 G1-6-3		0-1 G5-3	4 1 1 0 1 1 1																			
Javier Valentin, S OBP: 0.277, SLG: 0.369 (1, 2)		0-0 G4-3		0-0 G3			0-0 FC2-5 2B FC5-2		1-1 F9		1-3 K	5 0 0 0 0 1 3																			
Brandon Claussen, R Gabe White, L Jacob Cruz, L Ryan Wagner, R John Vander Wal, L Joe Valentine, R Juan Castro, R (1, 1) (7, 1) (7, PH) (8, 1) (9, PH) (10, 1) (11, 5)			0-3 K		2-3 K		1-0 FC5-2 2B		1-3 K			2 0 0 0 0 2 0 0 0 0 0 0 0 0 1 0 1 1 0 0 0 0 0 0 0 0 0 0 1 0 0 0 0 0 1 0 0 0 0 0 0 0 0 0 0 0 0 0 0 0 0 0																			
<b>Inning Stats</b>	R: 1 E: 0 K: 1 S: 13	H: 2 LOB: 1 BB: 0 P: 19	R: 0 E: 0 K: 2 S: 7	H: 0 LOB: 0 BB: 0 P: 7	R: 0 E: 0 K: 1 S: 13	H: 1 LOB: 2 BB: 1 P: 18	R: 0 E: 0 K: 1 S: 8	H: 1 LOB: 1 BB: 0 P: 12	R: 0 E: 0 K: 2 S: 8	H: 0 LOB: 0 BB: 0 P: 11	R: 0 E: 0 K: 1 S: 9	H: 0 LOB: 0 BB: 0 P: 14		R: 1 E: 1 K: 1 S: 15	H: 2 LOB: 3 BB: 1 P: 27	R: 1 E: 0 K: 0 S: 5	H: 1 LOB: 0 BB: 1 P: 11	R: 0 E: 0 K: 1 S: 7	H: 0 LOB: 0 BB: 0 P: 9	R: 0 E: 0 K: 2 S: 10	H: 0 LOB: 1 BB: 1 P: 17	R: 0 E: 0 K: 2 S: 8	H: 0 LOB: 0 BB: 0 P: 12	1B: 3 2B: 3 3B: 0 HR: 1	SF: 0 SAC: 0 DP: 1 HBP: 0	WP: 0 PB: 0 SB: 1 CS: 0	PA: 44				
<b>PITCHER</b>	IP WLS BF H R ER SO BB IBB HBP BLK WP HR S P ERA WHIP														<b>PITCHER</b>	IP WLS BF H R ER SO BB IBB HBP BLK WP HR S P ERA WHIP															
17 Brandon Webb, R ERA: 3.67 (1, 1)	6.1		28	6	2	2	8	2	0	0	0	0	0	0	67	97	2.84	1.263													
Shane Nance, L ERA: 3.86 (7, 1)	0.2	B	4	1	1	1	1	1	0	0	0	0	0	1	8	19	13.50	3.000													
Mike Koplove, R ERA: 4.14 (8, 1)	2.0		5	0	0	0	1	0	0	0	0	0	0	0	10	12	0.00	0.000													
36 Brian Bruney, R ERA: 3.57 (10, 1)	1.0	W	4	0	0	0	2	1	0	0	0	0	0	0	10	17	0.00	1.000													
Greg Aquino, R ERA: 2.91 (11, 1)	1.0	S	3	0	0	0	2	0	0	0	0	0	0	0	8	12	0.00	0.000													

AB	40
R	3
H	7
RBI	3
BB	4
SO	14
LOB	19











Batter	1	2	3	4	5	6	7	8	9	AB R H RBI BB SO LOB	TOP																										
Quinton McCracken, S OBP: 0.331, SLG: 0.396 (1, 9)	3-1 G4-3		2-1 F8		1-2 BB 1B		0-0 G3-1		2-1 L9	5 0 1 0 0 0 0																											
Andy Green, R OBP: 0.267, SLG: 0.333 (1, 7)	3-2 1B 1B		1-2 P5		4-2 SAFE 1-2 BB		3-1 L4			3 0 1 0 1 0 0																											
Chad Tracy, L OBP: 0.347, SLG: 0.407 (1, 5)	2-3 K		0-1 G4-3		1-3 K		2-1 G3-1			4 0 0 0 0 2 3																											
Shea Hillenbrand, R OBP: 0.343, SLG: 0.451 (1, 3)	1-0 1-2 1B			1-1 F7		1-2 F9		2-0 G6-3		4 0 1 0 0 0 0																											
Scott Hairston, R OBP: 0.306, SLG: 0.479 (1, 4)	2-1 F8			0-0 G6-3		0-2 G5-3		3-1 HR		4 1 1 1 0 0 2																											
Luis Terrero, R OBP: 0.394, SLG: 0.445 (1, 8)				2-2 K 2B		1-1 K 1B 2B		3-3 K		4 1 2 0 0 2 0																											
Jerry Gil, R OBP: 0.333, SLG: 0.364 (1, 6)				3-3 K		2-2 K 19 S 1B 2-H		2-3 K		4 0 1 1 0 3 1																											
Lance Cormier, R OBP: 0.333, SLG: 0.375 (8, 1)										0 0 0 0 0 0 0																											
19 Chris Snyder, R OBP: 0.238, SLG: 0.421 (1, 2)										2 0 1 0 1 0 0																											
Alan Zinter, S OBP: 0.214, SLG: 0.083 (9, PH)										1 0 0 0 0 0 0																											
31 Edgar Gonzalez, R OBP: 0.273, SLG: 0.200 (1, 1)										3 0 0 0 0 1 3																											
Mike Fetters, R (8, 1)										0 0 0 0 0 0 0																											
Shane Nance, L (8, 1)										0 0 0 0 0 0 0																											
Alex Cintron, S OBP: 0.291, SLG: 0.355 (8, 6)										1 0 0 0 0 0 0																											
<b>Inning Stats</b>	R: 0 E: 0 K: 1 S: 13	H: 2 LOB: 2 BB: 0 P: 24	R: 0 E: 0 K: 3 S: 12	H: 1 LOB: 1 BB: 0 P: 16	R: 0 E: 0 K: 0 S: 7	H: 0 LOB: 0 BB: 0 P: 10	R: 0 E: 0 K: 1 S: 10	H: 1 LOB: 1 BB: 0 P: 16	R: 0 E: 0 K: 1 S: 14	H: 1 LOB: 2 BB: 1 P: 21	R: 1 E: 0 K: 0 S: 17	H: 2 LOB: 2 BB: 1 P: 27	R: 0 E: 0 K: 0 S: 5	H: 0 LOB: 0 BB: 0 P: 10	R: 1 E: 0 K: 2 S: 11	H: 1 LOB: 0 BB: 0 P: 21	R: 0 E: 0 K: 0 S: 7	H: 0 LOB: 0 BB: 0 P: 13	1B: 5 2B: 2 3B: 0 HR: 1	SF: 0 SAC: 0 DP: 0 HBP: 0	WP: 0 PB: 0 SB: 1 CS: 0	PA: 37															
<b>PITCHER</b>	IP WLS BF H R ER SO BB IBB HBP BLK WP HR S P ERA WHIP																																				
Josh Hancock, R (1, 1) ERA: 4.98	6.0		27	7	1	1	6	1	1	0	0	0	0	73	114	1.50	1.333																				
Ryan Wagner, R (7, 1) ERA: 4.46	1.0		3	0	0	0	0	0	0	0	0	0	0	5	10	0.00	0.000																				
Todd Van Poppel, R (8, 1) ERA: 6.14	1.0	W	4	1	1	1	2	0	0	0	0	0	1	11	21	9.00	1.000																				
Joe Valentine, R (9, 1) ERA: 7.11	1.0		3	0	0	0	0	0	0	0	0	0	0	7	13	0.00	0.000																				

Arizona Diamondbacks @ Cincinnati Reds  
Great American Ball Park, Cincinnati, OH

Sun Aug 29 2004, 1:15 PM EDT  
Att. 25,306 - Overcast - 77 F

livebaseballscorecards.com

AB 35  
R 2  
H 8  
RBI 2  
BB 2  
SO 8  
LOB 9









Batter	1	2	3	4	5	6	7	8	9	10	11	12	13	AB R H RBI BB SO LOB
Quinton McCracken, S (1, 7) OBP: 0.326, SLG: 0.388	1-3 K		2-0 G4-3			1-1 F7		0-0 1B		0-1 P5			2-2 F7	6 0 1 0 0 1 3
Alex Cintron, S (1, 6) OBP: 0.290, SLG: 0.354	0-2 G5-3			2-2 F8		0-1 1B		1-1 SF8		0-3 K			2-3 K	4 0 1 1 0 1 2
Greg Aquino, R (11, 1)														0 0 0 0 0 0 0
36 Brian Bruney, R (13, 1)														0 0 0 0 0 0 0
Lance Cormier, R (13, 1) OBP: 0.333, SLG: 0.375														0 0 0 0 0 0 0
Alan Zinter, S (13, PH) OBP: 0.200, SLG: 0.077														1 0 0 0 0 1 0
Danny Bautista, R (1, 9) OBP: 0.344, SLG: 0.423	3-3 K			0-1 F8		1-3 K		0-3 K			1-1 1B		2-3 K	6 0 1 0 0 4 2
Shea Hillenbrand, R (1, 3) OBP: 0.339, SLG: 0.446		1-0 G6-3			0-0 G5-3		3-2 G4-3		2-2 F8			1-3 K		5 0 0 0 0 1 1
Chad Tracy, L (1, 5) OBP: 0.345, SLG: 0.405		1-2 P5			2-1 P5		1-0 1B		2-1 F7		1-2 F9			5 0 1 0 0 0 1
Luis Terrero, R (1, 8) OBP: 0.379, SLG: 0.426		1-3 K			0-0 F9		1-3 K		0-3 K		0-1 P3			5 0 0 0 0 3 2
Scott Hairston, R (1, 4) OBP: 0.304, SLG: 0.474			2-1 P4		2-2 1B		2-0 G4-3			2-2 P3		0-3 K		5 0 1 0 0 1 1
Juan Brito, R (1, 2) OBP: 0.216, SLG: 0.246			0-3 K		3-3 K			3-2 1B SH1-4 SF3 HBP		1-2 1B		1-1 G4-3		2 0 0 0 0 2 1
Carlos Baerga, S (8, PH) OBP: 0.291, SLG: 0.310														0 0 0 0 0 0 0
Stephen Randolph, L (8, PR) OBP: 0.200, SLG: 0.400														0 1 0 0 0 0 0
19 Chris Snyder, R (9, 2) OBP: 0.257, SLG: 0.429					1-2 K									2 0 1 0 0 0 0
Randy Johnson, R (1, 1) OBP: 0.162, SLG: 0.154			2-1 1B			1-3 K		0-0 SH1-4		0-0 1B		0-3 K		2 0 1 0 0 1 0
Andy Green, R (8, PH) OBP: 0.267, SLG: 0.333														0 0 0 0 0 0 0
Mike Koplove, R (9, 1)														0 0 0 0 0 0 0
Jerry Gil, R (10, PH) OBP: 0.357, SLG: 0.385														2 0 1 0 0 1 0

Inning Stats	R: 0	H: 0	E: 0	K: 2	S: 10	LOB: 0	BB: 0	P: 14	R: 0	H: 0	E: 0	K: 1	S: 9	LOB: 0	BB: 0	P: 12	R: 0	H: 1	E: 0	K: 1	S: 8	LOB: 1	BB: 0	P: 14	R: 0	H: 0	E: 0	K: 0	S: 6	LOB: 0	BB: 0	P: 8	R: 0	H: 1	E: 0	K: 1	S: 10	LOB: 1	BB: 0	P: 17	R: 0	H: 1	E: 0	K: 2	S: 9	LOB: 1	BB: 0	P: 13	R: 1	H: 1	E: 0	K: 1	S: 9	LOB: 1	BB: 0	P: 13	R: 0	H: 0	E: 0	K: 1	S: 11	LOB: 0	BB: 0	P: 15	R: 0	H: 2	E: 0	K: 1	S: 13	LOB: 2	BB: 0	P: 16	R: 0	H: 1	E: 0	K: 1	S: 10	LOB: 1	BB: 1	P: 13	R: 0	H: 0	E: 0	K: 2	S: 9	LOB: 0	BB: 0	P: 10	R: 0	H: 0	E: 0	K: 2	S: 10	LOB: 0	BB: 0	P: 16	1B: 8	SF: 1	2B: 0	SAC: 1	3B: 0	DP: 0	HR: 0	HBP: 1	WP: 0	PA: 48
PITCHER	IP	WLS	BF	H	R	ER	SO	BB	IBB	HBP	BLK	WP	HR	S	P	ERA	WHIP																																																																																									
Jeff Weaver, R (1, 1) ERA: 3.6	8.0		30	5	1	1	9	0	0	1	0	0	0	71	107	1.12	0.625																																																																																									
43 Yhency Brazoban, R (9, 1) ERA: 0.6	2.0		8	2	0	0	2	0	0	0	0	0	0	24	31	0.00	1.000																																																																																									
Eric Gagne, R (11, 1) ERA: 2.22	2.0	W	7	1	0	0	3	0	0	0	0	0	0	19	23	0.00	0.500																																																																																									
Giovanni Carrara, R (13, 1) ERA: 1.0	1.0	S	3	0	0	0	2	0	0	0	0	0	0	10	16	0.00	0.000																																																																																									

**Los Angeles Dodgers @ Arizona Diamondbacks**  
**Bank One Ballpark, Phoenix, AZ**  
 Tue Aug 31 2004, 9:35 PM EDT  
 Att: 39,167 - Dome - 83 F

AB	45
R	1
H	8
RBI	1
BB	0
SO	16
LOB	13





Batter	1	2	3	4	5	6	7	8	9	AB R H RBI BB SO LOB	TOP											
<b>Cesar Izturis, S</b> (1, 6) OBP: 0.337, SLG: 0.382	1-1 G6-3		1-1 G4-3		1-0 1B		1-1 L8		1-1 F9	5 0 1 0 0 0 2	<b>Los Angeles Dodgers @ Arizona Diamondbacks</b> <b>Bank One Ballpark, Phoenix, AZ</b> Wed Sep 01 2004, 9:35 PM EDT Att. 34,149 - Dome - 81 F <a href="http://livebaseballscorecards.com">livebaseballscorecards.com</a>											
<b>Steve Finley, L</b> (1, 8) OBP: 0.343, SLG: 0.503	2-3 K			1-1 G4-3	2-2 G3-1		2-2 F9			4 0 0 0 0 1 2												
<b>Milton Bradley, S</b> (1, 7) OBP: 0.371, SLG: 0.427	0-0 G6-3			3-2 G4-3		4-2 1B E BB		1-2 G4-3 1B		3 1 1 0 1 0 0												
<b>Adrián Beltré, R</b> (1, 5) OBP: 0.384, SLG: 0.647		0-0 G4-3		0-0 E5 S		1 SAFE 0-1 E 1B		1-0 F9		4 0 1 0 0 0 1												
<b>Shawn Green, L</b> (1, 9) OBP: 0.348, SLG: 0.455		1-3 K		4-2 FC4 BB		2-2 E3 1-3 2-H		1-0 G4-3		3 0 0 0 1 1 2												
<b>Hee-Seop Choi, L</b> (1, 3) OBP: 0.374, SLG: 0.456		1-0 G4-3		0-0 FC4 1-2f		0-3 K		0-2 K		4 0 0 0 0 2 5												
<b>Alex Cora, L</b> (1, 4) OBP: 0.374, SLG: 0.389			0-1 G4-3		1-1 G3	1 SAFE 1 SAFE K			4-1 G3-6-3 BB	3 0 0 0 1 1 2												
<b>Brent Mayne, L</b> (1, 2) OBP: 0.313, SLG: 0.278 <b>Robin Ventura, L</b> (9, PH) OBP: 0.328, SLG: 0.336			4-2 BB		0-0 1B 1B	3-3 K		1-0 G3-6-3 1-2f		2 0 1 0 1 1 2 1 0 0 0 0 0 1												
<b>Hideo Nomo, R</b> (1, 1) OBP: 0.136, SLG: 0.273 <b>Olmedo Saenz, R</b> (7, PH) OBP: 0.346, SLG: 0.484 <b>Duaner Sanchez, R</b> (7, 1) OBP: 0.250, SLG: 0.500 <b>Jason Grabowski, L</b> (9, PH) OBP: 0.313, SLG: 0.423		2-3 K		0-3 K		2-3 K		4-2 BB		2 0 0 0 0 2 2 1 0 0 0 0 1 0 0 0 0 0 0 0 0 0 0 0 0 1 0 0												
<b>Inning Stats</b>	R: 0 E: 0 K: 1 S: 8	H: 0 LOB: 0 BB: 0 P: 11	R: 0 E: 0 K: 1 S: 5	H: 0 LOB: 0 BB: 1 P: 7	R: 0 E: 0 K: 1 S: 9	H: 0 LOB: 1 BB: 1 P: 16	R: 0 E: 1 K: 0 S: 10	H: 0 LOB: 2 BB: 1 P: 18	R: 0 E: 0 K: 1 S: 10	H: 2 LOB: 2 BB: 0 P: 14	R: 1 E: 1 K: 3 S: 18	H: 1 LOB: 2 BB: 1 P: 28	R: 0 E: 0 K: 1 S: 9	H: 0 LOB: 0 BB: 0 P: 14	R: 0 E: 0 K: 1 S: 9	H: 1 LOB: 1 BB: 0 P: 12	R: 0 E: 0 K: 0 S: 7	H: 0 LOB: 1 BB: 2 P: 17	1B: 4 2B: 0 3B: 0 HR: 0	SF: 0 SAC: 0 DP: 1 HBP: 0	WP: 0 PB: 0 SB: 1 CS: 0	PA: 37
<b>PITCHER</b>	IP WLS BF H R ER SO BB IBB HBP BLK WP HR S P ERA WHIP																					
<b>17 Brandon Webb, R</b> (1, 1) ERA: 3.55	6.0 W 26 3 1 0 7 3 0 0 0 0 0 0 60 94 0.00 1.000																					
<b>Shane Nance, L</b> (7, 1) ERA: 3.24	1.0 H 3 0 0 0 1 0 0 0 0 0 0 0 9 14 0.00 0.000																					
<b>Mike Koplove, R</b> (8, 1) ERA: 3.91	1.0 H 4 1 0 0 1 0 0 0 0 0 0 0 9 12 0.00 1.000																					
<b>Greg Aquino, R</b> (9, 1) ERA: 2.52	1.0 S 4 0 0 0 0 2 0 0 0 0 0 0 7 17 0.00 2.000																					



Batter	1	2	3	4	5	6	7	8	9
<b>Quinton McCracken, S</b> (1, 7) <small>OBP: 0.324, SLG: 0.386</small> <b>Andy Green, R</b> (2, 7) <small>OBP: 0.270, SLG: 0.322</small>	2-3 		4-2 		0-0 		3-2 		
<b>Alex Cintron, S</b> (1, 4) <small>OBP: 0.291, SLG: 0.359</small>	1-2 		1-0 		2-3 		0-1 		
<b>Danny Bautista, R</b> (1, 9) <small>OBP: 0.346, SLG: 0.424</small>	0-3 		4-2 		0-0 		1-0 		
<b>Shea Hillenbrand, R</b> (1, 3) <small>OBP: 0.339, SLG: 0.445</small>		2-1 	3-2 		0-1 		0-2 		
<b>Chad Tracy, L</b> (1, 5) <small>OBP: 0.347, SLG: 0.408</small>		0-3 	0-1 		2-0 		0-2 		
<b>Luis Terrero, R</b> (1, 8) <small>OBP: 0.375, SLG: 0.415</small>		0-0 		4-0 		1-2 		1-0 	
<b>Jerry Gil, R</b> (1, 6) <small>OBP: 0.278, SLG: 0.294</small>			1-2 	2-1 		1-3 		3-3 	
<b>19 Chris Snyder, R</b> (1, 2) <small>OBP: 0.259, SLG: 0.375</small>			2-3 	2-2 		4-2 		0-3 	
<b>17 Brandon Webb, R</b> (1, 1) <small>OBP: 0.138, SLG: 0.091</small> <b>Carlos Baerga, S</b> (6, PH) <small>OBP: 0.288, SLG: 0.306</small> <b>Shane Nance, L</b> (7, 1) <b>Mike Koplove, R</b> (8, 1) <b>Greg Aquino, R</b> (9, 1)			4-0 	0-3 		3-2 			

AB	R	H	RBI	BB	SO	LOB
1	0	0	0	0	1	0
2	1	0	0	1	0	0
4	1	2	1	0	1	0
3	0	1	0	1	1	1
4	0	1	2	0	0	2
4	0	2	0	0	1	2
3	0	0	0	1	0	2
4	0	0	0	0	2	3
3	0	0	0	1	2	2
1	1	0	0	1	1	1
1	0	0	0	0	0	2
0	0	0	0	0	0	0
0	0	0	0	0	0	0
0	0	0	0	0	0	0

WP	PA
0	35

**Los Angeles Dodgers @ Arizona Diamondbacks**  
**Bank One Ballpark, Phoenix, AZ**  
 Wed Sep 01 2004, 9:35 PM EDT  
 Att: 34,149 - Dome - 81 F


AB	30
R	3
H	6
RBI	3
BB	5
SO	9
LOB	15



Inning Stats		R	H	E	K	S	IP	WLS	BF	H	R	ER	SO	BB	IBB	HBP	BLK	WP	HR	S	P	ERA	WHIP
<b>19 Chris Snyder, R</b> (1, 2) <small>OBP: 0.259, SLG: 0.375</small>		0	0	0	2	10	2.0		8	2	0	0	2	0	0	0	0	0	0	20	28	0.00	1.000
<b>17 Brandon Webb, R</b> (1, 1) <small>OBP: 0.138, SLG: 0.091</small> <b>Carlos Baerga, S</b> (6, PH) <small>OBP: 0.288, SLG: 0.306</small> <b>Shane Nance, L</b> (7, 1) <b>Mike Koplove, R</b> (8, 1) <b>Greg Aquino, R</b> (9, 1)		0	0	0	0	0	6.0	L	27	4	3	3	7	5	0	0	0	0	0	65	110	4.50	1.500

WP	PA	ERA	WHIP
0	35		



Batter	1	2	3	4	5	6	7	8	9	AB R H RBI BB SO LOB	TOP																
<b>Cesar Izturis, S</b> (1, 6) OBP: 0.336, SLG: 0.379	1-0 F8		2-2 E3 G3		2-2 G5-3			4-2 2B BB	3-2 F7	4 1 0 0 1 0 0																	
<b>Steve Finley, L</b> (1, 8) OBP: 0.342, SLG: 0.506	3-3 K		3-1 G3			2-2 F9		0-2 P3	0-0 HR	5 1 1 1 0 1 2																	
<b>Milton Bradley, S</b> (1, 9) OBP: 0.371, SLG: 0.432	0-0 F9		2-2 F9			1-0 G5-3 2B		3-1 E 2B	0-0 G6-3	5 1 2 1 0 0 1																	
<b>Adrian Beltré, R</b> (1, 5) OBP: 0.386, SLG: 0.652		1-0 HR		2-2 F7		0-2 G5-3		4-0 E IBB	0-0 BB 1B	4 2 2 1 1 0 1																	
<b>Shawn Green, L</b> (1, 3) OBP: 0.348, SLG: 0.452		4-2 1B G6-3 BB		1-3 K		0-0 L4		2-0 E4 2B	4-1 BB	3 2 0 0 2 1 2																	
<b>Jayson Werth, R</b> (1, 7) OBP: 0.332, SLG: 0.489		1-1 G6-3 1B		3-3 K			1-2 G5-3	0-2 E6 2B FC6-2	1-0 G6-3	5 0 1 1 0 1 3																	
<b>José Hernández, R</b> (1, 4) OBP: 0.373, SLG: 0.538		0-1 G6-3			1-0 HR		1-1 E6	2-2 FC6-2 2B		4 1 2 2 0 0 1																	
<b>Alex Cora, L</b> (8, 4) OBP: 0.374, SLG: 0.389		1-2 G6-3						1-3 2-H		0 0 0 0 0 0 0	<b>AB 38</b>																
<b>David Ross, R</b> (1, 2) OBP: 0.264, SLG: 0.299		2-2 G6-3			1-3 K		0-3 K	2-2 FC6-2		4 0 0 0 0 2 3	<b>R 8</b>																
<b>Odalis Perez, L</b> (1, 1) OBP: 0.151, SLG: 0.157			0-3 K			0-3 K		0-3 K		2 0 0 0 0 2 0	<b>H 8</b>																
<b>Giovanni Carrara, R</b> (6, 1)										0 0 0 0 0 0 0	<b>RBI 6</b>																
<b>Olmedo Saenz, R</b> (7, PH)										1 0 0 0 0 1 1	<b>BB 4</b>																
<b>43 Yhency Brazoban, R</b> (7, 1)										1 0 0 0 0 1 2	<b>SO 9</b>																
<b>Scott Stewart, R</b> (9, 1)										0 0 0 0 0 0 0	<b>LOB 16</b>																
<b>Eric Gagne, R</b> (9, 1)										0 0 0 0 0 0 0																	
<b>Inning Stats</b>	R: 0 E: 0 K: 1 S: 5	H: 0 LOB: 0 BB: 0 P: 9	R: 2 E: 0 K: 0 S: 12	H: 2 LOB: 0 BB: 1 P: 20	R: 0 E: 1 K: 1 S: 11	H: 0 LOB: 1 BB: 0 P: 18	R: 0 E: 0 K: 2 S: 9	H: 0 LOB: 0 BB: 0 P: 15	R: 1 E: 0 K: 2 S: 11	H: 1 LOB: 0 BB: 0 P: 15	R: 0 E: 0 K: 0 S: 10	H: 1 LOB: 1 BB: 0 P: 13	R: 0 E: 1 K: 2 S: 15	H: 0 LOB: 1 BB: 0 P: 17	R: 4 E: 2 K: 1 S: 22	H: 2 LOB: 2 BB: 2 P: 39	R: 1 E: 0 K: 0 S: 9	H: 2 LOB: 2 BB: 1 P: 17	1B: 2 2B: 3 3B: 0 HR: 3	SF: 0 SAC: 0 DP: 1 HBP: 0	WP: 0 PB: 0 SB: 0 CS: 0	PA: 42					
<b>PITCHER</b>	IP	WLS	BF	H	R	ER	SO	BB	IBB	HBP	BLK	WP	HR	S	P	ERA	WHIP										
<b>Casey Fossum, L</b> (1, 1) ERA: 6.87	7.0		27	4	3	3	8	1	0	0	0	0	2	73	107	3.86	0.714										
<b>Shane Nance, L</b> (8, 1) ERA: 4.15	0.1	L	5	1	4	1	0	1	1	0	0	0	0	10	23	27.00	6.000										
<b>Lance Cormier, R</b> (8, 1) ERA: 9.95	1.2		10	3	1	1	1	1	0	0	0	0	1	21	33	5.40	2.400										

Los Angeles Dodgers @ Arizona Diamondbacks  
Bank One Ballpark, Phoenix, AZ  
Thu Sep 02 2004, 9:35 PM EDT  
Att. 33,224 - Dome - 80 F

livebaseballscorecards.com

Batter	1	2	3	4	5	6	7	8	9	AB	R	H	RBI	BB	SO	LOB
Luis Terrero, R OBP: 0.369, SLG: 0.407 (1, 8)	1-0 G6-3	2-3 K			1-1 F7		3-2 1B		1-3 K	5	0	1	0	0	2	3
Andy Green, R OBP: 0.269, SLG: 0.317 Lance Cormier, R OBP: 0.333, SLG: 0.375 Alex Cintron, S OBP: 0.291, SLG: 0.359 (8, 1)	2-1 BB 1B 1B				0-1 G6-4-3		2-3 K		1-2 F8	4	1	1	0	0	1	3
Danny Bautista, R OBP: 0.343, SLG: 0.420 (1, 9)	1-1 F9									4	0	0	0	0	0	1
Shea Hillenbrand, R OBP: 0.340, SLG: 0.447 (1, 3)	0-2 BB 1B				2-1 P2		1-1 2B		0-2 G6-3	4	1	2	0	0	0	0
Scott Hairston, R OBP: 0.306, SLG: 0.483 (1, 4)	4-2 1B BB				1-3 K		2-3 K		1-1 HR	3	1	1	1	1	2	1
Jerry Gil, R OBP: 0.273, SLG: 0.286 (1, 6)	2-2 1B				0-1 G5-3		1-0 G4-3		2-3 K	4	0	1	2	0	1	1
Josh Kroeger, L OBP: 0.250, SLG: 0.250 (1, 7)	1-3 K				2-3 K					4	0	1	0	0	3	2
19 Chris Snyder, R OBP: 0.290, SLG: 0.500 (1, 2)		2-0 L5			1-0 HR		2-2 1B		1-3 K	4	1	2	1	0	1	1
Casey Fossum, L OBP: 0.088, SLG: 0.061 Alan Zinter, S OBP: 0.188, SLG: 0.071 Shane Nance, L OBP: 0.348, SLG: 0.410 (7, PH)		0-3 K			0-1 G6-4-3 1B		3-3 K		2-2 1B	2	0	1	0	0	1	0
										1	0	0	0	0	1	1
										0	0	0	0	0	0	0
										1	0	1	0	0	0	0

Inning Stats	R: 2	H: 3	E: 0	LOB: 2	K: 1	S: 16	R: 0	H: 0	E: 0	LOB: 0	K: 2	S: 8	R: 0	H: 0	E: 0	LOB: 0	K: 0	S: 4	R: 0	H: 0	E: 0	LOB: 0	K: 2	S: 8	R: 1	H: 2	E: 0	LOB: 0	K: 0	S: 7	R: 0	H: 1	E: 0	LOB: 1	K: 1	S: 8	R: 0	H: 2	E: 0	LOB: 2	K: 3	S: 18	R: 1	H: 1	E: 0	LOB: 0	K: 1	S: 9	R: 0	H: 2	E: 0	LOB: 2	K: 2	S: 15	1B: 8	SF: 0	2B: 1	SAC: 0	3B: 0	DP: 1	HR: 2	HBP: 0
--------------	------	------	------	--------	------	-------	------	------	------	--------	------	------	------	------	------	--------	------	------	------	------	------	--------	------	------	------	------	------	--------	------	------	------	------	------	--------	------	------	------	------	------	--------	------	-------	------	------	------	--------	------	------	------	------	------	--------	------	-------	-------	-------	-------	--------	-------	-------	-------	--------

PITCHER	IP	WLS	BF	H	R	ER	SO	BB	IBB	HBP	BLK	WP	HR	S	P	ERA	WHIP
Odalis Perez, L ERA: 3.16	(1, 1)		5.0	5	3	3	5	1	0	0	0	0	0	43	67	5.40	1.200
Giovanni Carrara, R ERA: 0.97	(6, 1)		1.0	4	1	0	1	0	0	0	0	0	0	8	13	0.00	1.000
43 Yhency Brazoban, R ERA: 1.06	(7, 1)	W	2.0	9	3	1	4	0	0	0	0	0	1	27	41	4.50	1.500
Scott Stewart, L ERA: 6.75	(9, 1)		0.1	3	2	0	1	0	0	0	0	0	0	8	12	0.00	6.000
Eric Gagne, R ERA: 2.19	(9, 1)	S	0.2	2	0	0	1	0	0	0	0	0	0	7	9	0.00	0.000

**BOTTOM**

**Los Angeles Dodgers @ Arizona Diamondbacks**  
**Bank One Ballpark, Phoenix, AZ**

Thu Sep 02 2004, 9:35 PM EDT  
Att: 33,224 - Dome - 80 F

livebaseballscorecards.com

<b>AB</b>	<b>37</b>
<b>R</b>	<b>4</b>
<b>H</b>	<b>11</b>
<b>RBI</b>	<b>4</b>
<b>BB</b>	<b>1</b>
<b>SO</b>	<b>12</b>
<b>LOB</b>	<b>15</b>



<b>WP: 0</b>	<b>PA: 38</b>
<b>PB: 0</b>	
<b>SB: 0</b>	
<b>CS: 0</b>	



Batter	1	2	3	4	5	6	7	8	9	AB R H RBI BB SO LOB	TOP											
Luis Terrero, R OBP: 0.374, SLG: 0.414 (1, 8)	4-2 1B BB	1-1 1B 2B		1-0 L4	0-2 BB 1B		0-0 F7		2-2 G6-3	5 1 2 0 1 0 0												
Alex Cintron, S OBP: 0.296, SLG: 0.366 (1, 6) (8, 5)	1-2 1B 1B	1-0 G1-3		3-1 1B 2B	4-2 1B 2B BB			1-2 1B SF8 2B		4 3 3 0 1 0 1												
Chad Tracy, L OBP: 0.352, SLG: 0.412 36 Brian Bruney, R Mike Fetters, R Steve Sparks, R OBP: 0.133, SLG: 0.133 (1, 5) (5, 1) (6, 1) (7, 1)	0-1 BB 1B 1B	4-1 1B BB		0-2 E 1B	1-2 G3-1			0-2 1B		3 2 2 2 1 0 3 0 0 0 0 0 0 0 0 0 0 0 0 0 0 1 0 1 0 0 0 0												
Shea Hillenbrand, R OBP: 0.343, SLG: 0.449 Jerry Gil, R OBP: 0.273, SLG: 0.286 (1, 3) (5, 5) (8, 6)	0-2 1B 1B	0-1 G6-4-3 1B		1-2 FC6-4 1B		0-1 G6-3		2-1 P3		5 0 3 1 0 0 2 0 0 0 0 0 0 0												
Danny Bautista, R OBP: 0.344, SLG: 0.420 Andy Green, R OBP: 0.265, SLG: 0.317 (1, 9) (7, 7)	4-2 1B BB	2-0 G6-4-3		1-0 FC6-4		3-1 WP 1B		1-2 SF8		3 0 1 0 1 0 4 0 0 0 1 0 0 0												
Josh Kroeger, L OBP: 0.111, SLG: 0.111 (1, 7) (7, 9)	0-3 K		1-2 F7	0-3 K		1-3 K		0-0 F8		5 0 0 0 0 3 6												
Scott Hairston, R OBP: 0.305, SLG: 0.481 (1, 4)	2-3 K		3-3 K		3-2 F7	1-3 K		0-1 19 G6-3 SF8 2B		5 1 1 0 0 3 4												
19 Chris Snyder, R OBP: 0.306, SLG: 0.500 (1, 2)	4-2 BB		1-2 2B		0-0 G6-3		0-1 P3		0-0 G6-3	4 0 1 1 1 0 1												
31 Edgar Gonzalez, R OBP: 0.250, SLG: 0.182 Chad Durbin, R Alan Zinter, S OBP: 0.211, SLG: 0.125 (1, 1) (2, 1) (5, PH) (5, 3)	0-1 G6-3		0-2 G6-3		0-0 BB 1B 1B		3-2 G5-3		0-0 SF8	1 0 0 0 0 0 3 1 0 0 0 0 0 1 2 0 1 1 0 0 0												
<b>Inning Stats</b>	R: 3 E: 0 K: 2 S: 22	H: 3 LOB: 3 BB: 3 P: 37	R: 0 E: 0 K: 0 S: 7	H: 2 LOB: 2 BB: 1 P: 15	R: 0 E: 0 K: 1 S: 14	H: 1 LOB: 1 BB: 0 P: 19	R: 2 E: 1 K: 1 S: 16	H: 3 LOB: 1 BB: 0 P: 22	R: 0 E: 0 K: 0 S: 14	H: 2 LOB: 3 BB: 1 P: 22	R: 0 E: 0 K: 2 S: 10	H: 1 LOB: 1 BB: 0 P: 15	R: 0 E: 0 K: 0 S: 6	H: 0 LOB: 0 BB: 0 P: 9	R: 1 E: 0 K: 0 S: 15	H: 2 LOB: 1 BB: 0 P: 19	R: 1 E: 0 K: 0 S: 7	H: 1 LOB: 0 BB: 0 P: 9	1B: 10 2B: 5 3B: 0 HR: 0	SF: 2 SAC: 0 DP: 1 HBP: 0	WP: 1 PB: 0 SB: 0 CS: 0	PA: 46
<b>PITCHER</b>	IP WLS BF H R ER SO BB IBB HBP BLK WP HR S P ERA WHIP											<b>PITCHER</b>	IP WLS BF H R ER SO BB IBB HBP BLK WP HR S P ERA WHIP									
41 Brad Hennessey, R ERA: 5.7 Dave Burba, R ERA: 3.96 Jason Christiansen, L ERA: 3.74 Tyler Walker, R ERA: 4.45 Matt Herges, R ERA: 5.23 (1, 1) (5, 1) (7, 1) (8, 1) (9, 1)	4.0 W 10 3 0 4 4 4 0 0 0 0 0 59 93 9.00 3.250																					

Arizona Diamondbacks @ San Francisco Giants  
SBC Park, San Francisco, CA  
Fri Sep 03 2004, 10:15 PM EDT  
Att. 38,698 - Sunny - 72 F

livebaseballscorecards.com

AB	39
R	7
H	15
RBI	6
BB	5
SO	6
LOB	25



Batter	1	2	3	4	5	6	7	8	9	AB	R	H	RBI	BB	SO	LOB
Michael Tucker, L OBP: 0.364, SLG: 0.430 (1, 8) (7, 9)										5	1	0	1	2	1	7
Edgardo Alfonzo, R OBP: 0.353, SLG: 0.408 Matt Herges, L (1, 5) (9, 1)										6	4	5	2	0	0	3
Deivi Cruz, R OBP: 0.339, SLG: 0.452 Brian Dallimore, R OBP: 0.318, SLG: 0.359 (1, 6) (7, 4)										5	3	2	0	0	0	2
Barry Bonds, L OBP: 0.607, SLG: 0.824 Jason Ellison, R (1, 7) (7, 8)										2	3	1	3	2	0	0
J.T. Snow, L OBP: 0.428, SLG: 0.517 (1, 3) (7, 9)										5	4	4	2	1	0	0
A.J. Pierzynski, L OBP: 0.334, SLG: 0.438 (1, 2) (7, 9)										4	1	1	2	0	1	5
Dustan Mohr, R OBP: 0.416, SLG: 0.471 (1, 9) (7, 7)										3	2	1	2	2	0	1
Cody Ransom, R OBP: 0.313, SLG: 0.393 (1, 4) (7, 6)										6	0	3	4	0	0	4
41 Brad Hennessey, R OBP: 0.273, SLG: 0.222 Tony Torcato, L OBP: 0.600, SLG: 0.333 Dave Burdette, R OBP: 0.337, SLG: 0.405 Ricky Ledesma, L OBP: 0.337, SLG: 0.405 Jason Christiansen, R Tyler Walker, R Pedro Feliz, R OBP: 0.286, SLG: 0.471 (1, 1) (4, PH) (5, 1) (6, PH) (7, 1) (8, 1) (8, PH) (9, 5)										2	0	0	0	0	2	4

Inning Stats	R: 6	H: 5	E: 0	LOB: 1	K: 2	S: 15	R: 4	H: 4	E: 0	LOB: 3	K: 2	S: 21	R: 0	H: 0	E: 0	LOB: 0	K: 0	S: 5	R: 0	H: 0	E: 0	LOB: 1	K: 0	S: 7	R: 4	H: 3	E: 1	LOB: 2	K: 0	S: 15	R: 0	H: 2	E: 0	LOB: 2	K: 0	S: 10	R: 0	H: 1	E: 0	LOB: 1	K: 0	S: 13	1B: 11	SF: 1	2B: 4	SAC: 0	3B: 1	DP: 0	HR: 2	HBP: 3
PITCHER	IP	WLS	BF	H	R	ER	SO	BB	IBB	HBP	BLK	WP	HR	S	P	ERA	WHIP																																	
31 Edgar Gonzalez, R ERA: 9.64 (1, 1)	1.0	L	14	8	10	10	2	1	1	1	0	1	2	23	42	90.00	9.000																																	
Chad Durbin, R ERA: 6.29 (2, 1)	3.0		13	1	0	0	2	2	0	1	0	0	0	25	44	0.00	1.000																																	
36 Brian Bruney, R ERA: 6.41 (5, 1)	1.0		10	3	4	3	0	2	1	0	0	0	0	19	35	27.00	5.000																																	
Mike Fetters, R ERA: 10.57 (6, 1)	1.0		9	3	4	0	0	0	0	1	0	0	0	15	29	0.00	3.000																																	
Steve Sparks, R ERA: 6.02 (7, 1)	2.0		9	3	0	0	0	0	0	0	0	0	0	23	31	0.00	1.500																																	

**BOTTOM**

Arizona Diamondbacks @ San Francisco Giants  
SBC Park, San Francisco, CA

Fri Sep 03 2004, 10:15 PM EDT  
Att: 38,698 - Sunny - 72 F

livebaseballscorecards.com

AB	44
R	18
H	18
RBI	16
BB	7
SO	4
LOB	32

**GIANTS**

WP: 1	PA: 55
PB: 0	
SB: 0	
CS: 0	



Batter	1	2	3	4	5	6	7	8	9	AB R H RBI BB SO LOB	TOP															
Luis Terrero, R OBP: 0.382, SLG: 0.444 (1, 8)	3-1 HR		3-2 G1-3		1-0 1B 1-2 1B		1-3 K2-3		2-2 DI 1B	5 2 3 1 0 1 0	<p>Arizona Diamondbacks @ San Francisco Giants</p> <p>SBC Park, San Francisco, CA</p> <p>Sat Sep 04 2004, 4:05 PM EDT</p> <p>Att. 41,552 - Sunny - 90 F</p>															
Andy Green, R OBP: 0.264, SLG: 0.313 Mike Koplove, R 19 Chris Snyder, R OBP: 0.297, SLG: 0.485 (1, 7) (7, 1) (8, 2)	1-1 L9			1-1 F8	0-0 1B 1-2 2B 1B		1-0 F7		2-3 K	4 1 1 0 0 0 0 0 0 0 0 0 0 0 1 0 0 0 0 1 1																
Chad Tracy, L OBP: 0.352, SLG: 0.411 (1, 5)	2-2 G4-3			1-2 2B 1B	1-1 1B 1-3 2-H 3-H			2-3 K	1-2 G6-3	5 1 2 2 0 1 1																
Shea Hillenbrand, R OBP: 0.346, SLG: 0.456 (1, 3)	1-1 P6			1-1 1-H 2B	1-2 1-H 3-H 2B			0-0 1B BB 1B		4 0 3 2 0 0 0																
Danny Bautista, R OBP: 0.345, SLG: 0.422 (1, 9)			1-1 F9	1-0 L5		1-0 G3 SF9 2B		4-2 1B 1-2 BB		3 1 1 0 1 0 0																
Alex Cintron, S OBP: 0.296, SLG: 0.365 (1, 4)			0-2 F8		0-1 P4	0-0 G3		0-1 1-2 2-3 1B		4 0 1 0 0 0 1																
Jerry Gil, R OBP: 0.231, SLG: 0.250 (1, 6)			1-2 P4		0-3 K	1-2 SF9		2-3 K		3 0 0 1 0 2 3																
Juan Brito, R OBP: 0.217, SLG: 0.253 Greg Aquino, R (8, 1)			0-1 G1-3		1-1 1B 2B	1-0 G4-3		0-1 L4		4 1 1 0 0 0 3 0 0 0 0 0 0 0																
Stephen Randolph, L OBP: 0.286, SLG: 0.429 Lance Cormier, R OBP: 0.333, SLG: 0.375 Josh Kroeger, L OBP: 0.091, SLG: 0.091 (1, 1) (6, 1) (7, PH) (7, 7)			2-3 K		1-2 1B 1B 2-H 1B		0-0 F8		2-3 K	2 1 1 1 0 1 0 0 0 0 0 0 0 0 2 0 0 0 0 1 0																
<b>Inning Stats</b>	R: 1 E: 0 K: 0 S: 9	H: 1 LOB: 0 BB: 0 P: 16	R: 0 E: 0 K: 0 S: 8	H: 0 LOB: 0 BB: 0 P: 10	R: 0 E: 0 K: 1 S: 9	H: 0 LOB: 0 BB: 0 P: 14	R: 1 E: 0 K: 0 S: 8	H: 2 LOB: 0 BB: 0 P: 12	R: 4 E: 0 K: 1 S: 17	H: 6 LOB: 2 BB: 0 P: 22		R: 1 E: 0 K: 0 S: 6	H: 1 LOB: 0 BB: 0 P: 9	R: 0 E: 0 K: 1 S: 5	H: 0 LOB: 0 BB: 0 P: 7	R: 0 E: 0 K: 2 S: 14	H: 2 LOB: 3 BB: 1 P: 22	R: 0 E: 0 K: 2 S: 13	H: 1 LOB: 1 BB: 0 P: 20	1B: 8 2B: 4 3B: 0 HR: 1	SF: 1 SAC: 0 DP: 0 HBP: 0	WP: 0 PB: 0 SB: 0 CS: 0	PA: 39			
<b>PITCHER</b>	IP WLS BF H R ER SO BB IBB HBP BLK WP HR S P ERA WHIP																									
51 Noah Lowry, L ERA: 4.69 32 Kevin Correia, R ERA: 8.5 Dave Burba, R ERA: 3.91 Scott Eyre, L ERA: 5.06 Dustin Hermanson, R ERA: 4.39	(1, 1) (6, 1) (7, 1) (8, 1) (9, 1)	5.0 1.0 1.0 1.0 1.0	22 4 3 6 4	9 1 0 2 1	6 1 0 0 0	6 1 0 0 0	2 0 1 2 2	0 0 0 1 0	0 0 0 0 0	0 0 0 0 0	0 0 0 0 0	0 0 0 0 0	1 6 5 14 13	74 9 7 22 20	10.80 9.00 0.00 0.00 0.00	1.800 1.000 0.000 3.000 1.000										

livebaseballscorecards.com

AB	37
R	7
H	13
RBI	7
BB	1
SO	7
LOB	9







Batter	1	2	3	4	5	6	7	8	9	AB R H RBI BB SO LOB	TOP											
Luis Terrero, R OBP: 0.372, SLG: 0.431 (1, 8)	1-1 F9	0-1 FC6-4			1-0 G5-3		0-3 K			4 0 0 0 0 1 2	<p>Arizona Diamondbacks @ San Francisco Giants</p> <p>SBC Park, San Francisco, CA</p> <p>Sun Sep 05 2004, 4:05 PM EDT Att. 42,099 - Sunny - 78 F</p> <p>livebaseballscorecards.com</p>											
Andy Green, R OBP: 0.263, SLG: 0.310 (1, 4)	1-1 F9		2-2 G4-3		1-2 BB 1B		1-2 F7			4 0 1 0 0 0 1												
Chad Tracy, L OBP: 0.354, SLG: 0.411 (1, 5)	2-2 BB 1B		2-3 K		4-1 BB			2-1 F7		3 1 1 0 0 1 0												
Shea Hillenbrand, R OBP: 0.345, SLG: 0.453 (1, 3)	4-1 BB 1B		2-2 P4		2-0 F7			3-1 F9		3 0 0 0 1 0 2												
Alex Cintron, S OBP: 0.297, SLG: 0.366 (1, 6)	1-1 BB 1B			1-2 BB 1B		1-3 K		1-1 F8		4 0 2 1 0 1 0												
Doug DeVore, L OBP: 0.200, SLG: 0.242 (1, 9)	0-0 G4-3			1-3 SAFE K		2-1 G5-3			2-3 K	4 0 0 0 0 2 3												
Josh Kroeger, L OBP: 0.087, SLG: 0.067 (1, 7)				1-3 SAFE K		1-0 F9			1-3 K	4 0 0 0 0 3 1												
Juan Brito, R OBP: 0.225, SLG: 0.262 Carlos Baerga, S OBP: 0.284, SLG: 0.301 (1, 2)			1-1 FC6-4 BB 1B		1-2 G6-3		3-2 BB 1B		2-3 K	3 0 2 0 0 0 1 1 0 0 0 0 1 0												
Randy Johnson, R OBP: 0.155, SLG: 0.147 Mike Fetters, R (7, 1)			2-3 K		1-3 K		0-0 B3			3 0 0 0 0 2 2 0 0 0 0 0 0 0												
<b>Inning Stats</b>	R: 1 E: 0 K: 0 S: 11	H: 2 LOB: 2 BB: 1 P: 20	R: 0 E: 0 K: 2 S: 10	H: 1 LOB: 1 BB: 0 P: 13	R: 0 E: 0 K: 1 S: 10	H: 0 LOB: 0 BB: 0 P: 16	R: 0 E: 0 K: 2 S: 14	H: 1 LOB: 1 BB: 0 P: 18	R: 0 E: 0 K: 1 S: 9	H: 0 LOB: 2 BB: 1 P: 18	R: 0 E: 0 K: 1 S: 6	H: 1 LOB: 1 BB: 0 P: 10	R: 0 E: 0 K: 1 S: 10	H: 1 LOB: 1 BB: 0 P: 14	R: 0 E: 0 K: 0 S: 6	H: 0 LOB: 0 BB: 0 P: 12	R: 0 E: 0 K: 3 S: 12	H: 0 LOB: 0 BB: 0 P: 17	1B: 6 2B: 0 3B: 0 HR: 0	SF: 0 SAC: 0 DP: 0 HBP: 0	WP: 0 PB: 0 SB: 0 CS: 0	PA: 35
<b>PITCHER</b>	IP WLS BF H R ER SO BB IBB HBP BLK WP HR S P ERA WHIP																					
Brett Tomko, R ERA: 4.6 (1, 1)	7.0 W 29 6 1 1 8 2 0 0 0 0 0 0 70 109 1.29 1.143																					
Scott Eyre, L ERA: 5.02 (8, 1)	0.1 H 1 0 0 0 0 0 0 0 0 0 0 0 2 4 0.00 0.000																					
Jim Brower, R ERA: 3.62 (8, 1)	0.2 H 2 0 0 0 0 0 0 0 0 0 0 0 4 8 0.00 0.000																					
Dustin Hermanson, R ERA: 4.35 (9, 1)	1.0 S 3 0 0 0 3 0 0 0 0 0 0 0 12 17 0.00 0.000																					

AB	33
R	1
H	6
RBI	1
BB	2
SO	11
LOB	12



Batter	1	2	3	4	5	6	7	8	9	AB	R	H	RBI	BB	SO	LOB
Ray Durham, S OBP: 0.343, SLG: 0.460 (1, 4)	3-3 K		2-1 G6-3			4-1 HR	1-2 IBB 1B			3	1	1	1	1	1	1
Edgardo Alfonzo, R OBP: 0.349, SLG: 0.409 (1, 5)	3-2 P4		1-1 L3			2-1 HR	1-1 L7			4	1	1	2	0	0	2
Pedro Feliz, R OBP: 0.297, SLG: 0.470 (1, 3)	0-2 F7				1-3 K	1-1 F9 BB	1-1 IBB			4	0	2	0	0	1	0
Barry Bonds, L OBP: 0.610, SLG: 0.824 (1, 7)		1-0 FC5-4 1B		0-1 F7		4-2 BB	4-0 IBB			2	0	1	0	2	0	0
Deivi Cruz, R OBP: 0.335, SLG: 0.444 (1, 6)		1-3 SAFE K		2-3 K		0-1 F9	1-0 P3			4	0	0	0	0	2	6
Marquis Grissom, R OBP: 0.317, SLG: 0.443 (1, 8)		0-1 FC5-4			2-0 F9	0-1 P4		4-2 G6-3 BB		3	0	0	0	1	0	3
Dustin Hermanson, R OBP: 0.133, SLG: 0.103 (9, 1)		1-2f								0	0	0	0	0	0	0
Dustan Mohr, R OBP: 0.417, SLG: 0.469 (1, 9)		1 SAFE 0-3 K		1-3 K			0-1 F7	2-2 F9		4	0	0	0	0	2	2
Yorvit Torrealba, R OBP: 0.318, SLG: 0.424 (1, 2)			3-2 WP SH1-4 1B		2-1 F8		3-1 E 3B	0-2 G6-3		4	1	2	0	0	0	1
Brett Tomko, R OBP: 0.151, SLG: 0.137 (1, 1)			0-1 SH1-4			1-3 K	1-2 E5 1B			1	0	0	0	0	1	0
Brian Dallimore, R OBP: 0.326, SLG: 0.366 (7, PH)										1	1	1	0	0	0	0
Scott Eyre, L (8, 1)										0	0	0	0	0	0	0
Jim Brower, R OBP: 0.667, SLG: 0.500 (8, 1)										0	0	0	0	0	0	0
Jason Ellison, R (9, 8)										0	0	0	0	0	0	0

Inning Stats	R: 0	H: 0	R: 0	H: 1	R: 0	H: 1	R: 0	H: 0	R: 0	H: 0	R: 2	H: 2	R: 2	H: 4	R: 0	H: 0
	E: 0	LOB: 0	E: 0	LOB: 1	E: 0	LOB: 1	E: 0	LOB: 0	E: 0	LOB: 0	E: 0	LOB: 2	E: 1	LOB: 3	E: 0	LOB: 0
	K: 1	BB: 0	K: 2	BB: 0	K: 2	BB: 0	K: 1	BB: 0	K: 1	BB: 0	K: 1	BB: 2	K: 0	BB: 1	K: 0	BB: 1
	S: 13	P: 19	S: 9	P: 11	S: 10	P: 16	S: 14	P: 17	S: 6	P: 11	S: 14	P: 26	S: 16	P: 27	S: 9	P: 15

PITCHER	IP	WLS	BF	H	R	ER	SO	BB	IBB	HBP	BLK	WP	HR	S	P	ERA	WHIP
Randy Johnson, L ERA: 2.8 (1, 1)	6.1	L	28	7	4	4	7	2	0	0	0	1	1	76	115	5.68	1.421
Mike Fetters, R ERA: 9.53 (7, 1)	1.2		7	1	0	0	0	1	1	0	0	0	0	15	27	0.00	1.200

**BOTTOM**

Arizona Diamondbacks @ San Francisco Giants  
SBC Park, San Francisco, CA

Sun Sep 05 2004, 4:05 PM EDT  
Att. 42,099 - Sunny - 78 F

AB	30
R	4
H	8
RBI	3
BB	4
SO	7
LOB	15

livebaseballscorecards.com



WP: 1	PA: 35
PB: 0	
SB: 0	
CS: 0	





Batter	1	2	3	4	5	6	7	8	9	AB	R	H	RBI	BB	SO	LOB
Cesar Izturis, S OBP: 0.331, SLG: 0.376 (1, 6)	0-1 G4-3		2-2 1B 3B	3-2 G6-3		0-1 G3	2-3 K			5	1	1	0	0	1	2
Steve Finley, L OBP: 0.334, SLG: 0.491 (1, 8)	2-3 K		1-2 F9		4-1 1B BB	1-0 F7	0-3 K			4	1	0	0	1	2	2
Milton Bradley, S OBP: 0.369, SLG: 0.429 (1, 9)	2-1 2B		2-3 K		4-0 1B FC5 BB	1-3 K		2-3 K		4	1	1	0	1	3	1
Adrián Beltré, R OBP: 0.385, SLG: 0.650 (1, 5)	1-0 G5-3		1-1 S 1B		0-3 K		0-0 F8	1-2 BB 1B		5	0	2	1	0	1	3
Shawn Green, L OBP: 0.350, SLG: 0.448 (1, 3)		2-2 G4-3	1 SAFE 3-2 F8		3-1 G2-3 FC5 1B		0-1 BB E HR 1B	4-2 1B BB		4	1	2	1	1	0	1
Jayson Werth, R OBP: 0.339, SLG: 0.487 (1, 7)		1-2 HBP 1B		4-2 G4-3 1B BB	1-2 FC5 G2-3		0-0 E6 BB HR	1-3 K		4	2	1	1	1	1	4
Alex Cora, L OBP: 0.368, SLG: 0.378 (1, 4)		2-2 SAFE SAFE HBP 1B		1 SAFE 0-2 G4-3	1-1 SAFE G2-3		4-0 HR BB	1-1 G3		3	1	0	0	1	0	5
Brent Mayne, L OBP: 0.309, SLG: 0.270 Robin Ventura, L OBP: 0.333, SLG: 0.364 David Ross, R OBP: 0.265, SLG: 0.295 (1, 2) (7, PH) (8, 2)		1-2 F9		0-0 1B	4-1 IBB		1-0 HR			2	0	1	1	1	0	2
Hideo Nomo, R OBP: 0.120, SLG: 0.240 Giovanni Carrara, R Antonio Perez, R OBP: 1.000, SLG: 1.000 43 Yhency Brazoban, R Wilson Alvarez, L OBP: 0.185, SLG: 0.154 (1, 1) (7, 1) (7, PH) (8, 1) (9, 1)		0-3 K		1-3 K	1-2 G2-3		3-2 HR 1B			3	0	0	0	0	2	6

Inning Stats	R: 0	H: 1	E: 0	LOB: 1	K: 1	BB: 0	S: 8	R: 0	H: 1	E: 0	LOB: 2	K: 1	BB: 0	S: 14	R: 1	H: 2	E: 0	LOB: 1	K: 1	BB: 0	S: 21	R: 1	H: 1	E: 0	LOB: 1	K: 1	BB: 1	S: 14	R: 2	H: 1	E: 0	LOB: 3	K: 1	BB: 3	S: 15	R: 0	H: 0	E: 0	LOB: 0	K: 1	BB: 0	S: 6	R: 4	H: 3	E: 1	LOB: 1	K: 2	BB: 1	S: 16	R: 0	H: 1	E: 0	LOB: 2	K: 2	BB: 1	S: 16
--------------	------	------	------	--------	------	-------	------	------	------	------	--------	------	-------	-------	------	------	------	--------	------	-------	-------	------	------	------	--------	------	-------	-------	------	------	------	--------	------	-------	-------	------	------	------	--------	------	-------	------	------	------	------	--------	------	-------	-------	------	------	------	--------	------	-------	-------

PITCHER	IP	WLS	BF	H	R	ER	SO	BB	IBB	HBP	BLK	WP	HR	S	P	ERA	WHIP
17 Brandon Webb, R ERA: 3.66 (1, 1)	4.1	L	24	6	4	4	5	3	0	1	0	0	0	66	105	8.31	2.077
Randy Choate, L ERA: 5.31 (5, 1)	1.2		6	0	0	0	1	0	1	0	0	0	0	12	20	0.00	0.000
Chad Durbin, R ERA: 6.67 (7, 1)	1.0		8	3	4	3	2	1	0	0	0	0	1	16	26	27.00	4.000
36 Brian Bruney, R ERA: 6.1 (8, 1)	1.0		5	1	0	0	2	1	0	0	0	0	0	16	25	0.00	2.000

**BOTTOM**

Arizona Diamondbacks @ Los Angeles Dodgers  
Dodger Stadium, Los Angeles, CA

Tue Sep 07 2004, 7:10 PM PDT  
Att: 35,078 - Sunny - 76 F

AB	36
R	8
H	10
RBI	8
BB	6
SO	10
LOB	26

WP: 0 PA: 43  
PB: 0 SB: 1  
CS: 0



PITCHER	IP	WLS	BF	H	R	ER	SO	BB	IBB	HBP	BLK	WP	HR	S	P	ERA	WHIP
---------	----	-----	----	---	---	----	----	----	-----	-----	-----	----	----	---	---	-----	------





BOTTOM

Arizona Diamondbacks @ Los Angeles Dodgers  
Dodger Stadium, Los Angeles, CA

livebaseballscorecards.com

AB 35  
R 6  
H 12  
RBI 6  
BB 3  
SO 6  
LOB 20



Wed Sep 08 2004, 7:10 PM PDT  
Att. 28,888 - Cloudy - 76 F

AB R H RBI BB SO LOB

5	1	1	0	0	1	2
5	0	2	1	0	1	0
4	1	1	0	0	0	2
4	0	2	0	0	0	2
4	1	2	0	0	1	3
3	1	1	0	1	0	2
0	0	0	0	0	0	0
1	1	0	0	1	1	0
2	0	1	1	0	0	2
1	0	0	0	1	0	3
1	0	0	0	0	0	2
0	0	0	0	0	0	0
0	0	0	0	0	0	0
1	0	0	0	0	0	1
1	0	0	0	0	1	1
1	1	1	4	0	0	0
0	0	0	0	0	0	0
0	0	0	0	0	0	0
2	0	1	0	0	1	0

1B: 10 SF: 0  
2B: 2 SAC: 0  
3B: 0 DP: 1  
HR: 1 HBP: 0

WP: 0 PA: 38  
PB: 0  
SB: 0  
CS: 0

Batter	1	2	3	4	5	6	7	8	9
Cesar Izturis, S OBP: 0.329, SLG: 0.374 (1, 6)	F9		FC6-4		K		P6		2B 1B
Steve Finley, L OBP: 0.334, SLG: 0.492 (1, 8)	P3			K	G3-1		1B		2B
Milton Bradley, S OBP: 0.368, SLG: 0.427 (1, 9) (7, 7)	F8			P4		G4-3 1B FC3-6 1B	L5		
Adrian Beltré, R OBP: 0.386, SLG: 0.649 (1, 5)			L8-3 1B	F8		FC3-6 G4-3 1B	G4-3		
Shawn Green, L OBP: 0.351, SLG: 0.449 (1, 3) (7, 9)			K		BB 1B HR 1B	G4-3		FC1-6 1B	
José Hernández, R OBP: 0.378, SLG: 0.539 Eric Gagne, R (9, 1)			L8-3		HR 1B	FC3-6 BB	FC1-6 1B		
Jayson Werth, R OBP: 0.341, SLG: 0.485 Robin Ventura, L OBP: 0.336, SLG: 0.366 (6, PH) (7, 3)			K		HR BB	FC3-6	1B		
David Ross, R OBP: 0.268, SLG: 0.293 Jason Cribari, L OBP: 0.301, SLG: 0.404 Giovanni Carrara, R 43 Yhency Brazoban, R Alex Cora, L OBP: 0.367, SLG: 0.377 (8, PH) (9, 4)			FC6-4 BB		F9	F7		P5	
Odalis Perez, L OBP: 0.148, SLG: 0.154 Olmedo Saenz, R OBP: 0.345, SLG: 0.510 Elmer Dessens, R OBP: 0.304, SLG: 0.300 Mike Venafro, L Brent Mayne, L OBP: 0.311, SLG: 0.273 (7, 2)			K		HR		1B		K

Inning Stats	R: 0	H: 0	E: 0	K: 0	S: 6	H: 1	LOB: 0	BB: 0	P: 10	R: 0	H: 0	E: 0	K: 1	S: 7	H: 1	LOB: 0	BB: 0	P: 8	R: 0	H: 0	E: 0	K: 2	S: 13	H: 0	LOB: 1	BB: 1	P: 17	R: 0	H: 0	E: 0	K: 1	S: 6	R: 4	H: 3	E: 0	K: 1	S: 17	R: 1	H: 2	E: 0	K: 0	S: 15	H: 2	LOB: 2	BB: 1	P: 26	R: 0	H: 2	E: 0	K: 0	S: 12	H: 2	LOB: 2	BB: 0	P: 16	R: 0	H: 2	E: 0	K: 0	S: 5	H: 2	LOB: 1	BB: 0	P: 6	R: 1	H: 2	E: 0	K: 1	S: 7	H: 2	LOB: 1	BB: 0	P: 9
--------------	------	------	------	------	------	------	--------	-------	-------	------	------	------	------	------	------	--------	-------	------	------	------	------	------	-------	------	--------	-------	-------	------	------	------	------	------	------	------	------	------	-------	------	------	------	------	-------	------	--------	-------	-------	------	------	------	------	-------	------	--------	-------	-------	------	------	------	------	------	------	--------	-------	------	------	------	------	------	------	------	--------	-------	------

PITCHER	IP	WLS	BF	H	R	ER	SO	BB	IBB	HBP	BLK	WP	HR	S	P	ERA	WHIP
Casey Fossum, L ERA: 6.93 (1, 1)	5.1		24	6	5	5	5	3	0	0	0	0	1	58	82	8.44	1.688
Scott Service, R ERA: 6.48 (6, 1)	0.2	B	2	0	0	0	0	0	0	0	0	0	0	6	9	0.00	0.000
Shane Nance, L ERA: 3.86 (7, 1)	0.2		4	2	0	0	0	0	0	0	0	0	0	8	9	0.00	3.000
Mike Fetters, R ERA: 9.35 (7, 1)	0.1		1	0	0	0	0	0	0	0	0	0	0	4	7	0.00	0.000
Mike Koplove, R ERA: 4.26 (8, 1)	1.1	L	7	4	1	1	1	0	0	0	0	0	0	12	15	6.75	3.000



Batter	1	2	3	4	5	6	7	8	9	AB R H RBI BB SO LOB	TOP											
Andy Green, R (1, 7) OBP: 0.274, SLG: 0.316	2-1 G5-3		1-1 G6-3		3-3 K			1-2 FC5-2 1B		4 0 1 0 0 1 0	<p>Arizona Diamondbacks @ Los Angeles Dodgers Dodger Stadium, Los Angeles, CA</p> <p>Thu Sep 09 2004, 7:10 PM PDT Att. 27,287 - Sunny - 78 F</p> <p>livebaseballscorecards.com</p>											
Alex Cintron, S (1, 4) OBP: 0.296, SLG: 0.362	3-2 F9		1-3 K			1-1 G4-3		0-1 FC5-2 G5-4-3		4 0 0 0 0 1 3												
Chad Tracy, L (1, 5) OBP: 0.349, SLG: 0.404	0-1 P5		1-1 G6-3			2-2 G6-3		1-0 G5-4-3 1-2f		4 0 0 0 0 0 2												
Shea Hillenbrand, R (1, 3) OBP: 0.343, SLG: 0.454		2-2 2B 19 G5-3 1B		3-2 G6-3		0-1 G5-3		2-2 F8		4 1 1 0 0 0 0												
Danny Bautista, R (1, 9) OBP: 0.341, SLG: 0.417		0-0 1B 1-3 1B 2B		0-0 L7		0-1 G6-3		0-3 K		4 1 1 0 0 1 0												
19 Chris Snyder, R (1, 2) OBP: 0.347, SLG: 0.674		2-2 G5-3		4-2 BB		3-2 K HR		1-3 K		3 1 1 2 1 1 1												
Josh Kroeger, L (1, 8) OBP: 0.136, SLG: 0.095		3-H K		1-0 G4-3		0-1 G4-3				3 0 0 0 0 1 2												
Jerry Gil, R (1, 6) OBP: 0.212, SLG: 0.226		1-1 2-H 1B		2-3 K		0-3 K				3 0 1 1 0 2 0												
31 Edgar Gonzalez, R (1, 1) OBP: 0.214, SLG: 0.154 Randy Choate, L (5, 1) Mike Gosling, L (6, 1) Carlos Baerga, S (8, PH) Scott Hairston, R (8, PR) Greg Aquino, R (8, 1)		0-2 G5-3		0-2 G5-3				2-2 1B FC5-2 2B		2 0 0 0 0 0 1 0 0 0 0 0 0 0 0 0 0 0 0 0 0 1 0 1 0 0 0 0 0 0 0 0 0 0 0 0 0 0 0 0 0 0												
<b>Inning Stats</b>	R: 0 E: 0 K: 0 S: 8	H: 0 LOB: 0 BB: 0 P: 13	R: 2 E: 0 K: 1 S: 16	H: 3 LOB: 1 BB: 0 P: 21	R: 0 E: 0 K: 1 S: 8	H: 0 LOB: 0 BB: 1 P: 11	R: 0 E: 0 K: 0 S: 8	H: 0 LOB: 1 BB: 1 P: 16	R: 0 E: 0 K: 2 S: 9	H: 0 LOB: 0 BB: 0 P: 14	R: 1 E: 0 K: 1 S: 11	H: 1 LOB: 0 BB: 0 P: 14	R: 0 E: 0 K: 0 S: 9	H: 2 LOB: 1 BB: 0 P: 13	R: 0 E: 0 K: 2 S: 11	H: 0 LOB: 0 BB: 0 P: 14	1B: 3 2B: 2 3B: 0 HR: 1	SF: 0 SAC: 0 DP: 1 HBP: 0	WP: 0 PB: 0 SB: 0 CS: 0	PA: 33		
<b>PITCHER</b>	IP WLS BF H R ER SO BB IBB HBP BLK WP HR S P ERA WHIP	IP WLS BF H R ER SO BB IBB HBP BLK WP HR S P ERA WHIP	IP WLS BF H R ER SO BB IBB HBP BLK WP HR S P ERA WHIP	IP WLS BF H R ER SO BB IBB HBP BLK WP HR S P ERA WHIP	IP WLS BF H R ER SO BB IBB HBP BLK WP HR S P ERA WHIP	IP WLS BF H R ER SO BB IBB HBP BLK WP HR S P ERA WHIP	IP WLS BF H R ER SO BB IBB HBP BLK WP HR S P ERA WHIP	IP WLS BF H R ER SO BB IBB HBP BLK WP HR S P ERA WHIP	IP WLS BF H R ER SO BB IBB HBP BLK WP HR S P ERA WHIP	IP WLS BF H R ER SO BB IBB HBP BLK WP HR S P ERA WHIP	IP WLS BF H R ER SO BB IBB HBP BLK WP HR S P ERA WHIP	IP WLS BF H R ER SO BB IBB HBP BLK WP HR S P ERA WHIP	IP WLS BF H R ER SO BB IBB HBP BLK WP HR S P ERA WHIP	IP WLS BF H R ER SO BB IBB HBP BLK WP HR S P ERA WHIP	IP WLS BF H R ER SO BB IBB HBP BLK WP HR S P ERA WHIP	IP WLS BF H R ER SO BB IBB HBP BLK WP HR S P ERA WHIP	IP WLS BF H R ER SO BB IBB HBP BLK WP HR S P ERA WHIP	IP WLS BF H R ER SO BB IBB HBP BLK WP HR S P ERA WHIP	IP WLS BF H R ER SO BB IBB HBP BLK WP HR S P ERA WHIP	IP WLS BF H R ER SO BB IBB HBP BLK WP HR S P ERA WHIP	IP WLS BF H R ER SO BB IBB HBP BLK WP HR S P ERA WHIP	
Jose Lima, R (1, 1) ERA: 4.12	6.1 W 24 4 3 3 4 1 0 0 0 0 1 62 94 4.26 0.789																					
Giovanni Carrara, R (7, 1) ERA: 1.1	0.2 H 2 0 0 0 1 0 0 0 0 0 0 5 5 0.00 0.000																					
43 Yhency Brazoban, R (8, 1) ERA: 0.87	1.0 H 4 2 0 0 0 0 0 0 0 0 0 9 13 0.00 2.000																					
Eric Gagne, R (9, 1) ERA: 2.07	1.0 S 3 0 0 0 2 0 0 0 0 0 0 11 14 0.00 0.000																					









Batter	1	2	3	4	5	6	7	8	9
Luis Terrero, R OBP: 0.345, SLG: 0.396 (1, 8)	3-3 K		0-0 G5-3			0-3 K		0-0 B5-3	
Alex Cintron, S OBP: 0.296, SLG: 0.361 (1, 4)	0-1 G4-3			0-1 19 WP BB 1B		0-0 F7		2-0 L5	
Chad Tracy, L OBP: 0.350, SLG: 0.402 (1, 5)	1-0 F7			4-2 19 WP BB 1-2		4-0 FC6 BB		0-1 F9	
Alan Zinter, S OBP: 0.174, SLG: 0.100 (1, 3)		0-3 K		0-1 B5		2-2 FC6			
Danny Bautista, R OBP: 0.341, SLG: 0.417 (1, 9)		0-1 L6		0-0 P3		3-1 19 S HR 1B			
19 Chris Snyder, R OBP: 0.327, SLG: 0.630 (1, 2)		0-3 K		3-3 K		2-3 SAFE K			
Doug DeVore, L OBP: 0.217, SLG: 0.303 (1, 7)			1-1 1B		0-2 L7		3-2 2-H HR		
Jerry Gil, R OBP: 0.194, SLG: 0.206 (1, 6)			0-0 F9		1-3 K		2-3 K		
Randy Johnson, R OBP: 0.151, SLG: 0.143 (1, 1)			3-3 K		2-2 G6-3		0-0 F9		
Scott Hairston, R OBP: 0.303, SLG: 0.475 (7, PH)									
Mike Koplove, R (8, 1)									
Greg Aquino, R (9, 1)									

AB	R	H	RBI	BB	SO	LOB
4	0	0	0	0	2	1
4	0	1	0	0	0	0
2	0	0	0	2	0	0
3	0	0	0	0	1	3
3	1	1	0	0	0	2
3	0	0	0	0	3	3
3	1	2	2	0	0	0
3	0	0	0	0	2	1
2	0	0	0	0	1	1
1	0	0	0	0	0	0
0	0	0	0	0	0	0
0	0	0	0	0	0	0

**BOTTOM**

**San Francisco Giants @ Arizona Diamondbacks**  
**Bank One Ballpark, Phoenix, AZ**

Fri Sep 10 2004, 10:05 PM EDT  
Att: 34,284 - Dome - 79 F

livebaseballscorecards.com

<b>AB</b>	<b>28</b>
<b>R</b>	<b>2</b>
<b>H</b>	<b>4</b>
<b>RBI</b>	<b>2</b>
<b>BB</b>	<b>2</b>
<b>SO</b>	<b>9</b>
<b>LOB</b>	<b>11</b>



Inning Stats		R: 0	H: 0	E: 0	K: 1	S: 6	R: 0	H: 0	E: 0	K: 2	S: 8	R: 0	H: 1	E: 0	K: 1	S: 7	R: 0	H: 1	E: 0	K: 1	S: 11	R: 0	H: 0	E: 0	K: 1	S: 9	R: 0	H: 0	E: 0	K: 1	S: 7	R: 2	H: 2	E: 0	K: 2	S: 14	R: 0	H: 0	E: 0	K: 0	S: 4																			
PITCHER		IP	WLS	BF	H	R	ER	SO	BB	IBB	HBP	BLK	WP	HR	S	P	ERA	WHIP	PITCHER																		IP	WLS	BF	H	R	ER	SO	BB	IBB	HBP	BLK	WP	HR	S	P	ERA	WHIP							
Brett Tomko, R (1, 1)	6.0		22	2	0	0	7	7	2	0	0	0	1	0	48	72	0.00	0.667																																										
Jim Brower, R (7, 1)	1.0	L	5	2	2	2	2	0	0	0	0	0	0	1	14	24	18.00	2.000																																										
Dave Burba, R (8, 1)	1.0		3	0	0	0	0	0	0	0	0	0	0	0	4	6	0.00	0.000																																										

1B: 3	SF: 0	WP: 1	PA: 30
2B: 0	SAC: 0	PB: 0	
3B: 0	DP: 0	SB: 1	
HR: 1	HBP: 0	CS: 0	



Batter	1	2	3	4	5	6	7	8	9	AB	R	H	RBI	BB	SO	LOB	TOP										
Ray Durham, S OBP: 0.353, SLG: 0.467 (1, 4)	0-0 P3	1-2 1B		3-1 1-H 2B		2-2 P5		4-1 FC5-4 BB		4	0	2	1	1	0	0											
Deivi Cruz, R OBP: 0.328, SLG: 0.436 Cody Ransom, R OBP: 0.338, SLG: 0.406 (1, 6) (8, 6)	1-3 K	1-1 F8		1-1 G6-3		0-1 F9		1-1 FC5-4		5	0	0	0	0	1	4											
Pedro Feliz, R OBP: 0.296, SLG: 0.462 (1, 3)	2-1 BB 1B			2-0 F8						5	1	1	0	0	1	0											
Barry Bonds, L OBP: 0.614, SLG: 0.826 (1, 7)	4-1 1B 1B 1-2 BB			1-0 G5-3 1B		4-0 PB 2B BB		4-0 IBB		2	1	1	0	3	1	0											
Edgardo Alfonzo, R OBP: 0.357, SLG: 0.422 (1, 5)	1-1 1B 1-2 2-H 1B			1-2 G5-3		4-1 2B BB		0-1 L5		4	1	1	1	1	1	2											
Marquis Grissom, R OBP: 0.321, SLG: 0.449 (1, 8)	2-2 1B 1-2 2-3 1B			1-0 G6-3		1-0 1B 2B		1-0 G4-3		4	1	2	2	0	0	2											
A.J. Pierzynski, L OBP: 0.325, SLG: 0.423 (1, 2)	0-0 P6			1-1 L3		1-0 G6-4-3 1B		1-0 G1-5-3		4	0	1	1	0	0	3											
Dustan Mohr, R OBP: 0.410, SLG: 0.460 (1, 9)		2-2 P4		4-0 2B BB		0-0 G6-4-3		2-0 2B		3	1	1	0	1	0	1											
51 Noah Lowry, R OBP: 0.160, SLG: 0.200 Dave Burba, R (8, 1) Dustin Hermanson, R OBP: 0.133, SLG: 0.103 (9, 1)		0-3 K		2-3 K				0-3 K		4	0	0	0	0	4	2											
										0	0	0	0	0	0	0											
										0	0	0	0	0	0	0											
<b>Inning Stats</b>	R: 1 E: 0 K: 1 S: 15	H: 3 LOB: 3 BB: 1 P: 25	R: 0 E: 0 K: 1 S: 11	H: 1 LOB: 1 BB: 0 P: 15	R: 0 E: 0 K: 0 S: 6	H: 1 LOB: 1 BB: 0 P: 11	R: 1 E: 0 K: 1 S: 9	H: 1 LOB: 1 BB: 1 P: 20	R: 3 E: 0 K: 1 S: 8	H: 2 LOB: 0 BB: 2 P: 19	R: 0 E: 0 K: 1 S: 8	H: 0 LOB: 0 BB: 0 P: 10	R: 0 E: 0 K: 0 S: 5	H: 0 LOB: 1 BB: 1 P: 11	R: 0 E: 0 K: 1 S: 8	H: 1 LOB: 2 BB: 1 P: 17	R: 0 E: 0 K: 2 S: 9	H: 0 LOB: 0 BB: 0 P: 16	1B: 6 2B: 3 3B: 0 HR: 0	SF: 0 SAC: 0 DP: 1 HBP: 0	WP: 0 PB: 1 SB: 0 CS: 0	PA: 41					
<b>PITCHER</b>	IP	WLS	BF	H	R	ER	SO	BB	IBB	HBP	BLK	WP	HR	S	P	ERA	WHIP										
Stephen Randolph, L ERA: 5.35 (1, 1)	4.1	L	25	8	5	5	4	4	0	0	0	0	0	48	89	10.38	2.769										
Lance Cormier, R ERA: 9.0 (5, 1)	2.2		8	0	0	0	1	0	1	0	0	0	0	14	22	0.00	0.000										
Mike Gosling, L ERA: 6.0 (8, 1)	1.0		5	1	0	0	1	1	0	0	0	0	0	8	17	0.00	2.000										
36 Brian Bruney, R ERA: 5.82 (9, 1)	1.0		3	0	0	0	2	0	0	0	0	0	0	9	16	0.00	0.000										

San Francisco Giants @ Arizona Diamondbacks  
Bank One Ballpark, Phoenix, AZ  
Sat Sep 11 2004, 10:05 PM EDT  
Att: 36,887 - Dome - 78 F

AB	35
R	5
H	9
RBI	5
BB	6
SO	8
LOB	14



WP	0	PA	41
----	---	----	----

ERA	WHIP
-----	------

livebaseballscorecards.com







Batter	1	2	3	4	5	6	7	8	9	AB R H RBI BB SO LOB
<b>Luis Terrero, R</b> OBP: 0.341, SLG: 0.395 (1, 8) B F X	1-1 2B	0-1 2-H 1B			0-3 K			1-2 G5-3		4 1 2 1 0 1 0
<b>Alex Cintron, S</b> OBP: 0.294, SLG: 0.359 (1, 6) X	0-0 B1	1-0 G4-3			1-1 G4-3			0-2 G4-3		4 0 0 0 0 0 2
<b>Scott Hairston, R</b> OBP: 0.299, SLG: 0.469 (1, 4) C B X	1-1 P3				1-3 K		0-0 G6-3		0-0 P2	4 0 0 0 0 1 1
<b>Alan Zinter, S</b> OBP: 0.226, SLG: 0.185 (1, 3) X	0-0 2B				1-3 K		2-3 K2-3		1-3 K	4 0 1 1 0 3 0
<b>Chad Tracy, L</b> OBP: 0.352, SLG: 0.412 (1, 5) B B C B	4-1 BB				1-2 G6-3		2-3 K		3-2 2B	3 0 1 0 1 1 0
<b>19 Chris Snyder, R</b> OBP: 0.304, SLG: 0.580 (1, 2) X	0-0 F9				1-0 P4		1-1 F8		2-1 F8	4 0 0 0 0 0 3
<b>Doug DeVore, L</b> OBP: 0.222, SLG: 0.294 (1, 7) (8, 9) B B B		4-0 WP 17 SH2-4 1B BB			2-3 K		3-1 G3			2 1 0 0 1 1 0
<b>Josh Kroeger, L</b> OBP: 0.120, SLG: 0.083 (1, 9) 1 SAFE C X		0-1 F7			0-3 K		0-0 F7			3 0 0 0 0 1 1
<b>17 Brandon Webb, R</b> OBP: 0.133, SLG: 0.088 (1, 1) <b>Randy Choate, L</b> (7, 1) <b>Mike Koplove, R</b> (8, 1) <b>Andy Green, R</b> OBP: 0.258, SLG: 0.298 (8, 7) M X		0-1 SH2-4			2-3 K			2-2 G5-3		1 0 0 0 0 1 0 0 0 0 0 0 0 0 0 0 0 0 0 0 0 1 0 0 0 0 0 0

Inning Stats	R: 1 E: 0 K: 0 S: 8	H: 2 LOB: 2 BB: 1 P: 14	R: 1 E: 0 K: 0 S: 7	H: 1 LOB: 1 BB: 1 P: 12	R: 0 E: 0 K: 2 S: 9	H: 0 LOB: 0 BB: 0 P: 12	R: 0 E: 0 K: 2 S: 7	H: 0 LOB: 0 BB: 0 P: 10	R: 0 E: 0 K: 2 S: 8	H: 0 LOB: 0 BB: 0 P: 11	R: 0 E: 0 K: 2 S: 8	H: 0 LOB: 0 BB: 0 P: 12	R: 0 E: 0 K: 0 S: 12	H: 0 LOB: 0 BB: 0 P: 15	R: 0 E: 0 K: 1 S: 9	H: 1 LOB: 1 BB: 0 P: 15	1B: 1 2B: 3 3B: 0 HR: 0	SF: 0 SAC: 1 DP: 0 HBP: 0
<b>PITCHER</b> <b>Jason Schmidt, R</b> ERA: 3.14 (1, 1)	IP 9.0 WLS W BF 33 H 4 R 2 ER 2 SO 9 BB 2 IBB 0 HBP 0 BLK 0 WP 1 HR 0 S 73 P 110 ERA 2.00 WHIP 0.667																	


**BOTTOM**

**San Francisco Giants @ Arizona Diamondbacks**  
Bank One Ballpark, Phoenix, AZ

Sun Sep 12 2004, 4:35 PM EDT  
Att: 30,903 - Dome - 77 F

livebaseballscorecards.com

<b>AB</b>	<b>30</b>
<b>R</b>	<b>2</b>
<b>H</b>	<b>4</b>
<b>RBI</b>	<b>2</b>
<b>BB</b>	<b>2</b>
<b>SO</b>	<b>9</b>
<b>LOB</b>	<b>7</b>



WP: 1	PA: 33
PB: 0	
SB: 0	
CS: 0	




Batter	1	2	3	4	5	6	7	8	9	AB R H RBI BB SO LOB	TOP											
Aaron Miles, S (1, 4) OBP: 0.331, SLG: 0.377	1-2 P4	1 SAFE 0-0 CS 1B		3-2 P3		0-1 F7			2-2 G6-3	5 0 1 0 0 0 1												
Royce Clayton, R (1, 6) OBP: 0.340, SLG: 0.410	4-2 G6-4-3 BB	2-2 CS 1B	2-2 G4-3 1B		2-2 G6-4-3 1B		0-0 HR 2B		0-2 G6-3	4 1 3 0 1 0 0												
17 Todd Helton, L (1, 3) OBP: 0.462, SLG: 0.617	0-1 G6-4-3		1-1 G4-3		2-1 G6-4-3		0-3 K		0-1 G4-3	4 0 0 0 0 1 4 1 0 0 0 0 0 0												
Mark Sweeney, L (7, 3) OBP: 0.386, SLG: 0.546	1-2f		1-3		1-2f																	
Vinny Castilla, R (1, 5) OBP: 0.336, SLG: 0.553		1-1 HR 1B	2-3 K		2-2 HR		0-2 2-H HR			4 3 3 3 0 1 1 0 0 0 0 0 0 0												
27 Garrett Atkins, R (8, 5) OBP: 0.400, SLG: 1.200																						
Jeremy Burnitz, L (1, 9) OBP: 0.364, SLG: 0.587		4-2 HR BB	3-3 K		1-1 HR		2-1 G3			3 2 1 1 1 1 1 0 0 0 0 0 0 0 0 0 0 0 0 0 0												
Chin-hui Tsao, R (8, 1)		1-2																				
Shawn Chacon, R (9, 1)																						
Luis Gonzalez, R (1, 7) OBP: 0.316, SLG: 0.456		1-0 1-H 2-H HR		4-2 1B BB	2-0 F9		2-3 K			3 2 1 3 1 1 0												
JD Closser, S (1, 2) OBP: 0.390, SLG: 0.444		0-0 G5-3		1 SAFE 0-0 B3-6 1B		2-1 G1-3		0-3 K		4 0 1 0 0 1 0												
Choo Freeman, R (1, 8) OBP: 0.296, SLG: 0.306		1-2 1B 1B		1-2 1B		1-2 G6-3		1-3 K		4 0 2 1 0 1 0												
Joe Kennedy, R (1, 1) OBP: 0.163, SLG: 0.146		1 SAFE 0-1 F7		0-1 B3-6		0-0 HR		3-3 K		2 0 0 0 0 0 3 1 1 1 1 0 0 0 0 0 0 0 0 0 0 1 0 0 0 0 1 0												
11 Brad Hawpe, L (6, PH) OBP: 0.312, SLG: 0.406																						
Jeff Fassero, L (6, 1) OBP: 0.227, SLG: 0.190																						
Jorge Piedra, L (8, PH) OBP: 0.357, SLG: 0.442																						
<b>Inning Stats</b>	R: 0 E: 0 K: 0 S: 11	H: 0 LOB: 0 BB: 1 P: 16	R: 3 E: 0 K: 0 S: 15	H: 4 LOB: 1 BB: 1 P: 24	R: 0 E: 0 K: 2 S: 12	H: 1 LOB: 1 BB: 0 P: 20	R: 1 E: 0 K: 0 S: 13	H: 2 LOB: 1 BB: 1 P: 21	R: 2 E: 0 K: 0 S: 12	H: 3 LOB: 0 BB: 0 P: 21	R: 1 E: 0 K: 0 S: 8	H: 1 LOB: 0 BB: 0 P: 11	R: 2 E: 0 K: 2 S: 12	H: 2 LOB: 0 BB: 0 P: 16	R: 0 E: 0 K: 3 S: 10	H: 0 LOB: 0 BB: 0 P: 14	R: 0 E: 0 K: 0 S: 8	H: 0 LOB: 0 BB: 0 P: 10	1B: 7 2B: 2 3B: 0 HR: 5	SF: 0 SAC: 0 DP: 3 HBP: 0	WP: 0 PB: 0 SB: 1 CS: 1	PA: 40
<b>PITCHER</b>	IP WLS BF H R ER SO BB IBB HBP BLK WP HR S P ERA WHIP																				<b>PITCHER</b>	IP WLS BF H R ER SO BB IBB HBP BLK WP HR S P ERA WHIP
Casey Fossum, L (1, 1) ERA: 7.0	4.0 L 19 7 4 4 2 3 0 0 0 0 1 51 81 9.00 2.500																					
Lance Cormier, R (5, 1) ERA: 9.24	2.0 9 4 3 3 0 0 0 0 0 0 0 3 20 32 13.50 2.000																					
Scott Service, R (7, 1) ERA: 7.13	1.0 5 2 2 2 2 0 0 0 0 0 1 12 16 18.00 2.000																					
Steve Sparks, R (8, 1) ERA: 5.91	2.0 6 0 0 0 0 3 0 0 0 0 0 0 18 24 0.00 0.000																					

**Colorado Rockies @ Arizona Diamondbacks**  
Bank One Ballpark, Phoenix, AZ

Mon Sep 13 2004, 9:35 PM EDT  
Att. 22,070 - Sunny - 78 F

AB	36
R	9
H	13
RBI	9
BB	3
SO	7
LOB	10



livebaseballscores.com





Batter	1	2	3	4	5	6	7	8	9	10	11	12	13	AB R H RBI BB SO LOB	TOP																				
12 Clint Barnes, R OBP: 0.333, SLG: 0.452 Aaron Miles, S OBP: 0.329, SLG: 0.375 (8, 4)	1-3 K		0-1 F8			0-1 F9		0-2 F7		0-3 K		1-0 G4-3		3 0 0 0 0 1 0 3 0 0 0 0 1 1																					
Royce Clayton, R OBP: 0.342, SLG: 0.408 (1, 6)	4-1 FC5-4 BB		0-3 K			4-2 17 BB 1B		3-1 E1 1B		3-3 K		2-2 G1-3		4 2 1 0 2 2 0																					
17 Todd Helton, L OBP: 0.461, SLG: 0.612 (1, 3)	2-3 K			0-0 G4-3		4-2 L8 1B 1-2 BB		4-0 G4-3 1B BB		2-1 F8		3-1 F7		4 0 0 0 2 1 1																					
Vinny Castilla, R OBP: 0.337, SLG: 0.552 (1, 5)	2-1 FC5-4 1-2f		1-1 G4-3			3-2 1-2 2H E 1B		1-1 G4-3 1-2 2H 1B			2-1 L6-3 HBP		0-3 K	5 0 2 2 0 1 1																					
Jeremy Burnitz, L OBP: 0.361, SLG: 0.581 (1, 9)		2-3 K		2-2 F7		0-0 L8 1-2 2-3		1-0 G4-3 1-2 2-3			2-1 L6-3 1-1			5 0 0 0 0 1 5																					
Luis Gonzalez, R OBP: 0.319, SLG: 0.469 Mark Sweeney, L OBP: 0.382, SLG: 0.539 (8, 7)		2-2 K				3-2 G6-3 WP 1B		1-0 G5-3			2-0 P4			3 1 2 1 0 0 2 2 0 0 0 0 1 2																					
Allan Simpson, R Steve Reed, R OBP: 0.500, SLG: 0.500 (13, 1)		1-3 HR				3-2 G6-3 1-3		0-0 F8		3-2 F7		1-2 G3-1		0 0 0 0 0 0 0 0 0 0 0 0 0 0																					
JD Closser, S OBP: 0.366, SLG: 0.416 (1, 2)		1-3 K2-3				3-2 G6-3 1-3		2-1 G4-3		0-0 G3		0-2 P5		5 0 0 0 0 1 1																					
Choo Freeman, R OBP: 0.288, SLG: 0.297 Jorge Piedra, L OBP: 0.339, SLG: 0.418 (7, 8)		0-0 G6-3				2-1 G5-3		2-1 G4-3		0-0 K2-3		2-1 K		2 0 0 0 0 0 1 3 0 0 0 0 0 0																					
Jason Jennings, L OBP: 0.273, SLG: 0.359 40 Brian Fuentes, L Andy Tracy, L Scott Dohmann, R 11 Brad Hawpe, L OBP: 0.321, SLG: 0.429 (11, 7)			0-3 K			1-1 G3-1		2-3 K2-3		1-3 K		2-1 2B		3 0 0 0 0 2 1 0 0 0 0 0 0 0 1 0 0 0 0 1 0 0 0 0 0 0 0 0 1 0 1 0 0 0 0																					
<b>Inning Stats</b>	R: 0 E: 0 K: 2 S: 12	H: 0 LOB: 1 BB: 1 P: 21	R: 1 E: 0 K: 2 S: 10	H: 1 LOB: 0 BB: 0 P: 15	R: 0 E: 0 K: 2 S: 8	H: 0 LOB: 0 BB: 0 P: 8	R: 0 E: 0 K: 0 S: 6	H: 0 LOB: 0 BB: 0 P: 9	R: 0 E: 0 K: 1 S: 7	H: 0 LOB: 0 BB: 0 P: 11	R: 1 E: 1 K: 1 S: 11	H: 2 LOB: 1 BB: 1 P: 22	R: 0 E: 0 K: 2 S: 7	H: 0 LOB: 0 BB: 0 P: 11	R: 0 E: 0 K: 0 S: 4	H: 0 LOB: 0 BB: 0 P: 10	R: 0 E: 0 K: 0 S: 9	H: 1 LOB: 1 BB: 0 P: 13	R: 0 E: 0 K: 1 S: 9	H: 0 LOB: 0 BB: 0 P: 14	1B: 4 2B: 2 3B: 0 HR: 1	SF: 0 SAC: 0 DP: 1 HBP: 1	WP: 1 PB: 0 SB: 0 CS: 0	PA: 49											
<b>PITCHER</b>	IP 5.2	WLS 23	BF 23	H 3	R 2	ER 2	SO 6	BB 3	IBB 0	HBP 0	BLK 0	WP 1	HR 1	S 57	P 94	ERA 3.18	WHIP 1.059	<b>PITCHER</b>	IP 1.1	WLS 4	BF 4	H 0	R 0	ER 0	SO 2	BB 0	IBB 0	HBP 0	BLK 0	WP 0	HR 0	S 10	P 16	ERA 0.00	WHIP 0.000
Mike Gosling, L ERA: 4.15 Mike Fetters, R ERA: 9.17 Chad Durbin, R ERA: 6.55 Mike Koplove, R ERA: 4.42 Shane Nance, L ERA: 3.72	(1, 1) (6, 1) (7, 1) (8, 1) (8, 1)	0.1 1.0 0.1 0.1	1 H 3 B 4 1	0 0 2 0	0 0 1 0	0 0 1 0	0 1 0 0	0 0 1 0	0 0 0 0	0 0 0 0	0 0 0 0	0 0 0 0	0 0 0 0	0 0 0 0	0 0 0 0	0 0 0 0	0.00 0.000 27.00 0.000	Greg Aquino, R ERA: 2.48 36 Brian Bruney, R ERA: 5.32 Randy Choate, L ERA: 5.08	(8, 1) (10, 1) (12, 1)	2.0 2.0 2.0	6 W 7	0 1	0 0	0 0	2 1	0 0	0 0	0 0	0 0	0 0	0 0	0 0	0.00 0.000 0.00 0.500		

**Colorado Rockies @ Arizona Diamondbacks**  
Bank One Ballpark, Phoenix, AZ  
Tue Sep 14 2004, 9:35 PM EDT  
Att: 23,175 - Sunny - 76 F

livebaseballscores.com

AB	44
R	3
H	6
RBI	3
BB	4
SO	12
LOB	15









Batter	1	2	3	4	5	6	7	8	9	AB R H RBI BB SO LOB	TOP																						
Aaron Miles, S (1, 4) OBP: 0.328, SLG: 0.380	0-3 K			2-1 F9		2-0 G3		0-0 HR		4 1 1 2 0 1 1																							
Royce Clayton, R (1, 6) OBP: 0.340, SLG: 0.405	2-2 G6-3			2-3 K		2-1 G5-3		0-2 L5		4 0 0 0 0 1 1																							
27 Garrett Atkins, R (1, 3) OBP: 0.500, SLG: 1.000 Mark Sweeney, L (9, PH) OBP: 0.380, SLG: 0.536	0-3 K			0-1 1B			0-1 1B		1-2 G3-1	3 0 2 0 0 1 0 1 0 0 0 0 0 0																							
Vinny Castilla, R (1, 5) OBP: 0.335, SLG: 0.548			1-2 P5		1-1 G6-3				2-3 K	4 0 0 0 0 2 2																							
Todd Greene, R (1, 2) OBP: 0.301, SLG: 0.486 Jeromy Burnitz, L (9, PH) OBP: 0.360, SLG: 0.580			0-3 K			0-1 F8			3-3 K	3 0 0 0 0 1 1 1 0 0 0 0 1 0																							
Luis Gonzalez, R (1, 7) OBP: 0.316, SLG: 0.464			3-3 K			1-3 K			2-3 K	3 0 0 0 0 3 1																							
11 Brad Hawpe, L (1, 9) OBP: 0.309, SLG: 0.411				0-1 G4-3		0-3 K			1-2 F7	3 0 0 0 0 1 0																							
Choo Freeman, R (1, 8) OBP: 0.289, SLG: 0.328				0-3 K			0-1 F7		0-0 HR	3 1 1 0 0 1 0																							
Shawn Estes, R (1, 1) OBP: 0.227, SLG: 0.277 Charles Johnson, R (8, PH) OBP: 0.355, SLG: 0.441 Javier López, L (8, 1)				1-1 G1-3			0-0 G3 PB 1B		3-3 K	2 0 1 0 0 0 0 1 0 0 0 0 1 1 0 0 0 0 0 0 0																							
<b>Inning Stats</b>	R: 0 E: 0 K: 2 S: 11	H: 0 LOB: 0 BB: 0 P: 13	R: 0 E: 0 K: 2 S: 9	H: 0 LOB: 0 BB: 0 P: 13	R: 0 E: 0 K: 1 S: 8	H: 0 LOB: 0 BB: 0 P: 9	R: 0 E: 0 K: 1 S: 9	H: 1 LOB: 1 BB: 0 P: 14	R: 0 E: 0 K: 2 S: 8	H: 0 LOB: 0 BB: 0 P: 9	R: 0 E: 0 K: 0 S: 6	H: 1 LOB: 1 BB: 0 P: 10	R: 0 E: 0 K: 2 S: 9	H: 1 LOB: 1 BB: 0 P: 12	R: 2 E: 0 K: 1 S: 11	H: 2 LOB: 0 BB: 0 P: 15	R: 0 E: 0 K: 2 S: 9	H: 0 LOB: 0 BB: 0 P: 15	1B: 3 2B: 0 3B: 1 HR: 1	SF: 0 SAC: 0 DP: 0 HBP: 0	WP: 0 PB: 1 SB: 0 CS: 0	PA: 32											
<b>PITCHER</b> Randy Johnson, L (1, 1) ERA: 2.74 Greg Aquino, R (9, 1) ERA: 2.4	IP 8.0	WLS W	BF 29	H 5	R 2	ER 2	SO 11	BB 0	IBB 0	HBP 0	BLK 0	WP 0	HR 1	S 71	P 95	ERA 2.25	WHIP 0.625																
											<b>PITCHER</b>	IP	WLS	BF	H	R	ER	SO	BB	IBB	HBP	BLK	WP	HR	S	P	ERA	WHIP					

Colorado Rockies @ Arizona Diamondbacks  
Bank One Ballpark, Phoenix, AZ

AB	32
R	2
H	5
RBI	2
BB	0
SO	13
LOB	7



Wed Sep 15 2004, 9:35 PM EDT  
Att. 22,598 - Sunny - 82 F

livebaseballscores.com

Batter	1	2	3	4	5	6	7	8	9	AB	R	H	RBI	BB	SO	LOB
Luis Terrero, R OBP: 0.346, SLG: 0.402 (1, 8)	1-1 HR		4-1 BB	1-0 G6-4-3			1-3 K			3	1	1	1	1	1	1
Robby Hammock, R OBP: 0.267, SLG: 0.363 Doug DeVore, L OBP: 0.237, SLG: 0.296 (1, 7) (9, 7)	2-1 F7		0-0 G6-4-3			0-1 1B SF7 2B	2-1 FC6-4 1B			4	1	2	0	0	0	1
Danny Bautista, R OBP: 0.343, SLG: 0.416 (1, 9)	1-0 G4-3		2-2 19 BB 1B BB 1B			2-0 19 1B 2-3 1B	3-2 SAFE F8 SAFE			4	1	2	0	0	0	1
Shea Hillenbrand, R OBP: 0.347, SLG: 0.463 (1, 3)	3-1 1B		2-0 BB 19 BB 1B			1-1 SF7	0-0 FC6-4			3	0	2	1	0	0	1
19 Chris Snyder, R OBP: 0.304, SLG: 0.508 (1, 2)	3-2 G6-3		4-2 BB 1-2 2-3 BB			3-H 2-1 BB G4-3 1B	3-2 G4-3			3	0	1	0	1	0	1
Alex Cintron, S OBP: 0.299, SLG: 0.361 (1, 4)		3-2 G3	4-1 FC1-4 BB			0-1 G4-3	0-0 G1-6-3 1B			3	0	1	1	1	0	2
Chad Tracy, L OBP: 0.349, SLG: 0.410 (1, 5)		2-1 G3	1-1 FC1-4			0-1 G3	1-1 G1-6-3			4	0	0	0	0	0	4
Jerry Gil, R OBP: 0.220, SLG: 0.271 (1, 6)		1-0 3B		1-2 G5-3		2-1 G6-3				3	0	1	0	0	0	0
Randy Johnson, R OBP: 0.158, SLG: 0.139 Greg Aquino, R (9, 1)		2-2 K		4-1 BB		1-3 K				2	0	0	0	1	2	1
										0	0	0	0	0	0	0

Inning Stats	R: 1	H: 2	E: 0	K: 0	S: 10	R: 0	H: 1	E: 0	K: 1	S: 10	R: 1	H: 2	E: 0	K: 0	S: 11	R: 0	H: 0	E: 0	K: 0	S: 5	R: 1	H: 3	E: 0	K: 0	S: 9	R: 0	H: 0	E: 0	K: 1	S: 7	R: 0	H: 1	E: 0	K: 1	S: 9	R: 0	H: 1	E: 0	K: 0	S: 7	R: 0	H: 1	E: 0	K: 0	S: 7	1B: 7	SF: 1	2B: 1	SAC: 0	3B: 1	DP: 4	HR: 1	HBP: 0	WP: 0	PA: 34
--------------	------	------	------	------	-------	------	------	------	------	-------	------	------	------	------	-------	------	------	------	------	------	------	------	------	------	------	------	------	------	------	------	------	------	------	------	------	------	------	------	------	------	------	------	------	------	------	-------	-------	-------	--------	-------	-------	-------	--------	-------	--------

PITCHER	IP	WLS	BF	H	R	ER	SO	BB	IBB	HBP	BLK	WP	HR	S	P	ERA	WHIP
Shawn Estes, L ERA: 5.82 (1, 1)	7.0	L	31	9	3	3	3	4	0	0	0	0	1	61	116	3.86	1.857
Javier López, L ERA: 7.88 (8, 1)	1.0		3	1	0	0	0	0	0	0	0	0	0	7	11	0.00	1.000


**BOTTOM**

**Colorado Rockies @ Arizona Diamondbacks**  
Bank One Ballpark, Phoenix, AZ

Wed Sep 15 2004, 9:35 PM EDT  
Att: 22,598 - Sunny - 82 F

livebaseballscores.com

AB	29
R	3
H	10
RBI	3
BB	4
SO	3
LOB	12





Batter	1	2	3	4	5	6	7	8	9	AB R H RBI BB SO LOB	TOP																									
Aaron Miles, S (1, 4) OBP: 0.329, SLG: 0.381	1-2 12 1B 27 1B 2B	3-2 F8			2-1 G4-3	2-2 G6-3 1-2f		4-0 12 FC1-6 BB		4 1 1 0 1 0 4																										
12 Clint Barnes, R (1, 6) OBP: 0.342, SLG: 0.528	0-2 27 BB 1B	1-2 1-H HR			1-1 F8		2-3 K	1-1 1-2f FC1-6		5 2 2 2 0 1 1																										
17 Todd Helton, L (1, 3) OBP: 0.460, SLG: 0.609	3-2 SAFE K	1-3 K			4-0 1B BB		4-2 27 BB 1B BB	3-0 F7		3 1 0 0 2 2 3																										
Todd Greene, R (1, 2) OBP: 0.305, SLG: 0.483 11 Brad Hawpe, L (9, PH) OBP: 0.305, SLG: 0.405	4-0 27 1B 1-2 BB		0-0 P4		0-0 1-2 1B		1-3 K	1-1 G4-3		3 0 1 0 1 1 1 1 0 0 0 0 0 0																										
Jeremy Burnitz, L (1, 9) OBP: 0.358, SLG: 0.575	0-3 K		0-3 K		1-1 F8		1 SAFE 4-1 27 BB 1B BB	2-1 G4-3		4 0 0 0 1 2 5																										
27 Garrett Atkins, R (1, 5) OBP: 0.462, SLG: 0.769	2-2 1-2 2-H 3-H 1B		2-2 G5-3			1-0 G6-3	0-0 1-2 2-H BB 1B	3-2 G6-3		5 0 2 3 0 0 0																										
Luis Gonzalez, R (1, 7) OBP: 0.318, SLG: 0.460	2-2 L7			1-0 G5-3		4-1 1B BB E	4-2 1-2 2-3 BB			2 0 0 0 2 0 2																										
Choo Freeman, R (1, 8) OBP: 0.288, SLG: 0.324		2-2 26 FC1-6 1B		1-2 P6		1 SAFE 2-2 1 SAFE 1 SAFE 1 SAFE X	1-1 L9			4 0 1 0 0 0 4																										
26 Jeff Francis, L (1, 1) Charles Johnson, R (8, PH) Scott Dohmann, R (6, 1) Allan Simpson, R (7, 1) Mark Sweeney, L (8, PH) Chin-hui Tsao, R (8, 1)		0-1 1 SAFE FC1-6 12 HR		1-3 K		1-0 G6-3 1-2 2-3 1B		2-3 K		2 1 0 0 0 1 1 1 0 1 0 0 0 0 0 0 0 0 0 0 0 0 0 0 0 0 0 0 1 0 0 0 0 1 0 0 0 0 0 0 0 0																										
<b>Inning Stats</b>	R: 2 E: 0 K: 2 S: 25	H: 3 LOB: 2 BB: 1 P: 37	R: 2 E: 0 K: 1 S: 18	H: 2 LOB: 0 BB: 0 P: 25	R: 0 E: 0 K: 1 S: 8	H: 0 LOB: 0 BB: 0 P: 10	R: 0 E: 0 K: 1 S: 8	H: 0 LOB: 0 BB: 0 P: 11	R: 0 E: 0 K: 0 S: 9	H: 1 LOB: 2 BB: 1 P: 19	R: 1 E: 0 K: 2 S: 16	H: 1 LOB: 3 BB: 3 P: 32	R: 0 E: 0 K: 1 S: 6	H: 0 LOB: 1 BB: 1 P: 16	R: 0 E: 0 K: 0 S: 7	H: 0 LOB: 0 BB: 0 P: 13	1B: 6 2B: 1 3B: 0 HR: 1	SF: 0 SAC: 0 DP: 1 HBP: 0	WP: 0 PB: 0 SB: 0 CS: 0	PA: 42																
<b>PITCHER</b>	IP WLS BF H R ER SO BB IBB HBP BLK WP HR S P ERA WHIP																			<b>PITCHER</b>	IP WLS BF H R ER SO BB IBB HBP BLK WP HR S P ERA WHIP															
Stephen Randolph, L (1, 1) ERA: 5.45	5.1		27	7	4	4	5	3	0	0	0	0	1	72	112	6.75	1.875																			
Scott Service, R (6, 1) ERA: 6.87	0.2		1	0	0	0	0	0	0	0	0	0	0	3	5	0.00	0.000																			
Chad Durbin, R (7, 1) ERA: 6.59	1.0	W	7	1	1	1	2	3	0	0	0	0	0	16	32	9.00	4.000																			
Mike Koplove, R (8, 1) ERA: 4.37	1.0	H	4	0	0	0	1	1	0	0	0	0	0	6	16	0.00	1.000																			
Mike Fetters, R (9, 1) ERA: 8.68	1.0	S	3	0	0	0	0	0	0	0	0	0	0	7	13	0.00	0.000																			

**Colorado Rockies @ Arizona Diamondbacks**  
Bank One Ballpark, Phoenix, AZ

AB 35  
R 5  
H 8  
RBI 5  
BB 7  
SO 8  
LOB 21



Thu Sep 16 2004, 6:05 PM EDT  
Att. 22,281 - Dome - 80 F

livebaseballscorecards.com

Batter	1	2	3	4	5	6	7	8	9	AB	R	H	RBI	BB	SO	LOB				
Luis Terrero, R OBP: 0.349, SLG: 0.410 (1, 8)	2-1 G4-6-3 1B		0-0 SH3 1-2	2-1 2-H 2B		0-1 F9 2-3		0-3 K		4	0	2	1	0	1	1				
Robby Hammock, R OBP: 0.272, SLG: 0.368 Carlos Baerga, S OBP: 0.298, SLG: 0.329 Doug DeVore, L OBP: 0.237, SLG: 0.296 (1, 7) (8, PH) (8, PR) (9, 7)	1-1 G4-6-3 1-2f		0-1 2-H 2B	3-2 K			4-2 2B BB	1-0 1B		3	1	1	1	1	1	2				
Danny Bautista, R OBP: 0.345, SLG: 0.420 (1, 9)	4-2 WP BB		2-1 G6-3		1-1 FC1-5 2B		2-2 F9 1-H SF7 2B	0-3 K		4	1	2	1	1	1	2				
Shea Hillenbrand, R OBP: 0.348, SLG: 0.460 (1, 3)	1-1 F8 1-2		3-1 F8		3-1 FC1-5 HBP		1-2 F9 2-3			3	0	0	0	0	0	3				
Alex Cintron, S OBP: 0.298, SLG: 0.361 (1, 4)		0-1 G6-3		1-1 1B 2B 1B	0-0 FC1-5 G4-3		1-1 SF7			3	1	1	1	0	0	2				
Andy Green, R OBP: 0.250, SLG: 0.287 Mike Koplove, R Mike Fetters, R (1, 5) (8, 1) (9, 1)		1-0 2B		1-0 F9	2-2 G4-3		0-1 G1-3			4	0	1	0	0	0	3				
Jerry Gil, R OBP: 0.222, SLG: 0.288 (1, 6)		1-3 K		2-3 K		0-1 WP 2B		3-3 K		4	0	1	0	0	3	2				
Juan Brito, R OBP: 0.234, SLG: 0.265 (1, 2)		2-2 G6-3		1-1 1-3 2B 1B		1-3 K		0-0 HR 1B		4	2	2	0	0	1	2				
Stephen Randolph, L OBP: 0.500, SLG: 0.800 Scott Service, R Alan Zinter, S OBP: 0.212, SLG: 0.172 Chad Durbin, R Chad Tracy, L OBP: 0.350, SLG: 0.418 (1, 1) (6, 1) (6, PH) (7, 1) (8, 5)			1-2 SH3 2B 1B	1-0 1-H 2B 2B		1-3 K		2-2 1-H HR		2	2	2	2	0	0	0				
<b>Inning Stats</b>	R: 0 E: 0 K: 0 S: 8	H: 1 LOB: 1 BB: 1 P: 16	R: 0 E: 0 K: 1 S: 9	H: 1 LOB: 1 BB: 0 P: 13	R: 1 E: 0 K: 0 S: 10	H: 2 LOB: 1 BB: 0 P: 16	R: 3 E: 0 K: 2 S: 16	H: 4 LOB: 1 BB: 0 P: 27	R: 0 E: 0 K: 0 S: 8	H: 1 LOB: 1 BB: 0 P: 14	R: 0 E: 0 K: 2 S: 10	H: 1 LOB: 1 BB: 0 P: 12	R: 2 E: 0 K: 0 S: 15	H: 1 LOB: 0 BB: 1 P: 23	R: 2 E: 0 K: 3 S: 15	H: 3 LOB: 1 BB: 0 P: 21	1B: 6 2B: 7 3B: 0 HR: 1	SF: 1 SAC: 1 DP: 2 HBP: 1	WP: 2 PB: 0 SB: 0 CS: 0	PA: 39

**BOTTOM**

**Colorado Rockies @ Arizona Diamondbacks**  
Bank One Ballpark, Phoenix, AZ  
Thu Sep 16 2004, 6:05 PM EDT  
Att. 22,281 - Dome - 80 F

AB	34
R	8
H	14
RBI	8
BB	2
SO	8
LOB	18



PITCHER	IP	WLS	BF	H	R	ER	SO	BB	IBB	HBP	BLK	WP	HR	S	P	ERA	WHIP
26 Jeff Francis, L ERA: 7.3 (1, 1)	5.0		24	9	4	4	3	1	0	0	0	1	0	51	86	7.20	2.000
Scott Dohmann, R ERA: 4.04 (6, 1)	1.0	L	6	2	2	2	2	1	0	0	0	1	0	17	25	18.00	3.000
Allan Simpson, R ERA: 5.67 (7, 1)	1.0		3	0	0	0	0	0	0	0	0	0	0	8	10	0.00	0.000
Chin-hui Tsao, R ERA: 9.0 (8, 1)	1.0		6	3	2	2	3	0	0	0	0	0	1	15	21	18.00	3.000



Batter	1	2	3	4	5	6	7	8	9	AB R H RBI BB SO LOB	TOP																
Luis Terrero, R (1, 8) OBP: 0.350, SLG: 0.407	0-2 G5-3		3-3 K			0-0 1B	1-1 FC6-4		4-2 G1-3 BB	4 1 1 0 1 1 2																	
Alex Cintron, S (1, 4) OBP: 0.296, SLG: 0.357	1-1 G3			0-1 L8		0-2 F7	0-0 P4		0-0 G1-3	5 0 0 0 0 0 5																	
Danny Bautista, R (1, 9) OBP: 0.344, SLG: 0.418	0-0 G4-3			1-2 L9		0-0 1B		1-3 K	0-0 F9	5 0 1 0 0 1 3																	
Shea Hillenbrand, R (1, 3) OBP: 0.346, SLG: 0.459		2-2 P4		0-0 F9		0-1 1B		1-1 F8		4 0 1 1 0 0 0																	
Chad Tracy, L (1, 5) OBP: 0.349, SLG: 0.419		0-1 F7			2-3 K	1-1 F8		0-1 2B		4 0 1 0 0 1 2																	
19 Chris Snyder, R (1, 2) OBP: 0.329, SLG: 0.524		4-2 BB			4-2 1B		2-1 2B	1-0 G6-3		2 0 1 0 2 0 1																	
Josh Kroeger, L (1, 7) OBP: 0.194, SLG: 0.200		0-3 K			0-0 1B		2-0 2B		2-2 G4-3	4 1 2 0 0 1 1																	
Jerry Gil, R (1, 6) OBP: 0.211, SLG: 0.273			0-0 F7		0-0 G5-4-3		2-1 FC4-2		4-0 2B	3 0 0 0 0 0 4																	
Quinton McCracken, S (9, PH) OBP: 0.328, SLG: 0.386							FC6-4 BLK		BB	0 0 0 0 1 0 0																	
Andy Green, R (9, PR) OBP: 0.250, SLG: 0.287							2-3 3-H		BB	0 1 0 0 0 0 0																	
17 Brandon Webb, R Lance Cormier, R Doug DeVore, L Steve Sparks, R Carlos Brantley, S Shane Bieber, L 36 Brian Bruney, R Randy Choate, L Alan Zinter, S Scott Hairston, R Scott Service, R			0-3 K			3-3 K		4-1 FC6-4	1-2 2B	1 0 0 0 0 0 1 0 0 0 0 0 0 0 1 0 0 0 0 0 0 0 1 0 0 0 0 0 0 0 1 0																	
<b>Inning Stats</b>	R: 0 E: 0 K: 0 S: 6	H: 0 LOB: 0 BB: 0 P: 7	R: 0 E: 0 K: 1 S: 10	H: 0 LOB: 1 BB: 1 P: 16	R: 0 E: 0 K: 2 S: 9	H: 0 LOB: 0 BB: 0 P: 12	R: 0 E: 0 K: 0 S: 6	H: 0 LOB: 0 BB: 0 P: 7	R: 0 E: 0 K: 1 S: 11	H: 1 LOB: 1 BB: 1 P: 17	R: 1 E: 0 K: 1 S: 16	H: 3 LOB: 2 BB: 0 P: 20	R: 1 E: 0 K: 0 S: 9	H: 2 LOB: 2 BB: 1 P: 20	R: 0 E: 0 K: 1 S: 8	H: 1 LOB: 1 BB: 0 P: 11	R: 1 E: 0 K: 0 S: 11	H: 1 LOB: 3 BB: 2 P: 22	1B: 4 2B: 4 3B: 0 HR: 0	SF: 0 SAC: 0 DP: 1 HBP: 0	WP: 0 PB: 0 SB: 0 CS: 0	PA: 39					
<b>PITCHER</b>	IP WLS BF H R ER SO BB IBB HBP BLK WP HR S P ERA WHIP																										
Woody Williams, R (1, 1) ERA: 3.92	7.0		29	6	2	2	5	3	0	0	1	0	0	67	99	2.57	1.286										
Kiko Calero, R (8, 1) ERA: 3.38	0.2	H	2	0	0	0	1	0	0	0	0	0	0	5	7	0.00	0.000										
Ray King, L (8, 1) ERA: 2.47	0.0		1	1	0	0	0	0	0	0	0	0	0	2	2	∞	∞										
44 Jason Isringhausen, R (8, 1) ERA: 2.84	1.1	W	7	1	1	1	0	2	0	0	0	0	0	12	24	6.75	2.250										

Arizona Diamondbacks @ St. Louis Cardinals  
 Busch Stadium, St. Louis, MO  
 Fri Sep 17 2004, 7:10 PM CDT  
 Att. 37,280 - Sunny - 78 F

livebaseballscorecards.com

AB	34
R	3
H	8
RBI	2
BB	5
SO	6
LOB	18







Batter	1	2	3	4	5	6	7	8	9	AB R H RBI BB SO LOB	TOP														
Luis Terrero, R (1, 8) OBP: 0.348, SLG: 0.403	1-3 		0-2 G1-3 		2-2 F9 			3-2 		4 0 1 0 0 1 3															
Alex Cintron, S (1, 6) OBP: 0.295, SLG: 0.357	3-2 G4-3 		1-0 F8 			2-1 		1-2 F7 		4 0 1 0 0 0 3															
Danny Bautista, R (1, 9) OBP: 0.341, SLG: 0.415	1-3 			0-1 G1-3 		1-1 G4-6-3 			1-2 L9 	4 0 0 0 0 1 1															
Shea Hillenbrand, R (1, 3) OBP: 0.345, SLG: 0.457		2-0 G5-3 		0-2 		2-1 G5-3 			1-3 K 	4 0 1 0 0 1 0															
Chad Tracy, L (1, 5) OBP: 0.348, SLG: 0.416		2-2 F8 		1-2 FC4-6 			4-2 		1-2 F8 	3 0 0 0 1 0 1															
Josh Kroeger, L (1, 7) OBP: 0.182, SLG: 0.188		1-0 F7 		1-3 K 			1-2 G1-4-3 			2 0 0 0 0 1 1															
Robby Hammock, R (7, PH) OBP: 0.270, SLG: 0.366										1 0 0 0 0 0 1															
Scott Hairston, R (1, 4) OBP: 0.295, SLG: 0.464			1-0 G5-3 		0-2 G3 					3 0 1 0 0 1 0															
Chad Durbin, R (7, 1)										0 0 0 0 0 0 0															
Randy Choate, L (8, 1)										0 0 0 0 0 0 0															
Juan Brito, R (1, 2) OBP: 0.235, SLG: 0.272			2-2 		2-0 G3 			0-3 K2-3 		3 0 1 0 0 1 1															
Casey Fossum, L (1, 1) OBP: 0.103, SLG: 0.079			3-1 		2-1 F7 			1-1 F9 		2 0 1 0 0 0 1															
Andy Green, R (7, 4) OBP: 0.248, SLG: 0.284										1 0 0 0 0 0 0															
<b>Inning Stats</b>	R: 0 E: 0 K: 2 S: 10	H: 0 LOB: 0 BB: 0 P: 15	R: 0 E: 0 K: 0 S: 5	H: 0 LOB: 0 BB: 0 P: 10	R: 0 E: 0 K: 0 S: 10	H: 2 LOB: 2 BB: 0 P: 17	R: 0 E: 0 K: 1 S: 11	H: 1 LOB: 1 BB: 0 P: 13	R: 0 E: 0 K: 0 S: 11	H: 1 LOB: 1 BB: 0 P: 17	R: 0 E: 0 K: 0 S: 6	H: 1 LOB: 0 BB: 0 P: 11	R: 0 E: 0 K: 1 S: 10	H: 0 LOB: 0 BB: 1 P: 16	R: 0 E: 0 K: 1 S: 11	H: 1 LOB: 1 BB: 0 P: 16	R: 0 E: 0 K: 1 S: 11	H: 0 LOB: 0 BB: 0 P: 14	1B: 4 2B: 2 3B: 0 HR: 0	SF: 0 SAC: 0 DP: 2 HBP: 0	WP: 0 PB: 0 SB: 0 CS: 0	PA: 32			
<b>PITCHER</b>	IP	WLS	BF	H	R	ER	SO	BB	IBB	HBP	BLK	WP	HR	S	P	ERA	WHIP								
29 Chris Carpenter, R (1, 1) ERA: 3.46	3.1		13	3	0	0	2	0	0	0	0	0	0	30	47	0.00	0.900								
Dan Haren, R (4, 1) ERA: 5.19	2.2	W	9	2	0	0	1	0	0	0	0	0	0	23	36	0.00	0.750								
Ray King, L (7, 1) ERA: 2.47	0.0		1	0	0	0	0	1	0	0	0	0	0	4	8	∞	∞								
Cal Eldred, R (7, 1) ERA: 3.69	2.0		6	1	0	0	2	0	0	0	0	0	0	17	24	0.00	0.500								
Al Reyes, R (9, 1) ERA:	1.0		3	0	0	0	1	0	0	0	0	0	0	11	14	0.00	0.000								

Arizona Diamondbacks @ St. Louis Cardinals  
 Busch Stadium, St. Louis, MO  
 Sat Sep 18 2004, 12:25 PM CDT  
 Att. 43,791 - Sunny - 74 F

AB	31
R	0
H	6
RBI	0
BB	1
SO	6
LOB	12



BOTTOM

Arizona Diamondbacks @ St. Louis Cardinals  
Busch Stadium, St. Louis, MO  
Sat Sep 18 2004, 12:25 PM CDT  
Att. 43,791 - Sunny - 74 F

livebaseballscorecards.com

AB 29  
R 7  
H 9  
RBI 7  
BB 5  
SO 6  
LOB 11



WP: 1 PA: 39  
PB: 0  
SB: 3  
CS: 2

AB R H RBI BB SO LOB

5	1	2	1	0	1	2
4	1	1	1	0	1	3
3	0	1	1	0	0	2
4	1	1	1	0	1	1
2	1	1	1	1	0	0
4	1	1	0	0	2	2
3	2	2	1	1	1	0
2	0	0	0	2	0	1
1	0	0	0	0	0	0
1	0	0	0	0	0	0
0	0	0	0	0	0	0
0	0	0	1	1	0	0
0	0	0	0	0	0	0

1B: 8 SF: 1  
2B: 1 SAC: 2  
3B: 0 DP: 0  
HR: 0 HBP: 1

Batter	1	2	3	4	5	6	7	8	9	
Tony Womack, L OBP: 0.350, SLG: 0.384 (1, 4)	G4-3 ①		1B 5 SF7 1B		L9 ②		K SH3	1B 1-2 2-3 3-H		
So Taguchi, R OBP: 0.309, SLG: 0.408 (1, 8)	L9 ②		1B 5 SF7 1B		K ③		SH3 ②	FC5 ③ 2-3f		
5 Albert Pujols, R OBP: 0.414, SLG: 0.655 (1, 3)	L5 ③		SF7 ②			FC5-4 1B	F9 ③			
Reggie Sanders, R OBP: 0.309, SLG: 0.498 (1, 7)		K ①	CS S 1B 2-H			FC5-4 E S 1B 1-2f	F8 ①			
Edgar Renteria, R OBP: 0.324, SLG: 0.398 (1, 6)		1B S HBP	BB 1-2			CS 1B 1-H	G6-3 ②			
John Mabry, L OBP: 0.374, SLG: 0.510 (1, 9)		F9 ②	CS ③	K ①		K ② ③ 1-2	BB 7 BB 1B			
Mike Matheny, R OBP: 0.299, SLG: 0.357 (1, 2)	FC6-4 1B 1-H			K ②		SH1-4 SH3 2B	BB 7 BB 1B			
7 Hector Luna, R OBP: 0.283, SLG: 0.341 (1, 5)	FC6-4 ③		L9 ③			SH3 SH1-4 BB	BB 1B BB			
29 Chris Carpenter, R OBP: 0.086, SLG: 0.081 (1, 1)			G5-3 ①				FC5 1B BB			
Dan Haren, R (4, 1)										
Ray King, L (7, 1)										
Cal Eldred, R (7, 1)										
Roger Cedeno, S OBP: 0.326, SLG: 0.353 (8, PH)										
Al Reyes, R (9, 1)										
<b>Inning Stats</b>	R: 0 H: 0 E: 0 LOB: 0 K: 0 BB: 0 S: 8 P: 12	R: 1 H: 1 E: 0 LOB: 1 K: 1 BB: 0 S: 13 P: 18	R: 2 H: 3 E: 0 LOB: 1 K: 0 BB: 1 S: 17 P: 25	R: 0 H: 0 E: 0 LOB: 0 K: 2 BB: 0 S: 10 P: 12	R: 0 H: 0 E: 0 LOB: 0 K: 1 BB: 0 S: 7 P: 9	R: 1 H: 2 E: 0 LOB: 0 K: 1 BB: 0 S: 13 P: 16	R: 1 H: 1 E: 0 LOB: 2 K: 1 BB: 1 S: 15 P: 24	R: 2 H: 2 E: 0 LOB: 3 K: 0 BB: 3 S: 11 P: 26		
<b>PITCHER</b>	IP WLS BF H R ER SO BB IBB HBP BLK WP HR S P ERA WHIP									
Casey Fossum, L ERA: 6.89 (1, 1)	6.0 L 24 6 4 3 5 1 0 1 0 0 0 0 68 92 4.50 1.167									
Chad Durbin, R ERA: 6.86 (7, 1)	1.2 11 2 3 3 1 3 0 0 0 1 0 21 39 16.20 3.000									
Randy Choate, L ERA: 5.0 (8, 1)	0.1 3 1 0 0 0 1 0 0 0 0 0 5 11 0.00 6.000									





**BOTTOM**

Arizona Diamondbacks @ St. Louis Cardinals  
 Busch Stadium, St. Louis, MO  
 Sun Sep 19 2004, 1:15 PM CDT  
 Att. 41,279 - Cloudy - 79 F

livebaseballscorecards.com

<b>AB</b>	<b>33</b>
<b>R</b>	<b>2</b>
<b>H</b>	<b>8</b>
<b>RBI</b>	<b>2</b>
<b>BB</b>	<b>3</b>
<b>SO</b>	<b>4</b>
<b>LOB</b>	<b>16</b>



WP:	0	PA:	37
PB:	0		
SB:	1		
CS:	0		

AB R H RBI BB SO LOB

5	0	1	0	0	0	1
4	1	2	2	0	1	0
4	0	2	0	0	0	2
3	0	1	0	1	0	2
3	0	0	0	1	0	3
4	0	0	0	0	1	2
3	0	0	0	1	0	2
3	1	2	0	0	1	1
1	0	0	0	0	0	0
1	0	0	0	0	0	1
0	0	0	0	0	0	0
1	0	0	0	0	0	2
0	0	0	0	0	0	0
0	0	0	0	0	0	0
1	0	0	0	0	1	0

1B: 5 SF: 0  
 2B: 3 SAC: 1  
 3B: 0 DP: 2  
 HR: 1 HBP: 0

Batter	1	2	3	4	5	6	7	8	9
Tony Womack, L (1, 4) OBP: 0.349, SLG: 0.382	2-2 1B F7-2 1B		1-2 L7		2-1 G4-3		2-2 G5-3		1-2 G3-1
Larry Walker, L (1, 9) OBP: 0.451, SLG: 0.626	0-1 1-3 1B		1-0 HR		2-0 P5		0-3 K		
5 Albert Pujols, R (1, 3) OBP: 0.415, SLG: 0.658	0-1 F7-2 3-H		3-2 2B		0-0 2B		1-0 F7		
Reggie Sanders, R (1, 7) OBP: 0.310, SLG: 0.496	1-1 F8		4-1 IBB		1-2 F8			0-0 FC5-4 1B	
15 Jim Edmonds, L (1, 8) OBP: 0.429, SLG: 0.680		4-0 G5-4-3 BB	1-2 F7		0-1 L8			1-1 F9	
Edgar Renteria, R (1, 6) OBP: 0.322, SLG: 0.395		1-0 G5-4-3 1-2f		3-3 K	0-1 E4 7 1B			2-2 FC5-4 1-2f	
Mike Matheny, R (1, 2) OBP: 0.298, SLG: 0.354		2-2 F8		4-2 BB	3-1 F9			0-1 F9	
7 Hector Luna, R (1, 5) OBP: 0.290, SLG: 0.348 Marlon Anderson, L (9, PH) OBP: 0.254, SLG: 0.358			2-2 SH5-4 HR 1B	2-3 K	1-1 F9			2-1 F7	
Jeff Suppan, R (1, 1) OBP: 0.077, SLG: 0.059 Roger Cedeno, S (4, PH) OBP: 0.326, SLG: 0.351 Rick Ankiel, L (5, 1) OBP: 0.307, SLG: 0.405 So Taguchi, R (6, PH) OBP: 0.307, SLG: 0.405 Kiko Calero, R (7, 1) OBP: 0.307, SLG: 0.405 Ray King, L (9, 1) OBP: 0.307, SLG: 0.405 John Mabry, L (9, PH) OBP: 0.372, SLG: 0.507			1-2 SH5-4 1-3	0-1 F8	0-1 F8			0-3 K2-3	

Inning Stats	R: 0	H: 2	E: 0	LOB: 1	K: 0	BB: 0	S: 12	R: 0	H: 0	E: 0	LOB: 0	K: 0	BB: 1	S: 4	R: 2	H: 3	E: 0	LOB: 2	K: 0	BB: 1	S: 19	R: 0	H: 0	E: 0	LOB: 1	K: 2	BB: 1	S: 16	R: 0	H: 1	E: 1	LOB: 2	K: 0	BB: 0	S: 10	R: 0	H: 0	E: 0	LOB: 0	K: 1	BB: 0	S: 8	R: 0	H: 1	E: 0	LOB: 1	K: 0	BB: 0	S: 8	R: 0	H: 0	E: 0	LOB: 0	K: 1	BB: 0	S: 8	R: 0	H: 0	E: 0	LOB: 0	K: 1	BB: 0	S: 8
--------------	------	------	------	--------	------	-------	-------	------	------	------	--------	------	-------	------	------	------	------	--------	------	-------	-------	------	------	------	--------	------	-------	-------	------	------	------	--------	------	-------	-------	------	------	------	--------	------	-------	------	------	------	------	--------	------	-------	------	------	------	------	--------	------	-------	------	------	------	------	--------	------	-------	------

PITCHER	IP	WLS	BF	H	R	ER	SO	BB	IBB	HBP	BLK	WP	HR	S	P	ERA	WHIP
Mike Gosling, L (1, 1) ERA: 3.77	5.2	W	26	7	2	2	2	2	2	0	0	0	0	66	107	3.18	1.588
36 Brian Bruney, R (6, 1) ERA: 4.97	0.1	H	1	0	0	0	0	0	0	0	0	0	0	2	2	0.00	0.000
Randy Choate, L (7, 1) ERA: 4.93	0.2	H	2	0	0	0	1	0	0	0	0	0	0	7	9	0.00	0.000
Mike Koplove, R (7, 1) ERA: 4.29	1.1	H	5	1	0	0	0	0	0	0	0	0	0	9	13	0.00	0.750
Greg Aquino, R (9, 1) ERA: 2.32	1.0	S	3	0	0	0	1	0	0	0	0	0	0	8	11	0.00	0.000

PITCHER	IP	WLS	BF	H	R	ER	SO	BB	IBB	HBP	BLK	WP	HR	S	P	ERA	WHIP
---------	----	-----	----	---	---	----	----	----	-----	-----	-----	----	----	---	---	-----	------



Batter	1	2	3	4	5	6	7	8	9	AB R H RBI BB SO LOB	TOP											
Luis Terrero, R (1, 8) OBP: 0.338, SLG: 0.389	0-2 G1-3			3-2 K		0-1 G4-3		0-2 G4-3 SH1-4 1B	1-3 K	5 0 1 0 0 2 3												
Alex Cintron, S (1, 4) OBP: 0.295, SLG: 0.356	0-1 L9			0-1 FC6-4 1B		1-2 BB 1B		0-0 SH1-4		3 1 2 0 0 0 0												
Danny Bautista, R (1, 9) OBP: 0.338, SLG: 0.409	2-0 F8			0-1 FC6-4 1-2f		4-0 1B BB		0-1 G4-3		3 0 0 1 1 0 2												
Shea Hillenbrand, R (1, 3) OBP: 0.343, SLG: 0.453		2-1 G4-3		2-1 FC6-4 1-2f		0-1 1B		0-1 P3		4 0 1 1 0 0 2												
19 Chris Snyder, R (1, 2) OBP: 0.333, SLG: 0.500		0-0 G5-3			1-0 G4-3 1B	1-3 K			1-1 BB 1B	4 0 2 0 0 1 2												
Chad Tracy, L (1, 5) OBP: 0.347, SLG: 0.412		3-2 G6-3			1-2 G4-3 1-2		2-1 F8		0-2 F8	4 0 0 0 0 0 2												
Robby Hammock, R (1, 7) OBP: 0.271, SLG: 0.362			4-2 B2-6 BB		3-3 K		1-1 G5-3		1-2 BB 1B	2 0 0 0 1 1 1												
Carlos Baerga, S (9, PH) OBP: 0.310, SLG: 0.333										1 0 1 0 0 0 0												
Doug DeVore, L (9, PR) OBP: 0.238, SLG: 0.293										0 0 0 0 0 0 0												
Jerry Gil, R (1, 6) OBP: 0.200, SLG: 0.259			1-3 K		0-1 G4-3		2-1 G6-3		4-1 BB	3 0 0 0 0 1 2												
Quinton McCracken, S (9, PH) OBP: 0.330, SLG: 0.384									1-2 2-3 BB	0 0 0 0 1 0 0												
Josh Kroeger, L (9, PR) OBP: 0.182, SLG: 0.188										0 0 0 0 0 0 0												
Randy Johnson, R (1, 1) OBP: 0.154, SLG: 0.135			1-1 B2-6			2-3 K		2-2 SH1-4 1B G4-3 1B	0-0 F7	2 0 0 0 0 1 1												
Andy Green, R (8, PH) OBP: 0.255, SLG: 0.292										1 1 1 0 0 0 0												
36 Brian Bruney, R (8, 1)										0 0 0 0 0 0 0												
Alan Zinter, S (9, PH) OBP: 0.229, SLG: 0.226										1 0 0 0 0 0 3												
<b>Inning Stats</b>	R: 0 E: 0 K: 0 S: 7	H: 0 LOB: 0 BB: 0 P: 9	R: 0 E: 0 K: 0 S: 6	H: 0 LOB: 0 BB: 0 P: 11	R: 0 E: 0 K: 1 S: 7	H: 0 LOB: 0 BB: 1 P: 13	R: 0 E: 0 K: 1 S: 9	H: 1 LOB: 1 BB: 0 P: 14	R: 0 E: 0 K: 1 S: 10	H: 1 LOB: 1 BB: 0 P: 15	R: 1 E: 0 K: 2 S: 13	H: 2 LOB: 2 BB: 1 P: 21	R: 0 E: 0 K: 0 S: 6	H: 0 LOB: 0 BB: 0 P: 11	R: 1 E: 0 K: 0 S: 11	H: 2 LOB: 1 BB: 0 P: 13	R: 0 E: 0 K: 1 S: 14	H: 2 LOB: 3 BB: 1 P: 21	1B: 8 2B: 0 3B: 0 HR: 0	SF: 0 SAC: 1 DP: 1 HBP: 0	WP: 0 PB: 0 SB: 0 CS: 0	PA: 37
<b>PITCHER</b>	IP WLS BF H R ER SO BB IBB HBP BLK WP HR S P ERA WHIP																					
Shawn Estes, L (1, 1) ERA: 5.7	7.0 W 28 6 2 2 5 2 0 0 0 0 0 0 64 102 2.57 1.143																					
40 Brian Fuentes, L (8, 1) ERA: 4.69	1.0 H 3 0 0 0 0 0 0 0 0 0 0 0 5 5 0.00 0.000																					
Shawn Chacon, R (9, 1) ERA: 6.57	1.0 S 6 2 0 0 1 1 0 0 0 0 0 0 14 21 0.00 3.000																					

Arizona Diamondbacks @ Colorado Rockies

Coors Field, Denver, CO

Wed Sep 22 2004, 7:05 PM MDT

Att. 20,125 - Unknown - 49 F

AB	33
R	2
H	8
RBI	2
BB	3
SO	6
LOB	18



Batter	1	2	3	4	5	6	7	8	9
<b>Aaron Miles, S</b> (1, 4) OBP: 0.329, SLG: 0.376	4-2 1B BB		4-2 SH BB		0-1 F7		0-0 G6-3		
<b>Royce Clayton, R</b> (1, 6) OBP: 0.340, SLG: 0.404	1-2 1B		1-1 SH BB		1-1 G5-3		1-2 CS 1B		
<b>17 Todd Helton, L</b> (1, 3) OBP: 0.463, SLG: 0.608	2-3 K		0-0 G3-1		0-0 1B		1-2 F7		
<b>Vinny Castilla, R</b> (1, 5) OBP: 0.334, SLG: 0.545	0-1 F7		2-3 K		0-0 F9		0-1 P2		
<b>Jeremy Burnitz, L</b> (1, 9) OBP: 0.359, SLG: 0.577	1-0 P5		0-3 K		0-1 FC4 G5-3 1B		2-1 HR		
<b>Luis Gonzalez, R</b> (1, 7) OBP: 0.329, SLG: 0.470		3-2 G6-4-3 1B		1-0 G4-3		0-0 FC4 1B		2-2 CS 1B	
<b>JD Closser, S</b> (1, 2) OBP: 0.383, SLG: 0.414		1-3 K		2-0 E7 1B		2-0 FC4 G5-3		1-2 P6	
<b>Choo Freeman, R</b> (1, 8) OBP: 0.284, SLG: 0.308		2-1 G6-4-3		2-2 P4		1-2 G5-3		2-2 CS	
<b>Shawn Estes, R</b> (1, 1) OBP: 0.232, SLG: 0.279			1-1 SH BB 1B		0-0 G1-3		0-2 P3		
<b>40 Brian Fuentes, L</b> (8, 1)									
<b>Shawn Chacon, R</b> (9, 1)									

AB	R	H	RBI	BB	SO	LOB
2	1	0	0	2	0	0
3	0	2	0	0	0	0
4	0	1	0	0	1	4
4	0	0	0	0	1	4
4	2	2	1	0	1	3
4	0	3	0	0	0	0
4	0	1	0	0	1	4
3	0	0	1	0	0	3
3	1	1	0	0	0	2
0	0	0	0	0	0	0
0	0	0	0	0	0	0

WP	HR	S	P	ERA	WHIP
0	0	1	35	0	0
0	0	1	0	0	0
0	0	1	0	0	0
0	0	1	0	0	0
0	0	1	0	0	0

Inning Stats		R: 0	H: 1	R: 0	H: 1	R: 2	H: 1	R: 0	H: 1	R: 1	H: 2	R: 0	H: 1	R: 1	H: 2
		E: 0	LOB: 2	E: 0	LOB: 0	E: 1	LOB: 1	E: 0	LOB: 1	E: 0	LOB: 1	E: 0	LOB: 0	E: 0	LOB: 0
		K: 1	BB: 1	K: 1	BB: 0	K: 2	BB: 1	K: 0	BB: 0	K: 0	BB: 0	K: 0	BB: 0	K: 0	BB: 0
		S: 13	P: 21	S: 10	P: 16	S: 16	P: 24	S: 6	P: 11	S: 10	P: 13	S: 10	P: 12	S: 14	P: 21


PITCHER	IP	WLS	BF	H	R	ER	SO	BB	IBB	HBP	BLK	WP	HR	S	P	ERA	WHIP
<b>Randy Johnson, L</b> (1, 1) ERA: 2.69	7.0	L	30	8	3	1	4	2	0	0	0	0	0	71	104	1.29	1.429
<b>36 Brian Bruney, R</b> (8, 1) ERA: 5.13	1.0		4	2	1	1	0	0	0	0	0	0	1	14	21	9.00	2.000

**Arizona Diamondbacks @ Colorado Rockies**  
Coors Field, Denver, CO  
Wed Sep 22 2004, 7:05 PM MDT  
Att: 20,125 - Unknown - 49 F

AB	31
R	4
H	10
RBI	2
BB	2
SO	4
LOB	20





Batter	1	2	3	4	5	6	7	8	9	AB R H RBI BB SO LOB	TOP											
Andy Green, R (1, 5) OBP: 0.245, SLG: 0.280	1-3 K		2-3 K		1-0 F8		1-1 G3			4 0 0 0 0 2 0												
Alex Cintron, S (1, 4) OBP: 0.297, SLG: 0.357	0-0 1B		2-2 F9		0-0 FC6-4 1B			1-1 G5-3		4 0 2 0 0 0 0												
Danny Bautista, R (1, 9) OBP: 0.337, SLG: 0.408	2-1 F9		1-2 1B		0-0 FC6-4 1-2f			3-2 G6-3		4 0 1 0 0 0 2												
Shea Hillenbrand, R (1, 3) OBP: 0.343, SLG: 0.451	1-1 1B		2-1 G4-3			1-2 G5-3		1-1 G4-3		4 0 1 0 0 0 1												
Robby Hammock, R (1, 7) OBP: 0.276, SLG: 0.382	0-3 K			1-0 F8		2-2 HR			3-2 1B	4 1 2 1 0 1 2												
Luis Terrero, R (1, 8) OBP: 0.336, SLG: 0.387		2-3 K		3-2 1B		1-3 K			0-2 F9	4 0 1 0 0 2 1												
Jerry Gil, R (1, 6) OBP: 0.190, SLG: 0.246 Carlos Baerga, S (9, PH) OBP: 0.307, SLG: 0.329		2-3 K		1-3 K		1-1 L4			1-3 K	3 0 0 0 0 2 1 1 0 0 0 0 1 1	AB 35 R 1 H 9 RBI 1 BB 0 SO 10 LOB 12											
Juan Brito, R (1, 2) OBP: 0.241, SLG: 0.278		0-2 1B		2-1 G4-3			3-2 G1-6-3 1B		2-3 K	4 0 2 0 0 1 2												
17 Brandon Webb, R (1, 1) OBP: 0.127, SLG: 0.083 Josh Kroeger, L (7, PH) OBP: 0.176, SLG: 0.182 Chad Durbin, R (7, 1) Shane Nance, L (7, 1) Scott Service, R (8, 1)		0-3 K			0-1 P6					2 0 0 0 0 1 1 1 0 0 0 0 0 1 0												
<b>Inning Stats</b>	R: 0 E: 0 K: 2 S: 12	H: 2 LOB: 2 BB: 0 P: 16	R: 0 E: 0 K: 3 S: 14	H: 1 LOB: 1 BB: 0 P: 18	R: 0 E: 0 K: 1 S: 14	H: 1 LOB: 1 BB: 0 P: 21	R: 0 E: 0 K: 1 S: 13	H: 1 LOB: 1 BB: 0 P: 20	R: 0 E: 0 K: 0 S: 5	H: 1 LOB: 1 BB: 0 P: 6	R: 1 E: 0 K: 1 S: 12	H: 1 LOB: 0 BB: 0 P: 17	R: 0 E: 0 K: 0 S: 7	H: 1 LOB: 0 BB: 0 P: 13	R: 0 E: 0 K: 0 S: 7	H: 0 LOB: 0 BB: 0 P: 12	R: 0 E: 0 K: 2 S: 17	H: 1 LOB: 1 BB: 0 P: 23	1B: 8 2B: 0 3B: 0 HR: 1	SF: 0 SAC: 0 DP: 1 HBP: 0	WP: 0 PB: 0 SB: 1 CS: 0	PA: 35
<b>PITCHER</b>	IP WLS BF H R ER SO BB IBB HBP BLK WP HR S P ERA WHIP																					
26 Jeff Francis, L (1, 1) ERA: 6.16	6.0 W 25 7 1 1 8 0 0 0 0 0 1 70 98 1.50 1.167																					
Tim Harikkala, R (7, 1) ERA: 4.45	1.0 H 3 1 0 0 0 0 0 0 0 0 0 7 13 0.00 1.000																					
40 Brian Fuentes, L (8, 1) ERA: 4.57	1.0 H 3 0 0 0 0 0 0 0 0 0 0 7 12 0.00 0.000																					
Scott Dohmann, R (9, 1) ERA: 3.95	1.0 4 1 0 0 2 0 0 0 0 0 0 17 23 0.00 1.000																					

Arizona Diamondbacks @ Colorado Rockies  
 Coors Field, Denver, CO  
 Thu Sep 23 2004, 1:05 PM MDT  
 Sunny - 68 F

livebaseballscorecards.com







BOTTOM

Arizona Diamondbacks @ Colorado Rockies  
Coors Field, Denver, CO  
Thu Sep 23 2004, 1:10 PM MDT  
Att. 20,765 - Sunny - 66 F

livebaseballscores.com

AB 37  
R 2  
H 12  
RBI 2  
BB 4  
SO 11  
LOB 21



WP: 1 PA: 41  
PB: 0  
SB: 0  
CS: 0

AB R H RBI BB SO LOB

5 0 3 0 0 0 0

5 0 0 0 0 3 4

2 0 0 0 1 0 1

2 1 1 0 0 0 2

4 0 1 1 1 2 3

3 0 2 0 0 0 0

2 0 1 1 0 1 2

3 0 2 0 0 0 1

1 0 1 0 0 0 0

4 0 1 0 0 2 3

3 0 0 0 1 1 3

2 0 0 0 0 2 2

0 1 0 0 1 0 0

0 0 0 0 0 0 0

0 0 0 0 0 0 0

0 0 0 0 0 0 0

1 0 0 0 0 0 0

0 0 0 0 0 0 0

1 0 0 0 0 0 0

0 0 0 0 0 0 0

2 0 0 0 0 2 2

0 1 0 0 1 0 0

0 0 0 0 0 0 0

0 0 0 0 0 0 0

0 0 0 0 0 0 0

1 0 0 0 0 0 0

0 0 0 0 0 0 0

0 0 0 0 0 0 0

1 0 0 0 0 0 0

0 0 0 0 0 0 0

0 0 0 0 0 0 0

2 0 0 0 0 2 2

0 1 0 0 1 0 0

0 0 0 0 0 0 0

0 0 0 0 0 0 0

0 0 0 0 0 0 0

1 0 0 0 0 0 0

0 0 0 0 0 0 0

0 0 0 0 0 0 0

1 0 0 0 0 0 0

0 0 0 0 0 0 0

0 0 0 0 0 0 0

0 0 0 0 0 0 0

1 0 0 0 0 0 0

0 0 0 0 0 0 0

0 0 0 0 0 0 0

0 0 0 0 0 0 0

1 0 0 0 0 0 0

0 0 0 0 0 0 0

0 0 0 0 0 0 0

0 0 0 0 0 0 0

1 0 0 0 0 0 0

0 0 0 0 0 0 0

0 0 0 0 0 0 0

0 0 0 0 0 0 0

1 0 0 0 0 0 0

0 0 0 0 0 0 0

0 0 0 0 0 0 0

0 0 0 0 0 0 0

1 0 0 0 0 0 0

0 0 0 0 0 0 0

0 0 0 0 0 0 0

0 0 0 0 0 0 0

1 0 0 0 0 0 0

0 0 0 0 0 0 0

0 0 0 0 0 0 0

0 0 0 0 0 0 0

1 0 0 0 0 0 0

0 0 0 0 0 0 0

0 0 0 0 0 0 0

0 0 0 0 0 0 0

1 0 0 0 0 0 0

0 0 0 0 0 0 0

0 0 0 0 0 0 0

0 0 0 0 0 0 0

1 0 0 0 0 0 0

0 0 0 0 0 0 0

0 0 0 0 0 0 0

0 0 0 0 0 0 0

1 0 0 0 0 0 0

0 0 0 0 0 0 0

0 0 0 0 0 0 0

0 0 0 0 0 0 0

1 0 0 0 0 0 0

0 0 0 0 0 0 0

0 0 0 0 0 0 0

0 0 0 0 0 0 0

1 0 0 0 0 0 0

0 0 0 0 0 0 0

0 0 0 0 0 0 0

0 0 0 0 0 0 0

1 0 0 0 0 0 0

0 0 0 0 0 0 0

0 0 0 0 0 0 0

0 0 0 0 0 0 0

1 0 0 0 0 0 0

0 0 0 0 0 0 0

0 0 0 0 0 0 0

0 0 0 0 0 0 0

1 0 0 0 0 0 0

0 0 0 0 0 0 0

0 0 0 0 0 0 0

0 0 0 0 0 0 0

1 0 0 0 0 0 0

0 0 0 0 0 0 0

0 0 0 0 0 0 0

0 0 0 0 0 0 0

1 0 0 0 0 0 0

0 0 0 0 0 0 0

0 0 0 0 0 0 0

0 0 0 0 0 0 0

1 0 0 0 0 0 0

0 0 0 0 0 0 0

0 0 0 0 0 0 0

0 0 0 0 0 0 0

1 0 0 0 0 0 0

0 0 0 0 0 0 0

0 0 0 0 0 0 0

0 0 0 0 0 0 0

1 0 0 0 0 0 0

0 0 0 0 0 0 0

0 0 0 0 0 0 0

0 0 0 0 0 0 0

1 0 0 0 0 0 0

0 0 0 0 0 0 0

0 0 0 0 0 0 0

0 0 0 0 0 0 0

1 0 0 0 0 0 0

0 0 0 0 0 0 0

0 0 0 0 0 0 0

0 0 0 0 0 0 0

1 0 0 0 0 0 0

0 0 0 0 0 0 0

0 0 0 0 0 0 0

0 0 0 0 0 0 0

1 0 0 0 0 0 0

0 0 0 0 0 0 0

0 0 0 0 0 0 0

0 0 0 0 0 0 0

1 0 0 0 0 0 0

0 0 0 0 0 0 0

0 0 0 0 0 0 0

0 0 0 0 0 0 0

1 0 0 0 0 0 0

0 0 0 0 0 0 0

0 0 0 0 0 0 0

0 0 0 0 0 0 0

1 0 0 0 0 0 0

0 0 0 0 0 0 0

0 0 0 0 0 0 0

0 0 0 0 0 0 0

1 0 0 0 0 0 0

0 0 0 0 0 0 0

0 0 0 0 0 0 0

0 0 0 0 0 0 0

1 0 0 0 0 0 0

0 0 0 0 0 0 0

0 0 0 0 0 0 0

0 0 0 0 0 0 0

1 0 0 0 0 0 0

0 0 0 0 0 0 0

0 0 0 0 0 0 0

0 0 0 0 0 0 0

1 0 0 0 0 0 0

0 0 0 0 0 0 0

0 0 0 0 0 0 0

0 0 0 0 0 0 0

1 0 0 0 0 0 0

0 0 0 0 0 0 0

0 0 0 0 0 0 0

0 0 0 0 0 0 0

1 0 0 0 0 0 0

0 0 0 0 0 0 0

0 0 0 0 0 0 0

0 0 0 0 0 0 0

1 0 0 0 0 0 0

0 0 0 0 0 0 0

0 0 0 0 0 0 0

0 0 0 0 0 0 0

1 0 0 0 0 0 0

0 0 0 0 0 0 0

0 0 0 0 0 0 0

0 0 0 0 0 0 0

1 0 0 0 0 0 0

0 0 0 0 0 0 0

0 0 0 0 0 0 0

0 0 0 0 0 0 0

1 0 0 0 0 0 0

0 0 0 0 0 0 0

0 0 0 0 0 0 0

0 0 0 0 0 0 0

1 0 0 0 0 0 0

0 0 0 0 0 0 0

0 0 0 0 0 0 0

0 0 0 0 0 0 0

1 0 0 0 0 0 0

0 0 0 0 0 0 0

0 0 0 0 0 0 0

0 0 0 0 0 0 0

1 0 0 0 0 0 0

0 0 0 0 0 0 0

0 0 0 0 0 0 0

0 0 0 0 0 0 0

1 0 0 0 0 0 0

0 0 0 0 0 0 0

0 0 0 0 0 0 0

0 0 0 0 0 0 0

1 0 0 0 0 0 0

0 0 0 0 0 0 0

0 0 0 0 0 0 0

0 0 0 0 0 0 0

1 0 0 0 0 0 0

0 0 0 0 0 0 0

0 0 0 0 0 0 0

0 0 0 0 0 0 0

1 0 0 0 0 0 0

0 0 0 0 0 0 0

0 0 0 0 0 0 0

0 0 0 0 0 0 0

1 0 0 0 0 0 0

0 0 0 0 0 0 0

0 0 0 0 0 0 0

0 0 0 0 0 0 0

1 0 0 0 0 0 0

0 0 0 0 0 0 0

0 0 0 0 0 0 0

0 0 0 0 0 0 0

1 0 0 0 0 0 0

0 0 0 0 0 0 0

0 0 0 0 0 0 0

0 0 0 0 0 0 0

1 0 0 0 0 0 0

0 0 0 0 0 0 0

0 0 0 0 0 0 0

0 0 0 0 0 0 0

1 0 0 0 0 0 0

0 0 0 0 0 0 0

0 0 0 0 0 0 0

0 0 0 0 0 0 0

1 0 0 0 0 0 0

0 0 0 0 0 0 0

0 0 0 0 0 0 0

0 0 0 0 0 0 0

1 0 0 0 0 0 0

0 0 0 0 0 0 0



Batter	1	2	3	4	5	6	7	8	9	AB	R	H	RBI	BB	SO	LOB	TOP										
Scott Hairston, R OBP: 0.296, SLG: 0.456 (1, 4)	G6-3		G4-3			FC4-6 1B		G6-3		4	0	1	2	1	0	1	<b>Arizona Diamondbacks @ San Diego Padres</b> <b>PETCO Park, San Diego, CA</b> Fri Sep 24 2004, 10:05 PM EDT Att. 36,927 - Sunny - 71 F										
Chad Tracy, L OBP: 0.348, SLG: 0.410 (1, 5)	F9		F8		G3	P6		F7		5	0	0	0	0	0	5											
Danny Bautista, R OBP: 0.335, SLG: 0.404 (1, 9)	G3				F9	G6-3			P3	5	0	0	0	0	0	2											
Shea Hillenbrand, R OBP: 0.342, SLG: 0.451 (1, 3)					L1-4	19 1B 1B		P3	G1-3	5	1	2	0	0	0	0											
Robby Hammock, R OBP: 0.289, SLG: 0.393 Greg Aquino, R (9, 1)	F8				19 1B 2B	1B		1B	1B	5	1	4	0	0	0	1											
19 Chris Snyder, R OBP: 0.348, SLG: 0.519 (1, 2)					1B	1B		F9	CS	3	1	2	0	1	0	1											
Luis Terrero, R OBP: 0.329, SLG: 0.376 (1, 8)					2B	1B		F9		4	1	1	2	0	2	3											
Jerry Gil, R OBP: 0.182, SLG: 0.234 Alex Cintron, S OBP: 0.300, SLG: 0.361 (6, PH) (6, 6)	F9				K	SH1-4		F9		2	0	0	0	0	0	3											
Mike Gosling, L Carlos Baerga, S OBP: 0.315, SLG: 0.338 Josh Kroeger, L OBP: 0.159, SLG: 0.194 Lance Cormier, R OBP: 0.333, SLG: 0.375 Quinton McCracken, S OBP: 0.328, SLG: 0.379 Randy Choate, L Doug DeVore, L OBP: 0.238, SLG: 0.282 (8, PH) (6, PR) (6, 1) (8, PH) (8, 1) (9, 7)			K		SH1-4	1B		K		2	1	2	0	0	0	0											
<b>Inning Stats</b>	R: 0 E: 0 K: 0 S: 9	H: 0 LOB: 0 BB: 0 P: 10	R: 0 E: 0 K: 1 S: 11	H: 1 LOB: 2 BB: 1 P: 16	R: 0 E: 0 K: 1 S: 7	H: 0 LOB: 0 BB: 0 P: 11	R: 0 E: 0 K: 0 S: 11	H: 2 LOB: 2 BB: 0 P: 14	R: 0 E: 0 K: 1 S: 11	H: 0 LOB: 2 BB: 1 P: 18	R: 5 E: 0 K: 0 S: 26	H: 7 LOB: 2 BB: 0 P: 32	R: 0 E: 0 K: 0 S: 7	H: 1 LOB: 1 BB: 0 P: 11	R: 0 E: 0 K: 1 S: 6	H: 1 LOB: 1 BB: 0 P: 9	R: 0 E: 0 K: 0 S: 9	H: 1 LOB: 0 BB: 0 P: 11	1B: 10 2B: 3 3B: 0 HR: 0	SF: 0 SAC: 1 DP: 0 HBP: 0	WP: 1 PB: 0 SB: 0 CS: 1	PA: 42					
<b>PITCHER</b>	IP	WLS	BF	H	R	ER	SO	BB	IBB	HBP	BLK	WP	HR	S	P	ERA	WHIP										
David Wells, L ERA: 3.65 (1, 1)	5.1		27	9	5	5	3	2	0	0	0	1	0	68	93	8.44	2.062										
Antonio Osuna, R ERA: 2.78 (6, 1)	1.2	B	7	2	0	0	0	0	0	0	0	0	0	14	19	0.00	1.200										
Akinori Otsuka, R ERA: 1.81 (8, 1)	2.0	W	7	2	0	0	1	0	0	0	0	0	0	15	20	0.00	1.000										

AB	38
R	5
H	13
RBI	5
BB	2
SO	4
LOB	17



BOTTOM

Arizona Diamondbacks @ San Diego Padres  
PETCO Park, San Diego, CA  
Fri Sep 24 2004, 10:05 PM EDT  
Att: 36,927 - Sunny - 71 F

livebaseballscorecards.com

AB 34  
R 6  
H 10  
RBI 4  
BB 2  
SO 3  
LOB 19



WP: 1 PA: 38  
PB: 0  
SB: 0  
CS: 0

AB R H RBI BB SO LOB

4	1	4	2	0	0	0
4	0	0	0	1	0	5
4	0	0	0	0	1	3
3	0	0	0	1	0	0
4	0	0	0	0	0	2
3	1	2	0	0	0	0
0	1	0	0	0	0	0
4	1	2	0	0	0	1
0	1	0	0	0	0	0
2	1	1	1	0	0	0
1	0	1	0	0	0	0
0	0	0	0	0	0	0
0	0	0	0	0	0	0
1	0	0	0	0	1	3
2	0	0	0	0	0	2
0	0	0	0	0	0	0
2	0	0	1	0	1	3

Batter	1	2	3	4	5	6	7	8	9
Jay Payton, R OBP: 0.327, SLG: 0.373 (1, 8)	2-1 1B			0-0 1B	3-2 3B		0-2 1B		2-1 HBP
Mark Loretta, R OBP: 0.390, SLG: 0.504 (1, 4)	3-2 F7			4-1 BB	1-0 G4-3		0-0 FC5-4		2-2 E5
24 Brian Giles, L OBP: 0.376, SLG: 0.476 (1, 9)	2-3 K			1-0 G4-6-3	3-0 G4-3				
Phil Nevin, R OBP: 0.372, SLG: 0.507 (1, 3)			0-1 G4-3	4-0 BB		2-2 G4-3		0-1 G3	
Ryan Klesko, L OBP: 0.396, SLG: 0.453 (1, 7)			0-0 F8	2-2 G3		2-2 F8		0-1 G6-3	
Rich Aurilia, R OBP: 0.315, SLG: 0.344 (1, 5)			2-1 F7		1-1 1B HBP	1-1 FC6-4 1B		3-2 2B FC5 1B	
Kerry Robinson, L OBP: 0.333, SLG: 0.341 (9, PR)									
Ramon Hernandez, R OBP: 0.340, SLG: 0.465 (1, 2)			3-1 G5-3		2-2 2B 3B 1B	2-0 FC6-4		1-2 FC5 2B	
3 Khalil Greene, R OBP: 0.349, SLG: 0.446 (9, PR)					1-2	1-2f		1-3 E	
Alex Gonzalez, R OBP: 0.265, SLG: 0.374 (1, 6)			0-0 G4-3		0-1 3B 2B		0-0 1B 1B	2-3 K	
Terrence Long, L OBP: 0.339, SLG: 0.426 (7, PH)									
Freddy Guzman, S OBP: 0.225, SLG: 0.224 (7, PR)									
Akinori Otsuka, R (8, 1)									
Robert Fick, L OBP: 0.278, SLG: 0.321 (9, PH)									
David Wells, L OBP: 0.155, SLG: 0.109 (1, 1)			2-1 G6-3		0-1 P6		1-3 K	3-2 FC5 HBP	
Antonio Osuna, R (6, 1)									
Ramón Vázquez, L OBP: 0.294, SLG: 0.306 (7, PH)								2-3 3-H	
(8, 6)									

Inning Stats	R: 0	H: 1	E: 0	LOB: 1	K: 1	P: 16	R: 0	H: 0	E: 0	LOB: 0	K: 0	P: 7	R: 0	H: 0	E: 0	LOB: 0	K: 0	P: 10	R: 0	H: 1	E: 1	LOB: 2	K: 0	P: 17	R: 4	H: 3	E: 0	LOB: 0	K: 0	P: 24	R: 0	H: 1	E: 0	LOB: 1	K: 0	P: 18	R: 0	H: 2	E: 0	LOB: 1	K: 1	P: 9	R: 0	H: 0	E: 0	LOB: 0	K: 0	P: 9	R: 2	H: 2	E: 1	LOB: 3	K: 1	P: 30	1B: 7	SF: 0	2B: 2	SAC: 0	3B: 1	DP: 1	HR: 0	HBP: 2	WP: 1	PA: 38	PB: 0	SB: 0	CS: 0
--------------	------	------	------	--------	------	-------	------	------	------	--------	------	------	------	------	------	--------	------	-------	------	------	------	--------	------	-------	------	------	------	--------	------	-------	------	------	------	--------	------	-------	------	------	------	--------	------	------	------	------	------	--------	------	------	------	------	------	--------	------	-------	-------	-------	-------	--------	-------	-------	-------	--------	-------	--------	-------	-------	-------

PITCHER	IP	WLS	BF	H	R	ER	SO	BB	IBB	HBP	BLK	WP	HR	S	P	ERA	WHIP
Mike Gosling, L ERA: 4.66 (1, 1)	5.0		21	5	4	4	1	2	0	0	0	1	0	39	74	7.20	1.400
Lance Cormier, R ERA: 8.36 (6, 1)	2.0	H	8	3	0	0	1	0	0	0	0	0	0	19	27	0.00	1.500
Randy Choate, L ERA: 5.01 (8, 1)	1.0	H	3	0	0	0	0	0	0	0	0	0	0	6	9	0.00	0.000
Greg Aquino, R ERA: 2.59 (9, 1)	0.1	L	6	2	2	1	1	0	0	1	0	0	0	17	30	27.00	6.000



Batter	1	2	3	4	5	6	7	8	9	AB R H RBI BB SO LOB	TOP	
<b>Chad Tracy, L</b> (1, 5) <small>OBP: 0.348, SLG: 0.411</small> 	2-2 			4-0 	3-2 		2-3 		1-1 	4 1 1 0 1 1 0	<b>Arizona Diamondbacks @ San Diego Padres</b> PETCO Park, San Diego, CA Sat Sep 25 2004, 10:05 PM EDT Att. 44,863 - Cloudy - 71 F  <b>livebaseballscorecards.com</b>  <b>AB 38</b> <b>R 5</b> <b>H 10</b> <b>RBI 5</b> <b>BB 1</b> <b>SO 10</b> <b>LOB 17</b>  	
<b>Alex Cintron, S</b> (1, 6) <small>OBP: 0.301, SLG: 0.364</small> 	1-2 			2-1 	1-3 		0-0 	0-0 	5 1 2 0 0 1 1			
<b>Josh Kroeger, L</b> (1, 8) <small>OBP: 0.171, SLG: 0.175</small> <b>Chad Durbin, R</b> (7, 1) <small>OBP: 0.288, SLG: 0.391</small> <b>Robby Hammock, R</b> (8, 7)	2-3 			0-1 	0-2 		1-3 	1-3 	4 0 0 1 0 2 3 0 0 0 0 0 0 0 1 0 0 0 0 1 0			
<b>Shea Hillenbrand, R</b> (1, 3) <small>OBP: 0.343, SLG: 0.453</small> 		0-1 		3-2 		0-1 		1-2 	4 3 2 0 0 0 0			
<b>Doug DeVore, L</b> (1, 7) <small>OBP: 0.250, SLG: 0.293</small> (8, 8)				2-1 		0-2 		0-2 	4 0 2 1 0 1 1			
<b>Danny Bautista, R</b> (1, 9) <small>OBP: 0.332, SLG: 0.401</small> 				1-2 		1-2 		0-1 	4 0 0 0 0 1 5			
<b>19 Chris Snyder, R</b> (1, 2) <small>OBP: 0.355, SLG: 0.519</small> 				0-0 		2-1 		3-2 	4 0 2 2 0 0 2			
<b>Scott Hairston, R</b> (1, 4) <small>OBP: 0.285, SLG: 0.453</small> 				0-0 		3-1 		1-1 	4 0 1 1 0 1 3			
<b>Stephen Randolph, L</b> (1, 1) <small>OBP: 0.417, SLG: 0.667</small> <b>Scott Service, R</b> (6, 1) <b>Andy Green, R</b> (7, PH) <small>OBP: 0.241, SLG: 0.275</small> <b>Luis Terrero, R</b> (7, 8) <small>OBP: 0.327, SLG: 0.374</small> <b>36 Brian Bruney, R</b> (8, 1)	1-2 			1-2 		2-3 		1-3 	2 0 0 0 0 0 0 0 0 0 0 0 0 0 1 0 0 0 0 1 0 1 0 0 0 0 1 2 0 0 0 0 0 0 0			
<b>Inning Stats</b>	R: 0 H: 0 E: 0 LOB: 0 K: 1 BB: 0 S: 11 P: 16	R: 0 H: 0 E: 0 LOB: 0 K: 1 BB: 0 S: 7 P: 10	R: 0 H: 0 E: 0 LOB: 0 K: 1 BB: 0 S: 12 P: 15	R: 3 H: 4 E: 0 LOB: 2 K: 1 BB: 1 S: 14 P: 25	R: 0 H: 1 E: 0 LOB: 1 K: 1 BB: 0 S: 22 P: 27	R: 1 H: 2 E: 0 LOB: 1 K: 0 BB: 0 S: 13 P: 19	R: 0 H: 1 E: 0 LOB: 1 K: 3 BB: 0 S: 16 P: 21	R: 1 H: 2 E: 1 LOB: 2 K: 1 BB: 0 S: 17 P: 23	R: 0 H: 0 E: 0 LOB: 0 K: 1 BB: 0 S: 6 P: 8	1B: 7 SF: 0 2B: 3 SAC: 0 3B: 0 DP: 0 HR: 0 HBP: 0	WP: 0 PA: 39 PB: 0 SB: 0 CS: 0	
<b>PITCHER</b> <b>Adam Eaton, R</b> (1, 1) <small>ERA: 4.73</small> <b>Antonio Osuna, R</b> (7, 1) <small>ERA: 2.7</small> <b>Akinori Otsuka, R</b> (8, 1) <small>ERA: 1.79</small> <b>Trevor Hoffman, R</b> (8, 1) <small>ERA: 2.44</small>	IP WLS BF H R ER SO BB IBB HBP BLK WP HR S P ERA WHIP											<b>PITCHER</b> IP WLS BF H R ER SO BB IBB HBP BLK WP HR S P ERA WHIP

Batter	1	2	3	4	5	6	7	8	9
Jay Payton, R OBP: 0.326, SLG: 0.373 (1, 8)	1-2 1B 24 SF8 2B		0-1 F9	1-2 K		1-3 K		3-2 F8	
Mark Loretta, R OBP: 0.390, SLG: 0.503 (1, 4)	2-1 1B		1-1 FC4-6 BB 24 1B 1-2f		2-1 G5-3		0-0 L5	1-1 1B	
24 Brian Giles, L OBP: 0.377, SLG: 0.479 (1, 9)	1-0 SF8		0-0 BB 1B		3-2 2B		1-0 BB 2B 1B	2-3 K	
Phil Nevin, R OBP: 0.372, SLG: 0.505 (1, 3)	3-2 F7		4-0 BB 1B BB		0-3 K		4-1 SAFE BB 2B BB		
Rich Aurilia, R OBP: 0.317, SLG: 0.342 (1, 5)	1-1 P3		4-1 1B BB		1-0 P6		4-2 2B BB		
Ryan Klesko, L OBP: 0.399, SLG: 0.458 (1, 7)			0-1 1B				4-1 BB BB	2-0 2B	
Akinori Otsuka, R (8, 1)			1-2 2-H 3-H				1-3 2-H 3-H		
Trevor Hoffman, R (8, 1)									
Ramon Hernandez, R OBP: 0.337, SLG: 0.460 (1, 2)			1-3 F8				0-0 F7	3-1 FC5-2-5	
Alex Gonzalez, R OBP: 0.262, SLG: 0.370 (1, 6)			2-0 F9				3-3 K	0-3 K	
Ramón Vázquez, L OBP: 0.291, SLG: 0.303 (7, PH) (8, 6)							1 SAFE K	3-H K	
Adam Eaton, R OBP: 0.275, SLG: 0.290 (1, 1)			4-1 BB				4-1 SAFE BB	1-2 F7	
Xavier Nady, R OBP: 0.300, SLG: 0.400 (6, PH)									
Antonio Osuna, R (7, 1)									
Terrence Long, L OBP: 0.338, SLG: 0.424 (8, 7)									

AB	R	H	RBI	BB	SO	LOB
5	1	1	0	0	2	3
5	1	2	0	0	0	1
4	2	3	1	0	1	1
2	2	0	0	2	1	2
2	0	0	1	2	0	2
3	0	2	4	1	1	0
0	0	0	0	0	0	0
0	0	0	0	0	0	0
4	0	0	0	0	1	5
3	0	0	0	0	1	1
1	0	0	0	0	1	2
1	0	0	0	1	0	0
0	0	0	0	1	0	0
0	0	0	0	0	0	0
1	0	0	0	0	0	0

AB	R	H	RBI	BB	SO	LOB
31	6	8	6	7	8	17

Inning Stats		R: 1	H: 2	E: 0	LOB: 1	K: 0	BB: 0	S: 11	R: 0	H: 0	E: 0	LOB: 0	K: 2	BB: 0	S: 7	R: 3	H: 2	E: 0	LOB: 2	K: 0	BB: 3	S: 10	R: 0	H: 0	E: 0	LOB: 0	K: 1	BB: 0	S: 8	R: 0	H: 1	E: 0	LOB: 1	K: 1	BB: 0	S: 12	R: 0	H: 0	E: 0	LOB: 2	K: 2	BB: 2	S: 9	R: 2	H: 2	E: 0	LOB: 2	K: 1	BB: 2	S: 13	R: 0	H: 1	E: 0	LOB: 1	K: 1	BB: 0	S: 17
PITCHER		IP	WLS	BF	H	R	ER	SO	BB	IBB	HBP	BLK	WP	HR	S	P	ERA	WHIP	PITCHER		IP	WLS	BF	H	R	ER	SO	BB	IBB	HBP	BLK	WP	HR	S	P	ERA	WHIP																				
Stephen Randolph, L (1, 1) ERA: 5.51		5.2		27	5	4	4	5	5	0	0	0	0	0	54	103	6.35	1.765	Stephen Randolph, L (1, 1) ERA: 5.51		5.2		27	5	4	4	5	5	0	0	0	0	0	54	103	6.35	1.765	Stephen Randolph, L (1, 1) ERA: 5.51		5.2		27	5	4	4	5	5	0	0	0	0	0	54	103	6.35	1.765	
Scott Service, R (6, 1) ERA: 7.45		0.1		1	0	0	0	1	0	0	0	0	0	0	3	4	0.00	0.000	Scott Service, R (6, 1) ERA: 7.45		0.1		1	0	0	0	1	0	0	0	0	0	3	4	0.00	0.000	Scott Service, R (6, 1) ERA: 7.45		0.1		1	0	0	0	1	0	0	0	0	3	4	0.00	0.000				
Chad Durbin, R (7, 1) ERA: 6.97		1.0	L	7	2	2	2	1	2	0	0	0	0	0	13	27	18.00	4.000	Chad Durbin, R (7, 1) ERA: 6.97		1.0	L	7	2	2	2	1	2	0	0	0	0	13	27	18.00	4.000	Chad Durbin, R (7, 1) ERA: 6.97		1.0	L	7	2	2	2	1	2	0	0	0	0	13	27	18.00	4.000			
36 Brian Bruney, R (8, 1) ERA: 4.94		1.0		4	1	0	0	1	0	0	0	0	0	0	17	24	0.00	1.000	36 Brian Bruney, R (8, 1) ERA: 4.94		1.0		4	1	0	0	1	0	0	0	0	17	24	0.00	1.000	36 Brian Bruney, R (8, 1) ERA: 4.94		1.0		4	1	0	0	1	0	0	0	17	24	0.00	1.000						

**Arizona Diamondbacks @ San Diego Padres**  
**PETCO Park, San Diego, CA**  
 Sat Sep 25 2004, 10:05 PM EDT  
 Att: 44,863 - Cloudy - 71 F

[livebaseballscorecards.com](http://livebaseballscorecards.com)

**AB 31**

**R 6**

**H 8**

**RBI 6**

**BB 7**

**SO 8**


**LOB 17**

WP: 0 PA: 39

PB: 0

SB: 0

CS: 0





Batter	1	2	3	4	5	6	7	8	9	AB R H RBI BB SO LOB	TOP
<b>Chad Tracy, L</b> (1, 5) <small>OBP: 0.348, SLG: 0.410</small>	0-1 		3-2 		0-0 			1-0 		3 0 1 1 0 0 0	
<b>Alex Cintron, S</b> (1, 4) <small>OBP: 0.301, SLG: 0.362</small>	1-2 			0-1 	3-2 			2-0 		3 0 0 0 0 0 1	
<b>Robby Hammock, R</b> (1, 7) <small>OBP: 0.284, SLG: 0.385</small> <b>Lance Cormier, R</b> (5, 1) <small>OBP: 0.333, SLG: 0.375</small> <b>Shane Nance, L</b> (6, 1) <small>OBP: 0.311, SLG: 0.333</small> <b>Randy Choate, L</b> (7, 1) <small>OBP: 0.311, SLG: 0.333</small> <b>Carlos Baerga, S</b> (8, PH) <small>OBP: 0.311, SLG: 0.333</small> <b>Scott Service, R</b> (8, 1)	0-3 			2-3 	1-2 			0-1 		3 0 0 0 0 2 3 0 1 0 0 0 0 0 1 0 0 0 0 0 0 0	
<b>Shea Hillenbrand, R</b> (1, 3) <small>OBP: 0.344, SLG: 0.455</small>		4-2 		3-2 		1-2 			2-2 	3 0 1 0 1 0 0	
<b>Doug DeVore, L</b> (1, 9) <small>OBP: 0.250, SLG: 0.291</small>		0-3 		1-3 		0-0 			1-1 	4 0 1 0 0 2 2	
<b>Luis Terrero, R</b> (1, 8) <small>OBP: 0.326, SLG: 0.372</small>		2-3 			0-0 	0-3 			0-2 	4 1 1 0 0 3 2	
<b>Jerry Gil, R</b> (1, 6) <small>OBP: 0.186, SLG: 0.235</small>		0-3 			2-2 		2-1 		2-1 	4 0 1 0 0 1 2	
<b>Juan Brito, R</b> (1, 2) <small>OBP: 0.243, SLG: 0.279</small>			1-1 		1-2 			1-1 		3 0 1 0 0 0 2	
<b>Steve Sparks, R</b> (1, 1) <small>OBP: 0.129, SLG: 0.129</small> <b>Alan Zinter, S</b> (5, PH) <small>OBP: 0.250, SLG: 0.226</small> <b>Josh Kroeger, L</b> (5, 7) <small>OBP: 0.187, SLG: 0.171</small>			1-2 		4-2 		0-0 			1 0 0 0 0 0 0 0 0 0 0 1 0 0 1 0 0 0 0 0 1	
<b>Inning Stats</b>	R: 0 H: 0 E: 0 LOB: 0 K: 1 BB: 0 S: 9 P: 10	R: 0 H: 0 E: 0 LOB: 1 K: 3 BB: 1 S: 11 P: 17	R: 0 H: 0 E: 0 LOB: 0 K: 0 BB: 0 S: 8 P: 13	R: 0 H: 1 E: 0 LOB: 1 K: 2 BB: 0 S: 15 P: 21	R: 1 H: 2 E: 0 LOB: 3 K: 0 BB: 1 S: 21 P: 32	R: 0 H: 0 E: 0 LOB: 0 K: 1 BB: 0 S: 9 P: 10	R: 0 H: 1 E: 0 LOB: 0 K: 0 BB: 0 S: 5 P: 8	R: 0 H: 1 E: 0 LOB: 0 K: 1 BB: 0 S: 10 P: 15	1B: 5 SF: 1 2B: 1 SAC: 0 3B: 0 DP: 2 HR: 0 HBP: 1	WP: 0 PA: 34 PB: 0 SB: 0 CS: 0	
<b>44 Jake Peavy, R</b> (1, 1) <small>ERA: 2.25</small> <b>Blaine Neal, R</b> (7, 1) <small>ERA: 4.28</small> <b>Brian Sweeney, R</b> (8, 1) <small>ERA: 3.48</small> <b>Jay Witasick, R</b> (9, 1) <small>ERA: 3.2</small>	IP WLS BF H R ER SO BB IBB HBP BLK WP HR S P ERA WHIP 6.0 W 24 3 1 1 7 2 0 1 0 0 0 0 73 103 1.50 0.833 1.0 3 1 0 0 0 0 0 0 0 0 0 0 5 8 0.00 1.000 1.0 3 1 0 0 0 0 0 0 0 0 0 0 4 7 0.00 1.000 1.0 4 1 0 0 1 0 0 0 0 0 0 0 10 15 0.00 1.000										

Arizona Diamondbacks @ San Diego Padres  
 PETCO Park, San Diego, CA  
 Sun Sep 26 2004, 4:05 PM EDT  
 Att. 39,639 - Sunny - 74 F

AB	30
R	1
H	6
RBI	1
BB	2
SO	8
LOB	14



Batter	1	2	3	4	5	6	7	8	9
Jay Payton, R OBP: 0.329, SLG: 0.374 (1, 8)	0-0 24 1B BB SF8 1B	0-1 1B E 1B	0-0 G6-3		1-2 G5-3		1-0 24 1B HBP SF9 HBP		
Mark Loretta, R OBP: 0.395, SLG: 0.505 (1, 4)	4-0 SF8 24 1B FC3 1B	1-0 E8 G1-3 1B		4-1 1B 1B BB		0-1 G6-4-3 24 BB SF8 1B	3-1 SF9 24 1B HBP		
Alex Gonzalez, R OBP: 0.262, SLG: 0.370 (7, PR)									
24 Brian Giles, L OBP: 0.379, SLG: 0.480 (1, 9)	1-0 FC3 E 1B	3-2 P3		0-0 P2		4-2 BB G6-4-3 BB	2-1 1B		
Phil Nevin, R OBP: 0.371, SLG: 0.504 (1, 3)	0-0 SF8	1-1 G1-3		2-1 1B 1B		3-2 G6-4-3	2-1 SF9		
Ryan Klesko, L OBP: 0.402, SLG: 0.458 (1, 7)	0-0 FC3	4-1 FC5-4		0-2 1B		4-0 BB	0-2 G6-3		
Blaine Neal, L (7, 1)									
Xavier Nady, R OBP: 0.296, SLG: 0.394 (7, PH)	1B	BB		1-2 2-3 1B		1-2 2-3 IBB			
Brian Sweeney, R (8, 1)									
Jay Witasick, R (9, 1)	2-3 3-H	BB							
Rich Aurilia, R OBP: 0.315, SLG: 0.341 (1, 5)	0-1 1B	0-0 FC5-4		0-1 P3		1-2 SF8		1-3 K	
Ramon Hernandez, R OBP: 0.340, SLG: 0.461 (1, 2)	1-1 1B		3-2 K	0-1 F8		4-1 BB	1-0 G4-6-3 1B		
Ramón Vázquez, L OBP: 0.287, SLG: 0.298 (1, 6)	0-1 F7		0-1 K		1-3 K	1-3 K	3-2 G4-6-3		
44 Jake Peavy, R OBP: 0.230, SLG: 0.193 (1, 1)	1-1 F9		0-0 SH1-4		0-2 G6-3		0-1 G4-3		
Kerry Robinson, L (7, 7)									

Inning Stats	R: 4	H: 4	E: 1	K: 0	S: 12	LOB: 2	BB: 1	P: 19	R: 1	H: 2	E: 1	K: 0	S: 10	LOB: 2	BB: 1	P: 19	R: 0	H: 1	E: 0	K: 1	S: 8	LOB: 1	BB: 0	P: 11	R: 0	H: 2	E: 0	K: 0	S: 12	LOB: 3	BB: 1	P: 18	R: 0	H: 0	E: 0	K: 1	S: 13	LOB: 0	BB: 0	P: 15	R: 1	H: 1	E: 0	K: 1	S: 15	LOB: 3	BB: 3	P: 32	R: 1	H: 1	E: 0	K: 0	S: 11	LOB: 2	BB: 0	P: 19	R: 0	H: 1	E: 0	K: 1	S: 8	LOB: 0	BB: 0	P: 13
--------------	------	------	------	------	-------	--------	-------	-------	------	------	------	------	-------	--------	-------	-------	------	------	------	------	------	--------	-------	-------	------	------	------	------	-------	--------	-------	-------	------	------	------	------	-------	--------	-------	-------	------	------	------	------	-------	--------	-------	-------	------	------	------	------	-------	--------	-------	-------	------	------	------	------	------	--------	-------	-------

PITCHER	IP	WLS	BF	H	R	ER	SO	BB	IBB	HBP	BLK	WP	HR	S	P	ERA	WHIP
Steve Sparks, R ERA: 6.04 (1, 1)	4.0	L	25	9	5	4	1	3	0	0	0	0	0	42	67	9.00	3.000
Lance Cormier, R ERA: 8.24 (5, 1)	1.2		9	1	1	1	1	2	1	0	0	0	0	24	42	5.40	1.800
Shane Nance, L ERA: 6.35 (6, 1)	0.2		4	0	1	1	1	0	0	2	0	0	0	7	12	13.50	0.000
Randy Choate, L ERA: 4.94 (7, 1)	0.2		3	1	0	0	0	0	0	0	0	0	0	8	12	0.00	1.500
Scott Service, R ERA: 7.08 (8, 1)	1.0		3	1	0	0	1	0	0	0	0	0	0	8	13	0.00	1.000

**BOTTOM**

Arizona Diamondbacks @ San Diego Padres  
 PETCO Park, San Diego, CA  
 Sun Sep 26 2004, 4:05 PM EDT  
 Att: 39,639 - Sunny - 74 F

AB	R	H	RBI	BB	SO	LOB
4	3	2	0	0	0	1
2	2	2	0	2	0	0
0	0	0	0	0	0	0
4	1	2	0	1	0	2
3	0	1	2	0	0	3
2	1	1	1	2	0	1
0	0	0	0	0	0	0
1	0	0	0	0	0	0
0	0	0	0	0	0	0
4	0	1	2	0	1	5
4	0	2	1	1	1	3
5	0	1	0	0	2	6
2	0	0	0	0	0	2
1	0	0	0	0	0	0

AB	32
R	7
H	12
RBI	6
BB	6
SO	4
LOB	25



WP	0	PA	44
PB	0		
SB	0		
CS	0		

PITCHER	IP	WLS	BF	H	R	ER	SO	BB	IBB	HBP	BLK	WP	HR	S	P	ERA	WHIP
---------	----	-----	----	---	---	----	----	----	-----	-----	-----	----	----	---	---	-----	------



Batter	1	2	3	4	5	6	7	8	9	AB R H RBI BB SO LOB	TOP
<b>Scott Podsednik, L</b> (1, 8) OBP: 0.312, SLG: 0.358 	1-2 		2-3 		1-2 			0-0 		4 0 0 0 0 1 1	<b>Milwaukee Brewers @ Arizona Diamondbacks</b> Bank One Ballpark, Phoenix, AZ Mon Sep 27 2004, 9:35 PM EDT Att. 25,123 - Sunny - 76 F  <b>AB 32</b> <b>R 1</b> <b>H 6</b> <b>RBI 1</b> <b>BB 1</b> <b>SO 12</b> <b>LOB 9</b>  
<b>Keith Ginter, R</b> (1, 4) OBP: 0.327, SLG: 0.446 	1-2 		3-3 			1-3 		2-1 		4 0 2 0 0 2 0	
<b>Lyle Overbay, L</b> (1, 3) OBP: 0.383, SLG: 0.477 	2-0 		0-3 			2-0 		0-2 		4 0 0 0 0 1 2	
<b>Geoff Jenkins, L</b> (1, 7) OBP: 0.321, SLG: 0.462 	1-1 			0-0 		1-3 			3-2 	4 0 0 0 0 1 1	
<b>Chris Magruder, S</b> (1, 9) OBP: 0.329, SLG: 0.452 		1-2 		0-1 		0-1 		1-3 		4 0 1 0 0 1 0	
<b>2 Bill Hall, R</b> (1, 6) <b>Craig Counsell, L</b> (9, PH) OBP: 0.325, SLG: 0.309 		1-3 		2-3 		2-3 		0-3 		3 0 0 0 0 3 1 1 0 0 0 0 1 0	
<b>Wes Helms, R</b> (1, 5) OBP: 0.337, SLG: 0.368 		4-2 			0-0 		0-2 			2 1 2 0 1 0 0	
<b>Chad Moeller, R</b> (1, 2) OBP: 0.268, SLG: 0.306 		1-1 			2-3 		0-1 			3 0 1 1 0 1 2	
<b>15 Ben Sheets, R</b> (1, 1) <b>Trent Durrington, R</b> (8, PH) <b>Luis Vizcaino, R</b> (8, 1) 		2-0 			0-3 			2-2 		2 0 0 0 0 1 2 1 0 0 0 0 0 0 0 0 0 0 0 0 0	
<b>Inning Stats</b>	R: 0 H: 1 E: 0 LOB: 1 K: 0 BB: 0 S: 10 P: 15	R: 1 H: 1 E: 0 LOB: 1 K: 1 BB: 1 S: 11 P: 20	R: 0 H: 0 E: 0 LOB: 0 K: 3 BB: 0 S: 10 P: 15	R: 0 H: 1 E: 0 LOB: 0 K: 1 BB: 0 S: 8 P: 10	R: 0 H: 1 E: 0 LOB: 1 K: 2 BB: 0 S: 11 P: 14	R: 0 H: 0 E: 0 LOB: 0 K: 2 BB: 0 S: 8 P: 12	R: 0 H: 1 E: 0 LOB: 1 K: 1 BB: 0 S: 11 P: 13	R: 0 H: 1 E: 0 LOB: 1 K: 2 BB: 0 S: 9 P: 13	R: 0 H: 0 E: 0 LOB: 0 K: 2 BB: 0 S: 12 P: 16	1B: 4 SF: 0 2B: 1 SAC: 0 3B: 1 DP: 0 HR: 0 HBP: 0	WP: 0 PA: 33 PB: 1 SB: 0 CS: 1
<b>PITCHER</b>	<b>Randy Johnson, L</b> (1, 1) ERA: 2.65 <b>Randy Choate, L</b> (8, 1) ERA: 4.84 <b>Greg Aquino, R</b> (9, 1) ERA: 2.51	IP WLS BF H R ER SO BB IBB HBP BLK WP HR S P ERA WHIP	IP WLS BF H R ER SO BB IBB HBP BLK WP HR S P ERA WHIP	IP WLS BF H R ER SO BB IBB HBP BLK WP HR S P ERA WHIP	IP WLS BF H R ER SO BB IBB HBP BLK WP HR S P ERA WHIP	IP WLS BF H R ER SO BB IBB HBP BLK WP HR S P ERA WHIP	IP WLS BF H R ER SO BB IBB HBP BLK WP HR S P ERA WHIP	IP WLS BF H R ER SO BB IBB HBP BLK WP HR S P ERA WHIP	IP WLS BF H R ER SO BB IBB HBP BLK WP HR S P ERA WHIP	IP WLS BF H R ER SO BB IBB HBP BLK WP HR S P ERA WHIP	ERA WHIP

Batter	1	2	3	4	5	6	7	8	9	AB	R	H	RBI	BB	SO	LOB
<b>Chad Tracy, L</b> OBP: 0.347, SLG: 0.415 (1, 5)	1-2 HR		2-3 K2-3	0-2 G6-3		0-1 P5				4	1	1	1	0	1	4
<b>Alex Cintron, S</b> OBP: 0.300, SLG: 0.361 (1, 4)	2-2 F7		1-1 2B E 1B		0-3 K		0-0 G1-3			4	1	1	0	0	1	0
<b>Danny Bautista, R</b> OBP: 0.332, SLG: 0.402 (1, 9)	2-1 G6-3		1-0 E 1B 2B		0-0 P5		1-2 G5-3			4	1	1	0	0	0	0
<b>Shea Hillenbrand, R</b> OBP: 0.342, SLG: 0.451 (1, 3)	1-2 P4		0-1 E5 19 BB 1B		1-2 G5-3		0-0 G6-3			4	0	0	0	0	0	1
<b>Doug DeVore, L</b> OBP: 0.271, SLG: 0.322 (1, 7)		3-2 2B	0-0 19 BB 1B		2-1 1B 1B 1B		1-2 F8			4	0	3	1	0	0	0
<b>19 Chris Snyder, R</b> OBP: 0.351, SLG: 0.500 (1, 2)		0-3 K	4-2 1-2 2-3 BB		0-1 SAFE SAFE F7		1-0 F9			3	0	0	0	1	1	2
<b>Luis Terrero, R</b> OBP: 0.329, SLG: 0.379 (1, 8)		1-3 K	1-3 K		0-2 1B 1-2 1B		2-2 2B			4	0	2	0	0	2	4
<b>Jerry Gil, R</b> OBP: 0.189, SLG: 0.236 (1, 6)		0-3 K2-3		3-3 K		1-2 1-2 2-3 1B		1-3 K		4	0	1	0	0	3	2
<b>Randy Johnson, R</b> OBP: 0.160, SLG: 0.143 (1, 1)			3-2 L9		0-1 G6-3 1B					3	0	1	0	0	1	3
<b>Randy Choate, L</b> (8, 1)										0	0	0	0	0	0	0
<b>Greg Aquino, R</b> (9, 1)										0	0	0	0	0	0	0

Inning Stats	R: 1	H: 1	E: 0	LOB: 0	K: 0	BB: 0	S: 12	R: 0	H: 1	E: 0	LOB: 1	K: 3	BB: 0	S: 13	R: 2	H: 3	E: 1	LOB: 3	K: 2	BB: 1	S: 20	R: 0	H: 1	E: 0	LOB: 0	K: 1	BB: 0	S: 9	R: 0	H: 0	E: 0	LOB: 0	K: 1	BB: 0	S: 7	R: 0	H: 3	E: 0	LOB: 3	K: 1	BB: 0	S: 16	R: 0	H: 0	E: 0	LOB: 0	K: 0	BB: 0	S: 5	R: 0	H: 1	E: 0	LOB: 1	K: 1	BB: 0	S: 10	1B: 6	SF: 0	2B: 3	SAC: 0	3B: 0	DP: 1	HR: 1	HBP: 0
--------------	------	------	------	--------	------	-------	-------	------	------	------	--------	------	-------	-------	------	------	------	--------	------	-------	-------	------	------	------	--------	------	-------	------	------	------	------	--------	------	-------	------	------	------	------	--------	------	-------	-------	------	------	------	--------	------	-------	------	------	------	------	--------	------	-------	-------	-------	-------	-------	--------	-------	-------	-------	--------

PITCHER	IP	WLS	BF	H	R	ER	SO	BB	IBB	HBP	BLK	WP	HR	S	P	ERA	WHIP
<b>15 Ben Sheets, R</b> ERA: 2.8 (1, 1)	7.0	L	31	9	3	1	8	1	0	0	0	0	1	82	113	1.29	1.429
<b>Luis Vizcaino, R</b> ERA: 3.88 (8, 1)	1.0		4	1	0	0	1	0	0	0	0	0	0	10	15	0.00	1.000

**BOTTOM**

**Milwaukee Brewers @ Arizona Diamondbacks**  
Bank One Ballpark, Phoenix, AZ

livebaseballscorecards.com

<b>AB</b>	<b>34</b>
<b>R</b>	<b>3</b>
<b>H</b>	<b>10</b>
<b>RBI</b>	<b>2</b>
<b>BB</b>	<b>1</b>
<b>SO</b>	<b>9</b>
<b>LOB</b>	<b>16</b>



WP	PA	ERA	WHIP
0	35		

Mon Sep 27 2004, 9:35 PM EDT  
Att: 25,123 - Sunny - 76 F



Batter	1	2	3	4	5	6	7	8	9	10	11	AB R H RBI BB SO LOB	TOP	
Scott Podsednik, L (1, 8) OBP: 0.314, SLG: 0.362	E1 1B	G6-3		CS 1B		L3 1B			SF7 3B		F7	6 2 3 1 0 0 3	<b>Milwaukee Brewers @ Arizona Diamondbacks</b> Bank One Ballpark, Phoenix, AZ Tue Sep 28 2004, 9:35 PM EDT Att: 23,936 - Sunny - 75 F	
Keith Ginter, R (1, 4) OBP: 0.329, SLG: 0.457	CS 1B		WP 2B	G6-3		F7			SF7		1B 3B	5 1 3 2 0 0 2		
Lyle Overbay, L (1, 3) OBP: 0.384, SLG: 0.475	K		K			L3			HR BB		1B	4 1 1 1 2 2 3		
Geoff Jenkins, L (1, 7) OBP: 0.320, SLG: 0.464	G3-1		K	CS					HR		F8	6 1 1 2 0 2 2		
Russell Branyan, L (1, 5) OBP: 0.335, SLG: 0.559			K					G4-3			F7	5 0 1 0 1 2 2		
Dave Kryszel, L (1, 9) Mike Adams, R (7, 1) Wes Helms, R (8, PH) Dan Kolib, R (8, 1) Luis Vizcaino, R (8, 1) Brooks Kieschnick, L (11, 1) OBP: 0.329, SLG: 0.371		FC6-4 1B		E4 1B 1B		G4-3 BB			G5-3			3 1 0 0 0 1 1 1 0 0 0 0 0 0 0 0 1 0		
Craig Counsell, L (1, 6) OBP: 0.326, SLG: 0.310		BB 1B		SH1-4 1B		G4-3			G5-3		F9	5 1 2 0 0 0 2		
Mark Johnson, L (1, 2) Trent Durrington, R (8, PH) Gary Bennett, R (8, 2) OBP: 0.364, SLG: 0.143 OBP: 0.259, SLG: 0.395 OBP: 0.294, SLG: 0.330				WP 1B					F9		G6-4-3 BB	1 1 1 1 2 0 0 1 0 0 0 0 0 0 0 0 0 0 0 0 1 0 0		
Jorge De La Rosa, L (1, 1) Chris Magruder, S (7, 9) OBP: 0.321, SLG: 0.440				SH1-4 1B					P3		G6-4-3	2 0 0 0 0 2 6 2 0 0 0 0 0 1		
<b>Inning Stats</b>	R: 1 H: 1 E: 1 LOB: 0 K: 1 BB: 0 S: 8 P: 13	R: 0 H: 2 E: 0 LOB: 3 K: 1 BB: 1 S: 10 P: 18	R: 0 H: 1 E: 0 LOB: 1 K: 3 BB: 0 S: 11 P: 19	R: 3 H: 3 E: 1 LOB: 1 K: 2 BB: 1 S: 16 P: 27	R: 0 H: 0 E: 0 LOB: 3 K: 2 BB: 3 S: 8 P: 22	R: 0 H: 1 E: 0 LOB: 0 K: 0 BB: 0 S: 7 P: 11	R: 0 H: 0 E: 0 LOB: 0 K: 2 BB: 0 S: 8 P: 9	R: 0 H: 0 E: 0 LOB: 0 K: 0 BB: 0 S: 4 P: 7	R: 3 H: 2 E: 0 LOB: 0 K: 0 BB: 1 S: 9 P: 15	R: 0 H: 0 E: 0 LOB: 1 K: 0 BB: 1 S: 5 P: 9	R: 1 H: 2 E: 0 LOB: 1 K: 0 BB: 0 S: 9 P: 13	1B: 8 SF: 1 2B: 3 SAC: 1 3B: 2 DP: 3 HR: 1 HBP: 0		WP: 2 PA: 51 PB: 0 SB: 2 CS: 2
<b>PITCHER</b>	IP WLS BF H R ER SO BB IBB HBP BLK WP HR S P ERA WHIP													
17 Brandon Webb, R (1, 1) ERA: 3.67	5.0													
Shane Nance, L (6, 1) ERA: 5.84	1.0	H	3	1	0	0	0	0	0	0	0	0	7	11 0.00 1.000
Randy Choate, L (7, 1) ERA: 4.65	2.0	H	6	0	0	0	2	0	0	0	0	0	12	16 0.00 0.000
Greg Aquino, R (9, 1) ERA: 3.24	1.0	B	6	2	3	3	0	1	0	0	0	0	9	15 27.00 3.000
Mike Koplove, R (10, 1) ERA: 4.15	2.0	W	8	2	1	1	0	1	0	0	0	0	14	22 4.50 1.500

livebaseballscorecards.com

AB	41
R	8
H	12
RBI	7
BB	7
SO	9
LOB	22



Batter	1	2	3	4	5	6	7	8	9	10	11	AB R H RBI BB SO LOB	BOTTOM													
<b>Andy Green, R</b> (1, 5) <small>OBP: 0.230, SLG: 0.262</small> (10, 4)	1-1 	0-0 			3-1 	1-0 			0-0 		1-2 	5 0 0 0 0 0 1	<b>Milwaukee Brewers @ Arizona Diamondbacks</b> Bank One Ballpark, Phoenix, AZ Tue Sep 28 2004, 9:35 PM EDT Att. 23,936 - Sunny - 75 F													
<b>Alex Cintron, S</b> (1, 4) <small>OBP: 0.302, SLG: 0.366</small> (10, 6)	0-1 	1-1 			0-0 		2-1 		1-2 		1-2 	6 3 3 0 0 0 2														
<b>Danny Bautista, R</b> (1, 9) <small>OBP: 0.332, SLG: 0.401</small> <b>Alan Zinter, S</b> (11, 3) <small>OBP: 0.270, SLG: 0.344</small>	4-0 	2-1 			3-2 		1-2 		2-1 		3-2 	4 1 1 1 1 0 1 1 1 1 2 0 0 0														
<b>Shea Hillenbrand, R</b> (1, 3) <small>OBP: 0.344, SLG: 0.453</small> (11, 5)	0-1 		0-2 		0-1 		1-1 		1-0 			5 0 3 2 0 0 0														
<b>Robby Hammock, R</b> (1, 7) <small>OBP: 0.279, SLG: 0.379</small> <b>Doug DeVore, L</b> (8, 7) <small>OBP: 0.265, SLG: 0.315</small> <b>Mike Koplove, R</b> (10, 1)	2-0 		2-2 		1-1 			1-0 	3-1 			3 1 0 0 0 0 4 2 0 0 0 0 0 2 0 0 0 0 0 0 0														
<b>19 Chris Snyder, R</b> (1, 2) <small>OBP: 0.333, SLG: 0.472</small>	3-2 		0-0 		2-0 			0-0 		2-1 		5 1 0 0 0 0 3														
<b>Luis Terrero, R</b> (1, 8) <small>OBP: 0.326, SLG: 0.372</small>	4-0 			0-2 		0-2 		1-1 			2-3 	4 0 0 0 1 1 0														
<b>Jerry Gil, R</b> (1, 6) <small>OBP: 0.195, SLG: 0.240</small> <b>Chad Tracy, L</b> (9, PH) <small>OBP: 0.347, SLG: 0.415</small> (10, 5) (11, 7)	0-1 			1-0 		0-0 			4-2 		0-1 	3 0 1 1 0 0 0 1 1 0 0 1 0 0														
<b>17 Brandon Webb, R</b> <small>ERA: 6.11</small> <b>Shane Bieber, L</b> <small>ERA: 3.29</small> <b>Scott Hairston, R</b> <small>ERA: 3.02</small> <b>Randy Choate, L</b> <small>ERA: 3.8</small> <b>Greg Aquino, R</b> <small>ERA: 3.67</small> <b>Carlos Baerga, S</b> <small>ERA: 3.67</small> <b>Josh Kroeger, L</b>	1-3 		2-2 		4-1 			0-1 	1-3 		3-2 	2 0 0 0 0 0 1 2 0 1 0 1 0 0 0 0 0 1 1 0 0 0 0 0 0														
<b>Inning Stats</b>	R: 4 E: 1 K: 1 S: 20	H: 3 LOB: 2 BB: 2 P: 35	R: 0 E: 0 K: 0 S: 5	H: 0 LOB: 0 BB: 0 P: 8	R: 0 E: 1 K: 0 S: 7	H: 0 LOB: 0 BB: 0 P: 9	R: 0 E: 0 K: 0 S: 7	H: 0 LOB: 0 BB: 0 P: 10	R: 1 E: 1 K: 0 S: 11	H: 2 LOB: 2 BB: 0 P: 20	R: 0 E: 0 K: 0 S: 6	H: 0 LOB: 1 BB: 1 P: 11		R: 0 E: 0 K: 0 S: 7	H: 0 LOB: 0 BB: 0 P: 11	R: 0 E: 0 K: 0 S: 4	H: 0 LOB: 0 BB: 0 P: 6	R: 2 E: 0 K: 0 S: 13	H: 3 LOB: 2 BB: 1 P: 24	R: 0 E: 0 K: 1 S: 11	H: 0 LOB: 0 BB: 0 P: 15	R: 2 E: 0 K: 0 S: 17	H: 2 LOB: 0 BB: 0 P: 25	1B: 8 2B: 1 3B: 1 HR: 1	SF: 0 SAC: 1 DP: 1 HBP: 0	WP: 1 PA: 48
<b>PITCHER</b>	IP WLS BF H R ER SO BB IBB HBP BLK WP HR S P ERA WHIP													IP WLS BF H R ER SO BB IBB HBP BLK WP HR S P ERA WHIP												
<b>Jorge De La Rosa, L</b> (1, 1) <small>ERA: 6.11</small>	6.0 28 5 5 1 1 3 0 0 0 0 0 0 56 93 1.50 1.333																									
<b>Mike Adams, R</b> (7, 1) <small>ERA: 3.29</small>	2.0 6 0 0 0 0 0 0 0 0 0 0 0 11 17 0.00 0.000																									
<b>Dan Kolb, R</b> (9, 1) <small>ERA: 3.02</small>	0.2 B 6 3 2 2 0 1 0 0 0 0 1 0 11 19 27.00 6.000																									
<b>Luis Vizcaino, R</b> (9, 1) <small>ERA: 3.8</small>	1.1 4 0 0 0 1 0 0 0 0 0 0 0 13 20 0.00 0.000																									
<b>Brooks Kieschnick, R</b> (11, 1) <small>ERA: 3.67</small>	0.2 L 4 2 2 2 0 0 0 0 0 0 0 1 17 25 27.00 3.000																									

AB	43
R	9
H	10
RBI	6
BB	4
SO	2
LOB	15





Batter	1	2	3	4	5	6	7	8	9	AB R H RBI BB SO LOB	TOP		
Scott Podsednik, L (1, 8) OBP: 0.313, SLG: 0.361	2-1 S 1B 1B		1-1 G1-3		2-3 K		1-1 FC3-6 WP S 1-2f		3-2 G6-3	5 1 1 0 0 1 2	<b>Milwaukee Brewers @ Arizona Diamondbacks</b> Bank One Ballpark, Phoenix, AZ Wed Sep 29 2004, 6:05 PM EDT Att: 21,710 - Dome - 75 F <a href="http://livebaseballscorecards.com">livebaseballscorecards.com</a>		
Chris Magruder, S (1, 9) OBP: 0.307, SLG: 0.418	0-1 SAFE F7		2-2 F7		3-1 G6-3		3-3 K 1-3			4 0 0 0 0 1 2			
Lyle Overbay, L (1, 3) OBP: 0.382, SLG: 0.472	2-0 SAFE F8		2-2 G3		2-1 G4-3		2-2 G6-3			4 0 0 0 0 0 3			
Geoff Jenkins, L (1, 7) OBP: 0.322, SLG: 0.474	3-1 SAFE SAFE 1B 1B			1-2 HR		1-1 SF9 3B		3-2 F7		4 2 3 2 0 0 0			
Keith Ginter, R (1, 4) OBP: 0.331, SLG: 0.466	3-1 SAFE 1B			2-2 HR		2-2 SF9		2-2 G1-3		3 1 2 2 0 0 0			
Wes Helms, R (1, 5) OBP: 0.331, SLG: 0.362 Dan Kolb, R (9, 1) Luis Vizcaino, R (9, 1)	3-3 K			0-1 F8		1-1 G6-3		2-2 G6-3		4 0 0 0 0 1 2 0 0 0 0 0 0 0 0 0 0 0 0 0 0			
2 Bill Hall, R (1, 6) OBP: 0.278, SLG: 0.377			1-3 K		1-0 F8		1-0 2-4 1B		1-3 K	4 0 1 0 0 2 0			
Gary Bennett, R (1, 2) OBP: 0.293, SLG: 0.326			0-0 F8		4-2 BB		3-2 2-4 1-2		2-3 K	3 0 0 0 1 1 0			
Gary Glover, R (1, 1) Trent Durrington, R (7, PH) Jeff Bennett, R (7, 1) Russell Branyan, L (9, PH) OBP: 0.339, SLG: 0.559			2-3 K		0-3 K		0-0 FC3-6 1B		4-2 BB	2 0 0 0 0 2 1 1 0 1 0 0 0 0 0 0 0 0 0 0 0 0 0 0 0 1 0 0			
<b>Inning Stats</b>	R: 1 H: 3 E: 0 LOB: 2 K: 1 BB: 0 S: 15 P: 28	R: 0 H: 0 E: 0 LOB: 0 K: 2 BB: 0 S: 9 P: 12	R: 0 H: 0 E: 0 LOB: 0 K: 0 BB: 0 S: 10 P: 15	R: 2 H: 2 E: 0 LOB: 1 K: 1 BB: 1 S: 15 P: 23	R: 0 H: 0 E: 0 LOB: 0 K: 1 BB: 0 S: 7 P: 14	R: 1 H: 2 E: 0 LOB: 1 K: 0 BB: 0 S: 12 P: 19	R: 0 H: 1 E: 0 LOB: 2 K: 1 BB: 0 S: 11 P: 19	R: 0 H: 0 E: 0 LOB: 0 K: 0 BB: 0 S: 11 P: 18	R: 0 H: 0 E: 0 LOB: 1 K: 2 BB: 1 S: 16 P: 26	1B: 5 SF: 1 2B: 0 SAC: 0 3B: 1 DP: 0 HR: 2 HBP: 0	WP: 1 PA: 37 PB: 0 SB: 2 CS: 0		
<b>PITCHER</b>	IP WLS BF H R ER SO BB IBB HBP BLK WP HR S P ERA WHIP											<b>PITCHER</b>	IP WLS BF H R ER SO BB IBB HBP BLK WP HR S P ERA WHIP
Casey Fossum, L (1, 1) ERA: 6.65	4.0 L 18 5 3 3 4 1 0 0 0 0 2 49 78 6.75 1.500												
Jeff Fassero, L (5, 1) ERA: 5.46	1.0 3 0 0 0 1 0 0 0 0 0 0 7 14 0.00 0.000												
Lance Cormier, R (6, 1) ERA: 8.14	1.2 9 3 1 1 1 0 0 0 0 1 0 20 33 5.40 1.800												
Randy Choate, L (7, 1) ERA: 4.62	0.1 1 0 0 0 0 0 0 0 0 0 0 3 5 0.00 0.000												
36 Brian Bruney, R (8, 1) ERA: 4.6	2.0 7 0 0 0 2 1 0 0 0 0 0 27 44 0.00 0.500												

AB	34
R	4
H	8
RBI	4
BB	2
SO	8
LOB	10



Batter	1	2	3	4	5	6	7	8	9	AB	R	H	RBI	BB	SO	LOB
Scott Hairston, R (1, 4) OBP: 0.296, SLG: 0.448	3-2 L6		1-2 F8		1-0 1B HBP			1-1 F8	2-2 P5	4	0	0	0	0	0	3
Alex Cintron, S (1, 6) OBP: 0.303, SLG: 0.366	2-1 1B			0-2 G4-3	1-1 1B			0-2 G6-3	1-2 F8	5	0	2	0	0	0	3
Chad Tracy, L (1, 5) OBP: 0.347, SLG: 0.413	1-0 L5			2-1 G6-3	1-0 G1-3			2-2 E 1B		4	0	1	0	0	0	4
Shea Hillenbrand, R (1, 3) OBP: 0.343, SLG: 0.451	SAFE 3-2 F8			0-1 3B 1B		1-3 K		0-1 E5		4	1	1	0	0	1	2
Doug DeVore, L (1, 7) OBP: 0.265, SLG: 0.333		0-0 G3-1		3-1 1-H 3B		1-2 G3		0-0 L7		4	0	1	1	0	0	2
Josh Kroeger, L (1, 9) OBP: 0.170, SLG: 0.196			1-3 K	0-0 G6-3		0-1 G1-3			1-1 BB 2B	4	0	1	0	0	1	1
Luis Terrero, R (1, 8) OBP: 0.325, SLG: 0.367		0-0 G6-3			3-2 P3			0-1 G6-3		3	0	0	0	1	0	0
Juan Brito, R (1, 2) OBP: 0.244, SLG: 0.280			3-2 G4-3		2-2 1B HBP 1B			2-2 G4-3		3	0	1	0	0	0	0
Alan Zinter, S (9, PH) OBP: 0.269, SLG: 0.344									4-1 BB	0	0	0	0	1	0	0
Stephen Randolph, L (9, PR) OBP: 0.417, SLG: 0.667									1-2 2-3 BB	0	0	0	0	0	0	0
Casey Fossum, L (1, 1) OBP: 0.116, SLG: 0.095			3-2 G3-1		1-1 F7			2-1 G3-1		1	0	0	0	0	0	0
Jeff Fassero, L (5, 1) OBP: 0.227, SLG: 0.190										0	0	0	0	0	0	0
Robby Hammock, R (5, PH) OBP: 0.278, SLG: 0.377										1	0	0	0	0	0	1
Lance Cormier, R (6, 1) OBP: 0.353, SLG: 0.375										0	0	0	0	0	0	0
Randy Choate, L (7, 1) OBP: 0.315, SLG: 0.337										0	0	0	0	0	0	0
Carlos Baerga, S (7, PH) OBP: 0.315, SLG: 0.337										1	0	0	0	0	0	0
Brian Bruney, R (8, 1) OBP: 0.325, SLG: 0.377										0	0	0	0	0	0	0
Quinton McCracken, S (9, PH) OBP: 0.325, SLG: 0.377										1	0	0	0	0	1	3

Inning Stats	R: 0	H: 1	E: 0	LOB: 1	K: 0	P: 18	R: 0	H: 0	E: 0	LOB: 0	K: 1	P: 6	R: 0	H: 0	E: 0	LOB: 0	K: 0	P: 17	R: 1	H: 2	E: 0	LOB: 1	K: 0	P: 15	R: 0	H: 2	E: 0	LOB: 3	K: 0	P: 21	R: 0	H: 0	E: 0	LOB: 0	K: 1	P: 10	R: 0	H: 0	E: 0	LOB: 0	K: 0	P: 13	R: 0	H: 1	E: 1	LOB: 2	K: 0	P: 14	R: 0	H: 1	E: 0	LOB: 3	K: 1	P: 32	1B: 5	SF: 0	2B: 1	SAC: 0	3B: 1	DP: 0	HR: 0	HBP: 1
--------------	------	------	------	--------	------	-------	------	------	------	--------	------	------	------	------	------	--------	------	-------	------	------	------	--------	------	-------	------	------	------	--------	------	-------	------	------	------	--------	------	-------	------	------	------	--------	------	-------	------	------	------	--------	------	-------	------	------	------	--------	------	-------	-------	-------	-------	--------	-------	-------	-------	--------

PITCHER	IP	WLS	BF	H	R	ER	SO	BB	IBB	HBP	BLK	WP	HR	S	P	ERA	WHIP
Gary Glover, R (1, 1) ERA: 3.5	6.0	W	24	5	1	1	2	0	0	0	0	0	0	54	87	1.50	0.833
Jeff Bennett, R (7, 1) ERA: 4.44	2.0	H	8	1	0	0	0	0	0	0	0	0	0	20	27	0.00	0.500
Dan Kolb, R (9, 1) ERA: 3.02	0.0		3	1	0	0	0	2	0	0	0	0	0	6	15	∞	∞
Luis Vizcaino, R (9, 1) ERA: 3.75	1.0	S	3	0	0	0	1	0	0	0	0	0	0	13	17	0.00	0.000

**Milwaukee Brewers @ Arizona Diamondbacks**  
**Bank One Ballpark, Phoenix, AZ**  
 Wed Sep 29 2004, 6:05 PM EDT  
 Att. 21,710 - Dome - 75 F

AB	35
R	1
H	7
RBI	1
BB	2
SO	3
LOB	19



WP: 0	PA: 38
PB: 0	
SB: 0	
CS: 0	



Batter	1	2	3	4	5	6	7	8	9	AB R H RBI BB SO LOB	TOP	
Jay Payton, R OBP: 0.325, SLG: 0.366 (1, 8) X	0-0 FC4-6 1B	4-1 BB			0-0 F8		0-0 F8			3 0 1 0 1 0 0		
Mark Loretta, R OBP: 0.393, SLG: 0.498 (1, 4) C X	1-1 FC4-6 FC5-4 1-2f	0-2 F9			0-0 G6-3		0-1 L4			4 0 0 0 0 0 4		
24 Brian Giles, L OBP: 0.376, SLG: 0.478 (1, 9) B X	1-0 F9				1-0 F8		2-1 F7			4 0 1 0 0 0 1		
Phil Nevin, R OBP: 0.368, SLG: 0.494 (1, 3) B F B B X	3-1 FC5-4 1-2f				2-2 G5-3 1B 2-3		4-2 BB			3 0 1 0 1 1 1		
Rich Aurilia, R OBP: 0.314, SLG: 0.354 Ramón Vázquez, L OBP: 0.306, SLG: 0.333 (1, 5) (8, 5)		1-0 F9			3-2 1B 1-2		1-3 SAFE K			4 0 1 0 0 2 1 0 0 0 0 0 0 0		
Xavier Nady, R OBP: 0.303, SLG: 0.429 (1, 7) B B X T B B X		2-1 HR			2-2 G5-3 2-3f		0-1 F8			4 1 1 1 0 1 3		
Ramon Hernandez, R OBP: 0.341, SLG: 0.477 (1, 2) B C X C B X		1-1 BB 2B			0-3 K2-3		0-1 F8			4 0 1 0 0 1 1		
Alex Gonzalez, R OBP: 0.263, SLG: 0.363 (1, 6) D T B B B O C F		4-2 BB BB			0-0 G6-3		4-2 HR BB			2 1 0 0 2 1 0		
44 Jake Peavy, R OBP: 0.222, SLG: 0.186 Miguel Ojeda, R OBP: 0.329, SLG: 0.423 Antonio Osuna, R (7, 1) Terrence Long, L OBP: 0.334, SLG: 0.420 Trevor Hoffman, R (9, 1)		0-3 K			2-2 F8		1-1 HR			2 0 0 0 0 1 2 1 1 1 2 0 0 0 0 0 0 0 0 0 0 1 0 0 0 0 0 0 0 0 0 0 0 0 0		
<b>Inning Stats</b>	R: 0 H: 1 E: 0 LOB: 1 K: 0 BB: 0 S: 6 P: 11	R: 1 H: 2 E: 0 LOB: 3 K: 1 BB: 2 S: 16 P: 28	R: 0 H: 3 E: 0 LOB: 1 K: 0 BB: 0 S: 13 P: 20	R: 0 H: 0 E: 0 LOB: 0 K: 1 BB: 0 S: 9 P: 11	R: 0 H: 0 E: 0 LOB: 0 K: 0 BB: 0 S: 3 P: 4	R: 0 H: 0 E: 0 LOB: 1 K: 1 BB: 1 S: 11 P: 16	R: 2 H: 1 E: 0 LOB: 0 K: 0 BB: 1 S: 9 P: 16	R: 0 H: 0 E: 0 LOB: 0 K: 3 BB: 0 S: 10 P: 13	R: 0 H: 0 E: 0 LOB: 0 K: 1 BB: 0 S: 7 P: 10	1B: 3 SF: 0 2B: 2 SAC: 0 3B: 0 DP: 1 HR: 2 HBP: 0	WP: 0 PA: 36 PB: 0 SB: 0 CS: 0	
<b>PITCHER</b>	IP WLS BF H R ER SO BB IBB HBP BLK WP HR S P ERA WHIP											
Mike Gosling, L ERA: 4.62 (1, 1)	6.0 L 27 7 3 3 3 4 0 0 0 0 0 2 62 99 4.50 1.833											
36 Brian Bruney, R ERA: 4.31 (7, 1)	2.0 6 0 0 0 3 0 0 0 0 0 0 0 15 20 0.00 0.000											
Mike Koplove, R ERA: 4.1 (9, 1)	1.0 3 0 0 0 1 0 0 0 0 0 0 0 7 10 0.00 0.000											

**San Diego Padres @ Arizona Diamondbacks**  
 Bank One Ballpark, Phoenix, AZ  
 Fri Oct 01 2004, 10:05 PM EDT  
 Att. 25,929 - Sunny - 73 F

AB	32
R	3
H	7
RBI	3
BB	4
SO	7
LOB	13



Batter	1	2	3	4	5	6	7	8	9	AB	R	H	RBI	BB	SO	LOB
Scott Hairston, R (1, 4) OBP: 0.293, SLG: 0.442	2-3 K		1-3 K			2-3 K		2-2 P4		4	0	0	0	0	3	0
Josh Kroeger, L (1, 9) OBP: 0.176, SLG: 0.220	0-1 G4-3			0-0 G4-3		1-1 FC1 2B		1-3 K		4	0	1	0	0	1	0
Chad Tracy, L (1, 5) OBP: 0.344, SLG: 0.410	0-3 K			1-2 G3		0-1 FC1 HR			1-1 F9	4	1	0	0	0	1	1
Shea Hillenbrand, R (1, 3) OBP: 0.348, SLG: 0.459				0-0 BB 1B		1-0 HR			0-0 G5-3	4	1	3	2	0	0	0
Doug DeVore, L (1, 7) OBP: 0.274, SLG: 0.354				4-2 BB 1B		3-2 F7			0-0 3B	3	0	1	0	1	1	1
19 Chris Snyder, R (1, 2) OBP: 0.321, SLG: 0.452				3-3 K		3-3 K			1-1 L7	4	0	0	0	0	1	4
Luis Terrero, R (1, 8) OBP: 0.321, SLG: 0.362				0-0 F9		1-3 K			3-3 K	3	0	0	0	0	2	1
Jerry Gil, R (1, 6) OBP: 0.188, SLG: 0.231				2-3 K		1-3 K			0-0 G5-3	3	0	0	0	0	2	0
Mike Gosling, L (1, 1)				0-3 K		0-3 K			3-1 G4-3	2	0	0	0	0	2	0
36 Brian Bruney, R (7, 1)										0	0	0	0	0	0	0
Carlos Baerga, S (8, PH)										1	0	0	0	0	0	0
Mike Koplove, R (9, 1)										0	0	0	0	0	0	0

Inning Stats	R: 0	H: 0	E: 0	K: 2	S: 9	H: 0	LOB: 0	BB: 0	P: 11	R: 0	H: 1	E: 0	K: 1	S: 15	H: 0	LOB: 1	BB: 0	P: 23	R: 0	H: 0	E: 0	K: 3	S: 11	H: 0	LOB: 0	BB: 0	P: 14	R: 0	H: 1	E: 0	K: 1	S: 10	H: 0	LOB: 2	BB: 1	P: 18	R: 0	H: 0	E: 0	K: 3	S: 11	H: 0	LOB: 0	BB: 0	P: 13	R: 2	H: 2	E: 0	K: 1	S: 11	H: 2	LOB: 0	BB: 0	P: 18	R: 0	H: 0	E: 0	K: 1	S: 6	H: 0	LOB: 0	BB: 0	P: 10	R: 0	H: 0	E: 0	K: 1	S: 9	H: 0	LOB: 0	BB: 0	P: 15	R: 0	H: 1	E: 0	K: 0	S: 6	H: 1	LOB: 1	BB: 0	P: 8	1B: 2	SF: 0	2B: 1	SAC: 0	3B: 1	DP: 0	HR: 1	HBP: 0	WP: 0	PA: 33
PITCHER	IP	WLS	BF	H	R	ER	SO	BB	IBB	HBP	BLK	WP	HR	S	P	ERA	WHIP																																																																										
44 Jake Peavy, R (1, 1) ERA: 2.27	6.0	W	23	4	2	2	11	1	0	0	0	0	0	67	97	3.00	0.833																																																																										
Antonio Osuna, R (7, 1) ERA: 2.45	2.0	H	6	0	0	0	2	0	0	0	0	0	0	15	25	0.00	0.000																																																																										
Trevor Hoffman, R (9, 1) ERA: 2.3	1.0	S	4	1	0	0	0	0	0	0	0	0	0	6	8	0.00	1.000																																																																										


**BOTTOM**

**San Diego Padres @ Arizona Diamondbacks**  
Bank One Ballpark, Phoenix, AZ

Fri Oct 01 2004, 10:05 PM EDT  
Att. 25,929 - Sunny - 73 F

livebaseballscorecards.com

AB	32
R	2
H	5
RBI	2
BB	1
SO	13
LOB	7





Batter	1	2	3	4	5	6	7	8	9	AB R H RBI BB SO LOB	TOP	
<b>Freddy Guzman, S</b> (1, 8) <small>OBP: 0.237, SLG: 0.236</small>										5 0 2 0 0 1 0	<b>San Diego Padres @ Arizona Diamondbacks</b> Bank One Ballpark, Phoenix, AZ Sat Oct 02 2004, 10:05 PM EDT Att. 30,733 - Sunny - 75 F	
<b>Mark Loretta, R</b> (1, 4) <small>OBP: 0.391, SLG: 0.495</small>									5 1 1 0 0 0 1			
<b>Rich Aurilia, R</b> (1, 5) <small>OBP: 0.314, SLG: 0.353</small>									4 1 1 1 0 2 3			
<b>Phil Nevin, R</b> (1, 3) <small>OBP: 0.368, SLG: 0.492</small>									4 0 1 0 0 1 3			
<b>Miguel Ojeda, R</b> (1, 2) <small>OBP: 0.327, SLG: 0.438</small>									4 2 1 1 0 1 2			
<b>Xavier Nady, R</b> (1, 9) <small>OBP: 0.300, SLG: 0.419</small>									4 1 1 1 0 2 0			
<b>Jay Payton, R</b> (1, 7) <small>OBP: 0.326, SLG: 0.367</small>									4 1 2 1 0 0 0			
<b>Alex Gonzalez, R</b> (1, 6) <small>OBP: 0.263, SLG: 0.369</small>									4 0 1 2 0 2 1			
<b>Brian Sweeney, R</b> (1, 1) <b>Mike Bynum, L</b> (4, 1) <b>Steve Watkins, R</b> (5, 1) <b>Humberto Quintero, R</b> (7, PH) <b>Jay Witasick, R</b> (7, 1) <b>Terrence Long, L</b> (9, PH)									2 0 0 0 0 0 1 0 0 0 0 0 0 0 0 0 0 0 0 0 0 1 0 0 0 0 0 0 0 0 0 0 0 0 0 1 0 0 0 0 0 0			
<b>Inning Stats</b>	R: 0 H: 0 E: 0 LOB: 0 K: 1 BB: 0 S: 7 P: 10	R: 0 H: 0 E: 0 LOB: 0 K: 2 BB: 0 S: 8 P: 11	R: 0 H: 0 E: 0 LOB: 0 K: 0 BB: 0 S: 9 P: 13	R: 5 H: 5 E: 1 LOB: 1 K: 0 BB: 0 S: 27 P: 33	R: 0 H: 1 E: 0 LOB: 1 K: 1 BB: 0 S: 10 P: 13	R: 0 H: 1 E: 0 LOB: 1 K: 1 BB: 0 S: 9 P: 13	R: 0 H: 2 E: 0 LOB: 2 K: 1 BB: 0 S: 10 P: 12	R: 1 H: 1 E: 0 LOB: 0 K: 2 BB: 0 S: 11 P: 18	R: 0 H: 0 E: 0 LOB: 0 K: 1 BB: 0 S: 8 P: 14	1B: 8 SF: 0 2B: 0 SAC: 0 3B: 1 DP: 0 HR: 1 HBP: 0		WP: 0 PA: 38 PB: 1 SB: 2 CS: 0
<b>PITCHER</b> <b>Randy Johnson, L</b> (1, 1) <small>ERA: 2.6</small> <b>Greg Aquino, R</b> (9, 1) <small>ERA: 3.15</small>	IP WLS BF H R ER SO BB IBB HBP BLK WP HR S P ERA WHIP											IP WLS BF H R ER SO BB IBB HBP BLK WP HR S P ERA WHIP

livebaseballscorecards.com



Batter	1	2	3	4	5	6	7	8	9
<b>Chad Tracy, L</b> OBP: 0.343, SLG: 0.407 (1, 5) BB C X	3-1 1B		0-3 K	0-1 G5-3		1-0 G3		2-2 F7	
<b>Alex Cintron, S</b> OBP: 0.303, SLG: 0.365 (1, 4) F X	0-1 L5		3-3 K	1-1 F8		2-0 1B			
<b>Doug DeVore, L</b> OBP: 0.273, SLG: 0.350 (1, 7) B X	1-0 F8			1-1 P5	0-2 1B	1-0 E1			
<b>Shea Hillenbrand, R</b> OBP: 0.347, SLG: 0.463 (1, 3) SAFE C BB X	2-1 F7			0-0 1B	2-1 1B	1-0 G4-3			
<b>19 Chris Snyder, R</b> OBP: 0.327, SLG: 0.458 (1, 2) X		0-0 F8		4-2 1B	0-2 2B		2-2 F9		
<b>Josh Kroeger, L</b> OBP: 0.182, SLG: 0.222 (1, 9) BB F X		1-2 G4-3		2-2 1B	1-3 K		0-1 G4-3		
<b>Luis Terrero, R</b> OBP: 0.324, SLG: 0.364 (1, 8) BB C X		2-1 1B		1-0 1B	2-3 K		0-0 G5-3		
<b>Jerry Gil, R</b> OBP: 0.190, SLG: 0.232 (1, 6) X		0-0 F7		2-2 1B	1-0 G1-3				
<b>Randy Johnson, R</b> OBP: 0.167, SLG: 0.163 (1, 1) <b>Carlos Baerga, S</b> OBP: 0.309, SLG: 0.329 (8, PH) <b>Greg Aquino, R</b> (9, 1)			2-3 K	1-0 2B		1-2 F8		2-1 G4-3	

Inning Stats	R: 0 E: 0 K: 0 S: 7	H: 1 LOB: 1 BB: 0 P: 13	R: 0 E: 0 K: 0 S: 7	H: 1 LOB: 1 BB: 0 P: 10	R: 0 E: 0 K: 3 S: 10	H: 0 LOB: 0 BB: 0 P: 15	R: 5 E: 1 K: 0 S: 18	H: 5 LOB: 1 BB: 1 P: 30	R: 2 E: 0 K: 2 S: 15	H: 3 LOB: 1 BB: 0 P: 21	R: 0 E: 1 K: 0 S: 8	H: 1 LOB: 2 BB: 0 P: 14	R: 0 E: 0 K: 0 S: 7	H: 0 LOB: 0 BB: 0 P: 9	R: 0 E: 0 K: 1 S: 11	H: 0 LOB: 0 BB: 0 P: 18
1B: 7 2B: 4 3B: 0 HR: 0	SF: 0 SAC: 0 DP: 0 HBP: 0	WP: 1 PB: 0 SB: 0 CS: 0	PA: 37													

PITCHER	IP	WLS	BF	H	R	ER	SO	BB	IBB	HBP	BLK	WP	HR	S	P	ERA	WHIP
<b>Brian Sweeney, R</b> ERA: 5.65 (1, 1)	3.1		18	7	5	5	3	1	0	0	0	1	0	38	63	13.50	2.400
<b>Mike Bynum, L</b> ERA: 54.0 (4, 1)	0.2	L	3	1	1	1	0	0	0	0	0	0	0	7	8	13.50	1.500
<b>Steve Watkins, R</b> ERA: 6.28 (5, 1)	2.0		10	3	1	1	2	0	0	0	0	0	0	20	32	4.50	1.500
<b>Jay Witasick, R</b> ERA: 3.21 (7, 1)	2.0		6	0	0	0	1	0	0	0	0	0	0	18	27	0.00	0.000

**BOTTOM**

**San Diego Padres @ Arizona Diamondbacks**  
Bank One Ballpark, Phoenix, AZ

<b>AB</b>	<b>36</b>
<b>R</b>	<b>7</b>
<b>H</b>	<b>11</b>
<b>RBI</b>	<b>6</b>
<b>BB</b>	<b>1</b>
<b>SO</b>	<b>6</b>
<b>LOB</b>	<b>12</b>



AB	R	H	RBI	BB	SO	LOB
5	0	1	0	0	1	1
4	0	1	0	0	1	2
4	1	1	0	0	0	2
4	2	2	0	0	0	3
3	1	1	2	1	0	0
4	1	1	1	0	1	1
4	1	2	1	0	1	1
4	1	1	0	0	1	2
3	0	1	2	0	1	0
1	0	0	0	0	0	0
0	0	0	0	0	0	0

Sat Oct 02 2004, 10:05 PM EDT  
Att: 30,733 - Sunny - 75 F

livebaseballscorecards.com



Batter	1	2	3	4	5	6	7	8	9	AB R H RBI BB SO LOB	TOP											
<b>Freddy Guzman, S</b> (1, 8) OBP: 0.250, SLG: 0.250	2-3 		0-0 			0-0 		2-3 		4 0 2 1 0 2 0												
<b>Ramón Vázquez, L</b> (1, 4) OBP: 0.297, SLG: 0.322	1-2 		3-1 			3-3 		1-0 		4 0 0 0 0 1 4												
<b>Robert Fick, L</b> (1, 3) OBP: 0.277, SLG: 0.319	1-0 					0-1 		0-0 		4 0 1 0 0 0 2												
<b>24 Brian Giles, L</b> (1, 9) OBP: 0.374, SLG: 0.475		0-0 				0-1 		3-1 		4 0 0 0 0 0 3												
<b>Dave Hansen, L</b> (1, 5) OBP: 0.367, SLG: 0.349		3-2 				2-2 		0-0 		4 0 0 0 0 0 1												
<b>Miguel Ojeda, R</b> (1, 2) OBP: 0.322, SLG: 0.429		0-3 				3-2 		2-1 		3 0 0 0 0 1 0												
<b>Xavier Nady, R</b> (1, 7) OBP: 0.301, SLG: 0.416			0-1 			2-3 		0-0 		3 1 1 0 0 1 0												
<b>Alex Gonzalez, R</b> (1, 6) OBP: 0.263, SLG: 0.368			0-1 			0-1 		3-2 		3 0 1 0 0 0 0												
<b>David Wells, L</b> (1, 1) OBP: 0.164, SLG: 0.105 <b>Terrence Long, L</b> (6, PH) OBP: 0.335, SLG: 0.420 <b>Justin Germano, R</b> (6, 1) <b>Ricky Stone, R</b> (6, 1) <b>Blaine Neal, L</b> (7, 1) <b>Humberto Quintero, R</b> (7, 2) OBP: 0.295, SLG: 0.375			0-0 			1-0 		0-3 		0 0 0 0 0 0 0 1 0 1 0 1 0 0 0 0 1 0												
<b>Inning Stats</b>	R: 0 E: 0 K: 1 S: 8	H: 0 LOB: 0 BB: 0 P: 12	R: 0 E: 0 K: 1 S: 7	H: 0 LOB: 0 BB: 0 P: 10	R: 1 E: 0 K: 0 S: 8	H: 3 LOB: 1 BB: 0 P: 11	R: 0 E: 0 K: 0 S: 7	H: 0 LOB: 0 BB: 0 P: 14	R: 0 E: 0 K: 1 S: 8	H: 0 LOB: 0 BB: 0 P: 13	R: 0 E: 0 K: 1 S: 10	H: 2 LOB: 2 BB: 0 P: 14	R: 0 E: 0 K: 0 S: 4	H: 0 LOB: 0 BB: 0 P: 6	R: 0 E: 0 K: 2 S: 10	H: 0 LOB: 0 BB: 0 P: 15	R: 0 E: 0 K: 0 S: 7	H: 1 LOB: 1 BB: 0 P: 13	1B: 6 2B: 0 3B: 0 HR: 0	SF: 0 SAC: 1 DP: 0 HBP: 0	WP: 0 PB: 0 SB: 0 CS: 1	PA: 32
<b>PITCHER</b>	IP WLS BF H R ER SO BB IBB HBP BLK WP HR S P ERA WHIP																					
<b>17 Brandon Webb, R</b> (1, 1) ERA: 3.59	7.0 W 25 5 1 1 4 0 0 0 0 0 0 0 52 80 1.29 0.714																					
<b>Mike Koplove, R</b> (8, 1) ERA: 4.05	1.0 H 3 0 0 0 2 0 0 0 0 0 0 0 10 15 0.00 0.000																					
<b>Greg Aquino, R</b> (9, 1) ERA: 3.06	1.0 S 4 1 0 0 0 0 0 0 0 0 0 0 7 13 0.00 1.000																					

**San Diego Padres @ Arizona Diamondbacks**  
Bank One Ballpark, Phoenix, AZ  
Sun Oct 03 2004, 4:35 PM EDT  
Att. 29,425 - Dome - 73 F

AB	31
R	1
H	6
RBI	1
BB	0
SO	6
LOB	10



Batter	1	2	3	4	5	6	7	8	9
Andy Green, R OBP: 0.241, SLG: 0.266 (1, 5)	2-2 SH1-3 1B		0-0 SH1-3 1-2		0-2 G4-3		1-0 G1-4-6-3 HBP		
Alex Cintron, S OBP: 0.301, SLG: 0.363 (1, 4)	0-0 SH1-3 1-2		0-2 G6-3 2-3		1-1 P4		0-0 G1-4-6-3 1-2f 2-3		
Doug DeVore, L OBP: 0.272, SLG: 0.374 (1, 9)	1-3 K		0-0 HR		1-3 K		1-1 G4-3		
Shea Hillenbrand, R OBP: 0.348, SLG: 0.464 (1, 3)	2-2 F8		2-2 2B		1-1 2B 1B		0-3 K		
Alan Zinter, S OBP: 0.300, SLG: 0.353 (6, 3)									
Robby Hammock, R OBP: 0.287, SLG: 0.405 (1, 7)		0-1 HR	1-1 F8		1-1 2B		3-2 1B		
Luis Terrero, R OBP: 0.319, SLG: 0.358 (1, 8)		0-1 P6		0-0 B5-3		1-3 K	0-3 K		
Jerry Gil, R OBP: 0.182, SLG: 0.221 (1, 6)		0-3 K		1-1 G6-3		1-0 G4-3	2-3 K		
Juan Brito, R OBP: 0.246, SLG: 0.298 (1, 2)		0-3 K		1-2 HR		0-0 F8			
17 Brandon Webb, R OBP: 0.134, SLG: 0.094 (1, 1)			0-1 HR	2-2 F8			0-0 G1-4-6-3 HBP		
Quinton McCracken, S OBP: 0.328, SLG: 0.381 (7, PH)									
Casey Fossum, L OBP: 0.116, SLG: 0.095 (7, PR)									
Mike Koplove, R (8, 1)									
Greg Aquino, R (9, 1)									

Inning Stats	R: 0 E: 0 K: 1 S: 16	H: 1 LOB: 1 BB: 0 P: 21	R: 1 E: 0 K: 2 S: 12	H: 1 LOB: 0 BB: 0 P: 12	R: 2 E: 0 K: 0 S: 13	H: 3 LOB: 1 BB: 0 P: 16	R: 1 E: 0 K: 0 S: 10	H: 1 LOB: 0 BB: 0 P: 14	R: 0 E: 0 K: 1 S: 9	H: 0 LOB: 0 BB: 0 P: 11	R: 0 E: 0 K: 1 S: 9	H: 2 LOB: 2 BB: 0 P: 13	R: 0 E: 0 K: 0 S: 4	H: 1 LOB: 2 BB: 0 P: 6	R: 0 E: 0 K: 3 S: 18	H: 1 LOB: 1 BB: 0 P: 23
	1B: 5 2B: 2 3B: 0 HR: 3	SF: 0 SAC: 2 DP: 1 HBP: 1														

PITCHER	IP	WLS	BF	H	R	ER	SO	BB	IBB	HBP	BLK	WP	HR	S	P	ERA	WHIP
David Wells, L ERA: 3.73 (1, 1)	5.0	L	21	6	4	4	4	0	0	0	0	0	3	60	74	7.20	1.200
Justin Germano, R ERA: 8.86 (6, 1)	0.0		2	2	0	0	0	0	0	0	0	0	0	4	6	∞	∞
Ricky Stone, R ERA: 6.45 (6, 1)	1.0		5	1	0	0	1	0	0	1	0	0	0	6	9	0.00	1.000
Blaine Neal, R ERA: 4.07 (7, 1)	2.0		6	1	0	0	3	0	0	0	0	0	0	21	27	0.00	0.500

**BOTTOM**

**San Diego Padres @ Arizona Diamondbacks**  
Bank One Ballpark, Phoenix, AZ

Sun Oct 03 2004, 4:35 PM EDT  
Att. 29,425 - Dome - 73 F

AB	R	H	RBI	BB	SO	LOB
2	0	1	0	0	0	0
3	0	0	0	0	0	3
4	1	1	2	0	2	3
2	0	1	0	0	0	1
2	0	1	0	0	1	0
4	1	3	1	0	0	1
4	0	0	0	0	2	3
4	0	0	0	0	2	3
3	1	1	1	0	1	2
2	1	1	0	0	0	0
1	0	1	0	0	0	0
0	0	0	0	0	0	0
0	0	0	0	0	0	0
0	0	0	0	0	0	0

AB	31
R	4
H	10
RBI	4
BB	0
SO	8
LOB	16

WP: 0 PA: 34  
PB: 0  
SB: 1  
CS: 0



PITCHER	IP	WLS	BF	H	R	ER	SO	BB	IBB	HBP	BLK	WP	HR	S	P	ERA	WHIP
David Wells, L ERA: 3.73 (1, 1)	5.0	L	21	6	4	4	4	0	0	0	0	0	3	60	74	7.20	1.200
Justin Germano, R ERA: 8.86 (6, 1)	0.0		2	2	0	0	0	0	0	0	0	0	0	4	6	∞	∞
Ricky Stone, R ERA: 6.45 (6, 1)	1.0		5	1	0	0	1	0	0	1	0	0	0	6	9	0.00	1.000
Blaine Neal, R ERA: 4.07 (7, 1)	2.0		6	1	0	0	3	0	0	0	0	0	0	21	27	0.00	0.500