

Arizona Diamondbacks - 2004

Batter	1	2	3	4	5	6	7	8	9	AB	R	H	RBI	BB	SO	LOB	TOP				
Aaron Miles, S OBP: 0.400, SLG: 0.400	1-1 FC1-6 1B		2-2 WP SH3-4 1B		1-2 F7		2-3 K	0-3 K		5	0	2	0	0	2	2					
Royce Clayton, R OBP: 0.222, SLG: 0.125	1-0 FC1-6 17 2B		0-0 SH3-4		2-1 G4-3		0-1 L5		4-0 BB 17 1B	3	1	0	0	1	0	2					
17 Todd Helton, L OBP: 0.800, SLG: 1.000	1-1 1-H 2B		4-0 WP IBB		1-3 K			2-1 F7	2-1 BB 1B	4	0	2	1	1	1	0					
Preston Wilson, R OBP: 0.500, SLG: 0.500 Rene Reyes, S (6, PR)	3-3 K2-3		1-3 K		1-2 G5-3 1B			0-1 F7	4-2 BB 1B	3	0	1	0	0	2	3					
Jeremy Burnitz, L (1, 9)	0-0 F9		0-0 G4-3		3-2 F8			4-2 BB HR BB	1-3 K	4	1	0	0	1	1	7					
Vinny Castilla, R OBP: 0.300, SLG: 0.250		2-3 K		2-2 G6-3		2-0 G5-3		4-1 BB HR BB	2-3 K	4	1	0	0	1	2	4					
Luis Gonzalez, R OBP: 0.300, SLG: 0.556		0-1 G6-3		1-3 K		1-3 K2-3		4-1 BB HR BB	2-1 G1-3	4	1	0	0	1	2	5					
Charles Johnson, R OBP: 0.750, SLG: 1.857		3-2 2B		4-0 BB			0-0 F9 2B	0-1 HR		3	1	3	4	1	0	0					
Jason Jennings, L Jeff Fassero, L Mark Sweeney, L Javier López, L Todd Greene, R Steve Reed, R	1-1 L7		2-3 K		3-2 F9 2B		3-2 F9 1B	1-0 1B		2	0	0	0	0	1	2					
Inning Stats	R: 1 E: 0 K: 1 S: 9	H: 2 LOB: 1 BB: 0 P: 15	R: 0 E: 0 K: 1 S: 11	H: 1 LOB: 1 BB: 0 P: 17	R: 0 E: 0 K: 1 S: 9	H: 1 LOB: 2 BB: 1 P: 16	R: 0 E: 0 K: 2 S: 9	H: 0 LOB: 1 BB: 1 P: 18	R: 0 E: 0 K: 1 S: 9	H: 1 LOB: 2 BB: 0 P: 13	R: 0 E: 0 K: 1 S: 11	H: 1 LOB: 1 BB: 0 P: 14	R: 4 E: 0 K: 1 S: 14	H: 2 LOB: 1 BB: 3 P: 29	R: 0 E: 0 K: 2 S: 12	H: 1 LOB: 3 BB: 2 P: 27	1B: 5 2B: 3 3B: 0 HR: 1	SF: 0 SAC: 1 DP: 0 HBP: 0	WP: 1 PB: 0 SB: 0 CS: 0	PA: 43	
PITCHER	IP WLS BF H R ER SO BB IBB HBP BLK WP HR S P ERA WHIP	IP WLS BF H R ER SO BB IBB HBP BLK WP HR S P ERA WHIP	IP WLS BF H R ER SO BB IBB HBP BLK WP HR S P ERA WHIP	IP WLS BF H R ER SO BB IBB HBP BLK WP HR S P ERA WHIP	IP WLS BF H R ER SO BB IBB HBP BLK WP HR S P ERA WHIP	IP WLS BF H R ER SO BB IBB HBP BLK WP HR S P ERA WHIP	IP WLS BF H R ER SO BB IBB HBP BLK WP HR S P ERA WHIP	IP WLS BF H R ER SO BB IBB HBP BLK WP HR S P ERA WHIP	IP WLS BF H R ER SO BB IBB HBP BLK WP HR S P ERA WHIP	IP WLS BF H R ER SO BB IBB HBP BLK WP HR S P ERA WHIP	IP WLS BF H R ER SO BB IBB HBP BLK WP HR S P ERA WHIP	IP WLS BF H R ER SO BB IBB HBP BLK WP HR S P ERA WHIP	IP WLS BF H R ER SO BB IBB HBP BLK WP HR S P ERA WHIP	IP WLS BF H R ER SO BB IBB HBP BLK WP HR S P ERA WHIP	IP WLS BF H R ER SO BB IBB HBP BLK WP HR S P ERA WHIP	IP WLS BF H R ER SO BB IBB HBP BLK WP HR S P ERA WHIP	IP WLS BF H R ER SO BB IBB HBP BLK WP HR S P ERA WHIP	IP WLS BF H R ER SO BB IBB HBP BLK WP HR S P ERA WHIP	IP WLS BF H R ER SO BB IBB HBP BLK WP HR S P ERA WHIP	IP WLS BF H R ER SO BB IBB HBP BLK WP HR S P ERA WHIP	IP WLS BF H R ER SO BB IBB HBP BLK WP HR S P ERA WHIP

Colorado Rockies @ Arizona Diamondbacks
Bank One Ballpark, Phoenix, AZ
Wed Apr 07 2004, 9:35 PM EDT
Att: 25,918 - Dome - 77 F

livebaseballscorecards.com

AB 35
R 5
H 9
RBI 5
BB 7
SO 11
LOB 26



Batter	1	2	3	4	5	6	7	8	9	AB	R	H	RBI	BB	SO	LOB	BOTTOM				
Steve Finley, L OBP: 0.222, SLG: 0.125	2-1 G3		2-2 L8	4-0 3B BB	1-2 P5		0-1 F8			4	1	0	0	1	0	1					
Roberto Alomar, S OBP: 0.333, SLG: 0.429	3-2 G4-3		3-2 G1-3	1-2 1B 3B	0-2 P3		1-3 K			5	1	1	2	0	1	1					
Luis Gonzalez, L OBP: 0.556, SLG: 1.429	1-1 2B		3-2 P6	4-0 1B IBB	4-1 BB		1-0 G1-3			3	0	1	0	2	0	0					
Richie Sexson, R OBP: 0.222, SLG: 0.500	1-0 P3			HR K	4-1 BB			0-1 G5-3		4	1	1	1	1	1	3					
Alex Cintron, S OBP: 0.556, SLG: 0.429		4-0 FC5-4 BB		1B	0-2 F8			0-0 G6-4-3 1B		4	1	3	1	1	0	3					
Shea Hillenbrand, R OBP: 0.222, SLG: 0.125		4-2 FC5-4 BB		1B	0-1 F8			2-0 G6-4-3		4	1	1	0	1	0	3					
Danny Bautista, R OBP: 0.143, SLG: 0.286		1-2 FC5-4		0-1 F7	0-0 2B		0-1 G6-3			4	1	1	0	0	0	4					
Brent Mayne, L OBP: 0.500, SLG: 1.000		0-0 L6		0-1 17 1B	2-1 2B		4-2 BB			3	2	2	3	1	0	2					
17 Brandon Webb, R Greg Colbrunn, R Andrew Good, R Stephen Randolph, L Matt Mantei, R	1-1 K		1-3 K	0-0 3B 1B	0-2 BB 1B		3-2 G5-3			3	1	2	2	0	1	2					
Inning Stats	R: 0 E: 0 K: 0 S: 8	H: 1 LOB: 1 BB: 0 P: 15	R: 0 E: 0 K: 1 S: 11	H: 0 LOB: 2 BB: 2 P: 21	R: 0 E: 0 K: 0 S: 12	H: 0 LOB: 0 BB: 0 P: 20	R: 7 E: 0 K: 1 S: 23	H: 7 LOB: 2 BB: 2 P: 42	R: 2 E: 0 K: 0 S: 20	H: 3 LOB: 3 BB: 2 P: 31	R: 0 E: 0 K: 0 S: 12	H: 0 LOB: 1 BB: 1 P: 22	R: 0 E: 0 K: 1 S: 6	H: 0 LOB: 0 BB: 0 P: 8	R: 0 E: 0 K: 0 S: 4	H: 1 LOB: 0 BB: 0 P: 6	1B: 6 2B: 3 3B: 2 HR: 1	SF: 0 SAC: 0 DP: 1 HBP: 0	WP: 0 PB: 0 SB: 0 CS: 0	PA: 42	
PITCHER	IP WLS BF H R ER SO BB IBB HBP BLK WP HR S P ERA WHIP	IP WLS BF H R ER SO BB IBB HBP BLK WP HR S P ERA WHIP	IP WLS BF H R ER SO BB IBB HBP BLK WP HR S P ERA WHIP	IP WLS BF H R ER SO BB IBB HBP BLK WP HR S P ERA WHIP	IP WLS BF H R ER SO BB IBB HBP BLK WP HR S P ERA WHIP	IP WLS BF H R ER SO BB IBB HBP BLK WP HR S P ERA WHIP	IP WLS BF H R ER SO BB IBB HBP BLK WP HR S P ERA WHIP	IP WLS BF H R ER SO BB IBB HBP BLK WP HR S P ERA WHIP	IP WLS BF H R ER SO BB IBB HBP BLK WP HR S P ERA WHIP	IP WLS BF H R ER SO BB IBB HBP BLK WP HR S P ERA WHIP	IP WLS BF H R ER SO BB IBB HBP BLK WP HR S P ERA WHIP	IP WLS BF H R ER SO BB IBB HBP BLK WP HR S P ERA WHIP	IP WLS BF H R ER SO BB IBB HBP BLK WP HR S P ERA WHIP	IP WLS BF H R ER SO BB IBB HBP BLK WP HR S P ERA WHIP	IP WLS BF H R ER SO BB IBB HBP BLK WP HR S P ERA WHIP	IP WLS BF H R ER SO BB IBB HBP BLK WP HR S P ERA WHIP	IP WLS BF H R ER SO BB IBB HBP BLK WP HR S P ERA WHIP	IP WLS BF H R ER SO BB IBB HBP BLK WP HR S P ERA WHIP	IP WLS BF H R ER SO BB IBB HBP BLK WP HR S P ERA WHIP	IP WLS BF H R ER SO BB IBB HBP BLK WP HR S P ERA WHIP	IP WLS BF H R ER SO BB IBB HBP BLK WP HR S P ERA WHIP

Colorado Rockies @ Arizona Diamondbacks
Bank One Ballpark, Phoenix, AZ
Wed Apr 07 2004, 9:35 PM EDT
Att: 25,918 - Dome - 77 F

livebaseballscorecards.com

AB 35
R 9
H 12
RBI 9
BB 7
SO 3
LOB 20



Batter	1	2	3	4	5	6	7	8	9	10	11	AB	R	H	RBI	BB	SO	LOB	TOP							
Aaron Miles, S OBP: 0.200, SLG: 0.200 Shawn Chacon, R	(1.4) G3		(2.2) G3-1		(1.2) G5-3		(1.1) SH2-4		(0.0) G4-3		(2.2) F7	5	0	0	0	0	0	0								
Royce Clayton, R OBP: 0.357, SLG: 0.308	(1.6) P4			(1.1) 1B	(0.1) G4-3		(0.0) 1B		(2.2) 1B			5	1	3	0	0	0	0								
17 Todd Helton, L OBP: 0.533, SLG: 0.615	(1.3) K			(2.1) 1B		(1.2) F9	(0.3) K		(3.0) G3-6-3			5	1	0	0	0	2	4								
Preston Wilson, R OBP: 0.538, SLG: 0.636		(1.2) P4		(1.2) 1B		(1.0) 1B	(0.2) 1B			(0.0) P3		5	1	3	2	0	0	0								
Jeromy Burnitz, L OBP: 0.357, SLG: 0.100		(4.2) BB		(3.2) K		(3.2) 1B	(3.2) K			(1.3) K		4	0	1	0	1	3	4								
Vinny Castilla, R OBP: 0.333, SLG: 0.333 Javier López, L Kit Pellow, R	(1.5) F8		(2.1) F9		(4.2) BB		(1.2) 2B			(0.0) G5-4-3		4	0	1	0	1	0	4								
Todd Greene, R OBP: 0.667, SLG: 1.167	(1.2) K		(1.1) 1B		(1.1) 1B		(1.3) K				(2.2) HR	5	1	3	3	0	2	2								
Denny Hocking, S	(1.7) G4-3		(1.2) K		(3.2) K		(1.3) K				(0.1) F9	5	0	0	0	0	2	5								
Joe Kennedy, R Rene Reyes, S Turk Wendell, L Mark Sweeney, L 40 Brian Fuentes, L Vladimir Nunez, R Luis Gonzalez, R	(1.1) F8		(0.1) F8		(1.3) K		(4.2) 1B	(0.1) F7			(1.1) F8	2	0	0	0	0	1	0								
Inning Stats	R: 0 E: 0 K: 1 S: 7	H: 0 LOB: 0 BB: 0 P: 11	R: 0 E: 0 K: 1 S: 12	H: 0 LOB: 1 BB: 1 P: 18	R: 0 E: 0 K: 0 S: 8	H: 0 LOB: 0 BB: 0 P: 11	R: 2 E: 1 K: 2 S: 18	H: 3 LOB: 2 BB: 0 P: 30	R: 0 E: 0 K: 1 S: 9	H: 0 LOB: 0 BB: 0 P: 11	R: 1 E: 0 K: 0 S: 14	H: 3 LOB: 2 BB: 1 P: 25	R: 1 E: 0 K: 2 S: 15	H: 2 LOB: 2 BB: 1 P: 22	R: 0 E: 0 K: 2 S: 12	H: 1 LOB: 1 BB: 0 P: 15	R: 0 E: 0 K: 0 S: 6	H: 0 LOB: 0 BB: 0 P: 11	R: 0 E: 0 K: 1 S: 5	H: 0 LOB: 0 BB: 0 P: 6	R: 1 E: 0 K: 0 S: 12	H: 1 LOB: 0 BB: 0 P: 17	1B: 8 2B: 2 3B: 0 HR: 1	SF: 0 SAC: 1 DP: 2 HBP: 0	WP: 1 PB: 0 SB: 0 CS: 0	PA: 46
PITCHER	IP: 1.1 WLS: 5.2 BF: 25 H: 3 R: 1 ER: 1 SO: 5 BB: 2 IBB: 0 HBP: 0 BLK: 0 WP: 0 HR: 0 S: 65 ERA: 1.59 WHIP: 1.412	IP: 0.1 WLS: 0.2 BF: 4 H: 1 R: 1 ER: 1 SO: 1 BB: 0 IBB: 0 HBP: 0 BLK: 0 WP: 0 HR: 0 S: 8 ERA: 13.50 WHIP: 3.000	IP: 0.1 WLS: 0.2 BF: 3 H: 1 R: 0 ER: 0 SO: 2 BB: 0 IBB: 0 HBP: 0 BLK: 0 WP: 0 HR: 0 S: 12 ERA: 1.500 WHIP: 1.500	IP: 0.1 WLS: 2.0 BF: 7 H: 2 R: 0 ER: 0 SO: 2 BB: 0 IBB: 0 HBP: 0 BLK: 0 WP: 0 HR: 18 S: 26 ERA: 0.00 WHIP: 1.000	IP: 0.1 WLS: 1.0 BF: 3 H: 0 R: 0 ER: 0 SO: 1 BB: 0 IBB: 0 HBP: 0 BLK: 0 WP: 1 HR: 0 S: 6 ERA: 0.00 WHIP: 0.000	PITCHER	IP: 1.0 WLS: 1.0 BF: 4 H: 1 R: 1 ER: 1 SO: 0 BB: 0 IBB: 0 HBP: 0 BLK: 0 WP: 0 HR: 0 S: 17 ERA: 9.00 WHIP: 1.000																			

Colorado Rockies @ Arizona Diamondbacks
Bank One Ballpark, Phoenix, AZ
Thu Apr 08 2004, 9:35 PM EDT
Att: 26,448 - Sunny - 78 F


AB 42
R 5
H 11
RBI 5
BB 3
SO 10
LOB 20



Batter	1	2	3	4	5	6	7	8	9	10	11	AB	R	H	RBI	BB	SO	LOB	BOTTOM					
Steve Finley, L OBP: 0.143, SLG: 0.077	(1.8) G3		(2.1) F8		(3.2) G4-3			(2.1) B1-3		(3.1) P2		5	0	0	0	0	0	1						
Matt Kata, S OBP: 0.500, SLG: 0.500	(1.4) G6-3		(1.0) FC5-4			(1.1) WP		(2.1) L4			(2.2) F8	5	1	3	0	0	0	0						
Luis Gonzalez, L OBP: 0.357, SLG: 0.833	(1.7) P5		(1.0) F8			(0.1) F7		(3.1) P5			(2.1) F8	5	0	0	0	0	0	3						
Richie Sexson, R OBP: 0.286, SLG: 0.667		(4.2) 2B	(1.0) FC5-4			(1.3) K		(3.1) G5-3			(1.0) HR	4	2	1	2	1	1	2						
Alex Cintron, S OBP: 0.385, SLG: 0.273		(0.2) L7		(2.2) G5-3		(0.0) G5-3			(0.3) K			4	0	0	0	0	1	2						
Shea Hillenbrand, R OBP: 0.231, SLG: 0.417		(0.1) L7		(0.2) P3			(2.2) HR		(2.2) G5-3			4	1	1	1	0	0	1						
Danny Bautista, R OBP: 0.273, SLG: 0.455		(2.1) HR		(2.1) G6-3			(1.0) G5-3			(1.2) G4-3		4	1	2	0	0	0	0						
Bobby Estalella, R OBP: 0.333, SLG: 1.333 Brent Mayne, L Stephen Randolph, L	(1.2) HR		(1.1) HR		(0.0) F9		(2.2) F7		(2.2) G4-3		(0.1) SH1-4	3	1	1	3	0	0	0						
Elmer Dessens, R Mike Koplove, R Randy Choate, L Carlos Baerga, S Oscar Villarreal, L Jose Valverde, R Roberto Alomar, S Stephen Randolph, L	(1.1) K		(0.2) K		(0.2) G5-3		(2.0) G4-3			(0.0) G4-3		2	0	0	0	0	1	0						
Inning Stats	R: 0 E: 0 K: 0 S: 6	H: 0 LOB: 0 BB: 0 P: 11	R: 3 E: 0 K: 1 S: 16	H: 2 LOB: 0 BB: 1 P: 25	R: 0 E: 0 K: 0 S: 6	H: 1 LOB: 1 BB: 0 P: 10	R: 0 E: 0 K: 0 S: 9	H: 0 LOB: 0 BB: 0 P: 13	R: 0 E: 0 K: 1 S: 8	H: 1 LOB: 1 BB: 0 P: 10	R: 1 E: 0 K: 0 S: 11	H: 1 LOB: 0 BB: 0 P: 18	R: 0 E: 0 K: 0 S: 6	H: 0 LOB: 0 BB: 0 P: 13	R: 0 E: 0 K: 0 S: 8	H: 0 LOB: 0 BB: 0 P: 13	R: 0 E: 0 K: 0 S: 9	H: 1 LOB: 1 BB: 0 P: 13	R: 2 E: 0 K: 0 S: 6	H: 2 LOB: 0 BB: 0 P: 11	1B: 4 2B: 1 3B: 0 HR: 3	SF: 0 SAC: 1 DP: 0 HBP: 0	WP: 2 PB: 0 SB: 0 CS: 0	PA: 40
PITCHER	IP: 1.1 WLS: 6.0 BF: 23 H: 4 R: 1 ER: 3 SO: 2 BB: 1 IBB: 0 HBP: 0 BLK: 0 WP: 1 HR: 1 S: 53 ERA: 4.50 WHIP: 0.833	IP: 0.1 WLS: 1.0 BF: 4 H: 1 R: 1 ER: 1 SO: 0 BB: 0 IBB: 0 HBP: 0 BLK: 0 WP: 0 HR: 0 S: 18 ERA: 9.00 WHIP: 1.000	IP: 1.0 WLS: 3.0 BF: 10 H: 0 R: 0 ER: 0 SO: 6 BB: 0 IBB: 0 HBP: 0 BLK: 0 WP: 0 HR: 14 S: 20 ERA: 0.00 WHIP: 0.750	IP: 0.2 WLS: 0.2 BF: 3 H: 0 R: 0 ER: 0 SO: 3 BB: 0 IBB: 0 HBP: 0 BLK: 0 WP: 0 HR: 6 S: 6 ERA: 0.00 WHIP: 0.000	PITCHER	IP: 0.1 WLS: 0.1 BF: 3 H: 2 R: 2 ER: 2 SO: 0 BB: 0 IBB: 0 HBP: 0 BLK: 0 WP: 1 HR: 1 S: 6 ERA: 54.00 WHIP: 6.000																		

Colorado Rockies @ Arizona Diamondbacks
Bank One Ballpark, Phoenix, AZ
Thu Apr 08 2004, 9:35 PM EDT
Att: 26,448 - Sunny - 78 F

AB 38
R 6
H 8
RBI 6
BB 1
SO 3
LOB 10



Batter	1	2	3	4	5	6	7	8	9	AB	R	H	RBI	BB	SO	LOB	TOP					
Tony Womack, L (1, 4) OBP: 0.550, SLG: 0.611	0-2 G5-4-3 1B	2-1 PO 1B		2-1 F8 27 1B 2B		0-2 G4-3 2B		2-3 K		5	1	4	1	0	1	0						
Ray Lankford, L (1, 7) OBP: 0.412, SLG: 0.667 44 Jason Istringhausen, R (9, 1)	1-1 G5-4-3 1-2	2-2 PO 1-2	0-0 HR	1-1 F8 2-3		4-1 G4-3 5 BB		0-1 15 2B 2B		4	2	2	1	1	0	2						
5 Albert Pujols, R (1, 3) OBP: 0.478, SLG: 1.000	0-1 HR		1-2 P4 27 1B BB	4-0 27 WP 1B BB		0-1 G4-3 1-2 2-3		4-0 15 2B IBB		3	3	1	1	2	0	2						
15 Jim Edmonds, L (1, 8) OBP: 0.318, SLG: 0.571	1-2 G3		0-0 27 HR 2B	1-3 K		2-2 F8		0-0 SF7 2B		5	2	2	2	0	1	3						
27 Scott Rolen, R (1, 5) OBP: 0.435, SLG: 0.667		3-1 HR 1B	0-1 HR 2H	3-1 2-3-4 1B		1-0 F9		1-0 G5-3		5	2	3	4	0	0	1						
Edgar Renteria, R (1, 6) OBP: 0.182, SLG: 0.300	1-1 F9	0-0 F8	0-0 F8	2-3-4 1B		1-0 G5-3		1-2 SF7		4	0	1	1	0	0	1						
Reggie Sanders, R (1, 9) OBP: 0.250, SLG: 0.650 Mike Lincoln, R (7, 1)	0-0 HR	1-1 HR		1-3 K		3-3 K		1-1 G3-1		4	2	2	3	0	2	1						
Marlon Anderson, L (9, PH) OBP: 0.500, SLG: 0.500	1-1 HR	1-1 HR		1-3 K		1-3 K		1-3 K		4	1	2	0	0	2	1						
Mike Matheny, R (1, 2) OBP: 0.474, SLG: 0.706	2-1 G6-3 1B 2B	1-1 1B		2-3 K		1-3 K		2-0 P4		3	0	0	0	0	0	3						
29 Chris Carpenter, R (1, 1)	0-1 G6-3	2-1 G6-3		1-1 G4-3						0	0	0	0	0	0	0						
Steve Kline, S (7, 1)										0	0	0	0	0	0	0						
So Taguchi, R (7, 9) OBP: 0.167, SLG: 0.333										1	0	0	0	0	0	0						
Inning Stats	R: 1 E: 0 K: 0 S: 12	H: 2 LOB: 0 BB: 0 P: 14	R: 3 E: 0 K: 0 S: 13	H: 4 LOB: 0 BB: 0 P: 23	R: 4 E: 0 K: 0 S: 14	H: 5 LOB: 1 BB: 0 P: 19	R: 2 E: 0 K: 1 S: 11	H: 2 LOB: 1 BB: 1 P: 24	R: 0 E: 0 K: 0 S: 10	H: 1 LOB: 1 BB: 1 P: 16	R: 0 E: 0 K: 1 S: 5	H: 0 LOB: 0 BB: 0 P: 10	R: 0 E: 0 K: 2 S: 7	H: 0 LOB: 0 BB: 0 P: 12	R: 3 E: 0 K: 0 S: 9	H: 2 LOB: 0 BB: 1 P: 16	1B: 6 2B: 6 3B: 0 HR: 5	SF: 1 2B: 6 3B: 0 HBP: 0	WP: 1 PB: 0 SB: 0 CS: 0	PA: 44		
PITCHER	IP WLS BF H R ER SO BB IBB HBP BLK WP HR S P ERA WHIP	IP WLS BF H R ER SO BB IBB HBP BLK WP HR S P ERA WHIP	IP WLS BF H R ER SO BB IBB HBP BLK WP HR S P ERA WHIP	IP WLS BF H R ER SO BB IBB HBP BLK WP HR S P ERA WHIP	IP WLS BF H R ER SO BB IBB HBP BLK WP HR S P ERA WHIP	IP WLS BF H R ER SO BB IBB HBP BLK WP HR S P ERA WHIP	IP WLS BF H R ER SO BB IBB HBP BLK WP HR S P ERA WHIP	IP WLS BF H R ER SO BB IBB HBP BLK WP HR S P ERA WHIP	IP WLS BF H R ER SO BB IBB HBP BLK WP HR S P ERA WHIP	IP WLS BF H R ER SO BB IBB HBP BLK WP HR S P ERA WHIP	IP WLS BF H R ER SO BB IBB HBP BLK WP HR S P ERA WHIP	IP WLS BF H R ER SO BB IBB HBP BLK WP HR S P ERA WHIP	IP WLS BF H R ER SO BB IBB HBP BLK WP HR S P ERA WHIP	IP WLS BF H R ER SO BB IBB HBP BLK WP HR S P ERA WHIP	IP WLS BF H R ER SO BB IBB HBP BLK WP HR S P ERA WHIP	IP WLS BF H R ER SO BB IBB HBP BLK WP HR S P ERA WHIP	IP WLS BF H R ER SO BB IBB HBP BLK WP HR S P ERA WHIP	IP WLS BF H R ER SO BB IBB HBP BLK WP HR S P ERA WHIP	IP WLS BF H R ER SO BB IBB HBP BLK WP HR S P ERA WHIP	IP WLS BF H R ER SO BB IBB HBP BLK WP HR S P ERA WHIP	IP WLS BF H R ER SO BB IBB HBP BLK WP HR S P ERA WHIP	IP WLS BF H R ER SO BB IBB HBP BLK WP HR S P ERA WHIP

St. Louis Cardinals @ Arizona Diamondbacks
Bank One Ballpark, Phoenix, AZ
Fri Apr 09 2004, 10:05 PM EDT
Att: 35,930 - Dome - 78 F

livebaseballscorecards.com

AB 39
R 13
H 17
RBI 13
BB 3
SO 6
LOB 14



Batter	1	2	3	4	5	6	7	8	9	AB	R	H	RBI	BB	SO	LOB	BOTTOM					
Steve Finley, L (1, 8) OBP: 0.263, SLG: 0.375	1-1 1B 2B 1B		4-1 G6-3 G4-3 BB		1-1 HR		1-1 SF9		2-1 F8	3	2	2	2	1	0	1						
Roberto Alomar, S (1, 4) OBP: 0.333, SLG: 0.400 Donnie Sadler, R (5, PH) (6, 4)	0-0 2B 1B 1B		0-2 G4-3 1-2		2-1 F7		3-3 K			2	1	1	0	0	0	1						
Luis Gonzalez, L (1, 7) OBP: 0.389, SLG: 0.875	2-0 1B 2B		3-2 G6-3 2-3		2-3 K		0-1 K 1-1 2B			4	1	2	1	0	1	1						
Richie Sexson, R (1, 3) OBP: 0.222, SLG: 0.500	1-1 G5-3		2-2 G6-3			2-3 K		3-3 K		4	0	0	0	0	2	3						
Alex Cintron, S (1, 6) OBP: 0.412, SLG: 0.533	1-0 G1-4-3 1B		1-1 G6-3		1-1 G6-3		2-2 HR		2-2 F7	4	1	2	3	0	0	0						
Shea Hillenbrand, R (1, 5) OBP: 0.176, SLG: 0.313	2-0 G1-4-3 1-2		2-2 G5-3		1-0 G5-3		1-0 G5-3		0-1 G3-1	4	0	0	0	0	0	1						
Danny Bautista, R (1, 9) OBP: 0.267, SLG: 0.400		2-2 F8		0-1 1B		3-2 P2		0-1 G6-3		4	0	1	0	0	0	0						
Brent Mayne, L (1, 2) OBP: 0.400, SLG: 0.778		3-1 F8		0-1 F8		2-2 1B SF9 2B		2-0 F9		4	1	1	0	0	0	1						
Casey Daigle, R (1, 1) Andrew Good, R (3, 1) Greg Colbrunn, R (7, PH) Randy Choate, L (8, 1) Jose Valverde, R (9, 1) Carlos Baerza, S (9, PH)		2-3 K		1-1 G1-6-3		3-1 2B 1B		2-2 1B		1	0	0	0	0	0	0						
Inning Stats	R: 3 E: 0 K: 0 S: 8	H: 4 LOB: 0 BB: 0 P: 15	R: 0 E: 0 K: 1 S: 8	H: 0 LOB: 0 BB: 0 P: 15	R: 0 E: 0 K: 0 S: 12	H: 0 LOB: 1 BB: 1 P: 21	R: 0 E: 0 K: 0 S: 10	H: 1 LOB: 1 BB: 0 P: 13	R: 1 E: 0 K: 1 S: 9	H: 1 LOB: 0 BB: 0 P: 15	R: 1 E: 0 K: 1 S: 11	H: 3 LOB: 2 BB: 0 P: 19	R: 0 E: 0 K: 1 S: 8	H: 0 LOB: 0 BB: 0 P: 13	R: 0 E: 0 K: 0 S: 12	H: 1 LOB: 1 BB: 0 P: 18	1B: 6 2B: 3 3B: 0 HR: 2	SF: 1 2B: 3 3B: 0 HBP: 0	WP: 0 PB: 0 SB: 0 CS: 0	PA: 37		
PITCHER	IP WLS BF H R ER SO BB IBB HBP BLK WP HR S P ERA WHIP	IP WLS BF H R ER SO BB IBB HBP BLK WP HR S P ERA WHIP	IP WLS BF H R ER SO BB IBB HBP BLK WP HR S P ERA WHIP	IP WLS BF H R ER SO BB IBB HBP BLK WP HR S P ERA WHIP	IP WLS BF H R ER SO BB IBB HBP BLK WP HR S P ERA WHIP	IP WLS BF H R ER SO BB IBB HBP BLK WP HR S P ERA WHIP	IP WLS BF H R ER SO BB IBB HBP BLK WP HR S P ERA WHIP	IP WLS BF H R ER SO BB IBB HBP BLK WP HR S P ERA WHIP	IP WLS BF H R ER SO BB IBB HBP BLK WP HR S P ERA WHIP	IP WLS BF H R ER SO BB IBB HBP BLK WP HR S P ERA WHIP	IP WLS BF H R ER SO BB IBB HBP BLK WP HR S P ERA WHIP	IP WLS BF H R ER SO BB IBB HBP BLK WP HR S P ERA WHIP	IP WLS BF H R ER SO BB IBB HBP BLK WP HR S P ERA WHIP	IP WLS BF H R ER SO BB IBB HBP BLK WP HR S P ERA WHIP	IP WLS BF H R ER SO BB IBB HBP BLK WP HR S P ERA WHIP	IP WLS BF H R ER SO BB IBB HBP BLK WP HR S P ERA WHIP	IP WLS BF H R ER SO BB IBB HBP BLK WP HR S P ERA WHIP	IP WLS BF H R ER SO BB IBB HBP BLK WP HR S P ERA WHIP	IP WLS BF H R ER SO BB IBB HBP BLK WP HR S P ERA WHIP	IP WLS BF H R ER SO BB IBB HBP BLK WP HR S P ERA WHIP	IP WLS BF H R ER SO BB IBB HBP BLK WP HR S P ERA WHIP	IP WLS BF H R ER SO BB IBB HBP BLK WP HR S P ERA WHIP

St. Louis Cardinals @ Arizona Diamondbacks
Bank One Ballpark, Phoenix, AZ
Fri Apr 09 2004, 10:05 PM EDT
Att: 35,930 - Dome - 78 F

livebaseballscorecards.com

AB 35
R 6
H 11
RBI 6
BB 1
SO 5
LOB 9



Batter	1	2	3	4	5	6	7	8	9	AB	R	H	RBI	BB	SO	LOB	TOP								
Tony Womack, L OBP: 0.500, SLG: 0.545 7 Hector Luna, R OBP: 0.600, SLG: 1.500	P5		G4-3			P6				4	1	1	0	0	0	0									
Ray Lankford, L OBP: 0.500, SLG: 0.947 Marlon Anderson, L OBP: 0.500, SLG: 0.500										4	3	3	1	1	1	1									
5 Albert Pujols, R OBP: 0.464, SLG: 0.850	G5-4-3									3	1	0	0	2	0	2									
15 Jim Edmonds, L OBP: 0.308, SLG: 0.522 So Taguchi, R OBP: 0.143, SLG: 0.286										2	1	0	1	1	1	2									
27 Scott Rolen, R OBP: 0.444, SLG: 0.880 Cody McKay, L										1	0	0	0	0	1	2									
Edgar Renteria, R OBP: 0.296, SLG: 0.520										4	2	2	5	0	1	1									
Reggie Sanders, R OBP: 0.292, SLG: 0.625 Roger Cedeno, S										1	0	0	0	0	1	0									
Jason Simontacchi, R OBP: 0.500, SLG: 0.500										5	2	4	0	0	0	0									
Mike Matheny, R OBP: 0.391, SLG: 0.571										4	0	2	2	0	0	3									
Matt Morris, R OBP: 0.167, SLG: 0.333										4	0	0	0	0	3	1									
Inning Stats	R: 0 E: 0 K: 0 S: 6	H: 0 LOB: 0 BB: 1 P: 14	R: 1 E: 0 K: 0 S: 16	H: 2 LOB: 1 BB: 0 P: 25	R: 1 E: 0 K: 1 S: 9	H: 1 LOB: 0 BB: 0 P: 13	R: 2 E: 0 K: 0 S: 8	H: 2 LOB: 1 BB: 1 P: 14	R: 2 E: 1 K: 1 S: 12	H: 3 LOB: 2 BB: 0 P: 16	R: 0 E: 0 K: 1 S: 10	H: 0 LOB: 0 BB: 0 P: 14	R: 4 E: 0 K: 1 S: 10	H: 4 LOB: 0 BB: 1 P: 24	R: 0 E: 0 K: 3 S: 12	H: 1 LOB: 2 BB: 1 P: 21	R: 0 E: 0 K: 1 S: 8	H: 0 LOB: 0 BB: 0 P: 11	1B: 4 2B: 6 3B: 0 HR: 3	SF: 1 SAC: 0 DP: 2 HBP: 0	WP: 0 PB: 2 SB: 1 CS: 0	PA: 43			
PITCHER	IP	WLS	BF	H	R	ER	SO	BB	IBB	HBP	BLK	WP	HR	S	P	ERA	WHIP								
Steve Sparks, R ERA: 7.5	6.0	L	28	8	6	5	3	2	0	0	0	0	2	61	96	7.50	1.667								
Randy Choate, L ERA: 22.5	0.1		3	1	2	2	1	0	1	0	0	0	0	5	13	54.00	3.000								
Oscar Villarreal, L ERA: 4.91	0.2		4	3	2	2	0	0	0	0	0	0	1	5	11	27.00	4.500								
Stephen Randolph, L ERA: 3.86	1.0		5	1	0	0	3	0	1	0	0	0	0	12	21	0.00	1.000								
Mike Koplove, R ERA: 3.38	1.0		3	0	0	0	1	0	0	0	0	0	0	8	11	0.00	0.000								

St. Louis Cardinals @ Arizona Diamondbacks
Bank One Ballpark, Phoenix, AZ
Sat Apr 10, 2004, 10:05 PM EDT
Att: 38,842 - Sunny - 75 F

AB 38
R 10
H 13
RBI 9
BB 4
SO 8
LOB 15



Batter	1	2	3	4	5	6	7	8	9	AB	R	H	RBI	BB	SO	LOB	BOTTOM								
Steve Finley, L OBP: 0.261, SLG: 0.400			L3			G4-3			P6	4	1	1	0	0	0	1									
Matt Kata, S OBP: 0.556, SLG: 0.667										3	0	2	1	0	0	0									
Luis Gonzalez, L OBP: 0.318, SLG: 0.737										3	0	0	1	0	0	2									
Richie Sexson, R OBP: 0.182, SLG: 0.400										4	0	0	0	0	0	1									
Alex Cintron, S OBP: 0.350, SLG: 0.444										3	0	0	0	0	0	0									
Shea Hillenbrand, R OBP: 0.200, SLG: 0.278										2	0	0	0	1	0	0									
Danny Bautista, R OBP: 0.278, SLG: 0.389										3	0	1	0	0	0	1									
Brent Mayne, L OBP: 0.385, SLG: 0.667										3	1	1	0	0	0	1									
Steve Sparks, R ERA: 7.5 Roberto Alomar, S OBP: 0.208, SLG: 0.364 Randy Choate, L ERA: 22.5 Oscar Villarreal, L ERA: 4.91 Stephen Randolph, L ERA: 3.86 Carlos Baerga, S OBP: 0.500, SLG: 0.500 Mike Koplove, R ERA: 3.38										1	0	0	0	0	0	0									
Inning Stats	R: 1 E: 0 K: 0 S: 8	H: 1 LOB: 0 BB: 0 P: 11	R: 0 E: 0 K: 0 S: 7	H: 0 LOB: 0 BB: 0 P: 11	R: 0 E: 0 K: 0 S: 6	H: 0 LOB: 0 BB: 0 P: 10	R: 0 E: 0 K: 0 S: 4	H: 0 LOB: 0 BB: 0 P: 7	R: 0 E: 0 K: 0 S: 5	H: 0 LOB: 1 BB: 1 P: 11	R: 1 E: 0 K: 0 S: 11	H: 2 LOB: 1 BB: 0 P: 15	R: 0 E: 0 K: 0 S: 4	H: 0 LOB: 0 BB: 0 P: 8	R: 0 E: 0 K: 1 S: 6	H: 1 LOB: 0 BB: 0 P: 9	R: 0 E: 0 K: 0 S: 7	H: 1 LOB: 1 BB: 0 P: 11	1B: 3 2B: 2 3B: 0 HR: 0	SF: 1 SAC: 1 DP: 2 HBP: 0	WP: 0 PB: 0 SB: 0 CS: 0	PA: 31			
PITCHER	IP	WLS	BF	H	R	ER	SO	BB	IBB	HBP	BLK	WP	HR	S	P	ERA	WHIP								
Matt Morris, R ERA: 4.2	9.0	W	31	5	2	2	1	1	0	0	0	0	0	58	93	2.00	0.667								

St. Louis Cardinals @ Arizona Diamondbacks
Bank One Ballpark, Phoenix, AZ
Sat Apr 10, 2004, 10:05 PM EDT
Att: 38,842 - Sunny - 75 F


AB 28
R 2
H 5
RBI 2
BB 1
SO 1
LOB 7



Batter	1	2	3	4	5	6	7	8	9	AB	R	H	RBI	BB	SO	LOB	TOP					
Tony Womack, L OBP: 0.483, SLG: 0.538	K		SH1-4 5 G6-3 2B	FC5 S BB		K		K		4	1	1	0	1	3	3						
So Tauchi, R OBP: 0.300, SLG: 0.333	P4		SH1-4							2	1	1	0	1	0	0						
Mike Lincoln, R										0	0	0	0	0	0	0						
Bo Hart, R										0	0	0	0	0	0	0						
Marlon Anderson, L OBP: 0.600, SLG: 1.200			2-3					5 2B		1	1	1	1	0	0	0						
5 Albert Pujols, R OBP: 0.455, SLG: 0.920			G6-3					CS 1B		5	1	2	3	0	0	3						
27 Scott Rolen, R OBP: 0.406, SLG: 0.767								1-H 2B														
Edgar Renteria, R OBP: 0.344, SLG: 0.500										5	0	1	0	0	2	1						
Reggie Sanders, R OBP: 0.276, SLG: 0.536										3	1	1	0	2	0	1						
44 Jason Istringhausen, R										4	0	0	0	1	3	3						
										0	0	0	0	0	0	0						
7 Hector Luna, R OBP: 0.375, SLG: 0.857										3	1	0	0	0	1	2						
Ray Lankford, L OBP: 0.478, SLG: 0.900										1	0	0	0	0	1	0						
Mike Matheny, R OBP: 0.444, SLG: 0.720										4	0	3	1	0	0	0						
Jason Marquis, L										2	0	0	1	0	1	1						
Julian Tavarez, L										0	0	0	0	0	0	0						
Ray King, L										0	0	0	0	0	0	0						
15 Jim Edmonds, L OBP: 0.333, SLG: 0.583										1	0	1	0	0	0	0						
Inning Stats	R: 1 E: 0 K: 2 S: 15	H: 3 LOB: 2 BB: 0 P: 20	R: 0 E: 0 K: 2 S: 8	H: 0 LOB: 0 BB: 0 P: 11	R: 1 E: 0 K: 1 S: 7	H: 1 LOB: 0 BB: 0 P: 11	R: 2 E: 0 K: 0 S: 15	H: 1 LOB: 3 BB: 4 P: 31	R: 0 E: 0 K: 1 S: 10	H: 0 LOB: 0 BB: 0 P: 11	R: 0 E: 0 K: 1 S: 11	H: 1 LOB: 1 BB: 0 P: 12	R: 1 E: 0 K: 0 S: 10	H: 2 LOB: 0 BB: 0 P: 15	R: 0 E: 0 K: 3 S: 12	H: 2 LOB: 2 BB: 0 P: 17	R: 1 E: 0 K: 1 S: 14	H: 1 LOB: 1 BB: 1 P: 24	1B: 4 2B: 4 3B: 1 HR: 2	SF: 1 SAC: 1 DP: 0 HBP: 0	WP: 0 PB: 0 SB: 1 CS: 1	PA: 42
PITCHER	IP WLS BF H R ER SO BB IBB HBP BLK WP HR S P ERA WHIP																					
Randy Johnson, L ERA: 5.54	(1, 1) 7.0 32 8 5 5 7 4 0 0 0 0 0 1 76 111 6.43 1.714																					
Oscar Villarreal, R ERA: 4.15	(8, 1) 0.2 3 1 0 0 2 0 0 0 0 0 0 0 7 10 0.00 1.500																					
Randy Choate, L ERA: 19.29	(8, 1) 0.1 2 1 0 0 1 0 0 0 0 0 0 0 5 7 0.00 3.000																					
Matt Mantei, R ERA: 4.5	(9, 1) 1.0 L 5 1 1 1 1 1 0 0 0 0 0 1 14 24 9.00 2.000																					

St. Louis Cardinals @ Arizona Diamondbacks
Bank One Ballpark, Phoenix, AZ
Sun Apr 11 2004, 4:35 PM EDT
Att: 32,072 - Dome - 78 F


AB 35
R 6
H 11
RBI 6
BB 5
SO 11
LOB 14



Batter	1	2	3	4	5	6	7	8	9	AB	R	H	RBI	BB	SO	LOB	BOTTOM					
Steve Finley, L OBP: 0.222, SLG: 0.333	P4		G6-3							4	1	0	0	0	4							
Roberto Alomar, S OBP: 0.276, SLG: 0.313	F7		G3-1							5	0	1	1	0	3							
Luis Gonzalez, L OBP: 0.333, SLG: 0.652	G3-1									4	2	1	1	1	0	1						
Richie Sexson, R OBP: 0.259, SLG: 0.391										3	0	1	1	2	0	0						
Alex Cintron, S OBP: 0.360, SLG: 0.409										4	0	1	0	1	0	6						
Matt Kata, S OBP: 0.385, SLG: 0.462										4	0	0	0	0	1	4						
Danny Bautista, R OBP: 0.318, SLG: 0.409										4	0	2	1	0	0	1						
Brent Mayne, L OBP: 0.412, SLG: 0.625										4	1	2	0	0	1	2						
Randy Johnson, R ERA: 5.54										1	0	0	0	0	1	0						
Carlos Baerens, S ERA: 5.58										0	1	0	0	0	0	0						
Oscar Villarreal, L ERA: 4.15										0	0	0	0	0	0	0						
Randy Choate, L ERA: 19.29										0	0	0	0	0	0	0						
Matt Mantei, R ERA: 4.5										0	0	0	0	0	0	0						
Greg Colbrunn, R OBP: 0.500, SLG: 0.333										0	0	0	0	1	0	0						
Donnie Sadler, R ERA: 4.5										0	0	0	0	0	0	0						
Inning Stats	R: 0 E: 0 K: 0 S: 7	H: 0 LOB: 0 BB: 0 P: 9	R: 0 E: 0 K: 1 S: 13	H: 0 LOB: 1 BB: 1 P: 23	R: 0 E: 0 K: 0 S: 10	H: 1 LOB: 0 BB: 0 P: 12	R: 1 E: 0 K: 1 S: 16	H: 2 LOB: 2 BB: 1 P: 25	R: 0 E: 0 K: 1 S: 6	H: 0 LOB: 0 BB: 0 P: 8	R: 0 E: 0 K: 0 S: 9	H: 1 LOB: 1 BB: 0 P: 14	R: 2 E: 1 K: 0 S: 19	H: 4 LOB: 1 BB: 1 P: 32	R: 0 E: 0 K: 0 S: 5	H: 0 LOB: 0 BB: 0 P: 6	R: 0 E: 0 K: 0 S: 7	H: 0 LOB: 3 BB: 3 P: 21	1B: 8 2B: 0 3B: 0 HR: 0	SF: 0 SAC: 2 DP: 0 HBP: 0	WP: 0 PB: 0 SB: 0 CS: 0	PA: 41
PITCHER	IP WLS BF H R ER SO BB IBB HBP BLK WP HR S P ERA WHIP																					
Jason Marquis, R ERA: 10.8	(1, 1) 6.0 24 4 1 1 3 2 0 0 0 0 0 0 4 7 - - -																					
Julian Tavarez, R ERA: 10.8	(7, 1) 0.0 2 2 2 2 2 0 0 0 0 0 0 0 4 7 - - -																					
Ray King, L ERA: 3.0	(7, 1) 0.2 H 4 1 1 1 1 0 1 0 0 0 0 0 13 22 13.50 3.000																					
Mike Lincoln, R ERA: 3.0	(7, 1) 1.1 W 5 1 1 0 0 0 0 0 0 0 0 0 7 9 0.00 0.750																					
44 Jason Istringhausen, R ERA: 4.5	(9, 1) 1.0 S 6 0 0 0 0 0 2 1 0 0 0 0 0 7 21 0.00 2.000																					

St. Louis Cardinals @ Arizona Diamondbacks
Bank One Ballpark, Phoenix, AZ
Sun Apr 11 2004, 4:35 PM EDT
Att: 32,072 - Dome - 78 F

AB 33
R 5
H 8
RBI 4
BB 6
SO 3
LOB 21



Batter	1	2	3	4	5	6	7	8	9	AB	R	H	RBI	BB	SO	LOB	TOP										
Steve Finley, L (1, 8) OBP: 0.270, SLG: 0.333	1-3 K		1-0 F9			0-1 HR	0-2 1B		4-0 BB	4	1	2	0	1	1	0											
Matt Kata, S (1, 4) OBP: 0.276, SLG: 0.333	1-0 F9			1-1 G4-3		1-0 P5	2-2 P4		3-2 F8	5	0	0	0	0	0	4											
Luis Gonzalez, L (1, 7) OBP: 0.333, SLG: 0.719	2-0 P5			2-1 P6		2-2 HR		2-3 K		4	1	1	2	0	1	0											
Richie Sexson, R (1, 3) OBP: 0.333, SLG: 0.484		2-1 G5-4-3 1B		2-0 1B		1-2 HR		1-2 F9		4	0	3	0	0	0	0											
Alex Cintron, S (1, 6) OBP: 0.382, SLG: 0.433		2-2 G5-4-3 1-2		3-2 1B		2-1 F8		0-2 G6-3		4	0	1	0	0	0	2											
Shea Hillenbrand, R (1, 5) OBP: 0.250, SLG: 0.400		4-2 BB		2-3 K		3-3 K			1-1 HR	3	1	1	1	1	2	3											
Danny Bautista, R (1, 9) OBP: 0.300, SLG: 0.467		2-2 G6-3			0-2 P4		0-0 G1-3		1-1 HR	4	1	1	1	0	0	1											
Bobby Estalella, R (1, 2) OBP: 0.143, SLG: 0.571			0-3 K		0-1 G6-3		2-2 F8		3-3 K	4	0	0	0	0	2	0											
Elmer Dessens, R (1, 1) Stephen Randolph, L (5, 1) Roberto Alomar, S (7, PH) Steve Sparks, R (7, 1) Carlos Baerga, S (9, PH)			3-2 G3		2-2 G1-3		4-2 1B BB		2-2 F8	2	0	0	0	0	0	0											
Inning Stats	R: 0 E: 0 K: 1 S: 6	H: 0 LOB: 0 BB: 0 P: 10	R: 0 E: 0 K: 0 S: 10	H: 1 LOB: 1 BB: 1 P: 20	R: 0 E: 0 K: 1 S: 8	H: 0 LOB: 0 BB: 0 P: 12	R: 0 E: 0 K: 1 S: 11	H: 2 LOB: 2 BB: 0 P: 21	R: 0 E: 0 K: 0 S: 8	H: 0 LOB: 0 BB: 0 P: 10	R: 2 E: 0 K: 1 S: 16	H: 3 LOB: 1 BB: 0 P: 25	R: 0 E: 0 K: 0 S: 14	H: 1 LOB: 2 BB: 1 P: 22	R: 0 E: 0 K: 1 S: 10	H: 0 LOB: 0 BB: 0 P: 13	R: 2 E: 0 K: 1 S: 16	H: 2 LOB: 1 BB: 1 P: 30	1B: 5 2B: 1 3B: 0 HR: 3	SF: 0 SAC: 0 DP: 1 HBP: 0	WP: 0 PB: 0 SB: 0 CS: 0	PA: 38					
PITCHER	IP	WLS	BF	H	R	ER	SO	BB	IBB	HBP	BLK	WP	HR	S	P	ERA	WHIP										
Joe Kennedy, L (1, 1) ERA: 3.75	6.0	W	24	6	2	2	4	1	0	0	0	0	1	59	98	3.00	1.167										
Steve Reed, R (7, 1) ERA:	1.0		5	1	0	0	0	1	0	0	0	0	0	14	22	0.00	2.000										
40 Brian Fuentes, L (8, 1) ERA:	1.0		3	0	0	0	1	0	0	0	0	0	0	10	13	0.00	0.000										
Turk Wendell, R (9, 1) ERA: 9.0	1.0		6	2	2	2	1	1	0	0	0	0	2	16	30	18.00	3.000										

Arizona Diamondbacks @ Colorado Rockies
Coors Field, Denver, CO
Wed Apr 14 2004, 7:05 PM MDT
Att: 23,128 - Overcast - 64 F

livebaseballscorecards.com

AB	35
R	4
H	9
RBI	4
BB	3
SO	6
LOB	10

Batter	1	2	3	4	5	6	7	8	9	AB	R	H	RBI	BB	SO	LOB	BOTTOM										
Aaron Miles, S (1, 4) OBP: 0.308, SLG: 0.542	2-2 HR	0-0 G5-3		2-2 2B	1-1 HR		0-0 G6-3			5	2	3	6	0	0	1											
Royce Clayton, R (1, 6) OBP: 0.376, SLG: 0.333	0-0 G3	1-1 G3		0-2 G3	1-0 F9		2-3 17 2B BB			4	1	0	0	1	0	1											
17 Todd Helton, L (1, 3) OBP: 0.436, SLG: 0.590 40 Brian Fuentes, L (8, 1) Turk Wendell, L (9, 1)	2-0 HR 2B		2-1 G3-1		1-0 2B 1B	1-0 P4	3-2 2B			5	2	3	1	0	0	0											
Vinny Castilla, R (1, 5) OBP: 0.432, SLG: 0.586	0-0 HR		1-1 1B		4-0 2B BB	3-2 G5-3	1-3 K			4	2	2	2	1	1	1											
Jeremy Burnitz, L (1, 8) OBP: 0.469, SLG: 0.667 Denny Hocking, S (8, 8)	1-0 1B		3-2 P2		0-0 1B 2B	2-3 K		0-1 G4-3		4	1	2	2	0	1	1											
Charles Johnson, R (1, 2) OBP: 0.481, SLG: 0.913	0-1 1B		3-2 P3		3-1 F7		4-1 1B 2B BB	1-1 F8		4	1	1	0	1	0	2											
Kit Pellow, R (1, 7) OBP: 0.158, SLG: 0.158	2-3 K			0-0 G6-3	1-2 F9		2-1 F9	0-0 G5-3		5	0	0	0	0	1	4											
Rene Reyes, S (1, 9) OBP: 0.364, SLG: 0.235	1-2 L6			2-0 G4-3 2B	4-0 1B HR		1-2 2B G6-3 1B			3	3	2	0	1	0	2											
Joe Kennedy, R (1, 1) OBP: 0.200, SLG: 0.200 Steve Reed, R (7, 1) Mark Sweeney, L (7, PH) Steve Sparks, R (8, 3)		1-2 G3-4-1		0-2 G4-3	3-2 HR 1B		0-0 G6-3 WP 2B			3	1	1	1	0	0	1											
Inning Stats	R: 3 E: 0 K: 1 S: 16	H: 5 LOB: 2 BB: 0 P: 24	R: 0 E: 0 K: 0 S: 6	H: 0 LOB: 0 BB: 0 P: 8	R: 0 E: 0 K: 0 S: 12	H: 1 LOB: 1 BB: 0 P: 21	R: 1 E: 0 K: 0 S: 13	H: 2 LOB: 1 BB: 0 P: 17	R: 6 E: 0 K: 0 S: 14	H: 4 LOB: 0 BB: 2 P: 32	R: 0 E: 0 K: 1 S: 8	H: 0 LOB: 0 BB: 0 P: 14	R: 4 E: 0 K: 1 S: 16	H: 3 LOB: 1 BB: 2 P: 31	R: 0 E: 0 K: 0 S: 5	H: 0 LOB: 0 BB: 0 P: 6	1B: 6 2B: 6 3B: 0 HR: 3	SF: 0 SAC: 0 DP: 0 HBP: 0	WP: 1 PB: 0 SB: 0 CS: 0	PA: 43							
PITCHER	IP	WLS	BF	H	R	ER	SO	BB	IBB	HBP	BLK	WP	HR	S	P	ERA	WHIP										
Elmer Dessens, R (1, 1) ERA: 8.71	4.2	L	27	11	9	9	1	1	0	0	0	0	2	58	97	17.36	2.571										
Stephen Randolph, L (5, 1) ERA: 4.91	1.1		5	1	1	1	1	0	0	0	0	0	1	11	19	6.75	0.750										
Steve Sparks, R (7, 1) ERA: 10.13	2.0		11	3	4	4	1	2	0	0	0	1	0	21	37	18.00	2.500										

Arizona Diamondbacks @ Colorado Rockies
Coors Field, Denver, CO
Wed Apr 14 2004, 7:05 PM MDT
Att: 23,128 - Overcast - 64 F

livebaseballscorecards.com

AB	39
R	14
H	15
RBI	13
BB	4
SO	3
LOB	13

Batter	1	2	3	4	5	6	7	8	9	AB	R	H	RBI	BB	SO	LOB	TOP				
Steve Finley, L OBP: 0.286, SLG: 0.324 (1, 8)										4	2	1	0	1	0	1	Arizona Diamondbacks @ Colorado Rockies Coors Field, Denver, CO Thu Apr 15 2004, 1:05 PM MDT Att: 22,320 - Cloudy - 64 F				
Roberto Alomar, S OBP: 0.286, SLG: 0.250 (1, 4)										4	1	1	1	0	0	1					
Luis Gonzalez, L OBP: 0.366, SLG: 0.686 (1, 7)										3	2	1	1	2	0	1					
Richie Sexson, R OBP: 0.341, SLG: 0.543 (1, 3)										4	2	1	3	1	1	2					
Alex Cintron, S OBP: 0.342, SLG: 0.382 (1, 6)										4	0	0	0	0	3	4					
Shea Hillenbrand, R OBP: 0.250, SLG: 0.500 Jose Valverde, R Matt Mantei, R (1, 5) (7, 1) (8, 1)										3	1	1	3	0	0	1					
Danny Bautista, R OBP: 0.353, SLG: 0.545 (1, 9)										3	1	2	1	1	1	0					
Brent Mayne, L OBP: 0.400, SLG: 0.571 (1, 2)										3	0	0	1	0	1	2					
Casey Daigle, R Mike Koplove, R Donnie Sadler, R Oscar Villarreal, L Randy Choate, L Matt Kata, S OBP: 0.335, SLG: 0.667 (5, 1) (5, 1) (6, PH) (6, 1) (7, 1) (7, 1)										2	1	1	0	0	0	0					
Inning Stats	R: 2 E: 0 K: 1 S: 15	H: 2 LOB: 0 BB: 0 P: 22	R: 0 E: 0 K: 1 S: 8	H: 0 LOB: 0 BB: 0 P: 13	R: 5 E: 0 K: 1 S: 25	H: 4 LOB: 1 BB: 2 P: 38	R: 0 E: 0 K: 0 S: 8	H: 0 LOB: 0 BB: 0 P: 14	R: 2 E: 0 K: 1 S: 10	H: 1 LOB: 1 BB: 2 P: 23	R: 1 E: 0 K: 0 S: 7	H: 1 LOB: 0 BB: 0 P: 8	R: 0 E: 0 K: 2 S: 8	H: 0 LOB: 0 BB: 0 P: 13	R: 1 E: 0 K: 0 S: 10	H: 1 LOB: 0 BB: 1 P: 16		R: 0 E: 0 K: 0 S: 4	H: 0 LOB: 0 BB: 1 P: 10	1B: 4 2B: 2 3B: 1 HR: 2	SF: 2 SAC: 1 DP: 2 HBP: 0
PITCHER	IP WLS BF H R ER SO BB IBB HBP BLK WP HR S P ERA WHIP	IP WLS BF H R ER SO BB IBB HBP BLK WP HR S P ERA WHIP																			
Scott Elarton, R ERA: 12.6 (1, 1)	4.2 L 25 7 9 9 3 4 0 0 0 1 2 63 106 17.36 2.357																				
Jeff Fassero, L ERA: 7.2 (5, 1)	1.1 5 1 1 1 1 0 0 0 0 0 0 0 10 12 6.75 0.750																				
Vladimir Nunez, R ERA: 2.25 (7, 1)	2.0 7 1 1 1 2 0 0 0 0 1 0 18 29 4.50 0.500																				
Javier López, L ERA: (9, 1)	1.0 3 0 0 0 0 1 0 0 0 0 0 4 10 0.00 1.000																				

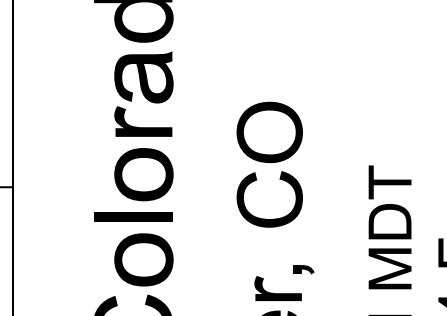
Batter	1	2	3	4	5	6	7	8	9	AB	R	H	RBI	BB	SO	LOB	BOTTOM				
Aaron Miles, S OBP: 0.267, SLG: 0.464 Vladimir Nunez, R (1, 4) (7, 1)										4	0	0	0	0	2	1	Arizona Diamondbacks @ Colorado Rockies Coors Field, Denver, CO Thu Apr 15 2004, 1:05 PM MDT Att: 22,320 - Cloudy - 64 F				
Mark Sweeney, L OBP: 0.364, SLG: 0.500 (8, PH) (9, 7)										3	3	1	0	1	0	1					
Royce Clayton, R OBP: 0.405, SLG: 0.333 (1, 6)										2	3	2	2	3	0	0					
17 Todd Helton, L OBP: 0.500, SLG: 0.556 (1, 3)										4	0	1	1	1	1	4					
Vinny Castilla, R OBP: 0.429, SLG: 0.576 (1, 5)										3	1	2	3	2	1	1					
Jeromy Burnitz, L OBP: 0.514, SLG: 0.778 Javier López, L (1, 8) (9, 1)										0	0	0	0	0	0	0					
Todd Greene, R OBP: 0.333, SLG: 0.600 (1, 2)										5	0	0	0	0	0	8					
Luis Gonzalez, R OBP: 0.320, SLG: 0.435 (1, 7) (9, 4)										5	1	2	1	0	1	1					
Rene Reyes, S OBP: 0.333, SLG: 0.227 (1, 9)										5	0	1	0	0	3	2					
Scott Elarton, R Jeff Fassero, L Denny Hocking, S OBP: 0.167, SLG: 0.167 (1, 1) (5, 1) (6, PH) (7, 4) (9, 8)										1	0	0	0	0	0	0					
Inning Stats	R: 2 E: 0 K: 1 S: 17	H: 2 LOB: 1 BB: 0 P: 28	R: 0 E: 0 K: 1 S: 9	H: 1 LOB: 0 BB: 0 P: 11	R: 3 E: 0 K: 1 S: 14	H: 3 LOB: 1 BB: 1 P: 25	R: 0 E: 0 K: 1 S: 6	H: 0 LOB: 0 BB: 0 P: 8	R: 1 E: 0 K: 0 S: 5	H: 0 LOB: 1 BB: 3 P: 20	R: 0 E: 0 K: 0 S: 6	H: 0 LOB: 0 BB: 0 P: 10	R: 1 E: 0 K: 1 S: 7	H: 1 LOB: 1 BB: 1 P: 15	R: 3 E: 1 K: 1 S: 17	H: 3 LOB: 3 BB: 2 P: 36	R: 0 E: 0 K: 3 S: 11	H: 0 LOB: 0 BB: 0 P: 16	1B: 5 2B: 4 3B: 1 HR: 0	SF: 0 SAC: 1 DP: 1 HBP: 1	WP: 1 PA: 45 PB: 0 SB: 0 CS: 0
PITCHER	IP WLS BF H R ER SO BB IBB HBP BLK WP HR S P ERA WHIP	IP WLS BF H R ER SO BB IBB HBP BLK WP HR S P ERA WHIP																			
Casey Daigle, R ERA: 18.3 (1, 1)	4.0 W 2 6 6 6 4 4 0 0 0 0 0 3 6 0.00 0.000																				
Mike Koplove, R ERA: 11.25 (5, 1)	1.0 6 1 1 1 0 1 0 0 0 0 1 0 9 19 6.75 1.500																				
Oscar Villarreal, R ERA: 4.76 (6, 1)	1.1 1 0 0 0 1 0 0 0 0 0 0 3 3 0.00 0.000																				
Randy Choate, L ERA: 16.88 (7, 1)	0.1 H 1 0 0 0 1 0 0 0 0 0 0 3 3 0.00 0.000																				
Jose Valverde, R ERA: 6.35 (7, 1)	1.0 H 7 2 3 1 1 1 0 0 0 0 0 13 24 9.00 3.000																				

AB	32
R	11
H	9
RBI	10
BB	5
SO	6
LOB	12



WP	2	PA	40
PB	0	SB	0
CS	1		

AB	36
R	10
H	10
RBI	9
BB	7
SO	9
LOB	19



WP	1	PA	45
PB	0		
SB	0		
CS	0		

Batter	1	2	3	4	5	6	7	8	9	AB	R	H	RBI	BB	SO	LOB	TOP					
Steve Finley, L (1.8) OBP: 0.277, SLG: 0.300	G4-3		P5			SF7			F7	3	1	0	1	1	0	0	Arizona Diamondbacks @ San Diego Padres PETCO Park, San Diego, CA Fri Apr 16 2004, 10:05 PM EDT Att: 37,300 - Sunny - 60 F					
Roberto Alomar, S (1.4) OBP: 0.273, SLG: 0.276	G4-3		K			K			G5-3	5	0	1	1	0	2	1						
Luis Gonzalez, L (1.7) OBP: 0.348, SLG: 0.625			F8						G3-1	5	0	1	0	0	1	0						
Richie Sexson, R (1.3) OBP: 0.311, SLG: 0.487	K									4	0	0	0	0	2	1						
Alex Cintron, S (1.6) OBP: 0.357, SLG: 0.405										3	1	1	0	1	0	0						
Shea Hillenbrand, R (1.5) OBP: 0.336, SLG: 0.516										3	1	2	0	1	0	0						
Danny Bautista, R (1.9) OBP: 0.395, SLG: 0.543										2	1	1	1	1	0	1						
Brent Mayne, L (1.2) OBP: 0.379, SLG: 0.500										3	1	0	0	1	1	5						
Randy Johnson, R (1.1) OBP: 0.167, SLG: 0.333										4	0	1	2	0	2	5						
Inning Stats	R: 0 E: 0 K: 1 S: 8	H: 1 LOB: 0 BB: 0 P: 12	R: 1 E: 0 K: 2 S: 11	H: 1 LOB: 1 BB: 1 P: 19	R: 0 E: 0 K: 1 S: 11	H: 0 LOB: 0 BB: 0 P: 20	R: 0 E: 0 K: 0 S: 20	H: 1 LOB: 3 BB: 2 P: 35	R: 1 E: 0 K: 2 S: 10	H: 1 LOB: 0 BB: 1 P: 19	R: 3 E: 0 K: 1 S: 18	H: 3 LOB: 1 BB: 0 P: 29	R: 0 E: 0 K: 0 S: 6	H: 0 LOB: 0 BB: 0 P: 9	R: 0 E: 0 K: 1 S: 10	H: 0 LOB: 1 BB: 1 P: 14	R: 0 E: 0 K: 0 S: 6	H: 0 LOB: 0 BB: 0 P: 12	1B: 4 2B: 3 3B: 0 HR: 0	SF: 1 SAC: 0 DP: 0 HBP: 1	WP: 0 PB: 0 SB: 1 CS: 0	PA: 39
PITCHER	IP	WLS	BF	H	R	ER	SO	BB	IBB	HBP	BLK	WP	HR	S	P	ERA	WHIP					
44 Jake Peavy, R (1.1) ERA: 2.08	5.0	L	22	4	2	2	6	4	0	0	0	0	0	61	105	3.60	1.600					
Antonio Osuna, R (6.1) ERA: 10.8	2.0		10	3	3	3	1	0	0	1	0	0	0	24	38	13.50	1.500					
Jay Witasick, R (8.1) ERA: 3.6	2.0		7	0	0	0	1	1	0	0	0	0	0	16	26	0.00	0.500					

Batter	1	2	3	4	5	6	7	8	9	AB	R	H	RBI	BB	SO	LOB	BOTTOM					
Sean Burroughs, L (1.5) OBP: 0.375, SLG: 0.378	E4		G3						G4-3	4	0	0	0	0	1	0	Arizona Diamondbacks @ San Diego Padres PETCO Park, San Diego, CA Fri Apr 16 2004, 10:05 PM EDT Att: 37,300 - Sunny - 60 F					
Mark Loretta, R (1.4) OBP: 0.386, SLG: 0.500	FC5-4		G6-3						F8	4	0	0	0	0	1	1						
24 Brian Giles, L (1.9) OBP: 0.244, SLG: 0.205										4	0	0	0	0	3	1						
Phil Nevin, R (1.3) OBP: 0.364, SLG: 0.524									F9	3	0	0	0	1	1	1						
Jay Payton, R (1.8) OBP: 0.293, SLG: 0.278										3	0	0	0	0	0	1						
Ramon Hernandez, R (1.2) OBP: 0.325, SLG: 0.343										3	0	1	0	0	0	0						
Brian Buchanan, R (1.7) OBP: 0.286, SLG: 0.286										3	0	1	0	0	1	2						
Jay Witasick, R (8.1) ERA: 3.6										0	0	0	0	0	0	0						
3 Khalil Greene, R (1.6) OBP: 0.351, SLG: 0.364										3	0	0	0	0	1	1						
44 Jake Peavy, R (1.1) OBP: 0.167, SLG: 0.333										1	0	0	0	0	0	0						
Adam Eaton, R (5, PH) OBP: 0.286, SLG: 0.333										1	0	0	0	0	0	0						
Antonio Osuna, R (6.1) ERA: 10.8										0	0	0	0	0	0	0						
Kerry Robinson, L (8.7) OBP: 0.286, SLG: 0.286										1	0	0	0	0	0	0						
Inning Stats	R: 0 E: 1 K: 1 S: 9	H: 0 LOB: 1 BB: 0 P: 12	R: 0 E: 0 K: 1 S: 9	H: 1 LOB: 1 BB: 0 P: 14	R: 0 E: 0 K: 0 S: 6	H: 0 LOB: 0 BB: 0 P: 8	R: 0 E: 0 K: 0 S: 9	H: 1 LOB: 2 BB: 1 P: 16	R: 0 E: 0 K: 1 S: 9	H: 0 LOB: 0 BB: 0 P: 11	R: 0 E: 0 K: 3 S: 12	H: 0 LOB: 0 BB: 0 P: 16	R: 0 E: 0 K: 1 S: 11	H: 0 LOB: 0 BB: 0 P: 17	R: 0 E: 0 K: 0 S: 8	H: 0 LOB: 0 BB: 0 P: 11	R: 0 E: 0 K: 1 S: 7	H: 0 LOB: 0 BB: 0 P: 11	1B: 2 2B: 0 3B: 0 HR: 0	SF: 0 SAC: 0 DP: 0 HBP: 0	WP: 0 PB: 0 SB: 0 CS: 0	PA: 31
PITCHER	IP	WLS	BF	H	R	ER	SO	BB	IBB	HBP	BLK	WP	HR	S	P	ERA	WHIP					
Randy Johnson, L (1.1) ERA: 3.27	9.0	W	31	2	0	0	8	1	0	0	0	0	0	80	116	0.00	0.333					

Batter	1	2	3	4	5	6	7	8	9	AB	R	H	RBI	BB	SO	LOB	TOP						
Steve Finley, L (1,8) OBP: 0.275, SLG: 0.279	1-2 F7		2-1 F9			2-2 F8		3-2 1B BB		3	0	0	0	1	0	0	Arizona Diamondbacks @ San Diego Padres PETCO Park, San Diego, CA Sat Apr 17 2004, 10:05 PM EDT Att: 42,261 - Unknown - 58 F livebaseballscorecards.com						
Roberto Alomar, S (1,4) Oscar Villarreal, L (8,1)	1-0 G4-3		2-2 1B			2-2 G5-3		1-0 1B		4	0	2	0	0	0	0							
Luis Gonzalez, L (1,7) OBP: 0.340, SLG: 0.591	2-2 G3		2-1 G1-3			1-2 HR 1B		2-1 P5		4	1	1	0	0	0	3							
Richie Sexson, R (1,3) OBP: 0.306, SLG: 0.535		3-2 F8		0-0 F7		0-0 HR		1-3 K		4	1	1	2	0	1	2							
Alex Cintron, S (1,6) OBP: 0.348, SLG: 0.390		1-0 1B 1B		1-1 L9		1-2 G5-3		0-2 G3		4	0	1	0	0	0	0							
Shea Hillenbrand, R (1,5) OBP: 0.275, SLG: 0.457		2-1 P5		1-1 F9			2-1 P3		2-3 K	4	0	0	0	0	1	1							
Danny Bautista, R (1,9) OBP: 0.405, SLG: 0.526		0-0 1B			4-2 G4-6-3 BB		2-0 F7		0-0 L8	3	0	1	0	1	0	0							
Brent Mayne, L (1,2) OBP: 0.344, SLG: 0.444		0-0 P6			0-1 G4-6-3		0-0 F7			3	0	0	0	0	0	3							
17 Brandon Webb, R (1,1) Randy Choate, L (7,1) Mike Koplove, R (7,1) Carlos Baerga, S (8,PH) Matt Kata, S (8,4) OBP: 0.250, SLG: 0.250 OBP: 0.429, SLG: 0.200 OBP: 0.263, SLG: 0.316						0-2 G2-3		1-0 F9		2	0	0	0	0	1	0							
Inning Stats	R: 0 E: 0 K: 0 S: 7	H: 0 LOB: 0 BB: 0 P: 11	R: 0 E: 0 K: 0 S: 8	H: 2 LOB: 2 BB: 0 P: 14	R: 0 E: 0 K: 1 S: 11	H: 1 LOB: 1 BB: 0 P: 17	R: 0 E: 0 K: 0 S: 5	H: 0 LOB: 0 BB: 0 P: 7	R: 0 E: 0 K: 0 S: 7	H: 0 LOB: 0 BB: 1 P: 11	R: 2 E: 0 K: 0 S: 13	H: 2 LOB: 0 BB: 0 P: 19	R: 0 E: 0 K: 0 S: 4	H: 0 LOB: 0 BB: 0 P: 8	R: 0 E: 0 K: 1 S: 13	H: 1 LOB: 2 BB: 1 P: 21		R: 0 E: 0 K: 1 S: 7	H: 0 LOB: 0 BB: 0 P: 9	1B: 5 2B: 0 3B: 0 HR: 1	SF: 0 SAC: 0 DP: 1 HBP: 0	WP: 0 PB: 0 SB: 0 CS: 0	PA: 34
PITCHER	IP WLS BF H R ER SO BB IBB HBP BLK WP HR S P ERA WHIP																						
Ismael Valdez, R (1,1) ERA: 4.15	6.0 W 23 5 2 2 1 1 0 0 0 0 0 1 51 79 3.00 1.000																						
Scott Linebrink, R (7,1) ERA: 3.19	1.0 H 3 0 0 0 0 0 0 0 0 0 0 0 4 8 0.00 0.000																						
Akinori Otsuka, R (8,1) ERA: 1.42	1.0 H 5 1 0 0 1 1 0 0 0 0 0 0 0 13 21 0.00 2.000																						
Trevor Hoffman, R (9,1) ERA: 4.5	1.0 S 3 0 0 0 1 0 0 0 0 0 0 0 0 7 9 0.00 0.000																						

Batter	1	2	3	4	5	6	7	8	9	AB	R	H	RBI	BB	SO	LOB	BOTTOM				
Sean Burroughs, L (1,5) OBP: 0.365, SLG: 0.367	0-1 24 BB 1B HBP 1B	3-1 G6-3			0-1 G4-3		2-1 F7			4	1	1	0	0	0	1	Arizona Diamondbacks @ San Diego Padres PETCO Park, San Diego, CA Sat Apr 17 2004, 10:05 PM EDT Att: 42,261 - Unknown - 58 F livebaseballscorecards.com				
Mark Loretta, R (1,4) OBP: 0.396, SLG: 0.488	1-1 HBP 24 BB FC6-4 1B	0-1 F9			0-1 G4-3		4-0 24 BB IBB			3	1	1	0	1	0	0					
24 Brian Giles, L (1,9) OBP: 0.265, SLG: 0.195	4-0 FC6-4 HBP 1-2 2-3 2-3 BB		2-3 K		0-0 G1-3		4-1 1-2 2-3 BB			2	1	0	0	2	1	0					
Phil Nevin, R (1,3) OBP: 0.354, SLG: 0.489	1-0 FC6-4 HBP 1-2 2-3 3-H		1-3 K2-3			2-2 E5 G4-6-3 BB		1-1 G6-3		3	0	0	1	0	1	3					
Ryan Klesko, L (1,7) Scott Linebrink, R (7,1) Akinori Otsuka, R (8,1) Jay Payton, R (8,PH) OBP: 0.324, SLG: 0.276 OBP: 0.286, SLG: 0.270	0-0 FC6-4 WP BB		1-3 K			4-1 G4-6-3 BB		2-2 G1-3		2	0	0	1	1	1	2					
Terrence Long, L (1,8) Trevor Hoffman, R (9,1) OBP: 0.400, SLG: 0.250	4-1 WP BB			4-0 G6-3 BB		0-0 G4-6-3		3-3 K		2	0	0	0	2	1	2					
Ramón Vázquez, L (1,6) OBP: 0.273, SLG: 0.400	2-3 K			0-1 G6-3		4-0 CS BB		1-2 3B		3	0	1	0	1	1	4					
Miguel Ojeda, R (1,2) OBP: 0.333, SLG: 0.375	2-3 K			2-3 K		2-2 CS		1-3 K		4	0	0	0	0	3	4					
Ismael Valdez, R (1,1) Kerry Robinson, L (7,7) OBP: 0.375, SLG: 0.286		2-2 G4-3			3-3 K		4-0 24 BB F7 BB			2	0	0	0	0	1	1					
Inning Stats	R: 3 E: 0 K: 2 S: 12	H: 2 LOB: 2 BB: 2 P: 26	R: 0 E: 0 K: 0 S: 7	H: 0 LOB: 0 BB: 0 P: 12	R: 0 E: 0 K: 3 S: 10	H: 0 LOB: 0 BB: 1 P: 14	R: 0 E: 0 K: 2 S: 8	H: 0 LOB: 1 BB: 1 P: 17	R: 0 E: 0 K: 0 S: 5	H: 0 LOB: 0 BB: 0 P: 5	R: 0 E: 1 K: 0 S: 10	H: 0 LOB: 1 BB: 2 P: 22	R: 0 E: 0 K: 0 S: 8	H: 0 LOB: 3 BB: 3 P: 25	R: 0 E: 0 K: 2 S: 13	H: 1 LOB: 1 BB: 0 P: 20		1B: 2 2B: 0 3B: 1 HR: 0	SF: 0 SAC: 0 DP: 1 HBP: 1	WP: 1 PB: 0 SB: 0 CS: 1	PA: 36
PITCHER	IP WLS BF H R ER SO BB IBB HBP BLK WP HR S P ERA WHIP																				
17 Brandon Webb, R (1,1) Randy Choate, L (7,1) Mike Koplove, R (7,1) Oscar Villarreal, R (8,1) ERA: 13.5 ERA: 4.05	6.0 L 25 2 3 3 7 5 0 1 0 0 0 0 0 6 22 0.00 3.000																				
	0.2 5 0 0 0 0 2 1 0 0 0 0 0 0 6 22 0.00 0.000																				
	0.1 1 0 0 0 0 0 0 0 0 0 0 0 0 2 3 0.00 0.000																				
	1.0 4 1 0 0 2 0 0 0 0 0 0 0 0 13 20 0.00 1.000																				

Batter	1	2	3	4	5	6	7	8	9	AB	R	H	RBI	BB	SO	LOB	TOP				
Steve Finley, L OBP: 0.250, SLG: 0.250 (1, 8)	1-1 G6-3	0-2 G4-3					2-1 G4-3		1-3 K	5	0	0	0	0	1	1	Arizona Diamondbacks @ San Diego Padres PETCO Park, San Diego, CA Sun Apr 18 2004, 4:05 PM EDT Att: 41,730 - Cloudy - 63 F				
Matt Kata, S OBP: 0.250, SLG: 0.292 (1, 4)	1-2 BB HR 1B	2-1 G5-3				0-3 K	0-3 K		2-3 K	5	1	1	0	0	3	1					
Luis Gonzalez, L OBP: 0.364, SLG: 0.638 Matt Mantei, R (9, 1)	4-2 HR BB	1-2 F9			1-2 P5		4-0 IBB		2-1 HR	3	2	1	1	2	0	0					
Richie Sexson, R OBP: 0.315, SLG: 0.583 (1, 3)	2-2 HR		1-0 G6-3			1-2 FC6-5 BB 1B	3-1 FC5		0-1 F9	5	1	2	3	0	0	2					
Alex Cintron, S OBP: 0.380, SLG: 0.432 (1, 6)	0-1 FC3 2B		2-2 CS 1B			4-2 FC6-5 BB		1-2 G4-3		3	0	2	0	1	0	0					
Shea Hillenbrand, R OBP: 0.255, SLG: 0.432 (1, 5)	4-1 FC3 BB		2-2 L5			1-0 FC6-5 G4-6-3		2-0 FC6-5 1B HBP		2	0	0	0	1	0	3					
Danny Bautista, R OBP: 0.391, SLG: 0.500 (1, 9)	0-1 FC3		2-2 CS	1-2 G5-3		1-2 G4-6-3		1-0 FC6-5 1B		4	0	1	0	0	0	4					
Bobby Estalella, R OBP: 0.182, SLG: 0.727 (1, 2)	3-3 K		3-3 K			2-2 HR		0-0 FC6-5		4	1	1	1	0	2	5					
Steve Sparks, R Mike Koplove, R Carlos Baerga, S Randy Choate, L Oscar Villarreal, L Roberto Alomar, S Jose Valverde, R Donnie Sadler, R (1, 1) (6, 1) (7, PH) (7, 1) (7, 1) (8, PH) (8, 1) (8, 1)	0-3 K		0-3 K			1-2 FC5 G4-3 HBP		1-2 G6-3		2	0	0	0	0	2	3					
Inning Stats	R: 3 E: 0 K: 2 S: 24	H: 3 LOB: 3 BB: 2 P: 39	R: 0 E: 0 K: 0 S: 9	H: 0 LOB: 0 BB: 0 P: 12	R: 0 E: 0 K: 0 S: 10	H: 1 LOB: 0 BB: 0 P: 17	R: 0 E: 0 K: 1 S: 11	H: 0 LOB: 0 BB: 0 P: 15	R: 0 E: 0 K: 1 S: 7	H: 1 LOB: 1 BB: 1 P: 19	R: 1 E: 0 K: 1 S: 12	H: 1 LOB: 2 BB: 1 P: 24	R: 0 E: 0 K: 0 S: 10	H: 1 LOB: 2 BB: 0 P: 15	R: 1 E: 0 K: 2 S: 10	H: 1 LOB: 0 BB: 0 P: 15		1B: 4 2B: 1 3B: 0 HR: 3	SF: 0 SAC: 0 DP: 1 HBP: 2	WP: 0 PB: 0 SB: 0 CS: 1	PA: 41
PITCHER	IP WLS BF H R ER SO BB IBB HBP BLK WP HR S P ERA WHIP	IP WLS BF H R ER SO BB IBB HBP BLK WP HR S P ERA WHIP	IP WLS BF H R ER SO BB IBB HBP BLK WP HR S P ERA WHIP	IP WLS BF H R ER SO BB IBB HBP BLK WP HR S P ERA WHIP	IP WLS BF H R ER SO BB IBB HBP BLK WP HR S P ERA WHIP	IP WLS BF H R ER SO BB IBB HBP BLK WP HR S P ERA WHIP	IP WLS BF H R ER SO BB IBB HBP BLK WP HR S P ERA WHIP	IP WLS BF H R ER SO BB IBB HBP BLK WP HR S P ERA WHIP	IP WLS BF H R ER SO BB IBB HBP BLK WP HR S P ERA WHIP	IP WLS BF H R ER SO BB IBB HBP BLK WP HR S P ERA WHIP	IP WLS BF H R ER SO BB IBB HBP BLK WP HR S P ERA WHIP	IP WLS BF H R ER SO BB IBB HBP BLK WP HR S P ERA WHIP	IP WLS BF H R ER SO BB IBB HBP BLK WP HR S P ERA WHIP	IP WLS BF H R ER SO BB IBB HBP BLK WP HR S P ERA WHIP	IP WLS BF H R ER SO BB IBB HBP BLK WP HR S P ERA WHIP	IP WLS BF H R ER SO BB IBB HBP BLK WP HR S P ERA WHIP	IP WLS BF H R ER SO BB IBB HBP BLK WP HR S P ERA WHIP	IP WLS BF H R ER SO BB IBB HBP BLK WP HR S P ERA WHIP	IP WLS BF H R ER SO BB IBB HBP BLK WP HR S P ERA WHIP	IP WLS BF H R ER SO BB IBB HBP BLK WP HR S P ERA WHIP	IP WLS BF H R ER SO BB IBB HBP BLK WP HR S P ERA WHIP

AB 34
R 5
H 8
RBI 5
BB 4
SO 8
LOB 21



Batter	1	2	3	4	5	6	7	8	9	AB	R	H	RBI	BB	SO	LOB	BOTTOM					
Sean Burroughs, L OBP: 0.386, SLG: 0.377 (1, 5)	1-2 G6-3		1-2 1B 24 FC3-2-5 1B			0-1 24 G6-3 HBP 1B		4-1 BB	2-1 G4-3	4	0	2	0	1	0	0	Arizona Diamondbacks @ San Diego Padres PETCO Park, San Diego, CA Sun Apr 18 2004, 4:05 PM EDT Att: 41,730 - Cloudy - 63 F					
Mark Loretta, R OBP: 0.434, SLG: 0.511 (1, 4)	0-1 24 G1-3 1B		0-1 24 FC3-2-5 1B			4-2 24 G6-3 HBP 1B		0-0 G6-3	1-1 24 BB 1B	4	1	3	0	0	2							
24 Brian Giles, L OBP: 0.259, SLG: 0.178 (1, 9)	1-1 G1-3		0-0 FC3-2-5 1B			2-2 G6-3		3-3 K	4-1 1B HR BB	4	1	0	0	1	1							
Phil Nevin, R OBP: 0.358, SLG: 0.469 Kerry Robinson, L OBP: 0.375, SLG: 0.286 Brian Buchanan, R OBP: 0.286, SLG: 0.286 (1, 3) (9, PR) (9, PR)	1-2 G5-3		3-3 K			3-3 K		2-1 WP 1B HBP	2-1 1B HR BB	4	0	1	1	0	2							
Ryan Klesko, L OBP: 0.333, SLG: 0.382 (1, 7)		3-2 F7			3-1 F8	2-2 P3		1-1 WP 1B	2-0 1H 2H HR	5	1	2	3	0	0							
Jay Payton, R OBP: 0.326, SLG: 0.325 (1, 8)		2-2 1B 1B			0-0 3 1B 2B	4-2 3 2B SF8 BB		2-2 P3		3	2	2	0	1	0							
Ramon Hernandez, R OBP: 0.318, SLG: 0.333 Miguel Ojeda, R OBP: 0.333, SLG: 0.375 (1, 2) (8, 2)		3-2 1B 3 G6-4-3 1B			2-2 K	0-2 F8		2-2 G4-3		4	0	1	0	0	1							
3 Khalil Greene, R OBP: 0.366, SLG: 0.405 (1, 6)		3-1 G6-4-3			3-2 FC5-4 1B	1-2 2H 2B		1-2 2B	2-3 K	4	0	2	1	0	1							
Adam Eaton, R OBP: 0.220, SLG: 0.250 Terrence Long, L OBP: 0.375, SLG: 0.286 Jason Szuminski, R OBP: 0.286, SLG: 0.286 Jay Witasick, R OBP: 0.358, SLG: 0.469 Ramon Vazquez, L OBP: 0.358, SLG: 0.469 Eddie Oropesa, L OBP: 0.227, SLG: 0.250 (1, 1) (6, PH) (7, 1) (8, 1) (8, PH) (9, 1)		3-2 L1			0-1 FC5-4	1-0 SF8		1-2 G3-1		2	0	0	0	0	1							
Inning Stats	R: 0 E: 0 K: 0 S: 10	H: 1 LOB: 1 BB: 0 P: 13	R: 0 E: 0 K: 0 S: 15	H: 2 LOB: 1 BB: 0 P: 26	R: 0 E: 0 K: 1 S: 12	H: 2 LOB: 1 BB: 0 P: 19	R: 1 E: 0 K: 1 S: 13	H: 2 LOB: 1 BB: 0 P: 21	R: 0 E: 0 K: 0 S: 15	H: 1 LOB: 2 BB: 0 P: 25	R: 1 E: 0 K: 0 S: 11	H: 1 LOB: 2 BB: 2 P: 21	R: 0 E: 0 K: 1 S: 13	H: 1 LOB: 0 BB: 0 P: 23	R: 0 E: 0 K: 1 S: 8	H: 0 LOB: 0 BB: 0 P: 13		R: 4 E: 0 K: 0 S: 6	H: 3 LOB: 1 BB: 1 P: 15	1B: 10 2B: 2 3B: 0 HR: 1	SF: 1 SAC: 0 DP: 1 HBP: 2	WP: 1 PB: 0 SB: 0 CS: 0
PITCHER	IP WLS BF H R ER SO BB IBB HBP BLK WP HR S P ERA WHIP	IP WLS BF H R ER SO BB IBB HBP BLK WP HR S P ERA WHIP	IP WLS BF H R ER SO BB IBB HBP BLK WP HR S P ERA WHIP	IP WLS BF H R ER SO BB IBB HBP BLK WP HR S P ERA WHIP	IP WLS BF H R ER SO BB IBB HBP BLK WP HR S P ERA WHIP	IP WLS BF H R ER SO BB IBB HBP BLK WP HR S P ERA WHIP	IP WLS BF H R ER SO BB IBB HBP BLK WP HR S P ERA WHIP	IP WLS BF H R ER SO BB IBB HBP BLK WP HR S P ERA WHIP	IP WLS BF H R ER SO BB IBB HBP BLK WP HR S P ERA WHIP	IP WLS BF H R ER SO BB IBB HBP BLK WP HR S P ERA WHIP	IP WLS BF H R ER SO BB IBB HBP BLK WP HR S P ERA WHIP	IP WLS BF H R ER SO BB IBB HBP BLK WP HR S P ERA WHIP	IP WLS BF H R ER SO BB IBB HBP BLK WP HR S P ERA WHIP	IP WLS BF H R ER SO BB IBB HBP BLK WP HR S P ERA WHIP	IP WLS BF H R ER SO BB IBB HBP BLK WP HR S P ERA WHIP	IP WLS BF H R ER SO BB IBB HBP BLK WP HR S P ERA WHIP	IP WLS BF H R ER SO BB IBB HBP BLK WP HR S P ERA WHIP	IP WLS BF H R ER SO BB IBB HBP BLK WP HR S P ERA WHIP	IP WLS BF H R ER SO BB IBB HBP BLK WP HR S P ERA WHIP	IP WLS BF H R ER SO BB IBB HBP BLK WP HR S P ERA WHIP	IP WLS BF H R ER SO BB IBB HBP BLK WP HR S P ERA WHIP	

AB 35
R 6
H 13
RBI 6
BB 3
SO 5
LOB 23



Batter	1	2	3	4	5	6	7	8	9	10	11	12	13	14	15	AB	R	H	RBI	BB	SO	LOB	TOP															
Steve Finley, L OBP: 0.254, SLG: 0.270 (1.8)	F9		G3		F9		G4-3	1B		1B		FC1-6		G4-3		8	0	2	1	0	0	1																
Matt Kata, S OBP: 0.405, SLG: 0.514 (1.4)	G3					1B	G1-3			E6		FC6-4			SH1-4	6	2	3	0	2	0	1																
Luis Gonzalez, L OBP: 0.388, SLG: 0.500 (1.7)	G3					2B		L9		K		F7				3	2	1	1	2	0	2																
Richie Sexson, R OBP: 0.300, SLG: 0.492 (1.3)		G5-3	G1			HR			F9	G6-4-3		FC6-4			P2	7	2	1	0	1	0	7																
Alex Cintron, S OBP: 0.354, SLG: 0.421 (1.6)		G6-3		P6		SF9	E3			G5-3					1B	6	2	2	1	1	0	0																
Danny Bautista, R OBP: 0.435, SLG: 0.707 (1.9)		HR		F8		HR	F8								1B	8	2	5	5	0	0	2																
Chad Tracy, L OBP: 0.444, SLG: 0.556 (1.5)				G4-3					P6	F8					1B	8	0	4	1	0	0	2																
Robby Hammock, R OBP: 0.100, SLG: 0.200 (1.2)	FC3-6															6	1	1	0	0	2	5																
Casey Dagle, R OBP: 0.200, SLG: 0.500 (1.4)					F8	F9							CS		K	1	0	0	0	0	1	0																
Casey Dagle, R OBP: 0.200, SLG: 0.500 (1.4)															K	1	0	0	0	0	1	0																
Steve Sparks, R (1.1)																1	0	0	0	0	1	2																
17 Brandon Webb, R OBP: 0.320, SLG: 0.500 (6.0)																2	0	0	0	0	1	0																
17 Brandon Webb, R OBP: 0.320, SLG: 0.500 (6.0)																1	0	0	0	0	1	1																
17 Brandon Webb, R OBP: 0.320, SLG: 0.500 (6.0)																0	0	0	0	0	0	0																
17 Brandon Webb, R OBP: 0.320, SLG: 0.500 (6.0)																3	0	1	0	0	0	2																
Inning Stats	R: 0 E: 0 K: 0 S: 8	H: 0 LOB: 0 BB: 0 P: 16	R: 1 E: 0 K: 0 S: 11	H: 2 LOB: 1 BB: 0 P: 18	R: 0 E: 0 K: 0 S: 6	H: 1 LOB: 2 BB: 1 P: 13	R: 0 E: 0 K: 0 S: 7	H: 0 LOB: 0 BB: 0 P: 11	R: 0 E: 0 K: 1 S: 7	H: 0 LOB: 0 BB: 0 P: 10	R: 4 E: 0 K: 1 S: 18	H: 5 LOB: 1 BB: 0 P: 23	R: 2 E: 1 K: 0 S: 10	H: 0 LOB: 1 BB: 2 P: 22	R: 1 E: 0 K: 1 S: 11	H: 2 LOB: 2 BB: 1 P: 23	R: 1 E: 0 K: 1 S: 13	H: 3 LOB: 2 BB: 0 P: 22	R: 0 E: 1 K: 1 S: 13	H: 1 LOB: 1 BB: 0 P: 19	R: 0 E: 0 K: 1 S: 9	H: 0 LOB: 0 BB: 1 P: 16	R: 0 E: 0 K: 0 S: 10	H: 1 LOB: 2 BB: 1 P: 19	R: 0 E: 0 K: 0 S: 8	H: 0 LOB: 0 BB: 0 P: 14	R: 0 E: 0 K: 1 S: 5	H: 0 LOB: 0 BB: 0 P: 9	R: 2 E: 0 K: 1 S: 15	H: 3 LOB: 2 BB: 1 P: 24	1B: 11 2B: 6 3B: 1 HR: 2	SF: 1 SAC: 1 DP: 1 HBP: 0	WP: 0 PB: 0 CS: 1	PA: 72				
PITCHER	IP 5.1	WLS 25	BF 25	H 8	R 5	ER 5	SO 1	BB 1	IBB 0	HBP 0	BLK 0	WP 0	HR 2	S 53	P 84	ERA 6.88	WHIP 1.688																					
Wes Obermueller, R ERA: 6.88 (1.1)											31 Adrian Hernandez, R ERA: 9.9 (11.1)	IP 0	WLS 0	BF 22	H 6	R 9	ER 9	SO 3	BB 0	IBB 0	HBP 0	BLK 0	WP 0	HR 0	S 47	P 82	ERA 3.60	WHIP 1.600										
Dave Burba, R ERA: 0.71 (6.1)	1.2	8	0	2	0	1	2	0	0	0	0	0	0	14	29	0.00	1.200																					
Luis Vizcaino, R ERA: 2.45 (8.1)	0.2	4	2	1	1	1	0	0	0	0	0	0	0	17	13.50	3.000																						
Ben Ford, R ERA: 7.71 (8.1)	1.1	8	3	1	1	1	1	0	0	0	0	0	0	15	28	6.75	3.000																					
Dan Kolb, R ERA: 1.29 (10.1)	1.0	4	1	0	0	1	0	0	0	0	0	0	0	13	19	0.00	1.000																					

Arizona Diamondbacks @ Milwaukee Brewers
Miller Park, Milwaukee, WI
Thu Apr 22 2004, 12:05 PM CDT
Att: 13,879 - Dome - 63 F

livebaseballscorecards.com

AB 63
R 11
H 20
RBI 9
BB 8
SO 6
LOB 30



Batter	1	2	3	4	5	6	7	8	9	10	11	12	13	14	15	AB	R	H	RBI	BB	SO	LOB	BOTTOM															
Scott Podsednik, L OBP: 0.361, SLG: 0.486 (1.8)	G4-3				1B			G4-3								4	1	1	0	3	2	0																
Craig Counsell, L OBP: 0.369, SLG: 0.398 (1.6)	G4-3							F8								4	1	1	0	2	1	1																
31 Adrian Hernandez, R (11.1)																1	0	0	0	0	1	0																
Junior Spivey, R OBP: 0.397, SLG: 0.459 (1.4)																6	1	0	0	1	3	6																
Geoff Jenkins, L OBP: 0.347, SLG: 0.545 (1.7)	G4-6-3															5	4	1	1	2	1	3																
Lyle Overbay, L OBP: 0.304, SLG: 0.500 (1.3)																6	1	4	4	1	1	0																
Wes Obermueller, R ERA: 6.88 (1.1)																3	0	0	0	0	0	1																
Wes Obermueller, R ERA: 6.88 (1.1)																1	0	0	0	0	0	1																
Wes Obermueller, R ERA: 6.88 (1.1)																1	0	0	0	0	0	1																
Wes Obermueller, R ERA: 6.88 (1.1)																1	0	0	0	0	0	1																
Brady Clark, R OBP: 0.395, SLG: 0.548 (1.9)																7	0	0	0	0	1	1																
Gary Bennett, R OBP: 0.259, SLG: 0.385 (1.2)																7	0	0	0	0	3	1																
Wes Obermueller, R OBP: 0.333, SLG: 0.333 (1.1)																2	0	0	0	0	2	0																
Keith Ginter, R OBP: 0.459, SLG: 0.710 (6.5)																4	0	0	0	1	2	0																
Inning Stats	R: 0 E: 0 K: 0 S: 9	H: 1 LOB: 1 BB: 1 P: 18	R: 0 E: 0 K: 1 S: 7	H: 0 LOB: 0 BB: 0 P: 12	R: 0 E: 0 K: 1 S: 9	H: 0 LOB: 2 BB: 2 P: 17	R: 1 E: 0 K: 1 S: 9	H: 2 LOB: 0 BB: 0 P: 14	R: 4 E: 2 K: 2 S: 17	H: 2 LOB: 1 BB: 1 P: 29	R: 0 E: 0 K: 1 S: 10	H: 0 LOB: 3 BB: 3 P: 26	R: 1 E: 0 K: 1 S: 9	H: 1 LOB: 1 BB: 1 P: 16	R: 0 E: 0 K: 1 S: 10	H: 0 LOB: 0 BB: 0 P: 13	R: 3 E: 0 K: 2 S: 19	H: 2 LOB: 0 BB: 1 P: 27	R: 0 E: 0 K: 3 S: 9	H: 0 LOB: 0 BB: 0 P: 12	R: 0 E: 0 K: 3 S: 16	H: 0 LOB: 1 BB: 1 P: 29	R: 0 E: 0 K: 0 S: 10	H: 0 LOB: 0 BB: 0 P: 13	R: 0 E: 0 K: 3 S: 10	H: 0 LOB: 0 BB: 0 P: 13	R: 0 E: 0 K: 1 S: 9	H: 0 LOB: 0 BB: 0 P: 12	R: 0 E: 0 K: 1 S: 6	H: 0 LOB: 0 BB: 0 P: 10	1B: 2 2B: 4 3B: 0 HR: 2	SF: 0 SAC: 0 DP: 0 HBP: 0	WP: 0 PB: 0 CS: 0	PA: 63				
PITCHER	IP 5.0	WLS 24	BF 24	H 5	R 5	ER 5	SO 1	BB 4	IBB 0	HBP 0	BLK 0	WP 0	HR 1	S 51	P 90	ERA 1.80	WHIP 1.800																					
17 Brandon Webb, R ERA: 2.74 (6.1)											Randy Choate, L ERA: 5.93 (10.1)	IP 2.0	WLS 0	BF 6	H 0	R 0	ER 0	SO 6	BB 1	IBB 0	HBP 0	BLK 0	WP 0	HR 0	S 25	P 41	ERA 0.00	WHIP 0.500										
Stephen Randolph, L ERA: 3.29 (6.1)	0.2	5	0	0	0	0	3	0	0	0	0	0	0	8	23	0.00	4.500																					
Mike Koplove, R ERA: 4.35 (6.1)	1.1	6	1	1	1	1	1	0	0	0	0	0	0	11	19	6.75	1.500																					
Jose Valverde, R ERA: 4.35 (6.1)	1.0	H: 3	0	0	0	1	0	0	0	0	0	0	0	10	13	0.00	0.000																					
Matt Mantel, R ERA: 16.82 (6.1)	1.0	B: 6	2	3	3	2	1	0	0	0	1	19	27	27.00	3.000																							
Oscar Villarreal, R ERA: 5.96 (12.1)	2.0	6	0	0	0	0	4	0	0	0	0	0	0	20	27	0.00	0.000																					
Steve Sparks, R ERA: 5.94 (14.1)	2.0	W: 6	0	0	0	2	0	0	0	0	0	0	0	15	22	0.00	0.000																					

Arizona Diamondbacks @ Milwaukee Brewers
Miller Park, Milwaukee, WI
Thu Apr 22 2004, 12:05 PM CDT
Att: 13,879 - Dome - 63 F

livebaseballscorecards.com

AB 53
R 9
H 8
RBI 7
BB 10
SO 21
LOB 16




Batter	1	2	3	4	5	6	7	8	9	AB	R	H	RBI	BB	SO	LOB	TOP																		
Sean Burroughs, L (1,5) OBP: 0.390, SLG: 0.395	1-2 P5		4-1 HR BB		0-1 G4-3		0-1 P5			3	1	0	0	1	0	3																			
Mark Loretta, R (1,4) OBP: 0.416, SLG: 0.537	4-2 BB		0-0 HR			1-3 K		1-1 G5-3		3	1	1	2	1	1	0																			
24 Brian Giles, L (1,9) OBP: 0.315, SLG: 0.317	2-2 F9		2-0 G3-1			2-2 1B		4-1 BB		3	0	1	0	1	0	1																			
Phil Nevin, R (1,3) OBP: 0.368, SLG: 0.493	1-2 F9			2-0 G5-3		2-0 F7		0-2 L4		4	0	0	0	0	0	3																			
Ryan Klesko, L (1,7) OBP: 0.310, SLG: 0.373		2-1 G4-3		0-0 P5		0-1 G3		1-1 F9		4	0	0	0	0	0	2																			
Jay Payton, R (1,8) OBP: 0.328, SLG: 0.304		1-1 G1-3		2-1 G4-3			4-2 SH5-4 1B BB		2-2 P3	3	0	0	0	1	0	0																			
Ramon Hernandez, R (1,2) OBP: 0.302, SLG: 0.286		0-0 P3			2-2 G4-3		0-2 P4		0-0 F9	4	0	0	0	0	0	1																			
3 Khalil Greene, R (1,6) OBP: 0.383, SLG: 0.444			0-1 P6		2-2 G3-1 2B		2-2 SH5-4 1B		1-3 K	4	0	2	0	0	1	0																			
Adam Eaton, R (1,1) OBP: 0.182, SLG: 0.200			0-3 K		0-1 G3-1		0-0 SH5-4			2	0	0	0	0	1	1																			
Akinori Otsuka, R (8,1)					2-3		1-2 2-3			0	0	0	0	0	0	0																			
Inning Stats	R: 0 E: 0 K: 0 S: 11	H: 0 LOB: 1 BB: 1 P: 19	R: 0 E: 0 K: 0 S: 5	H: 0 LOB: 0 BB: 0 P: 8	R: 2 E: 0 K: 1 S: 8	H: 1 LOB: 0 BB: 1 P: 14	R: 0 E: 0 K: 0 S: 4	H: 0 LOB: 0 BB: 0 P: 8	R: 0 E: 0 K: 1 S: 9	H: 1 LOB: 1 BB: 0 P: 14	R: 0 E: 0 K: 0 S: 13	H: 1 LOB: 2 BB: 1 P: 19	R: 0 E: 0 K: 0 S: 8	H: 0 LOB: 0 BB: 1 P: 14	R: 0 E: 0 K: 1 S: 7	H: 0 LOB: 0 BB: 0 P: 10	1B: 2 2B: 1 3B: 0 HR: 1	SF: 0 SAC: 1 DP: 0 HBP: 0	WP: 0 PB: 0 SB: 0 CS: 0	PA: 35															
PITCHER	IP WLS BF H R ER SO BB IBB HBP BLK WP HR S P ERA WHIP																																		
Casey Daigle, R (1,1) ERA: 11.08	6.1	26	4	2	2	2	3	0	0	0	0	0	0	1	58	94	2.84	1.105																	
Mike Koplove, R (7,1) ERA: 7.27	1.2	W 6	0	0	0	0	1	0	0	0	0	0	0	0	11	17	0.00	0.600																	
Matt Mantei, R (9,1) ERA: 13.5	1.0	S 3	0	0	0	1	0	0	0	0	0	0	0	0	7	10	0.00	0.000																	

San Diego Padres @ Arizona Diamondbacks
Bank One Ballpark, Phoenix, AZ
Fri Apr 23 2004, 10:05 PM EDT
Att: 30,028 - Sunny - 77 F

livebaseballscorecards.com

AB 30
R 2
H 4
RBI 2
BB 4
SO 3
LOB 11




Batter	1	2	3	4	5	6	7	8	9	AB	R	H	RBI	BB	SO	LOB	BOTTOM																		
Matt Kata, S (1,4) OBP: 0.415, SLG: 0.513	0-0 G1-6-3 1B		3-1 G6-3		0-3 K			0-0 HR 1B		4	2	2	0	0	1	1																			
Alex Cintron, S (1,6) OBP: 0.348, SLG: 0.410	0-0 G1-6-3		0-2 G1-3			0-1 G3-6 1B		2-2 P5		4	0	1	0	0	0	2																			
Luis Gonzalez, L (1,7) OBP: 0.375, SLG: 0.567	0-1 P2		2-2 G5-3			2-1 G3-6 1-2		4-0 HR IBB		3	1	0	0	1	0	2																			
Richie Sexson, R (1,3) OBP: 0.311, SLG: 0.538	0-0 E 1B		1-1 G6-3			2-3 K		0-0 HR		4	2	2	4	0	1	0																			
Steve Finley, L (1,8) OBP: 0.267, SLG: 0.284	1-1 E9 1B			1-1 G3			1-2 G4-3	1-2 S 1B		4	0	2	0	0	0	0																			
Danny Bautista, R (1,9) OBP: 0.424, SLG: 0.677	3-1 P3			2-1 P3			1-1 1B	1-2 K		4	0	1	0	0	1	2																			
Chad Tracy, L (1,5) OBP: 0.333, SLG: 0.417			0-1 G4-3		0-0 F8			2-0 P5		3	0	0	0	0	0	1																			
Robby Hammock, R (1,2) OBP: 0.154, SLG: 0.231		0-0 SH5-4 1B			1-2 P6			1-2 F9		3	0	1	0	0	0	1																			
Casey Daigle, R (1,1) OBP: 0.200, SLG: 0.400			0-1 SH5-4		2-3 K			1-1 G4-3		1	0	0	0	0	1	0																			
Mike Koplove, R (7,1)										0	0	0	0	0	0	0																			
Carlos Baerga, S (8, PH) OBP: 0.333, SLG: 0.111										1	0	0	0	0	0	0																			
Matt Mantei, R (9,1)			1-2							0	0	0	0	0	0	0																			
Inning Stats	R: 2 E: 1 K: 0 S: 9	H: 3 LOB: 1 BB: 0 P: 13	R: 0 E: 0 K: 0 S: 7	H: 1 LOB: 1 BB: 0 P: 10	R: 0 E: 0 K: 0 S: 9	H: 0 LOB: 0 BB: 0 P: 12	R: 0 E: 0 K: 0 S: 5	H: 0 LOB: 0 BB: 0 P: 8	R: 0 E: 0 K: 2 S: 11	H: 0 LOB: 0 BB: 0 P: 14	R: 0 E: 0 K: 1 S: 7	H: 1 LOB: 0 BB: 0 P: 11	R: 0 E: 0 K: 0 S: 9	H: 1 LOB: 1 BB: 0 P: 14	R: 3 E: 0 K: 1 S: 15	H: 3 LOB: 1 BB: 1 P: 23	1B: 8 2B: 0 3B: 0 HR: 1	SF: 0 SAC: 1 DP: 1 HBP: 0	WP: 0 PB: 0 SB: 2 CS: 0	PA: 33															
PITCHER	IP WLS BF H R ER SO BB IBB HBP BLK WP HR S P ERA WHIP																																		
Adam Eaton, R (1,1) ERA: 3.14	7.2	L 32	9	5	4	3	0	1	0	0	0	0	0	1	69	102	4.70	1.174																	
Akinori Otsuka, R (8,1) ERA: 1.13	0.1	1	0	0	0	1	0	0	0	0	0	0	0	3	3	0.00	0.000																		

San Diego Padres @ Arizona Diamondbacks
Bank One Ballpark, Phoenix, AZ
Fri Apr 23 2004, 10:05 PM EDT
Att: 30,028 - Sunny - 77 F

livebaseballscorecards.com

AB 31
R 5
H 9
RBI 4
BB 1
SO 4
LOB 9



Batter	1	2	3	4	5	6	7	8	9	AB	R	H	RBI	BB	SO	LOB	TOP		
Ramón Vázquez, L OBP: 0.240, SLG: 0.238	4-0 2B 24 SF8 BB		1-3 K		1-2 G4-3	0-3 K			2-1 G4-3 1B	4	1	1	0	1	2	1	San Diego Padres @ Arizona Diamondbacks Bank One Ballpark, Phoenix, AZ Sun Apr 25 2004, 4:35 PM EDT Att: 32,553 - Dome - 78 F livebaseballscorecards.com		
Mark Loretta, R OBP: 0.425, SLG: 0.545	0-2 G4-3 1-3 2B		0-0 24 FC3-6 1B			2-2 1B 1B	3-3 K		0-0 P6	5	1	3	0	0	1	1			
24 Brian Giles, L OBP: 0.325, SLG: 0.328	2-2 SF8		0-0 FC3-6 1-2 1B			1-3 K	4-2 1B BB		0-0 G4-6-3 1-2	3	0	0	1	1	1	3			
Phil Nevin, R OBP: 0.365, SLG: 0.468	1-2 G4-3		3-2 P3			1-0 1B 1-2 2B 1B	2-0 G6-4-3 1B			4	1	2	0	0	0	2			
Ryan Klesko, L OBP: 0.328, SLG: 0.407		1-2 G6-3 SF8 2B		2-1 G5-3		3-2 2B 1B	1-1 G6-4-3			4	2	2	1	0	0	2			
Terrence Long, L OBP: 0.419, SLG: 0.462		3-2 G6-3		1-0 F8		2-0 1B 2B	3-1 F7			2	0	0	0	0	0	1			
Jay Payton, R OBP: 0.333, SLG: 0.328		2-3		3-3 K		1-3 3H 2B				2	1	1	1	0	0	0			
Ramon Hernandez, R OBP: 0.329, SLG: 0.288		1-0 SF8				3-2 2B 1B	4-0 FC5-4 BB			2	1	1	3	1	1	0			
3 Khalil Greene, R OBP: 0.368, SLG: 0.452		3H 2-2				0-0 1H 2B	1-1 FC5-4			4	0	2	1	0	0	1			
Brian Lawrence, R E: 0 K: 0 S: 9		0-0 G4-3				3-2 K	3-1 F8			1	0	0	0	0	0	1			
Inning Stats	R: 1 E: 0 K: 0 S: 9	H: 1 LOB: 0 BB: 1 P: 16	R: 1 E: 0 K: 0 S: 11	H: 2 LOB: 1 BB: 0 P: 18	R: 0 E: 0 K: 1 S: 8	H: 1 LOB: 1 BB: 0 P: 12	R: 0 E: 0 K: 1 S: 9	H: 0 LOB: 0 BB: 0 P: 15	R: 0 E: 0 K: 1 S: 9	H: 0 LOB: 0 BB: 0 P: 16	R: 0 E: 0 K: 1 S: 12	H: 1 LOB: 1 BB: 1 P: 22	R: 0 E: 0 K: 0 S: 6	H: 0 LOB: 1 BB: 1 P: 17	R: 0 E: 0 K: 0 S: 4	H: 1 LOB: 0 BB: 6 P: 6	1B: 7 2B: 5 3B: 0 HR: 0	SF: 2 SAC: 0 DP: 2 HBP: 0	WP: 0 PA: 39 SB: 1 CS: 0
PITCHER	IP WLS BF H R ER SO	IP WLS BF H R ER SO	IP WLS BF H R ER SO	IP WLS BF H R ER SO	IP WLS BF H R ER SO	IP WLS BF H R ER SO	IP WLS BF H R ER SO	IP WLS BF H R ER SO	IP WLS BF H R ER SO	IP WLS BF H R ER SO	IP WLS BF H R ER SO	IP WLS BF H R ER SO	IP WLS BF H R ER SO	IP WLS BF H R ER SO	IP WLS BF H R ER SO	IP WLS BF H R ER SO	ERA WHIP	ERA WHIP	
Elmer Dessens, R ERA: 7.4	(1, 1) 5.1 W 22	(1, 1) 5.1 W 22	(1, 1) 5.1 W 22	(1, 1) 5.1 W 22	(1, 1) 5.1 W 22	(1, 1) 5.1 W 22	(1, 1) 5.1 W 22	(1, 1) 5.1 W 22	(1, 1) 5.1 W 22	(1, 1) 5.1 W 22	(1, 1) 5.1 W 22	(1, 1) 5.1 W 22	(1, 1) 5.1 W 22	(1, 1) 5.1 W 22	(1, 1) 5.1 W 22	(1, 1) 5.1 W 22	6.75	1.312	
Randy Choate, L ERA: 12.71	(6, 1) 0.0	(6, 1) 0.0	(6, 1) 0.0	(6, 1) 0.0	(6, 1) 0.0	(6, 1) 0.0	(6, 1) 0.0	(6, 1) 0.0	(6, 1) 0.0	(6, 1) 0.0	(6, 1) 0.0	(6, 1) 0.0	(6, 1) 0.0	(6, 1) 0.0	(6, 1) 0.0	(6, 1) 0.0	40.50	3.000	
Oscar Villarreal, R ERA: 7.15	(6, 1) 0.2	(6, 1) 0.2	(6, 1) 0.2	(6, 1) 0.2	(6, 1) 0.2	(6, 1) 0.2	(6, 1) 0.2	(6, 1) 0.2	(6, 1) 0.2	(6, 1) 0.2	(6, 1) 0.2	(6, 1) 0.2	(6, 1) 0.2	(6, 1) 0.2	(6, 1) 0.2	(6, 1) 0.2	0.00	1.500	
Stephen Randolph, L ERA: 2.45	(7, 1) 2.0	(7, 1) 2.0	(7, 1) 2.0	(7, 1) 2.0	(7, 1) 2.0	(7, 1) 2.0	(7, 1) 2.0	(7, 1) 2.0	(7, 1) 2.0	(7, 1) 2.0	(7, 1) 2.0	(7, 1) 2.0	(7, 1) 2.0	(7, 1) 2.0	(7, 1) 2.0	(7, 1) 2.0	0.00	1.000	
Jose Valverde, R ERA: 3.6	(9, 1) 1.0	(9, 1) 1.0	(9, 1) 1.0	(9, 1) 1.0	(9, 1) 1.0	(9, 1) 1.0	(9, 1) 1.0	(9, 1) 1.0	(9, 1) 1.0	(9, 1) 1.0	(9, 1) 1.0	(9, 1) 1.0	(9, 1) 1.0	(9, 1) 1.0	(9, 1) 1.0	(9, 1) 1.0	0.00	1.000	

Batter	1	2	3	4	5	6	7	8	9	AB	R	H	RBI	BB	SO	LOB	BOTTOM		
Matt Kata, S OBP: 0.440, SLG: 0.511	2-1 P4		2-1 2B 1B	4-0 BB	2-2 1-3 2H 3H 1B	3-2 1-3 2H 3H 1B				4	1	3	4	1	0	0	San Diego Padres @ Arizona Diamondbacks Bank One Ballpark, Phoenix, AZ Sun Apr 25 2004, 4:35 PM EDT Att: 32,553 - Dome - 78 F livebaseballscorecards.com		
Alex Cintron, S OBP: 0.321, SLG: 0.371	0-0 G3		0-3 K	1-2 P5	1-0 L8	1-0 F7				5	0	0	0	0	1	8			
Luis Gonzalez, L OBP: 0.407, SLG: 0.647	3-2 1B		3-1 1H 3H 2B		2-1 F7	4-2 WP 2B S BB	1-2 F9 2B			4	2	3	2	1	0	0			
Richie Sexson, R OBP: 0.337, SLG: 0.606	3-3 K		0-0 3H HR		3-2 HR	4-0 2B BB	1-2 F9			4	3	2	3	1	1	2			
Steve Finley, L OBP: 0.274, SLG: 0.270		1-1 F9	2-1 S 1B		4-0 1B BB	4-0 2B 1B BB	2-3 K			3	2	1	0	2	1	1			
Danny Bautista, R OBP: 0.418, SLG: 0.657		0-0 G1-3	1-3 K		0-0 BB 1B	2-1 BB 1B	1-0 G4-3			5	2	2	2	0	1	2			
Chad Tracy, L OBP: 0.353, SLG: 0.412		0-2 F8		0-1 G4-6-3 1B	0-0 1-2 3H 1B	1-0 P6	2-0 F7			5	1	2	1	0	0	2			
Brent Mayne, L OBP: 0.333, SLG: 0.400			2-2 E6 1B SH1-4 2B	3-2 G4-6-3	4-1 1-2 2-3 BB	4-0 1B BB	0-0 G6-3			3	1	0	0	2	0	1			
Elmer Dessens, R ERA: 7.4	(1, 1) 4.0	(1, 1) 4.0	(1, 1) 4.0	(1, 1) 4.0	(1, 1) 4.0	(1, 1) 4.0	(1, 1) 4.0	(1, 1) 4.0	(1, 1) 4.0	(1, 1) 4.0	(1, 1) 4.0	(1, 1) 4.0	(1, 1) 4.0	(1, 1) 4.0	(1, 1) 4.0	(1, 1) 4.0		0.00	2.000
Jason Szuminski, R ERA: 9.45	(5, 1) 0.1	(5, 1) 0.1	(5, 1) 0.1	(5, 1) 0.1	(5, 1) 0.1	(5, 1) 0.1	(5, 1) 0.1	(5, 1) 0.1	(5, 1) 0.1	(5, 1) 0.1	(5, 1) 0.1	(5, 1) 0.1	(5, 1) 0.1	(5, 1) 0.1	(5, 1) 0.1	(5, 1) 0.1		108.00	15.000
Jay Witasick, R ERA: 2.16	(5, 1) 0.2	(5, 1) 0.2	(5, 1) 0.2	(5, 1) 0.2	(5, 1) 0.2	(5, 1) 0.2	(5, 1) 0.2	(5, 1) 0.2	(5, 1) 0.2	(5, 1) 0.2	(5, 1) 0.2	(5, 1) 0.2	(5, 1) 0.2	(5, 1) 0.2	(5, 1) 0.2	(5, 1) 0.2	0.00	1.500	
Eddie Oropesa, L ERA: 15.43	(6, 1) 0.0	(6, 1) 0.0	(6, 1) 0.0	(6, 1) 0.0	(6, 1) 0.0	(6, 1) 0.0	(6, 1) 0.0	(6, 1) 0.0	(6, 1) 0.0	(6, 1) 0.0	(6, 1) 0.0	(6, 1) 0.0	(6, 1) 0.0	(6, 1) 0.0	(6, 1) 0.0	(6, 1) 0.0	∞	∞	
Antonio Osuna, R ERA: 6.1	(6, 1) 2.0	(6, 1) 2.0	(6, 1) 2.0	(6, 1) 2.0	(6, 1) 2.0	(6, 1) 2.0	(6, 1) 2.0	(6, 1) 2.0	(6, 1) 2.0	(6, 1) 2.0	(6, 1) 2.0	(6, 1) 2.0	(6, 1) 2.0	(6, 1) 2.0	(6, 1) 2.0	(6, 1) 2.0	4.50	2.000	
Inning Stats	R: 0 E: 0 K: 1 S: 9	H: 1 LOB: 1 BB: 0 P: 17	R: 0 E: 0 K: 0 S: 7	H: 0 LOB: 0 BB: 0 P: 8	R: 4 E: 1 K: 2 S: 19	H: 4 LOB: 1 BB: 0 P: 29	R: 0 E: 0 K: 0 S: 10	H: 2 LOB: 2 BB: 1 P: 18	R: 4 E: 0 K: 1 S: 16	H: 4 LOB: 2 BB: 2 P: 33	R: 0 E: 0 K: 1 S: 14	H: 1 LOB: 1 BB: 4 P: 37	R: 0 E: 0 K: 0 S: 5	H: 0 LOB: 0 BB: 0 P: 8	R: 0 E: 0 K: 0 S: 5	H: 0 LOB: 0 BB: 0 P: 8	1B: 8 2B: 4 3B: 0 HR: 2	SF: 0 SAC: 1 DP: 1 HBP: 0	WP: 1 PA: 45 SB: 2 CS: 0
PITCHER	IP WLS BF H R ER SO	IP WLS BF H R ER SO	IP WLS BF H R ER SO	IP WLS BF H R ER SO	IP WLS BF H R ER SO	IP WLS BF H R ER SO	IP WLS BF H R ER SO	IP WLS BF H R ER SO	IP WLS BF H R ER SO	IP WLS BF H R ER SO	IP WLS BF H R ER SO	IP WLS BF H R ER SO	IP WLS BF H R ER SO	IP WLS BF H R ER SO	IP WLS BF H R ER SO	IP WLS BF H R ER SO	ERA WHIP	ERA WHIP	
Brian Lawrence, R ERA: 4.97	(1, 1) 4.0	(1, 1) 4.0	(1, 1) 4.0	(1, 1) 4.0	(1, 1) 4.0	(1, 1) 4.0	(1, 1) 4.0	(1, 1) 4.0	(1, 1) 4.0	(1, 1) 4.0	(1, 1) 4.0	(1, 1) 4.0	(1, 1) 4.0	(1, 1) 4.0	(1, 1) 4.0	(1, 1) 4.0	0.00	2.000	
Scott Linebrink, R ERA: 2.61	(8, 1) 1.0	(8, 1) 1.0	(8, 1) 1.0	(8, 1) 1.0	(8, 1) 1.0	(8, 1) 1.0	(8, 1) 1.0	(8, 1) 1.0	(8, 1) 1.0	(8, 1) 1.0	(8, 1) 1.0	(8, 1) 1.0	(8, 1) 1.0	(8, 1) 1.0	(8, 1) 1.0	(8, 1) 1.0	0.00	0.000	

Batter	1	2	3	4	5	6	7	8	9	AB	R	H	RBI	BB	SO	LOB	TOP																					
Jose Macias, S OBP: 0.091, SLG: 0.091 (1, 4)	P4		K			L5		G5-3		4	0	0	0	0	1	3																						
Corey Patterson, L OBP: 0.328, SLG: 0.514 (1, 8)	P4		K			P5		P6		4	0	0	0	0	1	3																						
Sammy Sosa, R OBP: 0.395, SLG: 0.616 (1, 9)	K				G5-3					3	0	0	0	1	2	0																						
Moises Alou, R OBP: 0.415, SLG: 0.763 (1, 7)		K								4	0	2	0	0	2	0																						
16 Aramis Ramirez, R OBP: 0.357, SLG: 0.684 (1, 5)		K								4	0	0	0	0	1	3																						
25 Derrek Lee, R OBP: 0.342, SLG: 0.439 (1, 3)										3	0	0	0	0	1	3																						
Alex Gonzalez, R OBP: 0.279, SLG: 0.424 Kent Mercker, L (8, 1)										3	0	0	0	0	1	1																						
Michael Barrett, R OBP: 0.362, SLG: 0.635 (1, 2)										3	0	1	0	0	1	0																						
38 Carlos Zambrano, S OBP: 0.273, SLG: 0.272 43 Michael Wertz, R OBP: 0.167, SLG: 0.200 Tom Goodwin, L OBP: 0.100, SLG: 0.200 Francis Beltran, R OBP: 0.100, SLG: 0.200 Ramon Martinez, R OBP: 0.100, SLG: 0.200 (1, 1) (5, 1) (6, PH) (6, 1) (8, PH) (8, 6)										1	0	1	0	0	0	0																						
Inning Stats	R: 0 E: 0 K: 1 S: 7	H: 0 LOB: 0 BB: 0 P: 9	R: 0 E: 0 K: 3 S: 10	H: 0 LOB: 1 BB: 0 P: 18	R: 0 E: 0 K: 3 S: 20	H: 1 LOB: 1 BB: 0 P: 22	R: 0 E: 0 K: 1 S: 11	H: 0 LOB: 0 BB: 0 P: 15	R: 0 E: 0 K: 0 S: 8	H: 0 LOB: 0 BB: 0 P: 13	R: 0 E: 0 K: 2 S: 13	H: 0 LOB: 1 BB: 0 P: 5	R: 0 E: 0 K: 2 S: 9	H: 1 LOB: 1 BB: 0 P: 16	R: 0 E: 0 K: 0 S: 11	H: 2 LOB: 2 BB: 0 P: 17	R: 0 E: 0 K: 0 S: 12	H: 1 LOB: 1 BB: 1 P: 17	1B: 4 2B: 1 3B: 0 HR: 0	SF: 0 SAC: 0 DP: 1 HBP: 1	WP: 0 PB: 0 SB: 1 CS: 0	PA: 33																
PITCHER	IP	WLS	BF	H	R	ER	SO	BB	IBB	HBP	BLK	WP	HR	S	P	ERA	WHIP	PITCHER				IP	WLS	BF	H	R	ER	SO	BB	IBB	HBP	BLK	WP	HR	S	P	ERA	WHIP
Randy Johnson, L ERA: 3.28 Randy Choate, L ERA: 9.39	(1, 1)	7.0	W	24	2	0	10	0	0	1	0	0	0	69	98	0.00	0.286					(8, 1)	2.0	9	3	0	0	0	1	0	0	0	0	23	34	0.00	2.000	

Chicago Cubs @ Arizona Diamondbacks
Bank One Ballpark, Phoenix, AZ
Mon Apr 26 2004, 9:35 PM EDT
Att: 33,564 - Cloudy - 80 F

AB 31
R 0
H 5
RBI 0
BB 1
SO 10
LOB 13



Batter	1	2	3	4	5	6	7	8	9	AB	R	H	RBI	BB	SO	LOB	BOTTOM																						
Matt Kata, S OBP: 0.418, SLG: 0.481 (1, 4)	F7		G4-3			K				5	0	1	1	0	2	2																							
Alex Cintron, S OBP: 0.329, SLG: 0.405 Randy Choate, L (8, 1)	G4-3									4	1	2	1	0	0	2																							
Luis Gonzalez, L OBP: 0.395, SLG: 0.611 (1, 7)	G6-3									4	0	0	0	1	1	1																							
Richie Sexson, R OBP: 0.364, SLG: 0.653 (1, 3)										4	2	3	2	1	1	2																							
Steve Finley, L OBP: 0.284, SLG: 0.273 (1, 8)	F7									3	1	1	0	1	0	1																							
Danny Bautista, R OBP: 0.423, SLG: 0.644 (1, 9)	G3-6-3									3	2	1	0	0	0	2																							
Chad Tracy, L OBP: 0.381, SLG: 0.476 (1, 5)										4	1	2	2	0	1	1																							
Robby Hamrick, R OBP: 0.211, SLG: 0.278 Bobby Estalella, R OBP: 0.167, SLG: 0.667 (7, PH) (8, 2)										2	2	1	1	1	1	1																							
Randy Johnson, R OBP: 0.273, SLG: 0.300 Donnie Sadler, R OBP: 0.444, SLG: 0.625 (7, PH) (8, 6)										3	0	1	1	0	1	2																							
Inning Stats	R: 0 E: 0 K: 0 S: 7	H: 0 LOB: 0 BB: 0 P: 12	R: 0 E: 0 K: 0 S: 6	H: 1 LOB: 0 BB: 0 P: 11	R: 2 E: 0 K: 1 S: 18	H: 3 LOB: 2 BB: 1 P: 30	R: 2 E: 0 K: 0 S: 12	H: 3 LOB: 2 BB: 1 P: 19	R: 3 E: 0 K: 2 S: 14	H: 3 LOB: 1 BB: 0 P: 24	R: 2 E: 0 K: 2 S: 13	H: 2 LOB: 1 BB: 1 P: 23	R: 0 E: 0 K: 3 S: 13	H: 0 LOB: 1 BB: 1 P: 19	R: 0 E: 0 K: 1 S: 9	H: 0 LOB: 1 BB: 1 P: 16	1B: 8 2B: 2 3B: 1 HR: 1	SF: 0 SAC: 0 DP: 1 HBP: 1	WP: 1 PB: 0 SB: 0 CS: 0	PA: 40																			
PITCHER	IP	WLS	BF	H	R	ER	SO	BB	IBB	HBP	BLK	WP	HR	S	P	ERA	WHIP	PITCHER				IP	WLS	BF	H	R	ER	SO	BB	IBB	HBP	BLK	WP	HR	S	P	ERA	WHIP	
38 Carlos Zambrano, R ERA: 3.55 43 Michael Wertz, R ERA: 9.72 Francis Beltran, R ERA: 6.35 Kent Mercker, L ERA: 3.24	(1, 1)	4.1	L	25	10	7	7	1	0	0	0	0	1	0	7	10	0.00	0.000					(5, 1)	0.2	2	0	0	0	2	0	0	0	0	1	0	7	10	0.00	0.000
	(6, 1)	2.0	10	2	2	2	5	2	0	0	0	0	0	1	26	42	9.00	2.000					(6, 1)	2.0	10	2	2	2	5	2	0	0	0	0	1	26	42	9.00	2.000
	(8, 1)	1.0	4	0	0	0	1	1	0	0	0	0	0	0	9	16	0.00	1.000					(8, 1)	1.0	4	0	0	0	1	1	0	0	0	0	9	16	0.00	1.000	

Chicago Cubs @ Arizona Diamondbacks
Bank One Ballpark, Phoenix, AZ
Mon Apr 26 2004, 9:35 PM EDT
Att: 33,564 - Cloudy - 80 F

AB 34
R 9
H 12
RBI 8
BB 5
SO 9
LOB 14




Batter	1	2	3	4	5	6	7	8	9	AB	R	H	RBI	BB	SO	LOB	TOP					
Todd Walker, L (1,4) OBP: 0.449, SLG: 0.527	L7		G4-3					F9		3	0	0	0	1	0	0	Chicago Cubs @ Arizona Diamondbacks Bank One Ballpark, Phoenix, AZ Tue Apr 27 2004, 9:35 PM EDT Att: 33,781 - Sunny - 80 F					
Tom Goodwin, L (1,7) OBP: 0.150, SLG: 0.211	G5-3 1B		G3					G2-3		4	0	1	0	0	0	2						
Sammy Sosa, R (1,9) OBP: 0.389, SLG: 0.597	G5-3							K		4	0	1	0	0	1	1						
Todd Hollandsworth, L (1,3) OBP: 0.429, SLG: 1.000										2	1	1	1	2	0	0						
16 Aramis Ramirez, R (1,5) OBP: 0.341, SLG: 0.651										4	0	0	0	0	1	4						
Corey Patterson, L (1,8) OBP: 0.321, SLG: 0.500										2	0	0	0	0	2	1						
Jose Macias, S (5,8) OBP: 0.077, SLG: 0.077										2	0	0	0	0	0	0						
Alex Gonzalez, R (1,6) OBP: 0.277, SLG: 0.413										4	0	1	0	0	2	0						
Michael Barrett, R (1,2) OBP: 0.361, SLG: 0.618										3	0	1	0	0	1	1						
Sergio Mitre, R (1,1) 43 Michael Wuerzt, R (4,1) Todd Wellemeyer, R (5,1) Ramon Martinez, R (7,PH) Kyle Farnsworth, R (7,1) LaTroy Hawkins, R (8,1)										1	0	0	0	0	0	0						
Inning Stats	R: 0 E: 0 K: 0 S: 10	H: 1 LOB: 2 BB: 1 P: 20	R: 0 E: 0 K: 2 S: 9	H: 0 LOB: 0 BB: 0 P: 11	R: 0 E: 0 K: 0 S: 8	H: 0 LOB: 0 BB: 0 P: 16	R: 0 E: 0 K: 1 S: 7	H: 1 LOB: 1 BB: 1 P: 12	R: 0 E: 0 K: 1 S: 12	H: 1 LOB: 2 BB: 1 P: 21	R: 0 E: 0 K: 0 S: 6	H: 0 LOB: 0 BB: 0 P: 10	R: 0 E: 0 K: 1 S: 9	H: 1 LOB: 1 BB: 0 P: 14	R: 0 E: 0 K: 1 S: 8	H: 0 LOB: 0 BB: 0 P: 12	R: 1 E: 0 K: 2 S: 9	H: 1 LOB: 0 BB: 0 P: 10	1B: 4 2B: 0 3B: 0 HR: 1	SF: 0 SAC: 0 DP: 1 HBP: 0	WP: 0 PB: 0 SB: 0 CS: 0	PA: 34
PITCHER	IP WLS BF H R ER SO BB IBB HBP BLK WP HR S P ERA WHIP	7.0 W 27 4 0 0 5 3 0 0 0 0 0 0 61 104 0.00 1.000	1.0 3 0 0 0 1 0 0 0 0 0 0 0 8 12 0.00 0.000	1.0 4 1 1 1 2 0 0 0 0 0 0 1 9 10 9.00 1.000																		

AB	31
R	1
H	5
RBI	1
BB	3
SO	8
LOB	11



Batter	1	2	3	4	5	6	7	8	9	AB	R	H	RBI	BB	SO	LOB	BOTTOM			
Matt Kata, S (1,4) OBP: 0.383, SLG: 0.439	G3-1		F7							5	0	0	0	0	0	3	Chicago Cubs @ Arizona Diamondbacks Bank One Ballpark, Phoenix, AZ Tue Apr 27 2004, 9:35 PM EDT Att: 33,781 - Sunny - 80 F			
Mike Koplove, R (8,1) Jose Valverde, R (9,1)										0	0	0	0	0	0	0				
Alex Cintron, S (1,6) OBP: 0.356, SLG: 0.416										3	2	2	0	2	0	2				
Luis Gonzalez, L (1,7) OBP: 0.407, SLG: 0.645										4	2	2	3	1	2	2				
Richie Sexson, R (1,3) OBP: 0.355, SLG: 0.638										5	0	1	0	0	1	5				
Steve Finley, L (1,8) OBP: 0.290, SLG: 0.309										4	2	1	2	1	0	4				
Danny Bautista, R (1,9) OBP: 0.434, SLG: 0.649										4	2	2	1	1	0	1				
Chad Tracy, L (1,5) OBP: 0.423, SLG: 0.615										5	1	3	3	0	1	2				
Robby Hamrick, R (1,2) OBP: 0.217, SLG: 0.333										3	1	1	1	0	1	1				
17 Brandon Webb, R (1,1) OBP: 0.231, SLG: 0.231										3	0	1	0	0	2	2				
Donnie Sadler, R (7,PH) OBP: 0.400, SLG: 0.556										1	0	0	0	0	0	0				
Inning Stats	R: 0 E: 0 K: 2 S: 12	H: 0 LOB: 1 BB: 1 P: 23	R: 1 E: 0 K: 2 S: 16	H: 1 LOB: 1 BB: 1 P: 24	R: 0 E: 0 K: 0 S: 10	H: 2 LOB: 2 BB: 0 P: 14	R: 5 E: 0 K: 1 S: 16	H: 5 LOB: 1 BB: 1 P: 33	R: 1 E: 0 K: 0 S: 14	H: 2 LOB: 2 BB: 1 P: 21	R: 1 E: 0 K: 0 S: 10	H: 1 LOB: 1 BB: 1 P: 20	R: 0 E: 0 K: 0 S: 8	H: 0 LOB: 0 BB: 0 P: 14	R: 2 E: 1 K: 2 S: 18	H: 2 LOB: 1 BB: 0 P: 27	1B: 7 2B: 3 3B: 0 HR: 3	SF: 1 SAC: 0 DP: 0 HBP: 0	WP: 0 PB: 0 SB: 1 CS: 0	PA: 43
PITCHER	IP WLS BF H R ER SO BB IBB HBP BLK WP HR S P ERA WHIP	3.2 L 20 6 5 5 5 3 0 0 0 1 0 1 8 14 27.00 6.000	0.1 3 2 1 1 0 0 0 0 0 1 0 1 8 14 27.00 6.000	2.0 11 3 2 2 0 2 0 0 1 0 0 0 24 41 9.00 2.500	1.0 3 0 0 0 0 0 0 0 0 0 0 0 8 14 0.00 0.000	5.0 6 2 2 2 2 0 0 0 0 0 0 1 18 27 18.00 2.000														

AB	37
R	10
H	13
RBI	10
BB	5
SO	7
LOB	22



Batter	1	2	3	4	5	6	7	8	9	AB	R	H	RBI	BB	SO	LOB	TOP	
Todd Walker, L (1,4) OBP: 0.466, SLG: 0.569	4-2 2B BB		2-1 G4-3 SF8 2B		0-1 F9			3-2 1B 2B		3	2	2	0	1	0	1		
Corey Patterson, L (1,8) OBP: 0.318, SLG: 0.500	0-0 1-H 2B		G4-3		1-3 K			G6-3		4	1	1	1	0	1	3		
Sammy Sosa, R (1,9) OBP: 0.372, SLG: 0.575	2-3 K		2-1 SF8		1-2 G6-3			G1-3		3	0	0	1	0	1	2		
Moises Alou, R (1,7) OBP: 0.407, SLG: 0.738	0-0 G5-3		3-H G4-3		2-2 G5-3			1-0 2-3 1B		4	0	1	0	0	0	1		
16 Aramis Ramirez, R (1,5) OBP: 0.337, SLG: 0.644	2-2 2-H 2B		G4-3		3-2 F8			0-0 F8		4	0	1	1	0	0	2		
25 Derrek Lee, R (1,3) OBP: 0.325, SLG: 0.414	3-3 K		G1-3		3-0 P2			1-3 K		4	0	0	0	0	2	1		
Alex Gonzalez, R (1,6) OBP: 0.275, SLG: 0.448		1-3 K		0-1 F9			0-0 L3	0-0 HR		4	1	1	1	0	1	0		
Paul Bako, L (1,2) OBP: 0.280, SLG: 0.100	0-0 G4-3			4-2 F9 SH3-4 BB			4-2 BB	2-2 G3-1		2	0	0	0	2	0	0		
Greg Maddux, R (1,1) Todd Hollandsworth, L (7,PH) Kyle Farnsworth, R (7,1) Kent Mercker, L (8,1) LaTroy Hawkins, R (8,1) Jose Macias, S (8,PH) Joe Borowski, R (8,1)	0-3 K		0-0 SH3-4		3-1 P2			0-1 F7		1	0	0	0	0	1	0		
Inning Stats	R: 2 E: 0 K: 2 S: 17	H: 2 LOB: 1 BB: 1 P: 28	R: 0 E: 0 K: 2 S: 7	H: 0 LOB: 0 BB: 0 P: 8	R: 1 E: 0 K: 0 S: 6	H: 1 LOB: 0 BB: 0 P: 10	R: 0 E: 0 K: 0 S: 4	H: 0 LOB: 0 BB: 0 P: 6	R: 0 E: 0 K: 0 S: 10	H: 0 LOB: 0 BB: 0 P: 16	R: 0 E: 0 K: 0 S: 7	H: 2 LOB: 2 BB: 0 P: 13	R: 1 E: 0 K: 1 S: 11	H: 1 LOB: 0 BB: 1 P: 14	1B: 1 2B: 4 3B: 0 HR: 1	SF: 1 SAC: 1 DP: 0 HBP: 0	WP: 0 PA: 36 PB: 0 SB: 0 CS: 0	
PITCHER	IP WLS BF H R ER SO BB IBB HBP BLK WP HR S P ERA WHIP	IP WLS BF H R ER SO BB IBB HBP BLK WP HR S P ERA WHIP	IP WLS BF H R ER SO BB IBB HBP BLK WP HR S P ERA WHIP	IP WLS BF H R ER SO BB IBB HBP BLK WP HR S P ERA WHIP	IP WLS BF H R ER SO BB IBB HBP BLK WP HR S P ERA WHIP	IP WLS BF H R ER SO BB IBB HBP BLK WP HR S P ERA WHIP	IP WLS BF H R ER SO BB IBB HBP BLK WP HR S P ERA WHIP	IP WLS BF H R ER SO BB IBB HBP BLK WP HR S P ERA WHIP	IP WLS BF H R ER SO BB IBB HBP BLK WP HR S P ERA WHIP	IP WLS BF H R ER SO BB IBB HBP BLK WP HR S P ERA WHIP	IP WLS BF H R ER SO BB IBB HBP BLK WP HR S P ERA WHIP	IP WLS BF H R ER SO BB IBB HBP BLK WP HR S P ERA WHIP	IP WLS BF H R ER SO BB IBB HBP BLK WP HR S P ERA WHIP	IP WLS BF H R ER SO BB IBB HBP BLK WP HR S P ERA WHIP	IP WLS BF H R ER SO BB IBB HBP BLK WP HR S P ERA WHIP	IP WLS BF H R ER SO BB IBB HBP BLK WP HR S P ERA WHIP	IP WLS BF H R ER SO BB IBB HBP BLK WP HR S P ERA WHIP	
Casey Daigle, R (1,1) ERA: 8.55	7.0	27	3	3	3	5	3	0	0	0	0	0	0	0	64	103	3.86	0.857
Mike Koplove, R (8,1) ERA: 5.99	1.0	5	2	0	0	0	0	0	0	0	0	0	0	0	7	13	0.00	2.000
Matt Mantei, R (9,1) ERA: 12.79	1.0	L	4	1	1	1	1	0	0	0	0	0	0	1	11	14	9.00	1.000

Chicago Cubs @ Arizona Diamondbacks
Bank One Ballpark, Phoenix, AZ
Wed Apr 28 2004, 9:35 PM EDT
Att: 34,761 - Sunny - 81 F

AB	31
R	4
H	6
RBI	4
BB	3
SO	6
LOB	11



Batter	1	2	3	4	5	6	7	8	9	AB	R	H	RBI	BB	SO	LOB	BOTTOM				
Matt Kata, S (1,4) OBP: 0.385, SLG: 0.417	3-3 K	4-1 1-2 BB			0-0 G3		2-2 P4		4-2 FC5-4 BB	3	0	0	0	2	1	1					
Donnie Sadler, R (1,6) OBP: 0.297, SLG: 0.357	0-1 F9	3-3 K			1-0 G6-3		1-0 F9		1-0 FC5-4 1-2	5	0	0	0	0	1	5					
Luis Gonzalez, L (1,7) OBP: 0.396, SLG: 0.617	1-1 1B		1-2 G4-3		0-0 F7			1-3 K	2-1 F8	5	0	1	0	0	1	1					
Richie Sexson, R (1,3) OBP: 0.344, SLG: 0.614	2-3 K		1-1 F9		1-0 G6-3			1-2 G4-3		3	0	0	0	0	1	1					
Carlos Baerga, S (8,PH) OBP: 0.297, SLG: 0.083										1	0	0	0	0	0	0					
Matt Mantei, R (9,1) ERA: 12.79										0	0	0	0	0	0	0					
Steve Finley, L (1,8) OBP: 0.309, SLG: 0.435		0-0 HR	2-0 G1-5-3		1-1 HR			0-0 HR		4	3	3	3	0	0	0					
Danny Bautista, R (1,9) OBP: 0.425, SLG: 0.642		2-1 G1-3		0-0 G5-3		1-1 G1-3		1-1 2B		4	0	1	0	0	0	0					
Chad Tracy, L (1,5) OBP: 0.467, SLG: 0.607		4-2 F9 1B BB		2-1 CS 1B		1-2 G3-1		4-0 IBB		2	0	1	0	2	0	0					
Robby Hammock, R (1,2) OBP: 0.296, SLG: 0.400		0-0 S 1B		1-1 1-2 1B		2-2 SH1-3 1B		2-2 F9		4	0	3	0	0	0	2					
Casey Daigle, R (1,1) OBP: 0.143, SLG: 0.286		0-2 F9		1-0 G1-3		0-0 SH1-3		0-2 G6-3		2	0	0	0	0	0	3					
Brent Mayne, L (7,PH) OBP: 0.333, SLG: 0.400										0	0	0	0	0	0	0					
Mike Koplove, R (8,1) ERA: 5.99										0	0	0	0	0	0	0					
Greg Colbrunn, R (9,3) OBP: 0.288, SLG: 0.167										1	0	0	0	0	0	0					
Inning Stats	R: 0 E: 0 K: 2 S: 11	H: 1 LOB: 1 BB: 0 P: 17	R: 1 E: 0 K: 1 S: 14	H: 2 LOB: 3 BB: 2 P: 27	R: 0 E: 0 K: 0 S: 6	H: 0 LOB: 0 BB: 0 P: 10	R: 0 E: 0 K: 0 S: 6	H: 2 LOB: 1 BB: 0 P: 10	R: 0 E: 0 K: 0 S: 3	H: 0 LOB: 0 BB: 0 P: 4	R: 1 E: 0 K: 0 S: 8	H: 1 LOB: 0 BB: 0 P: 12	R: 0 E: 0 K: 0 S: 9	H: 1 LOB: 1 BB: 0 P: 14	R: 1 E: 0 K: 1 S: 13	H: 2 LOB: 2 BB: 1 P: 22	R: 0 E: 0 K: 0 S: 8	H: 0 LOB: 1 BB: 1 P: 15	1B: 5 2B: 1 3B: 0 HR: 3	SF: 0 SAC: 1 DP: 0 HBP: 0	WP: 0 PA: 39 PB: 0 SB: 1 CS: 1
PITCHER	IP WLS BF H R ER SO BB IBB HBP BLK WP HR S P ERA WHIP	IP WLS BF H R ER SO BB IBB HBP BLK WP HR S P ERA WHIP	IP WLS BF H R ER SO BB IBB HBP BLK WP HR S P ERA WHIP	IP WLS BF H R ER SO BB IBB HBP BLK WP HR S P ERA WHIP	IP WLS BF H R ER SO BB IBB HBP BLK WP HR S P ERA WHIP	IP WLS BF H R ER SO BB IBB HBP BLK WP HR S P ERA WHIP	IP WLS BF H R ER SO BB IBB HBP BLK WP HR S P ERA WHIP	IP WLS BF H R ER SO BB IBB HBP BLK WP HR S P ERA WHIP	IP WLS BF H R ER SO BB IBB HBP BLK WP HR S P ERA WHIP	IP WLS BF H R ER SO BB IBB HBP BLK WP HR S P ERA WHIP	IP WLS BF H R ER SO BB IBB HBP BLK WP HR S P ERA WHIP	IP WLS BF H R ER SO BB IBB HBP BLK WP HR S P ERA WHIP	IP WLS BF H R ER SO BB IBB HBP BLK WP HR S P ERA WHIP	IP WLS BF H R ER SO BB IBB HBP BLK WP HR S P ERA WHIP	IP WLS BF H R ER SO BB IBB HBP BLK WP HR S P ERA WHIP	IP WLS BF H R ER SO BB IBB HBP BLK WP HR S P ERA WHIP	IP WLS BF H R ER SO BB IBB HBP BLK WP HR S P ERA WHIP				
Greg Maddux, R (1,1) ERA: 5.65	6.0	25	6	2	2	3	2	0	0	0	0	0	0	0	9	14	0.00	1.000			
Kyle Farnsworth, R (7,1) ERA: 4.5	1.0	H	4	1	0	0	0	0	0	0	0	0	0	0	4	5	0.00	0.000			
Kent Mercker, L (8,1) ERA: 3.12	0.1	H	1	0	0	0	1	0	0	0	0	0	0	0	1	9	13.50	3.000			
LaTroy Hawkins, R (8,1) ERA: 2.7	0.2	W	5	2	1	1	0	0	1	9	17	13.50	3.000								
Joe Borowski, R (9,1) ERA: 6.0	1.0	S	4	0	0	0	0	1	0	8	15	0.00	1.000								

Chicago Cubs @ Arizona Diamondbacks
Bank One Ballpark, Phoenix, AZ
Wed Apr 28 2004, 9:35 PM EDT
Att: 34,761 - Sunny - 81 F

AB	34
R	3
H	9
RBI	3
BB	4
SO	4
LOB	13



Batter	1	2	3	4	5	6	7	8	9	AB	R	H	RBI	BB	SO	LOB	TOP										
Matt Kata, S OBP: 0.362, SLG: 0.391 (1, 4)										4	0	0	0	0	2	1											
Alex Cintron, S OBP: 0.341, SLG: 0.395 (1, 6)										4	0	0	0	0	1	0											
Luis Gonzalez, L OBP: 0.390, SLG: 0.612 (1, 7)										4	0	1	0	0	2	0											
Greg Colbrunn, R OBP: 0.182, SLG: 0.100 (1, 3)										4	0	0	0	0	0	1											
Steve Finley, L OBP: 0.297, SLG: 0.416 (1, 8)										4	0	0	0	0	0	1											
Danny Bautista, R OBP: 0.418, SLG: 0.624 (1, 9)										4	0	1	0	0	0	0											
Chad Tracy, L OBP: 0.455, SLG: 0.581 (1, 5)										3	0	1	0	0	0	0											
Robby Hammock, R OBP: 0.333, SLG: 0.429 (1, 2)										3	0	2	0	0	0	0											
Elmer Dessens, R OBP: 0.222, SLG: 0.250 (5, PH)										0	0	0	0	1	0	0											
Shane Bieber, R OBP: 0.287, SLG: 0.387 (5, 1)										1	0	0	0	0	1	1											
Randy Choate, L OBP: 0.287, SLG: 0.387 (5, 1)										0	0	0	0	0	0	0											
Oscar Villarreal, L OBP: 0.154, SLG: 0.085 (7, PH)										0	0	0	0	0	0	0											
Bobby Estalella, R OBP: 0.154, SLG: 0.085 (7, 1)										1	0	0	0	0	1	3											
Stephen Randolph, L OBP: 0.154, SLG: 0.085 (7, 1)										0	0	0	0	0	0	0											
Inning Stats	R: 0 H: 0 E: 0 K: 3 S: 14	H: 0 R: 0 ER: 0 LOB: 0 BB: 0 P: 20	R: 0 H: 0 E: 0 K: 0 S: 7	H: 0 R: 0 ER: 0 LOB: 1 BB: 1 P: 11	R: 0 H: 0 E: 0 K: 0 S: 6	H: 0 R: 0 ER: 0 LOB: 1 BB: 0 P: 12	R: 0 H: 1 E: 0 K: 0 S: 10	H: 1 R: 0 ER: 0 LOB: 1 BB: 0 P: 18	R: 0 H: 0 E: 0 K: 1 S: 6	H: 0 R: 0 ER: 0 LOB: 0 BB: 0 P: 11	R: 0 H: 3 E: 0 K: 1 S: 15	H: 3 R: 0 ER: 0 LOB: 3 BB: 0 P: 23	R: 0 H: 0 E: 0 K: 2 S: 10	H: 0 R: 0 ER: 0 LOB: 0 BB: 0 P: 16	R: 0 H: 0 E: 0 K: 0 S: 6	H: 0 R: 0 ER: 0 LOB: 0 BB: 0 P: 9	1B: 4 2B: 1 3B: 0 HR: 0	SF: 0 SAC: 0 DP: 0 HBP: 0	WP: 0 PB: 0 SB: 0 CS: 0	PA: 33							
PITCHER	IP	WLS	BF	H	R	ER	SO	BB	IBB	HBP	BLK	WP	HR	S	P	ERA	WHIP										
Randy Wolf, L ERA: 2.78 (1, 1)	7.0	W	27	5	0	0	5	1	0	0	0	0	0	65	106	0.00	0.857										
Rheal Cormier, L ERA: 5.95 (8, 1)	2.0		6	0	0	0	2	0	0	0	0	0	0	16	25	0.00	0.000										

Arizona Diamondbacks @ Philadelphia Phillies
Citizens Bank Park, Philadelphia, PA
Fri Apr 30 2004, 7:05 PM EDT
Att: 43,721 - Sunny - 76 F

AB	32
R	0
H	5
RBI	0
BB	1
SO	7
LOB	7



Batter	1	2	3	4	5	6	7	8	9	AB	R	H	RBI	BB	SO	LOB	BOTTOM										
Marlon Byrd, R OBP: 0.294, SLG: 0.260 (1, 8)										4	0	1	0	0	1	1											
Placido Polanco, R OBP: 0.337, SLG: 0.337 (1, 4)										4	1	1	0	0	1	2											
Bobby Abreu, L OBP: 0.370, SLG: 0.513 (1, 9)										3	1	1	3	1	1	1											
Jim Thome, L OBP: 0.456, SLG: 0.714 (1, 3)										4	1	1	1	0	3	2											
Pat Burrell, R OBP: 0.379, SLG: 0.421 (1, 7)										4	0	0	0	0	2	1											
Mike Lieberthal, R OBP: 0.230, SLG: 0.348 (1, 2)										3	0	0	0	0	0	1											
David Bell, R OBP: 0.293, SLG: 0.373 (1, 5)										3	0	0	0	0	1	0											
11 Jimmy Rollins, S OBP: 0.263, SLG: 0.268 (1, 6)										3	0	1	0	0	0	0											
Randy Wolf, L OBP: 0.500, SLG: 0.909 ERA: 7.68 (7, PH)										2	1	1	0	0	0	1											
Shawn Woolen, R OBP: 0.364, SLG: 0.333 (8, 1)										1	0	0	0	0	0	0											
Rheal Cormier, L ERA: 1.93 (7, 1)										0	0	0	0	0	0	0											
Inning Stats	R: 0 H: 1 E: 0 K: 1 S: 11	H: 0 R: 0 ER: 0 LOB: 0 BB: 0 P: 17	R: 0 H: 0 E: 0 K: 1 S: 8	H: 0 R: 0 ER: 0 LOB: 0 BB: 0 P: 12	R: 4 H: 4 E: 1 K: 0 S: 19	H: 4 R: 0 ER: 1 LOB: 1 BB: 0 P: 34	R: 0 H: 1 E: 0 K: 1 S: 9	H: 1 R: 0 ER: 0 LOB: 1 BB: 0 P: 13	R: 0 H: 0 E: 0 K: 3 S: 9	H: 0 R: 0 ER: 0 LOB: 0 BB: 0 P: 13	R: 0 H: 0 E: 0 K: 1 S: 7	H: 0 R: 0 ER: 0 LOB: 0 BB: 0 P: 10	R: 0 H: 0 E: 0 K: 2 S: 4	H: 0 R: 0 ER: 0 LOB: 1 BB: 1 P: 16	R: 0 H: 0 E: 0 K: 0 S: 8	H: 0 R: 0 ER: 0 LOB: 1 BB: 0 P: 9	1B: 3 2B: 1 3B: 0 HR: 2	SF: 0 SAC: 0 DP: 0 HBP: 0	WP: 1 PB: 0 SB: 0 CS: 0	PA: 32							
PITCHER	IP	WLS	BF	H	R	ER	SO	BB	IBB	HBP	BLK	WP	HR	S	P	ERA	WHIP										
Elmer Dessens, R ERA: 7.68 (5, 1)	4.0	L	19	6	4	4	3	0	0	0	0	0	0	9	13	0.00	0.000										
Randy Choate, L ERA: 8.31 (6, 1)	1.0		3	0	0	0	3	0	0	0	0	0	0	7	10	0.00	0.000										
Oscar Villarreal, L ERA: 0.57 (7, 1)	1.0		3	0	0	0	1	0	0	0	0	0	0	7	10	0.00	0.000										
Stephen Randolph, L ERA: 1.93 (7, 1)	2.0		7	0	0	0	2	1	0	0	0	0	0	12	24	0.00	0.500										

Arizona Diamondbacks @ Philadelphia Phillies
Citizens Bank Park, Philadelphia, PA
Fri Apr 30 2004, 7:05 PM EDT
Att: 43,721 - Sunny - 76 F

AB	31
R	4
H	6
RBI	4
BB	1
SO	9
LOB	9



Batter	1	2	3	4	5	6	7	8	9	AB	R	H	RBI	BB	SO	LOB	TOP					
Matt Kata, S OBP: 0.372, SLG: 0.444 (1, 4)	1-1 G4-3 SH3 1B		0-1 G4-3 3B	1-2 2H 2B		1-2 G5-3		2-3 K		5	1	3	1	0	1	0						
Alex Cintron, S OBP: 0.308, SLG: 0.361 (1, 6)	0-0 SH3		3-1 G4-3	0-1 G4-3		2-2 G4-3			1-3 K	4	0	0	1	0	1	1						
Luis Gonzalez, L OBP: 0.388, SLG: 0.557 (1, 7)	1-1 G4-3		3-H 1-0 G4-3		0-2 K		4-2 FC4-6 WP BB		0-0 G4-3	4	0	0	0	1	1	1						
Shea Hillenbrand, R OBP: 0.333, SLG: 0.410 (1, 3)	2-2 G5-3		2-0 G1-3		0-2 1B BLK 1B		4-2 FC4-6 BB		4-2 BB	3	1	1	0	2	0	1						
Steve Finley, L OBP: 0.310, SLG: 0.485 (1, 8)		2-3 K		1-0 HR	1-0 BLK 1B		2-3 K		1-3 SAFE K	5	2	2	1	0	3	3						
Danny Bautista, R OBP: 0.387, SLG: 0.571 (1, 9)		2-3 K		1-0 G4-3	2-3 K		1-2 FC4-6			4	0	0	0	0	2	3						
Chad Tracy, L OBP: 0.447, SLG: 0.558 (1, 5)		0-1 2B		0-0 1B 2B	2-H 1B		1-2 G6-3			4	1	3	1	0	0	2						
Robby Hammock, R OBP: 0.386, SLG: 0.447 (1, 2)		4-0 IBB		0-2 SAFE 2B 1B	2-2 F9			0-1 L9		3	1	1	1	1	0	1						
Steve Sparks, R (1, 1)		0-0 F7		1-3 K		0-2 G3-1		0-3 K		4	0	0	0	0	2	3						
Mike Koplove, R (8, 1)										0	0	0	0	0	0	0						
Jose Valverde, R (9, 1)										0	0	0	0	0	0	0						
Inning Stats	R: 0 E: 0 K: 0 S: 9	H: 1 LOB: 1 BB: 0 P: 13	R: 0 E: 0 K: 2 S: 9	H: 1 LOB: 2 BB: 1 P: 17	R: 1 E: 0 K: 0 S: 6	H: 1 LOB: 0 BB: 0 P: 12	R: 3 E: 0 K: 1 S: 15	H: 4 LOB: 1 BB: 0 P: 19	R: 2 E: 0 K: 2 S: 15	H: 3 LOB: 1 BB: 0 P: 21	R: 0 E: 0 K: 0 S: 11	H: 0 LOB: 0 BB: 0 P: 14	R: 0 E: 0 K: 1 S: 17	H: 0 LOB: 2 BB: 2 P: 29	R: 0 E: 0 K: 2 S: 10	H: 0 LOB: 0 BB: 0 P: 12	R: 0 E: 0 K: 2 S: 12	H: 0 LOB: 1 BB: 1 P: 18	1B: 5 2B: 3 3B: 1 HR: 1	SF: 0 SAC: 1 DP: 0 HBP: 0	WP: 1 PB: 0 SB: 1 CS: 0	PA: 41
PITCHER	IP WLS BF H R ER SO BB IBB HBP BLK WP HR S P ERA WHIP																					
Sergio Mitre, R ERA: 5.13 (1, 1)	4.0 L 20 7 4 4 3 0 0 0 0 0 1 39 61 9.00 1.750																					
Glendon Rusch, L ERA: 7.71 (5, 1)	2.1 12 3 2 2 3 2 0 0 0 1 0 36 55 7.71 2.143																					
Francis Beltran, R ERA: 5.63 (7, 1)	1.2 5 0 0 0 2 0 0 0 0 0 0 17 21 0.00 0.000																					
Kent Mercker, L ERA: 2.7 (9, 1)	1.0 4 0 0 0 2 1 0 0 0 0 0 12 18 0.00 1.000																					

Arizona Diamondbacks @ Chicago Cubs
Wrigley Field, Chicago, IL
Tue May 04 2004, 7:05 PM CDT
Att: 38,942 - Sunny - 60 F

AB 36
R 6
H 10
RBI 5
BB 4
SO 10
LOB 15



Batter	1	2	3	4	5	6	7	8	9	AB	R	H	RBI	BB	SO	LOB	BOTTOM			
Todd Walker, L OBP: 0.417, SLG: 0.513 (1, 4)	1-1 E 1B		1-3 K		1-0 G3			0-0 L3		4	0	1	0	0	1	2				
Corey Patterson, L OBP: 0.302, SLG: 0.434 (1, 8)	0-1 F7		0-1 F8			2-3 K		4-1 HR BB		3	1	0	0	1	1	1				
Sammy Sosa, R OBP: 0.365, SLG: 0.586 (1, 9)	1-2 E5			1-2 G6-3		0-2 G5-3		0-0 1-H 2-H HR		4	1	1	3	0	0	1				
Moises Alou, R OBP: 0.364, SLG: 0.636 (1, 7)	0-0 F7			2-0 F8		1-1 G6-3		2-1 G5-3		4	0	0	0	0	0	2				
16 Aramis Ramirez, R OBP: 0.336, SLG: 0.600 (1, 5)	2-2 F8			4-1 BB		1-2 WP 1B		1-3 K		3	0	1	0	1	1	2				
25 Derek Lee, R OBP: 0.353, SLG: 0.453 (1, 3)		3-1 E5 CS		0-0 F7		2-1 F8		1-3 K		4	0	0	0	0	1	2				
Alex Gonzalez, R OBP: 0.270, SLG: 0.425 (1, 6)		1 SAFE 3-1 F8		0-2 G6-3		1-2 P5		2-3 K		4	0	0	0	0	1	2				
Michael Barrett, R OBP: 0.355, SLG: 0.580 (1, 2)		0-0 G5-3		1-0 F9		1-2 P3		0-3 K		4	0	0	0	0	1	1				
Sergio Mitre, R (1, 1)			0-3 K		0-2 1B			0-0 HR 2B		1	0	0	0	0	1	0				
Glendon Rusch, L OBP: 1.000, SLG: 1.000 (5, 1)										1	0	1	0	0	0	0				
Francis Beltran, R ERA: 4.5 (7, 1)										0	0	0	0	0	0	0				
Todd Hollandsworth, L OBP: 0.458, SLG: 1.000 (8, PH)										1	1	1	0	0	0	0				
Kent Mercker, L (9, 1)										0	0	0	0	0	0	0				
Inning Stats	R: 0 E: 1 K: 0 S: 12	H: 0 LOB: 0 BB: 0 P: 11	R: 0 E: 0 K: 2 S: 9	H: 0 LOB: 0 BB: 0 P: 10	R: 0 E: 0 K: 0 S: 8	H: 0 LOB: 1 BB: 1 P: 15	R: 0 E: 0 K: 0 S: 9	H: 1 LOB: 1 BB: 0 P: 11	R: 0 E: 0 K: 1 S: 8	H: 0 LOB: 0 BB: 0 P: 11	R: 0 E: 0 K: 0 S: 11	H: 1 LOB: 1 BB: 0 P: 17	R: 3 E: 0 K: 1 S: 9	H: 2 LOB: 0 BB: 1 P: 16	R: 0 E: 0 K: 3 S: 10	H: 0 LOB: 0 BB: 0 P: 13	1B: 3 2B: 1 3B: 0 HR: 1	SF: 0 SAC: 0 DP: 0 HBP: 0	WP: 1 PB: 0 SB: 0 CS: 1	PA: 35
PITCHER	IP WLS BF H R ER SO BB IBB HBP BLK WP HR S P ERA WHIP																			
Steve Sparks, R ERA: 4.35 (1, 1)	7.1 W 30 5 3 3 3 2 0 0 0 0 0 67 99 3.68 0.955																			
Mike Koplove, R ERA: 4.5 (8, 1)	0.2 H 2 0 0 0 1 0 0 0 0 0 0 5 8 0.00 0.000																			
Jose Valverde, R ERA: 3.45 (9, 1)	1.0 S 3 0 0 0 3 0 0 0 0 0 0 10 13 0.00 0.000																			

Arizona Diamondbacks @ Chicago Cubs
Wrigley Field, Chicago, IL
Tue May 04 2004, 7:05 PM CDT
Att: 38,942 - Sunny - 60 F

AB 33
R 3
H 5
RBI 3
BB 2
SO 7
LOB 13



Batter	1	2	3	4	5	6	7	8	9	AB	R	H	RBI	BB	SO	LOB	TOP					
Matt Kata, S OBP: 0.356, SLG: 0.424 (1,4)	G6-3		P5			K		K		4	0	0	0	0	2	1	Arizona Diamondbacks @ Chicago Cubs Wrigley Field, Chicago, IL Wed May 05 2004, 7:05 PM CDT Att: 38,902 - Unknown - 50 F					
Alex Cintron, S OBP: 0.315, SLG: 0.366 (1,6)	K			FC5-4 BB SF9	1B			G4-3		4	1	2	0	0	1	0						
Luis Gonzalez, L OBP: 0.383, SLG: 0.540 (1,7)	G3			FC5-4 BB		K				3	0	0	0	1	2	1						
Shea Hillenbrand, R OBP: 0.329, SLG: 0.400 (1,3)		K		FC5-4 FC6		K				4	0	1	0	0	2	3						
Steve Finley, L OBP: 0.308, SLG: 0.509 (1,8)	K			SF9						3	1	1	2	0	1	1						
Danny Bautista, R OBP: 0.376, SLG: 0.554 (1,9)	G4-3			FC6						3	0	0	0	0	0	1						
Chad Tracy, L OBP: 0.440, SLG: 0.533 (1,5)										2	0	0	0	1	0	0						
Robby Hammock, R OBP: 0.362, SLG: 0.415 (1,2)										3	0	0	0	0	2	1						
Casey Daigle, R ERA: 6.78 (6, PH) Mike Koplove, R ERA: 4.02 (6, PH) Greg Colbrunn, R ERA: 7.45 (6, PH) Randy Choate, L ERA: 7.07 (6, PH) Oscar Villarreal, L ERA: 3.18 (6, PH) Jose Valverde, R ERA: 3.18 (6, PH)	FC3-6							G6-3		2	0	0	0	0	0	1						
Inning Stats	R: 0 E: 0 K: 1 S: 8	H: 0 LOB: 0 BB: 0 P: 10	R: 0 E: 0 K: 2 S: 10	H: 0 LOB: 0 BB: 0 P: 17	R: 0 E: 0 K: 0 S: 12	H: 0 LOB: 1 BB: 1 P: 22	R: 1 E: 0 K: 0 S: 14	H: 1 LOB: 1 BB: 1 P: 22	R: 0 E: 0 K: 1 S: 10	H: 0 LOB: 0 BB: 0 P: 13	R: 0 E: 0 K: 3 S: 10	H: 1 LOB: 1 BB: 0 P: 14	R: 1 E: 0 K: 1 S: 12	H: 1 LOB: 0 BB: 0 P: 18	R: 0 E: 0 K: 1 S: 8	H: 0 LOB: 0 BB: 0 P: 11		R: 0 E: 0 K: 1 S: 11	H: 1 LOB: 0 BB: 0 P: 16	1B: 3 2B: 0 3B: 0 HR: 1	SF: 1 SAC: 0 DP: 0 HBP: 0	WP: 0 PB: 0 CS: 1
PITCHER	IP	WLS	BF	H	R	ER	SO	BB	IBB	HBP	BLK	WP	HR	S	P	ERA	WHIP					
34 Kerry Wood, R ERA: 2.53 (1, 1)	7.0	L	26	3	2	2	8	2	0	0	0	0	1	76	116	2.57	0.714					
Kent Mercker, L ERA: 2.45 (8, 1)	1.0		3	0	0	0	1	0	0	0	0	0	0	8	11	0.00	0.000					
Kyle Farnsworth, R ERA: 5.56 (9, 1)	1.0		3	1	0	0	1	0	0	0	0	0	0	11	16	0.00	1.000					

Batter	1	2	3	4	5	6	7	8	9	AB	R	H	RBI	BB	SO	LOB	BOTTOM					
Todd Walker, L OBP: 0.400, SLG: 0.488 (1,4)	G4-3									4	0	0	0	0	1	1	Arizona Diamondbacks @ Chicago Cubs Wrigley Field, Chicago, IL Wed May 05 2004, 7:05 PM CDT Att: 38,902 - Unknown - 50 F					
Corey Patterson, L OBP: 0.318, SLG: 0.441 (1,8)	F7			1B						3	0	2	0	1	0	0						
Sammy Sosa, R OBP: 0.378, SLG: 0.588 (1,9)	F7									3	0	2	0	1	0	0						
Moises Alou, R OBP: 0.351, SLG: 0.612 (1,7)		F8								4	0	0	0	0	0	7						
16 Aramis Ramirez, R OBP: 0.325, SLG: 0.578 (1,5)		F9								4	0	0	0	0	0	2						
25 Derek Lee, R OBP: 0.349, SLG: 0.444 (1,3)		F9								4	0	1	0	0	0	0						
Alex Gonzalez, R OBP: 0.261, SLG: 0.411 (1,6)										3	0	0	0	0	1	1						
Kyle Farnsworth, L OBP: 0.440, SLG: 0.952 (9, PH)										0	0	0	0	0	0	0						
Todd Hollandsworth, L OBP: 0.440, SLG: 0.952 (9, PH)										1	0	0	0	0	1	0						
Michael Barrett, R OBP: 0.354, SLG: 0.563 (1,2)										2	0	0	0	1	1	0						
34 Kerry Wood, R OBP: 0.143, SLG: 0.143 (1, 1)										2	0	0	0	0	0	1						
Kent Mercker, L ERA: 7.45 (8, 1)										0	0	0	0	0	0	0						
Ramon Martinez, R OBP: 0.300, SLG: 0.286 (6, PH)										1	0	1	0	0	0	0						
Inning Stats	R: 0 E: 0 K: 0 S: 4	H: 0 LOB: 0 BB: 0 P: 7	R: 0 E: 0 K: 0 S: 9	H: 0 LOB: 0 BB: 0 P: 14	R: 0 E: 0 K: 1 S: 6	H: 0 LOB: 0 BB: 0 P: 7	R: 0 E: 0 K: 0 S: 6	H: 1 LOB: 2 BB: 1 P: 13	R: 0 E: 0 K: 0 S: 6	H: 1 LOB: 1 BB: 1 P: 13	R: 0 E: 0 K: 0 S: 9	H: 2 LOB: 1 BB: 0 P: 15	R: 0 E: 0 K: 1 S: 8	H: 0 LOB: 0 BB: 0 P: 11	R: 0 E: 0 K: 1 S: 15	H: 2 LOB: 3 BB: 1 P: 29	R: 0 E: 0 K: 1 S: 8	H: 0 LOB: 0 BB: 0 P: 11	1B: 6 2B: 0 3B: 0 HR: 0	SF: 0 SAC: 0 DP: 2 HBP: 0	WP: 0 PB: 0 CS: 0	PA: 34
PITCHER	IP	WLS	BF	H	R	ER	SO	BB	IBB	HBP	BLK	WP	HR	S	P	ERA	WHIP					
Casey Daigle, R ERA: 4.02 (1, 1)	1.2	H	4	0	0	0	1	0	0	0	0	0	0	10	14	0.00	0.000					
Mike Koplove, R ERA: 4.02 (6, 1)	1.2	H	4	0	0	0	1	0	0	0	0	0	0	10	14	0.00	0.000					
Randy Choate, L ERA: 7.45 (8, 1)	0.2	H	4	2	0	0	1	0	0	0	0	0	0	10	18	0.00	3.000					
Oscar Villarreal, R ERA: 7.07 (8, 1)	0.0		1	0	0	0	0	1	0	0	0	0	0	4	=	=						
Jose Valverde, R ERA: 3.18 (8, 1)	1.1	S	4	0	0	0	1	0	0	0	0	0	0	13	18	0.00	0.000					



Batter	1	2	3	4	5	6	7	8	9	AB	R	H	RBI	BB	SO	LOB	TOP										
Matt Kata, S OBP: 0.347, SLG: 0.404 (1.4)										4	0	0	0	1	0	1	Arizona Diamondbacks @ Chicago Cubs Wrigley Field, Chicago, IL Thu May 06 2004, 1:20 PM CDT Att: 38,169 - Unknown - 77 F										
Alex Cintron, S OBP: 0.319, SLG: 0.362 (1.6)										4	1	1	0	1	2	1											
Luis Gonzalez, L OBP: 0.392, SLG: 0.548 (1.7)										4	0	2	0	1	1	1											
Shea Hillenbrand, R OBP: 0.321, SLG: 0.386 (1.3)										5	0	1	1	0	1	4											
Steve Finley, L OBP: 0.315, SLG: 0.505 (1.8)										3	1	1	0	1	0	2											
Danny Bautista, R OBP: 0.372, SLG: 0.552 (1.9)										4	1	1	1	0	0	5											
Chad Tracy, L OBP: 0.444, SLG: 0.521 (1.5)										3	0	1	1	1	0	3											
Brent Mayne, L OBP: 0.306, SLG: 0.357 (1.2)										4	0	1	0	0	3	1											
Elmer Dessens, R OBP: 0.275, SLG: 0.222 (5.1)										1	0	0	0	1	0	1											
Inning Stats	R: 0 E: 0 K: 1 S: 9	H: 0 LOB: 0 BB: 0 P: 12	R: 2 E: 0 K: 2 S: 14	H: 3 LOB: 1 BB: 0 P: 21	R: 1 E: 0 K: 0 S: 9	H: 1 LOB: 3 BB: 3 P: 23	R: 0 E: 0 K: 1 S: 5	H: 0 LOB: 0 BB: 1 P: 11	R: 0 E: 0 K: 0 S: 12	H: 2 LOB: 2 BB: 0 P: 15	R: 0 E: 0 K: 2 S: 8	H: 0 LOB: 3 BB: 0 P: 11	R: 0 E: 0 K: 0 S: 6	H: 1 LOB: 1 BB: 0 P: 9	R: 0 E: 0 K: 0 S: 11	H: 1 LOB: 2 BB: 1 P: 20	R: 0 E: 0 K: 2 S: 14	H: 0 LOB: 1 BB: 1 P: 24	1B: 6 2B: 2 3B: 0 HR: 0	SF: 0 SAC: 0 DP: 1 HBP: 0	WP: 1 PB: 0 CS: 0 SB: 0	PA: 40					
PITCHER	IP	WLS	BF	H	R	ER	SO	BB	IBB	HBP	BLK	WP	HR	S	P	ERA	WHIP										
Matt Clement, R ERA: 2.29 (1.1)	7.0	W	31	7	3	3	6	3	1	0	0	1	0	63	102	3.86	1.429										
Kent Mercker, L ERA: 2.31 (8.1)	0.2		4	1	0	0	0	1	0	0	0	0	0	8	14	0.00	3.000										
LaTroy Hawkins, R ERA: 2.08 (8.1)	0.1		1	0	0	0	0	0	0	0	0	0	0	3	6	0.00	0.000										
Todd Wellemeyer, R ERA: 2.7 (9.1)	1.0		4	0	0	0	2	1	0	0	0	0	0	14	24	0.00	1.000										

Batter	1	2	3	4	5	6	7	8	9	AB	R	H	RBI	BB	SO	LOB	BOTTOM											
Todd Walker, L OBP: 0.400, SLG: 0.483 (1.4)										5	2	2	0	0	0	1	Arizona Diamondbacks @ Chicago Cubs Wrigley Field, Chicago, IL Thu May 06 2004, 1:20 PM CDT Att: 38,169 - Unknown - 77 F											
Corey Patterson, L OBP: 0.322, SLG: 0.434 (1.8)									4	1	1	0	1	0	2													
Sammy Sosa, R OBP: 0.387, SLG: 0.585 (1.9)									4	2	2	2	1	1	2													
16 Aramis Ramirez, R OBP: 0.328, SLG: 0.566 (1.5)									4	1	1	1	1	1	5													
Todd Hollandsworth, L OBP: 0.467, SLG: 0.880 (1.7)									4	2	2	0	1	0	5													
25 Derrek Lee, R OBP: 0.378, SLG: 0.505 (1.3)									5	2	5	5	0	0	0													
Michael Barrett, R OBP: 0.345, SLG: 0.539 (1.2)									5	0	1	2	0	1	7													
Ramon Martinez, R OBP: 0.314, SLG: 0.281 (1.6)									4	0	1	1	1	0	2													
Matt Clement, R ERA: 7.85 (7. Ph)	4.0	L	21	4	4	4	3	3	0	0	0	0	0	14	1	4												
Jose Miercoles, S OBP: 0.099, SLG: 0.099 (8.1)	1.0		5	2	2	2	1	0	0	0	0	0	0	0	0	0												
Stephen Randolph, L ERA: 1.42 (8.1)	2.0		11	1	2	0	1	1	0	0	0	0	0	29	43	0.00	1.000											
Matt Mantei, R ERA: 12.54 (8.1)	1.0		8	4	3	2	1	1	0	0	0	0	0	20	32	18.00	5.000											
Inning Stats	R: 0 E: 0 K: 1 S: 8	H: 0 LOB: 0 BB: 0 P: 13	R: 1 E: 0 K: 1 S: 10	H: 2 LOB: 2 BB: 2 P: 20	R: 0 E: 0 K: 0 S: 8	H: 2 LOB: 2 BB: 0 P: 11	R: 5 E: 0 K: 1 S: 14	H: 5 LOB: 0 BB: 0 P: 20	R: 2 E: 3 K: 0 S: 21	H: 1 LOB: 3 BB: 1 P: 33	R: 0 E: 0 K: 1 S: 8	H: 0 LOB: 0 BB: 0 P: 10	R: 3 E: 1 K: 1 S: 20	H: 4 LOB: 2 BB: 1 P: 32	R: 0 E: 0 K: 0 S: 14	H: 0 LOB: 1 BB: 1 P: 24	1B: 14 2B: 0 3B: 0 HR: 1	SF: 0 SAC: 0 DP: 1 HBP: 0	WP: 1 PB: 0 CS: 0 SB: 0	PA: 45								
PITCHER	IP	WLS	BF	H	R	ER	SO	BB	IBB	HBP	BLK	WP	HR	S	P	ERA	WHIP											
Elmer Dessens, R ERA: 7.85 (5.1)	4.0		21	4	4	4	3	3	0	0	0	0	0	14	1	4	18.00	2.750										



Batter	1	2	3	4	5	6	7	8	9	AB	R	H	RBI	BB	SO	LOB	TOP							
Eric Valent, L (1, 7) OBP: 0.417, SLG: 0.549										4	3	3	0	1	0	1								
Kazuo Matsui, S (1, 6) OBP: 0.322, SLG: 0.362										3	1	2	1	0	0	2								
Ricky Bottalico, L (4, 1) OBP: 0.297, SLG: 0.206										1	0	0	0	0	0	3								
Ricky Gutierrez, R (7, 4) OBP: 0.297, SLG: 0.206										1	0	0	0	0	0	1								
31 Mike Piazza, R (1, 2) OBP: 0.380, SLG: 0.509										4	0	3	2	1	0	0								
Karim Garcia, L (1, 9) OBP: 0.298, SLG: 0.461										5	0	0	0	0	3	6								
Jason Phillips, R (1, 3) OBP: 0.280, SLG: 0.220										5	0	0	1	0	0	1								
Mike Cameron, R (1, 8) OBP: 0.341, SLG: 0.486										5	1	1	1	0	0	1								
Ty Wigginton, R (1, 5) OBP: 0.262, SLG: 0.377										5	1	5	0	0	0	0								
Danny Garcia, R (1, 4) OBP: 0.426, SLG: 0.389										3	1	1	0	1	0	2								
Orber Moreno, R (7, 1) OBP: 0.354, SLG: 0.381										0	0	0	0	0	0	0								
Todd Zeile, R (9, PH) OBP: 0.354, SLG: 0.381										1	0	0	0	0	1	1								
James Baldwin, R (1, 1) OBP: 0.333, SLG: 0.333										1	0	0	0	0	0	2								
Dan Wheeler, R (3, 1) OBP: 0.286, SLG: 0.326										1	1	1	0	0	0	0								
Joe McEwing, R (4, 6) OBP: 0.286, SLG: 0.326										3	0	1	1	0	1	2								
Inning Stats	R: 2 E: 1 K: 1 S: 20	H: 3 LOB: 1 BB: 0 P: 31	R: 2 E: 1 K: 0 S: 11	H: 3 LOB: 2 BB: 1 P: 22	R: 0 E: 0 K: 0 S: 11	H: 1 LOB: 1 BB: 0 P: 19	R: 2 E: 0 K: 0 S: 11	H: 3 LOB: 0 BB: 0 P: 13	R: 1 E: 0 K: 0 S: 8	H: 2 LOB: 3 BB: 2 P: 20	R: 0 E: 0 K: 1 S: 6	H: 0 LOB: 0 BB: 0 P: 10	R: 0 E: 0 K: 1 S: 8	H: 1 LOB: 1 BB: 0 P: 12	R: 0 E: 0 K: 1 S: 11	H: 2 LOB: 1 BB: 0 P: 15	R: 1 E: 0 K: 1 S: 15	H: 2 LOB: 1 BB: 0 P: 20	1B: 11 2B: 5 3B: 0 HR: 1	SF: 0 SAC: 0 DP: 2 HBP: 0	WP: 0 PB: 0 SB: 0 CS: 0	PA: 45		
PITCHER	IP WLS BF H R ER SO BB IBB HBP BLK WP HR S P ERA WHIP	IP WLS BF H R ER SO BB IBB HBP BLK WP HR S P ERA WHIP	IP WLS BF H R ER SO BB IBB HBP BLK WP HR S P ERA WHIP	IP WLS BF H R ER SO BB IBB HBP BLK WP HR S P ERA WHIP	IP WLS BF H R ER SO BB IBB HBP BLK WP HR S P ERA WHIP	IP WLS BF H R ER SO BB IBB HBP BLK WP HR S P ERA WHIP	IP WLS BF H R ER SO BB IBB HBP BLK WP HR S P ERA WHIP	IP WLS BF H R ER SO BB IBB HBP BLK WP HR S P ERA WHIP	IP WLS BF H R ER SO BB IBB HBP BLK WP HR S P ERA WHIP	IP WLS BF H R ER SO BB IBB HBP BLK WP HR S P ERA WHIP	IP WLS BF H R ER SO BB IBB HBP BLK WP HR S P ERA WHIP	IP WLS BF H R ER SO BB IBB HBP BLK WP HR S P ERA WHIP	IP WLS BF H R ER SO BB IBB HBP BLK WP HR S P ERA WHIP	IP WLS BF H R ER SO BB IBB HBP BLK WP HR S P ERA WHIP	IP WLS BF H R ER SO BB IBB HBP BLK WP HR S P ERA WHIP	IP WLS BF H R ER SO BB IBB HBP BLK WP HR S P ERA WHIP	IP WLS BF H R ER SO BB IBB HBP BLK WP HR S P ERA WHIP	IP WLS BF H R ER SO BB IBB HBP BLK WP HR S P ERA WHIP	IP WLS BF H R ER SO BB IBB HBP BLK WP HR S P ERA WHIP	IP WLS BF H R ER SO BB IBB HBP BLK WP HR S P ERA WHIP	IP WLS BF H R ER SO BB IBB HBP BLK WP HR S P ERA WHIP	IP WLS BF H R ER SO BB IBB HBP BLK WP HR S P ERA WHIP	IP WLS BF H R ER SO BB IBB HBP BLK WP HR S P ERA WHIP	
Casey Daigle, R (1, 1) ERA: 7.42	5.0 W 29 12 7 6 1 1 2 0 0 0 0 0 61 105 10.80 2.600	2.0 7 1 0 0 2 0 0 0 0 0 0 0 14 22 0.00 0.500	1.0 4 2 0 0 1 0 0 0 0 0 0 0 11 15 0.00 2.000	1.0 5 2 1 1 1 0 0 0 0 0 1 15 20 9.00 2.000																				
Andrew Good, R (6, 1) ERA: 6.75																								
Mike Koplove, R (8, 1) ERA: 4.08																								
Jose Valverde, R (9, 1) ERA: 3.5																								
Batter	1	2	3	4	5	6	7	8	9	AB	R	H	RBI	BB	SO	LOB	BOTTOM							
Chad Tracy, L (1, 5) OBP: 0.417, SLG: 0.561										5	1	2	3	0	0	0								
Robby Hammock, R (1, 2) OBP: 0.338, SLG: 0.404										5	1	1	0	0	0	1								
Luis Gonzalez, L (1, 7) OBP: 0.392, SLG: 0.645										5	3	3	4	0	1	0								
Shea Hillenbrand, R (1, 3) OBP: 0.333, SLG: 0.409										5	1	2	0	0	0	0								
Steve Finley, L (1, 8) OBP: 0.326, SLG: 0.552										3	2	2	1	1	0	1								
Danny Bautista, R (1, 9) OBP: 0.372, SLG: 0.521										1	1	0	1	2	0	1								
Alex Cintron, S (1, 6) OBP: 0.308, SLG: 0.352										4	1	2	1	0	0	3								
Matt Kata, S (1, 4) OBP: 0.315, SLG: 0.375										4	1	1	1	0	2	1								
Casey Daigle, R (1, 1) OBP: 0.167, SLG: 0.333										3	1	1	0	0	2	2								
Andrew Good, R (6, 1) ERA: 6.75										0	0	0	0	0	0	0								
Carlos Baerga, S (7, PH) OBP: 0.300, SLG: 0.353										1	0	0	0	0	0	0								
Mike Koplove, R (8, 1) ERA: 4.08										0	0	0	0	0	0	0								
Jose Valverde, R (9, 1) ERA: 3.5										0	0	0	0	0	0	0								
Inning Stats	R: 2 E: 0 K: 0 S: 15	H: 2 LOB: 2 BB: 2 P: 26	R: 1 E: 0 K: 0 S: 8	H: 2 LOB: 0 BB: 0 P: 13	R: 6 E: 0 K: 1 S: 21	H: 6 LOB: 1 BB: 1 P: 31	R: 3 E: 0 K: 2 S: 16	H: 3 LOB: 1 BB: 1 P: 30	R: 0 E: 0 K: 1 S: 11	H: 0 LOB: 0 BB: 0 P: 17	R: 0 E: 0 K: 0 S: 10	H: 1 LOB: 1 BB: 0 P: 16	R: 0 E: 0 K: 1 S: 9	H: 0 LOB: 0 BB: 0 P: 16	R: 0 E: 0 K: 0 S: 5	H: 0 LOB: 0 BB: 0 P: 7	1B: 6 2B: 1 3B: 2 HR: 5	SF: 1 SAC: 0 DP: 0 HBP: 0	WP: 2 PB: 0 SB: 3 CS: 1	PA: 41				
PITCHER	IP WLS BF H R ER SO BB IBB HBP BLK WP HR S P ERA WHIP	IP WLS BF H R ER SO BB IBB HBP BLK WP HR S P ERA WHIP	IP WLS BF H R ER SO BB IBB HBP BLK WP HR S P ERA WHIP	IP WLS BF H R ER SO BB IBB HBP BLK WP HR S P ERA WHIP	IP WLS BF H R ER SO BB IBB HBP BLK WP HR S P ERA WHIP	IP WLS BF H R ER SO BB IBB HBP BLK WP HR S P ERA WHIP	IP WLS BF H R ER SO BB IBB HBP BLK WP HR S P ERA WHIP	IP WLS BF H R ER SO BB IBB HBP BLK WP HR S P ERA WHIP	IP WLS BF H R ER SO BB IBB HBP BLK WP HR S P ERA WHIP	IP WLS BF H R ER SO BB IBB HBP BLK WP HR S P ERA WHIP	IP WLS BF H R ER SO BB IBB HBP BLK WP HR S P ERA WHIP	IP WLS BF H R ER SO BB IBB HBP BLK WP HR S P ERA WHIP	IP WLS BF H R ER SO BB IBB HBP BLK WP HR S P ERA WHIP	IP WLS BF H R ER SO BB IBB HBP BLK WP HR S P ERA WHIP	IP WLS BF H R ER SO BB IBB HBP BLK WP HR S P ERA WHIP	IP WLS BF H R ER SO BB IBB HBP BLK WP HR S P ERA WHIP	IP WLS BF H R ER SO BB IBB HBP BLK WP HR S P ERA WHIP	IP WLS BF H R ER SO BB IBB HBP BLK WP HR S P ERA WHIP	IP WLS BF H R ER SO BB IBB HBP BLK WP HR S P ERA WHIP	IP WLS BF H R ER SO BB IBB HBP BLK WP HR S P ERA WHIP	IP WLS BF H R ER SO BB IBB HBP BLK WP HR S P ERA WHIP	IP WLS BF H R ER SO BB IBB HBP BLK WP HR S P ERA WHIP	IP WLS BF H R ER SO BB IBB HBP BLK WP HR S P ERA WHIP	
James Baldwin, R (1, 1) ERA: 27.0	2.0 L 14 7 6 6 0 1 0 0 0 0 1 3 22 38 40.50 5.250	1.1 11 6 6 6 1 1 0 0 0 0 0 0 14 23 0.00 0.375	2.2 9 1 0 0 3 0 0 0 0 0 0 0 14 23 0.00 0.000																					
Dan Wheeler, R (3, 1) ERA: 6.23																								
Ricky Bottalico, R (4, 1) ERA: 1.69																								
Orber Moreno, R (7, 1) ERA: 4.2																								

New York Mets @ Arizona Diamondbacks
Bank One Ballpark, Phoenix, AZ
Mon May 10 2004, 9:35 PM EDT
Att: 28,638 - Sunny - 82 F

AB 42
R 8
H 17
RBI 6
BB 3
SO 5
LOB 22



New York Mets @ Arizona Diamondbacks
Bank One Ballpark, Phoenix, AZ
Mon May 10 2004, 9:35 PM EDT
Att: 28,638 - Sunny - 82 F

AB 36
R 12
H 14
RBI 11
BB 3
SO 5
LOB 9



Batter	1	2	3	4	5	6	7	8	9	AB	R	H	RBI	BB	SO	LOB	TOP																	
Kazuo Matsui, S (1, 6) OBP: 0.329, SLG: 0.400	1-0 HR		2-2 G3		0-1 G6-3			0-1 G4-3		4	1	1	1	0	0	0	New York Mets @ Arizona Diamondbacks Bank One Ballpark, Phoenix, AZ Wed May 12, 2004, 9:35 PM EDT Att: 27,750 - Sunny - 80 F AB 30 R 1 H 3 RBI 1 BB 2 SO 10 LOB 8																	
Joe McEwing, R (1, 9) OBP: 0.283, SLG: 0.320	3-2 P4		1-3 K			3-2 1B		1-3 K		3	0	1	0	0	1	0																		
Karim Garcia, L (8, PH) OBP: 0.291, SLG: 0.442										1	0	0	0	0	1	0																		
31 Mike Piazza, R (1, 3) OBP: 0.377, SLG: 0.483	4-2 FC5-4 1B		4-2 FC5-4 BB			0-3 K			2-3 K	2	0	0	0	2	2	1																		
Vance Wilson, R (9, 2) OBP: 0.367, SLG: 0.333										0	0	0	0	0	0	0																		
Shane Spencer, R (1, 7) OBP: 0.376, SLG: 0.477	1-0 FC5-4 1B		0-0 FC5-4			0-0 F9		0-1 G5-3		4	0	1	0	0	0	2																		
Ty Wigginton, R (1, 5) OBP: 0.260, SLG: 0.406	0-0 FC5-4			3-2 F9		1 SAFE 1-3 K		1-3 K		4	0	0	0	0	2	3																		
Jason Phillips, R (1, 2) OBP: 0.286, SLG: 0.208	1-2 F8			3-1 F8			0-0 F8			3	0	0	0	0	0	2																		
Mike Cameron, R (1, 8) OBP: 0.336, SLG: 0.464		3-3 K		0-0 F8		0-2 F9				3	0	0	0	0	1	0																		
Danny Garcia, R (1, 4) OBP: 0.389, SLG: 0.333		0-3 K				0-3 K		1-1 G4-3		3	0	0	0	0	2	0																		
Tom Glavine, L (1, 1) OBP: 0.353, SLG: 0.267			0-3 K			0-0 L5			2-2 G5-3	3	0	0	0	0	1	0																		
Braden Looper, R (8, 1)										0	0	0	0	0	0	0																		
Inning Stats	R: 1 E: 0 K: 0 S: 12	H: 2 LOB: 2 BB: 1 P: 22	R: 0 E: 0 K: 3 S: 13	H: 0 LOB: 0 BB: 0 P: 16	R: 0 E: 0 K: 1 S: 10	H: 0 LOB: 1 BB: 1 P: 17	R: 0 E: 0 K: 0 S: 8	H: 0 LOB: 0 BB: 0 P: 14	R: 0 E: 0 K: 2 S: 6	H: 1 LOB: 1 BB: 0 P: 14	R: 0 E: 0 K: 0 S: 6	H: 0 LOB: 0 BB: 0 P: 7	R: 0 E: 0 K: 1 S: 11	H: 0 LOB: 0 BB: 0 P: 14	R: 0 E: 0 K: 2 S: 8	H: 0 LOB: 0 BB: 0 P: 11	1B: 2 2B: 0 3B: 0 HR: 1	SF: 0 SAC: 0 DP: 0 HBP: 0	WP: 0 PB: 0 SB: 1 CS: 0	PA: 32														
PITCHER	IP WLS BF L	H R ER SO	BB IBB HBP BLK	WP HR S P	ERA WHIP	PITCHER										IP WLS BF H R ER SO	BB IBB HBP BLK	WP HR S P	ERA WHIP															
Randy Johnson, L (1, 1) ERA: 2.83	7.0	3	1	1	7	2	0	0	0	0	0	0	0	0	1	65	96	1.29	0.714															
Mike Koplove, R (8, 1) ERA: 3.66	2.0	0	0	0	3	0	0	0	0	0	0	0	0	0	0	19	25	0.00	0.000															

Batter	1	2	3	4	5	6	7	8	9	AB	R	H	RBI	BB	SO	LOB	BOTTOM																	
Chad Tracy, L (1, 5) OBP: 0.363, SLG: 0.507	1-1 L4		1-3 K			1-0 F8		2-2 G4-3		4	0	0	0	0	1	1	New York Mets @ Arizona Diamondbacks Bank One Ballpark, Phoenix, AZ Wed May 12, 2004, 9:35 PM EDT Att: 27,750 - Sunny - 80 F AB 32 R 0 H 3 RBI 0 BB 2 SO 3 LOB 17																	
Robby Hammock, R (1, 2) OBP: 0.328, SLG: 0.373	0-0 F9			3-2 E5 1B		2-1 FC6-4 1B		2-2 E6 FC5-4		4	0	1	0	0	0	0																		
Luis Gonzalez, L (1, 7) OBP: 0.395, SLG: 0.619	1-2 G4-3			1-0 F7		2-1 F8		1 SAFE 1-2 FC5-4 FC6-4		4	0	0	0	0	0	3																		
Shea Hillenbrand, R (1, 3) OBP: 0.333, SLG: 0.443		3-2 G6-3		2-1 F9		1-0 FC6-4		1-2 FC6-4		4	0	0	0	0	0	3																		
Steve Finley, L (1, 8) OBP: 0.333, SLG: 0.561	1-2 F9			1-2 1B		4-0 PB BB		1-1 G4-3		3	0	1	0	1	0	0																		
Danny Bautista, R (1, 9) OBP: 0.384, SLG: 0.516	2-1 F9			1-0 G4-3		1-1 P4		3-2 HBP		3	0	0	0	0	0	3																		
Alex Cintron, S (1, 6) OBP: 0.303, SLG: 0.338			2-1 1B		2-1 G6-3		1-1 F8		2-2 F7	4	0	1	0	0	0	2																		
Matt Kata, S (1, 4) OBP: 0.308, SLG: 0.351			1-3 K		1-0 F7		4-0 IBB		1-2 G5-3	3	0	0	0	1	1	2																		
Randy Johnson, R (1, 1) OBP: 0.235, SLG: 0.250			2-3 K		1-0 F8		3-2 L6			2	0	0	0	0	1	1																		
Greg Colbrunn, R (7, PH) OBP: 0.200, SLG: 0.143										1	0	0	0	0	0	2																		
Mike Koplove, R (8, 1)										0	0	0	0	0	0	0																		
Inning Stats	R: 0 E: 0 K: 0 S: 6	H: 0 LOB: 0 BB: 0 P: 8	R: 0 E: 0 K: 3 S: 11	H: 1 LOB: 0 BB: 0 P: 17	R: 0 E: 1 K: 0 S: 10	H: 1 LOB: 2 BB: 0 P: 18	R: 0 E: 0 K: 0 S: 4	H: 0 LOB: 0 BB: 0 P: 8	R: 0 E: 0 K: 0 S: 6	H: 1 LOB: 1 BB: 0 P: 12	R: 0 E: 0 K: 0 S: 7	H: 0 LOB: 2 BB: 2 P: 20	R: 0 E: 1 K: 0 S: 15	H: 0 LOB: 1 BB: 0 P: 21	R: 0 E: 0 K: 0 S: 13	H: 0 LOB: 1 BB: 0 P: 20	1B: 3 2B: 0 3B: 0 HR: 0	SF: 0 SAC: 0 DP: 0 HBP: 1	WP: 0 PB: 1 SB: 0 CS: 0	PA: 35														
PITCHER	IP WLS BF L	H R ER SO	BB IBB HBP BLK	WP HR S P	ERA WHIP	PITCHER										IP WLS BF H R ER SO	BB IBB HBP BLK	WP HR S P	ERA WHIP															
Tom Glavine, L (1, 1) ERA: 2.05	7.2	3	0	0	3	1	0	0	0	0	0	0	0	0	0	62	112	0.00	0.522															
Braden Looper, R (8, 1) ERA:	1.1	0	0	0	0	0	0	0	0	0	0	0	0	0	0	18	26	0.00	0.000															



Batter	1	2	3	4	5	6	7	8	9	AB	R	H	RBI	BB	SO	LOB	TOP										
Eric Valent, L OBP: 0.382, SLG: 0.492 (1, 9)	1-1 G4-3		2-0 F7				3-2 G1-3		1-1 E7								5 0 0 0 0 0 0										
Kazuo Matsui, S OBP: 0.338, SLG: 0.399 (1, 6)	1-3 K2-3				3-2 G3 HR 1B		1-2 G4-3		4-0 BB								3 2 1 0 2 1 0										
Cliff Floyd, L OBP: 0.379, SLG: 0.520 Shane Spencer, R OBP: 0.289, SLG: 0.438 (9, PR) (9, 7)	2-0 G3			2-1 G3		0-1 G4-3		2-3 K		2-2 1B							5 0 1 1 0 1 3 0 0 0 0 0 0 0										
31 Mike Piazza, R OBP: 0.373, SLG: 0.475 David Weathers, R (7, 1)		0-1 G6-3			1-1 L9			2-0 1B 1B		2-2 G6-3							4 0 1 0 0 0 3 0 0 0 0 0 0 0 0 0 0 0 0 0 0 1 0 0 0 0 0 1 0 0 0 0 0 0 0										
Mike Stanton, L OBP: 1.000, SLG: 1.000 Karim Garcia, L OBP: 0.289, SLG: 0.438 Braden Looper, R (9, PH) (9, 1)		4-2 G1-3 BB			4-1 HR BB		1-0 L5		0-1 G5-3								2 1 0 0 2 0 1										
Ty Wigginton, R OBP: 0.273, SLG: 0.394 (1, 5)		1 SAFE G1-3			0-1 HR		2-1 F9		0-2 G6-3								4 1 1 3 0 0 2										
Vance Wilson, R OBP: 0.353, SLG: 0.429 (1, 2)		1-2 G1-3			1-H 2-H HR		1-0 CS 1B		1-3 K								4 1 2 0 0 1 1										
Mike Cameron, R OBP: 0.343, SLG: 0.466 (1, 8)		2-1 G6-3			0-0 1B		2-1 CS 1B		1-1 SH1-3 E HBP								3 2 2 2 0 0 0										
Danny Garcia, R OBP: 0.414, SLG: 0.422 (1, 4)				1-1 G5-3		2-1 1B		2-1 CS 1B		0-0 SH1-3							2 0 0 0 0 1 1 0 0 0 0 0 0 0 1 0 0 0 0 0 0										
Jae Weong Seo, R OBP: 0.111, SLG: 0.111 John Franco, L (6, 1)				1-3 K		0-0 G1-3		1 SAFE SH1-3		1-2 G5-3							2 0 0 0 0 1 1 0 0 0 0 0 0 0 1 0 0 0 0 0 0										
Joe McEwing, R OBP: 0.278, SLG: 0.314 (7, PH) (7, 3)																											
Inning Stats	R: 0 E: 0 K: 1 S: 8	H: 0 LOB: 0 BB: 0 P: 12	R: 0 E: 0 K: 0 S: 9	H: 0 LOB: 1 BB: 1 P: 15	R: 0 E: 0 K: 1 S: 6	H: 0 LOB: 0 BB: 0 P: 10	R: 4 E: 0 K: 0 S: 18	H: 4 LOB: 1 BB: 1 P: 28	R: 0 E: 0 K: 0 S: 8	H: 2 LOB: 1 BB: 0 P: 14	R: 1 E: 1 K: 1 S: 12	H: 0 LOB: 2 BB: 1 P: 22	R: 0 E: 0 K: 1 S: 8	H: 0 LOB: 0 BB: 1 P: 9	R: 2 E: 0 K: 0 S: 11	H: 2 LOB: 1 BB: 1 P: 18	1B: 6 2B: 0 3B: 0 HR: 2	SF: 0 SAC: 1 DP: 0 HBP: 1	WP: 0 PB: 0 SB: 2 CS: 1	PA: 41							
PITCHER	IP	WLS	BF	H	R	ER	SO	BB	IBB	HBP	BLK	WP	HR	S	P	ERA	WHIP										
17 Brandon Webb, R ERA: 3.38	6.1	L	29	6	5	4	2	3	0	1	0	0	1	59	101	5.68	1.421										
Randy Choate, L ERA: 8.44	0.1		1	0	0	0	1	0	0	0	0	0	0	4	6	0.00	0.000										
36 Brian Bruney, R ERA: 8.44	0.1		1	0	0	0	0	0	0	0	0	0	0	4	6	0.00	0.000										
Andrew Good, R ERA: 7.2	2.0		9	2	2	2	1	1	0	0	0	0	1	19	27	9.00	1.500										

New York Mets @ Arizona Diamondbacks
Bank One Ballpark, Phoenix, AZ

AB 34
R 7
H 8
RBI 6
BB 4
SO 4
LOB 12



Thu May 13 2004, 9:35 PM EDT
Att: 25,573 - Sunny - 67 F

Batter	1	2	3	4	5	6	7	8	9	AB	R	H	RBI	BB	SO	LOB	BOTTOM										
Chad Tracy, L OBP: 0.376, SLG: 0.506 (1, 5)	0-2 1B SF9 2B		0-2 P4		1-0 G4-3			2-2 K		4 1 1 0 0 1 0																	
Alex Cintron, S OBP: 0.308, SLG: 0.338 (1, 6)	0-0 1B		0-0 G3-1			2-2 G3		4-1 G3-6-3 BB		3 0 1 0 1 0 0																	
Luis Gonzalez, L OBP: 0.391, SLG: 0.608 (1, 7)	1 SAFE P6			1-1 F8		2-2 1B		1-2 G3-6-3 1-2		4 0 1 0 0 0 3																	
Shea Hillenbrand, R OBP: 0.330, SLG: 0.450 (1, 3)	1 SAFE SF9			1-0 2B		3-3 K		2-1 G6-3		3 0 1 1 0 1 1																	
Steve Finley, L OBP: 0.331, SLG: 0.548 (1, 8)	3-H L8			4-2 HR BB		1-0 F8		0-1 G4-3		3 1 0 0 1 0 2																	
Danny Bautista, R OBP: 0.394, SLG: 0.547 (1, 9)		1-1 CS 1B		2-1 HR			1-1 G6-3		2-1 1B	4 1 3 2 0 0 0																	
Matt Kata, S OBP: 0.315, SLG: 0.377 (1, 4)	1 SAFE G5-4-3 BB			0-2 F8			1-2 HR		0-0 F8	3 1 1 1 1 0 1																	
Brent Mayne, L OBP: 0.304, SLG: 0.347 (1, 2)		2-1 G5-4-3			1-2 G1-3		2-3 K			3 0 0 0 0 1 1																	
17 Brandon Webb, R OBP: 0.150, SLG: 0.150 Randy Choate, L (7, 1)					1-0 G6-3		3-2 F8			2 0 1 0 0 0 0 0 0 0 0 0 0 0 0 0																	
36 Brian Bruney, R (7, 1)																											
Carlos Baerga, S OBP: 0.286, SLG: 0.333 Andrew Good, R (8, 1)																											
Inning Stats	R: 1 E: 0 K: 0 S: 12	H: 2 LOB: 1 BB: 0 P: 13	R: 0 E: 0 K: 0 S: 4	H: 1 LOB: 0 BB: 1 P: 11	R: 0 E: 0 K: 0 S: 7	H: 0 LOB: 0 BB: 0 P: 8	R: 2 E: 0 K: 0 S: 10	H: 2 LOB: 0 BB: 1 P: 18	R: 0 E: 0 K: 1 S: 11	H: 1 LOB: 1 BB: 0 P: 19	R: 1 E: 0 K: 1 S: 13	H: 1 LOB: 0 BB: 0 P: 20	R: 0 E: 0 K: 1 S: 8	H: 0 LOB: 0 BB: 1 P: 15	R: 0 E: 0 K: 0 S: 7	H: 1 LOB: 1 BB: 0 P: 11	1B: 4 2B: 2 3B: 0 HR: 2	SF: 1 SAC: 0 DP: 2 HBP: 0	WP: 0 PB: 0 SB: 0 CS: 1	PA: 34							
PITCHER	IP	WLS	BF	H	R	ER	SO	BB	IBB	HBP	BLK	WP	HR	S	P	ERA	WHIP										
Jae Weong Seo, R ERA: 4.99	5.0	W	19	5	3	3	0	2	0	0	0	0	1	42	62	5.40	1.400										
John Franco, L ERA: 6.59	1.0	H	4	1	0	0	1	0	0	0	0	0	0	11	19	0.00	1.000										
David Weathers, R ERA: 4.24	1.0	H	4	1	1	1	1	0	0	0	0	0	1	13	20	9.00	1.000										
Mike Stanton, L ERA: 4.66	1.0	H	3	0	0	0	1	1	0	0	0	0	0	8	15	0.00	1.000										
Braden Looper, R ERA: 4.66	1.0	S	4	1	0	0	0	0	0	0	0	0	0	7	11	0.00	1.000										

New York Mets @ Arizona Diamondbacks
Bank One Ballpark, Phoenix, AZ

AB 30
R 4
H 8
RBI 4
BB 3
SO 3
LOB 8



Thu May 13 2004, 9:35 PM EDT
Att: 25,573 - Sunny - 67 F

Batter	1	2	3	4	5	6	7	8	9	AB	R	H	RBI	BB	SO	LOB	TOP			
Endy Chavez, L (1, 8) OBP: 0.270, SLG: 0.306	G4-3		1B	G3			G6-3		1B	5	2	2	0	0	0	1	Montreal Expos @ Arizona Diamondbacks Bank One Ballpark, Phoenix, AZ Fri May 14, 2004, 10:05 PM EDT Att: 27,118 - Cloudy - 79 F			
Jose Vidro, S (1, 4) OBP: 0.333, SLG: 0.423	K		F9				F8		1B	4	0	1	0	1	1	1				
Orlando Cabrera, R (1, 6) OBP: 0.286, SLG: 0.360	G6-3		HBP				F8		1B	4	0	1	1	0	0	1				
Brad Wilkerson, L (1, 3) OBP: 0.362, SLG: 0.422		BLK	1B						L3	2	1	1	1	3	0	2				
Tony Batista, R (1, 5) OBP: 0.258, SLG: 0.284	P4		1B							2	0	0	0	1	0	3				
Juan Rivera, R (1, 7) OBP: 0.302, SLG: 0.316										3	0	0	0	0	1	3				
Terrel Sledge, L (8, PH) OBP: 0.286, SLG: 0.392	K		F9				G6-3		K	1	0	0	0	0	1	1				
Brian Schneider, L (1, 2) OBP: 0.279, SLG: 0.433							F7		F9	4	1	1	2	0	1	1				
Valentino Pascucci, R (1, 9) OBP: 0.353, SLG: 0.167									K	1	0	1	0	2	0	0				
Ronald Calloway, L (9, PH) OBP: 0.089, SLG: 0.070										1	0	0	0	0	1	0				
Tomo Ohka, S (1, 1) OBP: 0.154, SLG: 0.154										3	0	0	0	0	1	3				
32 Chad Cordero, R (8, 1)										0	0	0	0	0	0	0				
Andy Fox, L (9, PH) OBP: 0.250, SLG: 0.438										1	0	0	0	0	0	0				
Rocky Biddle, R (9, 1)										0	0	0	0	0	0	0				
Inning Stats	R: 0 E: 0 K: 1 S: 9	H: 0 LOB: 0 BB: 0 P: 15	R: 2 E: 0 K: 2 S: 13	H: 1 LOB: 1 BB: 2 P: 24	R: 1 E: 0 K: 0 S: 11	H: 2 LOB: 2 BB: 1 P: 20	R: 0 E: 0 K: 1 S: 9	H: 1 LOB: 1 BB: 0 P: 11	R: 0 E: 0 K: 0 S: 8	H: 0 LOB: 1 BB: 1 P: 14	R: 0 E: 0 K: 0 S: 7	H: 0 LOB: 0 BB: 0 P: 9	R: 0 E: 0 K: 1 S: 9	H: 0 LOB: 1 BB: 1 P: 17	R: 1 E: 0 K: 1 S: 16	H: 2 LOB: 2 BB: 1 P: 26	1B: 4 2B: 3 3B: 0 HR: 1	SF: 0 SAC: 1 DP: 1 HBP: 1	WP: 0 PB: 0 SB: 2 CS: 0	PA: 40
PITCHER	IP WLS BF H R ER SO BB IBB HBP BLK WP HR S P ERA WHIP	IP WLS BF H R ER SO BB IBB HBP BLK WP HR S P ERA WHIP	IP WLS BF H R ER SO BB IBB HBP BLK WP HR S P ERA WHIP	IP WLS BF H R ER SO BB IBB HBP BLK WP HR S P ERA WHIP	IP WLS BF H R ER SO BB IBB HBP BLK WP HR S P ERA WHIP	IP WLS BF H R ER SO BB IBB HBP BLK WP HR S P ERA WHIP	IP WLS BF H R ER SO BB IBB HBP BLK WP HR S P ERA WHIP	IP WLS BF H R ER SO BB IBB HBP BLK WP HR S P ERA WHIP	IP WLS BF H R ER SO BB IBB HBP BLK WP HR S P ERA WHIP	IP WLS BF H R ER SO BB IBB HBP BLK WP HR S P ERA WHIP	IP WLS BF H R ER SO BB IBB HBP BLK WP HR S P ERA WHIP	IP WLS BF H R ER SO BB IBB HBP BLK WP HR S P ERA WHIP	IP WLS BF H R ER SO BB IBB HBP BLK WP HR S P ERA WHIP	IP WLS BF H R ER SO BB IBB HBP BLK WP HR S P ERA WHIP	IP WLS BF H R ER SO BB IBB HBP BLK WP HR S P ERA WHIP	IP WLS BF H R ER SO BB IBB HBP BLK WP HR S P ERA WHIP	IP WLS BF H R ER SO BB IBB HBP BLK WP HR S P ERA WHIP			
Casey Fossum, L (1, 1) ERA: 5.4	5.0	23	5	3	3	4	4	0	1	50	86	5.40	1.800							
Stephen Randolph, L (8, 1) ERA: 1.93	2.0	7	0	0	0	0	1	0	0	15	23	0.00	0.500							
Mike Koplove, R (8, 1) ERA: 3.48	1.0	4	0	0	0	1	1	0	0	9	17	0.00	1.000							
Jose Valverde, R (9, 1) ERA: 3.6	1.0	L 6	2	1	1	1	0	1	0	0	16	9.00	2.000							

AB	31
R	4
H	7
RBI	4
BB	7
SO	6
LOB	16



Batter	1	2	3	4	5	6	7	8	9	AB	R	H	RBI	BB	SO	LOB	BOTTOM	
Chad Tracy, L (1, 5) OBP: 0.371, SLG: 0.488	G6-3						F8			3	0	0	0	1	0	1	Montreal Expos @ Arizona Diamondbacks Bank One Ballpark, Phoenix, AZ Fri May 14, 2004, 10:05 PM EDT Att: 27,118 - Cloudy - 79 F	
Robby Hammock, R (1, 2) OBP: 0.324, SLG: 0.365	1B						F9		K	4	1	1	0	0	1	2		
Luis Gonzalez, L (1, 7) OBP: 0.394, SLG: 0.602	1B						G4-3			3	1	1	0	1	0	0		
Shea Hillenbrand, R (1, 3) OBP: 0.319, SLG: 0.437	SF7						G6-3		F9	3	0	0	1	0	0	1		
Steve Finley, L (1, 8) OBP: 0.335, SLG: 0.568	1B						HR		K	4	1	2	1	0	2	1		
Danny Bautista, R (1, 9) OBP: 0.397, SLG: 0.542	1B						F7		F9	3	0	1	1	1	0	0		
Alex Cintron, S (1, 6) OBP: 0.300, SLG: 0.328	G4-3						F9		G3	4	0	0	0	0	0	3		
Matt Kata, S (1, 4) OBP: 0.313, SLG: 0.373							G4-3		G3-1	4	0	1	0	0	1	1		
Casey Fossum, L (1, 1) ERA: 3.92	7.0	28	6	3	3	1	2	0	0	0	0	0	0	0	0	0		
Doug DeVore, L (5, PH) OBP: 0.200, SLG: 0.200										0	0	0	0	0	0	0		
Stephen Randolph, L (8, 1) ERA: 1.93	1.0	W 4	0	0	0	2	1	0	0	10	20	0.00	1.000					
Carlos Estevez, R (7, PH) OBP: 0.000, SLG: 0.000										0	0	0	0	0	0	1		
Mike Koplove, R (8, 1) ERA: 3.48	1.0	S 4	0	0	0	1	1	0	0	5	11	0.00	1.000					
Jose Valverde, R (9, 1) ERA: 3.6	1.0									0	0	0	0	0	0	1		
Greg Colbrunn, R (9, PH) OBP: 0.188, SLG: 0.133										0	0	0	0	0	0	1		
Inning Stats	R: 2 E: 0 K: 0 S: 15	H: 4 LOB: 2 BB: 0 P: 22	R: 0 E: 0 K: 0 S: 8	H: 0 LOB: 1 BB: 2 P: 17	R: 0 E: 0 K: 1 S: 8	H: 0 LOB: 0 BB: 0 P: 9	R: 0 E: 0 K: 0 S: 7	H: 0 LOB: 0 BB: 0 P: 10	R: 0 E: 0 K: 0 S: 14	H: 1 LOB: 0 BB: 0 P: 21	R: 0 E: 0 K: 2 S: 10	H: 0 LOB: 1 BB: 1 P: 20	R: 0 E: 0 K: 1 S: 5	H: 0 LOB: 1 BB: 1 P: 11	1B: 5 2B: 0 3B: 0 HR: 1	SF: 1 SAC: 0 DP: 1 HBP: 0	WP: 1 PB: 0 SB: 0 CS: 0	PA: 36
PITCHER	IP WLS BF H R ER SO BB IBB HBP BLK WP HR S P ERA WHIP	IP WLS BF H R ER SO BB IBB HBP BLK WP HR S P ERA WHIP	IP WLS BF H R ER SO BB IBB HBP BLK WP HR S P ERA WHIP	IP WLS BF H R ER SO BB IBB HBP BLK WP HR S P ERA WHIP	IP WLS BF H R ER SO BB IBB HBP BLK WP HR S P ERA WHIP	IP WLS BF H R ER SO BB IBB HBP BLK WP HR S P ERA WHIP	IP WLS BF H R ER SO BB IBB HBP BLK WP HR S P ERA WHIP	IP WLS BF H R ER SO BB IBB HBP BLK WP HR S P ERA WHIP	IP WLS BF H R ER SO BB IBB HBP BLK WP HR S P ERA WHIP	IP WLS BF H R ER SO BB IBB HBP BLK WP HR S P ERA WHIP	IP WLS BF H R ER SO BB IBB HBP BLK WP HR S P ERA WHIP	IP WLS BF H R ER SO BB IBB HBP BLK WP HR S P ERA WHIP	IP WLS BF H R ER SO BB IBB HBP BLK WP HR S P ERA WHIP	IP WLS BF H R ER SO BB IBB HBP BLK WP HR S P ERA WHIP	IP WLS BF H R ER SO BB IBB HBP BLK WP HR S P ERA WHIP	IP WLS BF H R ER SO BB IBB HBP BLK WP HR S P ERA WHIP		
Tomo Ohka, R (1, 1) ERA: 3.92	1.0	W 4	0	0	0	2	1	0	0	10	20	0.00	1.000					
32 Chad Cordero, R (8, 1) ERA: 1.56	1.0	S 4	0	0	0	1	1	0	0	5	11	0.00	1.000					
Rocky Biddle, R (9, 1) ERA: 7.71	1.0									0	0	0	0	0	0	1		

AB	31
R	3
H	6
RBI	3
BB	4
SO	4
LOB	11



Batter	1	2	3	4	5	6	7	8	9	AB	R	H	RBI	BB	SO	LOB	TOP										
Endy Chavez, L (1.8) OBP: 0.266, SLG: 0.300	G3		G5-3		G4-3	FC1-6			G6-4-3	5	0	1	0	0	0	1											
Jose Vidro, S (1.4) OBP: 0.329, SLG: 0.410	F7				G3-1	G1-3			G6-4-3	4	0	0	0	1	0	2											
Orlando Cabrera, R (1.6) OBP: 0.289, SLG: 0.364	1B	2B	BB		2B	2B		L5	F7	4	2	1	0	1	1	1											
Brad Wilkerson, L (1.3) OBP: 0.366, SLG: 0.420	2B	1B			2B	BB		K		3	1	1	0	1	1	1											
Tony Batista, R (1.5) OBP: 0.266, SLG: 0.308	2B				F9	3B		G5-3		4	1	2	3	0	0	0											
Termel Sledge, L (1.9) OBP: 0.307, SLG: 0.470	L8				1B	3B		HR		4	1	3	2	0	0	2											
Matt Cepicky, L (1.7) OBP: 0.194, SLG: 0.216			G3-1		1B	3B		L6		4	0	1	0	0	1	1											
Juan Rivera, R (8.9) OBP: 0.302, SLG: 0.316					1B					0	0	0	0	0	0	0											
Brian Schneider, L (1.2) OBP: 0.278, SLG: 0.420		G4-3			G4-6-3	P4		G1-3		3	0	0	0	1	0	0											
Claudio Vargas, R (1.1) OBP: 0.071, SLG: 0.071			G5-3		G4-6-3	K		G3		4	0	0	0	0	1	3											
Luis Ayala, R (8.1) OBP: 0.500, SLG: 0.500					1-2	FC1-6				0	0	0	0	0	0	0											
Inning Stats	R: 1 E: 0 K: 0 S: 11	H: 2 LOB: 2 BB: 1 P: 19	R: 0 E: 0 K: 0 S: 8	H: 0 LOB: 0 BB: 0 P: 9	R: 0 E: 0 K: 1 S: 7	H: 0 LOB: 1 BB: 1 P: 13	R: 0 E: 0 K: 0 S: 9	H: 2 LOB: 2 BB: 1 P: 17	R: 3 E: 0 K: 1 S: 16	H: 3 LOB: 1 BB: 1 P: 26	R: 0 E: 0 K: 1 S: 10	H: 0 LOB: 1 BB: 0 P: 14	R: 0 E: 0 K: 1 S: 8	H: 0 LOB: 0 BB: 0 P: 12	R: 1 E: 0 K: 0 S: 10	H: 1 LOB: 0 BB: 0 P: 14	R: 0 E: 0 K: 0 S: 8	H: 1 LOB: 0 BB: 0 P: 13	1B: 4 2B: 3 3B: 1 HR: 1	SF: 0 SAC: 0 DP: 2 HBP: 0	WP: 1 PB: 0 SB: 0 CS: 0	PA: 39					
PITCHER	IP	WLS	BF	H	R	ER	SO	BB	IBB	HBP	BLK	WP	HR	S	P	ERA	WHIP										
Casey Daigle, R (1.1) ERA: 7.46	4.2	L	24	7	4	4	1	4	0	0	0	0	0	48	79	7.71	2.357										
Randy Choate, L (5.1) ERA: 8.18	0.1		1	0	0	0	1	0	0	0	0	0	0	3	5	0.00	0.000										
Andrew Good, R (6.1) ERA: 6.0	2.0		7	0	0	0	2	0	0	0	0	1	0	18	26	0.00	0.000										
Elmer Dessens, R (8.1) ERA: 7.39	2.0		7	2	1	1	0	0	0	0	0	0	1	18	27	4.50	1.000										

Montreal Expos @ Arizona Diamondbacks
Bank One Ballpark, Phoenix, AZ
Sat May 15 2004, 10:05 PM EDT
Att: 32,379 - Unknown - 77 F

livebaseballscorecards.com

AB 35
R 5
H 9
RBI 5
BB 4
SO 4
LOB 11



Batter	1	2	3	4	5	6	7	8	9	AB	R	H	RBI	BB	SO	LOB	BOTTOM										
Chad Tracy, L (1.5) OBP: 0.397, SLG: 0.500	CS		F8					1B		4	0	3	0	0	0	0											
Matt Kata, S (1.4) OBP: 0.311, SLG: 0.369	F8		F7		F8			1B		4	0	1	0	0	0	2											
Danny Bautista, R (1.9) OBP: 0.400, SLG: 0.534	BB		F7					P2		2	0	0	0	2	0	2											
Steve Finley, L (1.8) OBP: 0.333, SLG: 0.559	F9				F7			F8		4	0	1	0	0	0	3											
Shea Hillenbrand, R (1.3) OBP: 0.317, SLG: 0.430	L3							P6		4	0	1	0	0	0	6											
Doug DeVore, L (1.7) OBP: 0.222, SLG: 0.222					F9			F9		4	0	1	0	0	0	2											
Robby Hammock, R (1.2) OBP: 0.307, SLG: 0.343	P4				F9			P4		4	0	0	0	0	0	2											
Donnie Sadler, R (1.6) OBP: 0.211, SLG: 0.278								L5		3	0	0	0	0	1	1											
Elmer Dessens, R (8.1) OBP: 0.308, SLG: 0.200			K					F8		0	0	0	0	0	0	0											
Carlos Baerga, S (9. PH) OBP: 0.261, SLG: 0.300								F8		1	0	0	0	0	0	0											
Casey Daigle, R (1.1) OBP: 0.154, SLG: 0.308								G6-3		1	0	0	0	0	0	1											
Randy Choate, L (5.1) ERA: 8.18										0	0	0	0	0	0	0											
Greg Colbrunn, R (5. PH) OBP: 0.176, SLG: 0.125										1	0	0	0	0	1	0											
Andrew Good, R (6.1) ERA: 6.0										0	0	0	0	0	0	0											
Alex Cintron, S (7. PH) OBP: 0.298, SLG: 0.328										1	0	0	0	0	0	0											
Inning Stats	R: 0 E: 0 K: 0 S: 10	H: 1 LOB: 2 BB: 1 P: 20	R: 0 E: 0 K: 1 S: 10	H: 1 LOB: 0 BB: 0 P: 18	R: 0 E: 0 K: 0 S: 3	H: 0 LOB: 0 BB: 0 P: 4	R: 0 E: 0 K: 0 S: 8	H: 1 LOB: 1 BB: 0 P: 14	R: 0 E: 0 K: 1 S: 13	H: 1 LOB: 1 BB: 0 P: 22	R: 0 E: 0 K: 0 S: 10	H: 0 LOB: 1 BB: 1 P: 16	R: 0 E: 0 K: 0 S: 8	H: 0 LOB: 0 BB: 0 P: 12	R: 0 E: 0 K: 0 S: 9	H: 3 LOB: 2 BB: 0 P: 12	R: 0 E: 0 K: 0 S: 5	H: 0 LOB: 0 BB: 0 P: 8	1B: 7 2B: 0 3B: 0 HR: 0	SF: 0 SAC: 0 DP: 1 HBP: 0	WP: 0 PB: 0 SB: 0 CS: 1	PA: 35					
PITCHER	IP	WLS	BF	H	R	ER	SO	BB	IBB	HBP	BLK	WP	HR	S	P	ERA	WHIP										
Claudio Vargas, R (1.1) ERA: 4.79	7.0	W	29	6	0	0	2	2	0	0	0	0	0	66	112	0.00	1.143										
Luis Ayala, R (8.1) ERA: 3.43	2.0		6	1	0	0	0	0	0	0	0	0	0	10	14	0.00	0.500										

Montreal Expos @ Arizona Diamondbacks
Bank One Ballpark, Phoenix, AZ
Sat May 15 2004, 10:05 PM EDT
Att: 32,379 - Unknown - 77 F

livebaseballscorecards.com

AB 33
R 0
H 7
RBI 0
BB 2
SO 2
LOB 19



Batter	1	2	3	4	5	6	7	8	9	AB	R	H	RBI	BB	SO	LOB	TOP					
Chad Tracy, L OBP: 0.402, SLG: 0.500 (1, 5)	G1-3		BB BB				1B		G3	4	0	2	1	1	0	2	Arizona Diamondbacks @ Atlanta Braves Turner Field, Atlanta, GA Tue May 18 2004, 7:35 PM EDT Att: 23,381 - Unknown - 73 F					
Matt Kata, S OBP: 0.305, SLG: 0.362 (1, 4)	E5		F7					G6-3	F8	5	0	0	0	0	1	4						
Luis Gonzalez, L OBP: 0.387, SLG: 0.579 (1, 7)	G1-6-3							G4-3		3	0	0	0	1	0	1						
Shea Hillenbrand, R OBP: 0.315, SLG: 0.423 (1, 3)		G6-3						G5-3		4	0	1	0	0	1	2						
Steve Finley, L OBP: 0.326, SLG: 0.550 (1, 8)		F9						F9		4	0	1	0	0	0	0						
Danny Bautista, R OBP: 0.394, SLG: 0.522 (1, 9)		E						G4-3	F9	4	1	1	0	0	0	2						
Alex Cintron, S OBP: 0.310, SLG: 0.366 (1, 6)		E2								4	1	3	1	0	0	0						
Robby Hammock, R OBP: 0.304, SLG: 0.329 (1, 2)										3	0	0	0	1	1	2						
Randy Johnson, R OBP: 0.190, SLG: 0.200 (1, 1)										4	0	0	0	0	2	4						
Inning Stats	R: 0 E: 1 K: 0 S: 5	H: 0 LOB: 0 BB: 0 P: 7	R: 1 E: 1 K: 1 S: 12	H: 2 LOB: 1 BB: 0 P: 18	R: 0 E: 0 K: 2 S: 10	H: 0 LOB: 2 BB: 2 P: 19	R: 0 E: 0 K: 0 S: 5	H: 0 LOB: 0 BB: 0 P: 8	R: 0 E: 0 K: 1 S: 10	H: 1 LOB: 1 BB: 0 P: 12	R: 0 E: 0 K: 0 S: 6	H: 0 LOB: 0 BB: 0 P: 9	R: 1 E: 0 K: 1 S: 7	H: 2 LOB: 2 BB: 1 P: 12	R: 0 E: 0 K: 0 S: 9	H: 2 LOB: 2 BB: 0 P: 14	R: 0 E: 1 K: 0 S: 7	H: 1 LOB: 2 BB: 0 P: 8	1B: 6 2B: 2 3B: 0 HR: 0	SF: 0 SAC: 0 DP: 1 HBP: 0	WP: 0 PB: 0 CS: 0	PA: 38
PITCHER Mike Hampton, L ERA: 6.36 (1, 1)	IP: 9.0 WLS: L BF: 38 H: 8 R: 2 ER: 2 SO: 5 BB: 3 IBB: 0 HBP: 0 BLK: 0 WP: 0 HR: 0 S: 71 P: 107 ERA: 2.00 WHIP: 1.222															PITCHER						

Batter	1	2	3	4	5	6	7	8	9	AB	R	H	RBI	BB	SO	LOB	BOTTOM					
Jesse Garcia, R OBP: 0.301, SLG: 0.370 (1, 6)	B3									3	0	0	0	0	2	0	Arizona Diamondbacks @ Atlanta Braves Turner Field, Atlanta, GA Tue May 18 2004, 7:35 PM EDT Att: 23,381 - Unknown - 73 F					
Julio Franco, R OBP: 0.377, SLG: 0.392 (1, 3)	K									3	0	0	0	0	1	0						
10 Chipper Jones, S OBP: 0.351, SLG: 0.444 (1, 7)	K									3	0	0	0	0	3	0						
Andruw Jones, R OBP: 0.340, SLG: 0.478 (1, 8)		F8								3	0	0	0	0	0	0						
Johnny Estrada, S OBP: 0.387, SLG: 0.518 (1, 2)										3	0	0	0	0	2	0						
J.D. Drew, L OBP: 0.420, SLG: 0.583 (1, 9)										3	0	0	0	0	1	0						
Mark DeRosa, R OBP: 0.287, SLG: 0.291 (1, 5)										3	0	0	0	0	0	0						
Nick Green, R OBP: 0.364, SLG: 0.222 (1, 4)										3	0	0	0	0	2	0						
Mike Hampton, R OBP: 0.284, SLG: 0.333 Eddie Pérez, R OBP: 0.226, SLG: 0.200 (8, PH)										2	0	0	0	0	1	0						
Inning Stats	R: 0 E: 0 K: 2 S: 8	H: 0 LOB: 0 BB: 0 P: 10	R: 0 E: 0 K: 2 S: 13	H: 0 LOB: 0 BB: 0 P: 17	R: 0 E: 0 K: 1 S: 11	H: 0 LOB: 0 BB: 0 P: 16	R: 0 E: 0 K: 2 S: 9	H: 0 LOB: 0 BB: 0 P: 10	R: 0 E: 0 K: 0 S: 9	H: 0 LOB: 0 BB: 0 P: 11	R: 0 E: 0 K: 1 S: 9	H: 0 LOB: 0 BB: 0 P: 13	R: 0 E: 0 K: 2 S: 9	H: 0 LOB: 0 BB: 0 P: 14	R: 0 E: 0 K: 1 S: 9	H: 0 LOB: 0 BB: 0 P: 12	R: 0 E: 0 K: 2 S: 10	H: 0 LOB: 0 BB: 0 P: 14	1B: 0 2B: 0 3B: 0 HR: 0	SF: 0 SAC: 0 DP: 0 HBP: 0	WP: 0 PB: 0 CS: 0	PA: 27
PITCHER Randy Johnson, L ERA: 2.43 (1, 1)	IP: 9.0 WLS: W BF: 27 H: 0 R: 0 ER: 0 SO: 13 BB: 0 IBB: 0 HBP: 0 BLK: 0 WP: 0 HR: 0 S: 87 P: 117 ERA: 0.00 WHIP: 0.000															PITCHER						



Batter	1	2	3	4	5	6	7	8	9	AB	R	H	RBI	BB	SO	LOB	TOP		
Chad Tracy, L OBP: 0.369, SLG: 0.455 (1, 5)	G4-3		G3-1			F9		G4-3		4	0	0	0	0	0	0	Arizona Diamondbacks @ Atlanta Braves Turner Field, Atlanta, GA Thu May 20 2004, 7:35 PM EDT Att: 21,044 - Cloudy - 84 F		
Alex Cintron, S OBP: 0.301, SLG: 0.366 (1, 6)	3B				F9	G6-3		F9		4	0	1	0	0	0	0			
Luis Gonzalez, L OBP: 0.379, SLG: 0.597 (1, 7)	F8				P6			G5-3	L6	4	0	0	0	0	0	1			
Shea Hillenbrand, R OBP: 0.303, SLG: 0.403 (1, 3)	G5-3				K			E5	G4-3	4	0	0	0	0	1	1			
Steve Finley, L OBP: 0.337, SLG: 0.561 (1, 8)					K			FC6-4	G3	3	0	0	0	1	1	1			
Danny Bautista, R OBP: 0.387, SLG: 0.507 (1, 9)					G6-3			F8		3	0	1	0	0	0	1			
Scott Hairston, R (1, 4)					F8			1B		2	0	0	0	1	0	2			
Robby Hammock, R OBP: 0.301, SLG: 0.365 (1, 2)					K			G4-3		3	1	1	1	0	1	2			
Casey Fossum, L (5, 1)					K					1	0	0	0	0	1	0			
Andrew Good, R (5, 1)										0	0	0	0	0	0	0			
Doug DeVore, L ERA: 6.99 (6, 1)										0	0	0	0	0	1	0			
Elmer Dessens, R ERA: 6.99 (6, 1)										0	0	0	0	0	0	0			
Donnie Sadler, R ERA: 6.99 (6, 1)										0	0	0	0	0	0	0			
Randy Choate, L ERA: 6.92 (8, 1)										0	0	0	0	0	0	0			
Inning Stats	R: 0 E: 0 K: 0 S: 7	H: 1 LOB: 1 BB: 0 P: 10	R: 0 E: 0 K: 1 S: 8	H: 0 LOB: 0 BB: 0 P: 9	R: 0 E: 0 K: 2 S: 7	H: 0 LOB: 0 BB: 0 P: 8	R: 0 E: 0 K: 1 S: 7	H: 0 LOB: 1 BB: 2 P: 11	R: 0 E: 0 K: 1 S: 6	H: 0 LOB: 0 BB: 0 P: 9	R: 0 E: 1 K: 0 S: 9	H: 1 LOB: 2 BB: 0 P: 12	R: 1 E: 0 K: 0 S: 8	H: 1 LOB: 0 BB: 0 P: 10	R: 0 E: 0 K: 0 S: 5	H: 0 LOB: 0 BB: 0 P: 8	1B: 1 2B: 0 3B: 1 HR: 1	SF: 0 SAC: 0 DP: 1 HBP: 0	WP: 0 PA: 32 SB: 0 CS: 0
PITCHER Horacio Ramirez, L ERA: 2.04 (1, 1)	IP: 9.0 WLS: W BF: 32 H: 3 R: 1 ER: 1 SO: 5 BB: 2 IBB: 0 HBP: 0 BLK: 0 WP: 0 HR: 1 S: 64 P: 94 ERA: 1.00 WHIP: 0.556															PITCHER Horacio Ramirez, L ERA: 2.04 (1, 1)	IP: 9.0 WLS: W BF: 32 H: 3 R: 1 ER: 1 SO: 5 BB: 2 IBB: 0 HBP: 0 BLK: 0 WP: 0 HR: 1 S: 64 P: 94 ERA: 1.00 WHIP: 0.556		

Batter	1	2	3	4	5	6	7	8	9	AB	R	H	RBI	BB	SO	LOB	BOTTOM		
Jesse Garcia, R OBP: 0.280, SLG: 0.352 (1, 6)	F7	G1-3		G3			G1-3			4	0	0	1	0	0	2	Arizona Diamondbacks @ Atlanta Braves Turner Field, Atlanta, GA Thu May 20 2004, 7:35 PM EDT Att: 21,044 - Cloudy - 84 F		
Julio Franco, R OBP: 0.394, SLG: 0.518 (1, 3)	L4	G6-3				HR	10 1B			4	1	2	1	0	0	1			
10 Chipper Jones, S OBP: 0.361, SLG: 0.429 (1, 7)	2B 3B BB			K			G4-6-3 1B			3	1	2	0	1	1	0			
Andrew Jones, R OBP: 0.357, SLG: 0.503 (1, 8)	3B 2B			G5-3			K			4	1	1	0	0	1	3			
J.D. Drew, L OBP: 0.421, SLG: 0.583 (1, 9)	3B			K			G4-6-3			3	0	1	2	0	1	1			
Mark DeRosa, R OBP: 0.298, SLG: 0.277 (1, 5)	F7			K			F9			4	0	0	0	0	1	2			
Eddie Pérez, R OBP: 0.200, SLG: 0.176 (1, 2)				G6-3			G6-3			4	0	0	0	0	0	1			
Nick Green, R OBP: 0.450, SLG: 0.375 (1, 4)				1B G1-3 2B			P6			2	2	1	0	2	0	0			
Horacio Ramirez, L OBP: 0.111, SLG: 0.111 (1, 1)				G1-3 1B			G4-3			4	0	2	1	0	0	2			
Inning Stats	R: 2 E: 0 K: 0 S: 6	H: 2 LOB: 1 BB: 1 P: 12	R: 1 E: 0 K: 0 S: 10	H: 2 LOB: 1 BB: 0 P: 13	R: 0 E: 0 K: 2 S: 10	H: 0 LOB: 0 BB: 0 P: 17	R: 1 E: 0 K: 1 S: 10	H: 1 LOB: 1 BB: 1 P: 18	R: 1 E: 0 K: 1 S: 12	H: 2 LOB: 0 BB: 0 P: 19	R: 0 E: 0 K: 0 S: 8	H: 0 LOB: 0 BB: 0 P: 12	R: 0 E: 0 K: 0 S: 16	H: 2 LOB: 2 BB: 0 P: 24	R: 0 E: 0 K: 0 S: 5	H: 0 LOB: 2 BB: 1 P: 12	1B: 5 2B: 2 3B: 1 HR: 1	SF: 0 SAC: 0 DP: 1 HBP: 1	WP: 1 PA: 36 SB: 0 CS: 0
PITCHER Casey Fossum, L ERA: 8.0 (1, 1)	IP: 4.0 WLS: L BF: 21 H: 7 R: 5 ER: 5 SO: 3 BB: 2 IBB: 0 HBP: 0 BLK: 0 WP: 1 HR: 1 S: 42 P: 69 ERA: 11.25 WHIP: 2.250															PITCHER Casey Fossum, L ERA: 8.0 (1, 1)	IP: 4.0 WLS: L BF: 21 H: 7 R: 5 ER: 5 SO: 3 BB: 2 IBB: 0 HBP: 0 BLK: 0 WP: 1 HR: 1 S: 42 P: 69 ERA: 11.25 WHIP: 2.250		
Andrew Good, R ERA: 5.54 (5, 1)	1.0	2	0	0	0	1	0	0	0	0	0	6	10	0.00	0.000				
Elmer Dessens, R ERA: 6.99 (6, 1)	2.0	8	2	0	0	0	0	0	0	0	0	24	36	0.00	1.000				
Randy Choate, L ERA: 6.92 (8, 1)	1.0	5	0	0	0	0	0	1	1	0	0	0	5	12	0.00	0.000			



Batter	1	2	3	4	5	6	7	8	9	10	AB	R	H	RBI	BB	SO	LOB	TOP		
Matt Kata, S OBP: 0.318, SLG: 0.396 (1, 4)	2-1 HR	G4-3			1-3 K			2-2 SH 1B 2B	1-1 G6-3		5	2	2	1	0	1	2			
Alex Cintron, S OBP: 0.284, SLG: 0.357 (1, 6)	2-1 G6-3		0-1 G5-3		1-3 K			0-0 SH 1B FC6-2		1-3 K	4	0	0	0	0	2	0			
Luis Gonzalez, L OBP: 0.374, SLG: 0.582 (1, 7)	2-2 L9		1-1 F9			2-2 F7		2-3 K		4-2 BB BB	4	0	0	0	1	1	2			
Richie Sexson, R OBP: 0.337, SLG: 0.591 (1, 3)	1-2 G5-3		3-3 K			3-3 K		2-2 FC6-2 1B		0-1 F9	5	0	1	1	0	2	1			
Steve Finley, L OBP: 0.337, SLG: 0.569 (1, 8)		1-0 G4-3 3B		3-2 G4-3		4-2 BB		0-0 FC6-2 1B		4-2 BB BB	3	1	2	0	2	0	0			
Danny Bautista, R OBP: 0.281, SLG: 0.493 (1, 9)		1-2 G4-3		1-2 G6-3		0-1 G4-3		3-2 FC6-2 1B		4-2 BB BB	4	0	0	0	1	0	5			
Shea Hillenbrand, R OBP: 0.307, SLG: 0.444 (1, 5)	2-0 2B		2-1 HR					1-2 2-3 3H FC6-2		1-2 2-3 BB	5	2	2	2	0	0	6			
Robby Hammock, R OBP: 0.299, SLG: 0.372 (1, 2)	3-1 3B		0-2 F7					0-0 F8		2-1 F8	4	0	1	1	0	0	0			
Casey Daigle, R OBP: 0.333, SLG: 0.288 (4, 1)					4-2 CS BB			2-3 K		1-0 G4-3	1	0	0	0	0	0	1			
Randy Choate, L ERA: 5.99 (5, 9)											0	0	0	0	0	0	0			
Stephen Randolph, L ERA: 1.74 (7, 1)											0	0	0	0	0	0	0			
Chad Tracy, L OBP: 0.306, SLG: 0.451 (7, 1)											0	0	0	0	0	0	0			
Mike Koplove, R OBP: 0.297, SLG: 0.321 (8, 1)											0	0	0	0	0	0	0			
Carlos Baerga, S OBP: 0.297, SLG: 0.321 (8, 1)											0	0	0	0	0	0	0			
36 Brian Bruney, R ERA: 5.06 (8, 1)											0	0	0	0	0	0	0			
Inning Stats	R: 1 E: 0 K: 0 S: 12	H: 1 LOB: 0 BB: 0 P: 19	R: 2 E: 0 K: 1 S: 15	H: 3 LOB: 1 BB: 0 P: 22	R: 0 E: 0 K: 1 S: 7	H: 0 LOB: 0 BB: 0 P: 11	R: 1 E: 0 K: 2 S: 11	H: 1 LOB: 0 BB: 1 P: 18	R: 0 E: 0 K: 1 S: 8	H: 0 LOB: 0 BB: 1 P: 14	R: 0 E: 0 K: 1 S: 7	H: 0 LOB: 0 BB: 0 P: 11	R: 1 E: 1 K: 1 S: 21	H: 3 LOB: 3 BB: 0 P: 30	R: 0 E: 0 K: 0 S: 15	H: 0 LOB: 0 BB: 3 P: 28	P: 28 ERA: 0.00 WHIP: 3.000	1B: 2 2B: 3 3B: 1 HR: 2	SF: 0 SAC: 1 DP: 0 HBP: 0	WP: 1 PA: 43 PB: 0 SB: 0 CS: 1
PITCHER	IP 4.0	WLS 7	BF 17	H 5	R 4	ER 4	SO 2	BB 0	IBB 0	HBP 0	BLK 0	WP 1	HR 2	S 45	P 70	ERA 9.00	WHIP 1.250			
Darren Oliver, L ERA: 7.94 (5, 1)	2.0	7	0	0	0	3	2	0	0	0	0	0	0	19	34	0.00	1.000			
Tommy Phelps, L ERA: 2.77 (7, 1)	1.0	H 5	1	1	1	1	0	0	0	0	0	0	0	12	18	9.00	1.000			
Toby Borland, R ERA: 2.08 (8, 1)	0.1	H 1	0	0	0	1	0	0	0	0	0	0	0	4	6	0.00	0.000			
Matt Perisho, L ERA: 2.45 (8, 1)	1.2	B 7	2	0	0	0	0	0	0	0	0	0	0	17	26	0.00	1.200			

Arizona Diamondbacks @ Florida Marlins
Pro Player Stadium, Miami, FL
Fri May 21 2004, 7:35 PM EDT
Att. 17,368 - Cloudy - 80 F

AB 37
R 5
H 8
RBI 5
BB 5
SO 8
LOB 17

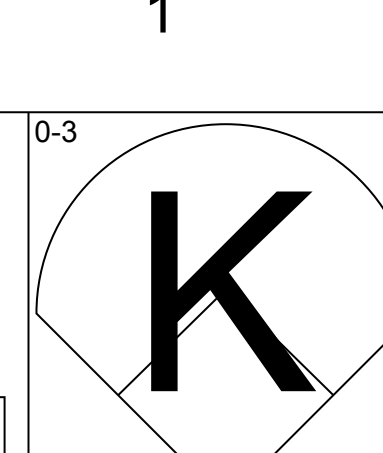
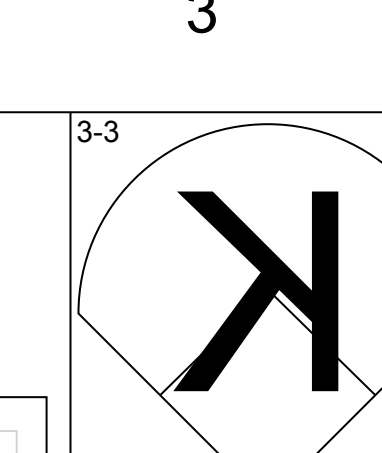

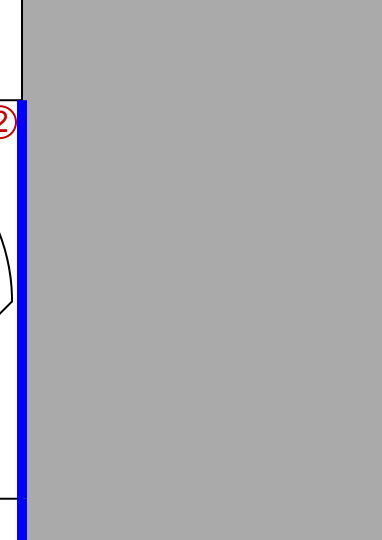
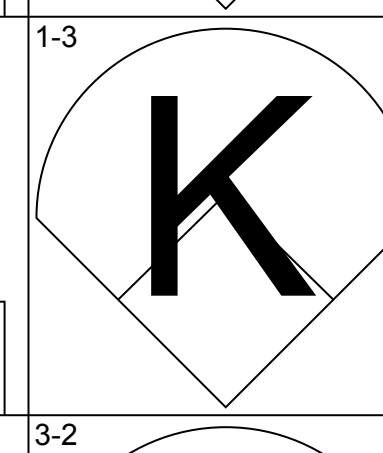
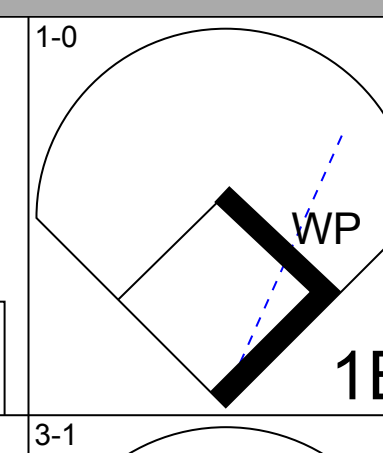
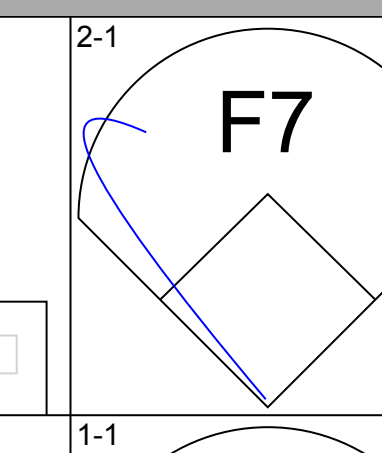
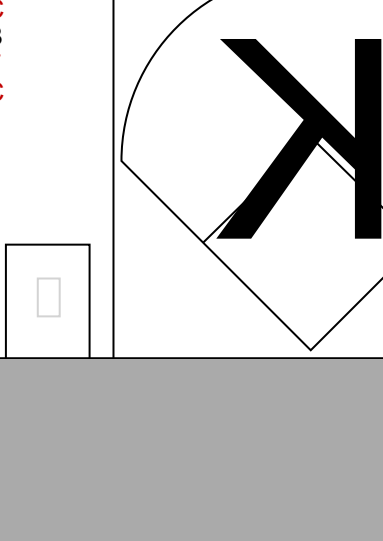
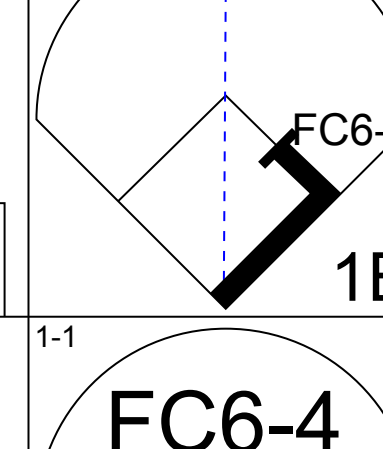
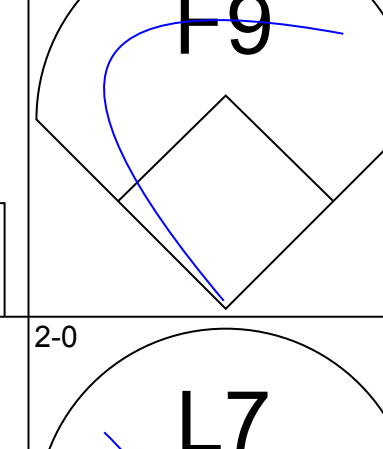
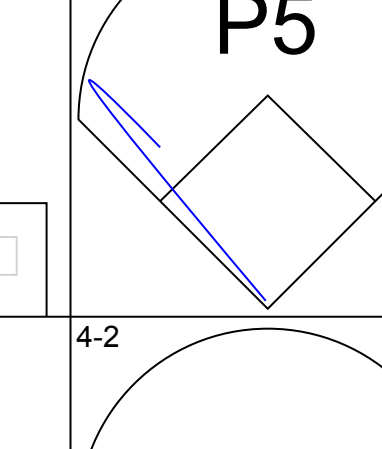

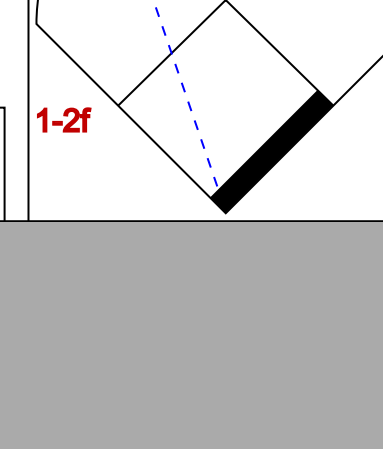
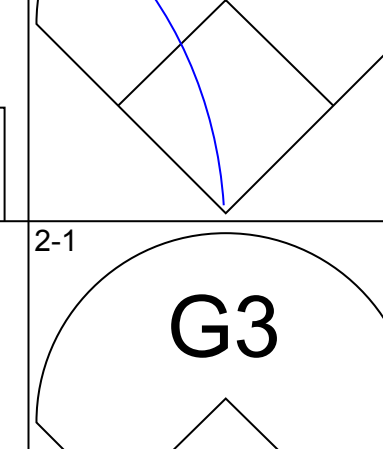
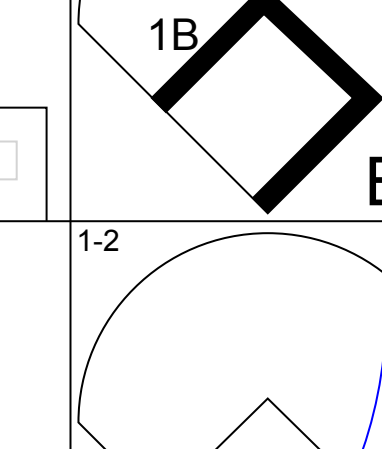

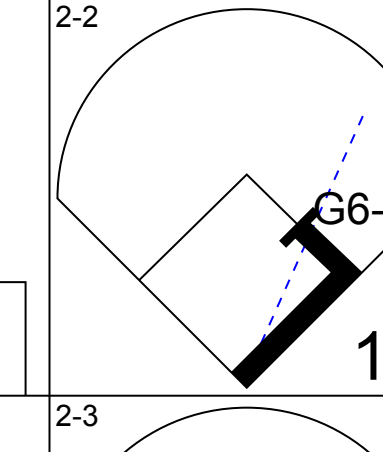
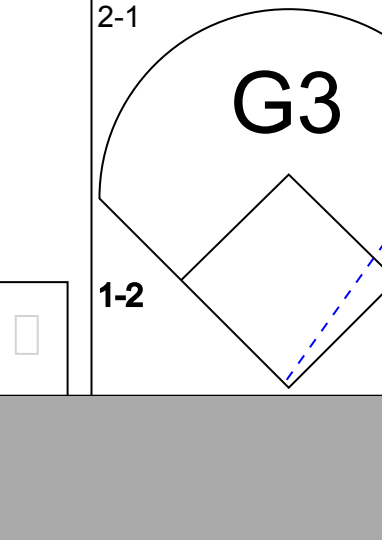
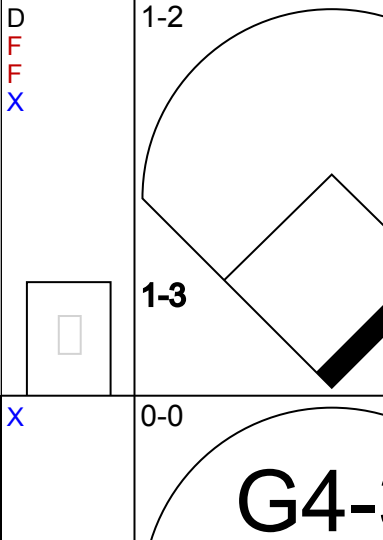
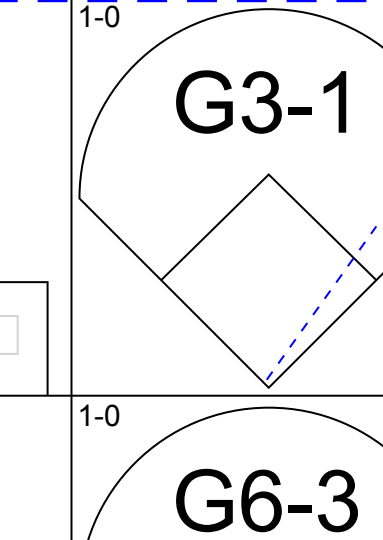




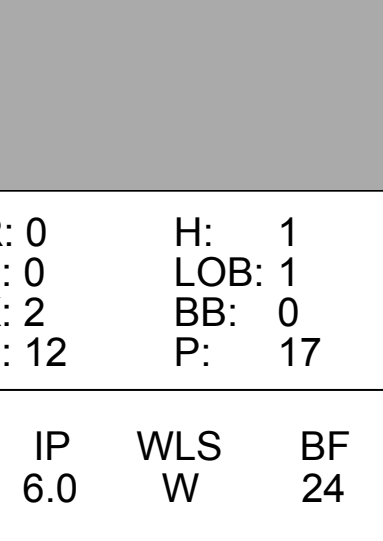
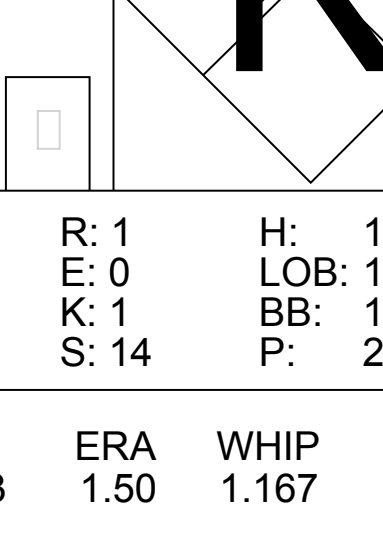
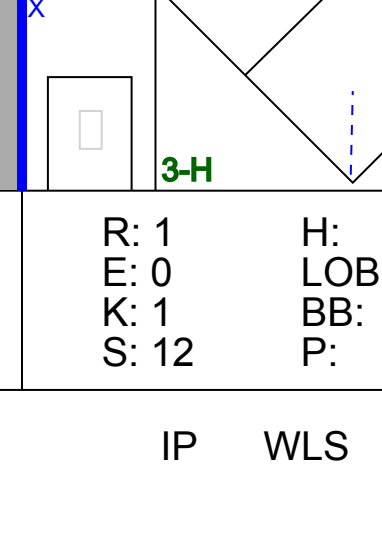
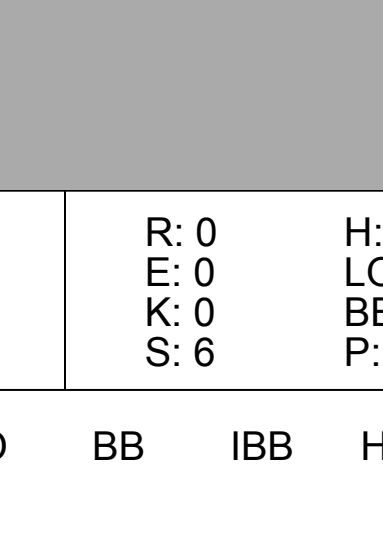
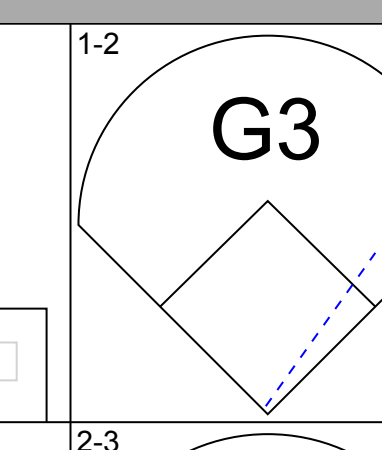
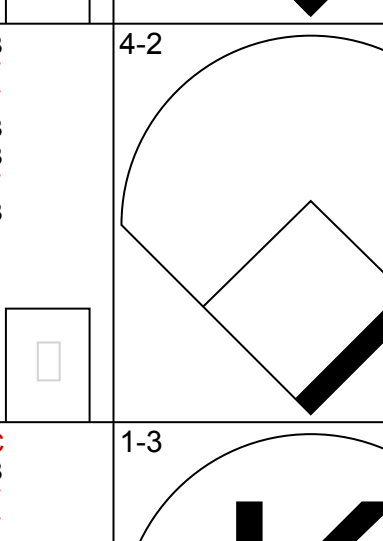
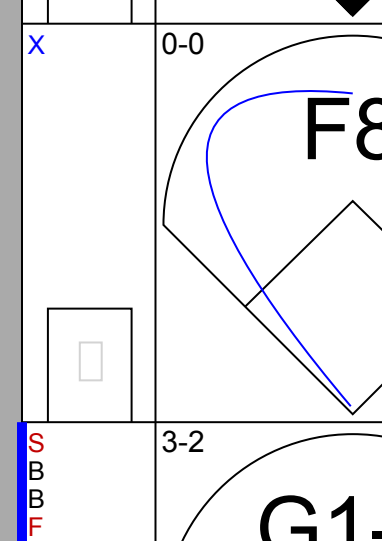
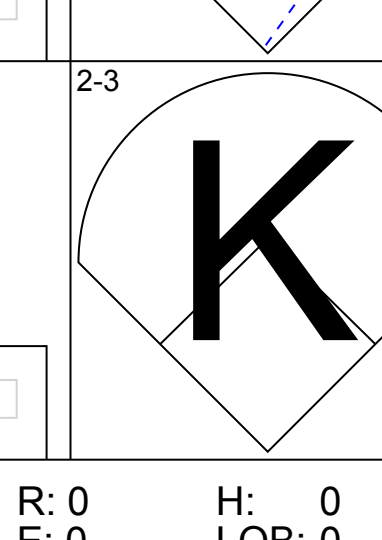
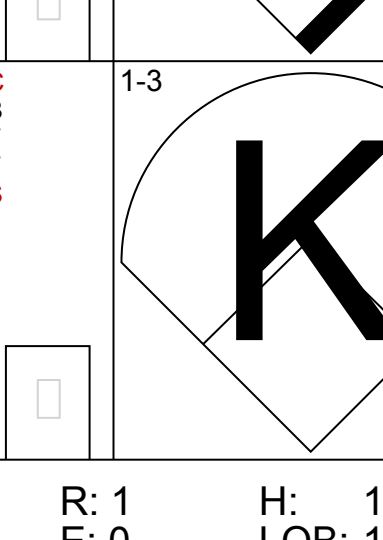
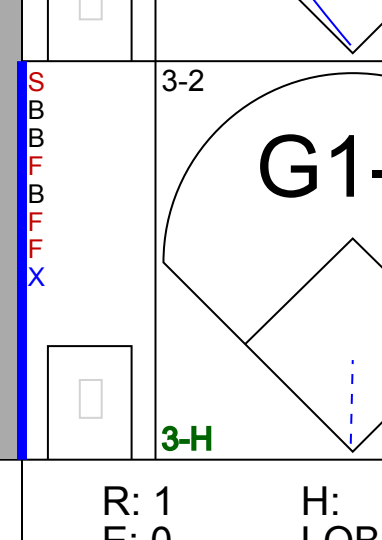


Batter	1	2	3	4	5	6	7	8	9	10	AB	R	H	RBI	BB	SO	LOB	BOTTOM				
Luis Castillo, S OBP: 0.329, SLG: 0.308 (1, 4)	0-1 2B		4-1 HBP BB 1B	2-0 FC1-6 1B			1-1 G6-3		1-2 FC6-4		4	1	2	0	1	0	1					
Juan Pierre, L OBP: 0.398, SLG: 0.424 (1, 8)	1-1 B2		4-1 HBP BB 1B	1-0 FC1-6 1B			1-0 1B		3-1 CS	1-1 BB S BB 1B	4	2	2	1	1	0	2					
Mike Lowell, R OBP: 0.419, SLG: 0.667 (1, 5)	4-1 BB		0-2 F7	3-1 L9			1-2 F7		1-2 F7	0-1 F9	4	0	0	0	1	0	5					
Miguel Cabrera, R OBP: 0.360, SLG: 0.526 (1, 9)	0-0 FC4-3-2		1-2 BB HBP	3-3 K			2-1 G1-3		2-1 G1-3	4-0 BB BB IBB	3	1	0	0	1	1	3					
Lenny Harris, L OBP: 0.291, SLG: 0.304 (8, 7)		0-1 BB 1B	2-1 BB 2B 1B	3-3 K			3-2 F7		3-2 F7	4-2 BB BB	3	1	2	2	0	1	0					
Abraham Nunez, S OBP: 0.375, SLG: 0.308 (1, 2)		1-0 BB 1B	0-0 WP F8-2 2B	1-0 F7			1-0 F7		2-2 G3-1	4-1 BB	4	0	2	3	1	0	0					
Mike Redmond, R OBP: 0.361, SLG: 0.419 (1, 3)		1-2 BB 1B	3-2 F8-2	3-3 K			2-3 K		0-1 G1-3	1-2 2-3 3H BB	3	0	0	0	1	1	1					
Hee-Seop Choi, L OBP: 0.356, SLG: 0.532 (1, 6)		4-2 G4-3 BB	2-2 P3	0-2 SH3-4 FC1-6 1B			1-0 G6-3		1-2 L9		4	1	1	0	0	0	3					
Alex Gonzalez, R OBP: 0.223, SLG: 0.333 (1, 1)		0-1 G4-3	0-0 SH3-4	3-1 F9			3-1 F9		4-0 FC6-4 BB		1	0	0	0	0	0	3					
Darren Oliver, R OBP: 0.318, SLG: 0.188 (5, 1)											0	0	0	0	0	0	0					
Tommy Phelps, L ERA: 5.99 (6, 9)											0	0	0	0	0	0	0					
Mike Mordasca, R ERA: 1.74 (7, 1)											0	0	0	0	0	0	0					
Toby Borland, R ERA: 4.44 (8, 1)											0	0	0	0	0	0	0					
Matt Perisho, L ERA: 2.45 (8, 1)											0	0	0	0	0	0	0					
40 Nate Bump, L ERA: 5.06 (8, 1)											0	0	0	0	0	0	0					
Lenny Sutton, L ERA: 1.23 (8, 1)											0	0	0	0	0	0	0					
Armando Benitez, R ERA: 1.23 (8, 1)											0	0	0	0	0	0	0					
Inning Stats	R: 0 E: 0 K: 0 S: 6	H: 1 LOB: 1 BB: 1 P: 11	R: 0 E: 0 K: 0 S: 12	H: 2 LOB: 2 BB: 1 P: 19	R: 4 E: 0 K: 0 S: 16	H: 2 LOB: 0 BB: 2 P: 30	R: 1 E: 0 K: 0 S: 9	H: 2 LOB: 1 BB: 0 P: 13	R: 0 E: 0 K: 2 S: 9	H: 0 LOB: 0 BB: 0 P: 16	R: 0 E: 0 K: 1 S: 6	H: 0 LOB: 0 BB: 0 P: 12	R: 0 E: 0 K: 0 S: 9	H: 1 LOB: 1 BB: 0 P: 13	R: 0 E: 0 K: 0 S: 9	H: 0 LOB: 0 BB: 0 P: 14	R: 0 E: 0 K: 0 S: 7	H: 0 LOB: 0 BB: 3 P: 16	P: 20 ERA: 0.00 WHIP: 3.000	1B: 7 2B: 4 3B: 0 HR: 0	SF: 0 SAC: 1 DP: 3 HBP: 1	WP: 1 PA: 43 PB: 0 SB: 1 CS: 1
PITCHER	IP 3.1	WLS 2	BF 19	H 7	R 5	ER 5	SO 0	BB 4	IBB 0	HBP 1	BLK 0	WP 0	HR 0	S 39	P 67	ERA 13.50	WHIP 3.300					
Casey Daigle, R ERA: 7.98 (4, 1)	0.2	2	0	0	0	0	0	0	0	0	0	0	0	4	6	0.00	0.000					
Randy Choate, L ERA: 5.99 (5, 1)	2.0	6	0	0	0	3	0	0	0	0	0	0	0	15	28	0.00	0.000					
Stephen Randolph, L ERA: 1.74 (7, 1)	2.0	7	1	0	0	0	0	0	0	0	0	0	0	18	27	0.00	0.500					
Mike Koplove, R ERA: 4.44 (8, 1)	1.1	L 8	1	1	1	0	3	1	0	0	0	0	0	15	36	6.75	3.000					

Arizona Diamondbacks @ Florida Marlins
Pro Player Stadium, Miami, FL
Fri May 21 2004, 7:35 PM EDT
Att. 17,368 - Cloudy - 80 F

AB 32
R 6
H 9
RBI 6
BB 8
SO 3
LOB 18

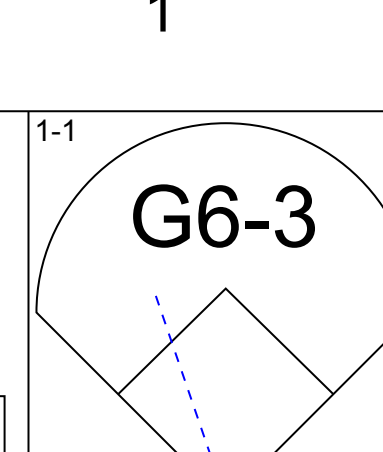
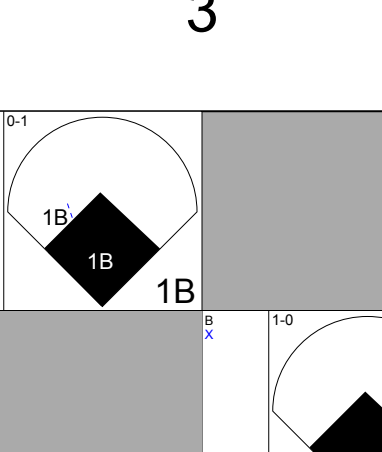
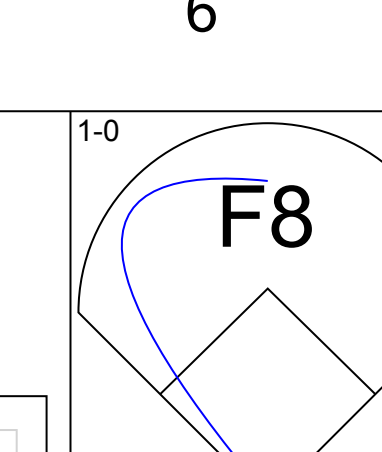
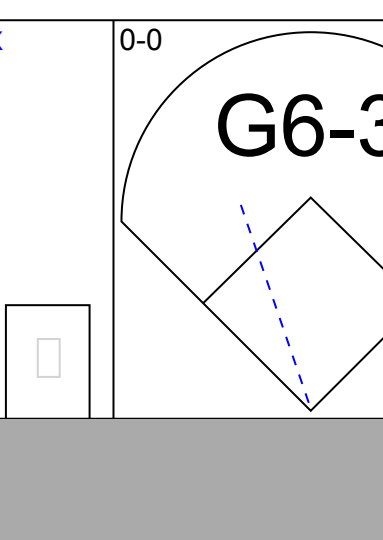
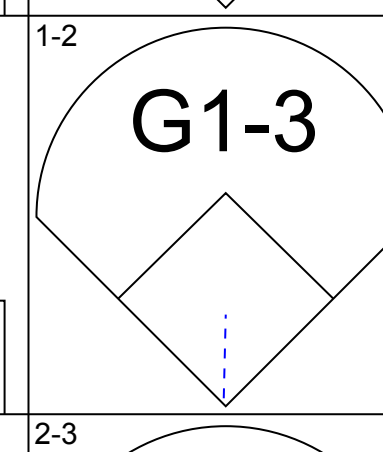
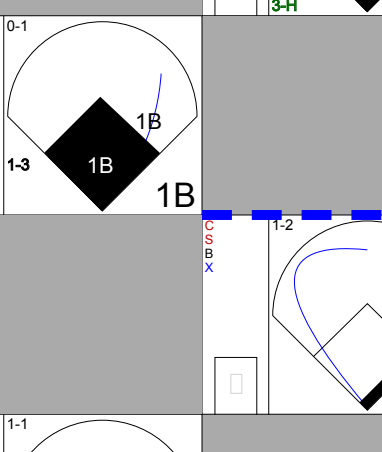
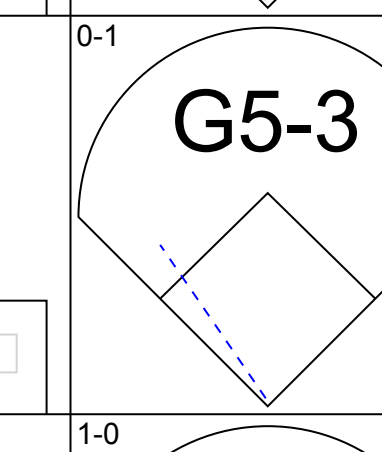
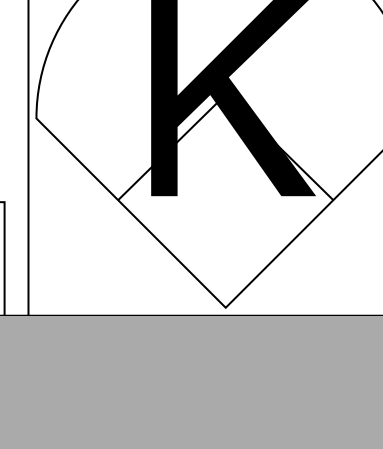
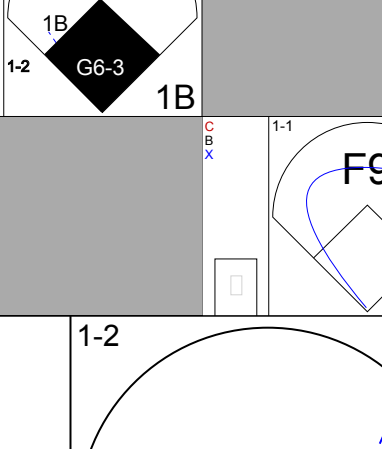
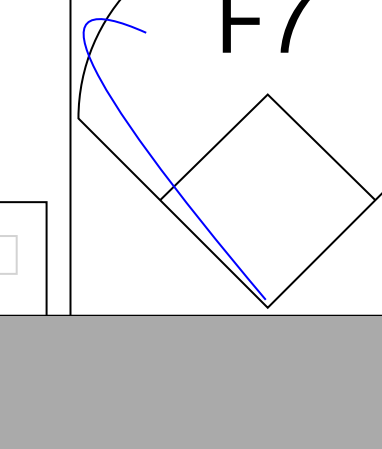
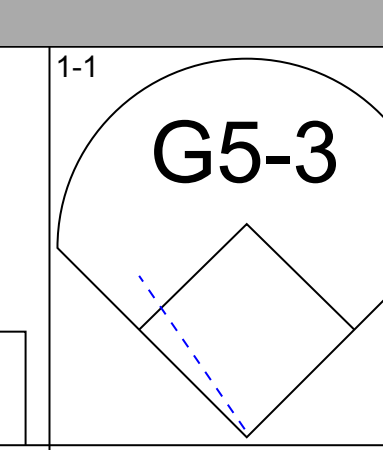
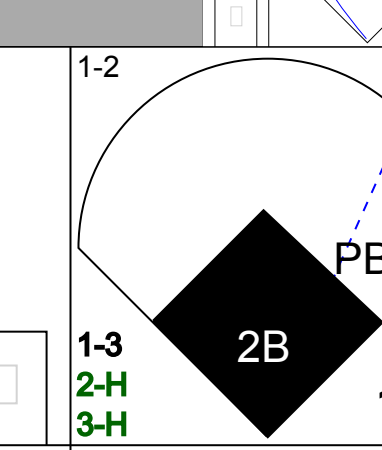
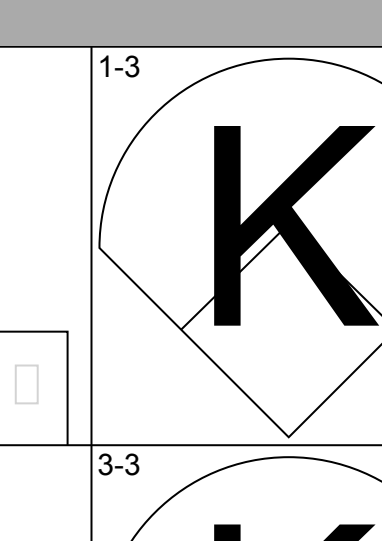
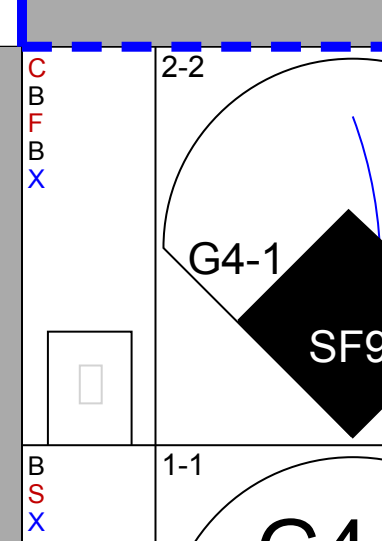
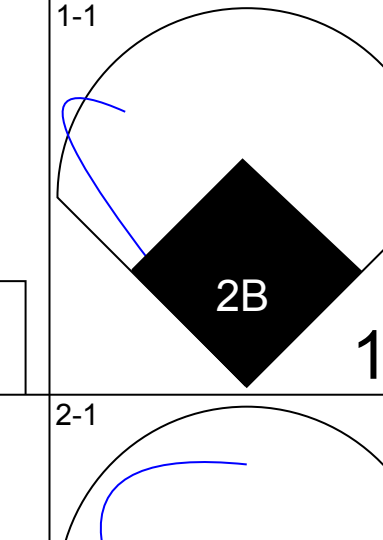
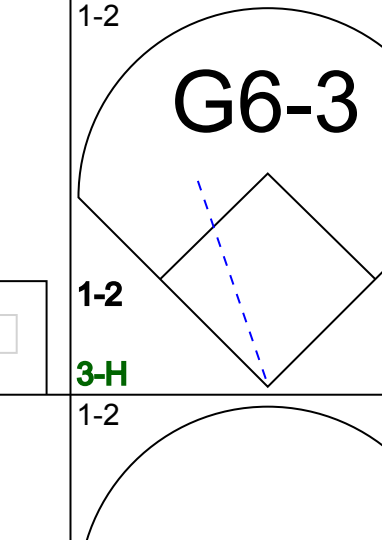
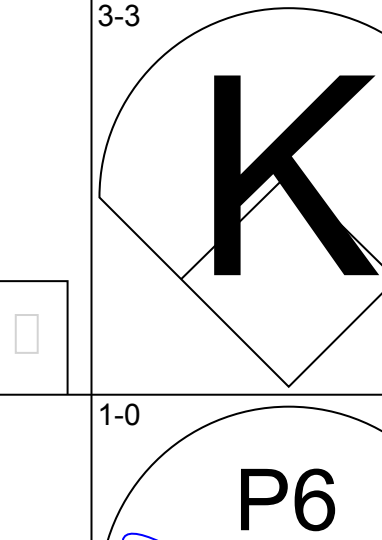
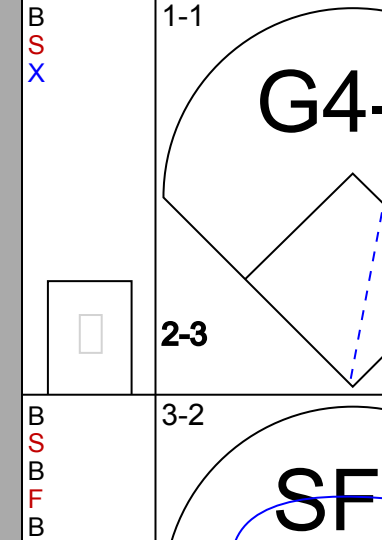
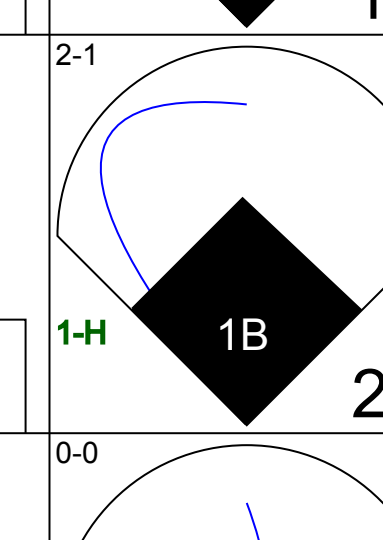
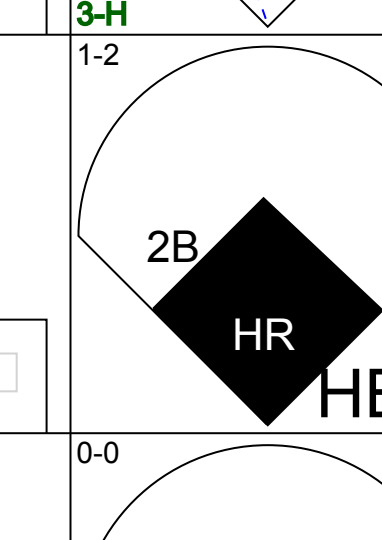
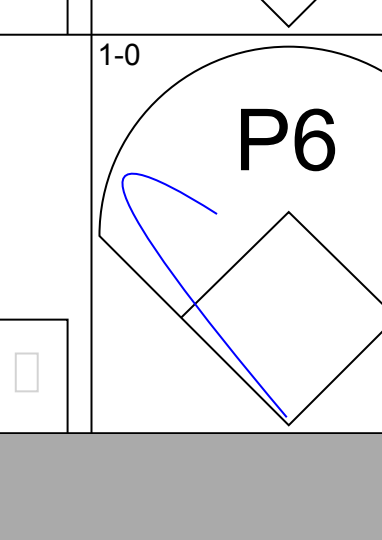
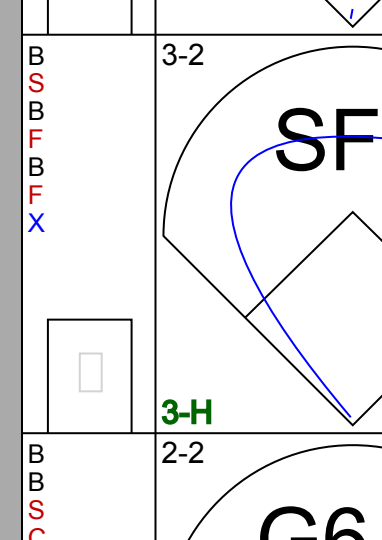
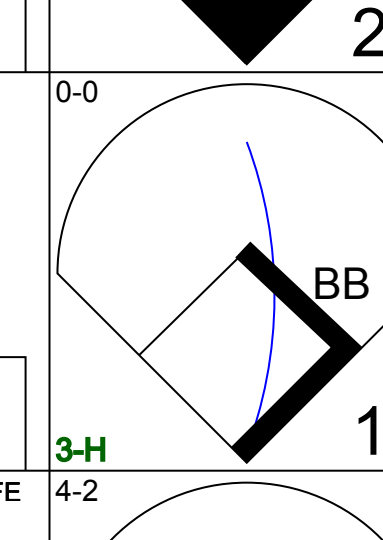
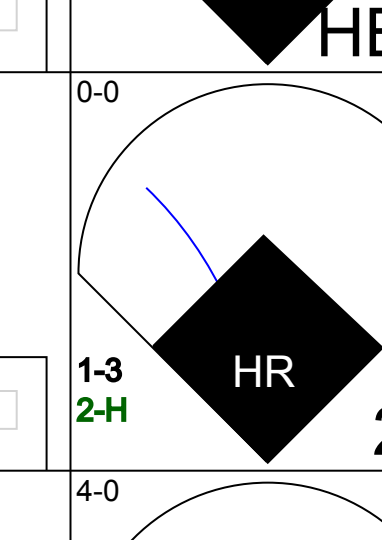
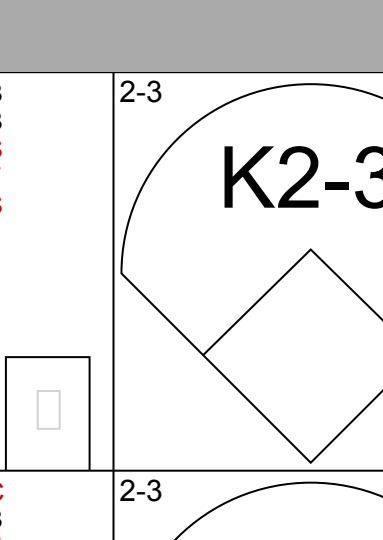
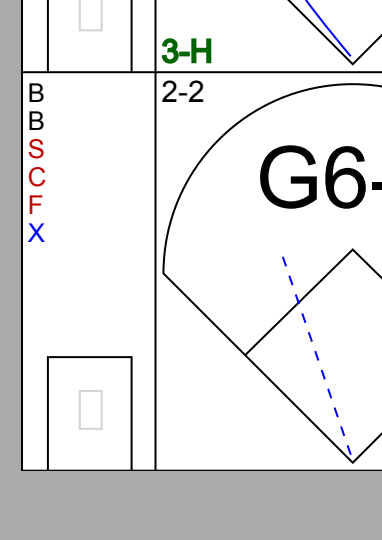
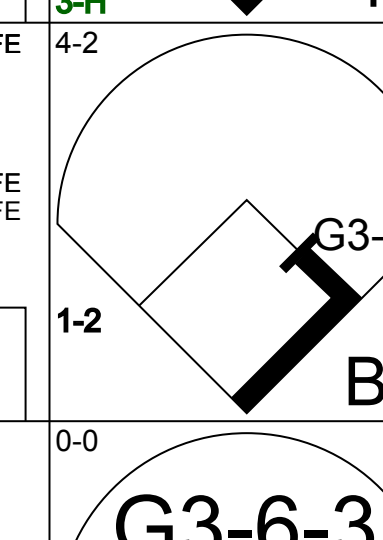
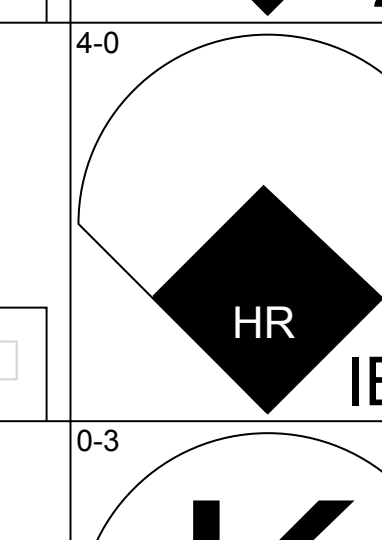
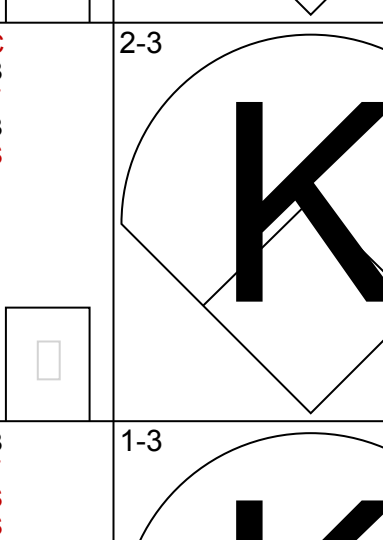
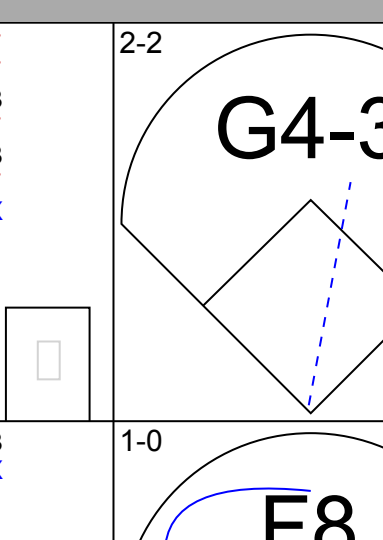

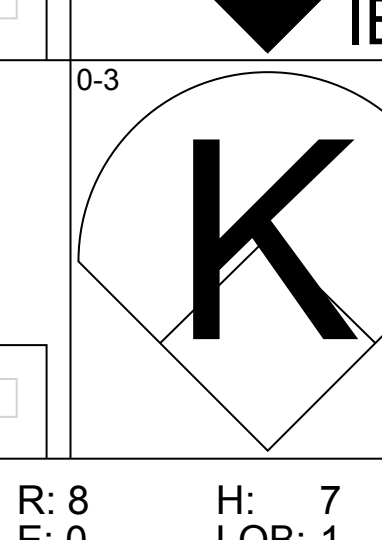
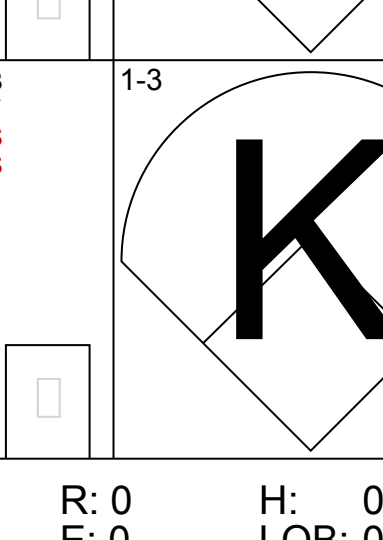
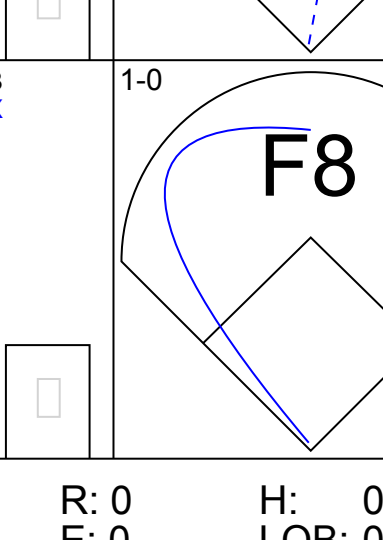


Batter	1	2	3	4	5	6	7	8	9	AB	R	H	RBI	BB	SO	LOB	TOP										
Matt Kata, S OBP: 0.310, SLG: 0.385 (1, 4)										4	0	0	0	0	0	3	1										
Alex Cintron, S OBP: 0.293, SLG: 0.354 (1, 6)				 1B						4	0	1	0	0	0	1	0										
Luis Gonzalez, L OBP: 0.373, SLG: 0.577 Shea Hillenbrand, R OBP: 0.304, SLG: 0.440 (1, 7) (6, 3)	 1B									3	0	1	0	0	0	0	1										
Richie Sexson, R OBP: 0.337, SLG: 0.578 Donnie Sadler, R OBP: 0.192, SLG: 0.238 (1, 3) (6, PR) (6, 7) (7, 8)	 1-2					 BB				2	0	0	0	1	0	2											
Steve Finley, L OBP: 0.355, SLG: 0.571 Elmer Dessens, R OBP: 0.308, SLG: 0.200 Carlos Baerga, S OBP: 0.200, SLG: 0.222 (1, 8) (7, 1) (9, PH)		 1B		 1-2		 1-2			 1-0	3	0	2	0	0	0	0	1										
Danny Bautista, R OBP: 0.372, SLG: 0.481 (1, 9)				 1-1		 0-0			 1-0	4	0	0	0	0	1	3											
Chad Tracy, L OBP: 0.371, SLG: 0.500 (1, 5)	 1-2				 1-1		 2-2		 0-2	4	2	2	1	0	0	1											
Brent Mayne, L OBP: 0.288, SLG: 0.310 (1, 2)			 1-2		 4-2		 0-0			2	0	0	0	1	0	1											
Steve Sparks, R OBP: 0.067, SLG: 0.067 Andrew Good, R Scott Hairston, R (1, 1) (3, 1) (7, PH) (7, 7)			 2-3		 1-3		 3-2			1	0	0	0	0	1	0											
Inning Stats	R: 0 E: 0 K: 2 S: 12	H: 1 LOB: 1 BB: 0 P: 17	R: 0 E: 0 K: 1 S: 12	H: 1 LOB: 0 BB: 0 P: 16	R: 0 E: 0 K: 2 S: 9	H: 0 LOB: 0 BB: 0 P: 15	R: 0 E: 0 K: 0 S: 6	H: 1 LOB: 1 BB: 0 P: 14	R: 1 E: 0 K: 1 S: 14	H: 1 LOB: 1 BB: 1 P: 22	R: 0 E: 0 K: 0 S: 11	H: 1 LOB: 2 BB: 1 P: 19	R: 1 E: 0 K: 1 S: 12	H: 1 LOB: 0 BB: 0 P: 17	R: 0 E: 0 K: 1 S: 6	H: 0 LOB: 0 BB: 0 P: 9	R: 0 E: 0 K: 0 S: 6	H: 0 LOB: 0 BB: 0 P: 8	1B: 4 2B: 0 3B: 1 HR: 1	SF: 0 SAC: 0 DP: 1 HBP: 0	WP: 1 PB: 0 CS: 0	PA: 34					
PITCHER	IP	WLS	BF	H	R	ER	SO	BB	IBB	HBP	BLK	WP	HR	S	P	ERA	WHIP										
Brad Penny, R ERA: 2.1 (1, 1)	6.0	W	24	5	1	1	6	2	0	0	0	1	1	64	103	1.50	1.167										
Tommy Phelps, L ERA: 3.0 (7, 1)	2.0		7	1	1	1	2	0	0	0	0	0	0	18	26	4.50	0.500										
Toby Borland, R ERA: 1.69 (9, 1)	1.0		3	0	0	0	0	0	0	0	0	0	0	6	8	0.00	0.000										

Arizona Diamondbacks @ Florida Marlins
 Pro Player Stadium, Miami, FL
 Sat May 22 2004, 4:10 PM EDT
 Att: 25,174 - Cloudy - 85 F

AB	32
R	2
H	6
RBI	2
BB	2
SO	8
LOB	11



Batter	1	2	3	4	5	6	7	8	9	AB	R	H	RBI	BB	SO	LOB	BOTTOM										
Luis Castillo, S OBP: 0.333, SLG: 0.333 Mike Mordecai, R OBP: 0.208, SLG: 0.217 (1, 4) (7, 5)			 HR			 1-0		 0-0		4	2	2	4	0	0	0											
Juan Pierre, L OBP: 0.400, SLG: 0.425 (1, 8)			 HR			 0-1				4	1	2	0	0	0	0											
Mike Lowell, R OBP: 0.415, SLG: 0.656 Tommy Phelps, L Toby Borland, R (1, 5) (7, 1) (9, 1)	 2-3		 HR			 1-0				4	1	1	0	0	1	1											
Miguel Cabrera, R OBP: 0.363, SLG: 0.532 (1, 9)		 1-1	 1B	 1-3			 2-2			4	2	2	2	0	1	0											
Lenny Harris, L OBP: 0.280, SLG: 0.320 Abraham Nunez, S OBP: 0.353, SLG: 0.286 (1, 7) (4, 7)		 1B	 1-2	 3-3			 1-1			2	1	1	1	0	0	1											
Hee-Seop Choi, L OBP: 0.360, SLG: 0.540 (1, 3)		 2B	 HR	 1-0			 3-2			2	2	1	2	0	0	0											
Alex Gonzalez, R OBP: 0.231, SLG: 0.345 (1, 6)		 1B	 2B		 2-3		 2-2			4	1	2	2	0	1	0											
Ramon Castro, R OBP: 0.213, SLG: 0.259 (1, 2)		 1-2	 IBB		 2-3			 2-2		2	1	0	0	2	1	0											
Brad Penny, R OBP: 0.087, SLG: 0.087 Damon Easley, R OBP: 0.422, SLG: 0.564 (1, 1) (7, 4)		 1-2	 0-3		 1-3			 1-0		3	0	0	0	0	2	5											
Inning Stats	R: 0 E: 0 K: 1 S: 8	H: 0 LOB: 0 BB: 0 P: 12	R: 2 E: 0 K: 0 S: 10	H: 3 LOB: 1 BB: 1 P: 18	R: 8 E: 0 K: 1 S: 27	H: 7 LOB: 1 BB: 1 P: 38	R: 0 E: 0 K: 2 S: 8	H: 0 LOB: 0 BB: 0 P: 13	R: 0 E: 0 K: 0 S: 4	H: 0 LOB: 0 BB: 0 P: 6	R: 1 E: 0 K: 0 S: 13	H: 1 LOB: 0 BB: 0 P: 21	R: 0 E: 0 K: 0 S: 7	H: 0 LOB: 0 BB: 0 P: 10	1B: 7 2B: 3 3B: 0 HR: 1	SF: 1 SAC: 0 DP: 1 HBP: 1	WP: 0 PB: 1 CS: 0	PA: 37									
PITCHER	IP	WLS	BF	H	R	ER	SO	BB	IBB	HBP	BLK	WP	HR	S	P	ERA	WHIP										
Steve Sparks, R ERA: 6.85 (1, 1)	2.2	L	19	9	10	10	2	1	0	0	0	0	0	40	61	33.75	3.750										
Andrew Good, R ERA: 4.41 (3, 1)	3.1		11	1	0	0	5	0	0	0	0	0	0	26	40	0.00	0.300										
Elmer Dessens, R ERA: 6.86 (7, 1)	2.0		7	1	1	1	0	0	0	0	0	0	0	20	31	4.50	0.500										

Arizona Diamondbacks @ Florida Marlins
 Pro Player Stadium, Miami, FL
 Sat May 22 2004, 4:10 PM EDT
 Att: 25,174 - Cloudy - 85 F

AB	33
R	11
H	11
RBI	11
BB	2
SO	7
LOB	8



Batter	1	2	3	4	5	6	7	8	9	AB	R	H	RBI	BB	SO	LOB	TOP											
Matt Kata, S OBP: 0.313, SLG: 0.388 (1, 4)	B1-3		P1					P3		4	1	1	0	1	0	0	Arizona Diamondbacks @ Florida Marlins Pro Player Stadium, Miami, FL Sun May 23 2004, 3:05 PM EDT Att: 40,819 - Cloudy - 85 F											
Alex Cintron, S OBP: 0.302, SLG: 0.358 (1, 6)	F9		F7							4	1	2	1	1	0	0												
Luis Gonzalez, L OBP: 0.368, SLG: 0.571 (1, 7)	G3		K							5	1	1	1	0	1	3												
Shea Hillenbrand, R OBP: 0.315, SLG: 0.454 (1, 3)		BB BB 1B								5	1	3	1	0	1	0												
Steve Finley, L OBP: 0.356, SLG: 0.565 (1, 8)		K								5	0	2	1	0	2	2												
Danny Bautista, R OBP: 0.379, SLG: 0.487 (1, 9)		BB BB 1-2								4	0	2	0	1	0	1												
Chad Tracy, L OBP: 0.375, SLG: 0.491 (1, 5)		1-2 2-3 BB								2	0	0	0	2	0	3												
Robby Hammock, R OBP: 0.286, SLG: 0.354 (1, 2)		K								4	0	0	0	0	2	5												
Randy Johnson, R OBP: 0.167, SLG: 0.174 (8, PH)		K								3	0	0	0	0	2	3												
Scott Hairston, R (8, PH)										1	0	0	0	0	0	0												
Mike Koplove, R (9, 1)										0	0	0	0	0	0	0												
Jose Valverde, R (9, 1)										0	0	0	0	0	0	0												
Inning Stats	R: 0 H: 0 E: 0 K: 0 S: 8	H: 0 LOB: 0 BB: 0 P: 13	R: 0 H: 1 E: 0 K: 3 S: 19	LOB: 3 BB: 2 P: 33	R: 0 H: 0 E: 0 K: 1 S: 7	H: 0 LOB: 0 BB: 0 P: 11	R: 0 H: 2 E: 0 K: 0 S: 8	H: 1 LOB: 1 BB: 0 P: 12	R: 4 H: 6 E: 0 K: 1 S: 20	H: 2 LOB: 2 BB: 0 P: 31	R: 0 H: 0 E: 0 K: 1 S: 12	H: 0 LOB: 2 BB: 2 P: 23	R: 0 H: 1 E: 0 K: 0 S: 10	H: 1 LOB: 2 BB: 1 P: 17	R: 0 H: 1 E: 0 K: 2 S: 9	H: 1 LOB: 1 BB: 0 P: 13	1B: 7 2B: 4 3B: 0 HR: 0	SF: 0 SAC: 0 DP: 1 HBP: 0	WP: 0 PB: 0 SB: 1 CS: 0	PA: 42								
PITCHER	IP	WLS	BF	H	R	ER	SO	BB	IBB	HBP	BLK	WP	HR	S	P	ERA	WHIP											
Dontrelle Willis, L ERA: 4.38	(1, 1)	5.0	L	25	9	4	4	5	2	0	0	0	0	0	62	100	7.20	2.200										
Justin Wayne, R ERA: 4.84	(6, 1)	2.0		10	1	0	0	1	2	1	0	0	0	0	22	40	0.00	1.500										
Matt Perisho, L ERA: 2.08	(8, 1)	2.0		7	1	0	0	2	0	0	0	0	0	0	19	26	0.00	0.500										

Batter	1	2	3	4	5	6	7	8	9	AB	R	H	RBI	BB	SO	LOB	BOTTOM											
Luis Castillo, S OBP: 0.331, SLG: 0.331 (1, 4)	F7							G4-3		4	0	1	1	0	0	1	Arizona Diamondbacks @ Florida Marlins Pro Player Stadium, Miami, FL Sun May 23 2004, 3:05 PM EDT Att: 40,819 - Cloudy - 85 F											
Juan Pierre, L OBP: 0.392, SLG: 0.416 (1, 8)	G6-3									4	0	0	0	0	0	2												
Mike Lowell, R OBP: 0.406, SLG: 0.639 (1, 5)	F7									4	0	0	0	0	0	0												
Miguel Cabrera, R OBP: 0.366, SLG: 0.556 (1, 9)		F8								4	1	2	1	0	0	0												
Jeff Conine, R OBP: 0.313, SLG: 0.392 (1, 3)		P4								2	1	1	1	2	0	0												
Mike Redmond, R OBP: 0.349, SLG: 0.403 (1, 2)		F9								3	0	0	0	0	2	2												
Abraham Nunez, S OBP: 0.342, SLG: 0.313 (1, 7)										4	1	1	0	0	2	3												
Alex Gonzalez, R OBP: 0.226, SLG: 0.338 (9, PH)										3	0	0	0	0	1	1												
Lenny Harris, L OBP: 0.209, SLG: 0.308 (9, PH)										1	0	0	0	0	0	1												
Dontrelle Willis, L OBP: 0.429, SLG: 0.632 (6, PH)										1	0	0	0	0	0	1												
Damon Easley, R OBP: 0.435, SLG: 0.564 (6, PH)										0	0	0	0	0	0	0												
Justin Wayne, R (6, 1)										0	0	0	0	0	0	0												
Mike Mordecai, R OBP: 0.200, SLG: 0.208 (7, PH)										1	0	0	0	0	1	0												
Matt Perisho, L (8, 1)										0	0	0	0	0	0	0												
Inning Stats	R: 0 H: 0 E: 0 K: 0 S: 6	H: 0 LOB: 0 BB: 0 P: 9	R: 0 H: 0 E: 0 K: 0 S: 5	H: 0 LOB: 0 BB: 0 P: 7	R: 1 H: 2 E: 0 K: 1 S: 14	H: 1 LOB: 1 BB: 0 P: 18	R: 0 H: 1 E: 0 K: 1 S: 12	H: 1 LOB: 2 BB: 1 P: 21	R: 0 H: 0 E: 0 K: 0 S: 9	H: 0 LOB: 0 BB: 0 P: 13	R: 1 H: 1 E: 0 K: 1 S: 11	H: 1 LOB: 0 BB: 0 P: 18	R: 0 H: 0 E: 0 K: 2 S: 14	H: 0 LOB: 0 BB: 0 P: 20	R: 0 H: 0 E: 0 K: 0 S: 9	H: 0 LOB: 0 BB: 0 P: 14	R: 1 H: 1 E: 0 K: 1 S: 13	H: 1 LOB: 1 BB: 1 P: 22	1B: 1 2B: 2 3B: 0 HR: 2	SF: 0 SAC: 1 DP: 0 HBP: 1	WP: 0 PB: 0 SB: 1 CS: 0	PA: 35						
PITCHER	IP	WLS	BF	H	R	ER	SO	BB	IBB	HBP	BLK	WP	HR	S	P	ERA	WHIP											
Randy Johnson, L ERA: 2.44	(1, 1)	7.0	W	27	4	2	2	5	1	0	0	0	0	0	71	106	2.57	0.714										
Mike Koplove, R ERA: 4.29	(8, 1)	1.0	H	3	0	0	0	0	0	0	0	0	0	9	14	0.00	0.000											
Jose Valverde, R ERA: 4.03	(9, 1)	1.0	S	5	1	1	1	1	1	0	0	0	0	1	13	22	9.00	2.000										

Batter	1	2	3	4	5	6	7	8	9	AB	R	H	RBI	BB	SO	LOB	TOP								
Chad Tracy, L OBP: 0.372, SLG: 0.479 (1, 5)	P6		G5-3			L9		G1-3		4	0	0	0	0	0	0	Arizona Diamondbacks @ San Francisco Giants SBC Park, San Francisco, CA Tue May 25 2004, 10:15 PM EDT Att: 36,664 - Cloudy - 62 F								
Alex Cintron, S OBP: 0.303, SLG: 0.353 (1, 6)	1B			P4		BB			E5	3	0	2	0	1	0										
Luis Gonzalez, L OBP: 0.359, SLG: 0.548 (1, 7)	F9			K2-3		F7			K	4	0	0	0	0	2	3									
Shea Hillenbrand, R OBP: 0.311, SLG: 0.464 (1, 3)	K			G4-3			F8		E5	4	0	0	0	0	1	2									
Steve Finley, L OBP: 0.357, SLG: 0.574 (1, 8)		G3			K		F7			4	0	1	0	0	1	0									
Danny Bautista, R OBP: 0.378, SLG: 0.500 (1, 9)		F8			1B		G4-3		G6-3	4	0	1	0	0	0	2									
Scott Hairston, R OBP: 0.286, SLG: 0.583 (1, 4)			K		P2				G4-3	3	1	1	0	0	1	1									
Brent Mayne, L OBP: 0.260, SLG: 0.277 (1, 2)			G6-3		K				G4-3	3	0	0	1	0	1	1									
Casey Fossum, L (1, 1)			K						G5-3	2	0	0	0	0	1	0									
Andrew Good, R (6, 1)										0	0	0	0	0	0	0									
Randy Choate, L (7, 1)										0	0	0	0	0	0	0									
Carlos Baerga, S (8, PH)										1	0	0	0	0	0	0									
36 Brian Bruney, R (8, 1)										0	0	0	0	0	0	0									
Inning Stats	R: 0 E: 0 K: 1 S: 11	H: 1 LOB: 1 BB: 0 P: 15	R: 0 E: 0 K: 1 S: 7	H: 0 LOB: 0 BB: 0 P: 11	R: 0 E: 0 K: 1 S: 10	H: 0 LOB: 0 BB: 0 P: 14	R: 0 E: 0 K: 1 S: 6	H: 0 LOB: 0 BB: 0 P: 10	R: 0 E: 0 K: 2 S: 9	H: 1 LOB: 1 BB: 0 P: 14	R: 0 E: 0 K: 0 S: 7	H: 0 LOB: 1 BB: 1 P: 13	R: 0 E: 0 K: 0 S: 11	H: 0 LOB: 0 BB: 0 P: 16	R: 1 E: 0 K: 0 S: 10	H: 1 LOB: 0 BB: 0 P: 14	R: 0 E: 1 K: 1 S: 16	H: 2 LOB: 2 BB: 0 P: 21	1B: 4 2B: 0 3B: 1 HR: 0	SF: 0 SAC: 0 DP: 0 HBP: 0	WP: 0 PB: 0 SB: 2 CS: 0	PA: 33			
PITCHER	IP	WLS	BF	H	R	ER	SO	BB	IBB	HBP	BLK	WP	HR	S	P	ERA	WHIP								
Jason Schmidt, R ERA: 2.78 (1, 1)	8.0	W	29	4	1	1	6	1	0	0	0	0	0	75	111	1.12	0.625								
Jason Christiansen, L ERA: 3.46 (9, 1)	0.1	H	1	0	0	0	1	0	0	0	0	0	0	3	5	0.00	0.000								
Matt Herges, R ERA: 5.96 (9, 1)	0.2	S	3	1	0	0	0	0	0	0	0	0	0	9	12	0.00	1.500								

Batter	1	2	3	4	5	6	7	8	9	AB	R	H	RBI	BB	SO	LOB	BOTTOM								
Neftali Feliz, S OBP: 0.248, SLG: 0.286 (1, 4)	HR		F9				B1			4	1	2	1	0	0	0	Arizona Diamondbacks @ San Francisco Giants SBC Park, San Francisco, CA Tue May 25 2004, 10:15 PM EDT Att: 36,664 - Cloudy - 62 F								
Edgardo Alfonzo, R OBP: 0.325, SLG: 0.368 (1, 5)	HR				F9					4	1	3	2	0	0	1									
Marquis Grissom, R OBP: 0.366, SLG: 0.512 (1, 8)	F8		G4-6-3				1B			4	0	1	0	0	0	1									
Barry Bonds, L OBP: 0.610, SLG: 0.793 (1, 7)	FC5-4			F8		HR	G5-3			4	1	2	1	0	0	2									
Pedro Feliz, R OBP: 0.293, SLG: 0.489 (1, 3)	F9			K		1B				3	0	0	0	1	2	1									
Jeffrey Hammonds, R OBP: 0.312, SLG: 0.383 (1, 9)	FC5-4			K		BB				4	0	1	0	0	1	2									
A.J. Pierzynski, L OBP: 0.300, SLG: 0.368 (1, 2)		K			FC6-4		G3			4	0	2	0	0	1	1									
Deivi Cruz, R OBP: 0.298, SLG: 0.333 (1, 6)		G1-3			FC6-4					3	1	0	0	1	0	3									
Jason Schmidt, R OBP: 0.167, SLG: 0.333 (9, 1)			G5-3		SH2-4					3	0	0	0	0	1	2									
Jason Christiansen, R (9, 1)							L5			0	0	0	0	0	0	0									
Matt Herges, L (9, 1)										0	0	0	0	0	0	0									
Inning Stats	R: 2 E: 0 K: 0 S: 15	H: 3 LOB: 1 BB: 0 P: 21	R: 0 E: 0 K: 1 S: 8	H: 0 LOB: 0 BB: 0 P: 14	R: 0 E: 0 K: 2 S: 9	H: 0 LOB: 0 BB: 0 P: 15	R: 0 E: 0 K: 2 S: 9	H: 0 LOB: 0 BB: 0 P: 10	R: 1 E: 0 K: 0 S: 8	H: 2 LOB: 1 BB: 0 P: 12	R: 1 E: 0 K: 0 S: 16	H: 2 LOB: 2 BB: 1 P: 28	R: 0 E: 0 K: 0 S: 12	H: 2 LOB: 2 BB: 0 P: 15	R: 0 E: 0 K: 2 S: 19	H: 1 LOB: 2 BB: 1 P: 30	1B: 9 2B: 0 3B: 0 HR: 2	SF: 0 SAC: 1 DP: 1 HBP: 0	WP: 0 PB: 0 SB: 0 CS: 0	PA: 36					
PITCHER	IP	WLS	BF	H	R	ER	SO	BB	IBB	HBP	BLK	WP	HR	S	P	ERA	WHIP								
Casey Fossum, L ERA: 7.53 (1, 1)	5.1	L	23	7	4	4	3	1	0	0	0	0	0	19	24	0.00	2.250								
Andrew Good, R ERA: 4.09 (6, 1)	1.1		7	3	0	0	0	0	0	0	0	0	0	2	3	0.00	0.000								
Randy Choate, L ERA: 8.16 (7, 1)	0.1		1	0	0	0	0	0	0	0	0	0	0	2	3	0.00	0.000								
36 Brian Bruney, R ERA: 1.93 (8, 1)	1.0		5	1	0	0	2	0	1	0	0	0	0	19	30	0.00	1.000								



Batter	1	2	3	4	5	6	7	8	9	AB	R	H	RBI	BB	SO	LOB	TOP										
Matt Kata, S OBP: 0.308, SLG: 0.382 (1, 5)	F8		G1-3		SH1-4 1B		FC1-5 E FC6-4 1B		G4-3	5	1	1	0	0	0	2	Arizona Diamondbacks @ San Francisco Giants SBC Park, San Francisco, CA Wed May 26 2004, 10:05 PM EDT Att: 38,187 - Unknown - 62 F										
Alex Cintron, S OBP: 0.302, SLG: 0.350 (1, 6)	G4-3		K		SH1-4		E7 FC6-4 1B		G3	4	0	1	1	0	1	0											
Luis Gonzalez, L OBP: 0.366, SLG: 0.547 (1, 7)			G4-3		G6-3 BB		FC6-4 IBB			2	0	1	0	2	0	0											
Shea Hillenbrand, R OBP: 0.303, SLG: 0.451 (1, 3)	FC5-4 1B				G6-3		FC6-4			4	0	0	1	0	0	5											
Steve Finley, L OBP: 0.355, SLG: 0.567 (1, 8)					G3		G4-3		G4-3	4	0	1	0	0	0	2											
Danny Bautista, R OBP: 0.376, SLG: 0.494 (1, 9)					L9		F9		G6-3	4	1	1	0	0	0	1											
Scott Hairston, R OBP: 0.305, SLG: 0.600 Stephen Randolph, L ERA: 1.66 Doug DeVoro, L ERA: 3.72 Brian Bruney, R ERA: 3.72 Randy Choate, L ERA: 8.16 Jose Valverde, R ERA: 3.91					1B 1B		K		K	3	0	2	0	0	1	0											
Robby Hammock, R OBP: 0.295, SLG: 0.360 (1, 2)					1B 1B				F9	4	0	2	1	0	0	2											
Casey Daigle, R OBP: 0.125, SLG: 0.250 Chad Tracy, L OBP: 0.374, SLG: 0.479 (7, PH) (7, 5)					FC6 1B		FC1-5 1B		F9	2	0	0	0	0	0	5											
Inning Stats	R: 0 E: 0 K: 0 S: 9	H: 1 LOB: 1 BB: 0 P: 14	R: 0 E: 1 K: 0 S: 14	H: 2 LOB: 2 BB: 0 P: 22	R: 0 E: 0 K: 1 S: 8	H: 0 LOB: 0 BB: 0 P: 11	R: 1 E: 0 K: 0 S: 13	H: 3 LOB: 2 BB: 0 P: 19	R: 0 E: 0 K: 1 S: 9	H: 0 LOB: 0 BB: 0 P: 15	R: 2 E: 1 K: 0 S: 11	H: 3 LOB: 2 BB: 1 P: 17	R: 0 E: 0 K: 1 S: 7	H: 0 LOB: 0 BB: 0 P: 8	R: 0 E: 0 K: 0 S: 9	H: 0 LOB: 0 BB: 0 P: 12		1B: 10 2B: 0 3B: 0 HR: 0	SF: 0 SAC: 1 DP: 2 HBP: 0	WP: 0 PB: 0 SB: 0 CS: 0	PA: 38						
PITCHER	IP	WLS	BF	H	R	ER	SO	BB	IBB	HBP	BLK	WP	HR	S	P	ERA	WHIP										
Kirk Rueter, L ERA: 5.24	6.1		30	10	3	3	2	1	1	0	0	0	0	67	107	4.26	1.737										
Jim Brower, R ERA: 3.1	0.1		1	0	0	0	0	0	0	0	0	0	0	2	2	0.00	0.000										
Scott Eyre, L ERA: 2.7	0.1		1	0	0	0	0	0	0	0	0	0	0	2	2	0.00	0.000										
Felix Rodriguez, R ERA: 2.74	1.0	W	3	0	0	0	1	0	0	0	0	0	0	7	8	0.00	0.000										
Matt Herges, R ERA: 5.7	1.0	S	3	0	0	0	0	0	0	0	0	0	0	9	12	0.00	0.000										

Batter	1	2	3	4	5	6	7	8	9	AB	R	H	RBI	BB	SO	LOB	BOTTOM										
Michael Tucker, L OBP: 0.345, SLG: 0.365 (1, 9)	K		F9		1B BB			BB BB BB		2	1	0	0	2	1	1	Arizona Diamondbacks @ San Francisco Giants SBC Park, San Francisco, CA Wed May 26 2004, 10:05 PM EDT Att: 38,187 - Unknown - 62 F										
Edgardo Alfonzo, R OBP: 0.327, SLG: 0.365 (1, 5)	F9		G5-3		FC6-4 1B		B1			4	0	1	0	0	0	2											
Marquis Grissom, R OBP: 0.369, SLG: 0.509 (1, 8)			G4-3		FC6-4		BB BB			3	1	1	0	1	0	3											
Barry Bonds, L OBP: 0.607, SLG: 0.811 (1, 7)	F8				HR		L7		2B BB	3	1	1	1	1	0	1											
Pedro Feliz, R OBP: 0.299, SLG: 0.496 (9, 3)					P3		F8		2B	4	1	2	2	0	0	0											
A.J. Pierzynski, L OBP: 0.299, SLG: 0.359 (1, 2)					G4-3		G6-3		BB	3	0	0	0	1	1	1											
Damon Minor, L Matt Herges, L (9, 1)					G6-3		P5		F7	4	0	0	0	0	0	4											
Nelfi Perez, S OBP: 0.248, SLG: 0.285 (1, 4)					G3		G6-3		F8	4	0	1	1	0	0	3											
Kirk Rueter, L ERA: 2.91 Jim Brower, R ERA: 3.09 Scott Eyre, L ERA: 2.74 Dustin Mohr, R ERA: 8.16 Felix Rodriguez, R ERA: 2.74 Delivi Cruz, R ERA: 3.33					B3		K			1	0	0	0	1	0	0											
Inning Stats	R: 0 E: 0 K: 1 S: 10	H: 1 LOB: 1 BB: 0 P: 15	R: 1 E: 0 K: 1 S: 8	H: 2 LOB: 1 BB: 0 P: 12	R: 0 E: 0 K: 0 S: 10	H: 0 LOB: 1 BB: 1 P: 17	R: 1 E: 0 K: 0 S: 11	H: 1 LOB: 0 BB: 0 P: 17	R: 0 E: 0 K: 0 S: 9	H: 0 LOB: 2 BB: 1 P: 18	R: 0 E: 0 K: 0 S: 3	H: 0 LOB: 0 BB: 0 P: 4	R: 0 E: 0 K: 1 S: 8	H: 0 LOB: 0 BB: 0 P: 16	R: 2 E: 0 K: 0 S: 10	H: 1 LOB: 3 BB: 4 P: 26		1B: 4 2B: 1 3B: 0 HR: 1	SF: 0 SAC: 0 DP: 0 HBP: 0	WP: 0 PB: 0 SB: 0 CS: 0	PA: 35						
PITCHER	IP	WLS	BF	H	R	ER	SO	BB	IBB	HBP	BLK	WP	HR	S	P	ERA	WHIP										
Casey Daigle, R ERA: 1.66	6.0		24	5	2	2	2	2	0	0	0	0	0	51	83	3.00	1.167										
Stephen Randolph, L ERA: 1.66	1.0	H	3	0	0	0	1	0	0	0	0	0	0	8	16	0.00	0.000										
36 Brian Bruney, R ERA: 3.72	0.1	L	3	0	2	2	0	2	0	0	0	0	0	3	10	54.00	6.000										
Randy Choate, L ERA: 8.16	0.0		1	0	0	0	0	1	0	0	0	0	0	0	4	=	=										
Jose Valverde, R ERA: 3.91	0.2	B	4	1	0	0	0	1	0	0	0	0	0	7	12	0.00	3.000										

AB	35
R	3
H	10
RBI	3
BB	2
SO	3
LOB	17



Batter	1	2	3	4	5	6	7	8	9	10	AB	R	H	RBI	BB	SO	LOB	TOP	
Chad Tracy, L OBP: 0.358, SLG: 0.456	F9		F7		G3	FC6-4		FC6-4		K	6	0	0	0	0	1	4	Arizona Diamondbacks @ San Francisco Giants SBC Park, San Francisco, CA Thu May 27 2004, 10:15 PM EDT Att: 36,122 - Overcast - 60 F	
Matt Kata, S OBP: 0.306, SLG: 0.376	P5		G4-3		P4			1B BB FC4-2			5	0	1	0	0	1	0		
Luis Gonzalez, L OBP: 0.362, SLG: 0.534	G4-3		P5		L1			FC4-2 1B			4	0	0	0	1	1	0		
Danny Bautista, R OBP: 0.376, SLG: 0.509		G6-3		G5-3		P3		FC4-2 1B			5	1	2	1	0	0	0		
Steve Finley, L OBP: 0.361, SLG: 0.565	G4-3			BB 1B		FC5-4 1B		FC4-2 G6-4-3			4	2	2	0	1	0	3		
Shea Hillenbrand, R OBP: 0.313, SLG: 0.452	E5 2B		F7			FC5-4 1B		G6-4-3			4	1	2	0	0	0	4		
Scott Hairston, R OBP: 0.364, SLG: 0.579				1B BB		FC5-4 PB BB					4	0	1	1	1	1	4		
Brent Mayne, L OBP: 0.299, SLG: 0.299											2	0	2	1	2	0	0		
Robby Hammonck, R OBP: 0.292, SLG: 0.356											1	0	0	0	0	0	0		
Steve Sparks, R OBP: 0.269, SLG: 0.069											2	0	0	0	0	1	4		
Carlos Baerga, S OBP: 0.242, SLG: 0.091											0	0	0	0	0	0	0		
Stephen Randolph, L OBP: 0.242, SLG: 0.091											0	0	0	0	0	0	0		
Mike Koplove, R OBP: 0.242, SLG: 0.091											0	0	0	0	0	0	0		
Alex Cinton, S OBP: 0.242, SLG: 0.091											0	0	0	0	0	0	0		
Scott Service, R OBP: 0.242, SLG: 0.091											0	0	0	0	0	0	0		
Doug DeVore, L OBP: 0.176, SLG: 0.176											0	0	0	0	0	0	0		
Jose Valverde, R OBP: 0.176, SLG: 0.176											0	0	0	0	0	0	0		
Inning Stats	R: 0 E: 0 K: 0 S: 7	H: 0 LOB: 0 BB: 0 P: 12	R: 1 E: 1 K: 1 S: 12	H: 2 LOB: 2 BB: 1 P: 22	R: 0 E: 0 K: 0 S: 5	H: 0 LOB: 0 BB: 0 P: 6	R: 1 E: 0 K: 0 S: 11	H: 2 LOB: 3 BB: 2 P: 16	R: 0 E: 0 K: 0 S: 4	H: 2 LOB: 2 BB: 1 P: 13	R: 0 E: 0 K: 1 S: 13	H: 1 LOB: 1 BB: 0 P: 17	R: 1 E: 0 K: 2 S: 8	H: 1 LOB: 2 BB: 0 P: 11	1B: 8 2B: 1 3B: 0 HR: 1	SF: 0 SAC: 0 DP: 1 HBP: 1	WP: 0 PB: 1 SB: 0 CS: 0	PA: 46	
PITCHER	IP WLS BF H R ER SO	IP WLS BF H R ER SO	IP WLS BF H R ER SO	IP WLS BF H R ER SO	IP WLS BF H R ER SO	IP WLS BF H R ER SO	IP WLS BF H R ER SO	IP WLS BF H R ER SO	IP WLS BF H R ER SO	IP WLS BF H R ER SO	IP WLS BF H R ER SO	IP WLS BF H R ER SO	IP WLS BF H R ER SO	IP WLS BF H R ER SO	IP WLS BF H R ER SO	IP WLS BF H R ER SO	IP WLS BF H R ER SO	IP WLS BF H R ER SO	
Dustin Hermanson, R ERA: 3.99	(1, 1)	(1, 1)	(1, 1)	(1, 1)	(1, 1)	(1, 1)	(1, 1)	(1, 1)	(1, 1)	(1, 1)	(1, 1)	(1, 1)	(1, 1)	(1, 1)	(1, 1)	(1, 1)	(1, 1)	(1, 1)	(1, 1)
Scott Eyre, L ERA: 3.01	(6, 1)	(6, 1)	(7, 1)	(7, 1)	(7, 1)	(7, 1)	(7, 1)	(7, 1)	(7, 1)	(7, 1)	(7, 1)	(7, 1)	(7, 1)	(7, 1)	(7, 1)	(7, 1)	(7, 1)	(7, 1)	(7, 1)
Jason Christiansen, L ERA: 3.46	(8, 1)	(8, 1)	(8, 1)	(8, 1)	(8, 1)	(8, 1)	(8, 1)	(8, 1)	(8, 1)	(8, 1)	(8, 1)	(8, 1)	(8, 1)	(8, 1)	(8, 1)	(8, 1)	(8, 1)	(8, 1)	(8, 1)
Jim Brower, R ERA: 3.0	(8, 1)	(8, 1)	(8, 1)	(8, 1)	(8, 1)	(8, 1)	(8, 1)	(8, 1)	(8, 1)	(8, 1)	(8, 1)	(8, 1)	(8, 1)	(8, 1)	(8, 1)	(8, 1)	(8, 1)	(8, 1)	(8, 1)
Felix Rodriguez, R ERA: 2.63	(8, 1)	(8, 1)	(8, 1)	(8, 1)	(8, 1)	(8, 1)	(8, 1)	(8, 1)	(8, 1)	(8, 1)	(8, 1)	(8, 1)	(8, 1)	(8, 1)	(8, 1)	(8, 1)	(8, 1)	(8, 1)	(8, 1)

Batter	1	2	3	4	5	6	7	8	9	10	AB	R	H	RBI	BB	SO	LOB	BOTTOM						
Michael Tucker, L OBP: 0.340, SLG: 0.377	K			SF7		L4					4	0	1	3	0	1	2	Arizona Diamondbacks @ San Francisco Giants SBC Park, San Francisco, CA Thu May 27 2004, 10:15 PM EDT Att: 36,122 - Overcast - 60 F						
Tyler Walker, R OBP: 0.329, SLG: 0.358				F8				G4-3 BB			3	0	0	0	2	0	1							
Edgardo Alfonzo, R OBP: 0.329, SLG: 0.358	G6-3										3	0	0	0	2	0	1							
Marquis Grissom, R OBP: 0.359, SLG: 0.494	G6-3										5	0	0	0	0	2	3							
Barry Bonds, L OBP: 0.613, SLG: 0.804		P4									2	1	1	0	3	0	0							
Pedro Feliz, R OBP: 0.291, SLG: 0.483											4	0	0	0	0	0	0							
Felix Rodriguez, R ERA: 4.67		G5-3		G5-3							0	0	0	0	0	0	0							
Jeffrey Hammonds, R OBP: 0.319, SLG: 0.383											0	0	0	0	1	0	0							
Damon Minor, L OBP: 0.444, SLG: 0.429		G3									3	1	2	1	2	0	0							
A.J. Pierzynski, L OBP: 0.304, SLG: 0.371											4	2	2	1	0	0	2							
Neifi Perez, S OBP: 0.248, SLG: 0.279											3	0	0	0	1	0	2							
Dustin Hermanson, R ERA: 3.99	(1, 1)	(1, 1)	(1, 1)	(1, 1)	(1, 1)	(1, 1)	(1, 1)	(1, 1)	(1, 1)	(1, 1)	(1, 1)	(1, 1)	(1, 1)	(1, 1)	(1, 1)	(1, 1)	(1, 1)	(1, 1)	(1, 1)					
Scott Eyre, L ERA: 3.01	(6, 1)	(6, 1)	(7, 1)	(7, 1)	(7, 1)	(7, 1)	(7, 1)	(7, 1)	(7, 1)	(7, 1)	(7, 1)	(7, 1)	(7, 1)	(7, 1)	(7, 1)	(7, 1)	(7, 1)	(7, 1)	(7, 1)					
Dustin Mohr, R OBP: 0.296, SLG: 0.224	(7, 1)	(7, 1)	(7, 1)	(7, 1)	(7, 1)	(7, 1)	(7, 1)	(7, 1)	(7, 1)	(7, 1)	(7, 1)	(7, 1)	(7, 1)	(7, 1)	(7, 1)	(7, 1)	(7, 1)	(7, 1)	(7, 1)					
Jason Christiansen, R ERA: 3.46	(8, 1)	(8, 1)	(8, 1)	(8, 1)	(8, 1)	(8, 1)	(8, 1)	(8, 1)	(8, 1)	(8, 1)	(8, 1)	(8, 1)	(8, 1)	(8, 1)	(8, 1)	(8, 1)	(8, 1)	(8, 1)	(8, 1)					
Jim Brower, R ERA: 3.0	(8, 1)	(8, 1)	(8, 1)	(8, 1)	(8, 1)	(8, 1)	(8, 1)	(8, 1)	(8, 1)	(8, 1)	(8, 1)	(8, 1)	(8, 1)	(8, 1)	(8, 1)	(8, 1)	(8, 1)	(8, 1)	(8, 1)					
Deivi Cruz, R OBP: 0.262, SLG: 0.326	(10, 1)	(10, 1)	(10, 1)	(10, 1)	(10, 1)	(10, 1)	(10, 1)	(10, 1)	(10, 1)	(10, 1)	(10, 1)	(10, 1)	(10, 1)	(10, 1)	(10, 1)	(10, 1)	(10, 1)	(10, 1)	(10, 1)					
Inning Stats	R: 0 E: 0 K: 1 S: 8	H: 0 LOB: 0 BB: 0 P: 12	R: 0 E: 0 K: 0 S: 6	H: 0 LOB: 0 BB: 0 P: 7	R: 2 E: 0 K: 1 S: 17	H: 3 LOB: 3 BB: 2 P: 29	R: 2 E: 0 K: 0 S: 12	H: 2 LOB: 1 BB: 1 P: 22	R: 0 E: 0 K: 0 S: 5	H: 1 LOB: 0 BB: 0 P: 8	R: 0 E: 0 K: 0 S: 8	H: 0 LOB: 2 BB: 2 P: 23	R: 0 E: 0 K: 0 S: 4	H: 0 LOB: 1 BB: 2 P: 12	R: 0 E: 0 K: 0 S: 8	H: 0 LOB: 0 BB: 1 P: 13	R: 0 E: 0 K: 0 S: 8	H: 0 LOB: 0 BB: 0 P: 15	R: 1 E: 1 K: 1 S: 5	H: 1 LOB: 2 BB: 2 P: 15	1B: 4 2B: 2 3B: 1 HR: 0	SF: 1 SAC: 1 DP: 3 HBP: 0	WP: 1 PB: 0 SB: 0 CS: 0	PA: 42
PITCHER	IP WLS BF H R ER SO	IP WLS BF H R ER SO	IP WLS BF H R ER SO	IP WLS BF H R ER SO	IP WLS BF H R ER SO	IP WLS BF H R ER SO	IP WLS BF H R ER SO	IP WLS BF H R ER SO	IP WLS BF H R ER SO	IP WLS BF H R ER SO	IP WLS BF H R ER SO	IP WLS BF H R ER SO	IP WLS BF H R ER SO	IP WLS BF H R ER SO	IP WLS BF H R ER SO	IP WLS BF H R ER SO	IP WLS BF H R ER SO	IP WLS BF H R ER SO						
Steve Sparks, R ERA: 6.71	(1, 1)	(1, 1)	(1, 1)	(1, 1)	(1, 1)	(1, 1)	(1, 1)	(1, 1)	(1, 1)	(1, 1)	(1, 1)	(1, 1)	(1, 1)	(1, 1)	(1, 1)	(1, 1)	(1, 1)	(1, 1)	(1, 1)					
Stephen Randolph, L ERA: 1.59	(6, 1)	(6, 1)	(7, 1)	(7, 1)	(7, 1)	(7, 1)	(7, 1)	(7, 1)	(7, 1)	(7, 1)	(7, 1)	(7, 1)	(7, 1)	(7, 1)	(7, 1)	(7, 1)	(7, 1)	(7, 1)	(7, 1)					
Mike Koplove, R ERA: 4.67	(7, 1)	(7, 1)	(7, 1)	(7, 1)	(7, 1)	(7, 1)	(7, 1)	(7, 1)	(7, 1)	(7, 1)	(7, 1)	(7, 1)	(7, 1)	(7, 1)	(7, 1)	(7, 1)	(7, 1)	(7, 1)	(7, 1)					
Scott Service, R ERA: 4.67	(8, 1)	(8, 1)	(8, 1)	(8, 1)	(8, 1)	(8, 1)	(8, 1)	(8, 1)	(8, 1)	(8, 1)	(8, 1)	(8, 1)	(8, 1)	(8, 1)	(8, 1)	(8, 1)	(8, 1)	(8, 1)	(8, 1)					
Jose Valverde, R ERA: 4.24	(10, 1)	(10, 1)	(10, 1)	(10, 1)	(10, 1)	(10, 1)	(10, 1)	(10, 1)	(10, 1)	(10, 1)	(10, 1)	(10, 1)	(10, 1)	(10, 1)	(10, 1)	(10, 1)	(10, 1)	(10, 1)	(10, 1)					



Batter	1	2	3	4	5	6	7	8	9	AB	R	H	RBI	BB	SO	LOB	TOP										
Matt Kata, S OBP: 0.303, SLG: 0.366 (1,4)	F7		G4-3 1B BB				G6-3		E3 FC1-6	4	1	0	0	1	1	0											
Alex Cintron, S OBP: 0.303, SLG: 0.346 (1,6)	G4-3		G4-3						FC1-6 FC4-6	4	2	1	0	1	0	2											
Luis Gonzalez, L OBP: 0.358, SLG: 0.542 (1,7)	P5		P5						FC4-6	5	1	1	2	0	1	3											
Danny Bautista, R OBP: 0.384, SLG: 0.511 (1,9)										3	1	2	1	1	1	0											
Steve Finley, L OBP: 0.354, SLG: 0.556 (1,8)										3	0	0	1	0	2	2											
Shea Hillenbrand, R OBP: 0.317, SLG: 0.453 (1,3)										4	0	2	0	0	1	1											
Chad Tracy, L OBP: 0.355, SLG: 0.445 (1,5)										3	0	0	0	1	0	3											
Robby Hammock, R OBP: 0.300, SLG: 0.396 (1,2)										4	1	2	2	0	1	0											
Randy Johnson, R OBP: 0.148, SLG: 0.154 (1,1)										3	0	0	0	0	1	2											
Mike Koplove, R ERA: 3.75 (7,1)										0	0	0	0	0	0	0											
Randy Choate, L ERA: 4.15 (8,1)										0	0	0	0	0	0	0											
Elmer Dessens, R OBP: 0.286, SLG: 0.182 (8,1)										1	0	0	0	0	0	0											
Inning Stats	R: 0 E: 0 K: 0 S: 9	H: 0 LOB: 0 BB: 0 P: 10	R: 1 E: 0 K: 1 S: 15	H: 2 LOB: 2 BB: 1 P: 26	R: 1 E: 0 K: 0 S: 10	H: 1 LOB: 1 BB: 1 P: 20	R: 0 E: 0 K: 1 S: 11	H: 0 LOB: 0 BB: 0 P: 12	R: 2 E: 0 K: 3 S: 16	H: 2 LOB: 0 BB: 0 P: 28	R: 0 E: 0 K: 1 S: 8	H: 1 LOB: 0 BB: 0 P: 12	R: 0 E: 0 K: 1 S: 10	H: 0 LOB: 0 BB: 0 P: 13	R: 1 E: 0 K: 1 S: 13	H: 1 LOB: 2 BB: 2 P: 24	R: 1 E: 1 K: 0 S: 12	H: 1 LOB: 1 BB: 0 P: 16	1B: 6 2B: 0 3B: 0 HR: 2	SF: 1 SAC: 0 DP: 1 HBP: 0	WP: 2 PB: 0 SB: 1 CS: 0	PA: 39					
PITCHER	IP	WLS	BF	H	R	ER	SO	BB	IBB	HBP	BLK	WP	HR	S	P	ERA	WHIP										
Wilson Alvarez, L ERA: 3.32 (1,1)	2.0	L	9	2	1	1	1	1	0	0	0	0	0	24	36	4.50	1.500										
Brian Falkenberg, R ERA: 7.53 (3,1)	4.0		16	4	3	3	5	1	0	0	0	0	1	45	72	6.75	1.250										
Tom Martin, L ERA: 3.75 (7,1)	1.0		3	0	0	0	1	0	0	0	0	0	0	10	13	0.00	0.000										
37 Darren Dreifort, R ERA: 4.15 (8,1)	1.0		6	1	1	1	1	2	0	0	0	2	0	13	24	9.00	3.000										
Duane Sanchez, R ERA: 2.38 (9,1)	1.0		5	1	1	1	0	0	0	0	0	0	1	12	16	9.00	1.000										

Arizona Diamondbacks @ Los Angeles Dodgers
Dodger Stadium, Los Angeles, CA
Fri May 28 2004, 7:10 PM PDT
Att: 46,455 - Unknown - 67 F

AB	34
R	6
H	8
RBI	6
BB	4
SO	8
LOB	13



Batter	1	2	3	4	5	6	7	8	9	AB	R	H	RBI	BB	SO	LOB	BOTTOM										
Cesar Izturis, S OBP: 0.340, SLG: 0.389 (1,6)	L4		G5-3						F8	5	0	2	2	0	0	2											
Paul Lo Duca, R OBP: 0.382, SLG: 0.421 (1,2)	L9									4	0	1	0	0	0	2											
Milton Bradley, S OBP: 0.333, SLG: 0.435 (1,8)	G1-3									4	0	0	0	0	1	2											
Shawn Green, L OBP: 0.318, SLG: 0.401 (1,9)										4	0	1	0	0	1	2											
Adrián Beltré, R OBP: 0.339, SLG: 0.547 (1,5)										4	1	1	0	0	1	1											
Juan Encarnacion, R OBP: 0.256, SLG: 0.381 (1,7)										4	0	0	0	0	1	2											
Olmedo Saenz, R OBP: 0.345, SLG: 0.600 (1,3)										3	1	0	0	1	1	0											
José Hernández, R OBP: 0.412, SLG: 0.819 (1,4)										4	1	4	1	0	0	0											
Wilson Alvarez, L ERA: 3.32 (1,1)										0	0	0	0	0	0	0											
Brian Falkenberg, R ERA: 7.53 (3,1)										0	0	0	0	0	0	0											
Tom Martin, L ERA: 3.75 (7,1)										0	0	0	0	0	0	0											
37 Darren Dreifort, R ERA: 4.15 (8,1)										0	0	0	0	0	0	0											
Duane Sanchez, R ERA: 2.38 (9,1)										0	0	0	0	0	0	0											
Inning Stats	R: 0 E: 0 K: 0 S: 8	H: 0 LOB: 0 BB: 0 P: 12	R: 0 E: 0 K: 1 S: 9	H: 0 LOB: 0 BB: 0 P: 13	R: 0 E: 0 K: 2 S: 9	H: 1 LOB: 1 BB: 0 P: 14	R: 0 E: 0 K: 0 S: 7	H: 0 LOB: 0 BB: 0 P: 10	R: 0 E: 0 K: 0 S: 7	H: 0 LOB: 0 BB: 0 P: 10	R: 1 E: 0 K: 0 S: 11	H: 3 LOB: 2 BB: 0 P: 16	R: 2 E: 0 K: 1 S: 17	H: 3 LOB: 2 BB: 1 P: 26	R: 0 E: 0 K: 2 S: 13	H: 1 LOB: 1 BB: 0 P: 20	R: 0 E: 0 K: 0 S: 15	H: 1 LOB: 1 BB: 0 P: 20	1B: 6 2B: 3 3B: 0 HR: 0	SF: 0 SAC: 0 DP: 0 HBP: 0	WP: 0 PB: 0 SB: 0 CS: 0	PA: 37					
PITCHER	IP	WLS	BF	H	R	ER	SO	BB	IBB	HBP	BLK	WP	HR	S	P	ERA	WHIP										
Randy Johnson, L ERA: 2.59 (1,1)	6.1	W	26	6	3	3	4	1	0	0	0	0	0	64	94	4.26	1.105										
Mike Koplove, R ERA: 4.5 (7,1)	1.0	H	4	1	0	0	1	0	0	0	0	0	0	7	11	0.00	1.000										
Randy Choate, L ERA: 8.16 (8,1)	0.0		1	1	0	0	0	0	0	0	0	0	0	2	3	∞	∞										
Elmer Dessens, R ERA: 6.48 (8,1)	1.2	S	6	1	0	0	1	0	0	0	0	0	0	23	33	0.00	0.600										

Arizona Diamondbacks @ Los Angeles Dodgers
Dodger Stadium, Los Angeles, CA
Fri May 28 2004, 7:10 PM PDT
Att: 46,455 - Unknown - 67 F

AB	36
R	3
H	9
RBI	3
BB	1
SO	6
LOB	16



Batter	1	2	3	4	5	6	7	8	9	AB	R	H	RBI	BB	SO	LOB	TOP					
Matt Kata, S OBP: 0.301, SLG: 0.364 Scott Hairston, R OBP: 0.400, SLG: 0.619	L9		2B			K			2B BB	1	0	0	0	0	0	0						
Alex Cintron, S OBP: 0.307, SLG: 0.351	BB		G4-3			L3			2B	3	0	1	0	1	0	1						
Luis Gonzalez, L OBP: 0.352, SLG: 0.530	F9			K		G3-1			K	4	0	0	0	0	2	3						
Danny Bautista, R OBP: 0.376, SLG: 0.500	G5-3			K		G6-3			K	4	0	0	0	0	2	3						
Steve Finley, L OBP: 0.353, SLG: 0.558 Donnie Sadler, R OBP: 0.174, SLG: 0.227	L9			G1-3		2B			K	3	0	1	0	0	0	0						
Shea Hillenbrand, R OBP: 0.311, SLG: 0.444	K				G6-3				G4-3	3	0	0	0	0	1	1						
Chad Tracy, L OBP: 0.347, SLG: 0.435	G4-3				F9				K	3	0	0	0	0	1	0						
Brent Mayne, L OBP: 0.288, SLG: 0.286			G4-6-3		F8				G4-3	3	0	0	0	0	0	0						
17 Brandon Webb, R OBP: 0.154, SLG: 0.154 Jose Valverde, R OBP: 0.207, SLG: 0.167 Doug DeVore, L OBP: 0.207, SLG: 0.167 Andrew Good, R OBP: 0.208, SLG: 0.306 Carlos Baerena, S OBP: 0.208, SLG: 0.306 Randy Choate, L OBP: 0.208, SLG: 0.306			K			G6-3			K	1	0	0	0	0	0	0						
Inning Stats	R: 0 E: 0 K: 0 S: 10	H: 0 LOB: 1 BB: 1 P: 19	R: 0 E: 0 K: 1 S: 11	H: 0 LOB: 0 BB: 0 P: 15	R: 0 E: 0 K: 1 S: 12	H: 1 LOB: 1 BB: 0 P: 16	R: 0 E: 0 K: 2 S: 8	H: 0 LOB: 0 BB: 0 P: 14	R: 0 E: 0 K: 0 S: 8	H: 0 LOB: 0 BB: 0 P: 13	R: 0 E: 0 K: 1 S: 13	H: 0 LOB: 0 BB: 0 P: 16	R: 0 E: 0 K: 0 S: 8	H: 1 LOB: 1 BB: 0 P: 9	R: 0 E: 0 K: 2 S: 8	H: 0 LOB: 0 BB: 0 P: 10	R: 0 E: 0 K: 3 S: 14	H: 1 LOB: 2 BB: 1 P: 24	1B: 0 2B: 3 3B: 0 HR: 0	SF: 0 SAC: 0 DP: 0 HBP: 0	WP: 0 PB: 0 SB: 0 CS: 0	PA: 32
PITCHER	IP	WLS	BF	H	R	ER	SO	BB	IBB	HBP	BLK	WP	HR	S	P	ERA	WHIP					
Jose Lima, R ERA: 3.92 Eric Gagne, R ERA: 1.8	8.0	W	27	2	0	0	7	1	0	0	0	0	0	78	112	0.00	0.375					

Arizona Diamondbacks @ Los Angeles Dodgers
Dodger Stadium, Los Angeles, CA
Sat May 29 2004, 7:10 PM PDT
Att: 35,343 - Sunny - 69 F

AB 30
R 0
H 3
RBI 0
BB 2
SO 10
LOB 10



Batter	1	2	3	4	5	6	7	8	9	AB	R	H	RBI	BB	SO	LOB	BOTTOM				
Dave Roberts, L OBP: 0.364, SLG: 0.364	B1-3		G6-3	G1-3	K			G1-3		5	0	0	0	0	1	1					
Cesar Izturis, S OBP: 0.342, SLG: 0.389	K		G4-3		1B	G3-6-1 1B		P3		5	2	2	0	0	1	0					
Milton Bradley, S OBP: 0.442 David Ross, R OBP: 0.208, SLG: 0.306	BB		1B	1B	1B	1B	G3-6-1 1B	K		2	2	2	0	2	0	0					
Shawn Green, L OBP: 0.321, SLG: 0.404	K		1B	1B	1B	1B	G3-6-1 1B			4	2	2	2	0	1	3					
Paul Lo Duca, R OBP: 0.396, SLG: 0.435		1B	1B	1B	1B	1B	1B			4	2	4	2	0	0	0					
Adrian Beltré, R OBP: 0.337, SLG: 0.557 José Hernández, R OBP: 0.412, SLG: 0.619	P3		1B	1B	K	P4				4	1	1	3	0	1	4					
Juan Encarnacion, R OBP: 0.296, SLG: 0.395	K		G5-3		1B					4	1	1	3	0	1	1					
Alex Cora, L OBP: 0.386, SLG: 0.455	1B			K	SH3-4 BB			P6		3	0	1	0	1	1	0					
Jose Lima, R OBP: 0.333, SLG: 0.250 Eric Gagne, R ERA: 1.8	G1-3			G5-3	SH3-4 BB			G4-3		3	0	0	0	0	2	0					
Inning Stats	R: 0 E: 0 K: 2 S: 11	H: 2 LOB: 2 BB: 0 P: 18	R: 4 E: 0 K: 0 S: 16	H: 4 LOB: 0 BB: 0 P: 24	R: 0 E: 0 K: 1 S: 11	H: 0 LOB: 0 BB: 0 P: 14	R: 5 E: 0 K: 2 S: 24	H: 4 LOB: 1 BB: 2 P: 41	R: 1 E: 0 K: 0 S: 14	H: 3 LOB: 1 BB: 0 P: 18	R: 0 E: 0 K: 0 S: 13	H: 0 LOB: 0 BB: 0 P: 18	R: 0 E: 0 K: 1 S: 8	H: 0 LOB: 0 BB: 0 P: 11	1B: 11 2B: 0 3B: 0 HR: 2	SF: 0 SAC: 1 DP: 1 HBP: 0	WP: 0 PB: 0 SB: 2 CS: 0	PA: 39			
PITCHER	IP	WLS	BF	H	R	ER	SO	BB	IBB	HBP	BLK	WP	HR	S	P	ERA	WHIP				
17 Brandon Webb, R ERA: 4.48 Jose Valverde, R ERA: 4.51 Andrew Good, R ERA: 4.12 Randy Choate, L ERA: 7.63	4.0	L	22	8	7	7	4	2	0	0	0	0	1	18	30	18.00	3.000				

Arizona Diamondbacks @ Los Angeles Dodgers
Dodger Stadium, Los Angeles, CA
Sat May 29 2004, 7:10 PM PDT
Att: 35,343 - Sunny - 69 F

AB 35
R 10
H 13
RBI 10
BB 3
SO 7
LOB 11



Batter	1	2	3	4	5	6	7	8	9	AB	R	H	RBI	BB	SO	LOB	TOP						
Scott Hairston, R (1,4) OBP: 0.379, SLG: 0.560	1-0 FC1-6 1B		1-2 G3			1-0 P4		1-1 G5-3		4	0	1	0	0	0	1							
Alex Cintron, S (1,6) OBP: 0.306, SLG: 0.349	0-1 FC1-6 BB 1-2		1-0 P4			0-1 WP 1B		1-2 P6		4	0	1	0	0	0	2							
Luis Gonzalez, L (1,7) OBP: 0.350, SLG: 0.522	4-2 BB 1-2		3-2 P6			1-1 P6		0-3 K		3	0	0	0	1	1	2							
Danny Bautista, R (1,9) OBP: 0.379, SLG: 0.495	1-1 F3			4-2 CS BB		4-0 BB 1-2		1-2 G1-3		2	0	0	0	2	0	2							
Steve Finley, L (1,8) OBP: 0.361, SLG: 0.557	4-0 FC5-4 BB 1-2 2-3			2-2 G6-4-3 1B 1-2		0-0 F7		4-0 DI BB		2	0	1	0	2	0	2							
Shea Hillenbrand, R (1,3) OBP: 0.324, SLG: 0.433	1-1 FC5-4 1-2			1-0 G6-4-3 1-2			3-3 K		0-3 K 1-2	4	0	0	0	0	2	5							
Tim Olson, R (1,5)		1-2 G5-3			3-1 P5		2-3 K		1-0 HBP	3	0	0	0	0	1	0	AB 29						
Elmer Dessens, R (7,1) OBP: 0.286, SLG: 0.182										0	0	0	0	0	0	0	R 0						
Randy Choate, L (8,1)										0	0	0	0	0	0	0	H 4						
Carlos Baerga, S (9,PH) OBP: 0.229, SLG: 0.200										0	0	0	0	0	0	0	RBI 0						
Robby Hammock, R (1,2) OBP: 0.291, SLG: 0.383		2-1 G5-3			0-2 F8		0-0 G6-3		0-3 K	3	0	0	0	0	0	0	BB 5						
Brent Mayne, L (9,PH) OBP: 0.294, SLG: 0.282										1	0	0	0	0	1	2	SO 6						
Casey Fossum, L (1,1)		2-3 K			0-0 B1				3-2 2B	2	0	0	0	0	1	0	LOB 16						
Mike Koplove, R (6,1)										0	0	0	0	0	0	0							
Chad Tracy, L (7,5) OBP: 0.352, SLG: 0.447										1	0	1	0	0	0	0							
Inning Stats	R: 0 E: 0 K: 2 S: 9	H: 1 LOB: 3 BB: 2 P: 20	R: 0 E: 0 K: 1 S: 11	H: 0 LOB: 0 BB: 0 P: 16	R: 0 E: 0 K: 0 S: 7	H: 0 LOB: 0 BB: 0 P: 12	R: 0 E: 0 K: 0 S: 6	H: 1 LOB: 0 BB: 1 P: 13	R: 0 E: 0 K: 0 S: 6	H: 0 LOB: 0 BB: 0 P: 9	R: 0 E: 0 K: 0 S: 6	H: 1 LOB: 2 BB: 1 P: 12	R: 0 E: 0 K: 2 S: 8	H: 0 LOB: 0 BB: 0 P: 13	R: 0 E: 0 K: 1 S: 15	H: 1 LOB: 1 BB: 0 P: 20	R: 0 E: 0 K: 2 S: 9	H: 0 LOB: 2 BB: 1 P: 15	1B: 3 2B: 1 3B: 0 HR: 0	SF: 0 SAC: 0 DP: 1 HBP: 1	WP: 1 PB: 0 SB: 1 CS: 1	PA: 35	
PITCHER	IP WLS BF H R ER SO	IP WLS BF H R ER SO	IP WLS BF H R ER SO	IP WLS BF H R ER SO	IP WLS BF H R ER SO	IP WLS BF H R ER SO	IP WLS BF H R ER SO	IP WLS BF H R ER SO	IP WLS BF H R ER SO	IP WLS BF H R ER SO	IP WLS BF H R ER SO	IP WLS BF H R ER SO	IP WLS BF H R ER SO	IP WLS BF H R ER SO	IP WLS BF H R ER SO	IP WLS BF H R ER SO	ERA WHIP	ERA WHIP					
Kaz Ishii, L (1,1) ERA: 3.49	6.0 W 23 3 0 0 1	1.2 H 6 1 0 0 2	0.1 H 1 0 0 0 1	1.0 S 5 0 0 0 2	4.0 W 23 3 0 0 1	0.1 H 1 0 0 0 0	0.1 H 1 0 0 0 0	1.0 S 5 0 0 0 2	1.0 S 5 0 0 0 2	1.0 S 5 0 0 0 2	1.0 S 5 0 0 0 2	1.0 S 5 0 0 0 2	1.0 S 5 0 0 0 2	1.0 S 5 0 0 0 2	1.0 S 5 0 0 0 2	1.0 S 5 0 0 0 2	0.00 1.167	0.00 0.600	0.00 0.000	0.00 0.000	0.00 1.000		
Guillermo Mota, R (7,1) ERA: 1.91																							
Tom Martin, L (8,1) ERA: 3.65																							
Eric Gagne, R (9,1) ERA: 1.71																							

Arizona Diamondbacks @ Los Angeles Dodgers
Dodger Stadium, Los Angeles, CA
Sun May 30 2004, 5:10 PM PDT
Att: 41,060 - Sunny - 78 F

livebaseballscorecards.com

AB 29
R 0
H 4
RBI 0
BB 5
SO 6
LOB 16



Batter	1	2	3	4	5	6	7	8	9	AB	R	H	RBI	BB	SO	LOB	BOTTOM					
Dave Roberts, L (1,8) OBP: 0.366, SLG: 0.359	1-3 K	1-2 F8		4-0 BB		1-0 S 1B		2-2 G1-3		4	1	1	0	1	1	1						
Cesar Izturis, S (1,6) OBP: 0.338, SLG: 0.384	1-0 G4-3		0-1 G6-3	0-1 FC5		3-2 F8		3-2 G6-3 S 1B		5	0	1	0	0	0	4						
Paul Lo Duca, R (1,7) OBP: 0.406, SLG: 0.448	1-0 BB 2B 1B		2-2 FC6-5 2B	2-3 FC5		0-1 1B 1B	4-1 1B BB	3-1 G6-3		4	1	3	0	1	0	1						
Shawn Green, L (1,3) OBP: 0.328, SLG: 0.406	4-2 BB 2B 1B		0-1 FC6-5	1-2 1B		1-2 1B	2-2 1B 1B	3-3 K		4	1	2	1	1	1	2						
Adrián Beltré, R (1,5) OBP: 0.340, SLG: 0.561	2-2 1H 2H 2B		0-0 G5-3	2-1 1B		1-2 1B	0-1 G3-1			4	0	2	2	0	0	3						
Juan Encarnacion, R (1,9) OBP: 0.250, SLG: 0.386	1-3 K		2-2 G4-3	1-3 K		1-1 G5-3				4	0	0	0	0	2	4						
José Hernández, R (1,4) OBP: 0.431, SLG: 0.621		3-1 1B		2-2 SH5-4 1B		1-3 K		2-2 FC6-4 HBP		3	0	2	0	0	1	3	AB 35					
David Ross, R (1,2) OBP: 0.211, SLG: 0.302		1-2 P5		0-1 FC5 SH5-4 1B		1-3 K		0-0 FC6-4		4	0	1	0	0	1	5	RBI 3					
Kaz Ishii, L (1,1) OBP: 0.158, SLG: 0.111		0-3 K		0-1 SH5-4		1-3 K		1-3 K		1	0	0	0	0	1	1	BB 3					
Jason Grabowski, L (6,PH) ERA: 4.66										1	0	0	0	0	1	0	SO 9					
Guillermo Mota, R (7,1) ERA: 1.91										1	0	0	0	0	1	1	LOB 25					
Tom Martin, L (8,1)										0	0	0	0	0	0	0						
Eric Gagne, R (9,1) ERA: 1.71										0	0	0	0	0	0	0						
Inning Stats	R: 2 E: 0 K: 2 S: 14	H: 2 LOB: 1 BB: 1 P: 24	R: 0 E: 0 K: 1 S: 12	H: 1 LOB: 1 BB: 0 P: 17	R: 0 E: 0 K: 0 S: 8	H: 1 LOB: 1 BB: 0 P: 10	R: 0 E: 0 K: 0 S: 12	H: 2 LOB: 3 BB: 1 P: 20	R: 0 E: 0 K: 3 S: 17	H: 3 LOB: 3 BB: 0 P: 23	R: 1 E: 0 K: 1 S: 14	H: 2 LOB: 2 BB: 1 P: 25	R: 0 E: 0 K: 1 S: 8	H: 0 LOB: 1 BB: 0 P: 12	R: 0 E: 0 K: 1 S: 11	H: 1 LOB: 1 BB: 0 P: 22	1B: 10 2B: 2 3B: 0 HR: 0	SF: 0 SAC: 1 DP: 0 HBP: 1	WP: 0 PB: 0 SB: 0 CS: 0	PA: 40		
PITCHER	IP WLS BF H R ER SO	IP WLS BF H R ER SO	IP WLS BF H R ER SO	IP WLS BF H R ER SO	IP WLS BF H R ER SO	IP WLS BF H R ER SO	IP WLS BF H R ER SO	IP WLS BF H R ER SO	IP WLS BF H R ER SO	IP WLS BF H R ER SO	IP WLS BF H R ER SO	IP WLS BF H R ER SO	IP WLS BF H R ER SO	IP WLS BF H R ER SO	IP WLS BF H R ER SO	IP WLS BF H R ER SO	ERA WHIP	ERA WHIP				
Casey Fossum, L (1,1) ERA: 6.52	5.0 L 26 9 2 2 6	1.0 6 2 1 1 1	1.2 7 1 0 0 1	0.1 1 0 0 0 1	4.0 W 23 3 0 0 1	0.1 H 1 0 0 0 0	0.1 H 1 0 0 0 0	1.0 S 5 0 0 0 2	1.0 S 5 0 0 0 2	1.0 S 5 0 0 0 2	1.0 S 5 0 0 0 2	1.0 S 5 0 0 0 2	1.0 S 5 0 0 0 2	1.0 S 5 0 0 0 2	1.0 S 5 0 0 0 2	1.0 S 5 0 0 0 2	3.60 2.200	0.00 0.600	0.00 0.000	0.00 0.000	0.00 1.000	
Mike Koplove, R (6,1) ERA: 4.66																						
Elmer Dessens, R (7,1) ERA: 6.23																						
Randy Choate, L (8,1) ERA: 7.47																						

Arizona Diamondbacks @ Los Angeles Dodgers
Dodger Stadium, Los Angeles, CA
Sun May 30 2004, 5:10 PM PDT
Att: 41,060 - Sunny - 78 F

livebaseballscorecards.com

AB 35
R 3
H 12
RBI 3
BB 3
SO 9
LOB 25



Batter	1	2	3	4	5	6	7	8	9	AB	R	H	RBI	BB	SO	LOB	TOP					
Michael Tucker, L (1.9) OBP: 0.363, SLG: 0.435	G4-3		HR		1B		E9		2B	5	2	4	1	0	0	0	San Francisco Giants @ Arizona Diamondbacks Bank One Ballpark, Phoenix, AZ Mon May 31 2004, 9:35 PM EDT Att: 35,449 - Sunny - 80 F					
Edgardo Alfonso, R (1.5) OBP: 0.341, SLG: 0.358	F8		G5-3		BB		FC5-2-5-1		1B	4	1	1	2	1	0	1						
Marquis Grissom, R (1.8) OBP: 0.356, SLG: 0.489	G6-3			E	P3		G5-3		G5-3	5	1	1	0	0	0	5						
Barry Bonds, L (1.7) OBP: 0.621, SLG: 0.851		HR		E	G1					2	2	1	1	3	0	3						
Dustan Mohr, R (9.7) OBP: 0.309, SLG: 0.278				E						0	0	0	0	0	0	0						
Pedro Feliz, R (1.6) OBP: 0.299, SLG: 0.481		HR		E						4	0	0	0	0	1	2						
Scott Eyre, L (8.1)				E			L6			0	0	0	0	0	0	0						
Felix Rodriguez, R (8.1)				E						0	0	0	0	0	0	0						
Jeffrey Hammonds, R (8. PH) OBP: 0.336, SLG: 0.374				E						1	0	1	1	0	0	0						
Tyler Walker, R (9.1)				E						0	0	0	0	0	0	0						
A.J. Pierzynski, L (1.2) OBP: 0.282, SLG: 0.343	G6-3			G4-6-3			G4-3		P6	5	0	0	0	0	0	4						
Damon Minor, L (1.3) OBP: 0.364, SLG: 0.188	G3-1			P4			K		K	4	0	0	0	1	2	2						
Neffi Perez, S (1.4) OBP: 0.250, SLG: 0.278			G5-3		G6-3				F7	4	0	0	0	0	0	2						
Kirk Rueter, L (1.1) OBP: 0.190, SLG: 0.250			P5							2	0	1	0	0	0	0						
Jim Brower, R (6.1) OBP: 0.667, SLG: 0.500					BB		1B		E6	0	1	0	0	1	0	0						
Deivi Cruz, R (8.6) OBP: 0.288, SLG: 0.319							1B		1B	1	1	0	0	0	0	0						
Inning Stats	R: 0 E: 0 K: 0 S: 6	H: 0 LOB: 0 BB: 0 P: 9	R: 1 E: 0 K: 1 S: 11	H: 1 LOB: 0 BB: 0 P: 15	R: 1 E: 0 K: 0 S: 13	H: 1 LOB: 0 BB: 0 P: 24	R: 2 E: 1 K: 0 S: 6	H: 1 LOB: 0 BB: 1 P: 16	R: 0 E: 0 K: 1 S: 11	H: 2 LOB: 3 BB: 1 P: 20	R: 0 E: 0 K: 0 S: 6	H: 0 LOB: 0 BB: 0 P: 8	R: 1 E: 1 K: 0 S: 9	H: 1 LOB: 1 BB: 1 P: 18	R: 0 E: 0 K: 0 S: 13	H: 0 LOB: 2 BB: 2 P: 24	R: 3 E: 1 K: 1 S: 20	H: 3 LOB: 2 BB: 1 P: 33	1B: 5 2B: 2 3B: 0 HR: 2	SF: 0 SAC: 0 DP: 1 HBP: 0	WP: 0 PB: 0 SB: 0 CS: 0	PA: 43
PITCHER	IP WLS BF H R ER SO BB IBB HBP BLK WP HR S P ERA WHIP																					
Casey Daigle, R (1.1) ERA: 7.18	4.2 L 21 5 4 3 1 1 1 0 0 0 0 2 44 79 5.79 1.286																					
Randy Choate, L (5.1) ERA: 7.31	0.1 1 0 0 0 0 0 0 0 0 0 0 0 0 3 5 0.00 0.000																					
Stephen Randolph, L (6.1) ERA: 1.48	2.0 8 1 1 0 1 1 0 0 0 0 0 0 15 26 0.00 1.000																					
Andrew Good, R (8.1) ERA: 3.92	1.0 5 0 0 0 0 2 0 0 0 0 0 0 13 24 0.00 2.000																					
Scott Service, R (9.1) ERA: 6.0	1.0 8 3 3 2 1 0 1 0 0 0 0 0 20 33 18.00 3.000																					

AB	37
R	8
H	9
RBI	5
BB	6
SO	3
LOB	19



Batter	1	2	3	4	5	6	7	8	9	AB	R	H	RBI	BB	SO	LOB	BOTTOM					
Scott Hairston, R (1.4) OBP: 0.382, SLG: 0.633	P3		1B		F9		K		HR	5	1	2	2	0	1	1	San Francisco Giants @ Arizona Diamondbacks Bank One Ballpark, Phoenix, AZ Mon May 31 2004, 9:35 PM EDT Att: 35,449 - Sunny - 80 F					
Alex Cintron, S (1.6) OBP: 0.308, SLG: 0.347	G6-4-3		L9			F8		G4-3	K	4	1	1	0	1	1	1						
Luis Gonzalez, L (1.7) OBP: 0.353, SLG: 0.521	G6-4-3			G4-3		FC3-6				4	0	2	0	0	0	1						
Danny Bautista, R (1.9) OBP: 0.381, SLG: 0.495		G1-6-3		2B		F8		FC1-6		4	1	2	0	0	0	3						
Steve Finley, L (1.8) OBP: 0.359, SLG: 0.551		G1-6-3		P2		FC3-6				4	0	1	1	0	0	3						
Shes Hillenbrand, R (1.3) OBP: 0.309, SLG: 0.441						FC3-6				4	0	2	1	0	0	3						
Scott Service, R (9.1)						F9		P1		0	0	0	0	0	0	0						
Chad Tracy, L (1.5) OBP: 0.342, SLG: 0.434	G4-3			G6-3					P3	4	0	0	0	0	0	2						
Robby Hamrick, R (1.2) OBP: 0.290, SLG: 0.388			G4-3		G1-3				F9	4	1	1	0	0	0	0						
Casey Daigle, R (1.1) OBP: 0.185, SLG: 0.235										1	0	0	0	0	1	0						
Randy Choate, L (5.1)										0	0	0	0	0	0	0						
Tim Olson, R (5. PH)										1	0	0	0	0	0	0						
Stephen Randolph, L (6.1)										0	0	0	0	0	0	0						
Doug DeVore, L (7. PH) OBP: 0.211, SLG: 0.147										0	0	0	0	1	0	0						
Andrew Good, R (8.1)										0	0	0	0	0	0	0						
Carlos Baerena, S (9.3) OBP: 0.227, SLG: 0.194										1	0	0	0	0	0	1						
Inning Stats	R: 0 E: 0 K: 0 S: 7	H: 0 LOB: 1 BB: 1 P: 13	R: 0 E: 0 K: 0 S: 9	H: 2 LOB: 1 BB: 0 P: 18	R: 0 E: 0 K: 1 S: 9	H: 1 LOB: 0 BB: 0 P: 13	R: 1 E: 0 K: 0 S: 12	H: 2 LOB: 1 BB: 0 P: 24	R: 0 E: 0 K: 0 S: 3	H: 0 LOB: 0 BB: 0 P: 7	R: 1 E: 0 K: 0 S: 8	H: 2 LOB: 1 BB: 0 P: 12	R: 0 E: 0 K: 1 S: 6	H: 0 LOB: 1 BB: 1 P: 12	R: 0 E: 0 K: 0 S: 12	H: 2 LOB: 2 BB: 0 P: 20	R: 2 E: 0 K: 1 S: 12	H: 2 LOB: 0 BB: 0 P: 16	1B: 8 2B: 2 3B: 0 HR: 1	SF: 0 SAC: 0 DP: 2 HBP: 0	WP: 0 PB: 0 SB: 0 CS: 0	PA: 38
PITCHER	IP WLS BF H R ER SO BB IBB HBP BLK WP HR S P ERA WHIP																					
Kirk Rueter, L (1.1) ERA: 5.11	5.0 W 21 7 2 2 1 1 1 0 0 0 0 0 43 81 3.60 1.600																					
Jim Brower, R (6.1)	2.2 H 10 1 0 0 1 1 0 0 0 0 0 0 18 29 0.00 0.750																					
Scott Eyre, L (8.1) ERA: 2.61	0.0 1 1 0 0 0 0 0 0 0 0 0 0 2 4 ∞ ∞																					
Felix Rodriguez, R (8.1) ERA: 2.59	0.1 H 1 0 0 0 0 0 0 0 0 0 0 0 3 5 0.00 0.000																					
Tyler Walker, R (9.1) ERA: 2.83	1.0 5 2 2 2 1 0 0 0 0 0 0 1 12 16 18.00 2.000																					



Batter	1	2	3	4	5	6	7	8	9	AB	R	H	RBI	BB	SO	LOB	TOP										
Nefti Perez, S OBP: 0.281, SLG: 0.294 (1, 4)	HBP 1B		G6-3		HR 2B		G6-4-3 1B	2H 1B		5	1	4	1	0	0	0	San Francisco Giants @ Arizona Diamondbacks Bank One Ballpark, Phoenix, AZ Wed Jun 02 2004, 9:35 PM EDT Att: 27,897 - Sunny - 79 F										
Edgardo Alfonso, R OBP: 0.333, SLG: 0.349 (1, 5)	F9		G5-3		HR 1B		G6-4-3 1-2f	F9		5	1	1	1	0	0	3											
Marquis Grissom, R OBP: 0.353, SLG: 0.495 (1, 8)	F7		K		HR 1B		1B 1B		K	5	1	2	3	0	2	1											
Barry Bonds, L OBP: 0.612, SLG: 0.815 (1, 7)	HBP 1-2			G3	G4-3		FC6-4 1B		P3	4	0	1	0	0	0	0											
Pedro Feliz, R OBP: 0.295, SLG: 0.485 (1, 3)	K			F9	L6		FC6-4 1-2f		1B	5	0	1	0	0	1	4											
Jeffrey Hammonds, R OBP: 0.336, SLG: 0.388 (1, 9)		F9		BB		K		K	K	4	0	0	0	1	3	1											
Deivi Cruz, R OBP: 0.298, SLG: 0.365 (1, 6)		G4-3		F7		G6-3 2B		2B		4	1	2	0	0	0	1											
Yorvit Torrealba, R OBP: 0.317, SLG: 0.321 (1, 2)					K	G6-3		G1-3		3	0	0	0	1	1	2											
Brett Tomko, R Ways: 5, 174, SLG: 0.136 Damon: 1, 000, SLG: 1.000 Tyler Walker, R Michael Tucker, L Scott Eyre, L					2B 1B 1B			2H 1B 2B		1	0	0	0	0	1	1											
Inning Stats	R: 0 E: 0 K: 1 S: 10	H: 1 LOB: 2 BB: 0 P: 17	R: 0 E: 0 K: 1 S: 9	H: 0 LOB: 1 BB: 1 P: 14	R: 0 E: 0 K: 1 S: 8	H: 0 LOB: 0 BB: 0 P: 10	R: 0 E: 0 K: 0 S: 7	H: 0 LOB: 1 BB: 1 P: 17	R: 4 E: 0 K: 2 S: 11	H: 4 LOB: 0 BB: 0 P: 28	R: 0 E: 0 K: 2 S: 14	H: 1 LOB: 2 BB: 0 P: 15	R: 0 E: 0 K: 0 S: 14	H: 3 LOB: 2 BB: 0 P: 19	R: 2 E: 0 K: 1 S: 13	H: 3 LOB: 1 BB: 0 P: 20	R: 0 E: 0 K: 2 S: 9	H: 1 LOB: 1 BB: 0 P: 15	1B: 8 2B: 4 3B: 0 HR: 1	SF: 0 SAC: 0 DP: 1 HBP: 1	WP: 0 PB: 0 SB: 0 CS: 0	PA: 42					
PITCHER	IP	WLS	BF	H	R	ER	SO	BB	IBB	HBP	BLK	WP	HR	S	P	ERA	WHIP										
Randy Johnson, L ERA: 2.88	5.0	W	23	5	4	4	4	2	0	1	0	0	1	53	86	7.20	1.400										
Mike Koplove, R ERA: 4.5	1.2	H	7	3	0	0	2	0	0	0	0	0	0	21	30	0.00	1.800										
Shane Nance, L ERA:	0.0		1	1	0	0	0	0	0	0	0	0	0	3	3	∞	∞										
Elmer Dessens, R ERA: 6.45	1.1	H	7	3	2	2	1	0	0	0	0	0	0	14	21	13.50	2.250										
Jose Valverde, R ERA: 4.44	1.0	S	4	1	0	0	2	0	0	0	0	0	0	9	15	0.00	1.000										

Batter	1	2	3	4	5	6	7	8	9	AB	R	H	RBI	BB	SO	LOB	BOTTOM										
Scott Hairston, R OBP: 0.409, SLG: 0.718 (1, 4)	G4-3		FC1-6 1B	FC5-4 BB		G6-4-3 3B		F9		4	1	2	0	1	0	0	San Francisco Giants @ Arizona Diamondbacks Bank One Ballpark, Phoenix, AZ Wed Jun 02 2004, 9:35 PM EDT Att: 27,897 - Sunny - 79 F										
Steve Finley, L OBP: 0.382, SLG: 0.571 (1, 8)	F8		FC1-6 2B	K		G6-4-3 BB				3	1	0	0	1	1	3											
Danny Bautista, R OBP: 0.374, SLG: 0.477 (1, 9)	K		F7	FC5-4 1-2f		G6-4-3 1-2f 3H				4	0	0	0	0	1	4											
Luis Gonzalez, L OBP: 0.365, SLG: 0.528 (1, 7)		1B 1B	2B 1B		HR BB	P6				3	2	2	0	1	0	0											
Shea Hillenbrand, R OBP: 0.317, SLG: 0.464 (1, 3)		1B 2B	1-3 2B		HR		K			4	2	3	3	0	1	0											
Chad Tracy, L OBP: 0.331, SLG: 0.417 (1, 5)		2B 1B	K		G4-3		F9			4	1	1	1	0	1	2											
Alex Cintron, S OBP: 0.311, SLG: 0.353 (1, 6)		P6		2B	2B		K			4	1	2	0	0	1	2											
Robby Hammock, R OBP: 0.297, SLG: 0.412 (1, 2)		2B		SH1-4 2B	F8		G5-3			4	0	2	3	0	0	1											
Randy Johnson, R Ways: 5, 143, SLG: 0.148 Tim Lincecum, R Mike Koplove, R Shane Nance, L Elmer Dessens, R Donnie Sadler, R Jose Valverde, R					SH1-4 2B			P3		1	0	0	0	0	1	0											
Inning Stats	R: 0 E: 0 K: 1 S: 7	H: 0 LOB: 0 BB: 0 P: 13	R: 3 E: 0 K: 1 S: 21	H: 4 LOB: 0 BB: 0 P: 34	R: 1 E: 0 K: 1 S: 20	H: 3 LOB: 2 BB: 0 P: 27	R: 1 E: 0 K: 1 S: 11	H: 2 LOB: 2 BB: 1 P: 16	R: 2 E: 0 K: 0 S: 12	H: 2 LOB: 1 BB: 1 P: 21	R: 1 E: 0 K: 0 S: 5	H: 1 LOB: 0 BB: 1 P: 12	R: 0 E: 0 K: 2 S: 9	H: 0 LOB: 0 BB: 0 P: 11	R: 0 E: 0 K: 0 S: 8	H: 0 LOB: 0 BB: 0 P: 11	1B: 6 2B: 4 3B: 1 HR: 1	SF: 0 SAC: 1 DP: 1 HBP: 0	WP: 0 PB: 0 SB: 0 CS: 0	PA: 37							
PITCHER	IP	WLS	BF	H	R	ER	SO	BB	IBB	HBP	BLK	WP	HR	S	P	ERA	WHIP										
Brett Tomko, R ERA: 5.61	3.1	L	19	9	5	5	3	1	0	0	0	0	0	55	85	13.50	3.000										
Wayne Franklin, L ERA: 5.94	1.2		8	2	2	2	1	1	0	0	0	0	1	16	26	10.80	1.800										
Tyler Walker, R ERA: 3.12	2.0		7	1	1	1	2	1	0	0	0	0	0	14	23	4.50	1.000										
Scott Eyre, L ERA: 3.86	1.0		3	0	0	0	0	0	0	0	0	0	0	8	11	0.00	0.000										



Batter	1	2	3	4	5	6	7	8	9	AB	R	H	RBI	BB	SO	LOB	TOP					
Michael Tucker, L (1.9) OBP: 0.351, SLG: 0.419	1-1 G4-3	2-3 K		0-3 K		1-3 K		2-3 K		5	0	0	0	0	4	2	San Francisco Giants @ Arizona Diamondbacks Bank One Ballpark, Phoenix, AZ Thu Jun 03 2004, 9:35 PM EDT Att: 25,086 - Sunny - 79 F					
Edgardo Alfonzo, R (1.5) OBP: 0.340, SLG: 0.352	0-0 2B	1-0 G6-3			3-2 G6-3		4-2 BB	3-1 1B		4	2	2	0	1	0	0						
Matt Herges, L (8.1) Scott Eyre, L (8.1)	WP						1B	BB		0	0	0	0	0	0	0						
Marquis Grissom, R (1.8) OBP: 0.354, SLG: 0.497	1-1 WP	3-1 1B			3-2 G5-3		1-3 K	2-1 P5		5	1	2	0	0	1	3						
Barry Bonds, L (1.7) OBP: 0.615, SLG: 0.807	4-0 WP	3-2 G6-3			4-2 BB		4-0 1B		1-0 G6-3	1	1	0	0	3	0	1						
Yorvit Torrealba, R (9. PH) OBP: 0.313, SLG: 0.315	E				BB		1-2 BB			1	0	0	0	0	0	0						
Pedro Feliz, R (1.6) OBP: 0.298, SLG: 0.477	4-2 E		1-0 G4-3		4-1 BB		3-2 F9		2-3 K	3	1	0	0	2	1	2						
A.J. Pierzynski, L (1.2) OBP: 0.291, SLG: 0.344	0-0 E3		0-1 F7		0-0 G3		1-2 1B		0-3 K	5	0	1	2	0	1	3						
Damon Minor, L (1.3) OBP: 0.367, SLG: 0.217	4-2 FC5-4		2-3 K		0-0 G4-3		2-0 F9			2	0	0	0	1	1	0						
Deivi Cruz, R (7. PH) OBP: 0.293, SLG: 0.358	1-2 BB									1	0	0	0	0	0	2						
Neff Perez, S (1.4) OBP: 0.260, SLG: 0.294	0-1 SF9		0-0 G6-3		0-0 G6-3		1-1 1B		3-3 K	3	0	1	1	0	1	0						
Jerome Williams, R (11.1) OBP: 0.136, SLG: 0.136	2-2 FC5-4		1-2 F8		1-2 K		2-3 K		0-2 1B	2	0	0	0	0	0	2						
Dustin Mohr, R (5. PH) OBP: 0.304, SLG: 0.273										2	0	0	0	0	1	1						
Jim Brower, R (6.1) OBP: 0.267, SLG: 0.250										0	0	0	0	0	0	0						
Wayne Franklin, L (7.1) OBP: 0.317, SLG: 0.333										0	0	0	0	0	0	0						
Brian Dallimore, R (8. PH) OBP: 0.317, SLG: 0.333										1	0	1	0	0	0	0						
Inning Stats	R: 4 E: 1 K: 0 S: 15	H: 2 LOB: 2 BB: 3 P: 31	R: 0 E: 0 K: 1 S: 9	H: 1 LOB: 1 BB: 0 P: 18	R: 0 E: 0 K: 1 S: 6	H: 0 LOB: 0 BB: 0 P: 9	R: 0 E: 0 K: 1 S: 7	H: 0 LOB: 0 BB: 2 P: 8	R: 0 E: 0 K: 0 S: 11	H: 1 LOB: 1 BB: 2 P: 25	R: 0 E: 0 K: 2 S: 9	H: 1 LOB: 2 BB: 0 P: 13	R: 1 E: 0 K: 1 S: 15	H: 1 LOB: 2 BB: 2 P: 30	R: 0 E: 0 K: 2 S: 13	H: 2 LOB: 2 BB: 0 P: 23	R: 0 E: 0 K: 2 S: 7	H: 0 LOB: 0 BB: 0 P: 10	1B: 6 2B: 1 3B: 0 HR: 0	SF: 1 SAC: 0 DP: 0 HBP: 0	WP: 1 PB: 0 SB: 0 CS: 0	PA: 42
PITCHER	IP WLS BF H R ER SO BB IBB HBP BLK WP HR S P ERA WHIP																					
17 Brandon Webb, R (1.1) ERA: 4.35	6.0 W 28 4 4 2 5 4 1 0 0 0 1 0 57 104 3.00 1.333																					
Stephen Randolph, L (7.1) ERA: 1.78	0.2 5 1 1 1 1 2 0 0 0 0 0 0 14 27 13.50 4.500																					
Scott Service, R (7.1) ERA: 4.15	1.1 H 6 2 0 0 2 0 0 0 0 0 0 0 14 26 0.00 1.500																					
Andrew Good, R (9.1) ERA: 3.74	1.0 3 0 0 0 2 0 0 0 0 0 0 0 7 10 0.00 0.000																					

Batter	1	2	3	4	5	6	7	8	9	AB	R	H	RBI	BB	SO	LOB	BOTTOM					
Scott Hairston, R (1.4) OBP: 0.408, SLG: 0.674	1-3 K	4-2 BB			0-1 G5-3		3-3 K	0-1 G4-6-3		4	0	1	0	1	2	1	San Francisco Giants @ Arizona Diamondbacks Bank One Ballpark, Phoenix, AZ Thu Jun 03 2004, 9:35 PM EDT Att: 25,086 - Sunny - 79 F					
Steve Finley, L (1.8) OBP: 0.355, SLG: 0.560	3-1 G6-3	2-1 F7			2-1 G4-3		4-2 3B	1-0 G4-6-3		4	1	0	0	1	0	3						
Luis Gonzalez, L (1.7) OBP: 0.370, SLG: 0.545	1-1 F8				0-1 1B		0-0 2B	1-2 HBP		5	2	3	2	0	0	0						
Shea Hillenbrand, R (1.3) OBP: 0.324, SLG: 0.465		0-0 1B			3-1 G5-3		1-1 1B	1-1 3B		4	3	2	1	0	0	1						
Chad Tracy, L (1.5) OBP: 0.340, SLG: 0.423	1-1 2B	1-2 1B			2-1 E6		1-0 2B	1-3 K		5	2	3	2	0	1	0						
Alex Cintron, S (1.6) OBP: 0.317, SLG: 0.369	1-2 1B	1-2 FC4-6			0-0 F8		1-0 2B	1-2 1B		5	1	3	3	0	0	1						
Doug DeVore, L (1.9) OBP: 0.250, SLG: 0.348	0-0 FC4-6				2-3 K		0-0 L3	1-1 HR		5	1	2	2	0	1	3						
Brent Mayne, L (1.2) OBP: 0.303, SLG: 0.286	SAFE	1-0 FC4-6			2-1 G4-3		1-0 3B	2-2 S		4	1	2	1	0	0	1						
17 Brandon Webb, R (1.1) OBP: 0.148, SLG: 0.148		0-0 SH2-4			2-3 K		0-0 F8	2-1 G5-3		1	0	0	0	0	1	0						
Tim Olson, R (6. PH)										1	0	0	0	0	0	1						
Stephen Randolph, L (7.1) OBP: 1.000, SLG: 2.000										0	0	0	0	0	0	0						
Scott Service, R (7.1) ERA: 3.12										1	0	0	0	0	0	1						
Andrew Good, R (9.1) ERA: 3.74										0	0	0	0	0	0	0						
Inning Stats	R: 0 E: 0 K: 1 S: 7	H: 0 LOB: 0 BB: 0 P: 12	R: 3 E: 1 K: 0 S: 15	H: 4 LOB: 2 BB: 1 P: 24	R: 0 E: 1 K: 0 S: 9	H: 0 LOB: 1 BB: 0 P: 17	R: 0 E: 0 K: 2 S: 10	H: 0 LOB: 0 BB: 0 P: 16	R: 3 E: 0 K: 0 S: 11	H: 4 LOB: 1 BB: 1 P: 16	R: 2 E: 0 K: 1 S: 12	H: 2 LOB: 1 BB: 1 P: 21	R: 1 E: 0 K: 1 S: 14	H: 2 LOB: 1 BB: 0 P: 21	R: 2 E: 0 K: 0 S: 20	H: 4 LOB: 2 BB: 0 P: 31	R: 2 E: 0 K: 0 S: 7	H: 0 LOB: 0 BB: 0 P: 10	1B: 11 2B: 3 3B: 1 HR: 1	SF: 0 SAC: 1 DP: 1 HBP: 1	WP: 0 PB: 0 SB: 1 CS: 0	PA: 43
PITCHER	IP WLS BF H R ER SO BB IBB HBP BLK WP HR S P ERA WHIP																					
Jerome Williams, R (1.1) ERA: 4.68	5.0 L 25 8 6 6 3 1 1 0 0 0 0 0 52 85 10.80 1.800																					
Jim Brower, R (6.1) ERA: 3.12	1.0 6 2 2 2 1 1 0 0 0 0 0 0 12 21 18.00 3.000																					
Wayne Franklin, L (7.1) ERA: 6.11	1.0 5 2 1 1 1 0 0 0 0 0 0 1 14 21 9.00 2.000																					
Matt Herges, R (8.1) ERA: 5.93	0.2 6 4 2 2 0 0 0 0 1 0 0 0 17 27 27.00 6.000																					
Scott Eyre, L (8.1) ERA: 3.75	0.1 1 0 0 0 0 0 0 0 0 0 0 0 3 4 0.00 0.000																					

Batter	1	2	3	4	5	6	7	8	9	AB	R	H	RBI	BB	SO	LOB	TOP				
Cesar Izturis, S OBP: 0.344, SLG: 0.383	0-1 CS 1B		0-1 FC5-4 1B	0-0 G6-3		3-1 G6-3		2-1 F8		5	0	2	0	0	0	2					
Jayson Werth, R OBP: 0.333, SLG: 0.800	3-3 SAFE 1-2		0-0 FC5-4 BLK 1B	4-2 2B BB		2-1 G5-3		1-2 HR		4	2	1	1	1	1	2					
Milton Bradley, S OBP: 0.353, SLG: 0.445	0-0 F7		2-0 HR 1B	2-0 1-3 2B		1-1 F7		2-0 P4		5	1	2	2	0	0	0					
Shawn Green, L OBP: 0.339, SLG: 0.404		3-3 K	1-1 HR 2B	0-0 G3		3-2 G6-3		4-2 S 2B BB		4	2	1	0	1	1	2					
Paul Lo Duca, R OBP: 0.402, SLG: 0.468	1-0 2B 1B		1-1 HR		3-2 F9		1-1 F7		2-3 K	5	1	2	3	0	1	1					
Adrián Beltré, R OBP: 0.336, SLG: 0.547	1-2 2B		0-0 F8		1-1 FC5 2B		2-3 K		4-0 2B IBB	4	0	2	0	1	1	0					
Juan Encarnacion, R OBP: 0.260, SLG: 0.396	0-0 G5-3		3-3 K		0-2 F9		2-2 F7		1-0 2B	5	0	1	1	0	1	3					
José Hernández, R OBP: 0.451, SLG: 0.592	4-0 IBB			4-0 G6-3 SH1-4 2B BB		4-0 IBB		4-0 S 1B IBB		1	1	1	0	4	0	0					
Kaz Ishii, L OBP: 0.143, SLG: 0.100	0-0 G4-3		0-0 SH1-4		0-0 FC5		2-3 K		3-3 K	2	0	0	0	0	0	5					
Jose Lima, R OBP: 0.333, SLG: 0.250										0	0	0	0	0	0	0					
37 Darren Dreifort, R ERA: 3.8										0	0	0	0	0	0	0					
Jason Grabowski, L OBP: 0.300, SLG: 0.434										1	0	0	0	0	1	1					
Guillermo Mota, R ERA: 1.89										1	0	0	0	0	1	3					
Inning Stats	R: 0 E: 0 K: 1 S: 7	H: 1 LOB: 0 BB: 0 P: 10	R: 0 E: 0 K: 1 S: 9	H: 2 LOB: 3 BB: 1 P: 18	R: 4 E: 0 K: 1 S: 12	H: 4 LOB: 0 BB: 0 P: 19	R: 1 E: 0 K: 0 S: 7	H: 1 LOB: 2 BB: 2 P: 17	R: 0 E: 0 K: 0 S: 6	H: 0 LOB: 0 BB: 0 P: 12	R: 0 E: 0 K: 1 S: 9	H: 0 LOB: 0 BB: 0 P: 15	R: 0 E: 0 K: 1 S: 13	H: 1 LOB: 1 BB: 0 P: 21	R: 2 E: 0 K: 2 S: 13	H: 2 LOB: 3 BB: 3 P: 34	1B: 5 2B: 5 3B: 0 HR: 2	SF: 0 SAC: 1 DP: 0 HBP: 0	WP: 0 PB: 0 SB: 2 CS: 1	PA: 45	
PITCHER	IP	WLS	BF	H	R	ER	SO	BB	IBB	HBP	BLK	WP	HR	S	P	ERA	WHIP				
Casey Fossum, L ERA: 7.33	4.0	L	22	8	5	5	3	2	1	0	1	0	0	1	35	64	11.25	2.500			
Elmer Dessens, R ERA: 6.17	2.0		8	1	0	0	0	0	1	0	0	0	0	0	17	31	0.00	0.500			
Scott Service, R ERA: 2.84	2.0		7	1	0	0	2	0	0	0	0	0	0	2	36	0.00	0.500				
Shane Nance, L ERA: 18.0	1.0		8	2	2	2	2	1	2	0	0	0	1	13	34	18.00	3.000				

Los Angeles Dodgers @ Arizona Diamondbacks
Bank One Ballpark, Phoenix, AZ
Fri Jun 04 2004, 10:05 PM EDT
Att: 32,182 - Sunny - 80 F


AB 37
R 7
H 12
RBI 7
BB 7
SO 7
LOB 19



Batter	1	2	3	4	5	6	7	8	9	AB	R	H	RBI	BB	SO	LOB	BOTTOM					
Scott Hairston, R OBP: 0.407, SLG: 0.630	4-0 E BB		4-1 CS BB		1-0 G5-3	2-2 F7		1-0 G6-3		3	1	0	0	2	0	2						
Steve Finley, L OBP: 0.355, SLG: 0.552	1-3 K	0-0 SAFE CS	2-2 G3-1		0-1 F7		1-3 K		1-0 FC5-4 1B	5	0	1	0	0	2	1						
Danny Bautista, R OBP: 0.375, SLG: 0.477	0-1 E8 1-H 2B		2-1 F9		4-1 BB 1B BB		1-3 K		0-0 FC5-4 1-2	4	2	1	1	1	1	1						
Luis Gonzalez, L OBP: 0.372, SLG: 0.541	0-1 E4 1B FC5-2 1B		2-1 G4-3		4-2 1B BB		1-2 G6-3			3	0	1	1	1	0	0						
Shea Hillenbrand, R OBP: 0.339, SLG: 0.474	0-0 FC5-2 1B			4-2 BB BB	1-0 1-3 2-H 1B		0-1 G4-3 G4-3 1B			3	0	3	1	1	0	0						
Chad Tracy, L OBP: 0.331, SLG: 0.412	1-1 FC5-2			2-2 F8	1-0 G4-3		0-1 G4-3		1-2 G4-3	4	0	0	0	0	0	6						
Alex Cintron, S OBP: 0.316, SLG: 0.367	1-2 F9			1-2 P4		1-2 BB 1B		1-2 G4-3		4	0	1	0	0	0	4						
Robby Hammock, R OBP: 0.296, SLG: 0.400		1-2 F8		4-0 1-2 BB		0-3 K		1-1 G5-3		3	0	0	0	1	1	2						
Casey Fossum, L ERA: 3.64										1	0	0	0	0	1	0						
Tim Olson, R ERA: 3.84										1	0	0	0	0	0	2						
Elmer Dessens, R ERA: 3.83										0	0	0	0	0	0	0						
Doug DeVore, L ERA: 3.83										0	0	0	0	0	0	0						
Scott Service, R ERA: 3.8										0	0	0	0	0	0	0						
Shane Nance, L ERA: 18.0										0	0	0	0	0	0	0						
Carlos Baerga, S ERA: 1.89										1	0	0	0	0	0	0						
Inning Stats	R: 2 E: 2 K: 1 S: 11	H: 3 LOB: 2 BB: 1 P: 17	R: 0 E: 0 K: 1 S: 7	H: 0 LOB: 0 BB: 1 P: 12	R: 0 E: 0 K: 0 S: 8	H: 0 LOB: 0 BB: 0 P: 14	R: 0 E: 0 K: 0 S: 9	H: 0 LOB: 2 BB: 2 P: 21	R: 1 E: 0 K: 0 S: 9	H: 1 LOB: 2 BB: 1 P: 20	R: 0 E: 0 K: 1 S: 11	H: 1 LOB: 1 BB: 1 P: 18	R: 0 E: 0 K: 2 S: 12	H: 0 LOB: 0 BB: 0 P: 15	R: 0 E: 0 K: 0 S: 9	H: 1 LOB: 1 BB: 0 P: 11	R: 0 E: 0 K: 0 S: 4	H: 1 LOB: 1 BB: 0 P: 7	1B: 6 2B: 1 3B: 0 HR: 0	SF: 0 SAC: 0 DP: 0 HBP: 0	WP: 0 PB: 0 SB: 0 CS: 1	PA: 40
PITCHER	IP	WLS	BF	H	R	ER	SO	BB	IBB	HBP	BLK	WP	HR	S	P	ERA	WHIP					
Kaz Ishii, L ERA: 3.64	5.0	W	24	4	3	3	2	6	0	0	0	0	0	44	84	5.40	2.000					
Jose Lima, R ERA: 3.83	1.0	H	4	1	0	0	1	1	0	0	0	0	0	11	18	0.00	2.000					
37 Darren Dreifort, R ERA: 3.8	1.0	H	3	0	0	0	2	0	0	0	0	0	0	12	15	0.00	0.000					
Guillermo Mota, R ERA: 1.89	2.0	S	8	2	0	0	0	0	0	0	0	0	0	13	18	0.00	1.000					

Los Angeles Dodgers @ Arizona Diamondbacks
Bank One Ballpark, Phoenix, AZ
Fri Jun 04 2004, 10:05 PM EDT
Att: 32,182 - Sunny - 80 F

AB 32
R 3
H 7
RBI 3
BB 7
SO 5
LOB 18



Batter	1	2	3	4	5	6	7	8	9	AB	R	H	RBI	BB	SO	LOB	TOP						
Dave Roberts, L (1, 7) OBP: 0.383, SLG: 0.430	G3		G4-3 BLK BB	HR		BB		S 2B 1B	F8	5	2	3	3	1	0	0							
Cesar Izturis, S (1, 6) OBP: 0.348, SLG: 0.396	F8		G4-3	1B		L6		1B SF9 2B		6	2	3	1	0	0	3							
Milton Bradley, S (1, 8) OBP: 0.362, SLG: 0.449	1B		F7	S 1B				HBP 1B	G4-3	5	1	3	1	1	0	2							
Shawn Green, L (1, 3) OBP: 0.336, SLG: 0.401	1B			K		P2		SF9		4	0	1	1	0	1	4							
Paul Lo Duca, R (1, 2) OBP: 0.407, SLG: 0.490	F8									4	2	2	1	0	0	2							
Adrian Beltré, R (1, 5) OBP: 0.333, SLG: 0.536		F9		G6-3		G6-3		HR	P5	4	0	0	0	1	0	3							
Juan Encarnacion, R (1, 9) OBP: 0.263, SLG: 0.491		G5-3						BB		5	1	2	2	0	1	1							
Alex Cora, L (1, 4) OBP: 0.382, SLG: 0.432		G5-3						1B	G4-3	3	1	0	0	2	0	3							
Odalis Perez, L (1, 1) OBP: 0.080, SLG: 0.160			G1-3					F9	F7	2	1	1	1	0	0	0							
Jayson Werth, R (6, PH) OBP: 0.296, SLG: 0.667										1	0	0	0	0	0	1							
Duaner Sanchez, R (6, PH) OBP: 0.250, SLG: 0.500										1	0	0	0	0	1	1							
Robin Ventura, L (9, PH) OBP: 0.291, SLG: 0.240										1	0	0	0	0	0	0							
Wilson Alvarez, L (9, 1) OBP: 0.167, SLG: 0.167										0	0	0	0	0	0	0							
Inning Stats	R: 0 E: 0 K: 0 S: 11	H: 2 LOB: 2 BB: 0 P: 14	R: 0 E: 0 K: 0 S: 8	H: 0 LOB: 0 BB: 0 P: 11	R: 0 E: 0 K: 0 S: 3	H: 0 LOB: 1 BB: 1 P: 9	R: 6 E: 0 K: 1 S: 17	H: 6 LOB: 1 BB: 1 P: 28	R: 0 E: 0 K: 0 S: 6	H: 0 LOB: 0 BB: 0 P: 9	R: 0 E: 0 K: 0 S: 11	H: 1 LOB: 3 BB: 2 P: 28	R: 1 E: 0 K: 2 S: 12	H: 1 LOB: 1 BB: 1 P: 19	R: 3 E: 0 K: 0 S: 15	H: 4 LOB: 2 BB: 0 P: 28	R: 0 E: 0 K: 0 S: 6	H: 1 LOB: 1 BB: 0 P: 7	1B: 8 2B: 5 3B: 0 HR: 2	SF: 1 SAC: 0 DP: 0 HBP: 1	WP: 0 PB: 0 SB: 2 CS: 0	PA: 48	
PITCHER	IP WLS BF H R ER SO BB IBB HBP BLK WP HR S P ERA WHIP											IP WLS BF H R ER SO BB IBB HBP BLK WP HR S P ERA WHIP											
31 Edgar Gonzalez, R (1, 1) ERA: 13.5	4.0 L 22 8 6 6 1 1 1 0 0 0 0 1 39 62 13.50 2.250											Andrew Good, R (8, 1) ERA: 3.47	1.2 8 2 0 0 0 0 0 0 1 0 0 12 20 0.00 1.200										
Brandon Villafuerte, R (5, 1) ERA: 1.98	1.0 3 0 0 0 0 0 0 0 0 0 0 0 6 9 0.00 0.000																						
Stephen Randolph, L (6, 1) ERA: 5.46	2.0 11 2 1 1 2 3 0 0 0 0 0 1 23 47 4.50 2.500																						
Mike Koplove, R (8, 1) ERA: 6.75	0.0 3 3 3 3 0 0 0 0 0 0 0 0 8 14 = =																						
Randy Choate, L (8, 1) ERA: 6.75	0.1 1 0 0 0 0 0 0 0 0 0 0 0 1 1 0.00 0.000																						

Los Angeles Dodgers @ Arizona Diamondbacks
Bank One Ballpark, Phoenix, AZ
Sat Jun 05 2004, 10:05 PM EDT
Att: 42,407 - Sunny - 80 F


AB 41
R 10
H 15
RBI 10
BB 5
SO 3
LOB 20



Batter	1	2	3	4	5	6	7	8	9	AB	R	H	RBI	BB	SO	LOB	BOTTOM						
Scott Hairston, R (1, 4) OBP: 0.407, SLG: 0.647	G5-3		P5						K	5	1	2	0	0	1	2							
Doug DeVore, L (1, 9) OBP: 0.233, SLG: 0.286	K		G4-3					FC4-6	F7	5	0	0	1	0	1	3							
Danny Bautista, R (1, 8) OBP: 0.377, SLG: 0.483	G1-3			1B				G6-3		4	2	2	0	0	0	1							
Luis Gonzalez, L (1, 7) OBP: 0.382, SLG: 0.558		G4-3		FC4				FC6-4		3	0	3	1	1	0	0							
Shea Hillenbrand, R (1, 3) OBP: 0.332, SLG: 0.464		G4-3		FC4				L6		4	0	0	0	0	0	5							
Robby Hammock, R (1, 2) OBP: 0.294, SLG: 0.394		F9		FC6-4				FC6-4		4	0	1	1	0	0	2							
Tim Olson, R (1, 5) OBP: 0.315, SLG: 0.364		F9		F9				G4-3		4	0	0	0	0	0	4							
Alex Cintron, S (1, 6) OBP: 0.315, SLG: 0.364				FC6-4				P6		4	0	1	0	0	0	2							
31 Edgar Gonzalez, R (1, 1) ERA: 13.5			SH1-4																				
Brandon Villafuerte, R (5, 1) ERA: 1.98																							
Stephen Randolph, L (6, 1) ERA: 5.46																							
Mike Koplove, R (8, 1) ERA: 6.75																							
Randy Choate, L (8, 1) ERA: 6.75																							
Inning Stats	R: 0 E: 0 K: 1 S: 14	H: 0 LOB: 0 BB: 0 P: 19	R: 0 E: 0 K: 0 S: 9	H: 1 LOB: 1 BB: 0 P: 12	R: 0 E: 0 K: 0 S: 11	H: 1 LOB: 1 BB: 0 P: 15	R: 1 E: 0 K: 0 S: 14	H: 3 LOB: 2 BB: 0 P: 17	R: 2 E: 0 K: 0 S: 10	H: 3 LOB: 1 BB: 0 P: 19	R: 0 E: 0 K: 0 S: 6	H: 0 LOB: 0 BB: 0 P: 8	R: 0 E: 0 K: 0 S: 9	H: 1 LOB: 1 BB: 0 P: 13	R: 0 E: 0 K: 0 S: 11	H: 0 LOB: 1 BB: 1 P: 18	R: 0 E: 0 K: 1 S: 12	H: 1 LOB: 1 BB: 0 P: 17	1B: 6 2B: 3 3B: 1 HR: 0	SF: 0 SAC: 1 DP: 0 HBP: 0	WP: 0 PB: 0 SB: 0 CS: 0	PA: 38	
PITCHER	IP WLS BF H R ER SO BB IBB HBP BLK WP HR S P ERA WHIP											IP WLS BF H R ER SO BB IBB HBP BLK WP HR S P ERA WHIP											
Odalis Perez, L (1, 1) ERA: 3.2	5.0 W 23 8 3 3 1 1 0 0 0 0 0 0 26 39 0.00 0.667																						
Duaner Sanchez, R (6, 1) ERA: 2.08	3.0 H 11 1 0 0 0 1 0 0 0 0 0 0 26 39 0.00 0.667																						
Wilson Alvarez, L (9, 1) ERA: 3.25	1.0 4 1 0 0 1 0 0 0 0 0 0 0 12 17 0.00 1.000																						

Los Angeles Dodgers @ Arizona Diamondbacks
Bank One Ballpark, Phoenix, AZ
Sat Jun 05 2004, 10:05 PM EDT
Att: 42,407 - Sunny - 80 F

AB 36
R 3
H 10
RBI 3
BB 1
SO 2
LOB 19



Batter	1	2	3	4	5	6	7	8	9	AB	R	H	RBI	BB	SO	LOB	TOP				
Dave Roberts, L OBP: 0.383, SLG: 0.432 (1, 7)	F9		B4-3							4	1	1	0	1	0	1	Los Angeles Dodgers @ Arizona Diamondbacks Bank One Ballpark, Phoenix, AZ Sun Jun 06 2004, 4:35 PM EDT Att: 34,059 - Dome - 79 F livebaseballscores.com				
Cesar Izturis, S OBP: 0.351, SLG: 0.398 (1, 6)	G5-3		E							4	2	2	0	0	0	0					
Paul Lo Duca, R OBP: 0.405, SLG: 0.487 (8, 2)			E					K		1	0	0	0	0	1	3					
Milton Bradley, S OBP: 0.367, SLG: 0.450 (1, 8)			E5							4	0	2	0	1	1	0					
Shawn Green, L OBP: 0.329, SLG: 0.391 (1, 3)	F7		G4-3							5	0	0	0	0	0	4					
Adrian Beltré, R OBP: 0.335, SLG: 0.561 (1, 5)										5	2	2	2	0	0	3					
Juan Encarnacion, R OBP: 0.271, SLG: 0.411 (1, 9)	F8									5	0	3	0	0	0	0					
David Ross, R OBP: 0.217, SLG: 0.304 (1, 2)										3	0	1	0	0	1	2					
Jason Grabowski, L OBP: 0.308, SLG: 0.440 (8, PH)	F9									1	0	1	0	0	0	0					
José Hernández, R OBP: 0.446, SLG: 0.583 (8, 6)										1	0	0	0	0	1	1					
Alex Cora, L OBP: 0.387, SLG: 0.437 (1, 4)	L3									3	0	2	0	0	0	0					
Jeff Weaver, R OBP: 0.214, SLG: 0.286 (1, 1)										3	0	0	0	0	1	3					
37 Darren Dreifort, R ERA: 6.39 (7, 1)										0	0	0	0	0	0	0					
Tom Martin, L ERA: 3.07 (7, 1)										0	0	0	0	0	0	0					
Robin Ventura, L OBP: 0.286, SLG: 0.235 (8, PH)										1	0	0	0	0	1	2					
Guillermo Mota, R ERA: 2.7 (8, 1)										0	0	0	0	0	0	0					
Inning Stats	R: 0 E: 0 K: 0 S: 10	H: 1 LOB: 1 BB: 0 P: 13	R: 1 E: 0 K: 0 S: 9	H: 1 LOB: 0 BB: 0 P: 11	R: 1 E: 1 K: 0 S: 9	H: 1 LOB: 1 BB: 0 P: 12	R: 0 E: 0 K: 0 S: 9	H: 2 LOB: 2 BB: 0 P: 16	R: 2 E: 1 K: 1 S: 12	H: 3 LOB: 2 BB: 1 P: 24	R: 0 E: 0 K: 0 S: 9	H: 1 LOB: 0 BB: 0 P: 13	R: 0 E: 0 K: 0 S: 12	H: 1 LOB: 1 BB: 1 P: 20	R: 1 E: 0 K: 2 S: 11	H: 2 LOB: 1 BB: 0 P: 18	1B: 10 2B: 4 3B: 0 HR: 2	SF: 0 SAC: 1 DP: 2 HBP: 0	WP: 1 PB: 1 SB: 0 CS: 0	PA: 43	
PITCHER	IP	WLS	BF	H	R	ER	SO	BB	IBB	HBP	BLK	WP	HR	S	P	ERA	WHIP			ERA	WHIP
Steve Sparks, R ERA: 6.39 (1, 1)	4.2		24	8	4	2	0	1	0	0	0	0	1	46	70	3.86	1.929			0.00	3.000
Mike Kogrove, R ERA: 5.4 (5, 1)	0.1		1	0	0	0	1	0	0	0	0	0	0	3	6	0.00	0.000				
Brandon Villafuerte, R ERA: 6.62 (6, 1)	1.1		5	2	0	0	1	0	0	0	0	0	0	15	22	0.00	1.500				
Randy Choate, L ERA: 6.62 (7, 1)	0.1		1	0	0	0	0	0	0	0	0	0	0	2	2	0.00	0.000				
Scott Service, R ERA: 2.7 (7, 1)	0.1	W	1	0	0	0	0	0	0	0	0	0	0	1	1	0.00	0.000				
PITCHER	IP	WLS	BF	H	R	ER	SO	BB	IBB	HBP	BLK	WP	HR	S	P	ERA	WHIP			ERA	WHIP
Elmer Dessens, R ERA: 6.08 (8, 1)	0.2		4	2	0	0	1	0	0	0	0	0	0	8	11	0.00	3.000				
Jose Valverde, R ERA: 4.55 (8, 1)	1.1	S	7	2	1	1	3	1	0	0	0	1	1	15	27	6.75	2.250				

Batter	1	2	3	4	5	6	7	8	9	AB	R	H	RBI	BB	SO	LOB	BOTTOM				
Scott Hairston, R OBP: 0.397, SLG: 0.655 (1, 4)	G6-3		F7							4	1	1	0	0	1	1	Los Angeles Dodgers @ Arizona Diamondbacks Bank One Ballpark, Phoenix, AZ Sun Jun 06 2004, 4:35 PM EDT Att: 34,059 - Dome - 79 F livebaseballscores.com				
Steve Finley, L OBP: 0.358, SLG: 0.553 (1, 8)	K									3	0	2	1	0	1	0					
Danny Bautista, R OBP: 0.379, SLG: 0.483 (1, 9)	G3-1									4	1	2	1	0	0	1					
Luis Gonzalez, L OBP: 0.384, SLG: 0.561 (1, 7)			F8							4	0	2	1	0	1	2					
Shea Hillenbrand, R OBP: 0.335, SLG: 0.464 (1, 3)	G6-3									4	1	2	0	0	0	2					
Chad Tracy, L OBP: 0.333, SLG: 0.414 (1, 5)										3	1	1	0	1	0	3					
Robby Hammock, R OBP: 0.301, SLG: 0.416 (1, 2)	F7									4	1	2	2	0	0	1					
Alex Cintron, S OBP: 0.311, SLG: 0.359 (1, 6)			P5							3	0	0	0	0	0	1					
Steve Sparks, R ERA: 6.39 (1, 1)										1	0	0	0	0	0	0					
Mike Kogrove, R ERA: 5.4 (5, 1)										0	0	0	0	0	0	0					
Brandon Villafuerte, R ERA: 6.62 (6, 1)										0	0	0	0	0	0	0					
Randy Choate, L ERA: 6.62 (7, 1)										0	0	0	0	0	0	0					
Scott Service, R ERA: 2.7 (7, 1)										0	0	0	0	0	0	0					
Elmer Dessens, R ERA: 6.08 (8, 1)										0	0	0	0	0	0	0					
Jose Valverde, R ERA: 4.55 (8, 1)										0	0	0	0	0	0	0					
Inning Stats	R: 0 E: 0 K: 1 S: 11	H: 0 LOB: 0 BB: 0 P: 16	R: 0 E: 0 K: 0 S: 8	H: 1 LOB: 1 BB: 0 P: 11	R: 0 E: 0 K: 0 S: 6	H: 0 LOB: 0 BB: 0 P: 9	R: 1 E: 0 K: 0 S: 10	H: 3 LOB: 1 BB: 0 P: 14	R: 0 E: 0 K: 1 S: 9	H: 0 LOB: 0 BB: 0 P: 10	R: 1 E: 0 K: 0 S: 8	H: 3 LOB: 1 BB: 0 P: 12	R: 3 E: 0 K: 2 S: 19	H: 4 LOB: 2 BB: 1 P: 28	R: 1 E: 0 K: 0 S: 9	H: 2 LOB: 0 BB: 0 P: 12	1B: 8 2B: 4 3B: 1 HR: 0	SF: 1 SAC: 1 DP: 2 HBP: 0	WP: 0 PB: 0 SB: 0 CS: 1	PA: 35	
PITCHER	IP	WLS	BF	H	R	ER	SO	BB	IBB	HBP	BLK	WP	HR	S	P	ERA	WHIP			ERA	WHIP
Jeff Weaver, R ERA: 4.24 (1, 1)	6.0		23	7	2	2	2	1	0	0	0	0	0	12	18	40.50	4.500				
37 Darren Dreifort, R ERA: 4.81 (7, 1)	0.2	L	5	2	3	3	1	1	0	0	0	0	0	7	10	0.00	6.000				
Tom Martin, L ERA: 3.07 (7, 1)	0.1		3	2	0	0	1	0	0	0	0	0	0	9	12	9.00	2.000				
Guillermo Mota, R ERA: 1.91 (8, 1)	1.0		4	2	1	1	0	0	0	0	0	0	0	9	12	9.00	2.000				

Batter	1	2	3	4	5	6	7	8	9	AB	R	H	RBI	BB	SO	LOB	TOP										
Scott Hairston, R OBP: 0.397, SLG: 0.650 (1, 4)	F8		1B 2B		G6-3		G4-6-3 1B	P4 1-3 2-H 3-H		5	1	2	1	0	0	1	Arizona Diamondbacks @ Baltimore Orioles Oriole Park at Camden Yards, Baltimore, MD Tue Jun 08 2004, 7:05 PM EDT Att: 28,927 - Sunny - 88 F livebaseballscorecards.com										
Steve Finley, L OBP: 0.355, SLG: 0.545 (1, 8)	K		L6		FC5 1B		G4-6-3 1-2	K		5	0	1	0	0	2	3											
Danny Bautista, R OBP: 0.380, SLG: 0.481 (1, 9)	K		2-H 1B		E 1B		F8	F7		5	1	2	1	0	1	0											
Luis Gonzalez, L OBP: 0.384, SLG: 0.562 Doug DeVore, L OBP: 0.226, SLG: 0.276 (9, PR) (9, 7)		G4-3	G4-3		FC5 WP 1-H 2-3			1B 2B 1B		5	1	2	0	0	0	2											
Shea Hillenbrand, R OBP: 0.346, SLG: 0.476 Alan Zinter, S (9, 3)								1B 2B 1B	K	4	2	3	0	1	1	1											
Chad Tracy, L OBP: 0.330, SLG: 0.414 (1, 5)								1B WP 2B	G1-3	5	1	1	2	0	0	5											
Robby Hammock, R OBP: 0.299, SLG: 0.405 (1, 2)								1B WP BB		3	1	0	0	1	2	2											
Carlos Baerga, S OBP: 0.227, SLG: 0.205 (1, 10)								F9		4	0	1	1	0	1	2											
Alex Cintron, S OBP: 0.314, SLG: 0.367 (1, 6)								WP 1-2 2-3		4	1	2	0	0	0	1											
Inning Stats	R: 0 E: 0 K: 2 S: 9	H: 0 LOB: 0 BB: 0 P: 12	R: 0 E: 0 K: 0 S: 9	H: 1 LOB: 1 BB: 0 P: 12	R: 2 E: 0 K: 0 S: 14	H: 3 LOB: 1 BB: 0 P: 20	R: 1 E: 0 K: 1 S: 9	H: 2 LOB: 1 BB: 0 P: 10	R: 1 E: 1 K: 0 S: 15	H: 2 LOB: 2 BB: 1 P: 24	R: 0 E: 0 K: 2 S: 8	H: 0 LOB: 0 BB: 0 P: 14	R: 0 E: 0 K: 0 S: 3	H: 1 LOB: 0 BB: 0 P: 6	R: 4 E: 0 K: 1 S: 17	H: 4 LOB: 1 BB: 1 P: 32		R: 0 E: 0 K: 1 S: 12	H: 1 LOB: 1 BB: 0 P: 15	1B: 9 2B: 5 3B: 0 HR: 0	SF: 0 SAC: 0 DP: 1 HBP: 0	WP: 3 PB: 0 CS: 0	PA: 42				
PITCHER	IP	WLS	BF	H	R	ER	SO	BB	IBB	HBP	BLK	WP	HR	S	P	ERA	WHIP										
Sidney Ponson, R ERA: 6.47 (1, 1)	7.0	L	32	11	6	5	5	1	0	0	0	1	0	73	107	6.43	1.714										
Buddy Groom, L ERA: 4.24 (8, 1)	0.1		4	2	0	0	0	1	0	0	0	0	0	5	12	0.00	9.000										
Eddy Rodriguez, R ERA: 1.93 (8, 1)	1.2		6	1	2	2	2	0	0	0	0	1	0	18	26	10.80	0.600										

Batter	1	2	3	4	5	6	7	8	9	AB	R	H	RBI	BB	SO	LOB	BOTTOM										
1 Brian Roberts, S OBP: 0.337, SLG: 0.356 (1, 4)	K		F8 1-2			G6-3		FC5 1B		4	0	1	0	0	1	1	Arizona Diamondbacks @ Baltimore Orioles Oriole Park at Camden Yards, Baltimore, MD Tue Jun 08 2004, 7:05 PM EDT Att: 28,927 - Sunny - 88 F livebaseballscorecards.com										
Jerry Hairston, R OBP: 0.376, SLG: 0.400 (1, 7)	F7				6 1B 10 FC6-4 BB		10 S 1B	1B		3	1	2	0	1	0	0											
6 Melvin Mora, R OBP: 0.452, SLG: 0.591 (1, 5)	K				10 C6-4 1B		F8	FC5 2-3		4	0	1	0	0	1	3											
10 Miguel Tejada, R OBP: 0.369, SLG: 0.467 (1, 6)								G6-3 1B		4	0	1	1	0	0	2											
Javy Lopez, R OBP: 0.358, SLG: 0.447 (1, 2)										4	0	0	0	0	0	2											
Jose Leon, R OBP: 0.111, SLG: 0.444 (1, 10)										4	0	0	0	0	1	2											
Luis Matos, R OBP: 0.297, SLG: 0.368 (1, 8)										3	0	0	0	0	2	1											
Luis Lopez, S OBP: 0.250, SLG: 0.263 (1, 3)										3	0	0	0	0	1	0											
16 Tim Raines, S (1, 9)										3	0	0	0	0	1	0											
Inning Stats	R: 0 E: 0 K: 2 S: 8	H: 0 LOB: 0 BB: 0 P: 12	R: 0 E: 0 K: 1 S: 13	H: 1 LOB: 1 BB: 0 P: 19	R: 0 E: 1 K: 0 S: 5	H: 0 LOB: 0 BB: 0 P: 9	R: 1 E: 0 K: 0 S: 12	H: 1 LOB: 1 BB: 1 P: 19	R: 0 E: 0 K: 0 S: 7	H: 0 LOB: 0 BB: 0 P: 11	R: 0 E: 0 K: 0 S: 6	H: 1 LOB: 1 BB: 0 P: 10	R: 0 E: 0 K: 1 S: 5	H: 0 LOB: 0 BB: 0 P: 9	R: 0 E: 0 K: 2 S: 15	H: 2 LOB: 2 BB: 0 P: 24		R: 0 E: 0 K: 1 S: 8	H: 0 LOB: 0 BB: 0 P: 11	1B: 5 2B: 0 3B: 0 HR: 0	SF: 0 SAC: 0 DP: 0 HBP: 0	WP: 0 PB: 1 SB: 1 CS: 1	PA: 33				
PITCHER	IP	WLS	BF	H	R	ER	SO	BB	IBB	HBP	BLK	WP	HR	S	P	ERA	WHIP										
Randy Johnson, L ERA: 2.75 (1, 1)	7.0	W	25	3	1	1	4	1	0	0	0	0	0	56	89	1.29	0.571										
Mike Koplove, R ERA: 5.23 (8, 1)	1.0		5	2	0	0	2	0	0	0	0	0	0	15	24	0.00	2.000										
Brandon Villafuerte, R ERA: (9, 1)	1.0		3	0	0	0	1	0	0	0	0	0	0	8	11	0.00	0.000										



Batter	1	2	3	4	5	6	7	8	9	AB	R	H	RBI	BB	SO	LOB	TOP								
Scott Hairston, R OBP: 0.384, SLG: 0.631	(1, 4) K		(3) G6-3		(2) L5-3				(3) P4	5	0	1	0	0	1	1	Arizona Diamondbacks @ Baltimore Orioles Oriole Park at Camden Yards, Baltimore, MD Wed Jun 09 2004, 7:05 PM EDT Att: 25,776 - Sunny - 97 F								
Steve Finley, L OBP: 0.357, SLG: 0.541	(1, 8) F7			(1) K						2	1	0	0	2	1	0									
Danny Bautista, R OBP: 0.378, SLG: 0.477	(1, 9) G6-3			(2) P5						4	0	1	0	0	1	2									
Luis Gonzalez, L OBP: 0.386, SLG: 0.573	(1, 7)									3	1	2	1	0	0	0									
Shea Hillenbrand, R OBP: 0.344, SLG: 0.471	(1, 3)									4	0	1	0	0	0	2									
Carlos Baerga, S OBP: 0.239, SLG: 0.220 Alan Zinter, S (4, FR)	(1, 10)									2	0	1	0	0	0	1									
Robby Hammock, R OBP: 0.290, SLG: 0.392	(1, 2)									0	0	0	0	2	0	0									
Tim Olson, R (1, 5)										4	0	0	0	0	0	0									
Alex Cintron, S OBP: 0.313, SLG: 0.364	(1, 6)									4	0	1	0	0	3	0									
Inning Stats	R: 0 E: 0 K: 1 S: 11	H: 0 LOB: 0 BB: 0 P: 18	R: 0 E: 0 K: 1 S: 9	H: 1 LOB: 1 BB: 0 P: 15	R: 0 E: 0 K: 1 S: 6	H: 0 LOB: 0 BB: 0 P: 9	R: 1 E: 1 K: 2 S: 12	H: 3 LOB: 2 BB: 0 P: 16	R: 0 E: 0 K: 0 S: 4	H: 1 LOB: 0 BB: 2 P: 8	R: 1 E: 0 K: 0 S: 9	H: 1 LOB: 2 BB: 2 P: 21	R: 0 E: 0 K: 2 S: 10	H: 1 LOB: 1 BB: 1 P: 19	R: 0 E: 0 K: 1 S: 12	H: 0 LOB: 1 BB: 1 P: 18		R: 0 E: 0 K: 1 S: 9	H: 0 LOB: 0 BB: 0 P: 13	1B: 4 2B: 4 3B: 0 HR: 0	SF: 1 SAC: 0 DP: 1 HBP: 0	WP: 1 PB: 0 SB: 0 CS: 0	PA: 37		
PITCHER	IP	WLS	BF	H	R	ER	SO	BB	IBB	HBP	BLK	WP	HR	S	P	ERA	WHIP								
Eric DuBose, L ERA: 4.98	(1, 1)	6.2		28	7	2	2	6	2	0	0	0	0	57	96	2.70	1.350								
John Parrish, L ERA: 4.54	(7, 1)	0.1	W	2	0	0	0	1	1	0	0	0	0	4	10	0.00	3.000								
B.J. Ryan, L ERA: 2.67	(8, 1)	1.0		4	0	0	0	1	1	0	0	0	0	12	18	0.00	1.000								
Mike DeJean, R ERA: 7.66	(9, 1)	1.0		3	0	0	0	1	0	0	0	0	0	9	13	0.00	0.000								

Batter	1	2	3	4	5	6	7	8	9	AB	R	H	RBI	BB	SO	LOB	BOTTOM									
1 Brian Roberts, S OBP: 0.339, SLG: 0.355	(1, 10) FC1-6-5 1B									4	1	1	0	1	0	1	Arizona Diamondbacks @ Baltimore Orioles Oriole Park at Camden Yards, Baltimore, MD Wed Jun 09 2004, 7:05 PM EDT Att: 25,776 - Sunny - 97 F									
6 Melvin Mora, R OBP: 0.455, SLG: 0.592	(1, 5) FC1-6-5 WP									3	4	1	0	1	0	1										
10 Miguel Tejada, R OBP: 0.373, SLG: 0.482	(1, 6) K									4	1	2	3	1	1	1										
Rafael Palmeiro, L OBP: 0.398, SLG: 0.433	(1, 3) WP									4	0	1	0	1	0	1										
Javy Lopez, R OBP: 0.355, SLG: 0.439	(1, 2) BB									4	0	0	1	1	0	3										
B.J. Surhoff, L OBP: 0.367, SLG: 0.409	(1, 9) G6-3									5	1	2	0	0	1	4										
Luis Matos, R OBP: 0.300, SLG: 0.385	(1, 8)									4	1	2	2	0	1	1										
Larry Bigbie, L OBP: 0.318, SLG: 0.394	(1, 7) FC5-4 BB									3	0	1	0	1	1	3										
Jerry Hairston, R OBP: 0.362, SLG: 0.381	(1, 4) FC5-4 1S									4	0	0	0	0	0	5										
Inning Stats	R: 1 E: 0 K: 1 S: 19	H: 1 LOB: 2 BB: 2 P: 32	R: 0 E: 0 K: 1 S: 11	H: 0 LOB: 1 BB: 1 P: 19	R: 0 E: 0 K: 0 S: 7	H: 0 LOB: 0 BB: 0 P: 9	R: 0 E: 0 K: 0 S: 8	H: 2 LOB: 2 BB: 0 P: 13	R: 1 E: 1 K: 0 S: 11	H: 1 LOB: 1 BB: 0 P: 15	R: 0 E: 0 K: 1 S: 16	H: 1 LOB: 1 BB: 0 P: 22	R: 5 E: 1 K: 0 S: 16	H: 3 LOB: 1 BB: 2 P: 36	R: 1 E: 0 K: 1 S: 18	H: 2 LOB: 2 BB: 1 P: 26		1B: 7 2B: 1 3B: 0 HR: 2	SF: 0 SAC: 0 DP: 0 HBP: 1	WP: 2 PB: 0 SB: 2 CS: 0	PA: 42					
PITCHER	IP	WLS	BF	H	R	ER	SO	BB	IBB	HBP	BLK	WP	HR	S	P	ERA	WHIP									
17 Brandon Webb, R ERA: 4.18	(1, 1)	5.0		23	4	2	1	2	3	0	1	0	0	0	88	1.80	1.400									
Stephen Randolph, L ERA: 2.79	(6, 1)	1.2	L	10	2	4	4	1	2	0	0	0	0	1	28	50	21.60	2.400								
Brandon Villafuerte, R ERA: 2.45	(7, 1)	0.1		3	2	1	0	0	0	0	0	0	0	1	4	8	0.00	6.000								
Randy Choate, L ERA: 6.75	(8, 1)	1.0		6	2	1	1	1	0	1	0	0	0	0	18	26	9.00	2.000								



Batter	1	2	3	4	5	6	7	8	9	AB	R	H	RBI	BB	SO	LOB	TOP			
Scott Hairston, R OBP: 0.377, SLG: 0.603 (1, 4)										3	1	0	0	1	1	0	Arizona Diamondbacks @ Baltimore Orioles Oriole Park at Camden Yards, Baltimore, MD Thu Jun 10 2004, 7:05 PM EDT Att: 25,106 - Cloudy - 80 F livebaseballscorecards.com			
Steve Finley, L OBP: 0.355, SLG: 0.549 (1, 8)										4	1	1	2	0	0	0				
Danny Bautista, R OBP: 0.376, SLG: 0.473 (1, 9)										4	1	1	0	0	0	0				
Luis Gonzalez, L OBP: 0.380, SLG: 0.563 (1, 7)										4	0	0	0	0	0	1				
Shea Hillenbrand, R OBP: 0.343, SLG: 0.467 (1, 3)										4	0	1	0	0	0	0				
Chad Tracy, L OBP: 0.324, SLG: 0.406 (1, 5)										3	0	0	0	0	0	2				
Alan Zinter, S OBP: 0.600, SLG: 0.333 (1, 10)										3	0	1	1	0	0	0				
Alex Cintron, S OBP: 0.309, SLG: 0.360 (1, 6)										3	0	0	0	0	0	2				
Juan Brito, R (1, 2)										3	0	0	0	0	1	0				
Inning Stats	R: 0 E: 0 K: 1 S: 8	H: 0 LOB: 0 BB: 0 P: 10	R: 0 E: 0 K: 0 S: 4	H: 0 LOB: 0 BB: 0 P: 8	R: 0 E: 0 K: 0 S: 5	H: 0 LOB: 0 BB: 0 P: 7	R: 0 E: 0 K: 0 S: 6	H: 0 LOB: 0 BB: 0 P: 11	R: 0 E: 0 K: 0 S: 7	H: 0 LOB: 0 BB: 0 P: 8	R: 3 E: 0 K: 0 S: 20	H: 4 LOB: 2 BB: 1 P: 26	R: 0 E: 0 K: 0 S: 7	H: 0 LOB: 0 BB: 0 P: 12	R: 0 E: 0 K: 0 S: 4	H: 0 LOB: 0 BB: 0 P: 7	1B: 3 2B: 0 3B: 0 HR: 1	SF: 0 SAC: 0 DP: 0 HBP: 0	WP: 0 PB: 0 SB: 0 CS: 0	PA: 32
PITCHER	IP WLS BF H R ER SO BB IBB HBP BLK WP HR S P ERA WHIP	7.0 L 26 4 3 3 2 1 0 0 0 0 1 57 77 3.86 0.714	2.0 6 0 0 0 0 0 0 0 0 0 0 0 11 19 0.00 0.000																	

Batter	1	2	3	4	5	6	7	8	9	AB	R	H	RBI	BB	SO	LOB	BOTTOM					
1 Brian Roberts, S OBP: 0.336, SLG: 0.351 (1, 4)										5	0	1	0	0	1	3	Arizona Diamondbacks @ Baltimore Orioles Oriole Park at Camden Yards, Baltimore, MD Thu Jun 10 2004, 7:05 PM EDT Att: 25,106 - Cloudy - 80 F livebaseballscorecards.com					
6 Melvin Mora, R OBP: 0.452, SLG: 0.584 (1, 5)										3	0	0	0	1	0	2						
10 Miguel Tejada, R OBP: 0.368, SLG: 0.473 (1, 6)									4	0	0	0	0	1	3							
Rafael Palmeiro, L OBP: 0.392, SLG: 0.424 (1, 3)									4	0	0	0	0	1	1							
Javy Lopez, R OBP: 0.353, SLG: 0.435 (1, 10)									4	0	1	0	0	2	1							
B.J. Surhoff, L OBP: 0.371, SLG: 0.412 (1, 9)									4	0	2	0	0	0	0							
Luis Matos, R OBP: 0.304, SLG: 0.384 (1, 8)									3	0	1	0	1	0	4							
Larry Bigbie, L OBP: 0.322, SLG: 0.393 (1, 7)									3	0	1	0	1	2	3							
Robert Machado, R OBP: 0.077, SLG: 0.077 Jerry Hairston, R (9, PH) OBP: 0.358, SLG: 0.376 (1, 2)									3	0	1	0	0	0	2							
Inning Stats	R: 0 E: 0 K: 2 S: 9	H: 1 LOB: 1 BB: 1 P: 19	R: 0 E: 0 K: 1 S: 13	H: 1 LOB: 2 BB: 1 P: 24	R: 0 E: 0 K: 0 S: 8	H: 0 LOB: 0 BB: 0 P: 12	R: 0 E: 0 K: 1 S: 13	H: 2 LOB: 2 BB: 0 P: 21	R: 0 E: 0 K: 0 S: 6	H: 0 LOB: 0 BB: 0 P: 11	R: 0 E: 1 K: 1 S: 12	H: 1 LOB: 2 BB: 0 P: 16	R: 0 E: 0 K: 0 S: 11	H: 2 LOB: 2 BB: 0 P: 14	R: 0 E: 0 K: 0 S: 9	H: 0 LOB: 0 BB: 0 P: 13	R: 0 E: 0 K: 2 S: 14	H: 0 LOB: 1 BB: 1 P: 23	1B: 7 2B: 0 3B: 0 HR: 0	SF: 0 SAC: 0 DP: 0 HBP: 0	WP: 0 PB: 0 SB: 1 CS: 1	PA: 37
PITCHER	IP WLS BF H R ER SO BB IBB HBP BLK WP HR S P ERA WHIP	6.0 W 25 5 0 0 0 2 0 0 0 0 0 0 20 27 0.00 1.167	2.0 H 8 2 0 0 0 0 0 0 0 0 0 0 14 23 0.00 1.000	1.0 S 4 0 0 0 2 1 0 0 0 0 0 0 14 23 0.00 1.000																		

Batter	1	2	3	4	5	6	7	8	9	AB	R	H	RBI	BB	SO	LOB	TOP
Scott Hairston, R OBP: 0.366, SLG: 0.569	4-2 G1-3 1B BB	0-1 P3			2-1 G6-3		0-0 G6-3	1 SAFE SAFE SAFE SAFE SAFE SAFE SAFE SAFE	3-1 F9	4	0	0	0	1	0	2	
Steve Finley, L OBP: 0.360, SLG: 0.548	2-2 G1-3 1B		1-1 G3		0-0 G4-3			3-2 1B	4-1 1B BB	4	0	2	0	1	0	0	
Danny Bautista, R OBP: 0.376, SLG: 0.476	0-0 G1-3		0-1 2B		2-2 F9			1-3 K	0-1 1B	5	0	2	1	0	1	3	
Luis Gonzalez, L OBP: 0.377, SLG: 0.553	4-0 IBB		1-0 P4		0-2 F8			2-2 P4	2-3 K	4	0	0	0	1	1	4	
Shea Hillenbrand, R OBP: 0.336, SLG: 0.457 Alan Zinter, S OBP: 0.600, SLG: 0.333	2-3 K		0-0 L8		2-0 G5-3			1-3 K		4	0	0	0	0	2	5	
Chad Tracy, L OBP: 0.326, SLG: 0.414	2-2 G1-3			3-1 F9		2-2 1B			1-2 2B 2B	4	1	2	0	0	0	3	
Alex Cintron, S OBP: 0.308, SLG: 0.362		0-1 G5-3		1-3 K		1-2 G4-3			1-1 1B 2B	4	1	1	1	0	1	1	
Doug DeVore, L OBP: 0.257, SLG: 0.333		0-0 2B		1-0 1B			2-3 K		1-3 K	4	0	2	0	0	2	1	
Juan Brito, R Tim Olson, R OBP: 0.063, SLG: 0.063 Robby Hamrock, R OBP: 0.290, SLG: 0.392	2-2 G6-3		2-2 G4-3		3-1 G4-3		2-3 K2-3		3-2 1B 1B	3	0	0	0	0	1	2	
Inning Stats	R: 0 H: 1 E: 0 K: 1 S: 13	H: 1 R: 0 ER: 0 LOB: 3 BB: 2 P: 27	R: 0 H: 1 E: 0 K: 0 S: 9	H: 1 R: 0 ER: 0 LOB: 1 BB: 0 P: 11	R: 0 H: 1 E: 0 K: 0 S: 6	H: 1 R: 0 ER: 0 LOB: 1 BB: 0 P: 8	R: 0 H: 1 E: 0 K: 1 S: 8	H: 0 R: 0 ER: 0 LOB: 0 BB: 0 P: 12	R: 0 H: 1 E: 0 K: 0 S: 11	H: 0 R: 0 ER: 0 LOB: 0 BB: 0 P: 16	R: 0 H: 0 E: 0 K: 2 S: 9	H: 1 R: 0 ER: 0 LOB: 1 BB: 0 P: 13	R: 0 H: 1 E: 0 K: 2 S: 12	H: 4 R: 3 ER: 0 LOB: 2 BB: 1 P: 34	1B: 6 2B: 4 3B: 0 HR: 0	SF: 0 SAC: 0 DP: 0 HBP: 0	WP: 0 PA: 40 PB: 0 CS: 0
PITCHER	IP WLS BF H R ER SO BB IBB HBP BLK WP HR S P ERA WHIP																
Pat Hentgen, R ERA: 5.05	(1, 1) 7.0 28 5 0 0 4 1 1 0 0 0 0 0 64 103 0.00 0.857																
Justin Speier, R ERA: 3.89	(8, 1) 1.0 H 4 1 0 0 2 0 0 0 0 0 0 0 12 19 0.00 1.000																
54 Jason Frasor, R ERA: 1.65	(9, 1) 0.2 L 5 3 3 3 1 0 0 0 0 0 0 0 0 13 22 40.50 4.500																
Terry Adams, R ERA: 4.75	(9, 1) 0.1 3 1 0 0 1 1 0 0 0 0 0 0 6 12 0.00 6.000																

Arizona Diamondbacks @ Toronto Blue Jays
SkyDome, Toronto, ON
Fri Jun 11 2004, 7:05 PM EDT
Att: 14,259 - Sunny - 63 F

AB 37
R 3
H 10
RBI 3
BB 3
SO 8
LOB 21



Batter	1	2	3	4	5	6	7	8	9	AB	R	H	RBI	BB	SO	LOB	BOTTOM		
3 Reed Johnson, R OBP: 0.351, SLG: 0.437	1-1 G5-3	0-2 F8		1-1 G6-4-3			2-1 F9			4	0	0	0	0	0	0			
Howie Clark, L OBP: 0.288, SLG: 0.413	3-2 2B 10 G5-3 1B		1-1 F9		1-2 G4-3			0-1 L7		4	1	2	0	0	0	0			
Frank Catalanotto, L OBP: 0.369, SLG: 0.460	2-2 BB PB 2B		1-2 G6-3		3-2 G4-3			3-2 10 G1 1B 1B		4	1	3	0	0	0	0			
10 Vernon Wells, R OBP: 0.364, SLG: 0.472	2-2 G5-3		3-1 1B		0-0 F7			1-0 10 G1 1B		4	0	0	1	0	0	4			
9 Gregg Zaun, S OBP: 0.427, SLG: 0.420	3-H PB BB BB		1-0 F8			3-2 G5-3		1-2 G1		3	0	0	0	1	1	2			
Eric Hinske, L OBP: 0.309, SLG: 0.340	4-1 BB			2-1 G6-3		3-2 G3		1-3 K		3	0	1	0	1	1	0			
Chris Woodward, R OBP: 0.352, SLG: 0.470	0-2 PB			3-2 1B 1B		1-0 G4-3			1-3 K	5	0	1	0	0	0	2			
Frank Menechino, R OBP: 0.333, SLG: 0.340		0-2 F9		0-0 1B			1-0 G5-3		2-2 P2	4	0	1	0	0	2	0			
Kevin Cash, R OBP: 0.272, SLG: 0.339		3-3 K		1-2 1B		1-2 G6-4-3 1B		0-2 K		3	0	0	0	0	0	3			
Inning Stats	R: 2 H: 2 E: 0 K: 0 S: 15	H: 0 R: 0 ER: 0 LOB: 0 BB: 2 P: 31	R: 0 H: 0 E: 0 K: 1 S: 10	H: 0 R: 0 ER: 0 LOB: 0 BB: 0 P: 13	R: 0 H: 1 E: 0 K: 0 S: 9	H: 1 R: 0 ER: 0 LOB: 1 BB: 0 P: 15	R: 0 H: 3 E: 0 K: 0 S: 11	H: 0 R: 0 ER: 0 LOB: 0 BB: 0 P: 18	R: 0 H: 0 E: 0 K: 0 S: 7	H: 0 R: 0 ER: 0 LOB: 0 BB: 0 P: 14	R: 0 H: 0 E: 0 K: 1 S: 6	H: 2 R: 0 ER: 0 LOB: 2 BB: 0 P: 9	R: 0 H: 0 E: 0 K: 1 S: 12	H: 0 R: 0 ER: 0 LOB: 0 BB: 0 P: 18	R: 0 H: 0 E: 0 K: 1 S: 11	H: 0 R: 0 ER: 0 LOB: 0 BB: 0 P: 15	1B: 7 2B: 1 3B: 0 HR: 0	SF: 0 SAC: 0 DP: 1 HBP: 0	WP: 0 PA: 36 PB: 1 CS: 0
PITCHER	IP WLS BF H R ER SO BB IBB HBP BLK WP HR S P ERA WHIP																		
Steve Sparks, R ERA: 5.84	(1, 1) 7.1 31 8 2 1 2 2 0 0 0 0 0 0 71 121 1.23 1.364																		
Brandon Villafuerte, R ERA: 2.25	(8, 1) 0.1 1 0 0 0 0 0 0 0 0 0 0 0 3 4 0.00 0.000																		
Randy Choate, L ERA: 0.52	(8, 1) 0.2 W 2 0 0 0 2 0 0 0 0 0 0 0 6 8 0.00 0.000																		
Jose Valverde, R ERA: 4.3	(9, 1) 0.2 S 2 0 0 0 0 0 0 0 0 0 0 0 8 11 0.00 0.000																		

Arizona Diamondbacks @ Toronto Blue Jays
SkyDome, Toronto, ON
Fri Jun 11 2004, 7:05 PM EDT
Att: 14,259 - Sunny - 63 F

AB 34
R 2
H 8
RBI 1
BB 2
SO 4
LOB 11



Batter	1	2	3	4	5	6	7	8	9	AB	R	H	RBI	BB	SO	LOB	TOP					
Scott Hairston, R OBP: 0.356, SLG: 0.545	(1, 4) K		(0, 0) F8			(1, 2) HR 1B	(1, 3) K		(1, 1) P3	5	1	1	0	0	2	4						
Steve Finley, L OBP: 0.354, SLG: 0.538	(1, 10) G4-3			(2, 1) G6-3		(0, 2) P3	(0, 1) P3			4	0	0	0	0	0	3						
Danny Bautista, R OBP: 0.375, SLG: 0.474 Andy Green, R (6, PR) (6, 5) K	(1, 8) K			(3, 1) G4-3		(0, 1) HR 1B		(0, 2) P3		3	0	1	0	0	1	0						
Luis Gonzalez, L OBP: 0.379, SLG: 0.565		(1, 2) F9		(0, 1) 1B		(2, 2) HR		(1, 2) P6		4	1	2	3	0	0	0						
Shea Hillenbrand, R OBP: 0.336, SLG: 0.470 Tim Olson, R OBP: 0.059, SLG: 0.059	(1, 3) G4-3	(0, 0) G4-3		(1, 3) 1B		(1, 2) HR		(1, 0) F8		3	1	1	1	0	1	1						
Chad Tracy, L OBP: 0.326, SLG: 0.407	(1, 5) BB	(4, 2) BB			(2, 2) L5	(1, 2) P5			(0, 3) K	3	0	0	0	1	1							
Doug DeVore, L OBP: 0.282, SLG: 0.361	(1, 9) G4-3			(0, 0) L9			(4, 1) 1B BB		(1, 1) 1B 2B	3	0	1	0	1	0	1						
Alex Cintron, S OBP: 0.307, SLG: 0.360			(1, 2) F9		(1, 1) L8		(0, 0) F7		(1, 1) 1B	4	0	1	0	0	0	1						
Juan Brito, R OBP: 0.111, SLG: 0.111 Alan Zinter, S OBP: 0.500, SLG: 0.250	(1, 2) K		(3, 3) K			(1, 3) K	(1, 0) 1B		(1, 3) K	3	0	1	0	0	2	0						
Inning Stats	R: 0 E: 0 K: 2 S: 8	H: 0 LOB: 0 BB: 0 P: 13	R: 0 E: 0 K: 0 S: 11	H: 0 LOB: 1 BB: 1 P: 17	R: 0 E: 0 K: 1 S: 8	H: 0 LOB: 0 BB: 0 P: 12	R: 0 E: 0 K: 1 S: 9	H: 1 LOB: 1 BB: 0 P: 15	R: 0 E: 0 K: 0 S: 7	H: 0 LOB: 0 BB: 0 P: 10	R: 4 E: 0 K: 1 S: 22	H: 4 LOB: 1 BB: 0 P: 29	R: 0 E: 0 K: 1 S: 8	H: 1 LOB: 2 BB: 1 P: 14	R: 0 E: 0 K: 2 S: 7	H: 0 LOB: 0 BB: 0 P: 9	R: 0 E: 0 K: 2 S: 12	H: 2 LOB: 2 BB: 0 P: 16	1B: 5 2B: 1 3B: 0 HR: 2	SF: 0 SAC: 0 DP: 0 HBP: 0	WP: 0 PB: 0 SB: 0 CS: 0	PA: 37
PITCHER	IP	WLS	BF	H	R	ER	SO	BB	IBB	HBP	BLK	WP	HR	S	P	ERA	WHIP					
32 Roy Halladay, R ERA: 3.55	5.2	W	21	3	2	2	5	1	0	0	0	0	0	56	82	3.18	0.706					
Jason Kershner, L ERA: 6.33	0.1		3	2	2	2	0	0	0	0	0	0	2	9	14	54.00	6.000					
Vinnie Chulk, R ERA: 2.45	3.0	S	13	3	0	0	3	1	0	0	0	0	0	27	39	0.00	1.333					

Arizona Diamondbacks @ Toronto Blue Jays
SkyDome, Toronto, ON
Sat Jun 12 2004, 4:05 PM EDT
Att: 30,349 - Sunny - 70 F

AB	35
R	4
H	8
RBI	4
BB	2
SO	8
LOB	13



Batter	1	2	3	4	5	6	7	8	9	AB	R	H	RBI	BB	SO	LOB	BOTTOM					
3 Reed Johnson, R OBP: 0.350, SLG: 0.433	(1, 7) 10 1B	(3, 2) G4-3		(0, 0) SF7	(1, 0) G5-3		(2, 2) FC6-4 10 HR	(4, 2) BB		4	1	1	2	1	0	3						
Howie Clark, L OBP: 0.306, SLG: 0.409	(1, 3) L8		(0, 0) 9 10 HR	(0, 1) G3	(4, 1) BB		(4, 0) 10 HR	(3, 2) SF7		3	2	1	1	2	0	1						
Frank Catalanotto, L OBP: 0.214, SLG: 0.154 Dave Berg, R (8, PH)	(1, 10) F8	(3, 1) F7	(1, 2) F7	(3, 2) 9 10 HR	(1, 2) G4-3		(1, 2) G1	(4, 2) 10 C4-6		4	1	0	1	0	0	5						
10 Vernon Wells, R OBP: 0.370, SLG: 0.488	(1, 8) 1B	(2, 1) 1B	(3, 2) 9 10 HR	(1, 0) 9 10 HR	(1, 2) 1B		(0, 1) G6-3	(2, 0) FC4-6		6	3	4	3	0	0	3						
9 Gregg Zaun, S OBP: 0.407, SLG: 0.398	(1, 2) F9	(2, 2) F9	(0, 0) G2-3	(1, 1) E3	(1, 2) 1B		(2, 3) K	(3, 2) F9		5	1	0	0	0	1	6						
Eric Hinske, L OBP: 0.320, SLG: 0.362		(4, 2) 2B BB	(1, 1) 2H HR	(3, 1) 2B 1B			(1, 2) FC6-4 1B	(1, 0) F7		4	2	3	5	1	0	0						
Chris Woodward, R OBP: 0.365, SLG: 0.494	(1, 6) 15 G6-3 1H	(2, 0) P3	(0, 0) P3	(2, 1) 1-3 2H 2B			(2, 1) FC6-4	(4, 1) 15 BB 3 BB		4	1	2	2	1	0	1						
Frank Menechino, R OBP: 0.345, SLG: 0.376	(1, 4) P4						(2, 2) 3 FC6-4 15 1B	(4, 1) 3 BB 15 BB		4	3	2	1	1	1	3						
15 Alex Rios, R OBP: 0.271, SLG: 0.278	(1, 9) G6-3	(1, 1) G6-3		(1, 0) 3 SF7	(0, 1) G4-3		(2, 1) 3 FC6-4	(4, 0) BB 3 BB		4	1	2	0	1	0	1						
Inning Stats	R: 0 E: 0 K: 0 S: 12	H: 2 LOB: 2 BB: 0 P: 20	R: 1 E: 0 K: 0 S: 12	H: 1 LOB: 1 BB: 1 P: 23	R: 3 E: 0 K: 1 S: 18	H: 3 LOB: 0 BB: 0 P: 33	R: 5 E: 1 K: 1 S: 18	H: 5 LOB: 2 BB: 0 P: 33	R: 0 E: 0 K: 1 S: 10	H: 0 LOB: 1 BB: 1 P: 15	R: 0 E: 0 K: 1 S: 10	H: 1 LOB: 1 BB: 0 P: 15	R: 4 E: 0 K: 0 S: 17	H: 3 LOB: 0 BB: 1 P: 33	R: 2 E: 0 K: 0 S: 11	H: 0 LOB: 3 BB: 5 P: 35	1B: 9 2B: 2 3B: 1 HR: 3	SF: 2 SAC: 0 DP: 0 HBP: 1	WP: 0 PB: 0 SB: 0 CS: 0	PA: 49		
PITCHER	IP	WLS	BF	H	R	ER	SO	BB	IBB	HBP	BLK	WP	HR	S	P	ERA	WHIP					
Andrew Good, R ERA: 5.0	3.2	L	21	8	7	6	0	1	0	1	0	0	0	43	73	14.73	2.455					
Elmer Dessens, R ERA: 6.12	2.2		16	6	4	2	2	1	0	0	0	0	0	39	65	6.75	2.625					
Scott Service, R ERA: 4.91	0.2		4	1	2	2	0	1	0	0	0	0	1	7	17	27.00	3.000					
Stephen Randolph, L ERA: 3.34	0.2		7	0	2	2	0	5	0	0	0	0	0	10	34	27.00	7.500					
Randy Choate, L ERA: 5.41	0.1		1	0	0	0	0	0	0	0	0	0	0	1	1	0.00	0.000					

Arizona Diamondbacks @ Toronto Blue Jays
SkyDome, Toronto, ON
Sat Jun 12 2004, 4:05 PM EDT
Att: 30,349 - Sunny - 70 F

AB	38
R	15
H	15
RBI	15
BB	8
SO	2
LOB	23



Batter	1	2	3	4	5	6	7	8	9	AB	R	H	RBI	BB	SO	LOB	TOP			
Scott Hairston, R (1, 4) OBP: 0.370, SLG: 0.585	0-0 P3	2-2 1B			1-2 G5-3		2-1 HR		2-2 1B	5	1	3	1	0	0	0	Arizona Diamondbacks @ Toronto Blue Jays SkyDome, Toronto, ON Sun Jun 13 2004, 1:05 PM EDT Att: 22,766 - Overcast - 67 F livebaseballscorecards.com			
Steve Finley, L (1, 8) OBP: 0.352, SLG: 0.531	0-3 K	2-2 P5			2-3 K		0-2 G4-3		0-0 1B	5	0	1	1	0	2	2				
Danny Bautista, R (1, 10) OBP: 0.368, SLG: 0.464	1-0 F8		1-2 F7		1-0 F7		1-2 L4		2-2 G5-3	5	0	0	0	0	0	2				
Luis Gonzalez, L (1, 7) OBP: 0.384, SLG: 0.564		2-2 FC4-6 1B	0-1 P4			4-2 2B		4-0 CS		2	1	1	0	2	0	0				
Shea Hillenbrand, R (1, 3) OBP: 0.339, SLG: 0.471		1-2 FC4-6 1B	1-2			0-0 F9		0-1 F9		4	0	2	0	0	0	2				
Chad Tracy, L (1, 5) OBP: 0.316, SLG: 0.398		1-2 FC4-6 BB	0-1 G4-3			2-2 F8		2-3 K		4	1	0	0	0	1	4				
Tim Olson, R (1, 6) OBP: 0.190, SLG: 0.158		4-2 G4-3 BB		1-3 K		0-0		4-2 1B		2	2	1	0	2	1	0				
Doug DeVore, L (1, 9) OBP: 0.256, SLG: 0.325		1-1 G4-3		2-3 K		1-2 G4-3		0-0 P5		4	0	0	1	0	1	5				
Robby Hammock, R (1, 2) OBP: 0.281, SLG: 0.379		0-2 E6		2-2 G5-3			0-3 K		3-2 P5	4	0	0	0	0	1	1				
Inning Stats	R: 0 E: 0 K: 1 S: 5	H: 0 LOB: 0 BB: 0 P: 6	R: 3 E: 1 K: 0 S: 26	H: 3 LOB: 2 BB: 1 P: 38	R: 0 E: 0 K: 0 S: 11	H: 1 LOB: 1 BB: 0 P: 13	R: 0 E: 0 K: 2 S: 11	H: 0 LOB: 0 BB: 0 P: 16	R: 0 E: 0 K: 1 S: 8	H: 1 LOB: 2 BB: 1 P: 12	R: 1 E: 0 K: 1 S: 11	H: 1 LOB: 0 BB: 0 P: 14	R: 0 E: 0 K: 1 S: 5	H: 0 LOB: 0 BB: 1 P: 11	R: 1 E: 0 K: 0 S: 16	H: 2 LOB: 2 BB: 1 P: 26	1B: 6 2B: 1 3B: 0 HR: 1	SF: 0 SAC: 0 DP: 0 HBP: 0	WP: 0 PB: 0 SB: 0 CS: 1	PA: 39
PITCHER	IP WLS BF H R ER SO BB IBB HBP BLK WP HR S P ERA WHIP																			
Ted Lilly, L (1, 1) ERA: 4.02	6.2 L 29 6 4 2 5 2 0 0 0 0 0 1 81 114 2.70 1.200																			
Justin Speier, R (7, 1) ERA: 3.5	1.1 4 0 0 0 1 1 0 0 0 0 0 0 8 15 0.00 0.750																			
54 Jason Frasor, R (9, 1) ERA: 1.91	1.0 6 2 1 1 0 1 0 0 0 0 0 0 16 26 9.00 3.000																			

Batter	1	2	3	4	5	6	7	8	9	AB	R	H	RBI	BB	SO	LOB	BOTTOM					
Frank Menechino, R (1, 4) OBP: 0.341, SLG: 0.400	1-1 HR	1-2 F9			1-2 E6		3-1 FC1-5			4	1	1	1	0	0	3	Arizona Diamondbacks @ Toronto Blue Jays SkyDome, Toronto, ON Sun Jun 13 2004, 1:05 PM EDT Att: 22,766 - Overcast - 67 F livebaseballscorecards.com					
Chris Gomez, R (1, 5) OBP: 0.323, SLG: 0.301	4-0 2B		2-1 F8		0-0 G1-3		1-2 G4-6-3			2	1	0	0	1	0	1						
Eric Hinske, L (7, PH) (8, 5) OBP: 0.318, SLG: 0.360	9 2B				1-2		1-2			1	0	0	0	0	0	2						
3 Reed Johnson, R (1, 7) OBP: 0.353, SLG: 0.429	1-3 K		4-1		2-3 K				4-1 10 G1-4-3	2	1	0	0	2	2	2						
10 Vernon Wells, R (1, 8) OBP: 0.365, SLG: 0.481	1-3 K		0-3 K		0-1 L4				0-0 G1-4-3	4	0	0	0	0	2	3						
9 Gregg Zaun, S (1, 2) OBP: 0.420, SLG: 0.423	2-0 1H		2-3 K		3-2 1B				2-1 G3-6-1	4	0	3	2	0	1	1						
Chris Woodward, R (1, 6) OBP: 0.350, SLG: 0.473	0-3 K			1-2 K		1-2 F8			0-1 G3-6-1	4	0	0	0	0	2	3						
Josh Phelps, R (1, 10) OBP: 0.297, SLG: 0.352			0-3 K		3-3 K		2-3 K		0-2 G6-4-3	4	0	1	0	0	3	1						
Dave Berg, R (1, 3) OBP: 0.250, SLG: 0.164	2-2 F8					0-1 FC1-5			1-2 G6-4-3	3	0	1	0	0	1	0						
Frank Catalanotto, L (9, PH) OBP: 0.361, SLG: 0.445									1-2 G4-3	1	0	0	0	0	0	0						
15 Alex Rios, R (1, 9) OBP: 0.290, SLG: 0.316									0-0 G4-3	3	0	2	0	0	0	0						
Howie Clark, L (9, PH) OBP: 0.301, SLG: 0.403										1	0	0	0	0	0	0						
Inning Stats	R: 2 E: 0 K: 3 S: 12	H: 2 LOB: 1 BB: 1 P: 21	R: 0 E: 0 K: 1 S: 17	H: 1 LOB: 1 BB: 0 P: 20	R: 0 E: 0 K: 2 S: 11	H: 0 LOB: 1 BB: 1 P: 19	R: 0 E: 0 K: 3 S: 9	H: 0 LOB: 0 BB: 0 P: 13	R: 0 E: 0 K: 1 S: 11	H: 0 LOB: 1 BB: 0 P: 14	R: 0 E: 0 K: 1 S: 16	H: 1 LOB: 0 BB: 0 P: 22	R: 0 E: 0 K: 0 S: 9	H: 2 LOB: 1 BB: 0 P: 14	R: 1 E: 0 K: 0 S: 6	H: 1 LOB: 0 BB: 1 P: 12	R: 0 E: 0 K: 0 S: 7	H: 1 LOB: 0 BB: 0 P: 8	1B: 5 2B: 2 3B: 0 HR: 1	SF: 0 SAC: 0 DP: 3 HBP: 0	WP: 0 PB: 0 SB: 0 CS: 0	PA: 36
PITCHER	IP WLS BF H R ER SO BB IBB HBP BLK WP HR S P ERA WHIP																					
Randy Johnson, L (1, 1) ERA: 2.77	6.0 W 27 6 2 2 11 2 0 0 0 0 0 1 14 24 3.00 1.333																					
Mike Koplove, R (7, 1) ERA: 4.91	2.0 H 7 2 1 1 0 1 0 0 0 0 0 0 14 24 4.50 1.500																					
Randy Choate, L (9, 1) ERA: 6.2	0.2 H 1 0 0 0 0 0 0 0 0 0 0 0 3 4 0.00 0.000																					
Jose Valverde, R (9, 1) ERA: 4.25	0.1 S 1 0 0 0 0 0 0 0 0 0 0 0 1 1 0.00 0.000																					

Batter	1	2	3	4	5	6	7	8	9	AB	R	H	RBI	BB	SO	LOB	TOP				
Bernie Williams, S (1, 8) OBP: 0.369, SLG: 0.445	3-2 25 BB 1B	2-2 G4-3			4-2 BB		4-0 SAFE 1-2 BB			2	0	1	0	2	0	2					
Derek Jeter, R (1, 6) OBP: 0.316, SLG: 0.417	0-0 F9		0-0 F7		2-0 L9		1-1 F9			4	0	0	0	0	0	4					
Alex Rodriguez, R (1, 5) OBP: 0.390, SLG: 0.550	SAFE 2-1 F8		3-2 G1-3			1-0 HR		0-0 G6-3		4	1	1	1	0	0	1					
Jason Giambi, L (1, 3) OBP: 0.387, SLG: 0.472	SAFE 4-2 1-2 BB		0-0 G3			2-2 G4-3		2-3 K		3	0	0	0	1	1	0					
Gary Sheffield, R (1, 9) OBP: 0.399, SLG: 0.481	1-3 K			1-0 F7		3-2 G6-3		0-0 F7		4	0	0	0	0	1	2					
Jorge Posada, S (1, 2) OBP: 0.409, SLG: 0.531		4-2 55 CS BB		0-0 F8		2-1 G3			0-3 K	3	0	0	0	1	1	0					
Hideki Matsui, L (1, 7) OBP: 0.391, SLG: 0.483		4-2 1B 1-2 BB		3-3 K			1-3 K		0-0 F7	3	0	0	0	1	2	0					
Enrique Wilson, S (1, 4) OBP: 0.253, SLG: 0.346		2-1 F8			4-1 G5-4-3 BB		4-1 BB		1-1 BB	2	0	1	0	2	0	1					
Jon Lieber, L (1, 1) OBP: 0.333, SLG: 0.333				2-0 SAFE		1-1 G5-4-3		0-0 B1		3	0	1	0	0	0	2					
Felix Heredia, L (8, 1)									3-2 P6	0	0	0	0	0	0	0					
Bret Prinz, R (8, 1)									1-2	0	0	0	0	0	0	0					
Ruben Sierra, S (9, PH) OBP: 0.308, SLG: 0.462		1-3 1B								1	0	0	0	0	0	1					
Inning Stats	R: 0 E: 0 K: 1 S: 11	H: 1 LOB: 2 BB: 1 P: 21	R: 0 E: 0 K: 0 S: 11	H: 1 LOB: 2 BB: 2 P: 25	R: 0 E: 0 K: 0 S: 5	H: 0 LOB: 0 BB: 0 P: 8	R: 0 E: 0 K: 1 S: 5	H: 0 LOB: 0 BB: 0 P: 9	R: 0 E: 0 K: 0 S: 7	H: 0 LOB: 1 BB: 2 P: 18	R: 1 E: 0 K: 0 S: 9	H: 1 LOB: 0 BB: 0 P: 17	R: 0 E: 0 K: 1 S: 7	H: 0 LOB: 2 BB: 2 P: 17	R: 0 E: 0 K: 1 S: 5	H: 0 LOB: 1 BB: 0 P: 7	R: 0 E: 0 K: 1 S: 9	H: 1 LOB: 1 BB: 0 P: 13	1B: 3 2B: 0 3B: 0 HR: 1	SF: 0 SAC: 0 DP: 1 HBP: 0	WP: 0 PA: 36 CS: 1
PITCHER	IP	WLS	BF	H	R	ER	SO	BB	IBB	HBP	BLK	WP	HR	S	P	ERA	WHIP				
Steve Sparks, R (1, 1) ERA: 5.42	7.0	W	29	3	1	1	3	7	0	0	0	0	1	55	115	1.29	1.429				
Elmer Dessens, R (8, 1) ERA: 5.67	2.0	S	7	1	0	0	2	0	0	0	0	0	0	14	20	0.00	0.500				

New York Yankees @ Arizona Diamondbacks
Bank One Ballpark, Phoenix, AZ
Thu Jun 17 2004, 9:35 PM EDT
Att: 48,252 - Cloudy - 80 F

AB 29
R 1
H 4
RBI 1
BB 7
SO 5
LOB 13





Batter	1	2	3	4	5	6	7	8	9	AB	R	H	RBI	BB	SO	LOB	BOTTOM				
Scott Hairston, R (1, 4) OBP: 0.352, SLG: 0.547	3-2 1B FC6-4 1B		0-0 F8			0-1 G2		1-3 K		4	1	1	0	0	1	2					
Steve Finley, L (1, 8) OBP: 0.333, SLG: 0.544	SAFE 0-1 FC6-4 1B		2-1 2B		2-1 F8			0-0 E 1B		4	1	3	0	0	0	2					
Danny Bautista, R (1, 9) OBP: 0.369, SLG: 0.464	0-0 FC6-4 1-2 3-H		0-0 G4-3			2-1 F8		0-1 SAFE SAFE E8 2B		4	1	1	2	0	0	2					
Luis Gonzalez, L (1, 7) OBP: 0.382, SLG: 0.547	0-1 F7			1-0 G3		1-0 1B		4-2 2B BB		3	1	1	0	1	0	1					
Shea Hillenbrand, R (1, 3) OBP: 0.343, SLG: 0.470	1-1 G5-3			2-0 G6-3		2-2 P3		1-0 1B 2B		4	1	1	2	0	0	2					
Chad Tracy, L (1, 5) OBP: 0.310, SLG: 0.380		2-2 G3		1-1 G4-3		1-2 G4-3		3-3 K		4	0	0	0	0	1	2					
Tim Olson, R (1, 6) OBP: 0.259, SLG: 0.375		4-0 G6-4-3 BB			0-0 1B 2B		0-1 G4-3	1-2 P6		3	0	1	0	1	0	1					
Juan Brito, R (1, 2) OBP: 0.350, SLG: 0.474		1-1 SAFE G6-4-3 1-2			0-0 2-3 1B		0-1 K	1-1 2H 1B		4	1	3	2	0	0	1					
Steve Sparks, R (1, 1) ERA: 4.83					0-3 K		2-3 K	2-2 G1-3		2	0	0	0	0	2	2					
Alan Zinter, S (7, PH) ERA: 9.53										1	0	0	0	0	1	0					
Elmer Dessens, R (8, 1) ERA: 2.92										1	0	0	0	0	0	1					
Inning Stats	R: 1 E: 0 K: 0 S: 10	H: 2 LOB: 1 BB: 0 P: 14	R: 0 E: 0 K: 0 S: 5	H: 0 LOB: 0 BB: 1 P: 12	R: 0 E: 0 K: 1 S: 8	H: 1 LOB: 0 BB: 0 P: 11	R: 0 E: 0 K: 0 S: 4	H: 0 LOB: 0 BB: 0 P: 8	R: 0 E: 0 K: 1 S: 9	H: 2 LOB: 2 BB: 0 P: 11	R: 0 E: 0 K: 0 S: 9	H: 1 LOB: 1 BB: 0 P: 15	R: 1 E: 0 K: 2 S: 10	H: 1 LOB: 0 BB: 0 P: 13	R: 4 E: 1 K: 1 S: 18	H: 4 LOB: 1 BB: 1 P: 30	1B: 6 2B: 4 3B: 0 HR: 1	SF: 0 SAC: 0 DP: 1 HBP: 0	WP: 0 PA: 36 CS: 0		
PITCHER	IP	WLS	BF	H	R	ER	SO	BB	IBB	HBP	BLK	WP	HR	S	P	ERA	WHIP				
Jon Lieber, R (1, 1) ERA: 4.83	7.0	L	30	9	4	4	4	1	0	0	0	0	0	2	6	∞	∞				
Felix Heredia, L (8, 1) ERA: 9.53	0.0		1	0	0	0	0	1	0	0	0	0	0	2	6	∞	∞				
Bret Prinz, R (8, 1) ERA: 2.92	1.0		5	2	2	2	1	0	0	0	0	0	0	13	21	18.00	2.000				

New York Yankees @ Arizona Diamondbacks
Bank One Ballpark, Phoenix, AZ
Thu Jun 17 2004, 9:35 PM EDT
Att: 48,252 - Cloudy - 80 F

AB 34
R 6
H 11
RBI 6
BB 2
SO 5
LOB 16



Batter	1	2	3	4	5	6	7	8	9	AB	R	H	RBI	BB	SO	LOB	TOP					
13 Carl Crawford, L OBP: 0.342, SLG: 0.424	1-1 P5	2-0 3B		1-1 F8			2-1 BB 2B		0-0 F7	5	2	2	1	0	0	0	<p>Tampa Bay Devil Rays @ Arizona Diamondbacks Bank One Ballpark, Phoenix, AZ</p> <p>Sat Jun 19 2004, 10:05 PM EDT Att: 29,440 - Sunny - 80 F</p> <p>livebaseballscores.com</p> <p>AB 37 R 11 H 11 RBI 11 BB 4 SO 4 LOB 13</p> 					
José Cruz Jr., S OBP: 0.382, SLG: 0.500	2-1 G3	3-1 5 1B		3-2 5 CS			4-1 BB		3-2 HBP	3	3	2	2	1	0	0						
5 Rocco Baldelli, R OBP: 0.340, SLG: 0.420	3-2 G4-3	1-2 3H		1-0 CS	1-0 F9		1-1 F9		2-2 BB	5	0	2	1	0	0	2						
Aubrey Huff, L OBP: 0.319, SLG: 0.417		1-3 2B			1-0 L6		4-1 2B		4-2 BB	3	2	1	0	1	0	1						
Tino Martinez, L OBP: 0.374, SLG: 0.508					1-2 L9		3-2 BB		1-3 HBP	4	1	2	5	0	0	1						
José Bautista, R OBP: 0.333, SLG: 0.263							1-1 2B		1-3 K	1	0	0	0	0	1	3						
Julio Lugo, R OBP: 0.335, SLG: 0.435		4-1 1B		3-2 F7		0-0 L7	2-1 F8		4-0 BB	3	1	0	1	2	0	1						
Rey Sanchez, R OBP: 0.315, SLG: 0.363	0-1 13 2B			0-0 F7		2-2 F8		1-3 K	2	1	1	0	0	0	0	0						
Toby Hall, R OBP: 0.304, SLG: 0.405	0-0 13 2B			1-3 K		0-2 F8		0-0 G4-3	4	1	1	1	0	1	0	0						
Dewon Brazelton, R	0-1 F6			1-1 G1-3			2-1 F8		0-0 G4-3	1	0	0	0	0	0	2						
Rob Bell, R										3	0	0	0	0	2	3						
Geoff Blum, S OBP: 0.227, SLG: 0.293										3	0	0	0	0	0	0						
Inning Stats	R: 0 E: 0 K: 0 S: 7	H: 0 LOB: 0 BB: 0 P: 13	R: 7 E: 0 K: 0 S: 19	H: 7 LOB: 1 BB: 1 P: 35	R: 0 E: 0 K: 1 S: 8	H: 0 LOB: 0 BB: 0 P: 12	R: 0 E: 0 K: 0 S: 7	H: 0 LOB: 0 BB: 0 P: 13	R: 0 E: 0 K: 0 S: 5	H: 0 LOB: 0 BB: 0 P: 8	R: 0 E: 0 K: 0 S: 8	H: 0 LOB: 0 BB: 0 P: 10	R: 3 E: 0 K: 0 S: 13	H: 2 LOB: 1 BB: 2 P: 31	R: 0 E: 0 K: 1 S: 5	H: 0 LOB: 0 BB: 0 P: 6	R: 1 E: 0 K: 2 S: 16	H: 2 LOB: 3 BB: 1 P: 31	1B: 5 2B: 4 3B: 1 HR: 1	SF: 0 SAC: 0 DP: 0 HBP: 2	WP: 0 PB: 0 CS: 1	PA: 44
PITCHER	IP WLS BF H R ER SO BB IBB HBP BLK WP HR S P ERA WHIP																					
Lance Cormier, R ERA: 47.25	1.1 L 11 6 7 7 0 1 0 0 0 0 0 1 21 41 47.25 5.250																					
Andrew Good, R ERA: 4.26	4.2 15 1 0 0 1 0 0 1 0 0 0 0 33 50 0.00 0.214																					
Stephen Randolph, L ERA: 4.02	0.2 2 3 3 0 2 0 0 0 0 0 0 0 11 27 40.50 6.000																					
Brandon Villafuerte, R ERA: 2.45	1.1 4 0 0 0 1 0 0 0 0 0 0 0 7 10 0.00 0.000																					
Randy Choate, L ERA: 5.7	1.0 7 2 1 1 2 1 0 1 0 0 0 0 16 31 9.00 3.000																					

Batter	1	2	3	4	5	6	7	8	9	AB	R	H	RBI	BB	SO	LOB	BOTTOM					
Scott Hairston, R OBP: 0.360, SLG: 0.548	0-2 1B	1-0 FC6-4		1-1 G6-4-3			1-0 G5-3		1-3 K	5	1	2	0	0	1	2	<p>Tampa Bay Devil Rays @ Arizona Diamondbacks Bank One Ballpark, Phoenix, AZ</p> <p>Sat Jun 19 2004, 10:05 PM EDT Att: 29,440 - Sunny - 80 F</p> <p>livebaseballscores.com</p> <p>AB 36 R 4 H 11 RBI 4 BB 2 SO 5 LOB 16</p> 					
Steve Finley, L OBP: 0.356, SLG: 0.533	1-2 2B	1-2 F8		1-0 1B			0-1 G4-3		1-1 G3-1	5	1	2	1	0	0	2						
Danny Bautista, R OBP: 0.365, SLG: 0.457	1-1 B2	1-2 FC6-4		3-1 P2			2-3 K			4	0	0	0	0	1	3						
Luis Gonzalez, L OBP: 0.385, SLG: 0.556	1-0 1B			1-2 BB		3-2 F9		3-1 F7	4	2	2	0	0	0	0	0						
Shea Hillenbrand, R OBP: 0.348, SLG: 0.471	0-0 BB			4-2 G6-4-3		1-1 G6-3		0-0 G5-3	3	0	2	2	1	0	0	0						
Chad Tracy, L OBP: 0.317, SLG: 0.385	2-H 1B			1-2 BB		1-1 G6-3		1-0 G6-3	4	0	2	1	0	0	2	0						
Tim Olson, R OBP: 0.265, SLG: 0.367	4-2 BB			1-2 BB		1-3 K		2-2 P6	3	0	0	0	1	1	3	0						
Juan Brito, R OBP: 0.304, SLG: 0.409	0-0 P2			3-3 K		0-2 G4-3		1-0 2B	3	0	0	0	0	1	3	0						
Alex Cintron, S OBP: 0.300, SLG: 0.353				1-1 K		3-2 G3-1		0-3 K	0	0	0	0	0	0	0	0						
Lance Cormier, R ERA: 47.25		2-2 G5-3		1-1 E5						0	0	0	0	0	0	0						
Andrew Good, R ERA: 4.26										2	0	0	0	0	0	0						
Alan Zinter, S ERA: 5.00										1	0	0	0	0	0	0						
Stephen Randolph, L ERA: 4.02										0	0	0	0	0	0	0						
Brandon Villafuerte, R ERA: 2.45										0	0	0	0	0	0	0						
Randy Choate, L ERA: 5.7										1	0	0	0	0	1	1						
Inning Stats	R: 3 E: 0 K: 0 S: 22	H: 4 LOB: 2 BB: 1 P: 30	R: 0 E: 0 K: 0 S: 12	H: 1 LOB: 0 BB: 0 P: 17	R: 1 E: 0 K: 1 S: 12	H: 2 LOB: 1 BB: 1 P: 22	R: 0 E: 1 K: 0 S: 7	H: 1 LOB: 1 BB: 0 P: 13	R: 0 E: 0 K: 0 S: 7	H: 1 LOB: 0 BB: 0 P: 12	R: 0 E: 0 K: 1 S: 10	H: 0 LOB: 0 BB: 0 P: 14	R: 0 E: 0 K: 1 S: 6	H: 0 LOB: 0 BB: 0 P: 9	R: 0 E: 0 K: 0 S: 7	H: 1 LOB: 1 BB: 0 P: 13	R: 0 E: 0 K: 2 S: 12	H: 1 LOB: 1 BB: 0 P: 15	1B: 8 2B: 3 3B: 0 HR: 0	SF: 0 SAC: 0 DP: 3 HBP: 0	WP: 0 PB: 0 CS: 0	PA: 38
PITCHER	IP WLS BF H R ER SO BB IBB HBP BLK WP HR S P ERA WHIP																					
Dewon Brazelton, R ERA: 3.95	2.0 15 7 4 4 0 0 0 0 0 0 0 0 54 86 0.00 0.571																					
Rob Bell, R ERA: 4.91	7.0 W 23 4 0 0 5 0 0 0 0 0 0 0 0 41 59 0.00 0.571																					

Batter	1	2	3	4	5	6	7	8	9	AB	R	H	RBI	BB	SO	LOB	TOP			
Scott Hairston, R (1.4) OBP: 0.352, SLG: 0.536										4	1	1	0	0	0	2	Arizona Diamondbacks @ San Diego Padres PETCO Park, San Diego, CA Mon Jun 21 2004, 10:05 PM EDT Att: 29,253 - Unknown - 67 F livebaseballscorecards.com			
Steve Finley, L (1.8) OBP: 0.354, SLG: 0.526										3	0	2	0	0	0	0				
Danny Bautista, R (1.9) OBP: 0.358, SLG: 0.447										4	0	1	1	0	0	1				
Luis Gonzalez, L (1.7) OBP: 0.385, SLG: 0.547										2	0	0	0	2	1	0				
Shea Hillenbrand, R (1.3) OBP: 0.341, SLG: 0.459										4	0	0	0	0	0	5				
Chad Tracy, L (1.5) OBP: 0.316, SLG: 0.391										4	0	1	0	0	1	2				
Alex Cintron, S (1.6) OBP: 0.299, SLG: 0.355										4	0	1	0	0	0	1				
Juan Brito, R (1.2) OBP: 0.310, SLG: 0.370										2	0	1	0	1	0	0				
Tim Olson, R (9, PH) OBP: 0.306, SLG: 0.382										1	0	0	0	0	0	0				
Casey Fossum, L (1.1) OBP: 0.299, SLG: 0.355										3	0	0	0	0	2	4				
Scott Service, R (7.1) OBP: 0.320, SLG: 0.304										0	0	0	0	0	0	0				
Brandon Villafuerte, R (8.1) OBP: 0.167, SLG: 0.118										0	0	0	0	0	0	0				
Greg Colbrunn, R (9, PH) OBP: 0.167, SLG: 0.118										1	0	0	0	0	1	0				
Inning Stats	R: 1 E: 0 K: 0 S: 6	H: 1 LOB: 0 BB: 0 P: 10	R: 0 E: 0 K: 1 S: 12	H: 1 LOB: 2 BB: 1 P: 19	R: 0 E: 0 K: 0 S: 9	H: 1 LOB: 2 BB: 1 P: 13	R: 0 E: 0 K: 0 S: 12	H: 2 LOB: 2 BB: 0 P: 17	R: 0 E: 0 K: 1 S: 7	H: 0 LOB: 0 BB: 0 P: 11	R: 0 E: 0 K: 0 S: 7	H: 0 LOB: 0 BB: 0 P: 11	R: 0 E: 0 K: 2 S: 8	H: 0 LOB: 0 BB: 0 P: 12	R: 0 E: 0 K: 1 S: 10	H: 0 LOB: 0 BB: 0 P: 11	1B: 5 2B: 2 3B: 0 HR: 0	SF: 0 SAC: 1 DP: 1 HBP: 0	WP: 0 PB: 0 SB: 0 CS: 0	PA: 36
PITCHER	IP WLS BF H R ER SO BB IBB HBP BLK WP HR S P ERA WHIP																			
Ismael Valdez, R (1.1) ERA: 4.54	7.0 W 30 7 1 1 2 3 0 0 0 0 0 0 58 93 1.29 1.429																			
Akinori Otsuka, R (8.1) ERA: 1.07	1.0 H 3 0 0 0 2 0 0 0 0 0 0 0 8 12 0.00 0.000																			
Trevor Hoffman, R (9.1) ERA: 2.25	1.0 S 3 0 0 0 1 0 0 0 0 0 0 0 10 11 0.00 0.000																			


Batter	1	2	3	4	5	6	7	8	9	AB	R	H	RBI	BB	SO	LOB	BOTTOM			
Sean Burroughs, L (1.5) OBP: 0.353, SLG: 0.370										2	2	1	0	1	0	0	Arizona Diamondbacks @ San Diego Padres PETCO Park, San Diego, CA Mon Jun 21 2004, 10:05 PM EDT Att: 29,253 - Unknown - 67 F livebaseballscorecards.com			
Mark Loretta, R (1.4) OBP: 0.372, SLG: 0.467										4	0	2	1	0	0	1				
24 Brian Giles, L (1.9) OBP: 0.366, SLG: 0.451										3	0	0	0	1	1	3				
Phil Nevin, R (1.3) OBP: 0.361, SLG: 0.452										4	1	2	2	0	1	2				
Jay Payton, R (1.8) OBP: 0.341, SLG: 0.386										4	0	1	0	0	1	1				
Ryan Klesko, L (1.7) OBP: 0.385, SLG: 0.366										3	0	2	0	0	0	0				
Terrence Long, L (7.7) OBP: 0.321, SLG: 0.369										1	0	1	0	0	0	0				
Miguel Ojeda, R (1.2) OBP: 0.256, SLG: 0.307										4	0	0	0	0	0	5				
3 Khalil Greene, R (1.6) OBP: 0.346, SLG: 0.374										3	0	0	0	1	1	2				
Ismael Valdez, R (1.1) OBP: 0.154, SLG: 0.174										2	0	0	0	0	1	3				
Kerry Robinson, L (7, PH) OBP: 0.320, SLG: 0.304										1	0	0	0	0	1	0				
Akinori Otsuka, R (8.1) OBP: 0.321, SLG: 0.369										0	0	0	0	0	0	0				
Jeff Cirillo, R (8, PH) OBP: 0.257, SLG: 0.219										0	0	0	0	0	1	2				
Trevor Hoffman, R (9.1) ERA: 2.25										0	0	0	0	0	0	0				
Inning Stats	R: 0 E: 0 K: 1 S: 12	H: 0 LOB: 0 BB: 0 P: 17	R: 0 E: 0 K: 1 S: 12	H: 2 LOB: 3 BB: 1 P: 22	R: 2 E: 0 K: 1 S: 10	H: 1 LOB: 0 BB: 0 P: 18	R: 0 E: 0 K: 1 S: 8	H: 0 LOB: 0 BB: 0 P: 13	R: 0 E: 0 K: 0 S: 10	H: 2 LOB: 1 BB: 0 P: 15	R: 0 E: 0 K: 1 S: 12	H: 1 LOB: 1 BB: 0 P: 17	R: 1 E: 0 K: 1 S: 14	H: 1 LOB: 2 BB: 2 P: 31	R: 0 E: 0 K: 1 S: 9	H: 2 LOB: 2 BB: 0 P: 12	1B: 7 2B: 1 3B: 0 HR: 1	SF: 0 SAC: 0 DP: 1 HBP: 1	WP: 1 PB: 0 SB: 1 CS: 0	PA: 36
PITCHER	IP WLS BF H R ER SO BB IBB HBP BLK WP HR S P ERA WHIP																			
Casey Fossum, L (1.1) ERA: 6.08	6.0 L 25 6 2 2 2 5 1 0 0 0 0 0 1 64 102 3.00 1.167																			
Scott Service, R (7.1) ERA: 4.63	1.0 6 1 1 1 1 1 1 1 0 0 0 1 0 14 31 9.00 2.000																			
Brandon Villafuerte, R (8.1) ERA: 2.16	1.0 5 2 0 0 0 1 0 0 0 0 0 0 0 9 12 0.00 2.000																			

Batter	1	2	3	4	5	6	7	8	9	10	AB	R	H	RBI	BB	SO	LOB						
Scott Hairston, R OBP: 0.339, SLG: 0.513	(1,4) C F7		(2) X G5-3			(1) X P4		(2) X G5-3		(2) X K	5	0	0	0	0	1	1						
Steve Finley, L OBP: 0.355, SLG: 0.535	(1,8) B P5		(3) X F8			(2) X 1B		(3) X HR		(3) X K	5	1	2	1	0	1	1						
Danny Bautista, R OBP: 0.357, SLG: 0.444	(1,9) C 1B			(1) X K		(2) X K		(3) X K			4	0	1	0	0	3	1						
Luis Gonzalez, L OBP: 0.363, SLG: 0.541	(1,7) B F8		(2) X G3			(3) X G3			(4,2) X CS BB		3	0	0	0	1	0	2						
Shea Hillenbrand, R OBP: 0.344, SLG: 0.460	(1,3) B F9	(2) X F9		(3) X 1B		(1) X 1B		(2) X K		(1) X K	4	0	2	0	0	1	1						
Chad Tracy, L OBP: 0.318, SLG: 0.393	(1,5) B K	(2) X K		(3) X G1-3		(1) X K		(2) X K		(1,2) X 2B	4	0	1	0	0	2	2						
Alex Cintron, S OBP: 0.299, SLG: 0.351	(1,6) S F9				(1,2) X F7						3	0	0	0	1	0	1						
Juan Brito, R OBP: 0.313, SLG: 0.367	(1,2) B G5-3		(2) X SH1-4 1B			(3) X G4-3					3	0	1	0	0	0	1						
Greg Colbrunn, R OBP: 0.158, SLG: 0.111	(9, PH)										1	0	0	0	0	0	2						
Robby Hammonck, R OBP: 0.273, SLG: 0.367	(9, 2)										0	0	0	0	0	0	0						
Steve Sparks, R OBP: 0.268, SLG: 0.383	(8, PH)		(1) X SH1-4			(2) X K					1	0	0	0	0	0	1						
Roberto Alomar, S OBP: 0.316, SLG: 0.297	(8, 1)										1	0	0	0	0	0	1						
Randy Choate, L OBP: 0.297, SLG: 0.329	(8, 1)										0	0	0	0	0	0	0						
Brandon Villaliente, R OBP: 0.297, SLG: 0.329	(8, 1)										0	0	0	0	0	0	0						
Mike Koplove, R OBP: 0.297, SLG: 0.329	(8, 1)										0	0	0	0	0	0	0						
Tim Olson, R OBP: 0.297, SLG: 0.329	(8, 1)										1	0	0	0	0	0	0						
Inning Stats	R: 0 E: 0 K: 0 S: 10	H: 1 LOB: 1 BB: 0 P: 14	R: 0 E: 0 K: 1 S: 9	H: 0 LOB: 0 BB: 0 P: 14	R: 0 E: 0 K: 0 S: 8	H: 1 LOB: 1 BB: 0 P: 13	R: 0 E: 0 K: 1 S: 9	H: 1 LOB: 1 BB: 0 P: 11	R: 0 E: 0 K: 1 S: 15	H: 0 LOB: 0 BB: 0 P: 20	R: 0 E: 0 K: 1 S: 9	H: 1 LOB: 1 BB: 0 P: 15	R: 0 E: 0 K: 1 S: 11	H: 1 LOB: 1 BB: 0 P: 14	R: 1 E: 0 K: 2 S: 13	H: 1 LOB: 0 BB: 0 P: 19	R: 0 E: 0 K: 1 S: 10	H: 1 LOB: 2 BB: 2 P: 23	R: 0 E: 0 K: 2 S: 9	H: 0 LOB: 0 BB: 0 P: 13	1B: 5 2B: 1 3B: 0 HR: 1	SF: 0 SAC: 1 DP: 0 HBP: 0	WP: 0 PA: 38
PITCHER	IP WLS BF H R ER SO BB IBB HBP BLK WP HR S P ERA WHIP	PITCHER																			ERA WHIP		
Adam Eaton, R ERA: 4.71	(1, 1)	7.0	WLS: 26	H: 5	R: 0	ER: 0	SO: 5	BB: 0	IBB: 0	HBP: 0	BLK: 0	WP: 0	HR: 0	S: 71	P: 101	ERA: 0.00	WHIP: 0.714						
Akinori Otsuka, R ERA: 1.3	(8, 1)	1.0	B	4	1	1	1	2	0	0	0	0	0	1	13	19	9.00	1.000					
Scott Linebrink, R ERA: 2.48	(9, 1)	1.0	5	1	0	0	1	1	1	0	0	0	0	10	23	0.00	2.000						
Trevor Hoffman, R ERA: 2.16	(10, 1)	1.0	W	3	0	0	0	2	0	0	0	0	0	9	13	0.00	0.000						

Arizona Diamondbacks @ San Diego Padres
PETCO Park, San Diego, CA
 Tue Jun 22 2004, 10:05 PM EDT
 Att: 30,933 - Cloudy - 68 F

livebaseballscorecards.com

AB	35
R	1
H	7
RBI	1
BB	2
SO	10
LOB	12




Batter	1	2	3	4	5	6	7	8	9	10	AB	R	H	RBI	BB	SO	LOB						
Sean Burroughs, L OBP: 0.357, SLG: 0.370	(1,5) B 24 1B BB		(1) X F8			(3) X G3		(2) X 1B		(4) X E IBB	3	0	1	0	2	0	0						
Mark Loretta, R OBP: 0.366, SLG: 0.459	(1,4) D SAFE SAFE F9		(2) X P3			(1) X F8		(3) X P4		(1) X E4	5	0	0	0	0	0	2						
24 Brian Giles, L OBP: 0.371, SLG: 0.453	(1,9) X 1-3 2B 1B		(1) X F8			(2) X F7			(4,1) X FC2-5 BB BB		3	1	2	0	1	0	0						
Phil Nevin, R OBP: 0.362, SLG: 0.454	(1,3) X 2-H 2B		(3) X F8			(2) X E5			(1,2) X 1B BB		3	0	1	1	1	0	1						
Ryan Klesko, L OBP: 0.365, SLG: 0.360	(1,7) D 4-1 BB				(1,2) X G3			(3) X F9		(0,0) X FC2-5 1B	2	0	0	0	1	0	1						
Kerry Robinson, L OBP: 0.316, SLG: 0.300	(7,7) D BB								(1,2) X 2-3F	1	0	0	0	0	0	0	2						
Jay Payton, R OBP: 0.336, SLG: 0.379	(1,8) B K				(2) X G6-3			(1) X P5		(2,2) X F7	4	0	0	0	0	1	4						
Miguel Ojeda, R OBP: 0.256, SLG: 0.304	(1,2) C P2							(2) X G5-3		(3) X 1B	4	0	1	0	0	1	0						
3 Khalil Greene, R OBP: 0.345, SLG: 0.370	(1,6) X F8							(3) X P3		(1,1) X SH3-4 E HBP	3	1	0	0	0	0	0						
Adam Eaton, R ERA: 5.08	(1, 1)	7.0	WLS: 26	H: 3	R: 1	ER: 3	SO: 3	BB: 2	IBB: 0	HBP: 0	BLK: 0	WP: 0	HR: 0	S: 57	P: 88	ERA: 1.29	WHIP: 0.714						
Randy Choate, L ERA: 5.4	(8, 1)	0.2	2	1	0	0	0	0	0	0	0	0	0	5	9	0.00	1.500						
Brandon Villaliente, R ERA: 2.08	(8, 1)	0.1	3	0	0	0	0	2	0	0	0	0	0	3	11	0.00	6.000						
Mike Koplove, R ERA: 4.76	(9, 1)	1.1	L	7	1	1	0	0	1	1	0	0	0	12	21	0.00	0.750						
Inning Stats	R: 1 E: 0 K: 1 S: 11	H: 2 LOB: 2 BB: 2 P: 24	R: 0 E: 0 K: 1 S: 6	H: 0 LOB: 0 BB: 0 P: 6	R: 0 E: 0 K: 0 S: 15	H: 1 LOB: 1 BB: 0 P: 21	R: 0 E: 0 K: 1 S: 9	H: 0 LOB: 0 BB: 0 P: 11	R: 0 E: 0 K: 0 S: 4	H: 0 LOB: 0 BB: 0 P: 6	R: 0 E: 1 K: 0 S: 8	H: 0 LOB: 1 BB: 0 P: 14	R: 0 E: 0 K: 0 S: 4	H: 0 LOB: 0 BB: 0 P: 6	R: 0 E: 0 K: 0 S: 6	H: 1 LOB: 0 BB: 0 P: 10	R: 0 E: 0 K: 0 S: 9	H: 1 LOB: 2 BB: 2 P: 21	R: 1 E: 1 K: 0 S: 5	H: 0 LOB: 2 BB: 1 P: 10	1B: 4 2B: 1 3B: 0 HR: 0	SF: 0 SAC: 1 DP: 0 HBP: 1	WP: 0 PA: 38
PITCHER	IP WLS BF H R ER SO BB IBB HBP BLK WP HR S P ERA WHIP	PITCHER																			ERA WHIP		

Arizona Diamondbacks @ San Diego Padres
PETCO Park, San Diego, CA
 Tue Jun 22 2004, 10:05 PM EDT
 Att: 30,933 - Cloudy - 68 F

livebaseballscorecards.com

AB	31
R	2
H	5
RBI	1
BB	5
SO	3
LOB	10



Batter	1	2	3	4	5	6	7	8	9	AB	R	H	RBI	BB	SO	LOB	TOP										
Scott Hairston, R (1,4) OBP: 0.336, SLG: 0.512	F8		2B			G4-6-3		G6-3		4	0	1	2	0	0	1	Arizona Diamondbacks @ San Diego Padres PETCO Park, San Diego, CA Wed Jun 23 2004, 10:05 PM EDT Att: 37,304 - Unknown - 66 F livebaseballscorecards.com										
Steve Finley, L (1,8) OBP: 0.360, SLG: 0.542	G4-3		P2			1B		1B	2B	4	0	3	0	0	0	1											
Danny Bautista, R (1,9) OBP: 0.355, SLG: 0.441	G4-3			L5		G5-3			1B	4	0	1	0	0	0	2											
Luis Gonzalez, L (1,7) OBP: 0.381, SLG: 0.536		G5-3		F8			L6		1B	4	1	1	0	0	0	0											
Shea Hillenbrand, R (1,3) OBP: 0.342, SLG: 0.460		K		G6-3			2B		F8	4	0	1	0	0	1	1											
Tim Olson, R (1,5) OBP: 0.302, SLG: 0.368							P4		1B	3	0	1	0	0	1	1											
Chad Tracy, L (9, PH) OBP: 0.321, SLG: 0.396						G5-4-3			1B	1	0	1	0	0	0	0											
Alex Cintron, S (1,6) OBP: 0.298, SLG: 0.350			P5		G5-4-3		G4-3		G6-4-3	4	0	1	1	0	0	2											
Robby Hammock, R (1,2) OBP: 0.280, SLG: 0.394			2B		G5-3				G6-4-3	4	2	2	0	0	0	2											
Randy Johnson, R (1,1) OBP: 0.188, SLG: 0.194			G4-3							2	0	1	0	0	0	1											
Greg Colbrunn, R (8, PH) OBP: 0.150, SLG: 0.105										1	0	0	0	0	0	1											
Elmer Dessens, R (8, 1) OBP: 0.267, SLG: 0.167								F8		0	0	0	0	0	0	0											
Inning Stats	R: 0 E: 0 K: 0 S: 6	H: 1 LOB: 0 BB: 0 P: 10	R: 0 E: 0 K: 2 S: 10	H: 0 LOB: 0 BB: 0 P: 14	R: 1 E: 0 K: 0 S: 9	H: 2 LOB: 1 BB: 0 P: 13	R: 0 E: 0 K: 0 S: 5	H: 0 LOB: 0 BB: 0 P: 6	R: 0 E: 0 K: 0 S: 12	H: 2 LOB: 1 BB: 0 P: 14	R: 0 E: 0 K: 0 S: 10	H: 1 LOB: 1 BB: 0 P: 16	R: 1 E: 0 K: 0 S: 14	H: 3 LOB: 2 BB: 0 P: 19	R: 1 E: 0 K: 0 S: 9	H: 3 LOB: 1 BB: 0 P: 12	1B: 8 2B: 4 3B: 1 HR: 0	SF: 0 SAC: 0 DP: 3 HBP: 0	WP: 1 PB: 0 CS: 0	PA: 35							
PITCHER	IP	WLS	BF	H	R	ER	SO	BB	IBB	HBP	BLK	WP	HR	S	P	ERA	WHIP										
David Wells, L (1,1) ERA: 3.01	7.0		26	8	2	2	2	0	0	0	0	0	0	61	87	2.57	1.143										
Scott Linebrink, R (8,1) ERA: 2.41	1.0	H	4	2	0	0	0	0	0	0	0	1	0	10	12	0.00	2.000										
Akinori Otsuka, R (9,1) ERA: 1.51	1.0	W	5	3	1	1	0	0	0	0	0	0	0	9	12	9.00	3.000										

Batter	1	2	3	4	5	6	7	8	9	AB	R	H	RBI	BB	SO	LOB	BOTTOM										
Sean Burroughs, L (1,5) OBP: 0.359, SLG: 0.370	L8		1B			FC5-4				3	1	1	0	0	0	1	Arizona Diamondbacks @ San Diego Padres PETCO Park, San Diego, CA Wed Jun 23 2004, 10:05 PM EDT Att: 37,304 - Unknown - 66 F livebaseballscorecards.com										
Jeff Cirillo, R (1,4) OBP: 0.275, SLG: 0.243	F7					HBP				4	1	2	1	0	0	1											
Ramón Vázquez, L (8,4) OBP: 0.196, SLG: 0.136			F9			BB				0	0	0	0	0	0	0											
Jay Payton, R (1,8) OBP: 0.331, SLG: 0.373	G5-3			K		FC5-2				4	1	0	0	0	1	3											
Phil Nevin, R (1,3) OBP: 0.368, SLG: 0.457		1B		1B		2B				3	0	2	0	1	1	0											
Brian Buchanan, R (1,7) OBP: 0.262, SLG: 0.316		K		K		K				3	0	0	0	0	3	5											
Kerry Robinson, L (7,7) OBP: 0.312, SLG: 0.296										1	0	0	0	0	0	0											
Humberto Quintero, R (1,2) OBP: 0.500, SLG: 0.750			3 CS		G5-3					4	0	2	2	0	0	1											
3 Khalil Greene, R (1,6) OBP: 0.340, SLG: 0.363			1B			L7				4	0	0	0	0	1	4											
Terrence Long, L (1,9) OBP: 0.319, SLG: 0.388			F8			K				4	1	1	1	0	2	0											
David Wells, L (1,1) OBP: 0.105, SLG: 0.056										2	0	0	0	0	1	0											
Scott Linebrink, R (8,1) ERA: 3.1						G6-3				0	0	0	0	0	0	0											
Akinori Otsuka, R (9,1) ERA: 5.63										0	0	0	0	0	0	0											
Inning Stats	R: 0 E: 0 K: 0 S: 4	H: 0 LOB: 0 BB: 0 P: 7	R: 0 E: 0 K: 2 S: 13	H: 2 LOB: 2 BB: 0 P: 17	R: 0 E: 0 K: 1 S: 10	H: 1 LOB: 1 BB: 0 P: 14	R: 0 E: 0 K: 2 S: 12	H: 1 LOB: 1 BB: 0 P: 15	R: 0 E: 0 K: 1 S: 5	H: 0 LOB: 0 BB: 0 P: 7	R: 2 E: 0 K: 1 S: 11	H: 2 LOB: 2 BB: 1 P: 21	R: 1 E: 0 K: 1 S: 12	H: 1 LOB: 1 BB: 0 P: 19	R: 0 E: 0 K: 1 S: 6	H: 0 LOB: 0 BB: 0 P: 7	R: 1 E: 0 K: 0 S: 6	H: 1 LOB: 0 BB: 0 P: 8	1B: 6 2B: 2 3B: 0 HR: 1	SF: 0 SAC: 0 DP: 1 HBP: 2	WP: 1 PB: 0 CS: 1	PA: 35					
PITCHER	IP	WLS	BF	H	R	ER	SO	BB	IBB	HBP	BLK	WP	HR	S	P	ERA	WHIP										
Randy Johnson, L (1,1) ERA: 3.1	7.0		30	7	3	3	8	1	0	2	0	0	0	67	100	3.86	1.143										
Elmer Dessens, R (8,1) ERA: 5.63	1.1	L	5	1	1	1	1	0	0	0	0	0	1	12	15	6.75	0.750										

Batter	1	2	3	4	5	6	7	8	9	AB	R	H	RBI	BB	SO	LOB	TOP		
Roberto Alomar, S (1,4) OBP: 0.283, SLG: 0.268	G5-3			G4-3		G4-3			K	4	0	0	0	0	1	0			
Steve Finley, L (1,8) OBP: 0.356, SLG: 0.534	K			F7			G4-3		F9	4	0	0	0	0	1	0			
Danny Bautista, R (1,9) OBP: 0.352, SLG: 0.436	K			G6-3			G4-3			3	0	0	0	0	1	0			
Luis Gonzalez, L (1,7) OBP: 0.384, SLG: 0.543		G3-1			G6-3					2	1	1	0	1	0	0			
Shea Hillenbrand, R (1,3) OBP: 0.338, SLG: 0.455		G4-3			G6-3					3	0	0	1	0	0	1			
Chad Tracy, L (1,5) OBP: 0.317, SLG: 0.390		G3			P6					3	0	0	0	0	0	0			
Greg Colbrunn, R (1,10) OBP: 0.130, SLG: 0.091				P4	F7				F9	3	0	0	0	0	0	0			
Alex Cintron, S (1,6) OBP: 0.295, SLG: 0.346				F8					L3	3	0	0	0	0	1	0			
Juan Brito, R (1,2) OBP: 0.294, SLG: 0.344				K						2	0	0	0	0	2	0			
Scott Hairston, R (9, PH) OBP: 0.333, SLG: 0.508				K					K	1	0	0	0	0	1	0			
Inning Stats	R: 0 H: 0 E: 0 K: 2 S: 8	H: 0 LOB: 0 BB: 0 P: 11	R: 0 H: 0 E: 0 K: 0 S: 7	H: 0 LOB: 0 BB: 0 P: 7	R: 0 H: 0 E: 0 K: 1 S: 9	H: 0 LOB: 0 BB: 0 P: 12	R: 0 H: 0 E: 0 K: 0 S: 5	H: 0 LOB: 0 BB: 0 P: 7	R: 1 H: 1 E: 0 K: 0 S: 8	H: 1 LOB: 0 BB: 0 P: 11	R: 0 H: 0 E: 0 K: 0 S: 9	H: 0 LOB: 1 BB: 1 P: 13	R: 0 H: 0 E: 0 K: 0 S: 9	H: 0 LOB: 0 BB: 0 P: 13	R: 0 H: 0 E: 0 K: 2 S: 8	H: 0 LOB: 0 BB: 0 P: 15	1B: 0 2B: 0 3B: 1 HR: 0	SF: 0 SAC: 0 DP: 0 HBP: 0	WP: 0 PA: 29 PB: 0 CS: 0
PITCHER	IP	WLS	BF	H	R	ER	SO	BB	IBB	HBP	BLK	WP	HR	S	P	ERA	WHIP		
Jason Johnson, R (1,1) ERA: 4.68	8.0	W	26	1	1	1	5	1	0	0	0	0	0	61	86	1.12	0.250		
Ugueth Urbina, R (9,1) ERA: 4.67	1.0	S	3	0	0	0	2	0	0	0	0	0	0	8	15	0.00	0.000		

Arizona Diamondbacks @ Detroit Tigers
Comerica Park, Detroit, MI
Fri Jun 25 2004, 7:05 PM EDT
Att: 32,573 - Cloudy - 66 F

AB	28
R	1
H	1
RBI	1
BB	1
SO	7
LOB	1



Batter	1	2	3	4	5	6	7	8	9	AB	R	H	RBI	BB	SO	LOB	BOTTOM		
Alex Sanchez, L (1,8) OBP: 0.331, SLG: 0.381	1B SF9 BB		G6-3			F8		G4-3		3	1	0	0	1	0	1			
Bobby Higginson, L (1,9) OBP: 0.381, SLG: 0.381	F9		K			G3				3	0	0	0	0	1	1			
Ivan Rodriguez, R (1,2) OBP: 0.409, SLG: 0.553				G5-3		G3-1				3	0	1	0	0	0	0			
Dmitri Young, S (1,3) OBP: 0.354, SLG: 0.373	SF9			L3				K		2	0	0	1	0	1	0			
Carlos Guillen, S (1,6) OBP: 0.369, SLG: 0.529	G1-3			G3				G3-6-1 1B		3	0	1	0	0	0	1			
Carlos Pena, L (1,10) OBP: 0.310, SLG: 0.438		F8			15 SH1-4 20 G6-3-5 1B			G3-6-1 1B		3	1	1	0	0	0	1			
Craig Monroe, R (1,7) OBP: 0.317, SLG: 0.366		K			20 G6-3-5 15 SH1-4 BB			15 SH3-4 1B		2	0	1	0	1	1	0			
15 Brandon Inge, R (1,5) OBP: 0.374, SLG: 0.491		K				SH1-4		SH3-4		1	0	0	0	0	1	0			
20 Omar Infante, R (1,4) OBP: 0.339, SLG: 0.463				F7		G6-3-5		G5-3		3	0	0	1	0	0	2			
Inning Stats	R: 1 H: 1 E: 0 K: 0 S: 8	H: 1 LOB: 1 BB: 1 P: 15	R: 0 H: 0 E: 0 K: 2 S: 7	H: 0 LOB: 0 BB: 0 P: 10	R: 0 H: 0 E: 0 K: 1 S: 6	H: 0 LOB: 0 BB: 0 P: 9	R: 0 H: 0 E: 0 K: 0 S: 11	H: 0 LOB: 0 BB: 0 P: 16	R: 1 H: 1 E: 0 K: 0 S: 8	H: 1 LOB: 1 BB: 1 P: 14	R: 0 H: 0 E: 0 K: 0 S: 9	H: 0 LOB: 0 BB: 0 P: 13	R: 0 H: 1 E: 0 K: 1 S: 5	H: 1 LOB: 0 BB: 0 P: 7	R: 0 H: 1 E: 0 K: 0 S: 12	H: 1 LOB: 1 BB: 0 P: 16	1B: 4 2B: 1 3B: 0 HR: 0	SF: 1 SAC: 2 DP: 2 HBP: 0	WP: 0 PA: 28 PB: 0 CS: 0
PITCHER	IP	WLS	BF	H	R	ER	SO	BB	IBB	HBP	BLK	WP	HR	S	P	ERA	WHIP		
17 Brandon Webb, R (1,1) ERA: 3.88	8.0	L	28	4	2	2	4	2	0	0	0	0	0	66	100	2.25	0.750		

Arizona Diamondbacks @ Detroit Tigers
Comerica Park, Detroit, MI
Fri Jun 25 2004, 7:05 PM EDT
Att: 32,573 - Cloudy - 66 F

AB	23
R	2
H	4
RBI	2
BB	2
SO	4
LOB	6



Batter	1	2	3	4	5	6	7	8	9	AB	R	H	RBI	BB	SO	LOB	TOP										
Scott Hairston, R (1,4) OBP: 0.343, SLG: 0.520	1-0 FC6 1B		1-0 1B 2B		2-2 FC5 BB 1B	0-0 FC4-9-6 2B		1-3 K		5	2	3	0	0	1	1											
Steve Finley, L (1,8) OBP: 0.383, SLG: 0.539	1-0 P6		0-1 2B 1B		4-2 SAFE FC5 1B BB	2-2 CS 1-H 2B		4-1 1B BB		3	1	2	1	2	0	1											
Danny Bautista, R (1,9) OBP: 0.353, SLG: 0.439	1-0 FC6 1-2f		0-0 1-3 2B		2-1 FC5 1B	1-3 2-3f		1-2 1B		5	1	2	1	0	1	4											
Luis Gonzalez, L (1,7) OBP: 0.384, SLG: 0.537	1-3 K		4-0 IBB		4-0 1B 2B IBB		1-2 G4-3		2-2 F6		3	1	0	0	2	1	3										
Shea Hillenbrand, R (1,3)		0-1 L9	0-3 K		0-0 F9		1-3 K		1-2 F9		5	0	0	0	0	2	8										
Chad Tracy, L (1,5) OBP: 0.323, SLG: 0.402	2-3 K			1-0 3B	2-1 1-3 2-H 3-H 1B		4-1 BB		2-2 F7		4	1	2	2	1	1	2										
Roberto Alomar, S (1,10)	2-1 G4-3			1-3 K	1-2 1-H 3-H 2B		0-0 B2-3				4	0	1	2	0	1	2										
Alex Cintron, S (1,6) OBP: 0.291, SLG: 0.341			1-0 F8	0-0 P2	0-2 G6-3		1-1 G3				4	0	0	0	0	0	2										
Robby Hammock, R (1,2) OBP: 0.279, SLG: 0.385			0-3 K	2-1 F7		4-1 BB		3-3 K		3	0	0	0	1	2	1											
Inning Stats	R: 0 E: 1 K: 1 S: 7	H: 1 LOB: 1 BB: 0 P: 11	R: 0 E: 0 K: 1 S: 7	H: 0 LOB: 0 BB: 0 P: 11	R: 1 E: 0 K: 2 S: 11	H: 3 LOB: 3 BB: 1 P: 17	R: 0 E: 0 K: 1 S: 7	H: 1 LOB: 1 BB: 0 P: 11	R: 4 E: 1 K: 1 S: 9	H: 3 LOB: 1 BB: 1 P: 16	R: 0 E: 0 K: 1 S: 9	H: 0 LOB: 1 BB: 1 P: 15	R: 0 E: 0 K: 2 S: 13	H: 0 LOB: 0 BB: 0 P: 18	R: 0 E: 0 K: 0 S: 14	H: 1 LOB: 2 BB: 1 P: 24	1B: 5 2B: 4 3B: 1 HR: 0	SF: 0 SAC: 0 DP: 0 HBP: 0	WP: 0 PB: 0 SB: 1 CS: 1	PA: 42							
PITCHER	IP	WLS	BF	H	R	ER	SO	BB	IBB	HBP	BLK	WP	HR	S	P	ERA	WHIP										
38 Jeremy Bonderman, R (1,1) ERA: 5.9	7.0		34	9	6	6	7	3	2	0	0	0	0	72	118	7.71	1.714										
Esteban Yan, R (8,1) ERA: 4.64	1.0		3	0	0	0	2	0	0	0	0	0	0	13	18	0.00	0.000										
Ugueth Urbina, R (9,1) ERA: 4.5	1.0	W	5	1	0	0	0	1	0	0	0	0	0	14	24	0.00	2.000										

Arizona Diamondbacks @ Detroit Tigers
Comerica Park, Detroit, MI
Sat Jun 26 2004, 7:05 PM EDT
Att: 33,579 - Cloudy - 72 F

AB 36	WP 0
R 6	PB 0
H 10	SB 1
RBI 6	CS 1
BB 6	
SO 9	
LOB 24	

Batter	1	2	3	4	5	6	7	8	9	AB	R	H	RBI	BB	SO	LOB	BOTTOM										
Alex Sanchez, L (1,8) OBP: 0.335, SLG: 0.384	0-1 F9		0-0 E5 G6-3 1B		0-0 9 2B 1B		0-0 F9			3	1	2	0	0	0	0											
Bobby Higginson, L (5, PR) OBP: 0.380, SLG: 0.379										1	1	0	0	0	0	0											
9 Carlos Guillen, S (1,6) OBP: 0.371, SLG: 0.543	3-1 HR		0-0 G6-3		3-2 G6-3 1-H 2-H 2B		1-2 F8			4	2	2	4	0	0	0											
Ivan Rodriguez, R (1,2) OBP: 0.410, SLG: 0.550	0-1 1B		0-1 G5-3		0-2 G6-3		4-2 HBP			3	0	1	0	0	0	2											
Dmitri Young, S (1,3) OBP: 0.349, SLG: 0.380	2-2 F9		0-0 G6-3		2-2 2B		0-1 G4-3			4	0	1	1	0	0	2											
Rondell White, R (1,7) OBP: 0.356, SLG: 0.466	3-1 P4			2-2 P5	2-3 K		0-0 F9			4	0	0	0	0	1	3											
Craig Monroe, R (1,9) OBP: 0.312, SLG: 0.359		2-2 F9		1-3 K		1-2 G4-3		0-3 K		4	0	0	0	0	2	0											
33 Marcus Thames, R (1,10) OBP: 0.063, SLG: 0.125		2-2 P2		3-3 K		3-3 K		1-3 K		3	0	0	0	0	2	0											
Carlos Pena, L (6, PH) OBP: 0.309, SLG: 0.436										1	0	0	0	0	1	0											
Eric Munson, L (1,5) OBP: 0.303, SLG: 0.455		0-1 E4 20 S		1-3 K		0-2 G4-3		1-1 HR		4	1	1	1	0	1	0											
20 Omar Infante, R (1,4) OBP: 0.339, SLG: 0.480		1-3 K		3-3 K 9 2B		2-1 HR				3	2	1	1	0	2	1											
Inning Stats	R: 1 E: 0 K: 0 S: 13	H: 2 LOB: 1 BB: 0 P: 21	R: 0 E: 1 K: 1 S: 14	H: 0 LOB: 0 BB: 0 P: 19	R: 1 E: 1 K: 0 S: 5	H: 1 LOB: 0 BB: 0 P: 5	R: 0 E: 0 K: 2 S: 14	H: 0 LOB: 0 BB: 0 P: 20	R: 3 E: 0 K: 3 S: 22	H: 3 LOB: 2 BB: 0 P: 33	R: 0 E: 0 K: 1 S: 11	H: 0 LOB: 0 BB: 0 P: 15	R: 1 E: 0 K: 0 S: 11	H: 1 LOB: 1 BB: 0 P: 18	R: 0 E: 0 K: 2 S: 7	H: 0 LOB: 0 BB: 0 P: 8	R: 1 E: 0 K: 0 S: 2	H: 1 LOB: 0 BB: 0 P: 3	1B: 3 2B: 2 3B: 0 HR: 3	SF: 0 SAC: 0 DP: 0 HBP: 1	WP: 0 PB: 1 SB: 1 CS: 0	PA: 35					
PITCHER	IP	WLS	BF	H	R	ER	SO	BB	IBB	HBP	BLK	WP	HR	S	P	ERA	WHIP										
Casey Fossum, L (1,1) ERA: 5.84	4.2		22	6	5	2	5	0	1	0	0	0	1	63	91	3.86	1.286										
Scott Service, R (5,1) ERA: 4.61	2.0		8	1	1	1	2	0	0	1	0	0	1	25	38	4.50	0.500										
Brandon Villafuerte, R (7,1) ERA: 2.7	1.1	L	5	1	1	1	2	0	0	0	0	0	1	11	13	6.75	0.750										

Arizona Diamondbacks @ Detroit Tigers
Comerica Park, Detroit, MI
Sat Jun 26 2004, 7:05 PM EDT
Att: 33,579 - Cloudy - 72 F

AB 34	WP 0
R 7	PB 1
H 8	SB 1
RBI 7	CS 0
BB 0	
SO 9	
LOB 8	

Batter	1	2	3	4	5	6	7	8	9	AB	R	H	RBI	BB	SO	LOB	TOP																			
Jeff Cirillo, R OBP: 0.294, SLG: 0.304 (1, 5)	G5-3	G4-3		K	K		K		24 1B	6	1	1	0	0	3	4	San Diego Padres @ Arizona Diamondbacks Bank One Ballpark, Phoenix, AZ Mon Jun 28 2004, 9:35 PM EDT Att: 29,411 - Cloudy - 80 F																			
Mark Loretta, R OBP: 0.372, SLG: 0.465 (1, 4)	2B	2B		G5-3		FC6-4 1B	FC5 24 1B		G4-3 24 1B	5	2	4	2	1	0	0																				
24 Brian Giles, L OBP: 0.374, SLG: 0.456 (1, 9)	L6	2B		HR		F8			G4-3	5	2	3	3	1	0	2																				
Phil Nevin, R Rod Beck, R OBP: 0.374, SLG: 0.470 (9, 1)	2B	2B		BB		FC6-4 1B	FC5		G4-3	5	1	3	2	1	0	4																				
Ryan Klesko, L Blaine Neal, L Jay Witasick, R Kerry Robinson, L Akinori Otsuka, R Brian Buchanan, R OBP: 0.317, SLG: 0.356 (6, 1) (6, 1) (7, 1) (8, PH) (8, 1) (9, PH) (9, 3)	BB	2B		BB		FC6-4			K	2	0	1	2	2	0	2																				
Jay Payton, R OBP: 0.325, SLG: 0.361 (1, 8)	P6			F8		G1-3			F8	5	0	0	0	0	0	7																				
Humberto Quintero, R OBP: 0.563, SLG: 0.967 (1, 2)		G4-3 2B		G6-3		SH1-3 BB			3 G5-4-3 1B	4	2	3	1	1	0	0																				
3 Khalil Greene, R OBP: 0.333, SLG: 0.363 (1, 6)		P3				K			G5-4-3	5	1	2	0	0	1	4																				
David Wells, L Terrence Long, L OBP: 0.095, SLG: 0.050 (6, 7)	E6			SH1-3					F8	2	1	0	0	0	1	2																				
Inning Stats	R: 1 E: 0 K: 0 S: 13	H: 2 LOB: 2 BB: 1 P: 21	R: 5 E: 1 K: 0 S: 18	H: 4 LOB: 1 BB: 1 P: 29	R: 0 E: 0 K: 1 S: 7	H: 1 LOB: 1 BB: 0 P: 10	R: 1 E: 0 K: 1 S: 14	H: 2 LOB: 2 BB: 1 P: 24	R: 0 E: 0 K: 0 S: 8	H: 0 LOB: 1 BB: 1 P: 17	R: 2 E: 0 K: 1 S: 12	H: 3 LOB: 2 BB: 1 P: 22	R: 0 E: 0 K: 0 S: 10	H: 1 LOB: 1 BB: 1 P: 20	R: 1 E: 0 K: 1 S: 18	H: 3 LOB: 2 BB: 0 P: 26		1B: 9 2B: 6 3B: 0 HR: 2	SF: 0 SAC: 1 DP: 1 HBP: 0	WP: 0 PB: 0 SB: 1 CS: 0	PA: 50															
PITCHER	IP	WLS	BF	H	R	ER	SO	BB	IBB	HBP	BLK	WP	HR	S	P	ERA	WHIP	PITCHER		IP	WLS	BF	H	R	ER	SO	BB	IBB	HBP	BLK	WP	HR	S	P	ERA	WHIP
Shane Reynolds, R ERA: 4.5 (1, 1)	2.0	L	14	6	6	1	0	2	0	0	0	0	0	31	50	4.50	4.000	Randy Choate, L ERA: 5.4 (9, 1)		1.0		6	3	1	1	1	0	0	0	0	0	0	18	26	9.00	3.000
Andrew Good, R ERA: 4.15 (3, 1)	3.0		14	3	1	1	4	2	0	0	0	0	1	29	51	3.00	1.667																			
Stephen Randolph, L ERA: 3.9 (6, 1)	1.0		5	1	0	0	4	1	0	0	0	0	0	12	22	0.00	2.000																			
Scott Service, R ERA: 5.52 (7, 1)	1.0		7	3	2	2	1	1	0	0	0	0	1	19	32	18.00	4.000																			
Brandon Villafuerte, R ERA: 3.98 (8, 1)	1.0		4	1	0	0	0	1	0	0	0	0	0	10	20	0.00	2.000																			
Scott Hairston, R OBP: 0.336, SLG: 0.500 (1, 4)	L5	F8				G6-3			G4-6-3	5	0	1	0	0	0	2	San Diego Padres @ Arizona Diamondbacks Bank One Ballpark, Phoenix, AZ Mon Jun 28 2004, 9:35 PM EDT Att: 29,411 - Cloudy - 80 F																			
Steve Finley, L OBP: 0.365, SLG: 0.553 (1, 8)	HR			K		1B			1B	4	2	3	1	1	1	0																				
Danny Bautista, R OBP: 0.359, SLG: 0.453 (1, 9)	1B			K		1B			1B	5	0	3	1	0	2	3																				
Luis Gonzalez, L OBP: 0.383, SLG: 0.533 (1, 7)	K			F7		1B			P5	5	0	1	0	0	1	3																				
Shea Hillenbrand, R OBP: 0.332, SLG: 0.445 (1, 3)	BB			G6-3		G5-3			2B	5	1	2	0	0	0	2																				
Tim Olson, R OBP: 0.327, SLG: 0.457 (1, 6)	1B			F7		HR			2B	4	1	2	2	1	1	0																				
Andy Green, R OBP: 0.182, SLG: 0.455 Brandon Villafuerte, R Randy Choate, L Robby Hammock, R OBP: 0.277, SLG: 0.362 (1, 5) (8, 1) (9, 1) (9, PH)	FC4-6			K		L5			F7	4	0	0	0	0	1	4																				
Juan Brito, R OBP: 0.262, SLG: 0.325 (1, 2)				K		E6			K	4	1	1	0	0	2	1																				
Shane Reynolds, R Roberto Alomar, S Andrew Good, R Alex Cintron, S Stephen Randolph, L Greg Colbrunn, R Scott Service, R Chad Tracy, R OBP: 0.275, SLG: 0.283 (2, PH) (3, 1) (5, PH) (6, 1) (6, PH) (7, 1) (8, 5)	K			K		P4			G4-6-3 BB	0	0	0	0	0	0	0																				
Inning Stats	R: 1 E: 0 K: 1 S: 18	H: 3 LOB: 3 BB: 1 P: 26	R: 0 E: 0 K: 2 S: 8	H: 0 LOB: 0 BB: 0 P: 14	R: 0 E: 0 K: 2 S: 9	H: 0 LOB: 0 BB: 0 P: 14	R: 0 E: 0 K: 1 S: 5	H: 0 LOB: 0 BB: 0 P: 7	R: 2 E: 1 K: 2 S: 20	H: 4 LOB: 2 BB: 1 P: 36	R: 1 E: 0 K: 1 S: 11	H: 2 LOB: 1 BB: 0 P: 20	R: 0 E: 0 K: 0 S: 9	H: 2 LOB: 1 BB: 1 P: 16	R: 0 E: 0 K: 1 S: 7	H: 0 LOB: 0 BB: 0 P: 11		1B: 7 2B: 4 3B: 0 HR: 2	SF: 0 SAC: 0 DP: 1 HBP: 0	WP: 0 PB: 0 SB: 0 CS: 0	PA: 43															
PITCHER	IP	WLS	BF	H	R	ER	SO	BB	IBB	HBP	BLK	WP	HR	S	P	ERA	WHIP	PITCHER		IP	WLS	BF	H	R	ER	SO	BB	IBB	HBP	BLK	WP	HR	S	P	ERA	WHIP
David Wells, L ERA: 3.25 (1, 1)	5.1		26	4	4	4	6	1	0	0	1	0	0	18	36	9.00	4.000	Randy Choate, L ERA: 5.4 (9, 1)		1.0		6	3	1	1	1	0	0	0	0	18	26	9.00	3.000		
Blaine Neal, R ERA: 2.57 (6, 1)	1.0	H	7	3	1	1	2	1	0	0	0	0	0	5	7	0.00	0.000																			
Jay Witasick, R ERA: 2.27 (7, 1)	0.2		2	0	0	0	1	0	0	0	0	0	0	5	7	0.00	0.000																			
Akinori Otsuka, R ERA: 1.43 (8, 1)	1.0		5	2	0	0	0	1	0	0	0	0	0	9	16	0.00	3.000																			
Rod Beck, R ERA: 7.59 (9, 1)	1.0		3	0	0	0	1	0	0	0	0	0	0	7	11	0.00	0.000																			



Batter	1	2	3	4	5	6	7	8	9	AB	R	H	RBI	BB	SO	LOB	TOP										
Jeff Cirillo, R OBP: 0.273, SLG: 0.286 (1, 5)	F8		SF8			K		K		3	0	0	1	0	2	1	San Diego Padres @ Arizona Diamondbacks Bank One Ballpark, Phoenix, AZ Tue Jun 29 2004, 9:35 PM EDT Att: 34,633 - Sunny - 79 F livebaseballscorecards.com										
Mark Loretta, R OBP: 0.371, SLG: 0.462 (1, 4)	G5-3		E6			G4-3		1B		4	0	1	0	0	0	0											
24 Brian Giles, L OBP: 0.369, SLG: 0.449 (1, 9)	G4-3		FC4-6			G3		G3-6-3		4	0	0	0	0	0	2											
Phil Nevin, R OBP: 0.372, SLG: 0.467 (1, 3)		F9				G1-3		1B		4	0	1	0	0	1	0											
Jay Payton, R OBP: 0.320, SLG: 0.355 (1, 8)	P3					G5-3		FC5-4		4	0	0	0	0	1	1											
Ryan Klesko, L OBP: 0.371, SLG: 0.349 Scott Linebrink, R Akinori Otsuka, R Trevor Hoffman, R (1, 7) (7, 1) (8, 1) (9, 1)						G4-3				3	0	0	0	0	2	0											
Humberto Quintero, R OBP: 0.526, SLG: 0.776 (1, 2)			SF8			G6-3		G4-3		3	1	1	0	0	0	0											
3 Khalil Greene, R OBP: 0.337, SLG: 0.382 (1, 6)			E			G5-3		HR		3	2	2	1	0	0	0											
Brian Sweeney, R Jay Witasick, R Terrence Long, L OBP: 0.311, SLG: 0.383 (1, 1) (6, 1) (7, 7)			K			K		CS		2	0	0	0	0	2	2											
Inning Stats	R: 0 E: 0 K: 0 S: 6	H: 0 LOB: 0 BB: 0 P: 7	R: 0 E: 0 K: 1 S: 7	H: 0 LOB: 0 BB: 0 P: 11	R: 2 E: 1 K: 1 S: 11	H: 2 LOB: 1 BB: 0 P: 13	R: 0 E: 0 K: 2 S: 9	H: 0 LOB: 0 BB: 0 P: 15	R: 0 E: 0 K: 1 S: 10	H: 0 LOB: 0 BB: 0 P: 11	R: 0 E: 0 K: 1 S: 6	H: 0 LOB: 0 BB: 0 P: 8	R: 0 E: 0 K: 1 S: 7	H: 0 LOB: 0 BB: 0 P: 13	R: 1 E: 0 K: 1 S: 9	H: 2 LOB: 1 BB: 0 P: 15		R: 0 E: 0 K: 0 S: 7	H: 2 LOB: 1 BB: 0 P: 14	1B: 3 2B: 3 3B: 0 HR: 1	SF: 1 SAC: 0 DP: 2 HBP: 0	WP: 0 PB: 0 SB: 0 CS: 1	PA: 32				
PITCHER	IP	WLS	BF	H	R	ER	SO	BB	IBB	HBP	BLK	WP	HR	S	P	ERA	WHIP										
Randy Johnson, L ERA: 3.04 Mike Koplove, R ERA: 5.23 (1, 1) (9, 1)	8.0	L	28	4	3	2	8	0	0	0	0	0	1	65	93	2.25	0.500										

Batter	1	2	3	4	5	6	7	8	9	AB	R	H	RBI	BB	SO	LOB	BOTTOM										
Scott Hairston, R OBP: 0.325, SLG: 0.482 (1, 4)	K		F8			F8			F9	5	0	0	0	0	2	2	San Diego Padres @ Arizona Diamondbacks Bank One Ballpark, Phoenix, AZ Tue Jun 29 2004, 9:35 PM EDT Att: 34,633 - Sunny - 79 F livebaseballscorecards.com										
Steve Finley, L OBP: 0.366, SLG: 0.551 (1, 8)	K				L3	1B		G3-1	G6-3	5	1	1	0	0	1	1											
Danny Bautista, R OBP: 0.362, SLG: 0.466 (1, 9)	P3				BB	1B		2B	G6-3	5	1	3	2	0	0	1											
Luis Gonzalez, L OBP: 0.384, SLG: 0.534 (1, 7)		P5			SAFE	1B		G6-3		3	0	1	0	1	0	0											
Shea Hillenbrand, R OBP: 0.331, SLG: 0.442 (1, 3)	L6				BB	2B		1B	G6-3	4	0	1	0	0	0	4											
Chad Tracy, L OBP: 0.326, SLG: 0.401 (1, 5)	K				F9	FC6		1B	1B	3	0	1	0	1	1	2											
Alex Cintron, S OBP: 0.289, SLG: 0.336 (1, 6)			F8			FC6		BB	BB	3	0	0	0	1	0	3											
Robby Hamrick, R OBP: 0.276, SLG: 0.379 (1, 2)			1B			K		K	K	4	0	1	0	0	3	3											
Randy Johnson, R ERA: 3.88 Jay Witasick, R ERA: 2.23 Scott Linebrink, R ERA: 2.23 Akinori Otsuka, R ERA: 1.63 Trevor Hoffman, R ERA: 2.0 (1, 1) (6, 1) (7, 1) (8, 1) (9, 1)			P4			K		K	E7	3	0	0	0	0	2	1											
Inning Stats	R: 0 E: 0 K: 2 S: 11	H: 0 LOB: 0 BB: 0 P: 18	R: 0 E: 0 K: 1 S: 8	H: 0 LOB: 0 BB: 0 P: 12	R: 0 E: 0 K: 0 S: 12	H: 1 LOB: 1 BB: 0 P: 20	R: 0 E: 0 K: 0 S: 9	H: 1 LOB: 2 BB: 1 P: 17	R: 0 E: 0 K: 2 S: 10	H: 0 LOB: 0 BB: 0 P: 14	R: 1 E: 0 K: 0 S: 11	H: 3 LOB: 3 BB: 1 P: 24	R: 0 E: 0 K: 3 S: 10	H: 0 LOB: 0 BB: 0 P: 11	R: 1 E: 0 K: 1 S: 15	H: 3 LOB: 3 BB: 1 P: 25		R: 0 E: 1 K: 0 S: 5	H: 1 LOB: 1 BB: 0 P: 11	1B: 6 2B: 2 3B: 0 HR: 1	SF: 0 SAC: 0 DP: 0 HBP: 0	WP: 0 PB: 0 SB: 0 CS: 0	PA: 39				
PITCHER	IP	WLS	BF	H	R	ER	SO	BB	IBB	HBP	BLK	WP	HR	S	P	ERA	WHIP										
Brian Sweeney, R ERA: 3.88 Jay Witasick, R ERA: 2.23 Scott Linebrink, R ERA: 2.23 Akinori Otsuka, R ERA: 1.63 Trevor Hoffman, R ERA: 2.0 (1, 1) (6, 1) (7, 1) (8, 1) (9, 1)	5.1	W	21	4	1	1	5	1	0	0	0	0	0	7	17	0.00	3.000										

Batter	1	2	3	4	5	6	7	8	9	AB	R	H	RBI	BB	SO	LOB	TOP								
Sean Burroughs, L (1.5) OBP: 0.353, SLG: 0.358	F8		G4-3		G6-3			F7	WP 1B	5	0	1	1	0	0	0	San Diego Padres @ Arizona Diamondbacks Bank One Ballpark, Phoenix, AZ Thu Jul 01 2004, 9:35 PM EDT Att: 22,631 - Sunny - 78 F								
Mark Loretta, R (1.4) OBP: 0.369, SLG: 0.455	G6-4-3 BB		F7		G5-3			1B	1-2 2-3 3-H	4	0	1	0	1	1	2									
24 Brian Giles, L (1.9) OBP: 0.374, SLG: 0.459	G6-4-3 1-2		P2		K			K	1-2 2-3 3-H	4	0	0	0	0	2	2									
Phil Nevin, R (1.3) OBP: 0.371, SLG: 0.474		HR		G5-3				K		4	1	1	1	0	1	1									
Jay Payton, R (1.8) OBP: 0.322, SLG: 0.353	G4-3		P5		G6-3			2B 1B BB		3	1	0	0	1	0	0									
Ryan Klecko, L (1.7) OBP: 0.369, SLG: 0.350	K		HR 1B		F7			1B WP 2B		4	2	2	0	0	1	0									
Miguel Ojeda, R (1.2) OBP: 0.295, SLG: 0.326	3 HBP BB		HR		K			K		3	1	1	2	1	2	2									
3 Khalil Greene, R (1.6) OBP: 0.343, SLG: 0.387	1-2 HBP		2B		K			WP 1B BB		2	0	1	0	1	1	0									
Ismael Valdez, R (1.1) OBP: 0.143, SLG: 0.160	G4-3				K			F7		2	0	0	0	0	1	3									
Jay Witasick, R (5.1) OBP: 0.267, SLG: 0.284										0	0	0	0	0	0	0									
Kerry Robinson, L (7. Ph) OBP: 0.267, SLG: 0.284										0	0	0	0	0	0	0									
Scott Linebrink, R (7.1) OBP: 0.267, SLG: 0.284										0	0	0	0	0	0	0									
Brandon Puffer, R (8.1) OBP: 0.267, SLG: 0.284										0	0	0	0	0	0	0									
Terrence Long, L (8. Ph) OBP: 0.132, SLG: 0.377										1	0	0	0	0	0	3									
Inning Stats	R: 0 E: 0 K: 0 S: 10	H: 0 LOB: 0 BB: 1 P: 17	R: 1 E: 0 K: 0 S: 10	H: 1 LOB: 2 BB: 1 P: 20	R: 0 E: 0 K: 0 S: 7	H: 0 LOB: 0 BB: 0 P: 11	R: 2 E: 0 K: 1 S: 16	H: 3 LOB: 1 BB: 0 P: 23	R: 0 E: 0 K: 1 S: 8	H: 0 LOB: 0 BB: 0 P: 12	R: 0 E: 0 K: 0 S: 5	H: 0 LOB: 0 BB: 0 P: 7	R: 0 E: 0 K: 2 S: 12	H: 0 LOB: 0 BB: 0 P: 16	R: 0 E: 0 K: 2 S: 10	H: 1 LOB: 1 BB: 0 P: 11	R: 2 E: 0 K: 2 S: 14	H: 2 LOB: 2 BB: 2 P: 27	1B: 3 2B: 2 3B: 0 HR: 2	SF: 0 SAC: 0 DP: 1 HBP: 1	WP: 1 PB: 0 SB: 0 CS: 0	PA: 38			
PITCHER	IP	WLS	BF	H	R	ER	SO	BB	IBB	HBP	BLK	WP	HR	S	P	ERA	WHIP								
Casey Fossum, L (1.1) ERA: 5.68	6.0	W	24	4	3	3	3	2	0	1	0	0	2	56	90	4.50	1.000								
Elmer Dessens, R (7.1) ERA: 5.46	1.0	H	3	0	0	0	2	0	0	0	0	0	0	12	16	0.00	0.000								
Randy Choate, L (8.1) ERA: 5.2	1.0		4	1	0	0	2	0	0	0	0	0	0	10	11	0.00	1.000								
Scott Service, R (9.1) ERA: 6.6	0.1		4	1	2	2	1	2	0	0	0	0	0	9	18	54.00	9.000								
Mike Koplove, R (9.1) ERA: 5.02	0.2	S	3	1	0	0	1	0	0	0	0	1	0	5	9	0.00	1.500								

AB 33
R 5
H 7
RBI 4
BB 4
SO 9
LOB 13



Batter	1	2	3	4	5	6	7	8	9	AB	R	H	RBI	BB	SO	LOB	BOTTOM								
Roberto Alomar, S (1.4) OBP: 0.323, SLG: 0.393	G4-3 2B		K	HR		K		G4-3		5	1	2	4	0	2	1	San Diego Padres @ Arizona Diamondbacks Bank One Ballpark, Phoenix, AZ Thu Jul 01 2004, 9:35 PM EDT Att: 22,631 - Sunny - 78 F								
Steve Finley, L (1.8) OBP: 0.383, SLG: 0.541	G4-3 2-3		K	L6				F7		4	0	0	0	0	1	1									
Danny Bautista, R (1.9) OBP: 0.365, SLG: 0.478	G5-3		HR	G4-3				F9		4	1	1	1	0	0	1									
Luis Gonzalez, L (1.7) OBP: 0.386, SLG: 0.531	F8		BB					FC6-4 1B		2	1	1	0	2	0	1									
Shea Hillenbrand, R (1.3) OBP: 0.336, SLG: 0.446		2B G5-4-3 1B	L4					F9		4	1	2	1	0	0	2									
Chad Tracy, L (1.5) OBP: 0.335, SLG: 0.420		G5-4-3 2B		BB HR 1B				P4		4	1	2	0	0	0	2									
Tim Olson, R (1.6) OBP: 0.350, SLG: 0.420		G5-4-3 BB		BB HR BB				FC6-4 1-2		2	1	0	0	2	0	1									
Juan Brito, R (1.2) OBP: 0.240, SLG: 0.277	G5-4-3 1-2 2-3 3-H			HR BB				L6		3	1	0	0	1	0	2									
Casey Fossum, L (1.1) ERA: 5.06	G4-3			K				F7		2	0	0	0	0	1	4									
Alex Cintron, S (5. Ph) OBP: 0.298, SLG: 0.305										1	0	0	0	0	0	0									
Elmer Dessens, R (7.1) ERA: 5.46										0	0	0	0	0	0	0									
Randy Choate, L (8.1) ERA: 5.2										0	0	0	0	0	0	0									
Quinton McCracken, S (8. Ph) OBP: 0.292, SLG: 0.384										1	0	1	0	0	0	0									
Scott Service, R (9.1) ERA: 6.6										0	0	0	0	0	0	0									
Mike Koplove, R (9.1) ERA: 5.02										0	0	0	0	0	0	0									
Inning Stats	R: 0 E: 0 K: 0 S: 8	H: 1 LOB: 1 BB: 0 P: 12	R: 1 E: 0 K: 0 S: 13	H: 2 LOB: 1 BB: 1 P: 22	R: 1 E: 0 K: 2 S: 12	H: 1 LOB: 1 BB: 1 P: 18	R: 4 E: 0 K: 1 S: 15	H: 2 LOB: 0 BB: 2 P: 28	R: 0 E: 0 K: 0 S: 8	H: 0 LOB: 0 BB: 0 P: 9	R: 0 E: 0 K: 1 S: 10	H: 0 LOB: 0 BB: 0 P: 17	R: 1 E: 0 K: 0 S: 14	H: 1 LOB: 1 BB: 1 P: 24	R: 0 E: 0 K: 0 S: 9	H: 1 LOB: 1 BB: 0 P: 11	1B: 4 2B: 3 3B: 0 HR: 2	SF: 0 SAC: 0 DP: 1 HBP: 0	WP: 1 PB: 0 SB: 0 CS: 0	PA: 37					
PITCHER	IP	WLS	BF	H	R	ER	SO	BB	IBB	HBP	BLK	WP	HR	S	P	ERA	WHIP								
Ismael Valdez, R (1.1) ERA: 5.06	4.0	L	22	7	6	6	3	4	0	0	0	0	0	15	23	0.00	0.000								
Jay Witasick, R (5.1) ERA: 2.11	2.0		6	0	0	0	1	0	0	0	0	0	0	14	24	9.00	2.000								
Scott Linebrink, R (7.1) ERA: 2.38	1.0		5	1	1	1	0	1	0	0	0	1	0	9	11	0.00	1.000								
Brandon Puffer, R (8.1) ERA: 5.5	1.0		4	1	0	0	0	0	0	0	0	0	0	9	11	0.00	1.000								

AB 32
R 7
H 9
RBI 6
BB 5
SO 4
LOB 15



Batter	1	2	3	4	5	6	7	8	9	AB	R	H	RBI	BB	SO	LOB	TOP								
Cristian Guzman, S OBP: 0.306, SLG: 0.370	F7		E4 1B	G3			P4		FC1-5	5	1	0	0	0	0	2									
20 Lew Ford, R OBP: 0.376, SLG: 0.478	P6		F7			P3	G6-3		K	5	0	0	0	0	1	3									
7 Joe Mauer, L OBP: 0.382, SLG: 0.597							G6-3			3	1	2	0	1	0	0									
Corey Koskie, L OBP: 0.324, SLG: 0.488	K					F7			K	4	1	1	2	0	2	2									
Tori Hunter, R OBP: 0.315, SLG: 0.459						G4-3			K	4	1	1	0	0	1	2									
Jacque Jones, L OBP: 0.308, SLG: 0.442									F7	4	0	2	1	0	0	1									
Doug Mientkiewicz, L OBP: 0.329, SLG: 0.341						G4-3			L8	3	1	1	2	1	0	0									
Luis Rivas, R OBP: 0.301, SLG: 0.425									2B E	3	1	1	0	1	1	1									
Kyle Lohse, R Michael Restovich, R J.C. Romero, S Matthew LeCroy, R 8 Nick Punto, S 36 Joe Nathan, R									E9 FC1-5	1	0	0	0	0	0	1									
Inning Stats	R: 0 E: 0 K: 1 S: 13	H: 1 LOB: 1 BB: 0 P: 21	R: 2 E: 0 K: 2 S: 10	H: 2 LOB: 0 BB: 0 P: 13	R: 3 E: 1 K: 0 S: 18	H: 3 LOB: 1 BB: 0 P: 25	R: 0 E: 0 K: 0 S: 9	H: 1 LOB: 1 BB: 1 P: 13	R: 0 E: 0 K: 0 S: 7	H: 0 LOB: 1 BB: 1 P: 12	R: 0 E: 0 K: 0 S: 7	H: 1 LOB: 1 BB: 1 P: 16	R: 0 E: 0 K: 2 S: 11	H: 0 LOB: 0 BB: 0 P: 11	R: 0 E: 0 K: 2 S: 11	H: 0 LOB: 0 BB: 0 P: 16	R: 1 E: 1 K: 1 S: 12	H: 1 LOB: 2 BB: 1 P: 22	1B: 4 2B: 3 3B: 1 HR: 1	SF: 0 SAC: 1 DP: 0 HBP: 0	WP: 0 PB: 0 SB: 1 CS: 1	PA: 38			
PITCHER	IP	WLS	BF	H	R	ER	SO	BB	IBB	HBP	BLK	WP	HR	S	P	ERA	WHIP								
Steve Sparks, R ERA: 5.24	4.0		19	7	5	3	3	0	0	0	0	0	1	50	72	6.75	1.750								
Greg Aquino, R ERA: 5.24	2.0		8	1	0	0	0	2	0	0	0	0	0	14	28	0.00	1.500								
Stephen Randolph, L ERA: 3.97	2.1	L	8	0	1	0	2	1	0	0	0	0	0	22	37	0.00	0.429								
Brandon Villafuerte, R ERA: 2.92	0.2		3	1	0	0	1	0	0	0	0	0	0	8	12	0.00	1.500								

Minnesota Twins @ Arizona Diamondbacks
Bank One Ballpark, Phoenix, AZ
Fri Jul 02 2004, 10:05 PM EDT
Att: 27,045 - Sunny - 80 F

AB	34
R	6
H	9
RBI	5
BB	3
SO	6
LOB	12



Batter	1	2	3	4	5	6	7	8	9	AB	R	H	RBI	BB	SO	LOB	BOTTOM								
Roberto Alomar, S OBP: 0.313, SLG: 0.377	F8		G4-6-3 1B	G3		P3			F8	5	0	1	1	0	0	2									
Steve Finley, L OBP: 0.383, SLG: 0.539			G4-6-3 1B	F8		G3			1B	5	0	2	0	0	0	3									
Danny Bautista, R OBP: 0.365, SLG: 0.476						G5-3			L7	5	1	2	0	0	1	1									
Luis Gonzalez, L OBP: 0.384, SLG: 0.528			G4-6-3	F8					P5	4	0	1	0	0	0	3									
Shea Hillenbrand, R OBP: 0.338, SLG: 0.446									K	4	1	2	0	0	1	0									
Chad Tracy, L OBP: 0.333, SLG: 0.422									G3-1	4	1	1	1	0	0	2									
Alex Cintron, S OBP: 0.291, SLG: 0.341 Brandon Villafuerte, R									G5-3	4	1	2	1	0	0	2									
Juan Brito, R OBP: 0.222, SLG: 0.255									G6-3	4	1	0	1	0	0	2									
Steve Sparks, R Scott Hairston, R Greg Aquino, R Andy Green, R Stephen Randolph, L Tim Olson, R									F8	1	0	0	0	0	0	0									
Inning Stats	R: 0 E: 0 K: 0 S: 8	H: 2 LOB: 1 BB: 0 P: 13	R: 0 E: 0 K: 0 S: 9	H: 1 LOB: 0 BB: 0 P: 11	R: 0 E: 0 K: 0 S: 7	H: 1 LOB: 0 BB: 0 P: 9	R: 5 E: 1 K: 0 S: 16	H: 5 LOB: 1 BB: 0 P: 27	R: 0 E: 0 K: 0 S: 8	H: 2 LOB: 2 BB: 0 P: 17	R: 0 E: 0 K: 1 S: 9	H: 0 LOB: 0 BB: 1 P: 14	R: 0 E: 0 K: 1 S: 4	H: 0 LOB: 0 BB: 0 P: 6	R: 0 E: 0 K: 0 S: 10	H: 1 LOB: 1 BB: 0 P: 16	1B: 10 2B: 2 3B: 0 HR: 0	SF: 0 SAC: 0 DP: 2 HBP: 0	WP: 0 PB: 0 SB: 0 CS: 0	PA: 39					
PITCHER	IP	WLS	BF	H	R	ER	SO	BB	IBB	HBP	BLK	WP	HR	S	P	ERA	WHIP								
Kyle Lohse, R ERA: 5.14	5.0		25	11	5	3	0	0	0	0	0	0	0	48	77	5.40	2.200								
J.C. Romero, L ERA: 5.03	3.0	W	10	0	0	0	1	1	0	0	0	0	0	20	34	0.00	0.333								
36 Joe Nathan, R ERA: 1.19	1.0	S	4	1	0	0	1	0	0	0	0	0	0	10	16	0.00	1.000								

Minnesota Twins @ Arizona Diamondbacks
Bank One Ballpark, Phoenix, AZ
Fri Jul 02 2004, 10:05 PM EDT
Att: 27,045 - Sunny - 80 F

AB	38
R	5
H	12
RBI	5
BB	1
SO	2
LOB	15



Batter	1	2	3	4	5	6	7	8	9	AB	R	H	RBI	BB	SO	LOB	TOP										
Cristian Guzman, S OBP: 0.304, SLG: 0.367 (1,6)	G6-3	F9		F7			L8		SF9 BB 7 1B	5	1	1	0	0	0	0											
20 Lew Ford, R OBP: 0.379, SLG: 0.482 (1,7)	BB		7 HR	G6-3			7 F 7 S		F9	4	1	2	0	1	0	1											
7 Joe Mauer, L OBP: 0.394, SLG: 0.634 (1,2)	P5		2H HR		G5-4-3		K		SF9 BB 1B	5	2	3	2	0	1	2											
Corey Koskie, L OBP: 0.321, SLG: 0.479 (1,5)	P5		K		G5-4-3		G4-3		1B BB	4	0	0	0	1	1	3											
Tori Hunter, R OBP: 0.316, SLG: 0.464 (1,8)		G6-3	P6						SF9	4	0	2	1	0	0	0											
Jacque Jones, L OBP: 0.316, SLG: 0.446 (1,9)		HR BB	2B	1B						4	2	3	1	1	0	1											
Doug Mientkiewicz, L OBP: 0.332, SLG: 0.358 (1,3)		1H HR	2B						G1-3	4	1	2	3	1	0	2											
Luis Rivas, R OBP: 0.300, SLG: 0.437 (1,4)		HR	K							4	1	1	1	0	3	4											
Terry Mulholland, R (1,1)		G5-3								2	0	0	0	0	0	0											
Michael Restovich, R OBP: 0.231, SLG: 0.250 (6,PH)										1	0	0	0	0	0	0											
Grant Balfour, R (6,1)										0	0	0	0	0	0	0											
Matthew LeCroy, R OBP: 0.343, SLG: 0.460 (8,PH)										1	0	0	0	0	0	3											
Juan Rincon, R (8,1)										0	0	0	0	0	0	0											
Inning Stats	R: 0 E: 0 K: 0 S: 11	H: 0 LOB: 1 BB: 1 P: 21	R: 3 E: 0 K: 0 S: 11	H: 2 LOB: 0 BB: 1 P: 19	R: 3 E: 0 K: 2 S: 19	H: 4 LOB: 1 BB: 0 P: 34	R: 0 E: 0 K: 0 S: 7	H: 0 LOB: 0 BB: 0 P: 8	R: 0 E: 0 K: 1 S: 8	H: 2 LOB: 1 BB: 0 P: 13	R: 0 E: 0 K: 1 S: 8	H: 0 LOB: 0 BB: 0 P: 10	R: 0 E: 1 K: 1 S: 11	H: 1 LOB: 1 BB: 0 P: 14	R: 0 E: 0 K: 1 S: 9	H: 2 LOB: 2 BB: 1 P: 18	R: 2 E: 0 K: 0 S: 12	H: 3 LOB: 2 BB: 1 P: 18	1B: 8 2B: 3 3B: 0 HR: 3	SF: 1 SAC: 0 DP: 2 HBP: 0	WP: 0 PB: 0 SB: 1 CS: 1	PA: 43					
PITCHER	IP	WLS	BF	H	R	ER	SO	BB	IBB	HBP	BLK	WP	HR	S	P	ERA	WHIP										
Andrew Good, R ERA: 5.3 (1,1)	2.2	L	16	6	6	6	1	2	0	0	0	0	3	37	67	20.25	3.000										
Elmer Dessens, R ERA: 5.17 (3,1)	3.1		11	2	0	0	2	0	0	0	0	0	0	27	38	0.00	0.600										
Randy Choate, L ERA: 5.02 (7,1)	1.0		4	1	0	0	1	0	0	0	0	0	0	11	14	0.00	1.000										
Brandon Villafuerte, R ERA: 3.95 (8,1)	1.1		9	4	2	2	1	2	0	0	0	0	0	15	28	13.50	4.500										
Scott Service, R ERA: 6.32 (9,1)	0.2		3	1	0	0	0	0	0	0	0	0	0	6	8	0.00	1.500										

Minnesota Twins @ Arizona Diamondbacks
Bank One Ballpark, Phoenix, AZ
Sat Jul 03 2004, 10:05 PM EDT
Att: 29,830 - Sunny - 76 F

livebaseballscorecards.com

AB 38
R 8
H 14
RBI 8
BB 4
SO 5
LOB 16



Batter	1	2	3	4	5	6	7	8	9	AB	R	H	RBI	BB	SO	LOB	BOTTOM										
Scott Hairston, R OBP: 0.327, SLG: 0.493 (1,4)	L6		G5-3		G6-3			K		4	1	1	0	0	1	0											
Steve Finley, L OBP: 0.355, SLG: 0.532 (1,8)	F7		G6-3		G6-3			P4		4	0	0	1	0	0	0											
Danny Bautista, R OBP: 0.367, SLG: 0.475 (1,9)	BB				G4-3		F9			3	0	1	0	1	0	0											
Luis Gonzalez, L OBP: 0.383, SLG: 0.534 (1,7)	G4-3			HR				K		4	1	1	1	0	2	2											
Shea Hillenbrand, R OBP: 0.337, SLG: 0.444 (1,3)		F7		G1-3				K		4	0	1	0	0	1	0											
Tim Olson, R OBP: 0.338, SLG: 0.400 (1,5)				G6-3			F8		B1-3	4	0	1	0	0	0	1											
Alex Cintron, S OBP: 0.290, SLG: 0.339 (1,6)		F9			HR			K		4	1	1	0	0	1	2											
Juan Brito, R OBP: 0.228, SLG: 0.315 (1,2)			G5-3							3	1	1	2	0	1	1											
Quinton McCracken, S OBP: 0.280, SLG: 0.348 (9,PH)					HR			K		1	0	0	0	0	1	1											
Andrew Good, R (1,1)										0	0	0	0	0	0	0											
Elmer Dessens, R ERA: 5.54 (3,1)										2	0	0	0	0	0	0											
Randy Choate, L (7,1)										0	0	0	0	0	0	0											
Chad Tracy, L OBP: 0.355, SLG: 0.426 (7,PH)										1	0	0	0	0	1	0											
Brandon Villafuerte, R (8,1)										0	0	0	0	0	0	0											
Scott Service, R (9,1)										0	0	0	0	0	0	0											
Inning Stats	R: 0 E: 0 K: 0 S: 9	H: 0 LOB: 1 BB: 1 P: 15	R: 0 E: 0 K: 0 S: 9	H: 1 LOB: 1 BB: 0 P: 11	R: 0 E: 0 K: 0 S: 8	H: 0 LOB: 0 BB: 0 P: 12	R: 1 E: 0 K: 0 S: 7	H: 1 LOB: 0 BB: 0 P: 8	R: 3 E: 0 K: 2 S: 9	H: 3 LOB: 0 BB: 0 P: 12	R: 0 E: 0 K: 2 S: 7	H: 0 LOB: 0 BB: 0 P: 8	R: 0 E: 0 K: 3 S: 9	H: 0 LOB: 0 BB: 0 P: 16	R: 0 E: 0 K: 2 S: 12	H: 1 LOB: 1 BB: 0 P: 18	R: 0 E: 0 K: 1 S: 10	H: 1 LOB: 1 BB: 0 P: 15	1B: 4 2B: 0 3B: 1 HR: 2	SF: 0 SAC: 0 DP: 0 HBP: 0	WP: 0 PB: 0 SB: 0 CS: 0	PA: 35					
PITCHER	IP	WLS	BF	H	R	ER	SO	BB	IBB	HBP	BLK	WP	HR	S	P	ERA	WHIP										
Terry Mulholland, L ERA: 5.54 (1,1)	5.0	W	21	5	4	4	0	1	0	0	0	0	2	42	58	7.20	1.200										
Grant Balfour, R ERA: 4.67 (6,1)	2.0	H	6	0	0	0	5	0	0	0	0	0	0	16	24	0.00	0.000										
Juan Rincon, R ERA: 1.94 (8,1)	2.0	S	8	2	0	0	3	0	0	0	0	0	0	22	33	0.00	1.000										

Minnesota Twins @ Arizona Diamondbacks
Bank One Ballpark, Phoenix, AZ
Sat Jul 03 2004, 10:05 PM EDT
Att: 29,830 - Sunny - 76 F

livebaseballscorecards.com

AB 34
R 4
H 7
RBI 4
BB 1
SO 8
LOB 7

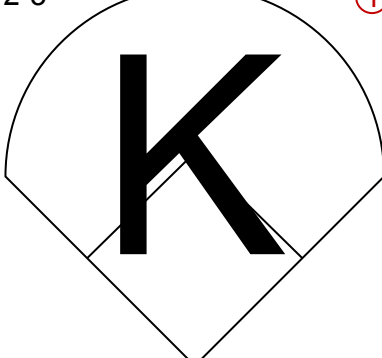
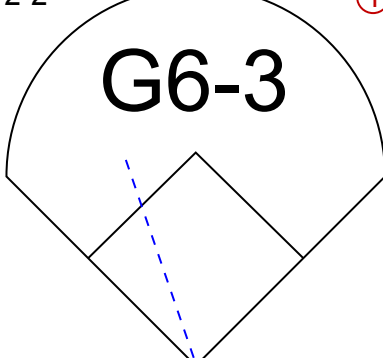
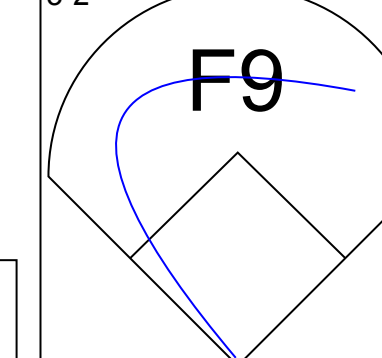
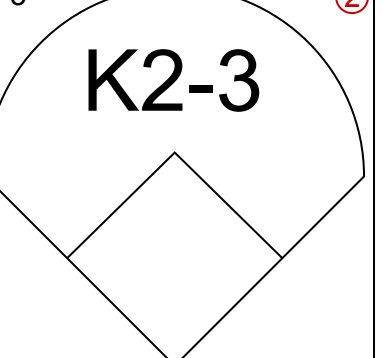
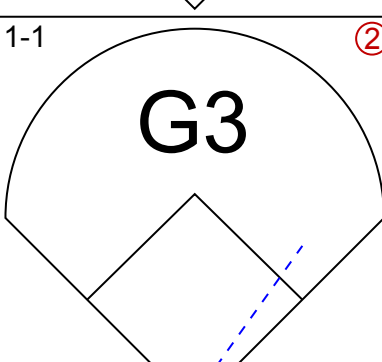
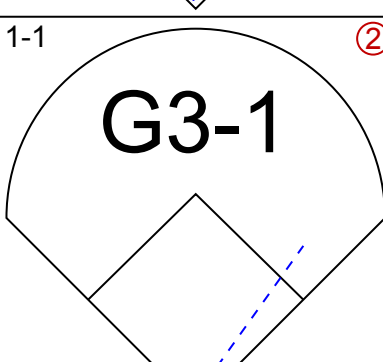
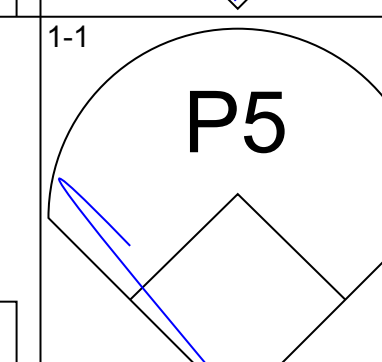
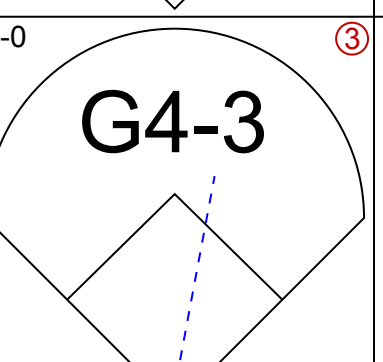
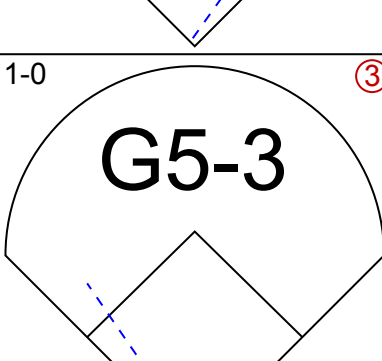
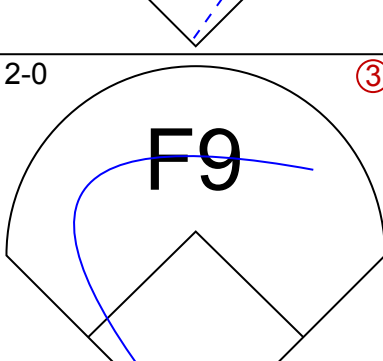
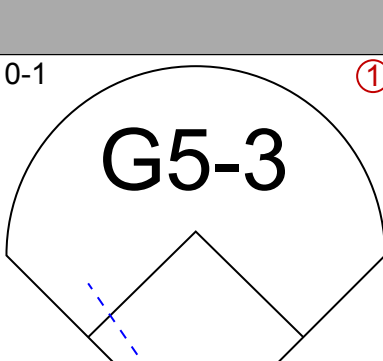
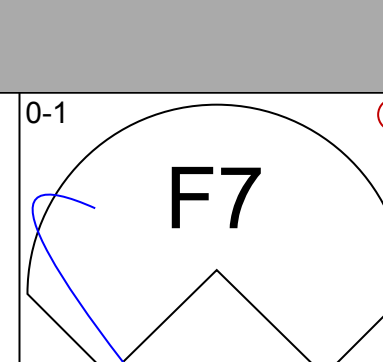
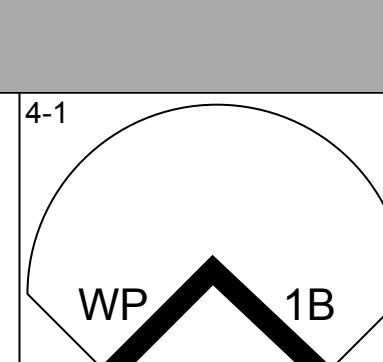
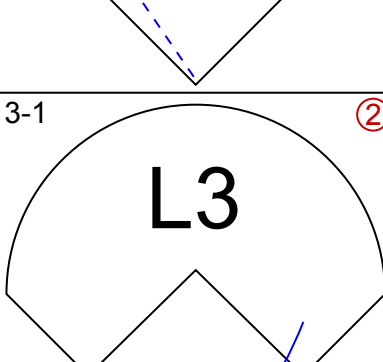
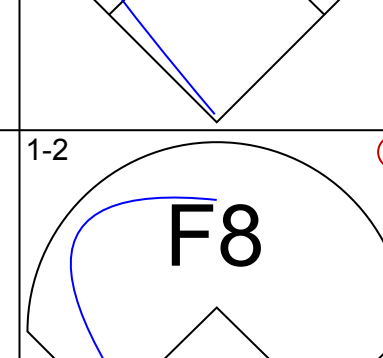
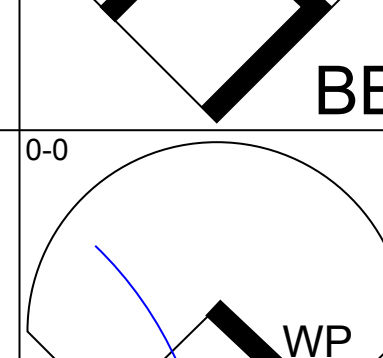
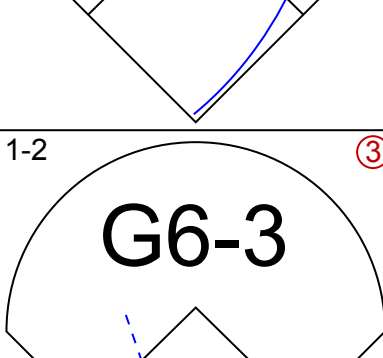
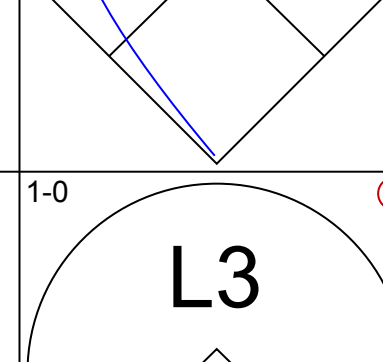
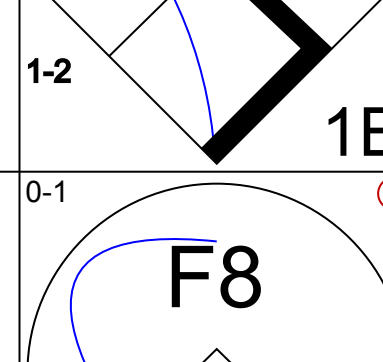
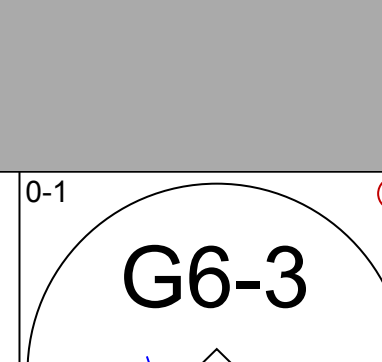
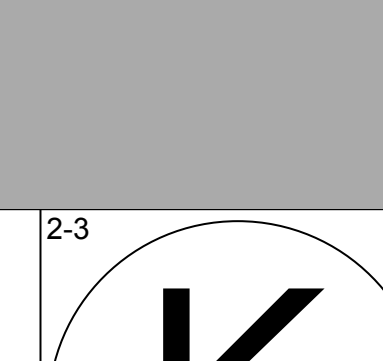
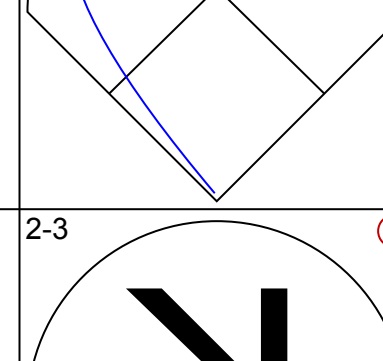
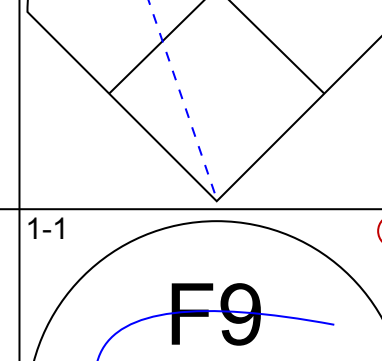
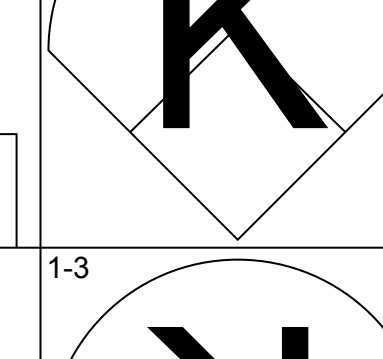
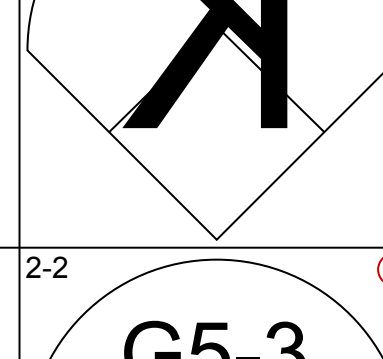
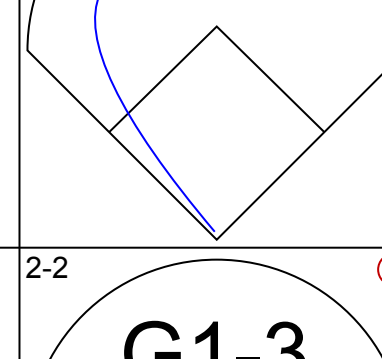
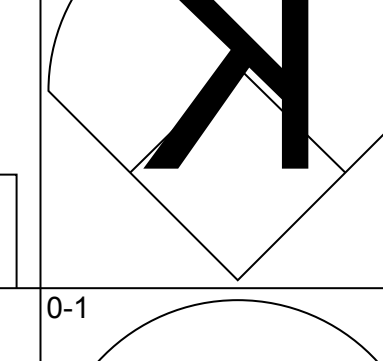
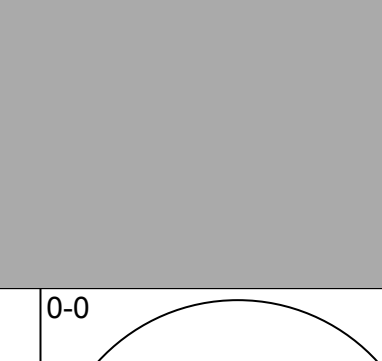
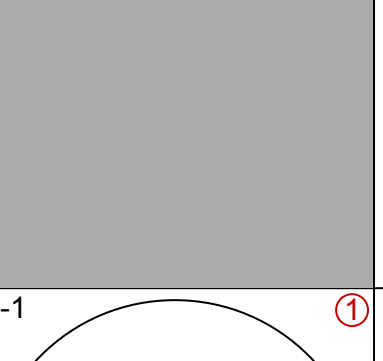



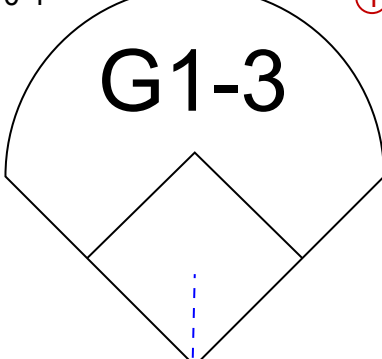
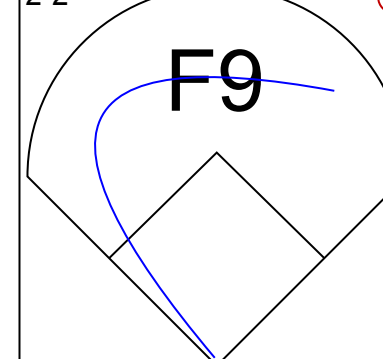
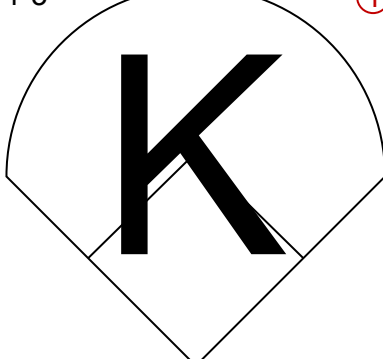
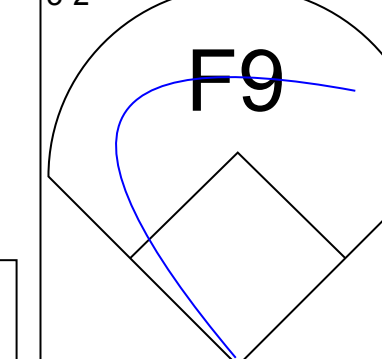
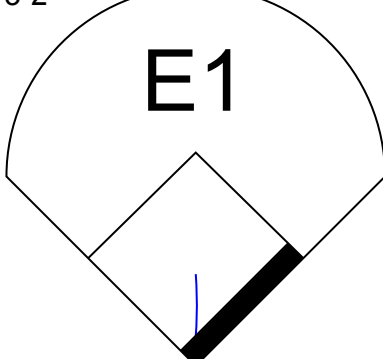
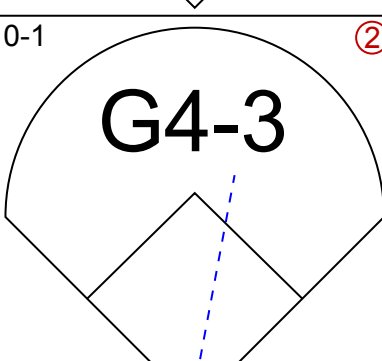
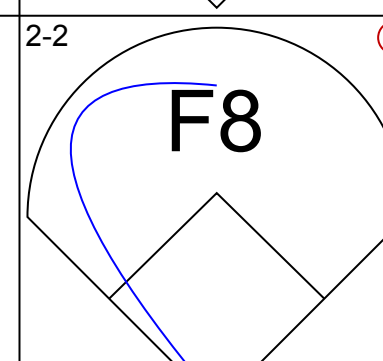
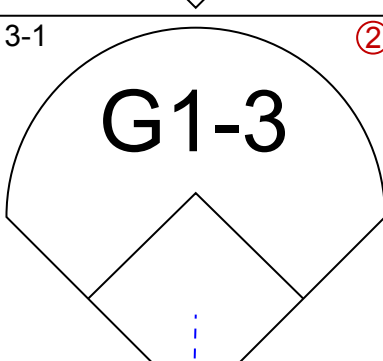
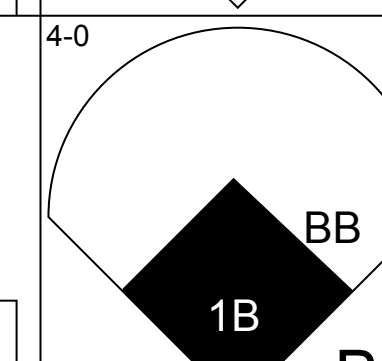
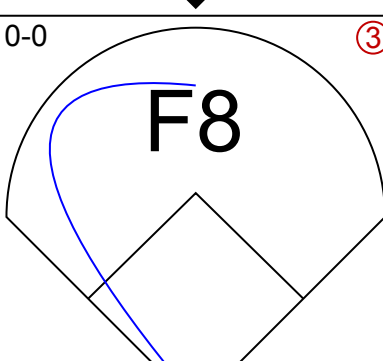
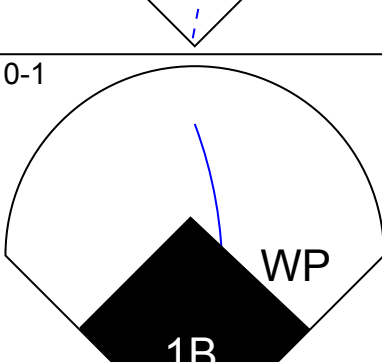
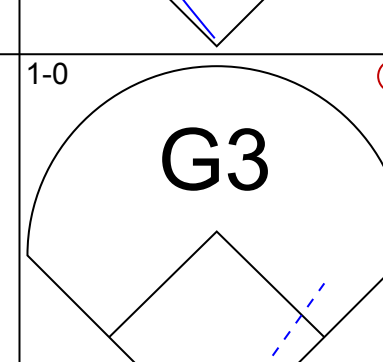
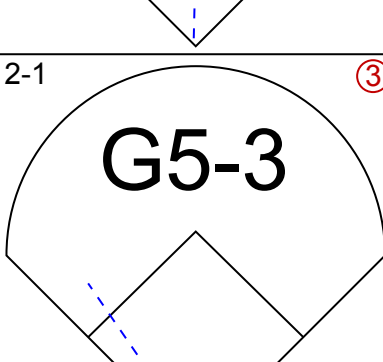
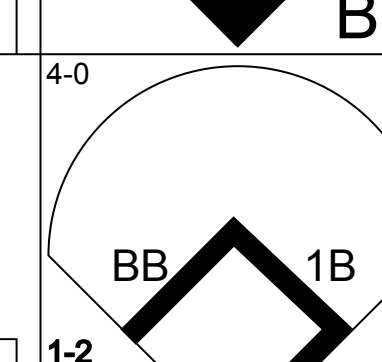
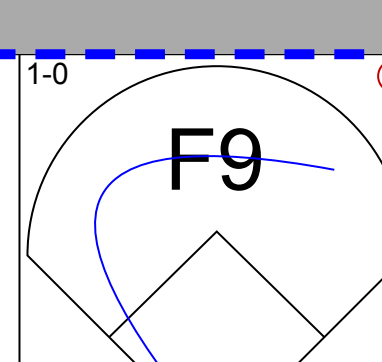
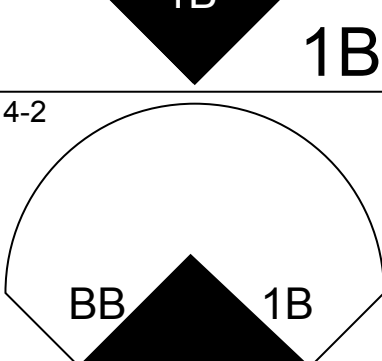
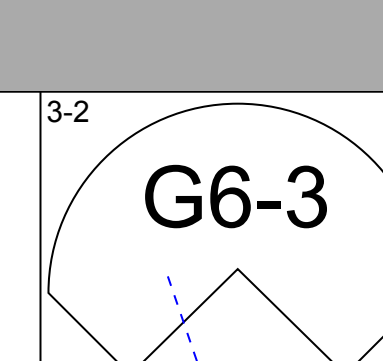
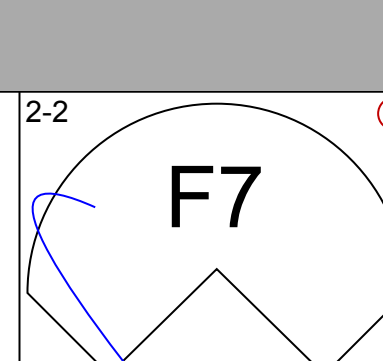
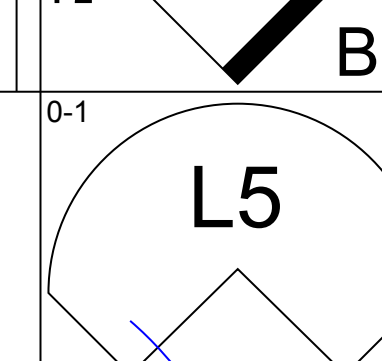
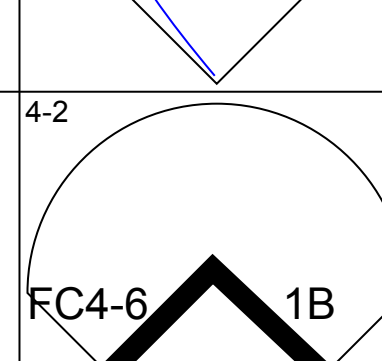
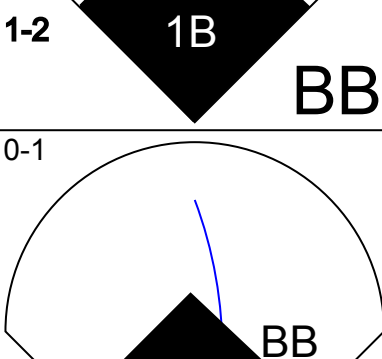
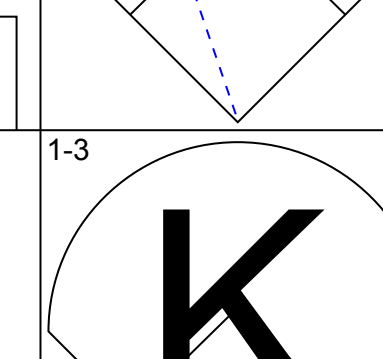
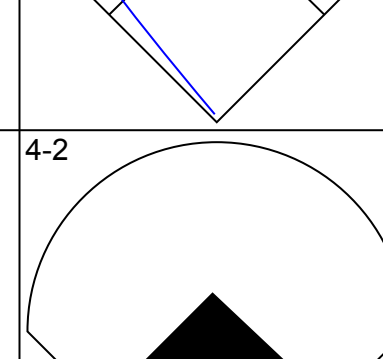
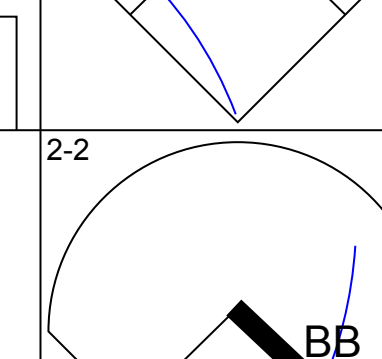
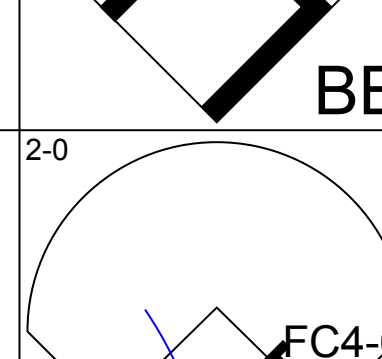
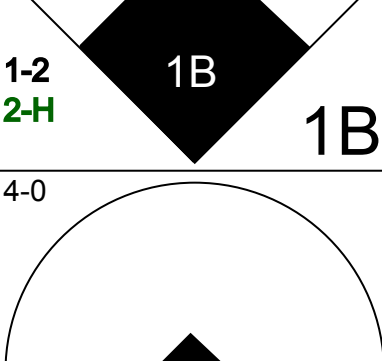
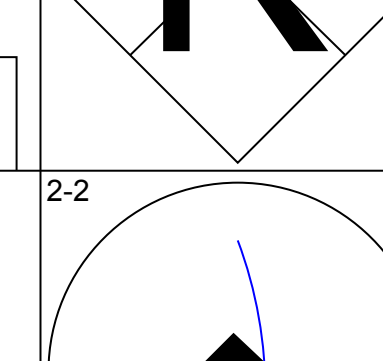
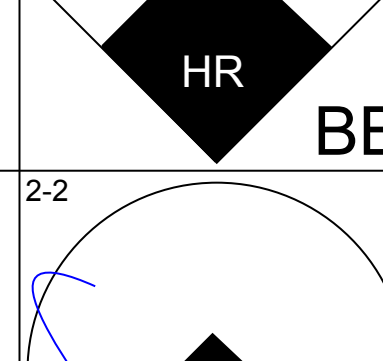
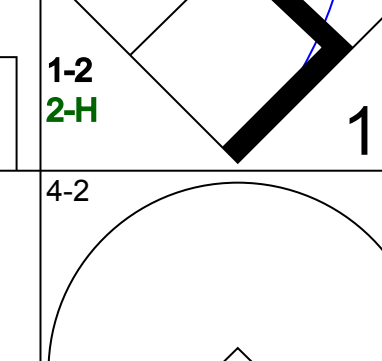
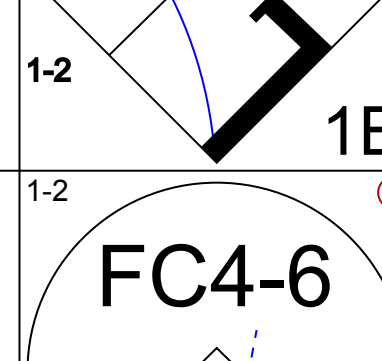
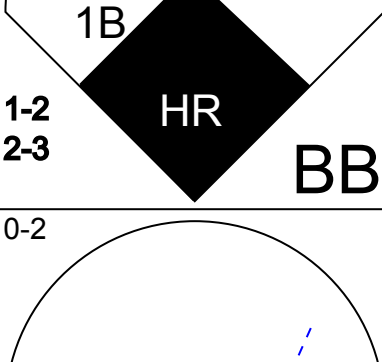
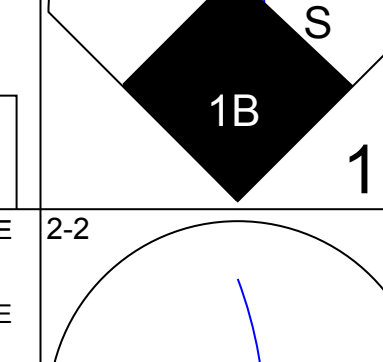
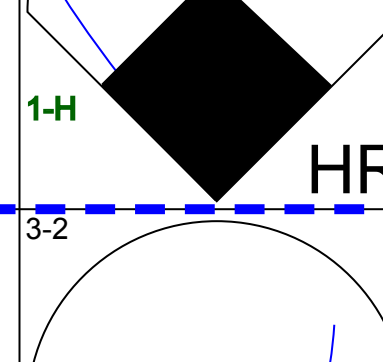
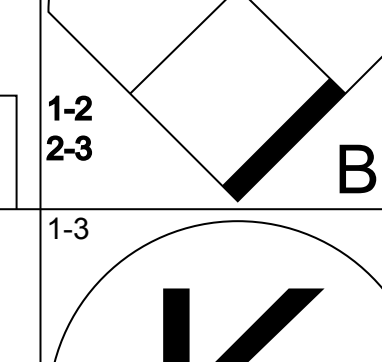
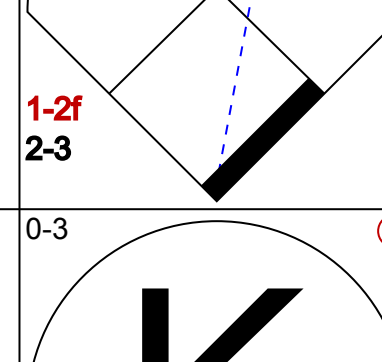
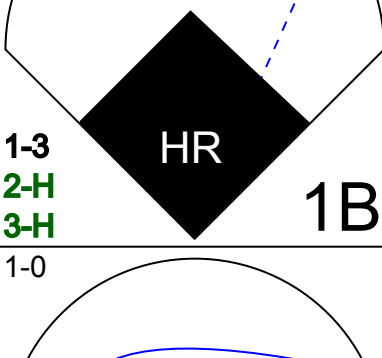
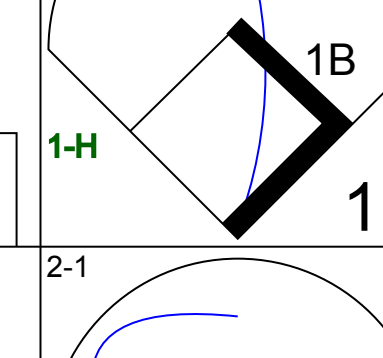
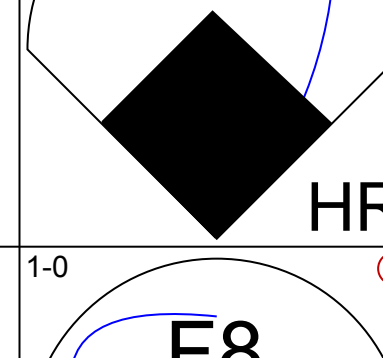
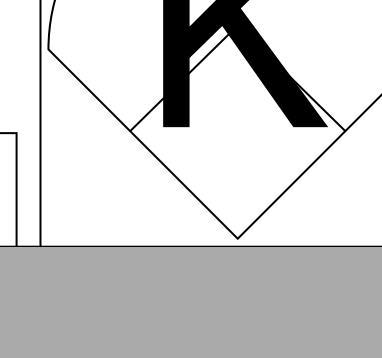
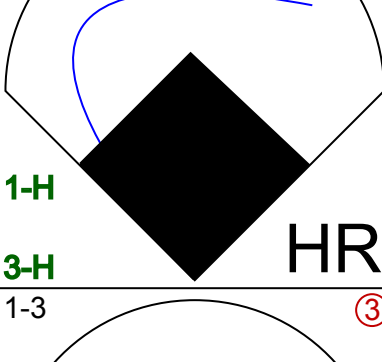
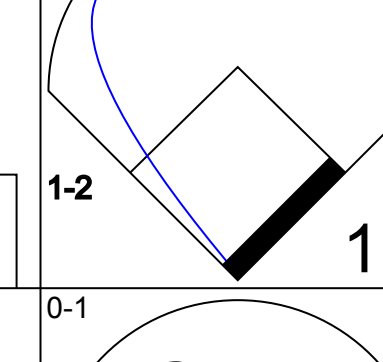
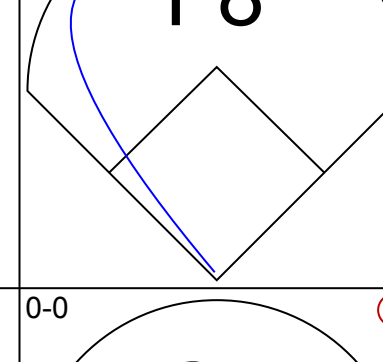

Batter	1	2	3	4	5	6	7	8	9	AB	R	H	RBI	BB	SO	LOB	TOP			
8 Nick Punto, S OBP: 0.375, SLG: 0.271 (1, 6)	F8		K			F9			E 5 DI 1B	4	1	1	0	0	1	0	Minnesota Twins @ Arizona Diamondbacks Bank One Ballpark, Phoenix, AZ Sun Jul 04 2004, 4:35 PM EDT Att: 31,732 - Dome - 79 F livebaseballscorecards.com			
5 Michael Cuddyer, R OBP: 0.308, SLG: 0.414 (1, 5)	P3		K			K			K 1-2	4	0	0	0	0	3	1				
20 Lew Ford, R OBP: 0.378, SLG: 0.479 (1, 7)	1B			L6		G5-3			K 2-3	4	0	1	0	0	1	1				
Matthew LeCroy, R OBP: 0.333, SLG: 0.446 (1, 3)	P3			F7			P3		E9 2H	4	0	0	0	0	0	1				
Tori Hunter, R OBP: 0.315, SLG: 0.461 (1, 8)		1B G4-3 1B		K			G6-3		G4-3	4	1	1	0	0	1	1				
Michael Restovich, R OBP: 0.250, SLG: 0.267 (1, 9)					K		G4-3			3	0	1	0	0	1	0				
Henry Blanco, R OBP: 0.259, SLG: 0.329 (1, 2)		G4-3 1-2 3H			G5-3			G5-3		3	0	0	0	0	0	1				
Luis Rivas, R OBP: 0.301, SLG: 0.435 (1, 4)			F7					K		3	0	1	0	0	1	0				
Carlos Silva, R Aaron Fultz, L Jose Offerman, S Joe Roa, R			G4-3			K		K		2	0	0	0	0	1	1				
Inning Stats	R: 0 E: 0 K: 0 S: 8	H: 1 LOB: 1 BB: 0 P: 9	R: 1 E: 0 K: 0 S: 8	H: 2 LOB: 0 BB: 0 P: 8	R: 0 E: 0 K: 2 S: 7	H: 0 LOB: 0 BB: 0 P: 12	R: 0 E: 0 K: 1 S: 8	H: 0 LOB: 0 BB: 0 P: 13	R: 0 E: 0 K: 2 S: 13	H: 1 LOB: 1 BB: 0 P: 16	R: 0 E: 0 K: 0 S: 4	H: 0 LOB: 0 BB: 0 P: 7	R: 0 E: 0 K: 2 S: 8	H: 0 LOB: 0 BB: 0 P: 11	R: 1 E: 1 K: 2 S: 15	H: 1 LOB: 1 BB: 0 P: 20	1B: 5 2B: 0 3B: 0 HR: 0	SF: 0 SAC: 0 DP: 1 HBP: 0	WP: 0 PB: 0 CS: 0	PA: 32
PITCHER Randy Johnson, L ERA: 2.9	IP: 9.0 WLS: W BF: 32 H: 5 R: 2 ER: 1 SO: 10 BB: 0 IBB: 0 HBP: 0 BLK: 0 WP: 0 HR: 0 S: 78 P: 108 ERA: 1.00 WHIP: 0.556																			

Batter	1	2	3	4	5	6	7	8	9	AB	R	H	RBI	BB	SO	LOB	BOTTOM			
Roberto Alomar, S OBP: 0.333, SLG: 0.385 (1, 4)	FC4-6 BB		G4-3 HR 1B		K		WP 1B	F8		4	1	2	0	1	1	0	Minnesota Twins @ Arizona Diamondbacks Bank One Ballpark, Phoenix, AZ Sun Jul 04 2004, 4:35 PM EDT Att: 31,732 - Dome - 79 F livebaseballscorecards.com			
Steve Finley, L OBP: 0.358, SLG: 0.528 (1, 8)	FC4-6 BLK 3B 1-2		L7		1B		F7			4	1	1	0	0	0	3				
Luis Gonzalez, L OBP: 0.381, SLG: 0.530 (1, 7)	G1-3		G4-3		1B FC6-4		K			4	0	1	0	0	1	3				
Shea Hillenbrand, R OBP: 0.342, SLG: 0.464 (1, 3)	2B 3B		HR		FC6-4		IBB			3	2	2	3	1	0	2				
Chad Tracy, L OBP: 0.335, SLG: 0.425 (1, 5)	2B		F9			G6-4-3 1B	G1-3			4	0	2	1	0	0	2				
Alex Cintron, S OBP: 0.290, SLG: 0.345 (1, 6)	F8			F7		G6-4-3 1-2		E 3B		4	1	1	0	0	0	2				
Quinton McCracken, S OBP: 0.310, SLG: 0.444 (1, 9)		P6		G4-3			1B 1B	E8 3B		4	1	2	1	0	0	0				
Robby Hammock, R OBP: 0.276, SLG: 0.375 (1, 2)		G6-3			G5-3		1B	G6-3		4	0	1	0	0	0	0				
Randy Johnson, R OBP: 0.154, SLG: 0.158 (1, 1)			K		K		G4-3	G4-3		4	0	0	0	0	2	2				
Inning Stats	R: 2 E: 0 K: 0 S: 15	H: 2 LOB: 1 BB: 1 P: 23	R: 0 E: 0 K: 1 S: 12	H: 0 LOB: 0 BB: 0 P: 15	R: 2 E: 0 K: 0 S: 14	H: 2 LOB: 0 BB: 0 P: 17	R: 0 E: 0 K: 0 S: 7	H: 0 LOB: 0 BB: 0 P: 11	R: 0 E: 0 K: 2 S: 16	H: 2 LOB: 2 BB: 0 P: 23	R: 0 E: 0 K: 0 S: 10	H: 3 LOB: 0 BB: 0 P: 14	R: 0 E: 0 K: 1 S: 12	H: 1 LOB: 1 BB: 1 P: 22	R: 2 E: 1 K: 0 S: 12	H: 2 LOB: 0 BB: 0 P: 15	1B: 7 2B: 1 3B: 3 HR: 1	SF: 0 SAC: 0 DP: 1 HBP: 0	WP: 1 PB: 0 CS: 0	PA: 37
PITCHER Carlos Silva, R ERA: 4.33 Aaron Fultz, L ERA: 4.68 Joe Roa, R ERA: 3.66	IP: 6.0 WLS: L BF: 27 H: 9 R: 4 ER: 4 SO: 3 BB: 1 IBB: 0 HBP: 0 BLK: 1 WP: 1 HR: 1 S: 74 P: 103 ERA: 6.00 WHIP: 1.667																			

Batter	1	2	3	4	5	6	7	8	9	AB	R	H	RBI	BB	SO	LOB	TOP					
Scott Hairston, R OBP: 0.315, SLG: 0.474 36 Brian Bruney, R Tim Olson, R OBP: 0.338, SLG: 0.386	0-0 P3		0-3 K		0-0 G5-3		0-1 G1-3		2-3 K	4	0	0	0	0	1	1	Arizona Diamondbacks @ Los Angeles Dodgers Dodger Stadium, Los Angeles, CA Tue Jul 06 2004, 7:10 PM PDT Att: 25,139 - Sunny - 72 F					
Steve Finley, L OBP: 0.355, SLG: 0.542	0-2 G3		2-0 HR		1-2 G6-3			4-1 G4-3 BB	3	1	1	1	1	0	0							
Luis Gonzalez, L OBP: 0.387, SLG: 0.536	1-0 1B		3-2 1B			4-1 F8 BB		1-3 K	3	0	2	0	1	1	1							
Shea Hillenbrand, R OBP: 0.345, SLG: 0.463	1-2 1B		0-0 1B			0-1 F8 BB		1-1 G4-3	4	0	2	0	0	0	2							
Chad Tracy, L OBP: 0.336, SLG: 0.421	0-2 G3-1		2-1 G1-5-3			1 SAFE 2-2 F8		4-2 BB	3	0	0	0	1	0	5							
Alex Cintron, S OBP: 0.291, SLG: 0.345		0-0 G4-6-3 1B		1-2 P2		0-1 G1-3		1-1 G6-3	4	0	1	0	0	0	3							
Quinton McCracken, S OBP: 0.270, SLG: 0.450		1-1 G4-6-3 1-2		1-3 K			0-2 G3 2B	2-2 F8	4	0	1	0	0	1	1							
Robby Hammock, R OBP: 0.269, SLG: 0.365		0-1 G3-1		0-3 K			1-3 K	0-1 P4	4	0	0	0	0	2	1							
Casey Fossum, L Greg Aquino, R Roberto Alomar, S OBP: 0.346, SLG: 0.394			0-1 B1		1-3 K		0-1 G3	0-1 DI 1B	2	0	0	0	0	1	0							
Inning Stats	R: 0 E: 0 K: 0 S: 11	H: 2 LOB: 2 BB: 0 P: 13	R: 0 E: 0 K: 0 S: 5	H: 1 LOB: 0 BB: 0 P: 6	R: 1 E: 0 K: 1 S: 12	H: 3 LOB: 2 BB: 0 P: 19	R: 0 E: 0 K: 2 S: 10	H: 0 LOB: 0 BB: 0 P: 12	R: 0 E: 0 K: 1 S: 11	H: 0 LOB: 0 BB: 0 P: 13	R: 0 E: 0 K: 1 S: 9	H: 0 LOB: 1 BB: 1 P: 15	R: 0 E: 0 K: 1 S: 10	H: 1 LOB: 1 BB: 0 P: 11	R: 0 E: 0 K: 1 S: 11	H: 0 LOB: 2 BB: 2 P: 22		R: 0 E: 0 K: 1 S: 10	H: 1 LOB: 1 BB: 0 P: 14	1B: 6 2B: 1 3B: 0 HR: 1	SF: 0 SAC: 0 DP: 1 HBP: 0	WP: 0 PB: 0 SB: 0 CS: 0
PITCHER	IP	WLS	BF	H	R	ER	SO	BB	IBB	HBP	BLK	WP	HR	S	P	ERA	WHIP					
Jose Lima, R ERA: 4.42	7.0	W	28	7	1	1	5	1	0	0	0	0	1	68	89	1.29	1.143					
37 Darren Dreifort, R ERA: 3.89	1.0	H	5	0	0	0	1	2	0	0	0	0	0	11	22	0.00	2.000					
Eric Gagne, R ERA: 1.95	1.0	S	4	1	0	0	1	0	0	0	0	0	0	10	14	0.00	1.000					

Batter	1	2	3	4	5	6	7	8	9	AB	R	H	RBI	BB	SO	LOB	BOTTOM				
Cesar Izturis, S OBP: 0.331, SLG: 0.358	0-2 F8	0-1 G1-2-3			1-0 L6	4-1 BB IBB		4-0 CS BB		3	0	0	0	2	0	3	Arizona Diamondbacks @ Los Angeles Dodgers Dodger Stadium, Los Angeles, CA Tue Jul 06 2004, 7:10 PM PDT Att: 25,139 - Sunny - 72 F				
José Hernández, R OBP: 0.404, SLG: 0.495 Jason Grabowski, L OBP: 0.303, SLG: 0.400	4-1 FC5-4 BB		0-1 HR		2-0 G5-3	4-2 BB		1-2 CS	2	1	1	1	1	0	0						
Dave Roberts, L OBP: 0.350, SLG: 0.386					1-2 2-3 BB			1-2	0	0	0	0	0	0	0						
Paul Lo Duca, R OBP: 0.346, SLG: 0.427	0-0 FC5-4 BB		1-0 F8		2-3 K	2-3 K			4	0	0	0	0	2	4						
Adrián Beltré, R OBP: 0.356, SLG: 0.585	4-2 BB		2-2 K			0-0 HR	0-0 F9		3	1	1	1	1	1	0						
Shawn Green, L OBP: 0.329, SLG: 0.403	1-2 G3		0-0 1B		0-1 G3	1-3 K			4	0	1	0	0	1	2						
Olmedo Saenz, R OBP: 0.328, SLG: 0.491 Eric Gagne, R		4-2 1B G1-2-3 BB	1 SAFE 2-3 K		0-0 2B 1B	0-3 K			3	1	1	0	1	2	1						
Jayson Werth, R OBP: 0.364, SLG: 0.571		0-0 G1-3 1B		2-3 K		3-2 1B SH1-3 2B		4-1 G6-3 WP BB	3	1	2	0	1	1	0						
Alex Cora, L OBP: 0.387, SLG: 0.421	0-1 G1-3			2-0 B2-6-4 1B		1-0 BB SH1-3 1B		0-2 F7	4	0	2	1	0	0	3						
Jose Lima, R OBP: 0.222, SLG: 0.176 37 Darren Dreifort, R Robin Ventura, L OBP: 0.302, SLG: 0.273		1-2 1B		1 SAFE 0-1 B2-6-4 1B		0-0 SH1-3		2-1 G6-3	2	0	1	1	0	0	1						
Inning Stats	R: 0 E: 0 K: 0 S: 11	H: 0 LOB: 2 BB: 2 P: 20	R: 0 E: 0 K: 0 S: 11	H: 2 LOB: 1 BB: 1 P: 16	R: 1 E: 0 K: 2 S: 11	H: 2 LOB: 1 BB: 0 P: 16	R: 0 E: 0 K: 1 S: 7	H: 1 LOB: 0 BB: 0 P: 11	R: 0 E: 0 K: 1 S: 6	H: 0 LOB: 0 BB: 0 P: 11	R: 3 E: 0 K: 1 S: 18	H: 4 LOB: 3 BB: 2 P: 32	R: 0 E: 0 K: 2 S: 8	H: 0 LOB: 0 BB: 0 P: 9	R: 0 E: 0 K: 0 S: 9	H: 0 LOB: 1 BB: 2 P: 20	1B: 6 2B: 1 3B: 0 HR: 2	SF: 0 SAC: 1 DP: 2 HBP: 0	WP: 1 PB: 0 SB: 0 CS: 1	PA: 38	
PITCHER	IP	WLS	BF	H	R	ER	SO	BB	IBB	HBP	BLK	WP	HR	S	P	ERA	WHIP				
Casey Fossum, L ERA: 5.75	5.2	L	28	9	4	4	4	3	1	0	0	0	0	57	93	6.35	2.118				
Greg Aquino, R ERA: 3.09	0.1		2	0	0	0	1	1	0	0	0	0	0	7	13	0.00	3.000				
36 Brian Bruney, R ERA: 3.09	2.0		7	0	0	0	2	2	0	0	0	1	0	17	29	0.00	1.000				

Batter	1	2	3	4	5	6	7	8	9	AB	R	H	RBI	BB	SO	LOB	TOP			
Quinton McCracken, S OBP: 0.244, SLG: 0.359 (1.9)										4	0	0	0	0	2	0	Arizona Diamondbacks @ Los Angeles Dodgers Dodger Stadium, Los Angeles, CA Wed Jul 07 2004, 7:10 PM PDT Att: 27,899 - Cloudy - 70 F			
Steve Finley, L OBP: 0.354, SLG: 0.535 (1.8)										4	0	0	0	0	0	0				
Scott Hairston, R OBP: 0.309, SLG: 0.465 (1.4)										3	0	0	0	0	0	0				
Luis Gonzalez, L OBP: 0.387, SLG: 0.533 (1.7)										2	0	0	0	1	0	0				
Shea Hillenbrand, R OBP: 0.345, SLG: 0.462 (1.3)										3	0	1	0	0	0	0				
Alex Cintron, S OBP: 0.288, SLG: 0.341 (1.6)										3	0	0	0	0	0	2				
Chad Tracy, L OBP: 0.342, SLG: 0.416 Brandon Villafuerte, R (8.1)										3	0	0	0	0	2	2		AB 28 R 0 H 1 RBI 0 BB 1 SO 5 LOB 6		
Juan Brito, R OBP: 0.219, SLG: 0.295 (1.2)										3	0	0	0	0	1	2				
Steve Sparks, R OBP: 0.077, SLG: 0.077 Stephen Randolph, L OBP: 0.500, SLG: 1.000 Tim Olson, R OBP: 0.333, SLG: 0.379 (8.5)										1	0	0	0	0	0	0				
Inning Stats	R: 0 E: 0 K: 1 S: 9	H: 0 LOB: 0 BB: 0 P: 13	R: 0 E: 0 K: 0 S: 6	H: 0 LOB: 0 BB: 0 P: 8	R: 0 E: 0 K: 2 S: 9	H: 0 LOB: 0 BB: 0 P: 12	R: 0 E: 0 K: 0 S: 6	H: 0 LOB: 0 BB: 0 P: 11	R: 0 E: 0 K: 0 S: 7	H: 0 LOB: 0 BB: 0 P: 11	R: 0 E: 0 K: 0 S: 7	H: 0 LOB: 0 BB: 0 P: 11	R: 0 E: 0 K: 0 S: 7	H: 0 LOB: 0 BB: 0 P: 10	R: 0 E: 0 K: 1 S: 6	H: 0 LOB: 0 BB: 0 P: 8			1B: 1 2B: 0 3B: 0 HR: 0	SF: 0 SAC: 0 DP: 0 HBP: 0
PITCHER Kaz Ishii, L ERA: 4.0 (1.1)	IP: 9.0 WLS: W BF: 29 H: 1 R: 0 ER: 0 SO: 5 BB: 1 IBB: 0 HBP: 0 BLK: 0 WP: 1 HR: 0 S: 68 P: 103 ERA: 0.00 WHIP: 0.222															PITCHER Kaz Ishii, L ERA: 4.0 (1.1)	IP: 9.0 WLS: W BF: 29 H: 1 R: 0 ER: 0 SO: 5 BB: 1 IBB: 0 HBP: 0 BLK: 0 WP: 1 HR: 0 S: 68 P: 103 ERA: 0.00 WHIP: 0.222			

Batter	1	2	3	4	5	6	7	8	9	AB	R	H	RBI	BB	SO	LOB	BOTTOM			
Dave Roberts, L OBP: 0.342, SLG: 0.376 (1.8)										5	0	0	0	0	1	0	Arizona Diamondbacks @ Los Angeles Dodgers Dodger Stadium, Los Angeles, CA Wed Jul 07 2004, 7:10 PM PDT Att: 27,899 - Cloudy - 70 F			
Cesar Izturis, S OBP: 0.329, SLG: 0.355 Olmedo Saenz, R OBP: 0.333, SLG: 0.482 (6, PH) (7.5)										3	0	0	0	0	0	0				
Paul Lo Duca, R OBP: 0.349, SLG: 0.426 David Ross, R OBP: 0.240, SLG: 0.279 (6, PH) (7.2)										3	1	1	0	0	0	0				
Adrian Beltré, R OBP: 0.356, SLG: 0.581 José Hernández, R OBP: 0.405, SLG: 0.490 (7.6)										2	1	0	0	1	0	0				
Shawn Green, L OBP: 0.336, SLG: 0.407 (1.3)										4	2	3	2	1	1	0				
Jayson Werth, R OBP: 0.400, SLG: 0.635 (1.9)										3	3	2	2	2	0	2				
Jason Grabowski, L OBP: 0.315, SLG: 0.435 (1.7)										5	2	3	4	0	2	5		AB 36 R 11 H 11 RBI 11 BB 7 SO 5 LOB 12		
Alex Cora, L OBP: 0.389, SLG: 0.437 (1.4)										4	1	2	3	0	0	0				
Kaz Ishii, L OBP: 0.125, SLG: 0.097 (1.1)										4	0	0	0	0	1	2				
Inning Stats	R: 6 E: 0 K: 1 S: 17	H: 4 LOB: 2 BB: 2 P: 27	R: 0 E: 0 K: 0 S: 7	H: 0 LOB: 0 BB: 0 P: 12	R: 1 E: 0 K: 1 S: 19	H: 3 LOB: 2 BB: 0 P: 29	R: 0 E: 0 K: 1 S: 7	H: 0 LOB: 0 BB: 0 P: 13	R: 3 E: 0 K: 0 S: 14	H: 2 LOB: 1 BB: 1 P: 26	R: 1 E: 0 K: 0 S: 13	H: 1 LOB: 3 BB: 3 P: 31	R: 0 E: 1 K: 0 S: 10	H: 0 LOB: 1 BB: 0 P: 16	R: 0 E: 0 K: 1 S: 12	H: 1 LOB: 2 BB: 1 P: 20		1B: 8 2B: 0 3B: 0 HR: 3	SF: 0 SAC: 0 DP: 0 HBP: 0	WP: 1 PB: 0 SB: 1 CS: 0
PITCHER Steve Sparks, R ERA: 5.85 Stephen Randolph, L ERA: 4.03 Brandon Villafuerte, R ERA: 3.94 (8.1)	IP: 4.1 WLS: L BF: 24 H: 2 R: 2 ER: 2 SO: 1 BB: 3 IBB: 0 HBP: 0 BLK: 0 WP: 0 HR: 1 S: 28 P: 56 ERA: 6.75 WHIP: 1.875															PITCHER Steve Sparks, R ERA: 5.85 Stephen Randolph, L ERA: 4.03 Brandon Villafuerte, R ERA: 3.94 (8.1)	IP: 4.1 WLS: L BF: 24 H: 2 R: 2 ER: 2 SO: 1 BB: 3 IBB: 0 HBP: 0 BLK: 0 WP: 0 HR: 1 S: 28 P: 56 ERA: 6.75 WHIP: 1.875			

Batter	1	2	3	4	5	6	7	8	9	AB	R	H	RBI	BB	SO	LOB	TOP		
Roberto Alomar, S OBP: 0.361, SLG: 0.400 (1, 4)	4-1 BB		0-1 F8	2-0 1B		2-3 K		0-2 1B		4	0	2	0	1	1	0	Arizona Diamondbacks @ San Francisco Giants SBC Park, San Francisco, CA Thu Jul 08 2004, 10:15 PM EDT Att: 38,194 - Sunny - 66 F		
Steve Finley, L OBP: 0.352, SLG: 0.529 (1, 8)	1-2 F8		3-2 L3	0-1 P4			2-2 F8	4-2 1B		4	0	0	0	1	0	3			
Luis Gonzalez, L OBP: 0.390, SLG: 0.539 (1, 7)	1-1 L7		1-1 1B		4-2 G5-4-3 BB		0-1 HR	2-2 P2		4	2	2	0	1	0	3			
Shea Hillenbrand, R OBP: 0.349, SLG: 0.466 (1, 3)	1-0 F8		0-1 1B		1-1 G5-4-3 BB		4-0 HR		1-2 WP	4	1	2	1	1	0	2			
Chad Tracy, L OBP: 0.333, SLG: 0.432 (1, 5)		0-1 G4-3 1B	0-0 F8		1-1 HR		1-1 F8	1-1 F7		5	2	2	1	0	0	4			
Alex Cintron, S OBP: 0.290, SLG: 0.362 (1, 6)		2-0 G4-3		0-0 HR	1-0 G4-3		0-1 HR	3-3 K		5	2	2	4	0	1	2			
Quinton McCracken, S OBP: 0.283, SLG: 0.395 (1, 9)		0-0 G5-3 1B		3-2 G1-3		2-2 G1-3 SF9	2-3 K	4-2 HBP		4	1	2	1	1	1	0			
Juan Brito, R OBP: 0.217, SLG: 0.277 (1, 2)		2-2 G5-3		2-2 F7		0-0 G1-3		1-2 G4-3	1-1 HBP	4	0	0	0	0	0	2			
Elmer Dessens, R OBP: 0.285, SLG: 0.188 (5, 1)		0-1 G3-1		0-1 1B		2-2 SF9		1-3 K	1-3 K	2	0	1	0	0	0	1			
Inning Stats	R: 0 E: 0 K: 0 S: 8	H: 0 LOB: 1 BB: 1 P: 15	R: 1 E: 0 K: 0 S: 9	H: 2 LOB: 1 BB: 0 P: 13	R: 1 E: 0 K: 0 S: 10	H: 2 LOB: 1 BB: 0 P: 14	R: 1 E: 0 K: 0 S: 12	H: 3 LOB: 2 BB: 0 P: 19	R: 1 E: 0 K: 1 S: 10	H: 1 LOB: 0 BB: 0 P: 16	R: 3 E: 0 K: 1 S: 12	H: 2 LOB: 0 BB: 1 P: 21	R: 0 E: 0 K: 1 S: 16	H: 1 LOB: 2 BB: 1 P: 24	R: 0 E: 0 K: 2 S: 17	H: 1 LOB: 3 BB: 1 P: 28		1B: 5 2B: 5 3B: 0 HR: 3	SF: 1 2B: 5 3B: 0 HBP: 1
PITCHER	IP WLS BF H R ER SO	IP WLS BF H R ER SO	IP WLS BF H R ER SO	IP WLS BF H R ER SO	IP WLS BF H R ER SO	IP WLS BF H R ER SO	IP WLS BF H R ER SO	IP WLS BF H R ER SO	IP WLS BF H R ER SO	IP WLS BF H R ER SO	IP WLS BF H R ER SO	IP WLS BF H R ER SO	IP WLS BF H R ER SO	IP WLS BF H R ER SO	IP WLS BF H R ER SO	IP WLS BF H R ER SO	ERA WHIP	ERA WHIP	
Dustin Hermanson, R ERA: 4.34 (1, 1)	6.0 L 28 9 5 5 1																	7.50 1.833	
Wayne Franklin, L ERA: 5.68 (7, 1)	2.0 11 3 3 3 2																	13.50 2.000	
Felix Rodriguez, R ERA: 3.2 (9, 1)	1.0 6 1 0 0 2																	0.00 2.000	

Batter	1	2	3	4	5	6	7	8	9	AB	R	H	RBI	BB	SO	LOB	BOTTOM				
Michael Tucker, L OBP: 0.370, SLG: 0.442 (1, 9)	2-1 G6-3		2-3 K		2-1 SF8 3B		2-2 G4-3	1-3 K		4	1	1	0	0	1	0	Arizona Diamondbacks @ San Francisco Giants SBC Park, San Francisco, CA Thu Jul 08 2004, 10:15 PM EDT Att: 38,194 - Sunny - 66 F				
Yorvit Torrealba, R OBP: 0.259, SLG: 0.384 (8, PH)			1-1 L7		2-1 SF8		0-0 G6-3	0-2 L7		4	0	0	1	0	0	0					
Felix Rodriguez, R (9, 1)			1-3 K		0-1 K		0-1 G4-3	2-0 F8		5	0	1	0	0	2	0					
Deivi Cruz, R OBP: 0.348, SLG: 0.442 (1, 6)	0-1 G6-3				2-1 SF8				0-2 L7	4	0	0	1	0	0	0					
J.T. Snow, L OBP: 0.348, SLG: 0.373 (1, 3)	3-1 1B				2-3 K				2-0 F8	5	0	1	0	0	2	0					
Barry Bonds, L OBP: 0.621, SLG: 0.796 (1, 7)	2-3 K			1-1 HR	0-1 F9			0-1 F9	2-1 FC6-4	5	2	3	0	0	1	1					
Edgardo Alfonzo, R OBP: 0.339, SLG: 0.392 (1, 5)		1-2 G5-3		1-0 HR		2-1 L9		2-2 F9	0-0 FC6-4	5	1	1	2	0	0	2					
A.J. Pierzynski, L OBP: 0.353, SLG: 0.455 (1, 2)		0-0 FC6-4 1B		0-1 2B		3-2 1B		0-2 BB		4	0	4	1	0	0	0					
Marquis Grissom, R OBP: 0.323, SLG: 0.473 (1, 8)		1-2 FC6-4 1B		1-2 F7		1-2 1B		4-0 BB		3	0	1	0	1	0	2					
Nelfi Perez, S OBP: 0.267, SLG: 0.291 (1, 4)		2-0 1B		0-1 P2		0-1 F7		4-1 BB		3	0	1	0	0	0	3					
Wayne Franklin, L ERA: 5.31 (7, 1)										0	0	0	0	0	0	0					
Pedro Feliz, R OBP: 0.293, SLG: 0.465 (8, PH)										0	0	0	0	1	0	0					
Dustin Hermanson, R OBP: 0.167, SLG: 0.130 (1, 1)		1-3 K		2-1 G2-3		1-3 K		1-3 K		2	0	0	0	0	1	3					
Ray Durham, S OBP: 0.364, SLG: 0.473 (7, 4)										2	0	0	0	0	2	5					
Inning Stats	R: 0 E: 0 K: 1 S: 9	H: 1 LOB: 0 BB: 0 P: 16	R: 0 E: 0 K: 1 S: 11	H: 2 LOB: 0 BB: 0 P: 16	R: 0 E: 0 K: 2 S: 9	H: 0 LOB: 0 BB: 0 P: 13	R: 2 E: 0 K: 0 S: 12	H: 3 LOB: 1 BB: 0 P: 17	R: 1 E: 0 K: 1 S: 9	H: 1 LOB: 0 BB: 0 P: 15	R: 0 E: 0 K: 1 S: 14	H: 2 LOB: 2 BB: 0 P: 21	R: 0 E: 0 K: 0 S: 7	H: 0 LOB: 0 BB: 0 P: 9	R: 1 E: 0 K: 2 S: 15	H: 2 LOB: 3 BB: 2 P: 27	R: 0 E: 0 K: 0 S: 7	H: 1 LOB: 1 BB: 0 P: 11	1B: 7 2B: 3 3B: 1 HR: 1	SF: 1 2B: 3 3B: 1 HBP: 0	WP: 0 PA: 41 PB: 0 CS: 0 SB: 0
PITCHER	IP WLS BF H R ER SO	IP WLS BF H R ER SO	IP WLS BF H R ER SO	IP WLS BF H R ER SO	IP WLS BF H R ER SO	IP WLS BF H R ER SO	IP WLS BF H R ER SO	IP WLS BF H R ER SO	IP WLS BF H R ER SO	IP WLS BF H R ER SO	IP WLS BF H R ER SO	IP WLS BF H R ER SO	IP WLS BF H R ER SO	IP WLS BF H R ER SO	IP WLS BF H R ER SO	IP WLS BF H R ER SO	ERA WHIP	ERA WHIP			
Elmer Dessens, R ERA: 5.05 (1, 1)	4.0 W 18 5 2 2 2																	4.50 1.500			
Andrew Good, R ERA: 5.31 (5, 1)	3.1 W 15 5 2 2 2																	5.40 1.500			
36 Brian Bruney, R ERA: 3.0 (8, 1)	0.1 H 3 0 0 0 1																	0.00 6.000			
Randy Choate, L ERA: 4.91 (8, 1)	0.1 H 1 0 0 0 1																	0.00 0.000			
Mike Koplove, R ERA: 4.5 (9, 1)	1.0 4 1 0 0 0 0																	0.00 1.000			



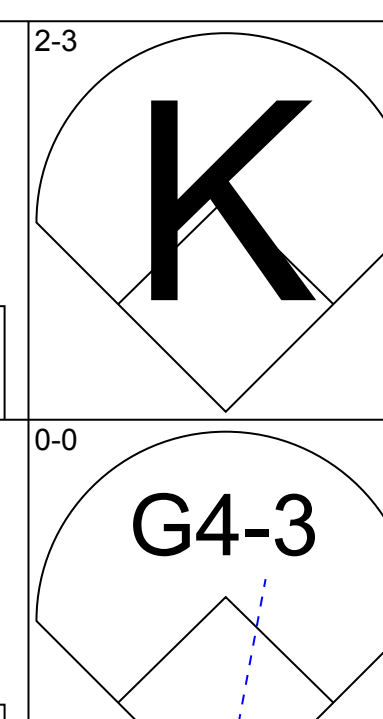
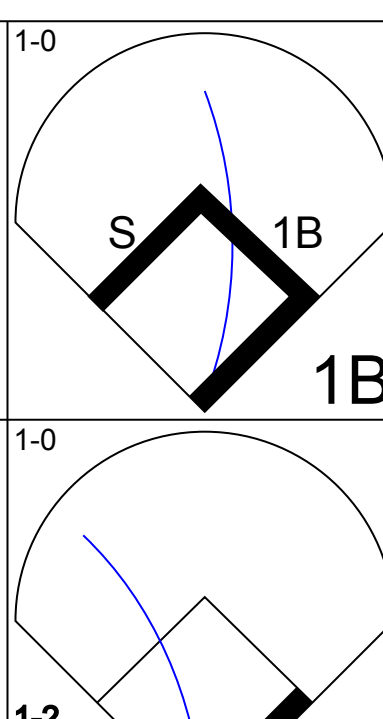
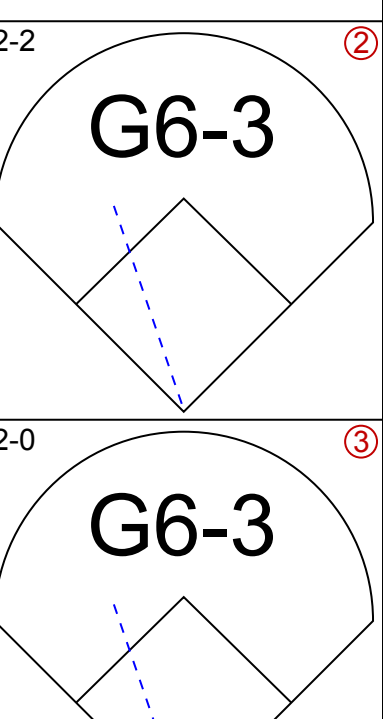
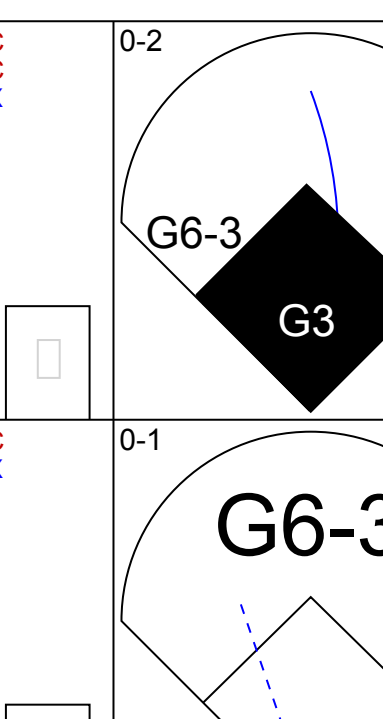
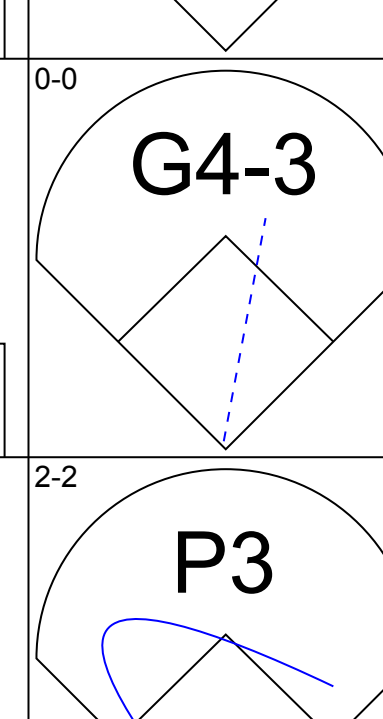
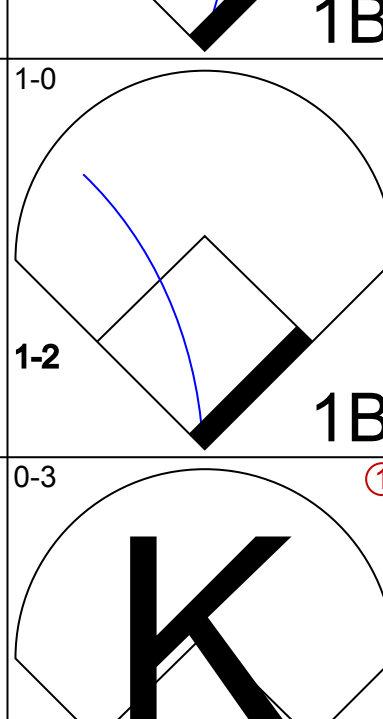
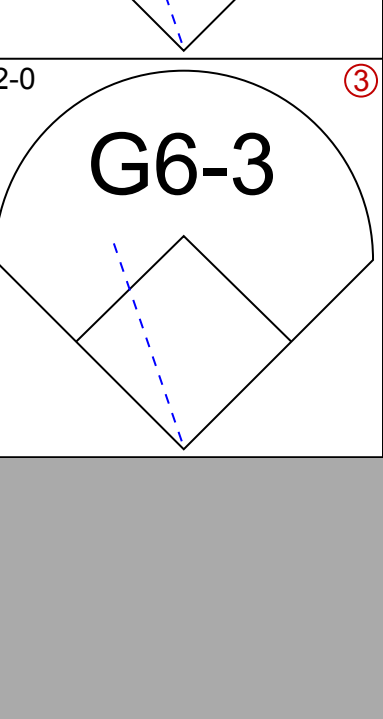
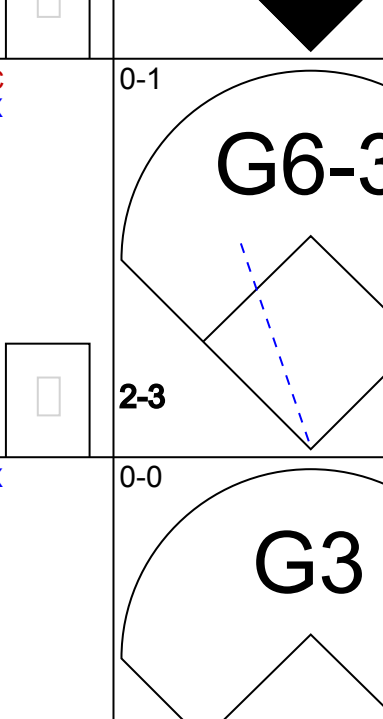
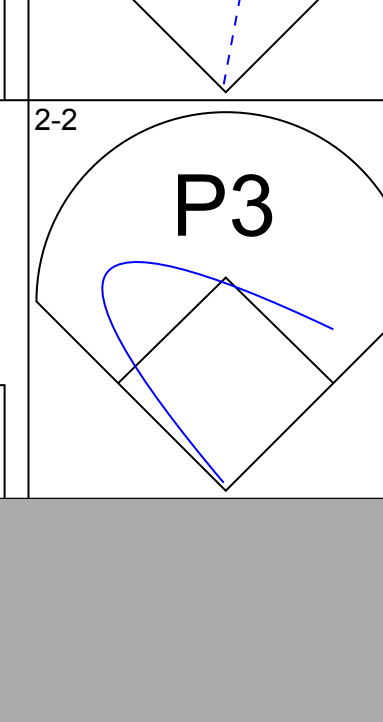
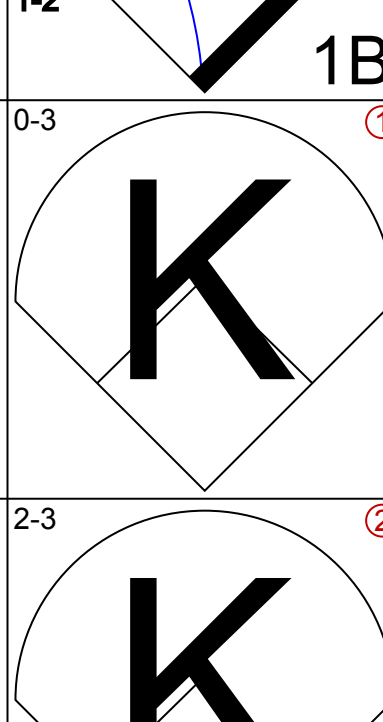
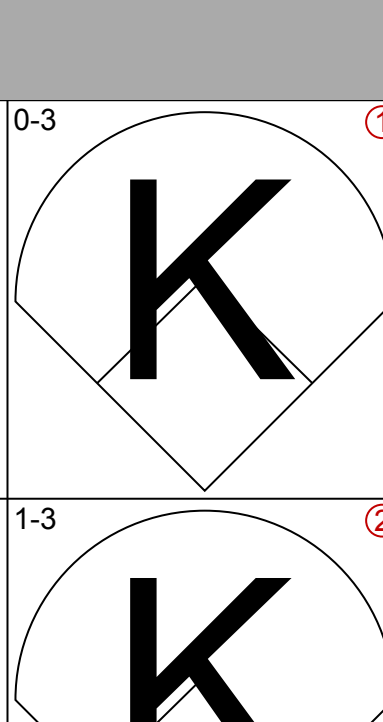
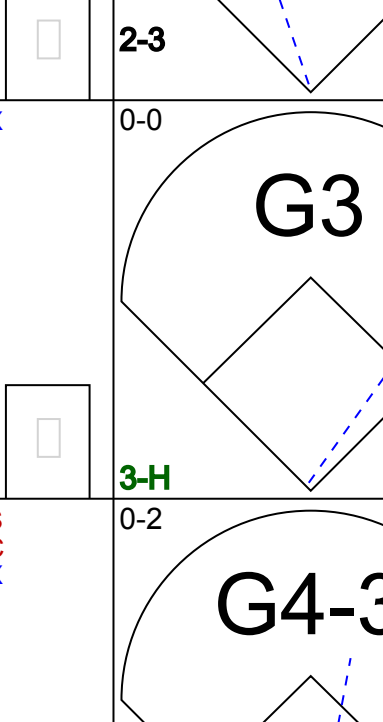
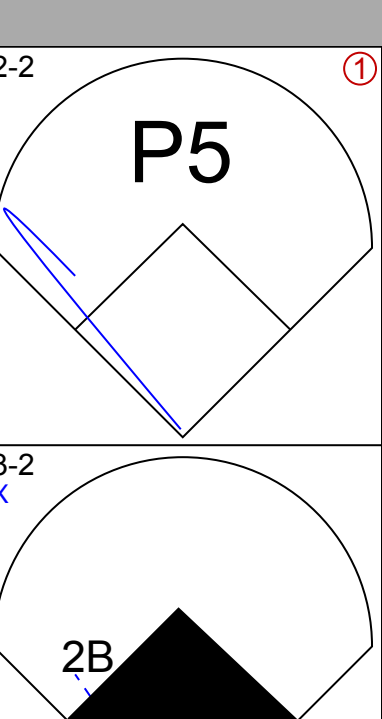
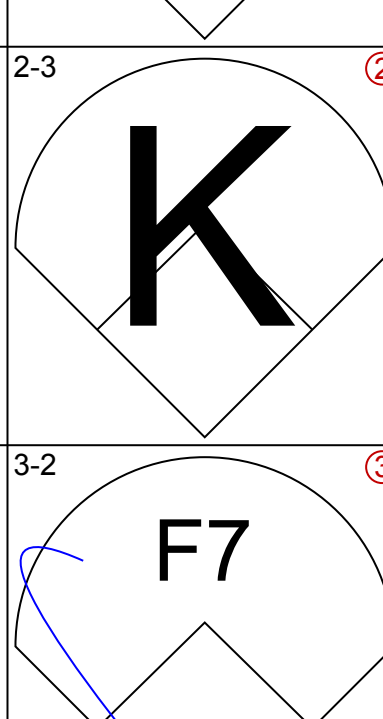
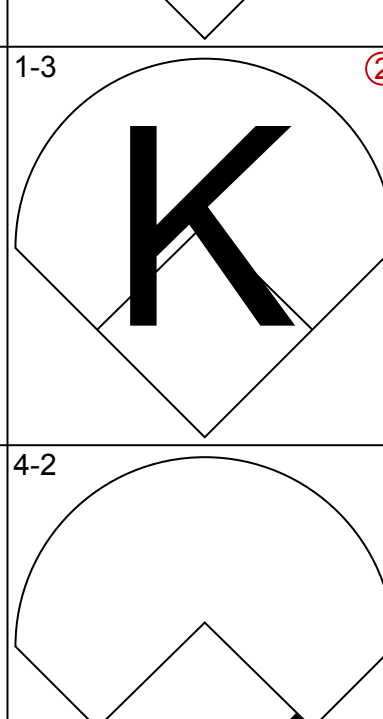
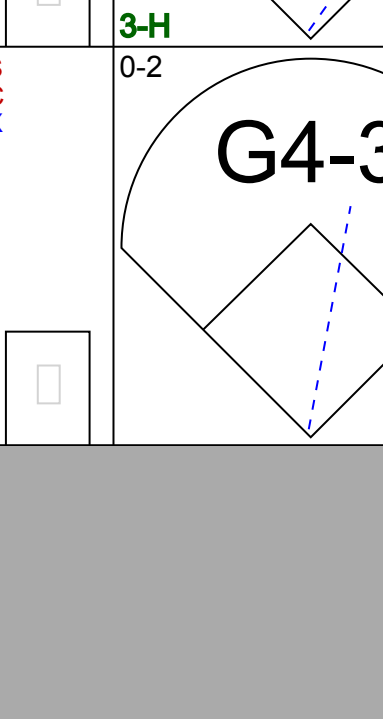
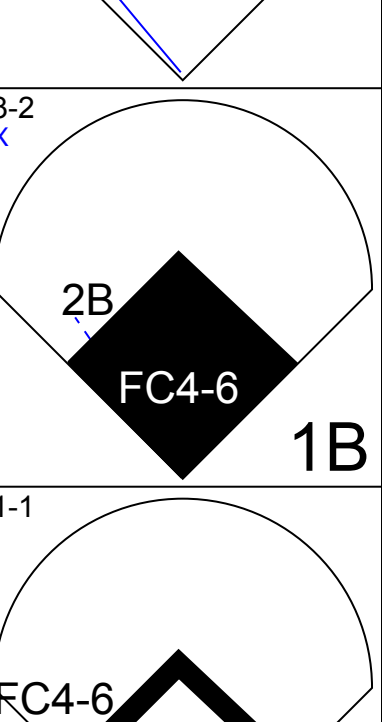
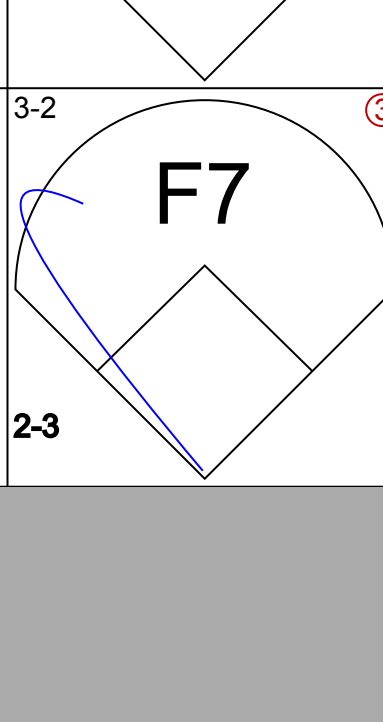
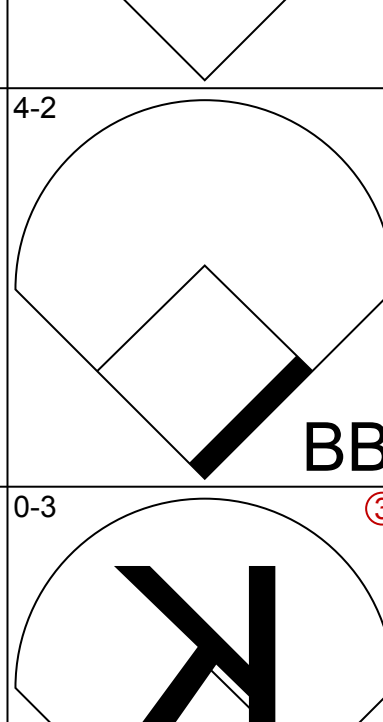
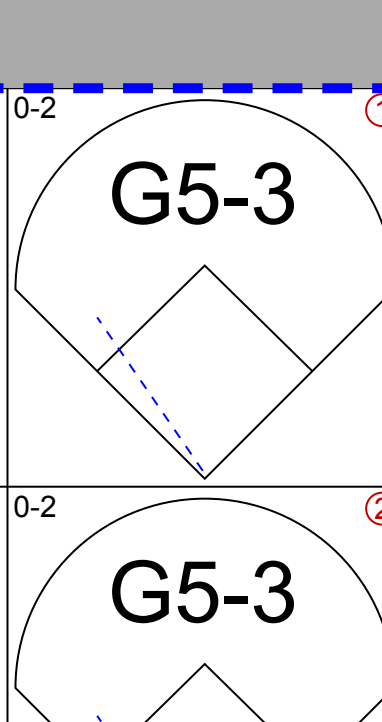
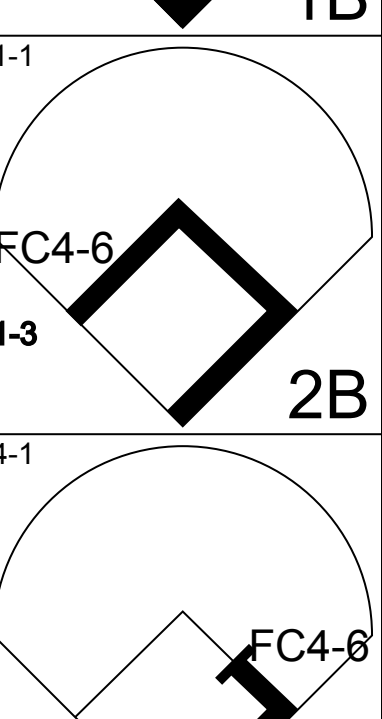
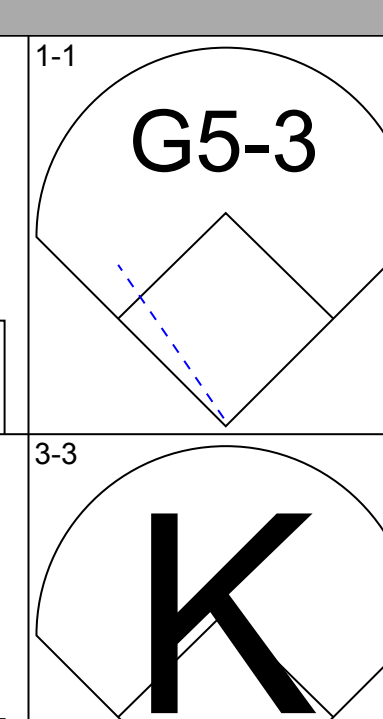

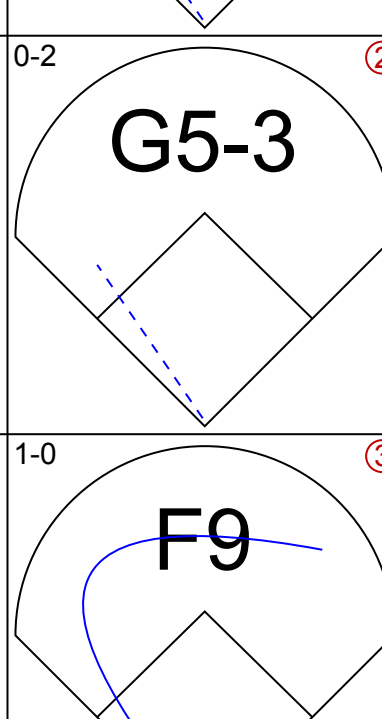
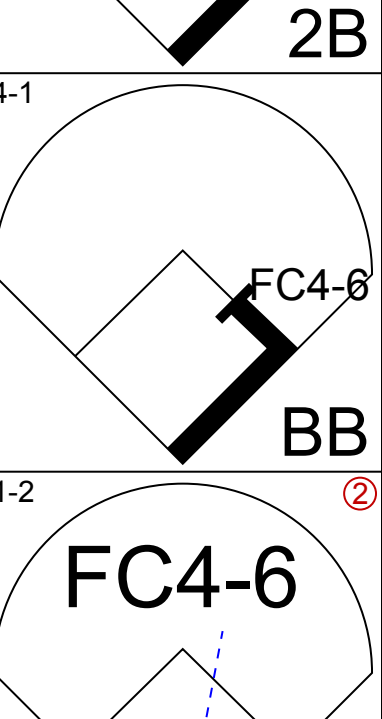
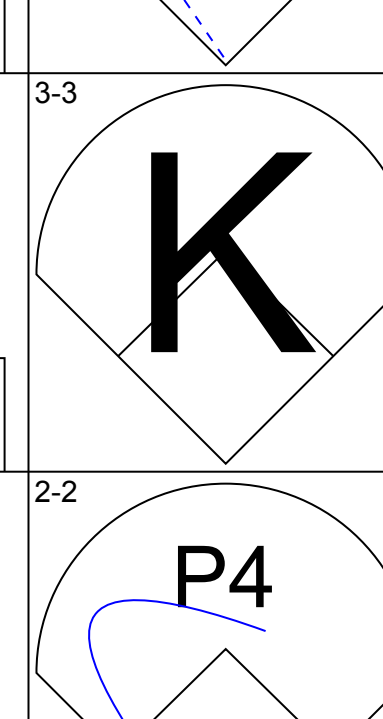
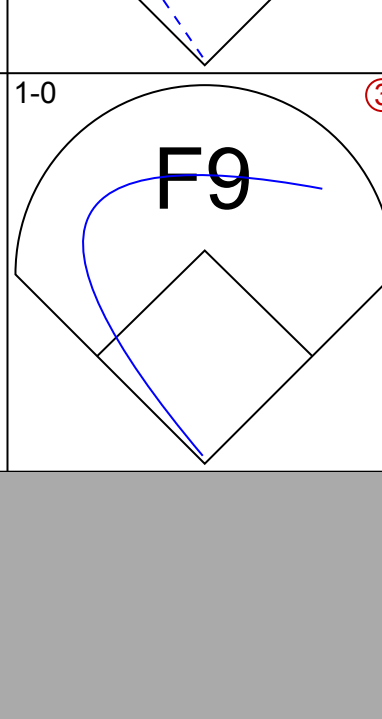
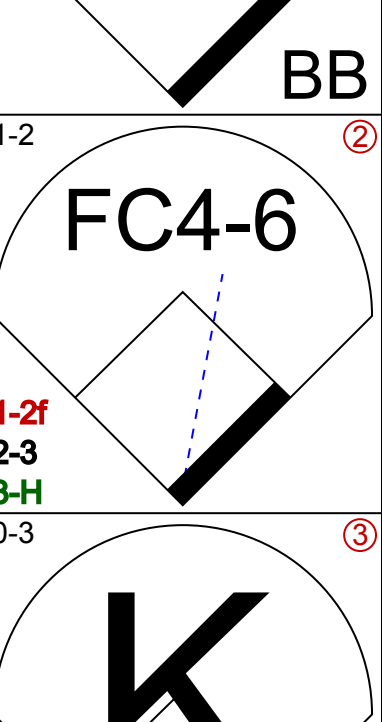
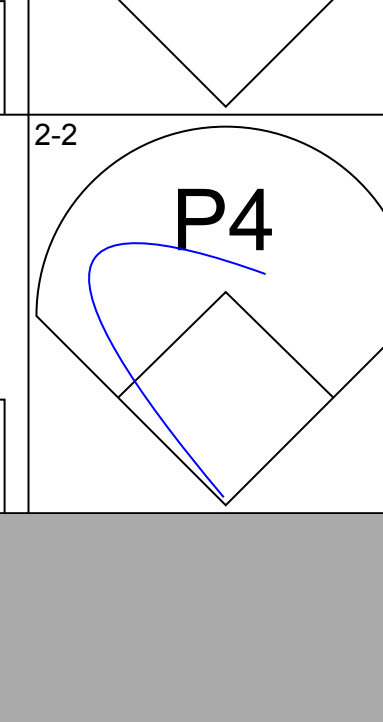
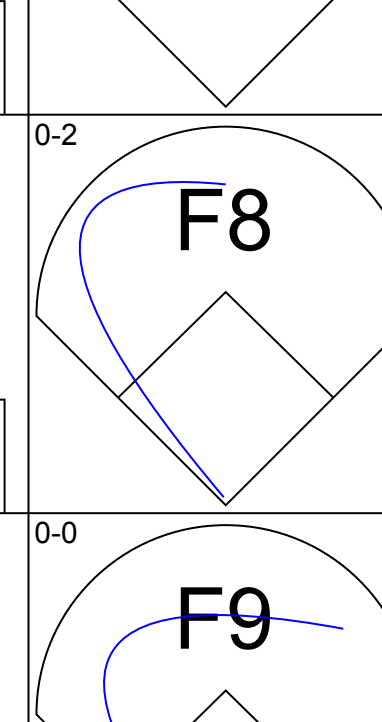
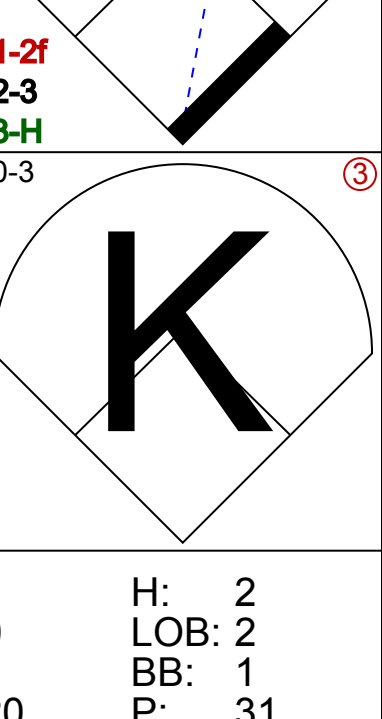
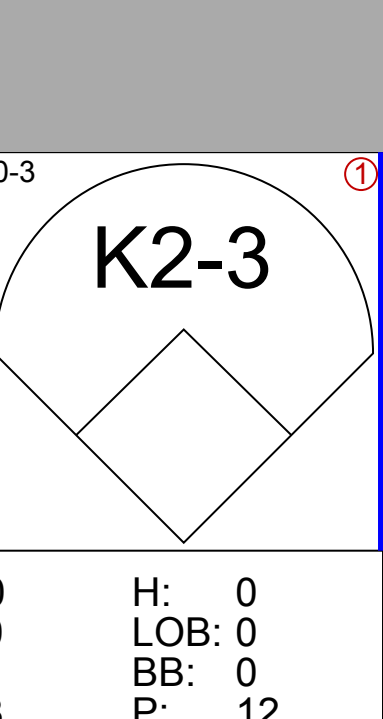
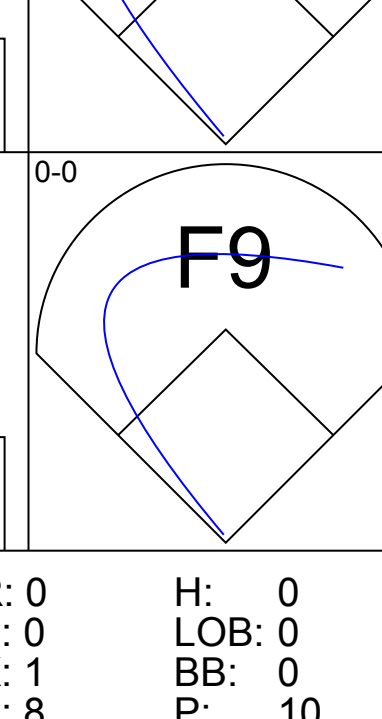
Batter	1	2	3	4	5	6	7	8	9	AB	R	H	RBI	BB	SO	LOB	TOP					
Luis Tarrero, R (1,9)	E5 FC6-4		F9			G1-3		F9		4	0	0	0	0	0	1	Arizona Diamondbacks @ San Francisco Giants SBC Park, San Francisco, CA Sat Jul 10 2004, 10:15 PM EDT Att: 42,621 - Sunny - 63 F					
Steve Finley, L (1,8) OBP: 0.345, SLG: 0.519	FC6-4			P5		L6		P5		4	0	0	0	0	0	2						
Alex Cintron, S (1,6) OBP: 0.288, SLG: 0.358	K			FC5-4 1B		G3-1			F8	4	0	1	0	0	1							
Luis Gonzalez, L (1,7) OBP: 0.386, SLG: 0.527	P5			FC5-4 1-2			G4-3	G3		4	0	0	0	0	2							
Chad Tracy, L (1,3) OBP: 0.333, SLG: 0.426		G6-3 1B		F8			P5	P6		4	0	1	0	0	0							
Scott Hairston, R (1,4) OBP: 0.300, SLG: 0.450 36 Brian Bruney, R (7,1)	G6-3 1-2				F7		G6-3			3	0	0	0	0	0							
Tim Olson, R (1,5) OBP: 0.351, SLG: 0.403										3	1	2	0	0	1							
Juan Brito, R (1,2) OBP: 0.222, SLG: 0.279			L5		F9					3	0	1	1	0	0							
17 Brandon Webb, R (1,1) OBP: 0.135, SLG: 0.111 Randy Choate, L (7,1) Roberto Alomar, S (7,4) OBP: 0.371, SLG: 0.405			K			G5-3		P5		2	0	0	0	0	1							
Inning Stats	R: 0 E: 1 K: 1 S: 8	H: 0 LOB: 1 BB: 0 P: 14	R: 0 E: 0 K: 1 S: 7	H: 1 LOB: 0 BB: 0 P: 10	R: 0 E: 0 K: 1 S: 7	H: 0 LOB: 0 BB: 0 P: 10	R: 0 E: 0 K: 0 S: 8	H: 1 LOB: 1 BB: 0 P: 13	R: 0 E: 0 K: 0 S: 10	H: 1 LOB: 0 BB: 0 P: 11	R: 0 E: 0 K: 0 S: 6	H: 0 LOB: 0 BB: 0 P: 7	R: 0 E: 0 K: 0 S: 7	H: 0 LOB: 0 BB: 0 P: 10	R: 1 E: 0 K: 0 S: 14	H: 2 LOB: 1 BB: 0 P: 20		R: 0 E: 0 K: 0 S: 10	H: 0 LOB: 0 BB: 0 P: 12	1B: 4 2B: 1 3B: 0 HR: 0	SF: 0 SAC: 0 DP: 1 HBP: 0	WP: 0 PB: 0 SB: 0 CS: 0
PITCHER	IP WLS BF H R ER SO BB IBB HBP BLK WP HR S P ERA WHIP																					
Brett Tomko, R (1,1) ERA: 4.98	7.2 W 28 5 1 1 3 0 0 0 0 0 0 64 90 1.17 0.652																					
Scott Eyre, L (8,1) ERA: 3.04	0.1 H 1 0 0 0 0 0 0 0 0 0 0 3 5 0.00 0.000																					
Matt Herges, R (9,1) ERA: 4.89	1.0 S 3 0 0 0 0 0 0 0 0 0 0 10 12 0.00 0.000																					

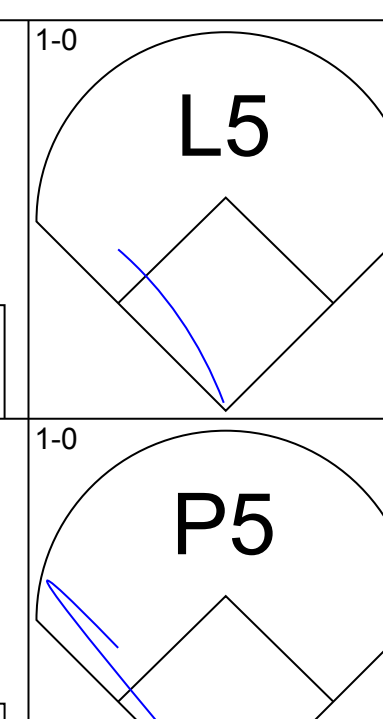
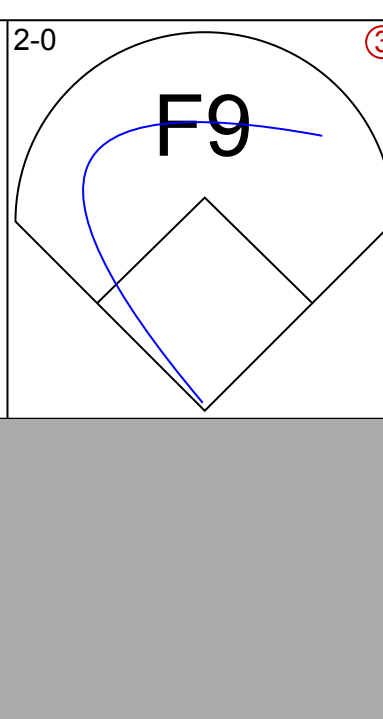
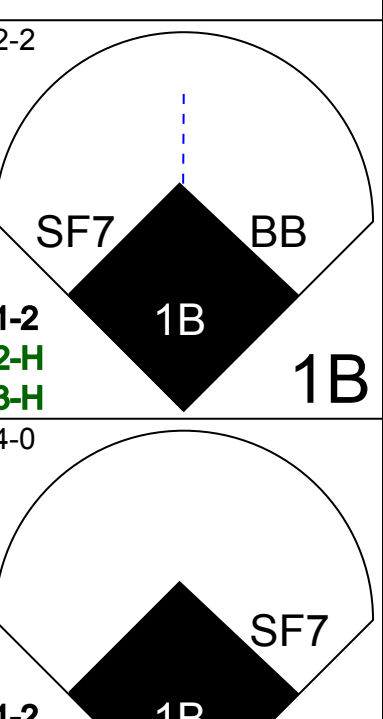
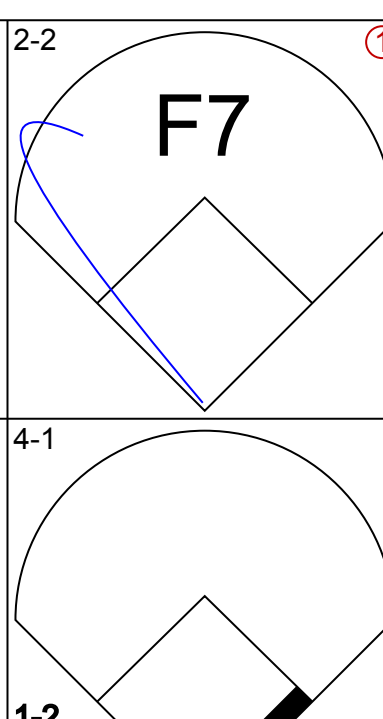
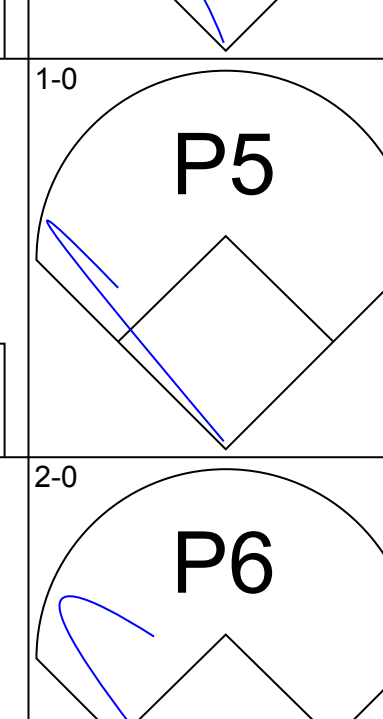
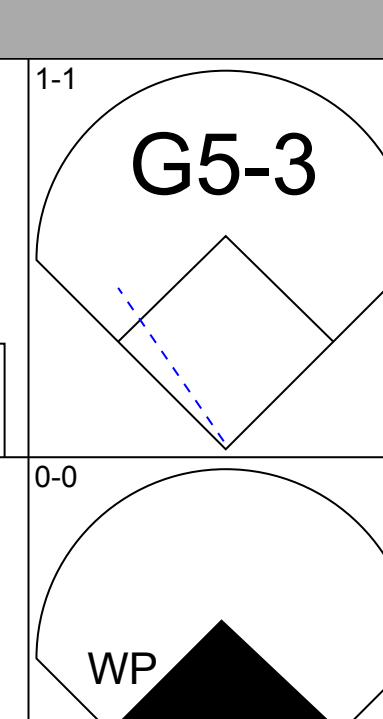
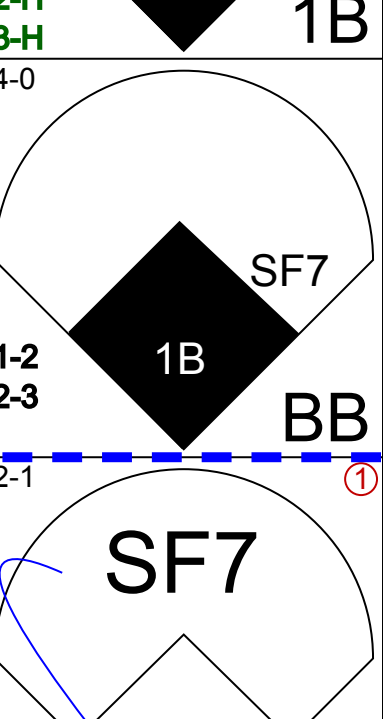
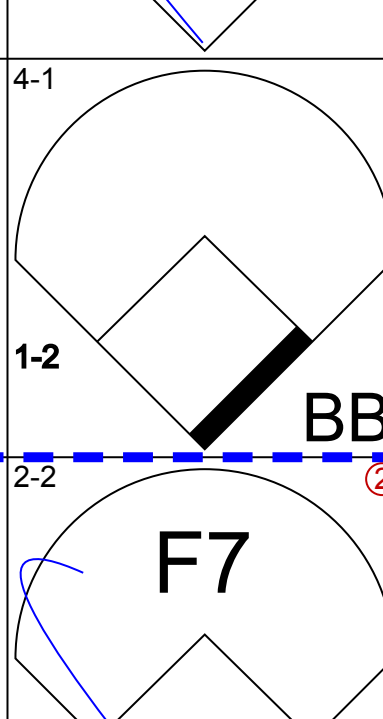
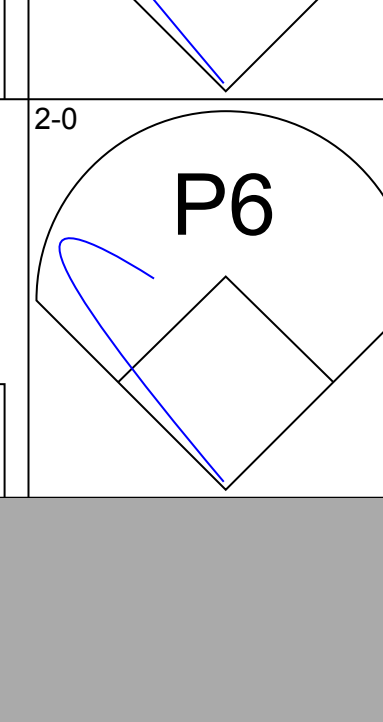
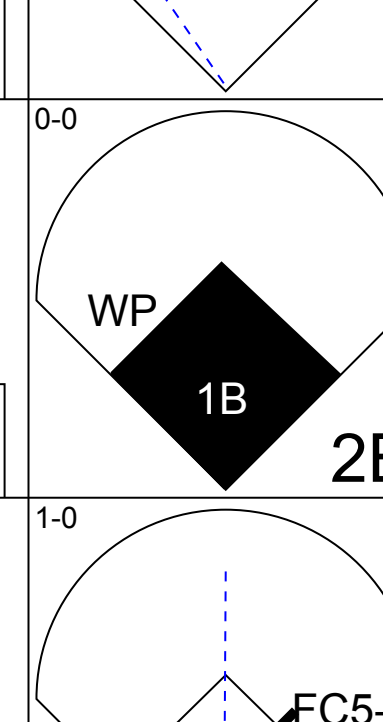
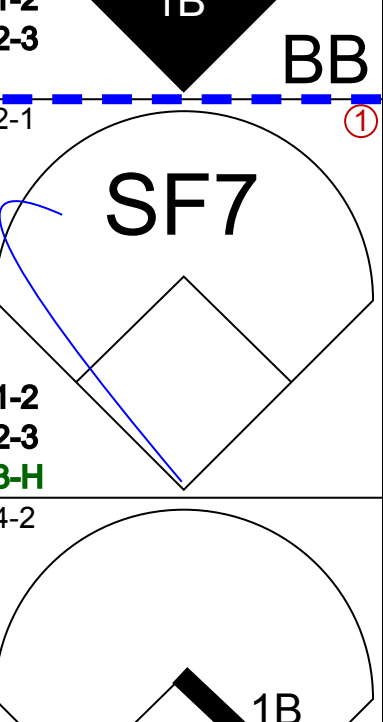
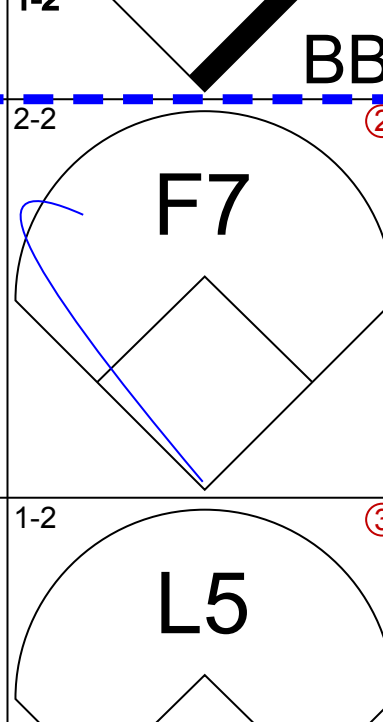
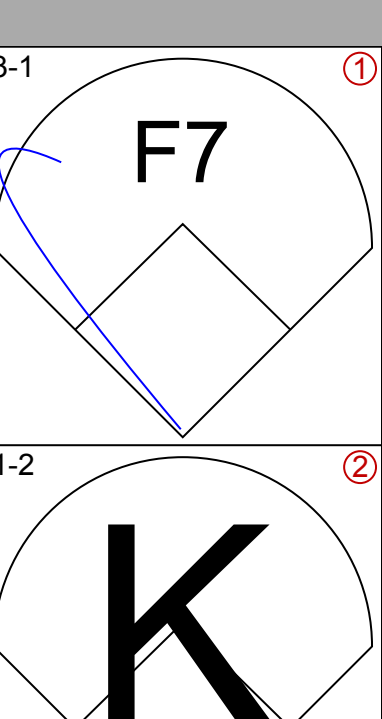
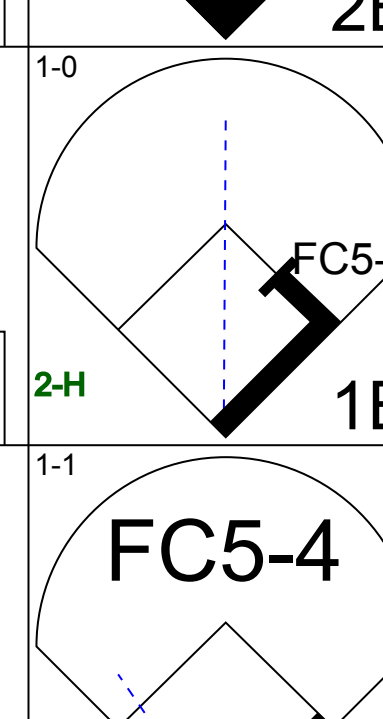
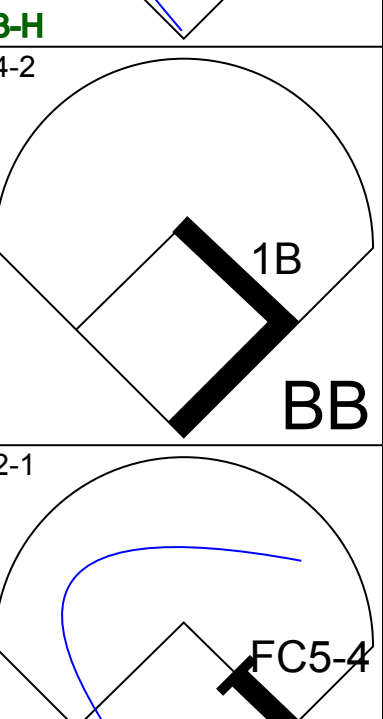
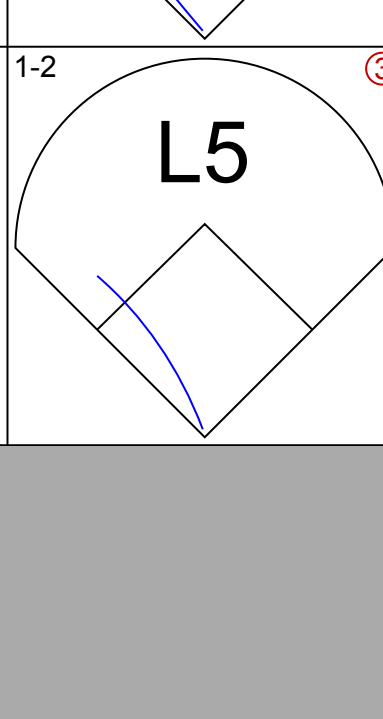
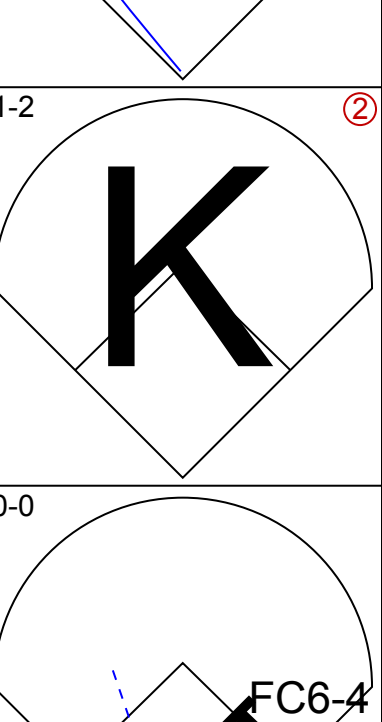
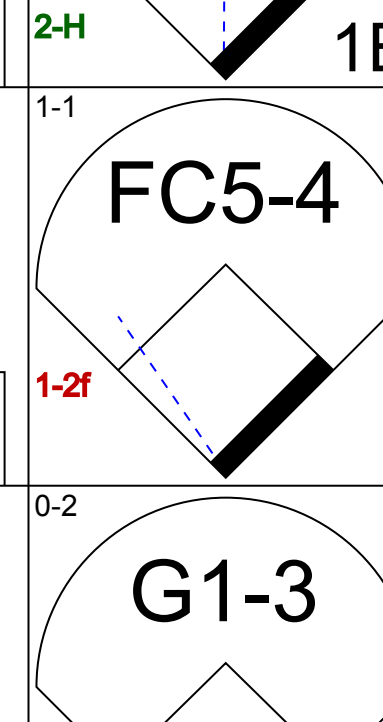
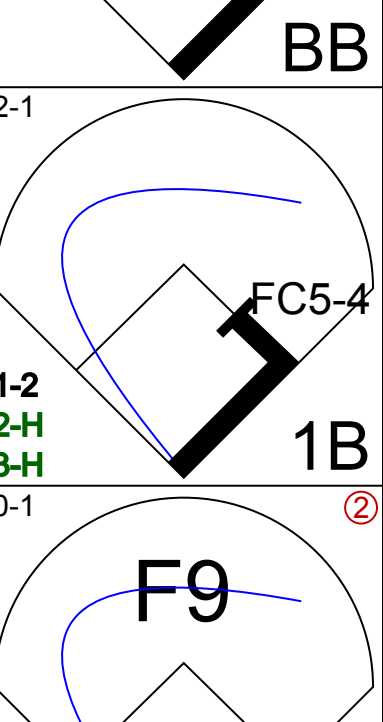
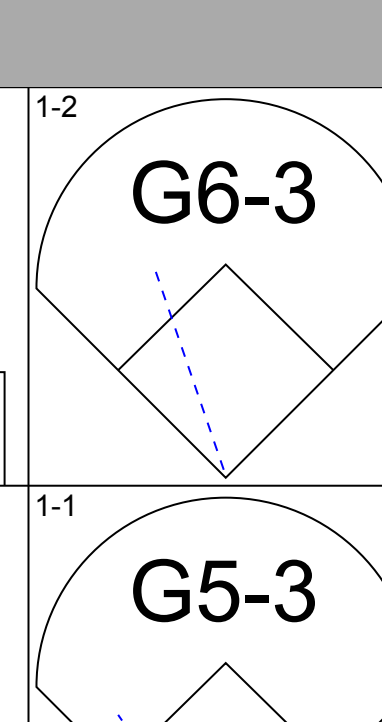
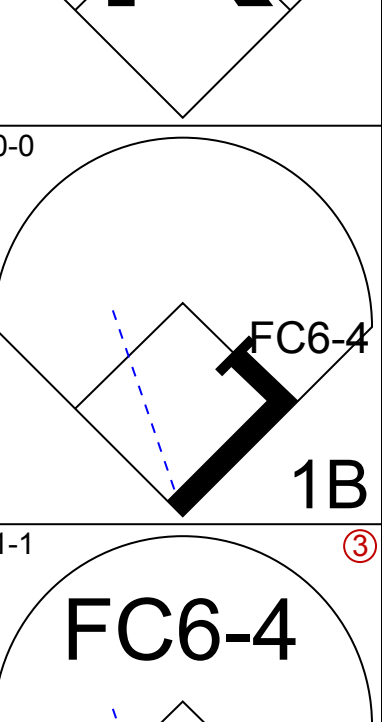
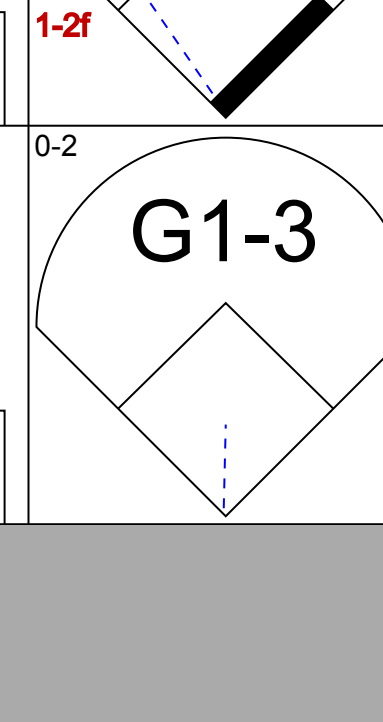
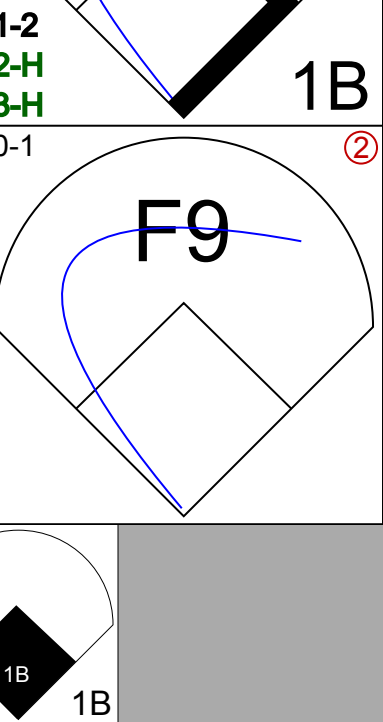
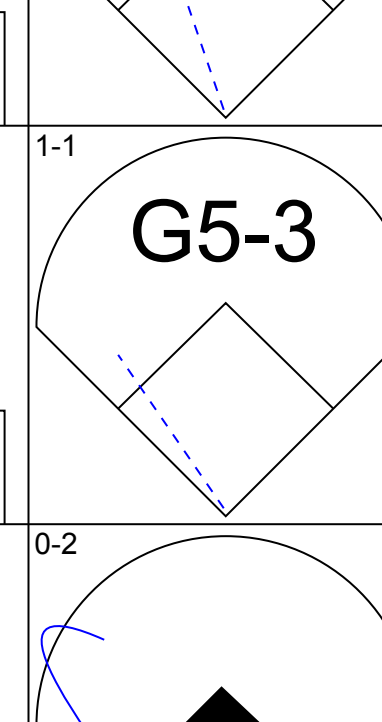
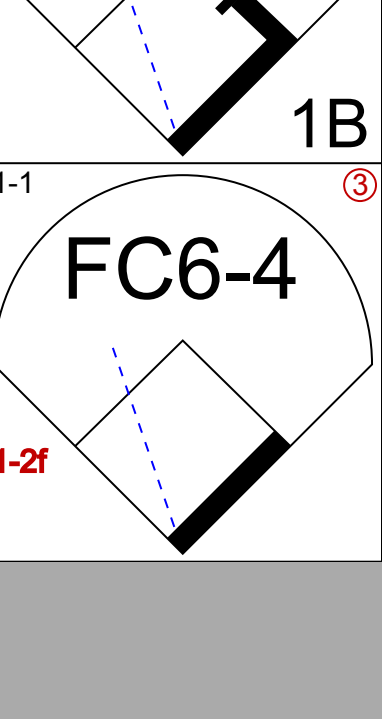
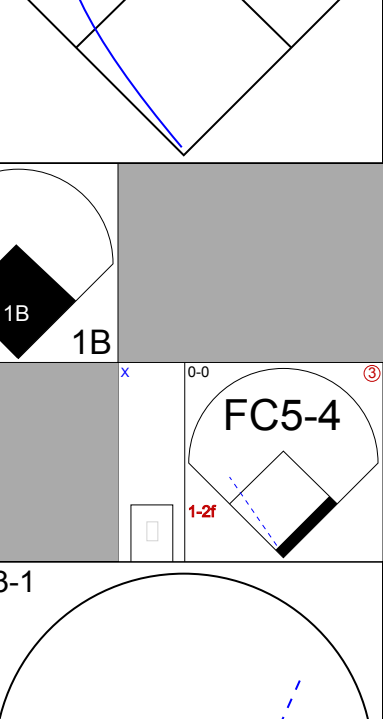
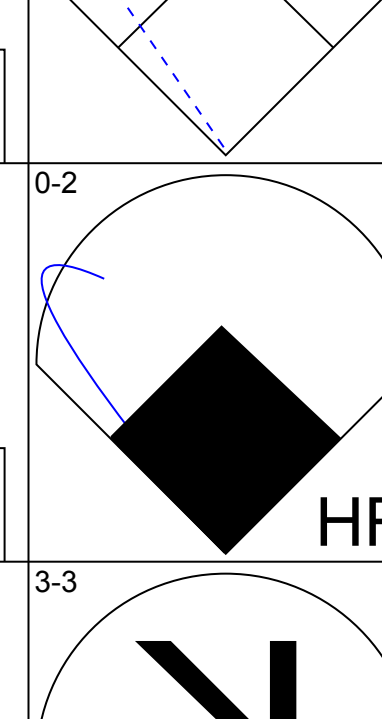
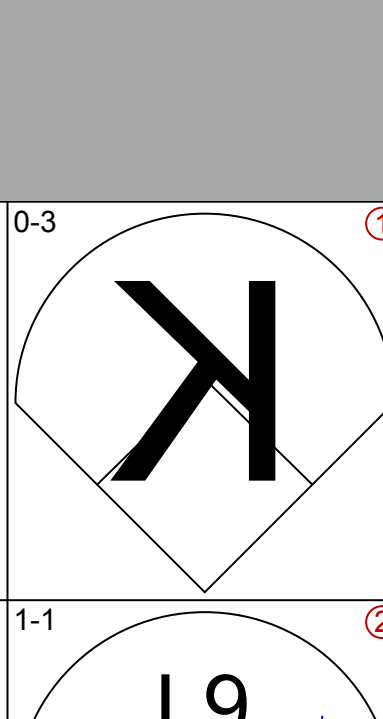
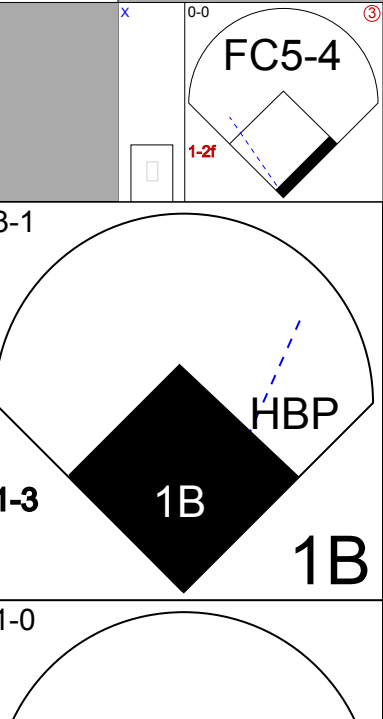
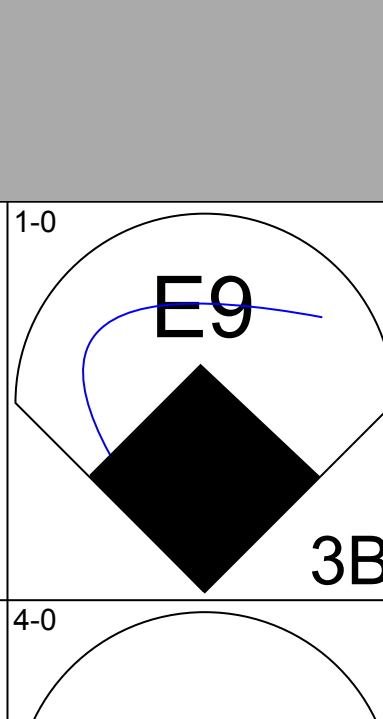
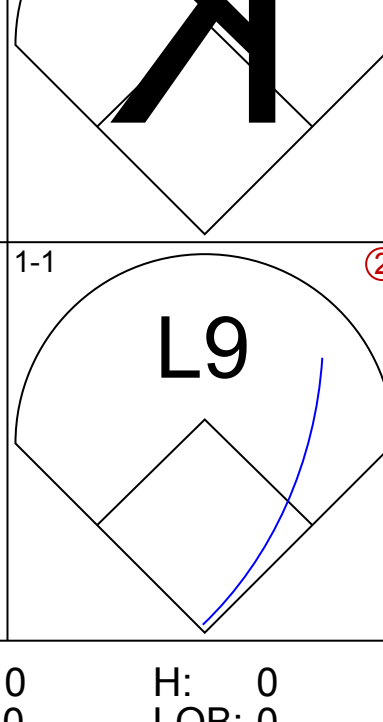
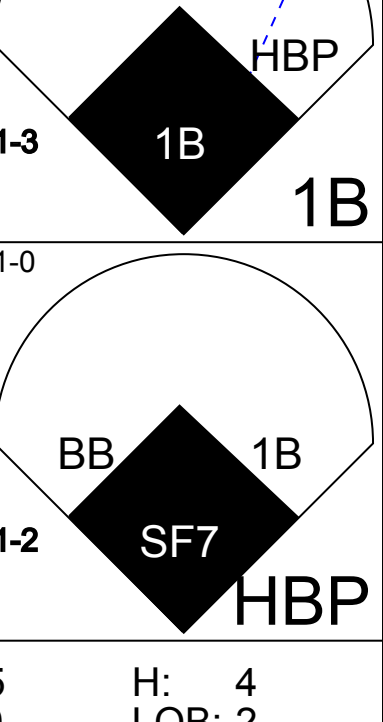
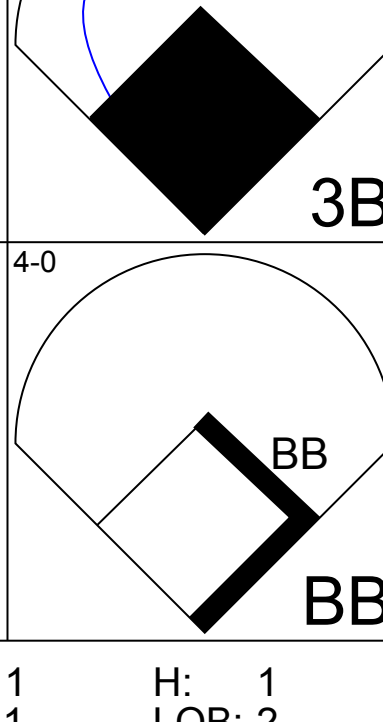
Batter	1	2	3	4	5	6	7	8	9	AB	R	H	RBI	BB	SO	LOB	BOTTOM			
Ray Durham, S (1,4) OBP: 0.358, SLG: 0.458	G5-3	G3			SH3-4	G3-1		P3		4	0	0	0	0	0	4	Arizona Diamondbacks @ San Francisco Giants SBC Park, San Francisco, CA Sat Jul 10 2004, 10:15 PM EDT Att: 42,621 - Sunny - 63 F			
Michael Tucker, L (1,9) OBP: 0.372, SLG: 0.441	WP S BB		K		K		E SF8 1B			3	1	1	0	1	2	1				
J.T. Snow, L (1,3) OBP: 0.351, SLG: 0.400	K				HR		G4-3			4	1	2	2	0	1	2				
Barry Bonds, L (1,7) OBP: 0.628, SLG: 0.794	WP IBB			L1-3 IBB				E IBB		1	0	1	0	3	0	0				
Edgardo Alfonzo, R (1,5) OBP: 0.336, SLG: 0.389	K		L1-3		K			E5		4	0	0	0	0	2	7				
A.J. Pierzynski, L (1,2) OBP: 0.351, SLG: 0.453		G4-3			P5			SF8		3	0	1	1	0	0	0				
Marquis Grissom, R (1,8) OBP: 0.325, SLG: 0.489		P4			G6-3			K		4	0	1	0	0	1	2				
Deivi Cruz, R (1,6) OBP: 0.343, SLG: 0.430 Cody Ransom, R (9,6) OBP: 0.294, SLG: 0.300					G5-3			G5-3		3	0	0	0	1	1	2				
Brett Tomko, R (1,1) OBP: 0.212, SLG: 0.219 Scott Eyre, L (8,1) Pedro Feliz, R (8,PH) OBP: 0.288, SLG: 0.455 Matt Herges, L (9,1)						SH3-4 HR 2B		K		0	0	0	0	0	0	0				
Inning Stats	R: 0 E: 0 K: 2 S: 13	H: 0 LOB: 2 BB: 2 P: 28	R: 0 E: 0 K: 0 S: 14	H: 1 LOB: 1 BB: 1 P: 23	R: 0 E: 0 K: 1 S: 8	H: 1 LOB: 1 BB: 1 P: 12	R: 0 E: 0 K: 0 S: 5	H: 0 LOB: 0 BB: 0 P: 7	R: 2 E: 0 K: 2 S: 14	H: 3 LOB: 1 BB: 0 P: 19	R: 0 E: 0 K: 1 S: 9	H: 2 LOB: 2 BB: 0 P: 13	R: 1 E: 1 K: 1 S: 11	H: 1 LOB: 2 BB: 1 P: 24	R: 0 E: 0 K: 1 S: 9	H: 0 LOB: 0 BB: 0 P: 13		1B: 5 2B: 3 3B: 0 HR: 1	SF: 1 SAC: 1 DP: 1 HBP: 0	WP: 1 PB: 0 SB: 1 CS: 0
PITCHER	IP WLS BF H R ER SO BB IBB HBP BLK WP HR S P ERA WHIP																			
17 Brandon Webb, R (1,1) ERA: 3.81	6.1 L 32 8 3 2 6 2 0 0 0 0 0 1 69 117 2.84 1.579																			
Randy Choate, L (7,1) ERA: 4.85	0.1 1 0 0 0 0 0 0 0 0 0 0 2 4 0.00 0.000																			
36 Brian Bruney, R (7,1) ERA: 2.7	1.1 4 0 0 0 2 0 0 0 0 0 0 12 18 0.00 0.000																			

AB	32
R	1
H	5
RBI	1
BB	0
SO	3
LOB	11

AB	30
R	3
H	8
RBI	3
BB	5
SO	8
LOB	20



Batter	1	2	3	4	5	6	7	8	9	AB	R	H	RBI	BB	SO	LOB	TOP														
Luis Terrero, R OBP: 0.222, SLG: 0.333 (1, 9)										4	1	2	0	0	1	0	Arizona Diamondbacks @ San Francisco Giants SBC Park, San Francisco, CA Sun Jul 11 2004, 4:05 PM EDT Att: 42,568 - Sunny - 70 F														
Steve Finley, L OBP: 0.348, SLG: 0.516 (1, 8)										4	0	1	0	0	0	1															
Alex Cintron, S OBP: 0.284, SLG: 0.354 (1, 6)										4	0	0	1	0	2	2															
Luis Gonzalez, L OBP: 0.382, SLG: 0.520 (1, 7)										4	0	0	0	0	2	2															
Chad Tracy, L OBP: 0.336, SLG: 0.425 (1, 3)											3	1	1	0	1	0		2													
Scott Hairston, R OBP: 0.301, SLG: 0.454 Roberto Alomar, S OBP: 0.367, SLG: 0.400 (6, 4)										3	0	1	0	0	1	1															
Tim Olson, R OBP: 0.346, SLG: 0.385 (1, 5)										3	0	0	0	1	2	0															
Robby Hammock, R OBP: 0.263, SLG: 0.355 (1, 2)										3	0	0	1	0	0	2															
Casey Fossum, L Stephen Randolph, L OBP: 0.300, SLG: 1.000 Greg Aquino, R Mike Koplove, R (8, 1)										2	0	0	0	0	2	2															
Inning Stats	R: 0 E: 0 K: 1 S: 9	H: 0 LOB: 0 BB: 0 P: 13	R: 1 E: 0 K: 1 S: 20	H: 2 LOB: 2 BB: 1 P: 31	R: 0 E: 0 K: 2 S: 14	H: 2 LOB: 2 BB: 0 P: 21	R: 0 E: 0 K: 1 S: 9	H: 0 LOB: 0 BB: 0 P: 15	R: 0 E: 0 K: 3 S: 11	H: 0 LOB: 1 BB: 1 P: 16	R: 0 E: 0 K: 1 S: 8	H: 0 LOB: 0 BB: 0 P: 10	R: 1 E: 0 K: 0 S: 9	H: 1 LOB: 0 BB: 0 P: 9	R: 0 E: 0 K: 0 S: 8	H: 0 LOB: 0 BB: 0 P: 9		1B: 3 2B: 2 3B: 0 HR: 0	SF: 0 SAC: 0 DP: 0 HBP: 0	WP: 0 PA: 34 CS: 1											
PITCHER	IP WLS BF H R ER SO BB IBB HBP BLK WP HR S P ERA WHIP																														
Jason Schmidt, R ERA: 2.51 Scott Eyre, L ERA: 2.92	(1, 1) (9, 1)	8.0 3	W 31	5 2	2 2	10 0	2 0	0 0	0 0	0 0	0 0	88 8	127 9	2.25 0.00	0.875 0.000																

Batter	1	2	3	4	5	6	7	8	9	AB	R	H	RBI	BB	SO	LOB	BOTTOM														
Ray Durham, S OBP: 0.359, SLG: 0.472 Scott Eyre, L (9, 1)										5	2	2	3	0	0	1	Arizona Diamondbacks @ San Francisco Giants SBC Park, San Francisco, CA Sun Jul 11 2004, 4:05 PM EDT Att: 42,568 - Sunny - 70 F														
Neftali Feliz, S OBP: 0.279, SLG: 0.301 (9, 4)										3	1	1	0	2	0	0															
Dustan Mohr, R OBP: 0.382, SLG: 0.360 (1, 7)										4	1	1	1	0	0	3															
Edgardo Alfonzo, R OBP: 0.340, SLG: 0.390 (1, 5)										4	0	2	1	1	0	2															
Pedro Feliz, R OBP: 0.286, SLG: 0.451 (1, 3)										5	0	1	2	0	1	3															
A.J. Pierzynski, L OBP: 0.350, SLG: 0.450 (1, 2)										4	0	1	0	0	0	3															
Marquis Grissom, R OBP: 0.327, SLG: 0.479 (1, 8)										4	2	2	1	0	0	3															
Michael Tucker, L OBP: 0.374, SLG: 0.450 (1, 9)										4	2	2	0	0	2	0															
Jason Schmidt, R ERA: 2.51 Cody Ransom, R OBP: 0.288, SLG: 0.290 (8, PH) (9, 6)										1	1	0	0	1	0	0															
Inning Stats	R: 0 E: 0 K: 0 S: 3	H: 0 LOB: 0 BB: 0 P: 7	R: 0 E: 0 K: 1 S: 8	H: 1 LOB: 1 BB: 0 P: 13	R: 0 E: 0 K: 1 S: 6	H: 0 LOB: 0 BB: 0 P: 9	R: 1 E: 0 K: 0 S: 9	H: 2 LOB: 1 BB: 0 P: 12	R: 5 E: 0 K: 0 S: 16	H: 4 LOB: 2 BB: 2 P: 34	R: 1 E: 1 K: 0 S: 12	H: 1 LOB: 2 BB: 2 P: 26	R: 1 E: 0 K: 1 S: 11	H: 1 LOB: 0 BB: 0 P: 16	R: 1 E: 0 K: 0 S: 15	H: 3 LOB: 2 BB: 0 P: 23		1B: 8 2B: 1 3B: 1 HR: 2	SF: 1 SAC: 0 DP: 0 HBP: 1	WP: 1 PA: 41 CS: 0											
PITCHER	IP WLS BF H R ER SO BB IBB HBP BLK WP HR S P ERA WHIP																														
Casey Fossum, L Stephen Randolph, L ERA: 4.12 Greg Aquino, R ERA: 4.5 Mike Koplove, R ERA: 4.89	(1, 1) (5, 1) (6, 1) (8, 1)	4.0 1.1 1.2 1.0	L 9	6 2	1 1	6 1	2 1	0 1	0 1	0 1	0 1	33 17	58 25	13.50 5.40	1.750 0.600																



Batter	1	2	3	4	5	6	7	8	9	AB	R	H	RBI	BB	SO	LOB	TOP								
Cesar Izturis, S OBP: 0.335, SLG: 0.359	G6-3		G6-3				F9		B5	5	0	1	1	0	0	2	Los Angeles Dodgers @ Arizona Diamondbacks Bank One Ballpark, Phoenix, AZ Sat Jul 17 2004, 10:05 PM EDT Att: 37,027 - Dome - 80 F livebaseballscorecards.com								
José Hernández, R OBP: 0.385, SLG: 0.432	K		K					G6-3	3	0	1	0	0	0	0	0									
Dave Roberts, L OBP: 0.336, SLG: 0.360									HR	1	0	0	0	0	0	0									
Robin Ventura, L OBP: 0.327, SLG: 0.308										1	1	1	2	0	0	0									
Paul Lo Duca, R OBP: 0.349, SLG: 0.448	1B		G5-3		G5-3			K	P6	5	0	1	0	0	1	2									
Milton Bradley, S OBP: 0.383, SLG: 0.438	L5									2	0	0	0	0	1	1									
Chin-Feng Chen, R (8, PR)										0	1	0	0	0	0	0									
Guillermo Mota, R (8, PH)										1	0	0	0	0	1	0									
Eric Gagne, R (9, 1)										0	0	0	0	0	0	0									
Shawn Green, L OBP: 0.341, SLG: 0.413		G4-3								3	0	0	0	1	2	1									
Olmedo Saenz, R OBP: 0.321, SLG: 0.433										3	1	1	0	0	0	0									
Giovanni Carrara, R (6, 1)										0	0	0	0	0	0	0									
Jason Grabowski, L OBP: 0.321, SLG: 0.432										1	0	1	1	0	0	0									
Jayson Werth, R OBP: 0.391, SLG: 0.613										3	2	1	1	1	0	2									
Alex Cora, L OBP: 0.385, SLG: 0.419										2	1	0	1	0	0	1									
Odalis Perez, L OBP: 0.061, SLG: 0.121										2	0	0	0	0	0	1									
Adrian Beltré, R OBP: 0.361, SLG: 0.585										2	1	2	1	0	0	0									
Inning Stats	R: 0 E: 0 K: 1 S: 7	H: 1 LOB: 1 BB: 0 P: 11	R: 2 E: 0 K: 0 S: 14	H: 2 LOB: 0 BB: 0 P: 22	R: 0 E: 0 K: 1 S: 8	H: 0 LOB: 0 BB: 0 P: 12	R: 0 E: 0 K: 1 S: 9	H: 0 LOB: 0 BB: 0 P: 15	R: 1 E: 0 K: 0 S: 13	H: 2 LOB: 2 BB: 1 P: 23	R: 0 E: 0 K: 2 S: 10	H: 0 LOB: 0 BB: 0 P: 15	R: 0 E: 0 K: 0 S: 7	H: 1 LOB: 1 BB: 0 P: 9	R: 1 E: 0 K: 1 S: 17	H: 1 LOB: 2 BB: 0 P: 30	R: 3 E: 0 K: 1 S: 15	H: 2 LOB: 0 BB: 0 P: 26	1B: 6 2B: 2 3B: 0 HR: 1	SF: 1 SAC: 0 DP: 0 HBP: 3	WP: 0 PB: 0 SB: 1 CS: 1	PA: 40			
PITCHER	IP	WLS	BF	H	R	ER	SO	BB	IBB	HBP	BLK	WP	HR	S	P	ERA	WHIP								
Casey Fossum, L ERA: 6.04	(1, 1)	6.2		26	5	3	3	5	1	0	1	0	0	64	102	4.05	0.900								
Greg Aquino, R ERA: 3.39	(7, 1)	1.0	H	4	1	0	0	1	0	0	0	0	0	11	16	0.00	1.000								
Mike Koplove, R ERA: 5.44	(8, 1)	0.1	B	6	2	3	3	0	1	0	2	0	0	16	29	81.00	9.000								
36 Brian Bruney, R ERA: 4.2	(9, 1)	1.0	L	4	1	1	1	1	0	0	0	0	1	9	16	9.00	1.000								

Batter	1	2	3	4	5	6	7	8	9	AB	R	H	RBI	BB	SO	LOB	BOTTOM								
Luis Terrero, R OBP: 0.409, SLG: 0.450	K		F9	G5-3						5	0	2	1	0	1	1	Los Angeles Dodgers @ Arizona Diamondbacks Bank One Ballpark, Phoenix, AZ Sat Jul 17 2004, 10:05 PM EDT Att: 37,027 - Dome - 80 F livebaseballscorecards.com								
Quinton McCracken, S OBP: 0.268, SLG: 0.377										5	1	2	1	0	0	2									
Danny Bautista, R OBP: 0.366, SLG: 0.472										5	0	2	0	0	2	2									
Shea Hillenbrand, R OBP: 0.359, SLG: 0.472										4	1	2	2	1	0	1									
Scott Hairston, R OBP: 0.298, SLG: 0.444										4	0	2	0	0	1	2									
Mike Koplove, R (8, 1)										0	0	0	0	0	0	0									
36 Brian Bruney, R (9, 1)										0	0	0	0	0	0	0									
Steve Finley, L OBP: 0.339, SLG: 0.501										1	0	0	0	0	1	1									
Alex Cintron, S OBP: 0.291, SLG: 0.368										4	2	2	0	1	1	3									
Tim Olson, R OBP: 0.346, SLG: 0.397										3	0	1	1	0	1	2									
Juan Brito, R OBP: 0.241, SLG: 0.303										4	1	1	1	0	0	1									
Casey Fossum, L (1, 1)										3	1	0	0	0	0	0									
Greg Aquino, R (7, 1)										0	0	0	0	0	0	0									
Roberto Alomar, S OBP: 0.365, SLG: 0.388										1	0	0	0	0	0	1									
Inning Stats	R: 0 E: 0 K: 1 S: 8	H: 1 LOB: 0 BB: 0 P: 12	R: 1 E: 0 K: 0 S: 10	H: 2 LOB: 1 BB: 0 P: 17	R: 3 E: 1 K: 1 S: 15	H: 4 LOB: 2 BB: 0 P: 18	R: 0 E: 0 K: 0 S: 5	H: 0 LOB: 0 BB: 0 P: 5	R: 0 E: 0 K: 0 S: 12	H: 2 LOB: 2 BB: 0 P: 19	R: 0 E: 0 K: 1 S: 6	H: 0 LOB: 0 BB: 0 P: 9	R: 0 E: 0 K: 1 S: 12	H: 2 LOB: 2 BB: 1 P: 18	R: 2 E: 0 K: 0 S: 14	H: 2 LOB: 1 BB: 1 P: 23	R: 0 E: 0 K: 3 S: 13	H: 1 LOB: 1 BB: 0 P: 19	1B: 7 2B: 6 3B: 0 HR: 1	SF: 0 SAC: 1 DP: 1 HBP: 0	WP: 0 PB: 0 SB: 1 CS: 1	PA: 42			
PITCHER	IP	WLS	BF	H	R	ER	SO	BB	IBB	HBP	BLK	WP	HR	S	P	ERA	WHIP								
Odalis Perez, L ERA: 2.91	(1, 1)	5.0		24	1	2	1	2	0	0	0	0	0	50	71	1.80	1.800								
Giovanni Carrara, R ERA:	(6, 1)	2.0		8	2	0	0	2	1	0	0	0	0	18	27	0.00	1.500								
Guillermo Mota, R ERA: 1.83	(8, 1)	1.0	W	6	2	2	2	0	1	0	0	0	0	14	23	18.00	3.000								
Eric Gagne, R ERA: 1.74	(9, 1)	1.0	S	4	1	0	0	3	0	0	0	0	0	13	19	0.00	1.000								



Batter	1	2	3	4	5	6	7	8	9	AB	R	H	RBI	BB	SO	LOB	TOP								
Ray Durham, S (1,4) OBP: 0.361, SLG: 0.465										4	1	2	1	1	0		San Francisco Giants @ Arizona Diamondbacks Bank One Ballpark, Phoenix, AZ Mon Jul 19 2004, 9:35 PM EDT Att: 31,624 - Dome - 81 F								
Michael Tucker, L (1,9) OBP: 0.374, SLG: 0.451										5	0	1	0	0	2	1									
Marquis Grissom, R (1,8) OBP: 0.313, SLG: 0.456										4	0	0	0	0	1	3									
J.T. Snow, L (1,3) OBP: 0.371, SLG: 0.419										4	1	2	1	0	1	3									
Edgardo Alfonzo, R (1,5) OBP: 0.341, SLG: 0.389										4	2	2	1	0	0	1									
A.J. Pierzynski, L (1,2) OBP: 0.341, SLG: 0.440										4	0	1	1	0	0	1									
Neifi Perez, S (1,6) OBP: 0.283, SLG: 0.303										4	1	1	1	0	0	1									
Dustan Mohr, R (1,7) OBP: 0.379, SLG: 0.356										2	1	0	0	1	1	0									
Brett Tomko, R (1,1) OBP: 0.200, SLG: 0.206										2	0	0	0	0	0	2									
Scott Eyre, L (8,1)										0	0	0	0	0	0	0									
Felix Rodriguez, R (8,1)										1	0	0	0	0	1	0									
Inning Stats	R: 0 E: 0 K: 2 S: 9	H: 0 LOB: 0 BB: 0 P: 13	R: 4 E: 1 K: 0 S: 22	H: 5 LOB: 3 BB: 0 P: 30	R: 0 E: 0 K: 0 S: 5	H: 0 LOB: 0 BB: 0 P: 8	R: 0 E: 0 K: 0 S: 9	H: 0 LOB: 0 BB: 0 P: 13	R: 0 E: 0 K: 1 S: 11	H: 0 LOB: 0 BB: 0 P: 18	R: 1 E: 0 K: 0 S: 8	H: 2 LOB: 1 BB: 1 P: 15	R: 1 E: 0 K: 1 S: 15	H: 1 LOB: 1 BB: 1 P: 24	R: 0 E: 0 K: 1 S: 9	H: 0 LOB: 0 BB: 0 P: 14	R: 0 E: 0 K: 2 S: 7	H: 0 LOB: 0 BB: 0 P: 11	1B: 6 2B: 2 3B: 1 HR: 0	SF: 0 SAC: 1 DP: 1 HBP: 1	WP: 0 PB: 0 SB: 1 CS: 0	PA: 38			
PITCHER	IP WLS BF H R ER SO BB IBB HBP BLK WP HR S P ERA WHIP	IP WLS BF H R ER SO BB IBB HBP BLK WP HR S P ERA WHIP	IP WLS BF H R ER SO BB IBB HBP BLK WP HR S P ERA WHIP	IP WLS BF H R ER SO BB IBB HBP BLK WP HR S P ERA WHIP	IP WLS BF H R ER SO BB IBB HBP BLK WP HR S P ERA WHIP	IP WLS BF H R ER SO BB IBB HBP BLK WP HR S P ERA WHIP	IP WLS BF H R ER SO BB IBB HBP BLK WP HR S P ERA WHIP	IP WLS BF H R ER SO BB IBB HBP BLK WP HR S P ERA WHIP	IP WLS BF H R ER SO BB IBB HBP BLK WP HR S P ERA WHIP	IP WLS BF H R ER SO BB IBB HBP BLK WP HR S P ERA WHIP	IP WLS BF H R ER SO BB IBB HBP BLK WP HR S P ERA WHIP	IP WLS BF H R ER SO BB IBB HBP BLK WP HR S P ERA WHIP	IP WLS BF H R ER SO BB IBB HBP BLK WP HR S P ERA WHIP	IP WLS BF H R ER SO BB IBB HBP BLK WP HR S P ERA WHIP	IP WLS BF H R ER SO BB IBB HBP BLK WP HR S P ERA WHIP	IP WLS BF H R ER SO BB IBB HBP BLK WP HR S P ERA WHIP	IP WLS BF H R ER SO BB IBB HBP BLK WP HR S P ERA WHIP	IP WLS BF H R ER SO BB IBB HBP BLK WP HR S P ERA WHIP	IP WLS BF H R ER SO BB IBB HBP BLK WP HR S P ERA WHIP	IP WLS BF H R ER SO BB IBB HBP BLK WP HR S P ERA WHIP	IP WLS BF H R ER SO BB IBB HBP BLK WP HR S P ERA WHIP	IP WLS BF H R ER SO BB IBB HBP BLK WP HR S P ERA WHIP	IP WLS BF H R ER SO BB IBB HBP BLK WP HR S P ERA WHIP	IP WLS BF H R ER SO BB IBB HBP BLK WP HR S P ERA WHIP	IP WLS BF H R ER SO BB IBB HBP BLK WP HR S P ERA WHIP

AB 34
R 6
H 8
RBI 6
BB 2
SO 7
LOB 12



Batter	1	2	3	4	5	6	7	8	9	AB	R	H	RBI	BB	SO	LOB	BOTTOM								
Scott Hairston, R (1,4) OBP: 0.292, SLG: 0.434										4	0	0	0	0	1	1	San Francisco Giants @ Arizona Diamondbacks Bank One Ballpark, Phoenix, AZ Mon Jul 19 2004, 9:35 PM EDT Att: 31,624 - Dome - 81 F								
Steve Finley, L (1,8) OBP: 0.342, SLG: 0.508										4	0	3	0	0	0	1									
Danny Bautista, R (1,9) OBP: 0.368, SLG: 0.475										4	0	2	0	0	0	2									
Luis Gonzalez, L (1,7) OBP: 0.378, SLG: 0.514										3	1	1	1	1	1	3									
Shea Hillenbrand, R (1,3) OBP: 0.363, SLG: 0.476										4	0	1	0	0	1	3									
Alex Cintron, S (1,6) OBP: 0.290, SLG: 0.363										3	0	0	0	1	0	1									
Chad Tracy, L (1,5) OBP: 0.332, SLG: 0.419										4	0	1	0	0	0	3									
Juan Brito, R (1,2) OBP: 0.241, SLG: 0.313										4	0	1	0	0	0	2									
Steve Sparks, R (1,1) OBP: 0.107, SLG: 0.107										2	0	1	0	0	0	0									
Randy Choate, L (7,1)										0	0	0	0	0	0	0									
Quinton McCracken, S (7,PH) OBP: 0.259, SLG: 0.364										1	0	0	0	0	1	0									
Mike Koplove, R (8,1)										0	0	0	0	0	0	0									
Carlos Baerens, S (8,PH) OBP: 0.234, SLG: 0.214										1	0	0	0	0	0	1									
Inning Stats	R: 0 E: 0 K: 1 S: 11	H: 2 LOB: 1 BB: 0 P: 19	R: 0 E: 0 K: 0 S: 13	H: 1 LOB: 1 BB: 0 P: 19	R: 0 E: 0 K: 0 S: 7	H: 1 LOB: 1 BB: 0 P: 9	R: 1 E: 0 K: 0 S: 13	H: 2 LOB: 1 BB: 0 P: 20	R: 0 E: 0 K: 0 S: 9	H: 1 LOB: 0 BB: 0 P: 12	R: 0 E: 0 K: 0 S: 14	H: 1 LOB: 2 BB: 2 P: 26	R: 0 E: 0 K: 1 S: 8	H: 0 LOB: 0 BB: 0 P: 12	R: 0 E: 0 K: 2 S: 9	H: 1 LOB: 1 BB: 0 P: 12	R: 0 E: 0 K: 0 S: 10	H: 1 LOB: 1 BB: 0 P: 19	1B: 7 2B: 4 3B: 0 HR: 1	SF: 0 SAC: 0 DP: 2 HBP: 0	WP: 1 PB: 0 SB: 1 CS: 1	PA: 36			
PITCHER	IP WLS BF H R ER SO BB IBB HBP BLK WP HR S P ERA WHIP	IP WLS BF H R ER SO BB IBB HBP BLK WP HR S P ERA WHIP	IP WLS BF H R ER SO BB IBB HBP BLK WP HR S P ERA WHIP	IP WLS BF H R ER SO BB IBB HBP BLK WP HR S P ERA WHIP	IP WLS BF H R ER SO BB IBB HBP BLK WP HR S P ERA WHIP	IP WLS BF H R ER SO BB IBB HBP BLK WP HR S P ERA WHIP	IP WLS BF H R ER SO BB IBB HBP BLK WP HR S P ERA WHIP	IP WLS BF H R ER SO BB IBB HBP BLK WP HR S P ERA WHIP	IP WLS BF H R ER SO BB IBB HBP BLK WP HR S P ERA WHIP	IP WLS BF H R ER SO BB IBB HBP BLK WP HR S P ERA WHIP	IP WLS BF H R ER SO BB IBB HBP BLK WP HR S P ERA WHIP	IP WLS BF H R ER SO BB IBB HBP BLK WP HR S P ERA WHIP	IP WLS BF H R ER SO BB IBB HBP BLK WP HR S P ERA WHIP	IP WLS BF H R ER SO BB IBB HBP BLK WP HR S P ERA WHIP	IP WLS BF H R ER SO BB IBB HBP BLK WP HR S P ERA WHIP	IP WLS BF H R ER SO BB IBB HBP BLK WP HR S P ERA WHIP	IP WLS BF H R ER SO BB IBB HBP BLK WP HR S P ERA WHIP	IP WLS BF H R ER SO BB IBB HBP BLK WP HR S P ERA WHIP	IP WLS BF H R ER SO BB IBB HBP BLK WP HR S P ERA WHIP	IP WLS BF H R ER SO BB IBB HBP BLK WP HR S P ERA WHIP	IP WLS BF H R ER SO BB IBB HBP BLK WP HR S P ERA WHIP	IP WLS BF H R ER SO BB IBB HBP BLK WP HR S P ERA WHIP	IP WLS BF H R ER SO BB IBB HBP BLK WP HR S P ERA WHIP	IP WLS BF H R ER SO BB IBB HBP BLK WP HR S P ERA WHIP	IP WLS BF H R ER SO BB IBB HBP BLK WP HR S P ERA WHIP

AB 34
R 1
H 10
RBI 1
BB 2
SO 4
LOB 17



Batter	1	2	3	4	5	6	7	8	9	AB	R	H	RBI	BB	SO	LOB	TOP				
Ray Durham, S OBP: 0.397, SLG: 0.458	0-3 K	1-0 SF7			2-3 K		0-0 F8		4-1 BB	3	0	0	1	1	2	1					
Neftali Perez, S OBP: 0.281, SLG: 0.301	2-2 2B G4-3	1-1 F8			0-0 G6-3		1-3 K		1-3 K	5	1	1	0	0	2	4					
Pedro Feliz, R OBP: 0.289, SLG: 0.457	1-1 G4-3			2-2 G6-3		1-1 1B		3-3 K		4	0	2	0	0	1	0					
Barry Bonds, L OBP: 0.624, SLG: 0.786	2-1 G4-3			0-1 P5		0-1 F8		1-0 2B		4	0	1	1	0	0	2					
Edgardo Alfonzo, R OBP: 0.337, SLG: 0.384	2-0 F8			1-1 P3		2-2 F8		1-2 F7		4	0	0	0	0	0	2					
Marquis Grissom, R OBP: 0.315, SLG: 0.457		1-0 1B BB E		1-1 G6-3		0-0 P2		2-3 K		4	1	2	0	0	1	1					
Dustin Mohr, R OBP: 0.376, SLG: 0.349		4-0 E SF7 BB		2-0 P6		0-3 K		0-1 F9		3	1	0	0	1	1	1	AB 35 R 3 H 9 RBI 2 BB 2 SO 10 LOB 16				
Yorvit Torrealba, R OBP: 0.306, SLG: 0.414		1-0 E7		2-2 G6-3		1-2 F8		2-3 K		4	0	2	0	0	1	1					
Jerome Williams, R Scott Lynn, L Jim Brower, R Michael Tucker, L Matt Herges, L Jason Christiansen, R	0-2 L4	0-2 L4		0-3 K		1-3 K		0-0 PB		3	0	0	0	0	0	2					
Inning Stats	R: 1 E: 0 K: 1 S: 11	H: 2 LOB: 1 BB: 0 P: 18	R: 2 E: 1 K: 0 S: 8	H: 2 LOB: 1 BB: 1 P: 16	R: 0 E: 0 K: 0 S: 9	H: 0 LOB: 0 BB: 0 P: 12	R: 0 E: 0 K: 1 S: 11	H: 1 LOB: 1 BB: 0 P: 16	R: 0 E: 0 K: 1 S: 8	H: 0 LOB: 1 BB: 0 P: 10	R: 0 E: 0 K: 2 S: 10	H: 1 LOB: 1 BB: 0 P: 13	R: 0 E: 0 K: 2 S: 11	H: 1 LOB: 1 BB: 1 P: 18	R: 0 E: 0 K: 2 S: 10	H: 1 LOB: 2 BB: 1 P: 17	1B: 5 2B: 4 3B: 0 HR: 0	SF: 1 SAC: 0 DP: 0 HBP: 0	WP: 0 PB: 1 SB: 0 CS: 0	PA: 38	
PITCHER	IP WLS BF H R ER SO BB IBB HBP BLK WP HR S P ERA WHIP	IP WLS BF H R ER SO BB IBB HBP BLK WP HR S P ERA WHIP	IP WLS BF H R ER SO BB IBB HBP BLK WP HR S P ERA WHIP	IP WLS BF H R ER SO BB IBB HBP BLK WP HR S P ERA WHIP	IP WLS BF H R ER SO BB IBB HBP BLK WP HR S P ERA WHIP	IP WLS BF H R ER SO BB IBB HBP BLK WP HR S P ERA WHIP	IP WLS BF H R ER SO BB IBB HBP BLK WP HR S P ERA WHIP	IP WLS BF H R ER SO BB IBB HBP BLK WP HR S P ERA WHIP	IP WLS BF H R ER SO BB IBB HBP BLK WP HR S P ERA WHIP	IP WLS BF H R ER SO BB IBB HBP BLK WP HR S P ERA WHIP	IP WLS BF H R ER SO BB IBB HBP BLK WP HR S P ERA WHIP	IP WLS BF H R ER SO BB IBB HBP BLK WP HR S P ERA WHIP	IP WLS BF H R ER SO BB IBB HBP BLK WP HR S P ERA WHIP	IP WLS BF H R ER SO BB IBB HBP BLK WP HR S P ERA WHIP	IP WLS BF H R ER SO BB IBB HBP BLK WP HR S P ERA WHIP	IP WLS BF H R ER SO BB IBB HBP BLK WP HR S P ERA WHIP	IP WLS BF H R ER SO BB IBB HBP BLK WP HR S P ERA WHIP	IP WLS BF H R ER SO BB IBB HBP BLK WP HR S P ERA WHIP	IP WLS BF H R ER SO BB IBB HBP BLK WP HR S P ERA WHIP	IP WLS BF H R ER SO BB IBB HBP BLK WP HR S P ERA WHIP	IP WLS BF H R ER SO BB IBB HBP BLK WP HR S P ERA WHIP

San Francisco Giants @ Arizona Diamondbacks
Bank One Ballpark, Phoenix, AZ
Tue Jul 20 2004, 9:35 PM EDT
Att: 33,743 - Dome - 81 F

AB	35
R	3
H	9
RBI	2
BB	2
SO	10
LOB	16



Batter	1	2	3	4	5	6	7	8	9	AB	R	H	RBI	BB	SO	LOB	BOTTOM				
Roberto Alomar, S OBP: 0.368, SLG: 0.415	3-2 G3		4-2 FC5 BB		0-0 G3-6-1			2-1 PB 1B	1-1 G5-3	4	1	1	0	1	0	5					
Steve Finley, L OBP: 0.341, SLG: 0.504	1-2 G4-3		4-0 BB		1-2 G4-3		3-1 FC4-6 1B	1-2 F7	2-1 F7	3	0	0	0	1	0	1					
Danny Bautista, R OBP: 0.370, SLG: 0.475	3-2 L4		1-0 FC5		3-1 FC4-6 1B		1-2 E 1B	1-2 E 1B	1-1 G5-3	4	0	2	1	0	0	2					
Luis Gonzalez, L OBP: 0.374, SLG: 0.507		0-1 G1-3		1-1 P6		0-0 FC4-6		1-0 E1	1-3 G6-4-3	4	0	0	0	0	0	2					
Shea Hillenbrand, R OBP: 0.358, SLG: 0.470		1-0 G3-1		1-1 F7		1-0 F8		3-1 G6-4-3	3-1 G6-4-3	4	0	0	0	0	0	3					
Alex Cintron, S OBP: 0.292, SLG: 0.371		1-0 2B		2-1 F8			0-1 F9		2-2 1B 2B	4	0	2	0	0	0	0					
Chad Tracy, L OBP: 0.334, SLG: 0.419		1-1 G4-3		4-0 E BB		2-1 G4-3		0-2 G4-3	0-2 G5-3 SH1-3 1B	3	0	1	0	1	0	1	AB 31 R 1 H 7 RBI 1 BB 5 SO 2 LOB 16				
Juan Brito, R OBP: 0.244, SLG: 0.325			0-3 K		1-2 G5-3		0-0 G4-3		0-0 SH1-3	3	0	1	0	0	1	1					
Randy Johnson, R Carlos Baerga, S Mike Fetters, R Greg Aquino, R Quinton McCracken, S	0-3 K	0-3 K		4-0 G3-6-1 BB		0-2 G6-3		0-2 G6-3	4-0 BB	1	0	0	0	1	1	0					
Inning Stats	R: 0 E: 0 K: 0 S: 10	H: 0 LOB: 0 BB: 0 P: 17	R: 0 E: 0 K: 0 S: 6	H: 1 LOB: 1 BB: 0 P: 9	R: 0 E: 0 K: 2 S: 9	H: 0 LOB: 2 BB: 2 P: 18	R: 0 E: 0 K: 0 S: 6	H: 0 LOB: 0 BB: 0 P: 10	R: 0 E: 0 K: 0 S: 7	H: 1 LOB: 1 BB: 0 P: 12	R: 0 E: 0 K: 0 S: 8	H: 1 LOB: 1 BB: 0 P: 10	R: 1 E: 1 K: 0 S: 10	H: 2 LOB: 1 BB: 0 P: 19	R: 0 E: 0 K: 0 S: 9	H: 2 LOB: 2 BB: 1 P: 16	1B: 4 2B: 3 3B: 0 HR: 0	SF: 0 SAC: 1 DP: 3 HBP: 0	WP: 0 PB: 1 SB: 0 CS: 0	PA: 37	
PITCHER	IP WLS BF H R ER SO BB IBB HBP BLK WP HR S P ERA WHIP	IP WLS BF H R ER SO BB IBB HBP BLK WP HR S P ERA WHIP	IP WLS BF H R ER SO BB IBB HBP BLK WP HR S P ERA WHIP	IP WLS BF H R ER SO BB IBB HBP BLK WP HR S P ERA WHIP	IP WLS BF H R ER SO BB IBB HBP BLK WP HR S P ERA WHIP	IP WLS BF H R ER SO BB IBB HBP BLK WP HR S P ERA WHIP	IP WLS BF H R ER SO BB IBB HBP BLK WP HR S P ERA WHIP	IP WLS BF H R ER SO BB IBB HBP BLK WP HR S P ERA WHIP	IP WLS BF H R ER SO BB IBB HBP BLK WP HR S P ERA WHIP	IP WLS BF H R ER SO BB IBB HBP BLK WP HR S P ERA WHIP	IP WLS BF H R ER SO BB IBB HBP BLK WP HR S P ERA WHIP	IP WLS BF H R ER SO BB IBB HBP BLK WP HR S P ERA WHIP	IP WLS BF H R ER SO BB IBB HBP BLK WP HR S P ERA WHIP	IP WLS BF H R ER SO BB IBB HBP BLK WP HR S P ERA WHIP	IP WLS BF H R ER SO BB IBB HBP BLK WP HR S P ERA WHIP	IP WLS BF H R ER SO BB IBB HBP BLK WP HR S P ERA WHIP	IP WLS BF H R ER SO BB IBB HBP BLK WP HR S P ERA WHIP	IP WLS BF H R ER SO BB IBB HBP BLK WP HR S P ERA WHIP	IP WLS BF H R ER SO BB IBB HBP BLK WP HR S P ERA WHIP	IP WLS BF H R ER SO BB IBB HBP BLK WP HR S P ERA WHIP	IP WLS BF H R ER SO BB IBB HBP BLK WP HR S P ERA WHIP

San Francisco Giants @ Arizona Diamondbacks
Bank One Ballpark, Phoenix, AZ
Tue Jul 20 2004, 9:35 PM EDT
Att: 33,743 - Dome - 81 F

AB	31
R	1
H	7
RBI	1
BB	5
SO	2
LOB	16



Batter	1	2	3	4	5	6	7	8	9	AB	R	H	RBI	BB	SO	LOB	TOP										
Craig Biggio, R (1, 7) OBP: 0.365, SLG: 0.489	P5	FC6-4		HR		K		28 BB	FC5-4	5	1	1	1	1	1	5											
28 Adam Everett, R (1, 6) OBP: 0.303, SLG: 0.351	G4-3 HBP		L4	17 WP	1B		F9	BB		3	0	1	1	1	0	0											
Carlos Beltrán, S (1, 8) OBP: 0.358, SLG: 0.552	G4-3		HR	17 WP	BB		L8	F8		4	1	1	1	1	0	4											
17 Lance Berkman, S (1, 9) OBP: 0.445, SLG: 0.539	G4-3		WP	BB	1B	K		BB	1B	3	1	1	0	2	1	3											
Jeff Kent, R (1, 4) OBP: 0.341, SLG: 0.489		G5-3	WP	BB		F9-5	5 S	1B	K	4	0	1	0	1	1	2											
5 Jeff Banwell, R (1, 3) OBP: 0.381, SLG: 0.439	BB	BB	1B	K		K		1B	1B	5	1	2	0	0	3	3											
Morgan Ensberg, R (1, 5) OBP: 0.326, SLG: 0.393	BB	BB	BB	1B		F9-5			F9	4	0	1	0	1	0	3											
Brad Ausmus, R (1, 2) OBP: 0.286, SLG: 0.307	K			G3		G4-3		BB	BB	5	1	2	2	0	1	2											
Andy Pettitte, L (1, 1) OBP: 0.318, SLG: 0.263				P6		G6-3		28 BB	BB	2	0	0	0	2	0	0											
Jose Vizcaino, S (9, PH) OBP: 0.339, SLG: 0.368								28 BB	F7	1	0	0	0	0	0	2											
54 Brad Lidge, R (9, 1)								BB		0	0	0	0	0	0	0											
Inning Stats	R: 0 E: 0 K: 0 S: 7	H: 0 LOB: 1 BB: 0 P: 16	R: 0 E: 0 K: 1 S: 13	H: 1 LOB: 3 BB: 2 P: 26	R: 1 E: 0 K: 1 S: 16	H: 2 LOB: 2 BB: 1 P: 30	R: 1 E: 0 K: 1 S: 11	H: 2 LOB: 2 BB: 1 P: 20	R: 0 E: 0 K: 1 S: 5	H: 0 LOB: 0 BB: 0 P: 9	R: 0 E: 0 K: 0 S: 6	H: 0 LOB: 1 BB: 1 P: 14	R: 1 E: 0 K: 1 S: 13	H: 1 LOB: 3 BB: 1 P: 31	R: 2 E: 0 K: 1 S: 19	H: 3 LOB: 2 BB: 1 P: 29	1B: 8 2B: 1 3B: 0 HR: 2	SF: 0 SAC: 0 DP: 1 HBP: 1	WP: 2 PB: 0 SB: 2 CS: 0	PA: 46							
PITCHER	IP	WLS	BF	H	R	ER	SO	BB	IBB	HBP	BLK	WP	HR	S	P	ERA	WHIP										
17 Brandon Webb, R (1, 1) ERA: 3.82	7.0	L	32	6	2	2	5	5	0	1	0	2	2	63	121	2.57	1.571										
Brandon Villafuerte, R (8, 1) ERA: 4.05	0.2		6	1	1	1	1	3	0	0	0	0	0	10	26	13.50	6.000										
Randy Choate, L (8, 1) ERA: 5.29	0.1		1	0	0	0	0	0	0	0	0	0	0	3	5	0.00	0.000										
Stephen Randolph, L (9, 1) ERA: 4.32	0.1		5	3	2	2	1	1	0	0	0	0	0	14	23	54.00	12.000										
Mike Fetters, R (9, 1) ERA: 4.91	0.2		2	0	0	0	0	0	0	0	0	0	0	5	6	0.00	0.000										

Houston Astros @ Arizona Diamondbacks
Bank One Ballpark, Phoenix, AZ
Wed Jul 21 2004, 9:35 PM EDT
Att: 26,907 - Dome - 82 F

AB	36
R	5
H	10
RBI	5
BB	9
SO	7
LOB	24



Batter	1	2	3	4	5	6	7	8	9	AB	R	H	RBI	BB	SO	LOB	BOTTOM										
Scott Hairston, R (1, 4) OBP: 0.291, SLG: 0.436	G1-3		L3			F8		HR		4	1	1	0	0	0	1											
Steve Finley, L (1, 8) OBP: 0.345, SLG: 0.518	G6-4-3 1B		F7			2B		2B		4	1	3	2	0	0	1											
Danny Bautista, R (1, 9) OBP: 0.365, SLG: 0.469	G6-4-3			K		K		G3		4	0	0	0	0	2	2											
Shea Hillenbrand, R (1, 3) OBP: 0.357, SLG: 0.467		G5-3		1B		K		G1-3		4	0	1	0	0	1	1											
Mike Fetters, R (9, 1)				1B		K				0	0	0	0	0	0	0											
Luis Gonzalez, L (1, 7) OBP: 0.375, SLG: 0.506		K		G5-4-3 1B				K		3	0	1	0	1	2	0											
Alex Cintron, S (1, 6) OBP: 0.295, SLG: 0.371		FC5-4 1B		G5-4-3		G1-3		BB		3	0	1	0	1	0	2											
Tim Olson, R (1, 5) OBP: 0.341, SLG: 0.390		FC5-4		B2		FC5-4 BB		K		2	0	0	0	0	1	1											
Brandon Villafuerte, R (8, 1) ERA: 4.14					G6-3			K		0	0	0	0	0	0	0											
Randy Choate, L (8, 1) ERA: 5.29						FC5-4 BB				0	0	0	0	0	0	0											
Stephen Randolph, L (9, 1) ERA: 4.32										1	0	0	0	0	1	2											
Carlos Baerga, S (9, 3) OBP: 0.224, SLG: 0.205										0	0	0	0	0	0	0											
Juan Brito, R (1, 2) OBP: 0.247, SLG: 0.318				17 SH2-4 BB		G6-3		K		2	0	0	0	1	0	1											
Brent Mayne, L (9, PH) OBP: 0.316, SLG: 0.313								FC5-4		1	0	0	0	0	1	2											
17 Brandon Webb, R (1, 1) OBP: 0.125, SLG: 0.103				SH2-4		K		K2-3		1	0	0	0	0	1	0											
Chad Tracy, L (8, 5) OBP: 0.332, SLG: 0.415								F7		2	0	0	0	0	1	2											
Inning Stats	R: 0 E: 0 K: 0 S: 7	H: 1 LOB: 0 BB: 0 P: 10	R: 0 E: 0 K: 1 S: 10	H: 1 LOB: 1 BB: 0 P: 16	R: 0 E: 0 K: 0 S: 9	H: 0 LOB: 1 BB: 1 P: 15	R: 0 E: 0 K: 1 S: 9	H: 2 LOB: 1 BB: 0 P: 10	R: 0 E: 0 K: 2 S: 11	H: 1 LOB: 0 BB: 0 P: 16	R: 0 E: 0 K: 1 S: 11	H: 0 LOB: 1 BB: 1 P: 16	R: 2 E: 0 K: 1 S: 9	H: 2 LOB: 0 BB: 0 P: 13	R: 0 E: 0 K: 2 S: 11	H: 0 LOB: 2 BB: 2 P: 21	1B: 4 2B: 2 3B: 0 HR: 1	SF: 0 SAC: 1 DP: 2 HBP: 0	WP: 0 PB: 0 SB: 0 CS: 0	PA: 36							
PITCHER	IP	WLS	BF	H	R	ER	SO	BB	IBB	HBP	BLK	WP	HR	S	P	ERA	WHIP										
Andy Pettitte, L (1, 1) ERA: 4.14	8.0	W	31	7	2	2	7	2	0	0	0	0	0	11	21	0.00	2.000										
54 Brad Lidge, R (9, 1) ERA: 2.35	1.0	S	5	0	0	0	2	2	0	0	0	0	0	11	21	0.00	2.000										

Houston Astros @ Arizona Diamondbacks
Bank One Ballpark, Phoenix, AZ
Wed Jul 21 2004, 9:35 PM EDT
Att: 26,907 - Dome - 82 F

AB	31
R	2
H	7
RBI	2
BB	4
SO	9
LOB	15



Batter	1	2	3	4	5	6	7	8	9	AB	R	H	RBI	BB	SO	LOB	TOP		
Aaron Miles, S OBP: 0.343, SLG: 0.403	1-1 F9		1-1 G6-3			1-2 G4-3		2-1 SH2-4 1B HBP	1-2 1B	4	1	1	0	0	0	0			
Royce Clayton, R OBP: 0.352, SLG: 0.434	4-2 17 BB		2-2 G6-3			0-0 G1-3		1 SAFE SH2-4	3-2 17 BB 1B	3	0	1	1	1	0	0			
17 Todd Helton, L Luis Gonzalez, R OBP: 0.288, SLG: 0.402	4-0 1-2 BB			0-0 P3			4-1 HR BB	1-2 HR 1B	4-0 FC6-4 BB	2	2	1	1	3	0	0			
Vinny Castilla, R Adam Bernero, R OBP: 0.348, SLG: 0.563	0-3 K			0-0 F8			1-1 1-H HR	1-2 1-H HR	0-0 FC6-4	5	2	2	4	0	1	5			
Larry Walker, L OBP: 0.469, SLG: 0.639	2-3 K			3-3 K			1-2 G3-1	4-0 G4-6-3 BB		3	0	0	0	1	2	2			
Preston Wilson, R OBP: 0.301, SLG: 0.381		0-2 F7			1-1 G5-3		4-1 HR BB	2-1 G4-6-3		3	1	0	0	1	0	1			
Jeromy Burnitz, L OBP: 0.354, SLG: 0.583		2-2 G6-3			1-0 P3		0-0 1-H HR		1-3 K	4	1	1	2	0	1	0			
Charles Johnson, R OBP: 0.361, SLG: 0.482		1-3 K			0-1 G6-3		0-2 K		0-0 G5-3	4	0	0	0	0	2	0			
Jeff Fassero, L Scott Dohmann, R Mark Sweeney, L OBP: 0.392, SLG: 0.484			2-3 K			3-3 K	1-2 G6-3		4-2 1B BB	3	0	0	0	0	2	0			
Inning Stats	R: 0 H: 0 E: 0 K: 2 S: 11	H: 0 LOB: 2 BB: 2 P: 22	R: 0 H: 0 E: 0 K: 1 S: 9	H: 0 LOB: 0 BB: 0 P: 12	R: 0 H: 0 E: 0 K: 1 S: 9	H: 0 LOB: 0 BB: 0 P: 14	R: 0 H: 0 E: 0 K: 1 S: 5	H: 0 LOB: 0 BB: 0 P: 8	R: 0 H: 0 E: 0 K: 0 S: 5	H: 0 LOB: 0 BB: 0 P: 7	R: 4 H: 2 E: 0 K: 1 S: 14	H: 2 LOB: 0 BB: 2 P: 25	R: 3 H: 2 E: 0 K: 0 S: 11	H: 2 LOB: 0 BB: 1 P: 21	R: 1 H: 2 E: 0 K: 1 S: 13	H: 2 LOB: 3 BB: 2 P: 26	1B: 3 2B: 0 3B: 0 HR: 3	SF: 0 SAC: 1 DP: 1 HBP: 1	WP: 0 PA: 40 PB: 0 SB: 0 CS: 0
PITCHER	IP WLS BF H R ER SO BB IBB HBP BLK WP HR S P ERA WHIP	IP WLS BF H R ER SO BB IBB HBP BLK WP HR S P ERA WHIP																	
Casey Fossum, L ERA: 6.17	7.1 L 30 3 6 6 7 4 0 1 0 0 2 66 108 7.36 0.955	1.2 10 3 2 2 1 3 0 0 0 0 1 18 38 10.80 3.600																	
Mike Koplove, R ERA: 5.4																			

Colorado Rockies @ Arizona Diamondbacks
Bank One Ballpark, Phoenix, AZ
Fri Jul 23 2004, 10:05 PM EDT
Att: 26,350 - Dome - 80 F

AB 31
R 8
H 6
RBI 8
BB 7
SO 8
LOB 8



Batter	1	2	3	4	5	6	7	8	9	AB	R	H	RBI	BB	SO	LOB	BOTTOM		
Scott Hairston, R OBP: 0.288, SLG: 0.441	2-1 1B		0-0 P6			3-2 HR		1-3 K		4	1	2	1	0	1	0			
Steve Finley, L OBP: 0.343, SLG: 0.509	1-1 F9		1-1 F7			0-2 F8		2-0 G3		4	0	0	0	0	0	1			
Danny Bautista, R OBP: 0.357, SLG: 0.458	0-0 F7		1-1 G5-3			3-2 G5-3			3-3 K	4	0	0	0	0	1	1			
Luis Gonzalez, L OBP: 0.375, SLG: 0.507	0-1 P6			2-0 G3		1-1 F7			2-2 1B 2B	4	1	1	0	0	0	1			
Shea Hillenbrand, R OBP: 0.358, SLG: 0.477		1-0 G1-3		1-1 G6-3			1-1 F8		3-2 1B 1B	4	0	1	0	0	0	0			
Tim Olson, R OBP: 0.330, SLG: 0.355		4-2 FC5 1B BB		0-0 F9			1-2 G4-3		1-1 F9	3	0	0	0	1	0	2			
Chad Tracy, L Mike Koplove, R Carlos Baerga, S OBP: 0.240, SLG: 0.222		2-0 1B			2-2 G3		3-2 1B		0-0 FC4-6 1B	3	0	2	0	0	0	0			
Juan Brito, R OBP: 0.237, SLG: 0.303		2-3 K			1-2 G6-3		2-1 G4-3		1-2 FC4-6	4	0	0	0	0	1	5			
Casey Fossum, L Alex Cintron, S OBP: 0.292, SLG: 0.366		0-0 FC5			1-2 G6-3			0-3 K		2	0	0	0	0	0	2			
Inning Stats	R: 0 H: 1 E: 0 K: 0 S: 7	H: 1 LOB: 1 BB: 0 P: 10	R: 0 H: 1 E: 0 K: 1 S: 10	H: 1 LOB: 2 BB: 1 P: 19	R: 0 H: 0 E: 0 K: 0 S: 5	H: 0 LOB: 0 BB: 0 P: 7	R: 0 H: 0 E: 0 K: 0 S: 4	H: 0 LOB: 0 BB: 0 P: 7	R: 0 H: 1 E: 0 K: 0 S: 14	H: 1 LOB: 1 BB: 0 P: 21	R: 0 H: 1 E: 0 K: 0 S: 10	H: 1 LOB: 1 BB: 0 P: 17	R: 0 H: 0 E: 0 K: 2 S: 8	H: 0 LOB: 0 BB: 0 P: 11	R: 1 H: 3 E: 0 K: 1 S: 18	H: 3 LOB: 2 BB: 0 P: 28	1B: 5 2B: 1 3B: 0 HR: 1	SF: 0 SAC: 0 DP: 0 HBP: 0	WP: 0 PA: 35 PB: 0 SB: 0 CS: 0
PITCHER	IP WLS BF H R ER SO BB IBB HBP BLK WP HR S P ERA WHIP	IP WLS BF H R ER SO BB IBB HBP BLK WP HR S P ERA WHIP																	
Jeff Fassero, L ERA: 4.83	7.0 W 26 4 1 1 1 1 0 0 0 0 0 8 11 0.00 0.714	1.0 3 0 0 0 2 0 0 0 0 0 0 0 8 11 0.00 0.000																	
Scott Dohmann, R ERA: 2.92																			
Adam Bernero, R ERA: 6.19																			

Colorado Rockies @ Arizona Diamondbacks
Bank One Ballpark, Phoenix, AZ
Fri Jul 23 2004, 10:05 PM EDT
Att: 26,350 - Dome - 80 F


AB 34
R 2
H 7
RBI 2
BB 1
SO 4
LOB 12



Batter	1	2	3	4	5	6	7	8	9	AB	R	H	RBI	BB	SO	LOB	TOP										
Aaron Miles, S OBP: 0.341, SLG: 0.409	G6-3		G6-3				E5 BB	FC1-4-6		5	1	1	1	0	0	1											
Royce Clayton, R OBP: 0.350, SLG: 0.429	K		F8				F9		17 2B BB	4	1	0	0	1	1	1											
17 Todd Helton, L OBP: 0.459, SLG: 0.596			G6-3						E3 2B	3	2	1	1	2	0	1											
Vinny Castilla, R OBP: 0.346, SLG: 0.567	F8						F8		K	5	1	1	1	0	1	5											
Larry Walker, L OBP: 0.495, SLG: 0.707									G6-3 1B 2B	3	3	3	3	2	0	0											
Preston Wilson, R OBP: 0.298, SLG: 0.369									G6-3	4	0	0	0	1	0	5											
Jeremy Burnitz, L OBP: 0.355, SLG: 0.579										4	0	1	1	1	0	2											
Charles Johnson, R OBP: 0.366, SLG: 0.485									P4	5	0	3	1	0	1	2											
Jamey Wright, R Todd Greene, R Travis Driskill, R Scott Dohmann, R 5 Matt Holliday, R Steve Reed, R Shawn Chacon, R	F8									2	0	0	0	0	0	1											
Inning Stats	R: 0 E: 0 K: 1 S: 12	H: 0 LOB: 1 BB: 1 P: 20	R: 1 E: 0 K: 0 S: 8	H: 1 LOB: 1 BB: 2 P: 18	R: 0 E: 0 K: 0 S: 10	H: 0 LOB: 0 BB: 0 P: 17	R: 1 E: 0 K: 1 S: 11	H: 2 LOB: 1 BB: 1 P: 21	R: 2 E: 0 K: 0 S: 13	H: 2 LOB: 0 BB: 0 P: 17	R: 1 E: 0 K: 0 S: 10	H: 2 LOB: 1 BB: 0 P: 18	R: 0 E: 1 K: 0 S: 17	H: 0 LOB: 3 BB: 2 P: 29	R: 0 E: 0 K: 1 S: 9	H: 1 LOB: 1 BB: 0 P: 15	R: 3 E: 1 K: 1 S: 18	H: 2 LOB: 1 BB: 1 P: 31	1B: 5 2B: 1 3B: 0 HR: 4	SF: 0 SAC: 0 DP: 2 HBP: 0	WP: 0 PB: 0 SB: 0 CS: 0	PA: 44					
PITCHER	IP	WLS	BF	H	R	ER	SO	BB	IBB	HBP	BLK	WP	HR	S	P	ERA	WHIP										
Lance Cormier, R ERA: 14.73	6.0	L	27	7	5	5	2	4	0	0	0	0	4	64	111	7.50	1.833										
Elmer Dessens, R ERA: 5.23	0.2		4	0	0	0	0	1	0	0	0	0	0	15	23	0.00	1.500										
Randy Choate, L ERA: 5.08	1.1		6	1	0	0	1	1	0	0	0	0	0	11	21	0.00	1.500										
Greg Aquino, R ERA: 3.6	1.0		7	2	3	1	1	1	0	0	0	0	0	18	31	9.00	3.000										

Colorado Rockies @ Arizona Diamondbacks
Bank One Ballpark, Phoenix, AZ
Sat Jul 24 2004, 10:05 PM EDT
Att: 31,409 - Dome - 81 F

AB 37
R 8
H 10
RBI 8
BB 7
SO 4
LOB 20



Batter	1	2	3	4	5	6	7	8	9	AB	R	H	RBI	BB	SO	LOB	BOTTOM										
Steve Finley, L OBP: 0.341, SLG: 0.504	F9-4-2 G5-3 HBP		G4-3				P3		F8	4	0	0	0	0	0	3											
Chad Tracy, L OBP: 0.333, SLG: 0.411	G5-3		G5-3				F7			4	0	1	0	0	0	1											
Danny Bautista, R OBP: 0.359, SLG: 0.457	F9-4-2						G6-3			3	0	1	0	1	0	2											
Luis Gonzalez, L OBP: 0.376, SLG: 0.506							F9			3	0	1	0	1	1	2											
Shea Hillenbrand, R OBP: 0.356, SLG: 0.474	G1-6-3		FC5-4				1B			4	1	1	0	0	0	3											
Scott Hairston, R OBP: 0.292, SLG: 0.443	BB		FC4-6				1B			4	1	2	0	0	0	2											
Alex Cintron, S OBP: 0.295, SLG: 0.366 Greg Aquino, R	BB						F5		G6-3	3	0	1	0	1	0	2											
Brent Mayne, L OBP: 0.350, SLG: 0.356										0	0	0	0	0	0	0											
Lance Cormier, R										3	0	2	1	1	0	1											
Carlos Baerga, S OBP: 0.235, SLG: 0.217 Elmer Dessens, R Randy Choate, L	BB									1	0	0	0	0	0	2											
Tim Olson, R OBP: 0.326, SLG: 0.351										1	0	0	0	0	0	1											
Inning Stats	R: 0 E: 0 K: 0 S: 8	H: 0 LOB: 0 BB: 0 P: 14	R: 1 E: 0 K: 0 S: 10	H: 2 LOB: 3 BB: 3 P: 30	R: 0 E: 0 K: 0 S: 6	H: 1 LOB: 0 BB: 0 P: 10	R: 0 E: 0 K: 0 S: 16	H: 1 LOB: 1 BB: 0 P: 22	R: 1 E: 0 K: 0 S: 10	H: 3 LOB: 1 BB: 0 P: 17	R: 0 E: 0 K: 1 S: 13	H: 0 LOB: 1 BB: 1 P: 20	R: 0 E: 0 K: 0 S: 4	H: 0 LOB: 0 BB: 0 P: 6	R: 0 E: 0 K: 0 S: 8	H: 1 LOB: 0 BB: 0 P: 11	1B: 9 2B: 2 3B: 0 HR: 0	SF: 0 SAC: 0 DP: 5 HBP: 1	WP: 0 PB: 0 SB: 0 CS: 0	PA: 37							
PITCHER	IP	WLS	BF	H	R	ER	SO	BB	IBB	HBP	BLK	WP	HR	S	P	ERA	WHIP										
Jamey Wright, R ERA: 1.8	5.0	W	22	5	1	1	0	4	0	1	0	0	0	51	97	1.80	1.800										
Travis Driskill, R ERA: 6.0	1.0		5	3	1	1	0	0	0	0	0	0	0	10	17	9.00	3.000										
Scott Dohmann, R ERA: 2.7	1.0	H	4	0	0	0	1	1	0	0	0	0	0	13	20	0.00	1.000										
Steve Reed, R ERA: 2.45	1.0	H	3	0	0	0	0	0	0	0	0	0	0	4	6	0.00	0.000										
Shawn Chacon, R ERA: 7.23	1.0		3	1	0	0	0	0	0	0	0	0	0	8	11	0.00	1.000										

Colorado Rockies @ Arizona Diamondbacks
Bank One Ballpark, Phoenix, AZ
Sat Jul 24 2004, 10:05 PM EDT
Att: 31,409 - Dome - 81 F

AB 31
R 2
H 9
RBI 2
BB 5
SO 1
LOB 19



Batter	1	2	3	4	5	6	7	8	9	AB	R	H	RBI	BB	SO	LOB	TOP										
Steve Finley, L (1, 8) OBP: 0.342, SLG: 0.504	1-2 G3-1		1-1 L1			2-1 CS 1B		2-2 G4-3		4	0	1	0	0	0	0											
Scott Hairston, R (1, 4) OBP: 0.395, SLG: 0.465	3-2 HR		1-2 1B			3-1 FC6-4 1B			2-2 2B 1B	4	2	4	1	0	0	0											
Luis Gonzalez, L (1, 7) OBP: 0.376, SLG: 0.513	1-0 HR		0-1 G4-3			1-1 L7			3-1 1B 2B	4	2	2	1	0	0	2											
Danny Bautista, R (1, 9) OBP: 0.357, SLG: 0.455	0-0 G6-3			0-1 F9		1-0 FC6-4			0-1 G3 S 1B	4	0	1	2	0	0	1											
Shea Hillenbrand, R (1, 3) OBP: 0.354, SLG: 0.470	1-2 G3-1			0-2 G6-3			0-1 G4-3		2-3 2B 3B 1B	4	0	0	0	0	1	1											
Alex Cintron, S (1, 6)		2-3 K		1-1 G5-3			0-0 F7		0-2 G3	4	0	0	0	0	1	1											
Chad Tracy, L (1, 5) OBP: 0.328, SLG: 0.403		0-1 G4-3			0-0 G3		1-1 F7		2-1 P5	4	0	0	0	0	0	1											
Juan Brito, R (1, 2) OBP: 0.223, SLG: 0.284		1-3 K			1-1 F7			2-3 K		3	0	0	0	0	2	0											
17 Brandon Webb, R (1, 1) OBP: 0.116, SLG: 0.095 Stephen Randolph, L (8, 1) OBP: 0.300, SLG: 1.000 Greg Aquino, R (9, 1)			1-3 K		1-3 K			0-0 G4-3		3	0	0	0	0	2	0											
Inning Stats	R: 2 E: 0 K: 0 S: 14	H: 2 LOB: 0 BB: 0 P: 20	R: 0 E: 0 K: 2 S: 9	H: 0 LOB: 0 BB: 0 P: 12	R: 0 E: 0 K: 1 S: 11	H: 1 LOB: 1 BB: 0 P: 14	R: 0 E: 0 K: 0 S: 7	H: 0 LOB: 0 BB: 0 P: 8	R: 0 E: 0 K: 1 S: 6	H: 2 LOB: 1 BB: 0 P: 14	R: 0 E: 0 K: 0 S: 5	H: 0 LOB: 0 BB: 0 P: 6	R: 0 E: 0 K: 1 S: 9	H: 0 LOB: 0 BB: 0 P: 13	R: 2 E: 0 K: 1 S: 15	H: 3 LOB: 1 BB: 0 P: 24	1B: 5 2B: 1 3B: 0 HR: 2	SF: 0 SAC: 0 DP: 0 HBP: 0	WP: 0 PB: 0 SB: 1 CS: 1	PA: 34							
PITCHER	IP	WLS	BF	H	R	ER	SO	BB	IBB	HBP	BLK	WP	HR	S	P	ERA	WHIP										
Andy Pettitte, L (1, 1) ERA: 4.11	5.0	L	18	3	2	2	4	0	0	0	0	0	2	47	62	3.60	0.600										
Darren Oliver, L (6, 1) ERA: 8.13	1.0		4	2	0	0	0	0	0	0	0	0	0	7	14	0.00	2.000										
David Weathers, R (7, 1) ERA: 4.33	2.0		6	0	0	0	1	0	0	0	0	0	0	14	19	0.00	0.000										
Dan Miceli, R (9, 1) ERA: 4.14	1.0		6	3	2	2	1	0	0	0	0	0	0	15	24	18.00	3.000										

Arizona Diamondbacks @ Houston Astros
Minute Maid Park, Houston, TX
Mon Jul 26 2004, 7:05 PM CDT
Att: 36,046 - Cloudy - 88 F

AB	34
R	4
H	8
RBI	4
BB	0
SO	6
LOB	6



Batter	1	2	3	4	5	6	7	8	9	AB	R	H	RBI	BB	SO	LOB	BOTTOM										
Craig Biggio, R (1, 7) OBP: 0.365, SLG: 0.480	2-2 G6-3		2-3 K	2-3 K		1-0 HBP			2-1 G6-3	4	0	0	0	0	2	2											
28 Adam Everett, R (1, 6) OBP: 0.310, SLG: 0.378	2-2 G5-3		0-0 17 S 1B		0-1 G5-3	2-3 K			1-2 F8	5	0	1	0	0	1	2											
Carlos Beltrán, S (1, 8) OBP: 0.360, SLG: 0.556	1-1 FC6-5 17 S 1B		0-1 F8		0-0 17 G6-3 17 S 1B		2-2 G3			4	1	2	0	0	0	1											
17 Lance Berkman, S (1, 9) OBP: 0.455, SLG: 0.547	4-2 BB		4-1 BB		3-1 G6-3	3-3 K				2	0	0	0	2	1	1											
Jeff Kent, R (1, 4) OBP: 0.336, SLG: 0.485	1-0 FC6-5 2-3f		0-0 F7		0-1 F7	0-1 5 FC6-4 1B		0-1 F8		4	0	1	1	0	0	4											
5 Jeff Bagwell, R (1, 3) OBP: 0.380, SLG: 0.433		0-0 E5 FC6-4		2-0 L6	2-1 FC6-4			2-2 G5-3		4	0	0	0	0	0	1											
Morgan Ensberg, R (1, 5) OBP: 0.320, SLG: 0.379		1-1 FC6-4 G2-3 S 1-2f		4-1 BB BB		2-2 G5-3		3-1 F8-6 1B		3	0	1	0	1	0	1											
Brad Ausmus, R (1, 2) OBP: 0.288, SLG: 0.316		1-1 G2-3		4-2 BB		1-1 G5-3		2-1 F8-6		2	0	0	0	1	0	1											
Mike Lamb, L (8, PH) OBP: 0.388, SLG: 0.550				1-2 BB				1-2 F8-6		1	0	0	0	0	0	1											
Raul Chavez, R (9, 2) OBP: 0.247, SLG: 0.250		1-3								0	0	0	0	0	0	0											
Andy Pettitte, L (1, 1) OBP: 0.292, SLG: 0.238 Darren Oliver, R (6, 1) OBP: 0.198, SLG: 0.198 Orlando Hernandez, L (8, PH) OBP: 0.320, SLG: 0.388 David Weathers, R (7, 1) OBP: 0.300, SLG: 1.000 Dan Miceli, R (9, 1) OBP: 0.300, SLG: 0.500 Jose Vizcaino, S (9, PH) OBP: 0.341, SLG: 0.394		0-0 L5		0-3 K		1-2 HBP 1B		2-2 F9		2	0	0	0	0	1	3											
Inning Stats	R: 0 E: 0 K: 0 S: 11	H: 1 LOB: 2 BB: 1 P: 21	R: 0 E: 1 K: 0 S: 6	H: 0 LOB: 1 BB: 0 P: 8	R: 0 E: 0 K: 1 S: 9	H: 1 LOB: 2 BB: 1 P: 15	R: 0 E: 0 K: 2 S: 12	H: 0 LOB: 2 BB: 2 P: 24	R: 1 E: 0 K: 0 S: 9	H: 2 LOB: 1 BB: 0 P: 14	R: 0 E: 0 K: 1 S: 11	H: 1 LOB: 0 BB: 0 P: 18	R: 0 E: 0 K: 0 S: 9	H: 0 LOB: 0 BB: 0 P: 14	R: 0 E: 0 K: 0 S: 7	H: 1 LOB: 0 BB: 0 P: 14	R: 0 E: 0 K: 0 S: 10	H: 0 LOB: 0 BB: 0 P: 15	1B: 6 2B: 1 3B: 0 HR: 0	SF: 0 SAC: 0 DP: 1 HBP: 1	WP: 0 PB: 0 SB: 4 CS: 0	PA: 38					
PITCHER	IP	WLS	BF	H	R	ER	SO	BB	IBB	HBP	BLK	WP	HR	S	P	ERA	WHIP										
17 Brandon Webb, R (1, 1) ERA: 3.68	7.1	W	34	6	1	1	5	4	0	1	0	0	0	72	124	1.23	1.364										
Stephen Randolph, L (8, 1) ERA: 4.37	0.2	H	1	0	0	0	0	0	0	0	0	0	0	2	4	0.00	0.000										
Greg Aquino, R (9, 1) ERA: 3.27	1.0	S	3	0	0	0	0	0	0	0	0	0	0	10	15	0.00	0.000										

Arizona Diamondbacks @ Houston Astros
Minute Maid Park, Houston, TX
Mon Jul 26 2004, 7:05 PM CDT
Att: 36,046 - Cloudy - 88 F

AB	33
R	1
H	6
RBI	1
BB	4
SO	5
LOB	17



Batter	1	2	3	4	5	6	7	8	9	AB	R	H	RBI	BB	SO	LOB	TOP										
Steve Finley, L (1.8) OBP: 0.342, SLG: 0.503 Quinton McCracken, S (6.8) OBP: 0.259, SLG: 0.345	2-2 G5-4-3 1B			2-2 L7		0-1 L9		0-0 G6-3		3	0	1	0	0	0	0											
Chad Tracy, L (1.5) OBP: 0.327, SLG: 0.405	2-1 F8			1-3 K		3-2 F9		3-H 3-2 2-H 2B		4	0	1	1	0	1	1											
Danny Bautista, R (1.9) OBP: 0.353, SLG: 0.450	2-2 G5-4-3 1-2			1-3 K			0-2 L8	3-2 G2-3		4	0	0	0	0	1	2											
Luis Gonzalez, L (1.7) OBP: 0.373, SLG: 0.507				2-3 K		1-0 G4-3		1-2 F9	1-1 G2-3	4	0	0	0	0	1	0											
Shea Hillenbrand, R (1.3) OBP: 0.350, SLG: 0.465				0-3 K		0-1 G1-3		1-1 G4-3	0-3 K	4	0	0	0	0	2	0											
Scott Hairston, R (1.4) OBP: 0.304, SLG: 0.458				0-0 G5-3		4-0 1B BB		3-3 K	1-3 K	3	0	0	0	1	2	0											
Alex Cintron, S (1.6) OBP: 0.294, SLG: 0.362				1-2 F9		0-1 1-3 1B		0-0 1B 2B 1B		3	1	2	0	0	0	0											
Juan Brito, R (1.2) OBP: 0.226, SLG: 0.286				0-1 L7		0-1 G5-3		2-2 2B G6-3 1B		3	1	1	0	0	0	2											
31 Edgar Gonzalez, R (1.1) Steve Sparks, R (5.1) OBP: 0.103, SLG: 0.103 Carlos Baerga, S (6. PH) OBP: 0.255, SLG: 0.245 Mike Koplove, R (8.1)				3-2 G5-3			0-3 K	0-1 2B 2B		1	0	0	0	0	0	0											
Inning Stats	R: 0 E: 0 K: 0 S: 8	H: 1 LOB: 0 BB: 0 P: 14	R: 0 E: 0 K: 2 S: 8	H: 0 LOB: 0 BB: 0 P: 10	R: 0 E: 0 K: 0 S: 8	H: 0 LOB: 0 BB: 0 P: 12	R: 0 E: 0 K: 2 S: 9	H: 1 LOB: 2 BB: 1 P: 13	R: 0 E: 0 K: 1 S: 9	H: 0 LOB: 0 BB: 0 P: 12	R: 0 E: 0 K: 0 S: 8	H: 0 LOB: 0 BB: 0 P: 10	R: 3 E: 0 K: 1 S: 18	H: 4 LOB: 1 BB: 0 P: 29	R: 0 E: 0 K: 2 S: 9	H: 0 LOB: 0 BB: 0 P: 11	1B: 4 2B: 2 3B: 0 HR: 0	SF: 0 SAC: 0 DP: 1 HBP: 0	WP: 0 PB: 0 SB: 0 CS: 0	PA: 33							
PITCHER	IP	WLS	BF	H	R	ER	SO	BB	IBB	HBP	BLK	WP	HR	S	P	ERA	WHIP										
44 Roy Oswalt, R (1.1) ERA: 3.74	7.0	W	23	2	0	0	5	1	0	0	0	0	0	57	83	0.00	0.429										
Kirk Bullinger, R (8.1) ERA: 5.17	0.2		6	4	3	3	1	0	0	0	0	0	0	14	22	40.50	6.000										
Chad Harville, R (8.1) ERA: 5.87	1.1		4	0	0	0	2	0	0	0	0	0	0	13	18	0.00	0.000										

Arizona Diamondbacks @ Houston Astros
Minute Maid Park, Houston, TX
Tue Jul 27 2004, 7:05 PM CDT
Att: 32,095 - Dome - 72 F

livebaseballscorecards.com

AB 32
R 3
H 6
RBI 3
BB 1
SO 8
LOB 6



Batter	1	2	3	4	5	6	7	8	9	AB	R	H	RBI	BB	SO	LOB	BOTTOM										
Craig Biggio, R (1.7) OBP: 0.363, SLG: 0.476 Orlando Palmeiro, L (6.7) OBP: 0.320, SLG: 0.354	0-0 G6-3	1-0 SH1-3		0-1 L7	0-1 E5 28 FC6-4			0-1 G6-3		3	0	0	0	0	0	0											
28 Adam Everett, R (1.6) OBP: 0.314, SLG: 0.398	1-0 HR	1-0 P3		2-2 HR	0-0 FC6-4 1-2			0-1 G3 1B		5	2	3	2	0	0	2											
Carlos Beltrán, S (1.8) OBP: 0.360, SLG: 0.555	2-1 G4-3		4-1 1B 5 HR BB	0-0 F8		2-2 17 PB 2B		3-2 G3	1-2 G6-3	4	1	1	0	1	0	1											
17 Lance Berkman, S (1.9) OBP: 0.456, SLG: 0.545 16 Jason Lane, R (7.9) OBP: 0.306, SLG: 0.427	2-1 1B		1 SAFE 2-0 F8		4-2 HR BB	1-1 F8		2-0 G6-3		3	1	1	0	1	0	2											
Jeff Kent, R (1.4) OBP: 0.342, SLG: 0.498 Jose Vizcaino, S (6.4) OBP: 0.339, SLG: 0.392	0-1 1B		1 SAFE 2-1 5 HR 1B		1-0 HR BB	0-0 G3		2-3 G6-3		3	2	3	2	0	0	0											
5 Jeff Bagwell, R (1.3) OBP: 0.381, SLG: 0.440 Kirk Bullinger, R (8.1) Chad Harville, R (8.1)	3-2 P5		1-2 1-H 3-H HR		4-2 2B G4-3 BB	3-3 K				3	2	1	3	1	1	3											
Morgan Ensberg, R (1.5) OBP: 0.322, SLG: 0.388		1-0 44 WP 44 1B 2B		0-0 P4		0-0 G6-3				4	2	2	0	0	0	0											
Raul Chavez, R (1.2) OBP: 0.237, SLG: 0.239		1-3 K		0-0 F7		1-0 G4-3		1-2 F8		4	0	0	1	0	1	2											
44 Roy Oswalt, R (1.1) OBP: 0.152, SLG: 0.159 Mike Lamb, L (7. PH) OBP: 0.366, SLG: 0.545		2-1 SH1-3 2-H 1B		1-1 G5-3		3-2 3-H P3		3-3 K		3	0	1	1	0	0	1											
Inning Stats	R: 1 E: 0 K: 0 S: 11	H: 3 LOB: 2 BB: 0 P: 19	R: 1 E: 0 K: 1 S: 8	H: 2 LOB: 1 BB: 0 P: 14	R: 3 E: 0 K: 0 S: 10	H: 2 LOB: 0 BB: 1 P: 19	R: 1 E: 0 K: 0 S: 9	H: 1 LOB: 0 BB: 0 P: 12	R: 4 E: 1 K: 0 S: 15	H: 2 LOB: 1 BB: 2 P: 28	R: 0 E: 0 K: 1 S: 10	H: 1 LOB: 1 BB: 0 P: 16	R: 0 E: 0 K: 1 S: 9	H: 0 LOB: 0 BB: 0 P: 13	R: 0 E: 0 K: 0 S: 9	H: 1 LOB: 1 BB: 0 P: 14	1B: 5 2B: 3 3B: 0 HR: 4	SF: 0 SAC: 1 DP: 0 HBP: 0	WP: 1 PB: 1 SB: 0 CS: 0	PA: 40							
PITCHER	IP	WLS	BF	H	R	ER	SO	BB	IBB	HBP	BLK	WP	HR	S	P	ERA	WHIP										
31 Edgar Gonzalez, R (1.1) ERA: 12.79	4.0	L	21	8	6	6	1	1	0	0	0	0	1	34	64	13.50	2.250										
Steve Sparks, R (5.1) ERA: 6.03	3.0		15	3	4	3	2	2	0	0	0	0	0	9	14	9.00	1.667										
Mike Koplove, R (8.1) ERA: 5.29	1.0		4	1	0	0	0	0	0	0	0	0	0	9	14	0.00	1.000										

Arizona Diamondbacks @ Houston Astros
Minute Maid Park, Houston, TX
Tue Jul 27 2004, 7:05 PM CDT
Att: 32,095 - Dome - 72 F

livebaseballscorecards.com

AB 36
R 10
H 12
RBI 9
BB 3
SO 3
LOB 13



Batter	1	2	3	4	5	6	7	8	9	AB R H RBI BB SO LOB	TOP								
Roberto Alomar, S (1, 4) OBP: 0.368, SLG: 0.426	2-2 CS 1B		1-1 1B 3B		3-2 L9		1-1 B1-3		1-2 G4-3	5 1 2 0 0 0 0	Arizona Diamondbacks @ Colorado Rockies Coors Field, Denver, CO Fri Jul 30, 2004, 7:05 PM MDT Att: 29,436 - Unknown - 72 F livebaseballscorecards.com								
Steve Finley, L (1, 8) OBP: 0.338, SLG: 0.490	4-1 FC4-6 1B BB		2-3 K		3-2 G4-3		2-0 BB S 1B		2-1 G6-3	4 0 1 0 1 1 1									
Danny Bautista, R (1, 9) OBP: 0.359, SLG: 0.455 Quinton McCracken, S (8, 9) OBP: 0.275, SLG: 0.359	0-1 FC4-6 1B		3-1 1B		1-0 E8		4-1 BB BB		2-1 G3	3 0 2 1 1 0 0 1 0 0 0 0 0 0									
Luis Gonzalez, L (1, 7) OBP: 0.378, SLG: 0.504	0-1 FC4-6 1B		3-H 3-1 1B		4-1 IBB		4-0 BB			2 0 0 0 2 0 3									
Shea Hillenbrand, R (1, 3) OBP: 0.349, SLG: 0.466	1-0 G4-3				0-0 G4-3		3-1 F8			4 0 0 0 0 0 7									
Alex Cintron, S (1, 6) OBP: 0.295, SLG: 0.367					0-2 F8		2-1 F7		0-1 F8	4 0 0 0 0 0 0									
Chad Tracy, L (1, 5) OBP: 0.335, SLG: 0.412					0-1 1B		0-1 P5		1-1 1B	4 0 3 0 0 0 0									
Juan Brito, R (1, 2) OBP: 0.219, SLG: 0.274					0-1 1B		0-1 G5-3		1-3 K	4 0 1 0 0 1 2									
Randy Johnson, R (1, 1) OBP: 0.157, SLG: 0.143 Carlos Baerga, S (8, PH) OBP: 0.246, SLG: 0.235 Mike Fetters, R (8, 1)					1-2 1B		2-1 G4-3		1-0 G1-4-3	3 0 0 0 0 1 2 1 0 0 0 0 0 1 0 0 0 0 0 0 0									
Inning Stats	R: 0 E: 0 K: 0 S: 9	H: 2 LOB: 2 BB: 1 P: 16	R: 0 E: 0 K: 0 S: 11	H: 1 LOB: 0 BB: 0 P: 16	R: 1 E: 0 K: 2 S: 12	H: 2 LOB: 1 BB: 0 P: 21	R: 0 E: 0 K: 0 S: 10	H: 2 LOB: 2 BB: 0 P: 11	R: 0 E: 0 K: 0 S: 6	H: 0 LOB: 0 BB: 0 P: 8		R: 0 E: 0 K: 1 S: 8	H: 1 LOB: 3 BB: 2 P: 24	R: 0 E: 0 K: 1 S: 8	H: 1 LOB: 1 BB: 0 P: 11	R: 0 E: 0 K: 0 S: 7	H: 0 LOB: 0 BB: 0 P: 12	1B: 8 2B: 0 3B: 1 HR: 0	SF: 0 SAC: 0 DP: 1 HBP: 0
PITCHER	IP WLS BF H R ER SO BB IBB HBP BLK WP HR S P ERA WHIP											PITCHER	IP WLS BF H R ER SO BB IBB HBP BLK WP HR S P ERA WHIP						
Jason Jennings, R (1, 1) ERA: 5.89	7.0 W 32 8 1 1 2 3 1 0 0 0 0 0 67 118 1.29 1.571																		
Steve Reed, R (8, 1) ERA: 2.49	1.0 H 4 1 0 0 1 0 0 0 0 0 0 0 8 11 0.00 1.000																		
Shawn Chacon, R (9, 1) ERA: 6.95	1.0 S 3 0 0 0 0 0 0 0 0 0 0 0 7 12 0.00 0.000																		

Batter	1	2	3	4	5	6	7	8	9	AB R H RBI BB SO LOB	BOTTOM								
Aaron Miles, S (1, 4) OBP: 0.334, SLG: 0.401	3-2 S 1B		3-3 K			0-1 F8		1-2 G5-3		4 0 1 0 0 1 0	Arizona Diamondbacks @ Colorado Rockies Coors Field, Denver, CO Fri Jul 30, 2004, 7:05 PM MDT Att: 29,436 - Unknown - 72 F livebaseballscorecards.com								
Royce Clayton, R (1, 6) OBP: 0.346, SLG: 0.424	0-1 B1 1-2				1-1 F8		2-2 HR	4-2 17 G3 BB		3 1 1 1 1 0 1									
17 Todd Helton, L (1, 3) OBP: 0.453, SLG: 0.610	2-3 K				0-0 G4-3		3-3 K	2-1 G3		4 0 0 0 0 2 2									
Vinny Castilla, R (1, 5) OBP: 0.341, SLG: 0.554	1-1 G6-3				0-0 F9		0-3 K	0-3 K		4 0 0 0 0 2 2									
Larry Walker, L (1, 9) OBP: 0.475, SLG: 0.663					1-1 F9		2-3 K			3 1 1 0 0 1 0									
Preston Wilson, R (1, 8) OBP: 0.304, SLG: 0.358					1-1 G6-3		0-0 K	1-3 5 S 3B		3 1 1 0 0 1 0									
5 Matt Holliday, R (1, 7) OBP: 0.358, SLG: 0.489					2-2 F8		1-1 G6-3	3-2 2B 3B		3 1 1 2 0 0 0									
Todd Greene, R (1, 2) OBP: 0.305, SLG: 0.500					1-2 P5		1-1 F9	0-1 K		3 0 1 1 0 0 0									
Jason Jennings, L (1, 1) OBP: 0.255, SLG: 0.391 Steve Reed, R (8, 1) Shawn Chacon, R (9, 1)					1-0 L7		3-2 F8	0-2 P4		3 0 0 0 0 0 1 0 0 0 0 0 0 0 0 0 0 0 0 0 0									
Inning Stats	R: 0 E: 0 K: 1 S: 12	H: 1 LOB: 1 BB: 0 P: 18	R: 0 E: 0 K: 1 S: 10	H: 0 LOB: 0 BB: 0 P: 14	R: 0 E: 0 K: 1 S: 9	H: 0 LOB: 0 BB: 0 P: 14	R: 0 E: 0 K: 0 S: 4	H: 0 LOB: 0 BB: 0 P: 5	R: 0 E: 0 K: 1 S: 8	H: 0 LOB: 0 BB: 0 P: 12		R: 4 E: 0 K: 2 S: 20	H: 5 LOB: 1 BB: 0 P: 29	R: 0 E: 0 K: 1 S: 13	H: 0 LOB: 1 BB: 1 P: 20	R: 0 E: 0 K: 0 S: 7	H: 0 LOB: 0 BB: 0 P: 12	1B: 3 2B: 1 3B: 1 HR: 1	SF: 0 SAC: 0 DP: 0 HBP: 0
PITCHER	IP WLS BF H R ER SO BB IBB HBP BLK WP HR S P ERA WHIP											PITCHER	IP WLS BF H R ER SO BB IBB HBP BLK WP HR S P ERA WHIP						
Randy Johnson, L (1, 1) ERA: 2.79	7.0 L 27 6 4 4 6 0 0 0 0 0 0 0 71 104 5.14 0.857																		
Mike Fetters, R (8, 1) ERA: 4.76	1.0 4 0 0 0 1 1 0 0 0 0 0 0 13 20 0.00 1.000																		

Batter	1	2	3	4	5	6	7	8	9	AB	R	H	RBI	BB	SO	LOB	TOP								
Quinton McCracken, S OBP: 0.284, SLG: 0.368 (1.9)	2-1 G4-3 1B			1-0 1B 2B	1-3 K		4-0 BB		1-1 F7	4	1	1	0	1	1	3									
Tim Olson, R OBP: 0.327, SLG: 0.354 (1.8) (8.6)	3-2 G5-3			1-1 B5		0-2 G4-3 2B	1-1 G4-3		4-2 BB 1-2 2-3 BB	4	0	1	0	1	0	2									
Luis Gonzalez, L OBP: 0.376, SLG: 0.499 (1.7)	3-2 F7			0-0 P5		1-1 F7		2-1 P3	4-1 BB 1-2 2-3 3-H 0-0 BB	4	0	0	1	1	0	2									
Shea Hillenbrand, R OBP: 0.350, SLG: 0.465 (1.3)		2-0 G1-6-3 1B		0-2 2H 1B		3-2 G4-3 2-3		0-2 P4	0-0 F8	5	0	2	1	0	0	4									
Alex Cintron, S OBP: 0.295, SLG: 0.364 Elmer Dessens, R OBP: 0.300, SLG: 0.294 (8.1)	0-0 G1-6-3 1-2			2-1 L8		4-0 BB BB		1-0 G4-3		3	0	0	0	1	0	2									
Scott Hairston, R OBP: 0.301, SLG: 0.467 (1.4)	0-0 F8				0-2 SF9 3B	4-1 1-2 BB BB		0-2 F8		3	2	2	1	1	0	0									
Chad Tracy, L OBP: 0.337, SLG: 0.414 (1.5)			1-2 G6-4-3 1B		0-1 SF9 3-H	3-2 G3-1		3-2 BB BB 1B		3	1	2	1	0	0	3									
Juan Brito, R OBP: 0.212, SLG: 0.264 (1.2)			1-1 G6-4-3 1-2		0-0 G1-3		2-3 K		0-1 P5	4	0	0	0	0	1	2									
17 Brandon Webb, R OBP: 0.133, SLG: 0.093 Randy Choate, L (6.1) Danny Bautista, R OBP: 0.358, SLG: 0.454 Stephen Randolph, L OBP: 0.500, SLG: 1.000 Luis Ternerro, R OBP: 0.435, SLG: 0.450 (8.8)			0-3 K		4-0 BB		1-3 K		4-0 BB BB 1-2 BB	1	0	0	0	1	1	0									
Inning Stats	R: 0 E: 0 K: 0 S: 9	H: 0 LOB: 0 BB: 0 P: 17	R: 0 E: 0 K: 0 S: 3	H: 1 LOB: 0 BB: 0 P: 5	R: 0 E: 0 K: 1 S: 9	H: 1 LOB: 0 BB: 0 P: 11	R: 1 E: 0 K: 0 S: 9	H: 2 LOB: 1 BB: 0 P: 13	R: 1 E: 0 K: 1 S: 9	H: 1 LOB: 1 BB: 1 P: 14	R: 0 E: 0 K: 0 S: 16	H: 1 LOB: 3 BB: 2 P: 31	R: 0 E: 0 K: 2 S: 10	H: 0 LOB: 1 BB: 1 P: 18	R: 0 E: 0 K: 0 S: 8	H: 0 LOB: 0 BB: 0 P: 11	R: 2 E: 0 K: 0 S: 17	H: 2 LOB: 3 BB: 3 P: 33	1B: 4 2B: 2 3B: 1 HR: 1	SF: 1 SAC: 0 DP: 2 HBP: 0	WP: 0 PB: 0 SB: 0 CS: 0	PA: 40			
PITCHER	IP	WLS	BF	H	R	ER	SO	BB	IBB	HBP	BLK	WP	HR	S	P	ERA	WHIP								
Shawn Estes, L ERA: 5.71 (1.1)	6.0	W	25	6	2	2	2	3	0	0	0	0	0	55	91	3.00	1.500								
Allan Simpson, R ERA: 6.23 (7.1)	1.0		4	0	0	0	2	1	0	0	0	0	0	10	18	0.00	1.000								
Adam Bernero, R ERA: 5.75 (8.1)	1.1		7	2	2	2	0	1	0	0	0	0	1	17	27	13.50	2.250								
Scott Dohmann, R ERA: 2.77 (9.1)	0.1	S	2	0	0	0	0	1	0	0	0	0	0	6	11	0.00	3.000								
Shawn Chacon, R ERA: 6.9 (9.1)	0.1	S	2	0	0	0	0	1	0	0	0	0	0	2	6	0.00	3.000								

Arizona Diamondbacks @ Colorado Rockies
Coors Field, Denver, CO
Sat Jul 31 2004, 6:05 PM MDT
Att: 32,392 - Cloudy - 89 F

AB	32
R	4
H	8
RBI	4
BB	7
SO	4
LOB	18




Batter	1	2	3	4	5	6	7	8	9	AB	R	H	RBI	BB	SO	LOB	BOTTOM								
Aaron Miles, S OBP: 0.335, SLG: 0.403 (1.4)	2-1 E4 G6-3 1B		4-2 G5-3 BB		1-3 K	2-1 SF8	2-1 2B			3	1	1	1	1	1	0									
Royce Clayton, R OBP: 0.344, SLG: 0.421 (1.6)	3-2 G6-3		1-2 G5-3		0-0 1B	0-1 F9	3-1 L5			5	0	1	0	0	0	5									
17 Todd Helton, L OBP: 0.455, SLG: 0.608 (1.3)	4-0 WP BB		4-2 G6-4-3 BB		0-2 F7	0-0 HBP 1B		1-2 F8		3	0	1	1	2	0	1									
Larry Walker, L OBP: 0.472, SLG: 0.646 (1.9)	1-0 F7		0-0 G6-4-3 1-2		2-1 F8	1-0 HBP		0-2 G3 BB 1B 1B		4	1	1	0	0	0	5									
Preston Wilson, R OBP: 0.319, SLG: 0.375 (1.8)	1-0 WP 1B			1-2 WP 1B		2B K		4-1 G3 1B BB		4	1	3	1	1	1	2									
Jeremy Burnitz, L OBP: 0.370, SLG: 0.611 (1.7)	3-2 P3			2-3 K		0-0 HBP E 1B	4-0 F8 G6-3 BB	1-2 G3		4	2	1	1	1	1	5									
Charles Johnson, R OBP: 0.360, SLG: 0.467 (1.2)		0-0 G4-3		3-3 K		2-2 E3 HBP E 1B	0-0 G6-3	4-0 1B BB		4	1	0	0	1	1	3									
Luis Gonzalez, R OBP: 0.296, SLG: 0.404 (1.5)		1-1 G5-3		4-0 IBB		1-0 E SF8 HBP	1-1 F8	0-0 1B		3	1	1	1	1	0	1									
Shawn Estes, R OBP: 0.220, SLG: 0.245 Mark Swestrom, L ERA: 3.58 Allan Simpson, R (7.1) Todd Greene, R OBP: 0.300, SLG: 0.500 Adam Bernero, R Scott Dohmann, R Shawn Chacon, R (9.1)		0-0 G5-3		0-2 P3		0-1 E4 1B SF8	2-1 2B	1-2 1B		2	0	0	0	0	0	2									
Inning Stats	R: 1 E: 1 K: 0 S: 11	H: 1 LOB: 2 BB: 1 P: 25	R: 0 E: 0 K: 0 S: 4	H: 0 LOB: 0 BB: 0 P: 5	R: 0 E: 0 K: 0 S: 9	H: 0 LOB: 1 BB: 2 P: 17	R: 0 E: 0 K: 2 S: 17	H: 1 LOB: 2 BB: 1 P: 27	R: 0 E: 0 K: 1 S: 10	H: 1 LOB: 1 BB: 0 P: 13	R: 5 E: 2 K: 1 S: 15	H: 3 LOB: 2 BB: 0 P: 22	R: 1 E: 0 K: 0 S: 9	H: 2 LOB: 2 BB: 1 P: 21	R: 1 E: 0 K: 0 S: 11	H: 2 LOB: 2 BB: 2 P: 21	1B: 8 2B: 2 3B: 0 HR: 0	SF: 1 SAC: 0 DP: 1 HBP: 2	WP: 2 PB: 0 SB: 1 CS: 0	PA: 44					
PITCHER	IP	WLS	BF	H	R	ER	SO	BB	IBB	HBP	BLK	WP	HR	S	P	ERA	WHIP								
17 Brandon Webb, R ERA: 5.25 (1.1)	5.2	L	29	5	6	1	3	3	1	0	0	0	0	62	103	1.59	1.412								
Randy Choate, L ERA: 5.25 (6.1)	0.1		3	1	0	0	1	0	0	1	0	0	0	4	6	0.00	3.000								
Stephen Randolph, L ERA: 4.8 (7.1)	1.2		11	3	2	2	0	3	0	0	0	0	0	19	41	10.80	3.600								
Elmer Dessens, R ERA: 5.11 (8.1)	0.1		1	0	0	0	0	0	0	0	0	0	0	1	1	0.00	3.000								

Arizona Diamondbacks @ Colorado Rockies
Coors Field, Denver, CO
Sat Jul 31 2004, 6:05 PM MDT
Att: 32,392 - Cloudy - 89 F

AB	34
R	8
H	10
RBI	7
BB	7
SO	4
LOB	25



Batter	1	2	3	4	5	6	7	8	9	AB	R	H	RBI	BB	SO	LOB	TOP					
Luis Terrero, R OBP: 0.491, SLG: 0.478 (1, 8)	1-1 G3-6-1 1B		1-3 K		1-1 HBP			0-1 E8 1B		3	1	2	0	0	1	0	Arizona Diamondbacks @ Colorado Rockies Coors Field, Denver, CO Sun Aug 01 2004, 1:05 PM MDT Att: 24,193 - Cloudy - 93 F					
Roberto Alomar, S OBP: 0.364, SLG: 0.419 (1, 4)	0-1 SAFE G3-6-1 1B		1-2 G3-1		2-2 F7			3-3 K		4	0	1	0	0	1	3						
Danny Bautista, R OBP: 0.356, SLG: 0.451 (1, 9)	0-0 G3-6-1			0-2 L9			0-0 G5-3	1-1 2-H 1B		4	0	1	1	0	0	2						
Luis Gonzalez, L OBP: 0.373, SLG: 0.493 (1, 7)	0-1 G4-3			2-0 G3			1-2 P4	0-0 G1-3		4	0	0	0	0	0	2						
Shea Hillenbrand, R OBP: 0.346, SLG: 0.460 (1, 3)		1-1 G3		1-1 G6-3			2-1 G6-3		0-2 G5-3	4	0	0	0	0	0	0						
Chad Tracy, L OBP: 0.336, SLG: 0.417 (1, 5)		4-2 BB			0-1 G5-3			1-0 G3	0-1 2B	3	0	1	0	1	0	0						
Alex Cintron, S OBP: 0.294, SLG: 0.365 (1, 6)		0-1 L4			3-2 2B			1-0 F7	0-1 F7	4	1	1	0	0	0	2						
Koyie Hill, S (1, 2)		1-2 F7			0-0 L7			0-0 G4-3	0-1 G6-3	4	0	0	0	0	0	3						
31 Edgar Gonzalez, R Quinton McCracken, S Steve Sparks, R Randy Choate, L Scott Hairston, R Mike Koplove, R (1, 1) (5, PH) (5, 1) (7, 1) (8, PH) (8, 1)			1-2 L1		0-0 2B			1-3 K		1	0	0	0	0	0	0	AB 33 R 2 H 7 RBI 2 BB 1 SO 3 LOB 12					
										1	0	0	0	0	0	0						
Inning Stats	R: 0 E: 0 K: 0 S: 7	H: 2 LOB: 1 BB: 0 P: 8	R: 0 E: 0 K: 0 S: 9	H: 0 LOB: 1 BB: 1 P: 15	R: 0 E: 0 K: 1 S: 10	H: 0 LOB: 0 BB: 0 P: 13	R: 0 E: 0 K: 0 S: 6	H: 0 LOB: 0 BB: 0 P: 9	R: 1 E: 0 K: 0 S: 11	H: 2 LOB: 2 BB: 0 P: 17	R: 0 E: 0 K: 0 S: 6	H: 0 LOB: 0 BB: 0 P: 9	R: 0 E: 0 K: 0 S: 3	H: 0 LOB: 0 BB: 0 P: 5	R: 1 E: 1 K: 2 S: 11	H: 2 LOB: 1 BB: 0 P: 16	R: 0 E: 0 K: 0 S: 10	H: 1 LOB: 1 BB: 0 P: 10	1B: 4 2B: 3 3B: 0 HR: 0	SF: 0 SAC: 0 DP: 1 HBP: 1	WP: 0 PB: 0 SB: 0 CS: 0	PA: 35
PITCHER 2B Aaron Cook, R ERA: 4.18 (1, 1)	IP: 9.0 WLS: W BF: 35 H: 7 R: 2 ER: 1 SO: 3 BB: 1 IBB: 0 HBP: 1 BLK: 0 WP: 0 HR: 0 S: 73 P: 102 ERA: 1.00 WHIP: 0.889															PITCHER	IP: 9.0 WLS: W BF: 35 H: 7 R: 2 ER: 1 SO: 3 BB: 1 IBB: 0 HBP: 1 BLK: 0 WP: 0 HR: 0 S: 73 P: 102 ERA: 1.00 WHIP: 0.889					

Batter	1	2	3	4	5	6	7	8	9	AB	R	H	RBI	BB	SO	LOB	BOTTOM			
Aaron Miles, S OBP: 0.339, SLG: 0.415 (1, 4)	0-1 G3		0-1 E S 1B	0-0 2-H HR		2-3 K		0-0 1B		5	2	3	2	0	1	0	Arizona Diamondbacks @ Colorado Rockies Coors Field, Denver, CO Sun Aug 01 2004, 1:05 PM MDT Att: 24,193 - Cloudy - 93 F			
Luis Gonzalez, R OBP: 0.307, SLG: 0.413 (1, 6)	2-3 K		1 SAFE 1 SAFE 1 SAFE 1-H 17 HR 1B	2-2 1B		1-0 1B		0-2 G1-4-3 1B	1-2 1B	5	1	4	1	0	1	0				
17 Todd Helton, L OBP: 0.612 Mark Sweeney, L OBP: 0.396, SLG: 0.484 (1, 3) (8, 3)	2-0 F7		0-1 1-H HR	0-0 F9		3-2 G4-3		2-3 K		4	1	1	2	0	0	2				
Vinny Castilla, R OBP: 0.342, SLG: 0.563 (1, 5)		0-2 F8	0-3 K		0-0 HR 2B		2-1 HR	2-1 G1-4-3 1-2		5	2	2	1	0	1	2				
Larry Walker, L OBP: 0.469, SLG: 0.636 5 Matt Holliday, R OBP: 0.356, SLG: 0.487 (1, 9) (7, PH) (8, 7)		2-3 K	1-1 1B		0-0 F8		0-0 F9			3	0	1	0	0	1	1				
Preston Wilson, R OBP: 0.324, SLG: 0.370 (1, 8)		4-2 HR BB	3-2 F7		0-2 F9		4-1 BB 1B BB			2	1	0	0	2	0	2				
Jeremy Burnitz, L OBP: 0.373, SLG: 0.630 (1, 7) (8, 9)		0-0 1-H HR		2-1 G3	3-1 2-H HR		2-2 1B			4	2	3	4	0	0	0				
Todd Greene, R OBP: 0.310, SLG: 0.507 Kit Fellow, R OBP: 0.319, SLG: 0.318 (1, 2) (7, PH) (8, 2)		0-2 P2		0-1 HR 2B	1-2 F8		4-2 28 G4-6-3 BB			3	1	1	0	0	0	0				
2B Aaron Cook, R OBP: 0.147, SLG: 0.121 (1, 1)			1-3 K	3-2 G1-3		0-2 L4	3-1 G4-6-3			4	0	0	0	0	1	4				
Inning Stats	R: 0 E: 0 K: 1 S: 7	H: 0 LOB: 0 BB: 0 P: 11	R: 2 E: 0 K: 1 S: 12	H: 1 LOB: 0 BB: 1 P: 18	R: 3 E: 0 K: 2 S: 19	H: 4 LOB: 1 BB: 0 P: 26	R: 2 E: 0 K: 0 S: 13	H: 3 LOB: 0 BB: 0 P: 20	R: 2 E: 0 K: 1 S: 11	H: 2 LOB: 0 BB: 0 P: 15	R: 0 E: 0 K: 1 S: 11	H: 1 LOB: 0 BB: 0 P: 17	R: 1 E: 0 K: 0 S: 11	H: 2 LOB: 2 BB: 2 P: 26	R: 0 E: 0 K: 1 S: 9	H: 2 LOB: 1 BB: 0 P: 13	1B: 8 2B: 2 3B: 0 HR: 5	SF: 0 SAC: 0 DP: 2 HBP: 0	WP: 0 PB: 0 SB: 1 CS: 0	PA: 40
PITCHER 31 Edgar Gonzalez, R ERA: 13.5 Steve Sparks, R ERA: 6.15 Randy Choate, L ERA: 5.15 Mike Koplove, R ERA: 5.0 (1, 1) (5, 1) (7, 1) (8, 1)	IP: 4.0 WLS: L BF: 21 H: 4 R: 3 ER: 3 SO: 7 BB: 1 IBB: 0 HBP: 0 BLK: 0 WP: 0 HR: 3 S: 51 P: 75 ERA: 15.75 WHIP: 2.250															PITCHER	IP: 4.0 WLS: L BF: 21 H: 4 R: 3 ER: 3 SO: 7 BB: 1 IBB: 0 HBP: 0 BLK: 0 WP: 0 HR: 3 S: 51 P: 75 ERA: 15.75 WHIP: 2.250			

livebaseballscorecards.com

livebaseballscorecards.com



Batter	1	2	3	4	5	6	7	8	9	AB	R	H	RBI	BB	SO	LOB	TOP																	
Juan Pierre, L (1, 8) OBP: 0.365, SLG: 0.389										5	1	2	0	0	1	0	Florida Marlins @ Arizona Diamondbacks Bank One Ballpark, Phoenix, AZ Tue Aug 03 2004, 9:35 PM EDT Att: 28,828 - Dome - 81 F livebaseballscorecards.com																	
Luis Castillo, S (1, 4) OBP: 0.363, SLG: 0.363										5	0	1	0	0	0	1																		
Paul Lo Duca, R (1, 2) OBP: 0.360, SLG: 0.460										3	1	3	1	2	0	0																		
Mike Lowell, R (1, 5) OBP: 0.384, SLG: 0.552										4	0	0	0	1	0	4																		
Miguel Cabrera, R (1, 7) OBP: 0.381, SLG: 0.541										2	0	1	1	2	1	0																		
Jeff Conine, R (1, 3) OBP: 0.331, SLG: 0.414										4	0	0	0	0	0	5																		
Juan Encarnacion, R (1, 9) OBP: 0.290, SLG: 0.415										3	1	1	0	1	1	2																		
Alex Gonzalez, R (1, 6) OBP: 0.266, SLG: 0.436										3	0	1	1	1	0	2																		
Dontrelle Willis, L (1, 1) OBP: 0.296, SLG: 0.380										4	0	0	0	0	1	4																		
Rudy Seanez, R (8, 1)										0	0	0	0	0	0	0																		
Inning Stats	R: 0 E: 0 K: 1 S: 11	H: 1 LOB: 0 BB: 0 P: 18	R: 0 E: 0 K: 0 S: 8	H: 0 LOB: 2 BB: 2 P: 18	R: 0 E: 0 K: 0 S: 5	H: 0 LOB: 0 BB: 0 P: 7	R: 1 E: 0 K: 0 S: 11	H: 2 LOB: 3 BB: 2 P: 21	R: 0 E: 0 K: 0 S: 7	H: 0 LOB: 1 BB: 1 P: 14	R: 1 E: 0 K: 1 S: 11	H: 2 LOB: 2 BB: 1 P: 16	R: 1 E: 0 K: 0 S: 12	H: 3 LOB: 2 BB: 1 P: 22	R: 0 E: 0 K: 2 S: 9	H: 0 LOB: 1 BB: 1 P: 12	R: 0 E: 0 K: 0 S: 6	H: 1 LOB: 1 BB: 1 P: 16	1B: 7 2B: 1 3B: 1 HR: 0	SF: 0 SAC: 0 DP: 1 HBP: 0	WP: 1 PB: 0 SB: 0 CS: 1	PA: 41												
PITCHER	IP WLS BF H R ER SO BB IBB HBP BLK WP HR S P ERA WHIP																																	
Casey Fossum, L (1, 1) ERA: 6.38	6.1	29	7	3	3	2	4	1	0	0	0	1	0	0	7	14	4.26	1.737																
Elmer Dessens, R (7, 1) ERA: 5.07	0.2	4	1	0	0	0	1	0	0	0	0	0	0	0	7	12	0.00	3.000																
Mike Koplove, R (8, 1) ERA: 4.91	1.0	3	0	0	0	2	0	0	0	0	0	0	0	9	12	0.00	0.000																	
Greg Aquino, R (9, 1) ERA: 3.46	1.0	4	1	0	0	0	1	0	0	0	0	0	0	6	16	0.00	2.000																	

Batter	1	2	3	4	5	6	7	8	9	AB	R	H	RBI	BB	SO	LOB	BOTTOM																	
Quinton McCracken, S (1, 7) OBP: 0.278, SLG: 0.370										4	0	0	0	0	1	2	Florida Marlins @ Arizona Diamondbacks Bank One Ballpark, Phoenix, AZ Tue Aug 03 2004, 9:35 PM EDT Att: 28,828 - Dome - 81 F livebaseballscorecards.com																	
Andy Green, R (1, 5) OBP: 0.313, SLG: 0.533										4	2	2	0	0	0	0																		
Danny Bautista, R (1, 9) OBP: 0.358, SLG: 0.460										4	2	2	2	0	0	0																		
Shea Hillenbrand, R (1, 3) OBP: 0.348, SLG: 0.471										4	1	2	1	0	0	1																		
Luis Terrero, R (1, 8) OBP: 0.516, SLG: 0.538										3	0	2	1	1	1	1																		
Alex Cintron, S (1, 6) OBP: 0.291, SLG: 0.361										4	0	0	0	0	1	4																		
Scott Hairston, R (1, 4) ERA: 3.95										4	0	1	0	0	2	2																		
Greg Aquino, R (9, 1)										0	0	0	0	0	0	0																		
Koyie Hill, S (1, 2)										3	0	0	0	0	0	1																		
Casey Fossum, L (1, 1) ERA: 6.38										1	0	0	0	0	1	0																		
Elmer Dessens, R (7, 1) OBP: 0.300, SLG: 0.294										0	0	0	0	0	0	0																		
Tim Olson, R (7, PH) OBP: 0.333, SLG: 0.361										1	0	1	0	0	0	0																		
Mike Koplove, R (8, 1) ERA: 4.91										0	0	0	0	0	0	0																		
Chad Tracy, L (9, 5) OBP: 0.336, SLG: 0.417										0	0	0	0	0	0	0																		
Inning Stats	R: 0 E: 0 K: 1 S: 7	H: 0 LOB: 0 BB: 0 P: 9	R: 0 E: 0 K: 0 S: 7	H: 0 LOB: 1 BB: 1 P: 14	R: 0 E: 0 K: 1 S: 9	H: 0 LOB: 0 BB: 0 P: 10	R: 2 E: 1 K: 0 S: 16	H: 3 LOB: 0 BB: 0 P: 18	R: 0 E: 0 K: 0 S: 4	H: 1 LOB: 1 BB: 0 P: 6	R: 1 E: 0 K: 0 S: 9	H: 2 LOB: 1 BB: 0 P: 13	R: 0 E: 0 K: 1 S: 10	H: 1 LOB: 1 BB: 0 P: 12	R: 2 E: 0 K: 3 S: 15	H: 3 LOB: 1 BB: 0 P: 18	R: 2 E: 0 K: 0 S: 15	H: 3 LOB: 1 BB: 0 P: 18	1B: 5 2B: 3 3B: 0 HR: 2	SF: 0 SAC: 1 DP: 0 HBP: 0	WP: 1 PB: 0 SB: 0 CS: 1	PA: 34												
PITCHER	IP WLS BF H R ER SO BB IBB HBP BLK WP HR S P ERA WHIP																																	
Dontrelle Willis, L (1, 1) ERA: 3.95	7.0	29	8	4	4	3	1	0	0	0	0	0	0	63	83	5.14	1.286																	
Rudy Seanez, R (8, 1) ERA: 4.13	1.0	5	2	1	1	3	0	0	0	0	0	0	0	1	14	17	9.00	2.000																

Batter	1	2	3	4	5	6	7	8	9	AB	R	H	RBI	BB	SO	LOB	TOP				
Rafael Furcal, S OBP: 0.341, SLG: 0.426	L4		G5-3						F7	5	1	2	1	0	0	0					
Marcus Giles, R OBP: 0.384, SLG: 0.454	1B		G5-3						G6-3	4	0	1	0	1	0	0					
J.D. Drew, L OBP: 0.425, SLG: 0.586	1B								G4-3	5	0	3	0	0	0	0					
10 Chipper Jones, S OBP: 0.351, SLG: 0.433	G4-3									3	0	1	0	1	0	4					
Johnny Estrada, S OBP: 0.378, SLG: 0.478										3	0	0	0	1	1	4					
Andruw Jones, R OBP: 0.358, SLG: 0.490										3	1	0	0	1	2	3					
Adam LaRoche, L OBP: 0.314, SLG: 0.402										4	1	2	2	0	1	3					
Charles Thomas, L OBP: 0.366, SLG: 0.505										4	0	0	0	0	0	4					
Jaret Wright, R OBP: 0.154, SLG: 0.216										3	1	1	1	0	1	0					
Kevin Gryboski, R OBP: 0.325, SLG: 0.425										0	0	0	0	0	0	0					
Julio Franco, R OBP: 0.315, SLG: 0.425										1	0	0	0	0	1	1					
Antonio Alfonseca, R OBP: 0.340, SLG: 0.369										0	0	0	0	0	0	0					
Chris Reitsma, R OBP: 0.350, SLG: 0.526										0	0	0	0	0	0	0					
Inning Stats	R: 0 E: 0 K: 0 S: 7	H: 2 LOB: 1 BB: 0 P: 13	R: 0 E: 0 K: 2 S: 9	H: 0 LOB: 0 BB: 0 P: 11	R: 1 E: 0 K: 0 S: 9	H: 1 LOB: 0 BB: 0 P: 12	R: 0 E: 0 K: 1 S: 12	H: 1 LOB: 3 BB: 2 P: 23	R: 1 E: 0 K: 0 S: 7	H: 1 LOB: 0 BB: 0 P: 12	R: 2 E: 0 K: 1 S: 13	H: 2 LOB: 0 BB: 1 P: 24	R: 0 E: 0 K: 2 S: 11	H: 1 LOB: 1 BB: 0 P: 11	R: 0 E: 0 K: 0 S: 8	H: 0 LOB: 0 BB: 0 P: 13	1B: 7 2B: 0 3B: 0 HR: 3	SF: 0 SAC: 0 DP: 1 HBP: 0	WP: 0 PB: 0 SB: 2 CS: 0	PA: 39	
PITCHER	IP	WLS	BF	H	R	ER	SO	BB	IBB	HBP	BLK	WP	HR	S	P	ERA	WHIP				
17 Brandon Webb, R ERA: 3.88	6.1	L	29	8	4	4	4	4	0	0	0	0	3	63	107	5.68	1.895				
Mike Koptlove, R ERA: 4.99	1.2		7	2	0	0	2	0	0	0	0	0	0	16	20	0.00	1.200				
Greg Aquino, R ERA: 3.21	1.0		3	0	0	0	0	0	0	0	0	0	0	8	13	0.00	0.000				

Atlanta Braves @ Arizona Diamondbacks
Bank One Ballpark, Phoenix, AZ
Fri Aug 06 2004, 10:05 PM EDT
Att: 29,368 - Dome - 81 F

AB	35
R	4
H	10
RBI	4
BB	4
SO	6
LOB	19



Batter	1	2	3	4	5	6	7	8	9	AB	R	H	RBI	BB	SO	LOB	BOTTOM					
Quinton McCracken, S OBP: 0.319, SLG: 0.402	G5-3		1B						G4-3	5	1	3	0	0	0	2						
Luis Torrero, R OBP: 0.413, SLG: 0.425	G5-3		1B						G6-3	4	1	1	0	1	2	4						
Danny Bautista, R OBP: 0.356, SLG: 0.450	G4-6-3		L4						G6-3	3	0	0	0	1	0	4						
Shea Hillenbrand, R OBP: 0.346, SLG: 0.466	G4-6-3									4	0	1	1	0	0	2						
Chad Tracy, L OBP: 0.346, SLG: 0.422										3	0	1	0	1	0	0						
Alex Cintron, S OBP: 0.293, SLG: 0.364										2	0	0	1	0	0	0						
Greg Aquino, R ERA: 4.99										0	0	0	0	0	0	0						
Scott Hairston, R OBP: 0.295, SLG: 0.453										2	0	0	0	1	1	2						
Mike Koptlove, R ERA: 4.99										0	0	0	0	0	0	0						
Tim Olson, R OBP: 0.340, SLG: 0.369										1	0	1	0	0	0	0						
Koyie Hill, S OBP: 0.067, SLG: 0.067										4	0	1	0	0	1	3						
17 Brandon Webb, R OBP: 0.128, SLG: 0.089										2	0	0	0	0	1	3						
Andy Green, R OBP: 0.350, SLG: 0.526										2	0	1	0	0	1	1						
Inning Stats	R: 0 E: 0 K: 0 S: 10	H: 1 LOB: 1 BB: 1 P: 17	R: 0 E: 0 K: 1 S: 11	H: 1 LOB: 2 BB: 1 P: 20	R: 2 E: 0 K: 0 S: 10	H: 3 LOB: 2 BB: 1 P: 18	R: 0 E: 0 K: 2 S: 10	H: 1 LOB: 1 BB: 0 P: 14	R: 0 E: 0 K: 0 S: 7	H: 0 LOB: 0 BB: 0 P: 11	R: 0 E: 0 K: 1 S: 8	H: 0 LOB: 0 BB: 0 P: 12	R: 0 E: 0 K: 0 S: 7	H: 1 LOB: 1 BB: 1 P: 13	R: 0 E: 0 K: 0 S: 7	H: 0 LOB: 0 BB: 0 P: 12	R: 0 E: 0 K: 2 S: 14	H: 2 LOB: 2 BB: 0 P: 18	1B: 9 2B: 0 3B: 0 HR: 0	SF: 1 SAC: 1 DP: 2 HBP: 0	WP: 1 PB: 0 SB: 0 CS: 0	PA: 38
PITCHER	IP	WLS	BF	H	R	ER	SO	BB	IBB	HBP	BLK	WP	HR	S	P	ERA	WHIP					
Jaret Wright, R ERA: 3.04	6.1	W	29	7	2	2	4	4	0	0	0	0	0	60	101	2.84	1.737					
Kevin Gryboski, R ERA: 2.91	0.2	H	1	0	0	0	0	0	0	0	0	0	0	3	4	0.00	0.000					
Antonio Alfonseca, R ERA: 3.15	1.0	H	3	0	0	0	0	0	0	0	0	0	0	7	12	0.00	0.000					
Chris Reitsma, R ERA: 3.51	1.0	S	5	2	0	0	2	0	0	0	0	0	0	14	18	0.00	2.000					

Atlanta Braves @ Arizona Diamondbacks
Bank One Ballpark, Phoenix, AZ
Fri Aug 06 2004, 10:05 PM EDT
Att: 29,368 - Dome - 81 F

AB	32
R	2
H	9
RBI	2
BB	4
SO	6
LOB	21



Batter	1	2	3	4	5	6	7	8	9	AB	R	H	RBI	BB	SO	LOB	TOP		
Rafael Furcal, S OBP: 0.344, SLG: 0.431	0-0 CS 1B		1-2 G3 10 1B 2B		1-2 F9		0-0 G4-3		3-2 1 SAFE 1 SAFE 1 SAFE 1B WP 1B	5	2	3	1	0	0	0			
Marcus Giles, R OBP: 0.389, SLG: 0.452	4-2 1 SAFE 1 SAFE 1 SAFE 1 SAFE 1-2 G4-6-3 BB		2-2 G3 10 1B HBP		1-0 F9		3-2 K		2-2 WP 1B	3	2	1	1	1	1	0			
J.D. Drew, L OBP: 0.427, SLG: 0.585	3-2 G4-6-3		2-2 G3		4-0 BB		1-0 1B		3-2 10 G4-6-3 1B	4	0	2	1	1	0	3			
Eli Marrero, R OBP: 0.380, SLG: 0.577	1-2 1-2		1-2 2-3		1-1 BB		0-0 G6-3		0-0 G4-6-3 1B	0	0	0	0	0	0	0			
10 Chipper Jones, S OBP: 0.349, SLG: 0.430		1-1 G4-3	2-0 1B		4-1 1B BB		1-3 K		3-3 K	2	0	1	0	2	1	0			
Johnny Estrada, S OBP: 0.382, SLG: 0.478	0-0 1B		4-1 IBB		0-0 BB		1-3 K		1-3 K	4	0	1	0	0	3	3			
Andruw Jones, R OBP: 0.357, SLG: 0.487	3-3 K		3-3 K		1-1 G1-5-3 1B		2-3 K		2-3 K	4	0	0	0	0	3	3			
Adam LaRoche, L OBP: 0.308, SLG: 0.394	2-3 K		2-3 K		1-1 G1-5-3		1-2 2-3f		3-3 K	3	1	1	0	1	1	0			
Charles Thomas, L OBP: 0.371, SLG: 0.500			0-1 SH3-4 2B 1B		1-1 F8		4-0 FC6-4 IBB		4-1 1B BB	2	0	0	0	0	1	2			
Paul Byrd, R OBP: 0.200, SLG: 0.143			0-0 SH3-4		0-3 K2-3		0-0 FC6-4		4-1 1B BB	0	0	0	0	0	0	0			
Tom Martin, L OBP: 0.290, SLG: 0.426			1-2				1-2f			0	0	0	0	0	0	0			
Kevin Gryboski, R OBP: 0.280, SLG: 0.386										0	0	0	0	0	0	0			
Julio Franco, R OBP: 0.290, SLG: 0.426										0	0	0	0	0	0	0			
Nick Green, R OBP: 0.290, SLG: 0.426										0	0	0	0	0	0	0			
29 John Smoltz, R OBP: 0.290, SLG: 0.426										0	0	0	0	0	0	0			
Inning Stats	R: 0 E: 0 K: 0 S: 7	H: 1 LOB: 0 BB: 1 P: 14	R: 0 E: 0 K: 2 S: 9	H: 1 LOB: 1 BB: 0 P: 15	R: 3 E: 0 K: 1 S: 17	H: 3 LOB: 2 BB: 1 P: 31	R: 0 E: 0 K: 2 S: 9	H: 0 LOB: 0 BB: 0 P: 12	R: 0 E: 0 K: 0 S: 6	H: 1 LOB: 1 BB: 1 P: 13	R: 0 E: 0 K: 1 S: 7	H: 1 LOB: 1 BB: 0 P: 11	R: 0 E: 0 K: 3 S: 9	H: 0 LOB: 0 BB: 0 P: 13	R: 3 E: 0 K: 1 S: 19	H: 3 LOB: 1 BB: 1 P: 34	1B: 9 2B: 1 3B: 0 HR: 0	SF: 0 SAC: 1 DP: 3 HBP: 1	WP: 1 PA: 40 PB: 0 SB: 0 CS: 0
PITCHER	IP WLS BF H R ER SO	IP WLS BF H R ER SO	IP WLS BF H R ER SO	IP WLS BF H R ER SO	IP WLS BF H R ER SO	IP WLS BF H R ER SO	IP WLS BF H R ER SO	IP WLS BF H R ER SO	IP WLS BF H R ER SO	IP WLS BF H R ER SO	IP WLS BF H R ER SO	IP WLS BF H R ER SO	IP WLS BF H R ER SO	IP WLS BF H R ER SO	IP WLS BF H R ER SO	IP WLS BF H R ER SO	ERA WHIP	ERA WHIP	
31 Edgar Gonzalez, R ERA: 11.12	6.0 L	27 6	3 3	3 5	3 3	2 2	1 0	0 0	0 0	0 0	0 16	24 33	4.50 0.00	1.500 0.500					
Elmer Dessens, R ERA: 4.9	2.0	7	1	0	0	4	0	0	0	0	0	16	24	0.00	0.500				
Randy Choate, L ERA: 5.54	0.1	5	3	3	1	1	0	0	0	1	0	18	33	81.00	12.000				
Mike Fetters, R ERA: 9.82	0.2	1	0	0	0	0	0	0	0	0	1	1	0.00	0.000					

Atlanta Braves @ Arizona Diamondbacks
Bank One Ballpark, Phoenix, AZ
Sat Aug 07 2004, 4:05 PM EDT
Att: 33,249 - Dome - 81 F

livebaseballscorecards.com

AB 32
R 6
H 10
RBI 5
BB 6
SO 10
LOB 14

Braves

Batter	1	2	3	4	5	6	7	8	9	AB	R	H	RBI	BB	SO	LOB	BOTTOM		
Quinton McCracken, S OBP: 0.327, SLG: 0.444	1-0 HR		1-2 G1			2-1 E 1B		0-0 SF8		3	1	2	2	0	0	0			
Luis Torrero, R OBP: 0.400, SLG: 0.409	0-3 K			0-0 G5-3 1B		1-3 K		2-3 3H 2-3 K		4	0	1	0	0	3	2			
Danny Bautista, R OBP: 0.353, SLG: 0.446	1-0 G6-3			0-1 F9		0-0 F8		0-0 G3		4	0	0	0	0	0	2			
Shea Hillenbrand, R OBP: 0.345, SLG: 0.466	1-1 F7			1-2 G5-3		1-1 F8		1-1 1B 2B		4	0	1	0	0	0	1			
Chad Tracy, L OBP: 0.345, SLG: 0.420		2-1 F7		0-1 F9		0-2 P5		2-2 1B		4	0	1	0	0	0	1			
Tim Olson, R OBP: 0.327, SLG: 0.352		1-2 G1-3			1-0 F8		1-1 G5-3		0-3 K	4	0	0	0	0	1	2			
Scott Hairston, R OBP: 0.295, SLG: 0.449		2-3 K			0-3 K			1-0 SH1-4 1B SF8 1B	1-3 K	4	1	1	0	0	3	2			
Juan Brito, R OBP: 0.208, SLG: 0.256			0-2 F7		0-0 F9			1-1 SF8 SH1-4 1B		2	0	0	0	0	0	0			
Doug DeVore, L OBP: 0.231, SLG: 0.286								1-2 1B		1	0	1	0	0	0	0			
Koyie Hill, S OBP: 0.067, SLG: 0.067										0	0	0	0	0	0	0			
31 Edgar Gonzalez, R OBP: 0.333, SLG: 0.500			1-2 L1			2-1 P3		2-0 SH1-4		1	0	0	0	0	0	0			
Andy Green, R OBP: 0.300, SLG: 0.294								1-2 2-3		0	0	0	0	0	0	0			
Elmer Dessens, R OBP: 0.300, SLG: 0.294										0	0	0	0	0	0	0			
Randy Choate, L OBP: 0.300, SLG: 0.294										0	0	0	0	0	0	0			
Mike Fetters, R OBP: 0.300, SLG: 0.294										0	0	0	0	0	0	0			
Inning Stats	R: 1 E: 0 K: 1 S: 7	H: 1 LOB: 0 BB: 0 P: 10	R: 0 E: 0 K: 1 S: 8	H: 0 LOB: 0 BB: 0 P: 13	R: 0 E: 0 K: 0 S: 9	H: 0 LOB: 0 BB: 0 P: 11	R: 0 E: 0 K: 0 S: 8	H: 1 LOB: 1 BB: 0 P: 9	R: 0 E: 1 K: 1 S: 8	H: 1 LOB: 1 BB: 0 P: 13	R: 0 E: 0 K: 0 S: 7	H: 0 LOB: 0 BB: 0 P: 9	R: 1 E: 0 K: 1 S: 8	H: 2 LOB: 1 BB: 0 P: 14	R: 0 E: 0 K: 2 S: 13	H: 2 LOB: 2 BB: 0 P: 17	1B: 5 2B: 1 3B: 0 HR: 1	SF: 1 SAC: 1 DP: 0 HBP: 0	WP: 0 PA: 34 PB: 0 SB: 0 CS: 0
PITCHER	IP WLS BF H R ER SO	IP WLS BF H R ER SO	IP WLS BF H R ER SO	IP WLS BF H R ER SO	IP WLS BF H R ER SO	IP WLS BF H R ER SO	IP WLS BF H R ER SO	IP WLS BF H R ER SO	IP WLS BF H R ER SO	IP WLS BF H R ER SO	IP WLS BF H R ER SO	IP WLS BF H R ER SO	IP WLS BF H R ER SO	IP WLS BF H R ER SO	IP WLS BF H R ER SO	IP WLS BF H R ER SO	ERA WHIP	ERA WHIP	
Paul Byrd, R ERA: 3.86	7.1	W	27	5	2	2	4	0	0	0	0	0	0	0	0	0			
Tom Martin, L ERA: 3.9	0.1	H	1	0	0	0	0	0	0	0	1	1	0.00	0.000					
Kevin Gryboski, R ERA: 2.88	0.1	H	1	0	0	0	1	0	0	0	3	5	0.00	0.000					
29 John Smoltz, R ERA: 2.05	1.0	5	2	0	0	0	2	0	0	0	13	17	0.00	2.000					

Atlanta Braves @ Arizona Diamondbacks
Bank One Ballpark, Phoenix, AZ
Sat Aug 07 2004, 4:05 PM EDT
Att: 33,249 - Dome - 81 F

livebaseballscorecards.com

AB 32
R 2
H 7
RBI 2
BB 0
SO 7
LOB 10

Braves

Batter	1	2	3	4	5	6	7	8	9	AB	R	H	RBI	BB	SO	LOB	TOP										
Quinton McCracken, S OBP: 0.324, SLG: 0.416	F7		1B			G6-3	FC4-6			4	0	1	0	0	0	2											
Andy Green, R OBP: 0.294, SLG: 0.394	CS		G3-1			F7		G6-3		4	0	1	0	0	0	1											
Chad Tracy, L OBP: 0.342, SLG: 0.411	K			F9			1B	K		4	1	1	0	0	2	1											
Shea Hillenbrand, R OBP: 0.344, SLG: 0.463	CS	K		F8			F7	G5-3		4	0	0	0	0	1	1											
Danny Bautista, R OBP: 0.356, SLG: 0.447				G4-3			BB	FC4-6		4	1	3	0	0	0	0											
Alex Cintron, S OBP: 0.289, SLG: 0.359					K		F7	FC4-6		4	0	0	0	0	2	4											
Luis Terrero, R OBP: 0.387, SLG: 0.411				F8			PB	G6-3		4	1	1	1	0	0	2											
Koyie Hill, S OBP: 0.261, SLG: 0.273			P6		G3-1		1B			2	0	0	0	1	0	0											
17 Brandon Webb, R OBP: 0.122, SLG: 0.085										2	0	0	0	0	2	0											
Stephen Randolph, L OBP: 0.333, SLG: 0.697										0	0	0	0	0	0	0											
Carlos Baerga, S OBP: 0.292, SLG: 0.276										1	0	1	1	0	0	0											
Elmer Dessens, R OBP: 0.300, SLG: 0.294										0	0	0	0	0	0	0											
Inning Stats	R: 0 E: 0 K: 1 S: 11	H: 1 LOB: 0 BB: 0 P: 16	R: 0 E: 0 K: 2 S: 11	H: 1 LOB: 1 BB: 0 P: 14	R: 0 E: 0 K: 1 S: 16	H: 1 LOB: 1 BB: 0 P: 20	R: 0 E: 0 K: 0 S: 8	H: 0 LOB: 0 BB: 0 P: 13	R: 0 E: 0 K: 1 S: 11	H: 0 LOB: 0 BB: 0 P: 14	R: 0 E: 0 K: 1 S: 6	H: 0 LOB: 0 BB: 0 P: 6	R: 3 E: 0 K: 0 S: 22	H: 4 LOB: 2 BB: 1 P: 33	R: 0 E: 0 K: 1 S: 8	H: 0 LOB: 0 BB: 0 P: 10	R: 0 E: 0 K: 0 S: 7	H: 1 LOB: 0 BB: 0 P: 9	1B: 8 2B: 0 3B: 0 HR: 0	SF: 0 SAC: 0 DP: 1 HBP: 0	WP: 0 PB: 1 SB: 0 CS: 1	PA: 35					
PITCHER	IP	WLS	BF	H	R	ER	SO	BB	IBB	HBP	BLK	WP	HR	S	P	ERA	WHIP										
22 John Patterson, R ERA: 4.1	(1, 1)	6.2	W	26	6	3	2	6	1	0	0	0	0	81	111	2.70	1.050										
Joey Eischen, L ERA:	(7, 1)	1.0		4	1	0	0	1	0	0	0	0	0	10	13	0.00	1.000										
52 T.J. Tucker, R ERA: 3.12	(8, 1)	1.1		4	1	0	0	0	0	0	0	0	0	9	11	0.00	0.750										

Arizona Diamondbacks @ Montreal Expos
Olympic Stadium, Montreal, QB
Wed Aug 11 2004, 7:05 PM EDT
Att: 5,089 - Unknown - 72 F

AB 33
R 3
H 8
RBI 2
BB 1
SO 7
LOB 11



Batter	1	2	3	4	5	6	7	8	9	AB	R	H	RBI	BB	SO	LOB	BOTTOM										
Brad Wilkerson, L OBP: 0.372, SLG: 0.466	FC1-6			1B						2	1	2	0	2	0	0											
Andy Chavez, L OBP: 0.328, SLG: 0.408	FC1-6			1B			L9			4	1	1	0	0	1	5											
Jose Vidro, S OBP: 0.360, SLG: 0.442	G1-6-3			24 BB						2	1	1	1	0	0	1											
Henny Mateo, S OBP: 0.316, SLG: 0.316	G1-6-3			HR						2	0	1	0	0	0	0											
Tony Batista, R OBP: 0.260, SLG: 0.415		G5-3		G5-3			G6-3			4	0	0	1	0	0	3											
Terrel Sledge, L OBP: 0.319, SLG: 0.409		G6-3		G6-3			G3			4	1	1	0	0	0	1											
Alex Gonzalez, R OBP: 0.251, SLG: 0.401		G1-3		24 BB			G6-3			3	1	0	0	1	0	1											
24 Nick Johnson, L OBP: 0.343, SLG: 0.370			G1-6-3	HR			22 WP			3	1	1	1	1	0	0											
Brian Schneider, L OBP: 0.341, SLG: 0.440			G4-3	HR			22 WP			3	1	1	4	1	0	0											
22 John Patterson, R OBP: 0.095, SLG: 0.050										3	0	0	0	0	3	2											
Joey Eischen, L ERA:	(7, 1)									0	0	0	0	0	0	0											
52 T.J. Tucker, R OBP: 0.125, SLG: 0.125										0	0	0	0	0	0	0											
Inning Stats	R: 0 E: 0 K: 0 S: 5	H: 1 LOB: 0 BB: 0 P: 8	R: 0 E: 0 K: 0 S: 4	H: 0 LOB: 0 BB: 0 P: 5	R: 0 E: 0 K: 1 S: 5	H: 0 LOB: 0 BB: 0 P: 8	R: 6 E: 0 K: 1 S: 16	H: 4 LOB: 0 BB: 2 P: 33	R: 0 E: 0 K: 0 S: 7	H: 1 LOB: 1 BB: 1 P: 15	R: 1 E: 0 K: 2 S: 17	H: 2 LOB: 3 BB: 2 P: 32	R: 0 E: 0 K: 0 S: 11	H: 0 LOB: 0 BB: 0 P: 14	R: 0 E: 0 K: 0 S: 11	H: 0 LOB: 0 BB: 0 P: 15	1B: 5 2B: 2 3B: 0 HR: 1	SF: 0 SAC: 0 DP: 2 HBP: 0	WP: 1 PB: 0 SB: 0 CS: 0	PA: 35							
PITCHER	IP	WLS	BF	H	R	ER	SO	BB	IBB	HBP	BLK	WP	HR	S	P	ERA	WHIP										
17 Brandon Webb, R ERA: 3.98	(1, 1)	5.2	L	27	8	7	7	3	3	1	0	0	0	48	89	11.12	1.941										
Stephen Randolph, L ERA: 4.67	(6, 1)	0.1		2	0	0	0	1	1	0	0	0	0	6	12	0.00	3.000										
Elmer Dessens, R ERA: 4.78	(7, 1)	2.0		6	0	0	0	0	0	0	0	0	0	22	29	0.00	0.000										

Arizona Diamondbacks @ Montreal Expos
Olympic Stadium, Montreal, QB
Wed Aug 11 2004, 7:05 PM EDT
Att: 5,089 - Unknown - 72 F

AB 30
R 7
H 8
RBI 7
BB 5
SO 4
LOB 13



Batter	1	2	3	4	5	6	7	8	9	AB	R	H	RBI	BB	SO	LOB	TOP										
Quinton McCracken, S OBP: 0.339, SLG: 0.429	0-1 CS 1B			1-1 2B 1B	0-0 G6-3		2-0 G6-3 1B			4	1	3	0	0	0	0											
Luis Torroero, R OBP: 0.394, SLG: 0.433	3-3 K			3-2 1B 1B	2-2 FC9-6 1B		1-0 G6-3 1-2			4	1	2	0	0	1	2											
Chad Tracy, L OBP: 0.344, SLG: 0.412	1-2 L4			2-0 1B 1B	0-1 FC9-6 1B		0-3 K			4	1	2	1	0	1	1											
Shea Hillenbrand, R OBP: 0.345, SLG: 0.463		2-1 F8		2-1 1B 1B	1-1 FC9-6		1-0 1B			4	1	2	1	0	0	2											
Danny Bautista, R OBP: 0.355, SLG: 0.445		2-2 G6-3		0-1 F8 G3 1B	0-1 L1		1-2 G4-3			4	1	1	1	0	0	2											
Alex Cintron, S OBP: 0.289, SLG: 0.358		1-1 F7		1-2 G3 F8 1B		2-0 F7		0-0 F7		4	0	1	1	0	0	0											
Scott Hairston, R OBP: 0.293, SLG: 0.442			1-0 G5-3	1-2 F8		0-3 K		2-3 K		4	0	0	0	0	2	2											
Koyie Hill, S OBP: 0.222, SLG: 0.231			0-1 L8	3-0 G3		0-1 G1-3		1-2 G1-3		4	0	0	1	0	0	1											
Lance Cormier, R OBP: 0.296, SLG: 0.147			2-2 G6-3	0-2 G5-3		2-3 K		2-1 F8		2	0	0	0	0	0	1											
Inning Stats	R: 0 E: 0 K: 1 S: 8	H: 1 LOB: 0 BB: 0 P: 12	R: 0 E: 0 K: 0 S: 8	H: 0 LOB: 0 BB: 0 P: 13	R: 0 E: 0 K: 0 S: 6	H: 0 LOB: 0 BB: 0 P: 9	R: 5 E: 0 K: 0 S: 25	H: 6 LOB: 1 BB: 0 P: 38	R: 0 E: 0 K: 1 S: 10	H: 0 LOB: 2 BB: 0 P: 8	R: 0 E: 0 K: 2 S: 9	H: 1 LOB: 1 BB: 0 P: 14	R: 0 E: 0 K: 0 S: 5	H: 1 LOB: 0 BB: 0 P: 7	R: 0 E: 0 K: 1 S: 9	H: 0 LOB: 0 BB: 0 P: 14	1B: 10 2B: 1 3B: 0 HR: 0	SF: 0 SAC: 0 DP: 0 HBP: 0	WP: 0 PB: 0 SB: 0 CS: 1	PA: 36							
PITCHER	IP	WLS	BF	H	R	ER	SO	BB	IBB	HBP	BLK	WP	HR	S	P	ERA	WHIP										
Rocky Biddle, R ERA: 7.35	3.0		14	6	5	5	1	0	0	0	0	0	0	34	54	15.00	2.000										
Claudio Vargas, R ERA: 5.21	1.2		8	3	0	0	0	0	0	0	0	0	0	21	29	0.00	1.800										
Luis Ayala, R ERA: 2.16	2.0	W	7	1	0	0	2	0	0	0	0	0	0	14	21	0.00	0.500										
Joe Horgan, L ERA: 3.32	0.1	H	1	0	0	0	1	0	0	0	0	0	0	3	3	0.00	0.000										
32 Chad Cordero, R ERA: 2.75	2.0	S	6	1	0	0	1	0	0	0	0	0	0	14	21	0.00	0.500										

Arizona Diamondbacks @ Montreal Expos
Olympic Stadium, Montreal, QB
Thu Aug 12 2004, 7:05 PM EDT
Att: 14,639 - Unknown - 70 F

AB 36
R 5
H 11
RBI 5
BB 0
SO 5
LOB 11



Batter	1	2	3	4	5	6	7	8	9	AB	R	H	RBI	BB	SO	LOB	BOTTOM										
Brad Wilkerson, L OBP: 0.377, SLG: 0.472	0-0 S HR			0-1 1B 2B	1-1 F9			1-2 1B		4	2	3	0	1	0	0											
Endy Chavez, L OBP: 0.328, SLG: 0.408	0-0 HR			1-1 2B 2B	3-2 F8		1-0 1B			2	2	1	0	0	0	2											
Juan Rivera, R OBP: 0.313, SLG: 0.406	1-2 HR			2-3 2B 1B	2-2 F7		2-0 G6-4-3 1B			3	0	2	0	0	0	0											
Tony Batista, R OBP: 0.264, SLG: 0.425	1-2 HR			4-0 2B BB	0-2 G4-3		3-1 G5-3			4	2	2	4	1	0	1											
24 Nick Johnson, L OBP: 0.349, SLG: 0.378	4-1 CS BB			1-2 2B	1-3 K		4-2 FC4-6 BB			3	0	2	3	1	0	0											
Alex Gonzalez, R OBP: 0.246, SLG: 0.392	2-2 G5-3			2-2 F7	1-3 K		3-1 G5-3			4	0	0	0	0	1	5											
Termel Sledge, L OBP: 0.322, SLG: 0.413	1-1 2B			1-1 F8	1-3 K		4-2 FC4-6 BB			3	0	1	0	1	1	3											
Brian Schneider, L OBP: 0.337, SLG: 0.434	0-1 L8			2-0 L9	2-3 K		1-0 FC4-6 WP			4	0	0	0	0	1	5											
Jamey Carroll, R OBP: 0.371, SLG: 0.403		2-2 FC6-4 SH1 2B		1-1 1B	2-1 F8		4-1 1B			3	1	2	0	1	0	0											
Rocky Biddle, R ERA: 10.97		0-0 SH1		1-3 K	0-0 F7		0-2 G3-1			1	0	0	0	0	1	1											
Inning Stats	R: 3 E: 0 K: 0 S: 13	H: 4 LOB: 1 BB: 1 P: 21	R: 3 E: 0 K: 0 S: 16	H: 3 LOB: 1 BB: 1 P: 27	R: 0 E: 0 K: 1 S: 8	H: 1 LOB: 1 BB: 0 P: 13	R: 1 E: 0 K: 3 S: 14	H: 3 LOB: 3 BB: 1 P: 25	R: 0 E: 0 K: 0 S: 5	H: 0 LOB: 0 BB: 0 P: 8	R: 0 E: 0 K: 0 S: 9	H: 0 LOB: 2 BB: 2 P: 21	R: 0 E: 0 K: 0 S: 5	H: 2 LOB: 0 BB: 0 P: 9	R: 0 E: 0 K: 0 S: 5	H: 0 LOB: 0 BB: 0 P: 14	1B: 8 2B: 4 3B: 0 HR: 1	SF: 0 SAC: 1 DP: 1 HBP: 0	WP: 1 PB: 0 SB: 1 CS: 1	PA: 39							
PITCHER	IP	WLS	BF	H	R	ER	SO	BB	IBB	HBP	BLK	WP	HR	S	P	ERA	WHIP										
Lance Cormier, R ERA: 4.42	3.0	L	10	1	0	0	3	0	0	0	0	0	0	24	38	0.00	0.333										
Mike Fetters, R ERA: 7.71	1.0		5	0	0	0	0	2	0	0	0	1	0	9	21	0.00	2.000										
Shane Nance, L ERA: 4.5	1.0		3	2	0	0	0	0	0	0	0	0	0	5	9	0.00	2.000										

Arizona Diamondbacks @ Montreal Expos
Olympic Stadium, Montreal, QB
Thu Aug 12 2004, 7:05 PM EDT
Att: 14,639 - Unknown - 70 F

AB 33
R 7
H 13
RBI 7
BB 5
SO 4
LOB 19



Batter	1	2	3	4	5	6	7	8	9	AB	R	H	RBI	BB	SO	LOB	TOP								
Quinton McCracken, S OBP: 0.329, SLG: 0.413	G4-3		F7		F9		K			4	0	0	0	0	1	1									
Alex Cintron, S OBP: 0.291, SLG: 0.367	P5		G6-3			2B	1B	HR		4	2	2	2	0	0	0									
Danny Bautista, R OBP: 0.357, SLG: 0.448			G3			G3-1	HR	2B	F8	4	1	2	1	0	0	0									
Chad Tracy, L OBP: 0.340, SLG: 0.407	F9			K		G3-1			K	4	0	0	0	0	2	2									
Carlos Baerga, S OBP: 0.300, SLG: 0.333		FC6-4	1B	G3-1		HR		G5-3		4	1	2	2	0	0	0									
Luis Torrero, R OBP: 0.371, SLG: 0.406		FC6-4	1-2	L9		K		K		4	0	0	0	0	2	1									
Scott Hairston, R OBP: 0.293, SLG: 0.453							HR		G6-3	3	1	1	1	0	1	1	AB 34								
Steve Sparks, R OBP: 0.103, SLG: 0.103										0	0	0	0	0	0	0	R 6								
Greg Aquino, R										0	0	0	0	0	0	0	H 8								
Tim Olson, R OBP: 0.312, SLG: 0.333										1	0	0	0	0	0	0	RBI 6								
Koyie Hill, S OBP: 0.258, SLG: 0.241										3	0	1	0	1	2	0	BB 2								
Casey Fossum, L										1	0	0	0	0	0	2	SO 8								
Elmer Dessens, R OBP: 0.286, SLG: 0.278										1	0	0	0	0	0	1	LOB 8								
Andy Green, R OBP: 0.297, SLG: 0.371										1	1	0	0	1	0	0									
Inning Stats	R: 0 E: 0 K: 0 S: 9	H: 1 LOB: 1 BB: 0 P: 12	R: 0 E: 1 K: 1 S: 12	H: 1 LOB: 2 BB: 1 P: 21	R: 0 E: 0 K: 0 S: 6	H: 0 LOB: 0 BB: 0 P: 7	R: 0 E: 0 K: 1 S: 6	H: 0 LOB: 0 BB: 0 P: 7	R: 1 E: 0 K: 0 S: 11	H: 2 LOB: 0 BB: 0 P: 16	R: 3 E: 0 K: 1 S: 15	H: 3 LOB: 0 BB: 0 P: 21	R: 2 E: 0 K: 2 S: 13	H: 1 LOB: 0 BB: 1 P: 17	R: 0 E: 0 K: 2 S: 8	H: 0 LOB: 0 BB: 0 P: 10	R: 0 E: 0 K: 1 S: 6	H: 0 LOB: 0 BB: 0 P: 8	1B: 4 2B: 1 3B: 0 HR: 3	SF: 0 SAC: 0 DP: 1 HBP: 0	WP: 0 PB: 0 SB: 0 CS: 0	PA: 36			
PITCHER	IP	WLS	BF	H	R	ER	SO	BB	IBB	HBP	BLK	WP	HR	S	P	ERA	WHIP								
Kris Benson, R ERA: 4.52	7.0	W	30	8	6	6	5	1	1	0	0	0	3	72	101	7.71	1.286								
Mike Stanton, L ERA: 3.79	1.0		3	0	0	0	2	0	0	0	0	0	0	8	10	0.00	0.000								
Mike DeJean, R ERA: 4.88	1.0		3	0	0	0	1	0	0	0	0	0	0	6	8	0.00	0.000								

Arizona Diamondbacks @ New York Mets
Shea Stadium, Flushing, NY

AB 34
R 6
H 8
RBI 6
BB 2
SO 8
LOB 8



livebaseballscorecards.com

Arizona Diamondbacks @ New York Mets
Shea Stadium, Flushing, NY

AB 34
R 10
H 11
RBI 10
BB 7
SO 5
LOB 21



livebaseballscorecards.com

Batter	1	2	3	4	5	6	7	8	9	AB	R	H	RBI	BB	SO	LOB	BOTTOM								
Danny Garcia, R OBP: 0.377, SLG: 0.391	K		2B		F8		F9			5	1	2	4	0	1	2									
Todd Zeile, R OBP: 0.327, SLG: 0.367			1B							5	0	2	2	0	2	2									
Cliff Floyd, L OBP: 0.347, SLG: 0.486										5	1	2	0	0	0	3									
Gerald Williams, R OBP: 0.344, SLG: 0.464										0	0	0	0	0	0	0									
Richard Hidalgo, R OBP: 0.325, SLG: 0.477										3	1	1	1	2	1	2									
Mike Cameron, R OBP: 0.337, SLG: 0.503										4	1	1	2	1	0	4									
David Wright, R OBP: 0.302, SLG: 0.494										5	1	1	0	0	1	3									
Jason Phillips, R OBP: 0.297, SLG: 0.317										3	2	0	0	1	0	3									
Joe McEwing, R OBP: 0.289, SLG: 0.317										3	2	2	0	1	0	0									
Kris Benson, R OBP: 0.200, SLG: 0.163										1	1	0	1	1	0	2									
Eric Valent, L OBP: 0.357, SLG: 0.469										0	0	0	0	1	0	0									
Mike Stanton, L OBP: 0.500, SLG: 0.500										0	0	0	0	0	0	0									
Mike DeJean, R										0	0	0	0	0	0	0									
Inning Stats	R: 0 E: 0 K: 1 S: 17	H: 1 LOB: 2 BB: 1 P: 28	R: 3 E: 0 K: 0 S: 14	H: 2 LOB: 1 BB: 1 P: 25	R: 5 E: 0 K: 0 S: 15	H: 4 LOB: 2 BB: 3 P: 34	R: 0 E: 0 K: 0 S: 8	H: 0 LOB: 1 BB: 1 P: 16	R: 0 E: 0 K: 1 S: 11	H: 1 LOB: 1 BB: 0 P: 16	R: 2 E: 0 K: 1 S: 14	H: 2 LOB: 0 BB: 0 P: 21	R: 0 E: 0 K: 1 S: 10	H: 0 LOB: 1 BB: 1 P: 15	R: 0 E: 0 K: 1 S: 10	H: 1 LOB: 2 BB: 0 P: 16	1B: 4 2B: 4 3B: 0 HR: 3	SF: 0 SAC: 1 DP: 0 HBP: 0	WP: 1 PB: 0 SB: 2 CS: 0	PA: 42					
PITCHER	IP	WLS	BF	H	R	ER	SO	BB	IBB	HBP	BLK	WP	HR	S	P	ERA	WHIP								
Casey Fossum, L ERA: 7.64	2.2	L	18	8	8	8	1	4	1	0	0	0	0	26	40	0.00	1.714								
Elmer Dessens, R ERA: 4.64	2.1		11	3	0	0	1	1	0	0	0	0	1	24	36	9.00	1.500								
Steve Sparks, R ERA: 6.18	2.0		9	2	2	2	2	1	0	0	0	0	1	24	36	9.00	1.500								
Greg Aquino, R ERA: 3.38	1.0		4	1	0	0	1	0	0	0	0	1	0	10	16	0.00	1.000								

Arizona Diamondbacks @ New York Mets
Shea Stadium, Flushing, NY

AB 34
R 10
H 11
RBI 10
BB 7
SO 5
LOB 21




livebaseballscorecards.com

Batter	1	2	3	4	5	6	7	8	9	AB	R	H	RBI	BB	SO	LOB	TOP			
Andy Green, R (1, 5) <small>OBP: 0.288, SLG: 0.333</small> Carlos Baerga, S (9, PH) <small>OBP: 0.296, SLG: 0.328</small>	B1-3		FC5-4		G3		F8		G4-3	4	0	0	0	0	0	3	Arizona Diamondbacks @ New York Mets Shea Stadium, Flushing, NY Sat Aug 14 2004, 7:10 PM EDT Att: 37,599 - Unknown - 74 F livebaseballscorecards.com			
Alex Cintron, S (1, 6) <small>OBP: 0.293, SLG: 0.367</small>	G1-6-3		G6-4-3			P3	1B			3	0	1	0	1	0	1				
Danny Bautista, R (1, 9) <small>OBP: 0.358, SLG: 0.447</small>	G1-6-3			G6-3		1B	BB			3	0	1	1	1	0	1				
Shea Hillenbrand, R (1, 3) <small>OBP: 0.344, SLG: 0.461</small> Mike Koplove, R (7, 1)		HR		G6-3		P5	F7			4	1	1	0	0	0	3				
Luis Terrero, R (1, 8) <small>OBP: 0.378, SLG: 0.403</small>	P4					1B		G6-3		3	0	1	0	1	0	1				
Scott Hairston, R (1, 4) <small>OBP: 0.300, SLG: 0.471</small>				K		BB				4	1	3	2	0	1	1				
Tim Olson, R (1, 7) <small>OBP: 0.301, SLG: 0.320</small>	G6-3				G4-1	G3-1		G4-3		4	0	0	0	0	0	4				
Juan Brito, R (1, 2) <small>OBP: 0.214, SLG: 0.248</small> Koyie Hill, S (9, PH) <small>OBP: 0.250, SLG: 0.233</small>	G6-3				G3		G3		G3	3	0	0	0	0	0	0				
31 Edgar Gonzalez, R (1, 1) <small>OBP: 0.333, SLG: 0.333</small> Mike Fetters, R (6, 1) <small>OBP: 0.333, SLG: 0.416</small> Quinton McCracken, S (7, PH) <small>OBP: 0.339, SLG: 0.406</small> Chad Tracy, L (7, 3) <small>OBP: 0.339, SLG: 0.406</small>			FC5-4				1B		G6-3	2	0	2	0	0	0	0				
Inning Stats	R: 0 E: 0 K: 0 S: 12	H: 0 LOB: 0 BB: 1 P: 20	R: 2 E: 0 K: 0 S: 9	H: 2 LOB: 0 BB: 0 P: 13	R: 0 E: 0 K: 0 S: 6	H: 1 LOB: 1 BB: 0 P: 13	R: 0 E: 0 K: 1 S: 7	H: 1 LOB: 1 BB: 0 P: 14	R: 0 E: 0 K: 0 S: 11	H: 1 LOB: 3 BB: 2 P: 18	R: 1 E: 0 K: 0 S: 11	H: 3 LOB: 2 BB: 0 P: 15	R: 0 E: 0 K: 0 S: 8	H: 1 LOB: 0 BB: 0 P: 11	R: 0 E: 0 K: 0 S: 4	H: 0 LOB: 0 BB: 0 P: 7		1B: 9 2B: 0 3B: 0 HR: 1	SF: 0 SAC: 0 DP: 3 HBP: 0	WP: 0 PB: 0 SB: 0 CS: 0
PITCHER	IP WLS BF H R ER SO BB IBB HBP BLK WP HR S P ERA WHIP																			
Al Leiter, L (1, 1) <small>ERA: 2.6</small> Ricky Bottalico, R (7, 1) <small>ERA: 3.39</small> Braden Loooper, R (9, 1) <small>ERA: 2.03</small>	6.2 W 30 9 3 3 1 3 0 0 0 0 0 1 64 115 4.05 1.800																			
Batter	1	2	3	4	5	6	7	8	9	AB	R	H	RBI	BB	SO	LOB	BOTTOM			
Eric Valent, L (1, 3) <small>OBP: 0.353, SLG: 0.467</small> Braden Loooper, R (9, 1)	SH1-4		G4-3	G6-4-3		K		F7		5	1	1	0	0	1	4	Arizona Diamondbacks @ New York Mets Shea Stadium, Flushing, NY Sat Aug 14 2004, 7:10 PM EDT Att: 37,599 - Unknown - 74 F livebaseballscorecards.com			
Joe McEwing, R (1, 4) <small>OBP: 0.282, SLG: 0.309</small>	SH1-4		E5		K	G3				3	1	0	0	0	1	2				
Cliff Floyd, L (1, 7) <small>OBP: 0.349, SLG: 0.497</small>			HR		F8		G1-3			4	1	2	3	0	0	0				
Richard Hidalgo, R (1, 9) <small>OBP: 0.326, SLG: 0.477</small>	L7		F8				G1-3			4	0	2	0	0	0	1				
Mike Cameron, R (1, 8) <small>OBP: 0.339, SLG: 0.501</small>	F8		F8		K		5 WP 5 S			3	0	1	0	1	1	2				
5 David Wright, R (1, 5) <small>OBP: 0.311, SLG: 0.482</small>	L6		F7			3B	HBP	BB		2	1	0	0	1	0	3				
Vance Wilson, R (1, 2) <small>OBP: 0.356, SLG: 0.466</small>		K2-3		G6-3		1H	3B	G4-3		4	0	1	1	0	1	2				
Wilson Delgado, S (1, 6) <small>OBP: 0.250, SLG: 0.250</small>	F8			SH		G5-3		K		4	0	1	0	0	1	1				
Al Leiter, L (1, 1) <small>OBP: 0.146, SLG: 0.128</small> Ricky Bottalico, L (7, 1) <small>ERA: 7.2</small> Todd Zeile, R (6, PH) <small>OBP: 0.326, SLG: 0.365</small> <small>ERA: 4.45</small>	F8			SH				F8		1	0	0	0	1	0	0				
Inning Stats	R: 1 E: 0 K: 0 S: 11	H: 3 LOB: 2 BB: 0 P: 15	R: 0 E: 0 K: 1 S: 12	H: 0 LOB: 0 BB: 0 P: 18	R: 2 E: 1 K: 0 S: 14	H: 2 LOB: 1 BB: 0 P: 21	R: 0 E: 1 K: 0 S: 8	H: 1 LOB: 1 BB: 0 P: 11	R: 0 E: 0 K: 2 S: 12	H: 1 LOB: 1 BB: 1 P: 19	R: 1 E: 0 K: 0 S: 13	H: 1 LOB: 2 BB: 1 P: 22	R: 0 E: 0 K: 0 S: 10	H: 0 LOB: 2 BB: 2 P: 21	R: 0 E: 0 K: 1 S: 6	H: 0 LOB: 0 BB: 0 P: 8		1B: 5 2B: 1 3B: 1 HR: 1	SF: 0 SAC: 2 DP: 1 HBP: 1	WP: 1 PB: 0 SB: 1 CS: 0
PITCHER	IP WLS BF H R ER SO BB IBB HBP BLK WP HR S P ERA WHIP																			
31 Edgar Gonzalez, R (1, 1) <small>ERA: 9.96</small> Mike Fetters, R (6, 1) <small>ERA: 7.2</small> Mike Koplove, R (7, 1) <small>ERA: 4.45</small>	5.1 L 27 8 4 3 3 1 0 0 0 0 0 0 7 63 5.06 1.688																			

Batter	1	2	3	4	5	6	7	8	9	AB	R	H	RBI	BB	SO	LOB	TOP					
18 Jason Kendall, R (1, 2) OBP: 0.397, SLG: 0.383	G6-3	1-1 1-H 2-H 2B		2-2 1B			2-1 FC5-4 1B			4	0	3	2	0	0	0						
2 Jack Wilson, R (1, 6) OBP: 0.335, SLG: 0.476	BB 1B	P4		P3			FC5-4 1-2			4	0	1	0	0	0	4						
Jason Bay, R (1, 7) OBP: 0.369, SLG: 0.579	P4			HR			F8 K			4	1	1	1	0	1	2						
Craig Wilson, R (1, 3) OBP: 0.366, SLG: 0.520	BB 1B			K			G6-3 K		F8	3	0	0	0	1	1	0						
Ty Wigginton, R (1, 5) OBP: 0.320, SLG: 0.449	K			F8			K		G5-3	4	0	0	0	0	2	2						
Tike Redman, L (1, 8) OBP: 0.305, SLG: 0.369		F7		G4-3			B1-3		G6-3	4	0	0	0	0	0	0						
19 José Bautista, R (1, 9) OBP: 0.304, SLG: 0.281 Bobby Hill, S (9, PH) OBP: 0.350, SLG: 0.338	FC5 BB 1B			FC6-4 1B			K		G3-1	3	0	2	0	0	1	0						
Jose Castillo, R (1, 4) OBP: 0.297, SLG: 0.355 Rob Mackowiak, L (9, PH) OBP: 0.327, SLG: 0.446	FC5 18 2B BB			FC6-4 18 1B SH3-4			G4-3		P5	2	1	0	0	1	0	1						
John Van Benschoten, R (1, 1) Abraham Nunez, S (7, PH) OBP: 0.239, SLG: 0.336 Mark Corey, R (7, 1) Daryle Ward, L (9, PH) OBP: 0.321, SLG: 0.552	FC5 18 2B			SH3-4			F8		L9	1	1	0	0	0	0	2						
Inning Stats	R: 0 E: 0 K: 1 S: 16	H: 1 LOB: 2 BB: 1 P: 24	R: 2 E: 0 K: 0 S: 10	H: 2 LOB: 1 BB: 1 P: 18	R: 1 E: 0 K: 1 S: 10	H: 1 LOB: 2 BB: 0 P: 16	R: 0 E: 0 K: 0 S: 8	H: 2 LOB: 1 BB: 0 P: 12	R: 0 E: 0 K: 1 S: 6	H: 0 LOB: 0 BB: 0 P: 8	R: 0 E: 0 K: 1 S: 7	H: 0 LOB: 0 BB: 0 P: 11	R: 0 E: 0 K: 1 S: 9	H: 1 LOB: 1 BB: 0 P: 14	R: 0 E: 0 K: 0 S: 6	H: 0 LOB: 0 BB: 0 P: 9	R: 0 E: 0 K: 0 S: 10	H: 0 LOB: 0 BB: 0 P: 14	1B: 5 2B: 1 3B: 0 HR: 1	SF: 0 SAC: 1 DP: 0 HBP: 0	WP: 0 PB: 0 SB: 0 CS: 0	PA: 36
PITCHER	IP	WLS	BF	H	R	ER	SO	BB	IBB	HBP	BLK	WP	HR	S	P	ERA	WHIP					
Casey Fossum, L (1, 1) ERA: 7.37	7.0	W	30	7	3	3	5	2	0	0	0	0	1	66	103	3.86	1.286					
Mike Koptove, R (8, 1) ERA: 4.31	1.0	H	3	0	0	0	0	0	0	0	0	0	0	6	9	0.00	0.000					
Greg Aquino, R (9, 1) ERA: 3.38	1.0	S	3	0	0	0	0	0	0	0	0	0	0	10	14	0.00	0.000					

Pittsburgh Pirates @ Arizona Diamondbacks
Bank One Ballpark, Phoenix, AZ
Wed Aug 18 2004, 9:35 PM EDT
Att: 28,066 - Dome - 81 F


AB 33
R 3
H 7
RBI 3
BB 2
SO 5
LOB 11



Batter	1	2	3	4	5	6	7	8	9	AB	R	H	RBI	BB	SO	LOB	BOTTOM						
Quinton McCracken, S (1, 7) OBP: 0.333, SLG: 0.409	K				1B HR		K			4	1	2	2	0	2	0							
Alex Cintron, S (1, 6) OBP: 0.289, SLG: 0.358	G6-3			F7	2B HR		P6			4	1	1	0	0	0	1							
Danny Bautista, R (1, 9) OBP: 0.354, SLG: 0.440	G6-3			K	F9		L4			4	0	0	0	0	1	2							
Shea Hillenbrand, R (1, 3) OBP: 0.347, SLG: 0.464				HBP	HR		WP BB			2	1	2	3	1	0	0							
Chad Tracy, L (1, 5) OBP: 0.341, SLG: 0.405	F7			L8	G3-1		WP 1B			4	0	1	0	0	0	2							
Luis Torrero, R (1, 8) OBP: 0.385, SLG: 0.425	G6-4-3			K			K		K	4	0	0	0	0	3	4							
Scott Hairston, R (1, 4) OBP: 0.312, SLG: 0.494				FC3-6 BB	HR		F7		P2	3	1	1	1	1	0	2							
Juan Brito, R (1, 2) OBP: 0.220, SLG: 0.260				FC3-6 SH5-4 1B	2B		G6-3			3	2	1	0	0	0	1							
Casey Fossum, L (1, 1) Andy Green, R (7, PH) Mike Koptove, R (8, 1) Greg Aquino, R (9, 1)				SH5-4	SH5-4		G5-3			0	0	0	0	0	0	0							
Inning Stats	R: 0 E: 0 K: 1 S: 9	H: 0 LOB: 0 BB: 0 P: 11	R: 0 E: 0 K: 0 S: 9	H: 1 LOB: 0 BB: 0 P: 13	R: 1 E: 0 K: 0 S: 6	H: 1 LOB: 1 BB: 1 P: 11	R: 0 E: 0 K: 2 S: 13	H: 0 LOB: 1 BB: 0 P: 21	R: 5 E: 0 K: 0 S: 14	H: 5 LOB: 0 BB: 0 P: 27	R: 0 E: 0 K: 1 S: 7	H: 0 LOB: 0 BB: 0 P: 10	R: 0 E: 0 K: 1 S: 7	H: 0 LOB: 0 BB: 0 P: 8	R: 0 E: 0 K: 1 S: 14	H: 1 LOB: 2 BB: 1 P: 21	1B: 4 2B: 2 3B: 0 HR: 2	SF: 0 SAC: 2 DP: 1 HBP: 1	WP: 1 PB: 0 SB: 0 CS: 0	PA: 34			
PITCHER	IP	WLS	BF	H	R	ER	SO	BB	IBB	HBP	BLK	WP	HR	S	P	ERA	WHIP						
John Van Benschoten, R (1, 1) ERA: 9.0	6.0	L	26	7	6	6	4	1	0	1	0	0	1	0	21	29	0.00	1.333					
Mark Corey, R (7, 1) ERA: 5.06	2.0		8	1	0	0	2	1	0	0	0	1	0	21	29	0.00	1.000						

Pittsburgh Pirates @ Arizona Diamondbacks
Bank One Ballpark, Phoenix, AZ
Wed Aug 18 2004, 9:35 PM EDT
Att: 28,066 - Dome - 81 F

AB 29
R 6
H 8
RBI 6
BB 2
SO 6
LOB 12



Batter	1	2	3	4	5	6	7	8	9	AB	R	H	RBI	BB	SO	LOB	TOP				
6 Ryan Freel, R OBP: 0.380, SLG: 0.350	B1-3		G5-3		G6-4-3		1B			4	0	1	0	0	0	1	Cincinnati Reds @ Arizona Diamondbacks Bank One Ballpark, Phoenix, AZ Sat Aug 21 2004, 10:05 PM EDT Att: 35,102 - Dome - 82 F livebaseballscorecards.com				
Felipe Lopez, S OBP: 0.326, SLG: 0.458	G5-3		K2-3			FC4-6 1B		K		4	0	1	0	0	2	0					
Sean Casey, L OBP: 0.393, SLG: 0.571	L4					FC4-6 1B		L4		4	0	1	0	0	0	1					
Adam Dunn, L OBP: 0.400, SLG: 0.585		G6-3	G4-3			P5		BB BB		3	0	0	0	1	0	2					
D'Angelo Jimenez, S OBP: 0.355, SLG: 0.359		S 2B BB			K			BB BB		1	1	0	0	3	1	0					
Darren Bragg, L OBP: 0.255, SLG: 0.400	F7				G4-3			BB		4	0	0	0	0	1	5					
Jacob Cruz, L OBP: 0.316, SLG: 0.361	1-H 2B				F7			G3		4	0	1	1	0	1	0					
Javier Valentin, S OBP: 0.286, SLG: 0.382								G3		0	0	0	0	3	0	0					
Wily Mo Peña, R OBP: 0.307, SLG: 0.521					G6-4-3 BB			S BB		0	0	0	0	0	0	0					
Jason LaRue, R OBP: 0.332, SLG: 0.447								S BB		1	0	0	0	0	0	0					
39 Aaron Harang, R OBP: 0.023, SLG: 0.047								K		2	0	0	0	0	2	3					
Bary Larkin, R OBP: 0.350, SLG: 0.443								K		1	0	0	0	0	1	1					
Jose Acevedo, R OBP: 0.119, SLG: 0.053								K		0	0	0	0	0	0	0					
John Vander Wal, L OBP: 0.200, SLG: 0.368								K		1	0	0	0	0	1	0					
Inning Stats	R: 0 E: 0 K: 0 S: 5	H: 0 LOB: 0 BB: 0 P: 7	R: 1 E: 0 K: 1 S: 12	H: 1 LOB: 2 BB: 2 P: 28	R: 0 E: 0 K: 1 S: 8	H: 1 LOB: 1 BB: 0 P: 12	R: 0 E: 0 K: 1 S: 5	H: 0 LOB: 0 BB: 0 P: 9	R: 0 E: 0 K: 1 S: 13	H: 1 LOB: 2 BB: 1 P: 23	R: 0 E: 0 K: 1 S: 6	H: 1 LOB: 2 BB: 1 P: 14	R: 0 E: 0 K: 2 S: 13	H: 0 LOB: 0 BB: 2 P: 27	R: 0 E: 0 K: 2 S: 9	H: 0 LOB: 0 BB: 0 P: 9	1B: 3 2B: 1 3B: 0 HR: 0	SF: 0 SAC: 0 DP: 1 HBP: 0	WP: 0 PB: 0 SB: 2 CS: 0	PA: 36	
PITCHER	IP WLS BF H R ER SO BB IBB HBP BLK WP HR S P ERA WHIP	IP WLS BF H R ER SO BB IBB HBP BLK WP HR S P ERA WHIP	IP WLS BF H R ER SO BB IBB HBP BLK WP HR S P ERA WHIP	IP WLS BF H R ER SO BB IBB HBP BLK WP HR S P ERA WHIP	IP WLS BF H R ER SO BB IBB HBP BLK WP HR S P ERA WHIP	IP WLS BF H R ER SO BB IBB HBP BLK WP HR S P ERA WHIP	IP WLS BF H R ER SO BB IBB HBP BLK WP HR S P ERA WHIP	IP WLS BF H R ER SO BB IBB HBP BLK WP HR S P ERA WHIP	IP WLS BF H R ER SO BB IBB HBP BLK WP HR S P ERA WHIP	IP WLS BF H R ER SO BB IBB HBP BLK WP HR S P ERA WHIP	IP WLS BF H R ER SO BB IBB HBP BLK WP HR S P ERA WHIP	IP WLS BF H R ER SO BB IBB HBP BLK WP HR S P ERA WHIP	IP WLS BF H R ER SO BB IBB HBP BLK WP HR S P ERA WHIP	IP WLS BF H R ER SO BB IBB HBP BLK WP HR S P ERA WHIP	IP WLS BF H R ER SO BB IBB HBP BLK WP HR S P ERA WHIP	IP WLS BF H R ER SO BB IBB HBP BLK WP HR S P ERA WHIP	IP WLS BF H R ER SO BB IBB HBP BLK WP HR S P ERA WHIP	IP WLS BF H R ER SO BB IBB HBP BLK WP HR S P ERA WHIP	IP WLS BF H R ER SO BB IBB HBP BLK WP HR S P ERA WHIP	IP WLS BF H R ER SO BB IBB HBP BLK WP HR S P ERA WHIP	IP WLS BF H R ER SO BB IBB HBP BLK WP HR S P ERA WHIP

Batter	1	2	3	4	5	6	7	8	9	AB	R	H	RBI	BB	SO	LOB	BOTTOM				
Quinton McCracken, S OBP: 0.327, SLG: 0.393	G4-3	G3			G4-3		L9			4	0	0	0	0	0	2	Cincinnati Reds @ Arizona Diamondbacks Bank One Ballpark, Phoenix, AZ Sat Aug 21 2004, 10:05 PM EDT Att: 35,102 - Dome - 82 F livebaseballscorecards.com				
Alex Cintron, S OBP: 0.288, SLG: 0.354	F7		F9		G6-3		F8			4	0	0	0	0	0	0					
Danny Bautista, R OBP: 0.350, SLG: 0.434	G6-3		G2-3		G1-3		G5-3			4	0	0	0	0	0	0					
Shea Hillenbrand, R OBP: 0.347, SLG: 0.464		2B	WP 1B				G5-3			4	1	2	0	0	1	0					
Chad Tracy, L OBP: 0.345, SLG: 0.408		19 1B 2H G6-3 2B	G5-3				1B			3	1	2	1	0	0	1					
Scott Hairston, R OBP: 0.315, SLG: 0.494		17 G6-3 19 1B BB			G6-3		P4			2	0	0	0	1	0	1					
Luis Terrero, R OBP: 0.367, SLG: 0.395			K		B1		P3			3	0	0	0	0	1	3					
19 Chris Snyder, R OBP: 0.667, SLG: 1.000			G6-3 1B				P4			3	0	2	0	0	0	0					
17 Brandon Webb, R OBP: 0.132, SLG: 0.098			G6-3 1B				G3			2	0	0	1	0	1	3					
Carlos Baerga, S OBP: 0.284, SLG: 0.313										1	0	0	0	0	0	0					
Shane Nance, L OBP: 0.119, SLG: 0.053										0	0	0	0	0	0	0					
Greg Aquino, R OBP: 0.200, SLG: 0.368										0	0	0	0	0	0	0					
Inning Stats	R: 0 E: 0 K: 0 S: 11	H: 0 LOB: 0 BB: 0 P: 17	R: 2 E: 0 K: 1 S: 17	H: 3 LOB: 2 BB: 1 P: 25	R: 0 E: 0 K: 0 S: 8	H: 1 LOB: 1 BB: 0 P: 12	R: 0 E: 0 K: 1 S: 7	H: 1 LOB: 1 BB: 0 P: 8	R: 0 E: 0 K: 0 S: 8	H: 0 LOB: 0 BB: 0 P: 9	R: 0 E: 0 K: 0 S: 7	H: 1 LOB: 1 BB: 0 P: 10	R: 0 E: 0 K: 0 S: 6	H: 0 LOB: 0 BB: 0 P: 9	R: 0 E: 0 K: 1 S: 6	H: 0 LOB: 0 BB: 0 P: 9	1B: 3 2B: 3 3B: 0 HR: 0	SF: 0 SAC: 0 DP: 0 HBP: 0	WP: 1 PB: 0 SB: 0 CS: 0	PA: 31	
PITCHER	IP WLS BF H R ER SO BB IBB HBP BLK WP HR S P ERA WHIP	IP WLS BF H R ER SO BB IBB HBP BLK WP HR S P ERA WHIP	IP WLS BF H R ER SO BB IBB HBP BLK WP HR S P ERA WHIP	IP WLS BF H R ER SO BB IBB HBP BLK WP HR S P ERA WHIP	IP WLS BF H R ER SO BB IBB HBP BLK WP HR S P ERA WHIP	IP WLS BF H R ER SO BB IBB HBP BLK WP HR S P ERA WHIP	IP WLS BF H R ER SO BB IBB HBP BLK WP HR S P ERA WHIP	IP WLS BF H R ER SO BB IBB HBP BLK WP HR S P ERA WHIP	IP WLS BF H R ER SO BB IBB HBP BLK WP HR S P ERA WHIP	IP WLS BF H R ER SO BB IBB HBP BLK WP HR S P ERA WHIP	IP WLS BF H R ER SO BB IBB HBP BLK WP HR S P ERA WHIP	IP WLS BF H R ER SO BB IBB HBP BLK WP HR S P ERA WHIP	IP WLS BF H R ER SO BB IBB HBP BLK WP HR S P ERA WHIP	IP WLS BF H R ER SO BB IBB HBP BLK WP HR S P ERA WHIP	IP WLS BF H R ER SO BB IBB HBP BLK WP HR S P ERA WHIP	IP WLS BF H R ER SO BB IBB HBP BLK WP HR S P ERA WHIP	IP WLS BF H R ER SO BB IBB HBP BLK WP HR S P ERA WHIP	IP WLS BF H R ER SO BB IBB HBP BLK WP HR S P ERA WHIP	IP WLS BF H R ER SO BB IBB HBP BLK WP HR S P ERA WHIP	IP WLS BF H R ER SO BB IBB HBP BLK WP HR S P ERA WHIP	IP WLS BF H R ER SO BB IBB HBP BLK WP HR S P ERA WHIP



Batter	1	2	3	4	5	6	7	8	9	AB	R	H	RBI	BB	SO	LOB	TOP	
Quinton McCracken, S OBP: 0.323, SLG: 0.380	4-1 E S BB	0-1 2B 1-2 1B		0-0 L8			1-1 G6-3		3-1 SH1-4	3	0	1	0	1	0	0		
Alex Cintron, S OBP: 0.289, SLG: 0.357	1-1 F7	0-1 1-3 2-H 2B		2-1 F7			2-0 L3		1-1 1B	5	0	2	2	0	0	1		
Danny Bautista, R OBP: 0.350, SLG: 0.431	4-2 G5-4-3 BB	2-2 L8		1-0 F7			3-2 1B		0-0 P4	4	0	1	0	1	0	4		
Shea Hillenbrand, R OBP: 0.347, SLG: 0.463	0-1 G5-4-3			0-0 1B 19 SF7 2B			3-1 L3		0-0 G4-3	5	1	1	0	0	1	5		
Chad Tracy, L OBP: 0.344, SLG: 0.406		3-1 L6		0-0 HBP 1B			1-0 P6											
Andy Green, R OBP: 0.235, SLG: 0.286		1-0 E5 FC1-4		2-3 K			1-1 L4		0-0 19 WP 1B	4	0	1	0	0	1	2		
Scott Hairston, R OBP: 0.311, SLG: 0.485		2-0 FC1-4 19 HR		1-2 HBP			3-1 P3		0-3 K	3	1	0	0	0	1	2		
Luis Terrero, R OBP: 0.368, SLG: 0.380		3-2 2-H HR		2-0 SF7			1-3 K		2-3 K	3	1	1	3	0	2	1		
19 Chris Snyder, R OBP: 0.300, SLG: 0.778		0-0 2B 1B		1-3 K			0-0 B2-3		0-1 SH1-4 1B	3	1	1	0	0	1	2		
Casey Fossum, L ERA: 4.85																		
36 Brian Bruney, R ERA: 3.79																		
Shane Nance, L ERA: 2.84																		
Greg Aquino, R ERA: 3.05																		
Inning Stats	R: 0 E: 0 K: 0 S: 8	H: 0 LOB: 1 BB: 2 P: 17	R: 3 E: 1 K: 0 S: 16	H: 4 LOB: 2 BB: 0 P: 27	R: 1 E: 0 K: 2 S: 12	H: 2 LOB: 2 BB: 0 P: 18	R: 0 E: 0 K: 0 S: 4	H: 0 LOB: 0 BB: 0 P: 7	R: 0 E: 0 K: 1 S: 5	H: 1 LOB: 1 BB: 0 P: 10	R: 0 E: 0 K: 3 S: 10	H: 1 LOB: 1 BB: 0 P: 15	R: 1 E: 0 K: 0 S: 8	H: 2 LOB: 2 BB: 0 P: 12	1B: 7 2B: 2 3B: 0 HR: 1	SF: 1 SAC: 1 DP: 1 HBP: 1	WP: 1 PA: 40 SB: 0 CS: 2	
PITCHER	IP	WLS	BF	H	R	ER	SO	BB	IBB	HBP	BLK	WP	HR	S	P	ERA	WHIP	
John Van Benschoten, R ERA: 1.19	7.0	31	7	4	1	4	2	0	1	0	0	0	1	61	107	1.29	1.286	
Michael Gonzalez, L ERA: 1.19	1.0	4	1	0	0	3	0	0	0	0	0	1	0	11	15	0.00	1.000	
34 John Grabow, L ERA: 5.28	0.1	L	3	2	1	1	0	0	0	0	0	0	0	6	10	27.00	6.000	
Jose Mesa, R ERA: 3.23	0.2	2	0	0	0	0	0	0	0	0	0	0	0	2	2	0.00	0.000	

Arizona Diamondbacks @ Pittsburgh Pirates
PNC Park, Pittsburgh, PA
Mon Aug 23 2004, 7:05 PM EDT
Att: 25,154 - Sunny - 76 F

AB	35
R	5
H	10
RBI	5
BB	2
SO	7
LOB	17



Batter	1	2	3	4	5	6	7	8	9	AB	R	H	RBI	BB	SO	LOB	BOTTOM		
18 Jason Kendall, R OBP: 0.393, SLG: 0.376	2-2 G6-3	0-1 L5			1-1 G5-3	2-3 K			0-1 2 FC6-4 1B	5	0	1	0	0	1	2			
2 Jack Wilson, R OBP: 0.328, SLG: 0.462	2-0 1B SF7	0-1 G5-3			1-2 BB 1B		2-3 K		0-0 FC6-4 1B	5	1	2	0	0	1	1			
Jason Bay, R OBP: 0.379, SLG: 0.588	1-1 BB 1B			3-1 1B	1-2 BB		2-0 F8		2-3 K	4	0	2	0	1	1	1			
Craig Wilson, R OBP: 0.366, SLG: 0.524	4-2 BB			2-2 HR	0-3 K		1-0 G5-3		0-0 G5-3	4	1	1	1	1	1	3			
Ty Wigginton, R OBP: 0.321, SLG: 0.439	1-0 SF7			0-1 F9	1-1 L5			2-2 G3-1		3	0	0	1	0	0	2			
19 José Bautista, R OBP: 0.316, SLG: 0.300	1-3 K2-3			1-2 P4		1-2 G5-3		2-3 K		3	0	0	0	0	1	2			
Rob Mackowiak, L OBP: 0.324, SLG: 0.443										1	0	0	0	0	1	0			
Tike Redman, L OBP: 0.306, SLG: 0.369		1-0 G4-3			2-1 P3		1-1 L7		2-2 1B 1B	4	0	1	0	0	0	0			
Jose Castillo, R OBP: 0.303, SLG: 0.374		2-2 HR 2B			0-2 L3		1-0 2B		2-1 1B	4	1	3	0	0	0	0			
John Van Benschoten, R OBP: 0.500, SLG: 1.333		2-1 HR			3-3 K		4-0 BB		0-1 F8	2	1	1	2	1	1	0			
Michael Gonzalez, R OBP: 1.000, SLG: 2.000										0	0	0	0	0	0	0			
11 Humberto Cota, R OBP: 0.304, SLG: 0.524										0	0	0	0	0	0	2			
34 John Grabow, L OBP: 0.324, SLG: 0.443										0	0	0	0	0	0	0			
Jose Mesa, R ERA: 3.23										0	0	0	0	0	0	0			
Inning Stats	R: 1 E: 0 K: 1 S: 13	H: 2 LOB: 2 BB: 1 P: 24	R: 2 E: 0 K: 0 S: 10	H: 2 LOB: 0 BB: 0 P: 15	R: 1 E: 0 K: 0 S: 12	H: 2 LOB: 0 BB: 0 P: 18	R: 0 E: 0 K: 1 S: 8	H: 0 LOB: 0 BB: 0 P: 13	R: 0 E: 0 K: 1 S: 13	H: 1 LOB: 2 BB: 1 P: 20	R: 0 E: 0 K: 1 S: 9	H: 1 LOB: 2 BB: 1 P: 18	R: 0 E: 0 K: 1 S: 5	H: 2 LOB: 2 BB: 0 P: 21	R: 0 E: 0 K: 1 S: 7	H: 1 LOB: 1 BB: 0 P: 9	1B: 7 2B: 2 3B: 0 HR: 2	SF: 1 SAC: 0 DP: 0 HBP: 0	WP: 0 PA: 40 SB: 0 CS: 0
PITCHER	IP	WLS	BF	H	R	ER	SO	BB	IBB	HBP	BLK	WP	HR	S	P	ERA	WHIP		
Casey Fossum, L ERA: 7.29	6.0	28	8	4	4	4	3	0	0	0	0	0	0	8	15	0.00	0.000		
36 Brian Bruney, R ERA: 3.79	1.1	4	0	0	0	1	0	0	0	0	0	0	0	8	15	0.00	0.000		
Shane Nance, L ERA: 2.84	0.2	W	4	2	0	0	1	0	0	0	0	0	0	10	16	0.00	3.000		
Greg Aquino, R ERA: 3.05	1.0	S	4	1	0	0	1	0	0	0	0	0	0	7	9	0.00	1.000		

Arizona Diamondbacks @ Pittsburgh Pirates
PNC Park, Pittsburgh, PA
Mon Aug 23 2004, 7:05 PM EDT
Att: 25,154 - Sunny - 76 F

AB	36
R	4
H	11
RBI	4
BB	3
SO	7
LOB	13



Batter	1	2	3	4	5	6	7	8	9	AB	R	H	RBI	BB	SO	LOB	TOP											
Quinton McCracken, S OBP: 0.323, SLG: 0.379 (1, 7)	1-1 CS 1B		0-0 SH1-3		1-2 F9			0-3 K		3	0	1	0	0	1	0												
Alex Cintron, S OBP: 0.291, SLG: 0.358 (1, 6)	2-2 F7		0-0 G6-4-3 1B			1-0 G5-3		1-2 1B		4	0	2	1	0	0	1												
Danny Bautista, R OBP: 0.349, SLG: 0.429 (1, 9)	2-3 SAFE K		0-2 G6-4-3			0-2 1B		0-2 K		4	0	1	0	0	2	4												
Shea Hillenbrand, R OBP: 0.344, SLG: 0.459 (1, 3)		1-2 F9		0-1 F9		0-0 P4			1-0 G1-3	4	0	0	0	0	0	1												
Scott Hairston, R OBP: 0.307, SLG: 0.478 (1, 4)		0-0 G4-3		3-3 K		2-2 G4-3			2-0 F7	4	0	0	0	0	1	1												
Luis Torrero, R OBP: 0.373, SLG: 0.372 (1, 8)		4-1 BB		4-2 BB			0-0 B1-3		0-3 K	2	0	0	0	2	1	0												
19 Chris Snyder, R OBP: 0.231, SLG: 0.583 (1, 2)		0-0 P2		2-3 K			1-3 K			3	0	0	0	0	2	2												
Andy Green, R OBP: 0.241, SLG: 0.288 Mike Koplove, R (7, 1)			1-1 SH1-3 31 HBP 1B		2-2 G6-3		3-3 K			3	1	1	0	0	1	0												
31 Edgar Gonzalez, R OBP: 0.375, SLG: 0.286 Chad Tracy, L OBP: 0.343, SLG: 0.405 (7, 5)			1-0 1B SH1-3 HBP		1-3 K			2-3 K		1	0	0	0	0	1	0												
Inning Stats	R: 0 E: 0 K: 1 S: 13	H: 1 LOB: 1 BB: 0 P: 18	R: 0 E: 0 K: 0 S: 6	H: 0 LOB: 1 BB: 1 P: 11	R: 1 E: 0 K: 0 S: 7	H: 2 LOB: 1 BB: 0 P: 9	R: 0 E: 0 K: 2 S: 10	H: 0 LOB: 1 BB: 1 P: 19	R: 0 E: 0 K: 1 S: 10	H: 0 LOB: 0 BB: 0 P: 14	R: 0 E: 0 K: 0 S: 9	H: 1 LOB: 1 BB: 0 P: 12	R: 0 E: 0 K: 2 S: 9	H: 0 LOB: 0 BB: 0 P: 13	R: 0 E: 0 K: 3 S: 14	H: 1 LOB: 1 BB: 0 P: 17	R: 0 E: 0 K: 1 S: 5	H: 0 LOB: 0 BB: 0 P: 8	1B: 5 2B: 1 3B: 0 HR: 0	SF: 0 SAC: 1 DP: 2 HBP: 1	WP: 0 PB: 0 SB: 0 CS: 1	PA: 33						
PITCHER	IP	WLS	BF	H	R	ER	SO	BB	IBB	HBP	BLK	WP	HR	S	P	ERA	WHIP											
Oliver Pérez, L ERA: 2.8 Jose Mesa, R ERA: 3.18	(1, 1)	8.0	W	30	5	1	1	9	2	0	1	0	0	0	78	113	1.12	0.875										
(9, 1)	1.0	S	3	0	0	0	1	0	0	0	0	0	0	5	8	0.00	0.000											

Arizona Diamondbacks @ Pittsburgh Pirates
PNC Park, Pittsburgh, PA
Tue Aug 24 2004, 7:05 PM EDT
Att: 16,332 - Cloudy - 80 F

livebaseballscores.com

AB 29
R 1
H 5
RBI 1
BB 2
SO 10
LOB 9



Batter	1	2	3	4	5	6	7	8	9	AB	R	H	RBI	BB	SO	LOB	BOTTOM										
18 Jason Kendall, R OBP: 0.392, SLG: 0.373 (1, 2)	0-1 G5-3			1-1 FC5-4 HBP		1-2 1B			2-1 G4-3	3	0	0	0	0	0	2											
2 Jack Wilson, R OBP: 0.330, SLG: 0.461 (1, 6)	4-1 2B BB		3-2 BB 1B		2-1 FC5-4			1-1 G4-3		3	1	1	0	1	0	2											
Daryle Ward, L OBP: 0.310, SLG: 0.536 (1, 3)	1-1 1H 2B		2-2 F8		3-2 2B 1B			3-2 HR		4	2	3	2	0	0	1											
Craig Wilson, R OBP: 0.363, SLG: 0.520 Jose Mesa, R (9, 1)	2-1 G6-3		1-3 K		0-1 F7			0-3 K		4	0	0	0	0	2	3											
Rob Mackowiak, L OBP: 0.330, SLG: 0.450 (9, 9)	1-1 2H 2B		4-0 BB		1-0 2B			4-2 BB		2	0	2	1	2	0	0											
Jason Bay, R OBP: 0.374, SLG: 0.580 (1, 7)	2-2 P6		0-1 L6		2-3 K			0-0 G1-3		4	0	0	0	0	1	6											
Ty Wigginton, R OBP: 0.318, SLG: 0.434 (1, 5)			0-0 E5 SH3-4		0-0 L5			1-2 G1-3		4	0	0	0	0	0	3											
Jose Castillo, R OBP: 0.303, SLG: 0.372 (1, 4)		3-2 F9		1-2 G4-3		0-0 18 G4-3 1B		0-1 G6-3		4	0	1	0	0	0	1											
Oliver Pérez, L OBP: 0.250, SLG: 0.217 Tike Redman, L OBP: 0.305, SLG: 0.368 (8, PH) (9, 8)		0-0 SH3-4		1-1 FC5-4 18 HBP 1B		3-3 K		2-1 G3		2	0	1	0	0	1	1											
Inning Stats	R: 2 E: 0 K: 0 S: 12	H: 2 LOB: 1 BB: 1 P: 22	R: 0 E: 1 K: 0 S: 9	H: 0 LOB: 1 BB: 0 P: 14	R: 0 E: 0 K: 1 S: 12	H: 1 LOB: 2 BB: 1 P: 22	R: 0 E: 0 K: 0 S: 10	H: 1 LOB: 2 BB: 0 P: 15	R: 0 E: 0 K: 1 S: 14	H: 2 LOB: 2 BB: 0 P: 22	R: 0 E: 0 K: 1 S: 6	H: 1 LOB: 0 BB: 0 P: 11	R: 1 E: 0 K: 1 S: 11	H: 1 LOB: 1 BB: 1 P: 19	R: 0 E: 0 K: 0 S: 8	H: 0 LOB: 0 BB: 0 P: 11	1B: 4 2B: 3 3B: 0 HR: 1	SF: 0 SAC: 1 DP: 2 HBP: 1	WP: 1 PB: 0 SB: 0 CS: 0	PA: 36							
PITCHER	IP	WLS	BF	H	R	ER	SO	BB	IBB	HBP	BLK	WP	HR	S	P	ERA	WHIP										
31 Edgar Gonzalez, R ERA: 8.74 Mike Koplove, R ERA: 4.27	(1, 1)	6.0	L	28	7	2	2	3	2	0	1	0	0	63	106	3.00	1.500										
(7, 1)	2.0		8	1	1	1	1	1	0	0	0	0	1	19	30	4.50	1.000										

Arizona Diamondbacks @ Pittsburgh Pirates
PNC Park, Pittsburgh, PA
Tue Aug 24 2004, 7:05 PM EDT
Att: 16,332 - Cloudy - 80 F

livebaseballscores.com

AB 31
R 3
H 8
RBI 3
BB 3
SO 4
LOB 19



Batter	1	2	3	4	5	6	7	8	9	AB	R	H	RBI	BB	SO	LOB	TOP					
Quinton McCracken, S OBP: 0.321, SLG: 0.383 (1, 7)			G4-3		L4			P5		4	1	1	0	0	0	0						
Alex Cintron, S OBP: 0.289, SLG: 0.356 (1, 6)	SH1-4		G1-3			L6		G1-3		3	0	0	0	0	0	0						
Danny Bautista, R OBP: 0.348, SLG: 0.430 (1, 9)	G5-3		G5-3			E9		K		4	0	1	0	0	1	1						
Shea Hillenbrand, R OBP: 0.345, SLG: 0.459 Andy Green, R OBP: 0.241, SLG: 0.288 (9, PR)					F7			G4-3		4	0	2	1	0	0	1						
Chad Tracy, L OBP: 0.345, SLG: 0.409 (1, 5)					F9			F9		4	0	2	0	0	0	1						
Scott Hairston, R OBP: 0.306, SLG: 0.474 (1, 4)	F7							F7		4	0	1	0	0	1	4						
Luis Terrero, R OBP: 0.377, SLG: 0.378 (1, 8)		P6			F9					4	0	2	0	0	0	1						
Juan Brito, R OBP: 0.218, SLG: 0.250 Carlos Baerga, S OBP: 0.289, SLG: 0.319 (9, PH)		K				F9		G1-4-3		3	0	0	0	0	1	1						
Randy Johnson, R OBP: 0.152, SLG: 0.143 (1, 1)		K						G1-4-3		1	0	0	0	0	0	3						
								G6-3		3	0	0	0	0	2	1						
Inning Stats	R: 1 E: 0 K: 0 S: 12	H: 3 LOB: 2 BB: 0 P: 16	R: 0 E: 0 K: 0 S: 10	H: 0 LOB: 0 BB: 0 P: 13	R: 0 E: 0 K: 0 S: 5	H: 0 LOB: 0 BB: 0 P: 7	R: 0 E: 0 K: 0 S: 8	H: 1 LOB: 1 BB: 0 P: 12	R: 0 E: 0 K: 0 S: 7	H: 0 LOB: 0 BB: 0 P: 7	R: 0 E: 1 K: 0 S: 10	H: 1 LOB: 1 BB: 0 P: 13	R: 0 E: 0 K: 0 S: 10	H: 1 LOB: 0 BB: 0 P: 18	R: 0 E: 0 K: 1 S: 7	H: 0 LOB: 0 BB: 0 P: 8	R: 0 E: 0 K: 1 S: 11	H: 3 LOB: 3 BB: 0 P: 13	1B: 6 2B: 3 3B: 0 HR: 0	SF: 0 SAC: 1 DP: 1 HBP: 0	WP: 0 PB: 0 SB: 1 CS: 0	PA: 35
PITCHER	IP WLS BF H R ER SO BB IBB HBP BLK WP HR S P ERA WHIP	IP WLS BF H R ER SO BB IBB HBP BLK WP HR S P ERA WHIP																	IP WLS BF H R ER SO BB IBB HBP BLK WP HR S P ERA WHIP			
Josh Fogg, R ERA: 4.95 Jose Mesa, R ERA: 3.12	(1, 1) 8.0 W 30 6 1 1 4 0 0 0 0 0 0 69 94 1.12 0.750	(9, 1) 1.0 S 5 3 0 0 1 0 0 0 0 0 0 11 13 0.00 3.000																				

Arizona Diamondbacks @ Pittsburgh Pirates
PNC Park, Pittsburgh, PA
Wed Aug 25 2004, 7:05 PM EDT
Att: 24,853 - Cloudy - 79 F

AB	34
R	1
H	9
RBI	1
BB	0
SO	5
LOB	13



Batter	1	2	3	4	5	6	7	8	9	AB	R	H	RBI	BB	SO	LOB	BOTTOM					
18 Jason Kendall, R OBP: 0.389, SLG: 0.371 (1, 2)	F9		L4			K				3	0	0	0	0	1	0						
2 Jack Wilson, R OBP: 0.331, SLG: 0.468 (1, 6)					P3					3	1	2	1	0	0	0						
Jason Bay, R OBP: 0.374, SLG: 0.588 (1, 7)	K				K					3	1	1	1	0	2	1						
Craig Wilson, R OBP: 0.361, SLG: 0.516 (1, 3)	G4-3				G3			K		3	0	0	0	0	1	1						
Ty Wigginton, R OBP: 0.315, SLG: 0.431 (1, 5)		F8			F7			G6-3		3	0	0	0	0	0	0						
19 José Bautista, R OBP: 0.304, SLG: 0.288 (1, 9)		K			K			K		3	0	0	0	0	3	0						
Tike Redman, L OBP: 0.303, SLG: 0.365 (1, 8)		F8			K			G6-3		3	0	0	0	0	1	0						
Jose Castillo, R OBP: 0.300, SLG: 0.368 (1, 4)			K			K		G6-3		3	0	0	0	0	2	0						
Josh Fogg, R OBP: 0.081, SLG: 0.081 11 Humberto Cota, R OBP: 0.298, SLG: 0.512 Jose Mesa, R (9, 1)			G5-3			G6-3		K		2	0	0	0	0	0	0						
										1	0	0	0	0	1	0						
										0	0	0	0	0	0	0						
Inning Stats	R: 0 E: 0 K: 1 S: 7	H: 1 LOB: 1 BB: 0 P: 9	R: 0 E: 0 K: 1 S: 7	H: 0 LOB: 0 BB: 0 P: 8	R: 0 E: 0 K: 1 S: 9	H: 0 LOB: 0 BB: 0 P: 12	R: 0 E: 0 K: 1 S: 6	H: 0 LOB: 0 BB: 0 P: 7	R: 0 E: 0 K: 2 S: 8	H: 0 LOB: 0 BB: 0 P: 12	R: 0 E: 0 K: 2 S: 10	H: 0 LOB: 0 BB: 0 P: 12	R: 2 E: 0 K: 2 S: 12	H: 2 LOB: 0 BB: 0 P: 15	R: 0 E: 0 K: 1 S: 6	H: 0 LOB: 0 BB: 0 P: 7	R: 0 E: 0 K: 1 S: 6	H: 0 LOB: 0 BB: 0 P: 7	1B: 1 2B: 0 3B: 0 HR: 2	SF: 0 SAC: 0 DP: 0 HBP: 0	WP: 0 PB: 0 SB: 0 CS: 0	PA: 27
PITCHER	IP WLS BF H R ER SO BB IBB HBP BLK WP HR S P ERA WHIP	IP WLS BF H R ER SO BB IBB HBP BLK WP HR S P ERA WHIP																	IP WLS BF H R ER SO BB IBB HBP BLK WP HR S P ERA WHIP			
Randy Johnson, L ERA: 2.78	(1, 1) 8.0 L 27 3 2 2 11 0 0 0 0 0 0 2 65 2.25 0.375																					

Arizona Diamondbacks @ Pittsburgh Pirates
PNC Park, Pittsburgh, PA
Wed Aug 25 2004, 7:05 PM EDT
Att: 24,853 - Cloudy - 79 F

AB	27
R	2
H	3
RBI	2
BB	0
SO	11
LOB	2



Batter	1	2	3	4	5	6	7	8	9	10	11	AB	R	H	RBI	BB	SO	LOB	TOP			
Quinton McCracken, S OBP: 0.333, SLG: 0.396	(1, 7) F9		(1, 1) G3-6-3 1B		(0, 1) WP 1B		(1, 1)		(2, 0) G3		(4, 2) 1B G5-2-3 BB	5	1	3	0	1	0	0				
Alex Cintron, S OBP: 0.292, SLG: 0.356	(1, 6) P3		(0, 1) G3-6-3 1-2		(2, 2) 1B		(0, 0) F7		(4, 1) BB		(1, 1) 1B	5	0	2	2	1	0	2				
Danny Bautista, R OBP: 0.346, SLG: 0.426	(1, 9) K		(3, 2) G6-3		(1, 1) F8		(0, 0) F9		(0, 0) G6-3		(0, 1) 1B	6	0	1	0	0	1	3				
Shea Hillenbrand, R OBP: 0.345, SLG: 0.456		(2, 0) 1B WP 1B		(1, 0) F7		(1, 0) G6-3		(4, 0) SH1-3 BB		(0, 2) P3	(0, 1) G5-2-3	5	1	1	0	1	0	3				
Scott Hairston, R OBP: 0.305, SLG: 0.471		(3, 2) 19 G6-3 WP 1B		(0, 0) F9		(1, 3) K		(0, 1) SH1-3		(1, 1) G5-3		4	0	1	0	0	1	0				
Luis Tarrero, R OBP: 0.295, SLG: 0.422		(4, 2) 19 G6-3 BB		(1, 2) HR		(2, 2) 19 S 1B		(1, 1) G6-3		(0, 0) 1B		4	1	3	1	1	0	1				
Chad Tracy, L OBP: 0.346, SLG: 0.408	(1, 5) F7		(2, 2) F7		(2, 2) G4-3		(0, 1) 1B		(4, 0) 1BB		(0, 3) K	3	0	1	0	1	0	2				
36 Brian Bruneau, R Greg Aquino, R	(10, 1)											0	0	0	0	0	0	0				
19 Chris Snyder, R OBP: 0.167, SLG: 0.412	(1, 2) G6-3		(0, 2) G6-3		(3, 2) P5		(3, 2) L6		(3, 3) K		(1, 1) F8	5	0	0	0	0	1	6				
17 Brandon Webb, R Shane Nance, L	(1, 1)		(0, 3) K		(0, 3) K				(0, 0) G5-3		(1, 0) 1B	3	0	0	0	0	3	2				
Mike Koplove, R Andy Green, R Carlos Baerga, S	(8, 1)											0	0	0	0	0	0	0				
Inning Stats	R: 0 E: 0 K: 1 S: 7	H: 0 LOB: 0 BB: 0 P: 12	R: 1 E: 0 K: 1 S: 17	H: 2 LOB: 2 BB: 1 P: 28	R: 0 E: 0 K: 1 S: 8	H: 1 LOB: 0 BB: 0 P: 12	R: 1 E: 0 K: 0 S: 9	H: 1 LOB: 0 BB: 0 P: 13	R: 1 E: 0 K: 1 S: 13	H: 2 LOB: 1 BB: 0 P: 19	R: 0 E: 0 K: 1 S: 13	H: 2 LOB: 2 BB: 2 P: 20	R: 0 E: 0 K: 1 S: 7	H: 0 LOB: 2 BB: 2 P: 19	R: 0 E: 0 K: 1 S: 10	H: 1 LOB: 1 BB: 0 P: 11	R: 1 E: 0 K: 0 S: 12	H: 3 LOB: 2 BB: 1 P: 19	1B: 10 2B: 1 3B: 1 HR: 1	SF: 0 SAC: 1 DP: 2 HBP: 0	WP: 2 PB: 0 SB: 1 CS: 0	PA: 49
PITCHER	IP WLS BF H R ER SO BB IBB HBP BLK WP HR S P ERA WHIP	PITCHER										IP WLS BF H R ER SO BB IBB HBP BLK WP HR S P ERA WHIP										
Brandon Claussen, L ERA: 5.14	(1, 1)	6.0	26	8	3	3	4	1	0	0	0	0	0	0	0	0	7	9	0.00	1.000		
Gabe White, L ERA: 7.15	(7, 1)	1.0	4	1	0	0	1	0	0	0	0	0	0	0	0	0	7	9	0.00	1.000		
Ryan Wagner, R ERA: 4.57	(8, 1)	2.0	9	0	0	0	1	2	1	0	0	0	0	0	0	11	29	0.00	1.000			
Joe Valentine, R ERA: 7.71	(10, 1)	1.1	8	3	1	1	1	1	0	0	0	0	0	0	0	18	26	6.75	3.000			
Todd Van Poppel, R ERA: 6.11	(11, 1)	0.2	2	1	0	0	0	0	0	0	0	0	0	0	0	4	4	0.00	1.500			

Arizona Diamondbacks @ Cincinnati Reds
Great American Ball Park, Cincinnati, OH
Fri Aug 27 2004, 7:10 PM EDT
Att: 23,498 - Cloudy - 88 F

livebaseballscorecards.com

AB 43
R 4
H 13
RBI 3
BB 5
SO 7
LOB 20



Batter	1	2	3	4	5	6	7	8	9	10	11	AB	R	H	RBI	BB	SO	LOB	BOTTOM					
6 Ryan Freel, R OBP: 0.377, SLG: 0.344	(1, 5) G5-3		(4, 2) 1B S BB		(0, 1) G6-3		(2, 1) E5 FC5-2		(0, 1) L8			4	0	0	0	1	0	2						
Felipe Lopez, S OBP: 0.305, SLG: 0.409	(1, 6) K		(1, 3) 1 SAFE 2 SAFE 1B		(1, 3) K		(3, 1) FC5-2				(1, 3) K	5	0	1	0	0	3	3						
Sean Casey, L OBP: 0.393, SLG: 0.579	(1, 3) 2B		(0, 2) F9		(1, 2) G3		(2, 3) K		(1, 2) G4-3			5	1	1	0	0	1	5						
Adam Dunn, L OBP: 0.402, SLG: 0.591	(1, 7) 2B		(0, 0) G3		(3, 3) K		(2, 0) HR		(4, 1) BB			4	1	2	2	1	1	2						
D'Angelo Jimenez, S OBP: 0.356, SLG: 0.360	(1, 4) L4		(2, 2) L9		(1, 0) G4-3		(4, 1) FC6-4 BB		(1, 3) K			4	0	0	0	1	1	2						
Todd Van Poppel, R OBP: 0.176, SLG: 0.125												0	0	0	0	0	0	0						
Wily Mo Peña, R OBP: 0.365, SLG: 0.516			(0, 3) K		(1, 3) K		(0, 0) FC2-5 1B		(0, 1) FC6-4 G1-6-3		(3, 3) K	5	0	1	0	0	3	1						
Austin Kearns, R OBP: 0.328, SLG: 0.347			(0, 3) K		(0, 0) 1B		(4, 2) FC2-5 2B BB		(0, 0) G1-6-3		(0, 1) G5-3	4	1	1	0	1	1	1						
Javier Valentin, S OBP: 0.277, SLG: 0.369	(1, 2) G4-3		(0, 0) G3		(0, 0) G3		(0, 0) FC2-5 2B FC5-2		(1, 1) F9		(1, 3) K	5	0	0	0	0	1	3						
Brandon Claussen, R ERA: 5.14	(1, 1)	6.1	26	8	3	3	4	1	0	0	0	0	0	0	0	7	9	0.00	1.000					
Jacob Cruz, L ERA: 4.24, SLG: 0.372	(7, 1)	0.2	4	1	1	1	1	1	0	0	0	0	0	0	0	1	0	0						
Ryan Wagner, R ERA: 4.57	(8, 1)	2.0	9	0	0	0	1	2	1	0	0	0	0	0	0	11	29	0.00	1.000					
John Vander Wal, L ERA: 7.15	(10, 1)	1.0	8	3	1	1	1	1	0	0	0	0	0	0	0	18	26	6.75	3.000					
Joe Valentine, R ERA: 7.71	(10, 1)	1.1	8	3	1	1	1	1	0	0	0	0	0	0	0	18	26	6.75	3.000					
Juan Castro, R ERA: 6.11	(11, 1)	0.2	2	1	0	0	0	0	0	0	0	0	0	0	0	4	4	0.00	1.500					
Inning Stats	R: 1 E: 0 K: 1 S: 13	H: 2 LOB: 1 BB: 0 P: 19	R: 0 E: 0 K: 2 S: 7	H: 0 LOB: 0 BB: 0 P: 7	R: 0 E: 0 K: 1 S: 13	H: 1 LOB: 1 BB: 0 P: 18	R: 0 E: 0 K: 1 S: 8	H: 1 LOB: 1 BB: 0 P: 12	R: 0 E: 0 K: 2 S: 8	H: 0 LOB: 0 BB: 0 P: 11	R: 1 E: 1 K: 1 S: 15	H: 2 LOB: 3 BB: 1 P: 27	R: 1 E: 0 K: 0 S: 5	H: 1 LOB: 1 BB: 1 P: 11	R: 0 E: 0 K: 1 S: 7	H: 0 LOB: 0 BB: 0 P: 9	R: 0 E: 0 K: 2 S: 10	H: 1 LOB: 1 BB: 1 P: 17	R: 0 E: 0 K: 2 S: 8	H: 0 LOB: 0 BB: 0 P: 12	1B: 3 2B: 3 3B: 0 HR: 1	SF: 0 SAC: 0 DP: 1 HBP: 0	WP: 0 PB: 0 SB: 0 CS: 0	PA: 44
PITCHER	IP WLS BF H R ER SO BB IBB HBP BLK WP HR S P ERA WHIP	PITCHER										IP WLS BF H R ER SO BB IBB HBP BLK WP HR S P ERA WHIP												
17 Brandon Webb, R ERA: 3.67	(1, 1)	6.1	26	8	3	3	4	1	0	0	0	0	0	0	0	7	9	2.84	1.263					
Shane Nance, L ERA: 3.86	(7, 1)	0.2	4	1	1	1	1	1	0	0	0	0	0	0	0	1	8	19	13.50	3.000				
Mike Koplove, R ERA: 4.14	(8, 1)	2.0	9	0	0	0	1	2	1	0	0	0	0	0	0	10	12	0.00	0.000					
36 Brian Bruneau, R ERA: 3.57	(10, 1)	1.0	8	3	1	1	1	1	0	0	0	0	0	0	0	18	26	6.75	3.000					
Greg Aquino, R ERA: 2.91	(11, 1)	1.0	4	1	0	0	2	0	0	0	0	0	0	0	0	8	12	0.00	0.000					

Arizona Diamondbacks @ Cincinnati Reds
Great American Ball Park, Cincinnati, OH
Fri Aug 27 2004, 7:10 PM EDT
Att: 23,498 - Cloudy - 88 F

livebaseballscorecards.com

AB 40
R 3
H 7
RBI 3
BB 4
SO 14
LOB 19

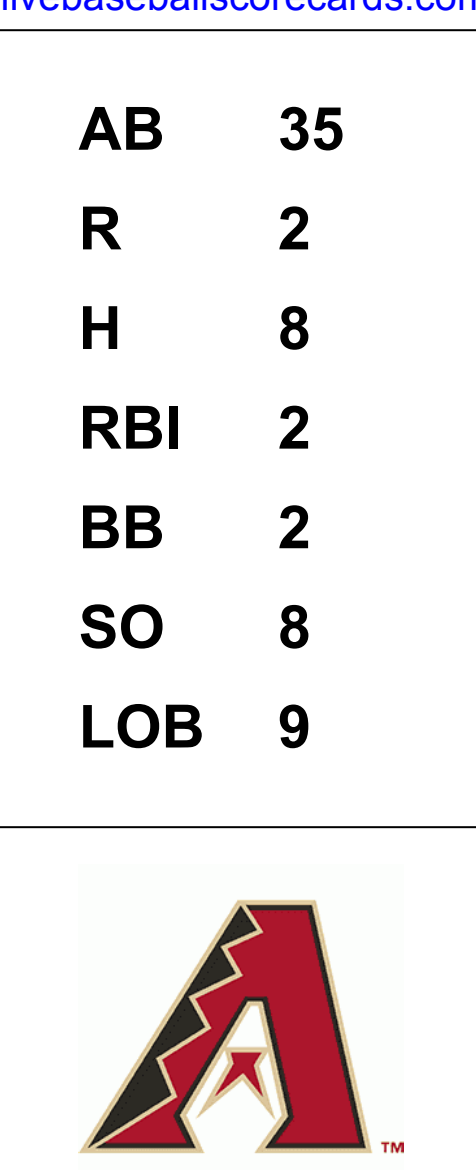


Batter	1	2	3	4	5	6	7	8	9	AB	R	H	RBI	BB	SO	LOB	TOP				
Quinton McCracken, S OBP: 0.335, SLG: 0.403	G4-3		1B		P5		FC2-5 E 1B WP		WP 1B 2B	5	2	2	0	0	0	2	Arizona Diamondbacks @ Cincinnati Reds Great American Ball Park, Cincinnati, OH Sat Aug 28 2004, 7:10 PM EDT Att: 26,185 - Unknown - 71 F				
Alex Cimron, S OBP: 0.359, SLG: 0.356 Mike Fetters, R OBP: 0.359, SLG: 0.356 Mike Koplove, R OBP: 0.359, SLG: 0.356 Carlos Baerga, S OBP: 0.359, SLG: 0.356 36 Brian Bruney, R OBP: 0.359, SLG: 0.356 Greg Aquino, R OBP: 0.359, SLG: 0.356	L9		K		F7		E9 WP 1B		K	4	0	1	1	0	1	1					
Danny Bautista, R OBP: 0.346, SLG: 0.426	G3				1B 1B		F8		G4-3	5	1	2	1	0	0	2					
Shea Hillenbrand, R OBP: 0.344, SLG: 0.453		G4-3			F9 1B FC4-6 1B		F7		F8	5	1	1	0	0	0	2					
Chad Tracy, L OBP: 0.350, SLG: 0.412		FC8-4 1B			FC4-6 1B		F8		F8	4	0	3	1	0	0	0					
Luis Torrero, R OBP: 0.390, SLG: 0.425		FC8-4 1-2f			F9		K			4	0	1	0	0	1	4					
Jerry Gil, R OBP: 0.375, SLG: 0.429		G6-3			FC4-6 1-2f 3-H				E8 1B 2B	4	1	1	1	0	0	3					
Juan Brito, R OBP: 0.219, SLG: 0.250				K	K				G3	4	0	1	1	0	2	2					
Casey Fossum, L OBP: 0.063, SLG: 0.032 Scott Hairston, R OBP: 0.306, SLG: 0.471				F8	B1-3				K	2	0	0	0	0	0	0					
										2	1	1	0	0	1	0	livebaseballscorecards.com				
Inning Stats	R: 0 E: 0 K: 0 S: 8	H: 0 LOB: 0 BB: 0 P: 9	R: 0 E: 0 K: 0 S: 7	H: 1 LOB: 1 BB: 0 P: 8	R: 0 E: 0 K: 2 S: 14	H: 1 LOB: 1 BB: 0 P: 18	R: 2 E: 0 K: 1 S: 16	H: 3 LOB: 1 BB: 0 P: 20	R: 0 E: 0 K: 1 S: 9	H: 0 LOB: 0 BB: 0 P: 14	R: 3 E: 2 K: 0 S: 17	H: 4 LOB: 1 BB: 0 P: 25	R: 0 E: 0 K: 0 S: 7	H: 1 LOB: 1 BB: 0 P: 10	R: 1 E: 0 K: 2 S: 12	H: 2 LOB: 1 BB: 0 P: 21		1B: 10 2B: 3 3B: 0 HR: 0	SF: 0 SAC: 0 DP: 0 HBP: 0	WP: 2 PA: 40 PB: 0 SB: 0 CS: 0	
PITCHER	IP WLS BF H R ER SO BB IBB HBP BLK WP HR S P ERA WHIP	IP WLS BF H R ER SO BB IBB HBP BLK WP HR S P ERA WHIP	IP WLS BF H R ER SO BB IBB HBP BLK WP HR S P ERA WHIP	IP WLS BF H R ER SO BB IBB HBP BLK WP HR S P ERA WHIP	IP WLS BF H R ER SO BB IBB HBP BLK WP HR S P ERA WHIP	IP WLS BF H R ER SO BB IBB HBP BLK WP HR S P ERA WHIP	IP WLS BF H R ER SO BB IBB HBP BLK WP HR S P ERA WHIP	IP WLS BF H R ER SO BB IBB HBP BLK WP HR S P ERA WHIP	IP WLS BF H R ER SO BB IBB HBP BLK WP HR S P ERA WHIP	IP WLS BF H R ER SO BB IBB HBP BLK WP HR S P ERA WHIP	IP WLS BF H R ER SO BB IBB HBP BLK WP HR S P ERA WHIP	IP WLS BF H R ER SO BB IBB HBP BLK WP HR S P ERA WHIP	IP WLS BF H R ER SO BB IBB HBP BLK WP HR S P ERA WHIP	IP WLS BF H R ER SO BB IBB HBP BLK WP HR S P ERA WHIP	IP WLS BF H R ER SO BB IBB HBP BLK WP HR S P ERA WHIP	IP WLS BF H R ER SO BB IBB HBP BLK WP HR S P ERA WHIP	IP WLS BF H R ER SO BB IBB HBP BLK WP HR S P ERA WHIP	IP WLS BF H R ER SO BB IBB HBP BLK WP HR S P ERA WHIP			
6 Ryan Freel, R OBP: 0.376, SLG: 0.345	G6-3		K		P4		K		1-1H 2-H 2B	5	0	1	1	0	2	0	Arizona Diamondbacks @ Cincinnati Reds Great American Ball Park, Cincinnati, OH Sat Aug 28 2004, 7:10 PM EDT Att: 26,185 - Unknown - 71 F				
Barry Larkin, R OBP: 0.351, SLG: 0.433	F8		1B		G1-3		L9		L9	5	0	1	0	0	1						
Sean Casey, L OBP: 0.392, SLG: 0.575	G5-3		G1-3				G1-3			3	1	0	0	0	1						
Adam Dunn, L OBP: 0.401, SLG: 0.587		F7		K			SH5-4 1B HBP		L5	3	1	0	0	1	1						
D'Angelo Jimenez, S OBP: 0.354, SLG: 0.377		K		G6-3			SH5-4 1B BB		F9	3	0	0	0	0	1	0					
Wily Mo Peña, R OBP: 0.308, SLG: 0.512							SH5-4 1B BB		G4-3	2	0	0	0	1	1	2					
Austin Kearns, R OBP: 0.350, SLG: 0.359		SAFE HBP								2	1	2	2	2	0	0					
Jason LaRue, R OBP: 0.333, SLG: 0.436		FC5-4 BB								2	1	2	2	2	0	0					
Jose Acevedo, R OBP: 0.114, SLG: 0.050 Felipe Lopez, S OBP: 0.303, SLG: 0.406 Phil Norton, R OBP: 0.303, SLG: 0.406 John Riedling, R OBP: 0.303, SLG: 0.406 Jacob Cruz, L OBP: 0.328, SLG: 0.372				K						3	0	0	0	1	2	5					
										2	0	0	0	0	2	0	livebaseballscorecards.com				
Inning Stats	R: 0 E: 0 K: 0 S: 7	H: 0 LOB: 0 BB: 0 P: 9	R: 0 E: 0 K: 1 S: 11	H: 0 LOB: 1 BB: 1 P: 21	R: 0 E: 0 K: 2 S: 11	H: 1 LOB: 1 BB: 0 P: 12	R: 0 E: 0 K: 2 S: 11	H: 1 LOB: 2 BB: 1 P: 18	R: 0 E: 0 K: 1 S: 5	H: 0 LOB: 0 BB: 0 P: 7	R: 2 E: 0 K: 2 S: 11	H: 1 LOB: 2 BB: 2 P: 25	R: 0 E: 0 K: 1 S: 6	H: 0 LOB: 0 BB: 0 P: 9	R: 0 E: 0 K: 0 S: 10	H: 0 LOB: 0 BB: 0 P: 15		R: 1 E: 0 K: 1 S: 16	H: 1 LOB: 1 BB: 2 P: 30	1B: 3 2B: 1 3B: 0 HR: 0	SF: 0 SAC: 1 DP: 0 HBP: 2
PITCHER	IP WLS BF H R ER SO BB IBB HBP BLK WP HR S P ERA WHIP	IP WLS BF H R ER SO BB IBB HBP BLK WP HR S P ERA WHIP	IP WLS BF H R ER SO BB IBB HBP BLK WP HR S P ERA WHIP	IP WLS BF H R ER SO BB IBB HBP BLK WP HR S P ERA WHIP	IP WLS BF H R ER SO BB IBB HBP BLK WP HR S P ERA WHIP	IP WLS BF H R ER SO BB IBB HBP BLK WP HR S P ERA WHIP	IP WLS BF H R ER SO BB IBB HBP BLK WP HR S P ERA WHIP	IP WLS BF H R ER SO BB IBB HBP BLK WP HR S P ERA WHIP	IP WLS BF H R ER SO BB IBB HBP BLK WP HR S P ERA WHIP	IP WLS BF H R ER SO BB IBB HBP BLK WP HR S P ERA WHIP	IP WLS BF H R ER SO BB IBB HBP BLK WP HR S P ERA WHIP	IP WLS BF H R ER SO BB IBB HBP BLK WP HR S P ERA WHIP	IP WLS BF H R ER SO BB IBB HBP BLK WP HR S P ERA WHIP	IP WLS BF H R ER SO BB IBB HBP BLK WP HR S P ERA WHIP	IP WLS BF H R ER SO BB IBB HBP BLK WP HR S P ERA WHIP	IP WLS BF H R ER SO BB IBB HBP BLK WP HR S P ERA WHIP	IP WLS BF H R ER SO BB IBB HBP BLK WP HR S P ERA WHIP	IP WLS BF H R ER SO BB IBB HBP BLK WP HR S P ERA WHIP			
Casey Fossum, L ERA: 7.06 Mike Fetters, R ERA: 9.0 Mike Koplove, R ERA: 4.08 36 Brian Bruney, R ERA: 3.93 Greg Aquino, R ERA: 2.86	IP WLS BF H R ER SO BB IBB HBP BLK WP HR S P ERA WHIP	IP WLS BF H R ER SO BB IBB HBP BLK WP HR S P ERA WHIP	IP WLS BF H R ER SO BB IBB HBP BLK WP HR S P ERA WHIP	IP WLS BF H R ER SO BB IBB HBP BLK WP HR S P ERA WHIP	IP WLS BF H R ER SO BB IBB HBP BLK WP HR S P ERA WHIP	IP WLS BF H R ER SO BB IBB HBP BLK WP HR S P ERA WHIP	IP WLS BF H R ER SO BB IBB HBP BLK WP HR S P ERA WHIP	IP WLS BF H R ER SO BB IBB HBP BLK WP HR S P ERA WHIP	IP WLS BF H R ER SO BB IBB HBP BLK WP HR S P ERA WHIP	IP WLS BF H R ER SO BB IBB HBP BLK WP HR S P ERA WHIP	IP WLS BF H R ER SO BB IBB HBP BLK WP HR S P ERA WHIP	IP WLS BF H R ER SO BB IBB HBP BLK WP HR S P ERA WHIP	IP WLS BF H R ER SO BB IBB HBP BLK WP HR S P ERA WHIP	IP WLS BF H R ER SO BB IBB HBP BLK WP HR S P ERA WHIP	IP WLS BF H R ER SO BB IBB HBP BLK WP HR S P ERA WHIP	IP WLS BF H R ER SO BB IBB HBP BLK WP HR S P ERA WHIP	IP WLS BF H R ER SO BB IBB HBP BLK WP HR S P ERA WHIP	IP WLS BF H R ER SO BB IBB HBP BLK WP HR S P ERA WHIP			



Batter	1	2	3	4	5	6	7	8	9	AB	R	H	RBI	BB	SO	LOB	TOP					
Quinton McCracken, S OBP: 0.331, SLG: 0.396 (1, 9)	G4-3		F8				G3-1		L9	5	0	1	0	0	0	0						
Andy Green, R OBP: 0.267, SLG: 0.333 (1, 7)	1B		P5				L4			3	0	1	0	1	0	0						
Chad Tracy, L OBP: 0.347, SLG: 0.407 (1, 5)	K		G4-3				G3-1			4	0	0	0	0	2	3						
Shea Hillenbrand, R OBP: 0.343, SLG: 0.451 (1, 3)	1B			F7			F9		G6-3	4	0	1	0	0	0	0						
Scott Hairston, R OBP: 0.306, SLG: 0.479 (1, 4)	F8			G6-3			G5-3		HR	4	1	1	1	0	0	2						
Luis Torrero, R OBP: 0.394, SLG: 0.445 (1, 8)		K		2B			1B		K	4	1	2	0	0	2	0						
Jerry Gil, R OBP: 0.333, SLG: 0.364 Lance Cormier, R OBP: 0.333, SLG: 0.375 (8, 1)		K		K			1B		K	4	0	1	1	0	3	1	AB 35 R 2 H 8 RBI 2 BB 2 SO 8 LOB 9					
19 Chris Snyder, R OBP: 0.238, SLG: 0.421 Alan Zinter, S OBP: 0.214, SLG: 0.083 (9, PH)		1B			G6-3				P6	2	0	1	0	1	0	0						
31 Edgar Gonzalez, R OBP: 0.273, SLG: 0.200 Mike Fetters, R Shane Nance, L Alex Cintron, S OBP: 0.291, SLG: 0.355 (8, 6)		K2-3			G5-3		F9		G6-3	3	0	0	0	0	1	3						
Inning Stats	R: 0 E: 0 K: 1 S: 13	H: 2 LOB: 2 BB: 0 P: 24	R: 0 E: 0 K: 3 S: 12	H: 1 LOB: 1 BB: 0 P: 16	R: 0 E: 0 K: 0 S: 7	H: 0 LOB: 0 BB: 0 P: 10	R: 0 E: 0 K: 1 S: 10	H: 1 LOB: 1 BB: 0 P: 16	R: 0 E: 0 K: 1 S: 14	H: 1 LOB: 2 BB: 1 P: 21	R: 1 E: 0 K: 0 S: 17	H: 2 LOB: 2 BB: 1 P: 27	R: 0 E: 0 K: 0 S: 5	H: 0 LOB: 0 BB: 0 P: 10	R: 1 E: 0 K: 2 S: 11	H: 1 LOB: 0 BB: 0 P: 21	R: 0 E: 0 K: 0 S: 7	H: 0 LOB: 0 BB: 0 P: 13	1B: 5 2B: 2 3B: 0 HR: 1	SF: 0 SAC: 0 DP: 0 HBP: 0	WP: 0 PB: 0 CS: 1	PA: 37
PITCHER	IP	WLS	BF	H	R	ER	SO	BB	IBB	HBP	BLK	WP	HR	S	P	ERA	WHIP					
Josh Hancock, R ERA: 4.98 Ryan Wagner, R ERA: 4.46 Todd Van Poppel, R ERA: 6.14 Joe Valentine, R ERA: 7.11	6.0		27	7	1	1	6	1	1	0	0	0	0	73	114	1.50	1.333					

Arizona Diamondbacks @ Cincinnati Reds
Great American Ball Park, Cincinnati, OH
Sun Aug 29 2004, 1:15 PM EDT
Att: 25,306 - Overcast - 77 F



Batter	1	2	3	4	5	6	7	8	9	AB	R	H	RBI	BB	SO	LOB	BOTTOM					
6 Ryan Freel, R OBP: 0.377, SLG: 0.345 (1, 8)	F8			P2			HR	1B		3	2	1	1	1	0	0						
Felipe Lopez, S OBP: 0.508, SLG: 0.408 (1, 6)	K			P6			1B	BB		4	1	2	0	0	1	0						
Sean Casey, L OBP: 0.391, SLG: 0.571 (1, 3)	F9			G5-3			G4-6-3	BB		3	0	0	0	1	0	2						
Adam Dunn, L OBP: 0.402, SLG: 0.592 (1, 7)				BB			HR	F3		3	1	1	2	1	1	3						
D'Angelo Jimenez, S OBP: 0.355, SLG: 0.377 (1, 4)				F8			G3	BB		3	0	1	1	1	0	1						
Austin Kearns, R OBP: 0.346, SLG: 0.349 (1, 9)				G1-6-3			G6-3	BB		3	0	0	1	1	0	2						
Jason LaRue, R OBP: 0.330, SLG: 0.430 (1, 2)				G6-3			G4-3	K		4	0	0	0	0	1	3	AB 28 R 6 H 6 RBI 5 BB 6 SO 4 LOB 11					
Juan Castro, R OBP: 0.277, SLG: 0.375 (1, 5)				F8			F7	BB		3	1	1	0	0	0	0						
Josh Hancock, R Darrin Blanton, L Ryan Wagner, R Todd Van Poppel, R Jacob Cruz, R Willy Mo Peña, R Joe Valentine, R	7.0		24	3	2	2	3	2	2	0	0	0	0	0	0	0						
Inning Stats	R: 0 E: 0 K: 1 S: 6	H: 0 LOB: 0 BB: 0 P: 8	R: 0 E: 0 K: 0 S: 9	H: 0 LOB: 0 BB: 1 P: 15	R: 0 E: 0 K: 0 S: 10	H: 0 LOB: 0 BB: 0 P: 16	R: 0 E: 0 K: 0 S: 5	H: 0 LOB: 0 BB: 0 P: 9	R: 0 E: 0 K: 1 S: 9	H: 0 LOB: 0 BB: 0 P: 14	R: 0 E: 0 K: 1 S: 7	H: 0 LOB: 0 BB: 0 P: 11	R: 2 E: 0 K: 0 S: 18	H: 3 LOB: 1 BB: 1 P: 30	R: 4 E: 1 K: 1 S: 21	H: 3 LOB: 3 BB: 4 P: 46	R: 0 E: 0 K: 0 S: 0	H: 0 LOB: 0 BB: 0 P: 0	1B: 5 2B: 0 3B: 0 HR: 1	SF: 0 SAC: 0 DP: 2 HBP: 0	WP: 0 PB: 0 CS: 0	PA: 34
PITCHER	IP	WLS	BF	H	R	ER	SO	BB	IBB	HBP	BLK	WP	HR	S	P	ERA	WHIP					
31 Edgar Gonzalez, R Mike Fetters, R Shane Nance, L Lance Cormier, R	7.0	0.1	5	3	4	4	1	1	0	0	0	0	0	9	17	108.00	12.000					

Arizona Diamondbacks @ Cincinnati Reds
Great American Ball Park, Cincinnati, OH
Sun Aug 29 2004, 1:15 PM EDT
Att: 25,306 - Overcast - 77 F



Batter	1	2	3	4	5	6	7	8	9	10	11	12	13	AB	R	H	RBI	BB	SO	LOB	TOP					
Cesar Izumi, S OBP: 0.338, SLG: 0.383 (1, 6)														5	1	0	0	1	1	2						
Steve Finley, L OBP: 0.345, SLG: 0.507 (1, 8)														5	1	2	4	1	2	0						
Milton Bradley, S OBP: 0.370, SLG: 0.428 (1, 9)														5	0	2	0	0	1	1						
Adrián Beltré, R OBP: 0.385, SLG: 0.650 (1, 5)														6	0	0	0	0	1	4						
Shawn Green, L OBP: 0.349, SLG: 0.458 (1, 3)														4	0	0	0	1	3	1						
Jayson Werth, R OBP: 0.335, SLG: 0.497 (1, 7)														5	0	0	0	0	2	2						
José Hernández, R OBP: 0.370, SLG: 0.515 (1, 4)														2	0	0	0	1	1	0						
Alex Cora, L OBP: 0.375, SLG: 0.393 (8, 4)														2	1	1	0	0	0	0						
David Ross, R OBP: 0.271, SLG: 0.308 (1, 2)														3	0	0	0	0	3	1						
Jason Grabowski, L OBP: 0.300, SLG: 0.423 (11, PH)														1	0	0	0	0	0	0						
Brent Mayne, L OBP: 0.307, SLG: 0.275 (11, 2)														1	0	0	0	0	0	1						
Jeff Weaver, R 43 Wincey Brazoban, R Robin Ventura, L Eric Gagne, R Hiroki Kuroda, L Giovanni Carrara, R (9, 1)														3	0	1	0	0	1	1						
Inning Stats	R: 0 E: 0 K: 3 S: 12	H: 0 LOB: 0 BB: 0 P: 18	R: 0 E: 0 K: 2 S: 9	H: 0 LOB: 0 BB: 0 P: 11	R: 0 E: 0 K: 1 S: 10	H: 0 LOB: 1 BB: 1 P: 16	R: 0 E: 0 K: 2 S: 9	H: 1 LOB: 1 BB: 0 P: 13	R: 0 E: 0 K: 3 S: 9	H: 0 LOB: 0 BB: 0 P: 14	R: 0 E: 0 K: 1 S: 9	H: 1 LOB: 0 BB: 0 P: 11	R: 0 E: 0 K: 2 S: 14	H: 0 LOB: 0 BB: 0 P: 21	R: 0 E: 0 K: 0 S: 10	H: 1 LOB: 1 BB: 0 P: 13	R: 0 E: 0 K: 0 S: 8	H: 0 LOB: 0 BB: 0 P: 11	R: 0 E: 0 K: 0 S: 7	H: 0 LOB: 2 BB: 2 P: 17	R: 3 E: 1 K: 0 S: 14	H: 2 LOB: 1 BB: 2 P: 32	1B: 5 2B: 1 3B: 0 HR: 1	SF: 0 SAC: 1 DP: 1 HBP: 0	W/P: 0 PB: 0 SB: 2 CS: 0	PA: 49
PITCHER	IP	WLS	BF	H	R	ER	SO	BB	IBB	HBP	BLK	WP	HR	S	P	ERA	WHIP									
Randy Johnson, L ERA: 2.71 (1, 1)	8.0		27	3	1	1	15	1	0	0	0	0	1	81	118	1.12	0.500									
Mike Koplove, R ERA: 3.97 (9, 1)	2.0		7	1	0	0	0	0	0	0	0	0	0	18	24	0.00	0.500									
Greg Aquino, R ERA: 2.63 (11, 1)	2.0		8	1	0	0	0	1	1	0	0	0	0	15	30	0.00	1.000									
36 Brian Bruney, R ERA: 5.3 (13, 1)	0.1	L	5	2	3	3	0	1	1	0	0	0	0	10	27	81.00	9.000									
Lance Cormier, R ERA: 10.2 (13, 1)	0.2		2	0	0	0	0	0	0	0	0	0	0	4	5	0.00	0.000									

Los Angeles Dodgers @ Arizona Diamondbacks
Bank One Ballpark, Phoenix, AZ
Tue Aug 31 2004, 9:35 PM EDT
Att: 39,167 - Dome - 83 F

AB 43
R 4
H 7
RBI 4
BB 5
SO 15
LOB 13



Batter	1	2	3	4	5	6	7	8	9	10	11	12	13	AB	R	H	RBI	BB	SO	LOB	BOTTOM					
Quinton McCracken, S OBP: 0.306, SLG: 0.366 (1, 7)														6	0	1	0	0	1	3						
Alex Cintron, S OBP: 0.290, SLG: 0.354 (1, 6)														4	0	1	1	0	1	2						
Greg Aquino, R (11, 1)														0	0	0	0	0	0	0						
36 Brian Bruney, R ERA: 2.63 (13, 1)														0	0	0	0	0	0	0						
Lance Cormier, R OBP: 0.335, SLG: 0.375 (13, 1)														0	0	0	0	0	0	0						
Alan Zinter, S OBP: 0.200, SLG: 0.077 (13, PH)														1	0	0	0	0	1	0						
Danny Bautista, R OBP: 0.344, SLG: 0.423 (1, 9)														6	0	1	0	0	4	2						
Shea Hillenbrand, R OBP: 0.339, SLG: 0.446 (1, 3)														5	0	0	0	0	1	1						
Chad Tracy, L OBP: 0.345, SLG: 0.405 (1, 5)														5	0	1	0	0	0	1						
Luis Terrero, R OBP: 0.379, SLG: 0.426 (1, 8)														5	0	0	0	0	3	2						
Scott Hairston, R OBP: 0.304, SLG: 0.474 (1, 4)														5	0	1	0	0	1	1						
Juan Brito, R OBP: 0.216, SLG: 0.246 Carlos Estepa, S Stephen Randolph, L 19 Chris Snyder, R (1, 2)														2	0	0	0	0	2	1						
Randy Johnson, R OBP: 0.162, SLG: 0.154 (1, 1)														2	0	0	0	0	1	0						
Andy Green, R OBP: 0.267, SLG: 0.333 (6, PH)														0	0	0	0	0	0	0						
Mike Koplove, R (9, 1)														0	0	0	0	0	0	0						
Jerry Gil, R OBP: 0.357, SLG: 0.385 (10, PH)														2	0	1	0	0	1	0						
Inning Stats	R: 0 E: 0 K: 2 S: 10	H: 0 LOB: 0 BB: 0 P: 14	R: 0 E: 0 K: 1 S: 9	H: 0 LOB: 0 BB: 0 P: 12	R: 0 E: 0 K: 1 S: 8	H: 1 LOB: 1 BB: 0 P: 14	R: 0 E: 0 K: 2 S: 6	H: 0 LOB: 0 BB: 0 P: 8	R: 0 E: 0 K: 1 S: 10	H: 1 LOB: 1 BB: 0 P: 17	R: 0 E: 0 K: 1 S: 9	H: 1 LOB: 1 BB: 0 P: 13	R: 0 E: 0 K: 1 S: 11	H: 0 LOB: 0 BB: 0 P: 15	R: 0 E: 0 K: 1 S: 13	H: 2 LOB: 2 BB: 0 P: 16	R: 0 E: 0 K: 1 S: 10	H: 1 LOB: 1 BB: 0 P: 13	R: 0 E: 0 K: 2 S: 9	H: 0 LOB: 0 BB: 0 P: 10	R: 0 E: 0 K: 2 S: 10	H: 0 LOB: 0 BB: 0 P: 16	1B: 8 2B: 0 3B: 0 HR: 0	SF: 1 SAC: 1 DP: 0 HBP: 1	W/P: 0 PB: 0 SB: 1 CS: 0	PA: 48
PITCHER	IP	WLS	BF	H	R	ER	SO	BB	IBB	HBP	BLK	WP	HR	S	P	ERA	WHIP									
Jeff Weaver, R ERA: 3.71 (9, 1)	8.0		30	5	1	1	9	0	0	1	0	0	0	71	107	1.12	0.625									
43 Wincey Brazoban, R ERA: 0.6 (11, 1)	2.0		8	2	0	0	2	0	0	0	0	0	0	24	31	0.00	1.000									
Eric Gagne, R ERA: 2.22 (11, 1)	2.0	W	7	1	0	0	3	0	0	0	0	0	0	19	23	0.00	0.500									
Giovanni Carrara, R ERA: 1.0 (13, 1)	1.0	S	3	0	0	0	2	0	0	0	0	0	0	10	16	0.00	0.000									

Los Angeles Dodgers @ Arizona Diamondbacks
Bank One Ballpark, Phoenix, AZ
Tue Aug 31 2004, 9:35 PM EDT
Att: 39,167 - Dome - 83 F

AB 45
R 1
H 8
RBI 1
BB 0
SO 16
LOB 13



Batter	1	2	3	4	5	6	7	8	9	AB	R	H	RBI	BB	SO	LOB	TOP										
Cesar Izturis, S (1, 6) OBP: 0.337, SLG: 0.382	G6-3		G4-3				L8		F9	5	0	1	0	0	0	2	Los Angeles Dodgers @ Arizona Diamondbacks Bank One Ballpark, Phoenix, AZ Wed Sep 01 2004, 9:35 PM EDT Att: 34,149 - Dome - 81 F livebaseballscorecards.com										
Steve Finley, L (1, 8) OBP: 0.343, SLG: 0.503	K			G4-3	G3-1		F9			4	0	0	0	0	1	2											
Milton Bradley, S (1, 7) OBP: 0.371, SLG: 0.427	G6-3			G4-3		1B				3	1	1	0	1	0	0											
Adrián Beltré, R (1, 5) OBP: 0.384, SLG: 0.647		G4-3		E5		1B	F9			4	0	1	0	0	0	1											
Shawn Green, L (1, 9) OBP: 0.348, SLG: 0.455	K			FC4	BB	E3	G4-3			3	0	0	0	1	1	2											
Hee-Seop Choi, L (1, 3) OBP: 0.374, SLG: 0.456	G4-3			FC4		K				4	0	0	0	0	2	5											
Alex Cora, L (1, 4) OBP: 0.374, SLG: 0.389			G4-3		G3		K			3	0	0	0	1	1	2											
Brent Mayne, L (1, 2) OBP: 0.313, SLG: 0.278										2	0	1	0	1	1	2											
Robin Ventura, L (9, PH) OBP: 0.328, SLG: 0.336									G3-6-3	1	0	0	0	0	0	1											
Hideo Nomo, R (1, 1) OBP: 0.136, SLG: 0.273										2	0	0	0	0	2	2											
Olmedo Saenz, R (7, PH) OBP: 0.348, SLG: 0.484										1	0	0	0	0	1	0											
Duaner Sanchez, R (7, 1) OBP: 0.250, SLG: 0.500										0	0	0	0	0	0	0											
Jason Grabowski, L (9, PH) OBP: 0.313, SLG: 0.423										0	0	0	0	1	0	0											
Inning Stats	R: 0 E: 0 K: 1 S: 8	H: 0 LOB: 0 BB: 0 P: 11	R: 0 E: 0 K: 1 S: 5	H: 0 LOB: 0 BB: 0 P: 7	R: 0 E: 0 K: 1 S: 9	H: 0 LOB: 1 BB: 1 P: 16	R: 0 E: 1 K: 0 S: 10	H: 2 LOB: 2 BB: 0 P: 18	R: 0 E: 0 K: 1 S: 10	H: 1 LOB: 2 BB: 1 P: 28	R: 0 E: 0 K: 1 S: 9	H: 0 LOB: 0 BB: 0 P: 14	R: 0 E: 0 K: 1 S: 9	H: 1 LOB: 1 BB: 0 P: 12	R: 0 E: 0 K: 0 S: 7	H: 0 LOB: 1 BB: 2 P: 17	1B: 4 2B: 0 3B: 0 HR: 0	SF: 0 SAC: 0 DP: 1 HBP: 0	WP: 0 PB: 0 SB: 1 CS: 0	PA: 37							
PITCHER	IP	WLS	BF	H	R	ER	SO	BB	IBB	HBP	BLK	WP	HR	S	P	ERA	WHIP										
17 Brandon Webb, R (1, 1) ERA: 3.55	6.0	W	26	3	1	0	7	3	0	0	0	0	0	60	94	0.00	1.000										
Shane Nance, L (7, 1) ERA: 3.24	1.0	H	3	0	0	0	1	0	0	0	0	0	0	9	14	0.00	0.000										
Mike Koplove, R (8, 1) ERA: 3.91	1.0	H	4	1	0	0	1	0	0	0	0	0	0	9	12	0.00	1.000										
Greg Aquino, R (9, 1) ERA: 2.52	1.0	S	4	0	0	0	0	2	0	0	0	0	0	7	17	0.00	2.000										

Batter	1	2	3	4	5	6	7	8	9	AB	R	H	RBI	BB	SO	LOB	BOTTOM										
Quinton McCracken, S (1, 7) OBP: 0.324, SLG: 0.386	K									1	0	0	0	0	1	0	Los Angeles Dodgers @ Arizona Diamondbacks Bank One Ballpark, Phoenix, AZ Wed Sep 01 2004, 9:35 PM EDT Att: 34,149 - Dome - 81 F livebaseballscorecards.com										
Andy Green, R (2, 7) OBP: 0.270, SLG: 0.322										2	1	0	0	1	0	0											
Alex Cintron, S (1, 4) OBP: 0.291, SLG: 0.359	F8									4	1	2	1	0	1	0											
Danny Bautista, R (1, 9) OBP: 0.346, SLG: 0.424	K									3	0	1	0	1	1	1											
Shea Hillenbrand, R (1, 3) OBP: 0.339, SLG: 0.445		P6								4	0	1	2	0	0	2											
Chad Tracy, L (1, 5) OBP: 0.347, SLG: 0.408	K									4	0	2	0	0	1	2											
Luis Torrero, R (1, 8) OBP: 0.375, SLG: 0.415		B1-3								3	0	0	0	1	0	2											
Jerry Gil, R (1, 6) OBP: 0.278, SLG: 0.294										4	0	0	0	0	2	3											
19 Chris Snyder, R (1, 2) OBP: 0.259, SLG: 0.375										3	0	0	0	1	2	2											
17 Brandon Webb, R (1, 1) OBP: 0.138, SLG: 0.091										1	1	0	0	1	1	1											
Carlos Baerga, S (6, PH) OBP: 0.288, SLG: 0.306										1	0	0	0	0	0	2											
Shane Nance, L (7, 1) OBP: 0.288, SLG: 0.306										0	0	0	0	0	0	0											
Mike Koplove, R (8, 1) OBP: 0.288, SLG: 0.306										0	0	0	0	0	0	0											
Greg Aquino, R (9, 1) OBP: 0.288, SLG: 0.306										0	0	0	0	0	0	0											
Inning Stats	R: 0 E: 0 K: 2 S: 10	H: 0 LOB: 0 BB: 0 P: 13	R: 0 E: 0 K: 1 S: 7	H: 0 LOB: 0 BB: 0 P: 9	R: 3 E: 0 K: 1 S: 20	H: 2 LOB: 3 BB: 3 P: 39	R: 0 E: 0 K: 1 S: 8	H: 0 LOB: 1 BB: 1 P: 16	R: 0 E: 0 K: 1 S: 7	H: 1 LOB: 1 BB: 0 P: 9	R: 0 E: 0 K: 1 S: 13	H: 1 LOB: 1 BB: 1 P: 24	R: 0 E: 0 K: 0 S: 9	H: 1 LOB: 0 BB: 0 P: 13	R: 0 E: 0 K: 2 S: 11	H: 1 LOB: 0 BB: 0 P: 15	1B: 2 2B: 4 3B: 0 HR: 0	SF: 0 SAC: 0 DP: 0 HBP: 0	WP: 0 PB: 0 SB: 2 CS: 0	PA: 35							
PITCHER	IP	WLS	BF	H	R	ER	SO	BB	IBB	HBP	BLK	WP	HR	S	P	ERA	WHIP										
Hideo Nomo, R (1, 1) ERA: 7.77	6.0	L	27	4	3	3	7	5	0	0	0	0	0	65	110	4.50	1.500										
Duaner Sanchez, R (7, 1) ERA: 3.56	2.0		8	2	0	0	2	0	0	0	0	0	0	20	28	0.00	1.000										

Batter	1	2	3	4	5	6	7	8	9	AB	R	H	RBI	BB	SO	LOB	TOP								
Cesar Izturis, S OBP: 0.336, SLG: 0.379 (1, 6)	F8		E3		G5-3			2B	F7	4	1	0	0	1	0	0	Los Angeles Dodgers @ Arizona Diamondbacks Bank One Ballpark, Phoenix, AZ Thu Sep 02 2004, 9:35 PM EDT Att: 33,224 - Dome - 80 F								
Steve Finley, L OBP: 0.342, SLG: 0.506 (1, 8)	K		G3			F9		P3	HR	5	1	1	1	0	1	2									
Milton Bradley, S OBP: 0.371, SLG: 0.432 (1, 9)	F9		F9		G5-3			E	G6-3	5	1	2	1	0	0	1									
Adrian Beltré, R OBP: 0.386, SLG: 0.652 (1, 5)		HR		F7		G5-3		E	BB	4	2	2	1	1	0	1									
Shawn Green, L OBP: 0.348, SLG: 0.452 (1, 3)		1B	G6-3	BB	K	L4		E4	1B	3	2	0	0	2	1	2									
Jayson Werth, R OBP: 0.332, SLG: 0.489 (1, 7)		G6-3	1B		K		G5-3	E6	G6-3	5	0	1	1	0	1	3									
José Hernández, R OBP: 0.374, SLG: 0.538 (1, 4)	G6-3				HR		E6	FC6-2		4	1	2	2	0	0	1									
Alex Cora, L OBP: 0.374, SLG: 0.389 (8, 4)								2B		0	0	0	0	0	0	0									
David Ross, R OBP: 0.264, SLG: 0.299 (1, 2)	G6-3				K		K	FC6-2		4	0	0	0	0	2	3									
Odalis Pérez, L OBP: 0.181, SLG: 0.157 (6, 1)										2	0	0	0	0	0	2									
Olmedo Saenz, R OBP: 0.345, SLG: 0.479 (7, PH)										1	0	0	0	0	1	1									
43 Yhency Brazoban, R OBP: 0.196, SLG: 0.071 (7, 1)										1	0	0	0	0	1	2									
Scott Stewart, R OBP: 0.196, SLG: 0.071 (9, 1)										0	0	0	0	0	0	0									
Eric Gagne, R OBP: 0.196, SLG: 0.071 (9, 1)										0	0	0	0	0	0	0									
Inning Stats	R: 0 E: 0 K: 1 S: 5	H: 0 LOB: 0 BB: 0 P: 9	R: 2 E: 0 K: 0 S: 12	H: 2 LOB: 0 BB: 1 P: 20	R: 0 E: 1 K: 1 S: 11	H: 0 LOB: 1 BB: 0 P: 18	R: 0 E: 0 K: 2 S: 9	H: 0 LOB: 0 BB: 0 P: 15	R: 1 E: 0 K: 2 S: 11	H: 1 LOB: 0 BB: 0 P: 15	R: 0 E: 0 K: 0 S: 10	H: 1 LOB: 1 BB: 0 P: 13	R: 0 E: 1 K: 2 S: 15	H: 0 LOB: 1 BB: 0 P: 17	R: 4 E: 2 K: 1 S: 22	H: 2 LOB: 2 BB: 2 P: 39	R: 1 E: 0 K: 0 S: 9	H: 2 LOB: 2 BB: 1 P: 17	1B: 2 2B: 3 3B: 0 HR: 3	SF: 0 SAC: 0 DP: 1 HBP: 0	WP: 0 PB: 0 SB: 0 CS: 0	PA: 42			
PITCHER	IP	WLS	BF	H	R	ER	SO	BB	IBB	HBP	BLK	WP	HR	S	P	ERA	WHIP								
Casey Fossum, L ERA: 6.87 (1, 1)	7.0		27	4	3	3	8	1	0	0	0	0	2	73	107	3.86	0.714								
Shane Nance, L ERA: 4.15 (8, 1)	0.1	L	5	1	4	1	0	1	1	0	0	0	0	10	23	27.00	6.000								
Lance Cormier, R ERA: 9.95 (8, 1)	1.2		10	3	1	1	1	1	0	0	0	0	1	21	33	5.40	2.400								

AB	38
R	8
H	8
RBI	6
BB	4
SO	9
LOB	16



Batter	1	2	3	4	5	6	7	8	9	AB	R	H	RBI	BB	SO	LOB	BOTTOM								
Luis Terrero, R OBP: 0.369, SLG: 0.407 (1, 8)	G6-3		K		F7				K	5	0	1	0	0	2	3	Los Angeles Dodgers @ Arizona Diamondbacks Bank One Ballpark, Phoenix, AZ Thu Sep 02 2004, 9:35 PM EDT Att: 33,224 - Dome - 80 F								
Andy Green, R OBP: 0.289, SLG: 0.317 (1, 5)							1B			4	1	1	0	0	1	3									
Lance Cormier, R OBP: 0.333, SLG: 0.375 (8, 1)	BB	1B			F8				F8	4	1	1	0	0	0	0									
Alex Cintron, S OBP: 0.291, SLG: 0.359 (9, PH)	1B	1B			G6-4-3					1	0	0	0	0	0	2									
Danny Bautista, R OBP: 0.343, SLG: 0.420 (1, 9)	F9		P3							4	0	0	0	0	0	1									
Shea Hillenbrand, R OBP: 0.340, SLG: 0.447 (1, 3)	BB	1B			P2					4	1	2	0	0	0	0									
Scott Hairston, R OBP: 0.306, SLG: 0.483 (1, 4)	1B									3	1	1	1	1	2	1									
Jerry Gil, R OBP: 0.273, SLG: 0.286 (1, 6)					G5-3					4	0	1	2	0	1	1									
Josh Kroeger, L OBP: 0.250, SLG: 0.250 (1, 7)	K									4	0	1	0	0	3	2									
19 Chris Snyder, R OBP: 0.290, SLG: 0.500 (1, 2)		L5								4	1	2	1	0	1	1									
Casey Fossum, L ERA: 3.18 (1, 1)										2	0	1	0	0	1	0									
Alan Zinter, S OBP: 0.188, SLG: 0.071 (7, PH)										1	0	0	0	0	1	1									
Shane Nance, L ERA: 4.15 (8, 1)										0	0	0	0	0	0	0									
Chad Tracy, L OBP: 0.348, SLG: 0.410 (8, 5)										1	0	1	0	0	0	0									
Inning Stats	R: 2 E: 0 K: 1 S: 16	H: 3 LOB: 2 BB: 1 P: 27	R: 0 E: 0 K: 2 S: 8	H: 0 LOB: 0 BB: 0 P: 12	R: 0 E: 0 K: 0 S: 4	H: 0 LOB: 0 BB: 0 P: 8	R: 0 E: 0 K: 2 S: 8	H: 0 LOB: 0 BB: 0 P: 11	R: 1 E: 0 K: 0 S: 7	H: 2 LOB: 0 BB: 0 P: 9	R: 0 E: 0 K: 1 S: 8	H: 1 LOB: 1 BB: 0 P: 13	R: 0 E: 3 K: 3 S: 18	H: 2 LOB: 2 BB: 0 P: 29	R: 1 E: 0 K: 1 S: 9	H: 1 LOB: 0 BB: 0 P: 12	R: 0 E: 0 K: 2 S: 15	H: 2 LOB: 2 BB: 0 P: 21	1B: 8 2B: 1 3B: 0 HR: 2	SF: 0 SAC: 0 DP: 1 HBP: 0	WP: 0 PB: 0 SB: 0 CS: 0	PA: 38			
PITCHER	IP	WLS	BF	H	R	ER	SO	BB	IBB	HBP	BLK	WP	HR	S	P	ERA	WHIP								
Odalis Pérez, L ERA: 3.18 (1, 1)	5.0		20	5	3	3	5	1	0	0	0	0	0	43	67	5.40	1.200								
Giovanni Carrara, R ERA: 0.97 (6, 1)	1.0		4	1	0	0	1	0	0	0	0	0	0	8	13	0.00	1.000								
43 Yhency Brazoban, R ERA: 1.06 (7, 1)	2.0	W	9	3	1	1	4	0	0	0	0	0	1	27	41	4.50	1.500								
Scott Stewart, L ERA: 6.75 (9, 1)	0.1		3	2	0	0	1	0	0	0	0	0	0	8	12	0.00	6.000								
Eric Gagne, R ERA: 2.19 (9, 1)	0.2	S	2	0	0	0	1	0	0	0	0	0	0	7	9	0.00	0.000								



Batter	1	2	3	4	5	6	7	8	9	AB	R	H	RBI	BB	SO	LOB	TOP										
Luis Terrero, R OBP: 0.382, SLG: 0.444 (1, 8)	3-1 HR		3-2 G1-3		1-0 1B 1-2 1B		1-3 K2-3		2-2 1B	5	2	3	1	0	1	0	Arizona Diamondbacks @ San Francisco Giants SBC Park, San Francisco, CA Sat Sep 04 2004, 4:05 PM EDT Att: 41,552 - Sunny - 90 F										
Andy Green, R OBP: 0.284, SLG: 0.313 Mike Koplove, R (7, 1) 19 Chris Snyder, R OBP: 0.297, SLG: 0.485 (8, 2)	1-1 L9			1-1 F8	0-0 1B 1-2 2B 1B		1-0 F7		2-3 K	4	1	1	0	0	0	0											
Chad Tracy, L OBP: 0.352, SLG: 0.411 (1, 5)	2-2 G4-3			1-2 2B 1B	1-1 2B 1B 1-3 2-H 2-H 3-H 1-2			2-3 K	5	1	2	2	0	1	1												
Shea Hillenbrand, R OBP: 0.346, SLG: 0.456 (1, 3)	1-1 P6			1-1 2B 1-H	1-1 2B 1-H 3-H			0-0 1B BB 1B		4	0	3	2	0	0	0											
Danny Bautista, R OBP: 0.345, SLG: 0.422 (1, 9)		1-1 F9		1-0 L5		1-0 G3 SF9 2B		4-2 1B BB		3	1	1	0	1	0	0											
Alex Cintron, S OBP: 0.296, SLG: 0.365 (1, 4)		0-2 F8			0-1 P4	0-0 G3		0-1 BB 1B		4	0	1	0	0	0	1											
Jerry Gil, R OBP: 0.231, SLG: 0.250 (1, 6)		1-2 P4			0-3 K	1-2 SF9		2-3 K		3	0	0	1	0	2	3											
Juan Brito, R OBP: 0.217, SLG: 0.253 Greg Aquino, R (8, 1)			0-1 G1-3		1-1 1B 2B	1-0 G4-3		0-1 L4		4	1	1	0	0	0	3											
Stephen Randolph, L OBP: 0.286, SLG: 0.429 Lance Cormier, R OBP: 0.333, SLG: 0.375 Josh Kroeger, L OBP: 0.091, SLG: 0.091 (7, 7)			2-3 K		1-2 1B 1B 2-H		0-0 F8		2-3 K	2	1	1	1	0	1	0											
Inning Stats	R: 1 E: 0 K: 0 S: 9	H: 1 LOB: 0 BB: 0 P: 16	R: 0 E: 0 K: 0 S: 8	H: 0 LOB: 0 BB: 0 P: 10	R: 0 E: 0 K: 1 S: 9	H: 0 LOB: 0 BB: 0 P: 14	R: 1 E: 0 K: 0 S: 8	H: 2 LOB: 0 BB: 0 P: 12	R: 4 E: 0 K: 1 S: 17	H: 6 LOB: 2 BB: 0 P: 22	R: 1 E: 0 K: 0 S: 6	H: 1 LOB: 0 BB: 0 P: 9	R: 0 E: 0 K: 1 S: 5	H: 0 LOB: 0 BB: 0 P: 7	R: 0 E: 0 K: 2 S: 14	H: 2 LOB: 3 BB: 1 P: 22		R: 0 E: 0 K: 2 S: 13	H: 1 LOB: 1 BB: 0 P: 20	1B: 8 2B: 4 3B: 0 HR: 1	SF: 1 SAC: 0 DP: 0 HBP: 0	WP: 0 PB: 0 SB: 0 CS: 0	PA: 39				
PITCHER	IP	WLS	BF	H	R	ER	SO	BB	IBB	HBP	BLK	WP	HR	S	P	ERA	WHIP										
51 Noah Lowry, L ERA: 4.69	5.0	22	9	6	6	2	0	0	0	0	0	0	1	51	74	10.80	1.800										
32 Kevin Correia, R ERA: 8.5	1.0	4	1	1	1	0	0	0	0	0	0	0	0	6	9	9.00	1.000										
Dave Burba, R ERA: 3.91	1.0	3	0	0	0	1	0	0	0	0	0	0	0	5	7	0.00	0.000										
Scott Eyre, L ERA: 5.06	1.0	W	6	2	0	0	2	1	0	0	0	0	0	14	22	0.00	3.000										
Dustin Hermanson, R ERA: 4.38	1.0	S	4	1	0	0	2	0	0	0	0	0	0	13	20	0.00	1.000										

Batter	1	2	3	4	5	6	7	8	9	AB	R	H	RBI	BB	SO	LOB	BOTTOM										
Dustan Mohr, R OBP: 0.423, SLG: 0.478 (1, 9)	4-0 CS BB		2-2 2-H 1B			2-3 K		4-0 BB		0-1 1B 2B	3	1	2	2	2	1	Arizona Diamondbacks @ San Francisco Giants SBC Park, San Francisco, CA Sat Sep 04 2004, 4:05 PM EDT Att: 41,552 - Sunny - 90 F										
Edgardo Alfonzo, R OBP: 0.350, SLG: 0.403 Dustin Hermanson, R OBP: 0.133, SLG: 0.103 (1, 5)	3-2 F9		1-1 F7			0-1 L9		0-1 G6-3		5	0	0	0	0	0	7											
Deivi Cruz, R OBP: 0.340, SLG: 0.450 (1, 6)	2-0 F8			2-2 F9		3-2 1B HR HBP		2-1 G6-3		0-2 1B	4	1	1	2	0	0											
Barry Bonds, L OBP: 0.609, SLG: 0.826 (1, 7)		3-2 G4-3		3-2 2B		2-2 1B HR 1B		4-2 F8-3 BB		3	1	2	0	1	0	0											
Pedro Feliz, R OBP: 0.295, SLG: 0.469 (1, 3)		1-0 G5-3		0-3 K		1-1 HR 1B		2-2 F8-3		4	1	1	0	0	1	2											
Marquis Grissom, R OBP: 0.317, SLG: 0.445 Jason Ellison, R (8, FR)		1-2 F7		4-0 BB		3-2 HR 1B		1-1 2B WP 1B		3	1	2	4	1	0	0											
A.J. Pierzynski, L OBP: 0.333, SLG: 0.436 (1, 2)			2-1 P3		1-1 F8		1-0 E 1B		1-0 F7		4	0	1	0	0	3											
Cody Ransom, R OBP: 0.329, SLG: 0.397 Ray Durham, S OBP: 0.342, SLG: 0.461 (8, PH)			4-1 51 SH1-4 1B BB			1-1 CS 1B		1-3 WP 2B 2B		2	1	1	0	1	1	1											
51 Noah Lowry, R ERA: 4.21 Brian Lintz, R ERA: 9.74 32 Kevin Correia, R ERA: 8.5 Michael Tucker, R ERA: 4.29 Dave Burba, R ERA: 3.91 Scott Eyre, L ERA: 5.06 J.T. Snow, L ERA: 0.517 (1, 1)			0-1 SH1-4		1-1 P3		1-1 E BB		4-1 2B 1B BB		0	0	0	0	0	0											
Inning Stats	R: 0 E: 0 K: 0 S: 4	H: 0 LOB: 0 BB: 1 P: 13	R: 0 E: 0 K: 0 S: 7	H: 0 LOB: 0 BB: 0 P: 12	R: 1 E: 0 K: 0 S: 10	H: 1 LOB: 1 BB: 1 P: 19	R: 0 E: 0 K: 1 S: 12	H: 1 LOB: 2 BB: 1 P: 22	R: 0 E: 0 K: 1 S: 8	H: 1 LOB: 0 BB: 0 P: 12	R: 4 E: 1 K: 1 S: 23	H: 4 LOB: 3 BB: 1 P: 42	R: 0 E: 0 K: 0 S: 7	H: 0 LOB: 0 BB: 1 P: 15	R: 4 E: 0 K: 0 S: 14	H: 4 LOB: 2 BB: 1 P: 23		1B: 7 2B: 4 3B: 0 HR: 1	SF: 0 SAC: 1 DP: 1 HBP: 1	WP: 1 PB: 0 SB: 0 CS: 2	PA: 39						
PITCHER	IP	WLS	BF	H	R	ER	SO	BB	IBB	HBP	BLK	WP	HR	S	P	ERA	WHIP										
Stephen Randolph, L ERA: 5.02	5.1	25	7	5	5	2	3	0	1	0	0	0	0	8	16	0.00	1.500										
Lance Cormier, R ERA: 9.74	0.2	H	4	0	0	0	1	1	0	0	0	0	0	8	16	0.00	1.500										
Mike Koplove, R ERA: 4.21	1.1	L	7	2	3	3	0	2	0	0	0	1	0	14	31	20.25	3.000										
Greg Aquino, R ERA: 2.81	0.2	B	3	2	1	1	0	0	0	0	0	0	0	7	7	13.50	3.000										



Batter	1	2	3	4	5	6	7	8	9	AB	R	H	RBI	BB	SO	LOB	TOP			
Luis Tterro, R OBP: 0.372, SLG: 0.431	1-1 F9	0-1 FC6-4															4 0 0 0 0 1 2			
Andy Green, R OBP: 0.263, SLG: 0.310	1-1 F9		2-2 G4-3														4 0 1 0 0 0 1			
Chad Tracy, L OBP: 0.354, SLG: 0.411	2-2 BB 1B		2-3 K														3 1 1 0 1 1 0			
Shea Hillenbrand, R OBP: 0.345, SLG: 0.453	4-1 BB 1B		2-2 P4														3 0 0 0 1 0 2			
Alex Cintron, S OBP: 0.297, SLG: 0.366	1-1 1-2 2-H BB 1B																4 0 2 1 0 1 0			
Doug DeVore, L OBP: 0.200, SLG: 0.242	0-0 G4-3																4 0 0 0 0 2 3			
Josh Kroeger, L OBP: 0.067, SLG: 0.067																	4 0 0 0 0 3 1			
Juan Brito, R OBP: 0.225, SLG: 0.262																	3 0 2 0 0 0 1			
Carlos Baerga, S OBP: 0.294, SLG: 0.301																	1 0 0 0 0 1 0			
Randy Johnson, R OBP: 0.155, SLG: 0.147																	3 0 0 0 0 2 2			
Mike Fetters, R (7, 1)																	0 0 0 0 0 0 0			
Inning Stats	R: 1 E: 0 K: 0 S: 11	H: 2 LOB: 2 BB: 1 P: 20	R: 0 E: 0 K: 2 S: 10	H: 1 LOB: 1 BB: 0 P: 13	R: 0 E: 0 K: 1 S: 10	H: 0 LOB: 0 BB: 0 P: 16	R: 0 E: 0 K: 2 S: 14	H: 1 LOB: 1 BB: 0 P: 18	R: 0 E: 0 K: 1 S: 9	H: 0 LOB: 0 BB: 0 P: 10	R: 0 E: 0 K: 1 S: 10	H: 1 LOB: 1 BB: 0 P: 14	R: 0 E: 0 K: 0 S: 6	H: 0 LOB: 0 BB: 0 P: 12	R: 0 E: 0 K: 3 S: 12	H: 0 LOB: 0 BB: 0 P: 17	1B: 6 2B: 0 3B: 0 HR: 0	SF: 0 SAC: 0 DP: 0 HBP: 0	WP: 0 PB: 0 SB: 0 CS: 0	PA: 35
PITCHER	IP WLS BF H R ER SO BB IBB HBP BLK WP HR S P ERA WHIP	IP WLS BF H R ER SO BB IBB HBP BLK WP HR S P ERA WHIP	IP WLS BF H R ER SO BB IBB HBP BLK WP HR S P ERA WHIP	IP WLS BF H R ER SO BB IBB HBP BLK WP HR S P ERA WHIP	IP WLS BF H R ER SO BB IBB HBP BLK WP HR S P ERA WHIP	IP WLS BF H R ER SO BB IBB HBP BLK WP HR S P ERA WHIP	IP WLS BF H R ER SO BB IBB HBP BLK WP HR S P ERA WHIP	IP WLS BF H R ER SO BB IBB HBP BLK WP HR S P ERA WHIP	IP WLS BF H R ER SO BB IBB HBP BLK WP HR S P ERA WHIP	IP WLS BF H R ER SO BB IBB HBP BLK WP HR S P ERA WHIP	IP WLS BF H R ER SO BB IBB HBP BLK WP HR S P ERA WHIP	IP WLS BF H R ER SO BB IBB HBP BLK WP HR S P ERA WHIP	IP WLS BF H R ER SO BB IBB HBP BLK WP HR S P ERA WHIP	IP WLS BF H R ER SO BB IBB HBP BLK WP HR S P ERA WHIP	IP WLS BF H R ER SO BB IBB HBP BLK WP HR S P ERA WHIP	IP WLS BF H R ER SO BB IBB HBP BLK WP HR S P ERA WHIP	IP WLS BF H R ER SO BB IBB HBP BLK WP HR S P ERA WHIP	IP WLS BF H R ER SO BB IBB HBP BLK WP HR S P ERA WHIP	IP WLS BF H R ER SO BB IBB HBP BLK WP HR S P ERA WHIP	IP WLS BF H R ER SO BB IBB HBP BLK WP HR S P ERA WHIP

Arizona Diamondbacks @ San Francisco Giants
SBC Park, San Francisco, CA
Sun Sep 05 2004, 4:05 PM EDT
Att: 42,099 - Sunny - 78 F

AB 33
R 1
H 6
RBI 1
BB 2
SO 11
LOB 12



Batter	1	2	3	4	5	6	7	8	9	AB	R	H	RBI	BB	SO	LOB	BOTTOM			
Ray Durham, S OBP: 0.343, SLG: 0.460	3-3 K		2-1 G6-3														3 1 1 1 1 1 1			
Edgardo Alfonzo, R OBP: 0.349, SLG: 0.409	3-2 P4		2-3 L3														4 1 1 2 0 0 2			
Pedro Feliz, R OBP: 0.297, SLG: 0.470	0-2 F7																4 0 2 0 0 1 0			
Barry Bonds, L OBP: 0.610, SLG: 0.824																	2 0 1 0 2 0 0			
Deivi Cruz, R OBP: 0.335, SLG: 0.444																	4 0 0 0 0 2 6			
Marquis Grissom, R OBP: 0.317, SLG: 0.443																	3 0 0 0 1 0 3			
Dustin Hermanson, R OBP: 0.133, SLG: 0.103																	0 0 0 0 0 0 0			
Dustan Mohr, R OBP: 0.417, SLG: 0.469																	4 0 0 0 0 2 2			
Yorvit Torrealba, R OBP: 0.318, SLG: 0.424																	4 1 2 0 0 0 1			
Brett Tomko, R OBP: 0.191, SLG: 0.137																	1 0 0 0 0 1 0			
Brian Dallimore, R OBP: 0.326, SLG: 0.366																	1 1 1 0 0 0 0			
Scott Eyre, L (8, 1)																	0 0 0 0 0 0 0			
Jim Brower, R OBP: 0.667, SLG: 0.500																	0 0 0 0 0 0 0			
Jason Ellison, R (9, 8)																	0 0 0 0 0 0 0			
Inning Stats	R: 0 E: 0 K: 1 S: 13	H: 0 LOB: 0 BB: 0 P: 19	R: 0 E: 0 K: 2 S: 9	H: 1 LOB: 1 BB: 0 P: 11	R: 0 E: 0 K: 0 S: 10	H: 1 LOB: 1 BB: 0 P: 16	R: 0 E: 0 K: 2 S: 14	H: 0 LOB: 0 BB: 0 P: 17	R: 0 E: 0 K: 1 S: 6	H: 0 LOB: 0 BB: 0 P: 11	R: 2 E: 0 K: 1 S: 14	H: 2 LOB: 2 BB: 2 P: 26	R: 2 E: 1 K: 0 S: 16	H: 4 LOB: 3 BB: 1 P: 27	R: 0 E: 0 K: 0 S: 9	H: 0 LOB: 0 BB: 1 P: 15	1B: 6 2B: 0 3B: 1 HR: 1	SF: 0 SAC: 1 DP: 1 HBP: 0	WP: 1 PB: 0 SB: 0 CS: 0	PA: 35
PITCHER	IP WLS BF H R ER SO BB IBB HBP BLK WP HR S P ERA WHIP	IP WLS BF H R ER SO BB IBB HBP BLK WP HR S P ERA WHIP	IP WLS BF H R ER SO BB IBB HBP BLK WP HR S P ERA WHIP	IP WLS BF H R ER SO BB IBB HBP BLK WP HR S P ERA WHIP	IP WLS BF H R ER SO BB IBB HBP BLK WP HR S P ERA WHIP	IP WLS BF H R ER SO BB IBB HBP BLK WP HR S P ERA WHIP	IP WLS BF H R ER SO BB IBB HBP BLK WP HR S P ERA WHIP	IP WLS BF H R ER SO BB IBB HBP BLK WP HR S P ERA WHIP	IP WLS BF H R ER SO BB IBB HBP BLK WP HR S P ERA WHIP	IP WLS BF H R ER SO BB IBB HBP BLK WP HR S P ERA WHIP	IP WLS BF H R ER SO BB IBB HBP BLK WP HR S P ERA WHIP	IP WLS BF H R ER SO BB IBB HBP BLK WP HR S P ERA WHIP	IP WLS BF H R ER SO BB IBB HBP BLK WP HR S P ERA WHIP	IP WLS BF H R ER SO BB IBB HBP BLK WP HR S P ERA WHIP	IP WLS BF H R ER SO BB IBB HBP BLK WP HR S P ERA WHIP	IP WLS BF H R ER SO BB IBB HBP BLK WP HR S P ERA WHIP	IP WLS BF H R ER SO BB IBB HBP BLK WP HR S P ERA WHIP	IP WLS BF H R ER SO BB IBB HBP BLK WP HR S P ERA WHIP	IP WLS BF H R ER SO BB IBB HBP BLK WP HR S P ERA WHIP	IP WLS BF H R ER SO BB IBB HBP BLK WP HR S P ERA WHIP

Arizona Diamondbacks @ San Francisco Giants
SBC Park, San Francisco, CA
Sun Sep 05 2004, 4:05 PM EDT
Att: 42,099 - Sunny - 78 F

AB 30
R 4
H 8
RBI 3
BB 4
SO 7
LOB 15



Batter	1	2	3	4	5	6	7	8	9	AB	R	H	RBI	BB	SO	LOB	TOP					
Luis Tterro, R OBP: 0.363, SLG: 0.418 (1, 8)										4	0	0	0	0	4	1	Arizona Diamondbacks @ Los Angeles Dodgers Dodger Stadium, Los Angeles, CA Tue Sep 07 2004, 7:10 PM PDT Att: 35,078 - Sunny - 76 F					
Alex Cintron, S OBP: 0.297, SLG: 0.365 (1, 6)										4	0	1	1	0	0	0						
Chad Tracy, L OBP: 0.353, SLG: 0.409 (1, 5)										4	0	1	0	0	0	1						
Shea Hillenbrand, R OBP: 0.344, SLG: 0.451 (1, 3)										4	0	1	0	0	0	1						
Danny Bautista, R OBP: 0.344, SLG: 0.420 (1, 9)										4	0	1	0	0	1	1						
Scott Hairston, R OBP: 0.304, SLG: 0.477 (1, 4)										3	0	0	0	1	2	1						
Josh Kroeger, L OBP: 0.167, SLG: 0.118 (1, 7)										2	1	1	0	1	0	2						
Robby Hammock, R OBP: 0.268, SLG: 0.365 (9, PH)										1	0	1	0	0	0	0						
19 Chris Snyder, R OBP: 0.293, SLG: 0.459 (1, 2)										4	1	1	1	0	1	4						
17 Brandon Webb, R OBP: 0.136, SLG: 0.089 (1, 1)										1	0	0	0	0	1	0						
Randy Choate, L (5, 1)										0	0	0	0	0	0	0						
Alan Zinter, S (7, PH)										1	0	0	0	0	1	1						
Chad Durbin, R (7, 1)										0	0	0	0	0	0	0						
36 Brian Bruney, R (8, 1)										0	0	0	0	0	0	0						
Inning Stats	R: 0 E: 0 K: 1 S: 8	H: 0 LOB: 0 BB: 0 P: 11	R: 0 E: 0 K: 1 S: 14	H: 1 LOB: 2 BB: 1 P: 21	R: 0 E: 0 K: 2 S: 10	H: 0 LOB: 0 BB: 0 P: 14	R: 0 E: 0 K: 1 S: 10	H: 1 LOB: 1 BB: 0 P: 15	R: 2 E: 1 K: 1 S: 13	H: 3 LOB: 1 BB: 0 P: 16	R: 0 E: 0 K: 0 S: 5	H: 0 LOB: 0 BB: 0 P: 7	R: 0 E: 0 K: 1 S: 7	H: 0 LOB: 1 BB: 1 P: 14	R: 0 E: 0 K: 1 S: 11	H: 1 LOB: 1 BB: 0 P: 17	R: 0 E: 0 K: 2 S: 11	H: 1 LOB: 1 BB: 0 P: 16	1B: 6 2B: 2 3B: 0 HR: 0	SF: 0 SAC: 1 DP: 1 HBP: 0	WP: 0 PB: 0 SB: 1 CS: 1	PA: 35
PITCHER	IP WLS BF H R ER SO BB IBB HBP BLK WP HR S P ERA WHIP																					
Hideo Nomo, R (1, 1)	6.0 W 25 5 2 2 6 2 0 0 0 0 0 0 62 90 3.00 1.167																					
Giovanni Carrara, R (7, 1)	1.0 H 2 0 0 0 1 0 0 0 0 0 0 0 5 8 0.00 0.000																					
43 Yhency Brazoban, R (8, 1)	1.0 4 1 0 0 1 0 0 0 0 0 0 0 11 17 0.00 1.000																					
Wilson Alvarez, L (9, 1)	1.0 4 1 0 0 2 0 0 0 0 0 0 0 11 16 0.00 1.000																					

Batter	1	2	3	4	5	6	7	8	9	AB	R	H	RBI	BB	SO	LOB	BOTTOM			
Cesar Izturis, S (1, 6)										5	1	1	0	0	1	2	Arizona Diamondbacks @ Los Angeles Dodgers Dodger Stadium, Los Angeles, CA Tue Sep 07 2004, 7:10 PM PDT Att: 35,078 - Sunny - 76 F			
Steve Finley, L (1, 8)										4	1	0	0	1	2	2				
Milton Bradley, S (1, 9)										4	1	1	0	1	3	1				
Adrián Beltré, R (1, 5)										5	0	2	1	0	1	3				
Shawn Green, L (1, 3)										4	1	2	1	1	0	1				
Jayson Werth, R (1, 7)										4	2	1	1	1	1	4				
Alex Cora, L (1, 4)										3	1	0	0	1	0	5				
Brent Mayne, L (1, 2)										2	0	1	1	1	0	2				
Robin Ventura, L (7, PH)										1	1	1	4	0	0	0				
David Ross, R (8, 2)										0	0	0	0	0	0	0				
Hideo Nomo, R (1, 1)										3	0	0	0	0	2	6				
Giovanni Carrara, R (7, 1)										0	0	0	0	0	0	0				
Antonio Perez, R (7, PH)										1	0	1	0	0	0	0				
43 Yhency Brazoban, R (8, 1)										0	0	0	0	0	0	0				
Wilson Alvarez, L (9, 1)										0	0	0	0	0	0	0				
Inning Stats	R: 0 E: 0 K: 1 S: 8	H: 1 LOB: 1 BB: 0 P: 13	R: 0 E: 0 K: 1 S: 14	H: 1 LOB: 2 BB: 0 P: 20	R: 1 E: 0 K: 1 S: 21	H: 2 LOB: 1 BB: 0 P: 29	R: 1 E: 0 K: 1 S: 14	H: 1 LOB: 1 BB: 1 P: 22	R: 2 E: 0 K: 1 S: 15	H: 1 LOB: 3 BB: 3 P: 33	R: 0 E: 0 K: 1 S: 6	H: 0 LOB: 0 BB: 0 P: 8	R: 4 E: 1 K: 2 S: 16	H: 3 LOB: 1 BB: 1 P: 26	R: 0 E: 0 K: 2 S: 16	H: 1 LOB: 2 BB: 1 P: 25	1B: 7 2B: 1 3B: 1 HR: 1	SF: 0 SAC: 0 DP: 0 HBP: 1	WP: 0 PB: 0 SB: 1 CS: 0	PA: 43
PITCHER	IP WLS BF H R ER SO BB IBB HBP BLK WP HR S P ERA WHIP																			
17 Brandon Webb, R (1, 1)	4.1 L 24 4 4 4 5 3 0 1 0 0 0 0 66 105 8.31 2.077																			
Randy Choate, L (5, 1)	1.2 6 0 0 0 1 0 1 0 0 0 0 0 12 20 0.00 0.000																			
Chad Durbin, R (7, 1)	1.0 8 3 4 3 2 1 0 0 0 0 0 1 16 26 27.00 4.000																			
36 Brian Bruney, R (8, 1)	1.0 5 1 0 0 2 1 0 0 0 0 0 0 16 25 0.00 2.000																			

AB	32
R	2
H	7
RBI	2
BB	2
SO	10
LOB	12



Batter	1	2	3	4	5	6	7	8	9	AB	R	H	RBI	BB	SO	LOB	TOP									
Ray Durham, S OBP: 0.350, SLG: 0.464	F8		K			F7	G4-3		FC6-4 BB	4	0	0	0	1	1	3										
Deivi Cruz, R OBP: 0.333, SLG: 0.443	K			G5-3		G5-3		G6-3	FC6-4	5	0	0	0	0	1	2										
Pedro Feliz, R OBP: 0.297, SLG: 0.465	K			K		G6-3		G3-1		4	0	0	0	0	2	0										
Barry Bonds, L OBP: 0.612, SLG: 0.828		F7			1B HBP			BB 1B	1B	2	1	1	0	1	0	0										
Edgardo Alfonzo, R OBP: 0.357, SLG: 0.423	G6-3				1B		1B BB			4	0	3	0	0	0	0										
Marquis Grissom, R OBP: 0.320, SLG: 0.447	E5			F8			1B		G6-3	3	0	0	0	1	0	4										
Yorvit Torrealba, R OBP: 0.319, SLG: 0.422					G5-3					3	0	1	1	0	0	1										
Michael Tucker, L OBP: 0.365, SLG: 0.436										0	0	0	0	1	0	0										
Dustan Mohr, R OBP: 0.409, SLG: 0.458			K		F9		P5		F7	3	0	0	0	0	1	3										
J.T. Snow, L OBP: 0.427, SLG: 0.512										1	0	0	0	0	0	1										
Brett Tomko, R OBP: 0.145, SLG: 0.132			K							2	0	0	0	0	2	0										
Brian Dallimore, R OBP: 0.333, SLG: 0.357										1	0	0	0	0	1	3										
Jim Brower, R OBP: 0.667, SLG: 0.500										0	0	0	0	0	0	0										
Dave Burba, R OBP: 0.326, SLG: 0.425										1	0	0	0	0	0	1										
A.J. Pierzynski, L OBP: 0.326, SLG: 0.425										1	0	0	0	0	0	1										
Inning Stats	R: 0 E: 0 K: 2 S: 10	H: 0 LOB: 0 BB: 0 P: 12	R: 0 E: 1 K: 0 S: 9	H: 0 LOB: 1 BB: 0 P: 14	R: 0 E: 0 K: 3 S: 9	H: 0 LOB: 0 BB: 0 P: 12	R: 0 E: 0 K: 1 S: 16	H: 1 LOB: 2 BB: 0 P: 23	R: 0 E: 0 K: 1 S: 6	H: 0 LOB: 0 BB: 0 P: 9	R: 0 E: 0 K: 0 S: 7	H: 0 LOB: 3 BB: 1 P: 10	R: 1 E: 0 K: 1 S: 16	H: 3 LOB: 3 BB: 1 P: 24	R: 0 E: 0 K: 0 S: 10	H: 1 LOB: 2 BB: 1 P: 14	R: 0 E: 0 K: 0 S: 12	H: 0 LOB: 2 BB: 2 P: 22	1B: 5 2B: 0 3B: 0 HR: 0	SF: 0 SAC: 0 DP: 0 HBP: 1	WP: 1 PB: 0 SB: 0 CS: 0	PA: 38				
PITCHER	IP	WLS	BF	H	R	ER	SO	BB	IBB	HBP	BLK	WP	HR	S	P	ERA	WHIP									
Randy Johnson, L ERA: 2.75	(1, 1)	7.0	W	28	4	1	1	8	1	0	1	0	0	0	73	104	1.29	0.714								
Mike Koplove, R ERA: 4.2	(8, 1)	1.0	H	5	1	0	0	0	0	1	0	0	0	10	14	0.00	1.000									
Greg Aquino, R ERA: 2.6	(9, 1)	1.0	S	5	0	0	0	0	2	0	0	0	1	0	12	22	0.00	2.000								

San Francisco Giants @ Arizona Diamondbacks
Bank One Ballpark, Phoenix, AZ
Fri Sep 10 2004, 10:05 PM EDT
Att: 34,284 - Dome - 79 F

AB	33
R	1
H	5
RBI	1
BB	4
SO	8
LOB	18



Batter	1	2	3	4	5	6	7	8	9	AB	R	H	RBI	BB	SO	LOB	BOTTOM									
Luis Terrero, R OBP: 0.345, SLG: 0.396	K		G5-3			K		B5-3		4	0	0	0	0	2	1										
Alex Cintron, S OBP: 0.296, SLG: 0.361	G4-3				19 WP BB 1B	F7		L5		4	0	1	0	0	0	0										
Chad Tracy, L OBP: 0.350, SLG: 0.402	F7				19 WP BB		FC6 BB	F9		2	0	0	0	2	0	0										
Alan Zinter, S OBP: 0.174, SLG: 0.100		K			B5		FC6			3	0	0	0	0	1	3										
Danny Bautista, R OBP: 0.341, SLG: 0.417	L6				P3				19 S HR 1B	3	1	1	0	0	0	2										
19 Chris Snyder, R OBP: 0.327, SLG: 0.630			K							3	0	0	0	0	3	3										
Doug DeVore, L OBP: 0.217, SLG: 0.303					1B					3	1	2	2	0	0	0										
Jerry Gil, R OBP: 0.194, SLG: 0.206					F9					3	0	0	0	0	2	1										
Randy Johnson, R OBP: 0.151, SLG: 0.143										2	0	0	0	0	1	1										
Scott Hairston, R OBP: 0.303, SLG: 0.475										1	0	0	0	0	0	0										
Mike Koplove, R OBP: 0.667, SLG: 0.500										0	0	0	0	0	0	0										
Greg Aquino, R ERA: 3.86										0	0	0	0	0	0	0										
Inning Stats	R: 0 E: 0 K: 1 S: 6	H: 0 LOB: 0 BB: 0 P: 10	R: 0 E: 0 K: 2 S: 8	H: 0 LOB: 0 BB: 0 P: 8	R: 0 E: 0 K: 1 S: 7	H: 1 LOB: 1 BB: 0 P: 11	R: 0 E: 0 K: 1 S: 11	H: 1 LOB: 2 BB: 1 P: 18	R: 0 E: 0 K: 1 S: 9	H: 0 LOB: 0 BB: 0 P: 12	R: 0 E: 0 K: 1 S: 7	H: 0 LOB: 1 BB: 1 P: 13	R: 2 E: 0 K: 2 S: 14	H: 2 LOB: 0 BB: 0 P: 24	R: 0 E: 0 K: 0 S: 4	H: 0 LOB: 0 BB: 0 P: 6	1B: 3 2B: 0 3B: 0 HR: 1	SF: 0 SAC: 0 DP: 0 HBP: 0	WP: 1 PB: 0 SB: 1 CS: 0	PA: 30						
PITCHER	IP	WLS	BF	H	R	ER	SO	BB	IBB	HBP	BLK	WP	HR	S	P	ERA	WHIP									
Brett Tomko, R ERA: 4.44	(1, 1)	6.0	L	22	2	2	2	2	0	0	0	0	0	1	14	24	18.00	2.000								
Jim Brower, R ERA: 3.75	(7, 1)	1.0	L	5	2	2	2	2	0	0	0	0	0	4	6	0.00	0.000									
Dave Burba, R ERA: 3.86	(8, 1)	1.0		3	0	0	0	0	0	0	0	0	0	4	6	0.00	0.000									

San Francisco Giants @ Arizona Diamondbacks
Bank One Ballpark, Phoenix, AZ
Fri Sep 10 2004, 10:05 PM EDT
Att: 34,284 - Dome - 79 F

AB	28
R	2
H	4
RBI	2
BB	2
SO	9
LOB	11



Batter	1	2	3	4	5	6	7	8	9	AB	R	H	RBI	BB	SO	LOB	TOP			
Ray Durham, S OBP: 0.353, SLG: 0.467	0-0 P3	1-2 1B		3-1 1-H 2B		2-2 P5		4-1 FC5-4 BB		4	0	2	1	1	0	0	San Francisco Giants @ Arizona Diamondbacks Bank One Ballpark, Phoenix, AZ Sat Sep 11 2004, 10:05 PM EDT Att: 36,887 - Dome - 78 F			
Deivi Cruz, R OBP: 0.328, SLG: 0.436	1-3 K	1-1 F8		1-1 G6-3		0-1 F9		1-1 FC5-4		5	0	0	0	0	1	4				
Cody Ransom, R OBP: 0.338, SLG: 0.406										0	0	0	0	0	0	0				
Pedro Feliz, R OBP: 0.296, SLG: 0.462	2-1 BB 1B			2-0 F8		1-3 K		1-1 G6-3	1-2 G5-3	5	1	1	0	0	1	0				
Barry Bonds, L OBP: 0.614, SLG: 0.826	4-1 1B 1B BB			1-0 G5-3 1B		4-0 PB 2B BB			3-3 K	2	1	1	0	3	1	0				
Edgardo Alfonzo, R OBP: 0.357, SLG: 0.422	1-1 1B			1-2 G5-3		4-1 2B BB		0-1 L5	3-3 K	4	1	1	1	1	1	2				
Marquis Grissom, R OBP: 0.321, SLG: 0.449	2-2 1B			2-2 G6-3		1-0 2B BB		1-0 G4-3		4	1	2	2	0	0	2				
A.J. Pierzynski, L OBP: 0.325, SLG: 0.423	0-0 P6			1-1 L3	1-0 G6-4-3 1B			1-0 G1-5-3		4	0	1	1	0	0	3				
Dustan Mohr, R OBP: 0.410, SLG: 0.460		2-2 P4		4-0 2B BB	0-0 G6-4-3			2-0 2B		3	1	1	0	1	0	1				
51 Noah Lowry, R OBP: 0.160, SLG: 0.200		0-3 K		2-3 K		0-3 K		1-3 K		4	0	0	0	0	4	2				
Dave Burba, R OBP: 0.133, SLG: 0.103										0	0	0	0	0	0	0				
Dustin Hermanson, R OBP: 0.133, SLG: 0.103										0	0	0	0	0	0	0				
Inning Stats	R: 1 E: 0 K: 1 S: 15	H: 3 LOB: 3 BB: 1 P: 25	R: 0 E: 0 K: 1 S: 11	H: 1 LOB: 1 BB: 0 P: 15	R: 0 E: 0 K: 0 S: 6	H: 1 LOB: 1 BB: 0 P: 11	R: 1 E: 0 K: 1 S: 9	H: 1 LOB: 1 BB: 1 P: 20	R: 3 E: 0 K: 1 S: 8	H: 2 LOB: 0 BB: 2 P: 19	R: 0 E: 0 K: 0 S: 5	H: 0 LOB: 1 BB: 1 P: 11	R: 0 E: 0 K: 1 S: 8	H: 1 LOB: 2 BB: 1 P: 17	R: 0 E: 0 K: 2 S: 9	H: 0 LOB: 0 BB: 0 P: 16	1B: 6 2B: 3 3B: 0 HR: 0	SF: 0 SAC: 0 DP: 1 HBP: 0	WP: 0 PB: 1 SB: 0 CS: 0	PA: 41
PITCHER	IP WLS BF H R ER SO BB IBB HBP BLK WP HR S P ERA WHIP	IP WLS BF H R ER SO BB IBB HBP BLK WP HR S P ERA WHIP	IP WLS BF H R ER SO BB IBB HBP BLK WP HR S P ERA WHIP	IP WLS BF H R ER SO BB IBB HBP BLK WP HR S P ERA WHIP	IP WLS BF H R ER SO BB IBB HBP BLK WP HR S P ERA WHIP	IP WLS BF H R ER SO BB IBB HBP BLK WP HR S P ERA WHIP	IP WLS BF H R ER SO BB IBB HBP BLK WP HR S P ERA WHIP	IP WLS BF H R ER SO BB IBB HBP BLK WP HR S P ERA WHIP	IP WLS BF H R ER SO BB IBB HBP BLK WP HR S P ERA WHIP	IP WLS BF H R ER SO BB IBB HBP BLK WP HR S P ERA WHIP	IP WLS BF H R ER SO BB IBB HBP BLK WP HR S P ERA WHIP	IP WLS BF H R ER SO BB IBB HBP BLK WP HR S P ERA WHIP	IP WLS BF H R ER SO BB IBB HBP BLK WP HR S P ERA WHIP	IP WLS BF H R ER SO BB IBB HBP BLK WP HR S P ERA WHIP	IP WLS BF H R ER SO BB IBB HBP BLK WP HR S P ERA WHIP	IP WLS BF H R ER SO BB IBB HBP BLK WP HR S P ERA WHIP	IP WLS BF H R ER SO BB IBB HBP BLK WP HR S P ERA WHIP			
Stephen Randolph, L ERA: 5.35	4.1 L 25 8 5 5 4 0 0 0 0 0 0 48 89 10.38 2.769	2.2 8 0 0 0 1 0 1 0 0 0 0 0 14 22 0.00 0.000	1.0 5 1 0 0 1 1 0 0 0 0 0 0 8 17 0.00 2.000	1.0 3 0 0 0 2 0 0 0 0 0 0 0 9 16 0.00 0.000																
Lance Cormier, R ERA: 9.0																				
Mike Gosling, L ERA: 6.0																				
36 Brian Bruney, R ERA: 5.82																				

AB 35
R 5
H 9
RBI 5
BB 6
SO 8
LOB 14



Batter	1	2	3	4	5	6	7	8	9	AB	R	H	RBI	BB	SO	LOB	BOTTOM			
Luis Terrero, R OBP: 0.337, SLG: 0.386	2-2 G6-3		0-1 F8		1-2 FC5-4			0-0 G6-3		4	0	0	0	0	0	3	San Francisco Giants @ Arizona Diamondbacks Bank One Ballpark, Phoenix, AZ Sat Sep 11 2004, 10:05 PM EDT Att: 36,887 - Dome - 78 F			
Andy Green, R OBP: 0.281, SLG: 0.301	2-2 G5-3			0-1 F9		0-0 P3		1-0 F9		4	0	0	0	0	0	0				
Danny Bautista, R OBP: 0.342, SLG: 0.417	1-1 G6-3			0-0 FC5 BB 1B		1-2 F9			1-2 1B 2B 1B	4	1	2	0	0	0	0				
Alan Zinter, S OBP: 0.222, SLG: 0.130		0-3 K		4-0 1-2 BB		3-2 F7			2-1 2B SF9-6 1B	3	1	1	0	1	1	0				
Scott Hairston, R OBP: 0.302, SLG: 0.475		2-1 F9		0-0 F9			3-3 K		3-2 SF9-6 2B	4	0	1	1	0	1	2				
Jerry Gil, R OBP: 0.184, SLG: 0.194		2-3 K		1-0 FC5			3-2 K HR		1-3 3-H 2-2 SF9-6	2	0	0	0	0	1	2				
Lance Cormier, R OBP: 0.333, SLG: 0.375									2-2 SF9-6	0	0	0	0	0	0	0				
Chad Tracy, L OBP: 0.351, SLG: 0.411									2-2 3-H 1-0 G6-3	1	1	1	2	0	0	0				
Robby Hammock, R OBP: 0.283, SLG: 0.358			1-2 G1-3		0-2 G4-3		2-3 K		3-0 G6-3	3	0	0	0	0	1	0				
Mike Gosling, L OBP: 0.333, SLG: 0.375										0	0	0	0	0	0	0				
36 Brian Bruney, R OBP: 0.289, SLG: 0.320										0	0	0	0	0	0	0				
Carlos Baerga, S OBP: 0.289, SLG: 0.320										1	0	0	0	0	0	0				
Juan Brito, R OBP: 0.227, SLG: 0.258			2-2 G6-3		4-0 FC5-4 BB		2-2 G4-3			2	0	0	0	1	0	0				
Stephen Randolph, L OBP: 0.375, SLG: 0.625			2-2 2B		1-1 F8			0-1 G6-3		1	0	1	0	0	0	0				
Alex Cintron, S OBP: 0.297, SLG: 0.362										2	0	1	0	0	0	1				
Inning Stats	R: 0 E: 0 K: 0 S: 9	H: 0 LOB: 0 BB: 0 P: 14	R: 0 E: 0 K: 2 S: 8	H: 0 LOB: 0 BB: 0 P: 12	R: 0 E: 0 K: 0 S: 13	H: 1 LOB: 1 BB: 0 P: 18	R: 0 E: 0 K: 0 S: 5	H: 1 LOB: 2 BB: 1 P: 10	R: 0 E: 0 K: 0 S: 7	H: 0 LOB: 0 BB: 0 P: 11	R: 1 E: 0 K: 2 S: 12	H: 1 LOB: 0 BB: 0 P: 22	R: 0 E: 0 K: 0 S: 4	H: 1 LOB: 0 BB: 0 P: 5	R: 2 E: 0 K: 0 S: 12	H: 3 LOB: 0 BB: 0 P: 21	1B: 4 2B: 3 3B: 0 HR: 1	SF: 1 SAC: 0 DP: 2 HBP: 0	WP: 0 PB: 0 SB: 0 CS: 0	PA: 34
PITCHER	IP WLS BF H R ER SO BB IBB HBP BLK WP HR S P ERA WHIP	IP WLS BF H R ER SO BB IBB HBP BLK WP HR S P ERA WHIP	IP WLS BF H R ER SO BB IBB HBP BLK WP HR S P ERA WHIP	IP WLS BF H R ER SO BB IBB HBP BLK WP HR S P ERA WHIP	IP WLS BF H R ER SO BB IBB HBP BLK WP HR S P ERA WHIP	IP WLS BF H R ER SO BB IBB HBP BLK WP HR S P ERA WHIP	IP WLS BF H R ER SO BB IBB HBP BLK WP HR S P ERA WHIP	IP WLS BF H R ER SO BB IBB HBP BLK WP HR S P ERA WHIP	IP WLS BF H R ER SO BB IBB HBP BLK WP HR S P ERA WHIP	IP WLS BF H R ER SO BB IBB HBP BLK WP HR S P ERA WHIP	IP WLS BF H R ER SO BB IBB HBP BLK WP HR S P ERA WHIP	IP WLS BF H R ER SO BB IBB HBP BLK WP HR S P ERA WHIP	IP WLS BF H R ER SO BB IBB HBP BLK WP HR S P ERA WHIP	IP WLS BF H R ER SO BB IBB HBP BLK WP HR S P ERA WHIP	IP WLS BF H R ER SO BB IBB HBP BLK WP HR S P ERA WHIP	IP WLS BF H R ER SO BB IBB HBP BLK WP HR S P ERA WHIP				
51 Noah Lowry, L ERA: 4.35	7.0 W 27 4 1 1 4	1.0 4 2 2 2 0	1.0 S 3 1 0 0 0																	
Dave Burba, R ERA: 4.04																				
Dustin Hermanson, R ERA: 4.28																				

AB 31
R 3
H 7
RBI 3
BB 2
SO 4
LOB 8



Batter	1	2	3	4	5	6	7	8	9	AB	R	H	RBI	BB	SO	LOB	TOP				
Ray Durham, S OBP: 0.353, SLG: 0.465 (1, 4)	G3-1		G4-3	1-2 1B		K		BB		4	0	1	0	1	1	0	San Francisco Giants @ Arizona Diamondbacks Bank One Ballpark, Phoenix, AZ Sun Sep 12 2004, 4:35 PM EDT Att: 30,903 - Dome - 77 F				
Michael Tucker, L OBP: 0.363, SLG: 0.433 (1, 9)	FC5-4 1B		L4	L3			G4-3	G1-4-3		5	0	1	0	0	0	5					
Edgardo Alfonzo, R OBP: 0.356, SLG: 0.418 (1, 5)	FC5-4 1-2 BB		BB	BB	FC5 2-3f		G6-3		G6-3	4	0	0	0	1	0	3					
Barry Bonds, L OBP: 0.614, SLG: 0.831 (1, 7)	BB		BB	BB		K			G4-3	3	1	1	1	2	1	0					
J.T. Snow, L OBP: 0.433, SLG: 0.525 Jason Ellison, R (8, PR)			BB							2	1	2	1	2	0	0					
Pedro Feliz, R OBP: 0.297, SLG: 0.469 (8, 3)	BB		BB		HR			SH1-3 1B	HR	0	1	0	0	0	0	0					
Marquis Grissom, R OBP: 0.319, SLG: 0.446 (1, 8)	BB		BB		HR			SH1-3 1B	HR	1	1	1	1	0	0	0					
Marquis Grissom, R OBP: 0.319, SLG: 0.446 (1, 8)	K		G5-3		K			G5-3		4	0	0	0	0	2	6					
A.J. Pierzynski, L OBP: 0.326, SLG: 0.429 (1, 2)		G4-3		HR	G4-3			SH5-4 1B	IBB	4	1	1	1	1	0	0					
Deivi Cruz, R OBP: 0.328, SLG: 0.434 Cody Ransom, R OBP: 0.338, SLG: 0.406 (8, PR)	G5-3		F7			K				4	0	1	1	0	1	0					
Jason Schmidt, R OBP: 0.164, SLG: 0.196 (1, 1)	K		E5 FC5 1B			K		SH5-4		0	0	0	0	0	0	0					
Inning Stats	R: 0 H: 1 E: 0 K: 1 S: 16	L: 1 R: 0 ER: 0 SO: 7 BB: 2 P: 27	R: 0 H: 0 E: 0 K: 1 S: 7	H: 0 R: 0 ER: 0 SO: 7 BB: 0 P: 7	R: 0 H: 0 E: 0 K: 0 S: 14	H: 0 R: 0 ER: 1 SO: 18 BB: 3 P: 18	R: 1 H: 2 E: 1 K: 2 S: 9	H: 1 R: 0 ER: 0 SO: 12 BB: 0 P: 12	R: 0 H: 0 E: 0 K: 3 S: 9	H: 0 R: 0 ER: 0 SO: 10 BB: 0 P: 10	R: 0 H: 0 E: 0 K: 0 S: 8	H: 0 R: 0 ER: 0 SO: 10 BB: 0 P: 10	R: 1 H: 2 E: 0 K: 0 S: 10	H: 2 R: 0 ER: 0 SO: 24 BB: 2 P: 24	R: 2 H: 2 E: 0 K: 0 S: 9	H: 2 R: 0 ER: 0 SO: 15 BB: 0 P: 15	1B: 4 2B: 0 3B: 0 HR: 4	SF: 0 SAC: 2 DP: 0 HBP: 0	WP: 0 PB: 0 CS: 0	PA: 43	
PITCHER	IP WLS BF H R ER SO BB IBB HBP BLK WP HR S P ERA WHIP	IP WLS BF H R ER SO BB IBB HBP BLK WP HR S P ERA WHIP	IP WLS BF H R ER SO BB IBB HBP BLK WP HR S P ERA WHIP	IP WLS BF H R ER SO BB IBB HBP BLK WP HR S P ERA WHIP	IP WLS BF H R ER SO BB IBB HBP BLK WP HR S P ERA WHIP	IP WLS BF H R ER SO BB IBB HBP BLK WP HR S P ERA WHIP	IP WLS BF H R ER SO BB IBB HBP BLK WP HR S P ERA WHIP	IP WLS BF H R ER SO BB IBB HBP BLK WP HR S P ERA WHIP	IP WLS BF H R ER SO BB IBB HBP BLK WP HR S P ERA WHIP	IP WLS BF H R ER SO BB IBB HBP BLK WP HR S P ERA WHIP	IP WLS BF H R ER SO BB IBB HBP BLK WP HR S P ERA WHIP	IP WLS BF H R ER SO BB IBB HBP BLK WP HR S P ERA WHIP	IP WLS BF H R ER SO BB IBB HBP BLK WP HR S P ERA WHIP	IP WLS BF H R ER SO BB IBB HBP BLK WP HR S P ERA WHIP	IP WLS BF H R ER SO BB IBB HBP BLK WP HR S P ERA WHIP	IP WLS BF H R ER SO BB IBB HBP BLK WP HR S P ERA WHIP	IP WLS BF H R ER SO BB IBB HBP BLK WP HR S P ERA WHIP	IP WLS BF H R ER SO BB IBB HBP BLK WP HR S P ERA WHIP	IP WLS BF H R ER SO BB IBB HBP BLK WP HR S P ERA WHIP	IP WLS BF H R ER SO BB IBB HBP BLK WP HR S P ERA WHIP	IP WLS BF H R ER SO BB IBB HBP BLK WP HR S P ERA WHIP

AB	34
R	5
H	8
RBI	5
BB	7
SO	7
LOB	14



Batter	1	2	3	4	5	6	7	8	9	AB	R	H	RBI	BB	SO	LOB	BOTTOM			
Luis Terrero, R OBP: 0.341, SLG: 0.395 (1, 8)	2B				K			G5-3		4	1	2	1	0	1	0	San Francisco Giants @ Arizona Diamondbacks Bank One Ballpark, Phoenix, AZ Sun Sep 12 2004, 4:35 PM EDT Att: 30,903 - Dome - 77 F			
Alex Cintron, S OBP: 0.294, SLG: 0.359 (1, 6)	B1	G4-3			G4-3			G4-3		4	0	0	0	0	0	2				
Scott Hairston, R OBP: 0.299, SLG: 0.469 (1, 4)	P3				K		G6-3		P2	4	0	0	0	0	1	1				
Alan Zinter, S OBP: 0.226, SLG: 0.185 (1, 3)	2B			K		K2-3			K	4	0	1	1	0	3	0				
Chad Tracy, L OBP: 0.352, SLG: 0.412 (1, 5)	2B			G6-3		K			2B	3	0	1	0	1	1	0				
19 Chris Snyder, R OBP: 0.304, SLG: 0.580 (1, 2)	F9				P4			F8	F8	4	0	0	0	0	0	3				
Doug DeVore, L OBP: 0.222, SLG: 0.294 (8, 9)		WP SH2-4 1B BB			K			G3		2	1	0	0	1	1	0				
Josh Kroeger, L OBP: 0.120, SLG: 0.083 (1, 9)	F7				K			F7		3	0	0	0	0	1	1				
17 Brandon Webb, R OBP: 0.133, SLG: 0.088 Randy Choate, L (7, 1) Mike Koplove, R (8, 1) Andy Green, R OBP: 0.258, SLG: 0.298 (8, 7)	SH2-4				K			G5-3		1	0	0	0	0	1	0				
Inning Stats	R: 1 H: 2 E: 0 K: 0 S: 8	H: 1 R: 0 ER: 0 SO: 12 BB: 1 P: 14	R: 1 H: 1 E: 0 K: 0 S: 7	H: 1 R: 0 ER: 0 SO: 12 BB: 1 P: 12	R: 0 H: 0 E: 0 K: 2 S: 9	H: 0 R: 0 ER: 0 SO: 10 BB: 0 P: 10	R: 0 H: 0 E: 0 K: 2 S: 8	H: 0 R: 0 ER: 0 SO: 11 BB: 0 P: 11	R: 0 H: 0 E: 0 K: 2 S: 8	H: 0 R: 0 ER: 0 SO: 12 BB: 0 P: 12	R: 0 H: 0 E: 0 K: 0 S: 5	H: 0 R: 0 ER: 0 SO: 9 BB: 0 P: 9	R: 0 H: 0 E: 0 K: 0 S: 12	H: 0 R: 0 ER: 0 SO: 15 BB: 0 P: 15	R: 0 H: 1 E: 0 K: 1 S: 9	H: 1 R: 0 ER: 0 SO: 15 BB: 0 P: 15		1B: 1 2B: 3 3B: 0 HR: 0	SF: 0 SAC: 1 DP: 0 HBP: 0	WP: 1 PB: 0 CS: 0
PITCHER	IP WLS BF H R ER SO BB IBB HBP BLK WP HR S P ERA WHIP	IP WLS BF H R ER SO BB IBB HBP BLK WP HR S P ERA WHIP	IP WLS BF H R ER SO BB IBB HBP BLK WP HR S P ERA WHIP	IP WLS BF H R ER SO BB IBB HBP BLK WP HR S P ERA WHIP	IP WLS BF H R ER SO BB IBB HBP BLK WP HR S P ERA WHIP	IP WLS BF H R ER SO BB IBB HBP BLK WP HR S P ERA WHIP	IP WLS BF H R ER SO BB IBB HBP BLK WP HR S P ERA WHIP	IP WLS BF H R ER SO BB IBB HBP BLK WP HR S P ERA WHIP	IP WLS BF H R ER SO BB IBB HBP BLK WP HR S P ERA WHIP	IP WLS BF H R ER SO BB IBB HBP BLK WP HR S P ERA WHIP	IP WLS BF H R ER SO BB IBB HBP BLK WP HR S P ERA WHIP	IP WLS BF H R ER SO BB IBB HBP BLK WP HR S P ERA WHIP	IP WLS BF H R ER SO BB IBB HBP BLK WP HR S P ERA WHIP	IP WLS BF H R ER SO BB IBB HBP BLK WP HR S P ERA WHIP	IP WLS BF H R ER SO BB IBB HBP BLK WP HR S P ERA WHIP	IP WLS BF H R ER SO BB IBB HBP BLK WP HR S P ERA WHIP	IP WLS BF H R ER SO BB IBB HBP BLK WP HR S P ERA WHIP	IP WLS BF H R ER SO BB IBB HBP BLK WP HR S P ERA WHIP	IP WLS BF H R ER SO BB IBB HBP BLK WP HR S P ERA WHIP	IP WLS BF H R ER SO BB IBB HBP BLK WP HR S P ERA WHIP



Batter	1	2	3	4	5	6	7	8	9	AB	R	H	RBI	BB	SO	LOB	TOP											
Aaron Miles, S OBP: 0.328, SLG: 0.380	0-3 K			2-1 F9		2-0 G3		0-0 HR		4	1	1	2	0	1	1	Colorado Rockies @ Arizona Diamondbacks Bank One Ballpark, Phoenix, AZ Wed Sep 15 2004, 9:35 PM EDT Att: 22,598 - Sunny - 82 F											
Royce Clayton, R OBP: 0.340, SLG: 0.405	2-2 G6-3			2-3 K		2-1 G5-3		0-2 L5		4	0	0	0	0	1	1												
27 Garrett Atkins, R OBP: 0.300, SLG: 1.000 Mark Sweeney, L OBP: 0.380, SLG: 0.536	0-3 K			0-1 1B			0-1 1B		1-2 G3-1	3	0	2	0	0	1	0												
Vinny Castilla, R OBP: 0.335, SLG: 0.548		1-2 P5		1-1 G6-3			1-3 K		2-3 K	4	0	0	0	0	2	2												
Todd Greene, R OBP: 0.301, SLG: 0.486 Jeromy Burnitz, L OBP: 0.360, SLG: 0.580	0-3 K				0-1 F8		0-0 P6		3-3 K	3	0	0	0	0	1	1												
Luis Gonzalez, R OBP: 0.316, SLG: 0.464	3-3 K				1-3 K		2-3 K			3	0	0	0	0	3	1												
11 Brad Hawpe, L OBP: 0.309, SLG: 0.411			0-1 G4-3		0-3 K			1-2 F7		3	0	0	0	0	1	0												
Choo Freeman, R OBP: 0.289, SLG: 0.328			0-3 K			0-1 F7		0-0 HR		3	1	1	0	0	1	0												
Shawn Estes, R OBP: 0.227, SLG: 0.277 Charles Johnson, R OBP: 0.355, SLG: 0.441 Javier López, L OBP: 0.316, SLG: 0.464	1-1 G1-3			1-1 G1-3		0-0 G3 PB 1B		3-3 K		2	0	1	0	0	0	0												
Inning Stats	R: 0 H: 0 E: 0 K: 2 S: 11	H: 0 LOB: 0 BB: 0 P: 13	R: 0 H: 0 E: 0 K: 2 S: 9	H: 0 LOB: 0 BB: 0 P: 13	R: 0 H: 0 E: 0 K: 1 S: 8	H: 0 LOB: 0 BB: 0 P: 9	R: 0 H: 1 E: 0 K: 1 S: 9	H: 1 LOB: 1 BB: 0 P: 14	R: 0 H: 0 E: 0 K: 2 S: 8	H: 0 LOB: 0 BB: 0 P: 9	R: 0 H: 1 E: 0 K: 0 S: 6	H: 1 LOB: 1 BB: 0 P: 10	R: 0 H: 1 E: 0 K: 2 S: 9	H: 1 LOB: 0 BB: 0 P: 12	R: 2 H: 2 E: 0 K: 1 S: 11	H: 2 LOB: 0 BB: 0 P: 15		R: 0 H: 0 E: 0 K: 2 S: 9	H: 0 LOB: 0 BB: 0 P: 15	1B: 3 2B: 0 3B: 1 HR: 1	SF: 0 SAC: 0 DP: 0 HBP: 0	WP: 0 PB: 1 SB: 0 CS: 0	PA: 32					
PITCHER	IP	WLS	BF	H	R	ER	SO	BB	IBB	HBP	BLK	WP	HR	S	P	ERA	WHIP											
Randy Johnson, L ERA: 2.74	(1, 1)	8.0	W	29	5	2	2	11	0	0	0	0	0	1	71	95	2.25	0.625										
Greg Aquino, R ERA: 2.4	(9, 1)	1.0	S	3	0	0	0	2	0	0	0	0	0	9	15	0.00	0.000											

Batter	1	2	3	4	5	6	7	8	9	AB	R	H	RBI	BB	SO	LOB	BOTTOM											
Luis Terrero, R OBP: 0.346, SLG: 0.402	1-1 HR		4-1 G6-4-3 BB	1-0 G6-4-3			1-3 K			3	1	1	1	1	1	1	Colorado Rockies @ Arizona Diamondbacks Bank One Ballpark, Phoenix, AZ Wed Sep 15 2004, 9:35 PM EDT Att: 22,598 - Sunny - 82 F											
Robby Hammock, R OBP: 0.287, SLG: 0.363 Doug DeVore, L OBP: 0.237, SLG: 0.296	2-1 F7		0-0 G6-4-3	1-2 1-2	0-1 1B SF7 2B		2-1 FC6-4 1B			4	1	2	0	0	0	1												
Danny Bautista, R OBP: 0.343, SLG: 0.416	1-0 G4-3		2-2 19 BB 1B	2-0 19 BB 1B	2-0 19 BB 1B		3-2 F8			4	1	2	0	0	0	1												
Shea Hillenbrand, R OBP: 0.347, SLG: 0.463	3-1 1B		2-0 BB 19 BB 1B	1-2 BB 19 BB 1B	1-1 SF7		0-0 FC6-4			3	0	2	1	0	0	1												
19 Chris Snyder, R OBP: 0.304, SLG: 0.508	3-2 G6-3		4-2 BB BB	1-2 2-3 BB	2-1 3-H G4-3 1B		3-2 G4-3			3	0	1	0	1	0	1												
Alex Cintron, S OBP: 0.299, SLG: 0.361		3-2 G3	4-1 FC1-4 BB	1-2 2-3 3-H BB	0-1 G4-3		0-0 G1-6-3 1B			3	0	1	1	1	0	2												
Chad Tracy, L OBP: 0.349, SLG: 0.410		2-1 G3	1-1 FC1-4	1-2 1-2		0-1 G3		1-1 G1-6-3		4	0	0	0	0	0	4												
Jerry Gil, R OBP: 0.220, SLG: 0.271	1-0 3B		1-2 G5-3	1-2 G5-3		2-1 G6-3				3	0	1	0	0	0	0												
Randy Johnson, R OBP: 0.158, SLG: 0.139 Greg Aquino, R ERA: 7.95	2-2 K		4-1 G6-4-3 BB			1-3 K				2	0	0	0	1	2	1												
Inning Stats	R: 1 H: 2 E: 0 K: 0 S: 10	H: 2 LOB: 1 BB: 0 P: 20	R: 0 H: 1 E: 0 K: 1 S: 10	H: 1 LOB: 1 BB: 0 P: 18	R: 1 H: 2 E: 0 K: 0 S: 11	H: 2 LOB: 3 BB: 3 P: 28	R: 0 H: 0 E: 0 K: 0 S: 5	H: 0 LOB: 0 BB: 1 P: 11	R: 1 H: 3 E: 0 K: 0 S: 9	H: 3 LOB: 1 BB: 0 P: 14	R: 0 H: 0 E: 0 K: 1 S: 7	H: 0 LOB: 0 BB: 0 P: 10	R: 0 H: 1 E: 0 K: 1 S: 9	H: 1 LOB: 0 BB: 0 P: 15	R: 0 H: 1 E: 0 K: 0 S: 7	H: 1 LOB: 0 BB: 0 P: 11		1B: 7 2B: 1 3B: 1 HR: 1	SF: 1 SAC: 0 DP: 4 HBP: 0	WP: 0 PB: 0 SB: 0 CS: 0	PA: 34							
PITCHER	IP	WLS	BF	H	R	ER	SO	BB	IBB	HBP	BLK	WP	HR	S	P	ERA	WHIP											
Shawn Estes, L ERA: 5.82	(1, 1)	7.0	L	31	9	3	3	3	4	0	0	0	0	1	61	116	3.86	1.857										
Javier López, L ERA: 7.95	(8, 1)	1.0		3	1	0	0	0	0	0	0	0	0	7	11	0.00	1.000											

AB	32
R	2
H	5
RBI	2
BB	0
SO	13
LOB	7



AB	29
R	3
H	10
RBI	3
BB	4
SO	3
LOB	12



Batter	1	2	3	4	5	6	7	8	9	AB	R	H	RBI	BB	SO	LOB	TOP							
Luis Terrero, R OBP: 0.350, SLG: 0.407	G5-3		K			1B	FC6-4		G1-3 BB	4	1	1	0	1	1	2								
Alex Cintron, S OBP: 0.296, SLG: 0.357	G3			L8		F7	P4		G1-3	5	0	0	0	0	0	5								
Danny Bautista, R OBP: 0.344, SLG: 0.418	G4-3			L9		1B			F9	5	0	1	0	0	1	3								
Shea Hillenbrand, R OBP: 0.346, SLG: 0.459		P4		F9		1B			F8	4	0	1	1	0	0	0								
Chad Tracy, L OBP: 0.349, SLG: 0.419		F7				K	F8			4	0	1	0	0	1	2								
19 Chris Snyder, R OBP: 0.325, SLG: 0.524						1B			G6-3	2	0	1	0	2	0	1								
Josh Kroeger, L OBP: 0.194, SLG: 0.200									G4-3	4	1	2	0	0	1	1								
Jerry Gil, R OBP: 0.211, SLG: 0.273																								
Quinton McCracken, S OBP: 0.328, SLG: 0.386																								
Andy Green, R OBP: 0.250, SLG: 0.287																								
17 Brandon Webb, R Lance Cormier, R Doug Sisk, L Steve Sparks, R Carlos Salgado, S Shane Nance, L 36 Brian Bruney, R Randy Choate, L Alex Cintron, S Scott Service, R																								
Inning Stats	R: 0 E: 0 K: 0 S: 6	H: 0 LOB: 0 BB: 0 P: 7	R: 0 E: 0 K: 1 S: 10	H: 0 LOB: 1 BB: 1 P: 16	R: 0 E: 0 K: 2 S: 9	H: 0 LOB: 0 BB: 0 P: 12	R: 0 E: 0 K: 0 S: 6	H: 0 LOB: 0 BB: 0 P: 7	R: 0 E: 0 K: 1 S: 11	H: 1 LOB: 1 BB: 1 P: 17	R: 1 E: 0 K: 0 S: 16	H: 3 LOB: 2 BB: 0 P: 20	R: 1 E: 0 K: 0 S: 9	H: 2 LOB: 2 BB: 1 P: 20	R: 0 E: 0 K: 1 S: 8	H: 1 LOB: 1 BB: 0 P: 11	R: 1 E: 0 K: 0 S: 11	H: 1 LOB: 3 BB: 2 P: 22	1B: 4 2B: 4 3B: 0 HR: 0	SF: 0 SAC: 0 DP: 1 HBP: 0	WP: 0 PB: 0 SB: 0 CS: 0	PA: 39		
PITCHER	IP WLS BF H R ER SO BB IBB HBP BLK WP HR S P ERA WHIP	7.0 29 6 2 2 5 3 0 0 1 0 0 67 99 2.57 1.286	0.2 H 2 0 0 0 1 0 0 0 0 0 0 5 7 0.00 0.000	0.0 1 1 0 0 0 0 0 0 0 0 0 2 2 ∞ ∞	1.1 W 7 1 1 1 0 2 0 0 0 0 0 0 12 24 6.75 2.250																			

Arizona Diamondbacks @ St. Louis Cardinals
 Busch Stadium, St. Louis, MO
 Fri Sep 17 2004, 7:10 PM CDT
 Att: 37,280 - Sunny - 78 F

AB	34
R	3
H	8
RBI	2
BB	5
SO	6
LOB	18



Batter	1	2	3	4	5	6	7	8	9	AB	R	H	RBI	BB	SO	LOB	BOTTOM						
Tony Womack, L OBP: 0.350, SLG: 0.383	G4-3		G1-3	P6		G1-3				5	0	1	0	0	0	3							
Larry Walker, L OBP: 0.450, SLG: 0.614			E4							4	0	2	0	1	0	4							
5 Albert Pujols, R OBP: 0.415, SLG: 0.657										2	1	0	0	2	0	2							
15 Jim Edmonds, L OBP: 0.430, SLG: 0.685										3	0	1	1	2	0	4							
Roger Cedeno, S OBP: 0.324, SLG: 0.353										3	1	1	0	0	2	3							
So Taguchi, R OBP: 0.310, SLG: 0.412										1	0	0	0	0	0	2							
Edgar Renteria, R OBP: 0.321, SLG: 0.398										3	0	0	0	1	1	3							
John Mabry, L OBP: 0.376, SLG: 0.515										3	1	2	1	1	0	1							
Mike Matheny, R OBP: 0.294, SLG: 0.352										4	1	1	1	0	2	4							
Woody Williams, R OBP: 0.213, SLG: 0.263										1	0	0	1	0	0	0							
Kiko Calero, R ERA: 8.79										0	0	0	0	0	0	0							
Ray King, L ERA: 3.8										0	0	0	0	0	0	0							
44 Jason Istringhausen, R OBP: 0.333, SLG: 0.333										0	0	0	0	0	0	0							
Reggie Sanders, R OBP: 0.269, SLG: 0.500										0	0	0	0	1	0	0							
Inning Stats	R: 0 E: 0 K: 0 S: 5	H: 0 LOB: 1 BB: 1 P: 10	R: 0 E: 0 K: 1 S: 8	H: 0 LOB: 1 BB: 1 P: 16	R: 1 E: 1 K: 0 S: 6	H: 1 LOB: 2 BB: 1 P: 12	R: 0 E: 0 K: 1 S: 14	H: 2 LOB: 2 BB: 1 P: 26	R: 0 E: 0 K: 0 S: 9	H: 1 LOB: 1 BB: 1 P: 19	R: 1 E: 0 K: 0 S: 8	H: 1 LOB: 0 BB: 0 P: 16	R: 0 E: 0 K: 0 S: 10	H: 1 LOB: 1 BB: 0 P: 17	R: 0 E: 0 K: 2 S: 13	H: 1 LOB: 3 BB: 2 P: 26	R: 1 E: 0 K: 0 S: 4	H: 1 LOB: 1 BB: 1 P: 9	1B: 5 2B: 0 3B: 1 HR: 2	SF: 1 SAC: 0 DP: 2 HBP: 2	WP: 1 PB: 0 SB: 0 CS: 0	PA: 40	
PITCHER	IP WLS BF H R ER SO BB IBB HBP BLK WP HR S P ERA WHIP	2.0 9 1 1 1 1 1 0 0 0 0 0 27 54 3.00 2.000	3.0 15 3 1 1 2 3 0 0 0 0 0 1 8 16 9.00 1.000	1.0 4 1 1 1 0 0 0 0 0 0 0 5 11 0.00 3.000	1.1 5 0 0 0 2 1 1 0 0 1 0 14 25 0.00 0.750																		

Arizona Diamondbacks @ St. Louis Cardinals
 Busch Stadium, St. Louis, MO
 Fri Sep 17 2004, 7:10 PM CDT
 Att: 37,280 - Sunny - 78 F

AB	29
R	4
H	8
RBI	4
BB	8
SO	5
LOB	26



Batter	1	2	3	4	5	6	7	8	9	AB	R	H	RBI	BB	SO	LOB	TOP										
Luis Terrero, R OBP: 0.348, SLG: 0.403	1-3 K		0-2 G1-3		2-2 F9			3-2 1B		4	0	1	0	0	1	3	Arizona Diamondbacks @ St. Louis Cardinals Busch Stadium, St. Louis, MO Sat Sep 18 2004, 12:25 PM CDT Att: 43,791 - Sunny - 74 F livebaseballscorecards.com										
Alex Cintron, S OBP: 0.295, SLG: 0.357	3-2 G4-3		1-0 F8			2-1 G4-6-3 1B		1-2 F7		4	0	1	0	0	0	3											
Danny Bautista, R OBP: 0.341, SLG: 0.415	1-3 K			0-1 G1-3		1-1 G4-6-3 1-2f		1-2 L9		4	0	0	0	0	1	1											
Shea Hillenbrand, R OBP: 0.345, SLG: 0.457		2-0 G5-3		0-2 FC4-6 1B		2-1 G5-3		1-3 K		4	0	1	0	0	1	0											
Chad Tracy, L OBP: 0.348, SLG: 0.416		2-2 F8		1-2 FC4-6 1-2f		4-2 G1-4-3 BB		1-2 F8		3	0	0	0	1	0	1											
Josh Kroeger, L OBP: 0.382, SLG: 0.188		1-0 F7		1-3 K		1-2 G1-4-3 1-2f				2	0	0	0	0	1	1											
Robby Hammock, R OBP: 0.270, SLG: 0.366										1	0	0	0	0	0	1											
Scott Hairston, R OBP: 0.295, SLG: 0.464			1-0 G5-3		0-2 G3 2B		1-3 K			3	0	1	0	0	1	0											
Chad Durbin, R										0	0	0	0	0	0	0											
Randy Choate, L										0	0	0	0	0	0	0											
Juan Brito, R OBP: 0.235, SLG: 0.272			2-2 1B 2B		2-0 G3		0-3 K2-3			3	0	1	0	0	1	1											
Casey Fossum, L OBP: 0.103, SLG: 0.079			3-1 G1-3 1B		2-1 F7		1-1 F9			2	0	1	0	0	0	1											
Andy Green, R OBP: 0.248, SLG: 0.284										1	0	0	0	0	0	0											
Inning Stats	R: 0 E: 0 K: 2 S: 10	H: 0 LOB: 0 BB: 0 P: 15	R: 0 E: 0 K: 0 S: 5	H: 0 LOB: 0 BB: 0 P: 10	R: 0 E: 0 K: 0 S: 10	H: 2 LOB: 2 BB: 0 P: 17	R: 0 E: 0 K: 1 S: 11	H: 1 LOB: 1 BB: 0 P: 13	R: 0 E: 0 K: 0 S: 6	H: 1 LOB: 0 BB: 0 P: 11	R: 0 E: 0 K: 1 S: 10	H: 0 LOB: 0 BB: 1 P: 16	R: 0 E: 0 K: 1 S: 11	H: 1 LOB: 1 BB: 0 P: 16	R: 0 E: 0 K: 1 S: 11	H: 0 LOB: 0 BB: 0 P: 14	1B: 4 2B: 2 3B: 0 HR: 0	SF: 0 SAC: 0 DP: 2 HBP: 0	WP: 0 PB: 0 SB: 0 CS: 0	PA: 32							
PITCHER	IP	WLS	BF	H	R	ER	SO	BB	IBB	HBP	BLK	WP	HR	S	P	ERA	WHIP										
29 Chris Carpenter, R ERA: 3.46	3.1		13	3	0	0	2	0	0	0	0	0	0	30	47	0.00	0.900										
Dan Haren, R ERA: 5.19	2.2	W	9	2	0	0	1	0	0	0	0	0	0	23	36	0.00	0.750										
Ray King, L ERA: 2.47	0.0		1	0	0	0	0	1	0	0	0	0	0	4	8	∞	∞										
Cal Eldred, R ERA: 3.89	2.0		6	1	0	0	2	0	0	0	0	0	0	17	24	0.00	0.500										
Al Reyes, R ERA:	1.0		3	0	0	0	1	0	0	0	0	0	0	11	14	0.00	0.000										

Batter	1	2	3	4	5	6	7	8	9	AB	R	H	RBI	BB	SO	LOB	BOTTOM										
Tony Womack, L OBP: 0.350, SLG: 0.384	2-1 G4-3		0-2 1B 5 SF7 1B		1-2 L9		1-3 K SH3	1-2 1B		5	1	2	1	0	1	2	Arizona Diamondbacks @ St. Louis Cardinals Busch Stadium, St. Louis, MO Sat Sep 18 2004, 12:25 PM CDT Att: 43,791 - Sunny - 74 F livebaseballscorecards.com										
So Taguchi, R OBP: 0.309, SLG: 0.408	0-1 L9		1-1 1B 5 SF7 1B		1-3 K		2-1 SH3	1-1 FC5		4	1	1	1	0	1	3											
5 Albert Pujols, R OBP: 0.414, SLG: 0.655	2-2 L5		1-2 SF7		2-1 FC5-4 1B		0-2 F9			3	0	1	1	0	0	2											
Reggie Sanders, R OBP: 0.309, SLG: 0.498		0-3 K	1-1 CS 1B		0-0 FC5-4 1B		0-0 F8			4	1	1	1	0	1	1											
Edgar Renteria, R OBP: 0.324, SLG: 0.398		3-2 1B HBP	4-2 1B BB		2-2 CS 1B		1-1 G6-3			2	1	1	1	1	0	0											
John Mabry, L OBP: 0.374, SLG: 0.510		0-0 F9	1-1 CS	0-3 K		0-3 K		0-0 7 BB 1B		4	1	1	0	0	2	2											
Mike Matheny, R OBP: 0.299, SLG: 0.357	1-2 FC6-4 1B			1-3 K		2-1 SH1-4 SH3 2B		4-1 BB 7 BB 1B BB		3	2	2	1	1	1	0											
7 Hector Luna, R OBP: 0.283, SLG: 0.341	1-1 FC6-4			1-1 L9		4-2 SH3 SH1-4 BB		4-1 1B BB BB		2	0	0	0	2	0	1											
29 Chris Carpenter, R ERA: 3.46			0-1 G5-3		0-0 G6-3		0-1 SH1-4		4-0 FC5 1B BB	1	0	0	0	0	0	0											
Dan Haren, R ERA: 5.19										1	0	0	0	0	0	0											
Ray King, L ERA: 2.47										0	0	0	0	0	0	0											
Cal Eldred, R ERA: 3.89										0	0	0	0	0	0	0											
Roger Cedeno, S OBP: 0.280, SLG: 0.333										0	0	0	1	1	0	0											
Al Reyes, R ERA:										0	0	0	0	0	0	0											
Inning Stats	R: 0 E: 0 K: 0 S: 8	H: 0 LOB: 0 BB: 0 P: 12	R: 1 E: 0 K: 1 S: 13	H: 1 LOB: 1 BB: 0 P: 18	R: 2 E: 0 K: 0 S: 17	H: 3 LOB: 1 BB: 1 P: 25	R: 0 E: 0 K: 2 S: 10	H: 0 LOB: 0 BB: 0 P: 12	R: 0 E: 0 K: 1 S: 7	H: 0 LOB: 0 BB: 0 P: 9	R: 1 E: 0 K: 1 S: 13	H: 2 LOB: 2 BB: 1 P: 16	R: 1 E: 0 K: 1 S: 15	H: 1 LOB: 2 BB: 1 P: 24	R: 2 E: 0 K: 0 S: 11	H: 2 LOB: 3 BB: 3 P: 26	1B: 8 2B: 1 3B: 0 HR: 0	SF: 1 SAC: 2 DP: 0 HBP: 1	WP: 1 PB: 0 SB: 3 CS: 2	PA: 39							
PITCHER	IP	WLS	BF	H	R	ER	SO	BB	IBB	HBP	BLK	WP	HR	S	P	ERA	WHIP										
Casey Fossum, L ERA: 6.89	6.0	L	24	6	4	3	5	3	0	0	0	1	0	21	39	16.20	3.000										
Chad Durbin, R ERA: 6.89	1.2		11	2	3	3	1	3	0	0	0	0	0	5	11	0.00	6.000										
Randy Choate, L ERA: 5.0	0.1		3	1	0	0	0	1	0	0	0	0	0	5	11	0.00	6.000										



Batter	1	2	3	4	5	6	7	8	9	AB	R	H	RBI	BB	SO	LOB	TOP					
Luis Terrero, R (1, 8) OBP: 0.338, SLG: 0.389	G1-3			K		G4-3		G4-3 SH1-4 1-2	K	5	0	1	0	0	2	3	Arizona Diamondbacks @ Colorado Rockies Coors Field, Denver, CO Wed Sep 22 2004, 7:05 PM MDT Att: 20,125 - Unknown - 49 F livebaseballscorecards.com					
Alex Cintron, S (1, 4) OBP: 0.295, SLG: 0.356	L9			FC6-4 1B		BB 1B		SH1-4 1-2 2-3		3	1	2	0	0	0	0						
Danny Bautista, R (1, 9) OBP: 0.338, SLG: 0.409	F8			FC6-4 1-2		1B BB		G4-3 2-3 3-H 0-1		3	0	0	1	1	0	2						
Shea Hillenbrand, R (1, 3)		G4-3		FC6-4 1-2		1-2 2H 1B		P3		4	0	1	1	0	0	2						
19 Chris Snyder, R (1, 2) OBP: 0.333, SLG: 0.500		G5-3			G4-3 1B	K			BB 1B	4	0	2	0	0	1	2						
Chad Tracy, L (1, 5) OBP: 0.347, SLG: 0.412		G6-3			G4-3 1-2		F8		F8	4	0	0	0	0	0	2						
Robby Hammock, R (1, 7) OBP: 0.271, SLG: 0.362			4-2	B2-6 BB			G5-3		BB 1B	2	0	0	0	1	1	1						
Carlos Baerga, S (9, PH) OBP: 0.310, SLG: 0.333									1-2	1	0	1	0	0	0	0						
Doug DeVore, L (9, PR) OBP: 0.238, SLG: 0.293									1-2	0	0	0	0	0	0	0						
Jerry Gil, R (1, 6) OBP: 0.200, SLG: 0.259			1-3	K		G4-3			4-1	3	0	0	0	0	1	2						
Quinton McCracken, S (9, PH) OBP: 0.330, SLG: 0.384									1-2	0	0	0	0	1	0	0						
Josh Kroeger, L (9, PR) OBP: 0.182, SLG: 0.188									1-2 2-3	0	0	0	0	0	0	0						
Randy Johnson, R (1, 1) OBP: 0.154, SLG: 0.135			1-1	B2-6				SH1-4 G4-3 1B		2	0	0	0	0	1	1						
Andy Green, R (8, PH) OBP: 0.255, SLG: 0.292									F7	1	1	1	0	0	0	0						
36 Brian Bruney, R (8, 1) OBP: 0.229, SLG: 0.226										1	0	0	0	0	0	0						
Alan Zinter, S (9, PH) OBP: 0.229, SLG: 0.226										1	0	0	0	0	0	3						
Inning Stats	R: 0 E: 0 K: 0 S: 7	H: 0 LOB: 0 BB: 0 P: 9	R: 0 E: 0 K: 0 S: 6	H: 0 LOB: 0 BB: 0 P: 11	R: 0 E: 0 K: 1 S: 7	H: 0 LOB: 1 BB: 1 P: 13	R: 0 E: 0 K: 1 S: 9	H: 1 LOB: 1 BB: 0 P: 14	R: 0 E: 0 K: 1 S: 10	H: 1 LOB: 1 BB: 0 P: 15	R: 1 E: 0 K: 2 S: 13	H: 2 LOB: 2 BB: 1 P: 21	R: 0 E: 0 K: 0 S: 6	H: 0 LOB: 0 BB: 0 P: 11	R: 1 E: 0 K: 0 S: 11	H: 2 LOB: 1 BB: 0 P: 13	R: 0 E: 0 K: 1 S: 14	H: 2 LOB: 3 BB: 1 P: 21	1B: 8 2B: 0 3B: 0 HR: 0	SF: 0 SAC: 1 DP: 1 HBP: 0	WP: 0 PB: 0 SB: 0 CS: 0	PA: 37
PITCHER	IP	WLS	BF	H	R	ER	SO	BB	IBB	HBP	BLK	WP	HR	S	P	ERA	WHIP					
Shawn Estes, L (1, 1) ERA: 5.7	7.0	W	28	6	2	2	5	2	0	0	0	0	0	64	102	2.57	1.143					
40 Brian Fuentes, L (8, 1) ERA: 4.89	1.0	H	3	0	0	0	0	0	0	0	0	0	0	5	5	0.00	0.000					
Shawn Chacon, R (9, 1) ERA: 6.57	1.0	S	6	2	0	0	1	1	0	0	0	0	0	14	21	0.00	3.000					

Batter	1	2	3	4	5	6	7	8	9	AB	R	H	RBI	BB	SO	LOB	BOTTOM					
Aaron Miles, S (1, 4) OBP: 0.329, SLG: 0.376	1B BB		SH SH BB		F7		G6-3			2	1	0	0	2	0	0	Arizona Diamondbacks @ Colorado Rockies Coors Field, Denver, CO Wed Sep 22 2004, 7:05 PM MDT Att: 20,125 - Unknown - 49 F livebaseballscorecards.com					
Royce Clayton, R (1, 6) OBP: 0.340, SLG: 0.404	1-2 SAFE 1B		SH G3-1 1-H 2-H		G5-3		17 CS 1B			3	0	2	0	0	0	0						
17 Todd Helton, L (1, 3) OBP: 0.463, SLG: 0.608	2-3 K		G3-1		1B		F7			4	0	1	0	0	1	4						
Vinny Castilla, R (1, 5) OBP: 0.334, SLG: 0.545	0-1 F7		2-3 K		F9			P2		4	0	0	0	0	1	4						
Jeromy Burnitz, L (1, 9) OBP: 0.359, SLG: 0.577	1-0 P5		0-3 K			FC4 G5-3 1B		HR		4	2	2	1	0	1	3						
Luis Gonzalez, R (1, 7) OBP: 0.329, SLG: 0.470		3-2 G6-4-3 1B		1-0 G4-3		0-0 FC4 1B		2-2 CS 1B		4	0	3	0	0	0	0						
JD Closser, S (1, 2) OBP: 0.383, SLG: 0.414	1-3 SAFE K		1-1 E7 1B		2-0 FC4 G5-3		1-2 SAFE P6			4	0	1	0	0	1	4						
Choo Freeman, R (1, 8) OBP: 0.284, SLG: 0.308	2-1 G6-4-3 1-2		2-2 P4		1-2 G5-3		2-2 SAFE CS			3	0	0	1	0	0	3						
Shawn Estes, R (1, 1) OBP: 0.232, SLG: 0.279			1-1 BB SH 1B		0-0 G1-3					3	1	1	0	0	0	2						
40 Brian Fuentes, L (8, 1)										0	0	0	0	0	0	0						
Shawn Chacon, R (9, 1)										0	0	0	0	0	0	0						
Inning Stats	R: 0 E: 0 K: 1 S: 13	H: 1 LOB: 2 BB: 1 P: 21	R: 0 E: 0 K: 1 S: 10	H: 1 LOB: 0 BB: 0 P: 16	R: 2 E: 1 K: 2 S: 16	H: 1 LOB: 1 BB: 1 P: 24	R: 0 E: 1 K: 0 S: 6	H: 1 LOB: 1 BB: 0 P: 11	R: 0 E: 0 K: 0 S: 10	H: 1 LOB: 1 BB: 0 P: 7	R: 1 E: 0 K: 0 S: 10	H: 2 LOB: 1 BB: 0 P: 13	R: 0 E: 0 K: 0 S: 10	H: 1 LOB: 0 BB: 0 P: 12	R: 1 E: 0 K: 0 S: 14	H: 2 LOB: 2 BB: 0 P: 21		1B: 9 2B: 0 3B: 0 HR: 1	SF: 0 SAC: 1 DP: 1 HBP: 0	WP: 0 PB: 0 SB: 0 CS: 2	PA: 35	
PITCHER	IP	WLS	BF	H	R	ER	SO	BB	IBB	HBP	BLK	WP	HR	S	P	ERA		WHIP				
Randy Johnson, L (1, 1) ERA: 2.89	7.0	L	30	8	3	1	4	2	0	0	0	0	0	71	104	1.29		1.429				
36 Brian Bruney, R (8, 1) ERA: 5.13	1.0		4	2	1	1	0	0	0	0	0	0	1	14	21	9.00		2.000				

Batter	1	2	3	4	5	6	7	8	9	AB	R	H	RBI	BB	SO	LOB	TOP										
Scott Hairston, R OBP: 0.296, SLG: 0.456 (1, 4)	G6-3		G4-3			BB		G6-3		4	0	1	2	1	0	1	Arizona Diamondbacks @ San Diego Padres PETCO Park, San Diego, CA Fri Sep 24, 2004, 10:05 PM EDT Att: 36,927 - Sunny - 71 F										
Chad Tracy, L OBP: 0.346, SLG: 0.410 (1, 5)	F9		F8		G3	P6		F7		5	0	0	0	0	0	5											
Danny Bautista, R OBP: 0.335, SLG: 0.404 (1, 9)	G3			F9		G6-3			P3	5	0	0	0	0	0	2											
Shea Hillenbrand, R OBP: 0.342, SLG: 0.451 (1, 3)				L1-4		19 1B			G1-3	5	1	2	0	0	0	0											
Robby Hammock, R OBP: 0.289, SLG: 0.393 Greg Aquino, R (9, 1)				F8		19 2B				5	1	4	0	0	0	1											
19 Chris Snyder, R OBP: 0.348, SLG: 0.519 (1, 2)						1B				0	0	0	0	0	0	0											
Luis Terrero, R OBP: 0.329, SLG: 0.376 (1, 8)						1B			CS	3	1	2	0	1	0	1											
Jerry Gil, R OBP: 0.182, SLG: 0.234 Alex Cintron, S OBP: 0.300, SLG: 0.361 (6, PH) (6, 6)						1B				3	1	2	0	1	0	1											
Mike Gosling, L Carlos Baerza, S Josh Koppinger, L Lance Cormier, R Quinton McCracken, S Randy Choate, L Doug DeVore, L (11, 1) (5, PH) (5, PH) (6, 1) (8, PH) (8, 1) (9, 7)						1B				1	0	0	0	0	0	0											
Inning Stats	R: 0 E: 0 K: 0 S: 9	H: 0 LOB: 0 BB: 0 P: 10	R: 0 E: 0 K: 1 S: 11	H: 1 LOB: 2 BB: 1 P: 16	R: 0 E: 0 K: 1 S: 7	H: 0 LOB: 0 BB: 0 P: 11	R: 0 E: 0 K: 0 S: 11	H: 2 LOB: 2 BB: 0 P: 14	R: 0 E: 0 K: 1 S: 11	H: 0 LOB: 2 BB: 1 P: 18	R: 5 E: 0 K: 0 S: 26	H: 7 LOB: 2 BB: 0 P: 32	R: 0 E: 0 K: 0 S: 7	H: 1 LOB: 1 BB: 0 P: 11	R: 0 E: 0 K: 1 S: 6	H: 1 LOB: 1 BB: 0 P: 9		R: 0 E: 0 K: 0 S: 9	H: 1 LOB: 0 BB: 0 P: 11	1B: 10 2B: 3 3B: 0 HR: 0	SF: 0 SAC: 1 DP: 0 HBP: 0	WP: 1 PB: 0 CS: 0 SB: 1	PA: 42				
PITCHER	IP	WLS	BF	H	R	ER	SO	BB	IBB	HBP	BLK	WP	HR	S	P	ERA	WHIP										
David Wells, L ERA: 3.65 (1, 1)	5.1		27	9	5	5	3	2	0	0	0	1	0	68	93	8.44	2.062										
Antonio Osuna, R ERA: 2.79 (6, 1)	1.2	B	7	2	0	0	0	0	0	0	0	0	0	14	19	0.00	1.200										
Akinori Otsuka, R ERA: 1.81 (8, 1)	2.0	W	7	2	0	0	1	0	0	0	0	0	0	15	20	0.00	1.000										

Batter	1	2	3	4	5	6	7	8	9	AB	R	H	RBI	BB	SO	LOB	BOTTOM										
Jay Payton, R OBP: 0.327, SLG: 0.373 (1, 8)										4	1	4	2	0	0	0	Arizona Diamondbacks @ San Diego Padres PETCO Park, San Diego, CA Fri Sep 24, 2004, 10:05 PM EDT Att: 36,927 - Sunny - 71 F										
Mark Loretta, R OBP: 0.390, SLG: 0.504 (1, 4)	F7									4	0	0	0	1	0	5											
24 Brian Giles, L OBP: 0.376, SLG: 0.476 (1, 9)	K									4	0	0	0	0	1	3											
Phil Nevin, R OBP: 0.372, SLG: 0.507 (1, 3)										3	0	0	0	1	0	0											
Ryan Klesko, L OBP: 0.396, SLG: 0.453 (1, 7)										4	0	0	0	0	0	2											
Rich Aurilia, R OBP: 0.315, SLG: 0.344 Kerry Robinson, L OBP: 0.333, SLG: 0.341 (1, 5) (9, PR)										3	1	2	0	0	0	0											
Ramon Hernandez, R OBP: 0.340, SLG: 0.465 3 Khalil Greene, R OBP: 0.349, SLG: 0.446 (1, 2) (9, PR)										4	1	2	0	0	0	1											
Alex Gonzalez, R OBP: 0.265, SLG: 0.374 Terrence Long, L OBP: 0.339, SLG: 0.426 Freddy Guzman, S OBP: 0.225, SLG: 0.224 Akinori Otsuka, R (8, 1)										2	1	1	1	0	0	0											
Robert Fick, L OBP: 0.278, SLG: 0.321 (9, PH)										1	0	0	0	0	0	0											
David Wells, L OBP: 0.155, SLG: 0.109 Antonio Osuna, R (6, 1)										2	0	0	0	0	0	2											
Ramón Vázquez, L OBP: 0.294, SLG: 0.306 (7, PH) (8, 6)										2	0	0	1	0	1	3											
Inning Stats	R: 0 E: 0 K: 1 S: 9	H: 1 LOB: 1 BB: 0 P: 16	R: 0 E: 0 K: 0 S: 5	H: 0 LOB: 0 BB: 0 P: 7	R: 0 E: 0 K: 0 S: 5	H: 0 LOB: 0 BB: 0 P: 10	R: 0 E: 1 K: 0 S: 6	H: 1 LOB: 2 BB: 2 P: 17	R: 4 E: 0 K: 0 S: 14	H: 3 LOB: 0 BB: 0 P: 24	R: 0 E: 0 K: 0 S: 11	H: 1 LOB: 1 BB: 0 P: 18	R: 0 E: 0 K: 1 S: 8	H: 2 LOB: 1 BB: 0 P: 9	R: 0 E: 0 K: 0 S: 6	H: 0 LOB: 0 BB: 0 P: 9	R: 2 E: 1 K: 1 S: 17	H: 2 LOB: 3 BB: 0 P: 30	1B: 7 2B: 2 3B: 1 HR: 0	SF: 0 SAC: 0 DP: 1 HBP: 2	WP: 1 PB: 0 CS: 0 SB: 0	PA: 38					
PITCHER	IP	WLS	BF	H	R	ER	SO	BB	IBB	HBP	BLK	WP	HR	S	P	ERA	WHIP										
Mike Gosling, L ERA: 4.66 Lance Cormier, R ERA: 8.36 Randy Choate, L ERA: 5.01 Greg Aquino, R ERA: 2.99 (1, 1) (6, 1) (8, 1) (9, 1)	5.0		21	5	4	4	4	2	0	0	0	1	0	39	74	7.20	1.400										
	2.0	H	8	3	0	0	1	0	0	0	0	0	0	19	27	0.00	1.500										
	1.0	H	3	0	0	0	0	0	0	0	0	0	0	6	9	0.00	0.000										
	0.1	L	6	2	2	1	1	0	0	1	0	0	0	17	30	27.00	6.000										

Batter	1	2	3	4	5	6	7	8	9	AB	R	H	RBI	BB	SO	LOB	TOP						
Chad Tracy, L (1,5) OBP: 0.348, SLG: 0.411	G3			G6-3			K		F8	4	1	1	0	1	1	0	Arizona Diamondbacks @ San Diego Padres PETCO Park, San Diego, CA Sat Sep 25 2004, 10:05 PM EDT Att: 44,863 - Cloudy - 71 F						
Alex Cintron, S (1,6) OBP: 0.301, SLG: 0.364	F9			1B			K		P6	5	1	2	0	0	1	1							
Josh Kroeger, L (1,8) OBP: 0.171, SLG: 0.175 Chad Durbin, R (7,1) Robby Hammock, R (8,7) OBP: 0.288, SLG: 0.391	K			G6-3			F8		K	4	0	0	1	0	2	3							
Shea Hillenbrand, R (1,3) OBP: 0.343, SLG: 0.453		G5-3		19 1B					E4	4	3	2	0	0	0	0							
Doug DeVore, L (1,7) OBP: 0.250, SLG: 0.293	K			19 1B			G3-1		FC4-6	4	0	2	1	0	1	1							
Danny Bautista, R (1,9) OBP: 0.332, SLG: 0.401	F8			1B			P4		FC4-6	4	0	0	0	0	1	5							
19 Chris Snyder, R (1,2) OBP: 0.395, SLG: 0.519			F7						P3	4	0	2	2	0	0	2							
Scott Hairston, R (1,4) OBP: 0.295, SLG: 0.453			K		G4-3				1B	4	0	1	1	0	1	3							
Stephen Randolph, L (1,1) OBP: 0.417, SLG: 0.667 Scott Service, R (6,1) Andy Green, R (7,PH) OBP: 0.241, SLG: 0.275 Luis Terrero, R (7,8) OBP: 0.327, SLG: 0.374 36 Brian Bruney, R (8,1)	F8						G4-3		K	2	0	0	0	0	0	0							
									K	0	0	0	0	0	0	0							
									K	1	0	0	0	0	1	0							
									K	1	0	0	0	0	1	2							
									K	0	0	0	0	0	0	0							
Inning Stats	R: 0 E: 0 K: 1 S: 11	H: 0 LOB: 0 BB: 0 P: 16	R: 0 E: 0 K: 1 S: 7	H: 0 LOB: 0 BB: 0 P: 10	R: 0 E: 0 K: 1 S: 12	H: 0 LOB: 0 BB: 0 P: 15	R: 3 E: 0 K: 1 S: 14	H: 4 LOB: 2 BB: 1 P: 25	R: 0 E: 0 K: 0 S: 22	H: 1 LOB: 1 BB: 0 P: 27	R: 1 E: 0 K: 0 S: 13	H: 2 LOB: 1 BB: 0 P: 19	R: 0 E: 0 K: 3 S: 16	H: 1 LOB: 1 BB: 0 P: 21	R: 1 E: 1 K: 1 S: 17	H: 2 LOB: 2 BB: 0 P: 23	R: 0 E: 0 K: 1 S: 6	H: 0 LOB: 0 BB: 0 P: 8	1B: 7 2B: 3 3B: 0 HR: 0	SF: 0 SAC: 0 DP: 0 HBP: 0	WP: 0 PB: 0 SB: 0 CS: 0	PA: 39	
PITCHER	IP WLS BF H R ER SO BB IBB HBP BLK WP HR S P ERA WHIP																						
Adam Eaton, R (1,1) ERA: 4.73	6.0	W	26	7	4	4	5	1	0	0	0	0	0	0	0	0	0	0	0	79	112	6.00	1.333
Antonio Osuna, R (7,1) ERA: 2.7	1.0		4	1	0	0	3	0	0	0	0	0	0	0	0	0	0	0	0	16	21	0.00	1.000
Akinori Otsuka, R (8,1) ERA: 1.79	0.2	H	5	2	1	0	0	0	0	0	0	0	0	0	0	0	0	0	0	14	19	0.00	3.000
Trevor Hoffman, R (8,1) ERA: 2.44	1.1	S	4	0	0	0	2	0	0	0	0	0	0	0	0	0	0	0	0	9	12	0.00	0.000

Batter	1	2	3	4	5	6	7	8	9	AB	R	H	RBI	BB	SO	LOB	BOTTOM						
Jay Payton, R (1,8) OBP: 0.326, SLG: 0.373	1B		F9	K		K		F8		5	1	1	0	0	2	3	Arizona Diamondbacks @ San Diego Padres PETCO Park, San Diego, CA Sat Sep 25 2004, 10:05 PM EDT Att: 44,863 - Cloudy - 71 F						
Mark Loretta, R (1,4) OBP: 0.390, SLG: 0.503	2B		FC4-6		G5-3		L5	1B		5	1	2	0	0	0	1							
24 Brian Giles, L (1,9) OBP: 0.377, SLG: 0.479	SF8		BB		2B		BB	K		4	2	3	1	0	1	1							
Phil Nevin, R (1,3) OBP: 0.372, SLG: 0.505	F7		BB		K		BB	BB		2	2	0	0	2	1	2							
Rich Aurilia, R (1,5) OBP: 0.317, SLG: 0.342	P3		BB		P6		BB	BB		2	0	0	1	2	0	2							
Ryan Klesko, L (1,7) OBP: 0.395, SLG: 0.458 Akinori Otsuka, R (8,1) Trevor Hoffman, R (8,1)	K		BB		BB		BB	BB		3	0	2	4	1	1	0							
Ramon Hernandez, R (1,2) OBP: 0.337, SLG: 0.460	K		F8		F7		FC5-2-5			4	0	0	0	0	1	5							
Alex Gonzalez, R (1,6) OBP: 0.262, SLG: 0.370 Ramon Vazquez, L (7,PH) OBP: 0.291, SLG: 0.303	F9				F8		K	K		3	0	0	0	0	1	1							
										1	0	0	0	0	1	2							
										1	0	0	0	1	0	0							
										0	0	0	0	1	0	0							
										0	0	0	0	0	0	0							
										1	0	0	0	0	0	0							
Inning Stats	R: 1 E: 0 K: 0 S: 11	H: 2 LOB: 1 BB: 0 P: 19	R: 0 E: 0 K: 2 S: 7	H: 0 LOB: 0 BB: 0 P: 13	R: 3 E: 0 K: 0 S: 10	H: 2 LOB: 2 BB: 3 P: 23	R: 0 E: 0 K: 1 S: 8	H: 0 LOB: 0 BB: 0 P: 13	R: 0 E: 0 K: 2 S: 9	H: 1 LOB: 1 BB: 0 P: 18	R: 0 E: 0 K: 2 S: 9	H: 0 LOB: 2 BB: 2 P: 21	R: 2 E: 0 K: 1 S: 13	H: 2 LOB: 2 BB: 2 P: 27	R: 0 E: 0 K: 1 S: 17	H: 1 LOB: 1 BB: 0 P: 24	R: 0 E: 0 K: 1 S: 6	H: 0 LOB: 0 BB: 0 P: 8	1B: 5 2B: 3 3B: 0 HR: 0	SF: 1 SAC: 0 DP: 0 HBP: 0	WP: 0 PB: 0 SB: 0 CS: 0	PA: 39	
PITCHER	IP WLS BF H R ER SO BB IBB HBP BLK WP HR S P ERA WHIP																						
Stephen Randolph, L (1,1) ERA: 5.91	5.2		4	4	4	5	5	0	0	0	0	0	0	0	0	0	0	0	0	54	103	6.35	1.765
Scott Service, R (6,1) ERA: 7.45	0.1		1	0	0	0	1	0	0	0	0	0	0	0	0	0	0	0	0	3	4	0.00	0.000
Chad Durbin, R (7,1) ERA: 6.97	1.0	L	7	2	2	2	1	2	0	0	0	0	0	0	0	0	0	0	0	13	27	18.00	4.000
36 Brian Bruney, R (8,1) ERA: 4.94	1.0		4	1	0	0	1	0	0	0	0	0	0	0	0	0	0	0	0	17	24	0.00	1.000

AB	38
R	5
H	10
RBI	5
BB	1
SO	10
LOB	17




Batter	1	2	3	4	5	6	7	8	9	AB	R	H	RBI	BB	SO	LOB	TOP											
Chad Tracy, L OBP: 0.348, SLG: 0.410 (1, 5)										3	0	1	1	0	0	0	Arizona Diamondbacks @ San Diego Padres PETCO Park, San Diego, CA Sun Sep 26 2004, 4:05 PM EDT Att: 39,639 - Sunny - 74 F											
Alex Cintron, S OBP: 0.301, SLG: 0.362 (1, 4)										3	0	0	0	0	0	1												
Robby Hammock, R OBP: 0.335, SLG: 0.395 (5, 1)										3	0	0	0	0	0	2												
Shea Hillenbrand, R OBP: 0.344, SLG: 0.455 (1, 3)										3	0	1	0	1	0	0												
Doug DeVore, L OBP: 0.250, SLG: 0.291 (1, 9)										4	0	1	0	0	2	2												
Luis Torrero, R OBP: 0.326, SLG: 0.372 (1, 8)										4	1	1	0	0	3	2												
Jerry Gil, R OBP: 0.186, SLG: 0.235 (1, 6)										4	0	1	0	0	1	2												
Juan Brito, R OBP: 0.243, SLG: 0.279 (1, 2)										3	0	1	0	0	0	2												
Steve Sparks, R OBP: 0.129, SLG: 0.129 (1, 1)										1	0	0	0	0	0	0												
Alan Zinter, S OBP: 0.250, SLG: 0.226 (5, PH)										0	0	0	0	1	0	0												
Josh Kroeger, L OBP: 0.187, SLG: 0.171 (5, 7)										1	0	0	0	0	0	1												
Inning Stats	R: 0 E: 0 K: 1 S: 9	H: 0 LOB: 0 BB: 0 P: 10	R: 0 E: 0 K: 3 S: 11	H: 0 LOB: 1 BB: 1 P: 17	R: 0 E: 0 K: 0 S: 8	H: 0 LOB: 0 BB: 0 P: 13	R: 0 E: 0 K: 2 S: 15	H: 1 LOB: 1 BB: 0 P: 21	R: 1 E: 0 K: 0 S: 21	H: 2 LOB: 3 BB: 1 P: 32	R: 0 E: 0 K: 1 S: 9	H: 0 LOB: 0 BB: 0 P: 10	R: 0 E: 0 K: 0 S: 5	H: 1 LOB: 0 BB: 0 P: 8	R: 0 E: 0 K: 0 S: 4	H: 1 LOB: 0 BB: 0 P: 7	R: 0 E: 0 K: 1 S: 10	H: 1 LOB: 1 BB: 0 P: 15	1B: 5 2B: 1 3B: 0 HR: 0	SF: 1 SAC: 0 DP: 2 HBP: 1	WP: 0 PB: 0 SB: 0 CS: 0	PA: 34						
PITCHER	IP	WLS	BF	H	R	ER	SO	BB	IBB	HBP	BLK	WP	HR	S	P	ERA	WHIP											
44 Jake Peavy, R ERA: 2.25	(1, 1)	6.0	W	24	3	1	1	7	2	0	1	0	0	0	73	103	1.50	0.833										
Blaine Neal, R ERA: 4.29	(7, 1)	1.0		3	1	0	0	0	0	0	0	0	0	5	8	0.00	1.000											
Brian Sweeney, R ERA: 3.48	(8, 1)	1.0		3	1	0	0	0	0	0	0	0	0	4	7	0.00	1.000											
Jay Witasick, R ERA: 3.2	(9, 1)	1.0		4	1	0	0	1	0	0	0	0	0	10	15	0.00	1.000											

Batter	1	2	3	4	5	6	7	8	9	AB	R	H	RBI	BB	SO	LOB	BOTTOM										
Jay Payton, R OBP: 0.329, SLG: 0.374 (1, 8)										4	3	2	0	0	0	1	Arizona Diamondbacks @ San Diego Padres PETCO Park, San Diego, CA Sun Sep 26 2004, 4:05 PM EDT Att: 39,639 - Sunny - 74 F										
Mark Loretta, R OBP: 0.395, SLG: 0.505 (1, 4)										2	2	2	0	2	0	0											
Alex Gonzalez, R OBP: 0.262, SLG: 0.370 (7, FR)										0	0	0	0	0	0	0											
24 Brian Giles, L OBP: 0.379, SLG: 0.480 (1, 9)										4	1	2	0	1	0	2											
Phil Nevin, R OBP: 0.371, SLG: 0.504 (1, 3)										3	0	1	2	0	0	3											
Ryan Klesko, L OBP: 0.402, SLG: 0.458 (1, 7)										2	1	1	1	2	0	1											
Blaine Neal, L (7, 1)										0	0	0	0	0	0	0											
Xavier Nady, R OBP: 0.296, SLG: 0.394 (7, PH)										1	0	0	0	0	0	0											
Brian Sweeney, R (8, 1)										0	0	0	0	0	0	0											
Jay Witasick, R (9, 1)										0	0	0	0	0	0	0											
Rich Aurilia, R OBP: 0.315, SLG: 0.341 (1, 5)										4	0	1	2	0	1	5											
Ramon Hernandez, R OBP: 0.340, SLG: 0.461 (1, 2)										4	0	2	1	1	1	3											
Ramon Vazquez, L OBP: 0.287, SLG: 0.298 (1, 6)										5	0	1	0	0	2	6											
44 Jake Peavy, R OBP: 0.230, SLG: 0.193 (1, 1)										2	0	0	0	0	0	2											
Kerry Robinson, L OBP: 0.330, SLG: 0.337 (7, 7)										1	0	0	0	0	0	0											
Inning Stats	R: 4 E: 1 K: 0 S: 12	H: 4 LOB: 2 BB: 1 P: 19	R: 1 E: 1 K: 0 S: 10	H: 2 LOB: 2 BB: 1 P: 19	R: 0 E: 0 K: 1 S: 8	H: 1 LOB: 1 BB: 0 P: 11	R: 0 E: 0 K: 0 S: 12	H: 2 LOB: 3 BB: 1 P: 18	R: 0 E: 0 K: 1 S: 13	H: 0 LOB: 0 BB: 0 P: 15	R: 1 E: 0 K: 0 S: 15	H: 1 LOB: 3 BB: 3 P: 32	R: 1 E: 0 K: 0 S: 11	H: 1 LOB: 2 BB: 0 P: 19	R: 0 E: 0 K: 1 S: 8	H: 1 LOB: 0 BB: 0 P: 13	1B: 12 2B: 0 3B: 0 HR: 0	SF: 3 SAC: 1 DP: 1 HBP: 2	WP: 0 PB: 0 SB: 0 CS: 0	PA: 44							
PITCHER	IP	WLS	BF	H	R	ER	SO	BB	IBB	HBP	BLK	WP	HR	S	P	ERA	WHIP										
Steve Sparks, R ERA: 6.04	(1, 1)	4.0	L	25	9	5	4	1	3	0	0	0	0	24	42	6.75	3.000										
Lance Cormier, R ERA: 8.24	(5, 1)	1.2		9	1	1	1	1	2	1	0	0	0	7	12	13.50	0.000										
Shane Nance, L ERA: 6.35	(6, 1)	0.2		4	0	1	1	1	0	0	2	0	0	8	12	0.00	1.500										
Randy Choate, L ERA: 4.94	(7, 1)	0.2		3	1	0	0	0	0	0	0	0	0	8	12	0.00	1.500										
Scott Service, R ERA: 7.08	(8, 1)	1.0		3	1	0	0	1	0	0	0	0	0	8	13	0.00	1.000										

Batter	1	2	3	4	5	6	7	8	9	AB	R	H	RBI	BB	SO	LOB	TOP								
Scott Podsednik, L (1, 8) OBP: 0.312, SLG: 0.358	G3		K		L7			G6-3		4	0	0	0	0	1	1									
Keith Cinter, R (1, 4) OBP: 0.327, SLG: 0.446	1B		K			K		1B		4	0	2	0	0	2	0									
Lyle Overbay, L (1, 3) OBP: 0.383, SLG: 0.477	L9		K			G3		G5-3		4	0	0	0	0	1	2									
Geoff Jenkins, L (1, 7) OBP: 0.321, SLG: 0.462	F8				G1-3		K		L3	4	0	0	0	0	1	1									
Chris Magruder, S (1, 9) OBP: 0.329, SLG: 0.452		F7			0-1	1B	L7		K	4	0	1	0	0	1	0									
2 Bill Hall, R (1, 6) OBP: 0.276, SLG: 0.379			K		2-3	1B																			
Craig Counsell, L (9, PH) OBP: 0.325, SLG: 0.309				K			K		K	3	0	0	0	0	3	1									
										1	0	0	0	0	1	0									
Wes Helms, R (1, 5) OBP: 0.337, SLG: 0.368		2B								2	1	2	0	1	0	0									
Chad Moeller, R (1, 2) OBP: 0.268, SLG: 0.306										3	0	1	1	0	1	2									
15 Ben Sheets, R (1, 1) OBP: 0.176, SLG: 0.111										2	0	0	0	0	1	2									
Trent Dumington, R (8, PH) OBP: 0.292, SLG: 0.400										1	0	0	0	0	0	0									
Luis Vizcaino, R (8, 1)										0	0	0	0	0	0	0									
Inning Stats	R: 0 E: 0 K: 0 S: 10	H: 1 LOB: 1 BB: 0 P: 15	R: 1 E: 0 K: 1 S: 11	H: 1 LOB: 1 BB: 1 P: 20	R: 0 E: 0 K: 3 S: 10	H: 0 LOB: 0 BB: 0 P: 15	R: 0 E: 0 K: 1 S: 8	H: 1 LOB: 0 BB: 0 P: 10	R: 0 E: 0 K: 2 S: 11	H: 1 LOB: 1 BB: 0 P: 14	R: 0 E: 0 K: 1 S: 8	H: 0 LOB: 0 BB: 0 P: 12	R: 0 E: 0 K: 1 S: 11	H: 1 LOB: 1 BB: 0 P: 13	R: 0 E: 0 K: 0 S: 9	H: 1 LOB: 1 BB: 0 P: 13	R: 0 E: 0 K: 2 S: 12	H: 0 LOB: 0 BB: 0 P: 16	1B: 4 2B: 1 3B: 1 HR: 0	SF: 0 SAC: 0 DP: 0 HBP: 0	WP: 0 PB: 1 SB: 0 CS: 1	PA: 33			
PITCHER	IP	WLS	BF	H	R	ER	SO	BB	IBB	HBP	BLK	WP	HR	S	P	ERA	WHIP								
Randy Johnson, L (1, 1) ERA: 2.65	7.0	W	26	5	1	1	10	1	0	0	0	0	0	69	99	1.29	0.857								
Randy Choate, L (8, 1) ERA: 4.54	1.0	H	4	1	0	0	0	0	0	0	0	0	0	9	13	0.00	1.000								
Greg Aquino, R (9, 1) ERA: 2.51	1.0	S	3	0	0	0	2	0	0	0	0	0	0	12	16	0.00	0.000								

Milwaukee Brewers @ Arizona Diamondbacks
Bank One Ballpark, Phoenix, AZ
Mon Sep 27 2004, 9:35 PM EDT
Att: 25,123 - Sunny - 76 F

AB 32
R 1
H 6
RBI 1
BB 1
SO 12
LOB 9



Batter	1	2	3	4	5	6	7	8	9	AB	R	H	RBI	BB	SO	LOB	BOTTOM								
Chad Tracy, L (1, 5) OBP: 0.347, SLG: 0.415	HR		K2-3	G6-3		P5				4	1	1	1	0	1	4									
Alex Cintron, S (1, 4) OBP: 0.300, SLG: 0.361	F7		2B		K		G1-3			4	1	1	0	0	1	0									
Danny Bautista, R (1, 9) OBP: 0.332, SLG: 0.402	G6-3		1B		P5		G5-3			4	1	1	0	0	0	0									
Shea Hillenbrand, R (1, 3) OBP: 0.342, SLG: 0.451	P4		2B		G5-3		G6-3			4	0	0	0	0	0	1									
Doug DeVore, L (1, 7) OBP: 0.271, SLG: 0.322								F8		4	0	3	1	0	0	0									
19 Chris Snyder, R (1, 2) OBP: 0.351, SLG: 0.500								F9		3	0	0	0	1	1	2									
Luis Terrero, R (1, 8) OBP: 0.329, SLG: 0.379										4	0	2	0	0	2	4									
Jerry Gil, R (1, 6) OBP: 0.189, SLG: 0.236										4	0	1	0	0	3	2									
Randy Johnson, R (1, 1) OBP: 0.160, SLG: 0.143										3	0	1	0	0	1	3									
Randy Choate, L (8, 1)										0	0	0	0	0	0	0									
Greg Aquino, R (9, 1)										0	0	0	0	0	0	0									
Inning Stats	R: 1 E: 0 K: 0 S: 12	H: 1 LOB: 0 BB: 0 P: 18	R: 0 E: 0 K: 3 S: 13	H: 1 LOB: 1 BB: 0 P: 17	R: 2 E: 1 K: 2 S: 20	H: 3 LOB: 3 BB: 1 P: 32	R: 0 E: 0 K: 1 S: 9	H: 1 LOB: 0 BB: 0 P: 12	R: 0 E: 0 K: 1 S: 7	H: 0 LOB: 0 BB: 0 P: 8	R: 0 E: 0 K: 1 S: 16	H: 3 LOB: 3 BB: 0 P: 20	R: 0 E: 0 K: 0 S: 5	H: 0 LOB: 0 BB: 0 P: 6	R: 0 E: 0 K: 1 S: 10	H: 1 LOB: 1 BB: 0 P: 15	1B: 6 2B: 3 3B: 0 HR: 1	SF: 0 SAC: 0 DP: 1 HBP: 0	WP: 0 PB: 0 SB: 0 CS: 0	PA: 35					
PITCHER	IP	WLS	BF	H	R	ER	SO	BB	IBB	HBP	BLK	WP	HR	S	P	ERA	WHIP								
15 Ben Sheets, R (1, 1) ERA: 2.8	7.0	L	31	9	3	1	8	1	0	0	0	0	0	82	113	1.29	1.429								
Luis Vizcaino, R (8, 1) ERA: 3.88	1.0		4	1	0	0	1	0	0	0	0	0	0	10	15	0.00	1.000								

Milwaukee Brewers @ Arizona Diamondbacks
Bank One Ballpark, Phoenix, AZ
Mon Sep 27 2004, 9:35 PM EDT
Att: 25,123 - Sunny - 76 F

AB 34
R 3
H 10
RBI 2
BB 1
SO 9
LOB 16



Batter	1	2	3	4	5	6	7	8	9	10	11	AB	R	H	RBI	BB	SO	LOB	TOP								
Scott Podsednik, L OBP: 0.314, SLG: 0.362	E1 1B	G6-3		CS 1B		L3 1B			SF7 3B		F7	6	2	3	1	0	0	3									
Keith Ginter, R OBP: 0.329, SLG: 0.457	CS 1B			WP 2B		F7			SF7		1B 3B	5	1	3	2	0	0	2									
Lyle Overbay, L OBP: 0.384, SLG: 0.475	K					L3			HR BB		1B	4	1	1	1	2	2	3									
Geoff Jenkins, L OBP: 0.320, SLG: 0.464	G3-1			CS BB				G4-3	HR HR		F8	6	1	1	2	0	2	2									
Russell Branyan, L OBP: 0.335, SLG: 0.559		FC6-4 1B						K	L4		F7	5	0	1	0	1	2	2									
Dave Krygel, L OBP: 0.266, SLG: 0.235	FC6-4 1B					E4 1B			G5-3			3	1	0	0	1	1	1									
Wes Helms, R OBP: 0.308, SLG: 0.367												1	0	0	0	0	0	0									
Dan Kolb, R OBP: 0.308, SLG: 0.367												0	0	0	0	0	0	0									
Luis Vizcaino, R OBP: 0.324, SLG: 0.330												0	0	0	0	0	0	0									
Brooks Kieschnick, L OBP: 0.324, SLG: 0.330												0	0	0	0	0	0	0									
Craig Counsell, L OBP: 0.326, SLG: 0.310												5	1	2	0	0	0	2									
Mark Johnson, L OBP: 0.266, SLG: 0.143												1	1	1	1	2	0	0									
Trent Durrington, R OBP: 0.259, SLG: 0.395												1	0	0	0	0	0	0									
Gary Bennett, R OBP: 0.294, SLG: 0.330												0	0	0	0	1	0	0									
Jorge De La Rosa, L OBP: 0.321, SLG: 0.440												2	0	0	0	0	2	6									
Chris Magruder, S OBP: 0.321, SLG: 0.440												2	0	0	0	0	0	1									
Inning Stats	R: 1 E: 1 K: 1 S: 8	H: 1 LOB: 0 BB: 0 P: 13	R: 0 E: 0 K: 1 S: 10	H: 2 LOB: 3 BB: 1 P: 18	R: 0 E: 0 K: 3 S: 11	H: 1 LOB: 1 BB: 0 P: 19	R: 3 E: 1 K: 0 S: 16	H: 3 LOB: 1 BB: 1 P: 27	R: 0 E: 0 K: 2 S: 8	H: 0 LOB: 3 BB: 3 P: 22	R: 0 E: 0 K: 0 S: 7	H: 1 LOB: 0 BB: 0 P: 11	R: 0 E: 0 K: 2 S: 8	H: 0 LOB: 0 BB: 0 P: 9	R: 0 E: 0 K: 0 S: 4	H: 0 LOB: 0 BB: 0 P: 7	R: 3 E: 0 K: 0 S: 9	H: 2 LOB: 0 BB: 1 P: 15	R: 0 E: 0 K: 0 S: 5	H: 0 LOB: 0 BB: 1 P: 9	R: 1 E: 0 K: 0 S: 9	H: 2 LOB: 1 BB: 0 P: 13	1B: 8 2B: 3 3B: 2 HR: 1	SF: 1 SAC: 1 DP: 3 HBP: 0	WP: 2 PB: 0 SB: 2 CS: 2	PA: 51	
PITCHER	IP ERA WLS BF H R ER SO BB IBB HBP BLK WP HR S P ERA WHIP	17 Brandon Webb, R ERA: 3.67	Shane Nance, L ERA: 5.84	Randy Choate, L ERA: 4.65	Greg Aquino, R ERA: 3.24	Mike Koplove, R ERA: 4.15	PITCHER	IP ERA WLS BF H R ER SO BB IBB HBP BLK WP HR S P ERA WHIP	17 Brandon Webb, R ERA: 3.67	Shane Nance, L ERA: 5.84	Randy Choate, L ERA: 4.65	Greg Aquino, R ERA: 3.24	Mike Koplove, R ERA: 4.15	PITCHER	IP ERA WLS BF H R ER SO BB IBB HBP BLK WP HR S P ERA WHIP	17 Brandon Webb, R ERA: 3.67	Shane Nance, L ERA: 5.84	Randy Choate, L ERA: 4.65	Greg Aquino, R ERA: 3.24	Mike Koplove, R ERA: 4.15	PITCHER	IP ERA WLS BF H R ER SO BB IBB HBP BLK WP HR S P ERA WHIP	17 Brandon Webb, R ERA: 3.67	Shane Nance, L ERA: 5.84	Randy Choate, L ERA: 4.65	Greg Aquino, R ERA: 3.24	Mike Koplove, R ERA: 4.15

Milwaukee Brewers @ Arizona Diamondbacks
Bank One Ballpark, Phoenix, AZ
Tue Sep 28 2004, 9:35 PM EDT
Att: 23,936 - Sunny - 75 F

AB 41
R 8
H 12
RBI 7
BB 7
SO 9
LOB 22



Batter	1	2	3	4	5	6	7	8	9	10	11	AB	R	H	RBI	BB	SO	LOB	BOTTOM								
Andy Green, R OBP: 0.230, SLG: 0.262	F9	G6-3			G5-3	F7			SH1-4		P6	5	0	0	0	0	0	1									
Alex Cintron, S OBP: 0.302, SLG: 0.366	1B 3B	G4-3			E 1B			G6-3	L6		HR 1B	6	3	3	0	0	0	2									
Danny Bautista, R OBP: 0.332, SLG: 0.401	FC3-6 1B	G6-3			E5 FC4-6 1B			F9	1B		HR	4	1	1	1	1	0	1									
Alan Zinter, S OBP: 0.270, SLG: 0.344												1	1	1	2	0	0	0									
Shea Hillenbrand, R OBP: 0.344, SLG: 0.433	FC3-6 1B							G6-3				5	0	3	2	0	0	0									
Robby Hamrick, R OBP: 0.279, SLG: 0.379												3	1	0	0	0	0	4									
Doug DeVore, L OBP: 0.265, SLG: 0.315	FC3-6 1B				E1 FC4-6 1B			F8	F9			2	0	0	0	0	0	2									
Mike Koplove, R ERA: 4.15												0	0	0	0	0	0	0									
19 Chris Snyder, R OBP: 0.333, SLG: 0.472	E9 1B				F9-6			G5-3			G6-3	5	1	0	0	0	0	3									
Luis Tterero, R OBP: 0.326, SLG: 0.372												4	0	0	0	1	1	0									
Jerry Gil, R OBP: 0.195, SLG: 0.240												3	0	1	1	0	0	0									
Chad Tracy, L OBP: 0.347, SLG: 0.415												1	1	0	0	1	0	0									
17 Brandon Webb, R ERA: 3.67												2	0	0	0	0	1	2									
Shane Nance, L ERA: 5.84												0	0	0	0	0	0	0									
Scott Hairston, R ERA: 3.29												1	1	1	0	0	0	0									
Randy Choate, L ERA: 4.65												0	0	0	0	0	0	0									
Greg Aquino, R ERA: 3.24												1	1	1	0	0	0	0									
Carlos Soriano, R ERA: 3.8												1	1	1	0	0	0	0									
Brooks Kieschnick, R ERA: 3.67												1	1	1	0	0	0	0									
Inning Stats	R: 4 E: 1 K: 1 S: 20	H: 3 LOB: 2 BB: 2 P: 35	R: 0 E: 0 K: 0 S: 5	H: 0 LOB: 0 BB: 0 P: 8	R: 0 E: 1 K: 0 S: 7	H: 0 LOB: 0 BB: 0 P: 9	R: 0 E: 0 K: 0 S: 7	H: 0 LOB: 0 BB: 0 P: 10	R: 1 E: 1 K: 0 S: 11	H: 2 LOB: 2 BB: 0 P: 20	R: 0 E: 0 K: 0 S: 6	H: 0 LOB: 1 BB: 0 P: 11	R: 0 E: 0 K: 0 S: 7	H: 0 LOB: 0 BB: 0 P: 11	R: 0 E: 0 K: 0 S: 4	H: 0 LOB: 0 BB: 0 P: 6	R: 2 E: 0 K: 0 S: 13	H: 3 LOB: 2 BB: 1 P: 24	R: 0 E: 0 K: 1 S: 11	H: 0 LOB: 0 BB: 0 P: 15	R: 2 E: 0 K: 0 S: 17	H: 2 LOB: 0 BB: 0 P: 25	1B: 8 2B: 1 3B: 1 HR: 1	SF: 0 SAC: 1 DP: 1 HBP: 0	WP: 1 PB: 0 SB: 0 CS: 0	PA: 48	
PITCHER	IP ERA WLS BF H R ER SO BB IBB HBP BLK WP HR S P ERA WHIP	Jorge De La Rosa, L ERA: 6.11	Mike Adams, R ERA: 3.29	Dan Kolb, R ERA: 3.02	Luis Vizcaino, R ERA: 3.8	Brooks Kieschnick, R ERA: 3.67	PITCHER	IP ERA WLS BF H R ER SO BB IBB HBP BLK WP HR S P ERA WHIP	Jorge De La Rosa, L ERA: 6.11	Mike Adams, R ERA: 3.29	Dan Kolb, R ERA: 3.02	Luis Vizcaino, R ERA: 3.8	Brooks Kieschnick, R ERA: 3.67	PITCHER	IP ERA WLS BF H R ER SO BB IBB HBP BLK WP HR S P ERA WHIP	Jorge De La Rosa, L ERA: 6.11	Mike Adams, R ERA: 3.29	Dan Kolb, R ERA: 3.02	Luis Vizcaino, R ERA: 3.8	Brooks Kieschnick, R ERA: 3.67	PITCHER	IP ERA WLS BF H R ER SO BB IBB HBP BLK WP HR S P ERA WHIP	Jorge De La Rosa, L ERA: 6.11	Mike Adams, R ERA: 3.29	Dan Kolb, R ERA: 3.02	Luis Vizcaino, R ERA: 3.8	Brooks Kieschnick, R ERA: 3.67

Milwaukee Brewers @ Arizona Diamondbacks
Bank One Ballpark, Phoenix, AZ
Tue Sep 28 2004, 9:35 PM EDT
Att: 23,936 - Sunny - 75 F

AB 43
R 9
H 10
RBI 6
BB 4
SO 2
LOB 15



Batter	1	2	3	4	5	6	7	8	9	AB	R	H	RBI	BB	SO	LOB	TOP				
Scott Podsednik, L (1, 8) <small>OBP: 0.313, SLG: 0.361</small>										5	1	1	0	0	1	2					
Chris Magruder, S (1, 9) <small>OBP: 0.307, SLG: 0.418</small>										4	0	0	0	0	1	2					
Lyle Overbay, L (1, 3) <small>OBP: 0.382, SLG: 0.472</small>										4	0	0	0	0	0	3					
Geoff Jenkins, L (1, 7) <small>OBP: 0.322, SLG: 0.474</small>										4	2	3	2	0	0	0					
Keith Ginter, R (1, 4) <small>OBP: 0.331, SLG: 0.466</small>										3	1	2	2	0	0	0					
Wes Helms, R (1, 5) <small>OBP: 0.331, SLG: 0.362</small> Dan Kolb, R (9, 1) Luis Vizcaino, R (9, 1)										4	0	0	0	0	1	2					
2 Bill Hall, R (1, 6) <small>OBP: 0.278, SLG: 0.377</small>										4	0	1	0	0	2	0					
Gary Bennett, R (1, 2) <small>OBP: 0.293, SLG: 0.326</small>										3	0	0	0	1	1	0					
Gary Glover, R (1, 1) Trent Durrington, R (7, PH) Jeff Bennett, R (7, 1) Russell Branyan, L (9, PH) <small>OBP: 0.339, SLG: 0.559</small>										2	0	0	0	0	2	1					
Inning Stats	R: 1 E: 0 K: 1 S: 15	H: 3 LOB: 2 BB: 0 P: 28	R: 0 E: 0 K: 2 S: 9	H: 0 LOB: 0 BB: 0 P: 12	R: 0 E: 0 K: 0 S: 10	H: 0 LOB: 0 BB: 0 P: 15	R: 2 E: 0 K: 1 S: 15	H: 2 LOB: 1 BB: 1 P: 23	R: 0 E: 0 K: 0 S: 7	H: 0 LOB: 0 BB: 0 P: 14	R: 1 E: 0 K: 0 S: 12	H: 2 LOB: 1 BB: 0 P: 19	R: 0 E: 0 K: 1 S: 11	H: 1 LOB: 2 BB: 0 P: 19	R: 0 E: 0 K: 0 S: 11	H: 0 LOB: 0 BB: 0 P: 18	R: 0 E: 0 K: 2 S: 16	H: 0 LOB: 1 BB: 1 P: 26	1B: 5 2B: 0 3B: 1 HR: 2	SF: 1 SAC: 0 DP: 0 HBP: 0	WP: 1 PA: 37 PB: 0 CS: 0
PITCHER	IP WLS BF H R ER SO BB IBB HBP BLK WP HR S P ERA WHIP																				
Casey Fossum, L (1, 1) <small>ERA: 6.65</small> Jeff Fassero, L (5, 1) <small>ERA: 5.46</small> Lance Cormier, R (6, 1) <small>ERA: 8.14</small> Randy Choate, L (7, 1) <small>ERA: 4.62</small> 36 Brian Bruney, R (8, 1) <small>ERA: 4.6</small>	4.0 L 18 5 3 3 4 1 0 0 0 0 0 2 49 78 6.75 1.500																				
Batter	1	2	3	4	5	6	7	8	9	AB	R	H	RBI	BB	SO	LOB	BOTTOM				
Scott Hairston, R (1, 4) <small>OBP: 0.296, SLG: 0.448</small>										4	0	0	0	0	0	3					
Alex Cintron, S (1, 6) <small>OBP: 0.303, SLG: 0.366</small>										5	0	2	0	0	0	3					
Chad Tracy, L (1, 5) <small>OBP: 0.347, SLG: 0.413</small>										4	0	1	0	0	0	4					
Shea Hillenbrand, R (1, 3) <small>OBP: 0.343, SLG: 0.451</small>										4	1	1	0	0	1	2					
Doug DeVore, L (1, 7) <small>OBP: 0.265, SLG: 0.333</small>										4	0	1	1	0	0	2					
Josh Kroeger, L (1, 9) <small>OBP: 0.170, SLG: 0.196</small>										4	0	1	0	0	1	1					
Luis Terrero, R (1, 8) <small>OBP: 0.325, SLG: 0.367</small>										3	0	0	0	1	0	0					
Juan Brito, R (1, 2) <small>OBP: 0.244, SLG: 0.280</small> Alan Zinter, S (9, PH) <small>OBP: 0.289, SLG: 0.344</small> Stephen Randolph, L (9, PR) <small>OBP: 0.417, SLG: 0.667</small>										3	0	1	0	0	0	0					
Casey Fossum, L (1, 1) <small>OBP: 0.116, SLG: 0.095</small> Jeff Fassero, L (5, 1) <small>OBP: 0.227, SLG: 0.190</small> Robbie Harrison, R (5, PH) <small>OBP: 0.278, SLG: 0.377</small> Lance Cormier, R (6, 1) <small>OBP: 0.335, SLG: 0.375</small> Randy Choate, L (7, 1) <small>OBP: 0.195, SLG: 0.337</small> 36 Brian Bruney, R (8, 1) <small>OBP: 0.365, SLG: 0.591</small>										1	0	0	0	0	0	0					
Inning Stats	R: 0 E: 0 K: 0 S: 9	H: 1 LOB: 1 BB: 0 P: 18	R: 0 E: 0 K: 1 S: 5	H: 0 LOB: 0 BB: 0 P: 6	R: 0 E: 0 K: 0 S: 10	H: 0 LOB: 0 BB: 0 P: 17	R: 1 E: 0 K: 0 S: 10	H: 2 LOB: 1 BB: 0 P: 15	R: 0 E: 0 K: 1 S: 8	H: 0 LOB: 0 BB: 0 P: 10	R: 0 E: 0 K: 0 S: 9	H: 0 LOB: 0 BB: 0 P: 13	R: 0 E: 1 K: 0 S: 11	H: 1 LOB: 2 BB: 0 P: 14	R: 0 E: 0 K: 1 S: 19	H: 1 LOB: 3 BB: 2 P: 32	1B: 5 2B: 1 3B: 1 HR: 0	SF: 0 SAC: 0 DP: 0 HBP: 1	WP: 0 PA: 38 PB: 0 CS: 0		
PITCHER	IP WLS BF H R ER SO BB IBB HBP BLK WP HR S P ERA WHIP																				
Gary Glover, R (1, 1) <small>ERA: 3.5</small> Jeff Bennett, R (7, 1) <small>ERA: 4.44</small> Dan Kolb, R (9, 1) <small>ERA: 3.02</small> Luis Vizcaino, R (9, 1) <small>ERA: 3.75</small>	6.0 W 24 5 1 1 2 0 0 0 0 0 0 20 27 1.50 0.833																				
Batter	1	2	3	4	5	6	7	8	9	AB	R	H	RBI	BB	SO	LOB	BOTTOM				
Gary Glover, R (1, 1) <small>ERA: 3.5</small> Jeff Bennett, R (7, 1) <small>ERA: 4.44</small> Dan Kolb, R (9, 1) <small>ERA: 3.02</small> Luis Vizcaino, R (9, 1) <small>ERA: 3.75</small>																					

Milwaukee Brewers @ Arizona Diamondbacks
Bank One Ballpark, Phoenix, AZ
Wed Sep 29 2004, 6:05 PM EDT
Att: 21,710 - Dome - 75 F

AB	34
R	4
H	8
RBI	4
BB	2
SO	8
LOB	10

Milwaukee Brewers @ Arizona Diamondbacks
Bank One Ballpark, Phoenix, AZ
Wed Sep 29 2004, 6:05 PM EDT
Att: 21,710 - Dome - 75 F

AB	35
R	1
H	7
RBI	1
BB	2
SO	3
LOB	19

Milwaukee Brewers @ Arizona Diamondbacks
Bank One Ballpark, Phoenix, AZ
Wed Sep 29 2004, 6:05 PM EDT
Att: 21,710 - Dome - 75 F

AB	35
R	1
H	7
RBI	1
BB	2
SO	3
LOB	19

Batter	1	2	3	4	5	6	7	8	9	AB	R	H	RBI	BB	SO	LOB	TOP				
Jay Payton, R OBP: 0.325, SLG: 0.366 (1, 8)	0-0 FC4-6 1B	4-1 BB			0-0 F8		0-0 F8			3	0	1	0	1	0	0					
Mark Loretta, R OBP: 0.393, SLG: 0.498 (1, 4)	1-1 FC4-6 FC5-4 1-2	0-2 F9			0-0 G6-3		0-1 L4			4	0	0	0	0	0	4					
24 Brian Giles, L OBP: 0.376, SLG: 0.478 (1, 9)	1-0 F9		0-2 1B		1-0 F8		2-1 F7			4	0	1	0	0	0	1					
Phil Nevin, R OBP: 0.368, SLG: 0.494 (1, 3)	3-1 FC5-4 1-2		2-2 G5-3 1B		4-2 BB			0-3 K		3	0	1	0	1	1	1					
Rich Aurilia, R OBP: 0.314, SLG: 0.354 Ramón Vázquez, L OBP: 0.306, SLG: 0.333 (8, 5)		1-0 F9	3-2 1B		1-3 K			2-3 K		4	0	1	0	0	2	1					
Xavier Nady, R OBP: 0.303, SLG: 0.429 (1, 7)		2-1 HR	2-2 G5-3		0-1 F8			1-3 K		4	1	1	1	0	1	3					
Ramon Hernandez, R OBP: 0.341, SLG: 0.477 (1, 2)		1-1 BB		0-3 K2-3		0-1 F8			1-2 G5-3	4	0	1	0	0	1	1					
Alex Gonzalez, R OBP: 0.263, SLG: 0.363 (1, 6)		4-2 BB		0-0 G6-3			4-2 HR		1-3 K	2	1	0	0	2	1	0					
44 Jake Peavy, R OBP: 0.222, SLG: 0.186 Miguel Ojeda, R OBP: 0.329, SLG: 0.423 Antonio Osuna, R OBP: 0.334, SLG: 0.420 Terrence Long, L OBP: 0.334, SLG: 0.420 Trevor Hoffman, R OBP: 0.334, SLG: 0.420 (9, 1)		0-3 K		2-2 F8		1-1 HR			1-0 L8	2	0	0	0	0	1	2					
Inning Stats	R: 0 E: 0 K: 0 S: 6	H: 1 LOB: 1 BB: 0 P: 11	R: 1 E: 0 K: 1 S: 16	H: 2 LOB: 3 BB: 2 P: 28	R: 0 E: 0 K: 0 S: 13	H: 3 LOB: 1 BB: 0 P: 20	R: 0 E: 0 K: 1 S: 9	H: 0 LOB: 0 BB: 0 P: 11	R: 0 E: 0 K: 0 S: 3	H: 0 LOB: 0 BB: 0 P: 4	R: 2 E: 0 K: 0 S: 9	H: 1 LOB: 0 BB: 1 P: 16	R: 0 E: 0 K: 3 S: 10	H: 0 LOB: 0 BB: 0 P: 13	R: 0 E: 0 K: 1 S: 7	H: 0 LOB: 0 BB: 0 P: 10	1B: 3 2B: 2 3B: 0 HR: 2	SF: 0 SAC: 0 DP: 1 HBP: 0	WP: 0 PB: 0 SB: 0 CS: 0	PA: 36	
PITCHER	IP	WLS	BF	H	R	ER	SO	BB	IBB	HBP	BLK	WP	HR	S	P	ERA	WHIP				
Mike Gosling, L ERA: 4.62 36 Brian Bruney, R ERA: 4.31 Mike Koplove, R ERA: 4.1	6.0	L	27	7	3	3	3	4	0	0	0	0	2	62	99	4.50	1.833				

San Diego Padres @ Arizona Diamondbacks
Bank One Ballpark, Phoenix, AZ
Fri Oct 01 2004, 10:05 PM EDT
Att: 25,929 - Sunny - 73 F

AB 32
R 3
H 7
RBI 3
BB 4
SO 7
LOB 13





Batter	1	2	3	4	5	6	7	8	9	AB	R	H	RBI	BB	SO	LOB	BOTTOM					
Scott Hairston, R OBP: 0.293, SLG: 0.442 (1, 4)	2-3 K		1-3 K			2-3 K		2-2 P4		4	0	0	0	0	3	0						
Josh Kroeger, L OBP: 0.376, SLG: 0.220 (1, 9)	0-1 G4-3			0-0 G4-3		1-1 FC1 2B		1-3 K		4	0	1	0	0	1	0						
Chad Tracy, L OBP: 0.344, SLG: 0.410 (1, 5)	0-3 K			1-2 G3		0-1 FC1 HR			1-1 F9	4	1	0	0	0	1	1						
Shea Hillenbrand, R OBP: 0.346, SLG: 0.459 (1, 3)		3-2 1B		0-0 BB		1-0 HR			0-0 G5-3	4	1	3	2	0	0	0						
Doug DeVore, L OBP: 0.274, SLG: 0.354 (1, 7)		3-3 K		4-2 BB		3-2 F7			0-0 3B	3	0	1	0	1	1	1						
19 Chris Snyder, R OBP: 0.321, SLG: 0.452 (1, 2)		1-2 F7		3-3 K			1-1 F8		1-1 L7	4	0	0	0	0	1	4						
Luis Terrero, R OBP: 0.321, SLG: 0.362 (1, 8)		0-0 F9			1-3 K		3-3 K			3	0	0	0	0	2	1						
Jerry Gil, R OBP: 0.188, SLG: 0.231 (1, 6)			2-3 K		1-3 K		0-0 G5-3			3	0	0	0	0	2	0						
Mike Gosling, L 36 Brian Bruney, R Carlos Baerga, S Mike Koplove, R (9, 1)			0-3 K		0-3 K			3-1 G4-3		2	0	0	0	0	2	0						
Inning Stats	R: 0 E: 0 K: 2 S: 9	H: 0 LOB: 0 BB: 0 P: 11	R: 0 E: 0 K: 1 S: 15	H: 1 LOB: 1 BB: 0 P: 23	R: 0 E: 0 K: 3 S: 11	H: 0 LOB: 0 BB: 0 P: 14	R: 0 E: 0 K: 1 S: 10	H: 1 LOB: 2 BB: 1 P: 18	R: 0 E: 0 K: 3 S: 11	H: 0 LOB: 0 BB: 0 P: 13	R: 2 E: 0 K: 1 S: 11	H: 2 LOB: 0 BB: 0 P: 18	R: 0 E: 0 K: 1 S: 6	H: 0 LOB: 0 BB: 0 P: 10	R: 0 E: 0 K: 1 S: 9	H: 0 LOB: 0 BB: 0 P: 15	R: 0 E: 0 K: 0 S: 6	H: 1 LOB: 1 BB: 0 P: 8	1B: 2 2B: 1 3B: 1 HR: 1	SF: 0 SAC: 0 DP: 0 HBP: 0	WP: 0 PB: 0 SB: 1 CS: 0	PA: 33
PITCHER	IP	WLS	BF	H	R	ER	SO	BB	IBB	HBP	BLK	WP	HR	S	P	ERA	WHIP					
44 Jake Peavy, R ERA: 2.27 Antonio Osuna, R ERA: 2.45 Trevor Hoffman, R ERA: 2.3	6.0	W	23	4	2	2	11	4	2	2	11	0	1	67	97	3.00	0.833					

San Diego Padres @ Arizona Diamondbacks
Bank One Ballpark, Phoenix, AZ
Fri Oct 01 2004, 10:05 PM EDT
Att: 25,929 - Sunny - 73 F

AB 32
R 2
H 5
RBI 2
BB 1
SO 13
LOB 7



Batter	1	2	3	4	5	6	7	8	9	AB	R	H	RBI	BB	SO	LOB	TOP										
Freddy Guzman, S OBP: 0.237, SLG: 0.236 (1, 8)	G6-3			F8	PB S 1B		1B S		K	5	0	2	0	0	1	0	San Diego Padres @ Arizona Diamondbacks Bank One Ballpark, Phoenix, AZ Sat Oct 02 2004, 10:05 PM EDT Att: 30,733 - Sunny - 75 F										
Mark Loretta, R OBP: 0.391, SLG: 0.495 (1, 4)	F8			E6 1B	G5-3		1B		G5-3	5	1	1	0	0	0	1											
Rich Aurilia, R OBP: 0.314, SLG: 0.353 (1, 5)	K			FC5-4 1B 1B	K		P4			4	1	1	1	0	2	3											
Phil Nevin, R OBP: 0.368, SLG: 0.492 (1, 3)				F8 FC5-4 1B	F8		K			4	0	1	0	0	1	3											
Miguel Ojeda, R OBP: 0.327, SLG: 0.438 (1, 2)	K			FC5-4 1B 1-2 2-3			F9		HR	4	2	1	1	0	1	2											
Xavier Nady, R OBP: 0.300, SLG: 0.419 (1, 9)	K			1B 1-2 3B 1B			G6-3		K	4	1	1	1	0	2	0											
Jay Payton, R OBP: 0.326, SLG: 0.367 (1, 7)				G6-3 1-3 2-H 1B			1B		G4-3	4	1	2	1	0	0	0											
Alex Gonzalez, R OBP: 0.263, SLG: 0.369 (1, 6)				G4-3 1-H 3-H 3B			K		K	4	0	1	2	0	2	1											
Brian Sweeney, R (1, 1)				P6			G5-3			2	0	0	0	0	0	0											
Mike Bynum, L (4, 1)				G5-3					G6-3	0	0	0	0	0	0	0											
Steve Watkins, R (5, 1)										0	0	0	0	0	0	0											
Humberto Quintero, R OBP: 0.295, SLG: 0.330 (7, PH)										0	0	0	0	0	0	0											
Jay Witasick, R (7, 1)										0	0	0	0	0	0	0											
Terrence Long, L OBP: 0.333, SLG: 0.418 (9, PH)										1	0	0	0	0	0	0											
Inning Stats	R: 0 E: 0 K: 1 S: 7	H: 0 LOB: 0 BB: 0 P: 10	R: 0 E: 0 K: 2 S: 8	H: 0 LOB: 0 BB: 0 P: 11	R: 0 E: 0 K: 0 S: 9	H: 0 LOB: 0 BB: 0 P: 13	R: 5 E: 1 K: 0 S: 27	H: 5 LOB: 1 BB: 0 P: 33	R: 0 E: 0 K: 1 S: 10	H: 1 LOB: 1 BB: 0 P: 13	R: 0 E: 0 K: 1 S: 9	H: 1 LOB: 2 BB: 0 P: 12	R: 1 E: 0 K: 2 S: 11	H: 1 LOB: 0 BB: 0 P: 18	R: 0 E: 0 K: 1 S: 8	H: 0 LOB: 0 BB: 0 P: 14	1B: 8 2B: 0 3B: 1 HR: 1	SF: 0 SAC: 0 DP: 0 HBP: 0	WP: 0 PB: 1 SB: 2 CS: 0	PA: 38							
PITCHER	IP	WLS	BF	H	R	ER	SO	BB	IBB	HBP	BLK	WP	HR	S	P	ERA	WHIP										
Randy Johnson, L ERA: 2.6 (1, 1)	8.0	W	35	10	6	1	8	0	0	0	0	0	1	91	123	1.12	1.250										
Greg Aquino, R ERA: 3.15 (9, 1)	1.0	S	3	0	0	0	1	0	0	0	0	0	0	8	14	0.00	0.000										

Batter	1	2	3	4	5	6	7	8	9	AB	R	H	RBI	BB	SO	LOB	BOTTOM										
Chad Tracy, L OBP: 0.343, SLG: 0.407 (1, 5)	K 1B			G5-3				F7		5	0	1	0	0	1	1	San Diego Padres @ Arizona Diamondbacks Bank One Ballpark, Phoenix, AZ Sat Oct 02 2004, 10:05 PM EDT Att: 30,733 - Sunny - 75 F										
Alex Cintron, S OBP: 0.303, SLG: 0.365 (1, 4)	L5			F8			E 1B			4	0	1	0	0	1	2											
Doug DeVore, L OBP: 0.273, SLG: 0.350 (1, 7)	F8			P5 1B	2B 19 2B 1B		E1 1-2			4	1	1	0	0	0	2											
Shea Hillenbrand, R OBP: 0.347, SLG: 0.463 (1, 3)	F7			WP 1B 2B	19 2B 2B		G4-3			4	2	2	0	0	0	3											
19 Chris Snyder, R OBP: 0.327, SLG: 0.458 (1, 2)				F8 1B WP 1B BB	2B 2-H 3-H 2B		F9			3	1	1	2	1	0	0											
Josh Kroeger, L OBP: 0.382, SLG: 0.222 (1, 9)	G4-3			1B 1B E 1B	K		G4-3			4	1	1	1	0	1	1											
Luis Terrero, R OBP: 0.324, SLG: 0.364 (1, 8)				E 2B 1B	K		G5-3			4	1	2	1	0	1	1											
Jerry Gil, R OBP: 0.190, SLG: 0.232 (1, 6)	F7			E4 2B 1B	G1-3					4	1	1	0	0	1	2											
Randy Johnson, R OBP: 0.167, SLG: 0.163 (1, 1)				K						3	0	1	2	0	1	0											
Carlos Baerga, S OBP: 0.309, SLG: 0.329 (8, PH)										1	0	0	0	0	0	0											
Greg Aquino, R (9, 1)										0	0	0	0	0	0	0											
Inning Stats	R: 0 E: 0 K: 0 S: 7	H: 1 LOB: 1 BB: 0 P: 13	R: 0 E: 0 K: 0 S: 7	H: 1 LOB: 1 BB: 0 P: 10	R: 0 E: 0 K: 3 S: 10	H: 0 LOB: 0 BB: 0 P: 15	R: 5 E: 1 K: 0 S: 18	H: 5 LOB: 1 BB: 1 P: 30	R: 2 E: 1 K: 2 S: 15	H: 3 LOB: 1 BB: 0 P: 21	R: 0 E: 0 K: 0 S: 8	H: 1 LOB: 2 BB: 0 P: 14	R: 0 E: 0 K: 0 S: 7	H: 0 LOB: 0 BB: 0 P: 9	R: 0 E: 0 K: 1 S: 11	H: 0 LOB: 0 BB: 0 P: 18	1B: 7 2B: 4 3B: 0 HR: 0		SF: 0 SAC: 0 DP: 0 HBP: 0	WP: 1 PB: 0 SB: 0 CS: 0	PA: 37						
PITCHER	IP	WLS	BF	H	R	ER	SO	BB	IBB	HBP	BLK	WP	HR	S	P	ERA	WHIP										
Brian Sweeney, R ERA: 5.65 (1, 1)	3.1	L	18	7	5	5	3	1	0	0	0	0	0	7	8	13.50	2.400										
Mike Bynum, L ERA: 54.0 (4, 1)	0.2	L	3	1	1	1	0	0	0	0	0	0	0	7	8	13.50	1.500										
Steve Watkins, R ERA: 6.28 (5, 1)	2.0		10	3	1	1	2	0	0	0	0	0	0	20	32	4.50	1.500										
Jay Witasick, R ERA: 3.21 (7, 1)	2.0		6	0	0	0	1	0	0	0	0	0	0	18	27	0.00	0.000										

Batter	1	2	3	4	5	6	7	8	9	AB	R	H	RBI	BB	SO	LOB	TOP										
Freddy Guzman, S OBP: 0.250, SLG: 0.250 (1, 8)										4	0	2	1	0	2	0	San Diego Padres @ Arizona Diamondbacks Bank One Ballpark, Phoenix, AZ Sun Oct 03 2004, 4:35 PM EDT Att: 29,425 - Dome - 73 F livebaseballscorecards.com										
Ramón Vázquez, L OBP: 0.297, SLG: 0.322 (1, 4)										4	0	0	0	0	1	4											
Robert Fick, L OBP: 0.277, SLG: 0.319 (1, 3)										4	0	1	0	0	0	2											
24 Brian Giles, L OBP: 0.374, SLG: 0.475 (1, 9)										4	0	0	0	0	0	3											
Dave Hansen, L OBP: 0.367, SLG: 0.349 (1, 5)										4	0	0	0	0	0	1											
Miguel Ojeda, R OBP: 0.322, SLG: 0.429 (1, 2)										3	0	0	0	0	1	0											
Xavier Nady, R OBP: 0.301, SLG: 0.416 (1, 7)										3	1	1	0	0	1	0											
Alex Gonzalez, R OBP: 0.263, SLG: 0.368 (1, 6)										3	0	1	0	0	0	0											
David Wells, L OBP: 0.154, SLG: 0.105 (5, PH) Terrence Long, L OBP: 0.335, SLG: 0.450 (6, 1) Justin Germano, R OBP: 0.116, SLG: 0.095 (7, 1) Ricky Stone, R OBP: 0.295, SLG: 0.375 (7, 2)										0	0	0	0	0	0	0											
Inning Stats	R: 0 E: 0 K: 1 S: 8	H: 0 LOB: 0 BB: 0 P: 12	R: 0 E: 0 K: 1 S: 7	H: 0 LOB: 0 BB: 0 P: 10	R: 1 E: 0 K: 0 S: 8	H: 3 LOB: 1 BB: 0 P: 11	R: 0 E: 0 K: 0 S: 7	H: 0 LOB: 0 BB: 0 P: 14	R: 0 E: 0 K: 1 S: 10	H: 2 LOB: 2 BB: 0 P: 14	R: 0 E: 0 K: 0 S: 4	H: 0 LOB: 0 BB: 0 P: 6	R: 0 E: 0 K: 2 S: 10	H: 0 LOB: 0 BB: 0 P: 15	R: 0 E: 0 K: 0 S: 7	H: 1 LOB: 1 BB: 0 P: 13		1B: 6 2B: 0 3B: 0 HR: 0	SF: 0 SAC: 1 DP: 0 HBP: 0	WP: 0 PB: 0 SB: 0 CS: 1	PA: 32						
PITCHER	IP	WLS	BF	H	R	ER	SO	BB	IBB	HBP	BLK	WP	HR	S	P	ERA	WHIP										
17 Brandon Webb, R ERA: 3.59 Mike Koplove, R ERA: 4.05 Greg Aquino, R ERA: 3.06	(1, 1) (8, 1) (9, 1)	7.0 1.0 1.0	W H S	25 3 4	5 0 1	1 0 0	4 2 0	0 0 0	0 0 0	0 0 0	1 0 0	0 0 0	0 10 7	52 15 13	80	1.29 0.00 0.00	0.714 0.000 1.000										

Batter	1	2	3	4	5	6	7	8	9	AB	R	H	RBI	BB	SO	LOB	BOTTOM										
Andy Green, R OBP: 0.241, SLG: 0.266 (1, 5)										2	0	1	0	0	0	0	San Diego Padres @ Arizona Diamondbacks Bank One Ballpark, Phoenix, AZ Sun Oct 03 2004, 4:35 PM EDT Att: 29,425 - Dome - 73 F livebaseballscorecards.com										
Alex Cintron, S OBP: 0.301, SLG: 0.363 (1, 4)										3	0	0	0	0	0	3											
Doug DeVore, L OBP: 0.272, SLG: 0.374 (1, 9)										4	1	1	2	0	2	3											
Shea Hillenbrand, R OBP: 0.348, SLG: 0.464 Alan Zinter, S OBP: 0.300, SLG: 0.353 (1, 3) (6, 3)										2	0	1	0	0	0	1											
Robby Hammock, R OBP: 0.287, SLG: 0.405 (1, 7)										4	1	3	1	0	0	1											
Luis Torrero, R OBP: 0.319, SLG: 0.358 (1, 8)										4	0	0	0	0	2	3											
Jerry Gil, R OBP: 0.182, SLG: 0.221 (1, 6)										4	0	0	0	0	2	3											
Juan Brito, R OBP: 0.246, SLG: 0.298 (1, 2)										3	1	1	1	0	1	2											
17 Brandon Webb, R OBP: 0.134, SLG: 0.094 Quinton McCracken, S OBP: 0.328, SLG: 0.381 Casey Fossum, L OBP: 0.116, SLG: 0.095 Mike Koplove, R Greg Aquino, R (1, 1) (7, PH) (7, PH) (8, 1) (9, 1)										2	1	1	0	0	0	0											
Inning Stats	R: 0 E: 0 K: 1 S: 16	H: 1 LOB: 1 BB: 0 P: 21	R: 1 E: 0 K: 2 S: 12	H: 1 LOB: 0 BB: 0 P: 12	R: 2 E: 0 K: 0 S: 13	H: 3 LOB: 1 BB: 0 P: 16	R: 1 E: 0 K: 0 S: 10	H: 1 LOB: 0 BB: 0 P: 14	R: 0 E: 0 K: 1 S: 9	H: 0 LOB: 0 BB: 0 P: 11	R: 0 E: 0 K: 1 S: 9	H: 2 LOB: 2 BB: 0 P: 13	R: 0 E: 0 K: 0 S: 4	H: 1 LOB: 2 BB: 0 P: 6	R: 0 E: 0 K: 3 S: 18	H: 1 LOB: 1 BB: 0 P: 23		1B: 5 2B: 2 3B: 0 HR: 3	SF: 0 SAC: 2 DP: 1 HBP: 1	WP: 0 PB: 0 SB: 1 CS: 0	PA: 34						
PITCHER	IP	WLS	BF	H	R	ER	SO	BB	IBB	HBP	BLK	WP	HR	S	P	ERA	WHIP										
David Wells, L ERA: 3.73 Justin Germano, R ERA: 8.66 Ricky Stone, R ERA: 6.45 Blaine Neal, R ERA: 4.07	(1, 1) (6, 1) (6, 1) (7, 1)	5.0 0.0 1.0 2.0	L L L L	21 2 5 6	4 2 1 1	4 0 0 0	4 0 1 3	0 0 0 0	0 0 0 0	0 0 0 0	0 0 0 0	0 0 0 0	0 0 6 21	60 4 9 27	74	7.20 0.00 0.00 0.00	1.200 0.000 1.000 0.500										

San Diego Padres @ Arizona Diamondbacks
 Bank One Ballpark, Phoenix, AZ
 Sun Oct 03 2004, 4:35 PM EDT
 Att: 29,425 - Dome - 73 F

AB	31
R	1
H	6
RBI	1
BB	0
SO	6
LOB	10



San Diego Padres @ Arizona Diamondbacks
 Bank One Ballpark, Phoenix, AZ
 Sun Oct 03 2004, 4:35 PM EDT
 Att: 29,425 - Dome - 73 F

AB	31
R	4
H	10
RBI	4
BB	0
SO	8
LOB	16

