

Arizona Diamondbacks - 2005

# Chicago Cubs @ Arizona Diamondbacks

Bank One Ballpark, Phoenix, AZ

Mon Apr 04 2005, 5:10 PM EDT  
Att. 45,539 - Roof Closed - 80 F

AB	49
R	16
H	23
RBI	15
BB	2
SO	8
LOB	16



WP	1	PA	51
PB	0		
SB	0		
CS	0		

Batter	1	2	3	4	5	6	7	8	9	AB	R	H	RBI	BB	SO	LOB	TOP
<b>Corey Patterson, L</b> (1, 8) <small>OBP: 0.667, SLG: 0.600</small>	1-1 	1-1 	0-3 		4-1 		1-0 	1-1 		5	2	3	2	1	1	0	
<b>Todd Walker, L</b> (1, 4) <small>OBP: 0.750, SLG: 0.750</small> <b>Jerry Hairston, R</b> (7, PH) <small>(7, 4)</small>	3-1 	0-0 		2-1 	2-0 		0-1 	3-2 		4	2	3	1	0	0	1	
<b>Nomar Garciaparra, R</b> (1, 6) <small>OBP: 0.400, SLG: 0.400</small> <b>Neifi Perez, S</b> (7, 6)	0-0 	1-0 		0-0 	1-3 		0-1 		2-2 	5	2	2	2	0	1	2	
<b>16 Aramis Ramirez, R</b> (1, 5) <small>OBP: 0.800, SLG: 1.750</small> <b>Cliff Bartosh, L</b> (8, 1) <small>OBP: 1.000, SLG: 1.000</small> <b>Todd Wellemeyer, R</b> (9, 1)	1-2 	0-2 		2-0 		4-0 	0-0 		1-2 	4	4	3	4	1	0	1	
<b>Jeremy Burnitz, L</b> (1, 9) <small>OBP: 0.500, SLG: 0.500</small>	2-1 	0-3 		1-0 		2-2 	0-3 		0-3 	6	1	3	0	0	3	2	
<b>25 Derrek Lee, R</b> (1, 3) <small>OBP: 0.667, SLG: 1.500</small>	2-1 	0-1 		3-3 		0-0 		0-1 	2-2 	6	2	4	5	0	1	2	
<b>Todd Hollandsworth, L</b> (1, 7) <small>OBP: 0.250, SLG: 0.250</small> <b>Jason Dubois, R</b> (7, 7) <small>OBP: 1.000, SLG: 1.000</small>	1-3 	3-2 			1-1 	0-1 		0-1 		4	1	1	0	0	1	3	
<b>Michael Barrett, R</b> (1, 2) <small>OBP: 0.200, SLG: 0.200</small>		0-1 	0-0 		1-0 	0-0 		1-0 		5	0	1	1	0	0	1	
<b>38 Carlos Zambrano, S</b> (1, 1) <small>OBP: 0.333, SLG: 0.667</small> <b>Glendon Rusch, L</b> (5, 1) <b>Jose Macias, S</b> (8, PH) <small>(8, 5)</small>		0-0 	2-3 		0-1 	1-2 		0-0 		3	1	1	0	0	1	1	
<b>Inning Stats</b>	R: 2 H: 4 E: 0 LOB: 2 K: 1 BB: 0 S: 15 P: 25	R: 5 H: 6 E: 0 LOB: 1 K: 1 BB: 0 S: 19 P: 24	R: 0 H: 0 E: 0 LOB: 0 K: 2 BB: 0 S: 7 P: 9	R: 1 H: 3 E: 0 LOB: 1 K: 1 BB: 0 S: 11 P: 19	R: 1 H: 2 E: 0 LOB: 2 K: 1 BB: 1 S: 10 P: 19	R: 3 H: 2 E: 0 LOB: 0 K: 0 BB: 1 S: 10 P: 17	R: 2 H: 1 E: 1 LOB: 0 K: 1 BB: 0 S: 9 P: 10	R: 2 H: 4 E: 0 LOB: 1 K: 0 BB: 0 S: 11 P: 16	R: 0 H: 1 E: 0 LOB: 1 K: 1 BB: 0 S: 14 P: 19	1B: 17 SF: 0 2B: 4 SAC: 0 3B: 0 DP: 2 HR: 2 HBP: 0	WP: 1 PA: 51 PB: 0 SB: 0 CS: 0						
<b>PITCHER</b> <b>Javier Vazquez, R</b> (1, 1) <small>ERA: 37.8</small> <b>36 Brian Bruney, R</b> (2, 1) <small>ERA:</small> <b>Mike Gosling, L</b> (4, 1) <small>ERA: 9.0</small> <b>Greg Aquino, R</b> (5, 1) <small>ERA: 36.0</small> <b>Brad Halsey, L</b> (6, 1) <small>ERA: 4.5</small>	IP	WLS	BF	H	R	ER	SO	BB	IBB	HBP	BLK	WP	HR	S	P	ERA	WHIP
	1.2	L	15	10	7	7	2	0	0	0	0	1	0	30	42	37.80	6.000
	1.1		4	0	0	0	2	0	0	0	0	0	0	11	16	0.00	0.000
	1.0		5	3	1	1	1	0	0	0	0	0	0	11	19	9.00	3.000
	1.0		9	4	4	4	1	2	0	0	0	0	1	14	29	36.00	6.000
	4.0		18	6	4	2	2	0	0	0	0	0	1	40	52	4.50	1.500

Batter	1	2	3	4	5	6	7	8	9	AB	R	H	RBI	BB	SO	LOB
<b>Craig Counsell, L</b> (1, 4) OBP: 0.600, SLG: 0.333	3-2 L9		4-1 G4-6-3 BB		1-0 2B BB 1B	4-2 1B BB		2-1 G5-3		3	1	1	0	2	0	0
<b>Royce Clayton, R</b> (1, 6) OBP: 0.200, SLG: 0.200	3-2 G6-3		3-2 G4-6-3		2-3 K	3-2 1B		3-3 K		5	0	1	0	0	2	3
<b>Luis Gonzalez, L</b> (1, 7) OBP: 0.250, SLG: 0.250 <b>Alex Cintron, S</b> (8, 5)	2-3 K		2-0 1B		1-3 K	1-2 L9		0-2 F9		4	0	1	1	0	2	3
<b>Troy Glaus, R</b> (1, 5) OBP: 0.500, SLG: 0.667 <b>Luis Terrero, R</b> (8, 7)			0-0 G4-3		1-1 BB 2B			4-2 BB SF8 1B BB		3	1	1	0	1	1	1
<b>Shawn Green, L</b> (1, 9) OBP: 0.800, SLG: 0.667					4-2 1B BB			0-0 SF8 BB 1B		3	2	2	0	2	1	0
<b>José Cruz Jr., S</b> (1, 8) OBP: 0.600, SLG: 1.333					2-3 K			4-0 BB		3	1	1	2	2	1	2
<b>Chad Tracy, L</b> (1, 3) OBP: 0.600, SLG: 0.750					0-1 1B			0-0 SF8		4	0	3	1	0	0	3
<b>Koyie Hill, S</b> (1, 2) OBP: 0.200, SLG: 0.250					0-0 P5			3-2 SF8		4	0	1	2	0	1	3
<b>Javier Vazquez, R</b> (1, 1) <b>36 Brian Bruney, R</b> (2, 1) <b>Quinton McCracken, S</b> (3, PH) <b>Mike Gosling, L</b> (4, 1) <b>Tony Clark, S</b> (4, PH) <b>Greg Aquino, R</b> (5, 1) <b>Brad Halsey, L</b> (6, 1) <b>Matt Kata, S</b> (9, PH)					0-3 K			1-3 K		0	0	0	0	0	0	0

Inning Stats	R: 0	H: 0	E: 0	K: 10	S: 10	R: 1	H: 2	E: 0	K: 3	S: 15	R: 1	H: 2	E: 0	K: 0	S: 8	R: 0	H: 1	E: 0	K: 2	S: 11	R: 1	H: 2	E: 0	K: 15	S: 14	R: 2	H: 1	E: 0	K: 10	S: 10	R: 0	H: 0	E: 0	K: 1	S: 9	R: 1	H: 3	E: 0	K: 1	S: 12	1B: 10	SF: 2	3B: 0	HR: 1	WP: 0	PA: 45
--------------	------	------	------	-------	-------	------	------	------	------	-------	------	------	------	------	------	------	------	------	------	-------	------	------	------	-------	-------	------	------	------	-------	-------	------	------	------	------	------	------	------	------	------	-------	--------	-------	-------	-------	-------	--------

PITCHER	IP	WLS	BF	H	R	ER	SO	BB	IBB	HBP	BLK	WP	HR	S	P	ERA	WHIP
<b>38 Carlos Zambrano, R</b> (1, 1) ERA: 5.79	4.2		24	7	3	3	8	4	0	0	0	0	1	57	106	5.79	2.357
<b>Glendon Rusch, L</b> (5, 1) ERA: 7.71	2.1	W	12	2	2	2	1	3	0	0	0	0	0	26	48	7.71	2.143
<b>Cliff Bartosh, L</b> (8, 1) ERA:	1.0		3	0	0	0	1	0	0	0	0	0	0	9	14	0.00	0.000
<b>Todd Wellemeyer, R</b> (9, 1) ERA: 9.0	1.0		6	3	1	1	1	0	0	0	0	0	0	12	18	9.00	3.000

BOTTOM

**Chicago Cubs @ Arizona Diamondbacks**  
Bank One Ballpark, Phoenix, AZ  
Mon Apr 04 2005, 5:10 PM EDT  
Att: 45,539 - Roof Closed - 80 F

livebaseballscorecards.com

AB	36
R	6
H	12
RBI	6
BB	7
SO	11
LOB	20



Batter	1	2	3	4	5	6	7	8	9	AB R H RBI BB SO LOB	TOP		
Corey Patterson, L (1, 8) OBP: 0.500, SLG: 0.444	0-3 K		1-0 F8		1-1 G4-3			2-2 2B G5-3 1B		4 1 1 0 0 1 1			
Todd Walker, L (1, 4) OBP: 0.625, SLG: 0.750	1-1 G4-3		3-2 G6-3			1-1 FC3-6 16 BB 1B		0-0 1-3 2B		4 0 2 0 0 0 0			
Nomar Garciaparra, R (1, 6) OBP: 0.222, SLG: 0.222	3-2 P4		3-1 P4			2-1 SAFE F8		0-1 G5-3		4 0 0 1 0 0 2			
16 Aramis Ramirez, R (1, 5) OBP: 0.556, SLG: 1.000		0-0 F9		3-2 F9		4-0 FC3-6 1-2 BB		3-H 2-3 K		3 0 0 0 1 1 1			
Jeremy Burnitz, L (1, 9) OBP: 0.400, SLG: 0.500		0-2 HR 2B		1-0 F7		1-0 FC3-6 1-2f 2-3		3-2 G4-3		4 1 1 0 0 0 3			
25 Derrek Lee, R (1, 3) OBP: 0.600, SLG: 1.111		4-0 HR BB		0-1 F7		3-2 F8			0-1 S 1B	3 1 1 0 1 0 2			
Todd Hollandsworth, L (1, 7) OBP: 0.375, SLG: 0.750		0-1 1-H 2-H HR		3-2 CS 1B		0-1 F7			0-0 F8	4 1 2 3 0 0 1			
Michael Barrett, R (1, 2) OBP: 0.222, SLG: 0.333		0-1 P4		1-2 SAFE 2B		0-0 G5-3			0-0 SAFE SAFE F8	4 0 1 0 0 0 1			
Greg Maddux, R (1, 1) Mike Remlinger, L (6, 1) Jose Macias, S (7, PH) 43 Michael Wuertz, R (7, 1) Chad Fox, R (8, 1) Neifi Perez, S (9, PH)		2-3 K		0-3 K		1-2 P6			2-1 SAFE SAFE G6-3	2 0 0 0 0 0 2 1 0 0 0 0 0 0 0 0 1 0 1 0 0 0 0 0 0 1			
<b>Inning Stats</b>	R: 0 H: 0 E: 0 LOB: 0 K: 1 BB: 0 S: 10 P: 14	R: 3 H: 2 E: 0 LOB: 0 K: 1 BB: 1 S: 12 P: 18	R: 0 H: 0 E: 0 LOB: 0 K: 0 BB: 0 S: 7 P: 14	R: 0 H: 0 E: 0 LOB: 0 K: 0 BB: 0 S: 6 P: 10	R: 0 H: 2 E: 0 LOB: 1 K: 1 BB: 0 S: 11 P: 16	R: 0 H: 1 E: 0 LOB: 2 K: 0 BB: 1 S: 9 P: 20	R: 0 H: 0 E: 0 LOB: 0 K: 0 BB: 0 S: 6 P: 7	R: 1 H: 2 E: 0 LOB: 1 K: 1 BB: 0 S: 15 P: 22	R: 0 H: 1 E: 0 LOB: 1 K: 0 BB: 0 S: 6 P: 8	1B: 4 SF: 0 2B: 3 SAC: 0 3B: 0 DP: 0 HR: 1 HBP: 0	WP: 0 PA: 36 PB: 0 SB: 1 CS: 1		
<b>PITCHER</b>	IP WLS BF H R ER SO BB IBB HBP BLK WP HR S P ERA WHIP											<b>PITCHER</b>	IP WLS BF H R ER SO BB IBB HBP BLK WP HR S P ERA WHIP
Russ Ortiz, R (1, 1) ERA: 4.5	6.0 W 24 5 3 3 3 2 0 0 0 0 0 1 55 92 4.50 1.167												
Mike Koplove, R (7, 1) ERA: 6.75	1.1 H 6 2 1 1 0 0 0 0 0 0 0 0 13 16 6.75 1.500												
Brandon Lyon, R (8, 1) ERA:	1.2 S 6 1 0 0 1 0 0 0 0 0 0 0 14 21 0.00 0.600												

Chicago Cubs @ Arizona Diamondbacks  
Bank One Ballpark, Phoenix, AZ

Tue Apr 05 2005, 9:40 PM EDT  
Att. 30,260 - Clear - 76 F

livebaseballscorecards.com



Batter	1	2	3	4	5	6	7	8	9	AB	R	H	RBI	BB	SO	LOB
Craig Counsell, L OBP: 0.667, SLG: 0.571 Brandon Lyon, R (8, 1)	2-1 SH1-4 HR 1B		1-0 F8		0-0 G5-4-3 1B		1-2 FC6-4 1B			4	1	3	1	0	0	0
Royce Clayton, R OBP: 0.125, SLG: 0.125 (1, 6)	1-1 SH1-4 1-3		1-3 K		1-2 G5-4-3 1-2f 2-3		1-2 FC6-4 1-2f			3	0	0	0	0	1	3
Luis Gonzalez, L OBP: 0.500, SLG: 1.286 (1, 7)	1-0 HR			1-0 HR	4-0 FC4-6 IBB			1-0 P5		3	2	2	3	1	0	0
Troy Claus, R OBP: 0.250, SLG: 0.286 (1, 5)	1-0 G5-3			3-2 G6-3	2-2 FC4-6			3-3 K		4	0	0	0	0	1	2
Shawn Green, L OBP: 0.444, SLG: 0.286 (1, 9)	2-0 G5-3			1-3 K				1-1 G3-1		4	0	0	0	0	2	0
José Cruz Jr., S OBP: 0.375, SLG: 0.667 (1, 8)			3-3 K		2-3 K			1-2 L6		3	0	0	0	0	2	0
Chad Tracy, L OBP: 0.500, SLG: 0.571 Mike Koplove, R Alex Cintron, S (7, 1) (8, 4)		2-0 F7			1-0 19 FC6 1B			1-1 F8		3	1	1	0	0	0	0
19 Chris Snyder, R (1, 2)			3-3 K		1-1 FC6 1B			2-3 K		3	1	0	0	0	2	1
Russ Ortiz, R OBP: 0.500, SLG: 0.500 Tony Clark, S (7, 3)			1-3 K		1-2 G5-4-3 1B			3-3 K		2	0	1	1	0	1	0
					1-3 2-H 1B					1	0	0	0	0	1	0

Inning Stats	R: 2	H: 2	E: 0	K: 0	S: 8	LOB: 0	BB: 0	P: 14	R: 0	H: 0	E: 0	K: 2	S: 11	LOB: 0	BB: 0	P: 19	R: 0	H: 0	E: 0	K: 2	S: 7	LOB: 0	BB: 0	P: 10	R: 1	H: 1	E: 0	K: 2	S: 10	LOB: 0	BB: 0	P: 17	R: 2	H: 3	E: 0	K: 0	S: 14	LOB: 2	BB: 1	P: 24	R: 0	H: 0	E: 0	K: 1	S: 8	LOB: 0	BB: 0	P: 11	R: 0	H: 1	E: 0	K: 2	S: 13	LOB: 1	BB: 0	P: 20	R: 0	H: 0	E: 0	K: 1	S: 6	LOB: 0	BB: 0	P: 11
--------------	------	------	------	------	------	--------	-------	-------	------	------	------	------	-------	--------	-------	-------	------	------	------	------	------	--------	-------	-------	------	------	------	------	-------	--------	-------	-------	------	------	------	------	-------	--------	-------	-------	------	------	------	------	------	--------	-------	-------	------	------	------	------	-------	--------	-------	-------	------	------	------	------	------	--------	-------	-------


PITCHER	IP	WLS	BF	H	R	ER	SO	BB	IBB	HBP	BLK	WP	HR	S	P	ERA	WHIP
Greg Maddux, R ERA: 9.0 (1, 1)	5.0	L	22	6	5	5	6	0	0	0	0	0	2	50	84	9.00	1.200
Mike Remlinger, L ERA: (6, 1)	1.0		3	0	0	0	1	0	0	0	0	0	0	8	11	0.00	0.000
43 Michael Wuertz, R ERA: (7, 1)	1.0		4	1	0	0	2	0	0	0	0	0	0	13	20	0.00	1.000
Chad Fox, R ERA: (8, 1)	1.0		3	0	0	0	1	0	0	0	0	0	0	6	11	0.00	0.000

**BOTTOM**

**Chicago Cubs @ Arizona Diamondbacks**  
Bank One Ballpark, Phoenix, AZ

Tue Apr 05 2005, 9:40 PM EDT  
Att. 30,260 - Clear - 76 F

AB	30
R	5
H	7
RBI	5
BB	1
SO	10
LOB	6



WP	PA	ERA	WHIP
0	32		

Batter	1	2	3	4	5	6	7	8	9	AB R H RBI BB SO LOB	TOP		
<b>Corey Patterson, L</b> (1, 8) OBP: 0.400, SLG: 0.357	0-1 G6-3 G4-3 1B		0-0 F7		1-1 L3	0-2 P4			1-2 K	5 0 1 0 0 1 1			
<b>Todd Walker, L</b> (1, 4) OBP: 0.615, SLG: 0.667	3-2 G4-3 1-2		4-0 FC5 S BB		0-1 G5-3 1B	2-0 F9			0-0 1B	4 0 2 0 1 0 2			
<b>Nomar Garciaparra, R</b> (1, 6) OBP: 0.143, SLG: 0.143	1-1 G6-3 2-3		2-2 FC5 1-3		0-1 G5-3 1-2		1-0 F9		0-2 K	5 0 0 0 0 1 4			
<b>16 Aramis Ramirez, R</b> (1, 5) OBP: 0.429, SLG: 0.636	4-1 FC6-4 BB		2-3 K		0-0 G5-3		0-0 L8		3-3 K	4 0 0 0 1 2 4			
<b>Jeremy Burnitz, L</b> (1, 9) OBP: 0.357, SLG: 0.429	2-0 FC6-4 1-2f			3-2 G3		1-2 WP 25 1B HR 1B			0-3 K	4 1 1 0 0 1 2			
<b>25 Derrek Lee, R</b> (1, 3) OBP: 0.571, SLG: 0.917		4-2 L3 BB		3-1 G5-3		3-2 WP HR 1B		1-0 F9		3 1 1 0 1 0 0			
<b>Todd Hollandsworth, L</b> (1, 7) OBP: 0.333, SLG: 0.667		2-1 F9		0-0 E 2B		2-3 K		3-2 G3		4 0 1 0 0 1 3			
<b>Michael Barrett, R</b> (1, 2) OBP: 0.308, SLG: 0.615		3-2 L3 1-1		1-2 E6 2-3		2-2 HR		2-1 FC4-6 1B		4 1 2 3 0 0 2			
<b>46 Ryan Dempster, R</b> (1, 1) <b>Glendon Rusch, L</b> (4, 1) <b>Jon Leicester, R</b> (5, 1) <b>Jose Macias, S</b> (6, PH) <b>Cliff Bartosh, L</b> (6, 1) <b>43 Michael Wuerz, R</b> (7, 1) <b>Neifi Perez, S</b> (8, PH) <b>LaTroy Hawkins, R</b> (8, 1)			1-1 G6-3	0-2 G6-3		0-1 2B		1-0 FC4-6 1-2f		2 0 0 0 0 0 2 0 0 0 0 0 0 0 0 0 0 0 0 0 0 1 0 1 0 0 0 0 0 0 0 0 0 0 0 0 0 0 0 0 0 0 1 0 0 0 0 0 1 0 0 0 0 0 0 0			
<b>Inning Stats</b>	R: 0 H: 1 E: 0 LOB: 2 K: 0 BB: 1 S: 11 P: 20	R: 0 H: 0 E: 0 LOB: 0 K: 0 BB: 1 S: 14 P: 23	R: 0 H: 0 E: 0 LOB: 2 K: 1 BB: 1 S: 10 P: 19	R: 0 H: 1 E: 1 LOB: 2 K: 0 BB: 0 S: 13 P: 20	R: 0 H: 1 E: 0 LOB: 1 K: 0 BB: 0 S: 7 P: 8	R: 3 H: 4 E: 0 LOB: 1 K: 1 BB: 0 S: 21 P: 31	R: 0 H: 0 E: 0 LOB: 0 K: 1 BB: 0 S: 5 P: 6	R: 0 H: 1 E: 0 LOB: 1 K: 3 BB: 0 S: 9 P: 16	R: 0 H: 1 E: 0 LOB: 1 K: 3 BB: 0 S: 13 P: 17	1B: 6 SF: 0 2B: 3 SAC: 0 3B: 0 DP: 1 HR: 1 HBP: 0	WP: 1 PA: 40 PB: 0 SB: 1 CS: 0		
<b>PITCHER</b>	IP WLS BF H R ER SO BB IBB HBP BLK WP HR S P ERA WHIP											<b>PITCHER</b>	IP WLS BF H R ER SO BB IBB HBP BLK WP HR S P ERA WHIP
<b>17 Brandon Webb, R</b> (1, 1) ERA: 3.38	5.1 W 25 5 2 2 2 3 0 0 0 1 0 66 107 3.38 1.500												
<b>36 Brian Bruney, R</b> (6, 1) ERA: 4.5	0.2 4 2 1 1 0 0 0 0 0 0 1 10 14 13.50 3.000												
<b>Mike Koplove, R</b> (7, 1) ERA: 2.7	2.0 7 1 0 0 1 0 0 0 0 0 0 14 22 0.00 0.500												
<b>Randy Choate, L</b> (9, 1) ERA:	0.1 2 1 0 0 1 0 0 0 0 0 0 5 6 0.00 3.000												
<b>Brandon Lyon, R</b> (9, 1) ERA:	0.2 2 0 0 0 2 0 0 0 0 0 0 8 11 0.00 0.000												

**Chicago Cubs @ Arizona Diamondbacks**  
Bank One Ballpark, Phoenix, AZ  
Wed Apr 06 2005, 10:10 PM EDT  
Att. 26,789 - Clear - 83 F

AB	37
R	3
H	9
RBI	3
BB	3
SO	6
LOB	21



Batter	1	2	3	4	5	6	7	8	9
<b>Craig Counsell, L</b> OBP: 0.571, SLG: 0.400 (1, 4)	0-1 F9	1-3 K		0-0 G4-3	4-0 WP BB		4-0 G6-3 BB		
<b>Royce Clayton, R</b> OBP: 0.231, SLG: 0.167 (1, 6)	1-3 K		1-2 G3 1B 1B	4-0 1B 2B BB	3-1 G6-3		0-0 G6-3		
<b>Luis Gonzalez, L</b> OBP: 0.538, SLG: 1.000 (1, 7)	4-0 3B BB		0-1 G3 1B 1B	0-2 2B 1B 1B	1-3 K2-3		3-3 K		
<b>Troy Glaus, R</b> OBP: 0.462, SLG: 1.000 (1, 5)	0-0 1-H 3B		1-3 K	2-1 1B 2B		4-0 S BB	2-1 HR		
<b>Shawn Green, L</b> OBP: 0.429, SLG: 0.273 (1, 9)	4-1 FC4-6 BB		0-1 G3	1-1 2B 1B		2-2 F8	3-1 G4-3		
<b>José Cruz Jr., S</b> OBP: 0.385, SLG: 0.636 (1, 8)	1-1 FC4-6		1-1 1B	1-0 2B		1-2 G5-3	0-0 P5		
<b>Chad Tracy, L</b> OBP: 0.500, SLG: 0.545 (7, 1) <b>Mike Koplove, R</b> (9, 1) <b>Randy Choate, L</b> (9, 1) <b>Brandon Lyon, R</b> (9, 1)		2-2 1B	0-0 1B	0-1 G4-3		0-0 P5			
<b>19 Chris Snyder, R</b> OBP: 0.143, SLG: 0.143 (1, 2)		3-3 K	2-3 K		0-1 WP SH3-4 1B		3-3 K		
<b>17 Brandon Webb, R</b> (1, 1) <b>36 Brian Bruney, R</b> (6, 1) <b>Tony Clark, S</b> OBP: 0.333, SLG: 0.333 (7, 3)		0-3 K		1-3 K	1-0 SH3-4		2-2 BB 1B		

Inning Stats	R: 1	H: 1	E: 0	LOB: 2	K: 1	S: 9	R: 0	H: 1	E: 0	LOB: 1	K: 3	S: 14	R: 2	H: 4	E: 0	LOB: 2	K: 2	S: 19	R: 4	H: 4	E: 0	LOB: 1	K: 1	S: 14	R: 0	H: 1	E: 0	LOB: 2	K: 1	S: 8	R: 0	H: 1	E: 0	LOB: 1	K: 1	S: 7	R: 1	H: 1	E: 0	LOB: 0	K: 1	S: 8
	19	2	0	2	3	14	20	0	1	0	19	24	23	15	16	16	16	16	16	16	16	16	16	16	16	16	16	16	16	16	16	16	16	16	16	16	16	16	16	16	16	16


PITCHER	IP	WLS	BF	H	R	ER	SO	BB	IBB	HBP	BLK	WP	HR	S	P	ERA	WHIP
<b>46 Ryan Dempster, R</b> ERA: 17.18 (1, 1)	3.2	L	23	9	7	7	7	3	0	0	0	0	0	53	82	17.18	3.273
<b>Glendon Rusch, L</b> ERA: 6.75 (4, 1)	0.1		2	1	0	0	0	0	0	0	0	0	0	3	4	0.00	3.000
<b>Jon Leicester, R</b> ERA: (5, 1)	1.0		5	1	0	0	1	1	0	0	0	1	0	8	17	0.00	2.000
<b>Cliff Bartosh, L</b> ERA: (6, 1)	1.0		4	0	0	0	0	1	0	0	0	0	0	8	15	0.00	1.000
<b>43 Michael Wuertz, R</b> ERA: (7, 1)	1.0		4	1	0	0	1	1	0	0	0	0	0	7	16	0.00	2.000

**BOTTOM**

**Chicago Cubs @ Arizona Diamondbacks**  
Bank One Ballpark, Phoenix, AZ

Wed Apr 06 2005, 10:10 PM EDT  
Att. 26,789 - Clear - 83 F

AB	35
R	8
H	13
RBI	8
BB	6
SO	10
LOB	21



PITCHER	IP	WLS	BF	H	R	ER	SO	BB	IBB	HBP	BLK	WP	HR	S	P	ERA	WHIP
<b>LaTroy Hawkins, R</b> ERA: 9.0 (8, 1)	1.0		4	1	1	1	1	0	0	0	0	0	1	8	16	9.00	1.000

Batter	1	2	3	4	5	6	7	8	9	AB R H RBI BB SO LOB	TOP																
<b>Cesar Izturis, S</b> (1, 6) OBP: 0.368, SLG: 0.556	0-1 G4-3		3-1 G4-3			1-2 17 1B 12 2B	1-2 L1		1-2 HR 2-H 1B	5 2 2 1 0 0 1																	
<b>17 Jason Repko, R</b> (1, 7) OBP: 0.286, SLG: 0.231	0-1 G6-3			2-2 F7		0-0 12 2B 1B	2-2 F9		0-2 SAFE 1 SAFE HR	4 1 1 0 0 0 0 1 1 1 2 0 0 0																	
<b>Jose Valentin, S</b> (9, PH) OBP: 0.643, SLG: 1.500				1-3 K		1-2 12 2B 1B			1-H HR																		
<b>J.D. Drew, L</b> (1, 9) (9, 8)	0-3 K			1-3 K		0-0 F7		1-0 F8	4-1 12 FC5-4 BB	4 0 0 0 1 2 2																	
<b>12 Jeff Kent, R</b> (1, 3) OBP: 0.579, SLG: 0.600		2-0 G6-3		4-1 BB		1-0 G5-3 1-H 2-H HR		1-1 G5-3	0-0 FC5-4 1-2f	4 1 1 2 1 0 1																	
<b>Milton Bradley, S</b> (1, 8) OBP: 0.333, SLG: 0.471		0-2 G6-4-3 1B		3-2 G3		3-1 G5-3		2-1 G4-3		4 0 1 0 0 0 2 0 0 0 0 0 0 0 0 0 0 0 0 0 0																	
<b>Steve Schmolz, R</b> (8, 1)																											
<b>Jason Grabowski, L</b> (9, 7)																											
<b>Olmedo Saenz, R</b> (1, 5) OBP: 0.556, SLG: 1.000		1-0 G6-4-3			2-1 G4-3	2-0 HR			2-3 K	4 1 1 2 0 1 1 0 0 0 0 0 0 0																	
<b>43 Yhency Brazoban, R</b> (9, 1)																											
<b>Antonio Perez, R</b> (1, 4) OBP: 0.400, SLG: 0.400			2-2 G5-3 1B		1-1 G5-3	3-2 WP S 1B			1-2 E5 BLK 2B	4 1 2 0 0 0 0																	
<b>Jason Phillips, R</b> (1, 2) OBP: 0.235, SLG: 0.375			0-0 G5-3		1-0 2B	3-2 L6			1-2 F7	4 0 1 0 0 0 3																	
<b>Elmer Dessens, R</b> (1, 1)			2-3 K		0-0 G4-3				1-2 1B 2B	2 0 0 0 0 1 2 1 0 0 0 0 1 0 0 0 0 0 0 0 0 1 1 1 1 0 0 0																	
<b>Kelly Wunsch, L</b> (6, 1)																											
<b>Buddy Carlyle, L</b> (7, 1)																											
<b>Ricky Ledee, L</b> (8, 7) (9, 9)																											
<b>Inning Stats</b>	R: 0 E: 0 K: 1 S: 7	H: 0 LOB: 0 BB: 0 P: 7	R: 0 E: 0 K: 0 S: 5	H: 1 LOB: 0 BB: 0 P: 8	R: 0 E: 0 K: 1 S: 11	H: 1 LOB: 1 BB: 0 P: 18	R: 0 E: 0 K: 1 S: 10	H: 0 LOB: 1 BB: 1 P: 20	R: 0 E: 0 K: 0 S: 6	H: 1 LOB: 1 BB: 0 P: 10	R: 4 E: 0 K: 0 S: 17	H: 5 LOB: 1 BB: 0 P: 30	R: 0 E: 0 K: 1 S: 9	H: 0 LOB: 0 BB: 0 P: 12	R: 0 E: 0 K: 0 S: 5	H: 0 LOB: 0 BB: 0 P: 9	R: 4 E: 1 K: 1 S: 21	H: 3 LOB: 1 BB: 1 P: 31	1B: 6 2B: 3 3B: 0 HR: 2	SF: 0 SAC: 0 DP: 1 HBP: 0	WP: 1 PB: 0 SB: 1 CS: 0	PA: 40					
<b>PITCHER</b>	IP	WLS	BF	H	R	ER	SO	BB	IBB	HBP	BLK	WP	HR	S	P	ERA	WHIP										
<b>Shawn Estes, L</b> (1, 1) ERA: 6.0	6.0		26	8	4	4	3	1	0	0	0	1	1	56	93	6.00	1.500										
<b>36 Brian Bruney, R</b> (7, 1) ERA: 3.0	1.0		3	0	0	0	1	0	0	0	0	0	0	9	12	0.00	0.000										
<b>Mike Koplove, R</b> (8, 1) ERA: 2.08	1.0		3	0	0	0	0	0	0	0	0	0	0	5	9	0.00	0.000										
<b>Brandon Lyon, R</b> (9, 1) ERA:	1.0	L	8	3	4	0	1	1	0	0	1	0	1	21	31	0.00	4.000										

Los Angeles Dodgers @ Arizona Diamondbacks  
Bank One Ballpark, Phoenix, AZ  
Fri Apr 08 2005, 9:40 PM EDT  
Att. 25,813 - Clear - 74 F

AB	38
R	8
H	11
RBI	8
BB	2
SO	5
LOB	12





Batter	1	2	3	4	5	6	7	8	9	AB	R	H	RBI	BB	SO	LOB
<b>Craig Counsell, L</b> (1, 4) OBP: 0.556, SLG: 0.385	1-2 G6-3 1B		1-2 L5			0-2 FC3-6 1B		4-1 SH3 HR BB		3	2	1	0	1	0	1
<b>Royce Clayton, R</b> (1, 6) OBP: 0.188, SLG: 0.133	1-2 G6-3		0-0 G4-3			1-1 G3		0-0 SH3		3	0	0	0	0	0	2
<b>Luis Gonzalez, L</b> (1, 7) OBP: 0.647, SLG: 1.000	1-2 1B					0-1 FC5-4 1B		4-0 HR IBB		2	1	2	1	2	0	0
<b>Troy Glaus, R</b> (1, 5) OBP: 0.412, SLG: 1.000	2-3 K					0-1 G5-4-3		2-2 HR		4	1	1	3	0	1	3
<b>Shawn Green, L</b> (1, 9) OBP: 0.389, SLG: 0.214						1-0 G6-3		1-1 L3		3	1	0	0	1	0	0
<b>José Cruz Jr., S</b> (1, 8) OBP: 0.353, SLG: 0.733						0-1 P6		0-1 F7		4	1	1	2	0	0	0
<b>Chad Tracy, L</b> (1, 3) OBP: 0.438, SLG: 0.667						1-2 G6-3		0-2 L3		4	1	1	1	0	0	0
<b>Koyie Hill, S</b> (1, 2) OBP: 0.111, SLG: 0.125						2-1 F9		3-3 K		4	0	0	0	0	1	0
<b>Shawn Estes, R</b> (1, 1) Quinton McCracken, S (6, PH) 36 Brian Brunty, R (7, 1) Matt Kata, S (7, PH) Mike Koplove, R (8, 1) Brandon Lyon, R (9, 1) Tony Clark, S (9, PH)						0-0 G6-3		2-2 FC3-6 1B		3-1 G3						

Inning Stats	R: 0	H: 2	E: 0	K: 1	S: 12	H: 1	LOB: 1	BB: 0	P: 17	R: 1	H: 1	E: 0	K: 0	S: 9	R: 0	H: 0	E: 0	K: 0	S: 6	R: 0	H: 0	E: 0	K: 0	S: 3	R: 0	H: 0	E: 0	K: 0	S: 7	R: 1	H: 2	E: 0	K: 0	S: 12	R: 2	H: 1	E: 0	K: 1	S: 16	R: 3	H: 1	E: 0	K: 0	S: 10	R: 0	H: 0	E: 0	K: 0	S: 6	1B: 4	2B: 0	3B: 0	HR: 3	SF: 0	SAC: 1	DP: 2	HBP: 0	WP: 0	PA: 36
--------------	------	------	------	------	-------	------	--------	-------	-------	------	------	------	------	------	------	------	------	------	------	------	------	------	------	------	------	------	------	------	------	------	------	------	------	-------	------	------	------	------	-------	------	------	------	------	-------	------	------	------	------	------	-------	-------	-------	-------	-------	--------	-------	--------	-------	--------

PITCHER	IP	WLS	BF	H	R	ER	SO	BB	IBB	HBP	BLK	WP	HR	S	P	ERA	WHIP
<b>Elmer Dessens, R</b> (1, 1) ERA: 3.18	5.2		20	4	2	2	1	1	0	0	0	0	0	46	66	3.18	0.882
<b>Kelly Wunsch, L</b> (6, 1) ERA: 4.5	0.1	H	3	1	1	1	0	1	0	0	0	0	0	5	9	27.00	6.000
<b>Buddy Carlyle, R</b> (7, 1) ERA: 5.4	1.0	B	4	1	1	1	1	0	0	0	0	0	1	14	20	9.00	1.000
<b>Steve Schmall, R</b> (8, 1) ERA: 13.5	1.0	W	6	1	3	3	0	1	1	0	0	0	1	10	21	27.00	2.000
<b>43 Yhency Brazoban, R</b> (9, 1) ERA: 13.5	1.0	S	3	0	0	0	0	0	0	0	0	0	0	6	11	0.00	0.000

**BOTTOM**

**Los Angeles Dodgers @ Arizona Diamondbacks**  
**Bank One Ballpark, Phoenix, AZ**

Fri Apr 08 2005, 9:40 PM EDT  
Att. 25,813 - Clear - 74 F

livebaseballscorecards.com

<b>AB</b>	<b>31</b>
<b>R</b>	<b>7</b>
<b>H</b>	<b>7</b>
<b>RBI</b>	<b>7</b>
<b>BB</b>	<b>4</b>
<b>SO</b>	<b>2</b>
<b>LOB</b>	<b>6</b>



Batter	1	2	3	4	5	6	7	8	9	10	11	AB R H RBI BB SO LOB	TOP																		
<b>Cesar Izturis, S</b> OBP: 0.400, SLG: 0.609 (1, 6)	1-3 BB	4-0 BB			2-2 P5	2-2 G3		1-0 1B			0-2 12 2B 3B	5 1 2 2 1 1 1																			
<b>Hee-Seop Choi, L</b> OBP: 0.214, SLG: 0.083 (1, 3)	2-3 K	1-2 P4			1-2 F7		1-3 K	0-0 1B			4-1 12 2B FC6 BB	5 1 1 1 1 2 3																			
<b>J.D. Drew, L</b> (1, 9)	4-1 12 HR BB	1-1 F8			3-2 G3		2-2 F7		1-0 F8		3-2 FC6 12 2B	5 2 0 0 1 0 5																			
<b>12 Jeff Kent, R</b> OBP: 0.640, SLG: 0.842 (1, 4)	2-1 1H HR				0-1 P6		4-2 1B 2B BB		2-2 FC1-6 1B		2-0 1B 2B	4 3 3 5 2 0 0																			
<b>Milton Bradley, S</b> OBP: 0.333, SLG: 0.435 (1, 8)	1-2 G3				3-2 F9		2-0 1B 2B		0-0 FC1-6		1-0 G4-6-3 1B	6 1 2 1 0 0 2																			
<b>Jose Valentin, S</b> OBP: 0.550, SLG: 1.000 (1, 5)		0-1 E BB 1B			2-3 K		1-2 P4		4-1 FC6-4 BB		1-1 G4-6-3 1-2f	5 1 1 0 1 1 4																			
<b>Ricky Ledee, L</b> OBP: 0.500, SLG: 0.750 <b>17 Jason Repko, R</b> OBP: 0.313, SLG: 0.214 (1, 7) (9, 7)	1-0 BB E 1B				2-3 K		0-0 1B SF9 2B		0-0 FC6-4 WP G1-3 1B		4-2 BB	4 2 2 2 0 1 1 1 0 0 0 1 0 0	<b>AB 44</b>																		
<b>Paul Bako, L</b> OBP: 0.333, SLG: 0.333 <b>Jason Phillips, R</b> OBP: 0.200, SLG: 0.316 (1, 2) (8, PH) (8, 2)	1-3 K				0-3 K		0-0 1B		0-2 G1-3		0-0 G4-3	3 0 1 0 0 2 2 3 0 0 0 0 0 2	<b>RBI 12</b>																		
<b>Scott Erickson, R</b> <b>D.J. Houston, R</b> <b>Jason Grabowski, L</b> <b>Buddy Carlyle, L</b> <b>Orlando Sanchez, R</b> <b>Jeff Weaver, R</b> <b>Duaner Sanchez, R</b> <b>43 Yhency Brazoban, R</b> <b>Giovanni Carrara, R</b> <b>Steve Schmitt, R</b>	0-1 FC1 BB				0-3 K		0-0 SF9		4-2 1B BB		1-0 F9	2 0 0 0 0 0 1 2 0 0 0 0 0 0 0 0 0 0 0 0 0 1 0 0 0 0 0 0 0 0 0 0 0 0 1 0 0 0 0 0 0 0 0 0 0 0 0 0 1 0 0 0 0 0 0 0 0 0 0 0 0 0 0 0	<b>SO 8</b>																		
<b>Inning Stats</b>	R: 2 E: 0 K: 2 S: 12	H: 1 LOB: 0 BB: 1 P: 22	R: 1 E: 1 K: 1 S: 14	H: 2 LOB: 3 BB: 1 P: 22	R: 0 E: 0 K: 1 S: 9	H: 0 LOB: 0 BB: 0 P: 14	R: 0 E: 0 K: 3 S: 13	H: 0 LOB: 0 BB: 0 P: 15	R: 0 E: 0 K: 0 S: 9	H: 0 LOB: 0 BB: 0 P: 15	R: 3 E: 0 K: 0 S: 13	H: 3 LOB: 1 BB: 1 P: 22	R: 0 E: 0 K: 1 S: 10	H: 0 LOB: 1 BB: 1 P: 17	R: 2 E: 0 K: 0 S: 13	H: 2 LOB: 2 BB: 2 P: 22	R: 0 E: 0 K: 0 S: 7	H: 1 LOB: 1 BB: 0 P: 11	R: 0 E: 0 K: 0 S: 3	H: 0 LOB: 0 BB: 0 P: 5	R: 4 E: 0 K: 0 S: 16	H: 3 LOB: 1 BB: 2 P: 31	1B: 8 2B: 2 3B: 1 HR: 1	SF: 1 SAC: 0 DP: 1 HBP: 0	WP: 1 PA: 53						
<b>PITCHER</b>	IP WLS BF H R ER SO BB IBB HBP BLK WP HR S P ERA WHIP															<b>PITCHER</b>	IP WLS BF H R ER SO BB IBB HBP BLK WP HR S P ERA WHIP														
<b>Javier Vazquez, R</b> ERA: 15.43 (1, 1)	5.1	25	5	6	5	7	3	0	0	0	0	0	1	65	103	8.44	1.500														
<b>Oscar Villarreal, R</b> ERA: (6, 1)	1.2	H	7	1	0	0	1	1	0	0	0	0	0	15	24	0.00	1.200														
<b>Randy Choate, L</b> ERA: 9.0 (8, 1)	0.2	H	3	0	1	1	0	1	0	0	0	0	0	6	10	13.50	1.500														
<b>36 Brian Bruney, R</b> ERA: 4.15 (8, 1)	1.1	B	7	3	1	1	0	1	0	0	0	1	0	14	23	6.75	3.000														
<b>Mike Gosling, L</b> ERA: 15.0 (10, 1)	2.0	L	11	3	4	4	0	2	0	0	0	0	0	19	36	18.00	2.500														

Los Angeles Dodgers @ Arizona Diamondbacks  
Bank One Ballpark, Phoenix, AZ  
Sat Apr 09 2005, 9:40 PM EDT  
Att. 30,753 - Clear - 72 F


livebaseballscorecards.com  
**AB 44**  
**R 12**  
**H 12**  
**RBI 12**  
**BB 8**  
**SO 8**  
**LOB 22**



Batter	1	2	3	4	5	6	7	8	9	10	11	AB	R	H	RBI	BB	SO	LOB	BOTTOM								
<b>Craig Counsell, L</b> OBP: 0.560, SLG: 0.389 (1, 4)	G6-3	F8		BB		SH1-3 BB		F8		1B	G4-6-3 1B	5	0	2	0	2	0	2	<b>Los Angeles Dodgers @ Arizona Diamondbacks</b> <b>Bank One Ballpark, Phoenix, AZ</b> Sat Apr 09 2005, 9:40 PM EDT Att. 30,753 - Clear - 72 F  livebaseballscores.com								
<b>Quinton McCracken, S</b> OBP: 0.400, SLG: 0.400 <b>José Cruz Jr., S</b> OBP: 0.400, SLG: 0.706 (8, PH) (9, 8)	G1-3		G3	F7		SH1-3 1-2				1B IBB	G4-6-3 1-2f 1B	3	0	0	0	0	0	2		2							
<b>Luis Gonzalez, L</b> OBP: 0.565, SLG: 0.778 (1, 7)	G3		FC6-4 1B		F7	F7		F9		1B IBB		5	0	1	0	1	0	3									
<b>Troy Glaus, R</b> OBP: 0.348, SLG: 0.905 (1, 5)		F7	FC6-4 1-2f HR		HR	P4		F8		K		6	2	1	1	0	1	7									
<b>Shawn Green, L</b> OBP: 0.417, SLG: 0.421 (1, 9)		HR HBP	HR		SF8 1B		F9		K	K		5	3	2	2	0	2	3									
<b>Tony Clark, S</b> OBP: 0.444, SLG: 1.000 <b>Luis Terrero, R</b> (9, PR) <b>Mike Gosling, L</b> (10, 1) <b>Matt Kata, S</b> (11, PH)		HR	G4-3		19 1B		K		G1-3 3B		F9	5	1	3	2	0	1	0									
<b>Alex Cintron, S</b> OBP: 0.200, SLG: 0.250 <b>Randy Choate, L</b> (8, 1) <b>36 Brian Bruney, R</b> (8, 1) <b>Chad Tracy, L</b> OBP: 0.444, SLG: 0.706 (9, PH) (10, 3)	G6-3			F9	SF8		1B		G1-3		19 2B 2B	3	0	1	1	0	0	0									
<b>19 Chris Snyder, R</b> OBP: 0.462, SLG: 0.750 (1, 2)		HR		SH1-4 1B		1B		G5-3		CS BB	WP 2B 2B	5	2	4	2	1	0	1									
<b>Javier Vazquez, R</b> OBP: 0.500, SLG: 0.500 <b>Oscar Villarreal, L</b> (6, 1) <b>Royce Clayton, R</b> OBP: 0.263, SLG: 0.278 (8, 6)		1B		SH1-4 1-2		G4-3			F9 S 1B	CS	G5-3 1B 2B	2	0	1	0	0	0	2									
<b>Inning Stats</b>	R: 0 E: 0 K: 0 S: 7	H: 0 LOB: 0 BB: 0 P: 12	R: 3 E: 0 K: 0 S: 15	H: 3 LOB: 1 BB: 0 P: 22	R: 2 E: 0 K: 0 S: 8	H: 2 LOB: 0 BB: 0 P: 15	R: 0 E: 0 K: 0 S: 7	H: 1 LOB: 2 BB: 1 P: 14	R: 2 E: 0 K: 0 S: 15	H: 4 LOB: 2 BB: 0 P: 22	R: 0 E: 0 K: 0 S: 9	H: 0 LOB: 1 BB: 1 P: 18	R: 0 E: 0 K: 1 S: 11	H: 1 LOB: 1 BB: 0 P: 14	R: 0 E: 0 K: 0 S: 8	H: 1 LOB: 2 BB: 1 P: 15	R: 1 E: 0 K: 1 S: 10	H: 1 LOB: 1 BB: 1 P: 19		R: 0 E: 0 K: 2 S: 13	H: 2 LOB: 3 BB: 1 P: 23	R: 2 E: 0 K: 0 S: 13	H: 4 LOB: 1 BB: 0 P: 23	1B: 11 2B: 3 3B: 1 HR: 4	SF: 1 SAC: 2 DP: 1 HBP: 1	WP: 1 PA: 57	
<b>PITCHER</b>	IP	WLS	BF	H	R	ER	SO	BB	IBB	HBP	BLK	WP	HR	S	P	ERA	WHIP										
<b>Scott Erickson, R</b> ERA: 12.46 (1, 1)	4.1		22	7	6	6	0	1	0	1	0	0	4	41	69	12.46	1.846										
<b>D.J. Houlton, R</b> ERA: 13.5 (5, 1)	0.2		5	3	1	1	0	0	0	0	0	0	0	11	16	13.50	4.500										
<b>Buddy Carlyle, R</b> ERA: 2.45 (6, 1)	2.0		8	1	0	0	1	1	0	0	0	0	0	20	32	0.00	1.000										
<b>Duaner Sanchez, R</b> ERA: (8, 1)	1.0	H	5	1	0	0	0	1	0	0	0	0	0	8	15	0.00	2.000										
<b>43 Yhency Brazoban, R</b> ERA: 8.1 (9, 1)	2.0	W	10	3	1	1	3	1	1	0	0	0	0	23	42	4.50	2.000										
<b>PITCHER</b>	IP	WLS	BF	H	R	ER	SO	BB	IBB	HBP	BLK	WP	HR	S	P	ERA	WHIP										
<b>Giovanni Carrara, R</b> ERA: 40.5 (11, 1)	0.1		4	3	2	2	0	0	0	0	0	0	0	0	0	54.00	9.000										
<b>Steve Schmoll, R</b> ERA: 10.13 (11, 1)	0.2	S	2	1	0	0	0	0	0	0	0	0	0	3	5	0.00	1.500										

AB	47
R	10
H	19
RBI	10
BB	5
SO	4
LOB	22



Batter	1	2	3	4	5	6	7	8	9	AB R H RBI BB SO LOB	TOP																										
Cesar Izturis, S OBP: 0.467, SLG: 0.630 (1, 6)	2-1 FC6-4 1B		2-2 G6-4-3 1B		3-2 P5		1-2 17 HR 1B	2-2 HBP		4 1 3 0 0 0 2	<b>Los Angeles Dodgers @ Arizona Diamondbacks</b> <b>Bank One Ballpark, Phoenix, AZ</b> Sun Apr 10 2005, 4:40 PM EDT Att. 29,796 - Roof Closed - 71 F																										
17 Jason Repko, R OBP: 0.333, SLG: 0.389 (1, 9)	1-1 FC6-4 12 WP 1-2f		2-2 G6-4-3 1-2f		4-0 BB		2-2 1-H HR	2-2 F8		4 2 1 2 1 0 4																											
J.D. Drew, L OBP: 0.167, SLG: 0.074 (1, 8)	1-1 E3 12 WP 1-3 FC5-2-5-1			1-0 F7	0-0 G3-1		0-1 1B	0-1 WP 1B		5 0 2 0 0 0 4																											
12 Jeff Kent, R OBP: 0.567, SLG: 0.708 (1, 4)	1-1 FC5-2-5-1			0-1 P3		0-0 1B BB 1B	1-1 L9	0-0 F7		5 1 1 0 0 0 3																											
Jose Valentin, S OBP: 0.520, SLG: 0.833 (1, 5)	3-2 G4-3			2-1 1B		2-1 BB 1B 1B	0-0 F8	1-3 K		5 0 2 0 0 1 3																											
Jason Grabowski, L OBP: 0.200, SLG: 0.250 (1, 7)		1-1 G4-3		3-1 G4-3		0-0 BB 1B	2-2 G4-3	3-2 F8		4 0 1 0 0 0 2																											
Ricky Ledee, L OBP: 0.444, SLG: 0.667 (9, PH)						1-2 2-3 1B		1-2 F8		1 0 0 0 0 0 1																											
Jason Phillips, R OBP: 0.250, SLG: 0.364 (1, 2)		3-2 F7			1-0 SH2-4 2B	4-1 G4-6-3 BB		2-2 G4-3		3 0 1 1 1 0 0																											
Hee-Seop Choi, L OBP: 0.222, SLG: 0.067 (1, 3)		2-0 F9			4-0 SH2-4 BB	0-2 F6		2-2 F7		3 0 0 0 1 0 3																											
Derek Lowe, R (1, 1)			0-3 K		0-0 SH2-4	0-1 G4-6-3		2-2 HBP 1B		1 0 0 0 0 0 1 0 0 0 0 0 0 0 0 0 1 0 0 0 0 0 0 3 0 0 0 0 0 0 0 0 1 0 1 0 0 0 0 0 0 0 0 0 0 0 0 0																											
D.J. Houlton, R (5, 1)																																					
Milton Bradley, S OBP: 0.320, SLG: 0.417 (6, PH)																																					
Kelly Wunsch, L (6, 1)																																					
66 Norihiro Nakamura, R OBP: 1.000, SLG: 1.000 (8, PH)																																					
Duaner Sanchez, R (8, 1)																																					
<b>Inning Stats</b>	R: 1 E: 1 K: 0 S: 11	H: 1 LOB: 1 BB: 0 P: 19	R: 0 E: 0 K: 0 S: 6	H: 0 LOB: 0 BB: 0 P: 12	R: 0 E: 0 K: 1 S: 9	H: 1 LOB: 0 BB: 0 P: 13	R: 0 E: 0 K: 0 S: 7	H: 1 LOB: 1 BB: 0 P: 13	R: 0 E: 0 K: 0 S: 6	H: 1 LOB: 3 BB: 2 P: 18	R: 1 E: 0 K: 0 S: 10	H: 3 LOB: 2 BB: 1 P: 16	R: 2 E: 0 K: 0 S: 16	H: 3 LOB: 1 BB: 0 P: 22	R: 0 E: 0 K: 0 S: 18	H: 1 LOB: 2 BB: 0 P: 28	R: 0 E: 0 K: 1 S: 10	H: 1 LOB: 1 BB: 0 P: 14	1B: 10 2B: 1 3B: 0 HR: 1	SF: 0 SAC: 1 DP: 2 HBP: 1	WP: 2 PB: 0 SB: 0 CS: 0	PA: 42															
<b>PITCHER</b>	IP WLS BF H R ER SO BB IBB HBP BLK WP HR S P ERA WHIP																																				
Russ Ortiz, R (1, 1) ERA: 3.27	5.0		25	7	2	1	1	3	0	0	0	1	0	44	86	1.80	2.000																				
Oscar Villarreal, R (6, 1) ERA: 6.75	1.0	B	4	2	2	2	0	0	0	0	0	0	1	13	16	18.00	2.000																				
Randy Choate, L (7, 1) ERA: 4.5	1.0		4	1	0	0	0	0	0	0	0	0	0	8	11	0.00	1.000																				
Mike Koplove, R (8, 1) ERA: 1.69	1.0	W	5	1	0	0	0	0	0	1	0	0	0	18	28	0.00	1.000																				
Brandon Lyon, R (9, 1) ERA:	1.0	S	4	1	0	0	1	0	0	0	0	1	0	10	14	0.00	1.000																				

livebaseballscorecards.com

AB	37
R	4
H	12
RBI	3
BB	3
SO	2
LOB	25

Batter	1	2	3	4	5	6	7	8	9
<b>Craig Counsell, L</b> (1, 4) OBP: 0.552, SLG: 0.400	1-2 F8		3-1 SF8		1-1 1B		4-1 CS BB		
<b>Royce Clayton, R</b> (1, 6) OBP: 0.217, SLG: 0.227	0-2 G4-3		0-0 G5-3		2-3 K		0-0 F9		
<b>Luis Gonzalez, L</b> (1, 7) OBP: 0.519, SLG: 0.727	0-3 K			1-1 G3	0-0 F8		1-1 CS	3-1 WP 1B 2B	
<b>Troy Glas, R</b> (1, 5) OBP: 0.333, SLG: 0.920		1-0 HR		1-3 K		0-3 K		2-1 G6-3	
<b>Shawn Green, L</b> (1, 9) OBP: 0.429, SLG: 0.545		2-2 G4-3		3-3 K		3-2 HR		4-2 1B FC4-2 BB	
<b>Chad Tracy, L</b> (1, 3) OBP: 0.409, SLG: 0.619		1-1 G4-3			2-1 G4-3	2-0 F9		1-0 FC4-2 19 HBP 1B	
<b>19 Chris Snyder, R</b> (1, 2) OBP: 0.471, SLG: 0.667		1-1 G5-3			1-1 E6 1B BB 1B	0-1 1B		2-1 FC4-2 HBP	
<b>Quinton McCracken, S</b> (1, 8) OBP: 0.444, SLG: 0.500			0-2 SH5-4 SF8 2B		4-2 1B 1B BB	1-2 P4		0-1 FC4-2	
<b>Russ Ortiz, R</b> (1, 1) OBP: 0.687, SLG: 0.667			1-1 SH5-4		0-2 1B		1-0 F7	0-0 P2	
<b>Oscar Villarreal, L</b> (6, 1)									
<b>Randy Choate, L</b> (7, 1)									
<b>Matt Kata, S</b> (7, PH)									
<b>Mike Koplove, R</b> (8, 1)									
<b>Alex Cintron, S</b> (8, PH)									
<b>Brandon Lyon, R</b> (9, 1)									

AB	R	H	RBI	BB	SO	LOB
2	0	1	2	1	0	0
4	0	0	0	0	1	4
4	1	1	0	0	1	3
4	1	1	1	0	2	1
3	1	1	1	1	1	0
4	0	1	1	0	0	0
3	1	1	0	0	0	0
3	1	1	0	1	0	4
1	0	1	0	0	0	0
0	0	0	0	0	0	0
0	0	0	0	0	0	0
1	0	0	0	0	0	0
0	0	0	0	0	0	0
1	0	0	0	0	0	3
0	0	0	0	0	0	0

AB	R	H	RBI	BB	SO	LOB
30	5	8	5	3	5	15


Inning Stats	R: 0	H: 0	E: 0	K: 10	S: 10	L: 0	LOB: 0	BB: 0	P: 11	R: 1	H: 1	E: 0	K: 0	S: 8	L: 0	LOB: 0	BB: 0	P: 13	R: 1	H: 1	E: 0	K: 0	S: 8	L: 0	LOB: 0	BB: 0	P: 12	R: 0	H: 0	E: 0	K: 2	S: 8	L: 0	LOB: 0	BB: 0	P: 13	R: 1	H: 2	E: 1	K: 1	S: 18	L: 0	LOB: 3	BB: 1	P: 28	R: 1	H: 2	E: 0	K: 1	S: 14	L: 0	LOB: 1	BB: 0	P: 20	R: 0	H: 0	E: 0	K: 0	S: 4	L: 0	LOB: 0	BB: 1	P: 10	R: 1	H: 2	E: 0	K: 0	S: 12	L: 0	LOB: 3	BB: 1	P: 24
<b>Derek Lowe, R</b> (1, 1) ERA: 3.18	IP	WLS	BF	H	R	ER	SO	BB	IBB	HBP	BLK	WP	HR	S	P	ERA	WHIP																																																							
<b>D.J. Houlton, R</b> (5, 1) ERA: 6.75	0.2		2	0	0	0	1	0	0	0	0	0	0	5	7	0.00	0.000																																																							
<b>Kelly Wunsch, L</b> (6, 1) ERA: 4.5	2.0		8	2	1	1	1	1	0	0	0	0	1	18	30	4.50	1.500																																																							
<b>Duaner Sanchez, R</b> (8, 1) ERA: 2.25	1.0	L	7	2	1	1	0	1	0	1	0	1	0	12	24	9.00	3.000																																																							

**Los Angeles Dodgers @ Arizona Diamondbacks**  
Bank One Ballpark, Phoenix, AZ

Sun Apr 10 2005, 4:40 PM EDT  
Att: 29,796 - Roof Closed - 71 F

[livebaseballscorecards.com](http://livebaseballscorecards.com)

WP: 1	PA: 37
PB: 0	
SB: 0	
CS: 1	



Batter	1	2	3	4	5	6	7	8	9	AB R H RBI BB SO LOB	TOP											
Aaron Miles, S (1, 4) OBP: 0.375, SLG: 0.500	1-2 K		0-0 B5-3		1-0 1B			1-2 G3		4 0 1 0 0 1 0	<b>Colorado Rockies @ Arizona Diamondbacks</b> Bank One Ballpark, Phoenix, AZ Mon Apr 11 2005, 9:40 PM EDT Att. 18,742 - Clear - 75 F											
12 Clint Barnes, R (1, 6) OBP: 0.429, SLG: 0.731	1-2 2B		4-0 FC5 17 1B BB		0-0 P4			0-1 G6-3		3 0 1 0 1 0 1												
17 Todd Helton, L (1, 3) OBP: 0.538, SLG: 0.500	2-1 HBP		2-2 1 SAFE 1 SAFE 1-2 1B		2-2 G6-4-3 1B			2-1 1B		3 0 3 0 0 0 0												
Preston Wilson, R (1, 8) OBP: 0.261, SLG: 0.316 Ryan Speier, R (8, 1)	2-3 K		0-1 FC5 2-3f		0-0 G6-4-3 1-2f			3-2 G1-4-3		4 0 0 0 0 1 6 0 0 0 0 0 0 0												
5 Matt Holliday, R (1, 7) OBP: 0.250, SLG: 0.333	1-1 G1-3			3-3 K		0-1 P2		0-0 G6-3		4 0 0 0 0 1 2												
Michael Restovich, R (1, 9) OBP: 0.333, SLG: 0.333 11 Brad Hawpe, L (9, PH) OBP: 0.333, SLG: 0.429		2-2 F8		0-0 F9		1-1 1B		0-0 10 G6-3 1B		3 0 1 0 0 0 0 1 0 1 0 0 0 0												
10 Jeff Baker, R (1, 5) OBP: 0.200, SLG: 0.368		2-3 K		3-1 F8		1-3 SAFE K		0-0 G6-3 1-2		4 0 0 0 0 2 2												
JD Closser, S (1, 2) OBP: 0.250, SLG: 0.143		0-3 K			1-1 G5-3		1-3 K	0-0 G4-3		4 0 0 0 0 2 2												
Jason Jennings, L (1, 1) Luis Gonzalez, R (7, PH) OBP: 0.333, SLG: 0.273 49 Byung-Hyun Kim, R (7, 1) 40 Brian Fuentes, L (8, 1) 18 Cory Sullivan, L (8, 8) OBP: 0.333, SLG: 0.500			1-3 K		1-3 K		0-2 G6-3			2 0 0 0 0 2 0 1 0 0 0 0 0 1 0												
<b>Inning Stats</b>	R: 0 E: 0 K: 2 S: 12	H: 1 LOB: 2 BB: 0 P: 19	R: 0 E: 0 K: 2 S: 9	H: 0 LOB: 0 BB: 0 P: 13	R: 0 E: 0 K: 1 S: 13	H: 1 LOB: 2 BB: 1 P: 20	R: 0 E: 0 K: 1 S: 7	H: 0 LOB: 0 BB: 0 P: 13	R: 0 E: 0 K: 1 S: 7	H: 1 LOB: 1 BB: 0 P: 10	R: 0 E: 0 K: 0 S: 6	H: 1 LOB: 0 BB: 0 P: 8	R: 0 E: 0 K: 2 S: 12	H: 1 LOB: 1 BB: 0 P: 15	R: 0 E: 0 K: 0 S: 10	H: 1 LOB: 1 BB: 0 P: 16	R: 0 E: 0 K: 0 S: 4	H: 1 LOB: 1 BB: 0 P: 4	1B: 6 2B: 1 3B: 0 HR: 0	SF: 0 SAC: 0 DP: 1 HBP: 1	WP: 0 PB: 0 SB: 0 CS: 0	PA: 35
<b>PITCHER</b>	IP WLS BF H R ER SO BB IBB HBP BLK WP HR S P ERA WHIP																					
Brad Halsey, L (1, 1) ERA: 1.8	6.0 W 24 5 0 0 7 1 0 1 0 0 0 56 86 0.00 1.000																					
36 Brian Bruney, R (7, 1) ERA: 3.38	1.0 H 3 0 0 0 2 0 0 0 0 0 0 10 12 0.00 0.000																					
Mike Koplove, R (8, 1) ERA: 1.42	1.0 H 4 1 0 0 0 0 0 0 0 0 0 10 16 0.00 1.000																					
Brandon Lyon, R (9, 1) ERA:	1.0 S 4 1 0 0 0 0 0 0 0 0 0 4 4 0.00 1.000																					

livebaseballscores.com

AB	33
R	0
H	7
RBI	0
BB	1
SO	9
LOB	14



Batter	1	2	3	4	5	6	7	8	9
<b>Craig Counsell, L</b> (1, 4) OBP: 0.515, SLG: 0.348	1-0 G4-3		0-1 P4		2-1 G4-3		4-1 BB		
<b>Quinton McCracken, S</b> (1, 8) OBP: 0.385, SLG: 0.364	4-1 2B BB		0-3 K			2-1 F7	1-2 G3		
<b>Luis Gonzalez, L</b> (1, 7) OBP: 0.484, SLG: 0.692	1-0 L9		1-0 G4-3			2-2 2B		1-3 K2-3	
<b>Troy Claus, R</b> (1, 5) OBP: 0.355, SLG: 0.893	2-1 1B 2B			2-2 F8		3-3 K		4-2 1B BB	
<b>Shawn Green, L</b> (1, 9) OBP: 0.469, SLG: 0.560	1-1 1B			2-0 G3-1		4-0 IBB		2-2 1B	
<b>Chad Tracy, L</b> (1, 3) OBP: 0.346, SLG: 0.520	1-3 K			0-1 F8		0-3 K2-3		0-2 P6	
<b>Alex Cintron, S</b> (1, 6) OBP: 0.222, SLG: 0.143		1-0 L7			4-0 BB BB		1-1 G4-3	1-0 P4	
<b>Royce Clayton, R</b> (8, 6) OBP: 0.208, SLG: 0.217									
<b>Koyie Hill, S</b> (1, 2) OBP: 0.250, SLG: 0.111		0-0 G5-3			4-0 G4-3 BB		4-1 BLK BB		
<b>Brad Halsey, L</b> (1, 1) 36 Brian Bruney, R (7, 1) Matt Kata, S (7, PH) Mike Koplove, R (8, 1) Brandon Lyon, R (9, 1)		0-2 G3			1-3 K		0-1 L7		

AB	R	H	RBI	BB	SO	LOB
3	0	0	0	1	0	2
3	1	0	0	1	1	2
4	0	1	0	0	1	1
3	1	1	1	1	1	1
3	0	2	1	1	0	0
4	0	0	0	0	2	5
2	0	0	0	1	0	0
1	0	0	0	0	0	2
1	0	0	0	2	0	0
2	0	0	0	0	1	2
0	0	0	0	0	0	0
1	0	0	0	0	0	1
0	0	0	0	0	0	0
0	0	0	0	0	0	0

AB	R	H	RBI	BB	SO	LOB
27	2	4	2	7	6	16

Inning Stats		R: 2	H: 2	E: 0	K: 1	S: 11	R: 0	H: 0	E: 0	K: 0	S: 5	R: 0	H: 0	E: 0	K: 1	S: 6	R: 0	H: 0	E: 0	K: 0	S: 7	R: 0	H: 0	E: 0	K: 1	S: 5	R: 0	H: 1	E: 0	K: 2	S: 12	R: 0	H: 0	E: 0	K: 0	S: 9	R: 0	H: 1	E: 0	K: 1	S: 14
PITCHER		IP	WLS	BF	H	R	ER	SO	BB	IBB	HBP	BLK	WP	HR	S	P	ERA	WHIP																							
<b>Jason Jennings, R</b> (1, 1) ERA: 5.4		6.0	L	24	3	2	2	5	3	1	0	0	0	0	46	84	3.00	1.000																							
<b>49 Byung-Hyun Kim, R</b> (7, 1) ERA: 1.8		1.0		5	0	0	0	0	2	0	0	1	0	0	9	19	0.00	2.000																							
<b>40 Brian Fuentes, L</b> (8, 1) ERA: 5.4		0.2		4	1	0	0	1	1	0	0	0	0	0	13	20	0.00	3.000																							
<b>Ryan Speier, R</b> (8, 1) ERA: 3.0		0.1		1	0	0	0	0	0	0	0	0	0	0	1	2	0.00	0.000																							

WP	PA
0	34

**Colorado Rockies @ Arizona Diamondbacks**  
**Bank One Ballpark, Phoenix, AZ**  
 Mon Apr 11 2005, 9:40 PM EDT  
 Att. 18,742 - Clear - 75 F



Batter	1	2	3	4	5	6	7	8	9	AB R H RBI BB SO LOB	TOP													
Aaron Miles, S (1, 4) OBP: 0.393, SLG: 0.500	0-1 G4-3			0-1 1B		2-1 1B		1-1 G3		4 0 2 1 0 0 0	<b>Colorado Rockies @ Arizona Diamondbacks</b> Bank One Ballpark, Phoenix, AZ Tue Apr 12 2005, 9:40 PM EDT Att. 20,725 - Clear - 77 F <a href="http://livebaseballscores.com">livebaseballscores.com</a>													
12 Clint Barnes, R (1, 6) OBP: 0.375, SLG: 0.633	1-3 K			0-2 G5-3		1-2 G1-6-3		2-2 P2		4 0 0 0 0 1 2														
17 Todd Helton, L (1, 3) OBP: 0.533, SLG: 0.542	0-0 F7			0-1 F7			2-0 2B	1-0 1B		4 1 2 0 0 0 1														
Preston Wilson, R (1, 8) OBP: 0.269, SLG: 0.318		0-0 G4-3		3-3 K			0-0 SH1-3	2-2 1B		3 0 1 0 0 1 1														
5 Matt Holliday, R (1, 7) OBP: 0.250, SLG: 0.333		1-1 G3			0-2 1B		0-0 SF8	1-3 K		3 0 1 1 0 1 2														
11 Brad Hawpe, L (1, 9) OBP: 0.316, SLG: 0.353		0-0 G4-3			0-0 G5-6-3		4-1 1B	1-1 F8		3 0 0 0 1 0 1														
Desi Relaford, S (1, 5) OBP: 0.500, SLG: 0.500			2-2 G6-3		0-1 G3		1-0 1B	0-1 1B		4 0 2 0 0 0 0														
JD Closser, S (1, 2) OBP: 0.300, SLG: 0.235			2-2 G3			0-1 1B	1 SAFE 4-1 BB	2-1 G4-6-3		3 1 1 0 1 0 1														
Shawn Chacon, R (1, 1) 40 Brian Fuentes, L (7, 1) Ryan Speier, R (8, 1)			0-3 K			0-1 SH1-4	0-0 FC5			2 0 0 0 0 1 3														
<b>Inning Stats</b>	R: 0 E: 0 K: 1 S: 6	H: 0 LOB: 0 BB: 0 P: 7	R: 0 E: 0 K: 0 S: 4	H: 0 LOB: 0 BB: 0 P: 5	R: 0 E: 0 K: 1 S: 9	H: 0 LOB: 0 BB: 0 P: 13	R: 0 E: 0 K: 1 S: 10	H: 1 LOB: 1 BB: 0 P: 13	R: 0 E: 0 K: 0 S: 6	H: 1 LOB: 0 BB: 0 P: 6	R: 1 E: 0 K: 0 S: 10	H: 2 LOB: 0 BB: 0 P: 12	R: 1 E: 0 K: 0 S: 7	H: 2 LOB: 3 BB: 2 P: 18	R: 0 E: 0 K: 1 S: 13	H: 2 LOB: 2 BB: 0 P: 20	R: 0 E: 0 K: 0 S: 6	H: 1 LOB: 0 BB: 0 P: 9	1B: 7 2B: 2 3B: 0 HR: 0	SF: 1 SAC: 2 DP: 3 HBP: 0	WP: 0 PB: 0 SB: 1 CS: 0	PA: 35		
<b>PITCHER</b> 17 Brandon Webb, R (1, 1) ERA: 2.7 Brandon Lyon, R (9, 1) ERA:	IP 8.0	WLS W	BF 32	H 8	R 2	ER 2	SO 4	BB 2	IBB 0	HBP 0	BLK 0	WP 0	HR 0	S 65	P 94	ERA 2.25	WHIP 1.250						ERA 0.00	WHIP 1.000





Batter	1	2	3	4	5	6	7	8	9
Craig Counsell, L (1, 4) OBP: 0.500, SLG: 0.385 Tony Clark, S (8, PH) OBP: 0.500, SLG: 1.100 Luis Terrero, R (8, PR) Brandon Lyon, R (9, 1)	1-1 1B SF8 2B		1-2 G3			0-1 P3		0-1 WP 1B 2B	
Royce Clayton, R (1, 6) OBP: 0.286, SLG: 0.333	0-0 2-3 F8 1B		2-3 K			0-2 F8 2B		2-2 2-H 2B 1B	
Luis Gonzalez, L (1, 7) OBP: 0.457, SLG: 0.690	1-0 SF8				1-0 G3	3-2 F8 2B		3-0 1 SAFE F8 1-H 2B	
Troy Glas, R (1, 5) OBP: 0.314, SLG: 0.781	3-H 3-2 F8				2-2 G5-3	2-3 K		2-0 F8 2-3	
Shawn Green, L (1, 9) OBP: 0.444, SLG: 0.517		3-3 K			2-1 F7		3-2 19 G6-4-3 1B	2-1 G6-3	
Chad Tracy, L (1, 3) OBP: 0.345, SLG: 0.536		2-1 F8			0-1 19 G6-3 FC4-2-5 2B		0-1 F7		
19 Chris Snyder, R (1, 2) OBP: 0.450, SLG: 0.667		2-2 2B			0-2 G6-3		1 SAFE 1-1 G6-4-3		
Quinton McCracken, S (1, 8) OBP: 0.313, SLG: 0.286		0-3 K			0-0 FC4-2-5			3-2 E4 SH1-4 2B	
17 Brandon Webb, R (1, 1) Matt Kata, S (8, PH) (9, 4)			0-1 G5-3			2-0 G1-3		1-0 SH1-4 1-2	


Inning Stats	R: 1 E: 0 K: 0 S: 7	H: 2 LOB: 0 BB: 0 P: 12	R: 0 E: 0 K: 2 S: 13	H: 1 LOB: 1 BB: 0 P: 20	R: 0 E: 0 K: 1 S: 10	H: 0 LOB: 0 BB: 0 P: 13	R: 0 E: 0 K: 0 S: 6	H: 0 LOB: 0 BB: 0 P: 11	R: 0 E: 0 K: 0 S: 7	H: 1 LOB: 1 BB: 0 P: 9	R: 0 E: 0 K: 1 S: 12	H: 1 LOB: 1 BB: 0 P: 17	R: 0 E: 0 K: 0 S: 7	H: 1 LOB: 0 BB: 0 P: 11	R: 3 E: 1 K: 0 S: 16	H: 3 LOB: 2 BB: 0 P: 29
--------------	------------------------------	----------------------------------	-------------------------------	----------------------------------	-------------------------------	----------------------------------	------------------------------	----------------------------------	------------------------------	---------------------------------	-------------------------------	----------------------------------	------------------------------	----------------------------------	-------------------------------	----------------------------------

PITCHER	IP	WLS	BF	H	R	ER	SO	BB	IBB	HBP	BLK	WP	HR	S	P	ERA	WHIP
Shawn Chacon, R (1, 1) ERA: 1.5	6.0		23	6	1	1	4	0	0	0	0	0	0	58	88	1.50	1.000
40 Brian Fuentes, L (7, 1) ERA: 5.79	1.1	L	5	1	2	1	0	0	0	0	0	0	0	10	15	6.75	0.750
Ryan Speier, R (8, 1) ERA: 4.91	0.2		4	2	1	1	0	0	0	0	0	1	0	10	19	13.50	3.000

**BOTTOM**

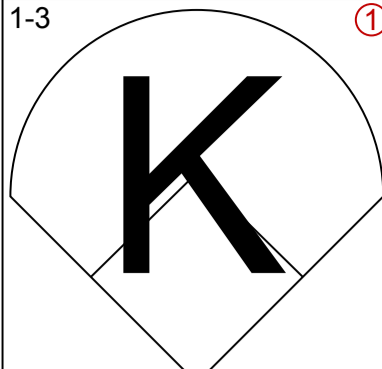
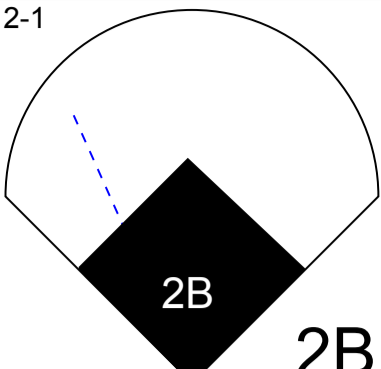
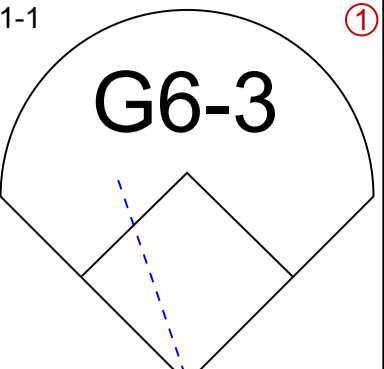
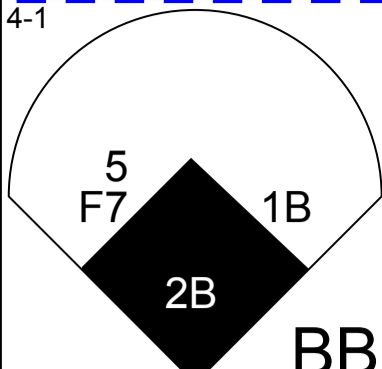
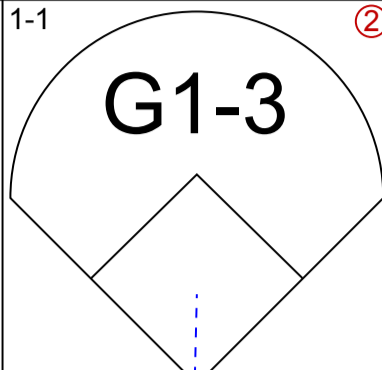
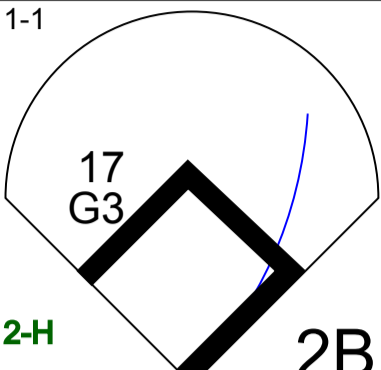
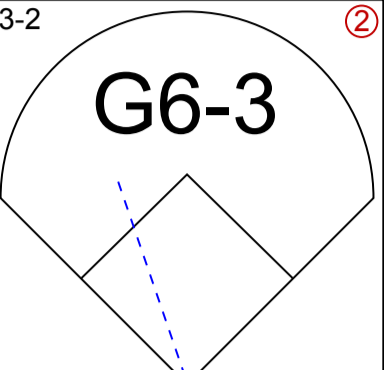
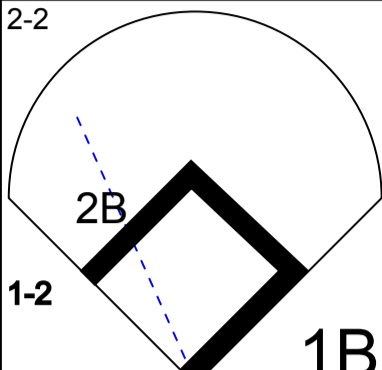
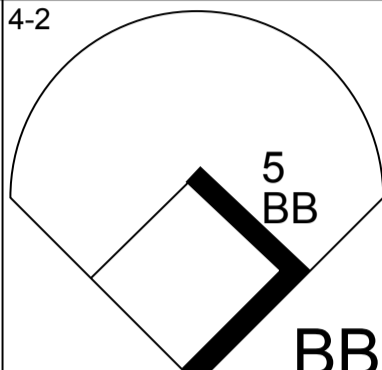
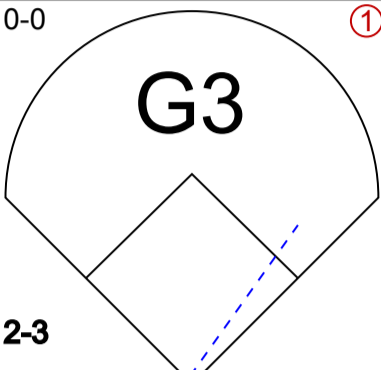
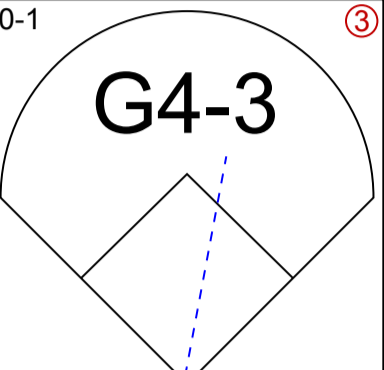
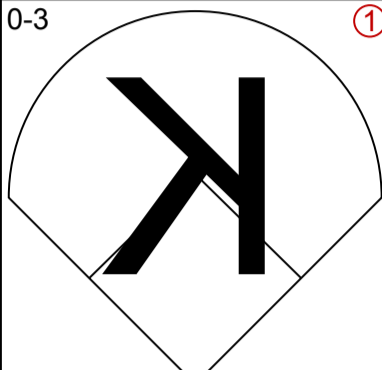
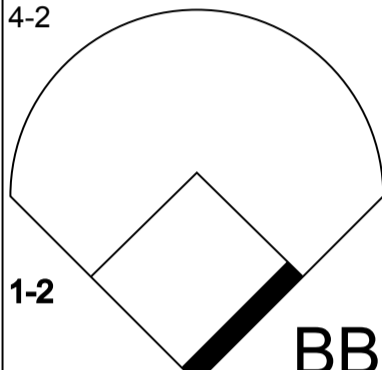
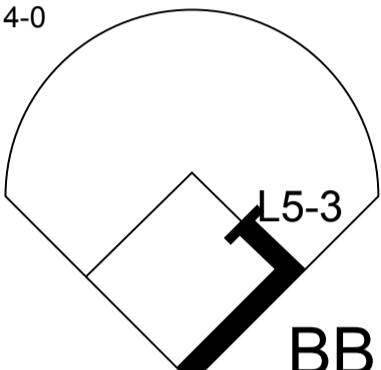
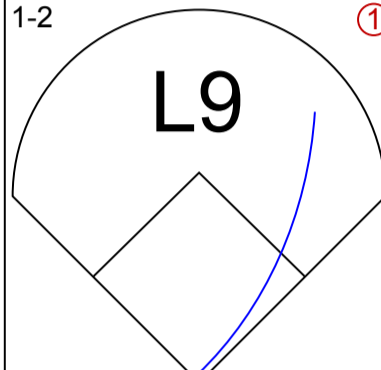
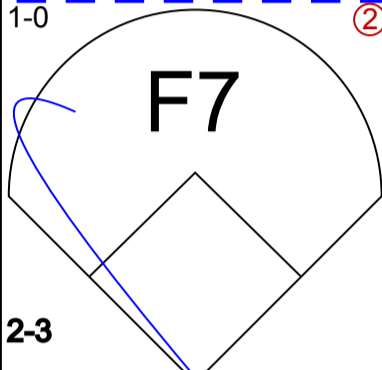
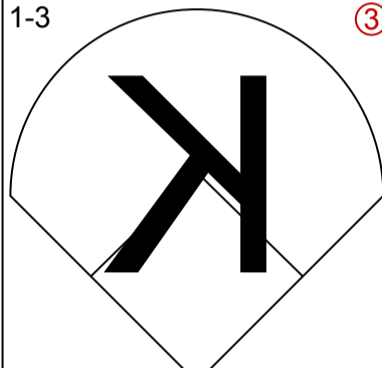
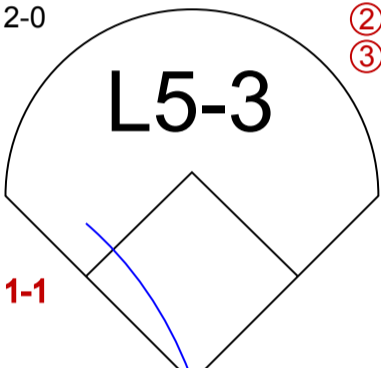
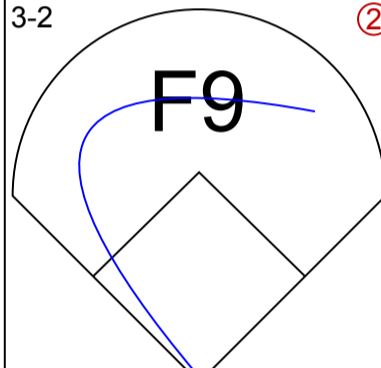
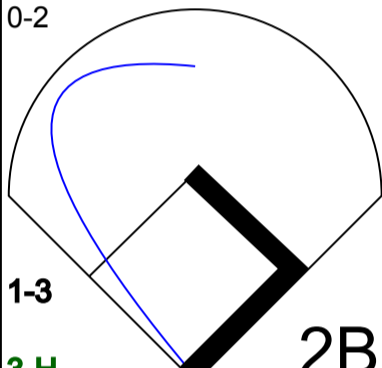
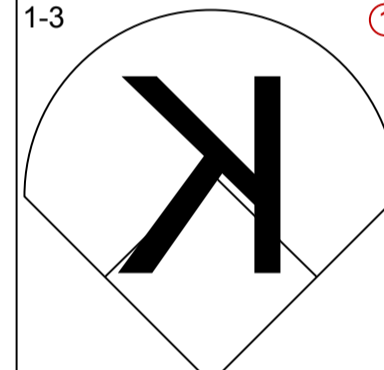
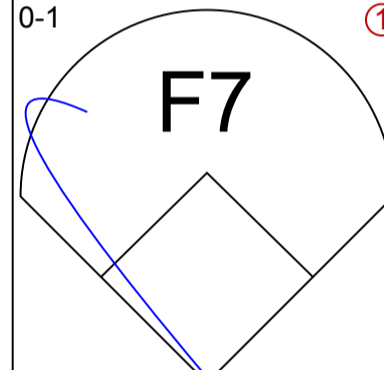
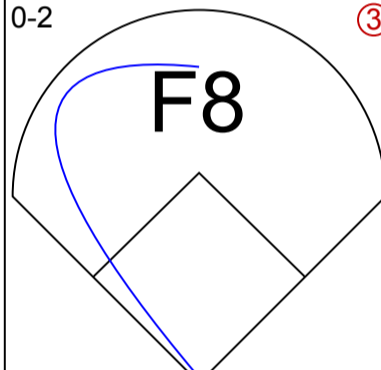
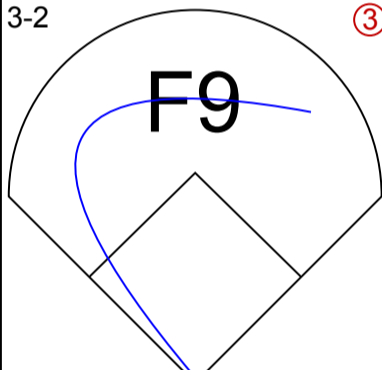
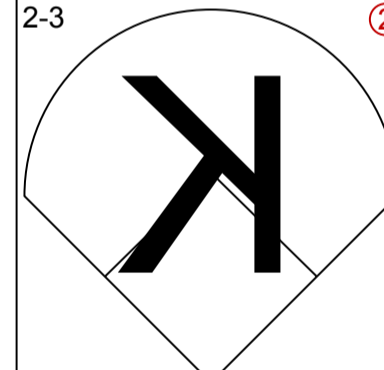
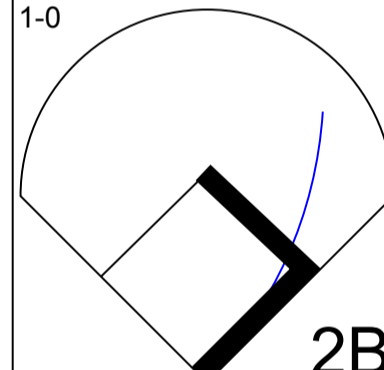
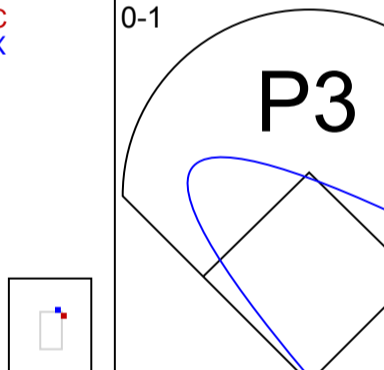
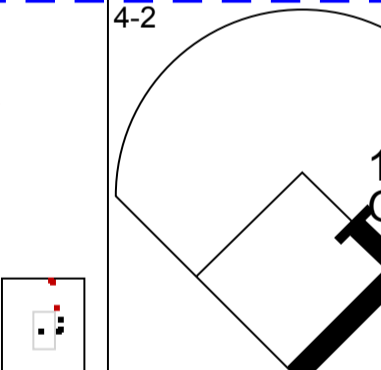
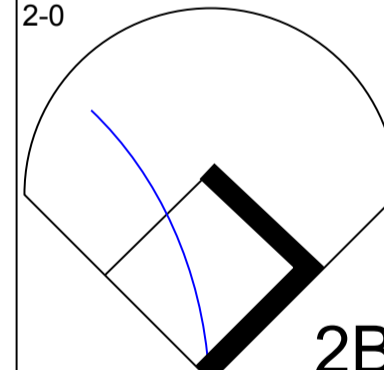
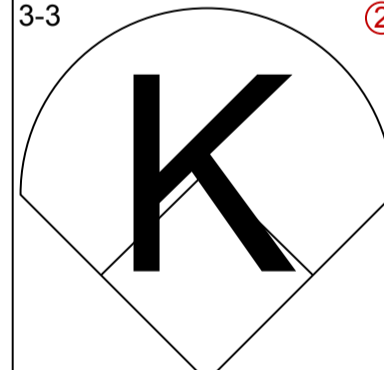
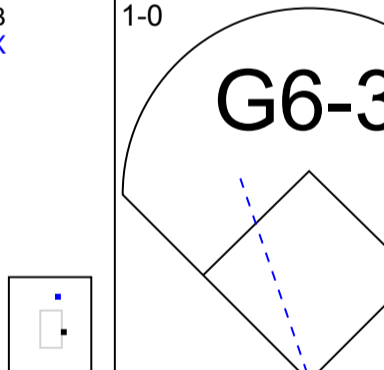
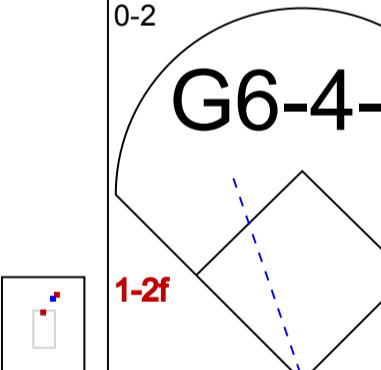
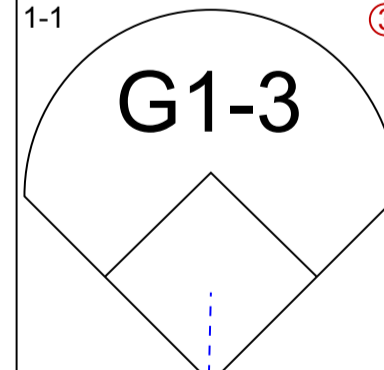
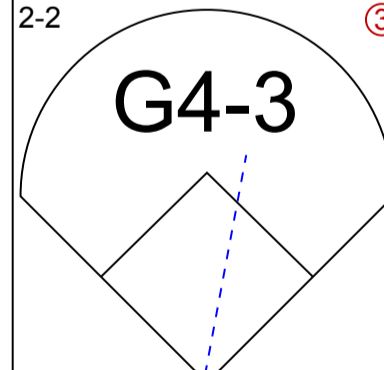
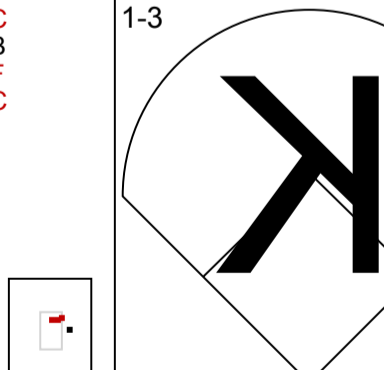
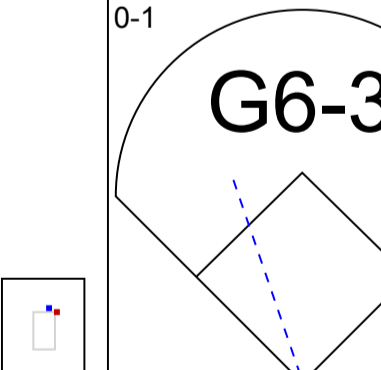

AB	R	H	RBI	BB	SO	LOB
3	1	1	0	0	0	0
1	0	1	1	0	0	0
0	1	0	0	0	0	0
0	0	0	0	0	0	0
4	1	3	1	0	1	0
3	0	1	2	0	0	1
4	0	0	0	0	1	3
4	0	1	0	0	1	2
3	0	1	0	0	0	1
3	0	1	0	0	0	2
3	1	0	0	0	1	2
2	0	0	0	0	0	1
0	0	0	0	0	0	0

**AB 30**  
**R 4**  
**H 9**  
**RBI 4**  
**BB 0**  
**SO 4**  
**LOB 12**



WP	PA	ERA	WHIP
1	32		
0			
0			

**Colorado Rockies @ Arizona Diamondbacks**  
Bank One Ballpark, Phoenix, AZ  
Tue Apr 12 2005, 9:40 PM EDT  
Att. 20,725 - Clear - 77 F

Batter	1	2	3	4	5	6	7	8	9	AB R H RBI BB SO LOB	TOP									
<b>Desi Relaford, S</b> (1, 6) OBP: 0.500, SLG: 0.571	1-3 		2-1 		1-1 			4-1 		3 2 1 0 1 1 0										
<b>Luis Gonzalez, R</b> (1, 4) OBP: 0.375, SLG: 0.400	1-1 		1-1 		3-2 			2-2 		4 0 2 1 0 0 0										
<b>17 Todd Helton, L</b> (1, 3) OBP: 0.500, SLG: 0.481	4-2 		0-0 		0-1 			0-3 		3 0 0 0 1 1 3										
<b>5 Matt Holliday, R</b> (1, 7) OBP: 0.278, SLG: 0.313	4-2 		4-0 			1-2 		1-0 		2 0 0 0 2 0 2										
<b>Todd Greene, R</b> (1, 2) OBP: 0.333, SLG: 0.667	1-3 		2-0 			3-2 		0-2 		4 0 1 1 0 1 4										
<b>Michael Restovich, R</b> (1, 9) OBP: 0.222, SLG: 0.222		1-3 		0-1 		0-2 		3-2 		3 0 0 0 0 1 0										
<b>11 Brad Hawpe, L</b> (8, PH) OBP: 0.300, SLG: 0.333										1 0 0 0 0 0 2										
<b>10 Jeff Baker, R</b> (1, 5) OBP: 0.250, SLG: 0.409		2-3 		1-0 			0-1 		4-2 	3 0 1 0 1 1 0	<b>AB 31</b>									
<b>18 Cory Sullivan, L</b> (1, 8) OBP: 0.300, SLG: 0.500		2-0 		3-3 			1-0 		0-2 	4 0 1 0 0 1 2	<b>R 2</b>									
<b>26 Jeff Francis, L</b> (1, 1) OBP: 0.250, SLG: 0.250			1-1 		2-2 		1-3 		0-1 	2 0 0 0 0 0 2	<b>H 6</b>									
<b>Bobby Seay, L</b> (6, 1)										0 0 0 0 0 0 0	<b>RBI 2</b>									
<b>Aaron Miles, S</b> (7, PH) OBP: 0.375, SLG: 0.483										1 0 0 0 0 0 1 0	<b>BB 5</b>									
<b>49 Byung-Hyun Kim, R</b> (7, 1)										0 0 0 0 0 0 0 0	<b>SO 7</b>									
<b>Chin-hui Tsao, R</b> (8, 1)										0 0 0 0 0 0 0 0	<b>LOB 15</b>									
<b>12 Clint Barmes, R</b> (9, PH) OBP: 0.364, SLG: 0.613										1 0 0 0 0 0 0 0										
<b>Inning Stats</b>	R: 0 E: 0 K: 2 S: 14	H: 0 LOB: 2 BB: 2 P: 25	R: 0 E: 0 K: 2 S: 10	H: 1 LOB: 1 BB: 1 P: 16	R: 1 E: 0 K: 0 S: 6	H: 2 LOB: 1 BB: 1 P: 15	R: 0 E: 0 K: 1 S: 11	H: 1 LOB: 1 BB: 0 P: 17	R: 0 E: 0 K: 0 S: 8	H: 0 LOB: 0 BB: 0 P: 12	R: 0 E: 0 K: 1 S: 6	H: 0 LOB: 0 BB: 0 P: 8	R: 1 E: 0 K: 1 S: 16	H: 2 LOB: 2 BB: 1 P: 26	R: 0 E: 0 K: 0 S: 8	H: 0 LOB: 0 BB: 1 P: 12	1B: 1 2B: 6 3B: 0 HR: 0	SF: 0 SAC: 0 DP: 2 HBP: 0	WP: 0 PB: 0 SB: 0 CS: 0	PA: 36
<b>PITCHER</b>	IP WLS BF H R ER SO BB IBB HBP BLK WP HR S P ERA WHIP																			
<b>Shawn Estes, L</b> (1, 1) ERA: 3.46	7.0 W 27 4 1 1 6 3 0 0 0 0 0 0 64 106 1.29 1.000																			
<b>Mike Gosling, L</b> (8, 1) ERA: 16.2	0.1 3 1 1 1 1 1 0 0 0 0 0 0 9 15 27.00 6.000																			
<b>Mike Koplove, R</b> (8, 1) ERA: 1.29	0.2 H 3 1 0 0 0 0 0 0 0 0 0 0 7 11 0.00 1.500																			
<b>36 Brian Bruney, R</b> (9, 1) ERA: 2.84	1.0 S 3 0 0 0 0 1 0 0 0 0 0 0 8 12 0.00 1.000																			

**Colorado Rockies @ Arizona Diamondbacks**  
Bank One Ballpark, Phoenix, AZ

Wed Apr 13 2005, 3:10 PM EDT  
Att. 19,272 - Sunny - 80 F

livebaseballscores.com



Batter	1	2	3	4	5	6	7	8	9
<b>Matt Kata, S</b> (1, 4) C X	0-1 F7		4-1 CS BB		4-2 BB BB		1-0 SH3-4 1-2	1-1 F7	
<b>Royce Clayton, R</b> (1, 6) OBP: 0.303, SLG: 0.300 C B X	1-1 L8		1-1 CS 1-2	4-0 S BB SF8 BB	4-1 BB 1-2 2-3		1-3 K 1-1 SAFE 1-1 SAFE 1-1 SAFE	3-3 K 1-2	
<b>Luis Gonzalez, L</b> (1, 7) OBP: 0.450, SLG: 0.625 B B F X	2-1 G5-3			4-2 SF8 S 1-2 BB	2-2 F4		4-0 WP 2B IBB	0-1 F7	
<b>Troy Claus, R</b> (1, 5) OBP: 0.333, SLG: 0.778 B B X		2-0 G4-6-3 1B		2-3 K 1-2 2-3	2-1 G2-3		3-2 2B 1-H 2-H		
<b>Shawn Green, L</b> (1, 9) OBP: 0.425, SLG: 0.484 S F X		2-2 G4-6-3 1-2		0-1 SF8 2-3 3-H		0-3 K	4-0 2B IBB		
<b>Tony Clark, S</b> (1, 3) OBP: 0.571, SLG: 1.077 B C X		2-1 1B		4-0 IBB		0-0 F9	0-1 2B 1-H 2-H		
<b>Koyie Hill, S</b> (1, 2) OBP: 0.313, SLG: 0.167 C X		0-1 G5-3		2-2 P4		3-2 1B	4-1 BB		
<b>Luis Terrero, R</b> (1, 8) OBP: 0.200, SLG: 0.200			0-0 P2		2-2 BB SH1-4 1B	1-2 G1-3	2-3 K		
<b>Mike Gosling, L</b> (8, 1)									
<b>Mike Koplove, R</b> (8, 1)									
<b>36 Brian Bruney, R</b> (9, 1)									
<b>Shawn Estes, R</b> (1, 1)			0-0 P6		1 SAFE 1 SAFE X	0-1 SH1-4 1-2	4-2 S SH3-4 WP BB	0-2 S 1B	
<b>Craig Counsell, L</b> (7, PH) OBP: 0.514, SLG: 0.385									
<b>Quinton McCracken, S</b> (8, 8) OBP: 0.353, SLG: 0.333									

Inning Stats	R: 0	H: 0	E: 0	K: 0	S: 6	R: 0	H: 2	E: 0	K: 0	S: 8	R: 0	H: 0	E: 0	K: 0	S: 4	R: 1	H: 0	E: 0	K: 1	S: 11	R: 0	H: 1	E: 0	K: 0	S: 18	R: 0	H: 1	E: 0	K: 1	S: 10	R: 4	H: 2	E: 0	K: 2	S: 17	R: 0	H: 1	E: 0	K: 1	S: 10
	LOB: 0	BB: 0	P: 9	LOB: 1	BB: 0	P: 14	LOB: 0	BB: 1	P: 9	LOB: 2	BB: 3	P: 27	LOB: 1	BB: 2	P: 32	LOB: 1	BB: 0	P: 14	LOB: 2	BB: 4	P: 40	LOB: 1	BB: 0	P: 14	LOB: 2	BB: 2	P: 40	LOB: 1	BB: 0	P: 14	LOB: 0	SAC: 2	DP: 1	HBP: 0	WP: 1	PA: 40				


PITCHER	IP	WLS	BF	H	R	ER	SO	BB	IBB	HBP	BLK	WP	HR	S	P	ERA	WHIP
<b>26 Jeff Francis, L</b> (1, 1) ERA: 7.0	5.0		22	3	1	1	1	5	1	0	0	0	0	47	91	1.80	1.600
<b>Bobby Seay, L</b> (6, 1) ERA: 5.4	1.0		4	1	0	0	1	0	0	0	0	0	0	10	14	0.00	1.000
<b>49 Byung-Hyun Kim, R</b> (7, 1) ERA: 7.5	1.0	L	9	2	4	4	2	2	2	0	0	1	0	17	40	36.00	4.000
<b>Chin-hui Tsao, R</b> (8, 1) ERA:	1.0		4	1	0	0	1	0	0	0	0	0	0	10	14	0.00	1.000

**BOTTOM**

**Colorado Rockies @ Arizona Diamondbacks**  
Bank One Ballpark, Phoenix, AZ

Wed Apr 13 2005, 3:10 PM EDT  
Att. 19,272 - Sunny - 80 F

AB	26
R	5
H	7
RBI	4
BB	10
SO	5
LOB	19



WP	PA
1	40

Batter	1	2	3	4	5	6	7	8	9	AB R H RBI BB SO LOB	TOP
<b>Craig Counsell, L</b> (1, 4) OBP: 0.463, SLG: 0.333	1-3 		1-0 G3-1		1-2 G5-3			0-0 P6		4 0 0 0 0 1 0	<b>Arizona Diamondbacks @ Washington Nationals</b> <b>Robert F. Kennedy Memorial Stadium, Washington, DC</b> Thu Apr 14 2005, 7:05 PM EDT Att. 45,596 - Clear - 62 F <a href="http://livebaseballscorecards.com">livebaseballscorecards.com</a>
<b>Royce Clayton, R</b> (1, 6) OBP: 0.270, SLG: 0.265	0-0 G4-3			1-0 G5-3		0-1 G4-3		1-3 		4 0 0 0 0 1 0	
<b>Luis Gonzalez, L</b> (1, 7) OBP: 0.477, SLG: 0.618	4-2 			1-1 G3 BB 1B		1-2 G6-3		4-2 B HR BB		2 1 1 0 2 0 0	
<b>Troy Glaus, R</b> (1, 5) OBP: 0.349, SLG: 0.737	2-3 K			4-1 19 FC5 G3 BB		4-2 		1-0 F8		2 0 0 0 2 1 2	
<b>Shawn Green, L</b> (1, 9) OBP: 0.432, SLG: 0.471				0-2 G3		1-3 		0-0 HR 1B		3 1 1 0 1 1 3	
<b>Chad Tracy, L</b> (1, 3) OBP: 0.364, SLG: 0.613				4-0 		3-2 F7		1-1 HR		3 1 1 3 1 0 1	
<b>19 Chris Snyder, R</b> (1, 2) OBP: 0.375, SLG: 0.545				1-1 FC5		2-3 K		1-1 G6-3		4 0 0 0 0 1 3	
<b>Quinton McCracken, S</b> (1, 8) OBP: 0.333, SLG: 0.316				0-1 G3-1		1-2 G3		2-2 		4 0 1 0 0 0 0	
<b>Javier Vazquez, R</b> (1, 1) OBP: 0.250, SLG: 0.250				2-1 G4-3		2-2 P4		1-1 P5		2 0 0 0 0 0 0	
<b>Randy Choate, L</b> (7, 1)								1-2 F8		0 0 0 0 0 0 0	
<b>Alex Cintron, S</b> (8, PH) OBP: 0.200, SLG: 0.125										1 0 0 0 0 0 0	
<b>Lance Cormier, R</b> (8, 1)										0 0 0 0 0 0 0	
<b>Tony Clark, S</b> (9, PH) OBP: 0.533, SLG: 1.000										1 0 0 0 0 0 1	
<b>Inning Stats</b>	R: 0 H: 0 E: 0 LOB: 1 K: 2 BB: 1 S: 10 P: 17	R: 0 H: 0 E: 0 LOB: 0 K: 0 BB: 1 S: 5 P: 11	R: 0 H: 0 E: 0 LOB: 0 K: 0 BB: 0 S: 5 P: 8	R: 0 H: 1 E: 0 LOB: 3 K: 0 BB: 2 S: 9 P: 20	R: 0 H: 0 E: 0 LOB: 0 K: 0 BB: 0 S: 9 P: 13	R: 0 H: 0 E: 0 LOB: 1 K: 1 BB: 1 S: 10 P: 16	R: 0 H: 0 E: 0 LOB: 0 K: 1 BB: 0 S: 7 P: 12	R: 0 H: 0 E: 0 LOB: 0 K: 1 BB: 0 S: 6 P: 8	R: 3 H: 3 E: 0 LOB: 1 K: 0 BB: 1 S: 18 P: 28	1B: 3 SF: 0 2B: 0 SAC: 0 3B: 0 DP: 1 HR: 1 HBP: 0	WP: 0 PA: 36 PB: 0 SB: 0 CS: 0
<b>PITCHER</b>	IP WLS BF H R ER SO BB IBB HBP BLK WP HR S P ERA WHIP										
<b>Livan Hernandez, R</b> (1, 1) ERA: 4.5	8.1 W 33 3 3 3 5 5 1 0 0 0 0 1 71 121 3.24 0.960										
<b>32 Chad Cordero, R</b> (9, 1) ERA: 1.23	0.2 S 3 1 0 0 0 0 0 0 0 0 0 0 8 12 0.00 1.500										



Batter	1	2	3	4	5	6	7	8	9	AB	R	H	RBI	BB	SO	LOB
Brad Wilkerson, L (1, 7) OBP: 0.378, SLG: 0.548	1-1 F9		2-3 K		1-2 P6		3-1 G3			4	0	0	0	0	1	0
24 Nick Johnson, L (1, 3) OBP: 0.439, SLG: 0.375	0-0 BB 1B		0-3 K		1-3 K2-3		1-2 G6-3			4	0	1	0	0	2	0
Jose Vidro, S (1, 4) OBP: 0.372, SLG: 0.622	4-1 G6-4-3 BB			2-1 3B 2B		3-3 K	4-2 FC4-6 BB			2	1	1	0	2	1	0
Jose Cuillen, R (1, 9) OBP: 0.341, SLG: 0.762	0-0 G6-4-3			1-0 3B HBP		0-3 K	1-2 FC4-6			3	1	0	0	0	1	3
Termel Sledge, L (8, 9) OBP: 0.365, SLG: 0.727	1-2f						1-2f			0	0	0	0	0	0	0
Ryan Church, L (1, 8) OBP: 0.304, SLG: 0.381		1-2 P4		2-2 F6		1-0 HR 1B		3-2 G4-6-3 HBP 1B		4	1	2	0	0	0	2
Vinny Castilla, R (1, 5) OBP: 0.452, SLG: 0.786		1-2 2B		0-0 SF9 3B		0-2 HR		1-0 G4-6-3 HBP		3	2	3	4	0	0	0
Brian Schneider, L (1, 2) OBP: 0.314, SLG: 0.419		1-1 P5		1-1 SF9		1-1 15 1B		0-0 G4-6-3		3	0	1	1	0	0	3
15 Cristian Guzman, S (1, 6) OBP: 0.167, SLG: 0.154		3-2 K		0-3 K		1-2 1B		1-1 F9		4	0	1	0	0	2	2
Livan Hernandez, R (1, 1) OBP: 0.167, SLG: 0.167			0-3 K		0-0 F9		1-2 F9			3	0	0	0	0	1	2
32 Chad Cordero, R (9, 1)										0	0	0	0	0	0	0

Inning Stats	R: 0	H: 1	R: 0	H: 1	R: 0	H: 0	R: 3	H: 2	R: 0	H: 0	R: 2	H: 4	R: 0	H: 0	R: 0	H: 1
	E: 0	LOB: 1	E: 0	LOB: 1	E: 0	LOB: 0	E: 0	LOB: 0	E: 0	LOB: 0	E: 0	LOB: 2	E: 0	LOB: 1	E: 0	LOB: 1
	K: 0	BB: 1	K: 1	BB: 0	K: 3	BB: 0	K: 1	BB: 0	K: 1	BB: 0	K: 2	BB: 0	K: 0	BB: 1	K: 0	BB: 0
	S: 5	P: 10	S: 11	P: 17	S: 12	P: 14	S: 11	P: 17	S: 8	P: 10	S: 19	P: 26	S: 11	P: 20	S: 6	P: 11

PITCHER	IP	WLS	BF	H	R	ER	SO	BB	IBB	HBP	BLK	WP	HR	S	P	ERA	WHIP
Javier Vazquez, R (1, 1) ERA: 11.77	6.0	L	27	8	5	5	8	1	0	1	0	0	1	66	94	7.50	1.500
Randy Choate, L (7, 1) ERA: 3.0	1.0		4	0	0	0	0	1	0	0	0	0	0	11	20	0.00	1.000
Lance Cormier, R (8, 1) ERA:	1.0		4	1	0	0	0	0	0	1	0	0	0	6	11	0.00	1.000


**BOTTOM**

Arizona Diamondbacks @ Washington Nationals  
 Robert F. Kennedy Memorial Stadium, Washington, DC

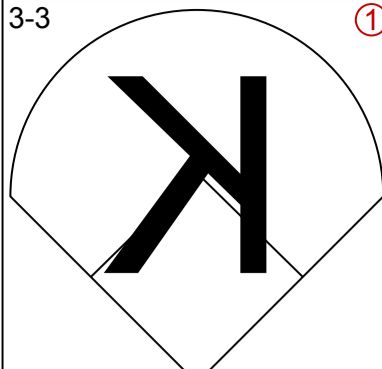
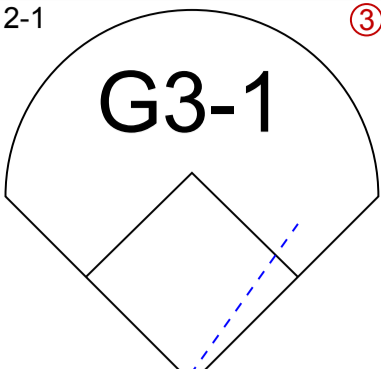
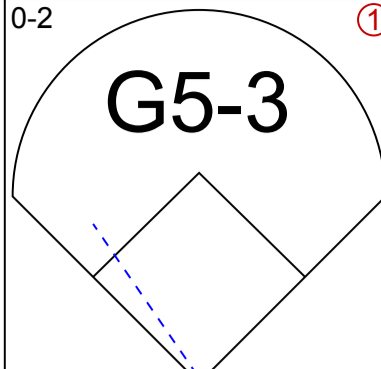
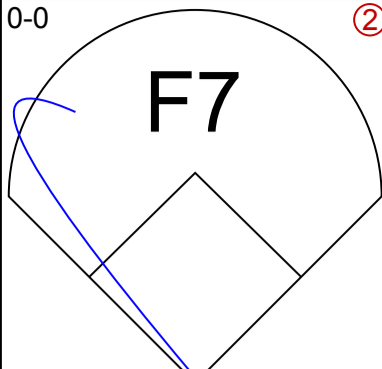
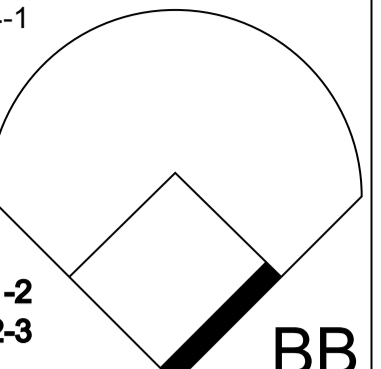
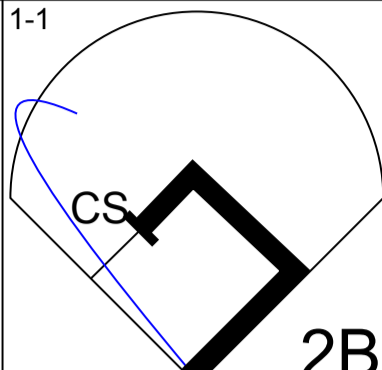
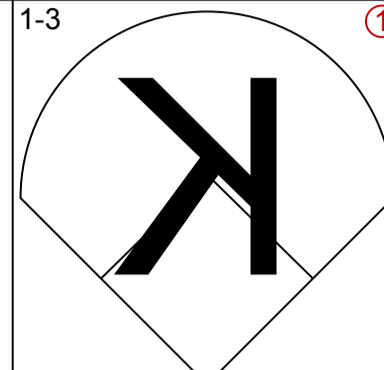
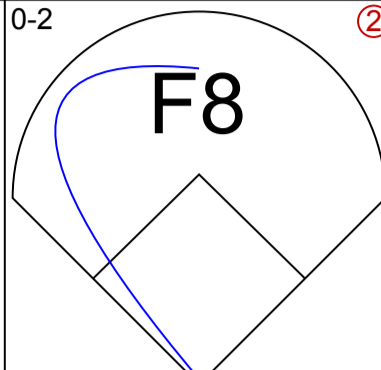
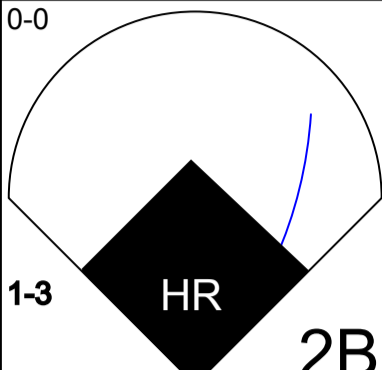
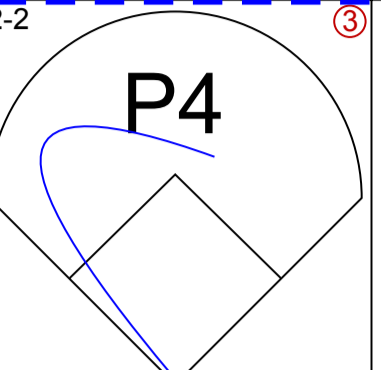
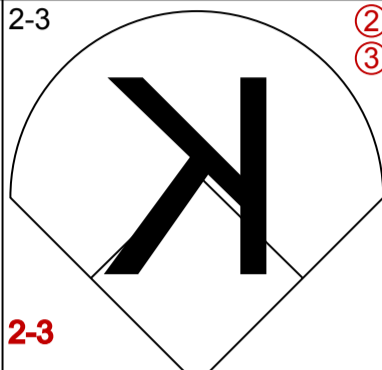
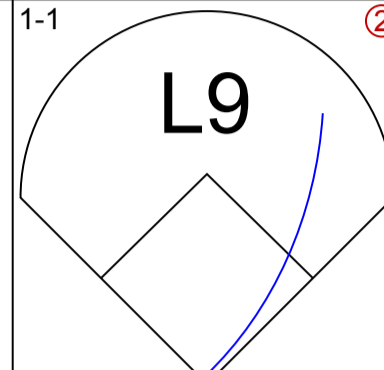
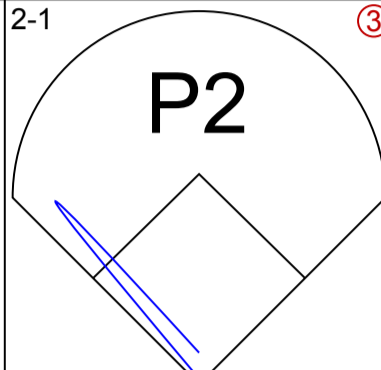
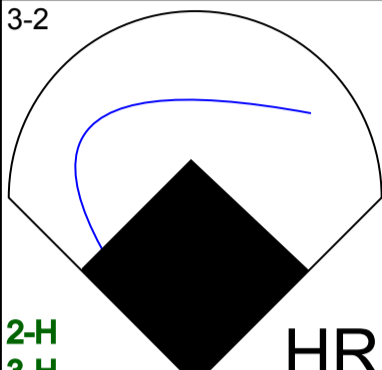
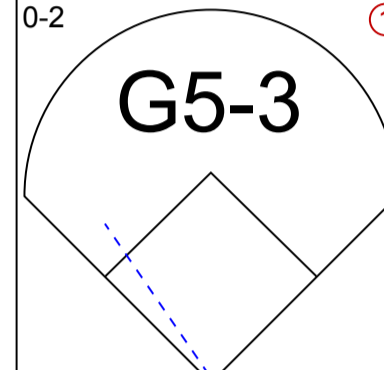
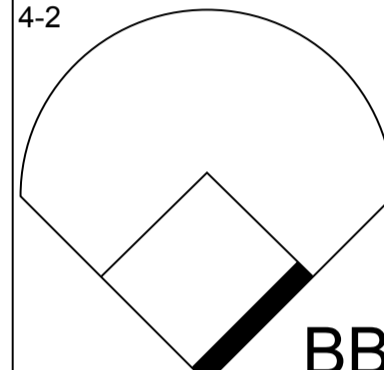
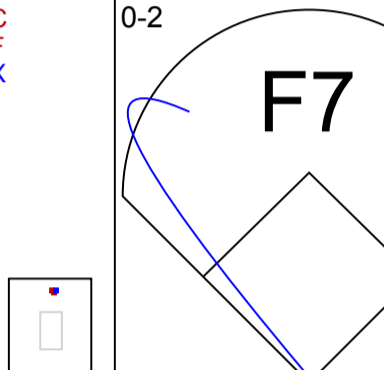
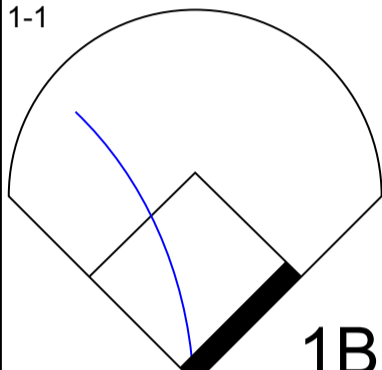
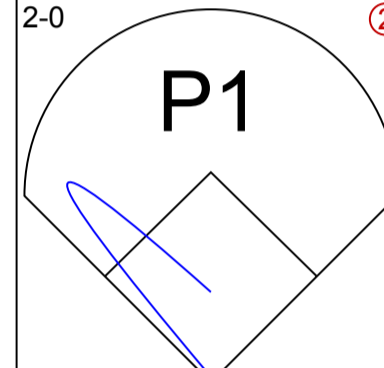
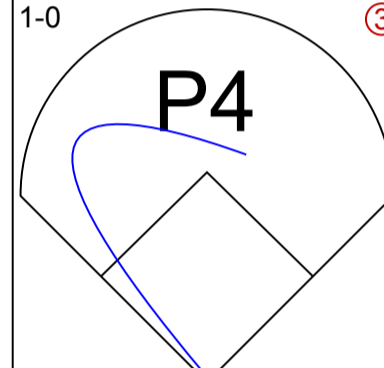
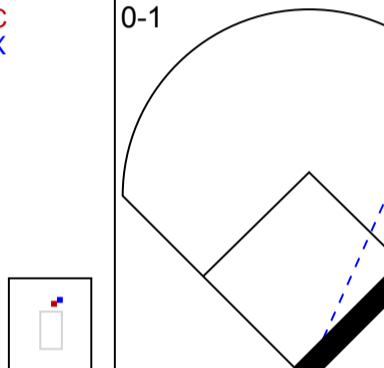
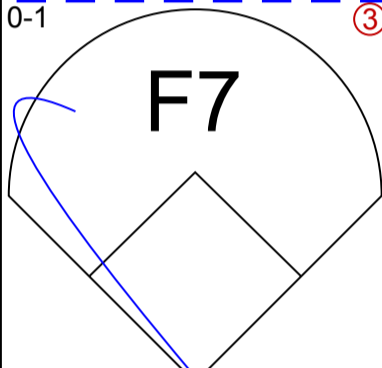
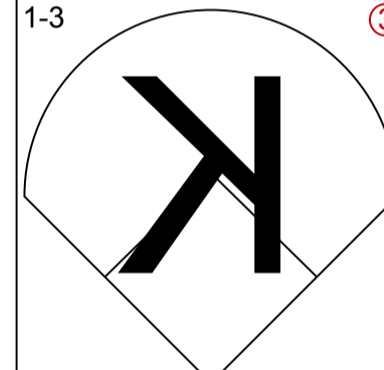
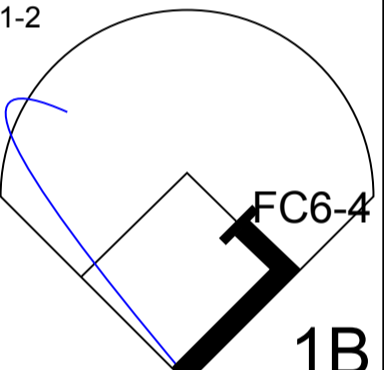
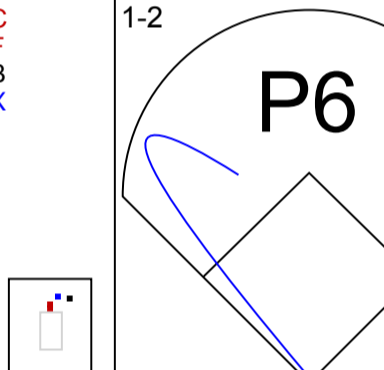
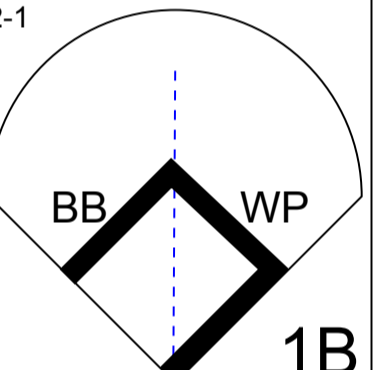
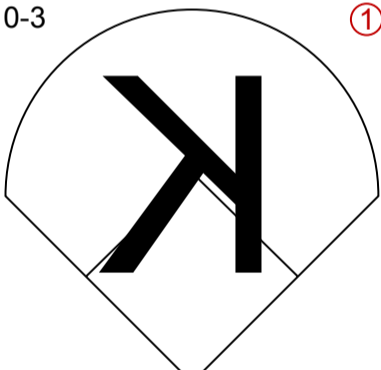
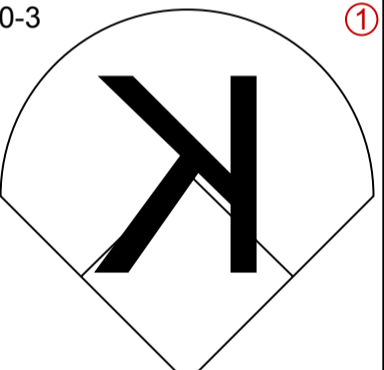
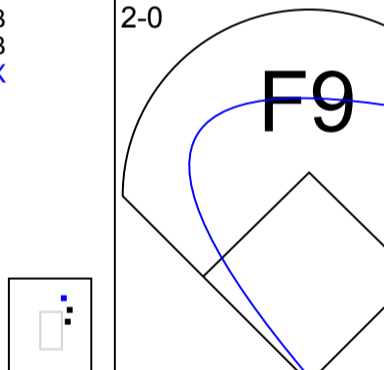
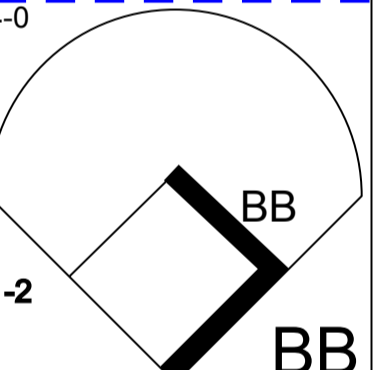
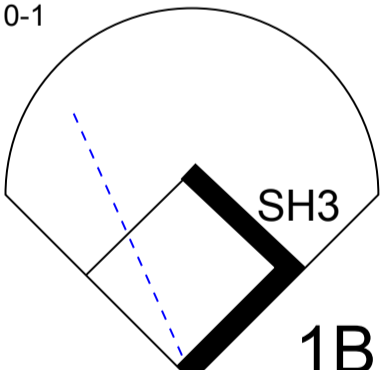
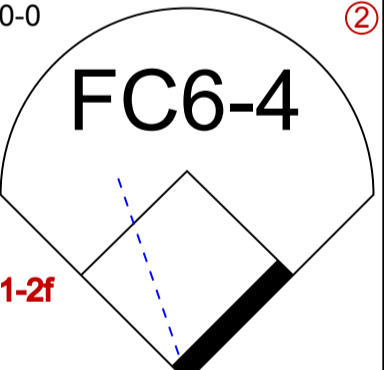
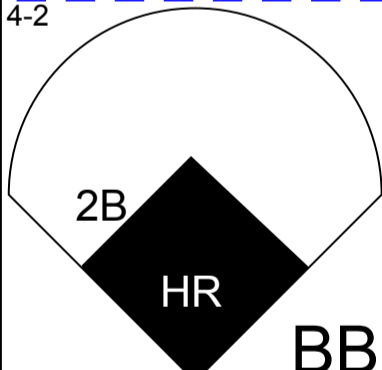
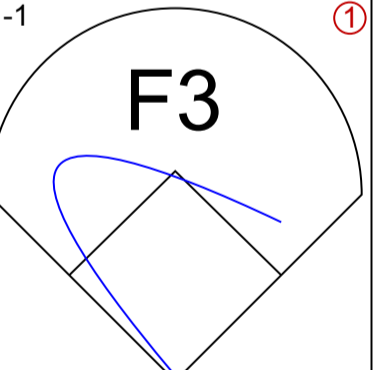
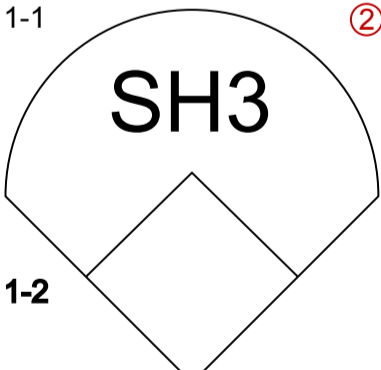
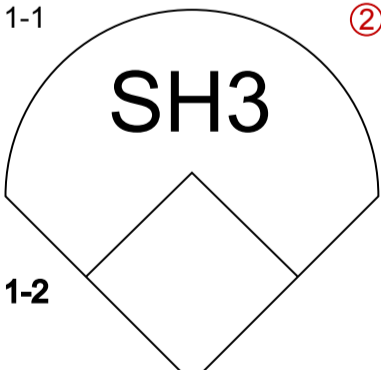
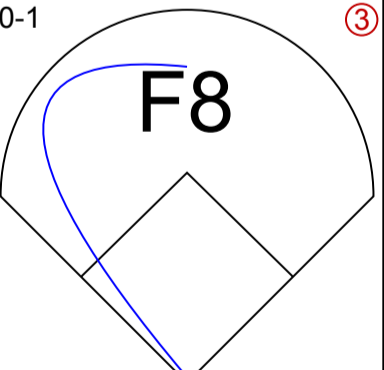
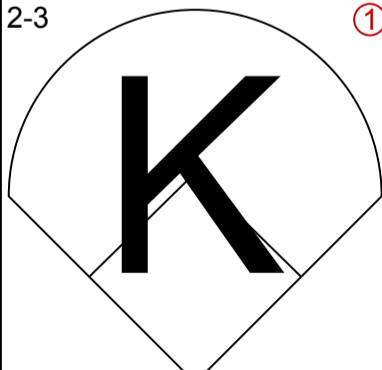
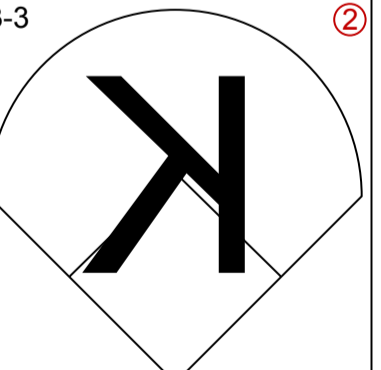
Thu Apr 14 2005, 7:05 PM EDT  
 Att. 45,596 - Clear - 62 F

AB	30
R	5
H	9
RBI	5
BB	2
SO	8
LOB	12

livebaseballscorecards.com



WP: 0	PA: 35
PB: 0	
SB: 0	
CS: 0	

Batter	1	2	3	4	5	6	7	8	9	AB R H RBI BB SO LOB	TOP
<b>Craig Counsell, L</b> (1, 4) OBP: 0.432, SLG: 0.303 <b>Matt Kata, S</b> (8, PH) (8, 4)	3-3 		2-1 G3-1 			0-2 G5-3 		0-0 F7 	4-1  BB	3 0 0 0 0 1 1 1 0 0 0 1 0 1	
<b>Royce Clayton, R</b> (1, 6) OBP: 0.275, SLG: 0.297 <b>Alex Cintron, S</b> (8, PH) OBP: 0.250, SLG: 0.300 (8, 6)	1-1 CS  2B			1-3 		0-2 F8 		0-0  HR 2B	1-2 2-3  P4	3 0 1 0 0 1 0 2 1 1 0 0 0 3	
<b>Luis Gonzalez, L</b> (1, 7) OBP: 0.458, SLG: 0.658	2-3  2-3			1-1 L9 		2-1 P2 		3-2  HR		4 1 1 3 0 1 1	
<b>Troy Glaus, R</b> (1, 5) OBP: 0.362, SLG: 0.707		0-2 G5-3 		4-2  BB		0-2 F7 		1-1  1B		3 0 1 0 1 0 0	
<b>Shawn Green, L</b> (1, 9) OBP: 0.417, SLG: 0.447		2-0 P1 		1-0 P4 		0-1  1B		0-1 F7 		4 0 1 0 0 0 2	
<b>Chad Tracy, L</b> (1, 3) OBP: 0.378, SLG: 0.600		1-3 			1-2  FC6-4 1B		1-2 P6 		2-1  BB WP 1B	4 0 2 0 0 1 1	
<b>19 Chris Snyder, R</b> (1, 2) OBP: 0.333, SLG: 0.480 <b>Koyie Hill, S</b> (9, PH) OBP: 0.353, SLG: 0.167			0-3 		0-3 		2-0 F9 		4-0  BB 1-2 BB	3 0 0 0 0 2 2 0 0 0 0 1 0 0	
<b>Luis Terrero, R</b> (1, 8) OBP: 0.333, SLG: 0.250		0-1  SH3 1B		0-0 FC6-4  1-2f		4-2  2B HR BB		1-1 F3 		3 1 1 0 1 0 3	
<b>Russ Ortiz, R</b> (1, 1) OBP: 0.500, SLG: 0.500 <b>36 Brian Bruney, R</b> (7, 1) <b>Randy Choate, L</b> (7, 1) <b>Tony Clark, S</b> (8, PH) <b>Mike Gosling, L</b> (8, 1) <b>Quinton McCracken, S</b> (9, PH) OBP: 0.318, SLG: 0.300	1-1  SH3		1-1  SH3		0-1 F8 		2-3  K		3-3  K	1 0 0 0 0 0 1 0 0 0 0 0 0 0 0 0 0 0 0 0 0 1 0 0 0 0 1 1 0 0 0 0 0 0 0 1 0 0 0 0 1 2	
<b>Inning Stats</b>	R: 0 H: 1 E: 0 LOB: 1 K: 2 BB: 0 S: 10 P: 16	R: 0 H: 0 E: 0 LOB: 0 K: 1 BB: 0 S: 8 P: 11	R: 0 H: 1 E: 0 LOB: 1 K: 1 BB: 0 S: 9 P: 12	R: 0 H: 0 E: 0 LOB: 1 K: 1 BB: 1 S: 8 P: 15	R: 0 H: 1 E: 0 LOB: 1 K: 1 BB: 0 S: 10 P: 11	R: 0 H: 0 E: 0 LOB: 0 K: 0 BB: 0 S: 9 P: 11	R: 0 H: 1 E: 0 LOB: 1 K: 0 BB: 0 S: 9 P: 12	R: 3 H: 3 E: 0 LOB: 1 K: 1 BB: 1 S: 15 P: 25	R: 0 H: 1 E: 0 LOB: 3 K: 1 BB: 2 S: 12 P: 28	1B: 5 SF: 0 2B: 3 SAC: 1 3B: 0 DP: 1 HR: 1 HBP: 0	WP: 1 PA: 38 PB: 0 SB: 0 CS: 1
<b>22 John Patterson, R</b> (1, 1) ERA: 1.29	IP WLS BF H R ER SO BB IBB HBP BLK WP HR S P ERA WHIP										
<b>Luis Ayala, R</b> (8, 1) ERA: 4.91	0.2 6 3 3 3 1 1 0 0 0 0 0 1 13 23 40.50 6.000										
<b>Joey Eischen, L</b> (8, 1) ERA: 4.91	0.1 2 1 0 0 0 0 0 0 0 0 0 0 4 6 0.00 3.000										
<b>Zach Day, R</b> (9, 1) ERA: 8.44	0.2 4 0 0 0 1 2 0 0 0 1 0 6 18 0.00 3.000										
<b>32 Chad Cordero, R</b> (9, 1) ERA: 1.17	0.1 1 0 0 0 0 0 0 0 0 0 0 0 4 6 0.00 0.000										

Arizona Diamondbacks @ Washington Nationals  
 Robert F. Kennedy Memorial Stadium, Washington, DC  
 Sat Apr 16 2005, 7:05 PM EDT  
 Att. 34,943 - Clear - 60 F

AB	33
R	3
H	8
RBI	3
BB	4
SO	8
LOB	18



Batter	1	2	3	4	5	6	7	8	9
Brad Wilkerson, L (1, 7) OBP: 0.380, SLG: 0.553	1-0 24 F8 2B		3-2 F7		2-3 K		0-0 24 HBP 2B 1B	2-2 G5-4-3	
24 Nick Johnson, L (1, 3) OBP: 0.444, SLG: 0.371	2-0 F8 2-3		0-2 F9			0-0 G4-3 1B	1-0 2B HBP		
Jose Vidro, S (1, 4) OBP: 0.362, SLG: 0.610	1-1 G5-3			0-0 F7		0-1 G4-3 1-2	2-2 FC5 2B		
Jose Cuillen, R (1, 9) OBP: 0.333, SLG: 0.711	1-0 F7			1-1 G5-3		1-1 P4	4-0 FC5 2B IBB		
Ryan Church, L (1, 8) OBP: 0.296, SLG: 0.333		1-0 G5-3		4-1 HR BB		3-2 G2-3	0-2 FC5 2B		
Vinny Castilla, R (1, 5) OBP: 0.514, SLG: 0.935		4-2 BB		0-0 1-H HR			1-0 1B		
Brian Schneider, L (1, 2) OBP: 0.308, SLG: 0.400		0-3 K		2-2 F7			0-0 BB 1B		
15 Cristian Guzman, S (1, 6) OBP: 0.159, SLG: 0.146 Carlos Baerga, S (7, PH) Jamey Carroll, R (8, 6) OBP: 0.333, SLG: 0.500		2-2 G4-3		1-1 G4-3		0-1 SAFE F7	3-2 F9		
22 John Patterson, R (1, 1) Terrel Sledge, L (7, PH) Luis Ayala, R (8, 1) Joey Eischen, L (8, 1) Zach Day, R (9, 1) 32 Chad Cordero, R (9, 1)			1-3 K		2-3 K		4-2 SAFE 1B 2B BB	2-1 G5-4-3 1B	

Inning Stats	R: 0	H: 1	E: 0	K: 5	S: 5	L: 1	LOB: 1	BB: 0	P: 10	R: 0	H: 0	E: 0	K: 1	S: 10	R: 0	H: 0	E: 0	K: 1	S: 13	R: 2	H: 1	E: 0	K: 0	S: 8	R: 0	H: 0	E: 0	K: 2	S: 9	R: 0	H: 1	E: 0	K: 0	S: 8	R: 7	H: 5	E: 0	K: 0	S: 19	R: 0	H: 1	E: 0	K: 0	S: 8	R: 0	H: 1	E: 0	K: 0	S: 8	1B: 5	2B: 3	3B: 0	HR: 1	SF: 0	SAC: 0	DP: 1	HBP: 1
--------------	------	------	------	------	------	------	--------	-------	-------	------	------	------	------	-------	------	------	------	------	-------	------	------	------	------	------	------	------	------	------	------	------	------	------	------	------	------	------	------	------	-------	------	------	------	------	------	------	------	------	------	------	-------	-------	-------	-------	-------	--------	-------	--------

PITCHER	IP	WLS	BF	H	R	ER	SO	BB	IBB	HBP	BLK	WP	HR	S	P	ERA	WHIP
Russ Ortiz, R (1, 1) ERA: 4.24	6.0	L	25	5	4	4	4	2	0	0	0	0	1	57	89	6.00	1.167
36 Brian Bruney, R (7, 1) ERA: 4.05	0.1		2	0	0	0	0	1	0	0	0	0	0	5	9	0.00	3.000
Randy Choate, L (7, 1) ERA: 12.27	0.2		7	3	5	5	0	0	1	1	0	1	0	10	20	67.50	4.500
Mike Gosling, L (8, 1) ERA: 12.46	1.0		3	1	0	0	0	0	0	0	0	0	0	8	15	0.00	1.000

**BOTTOM**

AB R H RBI BB SO LOB

5	1	2	2	0	1	1
3	1	1	0	0	0	1
4	0	1	3	0	0	2
3	1	0	0	1	0	2
3	2	0	0	1	0	3
3	2	3	4	1	0	0
4	1	1	0	0	1	2
2	0	0	0	0	0	1
1	0	0	0	0	0	2
1	0	0	0	0	0	0
0	0	0	0	0	0	0
0	0	0	0	0	0	0
0	0	0	0	0	0	0
0	0	0	0	0	0	0
0	0	0	0	0	0	0
0	0	0	0	0	0	0

AB 32  
R 9  
H 9  
RBI 9  
BB 4  
SO 4  
LOB 14

WP: 1 PA: 37  
PB: 0  
SB: 0  
CS: 0



Arizona Diamondbacks @ Washington Nationals  
 Robert F. Kennedy Memorial Stadium, Washington, DC  
 Sat Apr 16 2005, 7:05 PM EDT  
 Att. 34,943 - Clear - 60 F

livebaseballscorecards.com

Batter	1	2	3	4	5	6	7	8	9	AB R H RBI BB SO LOB	TOP																
<b>Craig Counsell, L</b> (1, 4) OBP: 0.449, SLG: 0.368	2-2 G5-3 1B	2-0 1B			3-2 G3-1		3-2 SH 2B		3-2 P3	5 0 3 2 0 0 0																	
<b>Royce Clayton, R</b> (1, 6) OBP: 0.279, SLG: 0.325	3-2 SAFE 1B SAFE 1B SAFE 1B SAFE 1-2	1-3 K			1-1 2B		0-0 SH G6-3 2-3			3 0 1 0 0 1 2																	
<b>Luis Gonzalez, L</b> (1, 7) OBP: 0.442, SLG: 0.619	1-3 K			0-2 1B	0-0 G1-6-3		0-1 G6-3 1-2f			4 0 1 0 0 1 4																	
<b>Troy Glaus, R</b> (1, 5) OBP: 0.333, SLG: 0.644	1-3 K			1-2 F7	3-2 G6-3		2-2 F9			4 0 0 0 0 1 4																	
<b>Shawn Green, L</b> (1, 9) OBP: 0.385, SLG: 0.405		1-3 K	0-3 K			0-1 P3		1-1 F9		4 0 0 0 0 2 1																	
<b>Chad Tracy, L</b> (1, 3) OBP: 0.390, SLG: 0.615		1-1 BB 2B 1B	0-0 P6			0-2 G5-3 2B		2-3 K		4 1 2 0 0 1 1																	
<b>Koyie Hill, S</b> (1, 2) OBP: 0.333, SLG: 0.133		4-2 2B 1B BB		2-2 G3		1-2 G5-3 2-3		0-0 F9		3 1 0 0 1 0 1																	
<b>Quinton McCracken, S</b> (1, 8) OBP: 0.346, SLG: 0.348		0-1 1B 2B		2-2 F8		4-0 IBB		2-3 K		3 1 1 1 1 1 0																	
<b>Brad Halsey, L</b> (1, 1)		2-3 K		3-3 K		0-0 G1-3		2-2 P5		3 0 0 0 0 2 4																	
<b>Mike Koplove, R</b> (7, 1)										0 0 0 0 0 0 0																	
<b>Mike Gosling, L</b> (7, 1)										0 0 0 0 0 0 0																	
<b>36 Brian Bruney, R</b> (7, 1)										0 0 0 0 0 0 0																	
<b>Alex Cintron, S</b> (9, PH) OBP: 0.231, SLG: 0.273										1 0 0 0 0 0 0																	
<b>Inning Stats</b>	R: 0 E: 0 K: 2 S: 13	H: 1 LOB: 1 BB: 0 P: 20	R: 3 E: 0 K: 3 S: 18	H: 3 LOB: 1 BB: 1 P: 29	R: 0 E: 0 K: 1 S: 10	H: 0 LOB: 0 BB: 0 P: 16	R: 0 E: 0 K: 0 S: 10	H: 1 LOB: 1 BB: 0 P: 17	R: 0 E: 0 K: 0 S: 9	H: 1 LOB: 2 BB: 1 P: 14	R: 0 E: 0 K: 0 S: 9	H: 1 LOB: 1 BB: 0 P: 14	R: 0 E: 0 K: 1 S: 6	H: 0 LOB: 0 BB: 0 P: 9	R: 0 E: 0 K: 1 S: 13	H: 0 LOB: 0 BB: 0 P: 20	1B: 4 2B: 4 3B: 0 HR: 0	SF: 0 SAC: 1 DP: 1 HBP: 0	WP: 0 PB: 0 SB: 0 CS: 0	PA: 37							
<b>PITCHER</b>	IP	WLS	BF	H	R	ER	SO	BB	IBB	HBP	BLK	WP	HR	S	P	ERA	WHIP										
<b>Esteban Loaiza, R</b> (1, 1) ERA: 4.58	6.0		29	8	3	3	7	1	1	0	0	0	0	73	114	4.50	1.500										
<b>Joe Horgan, L</b> (7, 1) ERA: 12.0	0.2		1	0	0	0	0	0	0	0	0	0	0	2	2	0.00	0.000										
<b>52 T.J. Tucker, R</b> (7, 1) ERA:	0.1	W	1	0	0	0	0	0	0	0	0	0	0	3	5	0.00	0.000										
<b>Joey Eischen, L</b> (8, 1) ERA: 3.86	1.0		3	0	0	0	1	0	0	0	0	0	0	6	9	0.00	0.000										
<b>Luis Ayala, R</b> (9, 1) ERA: 4.32	1.0		3	0	0	0	1	0	0	0	0	0	0	13	20	0.00	0.000										

Arizona Diamondbacks @ Washington Nationals  
 Robert F. Kennedy Memorial Stadium, Washington, DC

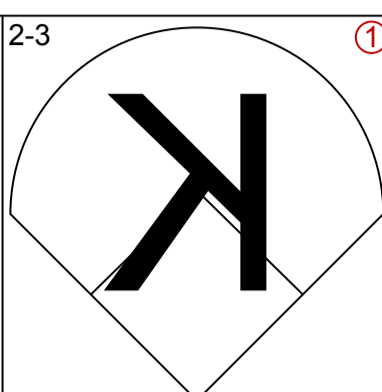
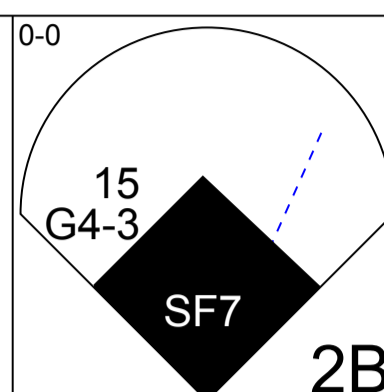
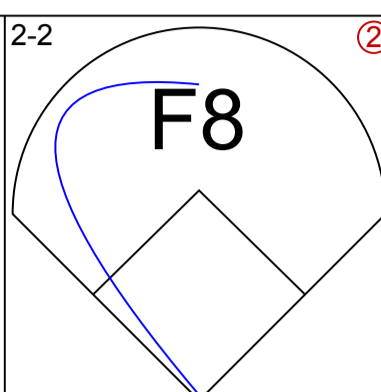
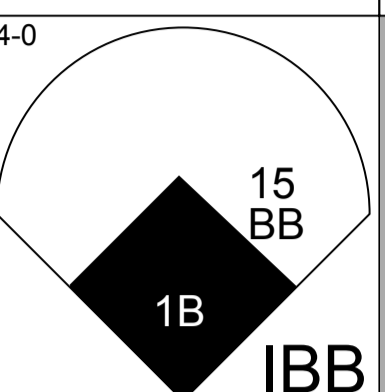
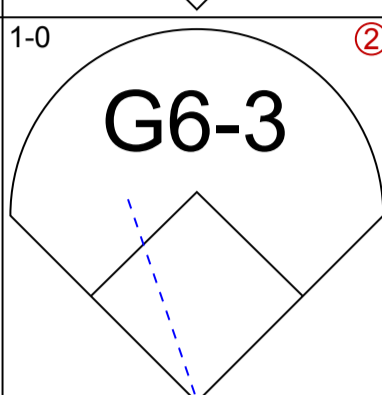
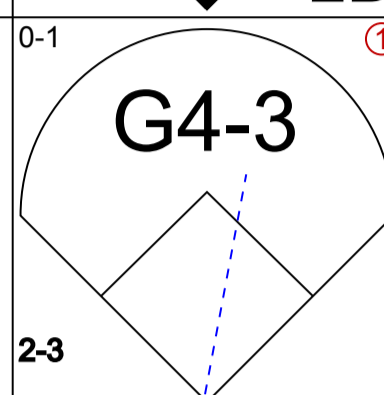
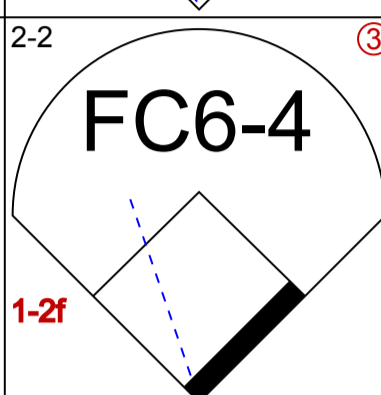
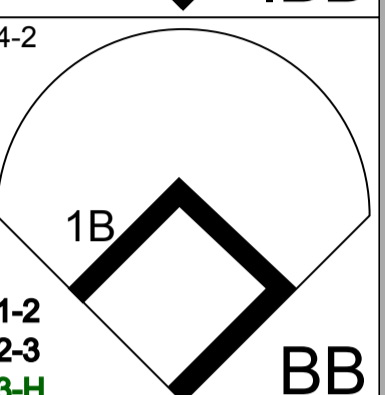
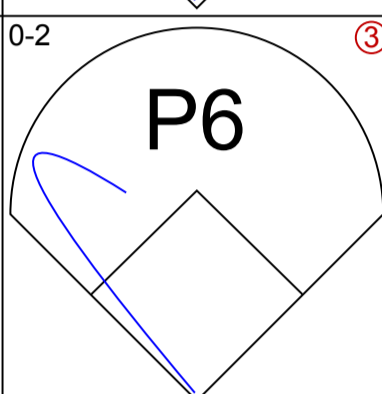
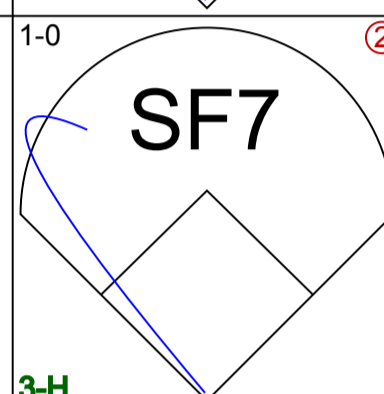
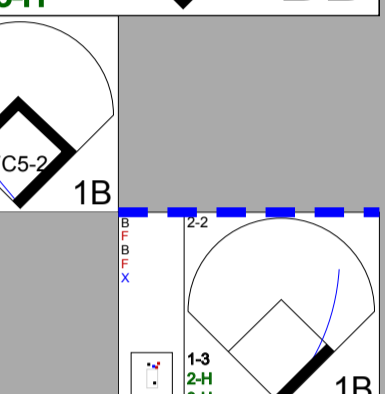
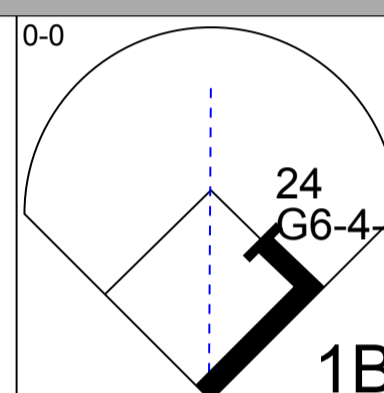
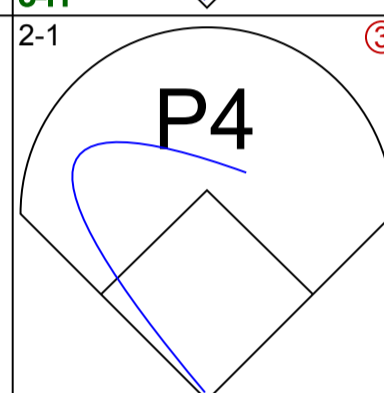
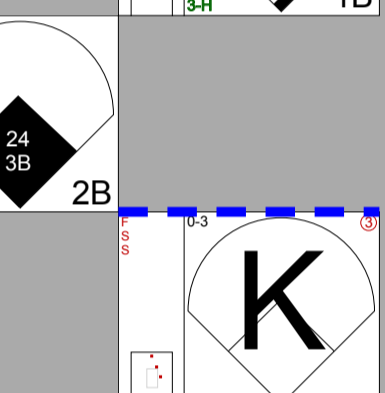
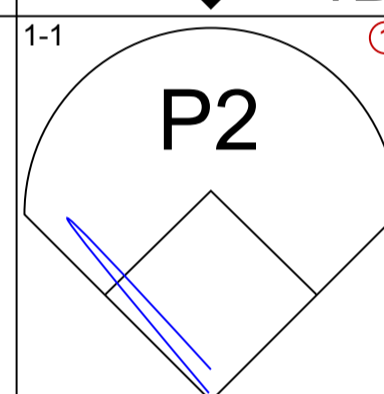
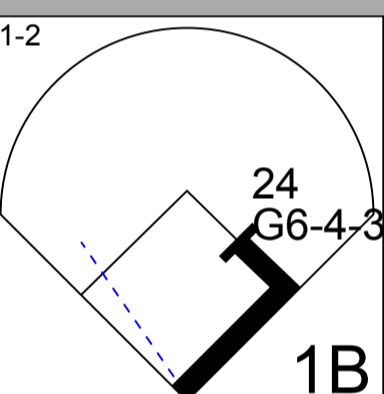
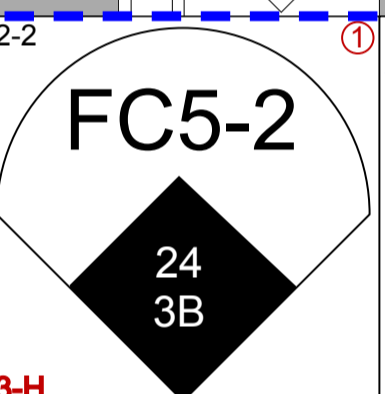
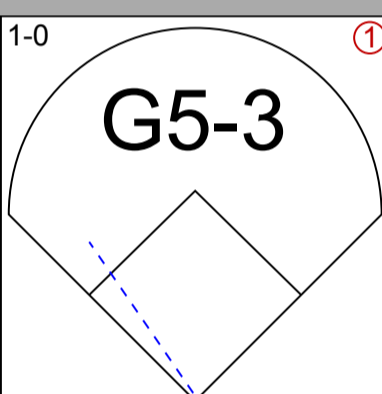
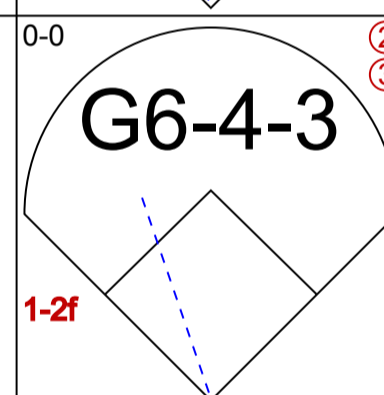
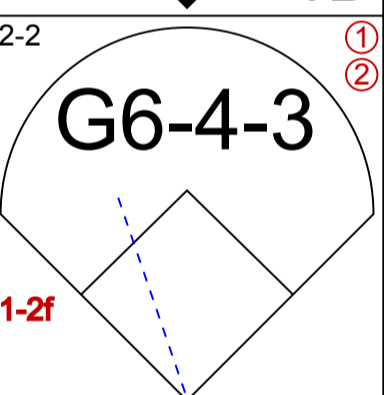
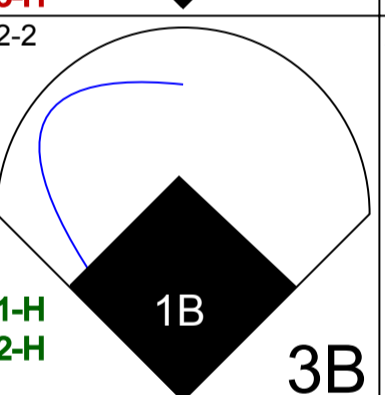
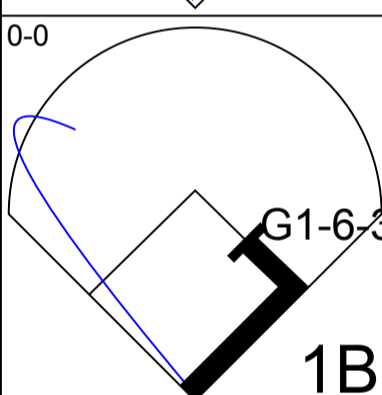
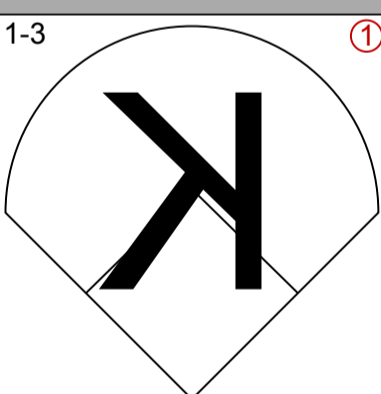
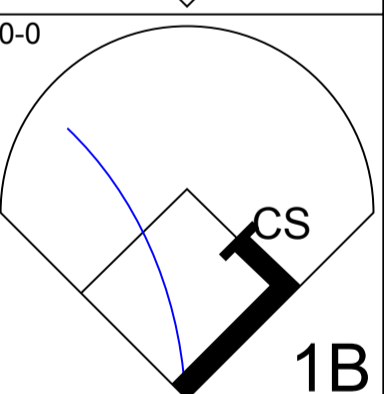
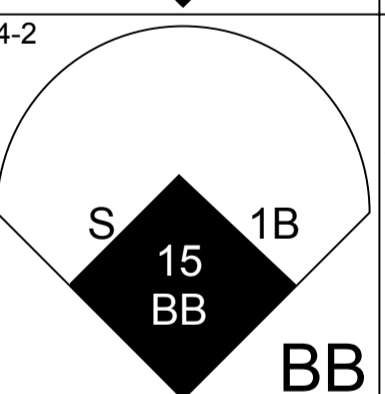
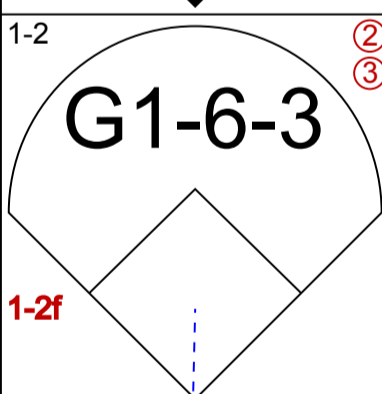
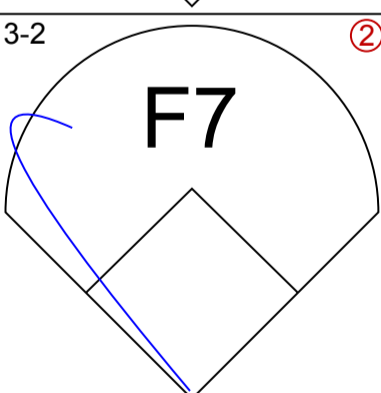
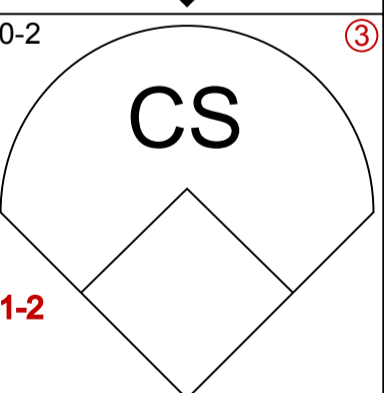
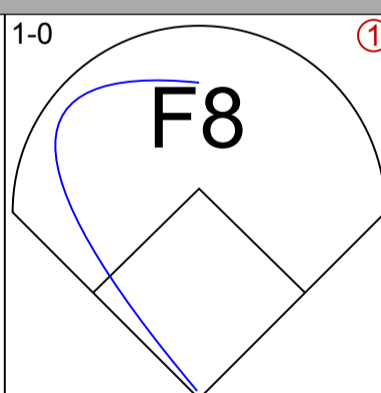
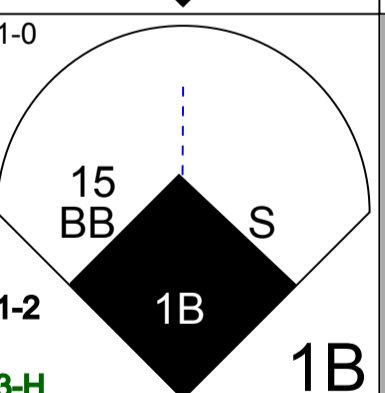
AB	34
R	3
H	8
RBI	3
BB	2
SO	9
LOB	17




Sun Apr 17 2005, 1:05 PM EDT  
 Att. 35,463 - Sunny - 71 F





Batter	1	2	3	4	5	6	7	8	9	AB	R	H	RBI	BB	SO	LOB
<b>Brad Wilkerson, L</b> OBP: 0.389, SLG: 0.560 (1, 8)										3	2	1	0	1	1	1
<b>15 Cristian Guzman, S</b> OBP: 0.167, SLG: 0.136 (1, 6)										3	0	0	1	1	0	2
<b>Jose Vidro, S</b> OBP: 0.373, SLG: 0.614 (1, 4)										3	0	2	3	0	0	0
<b>Jose Cuillen, R</b> OBP: 0.346, SLG: 0.714 (1, 9)										4	1	2	0	0	1	2
<b>Vinny Castilla, R</b> OBP: 0.487, SLG: 0.857 (1, 5)										4	1	1	0	0	0	3
<b>24 Nick Johnson, L</b> OBP: 0.449, SLG: 0.436 (1, 3)										4	1	2	2	0	0	2
<b>J.J. Davis, R</b> OBP: 0.286, SLG: 0.286 (1, 7)										2	0	1	0	0	1	0
<b>Termel Sledge, L</b> OBP: 0.438, SLG: 0.667 (7, PH)										1	1	0	0	1	0	1
<b>Brian Schneider, L</b> OBP: 0.310, SLG: 0.395 (1, 2)										3	1	1	1	0	0	0
<b>Esteban Loaiza, R</b> OBP: 0.286, SLG: 0.286 (1, 1)										2	0	1	0	0	0	0
<b>Joe Mauer, L</b> OBP: 0.286, SLG: 0.286 (7, 1)										0	0	0	0	0	0	0
<b>52 T.J. Tucker, R</b> OBP: 0.286, SLG: 0.320 (7, PH)										0	0	0	0	0	0	0
<b>Ryan Church, L</b> OBP: 0.286, SLG: 0.320 (7, PH)										1	0	0	0	0	1	2
<b>Joey Eischen, L</b> OBP: 1.000, SLG: 1.000 (8, 1)										0	0	0	0	0	0	0
<b>Luis Ayala, R</b> OBP: 1.000, SLG: 1.000 (9, 1)										0	0	0	0	0	0	0

BOTTOM	
<b>Arizona Diamondbacks @ Washington Nationals</b>	
<b>Robert F. Kennedy Memorial Stadium, Washington, DC</b>	
Sun Apr 17 2005, 1:05 PM EDT	
Att: 35,463 - Sunny - 71 F	
livebaseballscorecards.com	
<b>AB</b>	<b>30</b>
<b>R</b>	<b>7</b>
<b>H</b>	<b>11</b>
<b>RBI</b>	<b>7</b>
<b>BB</b>	<b>3</b>
<b>SO</b>	<b>4</b>
<b>LOB</b>	<b>13</b>
	
WP: 0 PA: 35	
PB: 0	
SB: 2	
CS: 1	

Inning Stats		R: 0	H: 0	R: 0	H: 1	R: 0	H: 0	R: 1	H: 1	R: 0	H: 2	R: 0	H: 1	R: 6	H: 5	R: 0	H: 1
		E: 0	LOB: 0	E: 0	LOB: 0	E: 0	LOB: 0	E: 0	LOB: 0	E: 0	LOB: 0	E: 0	LOB: 1	E: 0	LOB: 2	E: 0	LOB: 0
		K: 1	BB: 0	K: 0	BB: 0	K: 0	BB: 0	K: 0	BB: 0	K: 0	BB: 0	K: 2	BB: 0	K: 2	BB: 3	K: 0	BB: 0
		S: 8	P: 11	S: 4	P: 5	S: 12	P: 17	S: 6	P: 9	S: 9	P: 12	S: 13	P: 18	S: 24	P: 46	S: 5	P: 7
PITCHER	IP	WLS	BF	H	R	ER	SO	BB	IBB	HBP	BLK	WP	HR	S	P	ERA	WHIP
<b>Brad Halsey, L</b> ERA: 2.81 (1, 1)	6.0		22	7	3	3	2	0	0	0	0	0	0	56	76	4.50	1.167
<b>Mike Koplove, R</b> ERA: 5.87 (7, 1)	0.2	L	7	2	2	2	1	2	1	0	0	0	0	14	34	27.00	6.000
<b>Mike Gosling, L</b> ERA: 12.46 (7, 1)	0.0		1	1	2	2	0	0	0	0	0	0	0	3	5	∞	∞
<b>36 Brian Bruney, R</b> ERA: 3.38 (7, 1)	1.1		4	1	0	0	1	0	0	0	0	0	0	8	10	0.00	0.750

Batter	1	2	3	4	5	6	7	8	9	AB R H RBI BB SO LOB	TOP																	
Craig Counsell, L (1, 4) OBP: 0.426, SLG: 0.349	2-1 F7		3-3 K		3-2 G4-3		3-1 FC5-4 1B	1-1 FC3-6		5 1 1 1 0 1 4																		
Royce Clayton, R (1, 6) OBP: 0.271, SLG: 0.311	0-0 P6		2-3 K			2-1 G6-3	0-0 FC5-4 1B	2-3 K		5 0 1 1 0 2 3																		
Luis Gonzalez, L (1, 7) OBP: 0.404, SLG: 0.553 Brandon Lyon, R (9, 1)	0-1 P2			0-1 P4		2-2 F8	2-2 F7		0-3 K	5 0 0 0 0 1 2 0 0 0 0 0 0 0																		
Troy Glaus, R (1, 5) OBP: 0.339, SLG: 0.673		0-0 F9		3-2 G6-3		2-1 HR	1-0 FC5-4 1B		4-1 BB	4 1 1 1 1 0 2																		
Shawn Green, L (1, 9) OBP: 0.404, SLG: 0.413		2-3 K		1-0 1B		4-2 BB	3-2 SAFE 1B		0-0 F8	4 0 2 1 1 1 1																		
Chad Tracy, L (1, 3) OBP: 0.370, SLG: 0.568		2-1 1B		3-1 F8		0-3 K	0-3 K		3-2 G4-3	5 0 1 0 0 2 5																		
Quinton McCracken, S (1, 8) OBP: 0.333, SLG: 0.333		2-1 G1-3			2-3 K		2-1 1B 1B		1-1 F7	4 1 1 0 0 1 1																		
19 Chris Snyder, R (1, 2) OBP: 0.419, SLG: 0.536			0-0 17 SH3 1B		1-2 17 SH2-4 1B		1-1 1B 1B		4-2 FC3-6 BB	3 1 3 0 1 0 0																		
17 Brandon Webb, R (1, 1) Tony Clark, S (7, PH) Luis Ferrero, R (7, PR) 36 Brian Bruney, R (7, 1) Matt Kata, S (8, PH) Randy Choate, L (8, 1) Mike Koplove, R (8, 1) Scott Hairston, R (9, 7)			3-2 SH3		1-2 SH2-4		0-0 1B 1B		4-0 FC3-6 BB	0 0 0 0 0 0 0 1 0 1 1 0 0 0 0 1 0 0 0 0 0 0 0 0 0 0 0 0 0 0 0 0 1 0																		
<b>Inning Stats</b>	R: 0 E: 0 K: 0 S: 5	H: 0 LOB: 0 BB: 0 P: 7	R: 0 E: 0 K: 1 S: 8	H: 1 LOB: 1 BB: 0 P: 14	R: 0 E: 0 K: 2 S: 14	H: 1 LOB: 1 BB: 0 P: 22	R: 0 E: 0 K: 0 S: 9	H: 1 LOB: 1 BB: 0 P: 16	R: 0 E: 0 K: 1 S: 12	H: 1 LOB: 1 BB: 0 P: 19	R: 1 E: 0 K: 1 S: 13	H: 1 LOB: 1 BB: 1 P: 23	R: 4 E: 0 K: 1 S: 18	H: 6 LOB: 2 BB: 0 P: 30	R: 0 E: 0 K: 1 S: 11	H: 0 LOB: 2 BB: 2 P: 23	R: 0 E: 0 K: 1 S: 11	H: 0 LOB: 1 BB: 1 P: 18	1B: 10 2B: 0 3B: 0 HR: 1	SF: 0 SAC: 2 DP: 0 HBP: 0	WP: 0 PB: 0 SB: 1 CS: 0	PA: 42						
<b>PITCHER</b>	IP WLS BF H R ER SO BB IBB HBP BLK WP HR S P ERA WHIP																											
Shawn Chacon, R (1, 1) ERA: 1.5	6.0		24	5	1	1	5	1	0	0	0	0	0	1	61	101	1.50	1.000										
Ryan Speier, R (7, 1) ERA: 15.75	0.0	L	5	5	4	4	0	0	0	0	0	0	0	8	14	∞	∞											
40 Brian Fuentes, L (7, 1) ERA: 3.68	1.0		4	1	0	0	1	0	0	0	0	0	0	10	16	0.00	1.000											
Scott Dohmann, R (8, 1) ERA: 19.29	1.0		5	0	0	0	1	2	0	0	0	0	0	11	23	0.00	2.000											
Marcos Carvajal, R (9, 1) ERA:	1.0		4	0	0	0	1	1	0	0	0	0	0	11	18	0.00	1.000											

Arizona Diamondbacks @ Colorado Rockies

Coors Field, Denver, CO

Mon Apr 18 2005, 6:35 PM MDT

Att. 18,563 - Partly Cloudy - 75 F

AB	36
R	5
H	11
RBI	5
BB	4
SO	8
LOB	18



Batter	1	2	3	4	5	6	7	8	9	AB	R	H	RBI	BB	SO	LOB
Aaron Miles, S OBP: 0.326, SLG: 0.395 (1, 4)	P6		G6-3	1B			P4		FC4-6	5	0	1	1	0	0	1
Desi Relaford, S OBP: 0.389, SLG: 0.400 (1, 5)	G6-3		G3	G4-3					G4-3	5	0	1	0	0	0	3
17 Todd Helton, L OBP: 0.415, SLG: 0.455 (1, 3)	G3-1		K2-3			L6			K	4	0	0	0	0	2	1
5 Matt Holliday, R OBP: 0.315, SLG: 0.327 (1, 7)				K		K			K	4	0	1	0	0	3	1
11 Brad Hawpe, L OBP: 0.321, SLG: 0.440 (1, 9)										3	1	1	1	0	0	1
Luis Gonzalez, R OBP: 0.400, SLG: 0.435 (8, PH) (9, 9)				HR		F8				1	0	0	0	0	0	0
18 Cory Sullivan, L OBP: 0.389, SLG: 0.400 (1, 8)										1	1	1	0	2	0	0
Preston Wilson, R OBP: 0.297, SLG: 0.438 (8, PH) (9, 8)				BB		1B			G4-3	1	0	0	0	0	0	0
JD Closser, S OBP: 0.219, SLG: 0.172 (1, 2)			FC4-6						P5	4	0	0	0	0	1	4
12 Clint Barnes, R OBP: 0.471, SLG: 0.733 (1, 6)				1B					FC4-6	2	1	1	0	1	1	1
Shawn Chacon, R OBP: 0.250, SLG: 0.250 (1, 1)										2	0	1	1	0	1	3
10 Jeff Baker, R OBP: 0.314, SLG: 0.419 (6, PH) (7, 1)										1	0	0	0	0	0	1
Ryan Speier, R (7, 1)										0	0	0	0	0	0	0
40 Brian Fuentes, L (7, 1)										0	0	0	0	0	0	0
Scott Dohmann, R (8, 1)										0	0	0	0	0	0	0
Marcos Carvajal, R (9, 1)										0	0	0	0	0	0	0
Michael Restovich, R (9, PH) (9, 9)				1B						1	0	0	0	0	1	1

Inning Stats	R: 0	H: 0	E: 0	K: 0	S: 9	LOB: 0	BB: 0	P: 14	R: 0	H: 1	E: 1	K: 1	S: 14	LOB: 3	BB: 1	P: 23	R: 0	H: 0	E: 0	K: 1	S: 8	LOB: 0	BB: 0	P: 12	R: 3	H: 3	E: 0	K: 1	S: 12	LOB: 2	BB: 2	P: 27	R: 0	H: 0	E: 0	K: 1	S: 7	LOB: 0	BB: 0	P: 8	R: 0	H: 1	E: 0	K: 2	S: 12	LOB: 1	BB: 0	P: 14	R: 0	H: 1	E: 0	K: 2	S: 10	LOB: 1	BB: 0	P: 16	R: 0	H: 0	E: 0	K: 0	S: 10	LOB: 0	BB: 0	P: 18	R: 0	H: 1	E: 0	K: 1	S: 10	LOB: 1	BB: 0	P: 13	1B: 5	SF: 0	2B: 1	SAC: 0	3B: 0	DP: 0	HR: 1	HBP: 1	WP: 0	PA: 38
--------------	------	------	------	------	------	--------	-------	-------	------	------	------	------	-------	--------	-------	-------	------	------	------	------	------	--------	-------	-------	------	------	------	------	-------	--------	-------	-------	------	------	------	------	------	--------	-------	------	------	------	------	------	-------	--------	-------	-------	------	------	------	------	-------	--------	-------	-------	------	------	------	------	-------	--------	-------	-------	------	------	------	------	-------	--------	-------	-------	-------	-------	-------	--------	-------	-------	-------	--------	-------	--------

PITCHER	IP	WLS	BF	H	R	ER	SO	BB	IBB	HBP	BLK	WP	HR	S	P	ERA	WHIP
17 Brandon Webb, R ERA: 3.26 (1, 1)	6.0	W	27	5	3	3	6	2	2	1	0	0	1	62	98	4.50	1.167
36 Brian Bruney, R ERA: 3.0 (7, 1)	1.0	H	4	1	0	0	2	0	0	0	0	0	0	10	16	0.00	1.000
Randy Choate, L ERA: 11.25 (8, 1)	0.1	H	1	0	0	0	0	0	0	0	0	0	0	3	6	0.00	0.000
Mike Koplove, R ERA: 5.4 (8, 1)	0.2	H	2	0	0	0	0	0	0	0	0	0	0	7	12	0.00	0.000
Brandon Lyon, R ERA: (9, 1)	1.0	S	4	1	0	0	1	0	0	0	0	0	0	10	13	0.00	1.000

BOTTOM

Arizona Diamondbacks @ Colorado Rockies

Coors Field, Denver, CO

Mon Apr 18 2005, 6:35 PM MDT  
Att. 18,563 - Partly Cloudy - 75 F

livebaseballscorecards.com

AB	34
R	3
H	7
RBI	3
BB	3
SO	9
LOB	17



Batter	1	2	3	4	5	6	7	8	9	AB	R	H	RBI	BB	SO	LOB	TOP						
Matt Kata, S OBP: 0.375, SLG: 0.250 (1, 4)	1-2 G3 G5-3 2B		0-1 F7			0-2 G5-3		2-1 1B		4	1	2	0	0	0	0							
Royce Clayton, R OBP: 0.294, SLG: 0.304 (1, 6)	0-2 G3			4-2 G6-4-3 BB		4-2 BB		1-1 P6		1	0	0	0	2	0	1							
Chad Tracy, L OBP: 0.362, SLG: 0.556 (8, PH)										1	0	0	0	0	0	2							
Randy Choate, L (8, 1)										0	0	0	0	0	0	0							
Mike Koplove, R (8, 1)										0	0	0	0	0	0	0							
Mike Gosling, L (8, 1)	2-3									0	0	0	0	0	0	0							
Tony Clark, S OBP: 0.476, SLG: 0.789 (1, 3)	1-1 G5-3			0-0 G6-4-3 1-2f		1-1 G4-3			4-2 FC6-4 BB	3	0	0	1	1	0	2							
Troy Glas, R OBP: 0.317, SLG: 0.623 (1, 5)	0-2 F8 3-H			2-2 F8			1-3 K		0-0 FC6-4 1B 1-2f	4	0	0	0	0	1	1							
Shawn Green, L OBP: 0.393, SLG: 0.400 (1, 9)		1-2 F8		2-2 G6-3			0-0 G3		0-1 1B	4	0	1	0	0	0	0							
Scott Hairston, R OBP: 0.250, SLG: 0.500 (1, 7)		2-2 G6-3		2-1 2B			3-2 F9		0-2 F9	4	0	1	0	0	0	2							
Luis Terrero, R OBP: 0.231, SLG: 0.167 (1, 8)		2-3 K		0-3 K				3-1 G6-3	1-2 G1-3	4	0	0	0	0	2	3							
19 Chris Snyder, R OBP: 0.412, SLG: 0.516 (1, 2)			1-0 G6-3 1B		1-0 G5-3			2-3 K		3	0	1	0	0	1	1							
Shawn Estes, R (1, 1)			0-1 G6-3			0-1 G4-3		4-1 1B BB		1	0	0	0	0	0	1							
Alex Cintron, S OBP: 0.214, SLG: 0.250 (6, PH)										1	0	0	0	0	0	0							
Lance Cormier, R (6, 1)										0	0	0	0	0	0	0							
Quinton McCracken, S OBP: 0.355, SLG: 0.333 (8, PH)										0	0	0	0	1	0	0							
Craig Counsell, L OBP: 0.426, SLG: 0.349 (8, 6)										0	0	0	0	0	0	0							
<b>Inning Stats</b>	R: 1 E: 0 K: 0 S: 12	H: 1 LOB: 0 BB: 0 P: 14	R: 0 E: 0 K: 1 S: 10	H: 0 LOB: 0 BB: 0 P: 15	R: 0 E: 0 K: 0 S: 5	H: 1 LOB: 0 BB: 0 P: 6	R: 0 E: 0 K: 0 S: 6	H: 0 LOB: 0 BB: 1 P: 12	R: 0 E: 0 K: 1 S: 9	H: 1 LOB: 1 BB: 0 P: 14	R: 0 E: 0 K: 0 S: 10	H: 0 LOB: 1 BB: 1 P: 15	R: 0 E: 0 K: 1 S: 11	H: 0 LOB: 0 BB: 0 P: 15	R: 0 E: 0 K: 1 S: 10	H: 1 LOB: 2 BB: 1 P: 22	R: 0 E: 0 K: 0 S: 11	H: 1 LOB: 2 BB: 1 P: 16	1B: 3 2B: 2 3B: 0 HR: 0	SF: 0 SAC: 0 DP: 2 HBP: 0	WP: 0 PB: 0 SB: 0 CS: 0	PA: 34	
<b>PITCHER</b>	IP	WLS	BF	H	R	ER	SO	BB	IBB	HBP	BLK	WP	HR	S	P	ERA	WHIP					ERA	WHIP
26 Jeff Francis, L ERA: 4.32 (1, 1)	7.2	W	28	4	1	1	4	3	0	0	0	0	0	71	110	1.17	0.913						
Jose Acevedo, R ERA: (8, 1)	0.1	H	1	0	0	0	0	0	0	0	0	0	0	2	3	0.00	0.000						
Chin-hui Tsao, R ERA: 6.0 (9, 1)	1.0		5	1	0	0	0	1	0	0	0	0	0	11	16	0.00	2.000						

**Arizona Diamondbacks @ Colorado Rockies**  
**Coors Field, Denver, CO**  
 Tue Apr 19 2005, 1:05 PM MDT  
 Att. 18,235 - Partly Cloudy - 63 F

<b>AB</b>	<b>30</b>
<b>R</b>	<b>1</b>
<b>H</b>	<b>5</b>
<b>RBI</b>	<b>1</b>
<b>BB</b>	<b>4</b>
<b>SO</b>	<b>4</b>
<b>LOB</b>	<b>13</b>



Batter	1	2	3	4	5	6	7	8	9
12 Clint Barnes, R OBP: 0.500, SLG: 0.735 (1, 6)	1-2 F8		1-0 5 BB SH1-3 BB 1B	0-0 G5-4-3 1B		4-0 G4-3 BB		0-0 1B 5 3B 1B	
Luis Gonzalez, R OBP: 0.379, SLG: 0.407 (1, 4)	2-3 K		0-0 SH1-3 1-2	0-1 G5-4-3 1-2		0-1 G4-3 1-2		2-1 5 3B 1B 1-3 3-H	
17 Todd Helton, L OBP: 0.431, SLG: 0.435 (1, 3)	4-2 BB		0-1 F7 BB	4-1 BB BB		3-2 G1-3		4-0 5 3B IBB	
Preston Wilson, R OBP: 0.286, SLG: 0.389 (1, 8)	3-1 L4		4-2 BB 5 BB BB	2-1 F8			3-3 K	0-3 K	
5 Matt Holliday, R OBP: 0.373, SLG: 0.415 (1, 7)		2-1 10 BB G6-4-3 1B	4-1 BB BB		2-0 FC1-4 1B		2-2 1B	3-2 1-H 2-H 3-H 3B	
Todd Greene, R OBP: 0.318, SLG: 0.476 (1, 2)		0-0 G6-4-3 10 BB 1B	4-1 BB BB		1-1 FC1-4		1-2 F8	1-0 G5-3	
10 Jeff Baker, R OBP: 0.316, SLG: 0.394 Desi Relaford, S OBP: 0.350, SLG: 0.353 (7, PH) (8, 5)		4-1 G6-4-3 BB	0-2 K		0-3 K		0-2 L6	2-1 G5-3	
Michael Restovich, R OBP: 0.391, SLG: 0.591 18 Cory Sullivan, L OBP: 0.421, SLG: 0.438 (1, 9) (8, 9)		2-0 G6-4-3		1-1 HR		3-1 F8		0-0 E1 11 2B 1B	
26 Jeff Francis, L OBP: 0.143, SLG: 0.143 Jose Acevedo, R (8, 1) 11 Brad Hawpe, L OBP: 0.345, SLG: 0.500 Chin-hui Tsao, R (9, 1)		0-0 L7		0-3 K		0-3 K		1-1 12 1B 1B 2B 3-H	

Inning Stats	R: 0	H: 0	E: 0	K: 11	S: 11	L: 0	LOB: 1	BB: 1	P: 21	R: 1	H: 2	E: 0	K: 0	S: 6	R: 1	H: 1	E: 0	K: 13	S: 13	R: 1	H: 2	E: 0	K: 11	S: 11	R: 0	H: 1	E: 0	K: 8	S: 8	R: 0	H: 0	E: 0	K: 11	S: 11	R: 0	H: 1	E: 0	K: 15	S: 15	R: 5	H: 5	E: 1	K: 17	S: 17	H: 1	LOB: 1	BB: 1	P: 30
--------------	------	------	------	-------	-------	------	--------	-------	-------	------	------	------	------	------	------	------	------	-------	-------	------	------	------	-------	-------	------	------	------	------	------	------	------	------	-------	-------	------	------	------	-------	-------	------	------	------	-------	-------	------	--------	-------	-------

AB	R	H	RBI	BB	SO	LOB
4	2	3	0	1	0	0
4	1	1	1	0	1	2
2	1	0	0	3	0	2
4	0	0	0	1	2	6
4	1	4	3	1	0	0
4	0	1	1	1	0	3
2	0	0	0	1	2	4
2	0	0	0	0	0	2
3	1	1	1	0	0	3
1	1	1	0	0	0	0
3	0	0	0	0	2	1
0	0	0	0	0	0	0
1	1	1	1	0	0	0
0	0	0	0	0	0	0

**BOTTOM**

**Arizona Diamondbacks @ Colorado Rockies**  
Coors Field, Denver, CO

Tue Apr 19 2005, 1:05 PM MDT  
Att. 18,235 - Partly Cloudy - 63 F

livebaseballscorecards.com

AB	34
R	8
H	12
RBI	7
BB	8
SO	7
LOB	23



WP: 0	PA: 43
PB: 0	
SB: 0	
CS: 0	

PITCHER	IP	WLS	BF	H	R	ER	SO	BB	IBB	HBP	BLK	WP	HR	S	P	ERA	WHIP
Shawn Estes, L ERA: 4.0 (1, 1)	5.0	L	26	6	3	3	4	6	0	0	0	0	1	49	93	5.40	2.400
Lance Cormier, R ERA: (6, 1)	2.0		8	1	0	0	2	1	0	0	0	0	0	26	39	0.00	1.000
Randy Choate, L ERA: 15.75 (8, 1)	0.0		2	2	2	2	0	0	0	0	0	0	0	3	4	∞	∞
Mike Koplove, R ERA: 8.31 (8, 1)	0.1		5	3	3	3	1	0	1	0	0	0	0	11	20	81.00	9.000
Mike Gosling, L ERA: 10.8 (8, 1)	0.2		2	0	0	0	0	0	0	0	0	0	0	3	6	0.00	0.000

Batter	1	2	3	4	5	6	7	8	9	AB R H RBI BB SO LOB	TOP
<b>Craig Counsell, L</b> (1, 4) OBP: 0.448, SLG: 0.341	4-2 FC4-6 BB		3-2 FC3 FC1-5 2B	4-0 BB			4-2 G4-6-3 BB			1 1 0 0 3 0 1	
<b>Royce Clayton, R</b> (1, 6) OBP: 0.273, SLG: 0.280	3-2 F9		1-1 FC1-5 2B SF8	0-3 K			0-0 G4-6-3			4 1 0 0 0 1 7	
<b>Luis Gonzalez, L</b> (1, 7) OBP: 0.393, SLG: 0.549	1-1 FC4-6 BB		1-0 2B				1-2 G3	2-2 P5		4 0 1 1 0 0 1	
<b>Troy Glaus, R</b> (1, 5) OBP: 0.313, SLG: 0.600	4-1 BB		0-0 SF8				1-2 G6-3	1-0 G6-3		2 0 0 1 1 0 0	
<b>Shawn Green, L</b> (1, 9) OBP: 0.369, SLG: 0.370 <b>Brandon Lyon, R</b> (8, 1)	0-2 G2-3		0-3 K				1-3 K	1-3 K		4 0 0 0 0 3 3 0 0 0 0 0 0 0	
<b>Chad Tracy, L</b> (1, 3) OBP: 0.353, SLG: 0.551										4 0 1 0 0 1 0	
<b>Quinton McCracken, S</b> (1, 8) OBP: 0.324, SLG: 0.300										3 0 0 0 0 0 0	
<b>19 Chris Snyder, R</b> (1, 2) OBP: 0.395, SLG: 0.471										3 0 0 0 1 1 1	
<b>Javier Vazquez, R</b> (1, 1) OBP: 0.429, SLG: 0.333 <b>36 Brian Bruney, R</b> (8, 1) <b>Luis Terrero, R</b> (8, 9) OBP: 0.214, SLG: 0.154										2 0 1 0 1 0 0 0 0 0 0 0 0 0 1 0 0 0 0 1 1	
<b>Inning Stats</b>	R: 0 H: 0 E: 0 LOB: 2 K: 0 BB: 2 S: 14 P: 26	R: 0 H: 0 E: 0 LOB: 0 K: 0 BB: 0 S: 7 P: 9	R: 2 H: 1 E: 1 LOB: 1 K: 1 BB: 1 S: 11 P: 20	R: 0 H: 1 E: 0 LOB: 3 K: 1 BB: 2 S: 14 P: 25	R: 0 H: 0 E: 0 LOB: 0 K: 1 BB: 0 S: 11 P: 14	R: 0 H: 0 E: 0 LOB: 0 K: 1 BB: 0 S: 7 P: 11	R: 0 H: 0 E: 0 LOB: 0 K: 0 BB: 1 S: 7 P: 11	R: 0 H: 0 E: 0 LOB: 0 K: 1 BB: 0 S: 7 P: 11	R: 0 H: 1 E: 0 LOB: 1 K: 2 BB: 0 S: 11 P: 19	1B: 1 SF: 1 2B: 2 SAC: 1 3B: 0 DP: 1 HR: 0 HBP: 0	WP: 0 PA: 36 PB: 0 SB: 0 CS: 0
<b>PITCHER</b>	IP WLS BF H R ER SO BB IBB HBP BLK WP HR S P ERA WHIP										
<b>51 Noah Lowry, L</b> (1, 1) ERA: 4.58	6.0 L 26 2 2 1 4 5 0 0 0 0 0 0 64 105 1.50 1.167										
<b>Jason Christiansen, L</b> (7, 1) ERA: 4.76	1.0 3 0 0 0 0 1 0 0 0 0 0 0 7 11 0.00 1.000										
<b>Scott Eyre, L</b> (8, 1) ERA: 4.05	1.1 5 1 0 0 1 0 0 0 0 0 0 0 11 18 0.00 0.750										
<b>Jim Brower, R</b> (9, 1) ERA: 6.14	0.2 2 0 0 0 0 2 0 0 0 0 0 0 7 12 0.00 0.000										

Arizona Diamondbacks @ San Francisco Giants  
SBC Park, San Francisco, CA  
Wed Apr 20 2005, 10:15 PM EDT  
Att. 36,955 - Clear - 57 F

AB	28
R	2
H	3
RBI	2
BB	6
SO	7
LOB	14



Batter	1	2	3	4	5	6	7	8	9	AB R H RBI BB SO LOB
Ray Durham, S OBP: 0.333, SLG: 0.244 (1, 4)	2-1 L4		4-0 BB			1-0 G3	2-1 G3		2-0 SF7	3 0 0 1 1 0 3
13 Omar Vizquel, S OBP: 0.387, SLG: 0.426 (1, 6)	4-2 G6-3 BB		0-1 G4-3			1-0 1B 1B		1-2 F8	1-2 F7	4 0 1 0 1 0 3
Lance Niekro, R OBP: 0.280, SLG: 0.458 (1, 3)	0-1 G6-3				1-0 F8	2-1 1B		2-0 G4-3		4 0 1 0 0 0 1
Pedro Feliz, R OBP: 0.355, SLG: 0.509 (1, 7)		1-1 G5-3			1-3 K	3-1 F9		3-2 WP 2B		4 0 1 0 0 1 2
Edgardo Alfonzo, R OBP: 0.532, SLG: 0.667 (1, 5)		0-0 G5-4-3 1B			2-1 L9		0-0 FC4-6 1B	4-2 BB		3 0 2 0 1 0 0
Marquis Grissom, R OBP: 0.309, SLG: 0.434 (1, 8)		1-0 G5-4-3			2-1 G3-6-1 1B		0-1 FC4-6 1B 1B	0-3 K		4 0 1 0 0 1 4
Michael Tucker, L OBP: 0.326, SLG: 0.525 (1, 9)			2-2 F9		1-1 G3-6-1		0-1 1B 1B		0-0 G3	4 0 1 0 0 0 1
Mike Matheny, R OBP: 0.298, SLG: 0.477 (1, 2)			0-1 P4		0-0 F8		2-3 K		0-0 1B SF7 2B	4 1 1 0 0 1 2
51 Noah Lowry, R OBP: 0.571, SLG: 0.500 (6, PH) Jason Ellison, R OBP: 0.350, SLG: 0.528 (7, 1) Jason Christiansen, R OBP: 0.364, SLG: 0.300 (7, PH) Scott Eyre, L (8, 1) Jim Brower, R (9, 1) Deivi Cruz, R OBP: 0.278, SLG: 0.333 (9, PH) Yorvit Torrealba, R (9, PR)			1-1 BB 1B		1-1 G3		2-0 1B		3-2 1B	1 0 1 0 0 0 0 1 0 0 0 0 0 0 0 0 0 0 0 0 0 1 0 1 0 0 0 0 0 0 0 0 0 0 0 0 0 0 0 0 0 0 1 0 1 0 0 0 0 0 0 0 0 0 0 0

Inning Stats	R: 0	H: 0	E: 0	K: 0	S: 6	R: 0	H: 1	E: 0	K: 0	S: 4	R: 0	H: 1	E: 0	K: 0	S: 10	R: 0	H: 0	E: 0	K: 1	S: 7	R: 0	H: 1	E: 0	K: 0	S: 5	R: 0	H: 2	E: 0	K: 0	S: 10	R: 0	H: 3	E: 0	K: 1	S: 11	R: 0	H: 1	E: 0	K: 1	S: 14	R: 1	H: 2	E: 0	K: 0	S: 9	1B: 9	SF: 1	2B: 2	SAC: 0	3B: 0	DP: 3	HR: 0	HBP: 0
PITCHER	IP	WLS	BF	H	R	ER	SO	BB	IBB	HBP	BLK	WP	HR	S	P	ERA	WHIP																																				
Javier Vazquez, R ERA: 7.65 (1, 1)	7.0	W	28	8	0	0	2	2	0	0	0	0	0	53	90	0.00	1.429																																				
36 Brian Bruney, R ERA: 2.79 (8, 1)	0.2	H	4	1	0	0	0	1	0	0	0	1	0	10	20	0.00	3.000																																				
Brandon Lyon, R ERA: 1.04 (8, 1)	1.1	S	6	2	1	1	1	0	0	0	0	0	0	13	19	6.75	1.500																																				

**BOTTOM**

Arizona Diamondbacks @ San Francisco Giants  
SBC Park, San Francisco, CA  
Wed Apr 20 2005, 10:15 PM EDT  
Att. 36,955 - Clear - 57 F

AB	34
R	1
H	11
RBI	1
BB	3
SO	3
LOB	16



WP: 1	PA: 38
PB: 0	
SB: 0	
CS: 0	

PITCHER	IP	WLS	BF	H	R	ER	SO	BB	IBB	HBP	BLK	WP	HR	S	P	ERA	WHIP
Javier Vazquez, R ERA: 7.65 (1, 1)	7.0	W	28	8	0	0	2	2	0	0	0	0	0	53	90	0.00	1.429
36 Brian Bruney, R ERA: 2.79 (8, 1)	0.2	H	4	1	0	0	0	1	0	0	0	1	0	10	20	0.00	3.000
Brandon Lyon, R ERA: 1.04 (8, 1)	1.1	S	6	2	1	1	1	0	0	0	0	0	0	13	19	6.75	1.500

Batter	1	2	3	4	5	6	7	8	9	10	11	12	13	AB R H RBI BB SO LOB	TOP															
<b>Craig Counsell, L</b> OBP: 0.422, SLG: 0.306 (1,4)														5 0 0 0 1 2 2																
<b>Quinton McCracken, S</b> OBP: 0.300, SLG: 0.278 (1,8)														6 0 1 0 0 0 2																
<b>Luis Gonzalez, L</b> OBP: 0.388, SLG: 0.526 (1,7)														6 1 2 0 0 0 3																
<b>Troy Glaus, R</b> OBP: 0.300, SLG: 0.574 (1,5)														6 0 1 0 0 2 2																
<b>Shawn Green, L</b> OBP: 0.371, SLG: 0.390 (1,9)														5 1 2 0 0 1 2																
<b>Chad Tracy, L</b> OBP: 0.357, SLG: 0.585 (1,3)														4 1 1 3 1 0 1																
<b>Alex Cintron, S</b> OBP: 0.333, SLG: 0.438 <b>Lance Cormier, R</b> (9, 1)														4 0 3 0 0 0 1																
<b>Tony Clark, S</b> OBP: 0.455, SLG: 0.750 <b>Mike Gosling, L</b> (11, 1)														0 0 0 0 0 0 0																
<b>19 Chris Snyder, R</b> OBP: 0.357, SLG: 0.421 <b>Scott Hairston, R</b> OBP: 0.200, SLG: 0.400 <b>Koyie Hill, S</b> OBP: 0.333, SLG: 0.133 (12, 2)														4 0 0 0 0 0 3																
<b>Russ Ortiz, R</b> OBP: 0.286, SLG: 0.286 <b>36 Brian Bruney, R</b> (8, 1) <b>Royce Clayton, R</b> OBP: 0.281, SLG: 0.288 (9, 6)														3 0 0 0 0 1 1																
														0 0 0 0 0 0 0																
														2 0 1 0 0 0 0																
<b>Inning Stats</b>	R: 0 E: 0 K: 1 S: 5	H: 0 LOB: 0 BB: 0 P: 8	R: 0 E: 0 K: 0 S: 8	H: 1 LOB: 1 BB: 0 P: 16	R: 0 E: 0 K: 1 S: 7	H: 0 LOB: 0 BB: 0 P: 10	R: 3 E: 0 K: 0 S: 15	H: 4 LOB: 1 BB: 0 P: 27	R: 0 E: 0 K: 2 S: 9	H: 0 LOB: 0 BB: 0 P: 16	R: 0 E: 0 K: 1 S: 6	H: 1 LOB: 1 BB: 0 P: 13	R: 0 E: 0 K: 0 S: 9	H: 1 LOB: 1 BB: 0 P: 16	R: 0 E: 0 K: 0 S: 5	H: 1 LOB: 0 BB: 0 P: 9	R: 0 E: 0 K: 0 S: 11	H: 1 LOB: 1 BB: 0 P: 15	R: 0 E: 0 K: 0 S: 5	H: 1 LOB: 1 BB: 1 P: 13	R: 0 E: 0 K: 1 S: 6	H: 1 LOB: 0 BB: 0 P: 9	R: 0 E: 0 K: 1 S: 6	H: 1 LOB: 0 BB: 0 P: 9	1B: 7 2B: 4 3B: 0 HR: 1	SF: 0 SAC: 0 DP: 3 HBP: 0	WP: 0 PB: 0 SB: 1 CS: 0	PA: 49		
<b>PITCHER</b>	IP WLS BF H R ER SO BB IBB HBP BLK WP HR S P ERA WHIP																													
<b>Jason Schmidt, R</b> ERA: 3.24 (1, 1)	7.0	28	6	3	3	3	5	1	0	0	0	0	0	0	0	0	0	0	0	0	0	0	0	0	0	0	0	0	0	
<b>Jeff Fassero, L</b> ERA: 2.98 (8, 1)	1.0	4	1	0	0	0	0	0	0	0	0	0	0	0	0	0	0	0	0	0	0	0	0	0	0	0	0	0	0	
<b>Armando Benitez, R</b> ERA: 7.94 (9, 1)	1.0	3	1	0	0	0	0	0	0	0	0	0	0	0	0	0	0	0	0	0	0	0	0	0	0	0	0	0	0	
<b>Jim Brower, R</b> ERA: 5.63 (10, 1)	0.2	3	1	0	0	0	0	0	0	0	0	0	0	0	0	0	0	0	0	0	0	0	0	0	0	0	0	0	0	
<b>Jason Christiansen, L</b> ERA: 4.5 (10, 1)	0.1	1	0	0	0	0	0	0	0	0	0	0	0	0	0	0	0	0	0	0	0	0	0	0	0	0	0	0	0	
<b>PITCHER</b>	IP WLS BF H R ER SO BB IBB HBP BLK WP HR S P ERA WHIP																													
<b>Matt Herges, R</b> ERA: 3.52 (11, 1)	0.1																													
<b>Scott Eyre, L</b> ERA: 3.68 (11, 1)	0.2	1	0	0	0	0	0	0	0	0	0	0	0	0	0	0	0	0	0	0	0	0	0	0	0	0	0	0	0	
<b>Tyler Walker, R</b> ERA: 6.75 (12, 1)	2.0	W	6	1	0	0	1	0	0	1	0	0	0	0	0	0	0	0	0	0	0	0	0	0	0	0	0	0	0	0

Arizona Diamondbacks @ San Francisco Giants  
SBC Park, San Francisco, CA  
Thu Apr 21 2005, 10:15 PM EDT  
Att: 34,824 - Cloudy - 59 F

livebaseballscorecards.com

AB	47
R	3
H	11
RBI	3
BB	2
SO	6
LOB	19





Batter	1	2	3	4	5	6	7	8	9	10	11	12	13
Ray Durham, S (1, 4) OBP: 0.365, SLG: 0.250	4-2 BB		0-1 G4-3			1-1 HR		4-2 SF7		0-1 G4-3		4-1 BB	
13 Omar Vizquel, S (1, 6) OBP: 0.368, SLG: 0.390	1-2 F8		2-2 G5-3			3-1 G3		4-1 FC6-4		1-2 G3		1-1 L8	
Lance Niekro, R (1, 3) OBP: 0.290, SLG: 0.533	2-2 F9			2-0 P3		2-2 HR		1-2 F9		3-3 K			3-1 2B
Pedro Feliz, R (1, 7) OBP: 0.338, SLG: 0.500	2-1 L4			0-0 G6-3		0-0 G4-3		0-0 SF7			1-0 G4-3		0-1 1B
Edgardo Alfonzo, R (1, 5) OBP: 0.515, SLG: 0.618		1-1 G5-3		2-1 E5		4-2 BB		0-0 FC6-4			3-1 F9		4-0 1B
Michael Tucker, L (1, 9) Tyler Walker, R (12, 1) Deivi Cruz, R (13, PH) OBP: 0.316, SLG: 0.368		1-1 FC5-4		2-1 F7		0-0 G4-3			4-2 SH3-4		1-2 L3		0-0 1B
Marquis Grissom, R (1, 8) OBP: 0.288, SLG: 0.404		1-0 FC5-4			1-2 G4-3		1-1 G1-3		1-0 SH3-4		1-0 F9		
Mike Matheny, R (1, 2) Yorvit Torrealba, R (12, PR) (13, 2)		0-0 L6			3-1 G6-3		1-1 P3		0-0 F8		4-1 BB		
Jason Schmidt, R Tony Soriano, L Jeff Fassero, L Aramando Benitez, R JT Snow, L Jeri Briner, R Jason Christiansen, R Matt Herges, L Scott Eyre, L Jason Ellison, R			3-2 F9		0-3 K		2-3 K		2-2 F8			2-2 L4	

Inning Stats	R: 0	H: 0	E: 0	K: 0	S: 11	H: 0	LOB: 1	BB: 1	P: 20	R: 0	H: 1	E: 0	K: 0	S: 6	H: 1	LOB: 1	BB: 0	P: 9	R: 0	H: 0	E: 0	K: 0	S: 8	H: 0	LOB: 0	BB: 0	P: 13	R: 0	H: 0	E: 1	K: 0	S: 6	H: 0	LOB: 1	BB: 0	P: 12	R: 0	H: 0	E: 0	K: 1	S: 11	H: 0	LOB: 0	BB: 0	P: 15	R: 2	H: 2	E: 0	K: 0	S: 11	H: 2	LOB: 1	BB: 1	P: 21	R: 0	H: 0	E: 0	K: 1	S: 7	H: 0	LOB: 0	BB: 0	P: 11	R: 1	H: 0	E: 0	K: 0	S: 11	H: 0	LOB: 1	BB: 2	P: 20	R: 0	H: 0	E: 0	K: 1	S: 9	H: 0	LOB: 1	BB: 1	P: 16	R: 0	H: 0	E: 0	K: 1	S: 9	H: 0	LOB: 0	BB: 0	P: 13	R: 0	H: 0	E: 0	K: 0	S: 6	H: 0	LOB: 0	BB: 0	P: 11	R: 0	H: 0	E: 0	K: 0	S: 8	H: 3	LOB: 3	BB: 1	P: 12	R: 1	H: 3	E: 0	K: 0	S: 5	H: 3	LOB: 3	BB: 1	P: 12	1B: 4	2B: 1	3B: 0	HR: 1	SF: 1	SAC: 1	DP: 0	HBP: 0	WP: 1	PA: 51
--------------	------	------	------	------	-------	------	--------	-------	-------	------	------	------	------	------	------	--------	-------	------	------	------	------	------	------	------	--------	-------	-------	------	------	------	------	------	------	--------	-------	-------	------	------	------	------	-------	------	--------	-------	-------	------	------	------	------	-------	------	--------	-------	-------	------	------	------	------	------	------	--------	-------	-------	------	------	------	------	-------	------	--------	-------	-------	------	------	------	------	------	------	--------	-------	-------	------	------	------	------	------	------	--------	-------	-------	------	------	------	------	------	------	--------	-------	-------	------	------	------	------	------	------	--------	-------	-------	------	------	------	------	------	------	--------	-------	-------	-------	-------	-------	-------	-------	--------	-------	--------	-------	--------

PITCHER	IP	WLS	BF	H	R	ER	SO	BB	IBB	HBP	BLK	WP	HR	S	P	ERA	WHIP
Russ Ortiz, R (1, 1) ERA: 3.75	7.0		27	3	2	2	2	2	0	0	0	1	1	60	101	2.57	0.714
36 Brian Bruney, R (8, 1) ERA: 3.38	1.0	B	5	0	1	1	0	2	0	0	0	0	0	11	20	9.00	2.000
Lance Cormier, R (9, 1) ERA:	2.0		7	0	0	0	1	1	0	0	0	0	0	18	29	0.00	0.500
Mike Gosling, L (11, 1) ERA: 9.0	2.0	L	12	3	1	1	0	2	1	0	0	0	0	19	43	4.50	2.500


**BOTTOM**

Arizona Diamondbacks @ San Francisco Giants  
SBC Park, San Francisco, CA  
Thu Apr 21 2005, 10:15 PM EDT  
Att. 34,824 - Cloudy - 59 F

AB	R	H	RBI	BB	SO	LOB
3	2	1	0	3	0	0
5	0	0	0	1	0	4
6	2	2	2	0	1	3
5	0	1	1	0	0	1
4	0	0	0	2	0	1
4	0	1	0	1	0	2
0	0	0	0	0	0	0
1	0	1	1	0	0	0
4	0	0	0	0	0	1
4	0	0	0	1	0	2
0	0	0	0	0	0	0
2	0	0	0	0	1	0
1	0	0	0	0	1	0
1	0	0	0	0	0	1
0	0	0	0	0	0	0
0	0	0	0	0	0	0
0	0	0	0	0	0	0
0	0	0	0	0	0	0
0	0	0	0	0	0	0
1	0	0	0	0	0	1

livebaseballscorecards.com

AB	41
R	4
H	6
RBI	4
BB	8
SO	3
LOB	16



Batter	1	2	3	4	5	6	7	8	9	AB R H RBI BB SO LOB	TOP											
<b>Geoff Blum, S</b> (1, 5) OBP: 0.295, SLG: 0.439	0-1 G4-3		1-2 L7	0-0 FC5			1-1 G3		3-2 P5	5 0 0 0 0 0 4												
<b>Mark Loretta, R</b> (1, 4) OBP: 0.400, SLG: 0.338	2-2 1B		0-1 G5-3		2-2 G5-3		0-1 G4-3		0-1 L7	5 0 1 0 0 0 1												
<b>24 Brian Giles, L</b> (1, 9) OBP: 0.359, SLG: 0.433	0-0 L9		0-0 P6		1-3 K			2-3 K		4 0 0 0 0 2 1												
<b>Phil Nevin, R</b> (1, 3) OBP: 0.243, SLG: 0.382	0-3 K			0-1 HR	0-0 F7			2-3 K		4 1 1 1 0 2 1												
<b>Ryan Klesko, L</b> (1, 7) OBP: 0.397, SLG: 0.464		0-1 F7		1-0 G4-3 2B		1-2 G3		4-0 BB		3 0 1 0 1 0 0												
<b>Ramon Hernandez, R</b> (1, 2) OBP: 0.375, SLG: 0.508		1-1 G5-3		1-2 G4-3		1-1 HR		0-1 G4-3		4 1 1 1 0 0 2												
<b>Xavier Nady, R</b> (1, 8) OBP: 0.368, SLG: 0.635		2-2 1B HBP		4-0 FC5 FC5 BB		1-0 P3			1-1 HR	2 1 1 1 1 0 0	<b>AB 35</b>											
<b>Jesse Garcia, R</b> (1, 6) OBP: 0.083, SLG: 0.083		0-1 SAFE		0-0 FC5		1-1 G5-3			1-0 K	3 0 1 0 0 0 2	<b>R 3</b>											
<b>Sean Burroughs, L</b> (9, PH) OBP: 0.386, SLG: 0.327		1-3 1B		1-2 K					1-0 1B	1 0 1 0 0 0 0	<b>H 7</b>											
<b>Tim Redding, R</b> (1, 1)		1-2 P4		0-3 K			1-3 K		1-3 K	2 0 0 0 0 1 5	<b>RBI 3</b>											
<b>Darrell May, L</b> (4, 1)										0 0 0 0 0 0 0	<b>BB 2</b>											
<b>Adam Hyzdu, R</b> (7, PH)										1 0 0 0 0 1 0	<b>SO 7</b>											
<b>Dennys Reyes, R</b> (7, 1)										0 0 0 0 0 0 0	<b>LOB 17</b>											
<b>Mark Sweeney, L</b> (9, PH) OBP: 0.429, SLG: 0.333										1 0 0 0 0 1 1												
<b>Inning Stats</b>	R: 0 E: 0 K: 1 S: 9	H: 1 LOB: 1 BB: 0 P: 11	R: 0 E: 0 K: 0 S: 11	H: 1 LOB: 2 BB: 0 P: 15	R: 0 E: 0 K: 0 S: 7	H: 0 LOB: 0 BB: 0 P: 8	R: 1 E: 0 K: 1 S: 13	H: 2 LOB: 3 BB: 1 P: 19	R: 0 E: 0 K: 1 S: 8	H: 0 LOB: 0 BB: 0 P: 11	R: 1 E: 0 K: 0 S: 8	H: 1 LOB: 0 BB: 0 P: 12	R: 0 E: 0 K: 1 S: 8	H: 0 LOB: 0 BB: 0 P: 10	R: 0 E: 0 K: 2 S: 9	H: 0 LOB: 1 BB: 1 P: 17	R: 1 E: 0 K: 1 S: 12	H: 2 LOB: 1 BB: 0 P: 18	1B: 3 2B: 1 3B: 0 HR: 3	SF: 0 SAC: 0 DP: 0 HBP: 1	WP: 0 PB: 0 SB: 0 CS: 0	PA: 38
<b>PITCHER</b>	IP WLS BF H R ER SO BB IBB HBP BLK WP HR S P ERA WHIP																					
<b>Brad Halsey, L</b> (1, 1) ERA: 2.74	7.0 W 29 5 2 2 4 1 0 1 0 0 2 64 86 2.57 0.857																					
<b>Mike Koplove, R</b> (8, 1) ERA: 7.45	1.0 H 4 0 0 0 2 1 0 0 0 0 0 9 17 0.00 1.000																					
<b>Brandon Lyon, R</b> (9, 1) ERA: 1.86	1.0 S 5 2 1 1 1 0 0 0 0 0 0 1 12 18 9.00 2.000																					

**San Diego Padres @ Arizona Diamondbacks**  
Bank One Ballpark, Phoenix, AZ

<b>AB</b>	35
<b>R</b>	3
<b>H</b>	7
<b>RBI</b>	3
<b>BB</b>	2
<b>SO</b>	7
<b>LOB</b>	17



Fri Apr 22 2005, 9:40 PM EDT  
Att. 26,407 - Clear - 77 F

WP: 0	PA: 38
PB: 0	
SB: 0	
CS: 0	

Batter	1	2	3	4	5	6	7	8	9	AB	R	H	RBI	BB	SO	LOB
<b>Craig Counsell, L</b> OBP: 0.435, SLG: 0.308 (1, 4)	1-2 F8	3-1 HBP		1-1 1B		2-2 G5-3	4-0 FC6-4			3	0	1	0	1	0	0
<b>Royce Clayton, R</b> OBP: 0.290, SLG: 0.351 (1, 6)	3-2 HR	3-2 K		1-2 1B		1-0 F8	2-0 FC6-4			5	1	2	2	0	1	5
<b>Luis Gonzalez, L</b> OBP: 0.389, SLG: 0.525 (1, 7)	2-2 HR		2-0 G4-3	1-0 SF7		0-1 1B		2-2 G4-3		4	1	2	1	0	0	0
<b>Troy Glas, R</b> OBP: 0.320, SLG: 0.621 (1, 5)	2-2 HR		0-0 1B	1-0 F7		1-0 1B		2-2 G5-3		5	1	3	2	0	0	2
<b>Shawn Green, L</b> OBP: 0.360, SLG: 0.375 (1, 9)	1-1 P5		2-1 1B			0-1 G4-3	0-1 P4		0-3 K	5	0	1	0	0	1	2
<b>Chad Tracy, L</b> OBP: 0.350, SLG: 0.579 (1, 3)	1-0 F9		0-1 G4-6-3			3-2 2B		2-2 G3		4	0	1	0	0	0	2
<b>Koyie Hill, S</b> OBP: 0.320, SLG: 0.211 (1, 2)		1-0 F9		2-2 G4-3		1-1 P3		0-0 G6-3		4	0	1	0	0	0	1
<b>Quinton McCracken, S</b> OBP: 0.341, SLG: 0.308 (1, 8)		1-1 F9		0-1 1B		4-0 FC5-4		0-1 1B		3	1	2	0	1	0	1
<b>Brad Halsey, L</b> (1, 1)		1-1 B5-3		4-1 1B		2-2 FC5-4		2-0 BB		2	1	0	0	1	0	3
<b>Scott Hairston, R</b> OBP: 0.333, SLG: 0.500 (7, PH)				1-2 SF7		1-2				1	0	1	0	0	0	0
<b>Mike Koplove, R</b> (8, 1)										0	0	0	0	0	0	0
<b>Brandon Lyon, R</b> (9, 1)										0	0	0	0	0	0	0

Inning Stats	R: 3	H: 3	LOB: 3	E: 0	K: 0	S: 19	R: 0	H: 1	LOB: 2	E: 0	K: 1	S: 9	R: 0	H: 2	LOB: 1	E: 0	K: 0	S: 6	R: 2	H: 3	LOB: 2	E: 0	K: 0	S: 13	R: 0	H: 1	LOB: 2	E: 0	K: 0	S: 11	R: 0	H: 2	LOB: 2	E: 0	K: 0	S: 9	R: 0	H: 2	LOB: 3	E: 0	K: 0	S: 9	R: 0	H: 0	LOB: 0	E: 0	K: 1	S: 9
	3	3	3	0	0	19	0	1	2	0	1	9	0	2	1	0	0	6	2	3	2	0	0	13	0	1	2	1	2	2	0	0	9	0	2	3	0	0	9	0	0	0	1	0	0	9		


PITCHER	IP	WLS	BF	H	R	ER	SO	BB	IBB	HBP	BLK	WP	HR	S	P	ERA	WHIP
<b>Tim Redding, R</b> ERA: 6.59 (1, 1)	3.1	L	20	9	5	5	1	1	0	1	0	1	2	45	78	13.50	3.000
<b>Darrell May, L</b> ERA: 1.23 (4, 1)	2.2		12	3	0	0	0	0	1	0	0	0	0	22	38	0.00	1.125
<b>Dennys Reyes, L</b> ERA: 3.18 (7, 1)	2.0		9	2	0	0	1	1	0	0	0	0	0	18	32	0.00	1.500

**BOTTOM**

**San Diego Padres @ Arizona Diamondbacks**  
Bank One Ballpark, Phoenix, AZ

Fri Apr 22 2005, 9:40 PM EDT  
Att. 26,407 - Clear - 77 F

<b>AB</b>	<b>36</b>
<b>R</b>	<b>5</b>
<b>H</b>	<b>14</b>
<b>RBI</b>	<b>5</b>
<b>BB</b>	<b>3</b>
<b>SO</b>	<b>2</b>
<b>LOB</b>	<b>16</b>



WP	PA	1B	2B	3B	HR	SF	SAC	DP	HBP	WP	HR	S	P	ERA	WHIP
1	41	10	2	0	2	1	0	1	1	1	0	0	0	0.00	1.125

Batter	1	2	3	4	5	6	7	8	9	AB R H RBI BB SO LOB	TOP					
Dave Roberts, L (1, 8) OBP: 0.333, SLG: 0.313	1-2 G4-3		1-0 G4-3			1-2 G3		2-3 K		4 0 0 0 0 1 0	<b>San Diego Padres @ Arizona Diamondbacks</b> Bank One Ballpark, Phoenix, AZ Sat Apr 23 2005, 9:40 PM EDT Att. 30,760 - Roof Closed - 76 F  <b>livebaseballscorecards.com</b>					
Mark Loretta, R (1, 4) OBP: 0.393, SLG: 0.333	0-1 G6-3		2-1 24 S 1B			0-2 G5-3		2-2 F9		4 0 1 0 0 0 0						
24 Brian Giles, L (1, 9) OBP: 0.354, SLG: 0.422	2-2 G6-3		3-1 G3			1-2 WP S 1B			0-0 F8	4 0 1 0 0 0 1						
Phil Nevin, R (1, 3) OBP: 0.244, SLG: 0.389		2-0 G3-1 G4-3 2B		1-1 G6-3		3-3 K		2-3 K		4 1 1 0 0 2 1						
Ryan Klesko, L (1, 7) OBP: 0.403, SLG: 0.448 Akinori Otsuka, R (9, 1)		2-1 G3-1		4-0 G5-4-3 BB		1-0 G4-3		1-0 HBP		2 0 0 0 1 0 1 0 0 0 0 0 0 0						
Ramon Hernandez, R (1, 2) OBP: 0.353, SLG: 0.476		0-1 G4-3		1-0 G5-4-3 1-2f		1-3 K		0-0 G4-3		4 0 0 1 0 1 2						
Geoff Blum, S (1, 6) OBP: 0.319, SLG: 0.455		3-H 1-2 1B		0-2 G3		2-0 1B				3 0 2 0 0 0 0						
Sean Burroughs, L (1, 5) OBP: 0.367, SLG: 0.308		1 SAFE 1-0 G1-3		1-3 K		1-1 G4-3				3 0 0 0 0 1 2						
44 Jake Peavy, R (1, 1) Mark Sweeney, L (8, PH) OBP: 0.400, SLG: 0.308 Scott Linebrink, R (8, 1) Xavier Nady, R (9, 7) OBP: 0.368, SLG: 0.635			2-1 G5-3		1-3 K			1-1 G4-3		2 0 0 0 0 1 0 1 0						
<b>Inning Stats</b>	R: 0 H: 0 E: 0 LOB: 0 K: 0 BB: 0 S: 8 P: 11	R: 1 H: 2 E: 0 LOB: 1 K: 0 BB: 0 S: 9 P: 15	R: 0 H: 1 E: 0 LOB: 1 K: 0 BB: 0 S: 7 P: 15	R: 0 H: 0 E: 0 LOB: 0 K: 0 BB: 1 S: 3 P: 9	R: 0 H: 0 E: 0 LOB: 0 K: 2 BB: 0 S: 11 P: 13	R: 0 H: 1 E: 0 LOB: 1 K: 1 BB: 0 S: 12 P: 17	R: 0 H: 1 E: 0 LOB: 1 K: 1 BB: 0 S: 8 P: 12	R: 0 H: 0 E: 0 LOB: 0 K: 1 BB: 0 S: 8 P: 13	R: 0 H: 0 E: 0 LOB: 1 K: 1 BB: 0 S: 5 P: 8	1B: 4 SF: 0 2B: 1 SAC: 0 3B: 0 DP: 1 HR: 0 HBP: 1	WP: 1 PA: 33 PB: 0 SB: 2 CS: 0					
<b>PITCHER</b>	IP WLS BF H R ER SO BB IBB HBP BLK WP HR S P ERA WHIP															
17 Brandon Webb, R (1, 1) ERA: 2.63	8.0	29	5	1	1	5	1	0	0	0	1	0	66	105	1.12	0.750
Mike Koplove, R (9, 1) ERA: 6.75	1.0	W	4	0	0	1	0	0	1	0	0	0	5	8	0.00	0.000



Batter	1	2	3	4	5	6	7	8	9	AB R H RBI BB SO LOB
Craig Counsell, L (1, 4) OBP: 0.411, SLG: 0.286	0-0 G3		2-1 G3			2-2 G6-3		2-2 P3		4 0 0 0 0 0 1
Royce Clayton, R (1, 6) OBP: 0.303, SLG: 0.361	1-3 K			1-0 1B		0-2 P3		2-2 FC4-1 1B		4 0 2 0 0 1 0
Luis Gonzalez, L (1, 7) OBP: 0.368, SLG: 0.492	2-1 G6-3			2-2 SAFE K		2-1 F9		2-0 F8		4 0 0 0 0 1 2
Chad Tracy, L (1, 3) OBP: 0.328, SLG: 0.541		0-3 K		2-3 K		1-3 K		1-2 FC4-1 1B		4 1 0 0 0 3 2
Shawn Green, L (1, 9) OBP: 0.367, SLG: 0.397		1-2 F7		0-1 G4-3		0-1 2B		2-1 1B		4 1 2 0 0 0 1
Alex Cintron, S (1, 5) OBP: 0.409, SLG: 0.550		1-1 F9			1-0 19 CS 1B	0-0 2-H 2B		0-0 1B		4 0 3 2 0 0 0
19 Chris Snyder, R (1, 2) OBP: 0.341, SLG: 0.400			1-3 K		2-2 G5-3	2-3 K				2 0 0 0 0 1 1
Tony Clark, S (7, PH) OBP: 0.435, SLG: 0.714					1-2					1 0 0 0 0 1 1
Koyie Hill, S (8, 2) OBP: 0.320, SLG: 0.211										0 0 0 0 0 0 0
Quinton McCracken, S (1, 8) OBP: 0.319, SLG: 0.286			3-2 G4-3		3-2 G4-3			3-2 G4-3		3 0 0 0 0 0 0
17 Brandon Webb, R (1, 1) Scott Hairston, R (8, PH) Mike Koplove, R (9, 1)			4-2 BB			0-3 K		1-3 K		1 0 0 0 0 1 1 0

Inning Stats	R: 0 E: 0 K: 1 S: 6	H: 0 LOB: 0 BB: 0 P: 9	R: 0 E: 0 K: 1 S: 9	H: 0 LOB: 0 BB: 0 P: 11	R: 0 E: 0 K: 1 S: 11	H: 0 LOB: 1 BB: 1 P: 21	R: 0 E: 0 K: 2 S: 10	H: 1 LOB: 1 BB: 0 P: 15	R: 0 E: 0 K: 0 S: 8	H: 1 LOB: 0 BB: 0 P: 13	R: 0 E: 0 K: 1 S: 11	H: 0 LOB: 0 BB: 0 P: 13	R: 1 E: 0 K: 2 S: 11	H: 2 LOB: 1 BB: 0 P: 16	R: 0 E: 0 K: 1 S: 12	H: 0 LOB: 0 BB: 0 P: 18	R: 1 E: 0 K: 0 S: 10	H: 3 LOB: 2 BB: 0 P: 17	1B: 5 2B: 2 3B: 0 HR: 0	SF: 0 SAC: 0 DP: 0 HBP: 0
--------------	------------------------------	---------------------------------	------------------------------	----------------------------------	-------------------------------	----------------------------------	-------------------------------	----------------------------------	------------------------------	----------------------------------	-------------------------------	----------------------------------	-------------------------------	----------------------------------	-------------------------------	----------------------------------	-------------------------------	----------------------------------	----------------------------------	------------------------------------

PITCHER	IP	WLS	BF	H	R	ER	SO	BB	IBB	HBP	BLK	WP	HR	S	P	ERA	WHIP
44 Jake Peavy, R (1, 1) ERA: 1.3	7.0		25	4	1	1	8	1	0	0	0	0	0	66	98	1.29	0.714
Scott Linebrink, R (8, 1) ERA: 4.91	1.0		3	0	0	0	1	0	0	0	0	0	0	12	18	0.00	0.000
Akinori Otsuka, R (9, 1) ERA: 2.45	0.2	L	5	3	1	1	0	0	0	0	0	0	0	10	17	13.50	4.500

**BOTTOM**

**San Diego Padres @ Arizona Diamondbacks**  
 Bank One Ballpark, Phoenix, AZ  
 Sat Apr 23 2005, 9:40 PM EDT  
 Att: 30,760 - Roof Closed - 76 F

AB	32
R	2
H	7
RBI	2
BB	1
SO	9
LOB	8



WP: 0	PA: 33
PB: 0	
SB: 0	
CS: 1	
ERA	WHIP

livebaseballscorecards.com

Batter	1	2	3	4	5	6	7	8	9	AB R H RBI BB SO LOB	TOP											
Dave Roberts, L (1, 8) OBP: 0.348, SLG: 0.429	0-2 L5			1-2 WP 3B	1-1 G6-3			2-3 K	0-1 1B	5 1 2 0 0 1 3												
Mark Loretta, R (1, 4) OBP: 0.382, SLG: 0.316	1-2 L5			4-2 G6-4-3 BB		0-0 G5-3		0-0 F8	2-2 P4	4 0 0 0 1 0 1												
Xavier Nady, R (1, 9) OBP: 0.355, SLG: 0.589	1-0 P4			2-2 G6-4-3 1-2f		1-0 G6-3		4-1 2B BB	0-1 G5-3	4 1 0 0 1 0 2												
Phil Nevin, R (1, 3) OBP: 0.244, SLG: 0.395			3-1 G6-3		0-3 K	1-2 G6-3		1-0 HR 2B		4 1 1 1 0 1 0												
Ryan Klesko, L (1, 7) OBP: 0.408, SLG: 0.516			1-3 K			0-0 F7 2B		1-2 HR		4 1 2 2 0 1 0												
Geoff Blum, S (1, 5) OBP: 0.333, SLG: 0.435			1-1 G6-3			0-0 F7		4-1 FC5-4 BB	24 1B BB	2 0 0 0 2 0 1												
Miguel Ojeda, R (1, 2) 24 Brian Giles, L (8, PH) Ramon Hernandez, R (8, 2) OBP: 0.353, SLG: 0.476			1-2 L3		1-1 G5-3		2-0 FC5-4 HR	1-0 1B		3 1 0 0 0 0 2												
Jesse Garcia, R (1, 6) OBP: 0.188, SLG: 0.333			2-0 G5-3		4-2 BB BB		0-0 HR	0-1 G3-1		1 0 1 0 0 0 0												
Brian Lawrence, R (1, 1) Dennys Reyes, R (3, 1) Adam Hyzdu, R (5, PH) Darrell May, L (5, 1) Sean Burroughs, L (7, PH) Rudy Sbanez, R (7, 1) Mark Sweeney, L (9, PH) OBP: 0.375, SLG: 0.286			1-0 F8		4-2 SAFE BB		1-1 G6-3		3-1 G3-1	3 1 1 2 1 0 2												
										1 0 0 0 0 0 0												
										0 0 0 0 0 0 0												
										0 0 0 0 0 0 0												
										0 0 0 0 0 0 0												
										1 0 0 0 0 0 0												
										0 0 0 0 0 0 0												
										1 0 0 0 0 0 0												
<b>Inning Stats</b>	R: 0 E: 0 K: 0 S: 7	H: 0 LOB: 0 BB: 0 P: 9	R: 0 E: 0 K: 1 S: 7	H: 0 LOB: 0 BB: 0 P: 12	R: 0 E: 0 K: 0 S: 5	H: 0 LOB: 0 BB: 0 P: 9	R: 1 E: 0 K: 1 S: 14	H: 1 LOB: 0 BB: 1 P: 21	R: 0 E: 0 K: 0 S: 10	H: 1 LOB: 3 BB: 2 P: 20	R: 0 E: 0 K: 0 S: 5	H: 0 LOB: 0 BB: 0 P: 7	R: 2 E: 0 K: 0 S: 6	H: 1 LOB: 0 BB: 1 P: 13	R: 3 E: 0 K: 1 S: 14	H: 3 LOB: 2 BB: 2 P: 27	R: 0 E: 0 K: 0 S: 9	H: 1 LOB: 1 BB: 0 P: 14	1B: 2 2B: 2 3B: 1 HR: 2	SF: 0 SAC: 0 DP: 1 HBP: 0	WP: 1 PB: 0 SB: 1 CS: 0	PA: 39
<b>PITCHER</b>	IP WLS BF H R ER SO BB IBB HBP BLK WP HR S P ERA WHIP																				<b>PITCHER</b>	IP WLS BF H R ER SO BB IBB HBP BLK WP HR S P ERA WHIP
Shawn Estes, L (1, 1) ERA: 3.96	7.0 W 27 3 3 3 2 4 0 0 0 1 1 54 91 3.86 1.000																					
36 Brian Bruney, R (8, 1) ERA: 5.56	0.2 S 6 2 3 3 1 2 0 0 0 0 1 11 23 40.50 6.000																					
Brandon Lyon, R (8, 1) ERA: 1.64	1.1 S 6 2 0 0 0 0 0 0 0 0 0 12 18 0.00 1.500																					

**San Diego Padres @ Arizona Diamondbacks**  
Bank One Ballpark, Phoenix, AZ

AB	33
R	6
H	7
RBI	5
BB	6
SO	3
LOB	11



Sun Apr 24 2005, 4:40 PM EDT  
Att. 30,471 - Roof Closed - 75 F

WP: 1	PA: 39
-------	--------

Batter	1	2	3	4	5	6	7	8	9	AB	R	H	RBI	BB	SO	LOB
Alex Cintron, S OBP: 0.444, SLG: 0.625 (1, 4)	4-2 F8 2B BB		0-1 G6-3 3B			1-1 1B	0-1 F8			4	2	2	0	1	0	3
Royce Clayton, R OBP: 0.296, SLG: 0.364 (1, 6)	1-1 B3		3-2 G6-3	2-0 G4-3 2B		0-3 K		0-3 K		5	0	1	1	0	2	2
Luis Gonzalez, L OBP: 0.358, SLG: 0.471 (1, 7)	2-0 F8		1-2 1B 1B	1-0 G4-3		3-3 K		3-2 G3		5	1	1	0	0	1	2
Troy Claus, R OBP: 0.338, SLG: 0.648 (1, 5)	1-1 2B		2-1 1B HR 1B	1-0 G1-3		1-2 G3 2B		1-2 P2		5	1	3	1	0	0	1
Shawn Green, L OBP: 0.361, SLG: 0.389 (1, 9)	1-2 G4-3		1-1 HR 1B	3-1 G3		0-1 G3		2-3 G3		4	1	1	1	0	0	3
Tony Clark, S OBP: 0.444, SLG: 0.792 (1, 3)		4-2 1B BB	1-2 HR		0-3 K	0-1 L6				3	1	1	3	1	1	1
Koyie Hill, S OBP: 0.379, SLG: 0.273 (1, 2)		0-0 L3 1B	4-1 FC2-5 1B BB		2-1 HR 1B		1-0 G4-3			3	1	2	0	1	0	0
Quinton McCracken, S OBP: 0.333, SLG: 0.370 (1, 8)		0-0 L3	1-1 FC2-5 1B		1-1 HR		2-1 F9			4	1	2	2	0	0	2
Shawn Estes, R (1, 1)		1-3 K	0-1 FC2-5		0-1 G6-3		2-2 3B			3	0	0	0	0	1	3
Matt Kata, S (7, PH)										1	0	1	0	0	0	0
36 Brian Bruney, R (8, 1)										0	0	0	0	0	0	0
Brandon Lyon, R (8, 1)										0	0	0	0	0	0	0

Inning Stats	R: 1	H: 1	E: 0	LOB: 1	K: 0	BB: 1	S: 10	R: 0	H: 1	E: 0	LOB: 1	K: 1	BB: 1	S: 7	R: 5	H: 6	E: 0	LOB: 2	K: 0	BB: 1	S: 24	R: 0	H: 1	E: 0	LOB: 1	K: 0	BB: 0	S: 5	R: 2	H: 3	E: 0	LOB: 1	K: 2	BB: 0	S: 14	R: 0	H: 1	E: 0	LOB: 1	K: 1	BB: 0	S: 10	R: 0	H: 1	E: 0	LOB: 0	K: 1	BB: 0	S: 10	R: 0	H: 0	E: 0	LOB: 0	K: 1	BB: 0	S: 10
1B: 7	SF: 0	2B: 4	SAC: 0	3B: 2	DP: 1	HR: 2	HBP: 0	WP: 0	PA: 40	PB: 0	SB: 0	CS: 0																																												

PITCHER	IP	WLS	BF	H	R	ER	SO	BB	IBB	HBP	BLK	WP	HR	S	P	ERA	WHIP
Brian Lawrence, R (1, 1)	2.1	L	15	7	6	6	1	2	0	0	0	0	0	12	25	0.00	1.800
Dennys Reyes, L (3, 1)	1.2		8	2	0	0	0	1	0	0	0	0	0	1	24	9.00	2.000
Darrell May, L (5, 1)	2.0		10	4	2	2	3	0	0	0	0	0	0	18	27	0.00	0.500
Rudy Seanez, R (7, 1)	2.0		7	1	0	0	1	0	0	0	0	0	0	18	27	0.00	0.500

BOTTOM

San Diego Padres @ Arizona Diamondbacks  
Bank One Ballpark, Phoenix, AZ

livebaseballscorecards.com

AB	37
R	8
H	14
RBI	8
BB	3
SO	5
LOB	17



WP	PA	ERA	WHIP
0	40		

Sun Apr 24 2005, 4:40 PM EDT  
Att: 30,471 - Roof Closed - 75 F

Batter	1	2	3	4	5	6	7	8	9	AB R H RBI BB SO LOB	TOP									
<b>Craig Counsell, L</b> (1, 4) OBP: 0.423, SLG: 0.300	4-0 1B 2B BB	1-2 G3			0-0 B5-3		2-1 S 1B 1B		1-2 FC6-4 1B	4 2 2 0 1 0 0	<b>Arizona Diamondbacks @ Los Angeles Dodgers</b> <b>Dodger Stadium, Los Angeles, CA</b> Mon Apr 25 2005, 7:10 PM PDT Att: 36,876 - Partly Cloudy - 62 F									
<b>Alex Cintron, S</b> (1, 6) OBP: 0.406, SLG: 0.552 <b>Javier López, L</b> (9, 1) <b>Brandon Lyon, R</b> (9, 1)	0-1 2B 1B		0-1 G4-3		1-3 K		2-3 SAFE SAFE K		0-0 FC6-4 1-2f	5 1 1 0 0 2 2 0 0 0 0 0 0 0 0 0 0 0 0 0 0										
<b>Luis Gonzalez, L</b> (1, 7) OBP: 0.376, SLG: 0.500	0-1 F6		0-0 S 1B		2-1 2B		2-2 2B 1B			4 0 3 1 0 0 2										
<b>Troy Glaus, R</b> (1, 5) OBP: 0.345, SLG: 0.667	0-0 1B 2B		1-2 SAFE F7		0-3 K		0-1 1-H 2B			4 1 2 2 0 1 2										
<b>Shawn Green, L</b> (1, 9) OBP: 0.356, SLG: 0.382	3-2 G1-3 1B		2-3 K		0-1 G4-3		0-0 G6-3			4 0 1 1 0 1 1										
<b>Chad Tracy, L</b> (1, 3) OBP: 0.324, SLG: 0.523	1-0 SAFE SAFE G1-3		1-2 G4-3		0-1 FC3-6 1B		2-1 L4			4 0 1 0 0 0 1										
<b>Koyie Hill, S</b> (1, 2) OBP: 0.333, SLG: 0.231	2-0 P6		2-3 K		0-0 FC3-6 FC5-4 1-2f		0-3 K			4 0 0 0 0 2 2										
<b>Quinton McCracken, S</b> (1, 8) OBP: 0.327, SLG: 0.360		0-2 K		0-0 1B		1 SAFE 0-1 FC5-4 1-2f		1-0 G4-3		4 0 1 0 0 1 1										
<b>Javier Vazquez, R</b> (1, 1) OBP: 0.300, SLG: 0.222 <b>Tony Clark, S</b> (9, PH) OBP: 0.429, SLG: 0.760 <b>Royce Clayton, R</b> (9, 6) OBP: 0.296, SLG: 0.364		0-3 K		0-0 SAFE G6-3		2-2 G5-3		3-1 G6-3		3 0 0 0 0 1 1 1 0 0 0 0 0 0 0 0 0 0 0 0 0										
<b>Inning Stats</b>	R: 3 E: 0 K: 0 S: 11	H: 3 LOB: 1 BB: 1 P: 21	R: 0 E: 0 K: 2 S: 12	H: 0 LOB: 0 BB: 0 P: 13	R: 0 E: 0 K: 1 S: 10	H: 1 LOB: 1 BB: 0 P: 13	R: 0 E: 0 K: 1 S: 9	H: 1 LOB: 1 BB: 0 P: 12	R: 0 E: 0 K: 0 S: 7	H: 1 LOB: 1 BB: 0 P: 7	R: 1 E: 0 K: 1 S: 13	H: 3 LOB: 2 BB: 0 P: 21	R: 0 E: 0 K: 1 S: 6	H: 0 LOB: 0 BB: 0 P: 8	R: 0 E: 0 K: 0 S: 8	H: 1 LOB: 1 BB: 0 P: 13	1B: 8 2B: 3 3B: 0 HR: 0	SF: 0 SAC: 0 DP: 0 HBP: 0	WP: 0 PB: 0 SB: 2 CS: 0	PA: 38
<b>PITCHER</b>	IP WLS BF H R ER SO BB IBB HBP BLK WP HR S P ERA WHIP																			
<b>Derek Lowe, R</b> (1, 1) ERA: 2.04	7.0 L 31 10 4 4 7 1 0 0 0 0 0 0 71 99 5.14 1.571																			
<b>Kelly Wunsch, L</b> (8, 1) ERA: 2.45	1.0 3 0 0 0 1 0 0 0 0 0 0 0 6 8 0.00 0.000																			
<b>Steve Schmolz, R</b> (9, 1) ERA: 2.53	1.0 4 1 0 0 0 0 0 0 0 0 0 0 8 13 0.00 1.000																			

livebaseballscorecards.com

<b>AB</b>	37
<b>R</b>	4
<b>H</b>	11
<b>RBI</b>	4
<b>BB</b>	1
<b>SO</b>	8
<b>LOB</b>	12





Batter	1	2	3	4	5	6	7	8	9	AB	R	H	RBI	BB	SO	LOB
Cesar Izturis, S OBP: 0.371, SLG: 0.424 (1, 6)	1-1 G1-3			1-2 G4-3		1-1 1B		2-1 1B		4	0	2	0	0	0	0
Hee-Seop Choi, L OBP: 0.294, SLG: 0.311 (1, 3)	1-2 F8			1-3 K		1-2 F8		0-3 K		3	0	0	0	0	1	1
Olmedo Saenz, R OBP: 0.500, SLG: 0.682 (8, PH)										1	0	0	0	0	1	2
J.D. Drew, L OBP: 0.369, SLG: 0.403 (1, 9)	0-2 K			2-1 HR				0-1 G4-3		4	1	1	1	0	2	0
12 Jeff Kent, R OBP: 0.461, SLG: 0.712 (1, 4)		0-0 F9		1-2 G6-3				3-2 HR		4	1	1	1	0	0	0
Milton Bradley, S OBP: 0.402, SLG: 0.645 (1, 8)		1-2 F9			0-0 FC3-6 1B			2-3 K		4	0	1	0	0	1	0
Jose Valentin, S OBP: 0.412, SLG: 0.460 (1, 5)		1-2 F7			3-2 FC3-6 G6-4-3 1-2f			0-3 K		3	0	0	0	0	1	1
Jason Phillips, R OBP: 0.371, SLG: 0.426 (1, 2)			1-3 K		0-1 G6-4-3 1-2f			1-3 K2-3		3	0	0	0	0	2	1
Jason Grabowski, L OBP: 0.240, SLG: 0.286 (1, 7)			4-2 B2-6-3 BB			0-0 F7		1-3 K		2	0	0	0	1	1	0
Derek Lowe, R OBP: 0.167, SLG: 0.167 (1, 1)			0-0 B2-6-3			0-2 K		4-1 1B BB		2	0	0	0	0	1	1
Kelly Wunsch, L (8, 1)										0	0	0	0	0	0	0
Ricky Ledee, L OBP: 0.357, SLG: 0.500 (8, PH)										0	0	0	0	1	0	0
Steve Schmol, R (9, 1)										0	0	0	0	0	0	0

Inning Stats	R: 0	H: 0	E: 0	K: 1	S: 10	R: 0	H: 0	E: 0	K: 0	S: 7	R: 0	H: 0	E: 0	K: 1	S: 7	R: 1	H: 1	E: 0	K: 1	S: 11	R: 0	H: 1	E: 0	K: 0	S: 6	R: 0	H: 1	E: 0	K: 1	S: 9	R: 1	H: 1	E: 0	K: 2	S: 15	R: 0	H: 1	E: 0	K: 3	S: 14	R: 0	H: 0	E: 0	K: 1	S: 8	1B: 3	2B: 0	3B: 0	HR: 2	SF: 0	SAC: 0	DP: 2	HBP: 0	WP: 0	PB: 0	SB: 0	CS: 0	PA: 32
--------------	------	------	------	------	-------	------	------	------	------	------	------	------	------	------	------	------	------	------	------	-------	------	------	------	------	------	------	------	------	------	------	------	------	------	------	-------	------	------	------	------	-------	------	------	------	------	------	-------	-------	-------	-------	-------	--------	-------	--------	-------	-------	-------	-------	--------

PITCHER	IP	WLS	BF	H	R	ER	SO	BB	IBB	HBP	BLK	WP	HR	S	P	ERA	WHIP
Javier Vazquez, R ERA: 6.11 (1, 1)	8.0	W	29	5	2	2	9	2	0	0	0	0	2	79	111	2.25	0.875
Javier López, L ERA: 19.29 (9, 1)	0.1	H	1	0	0	0	1	0	0	0	0	0	0	4	6	0.00	0.000
Brandon Lyon, R ERA: 1.54 (9, 1)	0.2	S	2	0	0	0	0	0	0	0	0	0	0	4	4	0.00	0.000

**BOTTOM**

Arizona Diamondbacks @ Los Angeles Dodgers  
 Dodger Stadium, Los Angeles, CA  
 Mon Apr 25 2005, 7:10 PM PDT  
 Att. 36,876 - Partly Cloudy - 62 F

livebaseballscorecards.com

AB	30
R	2
H	5
RBI	2
BB	2
SO	10
LOB	6



Batter	1	2	3	4	5	6	7	8	9	AB	R	H	RBI	BB	SO	LOB	TOP
<b>Craig Counsell, L</b> OBP: 0.415, SLG: 0.297 (1, 4)	1-0 G4-3	2-2 G1-3			2-1 F9 BB 1B		1-1 L4			4	0	1	0	0	0	2	
<b>Royce Clayton, R</b> OBP: 0.293, SLG: 0.348 (1, 6)	1-2 G6-3		0-2 F9		4-1 BB		0-3 K			3	0	0	0	1	1	1	
<b>Luis Gonzalez, L</b> OBP: 0.360, SLG: 0.474 (1, 7)	0-1 G4-3		3-2 G4-3		2-0 F9		2-2 PO	1-0 G6-3		4	0	0	0	0	0	2	
<b>Troy Glaus, R</b> OBP: 0.341, SLG: 0.641 (1, 5)		2-2 G6-3	1-0 HBP		2-2 F8			1-0 F8		3	0	0	0	0	0	2	
<b>Shawn Green, L</b> OBP: 0.363, SLG: 0.438 (1, 9)		2-1 HR	0-0 F7			1-0 2B		0-1 P4		4	1	2	1	0	0	1	
<b>Tony Clark, S</b> OBP: 0.375, SLG: 0.655 (1, 3)		3-2 G4-3		2-0 G1-3		1-1 F7			2-1 G4-3	4	0	0	0	0	0	1	
<b>19 Chris Snyder, R</b> OBP: 0.333, SLG: 0.372 (1, 2)		4-1 HR BB		0-2 G6-3		2-3 K			1-3 K	3	1	0	0	1	2	1	
<b>Luis Terrero, R</b> OBP: 0.278, SLG: 0.375 <b>Quinton McCracken, S</b> OBP: 0.327, SLG: 0.360 (1, 8) (9, 8)		0-2 HR		3-1 P6		1-3 K			4-2 FC4-6 BB	3	1	1	2	1	1	1	
<b>Russ Ortiz, R</b> OBP: 0.333, SLG: 0.333 <b>Matt Kata, S</b> OBP: 0.444, SLG: 0.462 <b>Lance Cormier, R</b> <b>Javier López, L</b> <b>Mike Koplove, R</b> <b>Chad Tracy, L</b> OBP: 0.319, SLG: 0.515 <b>Brandon Lyon, R</b> (1, 1) (7, PH) (7, 1) (7, 1) (8, 1) (8, PH) (9, 1)		0-0 1B		0-1 L5			4-1 PO BB		2-2 FC4-6	2	0	1	0	0	0	0	
<b>Inning Stats</b>	R: 0 E: 0 K: 0 S: 6 H: 0 LOB: 0 BB: 0 P: 8	R: 3 E: 0 K: 0 S: 18 H: 3 LOB: 1 BB: 1 P: 31	R: 0 E: 0 K: 0 S: 7 H: 0 LOB: 1 BB: 0 P: 11	R: 0 E: 0 K: 0 S: 6 H: 0 LOB: 0 BB: 0 P: 11	R: 0 E: 0 K: 0 S: 10 H: 1 LOB: 2 BB: 1 P: 20	R: 0 E: 0 K: 2 S: 9 H: 1 LOB: 1 BB: 0 P: 14	R: 0 E: 0 K: 1 S: 10 H: 0 LOB: 0 BB: 1 P: 17	R: 0 E: 0 K: 0 S: 4 H: 0 LOB: 0 BB: 0 P: 6	R: 0 E: 0 K: 1 S: 12 H: 0 LOB: 1 BB: 1 P: 21	1B: 2 2B: 1 3B: 0 HR: 2 SF: 0 SAC: 0 DP: 0 HBP: 1	WP: 0 PB: 0 SB: 0 CS: 0	PA: 37					
<b>PITCHER</b>	IP WLS BF H R ER SO BB IBB HBP BLK WP HR S P ERA WHIP	IP WLS BF H R ER SO BB IBB HBP BLK WP HR S P ERA WHIP	IP WLS BF H R ER SO BB IBB HBP BLK WP HR S P ERA WHIP	IP WLS BF H R ER SO BB IBB HBP BLK WP HR S P ERA WHIP	IP WLS BF H R ER SO BB IBB HBP BLK WP HR S P ERA WHIP	IP WLS BF H R ER SO BB IBB HBP BLK WP HR S P ERA WHIP	IP WLS BF H R ER SO BB IBB HBP BLK WP HR S P ERA WHIP	IP WLS BF H R ER SO BB IBB HBP BLK WP HR S P ERA WHIP	IP WLS BF H R ER SO BB IBB HBP BLK WP HR S P ERA WHIP	IP WLS BF H R ER SO BB IBB HBP BLK WP HR S P ERA WHIP	IP WLS BF H R ER SO BB IBB HBP BLK WP HR S P ERA WHIP	IP WLS BF H R ER SO BB IBB HBP BLK WP HR S P ERA WHIP					
<b>Scott Erickson, R</b> ERA: 7.2 (1, 1)	5.0 L 22 4 3 3 0 2 0 1 0 0 2 47 81 5.40 1.200																
<b>D.J. Houlton, R</b> ERA: 1.13 (6, 1)	1.2 7 1 0 0 3 1 0 0 0 0 0 17 27 0.00 1.200																
<b>Kelly Wunsch, L</b> ERA: 2.35 (7, 1)	0.1 0 0 0 0 0 0 0 0 0 0 0 2 4 0.00 0.000																
<b>Duaner Sanchez, R</b> ERA: 2.38 (8, 1)	2.0 7 0 0 0 0 1 1 0 0 0 0 16 27 0.00 0.500																

Arizona Diamondbacks @ Los Angeles Dodgers  
 Dodger Stadium, Los Angeles, CA  
 Tue Apr 26 2005, 7:10 PM PDT  
 Att: 44,486 - Clear - 62 F

livebaseballscorecards.com

AB	31
R	3
H	5
RBI	3
BB	4
SO	4
LOB	12



BOTTOM

Arizona Diamondbacks @ Los Angeles Dodgers  
Dodger Stadium, Los Angeles, CA

Tue Apr 26 2005, 7:10 PM PDT  
Att. 44,486 - Clear - 62 F

livebaseballscorecards.com

AB 35  
R 2  
H 10  
RBI 2  
BB 2  
SO 5  
LOB 17



WP: 0 PA: 39  
PB: 0  
SB: 0  
CS: 1

AB R H RBI BB SO LOB

5 0 2 0 0 0 0

5 1 4 1 0 0 2

5 0 1 0 0 0 4

2 0 0 0 2 0 3

4 1 1 0 0 2 2

3 0 0 0 0 1 1

4 0 1 0 0 0 3

3 0 0 1 0 0 1

1 0 0 0 0 0 1 1  
1 0 0 0 0 0 0 0  
0 0 0 0 0 0 0 0  
0 0 0 0 0 0 0 0  
1 0 0 0 0 0 1 0  
0 0 0 0 0 0 0 0  
1 0 1 0 0 0 0 0  
0 0 0 0 0 0 0 0

1B: 8 SF: 1  
2B: 0 SAC: 0  
3B: 1 DP: 0  
HR: 1 HBP: 1

Batter	1	2	3	4	5	6	7	8	9
Cesar Izturis, S OBP: 0.372, SLG: 0.422	3-1 F9		2-2 F8		2-1 CS 1B		1-1 G6-3		1 SAFE 1-0 1B
Hee-Seop Choi, L OBP: 0.339, SLG: 0.420	0-0 1B		0-2 HR		2-0 1B 1-2 1B		0-1 1B		1-1 F7
J.D. Drew, L OBP: 0.360, SLG: 0.389	2-1 F8		1-0 G4-3		0-0 1B 1-2 FC6-4 1B		2-1 L4		3-2 G1-4-3
12 Jeff Kent, R OBP: 0.462, SLG: 0.693	1-2 L9		4-1 BB		2-0 FC6-4 1-2f			4-2 BB	
Milton Bradley, S OBP: 0.395, SLG: 0.625		3-2 G4-3 HBP SF9 1B	2-0 L7			2-3 K		1-3 K	
Jose Valentin, S OBP: 0.403, SLG: 0.434		1-0 SF9 G4-3 HBP		2-0 P6		1-0 G4-3		2-3 K	
Ricky Ledee, L OBP: 0.348, SLG: 0.524		2-2 G4-3		0-0 L5		1-2 3B		1-0 G4-3	
Jason Phillips, R OBP: 0.348, SLG: 0.404		1-0 SF9		0-2 G5-3		3-1 F9			0-0 P3
Scott Erickson, R OBP: 0.143, SLG: 0.143		3-3 K			1-2 G1-3		2-2 K		1-1 1B
Jason Grabowski, L OBP: 0.291, SLG: 0.273									
D.J. Houlton, R OBP: 0.290, SLG: 0.296									
Kelly Wunsch, L OBP: 0.291, SLG: 0.273									
66 Norihiro Nakamura, R OBP: 0.290, SLG: 0.296									
Duaner Sanchez, R OBP: 0.291, SLG: 0.273									
Olmedo Saenz, R OBP: 0.291, SLG: 0.273									
17 Jason Fieppo, R OBP: 0.333, SLG: 0.487									

Inning Stats	R: 0	H: 1	E: 0	LOB: 1	K: 0	BB: 0	S: 8	R: 1	H: 1	E: 0	LOB: 1	K: 1	BB: 0	S: 12	R: 1	H: 1	E: 0	LOB: 1	K: 0	BB: 0	S: 9	R: 0	H: 3	E: 0	LOB: 2	K: 0	BB: 0	S: 8	R: 0	H: 1	E: 0	LOB: 1	K: 1	BB: 0	S: 10	R: 0	H: 1	E: 0	LOB: 1	K: 1	BB: 0	S: 9	R: 0	H: 0	E: 0	LOB: 1	K: 2	BB: 1	S: 10	R: 0	H: 2	E: 0	LOB: 2	K: 0	BB: 0	S: 10	1B: 8	SF: 1	2B: 0	SAC: 0	3B: 1	DP: 0	HR: 1	HBP: 1	WP: 0	PA: 39
--------------	------	------	------	--------	------	-------	------	------	------	------	--------	------	-------	-------	------	------	------	--------	------	-------	------	------	------	------	--------	------	-------	------	------	------	------	--------	------	-------	-------	------	------	------	--------	------	-------	------	------	------	------	--------	------	-------	-------	------	------	------	--------	------	-------	-------	-------	-------	-------	--------	-------	-------	-------	--------	-------	--------

PITCHER	IP	WLS	BF	H	R	ER	SO	BB	IBB	HBP	BLK	WP	HR	S	P	ERA	WHIP
Russ Ortiz, R ERA: 3.6	6.0	W	26	7	2	2	2	1	0	0	0	0	1	52	93	3.00	1.333
Lance Cormier, R ERA:	0.2	H	3	1	0	0	1	0	0	0	0	0	0	7	10	0.00	1.500
Javier López, L ERA: 16.88	0.1	H	1	0	0	0	0	0	0	0	0	0	0	2	4	0.00	0.000
Mike Koplove, R ERA: 6.17	1.0	H	4	0	0	0	2	1	0	0	0	0	0	10	18	0.00	1.000
Brandon Lyon, R ERA: 1.42	1.0	S	5	2	0	0	0	0	0	0	0	0	0	10	16	0.00	2.000

Batter	1	2	3	4	5	6	7	8	9	AB R H RBI BB SO LOB	TOP		
<b>Craig Counsell, L</b> (1, 4) OBP: 0.425, SLG: 0.299	0-2 F7		1-3 K		4-2 S BB		1-1 1B HBP		0-1 G3 1B	3 0 1 1 1 1 1			
<b>Quinton McCracken, S</b> (1, 8) OBP: 0.322, SLG: 0.352 <b>Mike Koplove, R</b> (7, 1) <b>Alex Cintron, S</b> (9, PH) OBP: 0.394, SLG: 0.533 <b>Javier López, L</b> (9, 1)	2-1 F7		2-1 1B 2-H 1B		3-2 G4-3		1-2 K		1-1 G3 1-2 3-H	4 0 1 1 0 1 4 0 0 0 0 0 0 0 1 0 0 1 0 0 1 0 0 0 0 0 0 0			
<b>Luis Gonzalez, L</b> (1, 7) OBP: 0.372, SLG: 0.476	0-2 F7		2-1 1-2 1B		0-1 G4-3		1-1 1-3 2-H 3-H 1B		4-0 IBB	4 0 2 2 1 0 0			
<b>Troy Glaus, R</b> (1, 5) OBP: 0.333, SLG: 0.610		4-0 G1-3 S SF7 BB	1-3 K		1-1 F9		0-0 G5-3		1-3 K	4 1 0 0 1 2 6			
<b>Shawn Green, L</b> (1, 9) OBP: 0.347, SLG: 0.417		3-2 G1-3 1-3		1-1 F8		0-0 F7		0-3 K		4 0 0 0 0 1 1			
<b>Chad Tracy, L</b> (1, 3) OBP: 0.315, SLG: 0.507		2-0 SF7 3-H		1-0 G4-3			1-2 1B FC5-2 1B		3-2 K	3 0 1 1 0 1 0			
<b>Koyie Hill, S</b> (1, 2) OBP: 0.324, SLG: 0.233		0-3 K		1-2 K			1-1 BB FC5-2 HBP 1B		1-3 K	4 1 1 0 0 3 0			
<b>Royce Clayton, R</b> (1, 6) OBP: 0.291, SLG: 0.342			1-2 SH2-4 1B 1B		0-0 F8		2-2 HBP BB 1B		2-3 K	4 2 1 0 0 1 2			
<b>Brad Halsey, L</b> (1, 1) <b>Lance Cormier, R</b> (6, 1) <b>Tony Clark, S</b> (7, PH) OBP: 0.394, SLG: 0.655 <b>Luis Terrero, R</b> (7, PR) OBP: 0.316, SLG: 0.471 (7, 8)			0-1 SH2-4		0-1 G5-3		4-1 HBP 1B BB		3-2 1B G3 2B	1 0 0 0 0 0 0 0 0 0 0 0 0 0 0 0 0 0 1 0 0 1 2 1 0 0 0 0			
<b>Inning Stats</b>	R: 0 E: 0 K: 0 S: 12 H: 0 LOB: 0 BB: 0 P: 14	R: 1 E: 0 K: 1 S: 7 H: 0 LOB: 0 BB: 1 P: 16	R: 1 E: 0 K: 2 S: 19 H: 3 LOB: 2 BB: 0 P: 26	R: 0 E: 0 K: 1 S: 6 H: 0 LOB: 0 BB: 0 P: 9	R: 0 E: 0 K: 0 S: 8 H: 0 LOB: 1 BB: 1 P: 15	R: 0 E: 0 K: 0 S: 5 H: 0 LOB: 0 BB: 0 P: 6	R: 3 E: 0 K: 1 S: 16 H: 3 LOB: 2 BB: 1 P: 27	R: 0 E: 0 K: 3 S: 10 H: 0 LOB: 0 BB: 0 P: 14	R: 1 E: 0 K: 2 S: 15 H: 2 LOB: 2 BB: 1 P: 26	1B: 7 2B: 1 3B: 0 HR: 0 SF: 1 SAC: 1 DP: 0 HBP: 1	WP: 0 PB: 0 SB: 2 CS: 0 PA: 40		
<b>PITCHER</b>	IP WLS BF H R ER SO BB IBB HBP BLK WP HR S P ERA WHIP											<b>PITCHER</b>	IP WLS BF H R ER SO BB IBB HBP BLK WP HR S P ERA WHIP
<b>Jeff Weaver, R</b> (1, 1) ERA: 6.23	6.1 L 28 5 5 5 4 3 0 1 0 0 0 67 105 7.11 1.263												
<b>Steve Schmolz, R</b> (7, 1) ERA: 2.45	0.1 1 0 0 0 1 0 0 0 0 0 0 3 4 0.00 0.000												
<b>Kelly Wunsch, L</b> (7, 1) ERA: 2.35	0.0 1 1 0 0 0 0 0 0 0 0 0 2 3 ∞ ∞												
<b>Duaner Sanchez, R</b> (7, 1) ERA: 2.31	0.1 1 0 0 0 0 0 0 0 0 0 0 1 1 0.00 0.000												
<b>Giovanni Carrara, R</b> (8, 1) ERA: 4.82	2.0 9 2 1 1 5 0 1 0 0 0 0 25 40 4.50 1.000												

Arizona Diamondbacks @ Los Angeles Dodgers  
Dodger Stadium, Los Angeles, CA

livebaseballscorecards.com

AB	33
R	6
H	8
RBI	6
BB	4
SO	10
LOB	15



Wed Apr 27 2005, 7:10 PM PDT  
Att. 54,387 - Cloudy - 61 F

Batter	1	2	3	4	5	6	7	8	9	AB R H RBI BB SO LOB
Cesar Izturis, S OBP: 0.374, SLG: 0.415 (1, 6)	1-1 G5-3	0-3 K			0-0 2B 1B		4-2 F8 BB BB		2-3 K	4 1 1 0 1 2 1
17 Jason Repko, R OBP: 0.333, SLG: 0.476 Ricky Ledee, L OBP: 0.362, SLG: 0.524 (7, PH) (8, 7)	2-1 F7		0-1 B3		1-0 2B 1B		4-0 BB BB BB BB			3 1 1 0 0 0 0 0 0 0 0 1 0 0
J.D. Drew, L OBP: 0.376, SLG: 0.421 (1, 9)	2-2 12 1B 1B		3-2 12 P4 1B		1-1 12 F8 2B		0-0 F8			4 0 3 2 0 0 2
12 Jeff Kent, R OBP: 0.454, SLG: 0.671 (1, 4)	1-0 1B		3-1 P4		1-2 F8		0-0 G5-3			4 0 1 0 0 0 4
Milton Bradley, S OBP: 0.389, SLG: 0.607 (1, 8)	0-3 K		3-2 1B		3-1 G5-3			1-1 L3		4 0 1 0 0 1 3
Olmedo Saenz, R OBP: 0.485, SLG: 0.741 (1, 3)		1-1 HR		0-1 G1-3		1-0 G5-3		0-3 K		4 1 1 1 0 1 0
Jason Phillips, R OBP: 0.343, SLG: 0.393 (1, 2)		3-1 SH1-4 1B		1-1 G2-3		2-0 G6-3		3-2 G5-3		4 0 1 0 0 0 0
66 Norihiro Nakamura, R OBP: 0.172, SLG: 0.179 (1, 5)		1-0 F7		1-3 K		1-1 G6-3			1-1 G5-3	4 0 0 0 0 1 1
Jeff Weaver, R OBP: 0.250, SLG: 0.333 Steve Schmolli, R Kelly Wunsch, L Duaner Sanchez, R Jason Grabowski, L OBP: 0.222, SLG: 0.261 Giovanni Carrara, R Jose Valentin, S OBP: 0.397, SLG: 0.426 (1, 1) (7, 1) (7, 1) (7, 1) (7, PH) (8, 1) (9, PH)		0-0 SH1-4			1-1 G6-3		0-0 F8		2-3 K	1 0 1 0 0 0 0 0 0 0 0 0 0 0 0 0 1 0 0 0 0 1 0

Inning Stats	R: 0 E: 0 K: 13 S: 19	H: 2 LOB: 2 BB: 0 P: 19	R: 1 E: 0 K: 9 S: 9	H: 2 LOB: 1 BB: 0 P: 14	R: 0 E: 0 K: 10 S: 10	H: 2 LOB: 2 BB: 0 P: 9	R: 0 E: 0 K: 7 S: 7	H: 0 LOB: 0 BB: 0 P: 9	R: 2 E: 0 K: 11 S: 11	H: 3 LOB: 1 BB: 0 P: 18	R: 0 E: 0 K: 4 S: 4	H: 0 LOB: 0 BB: 0 P: 8	R: 0 E: 0 K: 7 S: 7	H: 0 LOB: 2 BB: 2 P: 15	R: 0 E: 0 K: 8 S: 8	H: 0 LOB: 0 BB: 0 P: 12	R: 0 E: 0 K: 8 S: 8	H: 0 LOB: 0 BB: 0 P: 13	1B: 7 2B: 1 3B: 0 HR: 1	SF: 0 SAC: 1 DP: 0 HBP: 0	WP: 0 PB: 0 SB: 0 CS: 0	PA: 37
--------------	--------------------------------	----------------------------------	------------------------------	----------------------------------	--------------------------------	---------------------------------	------------------------------	---------------------------------	--------------------------------	----------------------------------	------------------------------	---------------------------------	------------------------------	----------------------------------	------------------------------	----------------------------------	------------------------------	----------------------------------	----------------------------------	------------------------------------	----------------------------------	--------

PITCHER	IP	WLS	BF	H	R	ER	SO	BB	IBB	HBP	BLK	WP	HR	S	P	ERA	WHIP
Brad Halsey, L ERA: 3.21 (1, 1)	5.0		23	9	3	3	3	0	0	0	0	0	1	50	79	5.40	1.800
Lance Cormier, R ERA: (6, 1)	1.0	W	3	0	0	0	0	0	0	0	0	0	0	4	8	0.00	0.000
Mike Koplove, R ERA: 5.27 (7, 1)	2.0	H	8	0	0	0	1	2	0	0	0	0	0	15	27	0.00	1.000
Javier López, L ERA: 12.27 (9, 1)	1.0	S	3	0	0	0	2	0	0	0	0	0	0	8	13	0.00	0.000

**BOTTOM**

Arizona Diamondbacks @ Los Angeles Dodgers  
Dodger Stadium, Los Angeles, CA

Wed Apr 27 2005, 7:10 PM PDT  
Att: 54,387 - Cloudy - 61 F

livebaseballscores.com

AB	34
R	3
H	9
RBI	3
BB	2
SO	6
LOB	11





Batter	1	2	3	4	5	6	7	8	9	10	11	12	13	14	15	AB R H RBI BB SO LOB	BOTTOM													
<b>Dave Roberts, L</b> (1, 8) OBP: 0.359, SLG: 0.472	G6-3		G4-3 2B	1B 1-2 2-H 3-H		L4-3		F7		K			F9		SH1-4	7 0 2 2 0 1 3	<b>Arizona Diamondbacks @ San Diego Padres</b> PETCO Park, San Diego, CA Fri Apr 29 2005, 10:05 PM EDT Att: 41,464 - Partly Cloudy - 62 F													
<b>Mark Loretta, R</b> (1, 4) OBP: 0.387, SLG: 0.340	1B 24 G1-6-3		G4-3	1B 24 FC6-4		2B			G1-3				G4-3		1B 24 IBB	8 0 5 1 0 0 1														
<b>24 Brian Giles, L</b> (1, 9) OBP: 0.362, SLG: 0.390	G1-6-3		FC6-4 BB	1B 1-2f		K			L8				G3-1		1B IBB	6 0 0 0 2 1 5														
<b>Phil Nevin, R</b> (1, 3)			FC6-4			HR			1B 1B				K		1B 1-2 2-3 3-H	8 1 3 2 0 4 3														
<b>Ryan Klecko, L</b> (1, 7) OBP: 0.387, SLG: 0.468				G6-3		G6-3			G5-3				K			4 0 1 0 0 0 0														
<b>Adrian Fitzmaurice, R</b> (8, 7) OBP: 0.271, SLG: 0.125																1 0 1 0 0 0 0														
<b>Scott Linebrink, R</b> (10, 1) OBP: 0.271, SLG: 0.125																0 0 0 0 0 0 0														
<b>Rudy Seanez, R</b> (11, 1) OBP: 0.271, SLG: 0.125																1 0 0 0 0 0 0														
<b>Miguel Ojeda, R</b> (11, 1) OBP: 0.271, SLG: 0.125																0 0 0 0 0 0 0														
<b>Akinori Otsuka, R</b> (12, 1) OBP: 0.271, SLG: 0.125																1 0 0 0 0 0 0														
<b>Chris Hammond, L</b> (14, 1)																1 0 0 0 0 0 0														
<b>Ramon Hernandez, R</b> (1, 2) OBP: 0.352, SLG: 0.469																6 0 3 0 1 1 2														
<b>Geoff Blum, S</b> (1, 8) OBP: 0.328, SLG: 0.458																0 0 0 0 0 0 0														
<b>Jesse Garcia, R</b> (1, 6) OBP: 0.208, SLG: 0.273																6 1 1 0 1 3 4														
<b>Sean Burroughs, L</b> (1, 5) OBP: 0.382, SLG: 0.318																7 1 3 0 0 1 6														
<b>44 Jake Peavy, R</b> (1, 1) OBP: 0.273, SLG: 0.111																2 1 1 0 1 0 0														
<b>Mark Sweeney, L</b> (8, PH) OBP: 0.381, SLG: 0.474																1 0 0 0 0 1 1														
<b>Trevor Hoffman, R</b> (9, 1)																0 0 0 0 0 0 0														
<b>Xavier Nady, R</b> (10, 7) OBP: 0.338, SLG: 0.515																2 1 0 0 1 0 2														
<b>Inning Stats</b>	R: 0 E: 0 K: 0 S: 7	H: 1 LOB: 0 BB: 0 P: 11	R: 0 E: 0 K: 2 S: 13	H: 2 LOB: 2 BB: 0 P: 22	R: 0 E: 0 K: 0 S: 9	H: 1 LOB: 2 BB: 1 P: 17	R: 3 E: 0 K: 0 S: 18	H: 4 LOB: 2 BB: 1 P: 27	R: 1 E: 0 K: 0 S: 11	H: 2 LOB: 1 BB: 0 P: 18	R: 0 E: 0 K: 1 S: 9	H: 2 LOB: 1 BB: 0 P: 14	R: 0 E: 0 K: 2 S: 8	H: 0 LOB: 0 BB: 0 P: 10	R: 0 E: 0 K: 2 S: 10	H: 1 LOB: 1 BB: 0 P: 15	R: 0 E: 0 K: 2 S: 13	H: 1 LOB: 1 BB: 0 P: 16	R: 0 E: 0 K: 1 S: 9	H: 1 LOB: 1 BB: 0 P: 12	R: 0 E: 0 K: 0 S: 7	H: 0 LOB: 0 BB: 0 P: 8	R: 0 E: 0 K: 2 S: 9	H: 0 LOB: 2 BB: 2 P: 20	R: 1 E: 0 K: 0 S: 6	H: 2 LOB: 3 BB: 2 P: 15	1B: 17 2B: 3 3B: 0 HR: 1	SF: 0 SAC: 1 DP: 2 HBP: 0	WP: 0 PB: 0 SB: 1 CS: 0	PA: 67
<b>PITCHER</b>	IP WLS BF H R ER SO BB IBB HBP BLK WP HR S P ERA WHIP																IP WLS BF H R ER SO BB IBB HBP BLK WP HR S P ERA WHIP													
<b>17 Brandon Webb, R</b> (1, 1) ERA: 3.24	6.0																3.0													
<b>36 Brian Bruney, R</b> (7, 1) ERA: 4.97	1.1																0.1													
<b>Javier Lopez, L</b> (8, 1) ERA: 10.36	0.2																													
<b>Mike Koplove, R</b> (9, 1) ERA: 4.91	1.0																													
<b>Lance Cormier, R</b> (10, 1) ERA:	2.0																													

AB	60
R	5
H	20
RBI	5
BB	6
SO	14
LOB	28



Batter	1	2	3	4	5	6	7	8	9	AB R H RBI BB SO LOB	TOP												
<b>Craig Counsell, L</b> (1, 4) OBP: 0.418, SLG: 0.325	2-1 G3 2B		0-3 K			1-0 G3-1			0-0 G3	4 0 1 0 0 1 0	<b>Arizona Diamondbacks @ San Diego Padres</b> <b>PETCO Park, San Diego, CA</b> Sat Apr 30 2005, 10:05 PM EDT Att. 38,148 - Clear - 65 F <a href="http://livebaseballscorecards.com">livebaseballscorecards.com</a>												
<b>Alex Cintron, S</b> (1, 6) OBP: 0.325, SLG: 0.432	3-1 G3 2-3			1-1 F8		0-0 F7			0-3 K	4 0 0 0 0 1 1													
<b>Luis Gonzalez, L</b> (1, 7) OBP: 0.375, SLG: 0.478	3-2 F7			1-2 F8			4-2 G4-6-3 1B BB		0-2 F8	3 0 0 0 1 0 1													
<b>Troy Glaus, R</b> (1, 5) OBP: 0.343, SLG: 0.622	2-2 G6-3			4-1 BB		0-1 G4-6-3 1B				2 0 1 0 1 0 1													
<b>Shawn Green, L</b> (1, 9) OBP: 0.327, SLG: 0.385		3-1 G1-3		1-2 G5-3		0-0 G4-6-3 1-2f 2-3				3 0 0 0 0 0 3													
<b>Chad Tracy, L</b> (1, 3) OBP: 0.293, SLG: 0.487		0-3 K			0-0 F7		0-1 L1			3 0 0 0 0 1 1													
<b>Koyie Hill, S</b> (1, 2) OBP: 0.300, SLG: 0.212			1-0 G3		2-3 K			0-1 P6		2 0 0 0 0 1 0													
<b>Quinton McCracken, S</b> (8, PH) OBP: 0.302, SLG: 0.328										1 0 0 0 0 0 0													
<b>Luis Terrero, R</b> (1, 8) OBP: 0.261, SLG: 0.381			0-3 K		1-3 K			2-2 G4-3		2 0 0 0 0 2 0													
<b>Matt Kata, S</b> (8, PH) OBP: 0.400, SLG: 0.400						2-3 K				1 0 0 0 0 0 0													
<b>36 Brian Bruney, R</b> (8, 1)										0 0 0 0 0 0 0													
<b>Javier López, L</b> (8, 1)										0 0 0 0 0 0 0													
<b>Lance Cormier, R</b> (8, 1)										0 0 0 0 0 0 0													
<b>Shawn Estes, R</b> (1, 1)			1-2 G5-3			2-3 K			0-3 K2-3	2 0 0 0 0 1 0													
<b>Tony Clark, S</b> (8, PH) OBP: 0.400, SLG: 0.677										1 0 0 0 0 1 0													
<b>19 Chris Snyder, R</b> (8, 2) OBP: 0.296, SLG: 0.327										0 0 0 0 0 0 0													
<b>Inning Stats</b>	R: 0 E: 0 K: 0 S: 10	H: 1 LOB: 1 BB: 0 P: 20	R: 0 E: 0 K: 1 S: 6	H: 0 LOB: 0 BB: 0 P: 10	R: 0 E: 0 K: 2 S: 9	H: 0 LOB: 0 BB: 0 P: 10	R: 0 E: 0 K: 0 S: 9	H: 0 LOB: 1 BB: 1 P: 16	R: 0 E: 0 K: 2 S: 8	H: 0 LOB: 0 BB: 0 P: 11	R: 0 E: 0 K: 1 S: 5	H: 0 LOB: 0 BB: 0 P: 8	R: 0 E: 0 K: 0 S: 8	H: 1 LOB: 1 BB: 1 P: 12	R: 0 E: 0 K: 1 S: 10	H: 0 LOB: 0 BB: 0 P: 12	R: 0 E: 0 K: 1 S: 8	H: 0 LOB: 0 BB: 0 P: 8	1B: 1 2B: 1 3B: 0 HR: 0	SF: 0 SAC: 0 DP: 1 HBP: 0	WP: 0 PB: 0 SB: 0 CS: 0	PA: 30	
<b>PITCHER</b>	IP WLS BF H R ER SO BB IBB HBP BLK WP HR S P ERA WHIP																						
<b>Brian Lawrence, R</b> (1, 1) ERA: 5.46	8.0 W 27 2 0 0 7 2 0 0 0 0 0 0 65 99 0.00 0.500																						
<b>Trevor Hoffman, R</b> (9, 1) ERA: 5.87	1.0 S 3 0 0 0 1 0 0 0 0 0 0 0 8 8 0.00 0.000																						





Batter	1	2	3	4	5	6	7	8	9
<b>Dave Roberts, L</b> (1, 8) OBP: 0.349, SLG: 0.450	2-2 F7		0-0 B3-4			2-2 G6-3		2-2 1B	
<b>Mark Loretta, R</b> (1, 4) OBP: 0.383, SLG: 0.337	2-2 F8		0-1 P4			0-0 F8		0-1 1B	
<b>24 Brian Giles, L</b> (1, 9) OBP: 0.361, SLG: 0.381	4-2 BB				3-1 G1	3-2 G4-3			
<b>Phil Nevin, R</b> (1, 3) OBP: 0.262, SLG: 0.458	3-2 G5-3				2-3 K		3-1 F9		
<b>Ramon Hernandez, R</b> (1, 2) OBP: 0.341, SLG: 0.452		2-2 L4			2-3 K		2-0 F8		
<b>Xavier Nady, R</b> (1, 7) OBP: 0.325, SLG: 0.493		0-2 F7			1-0 F9		1-0 G6-3		
<b>Sean Burroughs, L</b> (1, 5) OBP: 0.392, SLG: 0.377		1-2 1B			0-1 HR			2-2 G3	
<b>Jesse Garcia, R</b> (1, 6) OBP: 0.185, SLG: 0.240		0-3 K			0-0 G1			0-2 G2-3	
<b>Brian Lawrence, R</b> (1, 1) <b>Mark Sweeney, L</b> (8, PH) <b>Adam Hyzdu, R</b> (8, PH) <b>Trevor Hoffman, R</b> (9, 1)			0-3 K		1-0 L4			4-1 1B BB	

Inning Stats	R: 0 E: 0 K: 14 S: 14	H: 0 LOB: 1 BB: 25 P: 25	R: 0 E: 0 K: 14 S: 14	H: 1 LOB: 1 BB: 0 P: 17	R: 0 E: 0 K: 6 S: 6	H: 0 LOB: 0 BB: 0 P: 6	R: 0 E: 0 K: 2 S: 9	H: 0 LOB: 0 BB: 16 P: 16	R: 1 E: 0 K: 5 S: 5	H: 1 LOB: 0 BB: 0 P: 7	R: 0 E: 0 K: 7 S: 7	H: 0 LOB: 0 BB: 12 P: 12	R: 0 E: 0 K: 4 S: 4	H: 0 LOB: 0 BB: 10 P: 10	R: 1 E: 0 K: 13 S: 13	H: 2 LOB: 2 BB: 1 P: 21
--------------	--------------------------------	-----------------------------------	--------------------------------	----------------------------------	------------------------------	---------------------------------	------------------------------	-----------------------------------	------------------------------	---------------------------------	------------------------------	-----------------------------------	------------------------------	-----------------------------------	--------------------------------	----------------------------------

PITCHER	IP	WLS	BF	H	R	ER	SO	BB	IBB	HBP	BLK	WP	HR	S	P	ERA	WHIP
<b>Shawn Estes, L</b> (1, 1) ERA: 3.38	7.0	L	24	2	1	1	4	1	0	0	0	0	1	59	93	1.29	0.429
<b>36 Brian Bruney, R</b> (8, 1) ERA: 4.73	0.2		2	0	0	0	0	0	0	0	0	0	0	7	9	0.00	0.000
<b>Javier López, L</b> (8, 1) ERA: 12.46	0.0		2	1	0	0	0	1	0	0	0	0	0	4	10	∞	∞
<b>Lance Cormier, R</b> (8, 1) ERA:	0.1		1	1	1	1	0	0	0	0	0	0	0	2	2	27.00	3.000

**BOTTOM**

**Arizona Diamondbacks @ San Diego Padres**  
**PETCO Park, San Diego, CA**

Sat Apr 30 2005, 10:05 PM EDT  
 Att. 38,148 - Clear - 65 F

AB	27
R	2
H	4
RBI	2
BB	2
SO	4
LOB	2



WP	PA	ERA	WHIP
0	29		

Batter	1	2	3	4	5	6	7	8	9	AB R H RBI BB SO LOB	TOP		
<b>Craig Counsell, L</b> OBP: 0.427, SLG: 0.325 (1, 4) C B B B B	4-2 2B BB		0-2 1B		2-2 F9	2-3 K		4-2 1B BB		3 1 1 0 2 1 3			
<b>Quinton McCracken, S</b> OBP: 0.309, SLG: 0.311 (1, 8) B C 1 SAFE F S	1-3 K		1-1 P6		4-1 S BB		4-2 PB 1B BB	1-0 F9		3 1 0 0 2 1 3			
<b>Luis Gonzalez, L</b> OBP: 0.376, SLG: 0.479 (1, 7) F 1 SAFE SAFE B B B X	3-1 1B 2B		2-2 P6		1-3 K		4-0 1B FC3-2 BB	2-3 K		4 1 1 1 1 2 3			
<b>Troy Glaus, R</b> OBP: 0.346, SLG: 0.611 (1, 5) B B S F F X	3-2 F9		2-2 K		3-1 G5-3		1-2 FC3-2 19 BB 1B	1-1 1B		5 1 2 1 0 1 3			
<b>Shawn Green, L</b> OBP: 0.339, SLG: 0.417 (1, 9) B B C X	2-1 1B			1-2 1B 2B		1-1 BB 2B	2-3 K	1-0 F7		5 1 3 1 0 1 4			
<b>Chad Tracy, L</b> OBP: 0.232, SLG: 0.469 (1, 3) C B 1 SAFE F F F SAFE C	1-3 K			2-2 F7		0-2 F9	4-1 19 BB FC3-2 BB		1-2 G1-3	3 0 0 0 0 1 3 1 0 0 0 1 0 0			
<b>Tony Clark, S</b> OBP: 0.405, SLG: 0.656 (7, PH) (7, 3)													
<b>Royce Clayton, R</b> OBP: 0.279, SLG: 0.325 (1, 6) F X			0-1 F8		2-1 2-H 1B		2-1 F8	0-1 FC3-2 19 BB	2-1 G4-3	5 0 1 1 0 0 4			
<b>19 Chris Snyder, R</b> OBP: 0.322, SLG: 0.346 (1, 2) C B B C X			1-3 K		1-1 F8		4-0 BB IBB	4-0 BB	1-1 2B	3 0 1 1 2 1 1			
<b>Javier Vazquez, R</b> OBP: 0.267, SLG: 0.154 (1, 1) C B B C X			1-2 G6-3		1-0 G6-3		4-2 BB	1-3 K	1-3 K	4 0 0 0 1 2 5			
<b>Inning Stats</b>	R: 2 E: 0 K: 2 S: 18 H: 2 LOB: 1 BB: 1 P: 32	R: 0 E: 0 K: 1 S: 9 H: 0 LOB: 0 BB: 0 P: 11	R: 0 E: 0 K: 1 S: 11 H: 1 LOB: 1 BB: 0 P: 16	R: 1 E: 0 K: 0 S: 11 H: 2 LOB: 1 BB: 0 P: 18	R: 0 E: 0 K: 1 S: 10 H: 0 LOB: 1 BB: 1 P: 20	R: 0 E: 0 K: 1 S: 16 H: 1 LOB: 3 BB: 2 P: 29	R: 2 E: 0 K: 2 S: 16 H: 1 LOB: 3 BB: 4 P: 36	R: 0 E: 0 K: 1 S: 12 H: 1 LOB: 2 BB: 1 P: 21	R: 0 E: 0 K: 1 S: 10 H: 1 LOB: 1 BB: 0 P: 15	1B: 5 2B: 4 3B: 0 HR: 0 SF: 0 SAC: 0 DP: 0 HBP: 0	WP: 0 PA: 45 PB: 1 SB: 2 CS: 0		
<b>PITCHER</b>	IP WLS BF H R ER SO BB IBB HBP BLK WP HR S P ERA WHIP											<b>PITCHER</b>	IP WLS BF H R ER SO BB IBB HBP BLK WP HR S P ERA WHIP
<b>Woody Williams, R</b> ERA: 4.84 (1, 1)	5.2 L 27 6 3 3 5 3 1 0 0 0 0 72 121 4.76 1.588												
<b>Rudy Seanez, R</b> ERA: 2.13 (6, 1)	0.1 1 0 0 0 1 0 0 0 0 0 0 3 5 0.00 0.000												
<b>Dennys Reyes, L</b> ERA: 3.45 (7, 1)	1.0 8 1 2 2 2 4 0 0 0 0 0 16 36 18.00 5.000												
<b>Darrell May, L</b> ERA: 4.26 (8, 1)	2.0 9 2 0 0 2 1 0 0 0 0 0 22 36 0.00 1.500												

**Arizona Diamondbacks @ San Diego Padres**  
 PETCO Park, San Diego, CA  
 Sun May 01 2005, 4:05 PM EDT  
 Att. 35,165 - Partly Cloudy - 68 F

AB	36
R	5
H	9
RBI	5
BB	9
SO	10
LOB	29



Batter	1	2	3	4	5	6	7	8	9	AB	R	H	RBI	BB	SO	LOB
Dave Roberts, L OBP: 0.319, SLG: 0.409 (1, 8) C B B X	2-1 G6-3 ①		1-2 G3 ③			2-2 E3 ②		0-1 G4-3 ②		4	0	0	0	0	0	0
Mark Loretta, R OBP: 0.378, SLG: 0.333 (1, 4) F B X	1-1 G4-6-3 1B			3-1 F8 ①		1-0 F9 ②		0-3 K ③		4	0	1	0	0	1	1
24 Brian Giles, L OBP: 0.348, SLG: 0.364 (1, 9) B 1 SAFE X	1-0 G4-6-3 1-2f			2-0 G4-3 ②		1 SAFE 2-0 P4 ③			1-2 P3 ①	4	0	0	0	0	0	2
Phil Nevin, R OBP: 0.262, SLG: 0.480 (1, 3)			1-3 K ①		2-3 K ③		3-3 K ①		1-1 HR	4	1	1	1	0	3	0
Ryan Klesko, L OBP: 0.371, SLG: 0.444 (1, 7)			3-3 K ②		0-0 P6 ①		0-3 K ②		0-0 F8 ②	4	0	0	0	0	2	0
Sean Burroughs, L OBP: 0.398, SLG: 0.384 (1, 5) (8, 6)			1-0 1B		2-2 F8 ②		1-0 3B 1B		0-1 G1-3 ③	4	1	2	0	0	0	0
Miguel Ojeda, R OBP: 0.350, SLG: 0.333 (1, 2)			1-0 G5-3 ③		0-0 2B		1-0 3B			3	0	2	1	0	0	1
Jesse Garcia, R OBP: 0.167, SLG: 0.214 Darrell May, L (8, 1)			1-1 F8 ①		2-2 P3 ③		0-3 K ③			3	0	0	0	0	1	2
Woody Williams, R OBP: 0.308, SLG: 0.308 Rudy Seanez, R (6, 1)			0-0 F8 ②				1-3 K ①		0-1 F7 ①	1	0	0	0	0	0	0
Mark Sweeney, L OBP: 0.364, SLG: 0.450 Dennys Reyes, R (7, 1)										0	0	0	0	0	0	0
Xavier Nady, R OBP: 0.321, SLG: 0.486 (8, 5)										1	0	0	0	0	0	0

Inning Stats	R: 0	H: 1	R: 0	H: 1	R: 0	H: 0	R: 0	H: 1	R: 0	H: 0	R: 1	H: 2	R: 0	H: 0	R: 1	H: 1	1B: 3	SF: 0
	E: 0	LOB: 0	E: 0	LOB: 1	E: 0	LOB: 0	E: 0	LOB: 1	E: 1	LOB: 1	E: 0	LOB: 1	E: 0	LOB: 0	E: 0	LOB: 0	2B: 1	SAC: 0
	K: 0	BB: 0	K: 2	BB: 0	K: 1	BB: 0	K: 0	BB: 0	K: 1	BB: 0	K: 3	BB: 0	K: 1	BB: 0	K: 0	BB: 0	3B: 1	DP: 1
	S: 5	P: 9	S: 10	P: 16	S: 8	P: 10	S: 8	P: 15	S: 10	P: 14	S: 13	P: 18	S: 7	P: 7	S: 8	P: 10	HR: 1	HBP: 0

PITCHER	IP	WLS	BF	H	R	ER	SO	BB	IBB	HBP	BLK	WP	HR	S	P	ERA	WHIP
Javier Vazquez, R ERA: 5.11 (1, 1)	9.0	W	33	6	2	2	8	0	0	0	0	0	1	79	115	2.00	0.667

**BOTTOM**

**Arizona Diamondbacks @ San Diego Padres**  
**PETCO Park, San Diego, CA**

Sun May 01 2005, 4:05 PM EDT  
 Att. 35,165 - Partly Cloudy - 68 F

AB	33
R	2
H	6
RBI	2
BB	0
SO	8
LOB	6



WP: 0	PA: 33
PB: 0	
SB: 0	
CS: 0	

Batter	1	2	3	4	5	6	7	8	9	10	AB	R	H	RBI	BB	SO	LOB	TOP				
13 Omar Vizquel, S OBP: 0.387, SLG: 0.433	1-1 F7	3-1 1B	2-0 G3		4-1 CS BB		1-2 F9			1-0 F9	5	0	1	1	1	0	1					
J.T. Snow, L OBP: 0.425, SLG: 0.462	1-0 1B	2-0 F7		3-1 1B	0-2 CS	1-1 FC6-4 1B		3-2 HR		1-3 K	6	2	4	1	0	1	2					
Edgardo Alfonzo, R OBP: 0.457, SLG: 0.517	1-2 1B		4-2 BB 1B BB	0-3 K		2-2 FC6-4 1B		2-1 G5-4-3 1B		4-2 2B BB	4	2	2	0	2	1	2					
Moises Alou, R OBP: 0.440, SLG: 0.487	1-0 F7		4-2 1B BB HR BB	0-0 P3		0-1 1B		0-0 G5-4-3		0-0 1B 2B	5	1	2	1	1	0	4					
Michael Tucker, L OBP: 0.338, SLG: 0.393	1-0 G1-3		4-2 1B HR BB	4-0 1B BB		1-1 1B		0-0 F7		4-0 1B IBB	3	1	1	0	3	0	2					
Ray Durham, S OBP: 0.362, SLG: 0.289		0-0 F8	0-1 HR 1B	1-0 1B		2-2 G4-3			0-2 G4-3	1-0 1B	4	1	2	2	0	0	2					
Deivi Cruz, R OBP: 0.333, SLG: 0.405			1-2 HR 1B	1-2 1B						1-2 1B	2	0	1	0	0	0	0					
Marquis Grissom, R OBP: 0.239, SLG: 0.321		4-2 1B BB	2-3 K	2-0 F9					3-2 WP 1B		4	1	1	0	1	1	5					
Jason Ellison, R OBP: 0.488, SLG: 0.667										0-1 F9	1	0	0	0	0	0	3	AB 43				
Mike Matheny, R OBP: 0.321, SLG: 0.479		1-0 F8	1-2 HR		2-0 F9				1-0 F9		4	1	1	4	1	0	2	R 9				
Jason Schmidt, R OBP: 0.168, SLG: 0.188		2-1 1B	2-2 G1-3						4-2 BB		4	1	1	4	1	0	2	H 16				
Scott Eyre, L OBP: 0.168, SLG: 0.188											4	0	0	1	0	0	2	1				
Jeff Fassero, L OBP: 0.168, SLG: 0.188											0	0	0	0	0	0	0	0				
Matt Herges, L OBP: 0.168, SLG: 0.188											0	0	0	0	0	0	0	0				
Jason Christiansen, R OBP: 0.168, SLG: 0.188											0	0	0	0	0	0	0	0				
Pedro Feliz, R OBP: 0.333, SLG: 0.484											0	0	0	0	0	0	0	1				
Jim Browner, R OBP: 0.333, SLG: 0.484											0	0	0	0	0	0	0	0				
Tyler Walker, R OBP: 0.333, SLG: 0.484											0	0	0	0	0	0	0	0				
<b>Inning Stats</b>	R: 0 E: 0 K: 0 S: 8	H: 2 LOB: 2 BB: 0 P: 13	R: 1 E: 0 K: 0 S: 10	H: 2 LOB: 2 BB: 1 P: 22	R: 5 E: 0 K: 1 S: 18	H: 2 LOB: 0 BB: 3 P: 37	R: 1 E: 0 K: 1 S: 8	H: 2 LOB: 2 BB: 1 P: 18	R: 0 E: 0 K: 1 S: 7	H: 0 LOB: 0 BB: 1 P: 16	R: 0 E: 0 K: 1 S: 12	H: 1 LOB: 1 BB: 0 P: 19	R: 1 E: 0 K: 0 S: 7	H: 2 LOB: 0 BB: 0 P: 12	R: 0 E: 0 K: 1 S: 11	H: 0 LOB: 1 BB: 1 P: 19	R: 1 E: 0 K: 1 S: 10	H: 2 LOB: 3 BB: 2 P: 21	1B: 13 2B: 1 3B: 0 HR: 2	SF: 0 SAC: 0 DP: 1 HBP: 0	WP: 1 PB: 0 SB: 0 CS: 1	PA: 53
<b>PITCHER</b>	IP WLS BF H R ER SO BB IBB HBP BLK WP HR S P ERA WHIP																					
Russ Ortiz, R ERA: 5.08	3.2	23	7	7	7	7	2	5	0	0	0	0	0	0	0	0	0	0	17.18	3.273		
Lance Cormier, R ERA:	4.1	10	4	0	0	1	1	0	0	0	0	0	0	0	0	0	0	0	0.00	2.143		
Jose Valverde, R ERA:	7.1	4	1	0	0	1	0	0	0	0	0	1	0	12	19	0.00	1.000					
Mike Koplove, R ERA: 5.17	8.1	4	2	1	1	0	0	0	0	0	0	0	1	7	12	9.00	2.000					
36 Brian Bruney, R ERA: 4.7	9.1	2.0	L 11	2	1	1	2	2	1	0	0	0	0	21	40	4.50	2.000					

San Francisco Giants @ Arizona Diamondbacks  
Bank One Ballpark, Phoenix, AZ  
Mon May 02 2005, 9:40 PM EDT  
Att. 25,317 - Clear - 79 F

AB	43
R	9
H	16
RBI	9
BB	9
SO	6
LOB	25



BOTTOM

San Francisco Giants @ Arizona Diamondbacks  
Bank One Ballpark, Phoenix, AZ  
Mon May 02 2005, 9:40 PM EDT  
Att. 25,317 - Clear - 79 F

livebaseballscorecards.com

AB	42
R	8
H	14
RBI	8
BB	7
SO	6
LOB	20



WP:	0	PA:	51
PB:	1		
SB:	0		
CS:	1		

AB R H RBI BB SO LOB

4	0	1	0	2	0	1
5	0	0	0	0	0	5
5	3	3	2	1	1	0
4	2	1	1	2	2	3
6	2	2	1	0	1	5
3	0	1	1	0	0	0
2	0	2	3	0	0	0
5	0	1	0	0	2	2
4	0	1	0	1	0	3
0	0	0	0	1	0	0
1	0	0	0	0	0	1
0	0	0	0	0	0	0
1	1	1	0	0	0	0
0	0	0	0	0	0	0
1	0	0	0	0	0	0
0	0	0	0	0	0	0
1	0	1	0	0	0	0

Batter	1	2	3	4	5	6	7	8	9	10
Craig Counsell, L OBP: 0.431, SLG: 0.321 (1, 4)	G6-3	4-0 BB			G3		L9	FC6-4 1B		SH5-4 BB
Quinton McCracken, S OBP: 0.288, SLG: 0.288 (1, 8)	G4-3	2-1 F9			G4-3		G4-3	FC6-4 1-2f		SH5-4 1-2 2-3
Luis Gonzalez, L OBP: 0.391, SLG: 0.515 (1, 7)	E1 1B				G3-1		PB 2B 1B		HR	IBB
Troy Glaus, R OBP: 0.354, SLG: 0.626 (1, 5)	1B BB				HR		K 2B BB		G1-3	K
Shawn Green, L OBP: 0.339, SLG: 0.431 (1, 9)	CS 1B				G6-3		K 2B		G4-3	F8
Chad Tracy, L OBP: 0.284, SLG: 0.464 Tony Clark, S OBP: 0.436, SLG: 0.706 (7, PH) (8, 3)	CS 1-2	F7			F8		G2-3 1B	1-H 2-H 3-H 2B	1B	1B
Royce Clayton, R OBP: 0.275, SLG: 0.318 (1, 6)					K		G2-3	G4-3		1B
19 Chris Snyder, R OBP: 0.328, SLG: 0.339 (1, 2)		BB BB 1B			G6-4-3 BB		G5-3		G5-3	F9
Russ Ortiz, R OBP: 0.364, SLG: 0.300 Lance Cormier, R OBP: 0.420, SLG: 0.438 Jose Valverde, R OBP: 0.317, SLG: 0.421 Matt Kata, S OBP: 0.420, SLG: 0.438 Mike Koplove, R OBP: 0.317, SLG: 0.421 Alex Cintron, S OBP: 0.292, SLG: 0.455 36 Brian Bruney, R OBP: 0.292, SLG: 0.455 (1, 1) (4, 1) (7, 1) (8, 1) (8, PH) (9, 1) (10, PH)		4-2 BB BB			G6-4-3 1-2f		G4-3 1B		F8	SH5-4 2B

Inning Stats	R: 1	H: 2	E: 1	K: 0	S: 15	WLS	BF	H	R	ER	SO	BB	IBB	HBP	BLK	WP	HR	S	P	ERA	WHIP
	1	2	1	1	26		31	8	6	4	4	5	0	0	0	0	1	74	121	5.40	1.950
	0	0	0	0			1	0	0	0	1	0	0	0	0	0	0	3	5	∞	∞
	0	B	1	1			1	1	0	0	0	0	0	0	0	0	0	2	2	∞	∞
	1		4	1			4	1	0	0	0	0	0	0	0	0	0	10	18	0.00	1.000
	0	H	1	0			1	0	0	0	0	0	0	0	0	0	0	2	2	0.00	0.000

PITCHER	IP	WLS	BF	H	R	ER	SO	BB	IBB	HBP	BLK	WP	HR	S	P	ERA	WHIP
Jason Schmidt, R ERA: 3.76 (1, 1)	6.2		31	8	6	4	4	5	0	0	0	0	1	74	121	5.40	1.950
Scott Eyre, L ERA: 3.6 (7, 1)	0.0		1	0	0	0	1	0	0	0	0	0	0	3	5	∞	∞
Jeff Fassero, L ERA: 2.53 (7, 1)	0.0	B	1	1	1	0	0	0	0	0	0	0	0	2	2	∞	∞
Matt Herges, R ERA: 3.27 (7, 1)	1.0		4	1	0	0	0	0	0	0	0	0	0	10	18	0.00	1.000
Jason Christiansen, L ERA: 2.89 (8, 1)	0.1	H	1	0	0	0	0	0	0	0	0	0	0	2	2	0.00	0.000

PITCHER	IP	WLS	BF	H	R	ER	SO	BB	IBB	HBP	BLK	WP	HR	S	P	ERA	WHIP
Jim Brower, R ERA: 5.4 (9, 1)	1.0		6	3	1	1	0	0	0	0	0	0	0	14	23	9.00	3.000
Tyler Walker, R ERA: 3.75 (10, 1)	1.0	S	6	1	0	0	1	1	1	0	0	0	0	13	27	0.00	2.000

Batter	1	2	3	4	5	6	7	8	9	AB R H RBI BB SO LOB	TOP																
Jason Ellison, R (1, 8) OBP: 0.489, SLG: 0.674	0-1 SH1-4 2B		2-3 K			1-2 G6-3		1-2 1B		4 0 2 0 0 1 0																	
13 Omar Vizquel, S (1, 6) OBP: 0.386, SLG: 0.430	0-1 SH1-4			0-1 G4-3 1B		2-1 F7		2-2 F9		3 0 1 0 0 0 1																	
Edgardo Alfonzo, R (1, 5) OBP: 0.440, SLG: 0.495	1-3 K			2-2 G5-3		2-1 F8			1-2 F9	4 0 0 0 0 1 2																	
Moises Alou, R (1, 9) OBP: 0.407, SLG: 0.442	2-0 G5-3			1-1 G4-3			3-2 P3		1-0 G6-3	4 0 0 0 0 0 2																	
Pedro Feliz, R (1, 7) OBP: 0.339, SLG: 0.515				0-0 F9			1-1 HR		1-2 F9	4 1 2 1 0 0 1																	
Ray Durham, S (1, 4) OBP: 0.361, SLG: 0.282					0-0 P6			4-2 BB		2 0 0 0 1 0 1																	
Lance Niekro, R (1, 3) OBP: 0.304, SLG: 0.644					0-1 HR			1-2 G5-4-3		3 1 1 1 0 0 1																	
Mike Matheny, R (1, 2) OBP: 0.310, SLG: 0.461					2-3 K			3-2 F9		3 0 0 0 0 2 0																	
Kirk Rueter, L (1, 1) OBP: 0.200, SLG: 0.300					2-1 L8			0-1 F7		2 0 0 0 0 0 0																	
Michael Tucker, L (8, PH) OBP: 0.338, SLG: 0.393										0 0 0 0 0 0 0																	
Deivi Cruz, R (8, PH) OBP: 0.325, SLG: 0.395										1 0 0 0 0 0 0																	
Matt Herges, L (8, 1)										0 0 0 0 0 0 0																	
Scott Eyre, L (8, 1)										0 0 0 0 0 0 0																	
<b>Inning Stats</b>	R: 0 E: 0 K: 1 S: 8	H: 1 LOB: 1 BB: 0 P: 11	R: 0 E: 0 K: 0 S: 9	H: 1 LOB: 0 BB: 0 P: 14	R: 0 E: 0 K: 2 S: 11	H: 0 LOB: 0 BB: 0 P: 16	R: 0 E: 0 K: 0 S: 8	H: 1 LOB: 1 BB: 0 P: 11	R: 1 E: 0 K: 0 S: 10	H: 1 LOB: 0 BB: 0 P: 12	R: 0 E: 0 K: 0 S: 7	H: 0 LOB: 0 BB: 0 P: 12	R: 1 E: 0 K: 0 S: 10	H: 1 LOB: 0 BB: 1 P: 19	R: 0 E: 0 K: 0 S: 13	H: 1 LOB: 1 BB: 0 P: 19	R: 0 E: 0 K: 0 S: 8	H: 0 LOB: 0 BB: 0 P: 11	1B: 3 2B: 1 3B: 0 HR: 2	SF: 0 SAC: 1 DP: 2 HBP: 0	WP: 0 PB: 0 SB: 1 CS: 0	PA: 32					
<b>PITCHER</b>	IP WLS BF H R ER SO BB IBB HBP BLK WP HR S P ERA WHIP																										
Brad Halsey, L (1, 1) ERA: 3.09	7.0		25	5	2	2	4	1	0	0	0	0	2	63	95	2.57	0.857										
36 Brian Bruney, R (8, 1) ERA: 4.6	0.1		1	0	0	0	0	0	0	0	0	0	0	4	7	0.00	0.000										
Javier López, L (8, 1) ERA: 10.8	0.2	W	3	1	0	0	0	0	0	0	0	0	0	9	12	0.00	1.500										
Brandon Lyon, R (9, 1) ERA: 1.93	1.0	S	3	0	0	0	0	0	0	0	0	0	0	8	11	0.00	0.000										

San Francisco Giants @ Arizona Diamondbacks  
Bank One Ballpark, Phoenix, AZ

livebaseballscorecards.com

AB	30
R	2
H	6
RBI	2
BB	1
SO	4
LOB	8



Tue May 03 2005, 9:40 PM EDT  
Att. 28,072 - Clear - 78 F

Batter	1	2	3	4	5	6	7	8	9	AB	R	H	RBI	BB	SO	LOB
Matt Kata, S OBP: 0.400, SLG: 0.400 36 Brian Bruney, R Javier López, L Quinton McCracken, S OBP: 0.288, SLG: 0.288	1-1 F8		1-0 G6-3			0-1 FC4-6 1B	1-2 G4-3			4	1	1	0	0	0	1
Royce Clayton, R OBP: 0.284, SLG: 0.326	0-2 1B		3-2 F8			2-2 F9		1-0 FC3-6 1B		4	1	2	0	0	0	1
Luis Gonzalez, L OBP: 0.403, SLG: 0.524	2-1 1-3 1B		0-0 F9			0-0 BB 1B		0-1 FC3-6 1B		4	1	3	0	0	0	0
Troy Claus, R OBP: 0.350, SLG: 0.608	3-3 K			1-1 F8		4-1 FC4-6 BB		3-1 F4		3	0	0	0	1	1	4
Shawn Green, L OBP: 0.328, SLG: 0.415	2-1 G6-3			2-2 G4-3		0-0 FC4-6		0-0 FC3-6 1B		4	0	0	1	0	0	5
Tony Clark, S OBP: 0.419, SLG: 0.658		2-0 G6-3		3-2 P3		0-0 P6		1-1 FC6-4 1B		4	0	1	1	0	0	1
Luis Terrero, R OBP: 0.286, SLG: 0.462 Brandon Lyon, R		2-1 E8 2B			2-2 F9		0-0 P6	1-1 FC6-4		4	0	1	0	0	0	2
19 Chris Snyder, R OBP: 0.313, SLG: 0.322		2-0 P2			2-0 G6-3		3-2 G5-3			3	0	0	0	0	0	1
Brad Halsey, L Alex Cintron, S OBP: 0.333, SLG: 0.421		2-2 G6-3			2-0 G6-3		4-1 BB			2	0	0	0	0	0	1

<b>Inning Stats</b>	R: 0 E: 0 K: 1 S: 12	H: 2 LOB: 2 BB: 0 P: 20	R: 0 E: 1 K: 0 S: 8	H: 1 LOB: 1 BB: 0 P: 16	R: 0 E: 0 K: 0 S: 7	H: 0 LOB: 0 BB: 0 P: 11	R: 0 E: 0 K: 0 S: 8	H: 0 LOB: 0 BB: 0 P: 14	R: 0 E: 0 K: 0 S: 5	H: 0 LOB: 0 BB: 0 P: 11	R: 2 E: 1 K: 0 S: 10	H: 2 LOB: 1 BB: 1 P: 18	R: 0 E: 0 K: 0 S: 8	H: 0 LOB: 1 BB: 1 P: 16	R: 1 E: 0 K: 0 S: 10	H: 3 LOB: 2 BB: 0 P: 16	1B: 7 2B: 1 3B: 0 HR: 0	SF: 0 SAC: 0 DP: 0 HBP: 0		
<b>PITCHER</b>	IP WLS BF H R ER SO	IP WLS BF H R ER SO	IP WLS BF H R ER SO	IP WLS BF H R ER SO	IP WLS BF H R ER SO	IP WLS BF H R ER SO	IP WLS BF H R ER SO	IP WLS BF H R ER SO	IP WLS BF H R ER SO	IP WLS BF H R ER SO	IP WLS BF H R ER SO	IP WLS BF H R ER SO	IP WLS BF H R ER SO	IP WLS BF H R ER SO	IP WLS BF H R ER SO	IP WLS BF H R ER SO	ERA WHIP	ERA WHIP		
Kirk Rueter, L ERA: 4.96	(1, 1) 7.0	(8, 1) 0.0	(8, 1) 1.0	(1, 1) 7.0	(1, 1) 7.0	(1, 1) 7.0	(1, 1) 7.0	(1, 1) 7.0	(1, 1) 7.0	(1, 1) 7.0	(1, 1) 7.0	(1, 1) 7.0	(1, 1) 7.0	(1, 1) 7.0	(1, 1) 7.0	(1, 1) 7.0	1.29	1.000	1.29	1.000
Matt Herges, R ERA: 4.09	(8, 1) 0.0	(8, 1) 0.0	(8, 1) 1.0	(8, 1) 1.0	(8, 1) 0.0	(8, 1) 0.0	(8, 1) 0.0	(8, 1) 0.0	(8, 1) 0.0	(8, 1) 0.0	(8, 1) 0.0	(8, 1) 0.0	(8, 1) 0.0	(8, 1) 0.0	(8, 1) 0.0	(8, 1) 0.0	∞	∞	∞	∞
Scott Eyre, L ERA: 3.27	(8, 1) 1.0	(8, 1) 1.0	(8, 1) 1.0	(8, 1) 1.0	(8, 1) 1.0	(8, 1) 1.0	(8, 1) 1.0	(8, 1) 1.0	(8, 1) 1.0	(8, 1) 1.0	(8, 1) 1.0	(8, 1) 1.0	(8, 1) 1.0	(8, 1) 1.0	(8, 1) 1.0	(8, 1) 1.0	0.00	2.000	0.00	2.000


**BOTTOM**

**San Francisco Giants @ Arizona Diamondbacks**  
Bank One Ballpark, Phoenix, AZ

Tue May 03 2005, 9:40 PM EDT  
Att. 28,072 - Clear - 78 F

livebaseballscorecards.com

<b>AB</b>	<b>32</b>
<b>R</b>	<b>3</b>
<b>H</b>	<b>8</b>
<b>RBI</b>	<b>2</b>
<b>BB</b>	<b>2</b>
<b>SO</b>	<b>1</b>
<b>LOB</b>	<b>16</b>



WP: 0	PA: 34
PB: 0	
SB: 0	
CS: 0	

Batter	1	2	3	4	5	6	7	8	9	AB	R	H	RBI	BB	SO	LOB	TOP					
Jason Ellison, R (1, 8) OBP: 0.451, SLG: 0.617	2-3 K		1-3 K			0-3 K	1-3 K			4	0	0	0	0	4	3						
13 Omar Vizquel, S (1, 6) OBP: 0.381, SLG: 0.423	3-2 G4-3		2-2 G4-3			2-2 G6-3	0-2 1B			4	0	1	0	0	0	1						
J.T. Snow, L (1, 3) OBP: 0.416, SLG: 0.441	2-2 F7			2-1 F7		4-2 1B BB	3-2 K			3	1	0	0	1	1	3						
Moises Alou, R (1, 7) OBP: 0.448, SLG: 0.489		1-2 2B		4-2 2B BB		1-0 1B	4-2 BB			2	1	2	0	2	0	0						
Pedro Feliz, R (1, 5) OBP: 0.345, SLG: 0.524		2-2 G5-3		3-1 2B		1-2 1B	0-1 G4-6-3			4	0	2	2	0	0	2						
Ray Durham, S (1, 4) Deivi Cruz, R (5, 4) OBP: 0.364, SLG: 0.278 OBP: 0.310, SLG: 0.375		1-3 K		4-0 PO BB		0-1 P3	0-1 G4-3			1	0	0	0	1	1	1						
Michael Tucker, L (1, 9) OBP: 0.333, SLG: 0.375		1-3 K		3-1 PO		1-3 K				3	0	0	0	1	2	1						
Mike Matheny, R (1, 2) OBP: 0.307, SLG: 0.443			4-2 FC3-6 BB		1-3 K		4-1 FC5-4 BB			3	0	0	0	1	2	1						
Brett Tomko, R (1, 1) Lance Niekro, R (7, PH) Jeff Fassero, L (7, 1) Jeremy Accardo, R (8, 1) Edgardo Alfonzo, R (9, PH) OBP: 0.143, SLG: 0.143 OBP: 0.319, SLG: 0.652			0-1 FC3-6		3-2 G6-3		2-2 FC5-4 13 1B 1B			2	0	0	0	0	0	1						
<b>Inning Stats</b>	R: 0 E: 0 K: 1 S: 9	H: 0 LOB: 0 BB: 0 P: 16	R: 0 E: 0 K: 2 S: 14	H: 1 LOB: 1 BB: 0 P: 19	R: 0 E: 0 K: 1 S: 12	H: 0 LOB: 1 BB: 1 P: 19	R: 1 E: 0 K: 0 S: 8	H: 1 LOB: 0 BB: 2 P: 24	R: 0 E: 0 K: 1 S: 9	H: 0 LOB: 0 BB: 0 P: 14	R: 1 E: 0 K: 1 S: 14	H: 2 LOB: 2 BB: 1 P: 22	R: 0 E: 0 K: 2 S: 16	H: 2 LOB: 3 BB: 1 P: 26	R: 0 E: 0 K: 0 S: 6	H: 0 LOB: 0 BB: 1 P: 10	R: 0 E: 0 K: 1 S: 9	H: 0 LOB: 0 BB: 0 P: 16	1B: 4 2B: 2 3B: 0 HR: 0	SF: 0 SAC: 0 DP: 1 HBP: 0	WP: 0 PB: 0 SB: 0 CS: 0	PA: 37
<b>PITCHER</b>	IP	WLS	BF	H	R	ER	SO	BB	IBB	HBP	BLK	WP	HR	S	P	ERA	WHIP					
17 Brandon Webb, R (1, 1) ERA: 3.2	6.0	W	24	4	2	2	7	4	0	0	0	0	0	66	114	3.00	1.333					
Lance Cormier, R (7, 1) ERA:	0.2	H	4	1	0	0	1	1	0	0	0	0	0	8	15	0.00	3.000					
Javier López, L (7, 1) ERA: 10.13	0.1	H	2	1	0	0	1	0	0	0	0	0	0	8	11	0.00	3.000					
Jose Valverde, R (8, 1) ERA:	2.0		6	0	0	0	1	1	0	0	0	0	0	15	26	0.00	0.500					

San Francisco Giants @ Arizona Diamondbacks  
Bank One Ballpark, Phoenix, AZ  
Wed May 04 2005, 6:10 PM EDT  
Att. 21,367 - Roof Closed - 80 F

AB	30
R	2
H	6
RBI	2
BB	6
SO	10
LOB	15





Batter	1	2	3	4	5	6	7	8	9
<b>Craig Counsell, L</b> OBP: 0.416, SLG: 0.307 (1, 4)	1-1 G4-3			1-3 K	1-1 P4		0-0 E3 BB 1B		
<b>Royce Clayton, R</b> OBP: 0.293, SLG: 0.326 (1, 6)	1-1 G5-3			0-0 F9	1-1 F8 1B		1-2 FC3-6 BB		
<b>Luis Gonzalez, L</b> OBP: 0.415, SLG: 0.533 (1, 7)	2-2 P5			2-2 1B	3-1 1B		0-0 FC3-6 1B		
<b>Shawn Green, L</b> OBP: 0.325, SLG: 0.409 (1, 9)		2-3 K		3-2 1B	0-0 F8		0-0 FC3-6		
<b>Alex Cintron, S</b> OBP: 0.326, SLG: 0.405 (1, 5)		0-3 K		0-0 1B	0-2 G3		1-1 F8		
<b>Chad Tracy, L</b> OBP: 0.293, SLG: 0.466 (1, 3)		3-2 P5		0-1 1B		0-2 1B		2-2 F8	
<b>Quinton McCracken, S</b> OBP: 0.286, SLG: 0.286 (1, 8)			0-0 F7	2-2 1B	2-2 G1-4-6-3		2-3 K		
<b>19 Chris Snyder, R</b> OBP: 0.310, SLG: 0.333 (1, 2)			3-2 F7	0-0 2B	1-1 G4-3		2-2 F9		
<b>17 Brandon Webb, R</b> Lance Cormier, R Javier López, L Matt Kata, S Jose Valverde, R			0-1 G4-3	0-0 F7			3-1 P3		

Inning Stats	R: 0	H: 0	E: 0	K: 0	S: 8	LOB: 0	BB: 0	P: 12	R: 0	H: 0	E: 0	K: 2	S: 11	LOB: 0	BB: 0	P: 16	R: 0	H: 0	E: 0	K: 0	S: 7	LOB: 0	BB: 0	P: 10	R: 4	H: 6	E: 0	K: 1	S: 20	LOB: 2	BB: 0	P: 28	R: 0	H: 2	E: 0	K: 0	S: 10	LOB: 0	BB: 0	P: 15	R: 0	H: 1	E: 1	K: 0	S: 10	LOB: 1	BB: 1	P: 18	R: 0	H: 0	E: 0	K: 1	S: 10	LOB: 0	BB: 0	P: 16
--------------	------	------	------	------	------	--------	-------	-------	------	------	------	------	-------	--------	-------	-------	------	------	------	------	------	--------	-------	-------	------	------	------	------	-------	--------	-------	-------	------	------	------	------	-------	--------	-------	-------	------	------	------	------	-------	--------	-------	-------	------	------	------	------	-------	--------	-------	-------

PITCHER	IP	WLS	BF	H	R	ER	SO	BB	IBB	HBP	BLK	WP	HR	S	P	ERA	WHIP
<b>Brett Tomko, R</b> ERA: 4.89 (1, 1)	6.0	L	26	9	4	4	3	0	0	0	0	0	0	64	92	6.00	1.500
<b>Jeff Fassero, L</b> ERA: 2.31 (7, 1)	1.0		6	1	2	0	0	1	0	0	0	0	0	10	18	0.00	2.000
<b>Jeremy Accardo, R</b> ERA: (8, 1)	1.0		3	0	0	0	1	0	0	0	0	0	0	10	16	0.00	0.000

**BOTTOM**

San Francisco Giants @ Arizona Diamondbacks  
Bank One Ballpark, Phoenix, AZ


Wed May 04 2005, 6:10 PM EDT  
Att: 21,367 - Roof Closed - 80 F

AB	R	H	RBI	BB	SO	LOB
4	1	0	0	0	1	0
3	1	1	0	1	0	0
4	1	3	1	0	0	0
4	1	1	1	0	1	3
4	1	1	1	0	1	3
4	1	2	1	0	0	0
4	0	1	1	0	1	1
4	0	1	1	0	0	0
2	0	0	0	0	0	2
0	0	0	0	0	0	0
0	0	0	0	0	0	0
1	0	0	0	0	0	0
0	0	0	0	0	0	0

1B:	9	SF:	0
2B:	1	SAC:	0
3B:	0	DP:	1
HR:	0	HBP:	0

WP:	0	PA:	35
PB:	0		
SB:	0		
CS:	0		

livebaseballscorecards.com



Batter	1	2	3	4	5	6	7	8	9	AB R H RBI BB SO LOB	TOP											
<b>Matt Lawton, L</b> (1, 9) OBP: 0.377, SLG: 0.379	0-2 G4-3		0-0 G6-4-3 1B	3-1 G1		3-1 G1		1-3 K		5 0 1 0 0 1 3												
<b>Jack Wilson, R</b> (1, 6) OBP: 0.196, SLG: 0.255	0-0 G5-3		1-1 G6-4-3 1-2f		3-1 HR	0-1 G5-3		2-1 F9	5 1 1 1 0 0 3													
<b>Jason Bay, R</b> (1, 8) OBP: 0.367, SLG: 0.532	1-1 HR		0-2 E8 1B		0-1 F9	0-0 G5-3		3-3 K	5 2 1 1 0 1 2													
<b>Craig Wilson, R</b> (1, 7) OBP: 0.424, SLG: 0.375	1-0 2B		2-0 2-H 1B		4-1 FC4-6 BB		0-0 F7	2-2 L6	4 0 2 1 1 0 0													
<b>Daryle Ward, L</b> (1, 3) OBP: 0.307, SLG: 0.537	0-1 G3		0-3 K		2-2 FC4-6 3B		0-0 G4-3		4 1 0 0 0 1 3													
<b>Jose Castillo, R</b> (1, 4) OBP: 0.375, SLG: 1.000		0-0 G5-3		1-1 1B SF8	3-2 1-H 3B		1-1 HR		4 2 3 2 0 0 0													
<b>Ty Wigginton, R</b> (1, 5) OBP: 0.185, SLG: 0.206		0-1 1B		0-0 SH5-4 1B	0-2 G5-3		3-2 G1-3		4 0 2 0 0 0 1													
<b>David Ross, R</b> (1, 2) OBP: 0.275, SLG: 0.553		2-1 F9		0-0 SF8		2-2 G1 E 1B		3-3 K	3 0 1 1 0 1 1													
<b>Dave Williams, L</b> (1, 1) OBP: 0.200, SLG: 0.200 <b>Tike Redman, L</b> (8, PH) OBP: 0.200, SLG: 0.286 <b>Michael Gonzalez, R</b> (8, 1)		1-3 K2-3		1-0 SH5-4		0-1 FC1 G1		3-1 L4	2 0 0 0 0 1 2 1 0 0 0 0 0 0 0 0 0 0 0 0 0													
<b>Inning Stats</b>	R: 1 E: 0 K: 0 S: 9	H: 2 LOB: 1 BB: 0 P: 11	R: 0 E: 0 K: 1 S: 8	H: 1 LOB: 1 BB: 0 P: 11	R: 1 E: 1 K: 1 S: 10	H: 2 LOB: 1 BB: 0 P: 13	R: 1 E: 0 K: 0 S: 7	H: 2 LOB: 1 BB: 0 P: 12	R: 2 E: 0 K: 0 S: 17	H: 2 LOB: 1 BB: 1 P: 29	R: 0 E: 1 K: 0 S: 10	H: 1 LOB: 2 BB: 0 P: 15	R: 1 E: 0 K: 0 S: 8	H: 1 LOB: 0 BB: 0 P: 12	R: 0 E: 0 K: 2 S: 8	H: 0 LOB: 0 BB: 0 P: 15	R: 0 E: 0 K: 1 S: 9	H: 0 LOB: 0 BB: 0 P: 16	1B: 6 2B: 1 3B: 1 HR: 3	SF: 1 SAC: 1 DP: 1 HBP: 0	WP: 1 PB: 0 SB: 0 CS: 0	PA: 40
<b>PITCHER</b>	IP WLS BF H R ER SO BB IBB HBP BLK WP HR S P ERA WHIP																					
<b>Shawn Estes, L</b> (1, 1) ERA: 3.86	5.1 L 28 10 5 4 2 1 0 0 0 1 2 58 88 6.75 2.062																					
<b>Kerry Ligtenberg, R</b> (6, 1) ERA: 5.4	1.2 6 1 1 1 0 0 0 0 0 0 1 11 15 5.40 0.600																					
<b>36 Brian Bruney, R</b> (8, 1) ERA: 4.08	2.0 6 0 0 0 0 3 0 0 0 0 0 0 17 31 0.00 0.000																					

**Pittsburgh Pirates @ Arizona Diamondbacks**  
**Bank One Ballpark, Phoenix, AZ**  
 Thu May 05 2005, 9:40 PM EDT  
 Att. 18,906 - Clear - 80 F

AB	37
R	6
H	11
RBI	6
BB	1
SO	5
LOB	15



Batter	1	2	3	4	5	6	7	8	9
<b>Craig Counsell, L</b> OBP: 0.419, SLG: 0.326 (1, 4)	2-1 1B 2B		0-1 E3 1B		1-1 F8			2-2 FC5-4 1B	
<b>Royce Clayton, R</b> OBP: 0.301, SLG: 0.326 (1, 6)	1-1 G4-6-3 2-H 1B		4-1 SAFE 1B 1-2 BB		3-1 F9			1-2 FC5-4 1-2f BB	
<b>Luis Gonzalez, L</b> OBP: 0.409, SLG: 0.523 (1, 7)	1-2 G4-6-3 1-2f		1-0 1-2 2-H 1B		0-1 G5-3			2-3 K	
<b>Troy Claus, R</b> OBP: 0.364, SLG: 0.606 (1, 5)	2-2 1B		1-3 K		4-2 G1-6-3 BB			4-0 1-2 BB	
<b>Luis Terrero, R</b> OBP: 0.250, SLG: 0.400 (1, 9)	0-1 F9		1-1 G1-3		2-2 G1-6-3 1-2f			1-0 F9	
<b>Chad Tracy, L</b> OBP: 0.292, SLG: 0.451 (1, 3)		0-1 G6-3		4-1 BB		0-1 P5		2-3 K	
<b>Koyie Hill, S</b> OBP: 0.302, SLG: 0.222 <b>Alex Cintron, S</b> OBP: 0.319, SLG: 0.395 (9, PH)		3-2 G1-6-3 1B		0-0 F9		0-1 P5		0-1 G1-6-3	
<b>Quinton McCracken, S</b> OBP: 0.272, SLG: 0.270 (1, 8)		1-1 G1-6-3 1-2f		2-0 F9		1-1 G6-3		1-0 G6-3	
<b>Shawn Estes, R</b> <b>Kerry Ligtenberg, R</b> <b>Matt Kata, S</b> OBP: 0.370, SLG: 0.364 <b>36 Brian Bruney, R</b>			3-3 K		0-0 G6-3		3-3 K		

AB	R	H	RBI	BB	SO	LOB
4	2	2	0	0	0	0
3	0	1	1	1	0	1
4	0	1	1	0	1	2
2	0	1	0	2	1	2
4	0	0	0	0	0	6
3	0	0	0	1	1	0
3	0	1	0	0	0	1
1	0	0	0	0	0	0
4	0	0	0	0	0	2
2	0	0	0	0	1	1
0	0	0	0	0	0	0
1	0	0	0	0	1	0
0	0	0	0	0	0	0

**Pittsburgh Pirates @ Arizona Diamondbacks**  
**Bank One Ballpark, Phoenix, AZ**  
 Thu May 05 2005, 9:40 PM EDT  
 Att. 18,906 - Clear - 80 F

AB	31
R	2
H	6
RBI	2
BB	4
SO	5
LOB	15



Inning Stats		R: 1	H: 3	E: 0	K: 0	S: 12	R: 0	H: 1	E: 0	K: 0	S: 8	R: 1	H: 1	E: 1	K: 2	S: 12	R: 0	H: 0	E: 0	K: 0	S: 4	R: 0	H: 0	E: 0	K: 0	S: 6	R: 0	H: 0	E: 0	K: 0	S: 8	R: 0	H: 1	E: 0	K: 1	S: 10	R: 0	H: 0	E: 0	K: 1	S: 6							
PITCHER		IP	WLS	BF	H	R	ER	SO	BB	IBB	HBP	BLK	WP	HR	S	P	ERA	WHIP	PITCHER												IP	WLS	BF	H	R	ER	SO	BB	IBB	HBP	BLK	WP	HR	S	P	ERA	WHIP	
<b>Dave Williams, L</b> ERA: 3.94 <b>Michael Gonzalez, L</b> ERA: 3.09		(1, 1)	7.0	W	27	5	2	1	3	3	0	0	0	0	0	58	98	1.29	1.143													(8, 1)	2.0	8	1	0	0	2	1	0	0	0	0	0	16	29	0.00	1.000

WP	PA	3B	SF	SAC	DP	HBP
0	35	0	0	0	3	0

Batter	1	2	3	4	5	6	7	8	9	AB R H RBI BB SO LOB	TOP											
<b>Matt Lawton, L</b> (1, 9) OBP: 0.370, SLG: 0.398	1-0 P6		2-2 G1-3		2-3 K		2-0 F7		3-2 HR	5 1 1 1 0 1 0												
<b>2 Jack Wilson, R</b> (1, 6) OBP: 0.196, SLG: 0.252	0-1 G6-3		0-0 1B		0-3 K			2-2 K	1-0 G4-3	5 0 1 0 0 2 0												
<b>Jason Bay, R</b> (1, 8) OBP: 0.371, SLG: 0.531	2-3 K		0-1 1B		1-0 F8			0-0 2B E 1B		4 1 2 0 0 1 0												
<b>Daryle Ward, L</b> (1, 3) OBP: 0.329, SLG: 0.563		0-0 HBP 1B	1-2 G4-6-3 1B		0-0 FC4-6 1B			3-1 E FC3-2 2B		4 1 3 0 0 0 2												
<b>Craig Wilson, R</b> (1, 7) OBP: 0.436, SLG: 0.395		1-1 1B HBP		2-2 F8 G4-3 2B		2-1 FC4-6 G2-3 1-2f		0-1 E6 FC3-2		1 1 1 0 0 0 0 2 0 0 1 0 0 2												
<b>Tike Redman, L</b> (4, 8) OBP: 0.193, SLG: 0.275		0-0 1B		2-0 F8		1 SAFE 2-2 G2-3 1-2		0-2 FC3-2 FC6-4		4 0 1 1 0 0 4												
<b>Rob Mackowiak, L</b> (1, 5) OBP: 0.349, SLG: 0.375		1-2 2-H 1B		2-3 G4-3		2-3 K2-3		1-2 3-H FC6-4		4 0 0 1 0 0 5												
<b>Jose Castillo, R</b> (1, 4) OBP: 0.250, SLG: 0.667		1-3 K		1-1 G4-3		2-3 K		0-0 FC6-4		4 0 0 1 0 2 5												
<b>11 Humberto Cota, R</b> (1, 2) OBP: 0.235, SLG: 0.387		1-3 K		2-1 2B		0-3 K		3-2 L7		4 0 1 0 0 2 2												
<b>Oliver Pérez, L</b> (1, 1)		1-3 K		1-2 G1-3		2-0 G4-3		1-1 P5		2 0 0 0 0 1 3 0 0 0 0 0 0 0 1 0 0 0 0 0 0 0 0 0 0 0 0 0 1 0 0 0 0 0 0												
<b>Brian Meadows, R</b> (6, 1)																						
<b>Ty Wigginton, R</b> (7, PH) OBP: 0.182, SLG: 0.203																						
<b>Ryan Vogelsong, R</b> (7, 1)																						
<b>Bobby Hill, S</b> (9, PH) OBP: 0.321, SLG: 0.319																						
<b>Inning Stats</b>	R: 0 E: 0 K: 1 S: 7	H: 0 LOB: 0 BB: 0 P: 10	R: 1 E: 0 K: 3 S: 13	H: 2 LOB: 2 BB: 0 P: 17	R: 0 E: 0 K: 0 S: 9	H: 2 LOB: 1 BB: 0 P: 12	R: 1 E: 0 K: 0 S: 13	H: 2 LOB: 1 BB: 0 P: 21	R: 0 E: 0 K: 2 S: 7	H: 0 LOB: 0 BB: 0 P: 10	R: 0 E: 0 K: 1 S: 9	H: 1 LOB: 1 BB: 0 P: 15	R: 0 E: 0 K: 1 S: 5	H: 0 LOB: 0 BB: 0 P: 9	R: 1 E: 1 K: 1 S: 13	H: 2 LOB: 2 BB: 0 P: 18	R: 1 E: 0 K: 0 S: 13	H: 1 LOB: 0 BB: 0 P: 21	1B: 6 2B: 3 3B: 0 HR: 1	SF: 0 SAC: 0 DP: 1 HBP: 1	WP: 0 PB: 0 SB: 0 CS: 0	PA: 38
<b>PITCHER</b>	IP WLS BF H R ER SO BB IBB HBP BLK WP HR S P ERA WHIP																					
<b>Javier Vazquez, R</b> (1, 1) ERA: 4.7	7.0 W 28 7 2 2 8 0 0 1 0 0 0 63 94 2.57 1.000																					
<b>Mike Koplove, R</b> (8, 1) ERA: 5.6	2.0 10 3 2 2 1 0 0 0 0 0 1 26 39 9.00 1.500																					

**Pittsburgh Pirates @ Arizona Diamondbacks**  
**Bank One Ballpark, Phoenix, AZ**  
 Fri May 06 2005, 9:40 PM EDT  
 Att. 24,056 - Clear - 80 F

AB	37
R	4
H	10
RBI	4
BB	0
SO	9
LOB	18



BOTTOM

Pittsburgh Pirates @ Arizona Diamondbacks  
Bank One Ballpark, Phoenix, AZ

livebaseballscorecards.com

AB	32
R	8
H	11
RBI	8
BB	6
SO	2
LOB	17



WP:	0	PA:	40
PB:	0	SB:	0
CS:	0		

Fri May 06 2005, 9:40 PM EDT  
Att. 24,056 - Clear - 80 F

Batter	1	2	3	4	5	6	7	8	9	AB	R	H	RBI	BB	SO	LOB
Alex Cintron, S OBP: 0.346, SLG: 0.404 (1, 4)	2-2 1B BB 1B	0-1 P2		0-0 G5-4-3 1-2f		1-1 FC3-6 1B 2-3 3-H		4-1 G3-6-3 BB		4	1	2	1	1	0	1
Royce Clayton, R OBP: 0.306, SLG: 0.340 (1, 6)	3-2 BB HBP FC5-2 1-3 1B		0-0 HR 2B	0-2 F8		2-2 FC3-6 1-2f 3-H		2-2 G3-6-3 1-2f		5	1	2	1	0	0	2
Luis Gonzalez, L OBP: 0.417, SLG: 0.513 (1, 7)	1-1 FC5-2 BB HBP 1-2		4-2 HR BB		1-0 F7	0-0 L4		4-0 BB		2	1	0	0	2	0	1
Troy Claus, R OBP: 0.365, SLG: 0.620 (1, 5)	4-1 FC5-2 BB 1-2 2-3 3-H		0-2 HR 1-H 2-H		2-2 L9		0-1 G4-3	3-1 P4		4	1	1	4	1	0	1
Tony Clark, S OBP: 0.383, SLG: 0.595 (1, 3)	1-0 FC5-2 1-2 2-3 3-H		1-0 P6		0-0 G5-3		1-3 K			4	0	0	0	0	1	3
Shawn Green, L OBP: 0.339, SLG: 0.442 (1, 9)	0-3 K		0-0 HR			1-0 19 1B 1B	4-1 BB 19 1B BB			3	2	2	1	1	1	3
19 Chris Snyder, R OBP: 0.320, SLG: 0.343 (1, 2)	0-2 P3		0-1 F8			2-1 SH2-4 1B 1-3 1B	1-1 BB 1-2 1B			4	1	2	0	0	0	3
Luis Terrero, R OBP: 0.278, SLG: 0.394 (1, 8)		1-1 F9	1-2 G6-3			0-1 1B SH2-4 FC3-6 1B 1-2 3-H	4-2 1-2 2-3 BB			3	1	1	1	1	0	0
Javier Vazquez, R OBP: 0.294, SLG: 0.200 (1, 1)		1-1 G4-3		1-2 G5-4-3 1B		1-0 SH2-4 1-2 2-3	1-1 F7			2	0	1	0	0	0	0
Matt Kata, S OBP: 0.357, SLG: 0.348 (7, PH)										1	0	0	0	0	0	3
Mike Koplove, R (8, 1)										0	0	0	0	0	0	0

Batter	1	2	3	4	5	6	7	8	9									
<b>Inning Stats</b>	R: 1 E: 0 K: 1 S: 22	H: 2 LOB: 3 BB: 1 P: 33	R: 0 E: 0 K: 0 S: 6	H: 0 LOB: 0 BB: 0 P: 8	R: 4 E: 0 K: 0 S: 16	H: 3 LOB: 0 BB: 1 P: 22	R: 0 E: 0 K: 0 S: 7	H: 1 LOB: 0 BB: 0 P: 8	R: 0 E: 0 K: 0 S: 6	H: 0 LOB: 0 BB: 0 P: 9	R: 3 E: 0 K: 0 S: 12	H: 4 LOB: 1 BB: 0 P: 19	R: 0 E: 0 K: 1 S: 13	H: 1 LOB: 3 BB: 2 P: 24	R: 0 E: 0 K: 0 S: 7	H: 0 LOB: 1 BB: 2 P: 20	1B: 8 2B: 1 3B: 0 HR: 2	SF: 0 SAC: 1 DP: 2 HBP: 1

PITCHER	IP	WLS	BF	H	R	ER	SO	BB	IBB	HBP	BLK	WP	HR	S	P	ERA	WHIP
Oliver Pérez, L ERA: 8.03 (1, 1)	5.1	L	28	10	8	8	1	2	0	1	0	0	2	65	93	13.50	2.250
Brian Meadows, R ERA: 9.82 (6, 1)	0.2		2	0	0	0	0	0	0	0	0	0	0	4	6	0.00	0.000
Ryan Vogelsong, R ERA: 5.87 (7, 1)	2.0		10	1	0	0	1	4	0	0	0	0	0	20	44	0.00	2.500

Batter	1	2	3	4	5	6	7	8	9	AB R H RBI BB SO LOB	TOP										
<b>Matt Lawton, L</b> OBP: 0.386, SLG: 0.411 (1, 9) C X	0-1 FC5-4 1B	3-2 G4-6-3 1B		4-2 FC4-6 BB		2-1 CS 1B		1-1 F8		4 0 3 0 1 0 0											
<b>Tike Redman, L</b> OBP: 0.194, SLG: 0.268 (1, 8) 1 SAFE C S 1 B SAFE X	1-2 L6	0-1 G4-6-3 1-2f		0-0 FC4-6 1B 1-2f 2-3		1-1 G6-3 1B		2-2 E4 G5-4-3		5 0 1 0 0 0 5											
<b>Jason Bay, R</b> OBP: 0.364, SLG: 0.517 (1, 7) 1 SAFE C X	0-1 FC5-4 1B 2B 1-2f		3-2 F7	1-0 1B		3-2 G6-3		1-0 G5-4-3 1-2f		5 1 1 1 0 0 3											
<b>Daryle Ward, L</b> OBP: 0.333, SLG: 0.566 (1, 3) B X	1-0 2B 1B		0-0 2B			1-2 F8			0-2 L3	5 0 2 0 0 0 3											
<b>Rob Mackowiak, L</b> OBP: 0.363, SLG: 0.393 (1, 5) B B F B X	3-1 2B 1-3 3-H		4-0 BB		1-0 F8 2 1B 1B		2-0 G6-3		1-2 G6-3	4 1 2 1 1 0 0											
<b>Jose Castillo, R</b> OBP: 0.353, SLG: 0.625 (1, 4) B D B B	4-0 BB		0-3 BB		2-1 2 1B F8 CS 1B		0-2 2 G6-3 1B		0-2 G5-3	4 0 2 0 1 1 2											
<b>David Ross, R</b> OBP: 0.273, SLG: 0.529 (1, 2) C C F S B S X	1-3 K		2-2 F8		2-2 F8		1 SAFE 1 SAFE 1-2 2-3 1B		0-0 2 G6-3 1B	4 0 1 0 0 1 7											
<b>2 Jack Wilson, R</b> OBP: 0.207, SLG: 0.255 (1, 6) B B C C X		1-2 G4-3		4-1 FC4-6 SH1-4 1B BB		0-0 CS 1B		3-2 G6-3		3 1 1 1 1 0 2											
<b>Josh Fogg, R</b> OBP: 0.364, SLG: 0.222 (1, 1) <b>Michael Gonzalez, R</b> (8, 1) <b>Jose Mesa, R</b> (9, 1)		2-1 1B		0-1 SH1-4		1 SAFE 2-2 F9		0-0 G6-3		3 0 1 0 0 0 4 0 0 0 0 0 0 0 0 0 0 0 0 0 0											
<b>Inning Stats</b>	R: 1 E: 0 K: 1 S: 14	H: 3 LOB: 3 BB: 1 P: 24	R: 0 E: 0 K: 0 S: 10	H: 2 LOB: 1 BB: 1 P: 16	R: 0 E: 0 K: 1 S: 10	H: 1 LOB: 2 BB: 1 P: 19	R: 1 E: 0 K: 0 S: 8	H: 1 LOB: 2 BB: 2 P: 17	R: 1 E: 0 K: 0 S: 12	H: 3 LOB: 1 BB: 0 P: 18	R: 0 E: 0 K: 0 S: 14	H: 2 LOB: 1 BB: 0 P: 21	R: 0 E: 0 K: 0 S: 9	H: 2 LOB: 2 BB: 0 P: 14	R: 0 E: 1 K: 0 S: 6	H: 0 LOB: 0 BB: 0 P: 10	R: 0 E: 0 K: 0 S: 9	H: 0 LOB: 0 BB: 0 P: 10	1B: 12 2B: 2 3B: 0 HR: 0	SF: 0 SAC: 1 DP: 2 HBP: 0	WP: 0 PA: 42 PB: 0 SB: 0 CS: 3
<b>PITCHER</b>	IP WLS BF H R ER SO BB IBB HBP BLK WP HR S P ERA WHIP	IP WLS BF H R ER SO BB IBB HBP BLK WP HR S P ERA WHIP	IP WLS BF H R ER SO BB IBB HBP BLK WP HR S P ERA WHIP	IP WLS BF H R ER SO BB IBB HBP BLK WP HR S P ERA WHIP	IP WLS BF H R ER SO BB IBB HBP BLK WP HR S P ERA WHIP	IP WLS BF H R ER SO BB IBB HBP BLK WP HR S P ERA WHIP	IP WLS BF H R ER SO BB IBB HBP BLK WP HR S P ERA WHIP	IP WLS BF H R ER SO BB IBB HBP BLK WP HR S P ERA WHIP	IP WLS BF H R ER SO BB IBB HBP BLK WP HR S P ERA WHIP	IP WLS BF H R ER SO BB IBB HBP BLK WP HR S P ERA WHIP	IP WLS BF H R ER SO BB IBB HBP BLK WP HR S P ERA WHIP	IP WLS BF H R ER SO BB IBB HBP BLK WP HR S P ERA WHIP	IP WLS BF H R ER SO BB IBB HBP BLK WP HR S P ERA WHIP	IP WLS BF H R ER SO BB IBB HBP BLK WP HR S P ERA WHIP	IP WLS BF H R ER SO BB IBB HBP BLK WP HR S P ERA WHIP	IP WLS BF H R ER SO BB IBB HBP BLK WP HR S P ERA WHIP	IP WLS BF H R ER SO BB IBB HBP BLK WP HR S P ERA WHIP	IP WLS BF H R ER SO BB IBB HBP BLK WP HR S P ERA WHIP	IP WLS BF H R ER SO BB IBB HBP BLK WP HR S P ERA WHIP	IP WLS BF H R ER SO BB IBB HBP BLK WP HR S P ERA WHIP	IP WLS BF H R ER SO BB IBB HBP BLK WP HR S P ERA WHIP

**Pittsburgh Pirates @ Arizona Diamondbacks**  
Bank One Ballpark, Phoenix, AZ  
Sat May 07 2005, 9:40 PM EDT  
Att. 32,879 - Clear - 75 F

AB	37
R	3
H	14
RBI	3
BB	4
SO	2
LOB	26





Batter	1	2	3	4	5	6	7	8	9	AB R H RBI BB SO LOB	TOP			
Matt Lawton, L (1, 9) OBP: 0.399, SLG: 0.453 16 Salomon Torres, R (9, 1)	4-2 G4-3 SF9 BB		0-0 G6-3		1-2 1B		3-2 F9	0-0 HR	2-2 2B	5 3 3 5 1 0 0 0 0 0 0 0 0 0				
2 Jack Wilson, R (1, 6) OBP: 0.214, SLG: 0.252	2-2 G4-3 1-3		1-2 G5-3		4-2 BB		0-0 P3	2-2 F8	0-1 2B HR	5 1 1 2 1 0 1				
Jason Bay, R (1, 8) OBP: 0.370, SLG: 0.533 (8, 7)	1-0 SF9 3-H			0-1 2B	0-3 K		4-1 1B BB	1-0 F9	0-0 HR 2B	4 1 2 1 1 1 2				
Daryle Ward, L (1, 3) OBP: 0.333, SLG: 0.585	0-1 G4-3			1-2 F8		0-1 L3	0-1 1B	2-2 G3	0-0 HR	6 1 2 3 0 0 1				
Jose Castillo, R (1, 4) OBP: 0.304, SLG: 0.500			0-0 G5-3		0-3 K	0-2 1B 2B	1-0 F9		F9	6 1 1 0 0 1 3				
Ty Wigginton, R (1, 5) OBP: 0.239, SLG: 0.284			3-2 HR		4-2 BB	1-0 1B 2B		4-2 1B BB	0-2 1B	3 4 3 1 2 0 0				
11 Humberto Cota, R (1, 2) OBP: 0.282, SLG: 0.429			0-1 P4		1-0 G5-3	1-1 2B		4-0 1B HR	1-0 2B 1B	4 2 2 2 1 0 2				
Ray Sadler, R (1, 7) 12 Freddy Sanchez, R (8, PH) Tike Redman, L (8, 8) OBP: 0.190, SLG: 0.263			2-1 G6-3		2-0 G5-3	2-2 G6-3		2-2 HR 1B	0-0 F8	3 0 0 0 0 0 1 1 1 1 0 0 0 0 1 0 0 0 0 0 2				
Kip Wells, R (1, 1) OBP: 0.267, SLG: 0.214 Bobby Hill, S (8, PH) OBP: 0.333, SLG: 0.333 34 John Grabow, L (8, 1) Rob Mackowiak, L (9, PH) OBP: 0.370, SLG: 0.400 (9, 9)			0-3 K		1-1 G1-3	1-3 K		0-0 HR 1B	0-0 2B 1B	3 0 0 0 0 2 1 1 1 1 1 0 0 0 0 0 0 0 0 0 0 1 1 1 1 0 0 0				
<b>Inning Stats</b>	R: 1 H: 0 E: 0 LOB: 0 K: 0 BB: 1 S: 9 P: 16	R: 1 H: 1 E: 0 LOB: 0 K: 0 BB: 0 S: 10 P: 15	R: 0 H: 0 E: 0 LOB: 0 K: 1 BB: 0 S: 8 P: 9	R: 0 H: 1 E: 0 LOB: 2 K: 1 BB: 1 S: 15 P: 21	R: 0 H: 1 E: 0 LOB: 2 K: 1 BB: 1 S: 11 P: 19	R: 2 H: 3 E: 0 LOB: 1 K: 1 BB: 0 S: 17 P: 22	R: 0 H: 1 E: 0 LOB: 2 K: 0 BB: 1 S: 8 P: 16	R: 5 H: 3 E: 0 LOB: 0 K: 0 BB: 2 S: 14 P: 29	R: 7 H: 7 E: 0 LOB: 0 K: 0 BB: 0 S: 15 P: 19	1B: 10 SF: 1 2B: 4 SAC: 0 3B: 0 DP: 0 HR: 3 HBP: 0	WP: 0 PA: 50 PB: 0 SB: 3 CS: 0			
<b>PITCHER</b>	IP WLS BF H R ER SO BB IBB HBP BLK WP HR S P ERA WHIP												<b>PITCHER</b>	IP WLS BF H R ER SO BB IBB HBP BLK WP HR S P ERA WHIP
Brad Halsey, L (1, 1) ERA: 3.46	6.2 L 31 7 4 4 4 4 4 0 0 0 0 1 77 116 5.40 1.650													
36 Brian Bruney, R (7, 1) ERA: 4.0	0.1 1 0 0 0 0 0 0 0 0 0 0 0 1 2 0.00 0.000													
Jose Valverde, R (8, 1) ERA: 9.0	0.0 3 1 3 3 0 2 0 0 0 0 0 0 5 15 ∞ ∞													
Javier López, L (8, 1) ERA: 9.82	1.0 5 2 2 2 0 0 0 0 0 0 0 1 9 14 18.00 2.000													
Kerry Ligtenberg, R (9, 1) ERA: 21.6	1.0 10 7 7 7 0 0 0 0 0 0 0 1 15 19 63.00 7.000													

**Pittsburgh Pirates @ Arizona Diamondbacks**  
Bank One Ballpark, Phoenix, AZ  
Sun May 08 2005, 4:40 PM EDT  
Att. 24,526 - Roof Closed - 80 F

AB	43
R	16
H	17
RBI	16
BB	6
SO	4
LOB	13





Batter	1	2	3	4	5	6	7	8	9	AB	R	H	RBI	BB	SO	LOB	
<b>Craig Counsell, L</b> (1, 4) OBP: 0.413, SLG: 0.313	4-1 FC4-6 BB		3-1 P5		3-3 K		2-3 K		4-1 BB	3	0	0	0	2	2	2	
<b>Alex Cintron, S</b> (1, 6) OBP: 0.328, SLG: 0.365	1-1 FC4-6 1-2f		0-0 G3-6-3 1-2f		0-1 G6-3			0-2 G5-3	3-2 G3-1	5	0	0	0	0	0	6	
<b>Luis Gonzalez, L</b> (1, 7) OBP: 0.414, SLG: 0.521	2-2 F7			4-2 2B SF8 BB		1-0 HR		2-1 F7		3	2	1	1	1	0	1	
<b>Troy Claus, R</b> (1, 5) OBP: 0.373, SLG: 0.611	1-3 K			0-0 2B		2-0 E5 G4-3		4-1 BB		3	0	1	0	1	1	1	
<b>Shawn Green, L</b> (1, 9) OBP: 0.319, SLG: 0.413		1-0 G3		3-3 K		2-0 G4-3		2-0 G4-3		4	0	0	0	0	1	4	
<b>Chad Tracy, L</b> (1, 3) OBP: 0.298, SLG: 0.479		3-2 G4-3		2-1 SF8		0-0 F8			1-1 BB 1B 1B	3	0	1	1	0	0	1	
<b>Koyie Hill, S</b> (1, 2) OBP: 0.298, SLG: 0.225		3-2 1B		1-3 K		2-0 G4-3			0-0 F8	4	0	1	0	0	1	3	
<b>Luis Terrero, R</b> (1, 8) OBP: 0.275, SLG: 0.405		0-0 F7		2-2 SH1-4 2B		1-1 L6			2-0 P3	4	0	1	0	0	0	2	
<b>Brad Halsey, L</b> (1, 1) 36 Brian Bruney, R (7, 1) Matt Kata, S (7, PH) Jose Valverde, R (8, 1) Javier Lopez, L (8, 1) Kerry Ligtenberg, R (9, 1) Tony Clark, S (9, PH)			4-0 G3-6-3 BB		1-0 SH1-4		2-1 G3		0-0 BB 1B	0	0	0	0	0	1	0	0

Inning Stats	R: 0	H: 0	E: 0	K: 10	S: 10	R: 0	H: 1	E: 0	K: 9	S: 9	R: 0	H: 0	E: 0	K: 3	S: 3	R: 1	H: 1	E: 0	K: 2	S: 11	R: 0	H: 1	E: 0	K: 11	S: 11	R: 1	H: 1	E: 1	K: 5	S: 5	R: 0	H: 0	E: 0	K: 7	S: 7	R: 0	H: 0	E: 0	K: 13	S: 13	R: 0	H: 2	E: 0	K: 13	S: 13	1B: 3	2B: 2	3B: 0	HR: 1	SF: 1	SAC: 1	DP: 1	HBP: 0	WP: 0	PB: 0	SB: 0	CS: 0	PA: 38
--------------	------	------	------	-------	-------	------	------	------	------	------	------	------	------	------	------	------	------	------	------	-------	------	------	------	-------	-------	------	------	------	------	------	------	------	------	------	------	------	------	------	-------	-------	------	------	------	-------	-------	-------	-------	-------	-------	-------	--------	-------	--------	-------	-------	-------	-------	--------

PITCHER	IP	WLS	BF	H	R	ER	SO	BB	IBB	HBP	BLK	WP	HR	S	P	ERA	WHIP
<b>Kip Wells, R</b> (1, 1) ERA: 4.53	7.0	W	28	4	2	2	5	3	0	0	0	0	1	58	108	2.57	1.000
<b>34 John Grabow, L</b> (8, 1) ERA: 2.79	1.0		4	0	0	0	0	1	0	0	0	0	0	7	15	0.00	1.000
<b>16 Salomon Torres, R</b> (9, 1) ERA: 3.21	1.0		6	2	0	0	0	1	0	0	0	0	0	13	23	0.00	3.000

**BOTTOM**

**Pittsburgh Pirates @ Arizona Diamondbacks**  
**Bank One Ballpark, Phoenix, AZ**  
 Sun May 08 2005, 4:40 PM EDT  
 Att. 24,526 - Roof Closed - 80 F

livebaseballscorecards.com

<b>AB</b>	<b>31</b>
<b>R</b>	<b>2</b>
<b>H</b>	<b>6</b>
<b>RBI</b>	<b>2</b>
<b>BB</b>	<b>5</b>
<b>SO</b>	<b>5</b>
<b>LOB</b>	<b>20</b>



<b>Brad Wilkerson, L</b> OBP: 0.368, SLG: 0.496 (1, 8) (9, 7)	1-1 L7		3-2 WP 2-H 2B		1-1 G4-3		2-1 F7		0-1 2B	5 0 2 1 0 0 2
<b>Jamey Carroll, R</b> OBP: 0.439, SLG: 0.459 (1, 4) (7, 6)	2-1 G5-3		2-2 G4-3 2-3		0-2 G6-3		2-1 24 PB 24 2B 1B		0-1 L6	5 1 1 0 0 0 2
<b>24 Nick Johnson, L</b> OBP: 0.448, SLG: 0.532 (1, 3)	1-3 K			1-0 CS 1B		2-2 HR		3-2 WP 1-H 2B		4 1 3 2 0 1 0
<b>Jose Guillen, R</b> OBP: 0.343, SLG: 0.588 (1, 9)		0-3 K		1-2 SAFE SAFE P2		0-3 K		2-3 K		4 0 0 0 0 3 2
<b>Ryan Church, L</b> OBP: 0.343, SLG: 0.492 <b>Jeffrey Hammonds, R</b> OBP: 0.286, SLG: 0.167 (8, PH) (8, 7)		0-0 G6-4-3 1B		1 SAFE B X 1-0 2B		3-2 HR		4-0 IBB IBB		3 1 3 1 0 0 0 0 0 0 0 1 0 0 0 0 0 0 0 0 0
<b>Andy Chavez, L</b> OBP: 0.400, SLG: 0.375 (9, 8)		0-1 G6-4-3 1-2f		3-3 K		2-2 G5-3		4-0 G6-4-3 IBB		3 0 0 0 1 1 2
<b>Vinny Castilla, R</b> OBP: 0.381, SLG: 0.500 (1, 5)										
<b>Brian Schneider, L</b> OBP: 0.333, SLG: 0.412 (1, 2)			2-0 15 WP 2B 1B		2-1 G3		1-0 G4-3		3-1 G6-4-3 1-2f	4 1 1 0 0 0 3
<b>15 Cristian Guzman, S</b> OBP: 0.264, SLG: 0.291 <b>Carlos Baerga, S</b> OBP: 0.250, SLG: 0.211 (7, 4)		0-3 K		0-3 K		0-1 G3-1		0-1 G6-3		3 0 0 0 0 1 1 1 0 0 0 0 0 0
<b>Livan Hernandez, R</b> OBP: 0.286, SLG: 0.450 <b>Hector Carrasco, R</b> (8, 1) <b>Tony Blanco, R</b> OBP: 0.267, SLG: 0.286 <b>32 Chad Cordero, R</b> (9, 1)		2-3 K		2-3 K		0-0 1B		0-0 2B		3 0 2 0 0 1 1 0 0 0 0 0 0 0 1 0 0 0 0 0 0 0 0 0 0 0 0 0

<b>Inning Stats</b>	R: 0 E: 0 K: 1 S: 7	H: 0 LOB: 0 BB: 0 P: 11	R: 0 E: 0 K: 1 S: 6	H: 1 LOB: 0 BB: 0 P: 6	R: 1 E: 0 K: 2 S: 15	H: 2 LOB: 1 BB: 0 P: 24	R: 0 E: 0 K: 1 S: 11	H: 2 LOB: 1 BB: 0 P: 17	R: 0 E: 0 K: 0 S: 7	H: 1 LOB: 1 BB: 0 P: 10	R: 2 E: 0 K: 1 S: 15	H: 2 LOB: 0 BB: 0 P: 22	R: 0 E: 0 K: 0 S: 6	H: 1 LOB: 1 BB: 0 P: 9	R: 1 E: 0 K: 1 S: 12	H: 2 LOB: 2 BB: 2 P: 30	R: 0 E: 0 K: 0 S: 7	H: 1 LOB: 1 BB: 0 P: 8	1B: 5 2B: 5 3B: 0 HR: 2	SF: 0 SAC: 0 DP: 2 HBP: 0	WP: 3 PB: 1 SB: 0 CS: 1	PA: 38
---------------------	------------------------------	----------------------------------	------------------------------	---------------------------------	-------------------------------	----------------------------------	-------------------------------	----------------------------------	------------------------------	----------------------------------	-------------------------------	----------------------------------	------------------------------	---------------------------------	-------------------------------	----------------------------------	------------------------------	---------------------------------	----------------------------------	------------------------------------	----------------------------------	--------

<b>17 Brandon Webb, R</b> ERA: 3.3 (1, 1)	IP: 7.0 WLS: L BF: 28 H: 9 R: 3 ER: 3 SO: 6 BB: 0 IBB: 0 HBP: 0 BLK: 0 WP: 2 HR: 2 S: 67 P: 99 ERA: 3.86 WHIP: 1.286	<b>Jose Valverde, R</b> ERA: 10.8 (8, 1)	IP: 0.1 WLS: L BF: 3 H: 2 R: 1 ER: 1 SO: 1 BB: 0 IBB: 0 HBP: 0 BLK: 0 WP: 1 HR: 0 S: 10 P: 17 ERA: 27.00 WHIP: 6.000	<b>Javier López, L</b> ERA: 8.31 (8, 1)	IP: 1.1 WLS: L BF: 6 H: 1 R: 0 ER: 0 SO: 0 BB: 0 IBB: 2 HBP: 0 BLK: 0 WP: 0 HR: 0 S: 7 P: 19 ERA: 0.00 WHIP: 0.750	<b>Mike Koplove, R</b> ERA: 5.5 (9, 1)	IP: 0.1 WLS: L BF: 1 H: 0 R: 0 ER: 0 SO: 0 BB: 0 IBB: 0 HBP: 0 BLK: 0 WP: 0 HR: 0 S: 2 P: 2 ERA: 0.00 WHIP: 0.000	<b>PITCHER</b>	IP	WLS	BF	H	R	ER	SO	BB	IBB	HBP	BLK	WP	HR	S	P	ERA	WHIP
---	--	--	--	---	--	--	---	----------------	----	-----	----	---	---	----	----	----	-----	-----	-----	----	----	---	---	-----	------

Washington Nationals @ Arizona Diamondbacks  
Bank One Ballpark, Phoenix, AZ  
Mon May 09 2005, 9:40 PM EDT  
Att. 19,440 - Clear - 76 F

<b>AB</b>	36
<b>R</b>	4
<b>H</b>	12
<b>RBI</b>	4
<b>BB</b>	2
<b>SO</b>	7
<b>LOB</b>	13



Batter	1	2	3	4	5	6	7	8	9	AB R H RBI BB SO LOB
<b>Craig Counsell, L</b> (1, 4) OBP: 0.427, SLG: 0.350	0-0 G3 2B		3-2 G4-3		4-2 1B BB		1-1 HR 2B	1-1 1B G6-4-3		4 1 3 0 1 0 0
<b>Chad Tracy, L</b> (1, 3) OBP: 0.303, SLG: 0.505	0-1 G3 2-3		0-1 G3		0-1 1-2 2-3 1B		0-0 2-H HR	2-2 G6-4-3 1-2f		5 1 2 2 0 0 3
<b>Luis Gonzalez L</b> (1, 7) OBP: 0.406, SLG: 0.508 <b>Quinton McCracken, S</b> (6, 7) OBP: 0.264, SLG: 0.253	1-3 K		0-0 G4-3		1-3 K		4-2 2B SF8 BB			3 0 0 0 0 2 4 1 1 0 0 1 1 0
<b>Troy Glaus, R</b> (1, 5) OBP: 0.374, SLG: 0.610	1-0 G5-3			3-2 G5-3	2-3 K		1-2 SF8 1-3 2B	2-2 BB 1B		5 0 2 0 0 1 4
<b>Shawn Green, L</b> (1, 9) OBP: 0.314, SLG: 0.408		0-0 CS BB 1B		0-1 F8		1-1 L4	3-2 SF8	2-3 3-H	2-3 K	4 0 1 1 0 1 1
<b>José Cruz Jr., S</b> (1, 8) OBP: 0.520, SLG: 0.722 <b>Luis Terrero, R</b> (9, PR) OBP: 0.275, SLG: 0.405		4-2 SAFE CS BB 1-2		4-2 FC4-6 BB		0-0 19 FC6-4 1B	4-0 1B IBB		4-1 BB 1-2	1 0 1 0 4 0 0 0 0 0 0 0 0 0
<b>Royce Clayton, R</b> (1, 6) OBP: 0.284, SLG: 0.315 <b>Jose Valverde, R</b> (8, 1) <b>Javier López, L</b> (8, 1) <b>Mike Koplove, R</b> (9, 1) <b>Tony Clark, S</b> (9, PH) OBP: 0.380, SLG: 0.578		3-3 K 1-2 2-3		0-0 FC4-6 1-2f		2-1 L9	1-1 G4-3		1-2 F8	4 0 0 0 0 1 6 0 0 0 0 0 0 0 0 0 0 0 0 0 0 1 0 0 0 0 0 2
<b>19 Chris Snyder, R</b> (1, 2) OBP: 0.321, SLG: 0.333		4-0 IBB		1-2 1B 17 SH3 1B		0-2 FC6-4 1-2f		2-1 G5-3		3 0 1 0 1 0 1
<b>17 Brandon Webb, R</b> (1, 1) <b>Alex Cintron, S</b> (7, PH) OBP: 0.333, SLG: 0.370 (8, 6)		0-3 K		0-0 SH3 1-2			1-3 K 1-3	0-1 1B		1 0 0 0 0 1 2 2 0 1 0 0 1 0

Inning Stats	R: 0 E: 0 K: 1 S: 7	H: 1 LOB: 1 BB: 0 P: 9	R: 0 E: 0 K: 2 S: 10	H: 1 LOB: 2 BB: 2 P: 21	R: 0 E: 0 K: 0 S: 6	H: 0 LOB: 0 BB: 0 P: 9	R: 0 E: 0 K: 0 S: 10	H: 0 LOB: 1 BB: 1 P: 17	R: 0 E: 0 K: 2 S: 14	H: 2 LOB: 3 BB: 1 P: 22	R: 0 E: 0 K: 0 S: 8	H: 1 LOB: 1 BB: 0 P: 11	R: 3 E: 0 K: 1 S: 19	H: 3 LOB: 2 BB: 2 P: 34	R: 0 E: 0 K: 0 S: 9	H: 2 LOB: 1 BB: 0 P: 14	R: 0 E: 0 K: 2 S: 15	H: 1 LOB: 2 BB: 1 P: 27	1B: 7 2B: 4 3B: 0 HR: 1	SF: 1 SAC: 1 DP: 2 HBP: 0	WP: 0 PB: 0 SB: 0 CS: 2	PA: 43
<b>PITCHER</b> <b>Livan Hernandez, R</b> (1, 1) ERA: 4.02 <b>Hector Carrasco, R</b> (8, 1) ERA: <b>32 Chad Cordero, R</b> (9, 1) ERA: 0.59	IP 7.0 1.0 1.0	WLS W H S	BF 34 4 5	H 8 2 1	R 3 0 0	ER 3 0 0	SO 6 0 2	BB 0 0 1	HBP 0 0 0	BLK 0 0 0	WP 0 0 0	HR 1 0 0	S 74 9 15	P 123 14 27	ERA 3.86 0.00 0.00	WHIP 1.714 2.000 2.000						

**WASHINGTON NATIONALS**  
**Arizona Diamondbacks**  
 Bank One Ballpark, Phoenix, AZ  
 Mon May 09 2005, 9:40 PM EDT  
 Att. 19,440 - Clear - 76 F

<b>AB</b>	<b>34</b>
<b>R</b>	<b>3</b>
<b>H</b>	<b>11</b>
<b>RBI</b>	<b>3</b>
<b>BB</b>	<b>7</b>
<b>SO</b>	<b>8</b>
<b>LOB</b>	<b>23</b>

Batter	1	2	3	4	5	6	7	8	9	AB R H RBI BB SO LOB	TOP									
Brad Wilkerson, L (1, 8) OBP: 0.376, SLG: 0.504 Luis Ayala, R (8, 1)	0-3 K			1-2 1B	3-2 2B		1-3 K	2-2 HBP		4 0 2 2 0 2 0 0 0 0 0 0 0 0	<p>Washington Nationals @ Arizona Diamondbacks</p> <p>Bank One Ballpark, Phoenix, AZ</p> <p>Tue May 10 2005, 9:40 PM EDT</p> <p>Att. 23,181 - Clear - 75 F</p>									
Jamey Carroll, R (1, 6) OBP: 0.413, SLG: 0.429	1-0 G6-3			0-0 1B	2-3 K		2-1 P3	3-3 K		5 0 1 0 0 2 4										
Jose Guillen, R (1, 9) OBP: 0.345, SLG: 0.577	2-3 K			1-0 P3	3-1 F7		4-2 1B		2-0 1B	4 0 1 0 1 1 3										
Vinny Castilla, R (1, 5) OBP: 0.382, SLG: 0.495		2-1 G6-3		2-3 K		2-2 SH1-4	2-2 1B		1-3 K	5 0 2 0 0 2 3										
24 Nick Johnson, L (1, 3) OBP: 0.446, SLG: 0.526		2-2 G3-1		3-2 1B		0-2 SH1-4	2-3 K		1-2 G1-3	5 0 2 0 0 1 3										
Jeffrey Hammonds, R (1, 7) OBP: 0.250, SLG: 0.143 Andy Chavez, L (8, PH) OBP: 0.417, SLG: 0.333		1-1 L5		1-3 K		0-2 SH1-4		4-0 BB	1-3 K	2 0 0 0 0 1 3 1 0 0 0 1 1 1										
Carlos Baerga, S (1, 4) OBP: 0.292, SLG: 0.227			0-3 K		1-0 2B	4-2 HBP		1-1 B2		3 1 1 0 0 1 1										
Brian Schneider, L (1, 2) OBP: 0.330, SLG: 0.416		2-2 G3-1		0-1 2B	1-2 F7		1-1 FC4-6			4 1 1 0 0 0 4										
Tony Armas, R (1, 1) Gary Majewski, R (6, 1) Ryan Church, L (8, PH) OBP: 0.353, SLG: 0.492		2-3 K		1-3 K		0-1 L3		4-0 HBP	1-2 BB	3 0 0 0 0 2 5 0 0 0 0 0 0 0 0 0 0 0 1 0 0										
<b>Inning Stats</b>	R: 0 E: 0 K: 2 S: 7	H: 0 LOB: 0 BB: 0 P: 10	R: 0 E: 0 K: 0 S: 7	H: 0 LOB: 0 BB: 0 P: 12	R: 0 E: 0 K: 2 S: 10	H: 3 LOB: 3 BB: 0 P: 14	R: 2 E: 0 K: 2 S: 15	H: 3 LOB: 1 BB: 0 P: 25	R: 0 E: 0 K: 0 S: 20	H: 2 LOB: 3 BB: 0 P: 27		R: 0 E: 0 K: 2 S: 13	H: 1 LOB: 2 BB: 1 P: 24	R: 0 E: 0 K: 1 S: 9	H: 0 LOB: 3 BB: 2 P: 24	R: 0 E: 0 K: 2 S: 17	H: 1 LOB: 1 BB: 0 P: 22	1B: 8 2B: 2 3B: 0 HR: 0	SF: 0 SAC: 1 DP: 0 HBP: 2	WP: 0 PB: 0 SB: 0 CS: 0
<b>PITCHER</b>	IP WLS BF H R ER SO BB IBB HBP BLK WP HR S P ERA WHIP																			
Shawn Estes, L (1, 1) ERA: 3.74	6.0 W 27 8 2 2 8 0 0 1 0 0 0 0 75 112 3.00 1.333																			
36 Brian Bruney, R (7, 1) ERA: 3.79	1.0 H 5 1 0 0 2 1 0 0 0 0 0 0 13 24 0.00 2.000																			
Mike Koplove, R (8, 1) ERA: 5.3	0.2 H 4 0 0 0 0 2 0 0 0 0 0 0 4 14 0.00 3.000																			
Brandon Lyon, R (8, 1) ERA: 1.65	1.1 S 6 1 0 0 3 0 0 0 1 0 0 0 22 32 0.00 0.750																			

AB	36
R	2
H	10
RBI	2
BB	3
SO	13
LOB	27





Batter	1	2	3	4	5	6	7	8	9	AB R H RBI BB SO LOB	TOP																
Brad Wilkerson, L (1, 8) OBP: 0.366, SLG: 0.489	0-3 K	2-3 K			2-3 K		2-2 P6			4 0 0 0 0 3 3	<p>Washington Nationals @ Arizona Diamondbacks</p> <p>Bank One Ballpark, Phoenix, AZ</p> <p>Wed May 11 2005, 6:10 PM EDT</p> <p>Att. 21,011 - Roof Closed - 80 F</p>																
Jamey Carroll, R (1, 6) OBP: 0.400, SLG: 0.400	0-0 G1-3		0-1 G1-4-3		0-3 K			4-2 FC4-6 BB	3 0 0 0 1 1 1																		
24 Nick Johnson, L (1, 3) OBP: 0.441, SLG: 0.513	1-2 1B HBP		2-2 F8			3-1 G3-1		3-1 FC4-6 FC4-6 1-2f	3 0 0 0 0 0 1																		
Jose Guillen, R (1, 9) OBP: 0.343, SLG: 0.567	0-2 1-2 1B		1-2 K		0-1 L3		1-1 F8		4 0 1 0 0 1 1																		
Ryan Church, L (1, 7) OBP: 0.333, SLG: 0.463	1-2 P5			0-0 G6-3		2-3 K		0-1 FC4-6 1-2f	4 0 0 0 0 1 3																		
Vinny Castilla, R (1, 5) OBP: 0.370, SLG: 0.478		0-0 G4-3		2-3 K		2-1 F8		1-0 F8	4 0 0 0 0 1 0																		
Carlos Baerga, S (1, 4) OBP: 0.286, SLG: 0.269		1-0 2B 2B		3-2 G4-3		1-1 F7		0-0 F7	4 1 1 0 0 0 0																		
Brian Schneider, L (1, 2) OBP: 0.337, SLG: 0.441		1-2 2-H 2B			1-0 G4-3		2-0 1B 2B	2-0 F9	4 1 2 1 0 0 0																		
Claudio Vargas, R (1, 1) OBP: 0.500, SLG: 0.500		0-2 P4			1-2 1B		0-1 E 1B		2 0 1 0 0 0 1																		
Tony Blanco, R (7, PH) OBP: 0.313, SLG: 0.333									1 0 1 1 0 0 0																		
Hector Carrasco, R (7, 1)									0 0 0 0 0 0 0																		
Jon Rauch, R (8, 1)									0 0 0 0 0 0 0																		
<b>Inning Stats</b>	R: 0 E: 0 K: 1 S: 13	H: 1 LOB: 2 BB: 0 P: 15	R: 1 E: 0 K: 1 S: 11	H: 2 LOB: 1 BB: 0 P: 15	R: 0 E: 0 K: 1 S: 8	H: 0 LOB: 0 BB: 0 P: 11	R: 0 E: 0 K: 1 S: 9	H: 0 LOB: 0 BB: 0 P: 14	R: 0 E: 0 K: 2 S: 11	H: 1 LOB: 1 BB: 0 P: 15	R: 0 E: 0 K: 1 S: 8	H: 0 LOB: 0 BB: 0 P: 13	R: 1 E: 1 K: 0 S: 10	H: 2 LOB: 1 BB: 0 P: 17	R: 0 E: 0 K: 0 S: 8	H: 0 LOB: 1 BB: 1 P: 16	R: 0 E: 0 K: 0 S: 3	H: 0 LOB: 0 BB: 0 P: 6	1B: 3 2B: 3 3B: 0 HR: 0	SF: 0 SAC: 0 DP: 0 HBP: 1	WP: 0 PB: 0 SB: 0 CS: 0	PA: 35					
<b>PITCHER</b>	IP WLS BF H R ER SO BB IBB HBP BLK WP HR S P ERA WHIP																										
Javier Vazquez, R (1, 1) ERA: 4.41	7.0		28	6	2	2	7	0	0	1	0	0	0	70	100	2.57	0.857										
Lance Cormier, R (8, 1) ERA:	1.0	W	4	0	0	0	0	1	0	0	0	0	0	8	16	0.00	1.000										
Brandon Lyon, R (9, 1) ERA: 1.56	1.0	S	3	0	0	0	0	0	0	0	0	0	0	3	6	0.00	0.000										

livebaseballscorecards.com

AB	33
R	2
H	6
RBI	2
BB	1
SO	7
LOB	10



Batter	1	2	3	4	5	6	7	8	9
<b>Craig Counsell, L</b> OBP: 0.432, SLG: 0.364 (1, 4)	2-2 F7		3-1 G3-1 2B		0-0 1-2 2-3 1B		0-1 3-H 1B		
<b>Alex Cintron, S</b> OBP: 0.308, SLG: 0.339 (1, 6)	0-3 K		0-1 G3-1 2-3		2-1 L5 1-2 2-3 3-H		1-0 G3		
<b>Luis Gonzalez, L</b> OBP: 0.391, SLG: 0.481 (1, 7)	2-3 K		3-2 P6		0-0 F9		0-2 P6		
<b>Troy Claus, R</b> OBP: 0.384, SLG: 0.640 (1, 5)		2-1 1B 1B		1-0 F9		3-2 P4		1-1 1B E 1B	
<b>Shawn Green, L</b> OBP: 0.313, SLG: 0.402 (1, 9)		1-1 F7		1-3 K		2-1 F7		0-0 E 1-2 1B	
<b>Chad Tracy, L</b> OBP: 0.291, SLG: 0.477 (1, 3)		2-1 F9		2-1 F8		1-1 G4-3		2-2 E9 1-3 2-H 1B	
<b>Quinton McCracken, S</b> OBP: 0.293, SLG: 0.259 (1, 8)		0-0 19 FC6-4 1B		2-2 G6-3		4-1 G4-3 19 SH1-4 1B BB		4-0 IBB	
<b>19 Chris Snyder, R</b> OBP: 0.314, SLG: 0.325 (1, 2)		1-1 FC6-4		3-2 1B E 1B		0-0 SH1-4 1-2		3-3 K	
<b>Tony Clark, S</b> OBP: 0.373, SLG: 0.565 (8, PH)									
<b>Brandon Lyon, R</b> (9, 1)									
<b>Javier Vazquez, R</b> OBP: 0.316, SLG: 0.235 (1, 1)			1-2 F9		0-2 E 1B		0-0 G4-3		0-0 G3-1
<b>José Cruz Jr., S</b> OBP: 0.448, SLG: 0.591 (7, PH)									
<b>Lance Cormier, R</b> (8, 1)									
<b>Koyie Hill, S</b> OBP: 0.292, SLG: 0.220 (8, PH)									
<b>Koyie Hill, S</b> (9, 2)									

AB R H RBI BB SO LOB

4	0	3	1	0	0	0
4	0	0	0	0	1	4
4	0	0	0	0	1	3
4	1	2	0	0	0	0
4	0	1	0	0	1	1
4	0	1	1	0	0	1
2	1	1	0	2	0	0
2	1	1	0	0	0	2
1	0	0	0	0	1	3
0	0	0	0	0	0	0
2	0	1	0	0	0	0
1	0	0	0	0	0	1
0	0	0	0	0	0	0
1	0	0	0	0	0	3

AB	33
R	3
H	10
RBI	2
BB	2
SO	4
LOB	18



1B:	9	SF:	0	WP:	0	PA:	36
2B:	1	SAC:	1	PB:	0		
3B:	0	DP:	0	SB:	0		
HR:	0	HBP:	0	CS:	0		

PITCHER	IP	WLS	BF	H	R	ER	SO	BB	IBB	HBP	BLK	WP	HR	S	P	ERA	WHIP
<b>Claudio Vargas, R</b> ERA: 1.0	(1, 1)	6.0	24	6	1	0	3	0	0	0	0	0	0	58	92	0.00	1.000
<b>Hector Carrasco, R</b> ERA: 1.0	(7, 1)	1.0	5	1	1	1	0	1	0	0	0	0	0	6	11	9.00	2.000
<b>Jon Rauch, R</b> ERA: 3.65	(8, 1)	1.0	7	3	1	1	1	0	1	0	0	0	0	16	26	9.00	3.000

**Washington Nationals @ Arizona Diamondbacks**  
Bank One Ballpark, Phoenix, AZ  
Wed May 11 2005, 6:10 PM EDT  
Att: 21,011 - Roof Closed - 80 F

livebaseballscorecards.com

Batter	1	2	3	4	5	6	7	8	9	AB R H RBI BB SO LOB	TOP		
Craig Counsell, L (1, 4) OBP: 0.424, SLG: 0.365	0-1 G4-3		1-0 1B 2B		3-2 G4-3		0-1 F7		1-1 L9	5 1 1 0 0 0 1			
Chad Tracy, L (1, 3) OBP: 0.289, SLG: 0.496	0-3 K		3-2 F7			1-0 HR		2-1 G4-3		4 1 1 1 0 1 1			
Luis Gonzalez, L (1, 7) OBP: 0.394, SLG: 0.477	4-1 1B BB		0-0 2-H 1B			0-1 P4		0-0 G4-3		3 0 1 1 1 0 0			
Troy Glaus, R (1, 5) OBP: 0.380, SLG: 0.628	2-1 1-2 1B		1-1 P3			1-3 K		0-1 F7		4 0 1 0 0 1 1			
Shawn Green, L (1, 9) OBP: 0.305, SLG: 0.390	0-1 G3-1			2-1 P6		1-2 F7			3-2 F8	4 0 0 0 0 0 2			
José Cruz Jr., S (1, 8) Luis Terrero, R (9, 8) OBP: 0.485, SLG: 0.885 OBP: 0.275, SLG: 0.405		1-2 F9-5 2B		0-0 G4-3		1-1 HR			1-1 HR	4 2 3 2 0 0 0 0 0 0 0 0 0 0			
Royce Clayton, R (1, 6) OBP: 0.266, SLG: 0.296		1-0 F9-5 2-3		1-3 K		0-1 G5-3			3-2 G6-3	4 0 0 0 0 1 1			
19 Chris Snyder, R (1, 2) OBP: 0.333, SLG: 0.329		0-1 F8			4-2 G1-6-3 BB		2-1 SH3-4 HBP		2-1 HR 1B	2 1 1 0 1 0 0			
Russ Ortiz, R (1, 1) Lance Cormier, R (7, 1) Tony Clark, S (9, PH) Brandon Lyon, R (9, 1) OBP: 0.286, SLG: 0.231 OBP: 0.385, SLG: 0.638			0-0 P4		0-2 G1-6-3 1-2f		0-2 SH3-4		0-0 HR 1-H	2 0 0 0 0 0 1 0 0 0 0 0 0 0 1 1 1 2 0 0 0 0 0 0 0 0 0 0			
<b>Inning Stats</b>	R: 0 H: 1 E: 0 LOB: 2 K: 1 BB: 1 S: 10 P: 16	R: 0 H: 1 E: 0 LOB: 0 K: 0 BB: 0 S: 6 P: 8	R: 1 H: 2 E: 0 LOB: 1 K: 0 BB: 0 S: 9 P: 14	R: 0 H: 0 E: 0 LOB: 0 K: 1 BB: 0 S: 6 P: 9	R: 0 H: 0 E: 0 LOB: 0 K: 0 BB: 1 S: 12 P: 19	R: 1 H: 1 E: 0 LOB: 0 K: 1 BB: 0 S: 9 P: 12	R: 1 H: 1 E: 0 LOB: 1 K: 0 BB: 0 S: 10 P: 13	R: 0 H: 0 E: 0 LOB: 0 K: 0 BB: 0 S: 5 P: 7	R: 3 H: 3 E: 0 LOB: 0 K: 0 BB: 0 S: 15 P: 25	1B: 3 SF: 0 2B: 3 SAC: 1 3B: 0 DP: 2 HR: 4 HBP: 1	WP: 0 PA: 37 PB: 0 SB: 0 CS: 0		
<b>PITCHER</b> Shawn Chacon, R (1, 1) ERA: 3.28 David Cortes, R (9, 1) ERA: 9.0	IP WLS BF H R ER SO BB IBB HBP BLK WP HR S P ERA WHIP	8.0 L 31 6 3 3 3 2 0 1 0 0 0 2 67 98 3.38 1.000	1.0 6 3 3 3 0 0 0 0 0 0 0 2 15 25 27.00 3.000									<b>PITCHER</b> IP WLS BF H R ER SO BB IBB HBP BLK WP HR S P ERA WHIP	

Arizona Diamondbacks @ Colorado Rockies  
Coors Field, Denver, CO  
Thu May 12 2005, 6:35 PM MDT  
Att. 18,184 - Cloudy - 58 F

AB	33
R	6
H	9
RBI	6
BB	2
SO	3
LOB	7





Batter	1	2	3	4	5	6	7	8	9	AB	R	H	RBI	BB	SO	LOB
12 Clint Barnes, R OBP: 0.443, SLG: 0.605 (1, 6)	0-2 G5-3		0-0 F7		3-1 SH2-3 1B		0-1 1B G6-3 2B	0-2 F9		5	1	2	0	0	0	1
Aaron Miles, S OBP: 0.302, SLG: 0.407 (1, 4)	2-1 G4-3		3-2 G3		1-0 SH2-3 1-2		3-2 G6-3 17 BB 1B 2-3		2-3	4	0	1	0	0	1	0
17 Todd Helton, L OBP: 0.448, SLG: 0.538 (1, 3)	3-2 1B		3-2 HR		4-0 1B		4-1 G6-3 1-2 BB		1-2 1B 2B	3	2	3	1	2	0	0
Preston Wilson, R OBP: 0.286, SLG: 0.429 (1, 8)	1-2 L9		0-0 F8		2-2 P3		3-2 G6-3 1-2 2-3 3-H		2-2 11 DI 1B 2-H	5	0	1	2	0	0	5
11 Brad Hawpe, L OBP: 0.362, SLG: 0.500 (1, 9)		2-0 P4		0-0 P5		1-1 F9		4-0 G6-4-3 1B	1-2 G6-3	4	0	0	0	1	0	3
Todd Greene, R OBP: 0.339, SLG: 0.418 (1, 2)		1-1 1B		1-3 K		3-3 K		2-2 G6-4-3 1-2f	1-2 F9	5	0	1	0	0	2	4
Desi Relaford, S OBP: 0.368, SLG: 0.440 (1, 5)		1-0 1B		2-2 18 BB 1B		4-2 BB		0-2 G1-3		3	0	2	0	1	0	0
18 Cory Sullivan, L OBP: 0.349, SLG: 0.397 (1, 7)		1-3 K		4-0 1-2 BB		0-1 F7		2-2 12 S 1B		3	0	1	0	1	1	3
Shawn Chacon, R OBP: 0.167, SLG: 0.167 Dustan Mohr, R OBP: 0.194, SLG: 0.345 David Cortes, R (8, PH) (9, 1)		0-3 K		0-2 P5		1-2 K		1-2 F7		3	0	0	0	0	2	5
										1	0	0	0	0	0	1
										0	0	0	0	0	0	0

Inning Stats	R: 0	H: 1	E: 0	K: 13	S: 19	R: 0	H: 2	E: 0	K: 2	S: 10	R: 1	H: 1	E: 0	K: 10	S: 16	R: 0	H: 1	E: 0	K: 9	S: 19	R: 0	H: 0	E: 0	K: 2	S: 11	R: 1	H: 2	E: 0	K: 14	S: 30	R: 0	H: 1	E: 0	K: 11	S: 15	R: 1	H: 2	E: 0	K: 15	S: 22	1B: 8	2B: 2	3B: 0	HR: 1	SF: 0	SAC: 1	DP: 1	HBP: 0	WP: 0	PA: 42
--------------	------	------	------	-------	-------	------	------	------	------	-------	------	------	------	-------	-------	------	------	------	------	-------	------	------	------	------	-------	------	------	------	-------	-------	------	------	------	-------	-------	------	------	------	-------	-------	-------	-------	-------	-------	-------	--------	-------	--------	-------	--------

PITCHER	IP	WLS	BF	H	R	ER	SO	BB	IBB	HBP	BLK	WP	HR	S	P	ERA	WHIP
Russ Ortiz, R ERA: 4.91 (1, 1)	6.0	W	29	8	2	2	5	2	1	0	0	0	1	70	115	3.00	1.667
Lance Cormier, R ERA: (7, 1)	2.0	H	8	1	0	0	0	1	1	0	0	0	0	19	36	0.00	1.000
Brandon Lyon, R ERA: 1.96 (9, 1)	1.0		5	2	1	1	1	0	0	0	0	0	0	15	22	9.00	2.000

BOTTOM

Arizona Diamondbacks @ Colorado Rockies  
Coors Field, Denver, CO  
Thu May 12 2005, 6:35 PM MDT  
Att. 18,184 - Cloudy - 58 F

livebaseballscorecards.com

AB	36
R	3
H	11
RBI	3
BB	5
SO	6
LOB	22



Batter	1	2	3	4	5	6	7	8	9	AB R H RBI BB SO LOB	TOP	
Alex Cintron, S (1, 4) OBP: 0.314, SLG: 0.359	1-0 F7		0-0 1B		3-2 1B 1B 2B		1-0 F7		0-0 G4-3	5 1 2 0 0 0 0		
Royce Clayton, R (1, 6) OBP: 0.266, SLG: 0.292	1-3 K		0-0 B1		1-2 BB 1B 1B		0-3 K		0-0 G4-3	5 0 1 1 0 2 1		
Luis Gonzalez, L (1, 7) OBP: 0.396, SLG: 0.478 Jose Valverde, R (8, 1)	2-2 F7			0-2 F8	0-1 BB 1B		1-2 1B		1-2 G6-3	4 0 2 1 0 0 0 0 0 0 0 0 0 0 1 0 0 0 0 0 0		
Chad Tracy, L (9, PH) OBP: 0.287, SLG: 0.491					1-2 3-H 1B							
Troy Glaus, R (1, 5) OBP: 0.390, SLG: 0.649		2-2 HBP		1-0 HR	4-1 BB		3-3 K			2 1 1 1 1 1 1		
Tony Clark, S (1, 3) OBP: 0.375, SLG: 0.608		0-2 F8		1-0 G6-3	1-2 L6			3-1 1B 1B		4 0 1 0 0 0 4		
José Cruz Jr., S (1, 9) OBP: 0.472, SLG: 0.821 Kerry Ligtenberg, R (5, 1) Javier López, L (7, 1) Quinton McCracken, S (8, PH) OBP: 0.290, SLG: 0.256		1-3 K		4-2 BB	1-1 P3			1-0 F7		2 0 0 0 1 1 4 0 0 0 0 0 0 0 0 0 0 0 0 0 0 1 0 0 0 0 0 1		
Luis Terrero, R (1, 8) OBP: 0.273, SLG: 0.390		2-2 P2		1-2 L8		0-0 G1-6-3 1B		1-1 F9		4 0 1 0 0 0 3		
Koyie Hill, S (1, 2) OBP: 0.288, SLG: 0.222			2-3 K		1-1 F7	1-3 K		0-1 1B		4 0 1 0 0 2 1		
Brad Halsey, L (1, 1) Shawn Green, L (5, 9) OBP: 0.301, SLG: 0.384			2-2 G5-3		4-1 2B 1B BB	1-1 G1-6-3		0-1 G6-3		1 1 0 0 1 0 0 2 0 0 0 0 0 3		
<b>Inning Stats</b>	R: 0 H: 0 E: 0 LOB: 0 K: 1 BB: 0 S: 8 P: 12	R: 0 H: 0 E: 0 LOB: 1 K: 1 BB: 0 S: 11 P: 16	R: 0 H: 1 E: 0 LOB: 1 K: 1 BB: 0 S: 8 P: 12	R: 1 H: 1 E: 0 LOB: 1 K: 0 BB: 1 S: 10 P: 17	R: 2 H: 3 E: 0 LOB: 3 K: 0 BB: 2 S: 17 P: 32	R: 0 H: 1 E: 0 LOB: 0 K: 1 BB: 0 S: 6 P: 8	R: 0 H: 1 E: 0 LOB: 1 K: 2 BB: 0 S: 10 P: 15	R: 0 H: 2 E: 0 LOB: 2 K: 0 BB: 0 S: 9 P: 14	R: 0 H: 0 E: 0 LOB: 0 K: 0 BB: 0 S: 5 P: 6	1B: 7 SF: 0 2B: 1 SAC: 0 3B: 0 DP: 1 HR: 1 HBP: 1	WP: 0 PA: 39 PB: 0 SB: 0 CS: 0	
<b>PITCHER</b>	IP WLS BF H R ER SO BB IBB HBP BLK WP HR S P ERA WHIP											
26 Jeff Francis, L (1, 1) ERA: 4.69	5.0 W 24 5 3 3 3 3 0 0 1 0 0 1 54 89 5.40 1.600											
Jay Witasick, R (6, 1) ERA: 4.5	2.0 7 2 0 0 3 0 0 0 0 0 0 0 16 23 0.00 1.000											
Marcos Carvajal, R (8, 1) ERA: 1.88	2.0 8 2 0 0 0 0 0 0 0 0 0 0 14 20 0.00 1.000											

**Arizona Diamondbacks @ Colorado Rockies**  
**Coors Field, Denver, CO**  
 Fri May 13 2005, 6:35 PM MDT  
 Att. 20,233 - Partly Cloudy - 63 F

[livebaseballscorecards.com](http://livebaseballscorecards.com)

**AB 35**  
**R 3**  
**H 9**  
**RBI 3**  
**BB 3**  
**SO 6**  
**LOB 18**



Batter	1	2	3	4	5	6	7	8	9	AB	R	H	RBI	BB	SO	LOB
12 Clint Barnes, R OBP: 0.445, SLG: 0.652 (1, 6)										6	3	3	5	0	0	4
Luis Gonzalez, R OBP: 0.321, SLG: 0.434 (1, 4) (8, 3)										6	2	3	1	0	0	0
17 Todd Helton, L OBP: 0.446, SLG: 0.529 Desi Relaford, S OBP: 0.362, SLG: 0.431 (1, 3) (8, 4)										4	1	1	0	1	1	1
Preston Wilson, R OBP: 0.282, SLG: 0.417 Marcos Carvajal, R (1, 8) (8, 1)										5	2	1	1	0	1	4
Dustan Mohr, R OBP: 0.216, SLG: 0.371 (1, 9) (8, 8)										6	1	2	1	0	2	4
5 Matt Holliday, R OBP: 0.319, SLG: 0.396 (1, 7)									5	3	4	2	0	0	1	
27 Garrett Atkins, R OBP: 0.341, SLG: 0.375 (1, 5)									3	2	2	3	1	0	1	
JD Closser, S OBP: 0.295, SLG: 0.221 (1, 2)									3	3	1	2	2	1	4	
26 Jeff Francis, L OBP: 0.125, SLG: 0.067 Aaron Miles, S OBP: 0.308, SLG: 0.421 Jay Witasick, R (1, 1) (5, PH) (6, 1) 11 Brad Hawpe, L OBP: 0.365, SLG: 0.500 (7, PH) (8, 9)									1	0	0	1	1	0	0	

Inning Stats	R: 0	H: 0	E: 0	K: 1	S: 7	H: 0	LOB: 0	BB: 0	P: 11	R: 1	H: 1	E: 1	K: 0	S: 14	H: 3	LOB: 1	BB: 0	P: 26	R: 3	H: 3	E: 1	K: 3	S: 21	R: 1	H: 2	E: 0	K: 0	S: 11	R: 4	H: 3	E: 0	K: 0	S: 13	R: 0	H: 1	E: 0	K: 0	S: 7	R: 9	H: 8	E: 0	K: 1	S: 29	R: 0	H: 1	E: 0	K: 2	S: 11	H: 1	LOB: 1	BB: 0	P: 14	1B: 9	SF: 0	2B: 8	SAC: 0	3B: 0	DP: 1	HR: 3	HBP: 1	WP: 0	PA: 50
--------------	------	------	------	------	------	------	--------	-------	-------	------	------	------	------	-------	------	--------	-------	-------	------	------	------	------	-------	------	------	------	------	-------	------	------	------	------	-------	------	------	------	------	------	------	------	------	------	-------	------	------	------	------	-------	------	--------	-------	-------	-------	-------	-------	--------	-------	-------	-------	--------	-------	--------

PITCHER	IP	WLS	BF	H	R	ER	SO	BB	IBB	HBP	BLK	WP	HR	S	P	ERA	WHIP
Brad Halsey, L ERA: 3.88 (1, 1)	4.2	L	27	8	8	4	4	4	0	0	0	0	1	64	97	7.71	2.571
Kerry Ligtenberg, R ERA: 23.4 (5, 1)	1.2		11	5	5	5	1	1	0	0	0	0	2	25	39	27.00	3.600
Javier López, L ERA: 12.54 (7, 1)	0.2		8	5	5	0	0	0	0	1	0	0	0	13	24	67.50	7.500
Jose Valverde, R ERA: 8.31 (8, 1)	1.0		4	1	0	0	2	0	0	0	0	0	0	11	14	0.00	1.000

**BOTTOM**

**Arizona Diamondbacks @ Colorado Rockies**  
Coors Field, Denver, CO

Fri May 13 2005, 6:35 PM MDT  
Att. 20,233 - Partly Cloudy - 63 F

<b>AB</b>	44
<b>R</b>	18
<b>H</b>	19
<b>RBI</b>	18
<b>BB</b>	5
<b>SO</b>	7
<b>LOB</b>	22

Batter	1	2	3	4	5	6	7	8	9	AB R H RBI BB SO LOB	TOP											
<b>Craig Counsell, L</b> (1, 4) OBP: 0.429, SLG: 0.376 <b>Alex Cintron, S</b> (5, PH) OBP: 0.315, SLG: 0.358 (5, 4)	0-1 G6-3 1B 2B	1-2 G4-3	2-1 FC4-6 HBP		1 SAFE 2-2 1B		1 SAFE 0-2 FC3-6 2B		2-2 G4-3	2 1 1 0 0 0 0 3 1 1 0 0 0 1												
<b>Chad Tracy, L</b> (1, 3) OBP: 0.289, SLG: 0.492	0-1 G3 2B 1B	1-0 G3	1-1 FC4-6 BB		0-0 F7		1 SAFE 2-1 1B 2B		1-3 K	6 2 2 2 0 1 4												
<b>Luis Gonzalez, L</b> (1, 7) OBP: 0.402, SLG: 0.479	0-0 G3 1B	1-0 1B	4-0 BB		0-2 F7		1-2 1B			4 0 2 1 1 0 4												
<b>Troy Glaus, R</b> (1, 5) OBP: 0.384, SLG: 0.630	0-0 G6-3 1B	1-1 F8	1-3 K			0-0 G5-3		4-0 1B BB		4 1 0 1 1 1 5												
<b>Shawn Green, L</b> (1, 9) OBP: 0.310, SLG: 0.399	0-1 BB 19 1B 2B		1-1 BLK FC1 1B		0-0 G3		3-1 G3-1		0-0 1B	5 1 3 1 0 0 0												
<b>José Cruz Jr., S</b> (1, 8) OBP: 0.488, SLG: 0.774 <b>Mike Koplove, R</b> (9, 1)	4-0 BB 19 1B IBB		0-1 FC3 19 1B BLK		2-0 L3		4-2 BB		0-1 WP 1B	3 2 1 1 2 0 1 0 0 0 0 0 0 0												
<b>Royce Clayton, R</b> (1, 6) OBP: 0.263, SLG: 0.282	4-2 19 1B BB		1-2 FC1 19 1B FC2		0-2 F8		0-3 K		3-3 K	4 1 0 0 1 2 4												
<b>19 Chris Snyder, R</b> (1, 2) OBP: 0.358, SLG: 0.341	1-1 1B		1-2 17 E FC4-6 1B			4-1 1B BB		4-1 FC3-6 BB	1-1 F7	3 1 2 3 2 0 1												
<b>17 Brandon Webb, R</b> (1, 1) <b>Luis Terrero, R</b> (9, PH) OBP: 0.267, SLG: 0.381 (9, 8)	1-3 K		1-1 FC2 FC4-6			0-3 K		3-3 K	1-3 K	4 0 0 0 0 3 5 1 0 0 0 0 1 0												
<b>Inning Stats</b>	R: 4 E: 0 K: 1 S: 17	H: 4 LOB: 2 BB: 2 P: 27	R: 0 E: 0 K: 0 S: 8	H: 1 LOB: 1 BB: 0 P: 12	R: 3 E: 2 K: 1 S: 20	H: 2 LOB: 3 BB: 1 P: 32	R: 0 E: 0 K: 0 S: 5	H: 0 LOB: 0 BB: 0 P: 7	R: 0 E: 0 K: 1 S: 13	H: 1 LOB: 2 BB: 1 P: 19	R: 0 E: 0 K: 1 S: 8	H: 0 LOB: 1 BB: 1 P: 15	R: 2 E: 0 K: 1 S: 13	H: 2 LOB: 1 BB: 1 P: 23	R: 1 E: 0 K: 1 S: 11	H: 2 LOB: 1 BB: 1 P: 19	R: 0 E: 0 K: 2 S: 10	H: 0 LOB: 0 BB: 0 P: 14	1B: 9 2B: 3 3B: 0 HR: 0	SF: 0 SAC: 0 DP: 0 HBP: 1	WP: 1 PB: 0 SB: 0 CS: 0	PA: 47
<b>PITCHER</b>	IP WLS BF H R ER SO BB IBB HBP BLK WP HR S P ERA WHIP																					
<b>Jamey Wright, R</b> (1, 1) ERA: 6.31	6.0 L 34 8 7 4 4 4 4 1 1 1 0 0 71 112 6.00 2.000																					
<b>Blaine Neal, R</b> (7, 1) ERA: 10.0	1.0 5 2 2 2 1 1 0 0 0 0 0 0 13 23 18.00 3.000																					
<b>David Cortes, R</b> (8, 1) ERA: 9.0	1.0 5 2 1 1 1 1 1 0 0 0 1 0 11 19 9.00 3.000																					
<b>40 Brian Fuentes, L</b> (9, 1) ERA: 2.81	1.0 3 0 0 0 0 2 0 0 0 0 0 0 10 14 0.00 0.000																					

**Arizona Diamondbacks @ Colorado Rockies**  
Coors Field, Denver, CO  
Sat May 14 2005, 6:05 PM MDT  
Att. 23,367 - Partly Cloudy - 64 F

AB	39
R	10
H	12
RBI	9
BB	7
SO	8
LOB	25



WP: 1	PA: 47
PB: 0	
SB: 0	
CS: 0	

ERA	WHIP

Batter	1	2	3	4	5	6	7	8	9	AB	R	H	RBI	BB	SO	LOB
12 Clint Barnes, R OBP: 0.437, SLG: 0.636 (1, 6)	0-2 F9		2-1 G4-3		3-2 1B 17 WP		0-0 F9		2-2 F9	5	1	1	0	0	0	1
Aaron Miles, S OBP: 0.311, SLG: 0.420 (1, 4)	0-1 G6-3 17 S 1B		0-1 G3		0-2 17 WP 1B		1-1 G4-3		1-3 K2-3	5	1	2	0	0	1	1
17 Todd Helton, L OBP: 0.461, SLG: 0.565 (1, 3)	4-1 G6-3 1-2 BB			2-1 WP 2B 1B	1-1 G6-3 1B		2-1 HR			3	2	3	2	1	0	0
Preston Wilson, R OBP: 0.280, SLG: 0.420 (1, 8)	1-0 G6-3 1-2 2-3		2-1 5 1B 27 FC1-2/5 2B	3-2 G6-3	1-2 G6-3		2-3 K			4	0	1	1	0	1	3
11 Brad Hawpe, L OBP: 0.360, SLG: 0.511 (1, 9)	3-1 G2-3		1-2 K	1-2 G5-3			1-1 3B			4	0	1	0	0	1	4
5 Matt Holliday, R OBP: 0.317, SLG: 0.391 (1, 7)		1-1 G5-3		2-2 27 FC1-2-5 1B		2-1 G4-3		0-0 P3		4	0	1	0	0	0	1
27 Garrett Atkins, R OBP: 0.313, SLG: 0.341 (1, 5)		3-3 K		0-0 FC1-2-5 1-2 3-H		0-1 G6-3		0-0 G6-3		4	0	0	0	0	1	3
JD Closser, S OBP: 0.280, SLG: 0.208 (1, 2)		1-3 K		0-0 G6-3		2-3 K			2-3 K	4	0	0	0	0	3	2
Jamey Wright, R Blaine Neal, L 18 Cory Sullivan, L David Cortes, R 40 Brian Fuentes, L Desi Relaford, S (1, 1) (7, 1) (7, PH) (8, 1) (9, 1) (9, PH)			1-0 G1-3		1-3 K		1-3 K		4-1 DI BB	2	0	0	0	0	1	0

Inning Stats	R: 0	H: 1	E: 0	K: 0	S: 9	R: 0	H: 0	E: 0	K: 2	S: 9	R: 0	H: 0	E: 0	K: 0	S: 5	R: 1	H: 3	E: 0	K: 1	S: 13	R: 2	H: 3	E: 0	K: 1	S: 17	R: 0	H: 0	E: 0	K: 1	S: 7	R: 0	H: 0	E: 0	K: 1	S: 6	R: 1	H: 2	E: 0	K: 1	S: 9	R: 0	H: 0	E: 0	K: 2	S: 13	1B: 6	SF: 0	2B: 1	SAC: 0	3B: 1	DP: 0	HR: 1	HBP: 0	WP: 2	PA: 38
--------------	------	------	------	------	------	------	------	------	------	------	------	------	------	------	------	------	------	------	------	-------	------	------	------	------	-------	------	------	------	------	------	------	------	------	------	------	------	------	------	------	------	------	------	------	------	-------	-------	-------	-------	--------	-------	-------	-------	--------	-------	--------

PITCHER	IP	WLS	BF	H	R	ER	SO	BB	IBB	HBP	BLK	WP	HR	S	P	ERA	WHIP
17 Brandon Webb, R ERA: 3.48 (1, 1)	8.0	W	34	9	4	4	7	1	0	0	0	2	1	75	118	4.50	1.250
Mike Koplove, R ERA: 5.03 (9, 1)	1.0		4	0	0	0	2	1	0	0	0	0	0	13	22	0.00	1.000

BOTTOM

Arizona Diamondbacks @ Colorado Rockies  
Coors Field, Denver, CO  
Sat May 14 2005, 6:05 PM MDT  
Att. 23,367 - Partly Cloudy - 64 F

livebaseballscores.com

AB	36
R	4
H	9
RBI	3
BB	2
SO	9
LOB	15



Batter	1	2	3	4	5	6	7	8	9	AB R H RBI BB SO LOB	TOP		
<b>Craig Counsell, L</b> (1, 4) OBP: 0.428, SLG: 0.410	1-1 G4-3 E 2B		2-0 G4-3		3-2 G6-3		3-2 HR		0-0 B5	5 2 2 1 0 0 1			
<b>Chad Tracy, L</b> (1, 3) OBP: 0.293, SLG: 0.496	0-2 G4-3 2-3		3-2 2B		2-0 L7		0-3 K	SAFE 1-2 1B	0-0 1B	5 0 2 0 0 1 1			
<b>Luis Gonzalez, L</b> (1, 7) OBP: 0.402, SLG: 0.469	3-2 E6 3-H		4-2 BB		4-0 G6-3 BB G3-1 BB		2-3 K	SAFE 0-2 F4	0-2 F4	3 1 0 1 2 1 2			
<b>José Cruz Jr., S</b> (1, 8) OBP: 0.457, SLG: 0.686 <b>36 Brian Bruney, R</b> (9, 1)	2-1 L1		0-1 G3-1		4-1 G3-1 G6-3 1-2 2B BB		0-2 F7	SAFE 1-1 P5	SAFE 1-1 P5	4 1 0 0 1 0 5 0 0 0 0 0 0 0			
<b>Shawn Green, L</b> (1, 9) OBP: 0.309, SLG: 0.390	3-2 F8			0-1 P6		3-1 G6-3 1-2 2-3		4-0 2B BB		3 1 0 0 1 0 3			
<b>Alex Cintron, S</b> (1, 5) OBP: 0.325, SLG: 0.380		2-1 G4-6-3 1B		1-1 L9		0-0 G3-1 2-3 3-H		3-2 G3-1 1-H 2B		4 0 2 2 0 0 1			
<b>Royce Clayton, R</b> (1, 6) OBP: 0.270, SLG: 0.297		2-0 G4-6-3 1-2f		1-0 1B		1-2 2B 3-H		0-2 G3-1		4 0 2 1 0 0 2			
<b>19 Chris Snyder, R</b> (1, 2) OBP: 0.343, SLG: 0.326		2-3 K		1-0 F9		1-1 G3		2-0 F8		4 0 0 0 0 1 3			
<b>Shawn Estes, R</b> (1, 1) <b>Quinton McCracken, S</b> (7, PH) OBP: 0.287, SLG: 0.253 <b>Lance Cormier, R</b> (7, 1) <b>Javier López, L</b> (8, 1) <b>Mike Kopllove, R</b> (8, 1) <b>Luis Terrero, R</b> (9, PH) OBP: 0.283, SLG: 0.381 (9, 8)			0-0 G6-3		1-2 P5		0-3 K	H 1-0 1B HBP		2 0 0 0 0 0 0 1 0 0 0 0 1 0			
<b>Inning Stats</b>	R: 1 H: 1 E: 1 LOB: 1 K: 0 BB: 0 S: 14 P: 23	R: 0 H: 1 E: 0 LOB: 0 K: 1 BB: 0 S: 6 P: 12	R: 0 H: 1 E: 0 LOB: 2 K: 0 BB: 1 S: 9 P: 18	R: 0 H: 1 E: 0 LOB: 1 K: 0 BB: 0 S: 6 P: 9	R: 0 H: 0 E: 0 LOB: 0 K: 0 BB: 0 S: 9 P: 15	R: 2 H: 1 E: 0 LOB: 1 K: 0 BB: 2 S: 9 P: 22	R: 1 H: 1 E: 0 LOB: 0 K: 3 BB: 0 S: 17 P: 22	R: 1 H: 1 E: 0 LOB: 1 K: 0 BB: 1 S: 10 P: 19	R: 0 H: 1 E: 0 LOB: 2 K: 0 BB: 0 S: 7 P: 9	1B: 3 SF: 0 2B: 4 SAC: 0 3B: 0 DP: 1 HR: 1 HBP: 1	WP: 0 PA: 40 PB: 0 SB: 0 CS: 0		
<b>PITCHER</b>	IP WLS BF H R ER SO BB IBB HBP BLK WP HR S P ERA WHIP											<b>PITCHER</b>	IP WLS BF H R ER SO BB IBB HBP BLK WP HR S P ERA WHIP
<b>Jason Jennings, R</b> (1, 1) ERA: 6.19	6.1 L 28 6 4 4 2 3 0 0 0 0 0 1 61 110 5.68 1.421												
<b>Jay Witasick, R</b> (7, 1) ERA: 4.15	0.2 2 0 0 0 2 0 0 0 0 0 0 0 9 11 0.00 0.000												
<b>Jose Acevedo, R</b> (8, 1) ERA: 4.38	1.0 5 1 1 1 0 1 0 0 0 0 0 0 10 19 9.00 2.000												
<b>40 Brian Fuentes, L</b> (9, 1) ERA: 2.65	1.0 5 1 0 0 0 0 0 0 1 0 0 0 7 9 0.00 1.000												

Arizona Diamondbacks @ Colorado Rockies

Coors Field, Denver, CO

Sun May 15 2005, 1:05 PM MDT

Att: 28,071 - Partly Cloudy - 72 F

AB	35
R	5
H	8
RBI	5
BB	4
SO	4
LOB	18



Batter	1	2	3	4	5	6	7	8	9	AB R H RBI BB SO LOB
<b>12 Clint Barnes, R</b> OBP: 0.429, SLG: 0.621 (1, 6)	0-3 <b>K</b>		3-2 <b>G6-3</b>		2-2 <b>1B</b>		2-3 <b>K</b>		0-1 <b>F8</b>	5 0 1 0 0 2 2
<b>Luis Gonzalez, R</b> OBP: 0.322, SLG: 0.418 <b>Aaron Miles, S</b> OBP: 0.315, SLG: 0.421 (1, 4) (8, PH) (9, 4)	0-0 <b>G4-3</b>			4-1 <b>1B</b> <b>17 SH1-3</b> <b>1B</b> <b>BB</b>	2-3 <b>K</b>			0-2 <b>2B</b> <b>1B</b>	1-1 <b>F7</b>	2 1 0 0 1 1 1 2 1 1 0 0 0 2
<b>17 Todd Helton, L</b> OBP: 0.452, SLG: 0.551 (1, 3)	2-1 <b>G4-3</b>			0-0 <b>SH1-3</b>	3-2 <b>G6-3</b>			2-2 <b>L8</b>		3 0 0 0 0 0 2
<b>Preston Wilson, R</b> OBP: 0.297, SLG: 0.452 (1, 8)		2-1 <b>G1-3</b>		1-2 <b>1B</b> <b>1B</b>		3-2 <b>2B</b>		3-1 <b>2B</b> <b>1-H</b>		4 1 3 1 0 0 0
<b>5 Matt Holliday, R</b> OBP: 0.307, SLG: 0.378 (1, 7)		1-0 <b>G6-3</b>		0-3 <b>K</b>		1-0 <b>G5-3</b>		2-3 <b>K</b>		4 0 0 0 0 2 4
<b>Dustan Mohr, R</b> OBP: 0.220, SLG: 0.359 <b>40 Brian Fuentes, L</b> (9, 1)		2-0 <b>G1-3</b>		0-0 <b>1B</b> <b>1B</b>		2-3 <b>K</b>		1-0 <b>G6-3</b>		4 0 1 1 0 1 2 0 0 0 0 0 0 0
<b>Todd Greene, R</b> OBP: 0.333, SLG: 0.407 (1, 2)			1-1 <b>G4-3</b>	0-0 <b>1B</b> <b>27 FC4</b> <b>1B</b>		1-2 <b>L6</b>			1-2 <b>F7</b>	4 0 1 1 0 0 1
<b>27 Garrett Atkins, R</b> OBP: 0.327, SLG: 0.404 (1, 5)			2-2 <b>HR</b>	0-1 <b>FC4</b> <b>1-2f</b>			2-2 <b>L9</b>		4-1 <b>1B</b> <b>BB</b>	3 1 1 1 1 0 2
<b>Jason Jennings, L</b> OBP: 0.188, SLG: 0.133 <b>Jay Witasick, R</b> (7, 1)			0-0 <b>G1-3</b>		1-3 <b>K</b>		3-2 <b>G4-3</b>		3-1 <b>1B</b>	2 0 0 0 0 1 0 0 0 0 0 0 0 0 1 0 0 0 0 0 0 0 0 0 0 0 0 0 1 0 1 0 0 0 0
<b>18 Cory Sullivan, L</b> OBP: 0.338, SLG: 0.383 <b>Jose Acevedo, R</b> (8, 1)									1-2 <b>1B</b>	
<b>Desi Relaford, S</b> OBP: 0.383, SLG: 0.442 (9, 9)										

Inning Stats	R: 0 E: 0 K: 1 S: 7	H: 0 LOB: 0 BB: 0 P: 9	R: 0 E: 0 K: 0 S: 4	H: 0 LOB: 0 BB: 0 P: 9	R: 1 E: 0 K: 0 S: 12	H: 1 LOB: 0 BB: 0 P: 18	R: 2 E: 0 K: 1 S: 12	H: 3 LOB: 2 BB: 1 P: 17	R: 0 E: 0 K: 1 S: 15	H: 1 LOB: 1 BB: 0 P: 23	R: 0 E: 0 K: 1 S: 10	H: 1 LOB: 1 BB: 0 P: 17	R: 0 E: 0 K: 1 S: 11	H: 0 LOB: 0 BB: 0 P: 18	R: 1 E: 0 K: 1 S: 14	H: 2 LOB: 1 BB: 0 P: 22	R: 0 E: 0 K: 0 S: 10	H: 1 LOB: 2 BB: 1 P: 19	1B: 6 2B: 2 3B: 0 HR: 1	SF: 0 SAC: 1 DP: 0 HBP: 0
--------------	------------------------------	---------------------------------	------------------------------	---------------------------------	-------------------------------	----------------------------------	-------------------------------	----------------------------------	-------------------------------	----------------------------------	-------------------------------	----------------------------------	-------------------------------	----------------------------------	-------------------------------	----------------------------------	-------------------------------	----------------------------------	----------------------------------	------------------------------------

PITCHER	IP	WLS	BF	H	R	ER	SO	BB	IBB	HBP	BLK	WP	HR	S	P	ERA	WHIP
<b>Shawn Estes, L</b> ERA: 3.83 (1, 1)	6.0	W	25	6	3	3	5	1	0	0	0	0	1	60	93	4.50	1.167
<b>Lance Cormier, R</b> ERA: 0.5 (7, 1)	1.0	H	4	1	1	1	1	0	0	0	0	0	0	15	22	9.00	1.000
<b>Javier López, L</b> ERA: 12.1 (8, 1)	0.1	H	1	0	0	0	0	0	0	0	0	0	0	4	6	0.00	0.000
<b>Mike Koplove, R</b> ERA: 4.87 (8, 1)	0.2	H	3	1	0	0	1	0	0	0	0	0	0	6	12	0.00	1.500
<b>36 Brian Bruney, R</b> ERA: 3.6 (9, 1)	1.0	S	5	1	0	0	0	1	0	0	0	0	0	10	19	0.00	2.000

**BOTTOM**

**Arizona Diamondbacks @ Colorado Rockies**  
Coors Field, Denver, CO  
Sun May 15 2005, 1:05 PM MDT  
Att. 28,071 - Partly Cloudy - 72 F

livebaseballscorecards.com

<b>AB</b>	<b>35</b>
<b>R</b>	<b>4</b>
<b>H</b>	<b>9</b>
<b>RBI</b>	<b>4</b>
<b>BB</b>	<b>2</b>
<b>SO</b>	<b>7</b>
<b>LOB</b>	<b>16</b>



<b>WP: 0</b>	<b>PA: 38</b>
<b>PB: 0</b>	
<b>SB: 0</b>	
<b>CS: 0</b>	

Batter	1	2	3	4	5	6	7	8	9	AB R H RBI BB SO LOB	TOP	
<b>Craig Counsell, L</b> (1, 4) OBP: 0.423, SLG: 0.405	3-2 1B 1B		0-0 G6-3		2-1 F7			3-3 K		4 0 1 0 0 1 2		
<b>Chad Tracy, L</b> (1, 3) OBP: 0.285, SLG: 0.481 <b>Mike Koplove, R</b> (8, 1) <b>Javier López, L</b> (8, 1)	2-1 F7		0-1 F8		0-0 G1-6-3			2-2 G3		4 0 0 0 0 0 2 0 0 0 0 0 0 0 0 0 0 0 0 0 0		
<b>Luis Gonzalez, L</b> (1, 7) OBP: 0.405, SLG: 0.466	3-2 1B 1-3 1B			1-2 K		0-3 K			4-2 FC4-6 BB	3 0 1 0 1 2 0		
<b>Troy Glaus, R</b> (1, 5) OBP: 0.374, SLG: 0.612	0-3 K		1-3 K		0-1 F9			0-1 FC4-6 1B	0-1 FC4-6 1B	4 0 0 0 0 2 3		
<b>Shawn Green, L</b> (1, 9) OBP: 0.307, SLG: 0.383	1-0 G3		4-1 BB		1-3 K		1-3 K	2-3 K	2-3 K	3 0 0 0 1 2 3		
<b>José Cruz Jr., S</b> (1, 8) OBP: 0.460, SLG: 0.667		0-3 K	1-0 G3		1-2 G6-4-3 1B		1-2 G6-4-3 1B	0-0 1B	1-2 1B	4 0 2 0 0 1 1		
<b>Royce Clayton, R</b> (1, 6) OBP: 0.284, SLG: 0.290 <b>Alex Cintron, S</b> (9, PH) OBP: 0.321, SLG: 0.375		2-2 G1-3		2-2 F9		1-2 G6-4-3		2-2 P5		3 0 0 0 0 0 1 1 0 0 0 0 0 2		
<b>19 Chris Snyder, R</b> (1, 2) OBP: 0.337, SLG: 0.318 <b>Quinton McCracken, S</b> (8, PH) OBP: 0.295, SLG: 0.262 <b>Koyie Hill, S</b> (8, 2) OBP: 0.288, SLG: 0.222		2-3 K		0-0 G5-3		1-0 G1-4-3 1B		1-0 G1-4-3 1B		2 0 0 0 0 1 0 1 0 1 0 0 0 0 0 0 0 0 0 0 0		
<b>Javier Vazquez, R</b> (1, 1) OBP: 0.333, SLG: 0.263 <b>Tony Clark, S</b> (8, PH) OBP: 0.368, SLG: 0.596 (8, 3)			0-1 G6-3		1-1 1B			1-1 G1-4-3		2 0 1 0 0 0 0 1 0 0 0 0 0 1		
<b>Inning Stats</b>	R: 0 H: 2 E: 0 LOB: 2 K: 1 BB: 0 S: 15 P: 24	R: 0 H: 0 E: 0 LOB: 0 K: 2 BB: 0 S: 10 P: 14	R: 0 H: 0 E: 0 LOB: 0 K: 0 BB: 0 S: 5 P: 5	R: 0 H: 0 E: 0 LOB: 1 K: 2 BB: 1 S: 9 P: 16	R: 0 H: 1 E: 0 LOB: 1 K: 0 BB: 0 S: 9 P: 14	R: 0 H: 0 E: 0 LOB: 0 K: 1 BB: 0 S: 6 P: 6	R: 0 H: 1 E: 0 LOB: 0 K: 1 BB: 0 S: 12 P: 15	R: 0 H: 1 E: 0 LOB: 1 K: 1 BB: 0 S: 11 P: 18	R: 0 H: 1 E: 0 LOB: 2 K: 1 BB: 1 S: 13 P: 21	1B: 6 SF: 0 2B: 0 SAC: 0 3B: 0 DP: 1 HR: 0 HBP: 0	WP: 0 PA: 34 PB: 0 SB: 0 CS: 0	
<b>44 Roy Oswalt, R</b> (1, 1) ERA: 3.5 <b>54 Brad Lidge, R</b> (9, 1) ERA: 3.12	IP WLS BF H R ER SO BB IBB HBP BLK WP HR S P ERA WHIP	8.0 W 29 5 0 0 8 1 0 0 0 0 0 0 77 112 0.00 0.750	1.0 S 5 1 0 0 1 1 0 0 0 0 0 0 0 13 21 0.00 2.000									

**Arizona Diamondbacks @ Houston Astros**  
Minute Maid Park, Houston, TX  
Tue May 17 2005, 7:05 PM CDT  
Att. 27,156 - Partly Cloudy - 79 F

AB	32
R	0
H	6
RBI	0
BB	2
SO	9
LOB	15





Batter	1	2	3	4	5	6	7	8	9	AB R H RBI BB SO LOB	BOTTOM
Willy Taveras, R OBP: 0.320, SLG: 0.345 (1, 8)	2-2 17 E 17 1B 1B		2-2 G3		1-0 F8		0-1 L4			4 0 1 0 0 0 2	<b>Arizona Diamondbacks @ Houston Astros</b> Minute Maid Park, Houston, TX Tue May 17 2005, 7:05 PM CDT Att. 27,156 - Partly Cloudy - 79 F <a href="http://livebaseballscorecards.com">livebaseballscorecards.com</a>
Mike Lamb, L OBP: 0.265, SLG: 0.400 (1, 3)	1-2 SAFE P5		2-2 G3-1		1-0 G4-3		1-1 P5			4 0 0 0 0 0 3	
Craig Biggio, R OBP: 0.361, SLG: 0.546 (1, 4)	2-1 F8		1-0 1B		0-3 K		1-0 G4-3			4 0 1 0 0 1 1	
17 Lance Berkman, S OBP: 0.306, SLG: 0.300 (1, 7) Todd Self, L (8, PR) (9, 7)	1-0 SAFE E4 1-3 1B		1-2 F8		3-2 P5		4-1 28 HBP 1B BB			3 0 1 0 1 0 1 0 1 0 0 0 0 0	
Morgan Ensberg, R OBP: 0.429, SLG: 0.580 (1, 5)	0-3 K			3-1 16 1B 28 SF8 1B		1-1 HBP	4-1 SAFE 1B 28 HBP IBB			2 2 1 0 1 1 2	
16 Jason Lane, R OBP: 0.283, SLG: 0.430 (1, 9)		1-0 F8		0-0 SAFE SAFE G4-6-3 1-3 1B		3-3 SAFE K	2-3 K			4 0 1 0 0 2 3	
28 Adam Everett, R OBP: 0.304, SLG: 0.374 (1, 6)		0-3 K		3-1 SF8		0-1 44 1B 2B	1-0 1B HBP			2 0 1 1 0 1 0	
Raul Chavez, R OBP: 0.204, SLG: 0.245 (1, 2) Jose Vizcaino, S (8, PH) Brad Ausmus, R (9, 2) OBP: 0.292, SLG: 0.247		3-2 E1		0-1 SAFE SAFE G4-6-3 1-2f		0-2 G1-3	1-0 1-3 2-H 3-H 1B			3 0 0 0 0 0 2 1 0 1 2 0 0 0 0 0 0 0 0 0 0	
44 Roy Oswalt, R OBP: 0.143, SLG: 0.143 (1, 1) Orlando Palmeiro, L (8, PH) 54 Brad Lidge, R (9, 1)		1-2 F7			0-3 K		1-2 1B	2-3 K		3 0 1 0 0 1 1 1 0 0 0 0 1 2 0 0 0 0 0 0 0	
<b>Inning Stats</b>	R: 0 H: 2 E: 1 LOB: 2 K: 1 BB: 0 S: 13	R: 0 H: 0 E: 1 LOB: 1 K: 1 BB: 0 S: 10	R: 0 H: 1 E: 0 LOB: 1 K: 0 BB: 0 S: 10	R: 1 H: 2 E: 0 LOB: 0 K: 0 BB: 0 S: 7	R: 0 H: 0 E: 0 LOB: 0 K: 1 BB: 0 S: 5	R: 0 H: 0 E: 0 LOB: 1 K: 2 BB: 0 S: 11	R: 0 H: 2 E: 0 LOB: 2 K: 0 BB: 0 S: 12	R: 2 H: 1 E: 0 LOB: 2 K: 2 BB: 2 S: 11		1B: 7 SF: 1 2B: 1 SAC: 0 3B: 0 DP: 1 HR: 0 HBP: 2	
<b>PITCHER</b> Javier Vazquez, R (1, 1) ERA: 4.03 Mike Koplove, R (8, 1) ERA: 5.57 Javier López, L (8, 1) ERA: 11.7	IP WLS BF H R ER SO BB IBB HBP BLK WP HR S P ERA WHIP										
	7.0 L 29 7 1 1 5 0 0 1 0 0 0 0 68 102 1.29 1.000										
	0.2 6 1 2 2 1 1 1 1 0 0 0 0 8 21 27.00 3.000										
	0.1 1 0 0 0 1 0 0 0 0 0 0 0 3 5 0.00 0.000										



Batter	1	2	3	4	5	6	7	8	9	AB R H RBI BB SO LOB	TOP											
Alex Cintron, S (1, 4) OBP: 0.325, SLG: 0.390	0-2 P2		1-2 SF9-3-6 2B	1-2 FC5-4 1B		2-0 G3-6-3 1-2f		3-3 K		5 0 2 2 0 1 2												
Royce Clayton, R (1, 6) OBP: 0.262, SLG: 0.296	1-1 2B		2-0 SF9-3-6 2-2 3-H	0-1 FC5-4 1-2f		2-1 F8		2-3 K		4 0 1 1 0 1 2												
Luis Gonzalez, L (1, 7) OBP: 0.404, SLG: 0.464	0-0 F7			0-1 HR 1B	0-1 2B 1B		0-1 G3		0-0 F9	5 2 2 0 0 0 1												
Troy Glaus, R (1, 5) OBP: 0.381, SLG: 0.639	1-3 K			1-1 HR 1B	0-1 1B FC4-6 2B		2-2 FC3-6 1B		1-0 G5-3	5 2 3 2 0 1 1												
José Cruz Jr., S (1, 9) OBP: 0.444, SLG: 0.628 Jose Valverde, R (8, 1) 36 Brian Bruney, R (9, 1)		2-2 P6		1-1 G3	1-0 FC4-6 1B		0-0 FC3-6 FC5-4 1-2f			4 0 1 1 0 0 1 0 0 0 0 0 0 0 0 0 0 0 0 0 0												
Chad Tracy, L (1, 3) OBP: 0.264, SLG: 0.474		0-2 G4-3		0-2 1B 1B	3-3 K		2-1 FC5-4 1-2f			4 1 1 0 0 1 3												
Luis Terrero, R (1, 8) OBP: 0.280, SLG: 0.370		1-0 G6-3		0-1 1B 1B	0-0 FC4-6 1-2f 3-H		1-3 K			4 1 1 1 0 1 1												
19 Chris Snyder, R (1, 2) OBP: 0.343, SLG: 0.319			2-2 2B SF9-3-6 1B	4-0 1B BB	2-1 G5-3		0-2 G6-3			3 1 1 0 1 0 1												
Russ Ortiz, R (1, 1) OBP: 0.294, SLG: 0.250 Lance Cormier, R (6, 1) Shawn Green, L (8, PH) OBP: 0.311, SLG: 0.393 (8, 9)			1-3 K	1-3 K		2-1 G3-6-3 1B		0-1 2B		3 0 1 0 0 2 4 0 0 0 0 0 0 0 1 0 1 0 0 0 0												
<b>Inning Stats</b>	R: 0 E: 0 K: 1 S: 9	H: 1 LOB: 1 BB: 0 P: 11	R: 0 E: 0 K: 0 S: 8	H: 0 LOB: 0 BB: 0 P: 11	R: 1 E: 0 K: 1 S: 11	H: 2 LOB: 0 BB: 0 P: 17	R: 4 E: 0 K: 1 S: 19	H: 5 LOB: 2 BB: 1 P: 27	R: 2 E: 0 K: 1 S: 11	H: 3 LOB: 1 BB: 0 P: 17	R: 0 E: 0 K: 0 S: 5	H: 1 LOB: 0 BB: 0 P: 11	R: 0 E: 0 K: 0 S: 8	H: 1 LOB: 1 BB: 0 P: 12	R: 0 E: 0 K: 2 S: 13	H: 1 LOB: 1 BB: 0 P: 17	R: 0 E: 0 K: 1 S: 6	H: 0 LOB: 0 BB: 0 P: 9	1B: 9 2B: 5 3B: 0 HR: 1	SF: 1 SAC: 0 DP: 2 HBP: 0	WP: 0 PB: 0 SB: 0 CS: 0	PA: 40
<b>PITCHER</b>	IP WLS BF H R ER SO BB IBB HBP BLK WP HR S P ERA WHIP																					
Andy Pettitte, L (1, 1) ERA: 4.11	5.0 L 26 11 7 7 4 1 0 0 0 0 0 1 58 83 12.60 2.400																					
Chad Harville, R (6, 1) ERA: 6.3	1.0 3 1 0 0 0 0 0 0 0 0 0 0 5 11 0.00 1.000																					
Chad Qualls, R (7, 1) ERA: 4.79	1.0 4 1 0 0 0 0 0 0 0 0 0 0 8 12 0.00 1.000																					
Mike Burns, R (8, 1) ERA:	1.0 4 1 0 0 2 0 0 0 0 0 0 0 13 17 0.00 1.000																					
Ezequiel Astacio, R (9, 1) ERA: 6.88	1.0 3 0 0 0 1 0 0 0 0 0 0 0 6 9 0.00 0.000																					

**Arizona Diamondbacks @ Houston Astros**  
Minute Maid Park, Houston, TX  
Wed May 18 2005, 7:05 PM CDT  
Att. 27,790 - Cloudy - 82 F

[livebaseballscorecards.com](http://livebaseballscorecards.com)

AB	38
R	7
H	14
RBI	7
BB	1
SO	7
LOB	16



# Arizona Diamondbacks @ Houston Astros

Minute Maid Park, Houston, TX

Wed May 18 2005, 7:05 PM CDT  
Att: 27,790 - Cloudy - 82 F

livebaseballscorecards.com

AB	36
R	6
H	13
RBI	6
BB	5
SO	3
LOB	21



WP:	2	PA:	43
PB:	0		
SB:	0		
CS:	1		

AB	4	R	0	H	1	RBI	0	BB	0	SO	0	LOB	2
	1	0	0	0	0	0	1	0					

	5	0	3	0	0	0	0	1					
--	---	---	---	---	---	---	---	---	--	--	--	--	--

	4	2	3	1	0	0	0	1					
--	---	---	---	---	---	---	---	---	--	--	--	--	--

	4	0	1	1	1	1	0	5					
	0	0	0	0	0	0	0	0					

	4	0	0	0	1	1	5						
--	---	---	---	---	---	---	---	--	--	--	--	--	--

	2	2	0	0	3	0	1						
--	---	---	---	---	---	---	---	--	--	--	--	--	--

	5	1	2	0	0	0	4						
--	---	---	---	---	---	---	---	--	--	--	--	--	--

	4	0	2	2	0	1	1						
--	---	---	---	---	---	---	---	--	--	--	--	--	--

	1	0	0	0	0	0	1						
	0	0	0	0	0	0	0						
	1	1	1	2	0	0	0						
	0	0	0	0	0	0	0						
	0	0	0	0	0	0	0						
	1	0	0	0	0	0	0						
	0	0	0	0	0	0	0						

1B:	7	SF:	0
2B:	6	SAC:	1
3B:	0	DP:	2
HR:	2	HBP:	1

Batter	1	2	3	4	5	6	7	8	9
Willy Taveras, R OBP: 0.318, SLG: 0.350 Jose Vizcaino, S OBP: 0.313, SLG: 0.349	1-1 G1-3		1-1 B1-3	1-2 G6-3		1-0 F8 2B			2-3 K
Orlando Palmeiro, L OBP: 0.396, SLG: 0.488	1-1 2B		3-2 1B		0-0 WP HBP 1B	3-2 F8 2-3			1-0 F7
Craig Biggio, R OBP: 0.375, SLG: 0.579	0-2 L8		1-0 1B		1-2 17 L3 HBP		0-1 17 1B 2B		0-1 HR
17 Lance Berkman, S OBP: 0.317, SLG: 0.294 4 Eric Bruntlett, R	0-0 P4		1-0 F6		1-0 L3		3-2 L4-3 1B		4-1 BB E BB
Morgan Ensberg, R OBP: 0.421, SLG: 0.561		4-2 CS BB	0-1 F8		2-2 G5-3		1-3 K		0-2 SAFE SAFE E5 BB
Mike Lamb, L OBP: 0.280, SLG: 0.392		4-2 SAFE WP 1B BB		2-2 G1-3		4-1 28 2B G6-3 BB	3-2 L4-3		4-2 1-2 2-3 BB
28 Adam Everett, R OBP: 0.308, SLG: 0.383		0-0 F7		1-1 SH1-4 1B		3-2 HR 2B		2-2 P6	1-0 L5
Brad Ausmus, R OBP: 0.301, SLG: 0.259		2-1 1B		2-1 SH1-4 1B		0-1 G6-3		1-3 K	
Andy Pettitte, L Chad Harville, R Todd Self, L Chad Qualls, R Mike Burns, R 16 Jason Lane, R Ezequiel Astacio, R		0-0 P5		1-2 SH1-4		0-1 HR		1-2 G5-3	

Inning Stats	R: 0 E: 0 K: 8	H: 1 LOB: 1 BB: 0 P: 10	R: 1 E: 0 K: 12	H: 1 LOB: 1 BB: 2 P: 22	R: 0 E: 0 K: 9	H: 2 LOB: 2 BB: 0 P: 15	R: 0 E: 0 K: 7	H: 1 LOB: 1 BB: 0 P: 11	R: 3 E: 0 K: 12	H: 3 LOB: 0 BB: 1 P: 23	R: 1 E: 0 K: 12	H: 2 LOB: 0 BB: 0 P: 19	R: 0 E: 0 K: 11	H: 0 LOB: 0 BB: 0 P: 15	R: 1 E: 1 K: 14	H: 1 LOB: 3 BB: 2 P: 26	1B: 7 2B: 6 3B: 0 HR: 2	SF: 0 SAC: 1 DP: 2 HBP: 1
--------------	----------------------	----------------------------------	-----------------------	----------------------------------	----------------------	----------------------------------	----------------------	----------------------------------	-----------------------	----------------------------------	-----------------------	----------------------------------	-----------------------	----------------------------------	-----------------------	----------------------------------	----------------------------------	------------------------------------

PITCHER	IP	WLS	BF	H	R	ER	SO	BB	IBB	HBP	BLK	WP	HR	S	P	ERA	WHIP
Russ Ortiz, R ERA: 5.11	5.1	W	27	9	4	4	0	3	0	1	0	2	1	61	97	6.75	2.250
Lance Cormier, R ERA: 0.92	1.2	H	6	3	1	1	1	0	0	0	0	0	0	16	27	5.40	1.800
Jose Valverde, R ERA: 6.75	1.0	H	3	0	0	0	1	0	0	0	0	0	0	11	15	0.00	0.000
36 Brian Bruney, R ERA: 3.86	1.0	S	7	1	1	1	1	2	0	0	0	0	1	14	26	9.00	3.000

Batter	1	2	3	4	5	6	7	8	9	AB R H RBI BB SO LOB	TOP							
<b>Craig Counsell, L</b> (1, 4) OBP: 0.422, SLG: 0.405	0-1 G6-3 1B	2-1 G3			2-2 G4-3		0-3 K		2-2 HR 1B	5 2 2 0 0 1 0								
<b>Alex Cintron, S</b> (1, 6) OBP: 0.330, SLG: 0.390	1-1 G6-3 1-H		0-0 G1-3		1-2 G3		0-0 BB 1B		0-0 HR 1B	5 1 2 1 0 0 0								
<b>Luis Gonzalez, L</b> (1, 7) OBP: 0.410, SLG: 0.484	1-2 2B 1B		1-1 L4		3-2 G3		4-0 BB 1-2 BB		3-2 HR 1-H 2-H	4 2 2 3 1 0 0								
<b>Troy Glas, R</b> (1, 5) OBP: 0.382, SLG: 0.635	2-0 E 2B		3-2 G5-3			1-1 E6 FC6-4	4-2 BB 2-3 BB		1-2 F8	4 1 1 1 1 0 0								
<b>Shawn Green, L</b> (1, 9) OBP: 0.308, SLG: 0.387	2-2 E3 G3 2-H			1-1 G4-3		1-2 FC6-4 G4-3 1-2f	2-3 K		0-0 1B 1B	5 0 1 0 0 1 4								
<b>Tony Clark, S</b> (1, 3) OBP: 0.387, SLG: 0.582	1-1 G3 2-3			4-0 E BB		0-1 G4-3		4-2 FC5-6 BB	1-0 1B	3 0 1 0 2 0 2								
<b>Quinton McCracken, S</b> (1, 8) OBP: 0.280, SLG: 0.250	1-3 K			0-1 E4 1-2		4-2 BB		1-0 FC5-6 19 E 19 S 1-2f	1-3 K	4 0 0 0 1 2 5								
<b>19 Chris Snyder, R</b> (1, 2) OBP: 0.327, SLG: 0.302			3-1 F8		1-3 K		3-2 G1-3		3-3 K	5 0 0 0 0 2 7								
<b>Brad Halsey, L</b> (1, 1)			0-0 F7		2-3 K		2-3 K		0-2 G6-3	3 0 0 0 0 2 2								
<b>Chad Tracy, L</b> (8, PH) OBP: 0.282, SLG: 0.470										1 0 0 0 0 0 1								
<b>Lance Cormier, R</b> (8, 1)										0 0 0 0 0 0 0								
<b>Javier López, L</b> (8, 1)										0 0 0 0 0 0 0								
<b>Jose Valverde, R</b> (8, 1)										0 0 0 0 0 0 0								
<b>Inning Stats</b>	R: 3 E: 2 K: 1 S: 16	H: 3 LOB: 1 BB: 0 P: 24	R: 0 E: 0 K: 0 S: 5	H: 0 LOB: 0 BB: 0 P: 10	R: 0 E: 0 K: 0 S: 6	H: 0 LOB: 2 BB: 1 P: 18	R: 0 E: 1 K: 0 S: 10	H: 0 LOB: 2 BB: 1 P: 21	R: 0 E: 0 K: 3 S: 12	H: 1 LOB: 3 BB: 2 P: 24	R: 0 E: 1 K: 1 S: 15	H: 0 LOB: 1 BB: 1 P: 23	R: 3 E: 0 K: 1 S: 19	H: 5 LOB: 2 BB: 0 P: 27	1B: 7 2B: 1 3B: 0 HR: 1	SF: 0 SAC: 0 DP: 0 HBP: 0	WP: 0 PB: 0 SB: 1 CS: 0	PA: 44
<b>PITCHER</b>	IP WLS BF H R ER SO BB IBB HBP BLK WP HR S P ERA WHIP																	
<b>Roger Clemens, R</b> (1, 1) ERA: 1.29	6.0 L 26 3 3 2 3 2 0 0 0 0 0 0 61 101 3.00 0.833																	
<b>John Franco, L</b> (7, 1) ERA: 1.5	0.2 4 1 0 0 2 1 0 0 0 0 0 0 7 13 0.00 3.000																	
<b>Chad Qualls, R</b> (7, 1) ERA: 4.71	0.1 2 0 0 0 1 1 0 0 0 0 0 0 5 11 0.00 3.000																	
<b>Dan Wheeler, R</b> (8, 1) ERA: 1.72	1.0 4 0 0 0 1 1 0 0 0 0 0 0 15 23 0.00 1.000																	
<b>Mike Burns, R</b> (9, 1) ERA: 8.1	1.0 8 5 3 3 1 0 0 0 0 0 0 1 19 27 27.00 5.000																	

**Arizona Diamondbacks @ Houston Astros**  
 Minute Maid Park, Houston, TX  
 Thu May 19 2005, 7:05 PM CDT  
 Att. 32,132 - Cloudy - 83 F

AB	39
R	6
H	9
RBI	5
BB	5
SO	8
LOB	21



Batter	1	2	3	4	5	6	7	8	9	AB	R	H	RBI	BB	SO	LOB
Willy Taveras, R OBP: 0.311, SLG: 0.340 (1, 8)	0-1 G5-3			1-1 G6-3		1-0 G6-3		1-0 FC1-5		4	0	0	0	0	0	2
Jose Vizcaino, S OBP: 0.327, SLG: 0.383 (1, 3)	0-0 F8			1-2 1B 2B			1-2 FC5-4 1B	1-0 F8		4	0	2	0	0	0	2
Craig Biggio, R OBP: 0.372, SLG: 0.570 (1, 4)	0-1 P4			1-1 17 G1-4-3 1B			3-2 FC5-4 1B 16 FC6-4	3-2 P2		4	1	1	0	0	0	3
17 Lance Berkman, S OBP: 0.311, SLG: 0.289 (1, 7)		0-0 L4		0-0 G1-4-3			0-0 16 FC6-4 1B		0-3 K	4	0	1	0	0	1	2
Morgan Ensberg, R OBP: 0.416, SLG: 0.551 (1, 5)		1-1 L7			0-1 F9		2-2 16 FC6-4 1B		0-0 L6	4	0	1	0	0	0	0
16 Jason Lane, R OBP: 0.273, SLG: 0.414 (1, 9)		2-2 P3			1-0 L7		0-1 FC6-4		2-3 K	4	0	0	1	0	1	2
28 Adam Everett, R OBP: 0.301, SLG: 0.374 (1, 6)			1-2 P4		1-2 G5-3		1-2 G5-3			3	0	0	0	0	0	2
Brad Ausmus, R OBP: 0.313, SLG: 0.273 (1, 2)			0-1 F9			0-1 4 G1-4-3 1B		3-2 FC1-5 SH 1B		3	0	2	0	0	0	0
Roger Clemens, R 4 Eric Brunetti, R John Franco, L Chad Qualls, R Dan Wheeler, R Orlando Palmeiro, L Mike Burns, R			2-1 G6-3			1-2 G1-4-3		2-1 SH FC1-5		1	0	0	0	0	0	0

**BOTTOM**

**Arizona Diamondbacks @ Houston Astros**  
Minute Maid Park, Houston, TX  
Thu May 19 2005, 7:05 PM CDT  
Att. 32,132 - Cloudy - 83 F

AB	32
R	1
H	7
RBI	1
BB	0
SO	2
LOB	14



Inning Stats	R: 0	H: 0	E: 0	LOB: 0	K: 0	S: 5	R: 0	H: 0	E: 0	LOB: 0	K: 0	S: 8	R: 0	H: 2	E: 0	LOB: 1	K: 0	S: 8	R: 0	H: 0	E: 0	LOB: 0	K: 0	S: 7	R: 0	H: 1	E: 0	LOB: 0	K: 0	S: 6	R: 1	H: 3	E: 0	LOB: 2	K: 0	S: 17	R: 0	H: 1	E: 1	LOB: 2	K: 0	S: 11	R: 0	H: 0	E: 0	LOB: 0	K: 2	S: 7	1B: 6	SF: 0	2B: 1	SAC: 1	3B: 0	DP: 2	HR: 0	HBP: 0	WP: 0	PA: 33
<b>PITCHER</b>	IP	WLS	BF	H	R	ER	SO	BB	IBB	HBP	BLK	WP	HR	S	P	ERA	WHIP																																									
Brad Halsey, L ERA: 3.54 (1, 1)	7.0	W	25	6	1	1	0	0	0	0	0	0	0	58	79	1.29	0.857																																									
Lance Cormier, R ERA: 0.92 (8, 1)	0.0		1	1	0	0	0	0	0	0	0	0	0	4	7	∞	∞																																									
Javier López, L ERA: 10.97 (8, 1)	0.2	H	3	0	0	0	0	0	0	0	0	0	0	4	8	0.00	0.000																																									
Jose Valverde, R ERA: 5.4 (8, 1)	1.1	S	4	0	0	0	2	0	0	0	0	0	0	10	15	0.00	0.000																																									

Batter	1	2	3	4	5	6	7	8	9	AB R H RBI BB SO LOB	TOP																
<b>Craig Counsell, L</b> (1, 4) OBP: 0.431, SLG: 0.441	0-1 F9	2-1 2B		2-2 2B		3-1 2B		0-2 1B	1-0 SF9	5 0 4 2 0 0 0																	
<b>José Cruz Jr., S</b> (1, 8) OBP: 0.450, SLG: 0.596	1-0 2B	4-1 1B		4-2 BB		2-3 K		3-3 K	3-3 K	4 1 1 0 2 3 8																	
<b>Luis Terrero, R</b> (9, 8) OBP: 0.280, SLG: 0.370										0 0 0 0 0 0 0																	
<b>Luis Gonzalez, L</b> (1, 7) OBP: 0.404, SLG: 0.484	2-2 G6-3 2B	0-3 K		0-2 P6			2-3 K	0-1 SF8		4 1 1 1 0 2 6																	
<b>Troy Glaus, R</b> (1, 5) OBP: 0.376, SLG: 0.618	2-1 G6-3		1-1 F7		1-2 G6-3		4-2 FC6-4 BB	2-0 L4		4 0 0 1 1 0 3																	
<b>Shawn Green, L</b> (1, 9) OBP: 0.305, SLG: 0.388	0-0 2B		2-3 K		0-0 G6-3		1 SAFE P6		1-2 G3	5 0 1 1 0 1 1																	
<b>Tony Clark, S</b> (1, 10) OBP: 0.373, SLG: 0.567	1-0 F9		2-1 G4-3		0-2 F8		0-0 FC6-4		2-2 1B 2B	5 0 1 0 0 0 2																	
<b>Matt Kata, S</b> (9, PR) OBP: 0.333, SLG: 0.320							1-2f			0 1 0 0 0 0 0																	
<b>Chad Tracy, L</b> (1, 3) OBP: 0.293, SLG: 0.482				0-3 K		1-0 F9		0-2 19 SH 1B 1B	3-2 19 E 1B SF9 1B	5 2 3 0 0 1 0	<b>AB 39</b>																
<b>Royce Clayton, R</b> (1, 6) OBP: 0.267, SLG: 0.300				2-2 L7		0-1 L7		2-2 1B 19 SH SF8 1B	1-2 SF9 19 E 1B 2-H	5 1 2 1 0 0 1	<b>R 6</b>																
<b>19 Chris Snyder, R</b> (1, 2) OBP: 0.333, SLG: 0.296				4-1 2B BB		4-2 2B BB		1-2 SH SF8 1B	0-2 FC5	2 0 0 0 2 0 3	<b>H 13</b>																
<b>Inning Stats</b>	R: 2 E: 0 K: 0 S: 10	H: 3 LOB: 1 BB: 0 P: 16	R: 0 E: 0 K: 1 S: 11	H: 2 LOB: 3 BB: 1 P: 17	R: 0 E: 0 K: 1 S: 8	H: 0 LOB: 0 BB: 0 P: 13	R: 0 E: 0 K: 1 S: 18	H: 1 LOB: 3 BB: 2 P: 30	R: 0 E: 0 K: 0 S: 8	H: 0 LOB: 0 BB: 0 P: 9	R: 0 E: 0 K: 1 S: 11	H: 1 LOB: 2 BB: 1 P: 21	R: 0 E: 0 K: 1 S: 10	H: 0 LOB: 1 BB: 1 P: 17	R: 2 E: 1 K: 1 S: 23	H: 3 LOB: 2 BB: 0 P: 31	R: 2 E: 1 K: 1 S: 22	H: 3 LOB: 3 BB: 0 P: 33	1B: 6 2B: 7 3B: 0 HR: 0	SF: 2 SAC: 1 DP: 0 HBP: 0	WP: 0 PB: 0 SB: 0 CS: 0	PA: 47					
<b>PITCHER</b>	IP	WLS	BF	H	R	ER	SO	BB	IBB	HBP	BLK	WP	HR	S	P	ERA	WHIP										
<b>38 Jeremy Bolderman, R</b> (1, 1) ERA: 3.38	6.0		29	7	2	2	4	4	0	0	0	0	0	66	106	3.00	1.833										
<b>Jamie Walker, L</b> (7, 1) ERA: 2.51	1.0	L	5	1	1	1	1	1	0	0	0	0	0	13	20	9.00	2.000										
<b>Franklyn German, R</b> (8, 1) ERA: 2.4	0.0		2	1	0	0	0	0	0	0	0	0	0	6	9	∞	∞										
<b>Doug Creek, L</b> (8, 1) ERA:	0.0		1	1	0	0	0	0	0	0	0	0	0	3	3	∞	∞										
<b>Chris Spurling, R</b> (8, 1) ERA: 1.8	2.0		10	3	3	1	2	0	0	0	0	0	0	33	49	4.50	1.500										

**Arizona Diamondbacks @ Detroit Tigers**  
Comerica Park, Detroit, MI

Fri May 20 2005, 7:05 PM EDT  
Att. 30,119 - Partly Cloudy - 70 F

<b>AB</b>	<b>39</b>
<b>R</b>	<b>6</b>
<b>H</b>	<b>13</b>
<b>RBI</b>	<b>6</b>
<b>BB</b>	<b>5</b>
<b>SO</b>	<b>7</b>
<b>LOB</b>	<b>24</b>



Batter	1	2	3	4	5	6	7	8	9	AB	R	H	RBI	BB	SO	LOB
Nook Logan, S OBP: 0.359, SLG: 0.420 (1, 8)	0-1 B3-4		2-3 K			3-3 K		1-2 G3		4	0	0	0	0	2	2
15 Brandon Inge, R OBP: 0.407, SLG: 0.483 (1, 5)	0-1 G5-3			1-2 F9			1-1 G5-3	1-3 K		4	0	0	0	0	1	1
Ivan Rodriguez, R OBP: 0.284, SLG: 0.403 (1, 2)	1-1 G6-3			0-0 L8			0-2 9 1B 2B 1B		0-1 9 1B 1B	4	1	2	0	0	0	0
9 Carlos Guillen, S OBP: 0.430, SLG: 0.522 (1, 6)		0-1 F9		3-2 G3-1			3-2 2B 1B		3-1 1B	4	1	2	0	0	0	0
Rondell White, R OBP: 0.317, SLG: 0.463 (1, 7)		2-3 K			1-3 K		1-1 G4-3 2B		1-3 K	4	0	1	2	0	3	2
Dmitri Young, S OBP: 0.340, SLG: 0.486 (1, 10)		2-3 K			0-0 G3		0-0 G4-3 2B		2-3 K	4	0	0	0	0	2	3
Craig Monroe, R OBP: 0.351, SLG: 0.438 (1, 9)			1-0 G6-3		1-0 G5-3		1-0 L4		2-3 K	4	0	0	0	0	1	3
Carlos Pena, L OBP: 0.331, SLG: 0.315 (1, 3)			1-3 K			2-2 K		0-1 G4-3		3	0	0	0	0	2	0
20 Omar Infante, R OBP: 0.295, SLG: 0.398 (1, 4)			4-2 S BB			2-2 G6-3		2-1 G3 2B		2	0	1	0	1	0	0

Inning Stats	R: 0	H: 0	E: 0	K: 0	S: 6	R: 0	H: 0	E: 0	K: 2	S: 8	R: 0	H: 0	E: 0	K: 2	S: 13	R: 0	H: 0	E: 0	K: 1	S: 5	R: 0	H: 0	E: 0	K: 2	S: 9	R: 2	H: 3	E: 0	K: 0	S: 12	R: 0	H: 1	E: 0	K: 1	S: 10	R: 0	H: 2	E: 0	K: 3	S: 13	1B: 4	SF: 0	2B: 2	SAC: 0	3B: 0	DP: 0	HR: 0	HBP: 0	WP: 0	PA: 34
PITCHER	IP	WLS	BF	H	R	ER	SO	BB	IBB	HBP	BLK	WP	HR	S	P	ERA	WHIP																																	
17 Brandon Webb, R ERA: 3.32 (1, 1)	8.0	W	31	6	2	2	8	1	0	0	0	0	0	74	113	2.25	0.875																																	
36 Brian Bruney, R ERA: 3.68 (9, 1)	1.0	S	3	0	0	0	3	0	0	0	0	0	0	9	14	0.00	0.000																																	

**Arizona Diamondbacks @ Detroit Tigers**  
Comerica Park, Detroit, MI

Fri May 20 2005, 7:05 PM EDT  
Att. 30,119 - Partly Cloudy - 70 F

AB	33
R	2
H	6
RBI	2
BB	1
SO	11
LOB	11



Batter	1	2	3	4	5	6	7	8	9	10	11	AB R H RBI BB SO LOB	TOP														
<b>Craig Counsell, L</b> (1, 4) OBP: 0.422, SLG: 0.426	2-2 G1-4-3		4-2 BB			1-2 G1	1-0 P6		1-2 P6		0-3 K	5 0 0 0 1 1 8															
<b>Alex Cintron, S</b> (1, 5) OBP: 0.323, SLG: 0.372	0-3 K		2-0 G1-3			4-2 G5-4-3 BB		3-2 K		1-1 F8		4 0 0 0 1 2 1															
<b>José Cruz Jr., S</b> (1, 7) (9, 8) OBP: 0.415, SLG: 0.538	1-3 K				1-1 G6-3	2-2 G5-4-3		0-0 F8		0-0 G4-3		5 0 0 0 0 1 1															
<b>Troy Glaus, R</b> (1, 10) OBP: 0.366, SLG: 0.599		0-1 G6-3			1-2 F8		2-3 K	3-3 K		3-3 K		5 0 0 0 0 3 0															
<b>Tony Clark, S</b> (1, 3) <b>Matt Kata, S</b> (7, PR) <b>Chad Tracy, L</b> (7, 3) OBP: 0.371, SLG: 0.556 OBP: 0.333, SLG: 0.320 OBP: 0.295, SLG: 0.496		2-1 G6-3			0-1 G5-3		1-0 1B SF9 1B		2-3 K		3-1 1B 3B	3 0 1 0 0 0 0 0 1 0 0 0 0 0 2 1 1 0 0 1 0															
<b>Shawn Green, L</b> (1, 9) OBP: 0.313, SLG: 0.390		4-2 FC6-4 BB			1-3 K		0-0 BB 1B	1-2 1B	0-0 FC1-6 1B		1-1 L3	4 0 2 0 1 1 1															
<b>Royce Clayton, R</b> (1, 6) OBP: 0.271, SLG: 0.310		1-0 FC6-4			1-0 2B		1-1 BB 1B	1-2 BB 1B	0-0 FC1-6 BB BB		2-2 K	5 0 2 0 0 1 3															
<b>Luis Terrero, R</b> (1, 8) <b>Luis Gonzalez, L</b> (9, PH) OBP: 0.264, SLG: 0.354 OBP: 0.411, SLG: 0.484			2-1 F8		0-0 G5-3		1-0 SF9		4-2 BB BB		4-0 1B IBB	2 0 0 1 0 0 1 0 0 0 0 2 0 0															
<b>Koyie Hill, S</b> (1, 2) OBP: 0.316, SLG: 0.229			3-3 K		0-0 G1-3		4-1 BB		4-2 BB		1-2 1B	3 0 1 1 2 1 1															
<b>Inning Stats</b>	R: 0 E: 0 S: 10	H: 0 LOB: 0 P: 13	R: 0 E: 0 S: 7	H: 0 LOB: 1 P: 14	R: 0 E: 0 S: 12	H: 0 LOB: 1 P: 23	R: 0 E: 0 S: 6	H: 1 LOB: 1 P: 8	R: 0 E: 0 S: 8	H: 0 LOB: 0 P: 15	R: 1 E: 0 S: 10	H: 3 LOB: 3 P: 20	R: 0 E: 0 S: 7	H: 0 LOB: 0 P: 13	R: 0 E: 0 S: 12	H: 1 LOB: 3 P: 23	R: 0 E: 0 S: 7	H: 0 LOB: 0 P: 11	R: 1 E: 0 S: 16	H: 2 LOB: 2 P: 27	1B: 5 2B: 1 3B: 1 HR: 0	SF: 1 SAC: 0 DP: 1 HBP: 0	WP: 0 PB: 0 SB: 0 CS: 0	PA: 46			
<b>PITCHER</b>	IP	WLS	BF	H	R	ER	SO	BB	IBB	HBP	BLK	WP	HR	S	P	ERA	WHIP										
<b>29 Nate Robertson, L</b> (1, 1) ERA: 2.96	6.2		27	4	1	1	5	4	0	0	0	0	0	59	100	1.35	1.200										
<b>Doug Creek, L</b> (7, 1) ERA:	0.1		1	0	0	0	0	0	0	0	0	0	0	1	2	0.00	0.000										
<b>Kyle Farnsworth, R</b> (8, 1) ERA: 3.32	1.0		3	0	0	0	2	0	0	0	0	0	0	7	13	0.00	0.000										
<b>Ugueth Urbina, R</b> (9, 1) ERA: 3.38	1.0		6	1	0	0	1	2	0	0	0	0	0	12	23	0.00	3.000										
<b>Franklyn German, R</b> (10, 1) ERA: 2.65	2.0	W	9	2	1	1	3	0	1	0	0	0	0	23	38	4.50	1.000										

**Arizona Diamondbacks @ Detroit Tigers**  
 Comerica Park, Detroit, MI  
 Sat. May 21 2005, 7:05 PM EDT  
 Att. 30,134 - Clear - 78 F

AB	38
R	2
H	7
RBI	2
BB	7
SO	11
LOB	16



WP: 0	PA: 46
PB: 0	
SB: 0	
CS: 0	



Batter	1	2	3	4	5	6	7	8	9	10	11	AB R H RBI BB SO LOB	BOTTOM							
<b>Nook Logan, S</b> OBP: 0.352, SLG: 0.410 (1, 8)	G6-3		K			1B		G4-3		G3		5 0 1 0 0 1 1	<b>Arizona Diamondbacks @ Detroit Tigers</b> Comerica Park, Detroit, MI Sat May 21 2005, 7:05 PM EDT Att. 30,134 - Clear - 78 F							
<b>15 Brandon Inge, R</b> OBP: 0.401, SLG: 0.481 (1, 5)	K			G6-3		G6-3		G6-3		F7		5 0 1 0 0 1 1								
<b>Ivan Rodriguez, R</b> OBP: 0.294, SLG: 0.429 (1, 2)	CS			G6-3			9 1B	G1-4-3			9 2B	5 2 3 0 0 0 1								
<b>9 Carlos Guillen, S</b> OBP: 0.435, SLG: 0.521 (1, 6)	CS	G4-6-3		G5-3			BB 1B	FC4		G4-3	2B	4 0 2 1 1 0 1								
<b>Rondell White, R</b> OBP: 0.313, SLG: 0.461 (1, 10)		G4-6-3		F9			L8	FC4			BB 33 1B	5 1 1 1 0 0 4								
<b>Dmitri Young, S</b> OBP: 0.342, SLG: 0.479 (1, 3)		F8		G6-3			BB 1B			G1-3	33 1B	4 0 1 0 1 0 0								
<b>Craig Monroe, R</b> OBP: 0.353, SLG: 0.427 (1, 9)			P3				BB				33 1B	3 0 0 0 2 2 0								
<b>33 Marcus Thames, R</b> OBP: 0.264, SLG: 0.446 (1, 7)			G4-3			P6		K		G5-3	1B	5 0 2 1 0 1 3								
<b>20 Omar Infante, R</b> OBP: 0.287, SLG: 0.386 (1, 4)			G4-3			F8		K			P3	4 0 0 0 0 1 4								
<b>Inning Stats</b>	R: 0 H: 1 E: 0 K: 1 S: 10	H: 1 LOB: 0 BB: 0 P: 13	R: 0 H: 1 E: 0 K: 0 S: 7	H: 1 LOB: 1 BB: 0 P: 11	R: 0 H: 0 E: 0 K: 1 S: 6	H: 0 LOB: 0 BB: 0 P: 10	R: 0 H: 1 E: 0 K: 0 S: 12	H: 1 LOB: 1 BB: 0 P: 20	R: 1 H: 3 E: 0 K: 2 S: 12	H: 3 LOB: 3 BB: 1 P: 19	R: 0 H: 1 E: 0 K: 1 S: 6	H: 0 LOB: 2 BB: 1 P: 13		R: 0 H: 0 E: 0 K: 1 S: 7	H: 0 LOB: 0 BB: 0 P: 11	R: 2 H: 3 E: 0 K: 0 S: 13	H: 3 LOB: 3 BB: 2 P: 24	1B: 7 SF: 0 2B: 3 SAC: 0 3B: 1 DP: 1 HR: 0 HBP: 0	WP: 0 PA: 45 PB: 0 SB: 0 CS: 1	
<b>PITCHER</b>	IP WLS BF H R ER SO BB IBB HBP BLK WP HR S P ERA WHIP																			
<b>Shawn Estes, L</b> (1, 1)	6.1	25	7	1	1	3	1	0	0	0	0	55	88	1.42	1.263					
<b>Lance Cormier, R</b> (7, 1)	2.2	10	1	0	0	3	0	1	0	0	0	0	18	31	0.00	0.375				
<b>Jose Valverde, R</b> (10, 1)	1.0	3	0	0	0	0	0	0	0	0	0	7	11	0.00	0.000					
<b>36 Brian Bruney, R</b> (11, 1)	0.1	L 6	3	2	2	0	1	1	0	0	0	0	13	24	54.00	12.000				

AB	40
R	3
H	11
RBI	3
BB	4
SO	6
LOB	15



Batter	1	2	3	4	5	6	7	8	9	AB R H RBI BB SO LOB	TOP									
<b>Craig Counsell, L</b> OBP: 0.424, SLG: 0.428 (1, 4)	1-0 F8 S 1B		0-1 G4-3		1-0 G3			1-2 2-H CS 1B		4 0 2 1 0 0 1										
<b>José Cruz Jr., S</b> OBP: 0.420, SLG: 0.519 <b>Luis Terrero, R</b> OBP: 0.264, SLG: 0.354 (8, PR) (8, 8)	4-1 1-2 BB		2-1 F8		1-3 K			4-2 1 SAFE 1 SAFE 1 SAFE 1 SAFE 1-2 S BB		2 0 0 0 2 1 0 0 0 0 0 0 0 0										
<b>Luis Gonzalez, L</b> OBP: 0.407, SLG: 0.475 (1, 7)	1-2 F8 2-3		1-1 F7		1-2 G3-1			4-2 1 SAFE 1-2 FC6-4 BB		3 0 0 0 1 0 2										
<b>Troy Glaus, R</b> OBP: 0.358, SLG: 0.584 (1, 5)	1-3 K		1-0 G6-3		1-0 G6-3			0-0 FC6-4 1-2f		4 0 0 0 0 1 4										
<b>Shawn Green, L</b> OBP: 0.312, SLG: 0.387 (1, 9)	2-3 K		2-2 1B		0-0 L7			2-1 F7		4 0 1 0 0 1 2										
<b>Tony Clark, S</b> OBP: 0.351, SLG: 0.522 (1, 10)		0-3 K	1-1 F7		0-3 K			3-2 G3		4 0 0 0 0 2 1										
<b>Chad Tracy, L</b> OBP: 0.294, SLG: 0.486 (1, 3)		2-2 F7		1-0 P6		1-0 F8		2-2 HBP		3 0 0 0 0 0 0										
<b>Royce Clayton, R</b> OBP: 0.270, SLG: 0.309 (1, 6)		0-2 F9		1-3 K				1-0 WP 19 SH1-4 1B 1B		4 1 1 0 0 1 1										
<b>19 Chris Snyder, R</b> OBP: 0.336, SLG: 0.300 (1, 2)			0-0 L5		3-1 1B			1-0 1 SAFE 1-2 SH1-4		2 0 1 0 0 0 0										
<b>Inning Stats</b>	R: 0 E: 0 K: 2 S: 12	H: 1 LOB: 2 BB: 1 P: 21	R: 0 E: 0 K: 1 S: 11	H: 0 LOB: 0 BB: 0 P: 13	R: 0 E: 0 K: 0 S: 5	H: 0 LOB: 0 BB: 0 P: 7	R: 0 E: 0 K: 1 S: 8	H: 1 LOB: 1 BB: 0 P: 13	R: 0 E: 0 K: 1 S: 8	H: 0 LOB: 0 BB: 0 P: 11	R: 0 E: 0 K: 1 S: 5	H: 0 LOB: 0 BB: 0 P: 6	R: 1 E: 0 K: 0 S: 13	H: 2 LOB: 2 BB: 2 P: 24	R: 0 E: 0 K: 0 S: 13	H: 0 LOB: 1 BB: 0 P: 20	1B: 5 2B: 0 3B: 0 HR: 0	SF: 0 SAC: 1 DP: 0 HBP: 1	WP: 1 PB: 0 SB: 2 CS: 1	PA: 35
<b>PITCHER</b>	IP WLS BF H R ER SO BB IBB HBP BLK WP HR S P ERA WHIP																			
<b>Jason Johnson, R</b> ERA: 3.55 (1, 1)	8.0 L 31 5 1 1 6 3 0 0 0 1 0 69 108 1.12 1.000																			
<b>Jamie Walker, L</b> ERA: 2.4 (9, 1)	0.2 3 0 0 0 0 0 0 0 1 0 0 0 11 18 0.00 0.000																			
<b>Kyle Farnsworth, R</b> ERA: 3.26 (9, 1)	0.1 1 0 0 0 0 0 0 0 0 0 0 0 2 2 0.00 0.000																			

**Arizona Diamondbacks @ Detroit Tigers**  
Comerica Park, Detroit, MI

Sun May 22 2005, 1:05 PM EDT  
Att. 23,124 - Drizzle - 59 F

[livebaseballscorecards.com](http://livebaseballscorecards.com)

<b>AB</b>	<b>30</b>
<b>R</b>	<b>1</b>
<b>H</b>	<b>5</b>
<b>RBI</b>	<b>1</b>
<b>BB</b>	<b>3</b>
<b>SO</b>	<b>6</b>
<b>LOB</b>	<b>11</b>



Batter	1	2	3	4	5	6	7	8	9	AB R H RBI BB SO LOB
Nook Logan, S OBP: 0.341, SLG: 0.397 (1, 8)	3-1 G4-3 ①		X 0-0 B5 ③			C T X 0-2 L9 ②		X 0-0 G4-3 ③		4 0 0 0 0 0 1
15 Brandon Inge, R OBP: 0.398, SLG: 0.488 (1, 5)	0-1 F9 ②			2-3 K ①		C C S X 0-2 3B ③		B B X 2-0 G5-3 ①		4 0 1 0 0 1 0
9 Carlos Guillen, S OBP: 0.430, SLG: 0.521 (1, 6)	1-2 G1-3 ③			X 0-0 F7 ②		F B B B X 3-1 F7 ③		X 0-0 2B ③		4 0 1 0 0 0 1
Rondell White, R OBP: 0.318, SLG: 0.469 (1, 7)		X 0-0 G6-3 1B ①		S S C X 0-2 2B ②		B F T X 1-1 G6-3 ①		G T T C 0-3 K ②		4 0 2 0 0 1 1
Dmitri Young, S OBP: 0.333, SLG: 0.466 (1, 10)		B 1 C SAFE L9 ①		F 0 S B F 1-3 K ③		F T F T X 0-2 F8 ②		B B C X 2-1 G4-3 ③		4 0 0 0 0 1 3
Craig Monroe, R OBP: 0.346, SLG: 0.418 (1, 9)		X 0-0 G6-3 1-2 ②		C B S S B T 2-2 K ①		C B F F B B X 3-2 P4 ③				3 0 0 0 0 1 1
Carlos Pena, L OBP: 0.324, SLG: 0.307 (1, 3)		X T B S B F 3-2 G5-3 ③		X 0-0 P4 ②		B C S B X 2-2 P3 ①				3 0 0 0 0 0 1
20 Omar Infante, R OBP: 0.281, SLG: 0.378 (1, 4)			F X 0-1 G5-3 ①		S B B B S 2-3 K ③		B F F F S B 2-3 K ②			3 0 0 0 0 2 0
13 Vance Wilson, R OBP: 0.226, SLG: 0.111 Ivan Rodriguez, R OBP: 0.298, SLG: 0.432 (8, PH) (9, 2)			B C F F B S 3-3 K ②		B B X 2-0 G4-3 ①		X 0-0 1B ①			2 0 0 0 0 1 0 1 0 1 0 0 0 0

BOTTOM											
<b>Arizona Diamondbacks @ Detroit Tigers</b> Comerica Park, Detroit, MI Sun May 22 2005, 1:05 PM EDT Att. 23,124 - Drizzle - 59 F											
										AB	32
										R	0
										H	5
										RBI	0
										BB	0
										SO	7
										LOB	8
										WP: 0	PA: 32
										PB: 0	
										SB: 0	
										CS: 0	



Inning Stats		R: 0	H: 0	E: 0	K: 0	S: 7	R: 0	H: 1	E: 0	K: 0	S: 8	R: 0	H: 0	E: 0	K: 1	S: 7	R: 0	H: 1	E: 0	K: 2	S: 10	R: 0	H: 0	E: 0	K: 2	S: 7	R: 0	H: 1	E: 0	K: 0	S: 9	R: 0	H: 0	E: 0	K: 0	S: 10	R: 0	H: 1	E: 0	K: 1	S: 11	R: 0	H: 1	E: 0	K: 1	S: 8	R: 0	H: 1	E: 0	K: 1	S: 8	1B: 2	2B: 2	3B: 1	HR: 0	SF: 0	SAC: 0	DP: 0	HBP: 0	WP: 0 <th>PA: 32 </th>	PA: 32
PITCHER		Javier Vazquez, R ERA: 3.49 (1, 1)											PITCHER																						ERA	0.00	WHIP	0.556												ERA		WHIP									

Batter	1	2	3	4	5	6	7	8	9	AB R H RBI BB SO LOB	TOP											
<b>Dave Roberts, L</b> (1, 8) OBP: 0.344, SLG: 0.452	1-1 G6-3 3B	3-2 G4-3		2-2 G3	0-3 SAFE			3-2 FC4-6 1B	1-0 1B 3B	6 2 3 1 0 1 3												
<b>Geoff Blum, S</b> (1, 4) OBP: 0.306, SLG: 0.397	2-0 G6-3	1-2 G1-3		4-2 24 FC4-6 BB		2-0 F8		0-0 B2	0-2 FC6-4 1B	5 0 1 2 1 0 1												
<b>Ryan Klesko, L</b> (1, 7) OBP: 0.378, SLG: 0.507 <b>Damian Jackson, R</b> (8, PR) OBP: 0.370, SLG: 0.324	3-2 P6		1-0 F9	2-2 P5		2-2 1B		0-0 FC4-6 24 2B	2-2 FC6-4	5 0 1 0 0 0 3 1 1 0 0 0 0 1												
<b>24 Brian Giles, L</b> (1, 9) OBP: 0.405, SLG: 0.487	1-1 1B 2B 1B		1-0 F9	0-0 FC4-6		1-1 P6		1-1 1B 2B		5 2 2 1 0 0 3												
<b>Phil Nevin, R</b> (1, 3) OBP: 0.290, SLG: 0.424	1-1 2B 1B		4-0 BB BB		3-2 HR	1-0 P2		1-0 2-H 1B		4 2 3 2 1 0 1												
<b>Ramon Hernandez, R</b> (1, 2) OBP: 0.340, SLG: 0.460 <b>Miguel Ojeda, R</b> (8, 2) OBP: 0.255, SLG: 0.262	2-2 1B 2B		4-0 BB BB		1-3 K		1-2 G1-4-3	1-3 K		4 0 1 2 1 2 1 0 0 0 0 0 0 0												
<b>Sean Burroughs, L</b> (1, 5) OBP: 0.350, SLG: 0.302	2-1 1B		4-1 BB		0-0 G3		4-2 3 G6-4-3 BB		3-3 K	3 0 1 0 2 1 0												
<b>3 Khalil Greene, R</b> (1, 6) OBP: 0.310, SLG: 0.387	0-1 L6		1-0 P5		4-1 1B BB		1 SAFE 0-2 G6-4-3		2-2 3B 2B	4 1 1 0 1 0 6												
<b>Adam Eaton, R</b> <b>Rudy Seanez, R</b> <b>Scott Linebrink, R</b> <b>Robert Dick, L</b> <b>Akroni Obaaka, R</b> <b>Chris Hammond, L</b> <b>Mark Sweeney, L</b> <b>Dennys Reyes, R</b> <b>Trevor Hoffman, R</b>		1-0 F8		4-1 BB BB		1-0 1B		0-2 HR	3-3 K	2 0 1 0 1 0 0 0 0 0 0 0 0 0 0 0 0 0 0 0 0 0 1 1 1 1 0 0 0 0 0 0 0 0 0 0 0 0 0 0 0 0 0 0 0 1 0 0 0 0 0 1 1 0 0 0 0 0 0 0 0 0 0 0 0 0 0 0 0												
<b>Inning Stats</b>	R: 3 E: 0 K: 0 S: 18	H: 5 LOB: 2 BB: 0 P: 30	R: 0 E: 0 K: 0 S: 8	H: 0 LOB: 0 BB: 0 P: 13	R: 0 E: 0 K: 0 S: 4	H: 0 LOB: 3 BB: 3 P: 19	R: 0 E: 0 K: 0 S: 10	H: 0 LOB: 2 BB: 2 P: 22	R: 1 E: 0 K: 2 S: 12	H: 2 LOB: 2 BB: 1 P: 21	R: 0 E: 0 K: 0 S: 7	H: 1 LOB: 1 BB: 0 P: 13	R: 0 E: 0 K: 0 S: 9	H: 0 LOB: 0 BB: 1 P: 14	R: 3 E: 0 K: 1 S: 16	H: 4 LOB: 1 BB: 0 P: 22	R: 2 E: 0 K: 2 S: 16	H: 3 LOB: 1 BB: 0 P: 27	1B: 8 2B: 3 3B: 2 HR: 2	SF: 0 SAC: 0 DP: 1 HBP: 0	WP: 0 PB: 0 SB: 0 CS: 0	PA: 48
<b>PITCHER</b>	IP WLS BF H R ER SO BB IBB HBP BLK WP HR S P ERA WHIP																					
<b>Russ Ortiz, R</b> (1, 1) ERA: 5.2	6.0 L 32 8 4 4 2 6 0 0 0 0 0 1 59 118 6.00 2.333																					
<b>Mike Koplove, R</b> (7, 1) ERA: 5.73	1.0 4 1 1 1 0 1 0 0 0 0 0 1 12 17 9.00 2.000																					
<b>Javier López, L</b> (8, 1) ERA: 11.91	0.2 4 2 1 1 0 0 0 0 0 0 0 0 8 12 13.50 3.000																					
<b>Jose Valverde, R</b> (8, 1) ERA: 4.5	0.1 2 1 1 1 1 0 0 0 0 0 0 0 5 7 27.00 3.000																					
<b>Lance Cormier, R</b> (9, 1) ERA: 1.54	1.0 6 3 2 2 2 0 0 0 0 0 0 0 16 27 18.00 3.000																					

**San Diego Padres @ Arizona Diamondbacks**  
Bank One Ballpark, Phoenix, AZ  
Tue May 24 2005, 9:40 PM EDT  
Att. 24,759 - Clear - 81 F

AB	41
R	9
H	15
RBI	9
BB	7
SO	5
LOB	20



Batter	1	2	3	4	5	6	7	8	9	AB	R	H	RBI	BB	SO	LOB
<b>Craig Counsell, L</b> (1, 4) OBP: 0.426, SLG: 0.447	2-1 HBP		1-3 K	1-2 G4-1		1-2 1B		1-1 HR	0-0 F9	5	2	2	2	0	1	4
<b>Chad Tracy, L</b> (1, 3) OBP: 0.297, SLG: 0.480	0-3 K		1-0 L4		3-3 K	1-1 BB		4-0 BB		4	0	1	1	1	2	1
<b>Luis Gonzalez, L</b> (1, 7) OBP: 0.412, SLG: 0.482	2-0 2B		4-2 BB		3-2 F8	1-1 BB		1-0 F8		4	0	2	1	1	0	1
<b>Troy Glaus, R</b> (1, 5) OBP: 0.365, SLG: 0.582	0-1 G1-3		1-2 1B		1-0 1B	4-2 BB		0-1 F7		4	0	2	0	1	0	3
<b>Shawn Green, L</b> (1, 9) OBP: 0.309, SLG: 0.382 <b>Lance Cormier, R</b> (9, 1)	3-3 K		2-1 G4-3		2-0 1B	0-3 K		3-2 G1-3		5	0	1	0	0	2	8
<b>José Cruz Jr., S</b> (1, 8) OBP: 0.419, SLG: 0.542 (9, 9)		0-0 SH3		1-0 1B		1-1 G4-3		1-0 L4	0-1 G6-3	5	1	2	0	0	0	2
<b>Royce Clayton, R</b> (1, 6) OBP: 0.270, SLG: 0.307		0-0 SH3		1-0 G5-3		1-1 1B		0-1 G4-3	0-1 G5-3	4	1	1	0	0	0	1
<b>19 Chris Snyder, R</b> (1, 2) OBP: 0.331, SLG: 0.295		1-0 G6-3		3-1 G5-3		0-2 F9		3-3 K	3-2 1B	5	0	1	1	0	1	2
<b>Russ Ortiz, R</b> (1, 1) OBP: 0.316, SLG: 0.278 <b>Alex Cintron, S</b> (6, PH) OBP: 0.319, SLG: 0.368 <b>Mike Koplove, R</b> (7, 1) <b>Javier López, L</b> (8, 1) <b>Jose Valverde, R</b> (8, 1) <b>Quinton McCracken, S</b> (8, PH) OBP: 0.304, SLG: 0.267 (9, 8)		2-3 K		2-1 1B		2-2 F8		1-0 HR	1-1 1B	2	0	1	0	0	1	0

Inning Stats	R: 0	H: 1	E: 0	K: 2	S: 10	LOB: 2	BB: 0	P: 17	R: 1	H: 1	E: 0	K: 1	S: 6	LOB: 0	BB: 0	P: 9	R: 0	H: 1	E: 0	K: 1	S: 11	LOB: 2	BB: 1	P: 20	R: 0	H: 2	E: 0	K: 1	S: 9	LOB: 2	BB: 0	P: 20	R: 2	H: 4	E: 0	K: 1	S: 20	LOB: 3	BB: 1	P: 30	R: 0	H: 0	E: 0	K: 1	S: 8	LOB: 0	BB: 0	P: 12	R: 2	H: 2	E: 0	K: 0	S: 9	LOB: 1	BB: 1	P: 19	R: 0	H: 2	E: 0	K: 0	S: 10	LOB: 2	BB: 0	P: 14	1B: 11	2B: 3	3B: 0	HR: 1	SF: 0	SAC: 1	DP: 0	HBP: 1	WP: 0	HR: 0	S: 9	P: 13	ERA: 0.00	WHIP: 3.000
--------------	------	------	------	------	-------	--------	-------	-------	------	------	------	------	------	--------	-------	------	------	------	------	------	-------	--------	-------	-------	------	------	------	------	------	--------	-------	-------	------	------	------	------	-------	--------	-------	-------	------	------	------	------	------	--------	-------	-------	------	------	------	------	------	--------	-------	-------	------	------	------	------	-------	--------	-------	-------	--------	-------	-------	-------	-------	--------	-------	--------	-------	-------	------	-------	-----------	-------------

PITCHER	IP	WLS	BF	H	R	ER	SO	BB	IBB	HBP	BLK	WP	HR	S	P	ERA	WHIP
<b>Adam Eaton, R</b> (1, 1) ERA: 3.49	5.2	W	28	9	3	3	5	1	0	1	0	0	0	57	98	4.76	1.765
<b>Rudy Seanez, R</b> (6, 1) ERA: 1.29	0.1	H	4	2	0	0	1	1	0	0	0	0	0	9	15	0.00	9.000
<b>Scott Linebrink, R</b> (7, 1) ERA: 2.49	1.0	H	3	0	0	0	1	0	0	0	0	0	0	8	12	0.00	0.000
<b>Akinori Otsuka, R</b> (8, 1) ERA: 3.1	0.0		3	2	2	2	0	1	0	0	0	0	1	3	9	∞	∞
<b>Chris Hammond, L</b> (8, 1) ERA: 2.01	1.0	H	3	0	0	0	0	0	0	0	0	0	0	6	10	0.00	0.000


**BOTTOM**

**San Diego Padres @ Arizona Diamondbacks**  
Bank One Ballpark, Phoenix, AZ

Tue May 24 2005, 9:40 PM EDT  
Att. 24,759 - Clear - 81 F

livebaseballscores.com

<b>AB</b>	<b>41</b>
<b>R</b>	<b>5</b>
<b>H</b>	<b>15</b>
<b>RBI</b>	<b>5</b>
<b>BB</b>	<b>3</b>
<b>SO</b>	<b>7</b>
<b>LOB</b>	<b>23</b>



<b>WP: 0</b>	<b>PA: 46</b>
<b>PB: 0</b>	
<b>SB: 0</b>	
<b>CS: 0</b>	

Batter	1	2	3	4	5	6	7	8	9	AB R H RBI BB SO LOB	TOP																									
3 Khalil Greene, R OBP: 0.333, SLG: 0.444 (1, 6)	1-1 G4-3 2B		1-2 1B BLK 1B		3-2 E 1B 1-2 1B 1B	0-2 G5-3		1-3 K	1-1 3B 1-H 2-H	6 2 4 2 0 1 1																										
Geoff Blum, S OBP: 0.308, SLG: 0.393 (1, 4)	0-1 G4-3		1-2 G6-3		0-0 1B E 1-2 2-H 1B		2-0 F9	0-0 1B	3-2 F9	6 1 2 1 0 0 3																										
Ryan Klesko, L OBP: 0.384, SLG: 0.507 (1, 7)	1-0 G4-3		2-2 1B		3-1 E1 BB 1B 1-2 2-3 1B		4-0 24 2B 2B BB	0-1 1B		4 2 2 2 1 0 2																										
Phil Nevin, R OBP: 0.288, SLG: 0.418 (1, 3)	1-3 K		1-3 K		0-0 BB 1-2 2-3 3-H 1B		2-0 P3	0-3 K		5 1 1 1 0 3 5																										
24 Brian Giles, L OBP: 0.400, SLG: 0.484 (1, 9)		1-2 F8		1-0 F8	0-0 F6		1-2 2B 1-3 2B	2-0 F8		5 1 1 0 0 0 5																										
Ramon Hernandez, R OBP: 0.341, SLG: 0.461 (1, 2)		2-2 F7		1-2 G6-3	4-0 1B 1-2 2-3 3-H BB		1-2 2B 2-H 3-H		2-2 G1-3	4 0 1 3 1 0 0																										
Xavier Nady, R OBP: 0.356, SLG: 0.483 (1, 8)		1-0 FC4-6 1B		0-0 F8	2-1 1B		4-1 FC6 BB		3-2 3B HBP 1B	3 0 2 2 0 0 0 0 0 0 0 0 0 0 0 0 0 0 0 1 0 1 1 1 0 0 0 0 0																										
Mark Sweeney, L OBP: 0.429, SLG: 0.511 (7, PH)		2-2 FC4-6 1B		2-2 E4 3B 1B	0-1 G3-1		0-1 FC6		2-1 3B HBP	4 2 0 0 0 0 3																										
Scott Linebrink, R OBP: 0.385, SLG: 0.923 (9, PH)		1-2f		0-3 K	0-3 K		1-2 L5		2-3 K	2 0 0 0 0 1 1 2 1 1 0 0 0 0 1 0 0 0 0 1 2																										
Darrell May, L (1, 1)																																				
Damian Jackson, R OBP: 0.375, SLG: 0.333 (5, 8)																																				
Robert Fick, L OBP: 0.385, SLG: 0.923 (9, PH)																																				
Sean Burroughs, L OBP: 0.346, SLG: 0.294 (1, 5)																																				
Inning Stats	R: 1 E: 0 K: 1 S: 8	H: 1 LOB: 0 BB: 0 P: 11	R: 0 E: 0 K: 0 S: 10	H: 1 LOB: 1 BB: 0 P: 16	R: 0 E: 0 K: 1 S: 16	H: 2 LOB: 2 BB: 0 P: 21	R: 0 E: 0 K: 0 S: 5	H: 0 LOB: 0 BB: 0 P: 7	R: 5 E: 2 K: 1 S: 18	H: 4 LOB: 2 BB: 1 P: 32	R: 0 E: 0 K: 0 S: 8	H: 0 LOB: 0 BB: 0 P: 9	R: 2 E: 0 K: 0 S: 11	H: 2 LOB: 2 BB: 2 P: 25	R: 1 E: 0 K: 2 S: 12	H: 3 LOB: 2 BB: 0 P: 17	R: 2 E: 0 K: 1 S: 18	H: 2 LOB: 1 BB: 0 P: 31	1B: 11 2B: 3 3B: 1 HR: 0	SF: 0 SAC: 0 DP: 0 HBP: 1	WP: 0 PB: 0 SB: 0 CS: 0	PA: 47														
PITCHER	IP WLS BF H R ER SO BB IBB HBP BLK WP HR S P ERA WHIP																																			
Brad Halsey, L ERA: 3.34 (1, 1)	6.0		28	8	6	1	3	1	0	0	1	0	0	65	96	1.50	1.500																			
Lance Cormier, R ERA: 1.88 (7, 1)	0.2	H	3	0	1	1	0	1	0	0	0	0	2	10	13.50	1.500																				
Javier López, L ERA: 12.34 (7, 1)	0.1	B	4	2	1	1	0	1	0	0	0	0	9	15	27.00	9.000																				
Jose Valverde, R ERA: 5.0 (8, 1)	1.0	W	6	3	1	1	2	0	0	0	0	0	12	17	9.00	3.000																				
36 Brian Bruney, R ERA: 5.01 (9, 1)	1.0	S	6	2	2	2	1	0	0	1	0	0	18	31	18.00	2.000																				

San Diego Padres @ Arizona Diamondbacks  
Bank One Ballpark, Phoenix, AZ

AB	43
R	11
H	15
RBI	11
BB	3
SO	6
LOB	22



Wed May 25 2005, 10:10 PM EDT  
Att. 20,769 - Clear - 78 F

WP: 0	PA: 47
-------	--------

Batter	1	2	3	4	5	6	7	8	9
<b>Craig Counsell, L</b> (1, 4) OBP: 0.426, SLG: 0.445	2-1 F7	2-3 K			1-1 2B	0-0 F9		2-2 1B	
<b>Royce Clayton, R</b> (1, 6) OBP: 0.280, SLG: 0.323	1-2 2B	1-2 F9			2-2 HR	1-3 K		3-1 1B	
<b>Luis Gonzalez, L</b> (1, 7) OBP: 0.407, SLG: 0.480	3-1 2B				2-3 K		0-3 K	0-0 G5-3	
<b>Troy Claus, R</b> (1, 5) OBP: 0.371, SLG: 0.598	4-2 2B				2-1 HR		0-1 1B	1-3 K	
<b>Tony Clark, S</b> (1, 3) OBP: 0.367, SLG: 0.583	0-2 1B				0-0 HR		1-3 K	2-3 K	
<b>José Cruz Jr., S</b> (1, 9) OBP: 0.397, SLG: 0.508	0-0 G5-3				3-1 F8		1-2 F8		
<b>Jose Valverde, R</b> (8, 1)									
<b>36 Brian Bruney, R</b> (9, 1)									
<b>Luis Terrero, R</b> (1, 8) OBP: 0.298, SLG: 0.442	2-1 1B				0-0 F8			0-0 1B	
<b>19 Chris Snyder, R</b> (1, 2) OBP: 0.323, SLG: 0.287	1-0 F9				1-3 K			2-1 1B	
<b>Chad Tracy, L</b> (8, PH) OBP: 0.302, SLG: 0.483								1-2 WP	
<b>Koyie Hill, S</b> (9, 2) OBP: 0.316, SLG: 0.229								1-2 1B	
<b>Brad Halsey, L</b> (1, 1)					3-3 K			4-1 1B	
<b>Matt Kata, S</b> (6, PH) OBP: 0.323, SLG: 0.308								1-2 1B	
<b>Lance Cormier, R</b> (7, 1)								2-3 BB	
<b>Javier López, L</b> (7, 1)									
<b>Shawn Green, L</b> (8, 9) OBP: 0.313, SLG: 0.382									

AB	R	H	RBI	BB	SO	LOB
5	2	2	1	0	1	0
5	2	3	3	0	1	0
5	1	1	0	0	2	2
4	2	2	2	1	1	1
5	1	3	3	0	2	2
4	0	0	1	0	0	3
0	0	0	0	0	0	0
0	0	0	0	0	0	0
4	2	3	1	0	0	0
3	0	0	0	0	2	2
1	1	1	0	0	0	0
0	0	0	0	0	0	0
2	0	0	0	0	1	0
1	0	0	0	0	1	0
0	0	0	0	0	0	0
0	0	0	0	0	0	0
0	1	0	0	1	0	0

AB	R	H	RBI	BB	SO	LOB
39	12	15	11	2	11	10

Inning	R	H	E	K	S	LOB	BB	P
1	3	4	0	19	32	2	0	0
2	0	0	0	9	13	0	0	0
3	0	1	0	0	9	1	0	0
4	0	0	0	7	11	0	0	0
5	5	5	0	20	33	0	0	0
6	0	0	0	10	13	0	0	0
7	0	1	0	13	15	0	0	0
8	4	4	0	17	31	0	0	0
9	0	0	0	0	0	0	0	0

PITCHER	IP	WLS	BF	H	R	ER	SO	BB	IBB	HBP	BLK	WP	HR	S	P	ERA	WHIP
<b>Darrell May, L</b> (1, 1) ERA: 5.53	4.1		22	8	6	6	4	1	0	0	0	0	1	52	83	12.46	2.077
<b>Rudy Seanez, R</b> (5, 1) ERA: 1.99	1.2		7	2	2	2	3	0	0	0	0	0	2	19	28	10.80	1.200
<b>Scott Linebrink, R</b> (7, 1) ERA: 2.38	1.0		4	1	0	0	2	0	0	0	0	0	0	13	15	0.00	1.000
<b>Akinori Otsuka, R</b> (8, 1) ERA: 4.43	0.0	L	3	2	3	3	0	1	0	0	0	0	0	4	10	∞	∞
<b>Dennys Reyes, L</b> (8, 1) ERA: 3.75	0.1	B	3	2	1	1	0	0	0	0	0	1	0	7	12	27.00	6.000

PITCHER	IP	WLS	BF	H	R	ER	SO	BB	IBB	HBP	BLK	WP	HR	S	P	ERA	WHIP
<b>Brian Falkenberg, R</b> (8, 1) ERA: 6.0	0.2		2	0	0	0	2	0	0	0	0	1	0	6	9	0.00	0.000

**San Diego Padres @ Arizona Diamondbacks**  
**Bank One Ballpark, Phoenix, AZ**  
 Wed May 25 2005, 10:10 PM EDT  
 Att. 20,769 - Clear - 78 F

livebaseballscores.com



Batter	1	2	3	4	5	6	7	8	9	AB R H RBI BB SO LOB	TOP		
<b>Dave Roberts, L</b> (1, 8) OBP: 0.365, SLG: 0.488	0-1 CS 1B		2-0 SF9 1-3 2-H 2B		3-1 G3-1		0-0 G3 S HR 1B	0-1 1-H 2B		5 1 4 4 0 0 0			
<b>Geoff Blum, S</b> (1, 5) OBP: 0.302, SLG: 0.379	4-1 G4-6-3 1-2 BB		2-1 SF9 2-3 3-H		2-1 G4-3		3-2 G3 1-3	0-1 F9		3 0 0 1 1 0 2			
<b>Ryan Klesko, L</b> (1, 7) OBP: 0.387, SLG: 0.532 <b>Xavier Nady, R</b> (7, 7) OBP: 0.365, SLG: 0.489	0-0 G4-6-3 1-2f		2-1 G3		0-0 2B		3-2 HR 3-H		1-0 24 2B WP 1B	4 1 2 2 0 0 2 1 1 1 0 0 0 0			
<b>24 Brian Giles, L</b> (1, 9) OBP: 0.405, SLG: 0.509		2-2 G1-3		1-1 HR		0-0 G4-3		4-2 BB	0-0 WP 1-3 SF9 2B	4 2 2 1 1 0 1			
<b>Phil Nevin, R</b> (1, 3) OBP: 0.286, SLG: 0.412		0-3 K		2-2 1B 1B 1B		1-3 K		1-3 K	1-2 G6-3 2-3 3-H	5 0 1 0 0 3 2			
<b>Ramon Hernandez, R</b> (1, 2) OBP: 0.343, SLG: 0.468		1-3 K		1-2 1B 1-2 1B		1-0 F8		0-1 3 G4-3 2B	0-0 SF9	4 1 2 1 0 1 0			
<b>3 Khalil Greene, R</b> (1, 6) OBP: 0.316, SLG: 0.419			0-3 K		1-3 K		0-3 K	0-1 G4-3	0-1 G6-3	5 0 0 0 0 3 3			
<b>Damian Jackson, R</b> (1, 4) OBP: 0.404, SLG: 0.341		4-2 44 S 2B BB		3-2 44 G6-3 1-2 2-3 1B		1-0 E5 44 G3-1 1B		4-2 2B BB		2 3 1 0 2 0 0			
<b>44 Jake Peavy, R</b> (1, 1) OBP: 0.250, SLG: 0.063		4-0 2B 1-2 SF9 BB		1-2 G6-3 1-2f		1-2 G3-1		0-3 K		3 1 0 0 1 1 6			
<b>Inning Stats</b>	R: 0 H: 1 E: 0 LOB: 0 K: 0 BB: 1 S: 5 P: 8	R: 0 H: 0 E: 0 LOB: 0 K: 2 BB: 0 S: 9 P: 12	R: 2 H: 1 E: 0 LOB: 1 K: 1 BB: 2 S: 11 P: 25	R: 1 H: 4 E: 0 LOB: 2 K: 1 BB: 0 S: 20 P: 29	R: 0 H: 1 E: 0 LOB: 1 K: 0 BB: 0 S: 6 P: 11	R: 0 H: 0 E: 0 LOB: 0 K: 2 BB: 0 S: 9 P: 11	R: 3 H: 2 E: 1 LOB: 1 K: 1 BB: 1 S: 19 P: 31	R: 2 H: 2 E: 0 LOB: 1 K: 0 BB: 1 S: 14 P: 18	R: 2 H: 2 E: 0 LOB: 0 K: 0 BB: 0 S: 8 P: 10	1B: 6 SF: 2 2B: 5 SAC: 0 3B: 0 DP: 2 HR: 2 HBP: 0	WP: 1 PA: 43 PB: 0 SB: 2 CS: 1		
<b>PITCHER</b>	IP WLS BF H R ER SO BB IBB HBP BLK WP HR S P ERA WHIP											<b>PITCHER</b>	IP WLS BF H R ER SO BB IBB HBP BLK WP HR S P ERA WHIP
<b>17 Brandon Webb, R</b> (1, 1) ERA: 3.39	6.2 L 30 9 6 3 6 3 0 0 0 0 0 2 73 116 4.05 1.800												
<b>Javier López, L</b> (7, 1) ERA: 12.0	0.1 2 0 0 0 1 1 0 0 0 0 0 0 6 11 0.00 3.000												
<b>Kerry Ligtenberg, R</b> (8, 1) ERA: 22.5	1.0 6 2 2 2 1 1 0 0 0 0 0 0 14 18 18.00 3.000												
<b>Mike Koplove, R</b> (9, 1) ERA: 6.26	1.0 5 2 2 2 0 0 0 0 0 0 1 0 8 10 18.00 2.000												

**San Diego Padres @ Arizona Diamondbacks**  
Bank One Ballpark, Phoenix, AZ  
Thu May 26 2005, 9:40 PM EDT  
Att. 21,127 - Clear - 81 F

AB	36
R	10
H	13
RBI	9
BB	5
SO	8
LOB	16





Batter	1	2	3	4	5	6	7	8	9	AB	R	H	RBI	BB	SO	LOB
Craig Counsell, L OBP: 0.419, SLG: 0.437 Quinton McCracken, S OBP: 0.301, SLG: 0.264	3-2 F9			2-1 F8			1-1 P6		2-2 G4-3	3	0	0	0	0	0	0
Royce Clayton, R OBP: 0.275, SLG: 0.317	2-2 G6-3			0-3 K			0-0 G4-3			3	0	0	0	0	1	0
Luis Gonzalez, L OBP: 0.401, SLG: 0.471 Alex Cintron, S OBP: 0.319, SLG: 0.368	2-2 G6-3			1-1 G4-3			1-1 F7			3	0	0	0	0	0	0
Troy Claus, R OBP: 0.370, SLG: 0.593 Mike Koplove, R			0-1 G6-4-3 1B		0-0 F9			1-1 F9		3	0	1	0	0	0	0
Shawn Green, L OBP: 0.313, SLG: 0.386			1-1 G6-4-3 1-2f		0-1 G3-1			3-2 2B		3	0	1	0	0	0	1
Chad Tracy, L OBP: 0.296, SLG: 0.474			0-2 P5		3-1 F7			0-2 F8		3	0	0	0	0	0	1
Luis Terrero, R OBP: 0.283, SLG: 0.418			2-2 G6-3			0-0 G5-3		1-0 F8		3	0	0	0	0	0	1
19 Chris Snyder, R OBP: 0.315, SLG: 0.279			1-1 G6-3			0-1 G5-3			1-2 G4-3	3	0	0	0	0	0	0
17 Brandon Webb, R Javier López, L Kerry Ligtenberg, R Matt Kata, S			0-0 F8			0-3 K			2-2 G4-3	2	0	0	0	0	1	0

BOTTOM

San Diego Padres @ Arizona Diamondbacks  
Bank One Ballpark, Phoenix, AZ

livebaseballscorecards.com

AB	28
R	0
H	2
RBI	0
BB	0
SO	2
LOB	3



WP: 0	PA: 28
PB: 0	
SB: 0	
CS: 0	

PITCHER	IP	WLS	BF	H	R	ER	SO	BB	IBB	HBP	BLK	WP	HR	S	P	ERA	WHIP
44 Jake Peavy, R ERA: 2.0	9.0	W	28	2	0	0	2	0	0	0	0	0	0	65	94	0.00	0.222

Thu May 26 2005, 9:40 PM EDT  
Att. 21,127 - Clear - 81 F

Batter	1	2	3	4	5	6	7	8	9	AB R H RBI BB SO LOB	TOP																									
Cesar Izturis, S (1, 6) OBP: 0.389, SLG: 0.418	2-1 G6-4-3 1B		4-1 12 HR BB		0-1 L6		1-2 FC4-6 1B		2-2 F7	4 1 2 0 1 0 1	<p>Los Angeles Dodgers @ Arizona Diamondbacks</p> <p>Bank One Ballpark, Phoenix, AZ</p> <p>Fri May 27 2005, 9:40 PM EDT</p> <p>Att. 26,601 - Clear - 80 F</p>																									
Jayson Werth, R (1, 7) OBP: 0.333, SLG: 0.200	1-1 G6-4-3 1-2f		4-1 12 HR BB		2-2 F8		2-2 FC4-6 1-2f	1-3 K	4 1 0 0 1 1 3																											
Milton Bradley, S (1, 8) OBP: 0.351, SLG: 0.528	1-0 1B		3-2 F7		0-2 F8		4-2 HR BB	3-2 F7	4 1 1 0 1 0 4																											
12 Jeff Kent, R (1, 4) OBP: 0.353, SLG: 0.488	0-0 F9		0-0 HR		4-2 G6-4-3 BB		1-2 F9		3 1 1 4 1 0 2																											
Olmedo Saenz, R (1, 3) OBP: 0.393, SLG: 0.600		4-2 G1-4-3 BB	2-0 G4-3		2-1 G6-4-3 1-2f		1-2 HR		3 1 1 2 1 0 1																											
J.D. Drew, L (1, 9)		0-0 F9		1-0 G4-3		2-0 PB 2B	1-1 1B 2B		4 1 2 0 0 0 1																											
Jason Phillips, R (1, 2) OBP: 0.319, SLG: 0.400		1-1 G1-4-3 1-2f		2-1 G6-3		3-3 K	1-1 F8		4 0 0 0 0 1 3																											
Antonio Perez, R (1, 5) OBP: 0.517, SLG: 0.667			3-2 PB 12 HR SH5-4 1B		1-0 F9		2-1 E6	0-2 2-H 1B	4 1 2 1 0 0 0																											
Derek Lowe, R (1, 1) OBP: 0.174, SLG: 0.217			0-0 SH5-4		2-2 F8 2B		1-1 F8	2-2 F7	2 0 1 0 0 0 0																											
Kelly Wunsch, L (7, 1)									0 0 0 0 0 0 0																											
Ricky Ledee, L (8, PH) OBP: 0.365, SLG: 0.455									1 0 0 0 0 0 1																											
43 Yhency Brazoban, R (8, 1)									0 0 0 0 0 0 0																											
Eric Gagne, R (9, 1)									0 0 0 0 0 0 0																											
<b>Inning Stats</b>	R: 0 E: 0 K: 0 S: 6	H: 2 LOB: 1 BB: 0 P: 10	R: 0 E: 0 K: 0 S: 6	H: 0 LOB: 0 BB: 1 P: 11	R: 4 E: 0 K: 0 S: 14	H: 2 LOB: 0 BB: 2 P: 30	R: 0 E: 0 K: 0 S: 4	H: 0 LOB: 0 BB: 0 P: 8	R: 0 E: 0 K: 1 S: 10	H: 1 LOB: 1 BB: 1 P: 21	R: 0 E: 1 K: 0 S: 11	H: 1 LOB: 1 BB: 0 P: 16	R: 3 E: 0 K: 0 S: 18	H: 3 LOB: 1 BB: 1 P: 28	R: 0 E: 0 K: 1 S: 11	H: 0 LOB: 0 BB: 0 P: 17	1B: 5 2B: 3 3B: 0 HR: 2	SF: 0 SAC: 1 DP: 3 HBP: 0	WP: 0 PB: 2 SB: 0 CS: 0	PA: 39																
<b>PITCHER</b>	IP WLS BF H R ER SO BB IBB HBP BLK WP HR S P ERA WHIP																																			
Shawn Estes, L (1, 1) ERA: 3.79	6.0		25	6	4	4	1	4	0	0	0	0	1	54	98	6.00	1.667																			
Mike Koplove, R (7, 1) ERA: 6.0	1.0		4	1	0	0	0	0	0	0	0	0	0	11	16	0.00	1.000																			
Jose Valverde, R (8, 1) ERA: 7.2	1.0	L	7	3	3	3	0	1	0	0	0	0	1	18	28	27.00	4.000																			
Kerry Ligtenberg, R (9, 1) ERA: 19.29	1.0		3	0	0	0	1	0	0	0	0	0	0	11	17	0.00	0.000																			

AB	33
R	7
H	10
RBI	7
BB	5
SO	2
LOB	16



Batter	1	2	3	4	5	6	7	8	9	AB R H RBI BB SO LOB
<b>Craig Counsell, L</b> (1, 4) OBP: 0.423, SLG: 0.444	1-1 BLK HR 1B	1-2 P2			4-2 G6-3 BB		0-1 2B		1-2 G4-3	4 1 2 0 1 0 1
<b>José Cruz Jr., S</b> (1, 8) OBP: 0.402, SLG: 0.545	3-1 HR		1-1 G6-3		2-1 G6-3 1-2f		4-1 BB			3 1 1 2 1 0 1
<b>Luis Gonzalez, L</b> (1, 7) OBP: 0.398, SLG: 0.466	1-2 F7		3-2 G6-4-3 1B			1-1 L8	3-3 K			4 0 1 0 0 1 2
<b>Troy Claus, R</b> (1, 5) OBP: 0.363, SLG: 0.580	2-2 G5-3		0-0 G6-4-3 1-2f			2-3 K		2-2 E5		4 0 0 0 0 1 1
<b>Shawn Green, L</b> (1, 9) OBP: 0.317, SLG: 0.400	2-1 2B			2-0 G1-3 2B		0-0 G4-3		2-3 K		4 0 2 0 0 1 1
<b>Chad Tracy, L</b> (1, 3) OBP: 0.289, SLG: 0.462	0-1 F8			1-3 K			0-1 G4-3	3-2 F9		4 0 0 0 0 1 3
<b>Alex Cintron, S</b> (1, 6) OBP: 0.306, SLG: 0.352				0-0 G1-3 2-3			0-3 K	0-0 G4-3		4 0 0 0 0 2 2
<b>Koyie Hill, S</b> (1, 2) OBP: 0.311, SLG: 0.231				2-1 G3-1			2-1 HR 1B	1-3 K		4 1 1 0 0 1 1
<b>Shawn Estes, R</b> (1, 1) <b>Mike Koplove, R</b> (7, 1) <b>Tony Clark, S</b> (7, PH) <b>Jose Valverde, R</b> (8, 1) <b>Kerry Ligtenberg, R</b> (9, 1) <b>Quinton McCracken, S</b> (9, PH)				0-0 E5			0-2 G6-3	1-1 P6		2 0 0 0 0 0 0 0 0 0 0 0 0 0 1 1 1 2 0 0 0 0 0 0 0 0 0 0 0 0 0 0 0 0 0 1 0 0 0 0 0 0

Inning Stats	R: 2 E: 0 K: 0 S: 16	H: 3 LOB: 1 BB: 0 P: 25	R: 0 E: 1 K: 1 S: 11	H: 0 LOB: 1 BB: 0 P: 15	R: 0 E: 0 K: 0 S: 7	H: 1 LOB: 0 BB: 0 P: 11	R: 0 E: 0 K: 1 S: 7	H: 1 LOB: 1 BB: 0 P: 12	R: 0 E: 0 K: 0 S: 7	H: 0 LOB: 0 BB: 1 P: 13	R: 0 E: 0 K: 1 S: 6	H: 0 LOB: 0 BB: 0 P: 9	R: 2 E: 0 K: 2 S: 15	H: 3 LOB: 2 BB: 1 P: 24	R: 0 E: 1 K: 1 S: 12	H: 0 LOB: 1 BB: 0 P: 19	R: 0 E: 0 K: 1 S: 9	H: 0 LOB: 0 BB: 0 P: 12	1B: 3 2B: 3 3B: 0 HR: 2	SF: 0 SAC: 0 DP: 2 HBP: 0	WP: 0 PB: 0 SB: 1 CS: 0	PA: 37
--------------	-------------------------------	----------------------------------	-------------------------------	----------------------------------	------------------------------	----------------------------------	------------------------------	----------------------------------	------------------------------	----------------------------------	------------------------------	---------------------------------	-------------------------------	----------------------------------	-------------------------------	----------------------------------	------------------------------	----------------------------------	----------------------------------	------------------------------------	----------------------------------	--------


PITCHER	IP	WLS	BF	H	R	ER	SO	BB	IBB	HBP	BLK	WP	HR	S	P	ERA	WHIP
<b>Derek Lowe, R</b> (1, 1) ERA: 3.11	6.2		26	6	3	3	4	1	0	0	1	0	1	61	94	4.05	1.050
<b>Kelly Wunsch, L</b> (7, 1) ERA: 4.8	0.1	W	4	2	1	1	1	1	0	0	0	0	1	8	15	27.00	9.000
<b>43 Yhency Brazoban, R</b> (8, 1) ERA: 4.58	1.0	H	4	0	0	0	1	0	0	0	0	0	0	12	19	0.00	0.000
<b>Eric Gagne, R</b> (9, 1) ERA: 4.5	1.0	S	3	0	0	0	1	0	0	0	0	0	0	9	12	0.00	0.000

**BOTTOM**

**Los Angeles Dodgers @ Arizona Diamondbacks**  
**Bank One Ballpark, Phoenix, AZ**  
 Fri May 27 2005, 9:40 PM EDT  
 Att. 26,601 - Clear - 80 F

livebaseballscorecards.com

<b>AB</b>	<b>35</b>
<b>R</b>	<b>4</b>
<b>H</b>	<b>8</b>
<b>RBI</b>	<b>4</b>
<b>BB</b>	<b>2</b>
<b>SO</b>	<b>7</b>
<b>LOB</b>	<b>12</b>



Batter	1	2	3	4	5	6	7	8	9	AB R H RBI BB SO LOB	TOP														
<b>Cesar Izturis, S</b> OBP: 0.380, SLG: 0.408 (1, 6)	1-0 F7	3-1 F8			0-1 G4-3	1-1 G6-3			1-3 K	5 0 0 0 0 1 4															
<b>Jayson Werth, R</b> OBP: 0.294, SLG: 0.200 (1, 7)	2-2 1B		3-2 F9		3-3 K		2-0 L7		2-2 G6-4-3	5 0 1 0 0 1 1															
<b>Milton Bradley, S</b> OBP: 0.343, SLG: 0.516 (1, 8)	0-1 F7		0-0 F9		0-0 G6-3		1-1 P1			4 0 0 0 0 0 1															
<b>12 Jeff Kent, R</b> OBP: 0.351, SLG: 0.483 (1, 4)	1-3 K		0-2 F7			3-1 HR 1B	1-1 P2			4 1 1 0 0 1 1															
<b>J.D. Drew, L</b> OBP: 0.389, SLG: 0.451 (1, 9)			0-0 FC1-6 1B 1B		0-0 2B 1B	0-1 HR		0-0 G4-3		4 2 3 2 0 0 0															
<b>Antonio Perez, R</b> OBP: 0.545, SLG: 0.710 (1, 5)		1 SAFE 0-0 FC1-6 1B		1-2 1-3 2B		0-0 2B 1B		1-0 F7		4 1 3 0 0 0 0															
<b>Hee-Seop Choi, L</b> OBP: 0.365, SLG: 0.475 (1, 3)		1-2 FC1-6 SH2-4 1B		0-0 F8		1-3 K		1-2 FC6-4 1B		3 0 0 0 0 1 5															
<b>Olmedo Saenz, R</b> OBP: 0.400, SLG: 0.605 (8, 3)		1-2f 2-3								1 0 1 0 0 0 0															
<b>Jason Phillips, R</b> OBP: 0.318, SLG: 0.396 (1, 2)		0-0 SH2-4 1B		3-3 K		1-1 F9		0-1 FC6-4		4 0 1 1 0 1 4															
<b>Derek Thompson, L</b> (1, 1)		0-0 SH2-4		0-0 G6-3		3-1 2B			2-1 G6-4-3 1B	1 0 0 0 0 0 2															
<b>Mike Edwards, R</b> OBP: 0.356, SLG: 0.390 (8, PH)										1 0 1 1 0 0 0 0															
<b>Duaner Sanchez, R</b> (6, 1)										0 0 0 0 0 0 0 0															
<b>Kelly Wunsch, L</b> (7, 1)										0 0 0 0 0 0 0 0															
<b>43 Yhency Brazoban, R</b> (8, 1)										0 0 0 0 0 0 0 0															
<b>Ricky Ledee, L</b> OBP: 0.370, SLG: 0.450 (8, PH)										1 0 1 0 0 0 0 0															
<b>Giovanni Carrara, R</b> (9, 1)		1-2 2-3								0 0 0 0 0 0 0 0															
<b>Inning Stats</b>	R: 0 E: 0 K: 1 S: 9	H: 1 LOB: 1 BB: 0 P: 13	R: 1 E: 0 K: 0 S: 9	H: 3 LOB: 2 BB: 0 P: 13	R: 0 E: 0 K: 0 S: 7	H: 0 LOB: 0 BB: 0 P: 10	R: 0 E: 0 K: 1 S: 11	H: 2 LOB: 2 BB: 0 P: 15	R: 0 E: 0 K: 1 S: 7	H: 0 LOB: 0 BB: 0 P: 10	R: 3 E: 0 K: 1 S: 15	H: 4 LOB: 1 BB: 0 P: 24	R: 0 E: 0 K: 0 S: 5	H: 0 LOB: 0 BB: 0 P: 9	R: 0 E: 0 K: 0 S: 7	H: 1 LOB: 1 BB: 0 P: 9	R: 0 E: 0 K: 1 S: 8	H: 1 LOB: 0 BB: 0 P: 13	1B: 9 2B: 2 3B: 0 HR: 1	SF: 0 SAC: 1 DP: 1 HBP: 0	WP: 0 PB: 0 SB: 0 CS: 0	PA: 38			
<b>PITCHER</b>	IP WLS BF H R ER SO BB IBB HBP BLK WP HR S P ERA WHIP																								
<b>Javier Vazquez, R</b> ERA: 3.65 (1, 1)	7.0		31	10	4	4	4	0	0	0	0	0	1	63	94	5.14	1.429								
<b>Javier López, L</b> ERA: 11.37 (8, 1)	0.2		2	0	0	0	0	0	0	0	0	0	0	2	3	0.00	0.000								
<b>Lance Cormier, R</b> ERA: 1.78 (8, 1)	1.1	W	5	2	0	0	1	0	0	0	0	0	0	13	19	0.00	1.500								

Los Angeles Dodgers @ Arizona Diamondbacks  
Bank One Ballpark, Phoenix, AZ

livebaseballscorecards.com

AB 37  
R 4  
H 12  
RBI 4  
BB 0  
SO 5  
LOB 18



Sat May 28 2005, 9:40 PM EDT  
Att. 33,725 - Clear - 80 F

Batter	1	2	3	4	5	6	7	8	9	AB	R	H	RBI	BB	SO	LOB
<b>Craig Counsell, L</b> (1, 4) OBP: 0.420, SLG: 0.436	4-2 G5-3 2B BB		2-3 K		3-1 FC3-6 CS 1-2f		1-3 K			3	1	0	0	1	2	1
<b>Royce Clayton, R</b> (1, 6) OBP: 0.269, SLG: 0.309	2-2 K		1-1 G6-3		2-2 L1 1-2			1-1 G6-3		4	0	0	0	0	1	2
<b>Luis Gonzalez, L</b> (1, 7) OBP: 0.400, SLG: 0.470	2-0 2B 1-3		4-0 BB			2-2 K		1-1 F8		3	0	1	0	1	1	0
<b>Troy Glaus, R</b> (1, 5) OBP: 0.356, SLG: 0.567	2-2 G5-3		2-2 F8			2-3 K		1-3 K		4	0	0	1	0	2	2
<b>Alex Cintron, S</b> (9, 5) OBP: 0.306, SLG: 0.352	3-H 2-3 K									0	0	0	0	0	0	0
<b>Tony Clark, S</b> (1, 3) OBP: 0.369, SLG: 0.623				3-2 G5-3		3-2 G4-3			3-2 SH BB 2B	4	0	1	0	0	1	1
<b>Matt Kata, S</b> (9, PR) OBP: 0.313, SLG: 0.296										0	1	0	0	0	0	0
<b>Shawn Green, L</b> (1, 9) OBP: 0.320, SLG: 0.396		4-2 1B S 19 G4-6-3 BB		1-1 G5-3		2-0 G4-3			4-0 BB SH IBB	2	1	0	0	2	0	0
<b>Luis Terrero, R</b> (1, 8) OBP: 0.302, SLG: 0.466		0-1 19 G4-6-3 1B		0-0 E4 S 19		0-1 G3 3B			0-0 SH BB	3	1	2	0	0	0	0
<b>19 Chris Snyder, R</b> (1, 2) OBP: 0.310, SLG: 0.274		1-1 G4-6-3		2-3 K		2-2 G3			1-2 2-3 3-H	2	0	0	0	0	1	2
<b>Chad Tracy, L</b> (7, PH) OBP: 0.287, SLG: 0.459		1-1 L4		1-2		3-H			4-1 BB	1	0	0	1	0	0	0
<b>Kelly Stinnett, R</b> (8, 2)										0	0	0	1	1	0	0
<b>Javier Vazquez, R</b> (1, 1) OBP: 0.375, SLG: 0.429						4-2 FC3-6 BB				2	1	1	1	1	0	0
<b>Javier López, L</b> (8, 1)										0	0	0	0	0	0	0
<b>Lance Cormier, R</b> (8, 1)										0	0	0	0	0	0	0

Inning Stats	R: 1	H: 1	E: 0	LOB: 1	K: 2	BB: 1	S: 17	R: 1	H: 1	E: 0	LOB: 0	K: 0	BB: 1	S: 9	R: 0	H: 0	E: 0	LOB: 1	K: 1	BB: 1	S: 8	R: 0	H: 0	E: 1	LOB: 1	K: 1	BB: 0	S: 11	R: 0	H: 0	E: 0	LOB: 0	K: 2	BB: 0	S: 9	R: 2	H: 2	E: 0	LOB: 0	K: 1	BB: 0	S: 11	R: 0	H: 0	E: 0	LOB: 0	K: 1	BB: 0	S: 7	R: 1	H: 1	E: 1	LOB: 3	K: 0	BB: 2	S: 5	1B: 1	2B: 2	3B: 1	HR: 1	SF: 0	SAC: 1	DP: 1	HBP: 0	WP: 0	PA: 35
--------------	------	------	------	--------	------	-------	-------	------	------	------	--------	------	-------	------	------	------	------	--------	------	-------	------	------	------	------	--------	------	-------	-------	------	------	------	--------	------	-------	------	------	------	------	--------	------	-------	-------	------	------	------	--------	------	-------	------	------	------	------	--------	------	-------	------	-------	-------	-------	-------	-------	--------	-------	--------	-------	--------

PITCHER	IP	WLS	BF	H	R	ER	SO	BB	IBB	HBP	BLK	WP	HR	S	P	ERA	WHIP
<b>Derek Thompson, L</b> (1, 1) ERA: 3.6	5.0		20	2	2	2	4	4	0	0	0	0	0	53	95	3.60	1.200
<b>Duaner Sanchez, R</b> (6, 1) ERA: 2.84	1.2	B	7	2	2	2	2	0	0	0	0	0	1	17	28	10.80	1.200
<b>Kelly Wunsch, L</b> (7, 1) ERA: 4.7	0.1		1	0	0	0	1	0	0	0	0	0	0	3	4	0.00	0.000
<b>43 Yhency Brazoban, R</b> (8, 1) ERA: 4.35	1.0		3	0	0	0	1	0	0	0	0	0	0	7	10	0.00	0.000
<b>Giovanni Carrara, R</b> (9, 1) ERA: 4.91	0.0	L	4	1	1	0	0	1	1	0	0	0	0	5	16	∞	∞

**Los Angeles Dodgers @ Arizona Diamondbacks**  
**Bank One Ballpark, Phoenix, AZ**  
 Sat May 28 2005, 9:40 PM EDT  
 Att. 33,725 - Clear - 80 F

<b>AB</b>	<b>28</b>
<b>R</b>	<b>5</b>
<b>H</b>	<b>5</b>
<b>RBI</b>	<b>4</b>
<b>BB</b>	<b>6</b>
<b>SO</b>	<b>8</b>
<b>LOB</b>	<b>8</b>



PITCHER	IP	WLS	BF	H	R	ER	SO	BB	IBB	HBP	BLK	WP	HR	S	P	ERA	WHIP
<b>Derek Thompson, L</b> (1, 1) ERA: 3.6	5.0		20	2	2	2	4	4	0	0	0	0	0	53	95	3.60	1.200
<b>Duaner Sanchez, R</b> (6, 1) ERA: 2.84	1.2	B	7	2	2	2	2	0	0	0	0	0	1	17	28	10.80	1.200
<b>Kelly Wunsch, L</b> (7, 1) ERA: 4.7	0.1		1	0	0	0	1	0	0	0	0	0	0	3	4	0.00	0.000
<b>43 Yhency Brazoban, R</b> (8, 1) ERA: 4.35	1.0		3	0	0	0	1	0	0	0	0	0	0	7	10	0.00	0.000
<b>Giovanni Carrara, R</b> (9, 1) ERA: 4.91	0.0	L	4	1	1	0	0	1	1	0	0	0	0	5	16	∞	∞

Batter	1	2	3	4	5	6	7	8	9	AB R H RBI BB SO LOB	TOP											
Cesar Izturis, S OBP: 0.383, SLG: 0.420 (1, 6)	1-2 2B 3B	1-1 2B SF7 1B		2-1 CS 1B	0-1 P5			1-3 K	3-3 K	6 2 3 0 0 2 5												
Jayson Werth, R OBP: 0.364, SLG: 0.368 (1, 7) (9, 9)	0-1 1B 2B	0-2 1-3 2B		4-1 1-2 BB BB				1-0 G6-3		4 1 2 1 1 1 0												
J.D. Drew, L OBP: 0.389, SLG: 0.445 (1, 9) (9, 8)	4-0 BB 1B SF8 BB	1-1 SF7		4-2 1-2 BB BB				2-1 P4	1-3 K	2 1 0 1 2 1 0												
Olmedo Saenz, R OBP: 0.400, SLG: 0.588 (1, 5) (7, 3)	0-3 K	1-2 F7		1-3 K				4-2 BB	0-0 1B E 1B 1B	4 1 1 0 1 2 5												
Milton Bradley, S OBP: 0.345, SLG: 0.511 Giovanni Carrara, R Eric Gagne, R (1, 8) (9, 1) (9, 1)	0-0 BB 1-2 2-H 1B		4-2 G4-6-3 1B 2B BB	2-0 P5				0-0 P3	1-1 P5	4 1 1 1 1 0 4 0 0 0 0 0 0 0 0 0 0 0 0 0 0												
Antonio Perez, R OBP: 0.579, SLG: 0.706 (1, 4)	4-0 1-2 2-3 BB		2-2 G4-6-3 1-2 1B		4-0 1B BB			0-1 G6-3	2-2 E 1B 1-2 1B	3 0 2 0 2 0 0												
Hee-Seop Choi, L OBP: 0.355, SLG: 0.463 Kelly Wunsch, L 43 Yhency Brazoban, R Ricky Ledee, L OBP: 0.375, SLG: 0.465 (1, 3) (7, 1) (8, 1) (9, PH) (9, 7)	0-1 SF8 3-H		1-0 G4-6-3 1-2 2-3		0-2 F7			2-3 K	1-1 E 1-2 2-3 1B	3 0 0 1 0 1 3 0 0 0 0 0 0 0 0 0 0 0 0 0 0 1 0 1 0 0 0 0												
Jason Phillips, R OBP: 0.320, SLG: 0.399 (1, 2)	1-3 K		0-0 1-3 2B		0-2 L7			1-1 HBP	0-1 E6 1-2 2-3 3-H	4 0 1 1 0 1 5												
Jeff Weaver, R OBP: 0.280, SLG: 0.360 13 Oscar Robles, L OBP: 0.200, SLG: 0.200 (1, 1) (7, PH) (7, 5)		1-1 L3		0-3 K				0-1 G4-3	1-1 F7	3 0 1 0 0 1 1 2 0 0 0 0 0 4												
<b>Inning Stats</b>	R: 3 E: 0 K: 2 S: 14	H: 3 LOB: 2 BB: 2 P: 24	R: 1 E: 0 K: 0 S: 13	H: 2 LOB: 1 BB: 0 P: 17	R: 1 E: 0 K: 1 S: 13	H: 2 LOB: 1 BB: 1 P: 20	R: 0 E: 0 K: 1 S: 9	H: 1 LOB: 2 BB: 2 P: 22	R: 0 E: 0 K: 0 S: 9	H: 1 LOB: 2 BB: 1 P: 14	R: 0 E: 0 K: 1 S: 10	H: 0 LOB: 1 BB: 1 P: 18	R: 0 E: 0 K: 1 S: 8	H: 0 LOB: 1 BB: 0 P: 11	R: 0 E: 0 K: 2 S: 7	H: 0 LOB: 0 BB: 0 P: 10	R: 1 E: 1 K: 1 S: 15	H: 3 LOB: 3 BB: 0 P: 23	1B: 8 2B: 3 3B: 1 HR: 0	SF: 2 SAC: 0 DP: 1 HBP: 1	WP: 0 PB: 0 SB: 0 CS: 1	PA: 46
<b>PITCHER</b>	IP WLS BF H R ER SO BB IBB HBP BLK WP HR S P ERA WHIP	IP WLS BF H R ER SO BB IBB HBP BLK WP HR S P ERA WHIP											IP WLS BF H R ER SO BB IBB HBP BLK WP HR S P ERA WHIP									
Russ Ortiz, R ERA: 5.68 (1, 1)	3.1 L 21 8 5 5 3 5 0 0 0 0 0 45 76 13.50 3.900																					
Kerry Ligtenberg, R ERA: 13.97 (4, 1)	2.2 11 1 0 0 2 2 0 0 0 0 0 0 23 39 0.00 1.125																					
Mike Koplove, R ERA: 5.54 (7, 1)	2.0 7 0 0 0 3 0 0 1 0 0 0 0 15 21 0.00 0.000																					
36 Brian Bruney, R ERA: 4.81 (9, 1)	1.0 7 3 1 0 1 0 0 0 0 0 0 0 15 23 0.00 3.000																					

Los Angeles Dodgers @ Arizona Diamondbacks  
Bank One Ballpark, Phoenix, AZ  
Sun May 29 2005, 4:40 PM EDT  
Att. 33,621 - Roof Closed - 80 F

AB	36
R	6
H	12
RBI	5
BB	7
SO	9
LOB	27



WP	0	PA	46
----	---	----	----

Batter	1	2	3	4	5	6	7	8	9	AB R H RBI BB SO LOB
<b>Craig Counsell, L</b> OBP: 0.424, SLG: 0.435 (1, 4)	4-2 HBP BB	0-1 G6-3		4-1 BB		2-2 1B			3-2 F9	3 0 1 0 2 0 1
<b>Chad Tracy, L</b> OBP: 0.291, SLG: 0.453 (1, 3)	1-1 HBP 1-2 HBP	0-0 1B		0-1 F7			1-3 K		1-2 P5	4 0 1 0 0 1 2
<b>Luis Gonzalez, L</b> OBP: 0.400, SLG: 0.462 (1, 7)	2-1 F7	1-0 F9			4-2 1B BB		0-1 F9		4-2 1B 1-2 BB	3 0 0 0 2 0 3
<b>José Cruz Jr., S</b> OBP: 0.402, SLG: 0.549 (1, 8)	2-3 K		0-0 G3		1-0 L9		1-0 2B		2-0 1B 1-2 2-H	5 0 2 1 0 1 3
<b>Shawn Green, L</b> OBP: 0.322, SLG: 0.392 (1, 9)	3-2 1-2 2-3 HBP		1-1 G3		1-1 1-2 1B		0-1 F7		2-3 K	4 0 1 0 0 1 3
<b>Alex Cintron, S</b> OBP: 0.304, SLG: 0.347 (1, 5)	1-0 F9		0-1 1B		3-3 K		1-2 F7			4 0 1 0 0 1 5
<b>Royce Clayton, R</b> OBP: 0.268, SLG: 0.308 (1, 6)		0-1 19 HR 1B	0-1 F8		2-0 F9		0-0 F7			4 1 1 0 0 0 3
<b>19 Chris Snyder, R</b> OBP: 0.306, SLG: 0.299 (1, 2)		1-1 1-H HR		2-2 L5		1-1 G5-3		2-1 F8		4 1 1 2 0 0 0
<b>Russ Ortiz, R</b> OBP: 0.380, SLG: 0.293 <b>Kerry Ligtenberg, R</b> OBP: 0.285, SLG: 0.258 <b>Quinton McCracken, S</b> OBP: 0.285, SLG: 0.258 <b>Mike Koplove, R</b> OBP: 0.376, SLG: 0.628 (1, 1) (4, 1) (6, PH) (7, 1) (9, 1) <b>36 Brian Bruney, R</b> <b>Tony Clark, S</b> (9, PH)		2-3 K	0-3 K		0-3 K		1-2 G4-3		2-2 BB 1B 1B	1 0 0 0 0 0 1 0 1 0 0 0 0 0 1 0 1 0 1 1 1 0 0 0 0 0

Inning Stats	R: 0	H: 0	E: 0	K: 1	S: 13	LOB: 3	BB: 1	P: 26	R: 2	H: 3	E: 0	K: 1	S: 12	LOB: 1	BB: 0	P: 16	R: 0	H: 1	E: 0	K: 0	S: 7	LOB: 1	BB: 0	P: 8	R: 0	H: 0	E: 0	K: 1	S: 9	LOB: 1	BB: 1	P: 15	R: 0	H: 1	E: 0	K: 1	S: 11	LOB: 2	BB: 1	P: 21	R: 0	H: 1	E: 0	K: 0	S: 9	LOB: 1	BB: 0	P: 13	R: 0	H: 1	E: 0	K: 1	S: 8	LOB: 1	BB: 0	P: 10	R: 0	H: 0	E: 0	K: 0	S: 6	LOB: 0	BB: 0	P: 9	R: 1	H: 2	E: 0	K: 1	S: 18	LOB: 2	BB: 1	P: 32	1B: 7	SF: 0	2B: 1	SAC: 0	3B: 0	DP: 0	HR: 1	HBP: 2
--------------	------	------	------	------	-------	--------	-------	-------	------	------	------	------	-------	--------	-------	-------	------	------	------	------	------	--------	-------	------	------	------	------	------	------	--------	-------	-------	------	------	------	------	-------	--------	-------	-------	------	------	------	------	------	--------	-------	-------	------	------	------	------	------	--------	-------	-------	------	------	------	------	------	--------	-------	------	------	------	------	------	-------	--------	-------	-------	-------	-------	-------	--------	-------	-------	-------	--------

PITCHER	IP	WLS	BF	H	R	ER	SO	BB	IBB	HBP	BLK	WP	HR	S	P	ERA	WHIP
<b>Jeff Weaver, R</b> ERA: 5.7 (1, 1)	6.0	W	28	6	2	2	4	3	0	2	0	0	1	61	99	3.00	1.500
<b>Kelly Wunsch, L</b> ERA: 4.41 (7, 1)	1.0	H	4	1	0	0	1	0	0	0	0	0	0	8	10	0.00	1.000
<b>43 Yhency Brazoban, R</b> ERA: 4.15 (8, 1)	1.0	H	3	0	0	0	0	0	0	0	0	0	0	6	9	0.00	0.000
<b>Giovanni Carrara, R</b> ERA: 5.21 (9, 1)	0.2		4	1	1	1	0	1	0	0	0	0	0	14	24	13.50	3.000
<b>Eric Gagne, R</b> ERA: 4.26 (9, 1)	0.1	S	2	1	0	0	1	0	0	0	0	0	0	4	8	0.00	3.000

**Los Angeles Dodgers @ Arizona Diamondbacks**  
**Bank One Ballpark, Phoenix, AZ**  
 Sun May 29 2005, 4:40 PM EDT  
 Att: 33,621 - Roof Closed - 80 F

livebaseballscorecards.com

<b>AB</b>	<b>35</b>
<b>R</b>	<b>3</b>
<b>H</b>	<b>9</b>
<b>RBI</b>	<b>3</b>
<b>BB</b>	<b>4</b>
<b>SO</b>	<b>6</b>
<b>LOB</b>	<b>20</b>



<b>WP: 0</b>	<b>PA: 41</b>
<b>PB: 0</b>	
<b>SB: 0</b>	
<b>CS: 0</b>	

Batter	1	2	3	4	5	6	7	8	9	AB R H RBI BB SO LOB	TOP		
<b>Craig Counsell, L</b> (1, 4) OBP: 0.431, SLG: 0.445 <b>Jose Valverde, R</b> (9, 1)	0-1 HR 1B	1-0 G4-6-3 1-2f			2-1 F9 2B	3-1 1B 2-H 3-H	4-2 BB		1-1 P6	5 1 3 3 1 0 3 0 0 0 0 0 0 0			
<b>José Cruz Jr., S</b> (1, 8) OBP: 0.391, SLG: 0.566 <b>Luis Terrero, R</b> (7, 8)	2-0 HR 1-H		3-2 G4-3		1-2 F9 2-3	1-3 K	3-3 K			5 1 1 2 0 2 5 0 0 0 0 0 0 0			
<b>Luis Gonzalez, L</b> (1, 7)	2-3 K		2-3 K		4-0 BB		0-2 F9	1-0 F8		4 0 0 0 1 2 0			
<b>Troy Glaus, R</b> (1, 5)	1-0 F8		0-2 F8		1-3 K		3-2 1B SF8 1B	1-3 K		5 1 1 0 0 2 2			
<b>Shawn Green, L</b> (1, 9)	4-2 BB			1-0 F9	1-1 F8		1-2 2B 1B 1B	1-2 1B		4 1 2 0 1 0 2			
<b>Chad Tracy, L</b> (1, 3)	1-2 F7			2-1 1B 1B		3-2 SH1-3 FC6 1B	1-2 SF8	0-0 G6-3		4 1 2 1 0 0 2			
<b>Royce Clayton, R</b> (1, 6)		0-2 F8		1-3 K		3-2 FC6 SH1-3 1B	1-2 1B BB 2B		0-3 K	5 2 1 0 0 2 2	<b>AB</b> 40 <b>R</b> 7 <b>H</b> 14 <b>RBI</b> 7 <b>BB</b> 4 <b>SO</b> 10 <b>LOB</b> 21		
<b>19 Chris Snyder, R</b> (1, 2)		1-2 E 1B		0-1 1B		2-3 K	4-0 BB 1B IBB		0-0 G1-3	4 0 2 0 1 1 2			
<b>Brad Halsey, L</b> (1, 1) OBP: 0.167, SLG: 0.048 <b>Mike Koplove, R</b> (8, 1) <b>Matt Kata, S</b> (9, PH) OBP: 0.333, SLG: 0.357 (9, 4)		1-0 FC2 G4-6-3		0-3 K		0-0 SH1-3	2-2 BB 1B		3-2 2B	3 0 1 1 0 1 3 0 0 0 0 0 0 0 1 0 1 0 0 0 0			
<b>Inning Stats</b>	R: 2 H: 2 E: 0 LOB: 1 K: 1 BB: 1 S: 14 P: 24	R: 0 H: 1 E: 1 LOB: 1 K: 0 BB: 0 S: 8 P: 11	R: 0 H: 0 E: 0 LOB: 0 K: 1 BB: 0 S: 11 P: 16	R: 0 H: 2 E: 0 LOB: 2 K: 2 BB: 0 S: 11 P: 15	R: 0 H: 1 E: 0 LOB: 2 K: 1 BB: 1 S: 10 P: 19	R: 2 H: 2 E: 0 LOB: 1 K: 2 BB: 0 S: 16 P: 28	R: 3 H: 4 E: 0 LOB: 3 K: 1 BB: 2 S: 28 P: 47	R: 0 H: 1 E: 0 LOB: 1 K: 1 BB: 0 S: 8 P: 11	R: 0 H: 1 E: 0 LOB: 1 K: 1 BB: 0 S: 11 P: 15	1B: 10 SF: 1 2B: 3 SAC: 1 3B: 0 DP: 1 HR: 1 HBP: 0	WP: 0 PA: 46 PB: 0 SB: 0 CS: 0		
<b>PITCHER</b>	<b>IP WLS BF H R ER SO BB IBB HBP BLK WP HR S P ERA WHIP</b>											<b>PITCHER</b>	<b>IP WLS BF H R ER SO BB IBB HBP BLK WP HR S P ERA WHIP</b>
<b>Kris Benson, R</b> (1, 1) ERA: 4.21	6.0 L 29 8 4 4 7 2 0 0 0 0 0 1 70 113 6.00 1.667												
<b>Dae-Sung Koo, L</b> (7, 1) ERA: 5.65	0.2 8 4 3 3 0 1 1 0 0 0 0 0 25 41 40.50 7.500												
<b>Manny Aybar, R</b> (7, 1) ERA: 4.63	0.1 1 0 0 0 1 0 0 0 0 0 0 0 3 6 0.00 0.000												
<b>Mike DeJean, R</b> (8, 1) ERA: 4.71	2.0 8 2 0 0 2 0 0 0 0 0 0 0 19 26 0.00 1.000												

**Arizona Diamondbacks @ New York Mets**  
**Shea Stadium, Flushing, NY**  
 Tue May 31 2005, 7:10 PM EDT  
 Att. 33,955 - Party Cloudy - 69 F

[livebaseballscores.com](http://livebaseballscores.com)



Batter	1	2	3	4	5	6	7	8	9	AB	R	H	RBI	BB	SO	LOB
7 José Reyes, S OBP: 0.298, SLG: 0.420 Mike DeJean, R (1, 6) (8, 1)	0-1 SH3 2B		0-1 15 S 1B		1-2 1B 1B		0-1 G6-3			4	0	3	0	0	0	0
Miguel Cairo, R OBP: 0.344, SLG: 0.400 (1, 4)	0-0 SH3 2-3		1-0 15 S 1B		2-2 1B 1-2 1B			1-3 K		3	0	2	0	0	1	0
15 Carlos Beltrán, S OBP: 0.342, SLG: 0.454 (1, 8)	1-2 L5		3-3 K		0-1 P4			1-2 P3		4	0	0	0	0	1	5
31 Mike Piazza, R OBP: 0.309, SLG: 0.424 (1, 2)	0-3 K		4-1 BB		0-0 F9			1-2 K		3	0	0	0	1	2	3
Cliff Floyd, L OBP: 0.339, SLG: 0.512 (1, 7)		1-3 K	1-2 G4-3			0-0 P3			1-3 K	4	0	0	0	0	2	3
Mike Cameron, R OBP: 0.476, SLG: 0.686 (1, 9)		0-1 15 S 1B		0-1 F7		3-2 G5-3			4-2 5 DI BB	3	0	1	0	1	0	0
5 David Wright, R OBP: 0.389, SLG: 0.520 (1, 5)		1 SAFE 2-3 SAFE SAFE SAFE	2-3 K	1-2 G4-3		3-2 F8			1-0 F8	4	0	0	0	0	1	2
Doug Mientkiewicz, L OBP: 0.304, SLG: 0.363 (1, 3)		2-3 K	3-3 K		3-3 K		1-2 F7		0-1 F8	4	0	0	0	0	2	2
Kris Benson, R OBP: 0.308, SLG: 0.250 Dae-Sung Koo, L OBP: 0.500, SLG: 1.000 Manny Aybar, R Chris Woodward, R OBP: 0.345, SLG: 0.442 (1, 1) (7, 1) (7, 1) (7, PH) (8, 6)			3-2 G5-3		1-2 G6-3		0-1 L6			2	0	0	0	0	0	0
										0	0	0	0	0	0	0
										0	0	0	0	0	0	0
										1	0	0	0	0	0	0

Inning Stats	R: 0	H: 1	E: 0	K: 1	S: 10	R: 0	H: 1	E: 0	K: 3	S: 15	R: 0	H: 2	E: 0	K: 1	S: 17	R: 0	H: 0	E: 0	K: 1	S: 8	R: 0	H: 2	E: 0	K: 0	S: 13	R: 0	H: 0	E: 0	K: 0	S: 10	R: 0	H: 0	E: 0	K: 2	S: 9	R: 0	H: 0	E: 0	K: 1	S: 8	R: 0	H: 0	E: 0	K: 1	S: 8	R: 0	H: 0	E: 0	K: 1	S: 8	R: 0	H: 0	E: 0	K: 1	S: 8
	LOB: 1	BB: 0	P: 11	LOB: 1	BB: 0	P: 20	LOB: 3	BB: 1	P: 29	LOB: 0	BB: 0	P: 12	LOB: 2	BB: 0	P: 17	LOB: 0	BB: 0	P: 16	LOB: 0	BB: 0	P: 8	LOB: 0	BB: 0	P: 12	LOB: 1	BB: 1	P: 14	LOB: 0	BB: 0	P: 12	LOB: 0	BB: 0	P: 12	LOB: 0	BB: 0	P: 12	LOB: 1	BB: 1	P: 14	LOB: 0	BB: 0	P: 12	LOB: 0	BB: 0	P: 12	LOB: 0	BB: 0	P: 12	LOB: 0	BB: 0	P: 12				


PITCHER	IP	WLS	BF	H	R	ER	SO	BB	IBB	HBP	BLK	WP	HR	S	P	ERA	WHIP
Brad Halsey, L ERA: 2.98 Mike Koplove, R ERA: 5.33 Jose Valverde, R ERA: 6.55	(1, 1) (8, 1) (9, 1)	7.0 1.0 1.0	28 3 4	6 0 0	0 0 0	0 0 0	6 2 1	1 0 1	0 0 0	0 0 0	0 0 0	0 0 0	0 0 0	80 9 8	113 12 14	0.00 0.00 0.00	1.000 0.000 1.000

**BOTTOM**

**Arizona Diamondbacks @ New York Mets**  
Shea Stadium, Flushing, NY  
Tue May 31 2005, 7:10 PM EDT  
Att. 33,955 - Partly Cloudy - 69 F

livebaseballscorecards.com

AB	32
R	0
H	6
RBI	0
BB	2
SO	9
LOB	15



WP: 0	PA: 35
PB: 0	
SB: 3	
CS: 0	

**Arizona Diamondbacks @ New York Mets**  
 Shea Stadium, Flushing, NY

Wed Jun 01 2005, 7:10 PM EDT  
 Att. 33,436 - Partly Cloudy - 58 F

[livebaseballscorecards.com](http://livebaseballscorecards.com)

<b>AB</b>	<b>32</b>
<b>R</b>	<b>1</b>
<b>H</b>	<b>8</b>
<b>RBI</b>	<b>1</b>
<b>BB</b>	<b>3</b>
<b>SO</b>	<b>6</b>
<b>LOB</b>	<b>15</b>



WP:	1	PA:	36
PB:	0		
SB:	1		
CS:	0		

Batter	1	2	3	4	5	6	7	8	9	AB	R	H	RBI	BB	SO	LOB						
<b>Craig Counsell, L</b> (1, 4) OBP: 0.425, SLG: 0.438	0-1 G4-3		3-2 G3-1		1-0 G3			0-0 SH2-3		3	0	0	0	0	0	0						
<b>José Cruz Jr., S</b> (1, 8) OBP: 0.375, SLG: 0.538	1-3 K		0-1 G4-3			0-3 K		0-2 G4-3		4	0	0	0	0	2	1						
<b>Luis Gonzalez, L</b> (1, 7) OBP: 0.393, SLG: 0.448	0-1 BB 1B		2-0 F9			0-1 F7		1-0 G6-3		4	0	1	0	0	0	1						
<b>Troy Glaus, R</b> (1, 5) OBP: 0.359, SLG: 0.556	4-0 BB 1-2 BB			4-1 E BB		3-2 F8			2-1 WP 1B	2	1	1	0	2	0	0						
<b>Shawn Green, L</b> (1, 9) OBP: 0.332, SLG: 0.397	1-3 K			0-0 FC1 G6-4-3 1-2			1-0 G3-6 1B		2-2 G4-6-3 1B	4	0	2	1	0	1	3						
<b>Chad Tracy, L</b> (1, 3) OBP: 0.287, SLG: 0.444		1-0 F7		3-2 F8		1 SAFE G3-6 1-2f		0-0 G4-6-3	1 SAFE 1-2f	4	0	0	0	0	0	4						
<b>Royce Clayton, R</b> (1, 6) OBP: 0.287, SLG: 0.307		1-1 F7		1-2 G6-4-3 1-2f			4-1 19 S BB		1-2 1B 1B	2	0	0	0	1	0	2						
<b>Tony Clark, S</b> (9, PH) OBP: 0.384, SLG: 0.633										1	0	1	0	0	0	0						
<b>Luis Terrero, R</b> (9, PR) OBP: 0.302, SLG: 0.466										0	0	0	0	0	0	0						
<b>19 Chris Snyder, R</b> (1, 2) OBP: 0.319, SLG: 0.315		2-1			2-2 F8		1 SAFE 1 SAFE 1 SAFE	2-3 K	1 SAFE 1-2 1B	3	0	1	0	0	1	1						
<b>Alex Cintron, S</b> (9, PH) OBP: 0.311, SLG: 0.354										1	0	1	0	0	0	0						
<b>17 Brandon Webb, R</b> (1, 1) OBP: 0.324, SLG: 0.345		0-0 G1-3			0-3 K			0-0 G4-3 SH2-3 1B	2-3 K	2	0	0	0	0	1	1						
<b>Quinton McCracken, S</b> (8, PH) OBP: 0.302, SLG: 0.266										1	0	1	0	0	0	0						
<b>Lance Cormier, R</b> (8, 1)										0	0	0	0	0	0	0						
<b>Matt Kata, S</b> (9, PH)										1	0	0	0	0	1	2						
<b>Inning Stats</b>	R: 0 E: 0 K: 2 S: 10	H: 1 LOB: 2 BB: 1 P: 16	R: 0 E: 0 K: 0 S: 6	H: 1 LOB: 1 BB: 0 P: 10	R: 0 E: 0 K: 0 S: 6	H: 0 LOB: 0 BB: 0 P: 11	R: 0 E: 1 K: 0 S: 9	H: 0 LOB: 1 BB: 1 P: 17	R: 0 E: 0 K: 1 S: 7	H: 0 LOB: 0 BB: 0 P: 10	R: 0 E: 0 K: 1 S: 8	H: 0 LOB: 0 BB: 0 P: 11	R: 0 E: 0 K: 1 S: 6	H: 1 LOB: 1 BB: 1 P: 13	R: 0 E: 0 K: 0 S: 6	H: 1 LOB: 1 BB: 0 P: 7	R: 1 E: 0 K: 1 S: 14	H: 4 LOB: 2 BB: 0 P: 22	1B: 7 2B: 1 3B: 0 HR: 0	SF: 0 SAC: 1 DP: 3 HBP: 0	WP: 1 PB: 0 SB: 1 CS: 0	PA: 36
<b>PITCHER</b>	IP	WLS	BF	H	R	ER	SO	BB	IBB	HBP	BLK	WP	HR	S	P	ERA	WHIP					
<b>Victor Zambrano, R</b> (1, 1) ERA: 4.24	8.0	W	31	5	1	1	5	3	0	0	0	0	0	60	99	1.12	1.000					
<b>Braden Looper, R</b> (9, 1) ERA: 3.93	1.0	S	5	3	0	0	1	0	0	0	0	1	0	12	18	0.00	3.000					

Batter	1	2	3	4	5	6	7	8	9	AB	R	H	RBI	BB	SO	LOB
7 José Reyes, S OBP: 0.306, SLG: 0.426 (1, 6)	1-1 G5-3 S 15 G6-3 1B		2-2 G5-3		0-1 G6-3 S 1B		0-1 G4-3 S 1B			4	1	3	0	0	0	0
Miguel Cairo, R OBP: 0.333, SLG: 0.386 (1, 4) Kazuo Matsui, S OBP: 0.281, SLG: 0.336 (7, PH) (8, 4)	1-2 G5-3		1-1 F7		1-1 G6-3		0-1 G4-3			3	0	0	0	0	0	2
15 Carlos Beltrán, S OBP: 0.345, SLG: 0.458 (1, 8)	1-0 G6-3		1-2 2B		4-2 BB		0-0 F9			3	0	1	1	1	0	1
Cliff Floyd, L OBP: 0.337, SLG: 0.511 (1, 7)	2-0 F8		2-3 K		1-0 G3			1-1 31 2B 2B		4	1	1	0	0	1	3
31 Mike Piazza, R OBP: 0.314, SLG: 0.432 (1, 2)		3-1 5 BB 1B		0-2 G5-3		1-3 K		0-1 1B 2B		4	0	2	1	0	1	0
Mike Cameron, R OBP: 0.467, SLG: 0.667 (1, 9)		1-3 K		0-3 K		1-3 K		0-0 5 L3 1B		4	0	1	0	0	3	1
5 David Wright, R OBP: 0.396, SLG: 0.523 (1, 5)		4-1 BB		0-0 1B		1-0 S 1B		2-1 L3		3	0	2	0	1	0	1
Doug Mientkiewicz, L OBP: 0.299, SLG: 0.356 (1, 3)		2-0 F8		3-2 G6-3		1-2 F7		1-1		3	0	0	0	0	0	4
Victor Zambrano, S OBP: 0.190, SLG: 0.286 (1, 1) Braden Looper, R (9, 1)		0-0 B2-3		2-2 F7		1-3 K				3	0	0	0	0	1	2
										0	0	0	0	0	0	0

<b>Inning Stats</b>	R: 1 E: 0 K: 0 S: 7	H: 1 LOB: 0 BB: 0 P: 12	R: 0 E: 0 K: 1 S: 8	H: 1 LOB: 2 BB: 1 P: 18	R: 0 E: 0 K: 1 S: 11	H: 1 LOB: 1 BB: 0 P: 17	R: 0 E: 0 K: 1 S: 12	H: 1 LOB: 1 BB: 0 P: 15	R: 0 E: 0 K: 0 S: 11	H: 1 LOB: 2 BB: 1 P: 18	R: 0 E: 0 K: 2 S: 11	H: 1 LOB: 1 BB: 0 P: 15	R: 0 E: 0 K: 1 S: 8	H: 1 LOB: 1 BB: 0 P: 9	R: 1 E: 0 K: 0 S: 7	H: 3 LOB: 0 BB: 0 P: 10	1B: 7 2B: 4 3B: 0 HR: 0	SF: 0 SAC: 0 DP: 1 HBP: 0	WP: 0 PB: 0 SB: 4 CS: 0	PA: 34
<b>PITCHER</b>	IP WLS BF H R ER SO BB IBB HBP BLK WP HR S P ERA WHIP	IP WLS BF H R ER SO BB IBB HBP BLK WP HR S P ERA WHIP	IP WLS BF H R ER SO BB IBB HBP BLK WP HR S P ERA WHIP	IP WLS BF H R ER SO BB IBB HBP BLK WP HR S P ERA WHIP	IP WLS BF H R ER SO BB IBB HBP BLK WP HR S P ERA WHIP	IP WLS BF H R ER SO BB IBB HBP BLK WP HR S P ERA WHIP	IP WLS BF H R ER SO BB IBB HBP BLK WP HR S P ERA WHIP	IP WLS BF H R ER SO BB IBB HBP BLK WP HR S P ERA WHIP	IP WLS BF H R ER SO BB IBB HBP BLK WP HR S P ERA WHIP	IP WLS BF H R ER SO BB IBB HBP BLK WP HR S P ERA WHIP	IP WLS BF H R ER SO BB IBB HBP BLK WP HR S P ERA WHIP	IP WLS BF H R ER SO BB IBB HBP BLK WP HR S P ERA WHIP	IP WLS BF H R ER SO BB IBB HBP BLK WP HR S P ERA WHIP	IP WLS BF H R ER SO BB IBB HBP BLK WP HR S P ERA WHIP	IP WLS BF H R ER SO BB IBB HBP BLK WP HR S P ERA WHIP	IP WLS BF H R ER SO BB IBB HBP BLK WP HR S P ERA WHIP	IP WLS BF H R ER SO BB IBB HBP BLK WP HR S P ERA WHIP	IP WLS BF H R ER SO BB IBB HBP BLK WP HR S P ERA WHIP	IP WLS BF H R ER SO BB IBB HBP BLK WP HR S P ERA WHIP	IP WLS BF H R ER SO BB IBB HBP BLK WP HR S P ERA WHIP

**Arizona Diamondbacks @ New York Mets**  
Shea Stadium, Flushing, NY  
Wed Jun 01 2005, 7:10 PM EDT  
Att. 33,436 - Partly Cloudy - 58 F

<b>AB</b>	<b>32</b>
<b>R</b>	<b>2</b>
<b>H</b>	<b>10</b>
<b>RBI</b>	<b>2</b>
<b>BB</b>	<b>2</b>
<b>SO</b>	<b>6</b>
<b>LOB</b>	<b>15</b>



Batter	1	2	3	4	5	6	7	8	9	AB R H RBI BB SO LOB	TOP											
<b>Craig Counsell, L</b> (1, 4) OBP: 0.422, SLG: 0.439	0-2 F7		2-1 2B			0-2 P5		0-2 F8		4 0 1 0 0 0 1												
<b>José Cruz Jr., S</b> (1, 8) OBP: 0.360, SLG: 0.512	1-3 K		2-1 F8			0-0 L9		1-2 G6-3		4 0 0 0 0 1 2												
<b>Luis Gonzalez, L</b> (1, 7) OBP: 0.386, SLG: 0.439	2-3 K		0-0 G4-3			0-3 K			1-3 K	4 0 0 0 0 3 1												
<b>Troy Glaus, R</b> (1, 5) OBP: 0.357, SLG: 0.550		3-3 K		1-2 K			2-3 K		0-2 1B FC1-2 1B	4 0 1 0 0 3 0												
<b>Shawn Green, L</b> (1, 9) OBP: 0.330, SLG: 0.394		1-1 P4		1-3 K			0-0 G1-4-3		0-0 FC1-2 1B	4 0 1 0 0 1 0												
<b>Tony Clark, S</b> (1, 3) OBP: 0.389, SLG: 0.663		2-0 HR		2-0 F7			1-0 1B		3-2 FC1-2	4 1 2 1 0 0 2												
<b>Alex Cintron, S</b> (1, 6) OBP: 0.308, SLG: 0.360		0-1 2B			1-0 G4-3		0-0 F8		2-1 G1-3	4 0 1 0 0 0 3												
<b>19 Chris Snyder, R</b> (1, 2) OBP: 0.319, SLG: 0.315		0-1 G1-3			0-1 G6-3			1-2 E9 1B		3 0 1 0 0 0 1												
<b>Shawn Estes, R</b> (1, 1) <b>Mike Koplove, R</b> (6, 1) <b>Quinton McCracken, S</b> (8, PH) <b>Jose Valverde, R</b> (8, 1)			0-2 F8		1-3 K					2 0 0 0 0 1 0 0 0 0 0 0 0 0 1 0 0 0 0 1 1 0 0 0 0 0 0 0												
<b>Inning Stats</b>	R: 0 E: 0 K: 2 S: 11	H: 0 LOB: 0 BB: 0 P: 14	R: 1 E: 0 K: 1 S: 11	H: 2 LOB: 1 BB: 0 P: 17	R: 0 E: 0 K: 0 S: 8	H: 1 LOB: 1 BB: 0 P: 12	R: 0 E: 0 K: 2 S: 8	H: 0 LOB: 0 BB: 0 P: 12	R: 0 E: 0 K: 1 S: 6	H: 0 LOB: 0 BB: 0 P: 8	R: 0 E: 0 K: 1 S: 8	H: 0 LOB: 0 BB: 0 P: 8	R: 0 E: 0 K: 1 S: 7	H: 1 LOB: 1 BB: 0 P: 10	R: 0 E: 1 K: 1 S: 16	H: 1 LOB: 1 BB: 0 P: 20	R: 0 E: 0 K: 1 S: 12	H: 2 LOB: 2 BB: 0 P: 18	1B: 4 2B: 2 3B: 0 HR: 1	SF: 0 SAC: 0 DP: 0 HBP: 0	WP: 0 PB: 0 SB: 0 CS: 0	PA: 34
<b>PITCHER</b>	IP WLS BF H R ER SO BB IBB HBP BLK WP HR S P ERA WHIP																					
<b>45 Pedro Martinez, R</b> (1, 1) ERA: 2.62	8.0 W 29 5 1 1 9 0 0 0 0 0 1 75 101 1.12 0.625																					
<b>Aaron Heilman, R</b> (9, 1) ERA: 3.99	1.0 5 2 0 0 1 0 0 0 0 0 0 12 18 0.00 2.000																					

Arizona Diamondbacks @ New York Mets  
Shea Stadium, Flushing, NY  
Thu Jun 02 2005, 7:10 PM EDT  
Att. 28,260 - Cloudy - 61 F

AB	34
R	1
H	7
RBI	1
BB	0
SO	10
LOB	11



BOTTOM

Arizona Diamondbacks @ New York Mets  
Shea Stadium, Flushing, NY

livebaseballscores.com

AB	33
R	6
H	9
RBI	5
BB	2
SO	5
LOB	9



WP	1	PA	35
PB	0		
SB	0		
CS	0		

Thu Jun 02 2005, 7:10 PM EDT  
Att. 28,260 - Cloudy - 61 F

Batter	1	2	3	4	5	6	7	8	9	AB	R	H	RBI	BB	SO	LOB					
7 José Reyes, S OBP: 0.305, SLG: 0.423 (1, 6)	L6		B1-3		P3	G6-3				4	0	1	1	0	0	0					
Mike Cameron, R OBP: 0.450, SLG: 0.638 (1, 9)	F7			F8	F8	G6-3				4	0	0	0	0	0	2					
15 Carlos Beltrán, S OBP: 0.348, SLG: 0.472 (1, 8)	K			HR	BB		F7			3	1	1	1	1	1	0					
31 Mike Piazza, R OBP: 0.312, SLG: 0.424 (1, 2)		G3		E	G5-3		G6-3			3	1	0	0	1	0	1					
11 Ramon Castro, R OBP: 0.324, SLG: 0.241 (9, 2)				BB						0	0	0	0	0	0	0					
Cliff Floyd, L OBP: 0.340, SLG: 0.522 (1, 7)		2B		E4		P5	G4-3			4	1	2	1	0	0	0					
5 David Wright, R OBP: 0.393, SLG: 0.517 (1, 5)		F9		2B	E	E4		K		4	1	1	0	0	1	1					
Chris Woodward, R OBP: 0.355, SLG: 0.446 (1, 3)		K2-3		1B	F9	2B	1B	1B		4	1	2	0	0	1	2					
Kazuo Matsui, S OBP: 0.280, SLG: 0.340 (1, 4)			K	E4		7 1B		G3		4	1	1	2	0	1	1					
45 Pedro Martinez, R OBP: 0.033, SLG: 0.033 (1, 1)			G6-3		K					3	0	1	0	0	1	2					
Aaron Heilman, R (9, 1)						7 1B				0	0	0	0	0	0	0					
Inning Stats	R: 0 E: 0 K: 1 S: 9	H: 0 LOB: 0 BB: 0 P: 13	R: 0 E: 0 K: 1 S: 11	H: 1 LOB: 1 BB: 0 P: 14	R: 0 E: 0 K: 1 S: 8	H: 0 LOB: 0 BB: 0 P: 15	R: 3 E: 2 K: 1 S: 19	H: 3 LOB: 2 BB: 1 P: 32	R: 0 E: 0 K: 0 S: 12	H: 0 LOB: 1 BB: 1 P: 20	R: 3 E: 1 K: 0 S: 14	H: 4 LOB: 1 BB: 0 P: 18	R: 0 E: 0 K: 0 S: 7	H: 0 LOB: 0 BB: 0 P: 10	R: 0 E: 0 K: 1 S: 10	H: 1 LOB: 0 BB: 0 P: 13	1B: 5 2B: 3 3B: 0 HR: 1	SF: 0 SAC: 0 DP: 1 HBP: 0	WP: 1 PB: 0 SB: 0 CS: 0	PA: 35	
PITCHER	IP	WLS	BF	H	R	ER	SO	BB	IBB	HBP	BLK	WP	HR	S	P	ERA	WHIP				
Shawn Estes, L (1, 1)	5.1	L	28	8	6	5	4	2	0	0	0	1	1	72	111	8.44	1.875				
Mike Koplove, R (6, 1)	1.2		4	0	0	0	0	0	0	0	0	0	0	8	11	0.00	0.000				
Jose Valverde, R (8, 1)	1.0		3	1	0	0	1	0	0	0	0	0	0	10	13	0.00	1.000				

Batter	1	2	3	4	5	6	7	8	9	AB R H RBI BB SO LOB	TOP											
<b>Craig Counsell, L</b> (1, 4) OBP: 0.422, SLG: 0.459	3-2 SH3 2B		0-0 F9		3-1 G3			3-2 HR	1-1 G5-3	5 1 2 2 0 0 0												
<b>Royce Clayton, R</b> (1, 6) OBP: 0.267, SLG: 0.302	0-1 SH3 2-3		1-2 G4-3			3-3 K		4-1 1B BB	3-2 F8	3 1 0 0 1 1 0												
<b>Luis Gonzalez, L</b> (1, 7) OBP: 0.391, SLG: 0.440	3-3 K			4-0 1B BB		3-2 P6		1-0 1B 1B	1-1 1B	4 1 2 0 1 1 1												
<b>Troy Glaus, R</b> (1, 5) OBP: 0.358, SLG: 0.544	3-1 G5-3			3-3 K		4-1 BB		1-2 1B 1B	1-3 K	4 1 1 1 1 2 3												
<b>Tony Clark, S</b> (1, 3) OBP: 0.404, SLG: 0.701		2-2 HR		0-1 1B		0-1 P6		1-0 19 BB 1B		4 1 3 1 0 0 1												
<b>Shawn Green, L</b> (1, 9) OBP: 0.324, SLG: 0.386		3-2 F8		2-2 P2			0-0 F9	2-2 F7		4 0 0 0 0 0 5												
<b>Luis Terrero, R</b> (1, 8) OBP: 0.313, SLG: 0.459		1-3 K		2-3 K			4-1 19 CS BB	0-1 19 BB 1B		3 0 1 2 1 2 2												
<b>19 Chris Snyder, R</b> (1, 2) OBP: 0.318, SLG: 0.308		1-2 L7			1-2 F9		1-3 K	4-2 G5-4-3 BB		3 0 0 0 1 1 1												
<b>Javier Vazquez, R</b> (1, 1) OBP: 0.360, SLG: 0.409 <b>Quinton McCracken, S</b> (5, PH) OBP: 0.286, SLG: 0.280 <b>Matt Herges, L</b> (5, 1) <b>Jose Valverde, R</b> (7, 1) <b>Chad Tracy, L</b> (8, PH) OBP: 0.291, SLG: 0.444 <b>Jose Cruz Jr., S</b> (8, PH) OBP: 0.356, SLG: 0.506 <b>Javier Lopez, L</b> (8, 1)			1-2 G6-3		2-1 G4-3			HR HBP	G5-4-3	1 0 0 0 0 0 0 1 0 1 0 0 0 0 0 1 0 0 0 0 0 3 0 0 0 0 0 0 0												
<b>Inning Stats</b>	R: 0 E: 0 K: 1 S: 12	H: 1 LOB: 1 BB: 0 P: 21	R: 1 E: 0 K: 1 S: 12	H: 1 LOB: 0 BB: 0 P: 19	R: 0 E: 0 K: 0 S: 8	H: 0 LOB: 0 BB: 0 P: 10	R: 0 E: 0 K: 2 S: 12	H: 1 LOB: 2 BB: 1 P: 23	R: 0 E: 0 K: 0 S: 7	H: 0 LOB: 0 BB: 0 P: 13	R: 0 E: 0 K: 1 S: 9	H: 0 LOB: 1 BB: 1 P: 19	R: 0 E: 0 K: 1 S: 6	H: 0 LOB: 0 BB: 1 P: 11	R: 5 E: 0 K: 0 S: 24	H: 5 LOB: 2 BB: 2 P: 43	R: 0 E: 0 K: 1 S: 10	H: 1 LOB: 1 BB: 0 P: 16	1B: 6 2B: 1 3B: 0 HR: 2	SF: 0 SAC: 1 DP: 1 HBP: 1	WP: 0 PB: 0 SB: 0 CS: 1	PA: 40
<b>PITCHER</b>	IP WLS BF H R ER SO BB IBB HBP BLK WP HR S P ERA WHIP																					
<b>Vicente Padilla, R</b> (1, 1) ERA: 6.32	5.0 W 19 3 1 1 4 1 0 0 0 0 1 51 86 1.80 0.800																					
<b>Robinson Tejeda, R</b> (6, 1) ERA: 4.5	2.0 10 1 3 3 2 3 0 1 0 0 1 22 46 13.50 2.000																					
<b>Aaron Fultz, L</b> (8, 1) ERA: 2.37	0.1 4 3 0 0 0 0 0 0 0 0 0 9 14 0.00 9.000																					
<b>Rheal Cormier, L</b> (8, 1) ERA: 4.96	1.2 7 2 2 2 1 1 0 0 0 0 0 18 29 10.80 1.800																					

Arizona Diamondbacks @ Philadelphia Phillies  
Citizens Bank Park, Philadelphia, PA  
Sat Jun 04 2005, 5:05 PM EDT  
Overcast - 74 F

livebaseballscorecards.com

AB	33
R	6
H	9
RBI	6
BB	5
SO	7
LOB	16



Batter	1	2	3	4	5	6	7	8	9
11 Jimmy Rollins, S (1, 6) OBP: 0.316, SLG: 0.389	0-0 P6		0-2 F9	2-0 G4-3		0-2 G4-3		0-1 G6-3	
Kenny Lofton, L (1, 8) OBP: 0.458, SLG: 0.488	0-1 3B		3-1 HR 1B	3-2 HR 1B		0-0 G1-3		2-1 G1-3	
Bobby Abreu, L (1, 9) OBP: 0.461, SLG: 0.609 Endy Chavez, L (8, 9) OBP: 0.279, SLG: 0.289	1-3 K		2-2 HR 1B	2-2 HR 1B		1-3 K		2-1 G4-3	
Jim Thome, L (1, 3) OBP: 0.370, SLG: 0.330 Tomas Perez, S (8, 3) OBP: 0.349, SLG: 0.316	3-3 K		0-2 F8	2-2 G3			3-2 HR		
Pat Burrell, R (1, 7) OBP: 0.412, SLG: 0.509		1-2 G6-3		0-1 1B	1-1 BB 1B		3-2 P4		
26 Chase Utley, L (1, 4) OBP: 0.388, SLG: 0.585		0-0 3B		2-1 1B 2B	3-1 P5		1-2 1B 1B		
David Bell, R (1, 5) OBP: 0.329, SLG: 0.337		0-1 P2		1-2 SH1-4 1B 1B	0-1 F9		0-0 P6		
Mike Lieberthal, R (1, 2) OBP: 0.352, SLG: 0.424		1-2 P2		1-0 SH1-4 1B	4-2 BB		3-2 1B		
Vicente Padilla, R (1, 1) OBP: 0.182, SLG: 0.273 Jason Michaels, R (5, PH) OBP: 0.397, SLG: 0.394 Robinson Tejeda, R (6, 1) Aaron Fultz, L (8, 1) Rheal Cormier, L (8, 1)			0-1 G5-3	0-0 SH1-4	2-0 F8		2-1 G1-4-3		

Inning Stats	R: 0 E: 0 K: 2 S: 9	H: 1 LOB: 1 BB: 0 P: 13	R: 0 E: 0 K: 0 S: 10	H: 1 LOB: 1 BB: 0 P: 12	R: 2 E: 0 K: 0 S: 14	H: 2 LOB: 0 BB: 0 P: 19	R: 6 E: 0 K: 0 S: 21	H: 6 LOB: 0 BB: 0 P: 34	R: 0 E: 0 K: 1 S: 7	H: 1 LOB: 2 BB: 1 P: 19	R: 0 E: 0 K: 1 S: 7	H: 0 LOB: 0 BB: 0 P: 8	R: 2 E: 0 K: 0 S: 18	H: 3 LOB: 1 BB: 0 P: 30	R: 0 E: 0 K: 0 S: 6	H: 0 LOB: 0 BB: 0 P: 10
1B: 8 2B: 1 3B: 2 HR: 3	SF: 0 SAC: 1 DP: 0 HBP: 0	WP: 0 PA: 39	ERA WHIP													

PITCHER	IP	WLS	BF	H	R	ER	SO	BB	IBB	HBP	BLK	WP	HR	S	P	ERA	WHIP
Javier Vazquez, R (1, 1) ERA: 4.38	4.0	L	22	10	8	8	2	0	0	0	0	0	2	54	78	18.00	2.500
Matt Herges, R (5, 1) ERA: 4.3	2.0		8	1	0	0	1	1	0	0	0	0	0	16	27	0.00	1.000
Jose Valverde, R (7, 1) ERA: 6.92	1.0		6	3	2	2	0	0	0	0	0	0	1	18	30	18.00	3.000
Javier López, L (8, 1) ERA: 10.54	1.0		3	0	0	0	0	0	0	0	0	0	0	6	10	0.00	0.000

**BOTTOM**

Arizona Diamondbacks @ Philadelphia Phillies  
Citizens Bank Park, Philadelphia, PA

livebaseballscores.com

AB	37
R	10
H	14
RBI	10
BB	1
SO	3
LOB	12



WP: 0	PA: 39
PB: 0	SB: 0
CS: 0	

Sat Jun 04 2005, 5:05 PM EDT  
Overcast - 74 F

Batter	1	2	3	4	5	6	7	8	9	AB R H RBI BB SO LOB	TOP											
<b>Craig Counsell, L</b> (1, 4) OBP: 0.421, SLG: 0.455	2-2 1B 1B	2-2 HBP			1-1 G4-3	2-1 G4-3			0-0 FC4-6	4 1 1 0 0 0 3												
<b>Alex Cintron, S</b> (1, 6) OBP: 0.313, SLG: 0.390	0-1 WP 1B	1-0 L7-4			2-1 HR				1-0 P4	5 1 2 1 0 1 3												
<b>Luis Gonzalez, L</b> (1, 7) OBP: 0.399, SLG: 0.461	1-0 WP 1B				1-1 HR				4-2 CS BB	4 1 3 2 1 1 0												
<b>Troy Glaus, R</b> (1, 5) OBP: 0.352, SLG: 0.533	3-3 K				2-3 K				1-0 CS	4 0 0 0 0 3 3												
<b>Shawn Green, L</b> (1, 9) OBP: 0.323, SLG: 0.380	4-2 BB				1-2 G1-3					3 0 0 0 1 1 1												
<b>José Cruz Jr., S</b> (1, 8) OBP: 0.352, SLG: 0.489	2-3 K				0-0 L4				4-2 G4-3	3 0 0 0 1 1 3												
<b>Chad Tracy, L</b> (1, 3) OBP: 0.296, SLG: 0.451	1-3 K				1-1 2B				3-1 F9	4 0 2 0 0 1 3												
<b>Kelly Stinnett, R</b> (1, 2) OBP: 0.500, SLG: 0.333					3-3 K				0-3 K	3 0 1 0 0 1 3												
<b>Quinton McCracken, S</b> (8, PH) OBP: 0.294, SLG: 0.258										1 0 0 0 0 1 0												
<b>19 Chris Snyder, R</b> (8, 2) OBP: 0.318, SLG: 0.308										0 0 0 0 0 0 0												
<b>Russ Ortiz, R</b> (1, 1) OBP: 0.273, SLG: 0.238										2 0 0 0 0 0 3												
<b>Javier López, L</b> (8, 1)										0 0 0 0 0 0 0												
<b>Tony Clark, S</b> (9, PH) OBP: 0.411, SLG: 0.705										1 0 1 0 0 0 0												
<b>Inning Stats</b>	R: 1 E: 0 K: 3 S: 20	H: 3 LOB: 3 BB: 1 P: 33	R: 0 E: 0 K: 0 S: 7	H: 1 LOB: 1 BB: 0 P: 13	R: 0 E: 0 K: 1 S: 8	H: 0 LOB: 0 BB: 0 P: 10	R: 0 E: 0 K: 1 S: 8	H: 1 LOB: 1 BB: 0 P: 13	R: 2 E: 0 K: 3 S: 14	H: 2 LOB: 0 BB: 0 P: 19	R: 0 E: 0 K: 0 S: 14	H: 1 LOB: 2 BB: 1 P: 22	R: 0 E: 0 K: 3 S: 14	H: 1 LOB: 1 BB: 0 P: 22	R: 0 E: 0 K: 1 S: 9	H: 0 LOB: 0 BB: 0 P: 14	R: 0 E: 0 K: 0 S: 8	H: 1 LOB: 1 BB: 1 P: 16	1B: 7 2B: 2 3B: 0 HR: 2	SF: 0 SAC: 1 DP: 1 HBP: 1	WP: 1 PB: 0 SB: 0 CS: 1	PA: 40
<b>39 Brett Myers, R</b> (1, 1) ERA: 2.24	IP: 6.0 WLS: W BF: 28 H: 8 R: 3 ER: 3 SO: 6 BB: 2 IBB: 0 HBP: 1 BLK: 0 WP: 1 HR: 2 S: 69 P: 110 ERA: 4.50 WHIP: 1.667											<b>PITCHER</b>	IP WLS BF H R ER SO BB IBB HBP BLK WP HR S P ERA WHIP									
<b>63 Ryan Madson, R</b> (7, 1) ERA: 3.77	IP: 2.0 WLS: H BF: 7 H: 1 R: 0 ER: 0 SO: 4 BB: 0 IBB: 0 HBP: 0 BLK: 0 WP: 0 HR: 0 S: 23 P: 36 ERA: 0.00 WHIP: 0.500																					
<b>Billy Wagner, L</b> (9, 1) ERA: 2.45	IP: 1.0 WLS: S BF: 4 H: 1 R: 0 ER: 0 SO: 0 BB: 1 IBB: 0 HBP: 0 BLK: 0 WP: 0 HR: 0 S: 8 P: 16 ERA: 0.00 WHIP: 2.000																					

Arizona Diamondbacks @ Philadelphia Phillies  
Citizens Bank Park, Philadelphia, PA  
Sat Jun 04 2005, 5:10 PM EDT  
Att: 43,449 - Partly Cloudy - 73 F

livebaseballscorecards.com

AB	34
R	3
H	10
RBI	3
BB	3
SO	10
LOB	22







Batter	1	2	3	4	5	6	7	8	9	AB R H RBI BB SO LOB	TOP
Craig Counsell, L (1, 4) OBP: 0.412, SLG: 0.443	1-1 G4-3		1-0 P5		0-3 K		0-1 FC5-2 FC5-4	0-1 P5		5 0 0 0 0 1 5	
Royce Clayton, R (1, 6) OBP: 0.265, SLG: 0.295	0-1 G5-3			3-1 G6-3		2-3 K	0-0 FC5-4		4-0 HBP 1B BB	4 1 0 0 1 1 3	
Luis Gonzalez, L (1, 7) OBP: 0.407, SLG: 0.486	1-3 K			0-0 BB 2B 1B		3-2 F9 2B		0-1 HR	2-2 1B HBP	4 2 3 1 0 1 0	
Troy Glaus, R (1, 5) OBP: 0.349, SLG: 0.522			0-0 F7		4-2 2B BB	0-1 F9		1-1 G5-3	0-3 K	4 1 0 0 1 1 3	
Tony Clark, S (1, 3) OBP: 0.420, SLG: 0.720			1-2 L5		3-1 1B 2B 1-H 2-H	0-1 F9		0-1 E 1B 2B	0-2 1B 2B 1-3 2-H	5 1 3 3 0 0 1	
José Cruz Jr., S (1, 9) (8, 8) OBP: 0.364, SLG: 0.489			4-2 BB		0-1 G6-4-3 1B	2-3 FC5-2 1B	1-0 F9 BB FC5-2 1B	2-3 K	0-3 K	4 0 2 0 1 2 3	
Luis Terrero, R (1, 8) Shawn Green, L (8, PR) OBP: 0.310, SLG: 0.438 OBP: 0.322, SLG: 0.379			2-1 F9		1-1 G6-4-3	4-2 FC5-2 BB 1-2 BB	4-2 FC5-2 BB 1-2 BB	1-2 E5 1B	1-0 G3	3 0 0 0 1 0 4 1 1 0 0 0 0 2	
Kelly Stinnett, R (1, 2) OBP: 0.375, SLG: 0.266				0-3 K		0-0 P5	1-0 F9	0-0 1B		4 0 1 1 0 1 2	
Brad Halsey, L (1, 1) Quinton McCracken, S (7, PH) Lance Cormier, R (7, 1) Alex Cintron, S (8, PH) Mike Kopllove, R (8, 1)			1-1 G6-3		1-0 G1-3	4-1 FC5-2 BB 1-2 BB	4-1 FC5-2 BB 1-2 BB	0-0 1B		2 0 0 0 0 0 0 0 0 0 0 1 0 0 0 0 0 0 0 0 0 1 0 1 1 0 0 0 0 0 0 0 0 0 0	

Inning Stats		R: 0	H: 0	R: 0	H: 0	R: 0	H: 0	R: 2	H: 3	R: 0	H: 0	R: 0	H: 1	R: 0	H: 1	R: 3	H: 4	R: 1	H: 1	1B: 6	SF: 0	WP: 0	PA: 43
R: 0	E: 0	K: 1	S: 7	R: 0	E: 0	K: 0	S: 8	R: 2	E: 0	K: 0	S: 13	R: 0	E: 0	K: 1	S: 7	R: 0	E: 1	K: 2	S: 15	2B: 3	SAC: 0	PB: 0	
H: 0	LOB: 0	BB: 0	P: 9	H: 0	LOB: 1	BB: 1	P: 15	H: 3	LOB: 1	BB: 1	P: 24	H: 0	LOB: 0	BB: 0	P: 8	H: 1	LOB: 3	BB: 2	P: 18	3B: 0	DP: 1	SB: 0	
H: 0	LOB: 0	BB: 0	P: 9	H: 0	LOB: 1	BB: 1	P: 15	H: 3	LOB: 1	BB: 1	P: 24	H: 0	LOB: 0	BB: 0	P: 8	H: 1	LOB: 3	BB: 2	P: 18	HR: 1	HBP: 1	CS: 0	

PITCHER	IP	WLS	BF	H	R	ER	SO	BB	IBB	HBP	BLK	WP	HR	S	P	ERA	WHIP
Randy Wolf, L (1, 1) ERA: 4.38	7.0	W	29	5	2	2	4	4	0	0	0	0	0	63	101	2.57	1.286
Rheal Cormier, L (8, 1) ERA: 5.29	0.2		6	3	3	1	1	0	0	0	0	0	1	15	19	13.50	4.500
Billy Wagner, L (8, 1) ERA: 2.67	1.1	S	8	2	1	1	2	1	0	1	0	0	0	18	25	6.75	2.250

Arizona Diamondbacks @ Philadelphia Phillies  
Citizens Bank Park, Philadelphia, PA  
Sun Jun 05 2005, 1:35 PM EDT  
Att. 37,582 - Sunny - 80 F

livebaseballscores.com



Batter	1	2	3	4	5	6	7	8	9	AB R H RBI BB SO LOB
11 Jimmy Rollins, S OBP: 0.315, SLG: 0.387 (1, 6)	1-0 P4	1-2 G5-3		0-1 1B			3-2 P6			4 0 1 0 0 0 0
Placido Polanco, R OBP: 0.363, SLG: 0.409 (1, 4)	1-1 1B	0-0 F7		1-1 P3			1-0 F7			4 0 1 0 0 0 1
Bobby Abreu, L OBP: 0.455, SLG: 0.598 (1, 9)	0-2 F7		2-2 G3 WP 2B			2-2 G3	2-3 K			4 1 1 0 0 1 1
Pat Burrell, R OBP: 0.409, SLG: 0.520 (1, 7)	0-0 F9		0-0 G3	2-3		1-3 K		2-1 HR		4 1 1 1 0 1 2
David Bell, R OBP: 0.332, SLG: 0.356 (1, 5)		0-1 26 1B 2B	2-2	3-H HR		0-0 G5-3		0-3 K		4 2 2 1 0 1 0
26 Chase Utley, L OBP: 0.375, SLG: 0.559 (1, 3)		0-0 2B HR 1B	0-1 F7			1-2 G4-3		1-3 K		4 1 1 0 0 1 0
Jason Michaels, R OBP: 0.398, SLG: 0.400 (1, 8)		1-1 HR 2B	3-1 F8			1-0		4-2 BB		3 1 2 1 1 0 0
Mike Lieberthal, R OBP: 0.350, SLG: 0.441 (1, 2)		1-2 HR		2-0 F9		1-0 F9		0-1 G1-3		4 1 1 3 0 0 2
Randy Wolf, L OBP: 0.200, SLG: 0.250 (1, 1)		3-1 G1-3		1-3 K		0-2 F9				3 0 0 0 0 1 1
Rheal Cormier, L (8, 1)										0 0 0 0 0 0 0
Billy Wagner, L OBP: 0.500, SLG: 0.500 (8, 1)										0 0 0 0 0 0 0

Inning Stats	R: 0	H: 1	E: 0	LOB: 1	K: 0	BB: 0	S: 7	R: 4	H: 4	E: 0	LOB: 0	K: 0	BB: 0	S: 14	R: 2	H: 2	E: 0	LOB: 0	K: 0	BB: 0	S: 11	R: 0	H: 1	E: 0	LOB: 1	K: 1	BB: 0	S: 8	R: 0	H: 0	E: 0	LOB: 0	K: 1	BB: 0	S: 7	R: 0	H: 1	E: 0	LOB: 1	K: 0	BB: 0	S: 9	R: 0	H: 0	E: 0	LOB: 0	K: 1	BB: 0	S: 7	R: 1	H: 1	E: 0	LOB: 1	K: 2	BB: 1	S: 15	R: 0	H: 0	E: 0	LOB: 0	K: 1	BB: 0	S: 7	R: 0	H: 1	E: 0	LOB: 1	K: 2	BB: 1	S: 22
--------------	------	------	------	--------	------	-------	------	------	------	------	--------	------	-------	-------	------	------	------	--------	------	-------	-------	------	------	------	--------	------	-------	------	------	------	------	--------	------	-------	------	------	------	------	--------	------	-------	------	------	------	------	--------	------	-------	------	------	------	------	--------	------	-------	-------	------	------	------	--------	------	-------	------	------	------	------	--------	------	-------	-------

PITCHER	IP	WLS	BF	H	R	ER	SO	BB	IBB	HBP	BLK	WP	HR	S	P	ERA	WHIP
Brad Halsey, L ERA: 3.48 (1, 1)	6.0	L	27	9	6	6	2	0	0	0	0	1	2	56	81	9.00	1.500
Lance Cormier, R ERA: 1.98 (7, 1)	1.0		3	0	0	0	1	0	0	0	0	0	0	7	13	0.00	0.000
Mike Koplove, R ERA: 5.16 (8, 1)	1.0		5	1	1	1	2	1	0	0	0	0	1	15	22	9.00	2.000

**BOTTOM**

Arizona Diamondbacks @ Philadelphia Phillies  
Citizens Bank Park, Philadelphia, PA

Sun Jun 05 2005, 1:35 PM EDT  
Att. 37,582 - Sunny - 80 F

livebaseballscorecards.com

AB	34
R	7
H	10
RBI	6
BB	1
SO	5
LOB	7

WP: 1 PA: 35  
PB: 0  
SB: 0  
CS: 0



Batter	1	2	3	4	5	6	7	8	9	AB R H RBI BB SO LOB	TOP											
<b>Craig Counsell, L</b> OBP: 0.403, SLG: 0.432 (1, 4)										5 1 0 0 0 0 6												
<b>Alex Cintron, S</b> OBP: 0.322, SLG: 0.405 (1, 5)										5 2 2 1 0 0 4												
<b>Luis Gonzalez, L</b> OBP: 0.411, SLG: 0.491 (1, 7)										4 2 2 1 1 0 0												
<b>Tony Clark, S</b> OBP: 0.410, SLG: 0.694 (1, 3)										5 1 1 0 0 3 2												
<b>Shawn Green, L</b> OBP: 0.323, SLG: 0.395 (1, 9)										4 2 2 4 0 1 0												
<b>José Cruz Jr., S</b> OBP: 0.365, SLG: 0.510 (1, 8)										4 2 1 1 1 2 1												
<b>Royce Clayton, R</b> OBP: 0.275, SLG: 0.301 (1, 6)										3 0 2 1 1 0 0												
<b>19 Chris Snyder, R</b> OBP: 0.327, SLG: 0.313 (1, 2)										4 0 2 1 1 2 1												
<b>17 Brandon Webb, R</b> (1, 1)										2 0 0 0 0 2 2												
<b>Lance Cormier, R</b> OBP: 0.500, SLG: 0.500 (6, 1)										1 0 1 1 0 0 0												
<b>Chad Tracy, L</b> OBP: 0.294, SLG: 0.448 (9, PH)										1 0 0 0 0 0 1												
<b>36 Brian Bruney, R</b> (9, 1)										0 0 0 0 0 0 0												
<b>Javier López, L</b> (9, 1)										0 0 0 0 0 0 0												
<b>Inning Stats</b>	R: 5 E: 1 K: 1 S: 20	H: 5 LOB: 2 BB: 1 P: 31	R: 2 E: 0 K: 0 S: 13	H: 2 LOB: 0 BB: 0 P: 15	R: 0 E: 0 K: 1 S: 9	H: 1 LOB: 2 BB: 1 P: 18	R: 0 E: 0 K: 2 S: 12	H: 0 LOB: 0 BB: 0 P: 15	R: 1 E: 0 K: 2 S: 11	H: 1 LOB: 0 BB: 0 P: 20	R: 0 E: 0 K: 1 S: 9	H: 1 LOB: 1 BB: 0 P: 14	R: 2 E: 0 K: 0 S: 14	H: 3 LOB: 2 BB: 1 P: 24	R: 0 E: 0 K: 1 S: 6	H: 0 LOB: 0 BB: 0 P: 10	R: 0 E: 0 K: 2 S: 9	H: 0 LOB: 1 BB: 1 P: 19	1B: 8 2B: 3 3B: 1 HR: 1	SF: 1 SAC: 2 DP: 0 HBP: 0	WP: 0 PB: 0 SB: 0 CS: 0	PA: 45
<b>PITCHER</b>	IP WLS BF H R ER SO BB IBB HBP BLK WP HR S P ERA WHIP																					
<b>Cory Lidle, R</b> ERA: 4.46 (1, 1)	3.0 L 20 8 7 6 2 2 0 0 0 0 0 0 42 64 18.00 3.333																					
<b>Geoff Geary, R</b> ERA: 4.61 (4, 1)	3.0 11 2 1 1 5 0 0 0 0 0 0 1 32 49 3.00 0.667																					
<b>Aaron Fultz, L</b> ERA: 3.0 (7, 1)	2.0 10 3 2 2 1 1 0 0 0 0 0 0 20 34 9.00 2.000																					
<b>Amaury Telemaco, R</b> ERA: 2.45 (9, 1)	1.0 4 0 0 0 0 2 1 0 0 0 0 0 9 19 0.00 1.000																					

Arizona Diamondbacks @ Philadelphia Phillies  
Citizens Bank Park, Philadelphia, PA  
Mon Jun 06 2005, 1:05 PM EDT  
Att. 25,570 - Sunny - 88 F

livebaseballscorecards.com

AB 38  
R 10  
H 13  
RBI 10  
BB 4  
SO 10  
LOB 17



Batter	1	2	3	4	5	6	7	8	9	AB R H RBI BB SO LOB
11 Jimmy Rollins, S OBP: 0.320, SLG: 0.399	2-2 S 1B		0-0 1B 2B		1-3 K2-3	1-3 K			0-0 1B 26 1B 2B	5 2 3 1 0 2 0
Kenny Lofton, L OBP: 0.467, SLG: 0.511	0-3 1-2		2-0 S 1B		0-2 1B 2B 1B		0-0 G4-3	2-1 2B 26 1B 1B	5 2 3 1 0 1 1	
Bobby Abreu, L OBP: 0.453, SLG: 0.591	2-0 G3-1 2-H 1B		3-1 G1-3		1 SAFE 1 SAFE 1 SAFE 1-2 2B BB		1-1 G3	2-3 1B	4 1 1 1 1 1 4	
Jim Thome, L OBP: 0.368, SLG: 0.320	0-0 G3-1 1-2		4-0 BB		3-1 2B 26 SF8 1B		2-0 F7	0-3 1B	4 1 1 0 1 1 3	
Pat Burrell, R OBP: 0.409, SLG: 0.519	1-1 L7		1-3 K		1-0 2B		2-3 K	4-2 26 1B 1-2 BB	4 0 1 2 1 2 4	
26 Chase Utley, L OBP: 0.382, SLG: 0.562		2-1 G4-3		2-2 G5-4-3 1B	2-1 SF8		1-0 G3-6-1 HBP	2-2 1B	3 0 2 3 0 0 0	
David Bell, R OBP: 0.326, SLG: 0.348		3-2 G5-3		1 SAFE 1-0 G5-4-3	1-3 K		2-2 G3-6-1	2-3 K	4 0 0 0 0 1 3	
Amaury Telemaco, R (9, 1)									0 0 0 0 0 0 0	
Endy Chavez, L OBP: 0.289, SLG: 0.300									0 0 0 0 0 0 0	
Todd Pratt, R OBP: 0.295, SLG: 0.345									1 0 0 0 0 1 2	
Mike Lieberthal, R OBP: 0.353, SLG: 0.434		2-3 K2-3		4-1 BB		2-2 F9		2-0 1B 2B HBP	2 1 0 0 1 1 0	
Cory Lidle, R OBP: 0.210, SLG: 0.158			3-2 G5-3		2-3 K	0-1 G3		1-1 1B 2B 1B	0 0 0 0 0 0 0	
Jason Michaels, R OBP: 0.396, SLG: 0.396									1 0 0 0 0 0 0	
Geoff Geary, R (4, 1)									1 0 0 0 0 1 1	
Tomas Perez, S OBP: 0.328, SLG: 0.295									1 0 0 0 0 0 0	
Aaron Fultz, L (7, 1)									0 0 0 0 0 0 0	
Placido Polanco, R OBP: 0.367, SLG: 0.413									1 1 1 0 0 0 0	

Inning Stats	R: 1	H: 2	E: 0	K: 1	S: 10	H: 0	LOB: 1	BB: 0	P: 15	R: 0	H: 0	E: 0	K: 1	S: 9	R: 0	H: 2	E: 0	K: 1	S: 10	R: 0	H: 1	E: 0	K: 1	S: 8	R: 3	H: 3	E: 0	K: 2	S: 20	R: 0	H: 0	E: 0	K: 0	S: 8	R: 0	H: 0	E: 0	K: 0	S: 6	R: 0	H: 4	E: 0	K: 3	S: 19	1B: 9	2B: 3	3B: 0	HR: 0	SF: 1	SAC: 0	DP: 2	HBP: 2	WP: 0	PA: 43
17 Brandon Webb, R ERA: 3.44	IP	WLS	BF	H	R	ER	SO	BB	IBB	HBP	BLK	WP	HR	S	P	ERA	WHIP																																					
Lance Cormier, R ERA: 1.78	3.0		9	0	0	0	2	0	0	1	0	0	0	18	29	0.00	0.000																																					
36 Brian Bruney, R ERA: 6.12	0.2		8	4	4	4	2	1	0	1	0	0	0	16	29	54.00	7.500																																					
Javier López, L ERA: 10.2	0.1	S	1	0	0	0	1	0	0	0	0	0	0	3	5	0.00	0.000																																					

**Arizona Diamondbacks @ Philadelphia Phillies**  
Citizens Bank Park, Philadelphia, PA  
Mon Jun 06 2005, 1:05 PM EDT  
Att: 25,570 - Sunny - 88 F

livebaseballscorecards.com

AB	36
R	8
H	12
RBI	8
BB	4
SO	11
LOB	18



Batter	1	2	3	4	5	6	7	8	9	AB	R	H	RBI	BB	SO	LOB	TOP								
Shannon Stewart, R (1, 7) OBP: 0.341, SLG: 0.415	3-3 K		0-1 G1-3		2-2 SF9	0-1 BLK 1B		0-0 G6-3		4	0	1	3	0	1	0									
Brent Abernathy, R (1, 4) OBP: 0.381, SLG: 0.471	3-2 7 G6-4-3 1B			0-1 G3-1	4-2 7 FC6 BB	0-1 B1-3		1-0 F8		4	0	1	0	1	0	2									
Juan Rincon, R (8, 1)										0	0	0	0	0	0	0									
36 Joe Nathan, R (9, 1)										0	0	0	0	0	0	0									
7 Joe Mauer, L (1, 2) OBP: 0.371, SLG: 0.426	2-0 G6-4-3 1-2f			0-1 G6-3	0-0 FC6 1-2f		0-1 L9		1-2 G3	5	0	0	0	0	0	3									
Torii Hunter, R (1, 8) OBP: 0.342, SLG: 0.483		1-2 G6-3		1-2 HR		1-0 G3-1 SF8 2B	0-0 HR		0-1 CS 1B	5	4	4	2	0	0	0									
Jacque Jones, L (1, 9) OBP: 0.380, SLG: 0.451		3-2 G4-3		1-1 1B		0-1 G3-1	3-1 F8		0-1 33 G4-3 1-H 1B	5	0	2	1	0	0	1									
Matthew LeCroy, R (1, 3) OBP: 0.342, SLG: 0.427		1-2 1B		2-2 F9		3-1 SF8	4-2 5 HR BB		0-1 G4-3	2	0	1	1	0	0	1									
33 Justin Morneau, L (7, PH) OBP: 0.342, SLG: 0.514				1 SAFE					2-3	1	1	0	0	1	0	1									
5 Michael Cuddyer, R (1, 5) OBP: 0.330, SLG: 0.378		0-0 L4			4-1 SH1-4 SF9 BB	4-2 1B 1B BB	1-2 1-H HR		0-2 G5-3	3	3	1	2	2	0	2									
Juan Castro, R (1, 6) OBP: 0.287, SLG: 0.404			1-0 G4-3		0-1 SF9 SH1-4 1B	0-0 1B 1B	0-1 F8			4	1	2	0	0	0	0									
Brad Radke, R (1, 1)			0-0 G5-3		0-0 SH1-4	0-0 BLK 1B	1-3 K			1	0	0	0	0	0	0									
Glenn Williams, S (8, PH) OBP: 1.000, SLG: 1.000										1	0	1	0	0	0	0									
54 Matt Guernier, R (6, 1)										0	0	0	0	0	0	0									
Terry Mulholland, R (7, 1)										0	0	0	0	0	0	0									
Michael Ryan, L (8, PH) OBP: 0.571, SLG: 0.500										1	0	0	0	0	1	0									
38 Luis Antonio Rodriguez, S (8, 4) OBP: 0.308, SLG: 0.308										0	0	0	0	0	0	0									
<b>Inning Stats</b>	R: 0 E: 0 K: 1 S: 8	H: 1 LOB: 0 BB: 0 P: 16	R: 0 E: 0 K: 0 S: 11	H: 1 LOB: 1 BB: 0 P: 16	R: 0 E: 0 K: 0 S: 4	H: 0 LOB: 0 BB: 0 P: 5	R: 1 E: 0 K: 0 S: 12	H: 2 LOB: 1 BB: 0 P: 16	R: 1 E: 0 K: 0 S: 16	H: 1 LOB: 2 BB: 2 P: 26	R: 3 E: 0 K: 0 S: 13	H: 4 LOB: 2 BB: 1 P: 21	R: 3 E: 0 K: 0 S: 14	H: 2 LOB: 0 BB: 1 P: 22	R: 0 E: 0 K: 1 S: 5	H: 0 LOB: 0 BB: 0 P: 7	R: 1 E: 0 K: 0 S: 13	H: 2 LOB: 1 BB: 0 P: 14	1B: 9 2B: 1 3B: 0 HR: 3	SF: 2 SAC: 1 DP: 1 HBP: 0	WP: 0 PB: 0 SB: 0 CS: 1	PA: 43			
<b>PITCHER</b>	IP	WLS	BF	H	R	ER	SO	BB	IBB	HBP	BLK	WP	HR	S	P	ERA	WHIP								
Shawn Estes, L (1, 1) ERA: 4.46	5.2		27	8	5	5	1	3	0	0	0	0	1	60	96	7.94	1.941								
Mike Koplove, R (6, 1) ERA: 5.1	0.1	B	2	1	0	0	0	0	0	0	1	0	0	4	4	0.00	3.000								
Matt Herges, R (7, 1) ERA: 5.04	2.0		9	2	3	3	1	1	0	0	0	0	2	19	29	13.50	1.500								
Jose Valverde, R (9, 1) ERA: 6.43	1.0	L	5	2	1	0	0	0	0	0	0	0	0	13	14	0.00	2.000								

Minnesota Twins @ Arizona Diamondbacks  
Bank One Ballpark, Phoenix, AZ

Tue Jun 07 2005, 9:40 PM EDT  
Att. 27,901 - Clear - 78 F

AB	36
R	9
H	13
RBI	9
BB	4
SO	2
LOB	10



Batter	1	2	3	4	5	6	7	8	9	AB	R	H	RBI	BB	SO	LOB	BOTTOM
--------	---	---	---	---	---	---	---	---	---	----	---	---	-----	----	----	-----	--------

Craig Counsell, L OBP: 0.399, SLG: 0.426 (1, 4)	0-0 1B 1B 1B	0-2 G6-3		0-1 P3			1-1 G4-3		0-1 G3	5	1	1	0	0	0	0	<b>Minnesota Twins @ Arizona Diamondbacks</b> Bank One Ballpark, Phoenix, AZ Tue Jun 07 2005, 9:40 PM EDT Att. 27,901 - Clear - 78 F <a href="http://livebaseballscorecards.com">livebaseballscorecards.com</a>
Chad Tracy, L OBP: 0.302, SLG: 0.453 (1, 3)	2-1 1B 1-2 2B 1B	1-1 G4-3			1-1 G4-3		1-1 G6-3 1B		2-1 1B	5	1	3	0	0	0	0	
Luis Gonzalez, L OBP: 0.411, SLG: 0.507 (1, 7)	1-1 2B 1-H 2-H 2B 2B			0-1 G4-3		3-0 HR	2-0 G6-3		2-3 K	5	2	2	3	0	1	2	
Troy Claus, R OBP: 0.346, SLG: 0.512 (1, 5)	0-3 K			1-1 P4		2-2 G5-3		4-2 1B HR BB	1-1 P3	4	1	0	0	1	1	2	
Shawn Green, L OBP: 0.326, SLG: 0.402 (1, 9)	1-2 2B 2-H 2B 2B			0-0 1B 1B		0-1 G3		1-3 K		4	1	2	1	0	1	1	
José Cruz Jr., S OBP: 0.370, SLG: 0.510 (1, 8)	1-2 P5			0-0 1B		3-2 G3		1-1 HR 1B		4	1	2	0	0	0	1	
Royce Clayton, R OBP: 0.281, SLG: 0.312 Alex Cintron, S OBP: 0.319, SLG: 0.402 (8, PH) (9, 6)	1-2 2B			3-3 K		1-2 1B		0-3 K		3	0	2	1	0	1	2	
19 Chris Snyder, R OBP: 0.321, SLG: 0.307 Tony Clark, S OBP: 0.415, SLG: 0.727 Jose Valverde, R (8, PH) (9, 1)	1-3 K			1-2 G6-3		1-2 F8		2-2 HR		3	0	0	0	0	1	2	
Shawn Estes, R Mike Koplove, R Quinton McCracken, S Matt Herges, L Kelly Stinnett, R OBP: 0.333, SLG: 0.250 (1, 1) (6, 1) (6, PH) (7, 1) (8, PH) (9, 2)	1-2 P6			0-1 G3		1-1 F7		0-0 P4		2	0	0	0	0	0	0	

<b>Inning Stats</b>	R: 4 E: 0 K: 2 S: 21	H: 5 LOB: 1 BB: 0 P: 28	R: 0 E: 0 K: 0 S: 12	H: 0 LOB: 0 BB: 0 P: 14	R: 0 E: 0 K: 1 S: 9	H: 2 LOB: 2 BB: 0 P: 13	R: 0 E: 0 K: 0 S: 7	H: 0 LOB: 0 BB: 0 P: 8	R: 1 E: 0 K: 0 S: 8	H: 1 LOB: 0 BB: 0 P: 14	R: 0 E: 0 K: 0 S: 10	H: 1 LOB: 1 BB: 0 P: 15	R: 0 E: 0 K: 0 S: 5	H: 1 LOB: 0 BB: 0 P: 9	R: 3 E: 0 K: 2 S: 16	H: 2 LOB: 0 BB: 1 P: 24	R: 0 E: 0 K: 1 S: 10	H: 1 LOB: 1 BB: 0 P: 15	1B: 8 2B: 3 3B: 0 HR: 2	SF: 0 SAC: 0 DP: 1 HBP: 0	WP: 0 PB: 0 SB: 0 CS: 0	PA: 40
---------------------	-------------------------------	----------------------------------	-------------------------------	----------------------------------	------------------------------	----------------------------------	------------------------------	---------------------------------	------------------------------	----------------------------------	-------------------------------	----------------------------------	------------------------------	---------------------------------	-------------------------------	----------------------------------	-------------------------------	----------------------------------	----------------------------------	------------------------------------	----------------------------------	--------

PITCHER	IP	WLS	BF	H	R	ER	SO	BB	IBB	HBP	BLK	WP	HR	S	P	ERA	WHIP
Brad Radke, R ERA: 4.03 (1, 1)	5.0		23	8	5	5	3	0	0	0	0	0	1	57	77	9.00	1.600
54 Matt Guerrier, R ERA: 3.0 (6, 1)	1.0		4	1	0	0	0	0	0	0	0	0	0	10	15	0.00	1.000
Terry Mulholland, L ERA: 3.68 (7, 1)	1.0	H	3	1	0	0	0	0	0	0	0	0	0	5	9	0.00	1.000
Juan Rincon, R ERA: 3.2 (8, 1)	1.0	W	6	2	3	3	2	1	0	0	0	0	1	16	24	27.00	3.000
36 Joe Nathan, R ERA: 2.77 (9, 1)	1.0	S	4	1	0	0	1	0	0	0	0	0	0	10	15	0.00	1.000



Batter	1	2	3	4	5	6	7	8	9	AB R H RBI BB SO LOB	TOP
Shannon Stewart, R (1, 7) OBP: 0.347, SLG: 0.433 Michael Ryan, L (8, PH) OBP: 0.500, SLG: 0.500 (8, 7)	F8		1B		HR		SF9	SF8		4 3 3 1 0 0 0 0 0 0 1 0 0 0	
38 Luis Antonio Rodriguez, B (4) OBP: 0.333, SLG: 0.389	F9		1B		2B		F9	F7		5 1 2 0 0 0 1	
7 Joe Mauer, L (1, 2) OBP: 0.371, SLG: 0.425	F7		1B		K		SF9			5 0 2 2 0 1 1	
Torii Hunter, R (1, 8) OBP: 0.345, SLG: 0.486 20 Lew Ford, R (7, PH) OBP: 0.365, SLG: 0.417 (7, 8)		HR	1B		G4-3					3 1 1 1 0 0 2 1 0 0 0 0 1 0	
Jacque Jones, L (1, 9) OBP: 0.376, SLG: 0.463		HR	G4-6-3				SF9			4 1 1 3 0 0 1	
33 Justin Morneau, L (1, 3) OBP: 0.340, SLG: 0.507	F9				G1-3		F7			4 1 1 0 0 0 2	
5 Michael Cuddyer, R (1, 5) OBP: 0.333, SLG: 0.380		K			K		E5			4 1 2 0 0 2 0	
Juan Castro, R (1, 6) OBP: 0.295, SLG: 0.417		G6-3			G5-3					4 1 2 2 0 0 0	
Johan Santana, L (1, 1) OBP: 0.250, SLG: 0.250			1B		G4-3		G4-6-3			4 1 1 0 0 0 3	

Minnesota Twins @ Arizona Diamondbacks  
Bank One Ballpark, Phoenix, AZ  
Wed Jun 08 2005, 10:10 PM EDT  
Att. 23,404 - Clear - 76 F

AB	38
R	10
H	15
RBI	10
BB	0
SO	4
LOB	10



Inning Stats	R: 0	H: 0	E: 0	K: 0	S: 9	P: 16	R: 2	H: 2	E: 0	K: 1	S: 20	P: 26	R: 3	H: 4	E: 0	K: 0	S: 14	P: 21	R: 0	H: 0	E: 0	K: 1	S: 8	P: 12	R: 1	H: 2	E: 1	K: 0	S: 13	P: 19	R: 1	H: 3	E: 1	K: 0	S: 8	P: 11	R: 1	H: 2	E: 0	K: 0	S: 13	P: 21	R: 2	H: 2	E: 0	K: 1	S: 12	P: 18	R: 0	H: 0	E: 0	K: 1	S: 6	P: 10	1B: 10	SF: 2	2B: 3	SAC: 0	3B: 0	DP: 2	HR: 2	HBP: 1	WP: 1	PA: 41
--------------	------	------	------	------	------	-------	------	------	------	------	-------	-------	------	------	------	------	-------	-------	------	------	------	------	------	-------	------	------	------	------	-------	-------	------	------	------	------	------	-------	------	------	------	------	-------	-------	------	------	------	------	-------	-------	------	------	------	------	------	-------	--------	-------	-------	--------	-------	-------	-------	--------	-------	--------

PITCHER	IP	WLS	BF	H	R	ER	SO	BB	IBB	HBP	BLK	WP	HR	S	P	ERA	WHIP
Claudio Vargas, R (1, 1) ERA: 9.68	5.0	L	22	8	6	6	3	0	0	0	0	1	2	64	94	10.80	1.600
Mike Koplove, R (6, 1) ERA: 5.06	2.0		11	5	2	1	0	0	0	1	0	0	0	21	32	4.50	2.500
Matt Herges, R (8, 1) ERA: 5.54	1.0		5	2	2	2	0	0	0	0	0	0	0	12	18	18.00	2.000
Jose Valverde, R (9, 1) ERA: 6.0	1.0		3	0	0	0	1	0	0	0	0	0	0	6	10	0.00	0.000

PITCHER	IP	WLS	BF	H	R	ER	SO	BB	IBB	HBP	BLK	WP	HR	S	P	ERA	WHIP
---------	----	-----	----	---	---	----	----	----	-----	-----	-----	----	----	---	---	-----	------



Batter	1	2	3	4	5	6	7	8	9	AB R H RBI BB SO LOB	BOTTOM											
Alex Cintron, S OBP: 0.317, SLG: 0.397 (1, 4)	0-0 L4		0-0 G6-3			1-1 F8			2-1 G6-4-3 1B	4 0 1 0 0 0 1	<b>Minnesota Twins @ Arizona Diamondbacks</b> Bank One Ballpark, Phoenix, AZ Wed Jun 08 2005, 10:10 PM EDT Att. 23,404 - Clear - 76 F											
Royce Clayton, R OBP: 0.275, SLG: 0.306 (1, 6)	3-3 K			1-3 K		1-3 K		1-2 F9	4 0 0 0 0 3 1													
Luis Gonzalez, L OBP: 0.406, SLG: 0.500 Matt Herges, L (8, 1)	2-3 K			0-1 L9		0-3 K		1-0 G6-4-3 1-2f	3 0 0 0 0 2 0 0 0 0 0 0 0 0 0 0 0 0 0 0 0 1 0 0 0 0 0 1													
Troy Claus, R OBP: 0.346, SLG: 0.510 (1, 5)		2-2 F9		0-1 FC6-4 1B		2-3 K			3 0 1 0 0 1 0													
Tony Clark, S OBP: 0.404, SLG: 0.706 (1, 3)		0-3 K		0-0 FC6-4 1-2f		1-2 G5-3			3 0 0 0 0 1 1													
Shawn Green, L OBP: 0.322, SLG: 0.396 (1, 9)		1-2 G3			0-0 G3		2-2 G3-1		3 0 0 0 0 0 0													
José Cruz Jr., S OBP: 0.361, SLG: 0.495 (1, 8)			0-1 P3		2-3 K		0-1 G5-3		3 0 0 0 0 1 0													
19 Chris Snyder, R OBP: 0.327, SLG: 0.314 (1, 2)			0-1 SH3-4 1B		3-1 1B		2-2 P3		3 0 2 0 0 0 0													
Claudio Vargas, R OBP: 0.500, SLG: 0.500 Quinton McCracken, S OBP: 0.295, SLG: 0.253 Mike Koptlove, R (6, 1)			0-1 SH3-4		2-3 K		0-0 F9		0 0 0 0 0 0 0 1 0 0 0 0 1 1 0 0 0 0 0 0 0 1 0 0 0 0 0 0													
Scott Hairston, R OBP: 0.222, SLG: 0.333 (8, 7)			1-2																			
<b>Inning Stats</b>	R: 0 E: 0 K: 2 S: 9	H: 0 LOB: 0 BB: 0 P: 14	R: 0 E: 0 K: 1 S: 10	H: 0 LOB: 0 BB: 0 P: 13	R: 0 E: 0 K: 0 S: 7	H: 1 LOB: 1 BB: 0 P: 7	R: 0 E: 0 K: 1 S: 9	H: 1 LOB: 1 BB: 0 P: 10	R: 0 E: 0 K: 2 S: 8	H: 0 LOB: 0 BB: 0 P: 10	R: 0 E: 0 K: 1 S: 10	H: 0 LOB: 0 BB: 0 P: 15	R: 0 E: 0 K: 0 S: 8	H: 0 LOB: 0 BB: 0 P: 10	R: 0 E: 0 K: 0 S: 7	H: 1 LOB: 0 BB: 0 P: 11	1B: 4 2B: 0 3B: 0 HR: 0	SF: 0 SAC: 1 DP: 1 HBP: 0	WP: 0 PB: 0 SB: 0 CS: 0	PA: 30		
<b>PITCHER</b> Johan Santana, L ERA: 3.31 (1, 1)	IP 9.0	WLS W	BF 30	H 4	R 0	ER 0	SO 9	BB 0	IBB 0	HBP 0	BLK 0	WP 0	HR 0	S 78	P 107	ERA 0.00	WHIP 0.444				ERA 0.00	WHIP 0.444

livebaseballscores.com

AB	29
R	0
H	4
RBI	0
BB	0
SO	9
LOB	5



Batter	1	2	3	4	5	6	7	8	9	AB R H RBI BB SO LOB	TOP	
Shannon Stewart, R (1, 7) OBP: 0.342, SLG: 0.426	0-1 F9		1-3 K		3-2 F8			1-1 G5-3		4 0 0 0 0 1 2		
38 Luis Antonio Rodriguez, R (8, 4) OBP: 0.364, SLG: 0.409	2-2 FC6-4 1B			1-0 G6-3		1-3 K		0-0 1B		4 0 2 0 0 1 0		
7 Joe Mauer, L (1, 2) OBP: 0.363, SLG: 0.414	3-2 FC6-4 1-2f			0-2 F8		2-2 G3		0-0 F7		4 0 0 0 0 0 2		
Torii Hunter, R (1, 8) OBP: 0.343, SLG: 0.479	0-0 F7			2-2 G3		4-1 WP HR BB		0-3 K		3 1 0 0 1 1 2		
Jacque Jones, L (1, 9) OBP: 0.374, SLG: 0.474						0-0 F7		0-0 G4-3		4 1 1 2 0 0 0		
33 Justin Morneau, L (1, 3) OBP: 0.337, SLG: 0.521						2-1 HR		1-0 G3-1		4 1 1 1 0 0 0		
5 Michael Cuddyer, R (1, 5) OBP: 0.337, SLG: 0.376						4-2 BB BB		4-2 20 1B BB		2 0 0 0 2 0 0		
Juan Castro, R (1, 6) OBP: 0.296, SLG: 0.409						1 SAFE 1 B 1 SAFE 4-1 BB		1-2 K		2 0 0 0 1 1 0		
20 Lew Ford, R (9, PH) OBP: 0.368, SLG: 0.420						1-2 BB		1-2 1B		1 0 1 0 0 0 0		
Kyle Lohse, R (1, 1)						1-0 F7		2-3 K		2 0 0 0 0 1 2		
Michael Ryan, L (7, PH) OBP: 0.444, SLG: 0.429						1-3 K		3-2 G6-3		1 0 0 0 0 0 0		
J.C. Romero, S (7, 1)										0 0 0 0 0 0 0		
Matthew LeCroy, R (9, PH) OBP: 0.339, SLG: 0.423										1 0 0 0 0 1 2		
<b>Inning Stats</b>	R: 0 H: 1 E: 0 LOB: 1 K: 0 BB: 0 S: 11 P: 16	R: 0 H: 0 E: 0 LOB: 0 K: 0 BB: 0 S: 12 P: 19	R: 0 H: 0 E: 0 LOB: 0 K: 1 BB: 0 S: 10 P: 15	R: 0 H: 0 E: 0 LOB: 0 K: 0 BB: 0 S: 8 P: 11	R: 1 H: 1 E: 0 LOB: 2 K: 1 BB: 2 S: 12 P: 26	R: 2 H: 1 E: 0 LOB: 0 K: 1 BB: 1 S: 13 P: 25	R: 0 H: 0 E: 0 LOB: 0 K: 1 BB: 0 S: 11 P: 16	R: 0 H: 1 E: 0 LOB: 1 K: 1 BB: 0 S: 7 P: 8	R: 0 H: 1 E: 0 LOB: 2 K: 1 BB: 1 S: 10 P: 18	1B: 3 SF: 0 2B: 0 SAC: 0 3B: 0 DP: 0 HR: 2 HBP: 0	WP: 1 PA: 36 PB: 0 SB: 0 CS: 0	
<b>PITCHER</b>	IP WLS BF H R ER SO BB IBB HBP BLK WP HR S P ERA WHIP											
Javier Vazquez, R (1, 1) ERA: 4.39	6.0 W 24 3 3 3 3 3 0 0 0 0 1 2 66 112 4.50 1.000											
Lance Cormier, R (7, 1) ERA: 1.67	2.0 H 7 1 0 0 2 0 0 0 0 0 0 0 18 24 0.00 0.500											
Javier López, L (9, 1) ERA: 9.77	0.2 H 2 0 0 0 0 0 0 0 0 0 0 0 2 3 0.00 0.000											
36 Brian Bruney, R (9, 1) ERA: 6.04	0.1 S 3 1 0 0 1 1 0 0 0 0 0 0 8 15 0.00 6.000											

Minnesota Twins @ Arizona Diamondbacks  
Bank One Ballpark, Phoenix, AZ

AB	32
R	3
H	5
RBI	3
BB	4
SO	6
LOB	10



Thu Jun 09 2005, 9:40 PM EDT  
Att. 22,139 - Clear - 77 F


livebaseballscorecards.com

Batter	1	2	3	4	5	6	7	8	9
<b>Craig Counsell, L</b> (1, 4) OBP: 0.397, SLG: 0.433	1-1 G6-3 3B		2-3 K	2-1 G1-3		1-2 G3			
<b>Alex Cintron, S</b> (1, 6) OBP: 0.323, SLG: 0.408 <b>Royce Clayton, R</b> (9, 6) OBP: 0.275, SLG: 0.306	2-2 G6-3		0-0 BB 2B	2-0 3-H 1B			2-2 G6-3		
<b>Luis Gonzalez, L</b> (1, 7) OBP: 0.404, SLG: 0.493	2-1 G1-3		4-0 BB IBB	1-1 F8			3-3 K		
<b>Troy Glaus, R</b> (1, 5) OBP: 0.348, SLG: 0.507	1-1 F8		4-2 BB	0-1 G4-3 1B			0-0 F8		
<b>Shawn Green, L</b> (1, 9) OBP: 0.321, SLG: 0.391		4-2 FC6-4 BB	0-0 G1-3	1-2 G4-3			2-2 G4-3		
<b>José Cruz Jr., S</b> (1, 8) OBP: 0.357, SLG: 0.514		2-3 K	0-0 HR	1-1 F7			0-2 F7		
<b>Chad Tracy, L</b> (1, 3) OBP: 0.301, SLG: 0.448		1-3 K	1-0 SH1-4 G1-3 1B	1-1 F7			1-1 G4-3		
<b>19 Chris Snyder, R</b> (1, 2) OBP: 0.333, SLG: 0.317		2-0 FC6-4	1-0 SAFE G1-3 SH1-4 1B 1B	4-2 BB					
<b>Javier Vazquez, R</b> (1, 1) OBP: 0.348, SLG: 0.391 <b>Quinton McCracken, S</b> (6, PH) OBP: 0.292, SLG: 0.250 <b>Lance Cormier, R</b> (7, 1) OBP: 0.500, SLG: 0.500 <b>Javier López, L</b> (9, 1) <b>36 Brian Bruney, R</b> (9, 1)			1-2 G5-3	1-1 SH1-4		0-1 F7			

AB	R	H	RBI	BB	SO	LOB
4	1	1	1	0	1	2
4	0	2	2	0	0	0
0	0	0	0	0	0	0
3	0	0	0	1	1	1
3	0	1	0	1	0	0
3	0	0	0	1	0	4
4	1	1	1	0	1	1
4	1	1	0	0	1	1
2	1	1	0	1	0	1
1	0	0	0	0	0	0
1	0	0	0	0	0	1
0	0	0	0	0	0	0
0	0	0	0	0	0	0
0	0	0	0	0	0	0

**MINNESOTA TWINS @ ARIZONA DIAMONDBACKS**  
**Bank One Ballpark, Phoenix, AZ**  
 Thu Jun 09 2005, 9:40 PM EDT  
 Att. 22,139 - Clear - 77 F

<b>AB</b>	<b>29</b>
<b>R</b>	<b>4</b>
<b>H</b>	<b>7</b>
<b>RBI</b>	<b>4</b>
<b>BB</b>	<b>4</b>
<b>SO</b>	<b>4</b>
<b>LOB</b>	<b>11</b>



Inning Stats	R: 1	H: 1	E: 0	K: 0	S: 9	LOB: 0	BB: 0	P: 15	R: 0	H: 0	E: 0	K: 2	S: 9	LOB: 1	BB: 1	P: 18	R: 0	H: 1	E: 0	K: 1	S: 11	LOB: 3	BB: 2	P: 22	R: 3	H: 4	E: 0	K: 0	S: 10	LOB: 1	BB: 0	P: 18	R: 0	H: 1	E: 0	K: 0	S: 7	LOB: 0	BB: 0	P: 9	R: 0	H: 0	E: 0	K: 0	S: 13	LOB: 1	BB: 1	P: 19	R: 0	H: 0	E: 0	K: 1	S: 7	LOB: 0	BB: 0	P: 12	R: 0	H: 0	E: 0	K: 0	S: 10	LOB: 0	BB: 0	P: 13
<b>PITCHER</b>	<b>IP</b>	<b>WLS</b>	<b>BF</b>	<b>H</b>	<b>R</b>	<b>ER</b>	<b>SO</b>	<b>BB</b>	<b>IBB</b>	<b>HBP</b>	<b>BLK</b>	<b>WP</b>	<b>HR</b>	<b>S</b>	<b>P</b>	<b>ERA</b>	<b>WHIP</b>	<b>PITCHER</b>	<b>IP</b>	<b>WLS</b>	<b>BF</b>	<b>H</b>	<b>R</b>	<b>ER</b>	<b>SO</b>	<b>BB</b>	<b>IBB</b>	<b>HBP</b>	<b>BLK</b>	<b>WP</b>	<b>HR</b>	<b>S</b>	<b>P</b>	<b>ERA</b>	<b>WHIP</b>																													
<b>Kyle Lohse, R</b> (1, 1) ERA: 4.43	6.0	L	28	7	4	4	3	3	1	0	0	0	1	59	101	6.00	1.667	<b>J.C. Romero, L</b> (7, 1) ERA: 1.5	2.0		6	0	0	0	1	0	0	0	0	17	25	0.00	0.000																															

<b>WP: 0</b>	<b>PA: 34</b>
<b>PB: 0</b>	
<b>SB: 0</b>	
<b>CS: 0</b>	

Batter	1	2	3	4	5	6	7	8	9	10	AB	R	H	RBI	BB	SO	LOB	TOP							
<b>4 Angel Berroa, R</b> (1, 6) <small>OBP: 0.295, SLG: 0.371</small> <b>Jeremy Affeldt, L</b> (7, 1) <b>Emil Brown, R</b> (8, PH) <small>OBP: 0.340, SLG: 0.452</small>	1-1 L6		2-2 G4-3		2-2 G6-3		1-1 FC4-6	1-2 FC6-4	4-1 FC5-4		4	0	0	0	0	0	2								
<b>9 David DeJesus, L</b> (1, 8) <small>OBP: 0.349, SLG: 0.400</small>	4-2 2B BB		2-1 F8		2-2 F9		0-0 P6	0-0 24 BB 3B	0-1 FC5-4		5	2	1	3	1	0	4								
<b>Matt Stairs, L</b> (1, 3) <small>OBP: 0.407, SLG: 0.504</small>	2-3 SAFE K		4-2 BB		2-3 K		1-2 F7	4-1 24 BB BB	2-2 FC6-4		4	0	1	1	2	2	3								
<b>Terrence Long, L</b> (1, 9) <small>OBP: 0.294, SLG: 0.373</small> <b>Tony Graffanino, R</b> (8, PH) <small>OBP: 0.367, SLG: 0.386</small>	0-1 1-H 2B		2-0 F8		2-2 24 G6-3 2B			K	2-1 FC6-4		4	1	2	1	0	1	1								
<b>24 Mark Teahen, L</b> (1, 5) <small>OBP: 0.305, SLG: 0.390</small>	1-0 G3			1-2 32 L3 1B		0-0 G6-3				1-0 G6-3	5	1	2	1	1	0	2								
<b>Ruben Gotay, S</b> (1, 4) <small>OBP: 0.312, SLG: 0.403</small> <b>Ambiorix Burgos, R</b> (8, 1) <b>Matt Diaz, R</b> (10, PH) <small>OBP: 0.279, SLG: 0.375</small> <b>Mike MacDougal, S</b> (10, 1)		2-3 K		2-3 K		0-1 2B				2-3 K	5	1	2	3	0	2	4								
<b>32 Shane Costa, L</b> (1, 7) <small>OBP: 0.467, SLG: 0.462</small>		0-1 2B		1-1 L3		2-1 P4		4-0 14 BB FC6-4	2-1 14 BB FC1-5	1-1 G4-3	5	1	2	0	1	0	2								
<b>14 John Buck, R</b> (1, 2) <small>OBP: 0.265, SLG: 0.338</small>		0-1 F9		1-0 F8			2-1 4 FC4-6 1B	4-1 9 BB FC6-4	0-1 9 BB FC1-5		4	2	2	0	1	0	1								
<b>23 Zack Greinke, R</b> (1, 1) <small>OBP: 0.500, SLG: 2.000</small> <b>Steve Sternle, R</b> (5, 1) <b>Mike Wood, R</b> (5, 1) <b>46 Juan Carlos Oviedo, R</b> (6, 1) <b>Joe McEwing, R</b> (7, PH) <small>OBP: 0.319, SLG: 0.328</small>		1-0 F9		1-0 HR			4-1 4 FC4-6 BB	4-2 FC6-4	0-0 9 FC5-4 1B		2	1	1	1	0	0	1								
<b>Inning Stats</b>	R: 1 E: 0 K: 1 S: 12	H: 1 LOB: 1 BB: 1 P: 20	R: 0 E: 0 K: 1 S: 8	H: 1 LOB: 1 BB: 0 P: 11	R: 0 E: 0 K: 0 S: 9	H: 1 LOB: 0 BB: 1 P: 19	R: 0 E: 0 K: 1 S: 9	H: 1 LOB: 0 BB: 0 P: 14	R: 1 E: 0 K: 1 S: 11	H: 2 LOB: 1 BB: 0 P: 17	R: 0 E: 0 K: 0 S: 9	H: 1 LOB: 2 BB: 1 P: 17	R: 6 E: 0 K: 1 S: 26	H: 3 LOB: 3 BB: 6 P: 57	R: 2 E: 0 K: 0 S: 13	H: 3 LOB: 2 BB: 1 P: 23	R: 0 E: 0 K: 1 S: 6	H: 0 LOB: 0 BB: 0 P: 10	1B: 5 2B: 6 3B: 1 HR: 2	SF: 0 SAC: 0 DP: 1 HBP: 0	WP: 1 PB: 0 SB: 0 CS: 0	PA: 52			
<b>PITCHER</b>	IP WLS BF H R ER SO BB IBB HBP BLK WP HR S P ERA WHIP	IP WLS BF H R ER SO BB IBB HBP BLK WP HR S P ERA WHIP	IP WLS BF H R ER SO BB IBB HBP BLK WP HR S P ERA WHIP	IP WLS BF H R ER SO BB IBB HBP BLK WP HR S P ERA WHIP	IP WLS BF H R ER SO BB IBB HBP BLK WP HR S P ERA WHIP	IP WLS BF H R ER SO BB IBB HBP BLK WP HR S P ERA WHIP	IP WLS BF H R ER SO BB IBB HBP BLK WP HR S P ERA WHIP	IP WLS BF H R ER SO BB IBB HBP BLK WP HR S P ERA WHIP	IP WLS BF H R ER SO BB IBB HBP BLK WP HR S P ERA WHIP	IP WLS BF H R ER SO BB IBB HBP BLK WP HR S P ERA WHIP	IP WLS BF H R ER SO BB IBB HBP BLK WP HR S P ERA WHIP	IP WLS BF H R ER SO BB IBB HBP BLK WP HR S P ERA WHIP	IP WLS BF H R ER SO BB IBB HBP BLK WP HR S P ERA WHIP	IP WLS BF H R ER SO BB IBB HBP BLK WP HR S P ERA WHIP	IP WLS BF H R ER SO BB IBB HBP BLK WP HR S P ERA WHIP	IP WLS BF H R ER SO BB IBB HBP BLK WP HR S P ERA WHIP	IP WLS BF H R ER SO BB IBB HBP BLK WP HR S P ERA WHIP	IP WLS BF H R ER SO BB IBB HBP BLK WP HR S P ERA WHIP	IP WLS BF H R ER SO BB IBB HBP BLK WP HR S P ERA WHIP	IP WLS BF H R ER SO BB IBB HBP BLK WP HR S P ERA WHIP	IP WLS BF H R ER SO BB IBB HBP BLK WP HR S P ERA WHIP	IP WLS BF H R ER SO BB IBB HBP BLK WP HR S P ERA WHIP	IP WLS BF H R ER SO BB IBB HBP BLK WP HR S P ERA WHIP		
<b>Russ Ortiz, R</b> (1, 1) <small>ERA: 5.45</small>	7.0																								
<b>31 Edgar Gonzalez, R</b> (8, 1) <small>ERA: 108.0</small>	0.1																								
<b>Matt Herges, R</b> (8, 1) <small>ERA: 6.15</small>	0.1																								
<b>Javier López, L</b> (8, 1) <small>ERA: 9.77</small>	0.0																								
<b>Lance Cormier, R</b> (8, 1) <small>ERA: 2.14</small>	1.1	B																							

**Kansas City Royals @ Arizona Diamondbacks**  
 Bank One Ballpark, Phoenix, AZ  
 Fri Jun 10 2005, 9:40 PM EDT  
 Att. 22,731 - Clear - 77 F

AB	42
R	11
H	13
RBI	11
BB	10
SO	6
LOB	26



# Kansas City Royals @ Arizona Diamondbacks

## Bank One Ballpark, Phoenix, AZ

Fri Jun 10 2005, 9:40 PM EDT  
Att. 22,731 - Clear - 77 F

[livebaseballscorecards.com](http://livebaseballscorecards.com)

<b>AB</b>	<b>43</b>
<b>R</b>	<b>12</b>
<b>H</b>	<b>20</b>
<b>RBI</b>	<b>12</b>
<b>BB</b>	<b>5</b>
<b>SO</b>	<b>6</b>
<b>LOB</b>	<b>17</b>



<b>WP:</b> 0	<b>PA:</b> 49
<b>PB:</b> 0	
<b>SB:</b> 0	
<b>CS:</b> 0	

AB	R	H	RBI	BB	SO	LOB
5	2	2	0	1	0	3
5	2	4	2	0	0	0
1	0	0	0	0	0	0
3	1	2	2	1	0	0
2	0	0	0	0	1	2
6	2	3	1	0	2	4
4	3	3	5	0	0	0
5	0	0	0	0	2	3
3	0	2	1	2	0	0
5	1	2	1	0	1	3
3	1	2	0	1	0	0
0	0	0	0	0	0	0
0	0	0	0	0	0	0
0	0	0	0	0	0	0
1	0	0	0	0	0	2
0	0	0	0	0	0	0
1B:	10	SF:	1			
2B:	5	SAC:	0			
3B:	1	DP:	3			
HR:	4	HBP:	0			

Batter	1	2	3	4	5	6	7	8	9	10													
<b>Craig Counsell, L</b> OBP: 0.399, SLG: 0.432 (1, 4)	1-0 3B 1B	0-1 G3-6 1-2f	3-2 P3		3-1 1B 1B		4-1 G5-3 1B BB		2-2 G4-3														
<b>Alex Cintron, S</b> OBP: 0.341, SLG: 0.440 <b>Royce Clayton, R</b> OBP: 0.274, SLG: 0.304 (1, 6) (9, 6)	2-0 2B 3B	1-2 BB 1B		0-1 F9	0-1 1B SF7 1B		1-0 G5-3 1B		3-2 G1-3														
<b>Luis Gonzalez, L</b> OBP: 0.409, SLG: 0.500 <b>Scott Hairston, R</b> OBP: 0.182, SLG: 0.273 (1, 7) (7, PH) (8, 8) (8, 7)	0-1 2B 2B	4-0 1-2 BB		1-0 G3	0-1 1B 1B		1-0 G5-3		1-3 K														
<b>Troy Glaus, R</b> OBP: 0.352, SLG: 0.521 (1, 5)	1-1 F8	2-3 K		1-1 HR 1B	2-1 1-2 2-3 1B		2-3 K			2-1 HR													
<b>Shawn Green, L</b> OBP: 0.327, SLG: 0.429 (1, 9)	1-0 G4-3 2B 2B		2-0 HR	1-0 1-H HR	2-2 SF7			0-0 G3-1															
<b>José Cruz Jr., S</b> OBP: 0.344, SLG: 0.491 (1, 8) (8, 7) (8, 8)	1-2 G4-3 2-3		2-2 G4-3	3-1 G3-1	2-3 K			2-3 K															
<b>Chad Tracy, L</b> OBP: 0.313, SLG: 0.462 (1, 3)	1-2 2B		0-0 2B		1-1 F9	4-2 G1-4-3 BB		4-0 1B BB															
<b>Kelly Stinnett, R</b> OBP: 0.333, SLG: 0.500 (1, 2)	0-0 G5-3		1-3 K		1-1 HR	0-2 G1-4-3 1-2f		0-2 1-3 1B															
<b>Russ Ortiz, R</b> OBP: 0.346, SLG: 0.333 31 <b>Edgar González, R</b> <b>Matt Herge, L</b> OBP: 0.333, SLG: 0.333 <b>Javier López, L</b> <b>Lance Cormier, R</b> OBP: 0.333, SLG: 0.333 36 <b>Brian Bruney, R</b> (1, 1) (8, 1) (8, 1) (8, 1) (8, 1) (8, 1) (10, 1)		2-1 G3-6 1B	4-1 BB		0-0 1B 2B	0-1 F8		2-1 G6-3															
<b>Inning Stats</b>	R: 4 E: 0 K: 0 S: 14	H: 5 LOB: 1 BB: 0 P: 21	R: 0 E: 0 K: 1 S: 12	H: 2 LOB: 2 BB: 1 P: 21	R: 1 E: 0 K: 1 S: 12	H: 2 LOB: 2 BB: 1 P: 24	R: 2 E: 0 K: 0 S: 8	H: 2 LOB: 0 BB: 0 P: 14	R: 4 E: 0 K: 1 S: 20	H: 6 LOB: 2 BB: 0 P: 31	R: 0 E: 0 K: 0 S: 8	H: 0 LOB: 0 BB: 1 P: 12	R: 0 E: 0 K: 1 S: 7	H: 1 LOB: 1 BB: 1 P: 15	R: 0 E: 0 K: 1 S: 9	H: 1 LOB: 2 BB: 1 P: 17	R: 0 E: 0 K: 1 S: 11	H: 0 LOB: 0 BB: 0 P: 17	R: 1 E: 0 K: 0 S: 2	H: 1 LOB: 0 BB: 0 P: 4	1B: 10 2B: 5 3B: 1 HR: 4	SF: 1 SAC: 0 DP: 3 HBP: 0	
<b>PITCHER</b>	IP WLS BF H R ER SO BB IBB HBP BLK WP HR S P ERA WHIP	IP WLS BF H R ER SO BB IBB HBP BLK WP HR S P ERA WHIP	IP WLS BF H R ER SO BB IBB HBP BLK WP HR S P ERA WHIP	IP WLS BF H R ER SO BB IBB HBP BLK WP HR S P ERA WHIP	IP WLS BF H R ER SO BB IBB HBP BLK WP HR S P ERA WHIP	IP WLS BF H R ER SO BB IBB HBP BLK WP HR S P ERA WHIP	IP WLS BF H R ER SO BB IBB HBP BLK WP HR S P ERA WHIP	IP WLS BF H R ER SO BB IBB HBP BLK WP HR S P ERA WHIP	IP WLS BF H R ER SO BB IBB HBP BLK WP HR S P ERA WHIP	IP WLS BF H R ER SO BB IBB HBP BLK WP HR S P ERA WHIP	IP WLS BF H R ER SO BB IBB HBP BLK WP HR S P ERA WHIP	IP WLS BF H R ER SO BB IBB HBP BLK WP HR S P ERA WHIP	IP WLS BF H R ER SO BB IBB HBP BLK WP HR S P ERA WHIP	IP WLS BF H R ER SO BB IBB HBP BLK WP HR S P ERA WHIP	IP WLS BF H R ER SO BB IBB HBP BLK WP HR S P ERA WHIP	IP WLS BF H R ER SO BB IBB HBP BLK WP HR S P ERA WHIP	IP WLS BF H R ER SO BB IBB HBP BLK WP HR S P ERA WHIP	IP WLS BF H R ER SO BB IBB HBP BLK WP HR S P ERA WHIP	IP WLS BF H R ER SO BB IBB HBP BLK WP HR S P ERA WHIP	IP WLS BF H R ER SO BB IBB HBP BLK WP HR S P ERA WHIP	IP WLS BF H R ER SO BB IBB HBP BLK WP HR S P ERA WHIP	IP WLS BF H R ER SO BB IBB HBP BLK WP HR S P ERA WHIP	IP WLS BF H R ER SO BB IBB HBP BLK WP HR S P ERA WHIP

<b>23 Zack Greinke, R</b> ERA: 6.01	(1, 1)	4.1	29	15	11	11	2	2	0	0	0	0	0	0	0	0	22.85	3.923
<b>Steve Stemple, R</b> ERA: 5.06	(5, 1)	0.0	0	0	0	0	0	0	0	0	0	0	0	0	0	0	∞	∞
<b>Mike Wood, R</b> ERA: 3.63	(5, 1)	0.2	4	2	0	0	1	0	0	0	0	0	0	0	0	0	0.00	3.000
<b>46 Juan Carlos Oviedo, R</b> ERA: 8.04	(6, 1)	1.0	3	0	0	0	0	1	0	0	0	0	0	0	0	0	0.00	1.000
<b>Jeremy Affeldt, L</b> ERA: 3.38	(7, 1)	1.0	4	1	0	0	1	1	0	0	0	0	0	0	0	0	0.00	2.000

PITCHER	IP	WLS	BF	H	R	ER	SO	BB	IBB	HBP	BLK	WP	HR	S	P	ERA	WHIP
<b>23 Zack Greinke, R</b> ERA: 6.01	(1, 1)	4.1	29	15	11	11	2	2	0	0	0	0	0	0	0	22.85	3.923
<b>Steve Stemple, R</b> ERA: 5.06	(5, 1)	0.0	0	0	0	0	0	0	0	0	0	0	0	0	0	∞	∞
<b>Mike Wood, R</b> ERA: 3.63	(5, 1)	0.2	4	2	0	0	1	0	0	0	0	0	0	0	0	0.00	3.000
<b>46 Juan Carlos Oviedo, R</b> ERA: 8.04	(6, 1)	1.0	3	0	0	0	0	1	0	0	0	0	0	0	0	0.00	1.000
<b>Jeremy Affeldt, L</b> ERA: 3.38	(7, 1)	1.0	4	1	0	0	1	1	0	0	0	0	0	0	0	0.00	2.000

Batter	1	2	3	4	5	6	7	8	9	AB R H RBI BB SO LOB	TOP											
4 Angel Berroa, R OBP: 0.288, SLG: 0.362 (1, 6)	1-1 G6-3	1-3 K		X 0-0 L5		B X 0-0 L8		0-3 K	1-3 K	6 0 0 0 0 3 0	<b>Kansas City Royals @ Arizona Diamondbacks</b> Bank One Ballpark, Phoenix, AZ Sat Jun 11 2005, 9:40 PM EDT Att. 27,996 - Clear - 78 F <a href="http://livebaseballscorecards.com">livebaseballscorecards.com</a>											
9 David DeJesus, L OBP: 0.354, SLG: 0.405 (1, 8)	2-2 1B 2B 1B	1-1 L5-3 1B		1-1 G3		X 0-0 F9		2-2 1B 2B 1B		5 2 3 0 0 0 0												
Tony Graffanino, R OBP: 0.375, SLG: 0.394 (1, 3)	2-2 SAFE 1B SAFE 2B SAFE 1B SAFE 1-2 1B 1B	3-2 SAFE L5-3		3-2 1B		B C X 2-1 F8		1-2 2B 1B		5 1 3 0 0 0 1												
Emil Brown, R OBP: 0.352, SLG: 0.480 (1, 9)	1-0 1B 2B		X 0-0 1B SF9 2B		X 0-2 G5-3		B F X 2-2 E5 1B	F X 0-2 2B		5 3 4 2 0 0 1												
Terrence Long, L OBP: 0.310, SLG: 0.382 (1, 7)	0-1 14 1B 1B 2-H 3-H		B X 1-0 14 1B 1B 2-3		X 0-0 F8		C X 0-1 14 HR 1B 2-H	B B C B 4-1 24 FC3-6 BB		4 1 3 3 1 0 0												
Ruben Gotay, S OBP: 0.315, SLG: 0.405 (1, 4)	SAFE 1B 1B 1-2 1B		F X 0-1 SF9		C C X 0-2 14 S 1B		D B F X SAFE 2-1 F8	0-0 F4		4 0 2 1 0 0 4												
24 Mark Teahen, L OBP: 0.294, SLG: 0.375 (1, 5)	0-2 K		T F C 0-2 K		X 0-0 F7		C T C 0-3 K	0-1 FC3-6		5 0 0 0 0 3 8												
14 John Buck, R OBP: 0.281, SLG: 0.368 (1, 2)	0-2 1B 1B		F SAFE 1B SAFE 1B SAFE 1-2 2-3 1B		S D B I 4-1 1-2 IBB		B F X SAFE 2-1 HR	B B X 2-0 P4		4 1 3 2 1 0 0												
J.P. Howell, L (1, 1) Andrew Sisco, L (6, 1) Mike Wood, R (7, 1) Jeremy Affeldt, L (8, 1) 32 Shane Costa, L (9, PH) Mike MacDougal, S (9, 1)	0-1 L5		C B X 1-1 G5-3		S B T S 2-3 K		B B C C 2-3 K	B B X 2-0 G4-3		3 0 0 0 0 1 7 1 0 0 0 0 1 0 0 0 0 0 0 0 0 0 0 0 0 0 0 0 1 0 0 0 0 0 0 0 0 0 0 0 0 0												
<b>Inning Stats</b>	R: 3 E: 0 K: 1 S: 22	H: 6 LOB: 3 BB: 0 P: 30	R: 0 E: 0 K: 1 S: 8	H: 1 LOB: 0 BB: 0 P: 13	R: 1 E: 0 K: 1 S: 14	H: 3 LOB: 2 BB: 0 P: 18	R: 0 E: 0 K: 0 S: 9	H: 1 LOB: 1 BB: 0 P: 13	R: 0 E: 0 K: 1 S: 10	H: 1 LOB: 2 BB: 1 P: 16	R: 0 E: 0 K: 0 S: 4	H: 0 LOB: 0 BB: 0 P: 7	R: 3 E: 1 K: 2 S: 15	H: 3 LOB: 0 BB: 0 P: 23	R: 1 E: 0 K: 1 S: 17	H: 3 LOB: 3 BB: 1 P: 24	R: 0 E: 0 K: 1 S: 7	H: 0 LOB: 0 BB: 0 P: 12	1B: 14 2B: 4 3B: 0 HR: 1	SF: 1 SAC: 0 DP: 1 HBP: 0	WP: 0 PB: 0 SB: 1 CS: 0	PA: 46
<b>PITCHER</b>	IP WLS BF H R ER SO BB IBB HBP BLK WP HR S P ERA WHIP																				<b>PITCHER</b>	IP WLS BF H R ER SO BB IBB HBP BLK WP HR S P ERA WHIP
Brad Halsey, L ERA: 3.91 (1, 1)	6.0 L 32 14 6 6 4 0 1 0 0 0 0 72 104 9.00 2.333																					
Jose Valverde, R ERA: 6.35 (7, 1)	2.0 11 4 2 2 3 1 0 0 0 0 0 1 27 40 9.00 2.500																					
Matt Herges, R ERA: 5.93 (9, 1)	1.0 3 0 0 0 0 1 0 0 0 0 0 0 7 12 0.00 0.000																					



Batter	1	2	3	4	5	6	7	8	9	AB	R	H	RBI	BB	SO	LOB
Alex Cintron, S OBP: 0.336, SLG: 0.431 (1, 4)	2-3 K		0-0 P4		3-1 G5-3		1-2 FC2-5 1B	0-0 FC5-4		5	0	1	0	0	1	3
Royce Clayton, R OBP: 0.278, SLG: 0.305 (1, 6) Craig Counsell, L OBP: 0.402, SLG: 0.432 (9, PH)	2-1 G4-3 WP 1B		1-0 HBP		3-2 G6-3		0-0 FC2-5		4-2 DI 1B BB	3	0	1	0	0	0	2
Luis Gonzalez, L OBP: 0.405, SLG: 0.494 (1, 7)	3-2 G4-3		0-0 G3		2-3 K		0-1 F7		1-1 E FC3 2B 1B	5	1	1	1	0	1	5
Troy Claus, R OBP: 0.353, SLG: 0.518 (1, 5)	2-3 K			2-0 19 BB 1B		0-0 G6-4-3 1B	0-0 F9		2-3 K	5	1	2	0	0	2	4
Tony Clark, S OBP: 0.412, SLG: 0.729 (1, 3)		1-1 G6-3		0-0 19 BB 1B		0-0 G6-4-3 1B		3-2 HR	0-0 FC3 2B	5	1	3	1	0	0	1
Shawn Green, L OBP: 0.328, SLG: 0.445 (1, 9)		2-2 G6-3		2-3 K		0-0 G6-4-3		1-1 HR	3-2 2B	5	1	2	2	0	1	4
José Cruz Jr., S OBP: 0.343, SLG: 0.487 (1, 8) Matt Herges, L (9, 1) Scott Hairston, R OBP: 0.167, SLG: 0.250 (9, PH)		2-3 K		1-3 K		2-1 19 FC6-4 1B		1-2 F9	0-0 P4	3	0	1	1	0	2	2
19 Chris Snyder, R OBP: 0.335, SLG: 0.310 (1, 2)			3-2 K	4-0 1-2 2-3 BB		1-2 FC6-4		4-2 FC5-4 BB	2-1 G4-3	3	0	0	0	2	1	3
Brad Halsey, L OBP: 0.179, SLG: 0.042 (1, 1) Jose Valverde, R (7, 1) Quinton McCracken, S OBP: 0.304, SLG: 0.250 (7, 8) Chad Tracy, L OBP: 0.312, SLG: 0.460 (8, PH)			4-2 HBP BB	2-3 K		2-3 K		4-2 FC2-5 1B BB	4-0 FC5-4 BB	1	0	0	0	1	1	3

Inning Stats	R: 0	H: 1	E: 0	K: 2	S: 12	H: 0	LOB: 1	BB: 0	P: 21	R: 0	H: 0	E: 0	K: 1	S: 9	H: 0	LOB: 0	BB: 0	P: 14	R: 0	H: 2	E: 0	K: 3	S: 12	H: 0	LOB: 3	BB: 1	P: 23	R: 0	H: 0	E: 0	K: 1	S: 9	H: 3	LOB: 1	BB: 0	P: 11	R: 0	H: 1	E: 0	K: 0	S: 10	H: 2	LOB: 1	BB: 2	P: 27	R: 2	H: 2	E: 1	K: 1	S: 15	H: 2	LOB: 2	BB: 1	P: 27	1B: 8	2B: 1	3B: 0	HR: 2	SF: 0	SAC: 0	DP: 2	HBP: 1
--------------	------	------	------	------	-------	------	--------	-------	-------	------	------	------	------	------	------	--------	-------	-------	------	------	------	------	-------	------	--------	-------	-------	------	------	------	------	------	------	--------	-------	-------	------	------	------	------	-------	------	--------	-------	-------	------	------	------	------	-------	------	--------	-------	-------	-------	-------	-------	-------	-------	--------	-------	--------

PITCHER	IP	WLS	BF	H	R	ER	SO	BB	IBB	HBP	BLK	WP	HR	S	P	ERA	WHIP
J.P. Howell, L ERA: 1.8 (1, 1)	5.0	W	22	4	1	1	8	2	0	1	0	1	0	50	91	1.80	1.200
Andrew Sisco, L ERA: 2.36 (6, 1)	1.0		6	3	0	0	0	1	0	0	0	0	0	13	21	0.00	4.000
Mike Wood, R ERA: 4.0 (7, 1)	1.1		8	2	2	2	0	2	0	0	0	0	2	17	30	13.50	3.000
Jeremy Affeldt, L ERA: 3.12 (8, 1)	0.2		1	0	0	0	0	0	0	0	0	0	0	1	1	0.00	0.000
Mike MacDougal, R ERA: 4.5 (9, 1)	1.0		7	2	2	1	1	1	0	0	0	0	0	15	27	9.00	3.000

**BOTTOM**

**Kansas City Royals @ Arizona Diamondbacks**  
Bank One Ballpark, Phoenix, AZ

Sat Jun 11 2005, 9:40 PM EDT  
Att. 27,996 - Clear - 78 F

AB	37
R	5
H	11
RBI	5
BB	6
SO	9
LOB	29

WP: 1 PA: 44  
PB: 0  
SB: 0  
CS: 0



PITCHER	IP	WLS	BF	H	R	ER	SO	BB	IBB	HBP	BLK	WP	HR	S	P	ERA	WHIP
---------	----	-----	----	---	---	----	----	----	-----	-----	-----	----	----	---	---	-----	------

Batter 1 2 3 4 5 6 7 8 9 10 11 12 AB R H RBI BB SO LOB

4 Angel Berroa, R (1, 6) 0-3 K 1-1 P6 2-1 G5-3 3-3 K 1-1 SH5-4 FC4-6 1B 3-3 K 0-0 3B

Ruben Gotay, S (1, 4) 1-1 G6-3 1-1 G1-3 0-3 K 1-1 SH5-4 1-1 BB 1-2 P2

Matt Stairs, L (1, 3) (8, 7) 2-2 1B 0-0 E8 FC4-6 FC1-5 4-0 1B BB 2-1 F7 4-1 FC4-6 IBB 1-2 G4-3 1-2

Emil Brown, R (1, 9) 1-3 K 1-1 FC1-5 FC4-6 1-1 FC4-6 1B 2-2 FC4-6 1B 2-2 FC4-6 1B 2-2 FC4-6 1B 1-2 FC4-6 1B 1-2 FC4-6 1B

Terrence Long, L (1, 8) (7, 7) 0-1 G6-3 2-2 FC4-6 1B 2-2 FC4-6 1B 2-2 FC4-6 1B 2-2 FC4-6 1B 2-2 FC4-6 1B 2-2 FC4-6 1B

Ambiorix Burgos, R (8, 1) Joe McEwing, R (10, PH) Ryan Jensen, R (10, 1) 24 Mark Teahen, L (1, 5) 1-0 F7 1-0 G1-3 1-0 32 G6-3 1B 1B 1-1 G3 2-2 1B 2B 1B 1-3 1B 1B

32 Shane Costa, L (1, 7) 46 Juan Carlos Oviedo, R (7, 1) Tony Graffanino, R (8, 3) 2-2 G6-3 4-0 G4-6-3 BB 1-2 G6-3 1-2 G6-3 1B 1-2 G6-3 1B 1-3 2B 1B 1-3 2B 1B

Alberto Castillo, R (1, 2) 1-1 G5-3 0-2 G4-6-3 1B 1-2 G4-6-3 1B 1-2 G4-6-3 1B 1-2 G4-6-3 1B 1-2 G4-6-3 1B 1-2 G4-6-3 1B

D.J. Carrasco, R (1, 1) 9 David DeJesus, L (7, PH) (7, 8) 0-0 G6-3 0-0 G1-3 3-3 K 1-1 F7 1-1 F7 3-1 F9 1-1 4 3B 1B

Inning Stats table with columns for R, H, E, K, S, LOB, BB, P, and rows for each inning from 1 to 12.

PITCHER table with columns for IP, WLS, BF, H, R, ER, SO, BB, IBB, HBP, BLK, WP, HR, S, P, ERA, WHIP, and rows for Brandon Webb, Lance Cormier, Brian Bruney, Javier Lopez, and Greg Aquino.

TOP Kansas City Royals @ Arizona Diamondbacks Bank One Ballpark, Phoenix, AZ Sun Jun 12 2005, 4:40 PM EDT Att. 25,965 - Roof Closed - 74 F livebaseballscorecards.com AB 49 R 9 H 15 RBI 8 BB 5 SO 7 LOB 25 Royals logo



Batter	1	2	3	4	5	6	7	8	9	10	11	12	AB R H RBI BB SO LOB
<b>Craig Counsell, L</b> OBP: 0.400, SLG: 0.440 (1, 4)	0-2 G6-3		1-0 G4-3		1-1 P3		0-2 G3			3-2 HR	4-0 IBB		5 1 1 1 1 0 0
<b>José Cruz Jr., S</b> OBP: 0.333, SLG: 0.471 <b>Lance Cormier, R</b> OBP: 0.350, SLG: 0.250 <b>36 Brian Bruney, R</b> <b>Scott Hairston, R</b> OBP: 0.154, SLG: 0.231 <b>Javier López, L</b> OBP: 0.121 <b>Greg Aquino, R</b> <b>Matt Herges, L</b> (12, 1)	3-3 K		1-1 G3		3-3 K			2-1 G4-3		1-1 G6-3	0-0 G6-3		4 0 0 0 0 2 0 1 0 0 0 0 0 0 0 0 0 0 0 0 0 1 0 0 0 0 0 2 0
<b>Luis Gonzalez, L</b> OBP: 0.404, SLG: 0.487 (1, 7)	1-1 FC5-4 HBP		0-1 G6-3		2-0 G4-3			1-0 1B		0-1 G4-3		2-3 K	5 0 1 0 0 1 0
<b>Troy Glaus, R</b> OBP: 0.352, SLG: 0.511 (1, 5)	0-0 FC5-4			2-1 G5-3		2-2 G5-3 1B		0-3 K		2-2 HBP		0-0 P3	5 0 1 0 0 1 2
<b>Tony Clark, S</b> OBP: 0.408, SLG: 0.735 (1, 3)		1-2 G3-4-1		2-0 G3-1		0-1 G5-3 1B		3-3 K		0-3 K		2-2 HR	6 1 2 1 0 2 2
<b>Shawn Green, L</b> OBP: 0.332, SLG: 0.451 (1, 9)		2-1 G5-3		1-0 1B 19 1B		1-0 G5-3 1B 1-2 2-3f			1-0 1B		3-2 3B 2B	0-0 F8	6 2 3 0 0 0 2
<b>Royce Clayton, R</b> OBP: 0.281, SLG: 0.312 (1, 6)		3-2 2B		0-0 19 1B 1-2		1-1 G4-3			1-0 B3		1-3 K		5 0 2 0 0 1 3
<b>19 Chris Snyder, R</b> OBP: 0.341, SLG: 0.313 <b>Chad Tracy, L</b> OBP: 0.310, SLG: 0.457 <b>Kelly Stinnett, R</b> OBP: 0.313, SLG: 0.467 (10, 2)		4-0 17 FC4-6 IBB		1-1 1-3 2-H 1B		2-2 F9			2-3 K		3-2 L7		2 0 1 1 1 0 0 1 0 0 0 0 1 1 1 0 0 0 0 0 1
<b>17 Brandon Webb, R</b> <b>Quinton McCracken, S</b> OBP: 0.308, SLG: 0.275 (9, 8)	0-0 FC4-6		2-3 K		1-1 F9				1-0 SAFE P6		0-2 2-H 3B		3 0 0 0 0 1 4 2 0 1 1 0 0 1

Inning Stats	R: 0	H: 0	E: 0	K: 1	S: 8	LOB: 1	BB: 0	P: 12	R: 0	H: 1	E: 0	K: 0	S: 10	LOB: 2	BB: 1	P: 20	R: 0	H: 0	E: 0	K: 0	S: 5	LOB: 0	BB: 0	P: 7	R: 1	H: 3	E: 0	K: 1	S: 11	LOB: 2	BB: 0	P: 19	R: 0	H: 0	E: 0	K: 1	S: 6	LOB: 0	BB: 0	P: 12	R: 0	H: 2	E: 0	K: 0	S: 8	LOB: 1	BB: 0	P: 12	R: 0	H: 0	E: 0	K: 0	S: 9	LOB: 0	BB: 0	P: 12	R: 0	H: 1	E: 0	K: 2	S: 10	LOB: 1	BB: 0	P: 16	R: 0	H: 1	E: 0	K: 1	S: 7	LOB: 1	BB: 0	P: 12	R: 1	H: 1	E: 0	K: 1	S: 12	LOB: 1	BB: 0	P: 18	R: 1	H: 2	E: 0	K: 1	S: 14	LOB: 2	BB: 1	P: 25	R: 1	H: 1	E: 0	K: 1	S: 8	LOB: 0	BB: 0	P: 12	1B: 7	2B: 2	3B: 1	HR: 2	SF: 0	SAC: 0	DP: 1	HBP: 2	WP: 0	PA: 51
--------------	------	------	------	------	------	--------	-------	-------	------	------	------	------	-------	--------	-------	-------	------	------	------	------	------	--------	-------	------	------	------	------	------	-------	--------	-------	-------	------	------	------	------	------	--------	-------	-------	------	------	------	------	------	--------	-------	-------	------	------	------	------	------	--------	-------	-------	------	------	------	------	-------	--------	-------	-------	------	------	------	------	------	--------	-------	-------	------	------	------	------	-------	--------	-------	-------	------	------	------	------	-------	--------	-------	-------	------	------	------	------	------	--------	-------	-------	-------	-------	-------	-------	-------	--------	-------	--------	-------	--------

PITCHER	IP	WLS	BF	H	R	ER	SO	BB	IBB	HBP	BLK	WP	HR	S	P	ERA	WHIP
<b>D.J. Carrasco, R</b> ERA: 2.33 (1, 1)	6.0		25	6	1	1	3	0	1	1	0	0	0	48	82	1.50	1.000
<b>46 Juan Carlos Oviedo, R</b> ERA: 7.56 (7, 1)	1.0		3	0	0	0	0	0	0	0	0	0	0	9	12	0.00	0.000
<b>Ambiorix Burgos, R</b> ERA: 4.84 (8, 1)	2.0		8	2	0	0	3	0	0	0	0	0	0	17	28	0.00	1.000
<b>Ryan Jensen, R</b> ERA: 7.71 (10, 1)	3.0	W	15	4	3	3	3	0	1	1	0	0	2	34	55	9.00	1.333


**BOTTOM**

**Kansas City Royals @ Arizona Diamondbacks**  
Bank One Ballpark, Phoenix, AZ

Sun Jun 12 2005, 4:40 PM EDT  
Att: 25,965 - Roof Closed - 74 F

livebaseballscorecards.com

AB	47
R	4
H	12
RBI	4
BB	2
SO	9
LOB	18



Batter	1	2	3	4	5	6	7	8	9	AB R H RBI BB SO LOB	TOP											
<b>Craig Counsell, L</b> (1, 4) OBP: 0.396, SLG: 0.439	2-1 P6	1-2 SAFE 1B HR 2B	2-1 L9			3-1 F9		0-2 F9		5 1 1 0 0 0 1												
<b>Chad Tracy, L</b> (1, 3) OBP: 0.317, SLG: 0.461	2-1 1B SF8 1B	0-2 HR 1B			1-2 F9	3-3 K		1-2 G5-3 1B		5 2 3 1 0 1 0												
<b>Luis Gonzalez, L</b> (1, 7) OBP: 0.407, SLG: 0.498	4-2 WP 1B 1-2 BB	0-0 HR			4-1 BB	3-1 L6		2-2 G5-3 1-2		3 1 1 3 2 0 1												
<b>Troy Glaus, R</b> (1, 5) OBP: 0.353, SLG: 0.521	2-0 WP 1-2 2-3 1B	3-1 HR			3-3 K	0-1 F8		0-1 L7		5 1 2 1 0 1 2												
<b>Tony Clark, S</b> (1, 10) OBP: 0.392, SLG: 0.709	2-2 SF8	0-3 K			0-1 L4	1-0 G5-3		3-3 K		4 0 0 1 0 2 2												
<b>Shawn Green, L</b> (1, 9) OBP: 0.335, SLG: 0.462	3-H 2-2 F8 1-2 2-3	4-1 BB			0-0 HR	2-3 K				3 1 1 1 1 1 2												
<b>Royce Clayton, R</b> (1, 6) OBP: 0.276, SLG: 0.306		G4-3 P2			1-0 G5-3			1-1 G6-3		4 0 0 0 0 0 1												
<b>19 Chris Snyder, R</b> (1, 2) OBP: 0.345, SLG: 0.344		2-1 HR G4-3			2-3 K			1-2 G4-3 2B		4 1 2 1 0 1 0												
<b>Quinton McCracken, S</b> (1, 8) OBP: 0.306, SLG: 0.274		1-1 2B 1B G4-3			0-0 L9			1-0 G4-3		4 1 1 0 0 0 1												
<b>Inning Stats</b>	R: 1 E: 0 K: 0 S: 14	H: 2 LOB: 2 BB: 1 P: 28	R: 6 E: 0 K: 1 S: 24	H: 6 LOB: 1 BB: 1 P: 39	R: 0 E: 0 K: 0 S: 5	H: 0 LOB: 0 BB: 0 P: 9	R: 0 E: 0 K: 1 S: 9	H: 0 LOB: 1 BB: 1 P: 17	R: 1 E: 0 K: 1 S: 6	H: 1 LOB: 0 BB: 0 P: 9	R: 0 E: 0 K: 1 S: 7	H: 0 LOB: 0 BB: 0 P: 16	R: 0 E: 0 K: 1 S: 7	H: 0 LOB: 0 BB: 0 P: 10	R: 0 E: 0 K: 0 S: 9	H: 1 LOB: 1 BB: 0 P: 12	R: 0 E: 0 K: 1 S: 11	H: 1 LOB: 1 BB: 0 P: 17	1B: 5 2B: 2 3B: 0 HR: 4	SF: 1 SAC: 0 DP: 0 HBP: 0	WP: 1 PB: 0 SB: 0 CS: 0	PA: 41
<b>PITCHER</b>	IP WLS BF H R ER SO BB IBB HBP BLK WP HR S P ERA WHIP																					
<b>52 Jose Contreras, R</b> (1, 1) ERA: 3.81	6.0 L 30 9 8 8 4 3 0 0 0 0 1 4 65 118 12.00 2.000																					
<b>Luis Vizcaino, R</b> (7, 1) ERA: 4.99	1.2 6 1 0 0 1 0 0 0 0 0 0 0 13 19 0.00 0.600																					
<b>Shingo Takatsu, R</b> (8, 1) ERA: 6.11	1.1 5 1 0 0 1 0 0 0 0 0 0 0 14 20 0.00 0.750																					

**Arizona Diamondbacks @ Chicago White Sox**  
**U.S. Cellular Field, Chicago, IL**  
 Mon Jun 13 2005, 8:05 PM EDT  
 Att. 32,952 - Partly Cloudy - 78 F

<b>AB</b>	<b>37</b>
<b>R</b>	<b>8</b>
<b>H</b>	<b>11</b>
<b>RBI</b>	<b>8</b>
<b>BB</b>	<b>3</b>
<b>SO</b>	<b>6</b>
<b>LOB</b>	<b>10</b>





Batter	1	2	3	4	5	6	7	8	9	AB R H RBI BB SO LOB	TOP											
<b>Craig Counsell, L</b> (1, 4) OBP: 0.393, SLG: 0.434	1-1 P6		3-2 F9	2-2 F9		1-1 F7		1 SAFE 0-1 2B 1B		5 1 1 0 0 0 1												
<b>Chad Tracy, L</b> (1, 3) OBP: 0.324, SLG: 0.467	1-2 G5-3		1-2 G6-3		0-2 1B 2B	0-1 1B 1B		4-2 2B SF8 BB		4 3 2 0 1 0 0												
<b>Luis Gonzalez, L</b> (1, 7) OBP: 0.407, SLG: 0.500	1-2 G2-3		1-2 G4-3		0-0 P2	0-1 1B 1B		1-1 SF8 2B		5 0 2 2 0 0 1												
<b>Troy Glaus, R</b> (1, 5) OBP: 0.358, SLG: 0.538		0-3 K		2-2 HR	0-0 HR 1B	1-2 1B 1B		1-1 SF8		4 2 3 4 0 1 0												
<b>Tony Clark, S</b> (1, 10) OBP: 0.392, SLG: 0.702		4-2 BB 1B BB		0-2 FC3-6 2B 2B	0-0 P3	1-0 P3		1-3 K		4 1 1 0 1 1 4												
<b>Shawn Green, L</b> (1, 9) OBP: 0.339, SLG: 0.475		1-1 FC5 BB 1B		4-1 FC3-6 BB	0-0 HR		1-0 L6	1-0 G3		4 1 2 2 1 0 1												
<b>José Cruz Jr., S</b> (1, 8) OBP: 0.336, SLG: 0.463		4-2 BB		0-0 FC3-6 2B 1B	0-1 1B		1-3 K		1-3 K	4 1 1 0 1 2 2	AB 40 R 10 H 13 RBI 10 BB 4 SO 7 LOB 18											
<b>19 Chris Snyder, R</b> (1, 2) OBP: 0.335, SLG: 0.333		0-3 K		1-3 K	0-1 G6-3		1-3 K		0-1 G4-3	5 0 0 0 0 3 6												
<b>Royce Clayton, R</b> (1, 6) OBP: 0.274, SLG: 0.308		1-0 FC5		2-0 2B		0-1 G5-3		0-2 E6 WP 1B 2B	0-1 F8	5 1 1 2 0 0 3												
<b>Inning Stats</b>	R: 0 E: 0 K: 0 S: 11	H: 0 LOB: 0 BB: 0 P: 14	R: 0 E: 0 K: 2 S: 16	H: 1 LOB: 3 BB: 2 P: 26	R: 0 E: 0 K: 0 S: 13	H: 0 LOB: 0 BB: 0 P: 18	R: 3 E: 0 K: 1 S: 17	H: 3 LOB: 1 BB: 1 P: 28	R: 3 E: 0 K: 0 S: 11	H: 4 LOB: 1 BB: 0 P: 11	R: 1 E: 0 K: 0 S: 12	H: 3 LOB: 2 BB: 0 P: 15	R: 0 E: 0 K: 2 S: 9	H: 0 LOB: 0 BB: 0 P: 12	R: 3 E: 1 K: 1 S: 17	H: 2 LOB: 1 BB: 1 P: 25	R: 0 E: 0 K: 1 S: 7	H: 0 LOB: 0 BB: 0 P: 8	1B: 7 2B: 4 3B: 0 HR: 2	SF: 1 SAC: 0 DP: 0 HBP: 0	WP: 1 PB: 0 SB: 0 CS: 0	PA: 45
<b>PITCHER</b>	IP WLS BF H R ER SO BB IBB HBP BLK WP HR S P ERA WHIP																					
<b>Oriando Hernandez, R</b> (1, 1) ERA: 4.88	4.2 L 25 8 6 6 3 3 0 0 0 0 2 66 95 11.57 2.357																					
<b>Luis Vizcaino, R</b> (5, 1) ERA: 5.12	1.0 6 3 1 1 0 0 0 0 0 0 0 13 15 9.00 3.000																					
<b>Neal Cotts, L</b> (6, 1) ERA: 2.25	1.1 4 0 0 0 2 0 0 0 0 0 0 10 14 0.00 0.000																					
<b>Damaso Marte, L</b> (8, 1) ERA: 3.13	0.0 4 2 3 2 0 1 0 0 0 1 0 11 16 ∞ ∞																					
<b>Shingo Takatsu, R</b> (8, 1) ERA: 5.49	2.0 6 0 0 0 2 0 0 0 0 0 0 13 17 0.00 0.000																					

**Arizona Diamondbacks @ Chicago White Sox**  
 U.S. Cellular Field, Chicago, IL  
 Tue Jun 14 2005, 8:05 PM EDT  
 Att. 24,831 - Clear - 69 F

livebaseballscorecards.com



Batter	1	2	3	4	5	6	7	8	9	AB	R	H	RBI	BB	SO	LOB
22 Scott Podsednik, L (1, 7) OBP: 0.364, SLG: 0.335	1-1 E2 L5 1B		1-1 G4-3		2-2 1-3 2B			2-2 G3-1		4	0	2	0	0	0	0
Tadahito Iguchi, R (1, 4) OBP: 0.343, SLG: 0.438	1-0 L5 2-3		0-3 K		0-0 F9			4-2 BB		3	0	0	0	1	1	3
Aaron Rowand, R (1, 8) OBP: 0.340, SLG: 0.422	0-2 G4-3			1-3 K		0-0 14 FC5-4 1B		0-3 K		4	0	1	0	0	2	1
14 Paul Konerko, R (1, 3) OBP: 0.356, SLG: 0.485		0-1 23 HR 1B		0-1 HR		2-1 FC5-4 1-2f		3-3 K		4	2	2	1	0	1	2
Carl Everett, S (1, 10) OBP: 0.315, SLG: 0.456		2-3 K		0-0 F8		1-1 P5		0-1 HR		4	1	1	1	0	1	2
23 Jermaine Dye, R (1, 9) OBP: 0.302, SLG: 0.470		0-0 1-H HR		3-2 P4		1-2 F9		2-2 F9		4	1	1	2	0	0	1
12 A.J. Pierzynski, L (1, 2) OBP: 0.321, SLG: 0.455		0-3 K			0-0 L7		0-3 K		0-3 K	4	0	0	0	0	3	0
24 Joe Crede, R (1, 5) Willie Harris, L (9, PH) OBP: 0.305, SLG: 0.415 OBP: 0.324, SLG: 0.233		1-3 K			1-3 K		0-2 G5-3		0-0 G4-3	3	0	0	0	0	2	0
5 Juan Uribe, R (1, 6) OBP: 0.283, SLG: 0.371			3-2 G5-3		2-1 22 2B 1B		0-3 K			1	0	0	0	0	0	0

Inning Stats	R: 0	H: 1	E: 1	K: 0	S: 7	LOB: 0	BB: 0	P: 9
R: 2	H: 2	E: 0	K: 3	S: 14	LOB: 0	BB: 0	P: 17	
R: 0	H: 0	E: 0	K: 1	S: 9	LOB: 0	BB: 0	P: 13	
R: 1	H: 1	E: 0	K: 1	S: 10	LOB: 0	BB: 0	P: 14	
R: 0	H: 2	E: 0	K: 1	S: 10	LOB: 2	BB: 0	P: 15	
R: 0	H: 1	E: 1	K: 0	S: 8	LOB: 1	BB: 0	P: 12	
R: 0	H: 0	E: 0	K: 2	S: 10	LOB: 0	BB: 0	P: 10	
R: 0	H: 0	E: 0	K: 2	S: 14	LOB: 1	BB: 1	P: 23	
R: 1	H: 1	E: 0	K: 1	S: 10	LOB: 0	BB: 0	P: 12	
1B: 4	SF: 0	2B: 2	SAC: 0	3B: 0	DP: 1	HR: 3	HBP: 0	

**BOTTOM**

Arizona Diamondbacks @ Chicago White Sox  
U.S. Cellular Field, Chicago, IL

Tue Jun 14 2005, 8:05 PM EDT  
Att. 24,831 - Clear - 69 F

livebaseballscorecards.com

AB	34
R	4
H	8
RBI	4
BB	1
SO	11
LOB	9



WP: 0	PA: 35
PB: 0	
SB: 1	
CS: 0	

Batter	1	2	3	4	5	6	7	8	9	AB R H RBI BB SO LOB	TOP		
<b>Craig Counsell, L</b> OBP: 0.389, SLG: 0.429 (1, 4) C B F X	2-1 G3		3-2 G4-3		1 SAFE 0-1 G4-3 G5-3 HR 1B		2-3 K		1-2 P6	5 1 1 0 0 1 0			
<b>Chad Tracy, L</b> OBP: 0.326, SLG: 0.480 (1, 3) B F X	1-1 FC5-4 1B		1-1 HR		3-1 G5-3		1-2 G6-3		0-1 P5	5 1 2 1 0 0 2			
<b>Luis Gonzalez, L</b> OBP: 0.405, SLG: 0.494 (1, 7) C 1 SAFE F B X	2-2 F8		0-3 K		0-1 G4-3		3-2 HBP			3 0 0 1 0 1 2			
<b>Troy Glaus, R</b> OBP: 0.360, SLG: 0.535 (1, 5) B F X	1-0 FC5-4 1-2f			1-2 G3 1B	4-1 HR BB		1-2 P6			3 1 1 0 1 0 2			
<b>Tony Clark, S</b> OBP: 0.388, SLG: 0.712 (1, 10) C B F X		0-3 K		1-2 P6	0-0 1-H 3-H HR			0-3 K		4 1 1 3 0 2 1			
<b>Shawn Green, L</b> OBP: 0.342, SLG: 0.473 (1, 9) C B F X		4-2 G1-3 BB		0-0 G3	0-3 K			2-1 FC5-4 1B		3 0 1 0 1 1 1			
<b>José Cruz Jr., S</b> OBP: 0.327, SLG: 0.449 (1, 8) M 1 SAFE B X		1-1 G1-3		0-1 F9		2-3 K		2-3 K		4 0 0 0 0 2 3			
<b>Kelly Stinnett, R</b> OBP: 0.300, SLG: 0.579 (1, 2) B C B F X		3-1 G6-3			0-0 HR	2-1 F7		0-1 FC5-4 1-2f		4 1 1 1 0 0 2			
<b>Royce Clayton, R</b> OBP: 0.274, SLG: 0.304 (1, 6) X			0-0 G4-3		4-1 G5-3 G4-3 1B BB	1-1 G6-3			2-3 K	3 1 0 0 1 1 0			
<b>Inning Stats</b>	R: 0 E: 0 K: 0 S: 8 H: 1 LOB: 1 BB: 0 P: 14	R: 0 E: 0 K: 1 S: 11 H: 0 LOB: 1 BB: 1 P: 19	R: 1 E: 0 K: 1 S: 9 H: 1 LOB: 0 BB: 0 P: 13	R: 0 E: 0 K: 0 S: 10 H: 1 LOB: 1 BB: 0 P: 12	R: 5 E: 0 K: 1 S: 13 H: 3 LOB: 0 BB: 2 P: 24	R: 0 E: 0 K: 1 S: 7 H: 0 LOB: 0 BB: 0 P: 12	R: 0 E: 0 K: 1 S: 14 H: 0 LOB: 1 BB: 0 P: 21	R: 0 E: 0 K: 2 S: 11 H: 1 LOB: 1 BB: 0 P: 15	R: 0 E: 0 K: 1 S: 8 H: 0 LOB: 0 BB: 0 P: 11	1B: 4 2B: 0 3B: 0 HR: 3 SF: 0 SAC: 0 DP: 0 HBP: 1	WP: 0 PB: 0 SB: 0 CS: 0 PA: 38		
<b>PITCHER</b>	IP WLS BF H R ER SO BB IBB HBP BLK WP HR S P ERA WHIP											<b>PITCHER</b>	IP WLS BF H R ER SO BB IBB HBP BLK WP HR S P ERA WHIP
<b>Jon Garland, R</b> ERA: 3.61 (1, 1)	6.0 W 27 6 6 6 4 3 0 0 0 0 3 58 94 9.00 1.500												
<b>Neal Cotts, L</b> ERA: 2.1 (7, 1)	1.2 7 1 0 0 3 0 0 1 0 0 0 23 34 0.00 0.600												
<b>Cliff Politte, R</b> ERA: 1.42 (8, 1)	1.1 4 0 0 0 1 0 0 0 0 0 0 10 13 0.00 0.000												

**Arizona Diamondbacks @ Chicago White Sox**  
 U.S. Cellular Field, Chicago, IL  
 Wed Jun 15 2005, 8:05 PM EDT  
 Att. 24,499 - Cloudy - 64 F

[livebaseballscorecards.com](http://livebaseballscorecards.com)

<b>AB</b>	<b>34</b>
<b>R</b>	<b>6</b>
<b>H</b>	<b>7</b>
<b>RBI</b>	<b>6</b>
<b>BB</b>	<b>3</b>
<b>SO</b>	<b>8</b>
<b>LOB</b>	<b>13</b>



Batter	1	2	3	4	5	6	7	8	9
22 Scott Podsednik, L (1, 7) OBP: 0.361, SLG: 0.329	2-2 G1-3		2-1 G6-3		3-2 P4	1-1 G1-3		4-0 BB	
Tadahito Iguchi, R (1, 4) OBP: 0.340, SLG: 0.441	0-1 G1-4-3			2-2 K		G6-3		0-3 K	
Frank Thomas, R (1, 10) Timo Perez, L (8, PH) OBP: 0.260, SLG: 0.294	0-3 K			0-1 G5-3		HR		0-3 K	
14 Paul Konerko, R (1, 3) OBP: 0.360, SLG: 0.498		2-2 L6		1-1 1B		1B BB		2-2 G5-3	
Aaron Rowand, R (1, 8) OBP: 0.339, SLG: 0.419		1-3 K		0-0 F8		F9			
23 Jermaine Dye, R (1, 9) OBP: 0.305, SLG: 0.484		3-2 HR			0-1 G6-3	3-1 12 E 24 FC6 1B	1-2 F7		
12 A.J. Pierzynski, L (1, 2) OBP: 0.315, SLG: 0.444		0-0 G6-3			2-1 F7	0-1 FC6 5 HR	2-0 L9		
24 Joe Crede, R (1, 5) OBP: 0.308, SLG: 0.427			2-2 F8		1-0 5 E 2B	1-0 FC6 5 HR	2-2 2B		
5 Juan Uribe, R (1, 6) OBP: 0.282, SLG: 0.384			1-1 F8		2-1 E5	2-2 HR	1-1 G1-3		

Inning Stats	R: 0 E: 0 K: 1 S: 9	H: 0 LOB: 0 BB: 0 P: 11	R: 1 E: 0 K: 1 S: 10	H: 1 LOB: 0 BB: 0 P: 16	R: 0 E: 0 K: 0 S: 9	H: 0 LOB: 0 BB: 0 P: 14	R: 0 E: 0 K: 1 S: 8	H: 1 LOB: 1 BB: 0 P: 11	R: 1 E: 1 K: 0 S: 10	H: 1 LOB: 1 BB: 0 P: 18	R: 10 E: 1 K: 0 S: 27	H: 6 LOB: 0 BB: 2 P: 46	R: 0 E: 0 K: 0 S: 10	H: 1 LOB: 1 BB: 0 P: 16	R: 0 E: 0 K: 2 S: 9	H: 0 LOB: 1 BB: 1 P: 15
--------------	------------------------------	----------------------------------	-------------------------------	----------------------------------	------------------------------	----------------------------------	------------------------------	----------------------------------	-------------------------------	----------------------------------	--------------------------------	----------------------------------	-------------------------------	----------------------------------	------------------------------	----------------------------------

PITCHER	IP	WLS	BF	H	R	ER	SO	BB	IBB	HBP	BLK	WP	HR	S	P	ERA	WHIP
Russ Ortiz, R (1, 1) ERA: 5.88	5.1	L	27	7	9	7	3	1	0	0	0	0	3	61	95	11.81	1.500
Claudio Vargas, R (6, 1) ERA: 10.8	0.2		5	2	3	3	0	1	0	0	0	0	1	12	21	40.50	4.500
Greg Aquino, R (7, 1) ERA: 30.86	1.0		4	1	0	0	0	0	0	0	0	0	0	10	16	0.00	1.000
Jose Valverde, R (8, 1) ERA: 6.0	1.0		4	0	0	0	2	1	0	0	0	0	0	9	15	0.00	1.000

**BOTTOM**

Arizona Diamondbacks @ Chicago White Sox  
U.S. Cellular Field, Chicago, IL

Wed Jun 15 2005, 8:05 PM EDT  
Att. 24,499 - Cloudy - 64 F

AB	R	H	RBI	BB	SO	LOB
4	0	0	0	1	0	1
5	1	1	0	0	2	1
3	2	1	1	1	1	0
1	0	0	0	0	1	1
4	2	2	3	1	0	1
4	1	1	0	0	1	1
4	2	2	2	0	0	0
4	1	0	0	0	0	1
4	2	2	1	0	0	1
4	1	1	3	0	0	1

AB	37
R	12
H	10
RBI	10
BB	3
SO	5
LOB	8

WP: 0 PA: 40  
PB: 0  
SB: 0  
CS: 0



PITCHER	IP	WLS	BF	H	R	ER	SO	BB	IBB	HBP	BLK	WP	HR	S	P	ERA	WHIP
---------	----	-----	----	---	---	----	----	----	-----	-----	-----	----	----	---	---	-----	------

Batter	1	2	3	4	5	6	7	8	9	AB R H RBI BB SO LOB	TOP		
<b>Craig Counsell, L</b> (1, 4) OBP: 0.393, SLG: 0.443	0-2 G4-3		0-0 BB 1B 1B	2-1 G3		0-0 2-H HR		3-2 G3-6-3 HBP		4 2 2 2 0 0 2	<b>Arizona Diamondbacks @ Cleveland Indians</b> Jacobs Field, Cleveland, OH Fri Jun 17 2005, 7:05 PM EDT Att: 23,138 - Partly Cloudy - 69 F		
<b>Scott Hairston, R</b> (1, 10) OBP: 0.118, SLG: 0.176 <b>Chad Tracy, L</b> (8, PH) OBP: 0.324, SLG: 0.478	1-0 F9		1-3 K	1-0 F9		2-3 K		0-3 K		4 0 0 0 0 2 3 1 0 0 0 0 1 2			
<b>Luis Gonzalez, L</b> (1, 7) OBP: 0.401, SLG: 0.488	0-1 G3-1		0-1 BB 1-2 1B		1-3 K	1-1 F8		2-0 G3-6-3 1-2f		5 1 1 0 0 1 2			
<b>Troy Glaus, R</b> (1, 5) OBP: 0.360, SLG: 0.535		2-2 G5-3	4-1 1B 1-2 2-3 BB		1-1 1B 2B	2-2 F8		2-2 G6-3		4 1 1 0 1 0 0			
<b>Tony Clark, S</b> (1, 3) OBP: 0.381, SLG: 0.692		3-2 G5-3	0-2 1-3 2-H 3-H 1B		1-2 P3		0-3 K	0-1 G4-3		5 0 1 2 0 1 1			
<b>Shawn Green, L</b> (1, 9) OBP: 0.343, SLG: 0.472		2-2 FC6-4 1B	1-2 P3		1-2 19 FC5 BB 2-H 1B		0-2 P5	3-2 F7		5 0 2 1 0 0 2			
<b>José Cruz Jr., S</b> (1, 8) OBP: 0.338, SLG: 0.445		1-0 FC6-4 1-2f		4-2 G3 1B BB		4-2 1-2 BB		4-0 19 FC5-4 BB		1 0 0 0 3 0 1			
<b>19 Chris Snyder, R</b> (1, 2) OBP: 0.328, SLG: 0.325			1-3 K	2-3 K		3-2 FC5		1-0 FC5-4		4 0 0 0 0 2 4			
<b>Royce Clayton, R</b> (1, 6) OBP: 0.286, SLG: 0.335			0-1 HR	1-2 G3 1B		0-2 HR 2B		3-1 HBP 1B		4 2 4 1 0 0 0			
<b>Inning Stats</b>	R: 0 E: 0 K: 0 S: 6 H: 0 LOB: 0 BB: 0 P: 7	R: 0 E: 0 K: 0 S: 13 H: 1 LOB: 1 BB: 0 P: 21	R: 3 E: 0 K: 2 S: 20 H: 4 LOB: 2 BB: 1 P: 27	R: 0 E: 0 K: 1 S: 15 H: 1 LOB: 2 BB: 1 P: 25	R: 1 E: 0 K: 1 S: 18 H: 2 LOB: 2 BB: 1 P: 29	R: 2 E: 0 K: 1 S: 13 H: 2 LOB: 0 BB: 0 P: 18	R: 0 E: 0 K: 1 S: 8 H: 0 LOB: 1 BB: 1 P: 13	R: 0 E: 0 K: 1 S: 8 H: 1 LOB: 1 BB: 0 P: 16	R: 0 E: 0 K: 0 S: 8 H: 0 LOB: 0 BB: 0 P: 13	1B: 7 2B: 2 3B: 0 HR: 2 SF: 0 SAC: 0 DP: 1 HBP: 1	WP: 0 PB: 0 SB: 0 CS: 0 PA: 42		
<b>PITCHER</b>	IP WLS BF H R ER SO BB IBB HBP BLK WP HR S P ERA WHIP											<b>PITCHER</b>	IP WLS BF H R ER SO BB IBB HBP BLK WP HR S P ERA WHIP
<b>31 Cliff Lee, L</b> (1, 1) ERA: 3.33	5.0 W 26 8 4 4 4 3 0 0 0 0 0 1 72 109 7.20 2.200												
<b>David Riske, R</b> (6, 1) ERA: 1.91	2.0 9 2 2 2 2 1 0 0 0 0 0 1 21 31 9.00 1.500												
<b>59 Matt Miller, R</b> (8, 1) ERA: 1.35	2.0 7 1 0 0 1 0 0 0 1 0 0 0 16 29 0.00 0.500												

<b>AB</b>	37
<b>R</b>	6
<b>H</b>	11
<b>RBI</b>	6
<b>BB</b>	4
<b>SO</b>	7
<b>LOB</b>	17





Batter	1	2	3	4	5	6	7	8	9
<b>24 Grady Sizemore, L</b> (1, 8) OBP: 0.349, SLG: 0.483	2-3 <b>K</b>		E6 BB 1B 2B		F7		4-1 BB		
<b>Coco Crisp, S</b> (1, 7) OBP: 0.346, SLG: 0.474	3-1 <b>P2</b>		4B 2B 1B		2B 1B		2-3 <b>K</b>		
<b>Ronnie Belliard, R</b> (1, 4) OBP: 0.332, SLG: 0.452	0-0 <b>F8</b>		4B 2B BB		2B		1-3 <b>K</b>		
<b>48 Travis Hafner, L</b> (1, 10) OBP: 0.390, SLG: 0.477		1-2 <b>P4</b>	2-2 1B 2B	F8	<b>K</b>		2-1 <b>G4-3</b>		
<b>41 Victor Martinez, S</b> (1, 2) OBP: 0.294, SLG: 0.341		1-0 1B	4-1 FC5 1B BB	4-2 HBP 2B BB	<b>G3</b>		4-2 G6-4-3 BB		
<b>José Hernández, R</b> (1, 3) OBP: 0.267, SLG: 0.296		2-3 <b>K</b>	2-2 E 1B 1B	1-2 2B HBP		4-2 G6-3 WP BB	0-0 G6-4-3 1-2f		
<b>Aaron Boone, R</b> (1, 5) OBP: 0.257, SLG: 0.351		1-3 <b>K</b>	0-0 FC5 1B	3-2 G4-3 2B		1-2 <b>P5</b>	2-0 1B		
<b>Casey Blake, R</b> (1, 9) OBP: 0.282, SLG: 0.379			HR		G4-3	1-1 G6-3	1-3 <b>K</b>		
<b>2 Jhonny Peralta, R</b> (1, 6) OBP: 0.324, SLG: 0.526			F8		F8	1-2 G5-3			

Inning Stats	R: 0	H: 0	E: 0	K: 1	S: 8	R: 0	H: 1	E: 0	K: 2	S: 11	R: 10	H: 8	E: 2	K: 0	S: 24	R: 2	H: 1	E: 0	K: 0	S: 16	R: 1	H: 2	E: 0	K: 1	S: 9	R: 0	H: 0	E: 0	K: 0	S: 11	R: 0	H: 0	E: 0	K: 2	S: 11	R: 0	H: 1	E: 0	K: 1	S: 11
	LOB: 0	BB: 0	P: 13	LOB: 1	BB: 0	P: 16	LOB: 1	BB: 2	P: 44	LOB: 1	BB: 1	P: 31	LOB: 1	BB: 0	P: 14	LOB: 1	BB: 1	P: 18	LOB: 1	BB: 1	P: 20	LOB: 1	BB: 1	P: 18	LOB: 1	BB: 1	P: 18	LOB: 1	BB: 1	P: 18	LOB: 1	BB: 1	P: 18	LOB: 1	BB: 1	P: 18	LOB: 1	BB: 1	P: 18	

AB	R	H	RBI	BB	SO	LOB
4	2	1	1	1	1	0
5	2	3	0	0	1	1
4	1	1	1	1	1	2
5	1	1	3	0	1	2
2	1	1	0	3	0	1
3	2	1	1	1	1	2
5	1	2	2	0	1	4
5	2	2	3	0	1	3
4	1	1	2	0	0	2

1B	2B	3B	HR	SF	SAC	DP	HBP	WP	PA
6	4	0	3	0	0	1	1	1	44

PITCHER	IP	WLS	BF	H	R	ER	SO	BB	IBB	HBP	BLK	WP	HR	S	P	ERA	WHIP
<b>Brad Halsey, L</b> (1, 1) ERA: 4.22	2.2	L	17	6	8	5	3	2	0	0	0	0	1	36	62	16.88	3.000
<b>Matt Herges, R</b> (3, 1) ERA: 7.14	1.1		10	4	4	3	0	1	0	1	0	0	2	23	42	20.25	3.750
<b>Claudio Vargas, R</b> (5, 1) ERA: 10.18	2.0		9	2	1	1	1	1	0	0	0	1	0	20	32	4.50	1.500
<b>Jose Valverde, R</b> (7, 1) ERA: 5.68	1.0		4	0	0	0	2	1	0	0	0	0	0	11	20	0.00	1.000
<b>36 Brian Bruney, R</b> (8, 1) ERA: 5.72	1.0		4	1	0	0	1	1	0	0	0	0	0	11	18	0.00	2.000

**Arizona Diamondbacks @ Cleveland Indians**  
**Jacobs Field, Cleveland, OH**  
 Fri Jun 17 2005, 7:05 PM EDT  
 Att. 23,138 - Partly Cloudy - 69 F

<b>AB</b>	<b>37</b>
<b>R</b>	<b>13</b>
<b>H</b>	<b>13</b>
<b>RBI</b>	<b>13</b>
<b>BB</b>	<b>6</b>
<b>SO</b>	<b>7</b>
<b>LOB</b>	<b>17</b>



Batter	1	2	3	4	5	6	7	8	9	AB R H RBI BB SO LOB	TOP											
<b>Craig Counsell, L</b> (1, 4) OBP: 0.393, SLG: 0.442	3-1 F8 1B BB	0-2 G4-3			0-0 1B		2-1 L8		1-1 G3	5 1 2 0 0 0 2												
<b>Chad Tracy, L</b> (1, 3) OBP: 0.323, SLG: 0.471	4-1 1B 1-2 BB		2-2 G4-3		0-1 L5		3-3 K			3 0 0 0 1 1 2												
<b>Luis Gonzalez, L</b> (1, 7) OBP: 0.399, SLG: 0.484	0-1 F8 2-3		1-0 P5		1-1 F8			1-0 1B 1B		4 0 1 0 0 0 3												
<b>Troy Glaus, R</b> (1, 5) OBP: 0.359, SLG: 0.534	3-3 K		3-2 2B		1-0 P5			2-3 K		4 0 1 0 0 2 4												
<b>Tony Clark, S</b> (1, 10) OBP: 0.385, SLG: 0.687 <b>Scott Hairston, R</b> (8, PR) OBP: 0.118, SLG: 0.176 (8, 10)	1-1 1-3 3-H 1B		3-2 F8		1-0 G3			3-2 1B FC6-4 1B		4 0 2 1 0 0 1 0 0 0 0 0 0 0												
<b>Shawn Green, L</b> (1, 9) OBP: 0.338, SLG: 0.465	1-1 F7			0-2 K		2-1 G5-3		2-3 K		4 0 0 0 0 2 4												
<b>José Cruz Jr., S</b> (1, 8) OBP: 0.335, SLG: 0.435			4-2 BB		1-0 G3-1		1-1 F9		2-1 FC6-4	3 0 0 0 1 0 2												
<b>19 Chris Snyder, R</b> (1, 2) OBP: 0.328, SLG: 0.325 <b>Quinton McCracken, S</b> (9, PH) OBP: 0.303, SLG: 0.271		1 SAFE 1 SAFE K	1-3 K		1-0 1B		1-0 F7		0-2 G4-3	3 0 1 0 0 1 1 1 0 0 0 0 0 0												
<b>Royce Clayton, R</b> (1, 6) OBP: 0.287, SLG: 0.335 <b>Alex Cintron, S</b> (9, PH) OBP: 0.333, SLG: 0.427		1 SAFE 1 SAFE F8	2-1 F8		1-1 L7		1-2 1B		0-1 G1-6-3	3 0 1 0 0 0 2 1 0 0 0 0 0 0												
<b>Inning Stats</b>	R: 1 E: 0 K: 1 S: 12	H: 2 LOB: 2 BB: 1 P: 24	R: 0 E: 0 K: 1 S: 10	H: 0 LOB: 1 BB: 1 P: 17	R: 0 E: 0 K: 0 S: 15	H: 1 LOB: 1 BB: 0 P: 24	R: 0 E: 0 K: 1 S: 7	H: 1 LOB: 1 BB: 0 P: 10	R: 0 E: 0 K: 0 S: 6	H: 1 LOB: 1 BB: 0 P: 8	R: 0 E: 0 K: 0 S: 5	H: 0 LOB: 0 BB: 0 P: 9	R: 0 E: 0 K: 1 S: 11	H: 1 LOB: 1 BB: 0 P: 18	R: 0 E: 0 K: 2 S: 15	H: 2 LOB: 2 BB: 0 P: 25	R: 0 E: 0 K: 0 S: 7	H: 0 LOB: 0 BB: 0 P: 8	1B: 7 2B: 1 3B: 0 HR: 0	SF: 0 SAC: 0 DP: 0 HBP: 0	WP: 0 PB: 0 SB: 0 CS: 0	PA: 37
<b>SCOTT ELARTON, R</b> (1, 1) ERA: 4.79	IP: 6.1 WLS: W BF: 27 H: 6 R: 1 ER: 1 SO: 3 BB: 2 IBB: 0 HBP: 0 BLK: 0 WP: 0 HR: 0 S: 61 P: 100 ERA: 1.42 WHIP: 1.263											<b>PITCHER</b>	IP WLS BF H R ER SO BB IBB HBP BLK WP HR S P ERA WHIP									
<b>SCOTT SAUERBECK, L</b> (7, 1) ERA: 3.26	0.2 H 2 0 0 0 1 0 0 0 0 0 5 10 0.00 0.000																					
<b>ARTHUR RHODES, L</b> (8, 1) ERA: 0.95	1.0 H 5 2 0 0 2 0 0 0 0 0 15 25 0.00 2.000																					
<b>BOB WICKMAN, R</b> (9, 1) ERA: 2.77	1.0 S 3 0 0 0 0 0 0 0 0 0 7 8 0.00 0.000																					

**Arizona Diamondbacks @ Cleveland Indians**  
Jacobs Field, Cleveland, OH

Sat Jun 18 2005, 7:05 PM EDT  
Att. 28,306 - Clear - 69 F

AB	35
R	1
H	8
RBI	1
BB	2
SO	6
LOB	21



Batter	1	2	3	4	5	6	7	8	9
24 Grady Sizemore, L (1, 8) OBP: 0.347, SLG: 0.484	0-1 G6-3		0-3 K		0-0 G4-3 1-3 2-H 2B		1-0 G3-1		
Coco Crisp, S (1, 7) OBP: 0.340, SLG: 0.465	0-0 B1-3		1-0 G6-3		3-2 G4-3 2-3 3-H		0-0 F8		
Ben Broussard, L (1, 3) OBP: 0.305, SLG: 0.448	3-3 K		1-3 K		4-2 BB		3-3 K		
48 Travis Hafner, L (1, 10) OBP: 0.387, SLG: 0.487		0-0 HR		1-2 F8	2-1 G3		2-3 K		
Ronnie Belliard, R (1, 4) OBP: 0.332, SLG: 0.450		1-1 G5-3		0-1 G4-6-3 1B		0-1 G6-3			
Jody Gerut, L (1, 9) OBP: 0.376, SLG: 0.421		1-0 BB 1B		0-1 G4-6-3 1-2f		1-1 F7			
Casey Blake, R (1, 5) OBP: 0.282, SLG: 0.378		2-2 L8			2-2 G1-3 24 2B 1B		2-1 G5-3		
José Hernández, R (7, 5) OBP: 0.267, SLG: 0.296									
Josh Bard, S (1, 2) OBP: 0.271, SLG: 0.255		4-0 BB			1-0 G1-3 1-2		3-2 G6-3		
2 Jhonny Peralta, R (1, 6) OBP: 0.324, SLG: 0.519		2-3 K			4-2 24 2B G4-3 BB		0-0 G1-3		

AB R H RBI BB SO LOB

4	0	1	1	0	1	0
4	0	0	1	0	0	1
3	0	0	0	1	3	0
4	1	1	1	0	1	2
3	0	1	0	0	0	0
3	0	1	0	0	0	1
3	1	1	0	0	0	1
0	0	0	0	0	0	0
2	0	0	0	1	0	1
2	1	0	0	1	1	2

AB	28
R	3
H	5
RBI	3
BB	3
SO	6
LOB	8



WP: 0	PA: 31
PB: 0	
SB: 0	
CS: 0	

PITCHER	IP	WLS	BF	H	R	ER	SO	BB	IBB	HBP	BLK	WP	HR	S	P	ERA	WHIP
17 Brandon Webb, R (1, 1) ERA: 3.25	8.0	L	31	5	3	3	6	3	0	0	0	0	1	70	114	3.38	1.000

Arizona Diamondbacks @ Cleveland Indians  
Jacobs Field, Cleveland, OH  
Sat Jun 18 2005, 7:05 PM EDT  
Att. 28,306 - Clear - 69 F

livebaseballscorecards.com

Batter	1	2	3	4	5	6	7	8	9	AB R H RBI BB SO LOB	TOP	
<b>Craig Counsell, L</b> (1, 4) OBP: 0.391, SLG: 0.439	2-3 			1-2 		2-1 		3-2 		4 0 1 0 0 1 1	<b>Arizona Diamondbacks @ Cleveland Indians</b> Jacobs Field, Cleveland, OH Sun Jun 19 2005, 1:05 PM EDT Att. 27,416 - Sunny - 71 F	
<b>Alex Cintron, S</b> (1, 6) OBP: 0.324, SLG: 0.415	2-2 			0-0 		0-0 		0-3 		4 0 0 0 0 1 1		
<b>Luis Gonzalez, L</b> (1, 7) OBP: 0.397, SLG: 0.485	2-0 			1-3 			0-1 	3-2 		4 1 1 0 0 1 1		
<b>Troy Glaus, R</b> (1, 5) OBP: 0.355, SLG: 0.528 <b>Royce Clayton, R</b> (9, PH) OBP: 0.286, SLG: 0.333		2-3 		1-0 			2-0 	0-3 		3 0 0 0 0 1 2 1 0 0 0 0 1 0		
<b>Tony Clark, S</b> (1, 10) OBP: 0.384, SLG: 0.679		0-3 			0-0 		0-2 			3 0 1 1 0 1 0		
<b>Shawn Green, L</b> (1, 9) OBP: 0.334, SLG: 0.459		2-2 			1-2 		2-0 			3 0 0 0 0 0 1		
<b>José Cruz Jr., S</b> (1, 8) OBP: 0.335, SLG: 0.455			1-1 		1-1 			2-1 		3 1 1 1 0 0 0		
<b>Chad Tracy, L</b> (1, 3) OBP: 0.323, SLG: 0.469			1-1 		0-1 			1-2 		3 0 1 0 0 0 0		
<b>Kelly Stinnett, R</b> (1, 2) OBP: 0.273, SLG: 0.524 <b>Quinton McCracken, S</b> (8, PH) OBP: 0.301, SLG: 0.269 <b>19 Chris Snyder, R</b> (8, 2) OBP: 0.328, SLG: 0.325			0-1 			1-3 		0-0 		2 0 0 0 0 1 0 1 0 0 0 0 0 1 0 0 0 0 0 0 0		
<b>Inning Stats</b>	R: 0 H: 0 E: 0 LOB: 0 K: 1 BB: 0 S: 7 P: 13	R: 0 H: 0 E: 0 LOB: 0 K: 2 BB: 0 S: 11 P: 15	R: 0 H: 0 E: 0 LOB: 0 K: 0 BB: 0 S: 6 P: 8	R: 0 H: 1 E: 0 LOB: 1 K: 1 BB: 0 S: 8 P: 11	R: 1 H: 1 E: 0 LOB: 0 K: 0 BB: 0 S: 8 P: 10	R: 0 H: 0 E: 0 LOB: 0 K: 1 BB: 0 S: 6 P: 9	R: 1 H: 2 E: 0 LOB: 0 K: 0 BB: 0 S: 8 P: 12	R: 0 H: 1 E: 0 LOB: 1 K: 0 BB: 0 S: 10 P: 16	R: 0 H: 0 E: 0 LOB: 0 K: 2 BB: 0 S: 9 P: 12	1B: 3 SF: 0 2B: 1 SAC: 0 3B: 0 DP: 1 HR: 1 HBP: 0		WP: 0 PA: 31 PB: 0 SB: 0 CS: 0
<b>PITCHER</b> <b>37 Jake Westbrook, R</b> (1, 1) ERA: 4.57 <b>Bob Wickman, R</b> (9, 1) ERA: 2.67	IP WLS BF H R ER SO BB IBB HBP BLK WP HR S P ERA WHIP	8.0 W 28 5 2 2 5 0 0 0 0 0 0 1 64 94 2.25 0.625	1.0 S 3 0 0 0 2 0 0 0 0 0 0 0 9 12 0.00 0.000									

AB	31
R	2
H	5
RBI	2
BB	0
SO	7
LOB	7



Batter	1	2	3	4	5	6	7	8	9	AB	R	H	RBI	BB	SO	LOB							
<b>24 Grady Sizemore, L</b> OBP: 0.350, SLG: 0.482 (1, 8) F B F X	1-2 G6-3 ①			1-2 48 1B 1B	2-2 K ③			1-1 FC1-8 HBP		3	1	1	0	0	1	1							
<b>Casey Blake, R</b> OBP: 0.282, SLG: 0.376 (1, 9) B B X	2-0 G6-4-3 1B			2-3 K ① 1 SAFE 1 SAFE 1 SAFE		3-2 F9 ①		0-0 FC1-6 48 G3-1 1B 1-2f		4	0	1	0	0	1	2							
<b>Ronnie Belliard, R</b> OBP: 0.335, SLG: 0.451 (1, 4) C D 1 SAFE X	1-1 G6-4-3 ② ③ 1-2f			0-1 48 1B 48 E 1-2		1-3 K ②		2-1 41 FC5 48 G3-1 1B 1-2		4	1	2	0	0	1	1							
<b>48 Travis Hafner, L</b> OBP: 0.389, SLG: 0.488 (1, 10) B F B X		2-1 P5 ①		0-0 E8 1B 1-H 2-H		1-1 41 2B 1B		1-0 G3-1 ② 1-2 2-3		4	1	2	1	0	0	2							
<b>41 Victor Martinez, S</b> OBP: 0.302, SLG: 0.351 (1, 2) B F X		1-1 G6-4-3 1B		4-2 G4-6-3 BB		3-2 2B ①-H		3-1 FC5 ③ 2-3		3	0	2	1	1	0	2							
<b>José Hernández, R</b> OBP: 0.259, SLG: 0.287 (1, 3) B F X		1-1 G6-4-3 ② ③ 1-2f		1-2 G4-6-3 ② ③ 1-2f		2-3 K ③				3	0	0	0	0	1	4							
<b>Jody Gerut, L</b> OBP: 0.375, SLG: 0.410 (1, 7) C C B X			1-2 G3-1 ①		0-1 G1-4-3 ①		4-1 G5-4-3 BB			2	0	0	0	1	0	0							
<b>Aaron Boone, R</b> OBP: 0.258, SLG: 0.351 (1, 5) B C X			1-1 F8 ②		0-0 1B		0-0 G5-4-3 ① ② 1-2f			3	0	1	0	0	0	1							
<b>2 Jhonny Peralta, R</b> OBP: 0.318, SLG: 0.510 (1, 6) C B B X			2-1 G6-3 ③		1-0 P4 ②		0-0 F9 ③			3	0	0	0	0	0	1							
<b>Inning Stats</b>	R: 0 E: 0 K: 0 S: 6	H: 1 LOB: 0 BB: 0 P: 10	R: 0 E: 0 K: 0 S: 6	H: 1 LOB: 0 BB: 0 P: 10	R: 0 E: 0 K: 0 S: 7	H: 0 LOB: 0 BB: 0 P: 11	R: 2 E: 1 K: 1 S: 17	H: 3 LOB: 1 BB: 1 P: 25	R: 0 E: 0 K: 1 S: 7	H: 1 LOB: 1 BB: 0 P: 10	R: 1 E: 0 K: 2 S: 19	H: 2 LOB: 1 BB: 0 P: 29	R: 0 E: 0 K: 0 S: 3	H: 0 LOB: 0 BB: 1 P: 7	R: 0 E: 0 K: 0 S: 7	H: 1 LOB: 2 BB: 0 P: 14	1B: 8 2B: 1 3B: 0 HR: 0	SF: 0 SAC: 0 DP: 4 HBP: 1	WP: 0 PB: 0 SB: 0 CS: 0	PA: 32			
<b>PITCHER</b> <b>Shawn Estes, L</b> ERA: 3.91 (1, 1)	IP 8.0	WLS L	BF 32	H 9	R 3	ER 2	SO 4	BB 2	IBB 0	HBP 1	BLK 0	WP 0	HR 0	S 72	P 116	ERA 2.25	WHIP 1.375					ERA 2.25	WHIP 1.375

**BOTTOM**

**Arizona Diamondbacks @ Cleveland Indians**  
**Jacobs Field, Cleveland, OH**  
 Sun Jun 19 2005, 1:05 PM EDT  
 Att. 27,416 - Sunny - 71 F

<b>AB</b>	<b>29</b>
<b>R</b>	<b>3</b>
<b>H</b>	<b>9</b>
<b>RBI</b>	<b>2</b>
<b>BB</b>	<b>2</b>
<b>SO</b>	<b>4</b>
<b>LOB</b>	<b>14</b>



WP: 0	PA: 32
PB: 0	
SB: 0	
CS: 0	

WP	HR	S	P	ERA	WHIP

Batter	1	2	3	4	5	6	7	8	9	AB R H RBI BB SO LOB	TOP																																	
Craig Counsell, L (1, 4) OBP: 0.391, SLG: 0.436	1-2 G5-3		0-1 E7 FC5-2 1B		0-1 G6-3		4-2 1B SF7 BB		2-3 K	4 1 1 0 1 1 0	<p>Arizona Diamondbacks @ San Francisco Giants</p> <p>SBC Park, San Francisco, CA</p> <p>Mon Jun 20 2005, 10:15 PM EDT</p> <p>Att. 38,891 - Clear - 66 F</p>																																	
Royce Clayton, R (1, 6) OBP: 0.296, SLG: 0.341	2-1 1B		3-2 F9		1-1 1B		0-2 SF7 BB 1B	4-2 DI 2B BB	4 1 3 1 1 0 2																																			
Luis Gonzalez, L (1, 7) OBP: 0.401, SLG: 0.483	1-2 1B		0-2 FC5-2		3-2 F9		4-2 G1-6-3 BB	4-2 2B BB	3 0 1 0 2 0 3																																			
Troy Glaus, R (1, 5) OBP: 0.349, SLG: 0.520	3-2 P4		2-1 P1		3-2 P3		0-0 SF7	0-3 K	4 0 0 1 0 1 7																																			
Tony Clark, S (1, 3) OBP: 0.384, SLG: 0.674	3-3 K			4-2 19 BB BB		3-2 G6-3	2-0 G1-6-3	2-1 2B	4 0 1 1 1 1 4																																			
Shawn Green, L (1, 9)		1-2 G6-3		2-3 K		0-2 G4-3		1-0 G6-3	4-2 BB	4 0 0 0 1 1 1																																		
Quinton McCracken, S (1, 8)		2-2 L7		1-0 P3		3-2 1B		3-2 19 FC5-4 1B	1-2 F8	5 0 2 0 0 0 4																																		
19 Chris Snyder, R (1, 2) OBP: 0.326, SLG: 0.319		1-2 K		4-2 BB		0-1 P2		0-0 FC5-4		3 0 0 0 1 1 2																																		
Javier Vazquez, R (1, 1) OBP: 0.387, SLG: 0.400 Greg Aquino, R (6, 1) Chad Tracy, L (7, PH) Lance Comier, R (7, 1) Scott Hairston, R (8, PH) 28 Brandon Medders, R (8, 1)			0-1 E FC5-2 1B		0-1 F9		0-1 1B 2B	1-3 K	2 0 1 0 0 0 2 0 0 0 0 0 0 0 1 1 1 0 0 0 0 0 0 0 0 0 0 0 1 0 0 0 0 1 1 0 0 0 0 0 0 0																																			
Inning Stats	R: 0 E: 0 K: 1 S: 15	H: 2 LOB: 2 BB: 0 P: 25	R: 0 E: 0 K: 1 S: 10	H: 0 LOB: 0 BB: 0 P: 14	R: 0 E: 1 K: 0 S: 12	H: 2 LOB: 2 BB: 0 P: 17	R: 0 E: 0 K: 1 S: 11	H: 0 LOB: 2 BB: 2 P: 22	R: 0 E: 0 K: 0 S: 14	H: 1 LOB: 1 BB: 0 P: 21	R: 0 E: 0 K: 0 S: 12	H: 1 LOB: 1 BB: 0 P: 18	R: 2 E: 0 K: 0 S: 13	H: 2 LOB: 1 BB: 2 P: 23	R: 0 E: 0 K: 1 S: 9	H: 1 LOB: 1 BB: 0 P: 14	R: 1 E: 0 K: 2 S: 24	H: 1 LOB: 3 BB: 3 P: 41	1B: 8 2B: 2 3B: 0 HR: 0	SF: 1 SAC: 0 DP: 1 HBP: 0	WP: 0 PB: 0 SB: 0 CS: 0	PA: 43																						
PITCHER	IP	WLS	BF	H	R	ER	SO	BB	IBB	HBP	BLK	WP	HR	S	P	ERA	WHIP								PITCHER	IP	WLS	BF	H	R	ER	SO	BB	IBB	HBP	BLK	WP	HR	S	P	ERA	WHIP		
51 Noah Lowry, L (1, 1) ERA: 5.2	5.2	W	25	6	0	0	3	2	0	0	0	0	0	72	115	0.00	1.412																											
54 Scott Munter, R (6, 1) ERA: 3.0	0.1	H	4	2	2	2	0	1	0	0	0	0	0	10	14	54.00	9.000																											
Scott Eyre, L (7, 1) ERA: 3.14	2.0	H	7	1	0	0	1	1	0	0	0	0	0	14	25	0.00	1.000																											
Jack Taschner, L (9, 1) ERA: 3.86	0.1		3	0	1	1	1	2	0	0	0	0	0	12	22	27.00	6.000																											
Tyler Walker, R (9, 1) ERA: 5.16	0.2		4	1	0	0	1	1	0	0	0	0	0	12	19	0.00	3.000																											

AB	35
R	3
H	10
RBI	3
BB	7
SO	6
LOB	26





Batter	1	2	3	4	5	6	7	8	9	AB R H RBI BB SO LOB	TOP											
<b>Craig Counsell, L</b> (1, 4) OBP: 0.391, SLG: 0.433	4-0 2B 1B BB	0-2 G3-1			2-1 1B		2-1 F8		1-3 K	4 1 1 0 1 1 0												
<b>Royce Clayton, R</b> (1, 6) OBP: 0.296, SLG: 0.343	0-1 1B 1-3 2B		1-1 G5-3		0-1 B5-3		1-2 F9			4 1 1 0 0 0 1												
<b>Luis Gonzalez, L</b> (1, 7) OBP: 0.402, SLG: 0.487	1-2 1B 2-3 3-H 1B		0-1 G6-3			2-2 2B		0-1 G3-1		4 2 2 1 0 0 0												
<b>Shawn Green, L</b> (1, 9) OBP: 0.334, SLG: 0.457	2-1 1B 1-3 3-H 1B		0-2 G4-3		1-2 G3 2-H 2B		1-2 G4-3			4 1 2 2 0 0 0												
<b>Alex Cintron, S</b> (1, 5) OBP: 0.322, SLG: 0.410	0-1 G6-4-3 1-2f 3-H			1-2 F7		3-2 G3		0-2 BB 1B		4 0 1 0 0 0 2												
<b>Chad Tracy, L</b> (1, 3) OBP: 0.333, SLG: 0.493	3-1 1B			2-2 F9		2-0 HR		4-2 BB		3 1 2 2 1 0 0												
<b>José Cruz Jr., S</b> (1, 8) OBP: 0.329, SLG: 0.445	2-3 K			0-0 G3-1		0-0 G4-3		0-0 G6-3		3 0 0 0 0 1 1												
<b>Jose Valverde, R</b> (6, 1) 1 SAFE										0 0 0 0 0 0 0												
<b>Tony Clark, S</b> (8, PH) OBP: 0.382, SLG: 0.669										1 0 0 0 0 0 2												
<b>Lance Cormier, R</b> (8, 1) OBP: 0.250, SLG: 0.250										0 0 0 0 0 0 0												
<b>36 Brian Bruney, R</b> (9, 1)										0 0 0 0 0 0 0												
<b>19 Chris Snyder, R</b> (1, 2) OBP: 0.320, SLG: 0.312		1-3 K			0-1 F9		1-2 G6-3		0-0 F9	4 0 0 0 0 1 0												
<b>Claudio Vargas, R</b> (1, 1) OBP: 0.250, SLG: 0.250		1-2 G5-3			0-3 K				0-1 G5-3	2 0 0 0 0 1 0												
<b>Quinton McCracken, S</b> (6, 8)							3-1 L7			2 0 0 0 0 0 0												
<b>Inning Stats</b>	R: 3 E: 0 K: 1 S: 15	H: 4 LOB: 1 BB: 1 P: 27	R: 0 E: 0 K: 1 S: 10	H: 0 LOB: 0 BB: 0 P: 12	R: 0 E: 0 K: 0 S: 7	H: 0 LOB: 0 BB: 0 P: 8	R: 0 E: 0 K: 0 S: 7	H: 0 LOB: 0 BB: 0 P: 10	R: 0 E: 0 K: 1 S: 9	H: 1 LOB: 1 BB: 0 P: 11	R: 3 E: 0 K: 0 S: 15	H: 3 LOB: 0 BB: 0 P: 24	R: 0 E: 0 K: 0 S: 7	H: 0 LOB: 0 BB: 0 P: 13	R: 0 E: 0 K: 0 S: 12	H: 1 LOB: 2 BB: 1 P: 18	R: 0 E: 0 K: 1 S: 8	H: 0 LOB: 0 BB: 0 P: 9	1B: 5 2B: 3 3B: 0 HR: 1	SF: 0 SAC: 0 DP: 1 HBP: 0	WP: 0 PB: 0 SB: 0 CS: 0	PA: 37
<b>PITCHER</b>	IP WLS BF H R ER SO BB IBB HBP BLK WP HR S P ERA WHIP																					
<b>Brett Tomko, R</b> (1, 1) ERA: 4.78	7.0 L 29 8 6 6 3 1 0 0 0 0 0 1 70 105 7.71 1.286																					
<b>Jason Christiansen, L</b> (8, 1) ERA: 3.51	1.0 5 1 0 0 0 1 0 0 0 0 0 0 12 18 0.00 2.000																					
<b>Jeff Fassero, L</b> (9, 1) ERA: 3.7	1.0 3 0 0 0 1 0 0 0 0 0 0 0 8 9 0.00 0.000																					

**Arizona Diamondbacks @ San Francisco Giants**  
**SBC Park, San Francisco, CA**  
 Tue Jun 21 2005, 10:15 PM EDT  
 Att. 37,942 - Clear - 63 F

AB	35
R	6
H	9
RBI	5
BB	2
SO	4
LOB	6





Batter	1	2	3	4	5	6	7	8	9	AB	R	H	RBI	BB	SO	LOB
Jason Ellison, R OBP: 0.374, SLG: 0.469 (1, 8)	2-1 BB 1B 1B	2-2 F9		0-0 G4-3		4-2 FC4-6 BB		2-2 G6-3		4	0	1	0	1	0	0
13 Omar Vizquel, S OBP: 0.361, SLG: 0.408 (1, 6)	0-3 K		1-2 G3 2B 1B	2-2 CS 1B		1-1 F8		0-1 G4-3		5	1	2	0	0	1	2
J.T. Snow, L OBP: 0.356, SLG: 0.349 (1, 3)	0-1 BB 1B		2-0 G3	2-3 K		1-2 FC4-6 1B		1-0 G4-3		5	0	1	0	0	1	3
Moises Alou, R OBP: 0.404, SLG: 0.510 (1, 7)	1-3 K		2-1 G6-3	3-1 CS	1-1 2B G4-3 1B	2-2 1B		2-1 G6-3		5	1	2	0	0	1	3
Ray Durham, S OBP: 0.362, SLG: 0.397 (1, 4)	4-2 BB		4-1 2B HBP BB		0-0 F7	2-3 K		3-2 G4-3		3	1	0	0	2	1	3
Pedro Feliz, R OBP: 0.323, SLG: 0.450 (1, 5)	1-3 K		1-1 HBP 2B	1-3 2-H	0-0 G4-3 2B		2-1 WP 1B	3-1 P3		5	0	3	1	0	1	3
Todd Linden, S OBP: 0.290, SLG: 0.500 (1, 9)		0-0 HR	3-2 HBP HBP		1-1 G4-3		1-2 F9			3	1	1	2	0	0	2
Mike Matheny, R OBP: 0.316, SLG: 0.445 (1, 2)		0-1 P3	2-2 HBP	1-2 3-H	4-0 IBB		1-3 K			2	0	0	1	1	1	1
Brett Tomko, R OBP: 0.194, SLG: 0.200 Lance Niekro, R OBP: 0.320, SLG: 0.573 Jason Christiansen, R Jeff Fassero, L		2-1 G6-3	0-3 K	0-1 F9			1-3 K			3	0	0	0	0	1	5
										1	0	0	0	0	1	1
										0	0	0	0	0	0	0
										0	0	0	0	0	0	0
<b>Inning Stats</b>	R: 0 H: 2 E: 0 LOB: 3 K: 3 BB: 1 S: 20	R: 1 H: 1 E: 0 LOB: 0 K: 0 BB: 0 S: 10	R: 2 H: 2 E: 0 LOB: 3 K: 1 BB: 1 S: 16	R: 0 H: 1 E: 0 LOB: 0 K: 1 BB: 0 S: 8	R: 1 H: 2 E: 0 LOB: 2 K: 0 BB: 1 S: 8	R: 0 H: 1 E: 0 LOB: 2 K: 1 BB: 1 S: 14	R: 0 H: 1 E: 0 LOB: 1 K: 2 BB: 0 S: 13	R: 0 H: 0 E: 0 LOB: 0 K: 0 BB: 0 S: 6	R: 0 H: 0 E: 0 LOB: 0 K: 0 BB: 0 S: 8	1B: 7 2B: 2 3B: 0 HR: 1	SF: 0 SAC: 0 DP: 0 HBP: 2	WP: 1 PB: 0 SB: 0 CS: 1	PA: 43			
<b>PITCHER</b> Claudio Vargas, R Jose Valverde, R Lance Cormier, R 36 Brian Bruney, R	IP: 5.0 WLS: W BF: 27 H: 8 R: 4 ER: 4 SO: 5 BB: 2 IBB: 1 HBP: 2 BLK: 0 WP: 0 HR: 1 S: 62 P: 102 ERA: 7.20 WHIP: 2.000	IP: 2.0 WLS: H BF: 9 H: 2 R: 0 ER: 0 SO: 3 BB: 1 IBB: 0 HBP: 0 BLK: 0 WP: 0 HR: 0 S: 27 P: 42 ERA: 0.00 WHIP: 1.500	IP: 1.0 WLS: H BF: 3 H: 0 R: 0 ER: 0 SO: 0 BB: 0 IBB: 0 HBP: 0 BLK: 0 WP: 0 HR: 0 S: 6 P: 9 ERA: 0.00 WHIP: 0.000	IP: 1.0 WLS: S BF: 3 H: 0 R: 0 ER: 0 SO: 0 BB: 0 IBB: 0 HBP: 0 BLK: 0 WP: 0 HR: 0 S: 8 P: 16 ERA: 0.00 WHIP: 0.000	IP: 5.0 WLS: W BF: 27 H: 8 R: 4 ER: 4 SO: 5 BB: 2 IBB: 1 HBP: 2 BLK: 0 WP: 0 HR: 1 S: 62 P: 102 ERA: 7.20 WHIP: 2.000	IP: 2.0 WLS: H BF: 9 H: 2 R: 0 ER: 0 SO: 3 BB: 1 IBB: 0 HBP: 0 BLK: 0 WP: 0 HR: 0 S: 27 P: 42 ERA: 0.00 WHIP: 1.500	IP: 1.0 WLS: H BF: 3 H: 0 R: 0 ER: 0 SO: 0 BB: 0 IBB: 0 HBP: 0 BLK: 0 WP: 0 HR: 0 S: 6 P: 9 ERA: 0.00 WHIP: 0.000	IP: 1.0 WLS: S BF: 3 H: 0 R: 0 ER: 0 SO: 0 BB: 0 IBB: 0 HBP: 0 BLK: 0 WP: 0 HR: 0 S: 8 P: 16 ERA: 0.00 WHIP: 0.000	IP: 5.0 WLS: W BF: 27 H: 8 R: 4 ER: 4 SO: 5 BB: 2 IBB: 1 HBP: 2 BLK: 0 WP: 0 HR: 1 S: 62 P: 102 ERA: 7.20 WHIP: 2.000							

**BOTTOM**

Arizona Diamondbacks @ San Francisco Giants  
SBC Park, San Francisco, CA

Tue Jun 21 2005, 10:15 PM EDT  
Att. 37,942 - Clear - 63 F


[livebaseballscores.com](http://livebaseballscores.com)

<b>AB</b>	<b>36</b>
<b>R</b>	<b>4</b>
<b>H</b>	<b>10</b>
<b>RBI</b>	<b>4</b>
<b>BB</b>	<b>4</b>
<b>SO</b>	<b>8</b>
<b>LOB</b>	<b>23</b>



Batter	1	2	3	4	5	6	7	8	9	AB R H RBI BB SO LOB	TOP		
<b>Craig Counsell, L</b> (1, 4) OBP: 0.386, SLG: 0.426	0-0 F8		2-0 P4		0-1 G3-1			0-0 G3		4 0 0 0 0 0 2	<b>Arizona Diamondbacks @ San Francisco Giants</b> <b>SBC Park, San Francisco, CA</b> Wed Jun 22 2005, 10:05 PM EDT Att. 36,349 - Clear - 63 F		
<b>Alex Cintron, S</b> (1, 6) OBP: 0.313, SLG: 0.399	1-0 F7		1-0 G3			2-2 P5		0-2 F9		4 0 0 0 0 0 1			
<b>Luis Gonzalez, L</b> (1, 7) OBP: 0.403, SLG: 0.487	2-1 1B		0-1 P6			1-1 G1-3		1-2 1B		4 0 2 0 0 0 0			
<b>Shawn Green, L</b> (1, 9) OBP: 0.333, SLG: 0.451	0-0 L7			4-0 CS BB		0-0 G6-3		3-3 1B		3 0 0 0 1 1 2			
<b>Troy Glaus, R</b> (1, 5) OBP: 0.344, SLG: 0.512		2-3 K		2-3 K		2-3 K		1-3 K		4 0 0 0 0 4 2			
<b>Chad Tracy, L</b> (1, 3) OBP: 0.332, SLG: 0.493		3-1 2B		1-3 K2-3		1-3 K		2-3 K		4 0 1 0 0 3 1			
<b>José Cruz Jr., S</b> (1, 8) OBP: 0.323, SLG: 0.436		1-3 K		3-3 K		3-3 K				3 0 0 0 0 3 1			
<b>Kelly Stinnett, R</b> (1, 2) OBP: 0.320, SLG: 0.522		4-0 IBB		2-2 SH5-4 1B			2-3 K			2 0 1 0 1 1 0			
<b>Brad Halsey, L</b> (1, 1) OBP: 0.172, SLG: 0.040 <b>Greg Aquino, R</b> (7, 1) <b>Quinton McCracken, S</b> (8, PH) OBP: 0.305, SLG: 0.276 <b>28 Brandon Medders, R</b> (8, 1)		3-3 K		0-0 SH5-4		1-2 1B		2-2 G3 1B		1 0 0 0 0 1 2 0 0 0 0 0 0 0 1 0 1 0 0 0 0 0 0 0 0 0 0 0			
<b>Inning Stats</b>	R: 0 E: 0 K: 0 S: 5 H: 1 LOB: 1 BB: 0 P: 8	R: 0 E: 0 K: 3 S: 13 H: 1 LOB: 2 BB: 1 P: 26	R: 0 E: 0 K: 0 S: 4 H: 0 LOB: 0 BB: 0 P: 7	R: 0 E: 0 K: 2 S: 9 H: 0 LOB: 0 BB: 1 P: 16	R: 0 E: 0 K: 1 S: 10 H: 1 LOB: 1 BB: 0 P: 15	R: 0 E: 0 K: 0 S: 8 H: 0 LOB: 0 BB: 0 P: 11	R: 0 E: 0 K: 3 S: 9 H: 0 LOB: 0 BB: 0 P: 15	R: 0 E: 0 K: 1 S: 10 H: 1 LOB: 1 BB: 0 P: 14	R: 0 E: 0 K: 3 S: 13 H: 1 LOB: 1 BB: 0 P: 20	1B: 4 2B: 2 3B: 0 HR: 0 SF: 0 SAC: 1 DP: 1 HBP: 0	WP: 0 PB: 0 SB: 0 CS: 1 PA: 33		
<b>PITCHER</b>	IP WLS BF H R ER SO BB IBB HBP BLK WP HR S P ERA WHIP											<b>PITCHER</b>	IP WLS BF H R ER SO BB IBB HBP BLK WP HR S P ERA WHIP
<b>Jason Schmidt, R</b> (1, 1) ERA: 4.83	8.0 W 30 5 0 0 10 1 1 0 0 0 0 71 116 0.00 0.750												
<b>Scott Eyre, L</b> (9, 1) ERA: 3.1	0.1 1 0 0 0 1 0 0 0 0 0 0 3 6 0.00 0.000												
<b>Tyler Walker, R</b> (9, 1) ERA: 5.04	0.2 2 0 0 0 2 0 0 0 0 0 0 7 10 0.00 0.000												

<b>AB</b>	30
<b>R</b>	0
<b>H</b>	5
<b>RBI</b>	0
<b>BB</b>	2
<b>SO</b>	13
<b>LOB</b>	11






Batter	1	2	3	4	5	6	7	8	9	AB R H RBI BB SO LOB	TOP										
<b>Craig Counsell, L</b> (1, 4) OBP: 0.386, SLG: 0.425	4-2 FC6 1B BB	1-1 L8			2-2 G3		2-1 G5-3 1B	0-2 SF G6-4-3		3 1 1 1 1 0 1											
<b>Royce Clayton, R</b> (1, 6) OBP: 0.298, SLG: 0.342	0-2 FC6 1B		2-3 K		4-1 S 2B BB		2-1 G5-3 1-2	1-2 G6-4-3 1-2f		4 1 1 0 1 1 3											
<b>Luis Gonzalez, L</b> (1, 7) OBP: 0.403, SLG: 0.486	1-2 FC6 BB 1B		1-1 FC4-6 1B		3-2 P3 1-2		0-0 2-H 1B		1-2 F9	5 1 2 1 0 0 3											
<b>Troy Glaus, R</b> (1, 5) OBP: 0.349, SLG: 0.527	4-1 1B BB		1-3 K		3-1 2-H 2B				0-0 HR	4 1 2 2 1 1 2											
<b>Tony Clark, S</b> (1, 3) OBP: 0.376, SLG: 0.653	1-2 2-H 1B		1-1 FC4-6 1-2f		1-2 P6			3-2 G6-3	0-0 F8	5 0 1 1 0 0 2											
<b>Shawn Green, L</b> (1, 9) OBP: 0.338, SLG: 0.458	0-0 G4-3			4-1 SH1-3 BB		0-0 F8		1-0 1B 3B	4-2 BB	3 1 1 0 2 0 2											
<b>Quinton McCracken, S</b> (1, 8) OBP: 0.311, SLG: 0.283		1-1 SH1-4 1B		0-1 SH1-3 1-2		3-2 G1-3		0-0 19 2B 1B	2-2 F8	4 1 2 1 0 0 1											
<b>19 Chris Snyder, R</b> (1, 2) OBP: 0.318, SLG: 0.316		1-3 K		1-1 F9		0-0 L9		1-0 1B SF 2B		4 1 1 0 0 1 2											
<b>17 Brandon Webb, R</b> (1, 1) <b>Alex Cintron, S</b> (8, PH) <b>Lance Cormier, R</b> (8, 1) OBP: 0.250, SLG: 0.250		2-2 SH1-4		2-3 K			0-0 G5-3	1-1 SF 1B		2 0 0 0 0 1 1 1 0 1 1 0 0 0 0 0 0 0 0 0 0											
<b>Inning Stats</b>	R: 1 E: 0 K: 0 S: 13	H: 2 LOB: 2 BB: 2 P: 23	R: 0 E: 0 K: 1 S: 10	H: 1 LOB: 1 BB: 0 P: 15	R: 0 E: 0 K: 2 S: 13	H: 1 LOB: 1 BB: 1 P: 18	R: 0 E: 0 K: 1 S: 10	H: 0 LOB: 1 BB: 1 P: 17	R: 1 E: 0 K: 0 S: 12	H: 1 LOB: 1 BB: 1 P: 25	R: 0 E: 0 K: 0 S: 5	H: 0 LOB: 0 BB: 0 P: 8	R: 1 E: 0 K: 0 S: 7	H: 2 LOB: 1 BB: 0 P: 11	R: 3 E: 1 K: 0 S: 14	H: 4 LOB: 1 BB: 0 P: 21	R: 1 E: 0 K: 0 S: 11	H: 1 LOB: 1 BB: 1 P: 18	1B: 8 2B: 2 3B: 1 HR: 1	SF: 1 SAC: 2 DP: 2 HBP: 0	WP: 0 PA: 43 PB: 0 SB: 1 CS: 0
<b>PITCHER</b>	IP WLS BF H R ER SO BB IBB HBP BLK WP HR S P ERA WHIP																				
<b>Kirk Rueter, L</b> (1, 1) ERA: 5.21	6.2 L 30 7 3 3 4 4 0 0 0 0 0 0 69 116 4.05 1.650																				
<b>54 Scott Munter, R</b> (7, 1) ERA: 2.95	0.1 1 0 0 0 0 0 0 0 0 0 0 0 1 1 0.00 0.000																				
<b>Jason Christiansen, L</b> (8, 1) ERA: 4.5	0.1 6 4 3 3 0 0 0 0 0 0 0 0 11 17 81.00 12.000																				
<b>Brandon Puffer, R</b> (8, 1) ERA: 4.76	1.2 6 1 1 1 0 1 0 0 0 0 0 1 14 22 5.40 1.200																				

Arizona Diamondbacks @ San Francisco Giants  
SBC Park, San Francisco, CA  
Thu Jun 23 2005, 7:05 PM EDT  
Att. 39,739 - Sunny - 70 F

[livebaseballscorecards.com](http://livebaseballscorecards.com)

AB	35
R	7
H	12
RBI	7
BB	5
SO	4
LOB	17



Batter	1	2	3	4	5	6	7	8	9	AB R H RBI BB SO LOB
Ray Durham, S OBP: 0.360, SLG: 0.391 (1, 4) Deivi Cruz, R OBP: 0.322, SLG: 0.431 (7, 4)	0-0 G6-3		2-2 G5-3			2-0 G4-3		1-0 F8		3 0 0 0 0 0 0 1 0 0 0 0 0 0
13 Omar Vizquel, S OBP: 0.362, SLG: 0.402 (1, 6)	2-1 G3		0-2 G4-3			2-1 L9		4-2 G6-3 BB		3 0 0 0 1 0 0
J.T. Snow, L OBP: 0.360, SLG: 0.359 (1, 3)	2-0 1B				3-1 G4-3 SF7 2B	1-1 G4-3		1-1 G6-3 1-2f		4 1 2 0 0 0 1
Moises Alou, R OBP: 0.416, SLG: 0.515 (1, 7)	0-0 P3				0-1 G4-3 2-3		0-0 1B S 1B		4-0 BB BB	3 1 1 0 1 0 2
Pedro Feliz, R OBP: 0.325, SLG: 0.447 (1, 5)					0-0 SF7 3-H		2-3 SAFE K 1-2		4-2 BB BB	2 0 1 1 1 1 1
Todd Linden, S OBP: 0.256, SLG: 0.417 (1, 9)					0-0 G4-3		2-2 L6		2-3 K 1-2	4 0 0 0 0 1 4
Jason Ellison, R OBP: 0.370, SLG: 0.460 (1, 8)						2-1 G1-3		2-2 1B 2-H 1B		4 0 1 1 0 1 2
Yorvit Torrealba, R OBP: 0.324, SLG: 0.397 (1, 2)						1-1 G5-3		1-0 1B 1-2 1B		4 0 2 0 0 1 2
Kirk Rueter, L OBP: 0.231, SLG: 0.240 (1, 1) 54 Scott Munter, R (7, 1) Michael Tucker, L (7, PH) Jason Christiansen, R (8, 1) Brandon Puffer, R (8, 1)						0-0 G1-3		0-0 G4-3		2 0 0 0 0 1 0 0 0 0 0 0 0 0 1 0 0 0 0 0 2 0 0 0 0 0 0 0 0 0 0 0 0 0 0

**BOTTOM**

Arizona Diamondbacks @ San Francisco Giants  
SBC Park, San Francisco, CA

[livebaseballscorecards.com](http://livebaseballscorecards.com)

AB	31
R	2
H	7
RBI	2
BB	3
SO	5
LOB	14



WP: 0	PA: 35
PB: 0	
SB: 1	
CS: 0	

PITCHER	IP	WLS	BF	H	R	ER	SO	BB	IBB	HBP	BLK	WP	HR	S	P	ERA	WHIP
17 Brandon Webb, R (1, 1) ERA: 3.2	7.0		27	7	2	2	2	0	0	0	0	0	0	50	78	2.57	1.000
Lance Cormier, R (8, 1) ERA: 3.1	2.0		8	0	0	0	3	3	0	0	0	0	0	17	38	0.00	1.500

Thu Jun 23 2005, 7:05 PM EDT  
Att: 39,739 - Sunny - 70 F

Batter	1	2	3	4	5	6	7	8	9	AB R H RBI BB SO LOB	TOP	
15 Brandon Inge, R OBP: 0.395, SLG: 0.476 (1, 5)	0-1 14 G6-4-3 1B		2-3 K		2-2 1-2 1B		1-3 K		1-2 G4-3	5 0 2 0 0 2 2		
14 Placido Polanco, R OBP: 0.384, SLG: 0.434 (1, 4)	2-2 G6-4-3 1-2f			1-2 G1-3	0-2 L9			1-1 F8 1B		4 0 1 0 0 0 3		
31 Chris Shelton, R OBP: 0.339, SLG: 0.483 (1, 3)	1-1 F9			2-2 G5-3		2-2 G4-3		2-3 K		4 0 0 0 0 1 1		
Rondell White, R OBP: 0.333, SLG: 0.477 (1, 7)		0-0 G5-3		4-2 BB		0-0 1B		1-2 1B		3 0 2 0 1 0 0		
Ivan Rodriguez, R OBP: 0.310, SLG: 0.452 (1, 2)		2-0 F9		2-3 K		3-2 F8		1-1 F8		4 0 0 0 0 1 4		
Craig Monroe, R OBP: 0.333, SLG: 0.448 (1, 9)		0-1 E5			0-0 G6-3 1B	1-1 1B		2-2 F9		4 1 2 0 0 0 2		
20 Omar Infante, R OBP: 0.264, SLG: 0.376 (1, 6)		1-2 P4			2-1 F9	1-2 F8			2-3 K	4 0 0 0 0 1 4		
Nook Logan, S OBP: 0.323, SLG: 0.369 (1, 8)			0-0 G1-3		0-0 G6-3		4-1 15 CS SH1-4 BB		1-3 K	3 0 0 0 1 1 1		
Mike Maroth, L OBP: 0.750, SLG: 0.667 (1, 1) Chris Spurling, R (7, 1) Jamie Walker, L (8, 1) Kyle Farnsworth, R (8, 1) Dmitri Young, S (9, PH) Jason Smith, L (9, PR) OBP: 0.324, SLG: 0.482 (9, PR) OBP: 0.192, SLG: 0.235			1-3 K		3-2 15 1B		0-0 SH1-4		4-2 BB	2 0 1 1 0 1 0 1 0 0 0 0 0 0 0 0 0		
<b>Inning Stats</b>	R: 0 H: 1 E: 0 LOB: 0 K: 0 BB: 0 S: 8 P: 11	R: 0 H: 0 E: 1 LOB: 1 K: 0 BB: 0 S: 7 P: 10	R: 0 H: 0 E: 0 LOB: 0 K: 2 BB: 0 S: 11 P: 14	R: 0 H: 0 E: 0 LOB: 1 K: 1 BB: 1 S: 12 P: 21	R: 1 H: 3 E: 0 LOB: 2 K: 0 BB: 0 S: 15 P: 22	R: 0 H: 2 E: 0 LOB: 2 K: 0 BB: 0 S: 12 P: 19	R: 0 H: 0 E: 0 LOB: 0 K: 1 BB: 1 S: 5 P: 10	R: 0 H: 2 E: 0 LOB: 2 K: 1 BB: 0 S: 13 P: 20	R: 0 H: 0 E: 0 LOB: 1 K: 2 BB: 1 S: 13 P: 21	1B: 8 SF: 0 2B: 0 SAC: 1 3B: 0 DP: 1 HR: 0 HBP: 0	WP: 0 PA: 37 PB: 0 SB: 0 CS: 1	
<b>PITCHER</b>	IP WLS BF H R ER SO BB IBB HBP BLK WP HR S P ERA WHIP											
Shawn Estes, L (1, 1) ERA: 3.75	6.1 W 27 6 1 1 3 2 0 0 0 0 0 0 67 103 1.42 1.263											
Greg Aquino, R (7, 1) ERA: 15.43	0.2 H 1 0 0 0 1 0 0 0 0 0 0 0 3 4 0.00 0.000											
Jose Valverde, R (8, 1) ERA: 4.91	1.0 H 5 2 0 0 1 0 0 0 0 0 0 0 13 20 0.00 2.000											
36 Brian Bruney, R (9, 1) ERA: 5.34	1.0 S 4 0 0 0 2 1 0 0 0 0 0 0 13 21 0.00 1.000											

**Detroit Tigers @ Arizona Diamondbacks**  
Bank One Ballpark, Phoenix, AZ

Fri Jun 24 2005, 9:40 PM EDT  
Att. 24,808 - Roof Closed - 84 F

AB	33
R	1
H	8
RBI	1
BB	3
SO	7
LOB	17




Batter	1	2	3	4	5	6	7	8	9	AB R H RBI BB SO LOB
<b>Craig Counsell, L</b> (1, 4) OBP: 0.385, SLG: 0.423	0-2 G4-3		3-2 F8			3-2 P4	1-2 1B			4 0 1 0 0 0 1
<b>Royce Clayton, R</b> (1, 6) OBP: 0.301, SLG: 0.345	1-1 G4-3 1B		2-1 F8			2-1 BB 1B	1 SAFE 3-3 K			4 1 2 0 0 1 2
<b>Luis Gonzalez, L</b> (1, 7) OBP: 0.401, SLG: 0.482	1-1 G4-3			0-1 2B 1B		1 SAFE 1 SAFE FC4 1B SF8		2-2 P4		4 1 1 0 0 0 2
<b>Troy Glaus, R</b> (1, 5) OBP: 0.354, SLG: 0.532	1-1 F9			1-1 WP 2B		4-1 SF8 1B BB	1-1 1B WP 1B			3 0 2 0 1 0 1
<b>Alex Cintron, S</b> (8, PR) (9, 5)						1-2 2-3 BB				0 0 0 0 0 0 0
<b>Tony Clark, S</b> (1, 3) OBP: 0.373, SLG: 0.642		3-3 K		2-1 G5-3		1-1 1B	2-3 K			4 0 1 1 0 2 2
<b>Shawn Green, L</b> (1, 9) OBP: 0.337, SLG: 0.456		0-1 G4-3		1-3 K		1-2 2-3 3-H SF8	1-0 1B			3 0 1 1 0 1 1
<b>Quinton McCracken, S</b> (1, 8) OBP: 0.302, SLG: 0.274		1-2 G6-3		2-3		2-0 G6-3	1-3 1B			4 0 0 0 0 0 4
<b>19 Chris Snyder, R</b> (1, 2) OBP: 0.318, SLG: 0.316			2-0 FC2-6 1B		0-1 G4-3	1-1 G3	0-0 F8			3 0 1 0 0 0 0
<b>Shawn Estes, R</b> (1, 1)			0-0 FC2-6		0-1 F8		1-0 G3-1			2 0 0 0 0 0 1
<b>Greg Aquino, R</b> (7, 1)										0 0 0 0 0 0 0
<b>Scott Hairston, R</b> (7, PH) OBP: 0.105, SLG: 0.158										1 0 0 0 0 0 0
<b>Jose Valverde, R</b> (8, 1)										0 0 0 0 0 0 0
<b>36 Brian Bruney, R</b> (9, 1)										0 0 0 0 0 0 0

Inning Stats	R: 0	H: 1	E: 0	LOB: 1	K: 0	S: 9	R: 0	H: 0	E: 0	LOB: 0	K: 1	S: 10	R: 0	H: 1	E: 0	LOB: 1	K: 0	S: 8	R: 0	H: 2	E: 0	LOB: 1	K: 1	S: 10	R: 0	H: 0	E: 0	LOB: 0	K: 0	S: 6	R: 2	H: 2	E: 1	LOB: 2	K: 0	S: 17	R: 0	H: 1	E: 0	LOB: 1	K: 1	S: 8	R: 0	H: 2	E: 0	LOB: 2	K: 1	S: 13
	0	1	0	1	0	9	0	0	0	0	1	10	0	1	0	1	0	8	0	2	0	1	1	10	0	0	0	0	0	0	2	2	1	0	17	0	1	0	0	1	8	0	2	0	1	13		

PITCHER	IP	WLS	BF	H	R	ER	SO	BB	IBB	HBP	BLK	WP	HR	S	P	ERA	WHIP
<b>Mike Maroth, L</b> (1, 1) ERA: 4.09	6.2	L	28	7	2	0	2	1	0	0	0	1	0	65	100	0.00	1.200
<b>Chris Spurling, R</b> (7, 1) ERA: 1.86	0.1		1	0	0	0	1	0	0	0	0	0	0	3	6	0.00	0.000
<b>Jamie Walker, L</b> (8, 1) ERA: 1.78	0.1		1	0	0	0	0	0	0	0	0	0	0	3	5	0.00	0.000
<b>Kyle Farnsworth, R</b> (8, 1) ERA: 2.48	0.2		4	2	0	0	1	0	0	0	0	1	0	10	15	0.00	3.000

**DETROIT TIGERS @ ARIZONA DIAMONDBACKS**  
**Bank One Ballpark, Phoenix, AZ**  
 Fri Jun 24 2005, 9:40 PM EDT  
 Att. 24,808 - Roof Closed - 84 F

<b>AB</b>	<b>32</b>
<b>R</b>	<b>2</b>
<b>H</b>	<b>9</b>
<b>RBI</b>	<b>2</b>
<b>BB</b>	<b>1</b>
<b>SO</b>	<b>4</b>
<b>LOB</b>	<b>14</b>



WP	PA	3A	2B	1B	SO	DP	SAC	HBP	HR	ER	IBB	HBP	BLK	WP	HR	S	P	ERA	WHIP
2	34	0	8	1	0	0	0	0	0	0	0	0	0	0	0	0	0	0.00	1.200

Batter	1	2	3	4	5	6	7	8	9	AB R H RBI BB SO LOB	TOP		
15 Brandon Inge, R OBP: 0.395, SLG: 0.480 (1, 5) X	0-0 P3		4-2 G5-3 BB		1-1 G5-3		1-1 SAFE 1-1		1-2 SAFE P2	4 1 1 1 1 0 1			
14 Placido Polanco, R OBP: 0.388, SLG: 0.438 (1, 4) C X	0-1 1B		0-1 G5-3			2-2 G6-4-3 1B	1-2 1B		1-1 G4-6-3	5 2 3 1 0 0 2			
Dmitri Young, S OBP: 0.322, SLG: 0.478 (1, 3) B F F S	1-3 K		0-2 G4-3			0-1 1B	1-3 K			4 0 1 0 0 2 3			
Rondell White, R OBP: 0.332, SLG: 0.473 Alexis Gomez, L OBP: 0.273, SLG: 0.111 (1, 7) F C F B B X (8, 7)	2-2 F8			0-2 L7		0-1 G6-4-3 1B	0-1 1B			4 0 1 1 0 0 3 0 0 0 0 0 0 0			
Ivan Rodriguez, R OBP: 0.309, SLG: 0.449 (1, 2) F L F		0-3 K		1-3 K		2-1 1B	1-1 G4-3			4 0 1 1 0 2 1			
Craig Monroe, R OBP: 0.336, SLG: 0.449 (1, 9) B B B X		2-0 1B		0-2 1B		2-3 K		0-0 G6-3		4 0 2 0 0 1 1			
20 Omar Infante, R OBP: 0.264, SLG: 0.379 (1, 6) 1 SAFE X		0-0 FC1-4-6		2-3 K			0-0 SH1-4 31 1B 2B	0-1 G4-3		4 1 1 0 0 1 2			
Nook Logan, S OBP: 0.318, SLG: 0.364 (1, 8) B C C X	1-1 L6				1-2 G3-1		0-1 SH1-4	1-1 F8		3 0 0 0 0 0 1			
Sean Douglass, R (1, 1) 31 Chris Shelton, R (7, PH) Franklyn German, R (7, 1) Kyle Farnsworth, R (8, 1) 39 Tony Giaratano, S (9, PH) Troy Percival, R (9, 1)			1-1 G5-3		0-0 G4-3			4-1 BB		2 0 0 0 0 0 0 1 1 1 1 0 1 0 0 0 0 0 0 0 0			
<b>Inning Stats</b>	R: 0 H: 1 E: 0 LOB: 1 K: 1 BB: 0 S: 10 P: 13	R: 0 H: 1 E: 0 LOB: 1 K: 1 BB: 0 S: 7 P: 10	R: 0 H: 0 E: 0 LOB: 1 K: 0 BB: 1 S: 10 P: 15	R: 0 H: 1 E: 0 LOB: 1 K: 2 BB: 0 S: 13 P: 16	R: 0 H: 0 E: 0 LOB: 0 K: 0 BB: 0 S: 7 P: 9	R: 1 H: 3 E: 0 LOB: 1 K: 1 BB: 0 S: 13 P: 19	R: 4 H: 5 E: 0 LOB: 1 K: 1 BB: 0 S: 20 P: 27	R: 0 H: 0 E: 0 LOB: 0 K: 0 BB: 0 S: 5 P: 6	R: 0 H: 0 E: 0 LOB: 0 K: 0 BB: 1 S: 7 P: 12	1B: 9 SF: 0 2B: 1 SAC: 1 3B: 1 DP: 2 HR: 0 HBP: 0	WP: 0 PA: 38 PB: 1 SB: 1 CS: 0		
<b>PITCHER</b>	IP WLS BF H R ER SO BB IBB HBP BLK WP HR S P ERA WHIP											<b>PITCHER</b>	IP WLS BF H R ER SO BB IBB HBP BLK WP HR S P ERA WHIP
Javier Vazquez, R (1, 1) ERA: 4.53	6.1 L 29 10 5 4 5 1 0 0 0 0 0 0 73 100 5.68 1.737												
Javier López, L (7, 1) ERA: 9.92	0.1 1 0 0 0 1 0 0 0 0 0 0 0 3 4 0.00 0.000												
28 Brandon Medders, R (7, 1) ERA:	0.1 2 1 0 0 0 0 0 0 0 0 0 0 4 5 0.00 3.000												
Mike Koplove, R (8, 1) ERA: 4.76	2.0 6 0 0 0 0 0 1 0 0 0 0 0 0 12 18 0.00 0.500												

**Detroit Tigers @ Arizona Diamondbacks**  
Bank One Ballpark, Phoenix, AZ

Sat Jun 25 2005, 9:40 PM EDT  
Att. 27,344 - Roof Closed - 79 F

[livebaseballscorecards.com](http://livebaseballscorecards.com)

AB	35
R	5
H	11
RBI	5
BB	2
SO	6
LOB	14





Batter	1	2	3	4	5	6	7	8	9	AB	R	H	RBI	BB	SO	LOB
<b>Craig Counsell, L</b> (1, 4) OBP: 0.383, SLG: 0.424	3-2 G6-3		3-2 P5		1-2 2B			0-1 L8		4	0	1	0	0	0	0
<b>Royce Clayton, R</b> (1, 6) OBP: 0.300, SLG: 0.343	0-1 1B		3-2 G6-3		2-0 G6-3			2-2 F9		4	0	1	0	0	0	1
<b>Shawn Green, L</b> (1, 9) OBP: 0.335, SLG: 0.451	1-1 F8		2-3 K				3-2 F7	4-0 BB		3	0	0	0	1	1	1
<b>Troy Glas, R</b> (1, 5) OBP: 0.356, SLG: 0.528	4-2 1-2 BB			4-0 G4-6-3 1B BB			1-2 F8	0-3 K		2	0	0	0	2	1	1
<b>Chad Tracy, L</b> (1, 3) OBP: 0.335, SLG: 0.491	1-2 F9			1-1 1-2 G4-6-3 1B			2-0 F7		4-2 BB	3	0	1	0	1	0	2
<b>José Cruz Jr., S</b> (1, 8) OBP: 0.327, SLG: 0.458		2-1 HR		1-0 G4-6-3 1-2f 2-3			1-1 G4-6-3 1B		0-3 K	4	1	2	1	0	1	3
<b>Quinton McCracken, S</b> (1, 7) OBP: 0.294, SLG: 0.266		1-1 G6-3		1-2 G6-3			0-1 G4-6-3 1-2f		1-1 F8	4	0	0	0	0	0	3
<b>19 Chris Snyder, R</b> (1, 2) OBP: 0.319, SLG: 0.317 <b>Matt Kata, S</b> (9, PH) OBP: 0.314, SLG: 0.333		2-1 G5-3			1-2 G5-3		3-1 1B		0-0 P6	3	0	1	0	0	0	0
<b>Javier Vazquez, R</b> (1, 1) OBP: 0.333, SLG: 0.370 <b>Javier López, L</b> (7, 1) <b>28 Brandon Medders, R</b> (7, 1) <b>Alex Cintron, S</b> (7, PH) OBP: 0.316, SLG: 0.400 <b>Mike Koplove, R</b> (8, 1)		1-2 G5-3			1-2 F8		1-0 P5			2	0	0	0	0	0	0

Inning Stats	R: 0	H: 1	E: 0	LOB: 2	K: 0	BB: 1	S: 13	R: 1	H: 1	E: 0	LOB: 0	K: 0	BB: 0	S: 9	R: 0	H: 0	E: 0	LOB: 0	K: 1	BB: 0	S: 10	R: 0	H: 1	E: 0	LOB: 1	K: 0	BB: 1	S: 6	R: 0	H: 1	E: 0	LOB: 1	K: 0	BB: 0	S: 11	R: 0	H: 0	E: 0	LOB: 0	K: 0	BB: 0	S: 11	R: 0	H: 2	E: 0	LOB: 1	K: 0	BB: 0	S: 7	R: 0	H: 0	E: 0	LOB: 1	K: 1	BB: 1	S: 8	R: 0	H: 0	E: 0	LOB: 1	K: 1	BB: 1	S: 13	R: 0	H: 0	E: 0	LOB: 1	K: 1	BB: 1	S: 18	1B: 4	SF: 0	2B: 1	SAC: 0	3B: 0	DP: 2	HR: 1	HBP: 0	WP: 0	PA: 35
--------------	------	------	------	--------	------	-------	-------	------	------	------	--------	------	-------	------	------	------	------	--------	------	-------	-------	------	------	------	--------	------	-------	------	------	------	------	--------	------	-------	-------	------	------	------	--------	------	-------	-------	------	------	------	--------	------	-------	------	------	------	------	--------	------	-------	------	------	------	------	--------	------	-------	-------	------	------	------	--------	------	-------	-------	-------	-------	-------	--------	-------	-------	-------	--------	-------	--------

PITCHER	IP	WLS	BF	H	R	ER	SO	BB	IBB	HBP	BLK	WP	HR	S	P	ERA	WHIP
<b>Sean Douglass, R</b> (1, 1) ERA: 1.5	6.0		23	4	1	1	1	2	0	0	0	0	1	60	101	1.50	1.000
<b>Franklyn German, R</b> (7, 1) ERA: 2.3	1.0		4	2	0	0	0	0	0	0	0	0	0	7	12	0.00	2.000
<b>Kyle Farnsworth, R</b> (8, 1) ERA: 2.4	1.0		4	0	0	0	1	1	0	0	0	0	0	8	14	0.00	1.000
<b>Troy Percival, R</b> (9, 1) ERA: 3.98	1.0		4	0	0	0	1	1	0	0	0	0	0	13	18	0.00	1.000

**BOTTOM**

**Detroit Tigers @ Arizona Diamondbacks**  
Bank One Ballpark, Phoenix, AZ  
Sat Jun 25 2005, 9:40 PM EDT  
Att: 27,344 - Roof Closed - 79 F

livebaseballscorecards.com

<b>AB</b>	<b>31</b>
<b>R</b>	<b>1</b>
<b>H</b>	<b>6</b>
<b>RBI</b>	<b>1</b>
<b>BB</b>	<b>4</b>
<b>SO</b>	<b>3</b>
<b>LOB</b>	<b>13</b>



Batter	1	2	3	4	5	6	7	8	9	AB R H RBI BB SO LOB	TOP		
<b>15 Brandon Inge, R</b> (1, 5) <small>OBP: 0.391, SLG: 0.475</small> <b>Chris Spurling, R</b> (5, 1) <b>31 Chris Shelton, R</b> (7, PH) <small>OBP: 0.369, SLG: 0.500</small> (7, 7)	2-3 		1-3 		2-1 		3-2 		2-2 	3 0 0 0 0 2 0 0 0 0 0 0 0 0 1 2 1 0 0 0 0			
<b>14 Placido Polanco, R</b> (1, 4) <small>OBP: 0.392, SLG: 0.436</small> <b>20 Omar Infante, R</b> (6, 4) <small>OBP: 0.266, SLG: 0.394</small>	2-1 		4-1 			1-1 	1-0 		0-1 	1 0 0 0 1 0 0 2 1 1 3 0 0 1			
<b>9 Carlos Guillen, S</b> (1, 6) <small>OBP: 0.403, SLG: 0.483</small>	2-2 		2-2 			1-2 	0-1 		1-3 	5 0 1 0 0 2 4			
<b>Rondell White, R</b> (1, 7) <small>OBP: 0.328, SLG: 0.467</small> <b>Alexis Gomez, L</b> (6, 7) <small>OBP: 0.250, SLG: 0.100</small> <b>56 Fernando Rodney, R</b> (7, 1) <small>OBP: 0.600, SLG: 0.500</small> (9, PH)	1-2 		3-2 			1-3 	2-0 		1-3 	3 0 0 0 0 1 2 1 0 0 0 0 0 1 0 0 0 0 0 0 0 1 0 0 0 0 1 2			
<b>Ivan Rodriguez, R</b> (1, 2) <small>OBP: 0.307, SLG: 0.446</small> <b>13 Vance Wilson, R</b> (6, 2) <small>OBP: 0.222, SLG: 0.106</small>		1-2 		2-3 			2-3 	2-3 	1-1 	2 0 0 0 0 1 0 2 0 0 0 0 2 0			
<b>Dmitri Young, S</b> (1, 3) <small>OBP: 0.324, SLG: 0.480</small>		2-3 		1-3 			2-2 	0-0 	1-1 	5 1 2 1 0 2 0			
<b>Craig Monroe, R</b> (1, 9) <small>OBP: 0.337, SLG: 0.452</small>		0-1 		2-2 			2-1 	1-2 	2-2 	5 0 2 0 0 0 4			
<b>Nook Logan, S</b> (1, 8) <small>OBP: 0.321, SLG: 0.368</small>		4-0 			0-1 		3-1 	0-1 		3 1 1 1 1 0 1			
<b>38 Jeremy Bonderman, R</b> (1, 1) <b>Doug Creek, L</b> (3, 1) <b>Jason Smith, L</b> (5, PH) <small>OBP: 0.218, SLG: 0.296</small> (5, 5)		1-2 			0-1 		0-0 		1-0 	1 0 0 0 0 0 2 0 0 0 0 0 0 0 3 2 2 1 0 0 0			
<b>Inning Stats</b>	R: 0 H: 0 E: 0 LOB: 1 K: 2 BB: 0 S: 15 P: 22	R: 0 H: 1 E: 0 LOB: 2 K: 1 BB: 1 S: 11 P: 19	R: 0 H: 0 E: 0 LOB: 1 K: 1 BB: 1 S: 10 P: 20	R: 0 H: 0 E: 0 LOB: 0 K: 2 BB: 0 S: 11 P: 16	R: 0 H: 0 E: 0 LOB: 0 K: 0 BB: 0 S: 6 P: 8	R: 0 H: 0 E: 0 LOB: 0 K: 1 BB: 0 S: 8 P: 11	R: 5 H: 5 E: 0 LOB: 1 K: 1 BB: 0 S: 19 P: 34	R: 0 H: 1 E: 0 LOB: 1 K: 1 BB: 0 S: 10 P: 13	R: 2 H: 3 E: 1 LOB: 3 K: 2 BB: 0 S: 18 P: 27	1B: 4 SF: 0 2B: 4 SAC: 0 3B: 1 DP: 0 HR: 1 HBP: 3	WP: 0 PA: 43 PB: 0 SB: 0 CS: 0		
<b>PITCHER</b>	IP WLS BF H R ER SO BB IBB HBP BLK WP HR S P ERA WHIP											<b>PITCHER</b>	IP WLS BF H R ER SO BB IBB HBP BLK WP HR S P ERA WHIP
<b>Claudio Vargas, R</b> (1, 1) <small>ERA: 8.44</small>	6.2 W 27 4 3 3 8 1 1 1 0 0 0 73 117 4.05 0.750												
<b>Mike Koplove, R</b> (7, 1) <small>ERA: 5.24</small>	0.1 4 2 2 2 0 0 0 0 1 0 0 1 7 13 54.00 6.000												
<b>Jose Valverde, R</b> (8, 1) <small>ERA: 4.7</small>	1.0 4 1 0 0 1 0 0 0 0 0 0 10 13 0.00 1.000												
<b>Greg Aquino, R</b> (9, 1) <small>ERA: 12.71</small>	1.0 8 3 2 0 2 0 0 0 1 0 0 0 18 27 0.00 3.000												

**Detroit Tigers @ Arizona Diamondbacks**  
 Bank One Ballpark, Phoenix, AZ  
 Sun Jun 26 2005, 4:40 PM EDT  
 Att. 25,720 - Roof Closed - 79 F

AB	38
R	7
H	10
RBI	6
BB	2
SO	11
LOB	17



Batter	1	2	3	4	5	6	7	8	9
<b>Craig Counsell, L</b> OBP: 0.383, SLG: 0.427 (1, 4)	0-1 PB 1B	0-2 K	1-1 2-H 2B		2-1 F7		2-2 P4		
<b>Alex Cintron, S</b> OBP: 0.331, SLG: 0.416 (1, 5)	3-1 G3-6-1 1-H HR 1B	1-1 1B 2B	2-3 K			0-1 HR 1B		4-2 E BB	
<b>Chad Tracy, L</b> OBP: 0.340, SLG: 0.493 <b>Greg Aquino, R</b> (9, 1)	0-1 G3-6-1 1-2 1B	1-2 2-H 1B		1-1 E8 HR 1B		1-0 F7		2-2 F8	
<b>Tony Clark, S</b> OBP: 0.367, SLG: 0.647 (1, 3)	1-0 G3-6-1 1-2f 2-3	1-0 L9		1-2 G5-3		1-2 1-H HR		1-2 E3 G5-4-3	
<b>Shawn Green, L</b> OBP: 0.343, SLG: 0.480 (1, 9)	2-1 3-H HR		1-1 HR 2B	0-1 HR		4-2 BB		0-2 G5-4-3 1-2f	
<b>José Cruz Jr., S</b> OBP: 0.326, SLG: 0.473 (1, 8)	2-2 G4-3		3-1 2-H HR	0-1 F7		2-3 K			
<b>Royce Clayton, R</b> OBP: 0.299, SLG: 0.339 (1, 6)		4-1 SH5-4 2B BB	0-3 K	3-3 K		0-3 K			
<b>Kelly Stinnett, R</b> OBP: 0.345, SLG: 0.500 (1, 2)		2-2 SAFE SH5-4 2B 1B	4-2 SH1-4 2B BB		2-3 K		1-3 K		
<b>Claudio Vargas, R</b> OBP: 0.200, SLG: 0.200 <b>Mike Koplove, R</b> (7, 1)		0-1 SH5-4	0-0 SH1-4		0-0 G5-3		2-3 K		
<b>Scott Hairston, R</b> OBP: 0.100, SLG: 0.150 <b>Jose Valverde, R</b> (8, 1)		1-2 2-3	1-2						
<b>Quinton McCracken, S</b> OBP: 0.294, SLG: 0.266 (9, 7)									

AB	R	H	RBI	BB	SO	LOB
5	1	2	1	0	1	2
4	3	3	3	1	1	1
5	1	3	1	0	0	2
0	0	0	0	0	0	0
5	1	1	2	0	0	5
4	3	3	4	1	0	2
4	1	1	2	0	1	1
3	1	0	0	1	3	1
3	2	1	0	1	2	0
1	0	0	0	0	0	0
0	0	0	0	0	0	0
1	0	0	0	0	1	0
0	0	0	0	0	0	0
0	0	0	0	0	0	0

WP	HR	S	P	ERA	WHIP
0	0	0	0	0.00	0.500
0	0	0	0	13.50	2.000
0	0	0	0	9.00	1.500
0	0	0	0	0.00	0.500

Inning	1	2	3	4	5	6	7	8	9
<b>R</b>	3	3	3	2	0	2	0	0	0
<b>H</b>	4	3	3	2	0	2	0	0	0
<b>E</b>	0	0	0	1	0	0	0	0	0
<b>K</b>	0	1	2	1	2	2	2	2	2
<b>S</b>	13	15	16	13	7	16	9	12	19
<b>LOB</b>	0	1	1	0	0	1	0	1	1
<b>BB</b>	0	1	1	0	0	1	0	0	1
<b>P</b>	21	24	27	18	11	24	14	19	

**DETROIT TIGERS @ ARIZONA DIAMONDBACKS**  
 Bank One Ballpark, Phoenix, AZ  
 Sun Jun 26 2005, 4:40 PM EDT  
 Att. 25,720 - Roof Closed - 79 F

<b>AB</b>	35
<b>R</b>	13
<b>H</b>	14
<b>RBI</b>	13
<b>BB</b>	4
<b>SO</b>	9
<b>LOB</b>	14



Batter	1	2	3	4	5	6	7	8	9	AB R H RBI BB SO LOB	TOP		
Jason Ellison, R (1, 8) OBP: 0.356, SLG: 0.438	0-3 K		0-0 G5-3		0-1 S SH1-3 1B		1-0 F9		1-1 WP 1B	6 1 2 1 0 1 3	<b>San Francisco Giants @ Arizona Diamondbacks</b> Bank One Ballpark, Phoenix, AZ Tue Jun 28 2005, 9:40 PM EDT Att. 30,640 - Roof Closed - 80 F		
13 Omar Vizquel, S (1, 6) OBP: 0.357, SLG: 0.396	1-1 2B 1B		0-1 F8		0-0 SH1-3		3-1 F8		1-1 WP BB SF9 1B	4 2 2 1 0 0 0			
Lance Niekro, R (1, 3) OBP: 0.316, SLG: 0.532	1-2 1B 2B		1-2 F8		3-3 K		2-0 P4		4-2 WP 1B BB	4 2 1 0 1 1 1			
Moises Alou, R (1, 7) OBP: 0.409, SLG: 0.521	1-1 1B			3-2 BB 1B G6-4-3 1B		0-2 G6-3		0-2 P3	1-1 SF9	4 1 2 3 0 0 1			
Pedro Feliz, R (1, 5) OBP: 0.323, SLG: 0.453	0-1 F7			1-0 G6-4-3 BB 2B 1B		1-1 SH1-4 E 2B		1-1 F8	1-1 1B 2B 1B	5 3 3 1 0 0 1			
Ray Durham, S (1, 4) OBP: 0.356, SLG: 0.380	2-2 F7			4-1 BB G6-4-3 BB		1-0 SH1-4		4-2 BB	1-0 2B 1B	2 0 1 0 2 0 1			
Todd Linden, S (1, 9) OBP: 0.216, SLG: 0.354				1-2 G6-4-3		2-1 FC5		0-0 G4-3	1-1 F9	5 0 0 0 0 1 5			
Mike Matheny, R (1, 2) OBP: 0.313, SLG: 0.452				0-0 F8 2B		0-0 F8			2B 1B BB 2B	4 1 2 2 1 0 1			
Jason Schmidt, R (1, 1) OBP: 0.148, SLG: 0.259				1-2 G6-3		2-3 K			1B 1B 2B BB	3 0 0 0 0 2 2			
Scott Eyre, L (7, 1)										0 0 0 0 0 0 0			
54 Scott Munter, R (8, 1)										0 0 0 0 0 0 0			
Michael Tucker, L (9, PH) OBP: 0.357, SLG: 0.403										1 1 1 0 1 0 0			
Tyler Walker, R (9, 1)										0 0 0 0 0 0 0			
<b>Inning Stats</b>	R: 2 H: 3 E: 0 LOB: 1 K: 1 BB: 0 S: 17 P: 22	R: 0 H: 0 E: 0 LOB: 0 K: 2 BB: 0 S: 11 P: 15	R: 0 H: 0 E: 0 LOB: 0 K: 0 BB: 0 S: 8 P: 9	R: 2 H: 3 E: 0 LOB: 1 K: 0 BB: 1 S: 16 P: 26	R: 0 H: 1 E: 0 LOB: 1 K: 1 BB: 0 S: 11 P: 14	R: 1 H: 1 E: 1 LOB: 1 K: 1 BB: 0 S: 9 P: 15	R: 0 H: 0 E: 0 LOB: 0 K: 0 BB: 0 S: 4 P: 10	R: 0 H: 0 E: 0 LOB: 1 K: 0 BB: 1 S: 8 P: 13	R: 6 H: 6 E: 0 LOB: 3 K: 0 BB: 3 S: 24 P: 49	1B: 9 SF: 1 2B: 5 SAC: 2 3B: 0 DP: 1 HR: 0 HBP: 0	WP: 1 PA: 46 PB: 0 SB: 1 CS: 0		
<b>PITCHER</b>	IP WLS BF H R ER SO BB IBB HBP BLK WP HR S P ERA WHIP											<b>PITCHER</b>	IP WLS BF H R ER SO BB IBB HBP BLK WP HR S P ERA WHIP
Brad Halsey, L (1, 1) ERA: 4.37	5.1 L 25 8 5 4 4 1 0 0 0 0 0 0 68 95 6.75 1.688											28 Brandon Medders, R (9, 1) ERA: 5.4	1.0 8 3 3 3 0 2 0 0 0 0 0 0 14 30 27.00 5.000
Lance Cormier, R (6, 1) ERA: 2.98	1.2 5 0 0 0 1 0 0 0 0 0 0 0 8 16 0.00 0.000												
Jose Valverde, R (8, 1) ERA: 4.5	1.0 4 0 0 0 0 1 0 0 0 0 0 0 8 13 0.00 1.000												
36 Brian Bruney, R (9, 1) ERA: 6.23	0.0 3 2 3 3 0 1 0 0 0 0 0 0 8 16 ∞ ∞												
Javier López, L (9, 1) ERA: 10.47	0.0 1 1 0 0 0 0 0 0 0 0 0 0 2 3 ∞ ∞												

AB	38
R	11
H	14
RBI	8
BB	5
SO	5
LOB	15



WP: 1	PA: 46
PB: 0	
SB: 1	
CS: 0	

Batter	1	2	3	4	5	6	7	8	9	AB R H RBI BB SO LOB
<b>Craig Counsell, L</b> (1, 4) OBP: 0.383, SLG: 0.437	2-2 G4-3		1-0 HR	2-1 1B		2-3 K			0-2 G4-3	5 1 2 1 0 1 1
<b>Alex Cintron, S</b> (1, 6) OBP: 0.327, SLG: 0.409	1-2 F8		1-0 1B 2B 1B		2-3 K	1-2 G3			1-0 G4-3	5 1 1 0 0 1 1
<b>Chad Tracy, L</b> (1, 3) OBP: 0.349, SLG: 0.513	1-1 2B		0-1 2B 1B		1-0 BB 2B		3-2 2B		2-0 F7	5 1 4 0 0 0 0
<b>Troy Claus, R</b> (1, 5) OBP: 0.354, SLG: 0.527	1-1 F9		1-2 2B		2-3 K		3-2 P2			4 0 1 2 0 1 3
<b>Shawn Green, L</b> (1, 9) OBP: 0.342, SLG: 0.475		1-2 G4-1	0-0 F7		4-1 BB BB		0-1 L8			3 0 0 0 1 0 2
<b>José Cruz Jr., S</b> (1, 7) OBP: 0.330, SLG: 0.467		1-0 G4-3		4-0 1B BB	4-2 BB		3-2 F7			2 0 0 0 2 0 1
<b>Luis Terrero, R</b> (1, 8) OBP: 0.297, SLG: 0.418		0-1 G5-3		2-0 F7	3-3 K			0-1 G6-3		3 0 0 0 0 1 4
<b>Lance Cormier, R</b> (6, 1) OBP: 0.250, SLG: 0.250										0 0 0 0 0 0 0
<b>Jose Valverde, R</b> (8, 1) OBP: 0.336, SLG: 0.323										0 0 0 0 0 0 0
<b>Matt Kata, S</b> (8, PH)										1 0 0 0 0 0 0
<b>36 Brian Bruney, R</b> (9, 1)										0 0 0 0 0 0 0
<b>Javier López, L</b> (9, 1)										0 0 0 0 0 0 0
<b>28 Brandon Medders, R</b> (9, 1)										0 0 0 0 0 0 0
<b>19 Chris Snyder, R</b> (1, 2) OBP: 0.317, SLG: 0.315			0-2 G5-3	2-2 1B 1B		1-3 K		1-3 K		4 0 1 0 0 2 0
<b>Brad Halsey, L</b> (1, 1) OBP: 0.161, SLG: 0.037			1-2 K	0-2 B2		1-2 1B		1-1 G6-3		2 0 0 0 0 1 2
<b>Quinton McCracken, S</b> (6, 8) OBP: 0.297, SLG: 0.269										2 0 1 0 0 0 0

Inning Stats	R: 0	H: 1	E: 0	K: 11	LOB: 1	BB: 0	P: 16	R: 0	H: 0	E: 0	K: 0	LOB: 0	BB: 0	P: 8	R: 3	H: 4	E: 0	K: 1	LOB: 1	BB: 0	P: 18	R: 0	H: 2	E: 0	K: 0	LOB: 2	BB: 1	P: 20	R: 0	H: 1	E: 0	K: 3	LOB: 3	BB: 2	P: 30	R: 0	H: 1	E: 0	K: 2	LOB: 1	BB: 0	P: 17	R: 0	H: 1	E: 0	K: 0	LOB: 1	BB: 0	P: 22	R: 0	H: 0	E: 0	K: 1	LOB: 0	BB: 0	P: 9	R: 0	H: 0	E: 0	K: 0	LOB: 0	BB: 0	P: 8	1B: 5	SF: 0	2B: 4	SAC: 0	3B: 0	DP: 0	HR: 1	HBP: 0
--------------	------	------	------	-------	--------	-------	-------	------	------	------	------	--------	-------	------	------	------	------	------	--------	-------	-------	------	------	------	------	--------	-------	-------	------	------	------	------	--------	-------	-------	------	------	------	------	--------	-------	-------	------	------	------	------	--------	-------	-------	------	------	------	------	--------	-------	------	------	------	------	------	--------	-------	------	-------	-------	-------	--------	-------	-------	-------	--------


**BOTTOM**

**San Francisco Giants @ Arizona Diamondbacks**  
**Bank One Ballpark, Phoenix, AZ**

Tue Jun 28 2005, 9:40 PM EDT  
Att: 30,640 - Roof Closed - 80 F

livebaseballscorecards.com

<b>AB</b>	<b>36</b>
<b>R</b>	<b>3</b>
<b>H</b>	<b>10</b>
<b>RBI</b>	<b>3</b>
<b>BB</b>	<b>3</b>
<b>SO</b>	<b>7</b>
<b>LOB</b>	<b>14</b>



PITCHER	IP	WLS	BF	H	R	ER	SO	BB	IBB	HBP	BLK	WP	HR	S	P	ERA	WHIP
<b>Jason Schmidt, R</b> (1, 1) ERA: 4.81	6.0	W	29	9	3	3	6	3	0	0	0	0	1	67	109	4.50	2.000
<b>Scott Eyre, L</b> (7, 1) ERA: 2.87	1.0	H	4	1	0	0	0	0	0	0	0	0	0	13	22	0.00	1.000
<b>54 Scott Munter, R</b> (8, 1) ERA: 2.61	1.0	H	3	0	0	0	1	0	0	0	0	0	0	7	9	0.00	0.000
<b>Tyler Walker, R</b> (9, 1) ERA: 4.73	1.0		3	0	0	0	0	0	0	0	0	0	0	5	8	0.00	0.000

Batter	1	2	3	4	5	6	7	8	9	AB R H RBI BB SO LOB	TOP		
Alex Sanchez, L (1, 9) OBP: 0.362, SLG: 0.444 54 Scott Munter, R (7, 1) Scott Eyre, L (8, 1) Michael Tucker, L (9, PH) OBP: 0.361, SLG: 0.407 Tyler Walker, R (9, 1)	0-1 G1-3		1-3 K		0-0 13 S 1B		1-2 F7		2-0 13 SH5-4 1B	4 0 1 0 0 1 1 0 0 0 0 0 0 0 0 0 0 0 0 0 0 1 0 1 1 0 0 0 0 0 0 0 0 0 0	<b>San Francisco Giants @ Arizona Diamondbacks</b> <b>Bank One Ballpark, Phoenix, AZ</b> Wed Jun 29 2005, 10:10 PM EDT Att. 22,991 - Roof Closed - 80 F		
13 Omar Vizquel, S (1, 6) OBP: 0.366, SLG: 0.402	1-2 1B G1-4-3 1B		4-1 2B 1B BB		3-1 G1-6-3 1B		1-0 FC6-4 1B		0-0 SH5-4	3 1 3 1 1 0 0			
J.T. Snow, L (1, 3) OBP: 0.351, SLG: 0.355 Lance Niekro, R (5, 3) OBP: 0.312, SLG: 0.524	2-2 G1-4-3 1-2		0-0 1B 2B		1-0 G1-6-3 1-2f		1-1 FC6-4 1-2f		1-3 K	3 1 1 0 0 0 3 2 0 0 0 0 1 2			
Moises Alou, R (1, 7) OBP: 0.417, SLG: 0.525	0-0 1B		1-2 1B			4-1 FC4-6 BB		3-0 1B 1B	3-2 F8	4 0 3 2 1 0 1			
Pedro Feliz, R (1, 5) OBP: 0.319, SLG: 0.446	0-0 G1-3		0-0 G4-3			1-0 F9		0-2 P6		4 0 0 0 0 0 5			
Ray Durham, S (1, 4) OBP: 0.358, SLG: 0.386		2-2 G6-3-5 2B		1-3 K		2-0 FC4-6 1-2f		0-0 1B		4 0 2 0 0 1 1			
Mike Matheny, R (1, 2) OBP: 0.307, SLG: 0.443		1-1 G6-3-5 2-3f		2-1 G5-3		0-0 G5-3		1-0 L6		4 0 0 0 0 0 4			
Jason Ellison, R (1, 8) OBP: 0.354, SLG: 0.434		0-0 G1-3		1-1 G1-3			2-1 13 S 1B		3-2 P2	4 1 1 0 0 0 2			
Kirk Rueter, L (1, 1) OBP: 0.214, SLG: 0.222 Jason Christiansen, R (6, 1) Todd Linden, S (7, PH) OBP: 0.226, SLG: 0.360 (7, 9)			0-1 G6-3		0-0 B1-3		2-3 K		0-2 1B 1B	2 0 0 0 0 0 0 0 0 0 0 0 0 0 2 1 1 0 0 1 1			
<b>Inning Stats</b>	R: 0 H: 2 E: 0 LOB: 2 K: 0 BB: 0 S: 10 P: 13	R: 0 H: 1 E: 0 LOB: 0 K: 0 BB: 0 S: 6 P: 9	R: 2 H: 2 E: 0 LOB: 1 K: 1 BB: 1 S: 11 P: 17	R: 0 H: 0 E: 0 LOB: 0 K: 1 BB: 0 S: 7 P: 11	R: 0 H: 2 E: 0 LOB: 1 K: 0 BB: 0 S: 6 P: 9	R: 0 H: 0 E: 0 LOB: 1 K: 0 BB: 1 S: 4 P: 11	R: 1 H: 2 E: 0 LOB: 1 K: 1 BB: 0 S: 12 P: 19	R: 0 H: 2 E: 0 LOB: 2 K: 0 BB: 0 S: 10 P: 17	R: 1 H: 2 E: 0 LOB: 1 K: 1 BB: 0 S: 12 P: 18	1B: 11 SF: 0 2B: 3 SAC: 1 3B: 0 DP: 2 HR: 0 HBP: 0	WP: 0 PA: 40 PB: 0 SB: 2 CS: 0		
<b>PITCHER</b>	IP WLS BF H R ER SO BB IBB HBP BLK WP HR S P ERA WHIP											<b>PITCHER</b>	IP WLS BF H R ER SO BB IBB HBP BLK WP HR S P ERA WHIP
17 Brandon Webb, R (1, 1) ERA: 3.24	7.0 L 30 9 3 3 3 2 0 0 0 0 0 0 56 89 3.86 1.571												
Lance Cormier, R (8, 1) ERA: 2.91	1.0 5 2 0 0 0 0 0 0 0 0 0 0 10 17 0.00 2.000												
Jose Valverde, R (9, 1) ERA: 4.68	1.0 5 2 1 1 1 0 0 0 0 0 0 0 12 18 9.00 2.000												

livebaseballscores.com

<b>AB</b>	37
<b>R</b>	4
<b>H</b>	13
<b>RBI</b>	4
<b>BB</b>	2
<b>SO</b>	4
<b>LOB</b>	20



Batter	1	2	3	4	5	6	7	8	9	AB R H RBI BB SO LOB
<b>Craig Counsell, L</b> (1, 4) OBP: 0.381, SLG: 0.433	1-3 <b>K</b>		1-1 1B 2-3 1B		1-0 <b>G4-3</b>		1-0 <b>G4-6-3</b> 1-2f		1-0 <b>P2</b>	5 0 1 0 0 1 3
<b>Royce Clayton, R</b> (1, 6) OBP: 0.302, SLG: 0.339	3-2 <b>G6-3</b>		3-2 FC6 1-3 3-H 1B			4-2 E SF8 BB		2-3 <b>K</b>		3 1 1 1 1 1 0
<b>Luis Gonzalez, L</b> (1, 7) OBP: 0.396, SLG: 0.475	1-0 <b>F7</b>		1-1 <b>FC6</b> 1-2f			1-0 SAFE E3 SF8 BB FC3-2-5-3		3-2 <b>G6-3</b>		4 0 0 0 0 0 3
<b>Troy Claus, R</b> (1, 5) OBP: 0.356, SLG: 0.524		3-2 <b>F8</b>		0-1 <b>G1-3</b>		4-0 BB 1-2 FC3-2-5-3 BB		4-2 FC5-4 BB		2 0 0 0 2 0 0
<b>Tony Clark, S</b> (1, 3) OBP: 0.359, SLG: 0.635		0-1 <b>F9</b>		3-1 <b>F8</b>		1-1 SAFE SF8		0-0 <b>FC5-4</b> 1-2f		3 0 0 1 0 0 1
<b>Shawn Green, L</b> (1, 9) OBP: 0.344, SLG: 0.474		1-3 <b>K2-3</b>		4-1 BB		1-0 SAFE FC3-2-5-3		1-1 F8 BB 1B		3 0 1 0 1 1 2
<b>José Cruz Jr., S</b> (1, 8) OBP: 0.333, SLG: 0.461			4-1 17 19 1B BB FC2-5-4-1		1-0 <b>P4</b>	2-1 <b>G6-3</b>		4-2 BB 1-2 BB		2 0 0 0 2 0 3
<b>19 Chris Snyder, R</b> (1, 2) OBP: 0.319, SLG: 0.317			0-0 1B 17 1B BB FC2-5-4-1			3-2 <b>F9</b>		0-1 <b>G1-3</b>		2 1 1 0 0 0 0
<b>Quinton McCracken, S</b> (7, PH) OBP: 0.295, SLG: 0.267										1 0 0 0 0 0 0
<b>Lance Cormier, R</b> (8, 1) OBP: 0.250, SLG: 0.250										0 0 0 0 0 0 0
<b>Jose Valverde, R</b> (9, 1)										0 0 0 0 0 0 0
<b>Alex Cintron, S</b> (9, PH) OBP: 0.325, SLG: 0.406										1 0 0 0 0 1 2
<b>17 Brandon Webb, R</b> (1, 1)										2 0 0 0 0 0 2
<b>Chad Tracy, L</b> (7, PH) OBP: 0.352, SLG: 0.515			2-2 <b>FC2-5-4-1</b>			1-0 <b>G4-3</b>		3-1 <b>G4-6-3</b> 1B		1 0 1 0 0 0 0
<b>Kelly Stinnett, R</b> (8, 2) OBP: 0.333, SLG: 0.481			1-2 2-3						2-3 <b>F8</b>	1 0 0 0 0 0 2

Inning Stats	R: 0	H: 0	E: 0	K: 1	S: 7	LOB: 0	BB: 0	P: 12	R: 0	H: 0	E: 0	K: 1	S: 8	LOB: 0	BB: 0	P: 12	R: 1	H: 3	E: 0	K: 0	S: 15	LOB: 2	BB: 1	P: 26	R: 0	H: 0	E: 0	K: 0	S: 6	LOB: 1	BB: 1	P: 14	R: 0	H: 0	E: 0	K: 0	S: 5	LOB: 0	BB: 0	P: 10	R: 1	H: 0	E: 1	K: 0	S: 8	LOB: 2	BB: 2	P: 21	R: 0	H: 1	E: 0	K: 0	S: 5	LOB: 0	BB: 0	P: 9	R: 0	H: 0	E: 0	K: 1	S: 11	LOB: 1	BB: 1	P: 20	R: 0	H: 1	E: 0	K: 1	S: 10	LOB: 2	BB: 1	P: 16	1B: 5	SF: 1	2B: 1	SAC: 0	3B: 0	DP: 2	HR: 0	HBP: 0
--------------	------	------	------	------	------	--------	-------	-------	------	------	------	------	------	--------	-------	-------	------	------	------	------	-------	--------	-------	-------	------	------	------	------	------	--------	-------	-------	------	------	------	------	------	--------	-------	-------	------	------	------	------	------	--------	-------	-------	------	------	------	------	------	--------	-------	------	------	------	------	------	-------	--------	-------	-------	------	------	------	------	-------	--------	-------	-------	-------	-------	-------	--------	-------	-------	-------	--------


PITCHER	IP	WLS	BF	H	R	ER	SO	BB	IBB	HBP	BLK	WP	HR	S	P	ERA	WHIP
<b>Kirk Rueter, L</b> (1, 1) ERA: 5.03	5.0		22	3	2	1	2	4	0	0	0	0	0	44	86	1.80	1.400
<b>Jason Christiansen, L</b> (6, 1) ERA: 5.79	1.0	W	3	0	0	0	0	0	0	0	0	0	0	5	9	0.00	0.000
<b>54 Scott Munter, R</b> (7, 1) ERA: 2.45	1.1	H	4	1	0	0	1	0	0	0	0	0	0	8	14	0.00	0.750
<b>Scott Eyre, L</b> (8, 1) ERA: 2.81	0.2	H	3	0	0	0	0	1	0	0	0	0	0	8	15	0.00	1.500
<b>Tyler Walker, R</b> (9, 1) ERA: 4.59	1.0	S	5	1	0	0	1	1	0	0	0	0	0	10	16	0.00	2.000

**BOTTOM**

**San Francisco Giants @ Arizona Diamondbacks**  
**Bank One Ballpark, Phoenix, AZ**  
 Wed Jun 29 2005, 10:10 PM EDT  
 Att. 22,991 - Roof Closed - 80 F

<b>AB</b>	<b>30</b>
<b>R</b>	<b>2</b>
<b>H</b>	<b>5</b>
<b>RBI</b>	<b>2</b>
<b>BB</b>	<b>6</b>
<b>SO</b>	<b>4</b>
<b>LOB</b>	<b>18</b>

WP: 0 PA: 37  
 PB: 0  
 SB: 0  
 CS: 0



PITCHER	IP	WLS	BF	H	R	ER	SO	BB	IBB	HBP	BLK	WP	HR	S	P	ERA	WHIP
---------	----	-----	----	---	---	----	----	----	-----	-----	-----	----	----	---	---	-----	------

Batter	1	2	3	4	5	6	7	8	9	AB R H RBI BB SO LOB	TOP	
Jason Ellison, R (1, 8) OBP: 0.347, SLG: 0.425	1-1 G5-3	2-2 G3-1	2-1 G1-3			0-3 K			0-1 F8	5 0 0 1 0 1 3		
13 Omar Vizquel, S (1, 6) OBP: 0.360, SLG: 0.396	1-2 G4-3	3-1 SF7			0-1 F8	1-1 G3			0-1 F9	4 0 0 1 0 0 0		
Pedro Feliz, R (1, 5) OBP: 0.315, SLG: 0.440	2-2 F9	2-2 G3-1			0-0 L1				0-0 G5-3	4 0 0 0 0 0 1		
Moises Alou, R (1, 7) OBP: 0.414, SLG: 0.520		1-0 HR	1-0 G5-3		1-1 F8				2-3 K	4 1 1 0 0 1 0		
Ray Durham, S (1, 4) OBP: 0.364, SLG: 0.403		0-0 HR	4-2 2B		2-0 HR				2-1 L3	3 3 2 1 1 0 0		
Lance Niekro, R (1, 3) OBP: 0.316, SLG: 0.551		3-2 HR	1-1 G4-3		0-0 G4-3				1-1 G5-3	4 2 2 3 0 0 0		
Todd Linden, S (1, 9) OBP: 0.246, SLG: 0.377		3-2 SH	4-2 G4-3		0-0 F7				1-3 K	3 2 1 0 1 1 0		
Yorvit Torrealba, R (1, 2) OBP: 0.321, SLG: 0.380		4-2 SH	1-2 G4-3		1-0 G1-3				0-3 K	3 1 0 1 1 1 2		
51 Noah Lowry, R (1, 1) OBP: 0.385, SLG: 0.478	2-2 SH		1-2 2B			1-3 K			0-3 K	2 0 1 2 0 1 0		
Brett Tomko, R (7, 1) OBP: 0.188, SLG: 0.194	1-2 2B									1 0 0 0 0 1 0		
<b>Inning Stats</b>	R: 0 H: 0 E: 0 LOB: 0 K: 0 BB: 0 S: 9 P: 13	R: 5 H: 4 E: 1 LOB: 1 K: 0 BB: 1 S: 23 P: 43	R: 3 H: 2 E: 0 LOB: 1 K: 0 BB: 2 S: 15 P: 29	R: 0 H: 0 E: 0 LOB: 0 K: 0 BB: 0 S: 5 P: 6	R: 1 H: 1 E: 0 LOB: 0 K: 0 BB: 0 S: 4 P: 7	R: 0 H: 0 E: 0 LOB: 0 K: 2 BB: 0 S: 9 P: 11	R: 0 H: 0 E: 0 LOB: 0 K: 1 BB: 0 S: 6 P: 10	R: 0 H: 0 E: 0 LOB: 0 K: 2 BB: 0 S: 8 P: 10	R: 0 H: 0 E: 0 LOB: 0 K: 1 BB: 0 S: 7 P: 7	1B: 2 SF: 1 2B: 3 SAC: 1 3B: 0 DP: 0 HR: 2 HBP: 0	WP: 0 PA: 38 PB: 0 SB: 0 CS: 0	
<b>PITCHER</b>	IP WLS BF H R ER SO BB IBB HBP BLK WP HR S P ERA WHIP											
Shawn Estes, L (1, 1) ERA: 4.3	2.1 L 16 5 8 7 0 3 0 0 0 0 0 1 39 73 27.00 3.429											
Mike Koplove, R (3, 1) ERA: 5.11	2.2 10 2 1 1 0 0 0 0 0 0 0 1 17 25 3.38 0.750											
Jose Valverde, R (6, 1) ERA: 4.33	2.0 6 0 0 0 3 0 0 0 0 0 0 0 15 21 0.00 0.000											
28 Brandon Medders, R (8, 1) ERA: 4.15	1.0 3 0 0 0 2 0 0 0 0 0 0 0 8 10 0.00 0.000											
Greg Aquino, R (9, 1) ERA: 10.8	1.0 3 0 0 0 1 0 0 0 0 0 0 0 7 7 0.00 0.000											

San Francisco Giants @ Arizona Diamondbacks  
Bank One Ballpark, Phoenix, AZ  
Thu Jun 30 2005, 9:40 PM EDT  
Att. 21,751 - Roof Closed - 80 F

livebaseballscorecards.com

AB	33
R	9
H	7
RBI	9
BB	3
SO	6
LOB	6





Batter	1	2	3	4	5	6	7	8	9	AB	R	H	RBI	BB	SO	LOB
Alex Cintron, S OBP: 0.317, SLG: 0.396 (1, 4)	1-1 F9		2-2 F8		3-2 F7			0-0 F7		4	0	0	0	0	0	0
Royce Clayton, R OBP: 0.305, SLG: 0.339 (1, 6)	4-1 BB		1-3 K		0-2 DI			3-2 G5-3		3	0	1	0	1	1	0
Luis Gonzalez, L OBP: 0.398, SLG: 0.484 (1, 7)	4-2 BB			3-2 P6	1-3 K			0-0 HR		3	1	1	1	1	1	1
Greg Aquino, R (9, 1)	1-2 BB				1-2 K					0	0	0	0	0	0	0
Troy Claus, R OBP: 0.352, SLG: 0.516 (1, 5)	2-1 P2			3-1 P3		1-0 G5-3		0-1 F8		4	0	0	0	0	0	2
Chad Tracy, L OBP: 0.350, SLG: 0.509 (1, 3)	3-2 G4-3			4-2 1B		1-2 F7			3-1 F8	3	0	0	0	1	0	2
José Cruz Jr., S OBP: 0.337, SLG: 0.458 (1, 9)		4-1 G5-4-3		2-1 1B		1-0 P5			0-1 F9	3	0	1	0	1	0	0
Luis Terrero, R OBP: 0.295, SLG: 0.400 (1, 8)		0-1 G5-4-3		1-2 1B			3-2 19 G4-6-3 HBP		1-2 F8	3	0	0	0	0	1	3
19 Chris Snyder, R OBP: 0.315, SLG: 0.312 (1, 2)		0-3 K		3-3 K		1-2 G6-3		1-0 G4-6-3		3	0	0	0	0	1	1
Shawn Estes, R (1, 1)			0-3 K		1-0 HR			1-2 F8		0	0	0	0	0	0	0
Mike Koplove, R (3, 1)										1	0	0	0	0	1	0
Shawn Green, L (5, PH)										1	1	1	1	0	0	0
Jose Valverde, R (6, 1)										0	0	0	0	0	0	0
Craig Counsell, L (7, PH)										1	0	0	0	0	0	0
28 Brandon Medders, R (8, 1)										0	0	0	0	0	0	0
Quinton McCracken, S (9, 7)										0	0	0	0	0	0	0

Inning Stats	R: 0	H: 0	E: 0	K: 0	S: 11	R: 0	H: 0	E: 0	K: 1	S: 8	R: 0	H: 1	E: 0	K: 1	S: 10	R: 1	H: 2	E: 0	K: 1	S: 18	R: 0	H: 0	E: 0	K: 0	S: 5	R: 0	H: 0	E: 0	K: 0	S: 7	R: 1	H: 1	E: 0	K: 0	S: 7	R: 0	H: 0	E: 0	K: 0	S: 8	1B: 2	SF: 0	2B: 0	SAC: 0	3B: 0	DP: 2	HR: 2	HBP: 1	WP: 0	PA: 34
--------------	------	------	------	------	-------	------	------	------	------	------	------	------	------	------	-------	------	------	------	------	-------	------	------	------	------	------	------	------	------	------	------	------	------	------	------	------	------	------	------	------	------	-------	-------	-------	--------	-------	-------	-------	--------	-------	--------

PITCHER	IP	WLS	BF	H	R	ER	SO	BB	IBB	HBP	BLK	WP	HR	S	P	ERA	WHIP
51 Noah Lowry, L (1, 1)	6.0	W	24	3	1	1	5	4	0	0	0	0	1	65	110	1.50	1.167
Brett Tomko, R (7, 1)	3.0	S	10	1	1	1	0	0	0	1	0	0	1	22	34	3.00	0.333

**BOTTOM**

**San Francisco Giants @ Arizona Diamondbacks**  
**Bank One Ballpark, Phoenix, AZ**

Thu Jun 30 2005, 9:40 PM EDT  
Att: 21,751 - Roof Closed - 80 F

livebaseballscorecards.com

AB	29
R	2
H	4
RBI	2
BB	4
SO	5
LOB	9



Batter	1	2	3	4	5	6	7	8	9	AB R H RBI BB SO LOB	TOP		
Craig Counsell, L (1, 4) OBP: 0.375, SLG: 0.426 28 Brandon Medders, R (8, 1)	0-1 L5		1-3 K		1-2 G4-3			0-1 G3		4 0 0 0 0 1 1 0 0 0 0 0 0 0	<b>Arizona Diamondbacks @ Los Angeles Dodgers</b> <b>Dodger Stadium, Los Angeles, CA</b> Fri Jul 01 2005, 7:40 PM PDT Att. 48,306 - Clear - 67 F <a href="http://livebaseballscorecards.com">livebaseballscorecards.com</a>		
Chad Tracy, L (1, 3) OBP: 0.349, SLG: 0.504	1-0 G6-3 1B		3-2 G3			1-0 F9		1-2 P6	4 0 1 0 0 0 1				
Luis Gonzalez, L (1, 7) OBP: 0.396, SLG: 0.479	3-2 G6-3		3-2 G1			2-3 K		4-1 BB BB	3 0 0 0 1 1 2				
Troy Glaus, R (1, 5) OBP: 0.351, SLG: 0.511	4-1 BB			2-3 K		2-1 G5-3		1-2 F8	3 0 0 0 1 1 1				
Shawn Green, L (1, 9) OBP: 0.347, SLG: 0.485	0-1 G6-3			3-2 1B		1-1 P4		4-2 BB BB	3 0 1 0 1 0 2				
José Cruz Jr., S (1, 8) OBP: 0.330, SLG: 0.447		1-0 F9		0-1 P5		0-0 G3		1-1 G3	4 0 0 0 0 0 3				
Royce Clayton, R (1, 6) OBP: 0.302, SLG: 0.335		1-3 K		0-0 B1-3		2-3 K			3 0 0 0 0 2 1				
19 Chris Snyder, R (1, 2) OBP: 0.310, SLG: 0.307		0-1 F9			1-3 K		1-2 G4-3		3 0 0 0 0 1 0				
Javier Vazquez, R (1, 1) OBP: 0.344, SLG: 0.379 Javier López, L (7, 1) Mike Koplove, R (7, 1) Alex Cintron, S (8, PH) OBP: 0.315, SLG: 0.394			0-2 G3 1B		1-3 K2-3		1-1 F7		2 0 1 0 0 1 0 0 0 0 0 0 0 0 0 0 0 0 0 0 0 1 0 0 0 0 0 0				
<b>Inning Stats</b>	R: 0 H: 1 E: 0 LOB: 2 K: 0 BB: 1 S: 11 P: 19	R: 0 H: 0 E: 0 LOB: 0 K: 1 BB: 0 S: 6 P: 8	R: 0 H: 1 E: 0 LOB: 1 K: 1 BB: 0 S: 14 P: 21	R: 0 H: 1 E: 0 LOB: 1 K: 1 BB: 0 S: 12 P: 17	R: 0 H: 0 E: 0 LOB: 0 K: 2 BB: 0 S: 9 P: 12	R: 0 H: 0 E: 0 LOB: 0 K: 1 BB: 0 S: 6 P: 11	R: 0 H: 0 E: 0 LOB: 0 K: 1 BB: 0 S: 7 P: 10	R: 0 H: 0 E: 0 LOB: 0 K: 0 BB: 0 S: 7 P: 9	R: 0 H: 0 E: 0 LOB: 2 K: 0 BB: 2 S: 14 P: 25	1B: 3 SF: 0 2B: 0 SAC: 0 3B: 0 DP: 0 HR: 0 HBP: 0		WP: 0 PA: 33 PB: 0 SB: 0 CS: 0	
<b>PITCHER</b>	IP WLS BF H R ER SO BB IBB HBP BLK WP HR S P ERA WHIP											<b>PITCHER</b>	IP WLS BF H R ER SO BB IBB HBP BLK WP HR S P ERA WHIP
31 Brad Penny, R (1, 1) ERA: 3.49 Franquelis Osoria, R (9, 1) ERA: 5.68	8.0 W 28 3 0 0 7 1 0 0 0 0 0 0 72 107 0.00 0.500												



Batter	1	2	3	4	5	6	7	8	9
13 Oscar Robles, L OBP: 0.326, SLG: 0.310 (1, 6)	0-1 F7		1-1 F9		1-0 SH 17 FC6-5		1 SAFE 0-1 17 2B	0-1 1B	
17 Jason Repko, R OBP: 0.273, SLG: 0.347 (1, 9) (8, 8)	3-2 K		1-3 K		0-2 FC6-5		2-1 12 1B 2B	3-3 K	
J.D. Drew, L OBP: 0.409, SLG: 0.498 Cody Ross, R OBP: 0.143, SLG: 0.143 (1, 8) (8, 9)	4-1 12 BB BB			0-0 HR	0-1 P5		4-2 12 1B 1B BB		
12 Jeff Kent, R OBP: 0.377, SLG: 0.525 (1, 3)	4-2 1-2 BB			0-0 P4		2-3 K	2-2 1B 1B	1-3 2-H 1B	
Jayson Werth, R OBP: 0.333, SLG: 0.424 (1, 7)	1-3 K		1-3 K		2-2 F9		0-1 1-2 3-H 1B	1-2 1B	
Antonio Perez, R OBP: 0.383, SLG: 0.415 (1, 4)		1-0 G5-3		3-3 K		2-3 K	1-2 P2		
Mike Edwards, R OBP: 0.350, SLG: 0.429 (1, 5)		1-2 K			0-0 HR		1-0 13 2B 1B	2-2 G4-3	
Jason Phillips, R OBP: 0.302, SLG: 0.372 (1, 2)		0-2 G5-3			2-2 31 SH5-4 13 SH 2B		1 SAFE 0-3 K	2-2 13 1B	
31 Brad Penny, R OBP: 0.192, SLG: 0.167 Jason Grabowski, L OBP: 0.266, SLG: 0.338 Franquelis Osoria, R (8, PH) (9, 1)			2-1 G5-3		1-1 SH5-4		0-3 K	2-3 K	

AB	R	H	RBI	BB	SO	LOB
4	1	2	2	0	0	0
5	1	1	1	0	3	3
2	2	1	1	2	0	1
0	0	0	0	0	0	0
3	0	1	1	1	1	0
4	0	1	1	0	2	2
4	0	0	0	0	2	2
4	2	2	1	0	1	0
4	1	2	0	0	1	1
2	0	0	0	0	1	1
1	0	0	0	0	1	1
0	0	0	0	0	0	0

BOTTOM	
Arizona Diamondbacks @ Los Angeles Dodgers Dodger Stadium, Los Angeles, CA	
Fri Jul 01 2005, 7:40 PM PDT Att. 48,306 - Clear - 67 F	
AB	33
R	7
H	10
RBI	7
BB	3
SO	12
LOB	11
1B: 5	SF: 0
2B: 3	SAC: 2
3B: 0	DP: 0
HR: 2	HBP: 0
WP: 0	PA: 38
PB: 0	
SB: 0	
CS: 0	

Inning Stats		R	H	E	K	S	R		H	E	K	S	R		H	E	K	S	R		H	E	K	S		
R: 0		0	0	0	12	24	R: 0		0	0	0	8	R: 1		1	0	2	9	R: 2		2	0	13	R: 0		0
H: 0		0	0	0	2	24	H: 0		0	0	0	11	H: 1		1	0	13	16	H: 0		0	0	16	H: 5		2
LOB: 2		2	0	0	2	24	LOB: 0		0	0	0	11	LOB: 0		0	0	16	16	LOB: 2		2	0	29	LOB: 2		2
BB: 2		2	0	0	2	24	BB: 0		0	0	0	11	BB: 0		0	0	16	16	BB: 1		1	0	29	BB: 0		0
S: 12		12	0	0	24	24	S: 7		7	0	0	11	S: 9		9	0	16	16	S: 10		10	0	29	S: 20		20

PITCHER		IP	WLS	BF	H	R	ER	SO	BB	IBB	HBP	BLK	WP	HR	S	P	ERA	WHIP
Javier Vazquez, R ERA: 4.75 (1, 1)	6.2	L	29	6	6	6	10	10	2	0	0	0	0	2	71	105	8.10	1.200
Javier López, L ERA: 11.02 (7, 1)	0.0		1	0	0	0	0	0	1	0	0	0	0	0	2	6	∞	∞
Mike Koplove, R ERA: 5.06 (7, 1)	0.1		3	2	1	1	0	0	0	0	0	0	0	0	12	15	27.00	6.000
28 Brandon Medders, R ERA: 3.38 (8, 1)	1.0		5	2	0	0	2	0	0	0	0	0	0	0	20	29	0.00	2.000



Batter	1	2	3	4	5	6	7	8	9	AB R H RBI BB SO LOB	TOP
<b>Craig Counsell, L</b> (1, 4) OBP: 0.374, SLG: 0.422	1-3 K	4-2 FC1-2 BB	1-1 S 1B		1-2 E4 G1-6-3		0-1 F8		0-1 G3-1	5 0 1 1 1 1 2	
<b>Chad Tracy, L</b> (1, 3) OBP: 0.348, SLG: 0.510	1-1 HR	4-1 FC1-2 BB	3-2 L4		0-0 G1-6-3			2-2 G6-3	1-0 F7	5 1 1 1 1 0 4	
<b>Luis Gonzalez, L</b> (1, 7) OBP: 0.396, SLG: 0.478	0-1 1B	0-0 FC1-2			1-0 F7			1-1 FC4-6 BB BLK 1B		5 1 2 0 0 0 3	
<b>Troy Glaus, R</b> (1, 5) OBP: 0.348, SLG: 0.503	1-3 K	3-3 K			2-0 G5-3			4-2 FC4-6 BB		4 0 0 0 1 2 4	
<b>Shawn Green, L</b> (1, 9) OBP: 0.348, SLG: 0.492	1-0 P5				4-2 2B BB			0-2 FC4-6 WP BLK		4 2 1 1 1 0 4	
<b>José Cruz Jr., S</b> (1, 8) OBP: 0.337, SLG: 0.472					2-1 2B			4-2 WP BB		4 1 2 2 1 1 1	
<b>Luis Terrero, R</b> (8, PR) OBP: 0.295, SLG: 0.400					1-H 2B			1-2 3-H BB		0 0 0 0 0 0 0	
<b>Alex Cintron, S</b> (1, 6) OBP: 0.324, SLG: 0.415					0-2 P6			4-1 1-2 2-3 IBB		4 2 2 1 1 1 1	
<b>Kelly Stinnett, R</b> (1, 2) OBP: 0.400, SLG: 0.516					1-2 FC1-6 1B			4-2 SH2-4 BB		4 0 3 0 1 0 3	
<b>Claudio Vargas, R</b> (1, 1) OBP: 0.167, SLG: 0.167					0-0 FC1-6 E					1 0 0 0 0 0 1	
<b>Lance Cormier, R</b> (6, 1) OBP: 0.250, SLG: 0.250										0 0 0 0 0 0 0	
<b>Javier López, L</b> (7, 1) OBP: 0.250, SLG: 0.250										0 0 0 0 0 0 0	
<b>Greg Aquino, R</b> (7, 1) OBP: 0.250, SLG: 0.250										0 0 0 0 0 0 0	
<b>Quinton McCracken, S</b> (9, PH) OBP: 0.285, SLG: 0.285										1 0 0 0 0 0 0	
<b>Brian Bruney, R</b> (8, 1) OBP: 0.285, SLG: 0.285										0 0 0 0 0 0 0	
<b>Inning Stats</b>	R: 1 H: 2 E: 0 LOB: 1 K: 2 BB: 0 S: 11 P: 15	R: 2 H: 3 E: 0 LOB: 3 K: 1 BB: 2 S: 12 P: 23	R: 2 H: 4 E: 0 LOB: 2 K: 1 BB: 0 S: 16 P: 25	R: 1 H: 1 E: 0 LOB: 1 K: 0 BB: 1 S: 11 P: 20	R: 0 H: 1 E: 1 LOB: 1 K: 0 BB: 0 S: 9 P: 11	R: 0 H: 0 E: 1 LOB: 1 K: 0 BB: 0 S: 14 P: 18	R: 0 H: 0 E: 0 LOB: 1 K: 1 BB: 1 S: 8 P: 13	R: 1 H: 1 E: 0 LOB: 3 K: 0 BB: 3 S: 14 P: 31	R: 0 H: 0 E: 0 LOB: 0 K: 0 BB: 0 S: 5 P: 9	1B: 7 SF: 0 2B: 1 SAC: 3 3B: 0 DP: 1 HR: 4 HBP: 0	WP: 1 PA: 47 PB: 0 SB: 1 CS: 0
<b>PITCHER</b>	IP WLS BF H R ER SO BB IBB HBP BLK WP HR S P ERA WHIP										
<b>Derek Lowe, R</b> (1, 1) ERA: 3.96	3.0 L 20 9 5 5 4 2 0 0 0 0 0 4 39 63 15.00 3.667										
<b>Elmer Dessens, R</b> (4, 1) ERA: 3.0	3.0 13 2 1 1 0 1 0 0 0 0 0 0 34 49 3.00 1.000										
<b>Giovanni Carrara, R</b> (7, 1) ERA: 4.17	1.0 4 0 0 0 0 1 1 0 0 0 0 0 8 13 0.00 1.000										
<b>Kelly Wunsch, L</b> (8, 1) ERA: 4.63	0.1 2 1 1 1 0 0 0 0 0 0 0 0 5 8 27.00 3.000										
<b>Duaner Sanchez, R</b> (8, 1) ERA: 4.33	0.2 5 0 0 0 0 2 1 0 1 1 0 0 9 23 0.00 3.000										
<b>PITCHER</b>	IP WLS BF H R ER SO BB IBB HBP BLK WP HR S P ERA WHIP										
<b>Franquelis Osoria, R</b> (9, 1) ERA: 4.91	1.0 3 0 0 0 0 0 0 0 0 0 0 0 5 9 0.00 0.000										

Arizona Diamondbacks @ Los Angeles Dodgers  
Dodger Stadium, Los Angeles, CA  
Sat Jul 02 2005, 1:10 PM PDT  
Att. 44,457 - Sunny - 78 F

livebaseballscorecards.com

AB	37
R	7
H	12
RBI	6
BB	7
SO	5
LOB	23



Batter	1	2	3	4	5	6	7	8	9	AB R H RBI BB SO LOB	BOTTOM
--------	---	---	---	---	---	---	---	---	---	----------------------	--------

<b>13 Oscar Robles, L</b> <small>OBP: 0.314, SLG: 0.298</small> 										5 1 1 0 0 1 2	<b>Arizona Diamondbacks @ Los Angeles Dodgers</b> <b>Dodger Stadium, Los Angeles, CA</b> Sat Jul 02 2005, 1:10 PM PDT Att. 44,457 - Sunny - 78 F
<b>Antonio Perez, R</b> <small>OBP: 0.383, SLG: 0.410</small> 										4 1 1 0 1 0 2	
<b>J.D. Drew, L</b> <small>OBP: 0.412, SLG: 0.524</small> 										5 2 3 3 0 1 3	
<b>12 Jeff Kent, R</b> <small>OBP: 0.377, SLG: 0.524</small> 										4 0 1 0 1 1 3	
<b>Jayson Werth, R</b> <small>OBP: 0.331, SLG: 0.419</small> 										4 0 1 2 0 1 4	
<b>Hee-Seop Choi, L</b> <small>OBP: 0.320, SLG: 0.465</small> 										2 0 0 0 2 1 2	
<b>Mike Edwards, R</b> <small>OBP: 0.346, SLG: 0.416</small> <b>Giovanni Carrara, R</b> <small>OBP: 0.383, SLG: 0.523</small> <b>Kelly Wunsch, L</b> <small>OBP: 0.363, SLG: 0.523</small> <b>Duaner Sanchez, R</b> <small>OBP: 0.363, SLG: 0.523</small> <b>Olmedo Saenz, R</b> <small>OBP: 0.363, SLG: 0.523</small> <b>Franquelis Osona, R</b> <small>OBP: 0.363, SLG: 0.523</small> 									3 0 0 0 0 0 1		
<b>Jason Phillips, R</b> <small>OBP: 0.301, SLG: 0.367</small> 										3 0 0 0 1 0 1	
<b>Derek Lowe, R</b> <small>OBP: 0.161, SLG: 0.194</small> <b>Cody Ross, R</b> <small>OBP: 0.133, SLG: 0.133</small> <b>Elmer Dessens, R</b> <small>OBP: 0.133, SLG: 0.133</small> <b>Jason Grabowski, L</b> <small>OBP: 0.253, SLG: 0.333</small> 										0 0 0 0 0 0 0	

Inning Stats	R: 1	H: 2	E: 0	K: 0	S: 13	LOB: 1	BB: 0	P: 18	R: 0	H: 0	E: 0	K: 0	S: 12	LOB: 0	BB: 1	P: 18	R: 2	H: 3	E: 1	K: 2	S: 20	LOB: 2	BB: 0	P: 31	R: 0	H: 0	E: 0	K: 1	S: 11	LOB: 0	BB: 0	P: 15	R: 1	H: 1	E: 0	K: 1	S: 9	LOB: 0	BB: 0	P: 13	R: 0	H: 0	E: 0	K: 10	S: 10	LOB: 0	BB: 0	P: 14	R: 1	H: 1	E: 1	K: 0	S: 13	LOB: 3	BB: 2	P: 27	R: 0	H: 0	E: 0	K: 0	S: 8	LOB: 1	BB: 1	P: 15	R: 0	H: 0	E: 0	K: 2	S: 10	LOB: 1	BB: 1	P: 18	1B: 4	2B: 1	3B: 0	HR: 2	SF: 0	SAC: 0	DP: 1	HBP: 0	WP: 0	PB: 0	SB: 0	CS: 0	PA: 40	ERA	WHIP
--------------	------	------	------	------	-------	--------	-------	-------	------	------	------	------	-------	--------	-------	-------	------	------	------	------	-------	--------	-------	-------	------	------	------	------	-------	--------	-------	-------	------	------	------	------	------	--------	-------	-------	------	------	------	-------	-------	--------	-------	-------	------	------	------	------	-------	--------	-------	-------	------	------	------	------	------	--------	-------	-------	------	------	------	------	-------	--------	-------	-------	-------	-------	-------	-------	-------	--------	-------	--------	-------	-------	-------	-------	--------	-----	------

PITCHER	IP	WLS	BF	H	R	ER	SO	BB	IBB	HBP	BLK	WP	HR	S	P	ERA	WHIP
<b>Claudio Vargas, R</b> <small>ERA: 7.78</small>	(1, 1)	5.0	W	22	6	4	2	4	1	0	0	0	0	65	95	3.60	1.400
<b>Lance Cormier, R</b> <small>ERA: 2.8</small>	(6, 1)	1.2	H	7	0	1	0	1	1	0	0	0	0	17	28	0.00	0.600
<b>Javier López, L</b> <small>ERA: 11.02</small>	(7, 1)	0.0		1	1	0	0	0	0	0	0	0	0	3	5	∞	∞
<b>Greg Aquino, R</b> <small>ERA: 9.0</small>	(7, 1)	1.1	H	6	0	0	0	2	0	0	0	0	0	11	23	0.00	1.500
<b>36 Brian Bruney, R</b> <small>ERA: 6.03</small>	(9, 1)	1.0	S	4	0	0	2	1	0	0	0	0	0	10	18	0.00	1.000

<b>AB</b>	<b>34</b>
<b>R</b>	<b>5</b>
<b>H</b>	<b>7</b>
<b>RBI</b>	<b>5</b>
<b>BB</b>	<b>5</b>
<b>SO</b>	<b>7</b>
<b>LOB</b>	<b>20</b>



<b>WP</b>	0	<b>PA</b>	40
<b>ERA</b>		<b>WHIP</b>	

Batter	1	2	3	4	5	6	7	8	9	AB R H RBI BB SO LOB	TOP											
<b>Craig Counsell, L</b> OBP: 0.378, SLG: 0.426 (1, 4)	1-0 HR 2B	0-0 F7		3-2 WP 1B		2-3 K			4-1 S HR BB	4 2 2 0 1 1 0	<b>Arizona Diamondbacks @ Los Angeles Dodgers</b> <b>Dodger Stadium, Los Angeles, CA</b> Sun Jul 03 2005, 7:10 PM PDT Att. 55,868 - Clear - 69 F											
<b>Chad Tracy, L</b> OBP: 0.349, SLG: 0.518 (1, 3)	1-1 P6	4-2 S 1B BB		2-0 P5 1-3		1-2 G1-6-3			2-1 1-H HR	4 2 1 2 1 0 2												
<b>Luis Gonzalez, L</b> OBP: 0.393, SLG: 0.472 (1, 7)	2-2 F8	3-2 K 1-2		1-1 HBP		3-1 G3-1			0-1 F7	4 0 0 0 0 1 2												
<b>Shawn Green, L</b> OBP: 0.349, SLG: 0.500 (1, 9)	1-1 2-H HR	2-1 2-H 1B		1-0 F8		0-1 G3-1			2-2 K	5 1 2 3 0 1 2												
<b>Alex Cintron, S</b> OBP: 0.331, SLG: 0.432 (1, 5)	0-1 WP 1B 2B	2-1 SAFE L8		0-2 L3		1-1 G4-6-3 1B			1-0 1B 2B	5 2 3 0 0 0 1												
<b>José Cruz Jr., S</b> OBP: 0.343, SLG: 0.470 (1, 8)	4-2 1B 19 2B BB		2-3 K		4-1 19 2B BB		0-2 G4-6-3 1-2f		1-1 E9 2-H 1B	3 2 1 1 2 1 1												
<b>Royce Clayton, R</b> OBP: 0.301, SLG: 0.333 (1, 6)	3-2 1-3 3-H 19 2B 1B		0-1 G5-3		1-3 K		1-2 K			4 1 1 1 0 2 1												
<b>19 Chris Snyder, R</b> OBP: 0.314, SLG: 0.321 (1, 2)	1-1 1-H 3-H 2B		1-0 G5-3		1-1 1-H 2B		1-2 F8			4 0 2 3 0 0 0												
<b>Brad Halsey, L</b> OBP: 0.147, SLG: 0.033 <b>Jose Valverde, R</b> (6, 1) <b>Quinton McCracken, S</b> OBP: 0.291, SLG: 0.263 <b>Lance Cormier, R</b> OBP: 0.250, SLG: 0.250 <b>Mike Koplove, R</b> (9, 1)	0-3 K			3-2 G1-3		0-0 G4-3		0-1 L1		3 0 0 0 0 1 2 0 0 0 0 0 0 0 1 0												
<b>Inning Stats</b>	R: 5 E: 0 K: 1 S: 21	H: 5 LOB: 1 BB: 1 P: 34	R: 1 E: 0 K: 1 S: 13	H: 1 LOB: 1 BB: 1 P: 24	R: 0 E: 0 K: 1 S: 6	H: 0 LOB: 0 BB: 0 P: 9	R: 0 E: 0 K: 0 S: 11	H: 1 LOB: 2 BB: 0 P: 21	R: 1 E: 0 K: 1 S: 11	H: 1 LOB: 1 BB: 1 P: 17	R: 0 E: 0 K: 1 S: 9	H: 0 LOB: 0 BB: 0 P: 15	R: 0 E: 0 K: 0 S: 7	H: 1 LOB: 0 BB: 0 P: 8	R: 0 E: 0 K: 1 S: 8	H: 0 LOB: 0 BB: 0 P: 10	R: 3 E: 1 K: 1 S: 11	H: 3 LOB: 1 BB: 1 P: 21	1B: 5 2B: 5 3B: 0 HR: 2	SF: 0 SAC: 0 DP: 1 HBP: 1	WP: 3 PB: 0 SB: 2 CS: 0	PA: 42
<b>PITCHER</b>	IP WLS BF H R ER SO BB IBB HBP BLK WP HR S P ERA WHIP																					
<b>D.J. Houlton, R</b> ERA: 6.33 <b>Scott Erickson, R</b> ERA: 6.39 <b>Franquelis Osoria, R</b> ERA: 3.86 <b>Giovanni Carrara, R</b> ERA: 4.06 <b>43 Yhency Brazoban, R</b> ERA: 5.03	(1, 1) (3, 1) (6, 1) (8, 1) (9, 1)	2.0 3.0 2.0 1.0 1.0	L 13 6 3 6	6 2 1 0 3	6 1 0 0 3	2 2 1 1 1	2 1 0 0 1	2 0 0 0 1	0 0 0 0 0	0 1 0 0 1	0 0 0 0 0	0 0 0 0 0	0 0 0 0 0	1 0 0 0 1	34 28 16 8 11	58 47 23 10 21	27.00 3.00 0.00 0.00 27.00	4.000 1.000 0.500 0.000 4.000				

livebaseballscorecards.com

<b>AB</b>	37
<b>R</b>	10
<b>H</b>	12
<b>RBI</b>	10
<b>BB</b>	4
<b>SO</b>	7
<b>LOB</b>	11



Batter	1	2	3	4	5	6	7	8	9	AB R H RBI BB SO LOB
13 Oscar Robles, L OBP: 0.321, SLG: 0.294 (1, 6)	1-2 FC3-6 HBP 1B		0-3 SAFE SAFE SAFE 1B	4-0 SAFE BB		2-2 F7			2-0 F7	4 0 1 0 1 1 3
Antonio Perez, R OBP: 0.386, SLG: 0.408 (1, 5)	3-2 FC3-6 HBP 1-2		0-1 SAFE 1-2 1B	2-2 F9			0-3 SAFE 2			3 0 1 0 0 1 2
J.D. Drew, L OBP: 0.412, SLG: 0.520 17 Jason Repko, R OBP: 0.271, SLG: 0.344 (1, 8) (7, 8)	0-1 FC3-6 12 G5-4-3 1-2f 2-3		1-1 F8 2		2-1 FC5-4 12 HBP		0-3 SAFE 2			2 0 0 0 0 0 4 1 0 0 0 0 1 0
12 Jeff Kent, R OBP: 0.372, SLG: 0.517 (1, 4)	0-0 G5-4-3 1-2f		0-3 SAFE 3		0-1 FC5-4 G5-4-3 1-2f		1-1 F8 3			4 0 0 0 0 1 5
Olmedo Saenz, R OBP: 0.362, SLG: 0.516 Franquelis Osoria, R (6, 1) Giovanni Carrara, R (8, 1) Jason Grabowski, L OBP: 0.260, SLG: 0.329 43 Yhency Brazoban, R (8, PH) (9, 1)		0-2 G6-3		1-0 SH1-4 HR HBP	1-2 G5-4-3			2-0 F8		2 1 0 0 0 0 1 0 0 0 0 0 0 0 0 0 0 0 0 0 0 1 0 0 0 0 0 0 0 0 0 0 0 0 0
Jayson Werth, R OBP: 0.336, SLG: 0.429 (1, 9) (3, 7)		1-2 2B 2B		1-3 K		1-2 1B 1B		1-2 G5-3		4 1 2 0 0 1 1
Mike Edwards, R OBP: 0.346, SLG: 0.431 Scott Erickson, R OBP: 0.154, SLG: 0.154 Hee-Seop Choi, L OBP: 0.317, SLG: 0.460 (1, 7) (3, 1) (6, 3)		1-1 2B 2B		1-2 SH1-4		2-2 SAFE L4		0-1 F7		1 0 1 1 0 0 0 0 0 0 0 0 0 0 2 0 0 0 0 0 1
Jason Phillips, R OBP: 0.304, SLG: 0.383 (1, 2)		0-1 G1-3		2-0 HR		0-1 1B 1B			3-2 G5-3	4 1 2 2 0 0 0
D.J. Houlton, R OBP: 0.333, SLG: 0.250 Cody Ross, R OBP: 0.211, SLG: 0.167 (1, 1) (3, 9)			3-2 1B 1B	4-2 13 BB BB		0-3 K			1-1 G6-3	0 0 0 0 0 0 0 3 0 1 0 1 1 2

Inning Stats	R: 0	H: 1	E: 0	K: 0	S: 9	R: 1	H: 2	E: 0	K: 0	S: 12	R: 0	H: 2	E: 0	K: 2	S: 15	R: 2	H: 1	E: 0	K: 1	S: 16	R: 0	H: 0	E: 0	K: 0	S: 6	R: 0	H: 2	E: 0	K: 1	S: 18	R: 0	H: 0	E: 0	K: 2	S: 9	R: 0	H: 0	E: 0	K: 0	S: 6	R: 0	H: 0	E: 0	K: 0	S: 6	R: 0	H: 0	E: 0	K: 0	S: 6	R: 0	H: 0	E: 0	K: 0	S: 6	R: 0	H: 0	E: 0	K: 0	S: 6	1B: 5	2B: 2	3B: 0	HR: 1	SF: 0	LOB: 0	DP: 2	HBP: 3	WP: 0	PB: 0	SB: 0	CS: 0	PA: 37
--------------	------	------	------	------	------	------	------	------	------	-------	------	------	------	------	-------	------	------	------	------	-------	------	------	------	------	------	------	------	------	------	-------	------	------	------	------	------	------	------	------	------	------	------	------	------	------	------	------	------	------	------	------	------	------	------	------	------	------	------	------	------	------	-------	-------	-------	-------	-------	--------	-------	--------	-------	-------	-------	-------	--------

PITCHER	IP	WLS	BF	H	R	ER	SO	BB	IBB	HBP	BLK	WP	HR	S	P	ERA	WHIP
Brad Halsey, L ERA: 4.41 (1, 1)	5.1	W	25	7	3	3	3	2	0	0	0	0	1	65	96	5.06	1.688
Jose Valverde, R ERA: 4.08 (6, 1)	1.2		6	1	0	0	3	0	0	0	0	0	0	20	23	0.00	0.600
Lance Cormier, R ERA: 2.74 (8, 1)	1.0		3	0	0	0	0	0	0	0	0	0	0	6	9	0.00	0.000
Mike Koplove, R ERA: 4.93 (9, 1)	1.0		3	0	0	0	0	0	0	0	0	0	0	6	12	0.00	0.000

**BOTTOM**

**Arizona Diamondbacks @ Los Angeles Dodgers**  
**Dodger Stadium, Los Angeles, CA**  
 Sun Jul 03 2005, 7:10 PM PDT  
 Att. 55,868 - Clear - 69 F

livebaseballscores.com

<b>AB</b>	<b>31</b>
<b>R</b>	<b>3</b>
<b>H</b>	<b>8</b>
<b>RBI</b>	<b>3</b>
<b>BB</b>	<b>2</b>
<b>SO</b>	<b>6</b>
<b>LOB</b>	<b>19</b>



Batter	1	2	3	4	5	6	7	8	9	AB R H RBI BB SO LOB	TOP		
22 David Eckstein, R (1, 6) OBP: 0.376, SLG: 0.365	1-2 G4-3		1-2 G4-3	0-2 G6-3			1-1 E5 5 1B	4-0 2B BB		4 1 1 0 1 0 0			
15 Jim Edmonds, L (1, 8) OBP: 0.388, SLG: 0.555 So Taguchi, R (8, PH) OBP: 0.318, SLG: 0.419 (8, 8)	0-0 G3		4-1 5 FC3-6 BB		2-3 K		2-3 K	0-1 2B		3 0 0 0 1 2 1 1 0 1 2 0 0 0			
5 Albert Pujols, R (1, 3) OBP: 0.427, SLG: 0.599	1-3 K		1-1 FC3-6 27 S 2B		1-1 G5-3		1-0 2-H 1B	4-0 7 G4-3 IBB		4 1 1 1 1 1 1			
Larry Walker, L (1, 9) OBP: 0.376, SLG: 0.473 7 Hector Luna, R (8, PH) OBP: 0.211, SLG: 0.278 (8, 9)		0-0 27 G6-3 1B	4-1 27 2B BB		0-0 G4-1		0-0 L3	0-1 G4-3		3 2 1 0 1 0 1 1 0 0 0 0 0 3			
27 Scott Rolen, R (1, 5) OBP: 0.365, SLG: 0.442		3-1 G6-3	0-0 1B 2B			2-3 K		4-1 4 1B 2B BB	0-0 G4-3 4 BB SF9 1B	4 3 2 2 1 1 1			
John Mabry, L (1, 7) OBP: 0.331, SLG: 0.406		0-1 1B	0-0 FC6-4 1B			2-2 WP 1B		0-0 4 1B 2B 1B	4-2 4 SF9 G4-3 BB	4 1 4 2 1 0 0			
Mark Grudzielanek, R (1, 4) OBP: 0.333, SLG: 0.393		1-1 1B	0-0 FC6-4			0-1 F8		0-3 K	1-1 G4-3	5 0 1 0 0 1 6			
4 Yadier Molina, R (1, 2) OBP: 0.295, SLG: 0.370		2-3 K		2-3 K		0-2 G4-3		1-2 2B 1B	0-1 SF9	4 1 1 1 0 2 3			
Matt Morris, R (1, 1) OBP: 0.103, SLG: 0.103 Abraham Nunez, S (8, PH) OBP: 0.366, SLG: 0.413 48 Brad Thompson, R (8, 1) Einar Diaz, R (9, PH) OBP: 0.241, SLG: 0.264 Cal Eldred, R (9, 1)		3-2 G5-3		1-2 G5-3			1-0 G5-3	1-1 2B 2B	0-1 P1	3 0 0 0 0 0 2 1 1 1 2 0 0 0 0 0 0 0 0 0 0 1 0 0 0 0 0 1 0 0 0 0 0 0 0			
<b>Inning Stats</b>	R: 0 H: 0 E: 0 LOB: 0 K: 1 BB: 0 S: 7 P: 9	R: 1 H: 3 E: 0 LOB: 2 K: 1 BB: 0 S: 16 P: 25	R: 3 H: 2 E: 0 LOB: 1 K: 0 BB: 2 S: 14 P: 24	R: 0 H: 0 E: 0 LOB: 0 K: 1 BB: 0 S: 12 P: 15	R: 0 H: 0 E: 0 LOB: 0 K: 1 BB: 0 S: 6 P: 9	R: 0 H: 1 E: 0 LOB: 1 K: 1 BB: 0 S: 12 P: 16	R: 1 H: 2 E: 1 LOB: 1 K: 1 BB: 0 S: 8 P: 13	R: 4 H: 4 E: 0 LOB: 2 K: 1 BB: 3 S: 14 P: 28	R: 1 H: 1 E: 0 LOB: 1 K: 0 BB: 1 S: 10 P: 15	1B: 9 SF: 1 2B: 4 SAC: 0 3B: 0 DP: 1 HR: 0 HBP: 0	WP: 1 PA: 45 PB: 0 SB: 1 CS: 0		
<b>PITCHER</b>	IP WLS BF H R ER SO BB IBB HBP BLK WP HR S P ERA WHIP											<b>PITCHER</b>	IP WLS BF H R ER SO BB IBB HBP BLK WP HR S P ERA WHIP
17 Brandon Webb, R (1, 1) ERA: 3.36	7.0 L 31 8 5 4 6 2 0 0 0 0 1 0 75 111 5.14 1.429												
Greg Aquino, R (8, 1) ERA: 12.96	0.1 6 3 4 4 1 2 0 0 0 0 0 0 10 20 108.00 15.000												
Javier López, L (8, 1) ERA: 11.02	0.0 2 1 0 0 0 0 0 1 0 0 0 0 2 6 ∞ ∞												
Mike Koplove, R (8, 1) ERA: 4.95	1.2 6 1 1 1 0 1 0 0 0 0 0 0 12 17 5.40 1.200												

St. Louis Cardinals @ Arizona Diamondbacks  
Bank One Ballpark, Phoenix, AZ

livebaseballscorecards.com

AB	38
R	10
H	13
RBI	10
BB	6
SO	7
LOB	19



Mon Jul 04 2005, 6:10 PM EDT  
Att. 31,197 - Roof Closed - 81 F



Batter	1	2	3	4	5	6	7	8	9	AB	R	H	RBI	BB	SO	LOB
<b>Craig Counsell, L</b> (1, 4) OBP: 0.372, SLG: 0.419	0-2 G1-3		2-0 G3			1-1 F8	1-0 G1-3		0-2 L3	5	0	0	0	0	0	1
<b>Chad Tracy, L</b> (1, 3) OBP: 0.348, SLG: 0.518	0-3 K			1-0 P6		2-2 1B 1B 2B		1-2 G5-3		4	1	1	0	0	1	0
<b>Luis Gonzalez, L</b> (1, 7) OBP: 0.389, SLG: 0.465	1-2 P6			1-1 G4-3		0-0 P5		2-1 P6		4	0	0	0	0	0	1
<b>Shawn Green, L</b> (1, 9) OBP: 0.354, SLG: 0.510		0-1 2B		1-1 F7		1-1 1B 1B		0-2 HR 2B		4	1	3	0	0	0	0
<b>Troy Glaus, R</b> (1, 5) OBP: 0.353, SLG: 0.516		2-3 K			3-2 FC6-4 1B HBP	0-1 1-2 1B		3-2 HR		3	1	2	3	0	1	1
<b>José Cruz Jr., S</b> (1, 8) OBP: 0.347, SLG: 0.471		3-0 L3			2-2 FC6-4 1B	1-2 K		1-2 1B		4	0	2	0	0	1	3
<b>Royce Clayton, R</b> (1, 6) OBP: 0.297, SLG: 0.328		1-2 G1-3			1-2 FC6-4			0-3 K		4	0	0	0	0	1	4
<b>19 Chris Snyder, R</b> (1, 2) OBP: 0.309, SLG: 0.317			1-0 G4-3		2-3 K			0-3 K		3	0	0	0	0	2	2
<b>Alex Cintron, S</b> (9, PH) OBP: 0.330, SLG: 0.429					0-3 K			0-2 G4-3		1	0	0	0	0	0	0
<b>17 Brandon Webb, R</b> (1, 1) OBP: 0.285, SLG: 0.289			2-3 K		0-3 K			2-3 K		2	0	0	0	0	2	2
<b>Quinton McCracken, S</b> (7, PH) OBP: 0.285, SLG: 0.289										1	0	1	0	0	0	0
<b>Greg Aquino, R</b> (8, 1)										0	0	0	0	0	0	0
<b>Javier López, L</b> (8, 1)										0	0	0	0	0	0	0
<b>Mike Koplove, R</b> (8, 1)										0	0	0	0	0	0	0
<b>Tony Clark, S</b> (9, PH) OBP: 0.397, SLG: 0.631										1	0	0	0	0	1	0

Inning Stats	R: 0	H: 0	E: 0	K: 1	S: 9	R: 0	H: 1	E: 0	K: 1	S: 9	R: 0	H: 0	E: 0	K: 1	S: 5	R: 0	H: 0	E: 0	K: 0	S: 5	R: 0	H: 1	E: 0	K: 2	S: 16	R: 1	H: 3	E: 0	K: 1	S: 13	R: 0	H: 1	E: 0	K: 1	S: 7	R: 2	H: 3	E: 0	K: 1	S: 17	R: 0	H: 0	E: 0	K: 1	S: 10	1B: 5	2B: 3	3B: 0	HR: 1	SF: 0	SAC: 0	DP: 0	HBP: 1	WP: 0	PA: 37
--------------	------	------	------	------	------	------	------	------	------	------	------	------	------	------	------	------	------	------	------	------	------	------	------	------	-------	------	------	------	------	-------	------	------	------	------	------	------	------	------	------	-------	------	------	------	------	-------	-------	-------	-------	-------	-------	--------	-------	--------	-------	--------

PITCHER	IP	WLS	BF	H	R	ER	SO	BB	IBB	HBP	BLK	WP	HR	S	P	ERA	WHIP
<b>Matt Morris, R</b> (1, 1) ERA: 3.17	7.0		28	6	1	1	7	0	0	1	0	0	0	64	95	1.29	0.857
<b>48 Brad Thompson, R</b> (8, 1) ERA: 2.66	1.0		6	3	2	2	1	0	0	0	0	0	1	17	24	18.00	3.000
<b>Cal Eldred, R</b> (9, 1) ERA: 0.9	1.0		3	0	0	0	1	0	0	0	0	0	0	10	12	0.00	0.000

**BOTTOM**

**St. Louis Cardinals @ Arizona Diamondbacks**  
**Bank One Ballpark, Phoenix, AZ**  
 Mon Jul 04 2005, 6:10 PM EDT  
 Att: 31,197 - Roof Closed - 81 F

livebaseballscorecards.com

<b>AB</b>	<b>36</b>
<b>R</b>	<b>3</b>
<b>H</b>	<b>9</b>
<b>RBI</b>	<b>3</b>
<b>BB</b>	<b>0</b>
<b>SO</b>	<b>9</b>
<b>LOB</b>	<b>14</b>



Batter	1	2	3	4	5	6	7	8	9	AB R H RBI BB SO LOB	TOP		
22 David Eckstein, R (1, 6) OBP: 0.376, SLG: 0.367	1-1 G4-3		0-1 L3		4-2 G6-4-3 BB		1-2 G6-3		0-0 2B	4 0 1 0 1 0 1			
15 Jim Edmonds, L (1, 8) OBP: 0.386, SLG: 0.547 Einar Diaz, R (9, PH) OBP: 0.236, SLG: 0.259 44 Jason Isringhausen, R (9, 1)	1-1 5 2B HBP		1-2 G1-4-3		2-3 SAFE		3-3 K		2-2 F9	3 1 0 0 0 2 2 1 0 0 0 0 0 1 0 0 0 0 0 0 0			
5 Albert Pujols, R (1, 3) OBP: 0.430, SLG: 0.614	1-0 G5-3 2B			1-1 2B 1B	3-0 G6-4-3 1-2f			1-1 HR		4 3 3 2 0 0 1			
Reggie Sanders, R (1, 7) OBP: 0.350, SLG: 0.553	1-0 G5-3			1-0 SAFE 2B 27 2B		1-0 G4-3		1-3 K		4 1 1 2 0 1 0			
27 Scott Rolen, R (1, 5) OBP: 0.368, SLG: 0.449	3-2 G5-3			1-2 G4-3 2B 1B 2B		1-2 G4-3		0-2 1B		4 1 2 1 0 0 0			
Mark Grudzielanek, R (1, 4) OBP: 0.329, SLG: 0.388		0-1 L3		2-2 G4-3 2B 2-3		0-0 F9		2-2 F9		4 0 0 0 0 0 2			
So Taguchi, R (1, 9) OBP: 0.322, SLG: 0.439		2-1 F9		1-0 F9 4 4 1B			1-0 HR	1-3 K		4 1 2 2 0 1 1			
4 Yadier Molina, R (1, 2) OBP: 0.291, SLG: 0.364		0-1 G6-3		3-1 SAFE F9 1-3			0-0 F8		2-1 G6-3	4 0 0 0 0 0 1			
Jeff Suppan, R (1, 1) OBP: 0.241, SLG: 0.222 Al Reyes, R (6, 1) 7 Hector Luna, R (7, PH) OBP: 0.250, SLG: 0.421 Cal Eldred, R (7, 1) Ray King, L (7, 1) Julian Tavaroz, L (8, 1) Abraham Nunez, S (9, PH) OBP: 0.364, SLG: 0.411 John Mabry, L (9, 9) OBP: 0.351, SLG: 0.406			0-0 L6	1-0 F8			2-1 3B		0-3 K	2 0 0 0 0 0 0 1 0 0 0 0 0 0 0 0 1 0 0 1 0 1 0 0 0 0 0 1 0 0 0 0 0 0 0 0 0			
<b>Inning Stats</b>	R: 2 H: 1 E: 0 LOB: 0 K: 0 BB: 0 S: 8 P: 15	R: 0 H: 0 E: 0 LOB: 0 K: 0 BB: 0 S: 6 P: 8	R: 0 H: 0 E: 0 LOB: 0 K: 0 BB: 0 S: 6 P: 7	R: 3 H: 4 E: 0 LOB: 1 K: 0 BB: 0 S: 15 P: 25	R: 0 H: 0 E: 0 LOB: 0 K: 1 BB: 1 S: 7 P: 16	R: 0 H: 0 E: 0 LOB: 0 K: 0 BB: 0 S: 5 P: 7	R: 1 H: 2 E: 0 LOB: 1 K: 1 BB: 0 S: 10 P: 17	R: 1 H: 2 E: 0 LOB: 1 K: 2 BB: 0 S: 15 P: 20	R: 0 H: 1 E: 0 LOB: 1 K: 1 BB: 0 S: 9 P: 13	1B: 3 SF: 0 2B: 4 SAC: 0 3B: 1 DP: 1 HR: 2 HBP: 1	WP: 0 PA: 38 PB: 0 SB: 1 CS: 0		
<b>PITCHER</b>	IP WLS BF H R ER SO BB IBB HBP BLK WP HR S P ERA WHIP											<b>PITCHER</b>	IP WLS BF H R ER SO BB IBB HBP BLK WP HR S P ERA WHIP
Shawn Estes, L (1, 1) ERA: 4.56	6.1 L 26 6 6 6 1 1 0 1 0 0 0 1 49 81 8.53 1.105												
Lance Cormier, R (7, 1) ERA: 2.7	0.2 3 1 0 0 1 0 0 0 0 0 0 0 8 14 0.00 1.500												
Greg Aquino, R (8, 1) ERA: 12.54	1.0 5 2 1 1 2 0 0 0 0 0 0 1 15 20 9.00 2.000												
Mike Gosling, L (9, 1) ERA: 7.88	1.0 4 1 0 0 1 0 0 0 0 0 0 0 9 13 0.00 1.000												

St. Louis Cardinals @ Arizona Diamondbacks  
Bank One Ballpark, Phoenix, AZ  
Tue Jul 05 2005, 9:40 PM EDT  
Att. 23,590 - Roof Closed - 80 F

livebaseballscorecards.com

AB	36
R	7
H	10
RBI	7
BB	1
SO	5
LOB	10



Batter	1	2	3	4	5	6	7	8	9	AB R H RBI BB SO LOB
<b>Craig Counsell, L</b> (1, 4) OBP: 0.373, SLG: 0.418	2-2 G3-1		0-0 SF8		4-1 BB		3-2 1B		3-2 P5	3 0 1 1 1 0 0
<b>Chad Tracy, L</b> (1, 3) OBP: 0.347, SLG: 0.514	0-3 K		1-2 F9		1-0 P6		0-2 1B			4 0 1 0 0 1 1
<b>Luis Gonzalez, L</b> (1, 7) OBP: 0.384, SLG: 0.459	1-2 G3-1		3-0 P2		1-2 G4-3		3-1 F8			4 0 0 0 0 0 3
<b>Troy Claus, R</b> (1, 5) OBP: 0.358, SLG: 0.517		1-1 BB 1B		1-1 1B 1B		4-1 F9 1B BB		1-0 F9		3 0 2 0 1 0 0
<b>Shawn Green, L</b> (1, 9) OBP: 0.352, SLG: 0.506		2-2 F7		0-0 P5		2-1 1B G6-4-3		0-1 G4-3		4 0 1 0 0 0 2
<b>José Cruz Jr., S</b> (1, 8) OBP: 0.350, SLG: 0.474		4-2 SAFE 1-2 BB		2-3 K		1-0 F9		0-0 2B		3 0 1 0 1 1 3
<b>Royce Clayton, R</b> (1, 6) OBP: 0.297, SLG: 0.328		2-2 F9		0-1 1B		2-2 G6-4-3		1-1 F8		3 0 1 0 0 0 4
<b>Lance Cormier, R</b> (7, 1) OBP: 0.250, SLG: 0.250										0 0 0 0 0 0 0
<b>Greg Aquino, R</b> (8, 1)										0 0 0 0 0 0 0
<b>Tony Clark, S</b> (8, PH) OBP: 0.355, SLG: 0.627										1 0 0 0 0 0 1
<b>Mike Gosling, L</b> (9, 1)										0 0 0 0 0 0 0
<b>19 Chris Snyder, R</b> (1, 2) OBP: 0.305, SLG: 0.312		2-3 K		2-1 G6-3		3-2 P6		1-2 G4-3		3 0 0 0 0 1 4
<b>Quinton McCracken, S</b> (9, PH) OBP: 0.293, SLG: 0.267										1 0 0 0 0 0 0
<b>Shawn Estes, R</b> (1, 1) OBP: 0.043, SLG: 0.130			1-0 SF8 3B		2-3 K		0-0 G4-3		1-2 G1-3	2 1 1 0 0 1 0
<b>Alex Cintron, S</b> (7, 6) OBP: 0.326, SLG: 0.424										2 0 0 0 0 0 0

Inning Stats	R: 0 E: 0 K: 10 S: 10	H: 0 LOB: 0 BB: 0 P: 13	R: 0 E: 0 K: 15 S: 15	H: 1 LOB: 2 BB: 1 P: 26	R: 1 E: 0 K: 0 S: 7	H: 1 LOB: 0 BB: 0 P: 12	R: 0 E: 0 K: 1 S: 10	H: 2 LOB: 2 BB: 0 P: 15	R: 0 E: 0 K: 1 S: 8	H: 0 LOB: 1 BB: 1 P: 16	R: 0 E: 0 K: 0 S: 7	H: 1 LOB: 1 BB: 1 P: 16	R: 0 E: 0 K: 0 S: 13	H: 2 LOB: 2 BB: 0 P: 22	R: 0 E: 0 K: 0 S: 6	H: 1 LOB: 1 BB: 0 P: 8	R: 0 E: 0 K: 0 S: 11	H: 0 LOB: 0 BB: 0 P: 16	1B: 6 2B: 1 3B: 1 HR: 0	SF: 1 SAC: 0 DP: 1 HBP: 0	WP: 0 PB: 0 SB: 0 CS: 0	PA: 37
--------------	--------------------------------	----------------------------------	--------------------------------	----------------------------------	------------------------------	----------------------------------	-------------------------------	----------------------------------	------------------------------	----------------------------------	------------------------------	----------------------------------	-------------------------------	----------------------------------	------------------------------	---------------------------------	-------------------------------	----------------------------------	----------------------------------	------------------------------------	----------------------------------	--------

PITCHER	IP	WLS	BF	H	R	ER	SO	BB	IBB	HBP	BLK	WP	HR	S	P	ERA	WHIP
<b>Jeff Suppan, R</b> (1, 1) ERA: 4.2	5.1	W	24	5	1	1	4	3	0	0	0	0	0	54	93	1.69	1.500
<b>Al Reyes, R</b> (6, 1) ERA: 1.85	0.2	H	1	0	0	0	0	0	0	0	0	0	0	3	5	0.00	0.000
<b>Cal Eldred, R</b> (7, 1) ERA: 0.84	0.2		3	1	0	0	0	0	0	0	0	0	0	7	13	0.00	1.500
<b>Ray King, L</b> (7, 1) ERA: 2.19	0.1		2	1	0	0	0	0	0	0	0	0	0	6	9	0.00	3.000
<b>Julian Tavaréz, R</b> (8, 1) ERA: 2.37	1.0		4	1	0	0	0	0	0	0	0	0	0	6	8	0.00	1.000


PITCHER	IP	WLS	BF	H	R	ER	SO	BB	IBB	HBP	BLK	WP	HR	S	P	ERA	WHIP
<b>44 Jason Isringhausen, R</b> (9, 1) ERA: 1.98	1.0		3	0	0	0	0	0	0	0	0	0	0	11	16	0.00	0.000

**BOTTOM**

**St. Louis Cardinals @ Arizona Diamondbacks**  
**Bank One Ballpark, Phoenix, AZ**

Tue Jul 05 2005, 9:40 PM EDT  
Att: 23,590 - Roof Closed - 80 F

<b>AB</b>	<b>33</b>
<b>R</b>	<b>1</b>
<b>H</b>	<b>8</b>
<b>RBI</b>	<b>1</b>
<b>BB</b>	<b>3</b>
<b>SO</b>	<b>4</b>
<b>LOB</b>	<b>18</b>



livebaseballscores.com

Batter	1	2	3	4	5	6	7	8	9	AB R H RBI BB SO LOB	TOP	
22 David Eckstein, R (1, 6) OBP: 0.373, SLG: 0.363	1-1 G6-3		3-2 L9			0-3 K			1-0 SH1-3	3 0 0 1 0 1 0	<b>St. Louis Cardinals @ Arizona Diamondbacks</b> <b>Bank One Ballpark, Phoenix, AZ</b> Wed Jul 06 2005, 10:10 PM EDT Att. 21,076 - Roof Closed - 82 F	
15 Jim Edmonds, L (1, 8) OBP: 0.387, SLG: 0.559	1-2 HR			2-3 K		0-0 1B		1-3 K	4 1 2 1 0 2 1			
5 Albert Pujols, R (1, 3) OBP: 0.427, SLG: 0.608	2-2 G5-3			0-3 K		1-0 G5-4-3			3 0 0 0 0 1 1			
Larry Walker, L (1, 9) OBP: 0.371, SLG: 0.467	2-2 F8			2-1 F8		0-1 G4-3			3 0 0 0 0 0 0			
27 Scott Rolen, R (1, 5) OBP: 0.362, SLG: 0.441		1-3 K			1-1 F9		0-2 G4-3		3 0 0 0 0 1 0			
Reggie Sanders, R (1, 7) OBP: 0.346, SLG: 0.546		0-3 K			1-3 K		3-3 K		3 0 0 0 0 3 0			
Mark Grudzielanek, R (1, 4) OBP: 0.326, SLG: 0.384		2-0 G6-3			0-0 L3		3-2 F9		3 0 0 0 0 0 0			
4 Yadier Molina, R (1, 2) OBP: 0.291, SLG: 0.368 So Taguchi, R (9, PR) Einar Diaz, R (9, 2) OBP: 0.236, SLG: 0.259			1-1 G6-3		2-2 F8		0-1 SH1-3 22 SH1-3 2B		3 0 1 0 0 0 0 0 1 0 0 0 0 0 0 0 0 0 0 0 0			
29 Chris Carpenter, R (1, 1) OBP: 0.073, SLG: 0.051 Abraham Nunez, S (9, PH) 44 Jason Isringhausen, R (9, 1)		1-2 L6			1-2 G6-3		0-0 SH1-3		2 0			
<b>Inning Stats</b>	R: 1 H: 1 E: 0 LOB: 0 K: 0 BB: 0 S: 12 P: 18	R: 0 H: 0 E: 0 LOB: 0 K: 2 BB: 0 S: 11 P: 14	R: 0 H: 0 E: 0 LOB: 0 K: 0 BB: 0 S: 10 P: 15	R: 0 H: 0 E: 0 LOB: 0 K: 2 BB: 0 S: 9 P: 13	R: 0 H: 0 E: 0 LOB: 0 K: 1 BB: 0 S: 6 P: 8	R: 0 H: 0 E: 0 LOB: 0 K: 1 BB: 0 S: 10 P: 13	R: 0 H: 1 E: 0 LOB: 0 K: 0 BB: 0 S: 4 P: 5	R: 0 H: 0 E: 0 LOB: 0 K: 1 BB: 0 S: 12 P: 18	R: 1 H: 1 E: 0 LOB: 1 K: 1 BB: 0 S: 7 P: 9	1B: 1 SF: 0 2B: 1 SAC: 2 3B: 0 DP: 1 HR: 1 HBP: 0	WP: 0 PA: 29 PB: 0 SB: 0 CS: 0	
<b>PITCHER</b> Javier Vazquez, R (1, 1) ERA: 4.54	IP WLS BF H R ER SO BB IBB HBP BLK WP HR S P ERA WHIP	9.0 L 29 3 2 2 8 0 0 0 0 0 0 1 81 113 2.00 0.333										

livebaseballscorecards.com

<b>AB</b>	27
<b>R</b>	2
<b>H</b>	3
<b>RBI</b>	2
<b>BB</b>	0
<b>SO</b>	8
<b>LOB</b>	2



Batter	1	2	3	4	5	6	7	8	9	AB R H RBI BB SO LOB
<b>Craig Counsell, L</b> OBP: 0.374, SLG: 0.417 (1, 4)	4-2 B FC4-6 BB		2-1 G4-3			2-1 F8		0-1 1B		3 0 1 0 1 0 0
<b>Alex Cintron, S</b> OBP: 0.324, SLG: 0.438 (1, 6)	2-1 FC4-6 BB 1-2f		0-0 F7			2-2 HR		1-0 G4-3		4 1 1 1 0 0 2
<b>Luis Gonzalez, L</b> OBP: 0.380, SLG: 0.453 (1, 7)	2-3 K				2-3 K	0-1 G1-3		1-0 G3-1		4 0 0 0 0 2 1
<b>Troy Claus, R</b> OBP: 0.382, SLG: 0.520 <b>Royce Clayton, R</b> OBP: 0.297, SLG: 0.328 (1, 5) (9, PR)	4-2 1-2 BB				0-0 2B	2-2 G6-3		4-2 1B BB		2 0 1 0 2 0 0 0 0 0 0 0 0 0
<b>Shawn Green, L</b> OBP: 0.348, SLG: 0.500 (1, 9)	1-2 G1-3				1-3 K	2-1 G4-3		1-3 K		4 0 0 0 0 2 4
<b>Tony Clark, S</b> OBP: 0.352, SLG: 0.618 (1, 3)		1-2 G6-3			0-1 G3-1	0-3 K		0-0 1-3 1B		4 0 1 0 0 1 1
<b>José Cruz Jr., S</b> OBP: 0.343, SLG: 0.463 (1, 8)		0-0 G4-3			0-0 F9	0-3 K		0-1 F9		4 0 0 0 0 1 2
<b>19 Chris Snyder, R</b> OBP: 0.303, SLG: 0.309 <b>Quinton McCracken, S</b> OBP: 0.291, SLG: 0.265 <b>Kelly Stinnett, R</b> OBP: 0.400, SLG: 0.516 (1, 2) (8, PH) (9, 2)		1-1 G4-3			2-3 K	2-3 K		2-3 K		2 0 0 0 0 1 0 1 0 0 0 0 1 0 0 0 0 0 0 0 0
<b>Javier Vazquez, R</b> OBP: 0.314, SLG: 0.344 (1, 1)			1-1 G5-3		2-1 G5-3	1-0 F9				3 0 0 0 0 0 0

Inning Stats	R: 0	H: 0	E: 0	LOB: 2	K: 1	BB: 2	S: 17	R: 0	H: 0	E: 0	LOB: 0	K: 0	BB: 0	S: 7	R: 0	H: 0	E: 0	LOB: 0	K: 0	BB: 0	S: 5	R: 0	H: 1	E: 0	LOB: 1	K: 2	BB: 0	S: 9	R: 0	H: 0	E: 0	LOB: 0	K: 1	BB: 0	S: 7	R: 1	H: 1	E: 0	LOB: 0	K: 0	BB: 0	S: 13	R: 0	H: 0	E: 0	LOB: 0	K: 2	BB: 0	S: 8	R: 0	H: 1	E: 0	LOB: 1	K: 1	BB: 0	S: 9	R: 0	H: 1	E: 0	LOB: 2	K: 1	BB: 1	S: 10	1B: 2	SF: 0	2B: 1	SAC: 0	3B: 0	DP: 0	HR: 1	HBP: 0	WP: 0	PA: 34
<b>PITCHER</b>	IP	WLS	BF	H	R	ER	SO	BB	IBB	HBP	BLK	WP	HR	S	P	ERA	WHIP																		IP	WLS	BF	H	R	ER	SO	BB	IBB	HBP	BLK	WP	HR	S	P	ERA	WHIP																						
<b>29 Chris Carpenter, R</b> ERA: 2.51 <b>44 Jason Isringhausen, R</b> ERA: 1.91	(1, 1)	8.0	W	29	3	1	7	2	0	0	0	0	1	75	112	1.12	0.625																		(9, 1)	1.0	S	5	1	0	0	1	1	0	0	0	0	0	10	16	0.00	2.000																					

**BOTTOM**

**St. Louis Cardinals @ Arizona Diamondbacks**  
Bank One Ballpark, Phoenix, AZ  
Wed Jul 06 2005, 10:10 PM EDT  
Att: 21,076 - Roof Closed - 82 F

AB	31
R	1
H	4
RBI	1
BB	3
SO	8
LOB	10



Batter	1	2	3	4	5	6	7	8	9	AB R H RBI BB SO LOB	TOP																
22 David Eckstein, R (1, 6) OBP: 0.372, SLG: 0.362	1-2 L9		2-2 L8			2-2 K		2-0 BB 1B		4 0 1 0 0 1 0																	
15 Jim Edmonds, L (1, 8) OBP: 0.390, SLG: 0.557	4-2 BB			2-3 K		4-2 BB		0-0 P6		1 0 0 0 2 1 0																	
5 Albert Pujols, R (8, PH) OBP: 0.426, SLG: 0.606	G6-4-3							1-3 1B		1 0 0 0 0 0 2																	
Reggie Sanders, R (1, 7) OBP: 0.344, SLG: 0.541	0-0 G6-4-3			1-3 K		1-3 K		1-0 BB		4 0 1 1 0 2 2																	
Larry Walker, L (1, 9) OBP: 0.373, SLG: 0.469		2-3 K		1-2 2B			0-0 P2	4-1 BB		3 0 1 0 1 1 0																	
Einar Diaz, R (8, 2) OBP: 0.236, SLG: 0.259								1-2 2-3 BB		0 0 0 0 0 0 0																	
27 Scott Rolen, R (1, 5) OBP: 0.354, SLG: 0.430		1-0 F8		1-1 G5-3			2-0 G6-3	1-2 L5		4 0 0 0 0 0 4																	
John Mabry, L (1, 3) OBP: 0.342, SLG: 0.423		1-1 2B			3-2 P4		0-0 1B		0-1 G4-3 SH2-4	4 0 3 0 0 0 0																	
Abraham Nunez, S (1, 4) OBP: 0.358, SLG: 0.404		2-2 F8			1-2 L7		2-1 G6-3		0-1 SH2-4	3 0 0 0 0 0 2																	
4 Yadier Molina, R (1, 2) OBP: 0.292, SLG: 0.365			0-0 F7		1-3 K			3-1 22 1B	0-1 G4-3	2 0 0 0 0 1 0																	
7 Hector Luna, R (8, PR) OBP: 0.238, SLG: 0.400								1B HBP	2-3	1 1 0 0 0 0 1																	
Jason Marquis, L (1, 1) OBP: 0.383, SLG: 0.556			2-2 G6-3			1-0 P6		0-0 F8	1-3 K	4 0 0 0 0 1 2																	
Ray King, L (9, 1)										0 0 0 0 0 0 0																	
<b>Inning Stats</b>	R: 0 E: 0 K: 0 S: 8	H: 0 LOB: 0 BB: 1 P: 13	R: 0 E: 0 K: 1 S: 9	H: 1 LOB: 1 BB: 0 P: 15	R: 0 E: 0 K: 0 S: 9	H: 0 LOB: 0 BB: 0 P: 13	R: 0 E: 0 K: 2 S: 11	H: 1 LOB: 1 BB: 0 P: 16	R: 0 E: 0 K: 1 S: 12	H: 0 LOB: 0 BB: 0 P: 17	R: 0 E: 0 K: 2 S: 9	H: 0 LOB: 1 BB: 1 P: 17	R: 0 E: 0 K: 0 S: 5	H: 1 LOB: 1 BB: 0 P: 9	R: 1 E: 0 K: 0 S: 11	H: 2 LOB: 3 BB: 1 P: 22	R: 0 E: 0 K: 1 S: 10	H: 1 LOB: 1 BB: 0 P: 11	1B: 4 2B: 2 3B: 0 HR: 0	SF: 0 SAC: 1 DP: 1 HBP: 1	WP: 0 PB: 0 SB: 0 CS: 0	PA: 36					
<b>PITCHER</b>	IP WLS BF H R ER SO BB IBB HBP BLK WP HR S P ERA WHIP																										
Claudio Vargas, R (1, 1) ERA: 6.7	7.1		28	4	1	1	6	2	0	1	0	0	0	66	108	1.23	0.818										
Armando Almanza, L (8, 1) ERA:	0.1	H	1	0	0	0	0	0	0	0	0	0	1	1	0.00	0.000											
Jose Valverde, R (8, 1) ERA: 4.03	0.1	B	3	1	0	0	0	1	0	0	0	0	7	13	0.00	6.000											
Lance Cormier, R (9, 1) ERA: 2.64	1.0	W	4	1	0	0	1	0	0	0	0	0	10	11	0.00	1.000											

St. Louis Cardinals @ Arizona Diamondbacks  
Bank One Ballpark, Phoenix, AZ  
Thu Jul 07 2005, 9:40 PM EDT  
Att. 21,959 - Roof Closed - 81 F

livebaseballscorecards.com

AB	31
R	1
H	6
RBI	1
BB	3
SO	7
LOB	13



Batter	1	2	3	4	5	6	7	8	9	AB	R	H	RBI	BB	SO	LOB
<b>Craig Counsell, L</b> (1, 4) OBP: 0.370, SLG: 0.412	0-1 F7		2-2 G3		3-1 G3			2-0 P6		4	0	0	0	0	0	1
<b>Chad Tracy, L</b> (1, 3) OBP: 0.345, SLG: 0.508	2-2 F8		4-1 BB			2-2 F7		2-2 F8		3	0	0	0	1	0	0
<b>Luis Gonzalez, L</b> (1, 7) OBP: 0.381, SLG: 0.463	2-2 1B		1-0 L8			2-1 G3-1			2-2 HR	4	1	2	1	0	0	2
<b>Troy Glaus, R</b> (1, 5) OBP: 0.362, SLG: 0.519	2-3 K		3-3 K			3-2 1B				3	0	1	0	0	2	3
<b>Shawn Green, L</b> (1, 9) OBP: 0.346, SLG: 0.495		1-0 G4-3		0-3 K		2-3 K				3	0	0	0	0	2	1
<b>Alex Cintron, S</b> (1, 6) OBP: 0.319, SLG: 0.430		1-1 F8		2-1 F7			0-0 L7			3	0	0	0	0	0	0
<b>Luis Terrero, R</b> (1, 8) OBP: 0.284, SLG: 0.384		0-1 G1-3		0-3 K			1-0 P6			3	0	0	0	0	1	0
<b>Kelly Stinnett, R</b> (1, 2) OBP: 0.395, SLG: 0.588			3-1 HR		1-3 K		1-3 K			3	1	1	1	0	2	0
<b>Claudio Vargas, R</b> (1, 1) OBP: 0.250, SLG: 0.250			1-0 BLK		0-0 G1-6-3			3-2 G6-3		2	0	1	0	0	0	0
<b>Armando Almanza, L</b> (8, 1)										0	0	0	0	0	0	0
<b>Jose Valverde, R</b> (8, 1)										0	0	0	0	0	0	0
<b>Quinton McCracken, S</b> (8, PH) OBP: 0.289, SLG: 0.263										1	0	0	0	0	0	0
<b>Lance Cormier, R</b> (9, 1) OBP: 0.250, SLG: 0.250										0	0	0	0	0	0	0

Inning Stats	R: 0	H: 1	R: 0	H: 0	R: 1	H: 2	R: 0	H: 0	R: 0	H: 1	R: 0	H: 0	R: 0	H: 0	R: 1	H: 1	1B: 3	SF: 0	WP: 0	PA: 30
	E: 0	LOB: 1	E: 0	LOB: 0	E: 0	LOB: 2	E: 0	LOB: 0	E: 0	LOB: 1	E: 0	LOB: 0	E: 0	LOB: 0	E: 0	LOB: 0	2B: 0	SAC: 0	PB: 0	
	K: 1	BB: 0	K: 0	BB: 0	K: 1	BB: 1	K: 2	BB: 0	K: 1	BB: 0	K: 1	BB: 0	K: 0	BB: 0	K: 0	BB: 0	3B: 0	DP: 0	SB: 0	
	S: 14	P: 20	S: 5	P: 7	S: 12	P: 26	S: 9	P: 11	S: 6	P: 10	S: 12	P: 21	S: 5	P: 7	S: 7	P: 14	HR: 2	HBP: 0	CS: 0	

PITCHER	IP	WLS	BF	H	R	ER	SO	BB	IBB	HBP	BLK	WP	HR	S	P	ERA	WHIP
<b>Jason Marquis, R</b> (1, 1) ERA: 3.89	8.0		29	4	1	1	7	1	0	0	1	0	1	70	116	1.12	0.625
<b>Ray King, L</b> (9, 1) ERA: 2.55	0.0	L	1	1	1	1	0	0	0	0	0	0	1	5	7	∞	∞

**BOTTOM**

**St. Louis Cardinals @ Arizona Diamondbacks**  
**Bank One Ballpark, Phoenix, AZ**  
 Thu Jul 07 2005, 9:40 PM EDT  
 Att. 21,959 - Roof Closed - 81 F

[livebaseballscorecards.com](http://livebaseballscorecards.com)

<b>AB</b>	<b>29</b>
<b>R</b>	<b>2</b>
<b>H</b>	<b>5</b>
<b>RBI</b>	<b>2</b>
<b>BB</b>	<b>1</b>
<b>SO</b>	<b>7</b>
<b>LOB</b>	<b>7</b>



Batter	1	2	3	4	5	6	7	8	9	AB R H RBI BB SO LOB	TOP																									
<b>Felipe Lopez, S</b> (1, 6) OBP: 0.351, SLG: 0.526	1-0 G4-3		3-1 G6-3		1-3 K			0-2 FC5-4 PB 1B 1-2f HR	1-2 FC6 1B 1-2f 2-3	5 1 0 0 0 1 6																										
<b>Rich Aurilia, R</b> (1, 4) OBP: 0.304, SLG: 0.413	0-2 G4-6-3 1B		1-1 G6-3		1-1 G5-3			2-0 HR 1B 1-2	1-0 1B 1-3 3-H 0-2	5 1 3 1 0 0 1																										
<b>Sean Casey, L</b> (1, 3) OBP: 0.356, SLG: 0.400	0-1 G4-6-3 1-2f			2-2 G4-3		1-1 G4-3 2B		3-2 P5 2-3	0-2 G6-3	5 0 1 0 0 0 5																										
<b>Ken Griffey Jr., L</b> (1, 8) OBP: 0.315, SLG: 0.524		0-2 F8		0-0 CS 2B		0-2 G4-3		3-2 HR 1-H 3-H		4 1 2 3 0 0 1																										
<b>Joe Randa, R</b> (1, 5) OBP: 0.373, SLG: 0.505		1-0 P3		1-2 F9 2-3		0-0 F8		1-0 2B		4 0 1 0 0 0 2																										
<b>Wily Mo Peña, R</b> (1, 9) OBP: 0.315, SLG: 0.581		2-2			3-2 G6-3		2-1 G6-3	2-3 K		4 0 1 0 0 1 1																										
<b>25 David Weathers, R</b> (8, 1)										0 0 0 0 0 0 0																										
<b>Kent Mercker, L</b> (9, 1)										0 0 0 0 0 0 0																										
<b>Adam Dunn, L</b> (1, 7) OBP: 0.385, SLG: 0.548		2-3 SAFE SAFE K		1-2 G3-1		1-3 K			4-2 FC6 1B 1B BB	3 1 0 0 1 2 1	<b>AB 37</b>																									
<b>Jason LaRue, R</b> (1, 2) OBP: 0.350, SLG: 0.432			0-3 K		2-2 1B HBP		0-0 G5-3		0-3 K	3 0 0 0 0 2 1	<b>R 4</b>																									
<b>Ramon Ortiz, R</b> (1, 1) OBP: 0.185, SLG: 0.231			0-1		0-1		1-0 FC5-4 1B		1-1 FC6 1B	2 0 2 0 0 0 0	<b>H 12</b>																									
<b>Jason Romano, R</b> (8, PH) OBP: 0.364, SLG: 0.448					1-3 1B					1 0 1 0 0 0 0	<b>RBI 4</b>																									
<b>Jacob Cruz, L</b> (9, PH) OBP: 0.314, SLG: 0.390										1 0 1 0 0 0 0	<b>BB 1</b>																									
<b>Inning Stats</b>	R: 0 E: 0 K: 0 S: 6	H: 1 LOB: 0 BB: 0 P: 7	R: 0 E: 0 K: 1 S: 10	H: 1 LOB: 1 BB: 0 P: 15	R: 0 E: 0 K: 1 S: 10	H: 1 LOB: 1 BB: 0 P: 14	R: 0 E: 0 K: 1 S: 13	H: 1 LOB: 2 BB: 0 P: 20	R: 0 E: 0 K: 1 S: 8	H: 1 LOB: 1 BB: 0 P: 10	R: 0 E: 0 K: 1 S: 6	H: 0 LOB: 0 BB: 0 P: 9	R: 3 E: 0 K: 1 S: 20	H: 4 LOB: 1 BB: 0 P: 32	R: 1 E: 0 K: 1 S: 15	H: 2 LOB: 2 BB: 1 P: 22	1B: 7 2B: 4 3B: 0 HR: 1	SF: 0 SAC: 0 DP: 1 HBP: 1	WP: 1 PB: 1 SB: 0 CS: 1	PA: 39																
<b>PITCHER</b>	IP WLS BF H R ER SO BB IBB HBP BLK WP HR S P ERA WHIP																																			
<b>Brad Halsey, L</b> (1, 1) ERA: 4.26	7.2		30	8	2	2	4	0	0	1	0	0	0	73	104	2.35	1.043																			
<b>Armando Almanza, L</b> (8, 1) ERA: 27.0	0.0	B	2	2	1	1	0	0	0	0	0	1	1	4	8	∞	∞																			
<b>Lance Cormier, R</b> (8, 1) ERA: 2.77	1.0	L	6	2	1	1	2	1	0	0	0	0	0	15	24	9.00	3.000																			
<b>Jose Valverde, R</b> (9, 1) ERA: 3.99	0.1		1	0	0	0	0	0	0	0	0	0	0	3	3	0.00	0.000																			

**Cincinnati Reds @ Arizona Diamondbacks**  
**Bank One Ballpark, Phoenix, AZ**  
 Fri Jul 08 2005, 9:40 PM EDT  
 Att. 23,267 - Roof Closed - 80 F

<b>AB</b>	37
<b>R</b>	4
<b>H</b>	12
<b>RBI</b>	4
<b>BB</b>	1
<b>SO</b>	6
<b>LOB</b>	18





Batter	1	2	3	4	5	6	7	8	9	AB R H RBI BB SO LOB
<b>Craig Counsell, L</b> OBP: 0.368, SLG: 0.418 (1, 4)	1-1 HR	0-0 L4		1-1 F8			1-2 F9		0-0 B4-3	5 1 1 1 0 0 2
<b>Chad Tracy, L</b> OBP: 0.346, SLG: 0.504 (1, 3)	4-1 FC3-6 BB		2-2 G3			1-2 S 1B	1-0 P3		3-1 F8	4 0 1 0 1 0 0
<b>Luis Gonzalez, L</b> OBP: 0.383, SLG: 0.462 (1, 7)	4-1 FC3-6 BB		2-0 HR 1B			1-2 F7	0-0 F7			3 1 1 0 1 0 1
<b>Troy Glaus, R</b> OBP: 0.361, SLG: 0.525 (1, 5)	2-2 P5		2-2 HR			2-3 K		1-1 G4-3		4 1 1 2 0 1 3
<b>Shawn Green, L</b> OBP: 0.347, SLG: 0.495 (1, 9)	0-0 FC3-6 1-2f 2-3		1-2 G6-4-3 1B			0-2 G4-3		1-2 BB 1B		4 0 2 0 0 0 3
<b>Alex Cintron, S</b> OBP: 0.313, SLG: 0.421 (1, 6)	0-1 F7		0-0 G6-4-3 1-2f			1-1 G4-3		0-0 F7		4 0 0 0 0 0 4
<b>José Cruz Jr., S</b> OBP: 0.346, SLG: 0.458 <b>Jose Valverde, R</b> (9, 1)		2-2 G3-1		1-1 L3		4-2 BB 19 E		4-2 BB		2 0 0 0 2 0 0 0 0 0 0 0 0 0
<b>19 Chris Snyder, R</b> OBP: 0.303, SLG: 0.306 <b>Tony Clark, S</b> OBP: 0.350, SLG: 0.614 <b>Kelly Stinnett, R</b> OBP: 0.395, SLG: 0.588 (9, 2)		1-1 FC1-6 HBP		2-3 K		2-0 SAFE BB		2-3 K		2 0 0 0 0 1 1 1 0 0 0 0 1 2 0 0 0 0 0 0 0
<b>Brad Halsey, L</b> OBP: 0.162, SLG: 0.061 <b>Armando Almanza, L</b> (8, 1) <b>Lance Cormier, R</b> OBP: 0.250, SLG: 0.250 <b>Quinton McCracken, S</b> OBP: 0.288, SLG: 0.261 (9, 8)		0-0 FC1-6 1-2f		1-2 1B		0-0 G6-3			1-3 K	3 0 1 0 0 0 2 0 0 0 0 0 0 0 0 0 0 0 0 0 0 1 0 0 0 0 1 0

Inning Stats	R: 1	H: 1	E: 0	K: 0	S: 10	LOB: 2	BB: 2	P: 21	R: 0	H: 0	E: 0	K: 0	S: 7	LOB: 1	BB: 0	P: 10	R: 2	H: 3	E: 0	K: 0	S: 11	LOB: 0	BB: 0	P: 18	R: 0	H: 1	E: 0	K: 1	S: 10	LOB: 1	BB: 0	P: 15	R: 0	H: 1	E: 0	K: 1	S: 14	LOB: 1	BB: 0	P: 18	R: 0	H: 0	E: 1	K: 0	S: 6	LOB: 1	BB: 1	P: 13	R: 0	H: 0	E: 0	K: 0	S: 6	LOB: 0	BB: 0	P: 8	R: 0	H: 1	E: 0	K: 1	S: 13	LOB: 2	BB: 1	P: 21	R: 0	H: 0	E: 0	K: 1	S: 7	LOB: 0	BB: 0	P: 11	1B: 5	SF: 0	2B: 0	SAC: 0	3B: 0	DP: 1	HR: 2	HBP: 1	WP: 0	PA: 38
--------------	------	------	------	------	-------	--------	-------	-------	------	------	------	------	------	--------	-------	-------	------	------	------	------	-------	--------	-------	-------	------	------	------	------	-------	--------	-------	-------	------	------	------	------	-------	--------	-------	-------	------	------	------	------	------	--------	-------	-------	------	------	------	------	------	--------	-------	------	------	------	------	------	-------	--------	-------	-------	------	------	------	------	------	--------	-------	-------	-------	-------	-------	--------	-------	-------	-------	--------	-------	--------

PITCHER	IP	WLS	BF	H	R	ER	SO	BB	IBB	HBP	BLK	WP	HR	S	P	ERA	WHIP
<b>Ramon Ortiz, R</b> ERA: 6.35 (1, 1)	7.0		30	6	3	3	2	3	0	1	0	0	2	64	103	3.86	1.286
<b>25 David Weathers, R</b> ERA: 3.57 (8, 1)	1.0	W	5	1	0	0	1	1	0	0	0	0	0	13	21	0.00	2.000
<b>Kent Mercker, L</b> ERA: 2.72 (9, 1)	1.0	S	3	0	0	0	1	0	0	0	0	0	0	7	11	0.00	0.000

**BOTTOM**

**Cincinnati Reds @ Arizona Diamondbacks**  
Bank One Ballpark, Phoenix, AZ  
Fri Jul 08 2005, 9:40 PM EDT  
Att: 23,267 - Roof Closed - 80 F

AB	33
R	3
H	7
RBI	3
BB	4
SO	4
LOB	18



WP	0	PA	38
PB	0	CS	0

livebaseballscorecards.com

Batter	1	2	3	4	5	6	7	8	9	AB R H RBI BB SO LOB	TOP							
<b>Felipe Lopez, S</b> (1, 6) OBP: 0.355, SLG: 0.524	2-1 G1-3 1B		2-2 G1-3			0-3 K		4-0 2B BB	4-1 S BB	3 2 1 0 2 1 0								
<b>Ray Olmedo, S</b> (1, 4) OBP: 0.533, SLG: 0.929	1-2 G1-3			1-0 G4-3 S 1B		0-2 3B		1-0 2B FC2 1B	2-3 K	5 0 3 0 0 1 2								
<b>Sean Casey, L</b> (1, 3) OBP: 0.361, SLG: 0.406	1-2 G4-6-3 2-H 1B			0-0 F7		4-2 S BB		1-1 FC2 HR 2B		3 1 2 2 1 0 1								
<b>Ken Griffey Jr., L</b> (1, 8) OBP: 0.353, SLG: 0.519	0-0 G4-6-3 1-2f			3-1 G4-3		3-3 K		4-0 FC2 HR IBB		3 1 0 0 1 1 4								
<b>Joe Randa, R</b> (1, 5) OBP: 0.371, SLG: 0.502		2-2 G3-6-3 1B		0-2 G4-3		0-0 G5-3		1-1 FC2 HR		4 1 1 0 0 0 6								
<b>Adam Dunn, L</b> (1, 7) OBP: 0.383, SLG: 0.554		0-0 G3-6-3 1-2f		2-0 G3		1-3 K		3-1 HR		4 1 1 4 0 1 1								
<b>Jacob Cruz, L</b> (1, 9) OBP: 0.300, SLG: 0.370		0-1 G4-3		0-0 G3-1		0-3 K		0-1 G3		4 0 0 0 0 1 0								
<b>31 Matt Belisle, R</b> (8, 1) OBP: 0.143, SLG: 0.143										0 0 0 0 0 0 0								
<b>Javier Valentin, S</b> (1, 2) OBP: 0.336, SLG: 0.412			2-2 G6-3		0-0 1B		1-0 F9		1-0 F9	4 0 1 0 0 0 0								
<b>Brandon Claussen, R</b> (1, 1) OBP: 0.115, SLG: 0.042			2-1 G1-3		2-3 K			2-1 G5-3	2-1 G5-3	2 0 0 0 0 1 1								
<b>56 Todd Coffey, R</b> (6, 1)										0 0 0 0 0 0 0								
<b>Wily Mo Peña, R</b> (8, PH) OBP: 0.314, SLG: 0.578										1 0 0 0 0 0 0								
<b>Jason Romano, R</b> (8, 9) OBP: 0.353, SLG: 0.433										1 0 0 0 0 0 0								
<b>Inning Stats</b>	R: 1 E: 0 K: 0 S: 9	H: 2 LOB: 0 BB: 0 P: 13	R: 0 E: 0 K: 0 S: 6	H: 1 LOB: 0 BB: 0 P: 8	R: 0 E: 0 K: 0 S: 8	H: 0 LOB: 0 BB: 0 P: 14	R: 0 E: 0 K: 1 S: 7	H: 1 LOB: 1 BB: 0 P: 11	R: 0 E: 0 K: 2 S: 16	H: 0 LOB: 0 BB: 0 P: 9	R: 5 E: 0 K: 0 S: 11	H: 3 LOB: 0 BB: 2 P: 27	R: 0 E: 0 K: 1 S: 7	H: 0 LOB: 1 BB: 1 P: 16	1B: 6 2B: 1 3B: 1 HR: 1	SF: 0 SAC: 0 DP: 2 HBP: 0	WP: 0 PB: 0 SB: 3 CS: 0	PA: 38
<b>PITCHER</b>	IP WLS BF H R ER SO BB IBB HBP BLK WP HR S P ERA WHIP																	
<b>17 Brandon Webb, R</b> (1, 1) ERA: 3.57	8.0 L 34 9 6 6 5 2 1 0 0 0 0 1 71 116 6.75 1.375																	
<b>Greg Aquino, R</b> (9, 1) ERA: 11.32	1.0 4 0 0 0 1 1 0 0 0 0 0 0 7 16 0.00 1.000																	

**Cincinnati Reds @ Arizona Diamondbacks**  
Bank One Ballpark, Phoenix, AZ

AB	34
R	6
H	9
RBI	6
BB	4
SO	6
LOB	15



Sat Jul 09 2005, 9:40 PM EDT  
Att. 27,663 - Roof Closed - 80 F

livebaseballscorecards.com

Batter	1	2	3	4	5	6	7	8	9	AB R H RBI BB SO LOB
<b>Craig Counsell, L</b> (1, 4) OBP: 0.364, SLG: 0.413	0-3 <b>K</b>	3-1 <b>G3</b>			1-0 <b>P4</b>		3-1 <b>G3</b>			4 0 0 0 0 1 3
<b>Royce Clayton, R</b> (1, 6) OBP: 0.297, SLG: 0.327	2-2 <b>1B</b>		3-3 <b>K</b>		1-2 <b>G6-3</b>		1-2 <b>G1-3</b>			4 0 1 0 0 1 1
<b>Luis Gonzalez, L</b> (1, 7) OBP: 0.379, SLG: 0.457	2-2 <b>L5</b>		1-1 <b>F9</b>		3-3 <b>K</b>		0-2 <b>P4</b>			4 0 0 0 0 1 1
<b>Troy Claus, R</b> (1, 5) OBP: 0.357, SLG: 0.518	3-3 <b>K</b>		2-2 <b>F9</b>		3-0 <b>F8</b>		2-1 <b>F7</b>			4 0 0 0 0 1 1
<b>Tony Clark, S</b> (1, 3) OBP: 0.354, SLG: 0.618		1-1 <b>1B</b> <b>19</b> <b>1B</b>		0-2 <b>G6-3</b>		0-0 <b>G4-3</b> <b>1B</b>		1-3 <b>K</b>		4 1 2 0 0 1 0
<b>Shawn Green, L</b> (1, 9) OBP: 0.346, SLG: 0.492		2-2 <b>17</b> <b>SH1-4</b> <b>19</b> <b>1B</b>		1-1 <b>G6-3</b>		0-0 <b>G4-3</b>		3-1 <b>G1</b>		4 0 1 0 0 0 1
<b>Luis Terrero, R</b> (1, 8) OBP: 0.286, SLG: 0.382		2-2 <b>P4</b>		0-2 <b>19</b> <b>S</b> <b>19</b> <b>2B</b>		2-3 <b>K</b>		2-3 <b>K</b>		3 1 1 0 0 0 1 3 1 0 0 0 0 1 0
<b>Chad Tracy, L</b> (9, PH) OBP: 0.345, SLG: 0.502				2-2 <b>17</b> <b>SH1-4</b>		2-1 <b>G3</b> <b>17</b> <b>SH1-4</b> <b>1B</b>		2-2 <b>K</b>		3 0 3 2 0 0 0 1 0 0 0 0 1 0
<b>19 Chris Snyder, R</b> (1, 2) OBP: 0.312, SLG: 0.321		1-2 <b>17</b> <b>SH1-4</b>		1-2 <b>1-H</b> <b>2B</b>		1-0 <b>SH1-4</b>				1 0 0 0 0 0 1
<b>Alex Cintron, S</b> (9, PH) OBP: 0.311, SLG: 0.418		0-0 <b>SH1-4</b>		1-1 <b>G1-3</b>		1-2 <b>SH1-4</b>				0 0 0 0 0 0 0
<b>17 Brandon Webb, R</b> (1, 1)										
<b>Greg Aquino, R</b> (9, 1)										

Inning Stats	R: 0	H: 1	E: 0	K: 2	S: 17	H: 3	LOB: 2	BB: 0	P: 24	R: 1	H: 0	E: 0	K: 1	S: 15	R: 0	H: 0	E: 0	K: 1	S: 9	R: 1	H: 2	E: 0	K: 0	S: 13	R: 0	H: 1	E: 0	K: 1	S: 6	R: 0	H: 1	E: 0	K: 0	S: 9	R: 0	H: 0	E: 0	K: 1	S: 10	R: 0	H: 0	E: 0	K: 2	S: 13	R: 0	H: 0	E: 0	K: 1	S: 13	1B: 6	2B: 2	3B: 0	SF: 0	SAC: 2	DP: 0	HBP: 0	WP: 0	PB: 0	SB: 1	CS: 0	PA: 35
--------------	------	------	------	------	-------	------	--------	-------	-------	------	------	------	------	-------	------	------	------	------	------	------	------	------	------	-------	------	------	------	------	------	------	------	------	------	------	------	------	------	------	-------	------	------	------	------	-------	------	------	------	------	-------	-------	-------	-------	-------	--------	-------	--------	-------	-------	-------	-------	--------

PITCHER	IP	WLS	BF	H	R	ER	SO	BB	IBB	HBP	BLK	WP	HR	S	P	ERA	WHIP
<b>Brandon Claussen, L</b> (1, 1) ERA: 3.61	5.2		24	7	2	2	4	0	0	0	0	0	0	66	100	3.18	1.235
<b>56 Todd Coffey, R</b> (6, 1) ERA: 5.99	1.1	W	5	1	0	0	1	0	0	0	0	0	0	12	21	0.00	0.750
<b>31 Matt Belisle, R</b> (8, 1) ERA: 4.07	2.0		6	0	0	0	3	0	0	0	0	0	0	23	33	0.00	0.000

**BOTTOM**

**Cincinnati Reds @ Arizona Diamondbacks**  
**Bank One Ballpark, Phoenix, AZ**  
 Sat Jul 09 2005, 9:40 PM EDT  
 Att: 27,663 - Roof Closed - 80 F

AB	33
R	2
H	8
RBI	2
BB	0
SO	8
LOB	11



PITCHER	IP	WLS	BF	H	R	ER	SO	BB	IBB	HBP	BLK	WP	HR	S	P	ERA	WHIP
---------	----	-----	----	---	---	----	----	----	-----	-----	-----	----	----	---	---	-----	------

Batter	1	2	3	4	5	6	7	8	9	AB R H RBI BB SO LOB	TOP																
<b>Felipe Lopez, S</b> (1, 6) OBP: 0.354, SLG: 0.520	2-1 G1-6-3 1B		2-2 FC6-4		0-1 FC5		2-1 G6-3			4 0 1 0 0 0 3	<b>Cincinnati Reds @ Arizona Diamondbacks</b> Bank One Ballpark, Phoenix, AZ Sun Jul 10 2005, 4:40 PM EDT Att. 24,414 - Roof Closed - 78 F																
<b>Rich Aurilia, R</b> (1, 4) OBP: 0.298, SLG: 0.405	0-1 F7		1-1 F7		1-2 F8		2-1 G5-3			4 0 0 0 0 0 4																	
<b>Sean Casey, L</b> (1, 3) OBP: 0.360, SLG: 0.402	1-1 G1-6-3			1-0 F7		2-3 K		4-0 G4-3 PB BB		3 0 0 0 1 1 1																	
<b>Ken Griffey Jr., L</b> (1, 8) OBP: 0.355, SLG: 0.521		1-1 2B		4-2 FC6-4 BB		1-2 P6		0-0 P5		3 0 1 0 1 0 1																	
<b>Joe Randa, R</b> (1, 5) OBP: 0.370, SLG: 0.502		0-3 K		1-1 FC6-4		2-1 BB 2B		3-2 G4-3		4 0 1 0 0 1 3																	
<b>Adam Dunn, L</b> (1, 7) OBP: 0.384, SLG: 0.550		4-1 G6-4-3 BB		2-1 L4		4-2 BB BB		3-2 L9		2 0 0 0 2 0 2																	
<b>Wily Mo Peña, R</b> (1, 9) OBP: 0.318, SLG: 0.573		0-1 G6-4-3			0-0 22 FC1-6 BB 1B		4-1 BB BB		1-3 K	3 0 1 0 1 1 2																	
<b>Jason LaRue, R</b> (1, 2) OBP: 0.352, SLG: 0.436			3-2 22 FC1-5 2B		4-1 1 SAFE 1 SAFE S 1 BB BB BB		1-0 F8		1-3 K	3 0 1 0 1 1 3																	
<b>22 Eric Milton, L</b> (1, 1) OBP: 0.156, SLG: 0.281			1-0 FC1-5		1-1 FC1-6		1-3 K		1-3 K	3 0 0 0 0 1 3																	
<b>Kent Mercker, L</b> (7, 1)										0 0 0 0 0 0 0																	
<b>Jacob Cruz, L</b> (9, PH) OBP: 0.297, SLG: 0.366										1 0 0 0 0 1 0																	
<b>Inning Stats</b>	R: 0 E: 0 K: 0 S: 6	H: 1 LOB: 0 BB: 0 P: 9	R: 0 E: 0 K: 1 S: 8	H: 1 LOB: 1 BB: 1 P: 13	R: 0 E: 0 K: 0 S: 10	H: 1 LOB: 1 BB: 0 P: 17	R: 0 E: 0 K: 0 S: 7	H: 0 LOB: 1 BB: 1 P: 15	R: 0 E: 0 K: 1 S: 11	H: 1 LOB: 2 BB: 1 P: 17	R: 0 E: 0 K: 1 S: 13	H: 1 LOB: 3 BB: 2 P: 27	R: 0 E: 0 K: 1 S: 7	H: 0 LOB: 0 BB: 0 P: 12	R: 0 E: 0 K: 0 S: 12	H: 0 LOB: 1 BB: 1 P: 22	R: 0 E: 0 K: 3 S: 9	H: 0 LOB: 0 BB: 0 P: 12	1B: 2 2B: 3 3B: 0 HR: 0	SF: 0 SAC: 0 DP: 2 HBP: 0	WP: 0 PB: 1 SB: 0 CS: 0	PA: 36					
<b>PITCHER</b>	IP WLS BF H R ER SO BB IBB HBP BLK WP HR S P ERA WHIP																										
<b>Mike Gosling, L</b> (1, 1) ERA: 4.61	5.2		24	5	0	0	2	4	0	0	0	0	0	53	91	0.00	1.588										
<b>Lance Cormier, R</b> (6, 1) ERA: 2.7	1.1	W	5	0	0	0	1	1	0	0	0	0	0	9	19	0.00	0.750										
<b>Armando Almanza, L</b> (8, 1) ERA: 13.5	0.1	H	2	0	0	0	0	1	0	0	0	0	0	1	5	0.00	3.000										
<b>Jose Valverde, R</b> (8, 1) ERA: 3.9	0.2	H	2	0	0	0	0	0	0	0	0	0	0	11	17	0.00	0.000										
<b>36 Brian Bruney, R</b> (9, 1) ERA: 5.85	1.0	S	3	0	0	0	3	0	0	0	0	0	0	9	12	0.00	0.000										

<b>AB</b>	30
<b>R</b>	0
<b>H</b>	5
<b>RBI</b>	0
<b>BB</b>	6
<b>SO</b>	6
<b>LOB</b>	22



<b>WP</b>	0	<b>PA</b>	36
<b>PB</b>	1		
<b>SB</b>	0		
<b>CS</b>	0		

<b>PITCHER</b>	IP WLS BF H R ER SO BB IBB HBP BLK WP HR S P ERA WHIP
----------------	---

<b>AB</b>	30
<b>R</b>	0
<b>H</b>	5
<b>RBI</b>	0
<b>BB</b>	6
<b>SO</b>	6
<b>LOB</b>	22

Batter	1	2	3	4	5	6	7	8	9
Alex Cintron, S (1, 4) OBP: 0.315, SLG: 0.420 36 Brian Bruney, R (9, 1)	0-0 1B		0-1 P4			0-0 1B		0-0 G5-3	
Royce Clayton, R (1, 6) OBP: 0.293, SLG: 0.322	2-3 K			2-3 K		0-1 G3		1-3 K	
Luis Gonzalez, L (1, 7) OBP: 0.376, SLG: 0.452	1-3 K			3-2 K			0-1 L3		
Troy Claus, R (1, 5) OBP: 0.354, SLG: 0.513	2-2 F7			1-3 K			3-3 K		
Tony Clark, S (1, 3) OBP: 0.353, SLG: 0.630		2-2 F9			0-0 G6-3		1-0 HR		
Shawn Green, L (1, 9) OBP: 0.346, SLG: 0.494		0-1 F8			0-2 P4		1-1 1B 2B		
José Cruz Jr., S (1, 8) OBP: 0.343, SLG: 0.453 Lance Cormier, R (6, 1) OBP: 0.250, SLG: 0.250 Luis Terrero, R (7, PH) OBP: 0.294, SLG: 0.390 (8, 8)		1-2 G5-3			2-3 K		2-2 2-H 1B		
Kelly Stinnett, R (1, 2) OBP: 0.366, SLG: 0.541			3-2 P4			2-2 G1-3		3-2 P6	
Mike Gosling, L (1, 1) Quinton McCracken, S (6, 8) Armando Almanza, L (8, 1) Jose Valverde, R (8, 1) Craig Counsell, L (8, PH) OBP: 0.363, SLG: 0.412 (9, 4)			1-2 G1-3			1-3 K		1-1 F9	

Inning Stats	R: 0 E: 0 K: 2 S: 12	H: 1 LOB: 1 BB: 0 P: 17	R: 0 E: 0 K: 0 S: 8	H: 0 LOB: 0 BB: 0 P: 11	R: 0 E: 0 K: 0 S: 9	H: 0 LOB: 0 BB: 0 P: 13	R: 0 E: 0 K: 3 S: 15	H: 0 LOB: 0 BB: 0 P: 21	R: 0 E: 0 K: 1 S: 9	H: 0 LOB: 0 BB: 0 P: 11	R: 0 E: 0 K: 1 S: 13	H: 1 LOB: 1 BB: 0 P: 16	R: 2 E: 0 K: 1 S: 16	H: 3 LOB: 1 BB: 0 P: 26	R: 0 E: 0 K: 1 S: 9	H: 0 LOB: 0 BB: 0 P: 11
--------------	-------------------------------	----------------------------------	------------------------------	----------------------------------	------------------------------	----------------------------------	-------------------------------	----------------------------------	------------------------------	----------------------------------	-------------------------------	----------------------------------	-------------------------------	----------------------------------	------------------------------	----------------------------------

PITCHER	IP	WLS	BF	H	R	ER	SO	BB	IBB	HBP	BLK	WP	HR	S	P	ERA	WHIP
22 Eric Milton, L (1, 1) ERA: 6.92	6.2	L	25	5	2	2	8	0	0	0	0	0	1	79	109	2.70	0.750
Kent Mercker, L (7, 1) ERA: 2.63	1.1		4	0	0	0	1	0	0	0	0	0	0	12	17	0.00	0.000

**BOTTOM**

AB	R	H	RBI	BB	SO	LOB
4	0	2	0	0	0	0
0	0	0	0	0	0	0
4	0	0	0	0	3	2
3	0	0	0	0	2	1
3	0	0	0	0	2	1
3	1	1	1	0	0	0
3	1	1	0	0	0	0
2	0	0	0	0	1	0
0	0	0	0	0	0	0
1	0	1	1	0	0	0
3	0	0	0	0	0	1
1	0	0	0	0	0	0
1	0	0	0	0	0	0
0	0	0	0	0	0	0
0	0	0	0	0	0	0
1	0	0	0	0	0	0

AB	29
R	2
H	5
RBI	2
BB	0
SO	9
LOB	5



WP	PA	29
PB	0	
SB	0	
CS	0	

PITCHER	IP	WLS	BF	H	R	ER	SO	BB	IBB	HBP	BLK	WP	HR	S	P	ERA	WHIP
---------	----	-----	----	---	---	----	----	----	-----	-----	-----	----	----	---	---	-----	------

**Cincinnati Reds @ Arizona Diamondbacks**  
**Bank One Ballpark, Phoenix, AZ**  
 Sun Jul 10 2005, 4:40 PM EDT  
 Att: 24,414 - Roof Closed - 78 F

[livebaseballscorecards.com](http://livebaseballscorecards.com)

Batter	1	2	3	4	5	6	7	8	9	AB R H RBI BB SO LOB	TOP											
<b>Craig Counsell, L</b> (1, 4) OBP: 0.362, SLG: 0.407	2-2 G3-1	4-1 2B BB	2-1 G4-3			4-2 G6-3 BB	1-1 E3		2-3 K	4 1 0 0 2 1 4												
<b>Chad Tracy, L</b> (1, 3) OBP: 0.352, SLG: 0.506	1-1 1B HBP	0-0 2B		1-0 1B		0-2 G3	4-2 BB		0-3 K	4 1 2 2 1 1 3												
<b>Luis Gonzalez, L</b> (1, 7) OBP: 0.376, SLG: 0.448	2-2 1B HBP	4-2 BB		1-0 L3		1-0 G6-3	2-2 G3			3 0 0 1 1 0 5												
<b>Troy Glaus, R</b> (1, 5) OBP: 0.352, SLG: 0.506	2-3 K	0-0 G6-3		3-2 F8		4-0 BB		1-2 G6-3		4 0 0 0 1 1 4												
<b>Shawn Green, L</b> (1, 9) OBP: 0.349, SLG: 0.498	0-2 1B		1-0 G4-3 19 1B 2B		1-0 19 FC6-4 1B	1-1 G4-3		2-0 G6-3		5 1 3 1 0 0 2												
<b>José Cruz Jr., S</b> (1, 8) OBP: 0.341, SLG: 0.446	0-2 F8		1-3 K		2-3 K		4-2 1B BB	1-2 1B		3 0 0 0 1 2 4												
<b>Luis Terrero, R</b> (7, PR) OBP: 0.302, SLG: 0.397										1 0 1 0 0 0 0												
<b>Alex Cintron, S</b> (1, 6) OBP: 0.317, SLG: 0.417		1-1 BB 2B HBP	0-0 G4-3		1-0 F7	1-0 SAFE	0-0 19 BB E 1B	2-0 F8		4 2 1 0 0 0 3												
<b>19 Chris Snyder, R</b> (1, 2) OBP: 0.314, SLG: 0.319		2-3 K	1-2 1B		2-1 FC6-4	2-1 SAFE	4-1 E BB		1-2 G4-3	4 0 1 1 1 1 2												
<b>Javier Vazquez, R</b> (1, 1) OBP: 0.333, SLG: 0.361		1-3 K	2-1 1B				3-2 G3 BB G6-3 1B		0-0 1B	4 1 2 0 0 2 3												
<b>Quinton McCracken, S</b> (9, PH) OBP: 0.290, SLG: 0.264										1 0 1 0 0 0 0												
<b>Armando Almanza, L</b> (9, 1)										0 0 0 0 0 0 0												
<b>Inning Stats</b>	R: 1 E: 0 K: 1 S: 17	H: 1 LOB: 2 BB: 0 P: 24	R: 2 E: 0 K: 2 S: 12	H: 1 LOB: 2 BB: 2 P: 24	R: 1 E: 0 K: 1 S: 12	H: 3 LOB: 2 BB: 0 P: 19	R: 0 E: 0 K: 0 S: 5	H: 1 LOB: 0 BB: 0 P: 10	R: 0 E: 0 K: 1 S: 7	H: 1 LOB: 1 BB: 0 P: 13	R: 1 E: 0 K: 0 S: 11	H: 1 LOB: 2 BB: 2 P: 24	R: 1 E: 1 K: 1 S: 17	H: 1 LOB: 3 BB: 3 P: 33	R: 0 E: 0 K: 0 S: 9	H: 1 LOB: 1 BB: 0 P: 15	R: 0 E: 0 K: 2 S: 10	H: 1 LOB: 1 BB: 0 P: 13	1B: 9 2B: 3 3B: 0 HR: 0	SF: 0 SAC: 0 DP: 1 HBP: 3	WP: 0 PB: 0 SB: 1 CS: 0	PA: 47
<b>PITCHER</b>	IP WLS BF H R ER SO BB IBB HBP BLK WP HR S P ERA WHIP																					
<b>Brian Lawrence, R</b> (1, 1) ERA: 4.27	5.0 L 26 7 4 4 5 2 0 3 0 0 0 53 90 7.20 1.800																					
<b>Dennys Reyes, L</b> (6, 1) ERA: 4.78	2.0 13 2 2 1 1 5 0 0 0 0 0 28 57 4.50 3.500																					
<b>Paul Quantrill, R</b> (8, 1) ERA: 5.45	2.0 8 2 0 0 2 0 0 0 0 0 0 19 28 0.00 1.000																					

**Arizona Diamondbacks @ San Diego Padres**  
**PETCO Park, San Diego, CA**  
Thu Jul 14 2005, 10:05 PM EDT  
Att: 38,322 - Partly Cloudy - 67 F

<b>AB</b>	37
<b>R</b>	6
<b>H</b>	11
<b>RBI</b>	5
<b>BB</b>	7
<b>SO</b>	8
<b>LOB</b>	30



Batter	1	2	3	4	5	6	7	8	9	AB	R	H	RBI	BB	SO	LOB
<b>Dave Roberts, L</b> (1, 8) OBP: 0.348, SLG: 0.449	2-2 G6-3		0-0 K		0-3 K			0-0 P6		4	0	1	0	0	1	2
<b>Damian Jackson, R</b> (1, 4) OBP: 0.368, SLG: 0.402	1-0 CS 1B		1-3 K			2-2 P5			4-0 24 1B BB	3	0	1	0	1	1	2
<b>24 Brian Giles, L</b> (1, 9) OBP: 0.427, SLG: 0.510	0-2 F9			3-2 G6-3		1-0 P5			1-1 1-2 1B	4	0	1	0	0	0	1
<b>Ryan Klesko, L</b> (1, 7) OBP: 0.370, SLG: 0.465	1-1 CS 1-2	2-2 G3		0-2 F9		2-3 K			1-2 P6	4	0	0	0	0	1	2
<b>Robert Fick, L</b> (1, 3) (8, 2) OBP: 0.357, SLG: 0.441		3-2 F7		0-0 F8			0-2 P6		2-3 K	4	0	0	0	0	1	2
<b>Ramon Hernandez, R</b> (1, 2) OBP: 0.304, SLG: 0.414 <b>Paul Quantrill, L</b> (8, 1) <b>Ben Johnson, R</b> (9, PH) OBP: 0.231, SLG: 0.333		0-2 G4-3			3-1 G1-3		0-0 F8		2-2 F9	3	0	0	0	0	0	0
<b>Sean Burroughs, L</b> (1, 5) OBP: 0.335, SLG: 0.309			0-2 1B 3 S 1B		0-1 BB 1B		1-2 G3			3	0	2	0	0	0	0
<b>3 Khalil Greene, R</b> (1, 6) OBP: 0.307, SLG: 0.413			3-3 K 1-2		1-2 L6			1-0 F8		3	0	0	0	0	1	2
<b>Brian Lawrence, R</b> (1, 1) OBP: 0.135, SLG: 0.088 <b>Geoff Blum, S</b> (5, PH) OBP: 0.316, SLG: 0.358 <b>Dennys Reyes, R</b> (6, 1) OBP: 0.200, SLG: 0.200 <b>Xavier Nady, R</b> (8, 3) OBP: 0.327, SLG: 0.508			0-0 G5-3		4-2 BB			2-2 G6-3		1	0	0	0	0	0	1

Inning Stats	R: 0	H: 1	E: 0	LOB: 0	K: 0	S: 9	R: 0	H: 0	E: 0	LOB: 0	K: 0	S: 10	R: 0	H: 2	E: 0	LOB: 2	K: 2	S: 11	R: 0	H: 0	E: 0	LOB: 0	K: 0	S: 9	R: 0	H: 1	E: 0	LOB: 2	K: 1	S: 13	R: 0	H: 0	E: 0	LOB: 0	K: 1	S: 8	R: 0	H: 0	E: 0	LOB: 0	K: 0	S: 7	R: 0	H: 0	E: 0	LOB: 0	K: 0	S: 6	R: 0	H: 1	E: 0	LOB: 2	K: 1	S: 15	1B: 5	SF: 0	2B: 0	SAC: 0	3B: 0	DP: 0	HR: 0	HBP: 0	WP: 0	PA: 34
--------------	------	------	------	--------	------	------	------	------	------	--------	------	-------	------	------	------	--------	------	-------	------	------	------	--------	------	------	------	------	------	--------	------	-------	------	------	------	--------	------	------	------	------	------	--------	------	------	------	------	------	--------	------	------	------	------	------	--------	------	-------	-------	-------	-------	--------	-------	-------	-------	--------	-------	--------

PITCHER	IP	WLS	BF	H	R	ER	SO	BB	IBB	HBP	BLK	WP	HR	S	P	ERA	WHIP
<b>Javier Vazquez, R</b> (1, 1) ERA: 4.25	8.0	W	28	4	0	0	4	1	0	0	0	0	0	73	106	0.00	0.625
<b>Armando Almanza, L</b> (9, 1) ERA: 5.4	1.0		5	1	0	0	1	1	0	0	0	0	0	15	25	0.00	2.000

**BOTTOM**

**Arizona Diamondbacks @ San Diego Padres**  
**PETCO Park, San Diego, CA**  
 Thu Jul 14 2005, 10:05 PM EDT  
 Att. 38,322 - Partly Cloudy - 67 F

livebaseballscorecards.com

<b>AB</b>	<b>31</b>
<b>R</b>	<b>0</b>
<b>H</b>	<b>5</b>
<b>RBI</b>	<b>0</b>
<b>BB</b>	<b>2</b>
<b>SO</b>	<b>5</b>
<b>LOB</b>	<b>14</b>



Batter	1	2	3	4	5	6	7	8	9	AB R H RBI BB SO LOB	TOP			
Craig Counsell, L OBP: 0.364, SLG: 0.409 Greg Aquino, R Lance Cormier, R Armando Almanza, L Mike Koplave, R Quinton McCracken, S OBP: 0.288, SLG: 0.262 Jose Valverde, R	1-1 P4		1-1 G3-6-1		4-0 BB	1-2 2B		1-0 F8		3 0 1 0 1 0 1 0 1 0 0 0 0 0 1 0 0 0 0 0 0 0				
Alex Cintron, S OBP: 0.309, SLG: 0.406	0-0 F8		1-0 P5		1-1 G3	0-2 L4		0-1 G3-1		5 0 0 0 0 0 4				
Luis Gonzalez, L OBP: 0.374, SLG: 0.444	1-2 P5			1-3 K		3-2 P6	0-1 F9 1B SF8 1B		1-2 F8	5 1 1 0 0 1 0				
Shawn Green, L OBP: 0.355, SLG: 0.509		2-1 F8		4-2 G1-3 BB		2-2 HR	1-2 1B		4-1 WP 1B SF8 BB	3 2 2 1 2 0 0				
Chad Tracy, L OBP: 0.352, SLG: 0.504		2-2 1B 1B		0-0 G1-3		0-2 F7	0-0 F9		1-2 WP 1B	5 0 2 0 0 0 3				
José Cruz Jr., S OBP: 0.342, SLG: 0.444		0-0 F9		1-3 K		1-2 BB 1B	1-1 SF8		4-2 BB BB	3 1 1 1 1 1 2				
Royce Clayton, R OBP: 0.298, SLG: 0.326		0-0 1B			2-2 17 SH1-4 1B	4-2 E 1B HR BB	2-1 G4-3		0-2 SF8	3 1 2 1 1 0 1				
19 Chris Snyder, R OBP: 0.311, SLG: 0.316 Tony Clark, S OBP: 0.357, SLG: 0.632 Kelly Stinnett, R OBP: 0.372, SLG: 0.564		3-2 G6-3			1-1 F9	2-1 E7 HR 1B		0-1 2B	1-3 K	2 0 0 0 0 0 3 1 0 1 1 0 0 0 2 1 1 0 0 1 2				
17 Brandon Webb, R OBP: 0.063, SLG: 0.032 Troy Glaus, R OBP: 0.352, SLG: 0.516			0-0 G3-6-1 1B		0-0 SH1-4	0-0 HR		2-2 F9		1 0 1 0 0 0 0 2 1 1 3 0 0 1				
<b>Inning Stats</b>	R: 0 H: 0 E: 0 LOB: 0 K: 0 BB: 0 S: 6 P: 8	R: 0 H: 2 E: 0 LOB: 2 K: 0 BB: 0 S: 10 P: 17	R: 0 H: 1 E: 0 LOB: 0 K: 0 BB: 0 S: 4 P: 6	R: 0 H: 0 E: 0 LOB: 1 K: 2 BB: 1 S: 9 P: 15	R: 0 H: 1 E: 0 LOB: 2 K: 0 BB: 1 S: 8 P: 16	R: 5 H: 5 E: 1 LOB: 1 K: 0 BB: 1 S: 25 P: 38	R: 1 H: 2 E: 0 LOB: 1 K: 0 BB: 0 S: 10 P: 14	R: 0 H: 1 E: 0 LOB: 1 K: 0 BB: 0 S: 8 P: 11	R: 1 H: 1 E: 0 LOB: 2 K: 1 BB: 2 S: 17 P: 28	1B: 9 SF: 2 2B: 2 SAC: 1 3B: 0 DP: 1 HR: 2 HBP: 0	WP: 1 PA: 44 PB: 0 SB: 0 CS: 0			
<b>PITCHER</b>	IP WLS BF H R ER SO BB IBB HBP BLK WP HR S P ERA WHIP											<b>PITCHER</b>	IP WLS BF H R ER SO BB IBB HBP BLK WP HR S P ERA WHIP	
Woody Williams, R ERA: 4.15	(1, 1) 5.2											Pedro Astacio, R ERA: 6.14	(9, 1) 0.1	
Chris Hammond, L ERA: 2.28	(6, 1) 0.0											Trevor Hoffman, R ERA: 3.38	(9, 1) 0.2	
Scott Linebrink, R ERA: 2.25	(6, 1) 0.1	W 3 2 2 2 0 0 0 0 0 0 0 0 1 7 8 54.00 6.000												
Paul Quantrill, R ERA: 5.53	(7, 1) 1.0	5 2 1 1 0 0 0 0 0 0 0 0 0 10 14 9.00 2.000												
Akinori Otsuka, R ERA: 2.82	(8, 1) 1.0	4 1 0 0 0 0 0 0 0 0 0 0 0 8 11 0.00 1.000												

**Arizona Diamondbacks @ San Diego Padres**  
 PETCO Park, San Diego, CA  
 Fri Jul 15 2005, 10:05 PM EDT  
 Att. 43,555 - Clear - 68 F

AB	36
R	7
H	13
RBI	7
BB	5
SO	3
LOB	18





Batter	1	2	3	4	5	6	7	8	9	AB	R	H	RBI	BB	SO	LOB	BOTTOM										
<b>Dave Roberts, L</b> (1, 8) OBP: 0.346, SLG: 0.443	4-0 G5-3 S HR BB		2-3 K		2-1 SH1-4	0-0 G6-3		2-3 K		3	1	0	1	1	2	2	<b>Arizona Diamondbacks @ San Diego Padres</b> PETCO Park, San Diego, CA Fri Jul 15 2005, 10:05 PM EDT Att. 43,555 - Clear - 68 F										
<b>Damian Jackson, R</b> (1, 4) OBP: 0.370, SLG: 0.405	2-2 G5-3		1-3 K		0-0 1B	2-1 24 1B				4	1	2	3	0	1	1											
<b>24 Brian Giles, L</b> (1, 9) OBP: 0.428, SLG: 0.511	2-1 G5-3			2-1 G3-6-1 1B	0-0 SF9	1-1 1B				3	0	2	2	0	0	1											
<b>Ryan Klesko, L</b> (1, 7) OBP: 0.369, SLG: 0.472	3-1 HR			2-0 G3-6-1	0-0 G6-3	1-0 G3-1				4	1	1	2	0	0	3											
<b>Paul Quantrill, L</b> (7, 1)				1-2f						0	0	0	0	0	0	0											
<b>Akinori Otsuka, R</b> (8, 1)										0	0	0	0	0	0	0											
<b>Xavier Nady, R</b> (9, 7) OBP: 0.327, SLG: 0.508	3-H HR									0	0	0	0	0	0	0											
<b>Mark Sweeney, L</b> (1, 3) OBP: 0.420, SLG: 0.548	0-0 E1 1B			1-0 HR		1-0 3 1B		3-3 K		4	2	3	1	0	1	0											
<b>Ramon Hernandez, R</b> (1, 2) OBP: 0.307, SLG: 0.415	0-0 E1	2-1 G6-3		1-1 FC6-4 1B		0-0 3 1B		2-2 P6		5	1	2	0	0	0	1											
<b>Sean Burroughs, L</b> (1, 5) OBP: 0.333, SLG: 0.308			1-0 G5-4-3 1B		2-2 FC6-4	2-1 F9		3-2 F7		4	0	1	0	0	0	3											
<b>3 Khalil Greene, R</b> (1, 6) OBP: 0.310, SLG: 0.415		2-0 G5-4-3			0-0 SH1-4 1B	1-1 G6-3 1B		1-3 2-H 1B		4	2	2	1	0	1	1											
<b>Woody Williams, R</b> (1, 1) OBP: 0.304, SLG: 0.304			0-3 K		0-0 FC2 1B	4-0 24 SF9 1B		3-3 K2-3		2	1	0	0	0	1	1											
<b>Chris Hammond, L</b> (6, 1)										0	0	0	0	0	0	0											
<b>Scott Linebrink, R</b> (6, 1)										0	0	0	0	0	0	0											
<b>Robert Fick, L</b> (6, PH) OBP: 0.360, SLG: 0.437										1	1	0	0	1	1	0											
<b>Pedro Astacio, R</b> (9, 1) OBP: 0.590, SLG: 0.500										0	0	0	0	0	0	0											
<b>Trevor Hoffman, R</b> (9, 1)										0	0	0	0	0	0	0											
<b>Inning Stats</b>	R: 2 E: 2 K: 0 S: 8	H: 2 LOB: 1 BB: 1 P: 19	R: 0 E: 0 K: 0 S: 4	H: 1 LOB: 0 BB: 0 P: 9	R: 0 E: 0 K: 3 S: 9	H: 0 LOB: 0 BB: 0 P: 12	R: 1 E: 0 K: 0 S: 9	H: 3 LOB: 1 BB: 0 P: 17	R: 2 E: 1 K: 0 S: 7	H: 2 LOB: 1 BB: 0 P: 9	R: 5 E: 0 K: 0 S: 12	H: 5 LOB: 1 BB: 1 P: 24	R: 0 E: 0 K: 1 S: 10	H: 0 LOB: 0 BB: 0 P: 18	R: 0 E: 0 K: 3 S: 10	H: 0 LOB: 0 BB: 0 P: 16	1B: 11 2B: 0 3B: 0 HR: 2	SF: 1 SAC: 1 DP: 2 HBP: 0	WP: 0 PB: 0 SB: 1 CS: 0	PA: 38							
<b>PITCHER</b>	IP	WLS	BF	H	R	ER	SO	BB	IBB	HBP	BLK	WP	HR	S	P	ERA	WHIP										
<b>17 Brandon Webb, R</b> (1, 1) ERA: 3.64	5.0		23	8	5	3	3	1	0	0	0	0	0	4	7	54.00	6.000										
<b>Greg Aquino, R</b> (6, 1) ERA: 12.66	0.1	L	3	2	2	2	0	0	0	0	0	0	0	7	15	81.00	9.000										
<b>Lance Cormier, R</b> (6, 1) ERA: 3.22	0.1		5	3	3	3	0	0	1	0	0	0	0	1	2	0.00	0.000										
<b>Armando Almanza, L</b> (6, 1) ERA: 4.5	0.1		1	0	0	0	0	0	0	0	0	0	0	1	2	0.00	0.000										
<b>Mike Koplove, R</b> (7, 1) ERA: 4.83	1.0		3	0	0	0	1	0	0	0	0	0	0	10	18	0.00	0.000										
<b>PITCHER</b>	IP	WLS	BF	H	R	ER	SO	BB	IBB	HBP	BLK	WP	HR	S	P	ERA	WHIP										
<b>Jose Valverde, R</b> (8, 1) ERA: 3.77	1.0		3	0	0	0	3	0	0	0	0	0	0	10	16	0.00	0.000										

livebaseballscorecards.com

<b>AB</b>	<b>34</b>
<b>R</b>	<b>10</b>
<b>H</b>	<b>13</b>
<b>RBI</b>	<b>10</b>
<b>BB</b>	<b>2</b>
<b>SO</b>	<b>7</b>
<b>LOB</b>	<b>13</b>



Batter	1	2	3	4	5	6	7	8	9	AB R H RBI BB SO LOB	TOP											
<b>Craig Counsell, L</b> (1, 4) OBP: 0.362, SLG: 0.405	2-2 F9		3-2 F9			4-2 1B G4-3 BB	2-1 FC4-6			3 0 0 0 1 0 2	<b>Arizona Diamondbacks @ San Diego Padres</b> PETCO Park, San Diego, CA Sat Jul 16 2005, 10:05 PM EDT Att. 42,330 - Clear - 68 F											
<b>Chad Tracy, L</b> (1, 3) OBP: 0.354, SLG: 0.514	0-1 HR			0-0 FC4-6 1B		2-2 G4-3		2-1 G6-3		4 1 2 1 0 0 1												
<b>Luis Gonzalez, L</b> (1, 7) OBP: 0.375, SLG: 0.443	1-1 F7			4-2 FC4-6 1B		3-2 FC4-6 BB		2-3 K		3 0 1 0 1 1 0												
<b>Troy Glaus, R</b> (1, 5) OBP: 0.349, SLG: 0.509	0-1 F7			1-2 BB		2-3 1B		0-1 L4		4 0 0 0 0 1 4												
<b>Shawn Green, L</b> (1, 9) OBP: 0.352, SLG: 0.503		0-0 G5-3		1-3 K		2-1 L6		0-1 L4		4 0 0 0 0 1 4												
<b>Alex Cintron, S</b> (1, 6) OBP: 0.308, SLG: 0.403		1-1 CS 1B		0-0 FC4-6		3-3 K		2-2 G5-3		4 0 0 0 0 1 4												
<b>José Cruz Jr., S</b> (1, 8) OBP: 0.341, SLG: 0.445		1-1 CS 1B		1-2 P4		1-2 P5		0-3 K		4 0 1 0 0 1 2												
<b>Kelly Stinnett, R</b> (1, 2) OBP: 0.370, SLG: 0.548		1-3 K		1-2 P4		1-2 P5		0-0 G4-3		4 0 1 0 0 2 1												
<b>Claudio Vargas, R</b> (1, 1) OBP: 0.200, SLG: 0.200		0-3 K		1-2 K		1-0 1B 2B		0-0 G4-3		4 0 1 0 0 2 1												
<b>Tony Clark, S</b> (7, PH) OBP: 0.355, SLG: 0.629				2-3 K		0-1 L7				3 0 1 0 0 1 0												
<b>Greg Aquino, R</b> (7, 1)				0-3 K		0-1 L7				3 0 1 0 0 1 0												
<b>36 Brian Bruney, R</b> (8, 1)				1-3 K		2-3 FC4-6 1B				2 0 0 0 0 2 0												
<b>Inning Stats</b>	R: 1 E: 0 K: 0 S: 10	H: 1 LOB: 0 BB: 0 P: 13	R: 0 E: 0 K: 1 S: 6	H: 1 LOB: 1 BB: 0 P: 8	R: 0 E: 0 K: 2 S: 11	H: 0 LOB: 0 BB: 0 P: 15	R: 0 E: 0 K: 1 S: 12	H: 1 LOB: 2 BB: 1 P: 18	R: 0 E: 0 K: 1 S: 8	H: 0 LOB: 0 BB: 0 P: 12	R: 0 E: 0 K: 1 S: 17	H: 1 LOB: 2 BB: 1 P: 31	R: 0 E: 0 K: 1 S: 13	H: 2 LOB: 2 BB: 0 P: 20	R: 0 E: 0 K: 1 S: 7	H: 0 LOB: 0 BB: 0 P: 11	R: 0 E: 0 K: 1 S: 7	H: 0 LOB: 0 BB: 0 P: 9	1B: 4 2B: 2 3B: 0 HR: 1	SF: 0 SAC: 0 DP: 1 HBP: 0	WP: 0 PB: 0 SB: 0 CS: 1	PA: 34
<b>PITCHER</b>	IP WLS BF H R ER SO BB IBB HBP BLK WP HR S P ERA WHIP																					
<b>44 Jake Peavy, R</b> (1, 1) ERA: 3.03	7.0 W 28 6 1 1 8 2 0 0 0 0 0 1 77 117 1.29 1.143																					
<b>Akinori Otsuka, R</b> (8, 1) ERA: 2.75	1.0 H 3 0 0 0 1 0 0 0 0 0 0 0 7 11 0.00 0.000																					
<b>Trevor Hoffman, R</b> (9, 1) ERA: 3.27	1.0 S 3 0 0 0 1 0 0 0 0 0 0 0 7 9 0.00 0.000																					

AB	32
R	1
H	6
RBI	1
BB	2
SO	10
LOB	16



Batter	1	2	3	4	5	6	7	8	9					
<b>Dave Roberts, L</b> OBP: 0.345, SLG: 0.437 (1, 8)	4-2 SH2-3 24 G4-3 S BB		3-2 P2		0-1 F9		0-0 L4							
<b>Damian Jackson, R</b> OBP: 0.370, SLG: 0.421 (1, 4)	1-1 SH2-3 1-3		2-2 F7			2-0 HR		1-2 G1-3						
<b>24 Brian Giles, L</b> OBP: 0.426, SLG: 0.506 (1, 9)	2-2 G4-3 3-H			4-2 WP BB		0-0 G3-1		1-1 G4-3						
<b>Ryan Klesko, L</b> OBP: 0.368, SLG: 0.481 (1, 7)	3-1 HR			1-2 F9		0-0 F8		1-0 G6-3						
<b>Xavier Nady, R</b> OBP: 0.325, SLG: 0.506 (7, 7)														
<b>Mark Sweeney, L</b> OBP: 0.412, SLG: 0.535 (1, 3)	2-3 K			2-3 K		3-3 K								
<b>Ramon Hernandez, R</b> OBP: 0.303, SLG: 0.411 (1, 2)			3-1 F8		2-2 F8		0-0 F9							
<b>Sean Burroughs, L</b> OBP: 0.330, SLG: 0.304 (1, 5)			1-2 G3		2-2 L7		1-3 K							
<b>3 Khalil Greene, R</b> OBP: 0.314, SLG: 0.430 (1, 6)			2-2 P6		1-0 44 SH3 1B		2-0 HR							
<b>44 Jake Peavy, R</b> OBP: 0.188, SLG: 0.071 (1, 1)					1-0 B5		0-1 SH3							
<b>Geoff Blum, S</b> OBP: 0.319, SLG: 0.366 (7, PH)														
<b>Akinori Otsuka, R</b> (8, 1)														
<b>Trevor Hoffman, R</b> (9, 1)														
<b>Inning Stats</b>	R: 2 E: 0 K: 1 S: 13	H: 1 LOB: 0 BB: 1 P: 25	R: 0 E: 0 K: 0 S: 9	H: 0 LOB: 0 BB: 0 P: 15	R: 0 E: 0 K: 1 S: 8	H: 0 LOB: 1 BB: 1 P: 21	R: 0 E: 0 K: 1 S: 11	H: 1 LOB: 1 BB: 0 P: 14	R: 1 E: 0 K: 1 S: 6	H: 1 LOB: 0 BB: 0 P: 11	R: 1 E: 0 K: 1 S: 8	H: 2 LOB: 1 BB: 0 P: 11	R: 0 E: 0 K: 0 S: 6	H: 0 LOB: 0 BB: 0 P: 9

AB	R	H	RBI	BB	SO	LOB
3	1	0	0	1	0	2
3	1	1	1	0	0	0
3	0	0	1	1	0	0
3	1	1	1	0	0	1
1	0	0	0	0	0	0
3	0	0	0	0	3	1
3	0	0	0	0	0	1
3	0	0	0	0	1	0
3	1	2	1	0	0	0
1	0	0	0	0	0	0
1	0	1	0	0	0	0
0	0	0	0	0	0	0
0	0	0	0	0	0	0
1B: 1	SF: 0	2B: 1	SAC: 2	3B: 0	DP: 0	HR: 3

**BOTTOM**

**Arizona Diamondbacks @ San Diego Padres**  
**PETCO Park, San Diego, CA**

Sat Jul 16 2005, 10:05 PM EDT  
 Att. 42,330 - Clear - 68 F

livebaseballscorecards.com

<b>AB</b>	<b>27</b>
<b>R</b>	<b>4</b>
<b>H</b>	<b>5</b>
<b>RBI</b>	<b>4</b>
<b>BB</b>	<b>2</b>
<b>SO</b>	<b>4</b>
<b>LOB</b>	<b>5</b>




WP: 1	PA: 31
PB: 0	
SB: 1	
CS: 0	

PITCHER	IP	WLS	BF	H	R	ER	SO	BB	IBB	HBP	BLK	WP	HR	S	P	100	ERA	WHIP
<b>Claudio Vargas, R</b> ERA: 6.44 (1, 1)	6.0	L	23	3	3	3	3	2	0	0	0	1	2	59	100	4.50	0.833	
<b>Greg Aquino, R</b> ERA: 12.34 (7, 1)	1.0		5	2	1	1	1	0	0	0	0	0	1	8	11	9.00	2.000	
<b>36 Brian Bruney, R</b> ERA: 5.67 (8, 1)	1.0		3	0	0	0	0	0	0	0	0	0	0	6	9	0.00	0.000	

Batter	1	2	3	4	5	6	7	8	9	AB R H RBI BB SO LOB	TOP									
<b>Craig Counsell, L</b> (1, 4) OBP: 0.365, SLG: 0.407	3-2 G1-3 1B		0-0 G3-1		1-3 K		4-1 HR BB		1-2 HBP FC3-2 1B	4 2 2 0 1 1 0										
<b>Chad Tracy, L</b> (1, 3) OBP: 0.355, SLG: 0.534	1-2 G1-3		1-0 HR		2-2 G6-3		1-2 HR		0-0 G4-3	5 2 2 3 0 0 2										
<b>Luis Gonzalez, L</b> (1, 7) OBP: 0.373, SLG: 0.438	2-1 P5		0-2 G4-3		1-1 F8		1-1 G1-3		4-0 FC3-2 HBP 1B BB	4 1 0 0 1 0 1										
<b>Troy Glaus, R</b> (1, 5) OBP: 0.355, SLG: 0.512	3-2 2B 1B		2-1 F8		3-2 1B BB 1B		0-2 1B		1-1 FC3-2 1B HBP	4 1 3 1 0 0 0										
<b>Shawn Green, L</b> (1, 9) OBP: 0.355, SLG: 0.504	2-0 1-3 2B			4-0 1B BB		4-2 1-2 1B BB		1-1 G4-3	1-0 FC3-2 1B	3 0 1 0 2 0 4										
<b>Royce Clayton, R</b> (1, 6) OBP: 0.299, SLG: 0.327	0-0 F9			1-1 1-3 1B		1-2 P1		0-2 G6-3	1-1 1-2 2-3 3-H 1B	5 0 2 2 0 0 4										
<b>Luis Terrero, R</b> (1, 8) OBP: 0.297, SLG: 0.386		2-0 F8		1-1 P5		1-1 1-2 2-3 1B		1-1 G5-3	2-2 P4	5 0 1 0 0 0 4										
<b>Kelly Stinnett, R</b> (1, 2) OBP: 0.360, SLG: 0.522		2-0 F9		1-1 G6-4-3		1-1 G6-3		3-2 FC4-6 1B		4 0 1 0 0 0 5										
<b>Brad Halsey, L</b> (1, 1) OBP: 0.154, SLG: 0.057		1-3 K		1-1 G6-3			1-2 F9	1-1 FC4-6		2 0 0 0 0 1 0										
<b>Quinton McCracken, S</b> (7, PH) OBP: 0.287, SLG: 0.261										1 0 0 0 0 0 0										
<b>Lance Cormier, R</b> (7, 1) OBP: 0.250, SLG: 0.250										0 0 0 0 0 0 0										
<b>Tony Clark, S</b> (8, PH) OBP: 0.353, SLG: 0.625										1 0 0 0 0 0 1										
<b>Jose Valverde, R</b> (8, 1)										0 0 0 0 0 0 0										
<b>Inning Stats</b>	R: 1 E: 0 K: 0 S: 14	H: 3 LOB: 2 BB: 0 P: 25	R: 0 E: 0 K: 1 S: 5	H: 0 LOB: 0 BB: 0 P: 10	R: 1 E: 0 K: 0 S: 7	H: 1 LOB: 1 BB: 1 P: 13	R: 0 E: 0 K: 1 S: 9	H: 0 LOB: 0 BB: 0 P: 13	R: 0 E: 0 K: 0 S: 16	H: 2 LOB: 3 BB: 1 P: 27	R: 2 E: 0 K: 0 S: 15	H: 2 LOB: 1 BB: 1 P: 23	R: 0 E: 0 K: 0 S: 10	H: 1 LOB: 1 BB: 0 P: 15	R: 2 E: 0 K: 0 S: 12	H: 2 LOB: 2 BB: 1 P: 22	1B: 9 2B: 1 3B: 0 HR: 2	SF: 0 SAC: 0 DP: 1 HBP: 1	WP: 0 PB: 0 SB: 0 CS: 0	PA: 43
<b>PITCHER</b>	IP WLS BF H R ER SO BB IBB HBP BLK WP HR S P ERA WHIP																			
<b>54 Tim Stauffer, R</b> (1, 1) ERA: 4.42	6.0 L 26 7 2 2 2 2 2 0 0 0 0 1 58 98 3.00 1.500																			
<b>Chris Hammond, L</b> (7, 1) ERA: 2.64	1.0 6 2 2 2 0 1 0 0 0 0 0 1 15 23 18.00 3.000																			
<b>Paul Quantrill, R</b> (8, 1) ERA: 5.4	1.0 4 1 0 0 0 0 0 0 0 0 0 0 10 15 0.00 1.000																			
<b>Dennys Reyes, L</b> (9, 1) ERA: 5.15	0.1 3 1 2 2 0 1 0 0 0 0 0 0 4 9 54.00 6.000																			
<b>Pedro Astacio, R</b> (9, 1) ERA: 6.08	0.2 4 1 0 0 0 0 0 0 1 0 0 0 8 13 0.00 1.500																			

**Arizona Diamondbacks @ San Diego Padres**  
**PETCO Park, San Diego, CA**  
 Sun Jul 17 2005, 4:05 PM EDT  
 Att. 40,188 - Sunny - 73 F

<b>AB</b>	<b>38</b>
<b>R</b>	<b>6</b>
<b>H</b>	<b>12</b>
<b>RBI</b>	<b>6</b>
<b>BB</b>	<b>4</b>
<b>SO</b>	<b>2</b>
<b>LOB</b>	<b>21</b>



WP: 0	PA: 43
-------	--------

ERA	WHIP
-----	------

Batter	1	2	3	4	5	6	7	8	9	AB	R	H	RBI	BB	SO	LOB
Eric Young Sr., R OBP: 0.324, SLG: 0.344 (1, 4)	0-1 G1-3		1-1 CS 1B		2-2 P5		4-2 SAFE SAFE 1-2 BB		1-0 P3	4	0	1	0	1	0	1
Damian Jackson, R OBP: 0.360, SLG: 0.409 (1, 8)	1-2 G1-3		2-2 SAFE F9		3-3 F7		0-0 F7		0-2 L5	5	0	0	0	0	1	3
24 Brian Giles, L OBP: 0.427, SLG: 0.505 (1, 9)	1-2 E S 1B		3-2 G4-3		2-1 G6-3			4-1 1B BB		3	0	1	0	1	0	0
Ramon Hernandez, R OBP: 0.302, SLG: 0.408 (1, 2)	2-3 K			1-0 F8		0-0 F8		1-2 1B		4	0	1	0	0	1	1
Xavier Nady, R OBP: 0.328, SLG: 0.511 (1, 3)		0-1 G6-3		0-0 3 1B SF8 2B		0-0 1B		3-3 K		4	1	2	0	0	1	2
3 Khalil Greene, R OBP: 0.316, SLG: 0.429 (1, 6)		4-2 BB BB		1-0 BB 2-3 1B		1-2 F7		1-1 F9		3	0	1	0	1	0	3
Ben Johnson, R OBP: 0.188, SLG: 0.286 Chris Hammond, L Paul Quantrill, L Robert Fick, L OBP: 0.257, SLG: 0.433 Dennys Reyes, R OBP: 0.250, SLG: 0.200 Pedro Astacio, R OBP: 0.500, SLG: 0.500 (1, 7) (7, 1) (8, 1) (8, PH) (9, 1) (9, 1)		2-3 SAFE K		0-0 SF8		0-0 F8		0-0 P4		2	0	0	1	0	1	2
Geoff Blum, S OBP: 0.326, SLG: 0.373 (1, 5)		4-1 SAFE BB 1-2 BB		3-H 4-1 BB 1-2 BB		1-0 F8		3-2 2B		2	0	1	0	2	0	0
54 Tim Stauffer, R OBP: 0.136, SLG: 0.182 Ryan Klesko, L OBP: 0.369, SLG: 0.480 (1, 1) (7, 7)		2-3 K		0-0 P3		4-1 BB BB		2-2 K		2	0	0	0	0	1	4
										1	0	0	0	1	1	1

Inning Stats	R: 0	H: 1	E: 0	LOB: 1	K: 1	S: 13	R: 0	H: 0	E: 0	LOB: 2	K: 2	S: 13	R: 0	H: 1	E: 0	LOB: 0	K: 0	S: 10	R: 1	H: 2	E: 0	LOB: 2	K: 0	S: 6	R: 0	H: 0	E: 0	LOB: 0	K: 1	S: 16	R: 0	H: 1	E: 0	LOB: 1	K: 0	S: 6	R: 0	H: 0	E: 0	LOB: 1	K: 0	S: 6	R: 0	H: 0	E: 0	LOB: 1	K: 0	S: 6	R: 0	H: 1	E: 0	LOB: 2	K: 1	S: 11	R: 0	H: 1	E: 0	LOB: 2	K: 1	S: 11	R: 0	H: 1	E: 0	LOB: 1	K: 1	S: 11	1B: 5	SF: 1	2B: 2	SAC: 0	3B: 0	DP: 0	HR: 0	HBP: 0	WP: 0	PA: 38
--------------	------	------	------	--------	------	-------	------	------	------	--------	------	-------	------	------	------	--------	------	-------	------	------	------	--------	------	------	------	------	------	--------	------	-------	------	------	------	--------	------	------	------	------	------	--------	------	------	------	------	------	--------	------	------	------	------	------	--------	------	-------	------	------	------	--------	------	-------	------	------	------	--------	------	-------	-------	-------	-------	--------	-------	-------	-------	--------	-------	--------

PITCHER	IP	WLS	BF	H	R	ER	SO	BB	IBB	HBP	BLK	WP	HR	S	P	ERA	WHIP
Brad Halsey, L ERA: 4.11 (1, 1)	6.0	W	25	5	1	1	4	3	0	0	0	0	0	64	100	1.50	1.333
Lance Cormier, R ERA: 3.16 (7, 1)	1.0	H	4	0	0	0	0	2	0	0	0	0	0	6	15	0.00	2.000
Jose Valverde, R ERA: 3.55 (8, 1)	2.0	S	9	2	0	0	2	1	0	0	0	0	0	22	37	0.00	1.500

**BOTTOM**

**Arizona Diamondbacks @ San Diego Padres**  
**PETCO Park, San Diego, CA**


Sun Jul 17 2005, 4:05 PM EDT  
Att: 40,188 - Sunny - 73 F

AB	31
R	1
H	7
RBI	1
BB	6
SO	6
LOB	19



PITCHER	IP	WLS	BF	H	R	ER	SO	BB	IBB	HBP	BLK	WP	HR	S	P	ERA	WHIP
---------	----	-----	----	---	---	----	----	----	-----	-----	-----	----	----	---	---	-----	------



Batter	1	2	3	4	5	6	7	8	9	10	11	AB R H RBI BB SO LOB	BOTTOM	
<b>Craig Counsell, L</b> OBP: 0.368, SLG: 0.412 (1, 4)	1-2 G3	1-1 3B			1-3 K	1-1 1B	4-0 BB		3-3 K			5 0 2 3 1 2 1	<b>Florida Marlins @ Arizona Diamondbacks</b> Bank One Ballpark, Phoenix, AZ Mon Jul 18 2005, 9:40 PM EDT Att: 21,995 - Roof Closed - 85 F  livebaseballscores.com  <b>AB 45</b> <b>R 8</b> <b>H 14</b> <b>RBI 7</b> <b>BB 9</b> <b>SO 12</b> <b>LOB 26</b>  	
<b>Chad Tracy, L</b> OBP: 0.348, SLG: 0.523 (1, 7)	2-2 P6	2-2 F9			3-1 E9	2-3 K	1-2 G1-3		2-3 K			6 0 0 0 0 2 6		
<b>Tony Clark, S</b> OBP: 0.358, SLG: 0.635 (1, 3)	4-2 BB				1-2 F8		1-0 HR		1-3 K			5 1 2 1 1 2 1		
<b>Troy Glaus, R</b> OBP: 0.357, SLG: 0.508 (1, 5)	4-2 BB				4-0 FC4-6 IBB		2-2 K		4-0 BB 1B			3 0 0 0 3 1 1		
<b>Shawn Green, L</b> OBP: 0.357, SLG: 0.504 (1, 9)	0-1 P5				1-0 FC4-6		1-1 2B 1B		0-0 BB 1B			6 1 3 0 0 0 4		
<b>Royce Clayton, R</b> OBP: 0.300, SLG: 0.329 (1, 6)					0-0 F8		0-1 G3		4-2 BB			5 1 1 0 1 0 1		
<b>Luis Terrero, R</b> <b>Mike Koplove, R</b> <b>Jose Caza, R</b> <b>Greg Aquino, R</b> <b>Alex Cpton, S</b> <b>Lance Cormier, R</b> <b>Jose Valverde, R</b> <b>Luis Gonzalez, L</b> <b>36 Brian Burrows, R</b> <b>28 Brandon Medders, R</b>		0-2 3B 1B			2-3 K		4-0 FC5-4 BB		4-0 BB 1B IBB			2 1 1 0 0 0 1 0 1 0 0 0 0 0 0 0 1 0 0 0 0 0 0 0		
<b>Kelly Stinnett, R</b> OBP: 0.357, SLG: 0.490 (1, 2)	1 SAFE 4-2 3B BB				1-0 P5		1 SAFE 2-2 FC5-4 1B		1-3 K			5 3 1 0 1 2 7		
<b>Mike Gosling, L</b> <b>Quinton McCracken, S</b> OBP: 0.302, SLG: 0.293 (1, 1) (5, 8)	2 SAFE 2-3 K				1-2 S E 1B		2-0 1B 1B		0-2 BB 1B			1 0 0 0 0 0 1 2 5 1 4 3 0 0 0 0		
<b>Inning Stats</b>	R: 0 H: 0 E: 0 K: 0 S: 15	R: 2 H: 2 E: 0 K: 1 S: 15	R: 0 H: 1 E: 0 K: 0 S: 6	R: 0 H: 0 E: 0 K: 1 S: 6	R: 1 H: 1 E: 1 K: 1 S: 13	R: 1 H: 2 E: 0 K: 1 S: 12	R: 3 H: 4 E: 0 K: 2 S: 20	R: 0 H: 1 E: 0 K: 3 S: 13	R: 0 H: 0 E: 0 K: 2 S: 7	R: 0 H: 1 E: 0 K: 1 S: 12	R: 1 H: 2 E: 0 K: 0 S: 8	1B: 10 SF: 0 2B: 1 SAC: 0 3B: 2 DP: 1 HR: 1 HBP: 0		WP: 0 PA: 54 PB: 0 SB: 1 CS: 0
<b>PITCHER</b>	IP WLS BF H R ER SO BB IBB HBP BLK WP HR S P ERA WHIP													<b>PITCHER</b>
<b>Jason Vargas, L</b> ERA: 3.0 (1, 1)	5.0 23 4 3 2 3 3 1 0 0 0 0 55 93 3.60 1.400												<b>Todd Jones, R</b> ERA: 1.56 (10, 1)	1.1 L 7 3 1 1 1 0 0 0 0 0 0 7 15 13.50 3.000
<b>John Riedling, R</b> ERA: 7.23 (6, 1)	0.2 4 1 1 1 0 1 0 0 0 0 0 7 15 13.50 3.000													
<b>Valerio De Los Santos, L</b> ERA: 6.48 (6, 1)	0.2 5 3 2 2 2 0 0 0 0 0 0 1 11 18 27.00 4.500													
<b>Randy Messenger, R</b> ERA: 6.1 (7, 1)	0.2 6 2 1 1 1 1 1 0 0 0 0 14 25 13.50 4.500													
<b>Guillermo Mota, R</b> ERA: 4.06 (8, 1)	2.0 9 1 0 0 5 2 0 0 0 0 0 20 38 0.00 1.500													

# Florida Marlins @ Arizona Diamondbacks

Bank One Ballpark, Phoenix, AZ

Tue Jul 19 2005, 9:40 PM EDT  
Att. 23,603 - Roof Closed - 80 F

[livebaseballscorecards.com](http://livebaseballscorecards.com)

<b>AB</b>	<b>33</b>
<b>R</b>	<b>6</b>
<b>H</b>	<b>11</b>
<b>RBI</b>	<b>6</b>
<b>BB</b>	<b>6</b>
<b>SO</b>	<b>6</b>
<b>LOB</b>	<b>15</b>



<b>WP:</b>	0	<b>PA:</b>	40
<b>PB:</b>	0		
<b>SB:</b>	1		
<b>CS:</b>	1		

Batter	1	2	3	4	5	6	7	8	9	AB R H RBI BB SO LOB												
Juan Pierre, L (1, 8) OBP: 0.318, SLG: 0.357	2-3 K	3-2 BB 1B		2-1 G4-3		2-1 G6-3 S 1B		2-0 G4-6-3 1-2f		5 0 2 1 0 1 1												
Luis Castillo, S (1, 4) OBP: 0.415, SLG: 0.397	3-2 HR 1B	4-1 G1-6-3 BB		0-0 G4-3		3-2 G6-3 1-3		4-1 CS BB		3 1 1 0 2 0 1												
Carlos Delgado, L (1, 3) OBP: 0.393, SLG: 0.546	0-1 HR	1-1 G1-6-3		3-1 G4-3		1-3 K		3-3 K		5 1 1 2 0 2 4												
Miguel Cabrera, R (1, 7) OBP: 0.389, SLG: 0.587 Todd Jones, L (9, 1)	0-0 HR		0-0 HR		0-3 K	1-3 K		1-3 K		5 2 2 2 0 3 1 0 0 0 0 0 0 0												
Paul Lo Duca, R (1, 2) OBP: 0.350, SLG: 0.399	4-2 1B BB		4-1 G2-3 BB		0-2 G4-3		0-1 G5-3			2 0 0 0 2 0 0												
Juan Encarnacion, R (1, 9) OBP: 0.358, SLG: 0.465	0-2 G4-6-3 1B		1-1 P5		2-2 E 2B		0-2 F9			4 1 2 0 0 0 1												
Mike Lowell, R (1, 5) OBP: 0.284, SLG: 0.355	0-1 G4-6-3 1-2f		1-0 G2-3		0-1 E8 1B		2-0 F8			4 0 1 1 0 0 3												
Alex Gonzalez, R (1, 6) OBP: 0.331, SLG: 0.371		0-0 SH1-4 1B 2B		4-0 IBB		4-0 IBB		2-2 G4-3		2 1 1 0 2 0 0												
A.J. Burnett, R (1, 1) OBP: 0.098, SLG: 0.200 John Riedling, R (7, 1) Lenny Harris, L (8, PH) OBP: 0.378, SLG: 0.350 Guillermo Mota, R (8, 1) Chris Aguila, R (9, 7) OBP: 0.250, SLG: 0.211		0-1 SH1-4		1-0 G1-3		1-0 F8		1-0 G4-6-3 1B		2 0 0 0 0 0 4 0 0 0 0 0 0 0 1 0 1 0 0 0 0 0 0 0 0 0 0 0 0 0 0 0 0 0 0												
<b>Inning Stats</b>	R: 3 E: 0 K: 1 S: 18	H: 4 LOB: 1 BB: 1 P: 27	R: 1 E: 0 K: 0 S: 9	H: 2 LOB: 1 BB: 1 P: 17	R: 1 E: 0 K: 0 S: 6	H: 1 LOB: 2 BB: 2 P: 17	R: 0 E: 0 K: 0 S: 5	H: 0 LOB: 0 BB: 0 P: 10	R: 1 E: 1 K: 1 S: 12	H: 2 LOB: 2 BB: 1 P: 19	R: 0 E: 0 K: 2 S: 15	H: 1 LOB: 1 BB: 0 P: 22	R: 0 E: 0 K: 0 S: 6	H: 0 LOB: 0 BB: 0 P: 8	R: 0 E: 0 K: 0 S: 6	H: 1 LOB: 0 BB: 0 P: 11	R: 0 E: 0 K: 2 S: 9	H: 0 LOB: 0 BB: 1 P: 17	1B: 6 2B: 2 3B: 0 HR: 3	SF: 0 SAC: 1 DP: 3 HBP: 0	WP: 0 PB: 0 SB: 1 CS: 1	PA: 40
<b>PITCHER</b>	IP WLS BF H R ER SO BB IBB HBP BLK WP HR S P ERA WHIP																					
Javier Vazquez, R (1, 1) ERA: 4.5	5.0 L 27 9 6 6 2 3 2 0 0 0 0 3 50 90 10.80 2.400																					
28 Brandon Medders, R (6, 1) ERA: 2.16	2.0 7 1 0 0 2 0 0 0 0 0 0 0 21 30 0.00 0.500																					
Mike Koplove, R (8, 1) ERA: 4.43	2.0 6 1 0 0 2 1 0 0 0 0 0 0 15 28 0.00 1.000																					



Batter	1	2	3	4	5	6	7	8	9	AB R H RBI BB SO LOB
<b>Craig Counsell, L</b> OBP: 0.365, SLG: 0.408 (1, 4)	1-1 L9		4-2 L6 BB		3-2 L9		2-2 G3		1-1 E3 G3-6-3	4 0 0 0 1 0 0
<b>Chad Tracy, L</b> OBP: 0.346, SLG: 0.515 (1, 3)	2-3 K		2-1 L6 1-1		1-3 K2-3		4-2 BB		2-1 G3-6-3 1-2f	4 0 0 0 1 2 2
<b>Luis Gonzalez, L</b> OBP: 0.371, SLG: 0.433 (1, 7)	4-1 BB				1-1 G6-3		2-2 G1-3		3-1 F8	3 0 0 0 1 0 1
<b>Troy Glaus, R</b> OBP: 0.358, SLG: 0.508 (1, 5)	3-2 G5-3				2-2 G6-3		0-0 G4-3 3B 1B		0-0 FC5-4 1B	4 1 2 0 0 0 1
<b>Shawn Green, L</b> OBP: 0.356, SLG: 0.501 (1, 9)					3-2 1B 1B		0-0 G4-3		1-2 FC5-4 2B 1-2f	4 1 1 0 0 0 2
<b>Quinton McCracken, S</b> OBP: 0.307, SLG: 0.293 (1, 8)					0-0 1B		4-1 3B BB		3-1 F9	3 1 1 0 1 1 1
<b>Royce Clayton, R</b> OBP: 0.309, SLG: 0.348 (1, 6)					0-0 1B		3-2 1-4H 2-4H 3B		1-2 2B	4 0 4 3 0 0 0
<b>Koyie Hill, S</b> OBP: 0.292, SLG: 0.214 (1, 2)					0-3 K		2-3 K		2-3 K	4 0 0 0 0 4 6
<b>Javier Vazquez, R</b> OBP: 0.525, SLG: 0.351 (5, PH)					1-2 G6-3		1-1 G3		0-3 K	1 0 0 0 0 0 0
<b>Jose Cruz Jr., S</b> OBP: 0.342, SLG: 0.443 (6, 1)										0 0 0 0 0 0 0
<b>28 Brandon Medders, R</b> OBP: 0.310, SLG: 0.401 (7, PH)										0 0 0 0 0 0 0
<b>Alex Cintron, S</b> OBP: 0.310, SLG: 0.401 (8, 1)										0 0 0 0 0 0 0
<b>Mike Koplove, R</b> OBP: 0.356, SLG: 0.632 (9, PH)										1 0 0 0 0 0 1 0

Inning Stats	R: 0	H: 0	E: 0	K: 10	S: 10	H: 1	LOB: 1	BB: 1	P: 20	R: 0	H: 0	E: 0	K: 0	S: 8	R: 1	H: 3	E: 0	K: 1	S: 14	R: 0	H: 0	E: 0	K: 1	S: 9	R: 2	H: 2	E: 0	K: 1	S: 17	R: 0	H: 0	E: 0	K: 0	S: 9	R: 0	H: 2	E: 0	K: 1	S: 12	R: 0	H: 0	E: 1	K: 1	S: 7	1B: 6	2B: 2	3B: 1	HR: 0	SF: 0	SAC: 0	DP: 2	HBP: 0	WP: 0	PA: 38
<b>PITCHER</b>	IP	WLS	BF	H	R	ER	SO	BB	IBB	HBP	BLK	WP	HR	S	P	ERA	WHIP																																					
<b>A.J. Burnett, R</b> ERA: 3.68 (1, 1)	6.0	W	26	6	3	3	6	3	0	0	0	0	0	68	112	4.50	1.500																																					
<b>John Riedling, R</b> ERA: 6.93 (7, 1)	1.0	H	4	0	0	0	0	1	0	0	0	0	0	9	19	0.00	1.000																																					
<b>Guillermo Mota, R</b> ERA: 3.96 (8, 1)	1.0	H	5	2	0	0	1	0	0	0	0	0	0	12	19	0.00	2.000																																					
<b>Todd Jones, R</b> ERA: 1.52 (9, 1)	1.0	S	3	0	0	0	1	0	0	0	0	0	0	7	10	0.00	0.000																																					

**BOTTOM**

**Florida Marlins @ Arizona Diamondbacks**  
Bank One Ballpark, Phoenix, AZ

livebaseballscorecards.com

<b>AB</b>	<b>34</b>
<b>R</b>	<b>3</b>
<b>H</b>	<b>8</b>
<b>RBI</b>	<b>3</b>
<b>BB</b>	<b>4</b>
<b>SO</b>	<b>8</b>
<b>LOB</b>	<b>13</b>



<b>WP: 0</b>	<b>PA: 38</b>
<b>PB: 0</b>	
<b>SB: 0</b>	
<b>CS: 0</b>	
<b>ERA</b>	<b>WHIP</b>

Tue Jul 19 2005, 9:40 PM EDT  
Att: 23,603 - Roof Closed - 80 F

Batter	1	2	3	4	5	6	7	8	9	AB R H RBI BB SO LOB	TOP											
Juan Pierre, L (1, 8) OBP: 0.319, SLG: 0.357	3-2 CS 1B			1-1 F9		WP 1B P5			0-0 G1-3	5 1 2 0 0 0 1												
Luis Castillo, S (1, 4) OBP: 0.418, SLG: 0.398	SAFE 1 SAFE 1-2 BB			0-0 G6-3		3-1 HR 1B	3-1 BB 1B		1-1 G6-3	4 1 2 1 1 0 0												
Carlos Delgado, L (1, 3) OBP: 0.392, SLG: 0.551	0-1 G3-5-1			2-2 F9		0-1 HR	1-3 K		3-2 G6-3	4 1 1 2 0 1 2 1 0 0 0 0 0 0												
Jeff Conine, R (8, 3) OBP: 0.359, SLG: 0.397	1-2f																					
Miguel Cabrera, R (1, 7) OBP: 0.393, SLG: 0.588		0-0 G5-4-3 1B			2-2 BB 2B	1-0 G6-3		4-2 G1-4-3 BB		3 1 2 0 1 0 0 0 0 0 0 0 0 0												
Chris Aguila, R (8, 7) OBP: 0.250, SLG: 0.211																						
Paul Lo Duca, R (1, 2) OBP: 0.352, SLG: 0.399	SAFE 1 SAFE 1-2f	2-1 G5-4-3			SAFE 1 SAFE 1-2 2B SF9 BB	2-2 HR 1B	0-1 G1-4-3			3 2 1 0 1 0 3												
Juan Encarnacion, R (1, 9) OBP: 0.362, SLG: 0.484		2-3 K			2-2 1B 2B	3-1 HR		2-1 2B		4 2 3 3 0 1 0												
Mike Lowell, R (1, 5) OBP: 0.281, SLG: 0.351			2-2 G6-3		1-2 SF9	1-3 K		3-1 F9		3 0 0 1 0 1 1												
Alex Gonzalez, R (1, 6) OBP: 0.333, SLG: 0.375			0-2 G6-3		3-H 1B	1-3 K		0-0 P4		4 1 2 1 0 0 1												
Brian Moehler, R (1, 1) OBP: 0.138, SLG: 0.143			0-2 G1-3		2-H 1B	2-2 2B		2-0 G6-3		3 0 1 1 0 0 0 1 0 0 0 0 0 1 0												
Damon Easley, R (8, PH) OBP: 0.288, SLG: 0.483					1-2 G5-3	0-1 2B																
Travis Smith, R (8, 1)																						
Jim Mecer, S (8, 1)																						
Valerio De Los Santos, L (9, 1)																						
<b>Inning Stats</b>	R: 0 E: 0 K: 0 S: 5	H: 1 LOB: 0 BB: 1 P: 12	R: 0 E: 0 K: 1 S: 8	H: 1 LOB: 0 BB: 0 P: 12	R: 0 E: 0 K: 0 S: 10	H: 0 LOB: 0 BB: 0 P: 12	R: 0 E: 0 K: 0 S: 7	H: 0 LOB: 0 BB: 0 P: 10	R: 3 E: 0 K: 0 S: 19	H: 3 LOB: 0 BB: 1 P: 30	R: 6 E: 0 K: 1 S: 25	H: 7 LOB: 1 BB: 0 P: 39	R: 0 E: 0 K: 1 S: 9	H: 1 LOB: 1 BB: 1 P: 17	R: 0 E: 0 K: 0 S: 6	H: 1 LOB: 1 BB: 0 P: 13	R: 0 E: 0 K: 0 S: 6	H: 0 LOB: 0 BB: 0 P: 10	1B: 8 2B: 4 3B: 0 HR: 2	SF: 1 SAC: 0 DP: 3 HBP: 0	WP: 1 PB: 0 SB: 2 CS: 1	PA: 39
<b>PITCHER</b>	IP WLS BF H R ER SO BB IBB HBP BLK WP HR S P ERA WHIP												<b>PITCHER</b>	IP WLS BF H R ER SO BB IBB HBP BLK WP HR S P ERA WHIP								
17 Brandon Webb, R (1, 1) ERA: 4.03	5.1 L 24 10 8 8 1 2 0 0 0 0 1 2 62 99 13.50 2.250																					
Greg Aquino, R (6, 1) ERA: 11.48	0.2 4 2 1 1 1 0 0 0 0 0 0 0 12 16 13.50 3.000																					
Armando Almanza, L (7, 1) ERA: 2.25	2.0 8 2 0 0 0 1 1 0 0 0 0 0 15 30 0.00 1.500																					
28 Brandon Medders, R (9, 1) ERA: 1.93	1.0 3 0 0 0 0 0 0 0 0 0 0 0 6 10 0.00 0.000																					

**Florida Marlins @ Arizona Diamondbacks**  
Bank One Ballpark, Phoenix, AZ

AB	35
R	9
H	14
RBI	9
BB	3
SO	3
LOB	9



Wed Jul 20 2005, 10:10 PM EDT  
Att. 20,790 - Roof Closed - 80 F

livebaseballscorecards.com

Batter	1	2	3	4	5	6	7	8	9	AB R H RBI BB SO LOB
<b>Craig Counsell, L</b> (1, 4) OBP: 0.366, SLG: 0.407	1-1 G5-4-3 1B		2-1 1-2 1B		2-3 1B		3-2 G3-1		2-2 G6-3	5 0 2 0 0 1 0
<b>Chad Tracy, L</b> (1, 3) OBP: 0.345, SLG: 0.515 <b>Alex Cintron, S</b> (9, PH) OBP: 0.308, SLG: 0.399	0-2 G5-4-3 1-2f		0-3 K		0-1 G4-3 2B		1-3 K		0-1 E6 WP	4 1 1 0 0 2 3 1 0 0 0 0 0 0
<b>Luis Gonzalez, L</b> (1, 7) OBP: 0.369, SLG: 0.431 <b>Luis Terrero, R</b> (9, PH) OBP: 0.298, SLG: 0.384	3-2 G4-3			1-0 1B 1B	2-0 G4-3		2-2 P5		1-2 F8	4 1 1 0 0 0 1 1 0 0 0 0 0 1
<b>Troy Claus, R</b> (1, 5) OBP: 0.362, SLG: 0.511				2-1 1B 1B	1-2 2B			0-2 F9	4-1 BB	4 0 2 1 1 0 0
<b>Shawn Green, L</b> (1, 9) OBP: 0.357, SLG: 0.500				1-0 1B 1-2 2-H 1B	1-3 K			1-1 1B 1B 1B	0-2 L4	5 0 2 1 0 1 3
<b>Royce Clayton, R</b> (1, 6) OBP: 0.314, SLG: 0.354				1-1 1B 1-2 2-3 1B				3-1 1B 1-2 1B		4 0 3 0 0 0 0
<b>José Cruz Jr., S</b> (1, 8) OBP: 0.340, SLG: 0.439				0-0 B5-3 K	3-3 K			1-2 F7 1-2 2-3 1B		4 0 1 0 0 1 4
<b>19 Chris Snyder, R</b> (1, 2) OBP: 0.306, SLG: 0.311				1-0 G6-3 F3	1-0 F3			1-1 F8		4 0 0 0 0 1 7
<b>17 Brandon Webb, R</b> (1, 1) OBP: 0.088, SLG: 0.061 <b>Greg Aquino, R</b> (6, 1) <b>Quinton McCracken, S</b> (6, PH) OBP: 0.305, SLG: 0.291 <b>Armando Almanza, L</b> (7, 1) <b>Tony Clark, S</b> (8, PH) OBP: 0.354, SLG: 0.628 <b>28 Brandon Medders, R</b> (9, 1)				2-2 1B 1B	0-0 G6-3			2-2 G4-3		2 0 1 0 0 0 3 0 0 0 0 0 0 0 1 0 0 0 0 0 1 0 0 0 0 0 0 0 1 0 0 0 0 0 1 3 0 0 0 0 0 0 0

Inning Stats	R: 0 E: 0 K: 0 S: 9	H: 1 LOB: 0 BB: 0 P: 13	R: 0 E: 0 K: 0 S: 5	H: 0 LOB: 0 BB: 0 P: 8	R: 0 E: 0 K: 1 S: 10	H: 2 LOB: 2 BB: 0 P: 15	R: 1 E: 0 K: 1 S: 12	H: 4 LOB: 3 BB: 0 P: 21	R: 1 E: 0 K: 2 S: 12	H: 2 LOB: 1 BB: 0 P: 18	R: 0 E: 0 K: 1 S: 10	H: 1 LOB: 1 BB: 0 P: 15	R: 0 E: 0 K: 1 S: 10	H: 0 LOB: 0 BB: 0 P: 16	R: 0 E: 0 K: 2 S: 18	H: 3 LOB: 3 BB: 0 P: 28	R: 0 E: 1 K: 0 S: 13	H: 0 LOB: 2 BB: 1 P: 20	1B: 11 2B: 2 3B: 0 HR: 0	SF: 0 SAC: 0 DP: 1 HBP: 0
--------------	------------------------------	----------------------------------	------------------------------	---------------------------------	-------------------------------	----------------------------------	-------------------------------	----------------------------------	-------------------------------	----------------------------------	-------------------------------	----------------------------------	-------------------------------	----------------------------------	-------------------------------	----------------------------------	-------------------------------	----------------------------------	-----------------------------------	------------------------------------


**BOTTOM**

**Florida Marlins @ Arizona Diamondbacks**  
Bank One Ballpark, Phoenix, AZ

Wed Jul 20 2005, 10:10 PM EDT  
Att: 20,790 - Roof Closed - 80 F

<b>AB</b>	<b>40</b>
<b>R</b>	<b>2</b>
<b>H</b>	<b>13</b>
<b>RBI</b>	<b>2</b>
<b>BB</b>	<b>1</b>
<b>SO</b>	<b>7</b>
<b>LOB</b>	<b>26</b>

WP: 1 PA: 41  
PB: 0 SB: 0 CS: 0



PITCHER	IP	WLS	BF	H	R	ER	SO	BB	IBB	HBP	BLK	WP	HR	S	P	ERA	WHIP
<b>Brian Moehler, R</b> (1, 1) ERA: 3.38	7.0	W	30	10	2	2	5	0	0	0	0	0	0	68	106	2.57	1.429
<b>Travis Smith, R</b> (8, 1) ERA: 6.75	0.2		5	3	0	0	1	0	0	0	0	0	0	14	21	0.00	4.500
<b>Jim Mecir, R</b> (8, 1) ERA: 3.69	0.1		1	0	0	0	1	0	0	0	0	0	0	4	7	0.00	0.000
<b>Valerio De Los Santos, L</b> (9, 1) ERA: 6.11	1.0		5	0	0	0	0	1	0	0	0	1	0	13	20	0.00	1.000

TOP

Atlanta Braves @ Arizona Diamondbacks  
Bank One Ballpark, Phoenix, AZ

Fri Jul 22 2005, 9:40 PM EDT  
Att: 27,348 - Roof Closed - 80 F

livebaseballscorecards.com

AB 43  
R 5  
H 12  
RBI 5  
BB 4  
SO 8  
LOB 30



WP: 0 PA: 47  
PB: 0  
SB: 0  
CS: 0

AB R H RBI BB SO LOB

5 1 2 1 1 0 1

6 2 2 3 0 2 4

5 0 2 0 0 2 3

5 0 2 1 0 0 1

4 0 2 0 1 0 4

5 0 0 0 0 1 8

5 0 0 0 0 1 8

5 1 2 0 0 1 0

1 0 0 0 0 1 1 1  
1 0 0 0 0 0 0 0  
0 0 0 0 0 0 0 0  
0 0 0 0 0 0 0 0  
0 0 0 0 0 0 0 0  
0 0 0 0 0 0 0 0  
0 0 0 0 0 0 0 0  
0 0 0 0 0 0 0 0  
0 0 0 0 0 0 0 0  
0 0 0 0 0 0 0 0

1B: 8 SF: 0  
2B: 2 SAC: 0  
3B: 1 DP: 0  
HR: 1 HBP: 0

Batter	1	2	3	4	5	6	7	8	9	10
Rafael Furcal, S OBP: 0.320, SLG: 0.395	2-2 P6		1-0 FC3-6 1-2 1B		0-1 F7		1-1 F8		0-2 E6 HR 1-3 3-H 1B	4-2 BB
Kelly Johnson, L OBP: 0.339, SLG: 0.422	1-3 K		0-1 FC3-6 1-2f 2-3		2-2 FC6 1-2f			2-2 1B 2B	3-2 HR 2-H 3-H	1-3 K
Marcus Giles, R OBP: 0.370, SLG: 0.446	1-3 K		1-1 F9			0-0 FC3-6 10 E 1B		0-0 1B 2-3 1B	1-3 K	
Andrew Jones, R OBP: 0.357, SLG: 0.579		0-0 G5-3		0-0 G5-3		1-1 E5 10 FC3-6 1-2		1-1 1B 1-2 3-H 1B	0-0 FC5-4 10 BB 1B	
10 Chipper Jones, S OBP: 0.403, SLG: 0.512		1-2 G6-3 2B		1-2 1B		1-2 FC3-6 1-2f 2-3		3-2 F9 1-2 SAFE BB	4-1 FC5-4 1-2 BB	
Adam LaRoche, L OBP: 0.323, SLG: 0.478		3-2 G6-3 2-3		2-0 F7		2-3 K		1-2 F7	1-0 FC5-4 1-2f 2-3	
Johnny Estrada, S OBP: 0.311, SLG: 0.374		1-2 P4		1-0 F9		2-2 F9		0-1 P4	2-3 K	
Ryan Langerhans, L OBP: 0.323, SLG: 0.404			0-0 FC3-6 1B 1B		1-3 K		1-1 G4-3		0-0 1B 3B	0-1 F7
15 Tim Hudson, R 4 Pedro Martinez, R 48 Blaine Boyer, R 49 Macay McBride, L Julio Franco, R 7 Jeff Francoeur, R Dan Kott, R Wilson Betemit, S Jim Brower, R			1-3 K 1 SAFE		4-1 FC6 BB		0-1 F8		4-2 E 1B HR BB	1-0 L4

Inning Stats	R: 0	H: 0	E: 0	K: 2	S: 9	P: 13	R: 0	H: 1	E: 0	K: 0	S: 13	R: 0	H: 2	E: 0	K: 1	S: 9	R: 0	H: 1	E: 0	K: 0	S: 6	R: 0	H: 1	E: 1	K: 1	S: 12	R: 0	H: 0	E: 0	K: 0	S: 8	R: 1	H: 3	E: 0	K: 0	S: 14	R: 4	H: 4	E: 1	K: 2	S: 21	R: 0	H: 0	E: 0	K: 1	S: 11	1B: 8	2B: 2	3B: 1	HR: 1	SF: 0	SAC: 0	DP: 0	HBP: 0
--------------	------	------	------	------	------	-------	------	------	------	------	-------	------	------	------	------	------	------	------	------	------	------	------	------	------	------	-------	------	------	------	------	------	------	------	------	------	-------	------	------	------	------	-------	------	------	------	------	-------	-------	-------	-------	-------	-------	--------	-------	--------

PITCHER	IP	WLS	BF	H	R	ER	SO	BB	IBB	HBP	BLK	WP	HR	S	P	ERA	WHIP
Claudio Vargas, R ERA: 5.81	7.0		30	7	1	1	5	1	0	0	0	0	0	72	105	1.29	1.143
Jose Valverde, R ERA: 3.34	1.0		4	1	0	0	0	0	0	0	0	0	0	10	15	0.00	1.000
36 Brian Bruney, R ERA: 6.31	0.1		6	4	4	4	1	1	0	0	0	0	1	16	24	108.00	15.000
Lance Cormier, R ERA: 3.74	1.2	W	7	0	0	0	2	2	0	0	0	0	0	16	29	0.00	1.200

# Atlanta Braves @ Arizona Diamondbacks

## Bank One Ballpark, Phoenix, AZ

Fri Jul 22 2005, 9:40 PM EDT  
Att. 27,348 - Roof Closed - 80 F

[livebaseballscorecards.com](http://livebaseballscorecards.com)

<b>AB</b>	<b>38</b>
<b>R</b>	<b>6</b>
<b>H</b>	<b>12</b>
<b>RBI</b>	<b>5</b>
<b>BB</b>	<b>5</b>
<b>SO</b>	<b>5</b>
<b>LOB</b>	<b>17</b>



WP: 1	PA: 44
PB: 0	
SB: 1	
CS: 0	

Batter	1	2	3	4	5	6	7	8	9	10	AB	R	H	RBI	BB	SO	LOB
Craig Counsell, L (1, 4) OBP: 0.364, SLG: 0.407	F9		1B 2B	K		G4-3		F9			5	1	1	0	0	1	1
Royce Clayton, R (1, 6) OBP: 0.319, SLG: 0.358	G5-3		2B G6-3 1B			G5-3					5	2	3	1	0	0	0
Luis Gonzalez, L (1, 7) OBP: 0.372, SLG: 0.436	G3		1-3 2B			E SF7 1B		F9 S WP 1B			5	2	3	0	0	1	1
Troy Glaus, R (1, 5) OBP: 0.359, SLG: 0.506		G5-3	G6-3			E9 G5-3 1B		F9			5	0	1	2	0	0	2
Shawn Green, L (1, 9) OBP: 0.360, SLG: 0.500	G3		3-H BB			SF7		BB BB			2	0	1	1	2	0	0
Chad Tracy, L (1, 3) OBP: 0.343, SLG: 0.508		1B BB	G1-3			G5-3		F8			4	0	0	0	1	0	5
Quinton McCracken, S (1, 8) OBP: 0.314, SLG: 0.292		1B				IBB		BB			3	0	1	0	2	1	1
19 Chris Snyder, R (1, 2) OBP: 0.305, SLG: 0.314			K			2B		G6-3			4	0	1	0	0	2	6
Alex Cintron, S (10, PH) OBP: 0.312, SLG: 0.417										HR	1	1	1	1	0	0	0
Claudio Vargas, R (1, 1) OBP: 0.154, SLG: 0.154											3	0	0	0	0	0	1
Jose Valverde, R (8, 1)											0	0	0	0	0	0	0
José Cruz Jr., S (8, PH) OBP: 0.339, SLG: 0.437											1	0	0	0	0	0	0
36 Brian Bruney, R (9, 1)											0	0	0	0	0	0	0
Lance Cormier, R (9, 1) OBP: 0.250, SLG: 0.250											0	0	0	0	0	0	0

Inning Stats	R: 0	H: 0	E: 0	K: 0	S: 6	H: 0	LOB: 0	BB: 0	P: 8	R: 0	H: 1	E: 0	K: 1	S: 9	H: 2	LOB: 3	BB: 1	P: 15	R: 2	H: 3	E: 0	K: 2	S: 11	H: 1	LOB: 1	BB: 0	P: 15	R: 2	H: 3	E: 1	K: 1	S: 12	H: 0	LOB: 0	BB: 0	P: 8	R: 1	H: 1	E: 0	K: 0	S: 10	H: 1	LOB: 2	BB: 2	P: 24	R: 0	H: 1	E: 0	K: 1	S: 11	H: 1	LOB: 1	BB: 0	P: 18	R: 0	H: 1	E: 0	K: 0	S: 8	H: 1	LOB: 1	BB: 0	P: 12	R: 1	H: 1	E: 0	K: 0	S: 2	H: 1	LOB: 0	BB: 0	P: 3	1B: 8	SF: 1	2B: 3	SAC: 0	3B: 0	DP: 0	HR: 1	HBP: 0	WP: 1	PA: 44
--------------	------	------	------	------	------	------	--------	-------	------	------	------	------	------	------	------	--------	-------	-------	------	------	------	------	-------	------	--------	-------	-------	------	------	------	------	-------	------	--------	-------	------	------	------	------	------	-------	------	--------	-------	-------	------	------	------	------	-------	------	--------	-------	-------	------	------	------	------	------	------	--------	-------	-------	------	------	------	------	------	------	--------	-------	------	-------	-------	-------	--------	-------	-------	-------	--------	-------	--------

PITCHER	IP	WLS	BF	H	R	ER	SO	BB	IBB	HBP	BLK	WP	HR	S	P	ERA	WHIP
15 Tim Hudson, R (1, 1) ERA: 3.59	6.0		29	8	4	3	4	2	1	0	0	0	0	54	90	4.50	1.667
48 Blaine Boyer, R (7, 1) ERA: 2.4	1.0		6	1	1	1	0	2	0	0	0	1	0	10	24	9.00	3.000
49 Macay McBride, L (8, 1) ERA:	1.0		4	1	0	0	1	0	0	0	0	0	0	11	18	0.00	1.000
Dan Kolb, R (9, 1) ERA: 5.17	1.0		4	1	0	0	0	0	0	0	0	0	0	8	12	0.00	1.000
Jim Brower, R (10, 1) ERA: 5.4	0.0	L	1	1	1	1	0	0	0	0	0	0	1	2	3	∞	∞

Batter	1	2	3	4	5	6	7	8	9	AB	R	H	RBI	BB	SO	LOB	TOP								
Rafael Furcal, S OBP: 0.321, SLG: 0.396 (1, 6)	1-1 G5-3			0-1 F9		1-2 1B		0-1 1B		4	0	2	0	0	0	0									
Kelly Johnson, L OBP: 0.332, SLG: 0.412 Dan Kolb, R Chris Reitsma, R	1-2 F8			1-2 F8		2-3 K		1-2 F8		4	0	0	0	0	1	2									
Marcus Giles, R OBP: 0.368, SLG: 0.442 (1, 4)	2-1 F7			4-1 BB				1-0 F7		3	0	0	0	1	0	1									
Andrew Jones, R OBP: 0.358, SLG: 0.585 (1, 8)		0-2 F8		0-0 F9			2-2 2B HBP		0-2 HR	3	2	1	1	0	0	1									
Julio Franco, R OBP: 0.347, SLG: 0.477 (1, 3)		1-2 G6-3			0-0 G6-3		0-2 10 G4-3 7 2B		1-2 16 SH5-3 1B	4	1	2	1	0	0	0									
Johnny Estrada, S OBP: 0.308, SLG: 0.371 10 Chipper Jones, S OBP: 0.401, SLG: 0.509 16 Brian McCann, L OBP: 0.383, SLG: 0.452		1-2 F9			0-1 G1-3		2-1 G4-3		1-1 SH5-3	2	0	0	0	0	0	0									
7 Jeff Francoeur, R OBP: 0.385, SLG: 0.808 (1, 9)				0-2 P3		0-2 P4		0-1 2B		4	0	1	1	0	0	1									
Wilson Betemit, S OBP: 0.344, SLG: 0.468 (1, 5)				0-1 G1-3			1-1 F9		1-1 F9	4	0	0	0	0	0	2									
Jorge Sosa, R OBP: 0.100, SLG: 0.100 4 Pete Orr, L OBP: 0.345, SLG: 0.409 John Foster, L Jay Powell, R 49 Macay McBride, L Ryan Langerhans, L				2-1 P4			2-2 G4-3		0-0 P6	1	0	0	0	0	0	0									
<b>Inning Stats</b>	R: 0 E: 0 K: 0 S: 8	H: 0 LOB: 0 BB: 0 P: 12	R: 0 E: 0 K: 0 S: 10	H: 0 LOB: 0 BB: 0 P: 12	R: 0 E: 0 K: 0 S: 8	H: 0 LOB: 0 BB: 0 P: 10	R: 0 E: 0 K: 0 S: 7	H: 0 LOB: 1 BB: 1 P: 12	R: 0 E: 0 K: 0 S: 9	H: 0 LOB: 0 BB: 0 P: 9	R: 0 E: 0 K: 1 S: 12	H: 1 LOB: 1 BB: 0 P: 18	R: 2 E: 0 K: 0 S: 11	H: 2 LOB: 1 BB: 0 P: 15	R: 0 E: 0 K: 0 S: 8	H: 1 LOB: 1 BB: 0 P: 9	R: 1 E: 0 K: 0 S: 13	H: 2 LOB: 1 BB: 0 P: 17	1B: 3 2B: 2 3B: 0 HR: 1	SF: 0 SAC: 1 DP: 0 HBP: 1	WP: 0 PB: 0 SB: 1 CS: 0	PA: 35			
<b>PITCHER</b>	IP	WLS	BF	H	R	ER	SO	BB	IBB	HBP	BLK	WP	HR	S	P	ERA	WHIP								
Brad Halsey, L ERA: 4.0	(1, 1)	7.2	29	4	2	2	1	1	0	1	0	0	0	71	95	2.35	0.652								
Tim Worrell, R ERA: 7.27	(8, 1)	0.1	1	0	0	0	0	0	0	0	0	0	0	2	2	0.00	0.000								
Jose Valverde, R ERA: 3.5	(9, 1)	1.0	L	5	2	1	0	0	0	0	0	0	1	13	17	9.00	2.000								

Atlanta Braves @ Arizona Diamondbacks  
Bank One Ballpark, Phoenix, AZ

Sat Jul 23 2005, 9:40 PM EDT  
Att. 32,673 - Roof Closed - 80 F

AB	32
R	3
H	6
RBI	3
BB	1
SO	1
LOB	8



livebaseballscorecards.com

Batter	1	2	3	4	5	6	7	8	9	AB	R	H	RBI	BB	SO	LOB
<b>Craig Counsell, L</b> (1, 4) OBP: 0.364, SLG: 0.404	4-2 BB		0-3 K		1-1 P3		3-2 G6-3	4-0 IBB		3	0	0	0	2	1	2
<b>Royce Clayton, R</b> (1, 6) OBP: 0.314, SLG: 0.352 <b>Koyie Hill, S</b> (9, 2) OBP: 0.292, SLG: 0.214	1-1 F8		2-3 K		3-2 F8		2-2 G6-3	0-0 G3-1		5	0	0	0	0	1	5
<b>Luis Gonzalez, L</b> (1, 7) OBP: 0.375, SLG: 0.435	2-3 K		2-2 G3-1		0-0 1B		4-1 BB		4-1 BB	3	0	1	0	2	1	2
<b>Troy Glas, R</b> (1, 5) OBP: 0.358, SLG: 0.500	1-1 G5-3			2-3 K	2-3 K		4-2 BB		0-2 F8	4	0	0	0	1	2	4
<b>Shawn Green, L</b> (1, 9) OBP: 0.360, SLG: 0.497		0-2 G6-3		0-0 1B		4-1 G4-3	3-2 F8		0-0 L4	4	1	1	0	1	0	3
<b>Chad Tracy, L</b> (1, 3) OBP: 0.340, SLG: 0.502		4-0 19 WP G4-6-3 BB		2-1 F7		1-2 G4-3		0-2 F8	2-1 F8	4	0	0	0	1	0	3
<b>Quinton McCracken, S</b> (1, 8) OBP: 0.324, SLG: 0.285		1-2 G4-6-3		4-0 BB		0-0 1B		4-2 2B		2	1	1	1	2	0	1
<b>19 Chris Snyder, R</b> (1, 2) OBP: 0.302, SLG: 0.310 <b>Tony Clark, S</b> (8, PH) OBP: 0.357, SLG: 0.636 <b>Luis Terrero, R</b> (8, PR) OBP: 0.298, SLG: 0.384 <b>Jose Valverde, R</b> (9, 1)		2-2 G4-3		1-2 G6-3		1-3 K		1-1 2B		3	0	0	0	0	1	4
<b>Brad Halsey, L</b> (1, 1) OBP: 0.190, SLG: 0.081 <b>Tim Worrell, R</b> (8, 1) <b>Alex Cintron, S</b> (8, PH) OBP: 0.310, SLG: 0.415		2-2 1B		4-2 1B		0-2 L6		0-0 F8		1	0	1	1	0	0	0

Inning Stats	R: 0	H: 0	E: 0	K: 1	S: 9	H: 0	LOB: 1	BB: 1	P: 17	R: 0	H: 0	E: 0	K: 0	S: 12	R: 0	H: 1	E: 0	K: 2	S: 13	R: 0	H: 1	E: 0	K: 1	S: 9	R: 0	H: 1	E: 0	K: 1	S: 11	R: 1	H: 1	E: 0	K: 1	S: 12	R: 0	H: 0	E: 0	K: 0	S: 13	R: 1	H: 1	E: 0	K: 0	S: 9	R: 0	H: 0	E: 0	K: 0	S: 7	R: 0	H: 0	E: 0	K: 0	S: 7	1B: 4	2B: 1	3B: 0	HR: 0	SF: 0	SAC: 0	DP: 0	HBP: 0	WP: 1	PB: 0	SB: 2	CS: 0	PA: 42
--------------	------	------	------	------	------	------	--------	-------	-------	------	------	------	------	-------	------	------	------	------	-------	------	------	------	------	------	------	------	------	------	-------	------	------	------	------	-------	------	------	------	------	-------	------	------	------	------	------	------	------	------	------	------	------	------	------	------	------	-------	-------	-------	-------	-------	--------	-------	--------	-------	-------	-------	-------	--------

PITCHER	IP	WLS	BF	H	R	ER	SO	BB	IBB	HBP	BLK	WP	HR	S	P	ERA	WHIP
<b>Jorge Sosa, R</b> (1, 1) ERA: 2.55	5.0		22	3	0	0	5	4	0	0	0	1	0	54	94	0.00	1.400
<b>John Foster, L</b> (6, 1) ERA: 3.26	0.1		3	1	1	1	0	1	0	0	0	0	0	5	10	27.00	6.000
<b>Jay Powell, R</b> (6, 1) ERA:	1.1		6	0	0	0	1	2	0	0	0	0	0	16	30	0.00	1.500
<b>49 Macay McBride, L</b> (7, 1) ERA:	0.1	H	1	0	0	0	0	0	0	0	0	0	0	4	7	0.00	0.000
<b>Dan Kolb, R</b> (8, 1) ERA: 5.35	0.1	B	3	1	1	1	0	1	0	0	0	0	0	7	12	27.00	6.000

**BOTTOM**

**Atlanta Braves @ Arizona Diamondbacks**  
Bank One Ballpark, Phoenix, AZ

Sat Jul 23 2005, 9:40 PM EDT  
Att: 32,673 - Roof Closed - 80 F

livebaseballscorecards.com

<b>AB</b>	<b>32</b>
<b>R</b>	<b>2</b>
<b>H</b>	<b>5</b>
<b>RBI</b>	<b>2</b>
<b>BB</b>	<b>10</b>
<b>SO</b>	<b>6</b>
<b>LOB</b>	<b>26</b>



Batter	1	2	3	4	5	6	7	8	9	AB R H RBI BB SO LOB	TOP											
Rafael Furcal, S (1, 6) OBP: 0.318, SLG: 0.392	0-1 F7		1-2 G4-3			0-0 L5		1-2 L4		4 0 0 0 0 0 1												
Kelly Johnson, L (1, 7) OBP: 0.330, SLG: 0.408	1-3 K			2-3 K		2-1 L4			1-0 G1-3 1B	4 0 1 0 0 2 0												
Marcus Giles, R (1, 4) OBP: 0.365, SLG: 0.437	1-3 K			1-3 K		0-3 K			1-1 F9	4 0 0 0 0 3 1												
Andrew Jones, R (1, 8) OBP: 0.360, SLG: 0.601		2-3 K		0-1 HR		1-1 HR			2-2 G1-3	4 2 2 2 0 1 1												
10 Chipper Jones, S (1, 5) OBP: 0.398, SLG: 0.500		0-1 F7		3-3 K		4-1 BB			1-0 G5-3	3 0 0 0 1 1 1												
Adam LaRoche, L (1, 3) OBP: 0.320, SLG: 0.473		1-3 K			0-2 L6	3-2 G3-6-3-4				3 0 0 0 0 1 1												
Ryan Langerhans, L (1, 9) OBP: 0.322, SLG: 0.398			1-2 G1-3		4-2 BB		0-2 F8			2 0 0 0 1 0 0												
16 Brian McCann, L (1, 2) OBP: 0.360, SLG: 0.422		1-1 F8		1-3 K				0-0 P6		3 0 0 0 0 1 1												
Horacio Ramirez, L (1, 1) OBP: 0.267, SLG: 0.318			1-1 1B		2-3 K			3-3 K		2 0 1 0 0 1 1												
Julio Franco, R (8, PH) OBP: 0.345, SLG: 0.474										1 0 0 0 0 1 0												
Jim Brower, R (8, 1)										0 0 0 0 0 0 0												
John Foster, L (8, 1)										0 0 0 0 0 0 0												
<b>Inning Stats</b>	R: 0 E: 0 K: 2 S: 9	H: 0 LOB: 0 BB: 0 P: 11	R: 0 E: 0 K: 2 S: 9	H: 0 LOB: 0 BB: 0 P: 12	R: 0 E: 0 K: 0 S: 10	H: 1 LOB: 1 BB: 0 P: 14	R: 1 E: 0 K: 3 S: 13	H: 1 LOB: 0 BB: 0 P: 19	R: 0 E: 0 K: 2 S: 11	H: 0 LOB: 1 BB: 1 P: 18	R: 0 E: 0 K: 1 S: 6	H: 0 LOB: 0 BB: 0 P: 8	R: 1 E: 0 K: 0 S: 10	H: 1 LOB: 0 BB: 1 P: 18	R: 0 E: 0 K: 1 S: 8	H: 0 LOB: 0 BB: 0 P: 12	R: 0 E: 0 K: 0 S: 9	H: 1 LOB: 1 BB: 0 P: 13	1B: 2 2B: 0 3B: 0 HR: 2	SF: 0 SAC: 0 DP: 1 HBP: 0	WP: 0 PB: 0 SB: 0 CS: 0	PA: 32
<b>PITCHER</b>	IP WLS BF H R ER SO BB IBB HBP BLK WP HR S P ERA WHIP											<b>PITCHER</b>	IP WLS BF H R ER SO BB IBB HBP BLK WP HR S P ERA WHIP									
Javier Vazquez, R (1, 1) ERA: 4.37	8.0 W 28 3 2 2 11 2 0 0 0 0 2 76 112 2.25 0.625											36 Brian Bruney, R (9, 1) ERA: 6.14	1.0 S 4 1 0 0 0 0 0 0 0 0 0 9 13 0.00 1.000									

Atlanta Braves @ Arizona Diamondbacks  
Bank One Ballpark, Phoenix, AZ  
Sun Jul 24 2005, 4:40 PM EDT  
Att. 30,280 - Roof Closed - 76 F

livebaseballscorecards.com

AB	30
R	2
H	4
RBI	2
BB	2
SO	11
LOB	7





Batter	1	2	3	4	5	6	7	8	9	AB	R	H	RBI	BB	SO	LOB
Royce Clayton, R OBP: 0.316, SLG: 0.357 (1, 6)	1-1 1B 1B		2-2 G1-3		1-0 2B		1-1 G1-3			4	1	2	0	0	0	1
Alex Cintron, S OBP: 0.309, SLG: 0.411 (1, 4)	2-1 1B G4-3 1B		1-2 G6-3		2-2 F9		1-0 G4-3			4	1	1	0	0	0	1
Luis Gonzalez, L OBP: 0.376, SLG: 0.439 (1, 7)	1-1 G4-3 1B		2-1 P6		2-1 F9		3-1 F9 2B			4	0	2	1	0	0	1
Troy Claus, R OBP: 0.354, SLG: 0.494 (1, 5)	2-0 G4-3		1-1 G6-3		3-3 K		1-2 F9			4	0	0	1	0	1	2
Tony Clark, S OBP: 0.370, SLG: 0.654 (1, 3)	4-0 G1-6-3 IBB		0-0 HR		4-2 G1-6-3 BB		4-0 IBB			1	1	1	1	3	0	0
Shawn Green, L OBP: 0.357, SLG: 0.492 (1, 9)	0-1 G1-6-3		3-3 K		0-1 G1-6-3		0-3 K			4	0	0	0	0	2	5
Luis Terrero, R OBP: 0.309, SLG: 0.386 (1, 8)		1-3 K	1-0 1B		4-2 19 G6-4-3 BB					2	0	1	0	1	1	0
19 Chris Snyder, R OBP: 0.302, SLG: 0.310 (1, 2)	1-1 G1-3		2-2 1B		2-2 G6-4-3		2-2 G6-4-3			3	0	1	0	0	0	1
Javier Vazquez, R OBP: 0.326, SLG: 0.350 (1, 1)	0-2 G3		0-2 G3		2-2 L5		1-0 1B			3	0	1	0	0	0	0
36 Brian Bruney, R (9, 1)										0	0	0	0	0	0	0

Inning Stats	R: 2	H: 3	E: 0	K: 0	S: 9	H: 3	LOB: 1	BB: 1	P: 19	R: 0	H: 0	E: 0	K: 1	S: 9	H: 0	LOB: 0	BB: 0	P: 11	R: 0	H: 0	E: 0	K: 0	S: 10	R: 1	H: 3	E: 0	K: 1	S: 10	R: 0	H: 1	E: 0	K: 0	S: 9	R: 0	H: 0	E: 0	K: 1	S: 7	R: 0	H: 1	E: 0	K: 0	S: 9	R: 0	H: 1	E: 0	K: 1	S: 9	R: 0	H: 1	E: 0	K: 1	S: 9
PITCHER	IP	WLS	BF	H	R	ER	SO	BB	IBB	HBP	BLK	WP	HR	S	P	ERA	WHIP																																				
Horacio Ramirez, L (1, 1) ERA: 4.57	7.0	L	28	8	3	3	3	2	1	0	0	0	1	63	109	3.86	1.429																																				
Jim Brower, R (8, 1) ERA: 5.32	0.2		4	1	0	0	0	0	1	0	0	0	0	6	15	0.00	1.500																																				
John Foster, L (8, 1) ERA: 3.2	0.1		1	0	0	0	1	0	0	0	0	0	0	3	3	0.00	0.000																																				

**BOTTOM**

**Atlanta Braves @ Arizona Diamondbacks**  
Bank One Ballpark, Phoenix, AZ

Sun Jul 24 2005, 4:40 PM EDT  
Att. 30,280 - Roof Closed - 76 F

livebaseballscorecards.com

AB	29
R	3
H	9
RBI	3
BB	4
SO	4
LOB	11



WP: 0	PA: 33
PB: 0	
SB: 0	
CS: 0	

Batter	1	2	3	4	5	6	7	8	9	AB R H RBI BB SO LOB	TOP											
<b>Craig Counsell, L</b> OBP: 0.360, SLG: 0.398 (1, 4)	2-3 <b>K</b>		0-1 <b>F9</b>		0-0 <b>F9</b>		0-0 <b>B2</b>		0-1 <b>B1-3</b>	5 0 0 0 0 1 1	<b>Arizona Diamondbacks @ Milwaukee Brewers</b> Miller Park, Milwaukee, WI Mon Jul 25 2005, 7:05 PM CDT Att. 20,062 - Roof Closed - 84 F											
<b>Royce Clayton, R</b> OBP: 0.318, SLG: 0.358 (1, 6)	3-2 <b>G6-3</b>		1-2 <b>S</b> <b>1B</b>		2-1 <b>L9</b>		0-1 <b>G6-3</b> <b>1B</b>	2-2 <b>L8</b>	5 0 2 0 0 0 0													
<b>Luis Gonzalez, L</b> OBP: 0.373, SLG: 0.434 (1, 7)	0-3 <b>K</b>		3-3 <b>H</b> <b>1-2</b>		3-0 <b>P5</b>		2-1 <b>G6-3</b> <b>1-2</b> <b>2-3</b>		4 0 0 0 0 2 3													
<b>Shawn Green, L</b> OBP: 0.356, SLG: 0.492 (1, 9)		1-0 <b>2B</b> <b>2B</b>	2-1 <b>F8</b>		0-0 <b>F7</b>		2-2 <b>G3-1</b>		4 1 1 0 0 0 3													
<b>Alex Cintron, S</b> OBP: 0.308, SLG: 0.413 (1, 5)		1-3 <b>K2-3</b>		0-0 <b>L8</b> <b>SF8</b> <b>2B</b>		1-0 <b>F7</b>		0-0 <b>G6-3</b>	4 1 1 0 0 1 1													
<b>Chad Tracy, L</b> OBP: 0.339, SLG: 0.502 (1, 3)		2-1 <b>F7</b>		0-0 <b>L8</b> <b>2-3</b>		3-1 <b>2B</b>		0-1 <b>F8</b>	4 0 1 0 0 0 2													
<b>José Cruz Jr., S</b> OBP: 0.350, SLG: 0.444 (1, 8)		4-2 <b>2B</b> <b>BB</b>		4-2 <b>BB</b>		4-2 <b>BB</b>		3-2 <b>2B</b>	1 0 1 0 3 0 0													
<b>Koyie Hill, S</b> OBP: 0.294, SLG: 0.241 (1, 2)		0-0 <b>2B</b>		3-2 <b>SF8</b>		2-3 <b>K</b>		2-1 <b>G5-3</b>	2 0 1 2 0 1 2													
<b>Luis Terrero, R</b> OBP: 0.306, SLG: 0.382 (8, PH)		1-3 <b>2-H</b> <b>2B</b>		3-H <b>0-3</b> <b>K</b>					1 0 0 0 0 0 1													
<b>19 Chris Snyder, R</b> OBP: 0.302, SLG: 0.310 (8, 2)									0 0 0 0 0 0 0													
<b>Mike Gosling, L</b> (1, 1)		1-3 <b>K</b>							2 0 0 0 0 2 3													
<b>Quinton McCracken, S</b> OBP: 0.328, SLG: 0.299 (7, PH)									1 0 1 0 0 0 0													
<b>Tim Worrell, R</b> (7, 1)									0 0 0 0 0 0 0													
<b>Lance Cormier, R</b> OBP: 0.250, SLG: 0.250 (8, 1)									0 0 0 0 0 0 0													
<b>Tony Clark, S</b> OBP: 0.368, SLG: 0.651 (9, PH)									1 0 0 0 0 0 0													
<b>Inning Stats</b>	R: 0 E: 0 K: 2 S: 12	H: 0 LOB: 0 BB: 0 P: 17	R: 1 E: 0 K: 2 S: 13	H: 2 LOB: 2 BB: 1 P: 22	R: 0 E: 0 K: 1 S: 13	H: 1 LOB: 1 BB: 0 P: 19	R: 1 E: 0 K: 1 S: 11	H: 1 LOB: 1 BB: 1 P: 18	R: 0 E: 0 K: 0 S: 4	H: 0 LOB: 0 BB: 0 P: 9	R: 0 E: 0 K: 1 S: 11	H: 1 LOB: 2 BB: 1 P: 21	R: 0 E: 0 K: 0 S: 10	H: 2 LOB: 2 BB: 0 P: 14	R: 0 E: 0 K: 0 S: 9	H: 1 LOB: 1 BB: 0 P: 14	R: 0 E: 0 K: 0 S: 8	H: 0 LOB: 0 BB: 0 P: 13	1B: 3 2B: 5 3B: 0 HR: 0	SF: 1 SAC: 0 DP: 0 HBP: 0	WP: 0 PB: 0 SB: 1 CS: 0	PA: 38
<b>PITCHER</b>	IP WLS BF H R ER SO BB IBB HBP BLK WP HR S P ERA WHIP																					
<b>15 Ben Sheets, R</b> ERA: 3.45 (1, 1)	7.0 W 31 7 2 2 7 3 0 0 0 0 0 0 74 120 2.57 1.429																					
<b>Jorge De La Rosa, L</b> ERA: 4.7 (8, 1)	1.0 H 4 1 0 0 0 0 0 0 0 0 0 0 9 14 0.00 1.000																					
<b>Derrick Turnbow, R</b> ERA: 2.08 (9, 1)	1.0 S 3 0 0 0 0 0 0 0 0 0 0 0 8 13 0.00 0.000																					

<b>AB</b>	<b>34</b>
<b>R</b>	<b>2</b>
<b>H</b>	<b>8</b>
<b>RBI</b>	<b>2</b>
<b>BB</b>	<b>3</b>
<b>SO</b>	<b>7</b>
<b>LOB</b>	<b>16</b>



Batter	1	2	3	4	5	6	7	8	9	AB	R	H	RBI	BB	SO	LOB
Brady Clark, R OBP: 0.378, SLG: 0.428 (1, 8)										4	1	2	1	0	0	0
23 Rickie Weeks Jr., R OBP: 0.362, SLG: 0.474 (1, 4)										4	0	1	0	0	2	0
Lyle Overbay, L OBP: 0.390, SLG: 0.502 (1, 3)										4	2	2	1	0	0	2
Carlos Lee, R OBP: 0.333, SLG: 0.522 (1, 7)										3	0	0	0	1	0	4
Geoff Jenkins, L OBP: 0.370, SLG: 0.456 (1, 9)										4	0	2	1	0	1	1
2 Bill Hall, R OBP: 0.316, SLG: 0.488 (1, 5)										4	0	0	0	0	3	3
Damian Miller, R OBP: 0.335, SLG: 0.391 (1, 2)										3	0	0	0	1	0	1
7 J.J. Hardy, R OBP: 0.313, SLG: 0.319 (1, 6)										2	1	1	1	1	0	0
15 Ben Sheets, R Russell Branyan, L Jorge De La Rosa, L Derrick Turnbow, R										2	0	0	0	0	0	3

Inning Stats	R: 2	H: 3	E: 0	K: 1	S: 15	LOB: 1	BB: 0	P: 26	R: 0	H: 0	E: 0	K: 0	S: 4	LOB: 0	BB: 0	P: 7	R: 0	H: 2	E: 0	K: 0	S: 7	LOB: 1	BB: 0	P: 11	R: 0	H: 0	E: 1	K: 1	S: 8	LOB: 0	BB: 0	P: 13	R: 0	H: 0	E: 0	K: 1	S: 8	LOB: 0	BB: 0	P: 12	R: 1	H: 1	E: 0	K: 0	S: 9	LOB: 0	BB: 0	P: 10	R: 1	H: 1	E: 0	K: 2	S: 12	LOB: 1	BB: 1	P: 21
<b>PITCHER</b>	IP	WLS	BF	H	R	ER	SO	BB	IBB	HBP	BLK	WP	HR	S	P	ERA	WHIP																																							
Mike Gosling, L (1, 1) ERA: 4.13	6.0		25	6	2	2	4	2	0	0	0	0	1	58	97	3.00	1.333																																							
Tim Worrell, R (7, 1) ERA: 7.36	1.0	L	4	1	1	1	0	0	0	0	0	0	1	9	10	9.00	1.000																																							
Lance Cormier, R (8, 1) ERA: 3.83	1.0		5	1	1	1	2	1	0	0	0	0	1	12	21	9.00	2.000																																							


**BOTTOM**

**Arizona Diamondbacks @ Milwaukee Brewers**  
Miller Park, Milwaukee, WI

Mon Jul 25 2005, 7:05 PM CDT  
Att: 20,062 - Roof Closed - 84 F

AB	31
R	4
H	8
RBI	4
BB	3
SO	6
LOB	14

WP	HR	S	P	ERA	WHIP
0	0	0	0	0	0
0	0	0	0	0	0
0	0	0	0	0	0
0	0	0	0	0	0

Batter	1	2	3	4	5	6	7	8	9	AB R H RBI BB SO LOB	TOP																									
<b>Craig Counsell, L</b> (1, 4) OBP: 0.364, SLG: 0.402	1-3 K		1-2 E E 1B		2-2 SH2-3 1B		1-2 FC4-6 1B			4 0 3 0 0 1 0	<b>Arizona Diamondbacks @ Milwaukee Brewers</b> Miller Park, Milwaukee, WI Tue Jul 26 2005, 7:05 PM CDT Att. 31,128 - Roof Closed - 77 F <a href="http://livebaseballscorecards.com">livebaseballscorecards.com</a>																									
<b>Royce Clayton, R</b> (1, 6) OBP: 0.315, SLG: 0.354	3-3 K		1-1 FC6 E		1-1 SH2-3		0-0 FC4-6 G4-6-3			3 0 0 0 0 1 3																										
<b>Luis Gonzalez, L</b> (1, 7) OBP: 0.369, SLG: 0.429	1-0 G6-3		0-0 E1 G6-4-3		2-3 K		0-0 G4-6-3			4 0 0 0 0 1 4																										
<b>Tony Clark, S</b> (1, 3) OBP: 0.371, SLG: 0.661		1-1 HR	3-2 G6-4-3		4-0 FC6-4 IBB			3-3 K		3 1 1 1 1 1 3																										
<b>Alex Cintron, S</b> (1, 5) OBP: 0.303, SLG: 0.406	1-0 G6-3			3-3 K	1-1 FC6-4			1-3 K		4 0 0 0 0 2 2																										
<b>Shawn Green, L</b> (1, 9) OBP: 0.355, SLG: 0.492		1-1 F8		2-2 G3-1		0-0 F9-5 2B		1-3 K		4 0 1 0 0 1 0																										
<b>José Cruz Jr., S</b> (1, 8) OBP: 0.348, SLG: 0.438		1-2 F8		4-1 1B BB		0-0 F9-5			1-1 G4-3	3 0 0 0 1 0 1																										
<b>19 Chris Snyder, R</b> (1, 2) OBP: 0.310, SLG: 0.313			4-2 E 1B BB	1 SAFE 3-2 SAFE		4-2 BB			3-2 F8	1 1 1 0 2 0 0 1 0 0 0 0 0 0																										
<b>Quinton McCracken, S</b> (9, PH) OBP: 0.326, SLG: 0.297				1 SAFE 0-3 SAFE		0-1 BB			0-3 K	3 0 0 0 0 2 4 0 1 0 0 0 0 1 0																										
<b>17 Brandon Webb, R</b> (1, 1) OBP: 0.081, SLG: 0.056			1-3 K		0-3 K						<b>WP: 0 PA: 36</b> <b>PB: 0</b> <b>SB: 0</b> <b>CS: 0</b>																									
<b>Lance Cormier, R</b> (7, 1) OBP: 0.250, SLG: 0.250																																				
<b>Mike Koplove, R</b> (7, 1)																																				
<b>28 Brandon Medders, R</b> (8, 1)																																				
<b>Chad Tracy, L</b> (9, PH) OBP: 0.338, SLG: 0.500																																				
<b>Inning Stats</b>	R: 0 E: 0 K: 2 S: 7	H: 0 LOB: 0 BB: 0 P: 12	R: 1 E: 0 K: 0 S: 8	H: 1 LOB: 0 BB: 0 P: 12	R: 1 E: 2 K: 1 S: 16	H: 1 LOB: 2 BB: 1 P: 26	R: 0 E: 0 K: 2 S: 17	H: 1 LOB: 2 BB: 1 P: 29	R: 0 E: 0 K: 1 S: 10	H: 1 LOB: 1 BB: 1 P: 10	R: 0 E: 0 K: 0 S: 5	H: 1 LOB: 0 BB: 0 P: 6	R: 0 E: 0 K: 3 S: 12	H: 0 LOB: 0 BB: 0 P: 17	R: 0 E: 0 K: 1 S: 8	H: 0 LOB: 0 BB: 0 P: 12	1B: 4 2B: 2 3B: 0 HR: 1	SF: 0 SAC: 1 DP: 3 HBP: 0																		
<b>PITCHER</b>	IP WLS BF H R ER SO BB IBB HBP BLK WP HR S P ERA WHIP																																			
<b>39 Chris Capuano, L</b> (1, 1) ERA: 3.73	5.0		23	4	2	1	6	2	1	0	0	0	1	58	99	1.80	1.200																			
<b>Dana Eveland, L</b> (6, 1) ERA: 3.38	2.0	W	7	2	0	0	0	1	0	0	0	0	0	11	16	0.00	1.500																			
<b>Matt Wise, R</b> (8, 1) ERA: 2.7	2.0		6	0	0	0	4	0	0	0	0	0	0	20	29	0.00	0.000																			

Batter	1	2	3	4	5	6	7	8	9	AB	R	H	RBI	BB	SO	LOB
Brady Clark, R OBP: 0.379, SLG: 0.430 (1, 8)	0-0 L4		3-1 G6-4-3			4-1 L5-3	2-1 2B			3	1	1	0	1	0	1
23 Rickie Weeks Jr., R OBP: 0.354, SLG: 0.462 (1, 4)	2-2 G6-3			2-2 G6-3		0-0 L5-3	0-1 E6			4	1	0	1	0	0	1
Lyle Overbay, L OBP: 0.391, SLG: 0.511 (1, 3)	3-3 K			0-0 HR		3-2 1B	0-3 K			4	1	2	1	0	2	1
Carlos Lee, R OBP: 0.335, SLG: 0.525 (1, 7)		1-1 G4-3		0-2 L9		0-0 F7	1-0 1B			4	0	2	1	0	0	1
Geoff Jenkins, L OBP: 0.369, SLG: 0.463 (1, 9)		0-0 G4-3		1-0 G3						4	1	1	1	0	0	2
Russell Branyan, L OBP: 0.387, SLG: 0.522 (1, 5)		3-3 K			3-3 K		2-1 2B	4-2 7		3	1	1	0	1	2	1
Damian Miller, R OBP: 0.337, SLG: 0.397 (1, 2)		1-3 K			1-0 7		1-0 1B	1-3 K		4	1	2	0	0	2	2
7 J.J. Hardy, R OBP: 0.316, SLG: 0.323 (1, 6)			2-2 39		0-2 FC6-4		0-1 2B	0-1 G6-4-3		4	1	2	1	0	0	2
39 Chris Capuano, L OBP: 0.114, SLG: 0.140 (1, 1)			1-2 FC6-4		0-0 F8		1-1 SF7			1	0	0	0	0	0	1
Wes Helms, R OBP: 0.327, SLG: 0.452 (5, PH)										1	0	0	0	0	0	1
Dana Eveland, L (6, 1)										0	0	0	0	0	0	0
Chris Magruder, S OBP: 0.275, SLG: 0.350 (7, PH)										0	0	0	1	0	0	0
Matt Wise, R OBP: 1.000, SLG: 1.000 (8, 1)										0	0	0	0	0	0	0

Inning Stats	R: 0	H: 0	E: 0	K: 1	S: 9	H: 0	LOB: 0	BB: 0	P: 14	R: 0	H: 1	E: 0	K: 2	S: 9	R: 0	H: 1	E: 0	K: 0	S: 10	R: 1	H: 1	E: 0	K: 0	S: 8	R: 0	H: 1	E: 0	K: 1	S: 8	R: 0	H: 1	E: 0	K: 0	S: 6	R: 6	H: 6	E: 1	K: 1	S: 18	R: 0	H: 0	E: 0	K: 1	S: 9	1B: 6	SF: 1	2B: 4	SAC: 0	3B: 0	DP: 3	HR: 2	HBP: 0	WP: 0	PA: 35
--------------	------	------	------	------	------	------	--------	-------	-------	------	------	------	------	------	------	------	------	------	-------	------	------	------	------	------	------	------	------	------	------	------	------	------	------	------	------	------	------	------	-------	------	------	------	------	------	-------	-------	-------	--------	-------	-------	-------	--------	-------	--------

PITCHER	IP	WLS	BF	H	R	ER	SO	BB	IBB	HBP	BLK	WP	HR	S	P	ERA	WHIP
17 Brandon Webb, R ERA: 4.11 (1, 1)	6.0	L	25	8	4	4	4	1	0	0	0	0	2	54	89	6.00	1.500
Lance Cormier, R ERA: 3.98 (7, 1)	0.1		3	2	0	0	0	0	0	0	0	0	0	7	9	0.00	6.000
Mike Koplove, R ERA: 4.37 (7, 1)	0.2		4	1	3	1	1	0	0	0	0	0	0	7	8	13.50	1.500
28 Brandon Medders, R (8, 1) ERA: 1.74	1.0		3	0	0	0	1	1	0	0	0	0	0	9	14	0.00	1.000


**BOTTOM**

**Arizona Diamondbacks @ Milwaukee Brewers**

Miller Park, Milwaukee, WI

Tue Jul 26 2005, 7:05 PM CDT  
Att: 31,128 - Roof Closed - 77 F

AB	32
R	7
H	11
RBI	6
BB	2
SO	6
LOB	13



Batter	1	2	3	4	5	6	7	8	9	AB R H RBI BB SO LOB	TOP											
<b>Craig Counsell, L</b> (1, 4) OBP: 0.364, SLG: 0.399	2-2 P6		4-0 S BB			3-2 L4	4-0 IBB		1-0 P4	3 0 0 0 2 0 0	<b>Arizona Diamondbacks @ Milwaukee Brewers</b> Miller Park, Milwaukee, WI Wed Jul 27 2005, 1:05 PM CDT Att. 28,971 - Sunny - 71 F											
<b>Royce Clayton, R</b> (1, 6) OBP: 0.311, SLG: 0.350	2-2 F9		3-H 2-1 G1-3			1-3 K	0-0 G4-3			4 0 0 0 0 1 3												
<b>Luis Gonzalez, L</b> (1, 7) OBP: 0.370, SLG: 0.433	3-3 K					0-0 2B				4 0 2 0 0 1 0												
<b>Troy Glaus, R</b> (1, 5) OBP: 0.353, SLG: 0.490		1-0 F7				0-1 FC5-4 1B				3 1 0 0 1 0 1												
<b>Shawn Green, L</b> (1, 9) OBP: 0.351, SLG: 0.487		1-1 G4-3				2-2 FC4-6 1-2f				4 0 0 0 0 0 4												
<b>Chad Tracy, L</b> (1, 3) OBP: 0.340, SLG: 0.500		1-0 F9				0-1 P6				4 1 2 0 0 0 1												
<b>Quinton McCracken, S</b> (1, 8) OBP: 0.324, SLG: 0.309						1-2 G3				4 1 1 0 0 1 2												
<b>19 Chris Snyder, R</b> (1, 2) OBP: 0.305, SLG: 0.308						0-0 F9				4 0 0 0 0 1 2												
<b>Claudio Vargas, R</b> (1, 1) OBP: 0.133, SLG: 0.133						1-2 G4-3				2 0 0 0 0 0 1												
<b>Alex Cintron, S</b> (7, PH) OBP: 0.301, SLG: 0.404										1 0 0 0 0 0 0												
<b>Jose Valverde, R</b> (7, 1)										0 0 0 0 0 0 0												
<b>José Cruz Jr., S</b> (9, PH) OBP: 0.347, SLG: 0.436										1 0 0 0 0 1 0												
<b>36 Brian Bruney, R</b> (9, 1)										0 0 0 0 0 0 0												
<b>Inning Stats</b>	R: 0 E: 0 K: 1 S: 12	H: 0 LOB: 0 BB: 0 P: 19	R: 0 E: 0 K: 0 S: 4	H: 0 LOB: 0 BB: 0 P: 7	R: 1 E: 0 K: 0 S: 11	H: 1 LOB: 1 BB: 1 P: 22	R: 0 E: 0 K: 0 S: 10	H: 1 LOB: 1 BB: 0 P: 15	R: 0 E: 0 K: 1 S: 7	H: 0 LOB: 0 BB: 0 P: 9	R: 0 E: 0 K: 1 S: 11	H: 1 LOB: 2 BB: 1 P: 20	R: 1 E: 1 K: 0 S: 9	H: 1 LOB: 2 BB: 1 P: 17	R: 1 E: 2 K: 1 S: 16	H: 1 LOB: 1 BB: 0 P: 26	R: 0 E: 0 K: 2 S: 8	H: 0 LOB: 0 BB: 0 P: 14	1B: 3 2B: 1 3B: 1 HR: 0	SF: 0 SAC: 0 DP: 0 HBP: 0	WP: 1 PB: 0 SB: 1 CS: 0	PA: 37
<b>PITCHER</b>	IP WLS BF H R ER SO BB IBB HBP BLK WP HR S P ERA WHIP																					
<b>Tomo Ohka, R</b> (1, 1) ERA: 3.87	7.0 L 29 4 2 1 2 2 1 0 0 0 1 0 64 109 1.29 0.857																					
<b>Jorge De La Rosa, L</b> (8, 1) ERA: 4.6	0.2 4 1 1 0 0 0 0 0 0 0 0 0 13 22 0.00 1.500																					
<b>Julio Santana, R</b> (8, 1) ERA: 4.08	1.1 4 0 0 0 3 0 0 0 0 0 0 0 11 18 0.00 0.000																					

AB	34
R	3
H	5
RBI	0
BB	3
SO	5
LOB	14



Batter	1	2	3	4	5	6	7	8	9	AB	R	H	RBI	BB	SO	LOB
<b>Brady Clark, R</b> OBP: 0.382, SLG: 0.432 (1, 8)	1-1 P4		4-2 BB		0-1 23 HBP 1B		3-2 1B			3	0	2	0	1	0	0
<b>23 Rickie Weeks Jr., R</b> OBP: 0.352, SLG: 0.453 (1, 4)	1-2 G1-3		0-0 G6-4-3		3-2 1B		2-3 K			3	0	0	0	0	1	4
<b>Lyle Overbay, L</b> OBP: 0.369, SLG: 0.508 (1, 3)	2-1 L7			1-0 G3 1B		2-2 L7		0-1 G3		4	0	1	0	0	0	4
<b>Carlos Lee, R</b> OBP: 0.334, SLG: 0.522 (1, 7)		3-1 F7		2-2 F8		2-1 1B		0-3 K		4	0	1	0	0	1	1
<b>Geoff Jenkins, L</b> OBP: 0.371, SLG: 0.463 (1, 9)		2-0 FC6-4 1B		3-1 G3 1B		0-3 K		1-3 K		4	0	2	0	0	2	1
<b>Wes Helms, R</b> OBP: 0.316, SLG: 0.435 (1, 5)		0-1 FC6-4		0-1 G3		2-3 K		1-3 K		4	0	0	0	0	2	4
<b>7 J.J. Hardy, R</b> OBP: 0.311, SLG: 0.317 (1, 6)		0-2 F9		0-3 K		2-2 L9			2-3 K	4	0	0	0	0	2	4
<b>Chad Moeller, R</b> OBP: 0.267, SLG: 0.353 (1, 2)			0-2 WP 1B		0-3 K		2-3 K		1-3 K	3	0	1	0	0	2	0
<b>2 Bill Hall, R</b> OBP: 0.315, SLG: 0.486 (9, PH)										1	0	0	0	0	1	0
<b>Tomo Ohka, S</b> OBP: 0.194, SLG: 0.167 (1, 1)			0-3 K		2-3 K		1-1 1B		0-0 G3	2	0	0	0	0	2	1
<b>Chris Magruder, S</b> OBP: 0.262, SLG: 0.356 (7, PH)										1	0	1	0	0	0	0
<b>Jorge De La Rosa, L</b> (8, 1)										0	0	0	0	0	0	0
<b>Julio Santana, R</b> (8, 1)										0	0	0	0	0	0	0
<b>Russell Branyan, L</b> OBP: 0.384, SLG: 0.518 (9, PH)										1	0	0	0	0	0	0

Inning Stats	R: 0	H: 0	E: 0	K: 8	S: 8	R: 0	H: 1	E: 0	K: 9	S: 9	R: 0	H: 1	E: 0	K: 1	S: 11	R: 0	H: 2	E: 0	K: 1	S: 12	R: 0	H: 1	E: 0	K: 2	S: 14	R: 0	H: 1	E: 0	K: 2	S: 17	R: 0	H: 2	E: 0	K: 15	R: 0	H: 0	E: 0	K: 3	S: 10	R: 0	H: 0	E: 0	K: 7	S: 7	R: 0	H: 0	E: 0	K: 2	S: 10
	LOB: 0	BB: 0	P: 12			LOB: 1	BB: 1	P: 14			LOB: 1	BB: 1	P: 15			LOB: 2	BB: 0	P: 18			LOB: 2	BB: 0	P: 21			LOB: 1	BB: 0	P: 17			LOB: 2	BB: 0	P: 23			LOB: 0	BB: 0	P: 12			LOB: 0	BB: 0	P: 10			LOB: 0	BB: 0	P: 10	

PITCHER	IP	WLS	BF	H	R	ER	SO	BB	IBB	HBP	BLK	WP	HR	S	P	ERA	WHIP
<b>Claudio Vargas, R</b> ERA: 5.26 (1, 1)	6.0	W	25	6	0	0	6	1	0	1	0	1	0	65	97	0.00	1.167
<b>Jose Valverde, R</b> ERA: 3.32 (7, 1)	2.0	H	8	2	0	0	5	0	0	0	0	0	0	25	35	0.00	1.000
<b>36 Brian Bruney, R</b> ERA: 5.97 (9, 1)	1.0	S	3	0	0	0	2	0	0	0	0	0	0	7	10	0.00	0.000


**BOTTOM**

**Arizona Diamondbacks @ Milwaukee Brewers**  
Miller Park, Milwaukee, WI

Wed Jul 27 2005, 1:05 PM CDT  
Att: 28,971 - Sunny - 71 F

<b>AB</b>	<b>34</b>
<b>R</b>	<b>0</b>
<b>H</b>	<b>8</b>
<b>RBI</b>	<b>0</b>
<b>BB</b>	<b>1</b>
<b>SO</b>	<b>13</b>
<b>LOB</b>	<b>19</b>

WP: 1 PA: 36  
PB: 0  
SB: 0  
CS: 0



PITCHER	IP	WLS	BF	H	R	ER	SO	BB	IBB	HBP	BLK	WP	HR	S	P	ERA	WHIP
<b>Claudio Vargas, R</b> ERA: 5.26 (1, 1)	6.0	W	25	6	0	0	6	1	0	1	0	1	0	65	97	0.00	1.167
<b>Jose Valverde, R</b> ERA: 3.32 (7, 1)	2.0	H	8	2	0	0	5	0	0	0	0	0	0	25	35	0.00	1.000
<b>36 Brian Bruney, R</b> ERA: 5.97 (9, 1)	1.0	S	3	0	0	0	2	0	0	0	0	0	0	7	10	0.00	0.000

Batter	1	2	3	4	5	6	7	8	9	AB R H RBI BB SO LOB	TOP		
<b>Craig Counsell, L</b> (1, 4) OBP: 0.361, SLG: 0.394	0-1 L7		0-2 G6-3		2-2 G4-3	2-2 G3-1		0-1 L7	4-1 1B BB	5 0 0 0 1 0 3			
<b>Chad Tracy, L</b> (1, 9) OBP: 0.345, SLG: 0.514 <b>Luis Terrero, R</b> (7, PR) OBP: 0.310, SLG: 0.385 (7, 8)	1-1 HR		2-3 K		2-0 2B		4-2 WP HR BB	1-3 K	1-1 1B	3 1 2 1 1 1 0 2 1 1 2 0 1 0			
<b>Luis Gonzalez, L</b> (1, 7) OBP: 0.374, SLG: 0.446	4-0 BB		2-2 E S 1B		2-3 K		2-1 1-H HR	2-2 2B	0-1 F7	5 1 3 2 1 1 3			
<b>Troy Glaus, R</b> (1, 5) OBP: 0.351, SLG: 0.486	1-2 F9		3-2 F8		1-3 K		1-2 1B 1B	2-3 K		5 0 1 0 0 2 4			
<b>Tony Clark, S</b> (1, 3) OBP: 0.371, SLG: 0.665	3-2 G6-3			3-2 1B 2B		3-2 G4-3	1-3 K		3-2 SH2-3 WP 2B	5 1 2 0 0 1 2			
<b>Shawn Green, L</b> (1, 8) OBP: 0.359, SLG: 0.497 (7, 9)		1-0 19 CS G3 1B		1-0 2B 1B		1-1 FC1-2 3B	0-0 BB 1B		4-2 WP SH2-3 1B BB	4 1 4 0 1 0 0			
<b>Alex Cintron, S</b> (1, 6) OBP: 0.305, SLG: 0.400		1-0 G3		1 SAFE 2-1 F9		4-1 FC1-2 19 BB BB	4-1 BB		0-0 SH2-3	2 0 0 0 2 0 3			
<b>19 Chris Snyder, R</b> (1, 2) OBP: 0.307, SLG: 0.304		4-2 BB		0-3 K		4-2 FC1-2 BB	0-3 K		1-3 K	3 0 0 0 2 3 7			
<b>Brad Halsey, L</b> (1, 1) OBP: 0.176, SLG: 0.075 <b>34 Connor Jackson, R</b> (7, PH) <b>Tim Worrell, R</b> (7, 1) <b>Jose Valverde, R</b> (8, 1) <b>Quinton McCracken, S</b> (9, PH) <b>Greg Aquino, R</b> (9, 1)		1-3 K		3-2 G3		2-0 FC1-2	1-2 P3		4-2 BB 1B BB	3 0 0 0 0 1 6 1 0 0 0 0 0 3 0 0 0 0 0 0 0 0 0 0 0 0 0 0 0 1 0 0 1 0 0 0 0 0 0 0 0 0			
<b>Inning Stats</b>	R: 1 H: 1 E: 0 LOB: 1 K: 0 BB: 1 S: 10 P: 19	R: 0 H: 1 E: 0 LOB: 1 K: 1 BB: 1 S: 11 P: 18	R: 0 H: 1 E: 0 LOB: 1 K: 1 BB: 0 S: 15 P: 22	R: 0 H: 2 E: 0 LOB: 2 K: 1 BB: 0 S: 16 P: 24	R: 0 H: 1 E: 0 LOB: 1 K: 2 BB: 0 S: 10 P: 17	R: 0 H: 1 E: 0 LOB: 3 K: 0 BB: 2 S: 15 P: 31	R: 2 H: 3 E: 0 LOB: 3 K: 2 BB: 2 S: 18 P: 31	R: 0 H: 1 E: 0 LOB: 1 K: 2 BB: 0 S: 12 P: 17	R: 3 H: 2 E: 0 LOB: 2 K: 1 BB: 3 S: 17 P: 34	1B: 6 SF: 0 2B: 4 SAC: 1 3B: 1 DP: 0 HR: 2 HBP: 0	WP: 2 PA: 48 PB: 0 SB: 1 CS: 1		
<b>PITCHER</b>	IP WLS BF H R ER SO BB IBB HBP BLK WP HR S P ERA WHIP											<b>PITCHER</b>	IP WLS BF H R ER SO BB IBB HBP BLK WP HR S P ERA WHIP
<b>Jerome Williams, R</b> (1, 1) ERA: 4.61	5.1 L 26 7 1 1 5 4 0 0 0 0 1 72 122 1.69 2.062												
<b>13 Will Ohman, L</b> (6, 1) ERA: 3.04	0.2 5 2 2 2 0 1 0 0 0 0 1 1 12 23 27.00 4.500												
<b>Glendon Rusch, L</b> (7, 1) ERA: 3.91	1.0 5 1 0 0 2 1 0 0 0 0 0 0 11 17 0.00 2.000												
<b>Mike Remlinger, L</b> (8, 1) ERA: 4.4	1.0 4 1 0 0 2 0 0 0 0 0 0 0 12 17 0.00 1.000												
<b>43 Michael Wuertz, R</b> (9, 1) ERA: 4.87	1.0 8 2 3 3 1 3 0 0 0 0 1 0 17 34 27.00 5.000												

**Arizona Diamondbacks @ Chicago Cubs**  
**Wrigley Field, Chicago, IL**  
 Thu Jul 28 2005, 1:20 PM CDT  
 Att: 39,154 - Partly Cloudy - 77 F

AB	38
R	6
H	13
RBI	5
BB	9
SO	10
LOB	31





Batter	1	2	3	4	5	6	7	8	9	AB	R	H	RBI	BB	SO	LOB
Jerry Hairston, R OBP: 0.350, SLG: 0.396 (1, 8)	0-1 G6-4-3 1B		0-1 G6-3			0-0 SH3-4	0-0 P4			3	0	1	0	0	0	3
5 Ronny Cedeno, R OBP: 0.283, SLG: 0.340 (1, 6)	1 SAFE 2-1 G6-4-3 1-2f		2-1 G5-3			1-3 K2-3		0-3 K		4	0	0	0	0	2	3
25 Derrek Lee, R OBP: 0.443, SLG: 0.713 (1, 3)	0-0 G5-3			1-2 F7		4-0 FC5 16 HBP IBB		1-3 K		3	0	0	0	1	1	0
16 Aramis Ramirez, R OBP: 0.367, SLG: 0.595 (1, 5)		1-3 K		2-2 F9		2-2 SAFE 1-2 HBP		1-3 K		3	0	0	0	0	2	0
Michael Barrett, R OBP: 0.333, SLG: 0.466 (1, 2)		1-0 G3 2B		2-2 G6-3		1-2 FC5 2-3f			2-3 K	4	0	1	0	0	1	3
Jeremy Burnitz, L OBP: 0.343, SLG: 0.479 (1, 9)		1-2 G3 2-3			0-0 L9		1-1 SH1-3 2B		3-1 G3-1	4	0	1	0	0	0	1
Neifi Perez, S OBP: 0.283, SLG: 0.374 (1, 4)		0-0 F7			1-1 P3		0-1 SH1-3 2-3		2-2 L7	3	0	0	0	0	0	1
19 Matt Murton, R OBP: 0.543, SLG: 0.552 (6, 1) 13 Will Ohman, L (7, 1) Glendon Rusch, L OBP: 0.182, SLG: 0.190 (7, PH) Todd Hollandsworth, L OBP: 0.394, SLG: 0.283 (8, 1) Mike Remlinger, L (9, 1) 43 Michael Wuertz, R			1-0 SH1-4 1B		0-0 G5-3		0-3 K			2	0	1	0	0	0	0
Jerome Williams, R OBP: 0.077, SLG: 0.077 (6, 7) Jody Gerut, L OBP: 0.347, SLG: 0.362			0-0 SH1-4 1-2			3-2 SH3-4 2B		4-0 BB		0	0	0	0	0	0	0


Inning Stats	R: 0	H: 1	E: 0	LOB: 0	K: 0	S: 5	P: 7	R: 0	H: 1	E: 0	LOB: 1	K: 1	BB: 0	S: 9	P: 12	R: 0	H: 1	E: 0	LOB: 1	K: 0	BB: 0	S: 6	P: 9	R: 0	H: 0	E: 0	LOB: 0	K: 0	BB: 0	S: 10	P: 15	R: 0	H: 1	E: 0	LOB: 3	K: 1	BB: 1	S: 14	P: 25	R: 0	H: 1	E: 0	LOB: 2	K: 1	BB: 1	S: 8	P: 13	R: 0	H: 0	E: 0	LOB: 0	K: 3	BB: 0	S: 9	P: 11	R: 0	H: 0	E: 0	LOB: 0	K: 1	BB: 0	S: 8	P: 15	1B: 2	2B: 3	3B: 0	HR: 0	SF: 0	SAC: 3	DP: 1	HBP: 1	WP: 0	PA: 34
PITCHER	IP	WLS	BF	H	R	ER	SO	BB	IBB	HBP	BLK	WP	HR	S	P	ERA	WHIP																																																								
Brad Halsey, L ERA: 3.81 (1, 1)	6.0	W	23	4	0	0	2	0	0	0	0	0	0	48	73	0.00	0.667																																																								
Tim Worrell, R ERA: 6.98 (7, 1)	1.0	H	5	1	0	0	1	1	0	0	0	0	0	8	13	0.00	2.000																																																								
Jose Valverde, R ERA: 3.23 (8, 1)	1.0	H	3	0	0	0	3	0	0	0	0	0	0	9	11	0.00	0.000																																																								
Greg Aquino, R ERA: 10.67 (9, 1)	1.0		3	0	0	0	1	0	0	0	0	0	0	8	15	0.00	0.000																																																								

**BOTTOM**

**Arizona Diamondbacks @ Chicago Cubs**  
Wrigley Field, Chicago, IL  
Thu Jul 28 2005, 1:20 PM CDT  
Att. 39,154 - Partly Cloudy - 77 F

livebaseballscorecards.com

AB	28
R	0
H	5
RBI	0
BB	2
SO	7
LOB	12



Batter	1	2	3	4	5	6	7	8	9	AB R H RBI BB SO LOB	TOP															
<b>Craig Counsell, L</b> (1, 4) OBP: 0.362, SLG: 0.396	1-1 2B		2-1 B4-3		2-2 G3			2-1 SH5-4 E 1B	3-3 K	5 1 2 0 0 1 1																
<b>Chad Tracy, L</b> (1, 9) OBP: 0.342, SLG: 0.509	2-2 P6		2-3 K					0-0 SH5-4		3 0 0 0 0 2 1																
<b>Jose Valverde, R</b> (8, 1) <b>36 Brian Bruney, R</b> (9, 1)								1-2 2-3		0 0 0 0 0 0 0																
<b>Luis Gonzalez, L</b> (1, 7) OBP: 0.376, SLG: 0.445	1-2 F8				1-2 G6-3			4-0 E IBB		3 0 1 0 1 0 1																
<b>Troy Glaus, R</b> (1, 5) OBP: 0.353, SLG: 0.485	0-3 K				4-1 WP BB			0-2 E7		3 0 1 2 1 1 2																
<b>Tony Clark, S</b> (1, 3) OBP: 0.369, SLG: 0.662					3-3 K			1-3 2-H 3-H		4 1 1 0 0 2 3																
<b>Shawn Green, L</b> (1, 8) OBP: 0.358, SLG: 0.494					1-2 P3			3-2 E8 G4-3 2B		3 0 0 1 1 1 1																
<b>Royce Clayton, R</b> (1, 6) OBP: 0.310, SLG: 0.349					1-2 P3			0-0 G4-3		4 0 1 0 0 1 3																
<b>19 Chris Snyder, R</b> (1, 2) OBP: 0.303, SLG: 0.299					1-1 1B			3-H 3-2 G4-3		4 0 1 0 0 1 1																
<b>Javier Vazquez, R</b> (1, 1) OBP: 0.318, SLG: 0.341					0-1 F8			2-2 G2-3		4 0 0 0 0 1 1																
<b>Quinton McCracken, S</b> (8, PH) OBP: 0.330, SLG: 0.311					0-1 SAFE			1-3 K		1 0 0 0 0 0 0																
					0-2 G6-3			3-2 K		2 1 1 0 0 1 0																
					1-0 SH3-4			0-3 K																		
					1-2 SH3-4			3-2 SH5-4 E 1B																		
<b>Inning Stats</b>	R: 0 E: 0 K: 1 S: 11	H: 1 LOB: 1 BB: 0 P: 15	R: 0 E: 0 K: 2 S: 10	H: 1 LOB: 1 BB: 0 P: 13	R: 0 E: 0 K: 1 S: 8	H: 0 LOB: 0 BB: 0 P: 12	R: 0 E: 0 K: 1 S: 11	H: 0 LOB: 1 BB: 1 P: 20	R: 0 E: 1 K: 1 S: 10	H: 0 LOB: 1 BB: 0 P: 16	R: 0 E: 0 K: 1 S: 7	H: 1 LOB: 0 BB: 0 P: 9	R: 1 E: 1 K: 1 S: 11	H: 1 LOB: 0 BB: 0 P: 15	R: 2 E: 1 K: 0 S: 19	H: 3 LOB: 3 BB: 2 P: 37	R: 0 E: 0 K: 2 S: 12	H: 0 LOB: 0 BB: 0 P: 17	1B: 5 2B: 2 3B: 0 HR: 0	SF: 0 SAC: 2 DP: 1 HBP: 0	WP: 1 PB: 0 SB: 0 CS: 0	PA: 37				
<b>22 Mark Prior, R</b> (1, 1) ERA: 3.26	IP: 7.1	WLS: 31	H: 7	R: 3	ER: 3	SO: 8	BB: 1	IBB: 1	HBP: 0	BLK: 0	WP: 1	HR: 0	S: 78	P: 119	ERA: 3.68	WHIP: 1.091										
<b>13 Will Ohman, L</b> (8, 1) ERA: 3.0	IP: 0.1	WLS: 2	H: 0	R: 0	ER: 0	SO: 0	BB: 1	IBB: 0	HBP: 0	BLK: 0	WP: 0	HR: 0	S: 6	P: 13	ERA: 0.00	WHIP: 3.000										
<b>44 Roberto Novoa, R</b> (8, 1) ERA: 3.86	IP: 1.1	WLS: 4	H: 0	R: 0	ER: 0	SO: 2	BB: 0	IBB: 0	HBP: 0	BLK: 0	WP: 0	HR: 0	S: 15	P: 22	ERA: 0.00	WHIP: 0.000										

**Arizona Diamondbacks @ Chicago Cubs**  
 Wrigley Field, Chicago, IL  
 Fri Jul 29 2005, 1:20 PM CDT  
 Att. 39,312 - Sunny - 76 F

AB	32
R	3
H	7
RBI	3
BB	3
SO	10
LOB	13



Batter	1	2	3	4	5	6	7	8	9	AB	R	H	RBI	BB	SO	LOB
Jerry Hairston, R OBP: 0.346, SLG: 0.390 (1, 8)	F7	P4			G5-3		P4			4	0	0	0	0	0	1
Neifi Perez, S OBP: 0.283, SLG: 0.373 (1, 6)	G4-3		G5-3		B6			G6-4-3 1B		4	0	1	0	0	0	0
25 Derrek Lee, R OBP: 0.441, SLG: 0.708 (1, 3)	BB 1B		K		K			G6-4-3 1-2f		4	0	1	0	0	2	1
Jeremy Burnitz, L OBP: 0.343, SLG: 0.476 (1, 9)	BB		K		K			K		3	0	0	0	1	3	0
Todd Walker, L OBP: 0.343, SLG: 0.473 (1, 4)	G4-3				F7		F7			3	0	0	0	1	0	2
5 Ronny Cedeno, R OBP: 0.283, SLG: 0.340 (9, PR)									19 SH1-4 BB	0	1	0	0	0	0	0
19 Matt Murton, R OBP: 0.526, SLG: 0.594 (1, 7)			G6-3		3B		F9		SH1-4	3	0	1	0	0	0	0
Jose Macias, S OBP: 0.302, SLG: 0.348 (1, 5)			E9 24 HR 1B		F8			G4-3		3	2	1	0	1	0	1
24 Henry Blanco, R OBP: 0.250, SLG: 0.379 (1, 2)			HR		IBB			G4-3 22 FC1-6 1B		2	1	2	2	1	0	0
Michael Barrett, R OBP: 0.335, SLG: 0.468 (9, PH)								FC1-6 1B		1	0	1	1	0	0	0
22 Mark Prior, R OBP: 0.258, SLG: 0.241 (1, 1)			G1-3		P4					3	0	0	0	0	0	3
13 Will Ohman, L (8, 1)										0	0	0	0	0	0	0
44 Roberto Novoa, R (8, 1)										0	0	0	0	0	0	0
16 Aramis Ramirez, R (9, PH) OBP: 0.368, SLG: 0.596										1	0	1	1	0	0	0

Inning Stats	R: 0	H: 1	E: 0	K: 0	S: 18	R: 2	H: 2	E: 1	K: 0	S: 17	R: 0	H: 0	E: 0	K: 2	S: 10	R: 0	H: 1	E: 0	K: 0	S: 7	R: 0	H: 0	E: 0	K: 1	S: 7	R: 0	H: 0	E: 0	K: 1	S: 8	R: 0	H: 1	E: 0	K: 1	S: 8	R: 2	H: 2	E: 0	K: 0	S: 9	R: 0	H: 2	E: 0	K: 0	S: 9	1B: 6	2B: 0	3B: 1	SF: 0	SAC: 1	DP: 1	HBP: 0	WP: 0	PA: 36
--------------	------	------	------	------	-------	------	------	------	------	-------	------	------	------	------	-------	------	------	------	------	------	------	------	------	------	------	------	------	------	------	------	------	------	------	------	------	------	------	------	------	------	------	------	------	------	------	-------	-------	-------	-------	--------	-------	--------	-------	--------

PITCHER	IP	WLS	BF	H	R	ER	SO	BB	IBB	HBP	BLK	WP	HR	S	P	ERA	WHIP
Javier Vazquez, R ERA: 4.29 (1, 1)	7.0		28	5	2	2	4	1	1	0	0	0	1	78	113	2.57	0.857
Jose Valverde, R ERA: 3.15 (8, 1)	1.0	H	3	1	0	0	1	0	0	0	0	0	0	8	12	0.00	1.000
36 Brian Bruney, R ERA: 6.39 (9, 1)	0.1	L	5	2	2	2	0	2	0	0	0	0	0	9	20	54.00	12.000


**BOTTOM**

**Arizona Diamondbacks @ Chicago Cubs**

Wrigley Field, Chicago, IL

Fri Jul 29 2005, 1:20 PM CDT  
Att: 39,312 - Sunny - 76 F

<b>AB</b>	<b>31</b>
<b>R</b>	<b>4</b>
<b>H</b>	<b>8</b>
<b>RBI</b>	<b>4</b>
<b>BB</b>	<b>4</b>
<b>SO</b>	<b>5</b>
<b>LOB</b>	<b>8</b>



PITCHER	IP	WLS	BF	H	R	ER	SO	BB	IBB	HBP	BLK	WP	HR	S	P	ERA	WHIP
---------	----	-----	----	---	---	----	----	----	-----	-----	-----	----	----	---	---	-----	------

Batter	1	2	3	4	5	6	7	8	9	AB R H RBI BB SO LOB	TOP																											
Royce Clayton, R (1, 6) OBP: 0.312, SLG: 0.350	2-1 L7		2-0 G6-3		2-1 FC4-6 1B		0-0 1B		3-2 F8	5 0 2 0 0 0 0																												
Alex Cintron, S (1, 4) OBP: 0.303, SLG: 0.396	2-2 1B		0-3 K		0-2 FC4-6 G4-6-3 1-2f		1-1 B2-3		0-3 K	5 0 1 0 0 2 2																												
Luis Gonzalez, L (1, 7) OBP: 0.376, SLG: 0.445	3-1 F9		4-2 BB		0-0 G4-6-3 1-2f			1-2 P6	1-1 2B	4 0 1 0 1 0 2																												
Troy Glaus, R (1, 5) OBP: 0.355, SLG: 0.496	2-2 P6		3-3 K			2-2 HR		0-0 34 2B	4-0 IBB	4 2 2 1 1 1 2																												
Shawn Green, L (1, 9)		0-0 P6		4-2 2B BB		0-2 F7		4-0 34 2B	0-1 G5-3	3 1 0 0 2 0 2																												
34 Conor Jackson, R (1, 3) OBP: 0.400, SLG: 0.600 Greg Aquino, R (8, 1)		1-1 FC5 1B		1-0 P3		1-0 G6-3		3-2 1-3 2-H		4 0 2 1 0 0 1 0 0 0 0 0 0 0																												
Luis Terrero, R (1, 8) OBP: 0.301, SLG: 0.372 Lance Cormier, R (6, 1) Tony Clark, S (8, PH) (8, 3)		1-2 FC5		1-2 P4		2-1 F9		4-0 IBB		3 0 0 0 0 0 2 0 0 0 0 0 0 0 0 0 0 0 1 0 0																												
Koyie Hill, S (1, 2) OBP: 0.306, SLG: 0.262		0-3 K		0-0 1-H 2B			4-1 CS BB	1-3 K		3 0 1 1 1 2 5																												
Mike Gosling, L (1, 1) Quinton McCracken, S (6, 8) OBP: 0.326, SLG: 0.307		3-3 K		3-2 G5-3			1 SAFE 3-3 K	2-0 F9		2 0 0 0 0 1 3 2 0 0 0 0 1 4																												
<b>Inning Stats</b>	R: 0 E: 0 K: 0 S: 11	H: 1 LOB: 1 BB: 0 P: 20	R: 0 E: 0 K: 2 S: 14	H: 1 LOB: 2 BB: 0 P: 19	R: 0 E: 0 K: 2 S: 10	H: 0 LOB: 1 BB: 1 P: 19	R: 1 E: 0 K: 0 S: 11	H: 1 LOB: 1 BB: 1 P: 20	R: 0 E: 0 K: 0 S: 8	H: 1 LOB: 0 BB: 0 P: 10	R: 1 E: 0 K: 0 S: 11	H: 1 LOB: 0 BB: 0 P: 16	R: 0 E: 0 K: 1 S: 8	H: 1 LOB: 1 BB: 1 P: 16	R: 1 E: 0 K: 1 S: 12	H: 2 LOB: 3 BB: 2 P: 27	R: 0 E: 0 K: 1 S: 10	H: 1 LOB: 2 BB: 1 P: 18	1B: 4 2B: 5 3B: 0 HR: 1	SF: 0 SAC: 0 DP: 2 HBP: 0	WP: 0 PB: 0 SB: 0 CS: 1	PA: 41																
<b>PITCHER</b>	IP WLS BF H R ER SO BB IBB HBP BLK WP HR S P ERA WHIP																					<b>PITCHER</b>	IP WLS BF H R ER SO BB IBB HBP BLK WP HR S P ERA WHIP															
53 Rich Hill, L (1, 1) ERA: 3.78	6.0		25	5	2	2	4	2	0	0	0	0	0	1	65	104	3.00	1.167																				
Mike Remlinger, L (7, 1) ERA: 4.26	1.0		4	1	0	0	1	1	0	0	0	0	0	0	8	16	0.00	2.000																				
44 Roberto Novoa, R (8, 1) ERA: 4.16	0.1	L	4	2	1	1	0	0	1	0	0	0	0	0	8	16	27.00	6.000																				
Glendon Rusch, L (8, 1) ERA: 3.84	1.2		8	1	0	0	2	0	2	0	0	0	0	0	14	29	0.00	0.600																				

**Arizona Diamondbacks @ Chicago Cubs**  
 Wrigley Field, Chicago, IL  
 Sat Jul 30 2005, 3:05 PM CDT  
 Att. 39,726 - Sunny - 78 F

AB	35
R	3
H	9
RBI	3
BB	6
SO	7
LOB	23



Batter	1	2	3	4	5	6	7	8	9	AB	R	H	RBI	BB	SO	LOB
Jerry Hairston, R OBP: 0.341, SLG: 0.385 (1, 8)	2-1 G5-3		0-2 G5-3		1-0 F9		2-2 G4-3			4	0	0	0	0	0	1
Todd Walker, L OBP: 0.341, SLG: 0.470 (1, 4)	1-0 F7		2-2 G3		1-2 FC6-4		0-0 1B			4	0	1	0	0	0	1
25 Derrek Lee, R OBP: 0.437, SLG: 0.701 (1, 3)	3-1 F9		1-1 G5-3			2-1 E6	1-3 K			4	0	0	0	0	1	1
16 Aramis Ramirez, R OBP: 0.367, SLG: 0.592 (1, 5)		1-0 F9		2-3 K		3-2 2B	1-0 F8			4	0	1	0	0	1	0
Jeromy Burnitz, L OBP: 0.342, SLG: 0.476 (1, 9)		0-2 F7		3-2 E3		1-2 2B	2-1 G4-3			4	0	1	0	0	0	0
Michael Barrett, R OBP: 0.334, SLG: 0.468 (1, 2)		2-1 2B		1-1 G6-4-3		1-1 G6-3	1-3 K			4	1	1	0	0	1	3
Neifi Perez, S OBP: 0.288, SLG: 0.380 (1, 6)		0-0 2B			1-1 G5-3	4-1 IBB		1-0 G5-3		3	1	2	1	1	0	0
19 Matt Murton, R OBP: 0.512, SLG: 0.559 (1, 7)		4-0 IBB			2-0 G5-3	1-3 K		3-3 K		2	0	0	0	0	1	1
44 Roberto Novoa, R OBP: 0.303, SLG: 0.391 (8, 1)										0	0	0	0	0	0	0
Todd Hollandsworth, L OBP: 0.303, SLG: 0.391 (8, 7)										1	0	0	0	0	1	0
53 Rich Hill, L OBP: 0.490, SLG: 0.400 (7, 1)		3-3 K								2	0	0	0	0	1	2
Mike Remlinger, L OBP: 0.345, SLG: 0.360 (7, PH)										0	0	0	0	0	0	0
Jody Gerut, L OBP: 0.182, SLG: 0.190 (8, 7)										1	0	0	0	0	1	0
Glendon Rusch, L OBP: 0.299, SLG: 0.344 (8, 1)										0	0	0	0	0	0	0
Jose Macias, S (9, PH)										1	0	0	0	0	1	0

Inning Stats	R: 0	H: 0	E: 0	K: 0	S: 5	R: 1	H: 2	E: 0	K: 1	S: 12	R: 0	H: 0	E: 0	K: 0	S: 8	R: 0	H: 0	E: 1	K: 1	S: 8	R: 1	H: 1	E: 1	K: 0	S: 8	R: 0	H: 2	E: 1	K: 1	S: 15	R: 0	H: 1	E: 0	K: 2	S: 10	R: 0	H: 0	E: 0	K: 1	S: 6	R: 0	H: 0	E: 0	K: 2	S: 8	R: 0	H: 0	E: 0	K: 2	S: 8	1B: 2	SF: 0	2B: 4	SAC: 0	3B: 0	DP: 1	HR: 0	HBP: 0	WP: 0	PA: 36
--------------	------	------	------	------	------	------	------	------	------	-------	------	------	------	------	------	------	------	------	------	------	------	------	------	------	------	------	------	------	------	-------	------	------	------	------	-------	------	------	------	------	------	------	------	------	------	------	------	------	------	------	------	-------	-------	-------	--------	-------	-------	-------	--------	-------	--------

PITCHER	IP	WLS	BF	H	R	ER	SO	BB	IBB	HBP	BLK	WP	HR	S	P	ERA	WHIP
Mike Gosling, L ERA: 3.68 (1, 1)	5.1		23	5	2	1	2	0	0	0	0	0	0	50	87	1.69	0.938
Lance Cormier, R ERA: 3.86 (6, 1)	1.2	W	7	1	0	0	3	0	1	0	0	0	0	16	26	0.00	0.600
Greg Aquino, R ERA: 9.37 (8, 1)	2.0	S	6	0	0	0	3	0	0	0	0	0	0	14	24	0.00	0.000

BOTTOM

Arizona Diamondbacks @ Chicago Cubs

Wrigley Field, Chicago, IL

Sat Jul 30 2005, 3:05 PM CDT  
Att: 39,726 - Sunny - 78 F

livebaseballscorecards.com

AB	34
R	2
H	6
RBI	1
BB	2
SO	8
LOB	12



Batter	1	2	3	4	5	6	7	8	9	AB R H RBI BB SO LOB	TOP											
<b>Craig Counsell, L</b> (1, 4) OBP: 0.361, SLG: 0.394	1-1 G3		2-1 1B	1-1 FC4-6		0-3 K		2-2 G3-1 WP HR HBP	2-0 G3-1	5 1 1 0 0 1 3												
<b>Chad Tracy, L</b> (1, 9) OBP: 0.344, SLG: 0.511	4-2 G3 BB		1-1 F7		2-0 2B	0-1 F7		1-3 K		3 1 1 0 1 0 1												
<b>Luis Terrero, R</b> (6, 8) OBP: 0.298, SLG: 0.368								1-2 K		1 0 0 0 0 1 1												
<b>Luis Gonzalez, L</b> (1, 7) OBP: 0.378, SLG: 0.465	1-1 G3			3-1 HR	1-2 2B	2-0 HR		3-2 G3-1		5 3 3 3 0 0 2												
<b>Tony Clark, S</b> (1, 3) OBP: 0.377, SLG: 0.673	1-2 K			1-2 1B	2-3 K	4-2 FC6-4 BB		1-1 HR		4 2 2 2 1 2 2												
<b>Troy Glas, R</b> (1, 5) OBP: 0.356, SLG: 0.493				1-2 2B	4-2 19 HR BB	1-0 FC6-4		0-3 K		4 2 1 0 1 1 1												
<b>Shawn Green, L</b> (1, 8) OBP: 0.359, SLG: 0.491				1-2 1B	2-3 K			0-0 G4-6-3 1B		5 1 2 2 0 2 2												
<b>Royce Clayton, R</b> (1, 6) OBP: 0.310, SLG: 0.345				0-0 17 1B	1-2 2-3					4 1 0 0 1 1 2												
<b>19 Chris Snyder, R</b> (1, 2) OBP: 0.308, SLG: 0.329				0-1 G5-3	4-2 19 HR BB			0-0 G4-6-3		4 1 0 0 1 1 2												
<b>17 Brandon Webb, R</b> (1, 1) OBP: 0.098, SLG: 0.075				2-1 L6	1-1 G5-3	1-0 HR		2-1 HR		5 2 3 5 0 0 1												
<b>Mike Koplove, R</b> (8, 1)				0-0 G6-3	0-0 FC4-6 1B	1-3 K		0-3 K		4 0 1 1 0 2 0												
<b>34 Conor Jackson, R</b> (9, PH) OBP: 0.500, SLG: 0.600										0 0 0 0 0 0 0												
<b>Tim Worrell, R</b> (9, 1)										0 0 0 0 1 0 0												
										0 0 0 0 0 0 0												
										0 0 0 0 0 0 0												
										0 0 0 0 0 0 0												
<b>Inning Stats</b>	R: 0 E: 0 K: 1 S: 11	H: 0 LOB: 1 BB: 1 P: 19	R: 0 E: 0 K: 0 S: 6	H: 0 LOB: 0 BB: 0 P: 7	R: 0 E: 0 K: 0 S: 8	H: 1 LOB: 1 BB: 0 P: 12	R: 4 E: 0 K: 0 S: 16	H: 5 LOB: 1 BB: 0 P: 23	R: 5 E: 0 K: 3 S: 22	H: 3 LOB: 0 BB: 2 P: 39	R: 1 E: 0 K: 1 S: 9	H: 1 LOB: 1 BB: 1 P: 16	R: 1 E: 0 K: 3 S: 12	H: 1 LOB: 0 BB: 0 P: 15	R: 2 E: 0 K: 2 S: 13	H: 1 LOB: 0 BB: 0 P: 20	R: 0 E: 0 K: 0 S: 6	H: 2 LOB: 2 BB: 1 P: 15	1B: 6 2B: 3 3B: 0 HR: 5	SF: 0 SAC: 0 DP: 1 HBP: 1	WP: 1 PB: 1 SB: 0 CS: 0	PA: 46
<b>PITCHER</b>	IP WLS BF H R ER SO BB IBB HBP BLK WP HR S P ERA WHIP																					
<b>Greg Maddux, R</b> (1, 1) ERA: 4.67	4.0 L 21 8 6 6 1 1 0 0 0 0 0 1 45 68 13.50 2.250																					
<b>Mike Remlinger, L</b> (5, 1) ERA: 4.96	1.0 6 1 3 3 3 2 0 0 0 0 0 1 18 32 27.00 3.000																					
<b>Sergio Mitre, R</b> (6, 1) ERA: 5.66	3.0 14 3 4 4 6 1 0 1 0 1 3 34 51 12.00 1.333																					
<b>46 Ryan Dempster, R</b> (9, 1) ERA: 3.95	1.0 5 2 0 0 0 1 0 0 0 0 0 0 6 15 0.00 3.000																					

**Arizona Diamondbacks @ Chicago Cubs**  
 Wrigley Field, Chicago, IL  
 Sun Jul 31 2005, 1:20 PM CDT  
 Att. 39,285 - Sunny - 85 F

<b>AB</b>	40
<b>R</b>	13
<b>H</b>	14
<b>RBI</b>	13
<b>BB</b>	5
<b>SO</b>	10
<b>LOB</b>	15



[livebaseballscorecards.com](http://livebaseballscorecards.com)



**Houston Astros @ Arizona Diamondbacks**  
 Bank One Ballpark, Phoenix, AZ

Tue Aug 02 2005, 9:40 PM EDT  
 Att. 31,696 - Roof Closed - 80 F

AB	34
R	3
H	9
RBI	3
BB	3
SO	11
LOB	13



AB R H RBI BB SO LOB

5	0	0	0	0	2	1
5	0	1	1	0	0	0
4	0	1	0	0	1	1
4	0	1	0	0	1	1
3	2	1	1	1	1	1
0	0	0	0	0	0	0
0	0	0	0	0	0	0
3	0	2	0	1	0	1
0	0	0	0	0	0	0
4	0	2	1	0	2	3
3	1	1	0	1	1	3
2	0	0	0	0	2	2
1	0	0	0	0	1	0

Batter	1	2	3	4	5	6	7	8	9
Willy Taveras, R OBP: 0.325, SLG: 0.356 (1, 8)	G6-3		K		G4-3		F8		K
Craig Biggio, R OBP: 0.339, SLG: 0.488 (1, 4)	F7		G6-3		G6-3		F8		F8
17 Lance Berkman, S OBP: 0.411, SLG: 0.516 (1, 9) (8, 3)	2B				G4-3		F9		K
Morgan Ensberg, R OBP: 0.381, SLG: 0.577 (1, 5)	K				G4-3		F8		F8
Mike Lamb, L OBP: 0.263, SLG: 0.406 (1, 3) Mike Gallo, L (8, 1) 54 Brad Lidge, R (9, 1)			F8		K		28 2B		HR
Orlando Palmeiro, L OBP: 0.388, SLG: 0.507 (1, 7) 4 Eric Bruntlett, R OBP: 0.286, SLG: 0.444 (8, PR) (8, 9)			1B		1B		L8		28 1B
28 Adam Everett, R OBP: 0.298, SLG: 0.386 (1, 6)			K		K		2B		CS
Brad Ausmus, R OBP: 0.328, SLG: 0.294 (1, 2)			K				G4-3		G4-3
Roger Clemens, R OBP: 0.273, SLG: 0.244 (1, 1) 2 Chris Burke, R OBP: 0.299, SLG: 0.305 (8, 7)			K		SH1-4		K		K

Inning Stats	R: 0 E: 0 K: 1 S: 8	H: 1 LOB: 1 BB: 0 P: 12	R: 0 E: 0 K: 2 S: 11	H: 1 LOB: 1 BB: 0 P: 19	R: 0 E: 0 K: 2 S: 8	H: 0 LOB: 0 BB: 0 P: 10	R: 0 E: 0 K: 2 S: 12	H: 1 LOB: 2 BB: 1 P: 18	R: 1 E: 0 K: 0 S: 8	H: 2 LOB: 1 BB: 0 P: 12	R: 1 E: 0 K: 1 S: 12	H: 1 LOB: 2 BB: 2 P: 24	R: 0 E: 0 K: 1 S: 9	H: 0 LOB: 0 BB: 0 P: 16	R: 1 E: 0 K: 0 S: 16	H: 3 LOB: 2 BB: 0 P: 28	R: 0 E: 0 K: 2 S: 10	H: 0 LOB: 0 BB: 0 P: 13	1B: 6 2B: 2 3B: 0 HR: 1	SF: 0 SAC: 1 DP: 0 HBP: 0	WP: 0 PB: 0 SB: 0 CS: 2	PA: 38
--------------	------------------------------	----------------------------------	-------------------------------	----------------------------------	------------------------------	----------------------------------	-------------------------------	----------------------------------	------------------------------	----------------------------------	-------------------------------	----------------------------------	------------------------------	----------------------------------	-------------------------------	----------------------------------	-------------------------------	----------------------------------	----------------------------------	------------------------------------	----------------------------------	--------

PITCHER	IP	WLS	BF	H	R	ER	SO	BB	IBB	HBP	BLK	WP	HR	S	P	ERA	WHIP
Claudio Vargas, R ERA: 5.09 (1, 1)	7.1	L	32	7	3	3	9	2	1	0	0	0	1	76	125	3.68	1.227
Lance Cormier, R ERA: 3.81 (8, 1)	0.2		3	2	0	0	0	0	0	0	0	0	0	8	14	0.00	3.000
Jose Valverde, R ERA: 3.07 (9, 1)	1.0		3	0	0	0	2	0	0	0	0	0	0	10	13	0.00	0.000



Batter	1	2	3	4	5	6	7	8	9	AB R H RBI BB SO LOB
<b>Craig Counsell, L</b> OBP: 0.360, SLG: 0.395 (1, 4) C C B X	1-2 G3 ①		3-2 F9 ②			1-0 F8 ①		2-1 G3 2B ②		4 0 1 0 0 0 0
<b>Chad Tracy, L</b> OBP: 0.346, SLG: 0.523 (1, 9) C X	0-1 HR		0-1 F7 ③			2-2 2B		1-2 G3 ②		4 1 2 1 0 0 1
<b>Luis Gonzalez, L</b> OBP: 0.375, SLG: 0.461 (1, 7) B B T F S	2-3 K ②				3-3 K ①	2-2 L5 ②		1-0 F7 ③		4 0 0 0 0 2 2
<b>Tony Clark, S</b> OBP: 0.375, SLG: 0.665 (1, 3) X	0-0 1B				1-3 K ②	3-1 F7 ③			0-0 G3 ①	4 0 1 0 0 1 1
<b>Troy Glaus, R</b> OBP: 0.357, SLG: 0.492 (1, 5) C B B C B S	3-3 K ③				4-1 S BB		0-0 F8 ①		2-1 F9-3 1B	3 0 1 0 1 1 1
<b>Shawn Green, L</b> OBP: 0.356, SLG: 0.486 (1, 8)		1-1 G1-3 ①			2-3 K ③	1-0 F9 ①		1-2 G3-1 ②	1-1 F9-3 ②③	4 0 0 0 0 1 2
<b>Royce Clayton, R</b> OBP: 0.310, SLG: 0.345 (1, 6)		3-3 K ②			1-2 K		3-2 19 FC6-4 1B			3 0 1 0 0 1 0
<b>19 Chris Snyder, R</b> OBP: 0.305, SLG: 0.325 (1, 2)		1-3 K ③			2-3 K ②		2-1 FC6-4 ③			3 0 0 0 0 2 1
<b>Claudio Vargas, R</b> OBP: 0.118, SLG: 0.118 (1, 1) C F X			0-2 G6-3 ①			0-1 G6-3 ③		1-0 F7 ①		2 0 0 0 0 0 0
<b>Lance Cormier, R</b> OBP: 0.250, SLG: 0.250 (8, 1)										0 0 0 0 0 0 0
<b>Quinton McCracken, S</b> OBP: 0.324, SLG: 0.305 (8, PH)										1 0 0 0 0 0 0
<b>Jose Valverde, R</b> (9, 1)										0 0 0 0 0 0 0

Inning Stats	R: 1	H: 2	E: 0	K: 2	S: 12	LOB: 1	BB: 0	P: 18	R: 0	H: 0	E: 0	K: 2	S: 8	LOB: 0	BB: 0	P: 13	R: 0	H: 0	E: 0	K: 3	S: 11	LOB: 1	BB: 1	P: 21	R: 0	H: 0	E: 0	K: 1	S: 8	LOB: 0	BB: 0	P: 11	R: 0	H: 1	E: 0	K: 0	S: 10	LOB: 1	BB: 0	P: 18	R: 0	H: 1	E: 0	K: 0	S: 9	LOB: 1	BB: 0	P: 15	R: 0	H: 1	E: 0	K: 0	S: 8	LOB: 1	BB: 0	P: 13	R: 0	H: 1	E: 0	K: 0	S: 5	LOB: 0	BB: 0	P: 8	1B: 3	SF: 0	2B: 3	SAC: 0	3B: 0	DP: 1	HR: 1	HBP: 0	WP: 0	PA: 33
--------------	------	------	------	------	-------	--------	-------	-------	------	------	------	------	------	--------	-------	-------	------	------	------	------	-------	--------	-------	-------	------	------	------	------	------	--------	-------	-------	------	------	------	------	-------	--------	-------	-------	------	------	------	------	------	--------	-------	-------	------	------	------	------	------	--------	-------	-------	------	------	------	------	------	--------	-------	------	-------	-------	-------	--------	-------	-------	-------	--------	-------	--------

PITCHER	IP	WLS	BF	H	R	ER	SO	BB	IBB	HBP	BLK	WP	HR	S	P	ERA	WHIP
<b>Roger Clemens, R</b> ERA: 1.45 (1, 1)	7.0	W	26	4	1	1	8	1	0	0	0	0	1	67	108	1.29	0.714
<b>Mike Gallo, L</b> ERA: 2.08 (8, 1)	1.0	H	4	1	0	0	0	0	0	0	0	0	0	8	13	0.00	1.000
<b>54 Brad Lidge, R</b> ERA: 2.4 (9, 1)	1.0	S	3	1	0	0	0	0	0	0	0	0	0	5	8	0.00	1.000


**BOTTOM**

**Houston Astros @ Arizona Diamondbacks**  
Bank One Ballpark, Phoenix, AZ

Tue Aug 02 2005, 9:40 PM EDT  
Att: 31,696 - Roof Closed - 80 F

livebaseballscorecards.com

<b>AB</b>	<b>32</b>
<b>R</b>	<b>1</b>
<b>H</b>	<b>6</b>
<b>RBI</b>	<b>1</b>
<b>BB</b>	<b>1</b>
<b>SO</b>	<b>8</b>
<b>LOB</b>	<b>8</b>



Batter	1	2	3	4	5	6	7	8	9	AB R H RBI BB SO LOB	TOP			
Willy Taveras, R (1, 8) OBP: 0.326, SLG: 0.355	0-1 B1-3		2-2 G4-3		4-2 FC4-6 BB	3-2 E3 1B		0-3 K		4 0 1 1 1 1 1				
Craig Biggio, R (1, 4) OBP: 0.335, SLG: 0.482 Chad Harville, R (9, 1)	0-0 G6-3		1-1 G6-3		1-3 K	0-0 G4-3		0-3 K		5 0 0 0 0 2 3 0 0 0 0 0 0 0				
Mike Lamb, L (1, 3) OBP: 0.266, SLG: 0.406	1-3 K			1-2 28 WP BB 1B	0-2 FC4-6 1-2f		3-2 F9		0-2 28 2B 1B	5 1 2 0 0 1 2				
Morgan Ensberg, R (1, 5) OBP: 0.385, SLG: 0.587		1-2 28 1B 2 SF8 1B		4-2 SAFE BB		0-1 HR	1-2 G5-3		2-2 28 2B 1B	4 2 3 1 1 0 0				
16 Jason Lane, R (1, 9) OBP: 0.302, SLG: 0.488		3-1 2 SF8 28 1B		2-2 F7		2-1 E7 FC6-4 2B 1B	0-0 F9		3-3 K	5 1 2 0 0 1 4				
28 Adam Everett, R (1, 6) OBP: 0.302, SLG: 0.390		2-1 G6-4-3 1B		0-3 K		2-3 K		2-1 G3 2S 1B HBP	1-2 1-3 2-H 2B	4 1 2 1 0 2 3				
2 Chris Burke, R (1, 7) OBP: 0.292, SLG: 0.299		1-2 SF8		0-0 P2		2-1 E5 FC6-4		0-2 L4	0-2 K	4 0 0 1 0 1 6				
Brad Ausmus, R (1, 2) OBP: 0.327, SLG: 0.293		0-0 G6-4-3		1-1 SH1-3 1B		1-0 FC6-4 2B 1B		2-2 G3		4 1 1 0 0 0 5				
Ezequiel Astacio, R (1, 1) OBP: 0.273, SLG: 0.273 Orlando Palmeiro, L (8, PH) OBP: 0.391, SLG: 0.517 Russ Springer, R (6, 1) Mike Burns, R (7, 1) Jose Vizcaino, S (8, PH) OBP: 0.307, SLG: 0.322 Dan Whtseier, R (8, 1) 4 Eric Bruntlett, R (9, 4) OBP: 0.286, SLG: 0.444			1-3 K		0-0 SH1-3	2-2 SAFE E 2B		2-2 1B		1 0 0 0 0 0 1 0 1 1 1 1 0 1 0 1 1 0				
<b>Inning Stats</b>	R: 0 E: 0 K: 1 S: 7 H: 0 LOB: 0 BB: 0 P: 8	R: 1 E: 0 K: 0 S: 12 H: 3 LOB: 1 BB: 0 P: 19	R: 0 E: 0 K: 1 S: 8 H: 0 LOB: 0 BB: 0 P: 12	R: 0 E: 0 K: 1 S: 13 H: 1 LOB: 2 BB: 1 P: 20	R: 0 E: 0 K: 1 S: 14 H: 1 LOB: 2 BB: 1 P: 20	R: 4 E: 3 K: 1 S: 18 H: 4 LOB: 1 BB: 0 P: 30	R: 0 E: 0 K: 0 S: 10 H: 0 LOB: 0 BB: 0 P: 14	R: 1 E: 0 K: 1 S: 15 H: 1 LOB: 1 BB: 0 P: 21	R: 1 E: 0 K: 3 S: 20 H: 3 LOB: 2 BB: 0 P: 26	1B: 10 2B: 2 3B: 0 HR: 1 SF: 1 SAC: 1 DP: 1 HBP: 1	WP: 1 PB: 0 SB: 1 CS: 0 PA: 43			
<b>PITCHER</b>	IP WLS BF H R ER SO BB IBB HBP BLK WP HR S P ERA WHIP												<b>PITCHER</b>	IP WLS BF H R ER SO BB IBB HBP BLK WP HR S P ERA WHIP
Javier Vazquez, R (1, 1) ERA: 4.24	5.2 L 28 9 5 2 5 2 0 0 0 0 1 1 71 108 3.18 1.941													
Mike Koplove, R (6, 1) ERA: 5.01	0.1 1 0 0 0 0 0 0 0 0 0 0 0 1 1 0.00 0.000													
Buddy Groom, L (7, 1) ERA: 4.73	1.0 3 0 0 0 0 0 0 0 0 0 0 0 10 14 0.00 0.000													
36 Brian Bruney, R (8, 1) ERA: 6.46	1.0 5 1 1 1 1 0 0 1 0 0 0 0 15 21 9.00 1.000													
Tim Worrell, R (9, 1) ERA: 6.75	1.0 6 3 1 1 3 0 0 0 0 0 0 0 20 26 9.00 3.000													

Houston Astros @ Arizona Diamondbacks  
Bank One Ballpark, Phoenix, AZ  
Wed Aug 03 2005, 10:10 PM EDT  
Att. 22,283 - Roof Closed - 80 F

AB	38
R	7
H	13
RBI	6
BB	2
SO	9
LOB	24



Batter	1	2	3	4	5	6	7	8	9	AB	R	H	RBI	BB	SO	LOB	BOTTOM
--------	---	---	---	---	---	---	---	---	---	----	---	---	-----	----	----	-----	--------

<b>Craig Counsell, L</b> (1, 4) OBP: 0.364, SLG: 0.397	4-2 F8 G4-3 BB		2-2 1B		0-0 F9		3-1 1B			3	0	2	0	1	0	0	
<b>Chad Tracy, L</b> (1, 9) OBP: 0.344, SLG: 0.518	2-1 G4-3 1-2		1-1 F9		4-2 BB		2-2 F9			3	0	0	0	1	0	3	
<b>Luis Gonzalez, L</b> (1, 7) OBP: 0.374, SLG: 0.457	4-1 FC6 BB		1-2 G4-3		3-1 F7		2-1 F9			3	0	0	0	1	0	3	
<b>Troy Glaus, R</b> (1, 5) OBP: 0.354, SLG: 0.487	2-1 F8 2-3			0-2 G5-3		0-0 P6		1-3 K		4	0	0	0	0	1	3	
<b>Shawn Green, L</b> (1, 8) OBP: 0.357, SLG: 0.486	1-2 FC6 1-2f			0-2 1B 34 1B 1B		2-0 G4-3		2-2 1B 34 G4-6-3 1B		4	0	2	0	0	0	2	
<b>34 Conor Jackson, R</b> (1, 3) OBP: 0.400, SLG: 0.444				0-0 G5-3 1-2 1B 1B		3-2 P4		2-1 G4-6-3 1-2f		4	0	1	0	0	0	1	
<b>Royce Clayton, R</b> (1, 6) OBP: 0.312, SLG: 0.347				0-2 G5-3 1-2 2-3 1B		2-1 1B		2-2 G4-3		4	0	2	0	0	0	0	
<b>19 Chris Snyder, R</b> (1, 2) OBP: 0.301, SLG: 0.321				0-1 F9		2-3 K		3-1 G6-3		3	0	0	0	0	2	4	
<b>Alex Cintron, S</b> (9, PH) OBP: 0.301, SLG: 0.394						1-3 K		1-3 K		1	0	0	0	0	0	0	
<b>Javier Vazquez, R</b> (1, 1) OBP: 0.304, SLG: 0.326				1-2 G4-3		3-2 F8		0-2 P5		2	0	0	0	0	0	3	
<b>Mike Kopeck, R</b> (6, 1) OBP: 0.323, SLG: 0.304										0	0	0	0	0	0	0	
<b>Buddy Groom, L</b> (7, 1) OBP: 0.323, SLG: 0.304										0	0	0	0	0	0	0	
<b>Quinton McCracken, S</b> (7, PH) OBP: 0.323, SLG: 0.304										1	0	0	0	0	0	0	
<b>36 Brian Bruney, R</b> (8, 1) OBP: 0.373, SLG: 0.662										0	0	0	0	0	0	0	
<b>Tim Worrell, R</b> (9, 1) OBP: 0.373, SLG: 0.662										0	0	0	0	0	0	0	
<b>Tony Clark, S</b> (9, PH) OBP: 0.373, SLG: 0.662										1	0	0	0	0	1	0	

Inning Stats	R: 0	H: 0	E: 0	K: 10	S: 10	R: 0	H: 0	E: 0	K: 0	S: 6	R: 0	H: 1	E: 0	K: 0	S: 14	R: 0	H: 3	E: 0	K: 1	S: 15	R: 0	H: 0	E: 0	K: 0	S: 6	R: 0	H: 1	E: 0	K: 1	S: 13	R: 0	H: 1	E: 0	K: 1	S: 10	R: 0	H: 1	E: 0	K: 1	S: 10	R: 0	H: 0	E: 0	K: 1	S: 8	1B: 7	2B: 0	3B: 0	HR: 0	SF: 0	SAC: 0	DP: 1	HBP: 0	WP: 0	PB: 0	SB: 0	CS: 0	PA: 36
--------------	------	------	------	-------	-------	------	------	------	------	------	------	------	------	------	-------	------	------	------	------	-------	------	------	------	------	------	------	------	------	------	-------	------	------	------	------	-------	------	------	------	------	-------	------	------	------	------	------	-------	-------	-------	-------	-------	--------	-------	--------	-------	-------	-------	-------	--------

PITCHER	IP	WLS	BF	H	R	ER	SO	BB	IBB	HBP	BLK	WP	HR	S	P	ERA	WHIP
<b>Ezequiel Astacio, R</b> (1, 1) ERA: 6.33	5.0	W	22	4	0	0	1	3	0	0	0	0	0	51	81	0.00	1.400
<b>Russ Springer, R</b> (6, 1) ERA: 5.92	1.0		4	1	0	0	1	0	0	0	0	0	0	13	21	0.00	1.000
<b>Mike Burns, R</b> (7, 1) ERA: 3.32	1.0		4	1	0	0	0	0	0	0	0	0	0	10	17	0.00	1.000
<b>Dan Wheeler, R</b> (8, 1) ERA: 1.65	1.0		3	1	0	0	1	0	0	0	0	0	0	10	15	0.00	1.000
<b>Chad Harville, R</b> (9, 1) ERA: 5.28	1.0		3	0	0	0	1	0	0	0	0	0	0	8	14	0.00	0.000

**Houston Astros @ Arizona Diamondbacks**  
Bank One Ballpark, Phoenix, AZ  
Wed Aug 03 2005, 10:10 PM EDT  
Att: 22,283 - Roof Closed - 80 F

livebaseballscorecards.com

<b>AB</b>	<b>33</b>
<b>R</b>	<b>0</b>
<b>H</b>	<b>7</b>
<b>RBI</b>	<b>0</b>
<b>BB</b>	<b>3</b>
<b>SO</b>	<b>4</b>
<b>LOB</b>	<b>19</b>



Batter	1	2	3	4	5	6	7	8	9	AB R H RBI BB SO LOB	TOP	
Willy Taveras, R (1, 8) OBP: 0.326, SLG: 0.355 Chad Qualls, R (8, 1)	0-3 K2-3		1-2 1B	0-0 1B		0-2 G5-3		0-3 K		5 0 2 0 0 2 1 0 0 0 0 0 0 0		
Craig Biggio, R (1, 4) OBP: 0.338, SLG: 0.485	1-0 2B		1-2 F8	0-2 1B		3-1 F7		4-1 HBP		4 0 2 0 0 0 1		
17 Lance Berkman, S (1, 3) OBP: 0.405, SLG: 0.507	2-2 P4		1-0 P2	1-0 E1		3-2 F7		1-3 K		5 0 0 0 0 1 5		
Morgan Ensberg, R (1, 5) OBP: 0.388, SLG: 0.586	4-2 BB		2-1 1B	1-3 K		0-0 1B		0-3 K		4 0 2 0 1 2 4		
16 Jason Lane, R (1, 9) OBP: 0.301, SLG: 0.482	0-0 F8		2-0 HBP		1-0 P4		3-2 F7		0-1 P3	4 0 0 0 0 0 4		
28 Adam Everett, R (1, 6) OBP: 0.299, SLG: 0.386		0-0 F7	1-0 P4		0-2 L8		1-1 F8			4 0 0 0 0 0 3		
2 Chris Burke, R (1, 7) OBP: 0.296, SLG: 0.309		2-2 G6-3		0-2 P4	1-0 G6-3		2-2 2B			3 2 1 0 0 0 0		
Humberto Quintero, R (1, 2) OBP: 0.167, SLG: 0.194 Jose Vizcaino, S (8, PH) OBP: 0.313, SLG: 0.336 Brad Ausmus, R (8, 2) OBP: 0.327, SLG: 0.293		1-1 G6-3		0-1 G5-3		0-0 G6-4-3		1-0 2B		3 0 1 1 0 0 0 1 0 1 0 0 0 0 0 0 0 0 0 0 0		
51 Wandy Rodriguez, S (1, 1) OBP: 0.200, SLG: 0.167 4 Eric Bruntlett, R (6, PH) OBP: 0.282, SLG: 0.438 Chad Harville, R (6, 1) Orlando Palmeiro, L (8, PH) OBP: 0.389, SLG: 0.517		0-2 G1-3		0-0 1B		2-2 G6-4-3		2-2 SF7		2 1 1 0 0 0 0 1 0 0 0 0 0 1 0 0 0 0 0 0 0 0 0 0 1 0 0 0		
<b>Inning Stats</b>	R: 0 H: 1 E: 0 LOB: 2 K: 1 BB: 1 S: 12 P: 19	R: 1 H: 1 E: 0 LOB: 0 K: 0 BB: 0 S: 9 P: 12	R: 0 H: 2 E: 0 LOB: 3 K: 0 BB: 0 S: 10 P: 18	R: 1 H: 3 E: 1 LOB: 3 K: 1 BB: 0 S: 16 P: 18	R: 0 H: 0 E: 0 LOB: 0 K: 0 BB: 0 S: 5 P: 7	R: 0 H: 1 E: 0 LOB: 0 K: 0 BB: 0 S: 8 P: 10	R: 0 H: 1 E: 0 LOB: 1 K: 0 BB: 0 S: 10 P: 19	R: 1 H: 1 E: 0 LOB: 1 K: 1 BB: 0 S: 12 P: 18	R: 0 H: 0 E: 0 LOB: 1 K: 2 BB: 0 S: 11 P: 16	1B: 7 SF: 1 2B: 2 SAC: 0 3B: 1 DP: 1 HR: 0 HBP: 3	WP: 1 PA: 41 PB: 0 SB: 0 CS: 0	
<b>PITCHER</b>	IP WLS BF H R ER SO BB IBB HBP BLK WP HR S P ERA WHIP											
Brad Halsey, L (1, 1) ERA: 3.7	6.0 W 28 8 2 1 2 1 0 1 0 0 0 0 60 84 1.50 1.500											
Lance Cormier, R (7, 1) ERA: 3.88	1.1 7 2 1 1 0 0 0 0 1 0 1 0 15 28 6.75 1.500											
Jose Valverde, R (8, 1) ERA: 2.95	1.2 S 6 0 0 0 3 0 0 0 1 0 0 0 0 18 25 0.00 0.000											

**Houston Astros @ Arizona Diamondbacks**  
Bank One Ballpark, Phoenix, AZ  
Thu Aug 04 2005, 9:40 PM EDT  
Att. 23,217 - Roof Closed - 80 F

AB	36
R	3
H	10
RBI	2
BB	1
SO	5
LOB	19



Batter	1	2	3	4	5	6	7	8	9	AB	R	H	RBI	BB	SO	LOB
<b>Craig Counsell, L</b> (1, 4) OBP: 0.363, SLG: 0.395	2-3 K	0-0 CS 1B			3-1 F9		2-2 G4-3			4	0	1	1	0	1	0
<b>Royce Clayton, R</b> (1, 6) OBP: 0.314, SLG: 0.350	4-1 L3 BB	1-3 SAFE 1-2			0-1 2B		1-0 G6-3			3	0	1	0	1	1	1
<b>Luis Gonzalez, L</b> (1, 7) OBP: 0.371, SLG: 0.453	1-0 L3				2-1 L9		2-1 G5-3			4	0	0	0	0	0	2
<b>Tony Clark, S</b> (1, 3) OBP: 0.376, SLG: 0.671		4-1 HR BB			2-1 F8			0-0 HR		3	2	1	1	1	0	1
<b>Troy Glas, R</b> (1, 5) OBP: 0.355, SLG: 0.497		3-1 HR			2-0 F8 2B			2-3 K		4	1	2	2	0	2	0
<b>Shawn Green, L</b> (1, 9) OBP: 0.358, SLG: 0.493		4-2 1B E BB			0-1 HR			2-0 G6-3		3	2	1	1	1	0	1
<b>Luis Terrero, R</b> (1, 8) OBP: 0.306, SLG: 0.367		2-2 SAFE SAFE E 1B			3-2 G6-3			2-2 F7		3	1	1	0	1	0	0
<b>Koyie Hill, S</b> (1, 2) OBP: 0.320, SLG: 0.270		0-1 E 1B 1B			0-1 L8			4-2 G6-3 BB		2	1	1	0	1	0	0
<b>Brad Halsey, L</b> (1, 1) OBP: 0.170, SLG: 0.071		1-3 SAFE K 1B			0-1 G5-3			0-0 G6-3		2	0	0	0	0	1	1
<b>Chad Tracy, L</b> (6, PH) OBP: 0.343, SLG: 0.517										1	0	0	0	0	0	3
<b>Lance Cormier, R</b> (7, 1) OBP: 0.250, SLG: 0.250										0	0	0	0	0	0	0
<b>Jose Valverde, R</b> (8, 1)										0	0	0	0	0	0	0

Inning Stats	R: 0	H: 0	E: 0	K: 1	S: 5	LOB: 0	BB: 1	P: 12	R: 5	H: 4	E: 1	K: 2	S: 22	LOB: 0	BB: 2	P: 37	R: 0	H: 0	E: 0	K: 1	S: 7	LOB: 0	BB: 0	P: 11	R: 1	H: 1	E: 0	K: 0	S: 9	LOB: 0	BB: 0	P: 12	R: 0	H: 1	E: 0	K: 0	S: 8	LOB: 1	BB: 0	P: 15	R: 0	H: 1	E: 0	K: 0	S: 9	LOB: 2	BB: 2	P: 20	R: 0	H: 0	E: 0	K: 0	S: 6	LOB: 0	BB: 0	P: 11	R: 1	H: 1	E: 0	K: 1	S: 8	LOB: 0	BB: 0	P: 14
--------------	------	------	------	------	------	--------	-------	-------	------	------	------	------	-------	--------	-------	-------	------	------	------	------	------	--------	-------	-------	------	------	------	------	------	--------	-------	-------	------	------	------	------	------	--------	-------	-------	------	------	------	------	------	--------	-------	-------	------	------	------	------	------	--------	-------	-------	------	------	------	------	------	--------	-------	-------

PITCHER	IP	WLS	BF	H	R	ER	SO	BB	IBB	HBP	BLK	WP	HR	S	P	ERA	WHIP
<b>51 Wandy Rodriguez, L</b> (1, 1) ERA: 6.11	5.0	L	22	6	6	5	4	3	0	0	0	0	2	51	87	9.00	1.800
<b>Chad Harville, R</b> (6, 1) ERA: 4.94	2.0		8	1	0	0	0	2	0	0	0	1	0	15	31	0.00	1.500
<b>Chad Qualls, R</b> (8, 1) ERA: 3.86	1.0		4	1	1	1	1	0	0	0	0	0	1	8	14	9.00	1.000

**BOTTOM**

**Houston Astros @ Arizona Diamondbacks**  
Bank One Ballpark, Phoenix, AZ

Thu Aug 04 2005, 9:40 PM EDT  
Att: 23,217 - Roof Closed - 80 F

AB	29
R	7
H	8
RBI	5
BB	5
SO	5
LOB	9




1B:	3	SF:	0	WP:	1	PA:	34
2B:	3	SAC:	0	PB:	0		
3B:	0	DP:	2	SB:	0		
HR:	3	HBP:	0	CS:	1		

PITCHER	IP	WLS	BF	H	R	ER	SO	BB	IBB	HBP	BLK	WP	HR	S	P	ERA	WHIP
---------	----	-----	----	---	---	----	----	----	-----	-----	-----	----	----	---	---	-----	------

Batter	1	2	3	4	5	6	7	8	9	AB R H RBI BB SO LOB	TOP																
6 Omar Quintanilla, L OBP: 0.364, SLG: 0.429 (1, 6)	2-2 G4-3			2-0 SH2-3 5 G6-3 1B		1-0 G3		0-1 5 HR 1B	3-3 K	5 2 2 0 0 1 1																	
Aaron Miles, S OBP: 0.302, SLG: 0.352 Luis Gonzalez, R OBP: 0.328, SLG: 0.433 (1, 4) (8, PH) (8, 4)	1-0 G3			1-0 SH2-3 1-3		0-3 K		2-3 K		2 0 0 0 0 1 0 1 0 0 0 0 1 1																	
5 Matt Holliday, R OBP: 0.351, SLG: 0.498 (1, 7)	0-0 G5-3			1-1 G6-3 3-H 2-3		2-3 K		2-2 1-H HR		4 1 1 3 0 1 0 4 1 1 0 0 1 0																	
Larry Bigbie, L OBP: 0.318, SLG: 0.371 (1, 8) (7, 9)			0-2 G5-3				1-1 27 E 27 FC5 WP 1B	0-0 F8		3 1 1 0 0 1 1																	
27 Garrett Atkins, R OBP: 0.342, SLG: 0.408 (1, 5)			3-3 K		4-1 1B BB		0-1 FC5 G4-3 WP 1-3	2-2 E 2B		3 0 1 0 0 0 1 0 1 0 0 0 0 0 0 0 0 0 0 0 0																	
Jorge Piedra, L OBP: 0.339, SLG: 0.426 Randy Williams, L David Cortes, R Mike DeJean, R Eddy Garabito, S OBP: 0.385, SLG: 0.407 40 Brian Fuentes, L (1, 9) (7, 1) (7, 1) (8, 1) (9, PH) (9, 1)			0-0 F7		0-0 1B		1-1 G4-3 1-3 3-H 2-3	3-2 WP 18 SF9 2-H		3 0 0 0 1 3 3 4 0 0 0 0 2 5																	
Ryan Shealy, R OBP: 0.355, SLG: 0.474 (1, 3)				2-3 K		0-3 K		4-0 BB			AB 32 R 6 H 6 RBI 4 BB 2 SO 13 LOB 14																
JD Closser, S OBP: 0.320, SLG: 0.421 (1, 2)			1-1 G4-3		1-3 K		1-0 G4-3	1-3 K																			
28 Aaron Cook, R OBP: 0.250, SLG: 0.250 18 Cory Sullivan, L OBP: 0.308, SLG: 0.332 (1, 1) (7, 8)			2-3 K		0-3 K			1-1 G3	1-2 SF9 3-H	2 0 0 0 0 2 2 1 0 0 1 0 0 0																	
<b>Inning Stats</b>	R: 0 E: 0 K: 0 S: 5	H: 0 LOB: 0 BB: 0 P: 8	R: 0 E: 0 K: 1 S: 7	H: 0 LOB: 0 BB: 0 P: 10	R: 0 E: 0 K: 2 S: 8	H: 0 LOB: 0 BB: 0 P: 13	R: 1 E: 0 K: 1 S: 8	H: 1 LOB: 0 BB: 0 P: 14	R: 0 E: 0 K: 3 S: 11	H: 1 LOB: 2 BB: 1 P: 16	R: 0 E: 0 K: 2 S: 8	H: 0 LOB: 0 BB: 0 P: 11	R: 1 E: 1 K: 1 S: 11	H: 1 LOB: 1 BB: 0 P: 16	R: 2 E: 0 K: 1 S: 12	H: 2 LOB: 0 BB: 0 P: 17	R: 2 E: 1 K: 2 S: 18	H: 1 LOB: 1 BB: 1 P: 32	1B: 4 2B: 1 3B: 0 HR: 1	SF: 1 SAC: 2 DP: 0 HBP: 0	WP: 3 PB: 0 SB: 0 CS: 0	PA: 37					
<b>PITCHER</b>	IP	WLS	BF	H	R	ER	SO	BB	IBB	HBP	BLK	WP	HR	S	P	ERA	WHIP										
17 Brandon Webb, R ERA: 3.91 (1, 1)	7.0		26	3	2	1	10	1	0	0	0	2	0	58	88	1.29	0.571										
Buddy Groom, L ERA: 5.0 (8, 1)	0.1	H	2	1	1	1	0	0	0	0	0	0	0	4	5	27.00	3.000										
Greg Aquino, R ERA: 9.53 (8, 1)	0.2	B	3	1	1	1	1	0	0	0	0	0	1	8	12	13.50	1.500										
Lance Cormier, R ERA: 4.03 (9, 1)	0.0	L	3	1	2	1	0	1	0	0	0	1	0	8	17	∞	∞										
Tim Worrell, R ERA: 6.45 (9, 1)	1.0		3	0	0	0	2	0	0	0	0	0	0	10	15	0.00	0.000										

**Colorado Rockies @ Arizona Diamondbacks**  
Bank One Ballpark, Phoenix, AZ  
Fri Aug 05 2005, 9:40 PM EDT  
Att. 22,596 - Roof Closed - 77 F

livebaseballscores.com



Batter	1	2	3	4	5	6	7	8	9	AB R H RBI BB SO LOB
<b>Craig Counsell, L</b> (1, 4) OBP: 0.364, SLG: 0.395 <b>Troy Glas, R</b> (9, PH) OBP: 0.355, SLG: 0.496	1-3 <b>K</b>		2-2 <b>G6-3</b> 1B			1-2 <b>G3</b>	4-0 <b>3B</b> IBB		1-0 <b>F7</b>	3 1 1 0 1 1 0 1 0 0 0 0 0 1
<b>Royce Clayton, R</b> (1, 6) OBP: 0.316, SLG: 0.355	0-2 <b>G4-3</b>		0-1 <b>G6-3</b> 1-2f			4-2 <b>2B</b> SF7 BB	0-2 <b>3B</b> 1-H 3-H			3 1 1 2 1 0 1
<b>Luis Gonzalez, L</b> (1, 7) OBP: 0.370, SLG: 0.453	1-1 <b>F9</b>		1-0 <b>F8</b>			0-0 <b>2B</b> 1-3	0-2 <b>G4-3</b>			4 0 1 0 0 0 1
<b>Tony Clark, S</b> (1, 3) OBP: 0.369, SLG: 0.662		2-1 <b>G4-3</b>		0-2 <b>G6-3</b>		1-1 <b>SF7</b> 3-H		1-2 <b>F7</b>		3 0 0 1 0 0 0
<b>Shawn Green, L</b> (1, 8) OBP: 0.355, SLG: 0.488 (8, 9)		2-2 <b>G6-3</b>		2-0 <b>L3</b>		1-1 <b>L3</b>		1-0 <b>G4-3</b>		4 0 0 0 0 0 1
<b>Chad Tracy, L</b> (1, 9) OBP: 0.346, SLG: 0.527 <b>Luis Terrero, R</b> (8, 8) OBP: 0.303, SLG: 0.364 <b>Lance Cormier, R</b> (9, 1) OBP: 0.250, SLG: 0.250 <b>Tim Worrell, R</b> (9, 1)		1-2 <b>1B</b> 1B		3-3 <b>K</b>			2-0 <b>HR</b>	2-3 <b>K</b>		3 1 2 1 0 1 0 1 0 0 0 0 1 0 0 0 0 0 0 0 0 0 0 0 0 0 0 0
<b>Alex Cintron, S</b> (1, 5) OBP: 0.300, SLG: 0.391		0-0 <b>BB</b> 1B		1-2 <b>G1-3</b>			0-2 <b>G6-3</b>		0-2 <b>G3</b>	4 0 1 0 0 0 0
<b>Koyie Hill, S</b> (1, 2) OBP: 0.329, SLG: 0.288		1 SAFE 4-2 1-2 <b>BB</b>		3-2 <b>G4-3</b>			0-1 <b>34</b> <b>G4-3</b> <b>3B</b> <b>2B</b>		1-3 <b>K</b>	3 1 1 0 1 1 0
<b>17 Brandon Webb, R</b> (1, 1) OBP: 0.093, SLG: 0.071 <b>34 Conor Jackson, R</b> (7, PH) OBP: 0.364, SLG: 0.400 <b>Buddy Groom, L</b> (8, 1) <b>Greg Aquino, R</b> (8, 1) <b>Quinton McCracken, S</b> (9, 8) OBP: 0.326, SLG: 0.304		2-3 <b>K</b>		1-2 <b>G6-3</b>			0-0 <b>G4-3</b>		4-2 <b>BB</b>	2 0 0 0 0 1 3 1 0 0 0 0 0 1 0 0 0 0 0 0 0 0 0 0 0 0 0 0 0 0 0 0 1 0 0

Inning Stats	R: 0 E: 0 K: 1 S: 8	H: 0 LOB: 0 BB: 0 P: 10	R: 0 E: 0 K: 1 S: 15	H: 2 LOB: 3 BB: 1 P: 26	R: 0 E: 0 K: 0 S: 7	H: 1 LOB: 0 BB: 0 P: 10	R: 0 E: 0 K: 1 S: 8	H: 0 LOB: 0 BB: 0 P: 13	R: 0 E: 0 K: 0 S: 12	H: 0 LOB: 0 BB: 0 P: 17	R: 1 E: 0 K: 0 S: 11	H: 1 LOB: 1 BB: 1 P: 18	R: 3 E: 0 K: 0 S: 13	H: 3 LOB: 1 BB: 1 P: 19	R: 0 E: 0 K: 1 S: 7	H: 0 LOB: 0 BB: 0 P: 11	R: 0 E: 0 K: 1 S: 13	H: 0 LOB: 1 BB: 1 P: 19	1B: 3 2B: 2 3B: 1 HR: 1	SF: 1 SAC: 0 DP: 1 HBP: 0
--------------	------------------------------	----------------------------------	-------------------------------	----------------------------------	------------------------------	----------------------------------	------------------------------	----------------------------------	-------------------------------	----------------------------------	-------------------------------	----------------------------------	-------------------------------	----------------------------------	------------------------------	----------------------------------	-------------------------------	----------------------------------	----------------------------------	------------------------------------


**BOTTOM**

**Colorado Rockies @ Arizona Diamondbacks**  
Bank One Ballpark, Phoenix, AZ

Fri Aug 05 2005, 9:40 PM EDT  
Att: 22,596 - Roof Closed - 77 F

AB	32
R	4
H	7
RBI	4
BB	4
SO	5
LOB	8

WP: 0 PA: 37  
PB: 0  
SB: 0  
CS: 0



PITCHER	IP	WLS	BF	H	R	ER	SO	BB	IBB	HBP	BLK	WP	HR	S	P	ERA	WHIP
<b>28 Aaron Cook, R</b> (1, 1) ERA: 6.97	6.0		23	4	1	1	3	2	0	0	0	0	0	61	94	1.50	1.000
<b>Randy Williams, L</b> (7, 1) ERA: 7.71	0.1	B	3	2	2	2	0	0	0	0	0	0	1	6	8	54.00	6.000
<b>David Cortes, R</b> (7, 1) ERA: 4.28	0.2		4	1	1	1	0	0	1	0	0	0	0	7	11	13.50	1.500
<b>Mike DeJean, R</b> (8, 1) ERA: 4.95	1.0	W	3	0	0	0	1	0	0	0	0	0	0	7	11	0.00	0.000
<b>40 Brian Fuentes, L</b> (9, 1) ERA: 2.77	1.0	S	4	0	0	0	1	1	0	0	0	0	0	13	19	0.00	1.000

Batter	1	2	3	4	5	6	7	8	9	AB R H RBI BB SO LOB	TOP													
Luis Gonzalez, R (1, 9) OBP: 0.332, SLG: 0.451	1-0 27 G4-6-3 2B		1-1 G5-3	0-2 FC4 27 1B 6 SH3-4		1-1 F8	1-1 HR		1-2 27 BB 5 1B 2B	6 3 3 3 0 0 1														
6 Omar Quintanilla, L (1, 6) OBP: 0.333, SLG: 0.385	2-3 K		0-0 G6-3	0-0 SH3-4		2-0 5 2B 1B	3-2 F8		1-2 L8	5 1 1 0 0 1 2														
5 Matt Holliday, R (1, 7) OBP: 0.361, SLG: 0.506	4-0 27 G4-6-3 BB		4-1 BB	0-0 G2-3		1-0 1B 2B		1-2 FC5 27 1B 1B	0-1 27 BB 2B 1B	4 2 3 0 2 0 2														
27 Garrett Atkins, R (1, 5) OBP: 0.348, SLG: 0.409	3-2 G4-6-3		0-0 L9	3-2 1B		4-1 1B E BB		3-2 1B	4-0 2B BB	4 1 2 2 2 0 2														
Ryan Shealy, R (1, 3) OBP: 0.368, SLG: 0.484	1-1 P3			HR BB K		1-0 E8 1B		2-2 F7	0-0 1-3 2-H 3-H 2B	5 1 2 4 1 1 5														
Dustin Mohr, R (1, 8) OBP: 0.283, SLG: 0.477		0-0 F8		3-2 HR		2-0 G5-3		1-3 K	0-0 G1-3	4 1 1 2 0 0 1														
Randy Williams, L (7, 1)				1-H						0 0 0 0 0 0 0														
Eddy Garabito, S (8, PH) OBP: 0.381, SLG: 0.402										1 0 0 0 0 1 2														
David Cortes, R (8, 1)										1 0 0 0 0 0 2														
Aaron Miles, S (1, 4) OBP: 0.300, SLG: 0.349		1-1 F7		0-1 26 SH 1B		2-1 F7		2-2 G5-3	0-1 FC5	5 1 1 0 0 0 2														
Danny Ardoin, R (1, 2) OBP: 0.295, SLG: 0.358		2-2 2B		4-2 26 SH FC4 BB		2-2 G6-3		1-2 HR 1B	0-1 HR	4 3 3 1 1 0 0														
26 Jeff Francis, L (1, 1) OBP: 0.222, SLG: 0.195		2-3 K		0-1 SH 27 1B				1-3 K	3-2 G3	2 1 0 0 0 2 1														
Scott Dohmann, R (6, 1)				6 SH3-4						0 0 0 0 0 0 0														
18 Cory Sullivan, L (7, PH) OBP: 0.305, SLG: 0.329				1-3 2-H						2 0 0 0 0 1 1														
<b>Inning Stats</b>	R: 1 E: 0 K: 1 S: 9	H: 1 LOB: 1 BB: 1 P: 20	R: 0 E: 0 K: 1 S: 10	H: 1 LOB: 1 BB: 0 P: 15	R: 0 E: 0 K: 0 S: 5	H: 0 LOB: 1 BB: 1 P: 10	R: 5 E: 1 K: 1 S: 22	H: 3 LOB: 2 BB: 2 P: 39	R: 0 E: 0 K: 0 S: 6	H: 0 LOB: 0 BB: 0 P: 12	R: 3 E: 1 K: 1 S: 13	H: 3 LOB: 1 BB: 1 P: 26	R: 2 E: 0 K: 1 S: 16	H: 2 LOB: 0 BB: 0 P: 24	R: 0 E: 0 K: 1 S: 15	H: 2 LOB: 2 BB: 0 P: 22	R: 3 E: 0 K: 0 S: 17	H: 4 LOB: 2 BB: 1 P: 26	1B: 9 2B: 4 3B: 0 HR: 3	SF: 0 SAC: 2 DP: 0 HBP: 0	WP: 0 PA: 51 PB: 0 SB: 0 CS: 0			
<b>PITCHER</b>	IP WLS BF H R ER SO BB IBB HBP BLK WP HR S P ERA WHIP	IP WLS BF H R ER SO BB IBB HBP BLK WP HR S P ERA WHIP											IP WLS BF H R ER SO BB IBB HBP BLK WP HR S P ERA WHIP											
Mike Gosling, L (1, 1) ERA: 4.45	3.0 L 18 4 6 4 2 4 0 0 0 0 1 34 66 12.00 2.667												Greg Aquino, R (9, 1) ERA: 9.35	0.1 3 1 0 0 0 0 1 0 0 0 0 0 2 6 0.00 6.000										
Mike Koplove, R (4, 1) ERA: 5.11	2.2 14 4 3 2 2 1 0 0 0 0 0 0 27 50 6.75 1.875																							
Tim Worrell, R (6, 1) ERA: 6.35	0.1 1 0 0 0 0 0 0 0 0 0 0 0 4 6 0.00 0.000																							
36 Brian Bruney, R (7, 1) ERA: 6.69	1.1 8 4 2 2 1 0 0 0 0 0 0 1 26 40 13.50 3.000																							
Buddy Groom, L (8, 1) ERA: 5.72	1.1 7 3 3 3 1 0 0 0 0 0 0 1 20 26 20.25 2.250																							

**Colorado Rockies @ Arizona Diamondbacks**  
 Bank One Ballpark, Phoenix, AZ  
 Sat Aug 06 2005, 9:40 PM EDT  
 Att. 31,186 - Roof Closed - 76 F

AB	43
R	14
H	16
RBI	12
BB	6
SO	6
LOB	21





Batter	1	2	3	4	5	6	7	8	9	AB R H RBI BB SO LOB
Royce Clayton, R OBP: 0.317, SLG: 0.356 (1, 6)	1-1 G6-3	1-2 2-H 1B		0-1 F7		0-3 K			2-1 1B 1B	5 1 2 1 0 1 2
Alex Cintron, S OBP: 0.298, SLG: 0.387 (1, 4)	1-2 G6-3	0-0 SAFE F9		1-1 G6-3		1-3 K2-3			2-2 1B 1-2 1B	5 0 1 0 0 1 3
Luis Gonzalez, L OBP: 0.370, SLG: 0.452 (1, 7)	3-1 PB 1B		1-2 F9		1-2 L3		1-2 P4		1-2 1-2 2-H 1B	5 0 2 1 0 0 0
Troy Glas, R OBP: 0.355, SLG: 0.501 (1, 5)	4-1 1-2 BB		3-0 HR		1-2 F9		1-2 G5-3		2-3 K	4 1 1 1 1 1 2
Shawn Green, L OBP: 0.351, SLG: 0.482 (1, 9)	1-1 G1-4-3		2-2 G6-3		2-1 F8		1-1 F8		3-2 G4-3	5 0 0 0 0 0 4
34 Conor Jackson, R OBP: 0.400, SLG: 0.857 (1, 3)		1-2 G5-3	2-2 HR		1-0 HR		1-2 P3			4 2 2 2 0 0 0
Luis Terrero, R OBP: 0.319, SLG: 0.402 (1, 8)		1-1 19 WP 1B	0-0 HR		4-0 1B BB		1-3 K			3 2 2 1 1 1 0
19 Chris Snyder, R OBP: 0.302, SLG: 0.322 (1, 2)		3-1 SH2-3 1B	2-3 K		3-3 SAFE K		0-1 F9			3 1 1 1 0 2 1
Chad Tracy, L OBP: 0.345, SLG: 0.526 (8, PH)		1-H 1B								1 0 0 0 0 0 0
Koyie Hill, S OBP: 0.329, SLG: 0.288 (9, 2)										0 0 0 0 0 0 0
Mike Gosling, L (1, 1)		1-0 SH2-3		1-1 G6-3		2-2 SAFE 1B			0-1 F7	0 0 0 0 0 0 0
Mike Koplove, R (4, 1)										1 0 0 0 0 0 0
Tim Worrell, R (6, 1)										0 0 0 0 0 0 0
Quinton McCracken, S (8, PH)										1 0 1 0 0 0 0
36 Brian Bruney, R (7, 1)										0 0 0 0 0 0 0
Buddy Groom, L (8, 1)										0 0 0 0 0 0 0
Greg Aquino, R (9, 1)										0 0 0 0 0 0 0
Craig Counsell, L (9, PH)										1 0 0 0 0 0 0

Inning Stats	R: 0 E: 0 K: 10 S: 10	H: 1 LOB: 2 BB: 1 P: 20	R: 2 E: 0 K: 12 S: 12	H: 3 LOB: 1 BB: 0 P: 19	R: 3 E: 0 K: 1 S: 20	H: 3 LOB: 0 BB: 0 P: 30	R: 0 E: 0 K: 0 S: 6	H: 0 LOB: 0 BB: 0 P: 8	R: 0 E: 0 K: 10 S: 10	H: 0 LOB: 0 BB: 0 P: 14	R: 1 E: 0 K: 3 S: 15	H: 2 LOB: 2 BB: 1 P: 26	R: 0 E: 0 K: 0 S: 8	H: 0 LOB: 0 BB: 0 P: 11	R: 0 E: 0 K: 1 S: 8	H: 0 LOB: 0 BB: 0 P: 10	R: 1 E: 0 K: 1 S: 19	H: 3 LOB: 2 BB: 0 P: 29	1B: 8 2B: 0 3B: 0 HR: 4	SF: 0 SAC: 1 DP: 0 HBP: 0
--------------	--------------------------------	----------------------------------	--------------------------------	----------------------------------	-------------------------------	----------------------------------	------------------------------	---------------------------------	--------------------------------	----------------------------------	-------------------------------	----------------------------------	------------------------------	----------------------------------	------------------------------	----------------------------------	-------------------------------	----------------------------------	----------------------------------	------------------------------------

PITCHER	IP	WLS	BF	H	R	ER	SO	BB	IBB	HBP	BLK	WP	HR	S	P	ERA	WHIP
26 Jeff Francis, L ERA: 5.37 (1, 1)	5.0	W	25	8	6	6	1	2	0	0	0	1	4	59	97	10.80	2.000
Scott Dohmann, R ERA: 16.43 (6, 1)	1.0	H	4	1	0	0	3	0	0	0	0	0	0	14	20	0.00	1.000
Randy Williams, L ERA: 6.97 (7, 1)	1.0		3	0	0	0	0	0	0	0	0	0	0	8	11	0.00	0.000
David Cortes, R ERA: 4.3 (8, 1)	2.0		9	3	1	1	2	0	0	0	0	0	0	27	39	4.50	1.500

**BOTTOM**

**Colorado Rockies @ Arizona Diamondbacks**

Bank One Ballpark, Phoenix, AZ

Sat Aug 06 2005, 9:40 PM EDT  
Att: 31,186 - Roof Closed - 76 F

livebaseballscores.com

<b>AB</b>	<b>38</b>
<b>R</b>	<b>7</b>
<b>H</b>	<b>12</b>
<b>RBI</b>	<b>7</b>
<b>BB</b>	<b>2</b>
<b>SO</b>	<b>6</b>
<b>LOB</b>	<b>12</b>



WP: 1	PA: 41
PB: 1	
SB: 0	
CS: 0	

Batter	1	2	3	4	5	6	7	8	9	AB R H RBI BB SO LOB	TOP									
6 Omar Quintanilla, L OBP: 0.323, SLG: 0.367 (1, 6)	1-3 K		1-2 G4-3			2-0 F7		0-1 SF9 1B		4 0 1 0 0 1 0										
Luis Gonzalez, R OBP: 0.335, SLG: 0.456 (1, 4)	2-0 2B			0-1 G5-3			1-3 K	0-0 1B		4 0 2 0 0 1 0										
5 Matt Holliday, R OBP: 0.359, SLG: 0.504 (1, 7)	0-2 P4			1-1 G6-3			1-1 27 BB HR 1B	1-1 SF9		3 1 1 1 0 0 1										
27 Garrett Atkins, R OBP: 0.347, SLG: 0.405 (1, 5)	2-2 P3			1-0 F8			4-1 HR BB	1-1 P3		3 1 0 0 1 0 3										
Jorge Piedra, L OBP: 0.333, SLG: 0.458 (1, 9)		0-0 G5-3			1-1 F8		0-0 HR	0-0 F8		4 1 1 3 0 0 2										
Ryan Shealy, R OBP: 0.361, SLG: 0.462 (1, 3)		2-1 F8		1-2 G6-3			0-1 P5		4-1 G4-6-3 BB	3 0 0 0 1 0 0										
JD Closser, S OBP: 0.319, SLG: 0.414 (1, 2)		1-1 F8			0-0 F7		4-2 BB		0-2 G4-6-3	3 0 0 0 1 0 1										
18 Cory Sullivan, L OBP: 0.300, SLG: 0.323 (1, 8)			0-1 G5-3			2-2 F7	0-0 F9		0-3 K	4 0 0 0 0 1 1										
Jamey Wright, R OBP: 0.136, SLG: 0.116 (1, 1)			3-2 F9			0-0 F7		4-1 6 BB 5 SF9 1B		2 0 0 0 0 0 0										
Marcos Carvajal, R (7, 1)										0 0 0 0 0 0 0										
Scott Dohmann, R (7, 1)										0 0 0 0 0 0 0										
Eddy Garabito, S (8, PH)										0 1 0 0 1 0 0										
Randy Williams, L (8, 1)										0 0 0 0 0 0 0										
<b>Inning Stats</b>	R: 0 E: 0 K: 1 S: 10	H: 1 LOB: 1 BB: 0 P: 15	R: 0 E: 0 K: 0 S: 5	H: 0 LOB: 0 BB: 0 P: 8	R: 0 E: 0 K: 0 S: 10	H: 0 LOB: 0 BB: 0 P: 14	R: 0 E: 0 K: 0 S: 5	H: 0 LOB: 0 BB: 0 P: 7	R: 0 E: 0 K: 0 S: 6	H: 0 LOB: 0 BB: 0 P: 8	R: 3 E: 0 K: 1 S: 13	H: 2 LOB: 1 BB: 2 P: 23	R: 1 E: 0 K: 0 S: 9	H: 2 LOB: 2 BB: 1 P: 15	R: 0 E: 0 K: 1 S: 9	H: 0 LOB: 0 BB: 1 P: 13	1B: 3 2B: 1 3B: 0 HR: 1	SF: 1 SAC: 0 DP: 1 HBP: 0	WP: 0 PB: 0 SB: 0 CS: 0	PA: 35
<b>PITCHER</b>	IP WLS BF H R ER SO BB IBB HBP BLK WP HR S P ERA WHIP																			
Claudio Vargas, R (1, 1) ERA: 4.98	7.0 W 26 3 3 3 2 2 0 0 0 0 0 1 54 84 3.86 0.714																			
Tim Worrell, R (8, 1) ERA: 6.46	1.0 6 2 1 1 0 1 0 0 0 0 0 0 9 15 9.00 3.000																			
Jose Valverde, R (9, 1) ERA: 2.89	1.0 3 0 0 0 0 1 1 0 0 0 0 0 9 13 0.00 1.000																			

**Colorado Rockies @ Arizona Diamondbacks**  
Bank One Ballpark, Phoenix, AZ

AB	30
R	4
H	5
RBI	4
BB	4
SO	3
LOB	8



Sun Aug 07 2005, 4:40 PM EDT  
Att. 28,028 - Roof Closed - 76 F

Batter	1	2	3	4	5	6	7	8	9
<b>Craig Counsell, L</b> OBP: 0.370, SLG: 0.401 (1, 4)	3-2 S 2B 1B		3-1 F8 HR 1B		1-0 HR 1B	2-2 WP S 1B		3-2 1B	
<b>Chad Tracy, L</b> OBP: 0.346, SLG: 0.531 <b>Luis Terrero, R</b> OBP: 0.319, SLG: 0.402 (1, 9) (9, 8)	1-2 2B HBP		2-0 F8 1-3		0-0 HR 1-H	2-3 K2-3 1-3		1-1 F9	
<b>Luis Gonzalez, L</b> OBP: 0.370, SLG: 0.461 (1, 7)	2-0 G4-3 1-H 2-H 2B		1-0 HR 3-H		1-1 G1-3		2-2 F8	1-0 F8	
<b>Tony Clark, S</b> OBP: 0.366, SLG: 0.665 (1, 3)	2-2 G4-3 2-3		2-3 K		0-0 G4-3		1-0 HR	3-3 K	
<b>Troy Glaus, R</b> OBP: 0.356, SLG: 0.508 (1, 5)	2-3 K		0-0 G6-3		4-2 BB BB		3-2 HR		
<b>Shawn Green, L</b> OBP: 0.355, SLG: 0.483 (1, 8) (9, 9)	1-3 K			1-0 1B 1B	4-2 BB		3-1 S 19 1B 1B		
<b>Royce Clayton, R</b> OBP: 0.317, SLG: 0.355 (1, 6)		2-2 F9		0-2 1B	2-3 K		1-3 K		
<b>19 Chris Snyder, R</b> OBP: 0.301, SLG: 0.320 (1, 2)		0-2 G5-3		1-3 K		0-3 K	0-1 1B		
<b>Claudio Vargas, R</b> OBP: 0.100, SLG: 0.100 <b>34 Conor Jackson, R</b> OBP: 0.375, SLG: 0.800 <b>Tim Worrell, R</b> <b>Jose Valverde, R</b>		1-1 G5-3		1-3 K		0-1 P6	2-3 K		

AB	R	H	RBI	BB	SO	LOB
5	3	5	0	0	0	0
4	2	1	2	0	1	3
0	0	0	0	0	0	0
5	1	2	4	0	0	1
5	1	1	1	0	2	2
3	1	1	1	1	1	1
3	1	2	0	1	1	1
4	0	1	0	0	2	3
4	0	1	1	0	2	1
3	0	0	0	0	1	1
1	0	0	0	0	1	1
0	0	0	0	0	0	0
0	0	0	0	0	0	0

Inning Stats	R	H	E	K	S	R	H	E	K	S	R	H	E	K	S	R	H	E	K	S	R	H	E	K	S	R	H	E	K	S	R	H	E	K	S															
	2	2	0	2	17	0	0	0	1	28	0	0	0	0	9	2	2	0	1	12	0	0	0	0	8	2	2	0	1	16	0	0	0	0	0	13	2	2	0	1	18	3	4	0	1	18	0	1	0	18

PITCHER	IP	WLS	BF	H	R	ER	SO	BB	IBB	HBP	BLK	WP	HR	S	P	ERA	WHIP
<b>Jamey Wright, R</b> ERA: 5.9	(1, 1)	6.0	L	29	9	6	6	8	2	0	0	1	2	74	115	9.00	1.833
<b>Marcos Carvajal, R</b> ERA: 4.47	(7, 1)	0.2		6	4	3	1	0	0	0	0	0	2	15	25	40.50	6.000
<b>Scott Dohmann, R</b> ERA: 15.75	(7, 1)	0.1		1	0	0	1	0	0	0	0	0	3	5	0.00	0.000	
<b>Randy Williams, L</b> ERA: 6.35	(8, 1)	1.0		4	1	0	1	0	0	0	0	0	0	10	18	0.00	1.000

BOTTOM

**Colorado Rockies @ Arizona Diamondbacks**  
Bank One Ballpark, Phoenix, AZ  
Sun Aug 07 2005, 4:40 PM EDT  
Att. 28,028 - Roof Closed - 76 F

<b>AB</b>	<b>37</b>
<b>R</b>	<b>9</b>
<b>H</b>	<b>14</b>
<b>RBI</b>	<b>9</b>
<b>BB</b>	<b>2</b>
<b>SO</b>	<b>11</b>
<b>LOB</b>	<b>14</b>



WP	PA
1	40

Batter	1	2	3	4	5	6	7	8	9	AB	R	H	RBI	BB	SO	LOB	TOP					
Craig Counsell, L (1, 4) OBP: 0.369, SLG: 0.402 Greg Aquino, R (8, 1)	0-1 G4-3		0-1 G5-3			2-0 2B		1-2 G4-3		4	0	1	0	0	0	1						
Chad Tracy, L (1, 9) OBP: 0.346, SLG: 0.528	2-0 HBP			4-1 BB		1-0 F7		2-2 G5-3		2	0	0	0	1	0	1						
Luis Gonzalez, L (1, 7) OBP: 0.371, SLG: 0.460	2-3 K		1-1 G4-6-3			3-1 34 G5-3 PB 1B		4-0 G5-4-3 BB		3	0	1	0	1	1	2						
Troy Glaus, R (1, 5) OBP: 0.353, SLG: 0.503	1-0 G3		3-2 F9			3-3 K		0-1 G5-4-3		4	0	0	0	0	1	3						
Shawn Green, L (1, 8) OBP: 0.357, SLG: 0.483		0-0 34 G6-4-3 1B		0-1 F8		4-2 BB				2	0	1	0	1	0	0						
34 Conor Jackson, R (1, 3) OBP: 0.316, SLG: 0.667		0-2 G6-4-3		1-2 G1-3		3-2 G5-3				3	0	0	0	0	0	3						
Royce Clayton, R (1, 6) OBP: 0.317, SLG: 0.353		1-3 K		2-2 F9						2	0	0	0	1	1	0						
19 Chris Snyder, R (1, 2) OBP: 0.299, SLG: 0.318 Alex Cintron, S (8, PH) OBP: 0.297, SLG: 0.386			2-2 G1-3			2-3 K		2-2 G3-1		2	0	0	0	0	1	0						
Javier Vazquez, R (1, 1) OBP: 0.298, SLG: 0.318 Quinton McCracken, S (6, PH) OBP: 0.328, SLG: 0.306 36 Brian Bruney, R (6, 1) Tony Clark, S (8, PH) OBP: 0.364, SLG: 0.662 Kelly Stinnett, R (8, 2) OBP: 0.357, SLG: 0.490			1-0 G6-3			2-1 G1-3		0-3 K		1	0	0	0	0	0	0						
<b>Inning Stats</b>	R: 0 E: 0 K: 1 S: 6	H: 0 LOB: 1 BB: 0 P: 11	R: 0 E: 0 K: 1 S: 7	H: 1 LOB: 0 BB: 0 P: 8	R: 0 E: 0 K: 0 S: 6	H: 0 LOB: 0 BB: 0 P: 9	R: 0 E: 0 K: 0 S: 6	H: 0 LOB: 0 BB: 1 P: 14	R: 0 E: 0 K: 1 S: 8	H: 0 LOB: 0 BB: 0 P: 11	R: 0 E: 0 K: 1 S: 7	H: 1 LOB: 1 BB: 0 P: 14	R: 0 E: 0 K: 1 S: 11	H: 1 LOB: 1 BB: 1 P: 24	R: 0 E: 0 K: 1 S: 11	H: 0 LOB: 1 BB: 1 P: 18	R: 0 E: 0 K: 0 S: 5	H: 0 LOB: 0 BB: 1 P: 11	1B: 2 2B: 1 3B: 0 HR: 0	SF: 0 SAC: 0 DP: 4 HBP: 1	WP: 1 PB: 1 SB: 1 CS: 0	PA: 31
<b>PITCHER</b> A.J. Burnett, R (1, 1) ERA: 3.12	IP: 9.0 WLS: W BF: 31 H: 3 R: 0 ER: 0 SO: 5 BB: 4 IBB: 0 HBP: 1 BLK: 0 WP: 1 HR: 0 S: 67 P: 120 ERA: 0.00 WHIP: 0.778																			<b>PITCHER</b> IP: WLS: BF: H: R: ER: SO: BB: IBB: HBP: BLK: WP: HR: S: P: ERA: WHIP:		

**Arizona Diamondbacks @ Florida Marlins**  
Dolphin Stadium, Miami, FL  
Tue Aug 09 2005, 7:05 PM EDT  
Att. 17,551 - Partly Cloudy - 84 F

[livebaseballscorecards.com](http://livebaseballscorecards.com)

AB	26
R	0
H	3
RBI	0
BB	4
SO	5
LOB	12



Batter	1	2	3	4	5	6	7	8	9
Juan Pierre, L OBP: 0.313, SLG: 0.330 (1, 8)	1-0 G6-3	1-3 K		0-2 FC6 BB G5-3	1-0 L3			2-2 K	
Luis Castillo, S OBP: 0.394, SLG: 0.379 (1, 4)	1-1 B2-3		2-2 L1	2-1 G5-3		3-2 G5-3		1-1 G1-3	
Miguel Cabrera, R OBP: 0.407, SLG: 0.606 (1, 7)	4-2 BB		1-2 L4	4-0 BB IBB		1-0 G5-3			
Jeff Conine, R OBP: 0.367, SLG: 0.405 (1, 3)	3-2 G6-3		0-0 PB 1B	4-2 BB		2-1 3B			
Alex Gonzalez, R OBP: 0.326, SLG: 0.375 (1, 6)		0-3 K	2-2 P6	0-0 P5		0-0 F8			
Mike Lowell, R OBP: 0.288, SLG: 0.363 (1, 5)		0-2 2B 1B		1-1 1B 20 2B	0-1 G5-3		2-3 K		
Chris Aquila, R OBP: 0.286, SLG: 0.298 (1, 9)		2-2 20 G5-3 1-H 2B		2-2 20 2B FC6 1B	1-0 F9		0-1 P4		
20 Matt Treanor, R OBP: 0.319, SLG: 0.328 (1, 2)		1-1 G5-3		0-0 FC6 BB 2B	3-2 1B 2B		1-3 K		
A.J. Burnett, R OBP: 0.132, SLG: 0.255 (1, 1)		4-0 BB		3-3 K	1-2 1B		1-3 K		

Inning Stats	R: 0	H: 0	E: 0	K: 11	S: 11	R: 1	H: 2	E: 0	K: 2	S: 15	R: 0	H: 1	E: 0	K: 0	S: 11	R: 3	H: 3	E: 0	K: 1	S: 19	R: 1	H: 2	E: 0	K: 10	S: 10	R: 0	H: 0	E: 0	K: 2	S: 8	R: 0	H: 0	E: 0	K: 9	S: 9
	LOB: 1	BB: 1	P: 20			LOB: 2	BB: 1	P: 23			LOB: 3	BB: 2	P: 35			LOB: 1	BB: 0	P: 16			LOB: 0	BB: 0	P: 11			LOB: 0	BB: 0	P: 11			LOB: 0	BB: 0	P: 13		

PITCHER	IP	WLS	BF	H	R	ER	SO	BB	IBB	HBP	BLK	WP	HR	S	P	ERA	WHIP
Javier Vazquez, R ERA: 4.4 (1, 1)	5.0	L	28	8	5	5	3	3	1	0	0	0	0	66	110	9.00	2.200
36 Brian Bruney, R ERA: 6.38 (6, 1)	2.0		7	1	0	0	2	0	0	0	0	0	0	16	25	0.00	0.500
Greg Aquino, R ERA: 8.84 (8, 1)	1.0		3	0	0	0	2	0	0	0	0	0	0	9	13	0.00	0.000

AB R H RBI BB SO LOB

5	0	0	1	0	2	4
5	0	0	0	0	0	2
2	0	0	0	2	0	0
3	0	2	1	1	0	1
4	0	0	0	0	1	5
4	2	2	0	0	1	0
4	1	2	1	0	0	0
4	2	2	1	0	1	1
3	0	1	1	1	2	2

AB	R	H	RBI	BB	SO	LOB
34	5	9	5	4	7	15

**BOTTOM**

Arizona Diamondbacks @ Florida Marlins  
Dolphin Stadium, Miami, FL  
Tue Aug 09 2005, 7:05 PM EDT  
Att. 17,551 - Partly Cloudy - 84 F

livebaseballscorecards.com

WP: 0	PA: 38
PB: 1	SB: 0
CS: 0	



# Arizona Diamondbacks @ Florida Marlins

## Dolphin Stadium, Miami, FL

Wed Aug 10 2005, 7:05 PM EDT  
Att: 20,443 - Partly Cloudy - 85 F

[livebaseballscorecards.com](http://livebaseballscorecards.com)

<b>AB</b>	<b>33</b>
<b>R</b>	<b>5</b>
<b>H</b>	<b>8</b>
<b>RBI</b>	<b>5</b>
<b>BB</b>	<b>5</b>
<b>SO</b>	<b>10</b>
<b>LOB</b>	<b>14</b>



Batter	1	2	3	4	5	6	7	8	9	AB R H RBI BB SO LOB	TOP											
<b>Craig Counsell, L</b> (1, 4) OBP: 0.369, SLG: 0.401	0-1 G1-3		2-2 F8		3-2 2B 1B		4-2 BB 2B BB	2-3 K		4 2 1 0 1 1 2												
<b>Royce Clayton, R</b> (1, 6) OBP: 0.318, SLG: 0.355	1-1 P4		1-3 K		2-2 S 2B		4-1 BB 2B BB		2-2 G6-3	4 1 1 1 1 1 0												
<b>Luis Gonzalez, L</b> (1, 7) OBP: 0.370, SLG: 0.456	3-2 E3		0-1 F8		3-2 F7		4-2 2B BB		0-1 P4	4 1 0 0 1 0 1												
<b>Troy Glaus, R</b> (1, 5) OBP: 0.354, SLG: 0.504	0-0 G3			0-1 G1-3 1B	2-1 F8		1-1 WP SF7 2B		1-3 K	5 1 2 3 0 1 2												
<b>Shawn Green, L</b> (1, 9) OBP: 0.356, SLG: 0.485		1-2 P4		2-2 G1-3		3-1 34 G4-3 2B	2-1 SF7			3 0 1 1 0 0 1												
<b>34 Conor Jackson, R</b> (1, 3) OBP: 0.261, SLG: 0.545		2-1 P6		2-2 K		0-2 G4-3	3-3 K			4 0 0 0 0 2 2												
<b>Tim Worrell, R</b> (8, 1)						2-3				0 0 0 0 0 0 0												
<b>Mike Koplove, R</b> (8, 1)										0 0 0 0 0 0 0												
<b>Luis Terrero, R</b> (1, 8) OBP: 0.333, SLG: 0.419		2-2 2B		4-2 BB		3-3 K		0-0 1B SH1-4 1B		3 0 2 0 1 1 1												
<b>Kelly Stinnett, R</b> (1, 2) OBP: 0.362, SLG: 0.481		4-0		3-3 K		2-1 L6		1-0 SH1-4		1 0 0 0 0 1 1 2												
<b>Chad Tracy, L</b> (6, PH) OBP: 0.347, SLG: 0.526								1-2		1 0 0 0 0 0 0 1												
<b>Greg Aquino, R</b> (6, 1)										0 0 0 0 0 0 0 0												
<b>Lance Cormier, R</b> (7, 1)										0 0 0 0 0 0 0 0												
<b>Quinton McCracken, S</b> (8, PH) OBP: 0.328, SLG: 0.306										0 0 0 0 0 0 0 0												
<b>Koyie Hill, S</b> (8, 2) OBP: 0.329, SLG: 0.288										0 0 0 0 0 0 0 0												
<b>Brad Halsey, L</b> (1, 1) OBP: 0.163, SLG: 0.068		3-3 K		2-3 K			2-3 K	1-1 1B		2 0 0 0 0 2 2												
<b>19 Chris Snyder, R</b> (6, 2) OBP: 0.298, SLG: 0.317										1 0 0 0 0 1 0												
<b>Tony Clark, S</b> (8, PH) OBP: 0.367, SLG: 0.664										1 0 1 0 0 0 0												
<b>Inning Stats</b>	R: 0 E: 1 K: 0 S: 8	H: 0 LOB: 1 BB: 0 P: 12	R: 0 E: 0 K: 1 S: 11	H: 1 LOB: 2 BB: 1 P: 23	R: 0 E: 0 K: 1 S: 9	H: 0 LOB: 0 BB: 0 P: 12	R: 0 E: 0 K: 2 S: 23	H: 1 LOB: 2 BB: 1 P: 34	R: 1 E: 0 K: 1 S: 18	H: 2 LOB: 1 BB: 0 P: 30	R: 0 E: 0 K: 1 S: 11	H: 1 LOB: 1 BB: 0 P: 19	R: 4 E: 0 K: 2 S: 16	H: 1 LOB: 0 BB: 3 P: 36	R: 0 E: 0 K: 1 S: 7	H: 2 LOB: 2 BB: 0 P: 11	R: 0 E: 0 K: 1 S: 8	H: 0 LOB: 0 BB: 0 P: 11	1B: 4 2B: 4 3B: 0 HR: 0	SF: 1 SAC: 1 DP: 0 HBP: 0	WP: 1 PB: 0 SB: 1 CS: 0	PA: 40
<b>PITCHER</b>	IP WLS BF H R ER SO BB IBB HBP BLK WP HR S P ERA WHIP											<b>PITCHER</b>	IP WLS BF H R ER SO BB IBB HBP BLK WP HR S P ERA WHIP									
<b>Jason Vargas, L</b> (1, 1) ERA: 2.38	5.0 W 22 4 1 1 5 1 1 0 0 0 0 69 111 1.80 1.000																					
<b>Antonio Alfonseca, R</b> (6, 1) ERA: 2.19	1.0 4 1 0 0 1 0 0 0 0 0 0 11 19 0.00 1.000																					
<b>Ron Villone, L</b> (7, 1) ERA: 3.09	0.1 4 0 3 3 1 3 0 0 0 0 0 9 23 81.00 9.000																					
<b>Guillermo Mota, R</b> (7, 1) ERA: 4.41	0.2 H 3 1 1 1 1 0 0 0 0 1 0 7 13 13.50 1.500																					
<b>Todd Jones, R</b> (8, 1) ERA: 1.22	2.0 S 7 2 0 0 2 0 0 0 0 0 0 15 22 0.00 1.000																					



Batter	1	2	3	4	5	6	7	8	9	AB R H RBI BB SO LOB	TOP																
<b>Craig Counsell, L</b> (1, 4) OBP: 0.370, SLG: 0.398	2-2 G3-1		1-3 K		1-1 1B HBP		0-2 G3		4-2 1B S BB	3 0 0 0 1 1 3																	
<b>Chad Tracy, L</b> (1, 9) OBP: 0.351, SLG: 0.536	3-2 G4-3		4-2 D B BB		2-1 1B 1-2 2-H		0-2 HR	1-1 1-3 1B	3 1 2 1 1 0 0 1 0 1 0 0 0 0																		
<b>Luis Terrero, R</b> (8, 8) OBP: 0.339, SLG: 0.425																											
<b>Luis Gonzalez, L</b> (1, 7) OBP: 0.368, SLG: 0.453	3-2 G1-3		0-0 G4-3		1-3 K		0-2 HR G3 1B	1-2 G3	5 1 1 0 0 1 5																		
<b>Tony Clark, S</b> (1, 3) OBP: 0.365, SLG: 0.656		1-2 K		3-2 G3		0-1 1B		1-0 G3	4 0 1 0 0 1 1																		
<b>Troy Glas, R</b> (1, 5) OBP: 0.355, SLG: 0.511		0-1 G6-3 1B		2-2 L7		2-3 K		0-1 HR 2-H	4 1 2 2 0 1 1																		
<b>Shawn Green, L</b> (1, 8) OBP: 0.353, SLG: 0.480		2-2 G6-3 1-2f		1-3 K		0-0 G4-3		1-2 F7	4 0 0 0 0 1 2																		
<b>Royce Clayton, R</b> (1, 6) OBP: 0.317, SLG: 0.353			0-1 SH1-4 17 1B		3-1 G1-3		1-1 G5-3	0-0 G6-3	4 0 1 0 0 0 0																		
<b>Kelly Stinnett, R</b> (1, 2) OBP: 0.393, SLG: 0.500			0-1 SH1-4 17 1B		2-1 E1 1B 1B		4-2 SH2-4 17 BB	0-0 B2-3	2 0 2 0 1 0 0 0 0 0 0 0 0 0 1 0 0 0 0 0 0																		
<b>Quinton McCracken, S</b> (7, PR) OBP: 0.328, SLG: 0.306			1-2 1B		1-0 G1-3		1-1 SH2-4	2-0 F9	1 0 0 0 0 0 1 1 0 0 0 0 0 0 0 0 0 0 0 0 0																		
<b>19 Chris Snyder, R</b> (7, 2) OBP: 0.297, SLG: 0.316			0-0 SH1-4																								
<b>17 Brandon Webb, R</b> (1, 1) OBP: 0.091, SLG: 0.070			1-2 2-3																								
<b>34 Conor Jackson, R</b> (9, PH) OBP: 0.250, SLG: 0.522																											
<b>Jose Valverde, R</b> (9, 1)																											
<b>Inning Stats</b>	R: 0 E: 0 K: 0 S: 11	H: 0 LOB: 0 BB: 0 P: 19	R: 0 E: 0 K: 1 S: 9	H: 1 LOB: 0 BB: 0 P: 12	R: 0 E: 0 K: 1 S: 16	H: 2 LOB: 3 BB: 1 P: 21	R: 0 E: 0 K: 1 S: 10	H: 0 LOB: 0 BB: 0 P: 16	R: 0 E: 1 K: 0 S: 8	H: 2 LOB: 2 BB: 0 P: 17	R: 0 E: 0 K: 2 S: 9	H: 1 LOB: 1 BB: 0 P: 12	R: 0 E: 0 K: 0 S: 11	H: 0 LOB: 1 BB: 1 P: 17	R: 3 E: 0 K: 0 S: 15	H: 3 LOB: 0 BB: 0 P: 17	R: 0 E: 0 K: 0 S: 10	H: 1 LOB: 2 BB: 1 P: 18	1B: 8 2B: 0 3B: 0 HR: 2	SF: 0 SAC: 2 DP: 1 HBP: 1	WP: 0 PB: 0 SB: 1 CS: 0	PA: 39					
<b>PITCHER</b>	IP WLS BF H R ER SO BB IBB HBP BLK WP HR S P ERA WHIP																										
<b>Brian Moehler, R</b> (1, 1) ERA: 3.6	6.2		27	6	0	0	5	2	0	1	0	0	0	71	111	0.00	1.200										
<b>Valerio De Los Santos, L</b> (7, 1) ERA: 6.14	0.1	L	3	2	2	2	0	0	0	0	0	0	1	11	11	54.00	6.000										
<b>Antonio Alfonseca, R</b> (8, 1) ERA: 2.7	1.0		4	1	1	1	0	0	0	0	0	0	1	7	9	9.00	1.000										
<b>Randy Messenger, R</b> (9, 1) ERA: 4.11	1.0		5	1	0	0	0	1	0	0	0	0	0	10	18	0.00	2.000										

**Arizona Diamondbacks @ Florida Marlins**  
Dolphin Stadium, Miami, FL  
Thu Aug 11 2005, 7:05 PM EDT  
Att. 20,432 - Party Cloudy - 88 F

AB	33
R	3
H	10
RBI	3
BB	3
SO	5
LOB	13



WP	0	PA	39
PB	0		
SB	1		
CS	0		

PITCHER	IP	WLS	BF	H	R	ER	SO	BB	IBB	HBP	BLK	WP	HR	S	P	ERA	WHIP
Brian Moehler, R	6.2		27	6	0	0	5	2	0	1	0	0	0	71	111	0.00	1.200
Valerio De Los Santos, L	0.1	L	3	2	2	2	0	0	0	0	0	0	1	11	11	54.00	6.000
Antonio Alfonseca, R	1.0		4	1	1	1	0	0	0	0	0	0	1	7	9	9.00	1.000
Randy Messenger, R	1.0		5	1	0	0	0	1	0	0	0	0	0	10	18	0.00	2.000



Batter	1	2	3	4	5	6	7	8	9	AB R H RBI BB SO LOB
Juan Pierre, L OBP: 0.315, SLG: 0.331 (1, 8)	0-0 B2-3		2-2 G4-3		1-0 1B			1-1 B2-3		4 0 1 1 0 0 0
Luis Castillo, S OBP: 0.390, SLG: 0.373 (1, 4)	3-2 F7		2-2 E3		2-3 K			4-0 BB		3 0 0 0 1 1 1
Miguel Cabrera, R OBP: 0.408, SLG: 0.609 (1, 7)	1-2 1B		3-3 K		0-0 G6-3			2-1 F8		4 0 1 0 0 1 2
Jeff Conine, R OBP: 0.365, SLG: 0.399 (1, 3)	0-1 FC4			1-0 F7		2-3 K		2-2 F8		4 0 1 0 0 1 0
Alex Gonzalez, R OBP: 0.332, SLG: 0.382 (1, 6)	2-2 FC4			0-1 G1-3		0-1 F8		0-3 K		4 0 0 0 0 1 2
Mike Lowell, R OBP: 0.289, SLG: 0.363 (1, 5)		0-3 K		2-2 G5-3		1-2 L9		2-2 G5-3		4 0 0 0 0 1 0
Chris Aquila, R OBP: 0.268, SLG: 0.296 (1, 9)		0-0 G6-3			2-2 1B		0-3 K			3 1 1 0 0 1 0
Randy Messenger, R OBP: 0.500, SLG: 0.500 (9, 1)										0 0 0 0 0 0 0
20 Matt Treanor, R OBP: 0.300, SLG: 0.296 (1, 2)		2-2 G6-3			0-3 K		3-2 L7			3 0 0 0 0 1 1
Brian Moehler, R OBP: 0.139, SLG: 0.118 (1, 1)			1-3 K		1-2 1B			2-1 G6-3		1 0 0 0 0 1 0
Valerio De Los Santos, L (7, 1)										0 0 0 0 0 0 0
Antonio Alfonseca, R (8, 1)										0 0 0 0 0 0 0
Juan Encarnacion, R OBP: 0.363, SLG: 0.488 (8, 9)										1 0 0 0 0 0 0

Inning Stats	R: 0	H: 2	E: 0	K: 14	H: 0	LOB: 2	BB: 0	P: 20	R: 0	H: 0	E: 0	K: 1	S: 7	R: 0	H: 0	E: 1	K: 2	S: 13	R: 0	H: 0	E: 0	K: 0	S: 6	R: 1	H: 2	E: 0	K: 2	S: 14	R: 0	H: 0	E: 0	K: 1	S: 6	R: 0	H: 0	E: 0	K: 1	S: 11	R: 0	H: 0	E: 0	K: 0	S: 6	R: 0	H: 0	E: 0	K: 1	S: 11	R: 0	H: 0	E: 0	K: 1	S: 11	1B: 3	2B: 1	3B: 0	HR: 0	SF: 0	SAC: 0	DP: 0	HBP: 1	WP: 0	PA: 33
--------------	------	------	------	-------	------	--------	-------	-------	------	------	------	------	------	------	------	------	------	-------	------	------	------	------	------	------	------	------	------	-------	------	------	------	------	------	------	------	------	------	-------	------	------	------	------	------	------	------	------	------	-------	------	------	------	------	-------	-------	-------	-------	-------	-------	--------	-------	--------	-------	--------

PITCHER	IP	WLS	BF	H	R	ER	SO	BB	IBB	HBP	BLK	WP	HR	S	P	ERA	WHIP
17 Brandon Webb, R ERA: 3.78 (1, 1)	8.0	W	30	4	1	1	7	1	0	1	0	0	0	77	116	1.12	0.625
Jose Valverde, R ERA: 2.82 (9, 1)	1.0	S	3	0	0	0	1	0	0	0	0	0	0	11	15	0.00	0.000

**BOTTOM**

**Arizona Diamondbacks @ Florida Marlins**  
Dolphin Stadium, Miami, FL

Thu Aug 11 2005, 7:05 PM EDT  
Att. 20,432 - Partly Cloudy - 88 F

livebaseballscorecards.com

<b>AB</b>	<b>31</b>
<b>R</b>	<b>1</b>
<b>H</b>	<b>4</b>
<b>RBI</b>	<b>1</b>
<b>BB</b>	<b>1</b>
<b>SO</b>	<b>8</b>
<b>LOB</b>	<b>6</b>



Batter	1			2			3			4			5			6			7			8			9			AB R H RBI BB SO LOB		
Craig Counsell, L OBP: 0.370, SLG: 0.398 (1, 4)																												5 0 2 1 0 0 0		
Chad Tracy, L OBP: 0.349, SLG: 0.534 (1, 9)																												5 1 1 0 0 1 3		
Luis Gonzalez, L OBP: 0.366, SLG: 0.450 (1, 7)																												5 1 1 0 0 0 2		
Tony Clark, S OBP: 0.369, SLG: 0.680 (1, 3)																												4 2 2 4 1 1 0		
Troy Glaus, R OBP: 0.354, SLG: 0.509 (1, 5)																												4 1 1 0 0 2 1		
Shawn Green, L OBP: 0.356, SLG: 0.490 (1, 8)																												4 2 3 1 0 0 0		
Alex Cintron, S OBP: 0.292, SLG: 0.379 (1, 6)																												4 0 0 0 0 0 4		
Kelly Stinnett, R OBP: 0.385, SLG: 0.474 (1, 2)																												3 1 0 0 1 0 0		
Claudio Vargas, R OBP: 0.130, SLG: 0.130 Quinton McCracken, S OBP: 0.326, SLG: 0.304 Greg Aquino, R Buddy Groom, L																												3 0 1 2 0 0 0		
<b>Inning Stats</b>	R: 2 E: 0 K: 0 S: 11	H: 2 LOB: 0 BB: 0 P: 18	R: 1 E: 0 K: 0 S: 9	H: 1 LOB: 0 BB: 0 P: 14	R: 2 E: 0 K: 2 S: 12	H: 2 LOB: 0 BB: 0 P: 22	R: 0 E: 0 K: 0 S: 3	H: 0 LOB: 0 BB: 0 P: 6	R: 0 E: 0 K: 0 S: 6	H: 1 LOB: 1 BB: 0 P: 8	R: 3 E: 0 K: 1 S: 19	H: 4 LOB: 2 BB: 1 P: 30	R: 0 E: 0 K: 1 S: 14	H: 1 LOB: 2 BB: 1 P: 23	R: 0 E: 0 K: 0 S: 4	H: 0 LOB: 0 BB: 0 P: 6	R: 0 E: 0 K: 0 S: 6	H: 0 LOB: 0 BB: 0 P: 10	1B: 7 2B: 1 3B: 0 HR: 3	SF: 0 SAC: 0 DP: 0 HBP: 0	WP: 0 PB: 0 SB: 1 CS: 0	PA: 40								
<b>PITCHER</b> Jorge Sosa, R ERA: 2.73 Kyle Davies, R ERA: 4.56 Jim Brower, R ERA: 5.19	IP 5.0	WLS L	BF 21	H 6	R 5	ER 5	SO 2	BB 0	IBB 0	HBP 0	BLK 0	WP 0	HR 3	S 41	P 68	ERA 9.00	WHIP 1.200													
<b>PITCHER</b>	IP	WLS	BF	H	R	ER	SO	BB	IBB	HBP	BLK	WP	HR	S	P	ERA	WHIP													

**Arizona Diamondbacks @ Atlanta Braves**  
 Turner Field, Atlanta, GA  
 Fri Aug 12 2005, 7:35 PM EDT  
 Att. 32,006 - Overcast - 72 F

AB	38
R	8
H	11
RBI	8
BB	2
SO	4
LOB	10



Batter	1	2	3	4	5	6	7	8	9	AB R H RBI BB SO LOB
Rafael Furcal, S OBP: 0.331, SLG: 0.407 Jim Brower, R (1, 6)	1-2 P3		1-0 F8			1-1 F8		0-2 G1-3		4 0 0 0 0 0 1 0 0 0 0 0 0 0
Marcus Giles, R OBP: 0.382, SLG: 0.462 (1, 4)	4-2 10 G3 BB		2-3 K			1-0 G4-3		2-3 P3		3 0 0 0 0 1 1 1
10 Chipper Jones, S OBP: 0.397, SLG: 0.510 (1, 5)	3-2 G3		3-2 F8			1-2 1B		0-0 G5-3 1B		4 0 2 0 0 0 1
Andruw Jones, R OBP: 0.363, SLG: 0.600 (1, 8)	2-2 G6-3			1-3 K		3-2 P4		1-1 G5-3		4 0 0 0 0 1 3
Adam LaRoche, L OBP: 0.312, SLG: 0.460 (1, 3)		4-0 7 1B BB		1-1 G3-1		1-2 G3		0-0 P3		3 0 0 0 0 1 0 1
7 Jeff Francoeur, R OBP: 0.400, SLG: 0.745 (1, 9)		1-0 1-2 1B		2-2 F7		1-1 G5-3		1-2 P3		4 0 1 0 0 0 1
Kelly Johnson, L OBP: 0.323, SLG: 0.388 (1, 7)		2-3 K			2-2 F9	1-3 K				3 0 0 0 0 2 2
16 Brian McCann, L OBP: 0.354, SLG: 0.416 8 Brayan Peña, S OBP: 0.160, SLG: 0.125 (1, 2) (7, 2)		3-2 F7			2-2 F8			1-3 K		2 0 0 0 0 0 2 1 0 0 0 0 1 0
Jorge Sosa, R OBP: 0.059, SLG: 0.059 Wilson Betemit, S OBP: 0.354, SLG: 0.449 Kyle Davies, R OBP: 0.267, SLG: 0.154 Julio Franco, R OBP: 0.357, SLG: 0.491 4 Pete Orr, L OBP: 0.333, SLG: 0.392 (1, 1) (5, PH) (6, 1) (8, PH) (9, 6)		1-3 K			3-2 F7			1-1 G1-3 2B		1 0 0 0 0 0 1 2 1 0 0 0 0 0 0 0 0 0 0 0 0 0 1 0 1 0 0 0 0 0 0 0 0 0 0 0

Inning Stats	R: 0 E: 0 K: 13 S: 13	H: 0 LOB: 1 BB: 1 P: 23	R: 0 E: 0 K: 2 S: 10	H: 1 LOB: 2 BB: 1 P: 21	R: 0 E: 0 K: 1 S: 8	H: 0 LOB: 0 BB: 0 P: 14	R: 0 E: 0 K: 1 S: 10	H: 0 LOB: 0 BB: 0 P: 14	R: 0 E: 0 K: 0 S: 9	H: 1 LOB: 1 BB: 0 P: 15	R: 0 E: 0 K: 1 S: 8	H: 0 LOB: 0 BB: 0 P: 11	R: 0 E: 0 K: 1 S: 10	H: 1 LOB: 1 BB: 0 P: 14	R: 0 E: 0 K: 0 S: 9	H: 1 LOB: 1 BB: 0 P: 11	1B: 3 2B: 1 3B: 0 HR: 0	SF: 0 SAC: 0 DP: 0 HBP: 0	WP: 0 PB: 0 SB: 0 CS: 0	PA: 33
--------------	--------------------------------	----------------------------------	-------------------------------	----------------------------------	------------------------------	----------------------------------	-------------------------------	----------------------------------	------------------------------	----------------------------------	------------------------------	----------------------------------	-------------------------------	----------------------------------	------------------------------	----------------------------------	----------------------------------	------------------------------------	----------------------------------	--------

PITCHER	IP	WLS	BF	H	R	ER	SO	BB	IBB	HBP	BLK	WP	HR	S	P	ERA	WHIP
Claudio Vargas, R ERA: 4.57 (1, 1)	7.0	W	25	2	0	0	5	2	0	0	0	0	0	69	116	0.00	0.571
Greg Aquino, R ERA: 8.1 (8, 1)	0.2		3	1	0	0	1	0	0	0	0	0	0	8	10	0.00	1.500
Buddy Groom, L ERA: 5.46 (8, 1)	1.1		5	1	0	0	0	0	0	0	0	0	0	11	15	0.00	0.750

**BOTTOM**

**Arizona Diamondbacks @ Atlanta Braves**  
Turner Field, Atlanta, GA

Fri Aug 12 2005, 7:35 PM EDT  
Att. 32,006 - Overcast - 72 F

livebaseballscorecards.com

AB	31
R	0
H	4
RBI	0
BB	2
SO	6
LOB	14



Batter	1	2	3	4	5	6	7	8	9	AB R H RBI BB SO LOB	TOP																
<b>Craig Counsell, L</b> (1, 4) OBP: 0.371, SLG: 0.399	0-1 F9-5 1B		0-0 HBP SF8 1B		1-2 G3		2-2 G3-1			4 1 2 1 0 0 1																	
<b>Royce Clayton, R</b> (1, 6) OBP: 0.319, SLG: 0.355	1-2 1B		0-0 SF8 HBP 2-1 1B		2-3 K		0-2 G5-3			4 0 2 0 0 1 1																	
<b>Chad Tracy, L</b> (1, 9) OBP: 0.348, SLG: 0.530	1-2 F9-5 2-3		1-2 HBP		1-1 P6		1-2 G1-3			3 0 0 0 0 0 3																	
<b>Tony Clark, S</b> (1, 3) OBP: 0.368, SLG: 0.674	1-3 K		1-1 SF8		0-1 G4-3		4-2 G6-4-3 BB			2 0 0 1 1 1 1																	
<b>Troy Glaus, R</b> (1, 5) OBP: 0.353, SLG: 0.506		1-3 K	1-1 2-1	2-2 HR 1B		1-3 K	1-1 G6-4-3			4 1 1 0 0 2 1																	
<b>Shawn Green, L</b> (1, 8) OBP: 0.357, SLG: 0.497		0-1 G1-3		2-2 HR		2-0 E 1B	1-2 G5-3			4 2 2 2 0 0 0																	
<b>Quinton McCracken, S</b> (1, 7) OBP: 0.320, SLG: 0.297		0-3 K		0-2 F9		0-0 E8 19 WP	3-2 G3-1			4 0 0 0 0 1 0																	
<b>19 Chris Snyder, R</b> (1, 2) OBP: 0.297, SLG: 0.320			0-0 SH5-4 1B 2B		1-0 F8	2-2 G5-3	1-0 G3-1			3 1 1 0 0 0 1																	
<b>Alex Cintron, S</b> (9, PH) OBP: 0.291, SLG: 0.378			0-1 SH5-4		0-1 G4-3					1 0 0 0 0 0 0																	
<b>Russ Ortiz, R</b> (1, 1) OBP: 0.333, SLG: 0.320							4-2 G3-1 BB			0 0 0 0 0 1 0 0 0																	
<b>34 Connor Jackson, R</b> (7, PH) OBP: 0.280, SLG: 0.522										0 0 0 0 0 0 0 0 0																	
<b>Lance Cormier, R</b> (7, 1) OBP: 0.250, SLG: 0.250										0 0 0 0 0 0 0 0 0																	
<b>Brandon Lyon, R</b> (8, 1)										0 0 0 0 0 0 0 0 0																	
<b>Buddy Groom, L</b> (8, 1)										0 0 0 0 0 0 0 0 0																	
<b>Luis Gonzalez, L</b> (9, PH) OBP: 0.365, SLG: 0.449										1 0 0 0 0 0 0 0 0																	
<b>Inning Stats</b>	R: 0 E: 0 K: 1 S: 12	H: 2 LOB: 1 P: 15	R: 0 E: 0 K: 2 S: 8	H: 0 LOB: 0 BB: 0 P: 9	R: 2 E: 0 K: 0 S: 10	H: 3 LOB: 2 BB: 0 P: 13	R: 2 E: 0 K: 0 S: 13	H: 2 LOB: 0 BB: 0 P: 18	R: 0 E: 0 K: 1 S: 9	H: 0 LOB: 0 BB: 0 P: 13	R: 1 E: 1 K: 1 S: 12	H: 1 LOB: 1 BB: 0 P: 17	R: 0 E: 0 K: 0 S: 14	H: 0 LOB: 1 BB: 1 P: 21	R: 0 E: 0 K: 0 S: 8	H: 0 LOB: 0 BB: 1 P: 14	R: 0 E: 0 K: 0 S: 6	H: 0 LOB: 0 BB: 0 P: 11	1B: 6 2B: 2 3B: 0 HR: 1	SF: 1 SAC: 1 DP: 2 HBP: 1	WP: 1 PB: 0 SB: 0 CS: 0	PA: 36					
<b>PITCHER</b>	IP	WLS	BF	H	R	ER	SO	BB	IBB	HBP	BLK	WP	HR	S	P	ERA	WHIP										
<b>John Thomson, R</b> (1, 1) ERA: 3.7	6.0		27	8	5	4	5	0	0	1	0	1	1	64	85	6.00	1.333										
<b>48 Blaine Boyer, R</b> (7, 1) ERA: 2.49	0.2		3	0	0	0	0	1	0	0	0	0	0	11	17	0.00	1.500										
<b>John Foster, L</b> (7, 1) ERA: 3.52	0.1	W	1	0	0	0	0	0	0	0	0	0	0	3	4	0.00	0.000										
<b>Dan Kolb, R</b> (8, 1) ERA: 4.89	1.0	H	3	0	0	0	0	1	0	0	0	0	0	8	14	0.00	1.000										
<b>Chris Reitsma, R</b> (9, 1) ERA: 3.56	1.0		3	0	0	0	0	0	0	0	0	0	0	6	11	0.00	0.000										

**Arizona Diamondbacks @ Atlanta Braves**  
Turner Field, Atlanta, GA  
Sat Aug 13 2005, 1:20 PM EDT  
Att: 36,817 - Partly Cloudy - 83 F

AB	31
R	5
H	8
RBI	4
BB	2
SO	5
LOB	8



BOTTOM

Arizona Diamondbacks @ Atlanta Braves

Turner Field, Atlanta, GA

Sat Aug 13 2005, 1:20 PM EDT  
Att. 36,817 - Partly Cloudy - 83 F

livebaseballscorecards.com

AB	36
R	9
H	14
RBI	9
BB	2
SO	3
LOB	13



WP:	0	PA:	39
PB:	1		
SB:	1		
CS:	0		

AB R H RBI BB SO LOB

4 2 2 1 1 0 0

5 1 2 1 0 1 2

4 1 3 2 1 0 2

4 1 2 0 0 0 2

3 1 1 4 0 0 2

4 1 1 0 0 0 2

4 0 1 0 0 0 1

4 1 1 1 0 0 1

2	0	0	0	0	1	0
0	0	0	0	0	0	0
0	0	0	0	0	0	0
1	1	1	0	0	0	0
0	0	0	0	0	0	0
1	0	0	0	0	1	1
0	0	0	0	0	0	0

1B:	8	SF:	1
2B:	4	SAC:	0
3B:	1	DP:	1
HR:	1	HBP:	0

Batter	1	2	3	4	5	6	7	8	9
Rafael Furcal, S OBP: 0.333, SLG: 0.413 (1, 6)	2-2 F8		2-2 G3-1		1-2 4 G4-3 3B		4-2 10 2B BB	0-2 1B	
4 Pete Orr, L OBP: 0.336, SLG: 0.392 (1, 4)	1-1 1B 10 S SF8 1B		0-0 F8		3-2 3-H G4-3		0-3 1 SAFE K	0-1 1B	
10 Chipper Jones, S OBP: 0.405, SLG: 0.519 (1, 5)	4-1 1B 1B BB		2-1 1B HR 1B		0-0 1B		2-0 1-H 2-H 2B	0-1 P3	
Andruw Jones, R OBP: 0.364, SLG: 0.599 (1, 8)	2-2 1-2 2-3 1B		0-0 1-2 HR 1B		2-2 F7		2-2 F7		
Julio Franco, R OBP: 0.355, SLG: 0.506 (1, 3)	0-0 SF8		3-2 1-H 2-H HR		1-0 F9		3-2 G4-3		
7 Jeff Francoeur, R OBP: 0.394, SLG: 0.735 (1, 9)	0-1 P6		0-0 F8		1-0 G6-3			0-0 G4-3 16 2B 2B	
Kelly Johnson, L OBP: 0.322, SLG: 0.385 (1, 7)		3-2 P2		0-0 16 31/6-4-3 1B		0-0 F7		1-0 G4-3	
16 Brian McCann, L OBP: 0.350, SLG: 0.419 (1, 2)		1-2 F9		0-1 G1-6-4-3 1-2f		3-2 G3		3-1 PB 1B 2B	
John Thomson, R OBP: 0.313, SLG: 0.333 48 Blaine Boyer, R John Foster, L Ryan Langerhans, L OBP: 0.329, SLG: 0.410 Dan Kolb, R Adam LaRoche, L OBP: 0.311, SLG: 0.458 Chris Reitsma, R (1, 1) (7, 1) (7, PH) (8, 1) (8, PH) (9, 1)		0-3 K		2-2 G3-1			2-1 10 2B 2B	2-3 K	

Inning Stats	R: 1	H: 2	E: 0	K: 0	S: 15	LOB: 2	BB: 1	P: 24	R: 0	H: 0	E: 0	K: 1	S: 13	LOB: 0	BB: 0	P: 17	R: 3	H: 3	E: 0	K: 0	S: 14	LOB: 0	BB: 0	P: 21	R: 0	H: 1	E: 0	K: 0	S: 6	LOB: 0	BB: 0	P: 8	R: 1	H: 2	E: 0	K: 0	S: 12	LOB: 1	BB: 0	P: 19	R: 0	H: 0	E: 0	K: 0	S: 5	LOB: 0	BB: 0	P: 9	R: 2	H: 2	E: 0	K: 1	S: 14	LOB: 1	BB: 1	P: 27	R: 2	H: 4	E: 0	K: 1	S: 16	LOB: 2	BB: 0	P: 21
--------------	------	------	------	------	-------	--------	-------	-------	------	------	------	------	-------	--------	-------	-------	------	------	------	------	-------	--------	-------	-------	------	------	------	------	------	--------	-------	------	------	------	------	------	-------	--------	-------	-------	------	------	------	------	------	--------	-------	------	------	------	------	------	-------	--------	-------	-------	------	------	------	------	-------	--------	-------	-------

PITCHER	IP	WLS	BF	H	R	ER	SO	BB	IBB	HBP	BLK	WP	HR	S	P	ERA	WHIP
Russ Ortiz, R ERA: 6.0 (1, 1)	6.0		26	8	5	5	1	1	0	0	0	0	0	65	98	7.50	1.500
Lance Cormier, R ERA: 4.2 (7, 1)	1.0	L	6	2	2	2	1	1	0	0	0	0	0	14	27	18.00	3.000
Brandon Lyon, R ERA: 2.84 (8, 1)	0.2		5	3	2	2	1	0	0	0	0	0	0	12	17	27.00	4.500
Buddy Groom, L ERA: 5.4 (8, 1)	0.1		2	1	0	0	0	0	0	0	0	0	0	4	4	0.00	3.000

PITCHER	IP	WLS	BF	H	R	ER	SO	BB	IBB	HBP	BLK	WP	HR	S	P	ERA	WHIP
---------	----	-----	----	---	---	----	----	----	-----	-----	-----	----	----	---	---	-----	------

Batter	1	2	3	4	5	6	7	8	9	AB R H RBI BB SO LOB	TOP											
<b>Craig Counsell, L</b> (1, 4) <small>OBP: 0.370, SLG: 0.396</small> <b>Alex Cintron, S</b> (8, 4) <small>OBP: 0.290, SLG: 0.376</small>	2-1 G3-1	0-1 G3		1-2 G4-3		4-1 FC4-6 1-2 BB			0-0 F8	3 0 0 0 1 0 2 1 0 0 0 0 0 0												
<b>Royce Clayton, R</b> (1, 6) <small>OBP: 0.323, SLG: 0.361</small>	2-2 1B 1B	0-1 S 1B			0-1 F7	0-0 FC4-6 1-2f			1-1 1B SF8 2B	5 2 3 2 0 0 2												
<b>Luis Gonzalez, L</b> (1, 7) <small>OBP: 0.370, SLG: 0.454</small>	1-1 1B 1B	2-1 SAFE G6-3			1-0 1B 2B				1-2 19 HR 1B	4 1 3 0 1 0 1												
<b>Tony Clark, S</b> (1, 3) <small>OBP: 0.367, SLG: 0.670</small> <b>Lance Cormier, R</b> (5, 1) <small>OBP: 0.250, SLG: 0.250</small> <b>Quinton McCracken, S</b> (7, PH) <small>OBP: 0.317, SLG: 0.295</small>	1-1 1B 1B		2-1 P3		0-0 F8				1-1 SF8	3 0 1 1 0 0 1 0 0 0 0 0 0 0 1 0 0 1 0 0 1												
<b>Shawn Green, L</b> (1, 9) <small>OBP: 0.360, SLG: 0.498</small> <b>Tim Worrell, R</b> (7, 1) <b>Jose Valverde, R</b> (8, 1) <b>19 Chris Snyder, R</b> (9, PH) <small>OBP: 0.300, SLG: 0.333</small>	1-2 1B		4-1 S BB		1-1 1B				2-2 HR	3 0 2 0 1 0 0 0 0 0 0 0 0 0 0 0 0 0 0 0 0 1 1 1 2 0 0 0												
<b>Troy Glaus, R</b> (1, 5) <small>OBP: 0.354, SLG: 0.511</small>	1-2 G6-3		2-2 SAFE G6-3		2-2 HR				2-2 G4-3 HBP	4 1 1 1 0 0 3												
<b>Kelly Stinnett, R</b> (1, 2) <small>OBP: 0.386, SLG: 0.516</small>		2-1 SH5-4 1B 1B		1-2 G5-3		2-0 F7			1-1 HR G6-3	5 2 2 1 0 0 2												
<b>Luis Terrero, R</b> (1, 8) <small>OBP: 0.336, SLG: 0.418</small>		2-1 SH5-4 1B 1B		1-1 P6		1-2 K			3-2 L5	4 1 1 0 0 1 0												
<b>Javier Vazquez, R</b> (1, 1) <small>OBP: 0.298, SLG: 0.318</small> <b>36 Brian Bruney, R</b> (3, 1) <b>Chad Tracy, L</b> (5, 3) <small>OBP: 0.349, SLG: 0.530</small>		0-0 SH5-4		0-1 G1-3		3-2 DI 1B			0-1 G1-3	0 0 0 0 0 0 0 1 0 0 0 0 0 0 2 0 1 0 0 0 0												
<b>Inning Stats</b>	R: 1 E: 0 K: 0 S: 17	H: 4 LOB: 2 BB: 0 P: 25	R: 2 E: 0 K: 0 S: 11	H: 3 LOB: 1 BB: 0 P: 17	R: 0 E: 0 K: 0 S: 9	H: 0 LOB: 1 BB: 1 P: 18	R: 0 E: 0 K: 0 S: 7	H: 0 LOB: 0 BB: 0 P: 9	R: 0 E: 0 K: 0 S: 6	H: 2 LOB: 2 BB: 0 P: 8	R: 1 E: 0 K: 1 S: 17	H: 2 LOB: 2 BB: 1 P: 29	R: 0 E: 0 K: 0 S: 7	H: 0 LOB: 0 BB: 1 P: 11	R: 1 E: 0 K: 0 S: 11	H: 1 LOB: 0 BB: 0 P: 17	R: 3 E: 0 K: 0 S: 17	H: 3 LOB: 1 BB: 0 P: 27	1B: 10 2B: 2 3B: 0 HR: 3	SF: 1 SAC: 1 DP: 1 HBP: 1	WP: 0 PB: 0 SB: 2 CS: 0	PA: 43
<b>PITCHER</b>	IP WLS BF H R ER SO BB IBB HBP BLK WP HR S P ERA WHIP																					
<b>Mike Hampton, L</b> (1, 1) <small>ERA: 2.73</small> <b>Horacio Ramirez, L</b> (6, 1) <small>ERA: 4.73</small> <b>48 Blaine Boyer, R</b> (9, 1) <small>ERA: 2.45</small>	5.0 W 23 9 3 3 0 1 0 0 0 0 0 0 50 77 5.40 2.000																					
	3.2 18 6 5 5 1 2 0 0 0 0 0 3 46 73 12.27 2.182																					
	0.1 2 0 0 0 0 0 0 0 0 1 0 0 0 6 11 0.00 0.000																					

**Arizona Diamondbacks @ Atlanta Braves**  
 Turner Field, Atlanta, GA  
 Sun Aug 14 2005, 1:05 PM EDT  
 Att. 30,098 - Sunny - 85 F

AB	37
R	8
H	15
RBI	8
BB	3
SO	1
LOB	12



WP: 0	PA: 43
-------	--------

ERA	WHIP
-----	------

livebaseballscorecards.com

Batter	1	2	3	4	5	6	7	8	9
Rafael Furcal, S OBP: 0.334, SLG: 0.413 (1, 6)	F7		10 2B	FC6-4		K			
Marcus Giles, R OBP: 0.385, SLG: 0.462 (1, 4)	10 HR 1B		10 2B HBP		10 2B 1B	L5			
10 Chipper Jones, S OBP: 0.412, SLG: 0.546 Wilson Betemit, S OBP: 0.354, SLG: 0.449 (1, 5) (8, 5)	1-H HR		1-3 2-H E 2B	7 HBP BB BB	1-1 7 F9 2B		K		
Andrew Jones, R OBP: 0.367, SLG: 0.598 Horacio Ramirez, L OBP: 0.250, SLG: 0.291 48 Blaine Boyer, R (1, 8) (6, 1) (9, 1)	K		2-0 1B 7 HR 1B	2-2 BB 7 HBP 16 BB HBP	4-0 BB		1-1 1B		
Adam LaRoche, L OBP: 0.312, SLG: 0.456 (1, 3)	BB		1-0 7 HR 1B	1-3 K	1-3 K		2-1 P2		
7 Jeff Francoeur, R OBP: 0.394, SLG: 0.745 (1, 9)	K		0-0 1-H 3-H HR	1-0 16 BB BB HBP	1-1 F9		1-3 K		
Ryan Langerhans, L OBP: 0.331, SLG: 0.420 (1, 7) (6, 8)			2-1 HR	4-1 16 BB BB	0-0 F7			G1-3	
16 Brian McCann, L OBP: 0.343, SLG: 0.402 (1, 2)	F9		0-2 G4-3	4-2 FC6-4 BB				0-0 F8	
Mike Hampton, R OBP: 0.320, SLG: 0.480 Kelly Johnson, L OBP: 0.323, SLG: 0.399 (1, 1) (6, 7)	F8		0-2 G5-3 BB 1B	1-3 K				3-1 G3-1	

Inning Stats	R: 2	H: 2	E: 0	K: 2	S: 14	LOB: 1	BB: 1	P: 25	R: 0	H: 0	E: 0	K: 1	S: 5	LOB: 0	BB: 0	P: 10	R: 7	H: 7	E: 1	K: 0	S: 21	LOB: 1	BB: 1	P: 36	R: 2	H: 0	E: 0	K: 2	S: 18	LOB: 3	BB: 3	P: 35	R: 1	H: 2	E: 0	K: 1	S: 11	LOB: 2	BB: 1	P: 19	R: 1	H: 1	E: 0	K: 1	S: 7	LOB: 0	BB: 0	P: 11	R: 0	H: 1	E: 0	K: 2	S: 10	LOB: 1	BB: 0	P: 16	R: 0	H: 0	E: 0	K: 0	S: 7	LOB: 0	BB: 0	P: 13
--------------	------	------	------	------	-------	--------	-------	-------	------	------	------	------	------	--------	-------	-------	------	------	------	------	-------	--------	-------	-------	------	------	------	------	-------	--------	-------	-------	------	------	------	------	-------	--------	-------	-------	------	------	------	------	------	--------	-------	-------	------	------	------	------	-------	--------	-------	-------	------	------	------	------	------	--------	-------	-------

AB	R	H	RBI	BB	SO	LOB	
4	1	1	0	1	1	3	
4	3	2	0	0	0	2	
4	3	3	4	1	1	0	
0	0	0	0	0	0	0	
2	2	1	1	1	1	0	
1	0	1	0	0	0	0	
0	0	0	0	0	0	0	
4	1	1	0	1	2	5	
4	1	1	3	0	2	4	
4	1	1	2	1	1	2	
4	0	0	1	1	0	0	
3	0	1	0	0	1	3	
2	1	1	1	0	0	0	
1B: 6	SF: 0	2B: 3	SAC: 0	3B: 0	DP: 1	HR: 4	HBP: 3

WP	HR	S	P	ERA	WHIP
0	0	0	0	0.00	1.000
0	0	0	0	0.00	0.000

**Arizona Diamondbacks @ Atlanta Braves**  
Turner Field, Atlanta, GA  
Sun Aug 14 2005, 1:05 PM EDT  
Att: 30,098 - Sunny - 85 F

AB	36
R	13
H	13
RBI	12
BB	6
SO	9
LOB	19



WP	HR	S	P	ERA	WHIP
0	0	0	0	0.00	1.000
0	0	0	0	0.00	0.000

Batter	1	2	3	4	5	6	7	8	9	AB R H RBI BB SO LOB	TOP									
<b>Craig Counsell, L</b> (1, 4) OBP: 0.367, SLG: 0.393	2-1 G3			3-2 G5-3	1-1 P6			2-2 G6-3		4 0 0 0 0 0 2	<b>Arizona Diamondbacks @ St. Louis Cardinals</b> <b>Busch Stadium, St. Louis, MO</b> Tue Aug 16 2005, 7:10 PM CDT Att. 42,198 - Partly Cloudy - 79 F									
<b>Royce Clayton, R</b> (1, 6) OBP: 0.322, SLG: 0.365	0-3 K			0-0 HR 3B	0-1 G1-3			2-3 K		4 1 1 0 0 2 2										
<b>Luis Gonzalez, L</b> (1, 7) OBP: 0.369, SLG: 0.459	0-2 F9			0-0 HR						4 1 1 2 0 1 0										
<b>Tony Clark, S</b> (1, 3) OBP: 0.362, SLG: 0.658		1-1 G4-3		2-3 K						4 0 0 0 0 3 0										
<b>Troy Glaus, R</b> (1, 5) OBP: 0.357, SLG: 0.512		1-2 G6-3 1B		3-2 1B						3 0 2 0 0 1 0										
<b>Shawn Green, L</b> (1, 8) OBP: 0.357, SLG: 0.493		0-1 G6-3 1-2f		0-0 G3						4 0 0 0 0 0 3										
<b>Chad Tracy, L</b> (1, 9) OBP: 0.349, SLG: 0.528			2-1 L4		3-2 SH5-4 HBP 1B					3 0 1 0 0 1 0										
<b>Kelly Stinnett, R</b> (1, 2) OBP: 0.384, SLG: 0.500			3-2 P5		1-0 SH5-4 HBP					2 0 0 0 0 0 0										
<b>Brad Halsey, L</b> (1, 1) OBP: 0.160, SLG: 0.067			2-3 K		1-0 SH5-4					1 0 0 0 0 1 0										
<b>Greg Aquino, R</b> (6, 1)										0 0 0 0 0 0 0										
<b>Brandon Lyon, R</b> (7, 1)										0 0 0 0 0 0 0										
<b>Quinton McCracken, S</b> (8, PH) OBP: 0.315, SLG: 0.294										1 0 0 0 0 0 0										
<b>Buddy Groom, L</b> (8, 1)										0 0 0 0 0 0 0										
<b>Inning Stats</b>	R: 0 E: 0 K: 1 S: 9	H: 0 LOB: 0 BB: 0 P: 11	R: 0 E: 0 K: 0 S: 7	H: 1 LOB: 0 BB: 0 P: 9	R: 0 E: 0 K: 1 S: 8	H: 0 LOB: 0 BB: 0 P: 15	R: 2 E: 0 K: 1 S: 16	H: 3 LOB: 1 BB: 0 P: 24	R: 0 E: 0 K: 3 S: 9	H: 0 LOB: 0 BB: 0 P: 14	R: 0 E: 0 K: 1 S: 7	H: 0 LOB: 0 BB: 0 P: 10	R: 0 E: 0 K: 1 S: 9	H: 0 LOB: 0 BB: 0 P: 13	R: 0 E: 0 K: 1 S: 10	H: 0 LOB: 1 BB: 0 P: 19	1B: 3 2B: 0 3B: 1 HR: 1	SF: 0 SAC: 1 DP: 1 HBP: 2	WP: 0 PB: 0 SB: 0 CS: 0	PA: 33
<b>PITCHER</b>	IP WLS BF H R ER SO BB IBB HBP BLK WP HR S P ERA WHIP																			
<b>Jeff Suppan, R</b> (1, 1) ERA: 4.04	7.0 W 26 5 2 2 7 0 0 1 0 0 0 1 66 99 2.57 0.714																			
<b>Al Reyes, R</b> (8, 1) ERA: 2.45	1.0 3 0 0 0 1 0 0 0 0 0 0 0 9 13 0.00 0.000																			
<b>Cal Eldred, R</b> (9, 1) ERA: 1.21	1.0 4 0 0 0 1 0 0 1 0 0 0 0 10 19 0.00 0.000																			

<b>AB</b>	30
<b>R</b>	2
<b>H</b>	5
<b>RBI</b>	2
<b>BB</b>	0
<b>SO</b>	9
<b>LOB</b>	7





Batter	1	2	3	4	5	6	7	8	9
--------	---	---	---	---	---	---	---	---	---

<b>22 David Eckstein, R</b> (1, 6) OBP: 0.351, SLG: 0.368 	4-1 		1-1 <b>F8</b> 		1-2 <b>G6-3</b> 	0-1 <b>G6-3</b> 	2-2 		
<b>So Taguchi, R</b> (1, 7) OBP: 0.339, SLG: 0.462 	2-2 		0-1 		1-2 <b>F7</b> 	1-1 <b>HBP</b> 	0-1 		
<b>5 Albert Pujols, R</b> (1, 3) OBP: 0.432, SLG: 0.629 	0-0 <b>F3</b> 		2-2 		0-1 	4-0 	3-1 <b>F9</b> 		
<b>Mark Grudzielanek, R</b> (1, 4) OBP: 0.342, SLG: 0.419 	3-3 <b>K</b> 		1-0 <b>L3</b> 		1-1 	2-2 		2-2 	
<b>15 Jim Edmonds, L</b> (1, 8) OBP: 0.399, SLG: 0.531 	0-1 <b>E2</b> 		2-0 <b>G3-1</b> 		2-1 	1-3 <b>K</b> 		1-3 <b>K</b> 	
<b>Scott Seabol, R</b> (1, 5) OBP: 0.301, SLG: 0.338 <b>Abraham Nunez, S</b> (6, 5) OBP: 0.374, SLG: 0.414 	2-3 			1-1 			3-2 <b>L9</b> 	0-0 	
<b>7 Hector Luna, R</b> (1, 9) OBP: 0.327, SLG: 0.380 <b>Al Reyes, R</b> (8, 1) <b>53 John Rodriguez, L</b> (8, PH) OBP: 0.343, SLG: 0.446 <b>Cal Eldred, R</b> (9, 1) 		0-2 <b>F8</b> 		1-0 <b>G6-3</b> 	0-3 <b>K</b> 		1-1 	2-3 	
<b>Einar Diaz, R</b> (1, 2) OBP: 0.232, SLG: 0.291 		0-3 <b>K</b> 		2-0 <b>L4</b> 		0-0 	1-0 	2-2 <b>FC6-4</b> 	
<b>Jeff Suppan, R</b> (1, 1) OBP: 0.227, SLG: 0.238 <b>John Mabry, L</b> (7, PH) OBP: 0.321, SLG: 0.424 		0-1 <b>G1-3</b> 		1-3 		1-1 	0-0 <b>L8</b> 		

AB	R	H	RBI	BB	SO	LOB
----	---	---	-----	----	----	-----

4	2	1	1	1	0	1
5	2	4	3	0	0	0
4	1	2	1	1	0	3
4	0	2	0	0	1	3
5	0	2	2	0	2	5
2	0	1	0	1	1	1
2	0	1	0	0	0	0
4	1	1	0	0	1	4
0	0	0	0	0	0	0
1	0	0	0	0	1	2
0	0	0	0	0	0	0
4	2	1	0	0	1	3
2	0	0	0	0	1	1
1	0	0	0	0	0	2

<b>AB 38</b> <b>R 8</b> <b>H 15</b> <b>RBI 7</b> <b>BB 3</b> <b>SO 8</b> <b>LOB 25</b>	
<b>WP: 0 PA: 44</b> <b>PB: 0</b> <b>SB: 2</b> <b>CS: 0</b>	

Inning Stats		R	H	E	K	S	R	H	E	K	S	R	H	E	K	S	R	H	E	K	S	R	H	E	K	S	R	H	E	K	S	R	H	E	K	S		
		2	2	1	2	13	0	0	0	1	8	0	0	0	0	8	1	2	0	1	15	0	0	0	0	0	0	0	0	0	0	0	0	0	0	0	0	0

PITCHER										PITCHER																											
IP	WLS	BF	H	R	ER	SO	BB	IBB	HBP	BLK	WP	HR	S	P	ERA	WHIP	IP	WLS	BF	H	R	ER	SO	BB	IBB	HBP	BLK	WP	HR	S	P	ERA	WHIP				
Brad Halsey, L (1, 1) ERA: 4.07	5.1	L	27	9	5	4	5	2	0	0	0	0	61	93	6.75	2.062																					
Greg Aquino, R (6, 1) ERA: 7.84	0.2		5	1	0	1	0	1	1	0	0	0	10	18	0.00	1.500																					
Brandon Lyon, R (7, 1) ERA: 4.05	1.0		7	3	3	0	0	0	0	1	0	0	14	24	27.00	3.000																					
Buddy Groom, L (8, 1) ERA: 5.23	1.0		5	2	0	0	2	0	0	0	0	0	14	21	0.00	2.000																					

**Arizona Diamondbacks @ St. Louis Cardinals**  
**Busch Stadium, St. Louis, MO**  
 Tue Aug 16 2005, 7:10 PM CDT  
 Att. 42,198 - Partly Cloudy - 79 F

[livebaseballscorecards.com](http://livebaseballscorecards.com)

Batter	1	2	3	4	5	6	7	8	9	AB R H RBI BB SO LOB	TOP												
Royce Clayton, R (1, 6) OBP: 0.321, SLG: 0.364	3-3 K		1-0 1B			1-2 G5-3			0-3 K	4 0 1 0 0 2 0	<b>Arizona Diamondbacks @ St. Louis Cardinals</b> <b>Busch Stadium, St. Louis, MO</b> Wed Aug 17 2005, 7:10 PM CDT Att. 41,407 - Overcast - 81 F												
Alex Cintron, S (1, 4) OBP: 0.290, SLG: 0.374	0-1 G3-6-3 1B		3-1 F8			1-0 G5-3			1-2 G4-3	4 0 1 0 0 0 2													
Luis Gonzalez, L (1, 7) OBP: 0.368, SLG: 0.457	0-1 G3-6-3 1-2f				2-2 G4-3			1-0 G5-4-3 1B	0-1 G4-3	4 0 1 0 0 0 1													
Troy Glaus, R (1, 5) OBP: 0.361, SLG: 0.514		1-2 G5-4-3 1B			4-2 CS BB			2-2 G5-4-3 1B		2 0 2 0 1 0 0													
34 Conor Jackson, R (1, 3) OBP: 0.250, SLG: 0.462		0-1 G5-4-3 1-2f			1-0 F9			1-0 G5-4-3 1-2f 2-3		3 0 0 0 0 0 4													
Chad Tracy, L (1, 9) OBP: 0.346, SLG: 0.524		1-1 G6-3			1-1 CS 1-2		0-3 K	1-1 G4-3		3 0 0 0 0 1 1													
Luis Terrero, R (1, 8) OBP: 0.328, SLG: 0.407			0-0 L8			1-2 G5-3		1-1 G5-3		3 0 0 0 0 0 0													
19 Chris Snyder, R (1, 2) OBP: 0.300, SLG: 0.331			4-2 1B BB			1-1 F8		1-2 G6-3		2 0 0 0 1 0 0													
17 Brandon Webb, R (1, 1) OBP: 0.087, SLG: 0.067 Buddy Groom, L (7, 1) Quinton McCracken, S (8, PH) OBP: 0.313, SLG: 0.292 Lance Cormier, R (8, 1) OBP: 0.250, SLG: 0.250			2-3 K			0-0 G5-3		1-1 G3		2 0 0 0 0 1 1 0 0 0 0 0 0 0 1 0 0 0 0 0 0 0 0 0 0 0 0 0													
<b>Inning Stats</b>	R: 0 E: 0 K: 1 S: 7	H: 1 LOB: 0 BB: 0 P: 10	R: 0 E: 0 K: 0 S: 7	H: 1 LOB: 0 BB: 0 P: 9	R: 0 E: 0 K: 1 S: 9	H: 1 LOB: 2 BB: 1 P: 19	R: 0 E: 0 K: 0 S: 11	H: 0 LOB: 0 BB: 1 P: 19	R: 0 E: 0 K: 1 S: 9	H: 0 LOB: 0 BB: 0 P: 11		R: 0 E: 0 K: 0 S: 5	H: 0 LOB: 0 BB: 0 P: 7	R: 0 E: 0 K: 0 S: 7	H: 2 LOB: 1 BB: 0 P: 12	R: 0 E: 0 K: 0 S: 8	H: 0 LOB: 0 BB: 0 P: 11	R: 0 E: 0 K: 1 S: 8	H: 0 LOB: 0 BB: 0 P: 9	1B: 5 2B: 0 3B: 0 HR: 0	SF: 0 SAC: 0 DP: 3 HBP: 0	WP: 0 PB: 0 SB: 0 CS: 1	PA: 31
<b>PITCHER</b> 30 Mark Mulder, L (1, 1) ERA: 3.87	IP 9.0	WLS W	BF 30	H 5	R 0	ER 0	SO 4	BB 2	IBB 0	HBP 0	BLK 0	WP 0	HR 0	S 71	P 107	ERA 0.00	WHIP 0.778						<b>PITCHER</b> IP WLS BF H R ER SO BB IBB HBP BLK WP HR S P ERA WHIP

livebaseballscorecards.com

<b>AB</b>	28
<b>R</b>	0
<b>H</b>	5
<b>RBI</b>	0
<b>BB</b>	2
<b>SO</b>	4
<b>LOB</b>	9



Batter	1	2	3	4	5	6	7	8	9	AB	R	H	RBI	BB	SO	LOB
22 David Eckstein, R OBP: 0.353, SLG: 0.369 (1, 6)	G6-3		G5-3							4	0	2	0	0	0	0
Abraham Nunez, S OBP: 0.370, SLG: 0.409 (1, 5)	G4-3		K							3	0	0	1	0	2	2
5 Albert Pujols, R OBP: 0.433, SLG: 0.629 (1, 3)	2B				G6-3					3	0	1	0	1	0	2
15 Jim Edmonds, L OBP: 0.402, SLG: 0.533 (1, 8)	G4-3									2	1	1	0	2	0	1
John Mabry, L OBP: 0.324, SLG: 0.446 (1, 9)										4	2	2	2	0	1	4
Mark Grudzielanek, R OBP: 0.341, SLG: 0.417 (1, 4)										4	0	1	0	0	1	0
So Taguchi, R OBP: 0.342, SLG: 0.463 (1, 7)										4	1	2	0	0	0	1
Einar Diaz, R OBP: 0.226, SLG: 0.283 (1, 2)										3	0	0	0	0	0	2
30 Mark Mulder, L OBP: 0.176, SLG: 0.146 (1, 1)										3	1	2	1	0	0	0

Inning Stats	R: 0	H: 1	E: 0	K: 0	S: 13	R: 1	H: 2	E: 1	K: 0	S: 7	R: 0	H: 0	E: 0	K: 1	S: 6	R: 2	H: 3	E: 0	K: 1	S: 13	R: 0	H: 2	E: 0	K: 1	S: 11	R: 0	H: 0	E: 0	K: 0	S: 5	R: 2	H: 3	E: 1	K: 1	S: 12	R: 0	H: 0	E: 0	K: 0	S: 10
	0	1	0	0	13	1	2	1	0	7	0	0	0	1	6	2	3	0	1	13	0	2	0	0	11	0	0	0	0	5	2	3	1	12	0	0	0	0	10	


PITCHER	IP	WLS	BF	H	R	ER	SO	BB	IBB	HBP	BLK	WP	HR	S	P	ERA	WHIP
17 Brandon Webb, R ERA: 3.89 (1, 1)	6.2	L	30	11	5	5	3	1	1	0	0	0	1	61	93	6.75	1.800
Buddy Groom, L ERA: 5.17 (7, 1)	0.1		2	0	0	0	1	1	0	0	0	0	0	6	12	0.00	3.000
Lance Cormier, R ERA: 4.29 (8, 1)	1.0		3	0	0	0	0	0	0	0	0	0	0	10	15	0.00	0.000

**BOTTOM**

Arizona Diamondbacks @ St. Louis Cardinals  
 Busch Stadium, St. Louis, MO  
 Wed Aug 17 2005, 7:10 PM CDT  
 Att. 41,407 - Overcast - 81 F

livebaseballscorecards.com

AB	30
R	5
H	11
RBI	4
BB	3
SO	4
LOB	12



WP: 0	PA: 35
PB: 0	
SB: 0	
CS: 0	

Batter	1	2	3	4	5	6	7	8	9	AB	R	H	RBI	BB	SO	LOB	TOP								
<b>Craig Counsell, L</b> OBP: 0.367, SLG: 0.393 (1, 4)	3-2 G4-3		0-0 F9		1-1 G4-6-3 1B		1-2 G6-3	1-1 1B		5	0	2	2	0	0	0									
<b>Chad Tracy, L</b> OBP: 0.344, SLG: 0.519 (1, 9)	1-1 F8		0-2 G4-3		1-2 G4-6-3 1B			G3		5	0	1	0	0	0	2									
<b>Buddy Groom, L</b> (8, 1)										0	0	0	0	0	0	0									
<b>Greg Aquino, R</b> (9, 1)										0	0	0	0	0	0	0									
<b>Luis Gonzalez, L</b> OBP: 0.368, SLG: 0.470 (1, 7)	3-2 F7		0-0 HR		0-2 G4-6-3			G4-3	2-1 HR	5	2	2	2	0	0	2									
<b>Tony Clark, S</b> OBP: 0.366, SLG: 0.658 (1, 3)		2-3 K	4-0 1B BB		2-3 K			1-2 1B	2-1 HBP	3	1	1	0	1	2	1									
<b>Troy Glas, R</b> OBP: 0.366, SLG: 0.517 (1, 5)		2-1 BB 2B 1B	1-0 1B		4-2 BB			2-2 BB 1B	1-3 K	4	2	3	1	1	1	1									
<b>Shawn Green, L</b> OBP: 0.358, SLG: 0.491 (1, 8) (8, 9)		4-2 BB 2B	0-0 F9		2-2 G5-6-3			1-2 BB 1B	1-0 G1-6-3	4	2	1	0	1	0	4									
<b>Royce Clayton, R</b> OBP: 0.323, SLG: 0.366 (1, 6)		0-1 2B			1-2 G6-3			4-2 1B 1B		3	1	1	2	1	0	0									
<b>Kelly Stinnett, R</b> OBP: 0.403, SLG: 0.507 (1, 2)		4-0 BB			2-0 BB 1B			0-1 G1-3	0-1 1B 1B	3	1	2	2	1	0	0									
<b>Claudio Vargas, R</b> OBP: 0.120, SLG: 0.120 (1, 1)		0-1 G4-6-3			0-0 B3-6-4			0-0 F7	0-2 1B 1B	2	0	0	0	0	0	3									
<b>Quinton McCracken, S</b> OBP: 0.312, SLG: 0.291 (7, PH)										1	0	0	0	0	0	0									
<b>Tim Worrell, R</b> (7, 1)										0	0	0	0	0	0	0									
<b>Alex Cintron, S</b> OBP: 0.292, SLG: 0.377 (8, PH)										1	0	1	0	0	0	0									
<b>Luis Terrero, R</b> OBP: 0.328, SLG: 0.407 (8, 8)										0	0	0	0	0	0	0									
<b>Inning Stats</b>	R: 0 E: 0 K: 0 S: 10	H: 0 LOB: 0 BB: 0 P: 17	R: 2 E: 0 K: 1 S: 11	H: 2 LOB: 1 BB: 2 P: 23	R: 1 E: 0 K: 0 S: 7	H: 2 LOB: 2 BB: 1 P: 12	R: 0 E: 0 K: 0 S: 5	H: 1 LOB: 0 BB: 0 P: 8	R: 0 E: 0 K: 1 S: 11	H: 2 LOB: 1 BB: 0 P: 15	R: 0 E: 0 K: 0 S: 8	H: 0 LOB: 0 BB: 1 P: 14	R: 0 E: 0 K: 0 S: 7	H: 0 LOB: 0 BB: 0 P: 8	R: 5 E: 0 K: 0 S: 27	H: 6 LOB: 2 BB: 1 P: 41	R: 1 E: 0 K: 1 S: 7	H: 1 LOB: 0 BB: 0 P: 13	1B: 10 2B: 2 3B: 0 HR: 2	SF: 0 SAC: 0 DP: 5 HBP: 1	WP: 0 PB: 0 SB: 0 CS: 0	PA: 42			
<b>PITCHER</b>	IP	WLS	BF	H	R	ER	SO	BB	IBB	HBP	BLK	WP	HR	S	P	ERA	WHIP								
<b>Jason Marquis, R</b> ERA: 4.36 (1, 1)	7.2	L	33	10	6	6	2	4	0	0	0	0	1	73	118	7.04	1.826								
<b>Julian Tavaraz, R</b> ERA: 2.96 (8, 1)	0.0		3	2	0	0	0	1	0	0	0	0	0	7	11	∞	∞								
<b>Ray King, L</b> ERA: 3.13 (8, 1)	0.1		2	1	2	2	0	0	0	0	0	0	0	6	9	54.00	3.000								
<b>44 Jason Isringhausen, R</b> ERA: 1.94 (9, 1)	1.0		4	1	1	1	1	0	0	1	0	0	1	7	13	9.00	1.000								

Arizona Diamondbacks @ St. Louis Cardinals  
 Busch Stadium, St. Louis, MO  
 Thu Aug 18 2005, 7:10 PM CDT  
 Att. 44,625 - Partly Cloudy - 93 F

AB	36
R	9
H	14
RBI	9
BB	5
SO	3
LOB	13





Batter	1	2	3	4	5	6	7	8	9	AB R H RBI BB SO LOB	TOP											
<b>Craig Counsell, L</b> (1, 4) OBP: 0.368, SLG: 0.391	2-2 F8			0-1 BB 34 BB 1B	1-3 K		4-2 1B BB		0-0 G3	4 1 1 0 1 1 0												
<b>Royce Clayton, R</b> (1, 6) OBP: 0.327, SLG: 0.373	2-3 K			2-2 34 BB BB 1B	1-1 2B		0-0 1B			4 1 3 0 0 1 0												
<b>Luis Gonzalez, L</b> (1, 7) OBP: 0.366, SLG: 0.467	1-2 G3			3-2 F8	3-1 F7		2-3 K			3 0 0 0 0 0 3												
<b>Quinton McCracken, S</b> (6, 7) OBP: 0.310, SLG: 0.289										1 0 0 0 0 1 2												
<b>Troy Glaus, R</b> (1, 5) OBP: 0.365, SLG: 0.514		2-0 P6		1-3 K		4-0 34 DI BB		0-0 F9		2 0 0 0 1 1 2												
<b>Alex Cintron, S</b> (6, 5) OBP: 0.291, SLG: 0.375										1 0 0 0 0 0 0												
<b>Shawn Green, L</b> (1, 9) OBP: 0.359, SLG: 0.489		2-0 P3		4-2 34 BB 1B BB		0-0 P5		1-0 HBP		2 1 0 0 1 0 1												
<b>34 Conor Jackson, R</b> (1, 3) OBP: 0.250, SLG: 0.414		1-1 F7		4-0 1B BB		0-1 P3		1-0 P3		3 0 0 1 1 0 2												
<b>Luis Terrero, R</b> (1, 8) OBP: 0.326, SLG: 0.402			1-3 K	2-0 1B		1-2 K		0-0 L6		4 0 1 2 0 2 2												
<b>19 Chris Snyder, R</b> (1, 2) OBP: 0.296, SLG: 0.326			0-1 P2	1-0 F8			3-2 F9		1-0 G6-3	4 0 0 0 0 0 2												
<b>Russ Ortiz, R</b> (1, 1) OBP: 0.321, SLG: 0.308			2-1 G5-3		1-3 K		0-1 F9		2-3 K	1 0 0 0 0 0 0												
<b>36 Brian Bruney, R</b> (3, 1) OBP: 0.290, SLG: 0.200										0 0 0 0 0 0 0												
<b>Lance Cormier, R</b> (4, 1) OBP: 0.260, SLG: 0.200										1 0 0 0 0 0 1												
<b>Tony Clark, S</b> (7, PH) OBP: 0.360, SLG: 0.656										1 0 0 0 0 0 0												
<b>Greg Aquino, R</b> (7, 1) OBP: 0.360, SLG: 0.656										0 0 0 0 0 0 0												
<b>Brandon Lyon, R</b> (8, 1) OBP: 0.397, SLG: 0.500										0 0 0 0 0 0 0												
<b>Kelly Stinnett, R</b> (9, PH) OBP: 0.397, SLG: 0.500										1 0 0 0 0 1 0												
<b>Inning Stats</b>	R: 0 E: 0 K: 1 S: 10	H: 0 LOB: 0 BB: 0 P: 15	R: 0 E: 0 K: 0 S: 4	H: 0 LOB: 0 BB: 0 P: 9	R: 0 E: 0 K: 1 S: 7	H: 0 LOB: 0 BB: 0 P: 10	R: 3 E: 0 K: 1 S: 17	H: 3 LOB: 2 BB: 2 P: 34	R: 0 E: 0 K: 2 S: 10	H: 1 LOB: 1 BB: 0 P: 16	R: 0 E: 0 K: 1 S: 7	H: 0 LOB: 1 BB: 1 P: 12	R: 0 E: 0 K: 1 S: 17	H: 1 LOB: 2 BB: 1 P: 26	R: 0 E: 0 K: 0 S: 3	H: 0 LOB: 1 BB: 0 P: 5	R: 0 E: 0 K: 1 S: 5	H: 0 LOB: 0 BB: 0 P: 8	1B: 4 2B: 1 3B: 0 HR: 0	SF: 0 SAC: 0 DP: 0 HBP: 1	WP: 0 PB: 0 SB: 0 CS: 0	PA: 37
<b>PITCHER</b>	IP WLS BF H R ER SO BB IBB HBP BLK WP HR S P ERA WHIP																					
<b>Brandon Clausen, L</b> (1, 1) ERA: 4.5	6.2 W 28 4 3 3 6 4 0 0 0 0 0 0 67 115 4.05 1.200																					
<b>Randy Keisler, L</b> (7, 1) ERA: 6.68	2.1 9 1 0 0 2 0 0 1 0 0 0 0 13 20 0.00 0.429																					

**Arizona Diamondbacks @ Cincinnati Reds**  
Great American Ball Park, Cincinnati, OH

<b>AB</b>	32
<b>R</b>	3
<b>H</b>	5
<b>RBI</b>	3
<b>BB</b>	4
<b>SO</b>	8
<b>LOB</b>	14



Fri Aug 19 2005, 7:10 PM EDT  
Att: 21,523 - Partly Cloudy - 86 F

[livebaseballscorecards.com](http://livebaseballscorecards.com)

Batter	1	2	3	4	5	6	7	8	9
<b>Felipe Lopez, S</b> (1, 6) OBP: 0.343, SLG: 0.493	3-2 F8		SF9 3B	3-2 HR	3-3 K		2-3 K		
<b>Rich Aurilia, R</b> (1, 4) OBP: 0.325, SLG: 0.457 <b>Ray Olmedo, S</b> (8, 4) OBP: 0.318, SLG: 0.425	2-3 K		SF9 1B	3-2 HBP FC3-6 2B	2-2 G4-3			1-2 L4	
<b>Ken Griffey Jr., L</b> (1, 8) OBP: 0.363, SLG: 0.561 <b>Wily Mo Peña, R</b> (6, 8) OBP: 0.313, SLG: 0.513	3-0 2B		HR 1B P5	4-0 FC3-6 HBP HR BB		0-0 HR		2-1 L8	
<b>Adam Dunn, L</b> (1, 7) OBP: 0.397, SLG: 0.581 <b>Jacob Cruz, L</b> (7, 7) OBP: 0.289, SLG: 0.388	3-3 K		3-2 HR 1B	BB 1B BB HBP		2-2 HBP G5-4-3		0-0 G4-3	
<b>Sean Casey, L</b> (1, 3) OBP: 0.375, SLG: 0.428 <b>Aaron Holbert, R</b> (7, 3)		4-2 G1 BB	0-0 F8	1B BB 1B FC3-6 HR		2-3 K			
<b>Austin Kearns, R</b> (1, 9) OBP: 0.308, SLG: 0.426		0-0 G1	2-1 HR	1B BB HR		3-2 G5-4-3			
<b>Jason LaRue, R</b> (1, 2) OBP: 0.375, SLG: 0.466		4-0 BB	2-2 BB 2B	1B BB 1B BB			0-1 G6-3		
<b>12 Edwin Encarnación, R</b> (1, 5) OBP: 0.304, SLG: 0.447		1-1 F6	4-0 BB 1B IBB	1B HR G4-3			0-0 2B		
<b>Brandon Claussen, R</b> (1, 1) OBP: 0.098, SLG: 0.026 <b>Randy Keister, L</b> (7, 1) OBP: 0.375, SLG: 0.875		2-3 K	4-0 1B BB BB	0-2 SH3-4 1-2 2-3	1-3 K		2-1 F7		

Inning Stats	R: 0	H: 1	E: 0	LOB: 1	K: 2	BB: 0	S: 12	R: 0	H: 0	E: 0	LOB: 2	K: 1	BB: 2	S: 9	R: 6	H: 6	E: 0	LOB: 3	K: 0	BB: 3	S: 20	R: 10	H: 6	E: 0	LOB: 1	K: 2	BB: 4	S: 27	R: 0	H: 0	E: 0	LOB: 0	K: 2	BB: 0	S: 9	R: 1	H: 1	E: 0	LOB: 0	K: 1	BB: 0	S: 9	R: 0	H: 1	E: 0	LOB: 1	K: 1	BB: 0	S: 8	R: 0	H: 0	E: 0	LOB: 0	K: 0	BB: 0	S: 6
--------------	------	------	------	--------	------	-------	-------	------	------	------	--------	------	-------	------	------	------	------	--------	------	-------	-------	-------	------	------	--------	------	-------	-------	------	------	------	--------	------	-------	------	------	------	------	--------	------	-------	------	------	------	------	--------	------	-------	------	------	------	------	--------	------	-------	------

AB	R	H	RBI	BB	SO	LOB
5	2	2	4	1	2	1
4	1	2	2	0	1	0
1	0	0	0	0	0	0
3	2	2	0	1	0	3
2	1	1	1	0	0	0
2	2	1	0	1	1	1
1	0	0	0	0	0	0
4	2	1	1	1	1	5
0	0	0	0	0	0	0
4	3	2	6	1	0	2
3	2	2	1	2	0	0
4	2	2	2	1	0	3
2	0	0	0	1	2	2
1	0	0	0	0	0	1

**Arizona Diamondbacks @ Cincinnati Reds**  
**Great American Ball Park, Cincinnati, OH**  
 Fri Aug 19 2005, 7:10 PM EDT  
 Att. 21,523 - Partly Cloudy - 86 F

<b>AB</b>	<b>36</b>
<b>R</b>	<b>17</b>
<b>H</b>	<b>15</b>
<b>RBI</b>	<b>17</b>
<b>BB</b>	<b>9</b>
<b>SO</b>	<b>7</b>
<b>LOB</b>	<b>18</b>



PITCHER	IP	WLS	BF	H	R	ER	SO	BB	IBB	HBP	BLK	WP	HR	S	P	ERA	WHIP
<b>Russ Ortiz, R</b> (1, 1) ERA: 6.44	2.2	L	20	7	6	6	3	4	1	0	0	0	1	39	83	20.25	4.125
<b>36 Brian Bruney, R</b> (3, 1) ERA: 7.6	0.2		8	4	6	6	0	2	0	0	0	0	1	20	38	81.00	9.000
<b>Lance Cormier, R</b> (4, 1) ERA: 4.8	2.2		14	3	5	5	3	2	0	2	0	0	2	27	55	16.88	1.875
<b>Greg Aquino, R</b> (7, 1) ERA: 7.15	1.0		4	1	0	0	1	0	0	0	0	0	0	8	12	0.00	1.000
<b>Brandon Lyon, R</b> (8, 1) ERA: 3.86	1.0		3	0	0	0	0	0	0	0	0	0	0	6	9	0.00	0.000

Batter	1	2	3	4	5	6	7	8	9	AB R H RBI BB SO LOB	TOP																
<b>Craig Counsell, L</b> OBP: 0.370, SLG: 0.396 (1, 4)	1-2 G4-3 S 1B		0-1 G1-3		2-2 2B		2-1 F9		1-2 S 1B	5 1 3 0 0 0 0																	
<b>Royce Clayton, R</b> OBP: 0.328, SLG: 0.372 (1, 6)	2-2 F9		1-2 G5-3		3-1 G4-3			4-1 1B HR BB	2-2 FC6-4 1B	4 1 1 1 1 0 2																	
<b>Luis Gonzalez, L</b> OBP: 0.365, SLG: 0.464 (1, 7)	3-2 G4-3		1-2 F9			0-0 L6		0-2 1B HR	0-1 FC6-4 G5-4-3	5 1 1 0 0 0 2																	
<b>Tony Clark, S</b> OBP: 0.365, SLG: 0.667 (1, 3)	0-0 G3			2-3 K		2-1 2B		2-1 1B HR	1-0 G5-4-3	5 1 2 3 0 1 2																	
<b>Troy Glau, R</b> OBP: 0.366, SLG: 0.515 (1, 5)		3-2 2B		1-2 G6-3		4-1 BB		2-2 K		3 1 1 0 1 1 0																	
<b>Shawn Green, L</b> OBP: 0.362, SLG: 0.493 (1, 8) (8, 9)		3-2 2B		1-1 1B		1-3 K		1-2 1B FC4-6		4 0 3 1 0 1 2																	
<b>Chad Tracy, L</b> OBP: 0.341, SLG: 0.514 (1, 9) <b>Luis Terrero, R</b> OBP: 0.326, SLG: 0.402 (8, PR) (8, 8)		0-2 F9		0-1 G3		2-0 F9		2-2 FC4-6		4 0 0 0 0 0 5 0 0 0 0 0 0 0																	
<b>Kelly Stinnett, R</b> OBP: 0.378, SLG: 0.472 (1, 2)		3-1 P6			2-0 P4		1-2 G5-3	3-3 K		4 0 0 0 0 1 2																	
<b>Javier Vazquez, R</b> OBP: 0.280, SLG: 0.298 <b>Quinton McCracken, S</b> OBP: 0.314, SLG: 0.289 <b>Jose Valverde, R</b> (9, PH) (9, 1)		0-2 G4-3			0-3 K		0-1 G5-3		4-2 1B E BB	3 0 0 0 0 1 1 0 1 0 0 1 0 0 0 0 0 0 0 0 0																	
<b>Inning Stats</b>	R: 0 E: 0 K: 0 S: 12	H: 1 LOB: 1 BB: 0 P: 18	R: 1 E: 0 K: 0 S: 15	H: 2 LOB: 1 BB: 0 P: 24	R: 0 E: 0 K: 0 S: 8	H: 0 LOB: 0 BB: 0 P: 10	R: 0 E: 0 K: 1 S: 11	H: 1 LOB: 1 BB: 0 P: 15	R: 0 E: 0 K: 1 S: 9	H: 1 LOB: 1 BB: 0 P: 16	R: 0 E: 0 K: 0 S: 7	H: 0 LOB: 0 BB: 0 P: 10	R: 3 E: 0 K: 2 S: 19	H: 3 LOB: 1 BB: 1 P: 33	R: 2 E: 0 K: 0 S: 12	H: 2 LOB: 0 BB: 1 P: 20	1B: 6 2B: 4 3B: 0 HR: 1	SF: 0 SAC: 0 DP: 1 HBP: 0	WP: 0 PB: 0 SB: 3 CS: 0	PA: 40							
<b>PITCHER</b>	IP	WLS	BF	H	R	ER	SO	BB	IBB	HBP	BLK	WP	HR	S	P	ERA	WHIP										
<b>39 Aaron Harang, R</b> ERA: 3.78 (1, 1)	7.0		28	6	1	1	3	1	0	0	0	0	0	70	110	1.29	1.000										
<b>Jason Standridge, R</b> ERA: 3.63 (8, 1)	0.1	L	4	2	3	3	1	1	0	0	0	0	1	10	18	81.00	9.000										
<b>Kent Mercker, L</b> ERA: 3.04 (8, 1)	0.2		3	1	0	0	1	0	0	0	0	0	0	9	15	0.00	1.500										
<b>56 Todd Coffey, R</b> ERA: 5.02 (9, 1)	0.0		3	2	2	2	0	1	0	0	0	0	0	9	16	∞	∞										
<b>37 Brian Shackelford, L</b> ERA: 0.95 (9, 1)	1.0		2	0	0	0	0	0	0	0	0	0	0	3	4	0.00	0.000										

**Arizona Diamondbacks @ Cincinnati Reds**  
Great American Ball Park, Cincinnati, OH

AB	37
R	6
H	11
RBI	5
BB	3
SO	5
LOB	16



Sat Aug 20 2005, 7:10 PM EDT  
Att. 26,109 - Overcast - 80 F

WP	0	PA	40
ERA		WHIP	



Arizona Diamondbacks @ Cincinnati Reds  
Great American Ball Park, Cincinnati, OH

Sat Aug 20 2005, 7:10 PM EDT  
Att. 26,109 - Overcast - 80 F

livebaseballscorecards.com

AB 32  
R 2  
H 7  
RBI 2  
BB 2  
SO 7  
LOB 12



WP: 0 PA: 34  
PB: 0  
SB: 0  
CS: 0

1B: 6 SF: 0  
2B: 1 SAC: 0  
3B: 0 DP: 2  
HR: 0 HBP: 0

2 0 0 0 0 0 1 0  
0 0 0 0 0 0 0 0  
0 0 0 0 0 0 0 0  
1 0 0 0 0 0 1 0  
0 0 0 0 0 0 0 0  
0 0 0 0 0 0 0 0

3 0 0 0 0 0 1 1

4 0 1 0 0 1 3

4 0 2 1 0 1 2

4 0 1 1 0 1 2

3 0 0 0 1 0 3


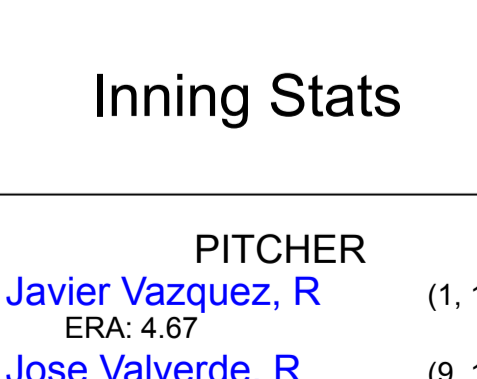
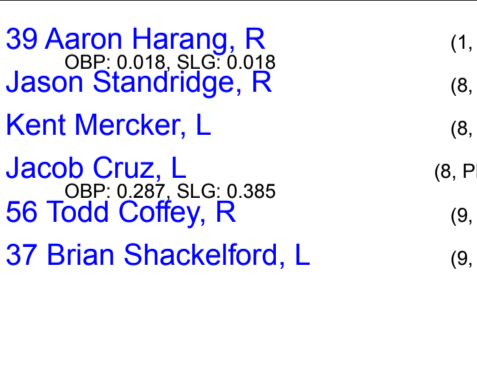
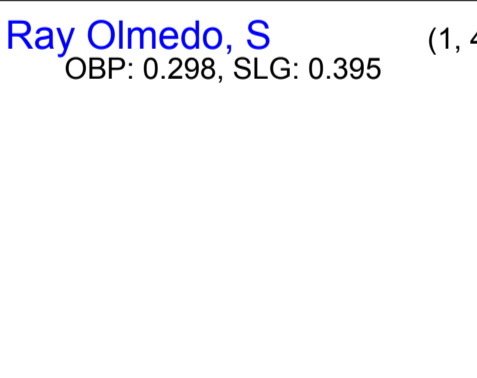
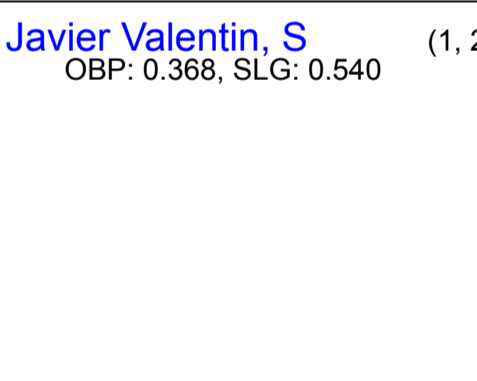
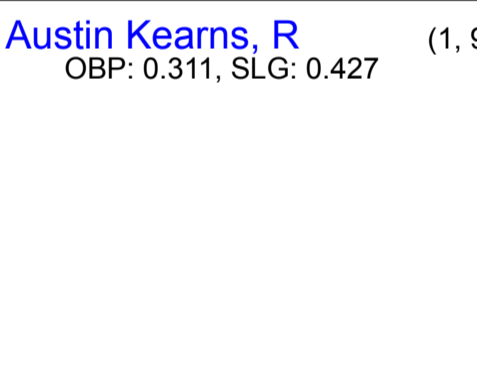
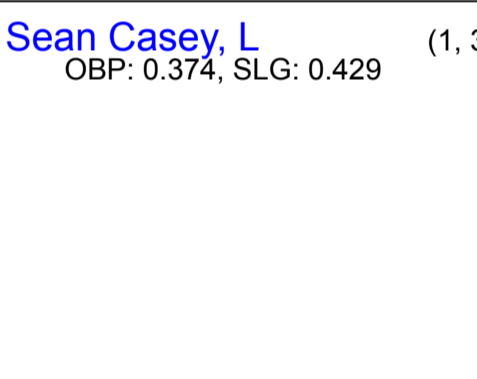
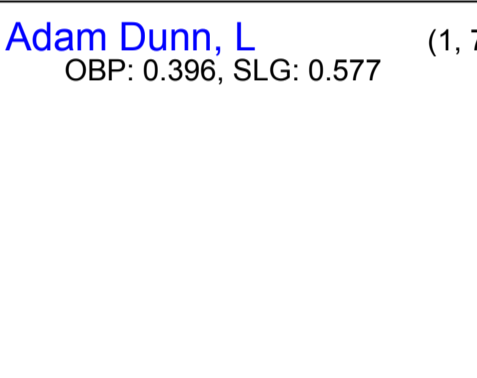
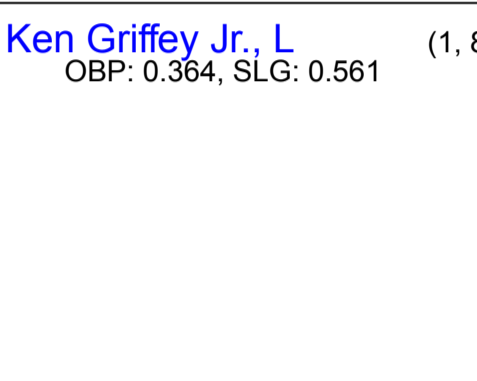
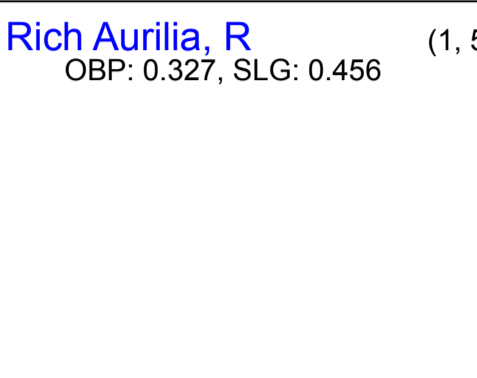
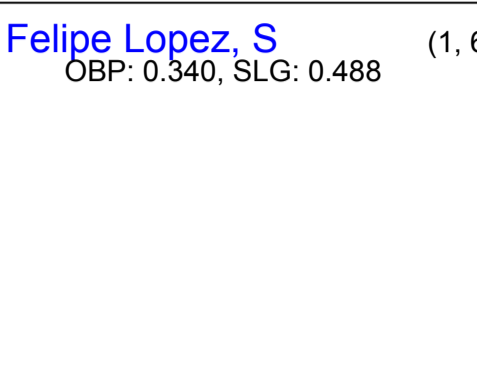
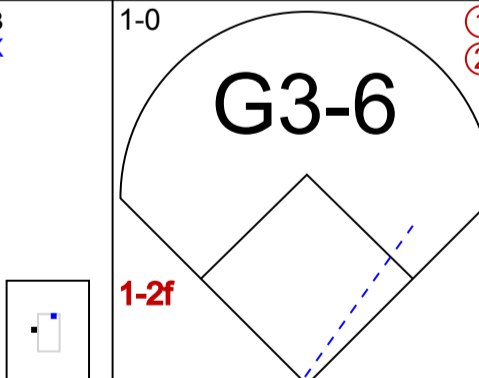
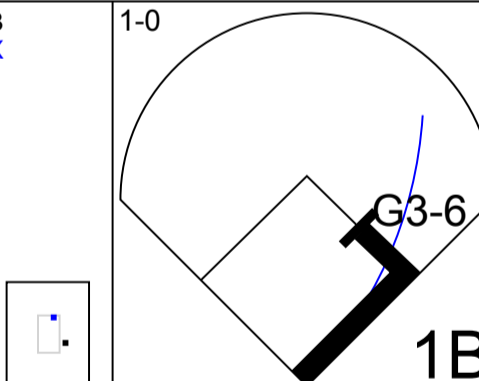
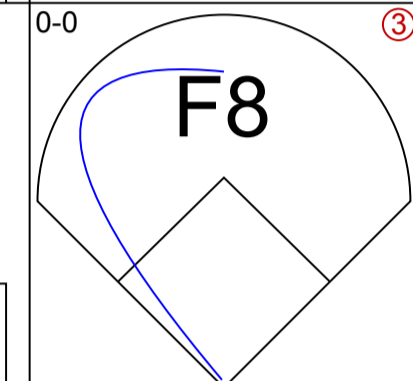
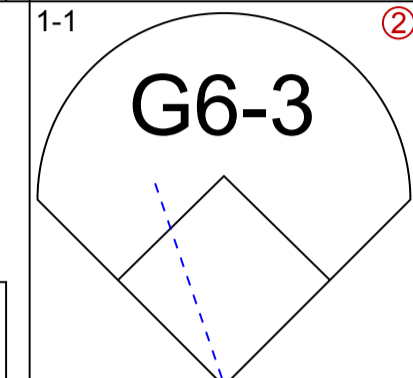
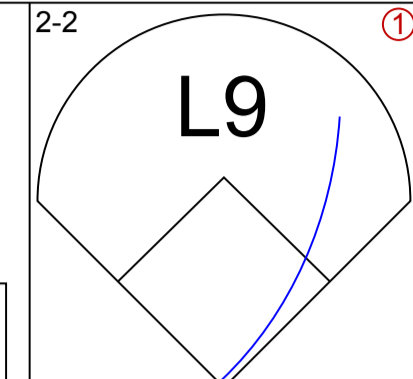
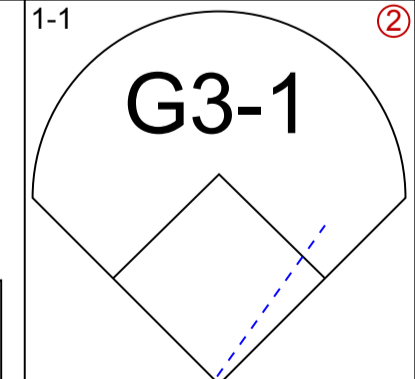
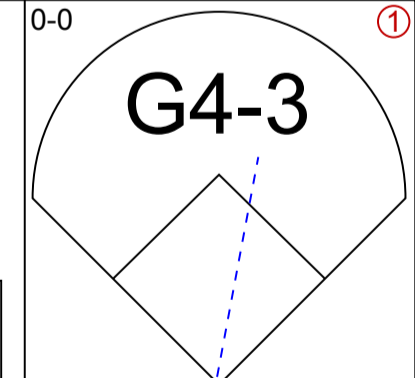
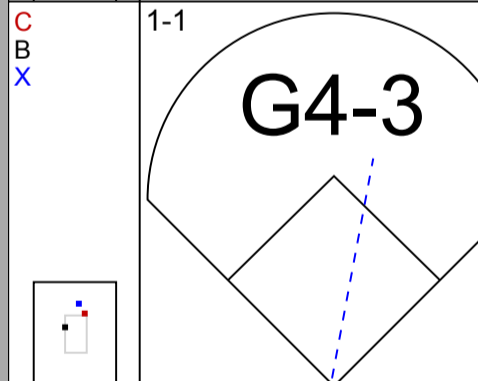
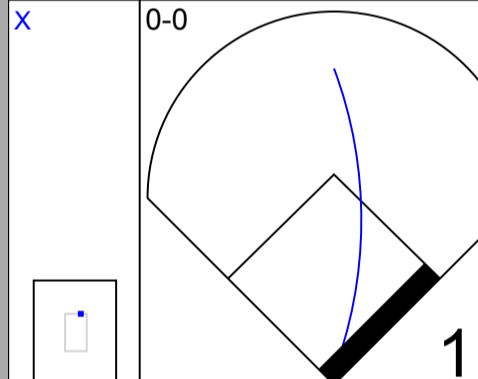
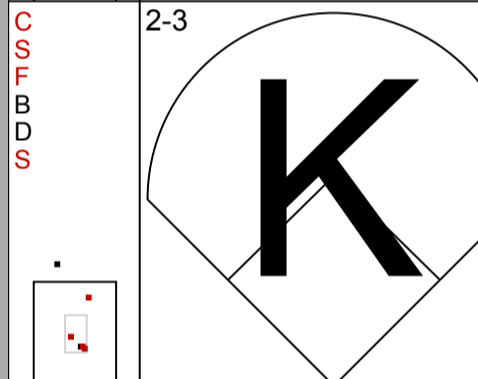
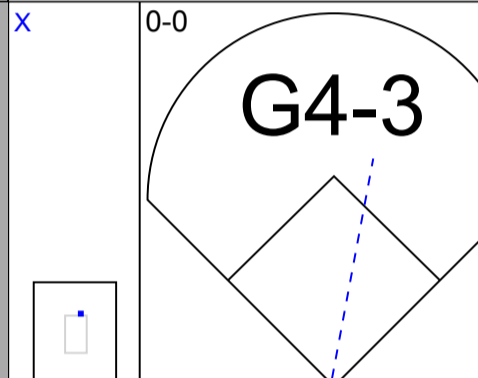
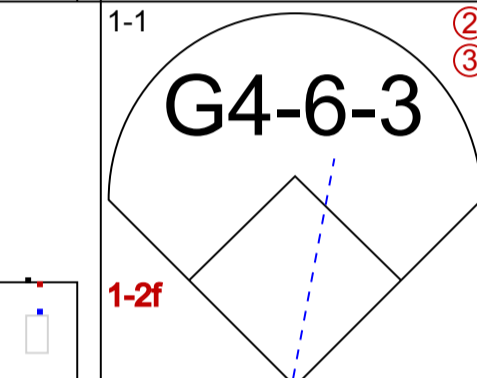
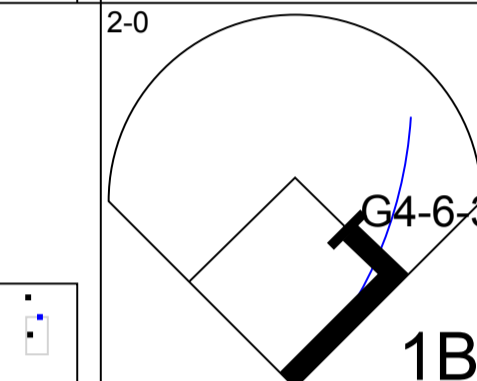
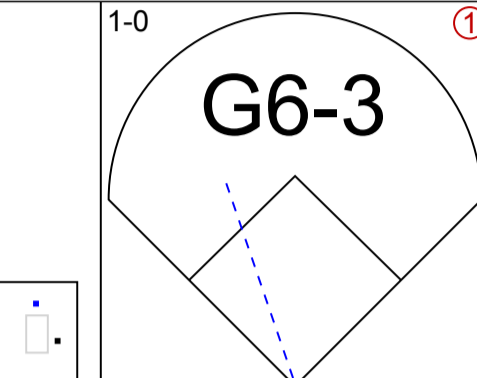
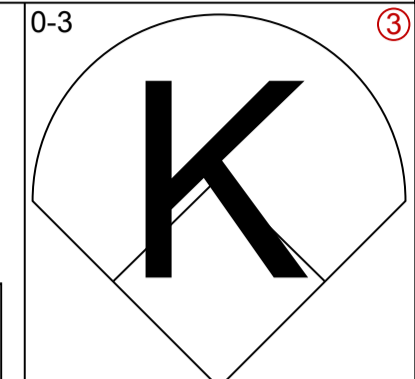
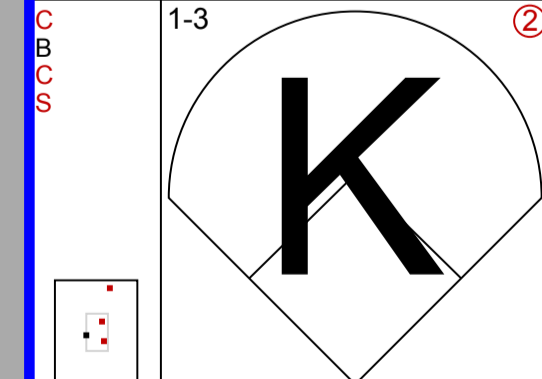
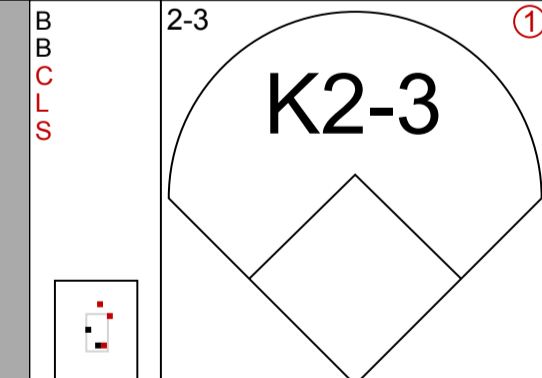
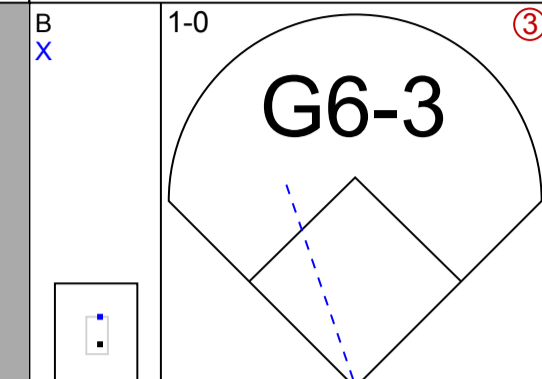
4 0 2 0 0 0 1

3 2 1 0 1 0 0

4 0 0 0 0 1 0

AB R H RBI BB SO LOB

BOTTOM



**Inning Stats**  
R: 1 H: 2  
E: 0 LOB: 2  
K: 1 BB: 1  
S: 9 P: 17

R: 0 H: 1  
E: 0 LOB: 0  
K: 1 BB: 0  
S: 5 P: 7

R: 0 H: 0  
E: 0 LOB: 0  
K: 0 BB: 0  
S: 6 P: 9

R: 0 H: 1  
E: 0 LOB: 1  
K: 1 BB: 0  
S: 8 P: 11

R: 0 H: 0  
E: 0 LOB: 0  
K: 1 BB: 0  
S: 6 P: 7

R: 0 H: 1  
E: 0 LOB: 0  
K: 0 BB: 0  
S: 4 P: 8

R: 0 H: 0  
E: 0 LOB: 0  
K: 0 BB: 0  
S: 4 P: 7

R: 0 H: 0  
E: 0 LOB: 0  
K: 2 BB: 0  
S: 7 P: 11

R: 1 H: 2  
E: 0 LOB: 2  
K: 1 BB: 1  
S: 12 P: 25

R: 0 H: 0  
E: 0 LOB: 0  
K: 1 BB: 0  
S: 5 P: 6

PITCHER  
Javier Vazquez, R (1, 1)  
ERA: 4.67  
Jose Valverde, R (9, 1)  
ERA: 2.89

PITCHER  
IP WLS BF H R ER SO BB IBB HBP BLK WP HR S P ERA WHIP

8.0 W 28 5 1 1 6 1 0 0 0 0 0 0 49 77 1.12 0.750  
1.0 6 2 1 1 1 1 0 0 0 0 0 0 12 25 9.00 3.000

Batter	1	2	3	4	5	6	7	8	9	AB	R	H	RBI	BB	SO	LOB	TOP										
Craig Counsell, L (1, 4) OBP: 0.372, SLG: 0.400	2-2 G4-3 2B		0-0 F8		0-2 1B		1-1 1B HBP	1-1 G3		5	1	3	0	0	0	0											
Royce Clayton, R (1, 6) OBP: 0.324, SLG: 0.367	0-0 G4-3		0-1 F9		0-0 G4-3		2-3 K	2-2 G4-3		5	0	0	0	0	1	4											
Brandon Lyon, R (8, 1)	2-3									0	0	0	0	0	0	0											
Luis Gonzalez, L (1, 7) OBP: 0.367, SLG: 0.462	4-2 BB			0-1 F8		4-2 2B SF8 BB	2-1 1B HBP		2-1 F8	2	1	0	0	2	0	0											
Tony Clark, S (1, 3) OBP: 0.370, SLG: 0.673	2-2 L5		2-1 FC3-6 2B		0-0 G3 E 2B	0-1 1B	0-1 1B		1-1 G6-3	5	1	3	2	0	0	2											
Troy Glaus, R (1, 5) OBP: 0.365, SLG: 0.513	3-3 K		1-2 FC3-6 1B		2-1 SF8	2-1 K	1-3 K		1-1 G5-3	4	0	1	1	0	2	4											
Shawn Green, L (1, 9) OBP: 0.359, SLG: 0.489		1-3 K	2-2 FC3-6 1B		0-1 G3	0-1 G4-3				4	0	0	0	0	1	5											
Luis Terrero, R (1, 8) OBP: 0.331, SLG: 0.400		0-0 G6-3	1-2 FC4-6 1B		0-1 E6 1B			4-2 HR BB		3	1	1	1	1	0	2											
19 Chris Snyder, R (1, 2) OBP: 0.292, SLG: 0.321		0-1 F9		2-1 F9		3-3 K		3-2 P5		4	0	0	0	0	1	2											
Brad Halsey, L (1, 1) OBP: 0.157, SLG: 0.095			3-2 G1-3		2-3 K			0-0 HR		1	0	0	0	0	0	0											
Quinton McCracken, S (5, PH) OBP: 0.312, SLG: 0.287										1	0	0	0	0	1	0											
28 Brandon Medders, R (5, 1)										0	0	0	0	0	0	0											
Buddy Groom, L (6, 1)										0	0	0	0	0	0	0											
34 Conor Jackson, R (7, PH) OBP: 0.273, SLG: 0.414										0	1	0	0	1	0	0											
Greg Aquino, R (7, 1)										0	0	0	0	0	0	0											
Alex Cintron, S (8, PH) OBP: 0.294, SLG: 0.390										1	1	1	2	0	0	0											
<b>Inning Stats</b>	R: 0 E: 0 K: 1 S: 16	H: 1 LOB: 2 BB: 1 P: 27	R: 0 E: 0 K: 1 S: 6	H: 0 LOB: 0 BB: 0 P: 7	R: 0 E: 0 K: 0 S: 6	H: 0 LOB: 0 BB: 0 P: 9	R: 0 E: 0 K: 0 S: 16	H: 2 LOB: 2 BB: 0 P: 22	R: 0 E: 0 K: 1 S: 12	H: 1 LOB: 1 BB: 0 P: 16	R: 2 E: 1 K: 1 S: 14	H: 2 LOB: 1 BB: 1 P: 23	R: 2 E: 0 K: 2 S: 16	H: 2 LOB: 2 BB: 1 P: 27	R: 2 E: 0 K: 0 S: 14	H: 1 LOB: 0 BB: 1 P: 24	R: 0 E: 0 K: 0 S: 6	H: 0 LOB: 0 BB: 0 P: 10	1B: 5 2B: 3 3B: 0 HR: 1	SF: 1 SAC: 0 DP: 0 HBP: 1	WP: 0 PB: 0 SB: 0 CS: 0	PA: 41					
<b>PITCHER</b>	IP	WLS	BF	H	R	ER	SO	BB	IBB	HBP	BLK	WP	HR	S	P	ERA	WHIP										
22 Eric Milton, L (1, 1) ERA: 6.48	6.0	W	26	6	2	2	4	2	0	0	0	0	0	70	104	3.00	1.333										
37 Brian Shackelford, L (7, 1) ERA: 1.86	0.1		5	2	2	2	1	1	0	1	0	0	0	12	21	54.00	9.000										
31 Matt Belisle, R (7, 1) ERA: 4.0	0.1	H	1	0	0	0	1	0	0	0	0	0	0	3	4	0.00	0.000										
Kent Mercker, L (7, 1) ERA: 3.31	1.1	H	6	1	2	2	0	1	0	0	0	0	1	15	26	13.50	1.500										
25 David Weathers, R (9, 1) ERA: 3.59	1.0		3	0	0	0	0	0	0	0	0	0	0	6	10	0.00	0.000										

Arizona Diamondbacks @ Cincinnati Reds  
Great American Ball Park, Cincinnati, OH

Sun Aug 21 2005, 1:15 PM EDT  
Att. 26,323 - Sunny - 82 F

livebaseballscorecards.com

AB	35
R	6
H	9
RBI	6
BB	4
SO	6
LOB	19





Batter	1	2	3	4	5	6	7	8	9	AB R H RBI BB SO LOB	TOP	
<b>7 José Reyes, S</b> OBP: 0.300, SLG: 0.378 (1, 6)	0-0 G3		1-2 L5		1-2 HR		0-1 G4-3			4 1 1 1 0 0 0		
<b>Kazuo Matsui, S</b> OBP: 0.271, SLG: 0.308 (1, 4)	1-1 2B		1-1 G3		0-1 F7			2-2 G4-3		4 1 1 0 0 0 0		
<b>15 Carlos Beltrán, S</b> OBP: 0.333, SLG: 0.426 (1, 8)	4-2 2B		4-2 5 WP S BB		0-1 G1			2-1 P4		2 1 0 0 2 0 0		
<b>Cliff Floyd, L</b> OBP: 0.369, SLG: 0.528 (1, 7)	3-2 1-H 2-H 2B		4-1 1-2 BB		0-0 5 1B			1-0 G4-3		3 0 2 2 1 0 0		
<b>5 David Wright, R</b> OBP: 0.384, SLG: 0.506 (1, 5)	1-1 G6-3		1-2 G5-3 2-3		3-2 1-3 1B			1-0 F9		4 0 1 0 0 0 3		
<b>Victor Diaz, R</b> OBP: 0.359, SLG: 0.481 (1, 9) <b>Gerald Williams, R</b> OBP: 0.304, SLG: 0.500 (9, 9)	0-1 G5-3		0-3 K		1-3 K			3-2 HR		4 1 1 1 0 2 3 0 0 0 0 0 0 0		
<b>Mike Jacobs, L</b> OBP: 0.200, SLG: 0.800 (1, 3)		1-1 G1-3		0-0 G4-3		1-0 G6-4-3 1-2f		0-0 G4-3		4 0 0 0 0 0 2		
<b>Mike DiFelice, R</b> OBP: 0.083, SLG: 0.083 (1, 2)		0-1 G5-3		0-0 G5-3			2-2 G6-3		1-2 1B	4 0 1 0 0 0 0		
<b>Tom Glavine, L</b> OBP: 0.188, SLG: 0.152 (1, 1) <b>Braden Loooper, R</b> (9, 1)		1-2 G6-3		0-0 G4-3			1-2 G5-3		0-3 K	4 0 0 0 0 1 1 0 0 0 0 0 0 0		
<b>Inning Stats</b>	R: 2 E: 0 K: 0 S: 12 H: 2 LOB: 1 BB: 1 P: 21	R: 0 E: 0 K: 0 S: 7 H: 0 LOB: 0 BB: 0 P: 9	R: 0 E: 0 K: 0 S: 11 H: 0 LOB: 2 BB: 2 P: 22	R: 0 E: 0 K: 1 S: 5 H: 0 LOB: 0 BB: 0 P: 5	R: 1 E: 0 K: 0 S: 9 H: 1 LOB: 0 BB: 0 P: 10	R: 0 E: 0 K: 1 S: 8 H: 2 LOB: 1 BB: 0 P: 13	R: 0 E: 0 K: 0 S: 9 H: 0 LOB: 0 BB: 0 P: 12	R: 0 E: 0 K: 0 S: 6 H: 0 LOB: 0 BB: 0 P: 11	R: 1 E: 0 K: 1 S: 12 H: 2 LOB: 1 BB: 0 P: 17	1B: 3 2B: 2 3B: 0 HR: 2 SF: 0 SAC: 0 DP: 1 HBP: 0	WP: 1 PB: 0 SB: 1 CS: 0 PA: 36	
<b>PITCHER</b> <b>17 Brandon Webb, R</b> ERA: 3.87 (1, 1) <b>Tim Worrell, R</b> ERA: 5.93 (9, 1)	IP WLS BF H R ER SO BB IBB HBP BLK WP HR S P ERA WHIP											
	8.0 L 31 5 3 3 2 3 0 0 0 0 1 1 67 103 3.38 1.000											
	1.0 5 2 1 1 1 0 0 0 0 0 1 12 17 9.00 2.000											

**New York Mets @ Arizona Diamondbacks**  
Bank One Ballpark, Phoenix, AZ

Mon Aug 22 2005, 9:40 PM EDT  
Att. 23,371 - Roof Closed - 79 F

<b>AB</b>	<b>33</b>
<b>R</b>	<b>4</b>
<b>H</b>	<b>7</b>
<b>RBI</b>	<b>4</b>
<b>BB</b>	<b>3</b>
<b>SO</b>	<b>3</b>
<b>LOB</b>	<b>9</b>



livebaseballscorecards.com

Batter	1	2	3	4	5	6	7	8	9	AB	R	H	RBI	BB	SO	LOB
<b>Craig Counsell, L</b> (1, 4) OBP: 0.371, SLG: 0.398	4-2 FC6-4 BB		3-3 K			1-1 G4-3		2-1 G6-3		3	0	0	0	1	1	0
<b>Royce Clayton, R</b> (1, 6) OBP: 0.323, SLG: 0.366	1-2 P6		2-0 G1-3			1-3 K			1-1 G5-4-3 1B	4	0	1	0	0	1	1
<b>Luis Gonzalez, L</b> (1, 7) OBP: 0.366, SLG: 0.460	1-3 K			2-2 G4-3			0-0 G6-4-3 1B 2B		2-2 G5-4-3 1-2f	4	1	1	0	0	1	2
<b>Tony Clark, S</b> (1, 3) OBP: 0.371, SLG: 0.669	2-2 FC6-4 1-2f			1-0 G6-3			2-1 G6-4-3 1B		4-0 BB	3	0	1	0	1	0	1
<b>Troy Glaus, R</b> (1, 5) OBP: 0.362, SLG: 0.508		1-1 G5-3		1-2 F8			1-1 G6-4-3 1-2f 2-3		3-2 F8	4	0	0	0	0	0	3
<b>Shawn Green, L</b> (1, 8) OBP: 0.361, SLG: 0.492		3-1 1B			1-0 G4-3		1-2 2B			3	0	2	1	0	0	0
<b>Chad Tracy, L</b> (1, 9) OBP: 0.338, SLG: 0.509		2-3 K			1-0 P6		1-1 G3			3	0	0	0	0	1	2
<b>19 Chris Snyder, R</b> (1, 2) OBP: 0.290, SLG: 0.319		1-1 G5-3			2-2 G6-3			1-1 G4-3		2	0	0	0	0	0	1
<b>Quinton McCracken, S</b> (8, PH) OBP: 0.311, SLG: 0.286										1	0	0	0	0	0	0
<b>Tim Worrell, R</b> (9, 1)										0	0	0	0	0	0	0
<b>17 Brandon Webb, R</b> (1, 1) OBP: 0.083, SLG: 0.064			0-1 G4-3			0-3 K		1-2 G4-3		2	0	0	0	0	1	0
<b>34 Conor Jackson, R</b> (8, PH) OBP: 0.265, SLG: 0.400										1	0	0	0	0	0	0
<b>Kelly Stinnett, R</b> (9, 2)										0	0	0	0	0	0	0

Inning Stats	R: 0	H: 0	E: 0	K: 1	S: 15	R: 0	H: 1	E: 0	K: 1	S: 9	R: 0	H: 0	E: 0	K: 1	S: 6	R: 0	H: 0	E: 0	K: 0	S: 7	R: 0	H: 0	E: 0	K: 0	S: 5	R: 0	H: 0	E: 0	K: 2	S: 9	R: 1	H: 3	E: 0	K: 0	S: 12	R: 0	H: 0	E: 0	K: 0	S: 7	R: 0	H: 1	E: 0	K: 0	S: 9	1B: 4	SF: 0	2B: 1	SAC: 0	3B: 0	DP: 2	HR: 0	HBP: 0	WP: 0	PA: 32
<b>PITCHER</b>	IP	WLS	BF	H	R	ER	SO	BB	IBB	HBP	BLK	WP	HR	S	P	ERA	WHIP																			IP	WLS	BF	H	R	ER	SO	BB	IBB	HBP	BLK	WP	HR	S	P	ERA	WHIP			
<b>Tom Glavine, L</b> (1, 1) ERA: 4.1	8.0	W	29	5	1	1	5	1	0	0	0	0	0	72	112	1.12	0.750																																						
<b>Braden Looper, R</b> (9, 1) ERA: 3.42	1.0	S	3	0	0	0	0	1	0	0	0	0	0	7	16	0.00	1.000																																						

**BOTTOM**

**New York Mets @ Arizona Diamondbacks**  
**Bank One Ballpark, Phoenix, AZ**  
 Mon Aug 22 2005, 9:40 PM EDT  
 Att: 23,371 - Roof Closed - 79 F

livebaseballscorecards.com

<b>AB</b>	<b>30</b>
<b>R</b>	<b>1</b>
<b>H</b>	<b>5</b>
<b>RBI</b>	<b>1</b>
<b>BB</b>	<b>2</b>
<b>SO</b>	<b>5</b>
<b>LOB</b>	<b>10</b>



Batter	1	2	3	4	5	6	7	8	9	AB R H RBI BB SO LOB	TOP	
<b>7 José Reyes, S</b> (1, 6) OBP: 0.301, SLG: 0.382 <b>Kazuo Matsui, S</b> (7, PH) OBP: 0.268, SLG: 0.305 (7, 4)	1-1  X	0-0  X		2-3  X		1-1  X	1-2  X		1-1  X	4 1 2 1 0 1 1 2 0 0 0 0 0 1		
<b>Miguel Cairo, R</b> (1, 4) OBP: 0.303, SLG: 0.348 (7, 5)	0-1  X	0-0  X		1-0  X		4-2  X	1-3  X		1-0  X	4 1 1 1 1 1 1		
<b>15 Carlos Beltrán, S</b> (1, 8) OBP: 0.332, SLG: 0.425 <b>Gerald Williams, R</b> (6, 8) OBP: 0.280, SLG: 0.458 (7, 4)	3-2  X	1-0  X		2-1  X		0-1  X	1-3  X		0-1  X	4 1 1 0 0 0 2 2 0 0 0 0 1 1		
<b>Cliff Floyd, L</b> (1, 7) OBP: 0.368, SLG: 0.526 <b>Chris Woodward, R</b> (6, 7) OBP: 0.347, SLG: 0.421 (7, 6)	0-0  X		1-2  X		1-0  X	0-0  X		1-0  X		4 1 1 1 0 0 1 1 0 1 0 0 0 0		
<b>5 David Wright, R</b> (1, 5) OBP: 0.389, SLG: 0.514 <b>Marlon Anderson, L</b> (7, 7) OBP: 0.324, SLG: 0.360 (7, 7)		1-1  X	1-1  X		4-2  X	3-1  X		1-3  X		3 4 3 2 1 0 0 1 0 0 0 0 1 1		
<b>Victor Diaz, R</b> (1, 9) OBP: 0.360, SLG: 0.497 (1, 9)		1-1  X	1-2  X		2-3  X	3-3  X		3-3  X		5 2 2 2 0 3 4		
<b>Mike Jacobs, L</b> (1, 3) OBP: 0.500, SLG: 1.125 (1, 3)		2-3  X	2-2  X		0-0  X	4-0  X		4-1  X		3 2 2 2 2 1 1		
<b>11 Ramon Castro, R</b> (1, 2) OBP: 0.318, SLG: 0.439 (1, 2)		0-0  X	3-2  X		2-3  X	0-0  X		0-3  X		5 1 2 5 0 2 3		
<b>Victor Zambrano, S</b> (1, 1) OBP: 0.149, SLG: 0.191 <b>Heath Bell, R</b> (9, 1) (9, 1)		0-3  X	0-3  X		1-1  X	1-1  X		2-2  X		5 1 2 0 0 3 3 0 0 0 0 0 0 0		
<b>Inning Stats</b>	R: 0 H: 1 E: 0 LOB: 1 K: 0 BB: 0 S: 9 P: 13	R: 4 H: 5 E: 0 LOB: 1 K: 2 BB: 0 S: 15 P: 20	R: 2 H: 3 E: 0 LOB: 1 K: 1 BB: 0 S: 19 P: 27	R: 0 H: 0 E: 0 LOB: 0 K: 1 BB: 0 S: 6 P: 11	R: 2 H: 1 E: 0 LOB: 0 K: 2 BB: 1 S: 11 P: 20	R: 6 H: 5 E: 0 LOB: 1 K: 2 BB: 2 S: 22 P: 39	R: 0 H: 0 E: 0 LOB: 0 K: 2 BB: 0 S: 10 P: 13	R: 0 H: 1 E: 0 LOB: 2 K: 3 BB: 1 S: 11 P: 20	R: 0 H: 1 E: 0 LOB: 1 K: 0 BB: 0 S: 8 P: 12	1B: 10 SF: 0 2B: 4 SAC: 1 3B: 2 DP: 0 HR: 1 HBP: 0	WP: 1 PA: 48 PB: 0 SB: 1 CS: 0	
<b>PITCHER</b> <b>Claudio Vargas, R</b> (1, 1) ERA: 4.99 <b>Lance Cormier, R</b> (6, 1) ERA: 5.54 <b>28 Brandon Medders, R</b> (7, 1) ERA: 1.29 <b>Brandon Lyon, R</b> (9, 1) ERA: 5.09	IP WLS BF H R ER SO BB IBB HBP BLK WP HR S P ERA WHIP											<b>PITCHER</b> IP WLS BF H R ER SO BB IBB HBP BLK WP HR S P ERA WHIP

**New York Mets @ Arizona Diamondbacks**  
 Bank One Ballpark, Phoenix, AZ  
 Tue Aug 23 2005, 9:40 PM EDT  
 Att. 24,699 - Roof Closed - 77 F

AB	43
R	14
H	17
RBI	14
BB	4
SO	13
LOB	19



Batter	1	2	3	4	5	6	7	8	9	AB	R	H	RBI	BB	SO	LOB
<b>Craig Counsell, L</b> (1, 4) OBP: 0.370, SLG: 0.395	4-2 1B BB		0-1 F8		2-1 P6			0-0 G3		3	0	0	0	1	0	0
<b>Chad Tracy, L</b> (1, 9) OBP: 0.342, SLG: 0.515	1-1 G4-6-3 1B		2-1 1B 2B			1-1 G3-1 1B		1-2 G4-3		4	1	3	0	0	0	0
<b>Luis Gonzalez, L</b> (1, 7) <b>Brandon Lyon, R</b> (9, 1)	0-3 K		1-1 WP 1B			1-1 P5		2-0 FC6-4 1B		4	0	2	1	0	1	3
<b>Tony Clark, S</b> (1, 3) <b>28 Brandon Medders, R</b> (7, 1) <b>Quinton McCracken, S</b> (8, PH) (9, 7)	1-1 G4-6-3		1-0 G1-3			2-1 G3-1		2-1 FC6-4		3	0	0	0	0	0	4
<b>Troy Glas, R</b> (1, 5) <b>Royce Clayton, R</b> (8, 6)		4-1 BB			2-3 K		0-0 G5-3		1-3 K	2	0	0	0	1	1	1
<b>Shawn Green, L</b> (1, 8) OBP: 0.358, SLG: 0.488		0-0 L7			3-2 F9		0-1 F9		0-3 K	4	0	0	0	0	1	1
<b>Alex Cintron, S</b> (1, 6) OBP: 0.289, SLG: 0.383		1-0 F8			1-1 F8		0-0 F8		0-1 G6-3	4	0	0	0	0	0	1
<b>Kelly Stinnett, R</b> (1, 2) OBP: 0.376, SLG: 0.467		0-3 K			0-0 G5-3		1-0 1B			3	0	1	0	0	1	1
<b>Claudio Vargas, R</b> (1, 1) <b>34 Conor Jackson, R</b> (5, PH) <b>Lance Cormier, R</b> (6, 1) <b>Luis Terrero, R</b> (7, 8)			1-0 G5-3		3-1 G6-3		0-1 G4-3			1	0	0	0	0	0	0
										1	0	0	0	0	0	0
										0	0	0	0	0	0	0
										1	0	0	0	0	0	1

Inning Stats	R: 0	H: 1	E: 0	K: 1	S: 9	R: 0	H: 0	E: 0	K: 1	S: 6	R: 0	H: 2	E: 0	K: 0	S: 8	R: 0	H: 0	E: 0	K: 1	S: 11	R: 0	H: 1	E: 0	K: 0	S: 5	R: 0	H: 1	E: 0	K: 0	S: 7	R: 0	H: 1	E: 0	K: 0	S: 6	R: 0	H: 1	E: 0	K: 0	S: 9	R: 0	H: 0	E: 0	K: 2	S: 8	R: 0	H: 0	E: 0	K: 1	S: 8
<b>Victor Zambrano, R</b> (1, 1) ERA: 4.07	IP: 8.0	WLS: 1	BF: 31	H: 6	R: 1	ER: 1	SO: 3	BB: 2	IBB: 0	HBP: 0	BLK: 0	WP: 1	HR: 0	S: 61	P: 98	ERA: 1.12	WHIP: 1.000																																	
<b>Heath Bell, R</b> (9, 1) ERA: 4.24	IP: 1.0	WLS: 0	BF: 3	H: 0	R: 0	ER: 0	SO: 2	BB: 0	IBB: 0	HBP: 0	BLK: 0	WP: 0	HR: 0	S: 8	P: 9	ERA: 0.00	WHIP: 0.000																																	


**BOTTOM**

**New York Mets @ Arizona Diamondbacks**  
Bank One Ballpark, Phoenix, AZ

Tue Aug 23 2005, 9:40 PM EDT  
Att: 24,699 - Roof Closed - 77 F

livebaseballscorecards.com

<b>AB</b>	<b>32</b>
<b>R</b>	<b>1</b>
<b>H</b>	<b>6</b>
<b>RBI</b>	<b>1</b>
<b>BB</b>	<b>2</b>
<b>SO</b>	<b>5</b>
<b>LOB</b>	<b>13</b>



WP: 1	PA: 34
PB: 0	
SB: 0	
CS: 0	

**New York Mets @ Arizona Diamondbacks**  
 Bank One Ballpark, Phoenix, AZ  
 Wed Aug 24 2005, 10:10 PM EDT  
 Att. 22,268 - Roof Closed - 78 F

AB	43
R	18
H	20
RBI	16
BB	7
SO	3
LOB	15



Batter	1	2	3	4	5	6	7	8	9	AB	R	H	RBI	BB	SO	LOB	TOP								
<b>7 José Reyes, S</b> OBP: 0.305, SLG: 0.394 (1, 6)	G3	15 1B BB G4-3-6-3-6-1		15 SF9 3B	HR	1B		G2-3		5	3	3	4	1	0	0									
<b>Kazuo Matsui, S</b> OBP: 0.283, SLG: 0.314 (1, 4)	15 FC3-6 BB	15 1B G4-3-6-3-6-1		G4-3	15 G3-1 1B	1B		1B HBP		4	0	3	0	1	0	1									
<b>15 Carlos Beltrán, S</b> OBP: 0.329, SLG: 0.422 (1, 8) <b>Chris Woodward, R</b> OBP: 0.349, SLG: 0.422 (6, PH)	FC3-6 FC4-6 1-2f	G4-3-6-3-6-1 1-2f 2-H 3-H		SF9	G3-1	FC6-4		1B		3	0	0	1	0	0	3									
<b>Cliff Floyd, L</b> OBP: 0.365, SLG: 0.521 (1, 7) <b>Gerald Williams, R</b> OBP: 0.259, SLG: 0.423 (6, 8)	FC4-6 1-2f		P2	G3	G3-1		G5-3	G4-3		4	0	0	0	0	0	2									
<b>5 David Wright, R</b> OBP: 0.394, SLG: 0.533 (1, 5)		WP 2B BB	FC6-5-4 2B		11 2B 1B	HR	HR		F9	5	4	4	2	1	0	0									
<b>Victor Diaz, R</b> OBP: 0.359, SLG: 0.503 (1, 9)		HR 2B	FC6-5-4 2B		K	G5-3	F8 2B		K	6	2	2	1	0	2	2									
<b>Mike Jacobs, L</b> OBP: 0.625, SLG: 1.538 (1, 3)		HR 2B	2B 2B		11 2B BB	G4-3 1B	F8		HR	5	5	4	4	1	0	1									
<b>11 Ramon Castro, R</b> OBP: 0.333, SLG: 0.459 (1, 2) <b>Mike DiFelice, R</b> OBP: 0.077, SLG: 0.077 (8, 2)		1B 15 SH1-3 BB G4-3-6-3-6-1	2B IBB		7 HR 2B	G4-3 1B 2B	G6-3		K	3	3	2	2	2	0	1									
<b>Jae Weong Seo, R</b> OBP: 0.211, SLG: 0.176 (1, 1) <b>Jose Offerman, S</b> OBP: 0.294, SLG: 0.344 (8, PH) <b>Aaron Heilman, R</b> (8, 1)	SH1-3	SH1-3		7 HR BB		G4-3		G4-3		2	1	1	2	1	0	1									
<b>Inning Stats</b>	R: 0 E: 0 K: 0 S: 10	H: 0 LOB: 1 BB: 1 P: 19	R: 5 E: 0 K: 0 S: 19	H: 3 LOB: 0 BB: 3 P: 37	R: 2 E: 0 K: 0 S: 10	H: 3 LOB: 2 BB: 1 P: 18	R: 1 E: 0 K: 0 S: 7	H: 1 LOB: 0 BB: 0 P: 11	R: 5 E: 0 K: 1 S: 21	H: 4 LOB: 1 BB: 2 P: 37	R: 3 E: 0 K: 0 S: 25	H: 5 LOB: 2 BB: 0 P: 34	R: 1 E: 0 K: 0 S: 11	H: 2 LOB: 1 BB: 0 P: 18	R: 0 E: 0 K: 0 S: 13	H: 1 LOB: 2 BB: 0 P: 18	R: 1 E: 0 K: 2 S: 13	H: 1 LOB: 0 BB: 0 P: 19	1B: 7 2B: 7 3B: 1 HR: 5	SF: 1 SAC: 1 DP: 1 HBP: 1	WP: 2 PB: 0 SB: 1 CS: 0	PA: 53			
<b>PITCHER</b>	IP	WLS	BF	H	R	ER	SO	BB	IBB	HBP	BLK	WP	HR	S	P	ERA	WHIP								
<b>Russ Ortiz, R</b> ERA: 6.95 (1, 1)	4.0	L	22	7	8	8	0	4	1	0	0	1	1	46	85	18.00	2.750								
<b>Greg Aquino, R</b> ERA: 9.12 (5, 1)	1.0		9	4	5	5	1	2	0	0	0	1	1	21	37	45.00	6.000								
<b>Buddy Groom, L</b> ERA: 5.61 (6, 1)	1.0		8	5	3	3	0	0	0	0	0	0	1	25	34	27.00	5.000								
<b>Brandon Lyon, R</b> ERA: 5.25 (7, 1)	1.0		5	2	1	1	0	0	0	0	0	0	1	11	18	9.00	2.000								
<b>Tim Worrell, R</b> ERA: 5.72 (8, 1)	1.0		5	1	0	0	0	0	0	1	0	0	0	13	18	0.00	1.000								
<b>PITCHER</b>	IP	WLS	BF	H	R	ER	SO	BB	IBB	HBP	BLK	WP	HR	S	P	ERA	WHIP								
<b>Jose Valverde, R</b> ERA: 3.02 (9, 1)	1.0		4	1	1	1	2	0	0	0	0	0	1	13	19	9.00	1.000								



Batter	1	2	3	4	5	6	7	8	9	AB	R	H	RBI	BB	SO	LOB
Craig Counsell, L OBP: 0.368, SLG: 0.392 (1, 4)	F9		L8			K		G4-3		4	0	0	0	0	1	0
Royce Clayton, R OBP: 0.320, SLG: 0.361 (1, 6)	G6-3			G5-3		F9		E4 HR		4	1	0	0	0	0	0
Luis Gonzalez, L OBP: 0.369, SLG: 0.462 (1, 7)										3	0	2	0	0	0	0
Brandon Lyon, R (7, 1)										0	0	0	0	0	0	0
Tim Worrell, R (8, 1)										0	0	0	0	0	0	0
Tony Clark, S OBP: 0.366, SLG: 0.659 (8, PH)										1	0	0	0	0	1	1
Jose Valverde, R (9, 1)										0	0	0	0	0	0	0
Shawn Green, L OBP: 0.357, SLG: 0.492 (1, 8) (7, 9)	G4-3			G4-6-3 1B		G4-6-3 1-2f		F8		4	1	1	2	0	0	2
Chad Tracy, L OBP: 0.341, SLG: 0.512 (1, 9) (7, 7)		L3								4	0	1	0	0	0	0
Alex Cintron, S OBP: 0.289, SLG: 0.381 (1, 5)			K			F9				4	1	1	0	0	1	1
34 Conor Jackson, R OBP: 0.282, SLG: 0.400 (1, 3)			F7							4	1	2	1	0	0	0
Kelly Stinnett, R OBP: 0.371, SLG: 0.468 (1, 2)										4	0	1	1	0	1	2
Russ Ortiz, R OBP: 0.310, SLG: 0.296 (1, 1)										1	0	0	0	0	0	0
Greg Aquino, R (5, 1)										0	0	0	0	0	0	0
Quinton McCracken, S OBP: 0.308, SLG: 0.283 (5, PH)										1	0	0	0	0	0	2
Buddy Groom, L (6, 1)										0	0	0	0	0	0	0
Luis Terrero, R OBP: 0.326, SLG: 0.393 (7, 8)										1	0	0	0	0	0	1

Inning Stats	R: 0	H: 1	E: 0	K: 0	S: 7	R: 0	H: 0	E: 0	K: 1	S: 9	R: 0	H: 0	E: 0	K: 0	S: 10	R: 0	H: 1	E: 0	K: 0	S: 4	R: 0	H: 2	E: 0	K: 0	S: 12	R: 0	H: 0	E: 0	K: 1	S: 10	R: 2	H: 3	E: 0	K: 0	S: 15	R: 2	H: 1	E: 1	K: 1	S: 13	R: 0	H: 0	E: 0	K: 1	S: 9	1B: 6	SF: 0	2B: 1	SAC: 0	3B: 0	DP: 1	HR: 1	HBP: 0	WP: 1	PA: 35
--------------	------	------	------	------	------	------	------	------	------	------	------	------	------	------	-------	------	------	------	------	------	------	------	------	------	-------	------	------	------	------	-------	------	------	------	------	-------	------	------	------	------	-------	------	------	------	------	------	-------	-------	-------	--------	-------	-------	-------	--------	-------	--------

PITCHER	IP	WLS	BF	H	R	ER	SO	BB	IBB	HBP	BLK	WP	HR	S	P	ERA	WHIP
Jae Weong Seo, R ERA: 1.3 (1, 1)	7.0	W	27	7	2	2	2	0	0	0	0	1	0	67	95	2.57	1.000
Aaron Heilman, R ERA: 3.8 (8, 1)	2.0		8	1	2	0	2	0	0	0	0	0	1	22	26	0.00	0.500


**BOTTOM**

**New York Mets @ Arizona Diamondbacks**  
Bank One Ballpark, Phoenix, AZ

Wed Aug 24 2005, 10:10 PM EDT  
Att. 22,268 - Roof Closed - 78 F

livebaseballscorecards.com

**AB 35**  
**R 4**  
**H 8**  
**RBI 4**  
**BB 0**  
**SO 4**  
**LOB 9**



**New York Mets @ Arizona Diamondbacks**  
**Bank One Ballpark, Phoenix, AZ**

Thu Aug 25 2005, 9:40 PM EDT  
 Att. 21,683 - Roof Closed - 78 F

AB	31
R	3
H	5
RBI	2
BB	3
SO	7
LOB	9



Batter	1	2	3	4	5	6	7	8	9	AB	R	H	RBI	BB	SO	LOB			
<b>7 José Reyes, S</b> OBP: 0.303, SLG: 0.391 (1, 6) B X	1-0 F7 ①		3-1 L7 ②		1-2 G1-3 ③			0-0 G4-3 ①		4	0	0	0	0	0	0			
<b>Miguel Cairo, R</b> OBP: 0.298, SLG: 0.343 (1, 4) X	0-0 L3 ②		2-1 G5-3 ③			0-1 G5-3 ①		1-2 G3-1 ②		4	0	0	0	0	0	0			
<b>15 Carlos Beltrán, S</b> OBP: 0.327, SLG: 0.418 (1, 8) C B F B S	2-3 K ③			2-1 G6-3 ①		2-2 G4-3 ②		2-1 P5 ③		4	0	0	0	0	1	0			
<b>Cliff Floyd, L</b> OBP: 0.366, SLG: 0.523 (1, 7) S B B T B S		3-2 5 1B G4-6-3 1B		2-1 2B		2-1 P6 ③			3-3 K ①	4	1	2	0	0	1	0			
<b>5 David Wright, R</b> OBP: 0.395, SLG: 0.531 (1, 5) F X		0-1 G4-6-3 1B		2-2 G6-3 ②			0-1 E5 FC5 S		4-2 1B SF9 BB	3	1	1	0	1	0	1			
<b>Mike Jacobs, L</b> OBP: 0.600, SLG: 1.313 (1, 3) B X		1-0 G4-6-3 ① ② 1-2f		4-0 BB			1-2 K ① 1 SAFE 1 SAFE 1 SAFE		1-2 1B	3	0	1	0	1	1	2			
<b>Victor Diaz, R</b> OBP: 0.357, SLG: 0.517 (1, 9) <b>Braden Looper, R</b> (9, 1) B X		1-0 HR		2-3 K ③			0-1 G5-3 ②		3-2 SF9 ②	3	1	1	2	0	1	3			
<b>11 Ramon Castro, R</b> OBP: 0.331, SLG: 0.449 (1, 2) S C C C B		2-3 K ③			1-3 K ①		4-0 BB		3-1 F8 ③	3	0	0	0	1	2	1			
<b>45 Pedro Martinez, R</b> OBP: 0.100, SLG: 0.085 (1, 1) <b>Marlon Anderson, L</b> OBP: 0.322, SLG: 0.358 (7, PH) <b>Aaron Heilman, R</b> (7, 1) <b>Roberto Hernandez, R</b> (7, 1) <b>Gerald Williams, R</b> OBP: 0.259, SLG: 0.423 (9, 9) C F X			0-2 G6-3 ①		0-3 K ②		2-0 FC5 ③			2	0	0	0	0	1	0			
<b>Inning Stats</b>	R: 0 E: 0 K: 1 S: 5 H: 0 LOB: 0 BB: 0 P: 8	R: 2 E: 0 K: 1 S: 10 H: 3 LOB: 0 BB: 0 P: 17	R: 0 E: 0 K: 0 S: 7 H: 0 LOB: 0 BB: 0 P: 12	R: 0 E: 0 K: 1 S: 10 H: 1 LOB: 2 BB: 1 P: 22	R: 0 E: 0 K: 2 S: 10 H: 0 LOB: 0 BB: 0 P: 12	R: 0 E: 0 K: 0 S: 8 H: 0 LOB: 0 BB: 0 P: 12	R: 0 E: 1 K: 1 S: 8 H: 0 LOB: 2 BB: 1 P: 15	R: 0 E: 0 K: 0 S: 6 H: 0 LOB: 0 BB: 0 P: 9	R: 1 E: 0 K: 1 S: 13 H: 1 LOB: 1 BB: 1 P: 27	1B: 3 2B: 1 3B: 0 HR: 1 SF: 1 SAC: 0 DP: 1 HBP: 0	WP: 0 PB: 0 SB: 1 CS: 0 PA: 35								
<b>PITCHER</b> <b>Javier Vazquez, R</b> ERA: 4.59 (1, 1) <b>28 Brandon Medders, R</b> ERA: 1.69 (8, 1)	IP 7.0 WLS L BF 27 H 4 R 2 ER 2 SO 6 BB 2 IBB 0 HBP 0 BLK 0 WP 0 HR 1 S 58 P 98 ERA 2.57 WHIP 0.857	IP 2.0 WLS L BF 8 H 1 R 1 ER 1 SO 1 BB 1 IBB 0 HBP 0 BLK 0 WP 0 HR 0 S 19 P 36 ERA 4.50 WHIP 1.000	<b>PITCHER</b> IP WLS BF H R ER SO BB IBB HBP BLK WP HR S P ERA WHIP																

livebaseballscorecards.com

Batter	1	2	3	4	5	6	7	8	9	AB	R	H	RBI	BB	SO	LOB
Craig Counsell, L (1, 4) OBP: 0.369, SLG: 0.390 Kelly Stinnett, R (8, 2) OBP: 0.371, SLG: 0.468	4-2 CS BB		4-1 S BB		2-2 G4-3		1-1 L4-6			2	0	0	0	2	0	2
Chad Tracy, L (1, 9) OBP: 0.340, SLG: 0.517	0-0 F7		2-3 SAFE K			1-2 G3		3-2 HR		4	1	1	1	0	1	2
Luis Gonzalez, L (1, 7) OBP: 0.369, SLG: 0.461	2-0 BB HBP		2-2 P6			0-2 1B 1B		2-1 G1-3		3	0	1	0	0	0	1
Tony Clark, S (1, 3) OBP: 0.368, SLG: 0.655	4-1 BB		2-0 P5			2-1 1B		2-3 K		3	0	1	0	1	1	1
Troy Glaus, R (1, 5) OBP: 0.361, SLG: 0.502	3-3 K			2-1 F8		3-3 K		4-2 WP BB		3	0	0	0	1	2	4
Shawn Green, L (1, 8)		4-1 BB		1-0 P4		1-2 G3-1		1-3 K2-3		3	0	0	0	1	1	3
Royce Clayton, R (1, 6) OBP: 0.319, SLG: 0.365		1-3 SAFE K		1-0 G4-3			3-2 FC5-2-5 3B		1-2 G5-3	4	0	1	0	0	1	1
19 Chris Snyder, R (1, 2) OBP: 0.288, SLG: 0.317 Quinton McCracken, S (7, PH) OBP: 0.311, SLG: 0.283 28 Brandon Medders, R (8, 1) 34 Conor Jackson, R (9, PH) OBP: 0.275, SLG: 0.389		0-3 K		1-0 P3		1-2 L4-6 HBP		2-2 G6-3	2	0	0	0	0	0	1	1
Javier Vazquez, R (1, 1) OBP: 0.269, SLG: 0.286 Alex Cintron, S (7, PH) OBP: 0.287, SLG: 0.378		1-3 K		2-2 P4		1-1 FC5-2-5		2-2 F7	3	2	0	0	0	0	1	1
						1-2 3-H				2	0	0	0	0	0	2

Inning Stats	R: 0	H: 0	LOB: 2	R: 0	H: 0	LOB: 1	R: 0	H: 0	LOB: 0	R: 0	H: 0	LOB: 0	R: 0	H: 2	LOB: 2	R: 0	H: 1	LOB: 1	R: 1	H: 1	LOB: 1	R: 0	H: 0	LOB: 0	R: 0	H: 0	LOB: 0	1B: 2	SF: 0	WP: 1	PA: 36
	E: 0	K: 1	BB: 2	E: 0	K: 3	BB: 1	E: 0	K: 1	BB: 0	E: 0	K: 0	BB: 0	E: 0	K: 1	BB: 0	E: 0	K: 2	BB: 1	E: 0	K: 2	BB: 1	E: 0	K: 0	BB: 0	E: 0	K: 0	BB: 0	2B: 1	SAC: 0 <td>PB: 0 </td>	PB: 0	
	S: 8	P: 21		S: 10	P: 16		S: 12	P: 22		S: 4	P: 8		S: 7	P: 12		S: 14	P: 21		S: 17	P: 29		S: 12	P: 17				3B: 1	DP: 1	SB: 1		

PITCHER	IP	WLS	BF	H	R	ER	SO	BB	IBB	HBP	BLK	WP	HR	S	P	ERA	WHIP
45 Pedro Martinez, R (1, 1) ERA: 2.77	6.0	W	24	2	0	0	6	4	0	1	0	0	0	55	100	0.00	1.000
Aaron Heilman, R (7, 1) ERA: 3.8	0.0		2	1	0	0	0	0	0	1	0	0	0	6	10	∞	∞
Roberto Hernandez, R (7, 1) ERA: 2.72	2.0	H	7	1	1	1	2	1	0	0	0	1	1	21	35	4.50	1.000
Braden Looper, R (9, 1) ERA: 3.35	1.0	S	3	0	0	0	0	0	0	0	0	0	0	12	17	0.00	0.000


**BOTTOM**

**New York Mets @ Arizona Diamondbacks**  
Bank One Ballpark, Phoenix, AZ

Thu Aug 25 2005, 9:40 PM EDT  
Att. 21,683 - Roof Closed - 78 F

livebaseballscorecards.com

AB	29
R	1
H	4
RBI	1
BB	5
SO	8
LOB	18



Batter	1	2	3	4	5	6	7	8	9	AB R H RBI BB SO LOB	TOP
11 Jimmy Rollins, S OBP: 0.304, SLG: 0.380 (1, 6) C X	0-1 F8		0-1 G6-3		1 SAFE 2-1 BB X	F9		4-2 1B HR BB 2-3	2-2 3B 3B	4 1 1 1 1 0 2	
Jason Michaels, R OBP: 0.407, SLG: 0.413 (1, 8) (8, 9) B X	1-1 G6-3		1-0 G5-3			0-1 G6-4-3 1B	0-0 HR 1B 1-2 2-3 3-H	4-2 FC6-4 BB		4 1 2 1 1 0 1	
Bobby Abreu, L OBP: 0.410, SLG: 0.497 Aquilino Lopez, R (1, 9) (8, 1) C B X	1-1 F8			3-3 K		1-2 SAFE F8	3-1 HR 1-H 2-H 3-H	1-1 FC6-4 1-2f		5 1 1 4 0 1 3 0 0 0 0 0 0 0	
Pat Burrell, R OBP: 0.383, SLG: 0.498 (1, 7) B B X		2-2 F9		2-2 P4		1 SAFE 1 SAFE G6-4-3 1-2f	0-0 L4		2-3 K	5 0 0 0 0 1 1	
26 Chase Utley, L OBP: 0.375, SLG: 0.528 (1, 4) C B X		1-2 HR		3-2 G4-3			0-1 HR	0-1 P6	0-1 L9	5 2 2 2 0 0 0	
David Bell, R OBP: 0.302, SLG: 0.356 (1, 5) B X		1-0 G4-3			1-2 G3-4-1 SF9 2B		0-0 F7	3-3 K	2-0 F9	5 1 1 0 0 1 0	
6 Ryan Howard, L OBP: 0.355, SLG: 0.471 (1, 3) C X		0-1 G4-3			1-1 G3-4-1		4-2 11 BB 1B BB	2-2 1B 3B 1B		3 2 1 0 1 0 1	
Mike Lieberthal, R OBP: 0.329, SLG: 0.401 (1, 2) B B B B			4-0 39 SH3 BB		4-2 BB		0-0 1B HR 1B 1B	3-2 3B 1B		2 2 2 0 2 0 0	
39 Brett Myers, R OBP: 0.185, SLG: 0.140 Ramon Martinez, R OBP: 0.299, SLG: 0.306 Aaron Fultz, L OBP: 0.333, SLG: 0.333 Kenny Lofton, L OBP: 0.377, SLG: 0.381 63 Ryan Madson, L Endy Chavez, L OBP: 0.265, SLG: 0.318 (1, 1) (5, PH) (5, 1) (7, PH) (7, 1) (8, PH) (8, 8)			0-0 SH3		3-2 SAFE SF9 3-H		3-2 F8	1-2 1-H 3B 3B		0 0 0 0 0 0 0 0 0 0 0 1 0 0 0 0 0 0 0 0 0 0 0 1 0 0 0 0 0 0 2 0 0 0 0 0 0 0 0 1 1 1 2 0 0 0 0	
<b>Inning Stats</b>	R: 0 E: 0 K: 0 S: 6 H: 0 LOB: 0 BB: 0 P: 8	R: 1 E: 0 K: 0 S: 9 H: 1 LOB: 0 BB: 0 P: 13	R: 0 E: 0 K: 0 S: 4 H: 0 LOB: 1 BB: 1 P: 9	R: 0 E: 0 K: 1 S: 11 H: 0 LOB: 0 BB: 0 P: 19	R: 1 E: 0 K: 0 S: 15 H: 1 LOB: 1 BB: 1 P: 26	R: 0 E: 0 K: 0 S: 7 H: 1 LOB: 0 BB: 0 P: 9	R: 6 E: 0 K: 0 S: 16 H: 4 LOB: 0 BB: 2 P: 30	R: 3 E: 0 K: 1 S: 29 H: 4 LOB: 2 BB: 1 P: 45	R: 0 E: 0 K: 1 S: 6 H: 0 LOB: 0 BB: 0 P: 10	1B: 5 2B: 1 3B: 2 HR: 3 SF: 1 SAC: 1 DP: 1 HBP: 0	WP: 0 PB: 0 SB: 0 CS: 0 PA: 42
<b>PITCHER</b>	IP WLS BF H R ER SO BB IBB HBP BLK WP HR S P ERA WHIP	IP WLS BF H R ER SO BB IBB HBP BLK WP HR S P ERA WHIP	IP WLS BF H R ER SO BB IBB HBP BLK WP HR S P ERA WHIP	IP WLS BF H R ER SO BB IBB HBP BLK WP HR S P ERA WHIP	IP WLS BF H R ER SO BB IBB HBP BLK WP HR S P ERA WHIP	IP WLS BF H R ER SO BB IBB HBP BLK WP HR S P ERA WHIP	IP WLS BF H R ER SO BB IBB HBP BLK WP HR S P ERA WHIP	IP WLS BF H R ER SO BB IBB HBP BLK WP HR S P ERA WHIP	IP WLS BF H R ER SO BB IBB HBP BLK WP HR S P ERA WHIP	IP WLS BF H R ER SO BB IBB HBP BLK WP HR S P ERA WHIP	IP WLS BF H R ER SO BB IBB HBP BLK WP HR S P ERA WHIP
Brad Halsey, L ERA: 4.44 (1, 1)	6.1 L 25 4 4 4 1 3 0 0 0 0 2 57 93 5.68 1.105										
Brandon Lyon, R ERA: 5.92 (7, 1)	0.1 3 1 0 0 0 0 1 0 0 0 0 0 7 14 0.00 6.000										
Tim Worrell, R ERA: 6.28 (7, 1)	0.1 3 2 4 4 0 0 0 0 0 0 0 1 4 7 108.00 6.000										
Jason Bulger, R ERA: 40.5 (8, 1)	0.2 6 4 3 3 1 0 0 0 0 0 0 0 23 34 40.50 6.000										
Lance Cormier, R ERA: 5.43 (8, 1)	1.1 5 0 0 0 0 1 1 0 0 0 0 0 12 21 0.00 0.750										

Philadelphia Phillies @ Arizona Diamondbacks  
Bank One Ballpark, Phoenix, AZ  
Fri Aug 26 2005, 9:40 PM EDT  
Att. 22,397 - Roof Closed - 79 F

livebaseballscorecards.com

AB	35
R	11
H	11
RBI	11
BB	5
SO	3
LOB	10



Batter	1	2	3	4	5	6	7	8	9	AB	R	H	RBI	BB	SO	LOB
<b>Craig Counsell, L</b> (1, 4) OBP: 0.368, SLG: 0.388	4-2 BB	3-3 K		0-0 F8			3-2 F8			3	0	0	0	1	1	3
<b>Royce Clayton, R</b> (1, 6) OBP: 0.316, SLG: 0.361	2-3 K		1-0 G6-3			1-1 F8	2-2 G3			4	0	0	0	0	1	2
<b>Luis Gonzalez, L</b> (1, 7) OBP: 0.369, SLG: 0.459	1-1 P2		0-2 1B			3-2 L9	2-2 G6-3			4	0	1	0	0	0	2
<b>Troy Glaus, R</b> (1, 5) OBP: 0.360, SLG: 0.507	1-3 K		2-0 HR			2-0 F9				4	1	1	1	0	2	1
<b>Chad Tracy, L</b> (1, 9) OBP: 0.342, SLG: 0.516		0-2 1B	4-0 BB			0-1 F8				3	1	1	0	1	1	0
<b>34 Conor Jackson, R</b> (1, 3) OBP: 0.295, SLG: 0.368		4-1 1B	2-2 P4			4-1 BB				2	1	0	0	2	1	1
<b>Luis Terrero, R</b> (1, 8) OBP: 0.317, SLG: 0.381		2-2 K		3-2 P5		1-1 P5				4	0	0	0	0	1	3
<b>Kelly Stinnett, R</b> (1, 2) OBP: 0.366, SLG: 0.458		3-1 SH3		0-0 G5-3		1-3 K				4	0	1	1	0	1	1
<b>Brad Halsey, L</b> (1, 1) OBP: 0.173, SLG: 0.065 <b>Brandon Lyon, R</b> (7, 1) <b>Tim Worrell, R</b> (7, 1) <b>Quinton McCracken, S</b> (7, PH) <b>Jason Bulger, R</b> (8, 1) <b>Lance Cormier, R</b> (8, 1) <b>Alex Cintron, S</b> (9, PH)		2-1 SH3		4-2 BB		2-2 G3				0	0	0	1	1	0	0

Inning Stats	R: 0	H: 0	E: 0	K: 2	S: 11	H: 0	LOB: 1	BB: 1	P: 19	R: 2	H: 2	E: 0	K: 2	S: 16	H: 2	LOB: 1	BB: 1	P: 30	R: 1	H: 2	E: 0	K: 0	S: 9	R: 0	H: 0	E: 0	K: 0	S: 10	H: 0	LOB: 1	BB: 1	P: 17	R: 0	H: 0	E: 0	K: 1	S: 8	H: 0	LOB: 1	BB: 1	P: 14	R: 0	H: 1	E: 0	K: 0	S: 15	H: 0	LOB: 1	BB: 0	P: 24	R: 0	H: 0	E: 0	K: 3	S: 10	H: 0	LOB: 0	BB: 0	P: 13	R: 0	H: 0	E: 0	K: 0	S: 9	H: 0	LOB: 0	BB: 0	P: 11	1B: 4	SF: 0	2B: 0	SAC: 1	3B: 0	DP: 0	HR: 1	HBP: 0	WP: 0	PA: 36
--------------	------	------	------	------	-------	------	--------	-------	-------	------	------	------	------	-------	------	--------	-------	-------	------	------	------	------	------	------	------	------	------	-------	------	--------	-------	-------	------	------	------	------	------	------	--------	-------	-------	------	------	------	------	-------	------	--------	-------	-------	------	------	------	------	-------	------	--------	-------	-------	------	------	------	------	------	------	--------	-------	-------	-------	-------	-------	--------	-------	-------	-------	--------	-------	--------


PITCHER	IP	WLS	BF	H	R	ER	SO	BB	IBB	HBP	BLK	WP	HR	S	P	ERA	WHIP
<b>39 Brett Myers, R</b> (1, 1) ERA: 3.55	4.0		19	4	3	3	4	4	0	0	0	0	1	46	84	6.75	2.000
<b>Aaron Fultz, L</b> (5, 1) ERA: 2.34	2.0	W	7	0	0	0	1	1	0	0	0	0	0	14	26	0.00	0.500
<b>63 Ryan Madson, R</b> (7, 1) ERA: 3.28	1.0		4	1	0	0	0	0	0	0	0	0	0	15	24	0.00	1.000
<b>Aquilino Lopez, R</b> (8, 1) ERA: 1.5	2.0		6	0	0	0	3	0	0	0	0	0	0	19	24	0.00	0.000

**BOTTOM**

**Philadelphia Phillies @ Arizona Diamondbacks**  
**Bank One Ballpark, Phoenix, AZ**  
 Fri Aug 26 2005, 9:40 PM EDT  
 Att: 22,397 - Roof Closed - 79 F

livebaseballscorecards.com

<b>AB</b>	<b>30</b>
<b>R</b>	<b>3</b>
<b>H</b>	<b>5</b>
<b>RBI</b>	<b>3</b>
<b>BB</b>	<b>5</b>
<b>SO</b>	<b>8</b>
<b>LOB</b>	<b>13</b>



Batter	1	2	3	4	5	6	7	8	9	AB R H RBI BB SO LOB	TOP									
11 Jimmy Rollins, S (1, 6) OBP: 0.305, SLG: 0.379	0-0 G1-4-3 1B		2-1 P6		1-3 K		4-1 BB		1-1 F8	4 0 1 0 1 1 1										
Kenny Lofton, L (1, 8) OBP: 0.372, SLG: 0.376	1-1 G1-4-3 1-2f		1-2 G6-3		0-0 L8		1-2 G4-3			4 0 0 0 0 0 4										
26 Chase Utley, L (1, 4) OBP: 0.376, SLG: 0.526	1-3 K		4-1 BB			2-1 G4-3		4-2 S BB		2 0 0 0 2 1 0										
Bobby Abreu, L (1, 9) OBP: 0.407, SLG: 0.493		2-2 G3-1	3-2 G6-3			2-1 G4-3		2-1 F7		4 0 0 0 0 0 2										
Pat Burrell, R (1, 7) OBP: 0.384, SLG: 0.497		3-2 6 2B 1B		4-1 BB		1-1 L7		3-3 K		3 0 1 0 1 1 1										
6 Ryan Howard, L (1, 3) OBP: 0.358, SLG: 0.477		0-1 K		2-3 K			0-0 11 BB 1B	0-3 K		4 0 2 0 0 2 2										
David Bell, R (1, 5) OBP: 0.302, SLG: 0.353		3-2 K		0-0 L5			0-1 F8		4-0 BB	3 0 0 0 1 1 4										
Todd Pratt, R (1, 2) OBP: 0.336, SLG: 0.434		4-0 IBB		1-0 G5-3			0-0 11 BB 1B		0-0 F9	3 0 1 0 1 0 2										
21 Jon Lieber, L (1, 1) OBP: 0.053, SLG: 0.071		3-2 G4-3			1-3 K		1-3 K		1-3 K	3 0 0 0 0 2 5										
Rheal Cormier, L (8, 1)										0 0 0 0 0 0 0										
Aquilino Lopez, R (8, 1)										0 0 0 0 0 0 0										
Endy Chavez, L (9, PH) OBP: 0.263, SLG: 0.315										1 0 0 0 0 1 1										
<b>Inning Stats</b>	R: 0 E: 0 K: 1 S: 6	H: 1 LOB: 0 BB: 0 P: 8	R: 0 E: 0 K: 1 S: 16	H: 2 LOB: 3 BB: 1 P: 31	R: 0 E: 0 K: 0 S: 9	H: 0 LOB: 1 BB: 1 P: 19	R: 0 E: 0 K: 1 S: 8	H: 0 LOB: 0 BB: 0 P: 10	R: 0 E: 0 K: 2 S: 6	H: 0 LOB: 0 BB: 0 P: 11	R: 0 E: 0 K: 1 S: 11	H: 2 LOB: 3 BB: 1 P: 17	R: 0 E: 0 K: 2 S: 14	H: 0 LOB: 1 BB: 1 P: 23	R: 0 E: 0 K: 1 S: 7	H: 0 LOB: 1 BB: 1 P: 13	1B: 4 2B: 1 3B: 0 HR: 0	SF: 0 SAC: 0 DP: 1 HBP: 0	WP: 0 PB: 0 SB: 1 CS: 0	PA: 37
<b>PITCHER</b>	IP WLS BF H R ER SO BB IBB HBP BLK WP HR S P ERA WHIP																			
17 Brandon Webb, R (1, 1) ERA: 3.73	7.0 W 29 5 0 0 6 3 1 0 0 0 0 64 111 0.00 1.143																			
Buddy Groom, L (8, 1) ERA: 5.56	0.1 H 2 0 0 0 0 1 0 0 0 0 0 4 10 0.00 3.000																			
Jose Valverde, R (8, 1) ERA: 2.92	1.2 S 6 0 0 0 3 1 0 0 0 0 0 17 26 0.00 0.600																			

Philadelphia Phillies @ Arizona Diamondbacks  
Bank One Ballpark, Phoenix, AZ  
Sat Aug 27 2005, 4:05 PM EDT  
Att. 26,903 - Roof Closed - 80 F

livebaseballscorecards.com

AB	31
R	0
H	5
RBI	0
BB	6
SO	9
LOB	22



Batter	1	2	3	4	5	6	7	8	9
<b>Craig Counsell, L</b> (1, 4) OBP: 0.369, SLG: 0.389	1-1 F9			2-1 F9		1-0 1B 2B		4-2 SH3-4 BB	
<b>Royce Clayton, R</b> (1, 6) OBP: 0.316, SLG: 0.361	0-0 L4			0-1 G3		0-0 HBP 1B		0-0 SH3-4	
<b>Luis Gonzalez, L</b> (1, 7) OBP: 0.370, SLG: 0.457	2-1 G6-3			0-0 F8		1-1 HBP		4-1 FC5-4 BB	
<b>Tony Clark, S</b> (1, 3) OBP: 0.363, SLG: 0.645		0-2 K			0-2 F8	0-2 F7		2-3 K	
<b>Troy Glas, R</b> (1, 5) OBP: 0.357, SLG: 0.502		2-1 G4-3			0-0 G4-3		2-2 F9	1-0 FC5-4	
<b>Chad Tracy, L</b> (1, 9) OBP: 0.344, SLG: 0.519 <b>Quinton McCracken, S</b> (9, 9) OBP: 0.314, SLG: 0.286		3-2 G6-3			1-1 1B		0-0 WP HR 2B		
<b>Luis Terrero, R</b> (1, 8) OBP: 0.310, SLG: 0.372			1-3 K		0-0 F7		0-3 K		
<b>19 Chris Snyder, R</b> (1, 2) OBP: 0.287, SLG: 0.314 <b>Alex Cintron, S</b> (7, PH) OBP: 0.288, SLG: 0.391 <b>Buddy Groom, L</b> (8, 1) <b>Jose Valverde, R</b> (8, 1)			1-3 K			2-3 K	1-2 HR		
<b>17 Brandon Webb, R</b> (1, 1) OBP: 0.080, SLG: 0.061 <b>Kelly Stinnett, R</b> (7, PH) OBP: 0.362, SLG: 0.452			2-3 K			0-1 G6-3	1-0 F8		

Inning Stats	R: 0 E: 0 K: 5 S: 5	H: 0 LOB: 0 BB: 0 P: 8	R: 0 E: 0 K: 1 S: 9	H: 0 LOB: 0 BB: 0 P: 14	R: 0 E: 0 K: 3 S: 10	H: 0 LOB: 0 BB: 0 P: 14	R: 0 E: 0 K: 0 S: 5	H: 0 LOB: 0 BB: 0 P: 7	R: 0 E: 0 K: 0 S: 7	H: 1 LOB: 1 BB: 0 P: 8	R: 0 E: 0 K: 1 S: 11	H: 2 LOB: 3 BB: 0 P: 15	R: 2 E: 0 K: 1 S: 11	H: 2 LOB: 0 BB: 0 P: 15	R: 0 E: 0 K: 1 S: 8	H: 0 LOB: 2 BB: 2 P: 19
--------------	------------------------------	---------------------------------	------------------------------	----------------------------------	-------------------------------	----------------------------------	------------------------------	---------------------------------	------------------------------	---------------------------------	-------------------------------	----------------------------------	-------------------------------	----------------------------------	------------------------------	----------------------------------

PITCHER	IP	WLS	BF	H	R	ER	SO	BB	IBB	HBP	BLK	WP	HR	S	P	ERA	WHIP
<b>21 Jon Lieber, R</b> (1, 1) ERA: 4.81	7.1	L	29	5	2	2	6	1	0	1	0	1	1	61	88	2.46	0.818
<b>Rheal Cormier, L</b> (8, 1) ERA: 5.56	0.1		2	0	0	0	1	1	0	0	0	0	0	4	10	0.00	3.000
<b>Aquilino Lopez, R</b> (8, 1) ERA: 1.42	0.1		1	0	0	0	0	0	0	0	0	0	0	1	2	0.00	0.000

**BOTTOM**

Philadelphia Phillies @ Arizona Diamondbacks  
Bank One Ballpark, Phoenix, AZ

Sat Aug 27 2005, 4:05 PM EDT  
Att: 26,903 - Roof Closed - 80 F

AB	R	H	RBI	BB	SO	LOB
3	0	1	0	1	0	0
3	0	1	0	0	0	0
2	0	0	0	1	0	0
4	0	0	0	0	2	5
4	0	0	0	0	0	2
3	1	2	0	0	0	0
0	0	0	0	0	0	0
3	0	0	0	0	2	2
2	0	0	0	0	2	0
1	1	1	2	0	0	0
0	0	0	0	0	0	0
0	0	0	0	0	0	0
2	0	0	0	0	1	0
1	0	0	0	0	0	0

AB	28
R	2
H	5
RBI	2
BB	2
SO	7
LOB	9

WP: 1 PA: 32  
PB: 0  
SB: 0  
CS: 0



PITCHER	IP	WLS	BF	H	R	ER	SO	BB	IBB	HBP	BLK	WP	HR	S	P	ERA	WHIP
<b>21 Jon Lieber, R</b> (1, 1) ERA: 4.81	7.1	L	29	5	2	2	6	1	0	1	0	1	1	61	88	2.46	0.818
<b>Rheal Cormier, L</b> (8, 1) ERA: 5.56	0.1		2	0	0	0	1	1	0	0	0	0	0	4	10	0.00	3.000
<b>Aquilino Lopez, R</b> (8, 1) ERA: 1.42	0.1		1	0	0	0	0	0	0	0	0	0	0	1	2	0.00	0.000

Batter	1	2	3	4	5	6	7	8	9	AB R H RBI BB SO LOB	TOP			
11 Jimmy Rollins, S OBP: 0.306, SLG: 0.379 (1, 6)	0-0 P4	1-1 1B		2-1 F9			1-1 SAFE		2-3 K	5 0 2 0 0 1 0	Philadelphia Phillies @ Arizona Diamondbacks Bank One Ballpark, Phoenix, AZ Sun Aug 28 2005, 8:05 PM EDT Att. 31,112 - Roof Closed - 79 F  livebaseballscorecards.com  <b>AB 34</b> <b>R 5</b> <b>H 9</b> <b>RBI 5</b> <b>BB 4</b> <b>SO 5</b> <b>LOB 12</b>			
Kenny Lofton, L OBP: 0.372, SLG: 0.375 (1, 8)	0-2 F8	0-1 1B			2-0 F8		SAFE	3-2 SF9	0-1 F9	3 0 1 0 0 0 0 1 0 0 1 0 0 0				
Jason Michaels, R OBP: 0.404, SLG: 0.412 (7, PH) (7, 8)		1-2 2-3 1B					SAFE	3-2 F8	0-2 F7	5 0 1 0 0 0 4				
26 Chase Utley, L OBP: 0.374, SLG: 0.524 (1, 4)	2-0 E9	1-2 P2			3-2 G1-3		SAFE	3-2 F8		3 0 0 0 1 1 1				
Bobby Abreu, L OBP: 0.406, SLG: 0.490 (1, 9)	4-1 BB			2-2 G4-3		2-1 P5		1-3 K		3 2 2 2 1 1 2				
Pat Burrell, R OBP: 0.386, SLG: 0.511 (1, 7)	1-3 K			3-2 HR		4-2 G3-6-3 BB		3-2 HR		4 1 2 1 0 0 1				
6 Ryan Howard, L OBP: 0.360, SLG: 0.492 (1, 3)		0-0 HR		2-2 G4-3		1-2 F8		1-2 FC5-4 1B		4 0 0 0 0 0 2				
David Bell, R OBP: 0.299, SLG: 0.350 (1, 5)		1-0 P4		0-0 G1-3		3-2 G3-6-3 1-2f		3-1 F9		4 1 1 1 0 1 1				
Mike Lieberthal, R OBP: 0.328, SLG: 0.408 (1, 2)		2-3 K		1-1 G4-3			0-0 HR	1-2 FC5-4 1-2f		0 0 0 0 0 1 0 0 1 0 1 0 0 0 1 0 1 0 0 0 0 0 0 1 1 0 0 0 0 0 0 0 0 0				
Vicente Padilla, R Endy Chavez, L Aaron Fultz, L Aquilino Lopez, R Tommy Pharis, S Rheal Cormier, L 58 Eude Brito, L Michael Tucker, L 63 Ryan Madson, L		4-0 1B 11 1B BB		1-0 P5			4-2 11 1B SF9 BB	3-3 K		1B: 4 SF: 1 2B: 1 SAC: 0 3B: 0 DP: 1 HR: 4 HBP: 0				
<b>Inning Stats</b>	R: 0 H: 1 E: 1 LOB: 2 K: 1 BB: 1 S: 10 P: 17	R: 1 H: 3 E: 0 LOB: 3 K: 1 BB: 1 S: 12 P: 21	R: 1 H: 1 E: 0 LOB: 0 K: 0 BB: 0 S: 11 P: 18	R: 0 H: 0 E: 0 LOB: 0 K: 0 BB: 0 S: 5 P: 9	R: 0 H: 0 E: 0 LOB: 0 K: 0 BB: 0 S: 6 P: 13	R: 0 H: 0 E: 0 LOB: 0 K: 0 BB: 1 S: 10 P: 18	R: 2 H: 2 E: 0 LOB: 1 K: 1 BB: 1 S: 16 P: 28	R: 1 H: 2 E: 0 LOB: 1 K: 1 BB: 0 S: 17 P: 28	R: 0 H: 0 E: 0 LOB: 0 K: 1 BB: 0 S: 8 P: 10	1B: 4 SF: 1 2B: 1 SAC: 0 3B: 0 DP: 1 HR: 4 HBP: 0	WP: 0 PA: 39 PB: 0 SB: 0 CS: 0			
<b>PITCHER</b>	IP WLS BF H R ER SO BB IBB HBP BLK WP HR S P ERA WHIP												<b>PITCHER</b>	IP WLS BF H R ER SO BB IBB HBP BLK WP HR S P ERA WHIP
Claudio Vargas, R ERA: 5.05 (1, 1)	6.0 W 28 7 4 4 2 4 0 0 0 0 0 3 59 106 6.00 1.833													
Buddy Groom, L ERA: 5.4 (7, 1)	1.0 H 3 0 0 0 1 0 0 0 0 0 0 0 11 18 0.00 0.000													
28 Brandon Medders, R ERA: 2.12 (8, 1)	1.0 5 2 1 1 1 0 0 0 0 0 0 1 17 28 9.00 2.000													
Tim Worrell, R ERA: 6.07 (9, 1)	1.0 3 0 0 0 0 1 0 0 0 0 0 0 8 10 0.00 0.000													



Batter	1	2	3	4	5	6	7	8	9	AB	R	H	RBI	BB	SO	LOB
<b>Craig Counsell, L</b> (1, 4) OBP: 0.365, SLG: 0.385	1-3 K	2-0 G3		0-1 G3		0-3 K	2-2 G1-3			5	0	0	0	0	2	6
<b>Royce Clayton, R</b> (1, 6) OBP: 0.315, SLG: 0.358	1-3 K		4-2 F7 HR BB	1-3 K			3-1 G5-3	0-0 G3-1		4	1	0	0	1	2	0
<b>Luis Gonzalez, L</b> (1, 7) OBP: 0.372, SLG: 0.455	0-2 G4-3		4-1 F7 HR BB		2-1 F8 HBP		4-0 E 1B HR BB	1-3 K		2	2	0	0	2	1	0
<b>Tony Clark, S</b> (1, 3) OBP: 0.364, SLG: 0.639		2-0 G3	3-2 F7		2-0 L8		1-1 E7 HR 1B	4-0 BB		4	1	1	0	1	0	3
<b>Troy Glas, R</b> (1, 5) OBP: 0.361, SLG: 0.512		1-1 1B 2B	4-2 HR BB		0-2 F8		2-2 1-H HR	4-1 BB		3	3	2	3	2	0	1
<b>Shawn Green, L</b> (1, 8) (7, 9) OBP: 0.359, SLG: 0.497		1-0 BB 1B 1B	2-0 HR		1-2 G6-3		1-0 2B 34 SF8 1B	1-3 K		5	3	3	4	0	1	3
<b>Chad Tracy, L</b> (1, 9) OBP: 0.344, SLG: 0.518		1-1 E BB 1B	0-0 F8		2-2 G4-3		2-2 2B			3	0	1	1	0	0	0
<b>Luis Terrero, R</b> (7, 8) OBP: 0.315, SLG: 0.385		1-2 2-H 1B	3-0 P6		3-2 E6 1B		4-0 BB			1	0	1	0	0	0	0
<b>Kelly Stinnett, R</b> (1, 2) OBP: 0.378, SLG: 0.453		4-2 E BB		0-1 E1		2-2 G4-3		0-1 SF8		2	0	1	0	2	0	0
<b>Claudio Vargas, R</b> (1, 1) OBP: 0.103, SLG: 0.103		0-1 E1								3	0	0	1	0	0	3
<b>Buddy Groom, L</b> (7, 1)										0	0	0	0	0	0	0
<b>34 Conor Jackson, R</b> (7, PH) OBP: 0.289, SLG: 0.368										0	0	0	1	0	0	0
<b>28 Brandon Medders, R</b> (8, 1)										0	0	0	0	0	0	0
<b>Tim Worrell, R</b> (9, 1)										0	0	0	0	0	0	0

Inning Stats	R: 0	H: 0	E: 0	K: 2	S: 11	H: 0	LOB: 0	BB: 0	P: 13	R: 2	H: 3	E: 1	K: 0	S: 11	R: 4	H: 1	E: 0	K: 0	S: 12	R: 0	H: 0	E: 0	K: 1	S: 10	R: 0	H: 0	E: 0	K: 0	S: 8	R: 0	H: 1	E: 1	K: 1	S: 15	R: 4	H: 4	E: 1	K: 0	S: 18	R: 0	H: 0	E: 0	K: 2	S: 8	1B: 5	SF: 1	2B: 2	SAC: 0	3B: 0	DP: 1	HR: 2	HBP: 1	WP: 0	PA: 42
--------------	------	------	------	------	-------	------	--------	-------	-------	------	------	------	------	-------	------	------	------	------	-------	------	------	------	------	-------	------	------	------	------	------	------	------	------	------	-------	------	------	------	------	-------	------	------	------	------	------	-------	-------	-------	--------	-------	-------	-------	--------	-------	--------


PITCHER	IP	WLS	BF	H	R	ER	SO	BB	IBB	HBP	BLK	WP	HR	S	P	ERA	WHIP
<b>Vicente Padilla, R</b> (1, 1) ERA: 4.67	3.0	L	17	4	6	6	2	4	0	0	0	0	0	34	67	18.00	2.667
<b>Aaron Fultz, L</b> (4, 1) ERA: 2.25	2.1		8	0	0	0	1	0	0	1	0	0	0	21	31	0.00	0.000
<b>Aquilino Lopez, R</b> (6, 1) ERA: 1.29	0.2		3	1	0	0	1	0	0	0	0	0	0	12	15	0.00	1.500
<b>Rheal Cormier, L</b> (7, 1) ERA: 6.34	0.1		6	4	4	4	0	1	0	0	0	0	1	12	25	108.00	15.000
<b>58 Eude Brito, L</b> (7, 1) ERA: 1.59	0.2		3	0	0	0	0	1	0	0	0	0	0	6	12	0.00	1.500

**BOTTOM**

**Philadelphia Phillies @ Arizona Diamondbacks**  
**Bank One Ballpark, Phoenix, AZ**  
 Sun Aug 28 2005, 8:05 PM EDT  
 Att: 31,112 - Roof Closed - 79 F

livebaseballscorecards.com

<b>AB</b>	<b>32</b>
<b>R</b>	<b>10</b>
<b>H</b>	<b>9</b>
<b>RBI</b>	<b>10</b>
<b>BB</b>	<b>8</b>
<b>SO</b>	<b>6</b>
<b>LOB</b>	<b>16</b>



Batter	1	2	3	4	5	6	7	8	9	AB R H RBI BB SO LOB	TOP													
<b>Craig Counsell, L</b> (1, 4) OBP: 0.366, SLG: 0.383	0-3 K		4-2 BB	2-3 K			0-0 G3-1		4-1 2B BB	3 1 0 0 2 2 1														
<b>Royce Clayton, R</b> (1, 6) OBP: 0.316, SLG: 0.361	2-2 F7		0-1 F8		0-1 F8		0-2 1B		3-2 SAFE 1 SAFE 1 SAFE 1 SAFE 1 B	5 0 2 1 0 0 1														
<b>Luis Gonzalez, L</b> (1, 7) OBP: 0.368, SLG: 0.451	2-2 G3			2-2 K	1-0 P2		2-2 F9		2-2 P6	5 0 0 0 0 1 2														
<b>Tony Clark, S</b> (1, 3) OBP: 0.364, SLG: 0.634		3-3 K		0-1 SF9 1B	0-2 G3			4-1 G4-6-3 BB	1-3 K	4 1 1 0 1 2 1														
<b>Shawn Green, L</b> (1, 8) (8, 9) OBP: 0.358, SLG: 0.501		1-0 P6		0-0 E3 HR		1-0 HR		0-1 G4-6-3 1-2f		4 2 1 1 0 0 2														
<b>Troy Glaus, R</b> (1, 5) OBP: 0.362, SLG: 0.519		2-2 HR		2-0 SF9		1-3 K		4-1 1B BB		2 1 1 2 1 1 0														
<b>Chad Tracy, L</b> (1, 9) OBP: 0.346, SLG: 0.525		3-1 P4		1-1 HR		2-2 G4-3		1-2 1B		4 1 2 2 0 0 0														
<b>Tim Worrell, R</b> (8, 1)				1 SAFE 1-1 HR				1-2 1B		0 0 0 0 0 0 0														
<b>Jose Valverde, R</b> (9, 1)				1-H HR				1-2 1B		0 0 0 0 0 0 0														
<b>Kelly Stinnett, R</b> (1, 2) OBP: 0.373, SLG: 0.478			2-2 L6	2-2 IHR		1-2 F7		0-1 F9		4 1 1 1 0 0 2														
<b>Russ Ortiz, R</b> (1, 1) OBP: 0.323, SLG: 0.286			1-0 L8	4-2 BB			1-2 L8		2-3 K	1 0 0 0 1 0 0														
<b>28 Brandon Medders, R</b> (6, 1)										0 0 0 0 0 0 0														
<b>Quinton McCracken, S</b> (7, PH) OBP: 0.313, SLG: 0.285										1 0 0 0 0 0 0														
<b>Lance Cormier, R</b> (7, 1) OBP: 0.200, SLG: 0.200										0 0 0 0 0 0 0														
<b>Luis Terrero, R</b> (8, 8) OBP: 0.313, SLG: 0.382										1 0 0 0 0 1 0														
<b>Inning Stats</b>	R: 0 E: 0 K: 1 S: 9	H: 0 LOB: 0 BB: 0 P: 13	R: 1 E: 0 K: 1 S: 9	H: 1 LOB: 0 BB: 0 P: 18	R: 0 E: 0 K: 0 S: 9	H: 0 LOB: 1 BB: 1 P: 16	R: 4 E: 2 K: 2 S: 20	H: 3 LOB: 1 BB: 1 P: 33	R: 0 E: 0 K: 0 S: 8	H: 0 LOB: 0 BB: 0 P: 9	R: 1 E: 0 K: 1 S: 11	H: 1 LOB: 0 BB: 0 P: 16	R: 0 E: 0 K: 0 S: 10	H: 1 LOB: 1 BB: 0 P: 13	R: 0 E: 0 K: 0 S: 9	H: 1 LOB: 2 BB: 2 P: 18	R: 1 E: 0 K: 2 S: 14	H: 1 LOB: 1 BB: 1 P: 26	1B: 3 2B: 1 3B: 0 HR: 4	SF: 1 SAC: 0 DP: 1 HBP: 0	WP: 0 PB: 0 SB: 0 CS: 0	PA: 40		
<b>Woody Williams, R</b> (1, 1) ERA: 5.01	IP: 5.0 WLS: L BF: 22 H: 4 R: 5 ER: 1 SO: 4 BB: 2 IBB: 0 HBP: 0 BLK: 0 WP: 0 HR: 2 S: 55 P: 89 ERA: 1.80 WHIP: 1.200																							
<b>Paul Quantrill, R</b> (6, 1) ERA: 5.09	IP: 2.0 WLS: L BF: 8 H: 2 R: 1 ER: 1 SO: 1 BB: 0 IBB: 0 HBP: 0 BLK: 0 WP: 0 HR: 1 S: 21 P: 29 ERA: 4.50 WHIP: 1.000																							
<b>52 Clay Hensley, R</b> (8, 1) ERA: 1.78	IP: 1.0 WLS: L BF: 5 H: 1 R: 0 ER: 0 SO: 0 BB: 2 IBB: 0 HBP: 0 BLK: 0 WP: 0 HR: 0 S: 9 P: 18 ERA: 0.00 WHIP: 3.000																							
<b>Rudy Seanez, R</b> (9, 1) ERA: 3.02	IP: 1.0 WLS: L BF: 5 H: 1 R: 1 ER: 1 SO: 2 BB: 1 IBB: 0 HBP: 0 BLK: 0 WP: 0 HR: 0 S: 14 P: 26 ERA: 9.00 WHIP: 2.000																							

**Arizona Diamondbacks @ San Diego Padres**  
**PETCO Park, San Diego, CA**  
 Mon Aug 29 2005, 10:05 PM EDT  
 Att. 23,762 - Clear - 70 F

AB	34
R	7
H	8
RBI	7
BB	5
SO	7
LOB	9



BOTTOM

Arizona Diamondbacks @ San Diego Padres  
PETCO Park, San Diego, CA  
Mon Aug 29 2005, 10:05 PM EDT  
Att. 23,762 - Clear - 70 F

livebaseballscorecards.com

AB	32
R	5
H	8
RBI	5
BB	4
SO	0
LOB	10



WP:	0	PA:	38
PB:	0		
SB:	0		
CS:	1		

AB R H RBI BB SO LOB

5	0	1	0	0	0	2
4	1	1	0	0	0	0
4	0	0	0	0	0	1
4	1	1	2	0	0	0
3	1	1	0	1	0	0
3	1	1	0	1	0	1
3	1	2	2	1	0	0
3	0	1	0	0	0	1
1	0	0	0	0	0	1
0	0	0	0	1	0	0
1	0	0	0	0	0	3
0	0	0	0	0	0	0
0	0	0	0	1	0	0
0	0	0	0	0	0	0
0	0	0	0	0	0	0
1	0	0	0	0	0	1

1B:	3	SF:	1
2B:	4	SAC:	0
3B:	0	DP:	1
HR:	1	HBP:	0

Batter	1	2	3	4	5	6	7	8	9
<b>Dave Roberts, L</b> OBP: 0.337, SLG: 0.414 (1, 8)	2-1 G6-3		0-1 CS 1B			3-2 G4-3	1-2 F8		1-1 G4-3
<b>Mark Loretta, R</b> OBP: 0.366, SLG: 0.342 (1, 4)	3-1 L7		1-2 CS 1-2	2-1 P3		3-1 G4-3 HR 2B		2-2 L9	
<b>Joe Randa, R</b> OBP: 0.339, SLG: 0.459 (1, 5)	1-2 F9			0-0 L4		1-0 G4-3		0-1 F8	
<b>Ryan Klesko, L</b> OBP: 0.353, SLG: 0.443 (1, 7)			3-1 F7	3-2 P5		3-2 HR		2-2 F8	
<b>Ben Johnson, R</b> OBP: 0.250, SLG: 0.353 (1, 9)			1-1 G4-3		1-1 G6-3	3-2 2B		4-0 BB 2B BB	
<b>Xavier Nady, R</b> OBP: 0.318, SLG: 0.466 (1, 3)			0-1 G5-3		1-2 39 1B BB FC6-2-5 1B	0-0 F8		4-2 2B BB	
<b>Miguel Olivo, R</b> OBP: 0.236, SLG: 0.368 (1, 2)			0-0 39 F8 SF8 2B		4-1 39 1B BB FC6-2-5 BB		1-1 G6-3	1-1 24 F9 2B	
<b>39 Wilson Valdez, R</b> OBP: 0.245, SLG: 0.266 (1, 6)			3-1 F8		1-1 1B		0-1 G4-3	3-2 F9	
<b>24 Brian Giles, L</b> OBP: 0.421, SLG: 0.498 (9, PH)			2-3 1B		1-2 2-3 1B			2-3	
<b>Woody Williams, R</b> OBP: 0.200, SLG: 0.206 (1, 1)			2-0 SF8		2-2 FC6-2-5		4-2 BB	0-1 L6	
<b>Mark Swesney, L</b> OBP: 0.416, SLG: 0.516 (5, PH)									
<b>Paul Quintill, L</b> OBP: 0.378, SLG: 0.414 (6, 1)									
<b>Robert Fick, L</b> OBP: 0.378, SLG: 0.414 (7, PH)									
<b>52 Clay Hensley, R</b> OBP: 0.378, SLG: 0.414 (8, 1)									
<b>Rudy Seanez, R</b> OBP: 0.339, SLG: 0.385 (9, 1)									
<b>Eric Young Sr., R</b> OBP: 0.339, SLG: 0.385 (9, PH)									

Inning Stats	R: 0	H: 0	E: 0	LOB: 0	K: 0	P: 19	R: 0	H: 0	E: 0	LOB: 0	K: 0	P: 10	R: 1	H: 2	E: 0	LOB: 0	K: 0	P: 9	R: 0	H: 0	E: 0	LOB: 0	K: 0	P: 11	R: 0	H: 2	E: 0	LOB: 1	K: 0	P: 20	R: 2	H: 3	E: 0	LOB: 1	K: 0	P: 29	R: 0	H: 0	E: 0	LOB: 1	K: 0	P: 15	R: 0	H: 0	E: 0	LOB: 0	K: 0	P: 12	R: 2	H: 1	E: 0	LOB: 1	K: 0	P: 27	1B: 3	SF: 1	2B: 4	SAC: 0	3B: 0	DP: 1	HR: 1	HBP: 0	WP: 0	PA: 38
--------------	------	------	------	--------	------	-------	------	------	------	--------	------	-------	------	------	------	--------	------	------	------	------	------	--------	------	-------	------	------	------	--------	------	-------	------	------	------	--------	------	-------	------	------	------	--------	------	-------	------	------	------	--------	------	-------	------	------	------	--------	------	-------	-------	-------	-------	--------	-------	-------	-------	--------	-------	--------

PITCHER	IP	WLS	BF	H	R	ER	SO	BB	IBB	HBP	BLK	WP	HR	S	P	ERA	WHIP
<b>Russ Ortiz, R</b> ERA: 6.82 (1, 1)	5.2	W	23	7	3	3	3	0	0	0	0	0	1	60	103	4.76	1.412
<b>28 Brandon Medders, R</b> ERA: 2.08 (6, 1)	0.1	H	1	0	0	0	0	0	0	0	0	0	0	1	1	0.00	0.000
<b>Lance Cormier, R</b> ERA: 5.35 (7, 1)	1.0	H	4	0	0	0	0	1	0	0	0	0	0	9	15	0.00	1.000
<b>Tim Worrell, R</b> ERA: 5.87 (8, 1)	1.0	H	3	0	0	0	0	0	0	0	0	0	0	8	12	0.00	0.000
<b>Jose Valverde, R</b> ERA: 3.22 (9, 1)	1.0		6	1	2	2	0	2	0	0	0	0	0	14	27	18.00	3.000

Batter	1	2	3	4	5	6	7	8	9	AB R H RBI BB SO LOB	TOP	
<b>Craig Counsell, L</b> (1, 4) OBP: 0.366, SLG: 0.382	2-1 L3		4-2 G6-4-3 BB		3-3 K		1-0 S 1B		0-0 F9	4 0 1 0 1 1 1		
<b>Royce Clayton, R</b> (1, 6) OBP: 0.315, SLG: 0.360	0-2 S HR 1B		1-2 G6-4-3		0-0 G6-3		3-2 G4-3			4 1 1 0 0 0 3		
<b>Luis Gonzalez, L</b> (1, 7) OBP: 0.367, SLG: 0.455	1-3 K			1-1 HR		0-0 P5		3-3 K		4 1 1 1 0 2 1		
<b>Troy Glaus, R</b> (1, 5) OBP: 0.363, SLG: 0.525	1-0 HR			3-2 34 BB 1B		3-3 K		3-3 K		4 1 2 2 0 2 0		
<b>Shawn Green, L</b> (1, 8) OBP: 0.359, SLG: 0.503	2-1 G3-1			1-3 K		3-0 1B		1-1 2B		4 0 2 0 0 1 1		
<b>Chad Tracy, L</b> (1, 9) OBP: 0.342, SLG: 0.520				2-3 K		0-0 F8		1-2 F8		4 0 0 0 0 2 3		
<b>34 Conor Jackson, R</b> (1, 3) OBP: 0.292, SLG: 0.350 <b>Lance Cormier, R</b> (7, 1) OBP: 0.200, SLG: 0.200 <b>Buddy Groom, L</b> (7, 1) <b>Brandon Lyon, R</b> (7, 1) <b>Tim Worrell, R</b> (8, 1) <b>Quinton McCracken, S</b> (9, PH) OBP: 0.316, SLG: 0.289			1-1 G5-3		4-2 BB		3-2 K		1-2 G6-3 1B	2 0 0 0 0 1 1 0 1 0 1 0 0 0 0 0		
<b>Kelly Stinnett, R</b> (1, 2) OBP: 0.371, SLG: 0.473 <b>Alex Cintron, S</b> (9, PH) OBP: 0.287, SLG: 0.389			2-3 K		3-2 G6-3		1-1 1B 1B		0-2 G6-3	3 0 1 0 0 1 2 1 0 0 0 0 0 1		
<b>Brad Halsey, L</b> (1, 1) OBP: 0.167, SLG: 0.063 <b>Tony Clark, S</b> (7, PH) OBP: 0.385, SLG: 0.633 (7, 3)				0-1 F7		2-2 G4-3		0-2 P5		3-2 1B	2 0 0 0 0 0 0 2 0 1 0 0 0 1	
<b>Inning Stats</b>	R: 2 H: 2 E: 0 LOB: 0 K: 1 BB: 0 S: 11 P: 17	R: 0 H: 0 E: 0 LOB: 0 K: 2 BB: 0 S: 8 P: 12	R: 0 H: 0 E: 0 LOB: 0 K: 0 BB: 1 S: 9 P: 14	R: 1 H: 2 E: 0 LOB: 2 K: 2 BB: 1 S: 16 P: 30	R: 0 H: 0 E: 0 LOB: 0 K: 1 BB: 0 S: 7 P: 12	R: 0 H: 1 E: 0 LOB: 1 K: 1 BB: 0 S: 6 P: 12	R: 0 H: 2 E: 0 LOB: 2 K: 1 BB: 0 S: 13 P: 21	R: 0 H: 1 E: 0 LOB: 1 K: 2 BB: 0 S: 14 P: 22	R: 0 H: 2 E: 0 LOB: 1 K: 0 BB: 0 S: 10 P: 14	1B: 7 SF: 0 2B: 1 SAC: 0 3B: 0 DP: 2 HR: 2 HBP: 0	WP: 0 PA: 37 PB: 0 SB: 2 CS: 0	
<b>44 Jake Peavy, R</b> (1, 1) ERA: 3.01 <b>Scott Linebrink, R</b> (7, 1) ERA: 2.4 <b>Akinori Otsuka, R</b> (8, 1) ERA: 2.65 <b>Trevor Hoffman, R</b> (9, 1) ERA: 3.43	IP WLS BF H R ER SO BB IBB HBP BLK WP HR S P ERA WHIP	6.2 W 28 7 3 3 8 2 0 0 0 0 2 67 112 4.05 1.350	0.1 H 1 0 0 0 0 0 0 0 0 0 0 3 6 0.00 0.000	1.0 H 4 1 0 0 2 0 0 0 0 0 0 14 22 0.00 1.000	1.0 S 4 2 0 0 0 0 0 0 0 0 0 10 14 0.00 2.000	PITCHER IP WLS BF H R ER SO BB IBB HBP BLK WP HR S P ERA WHIP						

**Arizona Diamondbacks @ San Diego Padres**  
**PETCO Park, San Diego, CA**  
 Tue Aug 30 2005, 10:05 PM EDT  
 Att. 27,853 - Partly Cloudy - 71 F

livebaseballscorecards.com

<b>AB</b>	<b>35</b>
<b>R</b>	<b>3</b>
<b>H</b>	<b>10</b>
<b>RBI</b>	<b>3</b>
<b>BB</b>	<b>2</b>
<b>SO</b>	<b>10</b>
<b>LOB</b>	<b>13</b>



Batter	1	2	3	4	5	6	7	8	9
Eric Young Sr., R OBP: 0.353, SLG: 0.393 Akinori Otsuka, R Trevor Hoffman, R	0-1 1B 24 HR 1B		1-0 F9		4-1 CS BB		1 SAFE 3-1 1-2 1B		
Mark Loretta, R OBP: 0.367, SLG: 0.342	1 SAFE 3-1 1-2 24 HR 1B		4-1 BB		1 SAFE 2-2 1-2		0-1 FC5 2-3f		
Joe Randa, R OBP: 0.341, SLG: 0.465	1-2 F8		1 SAFE 2-0 P6		1-1 HR		4-0 SH1-4 24 1B SF7 BB		
24 Brian Giles, L OBP: 0.421, SLG: 0.504 Dave Roberts, L OBP: 0.337, SLG: 0.414	3-2 1-1 2-1 HR		2-2 F9		0-0 G3		2-2 SH1-4 1-2 1B		
Xavier Nady, R OBP: 0.318, SLG: 0.465	2-1 F9			2-0 1B 1B	0-0 G5-3		0-0 SH1-4 1-2 2-3		
3 Khalil Greene, R OBP: 0.303, SLG: 0.423	0-1 L4			3-1 P6	2-1 G5-3		4-0 FC6-4 IBB		
Miguel Olivo, R OBP: 0.236, SLG: 0.368		0-1 F7		0-0 G6-4-3 1-2 1B	0-0 G6-4-3 1-2f		0-2 G6-3 3-H SF7		
Ben Johnson, R OBP: 0.250, SLG: 0.333		0-1 G1-3		0-0 G6-4-3 1-2f		0-1 FC5 1B 1B	1-2 FC6-4 1-2f		
44 Jake Peavy, R OBP: 0.275, SLG: 0.217 Scott Linebrink, R Mark Sweeney, L OBP: 0.416, SLG: 0.516 Damian Jackson, R OBP: 0.331, SLG: 0.345		2-2 K			1-3 K		1-2 P2		

Inning Stats	R: 3	H: 3	LOB: 3	K: 0	P: 25	R: 0	H: 0	LOB: 0	K: 1	P: 9	R: 0	H: 0	LOB: 1	K: 0	P: 16	R: 0	H: 2	LOB: 1	K: 0	P: 10	R: 0	H: 0	LOB: 0	K: 1	P: 14	R: 1	H: 1	LOB: 0	K: 0	P: 9	R: 0	H: 2	LOB: 2	K: 0	P: 16	R: 1	H: 1	LOB: 2	K: 0	P: 19		
	S: 16	BB: 0	BB: 25	S: 7	BB: 9	S: 7	BB: 9	S: 7	BB: 1	BB: 16	S: 5	BB: 10	S: 7	BB: 14	S: 6	BB: 9	S: 12	BB: 16	S: 8	BB: 19																						

AB	R	H	RBI	BB	SO	LOB	
3	1	2	0	1	0	0	
0	0	0	0	0	0	0	
0	0	0	0	0	0	0	
3	1	1	0	1	0	3	
3	2	1	1	1	0	3	
4	1	2	3	0	0	1	
0	0	0	0	0	0	0	
3	0	1	0	0	0	0	
3	0	0	0	1	0	1	
3	0	1	1	0	0	0	
4	0	1	0	0	0	4	
2	0	0	0	0	2	0	
0	0	0	0	0	0	0	
0	0	0	0	0	0	0	
1	0	0	0	0	0	1	
1B: 7	SF: 1	2B: 0	SAC: 1	3B: 0	DP: 1	HR: 2	HBP: 0

**BOTTOM**

**Arizona Diamondbacks @ San Diego Padres**  
 PETCO Park, San Diego, CA  
 Tue Aug 30 2005, 10:05 PM EDT  
 Att. 27,853 - Partly Cloudy - 71 F

AB	29
R	5
H	9
RBI	5
BB	4
SO	2
LOB	13



WP: 0	PA: 35
PB: 0	
SB: 0	
CS: 1	

PITCHER	IP	WLS	BF	H	R	ER	SO	BB	IBB	HBP	BLK	WP	HR	S	P	ERA	WHIP
Brad Halsey, L ERA: 4.5	(1, 1)	6.0	24	6	4	4	2	2	0	0	0	0	2	48	83	6.00	1.333
Lance Cormier, R ERA: 5.32	(7, 1)	0.1	2	1	0	0	0	0	0	0	0	0	5	5	0.00	3.000	
Buddy Groom, L ERA: 5.35	(7, 1)	0.1	2	1	0	0	0	0	0	0	0	0	5	9	0.00	3.000	
Brandon Lyon, R ERA: 6.2	(7, 1)	0.1	3	1	1	1	0	1	0	0	0	0	5	11	27.00	6.000	
Tim Worrell, R ERA: 5.68	(8, 1)	1.0	4	0	0	0	0	0	1	0	0	0	5	10	0.00	0.000	

Batter	1	2	3	4	5	6	7	8	9	AB R H RBI BB SO LOB	TOP											
<b>Craig Counsell, L</b> OBP: 0.366, SLG: 0.381 (1, 4)	2-2 G4-3		4-2 BB		1-1 B1-3		2-1 E1 1B		3-3 K	4 1 1 0 1 1 0	<b>Arizona Diamondbacks @ San Diego Padres</b> <b>PETCO Park, San Diego, CA</b> Wed Aug 31 2005, 3:35 PM EDT Att. 27,513 - Sunny - 73 F											
<b>Chad Tracy, L</b> OBP: 0.341, SLG: 0.516 (1, 9)	3-3 K		0-2 F9			1-0 L4	3-2 2B 1B		0-1 L7	5 0 1 1 0 1 2												
<b>Luis Gonzalez, L</b> OBP: 0.371, SLG: 0.465 (1, 7)	1-0 G3			4-1 WP 1B BB		1-1 HR	1-0 1-3 2B		4-0 BB	3 1 2 1 2 0 0												
<b>Tony Clark, S</b> OBP: 0.362, SLG: 0.625 (1, 3)		3-2 G3		0-0 1-2 1B		0-1 G4-3	1-2 P4		3-3 K	5 0 1 0 0 1 3												
<b>Troy Glaus, R</b> OBP: 0.361, SLG: 0.521 (1, 5)		2-3 K		0-3 K		1-0 F8		0-2 G1-3		4 0 0 0 0 2 2												
<b>Shawn Green, L</b> OBP: 0.360, SLG: 0.502 (1, 8)		0-1 F7		3-3 K			4-0 BB E BB	0-2 1B 1B		3 2 1 0 1 1 2												
<b>Royce Clayton, R</b> OBP: 0.317, SLG: 0.359 (1, 6)			0-1 G1-3	0-1 G6-3			4-1 E BB	2-1 1B 1B		3 1 1 0 1 0 2												
<b>19 Chris Snyder, R</b> OBP: 0.285, SLG: 0.312 <b>Quinton McCracken, S</b> OBP: 0.315, SLG: 0.287 <b>28 Brandon Medders, R</b> <b>Alex Cintron, S</b> OBP: 0.290, SLG: 0.392 <b>Jason Bulger, R</b> (8, 1)			3-2 G6-3		3-2 G5-3		0-1 L8	1-0 1-3 2-H 1B		2 0 0 0 0 0 0 1 0 0 0 0 0 2 0 0 0 0 0 0 0 1 0 1 1 0 0 0 0 0 0 0 0 0 0												
<b>Javier Vazquez, R</b> OBP: 0.278, SLG: 0.294 <b>Lance Cormier, R</b> OBP: 0.200, SLG: 0.200 <b>34 Conor Jackson, R</b> OBP: 0.286, SLG: 0.341 <b>Kelly Stinnett, R</b> OBP: 0.368, SLG: 0.468 (7, 2)			3-2 BB 1B		3-2 G5-3		0-1 F8	1-2 P3		2 0 1 0 0 0 0 0 0 0 0 0 0 0 1 0 0 0 0 0 2 1 0 0 0 0 0 1												
<b>Inning Stats</b>	R: 0 E: 0 K: 1 S: 8	H: 0 LOB: 0 BB: 0 P: 14	R: 0 E: 0 K: 1 S: 9	H: 0 LOB: 0 BB: 0 P: 14	R: 0 E: 0 K: 0 S: 14	H: 1 LOB: 2 BB: 1 P: 24	R: 0 E: 0 K: 2 S: 10	H: 1 LOB: 2 BB: 1 P: 17	R: 0 E: 0 K: 0 S: 12	H: 0 LOB: 0 BB: 0 P: 19		R: 1 E: 0 K: 0 S: 6	H: 1 LOB: 0 BB: 0 P: 9	R: 3 E: 1 K: 0 S: 15	H: 3 LOB: 2 BB: 2 P: 30	R: 1 E: 0 K: 0 S: 12	H: 3 LOB: 1 BB: 0 P: 16	R: 0 E: 0 K: 2 S: 8	H: 0 LOB: 1 BB: 1 P: 18	1B: 7 2B: 1 3B: 0 HR: 1	SF: 0 SAC: 0 DP: 0 HBP: 0	WP: 1 PB: 0 SB: 0 CS: 0
<b>PITCHER</b>	IP WLS BF H R ER SO BB IBB HBP BLK WP HR S P ERA WHIP																					
<b>Chan Ho Park, R</b> ERA: 5.79 (1, 1)	6.0 W 24 3 2 2 4 3 0 0 0 1 1 59 101 3.00 1.000																					
<b>52 Clay Hensley, R</b> ERA: 2.42 (7, 1)	0.2 6 3 2 2 0 1 0 0 0 0 0 0 12 22 27.00 6.000																					
<b>Chris Hammond, L</b> ERA: 3.19 (7, 1)	0.2 4 2 1 1 0 0 0 0 0 0 0 0 11 14 13.50 3.000																					
<b>Scott Linebrink, R</b> ERA: 2.37 (8, 1)	0.2 2 1 0 0 0 0 0 0 0 0 0 0 4 6 0.00 1.500																					
<b>Akinori Otsuka, R</b> ERA: 2.6 (9, 1)	1.0 4 0 0 0 2 1 0 0 0 0 0 0 8 18 0.00 1.000																					

livebaseballscores.com

<b>AB</b>	<b>35</b>
<b>R</b>	<b>5</b>
<b>H</b>	<b>9</b>
<b>RBI</b>	<b>3</b>
<b>BB</b>	<b>5</b>
<b>SO</b>	<b>6</b>
<b>LOB</b>	<b>16</b>



Batter	1	2	3	4	5	6	7	8	9
<b>Dave Roberts, L</b> (1, 8) OBP: 0.340, SLG: 0.425	0-1 WP 1B	0-3 K		3-2 HR		0-1 1B	3-1 F9		
<b>Mark Loretta, R</b> (1, 4) OBP: 0.374, SLG: 0.351	1-0 WP 1B	0-1 BB 1B		1-1 F7		4-1 1B 24 E BB		2-0 K2-3 2B	
<b>Robert Fick, L</b> (1, 3) OBP: 0.378, SLG: 0.410	3-3 K	4-1 BB			1-2 F7	2-0 1B 24 FC3-6		3-2 F8	
<b>24 Brian Giles, L</b> (1, 9) OBP: 0.420, SLG: 0.501	4-1 1B E BB	0-2 F7			2-1 F8	2-0 FC3-6 FC6-4		3-3 K2-3	
<b>Damian Jackson, R</b> (6, PR) OBP: 0.330, SLG: 0.344									
<b>Joe Randa, R</b> (1, 5) OBP: 0.338, SLG: 0.461	1-3 K		2-2 G5-3		0-1 F7	1-2 FC6-4		4-0 IBB	
<b>Chris Hammond, L</b> (7, 1)									
<b>Scott Linebrink, R</b> (8, 1)									
<b>Ryan Klesko, L</b> (8, PH) OBP: 0.355, SLG: 0.443									
<b>Akinori Otsuka, R</b> (9, 1)									
<b>3 Khalil Greene, R</b> (1, 6) OBP: 0.307, SLG: 0.426	0-1 E 1B		0-1 G5-3		1-2 1B HR	1-0 1B	1-0 1B	2-1 P4	
<b>Miguel Olivo, R</b> (1, 2) OBP: 0.236, SLG: 0.366	1-1 E5		1-2 P2		1-2 HR 1B	0-0 K	1-3 K		
<b>Ben Johnson, R</b> (1, 7) OBP: 0.286, SLG: 0.520	0-3 K			1-1 SH5-4 CS 2B		2-2 HR	0-2 F9		
<b>Chan Ho Park, R</b> (1, 1) OBP: 0.267, SLG: 0.267					0-0 SH5-4	0-3 K	0-2 1B		
<b>52 Clay Hensley, R</b> (7, 1)									
<b>Sean Burroughs, L</b> (7, 5) OBP: 0.330, SLG: 0.305									

Inning Stats	R: 3	H: 3	E: 1	K: 3	S: 17	LOB: 2	BB: 1	P: 27	R: 0	H: 1	E: 0	K: 1	S: 11	LOB: 2	BB: 1	P: 15	R: 0	H: 0	E: 0	K: 0	S: 11	LOB: 0	BB: 0	P: 14	R: 1	H: 2	E: 0	K: 0	S: 8	LOB: 0	BB: 0	P: 13	R: 0	H: 0	E: 0	K: 0	S: 7	LOB: 0	BB: 0	P: 10	R: 5	H: 5	E: 1	K: 1	S: 19	LOB: 1	BB: 1	P: 31	R: 0	H: 2	E: 0	K: 1	S: 14	LOB: 2	BB: 0	P: 19	R: 0	H: 1	E: 0	K: 1	S: 9	LOB: 2	BB: 1	P: 23
--------------	------	------	------	------	-------	--------	-------	-------	------	------	------	------	-------	--------	-------	-------	------	------	------	------	-------	--------	-------	-------	------	------	------	------	------	--------	-------	-------	------	------	------	------	------	--------	-------	-------	------	------	------	------	-------	--------	-------	-------	------	------	------	------	-------	--------	-------	-------	------	------	------	------	------	--------	-------	-------

PITCHER	IP	WLS	BF	H	R	ER	SO	BB	IBB	HBP	BLK	WP	HR	S	P	ERA	WHIP
<b>Javier Vazquez, R</b> (1, 1) ERA: 4.8	5.1	L	28	10	8	7	5	2	0	0	0	1	2	66	94	11.81	2.250
<b>Lance Cormier, R</b> (6, 1) ERA: 5.27	0.2		4	1	1	0	0	1	0	0	0	0	0	7	16	0.00	3.000
<b>28 Brandon Medders, R</b> (7, 1) ERA: 1.96	1.0		5	2	0	0	1	0	0	0	0	0	0	14	19	0.00	2.000
<b>Jason Bulger, R</b> (8, 1) ERA: 16.2	1.0		5	1	0	0	1	0	1	0	0	0	0	9	23	0.00	1.000

**BOTTOM**

Arizona Diamondbacks @ San Diego Padres  
 PETCO Park, San Diego, CA  
 Wed Aug 31 2005, 3:35 PM EDT  
 Att: 27,513 - Sunny - 73 F

AB	R	H	RBI	BB	SO	LOB
5	3	3	1	0	1	2
4	2	3	0	1	0	0
4	0	1	1	1	1	2
3	1	0	0	1	0	3
1	0	0	0	0	1	1
4	0	0	0	0	1	3
0	0	0	0	0	0	0
0	0	0	0	0	0	0
0	0	0	0	1	0	0
0	0	0	0	0	0	0
5	1	3	1	0	0	2
4	1	1	0	0	1	2
4	1	2	3	0	1	3
2	0	0	0	0	1	0
0	0	0	0	0	0	0
1	0	1	0	0	0	0

AB	37
R	9
H	14
RBI	6
BB	4
SO	7
LOB	18

livebaseballscores.com



PITCHER	IP	WLS	BF	H	R	ER	SO	BB	IBB	HBP	BLK	WP	HR	S	P	ERA	WHIP
<b>Javier Vazquez, R</b> (1, 1) ERA: 4.8	5.1	L	28	10	8	7	5	2	0	0	0	1	2	66	94	11.81	2.250
<b>Lance Cormier, R</b> (6, 1) ERA: 5.27	0.2		4	1	1	0	0	1	0	0	0	0	0	7	16	0.00	3.000
<b>28 Brandon Medders, R</b> (7, 1) ERA: 1.96	1.0		5	2	0	0	1	0	0	0	0	0	0	14	19	0.00	2.000
<b>Jason Bulger, R</b> (8, 1) ERA: 16.2	1.0		5	1	0	0	1	0	1	0	0	0	0	9	23	0.00	1.000

Batter	1	2	3	4	5	6	7	8	9	AB R H RBI BB SO LOB	TOP	
2 Randy Winn, S (1, 8) OBP: 0.334, SLG: 0.409	0-1 WP 13 SH2-3 1B		1-3 K		0-1 P5		2-1 13 2B 1B		2-1 F9	5 1 2 0 0 1 0		
13 Omar Vizquel, S (1, 6) OBP: 0.346, SLG: 0.378	0-0 SH2-3 1-2			2-1 F9		0-1 G1-3	1-0 G3 1-H 2-H 2B		0-1 G4-3	4 0 1 2 0 0 0		
J.T. Snow, L (1, 3) OBP: 0.341, SLG: 0.366	2-0 G3-1 2-3			1-1 1B 2B		1-0 1B HR	1-2 G3 2-3			4 2 2 0 0 0 2		
Moises Alou, R (1, 7) OBP: 0.403, SLG: 0.504	0-1 G6-3			1-3 K		2-0 1B HR	2-1 F8			4 1 1 0 0 1 3		
Ray Durham, S (1, 4) OBP: 0.369, SLG: 0.449		2-3 K		1-1 2-H 1B		1-1 1-H 2-H HR		0-3 K		4 1 2 4 0 2 0		
Pedro Feliz, R (1, 5) OBP: 0.312, SLG: 0.439		0-0 G6-3		4-1 1B FC6-4 BB		3-3 K		4-1 BB		2 0 0 0 2 1 0		
Todd Linden, S (1, 9) OBP: 0.293, SLG: 0.414		0-0 G4-3		0-0 FC6-4 1-2f		3-2 G1-3		0-1 F7		4 0 0 0 0 0 3		
Mike Matheny, R (1, 2) OBP: 0.307, SLG: 0.425			3-3 K		1-1 L3		0-1 13 2B 1B	1-1 G6-3		4 1 1 0 0 1 1		
Jason Schmidt, R (1, 1) OBP: 0.120, SLG: 0.163			1-1 L4		2-3 K		0-3 K		1-2 G6-3	3 0 0 0 0 2 1		
Scott Eyre, L (7, 1)										0 0 0 0 0 0 0		
Edgardo Alfonzo, R (9, PH) OBP: 0.334, SLG: 0.355										1 0 0 0 0 0 0		
Armando Benitez, R (9, 1)										0 0 0 0 0 0 0		
<b>Inning Stats</b>	R: 0 H: 1 E: 0 LOB: 1 K: 0 BB: 0 S: 6 P: 8	R: 0 H: 0 E: 0 LOB: 0 K: 1 BB: 0 S: 6 P: 8	R: 0 H: 0 E: 0 LOB: 0 K: 2 BB: 0 S: 10 P: 15	R: 1 H: 2 E: 0 LOB: 2 K: 1 BB: 1 S: 13 P: 22	R: 0 H: 0 E: 0 LOB: 0 K: 1 BB: 0 S: 7 P: 10	R: 3 H: 3 E: 0 LOB: 0 K: 1 BB: 0 S: 15 P: 25	R: 2 H: 3 E: 0 LOB: 1 K: 1 BB: 0 S: 14 P: 20	R: 0 H: 0 E: 0 LOB: 1 K: 1 BB: 1 S: 9 P: 14	R: 0 H: 0 E: 0 LOB: 0 K: 0 BB: 0 S: 7 P: 10	1B: 6 SF: 0 2B: 2 SAC: 1 3B: 0 DP: 0 HR: 1 HBP: 0	WP: 1 PA: 38 PB: 0 SB: 0 CS: 0	
<b>PITCHER</b>	IP WLS BF H R ER SO BB IBB HBP BLK WP HR S P ERA WHIP											
17 Brandon Webb, R (1, 1) ERA: 3.88	6.1 L 29 9 6 6 7 1 0 0 0 0 1 1 65 99 8.53 1.579											
Buddy Groom, L (7, 1) ERA: 5.3	0.1 1 0 0 0 0 0 0 0 0 0 0 0 4 5 0.00 0.000											
28 Brandon Medders, R (7, 1) ERA: 1.93	0.1 1 0 0 0 0 0 0 0 0 0 0 0 2 4 0.00 0.000											
Tim Worrell, R (8, 1) ERA: 5.35	2.0 7 0 0 0 0 1 1 0 0 0 0 0 16 24 0.00 0.500											

San Francisco Giants @ Arizona Diamondbacks  
Bank One Ballpark, Phoenix, AZ

livebaseballscorecards.com

AB	35
R	6
H	9
RBI	6
BB	2
SO	8
LOB	10



Fri Sep 02 2005, 9:40 PM EDT  
Att. 19,961 - Roof Closed - 77 F



Batter	1	2	3	4	5	6	7	8	9	AB	R	H	RBI	BB	SO	LOB
<b>Craig Counsell, L</b> (1, 4) OBP: 0.364, SLG: 0.378	2-2 G5-3		1-1 G4-3			2-1 G4-3		1-2 G6-3		4	0	0	0	0	0	0
<b>Royce Clayton, R</b> (1, 6) OBP: 0.316, SLG: 0.357	2-1 F9		4-2 CS BB			1-1 F9		2-3 K		3	0	0	0	1	1	0
<b>Luis Gonzalez, L</b> (1, 7) OBP: 0.370, SLG: 0.462	2-0 F8		2-3 SAFE K			1-3 K		4-2 BB		3	0	0	0	1	2	1
<b>Shawn Green, L</b> (1, 8) OBP: 0.361, SLG: 0.506		3-2 2B	1-2 CS	2-3 K		0-2 WP 2B		0-3 K		4	2	2	0	0	2	1
<b>Tony Clark, S</b> (1, 3) OBP: 0.361, SLG: 0.618		1-3 K		2-2 G6-3		4-2 WP 2B BB		0-3 K		3	1	0	0	1	2	1
<b>Troy Glaus, R</b> (1, 5) OBP: 0.362, SLG: 0.522		2-1 2-H 2B		3-3 K		3-3 K		4-2 BB		3	0	1	1	1	2	2
<b>Chad Tracy, L</b> (1, 9) OBP: 0.338, SLG: 0.511		2-0 F8		1-3 K		1-3 K2-3		0-1 F7		4	0	0	0	0	2	4
<b>19 Chris Snyder, R</b> (1, 2) OBP: 0.286, SLG: 0.311		4-0 IBB		2-0 L7		0-0 2B		1-3 K		1	0	0	0	1	0	0
<b>Alex Cintron, S</b> (7, PH) OBP: 0.292, SLG: 0.398				0-3 K		2-H 3-H 2B				1	0	1	2	0	0	0
<b>Kelly Stinnett, R</b> (8, 2) OBP: 0.364, SLG: 0.463										1	0	0	0	0	1	1
<b>17 Brandon Webb, R</b> (1, 1) OBP: 0.077, SLG: 0.059		2-3 K								2	0	0	0	0	2	2
<b>Buddy Groom, L</b> (7, 1)										0	0	0	0	0	0	0
<b>28 Brandon Medders, R</b> (7, 1)										0	0	0	0	0	0	0
<b>34 Conor Jackson, R</b> (7, PH) OBP: 0.280, SLG: 0.333										1	0	0	0	0	0	1
<b>Tim Worrell, R</b> (8, 1)										0	0	0	0	0	0	0

Inning Stats	R: 0	H: 0	E: 0	K: 0	S: 6	R: 1	H: 2	E: 0	K: 2	S: 13	R: 0	H: 0	E: 0	K: 1	S: 11	R: 0	H: 0	E: 0	K: 2	S: 11	R: 0	H: 0	E: 0	K: 1	S: 7	R: 2	H: 2	E: 0	K: 2	S: 16	R: 0	H: 0	E: 0	K: 2	S: 16	R: 0	H: 0	E: 0	K: 2	S: 10	1B: 0	SF: 0	2B: 4	SAC: 0	3B: 0	DP: 0	HR: 0	HBP: 0	WP: 1	PA: 36
--------------	------	------	------	------	------	------	------	------	------	-------	------	------	------	------	-------	------	------	------	------	-------	------	------	------	------	------	------	------	------	------	-------	------	------	------	------	-------	------	------	------	------	-------	-------	-------	-------	--------	-------	-------	-------	--------	-------	--------

PITCHER	IP	WLS	BF	H	R	ER	SO	BB	IBB	HBP	BLK	WP	HR	S	P	ERA	WHIP
<b>Jason Schmidt, R</b> (1, 1) ERA: 4.25	6.2	W	26	4	3	3	10	2	1	0	0	1	0	68	118	4.05	0.900
<b>Scott Eyre, L</b> (7, 1) ERA: 2.7	1.1	H	5	0	0	0	2	1	0	0	0	0	0	19	27	0.00	0.750
<b>Armando Benitez, R</b> (9, 1) ERA: 3.71	1.0	S	4	0	0	0	2	1	0	0	0	0	0	10	15	0.00	1.000

**BOTTOM**

**San Francisco Giants @ Arizona Diamondbacks**  
**Bank One Ballpark, Phoenix, AZ**  
 Fri Sep 02 2005, 9:40 PM EDT  
 Att: 19,961 - Roof Closed - 77 F

livebaseballscorecards.com

<b>AB</b>	<b>30</b>
<b>R</b>	<b>3</b>
<b>H</b>	<b>4</b>
<b>RBI</b>	<b>3</b>
<b>BB</b>	<b>5</b>
<b>SO</b>	<b>14</b>
<b>LOB</b>	<b>13</b>



Batter	1	2	3	4	5	6	7	8	9	AB R H RBI BB SO LOB	TOP											
2 Randy Winn, S (1, 8) OBP: 0.338, SLG: 0.423	3-2 1B 1B		0-2 HR	4-2 13 CS BB		2-2 F7		0-0 HR		4 2 3 2 1 0 1	<b>San Francisco Giants @ Arizona Diamondbacks</b> <b>Bank One Ballpark, Phoenix, AZ</b> Sat Sep 03 2005, 9:40 PM EDT Att. 29,670 - Roof Closed - 80 F											
13 Omar Vizquel, S (1, 6) OBP: 0.344, SLG: 0.375	1-3 SAFE K		4-0 1B HR BB	3-2 L9			2-3 K	0-2 F8		4 1 0 0 1 2 2												
J.T. Snow, L (1, 3) OBP: 0.339, SLG: 0.363	2-3 SAFE K		2-2 1-3 HR 1B		1-3 K		0-1 F8	3-2 L1		5 1 1 0 0 2 1												
Moises Alou, R (1, 7) OBP: 0.408, SLG: 0.516	0-0 1-3 1B		1-2 1-H 3-H HR		0-0 1B		4-0 S 2B BB	3-2 G1-3		4 2 3 3 1 0 0												
Ray Durham, S (1, 4) OBP: 0.367, SLG: 0.449	0-1 F9		1-2 G4-3		1-0 F9		3-1 WP 1-H 2B 2B	0-0 F7		5 1 1 1 0 0 3												
Edgardo Alfonzo, R (1, 5) OBP: 0.338, SLG: 0.358		3-2 G5-3	0-1 2B		1-3 K		4-2 2B 1B BB	4-2 1B BB		3 1 1 0 2 1 1												
Todd Linden, S (1, 9) OBP: 0.297, SLG: 0.417		1-0 G1	4-1 BB			1-1 G6-3	3-2 1-3 3-H 1B 2B	2-3 K		4 1 1 1 1 1 1												
Mike Matheny, R (1, 2) OBP: 0.311, SLG: 0.426		1-0 L7	0-1 P5			4-1 51 SH1-3 BB	3-0 2-H 3-H FC5-4 1B	1-0 1-2 1B		4 0 2 2 1 0 2												
51 Noah Lowry, R (1, 1) OBP: 0.302, SLG: 0.367			2-2 K	2-2 F7		0-0 SH1-3	1-1 FC5-4	1-0 P3		2 0 0 0 0 1 0												
Lance Niekro, R (7, PH) OBP: 0.297, SLG: 0.485										1 0 0 0 0 0 1												
Jack Taschner, L (7, 1)										0 0 0 0 0 0 0												
60 Justin Knoedler, R (9, PH)										1 0 0 0 0 0 2												
54 Scott Munter, R (9, 1)										0 0 0 0 0 0 0												
<b>Inning Stats</b>	R: 0 E: 0 K: 2 S: 13	H: 2 LOB: 2 BB: 0 P: 19	R: 0 E: 0 K: 0 S: 7	H: 0 LOB: 0 BB: 0 P: 12	R: 4 E: 0 K: 1 S: 25	H: 4 LOB: 2 BB: 2 P: 39	R: 0 E: 0 K: 0 S: 9	H: 0 LOB: 0 BB: 1 P: 18	R: 0 E: 0 K: 2 S: 9	H: 1 LOB: 1 BB: 0 P: 12	R: 0 E: 0 K: 0 S: 7	H: 0 LOB: 1 BB: 1 P: 14	R: 4 E: 0 K: 1 S: 17	H: 3 LOB: 1 BB: 2 P: 37	R: 1 E: 0 K: 1 S: 10	H: 1 LOB: 0 BB: 0 P: 16	R: 0 E: 0 K: 1 S: 10	H: 1 LOB: 2 BB: 1 P: 18	1B: 6 2B: 3 3B: 0 HR: 3	SF: 0 SAC: 1 DP: 0 HBP: 0	WP: 1 PB: 0 SB: 1 CS: 1	PA: 45
<b>PITCHER</b>	IP WLS BF H R ER SO BB IBB HBP BLK WP HR S P ERA WHIP																					
Claudio Vargas, R (1, 1) ERA: 5.1	6.0 L 28 7 4 4 5 4 0 0 0 0 2 70 114 6.00 1.833																					
Lance Cormier, R (7, 1) ERA: 5.6	0.2 5 1 3 3 1 2 0 0 0 1 0 10 23 40.50 4.500																					
Brandon Lyon, R (7, 1) ERA: 6.48	0.1 3 2 1 1 0 0 0 0 0 0 0 7 14 27.00 6.000																					
Oscar Villarreal, R (8, 1) ERA: 7.36	1.0 4 1 1 1 0 0 0 0 0 0 1 10 16 9.00 1.000																					
Jason Bulger, R (9, 1) ERA: 10.13	1.0 5 1 0 0 1 1 0 0 0 0 0 10 18 0.00 2.000																					

livebaseballscorecards.com

AB	37
R	9
H	12
RBI	9
BB	7
SO	7
LOB	14



Batter	1	2	3	4	5	6	7	8	9	AB R H RBI BB SO LOB
Royce Clayton, R OBP: 0.317, SLG: 0.355 (1, 6)	4-0 WP HR BB	0-1 F9		3-2 G6-3		3-3 K			4-1 G4-3 1B BB	3 2 0 0 2 1 4
Alex Cintron, S OBP: 0.294, SLG: 0.413 (1, 4) (4, 5)	2-1 HR	1-0 G4-3			1-0 G4-3 2B	1-2 F9			0-1 G4-3 1-2	5 1 2 2 0 0 4
Luis Gonzalez, L OBP: 0.371, SLG: 0.461 (1, 7)	1-3 K		0-1 FC5-4 1B		2-1 G4-3 2-3		3-2 F8		1-1 2-H 1B	5 0 2 1 0 1 1
Troy Claus, R OBP: 0.360, SLG: 0.519 Andy Green, R (1, 5) (4, 4)	3-3 K		2-2 FC5-4 1-2f		1-2 G6-3		1-1 F7		3-1 L5	2 0 0 0 0 1 1 3 0 0 0 0 0 2
Shawn Green, L OBP: 0.360, SLG: 0.503 (1, 9)	4-0 34 1B 34 S 1B BB		2-3 K		0-0 G1-3		2-0 G4-3			3 1 0 0 1 1 2
34 Conor Jackson, R OBP: 0.302, SLG: 0.356 Lance Cormier, R OBP: 0.200, SLG: 0.200 Brandon Lyon, R Oscar Villarreal, L Quinton McCracken, S OBP: 0.313, SLG: 0.288 Jason Bulger, R (1, 3) (7, 1) (7, 1) (8, 1) (8, PH) (9, 1)	1-2 1B	1-3 1B	1-2 F9		0-0 2B 1B			1-3 K		3 0 2 0 0 0 1 0 1 0 0 0 0 0 1 0 0 0 0 0 0 0
Luis Terrero, R OBP: 0.318, SLG: 0.381 (1, 8)	3-2 1-3 3-H 1B		4-1 SH3-4 BB		2-3 SAFE K		2-3 SAFE K		2-3 K	3 0 1 1 1 2 1
Kelly Stinnett, R OBP: 0.360, SLG: 0.465 (1, 2)	1-2 G5-3		1-2 SAFE K		0-1 K		1-3 2B		2-3 K	4 0 1 0 0 2 3
Claudio Vargas, R OBP: 0.100, SLG: 0.100 Tony Clark, S OBP: 0.362, SLG: 0.616 (1, 1) (6, PH) (7, 3)		2-3 K	0-0 SH3-4 1-2		4-2 BB BB			0-3 K		1 0 0 0 0 1 0 1 0 0 0 1 1 0

Inning Stats	R: 3	H: 3	E: 0	K: 2	S: 19	LOB: 2	BB: 2	P: 38	R: 0	H: 0	E: 0	K: 1	S: 7	LOB: 0	BB: 0	P: 10	R: 0	H: 1	E: 0	K: 1	S: 11	LOB: 1	BB: 0	P: 16	R: 0	H: 0	E: 0	K: 1	S: 8	LOB: 1	BB: 1	P: 16	R: 0	H: 1	E: 0	K: 0	S: 7	LOB: 1	BB: 0	P: 11	R: 0	H: 2	E: 0	K: 2	S: 16	LOB: 3	BB: 1	P: 26	R: 0	H: 0	E: 0	K: 0	S: 6	LOB: 0	BB: 0	P: 12	R: 0	H: 0	E: 0	K: 3	S: 13	LOB: 0	BB: 0	P: 18	R: 1	H: 1	E: 0	K: 1	S: 10	LOB: 1	BB: 1	P: 18	1B: 5	2B: 2	3B: 0	HR: 1	SF: 0	SAC: 1	DP: 0	HBP: 0
--------------	------	------	------	------	-------	--------	-------	-------	------	------	------	------	------	--------	-------	-------	------	------	------	------	-------	--------	-------	-------	------	------	------	------	------	--------	-------	-------	------	------	------	------	------	--------	-------	-------	------	------	------	------	-------	--------	-------	-------	------	------	------	------	------	--------	-------	-------	------	------	------	------	-------	--------	-------	-------	------	------	------	------	-------	--------	-------	-------	-------	-------	-------	-------	-------	--------	-------	--------

PITCHER	IP	WLS	BF	H	R	ER	SO	BB	IBB	HBP	BLK	WP	HR	S	P	ERA	WHIP
51 Noah Lowry, L ERA: 3.71 (1, 1)	6.0		29	7	3	3	7	4	0	0	0	1	1	68	117	4.50	1.833
Jack Taschner, L ERA: 2.25 (7, 1)	2.0		6	0	0	0	3	0	0	0	0	0	0	19	30	0.00	0.000
54 Scott Munter, R ERA: 2.56 (9, 1)	1.0		5	1	1	1	1	1	0	0	0	0	0	10	18	9.00	2.000


**BOTTOM**

**San Francisco Giants @ Arizona Diamondbacks**  
Bank One Ballpark, Phoenix, AZ

Sat Sep 03 2005, 9:40 PM EDT  
Att: 29,670 - Roof Closed - 80 F

<b>AB</b>	<b>34</b>
<b>R</b>	<b>4</b>
<b>H</b>	<b>8</b>
<b>RBI</b>	<b>4</b>
<b>BB</b>	<b>5</b>
<b>SO</b>	<b>11</b>
<b>LOB</b>	<b>19</b>

[livebaseballscorecards.com](http://livebaseballscorecards.com)



Batter	1	2	3	4	5	6	7	8	9	AB R H RBI BB SO LOB	TOP											
2 Randy Winn, S OBP: 0.341, SLG: 0.432 (1, 8)	1-1 1B 3B		3-1 F8			1-0 13 1B 2B	2-2 1-2 2-H 1B			4 2 3 1 0 0 0	<p>San Francisco Giants @ Arizona Diamondbacks</p> <p>Bank One Ballpark, Phoenix, AZ</p> <p>Sun Sep 04 2005, 4:40 PM EDT</p> <p>Att. 26,728 - Roof Closed - 76 F</p>											
13 Omar Vizquel, S OBP: 0.344, SLG: 0.374 (1, 6)	2-3 K		2-1 L6			1-1 FC6-5 1B 2-H 1B	1-0 F8			4 0 1 1 0 1 3												
J.T. Snow, L OBP: 0.341, SLG: 0.365 (1, 3)	3-2 1B			0-0 F7		1 SAFE 1-0 FC6-5 1B 1-2	2-2 F7			4 0 2 1 0 0 0												
Moises Alou, R OBP: 0.404, SLG: 0.510 (1, 7)	2-2 3-H P3			0-0 F7		1-0 FC6-5 1B 1-2 2-3f	1-0 F8			4 0 0 0 0 0 3												
Ray Durham, S OBP: 0.364, SLG: 0.444 (1, 4)	2-1 F7			1-1 F9		1-0 P5	3-1 G4-3			4 0 0 0 0 0 3												
Edgardo Alfonzo, R OBP: 0.337, SLG: 0.354 (1, 5)		0-1 G4-3			2-1 G4-3		4-0 18 FC2-5 HBP BB	2-1 F8		3 0 0 0 1 0 0												
Armando Benitez, R (9, 1)										0 0 0 0 0 0 0												
Todd Linden, S OBP: 0.295, SLG: 0.407 (1, 9)		1-1 G6-3			3-2 F7		2-2 1 SAFE SAFE SAFE 1-2 18 FC2-5 2 1B HBP	1-3 K		3 1 0 0 0 1 0												
Mike Matheny, R OBP: 0.310, SLG: 0.423 (1, 2)		0-1 G6-3			2-3 K		0-0 F8	4-2 BB		3 0 0 0 1 1 2												
18 Matt Cain, R (1, 1)			1-3 K			2-3 K	0-0 FC2-5 2 1B	1-3 K		3 0 0 0 0 2 2												
LaTroy Hawkins, R (8, 1)										0 0 0 0 0 0 0												
Scott Eyre, L (8, 1)										0 0 0 0 0 0 0												
Pedro Feliz, R OBP: 0.311, SLG: 0.438 (9, PH) (9, 5)							1-2 2-3f			1 0 0 0 0 1 1												
<b>Inning Stats</b>	R: 1 E: 0 K: 1 S: 14	H: 2 LOB: 1 BB: 0 P: 24	R: 0 E: 0 K: 0 S: 6	H: 0 LOB: 0 BB: 0 P: 7	R: 0 E: 0 K: 1 S: 7	H: 0 LOB: 0 BB: 0 P: 13	R: 0 E: 0 K: 0 S: 4	H: 0 LOB: 0 BB: 0 P: 5	R: 0 E: 0 K: 1 S: 8	H: 0 LOB: 0 BB: 0 P: 15	R: 1 E: 0 K: 1 S: 10	H: 3 LOB: 2 BB: 0 P: 17	R: 1 E: 0 K: 0 S: 8	H: 1 LOB: 2 BB: 1 P: 17	R: 0 E: 0 K: 0 S: 7	H: 0 LOB: 0 BB: 0 P: 13	R: 0 E: 0 K: 2 S: 11	H: 0 LOB: 1 BB: 1 P: 19	1B: 4 2B: 1 3B: 1 HR: 0	SF: 0 SAC: 0 DP: 0 HBP: 1	WP: 0 PB: 0 SB: 0 CS: 0	PA: 36
<b>PITCHER</b>	IP WLS BF H R ER SO BB IBB HBP BLK WP HR S P ERA WHIP																					
Russ Ortiz, R (1, 1) ERA: 6.64	6.2 L 28 6 3 3 4 1 0 1 0 0 0 0 56 96 4.05 1.050																					
Buddy Groom, L (7, 1) ERA: 5.2	0.2 2 0 0 0 0 0 0 0 0 0 0 0 5 8 0.00 0.000																					
28 Brandon Medders, R (8, 1) ERA: 1.86	0.2 2 0 0 0 0 0 0 0 0 0 0 0 3 7 0.00 0.000																					
Jose Valverde, R (9, 1) ERA: 3.16	1.0 4 0 0 0 0 2 1 0 0 0 0 0 0 11 19 0.00 1.000																					

livebaseballscorecards.com

AB	33
R	3
H	6
RBI	3
BB	2
SO	6
LOB	14



Batter	1	2	3	4	5	6	7	8	9	AB	R	H	RBI	BB	SO	LOB
<b>Craig Counsell, L</b> (1, 4) OBP: 0.363, SLG: 0.377	3-2 F9		2-1 1B			2-1 F8		0-2 P2		4	0	1	0	0	0	1
<b>Alex Cintron, S</b> (1, 5) OBP: 0.294, SLG: 0.410	0-0 P6		1-3 K			1-1 F9		0-0 1B		4	0	1	0	0	1	1
<b>Luis Gonzalez, L</b> (1, 7) OBP: 0.368, SLG: 0.457	1-2 F8		0-0 F8			3-2 P6		1-1 G6-3		4	0	0	0	0	0	3
<b>Tony Clark, S</b> (1, 3) OBP: 0.364, SLG: 0.632		2-1 P6		0-0 F8			0-1 G5-3 3B		0-1 HR	4	2	2	1	0	0	0
<b>Shawn Green, L</b> (1, 8) OBP: 0.358, SLG: 0.499		0-1 F7		2-0 F8			1-1 G5-3		0-1 G4-3	4	0	0	1	0	0	0
<b>Chad Tracy, L</b> (1, 9) OBP: 0.337, SLG: 0.507		4-1 1B BB		3-3 K			3-H 1-2 F7		3-2 F9	3	0	0	0	1	1	0
<b>Royce Clayton, R</b> (1, 6) OBP: 0.317, SLG: 0.354		0-2 SAFE 1B		3-2 F8			1-2 G4-3		2-2 G6-3	4	0	1	0	0	0	0
<b>19 Chris Snyder, R</b> (1, 2) OBP: 0.284, SLG: 0.309		1-0 P6		1-1 F7			1-2 F8			2	0	0	0	0	0	2
<b>Quinton McCracken, S</b> (8, PH) OBP: 0.312, SLG: 0.284										1	0	0	0	0	0	0
<b>Kelly Stinnett, R</b> (9, 2) OBP: 0.360, SLG: 0.465										0	0	0	0	0	0	0
<b>Russ Ortiz, R</b> (1, 1) OBP: 0.303, SLG: 0.267			2-3 K		3-3 K			4-2 1B BB		2	0	0	0	0	2	0
<b>Buddy Groom, L</b> (7, 1)										0	0	0	0	0	0	0
<b>28 Brandon Medders, R</b> (8, 1)										0	0	0	0	0	0	0
<b>Andy Green, R</b> (8, PH)										0	0	0	0	1	0	0
<b>Jose Valverde, R</b> (9, 1)										0	0	0	0	0	0	0

Inning Stats	R: 0	H: 0	E: 0	K: 10	S: 10	R: 0	H: 1	E: 0	K: 0	S: 9	R: 0	H: 1	E: 0	K: 2	S: 9	R: 0	H: 0	E: 0	K: 1	S: 5	R: 0	H: 0	E: 0	K: 10	S: 10	R: 1	H: 1	E: 0	K: 0	S: 14	R: 0	H: 1	E: 0	K: 0	S: 16	R: 1	H: 1	E: 0	K: 0	S: 10	1B: 3	2B: 0	3B: 1	SF: 0	SAC: 0	DP: 0	HBP: 0	WP: 0	PA: 34
	0	0	0	10	10	0	1	0	1	9	0	1	0	2	9	0	0	0	1	5	0	0	0	10	10	1	1	0	0	14	0	0	16	0	1	0	0	10	15	3	0	0	0	0	0	0	0	34	

PITCHER	IP	WLS	BF	H	R	ER	SO	BB	IBB	HBP	BLK	WP	HR	S	P	ERA	WHIP
<b>18 Matt Cain, R</b> (1, 1) ERA: 2.25	7.0	W	25	3	1	1	4	1	0	0	0	0	0	64	101	1.29	0.571
<b>LaTroy Hawkins, R</b> (8, 1) ERA: 3.61	0.2	H	4	1	0	0	0	1	0	0	0	0	0	14	19	0.00	3.000
<b>Scott Eyre, L</b> (8, 1) ERA: 2.68	0.1	H	1	0	0	0	0	0	0	0	0	0	0	2	3	0.00	0.000
<b>Armando Benitez, R</b> (9, 1) ERA: 4.0	1.0	S	4	1	1	1	0	0	0	0	0	0	1	10	15	9.00	1.000


**BOTTOM**

**San Francisco Giants @ Arizona Diamondbacks**  
**Bank One Ballpark, Phoenix, AZ**

Sun Sep 04 2005, 4:40 PM EDT  
Att: 26,728 - Roof Closed - 76 F

livebaseballscorecards.com

<b>AB</b>	<b>32</b>
<b>R</b>	<b>2</b>
<b>H</b>	<b>5</b>
<b>RBI</b>	<b>2</b>
<b>BB</b>	<b>2</b>
<b>SO</b>	<b>4</b>
<b>LOB</b>	<b>7</b>



Batter	1	2	3	4	5	6	7	8	9	10	11	12	AB R H RBI BB SO LOB	TOP
Royce Clayton, R OBP: 0.315, SLG: 0.351	(1, 6) B X 2-0 F7		(1, 3) C C 1-3 K		(1, 6) B X 2-0 G4-3			(1, 3) C C 1-3 K		(1, 6) C B X 3-1 FC1-2		(1, 6) B X 1-0 1B	6 0 1 1 0 2 2	<b>Arizona Diamondbacks @ Pittsburgh Pirates</b> PNC Park, Pittsburgh, PA Tue Sep 06 2005, 7:05 PM EDT Att: 11,186 - Clear - 75 F
Alex Cintron, S OBP: 0.291, SLG: 0.409	(1, 4) B X 1-1 G6-3			(1, 1) X C 1-1 PB 2B 2B		(1, 2) C F X 1-2 L6		(1, 2) C F X 0-3 K		(1, 6) D X 1-0 F7		(1, 6) X SAFE 0-0 G4-3	6 1 1 0 0 1 3	
Luis Gonzalez, L OBP: 0.365, SLG: 0.453	(1, 7) B X 1-1 G3			(1, 3) C C 0-3 K		(1, 2) X X 0-0 G4-3		(1, 3) C X 0-1 F8			(1, 6) B X 2-3 K		5 0 0 0 0 2 1	
Troy Glas, R OBP: 0.363, SLG: 0.520	(1, 5) B B C B 4-1 FC4-6 34 HBP BB			(1, 2) X C B B 3-2 G4-3 2-H 2B		(1, 0) B X 1-0 F8			(1, 2) B B B C 4-2 CS BB		(1, 6) B B B B 3-3 K		3 0 1 1 2 1 0	
34 Conor Jackson, R OBP: 0.328, SLG: 0.388	(1, 3) H 1-0 FC4-6 HBP			(1, 2) X C B B 2-2 G4-3 1B			(1, 0) C X 0-1 G4-3 1B 2B		(1, 0) B SAFE X 1-0 F7		(1, 6) C B B X 2-1 G6-3		4 1 2 0 0 0 1	
Chad Tracy, L OBP: 0.336, SLG: 0.502	(1, 9) C X 0-1 FC4-6 G5-4-3			(1, 2) X C B B 1-2 G4-3 1B			(1, 3) B B B C 3-1 G4-3		(1, 2) C C B X 2-3 K			(1, 6) B B B B 4-0 SH1-4 BB	4 1 0 0 1 1 6	
Luis Terrero, R OBP: 0.322, SLG: 0.380	(1, 8) X 0-0 G5-4-3			(1, 1) X B L 1-1 L8			(1, 2) B F B X 2-1 CS BB 1B			(1, 0) H 1-0 SH PB FC1-2 HBP		(1, 6) X 0-0 SH1-4	3 0 1 1 0 0 4	
Kelly Stinnett, R OBP: 0.360, SLG: 0.455	(1, 2) B B B B 3-1 G6-3				(1, 1) F B X 1-1 F7			(1, 2) 1 SAFE SAFE SAFE 4-2 B BB BB		(1, 1) 1 SAFE SAFE SAFE 1-1 SH FC1-2		(1, 6) C X 0-1 E2 1B	2 0 0 0 1 0 0 0 0 0 0 0 0 0 1 1 1 0 0 0 0	
Quinton McCracken, S OBP: 0.312, SLG: 0.284	(10, PH)													
19 Chris Snyder, R OBP: 0.287, SLG: 0.311	(10, 2)													
Javier Vazquez, R OBP: 0.288, SLG: 0.283	(1, 1) C B B X 2-1 G1-3													
Tony Clark, S OBP: 0.263, SLG: 0.630	(7, PH)													
28 Brandon Medders, R OBP: 0.263, SLG: 0.630	(7, 1)													
Tim Worrell, R OBP: 0.263, SLG: 0.630	(9, 1)													
Shawn Green, L OBP: 0.357, SLG: 0.498	(10, PH)													
Jose Valverde, R OBP: 0.357, SLG: 0.498	(10, 1)													
Andy Green, R OBP: 0.357, SLG: 0.498	(12, PH)													
Buddy Groom, L OBP: 0.357, SLG: 0.498	(12, 1)													
<b>Inning Stats</b>	R: 0 E: 0 K: 5 H: 0 LOB: 0 BB: 0 P: 9	R: 0 E: 0 K: 4 H: 0 LOB: 1 BB: 1 P: 9	R: 0 E: 0 K: 1 H: 0 LOB: 0 BB: 0 P: 13	R: 1 E: 0 K: 1 H: 3 LOB: 2 BB: 0 P: 26	R: 0 E: 0 K: 5 H: 0 LOB: 0 BB: 0 P: 8	R: 0 E: 0 K: 5 H: 0 LOB: 0 BB: 0 P: 7	R: 1 E: 0 K: 0 H: 2 LOB: 1 BB: 1 P: 24	R: 0 E: 0 K: 2 H: 0 LOB: 0 BB: 0 P: 11	R: 0 E: 0 K: 1 H: 0 LOB: 0 BB: 1 P: 14	R: 0 E: 0 K: 0 H: 0 LOB: 2 BB: 0 P: 18	R: 0 E: 1 K: 1 H: 2 LOB: 1 BB: 1 P: 18	R: 2 E: 1 K: 1 H: 2 LOB: 1 BB: 1 P: 18	1B: 4 2B: 3 3B: 0 HR: 0 SF: 0 SAC: 2 DP: 1 HBP: 2	WP: 0 PB: 2 SB: 0 CS: 2 PA: 47
<b>PITCHER</b>	IP WLS BF H R ER SO BB IBB HBP BLK WP HR S P ERA WHIP													
28 Paul Maholm, L ERA: 1.2	(1, 1) 7.0 27 5 2 2 2 2 2 0 0 0 0 0 0 2.57 1.000													
16 Salomon Torres, R ERA: 3.18	(8, 1) 2.0 6 0 0 0 3 1 0 0 0 0 0 0 17 0.00 0.500													
Jose Mesa, R ERA: 4.38	(10, 1) 1.0 L 5 0 0 0 0 0 0 0 1 0 0 0 9 18 0.00 0.000													
34 John Grabow, L ERA: 3.67	(11, 1) 1.1 6 1 2 0 2 1 0 0 0 0 0 0 12 23 0.00 1.500													
Rick White, R ERA: 3.53	(12, 1) 0.2 3 1 0 0 1 0 0 0 0 0 0 0 7 11 0.00 1.500													

AB	39
R	4
H	7
RBI	3
BB	4
SO	8
LOB	22




Batter	1	2	3	4	5	6	7	8	9	10	11	12	AB	R	H	RBI	BB	SO	LOB
12 Freddy Sanchez, R OBP: 0.332, SLG: 0.349	2-1 1B	4-1 BB		1-0 1B		1-2 G1-3		2-2 F9		2-1 F8			5	0	2	0	1	0	2
2 Jack Wilson, R OBP: 0.283, SLG: 0.349	2-1 F8	0-2 F8		1-1 FC5-4		0-1 S 1B				1-1 F8		0-3 K	6	0	1	0	0	1	5
Jason Bay, R OBP: 0.390, SLG: 0.546	0-1 F8			0-0 E S 1B		2-1 F9				3-1 G5-3		1-3 K	6	0	1	0	0	1	4
Craig Wilson, R OBP: 0.399, SLG: 0.374 Rick White, R (12, 1)	1-0 1B			2-3 SAFE SAFE K		0-1 G5-3		0-0 P6		0-0 1B		1-3 K	6	0	2	0	0	2	1
Rob Mackowiak, L OBP: 0.337, SLG: 0.406 (9, 5)	1-0 P6			1-2 K		2-1 41 1B 1B		2-1 1B		0-2 G1-3			6	0	2	0	0	1	4
Brad Eldred, R OBP: 0.260, SLG: 0.450 16 Salomon Torres, R OBP: 0.500, SLG: 0.500 Jose Mesa, R (10, 1) 13 Nate McLouth, L OBP: 0.195, SLG: 0.308 (11, 8)		0-1 HR		1-1 L4		1-1 41 1B 1B		0-2 K		1-2 P6		0-2 F7	4	1	2	1	0	1	2
41 Ryan Doumit, S OBP: 0.330, SLG: 0.389 (1, 2)		3-2 G4-3				1-0 G6-4-3 1B		1-3 K		2-2 PB HBP		1-0 FC6-4 1B	5	0	2	0	0	1	1
Ty Wigginton, R OBP: 0.291, SLG: 0.439 Tike Redman, L OBP: 0.292, SLG: 0.341 (8, 8) 34 John Grabow, L (11, 1) Michael Restovich, R OBP: 0.316, SLG: 0.402 (12, 9)		2-2 12 BB 1B		1-1 HR		3-2 G6-4-3		2-3 K		2-3 K		1-1 FC6-4	3	1	2	1	0	0	3
28 Paul Maholm, L OBP: 0.333, SLG: 0.333 Daryle Ward, L OBP: 0.329, SLG: 0.415 (8, 3)		0-3 K		0-0 FC5-4 12 1B 1B		2-3 K		0-0 G3		4-0 IBB			3	0	1	0	0	2	1

Inning Stats	R: 0	H: 2	E: 0	LOB: 2	K: 0	P: 14	R: 1	H: 2	E: 0	LOB: 2	K: 1	P: 18	R: 0	H: 1	E: 0	LOB: 1	K: 2	P: 14	R: 1	H: 3	E: 0	LOB: 2	K: 0	P: 17	R: 0	H: 1	E: 0	LOB: 1	K: 1	P: 15	R: 0	H: 1	E: 0	LOB: 1	K: 2	P: 12	R: 0	H: 0	E: 0	LOB: 0	K: 1	P: 12	R: 0	H: 1	E: 0	LOB: 1	K: 0	P: 12	R: 0	H: 0	E: 0	LOB: 2	K: 1	P: 26	R: 0	H: 0	E: 0	LOB: 0	K: 3	P: 11	R: 0	H: 1	E: 0	LOB: 1	K: 0	P: 12	R: 0	H: 1	E: 0	LOB: 1	K: 0	P: 12	1B: 13	SF: 0	2B: 0	SAC: 0	3B: 0	DP: 1	HR: 2	HBP: 1	WP: 0	PA: 53
--------------	------	------	------	--------	------	-------	------	------	------	--------	------	-------	------	------	------	--------	------	-------	------	------	------	--------	------	-------	------	------	------	--------	------	-------	------	------	------	--------	------	-------	------	------	------	--------	------	-------	------	------	------	--------	------	-------	------	------	------	--------	------	-------	------	------	------	--------	------	-------	------	------	------	--------	------	-------	------	------	------	--------	------	-------	--------	-------	-------	--------	-------	-------	-------	--------	-------	--------

PITCHER	IP	WLS	BF	H	R	ER	SO	BB	IBB	HBP	BLK	WP	HR	S	P	ERA	WHIP
Javier Vazquez, R ERA: 4.74	6.0		30	12	2	2	4	1	0	0	0	0	2	67	104	3.00	2.167
28 Brandon Medders, R ERA: 1.69	2.0		7	1	0	0	3	0	0	0	0	0	0	17	24	0.00	0.500
Tim Worrell, R ERA: 5.19	1.0		4	1	0	0	0	0	0	0	0	0	0	8	12	0.00	1.000
Jose Valverde, R ERA: 3.04	2.0	W	8	0	0	0	4	0	1	1	0	0	0	24	37	0.00	0.000
Buddy Groom, L ERA: 5.06	1.0	S	4	1	0	0	0	0	0	0	0	0	0	9	12	0.00	1.000

**Arizona Diamondbacks @ Pittsburgh Pirates**  
PNC Park, Pittsburgh, PA  
Tue Sep 06 2005, 7:05 PM EDT  
Att. 11,186 - Clear - 75 F

AB	50
R	2
H	15
RBI	2
BB	2
SO	11
LOB	25



Batter	1	2	3	4	5	6	7	8	9	AB	R	H	RBI	BB	SO	LOB	TOP										
<b>Craig Counsell, L</b> (1, 4) OBP: 0.363, SLG: 0.377	1-1 G3-1	3-2 G6-3		1-2 CS 1B		0-0 2-H 3-H 1B		1-3 K2-1-3		5	0	2	1	0	1	3											
<b>Royce Clayton, R</b> (1, 6) OBP: 0.314, SLG: 0.352	0-0 G6-3		1-3 K	1-1 CS	2-0 G6-3		0-0 F9		3-1 34 F8 2B	5	0	1	0	0	1	0											
<b>34 Conor Jackson, R</b> (1, 3) OBP: 0.333, SLG: 0.396 <b>Jose Valverde, R</b> (9, 1)	0-1 F7		3-2 1B 2B		4-1 WP G5-4-3 BB		1-2 G6-3		1-2 F8 2-3	4	1	1	0	1	0	1											
<b>Troy Glas, R</b> (1, 5) OBP: 0.365, SLG: 0.518		3-3 K	4-0 1B BB		3-2 G5-4-3		4-2 BB BB		4-0 BB BB	2	0	0	0	3	1	1											
<b>Shawn Green, L</b> (1, 9) OBP: 0.359, SLG: 0.498		2-0 2B 1B	2-2 1-2 2-H 1B		1-0 G4-3		4-1 FC6-4 BB		1-1 P6	4	1	2	1	1	0	3											
<b>Luis Terrero, R</b> (1, 8) OBP: 0.312, SLG: 0.366		2-3 K 1-2	2-3 K				0-0 G5-3		0-1 FC6-4	5	0	0	0	0	2	7											
<b>Andy Green, R</b> (1, 7) OBP: 0.333, SLG: 0.286		2-1 17 1B 2B	2-2 P5				4-0 17 SH2-4 1B BB		2-1 B2-3	3	2	1	1	1	0	2											
<b>19 Chris Snyder, R</b> (1, 2) OBP: 0.286, SLG: 0.308		4-0 17 1B BB			3-1 F8		1-1 E5 17 SH2-4 1B		1-3 K	3	0	0	0	1	1	1											
<b>17 Brandon Webb, R</b> (1, 1) OBP: 0.093, SLG: 0.075 <b>Quinton McCracken, S</b> (8, PH) OBP: 0.315, SLG: 0.293 <b>Tim Worrell, R</b> (8, 1) <b>Tony Clark, S</b> (9, 3) OBP: 0.363, SLG: 0.630		1-0 1B			1-3 K		2-2 SH2-4		2-0 2B	2	0	1	1	0	1	0											
<b>Inning Stats</b>	R: 0 E: 0 K: 0 S: 5	H: 0 LOB: 0 BB: 0 P: 6	R: 2 E: 0 K: 2 S: 13	H: 3 LOB: 2 BB: 1 P: 30	R: 1 E: 0 K: 2 S: 18	H: 2 LOB: 2 BB: 1 P: 32	R: 0 E: 0 K: 1 S: 10	H: 1 LOB: 0 BB: 0 P: 15	R: 0 E: 0 K: 0 S: 6	H: 0 LOB: 1 BB: 1 P: 16	R: 1 E: 1 K: 0 S: 7	H: 1 LOB: 2 BB: 1 P: 14	R: 0 E: 0 K: 0 S: 9	H: 0 LOB: 2 BB: 2 P: 18	R: 0 E: 0 K: 2 S: 12	H: 1 LOB: 1 BB: 0 P: 18	R: 0 E: 0 K: 0 S: 8	H: 1 LOB: 2 BB: 1 P: 17	1B: 5 2B: 4 3B: 0 HR: 0	SF: 0 SAC: 1 DP: 0 HBP: 0	WP: 1 PB: 0 SB: 1 CS: 1	PA: 43					
<b>PITCHER</b>	IP	WLS	BF	H	R	ER	SO	BB	IBB	HBP	BLK	WP	HR	S	P	ERA	WHIP										
<b>Mark Redman, L</b> (1, 1) ERA: 4.98	2.1	L	14	5	3	3	3	2	0	0	0	0	0	27	55	11.57	3.000										
<b>Ryan Vogelsong, R</b> (3, 1) ERA: 4.63	2.2		9	1	0	0	2	1	0	0	0	1	0	25	44	0.00	0.750										
<b>Brian Meadows, R</b> (6, 1) ERA: 4.85	1.2		8	1	1	0	0	2	0	0	0	0	0	13	25	0.00	1.800										
<b>Michael Gonzalez, L</b> (7, 1) ERA: 3.65	1.1		6	1	0	0	2	1	0	0	0	0	0	15	25	0.00	1.500										
<b>Rick White, R</b> (9, 1) ERA: 3.48	1.0		5	1	0	0	0	1	0	0	0	0	0	8	17	0.00	2.000										

Arizona Diamondbacks @ Pittsburgh Pirates

PNC Park, Pittsburgh, PA

Wed Sep 07 2005, 7:05 PM EDT

Att. 12,066 - Clear - 74 F

AB	34
R	4
H	9
RBI	4
BB	7
SO	7
LOB	18





Batter	1	2	3	4	5	6	7	8	9	AB R H RBI BB SO LOB
13 Nate McLouth, L OBP: 0.200, SLG: 0.302 (1, 8)	0-1 G1-3 1B		1-1 2B 1B		0-0 SH1-4 1B		0-1 FC2-5 1B		3-3 K 1B	4 1 1 0 0 1 3
2 Jack Wilson, R OBP: 0.284, SLG: 0.351 (1, 6)	1-0 FC6-4 1B		1-2 1-H 2B		0-0 F7 1B		1-2 L7 1B		2-2 P5 1B	5 0 2 1 0 0 5
Jason Bay, R OBP: 0.387, SLG: 0.542 (1, 7)	3-1 FC6-4 E 1-2f		1-0 L5 1B		0-0 L6 1B		2-0 G5-3 1B			4 0 0 0 0 0 6
Daryle Ward, L OBP: 0.329, SLG: 0.421 (1, 3)	0-0 E6 1-2		1-1 G3-1 1B		2-2 HR 1B		3-1 G3-1 1B			4 1 1 1 0 0 2
Craig Wilson, R OBP: 0.388, SLG: 0.362 (1, 9)	1-3 K 1B		2-3 K 1B		1-2 G5-3 1B		0-3 K 1B			4 0 0 0 0 3 2
41 Ryan Doumit, S OBP: 0.328, SLG: 0.391 (1, 2)		3-2 G1-3 1B		0-0 F7 1B		1-0 G4-3 1B		1-1 2B 1B		4 0 1 0 0 0 0
12 Freddy Sanchez, R OBP: 0.330, SLG: 0.346 Michael Gonzalez, R (7, 1) Brad Eldred, R OBP: 0.259, SLG: 0.446 (8, PH) Rick White, R (9, 1)		0-3 K 1B		1-2 G5-3 1B		1-2 G5-3 1B		0-3 K 1B		3 0 0 0 0 1 0 0 0 0 0 0 0 0 1 0 0 0 0 1 1 0 0 0 0 0 0 0
Ty Wigginton, R OBP: 0.297, SLG: 0.441 (1, 5)		0-1 L8 1B		1-2 13 SH1-4 1B BB		0-1 13 FC2-5 1B 1B		1-1 G6-3 1B		4 0 2 0 0 0 0
Mark Redman, L OBP: 0.164, SLG: 0.115 Ryan Vogelsong, R OBP: 0.222, SLG: 0.250 (3, 1) Tike Redman, L OBP: 0.294, SLG: 0.341 (5, PH) Brian Meadows, R (6, 1) Rob Mackowiak, L OBP: 0.340, SLG: 0.409 (7, 4)		0-3 K 1B		4-1 13 SH1-4 1B BB		1-0 13 FC2-5 1B 1B		0-0 1B		0 0 0 0 0 0 0 1 0 0 0 0 1 0 0 0 0 0 1 0 0 0 0 0 0 0 0 0 2 0 2 0 0 0 0

Inning Stats	R: 0	H: 1	E: 1	K: 1	S: 9	LOB: 2	BB: 0	P: 14	R: 0	H: 0	E: 0	K: 1	S: 8	LOB: 0	BB: 0	P: 11	R: 1	H: 2	E: 0	K: 1	S: 14	LOB: 1	BB: 0	P: 18	R: 0	H: 0	E: 0	K: 1	S: 8	LOB: 0	BB: 0	P: 11	R: 0	H: 1	E: 0	K: 0	S: 7	LOB: 2	BB: 1	P: 12	R: 1	H: 1	E: 0	K: 0	S: 11	LOB: 0	BB: 0	P: 16	R: 0	H: 2	E: 0	K: 0	S: 9	LOB: 2	BB: 0	P: 13	R: 0	H: 1	E: 0	K: 2	S: 10	LOB: 1	BB: 0	P: 14	R: 0	H: 1	E: 0	K: 1	S: 16	LOB: 1	BB: 0	P: 22	1B: 6	SF: 0	2B: 2	SAC: 1	3B: 0	DP: 0	HR: 1	HBP: 0	WP: 0	PA: 38
--------------	------	------	------	------	------	--------	-------	-------	------	------	------	------	------	--------	-------	-------	------	------	------	------	-------	--------	-------	-------	------	------	------	------	------	--------	-------	-------	------	------	------	------	------	--------	-------	-------	------	------	------	------	-------	--------	-------	-------	------	------	------	------	------	--------	-------	-------	------	------	------	------	-------	--------	-------	-------	------	------	------	------	-------	--------	-------	-------	-------	-------	-------	--------	-------	-------	-------	--------	-------	--------

PITCHER	IP	WLS	BF	H	R	ER	SO	BB	IBB	HBP	BLK	WP	HR	S	P	ERA	WHIP
17 Brandon Webb, R ERA: 3.84 (1, 1)	7.0	W	30	7	2	2	4	1	0	0	0	0	1	66	95	2.57	1.143
Tim Worrell, R ERA: 5.05 (8, 1)	1.0	H	4	1	0	0	2	0	0	0	0	0	0	10	14	0.00	1.000
Jose Valverde, R ERA: 2.98 (9, 1)	1.0	S	4	1	0	0	1	0	0	0	0	0	0	16	22	0.00	1.000

BOTTOM

Arizona Diamondbacks @ Pittsburgh Pirates  
PNC Park, Pittsburgh, PA  
Wed Sep 07 2005, 7:05 PM EDT  
Att. 12,066 - Clear - 74 F

livebaseballscorecards.com

AB	36
R	2
H	9
RBI	2
BB	1
SO	7
LOB	19



Batter	1	2	3	4	5	6	7	8	9	10	11	12	AB	R	H	RBI	BB	SO	LOB	TOP								
<b>Craig Counsell, L</b> (1, 4) OBP: 0.365, SLG: 0.380													6	2	3	0	0	0	2									
<b>Alex Cintron, S</b> (1, 6) OBP: 0.287, SLG: 0.403 <b>Royce Clayton, R</b> (9, 6) OBP: 0.313, SLG: 0.351													4	0	0	0	0	0	4									
<b>Shawn Green, L</b> (1, 9) OBP: 0.363, SLG: 0.500													4	1	2	0	2	0	1									
<b>Tony Clark, S</b> (1, 3) OBP: 0.362, SLG: 0.644													6	2	2	5	0	1	4									
<b>Troy Glas, R</b> (1, 5) OBP: 0.364, SLG: 0.517													5	0	1	0	1	2	0									
<b>Chad Tracy, L</b> (1, 7) OBP: 0.338, SLG: 0.504 <b>Tim Worrell, R</b> (9, 1)													5	1	3	0	0	1	1									
<b>Brandon Lyon, R</b> (10, 1)													0	0	0	0	0	0	0									
<b>Russ Ortiz, R</b> (12, PH) OBP: 0.303, SLG: 0.267 <b>Kelly Stinnett, R</b> (12, 2) OBP: 0.360, SLG: 0.455													0	0	0	0	0	0	0									
<b>Luis Terrero, R</b> (1, 8) OBP: 0.307, SLG: 0.378													6	1	1	2	0	1	3									
<b>19 Chris Snyder, R</b> (1, 2) OBP: 0.288, SLG: 0.305 <b>34 Conor Jackson, R</b> (12, PH) OBP: 0.328, SLG: 0.389 <b>Buddy Groom, L</b> (12, 1)													3	0	0	0	2	2	1									
<b>57 Dustin Nippert, R</b> (1, 1) <b>Quinton McCracken, S</b> (6, PH) OBP: 0.318, SLG: 0.207 <b>Greg Aquino, R</b> (6, 1) <b>Lance Cormier, R</b> (7, 1) OBP: 0.200, SLG: 0.200 <b>Andy Green, R</b> (8, PH) OBP: 0.300, SLG: 0.250 <b>28 Brandon Medders, R</b> (8, 1) <b>Luis Gonzalez, L</b> (9, 7) OBP: 0.364, SLG: 0.432													1	0	0	0	1	1	1									
<b>Inning Stats</b>	R: 2 E: 0 K: 0 S: 17	H: 2 LOB: 0 BB: 0 P: 26	R: 0 E: 0 K: 1 S: 9	H: 1 LOB: 1 BB: 1 P: 14	R: 0 E: 0 K: 1 S: 7	H: 1 LOB: 1 BB: 0 P: 10	R: 0 E: 0 K: 1 S: 8	H: 1 LOB: 1 BB: 0 P: 11	R: 0 E: 0 K: 1 S: 9	H: 1 LOB: 2 BB: 1 P: 15	R: 0 E: 0 K: 1 S: 16	H: 4 LOB: 2 BB: 0 P: 25	R: 0 E: 0 K: 1 S: 7	H: 0 LOB: 1 BB: 2 P: 17	R: 0 E: 0 K: 1 S: 6	H: 0 LOB: 0 BB: 0 P: 9	R: 3 E: 0 K: 1 S: 15	H: 2 LOB: 0 BB: 1 P: 23	R: 0 E: 0 K: 2 S: 9	H: 0 LOB: 1 BB: 1 P: 17	R: 0 E: 0 K: 1 S: 8	H: 0 LOB: 0 BB: 0 P: 14	R: 0 E: 0 K: 0 S: 11	H: 1 LOB: 1 BB: 0 P: 12	1B: 7 2B: 3 3B: 0 HR: 3	SF: 0 SAC: 2 DP: 2 HBP: 0	WP: 0 PB: 0 SB: 0 CS: 0	PA: 53
<b>PITCHER</b>	IP	WLS	BF	H	R	ER	SO	BB	IBB	HBP	BLK	WP	HR	S	P	ERA	WHIP											
<b>Josh Fogg, R</b> (1, 1) ERA: 4.97	5.1		24	7	3	3	4	0	0	0	0	0	1	55	85	5.06	1.688											
<b>Brian Meadows, R</b> (6, 1) ERA: 4.98	0.1	B	3	2	1	1	0	0	0	0	0	0	1	4	7	27.00	6.000											
<b>34 John Grabow, L</b> (6, 1) ERA: 3.56	1.1		6	1	0	0	1	2	0	0	0	0	0	14	26	0.00	2.250											
<b>16 Salomon Torres, R</b> (8, 1) ERA: 3.14	1.0		3	0	0	0	1	0	0	0	0	0	0	6	9	0.00	0.000											
<b>Jose Mesa, R</b> (9, 1) ERA: 4.83	1.0	B	6	2	3	3	1	0	1	0	0	0	1	15	23	27.00	2.000											
<b>PITCHER</b>	IP	WLS	BF	H	R	ER	SO	BB	IBB	HBP	BLK	WP	HR	S	P	ERA	WHIP											
<b>Michael Gonzalez, L</b> (10, 1) ERA: 3.46	2.0		7	0	0	0	3	1	0	0	0	0	0	17	31	0.00	0.500											
<b>Rick White, R</b> (12, 1) ERA: 3.42	1.0	W	4	1	0	0	0	0	0	0	0	0	0	11	12	0.00	1.000											

**Arizona Diamondbacks @ Pittsburgh Pirates**  
PNC Park, Pittsburgh, PA  
Thu Sep 08 2005, 12:35 PM EDT  
Att: 10,984 - Partly Cloudy - 75 F

livebaseballscorecards.com	AB	45
	R	7
	H	13
	RBI	7
	BB	6
	SO	10
	LOB	19



Batter	1	2	3	4	5	6	7	8	9	10	11	12	AB R H RBI BB SO LOB		
13 Nate McLouth, L OBP: 0.240, SLG: 0.375	0-2 G5-3 1B		3-2 2 1B 2B		3-2 2 1B 2B		0-1 L4		3-2 F7		0-0 SH3-4		5 2 3 1 0 0 0		
2 Jack Wilson, R OBP: 0.285, SLG: 0.351	1-2 G5-3		0-1 S 1B		0-0 BB 1B		1-2 G4-3		3-2 E5 HR		1-2 G5-3		6 1 2 2 0 0 2		
Jason Bay, R OBP: 0.390, SLG: 0.547	4-1 G4-6-3 BB		0-1 P4		4-1 1-2 BB		0-0 F9		0-1 HR		4-0 BB IBB		3 1 1 2 3 0 1		
Darby Wald L 34 John Grabow L 16 Salomon Torres R The Rightman R Jose Mesa R 41 Ryan Doumit S Michael Gonzalez R 79 Whinston B Rock White R	0-0 G4-6-3 1-2				0-1 P4				0-0 F7		4-0 BB 1-2 2-3 BB		3 0 0 0 0 0 0 4 0 0 0 0 0 0 0 0 0 1 0 0 0 0 0 0 1 0		
Craig Wilson, R OBP: 0.386, SLG: 0.379		0-1 G5-3		2-2 K		0-0 HR		4-2 BB 11 2B BB		2-2 G6-3		3-2 F9		5 2 1 1 1 1 3	
Rob Mackowiak, L OBP: 0.342, SLG: 0.407		1-3 K		0-0 F8		4-2 11 L6-4 12 1B BB		1 SAFE 4-0 11 2B BB		1-2 F7		1-0 SH2-4 11 1B 1B		4 1 1 0 2 1 0	
12 Freddy Sanchez, R OBP: 0.331, SLG: 0.345		0-0 G5-3				1 SAFE 0-0 13 2B HBP		1-3 K		0-0 P4		0-0 SH2-4		4 1 1 0 0 1 2	
11 Humberto Cota, R OBP: 0.284, SLG: 0.391			0-0 F8		0-1 F8		0-1 L6-4		0-2 2B		0-0 G1-3		1-0 1B		6 0 2 2 0 0 3
Josh Fogg, R OBP: 0.160, SLG: 0.128 Brian Meadows, R Brad Eldred, R OBP: 0.260, SLG: 0.439			2-1 G6-3		0-0 B1		1-3 K		1-0 G5-3		4-2 BB 13 SH3-4 BB				2 0 0 0 0 0 1 0 0 0 0 0 0 0 2 0 0 0 1 1 3

Inning Stats	R: 0	H: 1	E: 0	LOB: 1	K: 0	P: 18	R: 0	H: 0	E: 0	LOB: 0	K: 1	P: 7	R: 1	H: 2	E: 0	LOB: 1	K: 0	P: 15	R: 0	H: 0	E: 0	LOB: 0	K: 1	P: 10	R: 0	H: 0	E: 0	LOB: 0	K: 1	P: 7	R: 1	H: 2	E: 0	LOB: 1	K: 1	P: 14	R: 0	H: 0	E: 0	LOB: 0	K: 0	P: 7	R: 1	H: 1	E: 0	LOB: 2	K: 1	P: 21	R: 2	H: 1	E: 1	LOB: 0	K: 0	P: 31	R: 0	H: 0	E: 0	LOB: 0	K: 0	P: 6	R: 0	H: 2	E: 0	LOB: 1	K: 0	P: 5	1B: 6	2B: 4	3B: 0	HR: 2	SF: 0	SAC: 2	DP: 2	HBP: 1	WP: 0	PA: 53
--------------	------	------	------	--------	------	-------	------	------	------	--------	------	------	------	------	------	--------	------	-------	------	------	------	--------	------	-------	------	------	------	--------	------	------	------	------	------	--------	------	-------	------	------	------	--------	------	------	------	------	------	--------	------	-------	------	------	------	--------	------	-------	------	------	------	--------	------	------	------	------	------	--------	------	------	-------	-------	-------	-------	-------	--------	-------	--------	-------	--------

PITCHER	IP	WLS	BF	H	R	ER	SO	BB	IBB	HBP	BLK	WP	HR	S	P	ERA	WHIP
57 Dustin Nippert, R ERA: 5.4	5.0		22	5	3	3	2	2	0	1	0	0	0	48	70	5.40	1.400
Greg Aquino, R ERA: 9.12	1.0	B	5	2	1	1	1	1	0	0	0	0	1	9	14	9.00	3.000
Lance Cormier, R ERA: 5.53	1.0		3	0	0	0	0	0	0	0	0	0	0	6	7	0.00	0.000
28 Brandon Medders, R ERA: 2.01	1.0		6	1	1	1	1	2	0	0	0	0	0	11	21	9.00	3.000
Tim Worrell, R ERA: 5.15	1.0	B	5	1	2	1	0	0	0	0	0	0	1	20	31	9.00	1.000

**Arizona Diamondbacks @ Pittsburgh Pirates**  
PNC Park, Pittsburgh, PA  
Thu Sep 08 2005, 12:35 PM EDT  
Att. 10,984 - Partly Cloudy - 75 F

AB	R	H	RBI	BB	SO	LOB
42	8	11	8	8	4	19

**P**

Batter	1	2	3	4	5	6	7	8	9	AB R H RBI BB SO LOB	TOP										
<b>Craig Counsell, L</b> (1, 4) OBP: 0.366, SLG: 0.386	0-1 1B		2-3 1B		4-2 HR BB		1-1 HR	1-2 F8	1-3 1B	5 2 2 1 1 2 2											
<b>Chad Tracy, L</b> (1, 9) OBP: 0.341, SLG: 0.511	0-1 1B		4-2 1B BB		1-1 HR		2-3 K	0-2 FC4-6 BB		4 1 2 3 1 1 1											
<b>Luis Terrero, R</b> (8, 8) OBP: 0.307, SLG: 0.378	1-2 1B				1-H 2-H HR			1-2f		0 0 0 0 0 0 0											
<b>Luis Gonzalez, L</b> (1, 7) OBP: 0.365, SLG: 0.450	3-3 K		3-1 1B		1-0 F8		1-0 G4-3	4-2 FC3-6 BB		4 0 1 0 1 1 2											
<b>Tony Clark, S</b> (1, 3) OBP: 0.363, SLG: 0.640	1-1 G1-6-3		2-2 F7		3-2 1B		2-2 BB 1B	1-2 FC3-6		5 1 2 0 0 0 6											
<b>Shawn Green, L</b> (1, 8) OBP: 0.363, SLG: 0.499					1-2 G6-3		1-3 K	0-1 BB BB	2-2 G6-3	5 0 2 0 0 1 1											
<b>Troy Glas, R</b> (1, 5) OBP: 0.387, SLG: 0.522					4-2 G4-6-3 BB		0-3 K	4-0 BB BB	1-1 HR	3 1 1 1 2 1 1											
<b>28 Brandon Medders, R</b> (9, 1) <b>Jason Bulger, R</b> (9, 1)								1-2 2-3 BB BB		0 0 0 0 0 0 0											
<b>Royce Clayton, R</b> (1, 6) OBP: 0.316, SLG: 0.352					1-1 G4-6-3		2-1 1B	4-1 1-2 2-3 3-H BB	0-0 2B 1B	4 1 2 1 1 0 2											
<b>Koyie Hill, S</b> (1, 2) OBP: 0.321, SLG: 0.296							1-3 FC1-5	1-3 K	0-3 K	5 0 1 0 0 4 6											
<b>Shawn Estes, R</b> (1, 1) OBP: 0.038, SLG: 0.115							2-0 FC1-5 BB	0-1 FC4-6	0-2 1B	3 1 0 0 0 2 2											
<b>Lance Cormier, R</b> (7, 1) OBP: 0.333, SLG: 0.333									1-H 2B	1 0 1 0 0 0 0											
<b>Buddy Groom, L</b> (8, 1) <b>Alex Cintron, S</b> (9, PH) OBP: 0.290, SLG: 0.408										0 0 0 0 0 0 0											
										1 0 1 1 0 0 0											
<b>Inning Stats</b>	R: 0 E: 0 K: 1 S: 10	H: 2 LOB: 1 BB: 0 P: 14	R: 0 E: 0 K: 1 S: 11	H: 1 LOB: 1 BB: 0 P: 15	R: 0 E: 0 K: 2 S: 14	H: 1 LOB: 2 BB: 1 P: 26	R: 0 E: 0 K: 0 S: 9	H: 0 LOB: 0 BB: 1 P: 15	R: 3 E: 0 K: 1 S: 13	H: 3 LOB: 1 BB: 1 P: 25	R: 0 E: 0 K: 3 S: 11	H: 1 LOB: 1 BB: 0 P: 14	R: 2 E: 0 K: 2 S: 18	H: 3 LOB: 3 BB: 2 P: 33	R: 0 E: 0 K: 0 S: 18	H: 1 LOB: 2 BB: 1 P: 24	R: 2 E: 0 K: 2 S: 16	H: 3 LOB: 1 BB: 0 P: 20	1B: 10 2B: 2 3B: 0 HR: 3	SF: 0 SAC: 0 DP: 2 HBP: 0	WP: 0 PA: 46 PB: 0 SB: 0 CS: 0
<b>PITCHER</b>	IP WLS BF H R ER SO BB IBB HBP BLK WP HR S P ERA WHIP																				
<b>49 Byung-Hyun Kim, R</b> (1, 1) ERA: 4.73	6.0 L 27 8 3 3 8 3 0 0 0 0 0 1 68 109 4.50 1.833																				
<b>Randy Williams, L</b> (7, 1) ERA: 8.24	0.2 5 3 2 2 1 0 0 0 0 0 0 1 14 20 27.00 4.500																				
<b>Jamey Wright, R</b> (7, 1) ERA: 5.75	1.1 8 1 0 0 1 3 0 0 0 0 0 0 22 37 0.00 3.000																				
<b>Marcos Carvajal, R</b> (9, 1) ERA: 4.97	1.0 6 3 2 2 2 0 0 0 0 0 0 1 16 20 18.00 3.000																				

**Arizona Diamondbacks @ Colorado Rockies**  
Coors Field, Denver, CO  
Fri Sep 09 2005, 6:35 PM MDT  
Att. 20,045 - Cloudy - 77 F

<b>AB</b>	<b>40</b>
<b>R</b>	<b>7</b>
<b>H</b>	<b>15</b>
<b>RBI</b>	<b>7</b>
<b>BB</b>	<b>6</b>
<b>SO</b>	<b>12</b>
<b>LOB</b>	<b>23</b>



BOTTOM

Arizona Diamondbacks @ Colorado Rockies  
Coors Field, Denver, CO

livebaseballscorecards.com

AB	32
R	1
H	7
RBI	1
BB	5
SO	5
LOB	25



WP	0	PA	40
PB	0		
SB	2		
CS	0		

Fri Sep 09 2005, 6:35 PM MDT  
Att. 20,045 - Cloudy - 77 F

AB R H RBI BB SO LOB

5	0	0	0	0	0	0
4	0	3	0	0	1	0
2	0	0	0	3	0	2
5	1	0	0	0	2	6
3	0	2	0	1	0	2
3	0	2	1	1	0	1
1	0	0	0	0	0	2
1	0	0	0	0	1	1
2	0	0	0	0	0	3
1	0	0	0	0	0	2
1	0	0	0	0	1	1
2	0	0	0	0	0	3
1	0	0	0	0	0	2
0	0	0	0	0	0	0
0	0	0	0	0	0	0
0	0	0	0	0	0	0
0	0	0	0	0	0	0
1	0	0	0	0	0	0

Batter	1	2	3	4	5	6	7	8	9
12 Clint Barnes, R OBP: 0.348, SLG: 0.474 (1, 6)	G6-3		G1-4-3		P4		F8		F8
Luis Gonzalez, R OBP: 0.332, SLG: 0.426 (1, 4)	1B		5 S 17 BB 1B		K		17 G3-6-3 1B		17 DI HBP
17 Todd Helton, L OBP: 0.434, SLG: 0.513 (1, 3)	F7		5 S BB		BB		G3-6-3 1-2f		BB
5 Matt Holliday, R OBP: 0.352, SLG: 0.500 (1, 7)	F9		K		G3		E3 27 2B G3-1		K
27 Garrett Atkins, R OBP: 0.356, SLG: 0.416 (1, 5)			G1-3		SH1-4 BB 1B		G3-1 2B		
Dustan Mohr, R OBP: 0.280, SLG: 0.481 (1, 9)					G2-3 SH1-3 1B		G3-1		
Danny Ardoin, R OBP: 0.301, SLG: 0.333 JD Closser, S OBP: 0.325, SLG: 0.393 (8, PH) (9, 2)					SH1-3		SH1-4 BB		K2-3
Choo Freeman, R OBP: 0.111, SLG: 0.222 Ryan Shealy, R OBP: 0.407, SLG: 0.500 18 Cory Sullivan, L OBP: 0.322, SLG: 0.355 (7, 8)					G2-3		P3		K
49 Byung-Hyun Kim, R OBP: 0.174, SLG: 0.063 Todd Greene, R OBP: 0.300, SLG: 0.438 Randy Williams, L OBP: 0.194, SLG: 0.137 Jamey Wright, R OBP: 0.154, SLG: 0.137 Marcos Carvajal, R OBP: 0.300, SLG: 0.353 (6, PH) (7, 1) (7, 1) (9, 1) (9, PH)					G6-3		G6-3		G3

Inning Stats	R: 0	H: 1	E: 0	K: 0	S: 7	R: 0	H: 1	E: 0	K: 0	S: 10	R: 0	H: 1	E: 0	K: 1	S: 13	R: 0	H: 0	E: 0	K: 1	S: 4	R: 0	H: 1	E: 0	K: 0	S: 8	R: 0	H: 1	E: 0	K: 0	S: 8	R: 1	H: 1	E: 1	K: 2	S: 14	R: 0	H: 0	E: 0	K: 1	S: 9					
	LOB: 1	BB: 0				LOB: 2	BB: 1				LOB: 1	BB: 1				LOB: 1	BB: 1				LOB: 2	BB: 1				LOB: 0	BB: 0				LOB: 1	BB: 0				LOB: 2	BB: 1				LOB: 0	BB: 1			

PITCHER	IP	WLS	BF	H	R	ER	SO	BB	IBB	HBP	BLK	WP	HR	S	P	ERA	WHIP
Shawn Estes, L ERA: 4.31 (1, 1)	6.0		27	5	0	0	2	4	0	0	0	0	0	52	91	0.00	1.500
Lance Cormier, R ERA: 5.4 (7, 1)	1.2		7	2	1	0	1	0	0	0	0	0	0	18	25	0.00	1.200
Buddy Groom, L ERA: 5.21 (8, 1)	0.1		1	0	0	0	1	0	0	0	0	0	0	4	6	0.00	0.000
28 Brandon Medders, R ERA: 1.96 (9, 1)	0.2		3	0	0	0	0	0	0	1	0	0	0	5	7	0.00	0.000
Jason Bulger, R ERA: 9.0 (9, 1)	0.1		2	0	0	0	1	1	0	0	0	0	0	4	8	0.00	3.000

Batter	1	2	3	4	5	6	7	8	9	AB R H RBI BB SO LOB	TOP											
<b>Craig Counsell, L</b> (1, 4) OBP: 0.366, SLG: 0.389	2-2 G1-3		3-2 1B 3B	0-0 F8		4-2 CS BB		0-2 P4		4 1 1 0 1 0 1												
<b>Chad Tracy, L</b> (1, 9) OBP: 0.344, SLG: 0.517 <b>Buddy Groom, L</b> (8, 1) <b>Jose Valverde, R</b> (8, 1)	4-1 G3-6-3 BB		0-0 P6	2-2 FC3-6 1B		2-3 SAFE K		1-1 HR		4 1 2 1 1 1 2 0 0 0 0 0 0 0 0 0 0 0 0 0 0												
<b>Luis Gonzalez, L</b> (1, 7) OBP: 0.365, SLG: 0.448	1-0 G3-6-3 1-2f		4-0 1B 34 1B BB	1-1 FC3-6 E		4-0 BB		1-2 F8		3 1 0 0 2 0 3												
<b>Troy Glaus, R</b> (1, 5) OBP: 0.367, SLG: 0.527		3-2 HR	2-1 1B 34 1B 1B	1-0 E6		0-2 F7		1-3 K		5 2 2 2 0 1 2												
<b>Shawn Green, L</b> (1, 8) OBP: 0.365, SLG: 0.506		0-0 HR	1-2 1B 34 E 34 1B 1B	0-3 K		3-2 34 G6-4-3 1B		0-3 K		5 1 3 1 0 2 2												
<b>34 Conor Jackson, R</b> (1, 3) OBP: 0.324, SLG: 0.379 <b>Tony Clark, S</b> (8, 3) OBP: 0.361, SLG: 0.638		2-2 F8	1-2 1B 1-3 2-H 3-H	0-1 F7		2-0 G6-4-3		1-3 K		4 0 1 2 0 0 1 1 0 0 0 0 1 0												
<b>Royce Clayton, R</b> (1, 6) OBP: 0.315, SLG: 0.351		2-1 1B	0-0 FC6-2-5-1-6	0-1 F8		2-1 G6-3				4 0 1 0 0 0 2												
<b>Kelly Stinnett, R</b> (1, 2) OBP: 0.364, SLG: 0.495		2-3 K	2-1 F9	1-0 2B		1-0 HR				4 1 2 1 0 1 3												
<b>Claudio Vargas, R</b> (1, 1) OBP: 0.121, SLG: 0.094 <b>Brandon Lyon, R</b> (7, 1) <b>Quinton McCracken, S</b> (8, PH) OBP: 0.317, SLG: 0.295 <b>Luis Terrero, R</b> (8, 8) OBP: 0.307, SLG: 0.378		1-3 K		4-1 FC3-6 E BB	1-2 G5-3		3-2 G3-1			2 1 0 0 1 1 2 0 0 0 0 0 0 0 1 0 0 0 0 0 0 0 0 0 0 0 0 0												
<b>Inning Stats</b>	R: 0 E: 0 K: 0 S: 5	H: 0 LOB: 0 BB: 1 P: 12	R: 2 E: 0 K: 2 S: 17	H: 3 LOB: 1 BB: 0 P: 27	R: 3 E: 1 K: 0 S: 17	H: 4 LOB: 2 BB: 1 P: 30	R: 1 E: 1 K: 1 S: 13	H: 1 LOB: 2 BB: 1 P: 21	R: 0 E: 0 K: 0 S: 8	H: 1 LOB: 1 BB: 0 P: 10	R: 0 E: 0 K: 1 S: 10	H: 0 LOB: 1 BB: 2 P: 20	R: 0 E: 0 K: 0 S: 7	H: 1 LOB: 0 BB: 0 P: 14	R: 2 E: 0 K: 0 S: 13	H: 2 LOB: 0 BB: 0 P: 19	R: 0 E: 0 K: 3 S: 10	H: 0 LOB: 0 BB: 0 P: 12	1B: 6 2B: 1 3B: 1 HR: 4	SF: 0 SAC: 0 DP: 2 HBP: 0	WP: 0 PB: 0 SB: 0 CS: 1	PA: 42
<b>PITCHER</b>	IP WLS BF H R ER SO BB IBB HBP BLK WP HR S P ERA WHIP																					
<b>Zach Day, R</b> (1, 1) ERA: 6.89	5.0 L 27 9 6 5 3 3 0 0 0 0 0 2 60 100 9.00 2.400																					
<b>Ryan Speier, R</b> (6, 1) ERA: 4.86	2.0 7 1 0 0 1 2 0 0 0 0 0 0 17 34 0.00 1.500																					
<b>David Cortes, R</b> (8, 1) ERA: 3.71	1.0 5 2 2 2 0 0 0 0 0 0 0 2 13 19 18.00 2.000																					
<b>Scott Dohmann, R</b> (9, 1) ERA: 6.65	1.0 3 0 0 0 3 0 0 0 0 0 0 0 10 12 0.00 0.000																					

Arizona Diamondbacks @ Colorado Rockies

Coors Field, Denver, CO

Sat Sep 10 2005, 6:05 PM MDT  
Att: 20,284 - Clear - 86 F

AB	37
R	8
H	12
RBI	7
BB	5
SO	7
LOB	18



livebaseballscores.com

BOTTOM

Arizona Diamondbacks @ Colorado Rockies  
Coors Field, Denver, CO  
Sat Sep 10 2005, 6:05 PM MDT  
Att. 20,284 - Clear - 86 F

livebaseballscorecards.com

AB	37
R	5
H	11
RBI	5
BB	1
SO	5
LOB	11



WP:	0	PA:	38
PB:	0		
SB:	0		
CS:	1		

AB R H RBI BB SO LOB

5 1 2 1 0 0 2

5 1 1 2 0 0 4

4 0 0 0 0 0 0

3 0 0 0 1 1 0

4 0 0 0 0 2 1

4 1 1 0 0 0 1

4 1 2 1 0 1 0

3 1 3 0 0 0 0

1 0 0 0 0 0 1

1B:	9	SF:	0
2B:	2	SAC:	0
3B:	0	DP:	1
HR:	1	HBP:	0

1B: 9 SF: 0

2B: 2 SAC: 0

3B: 0 DP: 1

HR: 1 HBP: 0

Batter	1	2	3	4	5	6	7	8	9
12 Clint Barnes, R OBP: 0.349, SLG: 0.473 (1, 6)	2-2 18 HR 1B		1-1 F7			1-1 L7	0-1 SAFE 18 FC4-6 1B		1-1 P3
18 Cory Sullivan, L OBP: 0.320, SLG: 0.363 (1, 8)	1-2 1-H HR		2-2 P5			2-1 F8	0-0 FC4-6 1-2f 1B		2-2 FC5 2-3f 1B
17 Todd Helton, L OBP: 0.431, SLG: 0.508 (1, 3)	2-1 P4		2-1 G3			0-1 F8		0-2 G4-3	
5 Matt Holliday, R OBP: 0.351, SLG: 0.496 (1, 7)	2-3 K			3-2 G6-3			0-0 G6-3	4-2 11 G3 BB	
11 Brad Hawpe, L OBP: 0.358, SLG: 0.452 (1, 9)	1-1 G4-3			1-3 K			2-3 K	1-2 G3	
27 Garrett Atkins, R OBP: 0.355, SLG: 0.417 (1, 5)				0-0 G5-3			2-1 1B 2B	2-2 L9	
Luis Gonzalez, R OBP: 0.334, SLG: 0.427 (1, 4)					2-3 K		1-0 1B 1B 2H 1B	2-2 18 FC5 1B 1B	
Danny Ardoin, R OBP: 0.312, SLG: 0.345 (1, 2)					3-2 CS 1B		0-1 1B 12 1B 1B	0-1 L9	
Aaron Miles, S OBP: 0.299, SLG: 0.352 (9, PH)					3-3 SAFE K		0-1 SAFE 12 1B 1B 1-3 2-H 1B	0-1 1B	
Zach Day, R Larry Bigbie, L Ryan Speier, R Jorge Madera, L Chad Cordero, SS David Conine, R Scott Dohmann, R Ryan Shealy, R Omar Quintanilla, L									

Inning Stats	R: 2	H: 2	E: 0	K: 1	S: 18	R: 0	H: 1	E: 0	K: 0	S: 8	R: 0	H: 0	E: 0	K: 0	S: 8	R: 0	H: 0	E: 0	K: 1	S: 10	R: 0	H: 1	E: 0	K: 2	S: 9	R: 0	H: 0	E: 0	K: 0	S: 6	R: 3	H: 5	E: 0	K: 1	S: 16	R: 0	H: 0	E: 0	K: 0	S: 13	R: 0	H: 2	E: 0	K: 0	S: 12	1B: 9	2B: 2	3B: 0	HR: 1	SF: 0	SAC: 0	DP: 1	HBP: 0	WP: 0	PA: 38
--------------	------	------	------	------	-------	------	------	------	------	------	------	------	------	------	------	------	------	------	------	-------	------	------	------	------	------	------	------	------	------	------	------	------	------	------	-------	------	------	------	------	-------	------	------	------	------	-------	-------	-------	-------	-------	-------	--------	-------	--------	-------	--------

PITCHER	IP	WLS	BF	H	R	ER	SO	BB	IBB	HBP	BLK	WP	HR	S	P	ERA	WHIP
Claudio Vargas, R ERA: 5.2 (1, 1)	6.2	W	27	8	5	5	5	0	0	0	0	0	1	72	109	6.75	1.200
Brandon Lyon, R ERA: 5.93 (7, 1)	0.1	H	2	1	0	0	0	0	0	0	0	0	0	3	3	0.00	3.000
Buddy Groom, L ERA: 5.12 (8, 1)	0.2	H	3	0	0	0	0	1	0	0	0	0	0	9	14	0.00	1.500
Jose Valverde, R ERA: 2.91 (8, 1)	1.1	S	6	2	0	0	0	0	0	0	0	0	0	16	23	0.00	1.500

Batter	1	2	3	4	5	6	7	8	9	AB R H RBI BB SO LOB	TOP																						
<b>Craig Counsell, L</b> (1, 4) OBP: 0.364, SLG: 0.386	0-1 G3		0-2 E6		3-2 F9		2-1 G3			4 0 0 0 0 0 0																							
<b>Chad Tracy, L</b> (1, 9) OBP: 0.343, SLG: 0.515	0-1 G4-3		1 SAFE 2-2 1 SAFE 1 B 1 SAFE 1-3 1B		1-1 G1-3			0-1 L4		4 0 1 0 0 0 0																							
<b>Luis Gonzalez, L</b> (1, 7) OBP: 0.363, SLG: 0.444	0-1 G6-3		2-1 G4-3		1-3 K			1-0 G4-3		4 0 0 0 0 1 2																							
<b>Tony Clark, S</b> (1, 3) OBP: 0.360, SLG: 0.633		3-2 1B 1B		2-3 K		1-1 L6		3-2 G6-3		4 0 1 0 0 1 0																							
<b>Troy Glas, R</b> (1, 5) OBP: 0.370, SLG: 0.541		2-3 1 SAFE K		0-0 HR		0-0 1B		1-2 HR		4 2 3 2 0 1 1																							
<b>Shawn Green, L</b> (1, 8) OBP: 0.364, SLG: 0.504		0-2 G4-6-3 1-2 1B		1-2 G3		1-3 K		0-1 L7		4 0 1 0 0 1 1																							
<b>Alex Cintron, S</b> (1, 6) OBP: 0.291, SLG: 0.409		2-0 G4-6-3		0-0 1B		0-1 G5-3		4-1 34 G6-3 BB		2 0 1 0 0 0 2																							
<b>Andy Green, R</b> (6, PH) OBP: 0.333, SLG: 0.222		1-2f								1 0 0 0 1 0 1																							
<b>19 Chris Snyder, R</b> (1, 2) OBP: 0.288, SLG: 0.305			2-3 K		0-0 FC6-4 1-2 1B		0-1 L7		0-1 G6-3	3 0 1 0 0 1 0																							
<b>34 Conor Jackson, R</b> (9, PH) OBP: 0.319, SLG: 0.373								1-2	0-0 G1-3	1 0 0 0 0 0 1																							
<b>Russ Ortiz, R</b> (1, 1) OBP: 0.286, SLG: 0.250			1-2 G4-3		1-1 FC6-4		0-0 G4-3			2 0 0 0 0 0 2																							
<b>Oscar Villarreal, L</b> (4, 1)										0 0 0 0 0 0 0																							
<b>Quinton McCracken, S</b> (7, PH) OBP: 0.316, SLG: 0.294										1 0 0 0 0 0 0																							
<b>Greg Aquino, R</b> (7, 1)										0 0 0 0 0 0 0																							
<b>Jason Bulger, R</b> (8, 1)										0 0 0 0 0 0 0																							
<b>Luis Tarrero, R</b> (9, PH) OBP: 0.305, SLG: 0.376										1 0 0 0 0 0 1																							
<b>Inning Stats</b>	R: 0 E: 0 K: 0 S: 6	H: 0 LOB: 0 BB: 0 P: 6	R: 0 E: 0 K: 1 S: 11	H: 2 LOB: 1 BB: 0 P: 18	R: 0 E: 1 K: 1 S: 16	H: 1 LOB: 2 BB: 0 P: 23	R: 1 E: 0 K: 1 S: 11	H: 3 LOB: 2 BB: 0 P: 15	R: 0 E: 0 K: 1 S: 8	H: 0 LOB: 0 BB: 0 P: 13	R: 0 E: 0 K: 1 S: 8	H: 1 LOB: 1 BB: 0 P: 10	R: 0 E: 0 K: 0 S: 5	H: 0 LOB: 0 BB: 0 P: 7	R: 0 E: 0 K: 0 S: 8	H: 0 LOB: 0 BB: 0 P: 12	R: 1 E: 0 K: 0 S: 9	H: 1 LOB: 1 BB: 1 P: 14	1B: 6 2B: 0 3B: 0 HR: 2	SF: 0 SAC: 0 DP: 1 HBP: 0	WP: 0 PB: 0 SB: 0 CS: 0	PA: 36											
<b>PITCHER</b> <b>28 Aaron Cook, R</b> (1, 1) ERA: 3.23	IP 9.0	WLS W	BF 36	H 8	R 2	ER 2	SO 5	BB 1	IBB 0	HBP 0	BLK 0	WP 0	HR 2	S 82	P 118	ERA 2.00	WHIP 1.000																
											<b>PITCHER</b>	IP	WLS	BF	H	R	ER	SO	BB	IBB	HBP	BLK	WP	HR	S	P	ERA	WHIP					

Arizona Diamondbacks @ Colorado Rockies

Coors Field, Denver, CO

Sun Sep 11 2005, 1:05 PM MDT

Att. 20,476 - Sunny - 83 F

livebaseballscorecards.com

AB	35
R	2
H	8
RBI	2
BB	1
SO	5
LOB	11





Batter	1	2	3	4	5	6	7	8	9
12 Clint Barnes, R OBP: 0.350, SLG: 0.471	0-2 P5			1-2 E6			0-2 F9	0-0 E7	
18 Cory Sullivan, L OBP: 0.321, SLG: 0.367	3-2 G5-3			1-2 5 2B	1-0 F7		0-1 17 1B	0-1 G1	
17 Todd Helton, L OBP: 0.432, SLG: 0.507	0-0 P5			4-1 5 2B	2-1 P3		2-0 5 FC6-4		
5 Matt Holliday, R OBP: 0.355, SLG: 0.500		4-2 11 G4-6-3		3-2 27 1B	1-0 1B		1-0 FC6-4		
11 Brad Hawpe, L OBP: 0.360, SLG: 0.449		0-0 G4-6-3		4-0 27 1B	1-0 F7		4-2 1-2		
27 Garrett Atkins, R OBP: 0.356, SLG: 0.418		0-1 G6-3		2-1 28 SH5-4		3-1 1B	3-1 F9		
Luis Gonzalez, R OBP: 0.331, SLG: 0.422		0-1 L9		2-0 E6		1-3 K		2-2 F9	
JD Closser, S OBP: 0.320, SLG: 0.386		2-2 G4-3		3-3 K		0-1 F8		1-1 G6-3	
28 Aaron Cook, R OBP: 0.211, SLG: 0.167		3-3 K		1-0 SH5-4		0-0 L8		0-0 12 E	

Inning Stats	R: 0	H: 0	E: 0	K: 0	S: 9	R: 0	H: 0	E: 0	K: 0	S: 5	R: 0	H: 0	E: 0	K: 1	S: 10	R: 6	H: 4	E: 2	K: 1	S: 22	R: 0	H: 1	E: 0	K: 0	S: 5	R: 0	H: 1	E: 0	K: 1	S: 8	R: 1	H: 2	E: 0	K: 0	S: 11	R: 0	H: 2	E: 1	K: 0	S: 9	R: 0	H: 2	E: 0	K: 0	S: 9
	0	0	0	0	12	0	0	0	0	9	0	0	0	1	15	0	4	2	1	9	0	1	0	0	0	0	0	1	2	0	2	1	21	0	2	0	12	0	2	0	12	0	2	0	12

PITCHER	IP	WLS	BF	H	R	ER	SO	BB	IBB	HBP	BLK	WP	HR	S	P	ERA	WHIP	
Russ Ortiz, R ERA: 6.88	(1, 1)	3.0	L	16	4	6	5	1	3	0	0	0	0	0	41	70	15.00	2.333
Oscar Villarreal, R ERA: 4.05	(4, 1)	3.0		11	2	0	2	0	0	0	0	0	0	18	31	0.00	0.667	
Greg Aquino, R ERA: 9.11	(7, 1)	1.0		6	2	1	0	1	0	0	0	0	0	11	21	9.00	3.000	
Jason Bulger, R ERA: 6.75	(8, 1)	1.0		5	2	0	0	0	0	0	0	0	0	9	12	0.00	2.000	

**BOTTOM**

**Arizona Diamondbacks @ Colorado Rockies**  
Coors Field, Denver, CO

Sun Sep 11 2005, 1:05 PM MDT  
Att: 20,476 - Sunny - 83 F

AB	R	H	RBI	BB	SO	LOB
5	1	2	0	0	0	1
5	2	2	0	0	0	2
3	1	1	1	1	0	0
3	1	2	3	1	0	1
2	1	0	0	2	0	2
4	1	2	1	0	0	2
4	0	0	1	0	1	2
4	0	0	0	0	1	3
3	0	1	0	0	1	1

AB	33
R	7
H	10
RBI	6
BB	4
SO	3
LOB	14

WP: 0 PA: 38  
PB: 0  
SB: 0  
CS: 0



Batter	1	2	3	4	5	6	7	8	9	AB R H RBI BB SO LOB	TOP
Brady Clark, R (1, 8) OBP: 0.370, SLG: 0.421	2-0 P6		0-1 F8		2-2 L9		2-3 K			4 0 0 0 0 1 2	<b>Milwaukee Brewers @ Arizona Diamondbacks</b> Bank One Ballpark, Phoenix, AZ Tue Sep 13 2005, 9:40 PM EDT Att. 23,708 - Clear - 78 F <a href="http://livebaseballscorecards.com">livebaseballscorecards.com</a>
7 J.J. Hardy, R (1, 6) OBP: 0.327, SLG: 0.373	2-1 P6		1-0 2-H 1B		0-1 1-2 1B		2-1 P6			4 0 2 1 0 0 0	
Lyle Overbay, L (1, 3) OBP: 0.369, SLG: 0.447	4-1 BB		4-2 BB		1-2 G4-3			2-1 G4-3 2B		2 0 1 0 2 0 2	
Carlos Lee, R (1, 7) OBP: 0.334, SLG: 0.510	0-0 G5-3		3-3 K			3-2 HR		1-0 G4-3		4 1 1 1 0 1 4	
Geoff Jenkins, L (1, 9) Chris Magruder, S (8, 9) OBP: 0.369, SLG: 0.504 OBP: 0.257, SLG: 0.303		1-1 P6		0-0 F7		0-0 HR		2-1 G3		4 1 1 1 0 0 1 0 0 0 0 0 0 0	
2 Bill Hall, R (1, 5) OBP: 0.320, SLG: 0.467		2-3 K		2-2 23 F7-4-3 1B		2-3 K		1-1 G3		4 0 1 0 0 2 1	
23 Rickie Weeks Jr., R (1, 4) OBP: 0.337, SLG: 0.417		3-1 G1-3		1 SAFE 2-2 F7-4-3 1-1		0-2 G5-3			0-3 K	4 0 0 0 0 1 1	
Damian Miller, R (1, 2) OBP: 0.335, SLG: 0.394			1-1 39 SH2-4 7 1B 1B		1-0 7 1B 1B		3-2 G6-3		1-3 K	4 1 2 0 0 1 0	
39 Chris Capuano, L (1, 1) Justin Lehr, R (8, 1) 28 Prince Fielder, L (9, PH) Derrick Turnbow, R (9, 1) OBP: 0.176, SLG: 0.185 OBP: 0.306, SLG: 0.500			0-0 SH2-4		1 SAFE 2-3 K		0-3 K		0-3 K	2 0 0 0 0 2 1 0 0 0 0 0 0 0 1 0 0 0 0 1 0 0 0 0 0 0 0 0	
<b>Inning Stats</b>	R: 0 H: 0 E: 0 K: 0 S: 5 LOB: 1 BB: 1 P: 13	R: 0 H: 0 E: 0 K: 1 S: 9 LOB: 0 BB: 0 P: 15	R: 1 H: 2 E: 0 K: 1 S: 14 LOB: 2 BB: 1 P: 23	R: 0 H: 1 E: 0 K: 0 S: 9 LOB: 0 BB: 0 P: 13	R: 0 H: 2 E: 0 K: 1 S: 14 LOB: 2 BB: 0 P: 20	R: 2 H: 2 E: 0 K: 1 S: 17 LOB: 0 BB: 0 P: 25	R: 0 H: 0 E: 0 K: 2 S: 8 LOB: 0 BB: 0 P: 12	R: 0 H: 1 E: 0 K: 0 S: 7 LOB: 1 BB: 0 P: 13	R: 0 H: 0 E: 0 K: 3 S: 9 LOB: 0 BB: 0 P: 10	1B: 5 SF: 0 2B: 2 SAC: 1 3B: 0 DP: 1 HR: 2 HBP: 0	WP: 0 PA: 36 PB: 0 SB: 0 CS: 0
<b>PITCHER</b> Javier Vazquez, R (1, 1) Lance Cormier, R (8, 1) Buddy Groom, L (8, 1) 28 Brandon Medders, R (8, 1) ERA: 4.71 ERA: 5.38 ERA: 5.08 ERA: 1.85	IP WLS BF H R ER SO BB IBB HBP BLK WP HR S P ERA WHIP										
	7.0 L 29 7 3 3 6 2 0 0 0 0 0 2 76 121 3.86 1.286										
	0.1 2 1 0 0 0 0 0 0 0 0 0 0 3 6 0.00 3.000										
	0.1 1 0 0 0 0 0 0 0 0 0 0 0 2 4 0.00 0.000										
	1.1 4 0 0 0 3 0 0 0 0 0 0 0 11 13 0.00 0.000										

Batter	1	2	3	4	5	6	7	8	9	AB R H RBI BB SO LOB
Royce Clayton, R OBP: 0.314, SLG: 0.350 (1, 6)	3-1 P3		0-3 K		1-1 G5-6-3 1B		3-1 F9		1-3 K	5 0 1 0 0 2 1
Andy Green, R OBP: 0.313, SLG: 0.167 (1, 4)	3-1 P5		4-2 1B BB		0-0 F8		1-2 P2			3 0 0 0 1 0 1
Luis Gonzalez, L OBP: 0.362, SLG: 0.443 (1, 7)	1-0 G4-3		2-1 1B		2-2 G5-6-3 1-2f			1-1 G6-3		4 0 1 0 0 0 1
Troy Claus, R OBP: 0.370, SLG: 0.546 (1, 5)		4-1 BB 1B BB	1-3 K		0-2 HR			2-1 F9		3 1 1 1 1 1 2
34 Conor Jackson, R OBP: 0.315, SLG: 0.355 (1, 3)		0-3 K	3-3 K		1-1 P4			4-0 BB		3 0 0 0 1 2 3
Chad Tracy, L OBP: 0.342, SLG: 0.513 (1, 9)		2-1 BB 1B		3-2 P5		1-3 K		1-3 K2-3		4 0 1 0 0 2 1
Luis Terrero, R OBP: 0.311, SLG: 0.373 (1, 8)		4-2 BB		0-1 F8		4-1 BB			3-2 P3	1 0 0 0 2 0 0
Craig Counsell, L OBP: 0.363, SLG: 0.385 (9, PH)		1-2 BB		0-0 F8		1-1 BB			0-1 P3	1 0 0 0 0 0 0
Kelly Stinnett, R OBP: 0.364, SLG: 0.491 (1, 2)		2-2 P2		0-0 1B		1-1 L8			0-1 2B	3 0 1 0 0 0 4
Shawn Green, L OBP: 0.365, SLG: 0.507 (9, PH)				0-2 G5-3					0-0 F9	1 0 1 0 0 0 0
Javier Vazquez, R OBP: 0.286, SLG: 0.273 (1, 1)		1-3 K					0-3 K			2 0 0 0 0 0 1 4
Quinton McCracken, S OBP: 0.314, SLG: 0.292 (7, PH)										1 0 0 0 0 0 1 0
Lance Cormier, R OBP: 0.333, SLG: 0.333 (8, 1)										0 0 0 0 0 0 0 0
Buddy Groom, L OBP: 0.333, SLG: 0.333 (8, 1)										0 0 0 0 0 0 0 0
28 Brandon Medders, R OBP: 0.359, SLG: 0.631 (8, 1)										0 0 0 0 0 0 0 0
Tony Clark, S OBP: 0.359, SLG: 0.631 (9, PH)										1 0 0 0 0 0 0 1

Inning Stats	R: 0	H: 0	E: 0	K: 5	S: 5	R: 0	H: 1	E: 0	K: 2	S: 16	R: 0	H: 1	E: 0	K: 3	S: 14	R: 0	H: 1	E: 0	K: 0	S: 11	R: 0	H: 1	E: 0	K: 0	S: 6	R: 1	H: 1	E: 0	K: 1	S: 12	R: 0	H: 0	E: 0	K: 1	S: 9	R: 0	H: 0	E: 0	K: 1	S: 7	R: 0	H: 1	E: 0	K: 1	S: 9	1B: 4	2B: 1	3B: 0	HR: 1	SF: 0	SAC: 0	DP: 1	HBP: 0	WP: 0	PB: 0	SB: 0	CS: 0	PA: 37
PITCHER	IP	WLS	BF	H	R	ER	SO	BB	IBB	HBP	BLK	WP	HR	S	P	ERA	WHIP																																									
39 Chris Capuano, L ERA: 3.55 (1, 1)	7.0	W	29	5	1	1	7	4	0	0	0	0	1	73	120	1.29	1.286																																									
Justin Lehr, R ERA: 3.08 (8, 1)	1.0	H	4	0	0	0	1	1	0	0	0	0	0	7	15	0.00	1.000																																									
Derrick Turnbow, R ERA: 1.64 (9, 1)	1.0	S	4	1	0	0	1	0	0	0	0	0	0	9	13	0.00	1.000																																									

BOTTOM

Milwaukee Brewers @ Arizona Diamondbacks  
Bank One Ballpark, Phoenix, AZ  
Tue Sep 13 2005, 9:40 PM EDT  
Att. 23,708 - Clear - 78 F

AB	32
R	1
H	6
RBI	1
BB	5
SO	9
LOB	18



WP: 0	PA: 37
PB: 0	
SB: 0	
CS: 0	
ERA	WHIP

livebaseballscorecards.com

Batter	1	2	3	4	5	6	7	8	9	10	11	12	AB R H RBI BB SO LOB	TOP			
<b>Brady Clark, R</b> OBP: 0.368, SLG: 0.417 (1, 8)													5 0 0 0 1 1 1	<b>Milwaukee Brewers @ Arizona Diamondbacks</b> <b>Bank One Ballpark, Phoenix, AZ</b> Wed Sep 14 2005, 10:10 PM EDT Att: 23,793 - Clear - 76 F			
<b>7 J.J. Hardy, R</b> OBP: 0.325, SLG: 0.371 (1, 6)													5 0 1 0 0 1 2				
<b>Lyle Overbay, L</b> OBP: 0.367, SLG: 0.446 (1, 3)													5 0 1 0 0 0 1				
<b>Carlos Lee, R</b> OBP: 0.336, SLG: 0.510 (1, 7)													4 0 2 0 1 0 0				
<b>Geoff Jenkins, L</b> OBP: 0.369, SLG: 0.502 <b>Chris Magruder, S</b> OBP: 0.257, SLG: 0.303 (1, 9) (9, 9)													4 0 1 0 0 0 3 0 0 0 0 0 0 0				
<b>2 Bill Hall, R</b> OBP: 0.323, SLG: 0.468 (1, 5)													3 0 1 0 2 1 1				
<b>23 Rickie Weeks Jr., R</b> OBP: 0.332, SLG: 0.411 (1, 4)													5 0 0 0 0 3 7				
<b>Damian Miller, R</b> OBP: 0.333, SLG: 0.394 (1, 2)													5 1 1 0 0 2 6				
<b>Doug Davis, R</b> 28 Prince Fielder, L 1 Corey Hart, R Matt Wieters, R Dana Eveland, L Jeff Cirillo, R Kane Davis, R Russell Branyan, L Justin Lehr, R (1, 1) (8, 8) (8, 8) (8, 8) (8, 8) (8, 8) (8, 8) (8, 8) (8, 8) (8, 8)													2 0 0 0 0 0 0 1 1 0 1 0 0 0 0 0 0 0 1 0 0 0 0 0 0 0 1 0 0 0 0 0 0 0 0 0 0 0 0 0 0 0				
<b>Inning Stats</b>	R: 0 H: 0 E: 0 LOB: 0 K: 1 BB: 0 S: 10 P: 14	R: 0 H: 1 E: 0 LOB: 2 K: 1 BB: 1 S: 17 P: 24	R: 0 H: 0 E: 0 LOB: 0 K: 1 BB: 0 S: 6 P: 8	R: 0 H: 0 E: 0 LOB: 0 K: 0 BB: 0 S: 6 P: 9	R: 0 H: 1 E: 0 LOB: 1 K: 1 BB: 0 S: 11 P: 16	R: 0 H: 0 E: 0 LOB: 0 K: 0 BB: 0 S: 8 P: 12	R: 0 H: 1 E: 0 LOB: 0 K: 0 BB: 0 S: 7 P: 10	R: 1 H: 2 E: 0 LOB: 2 K: 1 BB: 0 S: 16 P: 20	R: 0 H: 1 E: 0 LOB: 3 K: 1 BB: 2 S: 16 P: 30	R: 0 H: 1 E: 0 LOB: 1 K: 0 BB: 0 S: 8 P: 12	R: 0 H: 1 E: 0 LOB: 1 K: 1 BB: 0 S: 9 P: 11	R: 0 H: 0 E: 0 LOB: 0 K: 2 BB: 1 S: 6 P: 16	1B: 5 SF: 0 2B: 3 SAC: 1 3B: 0 DP: 0 HR: 0 HBP: 0		WP: 0 PA: 47 PB: 0 SB: 0 CS: 2		
<b>PITCHER</b>	IP WLS BF H R ER SO BB IBB HBP BLK WP HR S P ERA WHIP																
<b>17 Brandon Webb, R</b> ERA: 3.73 (1, 1)	8.0	29	5	1	1	5	1	0	0	0	0	0	0		0	113	1.12
<b>Buddy Groom, L</b> ERA: 5.03 (9, 1)	0.1	4	1	0	0	0	1	1	0	0	0	0	0	9	20	0.00	6.000
<b>Tim Worrell, R</b> ERA: 4.93 (9, 1)	1.2	6	1	0	0	1	0	0	0	0	0	0	0	15	22	0.00	0.600
<b>Jose Valverde, R</b> ERA: 2.86 (11, 1)	1.0	4	1	0	0	1	0	0	0	0	0	0	0	9	11	0.00	1.000
<b>28 Brandon Medders, R</b> ERA: 1.78 (12, 1)	1.0	W 3	0	0	0	2	1	0	0	0	0	0	0	6	16	0.00	1.000

livebaseballscorecards.com



Batter	1	2	3	4	5	6	7	8	9	10	11	12	AB	R	H	RBI	BB	SO	LOB	BOTTOM							
<b>Craig Counsell, L</b> OBP: 0.361, SLG: 0.389	0-1 G3		3-2 G3-1		2-1 HR		2-1 F8		2-3 K			1-1 G5-3	6	1	1	1	0	1	2								
<b>Royce Clayton, R</b> OBP: 0.313, SLG: 0.347	3-3 K		3-2 G4-3		0-2 G3		2-1 G6-4-3		2-1 G4-6-3			0-0 BB 1B	6	1	1	0	0	1	2								
<b>Tony Clark, S</b> OBP: 0.362, SLG: 0.626	4-1 BB		3-2 FC6-4 1B		1-1 G6-3			2-0 G4-3			1-0 F9	4-2 1B BB	4	0	1	0	2	0	0								
<b>Troy Glaus, R</b> OBP: 0.368, SLG: 0.542 <b>Quinton McCracken, S</b> OBP: 0.311, SLG: 0.289	2-3 K		1-2 FC6-4		0-0 L6			0-1 E4 BB HBP			3-3 K	1-2 F8	4	0	0	0	0	1	2								
<b>Shawn Green, L</b> OBP: 0.368, SLG: 0.506		2-3 K			2-0 F8			0-0 S 1B			4-0 BB	4-0 1B BB	3	0	1	0	2	1	0								
<b>Luis Terrero, R</b> OBP: 0.312, SLG: 0.368 <b>Alex Cintron, S</b> OBP: 0.291, SLG: 0.408		4-2 BB			2-3 K			0-0 P2			0-0 G4-3	1-2 1B	2	0	0	0	1	1	1								
<b>Andy Green, R</b> OBP: 0.316, SLG: 0.200 <b>Luis Gonzalez, L</b> OBP: 0.362, SLG: 0.442		2-1 F9			1-0 BB 1B			3-1 L4				0-0 G6-3	3	0	1	0	0	0	2								
<b>19 Chris Snyder, R</b> OBP: 0.292, SLG: 0.304 <b>Chad Tracy, L</b> OBP: 0.342, SLG: 0.511 <b>Buddy Groom, L</b> <b>Tim Worrell, R</b> <b>Jose Valverde, R</b> <b>34 Conor Jackson, R</b> <b>28 Brandon Medders, R</b>		4-1 BB			4-2 SAFE SAFE			3-3 K			2-2 FC4-6	2-1 F8	1	0	0	0	2	1	1								
<b>17 Brandon Webb, R</b> OBP: 0.105, SLG: 0.089 <b>Kelly Stinnett, R</b> OBP: 0.366, SLG: 0.491	0-1 G4-3		0-0 F9		0-0 F9			0-1 G6-4-3 1B			2-1 G4-6-3 1B	0-3 K	3	0	1	0	0	0	4								
<b>Inning Stats</b>	R: 0 E: 0 K: 2 S: 10	H: 0 LOB: 1 BB: 1 P: 19	R: 0 E: 0 K: 1 S: 11	H: 0 LOB: 2 BB: 2 P: 23	R: 0 E: 0 K: 0 S: 13	H: 1 LOB: 1 BB: 0 P: 23	R: 0 E: 0 K: 1 S: 8	H: 1 LOB: 2 BB: 1 P: 17	R: 1 E: 0 K: 0 S: 8	H: 1 LOB: 0 BB: 0 P: 11	R: 0 E: 0 K: 1 S: 7	H: 1 LOB: 1 BB: 0 P: 13	R: 0 E: 0 K: 0 S: 6	H: 1 LOB: 0 BB: 0 P: 10	R: 0 E: 1 K: 0 S: 12	H: 0 LOB: 3 BB: 1 P: 21	R: 0 E: 0 K: 1 S: 7	H: 1 LOB: 0 BB: 0 P: 13	R: 0 E: 0 K: 1 S: 5	H: 0 LOB: 1 BB: 1 P: 13	R: 0 E: 0 K: 1 S: 6	H: 0 LOB: 0 BB: 0 P: 8	R: 0 E: 0 K: 0 S: 12	H: 2 LOB: 3 BB: 2 P: 23	1B: 7 2B: 0 3B: 0 HR: 1	SF: 0 SAC: 0 DP: 2 HBP: 1	WP: 0 PA: 51
<b>PITCHER</b>	IP	WLS	BF	H	R	ER	SO	BB	IBB	HBP	BLK	WP	HR	S	P	ERA	WHIP										
<b>Doug Davis, L</b>	(1, 1)	7.0	29	5	1	1	5	4	0	0	0	0	1	63	116	1.29	1.286										
<b>Matt Wise, R</b>	(8, 1)	0.2	5	0	0	0	0	1	0	1	0	0	0	8	15	0.00	1.500										
<b>Dana Eveland, L</b>	(8, 1)	1.1	4	1	0	0	1	0	0	0	0	0	0	11	19	0.00	0.750										
<b>Kane Davis, R</b>	(10, 1)	2.0	7	0	0	0	2	1	0	0	0	0	0	11	21	0.00	0.500										
<b>Justin Lehr, R</b>	(12, 1)	0.2	L 6	2	1	1	0	2	0	0	0	0	0	12	23	13.50	6.000										

**Milwaukee Brewers @ Arizona Diamondbacks**  
Bank One Ballpark, Phoenix, AZ

AB	42
R	2
H	8
RBI	2
BB	8
SO	8
LOB	22




Wed Sep 14 2005, 10:10 PM EDT  
Att: 23,793 - Clear - 76 F

livebaseballscorecards.com

Batter	1	2	3	4	5	6	7	8	9	AB R H RBI BB SO LOB	TOP		
<b>Brady Clark, R</b> (1, 8) OBP: 0.368, SLG: 0.418	1-0 F9		3-2 F8	3-2 F8			0-0 L6	0-1 G4-3		6 1 2 1 0 0 3			
<b>7 J.J. Hardy, R</b> (1, 6) <b>23 Rickie Weeks Jr., R</b> (5, 4) OBP: 0.333, SLG: 0.411	0-1 HR		2-1 F8		0-1 F9		1-2 FC6-4 1B		0-0 F9	3 1 1 0 1 0 1 2 0 1 0 0 0 0			
<b>Lyle Overbay, L</b> (1, 3) <b>28 Prince Fielder, L</b> (6, 3) OBP: 0.368, SLG: 0.445 OBP: 0.327, SLG: 0.510	1-2 L7		2-1 G4-3 1B		0-0 F8		2-3 K		0-1 2B 1B	3 1 1 1 1 0 1 2 0 1 0 0 1 1			
<b>Carlos Lee, R</b> (1, 7) <b>Chris Magruder, S</b> (5, 7) OBP: 0.337, SLG: 0.514 OBP: 0.260, SLG: 0.301	0-0 HR		1-2 G4-3 2B		0-2 F9		0-0 FC6-4		4-1 2B 1B	3 2 1 2 1 0 3 1 0 0 0 1 0 1			
<b>2 Bill Hall, R</b> (1, 4) OBP: 0.329, SLG: 0.480	3-2 2B		2-1 G4-3 2B	0-0 1B		1-2 HR		3-2 G1-3	0-1 1B	6 3 5 0 0 0 0			
<b>1 Corey Hart, R</b> (1, 9) OBP: 0.271, SLG: 0.377	1-0 F8		1-2 G4-3	3-1 G6-3		1-3 K		4-1 1B 1B	0-3 K	5 0 0 1 1 2 8			
<b>Jeff Cirillo, R</b> (1, 5) OBP: 0.383, SLG: 0.448			4-1 G6-4-3 BB	3-2 3B		0-1 HR		2-1 1B	2-0 G4-3	4 3 3 3 2 0 3			
<b>Chad Moeller, R</b> (1, 2) OBP: 0.262, SLG: 0.367			0-0 G6-4-3	0-1 1B		2-3 K		3-2 K		5 2 2 4 0 2 3			
<b>Tomo Ohka, S</b> (1, 1) OBP: 0.140, SLG: 0.122 <b>Russell Branyan, L</b> (8, PH) OBP: 0.372, SLG: 0.484 <b>52 Jose Capellan, R</b> (8, 1) <b>Victor Santos, R</b> (9, 1) OBP: 0.075, SLG: 0.075			0-1 G3	0-0 1B		1-1 G6-3		1-1 1B		4 1 1 2 0 0 0 1 0 1 0 0 0 0 0 0 0 0 0 0 0 0 0 0 0 0 0 0			
<b>Inning Stats</b>	R: 2 H: 3 E: 0 LOB: 1 K: 0 BB: 0 S: 12 P: 18	R: 0 H: 0 E: 0 LOB: 0 K: 0 BB: 1 S: 4 P: 8	R: 7 H: 6 E: 0 LOB: 3 K: 0 BB: 4 S: 26 P: 58	R: 3 H: 3 E: 0 LOB: 0 K: 0 BB: 0 S: 16 P: 26	R: 0 H: 0 E: 0 LOB: 0 K: 0 BB: 0 S: 6 P: 6	R: 2 H: 2 E: 0 LOB: 0 K: 2 BB: 0 S: 16 P: 21	R: 0 H: 1 E: 0 LOB: 1 K: 1 BB: 0 S: 9 P: 12	R: 0 H: 2 E: 0 LOB: 3 K: 1 BB: 1 S: 15 P: 28	R: 0 H: 2 E: 0 LOB: 3 K: 1 BB: 1 S: 10 P: 16	1B: 11 SF: 0 2B: 4 SAC: 0 3B: 2 DP: 1 HR: 2 HBP: 0	WP: 0 PA: 52 PB: 0 SB: 0 CS: 0		
<b>PITCHER</b>	IP WLS BF H R ER SO BB IBB HBP BLK WP HR S P ERA WHIP											<b>PITCHER</b>	IP WLS BF H R ER SO BB IBB HBP BLK WP HR S P ERA WHIP
<b>Shawn Estes, L</b> (1, 1) ERA: 4.76	2.2 L 16 6 7 7 0 3 0 0 0 0 0 1 30 57 23.62 3.375											<b>36 Brian Bruney, R</b> (8, 1) ERA: 7.43	1.0 6 2 0 0 1 1 0 0 0 0 0 0 15 28 0.00 3.000
<b>Brandon Lyon, R</b> (3, 1) ERA: 6.59	0.0 5 3 2 2 0 2 0 0 0 0 0 0 10 22 ∞ ∞											<b>Greg Aquino, R</b> (9, 1) ERA: 8.78	1.0 6 2 0 0 1 1 0 0 0 0 0 10 16 0.00 3.000
<b>Oscar Villarreal, R</b> (3, 1) ERA: 3.86	0.1 1 0 0 0 0 0 0 0 0 0 0 0 2 5 0.00 0.000												
<b>Brad Halsey, L</b> (4, 1) ERA: 4.61	2.0 9 3 3 3 0 0 0 0 0 0 0 0 22 32 13.50 1.500												
<b>Jason Bulger, R</b> (6, 1) ERA: 7.5	2.0 9 3 2 2 3 0 0 0 0 0 0 1 25 33 9.00 1.500												

**Milwaukee Brewers @ Arizona Diamondbacks**  
**Bank One Ballpark, Phoenix, AZ**  
 Thu Sep 15 2005, 6:10 PM EDT  
 Att. 20,741 - Roof Closed - 73 F

AB	45
R	14
H	19
RBI	14
BB	7
SO	5
LOB	24



Batter	1	2	3	4	5	6	7	8	9	AB	R	H	RBI	BB	SO	LOB
<b>Craig Counsell, L</b> (1, 4) OBP: 0.358, SLG: 0.385	1-2 G5-3			2-2 L3		2-2 FC4-6 3B		2-2 G4-3	3-2 G3	5	1	0	0	0	0	4
<b>Chad Tracy, L</b> (1, 9) (7, 7) OBP: 0.343, SLG: 0.516	0-3 K			2-2 F8		0-0 SF8 3B		2-2 1B		4	1	2	1	0	1	0
<b>Luis Gonzalez, L</b> (1, 7) <b>Luis Terrero, R</b> (7, 8) OBP: 0.361, SLG: 0.440 OBP: 0.316, SLG: 0.373	1-3 K			2-2 F8		2-2 SF8		0-0 1B		2	0	0	1	0	1	0
<b>Troy Claus, R</b> (1, 5) OBP: 0.386, SLG: 0.538 <b>36 Brian Bruney, R</b> (8, 1) <b>Kelly Stinnett, R</b> (8, PH) OBP: 0.363, SLG: 0.486 <b>Greg Aquino, R</b> (9, 1)		2-3 K			1-3 K	2-2 F7		2-3 K		3	0	0	0	0	2	0
<b>Shawn Green, L</b> (1, 8) OBP: 0.366, SLG: 0.503 <b>19 Chris Snyder, R</b> (9, PH) OBP: 0.291, SLG: 0.303		2-1 G4-3			3-3 K		0-0 G4-3		3-1 F7	3	0	0	0	0	1	0
<b>34 Conor Jackson, R</b> (1, 3) OBP: 0.308, SLG: 0.343		2-2 G3			0-2 1B		2-3 K		3-3 K	4	0	1	0	0	2	0
<b>Royce Clayton, R</b> (1, 6) OBP: 0.313, SLG: 0.348 <b>Jason Bulger, R</b> (6, 1) <b>Alex Cintron, S</b> (7, PH) OBP: 0.296, SLG: 0.412 (8, 5)			2-1 G1-3		2-2 1B		0-2 1B		0-0 WP 1B 1B	2	0	1	0	0	0	0
<b>Koyie Hill, S</b> (1, 2) OBP: 0.318, SLG: 0.293			0-0 G4-3		1-3 K		0-0 F8		1-2 BB 1B	4	0	1	0	0	1	3
<b>Shawn Estes, R</b> (1, 1) OBP: 0.038, SLG: 0.115 <b>Brandon Lyon, R</b> (3, 1) <b>Oscar Villarreal, L</b> (3, 1) <b>Quinton McCracken, S</b> (3, PH) OBP: 0.309, SLG: 0.288 <b>Brad Halsey, L</b> (4, 1) OBP: 0.167, SLG: 0.063 <b>Andy Green, R</b> (6, 8) OBP: 0.364, SLG: 0.188			2-2 F9			4-2 FC4-6 BB		0-1 G5-3	4-1 BB	0	0	0	0	0	0	0

Inning Stats	R: 0	H: 0	E: 0	K: 2	S: 10	LOB: 0	BB: 0	P: 12	R: 0	H: 0	E: 0	K: 1	S: 9	LOB: 0	BB: 0	P: 15	R: 0	H: 0	E: 0	K: 0	S: 6	LOB: 0	BB: 0	P: 10	R: 0	H: 0	E: 0	K: 0	S: 13	LOB: 0	BB: 0	P: 19	R: 0	H: 2	E: 0	K: 3	S: 17	LOB: 2	BB: 0	P: 23	R: 2	H: 1	E: 0	K: 0	S: 14	LOB: 0	BB: 1	P: 24	R: 0	H: 1	E: 0	K: 1	S: 8	LOB: 1	BB: 0	P: 10	R: 0	H: 2	E: 0	K: 1	S: 15	LOB: 2	BB: 0	P: 21	R: 0	H: 2	E: 0	K: 1	S: 19	LOB: 3	BB: 1	P: 33	1B: 7	SF: 1	2B: 0	SAC: 0	3B: 1	DP: 0	HR: 0	HBP: 0
--------------	------	------	------	------	-------	--------	-------	-------	------	------	------	------	------	--------	-------	-------	------	------	------	------	------	--------	-------	-------	------	------	------	------	-------	--------	-------	-------	------	------	------	------	-------	--------	-------	-------	------	------	------	------	-------	--------	-------	-------	------	------	------	------	------	--------	-------	-------	------	------	------	------	-------	--------	-------	-------	------	------	------	------	-------	--------	-------	-------	-------	-------	-------	--------	-------	-------	-------	--------

PITCHER	IP	WLS	BF	H	R	ER	SO	BB	IBB	HBP	BLK	WP	HR	S	P	ERA	WHIP
<b>Tomo Ohka, R</b> (1, 1) ERA: 3.97	7.0	W	26	4	2	2	7	1	0	0	0	0	0	77	113	2.57	0.714
<b>52 Jose Capellan, R</b> (8, 1) ERA: 4.5	1.0		5	2	0	0	1	0	0	0	0	0	0	15	21	0.00	2.000
<b>Victor Santos, R</b> (9, 1) ERA: 4.64	1.0		6	2	0	0	1	1	0	0	0	1	0	19	33	0.00	3.000

**BOTTOM**

**Milwaukee Brewers @ Arizona Diamondbacks**  
Bank One Ballpark, Phoenix, AZ

Thu Sep 15 2005, 6:10 PM EDT  
Att: 20,741 - Roof Closed - 73 F

<b>AB</b>	<b>34</b>
<b>R</b>	<b>2</b>
<b>H</b>	<b>8</b>
<b>RBI</b>	<b>2</b>
<b>BB</b>	<b>2</b>
<b>SO</b>	<b>9</b>
<b>LOB</b>	<b>9</b>

WP: 1 PA: 37  
PB: 0 SB: 0 CS: 0



PITCHER	IP	WLS	BF	H	R	ER	SO	BB	IBB	HBP	BLK	WP	HR	S	P	ERA	WHIP
---------	----	-----	----	---	---	----	----	----	-----	-----	-----	----	----	---	---	-----	------

Batter	1	2	3	4	5	6	7	8	9	AB R H RBI BB SO LOB	TOP														
12 Clint Barmes, R (1, 6) OBP: 0.353, SLG: 0.475	3-3 K		3-1 HR	2-2 E5 18 S		1-0 F7		0-1 G5-3		5 1 1 1 0 1 0															
18 Cory Sullivan, L (1, 8) OBP: 0.330, SLG: 0.377	1-1 FC6-4 5 BB 1B		4-0 5 17 G1-3 1B BB	2-2 L6		2-3 K		0-0 G4-3		4 1 1 0 1 1 1															
17 Todd Helton, L (1, 3) OBP: 0.435, SLG: 0.507	4-1 5 FC6-4 1-2 BB		0-2 G1-3		4-1 27 2B BB	2-0 1B		3-3 K		3 1 1 0 2 1 1															
5 Matt Holliday, R (1, 7) OBP: 0.351, SLG: 0.488	1-1 FC6-4 1-2f 2-3 BB		2-1 27 WP 1B		3-2 P6	0-0 G4-3		3-3 K		5 0 1 1 0 1 4															
27 Garrett Atkins, R (1, 5) OBP: 0.350, SLG: 0.416	1 SAFE G1-3		2-0 F7		1-1 BB 1B 2B		0-3 K		3-2 F8	5 1 1 1 0 1 3															
11 Brad Hawpe, L (1, 9) OBP: 0.360, SLG: 0.436		0-1 G6-3	4-2 BB		0-3 K		1-2 F7			3 0 0 0 1 1 1															
Luis Gonzalez, R (1, 4) OBP: 0.325, SLG: 0.411		1-0 G6-3	3-2 P5		4-2 BB 1B BB		0-1 F9			3 1 0 0 1 0 2															
Danny Ardoin, R (1, 2) OBP: 0.315, SLG: 0.352		4-1 BB		2-1 P4	4-2 1B 2-3 BB		1-2 HR			2 1 1 1 2 0 0															
Zach Day, R Jose Acevedo, R Ryan Speier, R Ryan Stealy, R David Conley, R Randy Williams, L Larry Bigbie, L Scott Dohmann, R 40 Brian Fuentes, L		1-2 K		1-1 F9	2-2 1B		1-3 K			0 0 0 0 0 0 0 1 0 0 0 0 0 1 1 1 0 0 0 0 0 0 0 0 0 1 2 0 1 0 0 0 0 0 1 0 0 0 0 0 0 0 0 0 0 0 0 0 0 0 0 0															
<b>Inning Stats</b>	R: 0 E: 0 K: 1 S: 12	H: 1 LOB: 2 BB: 1 P: 21	R: 0 E: 0 K: 1 S: 7	H: 0 LOB: 1 BB: 1 P: 13	R: 2 E: 0 K: 0 S: 13	H: 2 LOB: 2 BB: 2 P: 31	R: 0 E: 1 K: 0 S: 10	H: 0 LOB: 1 BB: 0 P: 17	R: 3 E: 0 K: 1 S: 20	H: 2 LOB: 2 BB: 3 P: 38	R: 0 E: 0 K: 1 S: 6	H: 1 LOB: 1 BB: 0 P: 11	R: 0 E: 0 K: 1 S: 9	H: 0 LOB: 0 BB: 0 P: 10	R: 1 E: 0 K: 1 S: 9	H: 1 LOB: 0 BB: 0 P: 11	R: 0 E: 0 K: 2 S: 10	H: 0 LOB: 0 BB: 0 P: 19	1B: 4 2B: 1 3B: 0 HR: 2	SF: 0 SAC: 0 DP: 0 HBP: 0	WP: 1 PB: 0 SB: 1 CS: 0	PA: 41			
<b>PITCHER</b>	IP WLS BF H R ER SO BB IBB HBP BLK WP HR S P ERA WHIP																								
57 Dustin Nippert, R (1, 1) ERA: 7.45	4.2		25	4	5	5	3	6	0	0	0	1	1	56	108	9.64	2.143								
Lance Cormier, R (5, 1) ERA: 5.28	1.1		6	2	0	0	1	1	0	0	0	0	0	12	23	0.00	2.250								
28 Brandon Medders, R (7, 1) ERA: 1.98	2.0	L	7	1	1	1	2	0	0	0	0	0	1	18	21	4.50	0.500								
Tim Worrell, R (9, 1) ERA: 4.81	1.0		3	0	0	0	2	0	0	0	0	0	0	10	19	0.00	0.000								

**Colorado Rockies @ Arizona Diamondbacks**  
Bank One Ballpark, Phoenix, AZ  
Fri Sep 16 2005, 9:40 PM EDT  
Att. 20,207 - Clear - 80 F

AB	34
R	6
H	7
RBI	6
BB	7
SO	8
LOB	13





Batter	1	2	3	4	5	6	7	8	9	AB	R	H	RBI	BB	SO	LOB
<b>Craig Counsell, L</b> OBP: 0.355, SLG: 0.381 (1, 4)	1-0 L1	2-1 G3-1		2-3 K		1-2 G5-3			3-2 F9	5	0	0	0	0	1	3
<b>Luis Gonzalez, L</b> OBP: 0.359, SLG: 0.440 (1, 7)	1-0 P5		2-2 2B	1-0 P3		3-3 K			2-2 F9	5	1	1	0	0	1	1
<b>Shawn Green, L</b> OBP: 0.365, SLG: 0.502 (1, 8)	3-2 HR		2-1 P5		0-2 G3				1-3 K	5	1	1	0	0	1	1
<b>Tony Clark, S</b> OBP: 0.369, SLG: 0.652 (1, 3)	3-2 HR		2-1 1B		3-2 HR				4-0 1B	3	2	3	4	1	0	0
<b>Troy Glaus, R</b> OBP: 0.366, SLG: 0.543 <b>Alex Cintron, S</b> OBP: 0.298, SLG: 0.414 (1, 5) (6, 5)	1-1 F8		1-3 K		1-2 HR				1-1 G3-6-1	3	1	1	1	0	1	1
<b>Chad Tracy, L</b> OBP: 0.342, SLG: 0.512 (1, 9)			4-0 1B		2-2 F8				1-2 1B	1	0	1	0	0	0	0
<b>Royce Clayton, R</b> OBP: 0.313, SLG: 0.347 (1, 6)			1-2 1B		1-0 G5-3				0-3 K	4	0	1	0	0	1	0
<b>19 Chris Snyder, R</b> OBP: 0.291, SLG: 0.304 <b>Andy Green, R</b> OBP: 0.348, SLG: 0.176 <b>Tim Worrell, R</b> (8, PH) (9, 1)	0-0 1B		2-1 FC5		0-1 G6-3				1-0 F7	3	0	1	0	0	0	3
<b>57 Dustin Nippert, R</b> OBP: 0.333, SLG: 0.333 <b>Lance Cormier, R</b> OBP: 0.333, SLG: 0.333 <b>Quinton McCracken, S</b> OBP: 0.313, SLG: 0.296 <b>28 Brandon Medders, R</b> <b>Kelly Stinnett, R</b> OBP: 0.360, SLG: 0.482 (8, PH) (9, 2)	1-2 1B		0-3 K		2-1 2B				1-3 K	2	0	1	0	0	1	0

Inning Stats	R: 2	H: 2	E: 0	K: 0	S: 11	H: 2	LOB: 0	BB: 0	P: 20	R: 0	H: 2	E: 0	K: 0	S: 9	H: 2	LOB: 2	BB: 0	P: 12	R: 1	H: 3	E: 0	K: 1	S: 16	R: 0	H: 0	E: 0	K: 2	S: 7	H: 2	LOB: 0	BB: 0	P: 10	R: 2	H: 2	E: 0	K: 0	S: 17	R: 0	H: 1	E: 0	K: 1	S: 11	H: 1	LOB: 1	BB: 0	P: 17	R: 0	H: 1	E: 0	K: 0	S: 7	H: 0	LOB: 1	BB: 1	P: 12	R: 0	H: 0	E: 0	K: 2	S: 7	H: 0	LOB: 0	BB: 0	P: 9	R: 0	H: 0	E: 0	K: 1	S: 9	H: 0	LOB: 0	BB: 0	P: 15	1B: 4	SF: 0	2B: 4	SAC: 0	3B: 0	DP: 1	HR: 3	HBP: 0	WP: 0	PA: 39
--------------	------	------	------	------	-------	------	--------	-------	-------	------	------	------	------	------	------	--------	-------	-------	------	------	------	------	-------	------	------	------	------	------	------	--------	-------	-------	------	------	------	------	-------	------	------	------	------	-------	------	--------	-------	-------	------	------	------	------	------	------	--------	-------	-------	------	------	------	------	------	------	--------	-------	------	------	------	------	------	------	------	--------	-------	-------	-------	-------	-------	--------	-------	-------	-------	--------	-------	--------

PITCHER	IP	WLS	BF	H	R	ER	SO	BB	IBB	HBP	BLK	WP	HR	S	P	ERA	WHIP
<b>Zach Day, R</b> ERA: 6.85 (1, 1)	0.1		1	0	0	0	0	0	0	0	0	0	0	1	2	0.00	0.000
<b>Jose Acevedo, R</b> ERA: 6.71 (1, 1)	2.1		14	6	3	3	1	0	1	0	0	0	1	29	51	11.57	2.571
<b>Ryan Speier, R</b> ERA: 4.5 (3, 1)	1.1		5	1	0	0	2	0	0	0	0	0	0	13	19	0.00	0.750
<b>David Cortes, R</b> ERA: 4.02 (5, 1)	1.1		7	3	2	2	0	0	0	0	0	0	2	21	30	13.50	2.250
<b>Randy Williams, L</b> ERA: 7.59 (6, 1)	1.2	W	6	1	0	0	1	1	0	0	0	0	0	14	23	0.00	1.200


**BOTTOM**

**Colorado Rockies @ Arizona Diamondbacks**  
Bank One Ballpark, Phoenix, AZ

Fri Sep 16 2005, 9:40 PM EDT  
Att. 20,207 - Clear - 80 F

livebaseballscorecards.com

<b>AB</b>	<b>37</b>
<b>R</b>	<b>5</b>
<b>H</b>	<b>11</b>
<b>RBI</b>	<b>5</b>
<b>BB</b>	<b>2</b>
<b>SO</b>	<b>7</b>
<b>LOB</b>	<b>11</b>



Batter	1	2	3	4	5	6	7	8	9	AB R H RBI BB SO LOB	TOP																
12 Clint Barmes, R OBP: 0.350, SLG: 0.468 (1, 6)	0-2 G6-3		4-2 BB	1-0 F8			0-1 P6		0-3 K	4 0 0 0 1 1 2																	
18 Cory Sullivan, L OBP: 0.329, SLG: 0.376 (1, 8)	3-3 K		2-3 K		2-2 G6-4-3 27 HR 1B		1-0 G6-3			4 1 1 0 0 2 1																	
17 Todd Helton, L OBP: 0.435, SLG: 0.509 (1, 3)	1-1 5 1B 2B		3-2 F9		0-0 5 G6-4-3 1B		2-0 F8			4 1 2 0 0 0 1																	
5 Matt Holliday, R OBP: 0.352, SLG: 0.490 (1, 7)	1-0 27 S 2-H 1B			0-0 27 2B		0-0 G6-4-3		2-2 G5-3		4 1 2 1 0 0 2																	
27 Garrett Atkins, R OBP: 0.351, SLG: 0.426 (1, 5)	1-1 G6-3 2-3			0-0 1B SF9 2B		0-0 HR		1-2 G6-3		4 2 2 3 0 0 1																	
Todd Greene, R OBP: 0.301, SLG: 0.435 (1, 2)		0-0 F7		1-2 28 FC2-5 HBP 1B		1-3 K		2-2 2B		3 0 1 0 0 1 0																	
Randy Williams, L (7, 1)										0 0 0 0 0 0 0																	
Jorge Piedra, L (8, PH)										1 0 1 0 0 0 0																	
Choo Freeman, R (8, PR)										0 0 0 0 0 0 0																	
Mike DeJean, R (8, 1)										0 0 0 0 0 0 0																	
Dustan Mohr, R (1, 9)		1-0 L6		0-0 SF9		3-3 K		1-0 L9		2 0 0 1 0 1 0																	
11 Brad Hawpe, L (8, PH)										1 0 0 0 0 0 1																	
Aaron Miles, S (1, 4)		1-2 F9		2-2 28 FC2-5 HBP		1-0 F9		1-2 G3		3 0 0 0 0 0 0																	
28 Aaron Cook, R (1, 1)			0-2 F9		0-0 FC2-5		2-2 G5-3		0-3 K	3 0 0 0 0 0 2																	
Danny Ardoin, R (7, 2)										0 0 0 0 0 0 0																	
Ryan Shealy, R (9, PH)										1 0 0 0 0 1 0																	
<b>Inning Stats</b>	R: 1 E: 0 K: 1 S: 13	H: 2 LOB: 1 BB: 0 P: 19	R: 0 E: 0 K: 0 S: 6	H: 0 LOB: 0 BB: 0 P: 8	R: 0 E: 0 K: 1 S: 11	H: 0 LOB: 1 BB: 1 P: 20	R: 2 E: 0 K: 0 S: 10	H: 3 LOB: 2 BB: 0 P: 14	R: 2 E: 0 K: 1 S: 13	H: 3 LOB: 0 BB: 0 P: 16	R: 0 E: 0 K: 1 S: 7	H: 0 LOB: 0 BB: 0 P: 13	R: 0 E: 0 K: 0 S: 4	H: 0 LOB: 0 BB: 0 P: 7	R: 0 E: 0 K: 0 S: 12	H: 1 LOB: 1 BB: 0 P: 18	R: 0 E: 0 K: 2 S: 10	H: 0 LOB: 0 BB: 0 P: 11	1B: 4 2B: 4 3B: 0 HR: 1	SF: 1 SAC: 0 DP: 1 HBP: 1	WP: 0 PB: 0 SB: 1 CS: 0	PA: 37					
<b>PITCHER</b>	IP WLS BF H R ER SO BB IBB HBP BLK WP HR S P ERA WHIP																										
Claudio Vargas, R (1, 1)	6.0		27	8	5	5	4	1	0	1	0	0	1	60	90	7.50	1.500										
Oscar Villarreal, R (7, 1)	1.0	W	3	0	0	0	0	0	0	0	0	0	0	4	7	0.00	0.000										
Tim Worrell, R (8, 1)	1.0	H	4	1	0	0	0	0	0	0	0	0	0	12	18	0.00	1.000										
Jose Valverde, R (9, 1)	1.0	S	3	0	0	0	2	0	0	0	0	0	0	10	11	0.00	0.000										

**Colorado Rockies @ Arizona Diamondbacks**  
 Bank One Ballpark, Phoenix, AZ  
 Sat Sep 17 2005, 4:10 PM EDT  
 Att. 24,701 - Roof Closed - 80 F

AB	34
R	5
H	9
RBI	5
BB	1
SO	6
LOB	10



Batter	1	2	3	4	5	6	7	8	9	AB	R	H	RBI	BB	SO	LOB
<b>Craig Counsell, L</b> OBP: 0.354, SLG: 0.378 (1, 4)	2-2 G1-3		4-0 WP 1B S BB	1-0 F7		1-2 G6-3		0-0 P3		4	1	0	0	1	0	4
<b>Luis Gonzalez, L</b> OBP: 0.358, SLG: 0.437 (1, 7)	4-0 1B BB		2-1 F7		3-2 E1 2B HR		0-1 F7	2-3 K		4	1	0	0	1	1	3
<b>Chad Tracy, L</b> OBP: 0.348, SLG: 0.526 <b>Luis Terrero, R</b> OBP: 0.316, SLG: 0.373 (1, 9) (9, 8)	2-1 1B		1-0 G4-3 1B		1-2 HR 2B		1-1 HR			4	2	4	2	0	0	0
<b>Tony Clark, S</b> OBP: 0.370, SLG: 0.669 (1, 3)	0-0 L7		0-1 G4-3		0-0 HR		0-2 HR			4	2	2	4	0	0	3
<b>Shawn Green, L</b> OBP: 0.364, SLG: 0.499 (1, 8) (9, 9)	1-0 G4-3		4-0 FC6 IBB		1-2 G1-3		2-2 G3			3	0	0	0	1	0	2
<b>Alex Cintron, S</b> OBP: 0.298, SLG: 0.412 (1, 5)		2-0 L3-6 1B	2-2 FC6		1-2 G4-3		2-2 P5			4	0	1	0	0	0	2
<b>Royce Clayton, R</b> OBP: 0.316, SLG: 0.351 (1, 6)		0-1 1B		0-1 FC5-4 1B		1-1 G6-3		2-1 FC1-5 SH 1B		4	0	3	0	0	0	0
<b>Kelly Stinnett, R</b> OBP: 0.352, SLG: 0.470 (1, 2)		1-1 L3-6		1-0 FC5-4 SH2-4		1-1 G6-3		1-1 SH FC1-5		3	0	0	0	0	0	3
<b>Claudio Vargas, R</b> OBP: 0.118, SLG: 0.081 <b>Quinton McCracken, S</b> OBP: 0.316, SLG: 0.300 <b>Oscar Villarreal, L</b> <b>Tim Worrell, R</b> <b>Andy Green, R</b> OBP: 0.333, SLG: 0.167 <b>Jose Valverde, R</b> (1, 1) (6, PH) (7, 1) (8, 1) (8, PH) (9, 1)		1-3 K		0-0 SH2-4		0-0 G6-3 1B		0-2 FC1-5		1	0	0	0	0	1	1

Inning Stats	R: 0	H: 1	E: 0	LOB: 2	K: 0	BB: 1	S: 10	R: 0	H: 2	E: 0	LOB: 1	K: 1	BB: 0	S: 8	R: 1	H: 1	E: 0	LOB: 2	K: 0	BB: 2	S: 8	R: 0	H: 1	E: 0	LOB: 1	K: 0	BB: 0	S: 5	R: 3	H: 2	E: 1	LOB: 0	K: 0	BB: 0	S: 18	R: 0	H: 1	E: 0	LOB: 0	K: 0	BB: 0	S: 6	R: 2	H: 2	E: 0	LOB: 0	K: 0	BB: 0	S: 15	R: 0	H: 1	E: 1	LOB: 2	K: 1	BB: 0	S: 12	1B: 7	SF: 0	2B: 2	SAC: 2	3B: 0	DP: 2	HR: 3	HBP: 0
--------------	------	------	------	--------	------	-------	-------	------	------	------	--------	------	-------	------	------	------	------	--------	------	-------	------	------	------	------	--------	------	-------	------	------	------	------	--------	------	-------	-------	------	------	------	--------	------	-------	------	------	------	------	--------	------	-------	-------	------	------	------	--------	------	-------	-------	-------	-------	-------	--------	-------	-------	-------	--------

PITCHER	IP	WLS	BF	H	R	ER	SO	BB	IBB	HBP	BLK	WP	HR	S	P	ERA	WHIP
<b>28 Aaron Cook, R</b> ERA: 3.36 (1, 1)	6.0		28	8	4	3	1	2	1	0	0	1	1	55	92	4.50	1.667
<b>Randy Williams, L</b> ERA: 8.06 (7, 1)	1.0	L	5	2	2	2	0	0	0	0	0	0	2	15	20	18.00	2.000
<b>Mike DeJean, R</b> ERA: 4.34 (8, 1)	1.0		5	1	0	0	1	0	0	0	0	0	0	12	16	0.00	1.000


**BOTTOM**

**Colorado Rockies @ Arizona Diamondbacks**  
Bank One Ballpark, Phoenix, AZ


Sat Sep 17 2005, 4:10 PM EDT  
Att: 24,701 - Roof Closed - 80 F

livebaseballscores.com

<b>AB</b>	<b>33</b>
<b>R</b>	<b>6</b>
<b>H</b>	<b>11</b>
<b>RBI</b>	<b>6</b>
<b>BB</b>	<b>3</b>
<b>SO</b>	<b>2</b>
<b>LOB</b>	<b>20</b>



<b>WP: 1</b>	<b>PA: 38</b>
<b>PB: 0</b>	
<b>SB: 1</b>	
<b>CS: 0</b>	

Batter	1	2	3	4	5	6	7	8	9	AB R H RBI BB SO LOB	TOP										
<b>12 Clint Barmes, R</b> OBP: 0.346, SLG: 0.463 (1, 6) C B B X	2-1 L4 1 F B B X	3-1 P4 3		3-2 G5-4-3 2 3 1-2f		2-1 18 WP 1B		0-1 SF8 2 C B X 3-H	1-1 G4-3 3	5 0 1 1 0 0 5											
<b>18 Cory Sullivan, L</b> OBP: 0.332, SLG: 0.382 (1, 8) F S B F X	1-2 27 2B 1B		3-3 K 1		1-0 5 BB 1B	1-3 K 3		1-0 27 2B 1-3 2-H		5 2 3 1 0 2 1											
<b>27 Garrett Atkins, R</b> OBP: 0.352, SLG: 0.430 (1, 5) C X	0-1 5 1B 2B 1-H		2-2 F9 2		1-0 F8 1		0-3 K 1	2-1 2B 2-H 3-H		5 1 2 3 0 1 1											
<b>5 Matt Holliday, R</b> OBP: 0.357, SLG: 0.490 (1, 7) X	0-0 11 G3 1B 2-H		4-1 BB		4-1 BB 1-2 BB		3-1 G4-3 2	4-2 BB		2 0 1 1 3 0 0											
<b>11 Brad Hawpe, L</b> OBP: 0.353, SLG: 0.426 (1, 9) F B F X	1-2 G3 2-3		1 SAFE 0-0 G1-3 3		0-0 F9 2		0-0 G4-3 3	3-1 F8 3		5 0 0 0 0 0 6											
<b>Ryan Shealy, R</b> OBP: 0.421, SLG: 0.494 (1, 3) C B B X	2-1 G6-3 3			1-2 26 BB HBP 1B	4-0			4-1 SH3-4 6 1B 12 SF8 BB	1-1 P4 1	2 0 1 0 2 0 1											
<b>Choo Freeman, R</b> OBP: 0.111, SLG: 0.222 (8, PR)					1-2 BB					0 1 0 0 0 0 0											
<b>Mike DeJean, R</b> (8, 1)										0 0 0 0 0 0 0											
<b>Aaron Miles, S</b> OBP: 0.296, SLG: 0.345 (9, PH)					1-2 2-3 BB					1 0 0 0 0 0 0											
<b>Ryan Speier, R</b> (9, 1)										0 0 0 0 0 0 0											
<b>6 Omar Quintanilla, L</b> OBP: 0.285, SLG: 0.256 (1, 4) C B B F X		2-2 P6 1		1-2 F8 1	3-2 F8 3			0-0 SH3-4 18 2B 1B	4-0 17 2B BB	4 2 1 0 1 0 4	<b>AB</b> 35 <b>R</b> 7 <b>H</b> 11 <b>RBI</b> 7 <b>BB</b> 8 <b>SO</b> 5 <b>LOB</b> 20										
<b>Danny Ardoin, R</b> OBP: 0.319, SLG: 0.352 (1, 2) B B B F X		2-1 26 FC1-6 1B		2-2 26 BB HBP 1-2 HBP		1-3 K 1		2-1 SH3-4 1-2 2-3	1 SAFE 1-3 SAFE SAFE SAFE K 2	3 0 1 0 0 2 1											
<b>26 Jeff Francis, L</b> OBP: 0.213, SLG: 0.148 (1, 1)				4-0 12 G5-4-3 BB		1-0 G6-3 2		4-0 18 2B 27 2B IBB	2-0 1-H 2B	2 0 0 0 1 0 1											
<b>Scott Dohmann, R</b> (7, 1)										0 0 0 0 0 0 0											
<b>17 Todd Helton, L</b> OBP: 0.437, SLG: 0.512 (8, PH) (8, 3) X		0-0 FC1-6 2								1 1 1 1 1 0 0											
<b>Inning Stats</b>	R: 2 E: 0 K: 0 S: 14	H: 3 LOB: 1 P: 20	R: 0 E: 0 K: 0 S: 9	H: 1 LOB: 1 BB: 0 P: 16	R: 0 E: 0 K: 1 S: 9	H: 0 LOB: 1 BB: 1 P: 18	R: 0 E: 0 K: 0 S: 13	H: 1 LOB: 2 BB: 1 P: 24	R: 0 E: 0 K: 2 S: 10	H: 1 LOB: 1 BB: 0 P: 15	R: 0 E: 0 K: 1 S: 6	H: 0 LOB: 0 BB: 0 P: 9	R: 4 E: 0 K: 0 S: 13	H: 3 LOB: 2 BB: 3 P: 33	R: 1 E: 0 K: 1 S: 8	H: 1 LOB: 1 BB: 1 P: 17	1B: 7 2B: 4 3B: 0 HR: 0	SF: 1 SAC: 1 DP: 1 HBP: 1	WP: 1 PB: 0 SB: 0 CS: 0	PA: 46	
<b>PITCHER</b> Russ Ortiz, R (1, 1) ERA: 6.73	IP: 5.0 WLS: L BF: 25 H: 6 R: 2 ER: 2 SO: 1 BB: 4 IBB: 0 HBP: 1 BLK: 0 WP: 0 HR: 0 S: 54 P: 100 ERA: 3.60 WHIP: 2.000												<b>PITCHER</b> Lance Cormier, R (9, 1) ERA: 5.26	IP: 0.1 WLS: BF: 1 H: 0 R: 0 ER: 0 SO: 0 BB: 0 IBB: 0 HBP: 0 BLK: 0 WP: 0 HR: 0 S: 2 P: 3 ERA: 0.00 WHIP: 0.000							

Batter	1	2	3	4	5	6	7	8	9	AB	R	H	RBI	BB	SO	LOB
Royce Clayton, R OBP: 0.314, SLG: 0.348 (1, 6)	1-0 G6-3			1-2 F7			3-2 G5-3	0-3 K		4	0	0	0	0	1	2
Chad Tracy, L OBP: 0.351, SLG: 0.533 (1, 9)	3-2 F7			1-0 G6-4-3 1B			3-2 HR	2-1 HBP		3	1	2	1	0	0	0
Tony Clark, S OBP: 0.369, SLG: 0.663 (1, 3)	3-3 K			2-1 G6-4-3 1-2f			4-2 BB	1-3 K		3	0	0	0	1	2	4
Troy Claus, R OBP: 0.365, SLG: 0.540 (1, 5)			3-2 F8		1-1 F8		4-1 BB	1-3 K		3	0	0	0	1	1	3
34 Conor Jackson, R OBP: 0.293, SLG: 0.324 (1, 7)			1-2 F8		1-2 F8		3-2 P3		0-1 G5-3	4	0	0	0	0	0	2
Luis Terrero, R OBP: 0.312, SLG: 0.368 Shawn Green, L OBP: 0.365, SLG: 0.498 (1, 8) (7, PH) (8, 8)			2-3 K		1-1 G4-3		4-2 BB		1-1 G4-3	2	0	0	0	0	1	0
Andy Green, R OBP: 0.370, SLG: 0.238 Tim Worrell, R Jason Bulger, R Lance Cormier, R OBP: 0.333, SLG: 0.333 Luis Gonzalez, L OBP: 0.359, SLG: 0.440 (1, 4) (8, 1) (8, 1) (9, 1) (9, PH)			1-1 19 F8 1B		1-1 19 G6-4-3 1B		2-2 F9		0-1 2B	3	0	2	0	0	0	3
19 Chris Snyder, R OBP: 0.289, SLG: 0.302 Alex Cintron, S OBP: 0.300, SLG: 0.414 Kelly Stinnett, R OBP: 0.349, SLG: 0.466 (1, 2) (8, PH) (9, 2)			3-2 SAFE SAFE SAFE SAFE SAFE SAFE F8		0-0 G6-4-3 1-2f			2-1 HBP BB 1B	0-1 F8	2	0	0	0	0	0	2
Russ Ortiz, R OBP: 0.278, SLG: 0.242 Greg Aquino, R Quinton McCracken, S OBP: 0.314, SLG: 0.299 Oscar Villarreal, L Craig Counsell, L OBP: 0.355, SLG: 0.378 (1, 1) (6, 1) (6, PH) (7, 1) (8, 4)			0-3 K		1-2 F9		1-2 F9		4-2 SAFE HBP BB	1	0	0	0	0	1	0

Inning Stats	R: 0	H: 0	E: 0	K: 1	S: 9	H: 0	LOB: 0	BB: 0	P: 16	R: 0	H: 1	E: 0	K: 1	S: 8	H: 1	LOB: 0	BB: 0	P: 12	R: 0	H: 1	E: 0	K: 0	S: 6	H: 1	LOB: 0	BB: 0	P: 10	R: 0	H: 0	E: 0	K: 0	S: 8	H: 1	LOB: 0	BB: 0	P: 11	R: 0	H: 1	E: 0	K: 0	S: 6	R: 1	H: 1	E: 0	K: 0	S: 20	H: 1	LOB: 3	BB: 3	P: 43	R: 0	H: 1	E: 0	K: 3	S: 17	H: 1	LOB: 3	BB: 1	P: 27	R: 0	H: 1	E: 0	K: 0	S: 8	H: 1	LOB: 1	BB: 0	P: 9	1B: 4	2B: 1	3B: 0	HR: 1	SF: 0	SAC: 0	DP: 2	HBP: 1	WP: 0	PA: 35
--------------	------	------	------	------	------	------	--------	-------	-------	------	------	------	------	------	------	--------	-------	-------	------	------	------	------	------	------	--------	-------	-------	------	------	------	------	------	------	--------	-------	-------	------	------	------	------	------	------	------	------	------	-------	------	--------	-------	-------	------	------	------	------	-------	------	--------	-------	-------	------	------	------	------	------	------	--------	-------	------	-------	-------	-------	-------	-------	--------	-------	--------	-------	--------

PITCHER	IP	WLS	BF	H	R	ER	SO	BB	IBB	HBP	BLK	WP	HR	S	P	ERA	WHIP
26 Jeff Francis, L ERA: 5.79 (1, 1)	6.0	W	18	3	0	0	3	0	0	0	0	0	0	47	73	0.00	0.500
Scott Dohmann, R ERA: 6.0 (7, 1)	1.0	H	7	1	1	1	0	3	0	0	0	0	1	20	43	9.00	4.000
Mike DeJean, R ERA: 4.27 (8, 1)	1.0		6	1	0	0	3	1	0	1	0	0	0	17	27	0.00	2.000
Ryan Speier, R ERA: 4.26 (9, 1)	1.0		4	1	0	0	0	0	0	0	0	0	0	8	9	0.00	1.000

**BOTTOM**

**Colorado Rockies @ Arizona Diamondbacks**  
Bank One Ballpark, Phoenix, AZ

Sun Sep 18 2005, 4:40 PM EDT  
Att. 24,351 - Roof Closed - 74 F

AB	30
R	1
H	6
RBI	1
BB	4
SO	6
LOB	17



Batter	1	2	3	4	5	6	7	8	9	AB R H RBI BB SO LOB	TOP									
Willy Aybar, S (1, 5) OBP: 0.431, SLG: 0.477	3-3 K		0-0 P5			3-2 G4-3		1-2 1B		4 0 1 0 0 1 0										
13 Oscar Robles, L (1, 6) OBP: 0.337, SLG: 0.362	2-3 K			2-0 1B		2-1 F8		1-1 F8		4 0 1 0 0 1 2										
12 Jeff Kent, R (1, 4) OBP: 0.381, SLG: 0.519	1-0 G6-3			1-0 F7			3-2 HR		3-2 G5-3	4 1 1 1 0 0 1										
Olmedo Saenz, R (1, 3) OBP: 0.332, SLG: 0.505		2-3 K		1-3 K		1-1 P3		0-1 G4-3 2B		4 0 1 0 0 2 1										
José Cruz Jr., S (1, 9) OBP: 0.357, SLG: 0.468		2-3 K		2-2 G4-3		2-1 F9		3-2 G4-3		4 0 0 0 0 1 2										
Mike Edwards, R (1, 7) OBP: 0.302, SLG: 0.356		0-2 1B			1-1 G1-4-3		1-1 G6-3		0-2 G4-3	3 0 1 0 0 0 0 1 0 0 0 0 0 1										
Ricky Ledee, L (9, PH) OBP: 0.335, SLG: 0.451																				
Jason Phillips, R (1, 2) OBP: 0.286, SLG: 0.364		0-1 L5			2-1 G5-3			0-1 G6-3		3 0 0 0 0 0 1										
Jayson Werth, R (1, 8) OBP: 0.350, SLG: 0.390			2-2 F9		1-0 G5-3			4-2 1B BB		2 0 0 0 1 0 0										
Derek Lowe, R (1, 1) OBP: 0.175, SLG: 0.194			2-3 K			3-3 K		3-2 F9		1 0 0 0 0 1 0 0 0 0 0 0 0 0 1 0 0 0 0 1 0 0 0 0 0 0 0 0 1 0 0 0 0 0 1 0 0 0 0 0 0 0										
Edwin Jackson, R (4, 1) OBP: 0.286, SLG: 0.167																				
Hee-Seop Choi, L (6, PH) OBP: 0.337, SLG: 0.453																				
56 Hung-Chih Kuo, L (6, 1)																				
Brian Myrow, L (8, PH) OBP: 0.400, SLG: 0.375																				
51 Jonathan Broxton, R (8, 1)																				
<b>Inning Stats</b>	R: 0 E: 0 K: 2 S: 8	H: 0 LOB: 0 BB: 0 P: 14	R: 0 E: 0 K: 2 S: 12	H: 1 LOB: 1 BB: 0 P: 16	R: 0 E: 0 K: 1 S: 10	H: 0 LOB: 0 BB: 0 P: 14	R: 0 E: 0 K: 1 S: 8	H: 1 LOB: 1 BB: 0 P: 14	R: 0 E: 0 K: 0 S: 5	H: 0 LOB: 0 BB: 0 P: 9	R: 1 E: 0 K: 0 S: 10	H: 1 LOB: 0 BB: 0 P: 17	R: 0 E: 0 K: 0 S: 14	H: 1 LOB: 2 BB: 1 P: 23	R: 0 E: 0 K: 0 S: 13	H: 1 LOB: 1 BB: 0 P: 19	1B: 3 2B: 1 3B: 0 HR: 1	SF: 0 SAC: 0 DP: 0 HBP: 0	WP: 0 PB: 0 SB: 0 CS: 0	PA: 33
<b>PITCHER</b>	IP WLS BF H R ER SO BB IBB HBP BLK WP HR S P ERA WHIP																			
Javier Vazquez, R (1, 1) ERA: 4.57	7.2 W 28 4 1 1 7 1 0 0 0 0 1 75 122 1.17 0.652																			
Tim Worrell, R (8, 1) ERA: 4.83	0.1 H 1 0 0 0 0 0 0 0 0 0 0 2 3 0.00 0.000																			
Jose Valverde, R (9, 1) ERA: 2.76	1.0 S 4 1 0 0 0 0 0 0 0 0 0 0 13 19 0.00 1.000																			

Los Angeles Dodgers @ Arizona Diamondbacks  
Bank One Ballpark, Phoenix, AZ  
Tue Sep 20 2005, 9:40 PM EDT  
Att. 23,907 - Clear - 76 F

AB	32
R	1
H	5
RBI	1
BB	1
SO	7
LOB	9



Batter	1	2	3	4	5	6	7	8	9
<b>Craig Counsell, L</b> OBP: 0.356, SLG: 0.381 (1, 4)	0-2 1B SF7 1B	0-2 1-3 2B		2-0 F9 2		2-3 K 2			
<b>Chad Tracy, L</b> OBP: 0.354, SLG: 0.536 (1, 9)	2-2 BB BB 1B 1B	3-2 G4-3 1		2-2 1B 2B		4-2 BB			
<b>Luis Terrero, R</b> OBP: 0.312, SLG: 0.368 (9, 8)	1-3 1B 1B								
<b>Luis Gonzalez, L</b> OBP: 0.360, SLG: 0.439 (1, 7)	4-2 1B BB BB	2-3 K 2		3-2 2-H 1B		0-3 K 3			
<b>Tony Clark, S</b> OBP: 0.365, SLG: 0.656 (1, 3)	3-2 SF7 3-H	1-0 F8 3		1-3 K 3		1-2 K 1			
<b>Troy Glas, R</b> OBP: 0.368, SLG: 0.541 (1, 5)	4-2 1B BB 2-3		3-2 F9 G4-3 1B		0-1 FC1-4-6 1B	3-3 K 2			
<b>Shawn Green, L</b> OBP: 0.362, SLG: 0.494 (1, 8)	3-2 L4 2		1-2 G4-3 1		1-0 F8 1	1-2 L5 3			
<b>Alex Cintron, S</b> OBP: 0.299, SLG: 0.412 (9, 9)	1-2 1B 1-2 2-H 3-H		0-1 F9 2		0-0 F9 2		1-0 F9 1		
<b>Kelly Stinnett, R</b> OBP: 0.338, SLG: 0.450 (1, 2)	1-3 K 3		3-1 G6-3 3		2-2 FC1-4-6 3		1-3 K 2		
<b>Javier Vazquez, R</b> OBP: 0.262, SLG: 0.276 (1, 1)		1-2 2B 1B		1-1 F8 1		1-3 K 1		3-3 K 3	
<b>Tim Worrell, R</b> (8, 1)									
<b>Quinton McCracken, S</b> OBP: 0.313, SLG: 0.297 (8, PH)									
<b>Jose Valverde, R</b> (9, 1)									

AB	R	H	RBI	BB	SO	LOB
4	1	2	0	0	1	0
3	2	2	0	1	0	2
0	0	0	0	0	0	0
3	1	1	1	1	2	3
3	0	0	1	0	2	3
3	0	2	0	1	1	0
4	0	0	0	0	0	5
4	0	1	2	0	0	2
4	0	0	0	0	2	4
3	0	1	0	0	1	0
0	0	0	0	0	0	0
1	0	0	0	0	1	0
0	0	0	0	0	0	0

BOTTOM	
<b>AB</b>	<b>32</b>
<b>R</b>	<b>4</b>
<b>H</b>	<b>9</b>
<b>RBI</b>	<b>4</b>
<b>BB</b>	<b>3</b>
<b>SO</b>	<b>10</b>
<b>LOB</b>	<b>19</b>
<b>WP: 0</b>	<b>PA: 36</b>
<b>PB: 0</b>	
<b>SB: 0</b>	
<b>CS: 0</b>	

Los Angeles Dodgers @ Arizona Diamondbacks  
Bank One Ballpark, Phoenix, AZ  
Tue Sep 20 2005, 9:40 PM EDT  
Att. 23,907 - Clear - 76 F

livebaseballscorecards.com



Inning Stats		R	H	E	K	S	IP	WLS	BF	H	R	ER	SO	BB	IBB	HBP	BLK	WP	HR	S	P	ERA	WHIP
Derek Lowe, R (1, 1)		3	3	0	1	17	3.0	L	17	6	3	3	2	2	0	0	0	0	0	60	92	9.00	2.667
Edwin Jackson, R (4, 1)		0	0	0	0	9	2.0		9	3	1	1	1	0	0	0	0	0	0	21	33	4.50	1.500
56 Hung-Chih Kuo, L (6, 1)		0	0	0	0	7	2.0		7	0	0	0	5	1	0	0	0	0	0	23	35	0.00	0.500
51 Jonathan Broxton, R (8, 1)		0	0	0	0	3	1.0		3	0	0	0	2	0	0	0	0	0	9	14	0.00	0.000	

PITCHER		IP	WLS	BF	H	R	ER	SO	BB	IBB	HBP	BLK	WP	HR	S	P	ERA	WHIP
Derek Lowe, R (1, 1)		3.0	L	17	6	3	3	2	2	0	0	0	0	0	60	92	9.00	2.667
Edwin Jackson, R (4, 1)		2.0		9	3	1	1	1	0	0	0	0	0	0	21	33	4.50	1.500
56 Hung-Chih Kuo, L (6, 1)		2.0		7	0	0	0	5	1	0	0	0	0	0	23	35	0.00	0.500
51 Jonathan Broxton, R (8, 1)		1.0		3	0	0	0	2	0	0	0	0	0	9	14	0.00	0.000	

Batter	1	2	3	4	5	6	7	8	9	AB R H RBI BB SO LOB	TOP		
Willy Aybar, S (1, 5) OBP: 0.473, SLG: 0.521	1-2 G4-6-3 1B		2-1 HR 1B			0-0 G4-6-3 1B		3-2 SAFE 1B		4 1 4 0 0 0 0	<p>Los Angeles Dodgers @ Arizona Diamondbacks</p> <p>Bank One Ballpark, Phoenix, AZ</p> <p>Wed Sep 21 2005, 9:40 PM EDT</p> <p>Att. 19,469 - Clear - 76 F</p>		
Hee-Seop Choi, L (1, 3) OBP: 0.336, SLG: 0.461	0-0 G4-6-3 1-2f		0-2 HR 1-H			2-2 G4-6-3 1-2f		1-0 G4-3		4 1 1 2 0 0 4			
13 Oscar Robles, L (1, 6) OBP: 0.333, SLG: 0.358	2-1 F7		1-2 G4-3			1-0 G5-3			1-1 G3-1	4 0 0 0 0 0 0			
José Cruz Jr., S (1, 9) OBP: 0.359, SLG: 0.468		2-0 G6-4-3 1B					2-2 G5-4-3 1B		2-3 K	4 0 2 0 0 2 0			
Antonio Perez, R (1, 4) OBP: 0.376, SLG: 0.421		2-1 G6-4-3 1B					2-3 K		2-2 F9	4 0 1 0 0 2 1			
Jason Phillips, R (1, 2) OBP: 0.284, SLG: 0.361		1-2 G6-4-3 1-2f 2-3					2-2 G5-4-3 1-2f			3 0 0 0 0 1 3			
Jayson Werth, R (1, 7) OBP: 0.347, SLG: 0.387		1-3 K					1-3 K		1-3 K	3 0 0 0 0 3 1			
17 Jason Repko, R (1, 8) OBP: 0.275, SLG: 0.357			1-1 G6-3				1-3 K		0-3 K	3 0 0 0 0 2 0			
31 Brad Penny, R (1, 1) OBP: 0.192, SLG: 0.220			1-3 K				0-3 K		0-0 1B	0 0 0 0 0 0 0			
Giovanni Carrara, R (1, 1) Franquelis Osonia, R (4, 1) 51 Jonathan Broxton, R (7, 1) Brian Myrow, L (8, PH) 43 Yhency Brazoban, R (8, 1)										1 0 0 0 0 1 0 1 0 0 0 0 1 0 0 0 0 0 0 0 0 1 0 1 0 0 0 0 0 0 0 0 0 0 0			
<b>Inning Stats</b>	R: 0 H: 1 E: 0 LOB: 0 K: 0 BB: 0 S: 6 P: 9	R: 0 H: 2 E: 0 LOB: 1 K: 1 BB: 0 S: 10 P: 16	R: 2 H: 2 E: 0 LOB: 0 K: 1 BB: 0 S: 13 P: 18	R: 0 H: 0 E: 0 LOB: 0 K: 3 BB: 0 S: 9 P: 14	R: 0 H: 0 E: 0 LOB: 0 K: 3 BB: 0 S: 9 P: 11	R: 0 H: 1 E: 0 LOB: 0 K: 0 BB: 0 S: 5 P: 8	R: 0 H: 1 E: 0 LOB: 0 K: 1 BB: 0 S: 11 P: 17	R: 0 H: 2 E: 0 LOB: 2 K: 2 BB: 0 S: 14 P: 19	R: 0 H: 0 E: 0 LOB: 0 K: 1 BB: 0 S: 9 P: 14	1B: 8 SF: 0 2B: 0 SAC: 0 3B: 0 DP: 4 HR: 1 HBP: 0	WP: 0 PA: 32 PB: 0 SB: 0 CS: 0		
<b>PITCHER</b>	IP WLS BF H R ER SO BB IBB HBP BLK WP HR S P ERA WHIP											<b>PITCHER</b>	IP WLS BF H R ER SO BB IBB HBP BLK WP HR S P ERA WHIP
17 Brandon Webb, R (1, 1) ERA: 3.68	7.2 W 28 9 2 2 11 0 0 0 0 0 1 76 110 2.35 1.174												
Jose Valverde, R (8, 1) ERA: 2.7	1.1 S 4 0 0 0 1 0 0 0 0 0 0 10 16 0.00 0.000												

livebaseballscorecards.com

AB	32
R	2
H	9
RBI	2
BB	0
SO	12
LOB	9





Batter	1	2	3	4	5	6	7	8	9	AB R H RBI BB SO LOB	BOTTOM
Craig Counsell, L (1, 4) OBP: 0.355, SLG: 0.379	1-2 L9		1-2 G6-3		4-2 SH3 3B BB		2-2 P5			3 1 0 0 1 0 0	<b>Los Angeles Dodgers @ Arizona Diamondbacks</b> <b>Bank One Ballpark, Phoenix, AZ</b> Wed Sep 21 2005, 9:40 PM EDT Att. 19,469 - Clear - 76 F
Royce Clayton, R (1, 6) OBP: 0.316, SLG: 0.350	0-1 1B 1B		2-2 HR 1B		1-0 SH3 1-2		1-0 F9			3 1 2 0 0 0 0	
Chad Tracy, L (1, 7) OBP: 0.353, SLG: 0.538 Jose Valverde, R (8, 1)	0-1 L9		1-3 K 1-2		0-1 3B 2-H		2-1 F8			4 0 1 1 0 1 2 0 0 0 0 0 0 0	
Troy Glaus, R (1, 5) OBP: 0.369, SLG: 0.546	1-0 1B 1-2		1-1 HR 2-H		0-0 P6		1-3 K			4 1 2 2 0 1 1	
Shawn Green, L (1, 9) OBP: 0.360, SLG: 0.491	1-0 P4		1-0 G3-1		0-0 F7		1-1 P5			4 0 0 0 0 0 3	
34 Conor Jackson, R (1, 3) OBP: 0.294, SLG: 0.324 Tony Clark, S (8, 3)		0-0 F8		1-1 G5-3		1-1 1B		2-3 K		3 0 1 0 0 0 0 1 0 0 0 0 1 0	
Luis Terrero, R (1, 8) OBP: 0.307, SLG: 0.361		2-3 K		0-0 B5-3		1-3 K				3 0 0 0 0 2 1	
19 Chris Snyder, R (1, 2) OBP: 0.293, SLG: 0.301		4-1 BB		1-2 HBP		2-2 F7				1 0 0 0 1 0 1	
17 Brandon Webb, R (1, 1) OBP: 0.100, SLG: 0.085 Quinton McCracken, S (8, 7) ERA: 4.24		1-0 L7		0-3 K		0-3 K2-3				3 0 0 0 0 2 3 0 0 0 0 0 0 0	

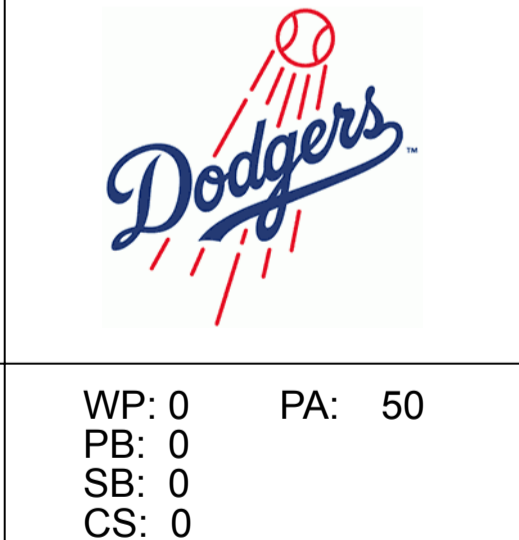
Inning Stats	R: 0 E: 0 K: 0 S: 9	H: 2 LOB: 2 BB: 0 P: 12	R: 0 E: 0 K: 1 S: 6	H: 0 LOB: 1 BB: 1 P: 13	R: 2 E: 0 K: 1 S: 12	H: 2 LOB: 0 BB: 0 P: 18	R: 0 E: 0 K: 1 S: 8	H: 0 LOB: 1 BB: 0 P: 10	R: 1 E: 0 K: 0 S: 9	H: 1 LOB: 1 BB: 1 P: 14	R: 0 E: 0 K: 2 S: 13	H: 1 LOB: 1 BB: 0 P: 17	R: 0 E: 0 K: 0 S: 9	H: 0 LOB: 0 BB: 0 P: 14	R: 0 E: 0 K: 2 S: 8	H: 0 LOB: 0 BB: 0 P: 12	1B: 4 2B: 0 3B: 1 HR: 1	SF: 0 SAC: 1 DP: 0 HBP: 1	WP: 0 PB: 0 SB: 1 CS: 0	PA: 33 ERA WHIP
PITCHER	IP	WLS	BF	H	R	ER	SO	BB	IBB	HBP	BLK	WP	HR	S	P	ERA	WHIP			
31 Brad Penny, R (1, 1) ERA: 3.9	0.2		4	2	0	0	0	0	0	0	0	0	0	8	10	0.00	3.000			
Giovanni Carrara, R (1, 1) ERA: 4.18	2.1		10	2	2	2	2	1	0	0	0	0	1	19	33	7.71	1.286			
Franquelis Osoria, R (4, 1) ERA: 4.24	3.0	L	13	2	1	1	3	1	0	1	0	0	0	30	41	3.00	1.000			
51 Jonathan Broxton, R (7, 1) ERA: 5.69	1.0		3	0	0	0	0	0	0	0	0	0	0	9	14	0.00	0.000			
43 Yhency Brazoban, R (8, 1) ERA: 5.45	1.0		3	0	0	0	2	0	0	0	0	0	0	8	12	0.00	0.000			



Batter	1	2	3	4	5	6	7	8	9	10	11	12	AB	R	H	RBI	BB	SO	LOB	TOP						
Willy Aybar, S OBP: 0.459, SLG: 0.519 (1, 5)													6	1	2	0	0	1	3							
13 Oscar Robles, L OBP: 0.333, SLG: 0.357 (1, 6)													6	1	2	0	0	0	3							
12 Jeff Kent, R OBP: 0.382, SLG: 0.525 (1, 4)													5	2	2	3	1	0	0							
Olmedo Saenz, R OBP: 0.333, SLG: 0.502 43 Yhency Brazoban, R (9, 1)													4	0	1	0	1	0	2							
Antonio Perez, R OBP: 0.375, SLG: 0.419 Duaner Sanchez, R (12, PH)													6	0	2	0	0	0	3							
José Cruz Jr., S OBP: 0.358, SLG: 0.466 (1, 9)													4	0	0	0	1	1	2							
Mike Edwards, R OBP: 0.300, SLG: 0.350 (1, 7)													3	0	1	0	0	0	0							
Jason Phillips, R OBP: 0.268, SLG: 0.381 56 Hung-Chih Kuo, L (7, 1)													0	0	0	0	0	0	0							
Ricky Ledee, L OBP: 0.337, SLG: 0.451 Jason Grabowski, L OBP: 0.222, SLG: 0.271 Steve Schmitt, R (8, 1)													5	0	2	0	0	1	3							
Hee-Seop Choi, L OBP: 0.335, SLG: 0.459 (9, 3)													0	0	0	0	0	0	0							
17 Jason Repko, R OBP: 0.278, SLG: 0.365 (1, 8)													1	0	0	0	1	0	0							
Jeff Weaver, R OBP: 0.257, SLG: 0.265 Brian Myrow, L OBP: 0.500, SLG: 0.444 Mike Rose, S OBP: 0.256, SLG: 0.250 (7, 2)													0	0	0	0	1	0	0							
<b>Inning Stats</b>	R: 3 E: 0 K: 0 S: 11	H: 4 LOB: 0 BB: 0 P: 20	R: 0 E: 0 K: 0 S: 4	H: 0 LOB: 1 BB: 1 P: 10	R: 0 E: 0 K: 0 S: 6	H: 0 LOB: 0 BB: 0 P: 9	R: 0 E: 0 K: 0 S: 8	H: 3 LOB: 2 BB: 0 P: 15	R: 0 E: 0 K: 1 S: 7	H: 0 LOB: 0 BB: 0 P: 9	R: 0 E: 0 K: 1 S: 12	H: 1 LOB: 1 BB: 1 P: 21	R: 1 E: 0 K: 0 S: 9	H: 1 LOB: 3 BB: 2 P: 23	R: 0 E: 0 K: 0 S: 11	H: 1 LOB: 1 BB: 1 P: 17	R: 0 E: 0 K: 1 S: 7	H: 0 LOB: 0 BB: 0 P: 10	R: 0 E: 0 K: 1 S: 6	H: 0 LOB: 1 BB: 0 P: 10	R: 0 E: 0 K: 1 S: 6	H: 0 LOB: 0 BB: 0 P: 10	1B: 7 2B: 4 3B: 0 HR: 1	SF: 0 SAC: 0 DP: 3 HBP: 1	WP: 0 PB: 0 SB: 0 CS: 0	PA: 50
<b>PITCHER</b>	IP WLS BF H R ER SO BB IBB HBP BLK WP HR S P ERA WHIP	IP WLS BF H R ER SO BB IBB HBP BLK WP HR S P ERA WHIP	IP WLS BF H R ER SO BB IBB HBP BLK WP HR S P ERA WHIP	IP WLS BF H R ER SO BB IBB HBP BLK WP HR S P ERA WHIP	IP WLS BF H R ER SO BB IBB HBP BLK WP HR S P ERA WHIP	IP WLS BF H R ER SO BB IBB HBP BLK WP HR S P ERA WHIP	IP WLS BF H R ER SO BB IBB HBP BLK WP HR S P ERA WHIP	IP WLS BF H R ER SO BB IBB HBP BLK WP HR S P ERA WHIP	IP WLS BF H R ER SO BB IBB HBP BLK WP HR S P ERA WHIP	IP WLS BF H R ER SO BB IBB HBP BLK WP HR S P ERA WHIP	IP WLS BF H R ER SO BB IBB HBP BLK WP HR S P ERA WHIP	IP WLS BF H R ER SO BB IBB HBP BLK WP HR S P ERA WHIP	IP WLS BF H R ER SO BB IBB HBP BLK WP HR S P ERA WHIP	IP WLS BF H R ER SO BB IBB HBP BLK WP HR S P ERA WHIP	IP WLS BF H R ER SO BB IBB HBP BLK WP HR S P ERA WHIP	IP WLS BF H R ER SO BB IBB HBP BLK WP HR S P ERA WHIP	IP WLS BF H R ER SO BB IBB HBP BLK WP HR S P ERA WHIP	IP WLS BF H R ER SO BB IBB HBP BLK WP HR S P ERA WHIP	IP WLS BF H R ER SO BB IBB HBP BLK WP HR S P ERA WHIP	IP WLS BF H R ER SO BB IBB HBP BLK WP HR S P ERA WHIP	IP WLS BF H R ER SO BB IBB HBP BLK WP HR S P ERA WHIP	IP WLS BF H R ER SO BB IBB HBP BLK WP HR S P ERA WHIP	IP WLS BF H R ER SO BB IBB HBP BLK WP HR S P ERA WHIP			

Los Angeles Dodgers @ Arizona Diamondbacks  
Bank One Ballpark, Phoenix, AZ  
Thu Sep 22 2005, 9:40 PM EDT  
Att. 18,808 - Roof Closed - 76 F

AB	44
R	4
H	12
RBI	4
BB	5
SO	5
LOB	19




Batter	1	2	3	4	5	6	7	8	9	10	11	12	AB	R	H	RBI	BB	SO	LOB
<b>Craig Counsell, L</b> OBP: 0.355, SLG: 0.384 (1, 4)	0-1 P6		3-2 SF8 3B		0-2 F9		0-2 G4-3 2B		0-2 F7		1-2 F7		6	1	2	0	0	0	2
<b>Chad Tracy, L</b> OBP: 0.351, SLG: 0.537 (1, 9)	1-1 F8		0-0 SF8		0-1 2B		0-2 F7		0-1 F8			2-3 K	5	0	1	1	0	1	1
<b>Luis Gonzalez, L</b> OBP: 0.358, SLG: 0.436 (1, 7)	2-1 F7		0-0 HR 1B		1-0 P4		2-1 G4-3			0-2 G6-3		3-1 P6	6	1	1	0	0	0	2
<b>Tony Clark, S</b> OBP: 0.372, SLG: 0.665 <b>Luis Terrero, R</b> OBP: 0.307, SLG: 0.361 (12, PR)		3-2 FC5-4 1B	0-0 HR			0-1 2B SF8 1B	4-0 IBB			1-3 K		4-1 HR BB	4	2	3	2	2	1	0
<b>Shawn Green, L</b> OBP: 0.361, SLG: 0.493 (1, 8)		0-1 FC5-4 1B	2-3 K			2-0 1B 2B	3-3 K			1-0 G3-1		0-0 HR 1B	6	1	3	0	0	2	2
<b>Alex Cintron, S</b> OBP: 0.300, SLG: 0.422 (1, 5)		2-1 L7		2-0 G4-1		0-0 SF8		2-1 F8			0-0 1B	0-1 HR	5	1	2	4	0	0	2
<b>Royce Clayton, R</b> OBP: 0.315, SLG: 0.348 (1, 6)		0-1 FC5-4		1-1 F7		0-1 19 S 1B		0-1 L4			2-3 K		5	0	1	0	0	1	3
<b>19 Chris Snyder, R</b> OBP: 0.289, SLG: 0.297 <b>34 Conor Jackson, R</b> OBP: 0.302, SLG: 0.324 <b>Kelly Stinnett, R</b> OBP: 0.338, SLG: 0.450 (12, 2)		3-3 SAFE K		1-2 K		2-3 K		2-2 F9			4-1 BB		4	0	0	0	0	3	4
<b>Shawn Estes, R</b> <b>Quinton McCracken, S</b> <b>Lance Cormier, R</b> <b>Chase Whittier, L</b> <b>Buddy Groom, L</b> <b>Greg Aquino, R</b> <b>Andy Garza, R</b> <b>Jose Valverde, R</b> <b>Brandon Lyon, R</b> <b>Troy Glass, R</b> <b>Jason Barger, R</b>			0-2 F8		0-0 G5-3		3-3 K			2-1 G6-3		1-3 K	2	0	0	0	0	0	0

Inning Stats	R: 0	H: 0	E: 0	K: 0	S: 6	R: 0	H: 2	E: 0	K: 13	S: 13	R: 3	H: 3	E: 0	K: 13	S: 13	R: 0	H: 0	E: 0	K: 6	S: 6	R: 0	H: 0	E: 0	K: 1	S: 6	R: 0	H: 1	E: 0	K: 7	S: 14	R: 0	H: 0	E: 0	K: 0	S: 7	R: 0	H: 1	E: 0	K: 1	S: 14	R: 0	H: 0	E: 0	K: 0	S: 7	R: 0	H: 0	E: 0	K: 1	S: 9	R: 0	H: 1	E: 0	K: 2	S: 14	R: 0	H: 0	E: 0	K: 1	S: 9	R: 0	H: 1	E: 0	K: 1	S: 9	R: 3	H: 2	E: 0	K: 1	S: 9	R: 0	H: 0	E: 0	K: 0	S: 0
<b>PITCHER</b>	IP	WLS	BF	H	R	ER	SO	BB	IBB	HBP	BLK	WP	HR	S	P	ERA	WHIP																																																										
<b>Jeff Weaver, R</b> ERA: 4.29	6.0		27	9	4	4	5	0	0	0	0	0	0	1	58	86	6.00	1.500																																																									
<b>56 Hung-Chih Kuo, L</b> ERA: 8.1	1.0		5	1	0	0	1	0	1	0	0	0	0	0	14	23	0.00	1.000																																																									
<b>Steve Schmolz, R</b> ERA: 5.8	1.0		3	0	0	0	0	0	0	0	0	0	0	0	7	11	0.00	0.000																																																									
<b>43 Yhency Brazoban, R</b> ERA: 5.22	3.0		11	1	0	0	3	1	0	0	0	0	0	0	30	42	0.00	0.667																																																									
<b>Duaner Sanchez, R</b> ERA: 3.81	0.2	L	5	2	3	3	1	1	0	0	0	0	0	1	9	18	40.50	4.500																																																									

**Los Angeles Dodgers @ Arizona Diamondbacks**  
**Bank One Ballpark, Phoenix, AZ**  
Thu Sep 22 2005, 9:40 PM EDT  
Att: 18,808 - Roof Closed - 76 F

<b>AB</b>	<b>46</b>
<b>R</b>	<b>7</b>
<b>H</b>	<b>13</b>
<b>RBI</b>	<b>7</b>
<b>BB</b>	<b>3</b>
<b>SO</b>	<b>10</b>
<b>LOB</b>	<b>20</b>



<b>WP:</b> 0	<b>PA:</b> 51
<b>PB:</b> 0	
<b>SB:</b> 2	
<b>CS:</b> 0	

Batter	1	2	3	4	5	6	7	8	9	AB R H RBI BB SO LOB	TOP									
<b>Dave Roberts, L</b> (1, 8) OBP: 0.354, SLG: 0.428	1-1 F9 3 BB 2B	3-1 P5		1-1 P6		2-1 G3		1-0 1B 1B		5 2 2 0 0 0 1	<b>San Diego Padres @ Arizona Diamondbacks</b> Bank One Ballpark, Phoenix, AZ Fri Sep 23 2005, 9:40 PM EDT Att. 30,303 - Clear - 77 F									
<b>Mark Loretta, R</b> (1, 4) OBP: 0.359, SLG: 0.339	1-0 G5-3	4-0 BB		1-2 1B		1-1 24 BB 1B		3-0 G6-3	1 SAFE 1-2	4 0 2 0 1 0 2										
<b>Ramon Hernandez, R</b> (1, 2) OBP: 0.318, SLG: 0.437	1-1 F9 2-3	0-1 G4-3		1-1 G5-3		0-0 L9		1-2 24 2B 1B	2-H	5 1 1 1 0 0 5										
<b>24 Brian Giles, L</b> (1, 9) OBP: 0.430, SLG: 0.491	4-1 3 BB S BB			1-0 G4-3		2-0 F7		1-0 1-H 2B	1-0	3 0 1 1 2 0 0										
<b>Ryan Klesko, L</b> (1, 7) OBP: 0.354, SLG: 0.421	4-1 3 BB 1-2 BB			0-0 3 BB 1B		4-2 3 HR BB		0-0 G6-3	0-0	2 1 1 0 2 0 2										
<b>Damian Jackson, R</b> (6, 7) OBP: 0.328, SLG: 0.338										1 0 0 0 0 0 1										
<b>3 Khalil Greene, R</b> (1, 6) OBP: 0.299, SLG: 0.443	4-1 1-2 2-3 3-H BB			4-0 1-2 BB		1-2 1-H HR			1-3	3 1 1 3 2 2 0										
<b>Joe Randa, R</b> (1, 5) OBP: 0.339, SLG: 0.453	0-3 K			0-2 P3		1-1 2B			2-2 G4-3 2B	4 0 1 0 0 1 5										
<b>Akinori Otsuka, R</b> (8, 1)										0 0 0 0 0 0 0										
<b>Mark Sweeney, L</b> (9, PH) OBP: 0.400, SLG: 0.485										1 0 1 0 0 0 0										
<b>Trevor Hoffman, R</b> (9, 1)										0 0 0 0 0 0 0										
<b>Robert Fick, L</b> (1, 3) OBP: 0.357, SLG: 0.393		2-2 SH1-4 2B		0-0 F9		0-0 F8			0-2 G4-3	5 0 1 0 0 0 4										
<b>Pedro Astacio, R</b> (1, 1) OBP: 0.125, SLG: 0.067		0-1 SH1-4							2-2 G4-3	2 0 0 0 0 2 1										
<b>Scott Linebrink, R</b> (7, 1)										0 0 0 0 0 0 0										
<b>Sean Burroughs, L</b> (7, 5) OBP: 0.326, SLG: 0.305		2-3 K		0-3 K		0-3 K			1-3 K	2 0 0 0 0 1 1										
<b>Inning Stats</b>	R: 1 E: 0 K: 1 S: 11	H: 1 LOB: 3 BB: 3 P: 26	R: 0 E: 0 K: 0 S: 9	H: 1 LOB: 2 BB: 1 P: 18	R: 0 E: 0 K: 1 S: 6	H: 1 LOB: 2 BB: 1 P: 11	R: 0 E: 0 K: 1 S: 10	H: 1 LOB: 1 BB: 0 P: 13	R: 2 E: 0 K: 1 S: 13	H: 2 LOB: 1 BB: 1 P: 21	R: 0 E: 0 K: 0 S: 9	H: 0 LOB: 0 BB: 0 P: 7	R: 2 E: 0 K: 0 S: 14	H: 3 LOB: 1 BB: 0 P: 21	R: 0 E: 0 K: 2 S: 18	H: 1 LOB: 1 BB: 0 P: 22	1B: 5 2B: 5 3B: 0 HR: 1	SF: 0 SAC: 1 DP: 0 HBP: 0	WP: 0 PB: 0 SB: 2 CS: 0	PA: 45
<b>PITCHER</b>	IP WLS BF H R ER SO BB IBB HBP BLK WP HR S P ERA WHIP																			
<b>Claudio Vargas, R</b> (1, 1) ERA: 5.27	6.0 L 32 7 3 3 3 7 0 0 0 0 0 1 58 107 4.50 2.333																			
<b>Oscar Villarreal, R</b> (7, 1) ERA: 6.17	1.2 8 3 2 2 1 0 0 0 0 0 0 0 19 27 10.80 1.800																			
<b>Lance Cormier, R</b> (8, 1) ERA: 5.28	0.1 1 0 0 0 0 0 0 0 0 0 0 0 1 1 0.00 0.000																			
<b>Greg Aquino, R</b> (9, 1) ERA: 8.01	1.0 4 1 0 0 2 0 0 0 0 0 0 0 18 22 0.00 1.000																			

livebaseballscores.com

<b>AB</b>	37
<b>R</b>	5
<b>H</b>	11
<b>RBI</b>	5
<b>BB</b>	7
<b>SO</b>	6
<b>LOB</b>	22



Batter	1	2	3	4	5	6	7	8	9	AB R H RBI BB SO LOB
<b>Craig Counsell, L</b> OBP: 0.355, SLG: 0.383 (1, 4)	0-0 G1-3		2-3 K		1-0 F8			3-1 WP 1B		4 1 1 0 0 1 0
<b>Luis Gonzalez, L</b> OBP: 0.359, SLG: 0.438 (1, 7)	1-0 1B		1-0 2B		3-3 K			3-2 P5 1-3		4 1 2 0 0 1 1
<b>Chad Tracy, L</b> OBP: 0.350, SLG: 0.536 (1, 9)	1-3 K		2-0 1B 2B		2-0 G4-3			1-3 K 3-H		4 1 1 1 0 2 1
<b>Tony Clark, S</b> OBP: 0.370, SLG: 0.660 (1, 3)	1-2 L3		0-2 1B		3-0 G4-3			1-3 K		4 0 1 1 0 1 2
<b>Troy Glas, R</b> OBP: 0.367, SLG: 0.542 (1, 5)		4-2 FC3-6 BB	2-2 F7		2-2 G6-3			2-1 P3		3 0 0 0 1 0 1
<b>Shawn Green, L</b> OBP: 0.361, SLG: 0.491 (1, 8)		1-0 FC3-6 BB		2-2 F8			1-1 L1-6-3 1B	3-2 F7		4 0 1 0 0 0 1
<b>Royce Clayton, R</b> OBP: 0.318, SLG: 0.351 (1, 6)		4-1 SAFE G5-4-3 BB		2-2 2B		1-2 SAFE L1-6-3		4-2 DI BB		2 0 1 0 2 0 1
<b>Kelly Stinnett, R</b> OBP: 0.331, SLG: 0.439 <b>Alex Cintron, S</b> OBP: 0.299, SLG: 0.420 (9, PH)		0-1 G5-4-3		0-3 K2-3		2-3 K		2-2 L4		3 0 0 0 0 2 2 1 0 0 0 0 0 1
<b>Claudio Vargas, R</b> OBP: 0.117, SLG: 0.086 <b>Oscar Villarreal, L</b> (7, 1) <b>Lance Cormier, R</b> OBP: 0.333, SLG: 0.333 <b>Quinton McCracken, S</b> OBP: 0.310, SLG: 0.294 <b>Greg Aquino, R</b> (9, 1)			2-1 G4-3		0-2 G6-3			1-0 G6-3		2 0 1 0 0 0 0 0 0 0 0 0 0 0 0 0

Inning Stats	R: 0 E: 0 K: 1 S: 8	H: 1 LOB: 1 BB: 0 P: 11	R: 0 E: 0 K: 0 S: 6	H: 0 LOB: 1 BB: 2 P: 15	R: 2 E: 0 K: 1 S: 13	H: 3 LOB: 1 BB: 0 P: 22	R: 0 E: 0 K: 1 S: 9	H: 1 LOB: 0 BB: 0 P: 13	R: 0 E: 0 K: 1 S: 8	H: 0 LOB: 0 BB: 0 P: 12	R: 0 E: 0 K: 1 S: 5	H: 1 LOB: 0 BB: 0 P: 14	R: 1 E: 0 K: 2 S: 17	H: 1 LOB: 1 BB: 0 P: 26	R: 0 E: 0 K: 0 S: 12	H: 0 LOB: 1 BB: 1 P: 23	1B: 4 2B: 3 3B: 0 HR: 0	SF: 0 SAC: 0 DP: 2 HBP: 0	WP: 1 PB: 0 SB: 1 CS: 0	PA: 35
--------------	------------------------------	----------------------------------	------------------------------	----------------------------------	-------------------------------	----------------------------------	------------------------------	----------------------------------	------------------------------	----------------------------------	------------------------------	----------------------------------	-------------------------------	----------------------------------	-------------------------------	----------------------------------	----------------------------------	------------------------------------	----------------------------------	--------

PITCHER	IP	WLS	BF	H	R	ER	SO	BB	IBB	HBP	BLK	WP	HR	S	P	ERA	WHIP
<b>Pedro Astacio, R</b> ERA: 4.85 (1, 1)	6.0	W	24	6	2	2	4	2	0	0	0	0	0	51	88	3.00	1.333
<b>Scott Linebrink, R</b> ERA: 1.92 (7, 1)	1.2	H	6	1	1	0	2	0	0	0	0	1	0	22	33	0.00	0.600
<b>Akinori Otsuka, R</b> ERA: 2.93 (8, 1)	0.1	H	1	0	0	0	1	0	0	0	0	0	0	3	4	0.00	0.000
<b>Trevor Hoffman, R</b> ERA: 2.85 (9, 1)	1.0	S	4	0	0	0	0	1	0	0	0	0	0	12	23	0.00	1.000


**BOTTOM**

**San Diego Padres @ Arizona Diamondbacks**  
Bank One Ballpark, Phoenix, AZ

Fri Sep 23 2005, 9:40 PM EDT  
Att. 30,303 - Clear - 77 F

livebaseballscorecards.com

<b>AB</b>	<b>32</b>
<b>R</b>	<b>3</b>
<b>H</b>	<b>7</b>
<b>RBI</b>	<b>2</b>
<b>BB</b>	<b>3</b>
<b>SO</b>	<b>7</b>
<b>LOB</b>	<b>10</b>



Batter	1	2	3	4	5	6	7	8	9	AB R H RBI BB SO LOB	TOP
<b>Dave Roberts, L</b> (1, 8) <small>OBP: 0.356, SLG: 0.428</small> <b>Damian Jackson, R</b> (6, 8) <small>OBP: 0.327, SLG: 0.337</small>	2-2  <b>G4-3</b> <b>1B</b>	1-0 <b>G3</b>		4-2  <b>HR</b> <b>BB</b>		0-0 <b>SH2-3</b> <b>2-3</b>			1-2  <b>P3</b>	2 2 1 0 1 0 2 1 0 0 0 0 0 0	
<b>Mark Loretta, R</b> (1, 4) <small>OBP: 0.359, SLG: 0.342</small>	0-1  <b>G4-3</b> <b>24 SF8</b> <b>2B</b>		0-1  <b>BB</b> <b>1B</b>	2-2 <b>F9</b>		0-0 <b>G5-3</b>		0-1  <b>F8</b>	5 1 2 0 0 0 3		
<b>Ramon Hernandez, R</b> (1, 2) <small>OBP: 0.319, SLG: 0.445</small>	1-0 <b>G4-3</b>		0-1 <b>F9</b>	1-2  <b>HR</b>		2-1 <b>G4-3</b>		1-1  <b>1B</b>	5 1 2 4 0 0 3		
<b>24 Brian Giles, L</b> (1, 9) <small>OBP: 0.427, SLG: 0.488</small>	2-1 <b>SF8</b>		2-2 <b>F7</b>	2-1 <b>G6-3</b>			3-2 <b>F8</b>	0-1 <b>G1-3</b>	4 0 0 1 0 0 2		
<b>Ryan Klesko, L</b> (1, 7) <small>OBP: 0.355, SLG: 0.421</small> <b>Ben Johnson, R</b> (7, 7) <small>OBP: 0.308, SLG: 0.500</small>	1-1 <b>P4</b>		4-1  <b>BB</b>		2-1  <b>FC1-6</b> <b>1B</b>		1-1 <b>G1-3</b>		3 0 1 0 1 0 0 0 0 0 0 0 0 0		
<b>3 Khalil Greene, R</b> (1, 6) <small>OBP: 0.300, SLG: 0.442</small> <b>Manny Alexander, R</b> (3, PR) (3, 6)		2-2 <b>F7</b>	4-1  <b>BB</b>		0-0 <b>FC1-6</b> <b>G1-3</b> <b>BB</b>		2-3 <b>K</b>		1 0 0 0 1 0 0 2 0 0 0 0 1 1		
<b>Robert Fick, L</b> (1, 3) <small>OBP: 0.355, SLG: 0.388</small>		3-3 <b>K</b>	1-2 <b>P6</b>		4-1  <b>BB</b>		0-0 <b>G4-3</b>		3 0 0 0 1 1 3		
<b>Sean Burroughs, L</b> (1, 5) <small>OBP: 0.325, SLG: 0.304</small>		0-0  <b>1B</b>		2-2 <b>F9</b>	3-2 <b>G1-3</b>		0-3 <b>K</b>	0-3 <b>K</b>	4 0 1 0 0 1 2		
<small>Brian Lawrence, R            Craig Breslow, L            52 Clay Hensley, R            Rudy Seanez, R            Scott Linebrink, R            18 Paul McKinney, L            Akinori Otsuka, R            Chris Hammond, L            56 Scott Cassidy, R</small>		0-0  <b>1B</b>		0-0  <b>HR</b> <b>1B</b>		3-2 <b>SH2-3</b> <b>2B</b>		1-3 <b>K</b>	2 1 2 0 0 0 0 0 0 0 0 0 0 0 1 0 0 1 0 0 0 0 0 0 0 0 0 0 0 0 0 0 0 0 0 1 0 0 0 0 1 0		
<b>Inning Stats</b>	R: 2 H: 2 E: 0 LOB: 0 K: 0 BB: 0 S: 10 P: 16	R: 0 H: 2 E: 0 LOB: 2 K: 1 BB: 0 S: 9 P: 15	R: 0 H: 1 E: 0 LOB: 3 K: 0 BB: 2 S: 12 P: 23	R: 3 H: 2 E: 0 LOB: 0 K: 0 BB: 1 S: 15 P: 26	R: 0 H: 1 E: 0 LOB: 2 K: 0 BB: 1 S: 9 P: 18	R: 0 H: 1 E: 0 LOB: 1 K: 0 BB: 0 S: 7 P: 12	R: 0 H: 0 E: 0 LOB: 0 K: 1 BB: 0 S: 10 P: 16	R: 0 H: 0 E: 0 LOB: 0 K: 2 BB: 0 S: 7 P: 8	R: 0 H: 1 E: 0 LOB: 1 K: 0 BB: 0 S: 9 P: 11	1B: 7 SF: 1 2B: 2 SAC: 1 3B: 0 DP: 0 HR: 1 HBP: 0	WP: 0 PA: 40 PB: 0 SB: 0 CS: 0
<b>PITCHER</b>	<b>Russ Ortiz, R</b> (1, 1) <small>ERA: 6.89</small> <b>Jason Bulger, R</b> (5, 1) <small>ERA: 5.4</small> <b>Buddy Groom, L</b> (7, 1) <small>ERA: 4.83</small> <b>Tim Worrell, R</b> (8, 1) <small>ERA: 4.71</small> <b>Jose Valverde, R</b> (9, 1) <small>ERA: 2.61</small>	IP WLS BF H R ER SO BB IBB HBP BLK WP HR S P ERA WHIP	<b>PITCHER</b>	IP WLS BF H R ER SO BB IBB HBP BLK WP HR S P ERA WHIP							

**San Diego Padres @ Arizona Diamondbacks**  
 Bank One Ballpark, Phoenix, AZ  
 Sat Sep 24 2005, 9:40 PM EDT  
 Att. 26,778 - Clear - 76 F

AB	34
R	5
H	10
RBI	5
BB	4
SO	4
LOB	16



Batter	1	2	3	4	5	6	7	8	9	AB	R	H	RBI	BB	SO	LOB
<b>Craig Counsell, L</b> (1, 4) OBP: 0.355, SLG: 0.384	3-3 K		0-0 G3	3-1 2B		2-1 F9		4-1 1B 2B BB		4	1	1	1	1	1	1
<b>Luis Gonzalez, L</b> (1, 7) OBP: 0.362, SLG: 0.451	1-1 HR		3-0 HR	4-0 IBB		3-3 K		0-1 2B 1B		4	3	3	3	1	1	1
<b>Chad Tracy, L</b> (1, 9) OBP: 0.353, SLG: 0.541 <b>Kelly Stinnett, R</b> (9, 2) OBP: 0.331, SLG: 0.439	0-1 F7		0-1 G3-6-3 1B	1-1 F8			1-1 G3 2B	0-2 1B 2B		5	1	3	3	0	0	3
<b>Tony Clark, S</b> (1, 3) OBP: 0.371, SLG: 0.654	1-1 F8		3-2 G3-6-3		4-0 BB		1-1 G3	4-0 1B BB		3	0	0	0	2	0	2
<b>Troy Glaus, R</b> (1, 5) OBP: 0.367, SLG: 0.540 <b>Jose Valverde, R</b> (9, 1)		0-1 F8	0-0 G2-3		1-0 F9		4-2 G6-3 BB	0-0 1-2 2-H 1B		4	0	1	1	1	0	2
<b>Shawn Green, L</b> (1, 8) OBP: 0.359, SLG: 0.488		2-2 FC5 19 BB 1B		0-0 G4-3		2-3 K	1-0 G6-3	0-3 K		5	0	1	0	0	2	5
<b>Alex Cintron, S</b> (1, 6) OBP: 0.301, SLG: 0.423		1-2 F8		2-0 2B	1-1 G1-3			3-4 BB 1B	1-0 F7	5	2	2	0	0	0	4
<b>19 Chris Snyder, R</b> (1, 2) OBP: 0.295, SLG: 0.302 <b>34 Conor Jackson, R</b> (8, PH) OBP: 0.299, SLG: 0.320 <b>Luis Terrero, R</b> (9, 8) OBP: 0.307, SLG: 0.361		4-0 BB		4-1 2B BB		2-1 F9 2B		0-0 G3		1	0	1	0	2	0	0
<b>Russ Ortiz, R</b> (1, 1) OBP: 0.270, SLG: 0.235 <b>Andy Green, R</b> (4, PH) OBP: 0.346, SLG: 0.217 <b>Jason Bulger, R</b> (5, 1) OBP: 0.309, SLG: 0.293 <b>Quinton McCracken, S</b> (6, PH) OBP: 0.309, SLG: 0.293 <b>Buddy Groom, L</b> (7, 1) OBP: 0.309, SLG: 0.293 <b>Tim Worrell, R</b> (8, 1) OBP: 0.319, SLG: 0.351 <b>Royce Clayton, R</b> (8, PH) OBP: 0.319, SLG: 0.351		2-2 FC5		2-3 K		2-0 G6-3		4-0 1B BB BB		1	0	0	0	0	0	2

Inning Stats	R: 1	H: 1	E: 0	LOB: 0	K: 1	P: 14	R: 0	H: 2	E: 0	LOB: 1	K: 0	P: 14	R: 0	H: 0	E: 0	LOB: 1	K: 1	P: 15	R: 5	H: 4	E: 0	LOB: 2	K: 1	P: 30
	S: 9	BB: 0	S: 14	BB: 1	S: 8	BB: 0	S: 10	BB: 2	S: 6	S: 9	S: 8	S: 15	S: 17	S: 17	S: 17	S: 17	S: 17	S: 15	S: 17	S: 17	S: 17	S: 17	S: 17	S: 17

PITCHER	IP	WLS	BF	H	R	ER	SO	BB	IBB	HBP	BLK	WP	HR	S	P	ERA	WHIP
<b>Brian Lawrence, R</b> (1, 1) ERA: 5.06	3.2		20	6	3	3	2	2	1	0	0	0	0	2	7	7.36	2.182
<b>Craig Breslow, L</b> (4, 1) ERA: 2.25	0.1		2	0	0	0	0	1	0	0	0	0	0	2	7	0.00	3.000
<b>52 Clay Hensley, R</b> (5, 1) ERA: 2.01	1.2		6	1	0	0	1	0	0	0	0	0	0	11	21	0.00	0.600
<b>Rudy Seanez, R</b> (6, 1) ERA: 2.67	0.2	H	4	1	0	0	1	1	0	0	0	0	0	11	20	0.00	3.000
<b>Scott Linebrink, R</b> (7, 1) ERA: 1.9	0.2	H	1	0	0	0	0	0	0	0	0	0	0	1	2	0.00	0.000

**BOTTOM**

**San Diego Padres @ Arizona Diamondbacks**  
Bank One Ballpark, Phoenix, AZ

Sat Sep 24 2005, 9:40 PM EDT  
Att. 26,778 - Clear - 76 F

AB	35
R	8
H	12
RBI	8
BB	8
SO	5
LOB	24



PITCHER	IP	WLS	BF	H	R	ER	SO	BB	IBB	HBP	BLK	WP	HR	S	P	ERA	WHIP
<b>Akinori Otsuka, R</b> (8, 1) ERA: 3.5	0.1		5	2	4	4	0	2	0	0	0	0	0	9	17	108.00	12.000
<b>Chris Hammond, L</b> (8, 1) ERA: 3.84	0.0	B	2	1	0	0	0	1	0	0	0	0	0	3	7	∞	∞
<b>56 Scott Cassidy, R</b> (8, 1) ERA: 10.61	0.2		3	1	1	1	1	0	0	0	0	0	0	5	6	13.50	1.500

Batter	1	2	3	4	5	6	7	8	9	10	AB	R	H	RBI	BB	SO	LOB	TOP								
Robert Fick, L (1, 3) OBP: 0.350, SLG: 0.381	K		K		G4-3			G3			4	0	0	0	0	2	0									
Mark Loretta, R (1, 4) OBP: 0.356, SLG: 0.339	K			G6-3		G4-3			L8		4	0	0	0	0	1	0									
24 Brian Giles, L (1, 8) OBP: 0.425, SLG: 0.488	2B			K BB HR		F9		G4-3			4	1	1	0	0	1	0									
Ryan Klesko, L (1, 7) OBP: 0.355, SLG: 0.419 Damian Jackson, R (7, 7) OBP: 0.329, SLG: 0.337	K			HR BB		P4					2	1	0	0	1	1	1									
Joe Randa, R (1, 5) OBP: 0.338, SLG: 0.457		L4		HR				K			0	0	0	0	1	1	1									
Ben Johnson, R (1, 9) OBP: 0.290, SLG: 0.467	K			P3				K			4	0	0	0	0	2	0									
Miguel Olivo, R (1, 2) OBP: 0.246, SLG: 0.369 Scott Linebrink, R (7, 1)	K2-3			K				P6			3	0	0	0	0	2	0									
52 Clay Hensley, R (8, 1) OBP: 0.200, SLG: 0.400 Mark Sweeney, L (10, PH) OBP: 0.398, SLG: 0.483 Akinori Otsuka, R (10, 1)											0	0	0	0	0	0	0									
Manny Alexander, R (1, 6)				G5-3		K		G5-3			4	0	0	0	0	2	0									
Woody Williams, R (1, 1) OBP: 0.156, SLG: 0.159 Rudy Seanez, R (6, 1)				F7		K		G4-3			2	0	0	0	0	1	0									
Ramon Hernandez, R (7, 2) OBP: 0.318, SLG: 0.444											0	0	0	0	0	0	0									
											1	0	0	0	0	0	0									
<b>Inning Stats</b>	R: 0 E: 0 K: 3 S: 16	H: 1 LOB: 1 BB: 0 P: 21	R: 0 E: 0 K: 2 S: 9	H: 0 LOB: 0 BB: 0 P: 14	R: 0 E: 0 K: 1 S: 7	H: 0 LOB: 0 BB: 0 P: 9	R: 3 E: 0 K: 2 S: 12	H: 1 LOB: 0 BB: 1 P: 21	R: 0 E: 0 K: 2 S: 7	H: 0 LOB: 0 BB: 0 P: 8	R: 0 E: 0 K: 0 S: 10	H: 0 LOB: 0 BB: 0 P: 16	R: 0 E: 0 K: 2 S: 10	H: 0 LOB: 0 BB: 0 P: 16	R: 0 E: 0 K: 0 S: 6	H: 0 LOB: 0 BB: 0 P: 7	R: 0 E: 0 K: 0 S: 8	H: 0 LOB: 1 BB: 1 P: 17	R: 0 E: 0 K: 1 S: 11	H: 0 LOB: 0 BB: 0 P: 18	1B: 0 2B: 1 3B: 0 HR: 1	SF: 0 SAC: 0 DP: 0 HBP: 0	WP: 1 PB: 0 SB: 0 CS: 0	PA: 35		
<b>PITCHER</b>	IP	WLS	BF	H	R	ER	SO	BB	IBB	HBP	BLK	WP	HR	S	P	ERA	WHIP									
Javier Vazquez, R (1, 1) ERA: 4.55	7.0		25	2	3	3	12	1	0	0	0	1	1	71	105	3.86	0.429									
Tim Worrell, R (8, 1) ERA: 4.5	2.0		7	0	0	0	0	1	0	0	0	0	0	14	24	0.00	0.500									
Jose Valverde, R (10, 1) ERA: 2.57	1.0	W	3	0	0	0	1	0	0	0	0	0	0	11	18	0.00	0.000									

San Diego Padres @ Arizona Diamondbacks  
Bank One Ballpark, Phoenix, AZ  
Sun Sep 25 2005, 4:40 PM EDT  
Att. 26,838 - Roof Closed - 75 F

AB	33
R	3
H	2
RBI	3
BB	2
SO	13
LOB	2





BOTTOM

San Diego Padres @ Arizona Diamondbacks  
Bank One Ballpark, Phoenix, AZ

Sun Sep 25 2005, 4:40 PM EDT  
Att. 26,838 - Roof Closed - 75 F

livebaseballscorecards.com

AB 39  
R 4  
H 13  
RBI 4  
BB 6  
SO 8  
LOB 27



WP: 1 PA: 48  
PB: 0  
SB: 0  
CS: 0

AB R H RBI BB SO LOB

4	0	0	0	1	0	3
4	0	1	0	2	1	3
5	1	3	1	1	1	3
3	0	0	0	1	2	3
1	1	0	0	0	0	2
4	0	1	0	0	2	3
5	0	2	1	0	0	2
4	1	1	0	1	1	4
3	0	2	0	0	0	0
1	0	0	1	0	0	2
1	0	0	0	0	0	0
2	0	2	1	0	0	0
1	0	0	0	0	1	2
0	0	0	0	0	0	0
0	0	0	0	0	0	0
1	1	1	0	0	0	0

Batter	1	2	3	4	5	6	7	8	9	10
Craig Counsell, L OBP: 0.354, SLG: 0.381 (1, 4)	G4-3	G6-3		P5		WP BB		G4-3		SH 1B
Luis Gonzalez, L OBP: 0.364, SLG: 0.452 (1, 7)	BB		P6	P4		K		F9 2B		1B IBB
Chad Tracy, L OBP: 0.356, SLG: 0.542 (8, 3)	K		1B 1B		HBP 1B	P4		IBB		1B
Tony Clark, S OBP: 0.369, SLG: 0.648 Luis Terrero, R OBP: 0.305, SLG: 0.358 (7, PR) (8, 8)	K		K		L7		BB 1B G4-3 BB	F9		
Shawn Green, L OBP: 0.360, SLG: 0.487 (8, 9)		F7		1B 1B	FC5-4 HBP		K	K		
Alex Cintron, S OBP: 0.302, SLG: 0.423 (1, 5)		G3		FC6-4 1B	L8		G4-3 BB 1B	G4-3		
Royce Clayton, R OBP: 0.320, SLG: 0.350 (1, 6)		19 1B 1B		FC6-4 1B	FC5-4		G4-3 BB	K		
19 Chris Snyder, R OBP: 0.299, SLG: 0.306 Quinton McCracken, S OBP: 0.307, SLG: 0.291 Kelly Stinnett, R OBP: 0.328, SLG: 0.435 (7, PH) (8, 2)		1B 1B			P3		WP SH3 1B	G4-3		L6
Javier Vazquez, R OBP: 0.286, SLG: 0.317 Troy Glaus, R OBP: 0.367, SLG: 0.539 Tim Worrell, R (8, 1) Jose Valverde, R (10, 1) Andy Green, R OBP: 0.367, SLG: 0.250 (10, PH)		1B			SH3		K			SH 1B

Inning Stats	R: 0	H: 0	E: 0	K: 2	S: 12	P: 20	R: 1	H: 3	E: 0	K: 0	S: 17	P: 26	R: 1	H: 3	E: 0	K: 1	S: 12	P: 15	R: 0	H: 1	E: 0	K: 0	S: 7	P: 12	R: 0	H: 1	E: 0	K: 1	S: 12	P: 18	R: 1	H: 1	E: 0	K: 2	S: 13	P: 25	R: 0	H: 1	E: 0	K: 1	S: 9	P: 20	R: 0	H: 0	E: 0	K: 1	S: 8	P: 11	R: 1	H: 2	E: 1	K: 0	S: 4	P: 11	1B: 11	SF: 0	2B: 2	SAC: 2	3B: 0	DP: 0	HR: 0	HBP: 1	WP: 1	PA: 48
--------------	------	------	------	------	-------	-------	------	------	------	------	-------	-------	------	------	------	------	-------	-------	------	------	------	------	------	-------	------	------	------	------	-------	-------	------	------	------	------	-------	-------	------	------	------	------	------	-------	------	------	------	------	------	-------	------	------	------	------	------	-------	--------	-------	-------	--------	-------	-------	-------	--------	-------	--------

PITCHER	IP	WLS	BF	H	R	ER	SO	BB	IBB	HBP	BLK	WP	HR	S	P	ERA	WHIP
Woody Williams, R ERA: 5.01 (1, 1)	5.1		28	9	2	2	3	2	0	1	0	0	0	68	101	3.38	2.062
Rudy Seanez, R ERA: 2.78 (6, 1)	1.0	H	5	1	1	1	2	1	0	0	0	1	0	9	17	9.00	2.000
Scott Linebrink, R ERA: 1.88 (7, 1)	0.2	B	3	0	0	0	1	1	0	0	0	0	0	8	14	0.00	1.500
52 Clay Hensley, R ERA: 1.91 (8, 1)	2.0		8	1	0	0	2	0	1	0	0	0	0	17	31	0.00	0.500
Akinori Otsuka, R ERA: 3.65 (10, 1)	0.0	L	4	2	1	1	0	0	1	0	0	0	0	4	11	∞	∞

Batter	1	2	3	4	5	6	7	8	9	AB R H RBI BB SO LOB	TOP											
<b>Craig Counsell, L</b> (1, 4) OBP: 0.352, SLG: 0.379	0-0 G4-3		3-2 G6-3			2-2 F9		3-2 G3		4 0 0 0 0 0 1	<b>Arizona Diamondbacks @ Los Angeles Dodgers</b> <b>Dodger Stadium, Los Angeles, CA</b> Tue Sep 27 2005, 7:10 PM PDT Att. 42,604 - Clear - 70 F											
<b>Luis Gonzalez, L</b> (1, 7) OBP: 0.363, SLG: 0.452	2-2 G3			3-2 P6		3-2 G3-1		0-0 HR 2B	4 1 1 0 0 0 0													
<b>Chad Tracy, L</b> (1, 9) OBP: 0.357, SLG: 0.548	1-0 F7			2-2 FC3-6 1B		2-0 F8		2-2 2-H HR	4 1 2 2 0 0 0													
<b>Tony Clark, S</b> (1, 3) OBP: 0.372, SLG: 0.651 <b>Luis Terrero, R</b> (7, PR) OBP: 0.309, SLG: 0.358		2-3 K		1-1 FC3-6 1B		0-0 G3 2B		1-0 HBP	3 0 2 0 0 1 0 0 0 0 0 0 0 0													
<b>Shawn Green, L</b> (1, 8) OBP: 0.357, SLG: 0.483	1-0 G4-3			0-1 FC3-6 1-2f 2-3		0-1 G3 2-3	1 SAFE 1 SAFE	2-3 K	4 0 0 0 0 1 4													
<b>Troy Glaus, R</b> (1, 5) OBP: 0.368, SLG: 0.538		3-0 F8		1-1 L8		4-1 BB		0-0 B1-4-6-4 1B	3 0 1 0 1 0 2													
<b>Royce Clayton, R</b> (1, 6) OBP: 0.318, SLG: 0.347			0-2 G4-3		1-1 G5-3		2-3 K	0-0 B1-4-6-4 1-2f	4 0 0 0 0 1 3													
<b>19 Chris Snyder, R</b> (1, 2) OBP: 0.301, SLG: 0.304			4-2 SH1-4 BB		1-0 G1-4-3		0-1 L5	4-2 BB	2 0 0 0 2 0 2													
<b>17 Brandon Webb, R</b> (1, 1) OBP: 0.098, SLG: 0.083 <b>Quinton McCracken, S</b> (8, PH) OBP: 0.306, SLG: 0.290 <b>Tim Worrell, R</b> (8, 1) <b>Alex Cintron, S</b> (9, PH) OBP: 0.301, SLG: 0.421 <b>Jose Valverde, R</b> (9, 1)			0-0 SH1-4		1-0 G2-3		1-1 F7	0-0 F7	1 0 0 0 0 0 0 1 0 0 0 0 0 0 0 0 0 0 0 0 0 1 0 0 0 0 0 1 0 0 0 0 0 0 0													
<b>Inning Stats</b>	R: 0 E: 0 K: 0 S: 5	H: 0 LOB: 0 BB: 0 P: 8	R: 0 E: 0 K: 1 S: 6	H: 0 LOB: 0 BB: 0 P: 12	R: 0 E: 0 K: 0 S: 14	H: 0 LOB: 1 BB: 1 P: 21	R: 0 E: 0 K: 0 S: 14	H: 2 LOB: 2 BB: 0 P: 21	R: 0 E: 0 K: 0 S: 4	H: 0 LOB: 0 BB: 0 P: 7	R: 0 E: 0 K: 1 S: 11	H: 0 LOB: 0 BB: 0 P: 18	R: 0 E: 0 K: 1 S: 10	H: 1 LOB: 2 BB: 1 P: 16	R: 2 E: 0 K: 1 S: 14	H: 2 LOB: 1 BB: 0 P: 23	R: 0 E: 0 K: 0 S: 5	H: 1 LOB: 1 BB: 1 P: 9	1B: 3 2B: 2 3B: 0 HR: 1	SF: 0 SAC: 1 DP: 1 HBP: 1	WP: 0 PB: 0 SB: 0 CS: 0	PA: 36
<b>PITCHER</b>	IP WLS BF H R ER SO BB IBB HBP BLK WP HR S P ERA WHIP												<b>PITCHER</b>	IP WLS BF H R ER SO BB IBB HBP BLK WP HR S P ERA WHIP								
<b>Jeff Weaver, R</b> (1, 1) ERA: 4.22 <b>Giovanni Carrara, R</b> (9, 1) ERA: 4.07	8.0 L 32 5 2 2 3 2 0 1 0 0 1 78 126 2.25 0.875													1.0 4 1 0 0 0 1 0 0 0 0 0 5 9 0.00 2.000								

livebaseballscorecards.com

AB	31
R	2
H	6
RBI	2
BB	3
SO	3
LOB	13



Batter	1	2	3	4	5	6	7	8	9	AB R H RBI BB SO LOB
Willy Aybar, S (1, 5) OBP: 0.471, SLG: 0.507	2-1 G6-3			0-0 F7		1-1 G4-3			2-1 P6	4 0 0 0 0 0 0
Hee-Seop Choi, L (1, 3) OBP: 0.339, SLG: 0.460	3-2 13 G6-4-3 1B			3-3 K			2-0 13 G3-6-1 1B			3 0 2 0 0 1 0
13 Oscar Robles, L (1, 6) OBP: 0.328, SLG: 0.359	2-1 G6-4-3 1-2f			1-2 L5			1-2 SAFE SAFE SAFE SAFE 1-2f G3-6-1			3 0 0 0 0 0 2
12 Jeff Kent, R (1, 4) OBP: 0.382, SLG: 0.519			1-2 G5-3		4-2 BB		0-2 F7			2 0 0 0 1 0 0
José Cruz Jr., S (1, 9) OBP: 0.367, SLG: 0.485			0-3 K		1-2 SAFE M F X F8			0-2 G3		3 0 0 0 0 1 1
Dioner Navarro, S (1, 2) OBP: 0.361, SLG: 0.366			1-3 K		1-1 F7			1-2 G6-3		3 0 0 0 0 1 1
Mike Edwards, R (1, 7) OBP: 0.293, SLG: 0.335			2-2 G6-3		1-3 K			0-0 G4-3		3 0 0 0 0 1 1
17 Jason Repko, R (1, 8) OBP: 0.283, SLG: 0.385 Brian Myrow, L (9, PH) OBP: 0.471, SLG: 0.333			2-3 K		1-3 K				1-1 G3	2 0 0 0 0 2 0 1 0 0 0 0 0 0
Jeff Weaver, R (1, 1) OBP: 0.250, SLG: 0.257 Giovanni Carrara, R (9, 1) Ricky Ledee, L (9, PH) OBP: 0.335, SLG: 0.447			1-2 G5-3		1-3 K				2-2 F8	2 0 0 0 0 1 0 0 0 0 0 0 0 0 1 0 0 0 0 0 0

BOTTOM	
Arizona Diamondbacks @ Los Angeles Dodgers Dodger Stadium, Los Angeles, CA	
Tue Sep 27 2005, 7:10 PM PDT Att. 42,604 - Clear - 70 F	
AB	27
R	0
H	2
RBI	0
BB	1
SO	7
LOB	5
	
WP: 0	PA: 28
PB: 0	
SB: 0	
CS: 0	

Inning Stats	R: 0 E: 0 K: 7 S: 7	H: 1 LOB: 0 BB: 0 P: 14	R: 0 E: 0 K: 2 S: 11	H: 0 LOB: 0 BB: 0 P: 13	R: 0 E: 0 K: 1 S: 10	H: 0 LOB: 0 BB: 0 P: 15	R: 0 E: 0 K: 1 S: 8	H: 0 LOB: 0 BB: 0 P: 12	R: 0 E: 0 K: 1 S: 10	H: 0 LOB: 1 BB: 1 P: 17	R: 0 E: 0 K: 2 S: 8	H: 0 LOB: 0 BB: 0 P: 11	R: 0 E: 0 K: 0 S: 8	H: 1 LOB: 0 BB: 0 P: 11	R: 0 E: 0 K: 0 S: 8	H: 0 LOB: 0 BB: 0 P: 9	R: 0 E: 0 K: 0 S: 8	H: 0 LOB: 0 BB: 0 P: 13	1B: 2 2B: 0 3B: 0 HR: 0	SF: 0 SAC: 0 DP: 2 HBP: 0	WP: 0 PB: 0 SB: 0 CS: 0	PA: 28
PITCHER	IP	WLS	BF	H	R	ER	SO	BB	IBB	HBP	BLK	WP	HR	S	P	ERA	WHIP					
17 Brandon Webb, R (1, 1) ERA: 3.57	7.0	W	22	2	0	0	7	1	0	0	0	0	0	62	93	0.00	0.429					
Tim Worrell, R (8, 1) ERA: 4.4	1.0	H	3	0	0	0	0	0	0	0	0	0	0	8	9	0.00	0.000					
Jose Valverde, R (9, 1) ERA: 2.53	1.0	S	3	0	0	0	0	0	0	0	0	0	0	8	13	0.00	0.000					

Batter	1	2	3	4	5	6	7	8	9	AB R H RBI BB SO LOB	TOP																												
<b>Craig Counsell, L</b> OBP: 0.351, SLG: 0.377 (1, 4) C X	0-1 G4-3		2-1 G3		0-1 G3-6-1			4-1 HR BB		3 1 0 0 1 0 2	<b>Arizona Diamondbacks @ Los Angeles Dodgers</b> <b>Dodger Stadium, Los Angeles, CA</b> Wed Sep 28 2005, 7:10 PM PDT Att. 46,424 - Clear - 84 F																												
<b>Luis Gonzalez, L</b> OBP: 0.365, SLG: 0.460 (1, 7) B B C F S	2-3 K		4-0 1B BB			3-2 2B		2-1 1 SAFE 2-1 1 SAFE HR		3 1 2 2 1 1 0																													
<b>Chad Tracy, L</b> OBP: 0.358, SLG: 0.553 (1, 9) B B B C F C X	3-2 HR		3-1 1-2 3-H 1B			2-3 K		1-3 K		4 1 2 2 0 2 1																													
<b>Tony Clark, S</b> OBP: 0.368, SLG: 0.643 (1, 3) <b>Luis Terrero, R</b> OBP: 0.309, SLG: 0.358 (9, 8) C S B B	2-3 K		1-3 K			0-3 K		2-3 K		4 0 0 0 0 4 3 0 0 0 0 0 0 0																													
<b>Troy Glaus, R</b> OBP: 0.365, SLG: 0.533 (1, 5) B C B X		2-1 G5-3		3-3 K		3-2 F9		1-2 F9		4 0 0 0 0 1 1																													
<b>Shawn Green, L</b> OBP: 0.357, SLG: 0.482 (1, 8) X		0-0 L8		3-3 K			1-0 CS 1B		0-1 G6-3	4 0 1 0 0 1 0																													
<b>Royce Clayton, R</b> OBP: 0.315, SLG: 0.344 (1, 6) F B B X		2-1 G6-3		0-0 F9			0-2 G6-3		0-3 K	4 0 0 0 0 1 1																													
<b>19 Chris Snyder, R</b> OBP: 0.303, SLG: 0.307 (1, 2) X			0-0 SH5-4 1B 2B		2-2 P5		4-0 BB		3-1 F7	3 1 1 0 1 0 0																													
<b>Shawn Estes, R</b> OBP: 0.069, SLG: 0.138 (1, 1) <b>Lance Cormier, R</b> OBP: 0.333, SLG: 0.333 (5, 1) <b>Quinton McCracken, S</b> OBP: 0.956, SLG: 0.288 (7, PH) <b>28 Brandon Medders, R</b> Tim Worrell, R (8, 1) Jose Valverde, R (8, 1)			1-1 SH5-4		1-1 G3-6 1B		2-3 K			1 0 1 0 0 0 0 0 0 0 0 0 0 0 1 0 0 0 0 1 1 0																													
<b>Inning Stats</b>	R: 1 E: 0 K: 2 S: 12	H: 1 LOB: 0 BB: 0 P: 19	R: 0 E: 0 K: 0 S: 5	H: 0 LOB: 0 BB: 0 P: 9	R: 1 E: 0 K: 1 S: 11	H: 2 LOB: 2 BB: 1 P: 22	R: 0 E: 0 K: 2 S: 7	H: 0 LOB: 0 BB: 0 P: 13	R: 0 E: 0 K: 0 S: 7	H: 1 LOB: 0 BB: 0 P: 10		R: 0 E: 0 K: 2 S: 17	H: 1 LOB: 1 BB: 0 P: 25	R: 0 E: 0 K: 1 S: 8	H: 1 LOB: 1 BB: 1 P: 15	R: 2 E: 0 K: 2 S: 13	H: 1 LOB: 0 BB: 1 P: 23	R: 0 E: 0 K: 1 S: 7	H: 0 LOB: 0 BB: 0 P: 10	1B: 3 2B: 2 3B: 0 HR: 2	SF: 0 SAC: 1 DP: 1 HBP: 0	WP: 0 PA: 35 PB: 0 SB: 0 CS: 1																	
<b>PITCHER</b>	IP WLS BF H R ER SO BB IBB HBP BLK WP HR S P ERA WHIP	<b>D.J. Houlton, R</b> (1, 1) ERA: 5.17 <b>56 Hung-Chih Kuo, L</b> (6, 1) ERA: 5.4 <b>Wilson Alvarez, L</b> (7, 1) ERA: 5.63 <b>Franquelis Osoria, R</b> (7, 1) ERA: 3.9 <b>43 Yhency Brazoban, R</b> (8, 1) ERA: 5.38																			<b>PITCHER</b> <b>Giovanni Carrara, R</b> (9, 1) ERA: 4.01																		

livebaseballscorecards.com

<b>AB</b>	<b>31</b>
<b>R</b>	<b>4</b>
<b>H</b>	<b>7</b>
<b>RBI</b>	<b>4</b>
<b>BB</b>	<b>3</b>
<b>SO</b>	<b>11</b>
<b>LOB</b>	<b>9</b>



Batter	1	2	3	4	5	6	7	8	9	AB	R	H	RBI	BB	SO	LOB
Willy Aybar, S OBP: 0.461, SLG: 0.493 (1, 5)	F9		G4-3		E		G4-3			4	0	1	2	0	0	1
Antonio Perez, R OBP: 0.369, SLG: 0.411 (1, 6)	G4-3			P6	FC5			FC6-4		3	0	0	0	0	0	2
13 Oscar Robles, L OBP: 0.330, SLG: 0.361 (8, 6)										1	0	1	0	0	0	0
12 Jeff Kent, R OBP: 0.379, SLG: 0.515 (1, 4)	G5-3			F9	K			FC6-4		4	0	0	0	0	1	3
Olmedo Saenz, R OBP: 0.330, SLG: 0.489 (1, 3)			G6-3	L7			K			4	0	0	0	0	2	1
José Cruz Jr., S OBP: 0.366, SLG: 0.481 (1, 9)							K			3	1	0	0	1	2	1
Dioner Navarro, S OBP: 0.364, SLG: 0.370 (1, 2)										4	1	2	0	0	0	0
Jayson Werth, R OBP: 0.344, SLG: 0.379 (1, 7)										3	0	0	0	0	2	3
Brian Myrow, L OBP: 0.444, SLG: 0.308 (9, PH)										1	0	0	0	0	1	0
17 Jason Repko, R OBP: 0.287, SLG: 0.384 (1, 8)										1	1	0	0	2	0	0
Ricky Ledee, L OBP: 0.333, SLG: 0.445 (9, PH)										1	0	0	0	0	0	0
D.J. Houlton, R OBP: 0.182, SLG: 0.133 (1, 1)										1	0	0	0	0	1	0
Mike Edwards, R OBP: 0.296, SLG: 0.335 (5, PH)										0	0	0	1	0	0	0
56 Hung-Chin Kuo, L OBP: 0.296, SLG: 0.335 (6, 1)										0	0	0	0	0	0	0
Wilson Alvarez, L OBP: 0.296, SLG: 0.335 (7, 1)										0	0	0	0	0	0	0
Franquelis Osoria, R OBP: 0.296, SLG: 0.335 (7, PH)										0	0	0	0	0	0	0
Jose Valentin, S OBP: 0.324, SLG: 0.267 (8, 1)										1	0	0	0	0	0	1
43 Yhency Brazoban, R OBP: 0.324, SLG: 0.267 (8, 1)										0	0	0	0	0	0	0
Giovanni Carrara, R OBP: 0.324, SLG: 0.267 (9, 1)										0	0	0	0	0	0	0

Inning Stats	R: 0	H: 0	E: 0	K: 0	S: 6	H: 0	LOB: 0	BB: 0	P: 11	R: 0	H: 1	E: 0	K: 2	S: 10	H: 0	LOB: 1	BB: 0	P: 17	R: 0	H: 0	E: 0	K: 1	S: 6	H: 0	LOB: 0	BB: 0	P: 10	R: 3	H: 2	E: 1	K: 2	S: 18	H: 0	LOB: 2	BB: 2	P: 32	R: 0	H: 0	E: 0	K: 2	S: 9	H: 0	LOB: 0	BB: 0	P: 13	R: 0	H: 0	E: 0	K: 0	S: 5	H: 0	LOB: 1	BB: 1	P: 15	R: 0	H: 1	E: 0	K: 1	S: 12	H: 0	LOB: 1	BB: 0	P: 19	R: 0	H: 0	E: 0	K: 1	S: 10	H: 0	LOB: 0	BB: 0	P: 14	1B: 4	2B: 0	3B: 0	HR: 0	SF: 0	SAC: 0	DP: 0	HBP: 1	WP: 0	PA: 35
--------------	------	------	------	------	------	------	--------	-------	-------	------	------	------	------	-------	------	--------	-------	-------	------	------	------	------	------	------	--------	-------	-------	------	------	------	------	-------	------	--------	-------	-------	------	------	------	------	------	------	--------	-------	-------	------	------	------	------	------	------	--------	-------	-------	------	------	------	------	-------	------	--------	-------	-------	------	------	------	------	-------	------	--------	-------	-------	-------	-------	-------	-------	-------	--------	-------	--------	-------	--------

PITCHER	IP	WLS	BF	H	R	ER	SO	BB	IBB	HBP	BLK	WP	HR	S	P	ERA	WHIP
Shawn Estes, L ERA: 4.8 (1, 1)	4.1		19	3	3	3	4	2	0	1	0	0	0	40	71	6.23	1.154
Lance Cormier, R ERA: 5.17 (5, 1)	1.2		5	0	0	0	3	0	0	0	0	0	0	15	21	0.00	0.000
28 Brandon Medders, R ERA: 1.91 (7, 1)	1.0	W	4	0	0	0	0	1	0	0	0	0	0	5	15	0.00	1.000
Tim Worrell, R ERA: 4.3 (8, 1)	1.0	H	4	1	0	0	1	0	0	0	0	0	0	12	19	0.00	1.000
Jose Valverde, R ERA: 2.49 (9, 1)	1.0	S	3	0	0	0	1	0	0	0	0	0	0	10	14	0.00	0.000

**BOTTOM**

Arizona Diamondbacks @ Los Angeles Dodgers  
 Dodger Stadium, Los Angeles, CA

Wed Sep 28 2005, 7:10 PM PDT  
 Att. 46,424 - Clear - 84 F

livebaseballscorecards.com

AB	31
R	3
H	4
RBI	3
BB	3
SO	9
LOB	12



Batter	1	2	3	4	5	6	7	8	9	AB R H RBI BB SO LOB	TOP																									
Royce Clayton, R (1, 6) OBP: 0.316, SLG: 0.345	2-0 1B		0-2 G4-3			1 SAFE 0-3 1 SAFE 1B SF8	1 SAFE 0-0 3		2-2 1B BB	5 0 2 0 0 1 2																										
Luis Gonzalez, L (1, 7) OBP: 0.367, SLG: 0.461	2-1 P2			1-0 P4		1-2 1B SF8		4-0 1B WP HBP BB	4-0 BB BB	3 2 1 1 2 0 1																										
Chad Tracy, L (1, 9) OBP: 0.359, SLG: 0.552	2-0 F7			2-1 G4-3		1-1 BB		1-2 HBP	1-2 F9	5 0 2 0 0 0 3																										
Troy Glaus, R (1, 5) Brandon Lyon, R (9, 1)	0-1 F8			4-2 BB		4-1 BB		1-3 K	4-2 BB	2 0 0 0 3 1 3 0 0 0 0 0 0 0																										
Alex Cintron, S (1, 4) OBP: 0.300, SLG: 0.417			0-1 G5-3		1-2 F7	0-0 SF8		4-0 HBP IBB	0-0 F8	3 0 0 1 1 0 4																										
34 Conor Jackson, R (1, 3) Shawn Green, L (9, 9) OBP: 0.357, SLG: 0.482			2-2 F9		4-1 L5-3 BB	1-1 F9		1-3 K		3 0 0 0 1 1 5 0 0 0 0 0 0 0																										
Luis Terrero, R (1, 8) OBP: 0.313, SLG: 0.354			2-2 G3		0-1 L5-3			1-2 HBP	1-2 HBP	2 0 0 1 0 0 1																										
19 Chris Snyder, R (1, 2) OBP: 0.300, SLG: 0.303					1-3 K			1-0 F8	2-3 K	4 0 0 0 0 3 4																										
57 Dustin Nippert, R (1, 1) Quinton McCracken, S (6, PH) Oscar Villarreal, L (6, 1) Tony Clark, S (7, PH) Lance Cormier, R (7, 1) 28 Brandon Medders, R (8, 1) Craig Counsell, L (9, PH) OBP: 0.350, SLG: 0.376					1-3 K	0-0 BLK 2B 1B			1-2 K	1 0 0 0 0 1 0 1 1 1 0 0 0 0 0 0 0 0 0 0 0 1 0 0 0 0 0 1 0 0 0 0 0 0 0 0 0 0 0 0 0 0 1 0 0 0 0 1 0																										
<b>Inning Stats</b>	R: 0 E: 0 K: 0 S: 6	H: 1 LOB: 1 BB: 0 P: 12	R: 0 E: 0 K: 0 S: 8	H: 0 LOB: 0 BB: 0 P: 12	R: 0 E: 0 K: 2 S: 9	H: 0 LOB: 0 BB: 0 P: 13	R: 0 E: 0 K: 1 S: 6	H: 0 LOB: 1 BB: 1 P: 16	R: 0 E: 0 K: 1 S: 6	H: 0 LOB: 0 BB: 1 P: 11	R: 2 E: 0 K: 1 S: 13	H: 3 LOB: 2 BB: 1 P: 20	R: 0 E: 0 K: 0 S: 8	H: 0 LOB: 1 BB: 0 P: 13	R: 1 E: 0 K: 3 S: 15	H: 1 LOB: 3 BB: 2 P: 29	R: 0 E: 0 K: 1 S: 13	H: 1 LOB: 3 BB: 2 P: 25	1B: 5 2B: 2 3B: 0 HR: 0	SF: 1 SAC: 0 DP: 1 HBP: 2	WP: 1 PA: 41															
<b>PITCHER</b>	IP WLS BF H R ER SO BB IBB HBP BLK WP HR S P ERA WHIP																																			
Odalis Perez, L (1, 1) ERA: 4.56	4.0		14	1	0	0	2	1	0	0	0	0	0	31	53	0.00	0.500																			
Franquelis Osoria, R (5, 1) ERA: 4.03	1.1		5	1	1	1	2	1	0	0	0	0	0	10	15	6.75	1.500																			
56 Hung-Chih Kuo, L (6, 1) ERA: 7.2	0.0	L	2	2	0	0	0	0	0	0	1	0	0	5	7	∞	∞																			
Giovanni Carrara, R (6, 1) ERA: 3.93	1.2		7	0	1	1	0	1	0	1	0	0	0	12	22	5.40	0.600																			
51 Jonathan Broxton, R (8, 1) ERA: 6.94	1.0		7	1	1	1	3	1	1	1	0	1	0	15	29	9.00	2.000																			
<b>PITCHER</b>	IP WLS BF H R ER SO BB IBB HBP BLK WP HR S P ERA WHIP																																			
Steve Schmall, R (9, 1) ERA: 5.24	1.0		6	1	0	0	1	2	0	0	0	0	0	13	25	0.00	3.000																			

Arizona Diamondbacks @ Los Angeles Dodgers  
Dodger Stadium, Los Angeles, CA  
Thu Sep 29 2005, 7:10 PM PDT  
Att. 45,053 - Clear - 85 F

livebaseballscorecards.com

AB	31
R	3
H	6
RBI	3
BB	7
SO	8
LOB	24



Batter	1	2	3	4	5	6	7	8	9	AB R H RBI BB SO LOB
Willy Aybar, S OBP: 0.462, SLG: 0.481 (1, 5) BB X	3-1 G1-3 ①		4-2 S BB		4-0 BB			1-3 K ①		2 0 0 0 2 1 0
Hee-Seop Choi, L OBP: 0.339, SLG: 0.457 51 Jonathan Broxton, R (8, 1) C B F C B X	2-2 G6-3 ②		4-2 BB BB		2-3 K ②			1-3 K ②		2 0 0 0 1 1 1 0 0 0 0 0 0 0 1 0 0 0 0 1 0 0 0 0 0 0 0 0
13 Oscar Robles, L OBP: 0.322, SLG: 0.265 Steve Schmolz, R (9, 1) X	0-0 F7 ③		1-2 BB		1-3 K ③			3-2 1B		4 0 1 0 0 2 3
12 Jeff Kent, R OBP: 0.377, SLG: 0.512 (1, 4) B X		1-0 G5-3 ①		1-1 F8 ①		0-1 G5-3 ①		2-1 F7 ③		4 0 0 0 0 0 1
José Cruz Jr., S OBP: 0.367, SLG: 0.478 (1, 9) B F B B B		4-1 BB		4-2 G4-3 2B BB		1-1 F7 ②		1-3 K ①		2 1 0 0 2 1 0
Dioner Navarro, S OBP: 0.361, SLG: 0.385 (1, 2) C C C C		0-3 K ②		2-1 G4-3 ②		3-2 F7 ③		0-1 HR		4 1 1 1 0 1 2
Jayson Werth, R OBP: 0.344, SLG: 0.382 Ricky Ledee, L OBP: 0.332, SLG: 0.443 (9, PH) C C C C		1-3 K ③		0-0 2B			1-2 K ①		0-0 G4-3 ②	3 0 1 1 0 2 1 1 0 0 0 0 0 0
17 Jason Repko, R OBP: 0.287, SLG: 0.383 Olmedo Saenz, R OBP: 0.329, SLG: 0.487 (9, PH) C B B X		3-1 G5-3 ①		0-3 K ③			1-0 1B		3-2 G5-3 ③	3 0 1 0 0 1 1 1 0 0 0 0 0 0
Odalis Perez, L OBP: 0.147, SLG: 0.121 Franquelis Osoria, R (5, 1) 56 Hung-Chih Kuo, L (6, 1) Giovanni Carrara, R (6, 1) Brian Myrow, L OBP: 0.421, SLG: 0.286 (6, 3) C X		1-0 G4-3 ②		0-1 B1-3 ①			0-3 K ②		1-2 K ③	1 0 0 0 0 0 0 1 0 1 0 0 0 0 1 1

Inning Stats	R: 0 E: 0 K: 8 S: 8	H: 0 LOB: 0 BB: 0 P: 13	R: 0 E: 0 K: 8 S: 8	H: 0 LOB: 1 BB: 1 P: 14	R: 0 E: 0 K: 14 S: 14	H: 0 LOB: 2 BB: 2 P: 27	R: 1 E: 0 K: 1 S: 12	H: 1 LOB: 1 BB: 1 P: 19	R: 0 E: 0 K: 8 S: 8	H: 0 LOB: 1 BB: 1 P: 15	R: 0 E: 0 K: 8 S: 8	H: 0 LOB: 0 BB: 0 P: 12	R: 0 E: 0 K: 7 S: 7	H: 1 LOB: 0 BB: 0 P: 9	R: 0 E: 0 K: 14 S: 14	H: 1 LOB: 1 BB: 0 P: 21	R: 1 E: 0 K: 1 S: 11	H: 1 LOB: 0 BB: 0 P: 15	1B: 2 2B: 1 3B: 0 HR: 1	SF: 0 SAC: 0 DP: 0 HBP: 0	WP: 0 PB: 0 SB: 1 CS: 0	PA: 35
--------------	------------------------------	----------------------------------	------------------------------	----------------------------------	--------------------------------	----------------------------------	-------------------------------	----------------------------------	------------------------------	----------------------------------	------------------------------	----------------------------------	------------------------------	---------------------------------	--------------------------------	----------------------------------	-------------------------------	----------------------------------	----------------------------------	------------------------------------	----------------------------------	--------

PITCHER	IP	WLS	BF	H	R	ER	SO	BB	IBB	HBP	BLK	WP	HR	S	P	ERA	WHIP
57 Dustin Nippert, R ERA: 5.52 (1, 1)	5.0	W	21	1	1	1	6	5	0	0	0	0	0	50	88	1.80	1.200
Oscar Villarreal, R ERA: 5.68 (6, 1)	1.0	H	3	0	0	0	0	0	0	0	0	0	0	8	12	0.00	0.000
Lance Cormier, R ERA: 5.11 (7, 1)	1.0	H	3	1	0	0	2	0	0	0	0	0	0	7	9	0.00	1.000
28 Brandon Medders, R ERA: 1.84 (8, 1)	1.0	H	4	1	0	0	2	0	0	0	0	0	0	14	21	0.00	1.000
Brandon Lyon, R ERA: 6.44 (9, 1)	1.0	S	4	1	1	1	1	0	0	0	0	0	1	11	15	9.00	1.000

**BOTTOM**

Arizona Diamondbacks @ Los Angeles Dodgers  
Dodger Stadium, Los Angeles, CA

Thu Sep 29 2005, 7:10 PM PDT  
Att. 45,053 - Clear - 85 F

livebaseballscorecards.com

<b>AB</b>	<b>30</b>
<b>R</b>	<b>2</b>
<b>H</b>	<b>4</b>
<b>RBI</b>	<b>2</b>
<b>BB</b>	<b>5</b>
<b>SO</b>	<b>11</b>
<b>LOB</b>	<b>10</b>



Batter	1	2	3	4	5	6	7	8	9	AB R H RBI BB SO LOB	TOP																									
Luis Gonzalez, L (1, 7) OBP: 0.367, SLG: 0.460	2-2 G3		3-2 F7		2-2 1B		1-0 HBP		2-2 L7	4 0 1 0 0 0 1																										
Andy Green, R (1, 4) OBP: 0.400, SLG: 0.296	4-0 HR BB		3-2 G5-4-3		0-0 1B		0-0 SF7		0-0 19 F9 2B 1B	3 2 2 1 1 0 1																										
Chad Tracy, L (1, 9) OBP: 0.359, SLG: 0.556	3-1 1-H HR			1-3 K	0-2 F8		3-H 3-2 L7		4-1 1-2 2B BB	4 2 1 2 1 1 5																										
Troy Glaus, R (1, 5) OBP: 0.366, SLG: 0.529	2-2 L7			1-1 P2		0-0 P6		2-0 2B 1B	1-2 F9	4 1 1 0 0 0 0 1 0 0 0 0 0 2																										
19 Chris Snyder, R (8, 2) OBP: 0.299, SLG: 0.302									2-3																											
Shawn Green, L (1, 8) OBP: 0.359, SLG: 0.483	2-2 P6			0-1 S 1B		2-3 K		0-0 1B 34 FC6-2-5-1 2B	4-2 1-2 2B BB	4 1 2 0 1 1 0																										
Alex Cintron, S (1, 6) OBP: 0.301, SLG: 0.420			1-0 F7		3-2 F7		3-2 P4		3-2 1B 34 FC6-2-5-1 2B	5 0 2 4 0 0 1																										
34 Conor Jackson, R (1, 3) OBP: 0.295, SLG: 0.305			1-3 K			2-2 F9		1-2 HBP 1B SF7 1B	1-0 FC6-2-5-1 1B	4 1 1 0 0 1 2 1 0 0 0 0 1 1 0 0 0 0 0 0 0																										
Tim Worrell, R (8, 1)									1-2 3-H																											
Jose Valverde, R (9, 1)									0-3 K																											
Kelly Stinnett, R (1, 2) OBP: 0.321, SLG: 0.425			1-1 P4			0-1 F7		1-0 F9	2-3 K	3 0 0 0 0 0 1 1 0 0 0 0 1 2																										
Tony Clark, S (8, PH) OBP: 0.366, SLG: 0.640																																				
Claudio Vargas, R (1, 1) OBP: 0.158, SLG: 0.111			2-1 G5-4-3 1B			4-0 1B 1B BB		1-2 1B HBP	3-2 F8	1 0 1 0 1 0 0 1 0 1 0 0 0 0 0 0 0 0 0 0 0 1 0 0 0 0 0 2																										
Quinton McCracken, S (7, PH) OBP: 0.311, SLG: 0.295																																				
Oscar Villarreal, L (7, 1)																																				
Royce Clayton, R (8, PH) OBP: 0.315, SLG: 0.344																																				
<b>Inning Stats</b>	R: 2 E: 0 K: 0 S: 11	H: 1 LOB: 0 BB: 1 P: 24	R: 0 E: 0 K: 1 S: 6	H: 0 LOB: 0 BB: 0 P: 9	R: 0 E: 0 K: 0 S: 11	H: 1 LOB: 0 BB: 0 P: 19	R: 0 E: 0 K: 1 S: 10	H: 1 LOB: 1 BB: 0 P: 15	R: 0 E: 0 K: 0 S: 13	H: 2 LOB: 3 BB: 1 P: 21	R: 0 E: 0 K: 1 S: 8	H: 0 LOB: 0 BB: 0 P: 13	R: 1 E: 0 K: 0 S: 12	H: 2 LOB: 2 BB: 0 P: 19	R: 1 E: 0 K: 1 S: 12	H: 3 LOB: 2 BB: 0 P: 21	R: 3 E: 0 K: 1 S: 19	H: 2 LOB: 1 BB: 2 P: 33	1B: 9 2B: 2 3B: 0 HR: 1	SF: 1 SAC: 0 DP: 1 HBP: 1	WP: 0 PB: 0 SB: 1 CS: 0	PA: 43														
<b>PITCHER</b>	IP WLS BF H R ER SO BB IBB HBP BLK WP HR S P ERA WHIP																																			
18 Matt Cain, R (1, 1) ERA: 2.33	6.1		26	6	3	3	3	2	0	0	0	0	1	63	107	4.26	1.263																			
Scott Eyre, L (7, 1) ERA: 2.69	0.2	B	4	1	0	0	0	0	0	1	0	0	0	8	13	0.00	1.500																			
LaTroy Hawkins, R (8, 1) ERA: 3.83	0.1	L	4	3	1	1	0	0	0	0	0	0	0	5	9	27.00	9.000																			
Jeff Fassero, L (8, 1) ERA: 4.05	1.1		7	1	3	3	1	2	0	0	0	0	0	20	36	20.25	2.250																			
Tyler Walker, R (9, 1) ERA: 4.23	0.1		2	1	0	0	1	0	0	0	0	0	0	6	9	0.00	3.000																			

Arizona Diamondbacks @ San Francisco Giants  
SBC Park, San Francisco, CA  
Fri Sep 30 2005, 10:15 PM EDT  
Att. 38,893 - Partly Cloudy - 61 F

AB	37
R	7
H	12
RBI	7
BB	4
SO	5
LOB	18





Batter	1	2	3	4	5	6	7	8	9	AB	R	H	RBI	BB	SO	LOB
2 Randy Winn, S OBP: 0.360, SLG: 0.497 (1, 8)	3-2 HR		2-1 HR			1-1 2B		4-0 13 BB IBB	2-1 1-2 1B	4	2	4	2	1	0	0
13 Omar Vizquel, S OBP: 0.340, SLG: 0.351 (1, 6)	2-1 F8-6-3 1B		0-0 G6-3			1-1 L9		4-1 G4-6-3 BB	0-0 F8	4	0	1	0	1	0	3
Lance Niekro, R OBP: 0.292, SLG: 0.452 (1, 3)	0-0 P3		2-2 1B			0-1 G4-3		1-2 G4-6-3		3	0	1	0	0	0	2
Ray Durham, S OBP: 0.359, SLG: 0.434 (7, PH)										1	0	0	0	0	0	3
LaTroy Hawkins, R (8, 1)										0	0	0	0	0	0	0
Jeff Fassero, L (8, 1)										0	0	0	0	0	0	0
Tyler Walker, R (9, 1)										0	0	0	0	0	0	0
Moises Alou, R OBP: 0.399, SLG: 0.511 (1, 7)	1-0 F8-6-3 1-1		2-0 G5-4-3 1B			1-1 G6-3		1-0 F9		4	0	1	0	0	0	1
Edgardo Alfonzo, R OBP: 0.327, SLG: 0.345 (1, 4)		1-2 1B	0-1 SAFE G5-4-3			0-2 1B		0-0 L4		2	1	1	0	0	0	2
Angel Chavez, R OBP: 0.222, SLG: 0.278 (5, 4)										2	0	1	0	0	0	0
Pedro Feliz, R OBP: 0.298, SLG: 0.427 (1, 5)		1-0 P6				2-0 1B		1-0 F9		4	0	1	0	0	0	1
Todd Linden, S OBP: 0.280, SLG: 0.339 (1, 9)		3-2 S 1B				2-2 G6-3				4	0	1	0	0	2	1
Mike Matheny, R OBP: 0.295, SLG: 0.407 (1, 2)		3-3 K				0-0 L7		0-0 13 BB 2B		4	0	2	0	0	1	1
18 Matt Cain, R OBP: 0.067, SLG: 0.133 (1, 1)		1-2 3-H						0-0 F7		2	0	0	0	0	1	1
Scott Eyre, L (7, 1)										0	0	0	0	0	0	0
J.T. Snow, L OBP: 0.342, SLG: 0.364 (7, PH)										2	0	0	0	0	0	2
										0	0	0	0	0	0	0
										2	0	0	0	0	0	2

Inning Stats	R: 1	H: 2	E: 0	K: 0	S: 10	H: 2	LOB: 0	BB: 0	P: 16	R: 1	H: 3	E: 0	K: 0	S: 9	H: 0	LOB: 0	BB: 0	P: 15	R: 0	H: 0	E: 0	K: 1	S: 7	R: 0	H: 1	E: 0	K: 1	S: 9	R: 0	H: 2	E: 0	K: 0	S: 9	R: 0	H: 1	E: 0	K: 0	S: 6	R: 0	H: 0	E: 0	K: 0	S: 3	R: 0	H: 2	E: 0	K: 1	S: 10	R: 0	H: 2	E: 0	K: 1	S: 10	1B: 7	2B: 6	3B: 0	HR: 2	SF: 0	SAC: 0	DP: 3	HBP: 0	WP: 0	PB: 0	SB: 2	CS: 0	PA: 38
--------------	------	------	------	------	-------	------	--------	-------	-------	------	------	------	------	------	------	--------	-------	-------	------	------	------	------	------	------	------	------	------	------	------	------	------	------	------	------	------	------	------	------	------	------	------	------	------	------	------	------	------	-------	------	------	------	------	-------	-------	-------	-------	-------	-------	--------	-------	--------	-------	-------	-------	-------	--------


PITCHER	IP	WLS	BF	H	R	ER	SO	BB	IBB	HBP	BLK	WP	HR	S	P	ERA	WHIP
Claudio Vargas, R ERA: 5.24 (1, 1)	6.0		25	10	3	3	3	0	0	0	0	0	2	59	91	4.50	1.667
Oscar Villarreal, R ERA: 5.27 (7, 1)	1.0	W	5	1	0	0	0	1	1	0	0	0	0	6	15	0.00	2.000
Tim Worrell, R ERA: 4.15 (8, 1)	1.2	H	7	2	0	0	1	0	0	0	0	0	0	12	20	0.00	1.200
Jose Valverde, R ERA: 2.48 (9, 1)	0.1	S	1	0	0	0	0	0	0	0	0	0	0	1	1	0.00	0.000

**BOTTOM**

Arizona Diamondbacks @ San Francisco Giants  
 SBC Park, San Francisco, CA  
 Fri Sep 30 2005, 10:15 PM EDT  
 Att. 38,893 - Partly Cloudy - 61 F

AB	36
R	3
H	13
RBI	2
BB	2
SO	4
LOB	17

livebaseballscorecards.com



Batter	1	2	3	4	5	6	7	8	9	10	11	AB R H RBI BB SO LOB	TOP																							
Craig Counsell, L (1, 4) OBP: 0.351, SLG: 0.376	1-1 G4-3 SF7 1B		2-2 G5-3		2-2 1B			3-3 K	1-0 L6			5 1 2 0 0 1 2																								
Luis Gonzalez, L (1, 7) OBP: 0.366, SLG: 0.459	1-2 G4-3 1-3		2-2 G4-3		1-1 G4-3			2-0 2B		2-1 F8		5 0 1 0 0 0 2																								
Chad Tracy, L (1, 9) OBP: 0.359, SLG: 0.553	4-2 BB		0-1 F9				3-2 F7	1-3 K		1-2 G5-4-3 1B		4 0 1 0 1 1 1																								
Tony Clark, S (1, 3) OBP: 0.366, SLG: 0.636	1-0 SF7 3-H			4-2 FC6-4 BB			1-3 K	4-0 BB		2-2 G5-4-3 1-2f		2 0 0 1 2 1 1																								
Troy Glaus, R (1, 5) OBP: 0.363, SLG: 0.524	1-1 F8			3-0 F7			1-1 L8	3-1 P3			0-0 F8	5 0 0 0 0 0 4																								
Shawn Green, L (1, 8) OBP: 0.357, SLG: 0.480		1-1 G5-3		2-0 FC6-4 1-2f			2-3 K		1-0 G4-3		4-1 2B BB	4 1 0 0 1 1 1																								
Royce Clayton, R (1, 6) OBP: 0.320, SLG: 0.351		2-2 G5-3 19 1B		0-0 G5-3			2-2 1B		1-1 34 1B		2-2 CS 1-H 2B	5 0 4 1 0 0 1																								
19 Chris Snyder, R (1, 2) Quinton McCracken, S (7, PH) Kelly Stinnett, R (7, 2) OBP: 0.297, SLG: 0.301 OBP: 0.309, SLG: 0.294 OBP: 0.317, SLG: 0.419		1-2 G5-3 1-3			2-2 G6-3		1-2 K		1-1 P4		2-3 K	2 0 0 0 0 0 1 1 0 0 0 0 1 1 2 0 0 0 0 1 2																								
Javier Vazquez, R (1, 1) 34 Conor Jackson, R (9, PH) Tim Worrell, R (9, 1) 28 Brandon Medders, R (10, 1) Jose Valverde, R (11, 1) OBP: 0.273, SLG: 0.302 OBP: 0.302, SLG: 0.305		0-1 L5			0-1 G5-3		0-1 G5-3		4-2 1-2 BB			3 0 0 0 0 0 2 0 0 0 0 1 0																								
<b>Inning Stats</b>	R: 1 E: 0 K: 0 S: 10	H: 1 LOB: 1 BB: 1 P: 18	R: 0 E: 0 K: 0 S: 10	H: 1 LOB: 1 BB: 0 P: 14	R: 0 E: 0 K: 0 S: 9	H: 0 LOB: 0 BB: 0 P: 13	R: 0 E: 0 K: 0 S: 5	H: 0 LOB: 1 BB: 1 P: 14	R: 0 E: 0 K: 1 S: 8	H: 0 LOB: 0 BB: 0 P: 13	R: 0 E: 0 K: 2 S: 9	H: 1 LOB: 2 BB: 1 P: 22	R: 0 E: 0 K: 0 S: 10	H: 1 LOB: 0 BB: 0 P: 15	R: 1 E: 0 K: 1 S: 10	H: 1 LOB: 0 BB: 1 P: 18	1B: 6 2B: 2 3B: 0 HR: 0	SF: 1 SAC: 0 DP: 1 HBP: 0	WP: 0 PB: 0 SB: 3 CS: 1	PA: 44																
<b>PITCHER</b>	IP WLS BF H R ER SO BB IBB HBP BLK WP HR S P ERA WHIP																																			
41 Brad Hennessey, R (1, 1) ERA: 4.64	7.0	27	4	1	1	3	2	0	0	0	0	0	0	64	104	1.29	0.857																			
Jack Taschner, L (8, 1) ERA: 1.59	1.2	9	2	0	0	2	2	0	0	0	0	0	0	16	36	0.00	2.400																			
Scott Eyre, L (9, 1) ERA: 2.63	1.1	4	1	0	0	0	0	0	0	0	0	0	0	11	17	0.00	0.750																			
Armando Benitez, R (11, 1) ERA: 4.5	1.0	L 4	1	1	1	1	1	0	0	0	0	0	0	10	18	9.00	2.000																			

Arizona Diamondbacks @ San Francisco Giants  
SBC Park, San Francisco, CA  
Sat Oct 01 2005, 4:05 PM EDT  
Att: 38,772 - Cloudy - 71 F

AB	38
R	2
H	8
RBI	2
BB	5
SO	6
LOB	18



Batter	1	2	3	4	5	6	7	8	9	10	11	AB R H RBI BB SO LOB	BOTTOM															
<b>2 Randy Winn, S</b> OBP: 0.359, SLG: 0.496 (1, 8)	1-1 G6-3		1-3 K		2-2 G4-3			1-2 SH1-3 2B		2-2 G4-3		5 0 1 0 0 1 1	<b>Arizona Diamondbacks @ San Francisco Giants</b> <b>SBC Park, San Francisco, CA</b> Sat Oct 01 2005, 4:05 PM EDT Att: 38,772 - Cloudy - 71 F															
<b>13 Omar Vizquel, S</b> OBP: 0.342, SLG: 0.352 (1, 6)	1-0 HR 1B		3-2 1-3 1B			4-1 1B BB		0-1 SH1-3 2-3		2-1 G4-3		3 0 2 0 1 0 0																
<b>Lance Niekro, R</b> OBP: 0.294, SLG: 0.462 (1, 3) <b>Julio Ramirez, R</b> OBP: 0.250, SLG: 0.250 (8, PR) <b>J.T. Snow, L</b> OBP: 0.342, SLG: 0.363 (9, 3)	1-2 HR		3-3 K			0-2 L8		4-2 BB			2-0 F8	3 1 1 1 1 1 3 0 0 0 0 0 0 0 1 0 0 0 0 0 0																
<b>Ray Durham, S</b> OBP: 0.358, SLG: 0.431 (1, 4)	1-0 F7				0-0 G6-3		1-1 1-2 1B	2-3 K			0-0 G4-3	5 0 1 0 0 1 2																
<b>Pedro Feliz, R</b> OBP: 0.297, SLG: 0.425 (1, 5)		2-3 K			2-1 BB 1B		2-1 F7	0-0 L4			0-0 F8	5 0 1 0 0 1 4																
<b>Todd Linden, S</b> OBP: 0.280, SLG: 0.333 (1, 7)		3-2 F7			4-0 G4-3 BB		0-0 G6-3			0-1 G4-3		3 0 0 0 1 0 2																
<b>Jason Ellison, R</b> OBP: 0.317, SLG: 0.362 (1, 9)		0-0 G5-3			2-2 G4-3		1-1 G6-3			1-0 G6-3		4 0 0 0 0 0 2																
<b>Yamid Haad, R</b> OBP: 0.156, SLG: 0.107 (1, 2) <b>Mike Matheny, R</b> OBP: 0.295, SLG: 0.406 (9, PH) (10, 2)			0-0 G6-3			0-2 G1-3		0-1 G6-3		2-2 P5		3 0 0 0 0 0 0 1 0 0 0 0 0 0																
<b>41 Brad Hennessey, R</b> OBP: 0.231, SLG: 0.416 (7, PH) <b>40 Daniel O'Rourke, S</b> OBP: 0.227, SLG: 0.105 Jack Taschner, L (8, 1) Scott Eyre, L (9, 1) Moises Alou, R OBP: 0.385, SLG: 0.599 (10, PH) Armando Benitez, R (11, 1)			0-2 13 1B			0-2 G5-3		1-0 F7			0-2 P4	2 0 1 0 0 0 0 1 0 1 0 0 0 0 0 0 0 0 0 0 0 0 0																
<b>Inning Stats</b>	R: 1 E: 0 K: 0 S: 7	H: 2 LOB: 0 BB: 0 P: 11	R: 0 E: 0 K: 1 S: 8	H: 0 LOB: 0 BB: 0 P: 13	R: 0 E: 0 K: 2 S: 16	H: 2 LOB: 2 BB: 0 P: 23	R: 0 E: 0 K: 0 S: 7	H: 1 LOB: 1 BB: 1 P: 15	R: 0 E: 0 K: 0 S: 11	H: 0 LOB: 0 BB: 0 P: 13	R: 0 E: 0 K: 0 S: 9	H: 1 LOB: 2 BB: 1 P: 16		R: 0 E: 0 K: 1 S: 12	H: 1 LOB: 2 BB: 1 P: 19	R: 0 E: 0 K: 0 S: 8	H: 0 LOB: 0 BB: 0 P: 11	R: 0 E: 0 K: 0 S: 12	H: 0 LOB: 0 BB: 0 P: 16	R: 0 E: 0 K: 0 S: 3	H: 0 LOB: 0 BB: 0 P: 5	1B: 5 2B: 1 3B: 0 HR: 1	SF: 0 SAC: 1 DP: 1 HBP: 0	WP: 0 PB: 0 SB: 0 CS: 0	PA: 41			
<b>PITCHER</b>	IP WLS BF H R ER SO BB IBB HBP BLK WP HR S P ERA WHIP																											
<b>Javier Vazquez, R</b> ERA: 4.42 (1, 1)	8.0	32	7	1	1	4	3	0	0	0	0	0	1	75	117	1.12	1.250											
<b>Tim Worrell, R</b> ERA: 4.07 (9, 1)	1.0	3	0	0	0	0	0	0	0	0	0	0	0	8	11	0.00	0.000											
<b>28 Brandon Medders, R</b> ERA: 1.78 (10, 1)	1.0	W 3	0	0	0	0	0	0	0	0	0	0	0	12	16	0.00	0.000											
<b>Jose Valverde, R</b> ERA: 2.44 (11, 1)	1.0	S 3	0	0	0	0	0	0	0	0	0	0	0	3	5	0.00	0.000											

livebaseballscorecards.com

<b>AB</b>	37
<b>R</b>	1
<b>H</b>	7
<b>RBI</b>	1
<b>BB</b>	3
<b>SO</b>	4
<b>LOB</b>	14



Batter	1	2	3	4	5	6	7	8	9	AB R H RBI BB SO LOB	TOP
<b>Quinton McCracken, S</b> (1, 7) <small>OBP: 0.313, SLG: 0.298</small>	1-2 		0-0 			1-1 		2-2 		4 0 2 0 0 1 0	<b>Arizona Diamondbacks @ San Francisco Giants</b> <b>SBC Park, San Francisco, CA</b> Sun Oct.02 2005, 4:05 PM EDT Att. 40,239 - Sunny - 64 F
<b>Andy Green, R</b> (1, 4) <small>OBP: 0.359, SLG: 0.258</small>	2-3 		3-2 			1-2 		3-2 		4 0 0 0 0 1 3	
<b>Chad Tracy, L</b> (1, 9) <small>OBP: 0.359, SLG: 0.553</small>	1-0 					2-2 		0-0 		4 1 1 0 0 0 1	
<b>Troy Glaus, R</b> (1, 5) <small>OBP: 0.363, SLG: 0.522</small>		2-3 				1-0 			0-1 	4 0 1 1 0 1 0	
<b>Shawn Green, L</b> (1, 8) <small>OBP: 0.355, SLG: 0.477</small>		0-2 				0-2 			0-1 	4 0 0 0 0 0 1	
<b>Alex Cintron, S</b> (1, 6) <small>OBP: 0.298, SLG: 0.415</small>		3-2 							2-2 	4 0 0 0 0 0 0	
<b>34 Conor Jackson, R</b> (1, 3) <small>OBP: 0.303, SLG: 0.306</small>			0-1 			1-2 				3 0 1 0 0 0 0	
<b>Koyie Hill, S</b> (1, 2) <small>OBP: 0.308, SLG: 0.282</small>			0-0 			0-2 				3 0 0 0 0 0 1	
<b>17 Brandon Webb, R</b> (1, 1) <small>OBP: 0.111, SLG: 0.097</small> <b>Craig Counsell, L</b> (8, PH) <small>OBP: 0.350, SLG: 0.375</small> <b>Greg Aquino, R</b> (8, 1)			0-1 			2-3 		2-2 		2 0 1 0 0 1 1 1 0 0 0 0 0 0 0 0 0 0 0 0 0	
<b>Inning Stats</b>	R: 0 H: 0 E: 0 LOB: 0 K: 2 BB: 0 S: 7 P: 11	R: 0 H: 0 E: 0 LOB: 0 K: 1 BB: 0 S: 10 P: 15	R: 0 H: 2 E: 0 LOB: 2 K: 0 BB: 0 S: 9 P: 12	R: 0 H: 0 E: 0 LOB: 0 K: 0 BB: 0 S: 7 P: 9	R: 0 H: 1 E: 0 LOB: 1 K: 1 BB: 0 S: 10 P: 13	R: 1 H: 2 E: 0 LOB: 1 K: 0 BB: 0 S: 11 P: 17	R: 0 H: 0 E: 0 LOB: 0 K: 0 BB: 0 S: 4 P: 6	R: 0 H: 1 E: 0 LOB: 1 K: 0 BB: 0 S: 16 P: 23	R: 0 H: 0 E: 0 LOB: 0 K: 0 BB: 0 S: 7 P: 9	1B: 5 SF: 0 2B: 1 SAC: 0 3B: 0 DP: 0 HR: 0 HBP: 0	WP: 0 PA: 33 PB: 0 SB: 0 CS: 0
<b>PITCHER</b> <b>Brett Tomko, R</b> (1, 1) <small>ERA: 4.48</small>	IP WLS BF H R ER SO BB IBB HBP BLK WP HR S P ERA WHIP 9.0 W 33 6 1 1 4 0 0 0 0 0 0 0 81 115 1.00 0.667										

livebaseballscorecards.com

<b>AB</b>	<b>33</b>
<b>R</b>	<b>1</b>
<b>H</b>	<b>6</b>
<b>RBI</b>	<b>1</b>
<b>BB</b>	<b>0</b>
<b>SO</b>	<b>4</b>
<b>LOB</b>	<b>7</b>



Batter	1	2	3	4	5	6	7	8	9	AB	R	H	RBI	BB	SO	LOB
13 Omar Vizquel, S OBP: 0.341, SLG: 0.350 (1, 6)	0-1 G4-3		1-0 SH5-3		1-3 K		0-0 F9			3	0	0	0	0	1	0
J.T. Snow, L OBP: 0.343, SLG: 0.365 (1, 3)	2-2 1B		1-2 P6		0-2 1B		0-1 E1 2B 1B			1	0	1	0	0	0	0
Lance Niekro, R OBP: 0.295, SLG: 0.460 (1, PR)										3	1	1	0	0	0	1
(2, 3)																
2 Randy Winn, S OBP: 0.360, SLG: 0.499 (1, 8)	0-2 F8		0-2 3B		0-0 F7		0-1 1B 1B			4	0	2	1	0	0	2
Julio Ramirez, R OBP: 0.250, SLG: 0.250 (7, PR)			2-H				1-2 1B			0	0	0	0	0	0	0
(8, 8)																
Ray Durham, S OBP: 0.356, SLG: 0.429 (1, 4)	0-0 F7		1-0 G1-3		2-3 K		3-2 1B			3	0	0	0	0	1	2
Angel Chavez, R OBP: 0.263, SLG: 0.316 (7, 4)							1-3 2-H 1B			1	0	1	1	0	0	0
(7, 4)																
Moises Alou, R OBP: 0.400, SLG: 0.518 (1, 7)		0-0 HR		1-1 G6-3		0-0 40 BB 1B		1-1 G5-3		3	1	2	1	0	0	0
Jason Ellison, R OBP: 0.316, SLG: 0.361 (6, PR)										1	0	0	0	0	0	2
(7, 7)																
Pedro Feliz, R OBP: 0.295, SLG: 0.422 (1, 5)	0-1 G5-3		0-1 P3		1 SAFE 2-3 K		2-0 P4			4	0	0	0	0	1	1
(1, 5)																
40 Daniel Ortmeier, S OBP: 0.269, SLG: 0.136 (1, 9)	1-2 G4-3		0-0 60 S 1B		4-0 BB		0-0 G3			3	0	1	0	1	0	0
(1, 9)																
60 Justin Knoedler, R OBP: 0.182, SLG: 0.100 (1, 2)	1-1 G5-3		1-0 G5-3		0-0 G6-3		1-2 K			4	0	0	0	0	1	3
(1, 2)																
Brett Tomko, R OBP: 0.193, SLG: 0.182 (1, 1)		0-1 13 SH5-3 2 3B 1B		0-3 K		2-3 K				3	1	1	0	0	2	0
(1, 1)																

Inning Stats	R: 0	H: 1	E: 0	LOB: 1	K: 0	BB: 0	S: 9	R: 1	H: 1	E: 0	LOB: 0	K: 0	BB: 0	S: 8	R: 1	H: 2	E: 0	LOB: 1	K: 0	BB: 0	S: 12	R: 0	H: 1	E: 0	LOB: 1	K: 0	BB: 0	S: 6	R: 0	H: 1	E: 0	LOB: 2	K: 2	BB: 1	S: 10	R: 1	H: 2	E: 1	LOB: 2	K: 1	BB: 0	S: 15	R: 0	H: 0	E: 0	LOB: 0	K: 1	BB: 0	S: 5	1B: 7	SF: 0	2B: 0	SAC: 1	3B: 1	DP: 0	HR: 1	HBP: 0	WP: 0	PA: 35
PITCHER	IP	WLS	BF	H	R	ER	SO	BB	IBB	HBP	BLK	WP	HR	S	P	ERA	WHIP																			ERA	WHIP																						
17 Brandon Webb, R ERA: 3.54 (1, 1)	7.0	L	32	9	3	2	5	1	0	0	0	0	0	70	93	2.57	1.429																																										
Greg Aquino, R ERA: 7.76 (8, 1)	1.0		3	0	0	0	1	0	0	0	0	0	0	5	8	0.00	0.000																																										

**BOTTOM**

Arizona Diamondbacks @ San Francisco Giants  
 SBC Park, San Francisco, CA  
 Sun Oct 02 2005, 4:05 PM EDT  
 Att: 40,239 - Sunny - 64 F

livebaseballscorecards.com

AB	33
R	3
H	9
RBI	3
BB	1
SO	6
LOB	11

