

# Arizona Diamondbacks - 2006

Batter	1	2	3	4	5	6	7	8	9	AB	R	H	RBI	BB	SO	LOB	TOP							
22 Eric Byrnes, R (1,8) 61 Marland Williams, R (5,8)										2	1	1	0	1	1	0								
1 Orlando Hudson, S (1,4) Andy Green, R (5,4)										2	1	0	0	1	0	1								
Chad Tracy, L (1,5) 67 Brian Barden, R (5,PR) (5,5)										2	0	2	1	1	0	0								
Luis Gonzalez, L (1,7) Scott Hairston, R (5,7)										2	0	0	0	1	0	2								
Tony Clark, S (1,10) 68 Justin Upton, R (6,PH) (6,10) 30 Jeff DaVanon, S (9,PH) (9,10)										1	0	0	1	1	0	0								
Shawn Green, L (1,9) Luis Terrero, R (4,9)										2	0	0	0	0	0	3								
34 Conor Jackson, R (1,3) Damion Easley, R (6,3) 64 Matt Morgan, R (8,3)										3	0	0	0	0	0	1								
Johnny Estrada, S (1,2) 19 Chris Snyder, R (5,2) Chris Carter, L (9,PH) (9,2) Koyie Hill, S (9,2)										2	0	0	0	0	0	0								
6 Stephen Drew, L (1,6) 11 Jerry Gil, R (5,6)										2	0	0	0	0	0	0								
<b>Inning Stats</b>	R: 0 E: 1 K: 1 S: 6	H: 1 LOB: 1 BB: 0 P: 6	R: 0 E: 0 K: 0 S: 3	H: 0 LOB: 0 BB: 0 P: 3	R: 2 E: 0 K: 0 S: 5	H: 2 LOB: 3 BB: 3 P: 17	R: 0 E: 0 K: 0 S: 3	H: 0 LOB: 0 BB: 0 P: 3	R: 0 E: 0 K: 1 S: 2	H: 0 LOB: 1 BB: 0 P: 10	R: 0 E: 0 K: 1 S: 6	H: 1 LOB: 2 BB: 0 P: 6	R: 3 E: 1 K: 2 S: 9	H: 1 LOB: 2 BB: 3 P: 21	R: 0 E: 0 K: 0 S: 3	H: 1 LOB: 1 BB: 1 P: 7	R: 4 E: 0 K: 1 S: 9	H: 4 LOB: 1 BB: 1 P: 13	1B: 7 2B: 2 3B: 1 HR: 0	SF: 1 SAC: 0 DP: 1 HBP: 0	WP: 0 PB: 0 SB: 1 CS: 1	PA: 46		
<b>PITCHER</b>	IP WLS BF H R ER SO BB IBB HBP BLK WP HR S P ERA WHIP	IP WLS BF H R ER SO BB IBB HBP BLK WP HR S P ERA WHIP	IP WLS BF H R ER SO BB IBB HBP BLK WP HR S P ERA WHIP	IP WLS BF H R ER SO BB IBB HBP BLK WP HR S P ERA WHIP	IP WLS BF H R ER SO BB IBB HBP BLK WP HR S P ERA WHIP	IP WLS BF H R ER SO BB IBB HBP BLK WP HR S P ERA WHIP	IP WLS BF H R ER SO BB IBB HBP BLK WP HR S P ERA WHIP	IP WLS BF H R ER SO BB IBB HBP BLK WP HR S P ERA WHIP	IP WLS BF H R ER SO BB IBB HBP BLK WP HR S P ERA WHIP	IP WLS BF H R ER SO BB IBB HBP BLK WP HR S P ERA WHIP	IP WLS BF H R ER SO BB IBB HBP BLK WP HR S P ERA WHIP	IP WLS BF H R ER SO BB IBB HBP BLK WP HR S P ERA WHIP	IP WLS BF H R ER SO BB IBB HBP BLK WP HR S P ERA WHIP	IP WLS BF H R ER SO BB IBB HBP BLK WP HR S P ERA WHIP	IP WLS BF H R ER SO BB IBB HBP BLK WP HR S P ERA WHIP	IP WLS BF H R ER SO BB IBB HBP BLK WP HR S P ERA WHIP	IP WLS BF H R ER SO BB IBB HBP BLK WP HR S P ERA WHIP	IP WLS BF H R ER SO BB IBB HBP BLK WP HR S P ERA WHIP	IP WLS BF H R ER SO BB IBB HBP BLK WP HR S P ERA WHIP	IP WLS BF H R ER SO BB IBB HBP BLK WP HR S P ERA WHIP	IP WLS BF H R ER SO BB IBB HBP BLK WP HR S P ERA WHIP	IP WLS BF H R ER SO BB IBB HBP BLK WP HR S P ERA WHIP	IP WLS BF H R ER SO BB IBB HBP BLK WP HR S P ERA WHIP	IP WLS BF H R ER SO BB IBB HBP BLK WP HR S P ERA WHIP

**Arizona Diamondbacks @ Chicago White Sox**  
Tucson Electric Park, Tucson, AZ

Thu Mar 02 2006, 3:05 PM EST  
Att: 3,739 - Sunny - 75 F

<b>AB</b> 35	<b>WP</b> 0
<b>R</b> 9	<b>PB</b> 0
<b>H</b> 10	<b>SB</b> 0
<b>RBI</b> 8	<b>CS</b> 1
<b>BB</b> 10	<b>PA</b> 46
<b>SO</b> 5	
<b>LOB</b> 17	

Batter	1	2	3	4	5	6	7	8	9	AB	R	H	RBI	BB	SO	LOB	BOTTOM						
31 Ryan Sweeney, L (1,7)										4	1	2	0	1	0	1							
38 Pablo Ozuna, R (1,4) 64 Tim Hummel, R (8,PH) (9,4)										2	0	1	0	0	0	0							
25 Jim Thome, L (1,10) David Cook, R (5,PH) (6,10) Francisco Hernandez, S (9,PH)										2	0	0	0	0	0	1							
14 Paul Konerko, R (1,3) Casey Rogowski, L (6,PH) (7,3)										2	0	0	0	0	0	0							
Joe Borchard, S (1,9)										4	0	0	0	0	2	2							
27 Josh Fields, R (1,5) 93 Micah Schnurstein, R (8,PH) (9,5)										3	1	2	1	0	1	0							
32 Brian Anderson, R (1,8) Sean Smith, R (5,8)										2	0	0	0	0	1	1							
60 Jorge Velandia, R (1,6) 74 Gustavo Molina, R (1,2) 76 Donny Lucy, R (6,2) Christian Acosta, R (9,PH)										3	0	1	0	1	0	0							
<b>Inning Stats</b>	R: 1 E: 0 K: 0 S: 4	H: 1 LOB: 2 BB: 0 P: 5	R: 0 E: 0 K: 2 S: 8	H: 1 LOB: 1 BB: 1 P: 12	R: 0 E: 0 K: 0 S: 3	H: 0 LOB: 0 BB: 0 P: 3	R: 1 E: 0 K: 0 S: 4	H: 1 LOB: 0 BB: 0 P: 4	R: 0 E: 0 K: 1 S: 5	H: 2 LOB: 2 BB: 0 P: 5	R: 0 E: 0 K: 1 S: 5	H: 0 LOB: 1 BB: 0 P: 5	R: 0 E: 0 K: 0 S: 4	H: 1 LOB: 1 BB: 0 P: 4	R: 0 E: 1 K: 1 S: 6	H: 0 LOB: 2 BB: 2 P: 14	R: 0 E: 1 K: 1 S: 7	H: 1 LOB: 3 BB: 1 P: 11	1B: 4 2B: 2 3B: 0 HR: 1	SF: 0 SAC: 1 DP: 0 HBP: 0	WP: 1 PB: 0 SB: 0 CS: 0	PA: 40	
<b>PITCHER</b>	IP WLS BF H R ER SO BB IBB HBP BLK WP HR S P ERA WHIP	IP WLS BF H R ER SO BB IBB HBP BLK WP HR S P ERA WHIP	IP WLS BF H R ER SO BB IBB HBP BLK WP HR S P ERA WHIP	IP WLS BF H R ER SO BB IBB HBP BLK WP HR S P ERA WHIP	IP WLS BF H R ER SO BB IBB HBP BLK WP HR S P ERA WHIP	IP WLS BF H R ER SO BB IBB HBP BLK WP HR S P ERA WHIP	IP WLS BF H R ER SO BB IBB HBP BLK WP HR S P ERA WHIP	IP WLS BF H R ER SO BB IBB HBP BLK WP HR S P ERA WHIP	IP WLS BF H R ER SO BB IBB HBP BLK WP HR S P ERA WHIP	IP WLS BF H R ER SO BB IBB HBP BLK WP HR S P ERA WHIP	IP WLS BF H R ER SO BB IBB HBP BLK WP HR S P ERA WHIP	IP WLS BF H R ER SO BB IBB HBP BLK WP HR S P ERA WHIP	IP WLS BF H R ER SO BB IBB HBP BLK WP HR S P ERA WHIP	IP WLS BF H R ER SO BB IBB HBP BLK WP HR S P ERA WHIP	IP WLS BF H R ER SO BB IBB HBP BLK WP HR S P ERA WHIP	IP WLS BF H R ER SO BB IBB HBP BLK WP HR S P ERA WHIP	IP WLS BF H R ER SO BB IBB HBP BLK WP HR S P ERA WHIP	IP WLS BF H R ER SO BB IBB HBP BLK WP HR S P ERA WHIP	IP WLS BF H R ER SO BB IBB HBP BLK WP HR S P ERA WHIP	IP WLS BF H R ER SO BB IBB HBP BLK WP HR S P ERA WHIP	IP WLS BF H R ER SO BB IBB HBP BLK WP HR S P ERA WHIP	IP WLS BF H R ER SO BB IBB HBP BLK WP HR S P ERA WHIP	IP WLS BF H R ER SO BB IBB HBP BLK WP HR S P ERA WHIP


**Arizona Diamondbacks @ Chicago White Sox**  
Tucson Electric Park, Tucson, AZ


Thu Mar 02 2006, 3:05 PM EST  
Att: 3,739 - Sunny - 75 F

<b>AB</b> 35	<b>WP</b> 1
<b>R</b> 2	<b>PB</b> 0
<b>H</b> 7	<b>SB</b> 0
<b>RBI</b> 1	<b>CS</b> 0
<b>BB</b> 4	<b>PA</b> 40
<b>SO</b> 5	
<b>LOB</b> 19	



Batter	1	2	3	4	5	6	7	8	9	AB	R	H	RBI	BB	SO	LOB	TOP																				
13 Alberto Callaspo, S OBP: 0.167, SLG: 0.167 11 Jerry Gil, R OBP: 0.625, SLG: 0.750	F7	G4-3		SH1-3		FC3	FC6-4	BB		4	1	0	1	0	0	2	<b>Arizona Diamondbacks @ Chicago White Sox</b> Tucson Electric Park, Tucson, AZ Sat Mar 04 2006, 2:05 PM EST Att: 9,966 - Cloudy - 66 F <a href="http://livebaseballscorecards.com">livebaseballscorecards.com</a>																				
1 Orlando Hudson, S OBP: 0.333, SLG: 0.400 Adam Haley, L OBP: 0.500, SLG: 0.333	E4		2B	K		F9	1B	BB	G3	3	1	1	0	0	1	3																					
Luis Gonzalez, L OBP: 0.500, SLG: 0.600 Scott Hairston, R OBP: 0.429, SLG: 0.333	BB		G4-3	G3-1		E9	1B	BB		3	1	2	1	0	0	1																					
Tony Clark, S 66 Jarred Ball, S OBP: 0.500, SLG: 0.500	F4		F8			G3	1B	BB		3	0	0	0	0	3	2																					
Shawn Green, L OBP: 0.429, SLG: 0.500 67 Brian Barden, R OBP: 0.286, SLG: 0.286 Jesus Cota, L			G4-3			1B	1B			2	0	1	0	1	0	1																					
Johnny Estrada, S OBP: 0.200, SLG: 0.200 19 Chris Snyder, R OBP: 0.667, SLG: 2.000	G1-3		E6			1B				3	0	1	0	0	0	3																					
26 Miguel Montero, L			3H			1B				2	1	2	3	0	0	0																					
Damion Easley, R OBP: 0.500, SLG: 0.500 64 Matt Morgan, R OBP: 0.500, SLG: 0.500		G6-3	1B			G6-3		BB	F8	3	0	2	0	0	0	2																					
Luis Tterro, R OBP: 0.625, SLG: 1.000 61 Marland Williams, R			1B					BB	K	3	1	1	0	1	0	4																					
6B Justin Upton, R OBP: 0.625, SLG: 1.167 Chris Carter, L OBP: 0.250, SLG: 1.000	G6-3			SH1-3		K		BB	HR	3	1	1	0	2	1	3																					
	R: 0 E: 1 K: 0 S: 5	H: 1 LOB: 3 BB: 1 P: 9	R: 0 E: 0 K: 0 S: 3	H: 1 LOB: 1 BB: 1 P: 7	R: 2 E: 1 K: 0 S: 7	H: 3 LOB: 2 BB: 0 P: 7	R: 0 E: 0 K: 1 S: 6	H: 1 LOB: 1 BB: 0 P: 6	R: 0 E: 0 K: 0 S: 4	H: 2 LOB: 1 BB: 0 P: 4	R: 5 E: 1 K: 1 S: 11	H: 4 LOB: 2 BB: 1 P: 15	R: 1 E: 0 K: 0 S: 5	H: 2 LOB: 2 BB: 1 P: 10	R: 4 E: 0 K: 1 S: 7	H: 2 LOB: 3 BB: 2 P: 4		R: 1 E: 0 K: 1 S: 7	H: 2 LOB: 1 BB: 0 P: 7	1B: 11 2B: 4 3B: 1 HR: 2	SF: 0 SAC: 1 DP: 2 HBP: 1	WP: 2 PB: 0 SB: 0 CS: 0	PA: 56														
PITCHER	IP	WLS	BF	H	R	ER	SO	BB	IBB	HBP	BLK	WP	HR	S	P	ERA		WHIP	PITCHER		IP	WLS	BF	H	R	ER	SO	BB	IBB	HBP	BLK	WP	HR	S	P	ERA	WHIP
Brandon McCarthy, R ERA: 3.38 51 Tim Redding, R ERA: 3.0 40 Charlie Haeger, R ERA: 4.5 Rusty Tucker, L ERA: 4.5 58 Chad Bantz, L ERA: 27.6	2.2	L	15	4	2	1	0	2	0	0	0	0	0	13	21	3.38	2.250	Jeff Bajenaru, R ERA: 16.88		1.2		8	2	1	1	2	1	0	0	0	0	1	11	15	5.40	1.800	
Batter	1	2	3	4	5	6	7	8	9	AB	R	H	RBI	BB	SO	LOB	BOTTOM																				
22 Scott Podsednik, L OBP: 0.167, SLG: 0.167 Joe Borchard, S OBP: 0.250, SLG: 0.250	G3-1		G4-6-3			F7		1B		3	0	0	0	0	0	1	<b>Arizona Diamondbacks @ Chicago White Sox</b> Tucson Electric Park, Tucson, AZ Sat Mar 04 2006, 2:05 PM EST Att: 9,966 - Cloudy - 66 F <a href="http://livebaseballscorecards.com">livebaseballscorecards.com</a>																				
32 Brian Anderson, R OBP: 0.125, SLG: 0.250 66 Darren Blakely, S OBP: 0.400, SLG: 0.250	P2			K				F8	F4	3	0	1	0	0	1	0																					
25 Jim Thome, L OBP: 0.125, SLG: 0.125 77 Robert Valido, R OBP: 0.200, SLG: 0.250 7 Jerry Owens, L OBP: 0.375, SLG: 0.500	F8			F7		F7		BB		4	0	1	0	0	0	1																					
14 Paul Konerko, R OBP: 0.250, SLG: 0.250 Casey Rogowski, L OBP: 0.250, SLG: 0.143				1B				1B	G6-3	3	0	2	0	0	0	1																					
12 AJ Pierzynski, L OBP: 0.200, SLG: 0.200 39 Chris Stewart, R OBP: 0.200, SLG: 0.200	F7			1B				1B		2	0	1	0	0	0	1																					
Tadahito Iguchi, R 64 Tim Hummel, R OBP: 0.333, SLG: 0.200	FC5-4			K				BB		3	0	0	0	0	1	4																					
Rob Mackowiak, L OBP: 0.429, SLG: 0.571 26 Ben Grieve, L OBP: 0.143, SLG: 0.143	P5					G6-3				2	0	0	0	0	0	1																					
24 Joe Crede, R OBP: 0.167, SLG: 0.167 70 Andy González, R OBP: 0.333, SLG: 0.333						K				2	0	1	0	0	1	0																					
38 Pablo Ozuna, R OBP: 0.250, SLG: 0.250 60 Jorge Velandia, R OBP: 0.500, SLG: 0.500	F9					F9		BB		2	0	0	0	0	0	1																					
	R: 0 E: 0 K: 0 S: 3	H: 0 LOB: 0 BB: 0 P: 3	R: 0 E: 0 K: 0 S: 3	H: 1 LOB: 1 BB: 0 P: 4	R: 0 E: 0 K: 0 S: 3	H: 1 LOB: 0 BB: 0 P: 3	R: 0 E: 0 K: 2 S: 9	H: 2 LOB: 2 BB: 0 P: 9	R: 0 E: 0 K: 1 S: 5	H: 0 LOB: 0 BB: 0 P: 5	R: 0 E: 0 K: 0 S: 4	H: 1 LOB: 1 BB: 0 P: 4	R: 0 E: 0 K: 0 S: 4	H: 1 LOB: 1 BB: 0 P: 4	R: 2 E: 0 K: 1 S: 8	H: 3 LOB: 3 BB: 2 P: 16		R: 0 E: 0 K: 1 S: 7	H: 2 LOB: 3 BB: 1 P: 11	1B: 10 2B: 1 3B: 0 HR: 0	SF: 0 SAC: 0 DP: 1 HBP: 0	WP: 0 PB: 0 SB: 0 CS: 0	PA: 40														
PITCHER	IP	WLS	BF	H	R	ER	SO	BB	IBB	HBP	BLK	WP	HR	S	P	ERA		WHIP	PITCHER		IP	WLS	BF	H	R	ER	SO	BB	IBB	HBP	BLK	WP	HR	S	P	ERA	WHIP
Orilando Hernandez, R ERA: 1.0 Terry Mulholland, L ERA: 1.0 Brandon Lyon, R ERA: 1.0 39 Neal Musser, L ERA: 1.0 Enrique Gonzalez, R ERA: 10.8	2.0	W	7	3	0	0	2	0	0	0	0	0	0	12	12	0.00		1.500	Chris Kinsey, R ERA: 1.0		0.1		2	0	0	0	0	1	0	0	0	0	1	5	0.00	3.000	

Batter	1	2	3	4	5	6	7	8	9	AB R H RBI BB SO LOB	TOP																								
											<p style="text-align: center;"><b>Mexico @ Arizona Diamondbacks</b> Tucson Electric Park, Tucson, AZ Sat Mar 04 2006, 7:35 PM EST</p> <p style="text-align: right;"><a href="http://livebaseballscorecards.com">livebaseballscorecards.com</a></p> <p><b>AB 0</b> <b>R 0</b> <b>H 0</b> <b>RBI 0</b> <b>BB 0</b> <b>SO 0</b> <b>LOB 0</b></p> 																								
<b>Inning Stats</b>										1B: 0 SF: 0 WP: 0 PA: 0 2B: 0 SAC: 0 FB: 0 3B: 0 DP: 0 SB: 0 HR: 0 HBP: 0 CS: 0																									
PITCHER	IP	WLS	BF	H	R	ER	SO	BB	IBB	HBP	BLK	WP	HR	S	P	ERA	WHIP	PITCHER	IP	WLS	BF	H	R	ER	SO	BB	IBB	HBP	BLK	WP	HR	S	P	ERA	WHIP

Batter	1	2	3	4	5	6	7	8	9	AB R H RBI BB SO LOB	BOTTOM																								
											<p style="text-align: center;"><b>Mexico @ Arizona Diamondbacks</b> Tucson Electric Park, Tucson, AZ Sat Mar 04 2006, 7:35 PM EST</p> <p style="text-align: right;"><a href="http://livebaseballscorecards.com">livebaseballscorecards.com</a></p> <p><b>AB 0</b> <b>R 0</b> <b>H 0</b> <b>RBI 0</b> <b>BB 0</b> <b>SO 0</b> <b>LOB 0</b></p> 																								
<b>Inning Stats</b>										1B: 0 SF: 0 WP: 0 PA: 0 2B: 0 SAC: 0 FB: 0 3B: 0 DP: 0 SB: 0 HR: 0 HBP: 0 CS: 0																									
PITCHER	IP	WLS	BF	H	R	ER	SO	BB	IBB	HBP	BLK	WP	HR	S	P	ERA	WHIP	PITCHER	IP	WLS	BF	H	R	ER	SO	BB	IBB	HBP	BLK	WP	HR	S	P	ERA	WHIP





Batter	1	2	3	4	5	6	7	8	9	AB	R	H	RBI	BB	SO	LOB	TOP							
<b>7 Carlos Quentin, R</b> OBP: 0.500, SLG: 0.545 (1, 8)	F7			K			E			4	1	2	0	1	1	0	Arizona Diamondbacks @ Los Angeles Angels Tempe Diablo Stadium, Tempe, AZ Tue Mar 07 2006, 3:05 PM EST Att. 5,118 - Partly Cloudy - 73 F							
<b>61 Marland Williams, R</b> (7, 7)			1 HR		2B		BB	BB		0	0	0	0	1	0									
<b>1 Orlando Hudson, S</b> OBP: 0.462, SLG: 0.833 <b>Andy Green, R</b> OBP: 0.500, SLG: 0.800 (1, 4) (5, 5)	P6				F7		E6	FC6-4		4	1	2	3	0	0	2								
<b>Chad Tracy, L</b> OBP: 0.636, SLG: 0.700 <b>66 Jarred Ball, S</b> OBP: 0.444, SLG: 0.286 (1, 5) (5, 7) (7, 9)			HR				BB			4	1	2	3	0	0	2								
<b>Luis Gonzalez, L</b> OBP: 0.500, SLG: 0.636 <b>67 Brian Barden, R</b> OBP: 0.429, SLG: 0.687 (1, 7) (5, 6)	G6-3				P4		G1	F8		3	1	1	0	0	0	2								
<b>Tony Clark, S</b> OBP: 0.417, SLG: 0.700 <b>Scott Hairston, R</b> OBP: 0.417, SLG: 0.444 (6, PH) (6, 10) (9, PH) (9, 10)								F7		3	1	1	1	0	1	1								
<b>Chris Carter, L</b> OBP: 0.500, SLG: 1.286 (9, PH) (9, 10)										0	0	0	0	1	0	0								
<b>Shawn Green, L</b> OBP: 0.385, SLG: 0.750 <b>30 Jeff DaVanon, S</b> OBP: 0.615, SLG: 0.800 (1, 9) (5, 9) (6, 8)	G3							G4-3		3	1	2	2	0	0	0								
<b>34 Conor Jackson, R</b> <b>64 Matt Morgan, R</b> OBP: 0.500, SLG: 0.500 (1, 3) (6, 3)										3	1	1	0	1	0	3								
<b>Johnny Estrada, S</b> OBP: 0.455, SLG: 0.400 <b>19 Chris Snyder, R</b> OBP: 0.500, SLG: 1.400 <b>26 Miguel Montero, L</b> (1, 2) (5, 2) (8, 2)	FC6									3	0	2	2	0	0	1								
<b>Damion Easley, R</b> OBP: 0.300, SLG: 0.300 <b>13 Alberto Callaspo, S</b> OBP: 0.355, SLG: 0.417 (1, 6) (5, 4)										2	1	2	1	0	0	0								
<b>Inning Stats</b>	R: 0 E: 0 K: 0 S: 4	H: 1 LOB: 1 BB: 0 P: 4	R: 0 E: 0 K: 1 S: 5	H: 0 LOB: 1 BB: 1 P: 9	R: 6 E: 0 K: 1 S: 12	H: 7 LOB: 1 BB: 0 P: 12	R: 0 E: 0 K: 1 S: 6	H: 1 LOB: 1 BB: 0 P: 6	R: 2 E: 0 K: 1 S: 9	H: 4 LOB: 2 BB: 0 P: 9	R: 0 E: 0 K: 1 S: 5	H: 0 LOB: 2 BB: 2 P: 13	R: 2 E: 1 K: 0 S: 5	H: 3 LOB: 2 BB: 1 P: 9	R: 1 E: 0 K: 0 S: 6	H: 3 LOB: 3 BB: 1 P: 10	R: 1 E: 0 K: 1 S: 6	H: 1 LOB: 2 BB: 2 P: 14	1B: 12 2B: 5 3B: 0 HR: 3	SF: 0 SAC: 0 DP: 1 HBP: 0	WP: 0 PB: 0 SB: 0 CS: 0	PA: 53		
<b>PITCHER</b>	IP WLS BF	H R ER SO	BB IBB HBP BLK	WP HR S P	ERA WHIP	<b>PITCHER</b>						IP WLS BF	H R ER SO	BB IBB HBP BLK	WP HR S P	ERA WHIP								
<b>Steven Shell, R</b> ERA: 18.0 (1, 1)	3.0	18	8	6	6	2	1	0	0	0	0	0	0	0	15	25	18.00	3.000						
<b>Jered Weaver, R</b> ERA: 4.91 (4, 1)	2.0	11	5	2	2	2	0	0	0	0	1	1	5	15	9.00	2.500								
<b>38 Nate Bland, L</b> ERA: (6, 1)	1.0	5	0	0	0	1	2	0	0	0	0	0	0	5	13	0.00	2.000							
<b>Scott Dunn, R</b> ERA: 9.0 (7, 1)	1.0	6	3	2	2	0	1	0	0	0	0	0	5	9	18.00	4.000								
<b>34 Tim Bltner, L</b> ERA: 9.0 (8, 1)	1.0	7	3	1	1	0	1	0	0	0	0	0	6	10	9.00	4.000								

Batter	1	2	3	4	5	6	7	8	9	AB	R	H	RBI	BB	SO	LOB	BOTTOM					
<b>9 Chone Figgins, S</b> OBP: 0.400, SLG: 0.667 <b>19 Curtis Pride, L</b> OBP: 0.222, SLG: 0.250 <b>5 Drew Toussaint, R</b> (1, 7) (5, 7) (8, PH) (9, 7)	B1-3			L7				F9		2	0	0	0	0	0	0	Arizona Diamondbacks @ Los Angeles Angels Tempe Diablo Stadium, Tempe, AZ Tue Mar 07 2006, 3:05 PM EST Att. 5,118 - Partly Cloudy - 73 F					
<b>Orlando Cabrera, R</b> OBP: 0.375, SLG: 0.375 <b>32 Erick Aybar, S</b> OBP: 0.250, SLG: 0.250 (1, 6) (6, 6)	G5-3									2	0	1	0	0	0	0						
<b>16 Garret Anderson, L</b> <b>Mike Napoli, R</b> OBP: 0.429, SLG: 0.714 (1, 10) (6, PH) (7, 10)	F9									2	0	0	0	0	1	1						
<b>27 Vladimir Guerrero, R</b> OBP: 0.500, SLG: 0.333 <b>Nick Cornsault, R</b> OBP: 0.111, SLG: 0.250 (1, 9) (5, PR) (6, 9)	G5-3									1	0	0	0	1	0	0						
<b>Casey Kotchman, L</b> OBP: 0.273, SLG: 0.636 <b>22 Kendrys Morales, S</b> OBP: 0.250, SLG: 0.333 (1, 3) (7, 3)	G6-3									2	0	0	0	0	0	1						
<b>Darin Erstad, L</b> OBP: 0.400, SLG: 0.667 <b>65 Tommy Murphy, S</b> OBP: 0.250, SLG: 0.286 (1, 8) (5, PR) (6, 8)	G4-3									2	0	1	0	0	0	0						
<b>8 Dallas McPherson, L</b> OBP: 0.375, SLG: 0.500 <b>39 Robb Quinlan, R</b> OBP: 0.200, SLG: 0.200 (1, 5) (7, 5)										2	0	0	0	0	1	2						
<b>5 Jeff Mathis, R</b> (1, 2)										2	0	0	0	0	1	0						
<b>47 Howie Kendrick, R</b> OBP: 0.364, SLG: 0.364 (7, 4)										2	0	0	0	0	0	3						
<b>Adam Kennedy, L</b> OBP: 0.333, SLG: 0.333 <b>46 Bobby Wilson, R</b> (1, 4) (7, 2)										2	0	0	0	0	1	0						
<b>Inning Stats</b>	R: 0 E: 0 K: 0 S: 3	H: 0 LOB: 0 BB: 0 P: 3	R: 0 E: 0 K: 3 S: 9	H: 0 LOB: 0 BB: 0 P: 9	R: 0 E: 0 K: 1 S: 5	H: 1 LOB: 1 BB: 0 P: 5	R: 0 E: 0 K: 0 S: 3	H: 1 LOB: 2 BB: 1 P: 7	R: 0 E: 0 K: 0 S: 4	H: 1 LOB: 2 BB: 1 P: 8	R: 1 E: 0 K: 1 S: 8	H: 2 LOB: 2 BB: 0 P: 9	R: 0 E: 0 K: 0 S: 4	H: 1 LOB: 1 BB: 0 P: 4	R: 0 E: 0 K: 0 S: 4	H: 1 LOB: 1 BB: 0 P: 4	1B: 6 2B: 2 3B: 0 HR: 0	SF: 0 SAC: 0 DP: 2 HBP: 0	WP: 1 PB: 0 SB: 0 CS: 1	PA: 35		
<b>PITCHER</b>	IP WLS BF	H R ER SO	BB IBB HBP BLK	WP HR S P	ERA WHIP	<b>PITCHER</b>						IP WLS BF	H R ER SO	BB IBB HBP BLK	WP HR S P	ERA WHIP						
<b>17 Brandon Webb, R</b> ERA: (1, 1)	3.0	9	0	0	0	3	0	0	0	0	0	0	15	15	0.00	0.000						
<b>Luis Vizcaino, R</b> ERA: (4, 1)	1.0	3	1	0	0	1	0	0	0	0	0	5	5	0.00	1.000							
<b>Brandon Lyon, R</b> ERA: (5, 1)	2.0	9	2	0	0	0	2	0	0	0	0	7	15	0.00	2.000							
<b>Mike Schultz, R</b> ERA: 9.0 (7, 1)	1.0	6	2	1	1	1	0	0	0	1	0	8	9	9.00	2.000							
<b>40 Bill Murphy, L</b> ERA: (8, 1)	2.0	8	2	0	0	0	0	0	0	0	0	8	8	0.00	1.000							



Batter	1	2	3	4	5	6	7	8	9	AB	R	H	RBI	BB	SO	LOB	TOP		
6 Stephen Drew, L (1,6) 13 Alberto Callaspo, S (6,4) OBP: 0.500, SLG: 1.143 OBP: 0.333, SLG: 0.937	G1-3	1B	BB	BB	BB	BB	K	E4	L4-3	3	2	1	2	1	1	0			
1 Orlando Hudson, S (1,4) 11 Jerry Gil, R (6,6) OBP: 0.471, SLG: 0.733 OBP: 0.533, SLG: 0.667	F9	1B	BB	BB	BB	BB	K	1B		3	1	1	1	1	1	0			
7 Carlos Quentin, R (1,9) OBP: 0.526, SLG: 0.600	G6-3	CS	BB	BB	BB	BB	BB	G6-3		4	2	2	0	1	0	1			
34 Conor Jackson, R (1,3) Jesus Cota, L (7,3) OBP: 0.529, SLG: 0.538 OBP: 1.000, SLG: 1.000		1B	P3	BB	BB	BB	BB	G5-4-3		3	2	1	1	1	0	2			
30 Jeff DaVanon, S (1,7) 39 Neal Musser, L (6,1) 68 Justin Upton, R (8, PH) 45 Doug Slaten, L (8,1) OBP: 0.647, SLG: 0.917 OBP: 0.636, SLG: 1.111		1B	BB	BB	BB	BB	BB	G4-3	P4	2	3	1	2	2	0	0			
Luis Torrero, R (1,8) OBP: 0.386, SLG: 0.563		BB	K	K	BB	BB	BB	G4-3		5	1	2	3	0	2	3			
Johnny Estrada, S (1,2) Adam Bass, R (5,1) Scott Hairston, R (6,7) OBP: 0.500, SLG: 0.462 OBP: 0.429, SLG: 0.545		BB	F9	BB	BB	BB	BB		P3	3	1	2	2	0	0	1	AB 39		
67 Brian Barden, R (1,5) OBP: 0.421, SLG: 0.588		BB	BB	BB	BB	BB	BB			2	0	0	0	0	0	1	R 13		
Brad Halsey, L (1,1) Enrique Gonzalez, R (3,1) 26 Miguel Montero, L (5, PH) OBP: 0.200, SLG: 0.200		BB	BB	BB	BB	BB	BB			5	1	2	1	0	1	3	H 16		
Inning Stats	R: 0 E: 0 K: 0 S: 3	H: 0 LOB: 0 BB: 0 P: 3	R: 5 E: 0 K: 1 S: 10	H: 5 LOB: 0 BB: 1 P: 14	R: 2 E: 0 K: 1 S: 8	H: 3 LOB: 1 BB: 0 P: 8	R: 5 E: 0 K: 1 S: 6	H: 1 LOB: 1 BB: 5 P: 26	R: 0 E: 0 K: 2 S: 7	H: 0 LOB: 0 BB: 0 P: 7	R: 0 E: 0 K: 0 S: 4	H: 1 LOB: 1 BB: 0 P: 4	R: 0 E: 1 K: 0 S: 5	H: 2 LOB: 2 BB: 0 P: 5	R: 1 E: 0 K: 0 S: 5	H: 3 LOB: 1 BB: 0 P: 5	1B: 10 2B: 6 3B: 1 HR: 0	SF: 0 SAC: 1 DP: 2 HBP: 0	WP: 0 PA: 47 PB: 0 SB: 0 CS: 1
PITCHER	IP WLS BF H R ER SO BB IBB HBP BLK WP HR S P ERA WHIP																PITCHER	IP WLS BF H R ER SO BB IBB HBP BLK WP HR S P ERA WHIP	
Zach Day, R (1,1) ERA: 13.5	3.0 L 17 8 7 7 2 1 0 0 0 0 0 0 21 25 21.00 3.000																Nate Field, R (9,1) ERA: 6.75	1.0 5 3 1 1 0 0 0 0 0 0 1 12 12 135.00 15.000	
51 Juan Morillo, R (4,1) ERA: 135.0	0.1 6 0 5 5 0 5 0 0 0 0 0 0 0 1 21 0.00 0.600																		
Eduardo Sierra, R (4,1) ERA: 135.0	1.2 6 1 0 0 3 0 0 0 0 0 0 0 12 21 0.00 0.600																		
39 Tom Martin, L (6,1) ERA: 135.0	2.0 7 2 0 0 0 0 0 0 0 0 0 0 7 7 0.00 1.000																		
58 Jaime Cerda, L (8,1) ERA: 135.0	1.0 5 2 0 0 0 0 0 0 0 0 0 0 5 5 0.00 2.000																		

Arizona Diamondbacks @ Colorado Rockies  
US West Sports Complex, Hi Corbett Field, Tucson, AZ

AB 39  
R 13  
H 16  
RBI 13  
BB 6  
SO 5  
LOB 16



Wed Mar 08 2006, 3:05 PM EST  
Att: 1,559 - Cloudy - 55 F

Batter	1	2	3	4	5	6	7	8	9	AB	R	H	RBI	BB	SO	LOB	BOTTOM				
12 Clint Barmes, R (1,6) 6 Omar Quintanilla, L (6,6) 58 Jaime Cerda, L (8,1) Nate Field, R (9, PH) Bo Hart, R (9, PH)	G6-3	1B	BB	P4	BB	BB	K		K	2	0	0	0	1	0	0					
18 Cory Sullivan, L (1,8) Anthony Sanders, R (6,9)	1B	K	BB		BB	BB	BB	F7		3	1	2	0	0	1	1					
17 Todd Helton, L (1,3) Joe Koshansky, L (5, PR)	1B			F9	BB	BB	BB			3	0	2	0	0	0	0					
10 Jeff Baker, R (1,9) Joe Gaetti, R (6,7)	K			HR	BB	BB	BB			3	1	1	1	0	2	4					
64 Ian Stewart, L (1,5) OBP: 0.583, SLG: 1.100	1B	1B	BB	1B	BB	BB	BB	1B	HR	5	3	4	3	0	1	2					
Danny Ardoin, R (1,2) 39 Tom Martin, L (6,1)	1B	1B	BB	2B	BB	BB	BB	1B		3	0	1	1	0	0	4					
2 Troy Tulowitzki, R (7, PH) OBP: 0.296, SLG: 0.333	1B	BB	BB	1B	BB	BB	BB			2	0	0	0	0	2	1					
Choo Freeman, R (1,7) OBP: 0.471, SLG: 0.765	BB	BB	BB	BB	BB	BB	BB			5	3	3	1	0	2	1					
Jayson Nix, R (1,4) OBP: 0.300, SLG: 0.222	P3	CS	BB	G6-3	BB	BB	BB			5	0	1	1	0	1	1					
Zach Day, R (1,1) 51 Juan Morillo, R (4,1) Eduardo Sierra, R (4,1) JD Closser, S (6,2) OBP: 0.625, SLG: 1.000	G4-3	G4-3		G4-3	BB	BB	BB			1	0	0	1	0	0	0					
Inning Stats	R: 1 E: 0 K: 1 S: 8	H: 3 LOB: 2 BB: 0 P: 8	R: 1 E: 0 K: 1 S: 6	H: 1 LOB: 1 BB: 1 P: 10	R: 2 E: 0 K: 1 S: 8	H: 3 LOB: 0 BB: 0 P: 8	R: 0 E: 0 K: 0 S: 3	H: 0 LOB: 0 BB: 0 P: 3	R: 0 E: 1 K: 2 S: 9	H: 2 LOB: 2 BB: 0 P: 9	R: 2 E: 0 K: 1 S: 7	H: 2 LOB: 1 BB: 1 P: 11	R: 2 E: 0 K: 3 S: 13	H: 4 LOB: 2 BB: 0 P: 13	R: 2 E: 0 K: 2 S: 8	H: 1 LOB: 0 BB: 1 P: 12	R: 1 E: 0 K: 3 S: 10	H: 1 LOB: 0 BB: 0 P: 10	1B: 11 2B: 1 3B: 1 HR: 4	SF: 0 SAC: 0 DP: 0 HBP: 0	WP: 0 PA: 47 PB: 0 SB: 2 CS: 1
PITCHER	IP WLS BF H R ER SO BB IBB HBP BLK WP HR S P ERA WHIP																PITCHER	IP WLS BF H R ER SO BB IBB HBP BLK WP HR S P ERA WHIP			
Brad Halsey, L (1,1) ERA: 11.25	2.0 W 11 4 2 2 2 1 0 0 0 0 0 0 1 11 9.00 2.500																				
Enrique Gonzalez, R (3,1) ERA: 9.82	2.0 8 3 2 2 1 0 0 0 0 0 0 0 1 11 9.00 1.500																				
Adam Bass, R (5,1) ERA: 9.0	1.0 5 2 0 0 2 0 0 0 0 0 0 0 9 9 0.00 2.000																				
39 Neal Musser, L (6,1) ERA: 9.0	2.0 13 6 4 4 4 1 0 0 0 0 0 0 1 20 24 18.00 3.500																				
45 Doug Slaten, L (8,1) ERA: 9.0	2.0 9 2 3 3 5 1 0 0 0 0 0 0 2 18 22 13.50 1.500																				

Arizona Diamondbacks @ Colorado Rockies  
US West Sports Complex, Hi Corbett Field, Tucson, AZ

AB 43  
R 11  
H 17  
RBI 11  
BB 3  
SO 14  
LOB 18



Wed Mar 08 2006, 3:05 PM EST  
Att: 1,559 - Cloudy - 55 F









Batter	1	2	3	4	5	6	7	8	9	AB	R	H	RBI	BB	SO	LOB	TOP										
<b>22 Eric Byrnes, R</b> OBP: 0.286, SLG: 0.600 <b>5 Robby Hammock, R</b> OBP: 0.500, SLG: 2.333										4	1	1	1	0	0	0	<b>Arizona Diamondbacks @ Kansas City Royals</b> <b>Surprise Stadium, Surprise, AZ</b> Sun Mar 12 2006, 3:05 PM EST Att: 6,857 - Partly Cloudy - 80 F <a href="#">livebaseballscores.com</a>										
<b>1 Orlando Hudson, S</b> OBP: 0.562, SLG: 0.762 <b>13 Alberto Callaspo, S</b> OBP: 0.299, SLG: 0.289										3	0	2	0	0	1	0											
<b>Chad Tracy, L</b> OBP: 0.842 <b>7 Carlos Quentin, R</b> OBP: 0.500, SLG: 0.524										3	0	0	0	0	2	2											
<b>Luis Gonzalez, L</b> OBP: 0.450, SLG: 0.722 <b>67 Brian Barden, R</b> OBP: 0.400, SLG: 0.590										2	1	0	0	1	2	1											
<b>Tony Clark, S</b> OBP: 0.381, SLG: 0.611 <b>Chris Carter, L</b> OBP: 0.667, SLG: 1.357										2	0	0	0	1	0	1											
<b>Shawn Green, L</b> OBP: 0.318, SLG: 0.571 <b>Koyie Hill, S</b> OBP: 0.583, SLG: 0.700										3	0	2	1	0	0	1											
<b>Johnny Estrada, S</b> OBP: 0.400, SLG: 0.388 <b>Luis Tarrero, R</b> OBP: 0.385, SLG: 0.476										3	0	1	0	0	1	2											
<b>30 Jeff DaVanon, S</b> OBP: 0.600, SLG: 0.722										4	0	0	0	0	1	3											
<b>6 Stephen Drew, L</b> OBP: 0.385, SLG: 0.750 <b>11 Jerry Gil, R</b> OBP: 0.500, SLG: 0.773										2	0	0	0	0	0	0											
<b>Inning Stats</b>	R: 0 E: 0 K: 1 S: 5	H: 0 LOB: 0 BB: 0 P: 5	R: 1 E: 0 K: 1 S: 6	H: 1 LOB: 1 BB: 1 P: 10	R: 0 E: 0 K: 0 S: 4	H: 1 LOB: 1 BB: 0 P: 4	R: 0 E: 0 K: 1 S: 7	H: 2 LOB: 2 BB: 0 P: 7	R: 1 E: 0 K: 1 S: 7	H: 2 LOB: 1 BB: 0 P: 7	R: 0 E: 0 K: 0 S: 2	H: 0 LOB: 0 BB: 1 P: 6	R: 0 E: 0 K: 1 S: 5	H: 0 LOB: 0 BB: 0 P: 5	R: 1 E: 0 K: 2 S: 10	H: 2 LOB: 2 BB: 0 P: 10		R: 2 E: 0 K: 1 S: 7	H: 3 LOB: 0 BB: 0 P: 8	1B: 7 2B: 1 3B: 1 HR: 2	SF: 0 SAC: 0 DP: 1 HBP: 0	WP: 0 PB: 0 CS: 1	PA: 39				
<b>PITCHER</b>	IP	WLS	BF	H	R	ER	SO	BB	IBB	HBP	BLK	WP	HR	S	P	ERA	WHIP										
<b>Denny Bautista, R</b> ERA: 5.83	4.0	L	17	4	1	1	3	1	0	0	0	0	0	22	26	2.25	1.250										
<b>41 Jimmy Gobble, L</b> ERA: 3.5	2.0		8	2	1	1	1	1	0	0	0	0	1	9	13	4.50	1.500										
<b>Andrew Sisco, L</b> ERA: 5.79	1.0		3	0	0	0	1	0	0	0	0	0	0	5	5	0.00	0.000										
<b>Ambiorix Burgos, R</b> ERA: 6.0	1.0		6	2	1	0	2	0	0	0	0	0	0	10	10	0.00	2.000										
<b>Mike MacDougal, R</b> ERA: 7.2	1.0		5	3	2	2	1	0	0	0	0	0	1	7	8	18.00	3.000										

Batter	1	2	3	4	5	6	7	8	9	AB	R	H	RBI	BB	SO	LOB	BOTTOM										
<b>9 David DeJesus, L</b> OBP: 0.428, SLG: 0.714										4	0	0	0	0	2	1	<b>Arizona Diamondbacks @ Kansas City Royals</b> <b>Surprise Stadium, Surprise, AZ</b> Sun Mar 12 2006, 3:05 PM EST Att: 6,857 - Partly Cloudy - 80 F <a href="#">livebaseballscores.com</a>										
<b>Aaron Guiel, L</b>										1	0	0	0	3	0	0											
<b>16 Reggie Sanders, R</b> OBP: 0.389, SLG: 0.214 <b>26 Justin Huber, R</b> OBP: 0.375, SLG: 0.333										3	0	1	0	0	0	2											
<b>Matt Stairs, L</b>										3	0	0	0	0	1	3											
<b>38 Chris Clapski, S</b> OBP: 0.375, SLG: 0.333										1	0	0	0	0	1	0											
<b>Emil Brown, R</b> OBP: 0.333, SLG: 0.438 <b>Dee Brown, L</b> OBP: 0.333, SLG: 0.667										3	0	0	0	0	0	3											
<b>24 Mark Teahen, L</b> OBP: 0.400, SLG: 0.409 <b>Joe McEwing, R</b> OBP: 0.500, SLG: 1.000										3	1	1	0	0	1	0											
<b>Esteban German, R</b> OBP: 0.350, SLG: 0.438										2	0	1	0	1	0	0											
<b>Paul Bako, L</b> OBP: 0.444, SLG: 1.125 <b>12 Paul Phillips, R</b> OBP: 0.385, SLG: 0.769										2	0	0	1	0	1	1											
<b>13 Andrés Blanco, S</b> OBP: 0.294, SLG: 0.200 <b>Wilson Valdez, R</b> OBP: 0.667, SLG: 1.167										3	0	0	0	0	1	2											
<b>Inning Stats</b>	R: 0 E: 0 K: 0 S: 2	H: 0 LOB: 0 BB: 1 P: 6	R: 0 E: 0 K: 1 S: 5	H: 0 LOB: 0 BB: 0 P: 5	R: 0 E: 0 K: 2 S: 7	H: 0 LOB: 0 BB: 0 P: 7	R: 0 E: 0 K: 2 S: 8	H: 1 LOB: 2 BB: 1 P: 12	R: 1 E: 0 K: 0 S: 5	H: 2 LOB: 1 BB: 0 P: 5	R: 0 E: 0 K: 0 S: 3	H: 0 LOB: 1 BB: 1 P: 7	R: 0 E: 0 K: 2 S: 7	H: 0 LOB: 0 BB: 0 P: 7	R: 0 E: 0 K: 2 S: 7	H: 0 LOB: 0 BB: 0 P: 7	1B: 2 2B: 1 3B: 0 HR: 0	SF: 0 SAC: 0 DP: 1 HBP: 0	WP: 0 PB: 0 CS: 0	PA: 33							
<b>PITCHER</b>	IP	WLS	BF	H	R	ER	SO	BB	IBB	HBP	BLK	WP	HR	S	P	ERA	WHIP										
<b>17 Brandon Webb, R</b> ERA: 2.25	4.0	W	14	1	0	0	5	2	0	0	0	0	0	22	30	0.00	0.750										
<b>Randy Choate, L</b> ERA: 2.25	1.0		5	2	1	1	0	0	0	0	0	0	0	5	5	9.00	2.000										
<b>45 Doug Slaten, L</b> ERA: 7.2	1.0	H	4	0	0	0	0	1	0	0	0	0	0	3	7	0.00	1.000										
<b>56 Ramon Pena, R</b> ERA: 7.2	1.0	H	4	0	0	0	0	1	0	0	0	0	0	3	7	0.00	1.000										
<b>55 Casey Daigle, R</b> ERA: 3.6	2.0	S	6	0	0	0	4	0	0	0	0	0	0	14	14	0.00	0.000										

Batter	1	2	3	4	5	6	7	8	9	AB	R	H	RBI	BB	SO	LOB	TOP																																					
12 Clint Barnes, R OBP: 0.333, SLG: 0.333 67 Carlos Rivera, L OBP: 0.273, SLG: 0.364	0-0 E5 18 1B	4-0 18 3B BB	0-0 P6			0-0 P4			0-0 F8 2-3	3	2	0	0	1	0	1	<b>Colorado Rockies @ Arizona Diamondbacks</b> <b>Tucson Electric Park, Tucson, AZ</b> Mon Mar 13 2006, 9:05 PM EST Att. 4,069 - Clear - 50 F <a href="http://livebaseballscorecards.com">livebaseballscorecards.com</a>																																					
18 Cory Sullivan, L OBP: 0.333, SLG: 0.385 Jordan Czarniecki, R	0-0 17 L6-3 2H 1B	0-0 1H 2H 3H 3B			0-0 G4-3	0-3 K			0-0 P2	4	0	2	4	0	1	0																																						
17 Todd Helton, L OBP: 0.333, SLG: 0.333 Anthony Sanders, R	0-0 L6-3 1-1	0-0 G4-3			0-0 L5			0-0 G3-1	0-3 K	4	0	0	0	0	0	2																																						
Eli Marrero, R OBP: 0.583, SLG: 0.619 20 Chris Iannetta, R OBP: 0.375, SLG: 0.429	0-0 P4			0-0 19 F9 64 HR 2B	0-0 P2			0-0 F9	0-0 2B K	3	1	1	0	0	0	0																																						
10 Jeff Baker, R OBP: 0.286, SLG: 0.750			4-0 19 2B BB	4-0 64 HR BB			0-0 G4-3	0-0 HR K	0-3 K	3	3	1	1	2	1	0																																						
19 Ryan Spillborghs, R OBP: 0.346, SLG: 0.375 51 Juan Morillo, L			1-0 6 F 18 3B 2B	0-0 F9			0-0 G6-3	0-0 E1			4	1	1	1	0	0		2																																				
60 Manny Corpas, R 61 Ramon E Ramirez, R			0-0 18 3B 2B	0-0 2-3			0-0 F7	0-0 K			0	0	0	0	0	0		0																																				
64 Ian Stewart, L OBP: 0.565, SLG: 1.250			0-3 K	0-0 1H 3H HR			0-0 F7	0-3 K			4	2	2	4	0	2		2																																				
6 Omar Quintanilla, L OBP: 0.188, SLG: 0.133 Josh Wilson, R OBP: 0.296, SLG: 0.357			0-0 FC6 18 3B	0-0 F8			0-0 F7	0-0 2B K			3	1	0	0	0	0		1																																				
44 Keiichi Yabu, R 30 Jose Acevedo, R 8 Yorvit Torrealba, R Jose Mesa, R Jesse Garcia, R	0-3 K	1-0 K			0-0 HBP			0-3 K	0-0 G5-3			1	0	0	0	0		1																																				
<b>Inning Stats</b>										R: 1 E: 1 K: 0 S: 4	H: 1 LOB: 0 BB: 0 P: 4	R: 4 E: 1 K: 2 S: 10	H: 2 LOB: 1 BB: 2 P: 19	R: 3 E: 0 K: 0 S: 5	H: 2 LOB: 1 BB: 1 P: 10	R: 0 E: 0 K: 0 S: 3	H: 0 LOB: 0 BB: 0 P: 3	R: 1 E: 0 K: 0 S: 4	H: 1 LOB: 0 BB: 0 P: 4	R: 0 E: 0 K: 2 S: 7	H: 0 LOB: 0 BB: 0 P: 7	R: 1 E: 1 K: 1 S: 7	H: 1 LOB: 1 BB: 0 P: 7	R: 0 E: 0 K: 0 S: 4	H: 1 LOB: 1 BB: 0 P: 4	R: 0 E: 0 K: 2 S: 7	H: 1 LOB: 0 BB: 0 P: 7	1B: 1 2B: 5 3B: 1 HR: 3	SF: 0 SAC: 0 DP: 1 HBP: 1	WP: 0 PB: 1 SB: 0 CS: 0	PA: 41																							
<b>PITCHER</b>										IP	WLS	BF	H	R	ER	SO	BB	IBB	HBP	BLK	WP	HR	S	P	ERA	WHIP	<b>PITCHER</b>										IP	WLS	BF	H	R	ER	SO	BB	IBB	HBP	BLK	WP	HR	S	P	ERA	WHIP	
Brad Halsey, L ERA: 9.0										2.0	L	12	3	5	1	2	2	0	0	0	0	0	14	23	4.50	2.500	59 Jeff Bajenaru, R ERA: 7.5										1.0	S	3	1	0	0	2	0	0	0	0	0	7	7	0.00	1.000		
Mark Freed, L ERA: 27.0										3.0	L	10	1	1	1	2	0	0	0	0	0	1	14	14	3.00	0.333	Kevin Janvris, R ERA: 1.8										1.0	H	5	1	1	1	1	0	0	0	0	0	0	0	0	0	0	0
39 Neal Musser, L ERA: 9.0										1.0	L	5	1	1	1	1	0	0	0	0	0	1	7	7	9.00	1.000	Enrique Gonzalez, R ERA: 7.7										1.0	L	4	1	0	0	0	0	0	0	0	0	0	0	0	0	0	0

Batter	1	2	3	4	5	6	7	8	9	AB	R	H	RBI	BB	SO	LOB	BOTTOM																																					
22 Eric Byrnes, R OBP: 0.286, SLG: 0.542 39 Neal Musser, L Enrique Gonzalez, R Danny Richar, L 59 Jeff Bajenaru, R Mike DiRosa, R	0-0 P6	0-3 K			0-0 7 HR 1B			0-0 G6-3	0-3 K	4	1	1	1	0	1	1	<b>Colorado Rockies @ Arizona Diamondbacks</b> <b>Tucson Electric Park, Tucson, AZ</b> Mon Mar 13 2006, 9:05 PM EST Att. 4,069 - Clear - 50 F <a href="http://livebaseballscorecards.com">livebaseballscorecards.com</a>																																					
6 Stephen Drew, L OBP: 0.375, SLG: 0.667 26 Miguel Montero, L OBP: 0.375, SLG: 0.625	0-0 34 2B 1B			0-0 F9	0-3 K			0-0 G6-3	0-0 7 BB 1B	3	1	1	0	0	1	2																																						
7 Carlos Quentin, R OBP: 0.484, SLG: 0.600	0-0 F7			0-0 G5-3	0-0 1H 2H HR			0-0 G3-1	4-0 FC6-4 BB	4	1	1	3	1	0	1																																						
34 Conor Jackson, R OBP: 0.577, SLG: 0.600 Kevin Jarvis, L 61 Marland Williams, R	1-0 1H 1B 2B			0-0 1B	0-0 G3			0-3 K	0-3 K	2	1	2	1	0	0	0																																						
Johnny Estrada, S OBP: 0.435, SLG: 0.409 Alex Frazier, R OBP: 0.556, SLG: 0.675	0-0 2H 2B 1B			0-0 FC5-4 1B	0-0 F7			0-0 67 HBP 2B	0-0 FC6-4 1-2	3	1	2	1	0	0	0																																						
Andy Green, R OBP: 0.497, SLG: 0.692	0-0 2H 2B			0-0 FC5-4	4-0 2B 67 FC5-2 BB			0-3 K	0-3 K	4	0	1	1	1	2	3																																						
Luis Terrero, R OBP: 0.379, SLG: 0.500 11 Jerry Gil, R OBP: 0.500, SLG: 0.773 Matt Erickson, L OBP: 1.000, SLG: 2.000	0-0 F7			0-0 G4-3	0-0 67 FC5-2 2B			4-0 67 HBP BB	0-0 2B	3	0	1	0	0	0	1																																						
67 Brian Barden, R OBP: 0.400, SLG: 0.462			0-0 F8	0-0 1B 22 1B 1B	0-0 FC5-2 FC4-8			1-0 2-3 2-3 HBP	0-0 E5	4	1	1	0	0	0	3																																						
Brad Halsey, L 13 Alberto Callaspo, S OBP: 0.266, SLG: 0.269 Mark Freed, L Chris Carter, L OBP: 0.579, SLG: 1.111	0-0 2H 2B	4-0 22 CS BB			0-0 1B	0-0 FC4-6			0-3 K	0-0 2B	0	0	0	0	0	0																																						
<b>Inning Stats</b>										R: 3 E: 0 K: 0 S: 7	H: 4 LOB: 1 BB: 0 P: 8	R: 0 E: 0 K: 1 S: 4	H: 0 LOB: 0 BB: 1 P: 8	R: 0 E: 0 K: 0 S: 5	H: 2 LOB: 0 BB: 0 P: 5	R: 4 E: 0 K: 1 S: 9		H: 4 LOB: 0 BB: 0 P: 9	R: 0 E: 0 K: 0 S: 4	H: 1 LOB: 2 BB: 1 P: 8	R: 0 E: 0 K: 2 S: 3	H: 0 LOB: 0 BB: 0 P: 3	R: 0 E: 0 K: 2 S: 8	H: 1 LOB: 3 BB: 1 P: 13	R: 0 E: 0 K: 1 S: 6	H: 1 LOB: 2 BB: 1 P: 10	R: 0 E: 0 K: 3 S: 11	H: 1 LOB: 2 BB: 0 P: 11	1B: 8 2B: 5 3B: 0 HR: 1	SF: 0 SAC: 0 DP: 0 HBP: 1	WP: 0 PB: 0 SB: 1 CS: 1	PA: 46																						
<b>PITCHER</b>										IP	WLS	BF	H	R	ER	SO	BB	IBB	HBP	BLK	WP	HR	S	P	ERA	WHIP	<b>PITCHER</b>										IP	WLS	BF	H	R	ER	SO	BB	IBB	HBP	BLK	WP	HR	S	P	ERA	WHIP	
44 Keiichi Yabu, R ERA: 9.0										3.0	W	15	6	3	3	1	1	0	0	0	0	1	13	17	9.00	2.333	61 Ramon E Ramirez, R (9.1)										1.0	S	5	1	0	0	3	0	0	0	0	0	11	11	0.00	1.000		
30 Jose Acevedo, R ERA: 9.0										2.0	L	12	5	4	4	1	1	0	0	0	0	1	13	17	18.00	3.000	Kevin Janvris, R ERA: 5.4										1.0	H	3	0	0	0	0	0	0	0	0	0	0	0	0	0	0	0
51 Juan Morillo, R ERA: 33.75										1.0	H	6	1	0	0	2	1	0	1	0	0	0	8	13	0.00	2.000	60 Manny Corpas, R ERA:										1.0	H	5	1	0	0	1	1	0	0	0	0	6	10	0.00	2.000		










Batter	1	2	3	4	5	6	7	8	9	AB	R	H	RBI	BB	SO	LOB	TOP				
24 Mark Teahen, L OBP: 0.314, SLG: 0.323 Andrew Sisco, L (7.1)	L8		F7		G3		SF8		F8 WP 1B	3	0	0	1	0	0	0					
22 Mitch Maier, L OBP: 0.467, SLG: 0.786										0	0	0	0	0	0	0					
Chip Ambres, R OBP: 0.243, SLG: 0.400	F8		L8		L8		G5-3		F8 1-3	5	0	0	0	0	0	1					
Aaron Guiel, L OBP: 0.357, SLG: 0.300	G1-3				P6				P5 G3	5	0	1	0	0	0	1					
70 Alex Gordon, L OBP: 0.577, SLG: 0.500			G4-3							4	2	3	0	0	0	1					
12 Paul Phillips, R OBP: 0.350, SLG: 0.600	F9				G5-3		F9			4	0	1	0	0	0	2					
32 Shane Costa, L OBP: 0.176, SLG: 0.188 Wilson Valdez, R OBP: 0.682, SLG: 1.000	F9						F8			3	1	1	0	0	0	2					
38 Chris Clapinski, S Ambiorix Burgos, R										1	0	1	1	0	0	0					
46 Juan Carlos Oviedo, R										4	1	2	1	0	0	3	AB 37				
13 Andrés Blanco, S OBP: 0.292, SLG: 0.190										0	0	0	0	0	0	0	R 5				
Jeremy Affeldt, L										0	0	0	0	0	0	0	H 11				
Kyle Snyder, S										0	0	0	0	0	0	0	RBI 5				
26 Justin Huber, R										0	0	0	0	0	0	1	BB 0				
										2	0	0	0	0	1	2	SO 1				
										2	0	0	0	0	0	1	LOB 16				
<b>Inning Stats</b>	R: 0 E: 0 K: 0 S: 3	H: 0 LOB: 0 BB: 0 P: 3	R: 2 E: 0 K: 0 S: 7	H: 3 LOB: 1 BB: 0 P: 7	R: 0 E: 0 K: 0 S: 4	H: 1 LOB: 1 BB: 0 P: 4	R: 1 E: 1 K: 1 S: 7	H: 2 LOB: 1 BB: 0 P: 7	R: 0 E: 0 K: 0 S: 4	H: 0 LOB: 0 BB: 0 P: 4	R: 1 E: 0 K: 0 S: 4	H: 0 LOB: 0 BB: 0 P: 5	R: 1 E: 0 K: 0 S: 6	H: 3 LOB: 2 BB: 0 P: 6	R: 0 E: 0 K: 0 S: 4	H: 1 LOB: 1 BB: 0 P: 5	1B: 10 2B: 1 3B: 0 HR: 0	SF: 1 SAC: 0 DP: 0 HBP: 1	WP: 1 PB: 0 SB: 2 CS: 0	PA: 39	
<b>PITCHER</b>	IP WLS BF H R ER SO BB IBB HBP BLK WP HR S P ERA WHIP	IP WLS BF H R ER SO BB IBB HBP BLK WP HR S P ERA WHIP	IP WLS BF H R ER SO BB IBB HBP BLK WP HR S P ERA WHIP	IP WLS BF H R ER SO BB IBB HBP BLK WP HR S P ERA WHIP	IP WLS BF H R ER SO BB IBB HBP BLK WP HR S P ERA WHIP	IP WLS BF H R ER SO BB IBB HBP BLK WP HR S P ERA WHIP	IP WLS BF H R ER SO BB IBB HBP BLK WP HR S P ERA WHIP	IP WLS BF H R ER SO BB IBB HBP BLK WP HR S P ERA WHIP	IP WLS BF H R ER SO BB IBB HBP BLK WP HR S P ERA WHIP	IP WLS BF H R ER SO BB IBB HBP BLK WP HR S P ERA WHIP	IP WLS BF H R ER SO BB IBB HBP BLK WP HR S P ERA WHIP	IP WLS BF H R ER SO BB IBB HBP BLK WP HR S P ERA WHIP	IP WLS BF H R ER SO BB IBB HBP BLK WP HR S P ERA WHIP	IP WLS BF H R ER SO BB IBB HBP BLK WP HR S P ERA WHIP	IP WLS BF H R ER SO BB IBB HBP BLK WP HR S P ERA WHIP	IP WLS BF H R ER SO BB IBB HBP BLK WP HR S P ERA WHIP	IP WLS BF H R ER SO BB IBB HBP BLK WP HR S P ERA WHIP	IP WLS BF H R ER SO BB IBB HBP BLK WP HR S P ERA WHIP	IP WLS BF H R ER SO BB IBB HBP BLK WP HR S P ERA WHIP	IP WLS BF H R ER SO BB IBB HBP BLK WP HR S P ERA WHIP	IP WLS BF H R ER SO BB IBB HBP BLK WP HR S P ERA WHIP

**Kansas City Royals @ Arizona Diamondbacks**  
Tucson Electric Park, Tucson, AZ  
Thu Mar 16 2006, 3:05 PM EST  
Att.: 5,540 - Cloudy - 75 F



Batter	1	2	3	4	5	6	7	8	9	AB	R	H	RBI	BB	SO	LOB	BOTTOM				
22 Eric Byrnes, R OBP: 0.226, SLG: 0.219 Terry Mulholland, R OBP: 0.235 Brandon Lyon, R OBP: 0.125 Randy Choate, L OBP: 0.36 55 Casey Daigle, R OBP: 0.30	G5-3	F9					P3		F8	3	0	1	0	0	0	0					
1 Orlando Hudson, S OBP: 0.548, SLG: 0.704 Andy Green, R OBP: 0.514, SLG: 0.679										1	1	0	0	1	0	0					
Chad Tracy, L OBP: 0.538, SLG: 0.750 7 Carlos Quentin, R OBP: 0.500, SLG: 0.679										2	0	1	0	1	0	1					
Luis Gonzalez, L OBP: 0.385, SLG: 0.583 Scott Hairston, R OBP: 0.491, SLG: 0.591										2	1	0	0	1	0	0					
34 Conor Jackson, R OBP: 0.500, SLG: 0.538 64 Matt Morgan, R OBP: 0.462, SLG: 0.400 Chris Carter, L OBP: 0.545, SLG: 1.048	F8									3	0	0	0	0	0	3					
Shawn Green, L OBP: 0.300, SLG: 0.483 67 Brian Barden, R OBP: 0.382, SLG: 0.433										1	0	0	0	0	0	1					
Johnny Estrada, S OBP: 0.440, SLG: 0.417 19 Chris Snyder, R OBP: 0.500, SLG: 0.905										2	0	1	0	0	0	0					
6 Stephen Drew, L OBP: 0.435, SLG: 0.619 11 Jerry Gil, R OBP: 0.440, SLG: 0.680	F9									3	1	2	0	0	0	3					
57 Dustin Nippert, R Tony Clark, S OBP: 0.444, SLG: 0.875 30 Jeff DaVanon, S OBP: 0.636, SLG: 0.682										1	0	0	0	0	1	0					
										1	1	1	2	0	0	0					
										2	0	1	0	0	0	0					
<b>Inning Stats</b>	R: 2 E: 1 K: 0 S: 6	H: 2 LOB: 3 BB: 2 P: 14	R: 0 E: 0 K: 1 S: 5	H: 0 LOB: 0 BB: 0 P: 5	R: 0 E: 0 K: 0 S: 3	H: 0 LOB: 0 BB: 0 P: 3	R: 2 E: 0 K: 1 S: 8	H: 3 LOB: 1 BB: 0 P: 8	R: 0 E: 0 K: 0 S: 4	H: 1 LOB: 1 BB: 0 P: 4	R: 0 E: 0 K: 1 S: 7	H: 2 LOB: 3 BB: 1 P: 11	R: 0 E: 0 K: 0 S: 5	R: 0 E: 0 K: 0 S: 4	R: 0 E: 0 K: 0 S: 3	R: 0 E: 0 K: 0 S: 3	1B: 11 2B: 0 3B: 0 HR: 1	SF: 0 SAC: 0 DP: 1 HBP: 0	WP: 0 PB: 0 SB: 0 CS: 0	PA: 42	
<b>PITCHER</b>	IP WLS BF H R ER SO BB IBB HBP BLK WP HR S P ERA WHIP	IP WLS BF H R ER SO BB IBB HBP BLK WP HR S P ERA WHIP	IP WLS BF H R ER SO BB IBB HBP BLK WP HR S P ERA WHIP	IP WLS BF H R ER SO BB IBB HBP BLK WP HR S P ERA WHIP	IP WLS BF H R ER SO BB IBB HBP BLK WP HR S P ERA WHIP	IP WLS BF H R ER SO BB IBB HBP BLK WP HR S P ERA WHIP	IP WLS BF H R ER SO BB IBB HBP BLK WP HR S P ERA WHIP	IP WLS BF H R ER SO BB IBB HBP BLK WP HR S P ERA WHIP	IP WLS BF H R ER SO BB IBB HBP BLK WP HR S P ERA WHIP	IP WLS BF H R ER SO BB IBB HBP BLK WP HR S P ERA WHIP	IP WLS BF H R ER SO BB IBB HBP BLK WP HR S P ERA WHIP	IP WLS BF H R ER SO BB IBB HBP BLK WP HR S P ERA WHIP	IP WLS BF H R ER SO BB IBB HBP BLK WP HR S P ERA WHIP	IP WLS BF H R ER SO BB IBB HBP BLK WP HR S P ERA WHIP	IP WLS BF H R ER SO BB IBB HBP BLK WP HR S P ERA WHIP	IP WLS BF H R ER SO BB IBB HBP BLK WP HR S P ERA WHIP	IP WLS BF H R ER SO BB IBB HBP BLK WP HR S P ERA WHIP	IP WLS BF H R ER SO BB IBB HBP BLK WP HR S P ERA WHIP	IP WLS BF H R ER SO BB IBB HBP BLK WP HR S P ERA WHIP	IP WLS BF H R ER SO BB IBB HBP BLK WP HR S P ERA WHIP	IP WLS BF H R ER SO BB IBB HBP BLK WP HR S P ERA WHIP

**Kansas City Royals @ Arizona Diamondbacks**  
Tucson Electric Park, Tucson, AZ  
Thu Mar 16 2006, 3:05 PM EST  
Att.: 5,540 - Cloudy - 75 F



Batter	1	2	3	4	5	6	7	8	9	AB	R	H	RBI	BB	SO	LOB	TOP				
30 Jeff DaVanon, S OBP: 0.595, SLG: 0.615 Luis Terrero, R OBP: 0.353, SLG: 0.552										4	1	1	0	0	0	1	<b>Arizona Diamondbacks @ Colorado Rockies</b> <b>US West Sports Complex, Hi Corbett Field, Tucson, AZ</b> Fri Mar 17 2006, 3:05 PM EST Att: 5,673 - Partly Cloudy - 71 F <a href="http://livebaseballscorecards.com">livebaseballscorecards.com</a>				
Johnny Estrada, S OBP: 0.454, SLG: 0.444 Koyie Hill, S OBP: 0.611, SLG: 0.688										3	0	2	0	0	0	0					
Shawn Green, L OBP: 0.273, SLG: 0.438 7 Carlos Quentin, R OBP: 0.500, SLG: 0.700										3	1	0	1	0	0	2					
34 Conor Jackson, R OBP: 0.528, SLG: 0.655 36 Brian Bruney, R OBP: 0.462, SLG: 0.300										3	3	2	2	1	0	1					
6 Stephen Drew, L OBP: 0.482, SLG: 0.667 Jason Grimsley, R OBP: 0.583, SLG: 1.130 Donnie Sadler, R 59 Jeff Bajenaru, R										3	1	2	0	0	0	1					
Scott Hairston, R OBP: 0.469, SLG: 0.593										5	1	2	2	0	1	5					
Andy Green, R OBP: 0.528, SLG: 0.690 67 Brian Barden, R OBP: 0.395, SLG: 0.471										1	0	1	0	0	0	0					
13 Alberto Callaspo, S OBP: 0.243, SLG: 0.206 Kevin Jarvis, L										4	0	0	0	0	0	3					
64 Matt Morgan, R OBP: 0.500, SLG: 0.455										1	1	1	0	0	0	0					
Russ Ortiz, R 11 Jerry Gil, R OBP: 0.464, SLG: 0.778										2	0	0	0	0	1	1					
<b>Inning Stats</b>	R: 1 E: 0 K: 0 S: 6	H: 3 LOB: 2 BB: 0 P: 6	R: 0 E: 0 K: 1 S: 6	H: 1 LOB: 1 BB: 0 P: 7	R: 3 E: 0 K: 1 S: 9	H: 4 LOB: 1 BB: 0 P: 9	R: 0 E: 0 K: 0 S: 3	H: 0 LOB: 0 BB: 0 P: 3	R: 1 E: 0 K: 0 S: 4	H: 1 LOB: 1 BB: 1 P: 8	R: 0 E: 0 K: 0 S: 3	H: 0 LOB: 0 BB: 0 P: 3	R: 2 E: 0 K: 0 S: 5	H: 3 LOB: 0 BB: 0 P: 5	R: 1 E: 0 K: 1 S: 7	H: 2 LOB: 2 BB: 0 P: 8	R: 4 E: 0 K: 2 S: 11	H: 4 LOB: 1 BB: 0 P: 11	1B: 10 2B: 5 3B: 2 HR: 1	SF: 0 SAC: 0 DP: 1 HBP: 1	WP: 1 PA: 46 PB: 0 CS: 1 SB: 0
<b>PITCHER</b>	IP WLS BF H R ER SO BB IBB HBP BLK WP HR S P ERA WHIP																ERA WHIP				
Zach Day, R ERA: 12.21	5.0 25 9 5 5 2 1 0 0 0 0 1 0 28 33 9.00 2.000																				
Jose Mesa, R ERA: 3.96	1.0 3 0 0 0 0 0 0 0 0 0 0 0 3 3 0.00 0.000																				
Ray King, L ERA: 4.5	1.0 5 3 2 2 0 0 0 0 0 0 0 0 5 5 18.00 3.000																				
Scott Dohmann, R ERA: 7.5	1.0 6 2 1 1 1 0 0 1 0 0 0 0 7 8 9.00 2.000																				
44 Keiichi Yabu, R ERA: 12.38	1.0 L 7 4 4 4 2 0 0 0 0 0 0 1 11 11 36.00 4.000																				

Batter	1	2	3	4	5	6	7	8	9	AB	R	H	RBI	BB	SO	LOB	BOTTOM				
18 Cory Sullivan, L OBP: 0.353, SLG: 0.515 1 Tony Miller, R OBP: 0.444, SLG: 0.500										4	2	2	0	0	1	1	<b>Arizona Diamondbacks @ Colorado Rockies</b> <b>US West Sports Complex, Hi Corbett Field, Tucson, AZ</b> Fri Mar 17 2006, 3:05 PM EST Att: 5,673 - Partly Cloudy - 71 F <a href="http://livebaseballscorecards.com">livebaseballscorecards.com</a>				
James Carroll, R OBP: 0.300, SLG: 0.375 Jonathan Herrera, S										3	1	1	1	1	1	1					
17 Todd Helton, L OBP: 0.353, SLG: 0.333 Scott Dohmann, R										3	1	1	1	1	1	2					
64 Ian Stewart, L OBP: 0.500, SLG: 1.138										1	0	1	1	0	0	0					
27 Garrett Atkins, R OBP: 0.441, SLG: 0.423 44 Keiichi Yabu, R										4	1	1	2	1	1	4					
Luis Gonzalez, R OBP: 0.452, SLG: 0.633 Ray King, L										3	0	1	0	0	0	2					
67 Carlos Rivera, L OBP: 0.333, SLG: 0.429										2	0	1	1	0	1	0					
JD Closser, S OBP: 0.458, SLG: 0.667 76 Dan Conway, R OBP: 0.222, SLG: 0.250										3	0	0	0	0	0	3					
Choo Freeman, R OBP: 0.405, SLG: 0.559										5	1	1	0	0	0	0					
19 Ryan Spilborghs, R OBP: 0.375, SLG: 0.357 Joe Gaetti, R OBP: 0.687, SLG: 0.600										2	1	0	0	1	0	0					
Zach Day, R Jose Mesa, R 24 Jason Smith, L OBP: 0.391, SLG: 0.550										1	0	0	0	0	0	0					
<b>Inning Stats</b>	R: 1 E: 1 K: 0 S: 5	H: 1 LOB: 2 BB: 1 P: 10	R: 0 E: 0 K: 0 S: 3	H: 0 LOB: 0 BB: 0 P: 3	R: 0 E: 1 K: 2 S: 8	H: 0 LOB: 1 BB: 0 P: 8	R: 0 E: 0 K: 0 S: 3	H: 0 LOB: 0 BB: 0 P: 3	R: 1 E: 0 K: 2 S: 8	H: 1 LOB: 2 BB: 2 P: 16	R: 0 E: 0 K: 0 S: 3	H: 1 LOB: 0 BB: 0 P: 3	R: 4 E: 0 K: 1 S: 9	H: 4 LOB: 1 BB: 1 P: 13	R: 3 E: 0 K: 1 S: 9	H: 4 LOB: 1 BB: 0 P: 9	R: 0 E: 0 K: 1 S: 5	H: 0 LOB: 0 BB: 0 P: 5	1B: 7 2B: 5 3B: 0 HR: 0	SF: 0 SAC: 2 DP: 1 HBP: 0	WP: 0 PA: 43 PB: 0 CS: 0 SB: 0
<b>PITCHER</b>	IP WLS BF H R ER SO BB IBB HBP BLK WP HR S P ERA WHIP																ERA WHIP				
Russ Ortiz, R ERA: 8.53	4.2 21 2 2 1 3 3 0 0 0 0 0 0 24 37 1.93 1.071																				
Jason Grimsley, R ERA: 6.0	1.1 4 1 0 0 1 0 0 0 0 0 0 0 6 6 0.00 0.750																				
36 Brian Bruney, R ERA: 9.39	1.0 8 4 4 4 1 1 0 0 0 0 0 0 9 13 36.00 5.000																				
Kevin Jarvis, R ERA: 6.0	1.0 W 7 4 3 3 1 0 0 0 0 0 0 0 9 9 27.00 4.000																				
59 Jeff Bajenaru, R ERA: 6.43	1.0 S 3 0 0 0 1 0 0 0 0 0 0 0 5 5 0.00 0.000																				

Batter	1	2	3	4	5	6	7	8	9	AB	R	H	RBI	BB	SO	LOB	TOP						
22 Eric Byrnes, R OBP: 0.333, SLG: 0.625										5	1	3	3	0	1	3							
1 Orlando Hudson, S OBP: 0.486, SLG: 0.613										4	0	0	0	0	1	3							
64 Matt Morgan, R OBP: 0.467, SLG: 0.417										1	0	0	0	0	1	0							
Chad Tracy, L OBP: 0.467, SLG: 0.643										4	0	0	0	0	2	3							
67 Brian Barden, R OBP: 0.410, SLG: 0.486										1	1	1	0	0	0	0							
Luis Gonzalez, L OBP: 0.379, SLG: 0.556										3	0	1	0	0	1	0							
Scott Hairston, R OBP: 0.500, SLG: 0.655										2	1	2	0	0	0	0							
Jon Zeringue, R OBP: 0.500, SLG: 0.655										0	0	0	0	0	0	0							
Tony Clark, S OBP: 0.400, SLG: 0.778										3	0	0	0	0	1	1							
13 Alberto Callaspo, S OBP: 0.250, SLG: 0.250										2	0	1	1	0	0	2							
7 Carlos Quentin, R OBP: 0.512, SLG: 0.667										3	0	1	1	2	1	0							
										3	0	1	1	2	1	0							
6 Stephen Drew, L OBP: 0.448, SLG: 0.667										3	1	1	0	0	0	2							
Chris Carter, L OBP: 0.538, SLG: 1.040										2	0	0	0	0	2	4							
Damon Easley, R OBP: 0.458, SLG: 0.400										1	1	0	0	1	1	1							
11 Jerry Gil, R OBP: 0.433, SLG: 0.724										2	0	0	0	0	0	4							
19 Chris Snyder, R OBP: 0.542, SLG: 0.909										1	1	1	1	1	0	0							
Koyie Hill, S OBP: 0.600, SLG: 0.647										1	0	0	0	1	0	0							
<b>Inning Stats</b>	R: 0 E: 0 K: 1 S: 5	H: 0 LOB: 0 BB: 5 P: 5	R: 0 E: 0 K: 0 S: 3	H: 0 LOB: 0 BB: 3 P: 3	R: 1 E: 0 K: 1 S: 6	H: 1 LOB: 2 BB: 2 P: 14	R: 0 E: 0 K: 3 S: 9	H: 0 LOB: 0 BB: 0 P: 9	R: 3 E: 0 K: 1 S: 8	H: 3 LOB: 0 BB: 0 P: 8	R: 0 E: 0 K: 0 S: 4	H: 1 LOB: 2 BB: 1 P: 8	R: 0 E: 1 K: 1 S: 6	H: 1 LOB: 1 BB: 0 P: 6	R: 1 E: 0 K: 2 S: 10	H: 2 LOB: 3 BB: 2 P: 10	R: 1 E: 0 K: 2 S: 10	H: 3 LOB: 2 BB: 0 P: 10	1B: 7 2B: 3 3B: 0 HR: 1	SF: 0 SAC: 0 DP: 0 HBP: 0	WP: 0 PB: 0 CS: 0	PA: 43	
<b>PITCHER</b>	IP	WLS	BF	H	R	ER	SO	BB	IBB	HBP	BLK	WP	HR	S	P	ERA	WHIP						
33 Kevin Millwood, R ERA: 7.71	4.2		20	4	4	4	6	2	0	0	0	0	1	30	38	7.71	1.286						
36 C.J. Wilson, L ERA:	1.1		6	1	0	0	0	1	0	0	0	0	0	5	9	0.00	1.500						
Jon Leicester, R ERA: 10.8	1.1		8	3	1	1	2	1	0	0	0	0	0	11	15	6.75	3.000						
94 Steve Rowe, R ERA:	0.2		3	0	0	0	1	1	0	0	0	0	0	4	8	0.00	1.500						
53 Joaquin Benoit, R ERA: 9.0	1.0	L	6	3	1	1	2	0	0	0	0	0	0	10	10	9.00	3.000						

Arizona Diamondbacks @ Texas Rangers  
Surprise Stadium, Surprise, AZ  
Sat Mar 18 2006, 3:05 PM EST  
Att: 10,563 - Partly Cloudy - 60 F

AB 38  
R 6  
H 11  
RBI 6  
BB 5  
SO 11  
LOB 23



Batter	1	2	3	4	5	6	7	8	9	AB	R	H	RBI	BB	SO	LOB	BOTTOM						
David Dellucci, L OBP: 0.400, SLG: 0.640										3	1	1	2	0	2	0							
Rashad Eldridge, S OBP: 0.727, SLG: 1.000										2	0	0	0	0	1	2							
Kevin Mench, R OBP: 0.393, SLG: 1.037										3	0	0	0	0	0	0							
16 Adam Hyzdu, R OBP: 0.484, SLG: 0.786										2	1	1	1	0	1	1							
23 Mark Teixeira, S OBP: 0.333, SLG: 0.333										3	0	0	0	0	1	0							
24 Adrian Brown, S OBP: 0.282, SLG: 0.297										0	0	0	0	1	0	0							
Phil Nevin, R OBP: 0.371, SLG: 0.759										3	0	1	0	0	0	0							
15 Gerald Laird, R OBP: 0.421, SLG: 0.737										0	0	0	0	0	0	0							
6 Brad Wilkerson, L OBP: 0.355, SLG: 0.593										3	2	2	1	0	0	1							
80 Nate Gold, R OBP: 0.308, SLG: 0.538										1	0	0	0	0	1	2							
5 Ian Kinsler, R OBP: 0.424, SLG: 0.654										3	0	0	0	0	1	2							
2 Drew Meyer, L OBP: 0.111, SLG: 0.500										1	0	0	0	0	1	2							
Rod Barajas, R OBP: 0.417										3	0	2	1	0	0	1							
71 Tim Olson, R OBP: 0.615, SLG: 0.909										1	0	0	0	0	1	2							
D'Angelo Jimenez, S OBP: 0.341, SLG: 0.395										3	1	1	0	0	0	2							
Keith McDonald, R OBP: 0.600, SLG: 0.750										1	0	0	0	0	0	0							
Travis Metcalf, R OBP: 0.250, SLG: 0.222										2	0	0	0	0	0	1							
Erubiel Durazo, L OBP: 0.182, SLG: 0.100										1	0	0	0	0	1	1							
95 Jace Brewer, R ERA: 2.57										0	0	0	0	1	0	0							
<b>Inning Stats</b>	R: 0 E: 0 K: 2 S: 7	H: 0 LOB: 0 BB: 0 P: 7	R: 0 E: 0 K: 0 S: 4	H: 1 LOB: 1 BB: 0 P: 4	R: 2 E: 0 K: 0 S: 5	H: 2 LOB: 0 BB: 0 P: 5	R: 1 E: 0 K: 0 S: 5	H: 2 LOB: 1 BB: 0 P: 5	R: 0 E: 0 K: 1 S: 5	H: 0 LOB: 0 BB: 0 P: 5	R: 1 E: 0 K: 1 S: 6	H: 1 LOB: 0 BB: 0 P: 6	R: 0 E: 0 K: 1 S: 6	H: 1 LOB: 1 BB: 0 P: 6	R: 1 E: 0 K: 3 S: 10	H: 1 LOB: 2 BB: 1 P: 15	R: 0 E: 0 K: 2 S: 7	H: 0 LOB: 1 BB: 1 P: 11	1B: 3 2B: 2 3B: 0 HR: 3	SF: 0 SAC: 0 DP: 0 HBP: 1	WP: 0 PB: 0 CS: 0	PA: 38	
<b>PITCHER</b>	IP	WLS	BF	H	R	ER	SO	BB	IBB	HBP	BLK	WP	HR	S	P	ERA	WHIP						
17 Brandon Webb, R ERA: 1.93	5.0		20	5	3	3	3	0	0	0	0	0	2	26	27	6.00	1.333						
Claudio Vargas, R ERA: 4.5	3.0	W	14	3	2	2	5	1	0	1	0	0	2	22	27	6.00	1.333						
Mike Koplove, R ERA: 2.57	1.0	S	4	0	0	0	2	1	0	0	0	0	0	7	11	0.00	1.000						

Arizona Diamondbacks @ Texas Rangers  
Surprise Stadium, Surprise, AZ  
Sat Mar 18 2006, 3:05 PM EST  
Att: 10,563 - Partly Cloudy - 60 F

AB 35  
R 5  
H 8  
RBI 5  
BB 2  
SO 10  
LOB 17



Batter	1	2	3	4	5	6	7	8	9	AB R H RBI BB SO LOB	TOP																								
											<b>San Diego Padres @ Arizona Diamondbacks</b> Tucson Electric Park, Tucson, AZ Sun Mar 19 2006, 3:05 PM EST <a href="http://livebaseballscorecards.com">livebaseballscorecards.com</a>																								
										AB		0																							
										R		0																							
										H		0																							
										RBI		0																							
										BB		0																							
										SO		0																							
										LOB		0																							
Inning Stats										1B: 0 SF: 0 WP: 0 PA: 0 2B: 0 SAC: 0 FB: 0 3B: 0 DP: 0 SB: 0 HR: 0 HBP: 0 CS: 0																									
PITCHER	IP	WLS	BF	H	R	ER	SO	BB	IBB	HBP	BLK	WP	HR	S	P	ERA	WHIP	PITCHER	IP	WLS	BF	H	R	ER	SO	BB	IBB	HBP	BLK	WP	HR	S	P	ERA	WHIP

Batter	1	2	3	4	5	6	7	8	9	AB R H RBI BB SO LOB	BOTTOM																								
											<b>San Diego Padres @ Arizona Diamondbacks</b> Tucson Electric Park, Tucson, AZ Sun Mar 19 2006, 3:05 PM EST <a href="http://livebaseballscorecards.com">livebaseballscorecards.com</a>																								
										AB		0																							
										R		0																							
										H		0																							
										RBI		0																							
										BB		0																							
										SO		0																							
										LOB		0																							
Inning Stats										1B: 0 SF: 0 WP: 0 PA: 0 2B: 0 SAC: 0 FB: 0 3B: 0 DP: 0 SB: 0 HR: 0 HBP: 0 CS: 0																									
PITCHER	IP	WLS	BF	H	R	ER	SO	BB	IBB	HBP	BLK	WP	HR	S	P	ERA	WHIP	PITCHER	IP	WLS	BF	H	R	ER	SO	BB	IBB	HBP	BLK	WP	HR	S	P	ERA	WHIP

Batter	1	2	3	4	5	6	7	8	9	AB	R	H	RBI	BB	SO	LOB	TOP									
Jerry Hairston, R OBP: 0.412, SLG: 0.414 49 John Koronka, L (7, 1) 47 Scott Eyre, L (8, 1) 58 Geovany Soto, R OBP: 0.412, SLG: 0.400 (9, 2)	0-0 HR 1B	0-0 1B		P5		E3 2B	F7		FC5-4 BB	5	2	2	0	0	0	3	<b>Chicago Cubs @ Arizona Diamondbacks</b> Tucson Electric Park, Tucson, AZ Mon Mar 20 2006, 3:05 PM EST Att: 7,959 - Partly Cloudy - 52 F									
Neftali Feliz, S OBP: 0.243, SLG: 0.333 64 Casey McGehee, R OBP: 0.333, SLG: 0.182 (7, 5)	1-0 HR	0-0 P3		P5		2B 2B		FC5-4 1B	FC5-4 1-2	4	2	2	3	0	0	3										
Todd Walker, L OBP: 0.400, SLG: 0.621 Ryan Theriot, R OBP: 0.375, SLG: 0.278 (6, 4)	4-0 3B BB				F9			FC5-4 WP		2	1	1	1	1	0	0										
Jacque Jones, L OBP: 0.471, SLG: 0.548 Jesse Schmidt, S (8, 9)	0-0 P3			G4-3	G4-3	G6-3		K		4	0	0	0	0	0	5										
Michael Barrett, R OBP: 0.429, SLG: 0.600 24 Henry Blanco, R (6, 2)	0-0					F8		F9		1	1	1	1	2	0	0										
David Aardsma, R (9, 1)	1-H SF9 3B									0	0	0	0	0	0	0										
John Mabry, L OBP: 0.407, SLG: 0.524 Brian Dopirak, R OBP: 0.360, SLG: 0.640 (6, 3)	0-0 SF9			CS	G4-6-3 1B	G4-3			K	3	1	1	1	0	0	2										
19 Matt Murton, R OBP: 0.579, SLG: 0.759 28 Michael Restovich, R OBP: 0.324, SLG: 0.500 (7, 7)	0-0 G5-3				1B					3	1	2	0	0	0	0										
5 Ronny Cedeno, R OBP: 0.263, SLG: 0.306 1 Augie Ojeda, S OBP: 0.190, SLG: 0.238 (7, 6)		0-0 P6			1B	L3		F7	G6-3	3	0	1	0	0	0	1										
Angel Guzman, R (1, 1)		0-0 G6-3						K		1	0	0	0	0	0	0										
Luis Montanez, R OBP: 0.333, SLG: 0.333 53 Rich Hill, L OBP: 1.000, SLG: 1.000 Felix Pie, L OBP: 0.286, SLG: 0.556 (7, 8)					1B			WP E 1B		1	0	1	2	0	0	0										
	R: 4 E: 0 K: 0 S: 6	H: 3 LOB: 0 BB: 1 P: 11	R: 0 E: 0 K: 0 S: 4	H: 1 LOB: 1 BB: 0 P: 4	R: 0 E: 0 K: 0 S: 2	H: 0 LOB: 0 BB: 1 P: 7	R: 2 E: 0 K: 0 S: 7	H: 4 LOB: 3 BB: 0 P: 8	R: 0 E: 0 K: 0 S: 3	H: 1 LOB: 1 BB: 1 P: 7	R: 3 E: 1 K: 0 S: 7	H: 3 LOB: 1 BB: 0 P: 8	R: 0 E: 0 K: 1 S: 6	H: 1 LOB: 1 BB: 0 P: 6	R: 0 E: 0 K: 1 S: 6	H: 1 LOB: 1 BB: 1 P: 12		1B: 11 2B: 3 3B: 1 HR: 1	SF: 1 SAC: 0 DP: 1 HBP: 1	WP: 2 PB: 1 SB: 1 CS: 1	PA: 48					
PITCHER	IP	WLS	BF	H	R	ER	SO	BB	IBB	HBP	BLK	WP	HR	S	P	ERA		WHIP								
Orlando Hernandez, R ERA: 7.2	4.0	L	22	8	6	6	0	2	0	1	0	0	1	19	30	13.50		2.500								
Terry Mulholland, L ERA: 3.38	3.0		15	5	3	2	1	1	0	0	0	1	0	16	21	6.00		2.000								
Jason Grimsley, R ERA: 5.14	1.0		4	1	0	0	1	0	0	0	0	1	0	6	6	0.00		1.000								
Brandon Lyon, R ERA: 12.0	1.0		6	2	1	1	1	1	0	0	0	0	0	7	12	9.00		3.000								

AB	41
R	10
H	16
RBI	9
BB	4
SO	3
LOB	23



Batter	1	2	3	4	5	6	7	8	9	AB	R	H	RBI	BB	SO	LOB	BOTTOM									
30 Jeff DaVanon, S OBP: 0.550, SLG: 0.552 Andy Green, R OBP: 0.541, SLG: 0.690 (6, 5)	0-0 G5-3	0-0 G4-3								3	0	0	0	0	1	0	<b>Chicago Cubs @ Arizona Diamondbacks</b> Tucson Electric Park, Tucson, AZ Mon Mar 20 2006, 3:05 PM EST Att: 7,959 - Partly Cloudy - 52 F									
1 Orlando Hudson, S OBP: 0.500, SLG: 0.594 13 Alberto Callaspo, S OBP: 0.250, SLG: 0.243 (6, 4)	4-0 34 BB 2B BB			G1-3						1	1	0	0	2	0	0										
Chad Tracy, L OBP: 0.455, SLG: 0.600 Luis Terrero, R OBP: 0.343, SLG: 0.533 (6, 8)	4-0 34 BB 2B BB			G3						2	1	0	0	1	1	1										
Luis Gonzalez, L OBP: 0.355, SLG: 0.517 Scott Hairston, R OBP: 0.472, SLG: 0.613 (4, 7)	0-0 F9									2	0	0	0	0	1	2										
34 Conor Jackson, R OBP: 0.513, SLG: 0.613 7 Carlos Quentin, R OBP: 0.500, SLG: 0.647 (7, 9)	4-0 2B 1-2 2-3 BB				G5-3					2	0	0	0	1	0	0										
Shawn Green, L OBP: 0.278, SLG: 0.457 67 Brian Barden, R OBP: 0.400, SLG: 0.472 (7, 3)	0-0 K									3	0	1	2	0	1	0										
6 Stephen Drew, L OBP: 0.438, SLG: 0.621 11 Jerry Gil, R OBP: 0.452, SLG: 0.800 (7, 6)	0-0 G2-3									2	0	0	0	1	1	2										
19 Chris Snyder, R OBP: 0.519, SLG: 0.833 Jason Grimsley, R (8, 1) Brandon Lyon, R (9, 1) Jesus Cota, L OBP: 0.687, SLG: 0.500 (9, PH)		0-0 F9								2	0	0	0	1	1	0										
Orlando Hernandez, R (1, 1) Alex Frazier, R OBP: 0.385, SLG: 0.583 Terry Mulholland, R (5, 1) Koyie Hill, S OBP: 0.545, SLG: 0.579 (8, 2)		0-0 G6-3								1	0	0	0	0	0	0										
	R: 2 E: 0 K: 0 S: 4	H: 1 LOB: 2 BB: 3 P: 16	R: 0 E: 0 K: 0 S: 3	H: 0 LOB: 0 BB: 0 P: 3	R: 0 E: 0 K: 1 S: 5	H: 0 LOB: 0 BB: 0 P: 5	R: 0 E: 0 K: 2 S: 7	H: 0 LOB: 2 BB: 2 P: 15	R: 0 E: 0 K: 2 S: 7	H: 0 LOB: 1 BB: 1 P: 11	R: 0 E: 0 K: 1 S: 5	H: 0 LOB: 0 BB: 0 P: 5	R: 0 E: 0 K: 1 S: 5	H: 0 LOB: 1 BB: 1 P: 9	R: 0 E: 0 K: 0 S: 3	H: 0 LOB: 0 BB: 0 P: 3		R: 0 E: 0 K: 1 S: 6	H: 1 LOB: 1 BB: 0 P: 6	1B: 0 2B: 1 3B: 1 HR: 0	SF: 0 SAC: 0 DP: 0 HBP: 0	WP: 0 PB: 0 SB: 0 CS: 0	PA: 36			
PITCHER	IP	WLS	BF	H	R	ER	SO	BB	IBB	HBP	BLK	WP	HR	S	P	ERA		WHIP								
Angel Guzman, R ERA: 6.43	3.0	W	13	1	2	2	1	3	0	0	0	0	0	12	24	6.00		1.333								
53 Rich Hill, L ERA: 9.0	3.0		12	0	0	0	5	3	0	0	0	0	0	19	31	0.00		1.000								
49 John Koronka, L ERA: 3.24	1.0		4	0	0	0	1	1	0	0	0	0	0	5	9	0.00		1.000								
47 Scott Eyre, L ERA David Aardsma, R ERA: 3.6	1.0		3	0	0	0	0	0	0	0	0	0	0	3	3	0.00		0.000								
	1.0		4	1	0	0	1	0	0	0	0	0	0	6	6	0.00		1.000								

AB	29
R	2
H	2
RBI	2
BB	7
SO	8
LOB	11



Batter	1	2	3	4	5	6	7	8	9	AB	R	H	RBI	BB	SO	LOB	TOP			
<b>Craig Counsell, L</b> (1, 10) OBP: 0.250, SLG: 0.250										4	1	1	0	0	0	3	<b>Arizona Diamondbacks @ Seattle Mariners</b> Peoria Stadium, Peoria, AZ Tue Mar 21 2006, 3:05 PM EST Att: 9,277 - Cloudy - 62 F			
<b>22 Eric Byrnes, R</b> (1, 8) OBP: 0.314, SLG: 0.588										2	0	0	0	0	2					
<b>Luis Terrero, R</b> (5, 8) OBP: 0.324, SLG: 0.500										2	0	0	0	0	1					
<b>Luis Gonzalez, L</b> (1, 7) OBP: 0.364, SLG: 0.613										2	1	1	2	0	0	1				
<b>Scott Hairston, R</b> (5, 7) OBP: 0.474, SLG: 0.606										2	0	1	0	0	0	0				
<b>Tony Clark, S</b> (1, 3) OBP: 0.406, SLG: 0.759										2	0	1	0	0	1	0				
<b>Jesus Cota, L</b> (5, 3) OBP: 0.400, SLG: 0.250										2	0	0	0	0	0	1				
<b>7 Carlos Quentin, R</b> (1, 9) OBP: 0.479, SLG: 0.684										4	1	1	1	0	0	2				
<b>Andy Green, R</b> (1, 4) OBP: 0.525, SLG: 0.656										3	0	1	0	0	0	0				
<b>Matt Erickson, L</b> (7, 4) OBP: 1.000, SLG: 2.000										0	0	0	0	0	0	0				
<b>Johnny Estrada, S</b> (1, 2) OBP: 0.433, SLG: 0.414										2	0	0	0	0	0	1				
<b>46 Juan Brito, R</b> (6, 2)										1	0	0	0	0	0	0				
<b>11 Jerry Gil, R</b> (1, 6) OBP: 0.471, SLG: 0.875										2	1	1	1	1	1	0				
<b>67 Brian Barden, R</b> (1, 5) OBP: 0.419, SLG: 0.513										3	0	2	0	0	0	0				
<b>Inning Stats</b>	R: 2 E: 0 K: 1 S: 7	H: 2 LOB: 0 BB: 0 P: 7	R: 0 E: 0 K: 1 S: 5	H: 1 LOB: 0 BB: 0 P: 5	R: 0 E: 0 K: 0 S: 4	H: 1 LOB: 1 BB: 0 P: 4	R: 0 E: 0 K: 0 S: 3	H: 1 LOB: 0 BB: 0 P: 3	R: 1 E: 0 K: 0 S: 4	H: 1 LOB: 0 BB: 0 P: 4	R: 0 E: 0 K: 0 S: 3	H: 0 LOB: 0 BB: 0 P: 3	R: 1 E: 0 K: 1 S: 5	H: 2 LOB: 2 BB: 1 P: 9	R: 0 E: 0 K: 1 S: 6	H: 1 LOB: 1 BB: 0 P: 6	1B: 5 2B: 1 3B: 0 HR: 3	SF: 0 SAC: 0 DP: 2 HBP: 0	WP: 0 PB: 0 SB: 0 CS: 0	PA: 32
<b>PITCHER</b>	IP WLS BF H R ER SO BB IBB HBP BLK WP HR S P ERA WHIP																			
<b>56 Jarrod Washburn, L</b> (1, 1) ERA: 2.57	5.0 W 19 6 3 3 2 0 0 0 0 0 2 23 23 5.40 1.200																			
<b>Eddie Guardado, L</b> (6, 1) ERA:	1.0 H 3 0 0 0 0 0 0 0 0 0 0 3 3 0.00 0.000																			
<b>Luis Gonzalez, L</b> (7, 1) ERA: 3.52	1.0 H 6 2 1 1 0 0 1 0 0 0 0 1 5 9 9.00 3.000																			
<b>20 J.J. Putz, R</b> (8, 1) ERA:	1.0 S 4 1 0 0 1 0 0 0 0 0 0 0 6 6 0.00 1.000																			

Batter	1	2	3	4	5	6	7	8	9	AB	R	H	RBI	BB	SO	LOB	BOTTOM	
<b>7 Jeremy Reed, L</b> (1, 8) OBP: 0.391, SLG: 0.529										3	0	0	0	0	0	1	<b>Arizona Diamondbacks @ Seattle Mariners</b> Peoria Stadium, Peoria, AZ Tue Mar 21 2006, 3:05 PM EST Att: 9,277 - Cloudy - 62 F	
<b>25 Adam Jones, R</b> (6, 8) OBP: 0.259, SLG: 0.333										1	0	0	0	0	0	0		
<b>7 Yuniesky Betancourt, R</b> (1, 6) OBP: 0.559, SLG: 0.914										3	0	1	0	0	0	0		
<b>16 Willie Bloomquist, R</b> (5, PR) OBP: 0.280, SLG: 0.292										1	0	0	0	0	0	0		
<b>Raul Ibanez, L</b> (1, 7) OBP: 0.514, SLG: 0.941										2	1	1	1	0	0	0		
<b>12 Michael Morse, R</b> (6, 7) OBP: 0.366, SLG: 0.441										1	0	0	0	0	0	0		
<b>Richie Sexson, R</b> (1, 3) OBP: 0.600, SLG: 0.917										2	1	1	1	1	0	0		
<b>Greg Dobbs, L</b> (6, PR) OBP: 0.256, SLG: 0.351										0	0	0	0	0	0	0		
<b>29 Adrian Beltré, R</b> (1, 5) OBP: 0.667, SLG: 2.000										2	2	1	1	1	0	3		
<b>Cody Ransom, R</b> (6, 5) OBP: 0.261, SLG: 0.391										0	0	0	0	0	0	0		
<b>Carl Everett, S</b> (1, 10) OBP: 0.257, SLG: 0.371										3	0	1	0	0	0	1		
<b>Roberto Petagine, L</b> (6, PR) OBP: 0.536, SLG: 0.680										0	0	0	0	0	0	0		
<b>Matt Lawton, L</b> (1, 9) OBP: 0.441, SLG: 0.600										3	0	0	0	0	0	2		
<b>Joe Borchard, S</b> (7, 9) OBP: 0.351, SLG: 0.559										0	0	0	0	0	0	0		
<b>4 Jose Lopez, R</b> (1, 4) OBP: 0.297, SLG: 0.457										2	1	2	0	0	0	0		
<b>71 Scott Youngbauer, S</b> (6, 4) OBP: 0.297, SLG: 0.457										1	0	0	0	0	0	1		
<b>30 René Rivera, R</b> (1, 2) OBP: 0.200, SLG: 0.310										3	0	1	2	0	1	1		
<b>25 Corky Miller, R</b> (8, 2) OBP: 0.133, SLG: 0.200										0	0	0	0	0	0	0		
<b>Inning Stats</b>	R: 1 E: 0 K: 0 S: 4	H: 1 LOB: 0 BB: 0 P: 4	R: 1 E: 0 K: 0 S: 5	H: 2 LOB: 1 BB: 0 P: 6	R: 0 E: 0 K: 0 S: 3	H: 0 LOB: 0 BB: 0 P: 3	R: 3 E: 0 K: 0 S: 6	H: 3 LOB: 1 BB: 1 P: 10	R: 0 E: 0 K: 0 S: 3	H: 1 LOB: 1 BB: 0 P: 3	R: 0 E: 0 K: 1 S: 5	H: 0 LOB: 0 BB: 0 P: 5	R: 0 E: 0 K: 0 S: 1	H: 0 LOB: 0 BB: 0 P: 1	1B: 2 2B: 5 3B: 0 HR: 3	SF: 0 SAC: 1 DP: 2 HBP: 0	WP: 0 PB: 1 SB: 0 CS: 0	PA: 30
<b>PITCHER</b>	IP WLS BF H R ER SO BB IBB HBP BLK WP HR S P ERA WHIP																	
<b>Brad Halsey, L</b> (1, 1) ERA: 9.0	5.0 L 23 7 5 5 0 2 0 0 0 0 0 3 21 30 9.00 1.800																	
<b>59 Jeff Bajenaru, R</b> (6, 1) ERA: 5.63	1.0 3 1 0 0 0 0 0 0 0 0 0 0 3 3 0.00 1.000																	
<b>Jose Valverde, R</b> (7, 1) ERA: 5.4	1.0 3 0 0 0 1 0 0 0 0 0 0 0 5 5 0.00 0.000																	
<b>Randy Choate, L</b> (8, 1) ERA: 3.38	0.1 1 0 0 0 0 0 0 0 0 0 0 0 1 1 0.00 0.000																	

Batter	1	2	3	4	5	6	7	8	9	AB	R	H	RBI	BB	SO	LOB	TOP						
Craig Counsell, L (1, 10) OBP: 0.375, SLG: 0.375 Damian Easley, R (8, PH) OBP: 0.440, SLG: 0.381 (8, 10)	G4-3			G3-1				G5-3		4	0	2	3	0	0	1	<b>Arizona Diamondbacks @ Oakland Athletics</b> Phoenix Municipal Stadium, Phoenix, AZ Wed Mar 22 2006, 3:05 PM EST Att: 8,403 - Sunny - 62 F <a href="http://livebaseballscorecards.com">livebaseballscorecards.com</a>						
1 Orlando Hudson, S (1, 4) OBP: 0.500, SLG: 0.600 13 Alberto Callaspo, S (7, PR) OBP: 0.269, SLG: 0.289 (7, 4)		F8			P4				2B	3	0	1	0	1	0	1							
Chad Tracy, L (1, 5) OBP: 0.405, SLG: 0.529 Andy Green, R (7, 5) OBP: 0.537, SLG: 0.667	F9			F8	G6-3		P5		2B	4	0	0	0	0	2								
Shawn Green, L (1, 9) OBP: 0.250, SLG: 0.410 7 Carlos Quentin, R (7, 9) OBP: 0.490, SLG: 0.718	FC6			F9	L9		K		2B	4	0	0	0	0	1	2							
34 Conor Jackson, R (1, 3) OBP: 0.535, SLG: 0.794 67 Brian Barden, R (7, 3) OBP: 0.409, SLG: 0.500									2B	3	3	2	2	1	0	1							
22 Eric Byrnes, R (1, 8) OBP: 0.342, SLG: 0.622 30 Jeff DaVanon, S (7, 8) OBP: 0.571, SLG: 0.567									2B	3	1	2	0	0	0	0							
6 Stephen Drew, L (1, 6) OBP: 0.472, SLG: 0.583 11 Jerry Gil, R (7, 6) OBP: 0.472, SLG: 0.853									2B	3	1	0	0	0	0	3							
Luis Terrero, R (1, 7) OBP: 0.375, SLG: 0.559 Scott Hairston, R (7, 7) OBP: 0.462, SLG: 0.588									2B	2	2	2	2	0	0	0							
19 Chris Snyder, R (1, 2) OBP: 0.467, SLG: 0.741 Koyie Hill, S (8, PH) OBP: 0.522, SLG: 0.550 (8, 2)									2B	1	0	0	0	0	0	1							
									2B	3	0	0	0	0	0	4							
									2B	1	0	0	0	0	0	1							
<b>Inning Stats</b>	R: 0 E: 0 K: 0 S: 3	H: 0 LOB: 1 BB: 1 P: 7	R: 3 E: 0 K: 0 S: 7	H: 4 LOB: 1 BB: 0 P: 7	R: 1 E: 0 K: 0 S: 4	H: 1 LOB: 0 BB: 0 P: 4	R: 0 E: 0 K: 0 S: 4	H: 0 LOB: 1 BB: 0 P: 5	R: 0 E: 0 K: 1 S: 5	H: 0 LOB: 0 BB: 0 P: 3	R: 3 E: 0 K: 0 S: 5	H: 3 LOB: 1 BB: 1 P: 9	R: 0 E: 0 K: 1 S: 6	H: 1 LOB: 1 BB: 0 P: 6	R: 1 E: 1 K: 0 S: 5	H: 1 LOB: 1 BB: 1 P: 9		R: 3 E: 0 K: 0 S: 6	H: 4 LOB: 0 BB: 0 P: 6	1B: 7 2B: 5 3B: 0 HR: 2	SF: 0 SAC: 0 DP: 1 HBP: 1	WP: 0 PB: 0 SB: 2 CS: 0	PA: 43
<b>PITCHER</b>	IP WLS BF H R ER SO BB IBB HBP BLK WP HR S P ERA WHIP																	<b>PITCHER</b>	IP WLS BF H R ER SO BB IBB HBP BLK WP HR S P ERA WHIP				
25 Esteban Loaiza, R (1, 1) ERA: 9.82	3.2 L 18 5 4 4 0 0 1 0 1 0 0 2 17 22 9.82 1.636																						
56 Randy Keisler, L (4, 1) ERA: 5.79	1.1 4 0 0 0 0 0 0 0 0 0 0 4 4 0.00 0.000																						
Kirk Saarloos, R (6, 1) ERA: 4.63	1.0 6 3 3 3 0 1 0 0 0 0 0 5 9 27.00 4.000																						
20 Huston Street, R (7, 1) ERA: 2.25	2.0 9 2 1 1 1 1 0 0 0 0 0 11 15 4.50 1.500																						
Jay Witasick, R (9, 1) ERA: 9.0	1.0 6 4 3 3 0 0 0 0 0 0 0 6 6 27.00 4.000																						

Batter	1	2	3	4	5	6	7	8	9	AB	R	H	RBI	BB	SO	LOB	BOTTOM				
14 Mark Ellis, R (1, 4) OBP: 0.400, SLG: 0.729 Keith Ginter, R (7, 4) OBP: 0.387, SLG: 0.500										3	1	1	0	0	0	2	<b>Arizona Diamondbacks @ Oakland Athletics</b> Phoenix Municipal Stadium, Phoenix, AZ Wed Mar 22 2006, 3:05 PM EST Att: 8,403 - Sunny - 62 F <a href="http://livebaseballscorecards.com">livebaseballscorecards.com</a>				
21 Mark Kotsay, L (1, 8) OBP: 0.438, SLG: 0.538 Freddie Bynum, L (6, 6) OBP: 0.436, SLG: 0.722									HBP	3	1	1	0	0	0	0					
7 Bobby Crosby, R (1, 6) OBP: 0.412, SLG: 0.614 56 Scott McClain, R (6, 5) OBP: 0.406, SLG: 0.750									3B	3	1	2	1	0	0	0					
3 Eric Chavez, L (1, 5) OBP: 0.310, SLG: 0.757 Charles Thomas, L (6, 8) OBP: 0.237, SLG: 0.222									3B	3	1	2	1	0	0	0					
29 Dan Johnson, L (1, 3) OBP: 0.444, SLG: 0.553									2B	3	0	0	1	0	1	2					
Antonio Perez, R (1, 10) OBP: 0.372, SLG: 0.487									2B	2	0	0	0	0	1	1					
Jay Payton, R (1, 9) OBP: 0.357, SLG: 0.575 Matt Watson, L (7, 9) OBP: 0.448, SLG: 0.375									HBP	4	0	0	0	0	0	3					
Nick Swisher, S (1, 7) OBP: 0.358, SLG: 0.375									2B	4	0	1	0	1	2	3					
17 Adam Melhuse, S (1, 2) OBP: 0.406, SLG: 0.500 John Baker, L (8, 2) OBP: 0.533, SLG: 0.750									BB	3	0	1	0	0	1	1					
									BB	1	0	0	0	0	1	2					
									BB	3	0	0	0	0	1	1					
<b>Inning Stats</b>	R: 2 E: 1 K: 0 S: 6	H: 3 LOB: 1 BB: 0 P: 7	R: 0 E: 0 K: 0 S: 4	H: 1 LOB: 1 BB: 0 P: 4	R: 1 E: 0 K: 0 S: 5	H: 2 LOB: 1 BB: 0 P: 5	R: 0 E: 0 K: 0 S: 3	H: 0 LOB: 1 BB: 1 P: 7	R: 0 E: 0 K: 1 S: 5	H: 0 LOB: 0 BB: 0 P: 5	R: 0 E: 0 K: 3 S: 12	H: 0 LOB: 1 BB: 0 P: 12	R: 0 E: 0 K: 2 S: 9	H: 2 LOB: 2 BB: 0 P: 9	R: 2 E: 0 K: 1 S: 7	H: 2 LOB: 3 BB: 1 P: 13		1B: 6 2B: 6 3B: 1 HR: 0	SF: 2 SAC: 0 DP: 1 HBP: 2	WP: 1 PB: 0 SB: 0 CS: 0	PA: 44
<b>PITCHER</b>	IP WLS BF H R ER SO BB IBB HBP BLK WP HR S P ERA WHIP																	<b>PITCHER</b>	IP WLS BF H R ER SO BB IBB HBP BLK WP HR S P ERA WHIP		
Miguel Batista, R (1, 1) ERA: 7.2	3.0 W 15 6 3 3 0 0 0 0 0 0 1 15 15 9.00 2.000																22 Bill White, L (9, 1) ERA: 4.5	0.1 S 1 0 0 0 0 0 0 0 0 0 0 3 7 0.00 1.000			
Jason Grimsley, R (4, 1) ERA: 4.5	1.0 4 0 0 0 0 1 0 0 0 0 0 3 7 0.00 1.000																				
Greg Aquino, R (5, 1) ERA: 1.29	2.0 6 0 0 0 1 1 0 0 0 0 0 7 11 0.00 0.500																				
Clint Gocher, L (7, 1) ERA: 18.0	1.0 6 3 2 2 3 0 0 0 0 0 0 12 12 18.00 3.000																				
Mike Koptowe, R (8, 1) ERA: 4.15	1.2 H 12 4 2 2 2 1 0 2 0 0 0 13 19 10.80 3.000																				

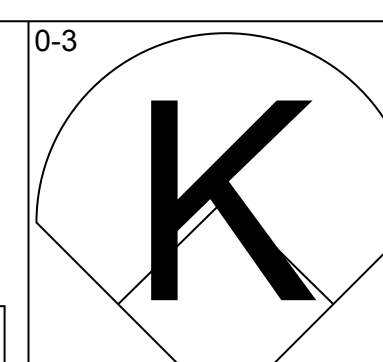
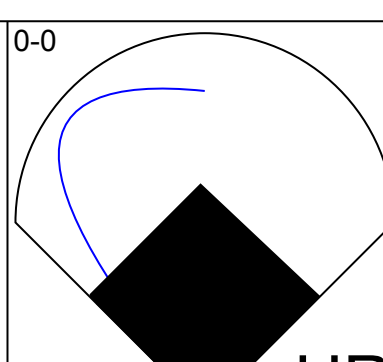
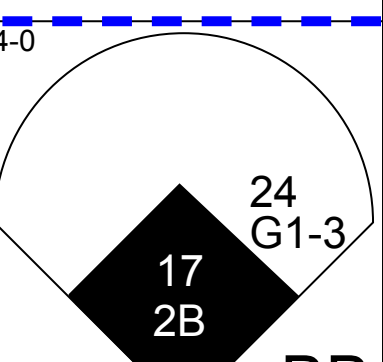
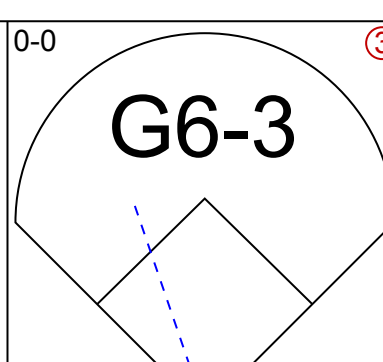
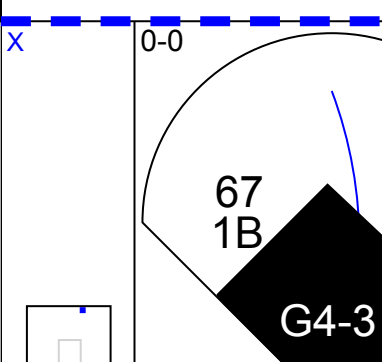
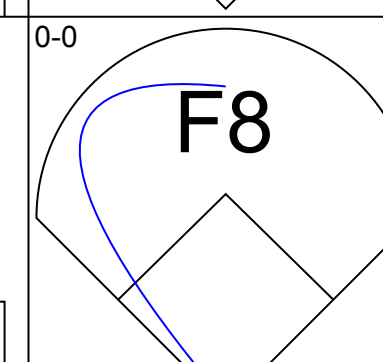
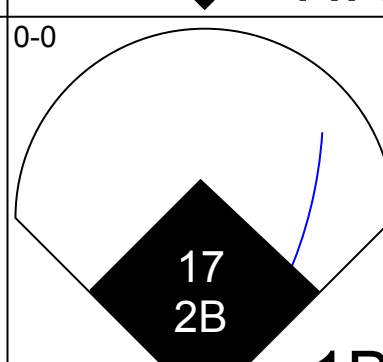
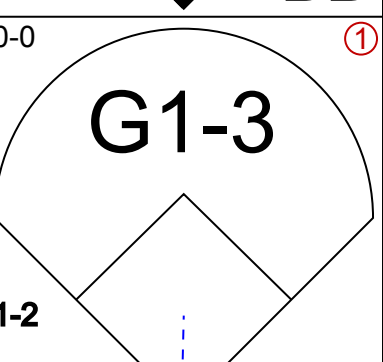
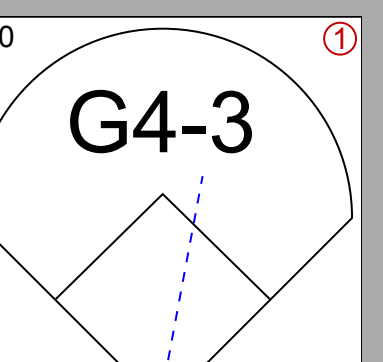
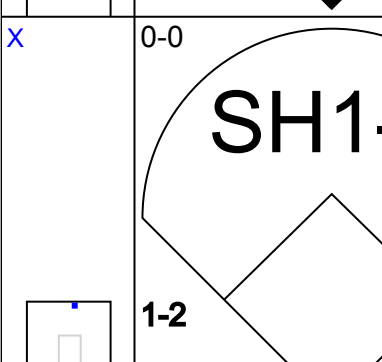
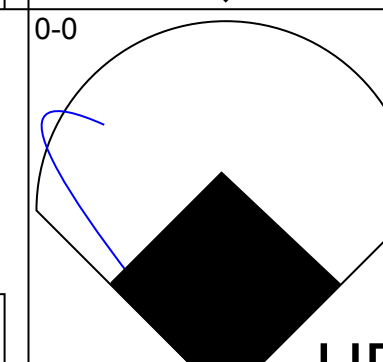
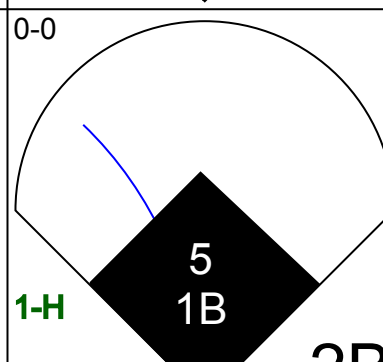
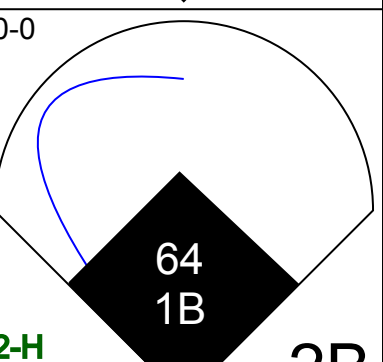
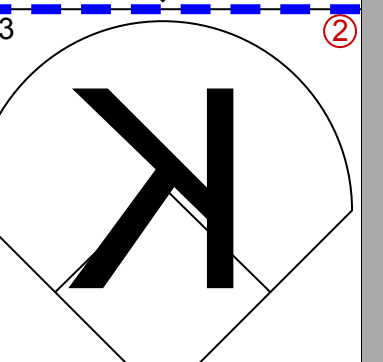
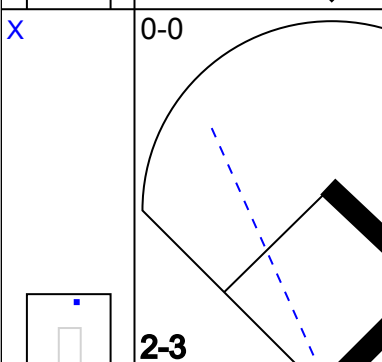
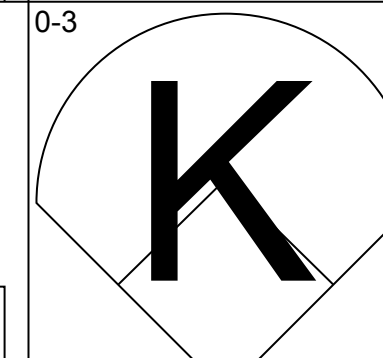
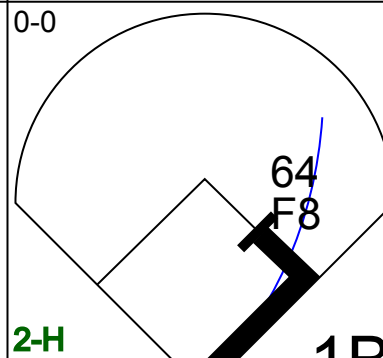
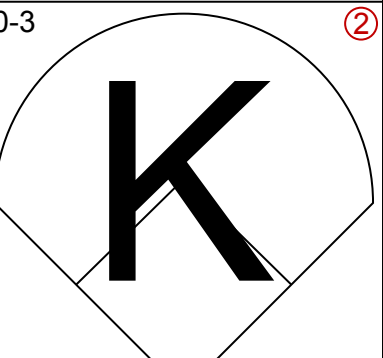
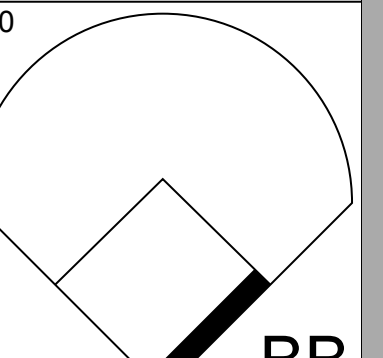
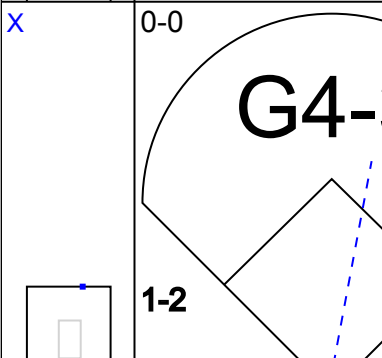

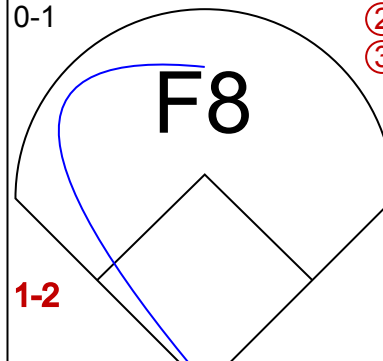
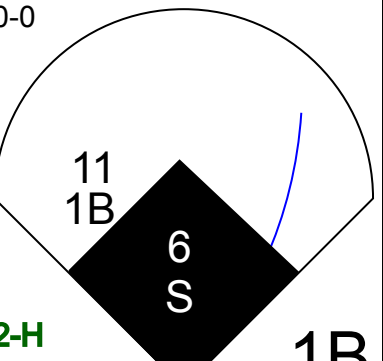
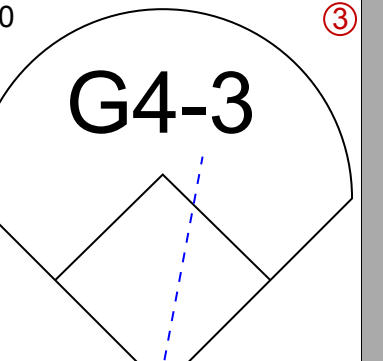
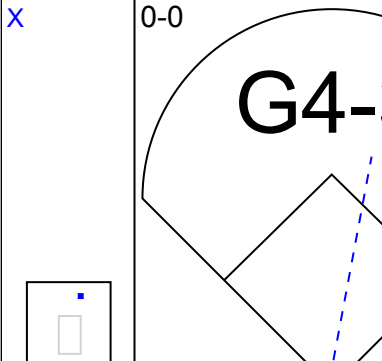

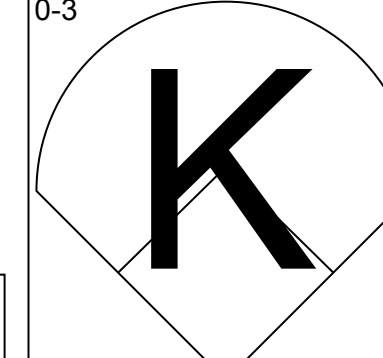

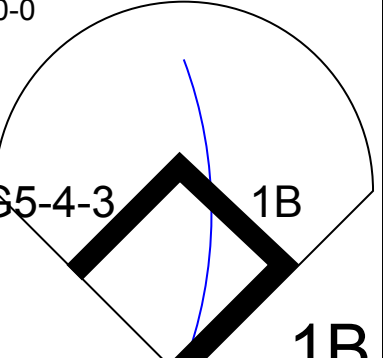

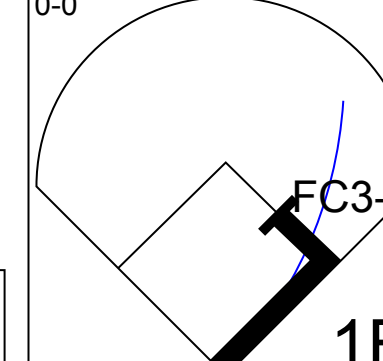

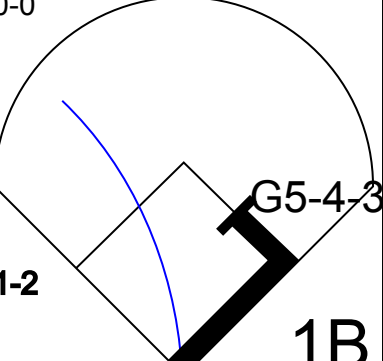

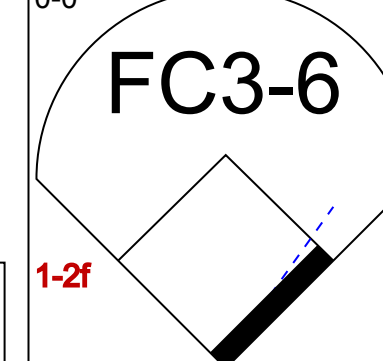
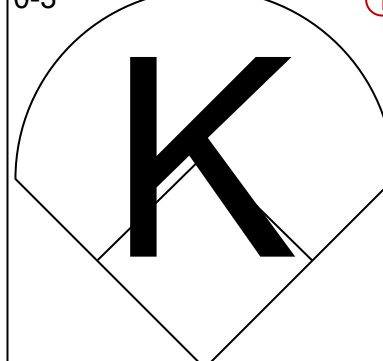
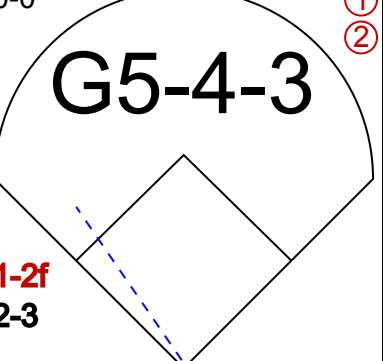

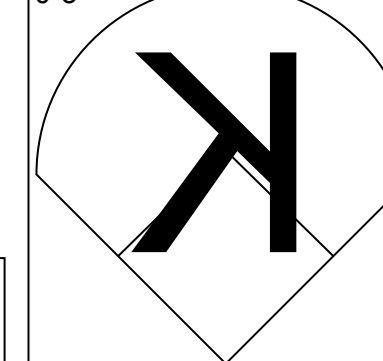
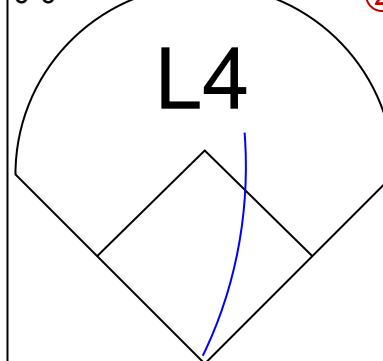
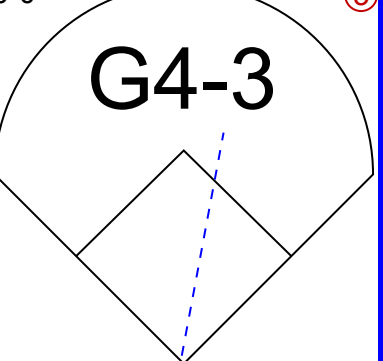
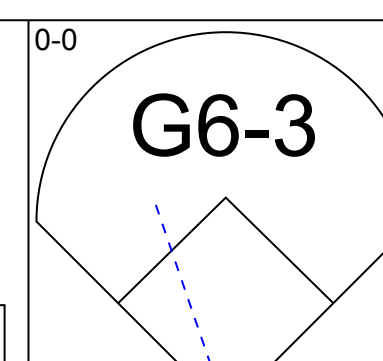
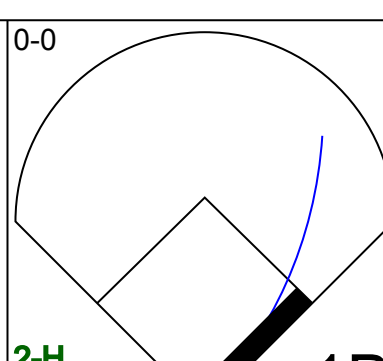
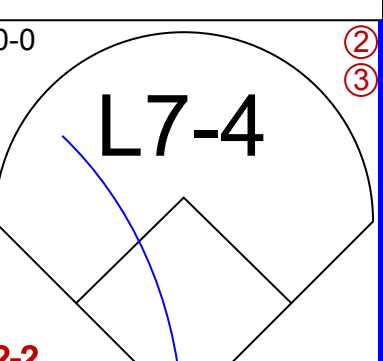
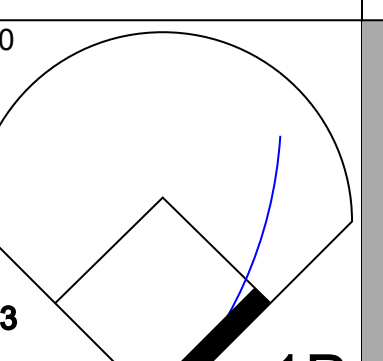
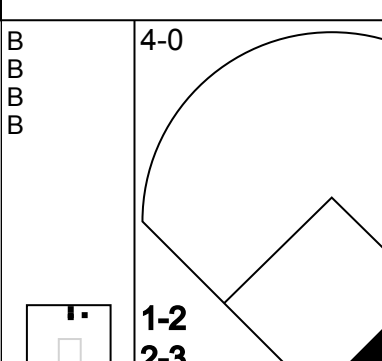
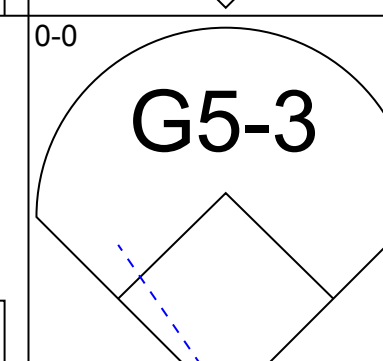
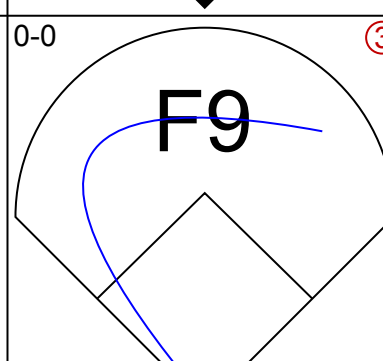
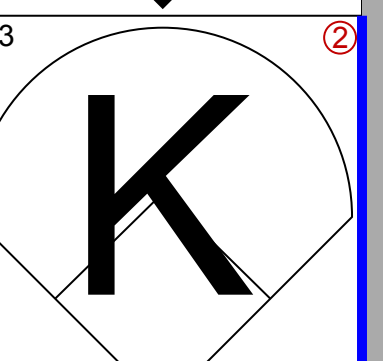
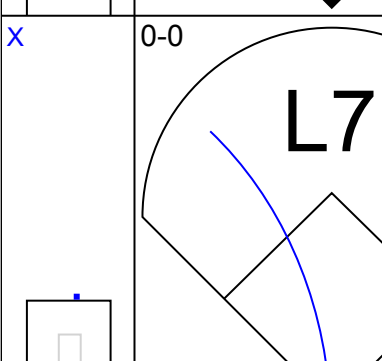
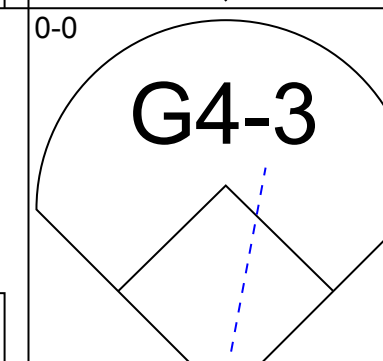
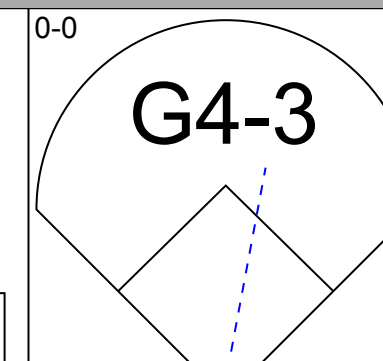
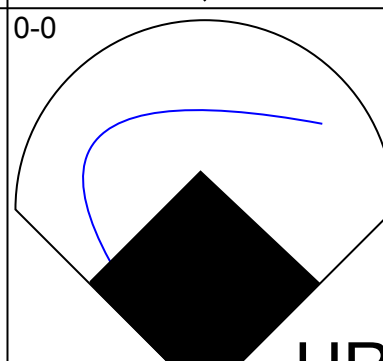
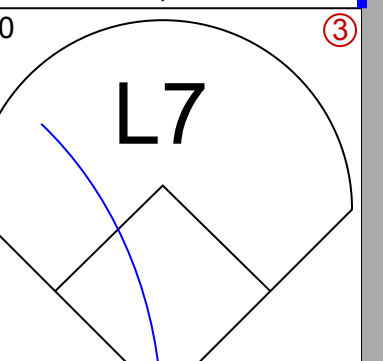
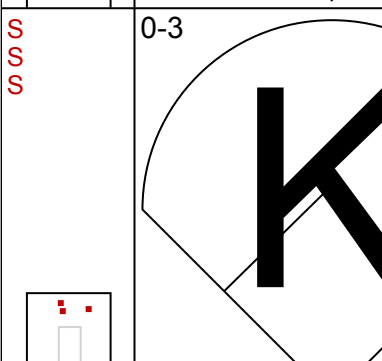

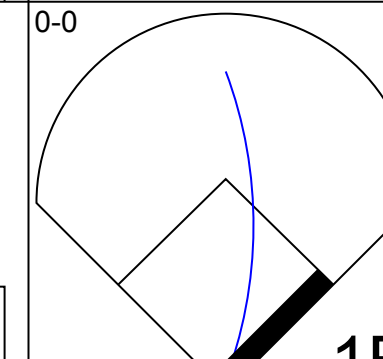
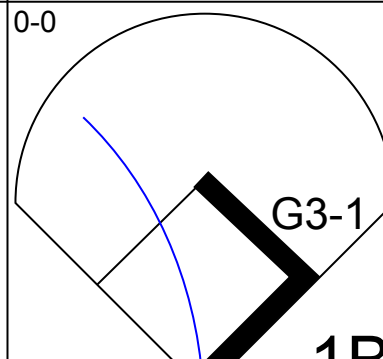

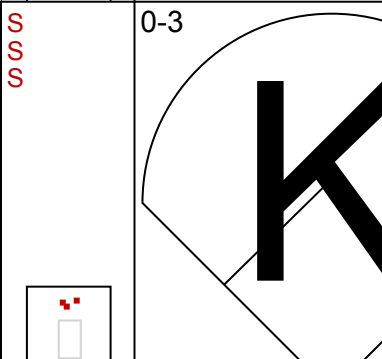

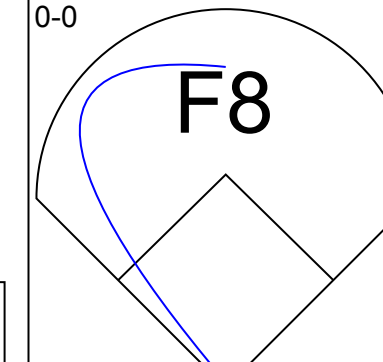
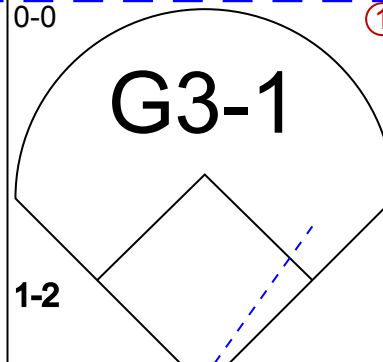
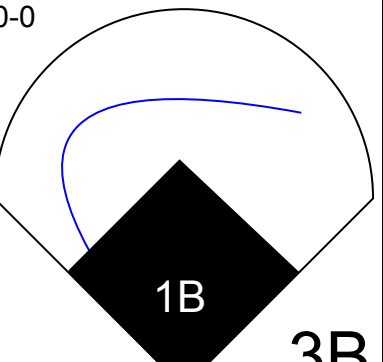

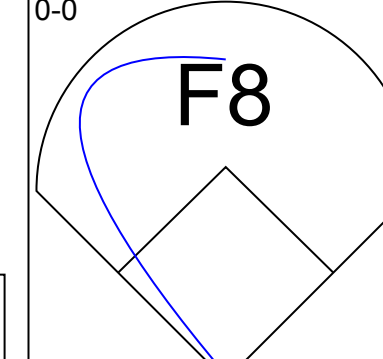
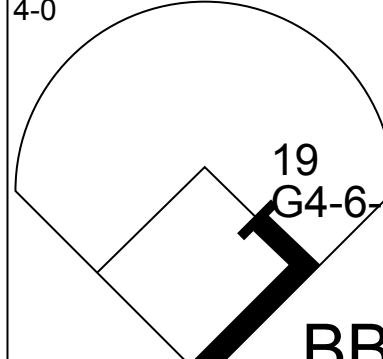
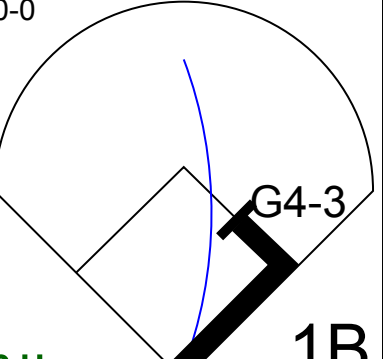
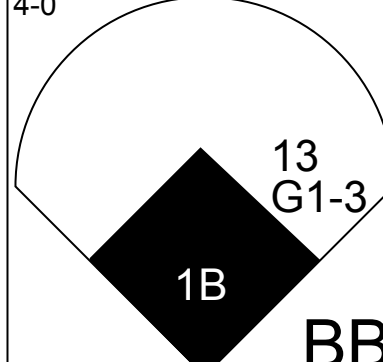
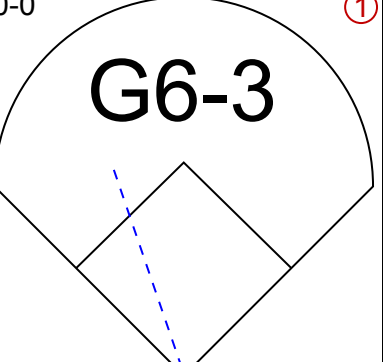
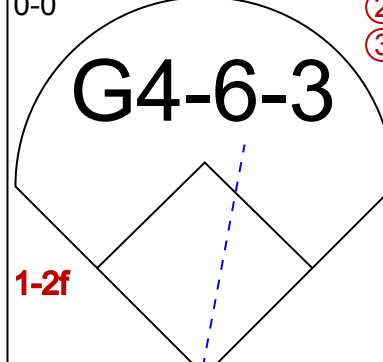
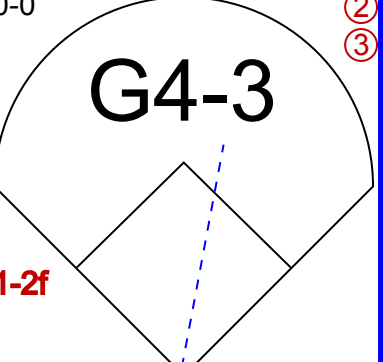
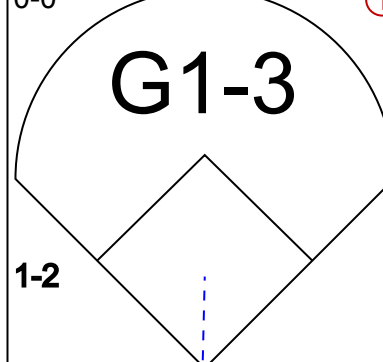
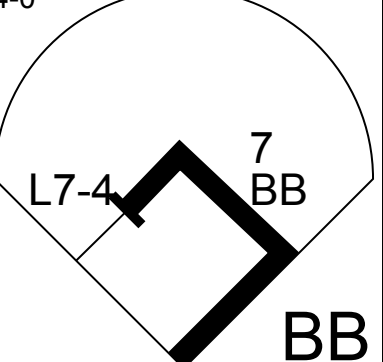
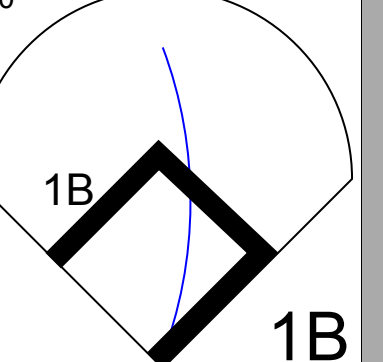
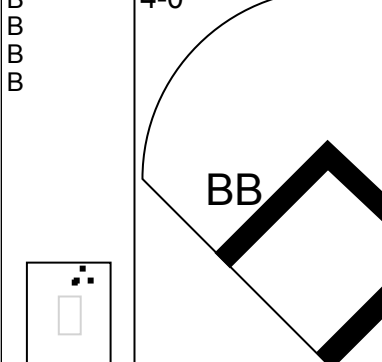

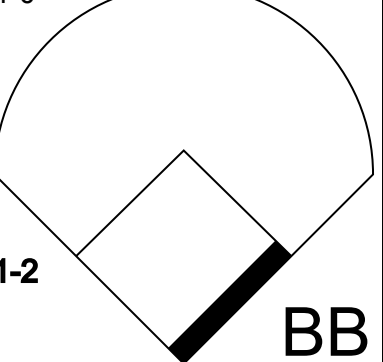
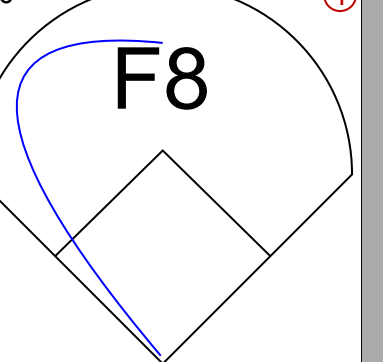
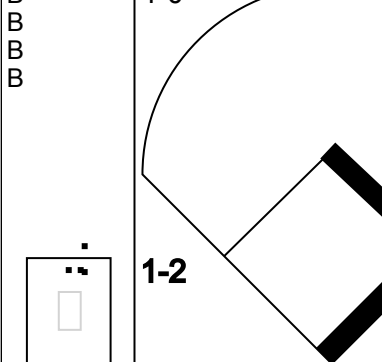




Batter	1	2	3	4	5	6	7	8	9	AB	R	H	RBI	BB	SO	LOB	TOP					
22 Eric Byrnes, R OBP: 0.341, SLG: 0.600 66 Jarrod Ball, S OBP: 0.333, SLG: 0.222	G5-3		K					K		3	0	1	1	0	1	0	<b>Arizona Diamondbacks @ Seattle Mariners</b> Peoria Stadium, Peoria, AZ Thu Mar 23 2006, 9:05 PM EST Att. 7,409 - Clear - 75 F					
1 Orlando Hudson, S OBP: 0.511, SLG: 0.595 Matt Erickson, L OBP: 1.000, SLG: 2.000	E			1B				K		2	0	1	0	1	1	1						
Chad Tracy, L OBP: 0.400, SLG: 0.514 67 Brian Barden, R OBP: 0.400, SLG: 0.488	P6			1B				K		3	0	1	0	0	0	1						
Luis Gonzalez, L OBP: 0.333, SLG: 0.559 Alex Frazier, R OBP: 0.429, SLG: 0.615	G4-3		K					L8		3	0	0	0	0	1	3						
Tony Clark, S OBP: 0.371, SLG: 0.688 11 Jerry Gil, R OBP: 0.486, SLG: 0.857		K		K				F7		3	0	0	0	0	2	2						
6 Stephen Drew, L OBP: 0.388, SLG: 0.514 64 Matt Morgan, R OBP: 0.438, SLG: 0.385	K			G6-3				G6-3		3	0	0	0	0	1	2						
Johnny Estrada, S OBP: 0.424, SLG: 0.438 46 Juan Brito, R				G3				F7		3	1	1	0	0	0	0						
Luis Tterero, R OBP: 0.372, SLG: 0.528 61 Marland Williams, R				G1-3				K		2	0	0	0	0	1	1						
Damon Easley, R OBP: 0.393, SLG: 0.333 Cesar Nicolas, R	F8							L4		3	0	0	0	0	1	2						
<b>Inning Stats</b>	R: 0 E: 0 K: 0 S: 5	H: 1 LOB: 1 BB: 0 P: 5	R: 0 E: 0 K: 2 S: 7	H: 0 LOB: 0 BB: 0 P: 7	R: 0 E: 0 K: 1 S: 5	H: 0 LOB: 0 BB: 0 P: 5	R: 0 E: 0 K: 2 S: 8	H: 1 LOB: 2 BB: 1 P: 12	R: 1 E: 0 K: 3 S: 11	H: 2 LOB: 1 BB: 0 P: 11	R: 0 E: 0 K: 0 S: 3	H: 0 LOB: 0 BB: 0 P: 3	R: 0 E: 0 K: 0 S: 3	H: 0 LOB: 0 BB: 0 P: 4	R: 1 E: 0 K: 2 S: 9	H: 2 LOB: 2 BB: 1 P: 13		R: 0 E: 0 K: 1 S: 5	H: 0 LOB: 0 BB: 0 P: 5	1B: 5 2B: 1 3B: 0 HR: 0	SF: 0 SAC: 0 DP: 0 HBP: 1	WP: 0 PB: 0 SB: 0 CS: 0
<b>PITCHER</b>	IP	WLS	BF	H	R	ER	SO	BB	IBB	HBP	BLK	WP	HR	S	P	ERA	WHIP					
34 Félix Hernández, R ERA: 3.86	5.0	W	20	4	1	1	8	1	0	0	0	0	0	36	40	1.80	1.000					
54 Sean Green, R ERA: 11.37	1.0	H	3	0	0	0	0	0	0	0	0	0	0	3	3	0.00	0.000					
58 Jeff Harris, R ERA: 7.88	2.0	H	10	2	1	1	2	1	0	1	0	0	0	12	17	4.50	1.500					
Rafael Soriano, R ERA: 1.5	1.0	S	3	0	0	0	1	0	0	0	0	0	0	5	5	0.00	0.000					

Batter	1	2	3	4	5	6	7	8	9	AB	R	H	RBI	BB	SO	LOB	BOTTOM				
51 Ichiro Suzuki, L OBP: 1.000, SLG: 1.000 Joe Borchard, S OBP: 0.317, SLG: 0.500	G6-4							K		3	0	3	1	0	0	0	<b>Arizona Diamondbacks @ Seattle Mariners</b> Peoria Stadium, Peoria, AZ Thu Mar 23 2006, 9:05 PM EST Att. 7,409 - Clear - 75 F				
7 Yuniesky Betancourt, R OBP: 0.333, SLG: 0.475 86 Jose Morban, S OBP: 0.250, SLG: 0.500	G6-4							K		3	0	0	0	0	1	3					
Matt Lawton, L OBP: 0.415, SLG: 0.541								G6-3		4	0	2	0	0	1	0					
Richie Sexson, R OBP: 0.666, SLG: 0.923 Roberto Petagine, L OBP: 0.531, SLG: 0.643	P4									2	0	1	0	1	0	1					
29 Adrian Beltré, R OBP: 0.222, SLG: 0.571 12 Michael Morse, R OBP: 0.333, SLG: 0.395	F9							SF9		2	0	0	1	0	0	1					
Carl Everett, S OBP: 0.256, SLG: 0.359								F9		4	1	1	0	0	2	3					
2 Kenji Johjima, R OBP: 0.316, SLG: 0.459 25 Corky Miller, R OBP: 0.125, SLG: 0.188								K		3	1	1	0	0	1	0					
7 Jeremy Reed, L OBP: 0.366, SLG: 0.526 25 Adam Jones, R OBP: 0.250, SLG: 0.320								G4-3		4	0	2	2	0	0	0					
4 Jose Lopez, R OBP: 0.325, SLG: 0.526 16 Willie Bloomquist, R OBP: 0.241, SLG: 0.250								P4		3	1	2	0	0	0	0					
<b>Inning Stats</b>	R: 0 E: 0 K: 0 S: 4	H: 2 LOB: 1 BB: 0 P: 4	R: 3 E: 0 K: 1 S: 9	H: 5 LOB: 1 BB: 0 P: 10	R: 0 E: 0 K: 2 S: 8	H: 1 LOB: 1 BB: 0 P: 8	R: 0 E: 0 K: 0 S: 3	H: 0 LOB: 0 BB: 0 P: 3	R: 1 E: 0 K: 0 S: 5	H: 2 LOB: 2 BB: 1 P: 9	R: 0 E: 0 K: 2 S: 8	H: 1 LOB: 1 BB: 0 P: 8	R: 0 E: 0 K: 2 S: 8	H: 1 LOB: 1 BB: 0 P: 8	R: 0 E: 0 K: 1 S: 6	H: 1 LOB: 1 BB: 0 P: 6		1B: 11 2B: 1 3B: 1 HR: 0	SF: 1 SAC: 0 DP: 0 HBP: 0	WP: 1 PB: 0 SB: 0 CS: 0	PA: 36
<b>PITCHER</b>	IP	WLS	BF	H	R	ER	SO	BB	IBB	HBP	BLK	WP	HR	S	P	ERA	WHIP				
Russ Ortiz, R ERA: 8.15	5.0	L	24	10	4	4	4	3	1	0	0	0	0	29	34	7.20	2.200				
Brandon Lyon, R ERA: 9.0	2.0		8	2	0	0	4	0	0	0	0	0	0	16	16	0.00	1.000				
Luis Vizcaino, R ERA: 5.4	1.0		4	1	0	0	1	0	0	0	0	0	0	6	6	0.00	1.000				



Batter	1	2	3	4	5	6	7	8	9	AB	R	H	RBI	BB	SO	LOB	TOP					
18 Cory Sullivan, L (1,8) OBP: 0.366, SLG: 0.641 19 Ryan Spilborghs, R (6,7) OBP: 0.410, SLG: 0.400										3	2	1	1	1	1	0	<b>Colorado Rockies @ Arizona Diamondbacks</b> Tucson Electric Park, Tucson, AZ Thu Mar 23 2006, 3:05 PM EST Att: 5,054 - Sunny - 70 F					
24 Jason Smith, L (1,4) OBP: 0.429, SLG: 0.516									4	1	1	0	0	0	1							
17 Todd Helton, L (1,3) OBP: 0.413, SLG: 0.571 67 Carlos Rivera, L (6,3) OBP: 0.381, SLG: 0.421									3	3	3	3	0	0	0							
5 Matt Holliday, R (1,7) OBP: 0.250, SLG: 0.318 Choo Freeman, R (6,8) OBP: 0.447, SLG: 0.634									3	0	1	1	0	2	1							
64 Ian Stewart, L (1,5) OBP: 0.435, SLG: 0.854									5	1	1	1	0	1	3							
11 Brad Hawpe, L (1,9) OBP: 0.372, SLG: 0.450 10 Jeff Baker, R (6,9) OBP: 0.318, SLG: 0.605									3	0	1	0	0	2	0							
6 Omar Quintanilla, L (1,6) OBP: 0.412, SLG: 0.433 Jamey Carroll, R (6,6) OBP: 0.412, SLG: 0.433									3	0	2	0	0	0	1							
Danny Ardoin, R (1,2) OBP: 0.433, SLG: 0.615 JD Closser, S (7,2) OBP: 0.393, SLG: 0.560									3	0	0	0	0	1	2							
Zach Day, R (1,1) David Cortes, R (6,1) Bo Hart, R (6,PH) OBP: 0.250, SLG: 0.500 39 Tom Martin, L (8,1) OBP: 1.000, SLG: 1.000 24 Mike DeJean, R (9,1) OBP: 1.000, SLG: 1.000									3	0	0	0	0	2	1							
<b>Inning Stats</b>	R: 1 E: 0 K: 2 S: 8	H: 1 LOB: 0 BB: 0 P: 8	R: 0 E: 0 K: 2 S: 8	H: 1 LOB: 1 BB: 0 P: 8	R: 3 E: 0 K: 1 S: 9	H: 4 LOB: 0 BB: 0 P: 9	R: 0 E: 0 K: 2 S: 8	H: 1 LOB: 1 BB: 0 P: 8	R: 3 E: 0 K: 1 S: 9	H: 3 LOB: 1 BB: 1 P: 13	R: 0 E: 0 K: 1 S: 5	H: 0 LOB: 0 BB: 0 P: 5	R: 0 E: 0 K: 1 S: 5	H: 0 LOB: 1 BB: 1 P: 9	R: 0 E: 0 K: 0 S: 4	H: 2 LOB: 1 BB: 0 P: 4		R: 1 E: 0 K: 0 S: 5	H: 2 LOB: 1 BB: 0 P: 5	1B: 10 2B: 2 3B: 0 HR: 2	SF: 0 SAC: 1 DP: 1 HBP: 0	WP: 0 PB: 0 SB: 2 CS: 0
<b>PITCHER</b>	IP WLS BF H R ER SO BB IBB HBP BLK WP HR S P ERA WHIP																<b>PITCHER</b>	IP WLS BF H R ER SO BB IBB HBP BLK WP HR S P ERA WHIP				
Claudio Vargas, R (1,1) ERA: 5.79 59 Jeff Bajenaru, R (5,1) ERA: 8.0 Jose Valverde, R (6,1) ERA: 4.26 Randy Choate, L (7,1) ERA: 2.57 Dustin Glant, R (9,1) ERA: 9.0	4.0 L 18 7 4 4 7 0 0 0 0 0 2 33 33 9.00 1.750																					
Craig Counsell, L (1,6) OBP: 0.364, SLG: 0.364 Jose Valverde, R (6,1) OBP: 0.560, SLG: 0.571 Koyie Hill, S (7,2) OBP: 0.560, SLG: 0.571										3	0	1	1	0	0	2	<b>Colorado Rockies @ Arizona Diamondbacks</b> Tucson Electric Park, Tucson, AZ Thu Mar 23 2006, 3:05 PM EST Att: 5,054 - Sunny - 70 F					
Andy Green, R (1,5) OBP: 0.511, SLG: 0.676 16 Kenny Perez, S (8,5) OBP: 0.511, SLG: 0.676									4	1	1	0	0	1	3							
Shawn Green, L (1,9) OBP: 0.238, SLG: 0.390 Carlos González, L (5,9) OBP: 0.333, SLG: 1.333									2	0	0	0	0	0	0							
34 Conor Jackson, R (1,3) OBP: 0.543, SLG: 0.784 Jesus Cota, L (7,3) OBP: 0.296, SLG: 0.167									3	0	2	0	0	0	0							
30 Jeff DaVanon, S (1,8) OBP: 0.568, SLG: 0.548 59 Jeff Bajenaru, R (5,1) Adam Haley, L (6,6) OBP: 0.467, SLG: 0.500									1	0	0	0	1	0	1							
Scott Hairston, R (1,7) OBP: 0.485, SLG: 0.568									3	0	1	1	1	0	2							
19 Chris Snyder, R (1,2) OBP: 0.445, SLG: 0.690 Randy Choate, L (7,1) Steve Garrabrants, R (8,PH) Dustin Glant, R (9,1)									2	1	0	0	1	0	2							
13 Alberto Callaspo, S (1,4) OBP: 0.311, SLG: 0.300									2	0	1	0	2	0	1							
Claudio Vargas, R (1,1) 7 Carlos Quentin, R (5,8) OBP: 0.500, SLG: 0.700									1	0	0	0	0	0	1							
<b>Inning Stats</b>	R: 0 E: 0 K: 0 S: 3	H: 0 LOB: 0 BB: 0 P: 3	R: 0 E: 0 K: 0 S: 3	H: 0 LOB: 1 BB: 1 P: 7	R: 1 E: 0 K: 0 S: 4	H: 1 LOB: 1 BB: 1 P: 8	R: 0 E: 0 K: 0 S: 4	H: 1 LOB: 1 BB: 0 P: 4	R: 0 E: 0 K: 0 S: 2	H: 0 LOB: 2 BB: 2 P: 10	R: 2 E: 0 K: 0 S: 5	H: 3 LOB: 1 BB: 1 P: 9	R: 0 E: 0 K: 1 S: 7	H: 2 LOB: 2 BB: 0 P: 7	R: 1 E: 0 K: 0 S: 4	H: 2 LOB: 0 BB: 0 P: 4		R: 0 E: 0 K: 2 S: 7	H: 0 LOB: 3 BB: 3 P: 19	1B: 6 2B: 1 3B: 2 HR: 1	SF: 0 SAC: 0 DP: 3 HBP: 0	WP: 0 PB: 0 SB: 0 CS: 1
<b>PITCHER</b>	IP WLS BF H R ER SO BB IBB HBP BLK WP HR S P ERA WHIP																<b>PITCHER</b>	IP WLS BF H R ER SO BB IBB HBP BLK WP HR S P ERA WHIP				
Zach Day, R (1,1) ERA: 10.42 David Cortes, R (6,1) ERA: 3.5 39 Tom Martin, L (8,1) ERA: 1.86 24 Mike DeJean, R (9,1) ERA: 1.13	5.0 W 22 5 3 3 0 1 1 0 0 0 0 0 9 19 5.40 1.800																					

Batter	1	2	3	4	5	6	7	8	9	AB	R	H	RBI	BB	SO	LOB	TOP					
Brady Clark, R (1.8) Steve Moss, R (5.8)	F8		7 1B 1B	E4 7 HR	28 1B 7 BB 1B	K		P4	1-2 2-H 1B	4 3 2 0 0 0 0 3 0 1 1 0 1 1												
7 J.J. Hardy, R (1.6) 62 Brent Abernathy, R (5.4)	G6-3		1B 28 FC3-6 1B	HR	1B 18 SF9 BB	FC5 1 BLK		BB BB	3 3 2 2 1 0 0 2 0 0 0 1 1 3													
Geoff Jenkins, L (1.9) Nelson Cruz, R (5.9)	G4-3		1B 28 FC3-6 1B	2B	L6	P4		BB BB	4 1 2 1 0 0 3 1 0 0 0 1 0 2													
28 Prince Fielder, L (1.3) 1 Corey Hart, R (5.3)		4-2 18 1B 47 1B FC5-4 BB	FC3-6 18 1B 47 1B 1B	47 G4-3 18 2B 2B	1-2 2-3 3-H 1B	F9			3 4 2 3 1 0 1 2 0 0 0 0 0 4													
47 Corey Koskie, L (1.5) Ryan Braun, R (4.5)		2-2 FC5-4 18 1B SF7 1B	1-2 1B	G4-3	1B		9 1B 43 G6-4-3 8 HBP 1B		3 2 2 0 0 0 1 3 1 2 1 0 1 2													
18 Gabe Gross, L (1.7) 8 Vinny Rottino, R (5.7) Charlie Farnant, R (8.7)		1-1 FC5-4 1B	1-2 1B	F8 2B	SF9		43 G6-4-3 9 1B HBP		3 0 3 2 0 0 0 0 0 0 0 0 0 0 0 1 0 0 1 0 0													
Mike Rivera, R (1.2) 9 Mark Johnson, L (6.2)		0-0 FC5-4 SF7 1B	2-2 P6	F8	WP 1B		43 G6-4-3 1B		4 0 1 2 0 0 6 2 0 1 0 0 1 1													
Zach Sorensen, S (1.4) 43 Justin Lehr, R (6.1) 65 Brett Evert, L (7.1) 46 Allan Simpson, R (8.1) Ryan Crew, R (8.9) 32 Jason Kershner, L (8.1)		1-0 SF7	0-0 1B	F8	K		G6-4-3		3 0 1 3 0 1 3 1 0 0 0 0 0 2 0 0 0 0 0 0 0 0 0 0 0 0 1 0 0 0 0 0 0 0 0 0													
Doug Davis, R (1.1) Aldices Escobar, R (6.6)		1-2 2-3 3-H 1B	2-3 K	0-3 K		7 BB 28 1B 1B	1 BLK 62 E BB		3 1 1 0 1 2 3 2 0 0 0 0 0 3													
Inning Stats	R: 0 E: 0 K: 0 S: 6	H: 0 LOB: 0 BB: 0 P: 8	R: 2 E: 0 K: 1 S: 15	H: 2 LOB: 1 BB: 1 P: 25	R: 4 E: 0 K: 1 S: 15	H: 6 LOB: 2 BB: 0 P: 24	R: 4 E: 1 K: 0 S: 21	H: 4 LOB: 1 BB: 0 P: 34	R: 4 E: 0 K: 1 S: 17	H: 5 LOB: 2 BB: 1 P: 27	R: 0 E: 1 K: 1 S: 6	H: 0 LOB: 3 BB: 1 P: 11	R: 1 E: 0 K: 0 S: 10	H: 2 LOB: 1 BB: 0 P: 17	R: 0 E: 0 K: 1 S: 5	H: 0 LOB: 2 BB: 2 P: 13	R: 1 E: 0 K: 2 S: 12	H: 1 LOB: 2 BB: 2 P: 20	1B: 16 2B: 3 3B: 0 HR: 1	SF: 2 2B: 3 3B: 0 HBP: 1	WP: 1 PB: 0 SB: 0 CS: 0	PA: 56
PITCHER	IP WLS BF	H R ER SO	BB IBB HBP BLK	WP HR S P	ERA WHIP	PITCHER	IP WLS BF	H R ER SO	BB IBB HBP BLK	WP HR S P	ERA WHIP											
17 Brandon Webb, R (1.1) ERA: 6.35	3.0 L 22	11 10 9 2	0 0 0 0	0 0 46 74	27.00 4.000	Adam Howard, R (9.1) ERA:	0.2	1 0 0 1	0 0 0 0	0 0 5 5	0.00 1.500											
Jonathan Castellanos, R (4.1) ERA:	1.0	4 1 0 0	0 0 0 0	0 0 17 17	0.00 1.000																	
Terry Mulholland, L (5.1) ERA: 6.17	1.0	9 5 4 1	1 0 0 0	1 0 17 27	36.00 6.000																	
Matthew Wilkinson, R (6.1) ERA: 4.5	2.0	10 2 1 1	1 0 1 1	0 0 16 28	4.50 1.500																	
22 Bill White, L (8.1) ERA: 4.5	1.1	8 0 1 1	2 4 0 0	0 0 12 28	6.75 3.000																	

Milwaukee Brewers @ Arizona Diamondbacks  
Tucson Electric Park, Tucson, AZ  
Fri Mar 24 2006, 3:05 PM EST  
Att: 6,550 - Sunny - 78 F


AB 46  
R 16  
H 20  
RBI 15  
BB 7  
SO 7  
LOB 35



Batter	1	2	3	4	5	6	7	8	9	AB	R	H	RBI	BB	SO	LOB	BOTTOM					
30 Jeff DaVanon, S (1.8) Luis Terrero, R (5.8) Donnie Sadler, R (7.8)	K		G6-3				1B BB	K		2 0 0 0 0 1 0 0 0 0 0 2 0 0 1 0 0 0 0 1 2												
Andy Green, R (1.4) Matthew Wilkerson, L (6.1) Damon Easley, R (7.1) 22 Bill White, L (8.1) Adam Howard, R (9.1) Scott Hairston, R (6.1)		1-1 1B		0-1 G3-1 1B	0-3 K		0-0 1B		3 0 2 0 0 1 1 0 0 0 0 0 0 0 1 0 0 0 0 0 0 0 0 0 0 0 0 0 1 0 0 0 0 0 0													
Shawn Green, L (1.9) Chris Carter, L (5.3)		0-1 P3		1-2 P5	0-0 F7		2-3 K		2 0 0 0 0 0 2 3 0 0 0 0 1 3													
Tony Clark, S (1.3) Terry Mulholland, R (5.1) Matt Erickson, L (6.4)		1-1 F9		0-0 G3-1		0-0 F8		0-0 G4-3		2 0 0 0 0 0 2 0 0 0 0 0 0 0 3 0 0 0 0 0 2												
7 Carlos Quentin, R (1.7) Jon Zeringue, R (7.9)		0-1 F7		2-3 K		0-3 K		0-0 E5 46 1B 11 BB 16 G4-3		3 0 0 0 0 2 1 1 1 0 0 0 0 0												
6 Stephen Drew, L (1.6) 11 Jerry Gil, R (5.1) ERA: 0.919		4-2 CS BB		1-0 E3 1B HR		0-0 HR		4-0 16 G4-3 46 1B BB		0 0 0 0 1 0 0 2 2 1 1 1 0 0												
Koyie Hill, S (1.2) 46 Juan Brito, R (6.2)		3-2 G4-3		0-0 HR		4-1 BB		0-0 16 G4-3 1B		2 1 1 0 0 0 1 1 0 1 0 1 0 0												
67 Brian Barden, R (1.5) 16 Kenny Perez, S (6.1)			3-1 L4		0-0 P3		1-3 K		2 0 0 0 0 0 2 2 0 0 1 0 1 3													
17 Brandon Webb, R (1.1) Jonathan Castellanos, R (4.1) Alex Frazier, R (5.7)			1-2 F9		0-0 HR		0-3 K		1 0 0 0 0 0 0 0 0 0 0 0 0 0 3 1 1 3 0 1 2													
Inning Stats	R: 0 E: 0 K: 1 S: 10	H: 1 LOB: 1 BB: 0 P: 14	R: 0 E: 0 K: 0 S: 10	H: 0 LOB: 0 BB: 1 P: 17	R: 0 E: 0 K: 0 S: 8	H: 0 LOB: 0 BB: 0 P: 13	R: 0 E: 0 K: 1 S: 9	H: 1 LOB: 1 BB: 0 P: 12	R: 3 E: 1 K: 1 S: 8	H: 2 LOB: 1 BB: 1 P: 13	R: 1 E: 0 K: 2 S: 9	H: 1 LOB: 2 BB: 1 P: 14	R: 0 E: 0 K: 1 S: 16	H: 1 LOB: 2 BB: 1 P: 22	R: 1 E: 1 K: 1 S: 7	H: 1 LOB: 2 BB: 1 P: 11	R: 0 E: 0 K: 0 S: 3	H: 0 LOB: 0 BB: 0 P: 3	1B: 5 2B: 0 3B: 0 HR: 2	SF: 0 2B: 0 SAC: 0 DP: 0 HBP: 0	WP: 0 PB: 0 SB: 0 CS: 1	PA: 40
PITCHER	IP WLS BF	H R ER SO	BB IBB HBP BLK	WP HR S P	ERA WHIP	PITCHER	IP WLS BF	H R ER SO	BB IBB HBP BLK	WP HR S P	ERA WHIP											
Doug Davis, L (1.1) ERA: 9.0	5.0 W 21	4 3 3 2	3 2 3 0	0 1 45 69	3.60 1.200																	
43 Justin Lehr, R (6.1) ERA: 3.5	1.2	9 2 1 1	4 2 0 0	0 0 24 35	5.40 2.400																	
65 Brett Evert, R (7.1) ERA:	0.1	1 0 0 0	0 0 0 0	0 0 1 1	0.00 0.000																	
46 Allan Simpson, R (8.1) ERA:	1.0	6 1 1 0	1 0 0 1	0 0 7 11	0.00 2.000																	
32 Jason Kershner, L (9.1) ERA: 5.4	1.0	3 0 0 0	0 0 0 0	0 0 3 3	0.00 0.000																	

Milwaukee Brewers @ Arizona Diamondbacks  
Tucson Electric Park, Tucson, AZ  
Fri Mar 24 2006, 3:05 PM EST  
Att: 6,550 - Sunny - 78 F

AB 35  
R 5  
H 7  
RBI 5  
BB 5  
SO 8  
LOB 21



Batter	1	2	3	4	5	6	7	8	9	AB	R	H	RBI	BB	SO	LOB	TOP																					
Luis Tterero, R OBP: 0.367, SLG: 0.475 Steve Garrabrants, R (7, 9)	F8		G5-3	K			K			4	0	0	0	0	2	1																						
1 Orlando Hudson, S OBP: 0.490, SLG: 0.550 Danny Richar, L (7, 4)	F8		34 1B BB		K		G4-3			3	0	0	0	1	1	0																						
34 Conor Jackson, R OBP: 0.351, SLG: 0.775 Cesar Nicolas, R (7, 3)	1B		1-2 1B		F9			K		3	0	2	0	0	0	0																						
19 Chris Snyder, R OBP: 0.417, SLG: 0.625 Mike DiRosa, R (7, 2)	F8		F7		P3			K		3	0	0	0	0	0	3																						
Carlos González, L OBP: 0.250, SLG: 1.000 Jereme Milons, R (3, PH) (3, 9) (7, 8)		E4 1B	G6-3			F8		G5-3		1	0	0	0	0	0	0																						
Jon Zeringue, R OBP: 0.200, SLG: 0.400 (1, 7)				G6-3					P5	4	0	1	0	0	1	1																						
Jamie D'Antona, R OBP: 0.667, SLG: 0.833 (1, 5)					16 G3 1B 2B	F8		G4-3		4	1	2	0	0	0	1																						
16 Kenny Perez, S (1, 6)					G3		G4-3			4	0	0	0	0	2	4																						
Neb Brown, L OBP: 0.333, SLG: 0.333 (1, 10)										3	0	1	1	0	2	2																						
<b>Inning Stats</b>	R: 0 E: 0 K: 0 S: 4	H: 1 LOB: 1 BB: 0 P: 4	R: 0 E: 1 K: 3 S: 11	H: 1 LOB: 2 BB: 0 P: 11	R: 0 E: 0 K: 0 S: 4	H: 1 LOB: 2 BB: 1 P: 8	R: 1 E: 0 K: 1 S: 7	H: 2 LOB: 1 BB: 0 P: 7	R: 0 E: 0 K: 0 S: 5	H: 0 LOB: 0 BB: 0 P: 5	R: 0 E: 0 K: 0 S: 4	H: 1 LOB: 1 BB: 0 P: 4	R: 0 E: 0 K: 2 S: 7	H: 0 LOB: 0 BB: 0 P: 7	R: 0 E: 0 K: 1 S: 5	H: 0 LOB: 0 BB: 0 P: 5	R: 0 E: 0 K: 1 S: 5	H: 0 LOB: 0 BB: 0 P: 5	1B: 4 2B: 2 3B: 0 HR: 0	SF: 0 SAC: 0 DP: 0 HBP: 0	WP: 0 PB: 0 SB: 0 CS: 0	PA: 35																
<b>PITCHER</b>	IP	WLS	BF	H	R	ER	SO	BB	IBB	HBP	BLK	WP	HR	S	P	ERA	WHIP	<b>PITCHER</b>				IP	WLS	BF	H	R	ER	SO	BB	IBB	HBP	BLK	WP	HR	S	P	ERA	WHIP
Brian Sweeney, R ERA: 1.17	3.0		14	3	0	0	3	1	0	0	0	0	0	19	23	0.00	1.333	59 Jason Anderson, R ERA: 8.59				1.0	S	3	0	0	0	1	0	0	0	0	0	5	5	0.00	0.000	
37 Seth Etherton, R ERA: 5.84	2.0		8	2	1	1	2	0	0	0	0	0	0	12	12	4.50	1.000																					
74 Ryan Meaux, L ERA: 4.76	1.0		4	1	0	0	0	0	0	0	0	0	0	4	4	0.00	1.000																					
78 Eric Junge, R ERA: 1.8	1.0	W	3	0	0	0	2	0	0	0	0	0	0	7	7	0.00	0.000																					
Jon Adkins, R ERA: 1.0	1.0	H	3	0	0	0	2	0	0	0	0	0	0	7	7	0.00	0.000																					

Arizona Diamondbacks @ San Diego Padres  
Desert Sun Stadium, Yuma, AZ  
Sat Mar 25 2006, 3:05 PM EST  
Att: 6,234 - Sunny - 82 F

AB 34  
R 1  
H 6  
RBI 1  
BB 1  
SO 10  
LOB 14



Batter	1	2	3	4	5	6	7	8	9	AB	R	H	RBI	BB	SO	LOB	BOTTOM																					
Josh Barfield, R OBP: 0.429, SLG: 0.725 Juan Ciriaco, R OBP: 0.333, SLG: 0.333 (7, 6)	3 CS BB			3 F7 3 PB G4-3 1B		P4		F7		2	1	1	0	1	0	0																						
3 Khalil Greene, R OBP: 0.222, SLG: 0.431 31 Luis Alfonso Cruz, R OBP: 1.000, SLG: 1.000 (7, 4)	K			F7			2B	1B	BB	2	0	0	0	0	1	2																						
Vinny Castilla, R OBP: 0.333, SLG: 0.600 Chase Headley, S OBP: 1.000, SLG: 1.500 (5, 5)	K			G4-3			G4-3	2B	1B	2	0	0	1	0	1	0																						
53 Walter Young, L OBP: 0.250, SLG: 0.324 (1, 10)				F7			K	G4-3		4	0	0	0	0	2	3																						
Adrián González, L OBP: 0.500, SLG: 0.364 Michael Johnson, L (8, 3)							K	G4-3		2	0	0	0	1	1	1																						
Jack Cust, L OBP: 0.407, SLG: 0.300 Adam Bourassa, L (8, 7)				L4-3 BB			K	2-3		2	0	0	0	1	1	1																						
8 Terrel Sledge, L OBP: 0.471, SLG: 0.500 Kennard Jones, L (8, 9)										2	0	0	0	1	0	0																						
Ben Johnson, R OBP: 0.311, SLG: 0.415 Drew Macias, L OBP: 1.000, SLG: 1.000 (8, 8)				G6-3						0	0	0	0	0	0	0																						
53 Pete Laforest, L (1, 2)							K	G5-3		3	0	0	0	0	1	3																						
										0	0	0	0	0	0	0																						
<b>Inning Stats</b>	R: 0 E: 0 K: 2 S: 6	H: 0 LOB: 0 BB: 1 P: 10	R: 0 E: 0 K: 1 S: 4	H: 0 LOB: 0 BB: 1 P: 8	R: 0 E: 0 K: 1 S: 5	H: 0 LOB: 0 BB: 0 P: 5	R: 1 E: 0 K: 0 S: 5	H: 1 LOB: 0 BB: 0 P: 5	R: 0 E: 0 K: 2 S: 7	H: 0 LOB: 0 BB: 0 P: 7	R: 0 E: 0 K: 1 S: 5	H: 0 LOB: 0 BB: 0 P: 5	R: 1 E: 0 K: 1 S: 7	H: 2 LOB: 3 BB: 2 P: 15	R: 0 E: 0 K: 0 S: 4	H: 1 LOB: 2 BB: 1 P: 8	1B: 3 2B: 3 3B: 0 HR: 0	SF: 0 SAC: 0 DP: 2 HBP: 0	WP: 0 PB: 1 SB: 0 CS: 1	PA: 31																		
<b>PITCHER</b>	IP	WLS	BF	H	R	ER	SO	BB	IBB	HBP	BLK	WP	HR	S	P	ERA	WHIP	<b>PITCHER</b>				IP	WLS	BF	H	R	ER	SO	BB	IBB	HBP	BLK	WP	HR	S	P	ERA	WHIP
57 Dustin Nippert, R ERA: 3.46	5.0		16	1	1	0	6	2	0	0	0	0	0	27	35	0.00	0.600	55 Casey Daigle, R ERA: 2.57				1.0		3	0	0	0	1	0	0	0	0	5	5	0.00	0.000		
Jared Doyle, L ERA: 13.5	0.2	L	6	2	1	1	1	2	0	0	0	0	0	6	14	13.50	6.000																					
Dustin Glant, R ERA: 3.86	1.1		6	1	0	0	0	1	0	0	0	0	0	5	9	0.00	1.500																					

Arizona Diamondbacks @ San Diego Padres  
Desert Sun Stadium, Yuma, AZ  
Sat Mar 25 2006, 3:05 PM EST  
Att: 6,234 - Sunny - 82 F

AB 26  
R 2  
H 4  
RBI 2  
BB 5  
SO 8  
LOB 10



Batter	1	2	3	4	5	6	7	8	9	AB	R	H	RBI	BB	SO	LOB	TOP					
6 Maicer Izturis, S OBP: 0.250, SLG: 0.217 3 Brandon Wood, R OBP: 0.286, SLG: 0.364										3	0	1	0	0	0	1	<b>Los Angeles Angels @ Arizona Diamondbacks</b> Tucson Electric Park, Tucson, AZ Sat Mar 25 2006, 3:05 PM EST Att: 10,771 - Sunny - 77 F					
47 Howie Kendrick, R OBP: 0.270, SLG: 0.361 Hainley Statia, S										4	0	0	0	0	0	1						
22 Kendrys Morales, S OBP: 0.358, SLG: 0.627										4	2	3	2	0	0	0						
8 Dallas McPherson, L OBP: 0.212, SLG: 0.200										4	0	0	0	0	1	1						
39 Robb Quinlan, R Jason Bulger, R										3	0	0	0	0	1	0						
38 Nate Bland, L Gregory Porter, L										0	0	0	0	0	0	0						
Mike Napoli, R OBP: 0.370, SLG: 0.500 46 Bobby Wilson, R OBP: 0.250, SLG: 0.250										2	0	1	0	1	1	0						
Nick Gomeault, R OBP: 0.313, SLG: 0.500										3	0	1	0	0	0	1						
58 Brian Specht, S OBP: 0.273, SLG: 0.400										3	0	0	0	0	0	3						
41 John Lackey, R 19 Curtis Pride, L OBP: 0.273, SLG: 0.355										1	0	0	0	1	0	2						
<b>Inning Stats</b>	R: 0 E: 0 K: 1 S: 6	H: 2 LOB: 1 BB: 0 P: 7	R: 0 E: 0 K: 1 S: 7	H: 2 LOB: 2 BB: 0 P: 7	R: 1 E: 0 K: 0 S: 4	H: 1 LOB: 0 BB: 0 P: 4	R: 0 E: 0 K: 0 S: 3	H: 0 LOB: 1 BB: 1 P: 7	R: 0 E: 0 K: 0 S: 2	H: 0 LOB: 0 BB: 0 P: 6	R: 0 E: 0 K: 0 S: 3	H: 0 LOB: 0 BB: 0 P: 3	R: 0 E: 0 K: 1 S: 5	H: 0 LOB: 0 BB: 0 P: 5	R: 0 E: 0 K: 0 S: 3	H: 0 LOB: 0 BB: 0 P: 3	R: 1 E: 0 K: 1 S: 6	H: 1 LOB: 0 BB: 0 P: 6	1B: 3 2B: 2 3B: 0 HR: 2	SF: 0 SAC: 0 DP: 1 HBP: 0	WP: 0 PB: 0 SB: 0 CS: 1	PA: 33
<b>PITCHER</b>	IP WLS BF H R ER SO BB IBB HBP BLK WP HR S P ERA WHIP																					
Orlando Hernandez, R ERA: 5.06	(1, 1)	6.0	W	23	5	1	1	2	2	0	0	0	0	0	1	25	34	1.50	1.167			
59 Jeff Bajenaru, R ERA: 7.2	(7, 1)	1.0	H	3	0	0	0	1	0	0	0	0	0	0	0	5	5	0.00	0.000			
Jason Grimsley, R ERA: 4.0	(8, 1)	1.0		3	0	0	0	0	0	0	0	0	0	0	3	3	0.00	0.000				
Mike Koplove, R ERA: 4.66	(9, 1)	1.0		4	1	1	1	1	0	0	0	0	0	1	6	6	9.00	1.000				

Batter	1	2	3	4	5	6	7	8	9	AB	R	H	RBI	BB	SO	LOB	BOTTOM					
Craig Counsell, L OBP: 0.397, SLG: 0.357 11 Jerry Gil, R OBP: 0.512, SLG: 0.921										3	0	1	0	0	0	1	<b>Los Angeles Angels @ Arizona Diamondbacks</b> Tucson Electric Park, Tucson, AZ Sat Mar 25 2006, 3:05 PM EST Att: 10,771 - Sunny - 77 F					
22 Eric Byrnes, R OBP: 0.356, SLG: 0.659 6 Stephen Drew, L OBP: 0.385, SLG: 0.514										4	1	2	3	0	0	0						
Chad Tracy, L OBP: 0.364, SLG: 0.463 Jason Grimsley, R Mike Koplove, R										4	0	0	0	0	0	2						
Luis Gonzalez, L OBP: 0.325, SLG: 0.553 46 Juan Brito, R OBP: 0.500, SLG: 0.333										4	0	1	0	0	1	0						
Tony Clark, S OBP: 0.350, SLG: 0.649 67 Brian Barden, R OBP: 0.375, SLG: 0.455										3	1	1	0	0	1	1						
Johnny Estrada, S OBP: 0.444, SLG: 0.457 Scott Hairston, R OBP: 0.444, SLG: 0.538										3	1	2	0	0	0	1						
7 Carlos Quentin, R OBP: 0.458, SLG: 0.609										3	1	0	0	0	2	2						
13 Alberto Callaspo, S OBP: 0.306, SLG: 0.295										4	0	1	1	0	0	2						
Orlando Hernandez, R OBP: 0.500, SLG: 0.333 59 Jeff Bajenaru, R Damion Easley, R OBP: 0.433, SLG: 0.380 66 Jarred Ball, S OBP: 0.318, SLG: 0.211										1	0	1	1	1	0	0						
<b>Inning Stats</b>	R: 0 E: 0 K: 0 S: 3	H: 0 LOB: 0 BB: 0 P: 3	R: 0 E: 0 K: 2 S: 8	H: 1 LOB: 1 BB: 0 P: 8	R: 0 E: 0 K: 0 S: 4	H: 2 LOB: 2 BB: 1 P: 10	R: 3 E: 1 K: 0 S: 6	H: 3 LOB: 1 BB: 0 P: 8	R: 0 E: 0 K: 0 S: 3	H: 0 LOB: 0 BB: 0 P: 3	R: 0 E: 0 K: 1 S: 6	H: 1 LOB: 1 BB: 0 P: 6	R: 3 E: 0 K: 1 S: 7	H: 2 LOB: 0 BB: 1 P: 11	R: 0 E: 0 K: 0 S: 4	H: 1 LOB: 1 BB: 0 P: 4		R: 0 E: 0 K: 0 S: 3	H: 0 LOB: 0 BB: 0 P: 3	1B: 7 2B: 2 3B: 0 HR: 1	SF: 0 SAC: 0 DP: 0 HBP: 1	WP: 1 PB: 0 SB: 0 CS: 1
<b>PITCHER</b>	IP WLS BF H R ER SO BB IBB HBP BLK WP HR S P ERA WHIP																					
41 John Lackey, R ERA: 3.72	(1, 1)	5.2	L	25	7	3	3	3	1	0	0	0	0	0	1	29	37	4.76	1.412			
Jason Bulger, R ERA: 6.75	(6, 1)	1.1		7	2	3	3	1	1	0	0	0	0	1	8	12	20.25	2.250				
38 Nate Bland, L ERA: 1.29	(8, 1)	1.0		4	1	0	0	0	0	0	0	0	0	4	4	0.00	1.000					

Batter	1	2	3	4	5	6	7	8	9	AB	R	H	RBI	BB	SO	LOB	TOP						
<b>Craig Counsell, L</b> (1,6) OBP: 0.333, SLG: 0.333 <b>Andy Green, R</b> (7,4) OBP: 0.510, SLG: 0.659	 0-3	 0-0					 0-0	 0-3		4	1	1	0	0	1	1	<b>Arizona Diamondbacks @ Chicago Cubs</b> Hohokam Park, Mesa, AZ Sun Mar 26 2006, 3:05 PM EST Att: 12,748 - Partly Cloudy - 77 F						
<b>1 Orlando Hudson, S</b> (1,4) OBP: 0.509, SLG: 0.674 <b>67 Brian Barden, R</b> (7,5) OBP: 0.367, SLG: 0.444	 0-0		 0-0			 0-0	 0-1	 0-0		3	2	3	2	0	0	0							
<b>Chad Tracy, L</b> (1,5) OBP: 0.354, SLG: 0.452 <b>Scott Hairston, R</b> (7,7) OBP: 0.435, SLG: 0.525	 1-0		 0-3			 4-0	 0-0	 0-3		1	0	0	2	1	1	1							
<b>Luis Gonzalez, L</b> (1,7) OBP: 0.318, SLG: 0.548 <b>Luis Vizcaino, R</b> (7,1) OBP: 0.356, SLG: 0.542 <b>Brandon Lyon, R</b> (8,1) OBP: 0.336, SLG: 0.542 <b>Koyie Hill, S</b> (9,PH) OBP: 0.336, SLG: 0.542 <b>Greg Aquino, R</b> (9,1) OBP: 0.336, SLG: 0.542	 0-0		 0-3			 0-0	 0-0	 0-3		4	1	1	0	0	1	2							
<b>34 Conor Jackson, R</b> (1,3) OBP: 0.558, SLG: 0.762 <b>Damion Easley, R</b> (6,PR) OBP: 0.419, SLG: 0.346	 0-0		 0-0			 1-0	 0-3			2	0	1	1	0	0	1							
<b>Shawn Green, L</b> (1,9) OBP: 0.256, SLG: 0.383	 0-0			 0-0		 1-2	 0-3	 0-3		4	0	2	0	0	1	1							
<b>22 Eric Byrnes, R</b> (1,8) OBP: 0.354, SLG: 0.638 <b>Jason Grimsley, R</b> (6,1) OBP: 0.400, SLG: 0.514		 0-0		 0-0		 0-3	 0-3	 4-0		3	0	1	0	0	1	2							
<b>6 Stephen Drew, L</b> (7,6) OBP: 0.400, SLG: 0.514		 0-0		 1-2		 1-2	 0-0	 1-3		0	0	0	0	0	0	0							
<b>19 Chris Snyder, R</b> (1,2) OBP: 0.395, SLG: 0.588 <b>Johnny Estrada, S</b> (5,2) OBP: 0.447, SLG: 0.459		 1-2		 1-2		 0-0	 0-0	 1-3		2	0	0	0	0	0	2							
<b>Kevin Jarvis, L</b> (1,1) OBP: 0.395, SLG: 0.588 <b>13 Alberto Callaspo, S</b> (5,PH) OBP: 0.395, SLG: 0.588 <b>Jose Valverde, R</b> (5,1) OBP: 0.395, SLG: 0.588 <b>30 Jeff DaVanon, S</b> (6,8) OBP: 0.563, SLG: 0.571		 0-0		 0-0		 0-0	 0-0	 1-2		1	0	0	0	0	0	1							
<b>Inning Stats</b>	R: 2 E: 0 K: 1 S: 8	H: 3 LOB: 1 BB: 0 P: 9	R: 0 E: 0 K: 0 S: 4	H: 1 LOB: 1 BB: 0 P: 4	R: 0 E: 0 K: 2 S: 8	H: 1 LOB: 1 BB: 0 P: 8	R: 0 E: 0 K: 0 S: 3	H: 1 LOB: 1 BB: 0 P: 3	R: 1 E: 0 K: 1 S: 4	H: 1 LOB: 1 BB: 1 P: 8	R: 0 E: 0 K: 1 S: 6	H: 1 LOB: 0 BB: 0 P: 7	R: 2 E: 0 K: 0 S: 6	H: 2 LOB: 0 BB: 0 P: 6	R: 1 E: 0 K: 3 S: 11	H: 2 LOB: 2 BB: 1 P: 15		R: 0 E: 0 K: 2 S: 7	H: 0 LOB: 0 BB: 0 P: 7	1B: 8 2B: 3 3B: 0 HR: 1	SF: 3 SAC: 0 DP: 1 HBP: 1	WP: 1 PB: 0 SB: 2 CS: 1	PA: 40
<b>PITCHER</b>	IP WLS BF H R ER SO BB IBB HBP BLK WP HR S P ERA WHIP	IP WLS BF H R ER SO BB IBB HBP BLK WP HR S P ERA WHIP	IP WLS BF H R ER SO BB IBB HBP BLK WP HR S P ERA WHIP	IP WLS BF H R ER SO BB IBB HBP BLK WP HR S P ERA WHIP	IP WLS BF H R ER SO BB IBB HBP BLK WP HR S P ERA WHIP	IP WLS BF H R ER SO BB IBB HBP BLK WP HR S P ERA WHIP	IP WLS BF H R ER SO BB IBB HBP BLK WP HR S P ERA WHIP	IP WLS BF H R ER SO BB IBB HBP BLK WP HR S P ERA WHIP	IP WLS BF H R ER SO BB IBB HBP BLK WP HR S P ERA WHIP	IP WLS BF H R ER SO BB IBB HBP BLK WP HR S P ERA WHIP	IP WLS BF H R ER SO BB IBB HBP BLK WP HR S P ERA WHIP	IP WLS BF H R ER SO BB IBB HBP BLK WP HR S P ERA WHIP	IP WLS BF H R ER SO BB IBB HBP BLK WP HR S P ERA WHIP	IP WLS BF H R ER SO BB IBB HBP BLK WP HR S P ERA WHIP	IP WLS BF H R ER SO BB IBB HBP BLK WP HR S P ERA WHIP	IP WLS BF H R ER SO BB IBB HBP BLK WP HR S P ERA WHIP		IP WLS BF H R ER SO BB IBB HBP BLK WP HR S P ERA WHIP	IP WLS BF H R ER SO BB IBB HBP BLK WP HR S P ERA WHIP	IP WLS BF H R ER SO BB IBB HBP BLK WP HR S P ERA WHIP	IP WLS BF H R ER SO BB IBB HBP BLK WP HR S P ERA WHIP	IP WLS BF H R ER SO BB IBB HBP BLK WP HR S P ERA WHIP	IP WLS BF H R ER SO BB IBB HBP BLK WP HR S P ERA WHIP

Batter	1	2	3	4	5	6	7	8	9	AB	R	H	RBI	BB	SO	LOB	BOTTOM						
<b>Juan Pierre, L</b> (1,8) OBP: 0.250, SLG: 0.333 <b>29 Angel Pagán, S</b> (8,8) OBP: 0.432, SLG: 0.871	 0-0		 0-0			 0-0			 0-0	3	0	0	0	0	0	0	<b>Arizona Diamondbacks @ Chicago Cubs</b> Hohokam Park, Mesa, AZ Sun Mar 26 2006, 3:05 PM EST Att: 12,748 - Partly Cloudy - 77 F						
<b>Jerry Hairston, R</b> (1,4) OBP: 0.408, SLG: 0.366 <b>Ryan Theriot, R</b> (8,4) OBP: 0.433, SLG: 0.250	 0-3			 0-0		 0-0		 4-0	 0-0	3	0	0	0	0	1	0							
<b>Todd Walker, L</b> (1,3) OBP: 0.347, SLG: 0.488 <b>John Mabry, L</b> (8,3) OBP: 0.421, SLG: 0.563	 0-0			 0-0		 0-3		 0-0	 1-2	3	0	0	0	0	1	0							
<b>16 Aramis Ramirez, R</b> (1,5) OBP: 0.587, SLG: 0.951 <b>13 Will Ohman, L</b> (8,1) OBP: 0.336, SLG: 0.250 <b>46 Ryan Dempster, R</b> (8,1) OBP: 0.336, SLG: 0.250 <b>Jesus Valdez, R</b> (9,PH) OBP: 0.336, SLG: 0.250	 0-0			 0-0		 0-0		 0-0	 0-0	3	0	1	0	0	0	0							
<b>Jacque Jones, L</b> (1,9) OBP: 0.362, SLG: 0.419 <b>3 Marquis Grissom, R</b> (7,9) OBP: 0.256, SLG: 0.293	 0-0			 0-0		 0-3		 0-0		2	0	0	0	0	0	1							
<b>Michael Barrett, R</b> (1,2) OBP: 0.409, SLG: 0.632 <b>88 Casey Kopitzke, R</b> (8,2) OBP: 0.429, SLG: 0.462	 0-0			 0-0		 0-0				3	0	1	0	0	0	0							
<b>19 Matt Murton, R</b> (1,7) OBP: 0.500, SLG: 0.625 <b>28 Michael Restovich, R</b> (8,7) OBP: 0.261, SLG: 0.372	 0-3			 0-3		 0-0				2	0	0	0	0	2	1							
<b>5 Ronny Cedeno, R</b> (1,6) OBP: 0.277, SLG: 0.378 <b>Carlos R Rojas, R</b> (8,6) OBP: 0.333, SLG: 0.333	 0-0		 0-0	 0-0		 0-3		 0-0		2	0	1	0	0	0	0							
<b>Jae Kuk Ryu, R</b> (1,1) OBP: 0.333, SLG: 0.333 <b>Bob Howry, L</b> (4,1) OBP: 0.333, SLG: 0.333 <b>43 Michael Wuerz, R</b> (5,1) OBP: 0.333, SLG: 0.333 <b>Alan Rick, L</b> (5,PH) OBP: 0.333, SLG: 0.333 <b>Scott Williamson, R</b> (8,1) OBP: 0.333, SLG: 0.333 <b>47 Scott Eyre, L</b> (7,1) OBP: 0.333, SLG: 0.333 <b>Todd Wellemeyer, R</b> (7,1) OBP: 0.333, SLG: 0.333 <b>Neifi Perez, S</b> (8,5) OBP: 0.333, SLG: 0.333	 0-3		 0-3			 0-0		 0-0		1	0	0	0	0	1	0							
<b>Inning Stats</b>	R: 0 E: 0 K: 1 S: 5	H: 0 LOB: 0 BB: 0 P: 5	R: 0 E: 0 K: 1 S: 6	H: 1 LOB: 1 BB: 0 P: 6	R: 0 E: 0 K: 1 S: 5	H: 0 LOB: 0 BB: 0 P: 5	R: 0 E: 0 K: 0 S: 4	H: 1 LOB: 1 BB: 0 P: 4	R: 0 E: 0 K: 2 S: 8	H: 1 LOB: 1 BB: 0 P: 8	R: 0 E: 0 K: 1 S: 5	H: 0 LOB: 0 BB: 0 P: 5	R: 0 E: 0 K: 1 S: 5	H: 0 LOB: 0 BB: 0 P: 5	R: 0 E: 0 K: 0 S: 3	H: 0 LOB: 2 BB: 1 P: 3		R: 0 E: 0 K: 0 S: 4	H: 1 LOB: 2 BB: 1 P: 8	1B: 3 2B: 1 3B: 0 HR: 0	SF: 0 SAC: 0 DP: 0 HBP: 0	WP: 0 PB: 1 SB: 0 CS: 0	PA: 32
<b>PITCHER</b>	IP WLS BF H R ER SO BB IBB HBP BLK WP HR S P ERA WHIP	IP WLS BF H R ER SO BB IBB HBP BLK WP HR S P ERA WHIP	IP WLS BF H R ER SO BB IBB HBP BLK WP HR S P ERA WHIP	IP WLS BF H R ER SO BB IBB HBP BLK WP HR S P ERA WHIP	IP WLS BF H R ER SO BB IBB HBP BLK WP HR S P ERA WHIP	IP WLS BF H R ER SO BB IBB HBP BLK WP HR S P ERA WHIP	IP WLS BF H R ER SO BB IBB HBP BLK WP HR S P ERA WHIP	IP WLS BF H R ER SO BB IBB HBP BLK WP HR S P ERA WHIP	IP WLS BF H R ER SO BB IBB HBP BLK WP HR S P ERA WHIP	IP WLS BF H R ER SO BB IBB HBP BLK WP HR S P ERA WHIP	IP WLS BF H R ER SO BB IBB HBP BLK WP HR S P ERA WHIP	IP WLS BF H R ER SO BB IBB HBP BLK WP HR S P ERA WHIP	IP WLS BF H R ER SO BB IBB HBP BLK WP HR S P ERA WHIP	IP WLS BF H R ER SO BB IBB HBP BLK WP HR S P ERA WHIP	IP WLS BF H R ER SO BB IBB HBP BLK WP HR S P ERA WHIP	IP WLS BF H R ER SO BB IBB HBP BLK WP HR S P ERA WHIP		IP WLS BF H R ER SO BB IBB HBP BLK WP HR S P ERA WHIP	IP WLS BF H R ER SO BB IBB HBP BLK WP HR S P ERA WHIP	IP WLS BF H R ER SO BB IBB HBP BLK WP HR S P ERA WHIP	IP WLS BF H R ER SO BB IBB HBP BLK WP HR S P ERA WHIP	IP WLS BF H R ER SO BB IBB HBP BLK WP HR S P ERA WHIP	IP WLS BF H R ER SO BB IBB HBP BLK WP HR S P ERA WHIP



Batter	1	2	3	4	5	6	7	8	9	AB	R	H	RBI	BB	SO	LOB	TOP					
Freddie Bynum, L (1, 8) OBP: 0.439, SLG: 0.667	0-0 SF9 3B	0-3 K			1-0 HBP		0-3 K		0-0 G3-1	3	1	1	0	0	2	1	<b>Oakland Athletics @ Arizona Diamondbacks</b> <b>Tucson Electric Park, Tucson, AZ</b> Mon Mar 27 2006, 3:05 PM EST Att: 4,624 - Cloudy - 70 F					
Jed Morris, L (9, PH)										1	0	0	0	0	0							
Marco Scutaro, R (1, 6) OBP: 0.250, SLG: 0.273	0-0 SF9		0-0 P4		0-3 K			0-0 BB 1B		2	0	0	1	0	1	1						
Mark Kiger, R (5, 6) OBP: 0.750, SLG: 0.750										1	1	1	0	0	0	0						
23 Bobby Kielty, S (1, 7) OBP: 0.458, SLG: 0.632	0-0 3H		0-0		0-0			4-0 BB 1B		3	0	2	0	0	0	1						
51 Brad Halsey, L (5, 1)	29 G4-3									0	0	0	0	0	0	0						
Brian Stavisky, L (8, PH) OBP: 0.500, SLG: 0.333	0-0 2B							1B BB		0	0	0	0	0	0	0						
29 Dan Johnson, L (1, 3) OBP: 0.391, SLG: 0.450	0-0 G4-3		0-0 F8					0-0 F3		2	0	0	0	0	0	2						
Jason Perry, L (5, 7) (8, 8)										2	0	0	0	0	0	2						
17 Adam Melhuse, S (1, 2) OBP: 0.415, SLG: 0.486	4-0 BB		0-3 K					0-0 F7		2	0	0	0	1	1	1						
John Baker, L (6, 2) OBP: 0.524, SLG: 0.647										1	0	1	1	0	0	0						
56 Scott McClain, R (1, 5) OBP: 0.419, SLG: 0.718	0-0 F7		0-3 K		0-0 K			0-0 K		3	0	1	0	0	1	2						
89 Lloyd Turner, R (8, PH) (8, 5)										1	0	0	0	0	1	2						
Keith Ginter, R (1, 4) OBP: 0.391, SLG: 0.526		4-0 BB	0-0 G5-3		0-0 F9			0-3 K		3	0	0	0	1	1	3						
56 Randy Keisler, L (8, 1)										0	0	0	0	0	0	0						
66 Danny Putnam, L (1, 9) OBP: 0.400, SLG: 0.462	0-0 G5-4-3		0-3 K					0-0 P3		4	0	1	0	0	1	1						
25 Esteban Loaiza, R (1, 1) Brant Colamarino, L (5, PH) (5, 3)		0-3 K								1	0	0	0	0	1	1						
					0-0 L9					3	0	0	0	0	0	1						
<b>Inning Stats</b>	R: 1 E: 0 K: 0 S: 5	H: 2 LOB: 2 BB: 1 P: 9	R: 0 E: 1 K: 2 S: 7	H: 0 LOB: 1 BB: 1 P: 11	R: 0 E: 0 K: 1 S: 6	H: 1 LOB: 1 BB: 0 P: 6	R: 0 E: 0 K: 2 S: 7	H: 0 LOB: 0 BB: 0 P: 7	R: 0 E: 0 K: 1 S: 5	H: 1 LOB: 1 BB: 0 P: 6	R: 0 E: 0 K: 0 S: 4	H: 0 LOB: 0 BB: 0 P: 4	R: 0 E: 0 K: 1 S: 5	H: 0 LOB: 0 BB: 0 P: 5	R: 1 E: 0 K: 0 S: 9	H: 2 LOB: 2 BB: 1 P: 13	R: 0 E: 0 K: 0 S: 3	H: 1 LOB: 0 BB: 0 P: 3	1B: 5 2B: 1 3B: 1 HR: 0	SF: 1 SAC: 0 DP: 1 HBP: 1	WP: 0 PB: 0 SB: 1 CS: 0	PA: 37
<b>PITCHER</b>	IP WLS BF H R ER SO BB IBB HBP BLK WP HR S P ERA WHIP																					
Miguel Batista, R (1, 1) ERA: 4.5	5.0 W 21 3 1 1 6 2 0 1 0 0 0 0 30 39 1.80 1.000																					
Jose Valverde, R (6, 1) ERA: 3.24	1.0 4 1 0 0 0 0 0 0 0 0 0 0 4 4 0.00 1.000																					
Luis Vizcaino, R (7, 1) ERA: 3.86	1.0 3 0 0 0 1 0 0 0 0 0 0 0 5 5 0.00 0.000																					
Dustin Glant, R (8, 1) ERA: 5.4	1.0 6 2 1 1 2 1 0 0 0 0 0 0 9 13 9.00 3.000																					
55 Casey Daigle, R (9, 1) ERA: 2.25	1.0 3 1 0 0 0 0 0 0 0 0 0 0 3 3 0.00 1.000																					

Batter	1	2	3	4	5	6	7	8	9	AB	R	H	RBI	BB	SO	LOB	BOTTOM			
30 Jeff DaVanon, S (1, 8) OBP: 0.558, SLG: 0.590	0-0 S	0-0 G4-3		0-0 2B		0-0 FC5-4		0-0 L6		4	2	2	0	0	0	1	<b>Oakland Athletics @ Arizona Diamondbacks</b> <b>Tucson Electric Park, Tucson, AZ</b> Mon Mar 27 2006, 3:05 PM EST Att: 4,624 - Cloudy - 70 F			
Luis Vizcaino, R (7, 1)										0	0	0	0	0	0					
Dustin Glant, R (8, 1)	0-0 1B			0-0 2B		0-0 G3		0-0 G4-3		0	0	0	0	0	0					
11 Jerry Gil, R (8, PH) OBP: 0.500, SLG: 0.897						1-2				1	0	0	0	0	0	1				
Craig Counsell, L (1, 6) OBP: 0.304, SLG: 0.348	0-1 G6-3	0-0 F8		0-0 WP 2B						5	1	1	1	0	0	3				
55 Casey Daigle, R (9, 1)										0	0	0	0	0	0	0				
Chad Tracy, L (1, 5) OBP: 0.385, SLG: 0.565	0-0 1B		0-0	1-0 1B		0-0 F7				4	2	3	3	0	0	1				
	2H																			
Luis Gonzalez, L (1, 7) OBP: 0.333, SLG: 0.543	0-0 2B		0-0 P4	0-0				0-0 F8		4	1	2	0	0	0	0				
	1-3																			
Tony Clark, S (1, 3) OBP: 0.349, SLG: 0.650	0-0 G4-3		0-0 F7	0-0 G4-3				0-0 F9		3	0	1	2	0	0	2				
Jesus Cota, L (5, 3) OBP: 0.250, SLG: 0.143										1	0	0	0	0	0	0				
Shawn Green, L (1, 9) OBP: 0.235, SLG: 0.360	0-0 G4-3		0-3 K		0-3 K			0-0 P4		3	0	0	0	0	2	1				
7 Carlos Quentin, R (6, 9) OBP: 0.450, SLG: 0.596										1	0	0	0	0	0	0				
Johnny Estrada, S (1, 2) OBP: 0.468, SLG: 0.564	4-0 FC6-4			0-0	0-0			0-0 BB		2	1	2	1	1	0	0				
Koyie Hill, S (7, 2) OBP: 0.552, SLG: 0.560										1	1	1	0	0	0	0				
Andy Green, R (1, 4) OBP: 0.481, SLG: 0.614	0-0 FC6-4			0-0	0-0			0-0		3	0	0	0	0	0	3				
Alberto Gonzalez, R (7, 4) OBP: 1.000, SLG: 1.000										1	0	1	0	0	0	0				
Miguel Batista, R (1, 1)			0-0 G4-3		0-0 G4-3					2	0	0	0	0	0	0				
Jose Valverde, R (6, 1)										0	0	0	0	0	0	0				
Damon Easley, R (6, PH) OBP: 0.438, SLG: 0.370										1	0	1	0	0	0	0				
Luis Tterro, R (7, 8) OBP: 0.360, SLG: 0.463										1	0	0	1	0	0	1				
<b>Inning Stats</b>	R: 3 E: 0 K: 0 S: 8	H: 4 LOB: 2 BB: 1 P: 12	R: 0 E: 0 K: 0 S: 3	H: 0 LOB: 0 BB: 0 P: 3	R: 1 E: 0 K: 1 S: 6	H: 1 LOB: 0 BB: 0 P: 6	R: 3 E: 0 K: 0 S: 8	H: 5 LOB: 2 BB: 0 P: 9	R: 0 E: 0 K: 1 S: 5	H: 1 LOB: 0 BB: 0 P: 5	R: 0 E: 0 K: 0 S: 5	H: 1 LOB: 1 BB: 0 P: 5	R: 0 E: 0 K: 0 S: 3	H: 0 LOB: 0 BB: 0 P: 3	R: 1 E: 0 K: 0 S: 5	H: 2 LOB: 1 BB: 0 P: 5	1B: 8 2B: 4 3B: 0 HR: 2	SF: 0 SAC: 0 DP: 1 HBP: 0	WP: 1 PB: 0 SB: 2 CS: 0	PA: 38
<b>PITCHER</b>	IP WLS BF H R ER SO BB IBB HBP BLK WP HR S P ERA WHIP																			
25 Esteban Loaiza, R (1, 1) ERA: 12.91	4.0 L 23 10 7 7 1 1 0 0 0 0 0 0 25 30 15.75 2.750																			
51 Brad Halsey, L (5, 1) ERA: 7.07	3.0 10 2 0 0 1 0 0 0 0 0 0 0 13 13 0.00 0.667																			
56 Randy Keisler, L (8, 1) ERA: 7.15	1.0 5 2 1 1 0 0 0 0 0 0 0 0 5 5 9.00 2.000																			



Batter	1	2	3	4	5	6	7	8	9	AB	R	H	RBI	BB	SO	LOB	TOP										
Rob Mackowiak, L (1,8) OBP: 0.381, SLG: 0.447	P6		L4		K			G1-6-3		4	0	1	0	0	1	1	<b>Chicago White Sox @ Arizona Diamondbacks</b> Tucson Electric Park, Tucson, AZ Tue Mar 28 2006, 3:05 PM EST Att. 6,782 - Overcast - 63 F										
Tadahito Iguchi, R (1,4) OBP: 0.180, SLG: 0.207 60 Jorge Velandia, R (7,4) OBP: 0.375, SLG: 0.333	G5-3		K				P4	G1-6-3		3	0	0	0	0	1	0											
25 Jim Thome, L (1,10) OBP: 0.519, SLG: 0.810	G3		L8				F7			4	0	1	0	0	0	0											
14 Paul Konerko, R (1,3) OBP: 0.362, SLG: 0.524 David Cook, R (6,7)		K		K			F8			3	0	0	0	0	2	0											
23 Jermaine Dye, R (1,9) OBP: 0.371, SLG: 0.574 94 Thomas Collaro, R (7,9) OBP: 0.500, SLG: 0.750	P4		K				P5			3	0	0	0	0	1	0											
5 Juan Uribe, R (1,6) OBP: 0.310, SLG: 0.400				F9			G5-3			3	1	1	0	1	0	0											
24 Joe Crede, R (1,5) OBP: 0.464 Rob Sasser, R (7,5)																											
Ross Gload, L (1,7) OBP: 0.421, SLG: 0.585 (6,3)																											
Chris Widger, R (1,2) OBP: 0.353, SLG: 0.679																											
Inning Stats	R: 0 E: 0 K: 0 S: 3	H: 0 LOB: 0 BB: 0 P: 3	R: 1 E: 0 K: 1 S: 7	H: 2 LOB: 2 BB: 1 P: 11	R: 0 E: 0 K: 1 S: 5	H: 0 LOB: 0 BB: 0 P: 5	R: 0 E: 0 K: 2 S: 7	H: 0 LOB: 0 BB: 0 P: 7	R: 0 E: 0 K: 1 S: 5	H: 0 LOB: 1 BB: 1 P: 9	R: 0 E: 0 K: 1 S: 3	H: 0 LOB: 0 BB: 0 P: 3	R: 0 E: 0 K: 1 S: 5	H: 0 LOB: 0 BB: 0 P: 5	R: 0 E: 0 K: 1 S: 6	H: 2 LOB: 1 BB: 0 P: 6		R: 0 E: 0 K: 2 S: 8	H: 1 LOB: 2 BB: 1 P: 12	1B: 2 2B: 3 3B: 0 HR: 0	SF: 0 SAC: 0 DP: 1 HBP: 0	WP: 0 PB: 0 SB: 0 CS: 0	PA: 34				
PITCHER	IP	WLS	BF	H	R	ER	SO	BB	IBB	HBP	BLK	WP	HR	S	P	ERA	WHIP										
Claudio Vargas, R (1,1) ERA: 4.5	6.0	W	22	2	1	1	5	2	0	0	0	0	0	30	38	1.50	0.667										
Terry Mulholland, L (7,1) ERA: 5.68	1.0	H	3	0	0	0	1	0	0	0	0	0	0	5	5	0.00	0.000										
Brandon Lyon, R (8,1) ERA: 7.2	1.0	H	4	2	0	0	1	0	0	0	0	0	0	6	6	0.00	2.000										
Randy Choate, L (9,1) ERA: 2.57	0.0		1	1	0	0	0	0	0	0	0	0	0	1	1	=	=										
59 Jeff Bajoranu, R (9,1) ERA: 6.55	1.0	S	4	0	0	0	2	1	0	0	0	0	0	7	11	0.00	1.000										

Batter	1	2	3	4	5	6	7	8	9	AB	R	H	RBI	BB	SO	LOB	BOTTOM										
22 Eric Byrnes, R (1,8) OBP: 0.360, SLG: 0.653 Alex Frazier, R (6,7) OBP: 0.389, SLG: 0.706	F9		SH5-3							2	1	1	0	0	0	0	<b>Chicago White Sox @ Arizona Diamondbacks</b> Tucson Electric Park, Tucson, AZ Tue Mar 28 2006, 3:05 PM EST Att. 6,782 - Overcast - 63 F										
1 Orlando Hudson, S (1,4) OBP: 0.491, SLG: 0.702			G5-3				F9			4	1	1	1	0	0	3											
34 Conor Jackson, R (1,3) OBP: 0.536, SLG: 0.717			G4-3							4	0	1	2	0	0	1											
Tony Clark, S (1,10) OBP: 0.348, SLG: 0.628 (5, PR) Chris Carter, L (6, PR) OBP: 0.467, SLG: 0.897 (6, 10)										3	0	1	0	0	2	0											
7 Carlos Quentin, R (1,9) OBP: 0.438, SLG: 0.588										4	0	1	0	0	0	2											
Damion Easley, R (1,5) OBP: 0.457, SLG: 0.379 Andy Green, R (7,5) OBP: 0.472, SLG: 0.600										2	0	1	0	1	0	1											
Luis Terrero, R (1,7) OBP: 0.340, SLG: 0.432 (6, 8)										3	0	0	0	0	0	3											
11 Jerry Gil, R (1,6) OBP: 0.467, SLG: 0.833										3	0	0	0	0	2	2											
19 Chris Snyder, R (1,2) OBP: 0.415, SLG: 0.583										2	1	1	0	1	0	1											
Inning Stats	R: 1 E: 0 K: 1 S: 6	H: 1 LOB: 0 BB: 0 P: 6	R: 0 E: 0 K: 1 S: 6	H: 1 LOB: 0 BB: 0 P: 6	R: 0 E: 0 K: 1 S: 6	H: 1 LOB: 1 BB: 0 P: 6	R: 0 E: 0 K: 1 S: 6	H: 1 LOB: 1 BB: 0 P: 6	R: 2 E: 0 K: 1 S: 9	H: 4 LOB: 2 BB: 0 P: 9	R: 0 E: 0 K: 0 S: 3	H: 0 LOB: 0 BB: 1 P: 7	R: 0 E: 0 K: 1 S: 5	H: 0 LOB: 0 BB: 0 P: 5	R: 0 E: 0 K: 0 S: 3	H: 0 LOB: 0 BB: 0 P: 3		1B: 4 2B: 2 3B: 0 HR: 1	SF: 0 SAC: 1 DP: 0 HBP: 0	WP: 0 PB: 0 SB: 0 CS: 0	PA: 33						
PITCHER	IP	WLS	BF	H	R	ER	SO	BB	IBB	HBP	BLK	WP	HR	S	P	ERA	WHIP										
Javier Vazquez, R (1,1) ERA: 4.05	6.0	L	27	7	3	3	4	2	0	0	0	0	1	33	41	4.50	1.500										
57 Boone Logan, L (7,1) ERA: 0.79	1.0		3	0	0	0	1	0	0	0	0	0	0	5	5	0.00	0.000										
45 Bobby Jenks, R (8,1) ERA: 7.0	1.0		3	0	0	0	0	0	0	0	0	0	0	3	3	0.00	0.000										

AB	31
R	1
H	5
RBI	1
BB	3
SO	9
LOB	11



AB	30
R	3
H	7
RBI	3
BB	2
SO	5
LOB	13







Batter	1	2	3	4	5	6	7	8	9	AB	R	H	RBI	BB	SO	LOB	TOP				
<b>Craig Counsell, L</b> (1, 6) OBP: 0.276, SLG: 0.345 <b>11 Jerry Gil, R</b> (6, 6) OBP: 0.440, SLG: 0.766	G3		K		K		K		K	3	0	0	0	0	2	0					
<b>1 Orlando Hudson, S</b> (1, 4) OBP: 0.500, SLG: 0.694 <b>Andy Green, R</b> (6, 4) OBP: 0.492, SLG: 0.604	BB		BB		BB		BB		BB	2	0	1	0	1	1	0					
<b>Luis Gonzalez, L</b> (1, 7) OBP: 0.532, SLG: 0.532 <b>Steve Garabrants, R</b> (6, PR) OBP: 0.750, SLG: 0.500	L3		BB		BB		BB		BB	1	0	0	0	2	0	1					
<b>Tony Clark, S</b> (1, 3) OBP: 0.367, SLG: 0.614 <b>Koyie Hill, S</b> (6, 2) OBP: 0.515, SLG: 0.536		BB	F7		BB		BB		BB	1	1	0	0	2	0	2					
<b>Shawn Green, L</b> (1, 9) OBP: 0.246, SLG: 0.345 <b>67 Brian Barden, R</b> (6, 5) OBP: 0.360, SLG: 0.435 <b>55 Casey Daigle, R</b> (7, 1)	BB				F7		BB		G1-3	2	0	1	0	1	0	0					
<b>Matt Erickson, L</b> (6, PH) OBP: 0.429, SLG: 0.400	BB									1	0	0	0	0	0	2					
<b>Johnny Estrada, S</b> (1, 2) OBP: 0.500, SLG: 0.636 <b>Chris Carter, L</b> (6, 3) OBP: 0.452, SLG: 0.867	BB				HR		BB		F7	3	1	2	1	0	0	3					
<b>22 Eric Byrnes, R</b> (1, 8) OBP: 0.350, SLG: 0.623 <b>61 Marland Williams, R</b> (8, 8)	F6				G6-3		BB		K	4	0	1	2	0	1	3					
<b>Damon Easley, R</b> (1, 5) OBP: 0.415, SLG: 0.324 <b>Greg Aquino, R</b> (6, 1)	G1-6-3				F8		F8		G4-3	3	0	0	0	0	0	5					
<b>16 Kenny Perez, S</b> (7, 5)	BB									1	0	0	0	0	0	0					
<b>Orlando Hernandez, R</b> (1, 1) OBP: 0.400, SLG: 0.250 <b>Jereme Milons, R</b> (6, PH) OBP: 0.435, SLG: 0.564 <b>Luis Vizcaino, R</b> (5, 1) <b>7 Carlos Quentin, R</b> (6, PH) OBP: 0.435, SLG: 0.564	G6-3				F9		K		BB	1	0	0	0	0	0	0					
<b>Inning Stats</b>	R: 0 E: 0 K: 0 S: 2	H: 0 LOB: 0 BB: 1 P: 6	R: 0 E: 0 K: 0 S: 3	H: 1 LOB: 2 BB: 2 P: 11	R: 0 E: 0 K: 1 S: 6	H: 1 LOB: 2 BB: 1 P: 10	R: 1 E: 0 K: 0 S: 4	H: 1 LOB: 0 BB: 0 P: 4	R: 0 E: 0 K: 2 S: 7	H: 2 LOB: 2 BB: 2 P: 7	R: 0 E: 0 K: 1 S: 7	H: 0 LOB: 2 BB: 2 P: 15	R: 0 E: 0 K: 1 S: 5	H: 0 LOB: 0 BB: 0 P: 5	R: 1 E: 0 K: 1 S: 7	H: 1 LOB: 2 BB: 1 P: 12	1B: 4 2B: 2 3B: 0 HR: 1	SF: 1 SAC: 0 DP: 2 HBP: 1	WP: 0 PB: 0 SB: 0 CS: 0	PA: 41	
<b>PITCHER</b>	IP	WLS	BF	H	R	ER	SO	BB	IBB	HBP	BLK	WP	HR	S	P	ERA	WHIP				
<b>Jerome Williams, R</b> (1, 1) ERA: 6.85	5.0	W	20	3	1	1	3	4	0	0	0	0	0	1	22	38	1.80	1.400			
<b>53 Rich Hill, L</b> (6, 1) ERA: 7.2	2.0		12	2	2	2	3	4	0	0	0	0	0	14	30	9.00	3.000				
<b>47 Scott Eyre, L</b> (8, 1) ERA:	0.1	H	1	0	0	0	0	0	0	0	0	0	0	1	1	0.00	0.000				
<b>44 Roberto Novoa, R</b> (8, 1) ERA: 2.08	0.2	H	2	0	0	0	1	0	0	0	0	0	0	4	4	0.00	0.000				
<b>Bob Howry, R</b> (9, 1) ERA: 2.77	1.0		6	1	1	1	1	1	0	1	0	0	0	7	12	9.00	2.000				

**Arizona Diamondbacks @ Chicago Cubs**  
Hohokam Park, Mesa, AZ  
Thu Mar 30 2006, 2:05 PM EST  
Att. 12,879 - Sunny - 68 F

livebaseballscores.com

AB	30
R	4
H	6
RBI	4
BB	9
SO	8
LOB	23

Batter	1	2	3	4	5	6	7	8	9	AB	R	H	RBI	BB	SO	LOB	BOTTOM				
<b>Juan Pierre, L</b> (1, 8) OBP: 0.246, SLG: 0.303 <b>53 Rich Hill, L</b> (6, 1) OBP: 1.000, SLG: 1.000 <b>Ryan Theriot, R</b> (7, PH) OBP: 0.400, SLG: 0.240	G6-3				F7		BB		G5-3	3	0	0	0	1	1	1					
<b>Todd Walker, L</b> (1, 4) OBP: 0.339, SLG: 0.447 <b>Jerry Hairston, R</b> (5, PH) OBP: 0.407, SLG: 0.373	BB				E3		BB		BB	2	2	0	0	1	0	1					
<b>25 Derrek Lee, R</b> (1, 3) OBP: 0.350, SLG: 0.389 <b>47 Scott Eyre, L</b> (8, 1) <b>44 Roberto Novoa, R</b> (8, 1)	BB				BB					2	0	2	0	0	0	0					
<b>88 Casey Kopitzke, R</b> (6, PH) OBP: 0.400, SLG: 0.429 <b>Bob Howry, L</b> (9, 1)	BB				BB					4	1	3	0	0	1	0					
<b>16 Aramis Ramirez, R</b> (1, 5) OBP: 0.544, SLG: 0.904 <b>John Mabry, L</b> (6, 5) OBP: 0.429, SLG: 0.556	BB				BB					0	0	0	0	0	0	0					
<b>Michael Barrett, R</b> (1, 2) OBP: 0.448, SLG: 0.731 <b>29 Angel Pagán, S</b> (6, 8) OBP: 0.444, SLG: 0.897	HR				BB					1	0	0	0	0	0	0					
<b>Jacque Jones, L</b> (1, 9) OBP: 0.382, SLG: 0.463 <b>24 Henry Blanco, R</b> (6, 2) OBP: 0.148, SLG: 0.192	HR				BB					3	1	1	3	0	2	4					
<b>19 Matt Murton, R</b> (1, 7) OBP: 0.494, SLG: 0.551 <b>28 Michael Restovich, R</b> (6, 9) OBP: 0.241, SLG: 0.353	BB				BB					2	1	2	0	0	0	0					
<b>5 Ronny Cedeno, R</b> (1, 6) OBP: 0.259, SLG: 0.333 <b>27 Buck Coats, L</b> (6, 7) OBP: 0.400, SLG: 0.611	F9				BB					2	0	2	1	1	0	0					
<b>Jerome Williams, R</b> (1, 1) <b>Neifi Perez, S</b> (5, PH) OBP: 0.293, SLG: 0.509	BB				F9					2	0	0	0	0	0	3					
<b>Inning Stats</b>	R: 4 E: 0 K: 0 S: 7	H: 4 LOB: 1 BB: 1 P: 11	R: 0 E: 0 K: 2 S: 8	H: 1 LOB: 1 BB: 1 P: 12	R: 1 E: 0 K: 1 S: 8	H: 2 LOB: 1 BB: 0 P: 8	R: 1 E: 1 K: 1 S: 8	H: 2 LOB: 2 BB: 0 P: 8	R: 0 E: 0 K: 1 S: 5	H: 1 LOB: 0 BB: 0 P: 5	R: 0 E: 0 K: 0 S: 5	H: 1 LOB: 2 BB: 0 P: 5	R: 0 E: 0 K: 0 S: 6	H: 4 LOB: 2 BB: 0 P: 6	R: 1 E: 0 K: 0 S: 6	H: 1 LOB: 2 BB: 0 P: 6	1B: 13 2B: 1 3B: 0 HR: 2	SF: 0 SAC: 0 DP: 2 HBP: 0	WP: 0 PB: 0 SB: 1 CS: 0	PA: 43	
<b>PITCHER</b>	IP	WLS	BF	H	R	ER	SO	BB	IBB	HBP	BLK	WP	HR	S	P	ERA	WHIP				
<b>Orlando Hernandez, R</b> (1, 1) ERA: 6.3	4.0	L	24	9	6	5	4	2	0	0	1	0	0	2	31	39	11.25	2.750			
<b>Luis Vizcaino, R</b> (5, 1) ERA: 3.38	1.0		5	1	0	0	1	2	0	0	0	0	0	5	13	0.00	3.000				
<b>Greg Aquino, R</b> (6, 1) ERA: 1.0	1.0		3	1	0	0	1	0	0	0	0	0	0	5	5	0.00	1.000				
<b>55 Casey Daigle, R</b> (7, 1) ERA: 2.7	2.0		11	5	1	1	0	0	0	0	0	0	0	11	11	4.50	2.500				

**Arizona Diamondbacks @ Chicago Cubs**  
Hohokam Park, Mesa, AZ  
Thu Mar 30 2006, 2:05 PM EST  
Att. 12,879 - Sunny - 68 F

livebaseballscores.com

AB	39
R	7
H	16
RBI	7
BB	4
SO	6
LOB	22

Batter	1	2	3	4	5	6	7	8	9	AB	R	H	RBI	BB	SO	LOB	TOP										
18 Johnny Damon, L (1.8) OBP: 0.465, SLG: 0.421 19 Bubba Crosby, L (5.8) OBP: 0.238, SLG: 0.436	1-2 G1-6-3 1B		1-2 G1-3					1-1 HR	1-2 F9	3	0	1	0	0	0	2											
2 Derek Jeter, R (1.6) OBP: 0.376, SLG: 0.424 Miguel Cairo, R (6.6) OBP: 0.375, SLG: 0.429	0-1 G1-6-3 1-2		0-0 E6					4-1 55 1B BB		3	0	1	1	0	0	2											
55 Hideki Matsui, L (1.7) OBP: 0.373, SLG: 0.491 Damian Rolls, R (8.7) OBP: 0.222, SLG: 0.222	0-1 G6-3		2-2 P5					1-0 G5-3 1-3 1B		4	0	1	0	0	0	3											
Gary Sheffield, R (1.10) OBP: 0.309, SLG: 0.391 Luis Alfonso Garcia, R (8.10) OBP: 0.385, SLG: 0.917		0-0 L5			4-2 13 1B 25 G4-6-3 BB			1-0 G6-3	2-2 SAFE G5-3 1-2 3-H	2	1	0	0	1	0	0											
13 Alex Rodriguez, R (1.5) OBP: 0.297, SLG: 0.529 27 Russ Johnson, R (6.5) OBP: 0.341, SLG: 0.355		1-1 G4-3			1-2 SAFE 25 G4-6-3 1B			1-2 G6-3	2-3 K	3	0	1	0	0	0	0											
25 Jason Giambi, L (1.3) OBP: 0.392, SLG: 0.359 12 Andy Phillips, R (6.3) OBP: 0.400, SLG: 0.429		2-1 2B			0-2 SAFE G4-6-3 1-2			1-1 G1-3	2-1 F9	3	0	1	0	0	0	1											
20 Jorge Posada, S (1.2) Kelly Stinnett, R (6.2) OBP: 0.282, SLG: 0.405		2-2 G3			3-3 K			0-1 F8	0-2 HR	2	0	0	0	0	1	1											
Bernie Williams, S (1.9) 64 Kevin Reese, L (7.9) OBP: 0.315, SLG: 0.353			1-1 24 1B 18 G1-3 1B					0-1 F7	1-2 F8	1	3	1	1	0	0	0											
24 Robinson Canó, L (1.4) 28 Felix Escalona, R (7.6) OBP: 0.319, SLG: 0.419			0-1 1-3 1B					0-0 F8	0-1 G5-3	2	3	0	2	0	0	0											
Inning Stats	R: 0 E: 0 K: 0 S: 7	H: 1 LOB: 0 BB: 0 P: 8	R: 0 E: 0 K: 0 S: 9	H: 1 LOB: 1 BB: 0 P: 14	R: 1 E: 2 K: 0 S: 12	H: 2 LOB: 2 BB: 0 P: 16	R: 1 E: 0 K: 1 S: 11	H: 1 LOB: 0 BB: 0 P: 19	R: 1 E: 0 K: 0 S: 12	H: 2 LOB: 2 BB: 0 P: 12	R: 0 E: 0 K: 0 S: 6	H: 0 LOB: 0 BB: 0 P: 9	R: 0 E: 0 K: 0 S: 6	H: 0 LOB: 0 BB: 0 P: 7	R: 2 E: 0 K: 1 S: 13	H: 2 LOB: 2 BB: 1 P: 25	R: 1 E: 0 K: 0 S: 9	H: 1 LOB: 0 BB: 0 P: 10	1B: 7 2B: 1 3B: 0 HR: 2	SF: 0 SAC: 0 DP: 2 HBP: 0	WP: 0 PB: 1 SB: 1 CS: 0	PA: 37					
PITCHER	IP	WLS	BF	H	R	ER	SO	BB	IBB	HBP	BLK	WP	HR	S	P	ERA	WHIP										
Kevin Jarvis, R (1.1) ERA: 3.6	5.0		21	7	3	2	1	1	0	0	0	0	0	51	69	3.60	1.600										
Jason Grimley, R (6.1) ERA: 3.18	1.1	H	4	0	0	0	0	0	0	0	0	0	0	8	11	0.00	0.000										
Terry Mulholland, L (7.1) ERA: 6.98	0.2	H	3	1	1	1	0	0	0	0	0	0	1	6	8	13.50	1.500										
Brandon Lyon, R (8.1) ERA: 7.36	1.0	B	5	1	1	1	1	1	0	0	0	0	0	11	22	9.00	2.000										
Jose Valverde, R (9.1) ERA: 3.98	1.0	L	4	1	1	1	0	0	0	0	0	0	1	9	10	9.00	1.000										

New York Yankees @ Arizona Diamondbacks  
Chase Field, Phoenix, AZ  
Fri Mar 31 2006, 6:40 PM MST  
Att: 33,412 - Partly Cloudy - 74 F

AB 35  
R 6  
H 10  
RBI 4  
BB 2  
SO 2  
LOB 14



Batter	1	2	3	4	5	6	7	8	9	AB	R	H	RBI	BB	SO	LOB	BOTTOM										
Craig Counsell, L (1.6) OBP: 0.333, SLG: 0.375 Andy Green, R (7.4) OBP: 0.500, SLG: 0.604	4-1 FC3-6 1B BB		2-2 1B SF9-4-3					3-1 FC6-4 HBP		3	3	2	0	1	0	1											
1 Orlando Hudson, S (1.4) OBP: 0.524, SLG: 0.712 Damon Easley, R (7.6) OBP: 0.419, SLG: 0.333	2-2 FC3-6 1B		2-1 SAFE 1B					0-0 FC6-4 1-2		3	0	3	1	0	0	0											
Chad Tracy, L (1.5) OBP: 0.379, SLG: 0.549 11 Jerry Gil, R (6.5) OBP: 0.423, SLG: 0.735	0-1 FC3-6 1B		1-3 3-H 1B					2-3 30 G5-3 30 PB 1B		2	0	1	2	0	0	2											
Luis Gonzalez, L (1.7) OBP: 0.352, SLG: 0.520 30 Jeff DaVanon, S (6.7) OBP: 0.552, SLG: 0.690	3-2 G6-4-3 1B		1-3 3-H 1-0 G3					1-2 G4-3	1-2 G5-3	2	3	0	1	2	0	2											
Tony Clark, S (1.10) OBP: 0.365, SLG: 0.617 Johnny Estrada, S (7.10) OBP: 0.479, SLG: 0.609	3-1 G6-4-3 1-2		1-2 2B					0-0 F7	0-1 G5-3	3	3	0	1	0	0	5											
Shawn Green, L (1.9) OBP: 0.250, SLG: 0.345 7 Carlos Quentin, R (6.9) OBP: 0.443, SLG: 0.564		2-2 34 G6-3 1B						4-2 22 FC2-5 34 S BB		3	0	1	0	0	0	4											
34 Conor Jackson, R (1.3) OBP: 0.524, SLG: 0.688 Matt Erickson, L (6.10) OBP: 0.429, SLG: 0.400		3-1 G6-3 1-2						4-1 SAFE 22 FC2-5 2B BB		3	0	0	0	1	0	2											
22 Eric Byrnes, R (1.8) OBP: 0.328, SLG: 0.579 Jamie D'Antona, F (9.7) OBP: 0.667, SLG: 0.833		3-3 K						0-0 FC2-5 2B		4	0	0	0	0	3	3											
19 Chris Snyder, R (1.2) OBP: 0.442, SLG: 0.595 Koyie Hill, S (6.10) OBP: 0.543, SLG: 0.600			2-0 1B WP 1B					4-2 1B 1B BB		1	2	1	0	1	0	0											
Inning Stats	R: 1 E: 0 K: 0 S: 12	H: 2 LOB: 1 BB: 1 P: 24	R: 0 E: 0 K: 1 S: 8	H: 1 LOB: 0 BB: 0 P: 16	R: 2 E: 0 K: 0 S: 11	H: 3 LOB: 0 BB: 0 P: 19	R: 0 E: 0 K: 1 S: 9	H: 1 LOB: 1 BB: 0 P: 14	R: 2 E: 0 K: 0 S: 13	H: 3 LOB: 3 BB: 1 P: 20	R: 0 E: 0 K: 1 S: 9	H: 1 LOB: 1 BB: 0 P: 15	R: 0 E: 0 K: 1 S: 11	H: 1 LOB: 1 BB: 0 P: 15	R: 0 E: 0 K: 0 S: 8	H: 1 LOB: 3 BB: 2 P: 21	R: 0 E: 0 K: 0 S: 6	H: 0 LOB: 0 BB: 0 P: 9	1B: 11 2B: 3 3B: 0 HR: 0	SF: 1 SAC: 0 DP: 3 HBP: 1	WP: 2 PB: 1 SB: 1 CS: 0	PA: 41					
PITCHER	IP	WLS	BF	H	R	ER	SO	BB	IBB	HBP	BLK	WP	HR	S	P	ERA	WHIP										
40 Chien-Ming Wang, R (1.1) ERA: 4.7	4.0		17	7	3	3	2	1	0	0	0	0	0	13	20	6.75	2.000										
Kyle Farnsworth, R (5.1) ERA: 3.0	1.0		7	3	2	2	0	1	0	0	0	0	0	13	20	18.00	4.000										
3B Ramiro Mendoza, R (6.1) ERA: 1.59	1.0		4	1	0	0	1	0	0	0	0	1	0	9	15	0.00	1.000										
Mike Myers, L (7.1) ERA: 3.14	1.0		4	1	0	0	1	0	0	0	0	0	0	11	15	0.00	1.000										
64 Matt Childers, R (8.1) ERA:	2.0	W	9	1	0	0	0	2	0	1	0	0	0	14	30	0.00	1.500										

New York Yankees @ Arizona Diamondbacks  
Chase Field, Phoenix, AZ  
Fri Mar 31 2006, 6:40 PM MST  
Att: 33,412 - Partly Cloudy - 74 F

AB 35  
R 5  
H 13  
RBI 5  
BB 4  
SO 4  
LOB 25







Batter	1	2	3	4	5	6	7	8	9	AB	R	H	RBI	BB	SO	LOB	TOP				
Craig Counsell, L (1, 6) OBP: 0.500, SLG: 0.444										4	1	1	0	0	0	0	<b>Arizona Diamondbacks @ Colorado Rockies</b> Coors Field, Denver, CO Wed Apr 05 2006, 6:35 PM MDT Att: 18,553 - Partly Cloudy - 70 F  livebaseballscores.com  <b>AB 34</b> <b>R 4</b> <b>H 8</b> <b>RBI 4</b> <b>BB 2</b> <b>SO 4</b> <b>LOB 13</b>				
1 Orlando Hudson, S (1, 4) OBP: 0.200, SLG: 0.300										5	1	1	0	0	2	2					
Chad Tracy, L (1, 5) OBP: 0.111, SLG: 0.222										4	1	1	1	0	0	1					
Luis Gonzalez, L (1, 7) OBP: 0.444, SLG: 0.625										4	1	3	2	0	0	0					
Tony Clark, S (1, 3)										2	0	0	0	1	0	1					
Shawn Green, L (1, 9)										4	0	1	1	0	1	3					
Johnny Estrada, S (1, 2)										3	0	0	0	1	1	2					
30 Jeff DaVanon, S (1, 8) OBP: 0.200, SLG: 0.200										4	0	1	0	0	0	3					
Orlando Hernandez, R (1, 1) Greg Aquino, R (6, 1) Andy Green, R (7, PH) Terry Mulholland, R (7, 1) Brandon Lyon, R (7, 1) Luis Vizcaino, R (8, 1) 22 Eric Byrnes, R (9, PH) Jose Valverde, R (9, 1)										2	0	0	0	0	0	0		<b>AB 34</b> <b>R 4</b> <b>H 8</b> <b>RBI 4</b> <b>BB 2</b> <b>SO 4</b> <b>LOB 13</b>  			
<b>Inning Stats</b>	R: 2 E: 0 K: 0 S: 11	H: 3 LOB: 1 BB: 0 P: 14	R: 0 E: 0 K: 0 S: 3	H: 0 LOB: 0 BB: 1 P: 7	R: 0 E: 0 K: 0 S: 9	H: 0 LOB: 0 BB: 0 P: 15	R: 0 E: 0 K: 0 S: 7	H: 0 LOB: 0 BB: 0 P: 11	R: 0 E: 0 K: 1 S: 13	H: 2 LOB: 2 BB: 0 P: 21	R: 0 E: 0 K: 1 S: 11	H: 1 LOB: 2 BB: 1 P: 18	R: 1 E: 0 K: 1 S: 16	H: 2 LOB: 2 BB: 1 P: 24	R: 0 E: 0 K: 1 S: 8	H: 0 LOB: 0 BB: 0 P: 9			1B: 4 2B: 4 3B: 0 HR: 0	SF: 0 SAC: 0 DP: 1 HBP: 2	WP: 0 PB: 0 SB: 0 CS: 0
<b>PITCHER</b>	IP: 7.0 WLS: L BF: 29	H: 6 R: 3 ER: 3 SO: 2	BB: 1 IBB: 0 HBP: 2 BLK: 0	WP: 0 HR: 0 S: 64 P: 97	ERA: 3.86 WHIP: 1.000	IP: 1.0 WLS: 6 BF: 2	H: 2 R: 1 ER: 1 SO: 1	BB: 0 IBB: 1 HBP: 0 BLK: 0	WP: 0 HR: 0 S: 16 P: 24	ERA: 9.00 WHIP: 2.000	IP: 1.0 WLS: 3 BF: 0	H: 0 R: 0 ER: 0 SO: 1	BB: 0 IBB: 0 HBP: 0 BLK: 0	WP: 0 HR: 0 S: 8 P: 9	ERA: 0.00 WHIP: 0.000						

Batter	1	2	3	4	5	6	7	8	9	AB	R	H	RBI	BB	SO	LOB	BOTTOM					
18 Cory Sullivan, L (1, 8) OBP: 0.200, SLG: 0.143										2	0	0	0	1	1	0	<b>Arizona Diamondbacks @ Colorado Rockies</b> Coors Field, Denver, CO Wed Apr 05 2006, 6:35 PM MDT Att: 18,553 - Partly Cloudy - 70 F  livebaseballscores.com  <b>AB 30</b> <b>R 2</b> <b>H 7</b> <b>RBI 2</b> <b>BB 6</b> <b>SO 11</b> <b>LOB 16</b>					
12 Clint Barmes, R (1, 6) OBP: 0.200, SLG: 0.200										5	1	1	0	0	2	3						
17 Todd Helton, L (1, 3) OBP: 0.667, SLG: 1.000										2	0	2	1	2	0	0						
5 Matt Holliday, R (1, 7) OBP: 0.222, SLG: 0.222										4	0	0	0	0	3	6						
27 Garrett Atkins, R (1, 5) OBP: 0.250, SLG: 0.286										3	1	1	0	1	0	0						
11 Brad Hawpe, L (1, 9) OBP: 0.333, SLG: 0.250										4	0	0	0	0	2	2						
Luis Gonzalez, R (1, 4) Jamey Carroll, R (6, 4)										2	0	1	1	0	1	1						
Danny Ardoin, R (1, 2) Eli Marrero, R (8, PH) (9, 2)										3	0	0	0	0	1	3						
28 Aaron Cook, R (1, 1) Choo Freeman, R (7, PH)										2	0	1	0	0	0	0						
39 Tom Martin, L (8, 1) David Cortes, R (9, 1) Jason Smith, L (9, PH)										0	0	0	0	0	0	0						
<b>Inning Stats</b>	R: 0 E: 0 K: 2 S: 16	H: 1 LOB: 1 BB: 0 P: 22	R: 0 E: 0 K: 2 S: 13	H: 0 LOB: 1 BB: 1 P: 19	R: 1 E: 1 K: 1 S: 12	H: 2 LOB: 1 BB: 0 P: 15	R: 1 E: 0 K: 1 S: 14	H: 2 LOB: 1 BB: 0 P: 21	R: 0 E: 0 K: 2 S: 10	H: 1 LOB: 2 BB: 1 P: 19	R: 0 E: 0 K: 1 S: 10	H: 1 LOB: 1 BB: 0 P: 15	R: 0 E: 0 K: 0 S: 4	H: 0 LOB: 2 BB: 2 P: 15	R: 0 E: 0 K: 1 S: 10	H: 0 LOB: 1 BB: 1 P: 19	R: 0 E: 0 K: 1 S: 9	H: 0 LOB: 1 BB: 1 P: 16	1B: 4 2B: 5 3B: 0 HR: 0	SF: 0 SAC: 2 DP: 2 HBP: 0	WP: 0 PB: 0 SB: 0 CS: 1	PA: 38
<b>PITCHER</b>	IP: 5.0 WLS: W BF: 22	H: 6 R: 2 ER: 1 SO: 8	BB: 1 IBB: 0 HBP: 0 BLK: 0	WP: 0 HR: 0 S: 65 P: 96	ERA: 1.80 WHIP: 1.400	IP: 1.0 WLS: S BF: 3	H: 0 R: 0 ER: 0 SO: 1	BB: 1 IBB: 0 HBP: 0 BLK: 0	WP: 0 HR: 0 S: 9 P: 16	ERA: 0.00 WHIP: 1.000												

Batter	1	2	3	4	5	6	7	8	9	AB	R	H	RBI	BB	SO	LOB	TOP										
22 Eric Byrnes, R OBP: 0.333, SLG: 0.417	F7	K		G6-3	G5-3		G6-4-3 1B	F9		6	0	1	0	0	1	2	Arizona Diamondbacks @ Colorado Rockies Coors Field, Denver, CO Thu Apr 06 2006, 6:35 PM MDT Att: 18,406 - Partly Cloudy - 52 F										
1 Orlando Hudson, S OBP: 0.250, SLG: 0.267	HBP 34 1B	F8		FC6 BB		G3-1	G6-4-3 1-2	FC4-6		5	1	1	0	1	0	3											
Chad Tracy, L OBP: 0.400, SLG: 0.615	HBP 34 1B								F7	4	3	3	1	2	0	0											
Luis Gonzalez, L OBP: 0.429, SLG: 0.500 Jason Grimsley, R Tony Clark, S 37 Juan Cruz, R	HBP 34 1B	F8		FC6			F9		K	4	2	1	0	0	0	3											
34 Conor Jackson, R OBP: 0.727, SLG: 0.571	HBP 30 BB									0	0	0	0	0	0	0											
Damon Easley, R OBP: 0.500, SLG: 0.500	HBP 30 BB									1	0	0	0	0	1	0											
30 Jeff DaVanon, S	HBP 30 BB									0	0	0	0	0	0	0											
19 Chris Snyder, R	HBP 30 BB									3	2	2	2	3	0	2											
Miguel Batista, R Andy Green, R	HBP 30 BB									4	3	1	1	2	0	3											
Inning Stats	R: 3 E: 0 K: 1 S: 19	H: 3 LOB: 3 BB: 2 P: 35	R: 1 E: 0 K: 1 S: 8	H: 1 LOB: 0 BB: 0 P: 13	R: 0 E: 0 K: 1 S: 9	H: 0 LOB: 2 BB: 2 P: 20	R: 0 E: 0 K: 0 S: 6	H: 0 LOB: 2 BB: 2 P: 15	R: 2 E: 0 K: 1 S: 12	H: 2 LOB: 1 BB: 2 P: 17	R: 4 E: 0 K: 1 S: 24	H: 3 LOB: 1 BB: 2 P: 46	R: 0 E: 0 K: 0 S: 8	H: 1 LOB: 1 BB: 1 P: 13	R: 2 E: 1 K: 0 S: 12	H: 2 LOB: 2 BB: 1 P: 26	R: 0 E: 0 K: 1 S: 8	H: 0 LOB: 1 BB: 1 P: 16	1B: 7 2B: 3 3B: 0 HR: 2	SF: 2 SAC: 0 DP: 1 HBP: 1	WP: 0 PB: 0 SB: 0 CS: 0	PA: 51					
PITCHER	IP	WLS	BF	H	R	ER	SO	BB	IBB	HBP	BLK	WP	HR	S	P	ERA	WHIP										
26 Jeff Francis, L ERA: 10.38	4.1	L	25	5	5	5	3	6	0	1	0	0	1	49	94	10.38	2.538										
Sun-Woo Kim, R ERA: 33.75	1.1		10	4	5	5	1	2	0	0	0	0	1	26	46	33.75	4.500										
David Cortes, R ERA: 6.0	1.1		5	1	0	0	1	1	0	0	0	0	0	11	19	0.00	1.500										
39 Tom Martin, L ERA: 6.0	2.0		11	2	2	1	1	2	0	0	0	0	0	20	42	4.50	2.000										

Batter	1	2	3	4	5	6	7	8	9	AB	R	H	RBI	BB	SO	LOB	BOTTOM										
18 Cory Sullivan, L OBP: 0.182, SLG: 0.100 David Cortes, R	K		G6-3		K		K		K	3	0	0	0	0	2	0	Arizona Diamondbacks @ Colorado Rockies Coors Field, Denver, CO Thu Apr 06 2006, 6:35 PM MDT Att: 18,406 - Partly Cloudy - 52 F										
Jason Smith, L OBP: 0.333, SLG: 0.333 39 Tom Martin, L Eli Marrero, R	K				K				K	0	0	0	0	0	0	0											
12 Clint Barmes, R OBP: 0.287, SLG: 0.400	E6				K				K	5	1	2	0	0	2	0											
17 Todd Helton, L OBP: 0.692, SLG: 0.875	P5									2	2	1	0	2	0	1											
5 Matt Holliday, R OBP: 0.231, SLG: 0.462	F8									4	1	1	2	0	1	5											
27 Garrett Atkins, R OBP: 0.417, SLG: 0.636										4	1	3	1	0	1	0											
11 Brad Hawpe, L OBP: 0.398, SLG: 0.250										4	0	1	1	0	1	2											
Jamey Carroll, R OBP: 0.286, SLG: 0.167										4	0	0	1	0	0	3											
Danny Ardoin, R Sun-Woo Kim, R Choo Freeman, R										2	0	0	0	0	1	2											
26 Jeff Francis, L Miguel Ojeda, R										0	0	0	0	0	1	0											
Inning Stats	R: 0 E: 1 K: 1 S: 8	H: 0 LOB: 1 BB: 0 P: 9	R: 0 E: 0 K: 1 S: 8	H: 1 LOB: 0 BB: 0 P: 15	R: 0 E: 0 K: 2 S: 10	H: 1 LOB: 2 BB: 1 P: 17	R: 0 E: 0 K: 1 S: 12	H: 1 LOB: 1 BB: 0 P: 16	R: 0 E: 0 K: 2 S: 7	H: 0 LOB: 0 BB: 0 P: 9	R: 2 E: 0 K: 1 S: 11	H: 1 LOB: 0 BB: 1 P: 21	R: 0 E: 0 K: 3 S: 9	H: 0 LOB: 0 BB: 0 P: 13	R: 3 E: 0 K: 0 S: 10	H: 4 LOB: 1 BB: 0 P: 19	R: 0 E: 0 K: 3 S: 9	H: 0 LOB: 0 BB: 0 P: 13	1B: 4 2B: 2 3B: 1 HR: 1	SF: 0 SAC: 0 DP: 0 HBP: 0	WP: 0 PB: 0 SB: 0 CS: 0	PA: 38					
PITCHER	IP	WLS	BF	H	R	ER	SO	BB	IBB	HBP	BLK	WP	HR	S	P	ERA	WHIP										
Miguel Batista, R ERA: 2.57	7.0	W	28	4	2	2	11	2	0	0	0	0	0	65	100	2.57	0.857										
Jason Grimsley, R ERA: 27.0	1.0		7	4	3	3	0	0	0	0	0	0	0	10	19	27.00	4.000										
37 Juan Cruz, R ERA: 6.0	1.0		3	0	0	0	3	0	0	0	0	0	0	9	13	0.00	0.000										

Batter	1	2	3	4	5	6	7	8	9	AB	R	H	RBI	BB	SO	LOB					
Craig Counsell, L (1,6) OBP: 0.429, SLG: 0.333	1-2 G5-4-3 HBP		0-0 P6			2-1 G4-3		0-0 B2-3		3	0	0	0	0	0	1					
1 Orlando Hudson, S (1,4) OBP: 0.250, SLG: 0.222	0-1 G5-4-3		1-2 G4-3			0-3 K			4-2 G4-6-3 BB	3	0	0	0	1	1	1					
Chad Tracy, L (1,5) OBP: 0.316, SLG: 0.471	1-3 K		1-2 G6-3			1-1 P2			1-1 G4-6-3	4	0	0	0	0	1	1					
Luis Gonzalez, L (1,7) OBP: 0.389, SLG: 0.625		1-1 HR		0-1 G3-1			3-3 K		3-1 G4-3	4	1	1	1	0	1	0					
34 Conor Jackson, R (1,3) OBP: 0.643, SLG: 0.444	0-1 G5-3			4-2 BB			0-3 K			2	0	0	0	1	1	0					
Shawn Green, L (1,9) OBP: 0.167, SLG: 0.167	1-2 G3			1-0 G3-6-1			3-3 K			3	0	0	0	0	1	1					
Johnny Estrada, S (1,2) OBP: 0.273, SLG: 0.111	4-2 BB				1-3 K			2-3 K		2	0	0	0	1	2	0					
22 Eric Byrnes, R (1,8) OBP: 0.333, SLG: 0.467	0-2 2B				2-0 F7			1-3 K		3	0	1	0	0	1	0					
Russ Ortiz, R (1,1) Greg Aquino, R (7,1) 30 Jeff DaVanon, S (8,PH) Jason Grimsley, R (8,1)	0-3 K				0-1 G1-3			4-0 BB		2	0	0	0	0	1	2					
Inning Stats	R: 0 E: 0 K: 1 S: 7	H: 0 LOB: 0 BB: 0 P: 9	R: 1 E: 0 K: 1 S: 15	H: 2 LOB: 2 BB: 1 P: 21	R: 0 E: 0 K: 0 S: 8	H: 0 LOB: 0 BB: 0 P: 10	R: 0 E: 0 K: 0 S: 6	H: 0 LOB: 0 BB: 1 P: 11	R: 0 E: 0 K: 1 S: 7	H: 0 LOB: 0 BB: 0 P: 10	R: 0 E: 0 K: 3 S: 11	H: 0 LOB: 0 BB: 0 P: 17	R: 0 E: 0 K: 2 S: 9	H: 0 LOB: 1 BB: 1 P: 16	R: 0 E: 0 K: 0 S: 7	H: 0 LOB: 0 BB: 1 P: 15	1B: 0 2B: 1 3B: 0 HR: 1	SF: 0 SAC: 0 DP: 3 HBP: 1	WP: 0 PB: 0 CS: 0	PA: 31	
PITCHER	IP	WLS	BF	H	R	ER	SO	BB	IBB	HBP	BLK	WP	HR	S	P	ERA	WHIP				
31 Dave Bush, R (1,1) ERA: 1.29	7.0	W	24	2	1	1	7	2	0	1	0	0	1	61	88	1.29	0.571				
Matt Wise, R (8,1) ERA:	1.0	H	4	0	0	0	2	1	0	0	0	0	0	9	16	0.00	1.000				
Derrick Turnbow, R (9,1) ERA:	1.0	S	3	0	0	0	0	1	0	0	0	0	0	7	15	0.00	1.000				

TOP

**Arizona Diamondbacks @ Milwaukee Brewers**  
Miller Park, Milwaukee, WI

Fri Apr 07 2006, 7:05 PM CDT  
Att: 25,737 - Roof Closed - 61 F

AB	26
R	1
H	2
RBI	1
BB	4
SO	9
LOB	6



Batter	1	2	3	4	5	6	7	8	9	AB	R	H	RBI	BB	SO	LOB					
Brady Clark, R (1,8) OBP: 0.235, SLG: 0.188	2-2 L3		1-1 G1-3			2-2 F8		2-1 G1-3		4	0	0	0	0	0	0					
7 J.J. Hardy, R (1,6) OBP: 0.353, SLG: 0.667	3-2 F7		1-3 K			1-0 P6		2-2 G6-3		4	0	0	0	1	0	0					
Geoff Jenkins, L (1,9) OBP: 0.412, SLG: 0.438	1-0 F7			1-2 BB		0-1 F7		1-3 K2-3		4	0	1	0	0	1	0					
Carlos Lee, R (1,7) OBP: 0.625, SLG: 1.091		4-2 BB		2-3 K		2-2 HR				2	2	1	1	1	1	1					
47 Corey Koskie, L (1,5) OBP: 0.571, SLG: 0.400	1-1 G4-3			4-1 BB		0-2 F7				2	0	0	0	1	0	1					
23 Rickie Weeks Jr., R (1,4) OBP: 0.500, SLG: 0.538	2-1 G1-3			4-0 BB			1-3 K			2	1	1	1	1	1	0					
28 Prince Fielder, L (1,3) OBP: 0.250, SLG: 0.143	4-0 BB			1-2 BB		2-2 G1-2-3		3-2 G1-3		2	0	1	0	1	0	3					
Damian Miller, R (1,2) OBP: 0.385, SLG: 0.273	1-0 G1-3			1-2 BB		0-1 G6-3		1-2 G1-3		3	0	0	1	0	0	2					
31 Dave Bush, R (1,1) 18 Gabe Gross, L (7,PH) Matt Wise, R (8,1) Derrick Turnbow, R (9,1)	2 SAFE PO		0-0 K		0-1 G3		1-1 P5			2	0	0	0	0	1	0					
Inning Stats	R: 0 E: 0 K: 0 S: 7	H: 0 LOB: 0 BB: 0 P: 13	R: 2 E: 0 K: 0 S: 9	H: 1 LOB: 0 BB: 2 P: 21	R: 0 E: 0 K: 2 S: 8	H: 0 LOB: 0 BB: 0 P: 10	R: 0 E: 0 K: 1 S: 12	H: 1 LOB: 2 BB: 2 P: 25	R: 0 E: 0 K: 0 S: 7	H: 0 LOB: 0 BB: 0 P: 10	R: 1 E: 0 K: 0 S: 9	H: 1 LOB: 0 BB: 0 P: 12	R: 0 E: 0 K: 1 S: 12	H: 1 LOB: 1 BB: 0 P: 18	R: 0 E: 0 K: 1 S: 8	H: 0 LOB: 0 BB: 0 P: 13	1B: 2 2B: 0 3B: 1 HR: 1	SF: 0 SAC: 0 DP: 1 HBP: 0	WP: 0 PB: 0 CS: 0	PA: 31	
PITCHER	IP	WLS	BF	H	R	ER	SO	BB	IBB	HBP	BLK	WP	HR	S	P	ERA	WHIP				
Russ Ortiz, R (1,1) ERA: 4.5	6.0	L	23	3	3	3	3	4	0	0	0	0	1	52	91	4.50	1.167				
Greg Aquino, R (7,1) ERA:	1.0		4	1	0	0	1	0	0	0	0	0	0	12	18	0.00	1.000				
Jason Grimsley, R (8,1) ERA: 15.43	1.0		3	0	0	0	1	0	0	0	0	0	0	8	13	0.00	0.000				

BOTTOM

**Arizona Diamondbacks @ Milwaukee Brewers**  
Miller Park, Milwaukee, WI

Fri Apr 07 2006, 7:05 PM CDT  
Att: 25,737 - Roof Closed - 61 F

AB	26
R	3
H	4
RBI	3
BB	4
SO	5
LOB	8







Batter	1	2	3	4	5	6	7	8	9	AB	R	H	RBI	BB	SO	LOB	TOP								
<b>Craig Counsell, L</b> (1,6) OBP: 0.417, SLG: 0.300										4	0	1	2	0	1	0	<b>Arizona Diamondbacks @ Milwaukee Brewers</b> Miller Park, Milwaukee, WI Sun Apr 09 2006, 1:05 PM CDT Att: 28,115 - Roof Closed - 64 F <a href="http://livebaseballscorecards.com">livebaseballscorecards.com</a>								
<b>Damon Easley, R</b> (1,4) OBP: 0.590, SLG: 0.727										3	1	1	1	1	0	3									
<b>Greg Aquino, R</b> (7,1)										0	0	0	0	0	0	0									
<b>Luis Vizcaino, R</b> (8,1)										0	0	0	0	0	0	0									
<b>Andy Green, R</b> (9,PH)										1	0	0	0	0	0	0									
<b>Jose Valverde, R</b> (9,1)										0	0	0	0	0	0	0									
<b>Chad Tracy, L</b> (1,5) OBP: 0.261, SLG: 0.381										4	0	0	0	0	2	1									
<b>Luis Gonzalez, L</b> (1,7) OBP: 0.346, SLG: 0.667										4	0	1	0	0	0	1									
<b>34 Conor Jackson, R</b> (1,3) OBP: 0.571, SLG: 0.357										3	0	0	0	0	2	1									
<b>1 Orlando Hudson, S</b> (7,4) OBP: 0.240, SLG: 0.217										1	0	0	0	0	0	0									
<b>22 Eric Byrnes, R</b> (1,8) OBP: 0.348, SLG: 0.381										3	1	0	0	1	1	1									
<b>Johnny Estrada, S</b> (1,2) OBP: 0.250, SLG: 0.143										4	2	1	0	0	0	1									
<b>30 Jeff DaVanon, S</b> (1,9) OBP: 0.375, SLG: 0.500										3	2	1	1	1	1	0									
<b>Claudio Vargas, R</b> (1,1)										2	0	0	0	0	0	0									
<b>Tony Clark, S</b> (7,PH) OBP: 0.500, SLG: 0.800										1	1	1	3	1	0	0									
<b>Inning Stats</b>	R: 1 E: 0 K: 1 S: 9	H: 1 LOB: 0 BB: 0 P: 12	R: 0 E: 0 K: 0 S: 6	H: 0 LOB: 0 BB: 0 P: 9	R: 0 E: 0 K: 1 S: 9	H: 0 LOB: 1 BB: 0 P: 13	R: 0 E: 0 K: 3 S: 13	H: 1 LOB: 0 BB: 0 P: 19	R: 0 E: 0 K: 0 S: 6	H: 0 LOB: 0 BB: 0 P: 8	R: 0 E: 0 K: 1 S: 9	H: 0 LOB: 1 BB: 1 P: 16	R: 3 E: 1 K: 1 S: 16	H: 1 LOB: 1 BB: 3 P: 31	R: 0 E: 0 K: 0 S: 8	H: 0 LOB: 0 BB: 0 P: 13	R: 3 E: 0 K: 0 S: 11	H: 3 LOB: 0 BB: 0 P: 17	1B: 2 2B: 1 3B: 1 HR: 2	SF: 0 SAC: 0 DP: 1 HBP: 1	WP: 0 PB: 0 SB: 0 CS: 0	PA: 38			
<b>PITCHER</b>	IP	WLS	BF	H	R	ER	SO	BB	IBB	HBP	BLK	WP	HR	S	P	ERA	WHIP								
<b>39 Chris Capuano, L</b> (1,1) ERA: 3.65	6.1	L	28	3	4	3	7	4	0	1	0	0	1	66	105	4.26	1.105								
<b>Justin Lehr, R</b> (7,1) ERA:	0.2		1	0	0	0	0	0	0	0	0	0	0	2	3	0.00	0.000								
<b>Jared Fernandez, R</b> (8,1) ERA: 13.5	2.0		9	3	3	3	0	0	0	0	0	0	1	19	30	13.50	1.500								

Batter	1	2	3	4	5	6	7	8	9	AB	R	H	RBI	BB	SO	LOB	BOTTOM								
<b>Brady Clark, R</b> (1,8) OBP: 0.269, SLG: 0.217										2	0	0	0	2	0	0	<b>Arizona Diamondbacks @ Milwaukee Brewers</b> Miller Park, Milwaukee, WI Sun Apr 09 2006, 1:05 PM CDT Att: 28,115 - Roof Closed - 64 F <a href="http://livebaseballscorecards.com">livebaseballscorecards.com</a>								
<b>7 J.J. Hardy, R</b> (1,6) OBP: 0.385, SLG: 0.625										4	0	1	0	0	1	1									
<b>Geoff Jenkins, L</b> (1,9) OBP: 0.308, SLG: 0.292										4	0	0	0	0	2	3									
<b>Carlos Lee, R</b> (1,7) OBP: 0.520, SLG: 0.789										4	0	0	0	0	1	0									
<b>47 Corey Koskie, L</b> (1,5) OBP: 0.600, SLG: 0.583										4	0	3	0	0	0	0									
<b>23 Rickie Weeks Jr., R</b> (1,4) OBP: 0.375, SLG: 0.350										3	0	0	0	0	1	2									
<b>28 Prince Fielder, L</b> (1,3) OBP: 0.292, SLG: 0.364										4	0	0	0	0	1	4									
<b>Damian Miller, R</b> (1,2) OBP: 0.313, SLG: 0.214										3	0	0	0	0	0	2									
<b>Jared Fernandez, R</b> (8,1) ERA:										0	0	0	0	0	0	0									
<b>39 Chris Capuano, L</b> (1,1) ERA:										2	0	0	0	0	1	0									
<b>Justin Lehr, R</b> (7,1) ERA:										0	0	0	0	0	0	0									
<b>Chad Moeller, R</b> (8,2) OBP: 0.200, SLG: 0.200										1	0	0	0	0	1	0									
<b>Inning Stats</b>	R: 0 E: 0 K: 1 S: 10	H: 0 LOB: 0 BB: 0 P: 13	R: 0 E: 0 K: 0 S: 11	H: 1 LOB: 1 BB: 0 P: 19	R: 0 E: 0 K: 0 S: 9	H: 0 LOB: 0 BB: 0 P: 14	R: 0 E: 0 K: 2 S: 12	H: 0 LOB: 0 BB: 0 P: 19	R: 0 E: 0 K: 0 S: 10	H: 0 LOB: 0 BB: 0 P: 15	R: 0 E: 0 K: 1 S: 10	H: 1 LOB: 2 BB: 1 P: 21	R: 0 E: 0 K: 0 S: 12	H: 1 LOB: 2 BB: 0 P: 19	R: 0 E: 0 K: 1 S: 9	H: 0 LOB: 1 BB: 1 P: 19	R: 0 E: 0 K: 1 S: 14	H: 1 LOB: 1 BB: 0 P: 17	1B: 4 2B: 0 3B: 0 HR: 0	SF: 0 SAC: 0 DP: 0 HBP: 1	WP: 0 PB: 0 SB: 0 CS: 0	PA: 34			
<b>PITCHER</b>	IP	WLS	BF	H	R	ER	SO	BB	IBB	HBP	BLK	WP	HR	S	P	ERA	WHIP								
<b>Claudio Vargas, R</b> (1,1) ERA:	1.0		5	1	0	0	0	0	0	1	0	0	0	12	19	0.00	1.000								
<b>Greg Aquino, R</b> (7,1) ERA:	1.0		4	0	0	0	1	1	0	0	0	0	0	9	19	0.00	1.000								
<b>Luis Vizcaino, R</b> (8,1) ERA: 2.45	1.0		4	1	0	0	1	0	0	0	0	0	0	14	17	0.00	1.000								
<b>Jose Valverde, R</b> (9,1) ERA:	1.0		4	1	0	0	1	0	0	0	0	0	0	14	17	0.00	1.000								

Batter	1	2	3	4	5	6	7	8	9	AB	R	H	RBI	BB	SO	LOB	TOP								
18 Cory Sullivan, L OBP: 0.406, SLG: 0.667			G4-3	G3		F7		L5		5	1	1	0	0	0	5	<b>Colorado Rockies @ Arizona Diamondbacks</b> Chase Field, Phoenix, AZ Tue Apr 11 2006, 6:40 PM MST Att: 37,351 - Clear - 76 F <a href="http://livebaseballscorecards.com">livebaseballscorecards.com</a>								
Janey Carroll, R OBP: 0.167, SLG: 0.091 Jose Mesa, R (8, 1)	F9		G4-3			G1-3		G4-3		5	0	0	0	0	1	3									
40 Brian Fuentes, L (9, 1)										0	0	0	0	0	0	0									
17 Todd Helton, L OBP: 0.588, SLG: 0.750										4	2	2	2	0	0	0									
27 Garrett Atkins, R OBP: 0.485, SLG: 0.700	G6-3									4	2	1	0	1	1	1									
5 Matt Holliday, R OBP: 0.241, SLG: 0.414	F8									5	0	1	0	0	1	2									
11 Brad Hawpe, L OBP: 0.393, SLG: 0.778										4	1	3	4	0	0	1									
Jason Smith, L OBP: 0.545, SLG: 1.000										3	0	0	0	0	2	2									
Miguel Ojeda, R OBP: 0.500, SLG: 0.667 12 Clint Barmes, R OBP: 0.236, SLG: 0.419										2	0	1	0	2	1	0									
28 Aaron Cook, R OBP: 0.200, SLG: 0.200 Ray King, L (7, 1) Choo Freeman, R (8, PH) Danny Ardoin, R OBP: 0.056, SLG: 0.111										0	0	0	0	0	0	0									
<b>Inning Stats</b>	R: 2 E: 0 K: 0 S: 16	H: 2 LOB: 0 BB: 0 P: 22	R: 1 E: 0 K: 3 S: 15	H: 1 LOB: 0 BB: 0 P: 21	R: 0 E: 0 K: 1 S: 12	H: 1 LOB: 1 BB: 0 P: 17	R: 0 E: 0 K: 0 S: 16	H: 1 LOB: 3 BB: 1 P: 31	R: 2 E: 0 K: 3 S: 17	H: 1 LOB: 1 BB: 1 P: 27	R: 0 E: 0 K: 0 S: 6	H: 0 LOB: 1 BB: 1 P: 11	R: 1 E: 0 K: 0 S: 12	H: 2 LOB: 1 BB: 0 P: 15	R: 0 E: 0 K: 0 S: 6	H: 1 LOB: 1 BB: 0 P: 8	R: 0 E: 0 K: 0 S: 4	H: 0 LOB: 0 BB: 0 P: 8	1B: 4 2B: 2 3B: 1 HR: 2	SF: 0 SAC: 1 DP: 0 HBP: 2	WP: 0 PB: 0 SB: 0 CS: 0	PA: 41			
<b>PITCHER</b>	IP	WLS	BF	H	R	ER	SO	BB	IBB	HBP	BLK	WP	HR	S	P	ERA	WHIP								
Orlando Hernandez, R ERA: 5.99	4.2	L	24	6	5	5	6	2	0	2	0	0	2	69	108	9.64	1.714								
37 Juan Cruz, R ERA:	1.1		5	0	0	0	1	1	0	0	0	0	0	13	21	0.00	0.750								
Terry Mulholland, L ERA: 6.0	1.2		8	3	1	1	0	0	0	0	0	0	0	16	21	5.40	1.800								
Jason Grimsley, R ERA: 13.5	0.1		1	0	0	0	0	0	0	0	0	0	0	2	2	0.00	0.000								
Brandon Lyon, R ERA:	1.0		3	0	0	0	0	0	0	0	0	0	0	4	8	0.00	0.000								

Batter	1	2	3	4	5	6	7	8	9	AB	R	H	RBI	BB	SO	LOB	BOTTOM								
Craig Counsell, L OBP: 0.379, SLG: 0.360	G3									5	1	1	3	0	2	1	<b>Colorado Rockies @ Arizona Diamondbacks</b> Chase Field, Phoenix, AZ Tue Apr 11 2006, 6:40 PM MST Att: 37,351 - Clear - 76 F <a href="http://livebaseballscorecards.com">livebaseballscorecards.com</a>								
30 Jeff DaVanon, S OBP: 0.400, SLG: 0.500										4	0	2	1	0	0	0									
Chad Tracy, L OBP: 0.259, SLG: 0.360										4	0	1	0	0	0	1									
Luis Gonzalez, L OBP: 0.333, SLG: 0.593										3	0	0	0	1	0	1									
34 Connor Jackson, R OBP: 0.520, SLG: 0.310 37 Juan Cruz, R ERA: Andy Green, R OBP: 0.100, SLG: 0.330 Terry Mulholland, R (7, 1) Jason Grimsley, R (8, PH) 22 Eric Byrnes, R OBP: 0.333, SLG: 0.330 Brandon Lyon, R (9, 1)										2	0	0	0	0	0	3									
Shawn Green, L OBP: 0.150, SLG: 0.300										4	1	1	1	0	1	1									
Johnny Estrada, S OBP: 0.250, SLG: 0.167										4	1	1	0	0	0	1									
1 Orlando Hudson, S OBP: 0.276, SLG: 0.259										4	1	2	0	0	0	0									
Orlando Hernandez, R Tony Clark, S OBP: 0.455, SLG: 0.571										1	0	0	0	0	0	0									
<b>Inning Stats</b>	R: 0 E: 0 K: 0 S: 12	H: 2 LOB: 2 BB: 1 P: 20	R: 0 E: 0 K: 0 S: 8	H: 0 LOB: 0 BB: 0 P: 10	R: 0 E: 0 K: 1 S: 8	H: 0 LOB: 0 BB: 0 P: 11	R: 0 E: 0 K: 0 S: 7	H: 0 LOB: 0 BB: 0 P: 12	R: 4 E: 0 K: 1 S: 12	H: 3 LOB: 0 BB: 1 P: 19	R: 0 E: 0 K: 0 S: 8	H: 1 LOB: 1 BB: 0 P: 14	R: 0 E: 1 K: 1 S: 9	H: 0 LOB: 0 BB: 0 P: 12	R: 0 E: 0 K: 1 S: 10	H: 1 LOB: 1 BB: 0 P: 13		R: 1 E: 0 K: 1 S: 11	H: 2 LOB: 1 BB: 0 P: 15	1B: 7 2B: 0 3B: 1 HR: 1	SF: 0 SAC: 0 DP: 2 HBP: 0	WP: 1 PB: 0 SB: 0 CS: 0	PA: 37		
<b>PITCHER</b>	IP	WLS	BF	H	R	ER	SO	BB	IBB	HBP	BLK	WP	HR	S	P	ERA	WHIP								
28 Aaron Cook, R ERA: 4.85	6.0	W	25	6	4	4	2	2	0	0	0	0	0	55	86	6.00	1.333								
Ray King, L ERA:	1.0	H	3	0	0	0	1	0	0	0	0	0	0	9	12	0.00	0.000								
Jose Mesa, R ERA:	1.0	H	4	1	0	0	1	0	0	0	0	0	0	10	13	0.00	1.000								
40 Brian Fuentes, L ERA: 2.08	1.0	S	5	2	1	1	1	0	0	0	0	1	1	11	15	9.00	2.000								



Batter	1	2	3	4	5	6	7	8	9	AB	R	H	RBI	BB	SO	LOB	TOP								
18 Cory Sullivan, L (1.8) OBP: 0.405, SLG: 0.629	0-1 17 BB 12 SH G6-4-3 1B		1-3 K		0-0 12 1B	2-3 K			0-0 F7	5	1	2	0	0	2	2									
12 Clint Barnes, R (1.6) OBP: 0.265, SLG: 0.412	0-0 SH 27 G6-4-3 5 WP 1B		2-3 K 17 FC4-6		1 SAFE 3-2 E:0 K:1 S:8 BB:1 P:1 SAFE	0-1 F8				3	1	1	0	0	1	0									
17 Todd Helton, L (1.3) OBP: 0.553, SLG: 0.667	4-2 27 G6-4-3 1B		1-0 FC4-6		1-3 K			1-1 G4-3		3	0	0	0	1	1	3									
27 Garrett Atkins, R (1.5) OBP: 0.459, SLG: 0.647	0-0 G6-4-3			1-0 G5-3 26 1B	1-0 G5-4-3			2-3 K		4	1	1	0	0	1	4									
5 Matt Holliday, R (1.7) OBP: 0.242, SLG: 0.394	2-2 G6-3			2-1 26 1B G5-3 1B				0-2 G1-3		4	0	1	0	0	0	0									
11 Brad Hawpe, L (1.9) OBP: 0.375, SLG: 0.806		2-3 K		0-0 F9			2-0 HR		3-3 K	4	1	1	1	0	2	2									
Luis Gonzalez, R (1.4) OBP: 0.200, SLG: 0.200		2-3 K		1-1 G5-3		1-2 FC6-4 1B		0-0 P4		4	0	1	0	0	1	2									
Danny Ardoin, R (1.2) OBP: 0.143, SLG: 0.150		0-0 1B		4-0 26 1B IBB		2-2 FC6-4 26 BB		0-3 K		2	0	1	0	1	0	1									
Jason Smith, L (9, PH) OBP: 0.522, SLG: 0.950						1-2 FC6-4 26 BB				1	0	0	0	0	1	0									
26 Jeff Francis, L (1.1) OBP: 0.500, SLG: 0.333			1-2 G4-3		2-1 G4-3			1-3 K		2	0	1	1	1	0	0									
David Cortes, R (6.1)										0	0	0	0	0	0	0									
Ray King, L (7.1)										0	0	0	0	0	0	0									
39 Tom Martin, L (8.1)										0	0	0	0	0	0	0									
Eli Marrero, R (9, PH) OBP: 0.500, SLG: 0.833				1-3 2-3 3-H 1B		1-2 BB				1	0	0	0	0	1	0									
<b>Inning Stats</b>	R: 2 E: 1 K: 0 S: 11	H: 1 LOB: 0 BB: 1 P: 17	R: 0 E: 0 K: 2 S: 8	H: 1 LOB: 1 BB: 0 P: 12	R: 0 E: 0 K: 2 S: 12	H: 0 LOB: 1 BB: 0 P: 17	R: 1 E: 0 K: 0 S: 8	H: 3 LOB: 3 BB: 1 P: 18	R: 0 E: 0 K: 1 S: 8	H: 2 LOB: 1 BB: 0 P: 13	R: 1 E: 0 K: 1 S: 15	H: 2 LOB: 2 BB: 1 P: 28	R: 0 E: 0 K: 1 S: 8	H: 0 LOB: 0 BB: 0 P: 11	R: 0 E: 0 K: 1 S: 8	H: 0 LOB: 0 BB: 0 P: 11	R: 0 E: 0 K: 2 S: 8	H: 0 LOB: 0 BB: 0 P: 9	1B: 8 2B: 0 3B: 0 HR: 1	SF: 0 SAC: 1 DP: 2 HBP: 0	WP: 2 PB: 0 SB: 0 CS: 0	PA: 37			
<b>PITCHER</b>	IP	WLS	BF	H	R	ER	SO	BB	IBB	HBP	BLK	WP	HR	S	P	ERA	WHIP								
Miguel Batista, R (1.1) ERA: 2.84	5.2		27	9	4	2	5	2	1	0	0	2	1	59	100	3.18	1.941								
Greg Aquino, R (6.1) ERA:	1.1	W	4	0	0	0	2	0	0	0	0	0	0	11	16	0.00	0.000								
Luis Vizcaino, R (8.1) ERA: 1.93	1.0	H	3	0	0	0	1	0	0	0	0	0	0	8	11	0.00	0.000								
Jose Valverde, R (9.1) ERA:	1.0	S	3	0	0	0	2	0	0	0	0	0	0	8	9	0.00	0.000								

**Colorado Rockies @ Arizona Diamondbacks**  
Chase Field, Phoenix, AZ  
Wed Apr 12 2006, 6:40 PM MST  
Att: 18,679 - Clear - 70 F

livebaseballscores.com

AB 33  
R 4  
H 9  
RBI 2  
BB 3  
SO 10  
LOB 14



Batter	1	2	3	4	5	6	7	8	9	AB	R	H	RBI	BB	SO	LOB	BOTTOM								
22 Eric Byrnes, R (1.8) OBP: 0.321, SLG: 0.346	1-1 P3		1-3 K		0-0 F8		0-0 1B 34 E 1B			4	1	1	0	0	1	0									
Chad Tracy, L (1.5) OBP: 0.323, SLG: 0.414	3-2 G6-3		0-1 1B		3-1 1B		0-1 34 E 2B 1B			4	1	3	0	0	0	0									
34 Conor Jackson, R (1.3) OBP: 0.451, SLG: 0.450	2-2 HR		3-1 L8		1-3 K		0-2 FC1 2B			4	1	1	1	0	1	3									
Tony Clark, S (9.3) OBP: 0.455, SLG: 0.571							1-3 2B			0	0	0	0	0	0	0									
Luis Gonzalez, L (1.7) OBP: 0.324, SLG: 0.581	1-0 F8		0-0 F9		0-1 G4-3		0-1 2B			4	0	1	1	0	0	2									
Damon Easley, R (1.6) OBP: 0.500, SLG: 0.615		2-2 G5-3		4-2 FC5-4 BB		2-3 K	4-0 BB			2	0	0	0	2	1	0									
Shawn Green, L (1.9) OBP: 0.197, SLG: 0.261		1-0 19 HR HBP		1-2 FC5-4 1 G6-3 1 S		3-3 K	1-2 G4-3			3	1	0	0	0	1	3									
1 Orlando Hudson, S (1.4) OBP: 0.273, SLG: 0.323		1-1 F9		1 SAFE 1-2 SAFE G6-3		2-0 K		1-1 F9		4	0	1	0	0	0	2									
19 Chris Snyder, R (1.2) OBP: 0.385, SLG: 1.000		0-1 HR		4-0 IBB		0-0 L4		1-2 G5-3		3	1	1	2	1	0	1									
Miguel Batista, R (1.1) Greg Aquino, R (6.1) Andy Green, R (7, PH) Luis Vizcaino, R (8.1) 30 Jeff DaVanon, S (8, PH) Jose Valverde, R (9.1)		1-3 K		0-3 K			3-1 G1-3	3-2 G6-3		2	0	0	0	0	2	2									
<b>Inning Stats</b>	R: 1 E: 0 K: 0 S: 11	H: 1 LOB: 0 BB: 0 P: 18	R: 2 E: 0 K: 1 S: 13	H: 1 LOB: 0 BB: 0 P: 18	R: 0 E: 0 K: 1 S: 8	H: 1 LOB: 2 BB: 2 P: 23	R: 0 E: 0 K: 1 S: 8	H: 1 LOB: 1 BB: 0 P: 12	R: 0 E: 0 K: 2 S: 8	H: 1 LOB: 1 BB: 0 P: 15	R: 2 E: 1 K: 0 S: 13	H: 3 LOB: 2 BB: 1 P: 21	R: 0 E: 0 K: 0 S: 8	H: 0 LOB: 0 BB: 0 P: 13	R: 0 E: 0 K: 0 S: 8	H: 0 LOB: 0 BB: 0 P: 13	1B: 4 2B: 1 3B: 1 HR: 2	SF: 0 SAC: 0 DP: 0 HBP: 1	WP: 0 PB: 0 SB: 1 CS: 0	PA: 36					
<b>PITCHER</b>	IP	WLS	BF	H	R	ER	SO	BB	IBB	HBP	BLK	WP	HR	S	P	ERA	WHIP								
26 Jeff Francis, L (1.1) ERA: 7.2	5.2		25	5	3	3	6	1	1	1	0	0	2	60	97	4.76	1.059								
David Cortes, R (6.1) ERA:	0.1	H	1	0	0	0	0	0	0	0	0	0	0	1	1	0.00	0.000								
Ray King, L (7.1) ERA: 2.25	1.0	L	7	3	2	1	0	1	0	0	0	0	0	13	21	9.00	4.000								
39 Tom Martin, L (8.1) ERA: 3.6	1.0		3	0	0	0	0	0	0	0	0	0	0	8	13	0.00	0.000								

**Colorado Rockies @ Arizona Diamondbacks**  
Chase Field, Phoenix, AZ  
Wed Apr 12 2006, 6:40 PM MST  
Att: 18,679 - Clear - 70 F

livebaseballscores.com

AB 32  
R 5  
H 8  
RBI 4  
BB 3  
SO 6  
LOB 13





Batter	1	2	3	4	5	6	7	8	9	AB	R	H	RBI	BB	SO	LOB	TOP										
<b>Craig Biggio, R</b> OBP: 0.286, SLG: 0.333	1-2 G1-3		0-1 F8		2-1 G6-3			0-1 G6-3		4	0	0	0	0	0	0	Houston Astros @ Arizona Diamondbacks Chase Field, Phoenix, AZ Fri Apr 14, 2006, 6:40 PM MST Att: 24,517 - Roof Closed - 78 F										
<b>Willy Taveras, R</b> OBP: 0.328, SLG: 0.293 <b>54 Brad Lidge, R</b> (8, 1)	0-2 G5-3		2-2 17 CS 1B		1-0 G4-3			1-1 G6-3		4	0	1	0	0	0	0											
<b>17 Lance Berkman, S</b> OBP: 0.422, SLG: 0.861	3-0 2B 1B		2-0 F7		3-2 L5			1-1 F8		4	0	1	0	0	0	1											
<b>Morgan Ensberg, R</b> OBP: 0.512, SLG: 0.613	0-0 1-3 2B			0-0 G6-3		2-0 G5-3		1-3 K		4	0	1	0	0	1	0											
<b>Preston Wilson, R</b> OBP: 0.302, SLG: 0.575	2-3 K			1-0 G6-3		1-0 G6-3		1-2 G4-3		4	0	0	0	0	1	2											
<b>16 Jason Lane, R</b> OBP: 0.372, SLG: 0.303		3-2 28 BLK 1B		0-0 1B 28 2B		2-2 G6-3		1-3 K		4	1	2	0	0	1	0											
<b>Brad Ausmus, R</b> OBP: 0.367, SLG: 0.269		1 SAFE K	0-3 K	0-1 28 2B 1B		3-2 G6-3				3	0	1	0	0	1	1											
<b>28 Adam Everett, R</b> OBP: 0.219, SLG: 0.250		1 SAFE G4-3	1-0 G4-3	1-2 2B		1-2 G6-3				3	0	1	1	0	0	1											
<b>Andy Pettitte, L</b> OBP: 0.200, SLG: 0.200 <b>Orlando Palmeiro, L</b> (7, PH) <b>Trever Miller, R</b> (7, 1) <b>Russ Springer, R</b> (7, 1) <b>2 Chris Burke, R</b> OBP: 0.250, SLG: 0.625		3-2 G4-3	3-2 G4-3	2-1 G4-3		2-3 K				2	0	0	0	0	0	3											
<b>Inning Stats</b>	R: 0 E: 0 K: 1 S: 12	H: 2 LOB: 2 BB: 0 P: 18	R: 0 E: 0 K: 1 S: 11	H: 1 LOB: 1 BB: 0 P: 18	R: 0 E: 0 K: 0 S: 6	H: 1 LOB: 0 BB: 0 P: 10	R: 1 E: 0 K: 0 S: 10	H: 3 LOB: 2 BB: 0 P: 14	R: 0 E: 0 K: 0 S: 6	H: 0 LOB: 0 BB: 0 P: 12	R: 0 E: 0 K: 0 S: 5	H: 0 LOB: 0 BB: 0 P: 10	R: 0 E: 0 K: 1 S: 9	H: 0 LOB: 0 BB: 0 P: 15	R: 0 E: 0 K: 0 S: 6	H: 0 LOB: 0 BB: 0 P: 8		R: 0 E: 0 K: 2 S: 9	H: 0 LOB: 0 BB: 0 P: 12	1B: 5 2B: 2 3B: 0 HR: 0	SF: 0 SAC: 0 DP: 0 HBP: 0	WP: 0 PB: 0 SB: 0 CS: 1	PA: 33				
<b>PITCHER</b> <b>17 Brandon Webb, R</b> ERA: 2.14 <b>Jose Valverde, R</b> ERA:	IP 8.0	WLS W	BF 30	H 7	R 1	ER 1	SO 3	BB 0	IBB 0	HBP 0	BLK 1	WP 0	HR 0	S 65	P 105	ERA 1.12	WHIP 0.875										

Batter	1	2	3	4	5	6	7	8	9	AB	R	H	RBI	BB	SO	LOB	BOTTOM										
<b>Craig Counsell, L</b> OBP: 0.395, SLG: 0.394	2-1 G4-3	4-2 BB		0-1 G4-3		2-3 K		3-3 K		4	0	0	1	1	2	3	Houston Astros @ Arizona Diamondbacks Chase Field, Phoenix, AZ Fri Apr 14, 2006, 6:40 PM MST Att: 24,517 - Roof Closed - 78 F										
<b>22 Eric Byrnes, R</b> OBP: 0.294, SLG: 0.313	2-2 2B 1B	1-2 F8		2-3 3H L8		1-0 G5-3		3-2 G5-3		5	0	1	0	0	0	4											
<b>Chad Tracy, L</b> OBP: 0.359, SLG: 0.541	2-1 1-3 2B		1-3 K		0-0 G3		2-3 K			4	0	1	0	0	2	0											
<b>Luis Gonzalez, L</b> OBP: 0.310, SLG: 0.486	4-1 34 G6-4-3 BB		2-2 G3		3-2 G3		4-2 34 HR BB			2	1	0	0	2	0	0											
<b>34 Conor Jackson, R</b> OBP: 0.469, SLG: 0.560	2-1 G6-4-3		2-1 FC5-4 1B		2-1 G6-3		3-2 1-H HR			4	1	2	2	0	0	3											
<b>Damion Easley, R</b> OBP: 0.435, SLG: 0.556 <b>Shawn Green, L</b> OBP: 0.143, SLG: 0.222		1-0 E4 FC6-4 17 FC1 G4-3	0-0 FC5-4			0-1 G5-3		3-2 2B		4	1	1	0	0	0	1											
<b>1 Orlando Hudson, S</b> OBP: 0.275, SLG: 0.342		3-2 FC1 19 FC6-4		0-0 17 SH5-4 19 1B G4-3		3-1 19 2B		2-3 K		4	2	2	0	0	1	2											
<b>19 Chris Snyder, R</b> OBP: 0.471, SLG: 1.000		2-1 FC6-4 17 G4-3		1 SAFE 3-2 G4-3 17 SH5-4 1B		0-1 2B		4-0 BB		3	0	2	1	1	0	2											
<b>17 Brandon Webb, R</b> (1, 1) <b>Andy Green, R</b> OBP: 0.286, SLG: 0.167 <b>Jose Valverde, R</b> (9, 1)		1-1 G4-3		1-1 SH5-4		0-3 K		0-3 K		2	0	0	1	0	1	2											
<b>Inning Stats</b>	R: 0 E: 0 K: 0 S: 11	H: 2 LOB: 2 BB: 1 P: 23	R: 1 E: 1 K: 0 S: 15	H: 0 LOB: 2 BB: 1 P: 27	R: 0 E: 0 K: 1 S: 9	H: 1 LOB: 1 BB: 0 P: 14	R: 1 E: 0 K: 0 S: 11	H: 2 LOB: 1 BB: 0 P: 15	R: 0 E: 0 K: 0 S: 6	H: 0 LOB: 0 BB: 0 P: 11	R: 1 E: 0 K: 2 S: 13	H: 2 LOB: 1 BB: 0 P: 18	R: 2 E: 0 K: 2 S: 18	H: 2 LOB: 1 BB: 1 P: 33	R: 0 E: 0 K: 2 S: 9	H: 0 LOB: 1 BB: 1 P: 19		1B: 4 2B: 4 3B: 0 HR: 1	SF: 0 SAC: 1 DP: 1 HBP: 0	WP: 0 PB: 0 SB: 0 CS: 0	PA: 38						
<b>PITCHER</b> <b>Andy Pettitte, L</b> ERA: 6.35 <b>Trever Miller, L</b> ERA: 10.13 <b>Russ Springer, R</b> ERA: <b>54 Brad Lidge, R</b> ERA: 1.8	IP 6.0	WLS L	BF 28	H 7	R 3	ER 2	SO 3	BB 2	IBB 0	HBP 0	BLK 0	WP 0	HR 0	S 65	P 108	ERA 3.00	WHIP 1.500										

Batter	1	2	3	4	5	6	7	8	9	AB	R	H	RBI	BB	SO	LOB	TOP					
<b>Craig Biggio, R</b> (1,4) OBP: 0.281, SLG: 0.302										4	0	0	0	0	1	2						
<b>2 Chris Burke, R</b> (7,4) OBP: 0.222, SLG: 0.556										1	0	0	0	0	0	0						
<b>Willy Taveras, R</b> (1,8) OBP: 0.375, SLG: 0.378										4	2	3	0	1	1	0						
<b>4 Eric Bruntlett, R</b> (9,8) OBP: 0.429, SLG: 0.500										0	0	0	0	0	0	0						
<b>17 Lance Berkman, S</b> (1,3) OBP: 0.408, SLG: 0.800										4	1	1	0	0	1	2						
<b>Mike Lamb, L</b> (7,3) OBP: 0.286, SLG: 0.286										1	0	0	0	0	1	1						
<b>Morgan Ensberg, R</b> (1,5) OBP: 0.522, SLG: 0.722										5	2	3	2	0	2	2						
<b>Preston Wilson, R</b> (1,7) OBP: 0.333, SLG: 0.568										4	2	2	1	1	0	1						
<b>16 Jason Lane, R</b> (1,9) OBP: 0.375, SLG: 0.395										5	2	2	2	0	1	3						
<b>Eric Munson, L</b> (1,2) OBP: 0.188, SLG: 0.143										4	0	1	1	0	2	3						
<b>28 Adam Everett, R</b> (1,6) OBP: 0.250, SLG: 0.389										4	1	2	3	0	0	2						
<b>51 Wandy Rodriguez, S</b> (1,1) OBP: 0.167, SLG: 0.167										3	0	1	1	0	0	0						
<b>Orlando Palmeiro, L</b> (8,PH) ERA: 6.75										1	0	0	0	0	0	0						
<b>Chad Qualls, R</b> (8,1) ERA: 8.53										0	0	0	0	0	0	0						
<b>Mike Gallo, L</b> (9,1) ERA: 1.69										0	0	0	0	0	0	0						
<b>Inning Stats</b>	R: 0 E: 0 K: 2 S: 14	H: 1 LOB: 0 BB: 0 P: 20	R: 1 E: 0 K: 1 S: 11	H: 1 LOB: 0 BB: 0 P: 16	R: 1 E: 0 K: 0 S: 15	H: 2 LOB: 1 BB: 1 P: 23	R: 3 E: 0 K: 1 S: 11	H: 4 LOB: 1 BB: 1 P: 16	R: 2 E: 0 K: 1 S: 14	H: 4 LOB: 2 BB: 0 P: 22	R: 0 E: 0 K: 1 S: 8	H: 0 LOB: 0 BB: 0 P: 12	R: 2 E: 0 K: 1 S: 13	H: 2 LOB: 0 BB: 0 P: 17	R: 0 E: 0 K: 0 S: 10	H: 0 LOB: 0 BB: 0 P: 15	R: 1 E: 0 K: 2 S: 11	H: 1 LOB: 1 BB: 1 P: 16	1B: 9 2B: 2 3B: 1 HR: 3	SF: 0 SAC: 0 DP: 1 HBP: 0	WP: 0 PB: 0 SB: 0 CS: 1	PA: 43
<b>PITCHER</b>	IP	WLS	BF	H	R	ER	SO	BB	IBB	HBP	BLK	WP	HR	S	P	ERA	WHIP					
<b>Claudio Vargas, R</b> (1,1) ERA: 4.82	3.1	L	18	8	5	5	4	1	0	0	0	0	2	50	74	13.50	2.700					
<b>55 Casey Daigle, R</b> (4,1) ERA: 6.75	2.2		11	4	2	2	2	0	0	0	0	0	0	23	35	6.75	1.500					
<b>Jason Grimsley, R</b> (7,1) ERA: 8.53	2.0		8	2	2	2	1	0	0	0	0	0	1	23	32	9.00	1.000					
<b>Greg Aquino, R</b> (9,1) ERA: 1.69	1.0		5	1	1	1	2	1	0	0	0	0	0	11	16	9.00	2.000					

Houston Astros @ Arizona Diamondbacks  
Chase Field, Phoenix, AZ  
Sat Apr 15 2006, 6:40 PM MST  
Att: 25,073 - Clear - 77 F

AB 40  
R 10  
H 15  
RBI 10  
BB 2  
SO 9  
LOB 16



Batter	1	2	3	4	5	6	7	8	9	AB	R	H	RBI	BB	SO	LOB	BOTTOM				
<b>22 Eric Byrnes, R</b> (1,8) OBP: 0.316, SLG: 0.343										3	0	1	0	1	1	1					
<b>1 Orlando Hudson, S</b> (1,4) OBP: 0.273, SLG: 0.317										3	0	0	0	1	0	1					
<b>Chad Tracy, L</b> (1,5) OBP: 0.333, SLG: 0.500										3	0	0	0	0	2	2					
<b>Jason Grimsley, R</b> (7,1) ERA: 8.53										0	0	0	0	0	0	0					
<b>Greg Aquino, R</b> (9,1) OBP: 0.375, SLG: 0.417										1	0	0	0	0	0	0					
<b>Tony Clark, S</b> (9,PH) ERA: 1.69										0	0	0	0	0	0	0					
<b>Luis Gonzalez, L</b> (1,7) OBP: 0.283, SLG: 0.439										4	0	0	0	0	0	2					
<b>34 Conor Jackson, R</b> (1,3) OBP: 0.417, SLG: 0.483										4	0	0	0	0	1	0					
<b>Shawn Green, L</b> (1,9) OBP: 0.129, SLG: 0.200										3	0	0	0	0	0	0					
<b>Damion Easley, R</b> (1,6) OBP: 0.462, SLG: 0.714										3	0	2	0	0	0	0					
<b>19 Chris Snyder, R</b> (1,2) OBP: 0.400, SLG: 0.813										3	0	0	0	0	1	2					
<b>Claudio Vargas, R</b> (1,1) ERA: 2.84										1	0	0	0	0	1	1					
<b>55 Casey Daigle, R</b> (4,1) ERA: 6.75										0	0	0	0	0	0	0					
<b>Andy Green, R</b> (6,PH) OBP: 0.222, SLG: 0.125										2	0	0	0	0	0	0					
<b>Inning Stats</b>	R: 0 E: 0 K: 2 S: 9	H: 0 LOB: 0 BB: 0 P: 13	R: 0 E: 0 K: 1 S: 6	H: 0 LOB: 0 BB: 0 P: 14	R: 0 E: 0 K: 2 S: 14	H: 1 LOB: 1 BB: 0 P: 22	R: 0 E: 0 K: 1 S: 8	H: 0 LOB: 0 BB: 0 P: 14	R: 0 E: 0 K: 0 S: 13	H: 1 LOB: 2 BB: 1 P: 22	R: 0 E: 0 K: 0 S: 5	H: 0 LOB: 0 BB: 0 P: 8	R: 0 E: 0 K: 0 S: 6	H: 0 LOB: 1 BB: 1 P: 13	R: 0 E: 0 K: 0 S: 8	H: 0 LOB: 0 BB: 0 P: 13	1B: 0 2B: 2 3B: 1 HR: 0	SF: 0 SAC: 0 DP: 0 HBP: 0	WP: 0 PB: 0 SB: 0 CS: 0	PA: 32	
<b>PITCHER</b>	IP	WLS	BF	H	R	ER	SO	BB	IBB	HBP	BLK	WP	HR	S	P	ERA	WHIP				
<b>51 Wandy Rodriguez, L</b> (1,1) ERA: 2.84	7.0	W	25	3	0	0	6	1	0	0	0	0	0	62	103	0.00	0.571				
<b>Chad Qualls, R</b> (8,1) ERA: 9.0	1.0		4	0	0	0	0	1	0	0	0	0	0	6	13	0.00	1.000				
<b>Mike Gallo, L</b> (9,1) ERA: 9.0	1.0		3	0	0	0	0	0	0	0	0	0	0	8	13	0.00	0.000				

Houston Astros @ Arizona Diamondbacks  
Chase Field, Phoenix, AZ  
Sat Apr 15 2006, 6:40 PM MST  
Att: 25,073 - Clear - 77 F

AB 30  
R 0  
H 3  
RBI 0  
BB 2  
SO 6  
LOB 9



Batter	1	2	3	4	5	6	7	8	9	AB	R	H	RBI	BB	SO	LOB						
<b>Willy Taveras, R</b> (1.8) OBP: 0.352, SLG: 0.353	P4		K	K			FC5-2		K	6	1	1	2	0	3	6						
<b>Orlando Palmeiro, L</b> (1.7) OBP: 0.152, SLG: 0.100	P5		17 2B			G6-3	17 1B	P6		4	2	1	0	0	0	3						
<b>17 Lance Berkman, S</b> (1.3) OBP: 0.426, SLG: 0.822	2B		2B			P5	HR		K	5	1	3	3	0	1	0						
<b>Morgan Ensberg, R</b> (1.5) OBP: 0.529, SLG: 0.800	G5-3		16 FC6-4 HBP			G6-3	1B		K	4	1	2	3	0	0	1						
<b>16 Jason Lane, R</b> (1.9) OBP: 0.358, SLG: 0.357	P5		FC6-4						K	4	1	0	0	1	1	3						
<b>2 Chris Burke, R</b> (1.4) OBP: 0.286, SLG: 0.462	K								K	4	1	1	0	1	3	1						
<b>Brad Ausmus, R</b> (1.2) OBP: 0.400, SLG: 0.250									G5-3	2	0	0	0	3	1	2						
<b>28 Adam Everett, R</b> (1.6) OBP: 0.268, SLG: 0.390									1B	5	0	2	0	0	3	5						
<b>64 Fernando Nieve, R</b> (1.1) Mesa Gallo, L Russ Springer, R Trevor Miller, L Damion Easley, R 37 Juan Cruz, R Tony Clark, S Luis Vizcaino, R									K	1	0	0	0	0	0	0						
<b>Inning Stats</b>	R: 0 E: 0 K: 0 S: 6	H: 1 LOB: 1 BB: 0 P: 11	R: 0 E: 0 K: 2 S: 13	H: 0 LOB: 1 BB: 1 P: 23	R: 1 E: 0 K: 2 S: 14	H: 2 LOB: 2 BB: 0 P: 23	R: 0 E: 0 K: 2 S: 12	H: 1 LOB: 2 BB: 1 P: 23	R: 0 E: 0 K: 0 S: 6	H: 0 LOB: 0 BB: 0 P: 8	R: 7 E: 0 K: 2 S: 20	H: 4 LOB: 0 BB: 2 P: 32	R: 0 E: 0 K: 1 S: 11	H: 0 LOB: 3 BB: 2 P: 23	R: 0 E: 0 K: 3 S: 11	H: 1 LOB: 1 BB: 0 P: 15	R: 0 E: 0 K: 2 S: 10	H: 1 LOB: 1 BB: 0 P: 12	1B: 6 2B: 3 3B: 0 HR: 1	SF: 0 SAC: 1 DP: 0 HBP: 3	WP: 0 PB: 0 SB: 2 CS: 0	PA: 46
<b>PITCHER</b>	IP	WLS	BF	H	R	ER	SO	BB	IBB	HBP	BLK	WP	HR	S	P	ERA	WHIP					
<b>Orlando Hernandez, R</b> (1.1) ERA: 7.04	5.2	L	29	6	6	6	8	3	1	2	0	0	0	64	110	9.53	1.588					
<b>Jason Grimsley, R</b> (6.1) ERA: 10.8	0.1		3	2	2	2	0	0	0	0	0	0	1	7	10	54.00	6.000					
<b>37 Juan Cruz, R</b> (7.1) ERA:	2.0		10	1	0	0	4	2	0	1	0	0	0	22	38	0.00	1.500					
<b>Luis Vizcaino, R</b> (9.1) ERA: 1.59	1.0		4	1	0	0	2	0	0	0	0	0	0	10	12	0.00	1.000					


**TOP**

**Houston Astros @ Arizona Diamondbacks**  
Chase Field, Phoenix, AZ

Sun Apr 16 2006, 1:40 PM MST  
Att: 21,204 - Roof Closed - 75 F

livebaseballscores.com

AB: 36  
R: 8  
H: 10  
RBI: 8  
BB: 6  
SO: 14  
LOB: 22



Batter	1	2	3	4	5	6	7	8	9	AB	R	H	RBI	BB	SO	LOB					
<b>Craig Counsell, L</b> (1.6) OBP: 0.395, SLG: 0.421	F8					FC4-6			30 1B	5	1	2	0	0	1	2					
<b>30 Jeff DaVanon, S</b> (1.8) OBP: 0.433, SLG: 0.500	E		E			BB			2B	3	1	2	2	2	1	2					
<b>Chad Tracy, L</b> (1.5) OBP: 0.319, SLG: 0.489			L6						1B	5	0	1	0	0	2	4					
<b>Luis Gonzalez, L</b> (1.7) OBP: 0.294, SLG: 0.489	G3-1								2B	4	1	1	1	1	0	3					
<b>34 Conor Jackson, R</b> (1.3) OBP: 0.366, SLG: 0.424	F7								SF7	4	0	0	1	0	1	3					
<b>Shawn Green, L</b> (1.9) OBP: 0.187, SLG: 0.229	K								L5	5	1	2	0	0	1	1					
<b>1 Orlando Hudson, S</b> (1.4) OBP: 0.271, SLG: 0.295										3	0	0	0	1	1	2					
<b>Johnny Estrada, S</b> (1.2) OBP: 0.259, SLG: 0.200										4	1	2	0	0	0	2					
<b>Orlando Hernandez, R</b> (1.1) OBP: 0.286, SLG: 0.250										1	0	1	0	0	0	0					
<b>Jason Grimsley, R</b> (6.1) ERA: 9.75										0	0	0	1	0	0	0					
<b>Damion Easley, R</b> (6.1) OBP: 0.444, SLG: 0.714										0	0	0	0	0	0	0					
<b>37 Juan Cruz, R</b> (7.1) ERA:										1	0	0	0	0	0	1					
<b>Tony Clark, S</b> (8.1) OBP: 0.332, SLG: 0.385										0	0	0	0	0	0	0					
<b>Luis Vizcaino, R</b> (9.1) ERA: 1.59										0	0	0	0	0	0	0					
<b>Inning Stats</b>	R: 0 E: 0 K: 1 S: 9	H: 0 LOB: 1 BB: 1 P: 15	R: 0 E: 0 K: 2 S: 9	H: 0 LOB: 0 BB: 0 P: 13	R: 1 E: 1 K: 1 S: 14	H: 2 LOB: 1 BB: 0 P: 18	R: 1 E: 0 K: 0 S: 12	H: 1 LOB: 1 BB: 1 P: 18	R: 0 E: 0 K: 1 S: 10	H: 3 LOB: 2 BB: 0 P: 17	R: 0 E: 0 K: 1 S: 8	H: 0 LOB: 0 BB: 0 P: 11	R: 0 E: 0 K: 0 S: 7	H: 1 LOB: 1 BB: 0 P: 12	R: 2 E: 0 K: 0 S: 15	H: 3 LOB: 1 BB: 0 P: 21	1B: 8 2B: 2 3B: 0 HR: 1	SF: 2 SAC: 1 DP: 0 HBP: 0	WP: 0 PB: 0 SB: 2 CS: 0	PA: 42	
<b>PITCHER</b>	IP	WLS	BF	H	R	ER	SO	BB	IBB	HBP	BLK	WP	HR	S	P	ERA	WHIP				
<b>64 Fernando Nieve, R</b> (1.1) ERA: 4.91	4.0		18	4	2	2	4	2	0	0	0	0	0	8	17	0.00	3.000				
<b>Mike Gallo, L</b> (5.1) ERA: 8.75	0.2		4	0	0	0	1	2	0	0	0	0	0	3	3	0.00	0.000				
<b>Russ Springer, R</b> (5.1) ERA:	0.1	W	1	0	0	0	0	0	0	0	0	0	0	3	3	0.00	0.000				
<b>Trevor Miller, L</b> (6.1) ERA: 9.82	1.0		6	3	1	1	1	0	0	0	0	0	0	10	17	9.00	3.000				
<b>Chad Qualls, R</b> (7.1) ERA: 6.75	2.0		7	1	0	0	1	0	0	0	0	0	0	15	23	0.00	0.500				
<b>PITCHER</b>	IP	WLS	BF	H	R	ER	SO	BB	IBB	HBP	BLK	WP	HR	S	P	ERA	WHIP				
<b>Dan Wheeler, R</b> (9.1) ERA: 3.0	0.0		3	3	2	2	0	0	0	0	0	0	0	4	6	0.00	0.000				
<b>54 Brad Lidge, R</b> (9.1) ERA: 1.5	1.0	S	3	0	0	0	0	0	0	0	0	0	0	4	6	0.00	0.000				


**BOTTOM**

**Houston Astros @ Arizona Diamondbacks**  
Chase Field, Phoenix, AZ

Sun Apr 16 2006, 1:40 PM MST  
Att: 21,204 - Roof Closed - 75 F

livebaseballscores.com

AB: 35  
R: 5  
H: 11  
RBI: 5  
BB: 4  
SO: 7  
LOB: 20





Top half of the baseball scorecard showing batter statistics, pitch counts, and inning stats for the first 9 innings. Includes player names like Randy Winn, Omar Vizquel, and Mark Sweeney, along with their batting averages and slugging percentages.

San Francisco Giants @ Arizona Diamondbacks Chase Field, Phoenix, AZ Mon Apr 17 2006, 6:40 PM MST Att: 21,634 - Clear - 77 F

AB 37 R 10 H 13 RBI 8 BB 5 SO 10 LOB 18



Inning Stats table showing runs, hits, errors, strikeouts, walks, and other statistics for each of the 9 innings.

PITCHER table listing pitchers Miguel Batista, Casey Daigle, Luis Vizcaino, and Jose Valverde with their respective stats including IP, WLS, BF, H, R, ER, SO, BB, IBB, HBP, BLK, WP, HR, S, P, ERA, and WHIP.

Bottom half of the baseball scorecard showing batter statistics, pitch counts, and inning stats for the first 9 innings. Includes player names like Craig Counsell, Eric Byrnes, Chad Tracy, Luis Gonzalez, and Orlando Hudson, along with their batting averages and slugging percentages.

San Francisco Giants @ Arizona Diamondbacks Chase Field, Phoenix, AZ Mon Apr 17 2006, 6:40 PM MST Att: 21,634 - Clear - 77 F

AB 41 R 9 H 15 RBI 9 BB 4 SO 10 LOB 14



Inning Stats table showing runs, hits, errors, strikeouts, walks, and other statistics for each of the 9 innings.

PITCHER table listing pitchers Jeff Fassero, Jack Taschner, Tyler Walker, Kevin Correia, and Steve Kline with their respective stats including IP, WLS, BF, H, R, ER, SO, BB, IBB, HBP, BLK, WP, HR, S, P, ERA, and WHIP.

Batter	1	2	3	4	5	6	7	8	9	AB	R	H	RBI	BB	SO	LOB	TOP							
2 Randy Winn, S OBP: 0.436, SLG: 0.551 										3	0	2	0	1	0	0	San Francisco Giants @ Arizona Diamondbacks Chase Field, Phoenix, AZ Tue Apr 18 2006, 6:40 PM MST Att: 23,273 - Clear - 79 F							
13 Omar Vizquel, S OBP: 0.492, SLG: 0.429 										2	1	0	0	2	0	3								
Steve Finley, L OBP: 0.323, SLG: 0.480 										3	1	1	2	1	0	2								
Barry Bonds, L OBP: 0.511, SLG: 0.321 Jason Ellison, R OBP: 0.278, SLG: 0.100 										2	1	1	0	2	0	2								
9 Mark Sweeney, L OBP: 0.300, SLG: 0.483 										4	0	1	0	0	0	2								
Mike Matheny, R OBP: 0.282, SLG: 0.289 										3	1	1	1	1	1	2								
Pedro Feliz, R OBP: 0.208, SLG: 0.229 										3	0	0	1	0	1	1								
Jose Vizcaino, S OBP: 0.308, SLG: 0.100 										3	0	0	0	1	0	1								
Matt Morris, R OBP: 0.125, SLG: 0.125 Jack Taschner, L OBP: 0.177, SLG: 0.146 										2	0	0	0	0	2	1								
47 Travis Ishikawa, L OBP: 0.177, SLG: 0.146 Tyler Walker, R OBP: 0.177, SLG: 0.146 Ray Durham, S OBP: 0.217, SLG: 0.146 										1	0	0	0	0	0	0								
<b>Inning Stats</b>	R: 0 E: 0 K: 0 S: 4	H: 1 LOB: 1 BB: 2 P: 14	R: 0 E: 0 K: 2 S: 9	H: 0 LOB: 0 BB: 0 P: 11	R: 0 E: 0 K: 1 S: 15	H: 0 LOB: 2 BB: 2 P: 24	R: 0 E: 0 K: 0 S: 9	H: 1 LOB: 1 BB: 1 P: 16	R: 0 E: 0 K: 1 S: 7	H: 0 LOB: 0 BB: 0 P: 14	R: 3 E: 0 K: 0 S: 22	H: 2 LOB: 1 BB: 2 P: 34	R: 0 E: 0 K: 0 S: 5	H: 1 LOB: 0 BB: 0 P: 10	R: 0 E: 0 K: 0 S: 6	H: 0 LOB: 1 BB: 1 P: 10	R: 1 E: 0 K: 0 S: 6	H: 1 LOB: 0 BB: 0 P: 7	1B: 3 2B: 1 3B: 0 HR: 2	SF: 1 SAC: 0 DP: 4 HBP: 0	WP: 0 PB: 1 SB: 0 CS: 1	PA: 36		
<b>PITCHER</b>	IP WLS BF H R ER SO BB IBB HBP BLK WP HR S P ERA WHIP	IP WLS BF H R ER SO BB IBB HBP BLK WP HR S P ERA WHIP																						
Russ Ortiz, R ERA: 4.97	(1, 1) 2.1 9 1 0 0 3 3 0 0 0 0 0 1 31 36 0.00 1.714																							
37 Juan Cruz, R ERA: 3.0	(3, 1) 2.2 13 3 3 3 1 3 0 0 0 0 0 1 31 55 10.12 2.250																							
Brandon Lyon, R ERA: 1.42	(6, 1) 1.0 W 4 0 0 0 0 1 0 0 0 0 0 0 16 22 0.00 1.000																							
55 Casey Daigle, R ERA: 3.86	(7, 1) 1.0 3 1 0 0 0 0 0 0 0 0 0 0 5 10 0.00 1.000																							
Luis Vizcaino, R ERA: 2.16	(8, 1) 1.0 3 0 0 0 0 1 0 0 0 0 0 0 6 10 0.00 1.000																							
Russ Ortiz, R ERA: 5.03 Jack Taschner, L ERA: 34.71 Tyler Walker, R ERA: 15.19 																								
<b>Inning Stats</b>	R: 1 E: 0 K: 1 S: 9	H: 2 LOB: 0 BB: 0 P: 12	R: 0 E: 0 K: 0 S: 8	H: 0 LOB: 0 BB: 0 P: 12	R: 1 E: 0 K: 0 S: 10	H: 2 LOB: 1 BB: 0 P: 14	R: 0 E: 0 K: 0 S: 7	H: 0 LOB: 0 BB: 0 P: 9	R: 0 E: 0 K: 1 S: 9	H: 0 LOB: 1 BB: 1 P: 17	R: 5 E: 0 K: 0 S: 21	H: 7 LOB: 3 BB: 0 P: 32	R: 0 E: 0 K: 0 S: 9	H: 1 LOB: 0 BB: 0 P: 13	R: 0 E: 0 K: 1 S: 6	H: 1 LOB: 0 BB: 0 P: 7	1B: 11 2B: 2 3B: 1 HR: 0	SF: 0 SAC: 1 DP: 1 HBP: 1	WP: 0 PB: 0 SB: 0 CS: 2	PA: 37				
<b>PITCHER</b>	IP WLS BF H R ER SO BB IBB HBP BLK WP HR S P ERA WHIP	IP WLS BF H R ER SO BB IBB HBP BLK WP HR S P ERA WHIP																						
Matt Morris, R ERA: 5.03	(1, 1) 5.2 L 27 9 7 7 2 1 0 0 0 0 0 0 8 12 0.00 6.000																							
Jack Taschner, L ERA: 34.71	(6, 1) 0.1 3 2 0 0 0 0 0 0 0 0 0 0 8 12 0.00 6.000																							
Tyler Walker, R ERA: 15.19	(7, 1) 2.0 6 2 0 0 0 1 0 0 0 0 0 0 15 20 0.00 1.000																							
<b>Batter</b>	<b>1</b>	<b>2</b>	<b>3</b>	<b>4</b>	<b>5</b>	<b>6</b>	<b>7</b>	<b>8</b>	<b>9</b>	<b>AB</b>	<b>R</b>	<b>H</b>	<b>RBI</b>	<b>BB</b>	<b>SO</b>	<b>LOB</b>	<b>BOTTOM</b>							
Craig Counsell, L OBP: 0.423, SLG: 0.467 										4	1	2	1	0	0	2	San Francisco Giants @ Arizona Diamondbacks Chase Field, Phoenix, AZ Tue Apr 18 2006, 6:40 PM MST Att: 23,273 - Clear - 79 F							
30 Jeff DaVanon, S OBP: 0.486, SLG: 0.552 										4	0	3	2	0	0	0								
Chad Tracy, L OBP: 0.339, SLG: 0.481 										4	1	1	0	0	0	5								
Luis Gonzalez, L OBP: 0.283, SLG: 0.519 										4	1	1	1	0	1	0								
34 Conor Jackson, R OBP: 0.375, SLG: 0.425 55 Casey Daigle, R OBP: 0.286, SLG: 0.417 Andy Green, R OBP: 0.286, SLG: 0.417 Luis Vizcaino, R OBP: 0.286, SLG: 0.417 Jason Grimsley, R OBP: 0.222, SLG: 0.273 										3	0	1	1	0	0	0								
1 Orlando Hudson, S OBP: 0.291, SLG: 0.333 										4	1	1	0	0	1	2								
Johnny Estrada, S OBP: 0.281, SLG: 0.207 										3	2	1	0	0	0	1								
Russ Ortiz, R ERA: 5.03 37 Juan Cruz, R ERA: 34.71 Brandon Lyon, R ERA: 1.42 Tony Clark, S OBP: 0.381, SLG: 0.412 										0	0	0	0	0	0	0								
<b>Inning Stats</b>	R: 1 E: 0 K: 1 S: 9	H: 2 LOB: 0 BB: 0 P: 12	R: 0 E: 0 K: 0 S: 8	H: 0 LOB: 0 BB: 0 P: 12	R: 1 E: 0 K: 0 S: 10	H: 2 LOB: 1 BB: 0 P: 14	R: 0 E: 0 K: 0 S: 7	H: 0 LOB: 0 BB: 0 P: 9	R: 0 E: 0 K: 1 S: 9	H: 0 LOB: 1 BB: 1 P: 17	R: 5 E: 0 K: 0 S: 21	H: 7 LOB: 3 BB: 0 P: 32	R: 0 E: 0 K: 0 S: 9	H: 1 LOB: 0 BB: 0 P: 13	R: 0 E: 0 K: 1 S: 6	H: 1 LOB: 0 BB: 0 P: 7		1B: 11 2B: 2 3B: 1 HR: 0	SF: 0 SAC: 1 DP: 1 HBP: 1	WP: 0 PB: 0 SB: 0 CS: 2	PA: 37			
<b>PITCHER</b>	IP WLS BF H R ER SO BB IBB HBP BLK WP HR S P ERA WHIP	IP WLS BF H R ER SO BB IBB HBP BLK WP HR S P ERA WHIP																						
Matt Morris, R ERA: 5.03	(1, 1) 5.2 L 27 9 7 7 2 1 0 0 0 0 0 0 8 12 0.00 6.000																							
Jack Taschner, L ERA: 34.71	(6, 1) 0.1 3 2 0 0 0 0 0 0 0 0 0 0 8 12 0.00 6.000																							
Tyler Walker, R ERA: 15.19	(7, 1) 2.0 6 2 0 0 0 1 0 0 0 0 0 0 15 20 0.00 1.000																							

Batter	1	2	3	4	5	6	7	8	9	AB	R	H	RBI	BB	SO	LOB	TOP								
2 Randy Winn, S OBP: 0.441, SLG: 0.547	G4-3		1B		L7			1B		4	0	2	0	0	0	1	San Francisco Giants @ Arizona Diamondbacks Chase Field, Phoenix, AZ Wed Apr 19 2006, 6:40 PM MST Att: 23,131 - Clear - 78 F								
13 Omar Vizquel, S OBP: 0.446, SLG: 0.413	G1-6-3		G3-6-3-4			G6-3		F9		4	0	1	0	0	0	3									
Steve Finley, L OBP: 0.343, SLG: 0.464	G1-6-3		K			G6-3		1B		3	0	1	1	1	1	1									
9 Mark Sweeney, L OBP: 0.294, SLG: 0.545 54 Scott Munter, R OBP: 0.342, SLG: 0.697		HR		E3		G6-3		L7		4	1	1	1	0	0	3									
Moises Alou, R OBP: 0.342, SLG: 0.697	G6-3		G6-4-3				HR	P6		0	0	0	0	0	0	0									
Ray Durham, S OBP: 0.220, SLG: 0.156	1B		G6-3							4	1	1	1	0	0	3									
Pedro Feliz, R OBP: 0.211, SLG: 0.231	1B									4	0	1	0	0	1	0									
Mike Matheny, R OBP: 0.283, SLG: 0.293	1B									4	0	1	0	0	2	0									
18 Matt Cain, R OBP: 0.200, SLG: 0.400 32 Kevin Correia, R OBP: 0.500, SLG: 0.500			K					1B		2	0	0	0	0	2	3	AB 33 R 3 H 10 RBI 3 BB 2 SO 7 LOB 14								
47 Travis Ishikawa, L OBP: 0.500, SLG: 0.500								1B		0	0	0	0	0	0	0		GIANTS							
<b>Inning Stats</b>	R: 0 E: 0 K: 0 S: 5	H: 1 LOB: 0 BB: 0 P: 9	R: 1 E: 0 K: 1 S: 10	H: 4 LOB: 2 BB: 0 P: 13	R: 0 E: 0 K: 1 S: 7	H: 1 LOB: 0 BB: 0 P: 10	R: 0 E: 1 K: 0 S: 7	H: 0 LOB: 0 BB: 1 P: 10	R: 0 E: 0 K: 2 S: 10	H: 0 LOB: 1 BB: 1 P: 16	R: 0 E: 0 K: 0 S: 7	H: 0 LOB: 0 BB: 1 P: 12	R: 1 E: 0 K: 1 S: 9	H: 1 LOB: 0 BB: 0 P: 12	R: 1 E: 0 K: 0 S: 12	H: 3 LOB: 2 BB: 0 P: 18	R: 0 E: 0 K: 2 S: 8	H: 0 LOB: 0 BB: 0 P: 12	1B: 8 2B: 0 3B: 0 HR: 2	SF: 0 SAC: 0 DP: 4 HBP: 0	WP: 0 PB: 0 SB: 0 CS: 0	PA: 35			
<b>PITCHER</b>	IP	WLS	BF	H	R	ER	SO	BB	IBB	HBP	BLK	WP	HR	S	P	ERA	WHIP								
17 Brandon Webb, R ERA: 2.51	7.2	W	31	10	3	3	5	2	0	0	0	0	2	63	94	3.52	1.565								
Brandon Lyon, R ERA: 1.35	0.1	H	1	0	0	0	0	0	0	0	0	0	0	4	6	0.00	0.000								
28 Brandon Medders, R ERA:	1.0		3	0	0	0	2	0	0	0	0	0	0	8	12	0.00	0.000								

Batter	1	2	3	4	5	6	7	8	9	AB	R	H	RBI	BB	SO	LOB	BOTTOM								
Craig Counsell, L OBP: 0.421, SLG: 0.460	F9		G3-1			1B		G3-1		5	2	2	0	0	0	2	San Francisco Giants @ Arizona Diamondbacks Chase Field, Phoenix, AZ Wed Apr 19 2006, 6:40 PM MST Att: 23,131 - Clear - 78 F								
30 Jeff DaVanon, S OBP: 0.525, SLG: 0.727	B4-3			HR	1B	1B		2B		4	3	3	3	1	0	0									
Chad Tracy, L OBP: 0.361, SLG: 0.500				3B	2B	3B		1B		4	1	2	2	1	1	3									
Luis Gonzalez, L OBP: 0.292, SLG: 0.569	P5			2B	3B	3B		1B		4	1	2	3	0	0	1									
Tony Clark, S OBP: 0.385, SLG: 0.429		F7		3B	2B	2B		2B		4	0	1	1	1	0	2									
Johnny Estrada, S OBP: 0.250, SLG: 0.182		F8		BB	2B	2B		G4-3		4	0	0	0	0	0	2									
1 Orlando Hudson, S OBP: 0.288, SLG: 0.327		G3-1		G6-3				G3		4	0	1	0	0	1	1									
22 Eric Byrnes, R OBP: 0.340, SLG: 0.390			P3		1B	1B		1B		2	1	0	0	2	0	1									
17 Brandon Webb, R OBP: 0.100, SLG: 0.100 Brandon Lyon, R OBP: 0.250, SLG: 0.182			G6-3					1B		3	1	1	0	0	1	2	AB 35 R 10 H 13 RBI 9 BB 5 SO 3 LOB 14								
Shawn Green, L OBP: 0.239, SLG: 0.289 28 Brandon Medders, R OBP: 0.340, SLG: 0.390								1B		0	0	0	0	0	0	0									
<b>Inning Stats</b>	R: 0 E: 0 K: 0 S: 6	H: 0 LOB: 1 BB: 1 P: 13	R: 0 E: 0 K: 0 S: 7	H: 0 LOB: 0 BB: 0 P: 11	R: 0 E: 0 K: 0 S: 7	H: 0 LOB: 0 BB: 0 P: 8	R: 3 E: 0 K: 1 S: 27	H: 3 LOB: 2 BB: 2 P: 40	R: 2 E: 0 K: 0 S: 15	H: 3 LOB: 1 BB: 0 P: 24	R: 2 E: 0 K: 1 S: 17	H: 4 LOB: 1 BB: 0 P: 26	R: 0 E: 0 K: 0 S: 8	H: 0 LOB: 0 BB: 0 P: 13	R: 3 E: 0 K: 1 S: 17	H: 3 LOB: 2 BB: 2 P: 28	R: 0 E: 0 K: 1 S: 8	H: 0 LOB: 0 BB: 0 P: 13	1B: 7 2B: 3 3B: 2 HR: 1	SF: 1 SAC: 0 DP: 1 HBP: 0	WP: 0 PB: 0 SB: 0 CS: 0	PA: 41			
<b>PITCHER</b>	IP	WLS	BF	H	R	ER	SO	BB	IBB	HBP	BLK	WP	HR	S	P	ERA	WHIP								
18 Matt Cain, R ERA: 6.75	5.0	L	24	6	5	5	1	3	0	0	0	0	1	62	96	9.00	1.800								
32 Kevin Correia, R ERA: 5.87	2.0		9	4	2	2	1	0	0	0	0	0	0	25	39	9.00	2.000								
54 Scott Munter, R ERA: 6.35	1.0		8	3	3	3	1	2	0	0	0	0	0	17	28	27.00	5.000								

Batter	1	2	3	4	5	6	7	8	9	AB	R	H	RBI	BB	SO	LOB	TOP							
<b>2 Randy Winn, S</b> OBP: 0.438, SLG: 0.526 <b>Tim Worrell, R</b> (8, 1)	0-1 BB 1B 13 1B	2-0 G6-3	4-0 BB		1-0 G3			0-0 G3-1	0-0 G6-3	4	1	1	0	1	0	1	San Francisco Giants @ Arizona Diamondbacks Chase Field, Phoenix, AZ Thu Apr 20 2006, 6:40 PM MST Att: 23,881 - Clear - 75 F  livebaseballscores.com							
<b>13 Omar Vizquel, S</b> OBP: 0.443, SLG: 0.400	0-0 1B BB 3B 1B	4-0 BB	2-1 F7			1-2 G6-3		0-0 P3	4	1	1	0	1	0	3									
<b>Steve Finley, L</b> OBP: 0.375, SLG: 0.452	4-2 1B 3B BB	0-1 F8		4-2 FC4-6 BB		1-1 G6-3		1-1 1B 9 BB WP 1B	3	2	1	0	2	0	1									
<b>Moises Alou, R</b> OBP: 0.349, SLG: 0.658	0-0 3B 1B	1-0 P4		0-0 L6		1-0 G5-3		3-2 9 BB IBB 2B 1B	5	2	2	1	0	0	2									
<b>Todd Greene, R</b> OBP: 0.429, SLG: 0.714 <b>Barry Bonds, L</b> OBP: 0.522, SLG: 0.321 <b>Mike Matheny, R</b> OBP: 0.283, SLG: 0.293	0-3 K		0-1 1B F9-2 2B	0-1 F8		1-3 K		4-0 9 BB 1B 1-2 2B IBB	4	0	1	0	0	2	4									
<b>Ray Durham, S</b> OBP: 0.236, SLG: 0.220	3-1 1B 3B		0-1 F9-2 BB 1B	0-0 FC4-6		0-1 G6-3		1-1 P5	5	2	2	3	0	0	4									
<b>Lance Niekro, R</b> OBP: 0.300, SLG: 0.306 <b>Jason Ellison, R</b> 9 Mark Sweeney, L OBP: 0.314, SLG: 0.545	0-0 1B		4-0 2 BB 1B 1-2 BB	0-0 P4		2-1 P5		4-1 2B 1-2 2-3 3-H BB	3	0	1	1	1	0	0									
<b>Pedro Feliz, R</b> OBP: 0.210, SLG: 0.246	0-1 P3		0-1 F9-2	1-3 K		1-3 K2-3		1-2 1-3 2-H 3-H 2B	5	0	1	2	0	2	4									
<b>Jamey Wright, R</b> OBP: 0.250, SLG: 0.250 <b>Jeff Fassero, L</b> OBP: 0.250, SLG: 0.250 <b>Steve Kline, S</b> <b>Jose Vizcaino, S</b> OBP: 0.333, SLG: 0.091	2-2 F8		2-2 2 BB 1B 1-2 3-H 1B	1-1 1B		2-2 G3-1		4-0 IBB	3	0	2	1	0	0	1									
<b>Inning Stats</b>	R: 5 E: 0 K: 1 S: 17	H: 5 LOB: 1 BB: 1 P: 26	R: 0 E: 0 K: 0 S: 4	H: 0 LOB: 1 BB: 1 P: 11	R: 1 E: 0 K: 0 S: 11	H: 3 LOB: 3 BB: 2 P: 23	R: 0 E: 0 K: 0 S: 9	H: 0 LOB: 1 BB: 1 P: 13	R: 0 E: 0 K: 1 S: 7	H: 1 LOB: 1 BB: 0 P: 10	R: 0 E: 0 K: 0 S: 8	H: 0 LOB: 0 BB: 0 P: 11	R: 0 E: 0 K: 1 S: 7	H: 0 LOB: 0 BB: 0 P: 10	R: 0 E: 0 K: 1 S: 8	H: 0 LOB: 0 BB: 0 P: 11		R: 3 E: 0 K: 0 S: 13	H: 3 LOB: 3 BB: 3 P: 31	1B: 9 2B: 3 3B: 1 HR: 0	SF: 0 SAC: 0 DP: 1 HBP: 0	WP: 1 PB: 0 SB: 0 CS: 0	PA: 46	
<b>PITCHER</b>	IP	WLS	BF	H	R	ER	SO	BB	IBB	HBP	BLK	WP	HR	S	P	ERA	WHIP							
<b>Claudio Vargas, R</b> ERA: 8.25	(1, 1)	2.2	19	8	6	6	1	4	0	0	0	0	0	30	56	20.25	4.500							
<b>Jason Grimsley, R</b> ERA: 6.75	(3, 1)	4.1	15	1	0	0	2	1	0	0	0	0	0	33	48	0.00	0.462							
<b>Greg Aquino, R</b> ERA: 1.42	(8, 1)	1.0	3	0	0	0	1	0	0	0	0	0	0	8	11	0.00	0.000							
<b>28 Brandon Medders, R</b> ERA: 16.2	(9, 1)	0.2	L 6	2	3	3	0	1	1	0	0	1	0	9	22	40.50	4.500							
<b>Luis Vizcaino, R</b> ERA: 2.09	(9, 1)	0.1	3	1	0	0	0	0	1	0	0	0	0	4	9	0.00	3.000							
<b>Batter</b>	<b>1</b>	<b>2</b>	<b>3</b>	<b>4</b>	<b>5</b>	<b>6</b>	<b>7</b>	<b>8</b>	<b>9</b>	<b>AB</b>	<b>R</b>	<b>H</b>	<b>RBI</b>	<b>BB</b>	<b>SO</b>	<b>LOB</b>	<b>BOTTOM</b>							
<b>30 Jeff DaVanon, S</b> OBP: 0.489, SLG: 0.658	2-1 G1-3		3-2 G4-3		0-0 G4-6-3		2-1 1B		1-2 G4-3	5	0	1	0	0	0	1	San Francisco Giants @ Arizona Diamondbacks Chase Field, Phoenix, AZ Thu Apr 20 2006, 6:40 PM MST Att: 23,881 - Clear - 75 F  livebaseballscores.com							
<b>Damon Easley, R</b> OBP: 0.408, SLG: 0.600	4-0 BB		0-1 G6-3		0-1 G5-3		1-1 SAFE 3-H F9		1-2 G5-3	4	0	0	0	1	0	1								
<b>Chad Tracy, L</b> OBP: 0.379, SLG: 0.541	4-1 G4-6-3 BB		1-2 G4-3		2-1 G3		4-2 1B DI BB		1-1 HR	3	2	1	1	2	0	0								
<b>Luis Gonzalez, L</b> OBP: 0.314, SLG: 0.619	2-2 G4-6-3		3-2 HR		2-1 34 1B		3-2 1B 34 G6-4-3		2-3 K	5	1	3	2	0	1	2								
<b>34 Conor Jackson, R</b> OBP: 0.385, SLG: 0.419		4-1 E 1 WP BB		2-1 G6-3		1-2 1B		1-1 SAFE G6-4-3		3	0	1	0	1	0	1								
<b>Shawn Green, L</b> OBP: 0.240, SLG: 0.271		1-2 L6		2-1 G6-3		1-3 K		4-0 1B HR BB		3	1	0	0	1	1	3								
<b>1 Orlando Hudson, S</b> OBP: 0.306, SLG: 0.321 <b>Andy Green, R</b> OBP: 0.333, SLG: 0.462		4-2 E BB		2-2 G3		4-2 22 F8 30 WP BB		1-1 HR 1B		1	1	0	0	2	0	0								
<b>Johnny Estrada, S</b> OBP: 0.275, SLG: 0.297		1-2 FC3		1-2 30 G4-6-3 1B		1-0 F7		0-0 HR		4	1	2	3	0	0	3								
<b>Claudio Vargas, R</b> <b>Jason Grimsley, R</b> <b>22 Eric Byrnes, R</b> OBP: 0.385 <b>Greg Aquino, R</b> <b>Tony Clark, S</b> OBP: 0.300, SLG: 0.400 <b>28 Brandon Medders, R</b> <b>Luis Vizcaino, R</b>		1-1 G6-4-3		1-3 K		2-1 F8		0-0 F8		1	0	0	0	0	3	0								
<b>Inning Stats</b>	R: 0 E: 0 K: 0 S: 6	H: 0 LOB: 2 BB: 2 P: 18	R: 0 E: 1 K: 0 S: 14	H: 0 LOB: 2 BB: 2 P: 25	R: 0 E: 0 K: 0 S: 10	H: 0 LOB: 0 BB: 0 P: 14	R: 1 E: 0 K: 0 S: 12	H: 1 LOB: 0 BB: 0 P: 21	R: 0 E: 0 K: 1 S: 8	H: 1 LOB: 0 BB: 0 P: 10	R: 0 E: 0 K: 1 S: 12	H: 2 LOB: 2 BB: 0 P: 18	R: 1 E: 0 K: 0 S: 9	H: 1 LOB: 1 BB: 1 P: 20	R: 4 E: 0 K: 0 S: 11	H: 3 LOB: 0 BB: 2 P: 24		R: 1 E: 0 K: 1 S: 12	H: 1 LOB: 0 BB: 0 P: 17	1B: 6 2B: 0 3B: 0 HR: 3	SF: 0 SAC: 0 DP: 4 HBP: 0	WP: 2 PB: 0 SB: 1 CS: 0	PA: 40	
<b>PITCHER</b>	IP	WLS	BF	H	R	ER	SO	BB	IBB	HBP	BLK	WP	HR	S	P	ERA	WHIP							
<b>Jamey Wright, R</b> ERA: 2.91	(1, 1)	6.2	27	4	2	2	2	5	0	0	0	0	1	0	2	4	2.91	1.350						
<b>Jeff Fassero, L</b> ERA: 7.56	(7, 1)	0.0	1	1	0	0	0	0	0	0	0	1	0	2	4	∞	∞							
<b>Steve Kline, L</b> ERA: 3.38	(7, 1)	1.0	5	1	2	2	0	2	0	0	0	0	0	9	23	18.00	3.000							
<b>Tim Worrell, R</b> ERA: 4.15	(8, 1)	1.1	W 7	3	3	3	1	0	0	0	0	0	2	16	22	20.25	2.250							

Batter	1	2	3	4	5	6	7	8	9	AB	R	H	RBI	BB	SO	LOB	TOP					
22 Eric Byrnes, R (1, 8) OBP: 0.327, SLG: 0.370 Tony Clark, S (9, PH) OBP: 0.357, SLG: 0.391										4	0	1	1	0	1	1	<b>Arizona Diamondbacks @ Los Angeles Dodgers</b> <b>Dodger Stadium, Los Angeles, CA</b> Fri Apr 21 2006, 7:40 PM PDT Att: 44,294 - Clear - 59 F					
Damion Easley, R (1, 6) OBP: 0.405, SLG: 0.536										3	0	0	0	1	2							
Chad Tracy, L (1, 5) OBP: 0.380, SLG: 0.523										4	0	1	0	1	0							
Luis Gonzalez, L (1, 7) OBP: 0.297, SLG: 0.582										4	0	0	0	0	1							
34 Conor Jackson, R (1, 3) OBP: 0.357, SLG: 0.383										4	0	0	0	0	2							
Shawn Green, L (1, 9) OBP: 0.255, SLG: 0.327										4	1	2	0	0	1							
1 Orlando Hudson, S (1, 4) OBP: 0.303, SLG: 0.333										4	1	1	1	0	0							
19 Chris Snyder, R (1, 2) OBP: 0.333, SLG: 0.609 30 Jeff DaVanon, S (9, PH) OBP: 0.500, SLG: 0.658										3	0	1	0	0	1							
Orlando Hernandez, R (1, 1) OBP: 0.333, SLG: 0.500 Andy Green, R (7, PH) OBP: 0.313, SLG: 0.429 Greg Aquino, R (7, 1) OBP: 0.313, SLG: 0.429 37 Juan Cruz, R (8, 1) OBP: 0.293, SLG: 0.342 Johnny Estrada, S (9, PH) OBP: 0.293, SLG: 0.342										2	0	1	0	0	0							
<b>Inning Stats</b>	R: 0 E: 0 K: 1 S: 15	H: 1 LOB: 1 BB: 0 P: 23	R: 1 E: 0 K: 1 S: 15	H: 2 LOB: 1 BB: 0 P: 23	R: 0 E: 0 K: 0 S: 8	H: 0 LOB: 0 BB: 0 P: 15	R: 0 E: 0 K: 1 S: 7	H: 0 LOB: 0 BB: 0 P: 13	R: 0 E: 0 K: 0 S: 10	H: 0 LOB: 0 BB: 0 P: 16	R: 0 E: 0 K: 1 S: 8	H: 0 LOB: 0 BB: 0 P: 13	R: 1 E: 0 K: 3 S: 13	H: 2 LOB: 1 BB: 0 P: 18	R: 0 E: 0 K: 1 S: 11	H: 1 LOB: 2 BB: 1 P: 22		R: 1 E: 0 K: 1 S: 13	H: 1 LOB: 1 BB: 1 P: 22	1B: 4 2B: 3 3B: 1 HR: 0	SF: 0 SAC: 0 DP: 0 HBP: 1	WP: 0 PB: 0 SB: 1 CS: 1
<b>PITCHER</b>	IP WLS BF H R ER SO BB IBB HBP BLK WP HR S P ERA WHIP																					
Odalis Perez, L (1, 1) ERA: 4.22	6.0 W 24 4 1 1 4 1 0 1 1 0 0 63 103 1.50 0.833																					
47 Tim Hamulack, L (7, 1) ERA: 1.93	0.2 H 4 2 1 1 2 0 0 0 0 0 0 10 13 13.50 3.000																					
44 Takashi Saito, R (7, 1) ERA: 1.93	1.1 H 6 1 0 0 2 1 0 0 0 0 0 0 14 27 0.00 1.500																					
Lance Carter, R (9, 1) ERA: 5.87	0.0 S 2 1 1 1 0 1 0 0 0 0 0 0 4 9 ∞ ∞																					
Danys Baez, R (9, 1) ERA: 5.87	1.0 S 3 0 0 0 1 0 0 0 0 0 0 0 9 13 0.00 0.000																					
<b>Batter</b>	<b>1</b>	<b>2</b>	<b>3</b>	<b>4</b>	<b>5</b>	<b>6</b>	<b>7</b>	<b>8</b>	<b>9</b>	<b>AB</b>	<b>R</b>	<b>H</b>	<b>RBI</b>	<b>BB</b>	<b>SO</b>	<b>LOB</b>	<b>BOTTOM</b>					
15 Rafael Furcal, S (1, 6) OBP: 0.342, SLG: 0.262										4	1	1	1	0	1	0	<b>Arizona Diamondbacks @ Los Angeles Dodgers</b> <b>Dodger Stadium, Los Angeles, CA</b> Fri Apr 21 2006, 7:40 PM PDT Att: 44,294 - Clear - 59 F					
Kenny Lofton, L (1, 8) OBP: 0.308, SLG: 0.348										4	2	2	0	0	0							
J.D. Drew, L (1, 9) OBP: 0.444, SLG: 0.547										4	1	2	3	0	1							
12 Jeff Kent, R (1, 4) OBP: 0.348, SLG: 0.321										4	0	1	1	0	1							
José Cruz Jr., S (1, 7) OBP: 0.382, SLG: 0.386 44 Takashi Saito, L (7, 1) ERA: 1.93										3	0	0	0	0	0							
13 Oscar Robles, L (8, PH) Lance Carter, R (9, 1) Danys Baez, R (9, 1)										0	0	0	0	0	0							
Bill Mueller, S (1, 5) OBP: 0.457, SLG: 0.527										3	1	1	0	1	0							
7 James Loney, L (1, 3) OBP: 0.295, SLG: 0.300										4	0	2	1	0	0							
Dioner Navarro, S (1, 2) OBP: 0.255, SLG: 0.318										3	0	1	0	0	1							
Odalis Perez, L (1, 1) 47 Tim Hamulack, R (7, 1) 17 Jason Repko, R (7, 7) ERA: 2.7										2	0	0	0	0	0							
<b>Inning Stats</b>	R: 1 E: 0 K: 2 S: 14	H: 2 LOB: 1 BB: 0 P: 20	R: 0 E: 0 K: 0 S: 9	H: 2 LOB: 1 BB: 0 P: 12	R: 0 E: 0 K: 0 S: 7	H: 0 LOB: 0 BB: 0 P: 9	R: 1 E: 0 K: 1 S: 17	H: 2 LOB: 1 BB: 0 P: 25	R: 0 E: 0 K: 0 S: 6	H: 0 LOB: 0 BB: 0 P: 7	R: 1 E: 0 K: 1 S: 13	H: 1 LOB: 0 BB: 0 P: 22	R: 3 E: 0 K: 0 S: 20	H: 4 LOB: 1 BB: 0 P: 35	R: 0 E: 0 K: 0 S: 7	H: 0 LOB: 0 BB: 1 P: 12	1B: 7 2B: 4 3B: 0 HR: 1	SF: 0 SAC: 0 DP: 2 HBP: 0	WP: 0 PB: 0 SB: 3 CS: 0	PA: 34		
<b>PITCHER</b>	IP WLS BF H R ER SO BB IBB HBP BLK WP HR S P ERA WHIP																					
Orlando Hernandez, R (1, 1) ERA: 6.33	6.0 L 24 7 3 3 4 0 0 0 0 0 0 66 95 4.50 1.167																					
Greg Aquino, R (7, 1) ERA: 4.91	1.0 7 4 3 3 0 0 0 0 0 0 0 20 35 27.00 4.000																					
37 Juan Cruz, R (8, 1) ERA: 2.7	1.0 3 0 0 0 0 1 0 0 0 0 0 0 7 12 0.00 1.000																					

Batter	1	2	3	4	5	6	7	8	9	AB	R	H	RBI	BB	SO	LOB	TOP					
30 Jeff DaVanon, S OBP: 0.471, SLG: 0.605 (1, 8) (6, 9)	F7	2-1 1B 1B		F8	G4-3		FC6-4			5	0	1	0	0	0	2						
1 Orlando Hudson, S OBP: 0.296, SLG: 0.323 (1, 4)	2B SF7 1B	K		G4-3		G6-3		G6-3		5	1	1	0	0	1	2						
Chad Tracy, L OBP: 0.421, SLG: 0.594 (1, 5)	0-1 1-3 2B	1-1 1-2 2-H 1B		0-1 2B		G1-3 2B		HBP BB		4	1	4	1	1	0	0						
Luis Gonzalez, L OBP: 0.316, SLG: 0.594 (1, 7)	SF7	G4-3		1-0 2-H 2B		G1-3 BB		G5-4-3 HBP		2	0	1	2	1	0	2						
Tony Clark, S OBP: 0.394, SLG: 0.423 (1, 3)	4-2 BB		1-2 G4-3 1B	4-0 BB		G1-3		G5-4-3		3	1	1	0	2	0	4						
Shawn Green, L OBP: 0.241, SLG: 0.304 Luis Vizcaino, R Brandon Lyon, R Andy Green, R Jose Valverde, R (1, 9) (6, 1) (8, 1) (9, PH) (9, 1)	K		G4-3	K		K			G3-6-1 1B	4	0	0	0	0	3	7						
Johnny Estrada, S OBP: 0.283, SLG: 0.395 (1, 2)		2-2 HR	G3		F8		F8		G3-6-1 1-2	5	1	1	1	0	0	2	AB 36 R 5 H 13 RBI 5 BB 5 SO 4 LOB 20					
Damon Easley, R OBP: 0.405, SLG: 0.500 (1, 6)	L5		2-1 1B	4-2 SH1-4 BB		P6		G5-3		4	0	1	1	1	0	0						
Miguel Batista, R OBP: 0.111, SLG: 0.111 28 Brandon Medders, R 22 Eric Byrnes, R (1, 1) (6, 1) (6, 8)	0-0 1B		G6-3	0-1 SH1-4		SH1-4		30 FC6-4 1B		2	1	1	0	0	0	1						
<b>Inning Stats</b>	R: 1 E: 0 K: 1 S: 15	H: 2 LOB: 2 BB: 1 P: 24	R: 2 E: 0 K: 1 S: 14	H: 4 LOB: 2 BB: 0 P: 23	R: 1 E: 0 K: 0 S: 17	H: 2 LOB: 1 BB: 0 P: 25	R: 1 E: 0 K: 1 S: 9	H: 2 LOB: 2 BB: 1 P: 15	R: 0 E: 0 K: 0 S: 14	H: 0 LOB: 1 BB: 1 P: 23	R: 0 E: 0 K: 1 S: 11	H: 1 LOB: 2 BB: 1 P: 18	R: 0 E: 0 K: 0 S: 10	H: 1 LOB: 1 BB: 0 P: 15	R: 0 E: 0 K: 0 S: 6	H: 0 LOB: 1 BB: 1 P: 13	R: 0 E: 0 K: 0 S: 5	H: 1 LOB: 0 BB: 0 P: 7	1B: 7 2B: 5 3B: 0 HR: 1	SF: 1 SAC: 1 DP: 2 HBP: 1	WP: 0 PB: 0 SB: 0 CS: 0	PA: 44
<b>PITCHER</b>	IP WLS BF H R ER SO BB IBB HBP BLK WP HR S P ERA WHIP	PITCHER																ERA WHIP				
Jae Weong Seo, R ERA: 7.64 Franquielis Osoria, R ERA: 5.63 56 Hung-Chih Kuo, L ERA: 4.22 47 Tim Hamulack, L ERA: 1.35 44 Takashi Saito, R ERA:	3.2 4.1 6.1 7.1 9.1	2 1 1 0 3	21 7 5 8 3	9 1 1 0 1	5 0 0 0 0	5 1 0 0 0	2 1 1 0 0	0 0 0 0 0	0 0 0 0 0	0 0 0 0 0	1 2 1 0 0	0 0 1 0 0	0 0 0 0 0	0 0 0 0 0	0 0 16 5	78 32 18 28 7	12.27 0.00 2.000 0.00 1.000	2.727 2.250 2.000 1.000 1.000				

Arizona Diamondbacks @ Los Angeles Dodgers  
Dodger Stadium, Los Angeles, CA  
Sat Apr 22 2006, 7:10 PM PDT  
Att: 51,878 - Cloudy - 59 F

AB 36  
R 5  
H 13  
RBI 5  
BB 5  
SO 4  
LOB 20



Batter	1	2	3	4	5	6	7	8	9	AB	R	H	RBI	BB	SO	LOB	BOTTOM	
15 Rafael Furcal, S OBP: 0.346, SLG: 0.271 (1, 6)	G4-3		G4-3		FC5-4 1B	3-2 S 1B			K	5	0	2	0	0	1	0		
Kenny Lofton, L OBP: 0.290, SLG: 0.393 (1, 8)			F8		FC5-4 12 G5-3	P4		K	5	1	1	1	0	1	3			
J.D. Drew, L OBP: 0.426, SLG: 0.517 (1, 9)	P3		G6-3		12 G5-3 1B	F8		K	5	0	1	0	0	1	1			
12 Jeff Kent, R OBP: 0.343, SLG: 0.305 (1, 4)	2-1 HBP			K	G5-3	K				3	0	0	1	0	2	1		
5 Nomar Garciaparra, R OBP: 0.500, SLG: 0.750 (1, 3)	G1-3			1B SF9 2B	F9			1B		4	1	2	0	0	0	3		
Bill Mueller, S OBP: 0.446, SLG: 0.508 (1, 5)		P4		0-0 2-3 1B		G1-3		F8		4	0	1	0	0	0	1		
José Cruz Jr., S OBP: 0.375, SLG: 0.373 (1, 7)		G3		2-1 SF9		S 2B BB		K	2	1	0	1	1	1	0		AB 34 R 4 H 8 RBI 4 BB 3 SO 8 LOB 12	
Dioner Navarro, S OBP: 0.255, SLG: 0.298 (1, 2)				4-1 BB		P5		F8		3	0	0	0	1	1	2		
Jae Weong Seo, R OBP: 0.390, SLG: 0.390 Franquielis Osoria, R 13 Oscar Robles, L 56 Hung-Chih Kuo, L Ricky Ledee, L 47 Tim Hamulack, R Olmedo Saenz, R 44 Takashi Saito, L (1, 1) (4, 1) (5, PH) (6, 1) (6, PH) (7, 1) (8, PH) (9, 1)	5.0 0.2 1.1 1.0 1.0	W H H H S	23 4 6 3 3	H 1 2 0 0	R 1 0 0 0	ER 1 0 0 0	SO 3 0 1 3	BB 0 0 0 0	IBB 0 0 0 0	HBP 0 0 0 0	BLK 0 0 0 0	WP 0 0 0 0	HR 0 0 0 0	S 1 15 8 11	P 18 27 16 11 16	P 48 18 27 11 16	ERA 13.50 0.00 0.000 0.000 0.000	WHIP 3.000 1.500 0.000 0.000 0.000

Arizona Diamondbacks @ Los Angeles Dodgers  
Dodger Stadium, Los Angeles, CA  
Sat Apr 22 2006, 7:10 PM PDT  
Att: 51,878 - Cloudy - 59 F

AB 34  
R 4  
H 8  
RBI 4  
BB 3  
SO 8  
LOB 12



Batter	1	2	3	4	5	6	7	8	9	AB	R	H	RBI	BB	SO	LOB	TOP			
30 Jeff DaVanon, S (1,8)										4	1	1	0	1	0	1	<b>Arizona Diamondbacks @ Los Angeles Dodgers</b> <b>Dodger Stadium, Los Angeles, CA</b> Sun Apr 23 2006, 1:10 PM PDT Att: 48,394 - Partly Cloudy - 64 F			
1 Orlando Hudson, S (1,4)										5	0	2	1	0	1	2				
Chad Tracy, L (1,5)										5	1	1	0	0	4	4				
Luis Gonzalez, L (1,7)										2	0	0	0	2	0	2				
34 Conor Jackson, R (1,3)										3	0	0	0	1	0	2				
Shawn Green, L (1,9)										3	1	0	0	1	0	2				
Johnny Estrada, S (1,2)										3	0	1	1	1	0	3				
Damion Easley, R (1,6)										3	1	1	0	0	0	1				
37 Juan Cruz, R (6,1)										0	0	0	0	0	0	0				
Tony Clark, S (8,PH)										1	0	1	1	0	0	0				
22 Eric Byrnes, R (8,PR)										0	0	0	0	0	0	0				
Brandon Lyon, R (8,1)										0	0	0	0	0	0	0				
Russ Ortiz, R (1,1)										0	0	0	0	0	0	0				
Jason Grimsley, R (2,1)										1	0	0	0	0	0	0				
Andy Green, R (6,6)										2	0	0	0	0	0	2				
<b>Inning Stats</b>	R: 1 E: 1 K: 2 S: 21	H: 1 LOB: 1 BB: 2 P: 36	R: 1 E: 1 K: 1 S: 16	H: 2 LOB: 2 BB: 0 P: 27	R: 0 E: 0 K: 0 S: 5	H: 0 LOB: 0 BB: 0 P: 9	R: 0 E: 0 K: 0 S: 6	H: 0 LOB: 0 BB: 1 P: 8	R: 0 E: 0 K: 0 S: 10	H: 1 LOB: 0 BB: 1 P: 16	R: 0 E: 0 K: 0 S: 10	H: 0 LOB: 0 BB: 1 P: 12	R: 2 E: 0 K: 0 S: 18	H: 3 LOB: 2 BB: 2 P: 31	R: 0 E: 0 K: 1 S: 10	H: 0 LOB: 0 BB: 0 P: 13	1B: 4 2B: 4 3B: 0 HR: 0	SF: 0 SAC: 1 DP: 3 HBP: 0	WP: 0 PB: 0 SB: 1 CS: 0	PA: 39
<b>PITCHER</b>	IP WLS BF H R ER SO BB IBB HBP BLK WP HR S P ERA WHIP																			
Brett Tomko, R (1,1)	6.0 W 26 4 2 1 4 3 0 0 0 0 0 0 68 114 1.50 1.167																			
56 Hung-Chih Kuo, L (7,1)	1.2 S 7 1 2 2 0 3 0 0 0 0 0 0 16 30 10.80 2.400																			
Danys Baez, R (8,1)	1.1 S 6 2 0 0 1 0 0 0 0 0 0 0 19 26 0.00 1.500																			

Batter	1	2	3	4	5	6	7	8	9	AB	R	H	RBI	BB	SO	LOB	BOTTOM			
15 Rafael Furcal, S (1,6)										5	0	0	0	0	0	5	<b>Arizona Diamondbacks @ Los Angeles Dodgers</b> <b>Dodger Stadium, Los Angeles, CA</b> Sun Apr 23 2006, 1:10 PM PDT Att: 48,394 - Partly Cloudy - 64 F			
17 Jason Repko, R (1,8)										4	2	1	0	1	1	0				
J.D. Drew, L (1,9)										4	1	2	1	1	0	1				
12 Jeff Kent, R (1,4)										3	1	0	1	2	1	0				
Olmedo Saenz, R (1,3)										3	1	1	1	1	1	2				
56 Hung-Chih Kuo, L (7,1)										0	0	0	0	0	0	0				
José Cruz Jr., S (8,7)										0	0	0	0	0	0	0				
Bill Mueller, S (1,5)										2	1	1	2	2	0	1				
Ricky Ledee, L (1,7)										4	0	1	1	0	1	2				
Danys Baez, R (8,1)										0	0	0	0	0	0	0				
Dioner Navarro, S (1,2)										3	0	2	0	1	1	1				
Brett Tomko, R (1,1)										1	0	0	0	0	1	2				
18 Ramon Martinez, R (7,3)										0	0	0	0	1	0	0				
<b>Inning Stats</b>	R: 4 E: 0 K: 1 S: 19	H: 4 LOB: 3 BB: 3 P: 39	R: 0 E: 0 K: 1 S: 12	H: 0 LOB: 2 BB: 2 P: 27	R: 0 E: 0 K: 0 S: 14	H: 1 LOB: 2 BB: 1 P: 24	R: 1 E: 0 K: 0 S: 11	H: 1 LOB: 1 BB: 1 P: 19	R: 0 E: 0 K: 0 S: 9	H: 1 LOB: 0 BB: 0 P: 15	R: 1 E: 0 K: 1 S: 14	H: 1 LOB: 0 BB: 0 P: 21	R: 0 E: 0 K: 2 S: 15	H: 0 LOB: 2 BB: 2 P: 26	R: 0 E: 0 K: 1 S: 9	H: 0 LOB: 0 BB: 0 P: 10	1B: 4 2B: 3 3B: 0 HR: 1	SF: 0 SAC: 2 DP: 0 HBP: 0	WP: 1 PB: 0 SB: 1 CS: 1	PA: 40
<b>PITCHER</b>	IP WLS BF H R ER SO BB IBB HBP BLK WP HR S P ERA WHIP																			
Russ Ortiz, R (1,1)	1.2 L 13 4 4 4 2 4 0 0 0 0 1 0 29 63 21.60 4.800																			
Jason Grimsley, R (2,1)	3.1 S 15 3 1 1 0 2 0 0 0 0 1 0 36 61 2.70 1.500																			
37 Juan Cruz, R (6,1)	2.0 S 9 1 1 1 3 2 0 0 0 0 0 1 29 47 4.50 1.500																			
Brandon Lyon, R (8,1)	1.0 S 3 0 0 0 1 0 0 0 0 0 0 0 9 10 0.00 0.000																			

Batter	1	2	3	4	5	6	7	8	9	AB	R	H	RBI	BB	SO	LOB	TOP									
<b>30 Jeff DaVanon, S</b> OBP: 0.443, SLG: 0.558 (1, 8)	1-1 L9			3-2 G4-3		2-2 F7		0-0 1B SF7	0-0 G5-3	5	1	1	0	0	0	2										
<b>1 Orlando Hudson, S</b> OBP: 0.300, SLG: 0.351 (1, 4)	0-0 G4-3			1-3 K		1-0 F8		1-1 2B		4	0	1	0	0	0	1										
<b>Chad Tracy, L</b> OBP: 0.388, SLG: 0.545 (1, 5)	2-3 K			0-0 G4-3		1-1 G5-3		0-1 SF7		3	0	0	1	0	1	0										
<b>Luis Gonzalez, L</b> OBP: 0.322, SLG: 0.573 (1, 7)		2-2 F7			1-1 F8 2B		3-2 G4-3	0-0 G3		4	1	1	0	0	0	1										
<b>Tony Clark, S</b> OBP: 0.368, SLG: 0.419 (1, 3)		2-1 F8			1-0 F8		0-0 G1-3		0-2 F8	4	0	0	0	0	0	1										
<b>Shawn Green, L</b> OBP: 0.273, SLG: 0.306 (1, 9)		3-3 K			4-0 2B BB		2-0 1B		1-2 1B 17 1B	3	2	2	0	1	1	0										
<b>Johnny Estrada, S</b> OBP: 0.315, SLG: 0.420 (1, 2)			0-2 F9		0-0 2B		1-0 1B		1-2 F9	4	0	2	2	0	0	1										
<b>Damon Easley, R</b> OBP: 0.388, SLG: 0.462 (1, 6)			2-1 G5-3		0-1 F8		0-0 F9		3-2 17 1B	4	0	1	0	0	0	3										
<b>17 Brandon Webb, R</b> OBP: 0.143, SLG: 0.143 <b>Jose Valverde, R</b> (9, 1)			1-3 K		0-0 G1-3		1-2 P4		0-0 1B	4	0	1	1	0	1	1										
										0	0	0	0	0	0	0										
<b>Inning Stats</b>	R: 0 E: 0 K: 1 S: 6	H: 0 LOB: 0 BB: 0 P: 9	R: 0 E: 0 K: 1 S: 8	H: 0 LOB: 0 BB: 0 P: 15	R: 0 E: 0 K: 1 S: 10	H: 0 LOB: 0 BB: 0 P: 13	R: 0 E: 0 K: 1 S: 8	H: 0 LOB: 0 BB: 0 P: 12	R: 2 E: 0 K: 0 S: 7	H: 2 LOB: 1 BB: 1 P: 13	R: 0 E: 0 K: 0 S: 6	H: 0 LOB: 0 BB: 0 P: 10	R: 0 E: 0 K: 0 S: 11	H: 2 LOB: 2 BB: 0 P: 17	R: 1 E: 0 K: 0 S: 9	H: 2 LOB: 1 BB: 0 P: 11	R: 0 E: 0 K: 0 S: 15	H: 3 LOB: 2 BB: 0 P: 20	1B: 6 2B: 3 3B: 0 HR: 0	SF: 1 SAC: 0 DP: 0 HBP: 0	WP: 0 PB: 0 SB: 0 CS: 0	PA: 37				
<b>PITCHER</b>	IP	WLS	BF	H	R	ER	SO	BB	IBB	HBP	BLK	WP	HR	S	P	ERA	WHIP									
<b>Chan Ho Park, R</b> ERA: 4.62 <b>Brian Sweeney, R</b> ERA: 3.65	(1, 1)	8.2	L	36	9	4	4	4	1	0	0	0	0	0	79	119	4.15	1.154								
	(9, 1)	0.1	1	0	0	0	0	0	0	0	0	0	0	1	1	0.00	0.000									

**Arizona Diamondbacks @ San Diego Padres**  
PETCO Park, San Diego, CA  
Mon Apr 24 2006, 10:05 PM EDT  
Att: 19,778 - Partly Cloudy - 62 F

[livebaseballscorecards.com](http://livebaseballscorecards.com)

<b>AB</b>	35
<b>R</b>	4
<b>H</b>	9
<b>RBI</b>	4
<b>BB</b>	1
<b>SO</b>	4
<b>LOB</b>	9



Batter	1	2	3	4	5	6	7	8	9	AB	R	H	RBI	BB	SO	LOB	BOTTOM									
<b>Dave Roberts, L</b> OBP: 0.338, SLG: 0.375 (1, 7)	1-2 G6-3		0-1 G1-3			3-2 CS 1B			3-2 WP 1B	4	0	2	0	0	0	0										
<b>Josh Barfield, R</b> OBP: 0.333, SLG: 0.431 (1, 4)	0-1 G5-3			1-1 L5		1-1 G4-3			0-3 K	4	0	0	0	0	1	3										
<b>24 Brian Giles, L</b> OBP: 0.419, SLG: 0.388 (1, 9)	2-1 F7			1-1 G3		0-0 G4-3			3-3 K	4	0	0	0	0	1	2										
<b>Mike Piazza, R</b> OBP: 0.263, SLG: 0.396 (1, 2)		3-2 23 G6-4-3 1B		1-0 G4-3		3-3 K			3-2 F8	4	0	1	0	0	1	2										
<b>23 Adrián González, L</b> OBP: 0.361, SLG: 0.427 (1, 3)		1-2 G6-4-3			3-3 K		0-0 G1-3			3	0	0	0	0	1	1										
<b>Mike Cameron, R</b> OBP: 0.500, SLG: 0.667 (1, 8)		1-0 2B		2-1 SF8 2B		3-1 G5-3			1-2 2-3	3	1	2	0	0	0	0										
<b>Vinny Castilla, R</b> OBP: 0.333, SLG: 0.391 (1, 5)		0-0 F8		1-0 SF8		0-2 G5-3			0-2 G5-3	2	0	0	1	0	0	1										
<b>Geoff Blum, S</b> OBP: 0.158, SLG: 0.111 (1, 6)			1-3 K		2-3 K		0-0 G3			3	0	0	0	0	2	0										
<b>Chan Ho Park, R</b> <b>Brian Sweeney, R</b> <b>Mark Bellhorn, S</b> (9, PH)			0-1 P3		1-1 G6-3				3-2 WP 1B	2	0	0	0	0	0	0										
										1	0	1	0	0	0	0										
<b>Inning Stats</b>	R: 0 E: 0 K: 0 S: 7	H: 2 LOB: 1 BB: 0 P: 10	R: 0 E: 0 K: 0 S: 8	H: 2 LOB: 1 BB: 0 P: 13	R: 0 E: 0 K: 1 S: 7	H: 0 LOB: 0 BB: 0 P: 8	R: 0 E: 0 K: 0 S: 5	H: 0 LOB: 0 BB: 0 P: 8	R: 1 E: 0 K: 2 S: 12	H: 1 LOB: 0 BB: 0 P: 20	R: 0 E: 0 K: 0 S: 8	H: 1 LOB: 0 BB: 0 P: 12	R: 0 E: 0 K: 0 S: 5	H: 0 LOB: 0 BB: 0 P: 8	R: 0 E: 0 K: 0 S: 7	H: 0 LOB: 0 BB: 0 P: 10	R: 0 E: 0 K: 2 S: 20	H: 2 LOB: 2 BB: 0 P: 32	1B: 4 2B: 2 3B: 0 HR: 0	SF: 1 SAC: 0 DP: 1 HBP: 0	WP: 1 PB: 0 SB: 1 CS: 1	PA: 31				
<b>PITCHER</b>	IP	WLS	BF	H	R	ER	SO	BB	IBB	HBP	BLK	WP	HR	S	P	ERA	WHIP									
<b>17 Brandon Webb, R</b> ERA: 2.21 <b>Jose Valverde, R</b> ERA: 2.45	(1, 1)	8.0	W	28	6	1	1	4	0	0	0	0	0	0	68	104	1.12	0.750								
	(9, 1)	1.0	S	3	0	0	0	2	0	0	0	0	1	0	11	17	0.00	0.000								

**Arizona Diamondbacks @ San Diego Padres**  
PETCO Park, San Diego, CA  
Mon Apr 24 2006, 10:05 PM EDT  
Att: 19,778 - Partly Cloudy - 62 F

[livebaseballscorecards.com](http://livebaseballscorecards.com)

<b>AB</b>	30
<b>R</b>	1
<b>H</b>	6
<b>RBI</b>	1
<b>BB</b>	0
<b>SO</b>	6
<b>LOB</b>	9







Batter	1	2	3	4	5	6	7	8	9	AB	R	H	RBI	BB	SO	LOB	TOP					
30 Jeff DaVanon, S OBP: 0.409, SLG: 0.509 (1, 8)	F8		K		F9		K		F7	5	0	0	0	0	2	1	<b>Arizona Diamondbacks @ San Diego Padres</b> PETCO Park, San Diego, CA Wed Apr 26 2006, 3:35 PM EDT Att: 22,247 - Cloudy - 65 F					
1 Orlando Hudson, S OBP: 0.303, SLG: 0.349 (1, 4)	K		F7		F7		S S		F7	5	0	1	0	0	1	1						
Chad Tracy, L OBP: 0.368, SLG: 0.494 (1, 5)	K		P4		F7		S		K	4	0	0	0	1	2	1						
Luis Gonzalez, L OBP: 0.344, SLG: 0.573 (1, 7)		F9		34 G4-3 1B		F9		P5		3	1	0	0	1	0	2						
34 Conor Jackson, R OBP: 0.362, SLG: 0.441 Brandon Lyon, R Jose Valverde, R (8, 1)	P4		G4-3		G4-3		HR		G4-3	4	1	1	1	0	0	1						
Shawn Green, L OBP: 0.307, SLG: 0.352 (1, 9)	PB		P4		P4		1B		19 2B	4	1	3	0	0	0	1						
Damion Easley, R OBP: 0.396, SLG: 0.452 (1, 6)	2B		19 1B		F7		F7		F8	3	0	1	1	1	0	2						
19 Chris Snyder, R OBP: 0.355, SLG: 0.630 (1, 2)	BB		2-H		G6-3		G6-3		1-H	4	0	2	1	0	0	3						
Orlando Hernandez, R OBP: 0.375, SLG: 0.500 Andy Green, R Luis Vizcaino, R Tony Clark, S (8, 3)	1B		G6-3		G6-3		G4-3		K	2	0	1	0	0	0	2						
	1B		1B		1B		1B		2B	1	0	0	0	0	0	0						
	1B		1B		1B		1B		1B	1	0	0	0	0	0	1						
<b>Inning Stats</b>	R: 0 E: 0 K: 2 S: 10	H: 0 LOB: 0 BB: 0 P: 17	R: 0 E: 0 K: 0 S: 15	H: 1 LOB: 2 BB: 1 P: 22	R: 0 E: 0 K: 1 S: 8	H: 1 LOB: 1 BB: 0 P: 9	R: 1 E: 0 K: 0 S: 13	H: 2 LOB: 2 BB: 1 P: 22	R: 0 E: 0 K: 0 S: 7	H: 0 LOB: 0 BB: 0 P: 13	R: 1 E: 0 K: 0 S: 10	H: 2 LOB: 1 BB: 0 P: 18	R: 0 E: 0 K: 1 S: 14	H: 1 LOB: 2 BB: 1 P: 26	R: 1 E: 0 K: 1 S: 10	H: 2 LOB: 1 BB: 0 P: 13	R: 0 E: 0 K: 1 S: 9	H: 0 LOB: 0 BB: 0 P: 16	1B: 6 2B: 2 3B: 0 HR: 1	SF: 0 SAC: 0 DP: 0 HBP: 0	WP: 0 PB: 1 SB: 3 CS: 0	PA: 39
<b>PITCHER</b>	IP	WLS	BF	H	R	ER	SO	BB	IBB	HBP	BLK	WP	HR	S	P	ERA	WHIP					
Woody Williams, R ERA: 3.04 (1, 1)	6.2	L	30	7	2	2	4	3	0	0	0	0	1	74	122	2.70	1.500					
Alan Embree, L ERA: 3.48 (7, 1)	1.1		6	2	1	1	1	0	0	0	0	0	0	13	18	6.75	1.500					
Scott Linebrink, R ERA: 3.6 (9, 1)	1.0		3	0	0	0	1	0	0	0	0	0	0	9	16	0.00	0.000					

AB 36  
R 3  
H 9  
RBI 3  
BB 3  
SO 6  
LOB 15



Batter	1	2	3	4	5	6	7	8	9	AB	R	H	RBI	BB	SO	LOB	BOTTOM					
Dave Roberts, L OBP: 0.333, SLG: 0.368 (1, 7)	G3		1-3		F9		G1-3			4	0	1	0	0	0	0	<b>Arizona Diamondbacks @ San Diego Padres</b> PETCO Park, San Diego, CA Wed Apr 26 2006, 3:35 PM EDT Att: 22,247 - Cloudy - 65 F					
Mike Cameron, R OBP: 0.250, SLG: 0.286 (1, 8)	K		K		G6-3		P4			4	0	0	0	0	2	2						
24 Brian Giles, L OBP: 0.415, SLG: 0.378 (1, 9)	L6		G1-4-3 BB		G3-1		K		K	3	0	0	0	1	1	0						
Mike Piazza, R OBP: 0.262, SLG: 0.439 (1, 2)	K		G1-4-3		G6-3		HR		HR	4	1	1	1	0	1	1						
23 Adrián González, L OBP: 0.330, SLG: 0.386 (1, 3)	K		G3-1		F7		K		K	4	0	0	0	0	2	0						
3 Khalil Greene, R OBP: 0.301, SLG: 0.403 (1, 6)	K				K		BB			2	0	0	0	1	2	0						
Vinny Castilla, R OBP: 0.316, SLG: 0.357 (1, 5)			1B		K		K			2	0	0	0	1	2	1						
Mark Bellhorn, S OBP: 0.286, SLG: 0.524 (1, 4)	K		BB		K		HR		F9	3	1	1	1	0	1	1						
Woody Williams, R (1, 1)					F9				G4-3	2	0	0	0	0	1	1						
Alan Embree, L (7, 1)					K					0	0	0	0	0	0	0						
Geoff Blum, S OBP: 0.150, SLG: 0.105 Scott Linebrink, R (9, 1)					K					1	0	0	0	0	0	0						
										0	0	0	0	0	0	0						
<b>Inning Stats</b>	R: 0 E: 0 K: 1 S: 8	H: 0 LOB: 0 BB: 0 P: 9	R: 0 E: 0 K: 3 S: 11	H: 0 LOB: 0 BB: 0 P: 18	R: 0 E: 0 K: 3 S: 14	H: 1 LOB: 2 BB: 1 P: 25	R: 0 E: 0 K: 0 S: 6	H: 0 LOB: 0 BB: 1 P: 13	R: 1 E: 0 K: 2 S: 13	H: 1 LOB: 0 BB: 0 P: 18	R: 0 E: 0 K: 0 S: 8	H: 0 LOB: 0 BB: 0 P: 10	R: 0 E: 0 K: 1 S: 11	H: 0 LOB: 1 BB: 1 P: 17	R: 0 E: 0 K: 0 S: 8	H: 0 LOB: 0 BB: 0 P: 12	R: 1 E: 0 K: 2 S: 13	H: 1 LOB: 0 BB: 0 P: 20	1B: 1 2B: 0 3B: 0 HR: 2	SF: 0 SAC: 0 DP: 1 HBP: 0	WP: 0 PB: 0 SB: 0 CS: 0	PA: 32
<b>PITCHER</b>	IP	WLS	BF	H	R	ER	SO	BB	IBB	HBP	BLK	WP	HR	S	P	ERA	WHIP					
Orlando Hernandez, R ERA: 5.27 (1, 1)	6.0	W	21	2	1	1	9	2	0	0	0	0	1	60	93	1.50	0.667					
Luis Vizcaino, R ERA: 1.64 (7, 1)	1.0	H	4	0	0	0	1	1	0	0	0	0	0	11	17	0.00	1.000					
Brandon Lyon, R ERA: 0.93 (8, 1)	1.0	H	3	0	0	0	0	0	0	0	0	0	0	8	12	0.00	0.000					
Jose Valverde, R ERA: 3.24 (9, 1)	1.0	S	4	1	1	1	2	0	0	0	0	0	1	13	20	9.00	1.000					

AB 29  
R 2  
H 3  
RBI 2  
BB 3  
SO 12  
LOB 6







Batter	1	2	3	4	5	6	7	8	9	AB	R	H	RBI	BB	SO	LOB	TOP										
<b>Craig Counsell, L</b> (1, 6) OBP: 0.400, SLG: 0.444	F8		G4-3		F9		P6			4	0	0	0	0	0	0	<b>Arizona Diamondbacks @ San Francisco Giants</b> <b>AT&amp;T Park, San Francisco, CA</b> Sat Apr 29 2006, 1:05 PM PDT Att: 38,190 - Cloudy - 57 F										
<b>Orlando Hudson, S</b> (1, 4) OBP: 0.302, SLG: 0.337	G6-3		G3		G6-3			L1-3		4	0	0	0	0	0	0											
<b>Chad Tracy, L</b> (1, 5) OBP: 0.369, SLG: 0.495	2B			K	1B			1B		4	0	3	0	0	1	0											
<b>Luis Gonzalez, L</b> (1, 7) OBP: 0.356, SLG: 0.552	BB			BB	F7			P6		2	1	0	0	2	0	2											
<b>34 Conor Jackson, R</b> (1, 3) OBP: 0.364, SLG: 0.424	FC6-4			BB						3	1	1	0	1	0	2											
<b>Shawn Green, L</b> (1, 9) OBP: 0.301, SLG: 0.342		L9		BB						4	0	1	1	0	0	1											
<b>22 Eric Byrnes, R</b> (1, 8) OBP: 0.323, SLG: 0.345		F9		BB						4	0	1	1	0	0	1											
<b>19 Chris Snyder, R</b> (1, 2) OBP: 0.353, SLG: 0.600		F8		BB						3	0	1	0	0	0	0											
<b>37 Juan Cruz, R</b> (1, 1) OBP: 0.273, SLG: 0.350										2	0	0	0	0	0	3											
<b>Greg Aquino, R</b> (6, 1) OBP: 0.273, SLG: 0.350										0	0	0	0	0	0	0											
<b>Brandon Lyon, R</b> (7, 1) OBP: 0.273, SLG: 0.350										1	0	0	0	0	0	0											
<b>Luis Vizcaino, R</b> (8, 1) OBP: 0.273, SLG: 0.350										0	0	0	0	0	0	0											
<b>Inning Stats</b>	R: 0 E: 0 K: 0 S: 9	H: 1 LOB: 2 BB: 1 P: 21	R: 0 E: 0 K: 0 S: 5	H: 0 LOB: 0 BB: 0 P: 8	R: 0 E: 0 K: 0 S: 9	H: 0 LOB: 0 BB: 0 P: 13	R: 2 E: 0 K: 1 S: 12	H: 3 LOB: 2 BB: 2 P: 24	R: 0 E: 0 K: 0 S: 7	H: 1 LOB: 1 BB: 0 P: 15	R: 0 E: 0 K: 0 S: 9	H: 0 LOB: 0 BB: 0 P: 14	R: 0 E: 0 K: 0 S: 7	H: 1 LOB: 0 BB: 0 P: 10	R: 0 E: 0 K: 0 S: 5	H: 0 LOB: 0 BB: 0 P: 9	1B: 6 2B: 1 3B: 0 HR: 0	SF: 0 SAC: 0 DP: 2 HBP: 0	WP: 0 PB: 0 SB: 0 CS: 1	PA: 34							
<b>PITCHER</b>	IP	WLS	BF	H	R	ER	SO	BB	IBB	HBP	BLK	WP	HR	S	P	ERA	WHIP										
<b>41 Brad Hennessey, R</b> (1, 1) ERA: 2.79	6.0		25	6	2	2	1	3	0	0	0	0	0	50	95	3.00	1.500										
<b>Jeff Fassero, L</b> (7, 1) ERA: 6.35	1.0		3	0	0	0	0	0	0	0	0	0	0	9	14	0.00	0.000										
<b>Steve Kline, L</b> (8, 1) ERA: 4.0	1.0		3	1	0	0	0	0	0	0	0	0	0	7	10	0.00	1.000										
<b>Armando Benitez, R</b> (9, 1) ERA:	1.0	W	3	0	0	0	0	0	0	0	0	0	0	5	9	0.00	0.000										

Batter	1	2	3	4	5	6	7	8	9	AB	R	H	RBI	BB	SO	LOB	BOTTOM										
<b>13 Omar Vizquel, S</b> (1, 6) OBP: 0.490, SLG: 0.494	E1		BB		F8					4	1	2	0	0	0	0	<b>Arizona Diamondbacks @ San Francisco Giants</b> <b>AT&amp;T Park, San Francisco, CA</b> Sat Apr 29 2006, 1:05 PM PDT Att: 38,190 - Cloudy - 57 F										
<b>19 Kevin Frandsen, R</b> (1, 4) OBP: 0.556, SLG: 0.429	HBP		G5-3					G2-6-4		3	0	0	0	0	0	2											
<b>2 Randy Winn, S</b> (1, 7) OBP: 0.361, SLG: 0.398	F8		BB		G5-3			F9		4	0	1	1	0	0	2											
<b>Moises Alou, R</b> (1, 9) OBP: 0.413, SLG: 0.690	P3		G4-3							4	1	1	1	0	0	3											
<b>Steve Finley, L</b> (1, 8) OBP: 0.368, SLG: 0.457	F8				G4-3					3	1	1	0	0	0	2											
<b>Todd Greene, R</b> (1, 2) OBP: 0.353, SLG: 0.588		G5-3			F9					3	0	0	0	0	0	1											
<b>Pedro Feliz, R</b> (1, 5) OBP: 0.250, SLG: 0.326		K			K					3	0	0	0	0	2	1											
<b>Lance Niekro, R</b> (1, 3) OBP: 0.293, SLG: 0.319		K			G2-3					3	0	1	1	0	1	0											
<b>41 Brad Hennessey, R</b> (1, 1) OBP: 0.375, SLG: 0.375										2	0	0	0	0	0	0											
<b>Jeff Fassero, L</b> (7, 1) ERA: 6.35										0	0	0	0	0	0	0											
<b>9 Mark Sweeney, L</b> (7, PH) OBP: 0.317, SLG: 0.538										1	0	0	0	0	0	1											
<b>Steve Kline, S</b> (8, 1) ERA: 4.0										0	0	0	0	0	0	0											
<b>Armando Benitez, R</b> (9, 1) ERA:										0	0	0	0	0	0	0											
<b>Inning Stats</b>	R: 0 E: 1 K: 0 S: 13	H: 0 LOB: 0 BB: 0 P: 17	R: 0 E: 0 K: 2 S: 8	H: 0 LOB: 0 BB: 0 P: 10	R: 1 E: 0 K: 0 S: 11	H: 2 LOB: 1 BB: 0 P: 16	R: 0 E: 0 K: 1 S: 8	H: 0 LOB: 0 BB: 0 P: 10	R: 0 E: 0 K: 0 S: 9	H: 0 LOB: 0 BB: 0 P: 14	R: 0 E: 0 K: 0 S: 7	H: 0 LOB: 0 BB: 0 P: 11	R: 1 E: 0 K: 0 S: 12	H: 2 LOB: 1 BB: 0 P: 17	R: 0 E: 0 K: 0 S: 11	H: 1 LOB: 0 BB: 0 P: 14	R: 1 E: 0 K: 0 S: 1	H: 1 LOB: 0 BB: 0 P: 3	1B: 4 2B: 1 3B: 0 HR: 1	SF: 0 SAC: 0 DP: 1 HBP: 1	WP: 0 PB: 0 SB: 0 CS: 0	PA: 31					
<b>PITCHER</b>	IP	WLS	BF	H	R	ER	SO	BB	IBB	HBP	BLK	WP	HR	S	P	ERA	WHIP										
<b>37 Juan Cruz, R</b> (1, 1) ERA: 2.65	5.0		19	2	1	1	3	0	0	0	0	0	0	49	67	1.80	0.400										
<b>Greg Aquino, R</b> (6, 1) ERA: 6.1	1.0	H	3	0	0	0	0	0	0	0	0	0	0	7	11	0.00	0.000										
<b>Brandon Lyon, R</b> (7, 1) ERA: 1.69	1.0	B	5	2	1	1	0	0	0	0	0	0	0	12	17	9.00	2.000										
<b>Luis Vizcaino, R</b> (8, 1) ERA: 2.25	1.0	L	4	2	1	1	0	0	0	0	0	0	1	12	17	9.00	2.000										

AB	31
R	2
H	7
RBI	2
BB	3
SO	1
LOB	9




Batter	1	2	3	4	5	6	7	8	9	AB	R	H	RBI	BB	SO	LOB	TOP										
<b>Craig Counsell, L</b> (1, 6) OBP: 0.397, SLG: 0.426	1-1 G1-3		0-1 G3		2-2 G3-1		3-1 2B 1B	1-1 G4-3		5	1	1	0	0	0	0	Arizona Diamondbacks @ San Francisco Giants AT&T Park, San Francisco, CA Sun Apr 30 2006, 1:05 PM PDT Att: 38,266 - Sunny - 71 F										
<b>1 Orlando Hudson, S</b> (1, 4) OBP: 0.297, SLG: 0.323	2-3 K		3-2 G3-1		3-2 F8		0-3 K	4-2 BB		4	0	0	0	1	2	2											
<b>Chad Tracy, L</b> (1, 5) OBP: 0.361, SLG: 0.490	0-3 K			3-2 F7		1-2 G3-1	2-2 2B	1-0 F8		5	0	1	2	0	1	1											
<b>Luis Gonzalez, L</b> (1, 7) OBP: 0.349, SLG: 0.527		2-2 P2		3-3 K		2-1 E3 1B	4-2 BB	3-2 F8		4	1	0	0	1	1	0											
<b>Tony Clark, S</b> (1, 3) OBP: 0.341, SLG: 0.361	1-1 P2		4-2 1B BB		1-3 K	1-1 F9		2-3 K		4	1	0	0	1	2	3											
<b>Shawn Green, L</b> (1, 9) OBP: 0.318, SLG: 0.349	1-1 HR 1B		0-0 1B	1-2 1B		4-2 1B BB	0-1 G4-3	1-0 F8		4	1	2	0	1	0	2											
<b>Johanny Estrada, S</b> (1, 2) OBP: 0.348, SLG: 0.483	0-0 HR		2-0 1B	1-2 2-H 1B		1-2 1B	1-0 2B 1B			4	2	4	4	0	0	0											
<b>22 Eric Byrnes, R</b> (1, 8) OBP: 0.318, SLG: 0.373	2-2 P5		1-1 P5		0-0 P4		1-1 1-H SF9 3B			4	1	1	1	0	0	4											
<b>17 Brandon Webb, R</b> (1, 1) <b>28 Brandon Medders, R</b> (9, 1)			2-3 K		2-1 F8		1-1 2B 1B	3-2 SF9		3	1	1	1	0	1	0											
<b>Inning Stats</b>	R: 0 E: 0 K: 2 S: 8	H: 0 LOB: 0 BB: 0 P: 11	R: 2 E: 0 K: 0 S: 11	H: 2 LOB: 0 BB: 0 P: 17	R: 0 E: 0 K: 1 S: 9	H: 0 LOB: 0 BB: 0 P: 14	R: 1 E: 0 K: 1 S: 12	H: 2 LOB: 2 BB: 1 P: 25	R: 0 E: 0 K: 0 S: 11	H: 0 LOB: 0 BB: 0 P: 18	R: 1 E: 1 K: 1 S: 16	H: 1 LOB: 2 BB: 1 P: 25	R: 2 E: 0 K: 1 S: 17	H: 3 LOB: 2 BB: 1 P: 28	R: 2 E: 0 K: 0 S: 13	H: 2 LOB: 1 BB: 1 P: 24		R: 0 E: 0 K: 1 S: 10	H: 0 LOB: 0 BB: 0 P: 16	1B: 7 2B: 1 3B: 1 HR: 1	SF: 1 SAC: 0 DP: 0 HBP: 0	WP: 0 PB: 0 SB: 0 CS: 0	PA: 42				
<b>PITCHER</b>	IP	WLS	BF	H	R	ER	SO	BB	IBB	HBP	BLK	WP	HR	S	P	ERA	WHIP										
<b>18 Matt Cain, R</b> (1, 1) ERA: 5.28	6.0	L	26	5	4	3	5	2	0	0	0	0	1	67	110	4.50	1.167										
<b>Jeff Fassero, L</b> (7, 1) ERA: 8.1	2.0		13	5	4	4	1	2	0	0	0	0	0	30	52	18.00	3.500										
<b>Jeremy Accardo, R</b> (9, 1) ERA: 3.38	1.0		3	0	0	0	1	0	0	0	0	0	0	10	16	0.00	0.000										

Batter	1	2	3	4	5	6	7	8	9	AB	R	H	RBI	BB	SO	LOB	BOTTOM										
<b>13 Omar Vizquel, S</b> (1, 6) OBP: 0.470, SLG: 0.475	0-1 G6-3		1-3 K			0-1 G4-3		1-1 SF8		3	0	0	1	0	1	0	Arizona Diamondbacks @ San Francisco Giants AT&T Park, San Francisco, CA Sun Apr 30 2006, 1:05 PM PDT Att: 38,266 - Sunny - 71 F										
<b>19 Kevin Frandsen, R</b> (1, 4) OBP: 0.462, SLG: 0.300	1-2 CS 2B HBP			0-1 L5		2-2 G4-3		0-0 G5-3		3	0	0	0	0	0	0											
<b>2 Randy Winn, S</b> (1, 8) OBP: 0.376, SLG: 0.435	2-1 SAFE 1B		2-0 G3-1		1-1 2B 3B		1-1 G6-4-3 1B			4	1	3	0	0	0	0											
<b>Barry Bonds, L</b> (1, 7) OBP: 0.547, SLG: 0.574	3-3 K		4-1 BB		0-0 L4		1-2 1B 9	0-1 G6-4-3 1B		2	0	1	1	1	1	2											
<b>Jason Ellison, R</b> (9, 7) OBP: 0.333, SLG: 0.333	2-3 K				3-2 2B		3-2 1B	1-2 G6-4-3 1B		1	0	1	0	0	0	0											
<b>Moises Alou, R</b> (1, 9) OBP: 0.405, SLG: 0.667	3-1 G6-3		0-0 L4		0-0 L4		0-0 9 FC3-2-5-1 1B	0-0 G6-4-3		4	0	1	0	0	0	3											
<b>9 Mark Sweeney, L</b> (1, 3) OBP: 0.288, SLG: 0.488	2-2 G5-3				1-0 G4-3		3-2 FC3-2-5-1 G6-3 1B	1-1 G5-3		4	0	0	0	0	0	3											
<b>Mike Matheny, R</b> (1, 2) OBP: 0.234, SLG: 0.257	1-0 L9				1-3 K		3-2 G6-3			3	0	0	0	0	1	2											
<b>Pedro Feliz, R</b> (1, 5) OBP: 0.242, SLG: 0.315			0-0 G6-3		0-3 K			0-0 G6-3		3	0	0	0	0	1	0											
<b>18 Matt Cain, R</b> (1, 1) OBP: 0.125, SLG: 0.250			2-3 K			0-1 F7		1-2 13 SF8 3B		1	0	0	0	0	1	0											
<b>Jose Vizcaino, S</b> (6, PH) OBP: 0.303, SLG: 0.179										1	0	0	0	0	0	0											
<b>Jeff Fassero, L</b> (7, 1) OBP: 0.250, SLG: 0.250										0	0	0	0	0	0	0											
<b>Steve Finley, L</b> (8, PH) OBP: 0.379, SLG: 0.511										1	1	1	0	0	0	0											
<b>Jeremy Accardo, R</b> (9, 1) ERA: 6.75										0	0	0	0	0	0	0											
<b>Inning Stats</b>	R: 0 E: 0 K: 1 S: 13	H: 1 LOB: 2 BB: 0 P: 19	R: 0 E: 0 K: 0 S: 7	H: 0 LOB: 0 BB: 0 P: 13	R: 0 E: 0 K: 2 S: 7	H: 0 LOB: 0 BB: 0 P: 10	R: 0 E: 0 K: 0 S: 5	H: 0 LOB: 1 BB: 1 P: 11	R: 0 E: 0 K: 2 S: 7	H: 0 LOB: 0 BB: 0 P: 9	R: 0 E: 0 K: 0 S: 8	H: 0 LOB: 0 BB: 0 P: 10	R: 1 E: 0 K: 0 S: 13	H: 3 LOB: 1 BB: 0 P: 21	R: 1 E: 0 K: 0 S: 7	H: 1 LOB: 0 BB: 0 P: 9	R: 0 E: 0 K: 0 S: 7	H: 2 LOB: 1 BB: 0 P: 9	1B: 4 2B: 2 3B: 2 HR: 0	SF: 1 SAC: 0 DP: 3 HBP: 1	WP: 0 PB: 0 SB: 0 CS: 1	PA: 33					
<b>PITCHER</b>	IP	WLS	BF	H	R	ER	SO	BB	IBB	HBP	BLK	WP	HR	S	P	ERA	WHIP										
<b>17 Brandon Webb, R</b> (1, 1) ERA: 2.22	8.0	W	29	5	2	2	5	1	0	1	0	0	0	67	102	2.25	0.750										
<b>28 Brandon Medders, R</b> (9, 1) ERA: 6.75	1.0		4	2	0	0	0	0	0	0	0	0	0	7	9	0.00	2.000										

Batter	1	2	3	4	5	6	7	8	9	AB	R	H	RBI	BB	SO	LOB	TOP					
15 Rafael Furcal, S OBP: 0.304, SLG: 0.220	F8		P6				G6-3			4	0	1	0	0	0	1						
Kenny Lofton, L OBP: 0.308, SLG: 0.415	E9		FC6-4				FC4-6	G6-3		4	1	0	0	0	0	3						
J.D. Drew, L OBP: 0.388, SLG: 0.483	G3-1		F9				F7	G3		4	0	0	1	0	0	1						
12 Jeff Kent, R OBP: 0.308, SLG: 0.244										4	0	1	0	0	2	0						
51 Jonathan Broxton, R	K							G6-3		0	0	0	0	0	0	0						
5 Nomar Garciaparra, R OBP: 0.412, SLG: 0.643		G3-1								4	1	2	0	0	1	0						
Bill Mueller, S OBP: 0.398, SLG: 0.467	G3-1		G4-3					F8		3	0	0	0	1	0	1						
Sandy Alomar Jr., R OBP: 0.429, SLG: 0.500										3	0	1	1	0	0	3	AB 34					
Olmedo Saenz, R OBP: 0.333, SLG: 0.548										1	0	1	0	0	0	0	R 2					
Jose Cruz Jr., S OBP: 0.333, SLG: 0.333										0	0	0	0	0	0	0	H 8					
17 Jason Repko, R OBP: 0.392, SLG: 0.538										4	0	0	0	0	1	2	RBI 2					
31 Brad Penny, R OBP: 0.286, SLG: 0.286										2	0	2	0	0	0	0	BB 1					
Ricky Ledee, L OBP: 0.303, SLG: 0.452										1	0	0	0	0	1	0	SO 5					
Joe Beimel, L OBP: 0.364, SLG: 0.125										0	0	0	0	0	0	0	LOB 11					
13 Oscar Robles, L OBP: 0.364, SLG: 0.125										0	0	0	0	0	0	0						
<b>Inning Stats</b>	R: 1 E: 1 K: 1 S: 16	H: 0 LOB: 0 BB: 0 P: 26	R: 1 E: 0 K: 0 S: 8	H: 2 LOB: 2 BB: 0 P: 10	R: 0 E: 0 K: 0 S: 13	H: 1 LOB: 1 BB: 0 P: 21	R: 0 E: 0 K: 1 S: 9	H: 0 LOB: 0 BB: 0 P: 13	R: 0 E: 0 K: 0 S: 9	H: 2 LOB: 2 BB: 0 P: 14	R: 0 E: 0 K: 0 S: 5	H: 2 LOB: 2 BB: 1 P: 12	R: 0 E: 0 K: 1 S: 12	H: 0 LOB: 0 BB: 0 P: 16	R: 0 E: 0 K: 0 S: 4	H: 0 LOB: 0 BB: 0 P: 5	R: 0 E: 0 K: 1 S: 15	H: 1 LOB: 1 BB: 0 P: 21	1B: 6 2B: 2 3B: 0 HR: 0	SF: 0 SAC: 0 DP: 2 HBP: 0	WP: 0 PB: 0 SB: 0 CS: 0	PA: 35
<b>PITCHER</b>	IP WLS BF H R ER SO BB IBB HBP BLK WP HR S P ERA WHIP																					
Claudio Vargas, R ERA: 4.32	(1, 1) 6.0 W 25 7 2 1 2 1 0 0 0 0 0 0 60 96 1.50 1.333																					
Luis Vizcaino, R ERA: 2.09	(7, 1) 1.0 H 3 0 0 0 2 0 0 0 0 0 0 0 12 16 0.00 0.000																					
Brandon Lyon, R ERA: 1.54	(8, 1) 1.0 H 3 0 0 0 0 0 0 0 0 0 0 4 5 0.00 0.000																					
Jose Valverde, R ERA: 2.89	(9, 1) 1.0 S 4 1 0 0 1 0 0 0 0 0 0 0 15 21 0.00 1.000																					

Los Angeles Dodgers @ Arizona Diamondbacks  
Chase Field, Phoenix, AZ  
Mon May 01 2006, 6:40 PM MST  
Att: 20,100 - Clear - 76 F


AB 34  
R 2  
H 8  
RBI 2  
BB 1  
SO 5  
LOB 11



Batter	1	2	3	4	5	6	7	8	9	AB	R	H	RBI	BB	SO	LOB	BOTTOM			
Craig Counsell, L OBP: 0.367, SLG: 0.403	F9	F7		G4-3						4	0	0	0	0	0	5				
30 Jeff DaVanon, S OBP: 0.365, SLG: 0.446	F7	G6-4-3		P6						4	0	0	0	0	1	4				
Chad Tracy, L OBP: 0.366, SLG: 0.500	L8			L7						4	0	2	0	0	0	0				
Luis Gonzalez, L OBP: 0.345, SLG: 0.516				G4-3						4	1	1	0	0	0	2				
34 Conor Jackson, R OBP: 0.370, SLG: 0.435										3	1	1	1	1	0	1				
Brandon Lyon, R										0	0	0	0	0	0	0				
Jose Valverde, R										0	0	0	0	0	0	0				
Shawn Green, L OBP: 0.326, SLG: 0.368										4	1	2	1	0	0	3				
Johnny Estrada, S OBP: 0.343, SLG: 0.484										4	0	1	0	0	0	2	AB 32			
1 Orlando Hudson, S OBP: 0.305, SLG: 0.316										2	0	0	0	2	0	0	R 3			
Claudio Vargas, R ERA: 2.89										1	0	1	1	0	0	0	H 9			
Andy Green, R OBP: 0.304, SLG: 0.381										1	0	1	0	0	0	0	RBI 3			
Luis Vizcaino, R										0	0	0	0	0	0	0	BB 3			
Tony Clark, S OBP: 0.333, SLG: 0.351										1	0	0	0	1	1	0	SO 2			
<b>Inning Stats</b>	R: 0 E: 0 K: 0 S: 6	H: 0 LOB: 0 BB: 0 P: 9	R: 3 E: 0 K: 0 S: 10	H: 5 LOB: 2 BB: 1 P: 22	R: 0 E: 1 K: 0 S: 12	H: 1 LOB: 2 BB: 0 P: 18	R: 0 E: 0 K: 0 S: 8	H: 0 LOB: 1 BB: 1 P: 15	R: 0 E: 0 K: 0 S: 5	H: 1 LOB: 1 BB: 0 P: 13	R: 0 E: 0 K: 0 S: 13	H: 1 LOB: 1 BB: 0 P: 19	R: 0 E: 0 K: 1 S: 9	H: 1 LOB: 2 BB: 1 P: 17	R: 0 E: 0 K: 1 S: 7	H: 0 LOB: 0 BB: 0 P: 12	1B: 5 2B: 4 3B: 0 HR: 0	SF: 0 SAC: 1 DP: 1 HBP: 0	WP: 0 PB: 0 SB: 0 CS: 0	PA: 36
<b>PITCHER</b>	IP WLS BF H R ER SO BB IBB HBP BLK WP HR S P ERA WHIP																			
31 Brad Penny, R ERA: 2.88	(1, 1) 6.0 L 28 8 3 3 0 2 0 0 0 0 0 0 0 9 17 0.00 1.000																			
Joe Beimel, L ERA:	(7, 1) 1.0 5 1 0 0 1 0 1 0 0 0 0 0 9 17 0.00 1.000																			
51 Jonathan Broxton, R ERA:	(8, 1) 1.0 3 0 0 0 1 0 0 0 0 0 0 0 7 12 0.00 0.000																			

Los Angeles Dodgers @ Arizona Diamondbacks  
Chase Field, Phoenix, AZ  
Mon May 01 2006, 6:40 PM MST  
Att: 20,100 - Clear - 76 F

AB 32  
R 3  
H 9  
RBI 3  
BB 3  
SO 2  
LOB 17



Batter	1	2	3	4	5	6	7	8	9	AB	R	H	RBI	BB	SO	LOB
<b>Kenny Lofton</b> , L (1, 8) OBP: 0.354, SLG: 0.448	1-2 K	2-0 3B		1-2 15 2B 1B		1-0 G4-6-3		1-2 L3		5	1	2	2	0	1	2
<b>15 Rafael Furcal</b> , S (1, 6) OBP: 0.317, SLG: 0.233	4-2 5 3B	3-2 G6-3		2-0 1-H 2B		4-2 BB		0-1 F9		3	1	1	1	2	0	2
<b>5 Nomar Garciaparra</b> , R (1, 3) OBP: 0.410, SLG: 0.656	3-2 1-H 1B 3B	1-1 G6-3		4-2 1-H FC4-6 BB		2-2 G6-3		0-1 G4-3		4	1	1	1	1	0	3
<b>J.D. Drew</b> , L (1, 9) OBP: 0.398, SLG: 0.553	0-0 12 L5-3 1B			0-1 G4-3		0-1 FC4-6		3-2 HR		5	2	3	3	0	0	2
<b>12 Jeff Kent</b> , R (1, 4) OBP: 0.312, SLG: 0.244	0-0 3-H 1B			2-2 1B		4-1 16 G4-6-3 BB		3-2 F8		4	0	1	0	1	0	1
<b>16 Andre Ethier</b> , L (1, 7) OBP: 0.400, SLG: 0.500				1-2 F8		1-0 G4-6-3		1-2 G6-3 2B		4	0	1	0	1	1	2
<b>13 Oscar Robles</b> , L (1, 9) <b>51 Jonathan Broxton</b> , R (5, 1) <b>Joe Beimel</b> , L (7, PH) <b>Cyrus Snyjer</b> , S (4, PH) <b>44 Takashi Saito</b> , L (7, 1) <b>47 Tim Hamulack</b> , R (8, PH) <b>Bill Mueller</b> , S (8, PH) OBP: 0.364, SLG: 0.462	2-2 1B 3B	0-1 F9		4-1 BB		2-2 G6-3		1-3 K		2	1	1	0	0	0	1
<b>Dioner Navarro</b> , S (1, 2) <b>Sandy Alomar Jr.</b> , R (9, PH) OBP: 0.354, SLG: 0.333 OBP: 0.414, SLG: 0.483	0-2 1B 3B 1B			0-2 P1		2-2 G6-3		1-2 F7		4	1	1	1	0	0	2
<b>Odalis Perez</b> , L (1, 1) <b>18 Ramon Martinez</b> , R (5, 5) OBP: 0.154, SLG: 0.083 OBP: 0.308, SLG: 0.333	0-0 3-H 1B			1-1 G1-3				3-2 15 F9 2B		2	1	1	0	0	0	0

**Los Angeles Dodgers @ Arizona Diamondbacks**  
Chase Field, Phoenix, AZ  
Tue May 02 2006, 6:40 PM MST  
Att: 23,216 - Clear - 77 F

AB 37  
 R 8  
 H 13  
 RBI 8  
 BB 7  
 SO 3  
 LOB 18

Inning Stats	R	H	E	IP	WLS	BF	H	R	ER	SO	BB	IBB	HBP	BLK	WP	HR	S	P	ERA	WHIP	1B	SF	2B	3B	DP	HR:2	HBP:0	WP:0	PA: 44
<b>PITCHER</b> <b>Orlando Hernandez</b> , R (1, 1) ERA: 6.39 <b>Jason Grimsley</b> , R (4, 1) ERA: 5.4 <b>55 Casey Daigle</b> , R (6, 1) ERA: 3.18 <b>Luis Vizcaino</b> , R (7, 1) ERA: 2.57 <b>Brandon Lyon</b> , R (8, 1) ERA: 1.42	2	2	0	3.2		21	9	6	6	2	2	0	0	0	0	0	56	84	14.73	3.000	5	0	0	0	0	0	0	0	
<b>PITCHER</b> <b>Jose Valverde</b> , R (9, 1) ERA: 3.48	0	0	0	1.0		5	1	1	1	1	1	0	0	0	0	1	1	9.00	1.500	0	0	0	0	0	0	0	0		

Batter	1	2	3	4	5	6	7	8	9	AB	R	H	RBI	BB	SO	LOB
<b>Craig Counsell</b> , L (1, 6) OBP: 0.381, SLG: 0.416	0-1 22 G6-4-3 1B					1-1 HR		1-1 E1		5	1	3	2	0	1	0
<b>22 Eric Byrnes</b> , R (1, 8) OBP: 0.352, SLG: 0.438	1-1 G6-4-3			0-2 G4-3 2B	0-0 HR	1-0 G3		0-0 2-3 3-H 1B		5	1	4	1	0	0	1
<b>Chad Tracy</b> , L (1, 5) OBP: 0.359, SLG: 0.514	2-1 G4-3			0-0 G4-3	1-1 HR	2-1 G3		1-3 K		5	1	1	4	0	1	5
<b>Luis Gonzalez</b> , L (1, 7) OBP: 0.347, SLG: 0.515		1-0 P4		1-0 FC1-5-2	4-2 34 2B BB	0-0 B1-3		1-2 2B		4	2	1	0	1	0	2
<b>34 Conor Jackson</b> , R (1, 3) <b>Jose Valverde</b> , R (9, 1)		1-3 K		1-2 L7	2-2 19 BB		4-2 SH1-4 1B BB	1-1 L6		4	1	1	1	1	1	2
<b>Shawn Green</b> , L (1, 9) OBP: 0.381, SLG: 0.440		0-2 S					2-2 1B 22 SH1-4 1B	2-2 2B		4	2	4	2	1	0	0
<b>Andy Green</b> , R (1, 4) <b>Brandon Lyon</b> , R (8, 1) <b>Tony Clark</b> , S (8, PH) OBP: 0.326, SLG: 0.342		1-2 P3					1-0 SH1-4	1-0 P4		3	1	1	0	0	1	3
<b>19 Chris Snyder</b> , R (1, 2) OBP: 0.385, SLG: 0.563				4-1 L4-3 BB			3-3 K	1-1 G6-3		2	0	0	0	3	1	3
<b>Orlando Hernandez</b> , R (1, 1) <b>Jason Grimsley</b> , R (5, 1) <b>Joe Beimel</b> , L (5, 1) <b>44 Takashi Saito</b> , R (7, 1) <b>55 Casey Daigle</b> , R (8, 1) <b>Luis Vizcaino</b> , R (7, 1) <b>1 Orlando Hudson</b> , S (8, PH) OBP: 0.333, SLG: 0.444 ERA: 6.9 OBP: 0.308, SLG: 0.375 ERA: 1.98 OBP: 0.311, SLG: 0.336				1-1 L4-3		4-2 FC1-6		4-2 22 1B BB		1	0	0	0	0	0	1

**Los Angeles Dodgers @ Arizona Diamondbacks**  
Chase Field, Phoenix, AZ  
Tue May 02 2006, 6:40 PM MST  
Att: 23,216 - Clear - 77 F

AB 36  
 R 10  
 H 15  
 RBI 10  
 BB 7  
 SO 5  
 LOB 23

Inning Stats	R	H	E	IP	WLS	BF	H	R	ER	SO	BB	IBB	HBP	BLK	WP	HR	S	P	ERA	WHIP	1B	SF	2B	3B	DP	HR:2	HBP:0	WP:0	PA: 44
<b>PITCHER</b> <b>Odalis Perez</b> , L (1, 1) ERA: 6.9 <b>51 Jonathan Broxton</b> , R (5, 1) ERA: 1.1 <b>Joe Beimel</b> , L (5, 1) ERA: 1.98 <b>44 Takashi Saito</b> , R (7, 1) ERA: 2.25	0	1	0	4.1		22	8	7	7	2	3	0	0	0	0	2	45	70	14.54	2.538	8	0	0	0	0	0	0		
<b>PITCHER</b> <b>Jose Valverde</b> , R (9, 1) ERA: 3.48	0	0	0	1.0		5	1	1	1	1	1	0	0	0	0	1	1	9.00	1.500	0	0	0	0	0	0	0			

Batter	1	2	3	4	5	6	7	8	9	AB	R	H	RBI	BB	SO	LOB	TOP			
Juan Pierre, L (1.8)	G4-3		G1-3				G6-3			3	0	1	0	2	0	3	<b>Chicago Cubs @ Arizona Diamondbacks</b> Chase Field, Phoenix, AZ Wed May 03 2006, 6:40 PM MST Att: 25,335 - Clear - 82 F			
5 Ronny Cedeno, R (1.6)	1B		1B				G6-3			5	0	3	0	0	1	4				
Todd Walker, L (1.3)	K		G4-6-3				F7			5	0	0	0	0	1	7				
16 Aramis Ramirez, R (1.5)	FC6-4						P4			4	1	1	0	0	0	2				
19 Matt Murton, R (1.7)			G1-3				G4-3			4	0	1	0	0	0	2				
Jacque Jones, L (1.9)	F7-4						FC5-4			3	0	2	0	1	0	1				
Michael Barrett, R (1.2)	1B						FC5-4			2	0	1	0	2	0	1				
Neff Perez, S (1.4)	F7-4						G4-6-3			4	0	1	0	0	0	6				
Greg Maddux, R (1.1)			G5-3				G4-3			1	0	0	1	1	0	0				
Scott Williamson, R (6.1)										0	0	0	0	0	0	0				
Freddie Bynum, L (7. PH)										0	0	0	0	0	0	0				
13 Will Ohman, L (7.1)										0	0	0	0	0	0	0				
Bob Howry, L (8.1)										0	0	0	0	0	0	0				
John Mabry, L (8. PH)										1	0	0	0	0	1	2				
<b>Inning Stats</b>	R: 0 E: 0 K: 1 S: 9	H: 1 LOB: 1 BB: 0 P: 13	R: 0 E: 0 K: 0 S: 9	H: 2 LOB: 1 BB: 0 P: 13	R: 0 E: 0 K: 0 S: 10	H: 1 LOB: 1 BB: 1 P: 16	R: 1 E: 0 K: 0 S: 15	H: 2 LOB: 3 BB: 2 P: 29	R: 0 E: 0 K: 0 S: 10	H: 0 LOB: 0 BB: 0 P: 13	R: 0 E: 0 K: 0 S: 7	H: 1 LOB: 0 BB: 0 P: 15	R: 0 E: 0 K: 0 S: 7	H: 1 LOB: 1 BB: 0 P: 12	R: 0 E: 0 K: 2 S: 17	H: 1 LOB: 3 BB: 2 P: 27	1B: 9 2B: 2 3B: 0 HR: 0	SF: 0 SAC: 0 DP: 4 HBP: 0	WP: 0 PB: 0 SB: 1 CS: 0	PA: 39
<b>PITCHER</b>	IP WLS BF H R ER SO BB IBB HBP BLK WP HR S P ERA WHIP																			
Miguel Batista, R (1.1)	7.0 W 29 8 1 1 1 4 0 0 0 0 0 0 68 113 1.29 1.714																			
Greg Aquino, R (8.1)	1.0 4 1 0 0 0 0 0 0 0 0 0 0 7 12 0.00 1.000																			
55 Casey Daigle, R (9.1)	0.0 2 1 0 0 0 1 0 0 0 0 0 0 7 12 ∞ ∞																			
Jose Valverde, R (9.1)	1.0 S 4 0 0 0 2 1 0 0 0 0 0 0 10 15 0.00 1.000																			

AB	33
R	1
H	10
RBI	1
BB	6
SO	3
LOB	28



Batter	1	2	3	4	5	6	7	8	9	AB	R	H	RBI	BB	SO	LOB	BOTTOM			
Craig Counsell, L (1.6)	1B		L6							4	0	2	0	0	0	3	<b>Chicago Cubs @ Arizona Diamondbacks</b> Chase Field, Phoenix, AZ Wed May 03 2006, 6:40 PM MST Att: 25,335 - Clear - 82 F			
22 Eric Byrnes, R (1.8)	K		HR							4	2	2	0	0	1	2				
Chad Tracy, L (1.5)	K		HR							3	1	1	4	0	2	1				
Luis Gonzalez, L (1.7)	G4-3		L3							4	0	1	0	0	0	1				
34 Conor Jackson, R (1.3)			G6-3							4	1	2	0	0	0	1				
Shawn Green, L (1.9)	G3									4	0	2	0	0	0	2				
Johnny Estrada, S (1.2)	SF8									3	0	1	1	0	1	2				
1 Orlando Hudson, S (1.4)	G6-3									4	0	0	0	0	1	2				
Miguel Batista, R (1.1)										3	1	1	0	0	1	2				
Greg Aquino, R (8.1)										0	0	0	0	0	0	0				
Damon Easley, R (6. PH)										1	0	0	0	0	0	0				
55 Casey Daigle, R (9.1)										0	0	0	0	0	0	0				
Jose Valverde, R (9.1)										0	0	0	0	0	0	0				
<b>Inning Stats</b>	R: 0 E: 0 K: 2 S: 10	H: 1 LOB: 1 BB: 0 P: 17	R: 1 E: 0 K: 0 S: 10	H: 1 LOB: 0 BB: 0 P: 15	R: 3 E: 0 K: 0 S: 10	H: 3 LOB: 0 BB: 0 P: 17	R: 0 E: 0 K: 2 S: 12	H: 2 LOB: 2 BB: 0 P: 17	R: 1 E: 0 K: 1 S: 14	H: 3 LOB: 2 BB: 0 P: 19	R: 0 E: 0 K: 0 S: 11	H: 1 LOB: 1 BB: 0 P: 16	R: 0 E: 0 K: 1 S: 9	H: 1 LOB: 1 BB: 0 P: 16	R: 0 E: 0 K: 0 S: 14	H: 0 LOB: 0 BB: 0 P: 20	1B: 9 2B: 2 3B: 0 HR: 1	SF: 2 SAC: 0 DP: 0 HBP: 0	WP: 0 PB: 0 SB: 3 CS: 0	PA: 36
<b>PITCHER</b>	IP WLS BF H R ER SO BB IBB HBP BLK WP HR S P ERA WHIP																			
Greg Maddux, R (1.1)	5.0 L 25 10 5 5 5 0 0 0 0 0 0 0 11 16 0.00 1.000																			
Scott Williamson, R (6.1)	1.0 4 1 0 0 0 0 0 0 0 0 0 0 9 16 0.00 1.000																			
13 Will Ohman, L (7.1)	1.0 4 1 0 0 1 0 0 0 0 0 0 0 14 20 0.00 0.000																			
Bob Howry, R (8.1)	1.0 3 0 0 0 0 0 0 0 0 0 0 0 14 20 0.00 0.000																			


AB	34
R	5
H	12
RBI	5
BB	0
SO	6
LOB	16






Batter	1	2	3	4	5	6	7	8	9	AB	R	H	RBI	BB	SO	LOB	TOP								
Juan Pierre, L (1, 8) OBP: 0.313, SLG: 0.352	2-1 PO 5 S 1B		4-1 BB		2-3 K		1-2 FC5-4 1B		1-0 3B	4	0	3	0	1	1	2	<b>Chicago Cubs @ Arizona Diamondbacks</b> Chase Field, Phoenix, AZ Thu May 04 2006, 6:40 PM MST Att: 24,565 - Clear - 77 F								
5 Ronny Cedeno, R (1, 6) OBP: 0.333, SLG: 0.442	3-3 K		1-2 G3-1		0-3 K		1-2 FC5-4 1B		0-2 G1-3	5	0	0	0	0	2	8									
16 Aramis Ramirez, R (1, 5) OBP: 0.310, SLG: 0.391	0-3 K			0-0 P4		0-1 1B		0-0 F9		4	0	1	0	0	1	1									
Todd Walker, L (1, 3) OBP: 0.400, SLG: 0.458	2-2 PO	2-2 G1-3		0-1 G4-3		3-1 F7		2-0 G3		4	0	0	0	0	0	1									
19 Matt Murton, R (1, 7) OBP: 0.373, SLG: 0.422		0-3 K		1-2 1B		0-3 K		4-1 1B BB		3	0	1	0	1	2	1									
Jacque Jones, L (1, 9) OBP: 0.286, SLG: 0.451		1-2 G5-3		1-0 G4-3		1-0 G3		2-2 1B		4	0	1	0	0	0	2									
Freddie Bynum, L (1, 4) OBP: 0.273, SLG: 0.333			0-1 1B 24 S		4-0 1B BB		2-2 G3-1		2-3 K	3	0	1	0	1	1	2									
24 Henry Blanco, R (1, 2) OBP: 0.250, SLG: 0.087			3-2 L8		0-3 K		4-2 1B BB		2-2 K	2	0	0	0	1	1	2									
Jerry Hairston, R (9, PH) OBP: 0.275, SLG: 0.263			1-2 K							1	0	0	0	0	1	0									
53 Rich Hill, L (1, 1) Neftali Feliz, S (5, PH) Glendon Rusch, L (5, 1) Michael Rasmussen, R (7, PH) 47 Scott Eyre, L (7, 1) 13 Will Ohman, L (8, 1) John Mabry, L (9, PH) OBP: 0.253, SLG: 0.333			0-3 K		3-2 1B		2-3 K		2-2 G4-3	1	0	0	0	0	1	1									
<b>Inning Stats</b>	R: 0 E: 0 K: 2 S: 10	H: 1 LOB: 0 BB: 0 P: 17	R: 0 E: 0 K: 1 S: 11	H: 0 LOB: 0 BB: 0 P: 14	R: 0 E: 0 K: 1 S: 12	H: 1 LOB: 2 BB: 1 P: 20	R: 0 E: 0 K: 0 S: 7	H: 1 LOB: 1 BB: 0 P: 9	R: 0 E: 0 K: 3 S: 15	H: 1 LOB: 2 BB: 1 P: 24	R: 0 E: 0 K: 1 S: 9	H: 1 LOB: 1 BB: 0 P: 13	R: 0 E: 0 K: 1 S: 20	H: 1 LOB: 2 BB: 1 P: 30	R: 0 E: 0 K: 1 S: 9	H: 1 LOB: 2 BB: 0 P: 19	R: 0 E: 0 K: 1 S: 11	H: 1 LOB: 1 BB: 0 P: 16	1B: 7 2B: 0 3B: 1 HR: 0	SF: 0 SAC: 0 DP: 0 HBP: 0	WP: 0 PB: 0 SB: 3 CS: 0	PA: 39			
<b>PITCHER</b>	IP WLS BF H R ER SO BB IBB HBP BLK WP HR S P ERA WHIP	IP WLS BF H R ER SO BB IBB HBP BLK WP HR S P ERA WHIP	IP WLS BF H R ER SO BB IBB HBP BLK WP HR S P ERA WHIP	IP WLS BF H R ER SO BB IBB HBP BLK WP HR S P ERA WHIP	IP WLS BF H R ER SO BB IBB HBP BLK WP HR S P ERA WHIP	IP WLS BF H R ER SO BB IBB HBP BLK WP HR S P ERA WHIP	IP WLS BF H R ER SO BB IBB HBP BLK WP HR S P ERA WHIP	IP WLS BF H R ER SO BB IBB HBP BLK WP HR S P ERA WHIP	IP WLS BF H R ER SO BB IBB HBP BLK WP HR S P ERA WHIP	IP WLS BF H R ER SO BB IBB HBP BLK WP HR S P ERA WHIP	IP WLS BF H R ER SO BB IBB HBP BLK WP HR S P ERA WHIP	IP WLS BF H R ER SO BB IBB HBP BLK WP HR S P ERA WHIP	IP WLS BF H R ER SO BB IBB HBP BLK WP HR S P ERA WHIP	IP WLS BF H R ER SO BB IBB HBP BLK WP HR S P ERA WHIP	IP WLS BF H R ER SO BB IBB HBP BLK WP HR S P ERA WHIP	IP WLS BF H R ER SO BB IBB HBP BLK WP HR S P ERA WHIP	IP WLS BF H R ER SO BB IBB HBP BLK WP HR S P ERA WHIP	IP WLS BF H R ER SO BB IBB HBP BLK WP HR S P ERA WHIP	IP WLS BF H R ER SO BB IBB HBP BLK WP HR S P ERA WHIP	IP WLS BF H R ER SO BB IBB HBP BLK WP HR S P ERA WHIP	IP WLS BF H R ER SO BB IBB HBP BLK WP HR S P ERA WHIP	IP WLS BF H R ER SO BB IBB HBP BLK WP HR S P ERA WHIP	IP WLS BF H R ER SO BB IBB HBP BLK WP HR S P ERA WHIP	IP WLS BF H R ER SO BB IBB HBP BLK WP HR S P ERA WHIP	IP WLS BF H R ER SO BB IBB HBP BLK WP HR S P ERA WHIP


AB 34  
R 0  
H 8  
RBI 0  
BB 4  
SO 11  
LOB 21




Batter	1	2	3	4	5	6	7	8	9	AB	R	H	RBI	BB	SO	LOB	BOTTOM								
22 Eric Byrnes, R (1, 8) OBP: 0.354, SLG: 0.458	1-2 F8		0-3 K		1-1 2B		1-2 G5-3			4	0	1	1	0	1	2	<b>Chicago Cubs @ Arizona Diamondbacks</b> Chase Field, Phoenix, AZ Thu May 04 2006, 6:40 PM MST Att: 24,565 - Clear - 77 F								
1 Orlando Hudson, S (1, 4) OBP: 0.289, SLG: 0.291	3-2 F9		0-1 G6-3		1-1 L7		0-0 F8			4	0	0	0	0	0	1									
Chad Tracy, L (1, 5) OBP: 0.352, SLG: 0.553	0-1 G3		0-0 HR		2-2 F7		2-3 K			4	1	1	1	0	1	0									
34 Conor Jackson, R (1, 3) OBP: 0.383, SLG: 0.481		0-1 1B G4-3 2B	2-1 E6 G4-6-3		2-2 P4		1-1 WP SF8 2B			4	2	2	0	0	0	0									
Shawn Green, L (1, 9) OBP: 0.371, SLG: 0.439		1-1 S G4-3 SF7 1B	2-2 G4-6-3		2-1 G6-3		4-2 BB			3	1	1	0	1	0	1									
Damon Easley, R (1, 6) OBP: 0.379, SLG: 0.500		2-2 G4-3		2-1 HR		1-2 F9		0-1 SF8		3	1	1	3	0	0	1									
Johnny Estrada, S (1, 2) OBP: 0.321, SLG: 0.457		1-2 SF7 2H		0-0 F7		1-2 G6-3		3H F8		3	0	0	1	0	0	1									
Andy Green, R (1, 7) OBP: 0.345, SLG: 0.385		4-1 BB		0-2 37 SH3 2B		1-3 K				2	1	1	0	1	1	0									
Greg Aquino, R (8, 1) Luis Vizcaino, R (9, 1)										0	0	0	0	0	0	0									
37 Juan Cruz, R (1, 1) 28 Brandon Medders, R (6, 1) 30 Jeff DaVanon, S (7, PH) OBP: 0.355, SLG: 0.433		4-1 BB		0-0 SH3		2-2 K				0	0	0	0	1	0	0									
<b>Inning Stats</b>	R: 0 E: 0 K: 0 S: 9	H: 0 LOB: 0 BB: 0 P: 13	R: 2 E: 0 K: 1 S: 14	H: 2 LOB: 2 BB: 2 P: 27	R: 1 E: 1 K: 0 S: 8	H: 1 LOB: 0 BB: 0 P: 12	R: 2 E: 0 K: 0 S: 11	H: 3 LOB: 1 BB: 0 P: 15	R: 0 E: 0 K: 0 S: 8	H: 0 LOB: 0 BB: 0 P: 14	R: 0 E: 0 K: 1 S: 9	H: 0 LOB: 0 BB: 0 P: 12	R: 0 E: 0 K: 1 S: 8	H: 0 LOB: 0 BB: 0 P: 11	R: 1 E: 0 K: 1 S: 11	H: 1 LOB: 1 BB: 1 P: 18	R: 1 E: 0 K: 1 S: 11	H: 1 LOB: 1 BB: 1 P: 18	1B: 2 2B: 3 3B: 0 HR: 2	SF: 2 SAC: 1 DP: 1 HBP: 0	WP: 1 PB: 0 SB: 1 CS: 0	PA: 34			
<b>PITCHER</b>	IP WLS BF H R ER SO BB IBB HBP BLK WP HR S P ERA WHIP	IP WLS BF H R ER SO BB IBB HBP BLK WP HR S P ERA WHIP	IP WLS BF H R ER SO BB IBB HBP BLK WP HR S P ERA WHIP	IP WLS BF H R ER SO BB IBB HBP BLK WP HR S P ERA WHIP	IP WLS BF H R ER SO BB IBB HBP BLK WP HR S P ERA WHIP	IP WLS BF H R ER SO BB IBB HBP BLK WP HR S P ERA WHIP	IP WLS BF H R ER SO BB IBB HBP BLK WP HR S P ERA WHIP	IP WLS BF H R ER SO BB IBB HBP BLK WP HR S P ERA WHIP	IP WLS BF H R ER SO BB IBB HBP BLK WP HR S P ERA WHIP	IP WLS BF H R ER SO BB IBB HBP BLK WP HR S P ERA WHIP	IP WLS BF H R ER SO BB IBB HBP BLK WP HR S P ERA WHIP	IP WLS BF H R ER SO BB IBB HBP BLK WP HR S P ERA WHIP	IP WLS BF H R ER SO BB IBB HBP BLK WP HR S P ERA WHIP	IP WLS BF H R ER SO BB IBB HBP BLK WP HR S P ERA WHIP	IP WLS BF H R ER SO BB IBB HBP BLK WP HR S P ERA WHIP	IP WLS BF H R ER SO BB IBB HBP BLK WP HR S P ERA WHIP	IP WLS BF H R ER SO BB IBB HBP BLK WP HR S P ERA WHIP	IP WLS BF H R ER SO BB IBB HBP BLK WP HR S P ERA WHIP	IP WLS BF H R ER SO BB IBB HBP BLK WP HR S P ERA WHIP	IP WLS BF H R ER SO BB IBB HBP BLK WP HR S P ERA WHIP	IP WLS BF H R ER SO BB IBB HBP BLK WP HR S P ERA WHIP	IP WLS BF H R ER SO BB IBB HBP BLK WP HR S P ERA WHIP	IP WLS BF H R ER SO BB IBB HBP BLK WP HR S P ERA WHIP	IP WLS BF H R ER SO BB IBB HBP BLK WP HR S P ERA WHIP	IP WLS BF H R ER SO BB IBB HBP BLK WP HR S P ERA WHIP

AB 28  
R 6  
H 7  
RBI 6  
BB 3  
SO 4  
LOB 6



Batter	1	2	3	4	5	6	7	8	9	AB	R	H	RBI	BB	SO	LOB	TOP										
6 Ryan Freel, R OBP: 0.397, SLG: 0.312	G6-3		G5-3		FC6-4		P1			4	0	0	0	0	0	5	<b>Cincinnati Reds @ Arizona Diamondbacks</b> Chase Field, Phoenix, AZ Fri May 05 2006, 6:40 PM MST Att: 21,077 - Clear - 74 F										
Felipe Lopez, S OBP: 0.324, SLG: 0.366	F8				G4-3			G4-6-3 1B	4	0	2	0	0	0	2												
Adam Dunn, L OBP: 0.402, SLG: 0.598	K				F7		F8	K	4	0	0	0	0	2	2												
Scott Hatteberg, L OBP: 0.424, SLG: 0.420		G5-3		K		G4-3		G4-6-3 1B	4	0	0	0	0	1	2												
12 Edwin Encarnación, R OBP: 0.389, SLG: 0.536		G4-6-3 HBP		F7		G6-3		P2	3	0	0	0	0	0	1												
Javier Valentin, S OBP: 0.298, SLG: 0.382	G4-6-3 1-2f				2B FC4-2 1B		K	G6-4-3 1B	4	0	2	0	0	1	1												
Austin Kearns, R OBP: 0.379, SLG: 0.536			G5-3		FC4-2 1B		K	G6-4-3 1-2f	4	1	2	0	0	0	1												
Quinton McCracken, S OBP: 0.273, SLG: 0.400					FC4-2 1B		FC1		3	0	1	0	0	0	3												
54 Elizardo Ramirez, S Ray Gilmore, S Chris Hammond, L 27 Chris Denorffa, R 37 Brian Shackerford, L 25 David Weathers, R					FC6-4 1B		F5		1	0	0	0	0	0	1												
<b>Inning Stats</b>	R: 0 E: 0 K: 1 S: 9	H: 0 LOB: 0 BB: 0 P: 16	R: 0 E: 0 K: 0 S: 6	H: 0 LOB: 0 BB: 0 P: 10	R: 0 E: 0 K: 1 S: 9	H: 1 LOB: 1 BB: 0 P: 10	R: 0 E: 0 K: 1 S: 9	H: 1 LOB: 1 BB: 0 P: 12	R: 1 E: 0 K: 0 S: 9	H: 3 LOB: 2 BB: 0 P: 18	R: 0 E: 0 K: 0 S: 7	H: 0 LOB: 0 BB: 0 P: 15	R: 0 E: 1 K: 1 S: 12	H: 1 LOB: 2 BB: 0 P: 14	R: 0 E: 0 K: 0 S: 10	H: 1 LOB: 0 BB: 0 P: 14	R: 0 E: 0 K: 0 S: 6	H: 1 LOB: 0 BB: 0 P: 6	1B: 7 2B: 1 3B: 0 HR: 0	SF: 0 SAC: 0 DP: 3 HBP: 1	WP: 0 PB: 0 SB: 2 CS: 0	PA: 34					
<b>PITCHER</b>	IP	WLS	BF	H	R	ER	SO	BB	IBB	HBP	BLK	WP	HR	S	P	ERA	WHIP										
17 Brandon Webb, R ERA: 2.05	8.0	W	31	7	1	1	5	0	0	1	0	0	0	71	109	1.12	0.875										
Jason Grimsley, R ERA: 5.12	1.0		3	1	0	0	0	0	0	0	0	0	0	6	6	0.00	1.000										


Batter	1	2	3	4	5	6	7	8	9	AB	R	H	RBI	BB	SO	LOB	BOTTOM										
Craig Counsell, L OBP: 0.380, SLG: 0.405	G6-3			G6-3		K				3	1	0	0	1	1	2	<b>Cincinnati Reds @ Arizona Diamondbacks</b> Chase Field, Phoenix, AZ Fri May 05 2006, 6:40 PM MST Att: 21,077 - Clear - 74 F										
22 Eric Byrnes, R OBP: 0.361, SLG: 0.453	K	2B BLK BB 1B		P5						3	1	1	0	1	1	0											
Chad Tracy, L OBP: 0.349, SLG: 0.538	G6-3				G4-3		K			3	1	0	0	1	1												
Luis Gonzalez, L OBP: 0.349, SLG: 0.514					P4		K			4	1	2	1	0	1	1											
Tony Clark, S OBP: 0.300, SLG: 0.310					P4		G1-3			4	0	0	0	0	0	3											
Shawn Green, L OBP: 0.367, SLG: 0.426		E6 2B		L9		G6-3		G6-3 BB		3	1	0	0	1	0	0											
Johnny Estrada, S OBP: 0.329, SLG: 0.473		G4-3 1B		F8		SH1-4 1B		G6-3 1-2f		4	1	2	1	0	0	1											
1 Orlando Hudson, S OBP: 0.297, SLG: 0.292		G4-3		G6-3		SH1-4 BB				3	0	1	0	1	0	1											
17 Brandon Webb, R OBP: 0.200, SLG: 0.211 30 Jeff DaVanon, S OBP: 0.351, SLG: 0.426 Jason Grimsley, R		G4-3 1B		K		SH1-4		K		2	1	1	1	0	1	0											
<b>Inning Stats</b>	R: 0 E: 0 K: 1 S: 7	H: 0 LOB: 0 BB: 0 P: 12	R: 7 E: 3 K: 0 S: 18	H: 5 LOB: 1 BB: 2 P: 38	R: 0 E: 0 K: 0 S: 8	H: 0 LOB: 0 BB: 0 P: 9	R: 0 E: 0 K: 1 S: 6	H: 0 LOB: 0 BB: 0 P: 10	R: 0 E: 0 K: 0 S: 8	H: 0 LOB: 0 BB: 0 P: 15	R: 0 E: 0 K: 1 S: 10	H: 1 LOB: 1 BB: 1 P: 14	R: 0 E: 2 K: 2 S: 11	H: 0 LOB: 1 BB: 1 P: 16	R: 0 E: 0 K: 1 S: 7	H: 1 LOB: 1 BB: 1 P: 16	1B: 5 2B: 2 3B: 0 HR: 0	SF: 0 SAC: 1 DP: 1 HBP: 0	WP: 0 PB: 0 SB: 0 CS: 0	PA: 36							
<b>PITCHER</b>	IP	WLS	BF	H	R	ER	SO	BB	IBB	HBP	BLK	WP	HR	S	P	ERA	WHIP										
54 Elizardo Ramirez, R ERA: 3.16	2.0	8	1	0	0	1	1	0	0	0	0	0	0	18	29	0.00	1.000										
37 Brian Shackerford, L ERA: 7.1	1.0	4	0	0	0	2	1	0	0	0	0	0	0	11	16	0.00	1.000										
25 David Weathers, R ERA: 3.46	1.0	4	1	0	0	1	1	0	0	0	0	0	0	7	16	0.00	2.000										



Batter	1	2	3	4	5	6	7	8	9	AB	R	H	RBI	BB	SO	LOB	TOP					
Quinton McCracken, S OBP: 0.321, SLG: 0.400 (1, 8)	F9		2B	1B	1B	2B		F8		4	2	2	0	1	0	0						
Felipe Lopez, S OBP: 0.345, SLG: 0.417 (1, 6)	CS		HR	2B		2B		1B		5	2	4	1	0	0	1						
Adam Dunn, L OBP: 0.404, SLG: 0.615 (1, 7)	BB		HR			HR		P6		4	1	2	5	1	1	1						
12 Edwin Encarnación, R OBP: 0.393, SLG: 0.562 (1, 5)	K		K			G4-3			HR	5	1	1	1	0	2	2						
Scott Hatteberg, L OBP: 0.404, SLG: 0.429 (1, 3)		F8	HR			G6-3		G4-3	K	5	1	1	1	0	1	0						
Austin Keams, R OBP: 0.391, SLG: 0.571 (1, 9)	2B		P2			HR		L5-4	2B	4	1	3	1	1	0	0						
4 Brandon Phillips, R OBP: 0.323, SLG: 0.460 (1, 4)	P4		F9			F9		L5-4	1B	5	0	1	0	0	0	2						
Jason LaRue, R OBP: 0.333, SLG: 0.353 (1, 2)										2	1	0	0	2	0	2						
56 Todd Coffey, R (7, 1)										0	0	0	0	0	0	0						
Kent Mercker, L (8, 1)										0	0	0	0	0	0	0						
25 David Weathers, R (9, 1)										0	0	0	0	0	0	0						
Dave Williams, L OBP: 0.200, SLG: 0.111 (1, 1)										2	0	0	0	0	1	2						
Ray Olmedo, S OBP: 0.333, SLG: 0.333 (6, PH)										1	0	0	0	0	0	1						
Rick White, R (6, 1)										0	0	0	0	0	0	0						
37 Brian Shacketford, L (6, 1)										0	0	0	0	0	0	0						
26 David Ross, R OBP: 0.342, SLG: 0.594 (7, 2)										1	0	0	0	0	0	0						
<b>Inning Stats</b>	R: 0 E: 0 K: 1 S: 8	H: 1 LOB: 1 BB: 1 P: 15	R: 0 E: 0 K: 1 S: 9	H: 1 LOB: 2 BB: 1 P: 21	R: 4 E: 0 K: 1 S: 15	H: 4 LOB: 0 BB: 0 P: 25	R: 0 E: 0 K: 0 S: 9	H: 1 LOB: 1 BB: 1 P: 10	R: 0 E: 0 K: 1 S: 9	H: 0 LOB: 0 BB: 0 P: 13	R: 4 E: 0 K: 0 S: 16	H: 3 LOB: 1 BB: 2 P: 30	R: 0 E: 0 K: 0 S: 13	H: 1 LOB: 1 BB: 1 P: 21	R: 0 E: 0 K: 0 S: 8	H: 1 LOB: 1 BB: 0 P: 11	R: 1 E: 0 K: 1 S: 10	H: 2 LOB: 0 BB: 0 P: 14	1B: 6 2B: 5 3B: 0 HR: 4	SF: 0 SAC: 0 DP: 2 HBP: 0	WP: 0 PB: 0 SB: 0 CS: 1	PA: 43
<b>PITCHER</b>	IP WLS BF H R ER SO BB IBB HBP BLK WP HR S P ERA WHIP																					
Orlando Hernandez, R ERA: 7.36 (1, 1)	5.2 L 29 9 8 8 4 3 1 0 0 0 3 63 113 12.71 2.118																					
Greg Aquino, R ERA: 4.97 (6, 1)	0.1 2 1 0 0 0 0 0 0 0 0 0 0 3 6 0.00 3.000																					
55 Casey Daigle, R ERA: 3.0 (7, 1)	0.1 3 1 0 0 0 1 0 0 0 0 0 0 11 18 0.00 6.000																					
28 Brandon Medders, R ERA: 4.0 (7, 1)	1.2 5 1 0 0 0 0 0 0 0 0 0 0 10 14 0.00 0.600																					
Luis Vizcaino, R ERA: 2.68 (9, 1)	1.0 4 2 1 1 1 1 0 0 0 0 0 1 10 14 9.00 2.000																					

Cincinnati Reds @ Arizona Diamondbacks  
Chase Field, Phoenix, AZ  
Sun May 07 2006, 1:40 PM MST  
Att: 27,727 - Roof Closed - 74 F


AB 38  
R 9  
H 14  
RBI 9  
BB 5  
SO 5  
LOB 11





Batter	1	2	3	4	5	6	7	8	9	AB	R	H	RBI	BB	SO	LOB	BOTTOM					
22 Eric Byrnes, R OBP: 0.375, SLG: 0.462 (1, 8)	34 E		F7	P4		1				3	1	1	0	0	0	1						
Luis Vizcaino, R (9, 1)	2B					HBP				0	0	0	0	0	0	0						
1 Orlando Hudson, S OBP: 0.315, SLG: 0.325 (1, 4)	34 E		FC1-6	G6-3		1				4	0	2	2	1	1	3						
BB			1B			3B																
Chad Tracy, L OBP: 0.341, SLG: 0.516 (1, 5)	F8		FC1-6	F7		P6		F9		5	1	0	0	0	0	7						
2B			1B																			
Luis Gonzalez, L OBP: 0.341, SLG: 0.491 (1, 7)	L8		34 2B			K		P5		5	2	2	0	0	1	2						
1B			1B																			
34 Conor Jackson, R OBP: 0.379, SLG: 0.489 (1, 3)	E5		FC6-4	F9		L8		L8		5	1	2	2	0	0	2						
FC6-4			2B																			
Damon Easley, R OBP: 0.385, SLG: 0.490 (1, 6)	FC6-4		HR	F8		E6		E6		4	1	1	1	0	0	3						
HR			2B																			
Shawn Green, L OBP: 0.373, SLG: 0.459 (1, 9)			G6-3	HR		G4-3		E6		4	1	1	2	1	0	1						
19 Chris Snyder, R OBP: 0.357, SLG: 0.514 (1, 2)			G6-3	G5-3		F9				3	0	0	0	0	0	0						
										1	0	1	1	1	0	0						
30 Jeff DaVanon, S OBP: 0.361, SLG: 0.425 (8, PH)																						
Orlando Hernandez, R ERA: 7.36 (1, 1)										1	0	0	0	1	0	0						
Greg Aquino, R ERA: 4.97 (6, 1)										0	0	0	0	0	0	0						
Andy Green, R ERA: 5.14 (6, PH)										1	1	1	0	0	0	0						
55 Casey Daigle, R (7, 1)										0	0	0	0	0	0	0						
28 Brandon Medders, R (7, 1)										0	0	0	0	0	0	0						
Johnny Estrada, S OBP: 0.341, SLG: 0.513 (8, PH)										2	0	0	0	0	1	4						
<b>Inning Stats</b>	R: 0 E: 1 K: 0 S: 12	H: 1 LOB: 3 BB: 1 P: 21	R: 0 E: 0 K: 0 S: 10	H: 0 LOB: 0 BB: 0 P: 14	R: 5 E: 0 K: 0 S: 16	H: 5 LOB: 0 BB: 0 P: 21	R: 0 E: 0 K: 0 S: 7	H: 0 LOB: 1 BB: 1 P: 17	R: 0 E: 0 K: 1 S: 7	H: 0 LOB: 0 BB: 0 P: 13	R: 2 E: 0 K: 0 S: 15	H: 2 LOB: 1 BB: 0 P: 23	R: 0 E: 2 K: 2 S: 10	H: 0 LOB: 2 BB: 0 P: 16	R: 0 E: 0 K: 2 S: 13	H: 0 LOB: 2 BB: 1 P: 25	R: 1 E: 0 K: 0 S: 12	H: 3 LOB: 2 BB: 1 P: 21	1B: 5 2B: 5 3B: 1 HR: 1	SF: 0 SAC: 1 DP: 1 HBP: 2	WP: 0 PB: 0 SB: 0 CS: 0	PA: 45
<b>PITCHER</b>	IP WLS BF H R ER SO BB IBB HBP BLK WP HR S P ERA WHIP																					
Dave Williams, L ERA: 7.85 (1, 1)	5.0 W 24 6 5 5 1 2 0 0 0 0 0 0 12 20 27.00 1.600																					
Rick White, R ERA: 5.14 (6, 1)	0.2 H 5 2 2 2 0 0 0 0 1 0 0 0 0 4 4 0.00 0.000																					
37 Brian Shacketford, L ERA: 0.49 (6, 1)	0.2 H 2 0 0 0 0 0 0 0 0 0 0 0 0 4 4 0.00 0.000																					
56 Todd Coffey, R ERA: 0.49 (7, 1)	1.1 H 7 0 0 0 0 2 1 0 1 0 0 0 0 17 32 0.750																					
Kent Mercker, L ERA: 2.38 (8, 1)	0.1 H 1 0 0 0 0 0 0 0 0 0 0 0 0 5 8 0.00 0.000																					
<b>PITCHER</b>	IP WLS BF H R ER SO BB IBB HBP BLK WP HR S P ERA WHIP																					
25 David Weathers, R ERA: 3.86 (9, 1)	1.0 S 6 3 1 1 1 0 0 0 0 0 0 0 12 20 9.00 3.000																					

Cincinnati Reds @ Arizona Diamondbacks  
Chase Field, Phoenix, AZ  
Sun May 07 2006, 1:40 PM MST  
Att: 27,727 - Roof Closed - 74 F

AB 38  
R 8  
H 11  
RBI 8  
BB 4  
SO 3  
LOB 23



Batter	1	2	3	4	5	6	7	8	9	AB	R	H	RBI	BB	SO	LOB	TOP								
<b>Craig Counsell, L</b> (1, 6) OBP: 0.380, SLG: 0.386	G4-3		FC6 1B		K			G6-3		4	0	1	0	0	1	1	<b>Arizona Diamondbacks @ Pittsburgh Pirates</b> PNC Park, Pittsburgh, PA Tue May 09 2006, 7:05 PM EDT Att: 16,961 - Partly Cloudy - 69 F								
<b>1 Orlando Hudson, S</b> (1, 4) OBP: 0.305, SLG: 0.314	F7		F9				K	G6-3		4	0	0	0	0	1	2									
<b>Chad Tracy, L</b> (1, 5) OBP: 0.345, SLG: 0.519	K		FC6				2B		E BB	3	0	1	0	1	1	2									
<b>Luis Gonzalez, L</b> (1, 7) OBP: 0.345, SLG: 0.492		P6		G4-6-3 1B			P6		FC6-4 1B	4	0	2	0	0	0	1									
<b>Tony Clark, S</b> (1, 3) OBP: 0.273, SLG: 0.277	L7		G4-6-3				G3		K	4	0	0	0	0	1	4									
<b>Shawn Green, L</b> (1, 9) OBP: 0.369, SLG: 0.460		2B		G5-3			G3		L5	4	0	1	0	0	0	2									
<b>Johnny Estrada, S</b> (1, 2) OBP: 0.326, SLG: 0.488		F9			K		G1-3		FC6-4	4	0	0	0	0	1	3									
<b>22 Eric Byrnes, R</b> (1, 8) OBP: 0.374, SLG: 0.450			K		SH1 BB		G3			2	0	0	0	1	1	0									
<b>Miguel Batista, R</b> (1, 1) OBP: 0.200, SLG: 0.200					SH1			G6-3		1	0	1	0	0	0	0									
<b>Andy Green, R</b> (8, PH) OBP: 0.355, SLG: 0.429					1B					1	0	0	0	0	0	0									
<b>28 Brandon Medders, R</b> (8, 1)					1B					0	0	0	0	0	0	0									
<b>Inning Stats</b>	R: 0 E: 0 K: 1 S: 10	H: 0 LOB: 0 BB: 0 P: 16	R: 0 E: 0 K: 0 S: 5	H: 1 LOB: 1 BB: 0 P: 9	R: 0 E: 0 K: 1 S: 11	H: 2 LOB: 2 BB: 0 P: 17	R: 0 E: 0 K: 0 S: 8	H: 1 LOB: 0 BB: 0 P: 12	R: 0 E: 0 K: 2 S: 10	H: 0 LOB: 1 BB: 1 P: 17	R: 0 E: 0 K: 1 S: 10	H: 1 LOB: 1 BB: 0 P: 15	R: 0 E: 0 K: 0 S: 6	H: 0 LOB: 0 BB: 0 P: 9	R: 0 E: 0 K: 0 S: 6	H: 0 LOB: 0 BB: 0 P: 6	R: 0 E: 1 K: 1 S: 14	H: 1 LOB: 2 BB: 1 P: 23	1B: 4 2B: 2 3B: 0 HR: 0	SF: 0 SAC: 1 DP: 1 HBP: 0	WP: 0 PB: 0 SB: 0 CS: 0	PA: 34			
<b>PITCHER</b>	IP	WLS	BF	H	R	ER	SO	BB	IBB	HBP	BLK	WP	HR	S	P	ERA	WHIP								
<b>45 Ian Snell, R</b> (1, 1) ERA: 4.65	7.0	W	26	5	0	0	5	1	0	0	0	0	0	60	95	0.00	0.857								
<b>Roberto Hernandez, R</b> (8, 1) ERA: 2.51	1.0	H	3	0	0	0	0	0	0	0	0	0	0	6	6	0.00	0.000								
<b>Michael Gonzalez, L</b> (9, 1) ERA: 2.19	1.0	S	5	1	0	0	1	1	0	0	0	0	0	14	23	0.00	2.000								

Batter	1	2	3	4	5	6	7	8	9	AB	R	H	RBI	BB	SO	LOB	BOTTOM								
<b>José Bautista, R</b> (1, 5) OBP: 0.556, SLG: 0.714	K		13 G4-6-3 BB		1-3 1B		FC6			3	0	1	0	1	1	1	<b>Arizona Diamondbacks @ Pittsburgh Pirates</b> PNC Park, Pittsburgh, PA Tue May 09 2006, 7:05 PM EDT Att: 16,961 - Partly Cloudy - 69 F								
<b>13 Nate McLouth, L</b> (1, 8) OBP: 0.250, SLG: 0.269	E4 12 2B 1B		G4-6-3		K		G4-3			4	1	1	0	0	1	5									
<b>12 Freddy Sanchez, R</b> (1, 6) OBP: 0.313, SLG: 0.500	2B		K			G5-3		1B BB		3	0	1	1	1	1	0									
<b>Jason Bay, R</b> (1, 7) OBP: 0.415, SLG: 0.447	F8			P4		K		1B BB		4	0	1	0	0	1	1									
<b>Jeromy Burnitz, L</b> (1, 9) OBP: 0.238, SLG: 0.370	P3		G3-1		2B		K		K	4	0	1	0	0	1	3									
<b>Craig Wilson, R</b> (1, 3) OBP: 0.342, SLG: 0.551		P4		K		F8		K		4	0	0	0	0	2	3									
<b>26 Ronny Paulino, R</b> (1, 2) OBP: 0.333, SLG: 0.380		HR			L8		G6-3 41 2B 2B	P5		4	2	2	1	0	0	2									
<b>Jose Castillo, R</b> (1, 4) OBP: 0.287, SLG: 0.279		L5		1B 1B		G6-3				3	0	1	0	0	0	1									
<b>45 Ian Snell, R</b> (1, 1) ERA: 5.05		G1-3		K		FC6 2B				2	0	0	0	0	1	1									
<b>41 Ryan Doumit, S</b> (7, PH) OBP: 0.370, SLG: 0.682					1-2					1	0	1	1	0	0	0									
<b>Oliver Pérez, L</b> (7, PH) OBP: 0.143, SLG: 0.143					K					0	0	0	0	0	0	0									
<b>Roberto Hernandez, R</b> (8, 1) ERA: 3.6										0	0	0	0	0	0	0									
<b>Michael Gonzalez, R</b> (9, 1)										0	0	0	0	0	0	0									
<b>Inning Stats</b>	R: 1 E: 1 K: 1 S: 16	H: 2 LOB: 1 BB: 0 P: 25	R: 1 E: 0 K: 0 S: 9	H: 1 LOB: 0 BB: 0 P: 16	R: 0 E: 0 K: 1 S: 8	H: 0 LOB: 0 BB: 1 P: 13	R: 0 E: 0 K: 1 S: 6	H: 0 LOB: 0 BB: 0 P: 8	R: 0 E: 0 K: 2 S: 15	H: 2 LOB: 2 BB: 0 P: 19	R: 0 E: 0 K: 1 S: 7	H: 1 LOB: 1 BB: 0 P: 12	R: 1 E: 0 K: 0 S: 10	H: 2 LOB: 2 BB: 0 P: 11	R: 0 E: 0 K: 2 S: 14	H: 1 LOB: 2 BB: 1 P: 22	1B: 4 2B: 4 3B: 0 HR: 1	SF: 0 SAC: 0 DP: 1 HBP: 0	WP: 0 PB: 0 SB: 0 CS: 0	PA: 34					
<b>PITCHER</b>	IP	WLS	BF	H	R	ER	SO	BB	IBB	HBP	BLK	WP	HR	S	P	ERA	WHIP								
<b>Miguel Batista, R</b> (1, 1)	7.0	L	29	8	3	3	6	1	0	0	0	0	0	71	104	3.86	1.286								
<b>28 Brandon Medders, R</b> (8, 1)	1.0		5	1	0	0	2	1	0	0	0	0	0	14	22	0.00	2.000								



Batter	1	2	3	4	5	6	7	8	9	AB	R	H	RBI	BB	SO	LOB	TOP									
22 Eric Byrnes, R OBP: 0.386, SLG: 0.489	1-1 G5-3		1-0 1B		1-1 HR		1-2 FC5-4			4	1	2	2	0	0	1										
Damion Easley, R OBP: 0.388, SLG: 0.463	4-2 CS BB		2-3 K		3-H L5			0-1 G6-3		3	0	0	0	1	1	2										
Chad Tracy, L OBP: 0.362, SLG: 0.526	0-3 K			1-3 K		1-2 G5-3		1-3 K		4	0	0	0	0	3	1										
Luis Gonzalez, L OBP: 0.356, SLG: 0.480	1-0 CS	3-2 34 G5-4-3 1B		0-2 G4-3		3-2 F7		2-1 F7		4	0	1	0	0	0	0										
34 Conor Jackson, R OBP: 0.389, SLG: 0.480		0-1 G5-4-3		1-0 1B		1-1 1B			4-1 DI 1B BB	3	1	2	0	1	0	1										
Shawn Green, L OBP: 0.386, SLG: 0.463		1-3 K		1-3 K		0-0 G3			1-3 K	4	0	0	0	0	3	3										
1 Orlando Hudson, S OBP: 0.300, SLG: 0.310			1-2 G5-3		2-0 37 S 22 HR 2B		2-1 G1-3		1-3 K	4	1	1	0	0	1	1										
19 Chris Snyder, R OBP: 0.333, SLG: 0.474			3-2 G4-3		1-1 G1-3		1-2 P4		0-1 1B	3	0	0	0	0	0	1										
Johnny Estrada, S OBP: 0.337, SLG: 0.489								2-H 1B		1	0	1	1	0	0	0										
37 Juan Cruz, R Greg Aquino, R Andy Green, R Jason Grimsley, R 55 Casey Daigle, R Tony Clark, S			4-2 22 1B BB		1-3 K		1-1 E5 22 FC5-4		1-2 G4-3	1	0	0	0	1	1	1										
<b>Inning Stats</b>	R: 0 E: 0 K: 1 S: 8	H: 0 LOB: 0 BB: 1 P: 14	R: 0 E: 0 K: 1 S: 9	H: 1 LOB: 0 BB: 0 P: 13	R: 0 E: 0 K: 1 S: 13	H: 1 LOB: 2 BB: 1 P: 24	R: 0 E: 0 K: 2 S: 10	H: 1 LOB: 1 BB: 0 P: 13	R: 2 E: 0 K: 1 S: 10	H: 2 LOB: 0 BB: 0 P: 16	R: 0 E: 0 K: 0 S: 13	H: 1 LOB: 1 BB: 0 P: 18	R: 0 E: 1 K: 0 S: 10	H: 0 LOB: 1 BB: 0 P: 15	R: 0 E: 0 K: 1 S: 7	H: 0 LOB: 0 BB: 0 P: 10	R: 1 E: 0 K: 2 S: 12	H: 1 LOB: 1 BB: 1 P: 19	1B: 5 2B: 1 3B: 0 HR: 1	SF: 0 SAC: 0 DP: 1 HBP: 0	WP: 0 PB: 0 SB: 1 CS: 1	PA: 37				
<b>PITCHER</b>	IP	WLS	BF	H	R	ER	SO	BB	IBB	HBP	BLK	WP	HR	S	P	ERA	WHIP									
30 Mark Mulder, L ERA: 4.27	(1, 1)	6.0	W	24	6	2	2	6	2	0	0	0	0	1	63	98	3.00	1.333								
48 Brad Thompson, R ERA: 0.52	(7, 1)	1.1	H	5	0	0	0	0	0	0	0	0	0	0	12	17	0.00	0.000								
34 Randy Flores, L ERA: 2.38	(8, 1)	0.2	H	2	0	0	0	1	0	0	0	0	0	5	8	0.00	0.000									
44 Jason Istringhausen, R ERA: 4.73	(9, 1)	1.0	S	5	1	1	1	2	1	0	0	0	0	0	12	19	9.00	2.000								

Arizona Diamondbacks @ St. Louis Cardinals  
 Busch Stadium, St. Louis, MO  
 Fri May 12 2006, 7:10 PM CDT  
 Att: 41,085 - Partly Cloudy - 65 F

AB 33  
 R 3  
 H 7  
 RBI 3  
 BB 3  
 SO 9  
 LOB 12



Batter	1	2	3	4	5	6	7	8	9	AB	R	H	RBI	BB	SO	LOB	BOTTOM									
22 David Eckstein, R OBP: 0.390, SLG: 0.371	1-1 5 1B 1B		0-3 K	0-0 L8		1 SAFE 2-2 53 FC4-6 1B				4	1	2	0	0	1	2										
53 John Rodriguez, L OBP: 0.450, SLG: 0.510	0-0 1B		1-2 27 PB 5 BB HBP		2-3 K	1 SAFE 1-0 FC4-6 5 G6-4-3				3	1	1	1	0	1	1										
48 Brad Thompson, R										0	0	0	0	0	0	0										
34 Randy Flores, L										0	0	0	0	0	0	0										
44 Jason Istringhausen, R										0	0	0	0	0	0	0										
5 Albert Pujols, R OBP: 0.474, SLG: 0.839	3-1 15 SF9 1B		4-2 27 PB BB		2-1 15 HR HBP	1 SAFE 1-1 G6-4-3				2	1	1	1	1	0	1										
15 Jim Edmonds, L OBP: 0.333, SLG: 0.434	0-0 SF9		0-0 F7		2-0 HR		2-3 K			3	1	1	3	0	1	2										
27 Scott Rolen, R OBP: 0.379, SLG: 0.467	1-2 3-H F8		3-3 K		4-2 4 1B BB		2-3 K			3	0	0	0	1	2	3										
43 Juan Encarnacion, R OBP: 0.248, SLG: 0.386	0-2 G6-3		0-0 F8		1-2 P4		1-3 K			4	0	0	0	0	1	2										
4 Yadier Molina, R OBP: 0.230, SLG: 0.221		1-1 G6-3		4-2 30 SH5-4 E BB		0-0 1B		0-1 F9		3	0	1	0	1	0	0										
Aaron Miles, S OBP: 0.412, SLG: 0.383		1-1 P6		0-0 FC3 30 SH5-4		1-1 G4-3		2-1 G4-3		4	0	0	0	0	3											
30 Mark Mulder, L OBP: 0.368, SLG: 0.563		1-1 G6-3		1-1 SH5-4		0-0 22 1B 53 FC4-6 1B		0-1 G3		1	0	0	0	0	0	0										
Larry Bigbie, L OBP: 0.167, SLG: 0.167										2	1	1	0	0	0	0										
<b>Inning Stats</b>	R: 2 E: 0 K: 0 S: 12	H: 3 LOB: 1 BB: 0 P: 17	R: 0 E: 0 K: 0 S: 6	H: 0 LOB: 0 BB: 0 P: 9	R: 0 E: 0 K: 2 S: 12	H: 0 LOB: 2 BB: 1 P: 20	R: 0 E: 1 K: 0 S: 8	H: 0 LOB: 2 BB: 1 P: 13	R: 2 E: 0 K: 1 S: 18	H: 2 LOB: 2 BB: 1 P: 30	R: 1 E: 0 K: 0 S: 7	H: 2 LOB: 0 BB: 0 P: 11	R: 0 E: 0 K: 3 S: 10	H: 0 LOB: 0 BB: 0 P: 15	R: 0 E: 0 K: 0 S: 6	H: 0 LOB: 0 BB: 0 P: 8	R: 0 E: 0 K: 0 S: 6	H: 0 LOB: 0 BB: 0 P: 8	1B: 6 2B: 0 3B: 0 HR: 1	SF: 1 SAC: 1 DP: 1 HBP: 2	WP: 0 PB: 0 SB: 0 CS: 0	PA: 36				
<b>PITCHER</b>	IP	WLS	BF	H	R	ER	SO	BB	IBB	HBP	BLK	WP	HR	S	P	ERA	WHIP									
37 Juan Cruz, R ERA: 3.33	(1, 1)	5.0	L	28	7	5	3	0	0	0	0	0	0	1	60	95	9.00	2.000								
Greg Aquino, R ERA: 4.61	(6, 1)	1.0		2	0	0	0	0	0	0	0	0	0	3	5	0.00	0.000									
Jason Grimsley, R ERA: 4.87	(7, 1)	1.0		3	0	0	0	3	0	0	0	0	0	10	15	0.00	0.000									
55 Casey Daigle, R ERA: 2.57	(8, 1)	1.0		3	0	0	0	0	0	0	0	0	0	6	8	0.00	0.000									

Arizona Diamondbacks @ St. Louis Cardinals  
 Busch Stadium, St. Louis, MO  
 Fri May 12 2006, 7:10 PM CDT  
 Att: 41,085 - Partly Cloudy - 65 F

AB 29  
 R 5  
 H 7  
 RBI 5  
 BB 3  
 SO 6  
 LOB 14



Batter	1	2	3	4	5	6	7	8	9	AB	R	H	RBI	BB	SO	LOB	TOP										
<b>Craig Counsell, L</b> (1, 6) OBP: 0.373, SLG: 0.390	P1		BB		G4-3			G3		3	0	0	0	1	0	0	<b>Arizona Diamondbacks @ St. Louis Cardinals</b> <b>Busch Stadium, St. Louis, MO</b> Sat May 13 2006, 6:15 PM CDT Att: 40,585 - Cloudy - 56 F										
<b>22 Eric Byrnes, R</b> (1, 8) OBP: 0.371, SLG: 0.468	G3		P3		F8			G2-3		4	0	0	0	0	0	1											
<b>Chad Tracy, L</b> (1, 5) <b>Damon Easley, R</b> (9, PH) OBP: 0.377, SLG: 0.463		BB			F7			BB		1	0	0	0	2	0	0											
<b>Luis Gonzalez, L</b> (1, 7) OBP: 0.355, SLG: 0.473 <b>30 Jeff DaVanon, S</b> (8, 7) OBP: 0.357, SLG: 0.419	G3		F7		BB			G5-3		2	0	0	0	1	0	3											
<b>34 Conor Jackson, R</b> (1, 3) OBP: 0.385, SLG: 0.500		HR			G5-4-3			F8		4	1	1	1	0	1	4											
<b>Shawn Green, L</b> (1, 9) OBP: 0.370, SLG: 0.464		1B			L6			K		4	0	2	0	0	1	1											
<b>Johnny Estrada, S</b> (1, 2) OBP: 0.327, SLG: 0.473	F8		G4-6-3		G6-3					3	0	0	0	0	0	2											
<b>1 Orlando Hudson, S</b> (1, 4) OBP: 0.296, SLG: 0.305 <b>28 Brandon Medders, R</b> (7, 1) <b>Greg Aquino, R</b> (8, 1)	F8		G4-3		F7					2	0	0	0	0	0	1											
<b>Claudio Vargas, R</b> (1, 1) OBP: 0.091, SLG: 0.091 <b>Jason Grimsley, R</b> (4, 1) <b>Andy Green, R</b> (4, 4) OBP: 0.314, SLG: 0.375 <b>Tony Clark, S</b> (7, PH) OBP: 0.263, SLG: 0.265	G1-3		F8					K		1	0	0	0	0	0	1											
<b>Inning Stats</b>	R: 0 E: 0 K: 0 S: 14	H: 0 LOB: 1 BB: 1 P: 21	R: 1 E: 0 K: 0 S: 9	H: 2 LOB: 1 BB: 0 P: 14	R: 0 E: 0 K: 1 S: 10	H: 0 LOB: 2 BB: 2 P: 21	R: 0 E: 0 K: 0 S: 6	H: 1 LOB: 0 BB: 0 P: 7	R: 0 E: 0 K: 0 S: 5	H: 0 LOB: 0 BB: 0 P: 9	R: 0 E: 0 K: 0 S: 6	H: 0 LOB: 0 BB: 1 P: 11	R: 0 E: 0 K: 1 S: 13	H: 0 LOB: 0 BB: 0 P: 17	R: 0 E: 0 K: 1 S: 10	H: 0 LOB: 1 BB: 1 P: 20		1B: 2 2B: 0 3B: 0 HR: 1	SF: 0 SAC: 0 DP: 2 HBP: 0	WP: 0 PB: 0 SB: 0 CS: 0	PA: 33						
<b>PITCHER</b>	IP	WLS	BF	H	R	ER	SO	BB	IBB	HBP	BLK	WP	HR	S	P	ERA	WHIP										
<b>Jason Marquis, R</b> (1, 1) ERA: 5.93	7.0	W	26	3	1	1	1	4	0	0	0	0	1	55	90	1.29	1.000										
<b>40 Brian Falkenberg, R</b> (8, 1) ERA: 3.86	1.0		3	0	0	0	1	0	0	0	0	0	0	13	17	0.00	0.000										
<b>Tyler Johnson, L</b> (9, 1) ERA:	1.0		4	0	0	0	1	1	0	0	0	0	0	10	20	0.00	1.000										

Batter	1	2	3	4	5	6	7	8	9	AB	R	H	RBI	BB	SO	LOB	BOTTOM										
<b>22 David Eckstein, R</b> (1, 6) OBP: 0.393, SLG: 0.381 <b>7 Hector Luna, R</b> (7, PH) OBP: 0.365, SLG: 0.464	G6-3				5B 1B			K		4	1	2	0	0	0	3	<b>Arizona Diamondbacks @ St. Louis Cardinals</b> <b>Busch Stadium, St. Louis, MO</b> Sat May 13 2006, 6:15 PM CDT Att: 40,585 - Cloudy - 56 F										
<b>53 John Rodriguez, L</b> (1, 7) OBP: 0.482, SLG: 0.536	F9		K		2B			G1-6-3		5	2	3	0	0	1	1											
<b>5 Albert Pujols, R</b> (1, 3) OBP: 0.476, SLG: 0.854 <b>40 Brian Falkenberg, R</b> (8, 1) <b>Tyler Johnson, S</b> (9, 1)	E8		K		15 1B			F8		5	3	3	3	0	1	3											
<b>15 Jim Edmonds, L</b> (1, 8) OBP: 0.346, SLG: 0.440 <b>So Taguchi, R</b> (8, 8) OBP: 0.311, SLG: 0.325	27 HR		HR		27 2B			K		0	0	0	0	0	0	0											
<b>27 Scott Rolen, R</b> (1, 5) OBP: 0.383, SLG: 0.511 <b>4 Yadier Molina, R</b> (8, PH) OBP: 0.228, SLG: 0.219	27 HR		HR		15 1B			F8		5	3	3	3	0	1	3											
<b>43 Juan Encarnacion, R</b> (1, 9) OBP: 0.248, SLG: 0.378 <b>26 Scott Spiezio, S</b> (8, 3) OBP: 0.359, SLG: 0.564	HR				27 2B			K		0	0	0	0	0	0	0											
<b>43 Juan Encarnacion, R</b> (1, 9) OBP: 0.248, SLG: 0.378 <b>26 Scott Spiezio, S</b> (8, 3) OBP: 0.359, SLG: 0.564	FC1-2				15 1B			K		3	2	2	1	1	0	0											
<b>Gary Bennett, R</b> (1, 2) OBP: 0.229, SLG: 0.324	E4		L6		27 2B			F9		4	1	2	5	0	2	1											
<b>Aaron Miles, S</b> (1, 4) OBP: 0.422, SLG: 0.388	FC1-2		G5-3		27 2B			K		1	0	0	0	0	0	0											
<b>Jason Marquis, L</b> (1, 1) OBP: 0.227, SLG: 0.238 <b>Larry Bigbie, L</b> (7, PH) OBP: 0.286, SLG: 0.167	FC1-2		F8		G6-3			F9		4	1	2	5	0	2	1											
<b>Inning Stats</b>	R: 4 E: 2 K: 0 S: 23	H: 3 LOB: 3 BB: 3 P: 43	R: 1 E: 0 K: 2 S: 8	H: 1 LOB: 0 BB: 0 P: 15	R: 0 E: 0 K: 0 S: 6	H: 1 LOB: 1 BB: 0 P: 12	R: 4 E: 0 K: 0 S: 16	H: 5 LOB: 1 BB: 0 P: 22	R: 0 E: 0 K: 0 S: 5	H: 1 LOB: 0 BB: 0 P: 7	R: 0 E: 0 K: 2 S: 9	H: 1 LOB: 1 BB: 0 P: 11	R: 0 E: 0 K: 3 S: 17	H: 2 LOB: 3 BB: 1 P: 29	R: 0 E: 0 K: 0 S: 9	H: 1 LOB: 2 BB: 0 P: 13	1B: 9 2B: 4 3B: 0 HR: 2	SF: 0 SAC: 0 DP: 1 HBP: 1	WP: 0 PB: 0 SB: 0 CS: 0	PA: 44							
<b>PITCHER</b>	IP	WLS	BF	H	R	ER	SO	BB	IBB	HBP	BLK	WP	HR	S	P	ERA	WHIP										
<b>Claudio Vargas, R</b> (1, 1) ERA: 5.96	3.0	L	21	8	8	8	2	3	0	0	0	0	2	43	78	24.00	3.667										
<b>Jason Grimsley, R</b> (4, 1) ERA: 4.53	3.0		12	4	1	1	2	0	0	0	0	0	0	24	32	3.00	1.333										
<b>28 Brandon Medders, R</b> (7, 1) ERA: 3.27	1.0		6	2	0	0	3	1	0	0	0	0	0	17	29	0.00	3.000										
<b>Greg Aquino, R</b> (8, 1) ERA: 4.3	1.0		5	1	0	0	0	0	0	1	0	0	0	9	13	0.00	1.000										



Batter	1	2	3	4	5	6	7	8	9	AB	R	H	RBI	BB	SO	LOB	TOP					
<b>Craig Counsell, L</b> (1,6) OBP: 0.374, SLG: 0.390	F9		1B		FC4-6		SH5-4 2B	F9		5	1	2	1	0	0	1	<b>Arizona Diamondbacks @ St. Louis Cardinals</b> <b>Busch Stadium, St. Louis, MO</b> Sun May 14 2006, 1:15 PM CDT Att: 40,891 - Cloudy - 51 F					
<b>Damon Easley, R</b> (1,4) OBP: 0.358, SLG: 0.431 <b>Jose Valverde, R</b> (9,1)	K		L6		L7		SH5-4	K		4	0	0	0	0	2	2						
<b>Chad Tracy, L</b> (1,5) OBP: 0.363, SLG: 0.517	E5			K2-3		F9	1B	L8		5	1	1	2	0	1	0						
<b>Luis Gonzalez, L</b> (1,7) OBP: 0.369, SLG: 0.493	G4-3			1B		G3	1B	1B		5	2	4	0	0	0	1						
<b>34 Conor Jackson, R</b> (1,3) OBP: 0.372, SLG: 0.481 <b>Brandon Lyon, R</b> (7,1)	G4-3			P4		FC6	1B	F8		4	1	0	0	0	0	4						
<b>1 Orlando Hudson, S</b> (9,PH) OBP: 0.294, SLG: 0.302						G3				4	0	1	1	1	2	3						
<b>Shawn Green, L</b> (1,9) OBP: 0.371, SLG: 0.457	K			BB		1-2	1B	1B		4	0	2	3	0	0	2						
<b>Johnny Estrada, S</b> (1,2) OBP: 0.333, SLG: 0.474	G5-3			F8		FC6-4	1B	1B		3	1	1	0	0	0	1						
<b>30 Jeff DaVanon, S</b> (1,8) OBP: 0.356, SLG: 0.429 <b>Luis Vizcaino, R</b> (6,1)	L3					FC6-4	2B	K		0	0	0	0	0	0	0						
<b>Tony Clark, S</b> (7,PH) OBP: 0.259, SLG: 0.260						E3		SH5-4	1B	2	1	1	0	0	1	0						
<b>Miguel Batista, R</b> (1,1) OBP: 0.176, SLG: 0.176 <b>22 Eric Byrnes, R</b> (6,8)	K									2	0	0	0	0	1	1						
<b>Inning Stats</b>	R: 0 E: 1 K: 1 S: 9	H: 0 LOB: 1 BB: 0 P: 13	R: 0 E: 0 K: 1 S: 8	H: 0 LOB: 0 BB: 0 P: 11	R: 0 E: 0 K: 1 S: 10	H: 1 LOB: 1 BB: 0 P: 12	R: 0 E: 0 K: 1 S: 12	H: 1 LOB: 2 BB: 1 P: 21	R: 1 E: 1 K: 0 S: 8	H: 1 LOB: 0 BB: 0 P: 14	R: 2 E: 1 K: 0 S: 11	H: 2 LOB: 1 BB: 0 P: 16	R: 4 E: 0 K: 1 S: 20	H: 6 LOB: 2 BB: 0 P: 33	R: 0 E: 0 K: 2 S: 11	H: 0 LOB: 0 BB: 0 P: 14	R: 0 E: 0 K: 1 S: 11	H: 1 LOB: 1 BB: 0 P: 13	1B: 9 2B: 3 3B: 0 HR: 0	SF: 0 SAC: 1 DP: 0 HBP: 0	WP: 0 PB: 0 SB: 0 CS: 1	PA: 42
<b>PITCHER</b>	IP	WLS	BF	H	R	ER	SO	BB	IBB	HBP	BLK	WP	HR	S	P	ERA	WHIP			ERA	WHIP	
<b>29 Chris Carpenter, R</b> (1,1) ERA: 1.98	6.0		26	5	3	0	4	1	0	0	0	0	0	58	87	0.00	1.000			0.00	0.000	
<b>50 Adam Wainwright, R</b> (7,1) ERA: 1.59	0.1	L	3	2	2	2	0	0	0	0	0	0	0	6	8	54.00	6.000					
<b>34 Randy Flores, L</b> (7,1) ERA: 3.97	0.0		2	2	0	0	0	0	0	0	0	0	0	3	5	∞	∞					
<b>41 Braden Looper, R</b> (7,1) ERA: 3.07	0.2		4	2	2	2	1	0	0	0	0	0	0	11	20	27.00	3.000					
<b>Josh Hancock, R</b> (8,1) ERA: 2.14	1.2		6	1	0	0	2	0	0	0	0	0	0	18	21	0.00	0.600					

Batter	1	2	3	4	5	6	7	8	9	AB	R	H	RBI	BB	SO	LOB	BOTTOM					
<b>22 David Eckstein, R</b> (1,6) OBP: 0.387, SLG: 0.375	G4-3			F7		G4-3	53 1B	P4		5	1	1	0	0	0	0	<b>Arizona Diamondbacks @ St. Louis Cardinals</b> <b>Busch Stadium, St. Louis, MO</b> Sun May 14 2006, 1:15 PM CDT Att: 40,891 - Cloudy - 51 F					
<b>53 John Rodriguez, L</b> (1,9) OBP: 0.471, SLG: 0.533	F8			15 BB		15 BB	27 E	P5		4	2	2	0	1	0	0						
<b>5 Albert Pujols, R</b> (1,3) OBP: 0.469, SLG: 0.833	P3			15 BB		P3	SF9	F9		3	0	0	1	1	0	1						
<b>15 Jim Edmonds, L</b> (1,8) OBP: 0.363, SLG: 0.451	K			27 G5-4-3		26 BB	27 E	1B		4	2	3	0	1	1	0						
<b>27 Scott Rolen, R</b> (1,5) OBP: 0.366, SLG: 0.485	P4			G5-4-3		E6	FC5	P6		5	1	0	0	0	0	6						
<b>26 Scott Spivak, S</b> (1,7) OBP: 0.275, SLG: 0.354 <b>50 Adam Wainwright, R</b> (7,1) ERA: 1.59 <b>34 Randy Flores, L</b> (7,1) ERA: 3.97 <b>41 Braden Looper, R</b> (7,1) ERA: 3.07 <b>Larry Bigbie, L</b> (7,PH) OBP: 0.275, SLG: 0.286 <b>Josh Hancock, R</b> (8,1) ERA: 2.14 <b>Tyler Johnson, S</b> (9,1)	K					G5-4-3	HBP	G6-4-3		1	0	0	0	2	1	0						
<b>4 Yadier Molina, R</b> (1,2) OBP: 0.229, SLG: 0.220	F8			G5-4-3		G5-4-3	HBP	G6-4-3		4	0	1	2	0	0	3						
<b>Aaron Miles, S</b> (1,4) OBP: 0.425, SLG: 0.386	F9							G1-3		3	0	1	0	0	0	0						
<b>29 Chris Carpenter, R</b> (1,1) OBP: 0.053, SLG: 0.053 <b>So Taguchi, R</b> (6,PH) OBP: 0.304, SLG: 0.318	G3					K	K	G4-3		2	0	0	0	0	1	1						
<b>Inning Stats</b>	R: 0 E: 0 K: 0 S: 5	H: 0 LOB: 0 BB: 0 P: 9	R: 0 E: 0 K: 2 S: 11	H: 0 LOB: 0 BB: 0 P: 18	R: 0 E: 0 K: 0 S: 5	H: 0 LOB: 0 BB: 0 P: 9	R: 0 E: 0 K: 0 S: 8	H: 0 LOB: 3 BB: 3 P: 21	R: 0 E: 0 K: 1 S: 7	H: 1 LOB: 1 BB: 1 P: 12	R: 3 E: 1 K: 1 S: 24	H: 3 LOB: 3 BB: 1 P: 45	R: 3 E: 1 K: 0 S: 14	H: 4 LOB: 1 BB: 0 P: 18	R: 0 E: 0 K: 0 S: 7	H: 0 LOB: 0 BB: 0 P: 12		R: 0 E: 0 K: 0 S: 10	H: 1 LOB: 1 BB: 0 P: 14	1B: 9 2B: 0 3B: 0 HR: 0	SF: 1 SAC: 0 DP: 3 HBP: 1	WP: 0 PB: 0 SB: 0 CS: 0
<b>PITCHER</b>	IP	WLS	BF	H	R	ER	SO	BB	IBB	HBP	BLK	WP	HR	S	P	ERA	WHIP			ERA	WHIP	
<b>Miguel Batista, R</b> (1,1) ERA: 4.44	5.2		25	4	3	0	3	5	0	0	0	0	0	54	102	0.00	1.588					
<b>Luis Vizcaino, R</b> (6,1) ERA: 2.45	0.1	W	2	0	0	0	1	0	0	1	0	0	0	6	12	0.00	0.000					
<b>Brandon Lyon, R</b> (7,1) ERA: 2.7	2.0		10	4	3	2	0	0	0	0	0	0	0	21	30	9.00	2.000					
<b>Jose Valverde, R</b> (9,1) ERA: 2.51	1.0	S	4	1	0	0	0	0	0	0	0	0	0	10	14	0.00	1.000					



Batter	1	2	3	4	5	6	7	8	9	10	AB	R	H	RBI	BB	SO	LOB	TOP	
<b>Dave Roberts, L</b> (1,7) OBP: 0.363, SLG: 0.408	G4-3		SH4-3		G6-3	FC4-6			P4		4	0	0	0	0	0	4	<b>San Diego Padres @ Arizona Diamondbacks</b> Chase Field, Phoenix, AZ Mon May 15 2006, 6:40 PM MST Att. 19,848 - Cloudy - 78 F	
<b>Mike Cameron, R</b> (1,8) OBP: 0.316, SLG: 0.333	G4-3		G6-3		L6				K		5	0	0	0	0	2	3		
<b>24 Brian Giles, L</b> (1,9) OBP: 0.412, SLG: 0.360	K				F8				G3		5	1	1	0	0	2	1		
<b>28 Josh Bard, S</b> (1,2)					2B														
<b>3 Khalil Greene, R</b> (1,6) OBP: 0.323, SLG: 0.453	G6-4-3				HR														
<b>Vinny Castilla, R</b> (1,5) OBP: 0.287, SLG: 0.298					G5-3														
<b>23 Adrián González, L</b> (1,3) OBP: 0.290, SLG: 0.369	G1-3				HR														
<b>Josh Barfield, R</b> (1,4) OBP: 0.314, SLG: 0.394			G6-3	G5-3															
<b>Chan Ho Park, R</b> (1,1) OBP: 0.267, SLG: 0.267 <b>Scott Linebrink, R</b> (8,1)																			
<b>Mark Bellhorn, S</b> (9,PH) OBP: 0.310, SLG: 0.422 <b>56 Scott Cassidy, R</b> (9,1) <b>Alan Embree, L</b> (10,1)			SH4-3		G6-3	FC4-6													
<b>Inning Stats</b>	R: 0 E: 0 K: 1 S: 7	H: 0 LOB: 0 BB: 0 P: 12	R: 0 E: 0 K: 0 S: 9	H: 2 LOB: 1 BB: 0 P: 12	R: 0 E: 0 K: 0 S: 5	H: 1 LOB: 1 BB: 0 P: 10	R: 3 E: 0 K: 1 S: 10	H: 3 LOB: 0 BB: 0 P: 14	R: 0 E: 0 K: 0 S: 9	H: 1 LOB: 0 BB: 0 P: 11	R: 0 E: 0 K: 2 S: 9	H: 1 LOB: 1 BB: 0 P: 13	R: 0 E: 0 K: 1 S: 11	H: 0 LOB: 1 BB: 1 P: 16	1B: 8 2B: 2 3B: 0 HR: 2	SF: 0 SAC: 1 DP: 2 HBP: 0	WP: 0 PB: 0 SB: 0 CS: 0	PA: 42	
<b>PITCHER</b>	IP 6.0	WLS 28	H 10	R 5	ER 5	SO 4	BB 0	IBB 0	HBP 0	BLK 0	WP 0	HR 2	S 56	P 86	ERA 7.50	WHIP 1.667			
<b>17 Brandon Webb, R</b> (1,1) ERA: 2.78																			
<b>28 Brandon Medders, R</b> (7,1) ERA: 2.77																			
<b>Luis Vizcaino, R</b> (9,1) ERA: 2.33																			
<b>Jose Valverde, R</b> (10,1) ERA: 2.35																			

AB	39
R	5
H	12
RBI	5
BB	2
SO	9
LOB	17



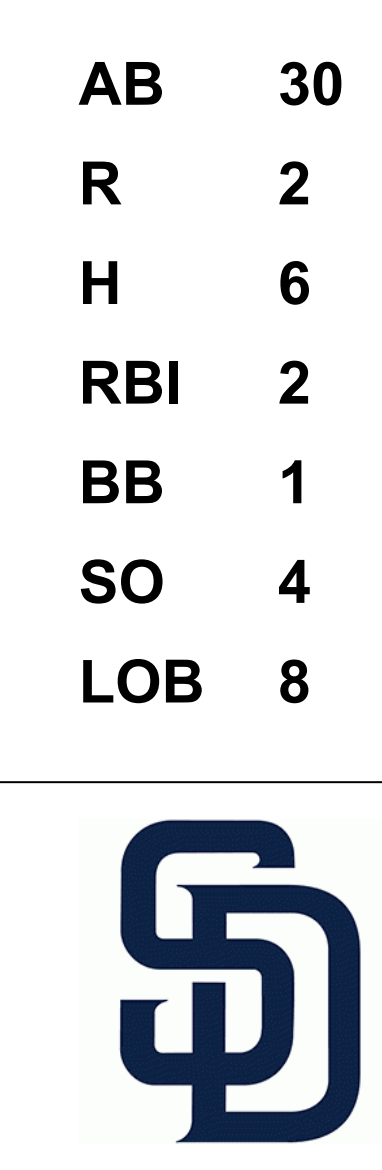
Batter	1	2	3	4	5	6	7	8	9	10	AB	R	H	RBI	BB	SO	LOB	BOTTOM				
<b>Craig Counsell, L</b> (1,6) OBP: 0.358, SLG: 0.373	G6-3	F7		P6					G4-3		5	0	0	0	0	0	3	<b>San Diego Padres @ Arizona Diamondbacks</b> Chase Field, Phoenix, AZ Mon May 15 2006, 6:40 PM MST Att. 19,848 - Cloudy - 78 F				
<b>22 Eric Byrnes, R</b> (1,8) OBP: 0.375, SLG: 0.485	F8			G6-3					K		5	2	2	0	0	1	0					
<b>Chad Tracy, L</b> (1,5) OBP: 0.352, SLG: 0.500	G4-3			F8					K2		5	0	0	0	0	2	3					
<b>Luis Gonzalez, L</b> (1,7) OBP: 0.370, SLG: 0.482		1B 2B HBP	E 2B IBB						F8		3	2	0	0	1	1	1					
<b>Tony Clark, S</b> (1,3) OBP: 0.270, SLG: 0.315	G4-3			E4 2B							4	2	1	1	1	1	2					
<b>Shawn Green, L</b> (1,9) OBP: 0.379, SLG: 0.463				P6							5	0	3	1	0	0	2					
<b>Johnny Estrada, S</b> (1,2) OBP: 0.339, SLG: 0.495											4	0	2	3	0	0	1					
<b>1 Orlando Hudson, S</b> (1,4) OBP: 0.283, SLG: 0.295											3	0	0	0	1	0	2					
<b>17 Brandon Webb, R</b> (1,1) ERA: 3.27 <b>30 Jeff D'Armentano, S</b> (8,PH) <b>28 Brandon Medders, R</b> (7,1) <b>Luis Vizcaino, R</b> (9,1) <b>34 Connor Jackson, R</b> (9,PH) <b>Jose Valverde, R</b> (10,1)											2	0	0	0	0	2	3					
<b>Inning Stats</b>	R: 0 E: 0 K: 0 S: 3	H: 0 LOB: 0 BB: 0 P: 6	R: 1 E: 0 K: 1 S: 11	H: 2 LOB: 3 BB: 1 P: 23	R: 3 E: 1 K: 0 S: 11	H: 2 LOB: 1 BB: 1 P: 19	R: 0 E: 0 K: 1 S: 10	H: 0 LOB: 0 BB: 0 P: 11	R: 0 E: 0 K: 3 S: 10	H: 0 LOB: 0 BB: 0 P: 13	R: 0 E: 0 K: 1 S: 9	H: 1 LOB: 1 BB: 0 P: 15	R: 0 E: 0 K: 0 S: 7	H: 1 LOB: 0 BB: 0 P: 15	R: 0 E: 0 K: 0 S: 10	H: 0 LOB: 0 BB: 0 P: 17	R: 1 E: 0 K: 0 S: 9		H: 2 LOB: 2 BB: 1 P: 16	1B: 3 2B: 5 3B: 0 HR: 1	SF: 0 SAC: 0 DP: 1 HBP: 1	WP: 1 PB: 0 SB: 0 CS: 0
<b>PITCHER</b>	IP 7.0	WLS 30	H 5	R 4	ER 1	SO 8	BB 0	IBB 2	HBP 1	BLK 0	WP 1	HR 0	S 63	P 102	ERA 1.29	WHIP 0.714						
<b>Chan Ho Park, R</b> (1,1) ERA: 3.27																						
<b>Scott Linebrink, R</b> (8,1) ERA: 3.79																						
<b>56 Scott Cassidy, R</b> (9,1) ERA: 1.19																						
<b>Alan Embree, L</b> (10,1) ERA: 4.96																						

AB	38
R	6
H	8
RBI	5
BB	3
SO	8
LOB	18



Batter	1	2	3	4	5	6	7	8	9	AB	R	H	RBI	BB	SO	LOB	TOP																			
Dave Roberts, L (1,7) OBP: 0.360, SLG: 0.403	F8		E1			B1-3		G5-3-4 1B		4	0	1	0	0	0	2	<b>San Diego Padres @ Arizona Diamondbacks</b> Chase Field, Phoenix, AZ Tue May 16 2006, 6:40 PM MST Att: 20,032 - Roof Closed - 78 F  <b>livebaseballscorecards.com</b>																			
Mike Cameron, R (1,8) OBP: 0.314, SLG: 0.330	K		G5-4-3			1B		G5-3-4 1-3F		4	1	1	0	0	1	4																				
24 Brian Giles, L (1,9) OBP: 0.409, SLG: 0.378	K				G4-3		1B	G3-1		4	1	1	2	0	1	0																				
28 Josh Bard, S (1,2)		F9			F7		1B	G3		4	0	1	0	0	0	0																				
3 Khalil Greene, R (1,6) OBP: 0.321, SLG: 0.447		1B			F9		1B	G6-3		4	0	1	0	0	0	1																				
23 Adrián González, L (1,3) OBP: 0.284, SLG: 0.381 Jim Brower, R (7,1) Jon Adkins, L (8,1)	G6-4-3					K		F7		3	0	0	0	0	0	1																				
Geoff Blum, S (1,5) OBP: 0.308, SLG: 0.417					F9			G3-1		2	0	0	0	1	0	0																				
Josh Barfield, R (1,4) OBP: 0.314, SLG: 0.393					F9			F8		3	0	1	0	0	0	0																				
44 Jake Peavy, R (1,1) OBP: 0.176, SLG: 0.235 18 Paul McNulty, L (6,PH) Brian Sweeney, R (6,1) Mark Bellhorn, S (7,3) OBP: 0.306, SLG: 0.415					SH1-4			G6-3		0	0	0	0	0	0	0																				
<b>Inning Stats</b>	R: 0 E: 0 K: 2 S: 11	H: 0 LOB: 0 BB: 0 P: 18	R: 0 E: 0 K: 0 S: 10	H: 1 LOB: 0 BB: 0 P: 12	R: 0 E: 1 K: 0 S: 9	H: 1 LOB: 2 BB: 1 P: 16	R: 0 E: 0 K: 0 S: 6	H: 0 LOB: 0 BB: 0 P: 6	R: 0 E: 0 K: 1 S: 9	H: 3 LOB: 1 BB: 0 P: 14	R: 0 E: 0 K: 0 S: 4	H: 0 LOB: 0 BB: 0 P: 6	R: 0 E: 0 K: 0 S: 8	H: 1 LOB: 0 BB: 0 P: 10	R: 0 E: 0 K: 0 S: 7	H: 0 LOB: 0 BB: 0 P: 9		1B: 5 2B: 1 3B: 0 HR: 1	SF: 0 SAC: 1 DP: 3 HBP: 0	WP: 0 PB: 0 SB: 0 CS: 0	PA: 32															
<b>PITCHER</b>	IP	WLS	BF	H	R	ER	SO	BB	IBB	HBP	BLK	WP	HR	S	P	ERA	WHIP	<b>PITCHER</b>		IP	WLS	BF	H	R	ER	SO	BB	IBB	HBP	BLK	WP	HR	S	P	ERA	WHIP
Orlando Hernandez, R (1,1) ERA: 6.88	2.0		7	1	0	0	2	1	0	0	0	0	0	21	34	0.00	1.000	Jose Valverde, R (9,1) ERA: 2.2		1.0	S	3	0	0	0	0	0	0	0	0	0	7	9	0.00	0.000	
Jason Grimsley, R (3,1) ERA: 4.1	3.0	W	10	1	0	0	1	0	0	0	0	0	0	24	32	0.00	0.333																			
55 Casey Daigle, R (6,1) ERA: 4.5	1.0	H	6	3	2	2	1	0	0	0	0	0	1	13	16	18.00	3.000																			
28 Brandon Medders, R (7,1) ERA: 2.57	1.0	H	3	0	0	0	0	0	0	0	0	0	0	4	6	0.00	0.000																			
Brandon Lyon, R (8,1) ERA: 2.56	1.0	H	3	1	0	0	0	0	0	0	0	0	0	8	10	0.00	1.000																			

Batter	1	2	3	4	5	6	7	8	9	AB	R	H	RBI	BB	SO	LOB	BOTTOM																			
Craig Counsell, L (1,6) OBP: 0.360, SLG: 0.391	K		G3			F9		F9		5	0	2	1	0	0	2	<b>San Diego Padres @ Arizona Diamondbacks</b> Chase Field, Phoenix, AZ Tue May 16 2006, 6:40 PM MST Att: 20,032 - Roof Closed - 78 F  <b>livebaseballscorecards.com</b>																			
22 Eric Byrnes, R (1,8) OBP: 0.385, SLG: 0.528	K		1B			HR		F4		5	2	3	1	0	1	4																				
Chad Tracy, L (1,5) OBP: 0.353, SLG: 0.523	P3		2B			HR		L6		5	1	2	2	0	0	5																				
Luis Gonzalez, L (1,7) OBP: 0.371, SLG: 0.471	BB		K			K		K		3	0	0	0	2	3	4																				
34 Conor Jackson, R (1,3) OBP: 0.357, SLG: 0.459 Brandon Lyon, R (8,1) Jose Valverde, R (9,1)	K				G5-3			G6-3		4	0	0	0	0	1	4																				
Shawn Green, L (1,9) OBP: 0.383, SLG: 0.464		F9				1B		F8		4	1	2	0	0	0	2																				
Johnny Estrada, S (1,2) OBP: 0.336, SLG: 0.495	P6				K			F8		4	1	1	0	0	1	2																				
1 Orlando Hudson, S (1,4) OBP: 0.298, SLG: 0.301	F8				F8			1B		4	0	2	0	0	0	1																				
Orlando Hernandez, R (1,1) OBP: 0.364, SLG: 0.460 Jason Grimsley, R (3,1) Andy Green, R (5,PH) 55 Casey Daigle, R (6,1) 30 Jeff DaVanon, S (6,PH) 28 Brandon Medders, R (7,1) Tony Clark, S (8,3) OBP: 0.315					K			G4-3		0	0	0	0	0	0	0																				
<b>Inning Stats</b>	R: 0 E: 0 K: 2 S: 17	H: 1 LOB: 2 BB: 1 P: 28	R: 0 E: 0 K: 0 S: 8	H: 0 LOB: 0 BB: 0 P: 15	R: 1 E: 0 K: 2 S: 16	H: 2 LOB: 1 BB: 0 P: 23	R: 0 E: 0 K: 1 S: 8	H: 1 LOB: 1 BB: 0 P: 9	R: 2 E: 0 K: 1 S: 23	H: 2 LOB: 0 BB: 0 P: 34	R: 1 E: 0 K: 0 S: 9	H: 3 LOB: 2 BB: 0 P: 12	R: 0 E: 0 K: 0 S: 10	H: 1 LOB: 2 BB: 1 P: 19	R: 1 E: 0 K: 1 S: 20	H: 3 LOB: 3 BB: 1 P: 34		1B: 7 2B: 3 3B: 1 HR: 2	SF: 0 SAC: 0 DP: 0 HBP: 0	WP: 0 PB: 0 SB: 0 CS: 0	PA: 40															
<b>PITCHER</b>	IP	WLS	BF	H	R	ER	SO	BB	IBB	HBP	BLK	WP	HR	S	P	ERA	WHIP	<b>PITCHER</b>		IP	WLS	BF	H	R	ER	SO	BB	IBB	HBP	BLK	WP	HR	S	P	ERA	WHIP
44 Jake Peavy, R (1,1) ERA: 3.77	5.0	L	22	6	3	3	6	1	0	0	0	0	0	2	72	109	5.40	1.400	Jose Valverde, R (9,1) ERA: 2.2		1.0	S	3	0	0	0	0	0	0	7	9	0.00	0.000			
Brian Sweeney, R (6,1) ERA: 2.7	1.1		9	4	1	1	0	0	1	0	0	0	0	12	20	6.75	3.000																			
Jim Brower, R (7,1) ERA: 13.85	0.2		4	2	1	1	0	0	0	0	0	0	0	13	21	13.50	3.000																			
Jon Adkins, R (8,1) ERA: 7.94	1.0		5	1	0	0	1	1	0	0	0	0	0	14	24	0.00	2.000																			



Batter	1	2	3	4	5	6	7	8	9	AB	R	H	RBI	BB	SO	LOB	TOP					
<b>Dave Roberts, L</b> (1.7) OBP: 0.365, SLG: 0.410										5	2	2	0	1	0	2	<b>San Diego Padres @ Arizona Diamondbacks</b> Chase Field, Phoenix, AZ Wed May 17 2006, 6:40 PM MST Att: 18,030 - Clear - 78 F					
<b>Mike Cameron, R</b> (1.8) OBP: 0.333, SLG: 0.330										3	3	1	1	2	1	0						
<b>24 Brian Giles, L</b> (1.9) OBP: 0.417, SLG: 0.416										6	2	4	7	0	0	3						
<b>Mike Piazza, R</b> (1.2) OBP: 0.348, SLG: 0.443										3	1	1	0	1	0	3						
<b>28 Josh Bard, S</b> (7.2) OBP: 0.394, SLG: 0.425										1	0	1	0	0	0	0						
<b>3 Khalil Greene, R</b> (1.6) OBP: 0.327, SLG: 0.452										5	1	2	2	1	2	2						
<b>Mark Bellhorn, S</b> (11.4) OBP: 0.303, SLG: 0.420										4	1	1	0	0	1	4						
<b>18 Paul McNulty, L</b> (7.99) OBP: 0.399, SLG: 0.420										8	0	0	0	0	0	0						
<b>Scott Linebrink, R</b> (6.99) OBP: 0.399, SLG: 0.420										1	0	0	0	0	0	0						
<b>Eric Young Sr., R</b> (6.99) OBP: 0.399, SLG: 0.420										1	0	0	0	0	0	0						
<b>Trevor Hoffman, R</b> (8.1) OBP: 0.399, SLG: 0.420										0	0	0	0	0	0	0						
<b>Geoff Blum, S</b> (1.5) OBP: 0.318, SLG: 0.415										5	0	2	2	0	0	1						
<b>23 Adrián González, L</b> (1.3) OBP: 0.294, SLG: 0.385										2	3	1	2	1	0	0						
<b>39 Mike Thompson, R</b> (1.1) OBP: 0.316, SLG: 0.395										3	1	0	0	0	1	3						
<b>56 Scott Cassidy, R</b> (6.1) OBP: 0.316, SLG: 0.395										0	0	0	0	0	0	0						
<b>Inning Stats</b>	R: 9 E: 0 K: 1 S: 27	H: 5 LOB: 1 BB: 3 P: 48	R: 1 E: 0 K: 1 S: 13	H: 2 LOB: 1 BB: 0 P: 17	R: 0 E: 0 K: 0 S: 7	H: 2 LOB: 1 BB: 0 P: 8	R: 0 E: 0 K: 0 S: 7	H: 0 LOB: 0 BB: 0 P: 11	R: 1 E: 1 K: 1 S: 12	H: 1 LOB: 1 BB: 0 P: 21	R: 0 E: 0 K: 0 S: 9	H: 0 LOB: 1 BB: 2 P: 18	R: 3 E: 0 K: 1 S: 19	H: 3 LOB: 2 BB: 1 P: 28	R: 0 E: 0 K: 0 S: 10	H: 1 LOB: 1 BB: 0 P: 15	R: 0 E: 0 K: 2 S: 10	H: 2 LOB: 2 BB: 0 P: 13	1B: 10 2B: 4 3B: 0 HR: 2	SF: 1 SAC: 0 DP: 2 HBP: 3	WP: 0 PB: 0 SB: 0 CS: 0	PA: 51
<b>PITCHER</b>	IP	WLS	BF	H	R	ER	SO	BB	IBB	HBP	BLK	WP	HR	S	P	ERA	WHIP					
<b>37 Juan Cruz, R</b> (1.1) ERA: 6.18	0.2	L	12	5	9	9	1	3	0	2	0	0	0	25	46	121.50	12.000					
<b>55 Casey Daigle, R</b> (1.1) ERA: 3.97	3.1		13	4	1	1	1	0	0	0	0	0	0	29	38	2.70	1.200					
<b>Greg Aquino, R</b> (5.1) ERA: 4.32	2.0		9	1	1	1	1	2	0	0	0	0	1	21	39	4.50	1.500					
<b>Luis Vizcaino, R</b> (7.1) ERA: 3.54	1.0		8	3	3	3	1	1	0	1	0	0	1	19	28	27.00	4.000					
<b>Claudio Vargas, R</b> (8.1) ERA: 5.25	2.0		9	3	0	0	2	0	0	0	0	0	0	20	28	0.00	1.500					

AB	41
R	14
H	16
RBI	14
BB	6
SO	6
LOB	23



Batter	1	2	3	4	5	6	7	8	9	AB	R	H	RBI	BB	SO	LOB	BOTTOM				
<b>Craig Counsell, L</b> (1.6) OBP: 0.354, SLG: 0.383										5	1	1	0	0	2	2	<b>San Diego Padres @ Arizona Diamondbacks</b> Chase Field, Phoenix, AZ Wed May 17 2006, 6:40 PM MST Att: 18,030 - Clear - 78 F				
<b>22 Eric Byrnes, R</b> (1.8) OBP: 0.385, SLG: 0.550										5	2	2	2	0	2	1					
<b>Chad Tracy, L</b> (1.5) OBP: 0.354, SLG: 0.519										5	2	2	0	0	1	0					
<b>Luis Gonzalez, L</b> (1.7) OBP: 0.372, SLG: 0.469										5	1	2	0	0	0	1					
<b>34 Conor Jackson, R</b> (1.3) OBP: 0.354, SLG: 0.465										3	1	1	3	0	0	1					
<b>Shawn Green, L</b> (1.9) OBP: 0.379, SLG: 0.458										4	0	1	1	0	0	1					
<b>Claudio Vargas, R</b> (8.1) OBP: 0.091, SLG: 0.091										0	0	0	0	0	0	0					
<b>Johnny Estrada, S</b> (1.2) OBP: 0.333, SLG: 0.495										4	1	1	1	0	0	1					
<b>1 Orlando Hudson, S</b> (1.4) OBP: 0.303, SLG: 0.302										3	1	1	0	0	0	1					
<b>37 Juan Cruz, R</b> (11.1) ERA: 5.4	5.0	W	22	7	5	4	3	0	0	0	0	0	0	47	79	0.00		1.400			
<b>56 Scott Cassidy, R</b> (6.1) ERA: 1.54	0.2		7	5	5	0	0	0	0	0	0	0	2	16	21	0.00	7.500				
<b>Alan Embree, L</b> (6.1) ERA: 4.86	0.1	H	1	0	0	0	0	0	0	0	0	0	5	6	0.00	0.000					
<b>Scott Linebrink, R</b> (7.1) ERA: 3.43	2.0		7	0	0	0	1	1	0	0	0	0	0	12	21	0.00	0.500				
<b>Trevor Hoffman, R</b> (9.1) ERA: 1.2	1.0		3	0	0	0	2	0	0	0	0	0	0	10	15	0.00	0.000				
<b>Inning Stats</b>	R: 0 E: 0 K: 2 S: 9	H: 0 LOB: 0 BB: 0 P: 16	R: 1 E: 1 K: 0 S: 7	H: 1 LOB: 0 BB: 0 P: 10	R: 0 E: 0 K: 1 S: 8	H: 0 LOB: 1 BB: 0 P: 14	R: 1 E: 0 K: 0 S: 8	H: 2 LOB: 1 BB: 0 P: 12	R: 0 E: 0 K: 0 S: 7	H: 1 LOB: 0 BB: 0 P: 14	R: 3 E: 1 K: 0 S: 29	H: 8 LOB: 0 BB: 0 P: 40	R: 0 E: 0 K: 0 S: 6	H: 0 LOB: 1 BB: 1 P: 10	R: 0 E: 0 K: 2 S: 10	H: 0 LOB: 0 BB: 0 P: 15	1B: 8 2B: 2 3B: 0 HR: 2	SF: 1 SAC: 0 DP: 1 HBP: 1	WP: 0 PB: 0 SB: 0 CS: 0	PA: 40	
<b>PITCHER</b>	IP	WLS	BF	H	R	ER	SO	BB	IBB	HBP	BLK	WP	HR	S	P	ERA	WHIP				
<b>39 Mike Thompson, R</b> (1.1) ERA: 5.4	0.2		7	5	5	0	0	0	0	0	0	0	2	16	21	0.00	7.500				
<b>Alan Embree, L</b> (6.1) ERA: 4.86	0.1	H	1	0	0	0	0	0	0	0	0	0	5	6	0.00	0.000					
<b>Scott Linebrink, R</b> (7.1) ERA: 3.43	2.0		7	0	0	0	1	1	0	0	0	0	0	12	21	0.00	0.500				
<b>Trevor Hoffman, R</b> (9.1) ERA: 1.2	1.0		3	0	0	0	2	0	0	0	0	0	0	10	15	0.00	0.000				

AB	37
R	10
H	12
RBI	10
BB	1
SO	6
LOB	10



Scorecard for Atlanta Braves @ Arizona Diamondbacks, Chase Field, Phoenix, AZ, Fri May 19 2006, 6:40 PM MST. The top section covers the first seven innings of the game.

Batter	1	2	3	4	5	6	7	8	9	AB	R	H	RBI	BB	SO	LOB					
Marcus Giles, R (1.4) OBP: 0.331, SLG: 0.333	 G6-3	 G6-3	 G4-3	 G6-3	 G6-3	 G4-6-3	 G4-6-3	 K	 K	6	1	1	0	0	2	9					
11 Edgar Renteria, R (1.6) OBP: 0.414, SLG: 0.435	 HR	 G6-3	 G6-3	 G6-3	 G6-3	 G6-3	 1B	 BB	 BB	3	2	1	0	2	0	0					
10 Chipper Jones, S (1.5) OBP: 0.409, SLG: 0.455	 HR	 BB	 BB	 G3-1	 G3-1	 G3-1	 G4-6-3	 FC6-4	 FC6-4	4	1	3	2	1	0	0					
Andruw Jones, R (1.8) OBP: 0.356, SLG: 0.500	 K	 SAFE	 F8	 G6-3	 G6-3	 G6-3	 G6-3	 FC6-4	 FC6-4	5	0	1	1	0	1	6					
16 Brian McCann, L (1.2) OBP: 0.404, SLG: 0.563	 HR	 BB	 BB	 BB	 F8	 F8	 G4-6-3	 G4-6-3	 G4-6-3	3	1	1	1	2	0	2					
4 Pete Orr, L (9, PR) OBP: 0.239, SLG: 0.298	 HR	 BB	 BB	 BB	 F8	 F8	 G4-6-3	 G4-6-3	 G4-6-3	0	1	0	0	0	0	0					
Todd Pratt, R (9, 2) OBP: 0.306, SLG: 0.323	 HR	 BB	 BB	 BB	 P3	 P3	 G6-3	 G6-3	 G6-3	0	0	0	0	0	0	0					
7 Jeff Francoeur, R (1.9) OBP: 0.272, SLG: 0.478	 K	 L9	 L9	 L9	 P3	 P3	 G6-3	 G6-3	 G6-3	5	0	0	0	0	1	7					
Adam LaRoche, L (1.3) OBP: 0.349, SLG: 0.484	 HR	 HR	 SH3	 SH3	 SH3	 SH3	 SH3	 SH3	 SH3	5	1	3	5	0	2	0					
Ryan Langerhans, L (1.7) OBP: 0.356, SLG: 0.379	 BB	 BB	 BB	 BB	 BB	 BB	 BB	 BB	 BB	5	1	2	0	0	3	3					
John Thomson, R (1, 1) OBP: 0.388, SLG: 0.500	 BB	 BB	 BB	 BB	 SH3	 SH3	 SH3	 SH3	 SH3	2	0	2	0	0	0	0					
49 Mickey Medders, L (6, PH) OBP: 0.301, SLG: 0.655	 BB	 BB	 BB	 BB	 BB	 BB	 BB	 BB	 BB	0	0	0	0	0	0	0					
23 Matt Diaz, R (6, PH) OBP: 0.301, SLG: 0.655	 BB	 BB	 BB	 BB	 BB	 BB	 BB	 BB	 BB	0	0	0	0	0	0	0					
Mike Remlinger, L (8, 1) OBP: 0.301, SLG: 0.655	 BB	 BB	 BB	 BB	 BB	 BB	 BB	 BB	 BB	0	0	0	0	0	0	0					
Wilson Betemit, S (9, PH) OBP: 0.301, SLG: 0.655	 BB	 BB	 BB	 BB	 BB	 BB	 BB	 BB	 BB	0	0	0	0	0	0	0					
Chris Reitsma, R (9, 1) OBP: 0.301, SLG: 0.655	 BB	 BB	 BB	 BB	 BB	 BB	 BB	 BB	 BB	0	0	0	0	0	0	0					
Inning Stats	R: 5 H: 5 E: 0 K: 2 S: 27	H: 5 LOB: 2 BB: 2 P: 45	R: 0 H: 1 E: 0 K: 0 S: 7	H: 1 LOB: 2 BB: 1 P: 12	R: 0 H: 1 E: 0 K: 1 S: 10	H: 1 LOB: 1 BB: 0 P: 13	R: 0 H: 0 E: 0 K: 0 S: 10	H: 0 LOB: 0 BB: 0 P: 15	R: 0 H: 0 E: 0 K: 1 S: 5	H: 0 LOB: 0 BB: 0 P: 9	R: 0 H: 1 E: 0 K: 1 S: 7	H: 1 LOB: 0 BB: 0 P: 11	R: 1 H: 2 E: 0 K: 0 S: 13	H: 2 LOB: 1 BB: 1 P: 22	R: 2 H: 3 E: 0 K: 2 S: 21	H: 3 LOB: 2 BB: 1 P: 31	R: 1 H: 3 E: 0 K: 2 S: 17	H: 3 LOB: 3 BB: 0 P: 24	1B: 13 2B: 2 HR: 1	SF: 0 SAC: 1 DP: 2 HBP: 0	WP: 0 PA: 46 PB: 0 SB: 0 CS: 0
PITCHER	IP WLS BF H R ER SO BB IBB HBP BLK WP HR S P ERA WHIP	6.0 2 28 8 5 5 5 3 0 0 0 0 1 66 105 7.50 1.833	1.0 H 5 2 1 1 0 1 0 0 0 0 0 13 22 9.00 3.000	1.0 B 7 3 2 2 2 1 0 0 0 0 0 21 31 18.00 4.000	1.0 W 6 3 1 1 2 0 0 0 0 0 0 17 24 9.00 3.000	PITCHER															

Atlanta Braves @ Arizona Diamondbacks  
Chase Field, Phoenix, AZ  
Fri May 19 2006, 6:40 PM MST  
Att: 25,025 - Clear - 79 F

AB	40
R	9
H	16
RBI	9
BB	5
SO	9
LOB	27

Scorecard for Atlanta Braves @ Arizona Diamondbacks, Chase Field, Phoenix, AZ, Fri May 19 2006, 6:40 PM MST. The bottom section covers the last seven innings of the game.

Batter	1	2	3	4	5	6	7	8	9	AB	R	H	RBI	BB	SO	LOB					
Craig Counsell, L (1.6) OBP: 0.368, SLG: 0.392	 F8	 F8	 F8	 F8	 F8	 F8	 F8	 F8	 F8	5	2	3	1	1	0	0					
30 Jeff DaVanon, S (1.8) OBP: 0.379, SLG: 0.470	 E	 E	 E	 E	 E	 E	 E	 E	 E	4	3	2	3	1	0	1					
Chad Tracy, L (1.5) OBP: 0.350, SLG: 0.509	 F8	 F8	 F8	 F8	 F8	 F8	 F8	 F8	 F8	5	0	1	0	0	1	2					
Luis Gonzalez, L (1.7) OBP: 0.379, SLG: 0.480	 E6	 E6	 E6	 E6	 E6	 E6	 E6	 E6	 E6	5	3	3	1	0	0	3					
34 Conor Jackson, R (1.3) OBP: 0.363, SLG: 0.475	 E9	 E9	 E9	 E9	 E9	 E9	 E9	 E9	 E9	4	0	3	2	0	0	1					
Shawn Green, L (1.9) OBP: 0.380, SLG: 0.459	 F8	 F8	 F8	 F8	 F8	 F8	 F8	 F8	 F8	4	1	1	1	1	0	5					
Johnny Estrada, S (1.2) OBP: 0.336, SLG: 0.491	 G3-1	 G3-1	 G3-1	 G3-1	 G3-1	 G3-1	 G3-1	 G3-1	 G3-1	3	0	1	2	1	0	0					
1 Orlando Hudson, S (1.4) OBP: 0.300, SLG: 0.294	 G4-3	 G4-3	 G4-3	 G4-3	 G4-3	 G4-3	 G4-3	 G4-3	 G4-3	4	0	0	0	1	0	5					
Miguel Batista, R (1, 1) OBP: 0.158, SLG: 0.158	 BB	 BB	 BB	 BB	 BB	 BB	 BB	 BB	 BB	2	0	0	0	0	1	2					
Andy Green, R (6, PH) OBP: 0.324, SLG: 0.306	 BB	 BB	 BB	 BB	 BB	 BB	 BB	 BB	 BB	0	0	0	0	0	0	0					
28 Brandon Medders, R (7, 1) OBP: 0.301, SLG: 0.655	 BB	 BB	 BB	 BB	 BB	 BB	 BB	 BB	 BB	0	0	0	0	0	0	0					
Damon Easley, R (7, PH) OBP: 0.388, SLG: 0.441	 BB	 BB	 BB	 BB	 BB	 BB	 BB	 BB	 BB	1	0	0	0	0	0	0					
Brandon Lyon, R (8, 1) OBP: 0.301, SLG: 0.655	 BB	 BB	 BB	 BB	 BB	 BB	 BB	 BB	 BB	0	0	0	0	0	0	0					
Jose Valverde, R (9, 1) OBP: 0.301, SLG: 0.655	 BB	 BB	 BB	 BB	 BB	 BB	 BB	 BB	 BB	0	0	0	0	0	0	0					
Tony Clark, S (9, PH) OBP: 0.301, SLG: 0.655	 BB	 BB	 BB	 BB	 BB	 BB	 BB	 BB	 BB	0	0	0	0	0	0	0					
Inning Stats	R: 1 H: 2 E: 2 K: 0 S: 14	H: 2 LOB: 2 BB: 0 P: 22	R: 0 H: 0 E: 0 K: 1 S: 6	H: 0 LOB: 0 BB: 0 P: 8	R: 0 H: 0 E: 0 K: 0 S: 8	H: 0 LOB: 0 BB: 0 P: 10	R: 1 H: 2 E: 0 K: 0 S: 12	H: 2 LOB: 2 BB: 1 P: 22	R: 2 H: 2 E: 0 K: 0 S: 9	H: 2 LOB: 1 BB: 1 P: 17	R: 3 H: 2 E: 0 K: 1 S: 14	H: 2 LOB: 0 BB: 1 P: 23	R: 1 H: 4 E: 0 K: 0 S: 10	H: 4 LOB: 2 BB: 1 P: 16	R: 0 H: 0 E: 0 K: 0 S: 3	H: 0 LOB: 0 BB: 1 P: 7	R: 2 H: 3 E: 0 K: 0 S: 14	H: 3 LOB: 3 BB: 1 P: 28	1B: 12 2B: 2 HR: 1	SF: 2 SAC: 0 DP: 2 HBP: 1	WP: 0 PA: 46 PB: 0 SB: 0 CS: 0
PITCHER	IP WLS BF H R ER SO BB IBB HBP BLK WP HR S P ERA WHIP	5.2 2 29 8 4 6 1 3 0 0 0 0 0 13 21 6.75 3.750	1.1 7 4 1 1 1 1 0 0 0 0 0 0 3 7 0.00 1.000	1.0 L 7 3 2 2 0 1 1 0 0 0 0 0 14 28 27.00 4.500	PITCHER																

Atlanta Braves @ Arizona Diamondbacks  
Chase Field, Phoenix, AZ  
Fri May 19 2006, 6:40 PM MST  
Att: 25,025 - Clear - 79 F

AB	37
R	10
H	15
RBI	10
BB	6
SO	2
LOB	19

Batter	1	2	3	4	5	6	7	8	9	AB	R	H	RBI	BB	SO	LOB	TOP		
4 Pete Orr, L OBP: 0.212, SLG: 0.275 (1,4)	K2-3		G5-3			K			G5-3	4	0	0	0	0	2	1	<b>Atlanta Braves @ Arizona Diamondbacks</b> Chase Field, Phoenix, AZ Sat May 20 2006, 6:40 PM MST Att: 35,391 - Clear - 80 F		
Wilson Betemit, S OBP: 0.321, SLG: 0.474 (1,6)	G4-3			G6-3		G4-3			K	4	0	0	0	0	1	0			
10 Chipper Jones, S OBP: 0.412, SLG: 0.456 (1,5)	G3			K			G6-4-3 1B			4	0	2	0	0	1	0			
Andrew Jones, R OBP: 0.350, SLG: 0.491 (1,8) Oscar Villarreal, L OBP: 0.329, SLG: 0.481 (7,1) Brian Jordan, R OBP: 0.329, SLG: 0.481 (9,PH)	K			G5-3		G6-4-3 1-2			K	3	0	0	0	0	1	1			
16 Brian McCann, L OBP: 0.401, SLG: 0.558 (1,2) Todd Pratt, R OBP: 0.316, SLG: 0.333 (4,2)	G4-3				WP 7 G4-3 1B		G6-3			1	0	0	0	0	0	0			
7 Jeff Francoeur, R OBP: 0.287, SLG: 0.470 (1,9)	G4-3				G4-3 1-2				G5-3	3	0	0	0	0	0	1			
Adam LaRoche, L OBP: 0.349, SLG: 0.481 (1,3)						G3 1B			F7	3	0	1	0	0	0	1			
Ryan Langerhans, L OBP: 0.356, SLG: 0.373 (1,7) (7,8)						G4-3				2	0	0	0	1	1	2			
Travis Smith, R (1,1) 54 Chad Paronto, R (5,1) Marcus Giles, R (6,PH) 40 Lance Cormier, R (6,1) 23 Matt Diaz, R (7,7)							G6-3		G5-3 BB	1	0	0	0	0	1	1			
<b>Inning Stats</b>	R: 0 E: 0 K: 1 S: 8	H: 0 LOB: 0 BB: 0 P: 12	R: 0 E: 0 K: 1 S: 6	H: 0 LOB: 0 BB: 0 P: 6	R: 0 E: 0 K: 2 S: 9	H: 1 LOB: 1 BB: 0 P: 13	R: 0 E: 0 K: 1 S: 6	H: 0 LOB: 0 BB: 0 P: 11	R: 0 E: 0 K: 0 S: 8	H: 0 LOB: 0 BB: 0 P: 12	R: 0 E: 0 K: 0 S: 6	H: 1 LOB: 0 BB: 0 P: 8	R: 0 E: 0 K: 0 S: 7	H: 0 LOB: 1 BB: 1 P: 11	R: 0 E: 0 K: 2 S: 12	H: 1 LOB: 1 BB: 0 P: 16		1B: 4 2B: 0 3B: 0 HR: 0	SF: 0 SAC: 0 DP: 1 HBP: 0
<b>PITCHER</b> 17 Brandon Webb, R ERA: 2.44 (1,1)	IP: 9.0 WLS: W BF: 31 H: 4 R: 0 ER: 0 SO: 8 BB: 1 IBB: 0 HBP: 0 BLK: 0 WP: 1 HR: 0 S: 70 P: 101 ERA: 0.00 WHIP: 0.556											<b>PITCHER</b>	IP: 9.0 WLS: W BF: 31 H: 4 R: 0 ER: 0 SO: 8 BB: 1 IBB: 0 HBP: 0 BLK: 0 WP: 1 HR: 0 S: 70 P: 101 ERA: 0.00 WHIP: 0.556						

Batter	1	2	3	4	5	6	7	8	9	AB	R	H	RBI	BB	SO	LOB	BOTTOM		
Craig Counsell, L OBP: 0.376, SLG: 0.391 (1,6)	G4-6-3 BB		G4-3							3	1	1	1	1	0	1	<b>Atlanta Braves @ Arizona Diamondbacks</b> Chase Field, Phoenix, AZ Sat May 20 2006, 6:40 PM MST Att: 35,391 - Clear - 80 F		
22 Eric Byrnes, R OBP: 0.394, SLG: 0.586 (1,8)	F8			E5 E						5	2	3	3	0	0	1			
Chad Tracy, L OBP: 0.357, SLG: 0.533 (1,5)	G4-6-3 1-2			E2 SF7 2B						4	3	2	2	1	0	3			
Luis Gonzalez, L OBP: 0.385, SLG: 0.490 (1,7)				SF7						3	2	2	1	1	1	0			
34 Conor Jackson, R OBP: 0.364, SLG: 0.480 (1,3)				G6-3						5	0	2	1	0	0	4			
Shawn Green, L OBP: 0.380, SLG: 0.450 (1,9)				G3						3	1	0	0	2	0	2			
Johnny Estrada, S OBP: 0.346, SLG: 0.500 (1,2)				G3						4	2	2	1	0	0	3			
1 Orlando Hudson, S OBP: 0.309, SLG: 0.299 (1,4)				G4-3						4	2	2	1	1	0	2			
17 Brandon Webb, R OBP: 0.172, SLG: 0.214 (1,1)				G4-3						4	0	1	3	0	2	5			
<b>Inning Stats</b>	R: 0 E: 0 K: 0 S: 6	H: 0 LOB: 0 BB: 1 P: 11	R: 0 E: 0 K: 1 S: 11	H: 1 LOB: 0 BB: 0 P: 19	R: 0 E: 0 K: 0 S: 5	H: 0 LOB: 0 BB: 0 P: 10	R: 2 E: 2 K: 0 S: 9	H: 1 LOB: 0 BB: 0 P: 17	R: 2 E: 0 K: 0 S: 11	H: 4 LOB: 1 BB: 0 P: 17	R: 0 E: 0 K: 1 S: 13	H: 1 LOB: 3 BB: 2 P: 28	R: 6 E: 0 K: 0 S: 13	H: 3 LOB: 1 BB: 3 P: 30	R: 3 E: 0 K: 1 S: 18	H: 5 LOB: 2 BB: 0 P: 27		1B: 7 2B: 6 3B: 0 HR: 2	SF: 1 SAC: 1 DP: 3 HBP: 2
<b>PITCHER</b> Travis Smith, R (1,1) 54 Chad Paronto, R (5,1) 40 Lance Cormier, R (6,1) Oscar Villarreal, R (7,1)	IP: 4.1 WLS: L BF: 19 H: 1 R: 0 ER: 2 SO: 1 BB: 1 IBB: 0 HBP: 0 BLK: 0 WP: 0 HR: 0 S: 39 P: 69 ERA: 4.15 WHIP: 1.385											<b>PITCHER</b>	IP: 4.1 WLS: L BF: 19 H: 1 R: 0 ER: 2 SO: 1 BB: 1 IBB: 0 HBP: 0 BLK: 0 WP: 0 HR: 0 S: 39 P: 69 ERA: 4.15 WHIP: 1.385						



Batter	1	2	3	4	5	6	7	8	9	AB	R	H	RBI	BB	SO	LOB	TOP			
Marcus Giles, R (1,4) OBP: 0.330, SLG: 0.327											2	0	0	0	1	2	0	<b>Atlanta Braves @ Arizona Diamondbacks</b> Chase Field, Phoenix, AZ Sun May 21 2006, 1:40 PM MST Att: 33,112 - Roof Closed - 78 F		
11 Edgar Renteria, R (1,6) OBP: 0.416, SLG: 0.440										3	1	1	1	1	1	0				
10 Chipper Jones, S (1,5) OBP: 0.407, SLG: 0.444										3	0	0	0	1	1	2				
Andruw Jones, R (1,8) OBP: 0.348, SLG: 0.491										4	0	1	1	0	1	1				
Adam LaRoche, L (1,3) OBP: 0.346, SLG: 0.470									3	0	0	0	1	0	2					
7 Jeff Francoeur, R (1,9) OBP: 0.272, SLG: 0.468									3	0	1	0	1	1	1					
Ryan Langerhans, L (1,7) OBP: 0.353, SLG: 0.364									3	0	0	0	1	1	3					
Todd Pratt, R (1,2) OBP: 0.286, SLG: 0.297									4	0	0	0	0	2	4					
15 Tim Hudson, R (1,1) OBP: 0.158, SLG: 0.111									2	1	0	0	1	1	0					
Chris Reitsma, R (9,1)									0	0	0	0	0	0	0					
49 Macay McBride, L (9,1)									0	0	0	0	0	0	0					
<b>Inning Stats</b>	R: 0 E: 0 K: 3 S: 9	H: 0 LOB: 0 BB: 0 P: 13	R: 0 E: 0 K: 1 S: 7	H: 0 LOB: 0 BB: 0 P: 9	R: 0 E: 0 K: 0 S: 7	H: 0 LOB: 0 BB: 0 P: 9	R: 0 E: 0 K: 1 S: 6	H: 0 LOB: 0 BB: 0 P: 10	R: 0 E: 0 K: 2 S: 15	H: 1 LOB: 1 BB: 2 P: 25	R: 0 E: 0 K: 2 S: 6	H: 0 LOB: 1 BB: 1 P: 16	R: 0 E: 0 K: 1 S: 9	H: 0 LOB: 1 BB: 2 P: 20	R: 0 E: 0 K: 0 S: 6	H: 1 LOB: 2 BB: 1 P: 11	1B: 1 2B: 3 3B: 0 HR: 0	SF: 0 SAC: 1 DP: 2 HBP: 0	WP: 1 PB: 0 SB: 0 CS: 1	PA: 35
<b>PITCHER</b>	IP WLS BF H R ER SO BB IBB HBP BLK WP HR S P ERA WHIP																			
37 Juan Cruz, R (1,1) ERA: 5.61	6.0 L 23 2 2 2 7 3 0 0 0 0 1 0 58 87 3.00 0.833																			
Luis Vizcaino, R (7,1) ERA: 3.38	1.0 3 0 0 0 2 1 0 0 0 0 0 0 6 16 0.00 1.000																			
55 Casey Daigle, R (8,1) ERA: 3.65	1.0 4 0 0 0 1 2 0 0 0 0 0 0 9 20 0.00 2.000																			
Jason Grimsley, R (9,1) ERA: 3.95	1.0 5 1 0 0 0 0 0 1 0 0 0 0 6 11 0.00 1.000																			

Batter	1	2	3	4	5	6	7	8	9	AB	R	H	RBI	BB	SO	LOB	BOTTOM			
Craig Counsell, L (1,6) OBP: 0.384, SLG: 0.402										4	0	2	0	0	0	1	<b>Atlanta Braves @ Arizona Diamondbacks</b> Chase Field, Phoenix, AZ Sun May 21 2006, 1:40 PM MST Att: 33,112 - Roof Closed - 78 F			
22 Eric Byrnes, R (1,8) OBP: 0.386, SLG: 0.579										5	0	1	1	0	0	3				
Chad Tracy, L (1,5) OBP: 0.358, SLG: 0.526										4	0	1	0	1	2	3				
Luis Gonzalez, L (1,7) OBP: 0.385, SLG: 0.484										4	0	1	0	1	1	4				
Tony Clark, S (1,3) OBP: 0.314, SLG: 0.397										3	0	1	0	1	1	3				
Shawn Green, L (1,9) OBP: 0.377, SLG: 0.444									4	0	1	0	0	0	3					
1 Orlando Hudson, S (1,4) OBP: 0.304, SLG: 0.293									3	0	0	0	0	1	3					
Johanny Estrada, S (6,PH) OBP: 0.344, SLG: 0.496									1	0	0	0	0	0	2					
19 Chris Snyder, R (1,2) OBP: 0.333, SLG: 0.450										2	0	0	0	1	0	1				
Damion Easley, R (9,4) OBP: 0.360, SLG: 0.433										1	0	0	0	0	1	0				
37 Juan Cruz, R (1,1) Luis Vizcaino, R (7,1) 30 Jeff DaVanon, S (6,PH) 55 Casey Daigle, R (8,1) Jason Grimsley, R (9,1) 34 Connor Jackson, R (6,PH)									2	0	0	0	0	0	1	3				
<b>Inning Stats</b>	R: 0 E: 0 K: 1 S: 13	H: 1 LOB: 2 BB: 1 P: 24	R: 0 E: 0 K: 1 S: 6	H: 0 LOB: 0 BB: 0 P: 10	R: 0 E: 1 K: 1 S: 8	H: 0 LOB: 1 BB: 0 P: 11	R: 0 E: 0 K: 1 S: 8	H: 1 LOB: 3 BB: 2 P: 21	R: 0 E: 0 K: 0 S: 7	H: 1 LOB: 1 BB: 0 P: 14	R: 0 E: 0 K: 0 S: 10	H: 0 LOB: 0 BB: 0 P: 13	R: 0 E: 0 K: 0 S: 10	H: 2 LOB: 2 BB: 0 P: 14	R: 1 E: 0 K: 2 S: 14	H: 1 LOB: 2 BB: 2 P: 26	1B: 4 2B: 3 3B: 0 HR: 0	SF: 0 SAC: 0 DP: 0 HBP: 1	WP: 0 PB: 0 SB: 1 CS: 1	PA: 40
<b>PITCHER</b>	IP WLS BF H R ER SO BB IBB HBP BLK WP HR S P ERA WHIP																			
15 Tim Hudson, R (1,1) ERA: 3.95	8.0 W 34 6 0 0 5 2 1 0 0 0 0 0 70 122 0.00 1.000																			
Chris Reitsma, R (9,1) ERA: 6.75	0.2 H 4 1 1 1 1 1 0 0 0 0 0 0 7 15 13.50 3.000																			
49 Macay McBride, L (9,1) ERA: 4.09	0.1 S 2 0 0 0 1 1 0 0 0 0 0 0 7 11 0.00 3.000																			

AB 27  
R 2  
H 3  
RBI 2  
BB 7  
SO 10  
LOB 13

AB 34  
R 1  
H 7  
RBI 1  
BB 5  
SO 7  
LOB 26



Batter	1	2	3	4	5	6	7	8	9	AB	R	H	RBI	BB	SO	LOB	TOP				
13 Nate McLouth, L OBP: 0.321, SLG: 0.386	F8		P4-6		F8			G4-3	F7	5	0	1	0	0	0	2	<b>Pittsburgh Pirates @ Arizona Diamondbacks</b> Chase Field, Phoenix, AZ Mon May 22 2006, 6:40 PM MST Att: 18,129 - Clear - 78 F				
2 Jack Wilson, R OBP: 0.331, SLG: 0.449	G4-3		K					F7		4	0	1	0	0	1	1					
12 Freddy Sanchez, R OBP: 0.373, SLG: 0.540	P5		P4-6		G4-6-3			F8		4	0	0	0	0	2						
Jason Bay, R OBP: 0.418, SLG: 0.519					K				BB 1B	4	2	2	1	0	2	0					
Jeremy Burnitz, L OBP: 0.272, SLG: 0.389	P6								BB 1B	3	1	2	0	1	0	0					
Craig Wilson, R OBP: 0.340, SLG: 0.492	K				K				BB 1B	3	0	0	0	1	3	2					
26 Ronny Paulino, R OBP: 0.333, SLG: 0.371					FC6-4				BB	2	0	0	0	2	0	4					
Jose Castillo, R OBP: 0.344, SLG: 0.392									P3	4	0	3	2	0	1	0					
Oliver Pérez, L OBP: 0.167, SLG: 0.167										2	0	0	0	0	2	2					
41 Ryan Doumit, S OBP: 0.279, SLG: 0.447										1	0	0	0	0	0	2					
Damaso Marte, L OBP: 0.196, SLG: 0.208										0	0	0	0	0	0	0					
16 Salomon Torres, R										1	0	0	0	0	1	2					
José Hernández, R OBP: 0.196, SLG: 0.208										1	0	0	0	0	1	2					
<b>Inning Stats</b>	R: 0 E: 0 K: 0 S: 9	H: 0 LOB: 0 BB: 0 P: 15	R: 1 E: 0 K: 2 S: 18	H: 2 LOB: 2 BB: 1 P: 26	R: 0 E: 0 K: 1 S: 6	H: 1 LOB: 1 BB: 0 P: 9	R: 0 E: 0 K: 2 S: 10	H: 1 LOB: 1 BB: 0 P: 14	R: 0 E: 0 K: 1 S: 8	H: 0 LOB: 0 BB: 0 P: 10	R: 0 E: 0 K: 1 S: 7	H: 1 LOB: 0 BB: 0 P: 9	R: 0 E: 0 K: 1 S: 14	H: 1 LOB: 2 BB: 2 P: 26	R: 0 E: 0 K: 0 S: 6	H: 0 LOB: 0 BB: 0 P: 11	R: 2 E: 0 K: 1 S: 16	H: 3 LOB: 2 BB: 1 P: 22	1B: 6 2B: 3 3B: 0 HR: 1	SF: 0 SAC: 0 DP: 2 HBP: 0	WP: 0 PA: 37 PB: 0 SB: 0 CS: 1
<b>PITCHER</b>	IP WLS BF H R ER SO BB IBB HBP BLK WP HR S P ERA WHIP																				
Orlando Hernandez, R ERA: 6.11	(1, 1) 7.0 0 27 6 1 1 9 3 0 0 0 0 0 1 72 109 1.29 1.286																				
28 Brandon Medders, R ERA: 2.81	(8, 1) 1.0 W 3 0 0 0 0 0 0 0 0 0 0 0 0 6 11 0.00 0.000																				
Jose Valverde, R ERA: 3.44	(9, 1) 1.0 S 7 3 2 2 1 1 0 0 0 0 0 0 0 16 22 18.00 4.000																				

Batter	1	2	3	4	5	6	7	8	9	AB	R	H	RBI	BB	SO	LOB	BOTTOM		
Craig Counsell, L OBP: 0.397, SLG: 0.404	2B	K			K			SH5-4	E1	4	0	2	1	0	2	1	<b>Pittsburgh Pirates @ Arizona Diamondbacks</b> Chase Field, Phoenix, AZ Mon May 22 2006, 6:40 PM MST Att: 18,129 - Clear - 78 F		
22 Eric Byrnes, R OBP: 0.380, SLG: 0.571	F8		F7					G6-3	G5-3	5	0	1	0	0	0	3			
Luis Gonzalez, L OBP: 0.387, SLG: 0.491			P5							4	0	2	1	0	1	1			
34 Conor Jackson, R OBP: 0.372, SLG: 0.472										2	0	0	0	1	0	2			
Jose Valverde, R ERA: 3.44										0	0	0	0	0	0	0			
Shawn Green, L OBP: 0.374, SLG: 0.436	P4		G3							3	1	0	0	1	0	4			
Damion Easley, R OBP: 0.397, SLG: 0.429	F8				F9					3	1	1	0	1	0	3			
Johnny Estrada, S OBP: 0.336, SLG: 0.483			G5-3		P6					3	0	0	0	0	0	1			
1 Orlando Hudson, S OBP: 0.308, SLG: 0.296										2	1	1	1	1	1	1			
Orlando Hernandez, R ERA: 6.11	(1, 1) 6.0 0 26 4 0 0 4 3 0 0 0 0 0 1 61 97 0.00 1.167																		
Andy Green, R ERA: 3.6	(7, PH) 1.2 L 11 3 4 2 1 2 0 0 0 0 0 0 0 25 41 10.80 3.000																		
28 Brandon Medders, R ERA: 2.81	(8, 1) 0.1 1 0 0 0 0 0 0 0 0 0 0 0 0 2 2 0.00 0.000																		
Tony Clark, S OBP: 0.310, SLG: 0.390	(9, 3) 0.1 1 0 0 0 0 0 0 0 0 0 0 0 0 2 2 0.00 0.000																		
<b>Inning Stats</b>	R: 0 E: 0 K: 0 S: 11	H: 2 LOB: 3 BB: 0 P: 17	R: 0 E: 0 K: 1 S: 8	H: 0 LOB: 1 BB: 1 P: 14	R: 0 E: 0 K: 0 S: 9	H: 0 LOB: 1 BB: 1 P: 16	R: 0 E: 0 K: 0 S: 10	H: 1 LOB: 1 BB: 0 P: 14	R: 0 E: 0 K: 2 S: 12	H: 1 LOB: 1 BB: 0 P: 21	R: 0 E: 0 K: 1 S: 11	H: 0 LOB: 1 BB: 1 P: 15	R: 1 E: 0 K: 0 S: 9	H: 1 LOB: 1 BB: 1 P: 16	R: 3 E: 2 K: 1 S: 18	H: 2 LOB: 1 BB: 1 P: 27	1B: 5 2B: 2 3B: 0 HR: 0	SF: 1 SAC: 3 DP: 0 HBP: 1	WP: 0 PA: 38 PB: 0 SB: 0 CS: 0
<b>PITCHER</b>	IP WLS BF H R ER SO BB IBB HBP BLK WP HR S P ERA WHIP																		
Orlando Hernandez, R ERA: 6.04	(1, 1) 6.0 0 26 4 0 0 4 3 0 0 0 0 0 1 61 97 0.00 1.167																		
Damaso Marte, L ERA: 3.6	(7, PH) 1.2 L 11 3 4 2 1 2 0 0 0 0 0 0 0 25 41 10.80 3.000																		
16 Salomon Torres, R ERA: 4.66	(8, 1) 0.1 1 0 0 0 0 0 0 0 0 0 0 0 0 2 2 0.00 0.000																		



Batter	1	2	3	4	5	6	7	8	9	AB	R	H	RBI	BB	SO	LOB	TOP
13 Nate McLouth, L (1, 8) OBP: 0.325, SLG: 0.396	1-1 SH3 2B		2-1 G6-3		2-1 G6-3		1-1 FC4-6 2B		3-2 FC6 1B	5	1	2	0	0	0	1	<b>Pittsburgh Pirates @ Arizona Diamondbacks</b> Chase Field, Phoenix, AZ Tue May 23 2006, 6:40 PM MST Att: 20,017 - Clear - 76 F
2 Jack Wilson, R (1, 6) OBP: 0.336, SLG: 0.446	1-1 SH3		4-2 BLK BB		0-2 F9		0-2 FC6 1B		2-1 FC6 1B	3	0	1	0	1	0	1	
12 Freddy Sanchez, R (1, 5) OBP: 0.377, SLG: 0.535	0-0 G6-3		4-2 BB		0-0 1B		1-0 F8			3	0	1	1	1	0	2	
Jason Bay, R (1, 7) OBP: 0.425, SLG: 0.563	1-0 HR		0-2 K		1-1 1B		0-1 HR			4	2	3	2	0	1	2	
Jeremy Burnitz, L (1, 9) OBP: 0.266, SLG: 0.380	3-2 F8		1-3 K		2-1 P5		3-3 K			4	0	0	0	0	2	2	
41 Ryan Doumit, S (1, 3)		2-3 K		2-1 F8		3-2 F7		1-1 G4-3		4	0	0	0	0	1	2	
Jose Castillo, R (1, 4) OBP: 0.341, SLG: 0.388		2-1 G5-3		1-2 1B		1-1 P4		0-0 G6-3		4	0	1	0	0	0	2	
26 Ronny Paulino, R (1, 2) OBP: 0.340, SLG: 0.370		2-3 K		3-2 G6-3		4-2 FC4-6 BB		0-0 G6-4-3 1B		3	0	1	0	1	1	1	
Victor Santos, R (1, 1) OBP: 0.118, SLG: 0.118			0-3 K		1-2 G1-6-3		1-3 K		1-2 G6-4-3 1B	2	0	0	0	0	1	0	
Mike Edwards, R (7, PH) OBP: 0.222, SLG: 0.222										1	0	0	0	0	1	1	
34 John Grabow, L (7, 1)										0	0	0	0	0	0	0	
55 Matt Capps, R (8, 1)										0	0	0	0	0	0	0	
Craig Wilson, R (9, PH) OBP: 0.338, SLG: 0.489										1	0	0	0	0	0	1	
<b>Inning Stats</b>	R: 2 E: 0 K: 0 S: 9	H: 2 LOB: 0 BB: 0 P: 15	R: 0 E: 0 K: 2 S: 9	H: 0 LOB: 0 BB: 0 P: 15	R: 0 E: 0 K: 2 S: 18	H: 1 LOB: 1 BB: 0 P: 18	R: 0 E: 0 K: 1 S: 11	H: 2 LOB: 2 BB: 0 P: 17	R: 0 E: 0 K: 1 S: 12	H: 1 LOB: 2 BB: 1 P: 19	R: 1 E: 0 K: 1 S: 8	H: 1 LOB: 0 BB: 0 P: 12	R: 0 E: 0 K: 0 S: 9	H: 2 LOB: 1 BB: 0 P: 15	1B: 6 2B: 1 3B: 0 HR: 2	SF: 0 SAC: 1 DP: 1 HBP: 0	WP: 0 PA: 38 PB: 0 SB: 0 CS: 0
<b>PITCHER</b>	IP WLS BF H R ER SO BB IBB HBP BLK WP HR S P ERA WHIP																
Claudio Vargas, R (1, 1) ERA: 4.93	6.0 W 25 5 2 2 5 2 0 0 0 1 0 1 66 105 3.00 1.167																
Luis Vizcaino, R (7, 1) ERA: 3.22	1.0 H 5 1 0 0 1 1 0 0 0 0 0 0 12 19 0.00 2.000																
Brandon Lyon, R (8, 1) ERA: 3.66	1.0 H 4 1 1 0 1 0 0 0 0 0 0 1 8 12 9.00 1.000																
28 Brandon Medders, R (9, 1) ERA: 2.85	1.0 4 2 0 0 0 0 0 0 0 0 0 0 9 15 0.00 2.000																

Batter	1	2	3	4	5	6	7	8	9	AB	R	H	RBI	BB	SO	LOB	BOTTOM		
Craig Counsell, L (1, 6) OBP: 0.397, SLG: 0.404	3-2 F7		1-0 1B		0-0 F9		2-2 F8		1-1 E6 2B	5	0	2	0	0	0	0	<b>Pittsburgh Pirates @ Arizona Diamondbacks</b> Chase Field, Phoenix, AZ Tue May 23 2006, 6:40 PM MST Att: 20,017 - Clear - 76 F		
22 Eric Byrnes, R (1, 8) OBP: 0.373, SLG: 0.557	2-2 F7		1-0 L6		1-0 G5-3		2-1 FC5 HBP		1-3 K	5	0	1	0	0	1	2			
Chad Tracy, L (1, 5) OBP: 0.366, SLG: 0.534	3-2 2B		2-0 1B		4-2 E 34 HR		1 SAFE K		1-3 3H	3	1	2	0	1	1	1			
Luis Gonzalez, L (1, 7) OBP: 0.385, SLG: 0.482	1-3 K		0-0 F8		0-0 E3 34 HR		4-1 FC5 HBP		1-2 34 FC5 HBP	3	1	0	0	0	1	4			
34 Conor Jackson, R (1, 3) OBP: 0.383, SLG: 0.500		1-0 G4-3 WP		4-1 HR		2-0 HR		0-2 FC5		3	2	2	3	1	0	2			
Johnny Estrada, S (1, 2) OBP: 0.341, SLG: 0.508		1-3 K		3-2 HR		0-0 G4-3		0-0 1B		4	2	2	2	0	1	1			
30 Jeff DaVanon, S (1, 9) OBP: 0.360, SLG: 0.443		2-0 G4-3		0-0 G6-3		1-3 K		2-0 P4		4	0	0	0	0	1	2			
1 Orlando Hudson, S (1, 4) OBP: 0.301, SLG: 0.288		1-1 G6-3		2-0 G4-3		1-0 P6		3-2 F7		4	0	0	0	0	0	2			
Claudio Vargas, R (1, 1) ERA: 4.93			0-0 F9		0-3 K		1-2 K		1-0 E 22 WP	2	0	0	0	0	1	0			
Andy Green, R (6, PH) OBP: 0.077, SLG: 0.077										1	0	0	0	0	0	0			
Luis Vizcaino, R (7, 1) ERA: 3.22										0	0	0	0	0	0	0			
Brandon Lyon, R (8, 1) ERA: 3.66										0	0	0	0	0	0	0			
Damion Easley, R (8, PH) OBP: 0.376, SLG: 0.443										1	1	1	0	0	0	0			
28 Brandon Medders, R (9, 1) ERA: 2.85										0	0	0	0	0	0	0			
<b>Inning Stats</b>	R: 0 E: 0 K: 1 S: 12	H: 1 LOB: 1 BB: 0 P: 21	R: 0 E: 0 K: 1 S: 7	H: 1 LOB: 0 BB: 0 P: 12	R: 0 E: 0 K: 0 S: 5	H: 2 LOB: 2 BB: 0 P: 9	R: 2 E: 0 K: 1 S: 10	H: 1 LOB: 0 BB: 1 P: 17	R: 3 E: 1 K: 0 S: 10	H: 1 LOB: 0 BB: 1 P: 17	R: 0 E: 0 K: 2 S: 7	H: 0 LOB: 0 BB: 0 P: 10	R: 0 E: 0 K: 1 S: 13	H: 1 LOB: 2 BB: 0 P: 23	R: 2 E: 1 K: 1 S: 11	H: 3 LOB: 1 BB: 0 P: 19	1B: 7 2B: 1 3B: 0 HR: 2	SF: 0 SAC: 0 DP: 0 HBP: 1	WP: 2 PA: 38 PB: 0 SB: 0 CS: 0
<b>PITCHER</b>	IP WLS BF H R ER SO BB IBB HBP BLK WP HR S P ERA WHIP																		
Victor Santos, R (1, 1) ERA: 5.4	6.0 L 27 5 2 2 5 2 0 0 0 0 0 0 21 38 5.40 1.333																		
34 John Grabow, L (7, 1) ERA: 5.59	1.2 10 4 2 1 1 0 0 1 0 0 0 0 21 38 5.40 2.400																		
55 Matt Capps, R (8, 1) ERA: 4.76	0.1 1 0 0 0 0 1 0 0 0 0 0 1 0 3 4 0.00 0.000																		

AB	34
R	3
H	9
RBI	3
BB	3
SO	7
LOB	15

AB	35
R	7
H	10
RBI	5
BB	2
SO	7
LOB	14



Batter	1	2	3	4	5	6	7	8	9	AB	R	H	RBI	BB	SO	LOB	TOP										
13 Nate McLouth, L OBP: 0.328, SLG: 0.385	F7		F8				L4		SF7	3	1	0	0	2	0	1	<b>Pittsburgh Pirates @ Arizona Diamondbacks</b> Chase Field, Phoenix, AZ Wed May 24 2006, 3:40 PM MST Att. 18,411 - Roof Closed - 80 F										
2 Jack Wilson, R OBP: 0.336, SLG: 0.444	1B		G1-6-3				G1-3		K	5	0	2	1	0	1	3											
12 Freddy Sanchez, R OBP: 0.378, SLG: 0.530	F8								1B	5	1	2	1	0	0	3											
Jason Bay, R OBP: 0.424, SLG: 0.579	G5-3								1B	4	2	2	3	0	0	1											
Craig Wilson, R OBP: 0.353, SLG: 0.522		HR							F7	5	1	4	1	0	0	1											
Jose Bautista, R OBP: 0.385, SLG: 0.425	G4-3									4	0	0	0	0	0	4											
Jose Castillo, R OBP: 0.333, SLG: 0.378	G6-3									4	0	0	0	0	0	1											
26 Ronny Paulino, R OBP: 0.337, SLG: 0.365	G4-3									4	1	1	0	0	1	2											
57 Zach Duke, L OBP: 0.188, SLG: 0.133										1	0	0	0	1	0	1											
Mike Edwards, R OBP: 0.200, SLG: 0.200										1	0	0	0	0	1	0											
16 Salomon Torres, R										0	0	0	0	0	0	0											
Ryan Vogelsong, R OBP: 0.500, SLG: 0.500										0	0	0	0	0	0	0											
41 Ryan Doumit, S OBP: 0.271, SLG: 0.442										1	1	1	0	0	0	0											
<b>Inning Stats</b>	R: 0 E: 0 K: 0 S: 9	H: 1 LOB: 1 BB: 0 P: 13	R: 1 E: 0 K: 0 S: 9	H: 1 LOB: 0 BB: 0 P: 10	R: 0 E: 0 K: 0 S: 6	H: 0 LOB: 0 BB: 1 P: 11	R: 0 E: 0 K: 0 S: 14	H: 1 LOB: 1 BB: 0 P: 17	R: 1 E: 0 K: 0 S: 12	H: 2 LOB: 2 BB: 1 P: 24	R: 1 E: 1 K: 1 S: 17	H: 2 LOB: 1 BB: 0 P: 26	R: 0 E: 0 K: 1 S: 7	H: 0 LOB: 0 BB: 0 P: 10	R: 2 E: 0 K: 0 S: 16	H: 3 LOB: 1 BB: 0 P: 24	R: 2 E: 0 K: 1 S: 15	H: 2 LOB: 1 BB: 1 P: 25	1B: 9 2B: 1 3B: 0 HR: 2	SF: 1 SAC: 0 DP: 2 HBP: 0	WP: 0 PB: 0 SB: 0 CS: 0	PA: 41					
<b>PITCHER</b>	IP	WLS	BF	H	R	ER	SO	BB	IBB	HBP	BLK	WP	HR	S	P	ERA	WHIP										
Miguel Batista, R ERA: 4.6	6.0	W	26	7	3	2	1	2	0	0	0	0	1	67	101	3.00	1.500										
Luis Vizcaino, R ERA: 3.09	1.0	H	3	0	0	0	1	0	0	0	0	0	0	7	10	0.00	0.000										
Jason Grimsley, R ERA: 4.61	0.0		3	3	2	2	0	0	0	0	0	0	1	8	11	∞	∞										
Brandon Lyon, R ERA: 3.48	1.0	H	3	0	0	0	0	0	0	0	0	0	0	8	13	0.00	0.000										
Jose Valverde, R ERA: 4.19	1.0	S	6	2	2	2	1	1	0	0	0	0	0	15	25	18.00	3.000										

Batter	1	2	3	4	5	6	7	8	9	AB	R	H	RBI	BB	SO	LOB	BOTTOM										
Craig Counsell, L OBP: 0.375, SLG: 0.390	L3		G3				G4-3		P5	5	0	0	0	0	0	0	<b>Pittsburgh Pirates @ Arizona Diamondbacks</b> Chase Field, Phoenix, AZ Wed May 24 2006, 3:40 PM MST Att. 18,411 - Roof Closed - 80 F										
22 Eric Byrnes, R OBP: 0.381, SLG: 0.578	HR		K				F7		FC6	4	2	2	1	1	1	0											
Chad Tracy, L OBP: 0.367, SLG: 0.531	G4-3		1B				K		FC6	5	2	2	0	0	1	1											
34 Conor Jackson, R OBP: 0.373, SLG: 0.485	K		FC6							4	0	0	0	0	2	3											
Shawn Green, L OBP: 0.389, SLG: 0.443		1B	E4							2	3	2	0	1	0	0											
Andy Green, R OBP: 0.349, SLG: 0.395		G6-3	B2							4	0	2	3	0	0	3											
1 Orlando Hudson, S OBP: 0.317, SLG: 0.306										4	1	4	1	0	0	0											
19 Chris Snyder, R OBP: 0.327, SLG: 0.432										4	0	1	1	0	2	5											
Miguel Batista, R ERA: 4.36	6.0	L	27	9	5	4	5	0	0	1	0	0	0	0	0	0											
16 Salomon Torres, R ERA: 5.4	1.0		4	3	3	2	0	1	0	0	0	0	0	15	28	27.00		4.000									
Ryan Vogelsong, R ERA: 4.91	1.0		4	0	0	0	0	1	0	0	0	0	0	8	13	0.00	1.000										
<b>Inning Stats</b>	R: 1 E: 0 K: 1 S: 11	H: 1 LOB: 0 BB: 0 P: 16	R: 2 E: 0 K: 0 S: 13	H: 3 LOB: 0 BB: 0 P: 24	R: 1 E: 2 K: 1 S: 13	H: 2 LOB: 2 BB: 0 P: 18	R: 0 E: 0 K: 0 S: 7	H: 1 LOB: 0 BB: 0 P: 10	R: 0 E: 0 K: 1 S: 7	H: 0 LOB: 0 BB: 0 P: 9	R: 1 E: 0 K: 2 S: 12	H: 2 LOB: 2 BB: 0 P: 19	R: 3 E: 0 K: 2 S: 15	H: 4 LOB: 2 BB: 1 P: 28	R: 0 E: 0 K: 0 S: 8	H: 0 LOB: 1 BB: 1 P: 13	1B: 11 2B: 1 3B: 0 HR: 1	SF: 0 SAC: 0 DP: 1 HBP: 1	WP: 1 PB: 0 SB: 2 CS: 1	PA: 39							
<b>PITCHER</b>	IP	WLS	BF	H	R	ER	SO	BB	IBB	HBP	BLK	WP	HR	S	P	ERA	WHIP										

Batter	1	2	3	4	5	6	7	8	9	AB	R	H	RBI	BB	SO	LOB	TOP		
<b>Craig Counsell, L</b> (1, 6) OBP: 0.366, SLG: 0.380	1-1 F8		1-2 G4-3			1-1 F9		0-1 E6 22 FC5-4		4	0	0	0	0	0	0			
<b>22 Eric Dymus, R</b> (1, 8) OBP: 0.377, SLG: 0.568	2-3 K		1-1 P6			1-0 1B		1-0 FC5-4 1-2		4	0	1	0	0	1	1			
<b>Chad Tracy, L</b> (1, 5) OBP: 0.360, SLG: 0.519	2-3 K		1-3 K			1-3 K			1-3 K	4	0	0	0	0	4	1			
<b>Luis Gonzalez, L</b> (1, 7) OBP: 0.382, SLG: 0.476		1-2 1B E 1B		1-2 P6		0-0 F9			2-2 G1-3	4	1	1	0	0	0	1			
<b>34 Conor Jackson, R</b> (1, 3) OBP: 0.369, SLG: 0.474		0-0 L9		0-3 K			0-0 G5-3		4-0 HR BB	3	1	0	0	1	1	1			
<b>Tony Clark, S</b> (9, 3) OBP: 0.310, SLG: 0.390										0	0	0	0	0	0	0			
<b>Shawn Green, L</b> (1, 9) OBP: 0.391, SLG: 0.463		0-0 E 1B		3-1 F7			1-3 K		1-1 HR	4	1	2	2	0	1	0			
<b>Johnny Estrada, S</b> (1, 2) OBP: 0.338, SLG: 0.500		0-0 E5			1-2 F8		0-0 F8		0-1 HR	4	0	1	1	0	0	1			
<b>1 Orlando Hudson, S</b> (1, 4) OBP: 0.310, SLG: 0.299		0-2 P2			1-0 F9				3-2 F7	4	0	0	0	0	0	3			
<b>17 Brandon Webb, R</b> (1, 1) OBP: 0.156, SLG: 0.194		0-3 K			2-3 K				2-3 K	3	0	0	0	0	3	2			
<b>Inning Stats</b>	R: 0 H: 0 E: 0 K: 2 S: 9	H: 0 LOB: 0 BB: 0 P: 14	R: 1 H: 2 E: 1 K: 1 S: 12	LOB: 2 BB: 0 P: 13	R: 0 H: 0 E: 0 K: 1 S: 8	LOB: 0 BB: 0 P: 11	R: 0 H: 0 E: 0 K: 1 S: 8	LOB: 0 BB: 0 P: 12	R: 0 H: 1 E: 0 K: 1 S: 5	LOB: 1 BB: 0 P: 11	R: 0 H: 0 E: 0 K: 1 S: 5	LOB: 0 BB: 0 P: 6	R: 0 H: 0 E: 1 K: 1 S: 7	LOB: 1 BB: 0 P: 10	R: 2 H: 2 E: 0 K: 1 S: 15	LOB: 1 BB: 1 P: 26	1B: 4 2B: 0 3B: 0 HR: 1	SF: 0 SAC: 0 DP: 0 HBP: 0	WP: 0 PA: 35 PB: 0 SB: 0 CS: 0
<b>PITCHER</b>	IP	WLS	BF	H	R	ER	SO	BB	IBB	HBP	BLK	WP	HR	S	P	ERA	WHIP		
<b>22 Eric Milton, L</b> (1, 1) ERA: 5.52	8.0	L	29	3	1	1	9	0	0	0	0	0	0	66	90	1.12	0.375		
<b>56 Todd Coffey, R</b> (9, 1) ERA: 1.26	1.0		6	2	2	2	1	1	0	0	0	0	1	15	26	18.00	3.000		

Arizona Diamondbacks @ Cincinnati Reds  
Great American Ball Park, Cincinnati, OH  
Fri May 26 2006, 7:10 PM EDT  
Att: 33,753 - Partly Cloudy - 79 F

AB 34  
R 3  
H 5  
RBI 3  
BB 1  
SO 10  
LOB 10



Batter	1	2	3	4	5	6	7	8	9	AB	R	H	RBI	BB	SO	LOB	BOTTOM		
<b>Felipe Lopez, S</b> (1, 6) OBP: 0.376, SLG: 0.418	2-2 G6-3		2-3 K			0-0 F8		2-0 G6-3		4	0	0	0	0	1	1			
<b>4 Brandon Phillips, R</b> (1, 4) OBP: 0.344, SLG: 0.458	1-3 K			1-2 G6-3		1-2 G4-6-3 1B		1-2 G6-3		4	0	1	0	0	1	1			
<b>Ken Griffey Jr., L</b> (1, 8) OBP: 0.293, SLG: 0.500	1-2 G2-3			0-1 G4-3		0-0 G4-6-3 1-2			2-0 F8	4	0	0	0	0	0	1			
<b>Adam Dunn, L</b> (1, 7) OBP: 0.388, SLG: 0.577		1-1 BB 1B		0-0 1B		G4-3 2B			0-0 G3	4	0	3	0	0	0	0			
<b>Scott Hatteberg, L</b> (1, 3) OBP: 0.407, SLG: 0.429		0-1 F8		2-2 G3		3-2 G4-3			2-1 1B	4	0	1	0	0	0	3			
<b>Austin Kearns, R</b> (1, 9) OBP: 0.371, SLG: 0.539		4-2 G3-6 BB			0-0 E5 G4-3 12 FC6-2 1B		2-2 K		0-3 K	3	0	1	0	1	2	2			
<b>Javier Valentin, S</b> (1, 2) OBP: 0.296, SLG: 0.306		0-0 G3-6-1 1-2			0-0 G4-3		1-0 G3-1			3	0	0	0	0	0	4			
<b>12 Edwin Encarnación, R</b> (1, 5) OBP: 0.368, SLG: 0.478			2-2 L3		3-1 FC6-2			1-0 SH1-4 2B		3	0	1	0	0	0	1			
<b>22 Eric Milton, L</b> (1, 1) OBP: 0.222, SLG: 0.556			0-1 G5-3			0-0 K		0-0 SH1-4		2	0	0	0	0	1	1			
<b>Quinton McCracken, S</b> (8, PH) OBP: 0.252, SLG: 0.314										0	0	0	0	0	0	0			
<b>56 Todd Coffey, R</b> (9, 1)										0	0	0	0	0	0	0			
<b>Inning Stats</b>	R: 0 H: 0 E: 0 K: 1 S: 9	H: 1 LOB: 1 BB: 0 P: 13	R: 0 H: 1 E: 0 K: 0 S: 7	LOB: 1 BB: 1 P: 12	R: 0 H: 0 E: 0 K: 1 S: 9	LOB: 0 BB: 0 P: 13	R: 0 H: 1 E: 0 K: 0 S: 10	LOB: 1 BB: 0 P: 13	R: 0 H: 1 E: 0 K: 0 S: 6	LOB: 1 BB: 0 P: 7	R: 0 H: 1 E: 0 K: 1 S: 10	LOB: 1 BB: 0 P: 17	R: 0 H: 1 E: 0 K: 0 S: 6	LOB: 1 BB: 0 P: 10	R: 0 H: 1 E: 0 K: 1 S: 7	LOB: 1 BB: 0 P: 11	1B: 5 2B: 2 3B: 0 HR: 0	SF: 0 SAC: 1 DP: 2 HBP: 0	WP: 0 PA: 33 PB: 0 SB: 0 CS: 0
<b>PITCHER</b>	IP	WLS	BF	H	R	ER	SO	BB	IBB	HBP	BLK	WP	HR	S	P	ERA	WHIP		
<b>17 Brandon Webb, R</b> (1, 1) ERA: 2.18	9.0	W	33	7	0	0	5	1	0	0	0	0	0	71	106	0.00	0.889		

Arizona Diamondbacks @ Cincinnati Reds  
Great American Ball Park, Cincinnati, OH  
Fri May 26 2006, 7:10 PM EDT  
Att: 33,753 - Partly Cloudy - 79 F

AB 31  
R 0  
H 7  
RBI 0  
BB 1  
SO 5  
LOB 14



Batter	1	2	3	4	5	6	7	8	9	AB	R	H	RBI	BB	SO	LOB	TOP								
<b>Craig Counsell, L</b> (1, 6) OBP: 0.367, SLG: 0.387	F7			22 1B	K		S	G4-3		5	1	2	1	0	1	2									
<b>22 Eric Byrnes, R</b> (1, 8) OBP: 0.378, SLG: 0.559	F8			G3 2H	G5-3 1B	F S 1B BB	P6		K	4	1	1	1	1	1	2									
<b>Chad Tracy, L</b> (1, 5) OBP: 0.351, SLG: 0.505	K			G5-3		K	F9		G4-3	5	0	0	0	0	2	4									
<b>Luis Gonzalez, L</b> (1, 7) OBP: 0.377, SLG: 0.474		K2-3		G3		G2-3		G3 1 HR	G6-3	5	1	1	0	0	1	2									
<b>Shawn Green, L</b> (1, 9) OBP: 0.388, SLG: 0.458	F9			G4-3				G3		4	0	1	1	0	0	2									
<b>Tony Clark, S</b> (1, 3) OBP: 0.307, SLG: 0.371	K				K	F8		1 HR		3	1	0	0	1	2	1									
<b>1 Orlando Hudson, S</b> (1, 4) OBP: 0.319, SLG: 0.327					E7 19 1B		SH1-4 19 1B	1 HR		4	3	3	3	0	0	0									
<b>19 Chris Snyder, R</b> (1, 2) OBP: 0.339, SLG: 0.438			K2				1B SH1-4	L8		4	0	2	1	0	1	1									
<b>37 Juan Cruz, R</b> (7, 1) OBP: 0.370, SLG: 0.431			G6-3							2	0	0	0	0	1	1									
<b>34 Connor Jackson, R</b> (8, 1) OBP: 0.356, SLG: 0.474										0	0	0	0	0	0	0									
<b>Brandon Lyon, R</b> (8, 1)										0	0	0	0	0	0	0									
<b>Jorge Julio, R</b> (9, 1)										0	0	0	0	0	0	0									
<b>Inning Stats</b>	R: 0 E: 0 K: 1 S: 8	H: 0 LOB: 0 BB: 0 P: 9	R: 0 E: 0 K: 2 S: 9	H: 0 LOB: 0 BB: 0 P: 12	R: 0 E: 0 K: 1 S: 7	H: 1 LOB: 0 BB: 0 P: 10	R: 1 E: 0 K: 0 S: 13	H: 2 LOB: 1 BB: 0 P: 19	R: 1 E: 1 K: 3 S: 14	H: 1 LOB: 1 BB: 1 P: 18	R: 1 E: 0 K: 0 S: 13	H: 1 LOB: 1 BB: 1 P: 22	R: 1 E: 0 K: 0 S: 10	H: 3 LOB: 2 BB: 0 P: 13	R: 3 E: 0 K: 0 S: 14	H: 2 LOB: 1 BB: 2 P: 25	R: 0 E: 0 K: 1 S: 7	H: 0 LOB: 0 BB: 0 P: 10	1B: 7 2B: 3 3B: 0 HR: 1	SF: 0 SAC: 1 DP: 1 HBP: 0	WP: 0 PB: 0 SB: 2 CS: 0	PA: 40			
<b>PITCHER</b>	IP	WLS	BF	H	R	ER	SO	BB	IBB	HBP	BLK	WP	HR	S	P	ERA	WHIP								
<b>39 Aaron Harang, R</b> (1, 1) ERA: 3.7	7.0	L	30	8	4	2	8	1	0	0	0	0	0	74	103	2.57	1.286								
<b>Kent Mercker, L</b> (8, 1) ERA: 6.23	1.0		7	2	3	3	0	2	0	0	0	0	1	14	25	27.00	4.000								
<b>31 Matt Belisle, R</b> (9, 1) ERA: 3.86	1.0		3	0	0	0	1	0	0	0	0	0	0	7	10	0.00	0.000								

Arizona Diamondbacks @ Cincinnati Reds  
Great American Ball Park, Cincinnati, OH  
Sat May 27 2006, 6:10 PM EDT  
Att: 36,884 - Partly Cloudy - 84 F

livebaseballscorecards.com

AB 36  
R 7  
H 10  
RBI 7  
BB 3  
SO 9  
LOB 15



Batter	1	2	3	4	5	6	7	8	9	AB	R	H	RBI	BB	SO	LOB	BOTTOM								
<b>Felipe Lopez, S</b> (1, 6) OBP: 0.373, SLG: 0.415	F8			4 HBP	G6-4-3		F9			4	0	1	0	0	0	3									
<b>4 Brandon Phillips, R</b> (1, 4) OBP: 0.342, SLG: 0.448	G6-3			HBP		K		F9		3	0	0	0	0	1	0									
<b>Ken Griffey Jr., L</b> (1, 8) OBP: 0.291, SLG: 0.489							G4-3		L9	4	0	1	0	0	1	2									
<b>31 Matt Belisle, R</b> (9, 1) ERA: 3.86										0	0	0	0	0	0	0									
<b>Adam Dunn, L</b> (1, 7) OBP: 0.386, SLG: 0.566	F9					F7		P6		3	0	0	0	1	0	1									
<b>Rich Aurilia, R</b> (1, 5) OBP: 0.330, SLG: 0.495		G1-3				F7			K2-3	3	0	0	0	1	1	0									
<b>Scott Hatteberg, L</b> (1, 3) OBP: 0.403, SLG: 0.423					F8		G3-1		G4-3	4	0	1	0	0	0	2									
<b>Austin Kearns, R</b> (1, 9) OBP: 0.368, SLG: 0.533										4	0	1	0	0	3	3									
<b>Jason LaRue, R</b> (1, 2) OBP: 0.313, SLG: 0.368					G5-3					2	0	0	0	1	1	2									
<b>39 Aaron Harang, R</b> (1, 1) OBP: 0.240, SLG: 0.240										2	0	1	0	0	0	0									
<b>12 Edwin Encarnación, R</b> (7, PH) OBP: 0.366, SLG: 0.475										1	0	0	0	0	1	2									
<b>Kent Mercker, L</b> (8, 1) ERA: 3.32										0	0	0	0	0	0	0									
<b>6 Ryan Freel, R</b> (9, 8) OBP: 0.368, SLG: 0.287										0	0	0	0	0	0	0									
<b>Inning Stats</b>	R: 0 E: 0 K: 0 S: 11	H: 1 LOB: 1 BB: 0 P: 15	R: 0 E: 0 K: 1 S: 9	H: 1 LOB: 0 BB: 0 P: 15	R: 0 E: 0 K: 1 S: 15	H: 1 LOB: 2 BB: 0 P: 20	R: 0 E: 0 K: 2 S: 11	H: 0 LOB: 2 BB: 2 P: 23	R: 0 E: 0 K: 1 S: 8	H: 1 LOB: 0 BB: 0 P: 13	R: 0 E: 0 K: 0 S: 5	H: 0 LOB: 0 BB: 0 P: 9	R: 0 E: 0 K: 1 S: 10	H: 1 LOB: 2 BB: 1 P: 18	R: 0 E: 0 K: 0 S: 5	H: 0 LOB: 0 BB: 0 P: 8	R: 0 E: 0 K: 2 S: 8	H: 0 LOB: 0 BB: 0 P: 14	1B: 5 2B: 1 3B: 0 HR: 0	SF: 0 SAC: 0 DP: 2 HBP: 1	WP: 0 PB: 0 SB: 0 CS: 1	PA: 34			
<b>PITCHER</b>	IP	WLS	BF	H	R	ER	SO	BB	IBB	HBP	BLK	WP	HR	S	P	ERA	WHIP								
<b>37 Juan Cruz, R</b> (1, 1) ERA: 4.76	6.0	W	23	4	0	0	5	2	0	0	0	0	0	59	95	0.00	1.000								
<b>Luis Vizcaino, R</b> (7, 1) ERA: 2.96	1.0		5	1	0	0	1	1	0	0	0	0	0	10	18	0.00	2.000								
<b>Brandon Lyon, R</b> (8, 1) ERA: 3.32	1.0		3	0	0	0	0	0	0	0	0	0	0	5	8	0.00	0.000								
<b>Jorge Julio, R</b> (9, 1) ERA: 4.84	1.0		3	0	0	0	2	0	0	0	0	0	0	8	14	0.00	0.000								

Arizona Diamondbacks @ Cincinnati Reds  
Great American Ball Park, Cincinnati, OH  
Sat May 27 2006, 6:10 PM EDT  
Att: 36,884 - Partly Cloudy - 84 F

livebaseballscorecards.com

AB 30  
R 0  
H 5  
RBI 0  
BB 3  
SO 8  
LOB 15



Batter	1	2	3	4	5	6	7	8	9	AB	R	H	RBI	BB	SO	LOB	TOP					
<b>Craig Counsell, L</b> (1, 6) OBP: 0.362, SLG: 0.381	1-1 1B 2B 1B		1-2 G3-1			3-2 G3		0-3 K	1-2 F9	5	1	1	0	0	1	0						
<b>30 Jeff DaVaron, S</b> (1, 8) OBP: 0.352, SLG: 0.424	2-2 F8		4-0 1B BB			2-3 K2-3		2-3 K		3	0	0	0	1	2	1						
<b>Chad Tracy, L</b> (1, 5) OBP: 0.349, SLG: 0.500	2-2 2B 1B		1-1 F7			1-3 K		0-0 F7		4	1	1	0	0	1	1						
<b>Luis Gonzalez, L</b> (1, 7) OBP: 0.380, SLG: 0.480	0-0 34 1B 2B		0-1 34 BB 1B			3-2 F7		3-2 L9		4	1	2	2	0	0	0						
<b>34 Conor Jackson, R</b> (1, 3) OBP: 0.383, SLG: 0.478	0-2 L3 1B		4-2 1B			0-0 E 1 G3-4-3 1B		2-2 F9		3	1	2	1	1	0	0						
<b>Tony Clark, S</b> (9, 3) OBP: 0.307, SLG: 0.371	2-H 1B		1-2 BB			2-1 E9 G3-4-3 1B		0-1 1B 2B		0	0	2	0	0	1	4						
<b>Shawn Green, L</b> (1, 9) OBP: 0.390, SLG: 0.465	1-1 L3		2-3 K			1-3 1B		3-2 2B 1B		3	0	1	0	1	0	0						
<b>Johnny Estrada, S</b> (1, 2) OBP: 0.343, SLG: 0.496		0-2 G4-3			0-0 G6-3			4-0 1 G3-4-3 IBB		4	0	0	1	0	0	2						
<b>1 Orlando Hudson, S</b> (1, 4) OBP: 0.313, SLG: 0.320		2-2 F7		1-1 L4		1-1 G3-4-3		3-2 G4-3		3	0	0	0	0	3	2						
<b>48 Enrique Gonzalez, R</b> (1, 1) OBP: 0.366, SLG: 0.424		1-3 K		1-3 K		0-3 K		2-2 P2		0	0	0	0	0	0	0						
<b>Jorge Julio, R</b> (7, 1) OBP: 0.375, SLG: 0.416										0	0	0	0	0	0	0						
<b>Brandon Lyon, R</b> (8, 1) OBP: 0.371, SLG: 0.323										0	0	0	0	0	0	0						
<b>Damon Easley, R</b> (9, PH) OBP: 0.366, SLG: 0.424										1	0	0	0	0	0	0						
<b>Jose Valverde, R</b> (9, 1) OBP: 0.407, SLG: 0.452										0	0	0	0	0	0	0						
<b>Inning Stats</b>	R: 3 E: 0 K: 0 S: 16	H: 4 LOB: 0 BB: 0 P: 22	R: 0 E: 0 K: 1 S: 12	H: 0 LOB: 0 BB: 0 P: 15	R: 0 E: 0 K: 1 S: 17	H: 1 LOB: 0 BB: 2 P: 29	R: 0 E: 0 K: 1 S: 6	H: 0 LOB: 0 BB: 0 P: 8	R: 0 E: 0 K: 2 S: 12	H: 0 LOB: 0 BB: 0 P: 18	R: 1 E: 1 K: 1 S: 12	H: 2 LOB: 2 BB: 1 P: 22	R: 0 E: 0 K: 2 S: 9	H: 0 LOB: 0 BB: 0 P: 11	R: 0 E: 0 K: 0 S: 14	H: 2 LOB: 2 BB: 0 P: 22	R: 0 E: 0 K: 0 S: 10	H: 0 LOB: 0 BB: 0 P: 16	1B: 7 2B: 3 3B: 0 HR: 0	SF: 0 SAC: 0 DP: 1 HBP: 0	WP: 0 PB: 0 SB: 0 CS: 0	PA: 37
<b>PITCHER</b>	IP	WLS	BF	H	R	ER	SO	BB	IBB	HBP	BLK	WP	HR	S	P	ERA	WHIP					
<b>61 Bronson Arroyo, R</b> (1, 1) ERA: 2.58	6.0		27	7	4	4	6	2	1	0	0	0	0	75	114	6.00	1.500					
<b>Chris Hammond, L</b> (7, 1) ERA: 5.51	1.0	3	0	0	0	2	0	0	0	0	0	0	0	9	11	0.00	0.000					
<b>25 David Weathers, R</b> (8, 1) ERA: 3.24	2.0	W	7	2	0	0	0	0	0	0	0	0	0	24	38	0.00	1.000					

Arizona Diamondbacks @ Cincinnati Reds  
Great American Ball Park, Cincinnati, OH  
Sun May 28 2006, 1:15 PM EDT  
Att: 27,694 - Partly Cloudy - 83 F

AB	34
R	4
H	9
RBI	4
BB	3
SO	8
LOB	10



Batter	1	2	3	4	5	6	7	8	9	AB	R	H	RBI	BB	SO	LOB	BOTTOM					
<b>6 Ryan Freel, R</b> (1, 9) OBP: 0.371, SLG: 0.323	2-1 HR		2-3 K			1-0 F7		3-2 SH1-3 2B		4	1	2	1	0	1	0						
<b>Felipe Lopez, S</b> (1, 6) OBP: 0.375, SLG: 0.416	2-0 G6-3		3-2 CS 1B			4-2 BB		1-2 SH1-3		2	0	1	0	1	0	0						
<b>Ken Griffey Jr., L</b> (1, 8) OBP: 0.290, SLG: 0.474	2-1 G4-3		1-2 CS	2-2 G4-3		1-1 F8		4-0 IBB		3	0	0	0	1	0	1						
<b>Rich Aurilia, R</b> (1, 3) OBP: 0.319, SLG: 0.476	2-0 P4		2-3 K			1-1 L8		2-3 K		4	0	0	0	0	2	2						
<b>Adam Dunn, L</b> (1, 7) OBP: 0.379, SLG: 0.553		2-0 F7		1-1 F7		3-3 K		3-2 L7		4	0	0	0	0	1	2						
<b>12 Edwin Encarnación, R</b> (1, 5) OBP: 0.363, SLG: 0.476		1-1 F8		1-3 K		3-2 2B		2-3 K		4	0	1	0	0	2	0						
<b>4 Brandon Phillips, R</b> (1, 4) OBP: 0.342, SLG: 0.446		0-1 1B		1-1 G1-3		0-0 F8		2-1 HR 1B		3	0	1	0	0	0	1						
<b>25 David Weathers, R</b> (8, 1) OBP: 0.371, SLG: 0.535										0	0	0	0	0	0	0						
<b>Austin Kearns, R</b> (9, PH) OBP: 0.368, SLG: 0.620										1	1	1	0	0	0	0						
<b>26 David Ross, R</b> (1, 2) OBP: 0.368, SLG: 0.620		0-1 G1-3		1-1 G5-3		0-0 HR 1B		0-0 HR		3	1	1	0	0	0	1						
<b>Javier Valentin, S</b> (9, PH) OBP: 0.305, SLG: 0.356										1	1	1	2	0	0	0						
<b>61 Bronson Arroyo, R</b> (1, 1) ERA: 1.5	6.0		21	3	1	1	4	1	0	0	0	0	0	0	0	1						
<b>Quinton McCracken, S</b> (6, PH) ERA: 4.63	1.0	H	4	1	0	0	1	0	0	0	0	0	0	0	0	0						
<b>Jorge Julio, R</b> (7, 1) ERA: 4.63	1.0	H	7	3	2	2	1	0	1	0	0	0	0	1	20	35	18.00	3.000				
<b>Brandon Lyon, R</b> (8, 1) ERA: 3.93	1.0	L	3	2	2	2	1	0	0	0	0	0	0	1	6	10	54.00	6.000				
<b>Jose Valverde, R</b> (9, 1) ERA: 5.03	0.1	L	3	2	2	2	1	0	0	0	0	0	0	1	6	10	54.00	6.000				
<b>Inning Stats</b>	R: 1 E: 0 K: 0 S: 6	H: 1 LOB: 1 BB: 0 P: 14	R: 0 E: 0 K: 0 S: 7	H: 1 LOB: 1 BB: 0 P: 10	R: 0 E: 0 K: 2 S: 11	H: 1 LOB: 0 BB: 0 P: 18	R: 0 E: 0 K: 1 S: 12	H: 0 LOB: 0 BB: 0 P: 17	R: 0 E: 0 K: 1 S: 7	H: 0 LOB: 0 BB: 0 P: 10	R: 0 E: 0 K: 0 S: 9	H: 0 LOB: 1 BB: 1 P: 17	R: 0 E: 0 K: 1 S: 10	H: 1 LOB: 1 BB: 0 P: 17	R: 2 E: 0 K: 1 S: 20	H: 3 LOB: 2 BB: 1 P: 35	R: 2 E: 0 K: 1 S: 6	H: 2 LOB: 0 BB: 0 P: 10	1B: 4 2B: 2 3B: 0 HR: 3	SF: 0 SAC: 1 DP: 0 HBP: 0	WP: 0 PB: 0 SB: 0 CS: 1	PA: 36
<b>PITCHER</b>	IP	WLS	BF	H	R	ER	SO	BB	IBB	HBP	BLK	WP	HR	S	P	ERA	WHIP					
<b>48 Enrique Gonzalez, R</b> (1, 1) ERA: 1.5	6.0		21	3	1	1	4	1	0	0	0	0	0	10	17	0.00	1.000					

Arizona Diamondbacks @ Cincinnati Reds  
Great American Ball Park, Cincinnati, OH  
Sun May 28 2006, 1:15 PM EDT  
Att: 27,694 - Partly Cloudy - 83 F

AB	32
R	5
H	9
RBI	5
BB	2
SO	7
LOB	7



Batter	1	2	3	4	5	6	7	8	9	AB	R	H	RBI	BB	SO	LOB	TOP					
<b>Craig Counsell, L</b> (1, 6) OBP: 0.363, SLG: 0.388	1-1 G5-3		0-0 2B	3-1 P4			1-0 HR 1B		1-2 G3	5	1	2	0	0	0	1						
<b>22 Eric Byrnes, R</b> (1, 8) OBP: 0.379, SLG: 0.595	2-2 HR		1-3 K		0-0 HR		1-3 K		2-1 G5-3	5	2	2	2	0	2	3						
<b>Chad Tracy, L</b> (1, 5) OBP: 0.352, SLG: 0.515	0-1 1B		3-2 F8		2-0 F8		0-2 HR			4	1	2	3	0	0	1						
<b>Luis Gonzalez, L</b> (1, 7) OBP: 0.377, SLG: 0.472	4-0 1B		1-0 G4-3		2-2 G6-3		0-1 P2			3	0	0	0	1	0	1						
<b>34 Conor Jackson, R</b> (1, 3) OBP: 0.380, SLG: 0.472				0-1 2B	1-1 G5-3		1-2 G6-3			4	1	1	0	0	1	2						
<b>Tony Clark, S</b> (9, 3) OBP: 0.307, SLG: 0.371										0	0	0	0	0	0	0						
<b>Shawn Green, L</b> (1, 9) OBP: 0.387, SLG: 0.466	3-3 K			0-2 SF9 1 SF7	2B	3-2 F7		2-2 F8		4	1	1	0	0	1	2						
<b>Johnny Estrada, S</b> (1, 2) OBP: 0.333, SLG: 0.485		2-2 G1		2-1 SF9		1-0 F9		1-2 F8		3	0	0	1	0	0	0						
<b>1 Orlando Hudson, S</b> (1, 4) OBP: 0.306, SLG: 0.314		2-3 K		2-3 SF7		1-0 F9		1-2 P4		3	0	0	1	0	1	0						
<b>Claudio Vargas, R</b> (1, 1) OBP: 0.137, SLG: 0.260		0-1 G4-3		0-0 2B			4-2 HR 1B BB		1-2 F9	2	0	1	0	0	0	0						
<b>30 Jeff Davidson, S</b> (7, PH) OBP: 0.298, SLG: 0.424										0	1	0	0	0	0	0						
<b>28 Brandon Medders, R</b> (7, 1) OBP: 0.284, SLG: 0.285										0	0	0	0	0	0	0						
<b>Luis Vizcaino, R</b> (8, 1) OBP: 0.284, SLG: 0.285										0	0	0	0	0	0	0						
<b>Damon Easley, R</b> (9, PH) OBP: 0.329, SLG: 0.403										1	0	0	0	0	0	0						
<b>Jose Valverde, R</b> (9, 1) OBP: 0.329, SLG: 0.403										0	0	0	0	0	0	0						
<b>Inning Stats</b>	R: 1 E: 0 K: 2 S: 16	H: 2 LOB: 2 BB: 1 P: 26	R: 0 E: 0 K: 1 S: 8	H: 0 LOB: 0 BB: 0 P: 12	R: 0 E: 0 K: 1 S: 9	H: 1 LOB: 1 BB: 0 P: 14	R: 2 E: 0 K: 0 S: 13	H: 3 LOB: 1 BB: 0 P: 19	R: 1 E: 0 K: 0 S: 7	H: 1 LOB: 0 BB: 0 P: 12	R: 0 E: 0 K: 0 S: 5	H: 0 LOB: 0 BB: 0 P: 10	R: 3 E: 0 K: 1 S: 15	H: 2 LOB: 0 BB: 1 P: 22	R: 0 E: 0 K: 0 S: 9	H: 0 LOB: 0 BB: 0 P: 13	R: 0 E: 0 K: 0 S: 10	H: 0 LOB: 0 BB: 0 P: 14	1B: 3 2B: 3 3B: 0 HR: 3	SF: 2 SAC: 0 DP: 0 HBP: 0	WP: 0 PB: 0 SB: 1 CS: 1	PA: 38
<b>PITCHER</b>	IP	WLS	BF	H	R	ER	SO	BB	IBB	HBP	BLK	WP	HR	S	P	ERA	WHIP					
<b>Steve Trachsel, R</b> (1, 1) ERA: 5.1	6.0		26	7	4	4	4	1	0	0	0	0	2	58	93	6.00	1.333					
<b>Aaron Heilman, R</b> (7, 1) ERA: 3.03	2.0	B	9	2	3	3	1	1	0	0	0	0	1	24	35	13.50	1.500					
<b>50 Duaner Sanchez, R</b> (9, 1) ERA: 2.3	1.0	W	3	0	0	0	0	0	0	0	0	0	0	10	14	0.00	0.000					

Arizona Diamondbacks @ New York Mets  
Shea Stadium, Flushing, NY  
Mon May 29 2006, 7:10 PM EDT  
Att: 39,826 - Cloudy - 77 F

AB 34  
R 7  
H 9  
RBI 7  
BB 2  
SO 5  
LOB 10



Batter	1	2	3	4	5	6	7	8	9	AB	R	H	RBI	BB	SO	LOB	BOTTOM					
<b>7 José Reyes, S</b> (1, 6) OBP: 0.320, SLG: 0.417	2-1 F7	1-0 G4-3		1-0 F8					0-2 16 1B 5 1B	5	1	1	2	0	0	1						
<b>16 Paul Lo Duca, R</b> (1, 2) OBP: 0.355, SLG: 0.455	0-1 2B	2-3 3H			1-1 21 G6-3 15 F7		0-0 G5-3		0-0 5 1B 15 IBB	5	0	4	1	0	0	0						
<b>15 Carlos Beltrán, S</b> (1, 8) OBP: 0.391, SLG: 0.618	0-2 F9	0-0 F7			2-0 F7		1-1 21 F9		4-0 5 1B IBB	4	0	1	0	1	0	3						
<b>21 Carlos Delgado, L</b> (1, 3) OBP: 0.353, SLG: 0.518	2-1 P5		2-2 P4		1-0 G6-3		1-1 F9		1-3 K	5	0	0	0	0	1	6						
<b>5 David Wright, R</b> (1, 5) OBP: 0.405, SLG: 0.558		4-2 2B 22 1B BB	1-1 F8		0-0 F9		0-0 G6-3		0-0 1B	4	1	1	1	1	0	2						
<b>Cliff Floyd, L</b> (1, 7) OBP: 0.330, SLG: 0.405		0-0 22 1B	4-1 S BB			1-0 HR		1-3 K		3	2	2	1	1	1	0						
<b>Xavier Nady, R</b> (1, 9) OBP: 0.331, SLG: 0.484		4-2 22 1B 7 G4-3 BB	1 SAFE 0-2 G5-3			0-0 F9		2-2 22 CS HBP		2	1	0	0	1	0	1						
<b>50 Duaner Sanchez, R</b> (9, 1) ERA: 2.3										0	0	0	0	0	0	0						
<b>22 Jose Valentin, S</b> (1, 4) OBP: 0.286, SLG: 0.397		0-0 7 G4-3 16 2B SH3-4 1B		2-1 G4-3		1-2 HR		3-3 K		4	2	2	3	0	1	1						
<b>Steve Trachsel, R</b> (1, 1) OBP: 0.222, SLG: 0.235									0-2 7 1B	1	0	0	0	0	0	0						
<b>Kazuo Matsui, S</b> (6, PH) OBP: 0.248, SLG: 0.285										1	0	0	0	0	0	0						
<b>Aaron Heilman, R</b> (7, 1) ERA: 3.03										0	0	0	0	0	0	0						
<b>10 Endy Chavez, L</b> (9, 9) OBP: 0.329, SLG: 0.403										1	1	1	0	0	0	0						
<b>Inning Stats</b>	R: 0 E: 0 K: 0 S: 9	H: 1 LOB: 1 BB: 0 P: 13	R: 4 E: 0 K: 0 S: 14	H: 3 LOB: 1 BB: 2 P: 24	R: 0 E: 0 K: 0 S: 11	H: 0 LOB: 0 BB: 1 P: 18	R: 0 E: 0 K: 0 S: 5	H: 0 LOB: 0 BB: 0 P: 9	R: 0 E: 0 K: 0 S: 13	H: 2 LOB: 0 BB: 0 P: 17	R: 0 E: 0 K: 0 S: 6	H: 1 LOB: 1 BB: 0 P: 8	R: 0 E: 0 K: 2 S: 10	H: 0 LOB: 1 BB: 0 P: 16	R: 2 E: 0 K: 1 S: 13	H: 4 LOB: 3 BB: 1 P: 18	1B: 5 2B: 6 3B: 0 HR: 2	SF: 0 SAC: 1 DP: 1 HBP: 1	WP: 0 PB: 0 SB: 1 CS: 1	PA: 41		
<b>PITCHER</b>	IP	WLS	BF	H	R	ER	SO	BB	IBB	HBP	BLK	WP	HR	S	P	ERA	WHIP					
<b>Claudio Vargas, R</b> (1, 1) ERA: 5.44	6.0		28	7	6	6	0	3	0	0	0	0	0	6	8	0.00	1.000					
<b>28 Brandon Medders, R</b> (7, 1) ERA: 2.5	1.0	H	4	1	0	0	0	0	0	0	0	0	0	10	16	0.00	0.000					
<b>Luis Vizcaino, R</b> (8, 1) ERA: 2.84	1.0	H	3	0	0	0	2	0	0	1	0	0	0	10	16	0.00	0.000					
<b>Jose Valverde, R</b> (9, 1) ERA: 5.85	0.1	L	6	4	2	2	1	0	1	0	0	0	0	13	18	54.00	12.000					

Arizona Diamondbacks @ New York Mets  
Shea Stadium, Flushing, NY  
Mon May 29 2006, 7:10 PM EDT  
Att: 39,826 - Cloudy - 77 F

AB 35  
R 8  
H 12  
RBI 8  
BB 4  
SO 3  
LOB 14



Batter	1	2	3	4	5	6	7	8	9	AB	R	H	RBI	BB	SO	LOB	TOP					
<b>Craig Counsell, L</b> OBP: 0.359, SLG: 0.382 (1, 6)										5	1	1	0	0	1	5						
<b>22 Eric Dymes, R</b> OBP: 0.380, SLG: 0.605 (1, 8)										4	2	1	1	1	1	3						
<b>Chad Tracy, L</b> OBP: 0.353, SLG: 0.512 (1, 5)										5	1	2	0	0	0	2						
<b>Luis Gonzalez, L</b> OBP: 0.373, SLG: 0.464 (1, 7)										3	1	0	1	1	0	1						
<b>34 Conor Jackson, R</b> OBP: 0.380, SLG: 0.486 (1, 3)										4	1	1	3	1	0	1						
<b>Shawn Green, L</b> OBP: 0.390, SLG: 0.463 (1, 9)										3	0	1	0	1	0	1						
<b>Johnny Estrada, S</b> OBP: 0.338, SLG: 0.486 (1, 2)										4	1	2	0	0	0	0						
<b>1 Orlando Hudson, S</b> OBP: 0.310, SLG: 0.326 (1, 4)										3	0	1	1	1	0	0						
<b>Miguel Batista, R</b> OBP: 0.120, SLG: 0.120 (1, 1)										4	0	0	0	0	2	5						
<b>Inning Stats</b>	R: 2 H: 1 E: 0 K: 0 S: 16	H: 1 LOB: 1 BB: 2 P: 33	R: 0 H: 0 E: 1 K: 1 S: 7	H: 0 LOB: 1 BB: 0 P: 12	R: 0 H: 1 E: 0 K: 0 S: 9	H: 1 LOB: 1 BB: 0 P: 13	R: 1 H: 2 E: 0 K: 0 S: 10	H: 2 LOB: 0 BB: 1 P: 13	R: 4 H: 4 E: 0 K: 1 S: 15	H: 4 LOB: 0 BB: 1 P: 24	R: 0 H: 0 E: 0 K: 0 S: 11	H: 0 LOB: 0 BB: 0 P: 18	R: 0 H: 0 E: 0 K: 0 S: 6	H: 0 LOB: 0 BB: 0 P: 9	R: 0 H: 1 E: 0 K: 2 S: 12	H: 1 LOB: 3 BB: 2 P: 22	R: 0 H: 0 E: 0 K: 0 S: 3	H: 0 LOB: 0 BB: 0 P: 7	1B: 6 2B: 0 3B: 1 HR: 2	SF: 1 SAC: 0 DP: 0 HBP: 0	WP: 2 PB: 0 SB: 1 CS: 0	PA: 41
<b>PITCHER</b>	IP	WLS	BF	H	R	ER	SO	BB	IBB	HBP	BLK	WP	HR	S	P	ERA	WHIP					
<b>Alay Soler, R</b> ERA: 7.36 (1, 1)	5.0	L	26	8	7	7	1	3	0	0	0	2	2	57	95	12.60	2.200					
<b>Darren Oliver, L</b> ERA: 2.6 (6, 1)	4.0		15	1	0	0	3	2	0	0	0	0	0	32	56	0.00	0.750					

**Arizona Diamondbacks @ New York Mets**  
 Shea Stadium, Flushing, NY  
 Tue May 30 2006, 7:10 PM EDT  
 Att: 35,448 - Partly Cloudy - 81 F

AB	35
R	7
H	9
RBI	6
BB	5
SO	4
LOB	18

Batter	1	2	3	4	5	6	7	8	9	AB	R	H	RBI	BB	SO	LOB	BOTTOM					
<b>7 José Reyes, S</b> OBP: 0.317, SLG: 0.412 (1, 6)										5	0	1	0	0	0	4						
<b>16 Paul Lo Duca, R</b> OBP: 0.347, SLG: 0.443 (1, 2)										4	0	0	0	0	0	2						
<b>15 Carlos Beltrán, S</b> OBP: 0.286, SLG: 0.619 (1, 8)										3	0	1	0	1	0	0						
<b>21 Carlos Delgado, L</b> OBP: 0.351, SLG: 0.518 (1, 3)										4	0	1	0	0	0	3						
<b>5 David Wright, R</b> OBP: 0.398, SLG: 0.546 (1, 5)										4	0	0	0	0	1	4						
<b>Cliff Floyd, L</b> OBP: 0.333, SLG: 0.414 (1, 7)										4	1	2	0	0	1	1						
<b>22 Jose Valentin, S</b> OBP: 0.297, SLG: 0.448 (1, 4)										4	1	2	1	0	0	2						
<b>44 Lastings Milledge, R</b> OBP: 0.250, SLG: 0.500 (1, 9)										4	0	1	0	0	0	3						
<b>Alay Soler, R</b> (1, 1)										1	0	0	0	0	1	1						
<b>Darren Oliver, R</b> OBP: 0.286, SLG: 0.429 (6, 1)										1	0	0	0	0	0	1						
<b>10 Endy Chavez, L</b> OBP: 0.337, SLG: 0.410 (9, PH)										1	0	1	0	0	0	0						
<b>Inning Stats</b>	R: 0 H: 1 E: 0 K: 0 S: 7	H: 2 LOB: 1 BB: 0 P: 14	R: 1 H: 2 E: 1 K: 0 S: 9	H: 2 LOB: 1 BB: 0 P: 13	R: 0 H: 1 E: 0 K: 1 S: 9	H: 1 LOB: 1 BB: 0 P: 14	R: 0 H: 1 E: 0 K: 1 S: 13	H: 1 LOB: 1 BB: 0 P: 19	R: 0 H: 0 E: 0 K: 0 S: 6	H: 0 LOB: 0 BB: 0 P: 10	R: 0 H: 1 E: 0 K: 1 S: 9	H: 1 LOB: 1 BB: 0 P: 14	R: 0 H: 1 E: 0 K: 0 S: 7	H: 1 LOB: 1 BB: 0 P: 12	R: 0 H: 0 E: 0 K: 0 S: 9	H: 0 LOB: 0 BB: 0 P: 13	R: 1 H: 2 E: 0 K: 0 S: 13	H: 2 LOB: 1 BB: 0 P: 15	1B: 4 2B: 4 3B: 0 HR: 1	SF: 0 SAC: 1 DP: 1 HBP: 0	WP: 0 PB: 0 SB: 1 CS: 0	PA: 37
<b>PITCHER</b>	IP	WLS	BF	H	R	ER	SO	BB	IBB	HBP	BLK	WP	HR	S	P	ERA	WHIP					
<b>Miguel Batista, R</b> ERA: 4.12 (1, 1)	9.0	W	37	9	2	1	3	1	0	0	0	0	1	82	124	1.00	1.111					

**Arizona Diamondbacks @ New York Mets**  
 Shea Stadium, Flushing, NY  
 Tue May 30 2006, 7:10 PM EDT  
 Att: 35,448 - Partly Cloudy - 81 F

AB	35
R	2
H	9
RBI	1
BB	1
SO	3
LOB	21



Batter	1	2	3	4	5	6	7	8	9	10	11	12	13	AB	R	H	RBI	BB	SO	LOB	TOP							
Craig Counsell, L OBP: 0.358, SLG: 0.386 (1, 6)	P6		K			1B		K		G1-3				6	0	2	0	0	2	2								
22 Eric Byrnes, R OBP: 0.372, SLG: 0.589 (1, 8)	1B		K			F8		K			P3			6	0	1	0	0	2	2								
Chad Tracy, L OBP: 0.350, SLG: 0.505 (1, 5)	K		G4-3							L7				5	0	1	0	0	2	1								
Luis Gonzalez, L OBP: 0.365, SLG: 0.452 (1, 7)	P2				F7					K				5	0	0	0	0	1	2								
Tony Clark, S OBP: 0.300, SLG: 0.358 (1, 3)		K			F9			G4-3						5	0	1	0	0	1	0								
Shawn Green, L OBP: 0.385, SLG: 0.456 (1, 9)		F8			L9			L6						5	0	1	0	0	0	1								
Johnny Estrada, S OBP: 0.333, SLG: 0.476 (1, 2)			E9							1B				5	0	1	0	0	1	1								
1 Orlando Hudson, S OBP: 0.307, SLG: 0.322 (1, 4)			1B					1B		FC6-4				5	0	1	0	0	2	2								
47 Alejandro Velez, R OBP: 0.300, SLG: 0.400 (1, 1)			FC4-6											5	0	1	0	0	1	1								
47 Alejandro Velez, R OBP: 0.300, SLG: 0.400 (1, 1)			FC4-6											5	0	1	0	0	1	1								
<b>Inning Stats</b>	R: 0 E: 0 K: 1 S: 10	H: 1 LOB: 1 BB: 0 P: 12	R: 0 E: 1 K: 1 S: 13	H: 1 LOB: 2 BB: 0 P: 17	R: 0 E: 0 K: 2 S: 9	H: 1 LOB: 0 BB: 0 P: 18	R: 0 E: 0 K: 2 S: 13	H: 0 LOB: 0 BB: 0 P: 18	R: 0 E: 0 K: 0 S: 7	H: 2 LOB: 1 BB: 0 P: 7	R: 0 E: 0 K: 0 S: 5	H: 1 LOB: 1 BB: 0 P: 9	R: 0 E: 0 K: 2 S: 9	H: 0 LOB: 0 BB: 0 P: 13	R: 0 E: 0 K: 1 S: 6	H: 0 LOB: 0 BB: 0 P: 9	R: 0 E: 0 K: 1 S: 7	H: 1 LOB: 2 BB: 1 P: 12	R: 0 E: 0 K: 1 S: 8	H: 0 LOB: 0 BB: 0 P: 10	R: 0 E: 0 K: 0 S: 4	H: 1 LOB: 0 BB: 0 P: 6	R: 0 E: 0 K: 1 S: 8	H: 1 LOB: 1 BB: 0 P: 11	1B: 7 2B: 1 3B: 0 HR: 0	SF: 0 SAC: 1 DP: 1 HBP: 0	W/P: 0 PB: 0 SB: 2 CS: 0	PA: 47
<b>PITCHER</b>	IP	WLS	BF	H	R	ER	SO	BB	IBB	HBP	BLK	WP	HR	S	P	ERA	WHIP											
45 Pedro Martinez, R ERA: 2.5 (1, 1)	8.0		29	5	0	0	8	0	0	0	0	0	0	74	106	0.00	0.625											
13 Billy Wagner, L ERA: 2.77 (9, 1)	2.0		8	1	0	0	2	1	0	0	0	0	0	13	21	0.00	1.000											
50 Duane Sanchez, R ERA: 2.1 (11, 1)	3.0	W	10	2	0	0	2	0	0	0	0	0	0	20	27	0.00	0.667											

Arizona Diamondbacks @ New York Mets  
Shea Stadium, Flushing, NY  
Wed May 31 2006, 7:10 PM EDT  
Att: 37,735 - Clear - 65 F

AB 46  
R 0  
H 8  
RBI 0  
BB 1  
SO 12  
LOB 13



Batter	1	2	3	4	5	6	7	8	9	10	11	12	13	AB	R	H	RBI	BB	SO	LOB	BOTTOM				
7 José Reyes, S OBP: 0.312, SLG: 0.405 (1, 6)	G4-3		K			G4-3		F8			SH1-3			4	0	0	0	0	1	2					
16 Paul Lo Duca, R OBP: 0.343, SLG: 0.436 (1, 2)	G6-3					1B		F8			K			5	0	1	0	0	2	2					
15 Carlos Beltrán, S OBP: 0.389, SLG: 0.604 Chris Woodward, R OBP: 0.348, SLG: 0.452 (12, 9)	BB		FC4-6			FC4-6		G3-1		K				4	0	0	0	1	2	2					
21 Carlos Delgado, L OBP: 0.343, SLG: 0.505 (1, 3)	CS					G6-3		G3		K				5	0	0	0	0	1	1					
5 David Wright, R OBP: 0.394, SLG: 0.538 (1, 5)		G6-3				G6-3		1B		K				5	0	1	0	0	1	1					
Cliff Floyd, L OBP: 0.330, SLG: 0.407 (1, 7)		F8				1B		1B		L3				5	0	1	0	0	1	0					
22 Jose Valentin, S OBP: 0.304, SLG: 0.458 (1, 4)						G5-3		P5		P4				5	1	2	0	0	0	2					
44 Lastings Milledge, R OBP: 0.176, SLG: 0.250 50 Duane Sanchez, R OBP: 0.308, SLG: 0.439 (13, PH)			1B			K		G6-3		G4-3				4	0	0	0	0	2	1					
45 Pedro Martinez, R Julio Vizcaino, R Kazuo Matsui, R 13 Billy Wagner, L 10 Eddy Chavez, L (11, 9)			SH1-4			K		1B						1	0	0	0	0	1	0					
<b>Inning Stats</b>	R: 0 E: 0 K: 0 S: 7	H: 0 LOB: 0 BB: 1 P: 16	R: 0 E: 0 K: 0 S: 9	H: 0 LOB: 0 BB: 0 P: 14	R: 0 E: 0 K: 2 S: 12	H: 1 LOB: 1 BB: 0 P: 15	R: 0 E: 0 K: 0 S: 7	H: 1 LOB: 1 BB: 0 P: 12	R: 0 E: 0 K: 1 S: 9	H: 2 LOB: 2 BB: 0 P: 21	R: 0 E: 0 K: 3 S: 12	H: 0 LOB: 0 BB: 0 P: 18	R: 0 E: 0 K: 0 S: 8	H: 0 LOB: 0 BB: 0 P: 13	R: 0 E: 0 K: 1 S: 17	H: 1 LOB: 1 BB: 0 P: 19	R: 0 E: 0 K: 1 S: 7	H: 0 LOB: 0 BB: 0 P: 8	R: 0 E: 0 K: 0 S: 7	H: 2 LOB: 1 BB: 0 P: 11	1B: 7 2B: 1 3B: 0 HR: 0	SF: 0 SAC: 2 DP: 0 HBP: 0	W/P: 0 PB: 0 SB: 1 CS: 1	PA: 46	
<b>PITCHER</b>	IP	WLS	BF	H	R	ER	SO	BB	IBB	HBP	BLK	WP	HR	S	P	ERA	WHIP								
17 Brandon Webb, R ERA: 2.01 Luis Vizcaino, R ERA: 2.73 Brandon Lyon, R ERA: 3.8 28 Brandon Medders, R ERA: 2.25 Jorge Julio, R ERA: 4.44 (12, 1)	7.0		25	4	0	0	5	1	0	0	0	0	0	64	100	0.00	0.714								
17 Brandon Webb, R ERA: 2.01 Luis Vizcaino, R ERA: 2.73 Brandon Lyon, R ERA: 3.8 28 Brandon Medders, R ERA: 2.25 Jorge Julio, R ERA: 4.44 (12, 1)	1.0		4	1	0	0	0	0	0	0	0	0	0	12	15	0.00	1.000								
17 Brandon Webb, R ERA: 2.01 Luis Vizcaino, R ERA: 2.73 Brandon Lyon, R ERA: 3.8 28 Brandon Medders, R ERA: 2.25 Jorge Julio, R ERA: 4.44 (12, 1)	1.0		3	0	0	0	3	0	0	0	0	0	0	12	18	0.00	0.000								
17 Brandon Webb, R ERA: 2.01 Luis Vizcaino, R ERA: 2.73 Brandon Lyon, R ERA: 3.8 28 Brandon Medders, R ERA: 2.25 Jorge Julio, R ERA: 4.44 (12, 1)	2.0		7	1	0	0	2	0	0	0	0	0	0	25	32	0.00	0.500								
17 Brandon Webb, R ERA: 2.01 Luis Vizcaino, R ERA: 2.73 Brandon Lyon, R ERA: 3.8 28 Brandon Medders, R ERA: 2.25 Jorge Julio, R ERA: 4.44 (12, 1)	1.0		3	0	0	0	1	0	0	0	0	0	0	7	8	0.00	0.000								
<b>PITCHER</b>	IP	WLS	BF	H	R	ER	SO	BB	IBB	HBP	BLK	WP	HR	S	P	ERA	WHIP								
Jason Grimsley, R ERA: 4.88 (13, 1)	0.1		3	2	1	1	0	0	0	0	0	0	0	7	11	27.00	6.000								

Arizona Diamondbacks @ New York Mets  
Shea Stadium, Flushing, NY  
Wed May 31 2006, 7:10 PM EDT  
Att: 37,735 - Clear - 65 F

AB 42  
R 1  
H 8  
RBI 1  
BB 1  
SO 11  
LOB 12





Batter	1	2	3	4	5	6	7	8	9	AB R H RBI BB SO LOB	TOP											
Andy Green, R (1,7) OBP: 0.319, SLG: 0.357 Craig Counsell, L (8,6) OBP: 0.356, SLG: 0.384	2-2 G5-3		0-1 B1			0-1 G6-3		0-0 SH 1B	0-0 F8	3 1 0 0 0 0 0 1 0 0 0 0 0 1												
22 Eric Byrnes, R (1,8) OBP: 0.386, SLG: 0.594	0-0 FC1-6 1B		4-2 FC3-6 BB			1-2 G4-3 1B		4-0 1B IBB		2 0 2 0 2 0 0												
Chad Tracy, L (1,5) OBP: 0.343, SLG: 0.495	3-1 FC1-6 1-2		0-1 FC3-6			1-1 G4-3		1-3 K		4 0 0 0 0 1 6												
34 Conor Jackson, R (1,3) OBP: 0.375, SLG: 0.473	1-2 P6				0-0 F9			2-1 L4		4 0 0 0 0 0 5												
Shawn Green, L (1,9)		3-1 G4-3			2-1 F7			1-2 1B		4 0 1 2 0 0 0												
Damon Easley, R (1,6) OBP: 0.388, SLG: 0.414 Brandon Lyon, R (8,1) Jorge Julio, R (9,1)		4-2 BB			1-1 G1-3			0-1 F8		3 0 1 0 1 0 2 0 0 0 0 0 0 0 0 0 0 0 0 0 0												
1 Orlando Hudson, S (1,4) OBP: 0.306, SLG: 0.317		1-0 F8			3-1 G5-3				0-2 G4-3	3 0 0 0 1 0 1												
19 Chris Snyder, R (1,2) OBP: 0.317, SLG: 0.404		2-2 G5-3			1-0 G6-3				1-0 G6-3	4 0 0 0 0 0 3												
37 Juan Cruz, R (1,1) 30 Jeff DaVanon, S (8,PH) OBP: 0.367, SLG: 0.426					3-2 G4-3				2-1 SH 1B BB	2 0 0 0 0 1 0 1 1 1 0 1 0 0												
Inning Stats	R: 0 E: 0 K: 0 S: 9	H: 1 LOB: 1 BB: 0 P: 15	R: 0 E: 0 K: 0 S: 9	H: 0 LOB: 1 BB: 1 P: 18	R: 0 E: 0 K: 0 S: 10	H: 0 LOB: 0 BB: 1 P: 17	R: 0 E: 0 K: 0 S: 5	H: 0 LOB: 0 BB: 0 P: 8	R: 0 E: 0 K: 1 S: 6	H: 0 LOB: 0 BB: 0 P: 10	R: 0 E: 0 K: 0 S: 8	H: 1 LOB: 1 BB: 0 P: 11	R: 0 E: 0 K: 0 S: 9	H: 1 LOB: 1 BB: 1 P: 16	R: 2 E: 1 K: 1 S: 18	H: 1 LOB: 2 BB: 2 P: 30	R: 0 E: 0 K: 0 S: 7	H: 1 LOB: 1 BB: 0 P: 10	1B: 5 2B: 0 3B: 0 HR: 0	SF: 0 SAC: 1 DP: 1 HBP: 0	WP: 0 PB: 0 SB: 1 CS: 0	PA: 37
PITCHER	IP WLS BF H R ER SO BB IBB HBP BLK WP HR S P ERA WHIP																					
Horacio Ramirez, L (1,1) ERA: 3.18	7.0 L 29 3 2 0 1 4 1 0 0 0 0 0 58 105 0.00 1.000																					
49 Macay McBride, L (8,1) ERA: 3.59	0.1 1 0 0 0 1 0 0 0 0 0 0 0 0 8 9 0.00 0.000																					
54 Chad Paronto, R (8,1) ERA: 3.38	0.1 1 0 0 0 0 0 0 0 0 0 0 0 0 2 4 0.00 0.000																					
Mike Remlinger, L (8,1) ERA: 3.78	0.1 2 1 0 0 0 0 0 0 0 0 0 0 0 6 7 0.00 3.000																					
Chris Reitsma, R (9,1) ERA: 6.29	1.0 4 1 0 0 0 0 0 0 0 0 0 0 0 7 10 0.00 1.000																					

Arizona Diamondbacks @ Atlanta Braves  
Turner Field, Atlanta, GA  
Thu Jun 01 2006, 7:35 PM EDT  
Att: 23,376 - Partly Cloudy - 86 F

AB 31  
R 2  
H 5  
RBI 2  
BB 5  
SO 2  
LOB 18



Batter	1	2	3	4	5	6	7	8	9	AB R H RBI BB SO LOB	BOTTOM											
Marcus Giles, R (1,4) OBP: 0.342, SLG: 0.342	1-0 F9		0-0 P4			2-0 BB 1B HBP		2-1 F9		3 0 0 0 0 0 0												
11 Edgar Renteria, R (1,6) OBP: 0.404, SLG: 0.459	1-2 G3-1				0-1 FC6-5 10 2B			2-3 K		4 0 1 0 0 1 1												
10 Chipper Jones, S (1,5) OBP: 0.405, SLG: 0.465	1-0 2B				1-1 FC6-5 1B			1-0 F7		4 0 1 0 0 1 2												
Andruw Jones, R (1,8) OBP: 0.360, SLG: 0.555	0-2 G6-3				2-2 G3-6-1 1B			0-0 BB 1B		4 1 3 1 0 0 1												
Adam LaRoche, L (1,3) OBP: 0.333, SLG: 0.487					2-0 G3-6-1			4-2 BB		3 0 0 0 1 1 2												
7 Jeff Francoeur, R (1,9) OBP: 0.286, SLG: 0.438					0-0 P3			2-0 L5		4 0 1 0 0 0 3												
Ryan Langerhans, L (1,7) OBP: 0.337, SLG: 0.395					2-2 F7			3-2 G4-3		4 0 0 0 0 0 1												
8 Brayan Peña, S (1,2) OBP: 0.353, SLG: 0.563					0-2 F7					3 0 0 0 0 0 1												
Horacio Ramirez, L (1,1) OBP: 0.429, SLG: 0.429 49 Macay McBride, L (8,1) 54 Chad Paronto, R (8,1) Mike Remlinger, L (8,1) Chris Reitsma, R (9,1)					3-2 G6-3			1-0 G6-3		3 0 0 0 0 0 1 0												
Inning Stats	R: 0 E: 0 K: 0 S: 8	H: 1 LOB: 0 BB: 0 P: 11	R: 0 E: 0 K: 1 S: 7	H: 0 LOB: 0 BB: 0 P: 11	R: 0 E: 0 K: 0 S: 9	H: 0 LOB: 0 BB: 0 P: 12	R: 0 E: 0 K: 0 S: 8	H: 2 LOB: 1 BB: 0 P: 13	R: 0 E: 1 K: 0 S: 10	H: 1 LOB: 1 BB: 0 P: 18	R: 0 E: 0 K: 0 S: 13	H: 1 LOB: 3 BB: 1 P: 25	R: 0 E: 0 K: 0 S: 6	H: 0 LOB: 0 BB: 0 P: 10	R: 0 E: 0 K: 2 S: 9	H: 0 LOB: 0 BB: 0 P: 16	R: 1 E: 0 K: 0 S: 8	H: 1 LOB: 0 BB: 0 P: 16	1B: 3 2B: 2 3B: 0 HR: 1	SF: 0 SAC: 0 DP: 1 HBP: 1	WP: 0 PB: 0 SB: 0 CS: 0	PA: 34
PITCHER	IP WLS BF H R ER SO BB IBB HBP BLK WP HR S P ERA WHIP																					
37 Juan Cruz, R (1,1) ERA: 4.05	7.0 W 27 5 0 0 1 1 0 1 0 0 0 0 61 100 0.00 0.857																					
Brandon Lyon, R (8,1) ERA: 3.65	1.0 H 3 0 0 0 2 0 0 0 0 0 0 0 9 16 0.00 0.000																					
Jorge Julio, R (9,1) ERA: 4.62	1.0 S 4 1 1 1 0 0 0 0 0 0 0 1 8 16 9.00 1.000																					

Arizona Diamondbacks @ Atlanta Braves  
Turner Field, Atlanta, GA  
Thu Jun 01 2006, 7:35 PM EDT  
Att: 23,376 - Partly Cloudy - 86 F

AB 32  
R 1  
H 6  
RBI 1  
BB 1  
SO 3  
LOB 12



Batter	1	2	3	4	5	6	7	8	9	AB	R	H	RBI	BB	SO	LOB	TOP										
<b>Craig Counsell, L</b> (1, 6) OBP: 0.352, SLG: 0.379	2-3 <b>K</b>		0-0 <b>1B</b>		1-2 <b>G3-1</b>		0-0 <b>G3-1</b>		2-2 <b>G6-3</b>	5	0	1	0	0	1	0	<b>Arizona Diamondbacks @ Atlanta Braves</b> Turner Field, Atlanta, GA Sat Jun 03 2006, 1:05 PM EDT Att: 27,126 - Partly Cloudy - 78 F										
<b>22 Eric Byrnes, R</b> (1, 8) OBP: 0.376, SLG: 0.576	0-2 <b>F9</b>		0-3 <b>K</b>		0-0 <b>G5-3</b>		0-3 <b>K</b>		0-1 <b>P4</b>	5	0	0	0	0	2	1											
<b>Chad Tracy, L</b> (1, 5) OBP: 0.350, SLG: 0.519	3-2 <b>2B</b>		1-3 <b>K</b>			0-0 <b>HR</b>		2-2 <b>G4-6-3</b> <b>1B</b>		4	2	3	1	0	1	1											
<b>Luis Gonzalez, L</b> (1, 7) OBP: 0.367, SLG: 0.464	1-1 <b>2B</b>		3-0 <b>P5</b>			2-1 <b>HR</b> <b>1B</b> <b>2B</b>		1-2 <b>G4-6-3</b>		4	1	2	1	0	0	2											
<b>34 Conor Jackson, R</b> (1, 3) OBP: 0.372, SLG: 0.474 <b>Tony Clark, S</b> (9, 3) OBP: 0.300, SLG: 0.358	3-3 <b>K</b>			1-0 <b>G6-3</b>		2-2 <b>F9</b>		2-0 <b>WP</b> <b>2B</b>		4	0	1	0	0	1	2											
<b>Shawn Green, L</b> (1, 9) OBP: 0.389, SLG: 0.460		1-1 <b>F8</b>		2-1 <b>2B</b>		0-2 <b>2H</b> <b>1B</b>		3-2 <b>WP</b> <b>HBP</b>		3	0	2	1	0	0	0											
<b>Johnny Estrada, S</b> (1, 2) OBP: 0.331, SLG: 0.466		3-3 <b>K</b>		2-2 <b>P3</b>		0-1 <b>F8</b>		4-2 <b>1-2</b> <b>2-3</b> <b>IBB</b>		3	0	0	0	1	1	2											
<b>1 Orlando Hudson, S</b> (1, 4) OBP: 0.305, SLG: 0.332		2-2 <b>HR</b>		1-1 <b>F7</b>		0-3 <b>K</b>		0-0 <b>L7</b>		4	1	1	1	0	1	5											
<b>48 Enrique Gonzalez, R</b> (7, PH) OBP: 0.346, SLG: 0.421 <b>Luis Vizcaino, R</b> (7, 1) <b>Brandon Lyon, R</b> (8, 1) <b>Andy Green, R</b> (9, PH) OBP: 0.310, SLG: 0.349 <b>Jorge Julio, R</b> (9, 1)		0-3 <b>K</b>			2-3 <b>K</b>		0-3 <b>K</b>		1-0 <b>P5</b>	2	0	0	0	0	2	0											
<b>Inning Stats</b>	R: 1 E: 0 K: 2 S: 18	H: 2 LOB: 1 BB: 0 P: 27	R: 1 E: 0 K: 2 S: 13	H: 1 LOB: 0 BB: 0 P: 19	R: 0 E: 0 K: 2 S: 8	H: 1 LOB: 1 BB: 0 P: 12	R: 0 E: 0 K: 0 S: 11	H: 1 LOB: 1 BB: 0 P: 17	R: 0 E: 0 K: 1 S: 7	H: 0 LOB: 0 BB: 0 P: 10	R: 2 E: 0 K: 1 S: 14	H: 3 LOB: 1 BB: 0 P: 18	R: 0 E: 0 K: 0 S: 7	H: 0 LOB: 0 BB: 0 P: 7	R: 0 E: 0 K: 0 S: 19	H: 2 LOB: 3 BB: 1 P: 31		R: 0 E: 0 K: 0 S: 7	H: 0 LOB: 0 BB: 0 P: 10	1B: 3 2B: 5 3B: 0 HR: 2	SF: 0 SAC: 0 DP: 1 HBP: 1	WP: 1 PB: 0 SB: 0 CS: 0	PA: 38				
<b>PITCHER</b>	IP	WLS	BF	H	R	ER	SO	BB	IBB	HBP	BLK	WP	HR	S	P	ERA	WHIP										
<b>29 John Smoltz, R</b> (1, 1) ERA: 3.72	7.0	L	29	8	4	4	10	0	0	0	0	0	2	78	110	5.14	1.143										
<b>49 Macey McBride, L</b> (8, 1) ERA: 3.52	0.2		5	2	0	0	0	0	1	1	0	1	0	18	30	0.00	3.000										
<b>54 Chad Paronto, R</b> (8, 1) ERA: 3.27	0.1		1	0	0	0	0	0	0	0	0	0	0	1	1	0.00	0.000										
<b>Chris Reitsma, R</b> (9, 1) ERA: 6.0	1.0		3	0	0	0	0	0	0	0	0	0	0	7	10	0.00	0.000										

Batter	1	2	3	4	5	6	7	8	9	AB	R	H	RBI	BB	SO	LOB	BOTTOM										
<b>Marcus Giles, R</b> (1, 4) OBP: 0.340, SLG: 0.340	3-2 <b>F8</b>				1-1 <b>F8</b>		0-0 <b>P6</b>			4	0	1	2	0	0	1	<b>Arizona Diamondbacks @ Atlanta Braves</b> Turner Field, Atlanta, GA Sat Jun 03 2006, 1:05 PM EDT Att: 27,126 - Partly Cloudy - 78 F										
<b>11 Edgar Renteria, R</b> (1, 6) OBP: 0.401, SLG: 0.452	4-1 <b>10 CS</b> <b>BB</b>	1-2 <b>2H</b> <b>3H</b> <b>1B</b>			1-0 <b>G5-3</b>			2-2 <b>K</b>		3	0	0	0	1	1	2											
<b>10 Chipper Jones, S</b> (1, 5) OBP: 0.397, SLG: 0.453	3-3 <b>K2</b>		2-3 <b>K</b>			3-1 <b>F7</b>		0-3 <b>K</b>		4	0	0	0	0	3	1											
<b>Andrew Jones, R</b> (1, 8) OBP: 0.358, SLG: 0.549	3-1 <b>P3</b>		0-3 <b>K</b>			0-0 <b>G5-3</b>		0-0 <b>1B</b>		4	0	1	0	0	1	1											
<b>Adam LaRoche, L</b> (1, 3) OBP: 0.337, SLG: 0.488		3-2 <b>HBP</b> <b>1B</b> <b>1B</b>	2-3 <b>K</b>			1-1 <b>1B</b>		2-3 <b>K</b>		4	1	2	0	0	2	1											
<b>7 Jeff Francoeur, R</b> (1, 9) OBP: 0.286, SLG: 0.435		0-0 <b>HBP</b> <b>1B</b> <b>1B</b>		1-2 <b>G6-3</b>		0-0 <b>P2</b>			0-1 <b>G5-3</b>	4	1	1	0	0	0	1											
<b>23 Matt Diaz, R</b> (1, 7) OBP: 0.338, SLG: 0.545		2-3 <b>K</b>		0-3 <b>K</b>			1-2 <b>G5-3</b>		1-2 <b>K</b>	4	0	0	0	0	3	2											
<b>Todd Pratt, R</b> (1, 2) OBP: 0.284, SLG: 0.305 <b>Ryan Langerhans, L</b> (9, PH) OBP: 0.335, SLG: 0.392		1-2 <b>1B</b> <b>HBP</b>		1-1 <b>G6-3</b>			2-2 <b>1B</b>		1-1 <b>G6-3</b>	2	0	1	0	0	0	0											
<b>29 John Smoltz, R</b> (1, 1) OBP: 0.200, SLG: 0.217 <b>Wilson Betemit, S</b> (7, PH) OBP: 0.333, SLG: 0.494 <b>49 Macey McBride, L</b> (8, 1) <b>54 Chad Paronto, R</b> (8, 1) <b>Chris Reitsma, R</b> (9, 1)		0-3 <b>K</b>			1-3 <b>K</b>		1-1 <b>F8</b>			2	0	0	0	0	2	3											
<b>Inning Stats</b>	R: 0 E: 0 K: 1 S: 11	H: 0 LOB: 1 BB: 1 P: 24	R: 2 E: 0 K: 2 S: 21	H: 3 LOB: 2 BB: 0 P: 31	R: 0 E: 0 K: 3 S: 10	H: 0 LOB: 0 BB: 0 P: 14	R: 0 E: 0 K: 1 S: 8	H: 0 LOB: 0 BB: 0 P: 10	R: 0 E: 0 K: 0 S: 6	H: 1 LOB: 1 BB: 0 P: 10	R: 0 E: 0 K: 0 S: 9	H: 1 LOB: 1 BB: 0 P: 13	R: 0 E: 0 K: 3 S: 12	H: 1 LOB: 1 BB: 0 P: 16	R: 0 E: 0 K: 1 S: 7	H: 0 LOB: 0 BB: 0 P: 9		1B: 6 2B: 0 3B: 0 HR: 0	SF: 0 SAC: 0 DP: 0 HBP: 1	WP: 0 PB: 0 SB: 0 CS: 1	PA: 35						
<b>PITCHER</b>	IP	WLS	BF	H	R	ER	SO	BB	IBB	HBP	BLK	WP	HR	S	P	ERA	WHIP										
<b>48 Enrique Gonzalez, R</b> (1, 1) ERA: 2.25	6.0	W	24	4	2	2	8	1	0	1	0	0	0	9	13	0.00	1.000										
<b>Luis Vizcaino, R</b> (7, 1) ERA: 2.63	1.0	H	4	1	0	0	0	0	0	0	0	0	0	12	16	0.00	1.000										
<b>Brandon Lyon, R</b> (8, 1) ERA: 3.61	1.0	S	3	0	0	0	1	0	0	0	0	0	0	7	9	0.00	0.000										





Batter	1	2	3	4	5	6	7	8	9	AB	R	H	RBI	BB	SO	LOB	TOP					
<b>30 Jeff DaVanon, S</b> OBP: 0.383, SLG: 0.476										5	2	3	3	0	0	0	<b>Arizona Diamondbacks @ Atlanta Braves</b> Turner Field, Atlanta, GA Sun Jun 04 2006, 1:05 PM EDT Att: 29,141 - Partly Cloudy - 82 F					
<b>Damion Easley, R</b> OBP: 0.402, SLG: 0.608										4	1	2	3	1	0	1						
<b>Chad Tracy, L</b> OBP: 0.344, SLG: 0.505										5	0	0	0	0	1	2						
<b>Luis Gonzalez, L</b> OBP: 0.360, SLG: 0.450										5	0	0	0	0	0	1						
<b>Tony Clark, S</b> OBP: 0.329, SLG: 0.472										5	3	4	2	0	0	0						
<b>Shawn Green, L</b> OBP: 0.385, SLG: 0.454										5	0	1	0	0	1	1						
<b>Johnny Estrada, S</b> OBP: 0.335, SLG: 0.467										4	1	2	1	0	1	1						
<b>1 Orlando Hudson, S</b> OBP: 0.312, SLG: 0.348										4	1	1	0	0	1	3						
<b>Miguel Batista, R</b> OBP: 0.107, SLG: 0.107										3	0	0	0	0	2	4						
<b>28 Brandon Medders, R</b> (7, 1)										0	0	0	0	0	0	0						
<b>Luis Vizcaino, R</b> (8, 1)										0	0	0	0	0	0	0						
<b>Andy Green, R</b> OBP: 0.320, SLG: 0.356										1	1	1	0	0	0	0						
<b>Kevin Jarvis, L</b> (9, 1)										0	0	0	0	0	0	0						
<b>Inning Stats</b>	R: 1 E: 0 K: 0 S: 10	H: 1 LOB: 0 BB: 0 P: 17	R: 3 E: 0 K: 2 S: 16	H: 4 LOB: 1 BB: 0 P: 24	R: 0 E: 0 K: 0 S: 10	H: 0 LOB: 0 BB: 0 P: 13	R: 0 E: 0 K: 1 S: 7	H: 0 LOB: 0 BB: 0 P: 10	R: 0 E: 0 K: 0 S: 9	H: 1 LOB: 1 BB: 0 P: 13	R: 1 E: 0 K: 1 S: 14	H: 3 LOB: 2 BB: 0 P: 21	R: 0 E: 0 K: 0 S: 8	H: 0 LOB: 1 BB: 1 P: 13	R: 0 E: 0 K: 1 S: 10	H: 1 LOB: 1 BB: 0 P: 13	R: 4 E: 0 K: 1 S: 13	H: 4 LOB: 0 BB: 0 P: 20	1B: 8 2B: 2 3B: 0 HR: 4	SF: 0 SAC: 0 DP: 0 HBP: 0	WP: 1 PB: 0 CS: 0	PA: 42
<b>PITCHER</b>	IP	WLS	BF	H	R	ER	SO	BB	IBB	HBP	BLK	WP	HR	S	P	ERA	WHIP					
<b>Jorge Sosa, R</b> ERA: 5.07	6.0	L	27	9	5	5	4	0	0	0	0	1	2	66	98	7.50	1.500					
<b>49 Macey McBride, L</b> ERA: 3.51	1.0		4	0	0	0	0	1	0	0	0	0	0	8	13	0.00	1.000					
<b>Mike Remlinger, L</b> ERA: 3.38	1.0		4	1	0	0	1	0	0	0	0	0	0	10	13	0.00	1.000					
<b>Chris Reitsma, R</b> ERA: 7.2	1.0		7	4	4	4	1	0	0	0	0	0	2	13	20	36.00	4.000					

Batter	1	2	3	4	5	6	7	8	9	AB	R	H	RBI	BB	SO	LOB	BOTTOM					
<b>Marcus Giles, R</b> OBP: 0.348, SLG: 0.368										5	1	3	0	0	1	0	<b>Arizona Diamondbacks @ Atlanta Braves</b> Turner Field, Atlanta, GA Sun Jun 04 2006, 1:05 PM EDT Att: 29,141 - Partly Cloudy - 82 F					
<b>11 Edgar Renteria, R</b> OBP: 0.404, SLG: 0.469										5	1	2	3	0	0	2						
<b>Wilson Betemit, S</b> OBP: 0.353, SLG: 0.521										3	0	0	0	1	0	2						
<b>Andrew Jones, R</b> OBP: 0.351, SLG: 0.536										4	0	0	0	0	0	2						
<b>Adam LaRoche, L</b> OBP: 0.342, SLG: 0.494										4	0	2	0	0	0	0						
<b>7 Jeff Francoeur, R</b> OBP: 0.280, SLG: 0.427										4	0	1	0	0	3	2						
<b>Ryan Langerhans, L</b> OBP: 0.328, SLG: 0.381										4	0	0	0	0	2	3						
<b>Todd Pratt, R</b> OBP: 0.306, SLG: 0.306										3	1	1	0	1	0	0						
<b>Jorge Sosa, R</b> OBP: 0.288, SLG: 0.551										1	0	0	0	0	0	2						
<b>4 Pete Orr, L</b> OBP: 0.273, SLG: 0.267										0	0	0	0	0	0	0						
<b>Mike Remlinger, L</b> ERA: 2.57										0	0	0	0	0	0	0						
<b>Chris Reitsma, R</b> ERA: 7.2										0	0	0	0	0	0	0						
<b>8 Bryan Peña, S</b> OBP: 0.348, SLG: 0.320										1	0	0	0	0	0	0						
<b>Inning Stats</b>	R: 0 E: 0 K: 1 S: 7	H: 1 LOB: 1 BB: 0 P: 11	R: 0 E: 0 K: 1 S: 15	H: 1 LOB: 2 BB: 1 P: 22	R: 0 E: 0 K: 2 S: 6	H: 0 LOB: 0 BB: 1 P: 10	R: 0 E: 0 K: 2 S: 8	H: 0 LOB: 0 BB: 0 P: 10	R: 1 E: 0 K: 0 S: 15	H: 2 LOB: 1 BB: 0 P: 26	R: 0 E: 0 K: 1 S: 10	H: 1 LOB: 1 BB: 0 P: 13	R: 2 E: 0 K: 0 S: 7	H: 2 LOB: 0 BB: 0 P: 9	R: 0 E: 0 K: 1 S: 16	H: 1 LOB: 1 BB: 0 P: 22	R: 0 E: 0 K: 0 S: 12	H: 1 LOB: 1 BB: 0 P: 18	1B: 6 2B: 2 3B: 0 HR: 1	SF: 0 SAC: 1 DP: 0 HBP: 0	WP: 0 PB: 0 CS: 0	PA: 38
<b>PITCHER</b>	IP	WLS	BF	H	R	ER	SO	BB	IBB	HBP	BLK	WP	HR	S	P	ERA	WHIP					
<b>Miguel Batista, R</b> ERA: 4.12	6.2		29	7	3	3	5	2	0	0	0	0	0	1	67	4.05	1.350					
<b>28 Brandon Medders, R</b> ERA: 2.57	0.1	H	1	0	0	0	0	0	0	0	0	0	0	1	2	0.00	0.000					
<b>Luis Vizcaino, R</b> ERA: 2.54	1.0	H	4	1	0	0	1	0	0	0	0	0	0	16	22	0.00	1.000					
<b>Kevin Jarvis, R</b> ERA: 7.2	1.0		4	1	0	0	0	0	0	0	0	0	0	12	18	0.00	1.000					

Batter	1	2	3	4	5	6	7	8	9	AB R H RBI BB SO LOB	TOP																	
11 Jimmy Rollins, S (1, 6) OBP: 0.313, SLG: 0.387	0-0 S 26 S 1B		0-3 K		1-0 G4-3		1-2 26 1B 2B		3-2 L7	5 1 2 0 0 1 1	Philadelphia Phillies @ Arizona Diamondbacks Chase Field, Phoenix, AZ Mon Jun 05 2006, 6:40 PM MST Att: 20,647 - Roof Closed - 81 F																	
26 Chase Utley, L (1, 4) OBP: 0.396, SLG: 0.549	3-3 K		1-3 K			2-1 1B G6-3 1B	2-2 BB 1B		0-3 K	5 1 2 1 0 3 2																		
Bobby Abreu, L (1, 9) OBP: 0.455, SLG: 0.511	4-1 CS BB		4-1 BB			2-0 G6-3 1B	4-1 BB 1B		2-3 K	2 0 1 0 3 1 0																		
Pat Burrell, R (1, 7) Aaron Fultz, L (7, 1) Arthur Rhodes, L (8, 1) 45 Tom Gordon, R (9, 1)	3-2 G4-3		1-1 G3			1-1 G6-3	1-3 K			4 0 0 0 0 1 7 0																		
6 Ryan Howard, L (1, 3) OBP: 0.351, SLG: 0.598		1-0 G3-1		0-0 G4-3		2-0 HR		3-2 G6-3		4 1 1 1 0 0 0																		
Aaron Rowand, R (1, 8) OBP: 0.345, SLG: 0.509		0-3 K		1-1 G1-3		0-0 E5		0-0 2B 1B		4 1 1 0 0 1 0																		
David Bell, R (1, 5) OBP: 0.332, SLG: 0.397		1-1 1B		1-3 K		0-1 F9		2-3 K		4 0 1 0 0 2 2																		
Mike Lieberthal, R (1, 2) Abraham Nunez, S (8, PR) Sal Fasano, R (8, 2)		0-0 G4-3			1-0 F7		0-3 K	1-1 1-H 2B		4 0 1 1 0 1 1 0 0 0 0 0 0 0 0 0 0 0 0 0 0																		
Cory Lidle, R (1, 1) 8 Shane Victorino, S (7, PH)			0-1 E3		0-0 G5-3		0-2 G4-3	3-2 P5		2 0 0 0 0 0 0 2 0 0 0 0 0 1																		
<b>Inning Stats</b>	R: 0 E: 0 K: 1 S: 9	H: 1 LOB: 1 BB: 1 P: 19	R: 0 E: 0 K: 1 S: 7	H: 1 LOB: 1 BB: 0 P: 9	R: 0 E: 1 K: 2 S: 12	H: 0 LOB: 2 BB: 1 P: 18	R: 0 E: 0 K: 1 S: 8	H: 0 LOB: 0 BB: 0 P: 10	R: 0 E: 0 K: 0 S: 3	H: 0 LOB: 0 BB: 0 P: 5		R: 2 E: 1 K: 0 S: 9	H: 3 LOB: 1 BB: 0 P: 16	R: 1 E: 0 K: 2 S: 18	H: 2 LOB: 2 BB: 1 P: 26	R: 1 E: 0 K: 1 S: 13	H: 2 LOB: 1 BB: 0 P: 22	R: 0 E: 0 K: 2 S: 11	H: 0 LOB: 0 BB: 0 P: 16	1B: 6 2B: 2 3B: 0 HR: 1	SF: 0 SAC: 0 DP: 1 HBP: 0	WP: 0 PB: 0 SB: 2 CS: 1	PA: 39					
<b>PITCHER</b>	IP WLS BF H R ER SO BB IBB HBP BLK WP HR S P ERA WHIP											<b>PITCHER</b>	IP WLS BF H R ER SO BB IBB HBP BLK WP HR S P ERA WHIP															
17 Brandon Webb, R (1, 1) ERA: 2.14	7.0	31	7	3	3	7	3	0	0	0	0	0	0	1	66	103	3.86	1.429										
Brandon Lyon, R (8, 1) ERA: 3.71	1.0	L	5	2	1	1	1	0	0	0	0	0	0	0	13	22	9.00	2.000										
Jose Valverde, R (9, 1) ERA: 5.16	1.0		3	0	0	0	2	0	0	0	0	0	0	0	11	16	0.00	0.000										

Batter	1	2	3	4	5	6	7	8	9	AB R H RBI BB SO LOB	BOTTOM																
Craig Counsell, L (1, 6) OBP: 0.333, SLG: 0.358	0-1 G1-3	1-1 G3		0-0 FC6-4			1-2 F8		1-2 K	5 0 0 0 0 1 3	Philadelphia Phillies @ Arizona Diamondbacks Chase Field, Phoenix, AZ Mon Jun 05 2006, 6:40 PM MST Att: 20,647 - Roof Closed - 81 F																
22 Eric Byrnes, R (1, 8) OBP: 0.366, SLG: 0.571	1-2 G6-3		0-0 P5		1-1 G5-3		2-3 K		0-1 G6-3	5 0 0 0 0 1 0																	
Chad Tracy, L (1, 5) OBP: 0.341, SLG: 0.498	3-2 G4-3		0-1 2B 34 G6-3 1B		1-0 F8		3-3 K		2-2 K	5 1 1 0 0 2 0																	
Luis Gonzalez, L (1, 7) OBP: 0.358, SLG: 0.451		2-3 K	0-0 2B		0-0 F8			1-0 F8		4 0 1 0 0 1 0																	
34 Conor Jackson, R (1, 3) OBP: 0.381, SLG: 0.472		2-1 3B HBP	2-0 G6-3			3-2 G6-3		1-1 BB 1B		3 1 1 1 0 0 1																	
Shawn Green, L (1, 9) OBP: 0.387, SLG: 0.462		0-1 1B 3B	0-1 G1-3			4-1 G2-3 1B BB		1-3 K		3 1 1 1 1 1 2																	
Johnny Estrada, S (1, 2) OBP: 0.351, SLG: 0.481		0-1 1B		3-2 G1-6-3 1B		1-0 G2-3 1B		0-0 BB 1B		4 0 4 1 0 0 0																	
1 Orlando Hudson, S (1, 4) Damion Easley, R (8, PH)	1-1 G1-6-3		1-0 G1-6-3			1-2 G2-3		4-1 BB 1B		3 0 1 0 0 0 3 0 0 0 0 1 0 0																	
17 Brandon Webb, R (1, 1) Brandon Lyon, R (8, 1) Tony Clark, S (8, PH) Jose Valverde, R (9, 1)	1-2 K		2-2 FC6-4 1B					1-3 K		3 0 1 0 0 2 4 0 0 0 0 0 0 0 1 0 0 0 0 1 3 0 0 0 0 0 0 0																	
<b>Inning Stats</b>	R: 0 E: 0 K: 0 S: 11	H: 0 LOB: 0 BB: 0 P: 15	R: 2 E: 0 K: 2 S: 15	H: 3 LOB: 2 BB: 0 P: 22	R: 1 E: 0 K: 0 S: 7	H: 2 LOB: 1 BB: 0 P: 9	R: 0 E: 0 K: 0 S: 9	H: 2 LOB: 1 BB: 0 P: 15	R: 0 E: 0 K: 0 S: 4	H: 0 LOB: 0 BB: 0 P: 6		R: 0 E: 0 K: 1 S: 12	H: 1 LOB: 2 BB: 1 P: 24	R: 0 E: 0 K: 2 S: 10	H: 0 LOB: 0 BB: 0 P: 16	R: 0 E: 0 K: 2 S: 11	H: 2 LOB: 3 BB: 1 P: 19	R: 0 E: 0 K: 2 S: 8	H: 0 LOB: 0 BB: 0 P: 11	1B: 8 2B: 1 3B: 1 HR: 0	SF: 0 SAC: 0 DP: 1 HBP: 1	WP: 0 PB: 0 SB: 0 CS: 0	PA: 39				
<b>PITCHER</b>	IP WLS BF H R ER SO BB IBB HBP BLK WP HR S P ERA WHIP											<b>PITCHER</b>	IP WLS BF H R ER SO BB IBB HBP BLK WP HR S P ERA WHIP														
Cory Lidle, R (1, 1) ERA: 4.83	6.0	27	8	3	3	3	1	0	0	0	0	0	0	10	16	0.00	0.000										
Aaron Fultz, L (7, 1) ERA: 3.45	1.0	W	3	0	0	0	2	0	0	0	0	0	0	11	19	0.00	3.000										
Arthur Rhodes, L (8, 1) ERA: 3.98	1.0	H	6	2	0	0	2	1	0	0	0	0	0	8	11	0.00	0.000										
45 Tom Gordon, R (9, 1) ERA: 1.73	1.0	S	3	0	0	0	2	0	0	0	0	0	0	8	11	0.00	0.000										





Batter	1	2	3	4	5	6	7	8	9	AB R H RBI BB SO LOB	TOP											
7 José Reyes, S OBP: 0.308, SLG: 0.410	F7		G4-3 16 HR 15	G4-3			G3	G4-3		5 1 1 0 0 0 3	<b>New York Mets @ Arizona Diamondbacks</b> Chase Field, Phoenix, AZ Thu Jun 08 2006, 6:40 PM MST Att: 20,851 - Roof Closed - 81 F <a href="http://livebaseballscorecards.com">livebaseballscorecards.com</a>											
16 Paul Lo Duca, R OBP: 0.330, SLG: 0.401	15 1B 21 SF7		G4-3	G6-3			G5-3		F9	5 1 1 0 0 0 1												
15 Carlos Beltrán, S OBP: 0.398, SLG: 0.588	5 1B 21 SF7		HR					21 1B 22 1B	P5	4 2 2 2 1 0 0												
21 Carlos Delgado, L OBP: 0.336, SLG: 0.496	SF7		G6-3					22 1B 10 1B	F8	4 1 1 1 0 0 0												
5 David Wright, R OBP: 0.409, SLG: 0.559	K		22 2B 10 1B					10 1B 22 1B		3 1 1 0 1 1 1												
22 Jose Valentin, S OBP: 0.340, SLG: 0.515			F7	10 1B				10 1B		4 1 2 1 0 0 0												
10 Endy Chavez, L OBP: 0.318, SLG: 0.385	L8						G4-3		10 1B	4 0 2 3 0 0 0												
44 Lastings Milledge, R OBP: 0.313, SLG: 0.667			L8				G6-3		L5	4 0 1 0 0 0 4												
26 Orlando Hernandez, R OBP: 0.200, SLG: 0.211	G2-3			G6-3			K		K	4 0 0 0 0 2 4												
<b>Inning Stats</b>	R: 1 E: 1 K: 1 S: 13	H: 2 LOB: 1 BB: 0 P: 21	R: 0 E: 0 K: 0 S: 8	H: 1 LOB: 1 BB: 0 P: 13	R: 4 E: 0 K: 0 S: 18	H: 5 LOB: 1 BB: 0 P: 29	R: 0 E: 0 K: 0 S: 6	H: 0 LOB: 0 BB: 0 P: 10	R: 0 E: 0 K: 0 S: 5	H: 0 LOB: 0 BB: 0 P: 8	R: 0 E: 0 K: 0 S: 6	H: 0 LOB: 0 BB: 0 P: 7	R: 0 E: 0 K: 1 S: 15	H: 0 LOB: 0 BB: 0 P: 19	R: 2 E: 0 K: 1 S: 19	H: 3 LOB: 3 BB: 2 P: 32	R: 0 E: 0 K: 0 S: 9	H: 0 LOB: 0 BB: 0 P: 11	1B: 7 2B: 3 3B: 0 HR: 1	SF: 1 SAC: 0 DP: 0 HBP: 0	WP: 0 PB: 0 SB: 1 CS: 0	PA: 40
<b>PITCHER</b>	IP WLS BF H R ER SO BB IBB HBP BLK WP HR S P ERA WHIP																					
Claudio Vargas, R ERA: 5.34	(1, 1) 7.0 L 29 8 5 5 2 0 0 0 0 0 0 1 71 107 6.43 1.143																					
Greg Aquino, R ERA: 5.09	(8, 1) 1.0 8 3 2 2 1 2 0 0 0 0 0 0 19 32 18.00 5.000																					
Luis Vizcaino, R ERA: 2.45	(9, 1) 1.0 3 0 0 0 0 0 0 0 0 0 0 0 9 11 0.00 0.000																					

Batter	1	2	3	4	5	6	7	8	9	AB R H RBI BB SO LOB	BOTTOM											
Craig Counsell, L OBP: 0.330, SLG: 0.355	L7		30 FC6-4 BB							3 1 1 0 1 0 0	<b>New York Mets @ Arizona Diamondbacks</b> Chase Field, Phoenix, AZ Thu Jun 08 2006, 6:40 PM MST Att: 20,851 - Roof Closed - 81 F <a href="http://livebaseballscorecards.com">livebaseballscorecards.com</a>											
30 Jeff DaVanon, S OBP: 0.364, SLG: 0.447	G1-3		FC6-4						G4-3	4 0 0 0 0 0 3												
Chad Tracy, L OBP: 0.333, SLG: 0.483	K		F9						SF8	3 0 0 1 0 1 2												
Luis Gonzalez, L OBP: 0.357, SLG: 0.442				G4-3					F8	3 0 1 0 1 0 0												
Tony Clark, S OBP: 0.311, SLG: 0.442	F7			G6-3						3 0 0 0 0 1 2												
Shawn Green, L OBP: 0.379, SLG: 0.449	F8			G3-1						3 0 0 0 0 0 2												
Johnny Estrada, S OBP: 0.343, SLG: 0.466	G6-3									3 0 0 0 0 0 1												
1 Orlando Hudson, S OBP: 0.312, SLG: 0.351			F7						G4-3	3 0 0 0 0 1 0												
Claudio Vargas, R OBP: 0.158, SLG: 0.263									G3-1	2 0 1 0 0 0 0												
Greg Aquino, R OBP: 0.383, SLG: 0.557									G4-3	0 0 0 0 0 0 0												
Damon Easley, R OBP: 0.383, SLG: 0.557									G5-3	1 0 0 0 0 0 0												
Luis Vizcaino, R OBP: 0.383, SLG: 0.557										0 0 0 0 0 0 0												
<b>Inning Stats</b>	R: 0 E: 0 K: 1 S: 7	H: 0 LOB: 0 BB: 0 P: 10	R: 0 E: 0 K: 0 S: 6	H: 1 LOB: 1 BB: 0 P: 9	R: 0 E: 0 K: 0 S: 8	H: 1 LOB: 2 BB: 1 P: 16	R: 0 E: 0 K: 0 S: 8	H: 0 LOB: 0 BB: 0 P: 10	R: 0 E: 0 K: 0 S: 8	H: 0 LOB: 0 BB: 0 P: 13	R: 0 E: 0 K: 0 S: 6	H: 0 LOB: 0 BB: 0 P: 8	R: 0 E: 0 K: 1 S: 15	H: 0 LOB: 0 BB: 1 P: 22	R: 0 E: 0 K: 0 S: 7	H: 0 LOB: 0 BB: 0 P: 11	R: 1 E: 0 K: 0 S: 8	H: 1 LOB: 0 BB: 0 P: 15	1B: 1 2B: 2 3B: 0 HR: 0	SF: 1 SAC: 0 DP: 0 HBP: 0	WP: 0 PB: 0 SB: 0 CS: 1	PA: 31
<b>PITCHER</b>	IP WLS BF H R ER SO BB IBB HBP BLK WP HR S P ERA WHIP																					
26 Orlando Hernandez, R ERA: 5.48	(1, 1) 9.0 W 31 3 1 1 3 2 0 0 0 0 0 0 73 114 1.00 0.556																					





Batter	1	2	3	4	5	6	7	8	9	AB R H RBI BB SO LOB	TOP											
7 José Reyes, S OBP: 0.311, SLG: 0.411	1-2 G4-3	1-3 K			2-0 G4-3			1-0 16 1B 21 SF8 16 S	1-0	5 1 2 1 0 1 0	<b>New York Mets @ Arizona Diamondbacks</b> Chase Field, Phoenix, AZ Sat Jun 10 2006, 6:40 PM MST Att: 33,670 - Clear - 76 F											
16 Paul Lo Duca, R OBP: 0.329, SLG: 0.396	3-1 E5 15 2B		2-3 K		1-1 G6-3			1-0 1 SAFE 1 SAFE	3-2 3-H 1B	5 1 1 0 0 1 1												
15 Carlos Beltrán, S OBP: 0.404, SLG: 0.628	0-1 5 1B 2-H 2B		3-3 K		1-0 E3 5 G6-4-3			1-3 K		4 1 1 1 0 2 2												
21 Carlos Delgado, L OBP: 0.332, SLG: 0.513	0-1 F7		2-3 K		0-0 F7			0-0 SF8		3 0 0 1 0 1 2												
5 David Wright, R OBP: 0.410, SLG: 0.568	2-2 22 2B 2-H 1B			1-0 F9				1-0 1 SAFE 1 SAFE	0-0 G6-4-3 1-2	4 1 2 1 0 0 1												
22 Jose Valentin, S OBP: 0.330, SLG: 0.495	1-1 1 SAFE 1 SAFE 2B			0-1 F7				1-0 F7	3-2 G1-3	4 0 1 1 0 0 2												
10 Endy Chavez, L OBP: 0.319, SLG: 0.393	3-2 L8			2-1 1B				0-1 L7		4 1 2 0 0 0 1												
44 Lastings Milledge, R OBP: 0.293, SLG: 0.553			1-1 G6-3		1-3 K			1-0 S 1B	3-2 G6-3	4 0 1 0 0 1 2												
Alay Soler, R OBP: 0.125, SLG: 0.125			1-3 K		1-3 K			0-3 K	1-3 K	4 0 0 0 0 4 2												
<b>Inning Stats</b>	R: 3 E: 1 K: 0 S: 20	H: 3 LOB: 1 BB: 0 P: 29	R: 0 E: 0 K: 2 S: 8	H: 0 LOB: 0 BB: 0 P: 11	R: 0 E: 0 K: 3 S: 9	H: 0 LOB: 0 BB: 0 P: 16	R: 0 E: 0 K: 1 S: 8	H: 1 LOB: 1 BB: 0 P: 12	R: 0 E: 0 K: 1 S: 6	H: 0 LOB: 0 BB: 0 P: 10	R: 0 E: 1 K: 0 S: 3	H: 0 LOB: 0 BB: 0 P: 5	R: 0 E: 0 K: 1 S: 7	H: 1 LOB: 1 BB: 0 P: 9	R: 1 E: 0 K: 1 S: 11	H: 3 LOB: 2 BB: 0 P: 17	R: 1 E: 0 K: 1 S: 16	H: 2 LOB: 1 BB: 0 P: 24	1B: 7 2B: 3 3B: 0 HR: 0	SF: 1 SAC: 0 DP: 1 HBP: 0	WP: 0 PB: 0 SB: 4 CS: 0	PA: 38
<b>PITCHER</b>	IP WLS BF H R ER SO BB IBB HBP BLK WP HR S P ERA WHIP																					
17 Brandon Webb, R ERA: 2.06	(1, 1) 8.0 L 33 8 4 1 9 0 0 0 0 0 0 0 72 109 1.12 1.000																					
Brandon Lyon, R ERA: 4.71	(9, 1) 1.0 5 2 1 1 1 0 0 0 0 0 0 0 16 24 9.00 2.000																					

AB	37
R	5
H	10
RBI	5
BB	0
SO	10
LOB	13



Batter	1	2	3	4	5	6	7	8	9	AB R H RBI BB SO LOB	BOTTOM											
Craig Counsell, L OBP: 0.330, SLG: 0.365	2-2 F8		2-2 FC4-6 22 S		0-1 G4-3			3-2 G3-1		4 0 0 0 0 0 2	<b>New York Mets @ Arizona Diamondbacks</b> Chase Field, Phoenix, AZ Sat Jun 10 2006, 6:40 PM MST Att: 33,670 - Clear - 76 F											
22 Eric Byrnes, R OBP: 0.363, SLG: 0.546	0-2 G3		4-2 1 SAFE 1 SAFE 1B			2-0 F8		1-0 F8		3 0 0 0 1 0 1												
Luis Gonzalez, L OBP: 0.349, SLG: 0.427	0-1 G4-3		1-1 L4			1-0 G3			1-1 G4-3	4 0 0 0 0 0 2												
Chad Tracy, L OBP: 0.341, SLG: 0.483		1-1 G6-3		4-0 BB		1-0 P6			2-2 G3	3 0 0 0 1 0 0												
34 Conor Jackson, R OBP: 0.364, SLG: 0.443		4-2 FC3-6 BB		2-1 P6			1-0 L7		1-1 F9	3 0 0 0 1 0 1												
Shawn Green, L OBP: 0.376, SLG: 0.441		2-2 FC3-6 FC4-6 1-2		1-3 K			1-1 G6-3			3 0 0 0 0 1 2												
Johnny Estrada, S OBP: 0.337, SLG: 0.457		2-1 FC4-6 1-2		0-0 F7			1-0 G4-3			3 0 0 0 0 0 2												
1 Orlando Hudson, S OBP: 0.314, SLG: 0.361			0-1 17 FC2-5 2B		0-3 K			0-0 G3-1		3 0 1 0 0 1 0												
17 Brandon Webb, R OBP: 0.154, SLG: 0.184			0-2 FC2-5		1-0 P4			1-1 G3-1		2 0 0 0 0 0 1												
30 Jeff DaVanon, S OBP: 0.361, SLG: 0.449			2-3 FC4-6							1 0 1 0 0 0 0												
Brandon Lyon, R										0 0 0 0 0 0 0												
<b>Inning Stats</b>	R: 0 E: 0 K: 0 S: 9	H: 0 LOB: 0 BB: 1 P: 11	R: 0 E: 0 K: 0 S: 9	H: 0 LOB: 1 BB: 1 P: 18	R: 0 E: 0 K: 0 S: 14	H: 1 LOB: 2 BB: 1 P: 21	R: 0 E: 0 K: 1 S: 6	H: 0 LOB: 1 BB: 1 P: 13	R: 0 E: 0 K: 1 S: 6	H: 0 LOB: 0 BB: 0 P: 7	R: 0 E: 0 K: 0 S: 3	H: 0 LOB: 0 BB: 0 P: 7	R: 0 E: 0 K: 0 S: 4	H: 0 LOB: 0 BB: 0 P: 7	R: 0 E: 0 K: 0 S: 8	H: 1 LOB: 1 BB: 0 P: 13	R: 0 E: 0 K: 0 S: 7	H: 0 LOB: 0 BB: 0 P: 11	1B: 0 2B: 2 3B: 0 HR: 0	SF: 0 SAC: 0 DP: 0 HBP: 0	WP: 0 PB: 0 SB: 1 CS: 0	PA: 32
<b>PITCHER</b>	IP WLS BF H R ER SO BB IBB HBP BLK WP HR S P ERA WHIP																					
Alay Soler, R ERA: 3.33	(1, 1) 9.0 W 32 2 0 0 2 3 0 0 0 0 0 0 66 108 0.00 0.556																					

AB	29
R	0
H	2
RBI	0
BB	3
SO	2
LOB	11



Batter	1	2	3	4	5	6	7	8	9	AB	R	H	RBI	BB	SO	LOB	TOP					
7 José Reyes, S OBP: 0.315, SLG: 0.407	4-2 10 1B 15 S E BB	1-1 G4-3		4-2 10 S 15 2B BB	0-1 F8	4-1 21 BB BB		1-3 K		3	2	0	0	3	1	3	<p>New York Mets @ Arizona Diamondbacks</p> <p>Chase Field, Phoenix, AZ</p> <p>Sun Jun 11 2006, 1:40 PM MST</p> <p>Att: 28,554 - Roof Closed - 78 F</p> <p>livebaseballscorecards.com</p>					
10 Endy Chavez, L OBP: 0.338, SLG: 0.405	2-1 21 F9 15 E 2B	1-0 G5-3		4-0 15 2B BB	1-1 15 1B 21 2B 2B	1-1 L4		4-1 2B BB		4	4	2	0	2	0	2						
15 Carlos Beltrán, S Eli Marrero, R OBP: 0.351, SLG: 0.484	1-1 E4 2B		3-3 K	0-0 21 2B 2B	2-1 21 2B 1B	1-3 K		1-2 1B 2B		4	3	2	4	0	1	1						
21 Carlos Delgado, L Julio Franco, R OBP: 0.372, SLG: 0.450	0-1 F9		1-1 11 BB 1B	1-2 5 2B 2B	0-0 WP 11 1B 2B	4-0 BB		1-2 2B 1B		4	2	3	3	1	0	2						
5 David Wright, R 22 Jose Valentin, S OBP: 0.405, SLG: 0.564	3-3 K		0-0 F9	0-1 2B	2-1 F9 2B	1-3 K		1-2 F7		5	0	1	1	0	2	6						
Chris Woodward, R OBP: 0.356, SLG: 0.433	0-2 2B		2-1 11 BB 1B	3-3 K	4-2 11 1B BB		2-3 K	3-3 K		5	1	2	2	1	3	3						
11 Ramon Castro, R OBP: 0.351, SLG: 0.400	0-2 L1		4-1 BB	4-2 BB	0-1 44 3B 1B		0-3 K	0-2 F9		4	1	1	1	2	1	1						
44 Lastings Milledge, R OBP: 0.298, SLG: 0.558		1-0 7 G4-3 45 SH3-4 HBP	3-3 K	1-2 F9	1-1 3B		0-0 F9	3-3 K		5	0	1	2	0	2	5						
45 Pedro Martinez, R Darren Oliver, R 25 Pedro Feliciano, L Heath Bell, R	1-1 SH3-4		1-3 K		10 BB 2B BB		4-1 BB	0-3 K		3	1	1	0	0	1	1						
<b>Inning Stats</b>	R: 3 E: 1 K: 1 S: 17	H: 2 LOB: 1 BB: 1 P: 27	R: 0 E: 0 K: 0 S: 5	H: 0 LOB: 1 BB: 0 P: 9	R: 0 E: 0 K: 2 S: 13	H: 2 LOB: 3 BB: 1 P: 26	R: 4 E: 0 K: 2 S: 24	H: 3 LOB: 2 BB: 3 P: 41	R: 6 E: 0 K: 0 S: 18	H: 6 LOB: 1 BB: 1 P: 29	R: 0 E: 0 K: 2 S: 9	H: 0 LOB: 0 BB: 0 P: 20	R: 0 E: 0 K: 2 S: 7	H: 0 LOB: 0 BB: 0 P: 9	R: 2 E: 0 K: 2 S: 20	H: 2 LOB: 2 BB: 2 P: 35		R: 0 E: 0 K: 2 S: 9	H: 0 LOB: 0 BB: 0 P: 12	1B: 7 2B: 7 3B: 1 HR: 0	SF: 0 SAC: 1 DP: 0 HBP: 1	WP: 1 PB: 0 SB: 3 CS: 0
<b>PITCHER</b>	IP WLS BF H R ER SO BB IBB HBP BLK WP HR S P ERA WHIP	IP WLS BF H R ER SO BB IBB HBP BLK WP HR S P ERA WHIP																				
Russ Ortiz, R ERA: 7.54	(1, 1) 3.1 L 23 7 7 5 4 4 0 1 0 0 0 0 49 85 13.50 3.300																					
Kevin Jarvis, R ERA: 9.95	(4, 1) 1.2 13 6 6 6 1 2 0 0 0 1 0 28 47 32.40 4.800																					
Greg Aquino, R ERA: 4.82	(6, 1) 1.0 5 0 0 0 2 2 0 0 0 0 0 9 20 0.00 2.000																					
Luis Vizcaino, R ERA: 2.37	(7, 1) 1.0 3 0 0 0 2 0 0 0 0 0 0 7 9 0.00 0.000																					
Jose Valverde, R ERA: 6.2	(8, 1) 1.0 7 2 2 2 2 2 0 0 0 0 0 20 35 18.00 4.000																					
Jorge Julio, R ERA: 3.99	(9, 1) 1.0 3 0 0 0 2 0 0 0 0 0 0 9 12 0.00 0.000																					

Batter	1	2	3	4	5	6	7	8	9	AB	R	H	RBI	BB	SO	LOB	BOTTOM					
Craig Counsell, L Greg Aquino, R Luis Vizcaino, R	0-1 1B		1-0 1B		1-2 1B		3-2 F8			3	0	3	0	0	0	0	<p>New York Mets @ Arizona Diamondbacks</p> <p>Chase Field, Phoenix, AZ</p> <p>Sun Jun 11 2006, 1:40 PM MST</p> <p>Att: 28,554 - Roof Closed - 78 F</p> <p>livebaseballscorecards.com</p>					
19 Chris Snyder, R 30 Jeff DaVanon, S	F9-2 1B		1-2 1B		F7 1B			1-0 34 BB 1B		4	0	1	0	0	0	4						
Luis Gonzalez, L Andy Green, R	1-2 1B		3-3 K			4-1 34 BB G1 BB		1-2 L8		2	0	1	0	0	1	2						
Chad Tracy, L	0-2 F9-2 3H			3-3 K		1-1 L7		1-3 K		4	0	0	0	0	2	4						
34 Conor Jackson, R		2-0 P6		0-1 P5		3-2 G1 1B		4-2 FC6-4 BB		3	0	1	0	1	0	0						
Shawn Green, L		3-2 K		0-2 G3-1		1-2 G1		1-2 FC6-4		4	0	0	1	0	1	3						
Johnny Estrada, S Jose Valverde, R Jorge Julio, R Tony Clark, S		1-2 G4-3			1-0 HR	0-1 G6-3			2-3 K	3	1	1	1	0	0	1						
1 Orlando Hudson, S			2-2 G3-1		0-1 G4-3		2-1 G6-4-3 1B	1-3 K		4	0	1	0	0	1	0						
Russ Ortiz, R Kevin Jarvis, L Damion Easley, R			4-2 1B BB		2-2 L5		1-1 G6-4-3	2-0 G6-3		0	0	0	0	1	0	0						
<b>Inning Stats</b>	R: 0 E: 0 K: 0 S: 12	H: 2 LOB: 1 BB: 0 P: 16	R: 0 E: 0 K: 1 S: 9	H: 0 LOB: 0 BB: 0 P: 15	R: 0 E: 0 K: 1 S: 16	H: 1 LOB: 2 BB: 1 P: 29	R: 0 E: 0 K: 1 S: 8	H: 0 LOB: 0 BB: 0 P: 11	R: 1 E: 0 K: 0 S: 15	H: 2 LOB: 1 BB: 0 P: 20	R: 1 E: 0 K: 0 S: 11	H: 1 LOB: 1 BB: 1 P: 20	R: 0 E: 0 K: 0 S: 8	H: 1 LOB: 0 BB: 0 P: 14	R: 0 E: 0 K: 1 S: 14	H: 1 LOB: 2 BB: 1 P: 22		R: 0 E: 0 K: 2 S: 7	H: 0 LOB: 0 BB: 0 P: 12	1B: 7 2B: 1 3B: 0 HR: 1	SF: 0 SAC: 0 DP: 2 HBP: 0	WP: 0 PB: 0 SB: 0 CS: 0
<b>PITCHER</b>	IP WLS BF H R ER SO BB IBB HBP BLK WP HR S P ERA WHIP	IP WLS BF H R ER SO BB IBB HBP BLK WP HR S P ERA WHIP																				
45 Pedro Martinez, R Darren Oliver, L 25 Pedro Feliciano, L Heath Bell, R	(1, 1) 5.0 W 20 5 1 1 3 1 0 0 0 0 0 19 34 4.50 1.500	(6, 1) 2.0 8 2 1 1 0 1 0 0 0 0 0 14 22 0.00 2.000	(8, 1) 1.8 3 0 0 0 2 0 0 0 0 0 0 7 12 0.00 0.000	(9, 1) 1.0 3 0 0 0 2 0 0 0 0 0 0 7 12 0.00 0.000																		

Batter	1	2	3	4	5	6	7	8	9	AB	R	H	RBI	BB	SO	LOB	TOP					
2 Randy Winn, S OBP: 0.343, SLG: 0.432	L3			K			G4-3		1B	4	0	1	0	0	1	0	San Francisco Giants @ Arizona Diamondbacks Chase Field, Phoenix, AZ Tue Jun 13 2006, 6:40 PM MST Att. 25,593 - Roof Closed - 81 F					
13 Omar Vizquel, S OBP: 0.405, SLG: 0.419	G4-6-3 1B			K			F7		K	4	0	1	0	0	2	1						
Ray Durham, S OBP: 0.335, SLG: 0.411	G4-6-3 1-2			G4-3			BB		F8	3	0	0	0	1	0	2						
Barry Bonds, L OBP: 0.469, SLG: 0.467		F8			F7		BB		G3	3	0	0	0	1	0	1						
Moises Alou, R OBP: 0.410, SLG: 0.645		K			G5-3		FC5-4 BB			3	0	0	0	0	1	2						
Pedro Feliz, R OBP: 0.307, SLG: 0.446							FC5-4 BB			3	0	0	0	0	1	2						
47 Travis Ishikawa, L OBP: 0.438, SLG: 0.733									K	3	0	0	0	0	2	0						
50 Eliezer Alfonzo, R OBP: 0.321, SLG: 0.615									K2-3	3	0	0	0	0	1	0						
Jamey Wright, R OBP: 0.219, SLG: 0.250									L5	3	1	1	1	0	0	0						
9 Mark Sweeney, L OBP: 0.281, SLG: 0.429									HR	2	0	0	0	0	0	0						
Steve Kline, S									F7	1	0	0	0	0	0	0						
										0	0	0	0	0	0	0						
<b>Inning Stats</b>	R: 0 E: 0 K: 0 S: 11	H: 1 LOB: 0 BB: 0 P: 17	R: 0 E: 0 K: 1 S: 7	H: 0 LOB: 0 BB: 0 P: 14	R: 0 E: 0 K: 0 S: 10	H: 0 LOB: 0 BB: 0 P: 11	R: 0 E: 0 K: 2 S: 8	H: 0 LOB: 0 BB: 0 P: 12	R: 0 E: 0 K: 1 S: 5	H: 0 LOB: 0 BB: 0 P: 10	R: 0 E: 0 K: 0 S: 7	H: 0 LOB: 0 BB: 0 P: 14	R: 0 E: 0 K: 0 S: 9	H: 0 LOB: 2 BB: 2 P: 21	R: 1 E: 0 K: 2 S: 11	H: 1 LOB: 0 BB: 0 P: 14	R: 0 E: 0 K: 1 S: 11	H: 1 LOB: 1 BB: 0 P: 17	1B: 2 2B: 0 3B: 0 HR: 1	SF: 0 SAC: 0 DP: 1 HBP: 0	WP: 0 PB: 0 SB: 0 CS: 0	PA: 31
<b>PITCHER</b>	IP WLS BF H R ER SO BB IBB HBP BLK WP HR S P ERA WHIP																					
48 Enrique Gonzalez, R ERA: 1.64	7.0 W 23 1 0 0 4 2 0 0 0 0 0 0 57 99 0.00 0.429																					
Luis Vizcaino, R ERA: 2.59	1.0 H 4 1 1 1 2 0 0 0 0 0 0 1 11 14 9.00 1.000																					
Jorge Julio, R ERA: 9.86	1.0 S 4 1 0 0 1 0 0 0 0 0 0 0 0 11 17 0.00 1.000																					

Batter	1	2	3	4	5	6	7	8	9	AB	R	H	RBI	BB	SO	LOB	BOTTOM			
Craig Counsell, L OBP: 0.333, SLG: 0.367	G6-3		P3		F7			L4		4	0	0	0	0	0	2	San Francisco Giants @ Arizona Diamondbacks Chase Field, Phoenix, AZ Tue Jun 13 2006, 6:40 PM MST Att. 25,593 - Roof Closed - 81 F			
22 Eric Byrnes, R OBP: 0.381, SLG: 0.545	CS 2B		G5-3			F7		F9		4	0	1	0	0	0	1				
Chad Tracy, L OBP: 0.335, SLG: 0.484	HR			K2-3		G1-3		K		4	1	1	1	0	2	0				
Luis Gonzalez, L OBP: 0.346, SLG: 0.422	G3-1			G6-3		G6-3				3	0	0	0	0	0	0				
34 Conor Jackson, R OBP: 0.366, SLG: 0.440				G6-3			F7			3	0	1	0	0	0	0				
Luis Vizcaino, R										0	0	0	0	0	0	0				
Jorge Julio, R										0	0	0	0	0	0	0				
Shawn Green, L OBP: 0.389, SLG: 0.441	G4-6-3 1B						G6-3			3	1	1	0	0	0	1				
Johnny Estrada, S OBP: 0.337, SLG: 0.473							SF8 3B			2	0	1	1	0	0	0				
1 Orlando Hudson, S OBP: 0.321, SLG: 0.362							48 SH1-4 1B			1	0	1	0	2	0	0				
48 Enrique Gonzalez, R ERA: 4.48							48 SH3-4 BB			0	0	0	0	0	0	0				
Tony Clark, S OBP: 0.391, SLG: 0.425							SH1-4			1	0	0	0	0	0	2				
<b>Inning Stats</b>	R: 1 E: 0 K: 0 S: 9	H: 2 LOB: 0 BB: 0 P: 11	R: 0 E: 0 K: 0 S: 6	H: 1 LOB: 0 BB: 0 P: 8	R: 0 E: 0 K: 0 S: 6	H: 1 LOB: 1 BB: 0 P: 10	R: 0 E: 0 K: 1 S: 6	H: 0 LOB: 0 BB: 0 P: 10	R: 1 E: 0 K: 0 S: 10	H: 1 LOB: 1 BB: 1 P: 19	R: 0 E: 0 K: 0 S: 10	H: 0 LOB: 0 BB: 0 P: 12	R: 0 E: 0 K: 0 S: 6	H: 1 LOB: 2 BB: 1 P: 14	R: 0 E: 0 K: 1 S: 7	H: 0 LOB: 0 BB: 0 P: 10	1B: 3 2B: 1 3B: 1 HR: 1	SF: 1 SAC: 2 DP: 1 HBP: 0	WP: 0 PB: 0 SB: 0 CS: 1	PA: 30
<b>PITCHER</b>	IP WLS BF H R ER SO BB IBB HBP BLK WP HR S P ERA WHIP																			
Jamey Wright, R ERA: 4.48	7.0 L 27 6 2 2 1 0 0 0 0 0 0 0 7 10 2.57 1.143																			
Steve Kline, L ERA: 2.21	1.0 3 0 0 0 1 0 0 0 0 0 0 0 7 10 0.00 0.000																			

Batter	1	2	3	4	5	6	7	8	9	AB	R	H	RBI	BB	SO	LOB	TOP										
Steve Finley, L (1, 8) OBP: 0.330, SLG: 0.418	2-2 HR		3-1 F9		2-1 G3		0-2 E5 13 2B 1B		0-0 13 1B 1B	5	3	3	1	0	0	0											
13 Omar Vizquel, S (1, 6) OBP: 0.413, SLG: 0.436	2-3 K			0-2 BB E 1B	2-2 1B 2B		2-1 G3 SF8 2B		0-1 1B 1B HR 1B	5	4	4	1	0	1	0											
Ray Durham, S (1, 4) OBP: 0.332, SLG: 0.405	1-3 K			0-0 F7	0-0 P6		1-2 G3		1-2 HR 1B	5	1	1	1	0	1	3											
Barry Bonds, L (1, 7) Armando Benitez, R (9, 1)	2-3 K			4-1 WP E 3B BB	1-0 1B		4-0 IBB		3-2 HR 1B	3	2	2	4	2	1	0											
Moises Alou, R (1, 9)		0-2 F8		0-1 E5 WP 3B	0-1 P4		0-1 SF8		1-2 P3	4	1	0	1	0	0	2											
9 Mark Sweeney, L (1, 3) OBP: 0.280, SLG: 0.423	1-1 G3-1			2-1 F7		2-2 E 1B		2-3 K	1-1 G6-3	4	0	1	0	0	1	3											
Pedro Feliz, R (1, 5) OBP: 0.305, SLG: 0.449	3-2 G6-3			1-2 1H 2H 3B		1-2 FC5 G6-4-3		0-0 F8	0-3 K	5	0	1	2	0	1	1											
Todd Greene, R (1, 2) OBP: 0.391, SLG: 0.500			2-2 G5-3	4-0 IBB		1-3 K		1-3 K		3	0	0	0	1	2	2											
18 Matt Cain, R (1, 1) 2 Randy Winn, S (6, PH) 53 Jonathan Sanchez, L (6, 1) Steve Kline, S (7, 1) 47 Travis Ishikawa, L (7, 3) Jason Ellison, R (9, PH) OBP: 0.318, SLG: 0.359			3-3 K	0-2 G6-3		0-1 G6-4-3 1-2		1-3 K		2	0	0	0	0	1	2											
<b>Inning Stats</b>	R: 1 E: 0 K: 3 S: 13	H: 1 LOB: 0 BB: 0 P: 20	R: 0 E: 0 K: 0 S: 8	H: 0 LOB: 0 BB: 0 P: 12	R: 0 E: 0 K: 1 S: 9	H: 0 LOB: 0 BB: 0 P: 17	R: 3 E: 1 K: 0 S: 15	H: 2 LOB: 2 BB: 2 P: 26	R: 1 E: 0 K: 0 S: 10	H: 2 LOB: 1 BB: 0 P: 15	R: 0 E: 1 K: 1 S: 18	H: 1 LOB: 1 BB: 0 P: 22	R: 2 E: 1 K: 1 S: 13	H: 2 LOB: 1 BB: 1 P: 22	R: 0 E: 0 K: 2 S: 7	H: 0 LOB: 0 BB: 0 P: 9	R: 4 E: 0 K: 1 S: 18	H: 4 LOB: 0 BB: 0 P: 24	1B: 7 2B: 2 3B: 1 HR: 2	SF: 1 SAC: 0 DP: 1 HBP: 0	WP: 1 PB: 0 CS: 0	PA: 43					
<b>PITCHER</b>	IP	WLS	BF	H	R	ER	SO	BB	IBB	HBP	BLK	WP	HR	S	P	ERA	WHIP										
Claudio Vargas, R (1, 1) ERA: 5.21	5.0	L	25	6	5	2	4	1	1	0	0	1	1	67	105	3.60	1.400										
28 Brandon Medders, R (6, 1) ERA: 3.16	1.2		7	2	2	2	1	0	1	0	0	0	0	16	24	10.80	1.200										
Randy Choate, L (7, 1) ERA: 4.58	0.1		1	0	0	0	1	0	0	0	0	0	0	3	5	0.00	0.000										
Greg Aquino, R (8, 1) ERA: 7.36	1.0		3	0	0	0	2	0	0	0	0	0	0	7	9	0.00	0.000										
Jose Valverde, R (9, 1)	1.0		7	4	4	4	1	0	0	0	0	0	1	18	24	36.00	4.000										

San Francisco Giants @ Arizona Diamondbacks  
Chase Field, Phoenix, AZ  
Wed Jun 14 2006, 6:40 PM MST  
Att: 24,832 - Roof Closed - 80 F

AB 39  
R 11  
H 12  
RBI 10  
BB 3  
SO 9  
LOB 15



Batter	1	2	3	4	5	6	7	8	9	AB	R	H	RBI	BB	SO	LOB	BOTTOM										
Craig Counsell, L (1, 6) OBP: 0.339, SLG: 0.373	3-2 G3		2-1 S 2B 1B		3-2 G4-3		1-1 G4-6-3 1B		1-1 1B	5	1	3	0	0	0	0											
22 Eric Byrnes, R (1, 8) OBP: 0.352, SLG: 0.531	1-2 P4		0-1 P5		1-3 K		1-2 F8		0-2 K	5	0	0	0	0	2	5											
Chad Tracy, L (1, 5) OBP: 0.337, SLG: 0.492	2-2 K		2-1 G6-3 34 1B 2B		1-1 2B		0-0 G4-6-3 1-2			4	1	2	1	0	1	2											
Luis Gonzalez, L (1, 7) OBP: 0.352, SLG: 0.422		4-1 HR BB	3-2 G6-3		4-0 2B		2-2 34 G5-4-3 1B			2	1	1	0	2	0	1											
34 Conor Jackson, R (1, 3) OBP: 0.364, SLG: 0.435		0-1 P3	1-2 1B		0-0 F9		2-0 G5-4-3		1-2 K	4	0	1	1	0	0	4											
Shawn Green, L (1, 9) OBP: 0.387, SLG: 0.451		2-0 HR	3-3 K		2-0 G6-3		0-3 K			4	1	1	2	0	2	1											
Johnny Estrada, S (1, 2) OBP: 0.330, SLG: 0.462		0-2 F9		1-2 G1-3		1-0 G5-3		1-0 F7	4	0	0	0	0	0	0	0											
1 Orlando Hudson, S (1, 4) OBP: 0.316, SLG: 0.355		0-2 E4		1-3 K		2-3 K		1-0 P5	4	0	0	0	0	2	0	0											
Claudio Vargas, R (1, 1) 28 Brandon Medders, R (6, 1) Randy Choate, L (7, 1) Andy Green, R (7, PH) Greg Aquino, R (8, 1) Jose Valverde, R (9, 1) 30 Jeff DaVanon, S (9, PH) OBP: 0.346, SLG: 0.443		1-2 G6-3		1-0 G4-3			4-2 1B BB		4-1 1B BB	2	0	0	0	0	0	1											
<b>Inning Stats</b>	R: 0 E: 0 K: 1 S: 12	H: 0 LOB: 0 BB: 0 P: 18	R: 2 E: 1 K: 0 S: 17	H: 1 LOB: 1 BB: 1 P: 24	R: 2 E: 0 K: 1 S: 17	H: 3 LOB: 0 BB: 0 P: 28	R: 0 E: 0 K: 1 S: 7	H: 0 LOB: 0 BB: 0 P: 10	R: 0 E: 0 K: 1 S: 9	H: 1 LOB: 2 BB: 1 P: 18	R: 0 E: 0 K: 1 S: 5	H: 0 LOB: 0 BB: 0 P: 10	R: 0 E: 0 K: 0 S: 11	H: 1 LOB: 1 BB: 1 P: 17	R: 0 E: 0 K: 1 S: 8	H: 1 LOB: 0 BB: 0 P: 12	R: 0 E: 0 K: 1 S: 8	H: 1 LOB: 2 BB: 1 P: 15	1B: 5 2B: 2 3B: 0 HR: 1	SF: 0 SAC: 0 DP: 2 HBP: 0	WP: 0 PB: 0 CS: 0	PA: 38					
<b>PITCHER</b>	IP	WLS	BF	H	R	ER	SO	BB	IBB	HBP	BLK	WP	HR	S	P	ERA	WHIP										
18 Matt Cain, R (1, 1) ERA: 5.35	5.0	W	23	5	4	4	4	2	0	0	0	0	0	62	98	7.20	1.400										
53 Jonathan Sanchez, L (6, 1) ERA: 2.01	1.0	H	4	0	0	0	1	1	0	0	0	0	0	8	17	0.00	1.000										
Steve Kline, L (7, 1) ERA: 1.76	2.0	H	6	2	0	0	1	0	0	0	0	0	0	16	22	0.00	1.000										
Armando Benitez, R (9, 1)	1.0		5	1	0	0	1	1	0	0	0	0	0	8	15	0.00	2.000										

San Francisco Giants @ Arizona Diamondbacks  
Chase Field, Phoenix, AZ  
Wed Jun 14 2006, 6:40 PM MST  
Att: 24,832 - Roof Closed - 80 F

AB 34  
R 4  
H 8  
RBI 4  
BB 4  
SO 7  
LOB 14



Batter	1	2	3	4	5	6	7	8	9	AB	R	H	RBI	BB	SO	LOB	TOP					
2 Randy Winn, S OBP: 0.343, SLG: 0.425	4-2 BB		2-3 K	4-1 BB		2-1 G4-6-3		2-0 G4-3		3	0	0	0	2	1	1						
13 Omar Vizquel, S OBP: 0.413, SLG: 0.436	1-3 K		1-1 1B	1-0 G3		1-1 G4-3		1-2 FC6-4 1B		5	0	2	0	0	1	4						
Steve Finley, L OBP: 0.332, SLG: 0.418	1-0 L9		1-3 K		1-0 1B		0-0 G3 WP 1B	0-2 P6		5	2	2	0	0	1	3						
Moises Alou, R OBP: 0.394, SLG: 0.609	0-1 L6			2-2 E6	1-2 1B WP		4-2 G3 1B	1-0 FC6-4		4	2	1	0	1	0	2						
Jason Ellison, R OBP: 0.316, SLG: 0.359				G6-3 2B	1-3 1B		1-2 HR BB	1-2		0	0	0	0	0	0	0						
Ray Durham, S OBP: 0.333, SLG: 0.417		1-1 1B		G6-3	1-3 K		2-0 G3		2-1	5	1	2	0	0	1	5						
Pedro Feliz, R OBP: 0.314, SLG: 0.471	0-1 47 G4-6-3 1B			2-3 47 WP 1B	1-0 1B		1-2 2-3	3-2 F7		5	2	4	6	0	0	1						
47 Travis Ishikawa, L OBP: 0.364, SLG: 0.571	1-2 G4-6-3			3-H 50 1B	2-3 3-H 1B		2-H 3-H HR		0-3	5	0	1	1	0	3	4						
50 Eliezer Alfonzo, R OBP: 0.333, SLG: 0.677	1-3 K			1-2 SH2-4 1B	0-0 G5-3		0-0 HR		1-3	5	1	2	1	0	2	3						
Matt Morris, R OBP: 0.179, SLG: 0.179			1-2 L4	1-2 SH2-4		0-0 2 G4-6-3 1B	0-3 K			3	0	1	0	0	1	0						
<b>Inning Stats</b>	R: 0 E: 0 K: 1 S: 8	H: 0 LOB: 1 BB: 1 P: 13	R: 1 E: 0 K: 1 S: 10	H: 2 LOB: 0 BB: 0 P: 13	R: 0 E: 0 K: 2 S: 13	H: 1 LOB: 1 BB: 0 P: 18	R: 2 E: 1 K: 0 S: 14	H: 3 LOB: 3 BB: 1 P: 25	R: 1 E: 0 K: 2 S: 13	H: 3 LOB: 2 BB: 0 P: 17	R: 0 E: 0 K: 0 S: 5	H: 1 LOB: 0 BB: 0 P: 8	R: 4 E: 0 K: 2 S: 14	H: 3 LOB: 0 BB: 1 P: 26	R: 0 E: 0 K: 0 S: 8	H: 1 LOB: 1 BB: 0 P: 10	R: 0 E: 0 K: 2 S: 12	H: 1 LOB: 1 BB: 0 P: 18	1B: 10 2B: 3 3B: 0 HR: 2	SF: 0 SAC: 1 DP: 2 HBP: 0	WP: 3 PB: 0 CS: 0	PA: 44
<b>PITCHER</b>	IP WLS BF H R ER SO BB IBB HBP BLK WP HR S P ERA WHIP																					
Miguel Batista, R ERA: 4.68	(1, 1) 6.0 L 29 10 4 3 6 2 0 0 0 0 2 0 63 94 4.50 2.000																					
Greg Aquino, R ERA: 8.1	(7, 1) 1.0 7 3 4 4 2 1 0 0 0 0 1 2 14 26 36.00 4.000																					
Randy Choate, L ERA:	(8, 1) 1.0 4 1 0 0 2 0 0 0 0 0 0 0 8 12 0.00 1.000																					
Brandon Lyon, R ERA: 4.55	(9, 1) 1.0 4 1 0 0 2 0 0 0 0 0 0 0 12 18 0.00 1.000																					

San Francisco Giants @ Arizona Diamondbacks  
Chase Field, Phoenix, AZ  
Thu Jun 15 2006, 3:40 PM MST  
Att: 21,581 - Roof Closed - 78 F

AB 40  
R 8  
H 15  
RBI 8  
BB 3  
SO 10  
LOB 23



Batter	1	2	3	4	5	6	7	8	9	AB	R	H	RBI	BB	SO	LOB	BOTTOM					
Craig Counsell, L OBP: 0.333, SLG: 0.366	2-1 F8		0-1 L3-6			1-1 G4-3		1-2 G4-3		4	0	0	0	0	0	2						
30 Jeff DaVanon, S OBP: 0.359, SLG: 0.437	1-2 P6			2-2 F7		1-2 1B		2-3 K		4	0	1	0	0	1	0						
Chad Tracy, L OBP: 0.332, SLG: 0.484	0-2 G3			0-0 P6		0-2 F7			2-2 G3	4	0	0	0	0	0	1						
Luis Gonzalez, L OBP: 0.358, SLG: 0.423		0-0 F9		4-1 BB		4-0 2B BB		0-0 1B FC5-4 1B		2	2	1	0	2	0	0						
Tony Clark, S OBP: 0.299, SLG: 0.417		1-0 G3-1		1-0 F9		0-3 K		1-1 FC5-4 1B		4	0	1	0	0	1	2						
Shawn Green, L OBP: 0.385, SLG: 0.452		0-1 G4-3			1-3 K		0-0 1B 2B		0-1 FC5-4	4	0	1	2	0	1	1						
Johnny Estrada, S OBP: 0.333, SLG: 0.469			0-1 L3-6 2B		3-2 F9		1-0 G5-4-3 1B		1-1 F8	4	0	2	0	0	0	1						
Damon Easley, R OBP: 0.372, SLG: 0.532			1-1 1B		0-2 F8		0-0 G5-4-3			3	0	1	0	0	0	2						
Miguel Batista, R OBP: 0.126, SLG: 0.129	(1, 1)									1	0	0	0	0	1	2						
Andy Green, R OBP: 0.307, SLG: 0.375	(5, PH)									0	0	0	0	0	0	0						
Greg Aquino, R	(7, 1)									0	0	0	0	0	0	0						
Randy Choate, L	(8, 1)									0	0	0	0	0	0	0						
22 Eric Byrnes, R OBP: 0.266, SLG: 0.323	(8, PH)									1	0	0	0	0	0	0						
Brandon Lyon, R	(9, 1)									0	0	0	0	0	0	0						
<b>Inning Stats</b>	R: 0 E: 0 K: 0 S: 10	H: 0 LOB: 0 BB: 0 P: 13	R: 0 E: 0 K: 0 S: 4	H: 0 LOB: 0 BB: 0 P: 5	R: 0 E: 0 K: 1 S: 10	H: 2 LOB: 1 BB: 0 P: 12	R: 0 E: 0 K: 0 S: 6	H: 0 LOB: 1 BB: 1 P: 13	R: 0 E: 0 K: 1 S: 10	H: 0 LOB: 0 BB: 0 P: 14	R: 0 E: 0 K: 1 S: 13	H: 1 LOB: 1 BB: 0 P: 15	R: 1 E: 0 K: 1 S: 6	H: 2 LOB: 1 BB: 1 P: 11	R: 0 E: 0 K: 1 S: 7	H: 0 LOB: 0 BB: 0 P: 10	R: 1 E: 0 K: 0 S: 13	H: 2 LOB: 1 BB: 0 P: 17	1B: 5 2B: 3 3B: 0 HR: 0	SF: 0 SAC: 0 DP: 2 HBP: 0	WP: 0 PB: 0 CS: 0	PA: 34
<b>PITCHER</b>	IP WLS BF H R ER SO BB IBB HBP BLK WP HR S P ERA WHIP																					
Matt Morris, R ERA: 4.81	(1, 1) 9.0 W 34 7 2 2 5 2 0 0 0 0 0 0 79 110 2.00 1.000																					

San Francisco Giants @ Arizona Diamondbacks  
Chase Field, Phoenix, AZ  
Thu Jun 15 2006, 3:40 PM MST  
Att: 21,581 - Roof Closed - 78 F

AB 32  
R 2  
H 7  
RBI 2  
BB 2  
SO 5  
LOB 11



Batter	1	2	3	4	5	6	7	8	9	AB	R	H	RBI	BB	SO	LOB	TOP		
<b>Craig Counsell, L</b> (1, 6) OBP: 0.336, SLG: 0.366	G3-1		FC6-4					G3 1B 2H 1B		3	1	1	1	1	0	1			
<b>Johnny Estrada, S</b> (1, 2) OBP: 0.332, SLG: 0.464	G4-3			F7	K			1B 34 SF8 1B		4	1	1	0	0	1	2			
<b>Chad Tracy, L</b> (1, 5) OBP: 0.327, SLG: 0.477	G4-3			F7		F8		G3		4	0	0	0	0	0	2			
<b>Luis Gonzalez, L</b> (1, 7) OBP: 0.360, SLG: 0.424		G4-3		34 BB 1B		K		G3 FC6-4 1B		4	0	2	1	0	1	0			
<b>34 Conor Jackson, R</b> (1, 10) OBP: 0.362, SLG: 0.431		G1-3		1-2 BB		P3		SF8		2	0	0	1	1	0	0			
<b>Shawn Green, L</b> (1, 9) OBP: 0.380, SLG: 0.444		F9		G4-3			G1-3	FC6-4 1-2		4	0	0	0	0	0	3			
<b>Tony Clark, S</b> (1, 3) OBP: 0.287, SLG: 0.398			G4-3		K		K		G4-3	4	0	0	0	0	2	0	AB 33		
<b>22 Eric Byrnes, R</b> (1, 8) OBP: 0.349, SLG: 0.523			G4-3		BB 1B		F9		F7	4	0	1	0	0	0	0	RBI 3		
<b>1 Orlando Hudson, S</b> (1, 4) OBP: 0.319, SLG: 0.362			FC6-4 1B		L7			1-2 1B 2B	K	4	1	2	0	0	1	1	BB 2		
<b>Inning Stats</b>	R: 0 E: 0 K: 0 S: 6	H: 0 LOB: 0 BB: 0 P: 9	R: 0 E: 0 K: 0 S: 7	H: 0 LOB: 0 BB: 0 P: 9	R: 0 E: 0 K: 0 S: 10	H: 1 LOB: 1 BB: 0 P: 17	R: 0 E: 0 K: 0 S: 10	H: 1 LOB: 2 BB: 1 P: 15	R: 0 E: 0 K: 1 S: 9	H: 0 LOB: 0 BB: 0 P: 7	R: 0 E: 0 K: 1 S: 7	H: 0 LOB: 0 BB: 0 P: 8	R: 3 E: 0 K: 0 S: 21	H: 4 LOB: 1 BB: 0 P: 33	R: 0 E: 0 K: 1 S: 7	H: 0 LOB: 0 BB: 0 P: 8	1B: 6 2B: 1 3B: 0 HR: 0	SF: 1 SAC: 0 DP: 0 HBP: 0	WP: 0 PA: 36 PB: 0 SB: 0 CS: 0
<b>PITCHER</b>	IP	WLS	BF	H	R	ER	SO	BB	IBB	HBP	BLK	WP	HR	S	P	ERA	WHIP		
<b>33 Kevin Millwood, R</b> (1, 1) ERA: 4.47	7.1	W	31	7	3	3	4	2	0	0	0	0	0	68	100	3.68	1.227		
<b>Francisco Cordero, R</b> (8, 1) ERA: 5.35	0.2	H	2	0	0	0	0	0	0	0	0	0	0	8	11	0.00	0.000		
<b>40 Akinori Otsuka, R</b> (9, 1) ERA: 2.7	1.0	S	3	0	0	0	1	0	0	0	0	0	0	7	8	0.00	0.000		

**Arizona Diamondbacks @ Texas Rangers**  
 Ameriquest Field, Arlington, TX  
 Fri Jun 16 2006, 8:05 PM EDT  
 Att: 28,196 - Partly Cloudy - 92 F

AB	33
R	3
H	7
RBI	3
BB	2
SO	5
LOB	9



Batter	1	2	3	4	5	6	7	8	9	AB	R	H	RBI	BB	SO	LOB	BOTTOM		
<b>Gary Matthews, S</b> (1, 8) OBP: 0.392, SLG: 0.555	9 1B 10 1B 1B	G3			23 FC4-5 1B	K		F8		5	1	2	0	0	1	3			
<b>10 Michael Young, R</b> (1, 6) OBP: 0.358, SLG: 0.435	1-2 1B 6 2B 1B	G4-3			L7		9 G5-3 9 WP 1B			4	1	2	0	0	0	1			
<b>23 Mark Teixeira, S</b> (1, 3) OBP: 0.370, SLG: 0.435	F7		F9		FC4-5 9 FC6 1-2		F7			4	0	0	0	0	0	4			
<b>9 Hank Blalock, L</b> (1, 5) OBP: 0.372, SLG: 0.463	2-2 6 2B 1B		G4-3		FC6		G5-3			4	1	1	0	0	0	2			
<b>Mark DeRosa, R</b> (1, 9) OBP: 0.395, SLG: 0.525	3-2 6 2B 1B		G4-3			K	K			4	0	1	1	0	2	1			
<b>6 Brad Wilkerson, L</b> (1, 7) OBP: 0.331, SLG: 0.495	1-2 2-3 3-H 2B				S 1B		HR		K	4	1	3	3	0	1	0			
<b>5 Ian Kinsler, R</b> (1, 4) OBP: 0.386, SLG: 0.563	1-3 2-H 3-H 2B				K		19 S 2B 1B		K	4	1	1	0	0	3	3	AB 37		
<b>19 Jason Botts, S</b> (1, 10) OBP: 0.372, SLG: 0.457	K				K		P5		1B 1B	4	0	1	0	0	2	4	R 5		
<b>Rod Barajas, R</b> (1, 2) OBP: 0.291, SLG: 0.391		G4-3			K		2H 2B		1B	4	0	2	1	0	1	1	H 13		
<b>Inning Stats</b>	R: 3 E: 0 K: 2 S: 25	H: 5 LOB: 2 BB: 0 P: 40	R: 0 E: 0 K: 0 S: 9	H: 0 LOB: 0 BB: 0 P: 12	R: 0 E: 0 K: 0 S: 7	H: 0 LOB: 0 BB: 0 P: 10	R: 0 E: 0 K: 3 S: 16	H: 1 LOB: 1 BB: 0 P: 20	R: 0 E: 0 K: 0 S: 6	H: 1 LOB: 1 BB: 0 P: 11	R: 2 E: 0 K: 2 S: 19	H: 3 LOB: 1 BB: 0 P: 27	R: 0 E: 0 K: 1 S: 11	H: 1 LOB: 1 BB: 0 P: 16	R: 0 E: 0 K: 2 S: 15	H: 2 LOB: 2 BB: 0 P: 22	1B: 10 2B: 2 3B: 0 HR: 1	SF: 0 SAC: 0 DP: 0 HBP: 0	WP: 1 PA: 37 PB: 0 SB: 2 CS: 0
<b>PITCHER</b>	IP	WLS	BF	H	R	ER	SO	BB	IBB	HBP	BLK	WP	HR	S	P	ERA	WHIP		
<b>17 Brandon Webb, R</b> (1, 1) ERA: 2.37	5.2	L	27	10	5	5	6	0	0	0	0	1	0	79	116	7.94	1.765		
<b>28 Brandon Medders, R</b> (6, 1) ERA: 3.0	1.1		5	1	0	0	2	0	0	0	0	1	0	14	20	0.00	0.750		
<b>Randy Choate, L</b> (8, 1) ERA:	0.2		4	2	0	0	2	0	0	0	0	0	0	11	15	0.00	3.000		
<b>Luis Vizcaino, R</b> (8, 1) ERA: 2.56	0.1		1	0	0	0	0	0	0	0	0	0	0	4	7	0.00	0.000		

**Arizona Diamondbacks @ Texas Rangers**  
 Ameriquest Field, Arlington, TX  
 Fri Jun 16 2006, 8:05 PM EDT  
 Att: 28,196 - Partly Cloudy - 92 F

AB	37
R	5
H	13
RBI	5
BB	0
SO	10
LOB	19



Batter	1	2	3	4	5	6	7	8	9	AB	R	H	RBI	BB	SO	LOB	TOP		
Andy Green, R OBP: 0.397, SLG: 0.360 30 Jeff DaVanon, S OBP: 0.357, SLG: 0.433	P4	P3				FC4-6 BB	FC4-6 BB		G6-3	2	0	0	0	2	0	2	1 0 0 0 0 0 0		
Chad Tracy, L OBP: 0.329, SLG: 0.475	1B		G4-3			P4	FC4-6		1B	5	0	2	0	0	0	4	5 0 2 0 0 0 4		
34 Conor Jackson, R OBP: 0.358, SLG: 0.422	K			FC6-4 BB		FC4-6	K		F8	4	0	0	0	1	2	6	4 0 0 0 1 2 6		
Luis Gonzalez, L OBP: 0.353, SLG: 0.416	P5		F8			L8			F8	5	0	0	0	0	5		5 0 0 0 0 0 5		
Damon Easley, R OBP: 0.368, SLG: 0.515		1B SF7	FC6-4				G5-3		K	3	1	0	0	1	1		3 1 0 0 1 1 1		
Shawn Green, L OBP: 0.358, SLG: 0.453		G3			F8		HR		K	4	1	1	1	0	1		4 1 1 1 0 1 1		
22 Eric Byrnes, R OBP: 0.351, SLG: 0.520		1B BB	G6-3			G6-3	1B		G6-3	3	1	1	0	1	0		3 1 1 0 1 0 0		
1 Orlando Hudson, S OBP: 0.322, SLG: 0.364			F9				1B		K	4	1	2	0	0	1		4 1 2 0 0 1 0		
19 Chris Snyder, R OBP: 0.346, SLG: 0.463	SF7					FC4-6 BB	FC4-6		K	3	0	2	3	0	1		3 0 2 3 0 1 0		
<b>Inning Stats</b>	R: 0 E: 0 K: 1 S: 10	H: 1 LOB: 1 BB: 0 P: 14	R: 1 E: 0 K: 0 S: 11	H: 1 LOB: 2 BB: 2 P: 24	R: 0 E: 0 K: 0 S: 8	H: 0 LOB: 1 BB: 1 P: 14	R: 0 E: 0 K: 0 S: 7	H: 0 LOB: 0 BB: 0 P: 10	R: 3 E: 0 K: 1 S: 27	H: 4 LOB: 2 BB: 1 P: 46	R: 0 E: 0 K: 2 S: 9	H: 0 LOB: 0 BB: 0 P: 15	R: 0 E: 0 K: 2 S: 11	H: 0 LOB: 0 BB: 0 P: 16	R: 0 E: 0 K: 0 S: 9	H: 1 LOB: 1 BB: 0 P: 15	1B: 6 2B: 1 3B: 0 HR: 1	SF: 1 SAC: 0 DP: 0 HBP: 0	WP: 0 PA: 40 PB: 0 SB: 1 CS: 0
<b>PITCHER</b>	IP WLS BF H R ER SO BB IBB HBP BLK WP HR S P ERA WHIP																		
41 John Koronka, L ERA: 5.0	5.1 W 24 4 2 2 1 4 0 0 0 0 0 1 55 94 3.38 1.500																		
Bryan Corey, R ERA: 3.95	0.0 4 3 2 2 0 1 0 0 0 0 0 0 13 21 ∞ ∞																		
39 Scott Feldman, R ERA: 4.05	0.2 H 2 0 0 0 1 0 0 0 0 0 0 0 8 13 0.00 0.000																		
32 Ron Mahay, L ERA: 2.18	1.0 3 0 0 0 2 0 0 0 0 0 0 0 9 15 0.00 0.000																		
Rick Bauer, R ERA: 3.57	2.0 7 1 0 0 2 0 0 0 0 0 0 0 20 31 0.00 0.500																		

Arizona Diamondbacks @ Texas Rangers  
Ameriquet Field, Arlington, TX  
Sat Jun 17 2006, 8:05 PM EDT  
Att: 41,186 - Clear - 90 F

livebaseballscorecards.com

AB	34
R	4
H	8
RBI	4
BB	5
SO	6
LOB	19



Batter	1	2	3	4	5	6	7	8	9	AB	R	H	RBI	BB	SO	LOB	BOTTOM		
Gary Matthews, S OBP: 0.396, SLG: 0.566	10 S 10 B HBP	1B				K			G4-3	4	2	2	2	0	1	0	4 2 2 2 0 1 0		
10 Michael Young, R OBP: 0.359, SLG: 0.436	1B	SF8		G5-3					F9	4	1	2	2	0	0		4 1 2 2 0 0 0		
23 Mark Teixeira, S OBP: 0.365, SLG: 0.429	K	G1-3		K		K			K	4	0	0	0	0	3		4 0 0 0 0 3 3		
9 Hank Blalock, L OBP: 0.371, SLG: 0.460	F8			G3-1		K			K	4	1	1	0	0	1		4 1 1 0 0 1 2		
Mark DeRosa, R OBP: 0.398, SLG: 0.521	1B BB			FC6-4		G5-3			K	3	1	1	0	1	1		3 1 1 0 1 1 0		
Kevin Mench, R OBP: 0.339, SLG: 0.502	1B	FC6-4		FC6-4		15 B 2B			K	4	1	2	3	0	1		4 1 2 3 0 1 1		
6 Brad Wilkerson, L OBP: 0.329, SLG: 0.489	G4-3			FC3-6		K			BB	3	0	0	0	1	1		3 0 0 0 1 1 3		
15 Gerald Laird, R OBP: 0.378, SLG: 0.597		1B SF8		P3					K	3	1	1	1	1	2		3 1 1 1 1 1 2		
Jerry Hairston, R OBP: 0.259, SLG: 0.276	F7			HR		F8			P4	4	1	1	0	0	2		4 1 1 0 0 0 2		
<b>Inning Stats</b>	R: 3 E: 0 K: 1 S: 13	H: 2 LOB: 1 BB: 1 P: 24	R: 1 E: 0 K: 0 S: 9	H: 1 LOB: 1 BB: 1 P: 14	R: 1 E: 0 K: 0 S: 10	H: 2 LOB: 1 BB: 0 P: 13	R: 2 E: 0 K: 1 S: 9	H: 2 LOB: 0 BB: 0 P: 13	R: 1 E: 0 K: 1 S: 11	H: 2 LOB: 1 BB: 0 P: 14	R: 0 E: 0 K: 3 S: 11	H: 1 LOB: 0 BB: 1 P: 13	R: 0 E: 0 K: 3 S: 14	H: 0 LOB: 0 BB: 1 P: 19	R: 0 E: 0 K: 0 S: 8	H: 0 LOB: 0 BB: 0 P: 13	1B: 6 2B: 2 3B: 1 HR: 1	SF: 1 SAC: 0 DP: 0 HBP: 1	WP: 1 PA: 38 PB: 0 SB: 2 CS: 0
<b>PITCHER</b>	IP WLS BF H R ER SO BB IBB HBP BLK WP HR S P ERA WHIP																		
Kevin Jarvis, R ERA: 11.91	5.0 L 27 9 8 8 3 2 0 1 0 0 0 1 52 78 14.40 2.200																		
Greg Aquino, R ERA: 5.82	1.0 4 1 0 0 3 0 0 0 0 0 0 11 13 0.00 1.000																		
Jose Valverde, R ERA: 7.09	1.0 4 0 0 0 3 1 0 0 0 0 0 14 19 0.00 1.000																		
Jorge Julio, R ERA: 3.73	1.0 3 0 0 0 0 0 0 0 0 0 0 8 13 0.00 0.000																		

Arizona Diamondbacks @ Texas Rangers  
Ameriquet Field, Arlington, TX  
Sat Jun 17 2006, 8:05 PM EDT  
Att: 41,186 - Clear - 90 F

livebaseballscorecards.com

AB	33
R	8
H	10
RBI	8
BB	3
SO	9
LOB	13





Batter	1	2	3	4	5	6	7	8	9	AB R H RBI BB SO LOB	TOP																
<b>Craig Counsell, L</b> (1, 6) OBP: 0.337, SLG: 0.366	2-1 30 E 30 S 2B	1-1 F9			2-1 G1-3	2-3 K			0-1 30 CS 1B	5 1 2 0 0 1 3	<b>Arizona Diamondbacks @ Texas Rangers</b> Ameriquest Field, Arlington, TX Sun Jun 18 2006, 2:05 PM EDT Att: 24,388 - Sunny - 88 F																
<b>30 Jeff DaVaron, S</b> (1, 9) OBP: 0.365, SLG: 0.438	2-2 F8 SF7 1B		4-0 FC6-4 BB		4-2 G4-6-3 BB	2-3 K			3-2 G3-1 1-2	3 1 1 1 2 1 4																	
<b>Chad Tracy, L</b> (1, 5) OBP: 0.323, SLG: 0.466	1-0 F8		2-2 FC6-4 1B 1B		1-2 G4-6-3 1-2		1-3 K		2-3 K	5 0 0 0 0 2 3																	
<b>Luis Gonzalez, L</b> (1, 7) OBP: 0.355, SLG: 0.416	0-1 SF7		1-0 1B		4-2 BB 1B BB		1-0 G4-3			2 1 1 1 1 0 0																	
<b>Tony Clark, S</b> (1, 3) OBP: 0.295, SLG: 0.396	0-3 K		2-1 1B		4-2 1B BB BB		2-3 K			3 1 1 0 1 2 0																	
<b>Shawn Green, L</b> (1, 10) OBP: 0.380, SLG: 0.464		0-3 K	0-0 G4-6-3 1-2		4-0 1B 1B BB			2-0 HR		3 1 1 1 1 1 3																	
<b>Johnny Estrada, S</b> (1, 2) OBP: 0.330, SLG: 0.459		0-1 G4-3		0-0 L9	1-1 1B BB		1-0 L4			4 0 1 1 0 0 0																	
<b>22 Eric Byrnes, R</b> (1, 8) OBP: 0.350, SLG: 0.532		3-2 HR		2-2 G5-3	1-2 3-H 1-0 SF8		0-3 K			3 1 1 2 0 1 0																	
<b>1 Orlando Hudson, S</b> (1, 4) OBP: 0.325, SLG: 0.377		1-0 HR		1-0 P3	4-2 1-2 2-3 BB		1-3 K			3 1 1 1 1 1 0																	
<b>Inning Stats</b>	R: 2 E: 0 K: 1 S: 11	H: 2 LOB: 0 BB: 0 P: 16	R: 2 E: 0 K: 1 S: 11	H: 2 LOB: 0 BB: 0 P: 16	R: 0 E: 0 K: 0 S: 8	H: 2 LOB: 2 BB: 1 P: 17	R: 0 E: 0 K: 0 S: 5	H: 0 LOB: 0 BB: 0 P: 8	R: 0 E: 0 K: 0 S: 7	H: 0 LOB: 0 BB: 1 P: 14	R: 2 E: 0 K: 2 S: 16	H: 1 LOB: 3 BB: 4 P: 38	R: 0 E: 0 K: 2 S: 7	H: 0 LOB: 0 BB: 0 P: 11	R: 1 E: 0 K: 2 S: 8	H: 1 LOB: 0 BB: 0 P: 12	R: 0 E: 0 K: 1 S: 12	H: 1 LOB: 0 BB: 0 P: 17	1B: 5 2B: 1 3B: 0 HR: 3	SF: 2 SAC: 0 DP: 2 HBP: 0	WP: 0 PB: 0 SB: 1 CS: 1	PA: 39					
<b>PITCHER</b>	IP WLS BF H R ER SO BB IBB HBP BLK WP HR S P ERA WHIP											<b>PITCHER</b>	IP WLS BF H R ER SO BB IBB HBP BLK WP HR S P ERA WHIP														
<b>43 Kameron Loe, R</b> (1, 1) ERA: 5.86	2.1	14	6	4	4	2	1	0	0	0	0	2	29	48	15.43	3.000											
<b>Fabio Castro, L</b> (3, 1) ERA: 4.32	2.2	11	1	2	2	0	4	0	0	0	0	0	19	42	6.75	1.875											
<b>53 Joaquin Benoit, R</b> (6, 1) ERA: 5.23	1.0	H	4	0	0	0	2	1	0	0	0	0	10	19	0.00	1.000											
<b>32 Ron Mahay, L</b> (7, 1) ERA: 2.08	1.0	H	3	0	0	0	2	0	0	0	0	0	7	11	0.00	0.000											
<b>Francisco Cordero, R</b> (8, 1) ERA: 5.46	1.0	W	4	1	1	1	2	0	0	0	0	0	1	8	12	9.00	1.000										

Batter	1	2	3	4	5	6	7	8	9	AB R H RBI BB SO LOB	BOTTOM															
<b>Gary Matthews, S</b> (1, 8) OBP: 0.396, SLG: 0.563	2-1 10 1B 23 1B	1-1 G6-3		0-0 P6		0-0 L7		0-2 10 1B 23 2B		5 2 2 0 0 0 1	<b>Arizona Diamondbacks @ Texas Rangers</b> Ameriquest Field, Arlington, TX Sun Jun 18 2006, 2:05 PM EDT Att: 24,388 - Sunny - 88 F															
<b>10 Michael Young, R</b> (1, 10) OBP: 0.369, SLG: 0.459	1-0 FC6-4 1B	2-2		2-1 1-H HR		0-1		2-2 1-2 2-H 23 2B		5 3 5 3 0 0 0																
<b>23 Mark Teixeira, S</b> (1, 3) OBP: 0.366, SLG: 0.432	3-2 FC6-4 1B	1-1 F7		3-1 F8		0-3 K		0-1 G4-3 1-H 2-H		5 0 2 3 0 1 2																
<b>9 Hank Blalock, L</b> (1, 5) OBP: 0.365, SLG: 0.451	1-1 F7	1-0 G4-3		3-1 G5-3		1-2 L9		0-2 P5		5 0 0 0 0 0 6																
<b>Mark DeRosa, R</b> (1, 6) OBP: 0.392, SLG: 0.512	0-1 FC6-4 1B 5 3B		2-0 L8		0-2 6 1B		3-2 G5-3	1-2 G4-3		5 1 1 0 0 0 4																
<b>Kevin Mench, R</b> (1, 9) OBP: 0.340, SLG: 0.498	3-2 6 BB 5 3B		4-0 BB		1-0 P4		1-3 K	1-1 G4-3		4 1 1 1 1 1 3																
<b>6 Brad Wilkerson, L</b> (1, 7) OBP: 0.332, SLG: 0.487	3-H 1B									3 1 1 0 1 0 2																
<b>Jerry Hairston, R</b> (9, 7) OBP: 0.259, SLG: 0.276	1-2 5 3B		0-1 F7		1-1 FC4		1-1 1B			0 0 0 0 0 0 0																
<b>5 Ian Kinsler, R</b> (1, 4) OBP: 0.381, SLG: 0.571	0-1 1B		2-1 L7		2-1 F7		0-1 F7			4 0 1 3 0 0 4																
<b>Rod Barajas, R</b> (1, 2) OBP: 0.295, SLG: 0.393	0-3 K			1-1 10 HR 1B		0-1 P3		2-2 10 1B 10 1B		4 1 2 0 0 1 3																
<b>15 Gerald Laird, R</b> (8, PR) OBP: 0.378, SLG: 0.597										0 1 0 0 0 0 0																
<b>Inning Stats</b>	R: 5 E: 0 K: 1 S: 21	H: 5 LOB: 1 BB: 1 P: 35	R: 0 E: 0 K: 0 S: 9	H: 1 LOB: 0 BB: 0 P: 14	R: 0 E: 0 K: 0 S: 5	H: 0 LOB: 1 BB: 1 P: 13	R: 2 E: 0 K: 0 S: 9	H: 2 LOB: 0 BB: 0 P: 18	R: 0 E: 1 K: 0 S: 10	H: 1 LOB: 2 BB: 0 P: 14	R: 0 E: 0 K: 1 S: 9	H: 1 LOB: 0 BB: 0 P: 10	R: 0 E: 0 K: 1 S: 10	H: 1 LOB: 1 BB: 0 P: 15	R: 3 E: 0 K: 0 S: 20	H: 4 LOB: 2 BB: 0 P: 26	1B: 11 2B: 2 3B: 1 HR: 1	SF: 0 SAC: 0 DP: 0 HBP: 0	WP: 0 PB: 0 SB: 0 CS: 0	PA: 42						
<b>PITCHER</b>	IP WLS BF H R ER SO BB IBB HBP BLK WP HR S P ERA WHIP											<b>PITCHER</b>	IP WLS BF H R ER SO BB IBB HBP BLK WP HR S P ERA WHIP													
<b>48 Enrique Gonzalez, R</b> (1, 1) ERA: 3.87	5.0	27	7	7	7	1	2	0	0	0	0	0	54	94	12.60	2.200										
<b>28 Brandon Medders, R</b> (6, 1) ERA: 2.79	2.0	8	2	0	0	2	0	0	0	0	0	0	19	25	0.00	1.000										
<b>Luis Vizcaino, R</b> (8, 1) ERA: 0.41	0.0	L	4	4	3	3	0	0	0	0	0	0	11	15	∞	∞										
<b>Randy Choate, L</b> (8, 1) ERA: 0.41	0.1	1	0	0	0	0	0	0	0	0	0	0	4	4	0.00	0.000										
<b>Brandon Lyon, R</b> (8, 1) ERA: 4.46	0.2	2	0	0	0	0	0	0	0	0	0	0	5	7	0.00	0.000										

AB	31
R	7
H	9
RBI	7
BB	6
SO	9
LOB	13



Batter	1	2	3	4	5	6	7	8	9	10	11	AB	R	H	RBI	BB	SO	LOB	
22 Eric Byrnes, R OBP: 0.352, SLG: 0.540	G6-4-3 1B			3-2 2B	0-0 2B		P6			K	G4-3	6	1	3	0	0	1	2	
Scott Hairston, R OBP: 0.600, SLG: 0.750	G6-4-3			1-0 2B	1-0 2B					FC5 1B		4	1	2	1	1	0	1	
Andy Green, R OBP: 0.377, SLG: 0.360				BB 1B 2B								0	0	0	0	1	0	0	
Chad Tracy, L OBP: 0.323, SLG: 0.464	K			P4	1-0 1B					FC5 1B	K	6	0	2	0	0	3	5	
34 Conor Jackson, R OBP: 0.357, SLG: 0.415		F9		4-1 1B 19 1B BB	1-1 F7					K		3	1	0	0	1	0	2	
Tony Clark, S OBP: 0.292, SLG: 0.391												1	0	0	0	0	1	2	
Damion Easley, R OBP: 0.352, SLG: 0.490		G5-3		1-3 K	0-2 F8					K		5	0	0	0	0	2	6	
Shawn Green, L OBP: 0.357, SLG: 0.457		G3		4-1 1B 19 1B BB						G4-3		4	1	0	0	1	0	0	
1 Orlando Hudson, S OBP: 0.326, SLG: 0.374			G1-3	4-1 1B 19 1B BB								4	1	1	1	1	0	0	
19 Chris Snyder, R OBP: 0.361, SLG: 0.472				2-1 1B	2-2 F8							5	0	3	2	0	0	0	
Roberto Hernandez, R OBP: 0.361, SLG: 0.472				1-2 2-H 3-H 1B	0-1 F9							2	0	0	0	0	0	0	
26 Ronny Paulino, R OBP: 0.366, SLG: 0.405				0-1 1B	0-1 F9							2	0	0	0	0	0	0	
57 Zach Duke, L ERA: 4.06	IP: 5.0	WLS: 23	BF: 4	H: 4	R: 2	ER: 4	SO: 2	BB: 1	IBB: 0	HBP: 0	BLK: 0	WP: 0	HR: 0	S: 14	P: 7	ERA: 4.06	WHIP: 2.000		
34 John Grabow, L ERA: 4.21	IP: 2.0	WLS: 7	BF: 0	H: 0	R: 0	ER: 0	SO: 1	BB: 1	IBB: 0	HBP: 0	BLK: 0	WP: 0	HR: 0	S: 14	P: 23	ERA: 0.00	WHIP: 0.500		
55 Matt Capps, R ERA: 4.54	IP: 8.1	WLS: 1.0	BF: 3	H: 0	R: 0	ER: 0	SO: 1	BB: 0	IBB: 0	HBP: 0	BLK: 0	WP: 0	HR: 0	S: 6	P: 9	ERA: 0.00	WHIP: 0.000		
16 Salomon Torres, R ERA: 4.3	IP: 10.1	WLS: 1.2	BF: 11	H: 5	R: 1	ER: 1	SO: 2	BB: 1	IBB: 0	HBP: 0	BLK: 0	WP: 0	HR: 0	S: 21	P: 34	ERA: 5.40	WHIP: 3.600		

**Arizona Diamondbacks @ Pittsburgh Pirates**  
PNC Park, Pittsburgh, PA  
Mon Jun 19 2006, 12:35 PM EDT  
Att: 15,032 - Party Cloudy - 74 F

**TOP**

AB	43
R	5
H	12
RBI	5
BB	5
SO	7
LOB	21

livebaseballscorecards.com

Batter	1	2	3	4	5	6	7	8	9	10	11	AB	R	H	RBI	BB	SO	LOB	
José Bautista, R OBP: 0.336, SLG: 0.528	K				1-0 HR			K		P5		6	1	1	2	0	3	3	
2 Jack Wilson, R OBP: 0.314, SLG: 0.407	F8				G6-3			F9				6	0	1	0	0	0	2	
Sean Casey, L OBP: 0.363, SLG: 0.464												4	0	2	0	1	0	0	
Jason Bay, R OBP: 0.424, SLG: 0.585	F9											5	0	1	0	1	2	4	
Jerome Burnitz, L OBP: 0.285, SLG: 0.444												6	1	2	1	0	3	3	
12 Freddy Sanchez, R OBP: 0.391, SLG: 0.504												4	1	2	0	0	1	5	
Jose Castillo, R OBP: 0.332, SLG: 0.468												5	0	0	0	0	2	8	
16 Salomon Torres, R OBP: 0.366, SLG: 0.405												0	0	0	0	0	0	0	
Damaso Marte, L ERA: 5.32	IP: 2.0	WLS: 6.0	BF: 26	H: 5	R: 2	ER: 2	SO: 6	BB: 2	IBB: 0	HBP: 1	BLK: 0	WP: 0	HR: 1	S: 11	P: 17	ERA: 5.32	WHIP: 1.167		
57 Zach Duke, L ERA: 5.02	IP: 7.1	WLS: 0.2	BF: 3	H: 0	R: 0	ER: 0	SO: 1	BB: 1	IBB: 0	HBP: 0	BLK: 0	WP: 0	HR: 0	S: 14	P: 23	ERA: 0.00	WHIP: 1.500		
Luis Vizcaino, R ERA: 3.34	IP: 7.1	WLS: 0.0	BF: 1	H: 0	R: 0	ER: 0	SO: 0	BB: 0	IBB: 0	HBP: 1	BLK: 0	WP: 0	HR: 0	S: 17	P: 22	ERA: 13.50	WHIP: 2.250		
Brandon Lyon, R ERA: 4.83	IP: 7.1	WLS: 1.1	BF: 7	H: 3	R: 2	ER: 2	SO: 1	BB: 0	IBB: 0	HBP: 0	BLK: 0	WP: 0	HR: 0	S: 20	P: 35	ERA: 0.00	WHIP: 1.500		
Greg Aquino, R ERA: 5.32	IP: 9.1	WLS: 2.0	BF: 10	H: 3	R: 0	ER: 0	SO: 3	BB: 0	IBB: 1	HBP: 0	BLK: 0	WP: 0	HR: 0	S: 20	P: 35	ERA: 0.00	WHIP: 1.500		


**Arizona Diamondbacks @ Pittsburgh Pirates**  
PNC Park, Pittsburgh, PA  
Mon Jun 19 2006, 12:35 PM EDT  
Att: 15,032 - Party Cloudy - 74 F


**BOTTOM**


AB	43
R	4
H	11
RBI	4
BB	4
SO	13
LOB	29


livebaseballscorecards.com

PITCHER	IP	WLS	BF	H	R	ER	SO	BB	IBB	HBP	BLK	WP	HR	S	P	ERA	WHIP
57 Zach Duke, L ERA: 5.02	11.1	6.0	26	5	2	2	6	2	0	1	0	0	1	11	17	5.02	1.167
Jorge Julio, R ERA: 3.62	11.1	1.0	3	0	0	0	2	0	0	0	0	0	0	14	23	3.62	1.500

Batter	1	2	3	4	5	6	7	8	9	AB R H RBI BB SO LOB	TOP											
Craig Counsell, L (1, 6) OBP: 0.339, SLG: 0.367	K		E4 1B			F7			F9	5 1 2 0 0 1 0	Arizona Diamondbacks @ Tampa Bay Devil Rays Tropicana Field, St. Petersburg, FL Tue Jun 20 2006, 7:15 PM EDT Att: 10,430 - Dome - 72 F  AB 34 R 5 H 10 RBI 5 BB 4 SO 4 LOB 17  											
22 Eric Byrnes, R (1, 8) OBP: 0.363, SLG: 0.556	BB		BB		P6		G4-3 1B		HR	3 1 2 1 2 0 2												
Luis Gonzalez, L (1, 7) OBP: 0.352, SLG: 0.410	F7		F9			G4-3 1B		F8	5 1 1 1 0 0 4													
34 Conor Jackson, R (1, 3) OBP: 0.355, SLG: 0.409	G5-3		F7			K				3 0 0 0 1 1 3												
Chad Tracy, L (1, 10) OBP: 0.326, SLG: 0.464					P6			K		4 0 2 2 0 1 0												
Damon Easley, R (1, 5) OBP: 0.348, SLG: 0.476	P2		G4-3		G5-3			PB BB		3 0 0 0 1 0 2												
Shawn Green, L (1, 9) OBP: 0.359, SLG: 0.457	P4					19 F8 1 SF9 19 WP 1B		G6-3		4 1 2 0 0 0 2												
19 Chris Snyder, R (1, 2) OBP: 0.349, SLG: 0.453 Johnny Estrada, S (8, PH) OBP: 0.332, SLG: 0.460	FC6-4		P3			F8		F8		3 0 0 0 0 0 3 1 0 0 0 0 0 1												
1 Orlando Hudson, S (1, 4) OBP: 0.325, SLG: 0.378			P3			SF9		K		3 1 1 1 0 1 0												
<b>Inning Stats</b>	R: 0 E: 0 K: 1 S: 10	H: 0 LOB: 1 BB: 1 P: 19	R: 0 E: 0 K: 0 S: 8	H: 1 LOB: 1 BB: 0 P: 12	R: 0 E: 0 K: 0 S: 8	H: 1 LOB: 2 BB: 1 P: 13	R: 0 E: 0 K: 0 S: 14	H: 1 LOB: 1 BB: 0 P: 22	R: 3 E: 0 K: 0 S: 10	H: 4 LOB: 1 BB: 1 P: 21		R: 1 E: 0 K: 0 S: 11	H: 1 LOB: 0 BB: 0 P: 16	R: 0 E: 0 K: 1 S: 6	H: 1 LOB: 0 BB: 0 P: 8	R: 0 E: 0 K: 1 S: 11	H: 0 LOB: 1 BB: 1 P: 18	R: 1 E: 0 K: 1 S: 14	H: 1 LOB: 0 BB: 0 P: 20	1B: 8 2B: 1 3B: 0 HR: 1	SF: 1 SAC: 0 DP: 1 HBP: 0	WP: 1 PB: 1 SB: 1 CS: 0
<b>PITCHER</b>	IP WLS BF H R ER SO BB IBB HBP BLK WP HR S P ERA WHIP																					
Mark Hendrickson, L (1, 1) ERA: 3.75	7.0 W 31 9 4 4 2 3 0 0 0 1 0 67 111 5.14 1.714																					
45 Ruddy Lugo, R (8, PH) ERA: 3.83	1.1 H 5 0 0 0 2 1 0 0 0 0 0 14 22 0.00 0.750																					
Brian Meadows, R (9, 1) ERA: 4.91	0.2 3 1 1 1 0 0 0 0 0 0 1 11 16 13.50 1.500																					

Batter	1	2	3	4	5	6	7	8	9	AB R H RBI BB SO LOB	BOTTOM											
Julio Lugo, R (1, 6) OBP: 0.317, SLG: 0.451	G5-3				FC5					3 0 1 1 2 0 2	Arizona Diamondbacks @ Tampa Bay Devil Rays Tropicana Field, St. Petersburg, FL Tue Jun 20 2006, 7:15 PM EDT Att: 10,430 - Dome - 72 F  AB 37 R 8 H 16 RBI 8 BB 4 SO 5 LOB 13  											
13 Carl Crawford, L (1, 7) OBP: 0.354, SLG: 0.492	F8		G4-3 1B		L4					5 1 1 0 0 0 6												
5 Rocco Baldelli, R (1, 8) OBP: 0.408, SLG: 0.609	BB		P6							5 2 2 1 0 1 1												
3 Jorge Cantu, R (1, 4) OBP: 0.352, SLG: 0.460	1B		HR		G6-3					5 2 3 2 0 1 0												
Aubrey Huff, L (1, 5) OBP: 0.308, SLG: 0.325 Tomas Perez, S (8, PR) OBP: 0.210, SLG: 0.265	1B		31 2B 1B		G3-1					5 1 4 1 0 0 0 0 0 0 0 0 0 0												
31 Jonny Gomes, R (1, 10) OBP: 0.361, SLG: 0.534	F9		1B SF9 2B		F8					5 1 2 2 0 1 3												
Ty Wigginton, R (1, 9) OBP: 0.307, SLG: 0.465 Damon Hollins, R (8, 9) OBP: 0.281, SLG: 0.443			F8							4 1 2 0 0 0 0 0 0 0 0 0 0 0												
Toby Hall, R (1, 2) OBP: 0.267, SLG: 0.409	P4		SF9		F9					3 0 0 1 0 1 1												
Travis Lee, L (1, 3) OBP: 0.278, SLG: 0.312	BB		BB		FC5					2 0 1 0 2 1 0												
<b>Inning Stats</b>	R: 1 E: 0 K: 0 S: 13	H: 3 LOB: 2 BB: 0 P: 20	R: 0 E: 0 K: 0 S: 7	H: 0 LOB: 2 BB: 2 P: 17	R: 4 E: 0 K: 0 S: 22	H: 5 LOB: 1 BB: 1 P: 34	R: 1 E: 0 K: 0 S: 10	H: 1 LOB: 0 BB: 0 P: 14	R: 0 E: 0 K: 3 S: 14	H: 2 LOB: 2 BB: 0 P: 13		R: 0 E: 0 K: 2 S: 8	H: 0 LOB: 0 BB: 0 P: 12	R: 2 E: 0 K: 0 S: 17	H: 4 LOB: 2 BB: 1 P: 27	R: 0 E: 0 K: 0 S: 14	H: 0 LOB: 0 BB: 0 P: 12	R: 2 E: 0 K: 0 S: 17	H: 4 LOB: 2 BB: 1 P: 27	1B: 12 2B: 3 3B: 0 HR: 1	SF: 1 SAC: 0 DP: 0 HBP: 0	WP: 0 PB: 0 SB: 2 CS: 1
<b>PITCHER</b>	IP WLS BF H R ER SO BB IBB HBP BLK WP HR S P ERA WHIP																					
Miguel Batista, R (1, 1) ERA: 5.02	5.0 L 29 11 6 6 0 3 0 0 0 0 0 1 62 98 10.80 2.800																					
Jose Valverde, R (6, 1) ERA: 6.59	2.0 7 1 0 0 5 0 0 0 0 0 0 22 32 0.00 0.500																					
28 Brandon Medders, R (8, 1) ERA: 3.3	1.0 6 4 2 2 0 1 0 0 0 0 0 0 17 27 18.00 5.000																					

Batter	1	2	3	4	5	6	7	8	9	AB	R	H	RBI	BB	SO	LOB	TOP										
<b>Craig Counsell, L</b> (1, 6) OBP: 0.337, SLG: 0.363	1-1 CS HBP		0-1 G5-3		3-2 G4-3		2-0 L7			3	0	0	0	0	0	3	Arizona Diamondbacks @ Tampa Bay Devil Rays Tropicana Field, St. Petersburg, FL Wed Jun 21 2006, 7:15 PM EDT Att: 17,182 - Dome - 72 F										
<b>22 Eric Byrnes, R</b> (1, 8) OBP: 0.361, SLG: 0.555	2-3 K		1-2 2-3 F7		2-0 2B		2-3 K			4	0	1	1	0	2	3											
<b>Shawn Green, L</b> (1, 9) OBP: 0.354, SLG: 0.450	2-3 K			0-0 G4-3	3-H 2-2 G4-3		1-2 G3-1			4	0	0	0	0	1	2											
<b>Chad Tracy, L</b> (1, 5) OBP: 0.325, SLG: 0.459		1-2 G4-3		1-0 FC4-6 HBP		2-3 K		0-1 G6-3		3	0	0	0	0	1	0											
<b>Luis Gonzalez, L</b> (1, 7) OBP: 0.350, SLG: 0.406		3-1 G4-3		0-0 FC4-6		4-0 1B BB		1-1 P6		3	0	0	0	1	0	1											
<b>Johnny Estrada, S</b> (1, 2) OBP: 0.325, SLG: 0.450		1-2 G3-1		0-0 F8		0-1 F8		1-0 P5		4	0	0	0	0	0	2											
<b>Tony Clark, S</b> (1, 3) OBP: 0.291, SLG: 0.385			1-0 F7		1-1 G4-3	1-0 1B		0-0 G5-3		4	0	1	0	0	0	0											
<b>30 Jeff DaVanon, S</b> (1, 10) OBP: 0.373, SLG: 0.448			4-2 G5-3 1S BB		1-2 1 2B 2B	2-1 G3		2-0 1B		3	1	2	0	1	0	2											
<b>1 Orlando Hudson, S</b> (1, 4) OBP: 0.327, SLG: 0.382			4-2 G5-3 1-2 BB		1-2 G4-3 22 2B 2B		0-3 K	0-1 F7		3	1	1	1	1	1	1											
<b>Inning Stats</b>	R: 0 E: 0 K: 2 S: 7	H: 0 LOB: 0 BB: 0 P: 12	R: 0 E: 0 K: 0 S: 8	H: 0 LOB: 0 BB: 0 P: 13	R: 0 E: 0 K: 0 S: 10	H: 0 LOB: 2 BB: 2 P: 21	R: 0 E: 0 K: 0 S: 3	H: 0 LOB: 1 BB: 0 P: 4	R: 2 E: 0 K: 1 S: 15	H: 3 LOB: 1 BB: 0 P: 25	R: 0 E: 0 K: 1 S: 8	H: 1 LOB: 2 BB: 1 P: 17	R: 0 E: 0 K: 2 S: 7	H: 0 LOB: 0 BB: 0 P: 11	R: 0 E: 0 K: 0 S: 7	H: 1 LOB: 1 BB: 0 P: 8		1B: 2 2B: 3 3B: 0 HR: 0	SF: 0 SAC: 0 DP: 0 HBP: 2	WP: 0 PB: 0 SB: 1 CS: 1	PA: 36						
<b>PITCHER</b>	IP	WLS	BF	H	R	ER	SO	BB	IBB	HBP	BLK	WP	HR	S	P	ERA	WHIP										
<b>33 James Shields, R</b> (1, 1) ERA: 3.0	7.0	W	29	4	2	2	5	3	0	2	0	0	0	58	103	2.57	1.000										
<b>22 Shawn Camp, R</b> (8, 1) ERA: 3.58	1.0	H	3	0	0	0	0	0	0	0	0	0	0	7	9	0.00	0.000										
<b>Brian Meadows, R</b> (9, 1) ERA: 4.75	1.0	S	4	1	0	0	0	0	0	0	0	0	0	5	8	0.00	1.000										

Batter	1	2	3	4	5	6	7	8	9	AB	R	H	RBI	BB	SO	LOB	BOTTOM										
<b>Julio Lugo, R</b> (1, 6) OBP: 0.316, SLG: 0.443	3-3 K	0-0 L4-3		4-2 13 1B BB		0-3 K				3	0	0	0	1	2	2	Arizona Diamondbacks @ Tampa Bay Devil Rays Tropicana Field, St. Petersburg, FL Wed Jun 21 2006, 7:15 PM EDT Att: 17,182 - Dome - 72 F										
<b>13 Carl Crawford, L</b> (1, 7) OBP: 0.359, SLG: 0.494	4-2 5 CS BB		2-0 5 2B 1B	0-0 SAFE SAFE	1-3 5 S 1B		2-3 K			3	1	2	0	1	1	0											
<b>5 Rocco Baldelli, R</b> (1, 8) OBP: 0.434, SLG: 0.633	1 SAFE 1 SAFE 1 SAFE 1 SAFE	3-1 1B	1-2 G4-3 1-H 2B	0-1 G5-3			4-0 BB			3	0	2	1	1	0	2											
<b>3 Jorge Cantu, R</b> (1, 4) OBP: 0.341, SLG: 0.444	2-3 K		0-3 K		0-1 G6-3		1-3 K			4	0	0	0	0	3	3											
<b>Aubrey Huff, L</b> (1, 5) OBP: 0.306, SLG: 0.329		1-2 L4	2-2 G4-3		1-2 G4-3 2B		0-2 P6			4	0	1	0	0	0	2											
<b>Tomas Perez, S</b> (8, 5) OBP: 0.210, SLG: 0.265			2-3 2B							0	0	0	0	0	0	0											
<b>Russell Branyan, L</b> (1, 9) OBP: 0.257, SLG: 0.516		1-0 31 1B BLK 2B	4-1 BB		0-0 G4-3		2-3 K			2	1	1	0	1	0	1											
<b>Damon Hollins, R</b> (8, 9) OBP: 0.279, SLG: 0.441			1-3 K2-3		0-0 G5-3			2-3 K		1	0	0	0	0	1	0											
<b>31 Jonny Gomes, R</b> (1, 10) OBP: 0.363, SLG: 0.538		0-1 2B 1B	1-3 K2-3		0-0 G5-3			3-2 2B		4	1	2	0	0	1	3											
<b>Toby Hall, R</b> (1, 2) OBP: 0.267, SLG: 0.410		0-1 1-H 2B		0-0 G4-3		1-0 L5		0-1 F8		4	0	1	1	0	0	1											
<b>Travis Lee, L</b> (1, 3) OBP: 0.278, SLG: 0.307		3-H 4-2 L4-3 BB		1-2 P5		0-2 G1-3		3-3 K		3	0	0	0	1	1	1											
<b>Inning Stats</b>	R: 0 E: 0 K: 2 S: 18	H: 1 LOB: 1 BB: 1 P: 28	R: 2 E: 0 K: 0 S: 13	H: 3 LOB: 1 BB: 1 P: 19	R: 1 E: 0 K: 2 S: 16	H: 2 LOB: 2 BB: 1 P: 25	R: 0 E: 0 K: 0 S: 11	H: 1 LOB: 2 BB: 1 P: 16	R: 0 E: 0 K: 1 S: 7	H: 0 LOB: 0 BB: 0 P: 8	R: 0 E: 0 K: 2 S: 11	H: 0 LOB: 1 BB: 1 P: 18	R: 0 E: 0 K: 2 S: 12	H: 1 LOB: 1 BB: 0 P: 20	1B: 4 2B: 6 3B: 0 HR: 0	SF: 0 SAC: 0 DP: 1 HBP: 0		WP: 0 PB: 0 SB: 1 CS: 1	PA: 36								
<b>PITCHER</b>	IP	WLS	BF	H	R	ER	SO	BB	IBB	HBP	BLK	WP	HR	S	P	ERA	WHIP										
<b>17 Brandon Webb, R</b> (1, 1) ERA: 2.48	6.0	L	28	8	3	3	5	4	0	0	1	0	0	72	104	4.50	2.000										
<b>Luis Vizcaino, R</b> (7, 1) ERA: 3.27	0.2		3	0	0	0	2	1	0	0	0	0	0	8	15	0.00	1.500										
<b>Randy Choate, L</b> (7, 1) ERA:	0.1		1	0	0	0	0	0	0	0	0	0	0	3	3	0.00	0.000										
<b>Brandon Lyon, R</b> (8, 1) ERA: 4.68	1.0		4	1	0	0	2	0	0	0	0	0	0	12	20	0.00	1.000										

Batter	1	2	3	4	5	6	7	8	9	AB	R	H	RBI	BB	SO	LOB	TOP										
<b>Craig Counsell, L</b> (1, 6) OBP: 0.336, SLG: 0.358	G3		F9			P6				3	0	0	0	1	0	1	<b>Arizona Diamondbacks @ Tampa Bay Devil Rays</b> <b>Tropicana Field, St. Petersburg, FL</b> Thu Jun 22 2006, 12:15 PM EDT Att: 17,888 - Dome - 72 F										
<b>22 Eric Byrnes, R</b> (1, 8) OBP: 0.355, SLG: 0.545	K		K			P4				4	0	0	0	0	3	2											
<b>Chad Tracy, L</b> (1, 5) OBP: 0.327, SLG: 0.458	K			K			1B			3	0	1	0	1	2	0											
<b>34 Conor Jackson, R</b> (1, 3) OBP: 0.353, SLG: 0.411		G4-3		K		F7				4	0	1	0	0	1	2											
<b>Shawn Green, L</b> (1, 9) OBP: 0.349, SLG: 0.443		G4-3			G6-3		F7			4	0	0	0	0	1	3											
<b>Damion Easley, R</b> (1, 4) OBP: 0.341, SLG: 0.463							F9			3	0	0	0	0	1	2											
<b>Tony Clark, S</b> (9, PH) OBP: 0.288, SLG: 0.381								G4-3		1	0	0	0	0	0	1											
<b>Johnny Estrada, S</b> (1, 2) OBP: 0.325, SLG: 0.464								G6-3		3	1	1	1	0	0	1											
<b>Andy Green, R</b> (1, 10) OBP: 0.359, SLG: 0.340										3	0	0	0	0	1	0											
<b>30 Jeff DaVanon, S</b> (1, 7) OBP: 0.372, SLG: 0.441										2	0	0	0	1	1	0											
<b>Inning Stats</b>	R: 0 H: 0 E: 0 K: 2 S: 11	H: 0 LOB: 0 BB: 0 P: 15	R: 0 H: 1 E: 0 K: 1 S: 7	LOB: 1 BB: 0 P: 13	R: 0 H: 0 E: 0 K: 2 S: 17	LOB: 1 BB: 1 P: 28	R: 0 H: 0 E: 0 K: 2 S: 9	H: 0 LOB: 0 BB: 0 P: 12	R: 0 H: 0 E: 0 K: 0 S: 6	LOB: 0 BB: 0 P: 11	R: 0 H: 0 E: 0 K: 1 S: 12	H: 0 LOB: 0 BB: 0 P: 16	R: 0 H: 1 E: 0 K: 0 S: 10	H: 1 LOB: 1 BB: 0 P: 12	R: 1 H: 1 E: 0 K: 1 S: 8	H: 1 LOB: 1 BB: 1 P: 15	R: 0 H: 0 E: 0 K: 1 S: 12	H: 0 LOB: 1 BB: 1 P: 20	1B: 1 2B: 1 3B: 0 HR: 1	SF: 0 SAC: 0 DP: 0 HBP: 0	WP: 0 PB: 0 SB: 1 CS: 0	PA: 33					
<b>PITCHER</b>	IP	WLS	BF	H	R	ER	SO	BB	IBB	HBP	BLK	WP	HR	S	P	ERA	WHIP										
<b>19 Scott Kazmir, L</b> (1, 1) ERA: 3.21	7.2	W	28	3	1	1	8	2	0	0	0	0	1	77	119	1.17	0.652										
<b>22 Shawn Camp, R</b> (8, 1) ERA: 3.55	0.1	H	1	0	0	0	1	0	0	0	0	0	0	3	3	0.00	0.000										
<b>Brian Meadows, R</b> (9, 1) ERA: 4.6	1.0	S	4	0	0	0	1	1	0	0	0	0	0	12	20	0.00	1.000										

Batter	1	2	3	4	5	6	7	8	9	AB	R	H	RBI	BB	SO	LOB	BOTTOM										
<b>Julio Lugo, R</b> (1, 6) OBP: 0.314, SLG: 0.436	K		F8			L5				3	0	0	0	1	1	1	<b>Arizona Diamondbacks @ Tampa Bay Devil Rays</b> <b>Tropicana Field, St. Petersburg, FL</b> Thu Jun 22 2006, 12:15 PM EDT Att: 17,888 - Dome - 72 F										
<b>13 Carl Crawford, L</b> (1, 7) OBP: 0.354, SLG: 0.487	K					P6				4	0	0	0	0	1	2											
<b>3 Jorge Cantu, R</b> (1, 4) OBP: 0.353, SLG: 0.471							1B			4	2	3	0	0	1	1											
<b>Aubrey Huff, L</b> (1, 5) OBP: 0.316, SLG: 0.357										4	1	3	3	0	0	1											
<b>Tomas Perez, S</b> (7, PR) OBP: 0.210, SLG: 0.265	F8									0	0	0	0	0	0	0											
<b>31 Jonny Gomes, R</b> (1, 10) OBP: 0.358, SLG: 0.529										4	0	0	0	0	3	3											
<b>14 Greg Norton, S</b> (1, 9) OBP: 0.325, SLG: 0.437										3	1	2	0	0	0	0											
<b>Russell Branyan, L</b> (7, 9) OBP: 0.255, SLG: 0.510										1	0	0	0	0	1	0											
<b>Ty Wigginton, R</b> (1, 3) OBP: 0.309, SLG: 0.463										3	0	1	1	1	0	2											
<b>Travis Lee, L</b> (9, 3) OBP: 0.278, SLG: 0.307										0	0	0	0	0	0	0											
<b>8 Josh Paul, R</b> (1, 2) OBP: 0.288, SLG: 0.377										4	0	0	0	0	3	2											
<b>Damon Hollins, R</b> (1, 8) OBP: 0.279, SLG: 0.442										4	0	1	0	0	0	2											
<b>Inning Stats</b>	R: 0 H: 1 E: 0 K: 2 S: 10	H: 0 LOB: 0 BB: 0 P: 13	R: 0 H: 0 E: 0 K: 1 S: 9	LOB: 0 BB: 0 P: 14	R: 0 H: 0 E: 0 K: 0 S: 5	LOB: 0 BB: 0 P: 6	R: 1 H: 3 E: 0 K: 1 S: 15	H: 3 LOB: 2 BB: 0 P: 22	R: 0 H: 1 E: 0 K: 1 S: 7	LOB: 1 BB: 0 P: 11	R: 3 H: 4 E: 0 K: 1 S: 19	H: 4 LOB: 1 BB: 0 P: 24	R: 0 H: 1 E: 0 K: 2 S: 11	H: 1 LOB: 2 BB: 1 P: 18	R: 0 H: 0 E: 0 K: 2 S: 10	H: 0 LOB: 1 BB: 1 P: 15	1B: 5 2B: 4 3B: 0 HR: 1	SF: 0 SAC: 0 DP: 0 HBP: 0	WP: 0 PB: 0 SB: 0 CS: 0	PA: 36							
<b>PITCHER</b>	IP	WLS	BF	H	R	ER	SO	BB	IBB	HBP	BLK	WP	HR	S	P	ERA	WHIP										
<b>31 Edgar Gonzalez, R</b> (1, 1) ERA: 6.0	6.0	L	27	9	4	4	6	0	0	0	0	0	1	65	90	6.00	1.500										
<b>Greg Aquino, R</b> (7, 1) ERA: 5.11	1.0		5	1	0	0	2	1	0	0	0	0	0	11	18	0.00	2.000										
<b>Jorge Julio, R</b> (8, 1) ERA: 3.51	1.0		4	0	0	0	2	1	0	0	0	0	0	10	15	0.00	1.000										

Batter	1	2	3	4	5	6	7	8	9	AB	R	H	RBI	BB	SO	LOB	TOP						
9 Chone Figgins, S OBP: 0.321, SLG: 0.342		G6-3		G4-1		G3		F7		5	1	1	0	0	0	1							
Orlando Cabrera, R OBP: 0.359, SLG: 0.437	L8			L9		K		P3		5	1	1	1	0	1	2							
27 Vladimir Guerrero, R OBP: 0.330, SLG: 0.496	P6	G1-3						G5-3	G5-3	5	0	1	0	0	0	1							
16 Garret Anderson, L Kevin Gregg, R		F7				F7			F8	4	2	1	0	1	0	1							
Mike Napoli, R OBP: 0.445, SLG: 0.615										3	3	3	2	2	0	0							
22 Kendrys Morales, S OBP: 0.291, SLG: 0.355			G4-3		K			G6-4-3		3	1	0	0	2	1	3							
6 Maicer Izturis, S			G5-3		FC4-6					3	0	1	3	1	0	2							
Adam Kennedy, L			L9				L3	SF8		2	0	0	2	1	0	0							
54 Ervin Santana, R Tim Salmon, R J.C. Romero, S Brendan Donnelly, R 65 Tommy Murphy, S	K			K				K		3	0	1	0	0	2	3							
<b>Inning Stats</b>	R: 3 E: 0 K: 1 S: 21	H: 2 LOB: 3 BB: 4 P: 42	R: 1 E: 0 K: 0 S: 9	H: 1 LOB: 0 BB: 0 P: 11	R: 1 E: 0 K: 0 S: 7	H: 1 LOB: 0 BB: 0 P: 11	R: 0 E: 0 K: 1 S: 8	H: 0 LOB: 0 BB: 0 P: 12	R: 0 E: 0 K: 1 S: 9	H: 1 LOB: 2 BB: 1 P: 15	R: 0 E: 0 K: 1 S: 8	H: 1 LOB: 1 BB: 0 P: 12	R: 3 E: 0 K: 1 S: 18	H: 2 LOB: 1 BB: 2 P: 33	R: 0 E: 0 K: 0 S: 16	H: 0 LOB: 0 BB: 0 P: 19	R: 0 E: 0 K: 0 S: 5	H: 1 LOB: 0 BB: 0 P: 8	1B: 4 2B: 3 3B: 0 HR: 2	SF: 1 SAC: 0 DP: 1 HBP: 0	WP: 0 PB: 0 SB: 0 CS: 0	PA: 42	
<b>PITCHER</b>	IP WLS BF H R ER SO BB IBB HBP BLK WP HR S P ERA WHIP																						
48 Enrique Gonzalez, R ERA: 4.65	4.0 L 20 4 5 5 2 4 0 0 0 0 0 2 45 76 11.25 2.000																						
Greg Aquino, R ERA: 4.73	2.0 9 2 0 0 2 1 0 0 0 0 0 0 17 27 0.00 1.500																						
Jose Valverde, R ERA: 7.28	1.0 7 2 3 3 1 2 0 0 0 0 0 0 18 33 27.00 4.000																						
28 Brandon Medders, R ERA: 3.19	1.0 3 0 0 0 0 0 0 0 0 0 0 0 16 19 0.00 0.000																						
Randy Choate, L ERA:	1.0 3 1 0 0 0 0 0 0 0 0 0 0 5 8 0.00 1.000																						

**Los Angeles Angels @ Arizona Diamondbacks**  
Chase Field, Phoenix, AZ  
Fri Jun 23 2006, 6:40 PM MST  
Att: 23,682 - Roof Closed - 81 F

AB 34  
R 8  
H 9  
RBI 8  
BB 7  
SO 5  
LOB 14

Batter	1	2	3	4	5	6	7	8	9	AB	R	H	RBI	BB	SO	LOB	BOTTOM						
Craig Counsell, L OBP: 0.333, SLG: 0.355	G5-3		K		F7			P5		5	0	1	0	0	1	2							
30 Jeff DaVanon, S OBP: 0.373, SLG: 0.432	G4-3						F8		K	3	1	0	0	2	1	1							
Luis Gonzalez, L OBP: 0.354, SLG: 0.407			G4-6-3				G4-3			4	0	2	0	1	0	2							
Chad Tracy, L OBP: 0.328, SLG: 0.465	G4-3							G4-3		4	1	1	1	1	1	2							
34 Conor Jackson, R OBP: 0.362, SLG: 0.415									P3	3	0	2	1	2	0	1							
Shawn Green, L OBP: 0.348, SLG: 0.440		L3				F4		K		4	0	1	0	0	1	5							
Johnny Estrada, S OBP: 0.329, SLG: 0.465						F8				4	0	2	0	0	0	5							
1 Orlando Hudson, S OBP: 0.323, SLG: 0.375	F8					G6-3		P5		4	0	0	0	0	4								
48 Enrique Gonzalez, R Tony Clark, S Greg Aquino, R Andy Green, R Jose Valverde, R 28 Brandon Medders, R 22 Eric Byrnes, R Randy Choate, L	R: 0 E: 0 K: 0 S: 8	H: 0 LOB: 1 BB: 1 P: 17	R: 0 E: 0 K: 0 S: 7	H: 1 LOB: 1 BB: 1 P: 11	R: 0 E: 0 K: 1 S: 8	H: 1 LOB: 1 BB: 1 P: 12	R: 1 E: 0 K: 1 S: 20	H: 3 LOB: 2 BB: 0 P: 29	R: 1 E: 0 K: 0 S: 11	H: 1 LOB: 3 BB: 3 P: 28	R: 0 E: 0 K: 0 S: 9	H: 1 LOB: 1 BB: 0 P: 11	R: 0 E: 0 K: 1 S: 9	H: 1 LOB: 1 BB: 0 P: 16	R: 0 E: 0 K: 0 S: 13	H: 1 LOB: 1 BB: 0 P: 20	R: 0 E: 0 K: 2 S: 11	H: 1 LOB: 1 BB: 0 P: 20	1B: 9 2B: 1 3B: 0 HR: 1	SF: 0 SAC: 0 DP: 2 HBP: 0	WP: 0 PB: 0 SB: 0 CS: 0	PA: 41	
<b>PITCHER</b>	IP WLS BF H R ER SO BB IBB HBP BLK WP HR S P ERA WHIP																						
54 Ervin Santana, R ERA: 4.03	6.0 W 29 7 2 2 2 6 0 0 0 0 0 0 1 63 108 3.00 2.167																						
J.C. Romero, L ERA: 8.14	1.0 4 1 0 0 1 0 0 0 0 0 0 0 9 16 0.00 1.000																						
Brendan Donnelly, R ERA: 3.07	1.0 4 1 0 0 0 0 0 0 0 0 0 0 13 20 0.00 1.000																						
Kevin Gregg, R ERA: 4.53	1.0 4 1 0 0 2 0 0 0 0 0 0 0 11 20 0.00 1.000																						

**Los Angeles Angels @ Arizona Diamondbacks**  
Chase Field, Phoenix, AZ  
Fri Jun 23 2006, 6:40 PM MST  
Att: 23,682 - Roof Closed - 81 F

AB 35  
R 2  
H 10  
RBI 2  
BB 6  
SO 5  
LOB 25

Batter	1	2	3	4	5	6	7	8	9	10	11	12	13	AB	R	H	RBI	BB	SO	LOB	TOP					
9 Chone Figgins, S OBP: 0.350, SLG: 0.340 (1.8)	G6-3		1B		L4		2B	1B	L8		K		G6-3	7	1	2	2	0	1	3						
Oriando Cabrera, R OBP: 0.350, SLG: 0.430 (1.8)		1B	F9		L7		2B		P3			F8		6	0	2	2	0	0	3						
27 Vladimir Guerrero, R OBP: 0.327, SLG: 0.463 (1.9)	K		K			F9	L7				16 F8	F7		6	0	1	0	0	2	4						
16 Garret Anderson, L OBP: 0.302, SLG: 0.422 (1.7)	F8		K			L6	K				2-3	F8		6	0	1	0	0	2	5						
Mike Napoli, R OBP: 0.432, SLG: 0.584 (1.2)		K			22 G6-4-3 BB			G5-3				K		5	0	0	0	1	3	2						
22 Kendrys Morales, S OBP: 0.285, SLG: 0.354 (1.3)		2B	G6-4-3			P4	L5						F9	6	0	1	0	0	0	2						
6 Maicer Izturis, S OBP: 0.439, SLG: 0.344 (1.5)		BB	F7			E 9 1B WP	G4-3				G3-1		G4-3	5	1	1	0	1	0	0						
Adam Kennedy, L OBP: 0.319, SLG: 0.367 (1.4)		K				40 SH5-4 2B	E3 20 9 HBP 1B		F7		L9		39 HR 1B	6	2	2	0	0	1	3						
40 Benito Santos, R J.C. Romero, L J.C. Romero, R Hector Carrasco, R Hector Carrasco, L Scott Shields, R Brendan Donnelly, R Francisco Rodriguez, R (1.1)	K					9 1B 2B	9 1B 2B HBP						3B HR 1B	1	0	0	0	0	0	1	2					
Inning Stats	R: 0 E: 0 K: 1 S: 8	H: 1 LOB: 1 BB: 0 P: 12	R: 0 E: 0 K: 3 S: 14	H: 1 LOB: 2 BB: 1 P: 22	R: 0 E: 0 K: 2 S: 12	H: 1 LOB: 1 BB: 0 P: 17	R: 0 E: 0 K: 0 S: 10	H: 0 LOB: 0 BB: 1 P: 20	R: 0 E: 0 K: 0 S: 8	H: 0 LOB: 0 BB: 0 P: 7	R: 4 E: 1 K: 1 S: 16	H: 3 LOB: 2 BB: 0 P: 25	R: 0 E: 0 K: 0 S: 4	H: 0 LOB: 0 BB: 0 P: 6	R: 0 E: 0 K: 0 S: 10	H: 0 LOB: 1 BB: 1 P: 18	R: 0 E: 0 K: 1 S: 16	H: 1 LOB: 1 BB: 0 P: 22	R: 0 E: 0 K: 0 S: 6	H: 1 LOB: 1 BB: 0 P: 6	R: 2 E: 0 K: 0 S: 16	H: 2 LOB: 0 BB: 0 P: 24	1B: 6 2B: 4 3B: 1 HR: 1	SF: 0 SAC: 1 DP: 1 HBP: 1	WP: 1 PB: 0 SB: 0 CS: 0	PA: 55
PITCHER	IP	WLS	BF	H	R	ER	SO	BB	IBB	HBP	BLK	WP	HR	S	P	ERA	WHIP									
Claudio Vargas, R ERA: 4.85 (1.1)	6.1		27	5	3	3	7	2	0	1	0	1	0	63	101	4.26	1.105									
Luis Vizcaino, R ERA: 3.51 (7.1)	0.1	B	3	2	1	0	0	0	0	0	0	0	0	7	9	0.00	6.000									
Randy Choate, L ERA: (7.1)	0.1		0	0	0	0	1	0	0	0	0	0	0	3	4	0.00	0.000									
Brandon Lyon, R ERA: 4.41 (8.1)	2.0		7	0	0	0	0	1	0	0	0	0	0	14	24	0.00	0.500									
Jorge Julio, R ERA: 3.31 (10.1)	2.0		8	2	0	0	2	0	0	0	0	0	0	22	31	0.00	1.000									

Los Angeles Angels @ Arizona Diamondbacks  
Chase Field, Phoenix, AZ  
Sat Jun 24 2006, 6:40 PM MST  
Att. 33,514 - Roof Closed - 78 F

AB 50  
R 6  
H 12  
RBI 6  
BB 3  
SO 10  
LOB 24




Batter	1	2	3	4	5	6	7	8	9	10	11	12	13	AB	R	H	RBI	BB	SO	LOB	BOTTOM									
Craig Counsell, L OBP: 0.351, SLG: 0.364 (1.6)	P3		G3		HR				SH5-4			G3		5	1	1	1	0	1	2										
30 Jeff DaVanon, S OBP: 0.371, SLG: 0.428 (1.9)	BB		34 CS BB		E4		G6-3					G6-3		6	0	2	0	0	1	2										
Luis Gonzalez, L OBP: 0.397, SLG: 0.402 (1.7)	34 G6-4-3 BB				F7		K					G6-3		3	0	0	0	3	1	1										
34 Conor Jackson, R OBP: 0.360, SLG: 0.409 Brandon Lyon, R (8.1)	G6-4-3				F8		F8					F8		3	0	0	0	1	0	5										
Shawn Green, L OBP: 0.346, SLG: 0.438 (9. PH)														0	0	0	0	0	0	0										
Jorge Julio, R OBP: 0.348, SLG: 0.327 (10.1)														1	0	0	0	0	0	0										
Andy Green, R OBP: 0.348, SLG: 0.327 (12.4)														1	0	0	0	0	0	0										
Chad Tracy, L OBP: 0.326, SLG: 0.461 (1.5)		1 HR 1B			2B HBP									5	2	1	0	0	2	2										
22 Eric Byrnes, R OBP: 0.345, SLG: 0.528 (1.8)		P3			K									6	0	0	0	0	4	2										
Johnny Estrada, S OBP: 0.329, SLG: 0.466 (1.2)														6	0	2	1	0	2	1										
1 Orlando Hudson, S OBP: 0.324, SLG: 0.391 28 Brandon Medders, R(12.1)														5	1	2	2	0	1	1										
Claudio Vargas, R ERA: 5.74 (1.1)	5.2		27	8	4	4	4	2	0	1	0	0	0	62	92	6.35	1.765													
J.C. Romero, L ERA: 6.03 (8.1)	0.1		1	0	0	0	1	0	0	0	0	0	0	3	6	0.00	0.000													
Hector Carrasco, R ERA: 4.4 (7.1)	2.0		7	0	0	0	2	1	0	0	0	0	0	15	25	0.00	0.500													
62 Scott Shields, R ERA: 1.01 (8.1)	2.0		8	1	0	0	5	0	1	0	0	0	0	19	35	0.00	0.500													
Brendan Donnelly, R ERA: 2.87 (11.1)	2.0	W	6	0	0	0	0	0	0	0	0	0	0	12	17	0.00	0.000													
Inning Stats	R: 0 E: 0 K: 0 S: 7	H: 1 LOB: 1 BB: 1 P: 13	R: 2 E: 0 K: 1 S: 10	H: 2 LOB: 0 BB: 0 P: 14	R: 0 E: 0 K: 0 S: 10	H: 1 LOB: 1 BB: 1 P: 10	R: 1 E: 0 K: 2 S: 11	H: 1 LOB: 1 BB: 0 P: 18	R: 1 E: 1 K: 1 S: 18	H: 1 LOB: 1 BB: 0 P: 30	R: 0 E: 0 K: 1 S: 9	H: 2 LOB: 2 BB: 0 P: 13	R: 0 E: 0 K: 1 S: 8	H: 0 LOB: 1 BB: 1 P: 16	R: 0 E: 0 K: 1 S: 7	H: 0 LOB: 0 BB: 0 P: 9	R: 0 E: 0 K: 2 S: 9	H: 1 LOB: 2 BB: 1 P: 17	R: 0 E: 0 K: 0 S: 10	H: 0 LOB: 0 BB: 0 P: 18	R: 0 E: 0 K: 0 S: 6	H: 0 LOB: 0 BB: 0 P: 7	R: 0 E: 0 K: 0 S: 6	H: 0 LOB: 0 BB: 0 P: 10	R: 0 E: 0 K: 1 S: 6	H: 0 LOB: 0 BB: 0 P: 9	1B: 5 2B: 2 3B: 0 HR: 2	SF: 0 SAC: 1 DP: 1 HBP: 1	WP: 0 PB: 0 SB: 0 CS: 1	PA: 52
PITCHER	IP	WLS	BF	H	R	ER	SO	BB	IBB	HBP	BLK	WP	HR	S	P	ERA	WHIP													
Francisco Rodriguez, R ERA: 3.0 (15.1)	1.0	S	3	0	0	0	1	0	0	0	0	0	0	6	9	0.00	0.000													

Los Angeles Angels @ Arizona Diamondbacks  
Chase Field, Phoenix, AZ  
Sat Jun 24 2006, 6:40 PM MST  
Att. 33,514 - Roof Closed - 78 F


AB 46  
R 4  
H 9  
RBI 4  
BB 4  
SO 13  
LOB 21





Batter	1	2	3	4	5	6	7	8	9	AB	R	H	RBI	BB	SO	LOB	TOP				
6 Maicer Izturis, S OBP: 0.413, SLG: 0.306 (1, 5)	4-2 G3 WP BB		0-2 G3-1		1-0 F7		0-0 G6-3		0-1 L7	4	1	0	0	1	0	1					
Adam Kennedy, L OBP: 0.318, SLG: 0.365 Kevin Gregg, R (7, 1)	2-2 G3		1-1		1-2 G3-1		1-1 F7		1-2 F7	4	0	1	0	0	0	1					
16 Garret Anderson, L (9, PH) OBP: 0.301, SLG: 0.421	1-3		CS 1B							1	0	0	0	0	0	1					
Orlando Cabrera, R OBP: 0.361, SLG: 0.438 (1, 6)	2-1 F8		CS	4-0 1B 22 1B BB	1-2 F9				1-1 S 1B	3	1	1	0	1	0	0					
27 Vladimir Guerrero, R OBP: 0.326, SLG: 0.490 (1, 9)	0-1 G6-3			1-2 P5		0-0 G1-6-3 1B			2-3 K	4	0	1	0	0	1	2					
Tim Salmon, R OBP: 0.388, SLG: 0.493 32 Erick Aybar, S OBP: 0.333, SLG: 0.583 (8, PR) (8, 4)		4-2 22 G3-1 65 SH1-3 BB		1-2 22 1B 65 2B 1B		1-0 G1-6-3 1B			4-1 22 L4-3 BB	2	2	1	0	2	0	1					
22 Kendrys Morales, S OBP: 0.291, SLG: 0.365 (1, 3)	2-1 G3-1		3-2 65 2B FC4-2 1B		0-0 HR				1-2 L4-3	4	1	2	2	0	0	3					
65 Tommy Murphy, S OBP: 0.311, SLG: 0.450 (1, 8)	1-0 SH1-3		1-0 FC4-2 2B		0-0 G1-3				1-3 K	3	0	1	2	0	1	0					
José Molina, R OBP: 0.262, SLG: 0.304 9 Chone Figgins, S OBP: 0.324, SLG: 0.349 (7, PH) (7, 4) (8, 7)	2-3 K		0-1 FC4-2			0-2 G5-3 3B			4-1 S BB	2	0	0	0	0	1	2					
45 Kelvim Escobar, R (1, 1) J.C. Romero, S (5, 1) Mike Napoli, R OBP: 0.433, SLG: 0.578 (7, PH) (7, 2)			2-3 K		2-2 G5-3				4-2 16 DJ BB	2	0	0	0	0	2	2					
Inning Stats	R: 1 E: 0 K: 0 S: 12	H: 0 LOB: 0 BB: 1 P: 20	R: 1 E: 0 K: 1 S: 8	H: 0 LOB: 2 BB: 1 P: 17	R: 0 E: 0 K: 1 S: 10	H: 1 LOB: 0 BB: 0 P: 13	R: 2 E: 0 K: 1 S: 20	H: 3 LOB: 2 BB: 1 P: 32	R: 0 E: 0 K: 0 S: 7	H: 2 LOB: 0 BB: 0 P: 10	R: 1 E: 0 K: 0 S: 4	H: 1 LOB: 0 BB: 0 P: 13	R: 0 E: 0 K: 1 S: 9	H: 1 LOB: 1 BB: 2 P: 17	R: 1 E: 0 K: 1 S: 18	H: 0 LOB: 1 BB: 2 P: 28	1B: 5 2B: 2 3B: 1 HR: 1	SF: 0 SAC: 1 DP: 2 HBP: 0	WP: 5 PB: 0 SB: 2 CS: 1	PA: 39	
PITCHER	IP	WLS	BF	H	R	ER	SO	BB	IBB	HBP	BLK	WP	HR	S	P	ERA	WHIP				
Miguel Batista, R ERA: 5.21 Luis Vizcaino, R ERA: 3.48 Brandon Lyon, R ERA: 4.33 Jorge Julio, R ERA: 3.47	7.0	W	29	7	6	6	3	3	0	0	0	3	1	71	110	7.71	1.429				

**Los Angeles Angels @ Arizona Diamondbacks**  
 Chase Field, Phoenix, AZ  
 Sun Jun 25 2006, 1:40 PM MST  
 Att: 24,788 - Roof Closed - 78 F  
  
**AB** 31  
**R** 7  
**H** 8  
**RBI** 5  
**BB** 6  
**SO** 5  
**LOB** 13  


Batter	1	2	3	4	5	6	7	8	9	AB	R	H	RBI	BB	SO	LOB	BOTTOM				
Craig Counsell, L OBP: 0.332, SLG: 0.368 (1, 6)	2-1 G4-3		0-1	1-2 P2	1-1			3-2 G3-1		5	0	2	2	0	0	1					
30 Jeff DaVanon, S OBP: 0.372, SLG: 0.426 (1, 8)	0-3 K		1-2 2-3 3-H 1B	4-2 L8	2-1 L8			2-2 SF7		3	1	1	1	1	1	1					
Luis Gonzalez, L OBP: 0.361, SLG: 0.402 (1, 7)	1-1 1B		0-0 F6	1-0 G3		4-2 G3-6-3 BB		4-2 1B		3	0	1	0	2	0	4					
Chad Tracy, L OBP: 0.326, SLG: 0.456 (1, 5)	3-3 K		1-0 G6-3		4-2 34 1B HR BB	1-0 G3-6-3		1-1 SF7		3	1	0	1	1	1	4					
34 Conor Jackson, R OBP: 0.369, SLG: 0.423 Jorge Julio, R (9, 1)		2-2 1B 1B 1B	2-1 F7 FC5-2 2B		0-2 1HR 1B	0-1		1-0 F9		5	2	4	0	0	0	1					
Shawn Green, L OBP: 0.345, SLG: 0.436 (1, 9)	1-1 19 BB 1B 1B		0-0 F7		1-3 K	2-1 G4-3				4	1	1	0	0	1	4					
1 Orlando Hudson, S OBP: 0.392, SLG: 0.495 (1, 4)	0-1 1B 19 BB 1B		0-2 FC5-2 19 CS		0-0 HR	2-2 G5-3				4	2	2	4	0	0	1					
19 Chris Snyder, R OBP: 0.367, SLG: 0.447 (1, 2)	4-2 1B 30 SF7 BB		4-2 CS		4-2 30 BB SH3-4 2B BB	2-3 K				1	2	0	0	3	1	0					
Miguel Batista, R OBP: 0.152, SLG: 0.152 Andy Green, R OBP: 0.343, SLG: 0.321 Luis Vizcaino, R Brandon Lyon, R Tony Clark, S OBP: 0.292, SLG: 0.384 (7, PH) (8, 1) (8, 1) (9, 3)	0-1 1B		1-3 K		0-0 SH3-4	2-3 K				2	0	1	1	0	1	1					
Inning Stats	R: 0 E: 0 K: 2 S: 11	H: 1 LOB: 1 BB: 0 P: 17	R: 4 E: 0 K: 0 S: 16	H: 5 LOB: 2 BB: 1 P: 24	R: 0 E: 0 K: 0 S: 7	H: 1 LOB: 0 BB: 0 P: 9	R: 0 E: 0 K: 1 S: 15	H: 0 LOB: 2 BB: 2 P: 26	R: 4 E: 0 K: 1 S: 17	H: 3 LOB: 1 BB: 2 P: 29	R: 0 E: 0 K: 0 S: 8	H: 1 LOB: 1 BB: 1 P: 15	R: 0 E: 0 K: 2 S: 9	H: 0 LOB: 0 BB: 0 P: 15	R: 1 E: 0 K: 0 S: 13	H: 1 LOB: 1 BB: 1 P: 24	1B: 9 2B: 2 3B: 0 HR: 1	SF: 2 SAC: 1 DP: 1 HBP: 0	WP: 0 PB: 0 SB: 1 CS: 1	PA: 42	
PITCHER	IP	WLS	BF	H	R	ER	SO	BB	IBB	HBP	BLK	WP	HR	S	P	ERA	WHIP				
45 Kelvim Escobar, R ERA: 4.13 J.C. Romero, L ERA: 7.62 Kevin Gregg, R ERA: 4.69	4.2	L	27	9	8	8	4	5	0	0	0	0	0	12	22	0.00	2.250				

**Los Angeles Angels @ Arizona Diamondbacks**  
 Chase Field, Phoenix, AZ  
 Sun Jun 25 2006, 1:40 PM MST  
 Att: 24,788 - Roof Closed - 78 F  
  
**AB** 31  
**R** 9  
**H** 12  
**RBI** 9  
**BB** 7  
**SO** 6  
**LOB** 17  




Batter	1	2	3	4	5	6	7	8	9	AB R H RBI BB SO LOB	TOP											
51 Ichiro Suzuki, L (1, 9) OBP: 0.409, SLG: 0.447	4-2 29 1B	0-1 29 1B		1-1 F9			2-0 FC4 29 2B		2-0 F9	4 2 1 0 1 0 0	<b>Seattle Mariners @ Arizona Diamondbacks</b> Chase Field, Phoenix, AZ Tue Jun 27 2006, 6:40 PM MST Att: 25,068 - Roof Closed - 81 F  <b>livebaseballscores.com</b>  <b>AB 39</b> <b>R 11</b> <b>H 12</b> <b>RBI 10</b> <b>BB 4</b> <b>SO 5</b> <b>LOB 11</b>  											
29 Adrian Beltré, R (1, 5) OBP: 0.317, SLG: 0.386	1-1 4 3B	1-1 G5-3		2-2 G6-3			0-1 G3-1 2B		1-0 2B	5 2 3 1 0 0 1												
4 Jose Lopez, R (1, 4) OBP: 0.315, SLG: 0.467	2-2 1B	2-1 G5-3			1-1 G5-3		0-1 G1-3		1-1 F8	5 1 1 2 0 0 3												
Raul Ibanez, L (1, 7) OBP: 0.355, SLG: 0.531	1-1 2 HR		2-3 K		3-2 G6-4-3 1B		3-2 G3-1		4-0 2B 2 HR	4 2 2 1 1 1 1												
Richie Sexson, R (1, 3) OBP: 0.297, SLG: 0.421	1-3 K		1-3 G6-3		2-2 G6-4-3		0-0 G5-3		0-0 2 HR	5 1 1 1 0 1 3												
2 Kenji Johjima, R (1, 2) OBP: 0.340, SLG: 0.479	1-2 HR		4-2 7 1B			1-2 F8		1-1 G1-3	0-1 HR	4 2 2 5 1 0 0												
7 Jeremy Reed, L (1, 8) OBP: 0.272, SLG: 0.377	0-3 K		0-0 7 FC6-4 1B			0-0 F9		2-1 G4-3	2-3 G4-3	5 0 1 0 0 1 0												
7 Yuniesky Betancourt, R (1, 6) OBP: 0.309, SLG: 0.417	2-3 K		0-0 FC6-4			1-0 G4-3		4-2 BB		3 0 0 0 1 1 2												
56 Jarrod Washburn, L (7, PH) ERA: 2.85 George Sherrill, L (7, 1) 40 Julio Mateo, R (7, 1) Eddie Guardado, R (7, 1) Carl Everett, S (8, PH) 49 Jake Woods, L (8, 1) 20 J.J. Putz, R (9, 1)		1-3 K		0-1 G4-3			1-0 51 E 2B	1-1 SAFE 2-1 F8		2 0 0 0 0 1 0 1 1 1 0 1 0 0 0 0 0 1 0 0 0 0 0 0 0												
<b>Inning Stats</b>	R: 5 E: 0 K: 3 S: 23	H: 4 LOB: 0 BB: 1 P: 35	R: 0 E: 0 K: 1 S: 10	H: 1 LOB: 1 BB: 0 P: 14	R: 0 E: 0 K: 1 S: 10	H: 1 LOB: 2 BB: 1 P: 18	R: 0 E: 0 K: 0 S: 7	H: 0 LOB: 0 BB: 0 P: 10	R: 0 E: 0 K: 0 S: 6	H: 0 LOB: 0 BB: 0 P: 8	R: 2 E: 1 K: 0 S: 10	H: 2 LOB: 1 BB: 0 P: 16	R: 0 E: 0 K: 0 S: 8	H: 0 LOB: 1 BB: 1 P: 17	R: 4 E: 0 K: 0 S: 8	H: 3 LOB: 0 BB: 1 P: 17	1B: 5 2B: 4 3B: 1 HR: 2	SF: 0 SAC: 0 DP: 1 HBP: 0	WP: 0 PB: 0 SB: 1 CS: 0	PA: 43		
<b>PITCHER</b>	IP WLS BF H R ER SO BB IBB HBP BLK WP HR S P ERA WHIP	<b>17 Brandon Webb, R (1, 1)</b> ERA: 2.85 <b>28 Brandon Medders, R (8, 1)</b> ERA: 3.44 <b>Brandon Lyon, R (9, 1)</b> ERA: 5.2																				
Batter	1	2	3	4	5	6	7	8	9	AB R H RBI BB SO LOB	BOTTOM											
Craig Counsell, L (1, 6) OBP: 0.326, SLG: 0.361	1-3 K	0-1 FC3-6			2-2 G6-3				0-1 F8	5 0 0 0 0 2 3	<b>Seattle Mariners @ Arizona Diamondbacks</b> Chase Field, Phoenix, AZ Tue Jun 27 2006, 6:40 PM MST Att: 25,068 - Roof Closed - 81 F  <b>livebaseballscores.com</b>  <b>AB 37</b> <b>R 7</b> <b>H 10</b> <b>RBI 7</b> <b>SO 8</b> <b>LOB 15</b>  											
22 Eric Byrnes, R (1, 8) OBP: 0.346, SLG: 0.534	1-3 K	2-1 P3			2-3 K		3-2 2B		3-1 G4-3 2B	5 1 2 2 0 2 1												
Chad Tracy, L (1, 5) OBP: 0.327, SLG: 0.462	2-2 HR		1-2 L4		3-3 K		2-2 2B		2-2 G4-3	5 1 2 1 0 1 1												
34 Conor Jackson, R (1, 3) OBP: 0.377, SLG: 0.423	4-2 HR		1-1 1B			2-2 F8	2-1 HBP		4-1 BB	2 1 1 0 2 0 0												
Luis Gonzalez, L (1, 7) OBP: 0.358, SLG: 0.409	0-1 HR		2-0 L8			2-0 P6	1-3 K		2-1 L7	5 1 1 3 0 1 5												
Johnny Estrada, S (1, 2) OBP: 0.323, SLG: 0.457	0-0 G6-3		0-0 F9			1-1 G6-3		1-0 F9		4 0 0 0 0 0 1												
Shawn Green, L (1, 9) OBP: 0.351, SLG: 0.455		1-1 HR		2-3 K			1-2 PB 22 2B	3-1 FC6-5 2B		4 2 3 1 0 1 0												
1 Orlando Hudson, S (1, 4) OBP: 0.325, SLG: 0.400		1-1 P3		0-0 G6-3			4-1 PB 22 2B	0-1 FC6-5 30 FC6-4		3 1 0 0 1 0 1												
17 Brandon Webb, R (1, 1) OBP: 0.171, SLG: 0.200 Damion Easley, R (7, PH) 28 Brandon Medders, R (8, 1) 30 Jeff DaVanon, S (8, PH) Brandon Lyon, R (9, 1)		1-1 1B		0-1 G6-3			2-3 K	2-1 SAFE FC6-4		2 0 1 0 0 0 0 1 0 0 0 0 1 2 0 0 0 0 0 0 0 1 0 0 0 0 0 1 0 0 0 0 0 0 0												
<b>Inning Stats</b>	R: 3 E: 0 K: 2 S: 15	H: 2 LOB: 0 BB: 1 P: 23	R: 1 E: 0 K: 0 S: 10	H: 2 LOB: 1 BB: 0 P: 15	R: 0 E: 0 K: 0 S: 7	H: 1 LOB: 1 BB: 0 P: 11	R: 0 E: 0 K: 1 S: 7	H: 0 LOB: 0 BB: 0 P: 9	R: 0 E: 0 K: 2 S: 13	H: 0 LOB: 0 BB: 0 P: 20	R: 0 E: 0 K: 0 S: 6	H: 0 LOB: 0 BB: 0 P: 11	R: 3 E: 0 K: 3 S: 22	H: 3 LOB: 2 BB: 1 P: 37	R: 0 E: 0 K: 0 S: 7	H: 1 LOB: 1 BB: 0 P: 13	R: 0 E: 0 K: 0 S: 10	H: 1 LOB: 2 BB: 1 P: 21	1B: 3 2B: 5 3B: 0 HR: 2	SF: 0 SAC: 0 DP: 0 HBP: 1	WP: 0 PB: 1 SB: 0 CS: 0	PA: 41
<b>PITCHER</b>	IP WLS BF H R ER SO BB IBB HBP BLK WP HR S P ERA WHIP	<b>56 Jarrod Washburn, L (1, 1)</b> ERA: 4.91 <b>George Sherrill, L (7, 1)</b> ERA: 3.39 <b>40 Julio Mateo, R (7, 1)</b> ERA: 4.67 <b>Eddie Guardado, L (7, 1)</b> ERA: 5.4 <b>49 Jake Woods, L (8, 1)</b> ERA: 4.65  <b>20 J.J. Putz, R (9, 1)</b> ERA: 2.48																				



Batter	1	2	3	4	5	6	7	8	9	AB	R	H	RBI	BB	SO	LOB	TOP								
51 Ichiro Suzuki, L (1,9) OBP: 0.404, SLG: 0.440										5	0	0	0	0	0	3	Seattle Mariners @ Arizona Diamondbacks Chase Field, Phoenix, AZ Thu Jun 29 2006, 6:40 PM MST Att: 20,649 - Roof Closed - 82 F								
29 Adrian Beltré, R (1,5) OBP: 0.326, SLG: 0.410										3	1	2	0	1	1	0									
4 Jose Lopez, R (1,4) OBP: 0.318, SLG: 0.476										4	0	1	1	0	0	2									
Raul Ibanez, L (1,7) OBP: 0.357, SLG: 0.535										4	1	1	1	0	1	1									
Richie Sexson, R (1,3) OBP: 0.295, SLG: 0.421										4	0	1	0	0	0	1									
2 Kenji Johjima, R (1,2) OBP: 0.347, SLG: 0.486										3	0	1	0	1	0	0									
16 Willie Bloomquist, R (9, PR) OBP: 0.333, SLG: 0.356										4	0	0	0	0	0	2									
30 René Rivera, R (9, 2) OBP: 0.214, SLG: 0.325										4	0	1	1	0	0	2									
7 Jeremy Reed, L (1,8) OBP: 0.270, SLG: 0.385										4	0	0	0	0	2	3									
7 Yuniesky Betancourt, R (1,6) OBP: 0.307, SLG: 0.412										4	0	1	1	0	0	2									
Gil Meche, R (1,1)										2	0	0	0	0	1	0									
Carl Everett, S (8, PH) OBP: 0.333, SLG: 0.390										1	0	0	0	0	0	0									
Eddie Guardado, R (8, 1)										0	0	0	0	0	0	0									
Roberto Petagine, L (9, PH) OBP: 0.333, SLG: 0.400										0	0	0	0	1	0	0									
20 J.J. Putz, R (9, 1)										0	0	0	0	0	0	0									
<b>Inning Stats</b>	R: 1 E: 0 K: 1 S: 11	H: 2 LOB: 1 BB: 0 P: 19	R: 0 E: 0 K: 0 S: 6	H: 0 LOB: 0 BB: 0 P: 11	R: 0 E: 0 K: 0 S: 6	H: 0 LOB: 1 BB: 1 P: 15	R: 0 E: 0 K: 0 S: 7	H: 0 LOB: 0 BB: 0 P: 14	R: 0 E: 0 K: 1 S: 8	H: 0 LOB: 0 BB: 0 P: 9	R: 0 E: 0 K: 1 S: 9	H: 1 LOB: 2 BB: 1 P: 12	R: 0 E: 0 K: 1 S: 11	H: 1 LOB: 1 BB: 1 P: 20	R: 0 E: 0 K: 0 S: 13	H: 1 LOB: 1 BB: 0 P: 16	R: 2 E: 0 K: 1 S: 14	H: 3 LOB: 3 BB: 1 P: 25	1B: 2 2B: 2 3B: 2 HR: 1	SF: 0 SAC: 0 DP: 0 HBP: 0	WP: 0 PB: 1 SB: 0 CS: 0	PA: 37			
<b>PITCHER</b>	IP WLS BF H R ER SO BB IBB HBP BLK WP HR S P ERA WHIP	7.0 26 3 1 1 4 2 0 0 0 0 0 58 100 1.29 0.714	1.0 4 1 0 0 0 0 0 0 0 0 0 13 16 0.00 1.000	1.0 L 7 3 2 2 1 1 0 0 0 0 0 1 14 25 18.00 4.000																					



Batter	1	2	3	4	5	6	7	8	9	AB	R	H	RBI	BB	SO	LOB	BOTTOM						
Craig Counsell, L (1,6) OBP: 0.326, SLG: 0.358										3	0	1	0	1	1	0	Seattle Mariners @ Arizona Diamondbacks Chase Field, Phoenix, AZ Thu Jun 29 2006, 6:40 PM MST Att: 20,649 - Roof Closed - 82 F						
22 Eric Byrnes, R (1,8) OBP: 0.348, SLG: 0.542										4	0	2	1	0	1	2							
Chad Tracy, L (1,5) OBP: 0.331, SLG: 0.461										4	0	1	0	0	0	3							
34 Conor Jackson, R (1,3) OBP: 0.374, SLG: 0.414										4	0	1	0	0	1	1							
Jorge Julio, R (9, 1)										0	0	0	0	0	0	0							
Luis Gonzalez, L (1,7) OBP: 0.353, SLG: 0.399										4	0	0	0	0	1	2							
Shawn Green, L (1,9) OBP: 0.351, SLG: 0.462										4	0	2	0	0	1	0							
1 Orlando Hudson, S (1,4) OBP: 0.323, SLG: 0.393										4	0	0	0	0	1	1							
19 Chris Snyder, R (1,2) OBP: 0.355, SLG: 0.430										3	0	0	0	0	1	1							
30 Jeff DaVanon, S (9, PH) OBP: 0.365, SLG: 0.412										0	0	0	0	1	0	0							
48 Enrique Gonzalez, R (1,1) OBP: 0.250, SLG: 0.250										2	2	1	0	0	0	0							
Andy Green, R (7, PH) OBP: 0.333, SLG: 0.310										1	0	0	0	0	0	0							
Brandon Lyon, R (8, 1)										0	0	0	0	0	0	0							
Tony Clark, S (9, 3) OBP: 0.287, SLG: 0.376										1	0	0	0	0	0	1							
<b>Inning Stats</b>	R: 0 E: 0 K: 2 S: 15	H: 1 LOB: 1 BB: 0 P: 21	R: 0 E: 0 K: 1 S: 9	H: 1 LOB: 1 BB: 0 P: 14	R: 1 E: 0 K: 0 S: 15	H: 2 LOB: 0 BB: 0 P: 22	R: 0 E: 0 K: 1 S: 7	H: 0 LOB: 0 BB: 0 P: 13	R: 1 E: 1 K: 0 S: 12	H: 1 LOB: 2 BB: 1 P: 21	R: 0 E: 0 K: 0 S: 5	H: 1 LOB: 0 BB: 0 P: 8	R: 0 E: 0 K: 1 S: 9	H: 2 LOB: 2 BB: 0 P: 14	R: 0 E: 0 K: 2 S: 9	H: 0 LOB: 1 BB: 1 P: 16	1B: 6 2B: 1 3B: 1 HR: 0	SF: 0 SAC: 0 DP: 1 HBP: 0	WP: 0 PB: 0 SB: 0 CS: 1	PA: 37			
<b>PITCHER</b>	IP WLS BF H R ER SO BB IBB HBP BLK WP HR S P ERA WHIP	7.0 27 6 2 1 4 1 0 0 0 0 0 73 114 1.29 1.000	1.0 W 5 2 0 0 1 0 0 0 0 0 0 9 14 0.00 2.000	1.0 S 4 0 0 0 0 2 1 0 0 0 0 0 9 16 0.00 1.000																			




Batter	1	2	3	4	5	6	7	8	9	AB	R	H	RBI	BB	SO	LOB	TOP
Craig Counsell, L OBP: 0.324, SLG: 0.359	G4-3		1B	P6		F8		G4-3		5	1	1	0	0	0	3	
22 Eric Byrnes, R OBP: 0.350, SLG: 0.537	G5-3		1B	L9			G6-3 34 BB WP	P4		4	1	1	0	1	0	2	
Chad Tracy, L OBP: 0.332, SLG: 0.460	P2		1B					F8		5	0	2	1	0	1	1	
34 Conor Jackson, R Tony Clark, S OBP: 0.374, SLG: 0.409 OBP: 0.287, SLG: 0.376		FC3-6 BB	G3		G5-4-3		WP G6-3 1B BB		K	3	1	0	0	2	1	3	
Luis Gonzalez, L OBP: 0.353, SLG: 0.400	L9			1B			G6-3	G3-4-1		4	1	1	0	1	0	3	
Johnny Estrada, S OBP: 0.332, SLG: 0.461	F9			1B						5	2	3	1	0	0	2	
Shawn Green, L OBP: 0.355, SLG: 0.471	FC3-6			1B						5	0	3	2	0	1	2	
1 Orlando Hudson, S OBP: 0.326, SLG: 0.393			G4-3							3	0	1	0	1	0	1	
30 Jeff DaVanon, S Damion Easley, R OBP: 0.359, SLG: 0.406 OBP: 0.333, SLG: 0.450			G1-3	SF7		G4-3				2	0	0	1	0	0	1	
										1	0	0	0	0	1	2	
<b>Inning Stats</b>	R: 0 E: 0 K: 0 S: 7	H: 0 LOB: 0 BB: 0 P: 11	R: 0 E: 0 K: 0 S: 4	H: 1 LOB: 1 BB: 1 P: 11	R: 1 E: 0 K: 0 S: 20	H: 2 LOB: 2 BB: 1 P: 33	R: 2 E: 0 K: 0 S: 16	H: 4 LOB: 2 BB: 0 P: 22	R: 0 E: 0 K: 0 S: 11	H: 1 LOB: 1 BB: 0 P: 19	R: 3 E: 0 K: 2 S: 19	H: 3 LOB: 2 BB: 2 P: 38	R: 0 E: 0 K: 2 S: 11	H: 1 LOB: 1 BB: 0 P: 15	1B: 8 2B: 4 3B: 0 HR: 0	SF: 1 SAC: 0 DP: 1 HBP: 0	WP: 1 PA: 43 PB: 0 SB: 0 CS: 0
<b>PITCHER</b>	IP WLS BF H R ER SO BB IBB HBP BLK WP HR S P ERA WHIP																
Kirk Saarloos, R ERA: 4.61	(1, 1) 5.1 26 8 3 3 0 3 0 0 0 0 0 0 58 98 5.06 2.062																
51 Brad Halsey, L ERA: 4.0	(6, 1) 1.2 L 10 3 3 3 2 1 1 0 0 0 1 0 26 50 16.20 2.400																
Scott Sauerbeck, L ERA: 5.17	(8, 1) 1.0 3 0 0 0 0 0 0 0 0 0 0 0 5 7 0.00 0.000																
50 Kiko Calero, R ERA: 3.62	(9, 1) 1.0 4 1 0 0 2 0 0 0 0 0 0 0 11 15 0.00 1.000																

Arizona Diamondbacks @ Oakland Athletics  
McAfee Coliseum, Oakland, CA  
Fri Jun 30 2006, 10:05 PM EDT  
Att: 16,756 - Clear - 65 F

livebaseballscorecards.com

AB	37
R	6
H	12
RBI	5
BB	5
SO	4
LOB	20




Batter	1	2	3	4	5	6	7	8	9	AB	R	H	RBI	BB	SO	LOB	BOTTOM
21 Mark Kotsay, L OBP: 0.313, SLG: 0.375	G6-3		P5			F8		P4		5	0	0	0	0	0	3	
Nick Swisher, S OBP: 0.384, SLG: 0.530	L4					G3-1		F7		4	0	0	0	1	0	0	
7 Bobby Crosby, R OBP: 0.308, SLG: 0.379	G5-3		L9				HBP 14 BB 2B	K		5	1	1	0	0	1	2	
Frank Thomas, R OBP: 0.354, SLG: 0.513		K	P5				HBP 14 BB 2B	F8		3	1	0	0	1	1	2	
29 Dan Johnson, L OBP: 0.333, SLG: 0.374	G3			G4-3			K		G4-3	4	0	0	0	0	1	2	
Jay Payton, R OBP: 0.306, SLG: 0.413				L8			HBP 14 BB 17 BB			3	2	2	0	0	0	0	
14 Mark Ellis, R OBP: 0.312, SLG: 0.335							HBP 17 BB 2B	F7		3	0	2	2	1	0	1	
17 Adam Melhuse, S OBP: 0.298, SLG: 0.414							HBP 17 BB 2B			4	0	2	2	0	2	3	
Antonio Perez, R OBP: 0.186, SLG: 0.208							HBP 17 BB 2B			4	0	1	0	0	1	3	
										4	0	1	0	0	1	3	
<b>Inning Stats</b>	R: 0 E: 0 K: 0 S: 9	H: 1 LOB: 2 BB: 1 P: 21	R: 0 E: 0 K: 2 S: 13	H: 1 LOB: 2 BB: 1 P: 21	R: 0 E: 0 K: 1 S: 7	H: 1 LOB: 0 BB: 0 P: 12	R: 0 E: 0 K: 1 S: 8	H: 0 LOB: 0 BB: 0 P: 13	R: 3 E: 0 K: 1 S: 15	H: 3 LOB: 2 BB: 1 P: 25	R: 0 E: 0 K: 1 S: 6	H: 0 LOB: 0 BB: 0 P: 12	R: 1 E: 0 K: 0 S: 10	H: 2 LOB: 1 BB: 0 P: 13	1B: 5 2B: 3 3B: 0 HR: 0	SF: 0 SAC: 0 DP: 0 HBP: 1	WP: 0 PA: 39 PB: 0 SB: 0 CS: 0
<b>PITCHER</b>	IP WLS BF H R ER SO BB IBB HBP BLK WP HR S P ERA WHIP																
Claudio Vargas, R ERA: 4.82	(1, 1) 6.0 W 28 6 3 3 5 3 0 0 0 0 0 0 60 100 4.50 1.500																
28 Brandon Medders, R ERA: 3.5	(7, 1) 2.0 H 8 2 1 1 1 0 0 0 0 0 0 0 16 25 4.50 1.000																
Jorge Julio, R ERA: 3.76	(9, 1) 1.0 S 3 0 0 0 0 0 0 0 0 0 0 0 6 9 0.00 0.000																

Arizona Diamondbacks @ Oakland Athletics  
McAfee Coliseum, Oakland, CA  
Fri Jun 30 2006, 10:05 PM EDT  
Att: 16,756 - Clear - 65 F

livebaseballscorecards.com

AB	35
R	4
H	8
RBI	4
BB	3
SO	6
LOB	16



Batter	1	2	3	4	5	6	7	8	9	AB	R	H	RBI	BB	SO	LOB	TOP					
<b>Craig Counsell, L</b> (1, 6) OBP: 0.319, SLG: 0.352	F7		F9		L9		F7	G5-3		5	0	0	0	0	0	3						
<b>22 Eric Byrnes, R</b> (1, 8) OBP: 0.351, SLG: 0.534	G6-3		G5-3				1B	P5		5	1	2	0	0	0	1						
<b>Chad Tracy, L</b> (1, 5) OBP: 0.330, SLG: 0.456	F7				F7		F7	K		5	1	1	1	0	1	2						
<b>34 Conor Jackson, R</b> (1, 3) OBP: 0.371, SLG: 0.404					F8		K			5	1	1	2	0	2	1						
<b>Luis Gonzalez, L</b> (1, 7) OBP: 0.363, SLG: 0.419										4	2	4	1	1	0	0						
<b>Johnny Estrada, S</b> (1, 2) OBP: 0.338, SLG: 0.466										4	0	2	2	0	0	3						
<b>Shawn Green, L</b> (1, 9) OBP: 0.356, SLG: 0.472										4	1	1	0	1	1	3						
<b>1 Orlando Hudson, S</b> (1, 4) OBP: 0.321, SLG: 0.386										5	0	0	0	0	0	6						
<b>30 Jeff DaVanon, S</b> (1, 10) OBP: 0.368, SLG: 0.428										4	1	3	1	0	1	0						
<b>Inning Stats</b>	R: 0 E: 0 K: 0 S: 6	H: 0 LOB: 0 BB: 0 P: 8	R: 0 E: 0 K: 1 S: 12	H: 0 LOB: 2 BB: 1 P: 21	R: 0 E: 0 K: 1 S: 7	H: 0 LOB: 0 BB: 0 P: 10	R: 0 E: 0 K: 0 S: 8	H: 1 LOB: 1 BB: 0 P: 14	R: 0 E: 0 K: 1 S: 11	H: 1 LOB: 1 BB: 0 P: 16	R: 0 E: 0 K: 1 S: 11	H: 2 LOB: 2 BB: 0 P: 15	R: 6 E: 0 K: 0 S: 21	H: 7 LOB: 2 BB: 1 P: 33	R: 0 E: 0 K: 1 S: 8	H: 1 LOB: 1 BB: 0 P: 13	R: 1 E: 0 K: 1 S: 10	H: 2 LOB: 1 BB: 0 P: 16	1B: 8 2B: 5 3B: 1 HR: 0	SF: 0 SAC: 0 DP: 0 HBP: 1	WP: 0 PB: 0 SB: 1 CS: 0	PA: 44
<b>PITCHER</b>	IP	WLS	BF	H	R	ER	SO	BB	IBB	HBP	BLK	WP	HR	S	P	ERA	WHIP					
<b>25 Esteban Loaiza, R</b> (1, 1) ERA: 6.39	6.2	L	31	9	5	5	3	1	0	1	0	0	0	68	102	6.75	1.500					
<b>Scott Sauerbeck, L</b> (7, 1) ERA: 5.29	1.1		8	3	1	1	1	1	0	0	0	0	0	16	28	6.75	3.000					
<b>58 Justin Duchschere, R</b> (9, 1) ERA: 3.26	1.0		5	2	1	1	1	0	0	0	0	0	0	10	16	9.00	2.000					

**Arizona Diamondbacks @ Oakland Athletics**  
 McAfee Coliseum, Oakland, CA  
 Sat Jul 01 2006, 4:05 PM EDT  
 Att: 19,024 - Sunny - 66 F

AB	41
R	7
H	14
RBI	7
BB	2
SO	5
LOB	19



Batter	1	2	3	4	5	6	7	8	9	AB	R	H	RBI	BB	SO	LOB	BOTTOM					
<b>Jason Kendall, R</b> (1, 2) OBP: 0.351, SLG: 0.319	G4-3						G6-3			4	0	0	0	0	1	0						
<b>21 Mark Kotsay, L</b> (1, 8) OBP: 0.305, SLG: 0.369	K						G4-3			4	0	0	0	0	1	0						
<b>7 Bobby Crosby, R</b> (1, 6) OBP: 0.307, SLG: 0.375	F8						HR			3	1	0	0	1	1	0						
<b>Frank Thomas, R</b> (1, 10) OBP: 0.354, SLG: 0.526							HR			3	1	1	2	0	1	0						
<b>Nick Swisher, S</b> (1, 7) OBP: 0.381, SLG: 0.524							G3			3	0	0	0	0	1	0						
<b>Jay Payton, R</b> (1, 9) OBP: 0.302, SLG: 0.408										3	0	0	0	0	0	0						
<b>29 Dan Johnson, L</b> (1, 3) OBP: 0.333, SLG: 0.374										3	0	1	0	0	0	0						
<b>14 Mark Ellis, R</b> (1, 4) OBP: 0.312, SLG: 0.335										3	0	1	0	0	0	0						
<b>Marco Scutaro, R</b> (1, 5) OBP: 0.296, SLG: 0.296										3	0	0	0	0	1	2						
<b>Inning Stats</b>	R: 0 E: 0 K: 1 S: 9	H: 0 LOB: 0 BB: 0 P: 11	R: 0 E: 0 K: 0 S: 8	H: 0 LOB: 0 BB: 0 P: 9	R: 0 E: 0 K: 1 S: 9	H: 0 LOB: 0 BB: 0 P: 10	R: 0 E: 0 K: 1 S: 8	H: 0 LOB: 0 BB: 0 P: 15	R: 0 E: 0 K: 2 S: 8	H: 0 LOB: 0 BB: 0 P: 15	R: 0 E: 0 K: 0 S: 8	H: 0 LOB: 0 BB: 0 P: 14	R: 2 E: 0 K: 0 S: 11	H: 1 LOB: 0 BB: 1 P: 19	R: 0 E: 0 K: 0 S: 12	H: 2 LOB: 1 BB: 0 P: 17	R: 0 E: 0 K: 1 S: 9	H: 0 LOB: 0 BB: 0 P: 13	1B: 2 2B: 0 3B: 0 HR: 1	SF: 0 SAC: 0 DP: 1 HBP: 0	WP: 0 PB: 0 SB: 0 CS: 0	PA: 30
<b>PITCHER</b>	IP	WLS	BF	H	R	ER	SO	BB	IBB	HBP	BLK	WP	HR	S	P	ERA	WHIP					
<b>Miguel Batista, R</b> (1, 1) ERA: 4.94	9.0	W	30	3	2	2	6	1	0	0	0	0	1	82	123	2.00	0.444					

**Arizona Diamondbacks @ Oakland Athletics**  
 McAfee Coliseum, Oakland, CA  
 Sat Jul 01 2006, 4:05 PM EDT  
 Att: 19,024 - Sunny - 66 F

AB	29
R	2
H	3
RBI	2
BB	1
SO	6
LOB	2



Batter	1	2	3	4	5	6	7	8	9	AB	R	H	RBI	BB	SO	LOB	TOP				
<b>Craig Counsell, L</b> (1, 6) OBP: 0.318, SLG: 0.349	F7		G5-3		G1-3			G6-4-3 BB		3	0	0	0	1	0	1					
<b>22 Eric Byrnes, R</b> (1, 8) OBP: 0.349, SLG: 0.528	L8			FC3-6 BB 1B		K		G6-4-3		3	1	0	0	1	1	2					
<b>Chad Tracy, L</b> (1, 10) OBP: 0.330, SLG: 0.452	F7			FC3-6 BB		K			E3 BB	3	1	0	0	1	1	0					
<b>34 Conor Jackson, R</b> (1, 3) OBP: 0.369, SLG: 0.406		P4		FC3-6 BB			P4		BB SF8 2B	4	1	1	0	0	0	2					
<b>Tony Clark, S</b> (9, 3) OBP: 0.297, SLG: 0.376				FC3-6 BB						0	0	0	0	0	0	0					
<b>Luis Gonzalez, L</b> (1, 7) OBP: 0.365, SLG: 0.420	G4-3			G6-4-3 1B			G4-6-3 1B		G5-3	4	0	2	1	0	0	2					
<b>Johnny Estrada, S</b> (1, 2) OBP: 0.340, SLG: 0.464				G6-4-3			G4-6-3		SF8 BB IBB	3	0	1	0	1	0	3					
<b>Shawn Green, L</b> (1, 9) OBP: 0.355, SLG: 0.467						G4-3		G3-1		3	0	0	1	1	1	1					
<b>1 Orlando Hudson, S</b> (1, 4) OBP: 0.320, SLG: 0.385			F7					G6-3	SF8	3	0	1	1	0	0	0					
<b>Damon Easley, R</b> (1, 5) OBP: 0.331, SLG: 0.452			P2		P4				L4	4	0	1	0	0	0	3					
<b>Inning Stats</b>	R: 0 E: 0 K: 0 S: 11	H: 0 LOB: 0 BB: 0 P: 15	R: 0 E: 0 K: 1 S: 10	H: 1 LOB: 1 BB: 0 P: 10	R: 0 E: 0 K: 0 S: 6	H: 0 LOB: 0 BB: 0 P: 8	R: 1 E: 0 K: 0 S: 11	H: 1 LOB: 1 BB: 2 P: 24	R: 0 E: 0 K: 2 S: 7	H: 0 LOB: 0 BB: 0 P: 10	R: 0 E: 0 K: 0 S: 4	H: 1 LOB: 0 BB: 0 P: 6	R: 0 E: 0 K: 0 S: 8	H: 1 LOB: 1 BB: 1 P: 17	R: 2 E: 1 K: 0 S: 13	H: 1 LOB: 2 BB: 2 P: 27	1B: 4 2B: 2 3B: 0 HR: 0	SF: 1 SAC: 0 DP: 3 HBP: 0	WP: 0 PB: 0 SB: 0 CS: 0	PA: 36	
<b>PITCHER</b>	IP	WLS	BF	H	R	ER	SO	BB	IBB	HBP	BLK	WP	HR	S	P	ERA	WHIP				
<b>Barry Zito, L</b> (1, 1) ERA: 3.28	8.2	L	35	6	3	1	3	4	1	0	0	0	0	76	128	1.04	1.154				
<b>20 Huston Street, R</b> (9, 1) ERA: 3.57	0.1		1	0	0	0	0	0	0	0	0	0	0	3	3	0.00	0.000				

Arizona Diamondbacks @ Oakland Athletics  
McAfee Coliseum, Oakland, CA  
Sun Jul 02 2006, 4:05 PM EDT  
Att. 19,130 - Overcast - 55 F

AB	30
R	3
H	6
RBI	3
BB	5
SO	3
LOB	14



Batter	1	2	3	4	5	6	7	8	9	AB	R	H	RBI	BB	SO	LOB	BOTTOM					
<b>Jason Kendall, R</b> (1, 2) OBP: 0.349, SLG: 0.318	G1-3		1B		G4-3			L5		4	0	1	0	0	0	0						
<b>Nick Swisher, S</b> (1, 7) OBP: 0.377, SLG: 0.517	G4-3		K			G3			K	4	0	0	0	0	2	2						
<b>21 Mark Kotsay, L</b> (1, 8) OBP: 0.305, SLG: 0.364	G6-3		F7			K			G6-3	4	0	0	0	0	1	2						
<b>Frank Thomas, R</b> (1, 10) OBP: 0.352, SLG: 0.536		HR		F7		G1-3			F7	4	1	1	1	0	0	0						
<b>7 Bobby Crosby, R</b> (1, 6) OBP: 0.307, SLG: 0.374		K		S 1B						3	0	1	0	0	2	0						
<b>29 Dan Johnson, L</b> (1, 3) OBP: 0.333, SLG: 0.373		K		F7				G4-3 1B		3	0	1	0	0	1	1						
<b>Jay Payton, R</b> (1, 9) OBP: 0.299, SLG: 0.403	G1-3				G6-3			G4-3		3	0	0	0	0	0	2						
<b>14 Mark Ellis, R</b> (1, 4) OBP: 0.307, SLG: 0.329			G6-3		G6-3			G1-3		3	0	0	0	0	0	0						
<b>Antonio Perez, R</b> (1, 5) OBP: 0.194, SLG: 0.200				1B BB				G4-3		2	0	0	0	1	1	0						
<b>Inning Stats</b>	R: 0 E: 0 K: 0 S: 8	H: 0 LOB: 0 BB: 0 P: 14	R: 1 E: 0 K: 2 S: 10	H: 1 LOB: 0 BB: 0 P: 13	R: 0 E: 0 K: 1 S: 12	H: 1 LOB: 2 BB: 1 P: 19	R: 0 E: 0 K: 0 S: 8	H: 1 LOB: 1 BB: 0 P: 10	R: 0 E: 0 K: 1 S: 9	H: 0 LOB: 0 BB: 0 P: 13	R: 0 E: 0 K: 1 S: 6	H: 0 LOB: 0 BB: 0 P: 8	R: 0 E: 0 K: 1 S: 7	H: 1 LOB: 0 BB: 0 P: 9	R: 0 E: 0 K: 0 S: 8	H: 0 LOB: 0 BB: 0 P: 10	R: 0 E: 0 K: 1 S: 8	H: 0 LOB: 0 BB: 0 P: 11	1B: 3 2B: 0 3B: 0 HR: 1	SF: 0 SAC: 0 DP: 1 HBP: 0	WP: 0 PB: 0 SB: 1 CS: 0	PA: 31
<b>PITCHER</b>	IP	WLS	BF	H	R	ER	SO	BB	IBB	HBP	BLK	WP	HR	S	P	ERA	WHIP					
<b>17 Brandon Webb, R</b> (1, 1) ERA: 2.72	9.0	W	31	4	1	1	7	1	0	0	0	0	1	76	107	1.00	0.556					

Arizona Diamondbacks @ Oakland Athletics  
McAfee Coliseum, Oakland, CA  
Sun Jul 02 2006, 4:05 PM EDT  
Att. 19,130 - Overcast - 55 F

AB	30
R	1
H	4
RBI	1
BB	1
SO	7
LOB	7



Batter	1	2	3	4	5	6	7	8	9	AB	R	H	RBI	BB	SO	LOB	TOP								
<b>Craig Counsell, L</b> (1,6) OBP: 0.319, SLG: 0.351	G3	P5			G3		G3	K		4	0	1	0	1	1	3	<b>Arizona Diamondbacks @ Los Angeles Dodgers</b> <b>Dodger Stadium, Los Angeles, CA</b> Mon Jul 03 2006, 7:10 PM PDT Att: 47,698 - Clear - 84 F								
<b>22 Eric Byrnes, R</b> (1,8) OBP: 0.350, SLG: 0.529	1B		G4-3		G6-3		P3	FC4		5	0	2	0	0	0	4									
<b>Chad Tracy, L</b> (1,5) OBP: 0.328, SLG: 0.446	K		G4-3		G3		G3			4	1	0	0	1	1	4									
<b>34 Conor Jackson, R</b> (1,3) OBP: 0.370, SLG: 0.401	G5-3		G6-3							3	0	0	0	1	0	3									
<b>Luis Gonzalez, L</b> (1,7) OBP: 0.359, SLG: 0.413		G4-3	G3		F9		G3			5	0	0	0	0	0	6									
<b>Shawn Green, L</b> (1,9) OBP: 0.382, SLG: 0.474		2B			G6-4-3		K			4	2	3	1	1	1	0									
<b>Johanny Estrada, S</b> (1,2) OBP: 0.341, SLG: 0.467		1B	G6-4-3				P2			5	1	2	1	0	0	2									
<b>1 Orlando Hudson, S</b> (1,4) OBP: 0.325, SLG: 0.388		1B								3	0	2	1	1	1	2									
<b>37 Alan Chao, R</b> (1,1) ERA: 3.49										1	0	0	0	0	0	1									
<b>31 Edgar Gonzalez, R</b> (4,1) ERA: 6.75										0	0	0	0	0	0	0									
<b>Andy Green, R</b> (1,1) ERA: 4.55										0	0	0	0	0	0	0									
<b>Luis Vizcaino, R</b> (6,1) ERA: 4.11										0	0	0	0	0	0	0									
<b>Randy Choate, L</b> (7,1) ERA: 4.11										0	0	0	0	0	0	0									
<b>28 Brandon Medders, R</b> (7,1) ERA: 4.55										0	0	0	0	0	0	0									
<b>Brandon Lyon, R</b> (8,1) ERA: 5.6										0	0	0	0	0	0	0									
<b>Inning Stats</b>	R: 0 E: 0 K: 1 S: 12	H: 1 LOB: 1 BB: 0 P: 19	R: 2 E: 0 K: 1 S: 19	H: 2 LOB: 1 BB: 1 P: 29	R: 0 E: 0 K: 0 S: 5	H: 1 LOB: 1 BB: 0 P: 6	R: 0 E: 0 K: 0 S: 14	H: 2 LOB: 1 BB: 0 P: 23	R: 0 E: 0 K: 2 S: 13	H: 0 LOB: 1 BB: 1 P: 20	R: 0 E: 0 K: 0 S: 12	H: 0 LOB: 2 BB: 1 P: 24	R: 1 E: 0 K: 2 S: 18	H: 3 LOB: 2 BB: 0 P: 24	R: 1 E: 0 K: 0 S: 8	H: 1 LOB: 1 BB: 1 P: 17	1B: 7 2B: 4 3B: 0 HR: 0	SF: 0 SAC: 0 DP: 1 HBP: 1	WP: 1 PB: 0 SB: 2 CS: 0	PA: 43					
<b>PITCHER</b>	IP	WLS	BF	H	R	ER	SO	BB	IBB	HBP	BLK	WP	HR	S	P	ERA	WHIP								
<b>Derek Lowe, R</b> (1,1) ERA: 3.49	5.0	W	23	7	2	2	2	2	0	0	0	0	0	61	96	3.60	1.800								
<b>51 Jonathan Broxton, R</b> (6,1) ERA: 2.62	2.0		9	0	0	0	2	2	0	1	0	1	0	25	44	0.00	1.000								
<b>56 Hung-Chih Kuo, L</b> (8,1) ERA: 5.6	2.0		11	4	2	2	2	1	0	0	0	0	0	26	41	9.00	2.500								

Batter	1	2	3	4	5	6	7	8	9	AB	R	H	RBI	BB	SO	LOB	BOTTOM								
<b>Kenny Lofton, L</b> (1,8) OBP: 0.349, SLG: 0.382	K	F8	FC5-4		SF9		FC5	K		4	1	1	1	0	1	3	<b>Arizona Diamondbacks @ Los Angeles Dodgers</b> <b>Dodger Stadium, Los Angeles, CA</b> Mon Jul 03 2006, 7:10 PM PDT Att: 47,698 - Clear - 84 F								
<b>27 Matt Kemp, R</b> (7, PH) OBP: 0.336, SLG: 0.549					5		16			2	1	0	0	0	1	2									
<b>Cesar Izturis, S</b> (1,5) OBP: 0.271, SLG: 0.250	1B	P3		G6-3	SF9		FC1	G6-3		5	1	1	1	0	0	3									
<b>5 Nomar Garciaparra, R</b> (1,3) OBP: 0.429, SLG: 0.595	1B	P3			12					2	1	1	2	0	0	0									
<b>J.D. Drew, L</b> (1,9) OBP: 0.370, SLG: 0.467										4	2	2	1	0	1	2									
<b>51 Jonathan Broxton, R</b> (6,1) ERA: 2.62										0	0	0	0	0	0	0									
<b>Olmedo Saenz, R</b> (7, PH) OBP: 0.326, SLG: 0.550	1B									1	0	0	0	0	1	3									
<b>56 Hung-Chih Kuo, L</b> (8,1) ERA: 5.6										0	0	0	0	0	0	0									
<b>12 Jeff Kent, R</b> (1,4) OBP: 0.373, SLG: 0.464	1B									5	0	2	1	0	1	5									
<b>16 Andre Ethier, L</b> (1,7) OBP: 0.389, SLG: 0.527	1B									5	1	4	2	0	1	0									
<b>15 Rafael Furcal, S</b> (1,6) OBP: 0.331, SLG: 0.336										5	0	1	1	0	1	6									
<b>55 Russell Martin, R</b> (1,2) OBP: 0.361, SLG: 0.441										3	1	1	0	1	0	2									
<b>Derek Lowe, R</b> (1,1) OBP: 0.139, SLG: 0.118										1	0	0	0	1	1	3									
<b>José Cruz Jr., S</b> (5, PH) OBP: 0.366, SLG: 0.374										3	2	2	1	0	0	1									
<b>Inning Stats</b>	R: 3 E: 0 K: 3 S: 22	H: 4 LOB: 3 BB: 1 P: 37	R: 0 E: 0 K: 0 S: 8	H: 0 LOB: 0 BB: 0 P: 11	R: 1 E: 0 K: 0 S: 9	H: 3 LOB: 3 BB: 1 P: 17	R: 0 E: 0 K: 1 S: 8	H: 0 LOB: 1 BB: 0 P: 13	R: 4 E: 1 K: 0 S: 27	H: 5 LOB: 2 BB: 0 P: 40	R: 0 E: 0 K: 1 S: 11	H: 0 LOB: 0 BB: 0 P: 13	R: 2 E: 2 K: 2 S: 19	H: 2 LOB: 3 BB: 0 P: 25	R: 0 E: 0 K: 1 S: 10	H: 1 LOB: 1 BB: 0 P: 14	1B: 10 2B: 5 3B: 0 HR: 0	SF: 1 SAC: 0 DP: 0 HBP: 4	WP: 0 PB: 0 SB: 0 CS: 0	PA: 47					
<b>PITCHER</b>	IP	WLS	BF	H	R	ER	SO	BB	IBB	HBP	BLK	WP	HR	S	P	ERA	WHIP								
<b>37 Juan Cruz, R</b> (1,1) ERA: 4.53	3.0	L	19	7	4	4	3	1	0	0	0	0	0	32	48	21.60	2.400								
<b>31 Edgar Gonzalez, R</b> (4,1) ERA: 6.75	1.2		4	4	4	4	1	0	0	2	0	0	0	3	5	0.00	3.000								
<b>Greg Aquino, R</b> (5,1) ERA: 4.55	0.1		1	1	0	0	0	0	0	0	0	0	0	3	5	0.00	3.000								
<b>Luis Vizcaino, R</b> (6,1) ERA: 4.11	1.0		3	0	0	0	1	0	0	0	0	0	0	11	13	0.00	0.000								
<b>Randy Choate, L</b> (7,1) ERA: 4.11	0.0		4	1	2	0	0	0	0	1	0	0	0	7	11	∞	∞								
<b>28 Brandon Medders, R</b> (7,1) ERA: 4.55	1.0		4	1	0	0	1	0	0	0	0	0	0	10	14	0.00	1.000								
<b>Brandon Lyon, R</b> (8,1) ERA: 4.55	1.0		4	1	0	0	1	0	0	0	0	0	0	10	14	0.00	1.000								





Batter	1	2	3	4	5	6	7	8	9	AB	R	H	RBI	BB	SO	LOB	TOP							
30 Jeff DaVanon, S OBP: 0.359, SLG: 0.416																	5	1	1	0	0	1	1	
22 Eric Byrnes, R OBP: 0.355, SLG: 0.534																	4	1	2	0	1	0	0	
Chad Tracy, L OBP: 0.331, SLG: 0.444																	5	0	2	2	0	2	2	
34 Conor Jackson, R OBP: 0.374, SLG: 0.407																	4	0	2	1	1	1	3	
Luis Gonzalez, L OBP: 0.357, SLG: 0.407																	3	0	0	0	0	1	4	
Johnny Estrada, S OBP: 0.340, SLG: 0.468																	4	0	1	0	0	0	5	
1 Orlando Hudson, S OBP: 0.323, SLG: 0.405																	4	1	1	1	0	1	1	
Damon Easley, R OBP: 0.333, SLG: 0.450																	4	0	1	0	0	1	0	
Claudio Vargas, R Greg Aquino, R Andy Green, R Randy Choate, L Luis Vizcaino, R Brandon Lyon, R Craig Counsell, L																	2	0	0	0	0	0	1	0
<b>Inning Stats</b>	R: 0 E: 0 K: 1 S: 7	H: 0 LOB: 0 BB: 0 P: 12	R: 0 E: 0 K: 1 S: 12	H: 1 LOB: 1 BB: 1 P: 21	R: 0 E: 0 K: 0 S: 8	H: 0 LOB: 0 BB: 0 P: 10	R: 1 E: 0 K: 2 S: 12	H: 2 LOB: 1 BB: 0 P: 16	R: 1 E: 0 K: 1 S: 9	H: 1 LOB: 0 BB: 0 P: 12	R: 0 E: 0 K: 0 S: 11	H: 2 LOB: 2 BB: 0 P: 16	R: 0 E: 0 K: 1 S: 10	H: 1 LOB: 1 BB: 0 P: 19	R: 0 E: 0 K: 0 S: 12	H: 1 LOB: 2 BB: 2 P: 24	R: 2 E: 0 K: 2 S: 21	H: 2 LOB: 2 BB: 2 P: 33	1B: 6 2B: 3 3B: 0 HR: 1	SF: 0 SAC: 0 DP: 1 HBP: 1	WP: 0 PB: 0 SB: 2 CS: 0	PA: 40		
<b>PITCHER</b>	IP WLS BF H R ER SO BB IBB HBP BLK WP HR S P ERA WHIP	7.0 W 28 7 2 2 6 1 0 0 0 0 1 69 106 2.57 1.143	0.2 H 4 1 0 0 0 0 0 0 1 0 0 0 8 18 0.00 1.500	1.1 S 8 2 2 2 2 2 0 0 0 0 0 0 25 39 13.50 3.000																				

Arizona Diamondbacks @ Los Angeles Dodgers  
Dodger Stadium, Los Angeles, CA  
Wed Jul 05 2006, 7:10 PM PDT  
Att: 38,505 - Clear - 81 F

AB	36
R	4
H	10
RBI	4
BB	3
SO	8
LOB	17



Batter	1	2	3	4	5	6	7	8	9	AB	R	H	RBI	BB	SO	LOB	BOTTOM						
15 Rafael Furcal, S OBP: 0.336, SLG: 0.340																	4	0	2	0	1	0	1
Cesar Izturis, S OBP: 0.316, SLG: 0.327																	4	1	2	1	1	0	2
5 Nomar Garciaparra, R OBP: 0.426, SLG: 0.562																	4	1	1	0	1	0	4
J.D. Drew, L OBP: 0.380, SLG: 0.477																	3	1	1	1	1	0	1
16 Andre Ethier, L OBP: 0.388, SLG: 0.548																	4	1	1	1	0	0	4
44 Takashi Saito, L																	0	0	0	0	0	0	0
27 Matt Kemp, R OBP: 0.339, SLG: 0.551																	4	0	2	1	0	1	2
18 Ramon Martinez, R OBP: 0.376, SLG: 0.413																	4	0	0	0	0	1	5
55 Russell Martin, R OBP: 0.359, SLG: 0.438																	4	0	0	0	0	2	2
31 Brad Penny, R OBP: 0.243, SLG: 0.270																	3	1	1	0	0	2	0
Danys Baez, R																	0	0	0	0	0	0	0
José Cruz Jr., S OBP: 0.372, SLG: 0.386																	1	0	1	0	0	0	0
<b>Inning Stats</b>	R: 0 E: 0 K: 0 S: 9	H: 1 LOB: 1 BB: 0 P: 15	R: 1 E: 0 K: 3 S: 12	H: 1 LOB: 0 BB: 0 P: 20	R: 4 E: 1 K: 0 S: 12	H: 4 LOB: 1 BB: 1 P: 25	R: 0 E: 0 K: 1 S: 13	H: 0 LOB: 1 BB: 1 P: 21	R: 0 E: 0 K: 0 S: 7	H: 1 LOB: 2 BB: 1 P: 17	R: 0 E: 0 K: 1 S: 14	H: 1 LOB: 2 BB: 1 P: 22	R: 0 E: 0 K: 1 S: 13	H: 2 LOB: 2 BB: 0 P: 19	R: 0 E: 0 K: 0 S: 8	H: 1 LOB: 1 BB: 0 P: 10	R: 0 E: 0 K: 0 S: 8	H: 1 LOB: 2 BB: 0 P: 33	1B: 6 2B: 3 3B: 1 HR: 1	SF: 0 SAC: 0 DP: 0 HBP: 0	WP: 2 PB: 0 SB: 2 CS: 1	PA: 39	
<b>PITCHER</b>	IP WLS BF H R ER SO BB IBB HBP BLK WP HR S P ERA WHIP	4.0 L 22 7 5 3 4 1 0 0 0 0 1 0 19 32 0.00 1.000	0.1 2 1 0 0 0 0 0 0 0 0 0 0 6 9 0.00 3.000	0.2 3 1 0 0 1 0 0 0 0 0 0 0 7 10 0.00 1.500	0.4 4 1 0 0 0 0 0 0 0 0 0 0 8 10 0.00 1.000																		

Arizona Diamondbacks @ Los Angeles Dodgers  
Dodger Stadium, Los Angeles, CA  
Wed Jul 05 2006, 7:10 PM PDT  
Att: 38,505 - Clear - 81 F

AB	35
R	5
H	11
RBI	4
BB	4
SO	6
LOB	21



Batter	1	2	3	4	5	6	7	8	9	AB	R	H	RBI	BB	SO	LOB	TOP											
30 Jeff DaVanon, S OBP: 0.362, SLG: 0.432 Jorge Julio, R (9, 1)	G6-3	2H HR		4-2 BB			B1-3			3	1	2	1	0	0	0												
Chad Tracy, L OBP: 0.327, SLG: 0.439 (1, 5)	G6-3	G6-3		F9			G4-3			4	0	0	0	0	0	2												
Shawn Green, L OBP: 0.364, SLG: 0.468 (1, 9)	34 1B BB			F8			G4-3			3	0	0	0	1	0	0												
34 Conor Jackson, R OBP: 0.372, SLG: 0.404 (1, 3)	G6-3	G6-3		G6-3			P6			4	0	1	0	0	0	0												
Luis Gonzalez, L OBP: 0.353, SLG: 0.401 (1, 7)	F9			F9			G4-3			4	0	0	0	0	0	2												
Johnny Estrada, S OBP: 0.335, SLG: 0.468 (1, 2)				F8			G5-3			4	1	1	0	0	0	0												
1 Orlando Hudson, S OBP: 0.322, SLG: 0.403 (1, 4)				F8			G6-3			4	1	1	0	0	0	1												
Craig Counsell, L OBP: 0.319, SLG: 0.345 (1, 6)				G6-3						3	1	1	2	1	0	0												
Miguel Batista, R OBP: 0.143, SLG: 0.143 28 Brandon Medders, R Luis Vizcaino, R Randy Choate, L Brandon Lyon, R 22 Eric Byrnes, R (1, 1) (5, 1) (7, 1) (8, 1) (8, 1) (9, PH)				K			G4-3			2	0	0	0	0	1	1												
<b>Inning Stats</b>	R: 0 E: 0 K: 0 S: 10	H: 1 LOB: 2 BB: 1 P: 20	R: 3 E: 0 K: 1 S: 17	H: 3 LOB: 0 BB: 0 P: 29	R: 0 E: 0 K: 0 S: 5	H: 0 LOB: 0 BB: 0 P: 8	R: 1 E: 2 K: 0 S: 11	H: 1 LOB: 2 BB: 1 P: 16	R: 0 E: 0 K: 0 S: 5	H: 0 LOB: 1 BB: 1 P: 7	R: 0 E: 0 K: 0 S: 4	H: 0 LOB: 0 BB: 0 P: 7	R: 0 E: 0 K: 0 S: 7	H: 0 LOB: 0 BB: 0 P: 11	R: 0 E: 0 K: 0 S: 6	H: 0 LOB: 0 BB: 0 P: 7	1B: 3 2B: 1 3B: 0 HR: 1	SF: 0 SAC: 0 DP: 0 HBP: 0	WP: 0 PB: 0 SB: 1 CS: 0	PA: 36								
<b>PITCHER</b>	IP	WLS	BF	H	R	ER	SO	BB	IBB	HBP	BLK	WP	HR	S	P	ERA	WHIP											
49 Byung-Hyun Kim, R ERA: 4.89 39 Tom Martin, L ERA: 3.93 Scott Dohmann, R ERA: 5.01 Jose Mesa, R ERA: 2.95	4.2	L	22	5	4	3	1	2	0	0	0	0	0	1	46	76	5.79	1.500										

Arizona Diamondbacks @ Colorado Rockies  
Coors Field, Denver, CO  
Fri Jul 07 2006, 7:05 PM MDT  
Att: 26,313 - Partly Cloudy - 82 F

AB	33
R	4
H	5
RBI	4
BB	3
SO	1
LOB	7



Batter	1	2	3	4	5	6	7	8	9	AB	R	H	RBI	BB	SO	LOB	BOTTOM										
Jamey Carroll, R OBP: 0.397, SLG: 0.432 (1, 4)	18 17 SF9 1B	G1-3					K			4	1	2	0	0	1	2											
18 Cory Sullivan, L OBP: 0.318, SLG: 0.413 (1, 8)	27 CS 1B			F7			1B			3	0	1	0	1	1	1											
17 Todd Helton, L OBP: 0.429, SLG: 0.498 (1, 3)	SF9			K			G5-3			3	0	0	1	0	1	2											
5 Matt Holliday, R OBP: 0.384, SLG: 0.589 (1, 7)	F9			G3			L9			4	0	1	0	0	0	1											
27 Garrett Atkins, R OBP: 0.383, SLG: 0.495 (1, 5)	CS	G6-3		G1-3			L9			4	0	1	0	0	0	1											
11 Brad Hawpe, L OBP: 0.396, SLG: 0.567 (1, 9)		3B 1B		G6-3			F7			4	1	1	0	0	1	2											
JD Closser, S OBP: 0.307, SLG: 0.379 (1, 2)		49 1B 3B		G3			K			4	1	1	1	0	1	1											
12 Clint Barmes, R OBP: 0.245, SLG: 0.308 (1, 6)		P5		K			K			4	0	0	0	0	2	1											
49 Byung-Hyun Kim, R ERA: 5.01 39 Tom Martin, L Luis Gonzalez, R Scott Dohmann, R Jose Mesa, R Jorge Piedra, L (1, 1) (5, 1) (7, PH) (8, 1) (9, 1) (9, PH)				E1 18 BB 1B			G6-3			1	0	1	1	0	0	0											
<b>Inning Stats</b>	R: 1 E: 0 K: 0 S: 8	H: 2 LOB: 0 BB: 0 P: 19	R: 2 E: 0 K: 0 S: 11	H: 3 LOB: 1 BB: 0 P: 20	R: 0 E: 0 K: 1 S: 5	H: 0 LOB: 0 BB: 0 P: 8	R: 0 E: 0 K: 0 S: 4	H: 0 LOB: 0 BB: 0 P: 10	R: 0 E: 1 K: 2 S: 15	H: 0 LOB: 2 BB: 1 P: 21	R: 0 E: 0 K: 1 S: 11	H: 1 LOB: 1 BB: 0 P: 17	R: 0 E: 0 K: 2 S: 12	H: 1 LOB: 1 BB: 0 P: 19	R: 0 E: 0 K: 1 S: 9	H: 1 LOB: 1 BB: 0 P: 15	R: 0 E: 0 K: 0 S: 5	H: 0 LOB: 0 BB: 0 P: 11	1B: 7 2B: 0 3B: 1 HR: 0	SF: 1 SAC: 0 DP: 0 HBP: 0	WP: 0 PB: 0 SB: 0 CS: 1	PA: 37					
<b>PITCHER</b>	IP	WLS	BF	H	R	ER	SO	BB	IBB	HBP	BLK	WP	HR	S	P	ERA	WHIP										
Miguel Batista, R ERA: 5.01 28 Brandon Medders, R Luis Vizcaino, R Randy Choate, L Brandon Lyon, R (1, 1) (5, 1) (7, 1) (8, 1) (8, 1)	4.0	W	9	1	0	0	3	1	0	0	0	0	0	26	38	0.00	1.000										
Jorge Julio, R ERA: 3.57 (9, 1)	1.0	S	3	0	0	0	0	0	0	0	0	0	0	5	11	0.00	0.000										

Arizona Diamondbacks @ Colorado Rockies  
Coors Field, Denver, CO  
Fri Jul 07 2006, 7:05 PM MDT  
Att: 26,313 - Partly Cloudy - 82 F

AB	34
R	3
H	8
RBI	3
BB	1
SO	7
LOB	11



Batter	1	2	3	4	5	6	7	8	9	AB	R	H	RBI	BB	SO	LOB	TOP								
30 Jeff DaVanon, S OBP: 0.358, SLG: 0.424										3	0	0	1	1	3	0	<b>Arizona Diamondbacks @ Colorado Rockies</b> Coors Field, Denver, CO Sat Jul 08 2006, 6:05 PM MDT Att: 22,874 - Cloudy - 65 F								
22 Eric Byrnes, R OBP: 0.355, SLG: 0.530										5	1	2	1	0	0	1									
Shawn Green, L OBP: 0.364, SLG: 0.467										5	1	2	1	0	0	0									
34 Conor Jackson, R OBP: 0.376, SLG: 0.408										5	1	3	0	0	0	2									
Chad Tracy, L OBP: 0.329, SLG: 0.449										4	1	2	4	0	0	1									
Johnny Estrada, S OBP: 0.337, SLG: 0.465										4	0	1	0	0	0	1		2							
1 Orlando Hudson, S OBP: 0.321, SLG: 0.404										4	1	1	0	0	3	1									
Craig Counsell, L OBP: 0.324, SLG: 0.360										4	2	3	1	0	1	0									
17 Brandon Webb, R Luis Gonzalez, L Luis Vizcaino, R Andy Green, R Greg Aquino, R Jorge Julio, R										2	0	0	0	0	0	1		<b>AB 37</b> <b>R 8</b> <b>H 14</b> <b>RBI 8</b> <b>BB 2</b> <b>SO 9</b> <b>LOB 8</b>							
<b>Inning Stats</b>	R: 0 E: 0 K: 1 S: 8	H: 0 LOB: 0 BB: 0 P: 10	R: 0 E: 0 K: 1 S: 10	H: 1 LOB: 1 BB: 0 P: 18	R: 0 E: 0 K: 0 S: 7	H: 1 LOB: 1 BB: 1 P: 14	R: 0 E: 0 K: 0 S: 6	H: 1 LOB: 0 BB: 0 P: 10	R: 0 E: 0 K: 2 S: 9	H: 0 LOB: 0 BB: 0 P: 15	R: 0 E: 0 K: 0 S: 7	H: 0 LOB: 0 BB: 0 P: 9	R: 0 E: 0 K: 0 S: 6	H: 2 LOB: 1 BB: 0 P: 7	R: 1 E: 0 K: 2 S: 10	H: 1 LOB: 0 BB: 0 P: 16			R: 7 E: 0 K: 1 S: 25	H: 8 LOB: 2 BB: 1 P: 38	1B: 11 2B: 2 3B: 0 HR: 2	SF: 1 SAC: 0 DP: 3 HBP: 0	WP: 0 PB: 0 SB: 0 CS: 0	PA: 40	
<b>PITCHER</b>	IP WLS BF H R ER SO BB IBB HBP BLK WP HR S P ERA WHIP																								
Jason Jennings, R ERA: 3.67	8.0		28	6	1	1	8	1	0	0	0	0	0	0	1	63	99	1.12	0.875						
40 Brian Fuentes, L ERA: 3.89	0.1	L	7	6	6	6	1	0	0	0	0	0	0	0	1	16	23	162.00	18.000						
61 Ramon E Ramirez, R ERA: 3.0	0.0		1	0	0	0	0	1	0	0	0	0	0	0	0	3	7	∞	∞						
Ray King, L ERA: 4.07	0.1		3	2	1	1	0	0	0	0	0	0	0	0	5	6	27.00	6.000							
David Cortes, R ERA: 4.45	0.1		1	0	0	0	0	0	0	0	0	0	0	0	1	2	0.00	0.000							

Batter	1	2	3	4	5	6	7	8	9	AB	R	H	RBI	BB	SO	LOB	BOTTOM							
Jamey Carroll, R OBP: 0.401, SLG: 0.435										3	1	1	0	2	0	1	<b>Arizona Diamondbacks @ Colorado Rockies</b> Coors Field, Denver, CO Sat Jul 08 2006, 6:05 PM MDT Att: 22,874 - Cloudy - 65 F							
6 Omar Quintanilla, L OBP: 0.273, SLG: 0.300										4	1	1	0	0	2	3								
17 Todd Helton, L OBP: 0.424, SLG: 0.490										4	0	0	0	0	2	3								
5 Matt Holliday, R OBP: 0.383, SLG: 0.584										3	0	0	0	1	1	2								
27 Garrett Atkins, R OBP: 0.384, SLG: 0.494										3	2	1	0	0	1	1								
11 Brad Hawpe, L OBP: 0.394, SLG: 0.563										4	1	1	1	0	1	2								
8 Yorvit Torrealba, R OBP: 0.293, SLG: 0.397									4	1	2	4	0	0	0	0								
Choo Freeman, R OBP: 0.298, SLG: 0.330										2	0	0	0	0	1	0		<b>AB 32</b> <b>R 7</b> <b>H 7</b> <b>RBI 5</b> <b>BB 4</b> <b>SO 9</b> <b>LOB 12</b>						
18 Cory Sullivan, L OBP: 0.316, SLG: 0.409										2	1	0	0	0	1	0								
<b>Inning Stats</b>	R: 0 E: 0 K: 2 S: 12	H: 0 LOB: 0 BB: 0 P: 19	R: 0 E: 0 K: 2 S: 7	H: 0 LOB: 0 BB: 0 P: 10	R: 0 E: 0 K: 0 S: 6	H: 0 LOB: 0 BB: 0 P: 8	R: 0 E: 0 K: 0 S: 6	H: 1 LOB: 0 BB: 0 P: 12	R: 1 E: 0 K: 0 S: 10	H: 2 LOB: 0 BB: 0 P: 16	R: 0 E: 0 K: 1 S: 9	H: 1 LOB: 1 BB: 0 P: 13	R: 0 E: 0 K: 0 S: 13	H: 0 LOB: 1 BB: 1 P: 22	R: 0 E: 0 K: 1 S: 7	H: 0 LOB: 0 BB: 0 P: 11		R: 6 E: 1 K: 3 S: 25	H: 3 LOB: 3 BB: 3 P: 50	1B: 4 2B: 4 3B: 0 HR: 0	SF: 0 SAC: 1 DP: 1 HBP: 1	WP: 2 PB: 0 SB: 0 CS: 2	PA: 39	
<b>PITCHER</b>	IP WLS BF H R ER SO BB IBB HBP BLK WP HR S P ERA WHIP																							
17 Brandon Webb, R ERA: 2.65	7.0		24	4	1	1	6	1	0	0	0	0	0	0	7	11	0.00	0.000						
Luis Vizcaino, R ERA: 3.82	1.0	W	3	0	0	0	1	0	0	0	0	0	0	0	0	0	0.00	0.000						
Greg Aquino, R ERA: 5.34	0.2		7	3	5	4	2	1	0	1	0	0	0	0	16	29	54.00	6.000						
Jorge Julio, R ERA: 3.54	0.1	S	4	0	1	0	1	2	0	0	0	1	0	9	21	0.00	6.000							



Batter	1	2	3	4	5	6	7	8	9	AB	R	H	RBI	BB	SO	LOB	TOP										
23 Ricke Weeks Jr. R OBP: 0.363, SLG: 0.410	G6-3		1B		K		1B			4	2	2	0	0	1	0											
Jeff Cirillo R OBP: 0.408, SLG: 0.441	L9		G6-3 WP		1B		G6-3			4	0	2	2	0	0	1											
Geoff Jenkins L OBP: 0.337, SLG: 0.408	G5-3		G6-3		G6-4-3					4	0	2	1	0	0	1											
Carlos Lee R OBP: 0.350, SLG: 0.557		F9	G6-3		G6-4-3					4	0	0	0	0	0	4											
28 Prince Fielder L OBP: 0.320, SLG: 0.479	G3				FC6-2		F8			4	0	1	0	0	0	1											
2 Bill Hall R OBP: 0.311, SLG: 0.539					G6-3		F8			4	0	1	0	0	1	2											
Damian Miller R OBP: 0.332, SLG: 0.433					FC6-2		F9			4	0	0	0	0	1	2											
Brady Clark R OBP: 0.379, SLG: 0.329					FC6-4					4	0	1	0	0	0	1											
Doug Davis R OBP: 0.351, SLG: 0.479 18 Gabe Gross L OBP: 0.327, SLG: 0.459 Matt Wise R OBP: 0.355, SLG: 0.455 Brian Shouse L OBP: 0.309, SLG: 0.367 1 Corey Hart R OBP: 0.336, SLG: 0.387 Derrick Turnbow R OBP: 0.311, SLG: 0.411	FC1-6				G5-3					2	1	0	0	0	0	1											
<b>Inning Stats</b>	R: 0 E: 0 K: 0 S: 8	H: 0 LOB: 0 BB: 0 P: 12	R: 0 E: 0 K: 0 S: 5	H: 1 LOB: 1 BB: 0 P: 8	R: 2 E: 0 K: 0 S: 10	H: 3 LOB: 1 BB: 0 P: 13	R: 0 E: 0 K: 0 S: 9	H: 1 LOB: 1 BB: 0 P: 13	R: 1 E: 0 K: 1 S: 9	H: 2 LOB: 1 BB: 0 P: 14	R: 0 E: 0 K: 0 S: 8	H: 0 LOB: 0 BB: 0 P: 13	R: 0 E: 0 K: 1 S: 6	H: 1 LOB: 1 BB: 0 P: 11	R: 0 E: 0 K: 1 S: 12	H: 1 LOB: 1 BB: 0 P: 15	R: 0 E: 0 K: 2 S: 9	H: 0 LOB: 0 BB: 0 P: 13	1B: 6 2B: 3 3B: 0 HR: 0	SF: 0 SAC: 0 DP: 1 HBP: 0	WP: 2 PB: 2 SB: 0 CS: 0	PA: 36					
<b>PITCHER</b>	IP	WLS	BF	H	R	ER	SO	BB	IBB	HBP	BLK	WP	HR	S	P	ERA	WHIP										
Miguel Batista R ERA: 4.94	7.0		29	8	3	3	1	0	0	0	0	2	0	55	84	3.86	1.143										
Randy Choate L ERA: 3.19	0.0	1	1	0	0	0	0	0	0	0	0	0	0	5	6	∞	∞										
28 Brandon Medders R ERA: 3.68	2.0	W	6	0	0	0	3	0	0	0	0	0	0	16	22	0.00	0.000										

Milwaukee Brewers @ Arizona Diamondbacks  
Chase Field, Phoenix, AZ  
Fri Jul 14, 2006, 6:40 PM MST  
Att. 24,145 - Roof Closed - 80 F

AB	36
R	3
H	9
RBI	3
BB	0
SO	4
LOB	13



Batter	1	2	3	4	5	6	7	8	9	AB	R	H	RBI	BB	SO	LOB	BOTTOM										
Craig Counsell L OBP: 0.334, SLG: 0.366 Damion Easley R OBP: 0.331, SLG: 0.446	G1-3						G1-3			2	1	1	1	1	0	1											
22 Eric Byrnes R OBP: 0.351, SLG: 0.518							G5-4-3			1	0	0	0	0	0	0											
22 Eric Byrnes R OBP: 0.351, SLG: 0.518	G1-3						G5-4-3			4	0	1	0	0	0	1											
Chad Tracy L OBP: 0.332, SLG: 0.451	F8						G3-1			4	0	1	0	0	0	2											
34 Conor Jackson R OBP: 0.368, SLG: 0.397							G6-4-3			3	0	0	0	1	2	1											
Luis Gonzalez L OBP: 0.357, SLG: 0.415	G1-3						G3-1			4	1	2	1	0	0	2											
Johnny Estrada S OBP: 0.340, SLG: 0.478	G5-3						G6-3			4	1	2	2	0	0	2											
Shawn Green L OBP: 0.358, SLG: 0.458							K			3	0	0	0	0	1	2											
1 Orlando Hudson S OBP: 0.321, SLG: 0.411	G5-3						E4			3	1	0	0	0	0	0											
Miguel Batista R OBP: 0.167, SLG: 0.143 30 Jeff DaVanon S OBP: 0.358, SLG: 0.423 Randy Choate L OBP: 0.355, SLG: 0.455 28 Brandon Medders R OBP: 0.311, SLG: 0.411							SH3-4			0	0	0	0	1	0	0											
<b>Inning Stats</b>	R: 1 E: 0 K: 0 S: 17	H: 1 LOB: 2 BB: 2 P: 31	R: 0 E: 0 K: 0 S: 9	H: 0 LOB: 1 BB: 1 P: 19	R: 0 E: 0 K: 0 S: 5	H: 1 LOB: 0 BB: 0 P: 7	R: 0 E: 0 K: 1 S: 7	H: 0 LOB: 0 BB: 0 P: 10	R: 1 E: 1 K: 0 S: 11	H: 1 LOB: 0 BB: 0 P: 14	R: 0 E: 0 K: 1 S: 14	H: 2 LOB: 2 BB: 0 P: 21	R: 0 E: 0 K: 0 S: 14	H: 0 LOB: 0 BB: 0 P: 22	R: 0 E: 0 K: 1 S: 10	H: 0 LOB: 0 BB: 0 P: 15	R: 2 E: 0 K: 0 S: 2	H: 2 LOB: 0 BB: 0 P: 4	1B: 5 2B: 1 3B: 0 HR: 1	SF: 0 SAC: 1 DP: 2 HBP: 0	WP: 0 PB: 0 SB: 0 CS: 0	PA: 33					
<b>PITCHER</b>	IP	WLS	BF	H	R	ER	SO	BB	IBB	HBP	BLK	WP	HR	S	P	ERA	WHIP										
Doug Davis L ERA: 4.77	6.0		25	5	2	1	2	3	0	0	0	0	0	19	29	0.00	0.000										
Matt Wise R ERA: 4.55	1.1	H	4	0	0	0	0	0	0	0	0	0	0	5	8	0.00	0.000										
Brian Shouse L ERA: 3.09	0.2	H	2	0	0	0	1	0	0	0	0	0	0	5	8	0.00	0.000										
Derrick Turnbow R ERA: 5.21	0.0	L	2	2	2	2	0	0	0	0	0	0	1	2	4	∞	∞										

Milwaukee Brewers @ Arizona Diamondbacks  
Chase Field, Phoenix, AZ  
Fri Jul 14, 2006, 6:40 PM MST  
Att. 24,145 - Roof Closed - 80 F

AB	29
R	4
H	7
RBI	4
BB	3
SO	3
LOB	11



Batter	1	2	3	4	5	6	7	8	9	AB	R	H	RBI	BB	SO	LOB	TOP							
18 Gabe Gross, L (1,8) OBP: 0.391, SLG: 0.456	0-1 G5-4-3 1B		4-2 1-2 BB		1-3 K		0-3 K			3	0	1	0	1	2	1								
Jeff Cirillo, R (1,5) OBP: 0.397, SLG: 0.427	0-2 G5-4-3 1-2		1-3 K			1-2 F8		2-3 K		4	0	0	0	0	2	3								
Geoff Jenkins, L (1,9) OBP: 0.339, SLG: 0.410	2-3 K		3-3 K			4-2 28 FC4-6 1B BB		0-2 1B 2B		3	1	1	0	1	2	2								
Carlos Lee, R (1,7) OBP: 0.354, SLG: 0.559		1-0 1B		1-1 L5		1-0 28 FC4-6 1B		1-1 1B		4	0	3	1	0	0	0								
28 Prince Fielder, L (1,3) OBP: 0.319, SLG: 0.476	0-1 F7		1-1 FC6-4 1B		1-1 FC4-6		1-3 K			4	0	1	0	0	1	4								
2 Bill Hall, R (1,6) Garrett Gonzales, R (8, PH) 22 Tony Gwynn Jr., L (8, PH) Dana Eveland, L (8, PH) 1 Cory Hart, R (8, PH) Dan Kolb, R (8, PH)	1-1 F7		0-3 K		1-1 G3		0-1 P4			2	0	0	0	0	1	2								
Damian Miller, R (1,2) OBP: 0.327, SLG: 0.425	1-3 K		1-2 FC6-4		1-2 G5-3			2-2 F9		4	0	0	0	0	1	2								
Chris Barnwell, R (1,4) OBP: 0.167, SLG: 0.118			3-3 K		3-3 K		1-2 F7		2-0 G4-3	4	0	0	0	0	2	0								
39 Chris Capuano, L (1,1) OBP: 0.171, SLG: 0.154 23 Rickie Weeks Jr., R (4,4) OBP: 0.363, SLG: 0.410			0-1 18 BB 1B		2-3 K		2-2 1B		0-3 K	1	0	1	0	0	0	0								
										3	0	1	0	0	2	0								
<b>Inning Stats</b>	R: 0 E: 0 K: 1 S: 8	H: 1 LOB: 0 BB: 0 P: 10	R: 0 E: 0 K: 1 S: 8	H: 1 LOB: 1 BB: 1 P: 11	R: 0 E: 0 K: 3 S: 14	H: 1 LOB: 2 BB: 1 P: 25	R: 0 E: 0 K: 1 S: 11	H: 0 LOB: 0 BB: 0 P: 14	R: 0 E: 0 K: 3 S: 10	H: 1 LOB: 1 BB: 1 P: 16	R: 0 E: 0 K: 1 S: 9	H: 1 LOB: 0 BB: 0 P: 16	R: 0 E: 0 K: 1 S: 14	H: 1 LOB: 1 BB: 0 P: 18	R: 1 E: 0 K: 2 S: 14	H: 2 LOB: 1 BB: 0 P: 18	R: 0 E: 0 K: 1 S: 7	H: 0 LOB: 0 BB: 0 P: 11	1B: 7 2B: 1 3B: 0 HR: 0	SF: 0 SAC: 0 DP: 1 HBP: 1	WP: 0 PB: 0 SB: 0 CS: 0	PA: 36		
<b>PITCHER</b>	IP WLS BF H R ER SO BB IBB HBP BLK WP HR S P ERA WHIP	7.0 W 28 6 0 0 10 2 0 0 0 0 0 74 110 0.00 1.143	1.0 5 2 1 1 2 0 0 0 0 0 0 14 18 9.00 2.000	1.0 3 0 0 0 1 0 0 0 0 0 0 7 11 0.00 0.000																				

Milwaukee Brewers @ Arizona Diamondbacks  
Chase Field, Phoenix, AZ  
Sat Jul 15 2006, 6:40 PM MST  
Att: 26,342 - Roof Closed - 82 F

AB	34
R	1
H	8
RBI	1
BB	2
SO	13
LOB	17



Batter	1	2	3	4	5	6	7	8	9	AB	R	H	RBI	BB	SO	LOB	BOTTOM							
22 Eric Byrnes, R (1,8) OBP: 0.352, SLG: 0.523	3-2 F9 2B	2-2 F8		1-1 G6-3 34 HR 2B	2-2 G4-3			0-1 G6-3		5	2	2	0	0	0	3								
Damion Easley, R (1,5) OBP: 0.340, SLG: 0.448	2-2 F9	3-2 1B		2-2 G6-3 HBP		2-3 K		2-1 G4-6-3 1B		4	0	2	1	0	1	1								
Luis Gonzalez, L (1,7) OBP: 0.360, SLG: 0.425	1-1 2B	0-0 1B		0-0 G6-3		0-0 2B		3-2 G4-6-3		5	0	3	2	0	0	3								
34 Conor Jackson, R (1,3) OBP: 0.370, SLG: 0.421	2-3 K		3-1 HR	2-1 HR		2-1 G6-3				4	2	2	3	0	1	2								
Johnny Estrada, S (1,2) OBP: 0.342, SLG: 0.494	1-0 L3		1-0 G3-1 2B	2-2 HR		0-3 K				4	1	2	1	0	1	2								
Shawn Green, L (1,9) OBP: 0.357, SLG: 0.455		3-2 G6-3	1-1 G3-1	2-1 G4-3			0-0 1 FC1-6 1B			4	1	1	0	0	0	2								
1 Orlando Hudson, S (1,4) OBP: 0.320, SLG: 0.409		0-0 6 BB 17 SH 1B	3-1 E3		2-2 F7		0-1 FC1-6			4	1	1	0	0	0	2								
6 Stephen Drew, L (1,6) OBP: 0.329, SLG: 0.297	4-2 1B BB	3-2 P1		0-0 F7		0-3 K				3	1	0	0	1	1	2								
17 Brandon Webb, R (1,1) OBP: 0.178, SLG: 0.186 Andy Green, R (7, PH) Brandon Lyon, R (8,1) 31 Edgar Gonzalez, R (9,1) OBP: 0.500, SLG: 0.500	1-0 SH 1B	1-0 P5		4-2 BB		0-3 K				1	1	0	0	1	0	2								
										1	0	0	0	0	1	1								
										0	0	0	0	0	0	0								
										0	0	0	0	0	0	0								
<b>Inning Stats</b>	R: 1 E: 0 K: 1 S: 15	H: 2 LOB: 1 BB: 0 P: 24	R: 3 E: 1 K: 0 S: 16	H: 3 LOB: 2 BB: 1 P: 29	R: 1 E: 1 K: 0 S: 12	H: 2 LOB: 2 BB: 0 P: 24	R: 3 E: 0 K: 0 S: 13	H: 3 LOB: 0 BB: 0 P: 22	R: 0 E: 0 K: 2 S: 9	H: 1 LOB: 1 BB: 0 P: 13	R: 0 E: 0 K: 2 S: 9	H: 1 LOB: 0 BB: 0 P: 9	R: 0 E: 0 K: 0 S: 8	H: 1 LOB: 0 BB: 0 P: 13	R: 0 E: 0 K: 0 S: 8	H: 1 LOB: 0 BB: 0 P: 13	1B: 5 2B: 5 3B: 0 HR: 3	SF: 0 SAC: 1 DP: 2 HBP: 1	WP: 1 PB: 0 SB: 0 CS: 0	PA: 39				
<b>PITCHER</b>	IP WLS BF H R ER SO BB IBB HBP BLK WP HR S P ERA WHIP	3.2 L 23 10 0 0 5 1 0 0 0 0 0 11 21 0.00 0.750	1.1 5 0 0 0 0 1 0 0 0 0 0 11 21 0.00 0.750	2.0 8 2 0 0 4 0 0 0 0 1 0 18 22 0.00 1.000	1.0 3 1 0 0 0 0 0 0 0 0 0 8 13 0.00 1.000																			

Milwaukee Brewers @ Arizona Diamondbacks  
Chase Field, Phoenix, AZ  
Sat Jul 15 2006, 6:40 PM MST  
Att: 26,342 - Roof Closed - 82 F

AB	35
R	8
H	13
RBI	7
BB	2
SO	5
LOB	19



Batter	1	2	3	4	5	6	7	8	9	AB	R	H	RBI	BB	SO	LOB	TOP										
<b>23 Ricke Weeks Jr., R</b> OBP: 0.363, SLG: 0.410	G6-3	G4-3						K		5	1	2	1	0	1	1	<b>Milwaukee Brewers @ Arizona Diamondbacks</b> Chase Field, Phoenix, AZ Sun Jul 16 2006, 1:40 PM MST Att: 29,308 - Roof Closed - 81 F										
<b>Jeff Cirillo, R</b> OBP: 0.391, SLG: 0.419	HR		G6-3	F8			F9	K		5	1	1	0	0	1	2											
<b>Geoff Jenkins, L</b> OBP: 0.340, SLG: 0.419	HR		L3		G3-1			G5-3		5	1	2	2	0	0	0											
<b>Carlos Lee, R</b> OBP: 0.354, SLG: 0.555	G4-3		F9		K					4	0	1	1	1	1	0											
<b>28 Prince Fielder, L</b> OBP: 0.323, SLG: 0.490	P5			HR						5	2	3	1	0	0	2											
<b>2 Bill Hall, R</b> OBP: 0.310, SLG: 0.536		K		HR						5	2	2	0	0	3	3											
<b>11 Mike Rivera, R</b> OBP: 0.273, SLG: 0.545		F9								5	0	1	1	0	1	4											
<b>Brady Clark, R</b> OBP: 0.379, SLG: 0.331				FC3-6						5	2	2	1	0	2	3											
<b>31 Dave Bush, R</b> OBP: 0.179, SLG: 0.256										3	0	1	1	0	1	1											
<b>Brian Shouse, L</b> ERA: 5.12										0	0	0	0	0	0	0											
<b>1 Corey Hart, R</b> OBP: 0.393, SLG: 0.431										1	1	1	1	0	0	0											
<b>52 Jose Capellan, R</b> ERA: 3.96										0	0	0	0	0	0	0											
<b>Derrick Turnbow, R</b> ERA: 5.39										0	0	0	0	0	0	0											
<b>Inning Stats</b>	R: 2 E: 0 K: 0 S: 12	H: 2 LOB: 0 BB: 0 P: 16	R: 1 E: 0 K: 1 S: 15	H: 2 LOB: 1 BB: 0 P: 18	R: 0 E: 0 K: 1 S: 6	H: 0 LOB: 0 BB: 0 P: 8	R: 3 E: 0 K: 1 S: 16	H: 4 LOB: 1 BB: 0 P: 21	R: 2 E: 0 K: 2 S: 16	H: 2 LOB: 2 BB: 0 P: 24	R: 1 E: 0 K: 0 S: 12	H: 3 LOB: 2 BB: 0 P: 17	R: 0 E: 0 K: 1 S: 11	H: 1 LOB: 0 BB: 0 P: 13	R: 1 E: 0 K: 2 S: 11	H: 1 LOB: 0 BB: 0 P: 20	R: 0 E: 0 K: 3 S: 17	H: 1 LOB: 2 BB: 1 P: 28	1B: 10 2B: 3 3B: 0 HR: 3	SF: 0 SAC: 0 DP: 1 HBP: 0	WP: 1 PB: 1 CS: 0	PA: 44					
<b>PITCHER</b>	IP	WLS	BF	H	R	ER	SO	BB	IBB	HBP	BLK	WP	HR	S	P	ERA	WHIP										
<b>Claudio Vargas, R</b> ERA: 5.3	3.2	L	19	8	6	6	2	0	0	0	0	1	2	46	60	14.73	2.182										
<b>Greg Aquino, R</b> ERA: 5.12	1.1		7	2	2	0	2	0	0	0	0	0	0	19	27	0.00	1.500										
<b>31 Edgar Gonzalez, R</b> ERA: 6.27	2.0		9	4	1	1	1	0	0	0	0	0	0	23	30	4.50	2.000										
<b>Luis Vizcaino, R</b> ERA: 3.96	1.0		4	1	1	1	2	0	0	0	0	0	1	11	20	9.00	1.000										
<b>Jorge Julio, R</b> ERA: 5.39	1.0		5	1	0	0	3	1	0	0	0	0	0	17	28	0.00	2.000										

Batter	1	2	3	4	5	6	7	8	9	AB	R	H	RBI	BB	SO	LOB	BOTTOM										
<b>30 Jeff DaVanon, S</b> OBP: 0.368, SLG: 0.436									P6	4	2	3	1	1	0	1	<b>Milwaukee Brewers @ Arizona Diamondbacks</b> Chase Field, Phoenix, AZ Sun Jul 16 2006, 1:40 PM MST Att: 29,308 - Roof Closed - 81 F										
<b>1 Orlando Hudson, S</b> OBP: 0.321, SLG: 0.407	G6-4-3									4	0	1	0	1	1	4											
<b>Chad Tracy, L</b> OBP: 0.332, SLG: 0.454	K									5	1	2	3	0	2	2											
<b>34 Conor Jackson, R</b> OBP: 0.367, SLG: 0.418										2	0	0	0	0	0	2											
<b>Tony Clark, S</b> OBP: 0.295, SLG: 0.361										3	0	0	0	0	2	4											
<b>Luis Gonzalez, L</b> OBP: 0.359, SLG: 0.425										4	0	1	1	0	1	1											
<b>Luis Vizcaino, R</b> ERA: 3.96										0	0	0	0	0	0	0											
<b>Jorge Julio, R</b> ERA: 5.39										0	0	0	0	0	0	0											
<b>22 Eric Byrnes, R</b> OBP: 0.350, SLG: 0.517										3	0	0	0	0	0	1											
<b>6 Stephen Drew, L</b> ERA: 5.12										4	0	0	0	0	1	2											
<b>19 Chris Snyder, R</b> OBP: 0.352, SLG: 0.411										3	1	1	0	0	1	0											
<b>Claudio Vargas, R</b> ERA: 5.3										1	0	0	0	0	0	1											
<b>Greg Aquino, R</b> ERA: 5.12										0	0	0	0	0	0	0											
<b>Andy Green, R</b> ERA: 3.96										1	0	0	0	0	0	0											
<b>31 Edgar Gonzalez, R</b> ERA: 6.27										0	0	0	0	0	0	0											
<b>Shawn Green, L</b> OBP: 0.350, SLG: 0.490										1	1	1	0	1	0	0											
<b>Inning Stats</b>	R: 0 E: 0 K: 1 S: 8	H: 0 LOB: 1 BB: 0 P: 14	R: 0 E: 0 K: 1 S: 7	H: 0 LOB: 0 BB: 0 P: 14	R: 1 E: 0 K: 0 S: 10	H: 4 LOB: 2 BB: 0 P: 14	R: 0 E: 0 K: 0 S: 8	H: 0 LOB: 0 BB: 0 P: 9	R: 0 E: 0 K: 1 S: 7	H: 1 LOB: 1 BB: 0 P: 11	R: 1 E: 0 K: 1 S: 10	H: 1 LOB: 1 BB: 0 P: 15	R: 3 E: 0 K: 2 S: 15	H: 3 LOB: 1 BB: 0 P: 29	R: 0 E: 0 K: 1 S: 5	H: 0 LOB: 0 BB: 0 P: 7	R: 0 E: 0 K: 2 S: 10	H: 0 LOB: 2 BB: 2 P: 23	1B: 5 2B: 5 3B: 0 HR: 0	SF: 0 SAC: 0 DP: 2 HBP: 2	WP: 0 PB: 0 CS: 0	PA: 40					
<b>PITCHER</b>	IP	WLS	BF	H	R	ER	SO	BB	IBB	HBP	BLK	WP	HR	S	P	ERA	WHIP										
<b>31 Dave Bush, R</b> ERA: 4.41	0.2		2	0	0	0	1	0	0	0	0	0	0	6	10	0.00	0.000										
<b>Brian Shouse, L</b> ERA: 3.0	1.1		6	0	0	0	1	2	0	0	0	0	0	9	21	0.00	1.500										
<b>52 Jose Capellan, R</b> ERA: 4.04	0.2		2	0	0	0	2	0	0	0	0	0	0	6	9	0.00	0.000										

Batter	1	2	3	4	5	6	7	8	9	AB	R	H	RBI	BB	SO	LOB	TOP										
15 Rafael Furcal, S OBP: 0.344, SLG: 0.354	G1-3		SH2-3 SF7 2B		G3		2-0 1B		G4-3	5	1	2	1	0	0	0											
Kenny Lofton, L OBP: 0.351, SLG: 0.378	F7		SH2-3		P6		1-1 1B			3	0	1	0	0	0	0											
5 Nomar Garciaparra, R OBP: 0.414, SLG: 0.563	12 WP HBP 1B		4-1 12 2B BB		F8		1-1 1B		F7	3	1	1	0	1	0	2											
J.D. Drew, L OBP: 0.377, SLG: 0.462	12 WP HBP		0-2 SF7		G4-3		2-2 G4-6-3 12 1B			2	0	1	1	0	0	0											
12 Jeff Kent, R OBP: 0.369, SLG: 0.449	K		3-H 3-2 1-H 2B		G1-3		0-0 G4-6-3 1B			4	0	2	1	0	1	2											
Olmedo Saenz, R OBP: 0.324, SLG: 0.579		G6-3	G5-3		G5-3		0-0 G4-6-3 1B			4	0	0	0	0	0	3											
16 Andre Ethier, L 44 Takashi Saito, L	K				G4-3		2-2 55 G6-3 1B		G4-3	4	0	1	0	0	1	1	AB 33 R 3 H 10 RBI 3 BB 1 SO 2 LOB 10										
55 Russell Martin, R OBP: 0.348, SLG: 0.433		1-2 1B			G6-3		0-0 G6-3 1B		G5-3	4	0	1	0	0	0	1											
Aaron Sele, R Joe Beimel, L Ricky Ledee, L Giovanni Carrara, R José Cruz Jr., S	L8				F9		1-1 15 1B 2B		G4-3	2	0	0	0	0	0	1											
<b>Inning Stats</b>	R: 0 E: 0 K: 1 S: 7	H: 1 LOB: 2 BB: 0 P: 11	R: 0 E: 0 K: 1 S: 11	H: 1 LOB: 1 BB: 0 P: 15	R: 2 E: 0 K: 0 S: 16	H: 2 LOB: 1 BB: 1 P: 29	R: 0 E: 0 K: 0 S: 5	H: 0 LOB: 0 BB: 0 P: 6	R: 0 E: 0 K: 0 S: 4	H: 0 LOB: 0 BB: 0 P: 5	R: 0 E: 0 K: 0 S: 7	H: 0 LOB: 0 BB: 0 P: 11	R: 1 E: 0 K: 0 S: 11	H: 4 LOB: 2 BB: 0 P: 18	R: 0 E: 0 K: 0 S: 7	H: 2 LOB: 1 BB: 0 P: 11	R: 0 E: 0 K: 0 S: 13	H: 0 LOB: 0 BB: 0 P: 20	1B: 7 2B: 3 3B: 0 HR: 0	SF: 1 SAC: 1 DP: 2 HBP: 1	WP: 1 PB: 0 SB: 0 CS: 0	PA: 37					
<b>PITCHER</b>	IP	WLS	BF	H	R	ER	SO	BB	IBB	HBP	BLK	WP	HR	S	P	ERA	WHIP										
48 Enrique Gonzalez, R 28 Brandon Medders, R Brandon Lyon, R	6.2	W	29	8	3	3	2	1	0	1	0	1	0	59	92	4.05	1.350										
	1.1		5	2	0	0	0	0	0	0	0	0	0	9	14	0.00	1.500										
	1.0		3	0	0	0	0	0	0	0	0	0	0	13	20	0.00	0.000										

Los Angeles Dodgers @ Arizona Diamondbacks  
Chase Field, Phoenix, AZ  
Mon Jul 17 2006, 6:40 PM MST  
Att: 23,513 - Roof Closed - 80 F





Batter	1	2	3	4	5	6	7	8	9	AB	R	H	RBI	BB	SO	LOB	BOTTOM										
30 Jeff DaVanon, S OBP: 0.364, SLG: 0.429	P6	F7		K		1-0 22 HR 1B			K	5	1	1	0	0	2	3											
22 Eric Byrnes, R OBP: 0.348, SLG: 0.524	F8		F8	F9		0-0 1-H 2-H HR				4	1	1	3	0	0	2											
Luis Gonzalez, L OBP: 0.361, SLG: 0.428			F8 1B 2B		K	G4-3				3	1	1	0	1	1	0											
Chad Tracy, L OBP: 0.329, SLG: 0.448	K		F8	G4-3	G6-3					4	0	0	0	0	1	2											
Johnny Estrada, S		2-0 2B 2B	2-1 1B		F8			K		4	1	2	1	0	1	0											
Shawn Green, L OBP: 0.382, SLG: 0.464		2-2 48 1B 2B	K			0-1 1 3B 1B		L4		4	2	2	1	0	1	1											
1 Orlando Hudson, S OBP: 0.320, SLG: 0.411	G5-3			L8		3-2 48 1B 3B		G3		4	1	1	1	0	0	1	AB 36 R 8 H 12 RBI 8 BB 1 SO 8 LOB 11										
6 Stephen Drew, L OBP: 0.167, SLG: 0.091	F7			30 S 48 1B 1B		K		F9		4	0	1	0	0	1	2											
48 Enrique Gonzalez, R 28 Brandon Medders, R Andy Green, R Brandon Lyon, R		2-2 1B		2-1 1B		0-0 30 1B 22 HR 1B		K		3	1	3	2	0	0	0											
<b>Inning Stats</b>	R: 0 E: 0 K: 1 S: 11	H: 0 LOB: 1 BB: 1 P: 21	R: 2 E: 0 K: 0 S: 16	H: 3 LOB: 1 BB: 0 P: 25	R: 1 E: 0 K: 1 S: 14	H: 2 LOB: 1 BB: 0 P: 20	R: 0 E: 0 K: 1 S: 10	H: 2 LOB: 2 BB: 0 P: 16	R: 0 E: 0 K: 1 S: 10	H: 0 LOB: 0 BB: 0 P: 16	R: 5 E: 0 K: 1 S: 16	H: 5 LOB: 0 BB: 0 P: 24	R: 0 E: 0 K: 1 S: 10	H: 0 LOB: 0 BB: 0 P: 14	R: 0 E: 0 K: 2 S: 7	H: 0 LOB: 0 BB: 0 P: 13	1B: 7 2B: 3 3B: 1 HR: 1	SF: 0 SAC: 0 DP: 0 HBP: 0	WP: 0 PB: 0 SB: 1 CS: 0	PA: 37							
<b>PITCHER</b>	IP	WLS	BF	H	R	ER	SO	BB	IBB	HBP	BLK	WP	HR	S	P	ERA	WHIP										
Aaron Sele, R Joe Beimel, L Giovanni Carrara, R 44 Takashi Saito, R	5.0	L	25	9	5	5	4	1	0	0	0	0	1	11	16	27.00	3.000										
	1.0		3	0	0	0	1	0	0	0	0	0	0	10	14	0.00	0.000										
	1.0		3	0	0	0	2	0	0	0	0	0	0	7	13	0.00	0.000										

Los Angeles Dodgers @ Arizona Diamondbacks  
Chase Field, Phoenix, AZ  
Mon Jul 17 2006, 6:40 PM MST  
Att: 23,513 - Roof Closed - 80 F





Batter	1	2	3	4	5	6	7	8	9	AB R H RBI BB SO LOB	TOP											
15 Rafael Furcal, S (1.6) OBP: 0.340, SLG: 0.350	F7		G4-3		K		F8		G4-3	5 0 0 0 0 1 1	Los Angeles Dodgers @ Arizona Diamondbacks Chase Field, Phoenix, AZ Tue Jul 18 2006, 6:40 PM MST Att: 27,478 - Roof Closed - 83 F											
Kenny Lofton, L (1.8) OBP: 0.356, SLG: 0.384	1B		K		1B		2B		G4-3	4 2 2 0 1 1 1												
5 Nomar Garciaparra, R (1.3) OBP: 0.414, SLG: 0.571	G3			P6	2B		3B		P4	5 1 2 1 0 0 1												
J.D. Drew, L (1.9) OBP: 0.379, SLG: 0.461	G4-3			G1-6-3	1B		BB			3 0 1 1 1 0 1												
16 Andre Ethier, L (1.7) OBP: 0.392, SLG: 0.516		1B		2B	SF8		K			2 1 1 1 1 1 2												
Willy Aybar, S (1.5) OBP: 0.368, SLG: 0.464	F7			BB	CS		F7			4 0 2 1 0 0 1												
18 Ramon Martinez, R (1.4) OBP: 0.396, SLG: 0.411	K			2B			G6-3		L8	3 0 0 0 1 1 2												
55 Russell Martin, R (1.2) OBP: 0.355, SLG: 0.437					1B		G4-3		G1-6-3	3 0 2 0 0 0 0												
58 Chad Billingsley, R (1.1) OBP: 0.200, SLG: 0.111					HBP				1B	3 0 0 0 0 2 4												
Ricky Ledesma, L (8. PH) OBP: 0.297, SLG: 0.457									G1-6-3	1 0 0 0 0 0 2												
Danyes Baez, R (8.1)										0 0 0 0 0 0 0												
44 Takashi Saito, L (9.1)										0 0 0 0 0 0 0												
																						
<b>Inning Stats</b>	R: 0 E: 0 K: 0 S: 12	H: 1 LOB: 1 BB: 0 P: 19	R: 0 E: 0 K: 1 S: 5	H: 1 LOB: 0 BB: 0 P: 8	R: 0 E: 0 K: 1 S: 9	H: 1 LOB: 3 BB: 2 P: 16	R: 1 E: 0 K: 1 S: 12	H: 1 LOB: 2 BB: 2 P: 25	R: 2 E: 0 K: 2 S: 14	H: 2 LOB: 0 BB: 1 P: 29	R: 0 E: 0 K: 0 S: 8	H: 0 LOB: 0 BB: 0 P: 14	R: 1 E: 0 K: 2 S: 12	H: 2 LOB: 2 BB: 1 P: 20	R: 0 E: 0 K: 0 S: 10	H: 2 LOB: 1 BB: 0 P: 15	R: 0 E: 0 K: 0 S: 8	H: 0 LOB: 0 BB: 0 P: 12	1B: 5 2B: 4 3B: 1 HR: 0	SF: 1 SAC: 0 DP: 1 HBP: 1	WP: 0 PB: 0 SB: 0 CS: 2	PA: 40
<b>PITCHER</b>	IP WLS BF H R ER SO BB IBB HBP BLK WP HR S P ERA WHIP											IP WLS BF H R ER SO BB IBB HBP BLK WP HR S P ERA WHIP										
37 Juan Cruz, R (1.1) ERA: 4.53	5.0 L 23 6 3 3 4 3 0 1 0 0 0 52 97 5.40 1.800																					
56 Ramon Pena, R (6.1) ERA: 5.4	1.2 7 2 1 1 1 0 0 0 0 0 0 17 25 5.40 1.200																					
Randy Choate, L (7.1) ERA: 3.0	0.1 2 0 0 0 1 1 0 0 0 0 0 3 9 0.00 3.000																					
Greg Aquino, R (8.1) ERA: 4.81	2.0 7 2 0 0 0 0 0 0 0 0 0 18 27 0.00 1.000																					

Batter	1	2	3	4	5	6	7	8	9	AB R H RBI BB SO LOB	BOTTOM											
30 Jeff DaVanon, S (1.9) OBP: 0.362, SLG: 0.426	1B		G4-3		F4			K		4 0 1 0 0 1 2	Los Angeles Dodgers @ Arizona Diamondbacks Chase Field, Phoenix, AZ Tue Jul 18 2006, 6:40 PM MST Att: 27,478 - Roof Closed - 83 F											
22 Eric Byrnes, R (1.8) OBP: 0.348, SLG: 0.520	1B		G6-3		FC4			G6-3		4 0 1 0 0 0 2												
Luis Gonzalez, L (1.7) OBP: 0.359, SLG: 0.424	L4			1B	F7			P5		3 0 0 0 1 0 4												
Chad Tracy, L (1.5) OBP: 0.331, SLG: 0.450	K			L6				G6-3		3 1 1 0 1 1 3												
Johnny Estrada, S (1.2) OBP: 0.339, SLG: 0.490		G3		F8		G6-3		K		4 0 0 0 0 1 3												
Shawn Green, L (1.3) OBP: 0.361, SLG: 0.461		P6			1B		L8		G3	4 0 1 0 0 0 1												
1 Orlando Hudson, S (1.4) OBP: 0.322, SLG: 0.412				G3			G3			4 0 2 1 0 0 2												
6 Stephen Drew, L (1.6) OBP: 0.188, SLG: 0.133		F7			22 FC4		K		P2	4 0 1 0 0 1 2												
37 Juan Cruz, R (1.1) ERA: 3.66										1 0 0 0 0 1 0												
Andy Green, R (5. PH) OBP: 0.297, SLG: 0.457										1 0 1 0 0 0 0												
56 Ramon Pena, R (6.1) ERA: 5.4										0 0 0 0 0 0 0												
Randy Choate, L (7.1) ERA: 3.0										0 0 0 0 0 0 0												
Damon Easley, R (8. PH) OBP: 0.238, SLG: 0.444										1 0 0 0 0 1 0												
Greg Aquino, R (8.1) ERA: 4.81										0 0 0 0 0 0 0												
																						
<b>Inning Stats</b>	R: 0 E: 0 K: 1 S: 11	H: 2 LOB: 1 BB: 0 P: 19	R: 0 E: 0 K: 0 S: 9	H: 1 LOB: 0 BB: 0 P: 17	R: 0 E: 0 K: 1 S: 7	H: 0 LOB: 0 BB: 0 P: 9	R: 0 E: 0 K: 0 S: 11	H: 1 LOB: 2 BB: 1 P: 21	R: 0 E: 0 K: 0 S: 10	H: 2 LOB: 2 BB: 0 P: 13	R: 0 E: 0 K: 0 S: 4	H: 0 LOB: 0 BB: 1 P: 8	R: 0 E: 0 K: 2 S: 11	H: 0 LOB: 0 BB: 0 P: 16	R: 0 E: 0 K: 1 S: 12	H: 0 LOB: 0 BB: 0 P: 19	R: 1 E: 0 K: 1 S: 13	H: 2 LOB: 1 BB: 0 P: 20	1B: 7 2B: 1 3B: 0 HR: 0	SF: 0 SAC: 0 DP: 1 HBP: 0	WP: 0 PB: 0 SB: 0 CS: 2	PA: 35
<b>PITCHER</b>	IP WLS BF H R ER SO BB IBB HBP BLK WP HR S P ERA WHIP											IP WLS BF H R ER SO BB IBB HBP BLK WP HR S P ERA WHIP										
58 Chad Billingsley, R (1.1) ERA: 3.66	7.0 W 27 2 0 0 4 2 0 0 0 0 0 63 103 0.00 1.143																					
Danyes Baez, R (8.1) ERA: 3.91	1.0 3 0 0 0 1 0 0 0 0 0 0 12 19 0.00 0.000																					
44 Takashi Saito, R (9.1) ERA: 2.15	1.0 5 2 1 1 1 0 0 0 0 0 0 13 20 9.00 2.000																					

Batter	1	2	3	4	5	6	7	8	9	AB	R	H	RBI	BB	SO	LOB	TOP			
15 Rafael Furcal, S OBP: 0.339, SLG: 0.349	G1-6-3		K			S		F7		4	0	1	0	0	1	1	<b>Los Angeles Dodgers @ Arizona Diamondbacks</b> <b>Chase Field, Phoenix, AZ</b> Wed Jul 19 2006, 6:40 PM MST Att: 23,616 - Roof Closed - 82 F			
Kenny Lofton, L OBP: 0.336, SLG: 0.383 Giovanni Carrara, R	1B			G6-3		BB		G1-3		3	0	1	0	1	0	1				
5 Nomar Garciaparra, R OBP: 0.412, SLG: 0.567	1B			G6-3		G6-3			FC4-6	4	0	1	0	0	0	3				
J.D. Drew, L OBP: 0.374, SLG: 0.455		G3-1		F7		G6-3		FC4-6	4	0	0	0	0	0	1					
16 Andre Ethier, L OBP: 0.394, SLG: 0.516		1B		1B		P6		F8	4	0	2	0	0	0	1					
Willy Aybar, S OBP: 0.364, SLG: 0.451		F9		F7				G4-3	3	0	0	0	1	0	3					
18 Ramon Martinez, R Joe Beigel, L		F9		G5-4-3		F7			2	0	0	0	0	0	2	<b>AB 31</b> <b>R 0</b> <b>H 6</b> <b>RBI 0</b> <b>BB 2</b> <b>SO 2</b> <b>LOB 13</b>				
Ricky Ledee, L 51 Jonathan Broxton, R José Cruz Jr., S									0	0	0	0	0	0	0					
Toby Hall, R OBP: 0.263, SLG: 0.391			G5-3			G5-3		P3	3	0	0	0	0	0	0					
Derek Lowe, R Olmedo Saenz, R			G6-3			K			1	0	0	0	0	0	0					
									2	0	1	0	0	1	0					
<b>Inning Stats</b>	R: 0 E: 0 K: 0 S: 4	H: 1 LOB: 0 BB: 0 P: 7	R: 0 E: 0 K: 0 S: 12	H: 1 LOB: 1 BB: 0 P: 20	R: 0 E: 0 K: 1 S: 8	H: 0 LOB: 0 BB: 0 P: 12	R: 0 E: 0 K: 0 S: 5	H: 0 LOB: 0 BB: 0 P: 9	R: 0 E: 0 K: 1 S: 9	H: 1 LOB: 2 BB: 1 P: 17	R: 0 E: 0 K: 0 S: 7	H: 0 LOB: 1 BB: 1 P: 17	R: 0 E: 0 K: 0 S: 5	H: 1 LOB: 1 BB: 0 P: 7	R: 0 E: 0 K: 0 S: 7	H: 1 LOB: 1 BB: 0 P: 11	1B: 5 2B: 2 3B: 0 HR: 0	SF: 0 SAC: 0 DP: 2 HBP: 0	WP: 0 PB: 0 SB: 1 CS: 0	PA: 33
<b>PITCHER</b> Miguel Batista, R ERA: 4.88	IP: 9.0 WLS: W BF: 33 H: 6 R: 0 ER: 0 SO: 2 BB: 2 IBB: 0 HBP: 0 BLK: 0 WP: 0 HR: 0 S: 62 P: 107 ERA: 0.00 WHIP: 0.889											<b>PITCHER</b>	IP: 9.0 WLS: W BF: 33 H: 6 R: 0 ER: 0 SO: 2 BB: 2 IBB: 0 HBP: 0 BLK: 0 WP: 0 HR: 0 S: 62 P: 107 ERA: 0.00 WHIP: 0.889							

Batter	1	2	3	4	5	6	7	8	9	AB	R	H	RBI	BB	SO	LOB	BOTTOM			
22 Eric Byrnes, R OBP: 0.349, SLG: 0.518	FC4-6		G5-3			G4-3		G5-3		5	1	2	0	0	0	1	<b>Los Angeles Dodgers @ Arizona Diamondbacks</b> <b>Chase Field, Phoenix, AZ</b> Wed Jul 19 2006, 6:40 PM MST Att: 23,616 - Roof Closed - 82 F			
Chad Tracy, L	FC4-6			2B	G4-3			F8	4	1	1	0	1	0	2					
Luis Gonzalez, L	G6-3			1B	1B	G4-3		P6	5	1	3	1	0	0	1					
34 Conor Jackson, R	G6-3			G5-3	E5		K		4	0	0	1	0	1	4					
Johnny Estrada, S	G6-3			HR	1B		K		4	1	2	1	0	1	0					
Shawn Green, L	G3-6-1			HR	K		K		3	2	2	2	1	1	3					
1 Orlando Hudson, S	G3-6-1			G5-3	FC6-4		HR		4	1	1	2	0	0	4	<b>AB 37</b> <b>R 8</b> <b>H 14</b> <b>RBI 7</b> <b>BB 2</b> <b>SO 6</b> <b>LOB 18</b>				
6 Stephen Drew, L			K		2B	G3-4			4	1	3	0	0	1	0					
Miguel Batista, R			K	G4-3		G3-4		K	4	0	0	0	0	2	3					
									1B: 8 2B: 3 3B: 1 HR: 2	SF: 0 SAC: 0 DP: 2 HBP: 0	WP: 0 PB: 0 SB: 0 CS: 0	PA: 39								
<b>Inning Stats</b>	R: 0 E: 0 K: 0 S: 11	H: 2 LOB: 1 BB: 0 P: 14	R: 0 E: 0 K: 0 S: 6	H: 1 LOB: 0 BB: 0 P: 9	R: 0 E: 0 K: 2 S: 9	H: 0 LOB: 0 BB: 0 P: 13	R: 4 E: 0 K: 0 S: 20	H: 5 LOB: 1 BB: 0 P: 31	R: 1 E: 1 K: 1 S: 11	H: 3 LOB: 3 BB: 0 P: 16	R: 1 E: 0 K: 0 S: 12	H: 1 LOB: 1 BB: 1 P: 22	R: 2 E: 0 K: 3 S: 15	H: 2 LOB: 1 BB: 1 P: 23	R: 0 E: 0 K: 0 S: 8	H: 0 LOB: 0 BB: 0 P: 14	1B: 8 2B: 3 3B: 1 HR: 2	SF: 0 SAC: 0 DP: 2 HBP: 0	WP: 0 PB: 0 SB: 0 CS: 0	PA: 39
<b>PITCHER</b> Derek Lowe, R Joe Beigel, L 51 Jonathan Broxton, R Giovanni Carrara, R	IP: 4.1 WLS: L BF: 23 H: 11 R: 5 ER: 5 SO: 2 BB: 1 IBB: 0 HBP: 0 BLK: 1 WP: 0 HR: 0 S: 53 P: 77 ERA: 4.19 WHIP: 10.38											<b>PITCHER</b>	IP: 4.1 WLS: L BF: 23 H: 11 R: 5 ER: 5 SO: 2 BB: 1 IBB: 0 HBP: 0 BLK: 1 WP: 0 HR: 0 S: 53 P: 77 ERA: 4.19 WHIP: 10.38							

Batter	1	2	3	4	5	6	7	8	9	AB	R	H	RBI	BB	SO	LOB	TOP			
15 Rafael Furcal, S OBP: 0.338, SLG: 0.348	G4-3		G1-4-3			G4-3		E		4	0	1	0	0	0	0	Los Angeles Dodgers @ Arizona Diamondbacks Chase Field, Phoenix, AZ Thu Jul 20 2006, 6:40 PM MST Att: 25,329 - Roof Closed - 80 F			
J.D. Drew, L OBP: 0.379, SLG: 0.462	G6-3					G6-4-3		E6		4	0	3	1	0	0	1				
5 Nomar Garciaparra, R OBP: 0.497, SLG: 0.559	G6-3		F8			G6-4-3		G6-4-3		4	0	0	0	0	0	5				
16 Andre Ethier, L OBP: 0.395, SLG: 0.520	F8				G1-3			G6-3		4	0	2	0	0	0	1				
Willy Aybar, S OBP: 0.368, SLG: 0.443		1B 18 G6-3 BB			G3			G6-3		2	1	0	0	2	0	1				
Jose Cruz Jr., S OBP: 0.353, SLG: 0.369			G6-3		G3-1			G6-3		4	0	1	0	0	1	3				
18 Ramon Martinez, R OBP: 0.353, SLG: 0.396 Ricky Ledee, L OBP: 0.282, SLG: 0.432 Odalis Perez, L OBP: 0.125, SLG: 0.067 Sandy Alomar Jr., R OBP: 0.333, SLG: 0.417			G6-3			G4-3		F8		2	0	0	0	0	0	1				
55 Russell Martin, R OBP: 0.355, SLG: 0.440						K		E		3	1	1	0	0	2	0				
Mark Hendrickson, L Giovanni Carrara, R Olmedo Saenz, R OBP: 0.324, SLG: 0.581						G6-3		G6-3		2	0	0	0	0	1	0				
Inning Stats	R: 0 E: 0 K: 0 S: 9	H: 1 LOB: 1 BB: 0 P: 13	R: 1 E: 0 K: 1 S: 7	H: 1 LOB: 0 BB: 1 P: 12	R: 0 E: 0 K: 1 S: 15	H: 1 LOB: 1 BB: 0 P: 19	R: 0 E: 0 K: 0 S: 5	H: 0 LOB: 0 BB: 0 P: 8	R: 0 E: 0 K: 1 S: 8	H: 1 LOB: 1 BB: 0 P: 15	R: 0 E: 0 K: 0 S: 3	H: 1 LOB: 1 BB: 1 P: 4	R: 0 E: 1 K: 1 S: 10	H: 2 LOB: 1 BB: 0 P: 17	R: 0 E: 0 K: 1 S: 10	H: 1 LOB: 1 BB: 0 P: 14		1B: 5 2B: 3 3B: 0 HR: 0	SF: 0 SAC: 0 DP: 4 HBP: 0	WP: 0 PB: 0 SB: 0 CS: 0
PITCHER	IP	WLS	BF	H	R	ER	SO	BB	IBB	HBP	BLK	WP	HR	S	P	ERA	WHIP			
17 Brandon Webb, R ERA: 2.51	8.0	W	30	7	2	2	4	2	0	0	0	0	0	70	104	2.25	1.125			
Jorge Julio, R ERA: 3.3	1.0	S	4	1	0	0	1	0	0	0	0	0	0	10	14	0.00	1.000			

Batter	1	2	3	4	5	6	7	8	9	AB	R	H	RBI	BB	SO	LOB	BOTTOM			
22 Eric Byrnes, R OBP: 0.350, SLG: 0.517	G4-3	1B			P2	L4				3	1	1	0	1	0	1	Los Angeles Dodgers @ Arizona Diamondbacks Chase Field, Phoenix, AZ Thu Jul 20 2006, 6:40 PM MST Att: 25,329 - Roof Closed - 80 F			
1 Orlando Hudson, S OBP: 0.321, SLG: 0.417	G6-3				F8	G4-3				4	0	1	1	0	0	2				
Shawn Green, L OBP: 0.364, SLG: 0.470	G4-3	G3						F7		4	0	1	0	0	0	3				
34 Conor Jackson, R OBP: 0.364, SLG: 0.411										3	0	1	1	1	1	0				
Johnny Estrada, S OBP: 0.337, SLG: 0.483	G3		G6-3			F7		F9		4	0	0	0	0	0	3				
Chad Tracy, L OBP: 0.333, SLG: 0.451								F7		4	2	2	0	0	1	0				
7 Carlos Quentin, R OBP: 0.250, SLG: 1.000		G6-3			G5-3			L7		4	1	1	2	0	0	1				
6 Stephen Drew, L OBP: 0.333, SLG: 0.522					G4-3			K		4	1	2	1	0	1	0				
17 Brandon Webb, R OBP: 0.170, SLG: 0.178 Jorge Julio, R					G6-3			SH1-4		2	0	0	0	0	0	1				
Inning Stats	R: 1 E: 0 K: 0 S: 11	H: 2 LOB: 1 BB: 0 P: 18	R: 2 E: 0 K: 0 S: 20	H: 3 LOB: 2 BB: 1 P: 28	R: 0 E: 0 K: 2 S: 10	H: 0 LOB: 0 BB: 0 P: 14	R: 0 E: 0 K: 0 S: 4	H: 0 LOB: 0 BB: 0 P: 7	R: 0 E: 0 K: 0 S: 8	H: 1 LOB: 2 BB: 1 P: 18	R: 2 E: 0 K: 0 S: 17	H: 3 LOB: 1 BB: 0 P: 28	R: 0 E: 0 K: 0 S: 5	H: 0 LOB: 0 BB: 0 P: 10	R: 0 E: 0 K: 1 S: 5	H: 0 LOB: 0 BB: 0 P: 8		1B: 6 2B: 2 3B: 0 HR: 1	SF: 0 SAC: 1 DP: 0 HBP: 0	WP: 0 PB: 0 SB: 1 CS: 0
PITCHER	IP	WLS	BF	H	R	ER	SO	BB	IBB	HBP	BLK	WP	HR	S	P	ERA	WHIP			
Mark Hendrickson, L ERA: 3.99	5.1	L	27	9	5	5	2	2	0	0	0	0	0	65	104	8.44	2.062			
Giovanni Carrara, R ERA: 2.61	0.2		2	0	0	0	0	0	0	0	0	0	0	5	9	0.00	0.000			
Odalis Perez, L ERA: 6.94	2.0		6	0	0	0	1	0	0	0	0	0	0	10	18	0.00	0.000			



Batter	1	2	3	4	5	6	7	8	9	AB	R	H	RBI	BB	SO	LOB	TOP										
Jamey Carroll, R OBP: 0.389, SLG: 0.420	1-3 K	2-0 G4-3			1-2 L4		4-1 BB		1-3 K	4	0	0	0	1	2	4											
12 Clint Barnes, R OBP: 0.265, SLG: 0.348	4-2 5 WP BB		1-2 5 G6-4-3 1B		1-2 F8		0-0 P5		4-0 BB	3	0	1	0	2	0	1											
17 Todd Helton, L OBP: 0.409, SLG: 0.478	2-1 P4		3-1 P5		0-0 F7		3-3 K		0-0 F8	4	0	0	0	0	1	3											
61 Ramon E Ramirez, R OBP: 0.667, SLG: 0.667										0	0	0	0	0	0	0											
39 Tom Martin, L										0	0	0	0	0	0	0											
Jorge Piedra, L OBP: 0.224, SLG: 0.426										1	0	0	0	0	0	2											
5 Matt Holliday, R OBP: 0.375, SLG: 0.565	2-0 P4		0-0 G6-4-3		0-0 F9			1-1 G5-3		4	0	0	0	0	0	2											
27 Garrett Atkins, R OBP: 0.395, SLG: 0.512		4-1 1B 11 BB		1-2 11 8 G4-3 G5-3 2B		3-2 HR		0-2 G5-3		3	2	2	1	1	0	0											
11 Brad Hawpe, L OBP: 0.393, SLG: 0.543		0-0 1B		2-1 G4-3		1-1 F7		4-2 BB		3	0	1	0	1	0	1											
8 Yorvit Torrealba, R OBP: 0.289, SLG: 0.385		1-3 K		2-2 G5-3		3-2 E5		2-1 P5		4	0	0	1	0	1	3											
Choo Freeman, R OBP: 0.331, SLG: 0.377		0-2 1B		1-2 2-3 1B		3-1 F9		4-0 12 BB		3	0	2	0	1	0	1											
2B Aaron Cook, R OBP: 0.103, SLG: 0.079		2-3 K		1-3 K		2-2 F8		0-3 K		2	0	0	0	0	2	4											
Ray King, L										0	0	0	0	0	0	0											
Jason Smith, L OBP: 0.341, SLG: 0.442										1	0	0	0	0	0	0											
Ryan Shealy, R OBP: 0.333, SLG: 0.667										1	0	0	0	0	1	1											
<b>Inning Stats</b>	R: 0 E: 0 K: 1 S: 11	H: 0 LOB: 1 BB: 1 P: 20	R: 0 E: 0 K: 2 S: 12	H: 2 LOB: 3 BB: 1 P: 21	R: 0 E: 0 K: 0 S: 7	H: 1 LOB: 0 BB: 0 P: 11	R: 1 E: 0 K: 1 S: 13	H: 2 LOB: 1 BB: 0 P: 20	R: 0 E: 0 K: 0 S: 7	H: 0 LOB: 0 BB: 0 P: 9	R: 1 E: 1 K: 0 S: 11	H: 1 LOB: 1 BB: 1 P: 21	R: 0 E: 0 K: 1 S: 10	H: 0 LOB: 1 BB: 1 P: 19	R: 0 E: 0 K: 2 S: 10	H: 0 LOB: 2 BB: 2 P: 17	R: 0 E: 0 K: 2 S: 8	H: 0 LOB: 2 BB: 2 P: 17	1B: 3 2B: 2 3B: 0 HR: 1	SF: 0 SAC: 0 DP: 1 HBP: 0	WP: 1 PB: 0 SB: 0 CS: 0	PA: 39					
<b>PITCHER</b>	IP	WLS	BF	H	R	ER	SO	BB	IBB	HBP	BLK	WP	HR	S	P	ERA	WHIP										
Claudio Vargas, R ERA: 5.16	6.0	W	26	6	2	2	4	2	0	0	0	1	1	61	102	3.00	1.333										
Luis Vizcaino, R ERA: 3.89	0.2	H	3	0	0	0	0	1	0	0	0	0	0	6	7	0.00	1.500										
Randy Choate, L ERA: 2.84	0.1	H	1	0	0	0	1	0	0	0	0	0	0	4	7	0.00	0.000										
Brandon Lyon, R ERA: 4.5	1.0	H	4	0	0	0	0	1	0	0	0	0	0	10	17	0.00	1.000										
Jorge Julio, R ERA: 3.22	1.0		5	0	0	0	2	2	0	0	0	0	0	8	17	0.00	2.000										

Colorado Rockies @ Arizona Diamondbacks  
Chase Field, Phoenix, AZ  
Fri Jul 21, 2006, 6:40 PM MST  
Att: 23,073 - Roof Closed - 82 F

AB	33
R	2
H	6
RBI	2
BB	6
SO	7
LOB	22



Batter	1	2	3	4	5	6	7	8	9	AB	R	H	RBI	BB	SO	LOB	BOTTOM										
30 Jeff DaVanon, S OBP: 0.368, SLG: 0.432	2-1 FC4-6 1B	2-0 G4-3		1-1 F8 34 FC5-2 2B	4-2 BB			0-2 K		4	0	2	0	1	1	1											
Chad Tracy, L OBP: 0.334, SLG: 0.449	3-2 FC4-6 1B		2-1 2B	1-1 F8	3-2 P5			4-2 1B 34 BB		4	3	1	0	1	0	4											
Luis Gonzalez, L OBP: 0.368, SLG: 0.436	2-1 1B		1-0 G3 2B	4-0 34 FC5-2 IBB		3-2 F7		1-1 34 1B		4	1	3	1	1	0	0											
34 Conor Jackson, R OBP: 0.362, SLG: 0.407	2-3 K		2-2 G5-3	3-2 FC5-2		3-3 K		0-2 1B		5	0	1	1	0	2	5											
Shawn Green, L OBP: 0.364, SLG: 0.467	1-0 1B		3-2 G3	1-3 4-2 BB		0-1 G3		0-3 K		4	0	1	1	1	1	3											
Johnny Estrada, S OBP: 0.334, SLG: 0.481	1-2 F7		1-1 1B 2B	1-2 F8		1-0 G5-3		1-1 G4-3		5	1	1	1	0	0	7											
1 Orlando Hudson, S OBP: 0.325, SLG: 0.421		2-2 FC1-6 1B	3-1 6 3B 1B		0-0 FC3-6 1B		1-2 F7			4	1	3	1	0	0	0											
6 Stephen Drew, L OBP: 0.357, SLG: 0.577	1-2 L7		1-0 1B	2-0 FC3-6 SH3-4		4-2 BB				3	0	1	1	1	0	2											
Claudio Vargas, R ERA: 5.16	0-0 FC1-6		1-2 G4-3		1-0 SH3-4		1-3 K			2	0	0	0	0	0	2											
Luis Vizcaino, R ERA: 3.89	0-0 FC1-6									0	0	0	0	0	0	0											
Randy Choate, L ERA: 2.84	0-0 FC1-6									0	0	0	0	0	0	0											
7 Carlos Quentin, R OBP: 0.282, SLG: 0.300	0-0 FC1-6									1	0	0	0	0	1	1											
Brandon Lyon, R ERA: 4.5	0-0 FC1-6									0	0	0	0	0	0	0											
Jorge Julio, R ERA: 3.22	0-0 FC1-6									0	0	0	0	0	0	0											
<b>Inning Stats</b>	R: 1 E: 0 K: 1 S: 15	H: 3 LOB: 2 BB: 0 P: 26	R: 0 E: 0 K: 0 S: 8	H: 1 LOB: 1 BB: 0 P: 13	R: 4 E: 0 K: 0 S: 20	H: 5 LOB: 1 BB: 0 P: 31	R: 0 E: 0 K: 0 S: 14	H: 1 LOB: 3 BB: 2 P: 28	R: 0 E: 0 K: 1 S: 10	H: 0 LOB: 0 BB: 1 P: 20	R: 0 E: 0 K: 1 S: 8	H: 0 LOB: 0 BB: 1 P: 14	R: 0 E: 0 K: 1 S: 11	H: 0 LOB: 1 BB: 1 P: 18	R: 1 E: 0 K: 2 S: 22	H: 2 LOB: 2 BB: 1 P: 28	R: 1 E: 0 K: 2 S: 8	H: 2 LOB: 3 SAC: 1 DP: 0 HBP: 0	1B: 9 2B: 3 3B: 1 HR: 0	SF: 0 SAC: 1 DP: 0 HBP: 0	WP: 0 PB: 0 SB: 0 CS: 0	PA: 42					
<b>PITCHER</b>	IP	WLS	BF	H	R	ER	SO	BB	IBB	HBP	BLK	WP	HR	S	P	ERA	WHIP										
2B Aaron Cook, R ERA: 3.8	4.2	L	28	11	5	5	1	2	0	0	0	0	0	64	112	9.64	2.786										
Ray King, L ERA: 4.5	1.1		4	0	0	0	1	0	0	0	0	0	0	11	20	0.00	0.000										
61 Ramon E Ramirez, R ERA: 2.77	1.0		4	0	0	0	1	1	0	0	0	0	0	11	18	0.00	1.000										
39 Tom Martin, L ERA: 4.66	1.0		6	2	1	1	2	1	0	0	0	0	0	22	28	9.00	3.000										

Colorado Rockies @ Arizona Diamondbacks  
Chase Field, Phoenix, AZ  
Fri Jul 21, 2006, 6:40 PM MST  
Att: 23,073 - Roof Closed - 82 F

AB	36
R	6
H	13
RBI	6
BB	5
SO	5
LOB	25



Batter	1	2	3	4	5	6	7	8	9	AB	R	H	RBI	BB	SO	LOB	TOP										
Jamey Carroll, R OBP: 0.390, SLG: 0.430 (1, 4)	G4-3		HR			12 SH1 BB		P4		3	1	1	1	1	0	0											
12 Clint Barmes, R OBP: 0.285, SLG: 0.348 (1, 6)	27 HR 1B		F9			SH1		F7		3	1	1	0	0	0	0											
27 Garrett Atkins, R OBP: 0.394, SLG: 0.517 (1, 5)	1-H HR		K			F8		G6-3		4	1	1	2	0	1	1											
5 Matt Holliday, R OBP: 0.371, SLG: 0.559 (1, 7)	G5-3				K	F9			K	4	0	0	0	0	2	1											
17 Todd Helton, L OBP: 0.407, SLG: 0.473 18 Cory Sullivan, L OBP: 0.315, SLG: 0.410 (9, PR)	K				P6		L8			3	0	0	0	1	1	0											
11 Brad Hawpe, L OBP: 0.388, SLG: 0.537 (1, 9)		G1-3			G3		G4-3		F8	4	0	0	0	0	0	1											
8 Yorvit Torrealba, R OBP: 0.290, SLG: 0.374 Jorge Piedra, L OBP: 0.220, SLG: 0.417 (9, PH)		F9			G6-3		E5 1B		P5	3	0	0	0	0	0	0											
Choo Freeman, R OBP: 0.331, SLG: 0.376 (1, 8)		K			K		1 SAFE 2-2 1-2 1B			3	0	1	0	0	2	0											
37 Josh Fogg, R OBP: 0.188, SLG: 0.031 Ryan Sheslay, R OBP: 0.288, SLG: 0.371 61 Ramon E. Ramirez, R OBP: 0.247, SLG: 0.287 Jose Mesa, R OBP: 0.294, SLG: 0.388 (7, PH)			K		G1-6-3		K			2	0	0	0	0	1	0											
40 Brian Fuentes, L OBP: 0.294, SLG: 0.388 (8, 4)										0	0	0	0	0	0	0											
<b>Inning Stats</b>	R: 2 E: 0 K: 1 S: 15	H: 2 LOB: 0 BB: 0 P: 19	R: 0 E: 0 K: 1 S: 8	H: 0 LOB: 0 BB: 0 P: 13	R: 1 E: 0 K: 2 S: 10	H: 1 LOB: 0 BB: 0 P: 14	R: 0 E: 0 K: 1 S: 6	H: 0 LOB: 0 BB: 0 P: 10	R: 0 E: 0 K: 1 S: 7	H: 0 LOB: 1 BB: 1 P: 14	R: 0 E: 0 K: 1 S: 17	H: 1 LOB: 0 BB: 0 P: 26	R: 0 E: 0 K: 0 S: 7	H: 0 LOB: 0 BB: 0 P: 9	R: 0 E: 0 K: 1 S: 10	H: 0 LOB: 1 BB: 1 P: 18	1B: 2 2B: 0 3B: 0 HR: 2	SF: 0 SAC: 1 DP: 0 HBP: 0	WP: 0 PB: 0 SB: 0 CS: 0	PA: 34							
<b>PITCHER</b>	IP	WLS	BF	H	R	ER	SO	BB	IBB	HBP	BLK	WP	HR	S	P	ERA	WHIP										
48 Enrique Gonzalez, R ERA: 4.85 28 Brandon Medders, R ERA: 3.5 Jorge Julio, R ERA: 3.15	7.0		27	4	3	3	7	1	0	0	0	0	2	74	110	3.86	0.714										
	1.0	W	3	0	0	0	0	0	0	0	0	0	0	7	9	0.00	0.000										
	1.0	S	4	0	0	0	1	1	0	0	0	0	0	10	18	0.00	1.000										

Colorado Rockies @ Arizona Diamondbacks  
Chase Field, Phoenix, AZ  
Sat Jul 22 2006, 6:40 PM MST  
Att: 28,760 - Roof Closed - 82 F

livebaseballscores.com

AB 31  
R 3  
H 4  
RBI 3  
BB 2  
SO 8  
LOB 6



Batter	1	2	3	4	5	6	7	8	9	AB	R	H	RBI	BB	SO	LOB	BOTTOM										
22 Eric Byrnes, R OBP: 0.346, SLG: 0.510 (1, 8)	G5-3	K			F9		L8			4	0	0	0	0	1	4											
1 Orlando Hudson, S OBP: 0.324, SLG: 0.422 (1, 4)	G5-3				F8		F7			4	0	1	0	0	0	2											
Luis Gonzalez, L OBP: 0.367, SLG: 0.443 (1, 7)	P5		P5		G3-1			HR		4	1	1	1	0	0	1											
Chad Tracy, L OBP: 0.338, SLG: 0.457 (1, 5)		HR			G6-4-3 IBB		F8	WP 1B BB		2	1	1	1	2	0	0											
Johnny Estrada, S OBP: 0.337, SLG: 0.482 (1, 2)		7 2B 1B			G6-4-3		F8	WP 1B		4	1	2	0	0	0	2											
Shawn Green, L OBP: 0.380, SLG: 0.461 (1, 3)		F9			G4-3		G5-3		F7	4	0	0	0	0	0	3											
7 Carlos Quentin, R OBP: 0.444, SLG: 1.250 (1, 9)							K			3	1	2	2	1	1	0											
6 Stephen Drew, L OBP: 0.375, SLG: 0.552 (1, 6)					K			30 1B 1B	K	3	0	1	0	1	2	3											
48 Enrique Gonzalez, R OBP: 0.400, SLG: 0.400 30 Jeff DaVanon, S OBP: 0.371, SLG: 0.435 28 Brandon Medders, R OBP: 0.361, SLG: 0.406 34 Connor Jackson, R OBP: 0.361, SLG: 0.406 Jorge Julio, R ERA: 3.15 (9, 1)		K			G6-3				G4-3	2	0	0	0	0	1	2											
<b>Inning Stats</b>	R: 0 E: 0 K: 0 S: 7	H: 0 LOB: 0 BB: 0 P: 12	R: 2 E: 0 K: 2 S: 13	H: 3 LOB: 2 BB: 1 P: 23	R: 0 E: 0 K: 0 S: 6	H: 1 LOB: 1 BB: 1 P: 15	R: 1 E: 0 K: 1 S: 8	H: 1 LOB: 0 BB: 0 P: 13	R: 0 E: 0 K: 0 S: 9	H: 0 LOB: 0 BB: 0 P: 14	R: 0 E: 0 K: 1 S: 10	H: 2 LOB: 2 BB: 0 P: 16	R: 1 E: 0 K: 1 S: 15	H: 2 LOB: 2 BB: 2 P: 30	1B: 4 2B: 2 3B: 0 HR: 3	SF: 0 SAC: 0 DP: 1 HBP: 0	WP: 1 PB: 0 SB: 0 CS: 0	PA: 36									
<b>PITCHER</b>	IP	WLS	BF	H	R	ER	SO	BB	IBB	HBP	BLK	WP	HR	S	P	ERA	WHIP										
37 Josh Fogg, R ERA: 4.25 61 Ramon E Ramirez, R ERA: 2.7 Jose Mesa, R ERA: 3.6 40 Brian Fuentes, L ERA: 4.34	6.0		24	5	3	3	3	1	1	0	0	0	2	50	86	4.50	1.000										
	1.0		5	2	0	0	1	0	0	0	0	0	0	10	16	0.00	2.000										
	0.0	L	3	2	1	1	0	1	0	0	0	0	1	7	12	∞	∞										
	1.0		4	0	0	0	1	0	1	0	0	1	0	8	18	0.00	0.000										

Colorado Rockies @ Arizona Diamondbacks  
Chase Field, Phoenix, AZ  
Sat Jul 22 2006, 6:40 PM MST  
Att: 28,760 - Roof Closed - 82 F

livebaseballscores.com

AB 32  
R 4  
H 9  
RBI 4  
BB 4  
SO 5  
LOB 20



Batter	1	2	3	4	5	6	7	8	9	AB	R	H	RBI	BB	SO	LOB	TOP				
18 Cory Sullivan, L OBP: 0.317, SLG: 0.415	2-2 5 1B	2-3 K		0-2 12 1B			2-3 K		0-1 SH5-4	4	2	2	0	0	2	0	<b>Colorado Rockies @ Arizona Diamondbacks</b> Chase Field, Phoenix, AZ Sun Jul 23 2006, 1:40 PM MST Att: 29,333 - Roof Closed - 82 F				
12 Clint Barmes, R OBP: 0.273, SLG: 0.361	2-1 5 1B	1-2 27 2B		1-2 27 S			0-1 F7		0-2 27 2B	5	3	4	2	0	0	0					
27 Garrett Atkins, R OBP: 0.394, SLG: 0.521	0-3 K	2-0 2B		2-2 G5-3			0-1 P4		0-0 5 1B	5	1	2	3	0	1	3					
5 Matt Holliday, R OBP: 0.372, SLG: 0.559	1-2 17 BB	3-2 K			1-1 L7			0-0 17 G4-3	3-2 G6-3	5	1	2	1	0	1	3					
17 Todd Helton, L OBP: 0.407, SLG: 0.470	4-2 1B		2-2 G6-3		0-2 G4-3			0-0 G4-3	1-0 1B	4	0	1	1	1	0	1					
11 Brad Hawpe, L OBP: 0.383, SLG: 0.528	0-3 K		0-1 F8		0-0 F7			2-3 K	3-1 L4	5	0	0	0	0	2	5					
Luis Gonzalez, R OBP: 0.284, SLG: 0.383	0-1 1B		0-1 F9			1-0 G6-3		2-1 G6-3		4	0	1	2	0	0	1					
JD Closser, S OBP: 0.279, SLG: 0.329	0-2 G4-3		1-3 K		0-2 G3			2-1 18 SH5-4	1B	3	0	0	0	0	1	2					
Jamey Carroll, R OBP: 0.392, SLG: 0.432								1-2 12 1B	BB	1	1	1	0	0	0	0					
8 Yorvit Torrealba, R OBP: 0.289, SLG: 0.374								4-2 12 1B	18 SH5-4	0	0	0	0	0	0	0					
49 Byung-Hyun Kim, R OBP: 0.142, SLG: 0.143		0-1 L8		1-3 K		1-3 K		1-2 12 1B	18 SH5-4	2	0	0	0	0	0	1	0				
Ray King, L										0	0	0	0	0	0	0	0				
Jason Smith, L										0	0	0	0	0	0	0	0				
60 Manny Corpas, R										0	0	0	0	0	0	0	0				
39 Tom Martin, L										0	0	0	0	0	0	0	0				
Jorge Piedra, L										0	0	0	0	0	0	0	0				
Choo Fresman, R										0	1	0	0	0	0	0	0				
40 Brian Fuentes, L										0	0	0	0	0	0	0	0				
<b>Inning Stats</b>	R: 3 E: 0 K: 2 S: 22	H: 4 LOB: 2 BB: 1 P: 31	R: 1 E: 0 K: 2 S: 16	H: 2 LOB: 1 BB: 0 P: 24	R: 0 E: 0 K: 0 S: 7	H: 0 LOB: 0 BB: 0 P: 9	R: 1 E: 0 K: 2 S: 17	H: 2 LOB: 1 BB: 0 P: 22	R: 0 E: 0 K: 0 S: 6	H: 0 LOB: 0 BB: 0 P: 7	R: 0 E: 0 K: 1 S: 8	H: 0 LOB: 0 BB: 0 P: 10	R: 0 E: 0 K: 1 S: 7	H: 1 LOB: 1 BB: 0 P: 11	R: 4 E: 0 K: 0 S: 16	H: 4 LOB: 1 BB: 1 P: 23	1B: 8 2B: 4 3B: 1 HR: 0	SF: 0 SAC: 1 DP: 0 HBP: 0	WP: 0 PA: 42 PB: 0 SB: 1 CS: 0		
<b>PITCHER</b>	IP WLS BF H R ER SO BB IBB HBP BLK WP HR S P ERA WHIP	37 Juan Cruz, R ERA: 4.95	56 Ramon Pena, R ERA: 2.45	Luis Vizcaino, R ERA: 3.79	Brandon Lyon, R ERA: 4.4	Jorge Julio, R ERA: 3.91	28 Brandon Medders, R (9, 1) ERA: 3.45														
30 Jeff DaVanon, S OBP: 0.371, SLG: 0.449	0-0 HR		2-3 K	1-2 G5-3	2-2 F8			0-0 CS	1B	5	1	2	1	0	1	1	<b>Colorado Rockies @ Arizona Diamondbacks</b> Chase Field, Phoenix, AZ Sun Jul 23 2006, 1:40 PM MST Att: 29,333 - Roof Closed - 82 F				
34 Conor Jackson, R OBP: 0.358, SLG: 0.406	2-2 L4		0-0 L4	2-1 2B		3-1 P4		0-2 F9		5	1	1	1	0	0	1					
Luis Gonzalez, L OBP: 0.370, SLG: 0.454	1-0 F7		1-1 BB	3-2 E		3-1 F7		0-0 3B		5	1	3	1	0	0	0					
Chad Tracy, L OBP: 0.341, SLG: 0.455	1-1 HBP		4-0 BB	4-0 E		0-3 K		2-0 P6		2	1	0	0	2	1	1					
Shawn Green, L OBP: 0.358, SLG: 0.460	2-2 G4-3		0-0 FC3-6	0-0 E6		1-1 G3		3-1 F9		5	0	1	2	0	0	3					
1 Orlando Hudson, S OBP: 0.331, SLG: 0.424		0-1 G6-3		1-2 BB		0-0 BB		3-2 1B		3	1	2	0	2	0	0					
6 Stephen Drew, L OBP: 0.361, SLG: 0.515		2-2 19 2B		1-1 F8		2-3 K		0-2 K		4	0	1	0	0	2	4					
Damon Easley, R OBP: 0.336, SLG: 0.441		37 F9-2				1-2 K				1	0	0	0	0	1	1					
19 Chris Snyder, R OBP: 0.364, SLG: 0.426		1-0 2B		1-0 7 2B	1-0 F9		4-0 BB		2-1 F9	4	1	2	0	1	0	1					
37 Juan Cruz, R		2-1 F9-2		2-0 34 2B	0-0 G4-3		1-3 K			1	0	0	0	0	0	2					
7 Carlos Quentin, R										1	1	2	0	0	0	0					
56 Ramon Pena, R										0	0	0	0	0	0	0					
Luis Vizcaino, R										0	0	0	0	0	0	0					
Andy Green, R										0	0	0	0	0	0	0					
Brandon Lyon, R										0	0	0	0	0	0	0					
Jorge Julio, R										0	0	0	0	0	0	0					
28 Brandon Medders, R										0	0	0	0	0	0	0					
<b>Inning Stats</b>	R: 1 E: 0 K: 0 S: 9	H: 1 LOB: 1 BB: 0 P: 15	R: 0 E: 0 K: 0 S: 8	H: 2 LOB: 0 BB: 0 P: 13	R: 0 E: 0 K: 1 S: 7	H: 1 LOB: 2 BB: 1 P: 14	R: 6 E: 1 K: 1 S: 23	H: 5 LOB: 2 BB: 3 P: 49	R: 0 E: 0 K: 0 S: 5	H: 0 LOB: 0 BB: 0 P: 8	R: 0 E: 0 K: 1 S: 7	H: 0 LOB: 0 BB: 0 P: 13	R: 0 E: 0 K: 2 S: 9	H: 1 LOB: 2 BB: 1 P: 17	R: 0 E: 0 K: 0 S: 7	H: 2 LOB: 1 BB: 0 P: 9	R: 0 E: 0 K: 1 S: 10	H: 1 LOB: 1 BB: 0 P: 20	1B: 6 2B: 6 3B: 1 HR: 1	SF: 0 SAC: 0 DP: 1 HBP: 1	WP: 0 PA: 44 PB: 0 SB: 1 CS: 1
<b>PITCHER</b>	IP WLS BF H R ER SO BB IBB HBP BLK WP HR S P ERA WHIP	49 Byung-Hyun Kim, R ERA: 5.31	Ray King, L ERA: 4.28	60 Manny Corpas, R ERA: 3.0	39 Tom Martin, L ERA: 4.54	40 Brian Fuentes, L ERA: 4.23															
AB	R	H	RBI	BB	SO	LOB	AB	R	H	RBI	BB	SO	LOB	AB	R	H	RBI	BB	SO	LOB	
39	9	13	9	2	9	15	38	7	13	7	5	6	16	38	7	13	7	5	6	16	

Batter	1	2	3	4	5	6	7	8	9	10	11	AB	R	H	RBI	BB	SO	LOB	TOP						
22 Eric Byrnes, R OBP: 0.350, SLG: 0.506 Brandon Lyon, R OBP: 0.357, SLG: 0.404 Jorge Julio, R OBP: 0.357, SLG: 0.404 56 Ramon Pena, R OBP: 0.357, SLG: 0.404	2-2 HBP	4-1 BB		0-0 F8		3-2 P5		4-2 BB	1-0 G1-6-3		0-1 L4	2	0	0	0	2	0	1							
1 Orlando Hudson, S OBP: 0.336, SLG: 0.427	1 SAFE BB	1-3 K		0-0 2B			0-1 G4-3	4-1 BB		4-2 BB		3	0	1	0	3	1	2							
Luis Gonzalez, L OBP: 0.374, SLG: 0.466	2-2 F6		2-1 WP		4-2 HBP		1-2 HR	1-0 G3-1		1 SAFE BB	4-2 BB	4	2	2	1	2	0	5							
Chad Tracy, L OBP: 0.343, SLG: 0.454	2-0 F7		2-1 WP	1-0 HBP			0-1 P6		4-1 BB	2-2 BB	4-2 BB	5	1	2	0	1	0	4							
Johnny Estrada, S OBP: 0.343, SLG: 0.482	2-2 F7		1-1 F7		2-2 HBP		0-0 1B		1-1 BB	1-1 HBP		4	0	2	0	0	0	3							
Shawn Green, L OBP: 0.356, SLG: 0.457		4-0 G3	2-2 F7		2-3 K			3-1 G5-3	0-1 FC1-2	0-1 G3		5	1	1	0	1	1	6							
7 Carlos Quentin, R OBP: 0.438, SLG: 1.143		0-3 K	1-2 G5-3		0-0 G1-2-3			4-0 BB	0-0 E5		2-0 HR	5	2	1	1	1	1	7							
6 Stephen Drew, L OBP: 0.333, SLG: 0.487		0-2 G3		0-0 F7		2-0 G4-3		0-3 K	1-2 FC1-2		1-1 F7	6	0	1	0	0	1	4							
Miguel Batista, R OBP: 0.163, SLG: 0.122 28 Brandon Medders, R(7, 1)		0-1 G3		4-1 BB		0-3 K		2-2 BB	1-2 K		0-2 G4-3	2	2	0	0	1	1	1							
Damon Easley, R OBP: 0.336, SLG: 0.441 30 Jeff DaVanon, S OBP: 0.371, SLG: 0.458												3	0	1	1	0	1	3							
<b>Inning Stats</b>	R: 0 E: 0 K: 0 S: 15	H: 0 LOB: 2 BB: 1 P: 27	R: 1 E: 0 K: 2 S: 16	H: 1 LOB: 2 BB: 2 P: 25	R: 1 E: 0 K: 0 S: 12	H: 2 LOB: 1 BB: 0 P: 20	R: 0 E: 0 K: 0 S: 4	H: 1 LOB: 2 BB: 1 P: 8	R: 0 E: 0 K: 1 S: 7	H: 0 LOB: 0 BB: 0 P: 12	R: 1 E: 0 K: 0 S: 8	H: 2 LOB: 1 BB: 0 P: 9	R: 1 E: 0 K: 1 S: 13	H: 1 LOB: 3 BB: 3 P: 31	R: 1 E: 0 K: 1 S: 13	H: 2 LOB: 3 BB: 1 P: 22	R: 0 E: 0 K: 0 S: 12	H: 0 LOB: 2 BB: 2 P: 23	R: 1 E: 0 K: 0 S: 8	H: 1 LOB: 0 BB: 0 P: 11	1B: 5 2B: 3 3B: 1 HR: 2	SF: 0 SAC: 0 DP: 2 HBP: 3	WP: 4 PB: 0 SB: 2 CS: 0	PA: 55	
<b>63 Ryan Madson, R</b> ERA: 6.16 Aaron Fultz, L ERA: 4.29 Rheal Cormier, L ERA: 1.59 Arthur Rhodes, L ERA: 6.23 45 Tom Gordon, R ERA: 2.74	IP 6.0	WLS 2.0	BF 5	H 0	R 0	ER 0	SO 2	BB 0	IBB 0	HBP 0	BLK 0	WP 0	HR 0	S 11	P 18	ERA 0.00	WHIP 0.000								
<b>63 Ryan Madson, R</b> ERA: 5.54 Rick White, R ERA: 4.64 Ryan Franklin, R ERA: 4.64	IP 1.0	WLS L	BF 4	H 1	R 1	ER 1	SO 0	BB 0	IBB 0	HBP 0	BLK 0	WP 0	HR 1	S 8	P 11	ERA 9.00	WHIP 1.000								

Arizona Diamondbacks @ Philadelphia Phillies  
Citizens Bank Park, Philadelphia, PA  
Tue Jul 25 2006, 7:05 PM EDT  
Att: 24,499 - Cloudy - 81 F

AB 41  
R 6  
H 11  
RBI 4  
BB 11  
SO 6  
LOB 39



Batter	1	2	3	4	5	6	7	8	9	10	11	AB	R	H	RBI	BB	SO	LOB	BOTTOM						
11 Jimmy Rollins, S OBP: 0.325, SLG: 0.434	0-1 HR	2-1 BB		1-1 G4-3		2-1 L9			0-1 L9	4-1 BB		5	2	2	0	1	0	2							
26 Chase Utley, L OBP: 0.366, SLG: 0.545	1 SAFE HR	0-3 K		1-1 F8			0-0 F9		2-1 HR	3-1 F8		6	2	2	3	0	1	3							
Bobby Abreu, L OBP: 0.434, SLG: 0.445	4-2 BB	0-0 F7			1-1 P6		2-3 K		2-2 2B		3-3 K	5	0	1	0	1	2	1							
Pat Burrell, R OBP: 0.317, SLG: 0.505 Arthur Rhodes, L ERA: 6.23 45 Tom Gordon, R ERA: 2.74 27 Chris Coste, R OBP: 0.349, SLG: 0.491 Rick White, R ERA: 5.54 Ryan Franklin, R ERA: 4.64 Abraham Nunez, S OBP: 0.177, SLG: 0.229	1 SAFE FC5-4	2-2 F7			3-3 K		1-0 G4-3		2-3 K2-3		0-0 G3-1	4	1	1	1	0	1	1							
6 Ryan Howard, L OBP: 0.353, SLG: 0.593	3-3 K	2-2 G6-3			1-3 K			4-2 BB	4-0 IBB		2-3 K	4	0	0	0	2	3	2							
Aaron Rowand, R OBP: 0.317, SLG: 0.425	2-0 HBP		2-1 G6-3			0-3 K		0-0 B3	2-0 L9			4	0	0	0	0	1	3							
David Bell, R OBP: 0.387, SLG: 0.413	0-0 BB		3-2 G4-3			4-2 WP		4-2 BB		2-2 G6-3		3	0	1	1	2	0	0							
Mike Lieberthal, R OBP: 0.263, SLG: 0.297	4-0 BB		1-0 F8			0-0 WP		0-0 P4	1-1 G6-3			4	0	1	0	1	0	2							
63 Ryan Madson, L ERA: 6.16 Aaron Fultz, L ERA: 4.29 David Dellucci, L OBP: 0.366, SLG: 0.603 Rheal Cormier, L ERA: 1.59 8 Shane Victorino, S OBP: 0.339, SLG: 0.422	0-2 G1-3			1-2 G4-3		3-3 K		0-2 G4-3		0-0 2B		2	0	0	0	0	0	3							
<b>Inning Stats</b>	R: 3 E: 0 K: 1 S: 16	H: 3 LOB: 3 BB: 2 P: 31	R: 1 E: 0 K: 1 S: 13	H: 2 LOB: 1 BB: 0 P: 19	R: 0 E: 0 K: 0 S: 6	H: 0 LOB: 0 BB: 0 P: 12	R: 0 E: 0 K: 0 S: 8	H: 0 LOB: 0 BB: 0 P: 11	R: 0 E: 0 K: 2 S: 16	H: 1 LOB: 2 BB: 1 P: 25	R: 0 E: 0 K: 1 S: 5	H: 0 LOB: 0 BB: 0 P: 8	R: 0 E: 0 K: 0 S: 9	H: 0 LOB: 2 BB: 2 P: 17	R: 1 E: 0 K: 1 S: 11	H: 2 LOB: 2 BB: 1 P: 23	R: 0 E: 0 K: 0 S: 9	H: 1 LOB: 2 BB: 1 P: 19	R: 0 E: 0 K: 2 S: 7	H: 0 LOB: 0 BB: 0 P: 12	1B: 4 2B: 3 3B: 0 HR: 2	SF: 0 SAC: 0 DP: 0 HBP: 1	WP: 1 PB: 0 SB: 0 CS: 0	PA: 50	
<b>Miguel Batista, R</b> ERA: 4.65 28 Brandon Medders, R(7, 1) ERA: 3.38 Brandon Lyon, R ERA: 4.29 Jorge Julio, R ERA: 4.02 56 Ramon Pena, R ERA: 1.59	IP 6.0	WLS 1.0	BF 3	H 0	R 0	ER 0	SO 1	BB 0	IBB 0	HBP 0	BLK 0	WP 0	HR 1	S 68	P 112	ERA 6.00	WHIP 1.500								
<b>Miguel Batista, R</b> ERA: 4.65 28 Brandon Medders, R(7, 1) ERA: 3.38 Brandon Lyon, R ERA: 4.29 Jorge Julio, R ERA: 4.02 56 Ramon Pena, R ERA: 1.59	IP 1.0	WLS 3	BF 6	H 0	R 0	ER 0	SO 0	BB 0	IBB 0	HBP 0	BLK 0	WP 0	HR 0	S 5	P 8	ERA 0.00	WHIP 0.000								

Arizona Diamondbacks @ Philadelphia Phillies  
Citizens Bank Park, Philadelphia, PA  
Tue Jul 25 2006, 7:05 PM EDT  
Att: 24,499 - Cloudy - 81 F

AB 42  
R 5  
H 9  
RBI 5  
BB 7  
SO 10  
LOB 22



Batter	1	2	3	4	5	6	7	8	9	AB	R	H	RBI	BB	SO	LOB	TOP		
<b>22 Eric Byrnes, R</b> <i>(1, 8)</i> OBP: 0.352, SLG: 0.510	2-1 G5-4-3 1B		L9				P2			4	1	2	0	0	0	0	Arizona Diamondbacks @ Philadelphia Phillies Citizens Bank Park, Philadelphia, PA		
<b>34 Conor Jackson, R</b> <i>(1, 3)</i> OBP: 0.359, SLG: 0.406	1-2 G5-4-3 1B		1B					P3		4	1	2	1	0	0	1	Wed Jul 26 2006, 7:05 PM EDT Att: 45,459 - Clear - 85 F		
<b>Luis Gonzalez, L</b> <i>(1, 7)</i> OBP: 0.375, SLG: 0.465	3-2 L8		1B				F8			3	1	1	0	1	0	0	livebaseballscores.com		
<b>Chad Tracy, L</b> <i>(1, 5)</i> OBP: 0.343, SLG: 0.452			1B				G6-3			4	1	1	1	0	1	1	AB 35		
<b>Johnny Estrada, S</b> <i>(1, 2)</i> OBP: 0.346, SLG: 0.482			1B					F9		4	0	2	2	0	0	1	R 4		
<b>Shawn Green, L</b> <i>(1, 9)</i> OBP: 0.357, SLG: 0.454			1B					L4		4	0	1	0	0	0	0	H 12		
<b>1 Orlando Hudson, S</b> <i>(1, 4)</i> OBP: 0.335, SLG: 0.427			K							4	0	1	0	0	2	2	RBI 4		
<b>6 Stephen Drew, L</b> <i>(1, 6)</i> OBP: 0.348, SLG: 0.512			L7							4	0	2	0	0	1	3	BB 1		
<b>17 Brandon Webb, R</b> <i>(1, 1)</i> OBP: 0.163, SLG: 0.170										2	0	0	0	0	1	1	SO 6		
<b>30 Jeff DaVanon, S</b> <i>(7, PH)</i> OBP: 0.369, SLG: 0.455			K							1	0	0	0	0	0	1	LOB 11		
<b>Randy Choate, L</b> <i>(7, 1)</i>										0	0	0	0	0	0	0	WP: 1 PA: 36		
<b>Greg Aquino, R</b> <i>(8, 1)</i>										0	0	0	0	0	0	0	FB: 0		
<b>7 Carlos Quentin, R</b> <i>(9, PH)</i>										1	0	0	0	0	1	1	SB: 0		
Inning Stats	R: 0 H: 1 E: 0 LOB: 0 K: 0 BB: 0 S: 11 P: 17	R: 0 H: 2 E: 0 LOB: 2 K: 1 BB: 0 S: 14 P: 22	R: 3 H: 4 E: 0 LOB: 1 K: 1 BB: 0 S: 11 P: 18	R: 0 H: 1 E: 0 LOB: 0 K: 0 BB: 0 S: 9 P: 13	R: 1 H: 2 E: 0 LOB: 0 K: 1 BB: 0 S: 6 P: 9	R: 0 H: 0 E: 0 LOB: 0 K: 1 BB: 0 S: 6 P: 8	R: 0 H: 1 E: 0 LOB: 1 K: 0 BB: 1 S: 10 P: 17	R: 0 H: 0 E: 0 LOB: 1 K: 2 BB: 0 S: 13 P: 17	R: 0 H: 1 E: 0 LOB: 1 K: 2 BB: 0 S: 10 P: 17	R: 0 H: 1 E: 0 LOB: 1 K: 2 BB: 0 S: 13 P: 17	1B: 9 SF: 0 2B: 3 SAC: 0 3B: 0 DP: 2 HR: 0 HBP: 0	WP: 1 PA: 36 FB: 0 SB: 0 CS: 0							
PITCHER	IP WLS BF H R ER SO BB IBB HBP BLK WP HR S P ERA WHIP	IP WLS BF H R ER SO BB IBB HBP BLK WP HR S P ERA WHIP	IP WLS BF H R ER SO BB IBB HBP BLK WP HR S P ERA WHIP	IP WLS BF H R ER SO BB IBB HBP BLK WP HR S P ERA WHIP	IP WLS BF H R ER SO BB IBB HBP BLK WP HR S P ERA WHIP	IP WLS BF H R ER SO BB IBB HBP BLK WP HR S P ERA WHIP	IP WLS BF H R ER SO BB IBB HBP BLK WP HR S P ERA WHIP	IP WLS BF H R ER SO BB IBB HBP BLK WP HR S P ERA WHIP	IP WLS BF H R ER SO BB IBB HBP BLK WP HR S P ERA WHIP	IP WLS BF H R ER SO BB IBB HBP BLK WP HR S P ERA WHIP	IP WLS BF H R ER SO BB IBB HBP BLK WP HR S P ERA WHIP	IP WLS BF H R ER SO BB IBB HBP BLK WP HR S P ERA WHIP	IP WLS BF H R ER SO BB IBB HBP BLK WP HR S P ERA WHIP						
<b>21 Jon Lieber, R</b> <i>(1, 1)</i> ERA: 5.52	7.0 W 28 H 11 R 4 ER 4 SO 3	1.0 H 4 R 0 ER 0 SO 1	1.0 S 4 R 1 ER 0 SO 2							5.14 1.571									
<b>Arthur Rhodes, L</b> <i>(8, 1)</i> ERA: 5.03	1.0 H 4 R 0 ER 0 SO 1	1.0 S 4 R 1 ER 0 SO 2								0.00 1.000									
<b>45 Tom Gordon, R</b> <i>(9, 1)</i> ERA: 2.68	1.0 S 4 R 1 ER 0 SO 2									0.00 1.000									

Batter	1	2	3	4	5	6	7	8	9	AB	R	H	RBI	BB	SO	LOB	BOTTOM		
<b>11 Jimmy Rollins, S</b> <i>(1, 6)</i> OBP: 0.326, SLG: 0.433	2-1 6 BB E 1B	4-2 26 HR BB								4	2	1	0	1	0	3	Arizona Diamondbacks @ Philadelphia Phillies Citizens Bank Park, Philadelphia, PA		
<b>26 Chase Utley, L</b> <i>(1, 4)</i> OBP: 0.386, SLG: 0.553	0-0 F8	1-2 1-H 2-H HR								5	1	2	3	0	1	3	Wed Jul 26 2006, 7:05 PM EDT Att: 45,459 - Clear - 85 F		
<b>Bobby Abreu, L</b> <i>(1, 9)</i> OBP: 0.430, SLG: 0.440	2-2 E4 6 BB E 1B	1-0 G4-3								4	1	0	0	0	1	2	livebaseballscores.com		
<b>6 Ryan Howard, L</b> <i>(1, 3)</i> OBP: 0.355, SLG: 0.590	4-2 E BB	3-3 K								2	0	0	0	2	1	0	AB 32		
<b>David Dellucci, L</b> <i>(1, 7)</i> OBP: 0.366, SLG: 0.621	0-0 E5									3	1	1	2	0	0	1	R 6		
<b>Aaron Rowand, R</b> <i>(7, PH)</i> OBP: 0.319, SLG: 0.427	1-3 2-H 3-H HR									1	0	1	0	0	0	0	H 7		
<b>8 Shane Victorino, S</b> <i>(1, 8)</i> OBP: 0.337, SLG: 0.415	4-2 G4-6-3 BB									3	0	0	0	1	0	2	RBI 5		
<b>David Bell, R</b> <i>(1, 5)</i> OBP: 0.353, SLG: 0.498	1-0 G4-6-3									4	0	0	0	0	0	3	BB 5		
<b>27 Chris Coste, R</b> <i>(1, 2)</i> OBP: 0.371, SLG: 0.483		2-2 11 BB 26 HR 1B								3	1	1	0	0	1	0	SO 5		
<b>21 Jon Lieber, L</b> <i>(1, 1)</i> OBP: 0.143, SLG: 0.077	1-3 2-H 3-H HR									3	0	1	0	0	1	1	LOB 15		
<b>Arthur Rhodes, L</b> <i>(8, 1)</i>										0	0	0	0	0	0	0	WP: 0 PA: 38		
<b>Abraham Nunez, S</b> <i>(8, PH)</i> OBP: 0.184, SLG: 0.220										0	0	0	0	1	0	0	FB: 0		
<b>45 Tom Gordon, R</b> <i>(9, 1)</i>										0	0	0	0	0	0	0	SB: 0		
Inning Stats	R: 2 H: 1 E: 2 LOB: 2 K: 0 BB: 2 S: 14 P: 26	R: 3 H: 2 E: 0 LOB: 1 K: 2 BB: 1 S: 16 P: 28	R: 1 H: 1 E: 0 LOB: 0 K: 0 BB: 0 S: 10 P: 14	R: 0 H: 1 E: 0 LOB: 1 K: 1 BB: 0 S: 10 P: 17	R: 0 H: 0 E: 0 LOB: 0 K: 0 BB: 0 S: 5 P: 8	R: 0 H: 1 E: 0 LOB: 1 K: 1 BB: 0 S: 8 P: 11	R: 0 H: 1 E: 0 LOB: 2 K: 1 BB: 1 S: 11 P: 20	R: 0 H: 0 E: 0 LOB: 2 K: 0 BB: 1 S: 10 P: 19	R: 0 H: 0 E: 0 LOB: 1 K: 2 BB: 0 S: 13 P: 17	R: 0 H: 1 E: 0 LOB: 1 K: 2 BB: 0 S: 10 P: 17	1B: 4 SF: 0 2B: 1 SAC: 0 3B: 0 DP: 1 HR: 2 HBP: 1	WP: 0 PA: 38 FB: 0 SB: 0 CS: 0							
PITCHER	IP WLS BF H R ER SO BB IBB HBP BLK WP HR S P ERA WHIP	IP WLS BF H R ER SO BB IBB HBP BLK WP HR S P ERA WHIP	IP WLS BF H R ER SO BB IBB HBP BLK WP HR S P ERA WHIP	IP WLS BF H R ER SO BB IBB HBP BLK WP HR S P ERA WHIP	IP WLS BF H R ER SO BB IBB HBP BLK WP HR S P ERA WHIP	IP WLS BF H R ER SO BB IBB HBP BLK WP HR S P ERA WHIP	IP WLS BF H R ER SO BB IBB HBP BLK WP HR S P ERA WHIP	IP WLS BF H R ER SO BB IBB HBP BLK WP HR S P ERA WHIP	IP WLS BF H R ER SO BB IBB HBP BLK WP HR S P ERA WHIP	IP WLS BF H R ER SO BB IBB HBP BLK WP HR S P ERA WHIP	IP WLS BF H R ER SO BB IBB HBP BLK WP HR S P ERA WHIP	IP WLS BF H R ER SO BB IBB HBP BLK WP HR S P ERA WHIP	IP WLS BF H R ER SO BB IBB HBP BLK WP HR S P ERA WHIP						
<b>17 Brandon Webb, R</b> <i>(1, 1)</i> ERA: 2.64	6.0 L 28 H 6 R 6 ER 4 SO 3	1.0 5 R 1 ER 0 SO 1	1.0 5 R 0 ER 0 SO 0							6.00 1.500									
<b>Randy Choate, L</b> <i>(7, 1)</i> ERA: 2.45	1.0 5 R 1 ER 0 SO 1	1.0 5 R 0 ER 0 SO 0								0.00 2.000									
<b>Greg Aquino, R</b> <i>(8, 1)</i> ERA: 4.67	1.0 5 R 0 ER 0 SO 0									0.00 1.000									






Batter	1	2	3	4	5	6	7	8	9	AB	R	H	RBI	BB	SO	LOB	TOP										
22 Eric Byrnes, R (1, 8) OBP: 0.348, SLG: 0.503 Greg Aquino, R (8, 1)	1-1 P2		1-2 G5-3			0-0 F8		1-3 K		4	0	0	0	0	1	1	Arizona Diamondbacks @ Philadelphia Phillies Citizens Bank Park, Philadelphia, PA Thu Jul 27 2006, 1:05 PM EDT Att: 31,752 - Partly Cloudy - 87 F										
1 Orlando Hudson, S (1, 4) OBP: 0.332, SLG: 0.423	2-1 F8		0-0 G3			1-3 K		3-2 F7	4	0	0	0	0	1	0												
Luis Gonzalez, L (1, 7) OBP: 0.376, SLG: 0.476	2-0 HR			2-1 2B		3-2 L3		2-2 G4-3	4	1	2	1	0	0	0												
Chad Tracy, L (1, 5) OBP: 0.339, SLG: 0.448	2-2 F7			2-3 K		0-0 F8		0-2 G4-3	4	0	0	0	0	1	1												
34 Conor Jackson, R (1, 3) OBP: 0.359, SLG: 0.415		0-1 HR		0-3 K		2-1 F7			3	1	1	1	0	1	1												
Shawn Green, L (1, 9) OBP: 0.357, SLG: 0.452		1-0 CS HBP		1-2 F7		0-0 G3			2	0	0	0	0	0	1												
Damion Easley, R (1, 6) 30 Jeff DaVanon, S (8, PH) OBP: 0.368, SLG: 0.453 (8, 8)		0-1 F7			1-3 K			0-2 G4-3	2	0	0	0	0	1	1												
19 Chris Snyder, R (1, 2) OBP: 0.363, SLG: 0.423			1-3 K			1-3 K		0-0 1B	3	0	1	0	0	2	0												
Claudio Vargas, R (1, 1) Randy Choate, L (7, 1) 28 Brandon Medders, R (7, 1) 6 Stephen Drew, L (8, PH) OBP: 0.344, SLG: 0.500 (8, 6)			2-2 G5-3		0-1 G6-3			1-3 K	2	0	0	0	0	0	0												
										0	0	0	0	0	0												
										1	0	0	0	0	1												
<b>Inning Stats</b>	R: 1 E: 0 K: 0 S: 8	H: 1 LOB: 0 BB: 0 P: 15	R: 1 E: 0 K: 1 S: 7	H: 1 LOB: 0 BB: 0 P: 9	R: 0 E: 0 K: 0 S: 7	H: 0 LOB: 0 BB: 0 P: 10	R: 0 E: 0 K: 2 S: 13	H: 1 LOB: 1 BB: 0 P: 18	R: 0 E: 0 K: 1 S: 9	H: 0 LOB: 0 BB: 0 P: 11	R: 0 E: 0 K: 1 S: 8	H: 0 LOB: 0 BB: 0 P: 12	R: 0 E: 0 K: 0 S: 4	H: 0 LOB: 0 BB: 0 P: 6	R: 0 E: 0 K: 2 S: 12	H: 1 LOB: 1 BB: 0 P: 14	R: 0 E: 0 K: 0 S: 10	H: 0 LOB: 0 BB: 0 P: 15	1B: 1 2B: 1 3B: 0 HR: 2	SF: 0 SAC: 0 DP: 0 HBP: 1	WP: 0 PB: 0 SB: 0 CS: 1	PA: 31					
<b>PITCHER</b>	IP	WLS	BF	H	R	ER	SO	BB	IBB	HBP	BLK	WP	HR	S	P	ERA	WHIP										
Cory Lidle, R (1, 1) ERA: 4.74	8.0	W	28	4	2	2	8	0	0	1	0	0	2	68	95	2.25	0.500										
45 Tom Gordon, R (9, 1) ERA: 2.62	1.0	S	3	0	0	0	0	0	0	0	0	0	0	10	15	0.00	0.000										

Batter	1	2	3	4	5	6	7	8	9	AB	R	H	RBI	BB	SO	LOB	BOTTOM										
David Dellucci, L (1, 7) OBP: 0.367, SLG: 0.609 45 Tom Gordon, R (9, 1)	2-1 F9		1-3 K	1-2 G1-3			4-0 G4-3 26 1B 1B	3-2 1B		4	1	1	0	1	1	2	Arizona Diamondbacks @ Philadelphia Phillies Citizens Bank Park, Philadelphia, PA Thu Jul 27 2006, 1:05 PM EDT Att: 31,752 - Partly Cloudy - 87 F										
26 Chase Utley, L (1, 4) OBP: 0.388, SLG: 0.553	3-2 1B HBP		0-2 P5		1-1 6 2B 1B		0-2 G4-3 1B	1-0 L9		4	2	2	0	0	0	2											
Bobby Abreu, L (1, 9) OBP: 0.429, SLG: 0.438	3-2 1B HBP		3-2 G6-3		3-3 K 1B		3-2 G4-3			4	0	1	0	0	1	3											
6 Ryan Howard, L (1, 3) OBP: 0.354, SLG: 0.589	1-3 K			0-2 G4-3	0-0 2B		2-3 K			4	0	1	1	0	2	4											
Aaron Rowand, R (1, 8) OBP: 0.321, SLG: 0.426	1-1 1B HBP			0-0 E5 HR	1-3 K		2-1 1B			3	1	1	2	0	1	1											
David Bell, R (1, 5) OBP: 0.346, SLG: 0.403	1-3 K			1-2 F9	2-1 G4-3		1-2 2B 3H 1B	0-1 G5-3		4	0	0	0	0	1	6											
Mike Lieberthal, R (1, 2) OBP: 0.270, SLG: 0.330		0-1 G5-3		1-0 HR		1-2 G6-3		1-1 1B 1B		4	1	2	2	0	0	0											
Abraham Nunez, S (1, 6) OBP: 0.186, SLG: 0.221		1-0 G4-3		0-1 WP 1B		3-2 F9		0-3 K		4	0	1	0	0	1	1											
Cory Lidle, R (1, 1) 8 Shane Victorino, S (8, PH) OBP: 0.335, SLG: 0.412 (9, 7)			2-3 K		0-3 K		0-3 K		3-3 K	3	0	0	0	0	3	1											
										1	0	0	0	0	1	1											
<b>Inning Stats</b>	R: 0 E: 0 K: 2 S: 16	H: 1 LOB: 3 BB: 0 P: 27	R: 0 E: 0 K: 1 S: 6	H: 0 LOB: 0 BB: 0 P: 9	R: 0 E: 0 K: 1 S: 11	H: 0 LOB: 0 BB: 0 P: 15	R: 2 E: 1 K: 1 S: 16	H: 2 LOB: 2 BB: 0 P: 18	R: 1 E: 0 K: 2 S: 11	H: 2 LOB: 1 BB: 0 P: 18	R: 0 E: 0 K: 1 S: 11	H: 0 LOB: 0 BB: 0 P: 15	R: 2 E: 0 K: 1 S: 13	H: 2 LOB: 1 BB: 1 P: 24	R: 0 E: 0 K: 2 S: 15	H: 2 LOB: 2 BB: 0 P: 23	1B: 7 2B: 1 3B: 0 HR: 1	SF: 0 SAC: 0 DP: 0 HBP: 2	WP: 1 PB: 0 SB: 1 CS: 0	PA: 38							
<b>PITCHER</b>	IP	WLS	BF	H	R	ER	SO	BB	IBB	HBP	BLK	WP	HR	S	P	ERA	WHIP										
Claudio Vargas, R (1, 1) ERA: 5.04	6.0	L	28	5	4	2	8	1	0	2	0	0	1	71	106	3.00	1.000										
Randy Choate, L (7, 1) ERA: 3.39	0.2		3	1	0	0	1	0	0	0	0	0	0	9	14	0.00	1.500										
28 Brandon Medders, R (7, 1) ERA: 3.35	0.1		2	1	1	1	0	0	0	0	0	0	0	4	6	27.00	3.000										
Greg Aquino, R (8, 1) ERA: 4.54	1.0		5	2	0	0	2	0	0	0	0	0	0	15	23	0.00	2.000										

AB	30
R	2
H	4
RBI	2
BB	0
SO	8
LOB	6



AB	35
R	5
H	9
RBI	5
BB	1
SO	11
LOB	21







Batter	1	2	3	4	5	6	7	8	9	AB	R	H	RBI	BB	SO	LOB	TOP										
30 Jeff DaVanon, S OBP: 0.366, SLG: 0.446	F8		G4-3			G6-3		22 HR	G4-3	5	1	1	1	0	0	0	<b>Arizona Diamondbacks @ Houston Astros</b> Minute Maid Park, Houston, TX Sun Jul 30 2006, 1:05 PM CDT Att.: 41,867 - Roof Closed - 73 F										
22 Eric Byrnes, R OBP: 0.348, SLG: 0.509	K		G6-3			P2		HR		4	1	1	3	0	1	0											
Luis Gonzalez, L OBP: 0.374, SLG: 0.472	E3			F8		F8		FC6-4		4	1	1	0	0	0	0											
Chad Tracy, L OBP: 0.336, SLG: 0.444	1-H			K			K	K		4	0	1	1	0	3	1											
Johnny Estrada, S OBP: 0.341, SLG: 0.474	K						G4-3	FC6-4		4	0	1	0	0	1	2											
Shawn Green, L OBP: 0.353, SLG: 0.443							G1-3		FC6-4	3	0	0	0	1	2	1											
1 Orlando Hudson, S OBP: 0.333, SLG: 0.424						F8			FC6-4	4	2	1	0	0	1	1											
6 Stephen Drew, L OBP: 0.305, SLG: 0.429						K			K	4	0	0	0	0	3	2											
Miguel Batista, R Randy Choate, L 28 Brandon Medders, R 7 Carlos Quentin, R 56 Ramon Pena, R 34 Conor Jackson, R Jorge Julio, R						G3			HR	2	0	0	0	0	1	0											
<b>Inning Stats</b>	R: 1 E: 0 K: 2 S: 12	H: 1 LOB: 1 BB: 0 P: 18	R: 0 E: 0 K: 2 S: 9	H: 0 LOB: 0 BB: 0 P: 16	R: 0 E: 0 K: 1 S: 6	H: 0 LOB: 0 BB: 0 P: 12	R: 0 E: 0 K: 2 S: 9	H: 1 LOB: 1 BB: 0 P: 12	R: 0 E: 0 K: 1 S: 5	H: 0 LOB: 0 BB: 0 P: 6	R: 0 E: 0 K: 1 S: 8	H: 0 LOB: 0 BB: 0 P: 12	R: 0 E: 0 K: 1 S: 8	H: 0 LOB: 0 BB: 0 P: 14	R: 4 E: 0 K: 2 S: 15	H: 4 LOB: 1 BB: 0 P: 23		R: 2 E: 0 K: 1 S: 17	H: 1 LOB: 0 BB: 1 P: 26	1B: 4 2B: 1 3B: 0 HR: 2	SF: 0 SAC: 0 DP: 0 HBP: 1	WP: 0 PB: 0 SB: 0 CS: 0	PA: 37				
<b>PITCHER</b>	IP	WLS	BF	H	R	ER	SO	BB	IBB	HBP	BLK	WP	HR	S	P	ERA	WHIP										
Roger Clemens, R ERA: 2.09	(1, 1)	7.0	24	2	1	0	9	0	0	0	0	0	0	57	90	0.00	0.286										
Chad Qualls, R ERA: 4.05	(8, 1)	0.1	5	3	4	4	1	0	0	1	0	0	1	8	13	108.00	9.000										
Trever Miller, L ERA: 4.35	(8, 1)	1.1	L	6	1	1	1	2	1	0	0	0	0	17	24	6.75	1.500										
54 Brad Lidge, R ERA: 5.77	(9, 1)	0.1	2	1	1	1	0	0	0	0	0	0	1	7	12	27.00	3.000										

Batter	1	2	3	4	5	6	7	8	9	AB	R	H	RBI	BB	SO	LOB	BOTTOM										
Willy Taveras, R OBP: 0.315, SLG: 0.321	G5-3		S	P4		FC5		G6-3		3	2	1	0	1	0	0	<b>Arizona Diamondbacks @ Houston Astros</b> Minute Maid Park, Houston, TX Sun Jul 30 2006, 1:05 PM CDT Att.: 41,867 - Roof Closed - 73 F										
Craig Biggio, R OBP: 0.333, SLG: 0.434	G5-3		F8			FC5		G4-3		4	0	1	0	0	4	4											
Mike Lamb, L OBP: 0.368, SLG: 0.506	2-H					G3		F7		5	1	3	2	0	0	1											
Aubrey Huff, L OBP: 0.348, SLG: 0.441	P5		F8			K		G1-3		5	0	0	0	0	2	5											
Luke Scott, L OBP: 0.415, SLG: 0.641	F7		K			G3		SH1-3		5	2	2	0	0	1	4											
2 Chris Burke, R OBP: 0.359, SLG: 0.454			P4							3	0	0	0	1	0	3											
28 Adam Everett, R OBP: 0.303, SLG: 0.335										5	1	3	2	0	0	3											
Brad Ausmus, R OBP: 0.300, SLG: 0.294										3	0	1	1	0	0	2											
Eric Munson, L OBP: 0.305, SLG: 0.381										1	0	0	0	0	0	1											
Roger Clemens, R Preston Wilson, R Chad Qualls, R Trever Miller, R 54 Brad Lidge, R										3	0	0	0	0	1	3											
<b>Inning Stats</b>	R: 1 E: 0 K: 0 S: 8	H: 2 LOB: 1 BB: 0 P: 13	R: 0 E: 0 K: 0 S: 7	H: 1 LOB: 1 BB: 0 P: 8	R: 1 E: 0 K: 1 S: 12	H: 1 LOB: 2 BB: 0 P: 25	R: 0 E: 0 K: 0 S: 9	H: 1 LOB: 0 BB: 0 P: 12	R: 0 E: 1 K: 1 S: 10	H: 1 LOB: 1 BB: 0 P: 12	R: 0 E: 0 K: 1 S: 9	H: 1 LOB: 3 BB: 1 P: 17	R: 2 E: 0 K: 1 S: 15	H: 2 LOB: 2 BB: 1 P: 25	R: 0 E: 0 K: 0 S: 6	H: 0 LOB: 0 BB: 0 P: 8	R: 1 E: 0 K: 1 S: 10	H: 2 LOB: 1 BB: 0 P: 15	1B: 8 2B: 3 3B: 0 HR: 0	SF: 0 SAC: 1 DP: 0 HBP: 3	WP: 0 PB: 0 SB: 2 CS: 0	PA: 44					
<b>PITCHER</b>	IP	WLS	BF	H	R	ER	SO	BB	IBB	HBP	BLK	WP	HR	S	P	ERA	WHIP										
Miguel Batista, R ERA: 4.71	(1, 1)	6.0	30	4	4	4	3	1	0	3	1	0	0	7	9	0.00	3.000										
Randy Choate, L ERA: 5.19	(7, 1)	0.1	2	1	0	0	0	0	0	0	0	0	0	7	9	0.00	3.000										
28 Brandon Medders, R ERA: 3.44	(7, 1)	0.2	4	0	1	1	1	1	0	0	0	0	0	7	13	13.50	1.500										
56 Ramon Pena, R ERA: 1.04	(8, 1)	1.0	W	3	0	0	0	0	0	0	0	0	0	6	8	0.00	0.000										
Jorge Julio, R ERA: 4.13	(9, 1)	1.0	S	5	2	1	1	1	0	0	0	0	0	10	15	9.00	2.000										



Batter	1	2	3	4	5	6	7	8	9	AB	R	H	RBI	BB	SO	LOB	TOP					
22 Eric Byrnes, R OBP: 0.350, SLG: 0.527 (1, 8)	0-2 P3		2-2 P3		1-0 G3			2-1 HR		4	1	1	1	0	0	1	<b>Arizona Diamondbacks @ Chicago Cubs</b> Wrigley Field, Chicago, IL Tue Aug 01 2006, 7:05 PM CDT Att: 38,970 - Clear - 97 F <a href="http://livebaseballscorecards.com">livebaseballscorecards.com</a>					
Damion Easley, R OBP: 0.321, SLG: 0.418 (1, 6)	0-2 G4-3			0-0 P4		1-3 K		3-1 F8		4	0	0	0	0	1	0						
Luis Gonzalez, L OBP: 0.377, SLG: 0.480 (1, 7)	3-2 2B			3-1 P6		1-2		0-1 F8		4	0	2	0	0	0	0						
34 Conor Jackson, R OBP: 0.357, SLG: 0.421 (1, 3)	K			0-0 G4-3		1-0 F8			4-2 FC5-4 BB	3	0	0	0	1	1	2						
Chad Tracy, L OBP: 0.337, SLG: 0.448 (1, 5)		1-1 1B			4-2 1B BB	0-0 P6			0-1 FC5-4	3	1	1	0	1	0	2						
7 Carlos Quentin, R OBP: 0.393, SLG: 0.920 (1, 9)	0-2 G6-3				0-0 P3		0-3 K		3-3 K	4	0	0	0	0	2	3						
1 Orlando Hudson, S OBP: 0.338, SLG: 0.440 (1, 4)	1-0 P4				1-2 2B	1-2 1B	0-0 L6		1-2 P4	4	1	1	0	0	0	1						
19 Chris Snyder, R OBP: 0.355, SLG: 0.443 (1, 2)			2-0 G6-3		0-3 K		0-1 G5-3			3	0	0	0	0	1	2						
Claudio Vargas, R OBP: 0.288, SLG: 0.147 (5, PH)			3-3 K		1-1 2B		2-3 K			1	0	0	0	0	1	0						
Andy Green, R OBP: 0.333, SLG: 0.315 (5, PH)										1	0	1	2	0	0	0						
28 Brandon Medders, R OBP: 0.315, SLG: 0.315 (5, PH)										0	0	0	0	0	0	0						
56 Ramon Pena, R OBP: 0.358, SLG: 0.544 (8, PH)										0	0	0	0	0	0	0						
30 Jeff DaVanon, S OBP: 0.358, SLG: 0.544 (8, PH)										0	0	0	0	0	0	0						
Luis Vizcaino, R OBP: 0.358, SLG: 0.544 (8, PH)										0	0	0	0	0	0	0						
<b>Inning Stats</b>	R: 0 E: 0 K: 1 S: 18	H: 1 LOB: 1 BB: 0 P: 24	R: 0 E: 0 K: 0 S: 8	H: 1 LOB: 0 BB: 0 P: 10	R: 0 E: 0 K: 1 S: 9	H: 0 LOB: 0 BB: 0 P: 16	R: 0 E: 0 K: 0 S: 4	H: 0 LOB: 0 BB: 0 P: 7	R: 2 E: 0 K: 1 S: 13	H: 2 LOB: 1 BB: 1 P: 20	R: 0 E: 0 K: 1 S: 8	H: 1 LOB: 1 BB: 0 P: 11	R: 0 E: 0 K: 1 S: 6	H: 0 LOB: 0 BB: 0 P: 6	R: 1 E: 0 K: 1 S: 9	H: 1 LOB: 0 BB: 1 P: 16	R: 0 E: 0 K: 1 S: 10	H: 0 LOB: 1 BB: 1 P: 18	1B: 3 2B: 2 3B: 0 HR: 1	SF: 0 SAC: 0 DP: 1 HBP: 0	WP: 0 PB: 0 SB: 0 CS: 0	PA: 34
<b>PITCHER</b>	IP WLS BF H R ER SO BB IBB HBP BLK WP HR S P ERA WHIP																					
53 Rich Hill, L ERA: 7.92	8.0 W 30 6 3 3 6 1 0 0 0 0 1 75 110 3.38 0.875																					
44 Roberto Novoa, R ERA: 5.07	1.0 4 0 0 0 1 1 0 0 0 0 0 10 18 0.00 1.000																					

Batter	1	2	3	4	5	6	7	8	9	AB	R	H	RBI	BB	SO	LOB	BOTTOM			
Juan Pierre, L OBP: 0.324, SLG: 0.376 (1, 8)	1-1 G3	1-1 2B		0-0 L9		4-2 1B BB		0-1 F9		4	0	1	2	1	0	0	<b>Arizona Diamondbacks @ Chicago Cubs</b> Wrigley Field, Chicago, IL Tue Aug 01 2006, 7:05 PM CDT Att: 38,970 - Clear - 97 F <a href="http://livebaseballscorecards.com">livebaseballscorecards.com</a>			
Cesar Izturis, S OBP: 0.308, SLG: 0.366 (1, 6)	1-2 16 HR	2B		2-2 G6-3		0-1 1B				4	1	2	0	0	0	1				
Michael Barrett, R OBP: 0.392, SLG: 0.556 (1, 2)	2-1 P4		0-0 HR		1-2 16 F8 HR	1-1 L8				4	2	2	1	0	0	3				
16 Aramis Ramirez, R OBP: 0.339, SLG: 0.540 (1, 5)	2-1 2B	HR		1-3 K		3-2 F8		0-2 G6-3		4	1	1	2	0	1	1				
Jacque Jones, L OBP: 0.316, SLG: 0.497 (1, 9)	2-2 G4-3			1-0 G6-3		2-2 HR		0-0 1B		4	1	2	2	0	0	0				
John Mabry, L OBP: 0.336, SLG: 0.362 (1, 3)		2-2 F8		1-0 19 HR		0-2 L9		1-2 F8		4	1	1	0	0	0	1				
19 Matt Murton, R OBP: 0.351, SLG: 0.388 (1, 7)		1-1 1B		0-1 2B		0-1 F8		1-0 G1-3		4	2	2	2	0	0	1				
Nefti Perez, S OBP: 0.266, SLG: 0.353 (1, 4)		3-2 2B		0-0 P4		2-0 F8		0-1 G4-3		4	1	1	0	0	0	0				
53 Rich Hill, L OBP: 0.125, SLG: 0.250 (8, PH)		1-1 SH1-4		0-3 K		1-0 G6-3		0-3 K		2	0	0	0	0	1	0				
5 Ronny Cedeno, R OBP: 0.279, SLG: 0.338 (8, PH)										1	0	0	0	0	1	0				
44 Roberto Novoa, R OBP: 0.250, SLG: 0.500 (8, PH)										0	0	0	0	0	0	0				
<b>Inning Stats</b>	R: 2 E: 0 K: 0 S: 12	H: 2 LOB: 0 BB: 0 P: 20	R: 2 E: 0 K: 0 S: 15	H: 3 LOB: 1 BB: 0 P: 25	R: 3 E: 0 K: 1 S: 9	H: 3 LOB: 0 BB: 0 P: 12	R: 0 E: 0 K: 1 S: 9	H: 0 LOB: 0 BB: 0 P: 11	R: 2 E: 0 K: 0 S: 14	H: 2 LOB: 2 BB: 1 P: 20	R: 0 E: 0 K: 0 S: 8	H: 1 LOB: 1 BB: 1 P: 16	R: 0 E: 0 K: 0 S: 9	H: 1 LOB: 1 BB: 0 P: 11	R: 0 E: 0 K: 1 S: 7	H: 0 LOB: 0 BB: 0 P: 7	1B: 4 2B: 4 3B: 0 HR: 4	SF: 0 SAC: 1 DP: 0 HBP: 0	WP: 0 PB: 0 SB: 0 CS: 0	PA: 37
<b>PITCHER</b>	IP WLS BF H R ER SO BB IBB HBP BLK WP HR S P ERA WHIP																			
Claudio Vargas, R ERA: 5.43	4.0 L 20 3 2 2 0 1 0 0 0 0 0 1 22 36 9.00 2.000																			
28 Brandon Medders, R ERA: 3.66	2.0 10 3 2 2 0 1 0 0 0 0 0 1 22 36 9.00 2.000																			
56 Ramon Pena, R ERA: 0.93	1.0 4 1 0 0 0 0 0 0 0 0 0 9 11 0.00 1.000																			
Luis Vizcaino, R ERA: 3.83	1.0 3 0 0 0 1 0 0 0 0 0 0 7 7 0.00 0.000																			



Batter	1	2	3	4	5	6	7	8	9	AB	R	H	RBI	BB	SO	LOB	TOP								
22 Eric Byrnes, R OBP: 0.350, SLG: 0.524										4	2	1	0	1	2	0	<b>Arizona Diamondbacks @ Chicago Cubs</b> Wrigley Field, Chicago, IL Thu Aug 03 2006, 12:05 PM CDT Overcast - 72 F								
Chad Tracy, L OBP: 0.333, SLG: 0.443										5	0	0	0	0	1	2									
Luis Gonzalez, L OBP: 0.488										4	1	2	3	1	0	0									
Greg Aquino, R OBP: 0.333, SLG: 0.443										0	0	0	0	0	0	0									
34 Conor Jackson, R OBP: 0.361, SLG: 0.422										4	2	2	0	1	0	1									
Shawn Green, L OBP: 0.356, SLG: 0.447										3	1	0	0	2	1	3									
1 Orlando Hudson, S OBP: 0.339, SLG: 0.443										4	2	1	1	0	0	4									
6 Stephen Drew, L OBP: 0.348, SLG: 0.571										3	2	2	4	1	1	0									
19 Chris Snyder, R OBP: 0.359, SLG: 0.441										5	0	2	2	0	0	1									
37 Juan Cruz, R Andy Green, R 28 Brandon Medders, R 7 Carlos Quentin, R Luis Vizcaino, R 30 Jeff DaVanon, S										2	0	0	0	0	0	1									
<b>Inning Stats</b>	R: 5 E: 0 K: 0 S: 17	H: 3 LOB: 1 BB: 2 P: 38	R: 1 E: 1 K: 0 S: 19	H: 3 LOB: 2 BB: 0 P: 28	R: 0 E: 0 K: 1 S: 5	H: 0 LOB: 0 BB: 0 P: 5	R: 0 E: 0 K: 1 S: 6	H: 0 LOB: 0 BB: 0 P: 8	R: 1 E: 0 K: 0 S: 8	H: 1 LOB: 1 BB: 1 P: 18	R: 0 E: 0 K: 1 S: 10	H: 0 LOB: 0 BB: 0 P: 13	R: 2 E: 0 K: 1 S: 13	H: 2 LOB: 2 BB: 2 P: 29	R: 0 E: 0 K: 1 S: 12	H: 0 LOB: 1 BB: 0 P: 22	R: 1 E: 1 K: 1 S: 14	H: 1 LOB: 1 BB: 0 P: 22	1B: 6 2B: 0 3B: 2 HR: 2	SF: 1 SAC: 0 DP: 0 HBP: 1	WP: 1 PB: 0 CS: 2 SB: 0	PA: 45			
<b>PITCHER</b>	IP WLS BF H R ER SO BB IBB HBP BLK WP HR S P ERA WHIP	IP WLS BF H R ER SO BB IBB HBP BLK WP HR S P ERA WHIP	IP WLS BF H R ER SO BB IBB HBP BLK WP HR S P ERA WHIP	IP WLS BF H R ER SO BB IBB HBP BLK WP HR S P ERA WHIP	IP WLS BF H R ER SO BB IBB HBP BLK WP HR S P ERA WHIP	IP WLS BF H R ER SO BB IBB HBP BLK WP HR S P ERA WHIP	IP WLS BF H R ER SO BB IBB HBP BLK WP HR S P ERA WHIP	IP WLS BF H R ER SO BB IBB HBP BLK WP HR S P ERA WHIP	IP WLS BF H R ER SO BB IBB HBP BLK WP HR S P ERA WHIP	IP WLS BF H R ER SO BB IBB HBP BLK WP HR S P ERA WHIP	IP WLS BF H R ER SO BB IBB HBP BLK WP HR S P ERA WHIP	IP WLS BF H R ER SO BB IBB HBP BLK WP HR S P ERA WHIP	IP WLS BF H R ER SO BB IBB HBP BLK WP HR S P ERA WHIP	IP WLS BF H R ER SO BB IBB HBP BLK WP HR S P ERA WHIP	IP WLS BF H R ER SO BB IBB HBP BLK WP HR S P ERA WHIP	IP WLS BF H R ER SO BB IBB HBP BLK WP HR S P ERA WHIP	IP WLS BF H R ER SO BB IBB HBP BLK WP HR S P ERA WHIP	IP WLS BF H R ER SO BB IBB HBP BLK WP HR S P ERA WHIP	IP WLS BF H R ER SO BB IBB HBP BLK WP HR S P ERA WHIP	IP WLS BF H R ER SO BB IBB HBP BLK WP HR S P ERA WHIP	IP WLS BF H R ER SO BB IBB HBP BLK WP HR S P ERA WHIP	IP WLS BF H R ER SO BB IBB HBP BLK WP HR S P ERA WHIP	IP WLS BF H R ER SO BB IBB HBP BLK WP HR S P ERA WHIP	IP WLS BF H R ER SO BB IBB HBP BLK WP HR S P ERA WHIP	IP WLS BF H R ER SO BB IBB HBP BLK WP HR S P ERA WHIP
49 Carlos Marmol, R ERA: 5.09	5.0	L	26	7	7	7	2	3	0	1	0	0	0	1	1	55	97	12.60	2.000						
David Aardsma, R ERA: 5.31	1.0	3	0	0	0	2	0	0	0	0	0	0	0	0	0	10	13	0.00	0.000						
13 Will Ohman, L ERA: 5.01	2.0	11	2	2	2	2	3	0	0	0	0	0	0	0	25	51	9.00	2.500							
43 Michael Wuerz, R ERA: 3.97	1.0	5	1	1	1	1	0	0	0	0	0	0	0	1	14	22	9.00	1.000							

Batter	1	2	3	4	5	6	7	8	9	AB	R	H	RBI	BB	SO	LOB	BOTTOM								
Juan Pierre, L OBP: 0.326, SLG: 0.381										5	1	3	0	0	1	0	<b>Arizona Diamondbacks @ Chicago Cubs</b> Wrigley Field, Chicago, IL Thu Aug 03 2006, 12:05 PM CDT Overcast - 72 F								
Cesar Izturis, S OBP: 0.304, SLG: 0.354										4	1	0	0	1	0	6									
Michael Barrett, R OBP: 0.398, SLG: 0.559										4	0	3	1	1	0	2									
16 Aramis Ramirez, R OBP: 0.338, SLG: 0.536										3	0	0	0	1	2	2									
2 Ryan Theriot, R OBP: 0.353, SLG: 0.500										1	0	1	1	0	0	0									
Jacque Jones, L OBP: 0.320, SLG: 0.496										3	0	1	0	2	1	1									
John Mabry, L OBP: 0.331, SLG: 0.350										4	0	0	0	1	1	7									
29 Angel Pagan, S OBP: 0.313, SLG: 0.427										4	0	0	0	0	1	2									
Nelfi Perez, S OBP: 0.266, SLG: 0.351										4	0	1	0	0	0	2									
49 Carlos Marmol, R 19 Matt Murton, R David Aardsma, R 5 Ronny Cedeno, R 13 Will Ohman, L Phil Nevin, R 43 Michael Wuerz, R										1	0	1	0	0	0	0									
<b>Inning Stats</b>	R: 0 E: 0 K: 1 S: 11	H: 0 LOB: 0 BB: 1 P: 21	R: 0 E: 0 K: 2 S: 9	H: 0 LOB: 0 BB: 0 P: 14	R: 0 E: 0 K: 0 S: 11	H: 2 LOB: 2 BB: 0 P: 19	R: 0 E: 0 K: 0 S: 10	H: 1 LOB: 2 BB: 1 P: 19	R: 1 E: 0 K: 1 S: 21	H: 2 LOB: 3 BB: 2 P: 31	R: 0 E: 0 K: 0 S: 12	H: 2 LOB: 2 BB: 0 P: 19	R: 0 E: 0 K: 1 S: 12	H: 1 LOB: 1 BB: 0 P: 18	R: 0 E: 0 K: 1 S: 7	H: 0 LOB: 0 BB: 0 P: 12	R: 1 E: 0 K: 1 S: 12	H: 2 LOB: 2 BB: 2 P: 26	1B: 8 2B: 2 3B: 0 HR: 0	SF: 0 SAC: 0 DP: 2 HBP: 1	WP: 1 PB: 0 CS: 0 SB: 0	PA: 42			
<b>PITCHER</b>	IP WLS BF H R ER SO BB IBB HBP BLK WP HR S P ERA WHIP	IP WLS BF H R ER SO BB IBB HBP BLK WP HR S P ERA WHIP	IP WLS BF H R ER SO BB IBB HBP BLK WP HR S P ERA WHIP	IP WLS BF H R ER SO BB IBB HBP BLK WP HR S P ERA WHIP	IP WLS BF H R ER SO BB IBB HBP BLK WP HR S P ERA WHIP	IP WLS BF H R ER SO BB IBB HBP BLK WP HR S P ERA WHIP	IP WLS BF H R ER SO BB IBB HBP BLK WP HR S P ERA WHIP	IP WLS BF H R ER SO BB IBB HBP BLK WP HR S P ERA WHIP	IP WLS BF H R ER SO BB IBB HBP BLK WP HR S P ERA WHIP	IP WLS BF H R ER SO BB IBB HBP BLK WP HR S P ERA WHIP	IP WLS BF H R ER SO BB IBB HBP BLK WP HR S P ERA WHIP	IP WLS BF H R ER SO BB IBB HBP BLK WP HR S P ERA WHIP	IP WLS BF H R ER SO BB IBB HBP BLK WP HR S P ERA WHIP	IP WLS BF H R ER SO BB IBB HBP BLK WP HR S P ERA WHIP	IP WLS BF H R ER SO BB IBB HBP BLK WP HR S P ERA WHIP	IP WLS BF H R ER SO BB IBB HBP BLK WP HR S P ERA WHIP	IP WLS BF H R ER SO BB IBB HBP BLK WP HR S P ERA WHIP	IP WLS BF H R ER SO BB IBB HBP BLK WP HR S P ERA WHIP	IP WLS BF H R ER SO BB IBB HBP BLK WP HR S P ERA WHIP	IP WLS BF H R ER SO BB IBB HBP BLK WP HR S P ERA WHIP	IP WLS BF H R ER SO BB IBB HBP BLK WP HR S P ERA WHIP	IP WLS BF H R ER SO BB IBB HBP BLK WP HR S P ERA WHIP	IP WLS BF H R ER SO BB IBB HBP BLK WP HR S P ERA WHIP	IP WLS BF H R ER SO BB IBB HBP BLK WP HR S P ERA WHIP	IP WLS BF H R ER SO BB IBB HBP BLK WP HR S P ERA WHIP
37 Juan Cruz, R ERA: 4.64	5.0	W	24	5	1	1	4	4	0	0	0	0	0	0	0	14	104	1.80	1.800						
28 Brandon Medders, R ERA: 3.59	1.0	5	2	0	0	0	0	0	0	1	0	0	0	0	12	19	0.00	2.000							
Luis Vizcaino, R ERA: 3.74	1.0	4	1	0	0	0	1	0	0	0	0	0	0	12	18	0.00	1.000								
Greg Aquino, R ERA: 4.42	2.0	9	2	1	1	1	2	2	0	0	0	0	0	19	38	4.50	2.000								

Batter	1	2	3	4	5	6	7	8	9	AB	R	H	RBI	BB	SO	LOB	TOP					
30 Jeff DaVanon, S (1, 8) OBP: 0.364, SLG: 0.445	G3		1B		2B		K2-3		L9	5	1	2	1	0	1	1						
1 Orlando Hudson, S (1, 4) OBP: 0.340, SLG: 0.449	G3		F8		L3-6		2B			4	0	2	1	0	0	1						
Luis Gonzalez, L (1, 7) OBP: 0.376, SLG: 0.483	G3		G1-3		L3-6		L8			4	0	0	0	0	0	3						
Shawn Green, L (1, 3) OBP: 0.358, SLG: 0.446		F8		BB	1B				K	3	1	1	0	1	1	0						
Johnny Estrada, S (1, 2) OBP: 0.334, SLG: 0.465	K			BB	L7				F9	4	0	0	0	0	2	2						
7 Carlos Quentin, R (1, 9) OBP: 0.394, SLG: 0.828				BB	1B				G4-3	3	0	1	0	1	0	0						
6 Stephen Drew, L (1, 6) OBP: 0.356, SLG: 0.582	G5-3				BB				G4-3	4	0	2	1	0	0	1						
Damon Easley, R (1, 5) OBP: 0.319, SLG: 0.409			E6		BB				G1-3	3	1	0	0	1	1	1						
48 Enrique Gonzalez, R (1, 1) 56 Ramon Pena, R (6, 1) 34 Connor Jackson, R (7, PH) Mike Koptlove, R (7, 1) Jorge Julio, R (8, 1) Chad Tracy, L (8, PH)			SH3-4		G4-3				G4-3	1	0	0	0	0	0	3						
<b>Inning Stats</b>	R: 0 E: 0 K: 0 S: 12	H: 0 LOB: 0 BB: 0 P: 18	R: 0 E: 0 K: 1 S: 10	H: 0 LOB: 1 BB: 1 P: 19	R: 1 E: 1 K: 0 S: 11	H: 1 LOB: 1 BB: 0 P: 16	R: 1 E: 0 K: 1 S: 12	H: 2 LOB: 2 BB: 2 P: 21	R: 1 E: 0 K: 0 S: 9	H: 3 LOB: 1 BB: 0 P: 14	R: 0 E: 0 K: 1 S: 5	H: 0 LOB: 0 BB: 0 P: 10	R: 0 E: 0 K: 1 S: 10	H: 1 LOB: 1 BB: 0 P: 16	R: 0 E: 0 K: 1 S: 7	H: 0 LOB: 0 BB: 0 P: 8	R: 0 E: 0 K: 0 S: 8	H: 1 LOB: 1 BB: 0 P: 13	1B: 4 2B: 5 3B: 0 HR: 0	SF: 0 SAC: 1 DP: 2 HBP: 0	WP: 0 PB: 0 SB: 0 CS: 0	PA: 37
<b>PITCHER</b>	IP	WLS	BF	H	R	ER	SO	BB	IBB	HBP	BLK	WP	HR	S	P	ERA	WHIP					
51 Juan Mateo, R (1, 1) ERA: 3.6	5.0	W	23	6	3	2	2	3	0	0	0	0	0	54	88	3.60	1.800					
43 Michael Wuertz, R (6, 1) ERA: 3.55	1.1	H	4	0	0	0	1	0	0	0	0	0	0	6	12	0.00	0.000					
47 Scott Eyre, L (7, 1) ERA: 2.01	1.1	H	5	1	0	0	2	0	0	0	0	0	0	13	18	0.00	0.750					
Bob Howry, R (8, 1) ERA: 3.33	0.1		1	0	0	0	0	0	0	0	0	0	0	3	4	0.00	0.000					
46 Ryan Dempster, R (9, 1) ERA: 4.29	1.0		4	1	0	0	0	0	0	0	0	0	0	8	13	0.00	1.000					

**Arizona Diamondbacks @ Chicago Cubs**  
Wrigley Field, Chicago, IL  
Thu Aug 03 2006, 12:10 PM CDT  
Att: 40,715 - Sunny - 77 F

livebaseballscores.com

AB	33
R	3
H	8
RBI	3
BB	3
SO	5
LOB	13

Batter	1	2	3	4	5	6	7	8	9	AB	R	H	RBI	BB	SO	LOB	BOTTOM					
Juan Pierre, L (1, 8) OBP: 0.325, SLG: 0.379	G4-3				L8				G4-3	5	0	1	0	0	0	0						
2 Ryan Theriot, R (1, 4) OBP: 0.381, SLG: 0.500		1B								4	1	2	0	0	0	1						
47 Scott Eyre, L (7, 1) ERA: 2.01	G5-3									0	0	0	0	0	0	0						
Bob Howry, L (8, 1) OBP: 1.000, SLG: 1.000										0	0	0	0	0	0	0						
John Mabry, L (8, PH) OBP: 0.329, SLG: 0.347										1	0	0	0	0	1	0						
46 Ryan Dempster, R (9, 1) ERA: 4.29										0	0	0	0	0	0	0						
16 Aramis Ramirez, R (1, 5) OBP: 0.337, SLG: 0.533	L9				F9				G5-3	4	1	1	0	0	0	2						
Phil Nevin, R (1, 3) OBP: 0.316, SLG: 0.448										2	2	2	0	2	0	0						
29 Angel Pagán, S (1, 9) OBP: 0.321, SLG: 0.430										4	3	2	1	0	0	3						
19 Matt Murton, R (1, 7) OBP: 0.358, SLG: 0.409										4	0	4	5	0	0	0						
24 Henry Blanco, R (1, 2) OBP: 0.301, SLG: 0.446	F7				FC3-2				SH1-4	2	0	0	1	0	0	3						
5 Ronny Cedeno, R (1, 6) OBP: 0.279, SLG: 0.335										3	0	0	0	0	1	3						
43 Michael Wuertz, R (6, 1) ERA: 0.84										0	0	0	0	0	0	0						
Neifi Perez, S (7, 4) OBP: 0.265, SLG: 0.349										1	0	0	0	0	0	1						
51 Juan Mateo, R (1, 1) ERA: 3.6										2	0	0	0	0	2	0						
Cesar Izturis, S (5, PH) ERA: 4.04										2	0	0	0	0	0	1						
<b>Inning Stats</b>	R: 3 E: 0 K: 0 S: 15	H: 3 LOB: 1 BB: 1 P: 24	R: 0 E: 0 K: 1 S: 7	H: 1 LOB: 0 BB: 0 P: 9	R: 1 E: 0 K: 0 S: 14	H: 2 LOB: 2 BB: 1 P: 23	R: 0 E: 0 K: 1 S: 8	H: 1 LOB: 1 BB: 0 P: 14	R: 2 E: 0 K: 0 S: 19	H: 3 LOB: 1 BB: 0 P: 27	R: 0 E: 0 K: 0 S: 5	H: 0 LOB: 0 BB: 0 P: 5	R: 1 E: 0 K: 0 S: 11	H: 2 LOB: 1 BB: 0 P: 18	R: 0 E: 0 K: 1 S: 9	H: 0 LOB: 0 BB: 0 P: 13	1B: 8 2B: 4 3B: 0 HR: 0	SF: 0 SAC: 2 DP: 0 HBP: 0	WP: 0 PB: 0 SB: 2 CS: 0	PA: 38		
<b>PITCHER</b>	IP	WLS	BF	H	R	ER	SO	BB	IBB	HBP	BLK	WP	HR	S	P	ERA	WHIP					
48 Enrique Gonzalez, R (1, 1) ERA: 5.4	5.0	L	27	10	6	6	3	2	0	0	0	0	0	5	5	0.00	0.000					
Mike Koptlove, R (7, 1) ERA: 5.0	1.0		5	2	1	1	0	0	0	0	0	0	0	11	18	9.00	2.000					
Jorge Julio, R (8, 1) ERA: 4.04	1.0		3	0	0	0	1	0	0	0	0	0	0	9	13	0.00	0.000					

**Arizona Diamondbacks @ Chicago Cubs**  
Wrigley Field, Chicago, IL  
Thu Aug 03 2006, 12:10 PM CDT  
Att: 40,715 - Sunny - 77 F

livebaseballscores.com

AB	34
R	7
H	12
RBI	7
BB	2
SO	4
LOB	14



Batter	1	2	3	4	5	6	7	8	9	AB	R	H	RBI	BB	SO	LOB	TOP										
Willy Taveras, R OBP: 0.316, SLG: 0.329	G1-3	FC6		CS 1B		17 E S 1B	K		HR	6	1	3	2	0	1	2											
Craig Biggio, R OBP: 0.329, SLG: 0.448 16 Jason Lane, R OBP: 0.330, SLG: 0.392	HR		K	P6		P3		F8	K	6	1	1	1	0	2	2											
17 Lance Berkman, S OBP: 0.411, SLG: 0.622	K		BB BB			BB 28 SF8 1B	BB	HR	1B BB	3	2	2	1	3	1	0											
Aubrey Huff, L OBP: 0.351, SLG: 0.439 54 Brad Lidge, R Dan Wheeler, R	L7		F9			BB BB 1B	BB	G5-3 1B	BB 1B	5	0	3	0	1	0	1											
Morgan Ensberg, R OBP: 0.391, SLG: 0.497		44 WP 44 1B BB	BB			K	F6	G5-3	F7	5	1	1	0	1	1	8											
Luke Scott, L OBP: 0.407, SLG: 0.574	F9		BB			BB BB	K			2	0	0	0	3	1	4											
28 Adam Everett, R OBP: 0.295, SLG: 0.327	F9		G1-3			SF8		G6-3		4	0	1	1	0	0	6											
Brad Ausmus, R OBP: 0.301, SLG: 0.285	44 WP 44 1B BB			44 SH3-4 1B BB		BB	FC6-4 2B		K	2	2	0	0	3	1	1											
44 Roy Oswalt, R Orlando Palmiero, L Chad Qualls, R Trever Miller, R Mike Lamb, L 2 Chris Burke, R	FC6 1B		SH3-4	G5-3		G5-3	2B		HR	2	0	1	2	0	0	3											
<b>Inning Stats</b>	R: 1 E: 0 K: 1 S: 11	H: 1 LOB: 0 BB: 0 P: 17	R: 2 E: 0 K: 0 S: 10	H: 2 LOB: 1 BB: 1 P: 19	R: 0 E: 0 K: 1 S: 12	H: 0 LOB: 3 BB: 3 P: 27	R: 1 E: 0 K: 0 S: 9	H: 1 LOB: 0 BB: 1 P: 16	R: 1 E: 0 K: 1 S: 17	H: 2 LOB: 3 BB: 2 P: 31	R: 0 E: 0 K: 1 S: 12	H: 1 LOB: 1 BB: 0 P: 25	R: 0 E: 0 K: 1 S: 8	H: 2 LOB: 1 BB: 0 P: 8	R: 1 E: 0 K: 0 S: 14	H: 2 LOB: 2 BB: 1 P: 28	R: 2 E: 0 K: 2 S: 17	H: 3 LOB: 2 BB: 1 P: 25	1B: 9 2B: 1 3B: 0 HR: 4	SF: 1 SAC: 1 DP: 0 HBP: 0	WP: 1 PB: 0 SB: 1 CS: 1	PA: 50					
<b>PITCHER</b>	IP	WLS	BF	H	R	ER	SO	BB	IBB	HBP	BLK	WP	HR	S	P	ERA	WHIP										
Miguel Batista, R ERA: 4.87	4.2		26	6	5	5	3	7	0	0	0	1	1	52	100	9.64	2.786										
Mike Koplove, R ERA: 3.0	2.0		10	3	0	0	1	2	0	0	0	0	0	24	40	0.00	2.500										
Luis Vizcaino, R ERA: 3.71	0.1		1	0	0	0	1	0	0	0	0	0	0	3	3	0.00	0.000										
Brandon Lyon, R ERA: 4.14	1.0	B	6	2	1	1	0	0	1	0	0	0	1	14	28	9.00	2.000										
56 Ramon Pena, R ERA: 2.31	1.0	L	7	3	2	2	2	1	0	0	0	0	2	17	25	18.00	4.000										

Houston Astros @ Arizona Diamondbacks  
Chase Field, Phoenix, AZ  
Fri Aug 04 2006, 6:40 PM MST  
Att: 24,498 - Roof Closed - 78 F

AB 37  
R 8  
H 14  
RBI 8  
BB 11  
SO 7  
LOB 27



Batter	1	2	3	4	5	6	7	8	9	AB	R	H	RBI	BB	SO	LOB	BOTTOM										
22 Eric Byrnes, R OBP: 0.346, SLG: 0.516 56 Ramon Pena, R	K	G5-3		G5-3		P4		FC6-4 1B	K	5	0	0	0	0	1	1											
Chad Tracy, L OBP: 0.336, SLG: 0.450	1B 2B	2B		FC4-6 1B		F7		G4-6-3 1B		5	1	4	0	0	0	0											
Luis Gonzalez, L OBP: 0.377, SLG: 0.482	1B	P6		FC4-6 34 BB		1B		G4-6-3		5	1	2	0	0	0	4											
34 Conor Jackson, R OBP: 0.366, SLG: 0.428	K		G3-1 1B	BB		HR	1B		BB 30 BB 1B	4	3	3	0	1	1	2											
Johnny Estrada, S OBP: 0.335, SLG: 0.474	1B 1B	1B	F7	F8		HR		F8		5	2	2	3	0	0	4											
Shawn Green, L OBP: 0.356, SLG: 0.443	1B		G3-1			F7		K		5	0	1	1	0	1	2											
1 Orlando Hudson, S OBP: 0.343, SLG: 0.450	1B		BB	G3-1		F8		BB 30 BB 6 BB		4	0	2	2	1	0	0											
6 Stephen Drew, L OBP: 0.372, SLG: 0.592	F7		BB	BB		P6		BB		4	0	2	0	1	0	2											
Miguel Batista, R Mike Koplove, R Luis Vizcaino, R Brandon Lyon, R 30 Jeff DaVanon, S	K	K	K	G5-3				FC6-4 BB	BB	2	0	0	0	0	2	2											
<b>Inning Stats</b>	R: 3 E: 0 K: 2 S: 19	H: 5 LOB: 2 BB: 0 P: 32	R: 0 E: 0 K: 1 S: 13	H: 1 LOB: 1 BB: 0 P: 16	R: 1 E: 0 K: 1 S: 12	H: 3 LOB: 2 BB: 0 P: 18	R: 0 E: 0 K: 0 S: 11	H: 1 LOB: 2 BB: 1 P: 19	R: 0 E: 0 K: 0 S: 6	H: 1 LOB: 1 BB: 0 P: 12	R: 2 E: 0 K: 0 S: 8	H: 2 LOB: 0 BB: 0 P: 14	R: 0 E: 0 K: 0 S: 9	H: 1 LOB: 1 BB: 1 P: 17	R: 2 E: 0 K: 2 S: 21	H: 3 LOB: 3 BB: 3 P: 38	1B: 11 2B: 4 3B: 0 HR: 1	SF: 0 SAC: 0 DP: 1 HBP: 0	WP: 0 PB: 0 SB: 0 CS: 0	PA: 46							
<b>PITCHER</b>	IP	WLS	BF	H	R	ER	SO	BB	IBB	HBP	BLK	WP	HR	S	P	ERA	WHIP										
44 Roy Oswalt, R ERA: 3.34	6.0		30	12	4	4	4	1	0	0	0	0	1	13	24	13.50	2.250										
Chad Qualls, R ERA: 4.16	1.1	B	7	2	2	2	0	1	0	0	0	0	0	4	7	0.00	1.500										
Trever Miller, L ERA: 4.01	0.2	W	2	1	0	0	0	0	0	0	0	0	0	4	7	0.00	1.500										
54 Brad Lidge, R ERA: 5.76	0.2	H	5	1	1	1	1	2	0	0	0	0	0	14	26	13.50	4.500										
Dan Wheeler, R ERA: 3.13	0.1	S	2	0	0	0	1	1	0	0	0	0	0	7	12	0.00	3.000										

Houston Astros @ Arizona Diamondbacks  
Chase Field, Phoenix, AZ  
Fri Aug 04 2006, 6:40 PM MST  
Att: 24,498 - Roof Closed - 78 F

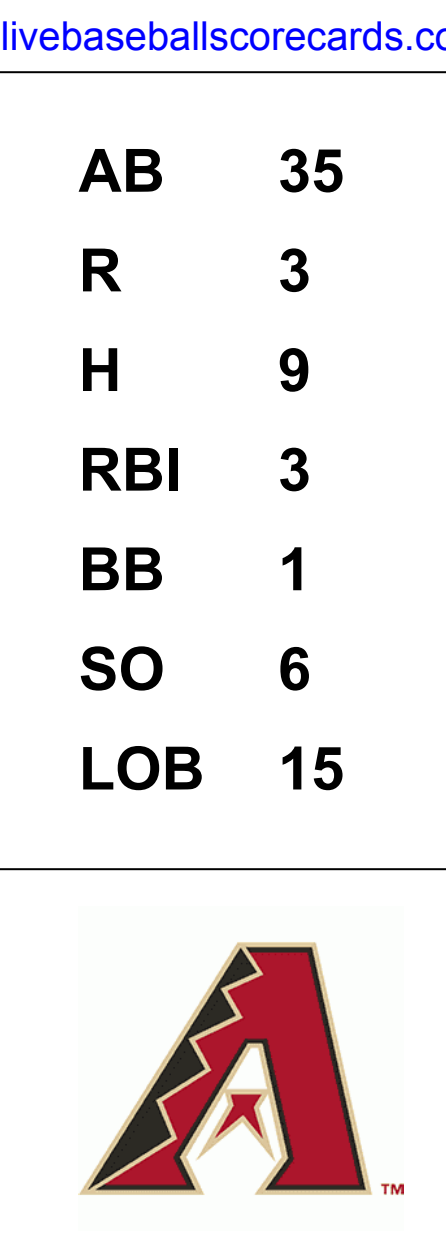
AB 41  
R 7  
H 16  
RBI 7  
BB 5  
SO 6  
LOB 21



Batter	1	2	3	4	5	6	7	8	9	AB	R	H	RBI	BB	SO	LOB	TOP							
Willy Taveras, R (1,8) OBP: 0.319, SLG: 0.334	G3-1	G5-3 BB		G6-3		G6-3 17 2B		G6-4-3		4	1	2	0	1	0	0	Houston Astros @ Arizona Diamondbacks Chase Field, Phoenix, AZ Sat Aug 05 2006, 6:40 PM MST Att: 33,082 - Roof Closed - 77 F							
Craig Biggio, R (1,4) OBP: 0.327, SLG: 0.445 16 Jason Lane, R (8,9) OBP: 0.330, SLG: 0.392	G5-3 1B	G5-3		G5-3		G6-3		G6-4-3		5	0	1	0	0	0	3								
17 Lance Berkman, S (1,3) OBP: 0.411, SLG: 0.621 64 Fernando Nieve, R (8,1) OBP: 0.222, SLG: 0.125 Dave Borkowski, R (9,1)	G4-3	G4-3		K		K		G6-4-3		5	1	2	1	0	2	2								
Aubrey Huff, L (1,9) OBP: 0.352, SLG: 0.448	K			K		K		K		5	1	2	2	0	3	2								
Morgan Ensberg, R (1,5)																								
Luke Scott, L (1,7) OBP: 0.453, SLG: 0.655																								
28 Adam Everett, R (1,6) OBP: 0.294, SLG: 0.323																								
Brad Ausmus, R (1,2) OBP: 0.299, SLG: 0.293																								
Roger Clemens, R (1,1) 2 Chris Burke, R (8,4) OBP: 0.357, SLG: 0.451																								
<b>Inning Stats</b>	R: 0 E: 0 K: 2 S: 15	H: 1 LOB: 1 BB: 0 P: 20	R: 4 E: 0 K: 1 S: 12	H: 3 LOB: 1 BB: 2 P: 28	R: 2 E: 1 K: 2 S: 16	H: 2 LOB: 1 BB: 0 P: 21	R: 0 E: 0 K: 1 S: 7	H: 0 LOB: 0 BB: 0 P: 10	R: 1 E: 0 K: 0 S: 9	H: 2 LOB: 1 BB: 1 P: 18	R: 2 E: 0 K: 0 S: 11	H: 3 LOB: 1 BB: 0 P: 18	R: 0 E: 0 K: 1 S: 10	H: 1 LOB: 1 BB: 0 P: 13	R: 0 E: 0 K: 1 S: 9	H: 2 LOB: 1 BB: 0 P: 14	R: 0 E: 0 K: 1 S: 7	H: 0 LOB: 1 BB: 1 P: 11	1B: 9 2B: 2 3B: 0 HR: 3	SF: 0 SAC: 0 DP: 2 HBP: 0	WP: 0 PB: 0 SB: 1 CS: 0	PA: 44		
<b>PITCHER</b>	IP WLS BF H R ER SO BB IBB HBP BLK WP HR S P ERA WHIP	5.0 L 26 8 7 7 6 3 0 0 0 0 3 59 97 12.60 2.200	1.0 6 3 2 2 0 0 0 0 0 0 0 0 11 18 18.00 3.000	1.0 4 1 0 0 0 0 0 0 0 0 0 0 9 14 0.00 2.000	1.0 4 0 0 0 1 1 0 0 0 0 0 0 7 11 0.00 1.000																			

Batter	1	2	3	4	5	6	7	8	9	AB	R	H	RBI	BB	SO	LOB	BOTTOM						
30 Jeff DaVanon, S (1,8) OBP: 0.371, SLG: 0.448 22 Eric Byrnes, R (1, PR) OBP: 0.346, SLG: 0.523	F9 1B		F8		HR		P6			1	0	1	0	0	0	0	Houston Astros @ Arizona Diamondbacks Chase Field, Phoenix, AZ Sat Aug 05 2006, 6:40 PM MST Att: 33,082 - Roof Closed - 77 F						
34 Conor Jackson, R (1,3) OBP: 0.362, SLG: 0.422	K		F8		F7		P4		4	0	0	0	0	1	2								
Luis Gonzalez, L (1,7) OBP: 0.373, SLG: 0.477	F9		G1-3		G3		P5		4	0	0	0	0	0	1								
Chad Tracy, L (1,5) OBP: 0.335, SLG: 0.446	F7								4	0	0	0	0	2	2								
Johnny Estrada, S (1,2) OBP: 0.337, SLG: 0.477									4	0	2	0	0	1	0								
Shawn Green, L (1,9) OBP: 0.357, SLG: 0.442									3	1	1	0	1	0	1								
1 Orlando Hudson, S (1,4) OBP: 0.345, SLG: 0.455									4	1	2	0	0	1	2								
6 Stephen Drew, L (1,6) OBP: 0.366, SLG: 0.587									4	0	1	1	0	0	4								
57 Dustin Nippert, R (1,1) 48 Enrique Gonzalez, R (5, PR) 28 Brandon Medders, R (8,1) Randy Choate, L (7,1) 7 Carlos Quentin, R (8, PR) Greg Aquino, R (8,1) Brandon Lyon, R (9,1) Damion Easley, L (9, PR)									1	0	0	0	0	1	1								
<b>Inning Stats</b>	R: 0 E: 0 K: 1 S: 10	H: 1 LOB: 2 BB: 0 P: 16	R: 1 E: 0 K: 2 S: 10	H: 2 LOB: 1 BB: 0 P: 19	R: 0 E: 0 K: 2 S: 10	H: 0 LOB: 0 BB: 1 P: 17	R: 1 E: 0 K: 0 S: 8	H: 1 LOB: 0 BB: 0 P: 14	R: 0 E: 0 K: 0 S: 10	H: 1 LOB: 1 BB: 0 P: 14	R: 1 E: 0 K: 0 S: 12	H: 2 LOB: 1 BB: 0 P: 21	R: 0 E: 0 K: 1 S: 7	H: 0 LOB: 0 BB: 0 P: 8	R: 0 E: 0 K: 0 S: 9	H: 1 LOB: 1 BB: 0 P: 14	1B: 3 2B: 5 3B: 0 HR: 1	SF: 0 SAC: 0 DP: 1 HBP: 0	WP: 0 PB: 0 SB: 1 CS: 0	PA: 36			
<b>PITCHER</b>	IP WLS BF H R ER SO BB IBB HBP BLK WP HR S P ERA WHIP	7.0 W 29 8 3 3 5 1 0 0 0 0 1 66 110 3.86 1.286	1.0 3 0 0 0 1 0 0 0 0 0 0 0 7 8 0.00 0.000	1.0 4 1 0 0 0 0 0 0 0 0 0 0 9 14 0.00 1.000																			

AB	40
R	9
H	14
RBI	9
BB	4
SO	8
LOB	19



Batter	1	2	3	4	5	6	7	8	9	AB	R	H	RBI	BB	SO	LOB	TOP					
Willy Taveras, R OBP: 0.326, SLG: 0.339	2-2 FC4-6 1B		3-2 G5-3		0-1 E 17 BB 1B		4-2 28 SH1-3 BB		1-0 17 1B 1B	4	1	3	0	1	0	0						
28 Adam Everett, R OBP: 0.294, SLG: 0.326	1-1 FC4-6 17 HR		2-0		1-0 F7		1-0 SH1-3		2-3 K	3	1	1	0	0	0	2						
Craig Biggio, R OBP: 0.326, SLG: 0.444	1-2		3-3 K		4-0 E BB		4-0 G6-4-3 IBB		0-1 1B 1B	3	1	2	2	2	1	1						
17 Lance Berkman, S OBP: 0.415, SLG: 0.630	3-0 1-H HR		3-2 G4-3		0-0 E1 FC6-4		2-1 G6-4-3		0-1 1B	4	0	1	1	0	0	5						
Aubrey Huff, L OBP: 0.352, SLG: 0.445	2-1 HBP		3-2		1-2 2-3 FC6-4		1-2		1-3 3-H 1B	4	0	0	0	1	2	6						
Morgan Ensberg, R OBP: 0.392, SLG: 0.490	1-3 K			4-1 FC6-4 2 1B BB		0-2 FC6-4		1-0 L9	3-3 K	4	0	0	0	1	2	6						
Luke Scott, L OBP: 0.456, SLG: 0.645	3-0 F7			0-0 FC6-4 1B		2-2 P5		1-0 1B		4	0	2	0	0	0	1						
2 Chris Burke, R OBP: 0.356, SLG: 0.447		2-3 K		0-1 FC6-4 G6-4-3		0-2 PB 1B		1-1 F7		4	0	1	0	0	1	3						
Brad Ausmus, R OBP: 0.297, SLG: 0.290		2-3 K		2-2 G6-4-3		3-3 K		1-1 F8		3	0	0	0	0	2	3						
Mike Lamb, L OBP: 0.365, SLG: 0.515				1-2		1-2				1	0	0	0	0	0	1						
Eric Munson, L OBP: 0.295, SLG: 0.368				1-2						0	0	0	0	0	0	0						
Andy Pettitte, L OBP: 0.171, SLG: 0.225	1-3 K			1-2 G1-3		0-1 G6-3			2-3 K2-3	3	0	0	0	0	1	1						
Chad Qualls, R OBP: 0.294, SLG: 0.295										0	0	0	0	0	0	0						
Trever Miller, R OBP: 0.294, SLG: 0.295										0	0	0	0	0	0	0						
Orlando Palmeiro, L OBP: 0.294, SLG: 0.295										1	0	0	0	0	1	0						
<b>Inning Stats</b>	R: 2 E: 0 K: 1 S: 17	H: 2 LOB: 1 BB: 0 P: 29	R: 0 E: 0 K: 3 S: 10	H: 0 LOB: 0 BB: 0 P: 15	R: 0 E: 0 K: 1 S: 13	H: 1 LOB: 1 BB: 0 P: 24	R: 0 E: 0 K: 0 S: 7	H: 1 LOB: 1 BB: 1 P: 13	R: 0 E: 0 K: 1 S: 11	H: 1 LOB: 3 BB: 1 P: 16	R: 0 E: 0 K: 0 S: 5	H: 0 LOB: 1 BB: 2 P: 16	R: 0 E: 0 K: 0 S: 6	H: 1 LOB: 1 BB: 0 P: 10	R: 1 E: 0 K: 3 S: 19	H: 3 LOB: 2 BB: 0 P: 27	1B: 8 2B: 1 3B: 0 HR: 1	SF: 0 SAC: 1 DP: 2 HBP: 1	WP: 0 PB: 1 SB: 0 CS: 0	PA: 41		
<b>PITCHER</b>	IP WLS BF H R ER SO BB IBB HBP BLK WP HR S P ERA WHIP	IP WLS BF H R ER SO BB IBB HBP BLK WP HR S P ERA WHIP	IP WLS BF H R ER SO BB IBB HBP BLK WP HR S P ERA WHIP	IP WLS BF H R ER SO BB IBB HBP BLK WP HR S P ERA WHIP	IP WLS BF H R ER SO BB IBB HBP BLK WP HR S P ERA WHIP	IP WLS BF H R ER SO BB IBB HBP BLK WP HR S P ERA WHIP	IP WLS BF H R ER SO BB IBB HBP BLK WP HR S P ERA WHIP	IP WLS BF H R ER SO BB IBB HBP BLK WP HR S P ERA WHIP	IP WLS BF H R ER SO BB IBB HBP BLK WP HR S P ERA WHIP	IP WLS BF H R ER SO BB IBB HBP BLK WP HR S P ERA WHIP	IP WLS BF H R ER SO BB IBB HBP BLK WP HR S P ERA WHIP	IP WLS BF H R ER SO BB IBB HBP BLK WP HR S P ERA WHIP	IP WLS BF H R ER SO BB IBB HBP BLK WP HR S P ERA WHIP	IP WLS BF H R ER SO BB IBB HBP BLK WP HR S P ERA WHIP	IP WLS BF H R ER SO BB IBB HBP BLK WP HR S P ERA WHIP	IP WLS BF H R ER SO BB IBB HBP BLK WP HR S P ERA WHIP	IP WLS BF H R ER SO BB IBB HBP BLK WP HR S P ERA WHIP	IP WLS BF H R ER SO BB IBB HBP BLK WP HR S P ERA WHIP	IP WLS BF H R ER SO BB IBB HBP BLK WP HR S P ERA WHIP	IP WLS BF H R ER SO BB IBB HBP BLK WP HR S P ERA WHIP	IP WLS BF H R ER SO BB IBB HBP BLK WP HR S P ERA WHIP	IP WLS BF H R ER SO BB IBB HBP BLK WP HR S P ERA WHIP

Houston Astros @ Arizona Diamondbacks  
Chase Field, Phoenix, AZ

Sun Aug 06 2006, 1:40 PM MST  
Att: 26,041 - Roof Closed - 78 F

AB	35
R	3
H	10
RBI	3
BB	4
SO	9
LOB	24



Batter	1	2	3	4	5	6	7	8	9	AB	R	H	RBI	BB	SO	LOB	BOTTOM					
22 Eric Byrnes, R OBP: 0.345, SLG: 0.529	2-0 F8		1-1 P5		1-0 F7		0-0 HR			4	1	1	1	0	0	3						
Damion Easley, R OBP: 0.315, SLG: 0.401	0-1 G5-3		1-2 1B		2-3 K		0-0 G5-3			4	0	1	1	0	1	2						
Luis Gonzalez, L OBP: 0.372, SLG: 0.478	3-3 K		3-H 3-2 G4-3			3-1 34 SH5-3 7 1B 2B		0-0 G4-3		4	1	1	0	0	1	1						
34 Conor Jackson, R OBP: 0.361, SLG: 0.422		1-2 K		0-0 P3		0-0 SH5-3		1-1 1B		3	0	1	0	0	1	0						
7 Carlos Quentin, R OBP: 0.385, SLG: 0.771		0-1 G1-3		2-2 G5-3		2-2 1B		1-0 F7		4	0	1	1	0	0	1						
Chad Tracy, L OBP: 0.332, SLG: 0.442		1-3 K		0-2 P6		3-H 1-2 L6		1-0 P4		4	0	0	0	0	1	2						
Jorge Julio, R										0	0	0	0	0	0	0						
19 Chris Snyder, R OBP: 0.366, SLG: 0.442			4-1 6 2B G3-4 BB		3-2 6 1B 1B		2-2 G6-3			2	1	1	0	1	0	1						
6 Stephen Drew, L OBP: 0.376, SLG: 0.603			1-0 G3-4 1B 2B		0-0 1B			2-3 K		3	1	2	0	0	1	0						
Claudio Vargas, R OBP: 0.083, SLG: 0.139			1-1 G3-4		0-3 K		0-1 G6-3			2	0	0	1	0	1	3						
Luis Vizcaino, R										0	0	0	0	0	0	0						
13 Alberto Callaspo, S OBP: 0.414										1	0	0	0	0	0	0						
56 Ramon Pena, R										0	0	0	0	0	0	0						
1 Orlando Hudson, S OBP: 0.345, SLG: 0.455			2-3 3-H							0	0	0	0	0	0	0						
<b>Inning Stats</b>	R: 0 E: 0 K: 1 S: 6	H: 0 LOB: 0 BB: 0 P: 11	R: 0 E: 0 K: 2 S: 9	H: 0 LOB: 0 BB: 0 P: 11	R: 2 E: 0 K: 0 S: 12	H: 2 LOB: 1 BB: 1 P: 23	R: 0 E: 0 K: 0 S: 7	H: 0 LOB: 0 BB: 0 P: 9	R: 0 E: 0 K: 2 S: 12	H: 2 LOB: 2 BB: 0 P: 18	R: 1 E: 0 K: 0 S: 12	H: 2 LOB: 1 BB: 0 P: 20	R: 1 E: 0 K: 1 S: 10	H: 1 LOB: 0 BB: 0 P: 12	R: 0 E: 0 K: 0 S: 5	H: 1 LOB: 1 BB: 0 P: 8	1B: 5 2B: 2 3B: 0 HR: 1	SF: 0 SAC: 1 DP: 0 HBP: 0	WP: 0 PB: 0 SB: 0 CS: 0	PA: 33		
<b>PITCHER</b>	IP WLS BF H R ER SO BB IBB HBP BLK WP HR S P ERA WHIP	IP WLS BF H R ER SO BB IBB HBP BLK WP HR S P ERA WHIP	IP WLS BF H R ER SO BB IBB HBP BLK WP HR S P ERA WHIP	IP WLS BF H R ER SO BB IBB HBP BLK WP HR S P ERA WHIP	IP WLS BF H R ER SO BB IBB HBP BLK WP HR S P ERA WHIP	IP WLS BF H R ER SO BB IBB HBP BLK WP HR S P ERA WHIP	IP WLS BF H R ER SO BB IBB HBP BLK WP HR S P ERA WHIP	IP WLS BF H R ER SO BB IBB HBP BLK WP HR S P ERA WHIP	IP WLS BF H R ER SO BB IBB HBP BLK WP HR S P ERA WHIP	IP WLS BF H R ER SO BB IBB HBP BLK WP HR S P ERA WHIP	IP WLS BF H R ER SO BB IBB HBP BLK WP HR S P ERA WHIP	IP WLS BF H R ER SO BB IBB HBP BLK WP HR S P ERA WHIP	IP WLS BF H R ER SO BB IBB HBP BLK WP HR S P ERA WHIP	IP WLS BF H R ER SO BB IBB HBP BLK WP HR S P ERA WHIP	IP WLS BF H R ER SO BB IBB HBP BLK WP HR S P ERA WHIP	IP WLS BF H R ER SO BB IBB HBP BLK WP HR S P ERA WHIP	IP WLS BF H R ER SO BB IBB HBP BLK WP HR S P ERA WHIP	IP WLS BF H R ER SO BB IBB HBP BLK WP HR S P ERA WHIP	IP WLS BF H R ER SO BB IBB HBP BLK WP HR S P ERA WHIP	IP WLS BF H R ER SO BB IBB HBP BLK WP HR S P ERA WHIP	IP WLS BF H R ER SO BB IBB HBP BLK WP HR S P ERA WHIP	IP WLS BF H R ER SO BB IBB HBP BLK WP HR S P ERA WHIP

Houston Astros @ Arizona Diamondbacks  
Chase Field, Phoenix, AZ

Sun Aug 06 2006, 1:40 PM MST  
Att: 26,041 - Roof Closed - 78 F

AB	31
R	4
H	8
RBI	4
BB	1
SO	6
LOB	13



Batter	1	2	3	4	5	6	7	8	9	AB	R	H	RBI	BB	SO	LOB	TOP							
2 Randy Winn, S OBP: 0.327, SLG: 0.405										5	0	1	0	0	2	2								
13 Omar Vizquel, S OBP: 0.386, SLG: 0.414										4	2	3	0	1	0	1								
Moises Alou, R OBP: 0.366, SLG: 0.544 Todd Linden, S OBP: 0.385, SLG: 0.500										4	1	2	2	1	0	2								
Barry Bonds, L OBP: 0.459, SLG: 0.494 Mike Stanton, L Armando Benitez, R										4	0	1	1	0	1	2								
Ray Durham, S OBP: 0.357, SLG: 0.529										4	1	1	1	1	0	4								
Shea Hillenbrand, R OBP: 0.329, SLG: 0.469										4	1	1	1	0	0	1								
Pedro Feliz, R OBP: 0.302, SLG: 0.475										3	2	2	2	1	0	0								
50 Eliezer Alfonzo, R OBP: 0.300, SLG: 0.513										4	0	0	0	0	3	1								
Jason Schmidt, R OBP: 0.122, SLG: 0.204 Steve Finley, L OBP: 0.316, SLG: 0.401										3	1	1	1	0	1	0								
<b>Inning Stats</b>	R: 1 E: 0 K: 1 S: 12	H: 2 LOB: 1 BB: 0 P: 19	R: 0 E: 0 K: 1 S: 11	H: 0 LOB: 0 BB: 0 P: 17	R: 0 E: 0 K: 1 S: 11	H: 1 LOB: 0 BB: 0 P: 16	R: 0 E: 0 K: 1 S: 13	H: 0 LOB: 1 BB: 2 P: 25	R: 1 E: 0 K: 1 S: 10	H: 1 LOB: 0 BB: 0 P: 12	R: 4 E: 0 K: 0 S: 15	H: 4 LOB: 0 BB: 0 P: 20	R: 1 E: 0 K: 1 S: 15	H: 3 LOB: 2 BB: 0 P: 23	R: 1 E: 0 K: 1 S: 11	H: 1 LOB: 1 BB: 2 P: 20	R: 0 E: 0 K: 0 S: 9	H: 0 LOB: 1 BB: 1 P: 15	1B: 6 2B: 1 3B: 0 HR: 6	SF: 0 SAC: 0 DP: 3 HBP: 0	WP: 0 PB: 0 SB: 0 CS: 1	PA: 41		
<b>PITCHER</b>	IP WLS BF H R ER SO BB IBB HBP BLK WP HR S P ERA WHIP																							
48 Enrique Gonzalez, R ERA: 5.27 Jeff Bajenaru, R ERA: 36.0 Greg Aquino, R ERA: 4.54 28 Brandon Medders, R ERA: 3.79	5.0 1.0 2.0 1.0	19 L 11 4	4 4 4 0	2 4 2 0	5 4 2 0	2 0 2 1	0 0 0 0	0 0 0 0	0 0 0 0	0 3 2 0	1 15 26 9	89 20 43 15	3.60 36.00 9.00 0.00	1.200 4.000 3.000 1.000										

San Francisco Giants @ Arizona Diamondbacks  
Chase Field, Phoenix, AZ  
Mon Aug 07 2006, 6:40 PM MST  
Att: 25,544 - Roof Closed - 80 F

AB	36
R	8
H	12
RBI	8
BB	5
SO	7
LOB	14



Batter	1	2	3	4	5	6	7	8	9	AB	R	H	RBI	BB	SO	LOB	BOTTOM							
22 Eric Byrnes, R OBP: 0.343, SLG: 0.523										4	1	0	0	0	0	2								
34 Conor Jackson, R OBP: 0.394, SLG: 0.425 Jeff Bajenaru, R										2	1	1	0	0	1	1								
7 Carlos Quentin, R OBP: 0.390, SLG: 0.750										1	0	0	0	0	0	1								
Luis Gonzalez, L OBP: 0.371, SLG: 0.478										4	1	1	1	0	1	4								
Chad Tracy, L OBP: 0.336, SLG: 0.445										2	0	2	2	1	0	0								
Greg Aquino, R Damion Easley, R OBP: 0.313, SLG: 0.399 28 Brandon Medders, R										0	0	0	0	0	0	0								
Johanny Estrada, S OBP: 0.333, SLG: 0.471										4	0	0	0	0	0	3								
Shawn Green, L OBP: 0.356, SLG: 0.440										4	0	1	0	0	0	1								
1 Orlando Hudson, S OBP: 0.349, SLG: 0.459										4	1	3	0	0	0	0								
6 Stephen Drew, L OBP: 0.382, SLG: 0.593										3	0	1	0	1	0	1								
48 Enrique Gonzalez, R OBP: 0.296, SLG: 0.296 13 Alberto Callaspo, S										1	0	0	0	0	0	1								
<b>Inning Stats</b>	R: 2 E: 0 K: 1 S: 9	H: 2 LOB: 0 BB: 0 P: 14	R: 0 E: 0 K: 0 S: 10	H: 2 LOB: 0 BB: 0 P: 16	R: 1 E: 0 K: 0 S: 13	H: 2 LOB: 1 BB: 0 P: 20	R: 0 E: 0 K: 0 S: 6	H: 0 LOB: 0 BB: 0 P: 10	R: 0 E: 0 K: 1 S: 10	H: 0 LOB: 1 BB: 0 P: 18	R: 0 E: 0 K: 0 S: 7	H: 1 LOB: 2 BB: 1 P: 15	R: 0 E: 0 K: 0 S: 15	H: 0 LOB: 2 BB: 1 P: 23	R: 0 E: 0 K: 0 S: 7	H: 0 LOB: 0 BB: 0 P: 8	R: 1 E: 0 K: 0 S: 8	H: 2 LOB: 1 BB: 0 P: 16	1B: 7 2B: 2 3B: 0 HR: 0	SF: 0 SAC: 0 DP: 1 HBP: 3	WP: 1 PB: 0 SB: 0 CS: 0	PA: 38		
<b>PITCHER</b>	IP WLS BF H R ER SO BB IBB HBP BLK WP HR S P ERA WHIP																							
Jason Schmidt, R ERA: 3.15 Mike Stanton, L ERA: 4.31 Armando Benitez, R ERA: 2.7	6.2 1.2 0.2	29 H 2	7 2 0	3 1 0	3 1 0	2 0 0	0 0 0	0 0 0	0 1 0	0 15 4	66 21 8	11 21 8	4.05 5.40 0.00	1.350 1.200 0.000										

San Francisco Giants @ Arizona Diamondbacks  
Chase Field, Phoenix, AZ  
Mon Aug 07 2006, 6:40 PM MST  
Att: 25,544 - Roof Closed - 80 F

AB	33
R	4
H	9
RBI	4
BB	2
SO	2
LOB	16



Batter	1	2	3	4	5	6	7	8	9	AB	R	H	RBI	BB	SO	LOB	TOP																				
<b>2 Randy Winn, S</b> OBP: 0.328, SLG: 0.413	1-2 L7		2-0 HR		2-2 F9			2-2 G5-3 13 1B		4	1	2	1	0	0	1																					
<b>13 Omar Vizquel, S</b> OBP: 0.389, SLG: 0.417	0-2 1B		0-0 L7			2-1 G4-5-3 1B		0-0 1B		4	0	3	0	0	0	0																					
<b>Moises Alou, R</b> OBP: 0.360, SLG: 0.533 <b>38 Brian Wilson, R</b> (8, 1)	1-0 P4		2-2 F9			0-0 F9		1-1 G5-3 2-3f		4	0	0	0	0	0	4																					
<b>Barry Bonds, L</b> OBP: 0.457, SLG: 0.488 <b>Jose Vizcaino, S</b> OBP: 0.306, SLG: 0.263	3-0 F7			1-1 G5-3		0-0 G4-5-3 1-2f			4-2 BB	3	0	0	0	1	0	2																					
<b>Ray Durham, S</b> OBP: 0.353, SLG: 0.523		1-0 P5		2-2 G3-4-1			0-0 P6		1-0 F7	4	0	0	0	0	0	1																					
<b>Shea Hillenbrand, R</b> OBP: 0.325, SLG: 0.464		0-1 P6		2-0 P1			2-2 G5-3		0-3 K	4	0	0	0	0	1	1																					
<b>Pedro Feliz, R</b> OBP: 0.304, SLG: 0.474		1-2 50 2B 1B			2-1 G4-3		4-1 BB		1-3 K	3	0	1	0	1	1	1																					
<b>50 Eliezer Alfonzo, R</b> OBP: 0.307, SLG: 0.529		0-0 1-H 2B			2-2 2B		3-3 K			3	0	2	0	0	1	1																					
<b>Jamey Wright, R</b> OBP: 0.233, SLG: 0.279 <b>32 Kevin Correia, R</b> (6, 1)			3-3 K		0-3 K				0-2 G3-1	2	0	0	0	0	2	1																					
<b>Todd Linden, S</b> OBP: 0.370, SLG: 0.480 (8, PH) (8, 9)										0	0	0	0	0	0	0																					
<b>Inning Stats</b>	R: 0 E: 0 K: 0 S: 8	H: 1 LOB: 1 BB: 0 P: 13	R: 0 E: 0 K: 0 S: 7	H: 2 LOB: 2 BB: 0 P: 9	R: 1 E: 0 K: 1 S: 8	H: 1 LOB: 0 BB: 0 P: 15	R: 0 E: 0 K: 0 S: 11	H: 0 LOB: 0 BB: 0 P: 16	R: 0 E: 0 K: 1 S: 14	H: 1 LOB: 1 BB: 0 P: 20	R: 0 E: 0 K: 0 S: 4	H: 1 LOB: 1 BB: 1 P: 6	R: 0 E: 0 K: 1 S: 9	H: 0 LOB: 1 BB: 1 P: 18	R: 0 E: 0 K: 0 S: 9	H: 2 LOB: 1 BB: 1 P: 10	R: 0 E: 0 K: 2 S: 9	H: 0 LOB: 1 BB: 1 P: 15	1B: 5 2B: 2 3B: 0 HR: 1	SF: 0 SAC: 0 DP: 2 HBP: 0	WP: 0 PA: 34 PB: 0 SB: 0 CS: 0																
<b>PITCHER</b>	IP	WLS	BF	H	R	ER	SO	BB	IBB	HBP	BLK	WP	HR	S	P	ERA	WHIP	<b>PITCHER</b>			IP	WLS	BF	H	R	ER	SO	BB	IBB	HBP	BLK	WP	HR	S	P	ERA	WHIP
<b>37 Juan Cruz, R</b> ERA: 4.34	7.1	W	28	7	1	1	3	1	0	0	0	0	1	67	105	1.23	1.091																				
<b>56 Ramon Pena, R</b> ERA: 2.03	0.2		2	1	0	0	0	0	0	0	0	0	0	3	4	0.00	1.500																				
<b>Jorge Julio, R</b> ERA: 4.06	1.0		4	0	0	0	2	1	0	0	0	0	0	9	15	0.00	1.000																				

San Francisco Giants @ Arizona Diamondbacks  
Chase Field, Phoenix, AZ  
Tue Aug 08 2006, 6:40 PM MST  
Att: 35,160 - Roof Closed - 79 F

AB	32
R	1
H	8
RBI	1
BB	2
SO	5
LOB	12



Batter	1	2	3	4	5	6	7	8	9	AB	R	H	RBI	BB	SO	LOB	BOTTOM																				
<b>22 Eric Byrnes, R</b> OBP: 0.341, SLG: 0.524	2-2 1B 3B		1-1 G6-3		1-0 F7			3-3 K		5	1	1	0	0	1	4																					
<b>1 Orlando Hudson, S</b> OBP: 0.349, SLG: 0.463	2-1 G3-4-1 BB 3H 1B		3-2 F7		2-2 G1-5-3 3B		1-1 F7	0-1 G3		5	2	2	1	0	0	2																					
<b>Luis Gonzalez, L</b> OBP: 0.370, SLG: 0.474	1-2 G3 7 1B BB		1-3 K		3-0 G1-5-3		2-3 K			3	1	0	1	1	2	0																					
<b>Chad Tracy, L</b> OBP: 0.335, SLG: 0.443	2-0 G3-4-1		2-2 G6-3		3-2 7 1B 1B					4	1	1	0	0	1	2																					
<b>Shawn Green, L</b> OBP: 0.355, SLG: 0.438	0-1 G3		0-1 G3		1-0 F9		0-1 1B			4	0	1	1	0	0	2																					
<b>7 Carlos Quentin, R</b> OBP: 0.400, SLG: 0.725	0-1 1B			0-0 P5		1-2 6 1B		2-2 P2		4	0	2	1	0	0	1																					
<b>6 Stephen Drew, L</b> OBP: 0.387, SLG: 0.588	0-0 P6			0-1 37 FC5-6 1B		0-1 1B		0-1 F8		4	0	2	1	0	0	2																					
<b>19 Chris Snyder, R</b> OBP: 0.378, SLG: 0.457		3-2 2B		1-0 37 FC5-6 1B		4-0 1B		1-3 K		3	0	2	0	1	1	0																					
<b>37 Juan Cruz, R</b> <b>56 Ramon Pena, R</b> <b>13 Alberto Callaspo, S</b> <b>Jorge Julio, R</b>		0-3 K		0-0 FC5-6 1B		1-3 IBB		1-1 2B		3	0	0	0	0	2	6																					
<b>Inning Stats</b>	R: 3 E: 0 K: 0 S: 14	H: 3 LOB: 1 BB: 1 P: 24	R: 0 E: 0 K: 1 S: 12	H: 1 LOB: 1 BB: 0 P: 19	R: 0 E: 0 K: 1 S: 8	H: 0 LOB: 0 BB: 0 P: 11	R: 0 E: 0 K: 0 S: 6	H: 2 LOB: 2 BB: 0 P: 8	R: 2 E: 0 K: 1 S: 17	H: 4 LOB: 3 BB: 1 P: 32	R: 0 E: 0 K: 1 S: 11	H: 0 LOB: 0 BB: 0 P: 15	R: 0 E: 0 K: 1 S: 10	H: 1 LOB: 1 BB: 0 P: 12	R: 0 E: 0 K: 2 S: 10	H: 1 LOB: 1 BB: 0 P: 15	1B: 8 2B: 2 3B: 2 HR: 0	SF: 0 SAC: 0 DP: 0 HBP: 0	WP: 0 PA: 38 PB: 0 SB: 0 CS: 0																		
<b>PITCHER</b>	IP	WLS	BF	H	R	ER	SO	BB	IBB	HBP	BLK	WP	HR	S	P	ERA	WHIP	<b>PITCHER</b>			IP	WLS	BF	H	R	ER	SO	BB	IBB	HBP	BLK	WP	HR	S	P	ERA	WHIP
<b>Jamey Wright, R</b> ERA: 5.18	5.0	L	27	10	5	5	3	1	0	0	0	0	0	57	94	9.00	2.200																				
<b>32 Kevin Correia, R</b> ERA: 3.29	2.0		7	1	0	0	2	0	0	0	0	0	0	21	27	0.00	0.500																				
<b>38 Brian Wilson, R</b> ERA: 6.1	1.0		4	1	0	0	2	0	0	0	0	0	0	10	15	0.00	1.000																				

San Francisco Giants @ Arizona Diamondbacks  
Chase Field, Phoenix, AZ  
Tue Aug 08 2006, 6:40 PM MST  
Att: 35,160 - Roof Closed - 79 F

AB	36
R	5
H	12
RBI	5
BB	2
SO	7
LOB	19



Batter	1	2	3	4	5	6	7	8	9	AB	R	H	RBI	BB	SO	LOB	TOP					
2 Randy Winn, S OBP: 0.328, SLG: 0.412										5	0	2	0	0	0	2	San Francisco Giants @ Arizona Diamondbacks Chase Field, Phoenix, AZ Wed Aug 09 2006, 6:40 PM MST Att: 23,805 - Roof Closed - 78 F					
13 Omar Vizquel, S OBP: 0.391, SLG: 0.418										4	0	2	0	1	1	2						
Steve Finley, L OBP: 0.317, SLG: 0.399										4	0	1	0	0	0	4						
Moises Alou, R OBP: 0.358, SLG: 0.533										4	1	1	0	0	0	6						
Ray Durham, S OBP: 0.357, SLG: 0.528										4	1	3	0	0	0	2						
Pedro Feliz, R OBP: 0.303, SLG: 0.473										3	0	1	1	0	0	2						
Shea Hillenbrand, R OBP: 0.329, SLG: 0.470										4	1	3	1	0	0	1						
50 Eliezer Alfonzo, R OBP: 0.311, SLG: 0.535										4	0	2	1	0	0	3						
Jose Vizcaino, S OBP: 0.306, SLG: 0.263										0	0	0	0	0	0	0						
Matt Morris, R OBP: 0.270, SLG: 0.239										2	0	0	0	0	1	2						
9 Mark Christy, L OBP: 0.247, SLG: 0.407										1	0	0	0	0	0	1						
41 Brad Hennessey, R OBP: 0.316, SLG: 0.388										0	0	0	0	0	0	0						
Steve Kline, S OBP: 0.316, SLG: 0.388										0	0	0	0	0	0	0						
Armando Benitez, R OBP: 0.250, SLG: 0.498										1	0	0	0	0	1	1						
Inning Stats	R: 0 E: 0 K: 0 S: 8	H: 2 LOB: 1 BB: 0 P: 12	R: 1 E: 0 K: 0 S: 9	H: 3 LOB: 1 BB: 0 P: 16	R: 0 E: 0 K: 1 S: 9	H: 2 LOB: 1 BB: 0 P: 12	R: 0 E: 0 K: 1 S: 10	H: 2 LOB: 1 BB: 0 P: 13	R: 0 E: 0 K: 0 S: 5	H: 1 LOB: 1 BB: 0 P: 11	R: 1 E: 0 K: 0 S: 11	H: 2 LOB: 1 BB: 0 P: 14	R: 0 E: 0 K: 0 S: 6	H: 0 LOB: 0 BB: 0 P: 10	R: 1 E: 0 K: 0 S: 7	H: 2 LOB: 0 BB: 0 P: 9	R: 0 E: 0 K: 13 S: 13	H: 1 LOB: 2 BB: 0 P: 18	1B: 11 2B: 5 3B: 0 HR: 0	SF: 1 SAC: 0 DP: 5 HBP: 0	WP: 1 PB: 0 SB: 0 CS: 0	PA: 38
PITCHER	IP	WLS	BF	H	R	ER	SO	BB	IBB	HBP	BLK	WP	HR	S	P	ERA	WHIP					
Miguel Batista, R ERA: 4.79	6.0	W	27	12	2	2	1	1	0	0	0	0	0	52	78	3.00	2.167					
56 Ramon Pena, R ERA: 1.98	1.0	H	3	0	0	0	0	0	0	0	0	0	0	6	10	0.00	0.000					
Brandon Lyon, R ERA: 4.15	1.0	H	4	2	1	1	0	0	0	0	0	0	0	7	9	9.00	2.000					
Jorge Julio, R ERA: 3.98	1.0	S	4	1	0	0	2	0	0	0	0	1	0	13	18	0.00	1.000					

Batter	1	2	3	4	5	6	7	8	9	AB	R	H	RBI	BB	SO	LOB	BOTTOM				
22 Eric Byrnes, R OBP: 0.343, SLG: 0.528										3	2	2	0	0	0	0	San Francisco Giants @ Arizona Diamondbacks Chase Field, Phoenix, AZ Wed Aug 09 2006, 6:40 PM MST Att: 23,805 - Roof Closed - 78 F				
1 Orlando Hudson, S OBP: 0.350, SLG: 0.465										4	0	2	1	0	0	1					
Luis Gonzalez, L OBP: 0.371, SLG: 0.480										3	1	1	2	1	1	3					
Chad Tracy, L OBP: 0.339, SLG: 0.448										4	0	3	1	0	0	1					
Johnny Estrada, S OBP: 0.329, SLG: 0.465										4	0	0	0	0	0	5					
Shawn Green, L OBP: 0.352, SLG: 0.433										4	0	0	0	0	1	2					
7 Carlos Quentin, R OBP: 0.408, SLG: 0.721										3	1	1	0	1	0	0					
6 Stephen Drew, L OBP: 0.381, SLG: 0.596										4	0	1	1	0	1	1					
Miguel Batista, R OBP: 0.193, SLG: 0.149										2	1	1	0	0	0	0					
56 Ramon Pena, R OBP: 0.293										0	0	0	0	0	0	0					
13 Alberto Callaspo, S OBP: 0.167, SLG: 0.533										1	0	0	0	0	0	0					
Brandon Lyon, R OBP: 0.316, SLG: 0.388										0	0	0	0	0	0	0					
Damon Easley, R OBP: 0.311, SLG: 0.386										1	0	0	0	0	1	1					
Jorge Julio, R ERA: 3.98										0	0	0	0	0	0	0					
Inning Stats	R: 1 E: 0 K: 0 S: 21	H: 3 LOB: 2 BB: 0 P: 34	R: 0 E: 0 K: 0 S: 8	H: 0 LOB: 0 BB: 0 P: 11	R: 0 E: 0 K: 1 S: 7	H: 0 LOB: 0 BB: 0 P: 11	R: 0 E: 0 K: 1 S: 7	H: 0 LOB: 0 BB: 0 P: 11	R: 2 E: 0 K: 0 S: 17	H: 3 LOB: 1 BB: 0 P: 24	R: 0 E: 0 K: 0 S: 10	H: 1 LOB: 0 BB: 0 P: 16	R: 1 E: 0 K: 1 S: 9	H: 2 LOB: 1 BB: 0 P: 20	R: 1 E: 0 K: 1 S: 10	H: 1 LOB: 1 BB: 1 P: 16	R: 1 E: 0 K: 13 S: 13	H: 4 LOB: 6 3B: 1 HR: 1	SF: 0 SAC: 1 DP: 1 HBP: 0	WP: 1 PB: 0 SB: 1 CS: 0	PA: 36
PITCHER	IP	WLS	BF	H	R	ER	SO	BB	IBB	HBP	BLK	WP	HR	S	P	ERA	WHIP				
Matt Morris, R ERA: 4.75	5.0	L	23	7	3	3	1	1	0	0	0	0	0	14	25	6.75	2.250				
41 Brad Hennessey, R ERA: 2.93	1.1		6	3	1	1	0	0	0	0	0	0	0	11	22	6.75	1.500				
Steve Kline, L ERA: 4.17	1.1		6	1	1	1	2	1	0	0	0	0	0	4	5	0.00	0.000				
Armando Benitez, R ERA: 2.67	0.1		1	0	0	0	0	0	0	0	0	0	0	4	5	0.00	0.000				



Batter	1	2	3	4	5	6	7	8	9	AB	R	H	RBI	BB	SO	LOB	TOP					
2 Hanley Ramirez, R OBP: 0.336, SLG: 0.422	G4-3		FC6-4						F9	5	1	2	1	0	0	1						
6 Dan Uggla, R OBP: 0.350, SLG: 0.496	F9		F9						F9	5	1	1	0	0	0	3						
Miguel Cabrera, R OBP: 0.431, SLG: 0.558	F9								F9	4	0	2	2	0	0	1						
17 Mike Jacobs, L OBP: 0.337, SLG: 0.493		K								4	0	0	0	0	2	3						
Wes Helms, R OBP: 0.366, SLG: 0.531										0	0	0	0	0	0	0						
14 Josh Willingham, R OBP: 0.336, SLG: 0.478	F9								F9	4	0	1	1	0	1	1						
57 Taylor Tankersley, L Joe Borowski, R	F9								F9	0	0	0	0	0	0	0						
27 Jeremy Hermida, L OBP: 0.347, SLG: 0.399	F7								K	3	0	0	0	1	1	1						
Miguel Olivo, R OBP: 0.314, SLG: 0.476									K	4	0	2	0	0	0	2						
61 Reggie Abercrombie, R OBP: 0.277, SLG: 0.343									K	4	1	1	0	0	0	2						
55 Josh Johnson, L OBP: 0.152, SLG: 0.188									F8	2	1	1	0	0	0	1						
12 Cody Ross, R OBP: 0.292, SLG: 0.451									F8	1	0	0	0	0	0	0						
<b>Inning Stats</b>	R: 0 E: 0 K: 0 S: 6	H: 0 LOB: 0 BB: 0 P: 9	R: 0 E: 0 K: 1 S: 7	H: 0 LOB: 0 BB: 0 P: 9	R: 1 E: 0 K: 0 S: 9	H: 2 LOB: 1 BB: 0 P: 13	R: 0 E: 0 K: 1 S: 8	H: 1 LOB: 1 BB: 0 P: 9	R: 0 E: 0 K: 0 S: 5	H: 1 LOB: 1 BB: 0 P: 7	R: 1 E: 0 K: 0 S: 9	H: 2 LOB: 2 BB: 1 P: 16	R: 2 E: 0 K: 1 S: 12	H: 3 LOB: 1 BB: 0 P: 18	R: 0 E: 0 K: 1 S: 9	H: 1 LOB: 1 BB: 0 P: 14	R: 0 E: 0 K: 0 S: 7	H: 0 LOB: 0 BB: 0 P: 9	1B: 7 2B: 3 3B: 0 HR: 0	SF: 0 SAC: 1 DP: 0 HBP: 0	WP: 1 PB: 0 SB: 0 CS: 0	PA: 38
<b>PITCHER</b>	IP	WLS	BF	H	R	ER	SO	BB	IBB	HBP	BLK	WP	HR	S	P	ERA	WHIP					
Livan Hernandez, R ERA: 5.3	8.0	L	35	10	4	4	4	1	0	0	0	1	0	65	95	4.50	1.375					
28 Brandon Medders, R ERA: 3.72	1.0		3	0	0	0	0	0	0	0	0	0	0	7	9	0.00	0.000					

**Florida Marlins @ Arizona Diamondbacks**  
Chase Field, Phoenix, AZ  
Fri Aug 11 2006, 6:40 PM MST  
Att: 21,951 - Roof Closed - 78 F

[livebaseballscorecards.com](http://livebaseballscorecards.com)

AB	36
R	4
H	10
RBI	4
BB	1
SO	4
LOB	15

Batter	1	2	3	4	5	6	7	8	9	AB	R	H	RBI	BB	SO	LOB	BOTTOM					
22 Eric Byrnes, R OBP: 0.340, SLG: 0.522	P2		L5						K	4	0	0	0	0	1	2						
1 Orlando Hudson, S	F7		F8						G6-3	4	0	0	0	0	1	1						
Luis Gonzalez, L OBP: 0.372, SLG: 0.478	G6-3								K	2	0	0	0	2	1	0						
Chad Tracy, L OBP: 0.336, SLG: 0.444									K	4	0	0	0	0	0	2						
Johnny Estrada, S OBP: 0.328, SLG: 0.462									F9	4	0	1	0	0	1	1						
Shawn Green, L OBP: 0.349, SLG: 0.430									F8	3	0	0	0	0	3	2						
7 Carlos Quentin, R OBP: 0.404, SLG: 0.689									G6-3	2	0	0	0	1	0	1						
6 Stephen Drew, L OBP: 0.380, SLG: 0.587									K	3	0	1	0	0	1	1						
Livan Hernandez, R ERA: 2.89									G4-3	0	0	0	0	0	0	0						
Damion Easley, R OBP: 0.315, SLG: 0.421									K	1	1	1	1	0	0	0						
28 Brandon Medders, R									HR	0	0	0	0	0	0	0						
<b>Inning Stats</b>	R: 0 E: 0 K: 0 S: 5	H: 0 LOB: 0 BB: 0 P: 8	R: 0 E: 0 K: 1 S: 14	H: 1 LOB: 1 BB: 0 P: 18	R: 0 E: 0 K: 0 S: 10	H: 1 LOB: 1 BB: 0 P: 17	R: 0 E: 0 K: 2 S: 10	H: 0 LOB: 1 BB: 1 P: 16	R: 0 E: 0 K: 1 S: 6	H: 0 LOB: 1 BB: 1 P: 12	R: 0 E: 0 K: 1 S: 5	H: 0 LOB: 0 BB: 1 P: 12	R: 0 E: 0 K: 1 S: 12	H: 0 LOB: 0 BB: 0 P: 19	R: 1 E: 0 K: 1 S: 11	H: 1 LOB: 0 BB: 0 P: 17	R: 0 E: 0 K: 1 S: 8	H: 0 LOB: 0 BB: 0 P: 11	1B: 2 2B: 0 3B: 0 HR: 1	SF: 0 SAC: 2 DP: 1 HBP: 0	WP: 0 PB: 0 SB: 0 CS: 0	PA: 32
<b>PITCHER</b>	IP	WLS	BF	H	R	ER	SO	BB	IBB	HBP	BLK	WP	HR	S	P	ERA	WHIP					
55 Josh Johnson, R ERA: 2.95	7.0	W	25	2	0	0	6	3	0	0	0	0	0	62	102	0.00	0.714					
57 Taylor Tankersley, L Joe Borowski, R ERA: 3.0	1.0	S	3	0	0	0	1	0	0	0	0	0	0	8	11	0.00	0.000					

**Florida Marlins @ Arizona Diamondbacks**  
Chase Field, Phoenix, AZ  
Fri Aug 11 2006, 6:40 PM MST  
Att: 21,951 - Roof Closed - 78 F

[livebaseballscorecards.com](http://livebaseballscorecards.com)

AB	27
R	1
H	3
RBI	1
BB	3
SO	8
LOB	10

Batter	1	2	3	4	5	6	7	8	9	AB	R	H	RBI	BB	SO	LOB	TOP								
<b>2 Hanley Ramirez, R</b> OBP: 0.339, SLG: 0.424	2-1 6 PB 17 SF7 1B	0-0 6 S 1B		0-0 B3			0-1 G5-3		3-2 WP 1B	5	1	3	0	0	0	0									
<b>6 Dan Uggla, R</b> OBP: 0.348, SLG: 0.500	3-3 K	1-1 G6-3			1-2 HR		1-0 G1-3		0-0 L9	5	1	1	1	0	1	3									
<b>Miguel Cabrera, R</b> OBP: 0.433, SLG: 0.560	4-1 14 E BB		2-3 K		1-0 17 G6-4-3 1B		0-1 2B		2-3 K	4	0	2	0	1	2	1									
<b>17 Mike Jacobs, L</b> OBP: 0.335, SLG: 0.493	2-1 SF7		0-1 27 PB 2B		2-0 G6-4-3		1-2 P5		2-3 K	4	0	1	1	0	1	3									
<b>14 Josh Willingham, R</b> OBP: 0.338, SLG: 0.478	2-1 E5		3-1 G5-3		1-0 1B		2-2 27 2B 1B			4	0	2	0	0	0	2									
<b>27 Jeremy Hermida, L</b> OBP: 0.349, SLG: 0.402	2-3 K		4-0 BB		1-2 G4-3		1-0 2B			3	0	1	0	1	1	3									
<b>4 Alfredo Amezaga, S</b> OBP: 0.341, SLG: 0.362		0-0 E1 S G4-3 1B	1-2 F9		2-2 F8		0-0 G3-1			4	1	1	0	0	0	4									
<b>Miguel Olivo, R</b> OBP: 0.310, SLG: 0.470		2-3 K		1-1 G4-3		1-0 L4		2-2 FC1-5-2		4	0	0	0	0	1	3									
<b>Scott Olsen, L</b> OBP: 0.162, SLG: 0.189		0-1 G4-3		1-0 F9		0-2 K		1-2 G4-3		2	0	0	1	0	0	0									
<b>12 Cody Ross, R</b> OBP: 0.291, SLG: 0.448										1	0	0	0	0	1	0									
<b>Matt Herges, L</b> OBP: 0.320, SLG: 0.376										0	0	0	0	0	0	0									
<b>Joe Borchard, S</b> OBP: 0.320, SLG: 0.376										1	0	0	0	0	0	2									
<b>Randy Messenger, R</b> OBP: 0.320, SLG: 0.376										0	0	0	0	0	0	0									
<b>Inning Stats</b>	R: 1 E: 1 K: 2 S: 13	H: 1 LOB: 2 BB: 1 P: 28	R: 1 E: 1 K: 1 S: 10	H: 2 LOB: 1 BB: 0 P: 12	R: 0 E: 0 K: 1 S: 10	H: 1 LOB: 2 BB: 1 P: 20	R: 0 E: 0 K: 0 S: 4	H: 0 LOB: 0 BB: 0 P: 6	R: 1 E: 0 K: 0 S: 11	H: 3 LOB: 1 BB: 0 P: 17	R: 0 E: 0 K: 1 S: 7	H: 0 LOB: 0 BB: 0 P: 10	R: 0 E: 0 K: 0 S: 10	H: 1 LOB: 1 BB: 0 P: 12	R: 0 E: 0 K: 0 S: 12	H: 2 LOB: 2 BB: 0 P: 18	R: 0 E: 0 K: 2 S: 10	H: 1 LOB: 1 BB: 0 P: 17	1B: 7 2B: 3 3B: 0 HR: 1	SF: 1 SAC: 0 DP: 1 HBP: 0	WP: 1 PB: 2 SB: 3 CS: 0	PA: 40			
<b>PITCHER</b>	IP	WLS	BF	H	R	ER	SO	BB	IBB	HBP	BLK	WP	HR	S	P	ERA	WHIP								
<b>17 Brandon Webb, R</b> ERA: 2.77	5.0	W	24	7	3	2	4	2	0	0	0	0	0	48	83	3.60	1.800								
<b>28 Brandon Medders, R</b> ERA: 3.55	1.0	H	3	0	0	0	1	0	0	0	0	0	0	7	10	0.00	0.000								
<b>Luis Vizcaino, R</b> ERA: 3.55	1.0	H	4	1	0	0	0	0	0	0	0	0	0	10	12	0.00	1.000								
<b>Brandon Lyon, R</b> ERA: 4.08	1.0	H	5	2	0	0	0	0	0	0	0	0	0	12	18	0.00	2.000								
<b>Jorge Julio, R</b> ERA: 3.91	1.0	S	4	1	0	0	2	0	0	0	0	1	0	10	17	0.00	1.000								

**Florida Marlins @ Arizona Diamondbacks**  
Chase Field, Phoenix, AZ  
Sat Aug 12 2006, 6:40 PM MST  
Att: 25,172 - Roof Closed - 78 F

AB 37  
R 3  
H 11  
RBI 3  
BB 2  
SO 7  
LOB 21



Batter	1	2	3	4	5	6	7	8	9	AB	R	H	RBI	BB	SO	LOB	BOTTOM								
<b>22 Eric Byrnes, R</b> OBP: 0.339, SLG: 0.518	1-0 E6 FC6-4 1B	1-1 FC5		4-1 1B BB		0-0 L5				3	1	0	0	1	0	2									
<b>1 Orlando Hudson, S</b> OBP: 0.346, SLG: 0.459	2-0 FC6-4 34 1B		1-1 G4-3	1-0 34 BB 7 3B 1B		2-3 K				4	1	1	2	0	1	1									
<b>Luis Gonzalez, L</b> OBP: 0.371, SLG: 0.476	2-2 F8		0-2 G4-3	1-0 34 BB 7 3B 1B		1-1 G4-3				4	1	1	1	0	0	1									
<b>34 Conor Jackson, R</b> OBP: 0.370, SLG: 0.430	1-1 1B		1-0 1B	4-2 7 3B BB		1-2 G6-4-3 1B				3	1	3	0	1	0	0									
<b>7 Carlos Quentin, R</b> OBP: 0.393, SLG: 0.694	1-3 K		2-1 G4-3	2-0 1H 2H 3H 3B		0-1 F7				4	0	1	3	0	1	4									
<b>Johnny Estrada, S</b> OBP: 0.325, SLG: 0.457		0-0 F8		1-1 L7 K		1-1 G6-4-3				4	0	0	0	0	1	2									
<b>Damion Easley, R</b> OBP: 0.320, SLG: 0.423		2-3 K		2-1 17 SH1-4 13 1B 1B	1-2 G1-3			0-0 G6-4-3 1B		4	1	2	0	0	1	0									
<b>13 Alberto Callaspo, S</b> OBP: 0.400, SLG: 0.500		3-2 22 FC5 17 BB 1B		0-2 17 SH1-4 1B	0-0 17 CS 1B			1-0 F8		4	1	3	0	0	0	1									
<b>17 Brandon Webb, R</b> OBP: 0.162, SLG: 0.189		4-2 22 FC5 BB		1-1 SH1-4 G6-3	2-1 G6-3			0-1 G6-4-3		1	0	0	0	1	0	1									
<b>28 Brandon Medders, R</b> ERA: 3.55										0	0	0	0	0	0	0									
<b>Luis Vizcaino, R</b> ERA: 3.55										0	0	0	0	0	0	0									
<b>Brandon Lyon, R</b> ERA: 4.08										0	0	0	0	0	0	0									
<b>Shawn Green, L</b> OBP: 0.349, SLG: 0.429										1	0	0	0	0	0	1									
<b>Jorge Julio, R</b> ERA: 3.91										0	0	0	0	0	0	0									
<b>Inning Stats</b>	R: 0 E: 1 K: 1 S: 10	H: 1 LOB: 2 BB: 0 P: 17	R: 0 E: 0 K: 1 S: 12	H: 1 LOB: 2 BB: 1 P: 22	R: 0 E: 0 K: 0 S: 8	H: 1 LOB: 1 BB: 0 P: 12	R: 6 E: 0 K: 1 S: 18	H: 5 LOB: 1 BB: 2 P: 36	R: 0 E: 0 K: 0 S: 6	H: 1 LOB: 0 BB: 0 P: 9	R: 0 E: 0 K: 1 S: 7	H: 0 LOB: 0 BB: 0 P: 10	R: 0 E: 0 K: 0 S: 7	H: 1 LOB: 0 BB: 0 P: 9	R: 0 E: 0 K: 0 S: 4	H: 1 LOB: 0 BB: 0 P: 5	1B: 10 2B: 0 3B: 1 HR: 0	SF: 0 SAC: 1 DP: 2 HBP: 0	WP: 0 PB: 0 SB: 0 CS: 1	PA: 36					
<b>PITCHER</b>	IP	WLS	BF	H	R	ER	SO	BB	IBB	HBP	BLK	WP	HR	S	P	ERA	WHIP								
<b>Scott Olsen, L</b> ERA: 4.19	5.0	L	27	9	6	3	3	3	0	0	0	0	0	14	19	0.00	0.500								
<b>Matt Herges, R</b> ERA: 3.99	2.0		6	1	0	0	1	0	0	0	0	0	0	4	5	0.00	1.000								
<b>Randy Messenger, R</b> ERA: 4.5	1.0		3	1	0	0	0	0	0	0	0	0	0	4	5	0.00	1.000								

**Florida Marlins @ Arizona Diamondbacks**  
Chase Field, Phoenix, AZ  
Sat Aug 12 2006, 6:40 PM MST  
Att: 25,172 - Roof Closed - 78 F

AB 32  
R 6  
H 11  
RBI 6  
BB 3  
SO 4  
LOB 13









Batter	1	2	3	4	5	6	7	8	9	10	11	12	13	14	15	16	17	18	AB	R	H	RBI	BB	SO	LOB	TOP
22 Eric Byrnes, R OBP: 0.338, SLG: 0.522	F8		1B		G2-3			F7		2B			P6		P3			1B	8	1	3	1	0	0	0	
1 Orlando Hudson, S OBP: 0.344, SLG: 0.449	G4-3		1B		G4-3			L4					34 1B		F7			SH5-3	6	0	1	0	1	1	1	
Luis Gonzalez, L OBP: 0.397, SLG: 0.473	G3				P5			G3		G1-3			F8		K			1B	8	0	1	1	0	1	3	
34 Conor Jackson, R OBP: 0.333, SLG: 0.455		G5-3			1B			F7		L6			F9					1B	8	0	2	0	0	2	1	
Chad Tracy, L OBP: 0.339, SLG: 0.445		1B			1B			F9					F7					1B	7	0	3	0	1	2	2	
Johnny Estrada, S OBP: 0.323, SLG: 0.450		1B			1B					1B			G6-3					1B	6	0	1	0	1	1	2	
28 Brandon Medders, R(16, 1)		G6-4-3						L3		K			G6-3					1B	6	0	1	0	1	1	2	
7 Carlos Quentin, R OBP: 0.338, SLG: 0.567					P3					G4-3			K					1B	6	0	0	0	1	2	5	AB 63
6 Stephen Drew, L OBP: 0.369, SLG: 0.583					F9			FC2					K					1B	7	1	1	0	0	3	5	R 2
Howie Kendrick, R OBP: 0.338, SLG: 0.455					SH2			G3-2					K					1B								H 12
Howie Kendrick, R OBP: 0.338, SLG: 0.455					G6-3			G3-2					K					1B								RBI 2
Howie Kendrick, R OBP: 0.338, SLG: 0.455								G3-2					K					1B								BB 4
Howie Kendrick, R OBP: 0.338, SLG: 0.455								G3-2					K					1B								SO 14
Howie Kendrick, R OBP: 0.338, SLG: 0.455								G3-2					K					1B								LOB 24
Howie Kendrick, R OBP: 0.338, SLG: 0.455								G3-2					K					1B								
Howie Kendrick, R OBP: 0.338, SLG: 0.455								G3-2					K					1B								
Howie Kendrick, R OBP: 0.338, SLG: 0.455								G3-2					K					1B								
Howie Kendrick, R OBP: 0.338, SLG: 0.455								G3-2					K					1B								
Howie Kendrick, R OBP: 0.338, SLG: 0.455								G3-2					K					1B								
Howie Kendrick, R OBP: 0.338, SLG: 0.455								G3-2					K					1B								
Howie Kendrick, R OBP: 0.338, SLG: 0.455								G3-2					K					1B								
Howie Kendrick, R OBP: 0.338, SLG: 0.455								G3-2					K					1B								
Howie Kendrick, R OBP: 0.338, SLG: 0.455								G3-2					K					1B								
Howie Kendrick, R OBP: 0.338, SLG: 0.455								G3-2					K					1B								
Howie Kendrick, R OBP: 0.338, SLG: 0.455								G3-2					K					1B								
Howie Kendrick, R OBP: 0.338, SLG: 0.455								G3-2					K					1B								
Howie Kendrick, R OBP: 0.338, SLG: 0.455								G3-2					K					1B								
Howie Kendrick, R OBP: 0.338, SLG: 0.455								G3-2					K					1B								
Howie Kendrick, R OBP: 0.338, SLG: 0.455								G3-2					K					1B								
Howie Kendrick, R OBP: 0.338, SLG: 0.455								G3-2					K					1B								
Howie Kendrick, R OBP: 0.338, SLG: 0.455								G3-2					K					1B								
Howie Kendrick, R OBP: 0.338, SLG: 0.455								G3-2					K					1B								
Howie Kendrick, R OBP: 0.338, SLG: 0.455								G3-2					K					1B								
Howie Kendrick, R OBP: 0.338, SLG: 0.455								G3-2					K					1B								
Howie Kendrick, R OBP: 0.338, SLG: 0.455								G3-2					K					1B								
Howie Kendrick, R OBP: 0.338, SLG: 0.455								G3-2					K					1B								
Howie Kendrick, R OBP: 0.338, SLG: 0.455								G3-2					K					1B								
Howie Kendrick, R OBP: 0.338, SLG: 0.455								G3-2					K					1B								
Howie Kendrick, R OBP: 0.338, SLG: 0.455								G3-2					K					1B								
Howie Kendrick, R OBP: 0.338, SLG: 0.455								G3-2					K					1B								
Howie Kendrick, R OBP: 0.338, SLG: 0.455								G3-2					K					1B								
Howie Kendrick, R OBP: 0.338, SLG: 0.455								G3-2					K					1B								
Howie Kendrick, R OBP: 0.338, SLG: 0.455								G3-2					K					1B								
Howie Kendrick, R OBP: 0.338, SLG: 0.455								G3-2					K					1B								
Howie Kendrick, R OBP: 0.338, SLG: 0.455								G3-2					K					1B								
Howie Kendrick, R OBP: 0.338, SLG: 0.455								G3-2					K					1B								
Howie Kendrick, R OBP: 0.338, SLG: 0.455								G3-2					K					1B								
Howie Kendrick, R OBP: 0.338, SLG: 0.455								G3-2					K					1B								
Howie Kendrick, R OBP: 0.338, SLG: 0.455								G3-2					K					1B								
Howie Kendrick, R OBP: 0.338, SLG: 0.455								G3-2					K					1B								
Howie Kendrick, R OBP: 0.338, SLG: 0.455								G3-2					K					1B								
Howie Kendrick, R OBP: 0.338, SLG: 0.455								G3-2					K					1B								
Howie Kendrick, R OBP: 0.338, SLG: 0.455								G3-2					K					1B								
Howie Kendrick, R OBP: 0.338, SLG: 0.455								G3-2					K					1B								
Howie Kendrick, R OBP: 0.338, SLG: 0.455								G3-2					K					1B								
Howie Kendrick, R OBP: 0.338, SLG: 0.455								G3-2					K					1B								
Howie Kendrick, R OBP: 0.338, SLG: 0.455								G3-2					K					1B								
Howie Kendrick, R OBP: 0.338, SLG: 0.455								G3-2					K					1B								
Howie Kendrick, R OBP: 0.338, SLG: 0.455								G3-2					K					1B								
Howie Kendrick, R OBP: 0.338, SLG: 0.455								G3-2					K					1B								
Howie Kendrick, R OBP: 0.338, SLG: 0.455								G3-2					K					1B								
Howie Kendrick, R OBP: 0.338, SLG: 0.455								G3-2					K					1B								
Howie Kendrick, R OBP: 0.338, SLG: 0.455								G3-2					K					1B								
Howie Kendrick, R OBP: 0.338, SLG: 0.455								G3-2					K					1B								
Howie Kendrick, R OBP: 0.338, SLG: 0.455								G3-2					K					1B								
Howie Kendrick, R OBP: 0.338, SLG: 0.455								G3-2					K					1B								
Howie Kendrick, R OBP: 0.338, SLG: 0.455								G3-2					K					1B								
Howie Kendrick, R OBP: 0.338, SLG: 0.455																										



Batter	1	2	3	4	5	6	7	8	9	AB	R	H	RBI	BB	SO	LOB	TOP					
22 Eric Byrnes, R OBP: 0.337, SLG: 0.515 (1, 8)										4	0	1	0	1	1	0	<b>Arizona Diamondbacks @ Colorado Rockies</b> Coors Field, Denver, CO Thu Aug 17 2006, 1:05 PM MDT Att: 23,390 - Partly Cloudy - 88 F					
Chad Tracy, L OBP: 0.340, SLG: 0.443 (1, 5)										5	1	1	0	0	2	2						
Luis Gonzalez, L OBP: 0.368, SLG: 0.476 (1, 7)										5	1	1	0	0	2	2						
34 Conor Jackson, R OBP: 0.365, SLG: 0.426 (1, 3)										4	0	2	0	0	0	1						
Johnny Estrada, S OBP: 0.328, SLG: 0.452 (1, 2)										3	1	2	1	1	0	0						
Shawn Green, L OBP: 0.351, SLG: 0.436 (1, 9)										3	1	2	1	1	0	2						
1 Orlando Hudson, S OBP: 0.344, SLG: 0.454 (1, 4)										4	0	1	2	0	0	6						
6 Stephen Drew, L OBP: 0.355, SLG: 0.545 (1, 6)										3	0	0	0	1	0	4						
17 Brandon Webb, R OBP: 0.158, SLG: 0.148 (1, 1)										2	0	0	0	0	1	2						
13 Alberto Callaspo, S OBP: 0.357, SLG: 0.385 (7, PH)										1	0	0	0	0	0	0						
Jose Valverde, R OBP: 0.309, SLG: 0.406 (7, 1)										0	0	0	0	0	0	0						
Damon Easley, R OBP: 0.309, SLG: 0.406 (9, PH)										1	0	0	0	0	0	0						
<b>Inning Stats</b>	R: 0 E: 0 K: 2 S: 7	H: 0 LOB: 0 BB: 0 P: 14	R: 0 E: 0 K: 0 S: 14	H: 1 LOB: 1 BB: 0 P: 19	R: 0 E: 0 K: 1 S: 7	H: 0 LOB: 0 BB: 0 P: 9	R: 3 E: 0 K: 1 S: 12	H: 3 LOB: 2 BB: 2 P: 27	R: 0 E: 0 K: 1 S: 8	H: 1 LOB: 0 BB: 0 P: 11	R: 0 E: 0 K: 0 S: 8	H: 2 LOB: 0 BB: 0 P: 13	R: 0 E: 0 K: 0 S: 7	H: 0 LOB: 0 BB: 0 P: 12	R: 1 E: 0 K: 0 S: 15	H: 3 LOB: 2 BB: 0 P: 23	R: 0 E: 0 K: 1 S: 11	H: 0 LOB: 1 BB: 1 P: 16	1B: 7 2B: 4 3B: 1 HR: 0	SF: 0 SAC: 0 DP: 2 HBP: 0	WP: 0 PB: 0 SB: 0 CS: 0	PA: 39
<b>PITCHER</b>	IP WLS BF H R ER SO BB IBB HBP BLK WP HR S P ERA WHIP																					
37 Josh Fogg, R ERA: 4.62 (1, 1)	5.0 W 24 7 3 3 5 2 1 0 0 0 0 0 53 90 5.40 1.800																					
60 Manny Corpas, R ERA: 1.53 (6, 1)	2.0 H 5 0 0 0 0 0 0 0 0 0 0 0 10 15 0.00 0.000																					
Jeremy Affeldt, L ERA: 5.49 (8, 1)	1.0 6 3 1 1 0 0 0 0 0 0 0 0 15 23 9.00 3.000																					
40 Brian Fuentes, L ERA: 3.28 (9, 1)	1.0 4 0 0 0 1 1 0 0 0 0 0 0 11 16 0.00 1.000																					

Batter	1	2	3	4	5	6	7	8	9	AB	R	H	RBI	BB	SO	LOB	BOTTOM			
Jamey Carroll, R OBP: 0.385, SLG: 0.404 (1, 4)										4	2	2	1	1	1	1	<b>Arizona Diamondbacks @ Colorado Rockies</b> Coors Field, Denver, CO Thu Aug 17 2006, 1:05 PM MDT Att: 23,390 - Partly Cloudy - 88 F			
18 Cory Sullivan, L OBP: 0.326, SLG: 0.419 (1, 8)										3	2	2	2	1	0	1				
17 Todd Helton, L OBP: 0.413, SLG: 0.488 (1, 3)										2	1	1	1	3	0	1				
27 Garrett Atkins, R OBP: 0.382, SLG: 0.516 (1, 5)										4	0	1	1	1	1	5				
40 Brian Fuentes, L OBP: 0.327, SLG: 0.481 (9, 1)										0	0	0	0	0	0	0				
11 Brad Hawpe, L OBP: 0.381, SLG: 0.508 (1, 9)										5	0	0	0	0	1	4				
8 Yorvit Torrealba, R OBP: 0.259, SLG: 0.425 (1, 2)										4	0	1	0	0	0	1				
19 Ryan Spillborghs, R OBP: 0.327, SLG: 0.481 (1, 7)										4	1	1	1	0	2	1				
12 Clint Barmes, R OBP: 0.275, SLG: 0.363 (1, 6)										3	1	1	0	1	0	0				
37 Josh Fogg, R OBP: 0.140, SLG: 0.051 (1, 1)										2	0	0	0	0	0	2				
60 Manny Corpas, R ERA: 2.93 (6, 1)										0	0	0	0	0	0	0				
Jeremy Affeldt, L ERA: 5.49 (8, 1)										0	0	0	0	0	0	0				
Luis Gonzalez, R OBP: 0.279, SLG: 0.371 (9, 5)										0	1	0	0	0	0	0				
<b>Inning Stats</b>	R: 2 E: 1 K: 1 S: 12	H: 0 LOB: 1 BB: 2 P: 23	R: 4 E: 0 K: 0 S: 17	H: 5 LOB: 1 BB: 0 P: 22	R: 0 E: 0 K: 1 S: 6	H: 0 LOB: 0 BB: 0 P: 7	R: 1 E: 0 K: 0 S: 12	H: 2 LOB: 1 BB: 0 P: 16	R: 0 E: 0 K: 0 S: 9	H: 1 LOB: 2 BB: 1 P: 17	R: 0 E: 0 K: 0 S: 5	H: 0 LOB: 2 BB: 2 P: 14	R: 0 E: 0 K: 1 S: 7	H: 0 LOB: 0 BB: 0 P: 11	R: 1 E: 0 K: 1 S: 20	H: 1 LOB: 3 BB: 2 P: 35	1B: 2 2B: 5 3B: 1 HR: 1	SF: 0 SAC: 2 DP: 1 HBP: 1	WP: 0 PB: 0 SB: 2 CS: 0	PA: 41
<b>PITCHER</b>	IP WLS BF H R ER SO BB IBB HBP BLK WP HR S P ERA WHIP																			
17 Brandon Webb, R ERA: 2.93 (1, 1)	6.0 L 31 8 7 5 3 3 1 1 1 0 0 0 27 46 7.50 1.833																			
Jose Valverde, R ERA: 7.53 (7, 1)	2.0 10 1 1 1 2 1 1 1 0 0 0 0 27 46 4.50 1.000																			

AB	35
R	4
H	10
RBI	4
BB	4
SO	6
LOB	19

AB	31
R	8
H	9
RBI	6
BB	7
SO	5
LOB	16



Batter	1	2	3	4	5	6	7	8	9	AB	R	H	RBI	BB	SO	LOB	TOP											
6 Stephen Drew, L OBP: 0.352, SLG: 0.534	K2-3			F7		G5-3		G5-3		4	0	1	1	0	1	0	<b>Arizona Diamondbacks @ San Diego Padres</b> PETCO Park, San Diego, CA Fri Aug 18 2006, 10:05 PM EDT Att: 35,196 - Clear - 68 F											
34 Conor Jackson, R OBP: 0.368, SLG: 0.436				BB				G5-3		3	1	2	1	1	0	1												
Luis Gonzalez, L OBP: 0.367, SLG: 0.473	L3			F8		G4-3				3	0	0	0	1	0	2												
Shawn Green, L OBP: 0.350, SLG: 0.433		G3-1								3	0	0	0	1	1	1												
Chad Tracy, L OBP: 0.338, SLG: 0.440	K			BB						4	0	0	0	0	2	3												
Johnny Estrada, S OBP: 0.324, SLG: 0.446										4	0	0	0	0	2	1												
1 Orlando Hudson, S OBP: 0.342, SLG: 0.451										3	0	0	0	0	1	0												
24 Chris Young, R OBP: 0.333, SLG: 0.333										3	1	1	0	0	0	0												
48 Enrique Gonzalez, R OBP: 0.320, SLG: 0.360										2	0	0	0	0	0	0												
28 Brandon Medders, R OBP: 0.307, SLG: 0.404										0	0	0	0	0	0	0												
Jorge Julio, R OBP: 0.324, SLG: 0.446										0	0	0	0	0	0	0												
<b>Inning Stats</b>	R: 0 E: 0 K: 1 S: 7	H: 1 LOB: 0 BB: 0 P: 8	R: 0 E: 0 K: 2 S: 13	H: 0 LOB: 0 BB: 0 P: 18	R: 0 E: 0 K: 0 S: 6	H: 0 LOB: 0 BB: 0 P: 11	R: 0 E: 0 K: 0 S: 11	H: 0 LOB: 2 BB: 0 P: 22	R: 0 E: 0 K: 1 S: 8	H: 0 LOB: 0 BB: 0 P: 9	R: 1 E: 0 K: 0 S: 10	H: 1 LOB: 0 BB: 0 P: 13	R: 0 E: 0 K: 0 S: 5	H: 0 LOB: 0 BB: 0 P: 5	R: 1 E: 0 K: 0 S: 11	H: 2 LOB: 1 BB: 0 P: 14	R: 0 E: 0 K: 3 S: 15	H: 0 LOB: 1 BB: 1 P: 24	1B: 3 2B: 1 3B: 0 HR: 1	SF: 0 SAC: 0 DP: 1 HBP: 0	WP: 0 PB: 1 SB: 0 CS: 0	PA: 33						
<b>PITCHER</b>	IP	WLS	BF	H	R	ER	SO	BB	IBB	HBP	BLK	WP	HR	S	P	ERA	WHIP											
Woody Williams, R ERA: 3.67	(1, 1)	7.2	W	28	4	2	2	4	2	0	0	0	0	1	68	95	2.35	0.783										
43 Cla Meredith, R ERA: 1.08	(8, 1)	0.1		1	0	0	0	0	0	0	0	0	0	0	3	5	0.00	0.000										
Scott Williamson, R ERA: 5.21	(9, 1)	1.0		4	0	0	0	3	1	0	0	0	0	0	15	24	0.00	1.000										

Batter	1	2	3	4	5	6	7	8	9	AB	R	H	RBI	BB	SO	LOB	BOTTOM											
Dave Roberts, L OBP: 0.378, SLG: 0.416	K			G4-3						5	1	2	3	0	1	1	<b>Arizona Diamondbacks @ San Diego Padres</b> PETCO Park, San Diego, CA Fri Aug 18 2006, 10:05 PM EDT Att: 35,196 - Clear - 68 F											
Mike Cameron, R OBP: 0.345, SLG: 0.484	BB									4	2	2	2	0	1	1												
24 Brian Giles, L OBP: 0.386, SLG: 0.389	BB									2	1	1	0	2	0	1												
Mike Piazza, R OBP: 0.343, SLG: 0.513	P4									4	0	0	0	0	0	4												
Scott Williamson, R ERA: 5.21										0	0	0	0	0	0	0												
23 Adrián González, L OBP: 0.345, SLG: 0.500	BB									3	1	0	0	1	0	1												
Todd Walker, L OBP: 0.283, SLG: 0.392	BB									2	0	0	1	1	0	0												
Mark Bellhorn, S OBP: 0.291, SLG: 0.357	BB									0	1	0	0	1	0	0												
Geoff Blum, S OBP: 0.294, SLG: 0.348										4	0	2	2	0	1	1												
Josh Barfield, R OBP: 0.322, SLG: 0.424	FC6-4									4	2	2	0	0	0	3												
Woody Williams, R OBP: 0.189, SLG: 0.143										2	0	0	0	0	0	1												
43 Cla Meredith, R ERA: 3.67										0	0	0	0	0	0	0												
Rob Bowen, S OBP: 0.364, SLG: 0.405										1	0	0	0	0	0	2												
<b>Inning Stats</b>	R: 3 E: 0 K: 1 S: 15	H: 2 LOB: 2 BB: 2 P: 30	R: 0 E: 0 K: 0 S: 11	H: 1 LOB: 1 BB: 0 P: 19	R: 0 E: 0 K: 0 S: 7	H: 0 LOB: 0 BB: 0 P: 12	R: 0 E: 0 K: 0 S: 7	H: 1 LOB: 1 BB: 0 P: 8	R: 0 E: 0 K: 0 S: 6	H: 0 LOB: 0 BB: 1 P: 14	R: 0 E: 0 K: 0 S: 6	H: 0 LOB: 0 BB: 0 P: 11	R: 3 E: 0 K: 0 S: 17	H: 3 LOB: 1 BB: 1 P: 26	R: 2 E: 0 K: 2 S: 12	H: 2 LOB: 1 BB: 1 P: 24	R: 2 E: 0 K: 2 S: 15	H: 0 LOB: 1 BB: 1 P: 24	1B: 7 2B: 2 3B: 0 HR: 1	SF: 0 SAC: 1 DP: 1 HBP: 1	WP: 0 PB: 0 SB: 1 CS: 0	PA: 38						
<b>PITCHER</b>	IP	WLS	BF	H	R	ER	SO	BB	IBB	HBP	BLK	WP	HR	S	P	ERA	WHIP											
48 Enrique Gonzalez, R ERA: 5.14	(1, 1)	6.1	L	28	6	5	5	1	3	0	1	0	0	1	10	17	13.50	3.000										
28 Brandon Medders, R ERA: 3.67	(7, 1)	0.2		4	1	1	1	0	1	0	0	0	0	0	1	17	13.50	3.000										
Jorge Julio, R ERA: 4.02	(8, 1)	1.0		6	2	2	2	2	1	0	0	0	0	0	12	24	18.00	3.000										







Batter	1	2	3	4	5	6	7	8	9	AB	R	H	RBI	BB	SO	LOB	TOP					
<b>22 Eric Byrnes, R</b> OBP: 0.334, SLG: 0.506 (1, 8)										4	0	0	0	0	0	0	Arizona Diamondbacks @ San Francisco Giants AT&T Park, San Francisco, CA Mon Aug 21 2006, 7:15 PM PDT Att: 38,203 - Clear - 62 F					
<b>1 Orlando Hudson, S</b> OBP: 0.341, SLG: 0.449 (1, 4)										4	0	2	0	0	0	0						
<b>Luis Gonzalez, L</b> OBP: 0.365, SLG: 0.468 (1, 7)										3	0	0	0	1	2	1						
<b>34 Conor Jackson, R</b> OBP: 0.366, SLG: 0.430 (1, 3)										3	0	0	0	0	0	2						
<b>7 Carlos Quentin, R</b> OBP: 0.346, SLG: 0.522 (1, 9)										2	0	0	0	0	1	0						
<b>Chad Tracy, L</b> OBP: 0.334, SLG: 0.433 (1, 5)										3	0	0	0	0	1	3						
<b>Damion Easley, R</b> OBP: 0.302, SLG: 0.396 (1, 6)										3	0	0	0	0	1	0						
<b>19 Chris Snyder, R</b> OBP: 0.373, SLG: 0.439 (1, 2)										3	0	0	0	0	1	0						
<b>Livan Hernandez, R</b> OBP: 0.255, SLG: 0.390 (1, 1)										2	0	0	0	0	0	0						
<b>13 Alberto Callaspo, S</b> OBP: 0.313, SLG: 0.333 (8, PH)										1	0	0	0	0	0	0						
<b>37 Juan Cruz, R</b> (8, 1)										0	0	0	0	0	0	0						
<b>Inning Stats</b>	R: 0 E: 0 K: 1 S: 7	H: 0 LOB: 0 BB: 0 P: 8	R: 0 E: 0 K: 1 S: 9	H: 0 LOB: 0 BB: 0 P: 14	R: 0 E: 0 K: 1 S: 9	H: 0 LOB: 0 BB: 0 P: 14	R: 0 E: 0 K: 0 S: 4	H: 1 LOB: 0 BB: 0 P: 7	R: 0 E: 0 K: 1 S: 9	H: 0 LOB: 0 BB: 0 P: 14	R: 0 E: 0 K: 0 S: 5	H: 0 LOB: 0 BB: 0 P: 7	R: 0 E: 0 K: 0 S: 15	H: 1 LOB: 3 BB: 1 P: 24	R: 0 E: 0 K: 1 S: 8	H: 0 LOB: 0 BB: 0 P: 12	R: 0 E: 0 K: 1 S: 7	H: 0 LOB: 0 BB: 0 P: 14	1B: 2 2B: 0 3B: 0 HR: 0	SF: 0 SAC: 0 DP: 1 HBP: 1	WP: 0 PB: 0 CS: 0	PA: 30
<b>PITCHER</b> <b>51 Noah Lowry, L</b> ERA: 3.92 (1, 1)	IP: 9.0 WLS: W BF: 30 H: 2 R: 0 ER: 0 SO: 6 BB: 1 IBB: 0 HBP: 1 BLK: 0 WP: 0 HR: 0 S: 73 P: 114 ERA: 0.00 WHIP: 0.333																					

Batter	1	2	3	4	5	6	7	8	9	AB	R	H	RBI	BB	SO	LOB	BOTTOM					
<b>2 Randy Winn, S</b> OBP: 0.322, SLG: 0.399 (1, 9)										5	1	2	2	0	1	1	Arizona Diamondbacks @ San Francisco Giants AT&T Park, San Francisco, CA Mon Aug 21 2006, 7:15 PM PDT Att: 38,203 - Clear - 62 F					
<b>13 Omar Vizquel, S</b> OBP: 0.376, SLG: 0.409 (1, 6)										5	0	1	1	0	2	3						
<b>9 Mark Sweeney, L</b> OBP: 0.351, SLG: 0.407 (1, 3)										4	0	2	0	0	2	0						
<b>Pedro Feliz, R</b> OBP: 0.291, SLG: 0.450 (8, 5)										0	0	0	0	0	0	0						
<b>Barry Bonds, L</b> OBP: 0.447, SLG: 0.482 (1, 7)										2	1	1	1	2	0	1						
<b>Todd Linden, S</b> OBP: 0.366, SLG: 0.474 (9, 7)										0	0	0	0	0	0	0						
<b>Ray Durham, S</b> OBP: 0.364, SLG: 0.529 (1, 4)										4	0	1	0	0	1	4						
<b>Steve Finley, L</b> OBP: 0.310, SLG: 0.395 (1, 8)										4	1	1	0	0	0	2						
<b>Shea Hillenbrand, R</b> OBP: 0.321, SLG: 0.451 (1, 5)										4	0	0	0	0	0	1						
<b>Todd Greene, R</b> OBP: 0.336, SLG: 0.425 (1, 2)										4	2	3	0	0	0	0						
<b>51 Noah Lowry, R</b> OBP: 0.205, SLG: 0.243 (1, 1)										2	0	0	0	0	1	1						
<b>Inning Stats</b>	R: 0 E: 0 K: 1 S: 9	H: 1 LOB: 1 BB: 0 P: 12	R: 0 E: 0 K: 0 S: 4	H: 0 LOB: 0 BB: 0 P: 7	R: 0 E: 0 K: 1 S: 9	H: 0 LOB: 0 BB: 0 P: 12	R: 1 E: 0 K: 1 S: 7	H: 2 LOB: 1 BB: 0 P: 12	R: 0 E: 0 K: 2 S: 10	H: 2 LOB: 2 BB: 0 P: 13	R: 0 E: 0 K: 1 S: 9	H: 0 LOB: 1 BB: 1 P: 17	R: 2 E: 2 K: 1 S: 12	H: 3 LOB: 3 BB: 1 P: 20	R: 2 E: 1 K: 0 S: 16	H: 3 LOB: 1 BB: 0 P: 23	R: 2 E: 1 K: 0 S: 16	H: 3 LOB: 1 BB: 0 P: 23	1B: 9 2B: 1 3B: 0 HR: 1	SF: 0 SAC: 2 DP: 0 HBP: 0	WP: 0 PB: 0 CS: 0	PA: 38
<b>PITCHER</b> <b>Livan Hernandez, R</b> ERA: 5.19 (1, 1)	IP: 7.0 WLS: L BF: 32 H: 8 R: 3 ER: 3 SO: 7 BB: 1 IBB: 1 HBP: 0 BLK: 0 WP: 0 HR: 1 S: 60 P: 93 ERA: 1.29 WHIP: 1.286																					
<b>37 Juan Cruz, R</b> ERA: 4.29 (8, 1)	IP: 1.0 WLS: L BF: 6 H: 3 R: 2 ER: 1 SO: 0 BB: 0 IBB: 0 HBP: 0 BLK: 0 WP: 0 HR: 0 S: 16 P: 23 ERA: 9.00 WHIP: 3.000																					



Batter	1	2	3	4	5	6	7	8	9	AB	R	H	RBI	BB	SO	LOB	TOP					
1 Orlando Hudson, S OBP: 0.340, SLG: 0.445	F9		F7		G4-1		G1-3			4	1	0	0	1	0	2	Arizona Diamondbacks @ San Francisco Giants AT&T Park, San Francisco, CA Tue Aug 22 2006, 7:15 PM PDT Att: 37,242 - Partly Cloudy - 64 F					
34 Conor Jackson, R OBP: 0.366, SLG: 0.428	1B		BB		K		K			4	0	1	0	1	3	3						
Luis Gonzalez, L OBP: 0.365, SLG: 0.467	K		L8			K		HR	1B	5	2	2	1	0	2	3						
Chad Tracy, L OBP: 0.335, SLG: 0.435	F8		P6			WP		G3	1B	5	1	2	2	0	0	4						
Johnny Estrada, S OBP: 0.330, SLG: 0.465					22 G4-3					5	1	4	3	0	0	1						
22 Eric Byrnes, R OBP: 0.332, SLG: 0.502 Jose Valverde, R	P3				G4-3					3	0	0	0	0	0	3						
Damon Easley, R OBP: 0.306, SLG: 0.400 56 Ramon Pena, R						F8				1	0	1	0	0	0	0						
6 Stephen Drew, L OBP: 0.343, SLG: 0.516	K		P4			K2-3				4	0	0	0	0	3	4						
7 Carlos Quentin, R OBP: 0.341, SLG: 0.507	F7									4	1	1	0	0	1	2						
17 Brandon Webb, R OBP: 0.169, SLG: 0.161 24 Chris Young, R OBP: 0.400, SLG: 0.600										2	0	1	0	0	0	0						
										2	0	1	0	0	1	1						
<b>Inning Stats</b>	R: 0 E: 0 K: 1 S: 10	H: 1 LOB: 1 BB: 0 P: 16	R: 0 E: 0 K: 1 S: 10	H: 1 LOB: 1 BB: 0 P: 15	R: 0 E: 0 K: 0 S: 10	H: 1 LOB: 2 BB: 1 P: 20	R: 0 E: 0 K: 0 S: 8	H: 1 LOB: 1 BB: 0 P: 11	R: 0 E: 0 K: 1 S: 8	H: 0 LOB: 0 BB: 0 P: 12	R: 1 E: 0 K: 2 S: 15	H: 2 LOB: 1 BB: 0 P: 20	R: 0 E: 0 K: 2 S: 15	H: 1 LOB: 1 BB: 0 P: 20	R: 2 E: 0 K: 1 S: 9	H: 3 LOB: 1 BB: 0 P: 13	R: 3 E: 0 K: 2 S: 13	H: 3 LOB: 1 BB: 1 P: 23	1B: 8 2B: 4 3B: 0 HR: 1	SF: 0 SAC: 0 DP: 0 HBP: 0	WP: 1 PB: 0 SB: 0 CS: 0	PA: 41
<b>PITCHER</b>	IP WLS BF H R ER SO BB IBB HBP BLK WP HR S P ERA WHIP	7.0 29 7 1 1 7 1 0 0 0 0 0 1 9 13 1.29 1.143	1.0 W 5 3 2 2 1 0 0 0 0 0 0 1 9 13 18.00 3.000	0.2 5 2 3 3 2 1 0 0 0 0 0 0 10 18 40.50 4.500	0.1 S 2 1 0 0 0 0 0 0 0 0 0 0 3 5 0.00 3.000																	

Batter	1	2	3	4	5	6	7	8	9	AB	R	H	RBI	BB	SO	LOB	BOTTOM			
2 Randy Winn, S OBP: 0.325, SLG: 0.397	13 1B									2	2	0	0	3	1	1	Arizona Diamondbacks @ San Francisco Giants AT&T Park, San Francisco, CA Tue Aug 22 2006, 7:15 PM PDT Att: 37,242 - Partly Cloudy - 64 F			
13 Omar Vizquel, S OBP: 0.376, SLG: 0.411	E9		G4-1							5	1	2	2	0	0	3				
9 Mark Sweeney, L OBP: 0.329, SLG: 0.402 Pedro Feliz, R OBP: 0.291, SLG: 0.449	G4-3				G6-3					3	1	0	1	1	1	0				
Barry Bonds, L OBP: 0.451, SLG: 0.487 Mike Stanton, L Armando Benitez, R Steve Kline, S	G3									3	0	2	0	1	0	0				
Ray Durham, S OBP: 0.363, SLG: 0.526	K									4	0	1	1	0	1	2				
Steve Finley, L OBP: 0.312, SLG: 0.399										4	1	2	0	0	0	3				
Shea Hillenbrand, R OBP: 0.319, SLG: 0.447	K									4	0	0	0	0	3	2				
50 Eliezer Alfonzo, R OBP: 0.303, SLG: 0.500										3	1	1	1	0	0	0				
18 Matt Cain, R OBP: 0.167, SLG: 0.214 Todd Linden, S OBP: 0.381, SLG: 0.487										2	0	0	0	0	2	1				
										1	1	1	1	0	0	0				
<b>Inning Stats</b>	R: 2 E: 1 K: 1 S: 13	H: 1 LOB: 0 BB: 1 P: 24	R: 0 E: 0 K: 1 S: 11	H: 1 LOB: 3 BB: 1 P: 21	R: 0 E: 0 K: 0 S: 10	H: 0 LOB: 1 BB: 1 P: 23	R: 0 E: 0 K: 2 S: 9	H: 0 LOB: 0 BB: 0 P: 14	R: 1 E: 1 K: 1 S: 14	H: 2 LOB: 1 BB: 1 P: 23	R: 0 E: 1 K: 2 S: 10	H: 0 LOB: 1 BB: 0 P: 12	R: 0 E: 0 K: 1 S: 13	H: 1 LOB: 1 BB: 0 P: 18	R: 4 E: 0 K: 0 S: 18	H: 4 LOB: 0 BB: 1 P: 29	1B: 5 2B: 4 3B: 0 HR: 0	SF: 0 SAC: 1 DP: 0 HBP: 1	WP: 1 PB: 0 SB: 0 CS: 0	PA: 39
<b>PITCHER</b>	IP WLS BF H R ER SO BB IBB HBP BLK WP HR S P ERA WHIP	5.0 24 4 3 3 3 4 0 0 0 0 0 0 23 30 0.00 0.500	2.0 8 1 0 0 3 0 0 0 0 0 0 0 23 30 0.00 0.500	1.0 L 7 4 4 4 0 1 0 0 0 0 1 0 18 29 36.00 5.000																

Batter	1	2	3	4	5	6	7	8	9	AB	R	H	RBI	BB	SO	LOB	TOP					
22 Eric Byrnes, R OBP: 0.330, SLG: 0.499	1-2 G6-3		1-0 F8	1-0 P3		0-2 1B			0-2 G1-3	5	0	1	2	0	0	1	Arizona Diamondbacks @ San Francisco Giants AT&T Park, San Francisco, CA Wed Aug 23 2006, 12:35 PM PDT Att: 38,831 - Partly Cloudy - 66 F					
1 Orlando Hudson, S OBP: 0.339, SLG: 0.442	1-1 BB FC3-6 1B		0-0 F8		3-2 G4-3	1-1 G4-3			1-1 F7	5	1	1	0	0	0	2						
Luis Gonzalez, L OBP: 0.363, SLG: 0.465	0-0 FC3-6 BB 1B		2-1 L9		3-2 G3-1		1-0 F8		2-3 K	5	0	1	0	0	1	0						
Chad Tracy, L OBP: 0.336, SLG: 0.436	4-2 FC3-6 BB 1B			1-1 6 2B	0-1 P6		2-1 G6-3			3	1	1	0	1	0	0						
Johnny Estrada, S OBP: 0.329, SLG: 0.463	0-2 FC3-6			2-0 F8		1-2 K	0-0 1B			4	0	1	1	0	1	3						
34 Conor Jackson, R OBP: 0.363, SLG: 0.423 Brandon Lyon, R	0-0 F9			1-2 F9		1-3 K	0-0 F8			4	0	0	0	0	1	4						
6 Stephen Drew, L OBP: 0.348, SLG: 0.523				1-1 24 HR		1-2 HBP 22 1B			0-0 F7	4	2	2	1	0	0	0						
24 Chris Young, R OBP: 0.444, SLG: 0.875				0-0 HR		4-2 HBP 22 1B BB		2-2 P3		3	2	1	2	1	1	0						
48 Enrique Gonzalez, R OBP: 0.333, SLG: 0.370 37 Juan Cruz, R Craig Counsell, L OBP: 0.336, SLG: 0.366 Luis Vizcaino, R Damion Easley, R OBP: 0.364, SLG: 0.398	1-2 G4-3			0-1 1B		1-0 22 1B HBP		0-1 P2		2	0	1	0	0	0	0						
<b>Inning Stats</b>	R: 1 E: 0 K: 0 S: 14	H: 2 LOB: 2 BB: 1 P: 20	R: 0 E: 0 K: 1 S: 7	H: 0 LOB: 0 BB: 0 P: 9	R: 0 E: 0 K: 0 S: 4	H: 0 LOB: 0 BB: 0 P: 7	R: 3 E: 0 K: 0 S: 18	H: 4 LOB: 1 BB: 0 P: 24	R: 0 E: 0 K: 0 S: 9	H: 0 LOB: 0 BB: 0 P: 15	R: 2 E: 0 K: 2 S: 18	H: 2 LOB: 2 BB: 1 P: 27	R: 0 E: 0 K: 0 S: 5	H: 1 LOB: 1 BB: 0 P: 8	R: 0 E: 0 K: 0 S: 6	H: 0 LOB: 0 BB: 0 P: 8	R: 0 E: 0 K: 1 S: 10	H: 0 LOB: 0 BB: 0 P: 13	1B: 6 2B: 2 3B: 0 HR: 1	SF: 0 SAC: 0 DP: 0 HBP: 1	WP: 0 PB: 0 SB: 0 CS: 0	PA: 39
<b>PITCHER</b>	IP WLS BF H R ER SO BB IBB HBP BLK WP HR S P ERA WHIP	IP WLS BF H R ER SO BB IBB HBP BLK WP HR S P ERA WHIP	<b>PITCHER</b>																			
Jason Schmidt, R ERA: 3.23	6.0	29	8	6	6	3	2	0	0	0	0	0	0	0	0	0	1	70	102	9.00	1.667	
Steve Kline, L ERA: 3.56	1.0	4	1	0	0	0	0	0	0	0	0	0	0	0	0	0	0	5	8	0.00	1.000	
31 Vinnie Chulk, R ERA: 4.95	1.0	3	0	0	0	0	0	0	0	0	0	0	0	0	0	0	0	6	8	0.00	0.000	
Armando Benitez, R ERA: 3.25	1.0	3	0	0	0	1	0	0	0	0	0	0	0	0	0	0	0	10	13	0.00	0.000	

Batter	1	2	3	4	5	6	7	8	9	AB	R	H	RBI	BB	SO	LOB	BOTTOM					
2 Randy Winn, S OBP: 0.324, SLG: 0.395	2-2 9 BB 1B			1-0 L4		0-0 FC6-4			1-0 G3	5	1	1	0	0	0	3	Arizona Diamondbacks @ San Francisco Giants AT&T Park, San Francisco, CA Wed Aug 23 2006, 12:35 PM PDT Att: 38,831 - Partly Cloudy - 66 F					
13 Omar Vizquel, S OBP: 0.375, SLG: 0.407	2-1 F8			2-1 P4		0-0 B1-3			1-1 F8	5	0	0	0	0	0	4						
9 Mark Sweeney, L OBP: 0.443, SLG: 0.401 Armando Benitez, R	4-1 HR BB			0-1 F7		4-1 G3-1 G3 BB			1-1 F8 2B	3	2	1	0	2	0	0						
Barry Bonds, L OBP: 0.451, SLG: 0.488	0-0 HR 1B			0-1 1B		3-2 G3			1-2 F8	4	1	2	1	0	0	2						
Ray Durham, S OBP: 0.362, SLG: 0.531	1-0 HR			1-0 F7		1-0 G3-1			1-3 K	4	1	1	3	0	1	3						
Steve Finley, L OBP: 0.316, SLG: 0.400	1-1 P6			2-1 1B		4-0 BB			4-2 2B BB	2	1	1	0	2	0	0						
Pedro Feliz, R OBP: 0.290, SLG: 0.450	0-0 P6			3-3 K		1-0 G6-3			3-2 50 3B 2B	4	1	1	2	0	1	4						
50 Eliezer Alfonzo, R OBP: 0.302, SLG: 0.505				0-1 L5		1-1 F8			0-0 3B	4	0	1	1	0	0	0						
Jason Schmidt, R Tommy Lincecum, R Steve Kline, S Todd Linden, S 31 Vinnie Chulk, R Shea Hillenbrand, R	3-2 2 G4-3 1B			1-0 13 PB 2B		2-2 2 FC6-4 1B			2-1 P6	2	0	2	0	0	0	0						
<b>Inning Stats</b>	R: 4 E: 0 K: 0 S: 11	H: 3 LOB: 0 BB: 1 P: 21	R: 0 E: 0 K: 0 S: 12	H: 1 LOB: 1 BB: 0 P: 16	R: 0 E: 0 K: 1 S: 11	H: 2 LOB: 2 BB: 0 P: 17	R: 0 E: 0 K: 0 S: 5	H: 1 LOB: 1 BB: 0 P: 9	R: 0 E: 0 K: 0 S: 6	H: 0 LOB: 2 BB: 2 P: 19	R: 0 E: 0 K: 0 S: 7	H: 1 LOB: 1 BB: 0 P: 10	R: 3 E: 0 K: 1 S: 17	H: 3 LOB: 1 BB: 1 P: 28	R: 0 E: 0 K: 0 S: 5	H: 0 LOB: 0 BB: 0 P: 8	R: 0 E: 0 K: 0 S: 5	H: 0 LOB: 0 BB: 0 P: 8	1B: 7 2B: 2 3B: 1 HR: 1	SF: 0 SAC: 0 DP: 0 HBP: 0	WP: 0 PB: 1 SB: 0 CS: 0	PA: 39
<b>PITCHER</b>	IP WLS BF H R ER SO BB IBB HBP BLK WP HR S P ERA WHIP	IP WLS BF H R ER SO BB IBB HBP BLK WP HR S P ERA WHIP	<b>PITCHER</b>																			
48 Enrique Gonzalez, R ERA: 5.32	4.0	20	7	4	4	1	1	0	0	0	0	0	0	0	0	0	1	39	63	9.00	2.000	
37 Juan Cruz, R ERA: 4.24	1.0	5	0	0	0	0	2	0	0	0	0	0	0	0	0	0	0	6	19	0.00	2.000	
Luis Vizcaino, R ERA: 0.51	1.2	8	2	2	2	1	1	0	0	0	0	0	0	0	0	0	0	17	26	10.80	1.800	
Brandon Lyon, R ERA: 3.79	1.1	6	2	1	1	0	0	0	0	0	0	0	0	0	0	0	0	12	20	6.75	1.500	

Batter	1	2	3	4	5	6	7	8	9	10	11	12	13	14	15	AB	R	H	RBI	BB	SO	LOB	TOP						
15 Rafael Furcal, S OBP: 0.357, SLG: 0.396																6	2	2	0	1	1	0	Los Angeles Dodgers @ Arizona Diamondbacks Chase Field, Phoenix, AZ Fri Aug 25 2006, 6:40 PM MST Att: 26,293 - Roof Closed - 79 F						
Kenny Lofton, L 51 Jonathan Broxton, R Elmer Dessens, R Julio Lugo, R																4	0	2	0	1	0	1							
5 Nomar Garciaparra, R J.D. Drew, L																7	1	1	1	0	2	6							
12 Jeff Kent, R 44 Takashi Saito, L																	6	0	2	0	0	1		1					
Aaron Sele, R 16 Andre Ethier, L																	7	0	1	0	0	2		2					
Wilson Betemit, S 55 Russell Martin, R																	7	1	1	0	0	2		2					
Greg Maddux, R 18 Ramon Pena, R Giovanni Carrara, R																	7	1	2	2	0	1		2					
17 Jorge Julio, R Inning Stats																	2	0	0	0	0	1		0					
PITCHER Claudio Vargas, R 37 Juan Cruz, R 28 Brandon Medders, R Luis Vizcaino, R Jorge Julio, R	R: 2 E: 0 K: 0 S: 11	H: 3 LOB: 1 BB: 0 P: 15	R: 0 E: 0 K: 1 S: 8	H: 0 LOB: 0 BB: 0 P: 11	R: 2 E: 1 K: 0 S: 13	H: 2 LOB: 1 BB: 0 P: 21	R: 2 E: 0 K: 1 S: 15	H: 3 LOB: 0 BB: 0 P: 22	R: 0 E: 0 K: 0 S: 7	H: 2 LOB: 2 BB: 0 P: 11	R: 0 E: 0 K: 0 S: 8	H: 0 LOB: 0 BB: 0 P: 10	R: 0 E: 0 K: 1 S: 11	H: 0 LOB: 3 BB: 3 P: 26	R: 0 E: 0 K: 1 S: 6	H: 0 LOB: 0 BB: 0 P: 9	R: 0 E: 0 K: 3 S: 18	H: 2 LOB: 1 BB: 0 P: 22	R: 0 E: 0 K: 1 S: 9	H: 0 LOB: 0 BB: 0 P: 11	R: 0 E: 0 K: 0 S: 5	H: 0 LOB: 0 BB: 0 P: 7		R: 0 E: 0 K: 2 S: 16	H: 1 LOB: 1 BB: 0 P: 24	1B: 8 2B: 2 3B: 1 HR: 3	SF: 0 SAC: 0 DP: 0 HBP: 0	WP: 0 PB: 0 CS: 0	PA: 63

Batter	1	2	3	4	5	6	7	8	9	10	11	12	13	14	15	AB	R	H	RBI	BB	SO	LOB	BOTTOM										
22 Eric Byrnes, R 1 Orlando Hudson, S Luis Gonzalez, L Chad Tracy, L 34 Conor Jackson, R 6 Stephen Drew, L 7 Carlos Quentin, R 19 Chris Snyder, R Johnny Estrada, S																9	2	2	0	0	1	7	Los Angeles Dodgers @ Arizona Diamondbacks Chase Field, Phoenix, AZ Fri Aug 25 2006, 6:40 PM MST Att: 26,293 - Roof Closed - 79 F										
1 Orlando Hudson, S Luis Gonzalez, L Chad Tracy, L 34 Conor Jackson, R 6 Stephen Drew, L 7 Carlos Quentin, R 19 Chris Snyder, R Johnny Estrada, S																6	2	4	3	2	0	0											
Chad Tracy, L 34 Conor Jackson, R 6 Stephen Drew, L 7 Carlos Quentin, R 19 Chris Snyder, R Johnny Estrada, S																6	1	3	1	2	0	4											
Chad Tracy, L 34 Conor Jackson, R 6 Stephen Drew, L 7 Carlos Quentin, R 19 Chris Snyder, R Johnny Estrada, S																6	1	1	0	2	0	7											
34 Conor Jackson, R 6 Stephen Drew, L 7 Carlos Quentin, R 19 Chris Snyder, R Johnny Estrada, S																7	0	3	1	0	2	9											
6 Stephen Drew, L 7 Carlos Quentin, R 19 Chris Snyder, R Johnny Estrada, S																6	1	1	1	0	1	5											
19 Chris Snyder, R Johnny Estrada, S																5	0	2	0	0	1	1											
Johnny Estrada, S Inning Stats	R: 1 E: 0 K: 0 S: 12	H: 2 LOB: 2 BB: 1 P: 22	R: 2 E: 1 K: 0 S: 14	H: 2 LOB: 1 BB: 0 P: 19	R: 0 E: 0 K: 0 S: 6	H: 1 LOB: 1 BB: 0 P: 8	R: 0 E: 0 K: 0 S: 4	H: 1 LOB: 2 BB: 1 P: 10	R: 0 E: 0 K: 0 S: 10	H: 4 LOB: 2 BB: 0 P: 17	R: 1 E: 0 K: 1 S: 13	H: 2 LOB: 2 BB: 1 P: 23	R: 0 E: 0 K: 1 S: 8	H: 0 LOB: 0 BB: 0 P: 14	R: 0 E: 0 K: 1 S: 9	H: 0 LOB: 0 BB: 0 P: 15	R: 0 E: 0 K: 0 S: 5	H: 1 LOB: 1 BB: 1 P: 12	R: 1 E: 1 K: 0 S: 15	H: 0 LOB: 0 BB: 0 P: 25	R: 0 E: 0 K: 0 S: 6	H: 1 LOB: 0 BB: 0 P: 7		R: 0 E: 0 K: 2 S: 13	H: 2 LOB: 3 BB: 1 P: 21	R: 0 E: 0 K: 0 S: 12	H: 2 LOB: 3 BB: 1 P: 20	R: 2 E: 0 K: 0 S: 10	H: 1 LOB: 0 BB: 1 P: 18	1B: 14 2B: 5 3B: 0 HR: 1	SF: 1 SAC: 4 DP: 2 HBP: 1	WP: 1 PB: 0 CS: 0	PA: 74



Batter	1	2	3	4	5	6	7	8	9	AB	R	H	RBI	BB	SO	LOB	TOP			
15 Rafael Furcal, S OBP: 0.354, SLG: 0.393	G1-3		G5-3	G3-1			G6-3			4	0	0	0	0	0	4				
Kenny Lofton, L OBP: 0.373, SLG: 0.413	G6-3		5 1B			F8		5 CS		2	0	0	0	2	0	0				
5 Nomar Garciaparra, R OBP: 0.391, SLG: 0.514	F9		1B		P6			G5-3		4	0	1	2	0	0	1				
J.D. Drew, L OBP: 0.372, SLG: 0.461		16 G4-6-3	G1-3		F8			F9		4	0	1	0	0	0	2				
12 Jeff Kent, R OBP: 0.357, SLG: 0.460	F8			G3-1			G6-3			4	1	1	1	0	0	1				
16 Andre Ethier, L OBP: 0.374, SLG: 0.532	G4-6-3			G4-3	FC6		K		G4-3	4	1	1	0	0	1	1				
Wilson Betemit, S OBP: 0.328, SLG: 0.484			FC1-5	G4-3			K		G6-3	4	0	1	0	0	1	1				
55 Russell Martin, R OBP: 0.354, SLG: 0.438			15 G5-3	5 1B	FC6			G6-3		2	1	0	0	2	1	0				
Derek Lowe, R Joe Beimel, L 47 Tim Hamulack, R Julio Lugo, R Brett Tomko, R 51 Jonathan Broxton, R 44 Takashi Saito, L	FC1-5		FC1-5	FC6			G4-3			2	0	0	1	0	0	3				
<b>Inning Stats</b>	R: 0 E: 0 K: 0 S: 8	H: 0 LOB: 0 BB: 0 P: 12	R: 0 E: 0 K: 0 S: 5	H: 1 LOB: 0 BB: 0 P: 9	R: 2 E: 0 K: 0 S: 16	H: 2 LOB: 2 BB: 2 P: 30	R: 1 E: 0 K: 0 S: 6	H: 1 LOB: 2 BB: 1 P: 17	R: 0 E: 0 K: 2 S: 8	H: 0 LOB: 0 BB: 0 P: 12	R: 0 E: 0 K: 0 S: 7	H: 0 LOB: 0 BB: 0 P: 9	R: 0 E: 0 K: 0 S: 10	H: 0 LOB: 0 BB: 1 P: 18	R: 1 E: 0 K: 1 S: 10	H: 1 LOB: 0 BB: 0 P: 16	1B: 2 2B: 2 3B: 0 HR: 1	SF: 0 SAC: 0 DP: 1 HBP: 0	WP: 0 PB: 0 SB: 0 CS: 1	PA: 35
<b>PITCHER</b>	IP	WLS	BF	H	R	ER	SO	BB	IBB	HBP	BLK	WP	HR	S	P	ERA	WHIP			
Miguel Batista, R ERA: 4.46	(1, 1)	8.0	31	4	3	3	2	3	1	0	0	0	0	66	115	3.38	0.875			
Luis Vizcaino, R ERA: 3.54	(9, 1)	1.0	L	4	1	1	1	0	0	0	0	0	1	10	16	9.00	1.000			

Los Angeles Dodgers @ Arizona Diamondbacks  
Chase Field, Phoenix, AZ  
Sat Aug 26 2006, 6:40 PM MST  
Att. 40,388 - Roof Closed - 79 F

livebaseballscores.com

AB 31  
R 4  
H 5  
RBI 4  
BB 4  
SO 3  
LOB 13




Batter	1	2	3	4	5	6	7	8	9	AB	R	H	RBI	BB	SO	LOB	BOTTOM					
22 Eric Byrnes, R OBP: 0.326, SLG: 0.489	P1		F8		G6-3			SH3-4		3	0	0	0	0	0	1						
1 Orlando Hudson, S OBP: 0.348, SLG: 0.460	G1-6-3			CS			K		BB	4	0	3	1	0	1	0						
Luis Gonzalez, L OBP: 0.366, SLG: 0.466	G1-6-3			F8			G4-3		BB	3	0	0	0	1	0	2						
Chad Tracy, L OBP: 0.338, SLG: 0.433		G5-4-3		1B	1B		K		K	4	1	2	0	0	2	2						
Johnny Estrada, S OBP: 0.333, SLG: 0.465	G5-4-3			1B	1B			L6		4	1	2	0	0	0	3						
Tony Clark, S OBP: 0.281, SLG: 0.354	G5-3			1B			F9		P5	4	0	1	1	0	0	1						
Craig Counsell, L OBP: 0.331, SLG: 0.361			G1-3	K			SF8		G6-3	3	0	0	1	0	1	2						
24 Chris Young, R OBP: 0.357, SLG: 0.615			SH1-4		G6-3		P2		G6-3	4	0	1	0	0	0	0						
Miguel Batista, R 6 Stephen Drew, L Luis Vizcaino, R	SH1-4				K			22 SH3-4		1	0	0	0	0	1	0						
<b>Inning Stats</b>	R: 0 E: 0 K: 0 S: 6	H: 1 LOB: 0 BB: 0 P: 10	R: 0 E: 0 K: 0 S: 6	H: 1 LOB: 0 BB: 0 P: 8	R: 0 E: 0 K: 0 S: 14	H: 1 LOB: 1 BB: 0 P: 21	R: 1 E: 0 K: 1 S: 16	H: 4 LOB: 2 BB: 0 P: 23	R: 0 E: 0 K: 1 S: 6	H: 0 LOB: 0 BB: 0 P: 10	R: 0 E: 0 K: 2 S: 8	H: 0 LOB: 0 BB: 0 P: 13	R: 1 E: 0 K: 0 S: 10	H: 1 LOB: 0 BB: 0 P: 15	R: 1 E: 0 K: 1 S: 14	H: 2 LOB: 2 BB: 1 P: 26	R: 0 E: 0 K: 0 S: 7	H: 0 LOB: 0 BB: 0 P: 9	1B: 8 2B: 2 3B: 0 HR: 0	SF: 1 SAC: 2 DP: 2 HBP: 0	WP: 0 PB: 0 SB: 0 CS: 1	PA: 35
<b>PITCHER</b>	IP	WLS	BF	H	R	ER	SO	BB	IBB	HBP	BLK	WP	HR	S	P	ERA	WHIP					
Derek Lowe, R Joe Beimel, L 47 Tim Hamulack, L Brett Tomko, R 51 Jonathan Broxton, R	(1, 1)	3.2	13	5	1	1	0	0	0	0	0	0	0	34	50	2.46	1.364					
44 Takashi Saito, R ERA: 2.17	(9, 1)	1.0	S	3	0	0	0	0	0	0	0	0	0	7	9	0.00	0.000					

Los Angeles Dodgers @ Arizona Diamondbacks  
Chase Field, Phoenix, AZ  
Sat Aug 26 2006, 6:40 PM MST  
Att. 40,388 - Roof Closed - 79 F

livebaseballscores.com

AB 31  
R 3  
H 10  
RBI 3  
BB 1  
SO 5  
LOB 11



Batter	1	2	3	4	5	6	7	8	9	AB	R	H	RBI	BB	SO	LOB	TOP								
<b>15 Rafael Furcal, S</b> OBP: 0.355, SLG: 0.397 (1, 6)	1-2 1B		3-1 F7		2-2 1B 3B	2-2 G3-1		1 SAFE 0-0 G4-3		5	1	2	2	0	0	2									
<b>Kenny Lofton, L</b> OBP: 0.370, SLG: 0.410 (1, 8)	2-0 F8		2-0 G4-6-3		3-H 1B		2-0 F9		0-1 G4-3	5	0	1	1	0	0	2									
<b>Julio Lugo, R</b> OBP: 0.365, SLG: 0.463 (1, 4)	4-2 1B 1-2 BB			1-2 G5-3	0-0 1B		0-3 K		0-3 K	4	0	1	0	1	2	0									
<b>J.D. Drew, L</b> OBP: 0.375, SLG: 0.462 (1, 9)	1-2 P3			2-3 K	4-1 1B		2-2 12 2B 1B		0-1 1B	4	1	2	0	1	1	2									
<b>12 Jeff Kent, R</b> OBP: 0.355, SLG: 0.459 (1, 3)	0-1 F9			3-3 K	3-1 F8		0-1 1-H 2B		1-3 K	5	0	1	1	0	2	6									
<b>16 Andre Ethier, L</b> OBP: 0.375, SLG: 0.535 (1, 7)		0-1 F7			2-1 G4-3 15 3B 2B	0-2 HR 1B		2-3 K		4	2	2	0	0	1	1									
<b>Wilson Betemit, S</b> OBP: 0.327, SLG: 0.491 (1, 5)		2-2 K			1-1 G4-3	3-2 HR		0-1 F7		4	1	1	2	0	1	1									
<b>55 Russell Martin, R</b> OBP: 0.356, SLG: 0.437 (1, 2)		2-3 K			2-3 58 SH2-4 15 3B IBB	1-3 K		1-2 1B		3	1	1	0	1	2	0									
<b>58 Chad Billingsley, R</b> OBP: 0.290, SLG: 0.091 (8, PH)					0-1 SH2-4	0-3 K		3-1 P4		2	0	1	0	0	1	0									
<b>47 Tim Hamulack, R</b> (8, 1)					1-2					1	0	0	0	0	0	0									
<b>44 Takashi Saito, L</b> (9, 1)					1-2					0	0	0	0	0	0	0									
<b>Inning Stats</b>	R: 0 E: 0 K: 0 S: 12	H: 1 LOB: 2 BB: 1 P: 20	R: 0 E: 0 K: 2 S: 9	H: 0 LOB: 0 BB: 0 P: 13	R: 0 E: 0 K: 0 S: 4	H: 1 LOB: 0 BB: 0 P: 9	R: 0 E: 0 K: 2 S: 10	H: 0 LOB: 0 BB: 0 P: 16	R: 3 E: 0 K: 0 S: 16	H: 4 LOB: 3 BB: 2 P: 32	R: 2 E: 0 K: 2 S: 19	H: 2 LOB: 1 BB: 0 P: 25	R: 1 E: 0 K: 2 S: 12	H: 2 LOB: 1 BB: 0 P: 18	R: 0 E: 0 K: 0 S: 9	H: 1 LOB: 1 BB: 0 P: 13	R: 0 E: 0 K: 2 S: 10	H: 1 LOB: 1 BB: 0 P: 11	1B: 8 2B: 2 3B: 1 HR: 1	SF: 0 SAC: 1 DP: 1 HBP: 0	WP: 0 PB: 0 SB: 1 CS: 0	PA: 41			
<b>PITCHER</b>	IP	WLS	BF	H	R	ER	SO	BB	IBB	HBP	BLK	WP	HR	S	P	ERA	WHIP								
<b>Livan Hernandez, R</b> ERA: 5.27 (1, 1)	6.0	L	28	8	5	5	6	2	1	0	0	0	1	70	115	7.50	1.667								
<b>28 Brandon Medders, R</b> ERA: 3.78 (7, 1)	1.0		5	2	1	1	2	0	0	0	0	0	0	12	18	9.00	2.000								
<b>Jose Valverde, R</b> ERA: 6.64 (8, 1)	2.0		8	2	0	0	2	0	0	0	0	0	0	19	24	0.00	1.000								
<b>Batter</b>	<b>1</b>	<b>2</b>	<b>3</b>	<b>4</b>	<b>5</b>	<b>6</b>	<b>7</b>	<b>8</b>	<b>9</b>	<b>AB</b>	<b>R</b>	<b>H</b>	<b>RBI</b>	<b>BB</b>	<b>SO</b>	<b>LOB</b>	<b>BOTTOM</b>								
<b>22 Eric Byrnes, R</b> OBP: 0.329, SLG: 0.493 (1, 8)	1-1 1B 1B		1-2 1B FC6-4		2-0 P3		0-1 G4-6-3		1-0 2B	5	1	3	1	0	0	1									
<b>1 Orlando Hudson, S</b> OBP: 0.349, SLG: 0.460 (1, 4)	0-0 1B 1B		2-2 FC6-4		0-0 2B 1B		1-1 G4-3		1-3 2-H K	5	1	2	0	0	1	3									
<b>Luis Gonzalez, L</b> OBP: 0.367, SLG: 0.468 (1, 7)	1-1 P5		3-2 L7		0-0 2B		4-0 34 G6-4-3 BB			3	0	1	1	1	0	3									
<b>34 Conor Jackson, R</b> OBP: 0.367, SLG: 0.423 (1, 3)	2-0 F9		2-3 K		1-1 L9		1-2 G6-4-3		1-2 F9	4	0	0	0	0	1	5									
<b>Chad Tracy, L</b> OBP: 0.339, SLG: 0.434 (1, 5)	1-1 1B			0-1 F7		1-2 7 F8 6 1B 1B		1-2 F9		4	0	2	1	0	0	0									
<b>6 Stephen Drew, L</b> OBP: 0.353, SLG: 0.514 (1, 6)	0-1 G3			3-2 G6-3		2-0 19 G6-4-3 1B 1B		1-1 F8		4	0	1	0	0	0	2									
<b>7 Carlos Quentin, R</b> OBP: 0.333, SLG: 0.500 (1, 9)		1-0 P3		1-0 2B		0-0 F8		4-0 19 2B BB		3	1	1	0	1	0	2									
<b>19 Chris Snyder, R</b> OBP: 0.370, SLG: 0.433 (1, 2)		1-2 G4-3		2-1 L9		0-0 G6-4-3		1-1 22 2B BB		4	0	1	0	0	0	3									
<b>Livan Hernandez, R</b> ERA: 3.02 (7, 1)		2-2 G4-3			2-1 P4		4-1 22 G4-6-3 BB		3-2 F7	2	0	0	0	0	0	0									
<b>Craig Counsell, L</b> ERA: 6.33 (8, 1)										0	0	0	0	0	0	0									
<b>Damon Easley, R</b> ERA: 6.33 (8, PH)										0	0	0	0	0	0	0									
<b>Tony Clark, S</b> ERA: 2.14 (9, PH)										1	0	0	0	0	0	2									
<b>Inning Stats</b>	R: 1 E: 0 K: 0 S: 10	H: 3 LOB: 0 BB: 0 P: 15	R: 0 E: 0 K: 0 S: 8	H: 0 LOB: 0 BB: 0 P: 12	R: 0 E: 0 K: 1 S: 14	H: 1 LOB: 1 BB: 0 P: 20	R: 0 E: 0 K: 0 S: 8	H: 1 LOB: 1 BB: 0 P: 14	R: 1 E: 0 K: 0 S: 7	H: 2 LOB: 1 BB: 0 P: 12	R: 0 E: 0 K: 0 S: 6	H: 2 LOB: 1 BB: 0 P: 9	R: 0 E: 0 K: 0 S: 5	H: 0 LOB: 0 BB: 1 P: 10	R: 0 E: 0 K: 0 S: 7	H: 0 LOB: 1 BB: 1 P: 13	R: 1 E: 0 K: 1 S: 14	H: 2 LOB: 2 BB: 1 P: 25	1B: 8 2B: 3 3B: 0 HR: 0	SF: 0 SAC: 0 DP: 3 HBP: 0	WP: 0 PB: 0 SB: 0 CS: 0	PA: 38			
<b>PITCHER</b>	IP	WLS	BF	H	R	ER	SO	BB	IBB	HBP	BLK	WP	HR	S	P	ERA	WHIP								
<b>58 Chad Billingsley, R</b> ERA: 3.02 (1, 1)	7.0	W	29	9	2	2	1	1	0	0	0	0	0	11	23	6.75	2.250								
<b>47 Tim Hamulack, L</b> ERA: 6.33 (8, 1)	1.1		6	1	1	1	0	2	0	0	0	0	0	11	23	6.75	2.250								
<b>44 Takashi Saito, R</b> ERA: 2.14 (9, 1)	0.2	S	3	1	0	0	1	0	0	0	0	0	0	10	15	0.00	1.500								

Batter	1	2	3	4	5	6	7	8	9	AB	R	H	RBI	BB	SO	LOB	TOP				
<b>Dave Roberts, L</b> (1, 7) OBP: 0.379, SLG: 0.414	1-1 G6-4-3 1B		1-1 G3-1 24 G4-3 1B		1 SAFE 0-1 G6-4-3			1-2 1B 3B		4	1	3	0	0	0	1	<b>San Diego Padres @ Arizona Diamondbacks</b> Chase Field, Phoenix, AZ Mon Aug 28 2006, 6:40 PM MST Att: 29,280 - Roof Closed - 79 F				
<b>24 Brian Giles, L</b> (1, 9) OBP: 0.380, SLG: 0.350	0-0 G6-4-3		0-0 G4-3			1-1 G4-3		4-2 1B BB		3	0	0	0	1	0	2					
<b>Todd Walker, L</b> (1, 4) OBP: 0.361, SLG: 0.399	1-1 G5-3		2-2 G3-1			2-1 G1-3		3-2 1B 2B 3-H		4	0	1	1	0	0	1					
<b>23 Adrián González, L</b> (1, 3) OBP: 0.346, SLG: 0.497		2-1 WP 34 SF8 2B	3-3 K			1-2 L5		1-2 G6-3		4	1	1	0	0	1	3					
<b>28 Josh Bard, S</b> (1, 2) OBP: 0.407, SLG: 0.505		4-1 34 SF8 WP FC4-2 BB		4-1 G5-4-3 BB				3-2 G4-3		2	0	0	0	2	0	0					
<b>Mike Cameron, R</b> (1, 8) OBP: 0.350, SLG: 0.487		4-2 S BB		0-0 G5-4-3				2-1 G6-3		3	0	0	0	1	1	1					
<b>34 Russell Bryan, L</b> (1, 5) OBP: 0.288, SLG: 0.506		2-2 SF8		1-3 K				0-0 HR		3	2	2	3	0	1	0					
<b>Geoff Blum, S</b> (1, 6) OBP: 0.307, SLG: 0.360		2-3 3-H 2-2 FC4-2				1-2 G6-4-3 1B		1-0 G4-3		4	0	1	0	0	0	2					
<b>Woody Williams, R</b> (1, 1) OBP: 0.167, SLG: 0.125		0-1 G1-3				0-3 K		2-1 G4-3		2	0	0	0	0	1	3					
<b>26 Doug Brocail, L</b> (6, 1) <b>Rob Bowen, S</b> (8, PH) <b>Jon Adkins, L</b> (8, 1)										0	0	0	0	0	0	0					
<b>Inning Stats</b>	R: 0 E: 0 K: 0 S: 5	H: 1 LOB: 0 BB: 0 P: 7	R: 1 E: 0 K: 0 S: 14	H: 1 LOB: 2 BB: 2 P: 28	R: 0 E: 0 K: 1 S: 12	H: 0 LOB: 1 BB: 0 P: 18	R: 0 E: 0 K: 1 S: 5	H: 0 LOB: 0 BB: 1 P: 10	R: 0 E: 0 K: 0 S: 7	H: 0 LOB: 0 BB: 0 P: 11	R: 1 E: 0 K: 0 S: 7	H: 1 LOB: 0 BB: 0 P: 13	R: 1 E: 0 K: 1 S: 16	H: 2 LOB: 1 BB: 1 P: 27	R: 1 E: 0 K: 1 S: 10	H: 1 LOB: 0 BB: 0 P: 18	1B: 4 2B: 1 3B: 1 HR: 2	SF: 1 SAC: 0 DP: 4 HBP: 0	WP: 1 PB: 0 SB: 1 CS: 0	PA: 35	
<b>PITCHER</b>	IP	WLS	BF	H	R	ER	SO	BB	IBB	HBP	BLK	WP	HR	S	P	ERA	WHIP				
<b>17 Brandon Webb, R</b> (1, 1) ERA: 3.02	7.1	W	29	6	3	3	3	4	0	0	0	1	1	65	110	3.68	1.364				
<b>Brandon Lyon, R</b> (8, 1) ERA: 3.63	0.2		2	1	0	0	0	0	0	0	0	0	0	9	13	0.00	1.500				
<b>Jorge Julio, R</b> (9, 1) ERA: 4.3	1.0		4	1	1	1	1	0	0	0	0	0	1	10	18	9.00	1.000				

AB	30
R	4
H	8
RBI	4
BB	4
SO	4
LOB	13



Batter	1	2	3	4	5	6	7	8	9	AB	R	H	RBI	BB	SO	LOB	BOTTOM				
<b>Craig Counsell, L</b> (1, 6) OBP: 0.334, SLG: 0.363	1-2 G4-3	2-2 P3		1-2 1B 22 2B		4-0 G3-1 1B 22 2B BB		0-0 F7		4	2	1	0	1	0	1	<b>San Diego Padres @ Arizona Diamondbacks</b> Chase Field, Phoenix, AZ Mon Aug 28 2006, 6:40 PM MST Att: 29,280 - Roof Closed - 79 F				
<b>1 Orlando Hudson, S</b> (1, 4) OBP: 0.351, SLG: 0.459	0-0 F8	3-2 L9		1-0 22 2B 1B		4-0 22 2B BB G3-1		4-2 G4-3 BB		3	1	1	0	2	0	1					
<b>Luis Gonzalez, L</b> (1, 7) OBP: 0.366, SLG: 0.465	1-2 22 1B		2-0 F9	1-1 P4		1-1 G3-1		1-0 G4-3		5	0	1	0	0	0	5					
<b>24 Chris Young, R</b> (9, 8) OBP: 0.357, SLG: 0.615						1-2 2-3		1-2 G4-3		0	0	0	0	0	0	0					
<b>22 Eric Byrnes, R</b> (1, 8) OBP: 0.334, SLG: 0.508	2-2 1B		0-0 HR	1-2 2B		2-1 2B		3-3 K		5	1	4	4	0	1	1					
<b>Johnny Estrada, S</b> (1, 2) OBP: 0.332, SLG: 0.471	0-2 L7		0-0 HR	0-0 G4-3		2-H 3-H 3-2 F9				4	1	1	1	0	0	5					
<b>34 Conor Jackson, R</b> (1, 3) OBP: 0.365, SLG: 0.421		1-1 F9 17 2B 1B	2-1 G6-3		2-0 G6-3	0-1 L1				4	1	1	0	0	0	1					
<b>Chad Tracy, L</b> (1, 5) OBP: 0.342, SLG: 0.435		3-1 17 2B 1B	4-2 BB		2-2 F7		2-2 7 1-3 1B			3	1	2	0	1	0	0					
<b>7 Carlos Quentin, R</b> (1, 9) OBP: 0.330, SLG: 0.512		0-1 F9	2-0 G3-1		0-1 3B		0-1 L1-3			4	0	1	0	0	0	4					
<b>17 Brandon Webb, R</b> (1, 1) OBP: 0.175, SLG: 0.183		0-2 2B		1-1 G5-3		0-3 K		1-3 K		4	0	1	2	0	2	1					
<b>Brandon Lyon, R</b> (8, 1) <b>Jorge Julio, R</b> (9, 1)										0	0	0	0	0	0	0					
<b>Inning Stats</b>	R: 0 E: 0 K: 0 S: 17	H: 2 LOB: 2 BB: 0 P: 21	R: 2 E: 0 K: 0 S: 18	H: 3 LOB: 1 BB: 0 P: 27	R: 2 E: 0 K: 0 S: 9	H: 2 LOB: 1 BB: 1 P: 19	R: 1 E: 0 K: 0 S: 14	H: 3 LOB: 2 BB: 0 P: 19	R: 0 E: 0 K: 1 S: 16	H: 1 LOB: 1 BB: 0 P: 20	R: 2 E: 0 K: 0 S: 10	H: 1 LOB: 1 BB: 2 P: 24	R: 0 E: 0 K: 1 S: 8	H: 0 LOB: 1 BB: 1 P: 16	R: 0 E: 0 K: 1 S: 8	H: 0 LOB: 1 BB: 1 P: 16	1B: 6 2B: 5 3B: 1 HR: 2	SF: 0 SAC: 0 DP: 1 HBP: 0	WP: 0 PB: 0 SB: 0 CS: 0	PA: 40	
<b>PITCHER</b>	IP	WLS	BF	H	R	ER	SO	BB	IBB	HBP	BLK	WP	HR	S	P	ERA	WHIP				
<b>Woody Williams, R</b> (1, 1) ERA: 3.85	5.0	L	27	11	5	5	1	1	0	0	0	0	0	74	106	9.00	2.400				
<b>26 Doug Brocail, R</b> (6, 1) ERA: 4.94	2.0		9	2	2	2	1	2	0	0	0	0	0	18	35	9.00	2.000				
<b>Jon Adkins, R</b> (8, 1) ERA: 3.47	1.0		4	0	0	0	1	1	0	0	0	0	0	8	16	0.00	1.000				

AB	36
R	7
H	13
RBI	7
BB	4
SO	3
LOB	19



Batter	1	2	3	4	5	6	7	8	9	AB	R	H	RBI	BB	SO	LOB	TOP																					
<b>Dave Roberts, L</b> (1,7) OBP: 0.377, SLG: 0.416	G4-3		F7	G6-3		F8		SF8		5	1	1	0	0	0	2	<b>San Diego Padres @ Arizona Diamondbacks</b> Chase Field, Phoenix, AZ Tue Aug 29 2006, 6:40 PM MST Att: 21,556 - Roof Closed - 80 F																					
<b>24 Brian Giles, L</b> (1,9) OBP: 0.382, SLG: 0.389	G3-6-3 1B		34 1B BB		F7	P2		BB		3	1	1	0	2	0	1																						
<b>Todd Walker, L</b> (1,3) OBP: 0.362, SLG: 0.401	G3-6-3 1-2		F7		HR		HR	SF8		4	2	2	1	0	0	2																						
<b>Mike Piazza, R</b> (1,2) OBP: 0.339, SLG: 0.503 <b>43 Cia Meredith, R</b> (8,1) <b>Alan Embree, L</b> (9,1)		F9	34 1B	1B	HR		K	G6-3		5	1	2	2	0	1	2																						
<b>34 Russell Branyan, L</b> (1,5) OBP: 0.296, SLG: 0.508		FC5-4 1B	1B	1B	K		K		FC3-6 1B	5	0	3	1	0	2	1																						
<b>Mike Cameron, R</b> (1,8) OBP: 0.350, SLG: 0.487		FC5-4 1B	K	K	2B		HR	BB	K	4	2	1	0	1	2	4																						
<b>Geoff Blum, S</b> (1,6) OBP: 0.309, SLG: 0.378	1B			F8	G3-1		HR	FC3-6 1-2		5	1	2	3	0	0	2																						
<b>Josh Barfield, R</b> (1,4) OBP: 0.321, SLG: 0.416																																						
<b>32 Chris Young, R</b> (1,1) OBP: 0.140, SLG: 0.233 <b>Rob Bowen, S</b> (8,PH) OBP: 0.344, SLG: 0.378	P1		SH1-4							2	0	0	0	0	1	3																						
<b>Inning Stats</b>	R: 0 E: 0 K: 0 S: 9	H: 1 LOB: 0 BB: 0 P: 15	R: 1 E: 0 K: 0 S: 11	H: 3 LOB: 2 BB: 0 P: 19	R: 1 E: 0 K: 1 S: 13	H: 2 LOB: 2 BB: 1 P: 23	R: 0 E: 0 K: 0 S: 8	H: 1 LOB: 1 BB: 0 P: 9	R: 2 E: 0 K: 1 S: 12	H: 3 LOB: 1 BB: 0 P: 22	R: 0 E: 0 K: 1 S: 8	H: 0 LOB: 1 BB: 1 P: 15	R: 3 E: 0 K: 2 S: 16	H: 2 LOB: 0 BB: 1 P: 26	R: 1 E: 0 K: 1 S: 7	H: 1 LOB: 1 BB: 1 P: 15	R: 0 E: 0 K: 1 S: 12	H: 1 LOB: 1 BB: 0 P: 19	1B: 10 2B: 1 3B: 1 HR: 2	SF: 1 SAC: 1 DP: 1 HBP: 0	WP: 0 PA: 44 PB: 0 SB: 1 CS: 0																	
<b>PITCHER</b>	IP	WLS	BF	H	R	ER	SO	BB	IBB	HBP	BLK	WP	HR	S	P	ERA	WHIP	<b>PITCHER</b>				IP	WLS	BF	H	R	ER	SO	BB	IBB	HBP	BLK	WP	HR	S	P	ERA	WHIP
<b>48 Enrique Gonzalez, R</b> (1,1) ERA: 5.42	5.0	L	25	10	4	4	2	1	0	0	0	0	1	53	88	7.20	2.200																					
<b>37 Juan Cruz, R</b> (8,1) ERA: 4.42	2.0		10	2	3	3	3	2	0	0	0	0	1	24	41	13.50	2.000																					
<b>56 Ramon Pena, R</b> (8,1) ERA: 4.43	1.0		5	1	1	1	1	1	0	0	0	0	0	7	15	9.00	2.000																					
<b>Luis Vizcaino, R</b> (9,1) ERA: 3.48	1.0		4	1	0	0	1	0	0	0	0	0	0	12	19	0.00	1.000																					

Batter	1	2	3	4	5	6	7	8	9	AB	R	H	RBI	BB	SO	LOB	BOTTOM																					
<b>Craig Counsell, L</b> (1,6) OBP: 0.330, SLG: 0.358	P1		K			B5-3		FC3-6		4	0	0	0	0	1	2	<b>San Diego Padres @ Arizona Diamondbacks</b> Chase Field, Phoenix, AZ Tue Aug 29 2006, 6:40 PM MST Att: 21,556 - Roof Closed - 80 F																					
<b>1 Orlando Hudson, S</b> (1,4) OBP: 0.352, SLG: 0.466	P5			HR		E9 G4-3 1B		G1-3		4	2	2	1	0	0	1																						
<b>Luis Gonzalez, L</b> (1,7) OBP: 0.394, SLG: 0.462 <b>24 Chris Young, R</b> (9,PH) OBP: 0.400, SLG: 0.714	K			G4-3		G4-3			2B G4-3	3	0	0	1	0	1	0																						
<b>22 Eric Byrnes, R</b> (1,8) OBP: 0.333, SLG: 0.506		K		K		K2-3			G4-3 1B	4	0	1	0	0	3	0																						
<b>Johnny Estrada, S</b> (1,2) OBP: 0.329, SLG: 0.465	G3			K				G4-3	G4-3	4	0	0	1	0	1	1																						
<b>34 Conor Jackson, R</b> (1,3) OBP: 0.394, SLG: 0.419	K							P3	L8	4	0	1	0	0	1	1																						
<b>Chad Tracy, L</b> (1,5) OBP: 0.339, SLG: 0.432			K		K			K		4	0	0	0	0	3	2																						
<b>7 Carlos Quentin, R</b> (1,9) OBP: 0.330, SLG: 0.500					K				K2-3	2	0	0	0	0	2	1																						
<b>48 Enrique Gonzalez, R</b> (1,1) OBP: 0.331, SLG: 0.357 <b>Darvill Easley, R</b> (5,PH) OBP: 0.201, SLG: 0.290 <b>37 Juan Cruz, R</b> (8,1) ERA: 9.94 <b>56 Ramon Pena, R</b> (8,1) OBP: 0.356, SLG: 0.357 <b>Tony Clark, S</b> (8,PH) OBP: 0.344, SLG: 0.378 <b>Luis Vizcaino, R</b> (9,1) ERA: 3.48					B2				FC3-6 1B	1	0	0	0	0	0	1																						
<b>Inning Stats</b>	R: 0 E: 0 K: 1 S: 11	H: 0 LOB: 0 BB: 0 P: 17	R: 0 E: 0 K: 2 S: 9	H: 0 LOB: 0 BB: 0 P: 12	R: 0 E: 0 K: 2 S: 12	H: 0 LOB: 1 BB: 0 P: 17	R: 1 E: 0 K: 2 S: 14	H: 1 LOB: 0 BB: 0 P: 23	R: 0 E: 0 K: 1 S: 11	H: 1 LOB: 1 BB: 0 P: 15	R: 1 E: 1 K: 1 S: 8	H: 1 LOB: 0 BB: 0 P: 12	R: 0 E: 0 K: 1 S: 10	H: 0 LOB: 0 BB: 0 P: 14	R: 0 E: 1 K: 1 S: 11	H: 1 LOB: 1 BB: 0 P: 15	R: 0 E: 0 K: 0 S: 12	H: 2 LOB: 1 BB: 0 P: 16	1B: 4 2B: 1 3B: 0 HR: 1	SF: 0 SAC: 0 DP: 0 HBP: 1	WP: 0 PA: 34 PB: 0 SB: 0 CS: 0																	
<b>PITCHER</b>	IP	WLS	BF	H	R	ER	SO	BB	IBB	HBP	BLK	WP	HR	S	P	ERA	WHIP	<b>PITCHER</b>				IP	WLS	BF	H	R	ER	SO	BB	IBB	HBP	BLK	WP	HR	S	P	ERA	WHIP
<b>32 Chris Young, R</b> (1,1) ERA: 3.86	7.0	W	25	3	2	1	11	0	0	1	0	0	0	11	15	0.00	1.000																					
<b>43 Cia Meredith, R</b> (8,1) ERA: 9.94	1.0		4	1	0	0	1	0	0	0	0	0	0	11	15	0.00	1.000																					
<b>Alan Embree, L</b> (9,1) ERA: 3.52	1.0		5	2	1	1	0	0	0	0	0	0	0	12	16	9.00	2.000																					








Batter	1	2	3	4	5	6	7	8	9	10	11	AB	R	H	RBI	BB	SO	LOB	TOP									
24 Chris Young, R OBP: 0.440, SLG: 0.727	F8	2B		2B		1B		SF8			F7	5	0	3	5	0	0											
1 Orlando Hudson, S OBP: 0.349, SLG: 0.460	2B	G3		F9		CS	G4-3	K			G1-3	6	0	1	0	0	1	4										
34 Conor Jackson, R OBP: 0.363, SLG: 0.416 Craig Counsell, L OBP: 0.329, SLG: 0.356	L7			F7			P3				P3	4	0	1	0	0	0	2										
22 Eric Byrnes, R OBP: 0.331, SLG: 0.502	2B			F8			G4-3				B1-3	5	0	2	0	0	0	1										
Johnny Estrada, S OBP: 0.327, SLG: 0.459	K			F9			G5-4-3				F8	5	0	1	0	0	1	3										
7 Carlos Quentin, R OBP: 0.333, SLG: 0.522				G5-3			K					4	1	1	1	0	2	3										
Damon Easley, R OBP: 0.305, SLG: 0.392				FC5-4							HR	3	3	1	0	0	0	3										
Chad Tracy, L OBP: 0.338, SLG: 0.430				SH1-4			G5-4-3				1B	1	0	0	0	0	1	0										
6 Stephen Drew, L OBP: 0.360, SLG: 0.510				SH1-4							L5	4	2	2	0	1	0	0										
Miguel Batista, R ERA: 4.34 Tony Clark, S ERA: 5.58 56 Ramon Pena, R ERA: 5.4 Jorge Julio, R ERA: 4.58 Luis Vizcaino, R ERA: 3.32 Andy Green, R ERA: 3.32 Brandon Lyon, R ERA: 3.84				SH1-4								1	0	0	0	0	0	0										
	R: 0 E: 0 K: 1 S: 12	H: 2 LOB: 2 BB: 0 P: 17	R: 2 E: 0 K: 0 S: 11	H: 2 LOB: 1 BB: 0 P: 21	R: 0 E: 0 K: 1 S: 8	H: 1 LOB: 0 BB: 0 P: 9	R: 2 E: 0 K: 0 S: 10	H: 3 LOB: 1 BB: 0 P: 15	R: 0 E: 0 K: 1 S: 9	H: 2 LOB: 1 BB: 0 P: 14	R: 0 E: 0 K: 0 S: 6	H: 1 LOB: 0 BB: 0 P: 11	R: 0 E: 0 K: 0 S: 7	H: 0 LOB: 0 BB: 0 P: 10	R: 2 E: 0 K: 1 S: 19	H: 2 LOB: 2 BB: 1 P: 35	R: 0 E: 0 K: 2 S: 5	H: 0 LOB: 0 BB: 0 P: 9	R: 0 E: 0 K: 2 S: 9	H: 0 LOB: 0 BB: 0 P: 12	R: 0 E: 0 K: 0 S: 4	H: 0 LOB: 0 BB: 0 P: 7	1B: 9 2B: 3 3B: 0 HR: 1	SF: 1 SAC: 2 DP: 1 HBP: 2	WP: 0 PB: 0 SB: 0 CS: 1	PA: 48		
40 Billy Traber, L ERA: 7.36	IP	WLS	BF	H	R	ER	SO	BB	IBB	HBP	BLK	WP	HR	S	P	ERA	WHIP											
30 Chris Booker, R ERA: 27.0	1.0	2	0	0	0	1	0	0	0	0	0	0	0	5	7	0.00	0.000											
54 Beltran Perez, R ERA: 27.0	2.0	6	1	0	0	0	0	0	0	0	0	0	0	13	21	0.00	0.500											
45 Chris Schroder, R ERA: 4.96	1.0	7	2	2	2	1	1	0	0	0	0	0	0	1	19	35	18.00	3.000										
Jon Rauch, R ERA: 9.23	1.0	3	0	0	0	0	0	0	0	0	0	0	0	5	9	0.00	0.000											

Arizona Diamondbacks @ Washington Nationals  
Robert F. Kennedy Memorial Stadium, Washington, DC

livebaseballscores.com

AB 41  
R 6  
H 13  
RBI 6  
BB 1  
SO 5  
LOB 16




Batter	1	2	3	4	5	6	7	8	9	10	11	AB	R	H	RBI	BB	SO	LOB	BOTTOM									
Alfonso Soriano, R OBP: 0.363, SLG: 0.607	K			K			G6-3				HR	5	1	1	2	1	2	0										
Felipe Lopez, S OBP: 0.365, SLG: 0.393	1B			G4-3			1B				1B	3	0	1	0	3	1	0										
11 Ryan Zimmerman, R OBP: 0.351, SLG: 0.469	1B			F7			FC6-4				FC5-4	5	0	1	1	1	1	2										
24 Nick Johnson, L OBP: 0.423, SLG: 0.509 32 Chad Cordero, R ERA: 3.08	G4-6-3			G4-6-3			G6-3				HR	5	1	2	0	0	1	3										
25 Austin Kearns, R OBP: 0.359, SLG: 0.458				G6-3			FC4-6				1B	4	1	1	0	1	0	1										
Ryan Church, L OBP: 0.358, SLG: 0.510				K			1B				F7	4	2	1	3	1	2	2										
Brian Schneider, L OBP: 0.313, SLG: 0.322				K			1B				HR	4	0	0	0	1	2	2										
Bernie Castro, S OBP: 0.308, SLG: 0.250				F8			G4-3				K	4	0	0	0	1	2	2										
40 Billy Traber, L ERA: 7.36 30 Chris Booker, R ERA: 27.0 54 Beltran Perez, R ERA: 27.0 45 Chris Schroder, R ERA: 4.96 Jon Rauch, R ERA: 9.23				FC6			FC6				HR	3	2	1	1	2	1	2										
	R: 0 E: 0 K: 1 S: 9	H: 2 LOB: 1 BB: 0 P: 10	R: 1 E: 0 K: 1 S: 11	H: 1 LOB: 1 BB: 1 P: 22	R: 0 E: 0 K: 1 S: 10	H: 0 LOB: 0 BB: 0 P: 16	R: 0 E: 0 K: 1 S: 9	H: 1 LOB: 2 BB: 1 P: 20	R: 0 E: 0 K: 0 S: 6	H: 0 LOB: 0 BB: 0 P: 14	R: 3 E: 0 K: 3 S: 17	H: 2 LOB: 0 BB: 1 P: 28	R: 2 E: 0 K: 2 S: 14	H: 1 LOB: 1 BB: 2 P: 27	R: 0 E: 0 K: 2 S: 10	H: 0 LOB: 0 BB: 0 P: 18	R: 1 E: 0 K: 0 S: 7	H: 0 LOB: 3 BB: 4 P: 23	1B: 5 2B: 1 3B: 0 HR: 2	SF: 0 SAC: 1 DP: 1 HBP: 0	WP: 0 PB: 0 SB: 2 CS: 0	PA: 48						
Miguel Batista, R ERA: 4.34	IP	WLS	BF	H	R	ER	SO	BB	IBB	HBP	BLK	WP	HR	S	P	ERA	WHIP											
56 Ramon Pena, R ERA: 5.4	1.0	6	2	3	3	3	1	0	0	0	0	0	0	1	17	28	27.00	3.000										
Jorge Julio, R ERA: 4.58	0.1	B	4	1	2	2	1	2	0	0	0	0	0	1	8	18	54.00	9.000										
Luis Vizcaino, R ERA: 3.32	1.2	5	0	0	0	0	3	0	0	0	0	0	0	16	27	0.00	0.000											
Brandon Lyon, R ERA: 3.84	0.1	L	5	0	1	1	0	3	1	0	0	0	0	7	23	27.00	9.000											


Arizona Diamondbacks @ Washington Nationals  
Robert F. Kennedy Memorial Stadium, Washington, DC


livebaseballscores.com

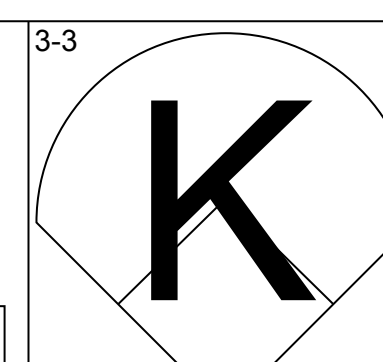
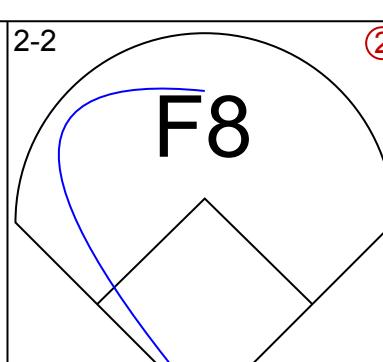
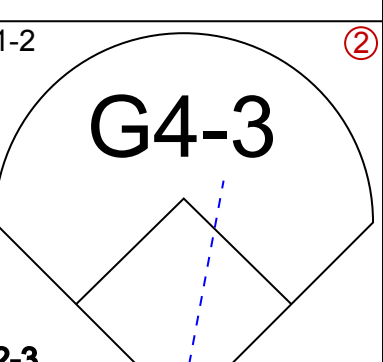
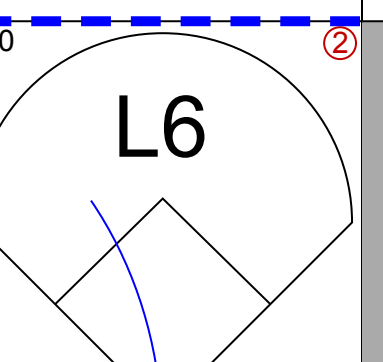
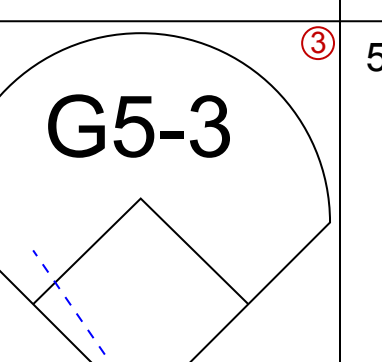
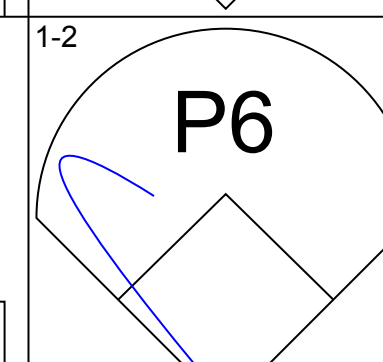
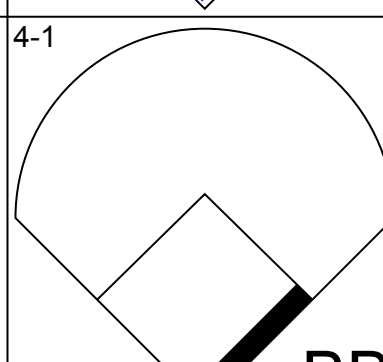
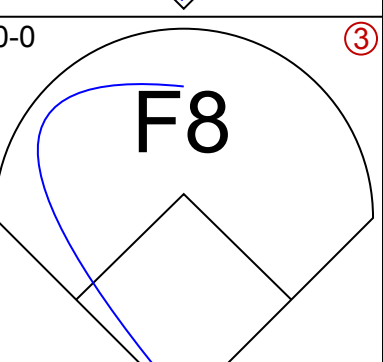
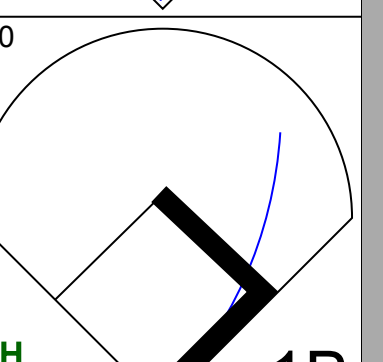
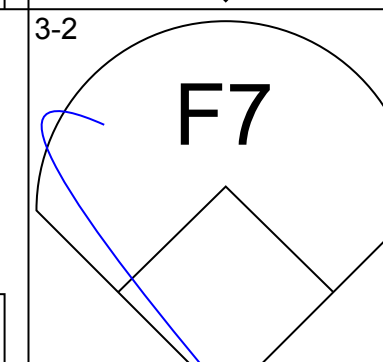
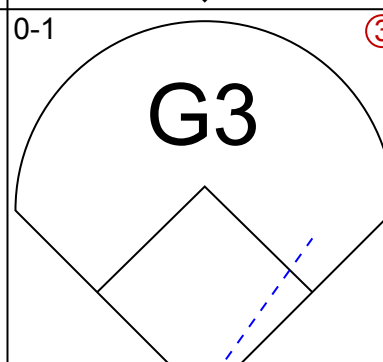
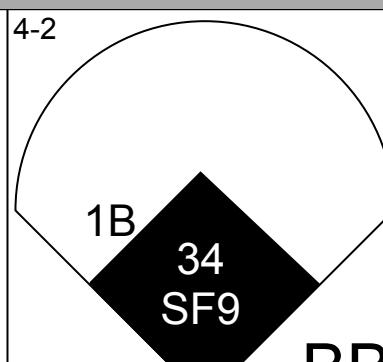
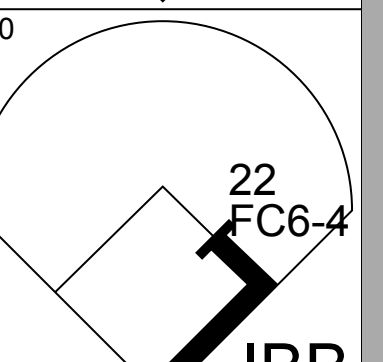
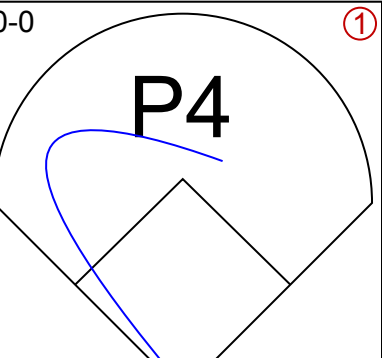
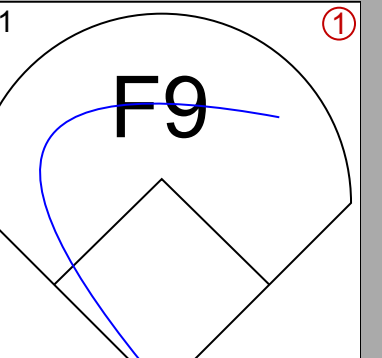
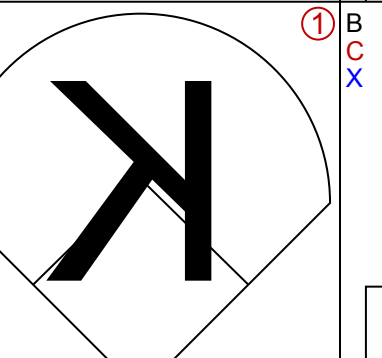
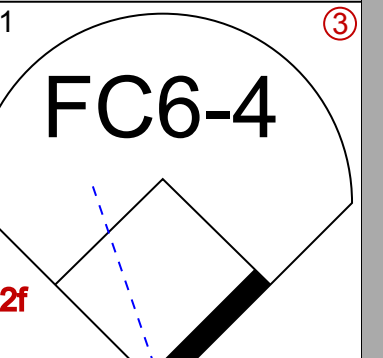
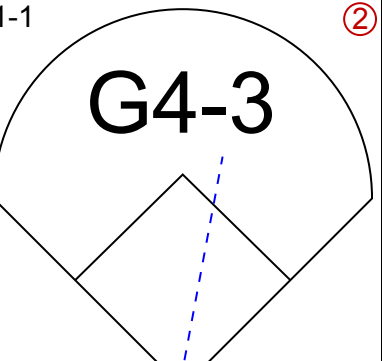
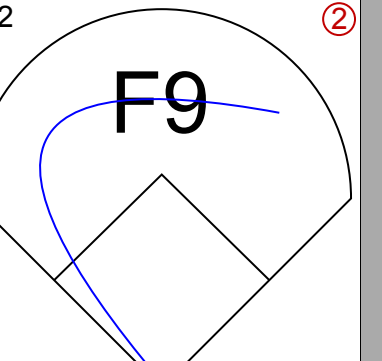
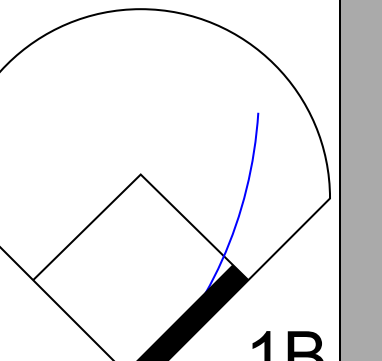

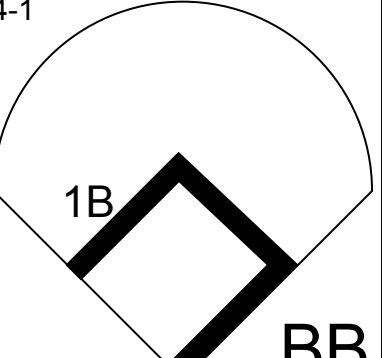
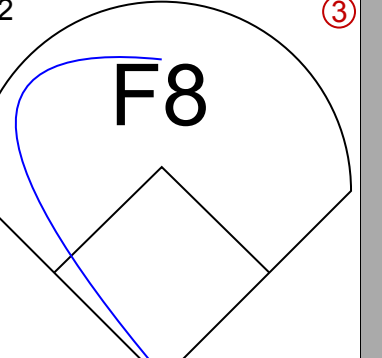
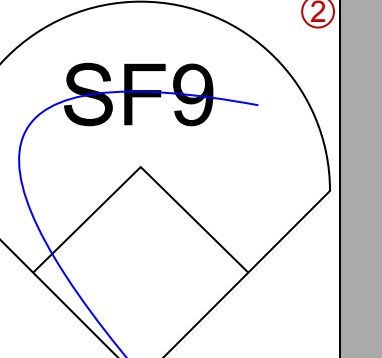

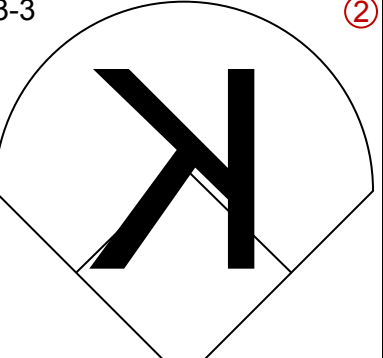
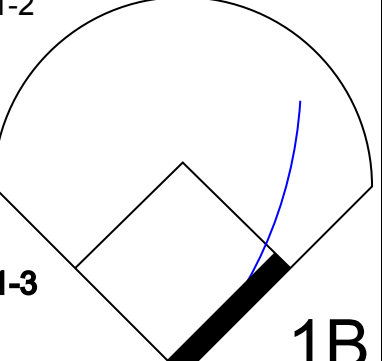
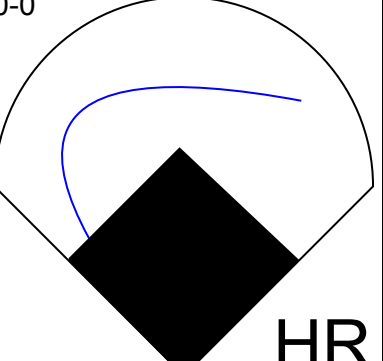
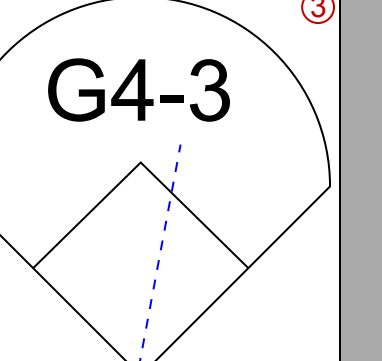
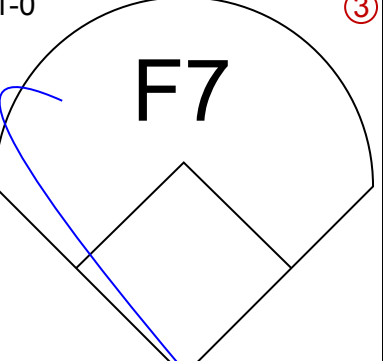
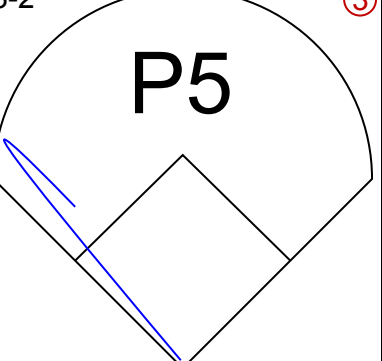
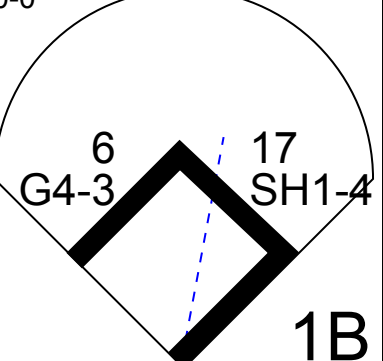

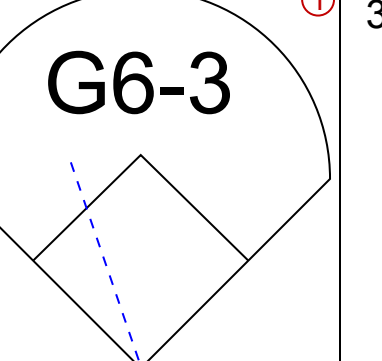
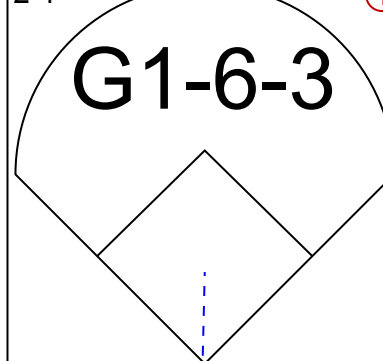
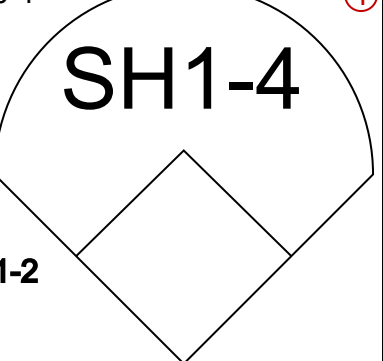
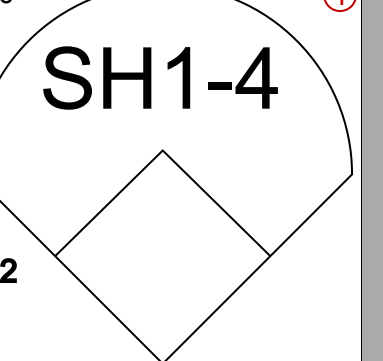
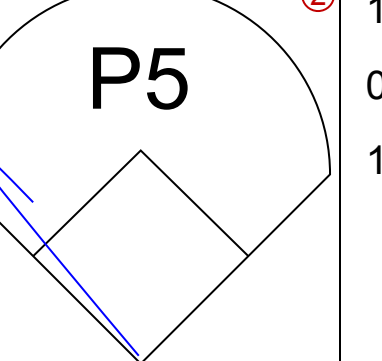
AB 37  
R 7  
H 8  
RBI 7  
BB 10  
SO 12  
LOB 14

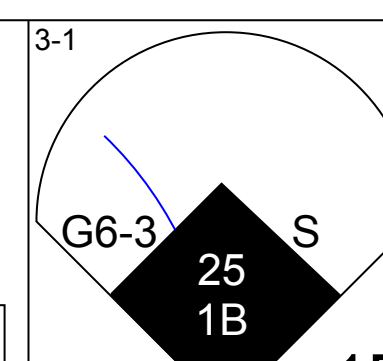
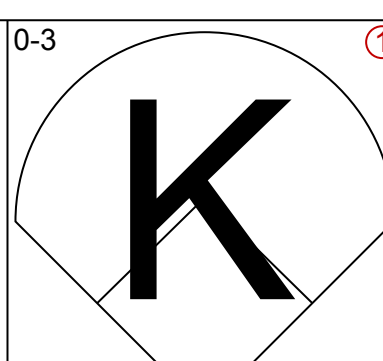
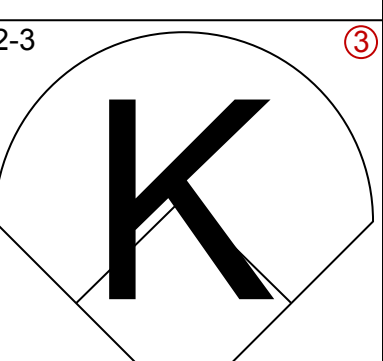

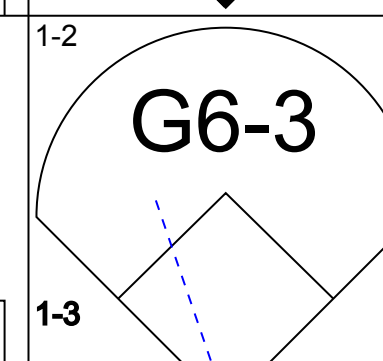
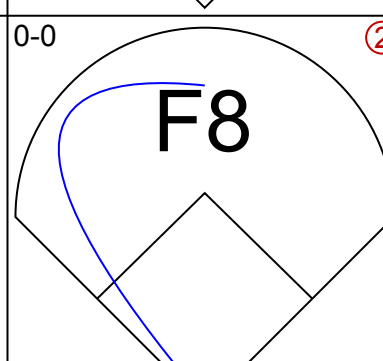
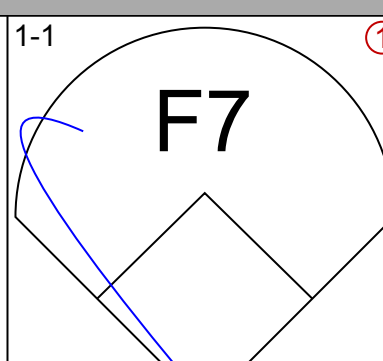
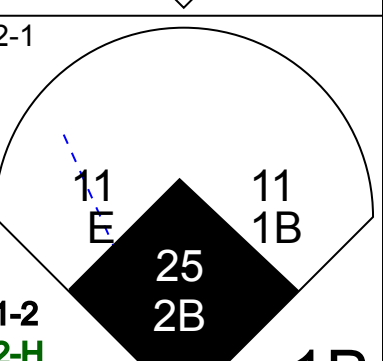
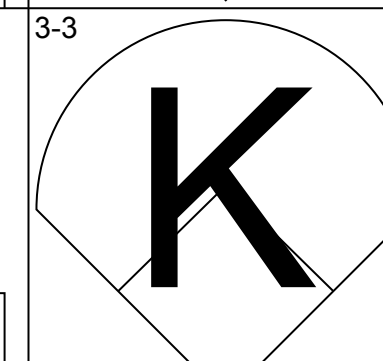
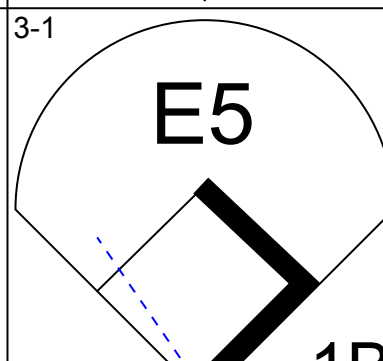
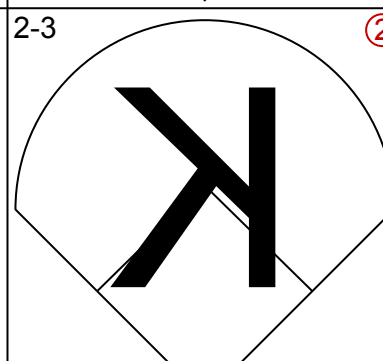
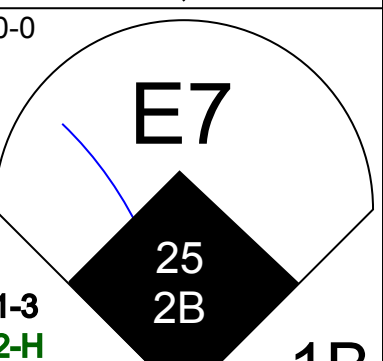
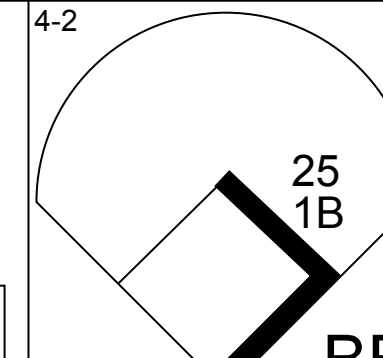
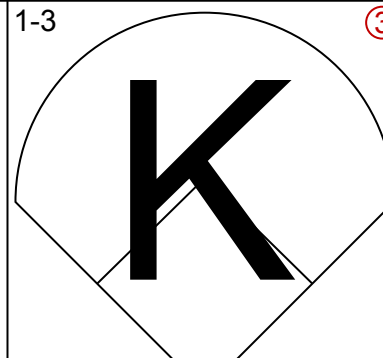
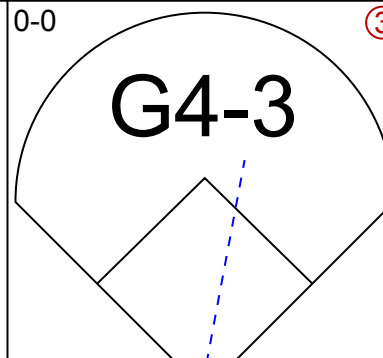
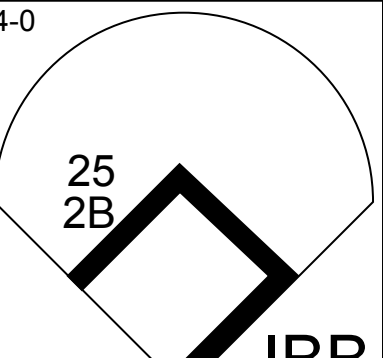
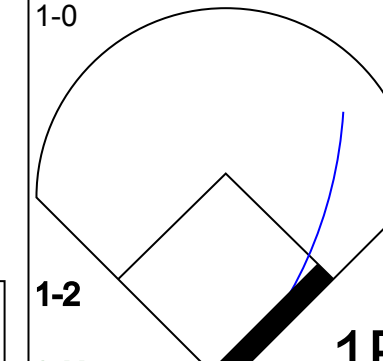
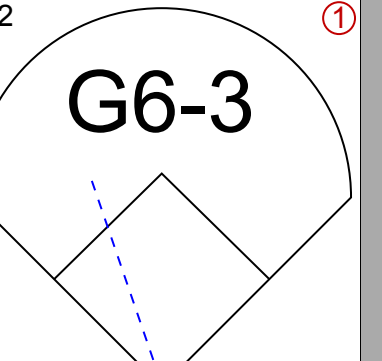
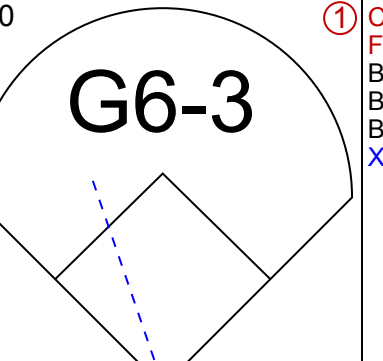
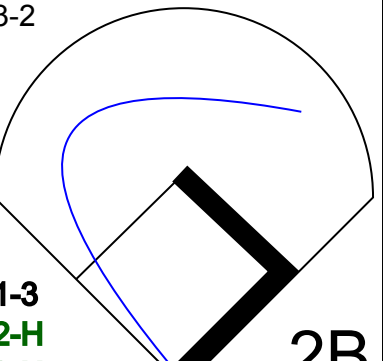
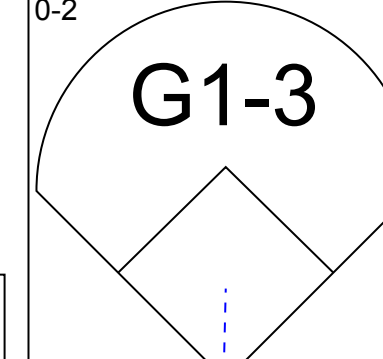
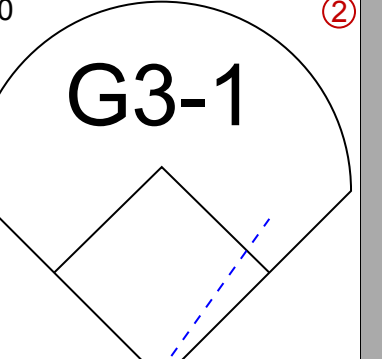
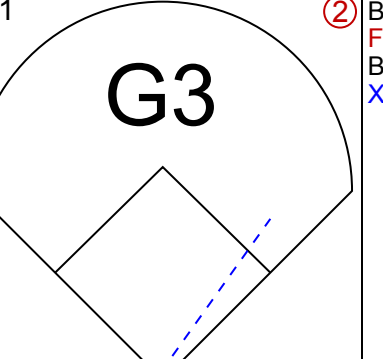
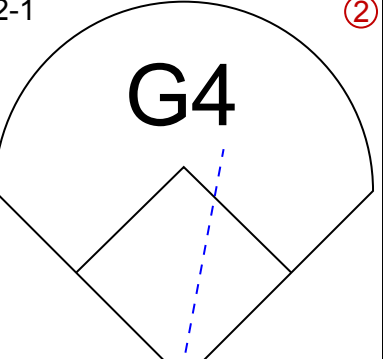

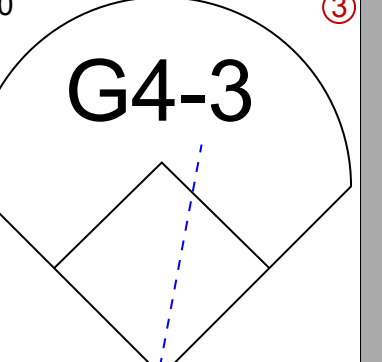
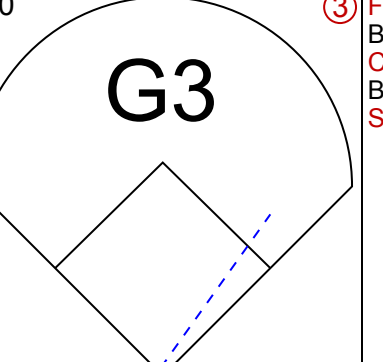
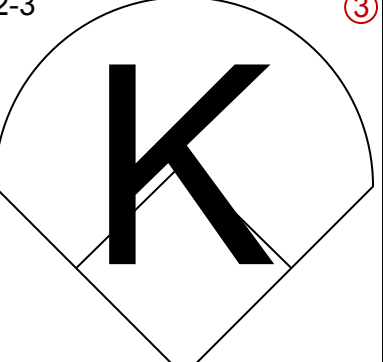
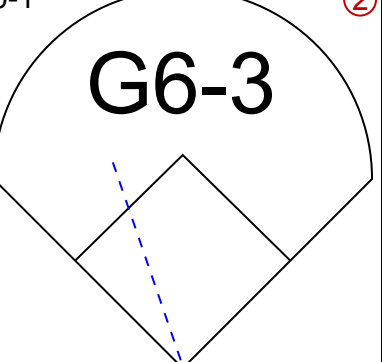
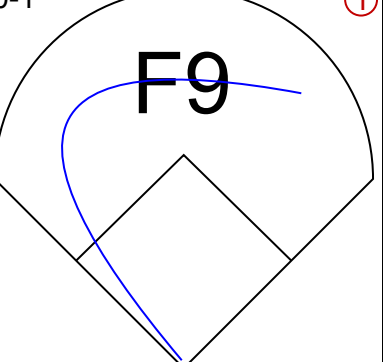
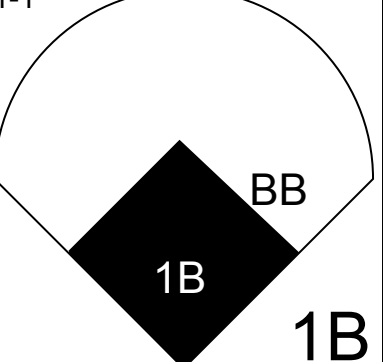
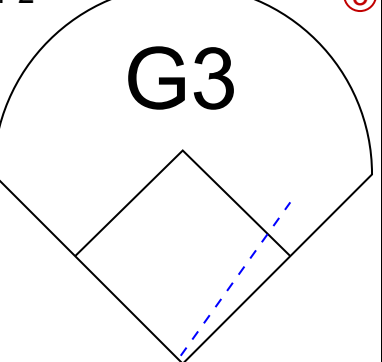
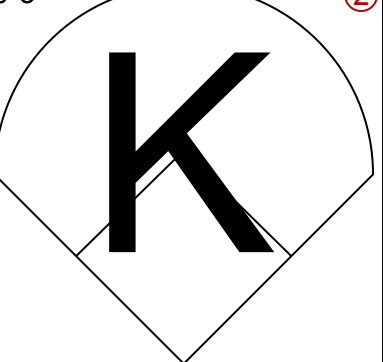
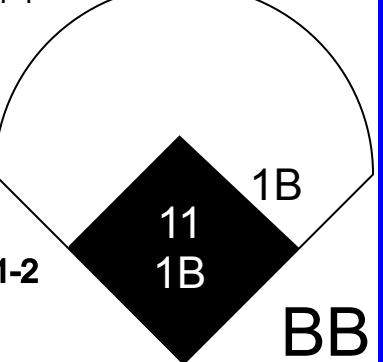


Sat Sep 02 2006, 1:05 PM EDT  
Att: 22,012 - Rain - 71 F

Batter	1	2	3	4	5	6	7	8	9	AB	R	H	RBI	BB	SO	LOB	TOP	
24 Chris Young, R (1, 8) OBP: 0.414, SLG: 0.640	4-0 1 G3 22 1B BB		2-2 G6-3		0-1 G6-3			1-0 G6-3		3	1	0	0	1	0	0	Arizona Diamondbacks @ Washington Nationals Robert F. Kennedy Memorial Stadium, Washington, DC Sat Sep 02 2006, 7:05 PM EDT Att: 22,922 - Clear - 70 F	
1 Orlando Hudson, S (1, 4) OBP: 0.349, SLG: 0.457	2-2 G3		4-1 HR BB			3-3 K		2-1 G6-3		3	1	0	0	1	1			
Luis Gonzalez, L (1, 7) OBP: 0.362, SLG: 0.465	1-0 P5		0-0 1-H HR			2-0 1B		2-3 K		4	1	2	2	0	1			
22 Eric Byrnes, R (1, 9) OBP: 0.333, SLG: 0.501	0-2 WP 1B		1-2 G6-3			2-1 P5			4-1 S BB	3	0	1	1	1	0	1		
Chad Tracy, L (1, 5) OBP: 0.336, SLG: 0.426	2-1 P5			1-3 K		1-2 G4-3			1 SAFE 2-2 K BB	4	0	0	0	0	2	3		
Tony Clark, S (1, 3)		2-3 K		3-2 F7			2-3 K2-3		1 SAFE 2-3 K	4	0	0	0	0	3	1		
Craig Counsell, L (1, 6) OBP: 0.325, SLG: 0.352		0-1 G4-3		1-2 L7			0-0 P6		1 SAFE 0-3 K	4	0	0	0	0	1	1		
19 Chris Snyder, R (1, 2) OBP: 0.370, SLG: 0.431		0-1 F8			0-2 G6-3		2-2 1B			3	0	1	0	0	0	0		
Livan Hernandez, R (1, 1) Randy Choate, L (8, 1)		0-2 P3			1-2 G3		0-0 G5-3			3 0 0 0 0 0 0 0	0	0	0	0	0	0		
<b>Inning Stats</b>	R: 1 E: 0 K: 0 S: 11	H: 1 LOB: 1 BB: 1 P: 20	R: 0 E: 0 K: 1 S: 7	H: 0 LOB: 0 BB: 0 P: 9	R: 2 E: 0 K: 0 S: 12	H: 1 LOB: 0 BB: 1 P: 19	R: 0 E: 0 K: 1 S: 15	H: 0 LOB: 0 BB: 0 P: 20	R: 0 E: 0 K: 1 S: 9	H: 1 LOB: 1 BB: 0 P: 17	R: 0 E: 0 K: 1 S: 10	H: 1 LOB: 1 BB: 0 P: 14	R: 0 E: 0 K: 1 S: 7	H: 0 LOB: 0 BB: 0 P: 12	R: 0 E: 0 K: 3 S: 10	H: 0 LOB: 1 BB: 1 P: 18	1B: 3 SF: 0 2B: 0 SAC: 0 3B: 0 DP: 0 HR: 1 HBP: 0	WP: 1 PA: 34 PB: 0 SB: 1 CS: 0
<b>PITCHER</b>	IP WLS BF H R ER SO BB IBB HBP BLK WP HR S P ERA WHIP																	
57 Jason Bergmann, R (1, 1) ERA: 6.24	7.0		27	4	3	3	4	2	0	0	0	0	1	1	72	108	3.86	0.857
52 Saul Rivera, R (8, 1) ERA: 4.43	1.0	W	3	0	0	0	1	0	0	0	0	0	0	0	7	12	0.00	0.000
32 Chad Cordero, R (9, 1) ERA: 3.03	1.0	S	4	0	0	0	3	1	0	0	0	0	0	0	10	18	0.00	1.000

Batter	1	2	3	4	5	6	7	8	9	AB	R	H	RBI	BB	SO	LOB	BOTTOM	
Alfonso Soriano, R (1, 7) OBP: 0.362, SLG: 0.604	1-3 K		1-0 11 E 11 S G6-3 1B		0-0 G6-3		3-3 K2-3			4	1	1	0	0	2	0	Arizona Diamondbacks @ Washington Nationals Robert F. Kennedy Memorial Stadium, Washington, DC Sat Sep 02 2006, 7:05 PM EDT Att: 22,922 - Clear - 70 F	
Jose Vidro, S (1, 4) OBP: 0.351, SLG: 0.394	1-0 24 HBP 1B		1-1 F8		1-1 G4-3			0-3 K		4	0	1	0	0	1	1		
11 Ryan Zimmerman, R (1, 5) OBP: 0.352, SLG: 0.475	0-1 F9		1-2 G6-3		1-1 1B			1-2 HR		4	1	2	2	0	0	1		
24 Nick Johnson, L (1, 3) OBP: 0.425, SLG: 0.513	4-2 HBP		1-2 2B		1-3 K			2-2 25 HR 1B		3	1	2	0	0	1	1		
25 Austin Kearns, R (1, 9) OBP: 0.359, SLG: 0.463	2-3 K		4-1 BB			1-3 K		0-1 1-H HR		3	1	1	2	1	2	2		
13 Robert Fick, L (1, 2) Brian Schneider, L (9, 2) OBP: 0.290, SLG: 0.308 OBP: 0.313, SLG: 0.322		3-1 P6	1-0 F9		1-2 G5-3			1-0 P6		4 0 0 0 0 0 0	0	0	0	0	0	0		
Melvin Dorta, R (1, 6) 32 Chad Cordero, R (9, 1) OBP: 0.400, SLG: 0.400 OBP: 0.365, SLG: 0.392		2-2 7 CS 1B		0-1 G1-3		0-1 F8		0-2 7 1B 1B		4 0 0 0 0 0 0	0	0	0	0	0	0		
7 Nook Logan, S (1, 8) OBP: 0.400, SLG: 0.400	1 SAFE 2-0 1B		2-1 F8		1-2 G4-3			2-2 FC4-8 1B		4	0	2	0	0	0	0		
57 Jason Bergmann, R (1, 1) George Lombard, L (7, PH) 52 Saul Rivera, S (8, 1) Felipe Lopez, S (8, PH) OBP: 0.365, SLG: 0.392		0-0 F8		0-1 P6		1-3 K		0-0 1-2 FC4-6		2 1 0 0 0 0 0 1	0	0	0	0	0	0		
<b>Inning Stats</b>	R: 0 E: 0 K: 2 S: 11	H: 1 LOB: 2 BB: 0 P: 19	R: 0 E: 0 K: 0 S: 9	H: 2 LOB: 0 BB: 0 P: 16	R: 1 E: 0 K: 0 S: 13	H: 2 LOB: 1 BB: 1 P: 22	R: 0 E: 0 K: 0 S: 6	H: 0 LOB: 0 BB: 0 P: 8	R: 0 E: 0 K: 1 S: 8	H: 1 LOB: 1 BB: 0 P: 11	R: 0 E: 0 K: 1 S: 8	H: 0 LOB: 0 BB: 0 P: 10	R: 0 E: 0 K: 2 S: 10	H: 0 LOB: 0 BB: 0 P: 15	R: 3 E: 0 K: 1 S: 19	H: 5 LOB: 2 BB: 0 P: 25	1B: 8 SF: 0 2B: 1 SAC: 0 3B: 0 DP: 0 HR: 2 HBP: 1	WP: 0 PA: 36 PB: 0 SB: 1 CS: 1
<b>PITCHER</b>	IP WLS BF H R ER SO BB IBB HBP BLK WP HR S P ERA WHIP																	
Livan Hernandez, R (1, 1) ERA: 5.24	7.2	L	35	11	4	4	7	1	0	1	0	0	0	0	1	1	4.70	1.565
Randy Choate, L (8, 1) ERA: 4.5	0.1		1	0	0	0	0	0	0	0	0	0	0	0	1	1	0.00	0.000

Batter	1	2	3	4	5	6	7	8	9	AB	R	H	RBI	BB	SO	LOB	TOP								
6 Stephen Drew, L (1,6) OBP: 0.349, SLG: 0.494										5	0	0	0	0	1	2	Arizona Diamondbacks @ Washington Nationals Robert F. Kennedy Memorial Stadium, Washington, DC Sun Sep 03 2006, 1:05 PM EDT Att: 30,771 - Partly Cloudy - 78 F <a href="http://livebaseballscorecards.com">livebaseballscorecards.com</a>								
1 Orlando Hudson, S (1,4) OBP: 0.350, SLG: 0.457										3	0	1	1	1	0	1									
Luis Gonzalez, L (1,7) OBP: 0.363, SLG: 0.463										2	1	0	0	2	0	1									
22 Eric Byrnes, R (1,8) OBP: 0.330, SLG: 0.497										4	0	0	0	0	1	3									
Johnny Estrada, S (1,2) OBP: 0.326, SLG: 0.457										4	0	1	0	0	0	0									
34 Conor Jackson, R (1,3) OBP: 0.362, SLG: 0.414										2	0	0	1	1	1	0									
Chad Tracy, L (1,5) OBP: 0.337, SLG: 0.433										4	1	2	1	0	0	1									
7 Carlos Quentin, R (1,9) OBP: 0.339, SLG: 0.516										3	1	1	0	1	0	2									
17 Brandon Webb, R (1,1) OBP: 0.172, SLG: 0.180 Brandon Lyon, R (8,1) Craig Counsell, L (9,PH) OBP: 0.324, SLG: 0.351										1	0	0	0	0	0	0									
<b>Inning Stats</b>	R: 0 E: 0 K: 1 S: 10	H: 0 LOB: 0 BB: 0 P: 17	R: 0 E: 0 K: 0 S: 11	H: 1 LOB: 2 BB: 1 P: 20	R: 0 E: 0 K: 0 S: 8	H: 0 LOB: 1 BB: 1 P: 16	R: 0 E: 0 K: 0 S: 8	H: 0 LOB: 0 BB: 0 P: 15	R: 1 E: 0 K: 0 S: 8	H: 2 LOB: 1 BB: 0 P: 9	R: 1 E: 0 K: 1 S: 13	H: 1 LOB: 1 BB: 1 P: 24	R: 1 E: 0 K: 0 S: 8	H: 1 LOB: 2 BB: 2 P: 19	R: 0 E: 0 K: 1 S: 12	H: 0 LOB: 0 BB: 0 P: 18		R: 0 E: 0 K: 0 S: 6	H: 0 LOB: 0 BB: 0 P: 8	1B: 4 2B: 0 3B: 0 HR: 1	SF: 1 SAC: 2 DP: 0 HBP: 0	WP: 0 PB: 0 SB: 0 CS: 0	PA: 37		
<b>PITCHER</b>	IP WLS BF H R ER SO BB IBB HBP BLK WP HR S P ERA WHIP																								
Tony Armas, R (1,1) ERA: 5.23	6.1	W	27	4	3	3	2	4	0	0	0	0	0	0	1	62	109	4.26	1.263						
35 Ryan Wagner, R (7,1) ERA: 4.0	1.2	W	7	1	0	0	1	0	1	0	0	0	0	0	0	16	29	0.00	0.600						
Jon Rauch, R (9,1) ERA: 3.18	1.0	S	3	0	0	0	0	0	0	0	0	0	0	0	0	6	8	0.00	0.000						

Batter	1	2	3	4	5	6	7	8	9	AB	R	H	RBI	BB	SO	LOB	BOTTOM							
Alfonso Soriano, R (1,7) OBP: 0.362, SLG: 0.602										4	1	1	0	0	3	2	Arizona Diamondbacks @ Washington Nationals Robert F. Kennedy Memorial Stadium, Washington, DC Sun Sep 03 2006, 1:05 PM EDT Att: 30,771 - Partly Cloudy - 78 F <a href="http://livebaseballscorecards.com">livebaseballscorecards.com</a>							
Felipe Lopez, S (1,6) OBP: 0.364, SLG: 0.391										4	1	1	1	0	0	1								
11 Ryan Zimmerman, R (1,5) OBP: 0.353, SLG: 0.476										4	1	2	1	0	2	1								
24 Nick Johnson, L (1,3) OBP: 0.425, SLG: 0.510										2	0	0	0	2	1	1								
25 Austin Kearns, R (1,9) OBP: 0.360, SLG: 0.466										4	0	2	3	0	0	0								
Jose Vidro, S (1,4) OBP: 0.348, SLG: 0.390										4	0	0	0	0	0	4								
Brian Schneider, L (1,2) OBP: 0.310, SLG: 0.319										4	0	0	0	0	2	2								
7 Nook Logan, S (1,8) OBP: 0.375, SLG: 0.375										3	1	1	0	0	0	0								
Tony Armas, R (1,1) OBP: 0.093, SLG: 0.071 35 Ryan Wagner, R (7,1) OBP: 0.333, SLG: 0.333 Ryan Church, L (6,PH) OBP: 0.361, SLG: 0.510 Henry Mateo, S (8,FR) OBP: 0.235, SLG: 0.438 Jon Rauch, R (9,1)										2	0	0	0	0	1	0								
<b>Inning Stats</b>	R: 1 E: 0 K: 1 S: 16	H: 2 LOB: 2 BB: 1 P: 28	R: 0 E: 0 K: 1 S: 8	H: 0 LOB: 0 BB: 0 P: 9	R: 0 E: 1 K: 2 S: 9	H: 1 LOB: 1 BB: 0 P: 13	R: 0 E: 0 K: 0 S: 7	H: 0 LOB: 0 BB: 0 P: 10	R: 0 E: 0 K: 2 S: 9	H: 0 LOB: 0 BB: 0 P: 11	R: 0 E: 0 K: 1 S: 8	H: 0 LOB: 0 BB: 0 P: 11	R: 0 E: 0 K: 0 S: 4	H: 0 LOB: 0 BB: 0 P: 7	R: 4 E: 1 K: 2 S: 17	H: 4 LOB: 2 BB: 2 P: 36		1B: 6 2B: 1 3B: 0 HR: 0	SF: 0 SAC: 0 DP: 0 HBP: 0	WP: 0 PB: 0 SB: 1 CS: 0	PA: 34			
<b>PITCHER</b>	IP WLS BF H R ER SO BB IBB HBP BLK WP HR S P ERA WHIP																							
17 Brandon Webb, R (1,1) ERA: 3.14	7.1	L	32	7	5	5	8	2	0	0	0	0	0	0	73	116	6.14	1.227						
Brandon Lyon, R (8,1) ERA: 3.6	0.2		2	0	0	0	1	0	0	0	0	0	0	0	5	9	0.00	0.000						

AB	29
R	3
H	5
RBI	3
BB	5
SO	3
LOB	10

AB	31
R	5
H	7
RBI	5
BB	3
SO	9
LOB	11



Batter	1	2	3	4	5	6	7	8	9	AB	R	H	RBI	BB	SO	LOB	TOP			
24 Chris Young, R OBP: 0.359, SLG: 0.485	L8		F9		G6-3		FC6-5 34 BB		F8	5	0	0	0	0	0	3				
1 Orlando Hudson, S OBP: 0.354, SLG: 0.458	G3-1		1B			22 FC4-6 34 1B	K		1B	5	0	3	1	0	1	2				
34 Conor Jackson, R Jose Valverde, R	F8		K			22 FC4-6 1B			K	4	0	1	0	1	2	2				
22 Eric Byrnes, R OBP: 0.310, SLG: 0.500		P3			7 G1-4-3 BB	FC4-6 HBP	F8			3	0	0	0	1	0	5				
7 Carlos Quentin, R OBP: 0.336, SLG: 0.536		HR			G1-4-3	P3			G6-3	4	1	1	1	0	0	3				
Damion Easley, R OBP: 0.313, SLG: 0.412		K2-3			HR				2B 19 SF9	3	2	2	1	0	1	0				
Andy Green, R Chad Tracy, L Luis Vizcaino, R	K				F8	F9			2B	3	0	0	0	0	1	3	AB 32			
19 Chris Snyder, R OBP: 0.373, SLG: 0.428			1 SH3-4 BB		K				SF9	1	1	0	1	2	1	0	R 4			
Claudio Vargas, R Craig Counsell, L			SH3-4		G4-3		FC1 34 BB 24 FC6-5		F9	2	0	0	0	0	0	1	H 8			
										1	0	0	0	0	0	1	RBI 4			
										1	0	0	0	0	0	1	BB 4			
										1	1	0	1	2	1	0	SO 6			
										2	0	0	0	0	0	1	LOB 20			
										1	0	0	0	0	0	1				
<b>Inning Stats</b>	R: 0 E: 0 K: 0 S: 7	H: 0 LOB: 0 BB: 0 P: 12	R: 1 E: 0 K: 2 S: 9	H: 1 LOB: 0 BB: 0 P: 14	R: 1 E: 0 K: 1 S: 13	H: 1 LOB: 1 BB: 1 P: 20	R: 1 E: 0 K: 0 S: 8	H: 1 LOB: 0 BB: 1 P: 15	R: 0 E: 0 K: 1 S: 6	H: 2 LOB: 3 BB: 0 P: 18	R: 0 E: 1 K: 1 S: 10	H: 0 LOB: 3 BB: 2 P: 20	R: 1 E: 0 K: 0 S: 8	H: 2 LOB: 1 BB: 0 P: 11	R: 0 E: 0 K: 1 S: 9	H: 1 LOB: 1 BB: 0 P: 14	1B: 5 2B: 2 3B: 0 HR: 2	SF: 1 SAC: 1 DP: 2 HBP: 1	WP: 0 PB: 0 SB: 0 CS: 1	PA: 39
<b>PITCHER</b>	IP	WLS	BF	H	R	ER	SO	BB	IBB	HBP	BLK	WP	HR	S	P	ERA	WHIP			
Dontrelle Willis, L ERA: 3.93	6.0	L	26	5	3	3	4	3	0	1	0	0	2	53	92	4.50	1.333			
Matt Herges, R ERA: 3.92	2.0		10	2	1	1	1	1	0	0	0	0	0	17	26	4.50	1.500			
Yusmeiro Pettit, R ERA: 7.84	1.0		3	1	0	0	1	0	0	0	0	0	0	9	14	0.00	1.000			

Arizona Diamondbacks @ Florida Marlins  
Dolphin Stadium, Miami, FL

AB 32  
R 4  
H 8  
RBI 4  
BB 4  
SO 6  
LOB 20



WP: 0  
PB: 0  
SB: 0  
CS: 1  
PA: 39

Batter	1	2	3	4	5	6	7	8	9	AB	R	H	RBI	BB	SO	LOB	BOTTOM					
2 Hanley Ramirez, R OBP: 0.346, SLG: 0.456	G5-3		K2-5-1-3			K			P6	4	0	0	0	0	2	2						
6 Dan Uggla, R OBP: 0.352, SLG: 0.497	G1		G5-3			1B			K	4	0	1	0	0	1	1						
Miguel Cabrera, R OBP: 0.425, SLG: 0.575					G4-3	K			K	3	0	0	0	1	2	2						
14 Josh Willingham, R OBP: 0.357, SLG: 0.490					F9	F9			BB	3	0	0	0	1	1	3						
17 Mike Jacobs, L OBP: 0.330, SLG: 0.487			K		G4-3				K	4	0	0	0	0	2	1						
Joe Borchard, S OBP: 0.324, SLG: 0.386						K			4 G6-4-3 1B	2	0	1	0	1	1	0						
4 Alfredo Amezaga, S OBP: 0.341, SLG: 0.382					G3	G6-4-3				3	0	0	0	0	0	2	AB 28					
20 Matt Treanor, R Miguel Olivo, R			2 SH1-3 1B			G5-3			K	2	0	1	0	0	0	0	R 0					
Dontrelle Willis, L Matt Herges, L			SH1-3						K	1	0	0	0	0	0	0	H 4					
Wes Helms, R Yusmeiro Pettit, R						6 1B 1B			K	1	0	0	0	0	1	0	RBI 0					
										0	0	0	0	0	0	0	BB 3					
										1	0	0	0	0	1	0	SO 11					
										0	0	0	0	0	0	0	LOB 11					
<b>Inning Stats</b>	R: 0 E: 0 K: 1 S: 8	H: 0 LOB: 1 BB: 1 P: 15	R: 0 E: 0 K: 1 S: 10	H: 0 LOB: 0 BB: 1 P: 14	R: 0 E: 0 K: 1 S: 12	H: 1 LOB: 1 BB: 0 P: 16	R: 0 E: 0 K: 0 S: 7	H: 0 LOB: 0 BB: 0 P: 10	R: 0 E: 0 K: 1 S: 9	H: 0 LOB: 0 BB: 0 P: 12	R: 0 E: 0 K: 2 S: 12	H: 2 LOB: 2 BB: 0 P: 19	R: 0 E: 0 K: 0 S: 6	H: 1 LOB: 0 BB: 0 P: 10	R: 0 E: 0 K: 2 S: 8	H: 0 LOB: 0 BB: 0 P: 13	R: 0 E: 0 K: 3 S: 11	H: 0 LOB: 1 BB: 1 P: 19	1B: 4 2B: 0 3B: 0 HR: 0	SF: 0 SAC: 1 DP: 2 HBP: 0	WP: 0 PB: 0 SB: 0 CS: 0	PA: 32
<b>PITCHER</b>	IP	WLS	BF	H	R	ER	SO	BB	IBB	HBP	BLK	WP	HR	S	P	ERA	WHIP					
Claudio Vargas, R ERA: 4.9	7.0	W	25	4	0	0	6	2	0	0	0	0	0	64	96	0.00	0.857					
Luis Vizcaino, R ERA: 3.29	1.0		3	0	0	0	2	0	0	0	0	0	0	8	13	0.00	0.000					
Jose Valverde, R ERA: 6.48	1.0		4	0	0	0	3	1	0	0	0	0	0	11	19	0.00	1.000					

Arizona Diamondbacks @ Florida Marlins  
Dolphin Stadium, Miami, FL

AB 28  
R 0  
H 4  
RBI 0  
BB 3  
SO 11  
LOB 11



WP: 0  
PB: 0  
SB: 0  
CS: 0  
PA: 32

Batter	1	2	3	4	5	6	7	8	9	AB	R	H	RBI	BB	SO	LOB	TOP			
1 Orlando Hudson, S OBP: 0.352, SLG: 0.455	1-1 F9			1-2 G4-3		2-3 K		1 SAFE 1-2 G4-3-6		4	0	0	0	0	1	1				
34 Conor Jackson, R OBP: 0.360, SLG: 0.410	1-0 F9			4-2 BB		1-2 G6-3			1-3 K	3	0	0	0	1	1	0				
Luis Gonzalez, L OBP: 0.362, SLG: 0.457	2-0 L8			4-0 BB		4-0 BB			2-1 P5	2	0	0	0	2	0	0				
22 Eric Byrnes, R OBP: 0.328, SLG: 0.496		2-2 F7		0-2 L7		0-0 L5			0-1 G6-3	4	0	0	0	0	0	3				
Chad Tracy, L OBP: 0.337, SLG: 0.433		0-3 K		0-1 F7					0-3 K	3	0	0	0	0	2	2				
7 Carlos Quentin, R OBP: 0.328, SLG: 0.520		0-3 K			0-0 E5				0-1 G6-3	3	0	0	0	0	1	0				
6 Stephen Drew, L OBP: 0.343, SLG: 0.484			0-0 G4-3		1 SAFE 0-2 FC1-6				2-1 G6-3	3	0	0	0	0	0	1				
26 Miguel Montero, L (1, 2)			2-3 K		1-1 P5				0-0 G4-3	3	0	0	0	0	1	1				
31 Edgar Gonzalez, R OBP: 0.250, SLG: 0.250			1-0 G4-3		0-1 G5-3				4-2 BB	2	0	0	0	0	0	1				
56 Ramon Pena, R (7, 1)										0	0	0	0	0	0	0				
Craig Counsell, L OBP: 0.322, SLG: 0.347										0	0	0	0	1	0	0				
37 Juan Cruz, R (8, 1)										0	0	0	0	0	0	0				
<b>Inning Stats</b>	R: 0 E: 0 K: 0 S: 4	H: 0 LOB: 0 BB: 0 P: 8	R: 0 E: 0 K: 2 S: 10	H: 0 LOB: 0 BB: 0 P: 12	R: 0 E: 0 K: 1 S: 7	H: 0 LOB: 0 BB: 0 P: 10	R: 0 E: 0 K: 0 S: 10	H: 0 LOB: 2 BB: 2 P: 19	R: 0 E: 1 K: 0 S: 8	H: 0 LOB: 1 BB: 1 P: 9	R: 0 E: 0 K: 1 S: 7	H: 0 LOB: 0 BB: 0 P: 9	R: 0 E: 0 K: 0 S: 7	H: 0 LOB: 0 BB: 0 P: 12	R: 0 E: 0 K: 1 S: 7	H: 0 LOB: 0 BB: 0 P: 10	1B: 0 2B: 0 3B: 0 HR: 0	SF: 0 SAC: 0 DP: 1 HBP: 0	WP: 0 PB: 0 SB: 0 CS: 0	PA: 31
<b>PITCHER</b> 36 Anibal Sanchez, R ERA: 2.89	IP: 9.0 WLS: W BF: 31 H: 0 R: 0 ER: 0 SO: 6 BB: 4 IBB: 0 HBP: 0 BLK: 0 WP: 0 HR: 0 S: 67 P: 103 ERA: 0.00 WHIP: 0.444																			

Arizona Diamondbacks @ Florida Marlins  
Dolphin Stadium, Miami, FL  
Wed Sep 06 2006, 7:05 PM EDT  
Att: 12,561 - Cloudy - 76 F

AB 27  
R 0  
H 0  
RBI 0  
BB 4  
SO 6  
LOB 9



Batter	1	2	3	4	5	6	7	8	9	AB	R	H	RBI	BB	SO	LOB	BOTTOM			
2 Hanley Ramirez, R OBP: 0.347, SLG: 0.459	3-2 3B		4-2 CS		0-3 K		0-0 F8			3	0	1	0	1	1	4				
6 Dan Uggla, R OBP: 0.351, SLG: 0.494	1-0 P4		1 SAFE 0-0 F9			1-2 P3		4-2 BB		3	0	0	0	1	0	2				
Miguel Cabrera, R OBP: 0.424, SLG: 0.578	1-3 K		1-1 CS	0-0 HR		0-0 F8		1-3 K		4	1	1	1	0	2	2				
14 Josh Willingham, R OBP: 0.356, SLG: 0.488	1-1 F9		0-0 F7			2-1 1B		2-3 K		4	0	1	0	0	1	2				
17 Mike Jacobs, L OBP: 0.327, SLG: 0.482		1-3 K		3-3 K		0-0 G6-3		3-3 K		4	0	0	0	0	3	2				
Wes Helms, R OBP: 0.379, SLG: 0.538										0	0	0	0	0	0	0				
Joe Borchard, S OBP: 0.329, SLG: 0.410		2-2 HR		0-0 G6-3				0-0 SH3-4		3	1	2	1	0	0	0				
1 Eric Reed, L OBP: 0.205, SLG: 0.114								4 SH3-4		0	0	0	0	0	0	0				
Miguel Olivo, R OBP: 0.292, SLG: 0.443		1-3 K		0-0 L5				36 FC1-2		2	0	0	0	0	1	0				
4 Alfredo Amezaga, S OBP: 0.342, SLG: 0.361		3-2 G4-3		4-2 SH3-4				4 SH3-4		1	0	0	0	1	0	0				
36 Anibal Sanchez, R OBP: 0.087, SLG: 0.087			0-1 G6-3		2-2 SH3-4			2-3 FC1-2		2	0	0	0	0	0	2				
<b>Inning Stats</b>	R: 0 E: 0 K: 1 S: 12	H: 1 LOB: 1 BB: 0 P: 18	R: 1 E: 0 K: 2 S: 12	H: 1 LOB: 0 BB: 0 P: 19	R: 0 E: 0 K: 0 S: 7	H: 0 LOB: 0 BB: 1 P: 12	R: 1 E: 0 K: 1 S: 6	H: 1 LOB: 0 BB: 0 P: 9	R: 0 E: 0 K: 0 S: 9	H: 0 LOB: 1 BB: 1 P: 15	R: 0 E: 0 K: 0 S: 7	H: 1 LOB: 3 BB: 0 P: 10	R: 0 E: 0 K: 0 S: 7	H: 1 LOB: 3 BB: 0 P: 10	R: 0 E: 0 K: 3 S: 12	H: 0 LOB: 1 BB: 1 P: 22	1B: 1 2B: 1 3B: 1 HR: 2	SF: 0 SAC: 2 DP: 0 HBP: 1	WP: 0 PB: 0 SB: 0 CS: 1	PA: 33
<b>PITCHER</b> 31 Edgar Gonzalez, R ERA: 5.47	IP: 1.0 WLS: L BF: 3 H: 0 R: 0 ER: 0 SO: 0 BB: 0 IBB: 0 HBP: 0 BLK: 0 WP: 0 HR: 0 S: 4 P: 6 ERA: 0.00 WHIP: 0.000																			
56 Ramon Pena, R ERA: 5.18	IP: 1.0 WLS: L BF: 4 H: 0 R: 0 ER: 0 SO: 3 BB: 1 IBB: 0 HBP: 0 BLK: 0 WP: 0 HR: 0 S: 12 P: 22 ERA: 0.00 WHIP: 1.000																			

Arizona Diamondbacks @ Florida Marlins  
Dolphin Stadium, Miami, FL  
Wed Sep 06 2006, 7:05 PM EDT  
Att: 12,561 - Cloudy - 76 F

AB 26  
R 2  
H 5  
RBI 2  
BB 3  
SO 8  
LOB 14



Batter	1	2	3	4	5	6	7	8	9	AB	R	H	RBI	BB	SO	LOB	TOP					
Aaron Miles, S OBP: 0.334, SLG: 0.356										5	2	2	0	0	0	1						
16 Chris Duncan, L OBP: 0.370, SLG: 0.577																						
41 Braden Looper, R OBP: 0.500, SLG: 1.000										4	0	0	1	0	1	2						
62 John Nelson, R (9, PH)										0	0	0	0	0	0	0						
50 Adam Wainwright, R OBP: 0.500, SLG: 1.167										1	0	0	0	0	1	0						
5 Albert Pujols, R OBP: 0.425, SLG: 0.681										4	0	2	0	1	0	0						
43 Juan Encarnacion, R OBP: 0.317, SLG: 0.451										5	1	2	1	0	2	2						
26 Scott Spiezio, S OBP: 0.349, SLG: 0.482										4	2	2	3	0	0	2						
3 Preston Wilson, R OBP: 0.305, SLG: 0.417										4	0	0	0	0	1	0						
55 Skip Schumaker, L OBP: 0.256, SLG: 0.282										0	0	0	0	0	0	0						
Ronnie Belliard, R OBP: 0.329, SLG: 0.387										3	0	0	0	1	0	0						
4 Yadier Molina, R OBP: 0.275, SLG: 0.342										3	1	2	0	1	0	1						
Jeff Weaver, R OBP: 0.217, SLG: 0.143										1	0	0	0	0	0	1						
Mike Rose, S (6, PH)										1	0	0	0	0	1	1						
Tyler Johnson, S										0	0	0	0	0	0	0						
52 Josh Kinney, R										0	0	0	0	0	0	0						
So Taguchi, R OBP: 0.332, SLG: 0.354										1	0	0	0	0	1	1						
<b>Inning Stats</b>	R: 3 E: 0 K: 0 S: 15	H: 3 LOB: 0 BB: 0 P: 21	R: 0 E: 0 K: 0 S: 10	H: 0 LOB: 1 BB: 1 P: 16	R: 0 E: 0 K: 0 S: 7	H: 0 LOB: 0 BB: 0 P: 10	R: 0 E: 0 K: 0 S: 4	H: 0 LOB: 0 BB: 0 P: 7	R: 2 E: 0 K: 1 S: 18	H: 3 LOB: 2 BB: 1 P: 29	R: 0 E: 0 K: 1 S: 9	H: 0 LOB: 1 BB: 1 P: 15	R: 0 E: 0 K: 1 S: 6	H: 1 LOB: 0 BB: 0 P: 10	R: 1 E: 0 K: 2 S: 13	H: 2 LOB: 1 BB: 0 P: 20	R: 0 E: 0 K: 2 S: 12	H: 1 LOB: 1 BB: 0 P: 20	1B: 7 2B: 0 3B: 1 HR: 2	SF: 0 SAC: 1 DP: 0 HBP: 0	WP: 2 PB: 1 SB: 0 CS: 0	PA: 40
<b>PITCHER</b>	IP WLS BF H R ER SO BB IBB HBP BLK WP HR S P ERA WHIP																					
Miguel Batista, R ERA: 4.44	6.0 L 27 6 5 5 2 3 0 0 0 0 1 1 63 98 7.50 1.500																					
45 Doug Slaten, L ERA:	0.2 2 0 0 0 0 0 0 0 0 0 0 0 2 4 0.00 0.000																					
Jorge Julio, R ERA: 4.62	1.1 7 3 1 1 3 0 0 0 0 0 1 1 17 26 6.75 2.250																					
Greg Aquino, R ERA: 4.36	1.0 4 1 0 0 2 0 0 0 0 0 0 0 12 20 0.00 1.000																					

St. Louis Cardinals @ Arizona Diamondbacks  
Chase Field, Phoenix, AZ  
Thu Sep 07 2006, 6:40 PM MST  
Att: 30,001 - Roof Closed - 75 F

AB 36  
R 6  
H 10  
RBI 5  
BB 3  
SO 7  
LOB 11



Batter	1	2	3	4	5	6	7	8	9	AB	R	H	RBI	BB	SO	LOB	BOTTOM					
24 Chris Young, R OBP: 0.341, SLG: 0.447										5	0	1	0	0	1	3						
1 Orlando Hudson, S OBP: 0.353, SLG: 0.456										3	1	1	0	1	1	1						
Luis Gonzalez, L OBP: 0.363, SLG: 0.465										4	1	2	2	0	0	2						
22 Eric Byrnes, R OBP: 0.325, SLG: 0.491										4	0	0	0	0	1	3						
Johnny Estrada, S OBP: 0.326, SLG: 0.454										1	0	0	0	0	0	0						
26 Miguel Montero, L (5, 2)										2	0	0	0	0	0	1						
Chad Tracy, L OBP: 0.337, SLG: 0.431										4	0	1	0	0	0	0						
Tony Clark, S OBP: 0.280, SLG: 0.344										4	0	1	0	0	2	2						
6 Stephen Drew, L OBP: 0.347, SLG: 0.494										3	0	1	0	1	1	1						
Miguel Batista, R OBP: 0.145, SLG: 0.132										2	0	0	0	0	0	3						
Damion Easley, R OBP: 0.311, SLG: 0.409										1	0	0	0	0	0	1						
45 Doug Slaten, L										0	0	0	0	0	0	0						
Jorge Julio, R										0	0	0	0	0	0	0						
Greg Aquino, R										0	0	0	0	0	0	0						
Craig Counsell, L OBP: 0.321, SLG: 0.345										1	0	0	0	0	0	0						
<b>Inning Stats</b>	R: 0 E: 0 K: 0 S: 11	H: 1 LOB: 1 BB: 0 P: 19	R: 0 E: 1 K: 1 S: 8	H: 1 LOB: 0 BB: 0 P: 13	R: 2 E: 0 K: 0 S: 11	H: 1 LOB: 0 BB: 1 P: 21	R: 0 E: 0 K: 1 S: 16	H: 1 LOB: 3 BB: 1 P: 30	R: 0 E: 0 K: 1 S: 8	H: 1 LOB: 1 BB: 0 P: 10	R: 0 E: 0 K: 1 S: 10	H: 1 LOB: 1 BB: 0 P: 13	R: 0 E: 0 K: 1 S: 9	H: 1 LOB: 1 BB: 0 P: 13	R: 0 E: 0 K: 0 S: 8	H: 0 LOB: 0 BB: 0 P: 14	R: 0 E: 0 K: 1 S: 11	H: 0 LOB: 0 BB: 0 P: 16	1B: 3 2B: 2 3B: 1 HR: 1	SF: 0 SAC: 0 DP: 0 HBP: 1	WP: 0 PB: 0 SB: 0 CS: 0	PA: 37
<b>PITCHER</b>	IP WLS BF H R ER SO BB IBB HBP BLK WP HR S P ERA WHIP																					
Jeff Weaver, R ERA: 5.85	5.0 W 23 5 2 2 3 1 0 0 0 0 0 0 7 8 3.60 1.200																					
Tyler Johnson, L ERA: 4.05	0.2 H 3 1 0 0 1 0 0 0 0 0 0 0 7 8 0.00 1.500																					
52 Josh Kinney, R ERA: 4.5	0.1 H 1 0 0 0 0 0 0 0 0 0 0 0 3 5 0.00 0.000																					
41 Braden Looper, R ERA: 3.58	2.0 H 7 1 0 0 1 0 0 0 0 0 0 0 17 27 0.00 0.500																					
50 Adam Wainwright, R ERA: 3.03	1.0 3 0 0 0 1 0 0 0 0 0 0 0 11 16 0.00 0.000																					

St. Louis Cardinals @ Arizona Diamondbacks  
Chase Field, Phoenix, AZ  
Thu Sep 07 2006, 6:40 PM MST  
Att: 30,001 - Roof Closed - 75 F

AB 34  
R 2  
H 7  
RBI 2  
BB 2  
SO 6  
LOB 17





Batter	1	2	3	4	5	6	7	8	9	AB	R	H	RBI	BB	SO	LOB	TOP											
Ronnie Belliard, R OBP: 0.327, SLG: 0.385 53 John Rodriguez, L OBP: 0.378, SLG: 0.442	F7		F9		G6-3			P6		3	0	0	0	0	0	0												
26 Scott Spiezio, S OBP: 0.348, SLG: 0.476	BB		F8			F8		K		3	0	0	0	1	1	2												
5 Albert Pujols, R OBP: 0.422, SLG: 0.675 Gary Bennett, R OBP: 0.296, SLG: 0.366	F8			L8		F9		L8		4	0	0	0	0	0	3												
27 Scott Rolen, R OBP: 0.384, SLG: 0.532 55 Skip Schumaker, L OBP: 0.250, SLG: 0.275	F7			43 BB		G3			G5-3	2	0	0	0	1	0	1												
43 Juan Encarnacion, R OBP: 0.319, SLG: 0.457 So Taguchi, R OBP: 0.331, SLG: 0.352		HR				F7			L4	2	1	1	1	1	0	0												
3 Preston Wilson, R OBP: 0.308, SLG: 0.417 Mike Rose, S OBP: 0.250, SLG: 0.250		G6-4-3 BB		L4		L6-3			L3	2	0	1	0	1	0	2												
Aaron Miles, S OBP: 0.302, SLG: 0.353 60 Chris Narveson, L OBP: 0.272, SLG: 0.279		G6-4-3		G3-1		L6-3				3	0	0	0	0	0	4												
4 Yadier Molina, R OBP: 0.273, SLG: 0.341 Jose Vizcaino, S OBP: 0.297, SLG: 0.279			F9			F7		16 F		2	0	0	0	0	0	0												
23 Anthony Reyes, R OBP: 0.143, SLG: 0.143 48 Brad Thompson, R OBP: 0.500, SLG: 0.500 62 John Nelson, R OBP: 0.500, SLG: 0.500 Jorge Sosa, R OBP: 0.200, SLG: 0.522 16 Chris Duncan, L OBP: 0.372, SLG: 0.579			G5-3			K		E9		1	0	0	0	0	0	0												
Inning Stats	R: 0 E: 0 K: 0 S: 10	H: 0 LOB: 1 BB: 1 P: 19	R: 1 E: 0 K: 0 S: 8	H: 1 LOB: 0 BB: 1 P: 14	R: 0 E: 0 K: 0 S: 6	H: 0 LOB: 0 BB: 0 P: 7	R: 0 E: 0 K: 0 S: 13	H: 0 LOB: 2 BB: 2 P: 27	R: 0 E: 0 K: 1 S: 6	H: 0 LOB: 0 BB: 0 P: 9	R: 0 E: 0 K: 0 S: 10	H: 1 LOB: 0 BB: 0 P: 15	R: 0 E: 1 K: 1 S: 12	H: 2 LOB: 2 BB: 0 P: 15	R: 0 E: 0 K: 0 S: 4	H: 0 LOB: 0 BB: 0 P: 6	1B: 3 2B: 1 3B: 0 HR: 1	SF: 0 SAC: 0 DP: 2 HBP: 0	WP: 0 PA: 33 CS: 0									
PITCHER	IP	WLS	BF	H	R	ER	SO	BB	IBB	HBP	BLK	WP	HR	S	P	ERA	WHIP											
Livan Hernandez, R ERA: 5.1	7.0	W	25	2	1	1	1	4	0	0	0	0	1	59	99	1.29	0.857											
Brandon Lyon, R ERA: 3.74	1.0		5	2	0	0	1	0	0	0	0	0	0	12	15	0.00	2.000											
Randy Choate, L ERA: 4.09	1.0		3	0	0	0	0	0	0	0	0	0	0	4	6	0.00	0.000											

St. Louis Cardinals @ Arizona Diamondbacks  
Chase Field, Phoenix, AZ  
Fri Sep 08 2006, 6:40 PM MST  
Att: 25,311 - Clear - 75 F

AB 29  
R 1  
H 4  
RBI 1  
BB 4  
SO 2  
LOB 14

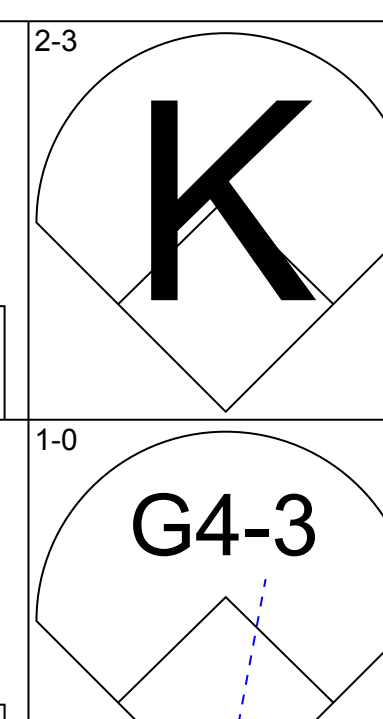
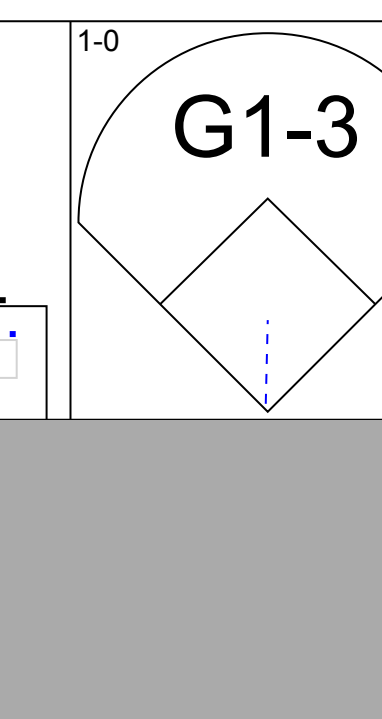
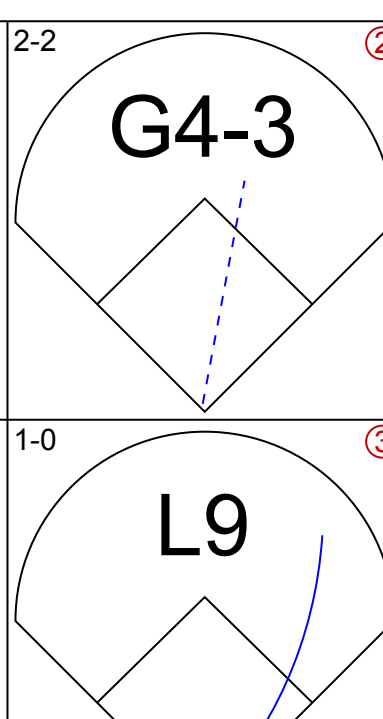
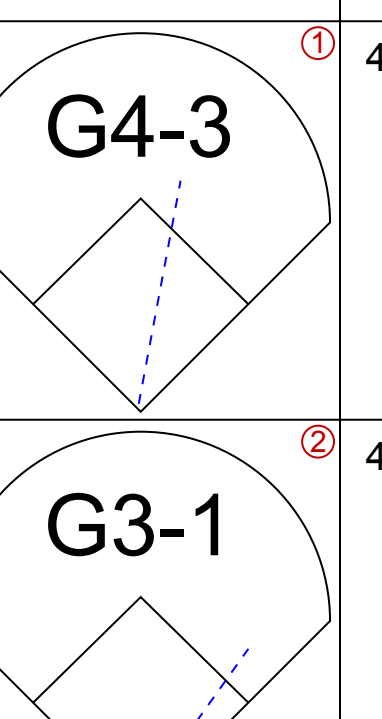
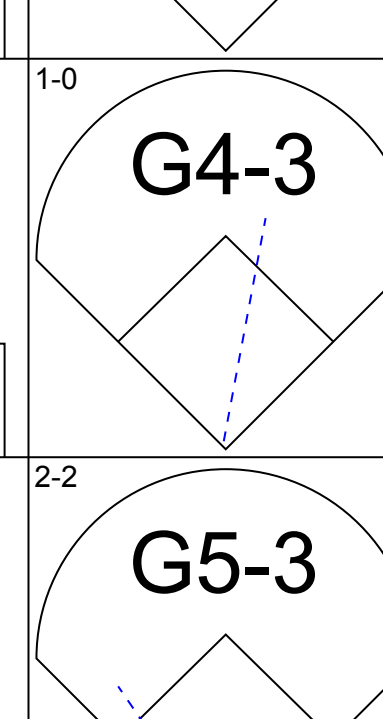
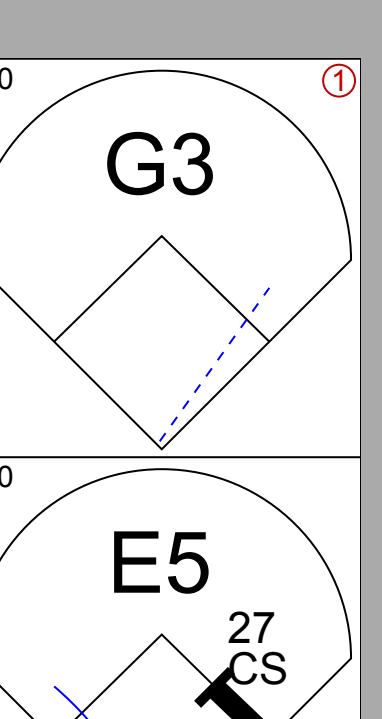
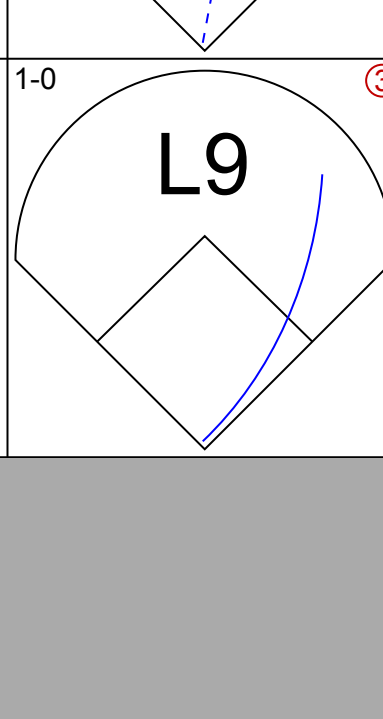
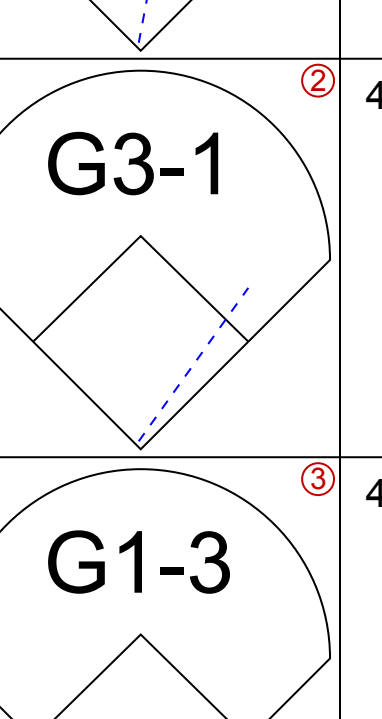
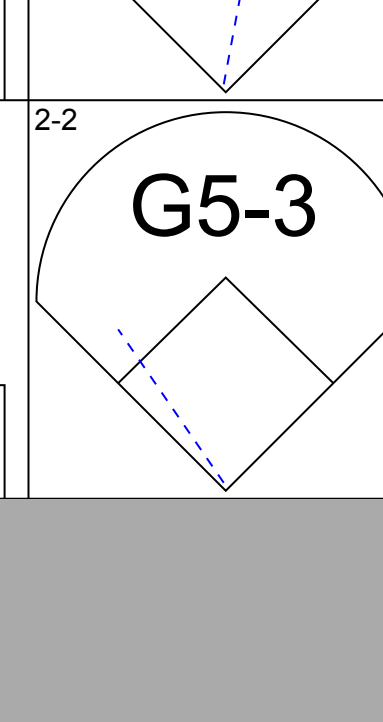
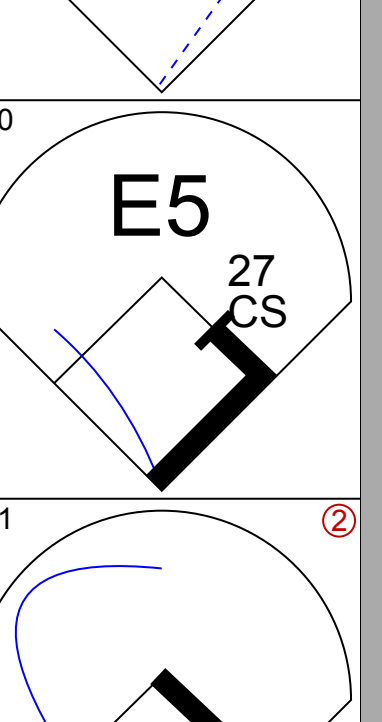
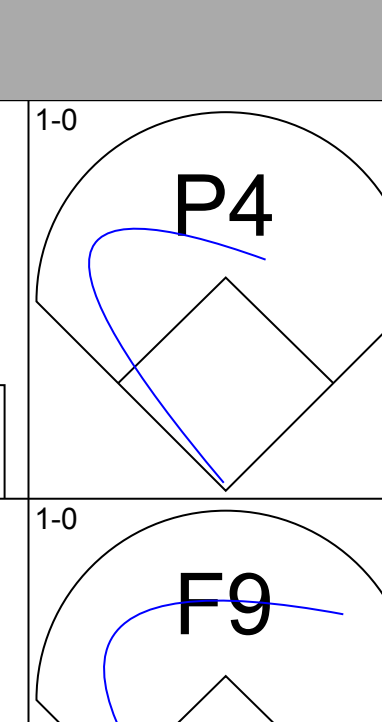
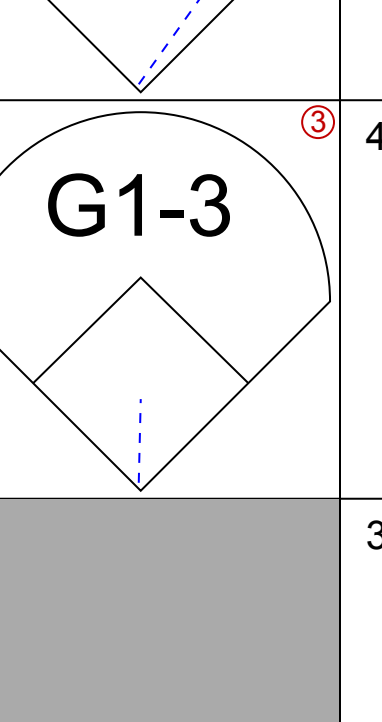
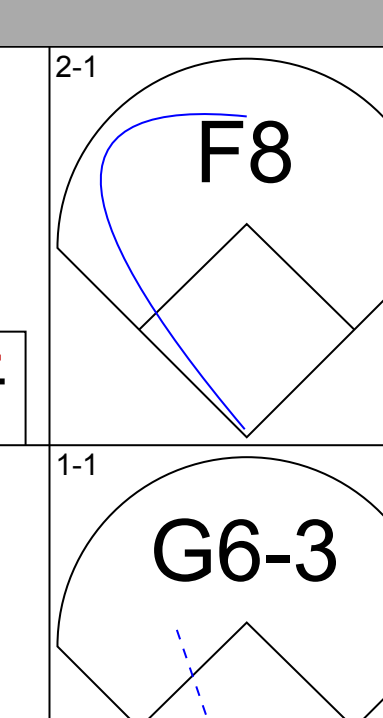
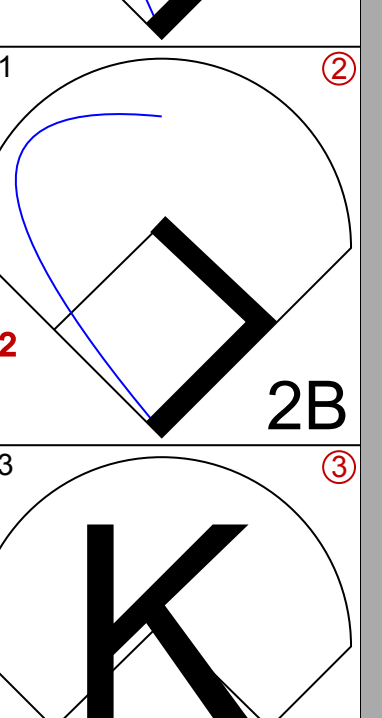
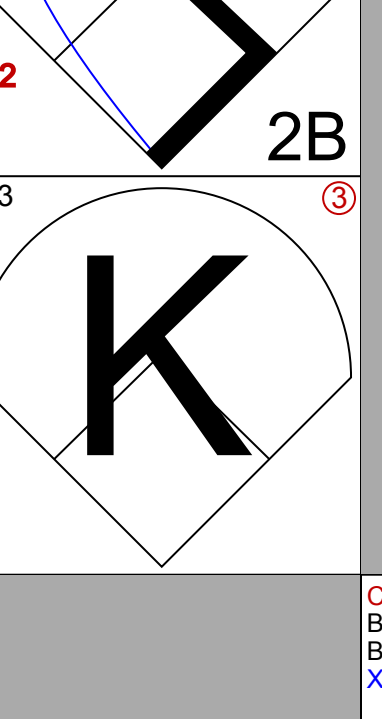
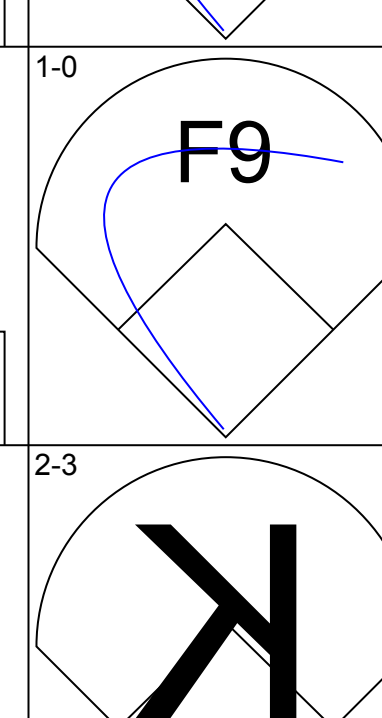
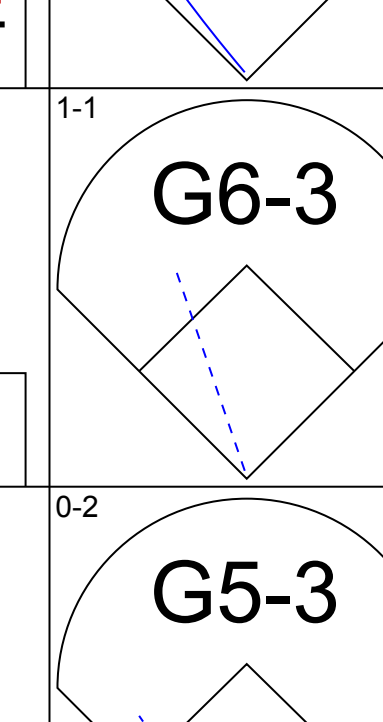

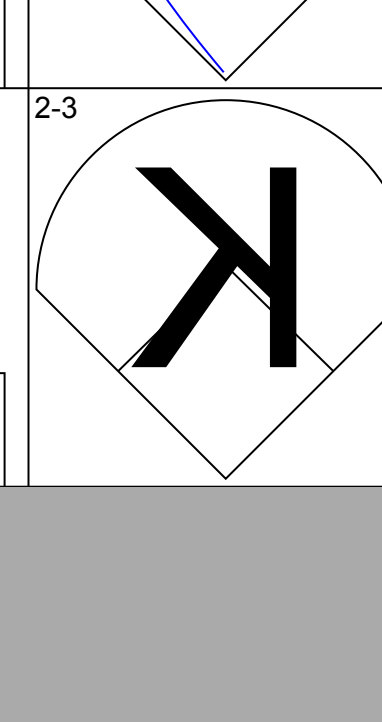
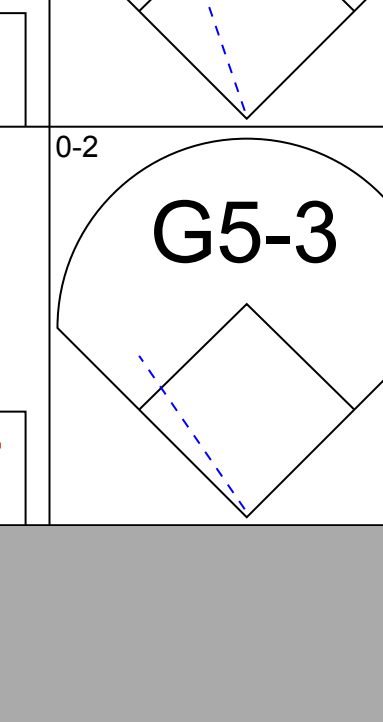
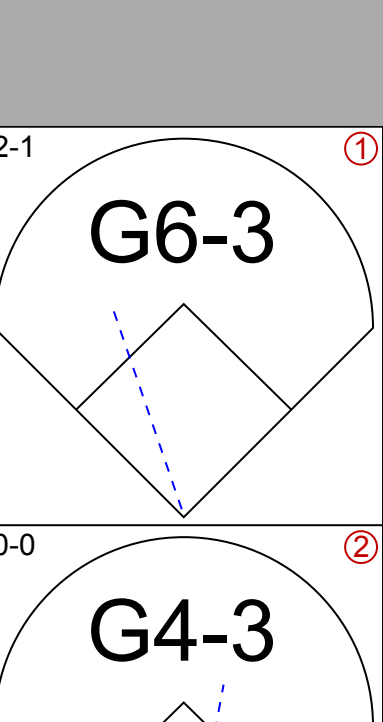
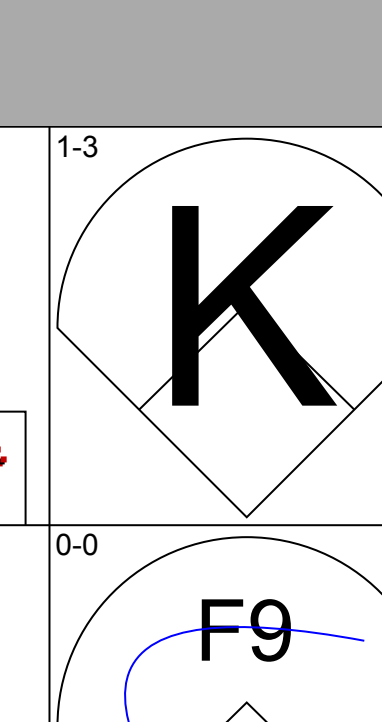
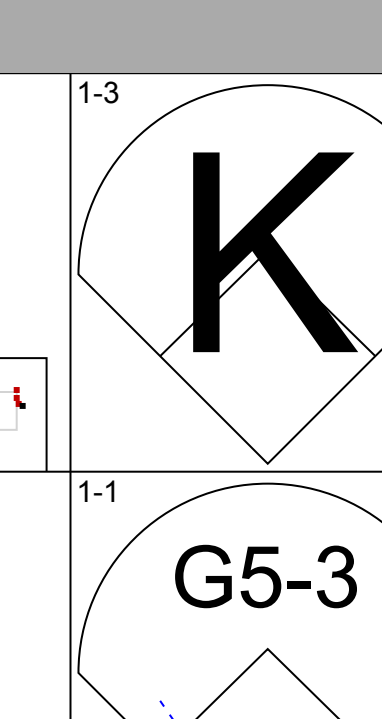
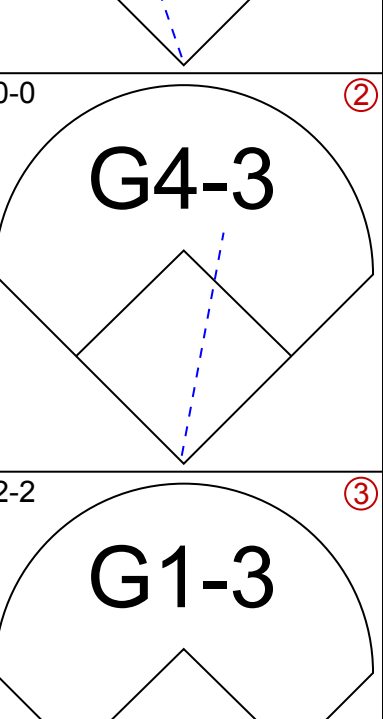
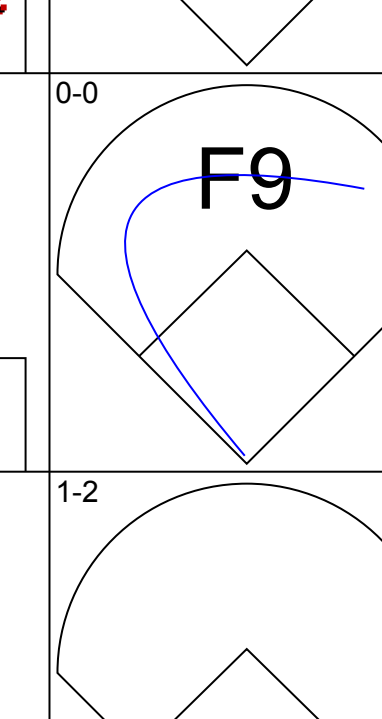
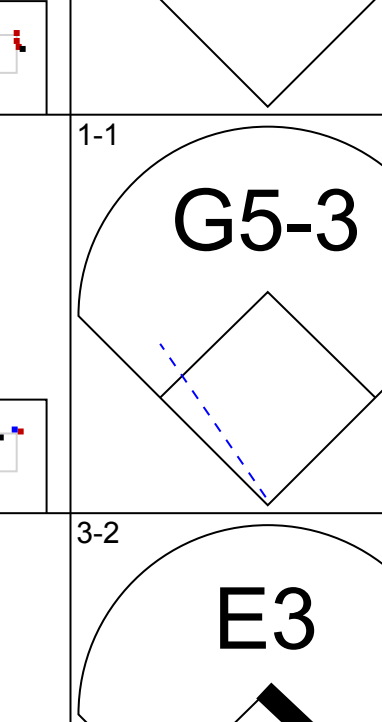
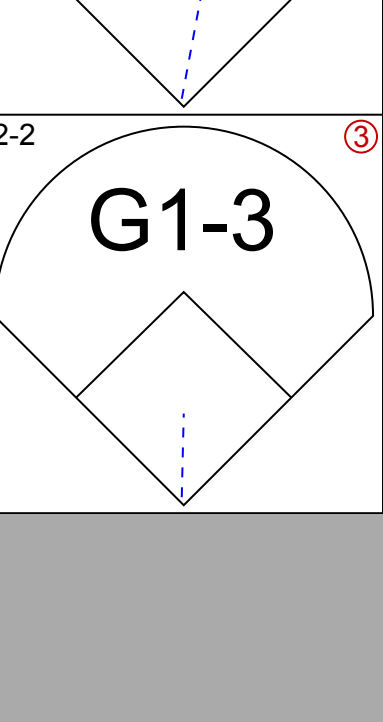
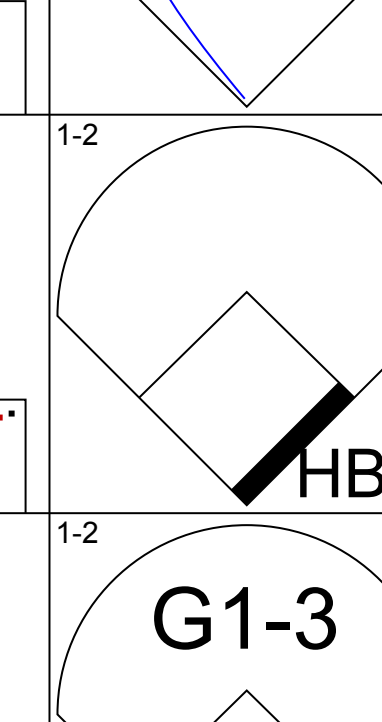
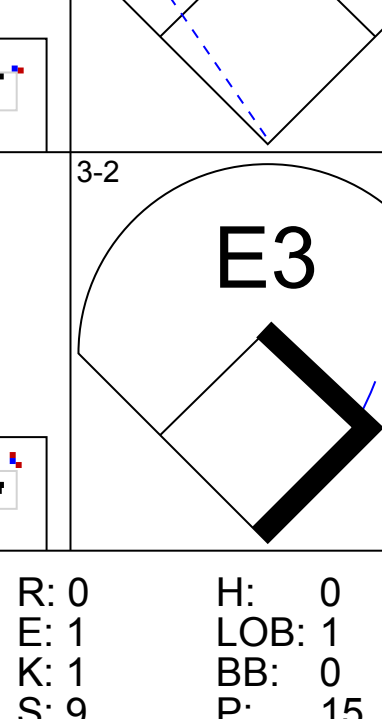

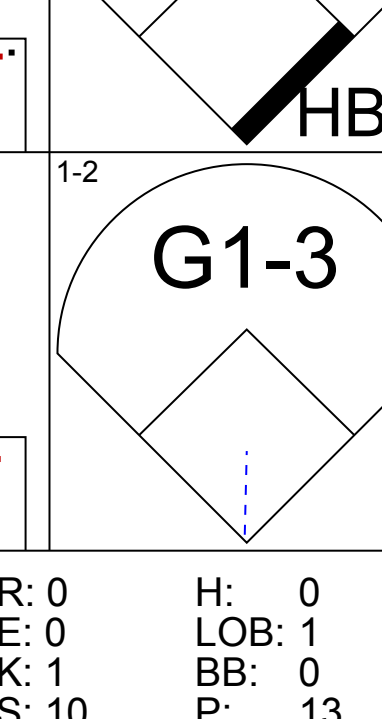
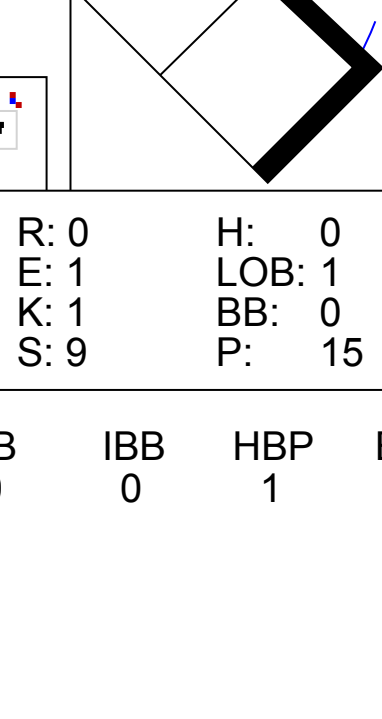
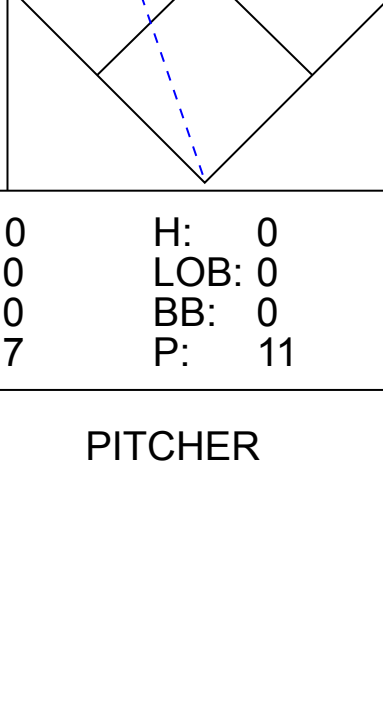
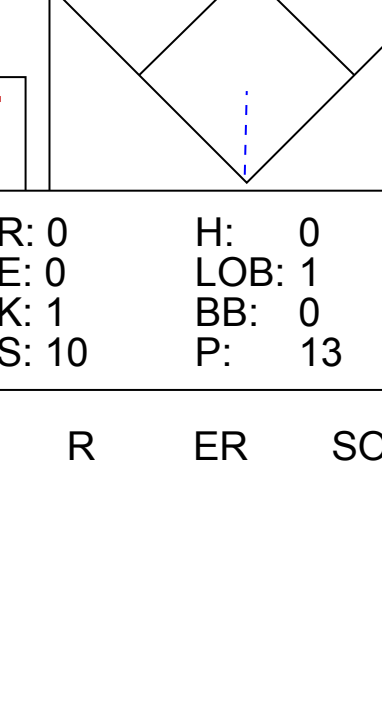


Batter	1	2	3	4	5	6	7	8	9	AB	R	H	RBI	BB	SO	LOB	BOTTOM											
Craig Counsell, L OBP: 0.317, SLG: 0.340	K2-3	G4-3		G3-1		FC3-6	G4-3			5	1	0	0	0	1	2												
1 Orlando Hudson, S OBP: 0.356, SLG: 0.461 Damian Easley, R OBP: 0.310, SLG: 0.407	1B		1B	K		22 FC3	F9			3	3	2	0	1	1	0												
Luis Gonzalez, L OBP: 0.367, SLG: 0.470 24 Chris Young, R OBP: 0.356, SLG: 0.462	2B		2B	1B		22 FC3	2B			3	3	3	1	1	0	0												
22 Eric Byrnes, R OBP: 0.324, SLG: 0.496	1B		1B	2B		IBB				1	0	1	0	0	0	0												
34 Conor Jackson, R OBP: 0.363, SLG: 0.417	HR		SF8	F7		FC3		FC6-4		4	3	1	4	0	0	4												
Chad Tracy, L OBP: 0.336, SLG: 0.435 Brandon Lyon, R	HR		1B	2B		7 1B		2B		5	2	3	4	0	0	0												
Tony Clark, S OBP: 0.278, SLG: 0.341 Randy Choate, L	HR		HR	2B		1B		2B		4	1	1	2	0	0	2												
7 Carlos Quentin, R OBP: 0.347, SLG: 0.543			19 G4-3	1B		1B		K		5	0	4	1	0	1	0												
19 Chris Snyder, R OBP: 0.364, SLG: 0.416		G4-3		K		K		K		4	0	0	0	0	3	5												
Livan Hernandez, R OBP: 0.233, SLG: 0.339 Andy Green, R OBP: 0.307, SLG: 0.289			K	G6-3		FC3-6		K		3	0	1	0	0	1	2												
Inning Stats	R: 3 E: 0 K: 1 S: 13	H: 3 LOB: 0 BB: 0 P: 17	R: 0 E: 0 K: 1 S: 8	H: 1 LOB: 1 BB: 0 P: 9	R: 4 E: 0 K: 1 S: 17	H: 4 LOB: 1 BB: 1 P: 24	R: 0 E: 0 K: 1 S: 9	H: 1 LOB: 1 BB: 0 P: 11	R: 0 E: 0 K: 1 S: 9	H: 1 LOB: 1 BB: 0 P: 14	R: 4 E: 0 K: 1 S: 15	H: 4 LOB: 2 BB: 1 P: 28	R: 0 E: 0 K: 1 S: 6	H: 0 LOB: 0 BB: 0 P: 9	R: 2 E: 0 K: 2 S: 14	H: 2 LOB: 0 BB: 0 P: 17	1B: 8 2B: 6 3B: 0 HR: 2	SF: 1 SAC: 0 DP: 0 HBP: 0	WP: 1 PA: 43 CS: 0									
PITCHER	IP	WLS	BF	H	R	ER	SO	BB	IBB	HBP	BLK	WP	HR	S	P	ERA	WHIP											
23 Anthony Reyes, R ERA: 5.03	2.1	L	15	7	7	7	2	1	0	0	0	0	2	32	42	27.00	3.429											
48 Brad Thompson, R ERA: 4.12	1.2		7	2	0	0	2	0	0	0	0	0	0	15	19	0.00	1.200											
Jorge Sosa, R ERA: 5.55	2.0		13	5	4	4	2	0	1	0	0	0	0	24	42	18.00	2.500											
60 Chris Narveson, L ERA: 9.0	2.0		8	2	2	2	3	0	0	0	1	1	0	20	26	9.00	1.000											

St. Louis Cardinals @ Arizona Diamondbacks  
Chase Field, Phoenix, AZ  
Fri Sep 08 2006, 6:40 PM MST  
Att: 25,311 - Clear - 75 F

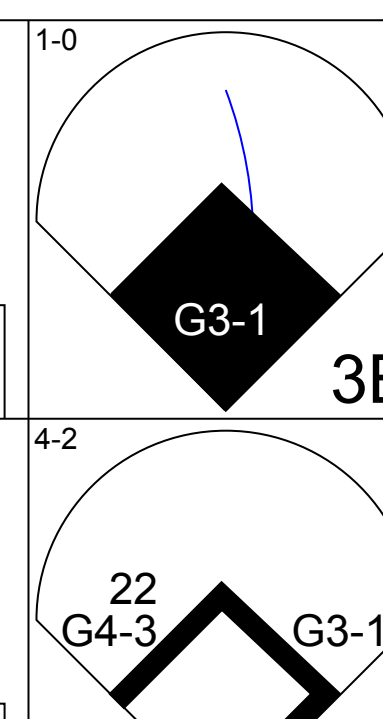
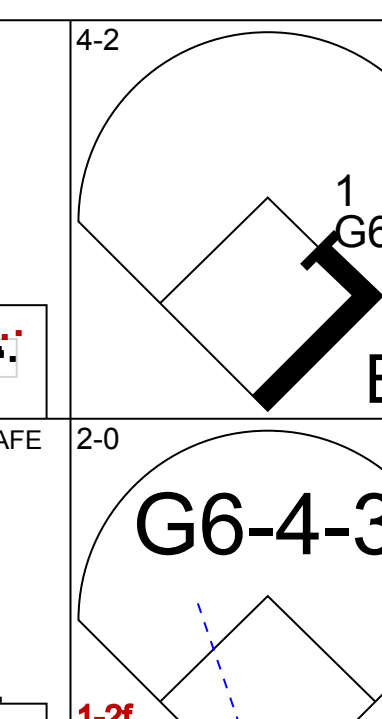
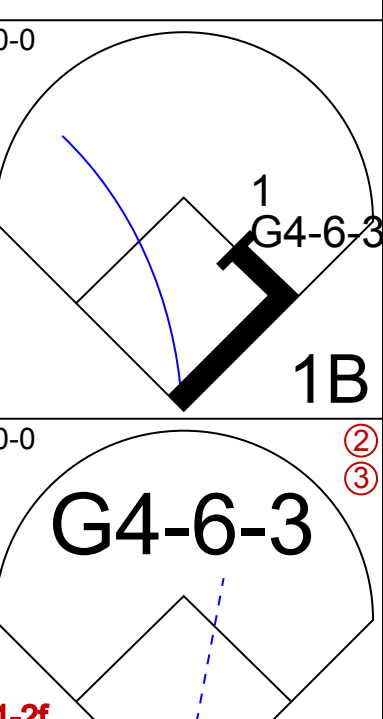
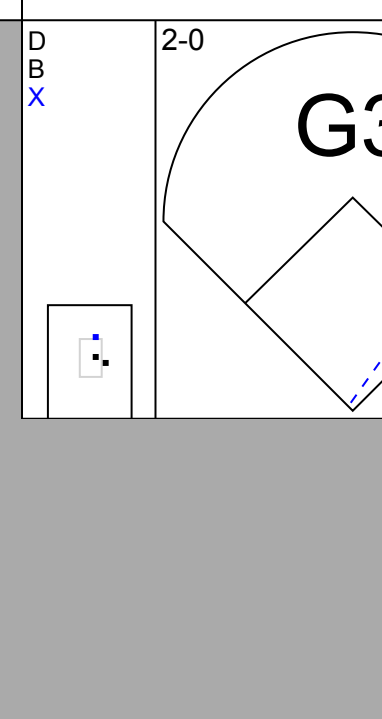
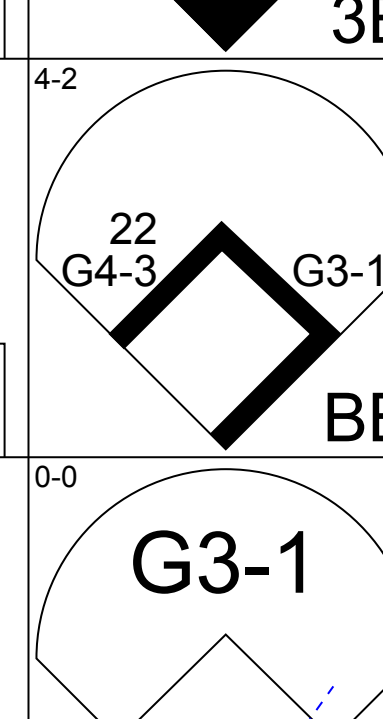
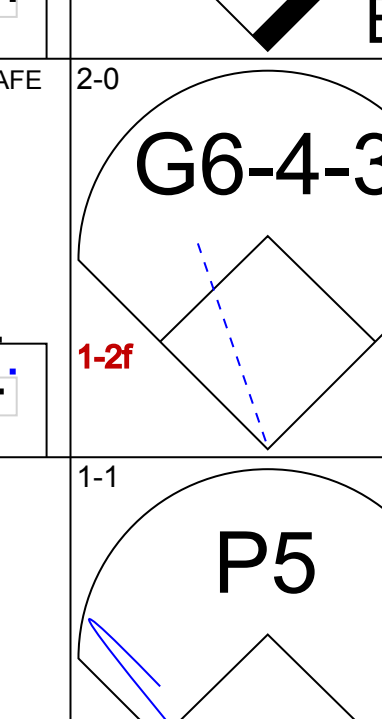
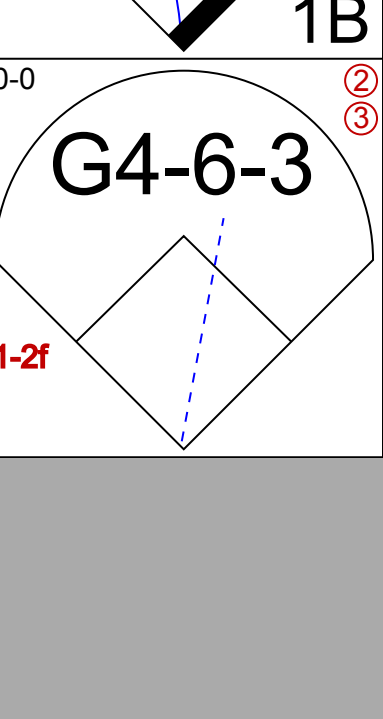
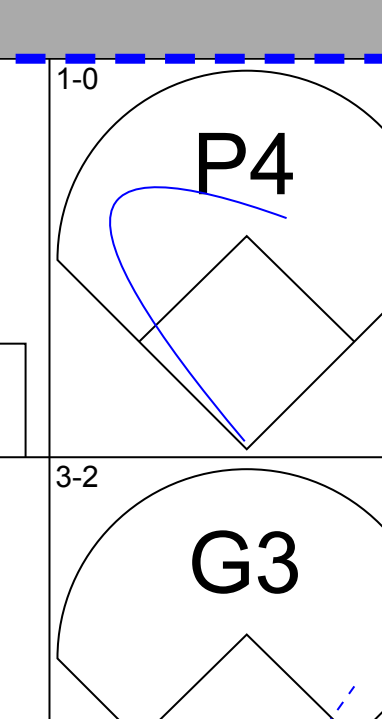
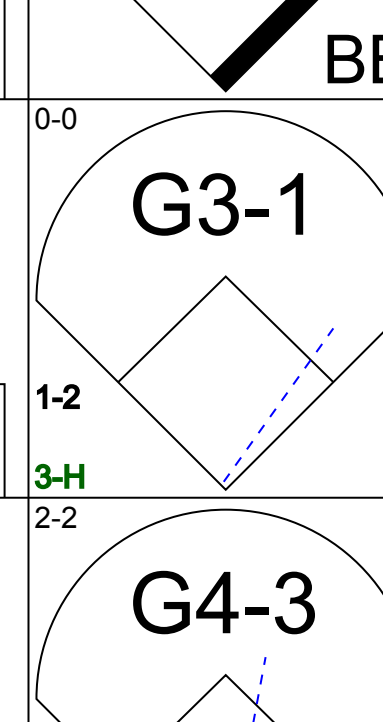
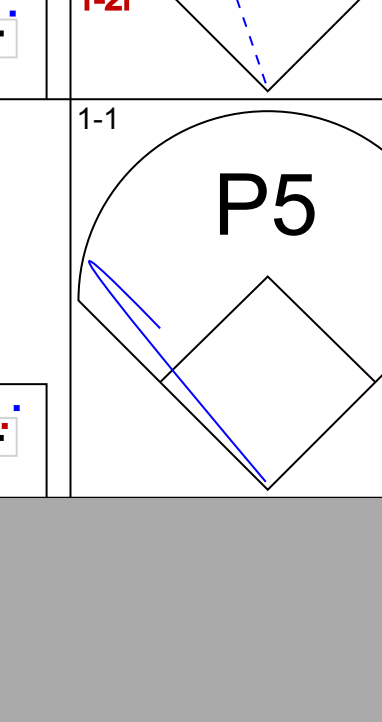
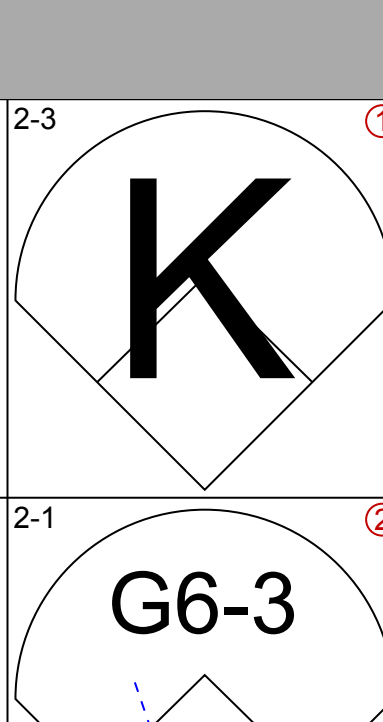
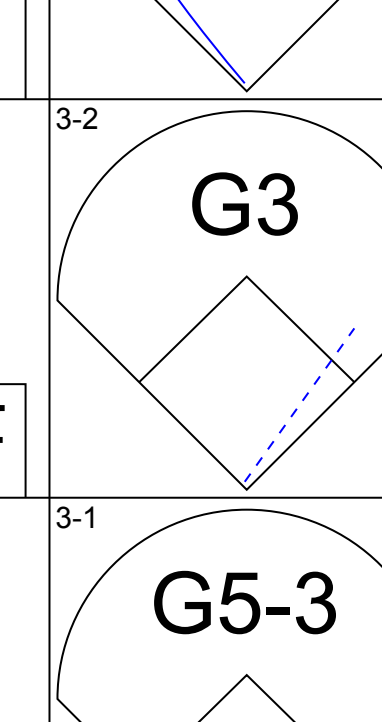
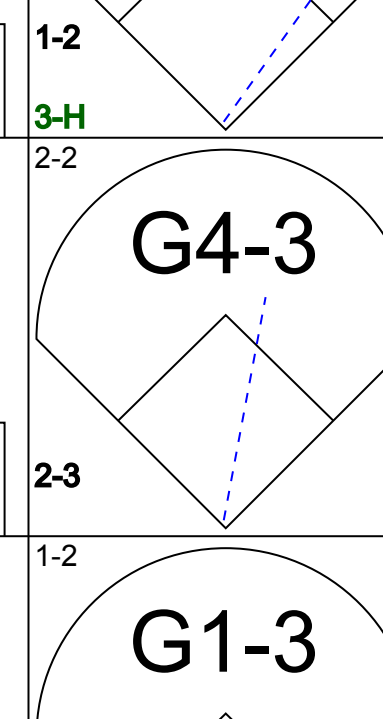
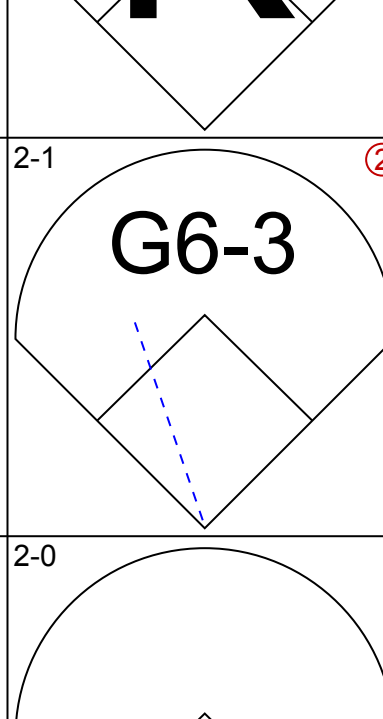
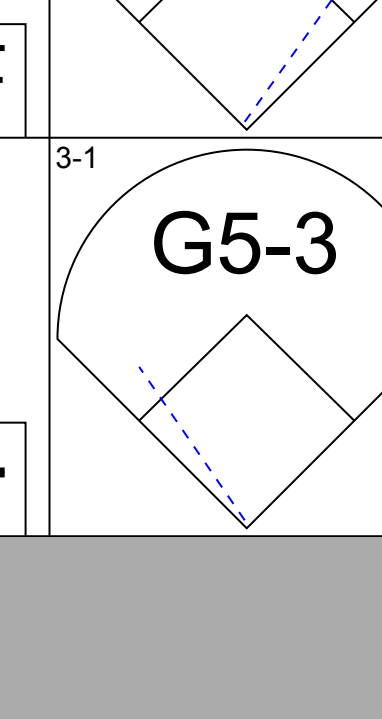
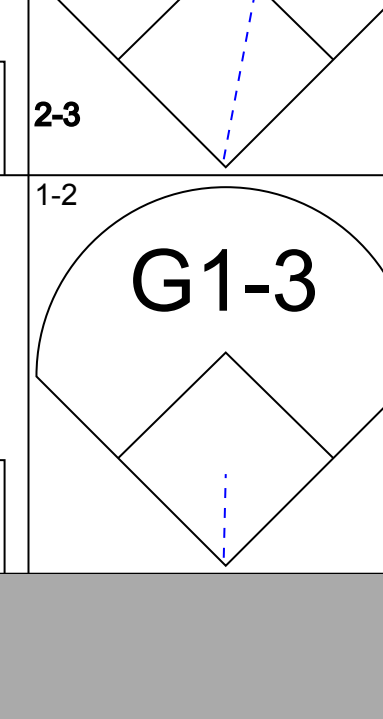
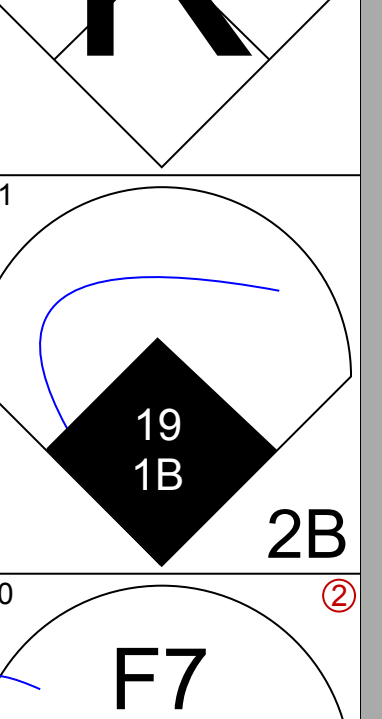
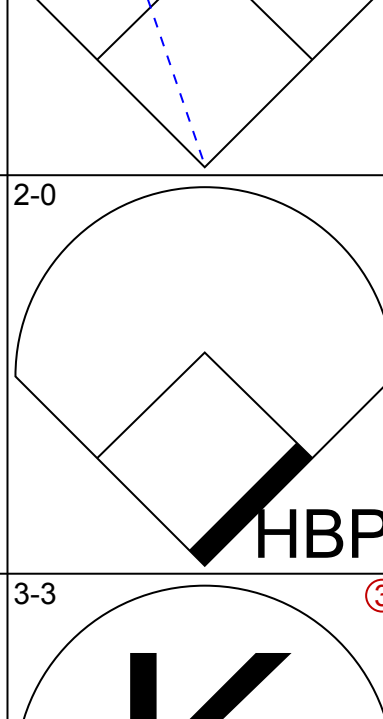

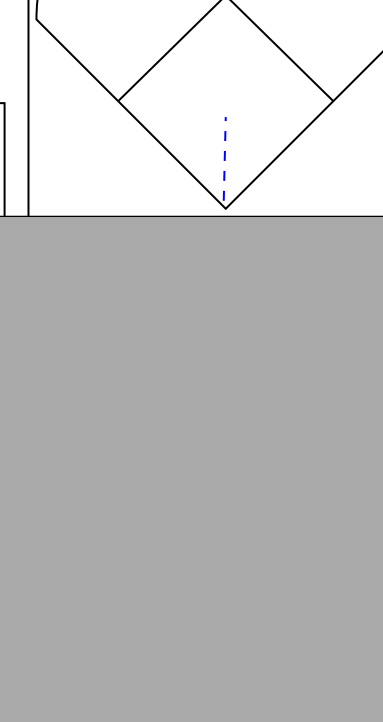
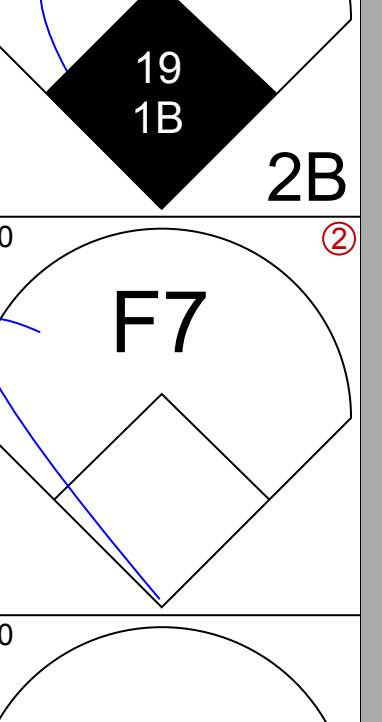

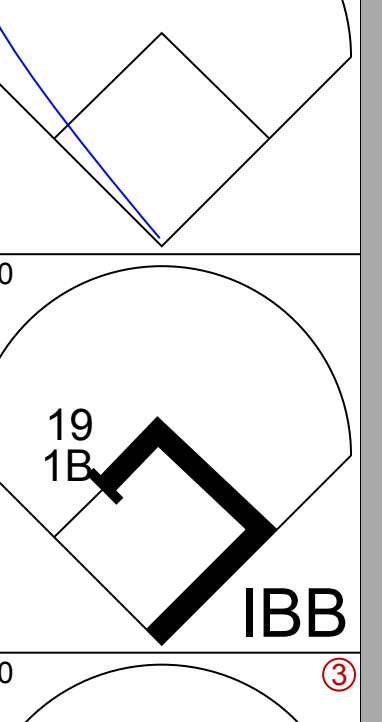
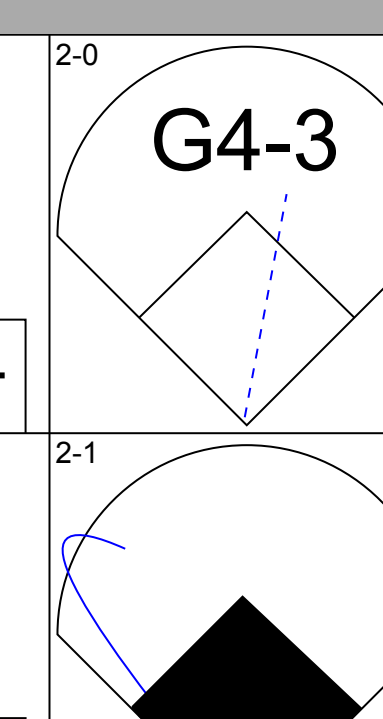
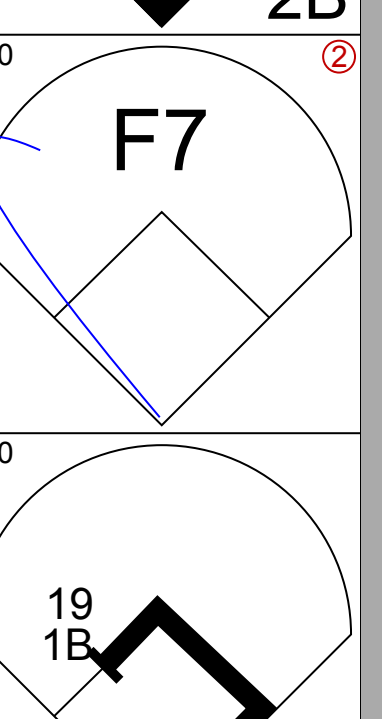


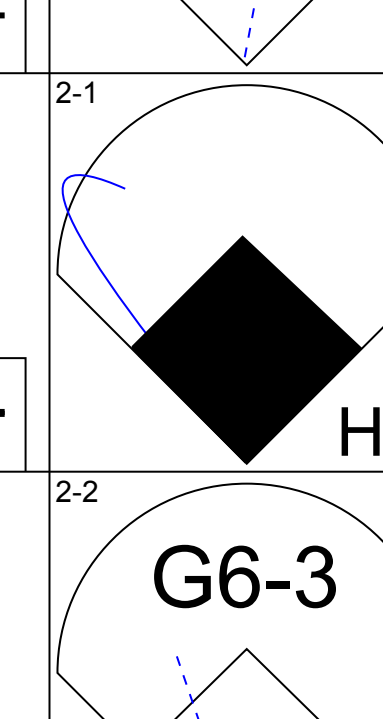
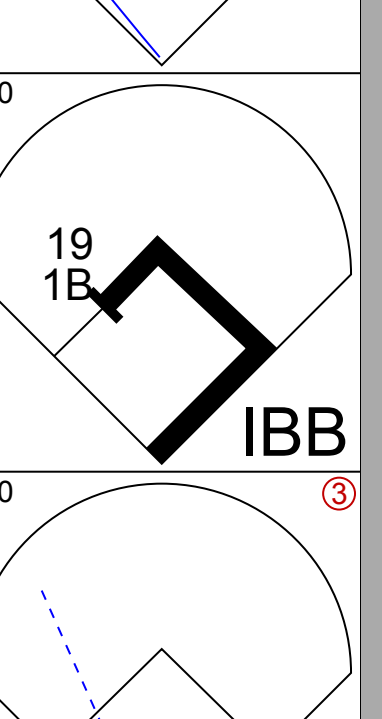
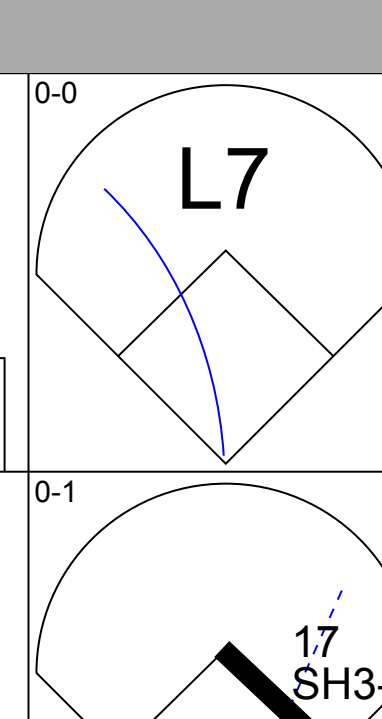
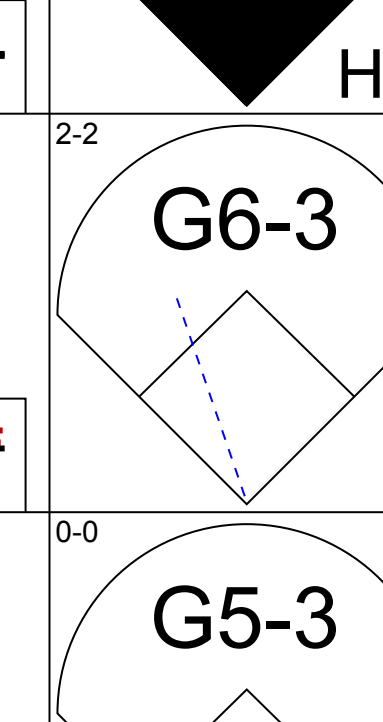
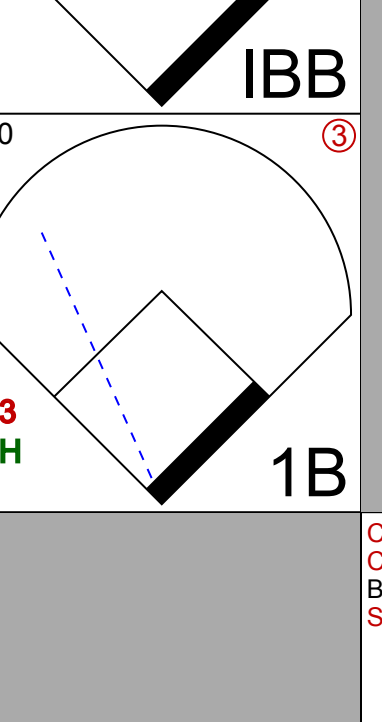
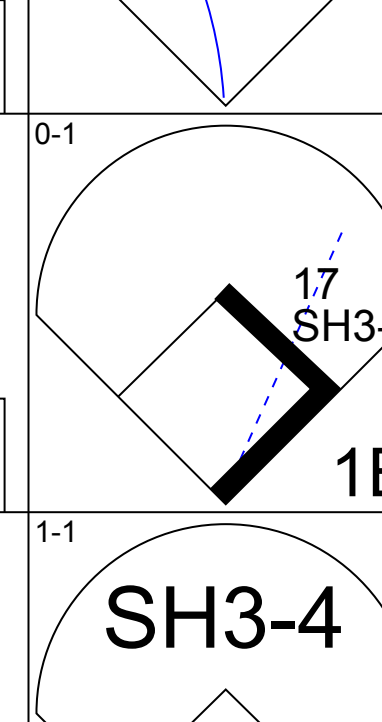
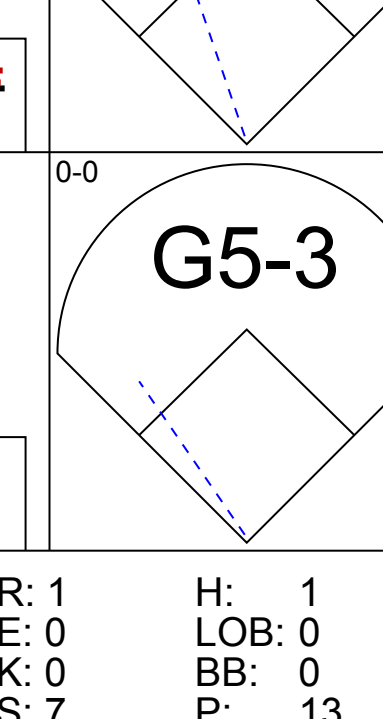
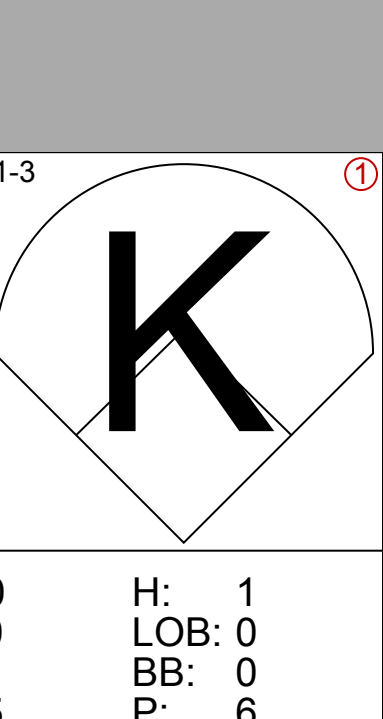
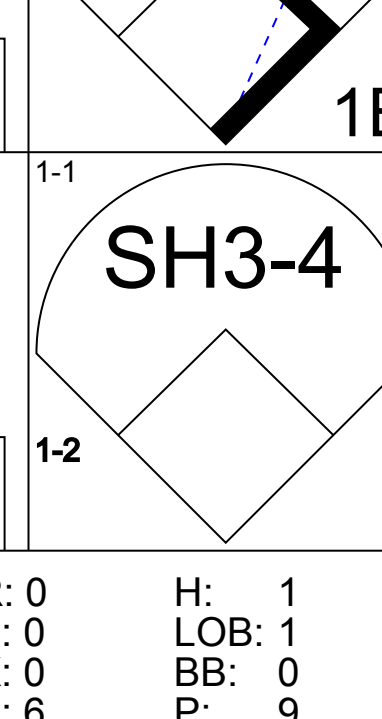
AB 40  
R 13  
H 16  
RBI 12  
BB 2  
SO 9  
LOB 15



Batter	1	2	3	4	5	6	7	8	9	AB	R	H	RBI	BB	SO	LOB	TOP				
Aaron Miles, S (1,6) OBP: 0.328, SLG: 0.349										4	0	0	0	0	1	1	<b>St. Louis Cardinals @ Arizona Diamondbacks</b> <b>Chase Field, Phoenix, AZ</b> Sat Sep 09 2006, 6:40 PM MST Att: 33,653 - Clear - 75 F				
16 Chris Duncan, L (1,7) OBP: 0.366, SLG: 0.569										4	0	0	0	0	0	0					
5 Albert Pujols, R (1,3) OBP: 0.419, SLG: 0.669										4	0	0	0	0	0	0					
27 Scott Rolen, R (1,5) OBP: 0.384, SLG: 0.533										3	0	1	0	0	0	0					
3 Preston Wilson, R (1,9) OBP: 0.306, SLG: 0.414										3	0	0	0	0	2	1					
Ronnie Belliard, R (1,4) OBP: 0.326, SLG: 0.382										3	0	0	0	0	1	0					
So Taguchi, R (1,8) OBP: 0.328, SLG: 0.349										3	0	0	0	0	1	0					
Gary Bennett, R (1,2) OBP: 0.292, SLG: 0.361										2	0	0	0	0	0	0					
53 John Rodriguez, L (8, PH) OBP: 0.346, SLG: 0.473										0	0	0	0	0	0	0					
4 Yadier Molina, R (8, 2) OBP: 0.273, SLG: 0.341										2	0	0	0	0	0	0					
Jason Marquis, L (1,1) OBP: 0.215, SLG: 0.263										1	0	0	0	0	0	1					
26 Scott Spiezio, S (8, PH) OBP: 0.346, SLG: 0.473										0	0	0	0	0	0	0					
50 Adam Wainwright, R (8, 1) OBP: 0.500, SLG: 1.167										0	0	0	0	0	0	0					
<b>Inning Stats</b>	R: 0 E: 0 K: 1 S: 7	H: 0 LOB: 0 BB: 0 P: 12	R: 0 E: 0 K: 0 S: 7	H: 0 LOB: 0 BB: 0 P: 10	R: 0 E: 1 K: 1 S: 9	H: 0 LOB: 1 BB: 0 P: 15	R: 0 E: 1 K: 1 S: 7	H: 1 LOB: 1 BB: 0 P: 9	R: 0 E: 0 K: 0 S: 6	H: 0 LOB: 0 BB: 0 P: 10	R: 0 E: 0 K: 0 S: 5	H: 0 LOB: 0 BB: 0 P: 9	R: 0 E: 0 K: 1 S: 10	H: 0 LOB: 1 BB: 0 P: 13	R: 0 E: 0 K: 0 S: 5	H: 0 LOB: 0 BB: 0 P: 7	1B: 0 2B: 1 3B: 0 HR: 0	SF: 0 SAC: 0 DP: 0 HBP: 1	WP: 0 PB: 0 SB: 0 CS: 1	PA: 30	
<b>PITCHER</b> 17 Brandon Webb, R (1,1) ERA: 3.0	IP: 9.0 WLS: W BF: 30	H: 1 R: 0 ER: 0 SO: 5	BB: 0 IBB: 0 HBP: 1 BLK: 0	WP: 0 HR: 0 S: 63 P: 96	ERA: 0.00 WHIP: 0.111	<b>PITCHER</b>											IP: 9.0 WLS: W BF: 30	H: 1 R: 0 ER: 0 SO: 5	BB: 0 IBB: 0 HBP: 1 BLK: 0	WP: 0 HR: 0 S: 63 P: 96	ERA: 0.00 WHIP: 0.111

AB	29
R	0
H	1
RBI	0
BB	0
SO	5
LOB	3



Batter	1	2	3	4	5	6	7	8	9	AB	R	H	RBI	BB	SO	LOB	BOTTOM				
Craig Counsell, L (1,6) OBP: 0.322, SLG: 0.349										3	1	2	0	1	0	1	<b>St. Louis Cardinals @ Arizona Diamondbacks</b> <b>Chase Field, Phoenix, AZ</b> Sat Sep 09 2006, 6:40 PM MST Att: 33,653 - Clear - 75 F				
1 Orlando Hudson, S (1,4) OBP: 0.355, SLG: 0.458										3	0	0	0	1	0	2					
Luis Gonzalez, L (1,7) OBP: 0.364, SLG: 0.467										4	0	0	1	0	1	1					
Tony Clark, S (9, 3) OBP: 0.278, SLG: 0.341										0	0	0	0	0	0	0					
22 Eric Byrnes, R (1,8) OBP: 0.322, SLG: 0.492										4	0	0	0	0	1	1					
34 Conor Jackson, R (1,3) OBP: 0.365, SLG: 0.420										2	1	1	0	0	0	1					
24 Chris Young, R (9, 8) OBP: 0.356, SLG: 0.462										0	0	0	0	0	0	0					
Chad Tracy, L (1,5) OBP: 0.334, SLG: 0.433										3	0	0	0	0	1	2					
7 Carlos Quentin, R (1,9) OBP: 0.355, SLG: 0.570										2	1	1	1	1	0	0					
19 Chris Snyder, R (1,2) OBP: 0.369, SLG: 0.421										3	0	2	1	0	0	0					
17 Brandon Webb, R (1,1) OBP: 0.167, SLG: 0.175										2	0	0	0	0	1	0					
<b>Inning Stats</b>	R: 1 E: 0 K: 0 S: 12	H: 1 LOB: 1 BB: 1 P: 20	R: 1 E: 0 K: 0 S: 7	H: 1 LOB: 0 BB: 0 P: 13	R: 0 E: 0 K: 0 S: 5	H: 0 LOB: 1 BB: 1 P: 12	R: 1 E: 0 K: 1 S: 9	H: 2 LOB: 2 BB: 1 P: 18	R: 0 E: 0 K: 2 S: 9	H: 0 LOB: 0 BB: 0 P: 18	R: 0 E: 0 K: 0 S: 6	H: 1 LOB: 1 BB: 0 P: 9	R: 0 E: 0 K: 0 S: 6	H: 0 LOB: 0 BB: 0 P: 13	R: 0 E: 0 K: 0 S: 6	H: 0 LOB: 0 BB: 0 P: 13	1B: 3 2B: 1 3B: 1 HR: 1	SF: 0 SAC: 1 DP: 2 HBP: 1	WP: 0 PB: 0 SB: 0 CS: 0	PA: 31	
<b>PITCHER</b> Jason Marquis, R (1,1) ERA: 5.66	IP: 7.0 WLS: L BF: 28	H: 6 R: 3 ER: 3 SO: 4	BB: 2 IBB: 1 HBP: 1 BLK: 0	WP: 0 HR: 1 S: 53 P: 96	ERA: 3.86 WHIP: 1.143	<b>PITCHER</b>											IP: 7.0 WLS: L BF: 28	H: 6 R: 3 ER: 3 SO: 4	BB: 2 IBB: 1 HBP: 1 BLK: 0	WP: 0 HR: 1 S: 53 P: 96	ERA: 3.86 WHIP: 1.143
50 Adam Wainwright, R (8, 1) ERA: 2.99	IP: 1.0 WLS: L BF: 3	H: 0 R: 0 ER: 0 SO: 0	BB: 0 IBB: 0 HBP: 0 BLK: 0	WP: 0 HR: 0 S: 6 P: 13	ERA: 0.00 WHIP: 0.000	<b>PITCHER</b>											IP: 1.0 WLS: L BF: 3	H: 0 R: 0 ER: 0 SO: 0	BB: 0 IBB: 0 HBP: 0 BLK: 0	WP: 0 HR: 0 S: 6 P: 13	ERA: 0.00 WHIP: 0.000

AB	26
R	3
H	6
RBI	3
BB	3
SO	4
LOB	8







Batter	1	2	3	4	5	6	7	8	9	AB	R	H	RBI	BB	SO	LOB	TOP											
<b>Alfonso Soriano, R</b> OBP: 0.361, SLG: 0.590 (1, 7)	G1-3		G5-3		F8		11 CS 1B BB	F8		4	0	0	0	1	0	3	Washington Nationals @ Arizona Diamondbacks Chase Field, Phoenix, AZ Tue Sep 12 2006, 6:40 PM MST Att: 31,184 - Roof Closed - 78 F											
<b>Felipe Lopez, S</b> OBP: 0.364, SLG: 0.387 (1, 6)	G6-3			G6-3	1B		11 CS 1B	F7		5	0	2	0	0	0	2												
<b>11 Ryan Zimmerman, R</b> OBP: 0.351, SLG: 0.463 (1, 5)	G5-3			24 HR BB	P4		K		G6-3	4	1	0	0	1	1	3												
<b>24 Nick Johnson, L</b> OBP: 0.434, SLG: 0.532 (1, 3)		K		14 HR			25 1B G3 BB			3	2	2	2	2	1	0												
<b>25 Austin Kearns, R</b> OBP: 0.361, SLG: 0.463 (1, 9)	F8			G5-3			3-2 G3 BB			5	1	1	0	0	1	3												
<b>Jose Vidro, S</b> OBP: 0.350, SLG: 0.398 (1, 4)	K			1B			1-0 G3			5	0	1	1	0	1	2												
<b>Brian Schneider, L</b> OBP: 0.311, SLG: 0.317 (1, 2)				1B			1-2 3-H			4	1	1	0	0	0	0												
<b>7 Nook Logan, S</b> OBP: 0.349, SLG: 0.462 (1, 8)			K	K			2-2 CS 1B			4	0	2	1	0	2	2												
<b>47 Aaron Bergmann, R</b> ERA: 4.49 48 Michael O'Connor, L ERA: 4.83 Ryan Coughlin, L ERA: 4.55 Felix Rodriguez, R ERA: 6.23 13 Robert Froy, R ERA: 6.23 Mehmet Duran, R ERA: 6.23 30 Chris Booker, R ERA: 24.0 32 Chad Cordero, R ERA: 3.09							1-2 K			0	0	0	0	0	0	0	AB 37 R 5 H 10 RBI 4 BB 5 SO 8 LOB 17											
<b>Inning Stats</b>	R: 0 E: 0 K: 0 S: 10	H: 0 LOB: 0 BB: 0 P: 14	R: 0 E: 0 K: 2 S: 10	H: 0 LOB: 0 BB: 0 P: 13	R: 0 E: 0 K: 1 S: 9	H: 0 LOB: 1 BB: 1 P: 18	R: 2 E: 0 K: 1 S: 20	H: 3 LOB: 2 BB: 1 P: 30	R: 0 E: 0 K: 1 S: 10	H: 1 LOB: 0 BB: 0 P: 13	R: 2 E: 1 K: 1 S: 13	H: 2 LOB: 1 BB: 1 P: 26	R: 0 E: 0 K: 1 S: 13	H: 1 LOB: 2 BB: 2 P: 23	R: 1 E: 1 K: 0 S: 11	H: 2 LOB: 2 BB: 0 P: 23		R: 0 E: 0 K: 1 S: 13	H: 1 LOB: 1 BB: 0 P: 16	1B: 8 2B: 2 3B: 0 HR: 1	SF: 0 SAC: 0 DP: 1 HBP: 0	WP: 0 PB: 0 SB: 0 CS: 3	PA: 42					
<b>PITCHER</b>	IP	WLS	BF	H	R	ER	SO	BB	IBB	HBP	BLK	WP	HR	S	P	ERA	WHIP											
<b>Miguel Batista, R</b> ERA: 4.49 (1, 1)	6.0		27	6	4	4	6	3	0	0	0	0	0	1	72	114	6.00	1.500										
<b>Jorge Julio, R</b> ERA: 4.55 (7, 1)	1.0		5	1	0	0	1	2	0	0	0	0	0	0	13	23	0.00	3.000										
<b>56 Ramon Pena, R</b> ERA: 5.13 (8, 1)	1.0	L	6	2	1	0	0	0	0	0	0	0	0	0	11	23	0.00	2.000										
<b>Greg Aquino, R</b> ERA: 4.26 (9, 1)	1.0		4	1	0	0	1	0	0	0	0	0	0	0	13	16	0.00	1.000										

Batter	1	2	3	4	5	6	7	8	9	AB	R	H	RBI	BB	SO	LOB	BOTTOM											
<b>22 Eric Byrnes, R</b> OBP: 0.319, SLG: 0.492 (1, 8)	P2				F8		K		G5-3	5	0	1	0	0	1	0	Washington Nationals @ Arizona Diamondbacks Chase Field, Phoenix, AZ Tue Sep 12 2006, 6:40 PM MST Att: 31,184 - Roof Closed - 78 F											
<b>1 Orlando Hudson, S</b> OBP: 0.360, SLG: 0.464 (1, 4)							F8			3	1	1	1	1	0	1												
<b>Luis Gonzalez, L</b> OBP: 0.364, SLG: 0.468 (1, 7)	F9				L8		G3-1			4	0	1	0	0	0	1												
<b>Johnny Estrada, S</b> OBP: 0.326, SLG: 0.454 (1, 2)	G4-3				G6-3					4	0	1	0	0	0	2												
<b>24 Chris Young, R</b> OBP: 0.340, SLG: 0.500 (8, PR)										0	0	0	0	0	0	0												
<b>19 Chris Snyder, R</b> OBP: 0.372, SLG: 0.442 (9, 2)										0	0	0	0	0	0	0												
<b>34 Conor Jackson, R</b> OBP: 0.368, SLG: 0.426 (1, 3)										3	1	1	0	0	0	1												
<b>Chad Tracy, L</b> OBP: 0.333, SLG: 0.432 (1, 5)	F8									4	0	1	0	0	0	3												
<b>7 Carlos Quentin, R</b> OBP: 0.356, SLG: 0.549 (1, 9)										3	1	1	0	0	2	2												
<b>6 Stephen Drew, L</b> OBP: 0.344, SLG: 0.497 (1, 6)										3	1	1	2	1	1	2												
<b>Miguel Batista, R</b> ERA: 4.49 (5, PH) Tony Lincecum, S ERA: 6.75 Jorge Julio, R ERA: 4.55 56 Ramon Pena, R ERA: 5.13 Greg Aquino, R ERA: 4.26 Craig Counsell, L ERA: 3.48										1	0	0	1	0	0	2	AB 32 R 4 H 8 RBI 4 BB 2 SO 5 LOB 16											
<b>Inning Stats</b>	R: 0 E: 0 K: 0 S: 6	H: 0 LOB: 1 BB: 1 P: 12	R: 3 E: 0 K: 0 S: 14	H: 3 LOB: 1 BB: 0 P: 22	R: 0 E: 0 K: 0 S: 7	H: 1 LOB: 0 BB: 0 P: 15	R: 0 E: 0 K: 0 S: 8	H: 2 LOB: 1 BB: 0 P: 10	R: 1 E: 0 K: 0 S: 10	H: 1 LOB: 0 BB: 0 P: 17	R: 0 E: 0 K: 2 S: 9	H: 0 LOB: 2 BB: 1 P: 21	R: 0 E: 0 K: 1 S: 8	H: 0 LOB: 0 BB: 0 P: 11	R: 0 E: 0 K: 1 S: 11	H: 1 LOB: 1 BB: 0 P: 18		R: 0 E: 0 K: 1 S: 7	H: 0 LOB: 0 BB: 0 P: 10	1B: 3 2B: 4 3B: 1 HR: 1	SF: 1 SAC: 0 DP: 2 HBP: 2	WP: 0 PB: 0 SB: 1 CS: 0	PA: 37					
<b>PITCHER</b>	IP	WLS	BF	H	R	ER	SO	BB	IBB	HBP	BLK	WP	HR	S	P	ERA	WHIP											
<b>57 Jason Bergmann, R</b> ERA: 6.75 (1, 1)	3.0		16	6	3	3	0	1	0	1	0	0	0	1	32	56	9.00	2.333										
<b>48 Michael O'Connor, L</b> ERA: 4.83 (4, 1)	2.0		6	1	1	1	0	0	0	0	0	0	0	1	13	20	4.50	0.500										
<b>45 Chris Schroder, R</b> ERA: 6.75 (6, 1)	1.0		5	0	0	0	2	0	1	1	0	0	0	0	9	21	0.00	0.000										
<b>Felix Rodriguez, R</b> ERA: 6.23 (7, 1)	1.0	W	3	0	0	0	1	0	0	0	0	0	0	0	8	11	0.00	0.000										
<b>30 Chris Booker, R</b> ERA: 24.0 (8, 1)	0.2	H	3	1	0	0	0	0	0	0	0	0	0	0	8	13	0.00	1.500										

Batter	1	2	3	4	5	6	7	8	9	AB	R	H	RBI	BB	SO	LOB	TOP		
<b>Alfonso Soriano, R</b> OBP: 0.360, SLG: 0.588 (1, 7)	3-2 11 CS 1B		3-3 K			0-2 G5-3		2-2 F7		4	0	1	0	0	1	1			
<b>Felipe Lopez, S</b> OBP: 0.363, SLG: 0.386 (1, 6)	1-1 11 P3 11 CS 1B			1-1 G4-3		3-2 P5		1-0 F8		4	0	1	0	0	0	1			
<b>11 Ryan Zimmerman, R</b> OBP: 0.351, SLG: 0.461 (1, 5)	0-1 P3			3-3 K			0-0 F9		2-2 1B	4	0	1	0	0	1	2			
<b>24 Nick Johnson, L</b> OBP: 0.431, SLG: 0.527 (1, 3)	3-3 K			2-2 K			3-2 F8		1-1 F8	4	0	0	0	0	2	2			
<b>25 Austin Kearns, R</b> OBP: 0.358, SLG: 0.459 (1, 9)		0-1 P6			2-2 G4-3		3-3 K		2-3 K	4	0	0	0	0	2	1			
<b>Jose Vidro, S</b> OBP: 0.347, SLG: 0.394 (1, 4)	1-1 L4			1-0 G4-3				2-1 F7	1-3 K	4	0	0	0	0	1	1			
<b>Brian Schneider, L</b> OBP: 0.314, SLG: 0.320 (1, 2)	1-1 F9			1-0 1B				1-0 1B		3	1	2	0	0	0	0			
<b>7 Nook Logan, S</b> OBP: 0.348, SLG: 0.452 (1, 8)			1-1 P5		3-2 L4			0-0 1B	1-2 1B	3	1	1	0	0	0	1			
<b>Tony Armas, R</b> OBP: 0.287, SLG: 0.287 (4, 1)			0-1 G1-3			1-1 G4-3		0-1 2B		1	0	0	0	0	0	0			
<b>54 Beltran Perez, R</b> OBP: 0.328, SLG: 0.333 (6, PH)										0	0	0	0	0	0	0			
<b>Bernie Castro, S</b> OBP: 0.322, SLG: 0.335 (6, PH)										0	0	0	0	0	0	0			
<b>35 Ryan Wagner, R</b> OBP: 0.322, SLG: 0.347 (8, PH)										0	0	0	0	0	0	0			
<b>13 Robert Fick, L</b> OBP: 0.292, SLG: 0.290 (8, PH)										0	0	1	2	0	0	0			
<b>Melvin Dorta, R</b> OBP: 0.292, SLG: 0.290 (8, PH)										0	0	0	0	0	0	0			
<b>52 Saul Rivera, S</b> OBP: 0.292, SLG: 0.290 (8, PH)										0	0	0	0	0	0	0			
<b>Inning Stats</b>	R: 0 E: 0 K: 1 S: 12	H: 2 LOB: 1 BB: 0 P: 19	R: 0 E: 0 K: 0 S: 6	H: 0 LOB: 0 BB: 0 P: 8	R: 0 E: 0 K: 1 S: 7	H: 0 LOB: 0 BB: 0 P: 11	R: 0 E: 0 K: 2 S: 9	H: 0 LOB: 1 BB: 0 P: 15	R: 0 E: 0 K: 0 S: 8	H: 0 LOB: 0 BB: 0 P: 12	R: 0 E: 0 K: 1 S: 8	H: 0 LOB: 0 BB: 0 P: 14	R: 2 E: 0 K: 0 S: 10	H: 3 LOB: 1 BB: 0 P: 16	R: 0 E: 0 K: 2 S: 14	H: 1 LOB: 1 BB: 0 P: 20	1B: 6 2B: 1 3B: 0 HR: 0	SF: 0 SAC: 0 DP: 0 HBP: 0	WP: 0 PA: 33 CS: 2
<b>PITCHER</b>	IP WLS BF H R ER SO BB IBB HBP BLK WP HR S P ERA WHIP	IP WLS BF H R ER SO BB IBB HBP BLK WP HR S P ERA WHIP																	
<b>Livan Hernandez, R</b> ERA: 4.98 (1, 1)	8.0 W 29	6 2 2 5	0 0 0 0	0 0 0 0	0 0 0 0	0 0 0 0	0 0 0 0	0 0 0 0	0 0 0 0	0 0 0 0	0 0 0 0	0 0 0 0	0 0 0 0	0 0 0 0	0 0 0 0	0 0 0 0	2.25 0.750		
<b>Jose Valverde, R</b> ERA: 6.18 (9, 1)	1.0 S 4	1 0 0 2	0 0 0 0	0 0 0 0	0 0 0 0	0 0 0 0	0 0 0 0	0 0 0 0	0 0 0 0	0 0 0 0	0 0 0 0	0 0 0 0	0 0 0 0	0 0 0 0	0 0 0 0	0 0 0 0	0.00 1.000		

Washington Nationals @ Arizona Diamondbacks  
Chase Field, Phoenix, AZ  
Wed Sep 13 2006, 3:40 PM MST  
Att: 19,063 - Roof Closed - 76 F

AB	33
R	2
H	7
RBI	2
BB	0
SO	7
LOB	9



Batter	1	2	3	4	5	6	7	8	9	AB	R	H	RBI	BB	SO	LOB	BOTTOM	
<b>24 Chris Young, R</b> OBP: 0.345, SLG: 0.479 (1, 8)	0-1 G6-3	0-3 K		4-2 1 G4-3 BB		1-3 K		0-0 1B		4	0	1	0	1	2	3		
<b>1 Orlando Hudson, S</b> OBP: 0.359, SLG: 0.467 (1, 4)	3-2 G5-3		0-1 HR	2-2 G4-3		1-1 G4-3		0-3 K		5	1	1	1	0	1	5		
<b>Luis Gonzalez, L</b> OBP: 0.463 (1, 7)	3-1 P5		1-0 P5	2-0 F9		1-0 G3-1		0-0 G6-3		5	0	0	0	0	0	5		
<b>Jose Valverde, R</b> ERA: 6.18 (9, 1)										0	0	0	0	0	0	0		
<b>Chad Tracy, L</b> OBP: 0.333, SLG: 0.430 (1, 5)		2-2 F8	0-0 G3		3-2 F9		4-1 34 1B 34 S BB			3	0	0	0	1	0	0		
<b>34 Conor Jackson, R</b> OBP: 0.371, SLG: 0.436 (1, 3)		0-1 HR	2-2 F7		1-0 7 LG 6 BB 1B		2-2 SAFE			4	1	3	1	0	0	0		
<b>22 Eric Byrnes, R</b> OBP: 0.319, SLG: 0.492 (9, 7)							1-3 1B			0	0	0	0	0	0	0		
<b>6 Stephen Drew, L</b> OBP: 0.353, SLG: 0.514 (1, 6)		4-2 7 2B BB		0-1 HR	4-2 1B		2-2 G1-3			2	1	1	1	2	0	2		
<b>7 Carlos Quentin, R</b> OBP: 0.360, SLG: 0.556 (1, 9)	1 SAFE 0-2	0-2 2B		1-0 P6	2-1 L6			0-0 24 1B E 1B		4	0	2	0	0	0	2		
<b>19 Chris Snyder, R</b> OBP: 0.375, SLG: 0.459 (1, 2)		4-0 BB		3-2 HR		0-3 K		3-2 SAFE F7		3	1	1	1	1	1	1		
<b>Livan Hernandez, R</b> OBP: 0.238, SLG: 0.355 (1, 1)		2-3 BB		1-0 HR		2-3 K		2-1 FC3 24 1B		3	0	1	0	0	2	3		
<b>Craig Counsell, L</b> OBP: 0.322, SLG: 0.347 (8, PH)										1	0	0	0	0	0	1		
<b>Tony Clark, S</b> OBP: 0.279, SLG: 0.364 (9, 3)										0	0	0	0	0	0	0		
<b>Inning Stats</b>	R: 0 E: 0 K: 0 S: 7	H: 0 LOB: 0 BB: 0 P: 13	R: 1 E: 0 K: 2 S: 20	H: 2 LOB: 3 BB: 2 P: 32	R: 1 E: 0 K: 0 S: 7	H: 1 LOB: 0 BB: 0 P: 10	R: 2 E: 0 K: 0 S: 14	H: 3 LOB: 2 BB: 1 P: 27	R: 0 E: 0 K: 3 S: 11	H: 0 LOB: 0 BB: 0 P: 14	R: 0 E: 0 K: 0 S: 10	H: 1 LOB: 2 BB: 1 P: 20	R: 0 E: 1 K: 1 S: 15	H: 2 LOB: 3 BB: 0 P: 20	R: 0 E: 0 K: 0 S: 14	H: 4 LOB: 4 DP: 1 HBP: 0	WP: 0 PA: 39 CS: 0	
<b>PITCHER</b>	IP WLS BF H R ER SO BB IBB HBP BLK WP HR S P ERA WHIP	IP WLS BF H R ER SO BB IBB HBP BLK WP HR S P ERA WHIP																
<b>Tony Armas, R</b> ERA: 5.28 (4, 1)	1.2 L 6	1 0 0 0	1 0 0 0	0 0 0 0	0 0 0 0	0 0 0 0	0 0 0 0	0 0 0 0	0 0 0 0	0 0 0 0	0 0 0 0	0 0 0 0	0 0 0 0	0 0 0 0	0 0 0 0	0 0 0 0	0.00 1.200	
<b>54 Beltran Perez, R</b> ERA: 1.59 (6, 1)	2.0 8 1	0 0 0 3	1 0 0 0	0 0 0 0	0 0 0 0	0 0 0 0	0 0 0 0	0 0 0 0	0 0 0 0	0 0 0 0	0 0 0 0	0 0 0 0	0 0 0 0	0 0 0 0	0 0 0 0	0 0 0 0	0.00 1.000	
<b>35 Ryan Wagner, R</b> ERA: 4.81 (8, 1)	1.0 6 2	0 0 0 1	0 0 0 0	0 0 0 1	0 0 0 0	0 0 0 0	0 0 0 0	0 0 0 0	0 0 0 0	0 0 0 0	0 0 0 0	0 0 0 0	0 0 0 0	0 0 0 0	0 0 0 0	0 0 0 0	0.00 2.000	

Washington Nationals @ Arizona Diamondbacks  
Chase Field, Phoenix, AZ  
Wed Sep 13 2006, 3:40 PM MST  
Att: 19,063 - Roof Closed - 76 F

AB	34
R	4
H	10
RBI	4
BB	5
SO	6
LOB	22





Batter	1	2	3	4	5	6	7	8	9	10	11	12	13	14	15	16	AB	R	H	RBI	BB	SO	LOB	TOP
7 Kazuo Matsui, S OBP: 0.297, SLG: 0.352 (1,4)																	6	1	2	3	0	2	4	
15 Jeff Salazar, L OBP: 0.385, SLG: 0.300 (1,8)																	7	0	0	0	0	2	3	
27 Garrett Atkins, R OBP: 0.357, SLG: 0.528 (1,5)																	5	0	1	0	1	1	0	
5 Matt Holliday, R OBP: 0.383, SLG: 0.570 (1,7)																	6	1	0	0	1	2	2	
17 Todd Helton, L OBP: 0.404, SLG: 0.485 (1,3)																	5	0	2	1	0	0	1	
11 Brad Hawpe, L OBP: 0.374, SLG: 0.488 (1,9)																	4	0	0	0	0	1	3	
60 Manny Corpas, R OBP: 0.296, SLG: 0.323 (12, PH)																	0	0	0	0	0	0	0	
2 Troy Tulowitzki, R OBP: 0.355, SLG: 0.521 (1,6)																	5	3	2	0	2	0	0	
20 Chris Iannetta, R OBP: 0.340, SLG: 0.364 (1,2)																	6	0	2	0	1	1	3	
37 Josh Fogg, R ERA: 4.36 (1,1)																	1	0	0	0	0	1	2	
31 Edgar Gonzalez, R ERA: 3.26 (6,1)	1.0	H: 3	0	0	0	0	1	0	0	0	0	0	0	7	14	0.00	1.000							
28 Brandon Medders, R ERA: 3.86 (7,1)	0.1	H: 1	0	0	0	1	0	0	0	0	3	4	0.00	0.000										
Luis Vizcaino, R ERA: 3.25 (8,1)	1.0	H: 3	0	0	0	0	0	0	0	7	10	0.00	0.000											
PITCHER	IP	WLS	BF	H	R	ER	SO	BB	IBB	HBP	BLK	WP	HR	S	P	ERA	WHIP							
Claudio Vargas, R ERA: 4.45 (9,1)	5.0	1.0	8	2	2	2	1	0	0	0	0	0	0	19	25	0.00	1.000							
Brandon Lyon, R ERA: 3.88 (10,1)	2.0	4	0	0	0	1	1	0	0	0	0	0	0	10	20	0.00	1.000							
37 Juan Cruz, R ERA: 4.27 (12,1)	3.0	10	0	0	0	1	1	0	0	0	0	0	0	30	44	0.00	0.333							
56 Ramon Pena, R ERA: 4.48 (13,1)	1.0	W: 3	0	0	0	1	0	0	0	0	0	0	0	12	17	0.00	0.000							
Jorge Julio, R ERA: 4.48 (16,1)	1.0	W: 3	0	0	0	1	0	0	0	0	0	0	0	12	17	0.00	0.000							
AB	R	H	RBI	BB	SO	LOB	WP	PA	63															

**Colorado Rockies @ Arizona Diamondbacks**  
 Chase Field, Phoenix, AZ  
 Sat Sep 16 2006, 6:40 PM MST  
 Att: 27,822 - Clear - 75 F


**AB 56**  
**R 10**  
**H 6**  
**RBI 5**  
**BB 5**  
**SO 12**  
**LOB 23**


Batter	1	2	3	4	5	6	7	8	9	10	11	12	13	14	15	16	AB	R	H	RBI	BB	SO	LOB	BOTTOM
Craig Counsell, L OBP: 0.327, SLG: 0.349 (1,6)																	4	1	2	0	1	0	0	
26 Miguel Montero, L (11, PH)																	0	0	0	0	0	0	0	
22 Eric Byrnes, R OBP: 0.319, SLG: 0.488 (11,7)																	8	1	2	1	0	2	8	
Luis Gonzalez, L OBP: 0.381, SLG: 0.461 (1,7)																	4	1	2	0	1	0	2	
24 Chris Young, R OBP: 0.362, SLG: 0.480 (10, PH)																	2	1	1	0	1	1	0	
Chad Tracy, L OBP: 0.355, SLG: 0.436 (13,3)																	6	1	2	3	1	3	2	
Johnny Estrada, S OBP: 0.329, SLG: 0.452 (1,2)																	6	0	2	0	2	0	5	
34 Conor Jackson, R OBP: 0.366, SLG: 0.429 (13,1)																	6	0	0	0	0	1	4	
56 Ramon Pena, R OBP: 0.315, SLG: 0.427 (15, PH)																	1	0	0	0	0	0	0	
Damon Easley, R OBP: 0.378, SLG: 0.463 (16, PH)																	0	0	0	0	0	0	0	
19 Chris Snyder, R OBP: 0.378, SLG: 0.463 (16, PH)																	0	0	0	0	0	0	0	
7 Carlos Quentin, R OBP: 0.349, SLG: 0.543 (1,9)																	7	1	2	0	0	2	1	
13 Alberto Callaspo, S OBP: 0.348, SLG: 0.333 (10,6)																	6	1	2	1	1	0	0	
37 Josh Fogg, R ERA: 4.36 (1,1)	3.2	5.0	8	2	2	2	1	0	0	0	0	0	0	19	25	0.00	1.000							
39 Tom Martin, L ERA: 4.39 (4,1)	1.1	4	0	0	0	0	1	0	0	3	12	0.00	0.000											
61 Ramon E Ramirez, R ERA: 3.36 (7,1)	1.0	4	1	0	0	1	0	0	0	0	10	15	0.00	1.000										
Ray King, L ERA: 3.79 (8,1)	2.0	7	2	0	0	0	0	0	0	7	10	0.00	0.000											
PITCHER	IP	WLS	BF	H	R	ER	SO	BB	IBB	HBP	BLK	WP	HR	S	P	ERA	WHIP							
Mike Venatro, L ERA: 3.0 (10,1)	0.1	6	0	0	0	2	2	0	0	0	0	0	0	15	31	0.00	1.200							
Nate Field, R ERA: 2.7 (10,1)	1.2	7	1	0	0	2	2	0	0	0	0	0	0	12	18	0.00	0.500							
Jose Mesa, R ERA: 3.33 (12,1)	2.2	15	4	1	1	0	1	2	0	0	0	0	0	29	57	3.38	1.875							
Jeremy Affeldt, L ERA: 6.38 (14,1)	1.0	W: 3	0	0	0	1	0	0	0	0	0	0	0	12	17	0.00	0.000							
AB	R	H	RBI	BB	SO	LOB	WP	PA	69															


**Colorado Rockies @ Arizona Diamondbacks**  
 Chase Field, Phoenix, AZ  
 Sat Sep 16 2006, 6:40 PM MST  
 Att: 27,822 - Clear - 75 F

**AB 57**  
**R 7**  
**H 15**  
**RBI 6**  
**BB 9**  
**SO 9**  
**LOB 27**



Batter	1	2	3	4	5	6	7	8	9	AB	R	H	RBI	BB	SO	LOB	TOP		
7 Kazuo Matsui, S (1, 4) OBP: 0.290, SLG: 0.345	G4-3	E3		K			G5-3		SF8	4	0	0	2	0	1	3	<b>Colorado Rockies @ Arizona Diamondbacks</b> Chase Field, Phoenix, AZ Sun Sep 17 2006, 1:40 PM MST Att. 28,111 - Roof Closed - 75 F  <b>AB 30</b> <b>R 6</b> <b>H 5</b> <b>RBI 5</b> <b>BB 5</b> <b>SO 5</b> <b>LOB 17</b>  		
18 Cory Sullivan, L (1, 8) OBP: 0.323, SLG: 0.409 Choo Freeman, R (7, PH) OBP: 0.304, SLG: 0.353					F7		G1-3		K	2	0	0	0	1	1	2			
27 Garrett Atkins, R (1, 5) OBP: 0.396, SLG: 0.536					G6-3				10 HR BB	3	1	0	0	1	1	3			
17 Todd Helton, L (1, 3) OBP: 0.402, SLG: 0.481	G3				G3				F8	4	0	0	0	0	0	2			
10 Jeff Baker, R (1, 7) OBP: 0.333, SLG: 0.650 19 Ryan Spilborghs, R (9, 7) OBP: 0.310, SLG: 0.400					G4-3				L7	4	2	2	2	0	0	0			
11 Brad Hawpe, L (1, 9) OBP: 0.375, SLG: 0.489					F8				12 CS BB	3	1	1	1	1	1	0			
12 Clint Barmes, R (1, 6) OBP: 0.265, SLG: 0.340					F8				F8	3	1	0	0	1	0	1			
JD Closser, S (1, 2) OBP: 0.290, SLG: 0.330									F8	3	1	2	0	1	0	2			
26 Jeff Francis, L (1, 1) OBP: 0.206, SLG: 0.103 Jamey Carroll, R (9, PH) OBP: 0.371, SLG: 0.389 40 Brian Fuentes, L (9, 1)					F7				26 SH2-4 BB	1	0	0	0	0	0	1			
									7 FC1	1	0	0	0	0	0	1			
									7 SF8	1	0	0	0	0	0	1			
									CS	0	0	0	0	0	0	0			
<b>Inning Stats</b>	R: 0 E: 0 K: 1 S: 7	H: 0 LOB: 1 BB: 1 P: 15	R: 3 E: 2 K: 1 S: 25	H: 2 LOB: 2 BB: 1 P: 35	R: 0 E: 0 K: 0 S: 7	H: 0 LOB: 0 BB: 0 P: 9	R: 0 E: 0 K: 1 S: 11	H: 1 LOB: 1 BB: 0 P: 17	R: 0 E: 0 K: 0 S: 6	H: 0 LOB: 0 BB: 0 P: 11	R: 0 E: 0 K: 0 S: 8	H: 0 LOB: 1 BB: 1 P: 13	R: 2 E: 0 K: 1 S: 10	H: 1 LOB: 0 BB: 1 P: 19	R: 1 E: 1 K: 1 S: 10	H: 1 LOB: 1 BB: 0 P: 14	1B: 1 2B: 4 3B: 0 HR: 1	SF: 1 SAC: 2 DP: 1 HBP: 0	WP: 0 PA: 38 PB: 0 CS: 2
<b>PITCHER</b>	IP WLS BF H R ER SO BB IBB HBP BLK WP HR S P ERA WHIP																		
Miguel Batista, R (1, 1) ERA: 4.4	6.0 L 25 3 3 1 3 3 0 0 0 0 0 0 63 98 1.50 1.000																		
45 Doug Stuten, L (7, 1) ERA: 4.57	1.0 4 0 0 0 0 1 0 0 0 0 0 1 10 19 18.00 2.000																		
Greg Aquino, R (8, 1) ERA: 4.57	1.0 5 1 2 2 1 1 0 0 0 0 0 0 10 19 18.00 2.000																		
48 Enrique Gonzalez, R (9, 1) ERA: 5.74	1.0 4 1 1 0 1 0 0 0 0 0 0 0 10 14 0.00 1.000																		

Batter	1	2	3	4	5	6	7	8	9	AB	R	H	RBI	BB	SO	LOB	BOTTOM				
24 Chris Young, R (1, 8) OBP: 0.339, SLG: 0.444	G5-3				G6-3				P3	4	0	0	0	0	0	0	<b>Colorado Rockies @ Arizona Diamondbacks</b> Chase Field, Phoenix, AZ Sun Sep 17 2006, 1:40 PM MST Att. 28,111 - Roof Closed - 75 F  <b>AB 29</b> <b>R 1</b> <b>H 3</b> <b>RBI 1</b> <b>BB 1</b> <b>SO 5</b> <b>LOB 6</b>  				
13 Alberto Callaspo, S (1, 6) OBP: 0.333, SLG: 0.292									F8	3	0	0	0	1	1	0					
Luis Gonzalez, L (1, 7) OBP: 0.360, SLG: 0.459									BB	4	0	1	0	0	0	1					
22 Eric Byrnes, R (1, 9) OBP: 0.319, SLG: 0.489									G4-3	3	0	1	0	0	1	1					
34 Conor Jackson, R (1, 3) OBP: 0.364, SLG: 0.426									1 HR BB	3	0	1	0	0	1	1					
1 Orlando Hudson, S (1, 4) OBP: 0.359, SLG: 0.468									F8	3	1	1	0	0	0	1					
19 Chris Snyder, R (1, 2) OBP: 0.372, SLG: 0.455									19 G5-3	3	0	0	1	0	1	1					
Andy Green, R (1, 5) OBP: 0.281, SLG: 0.262									G5-3	3	0	0	1	0	1	1					
Miguel Batista, R (1, 1) OBP: 0.138, SLG: 0.127 Damion Easley, R (9, PH) OBP: 0.314, SLG: 0.425 45 Doug Stuten, L (7, 1) ERA: 4.57 Greg Aquino, R (8, 1) OBP: 0.375, SLG: 0.489 48 Enrique Gonzalez, R (9, 1) OBP: 0.310, SLG: 0.400 7 Carlos Quentin, R (9, PH) OBP: 0.347, SLG: 0.538									B3-1	3	0	0	0	0	0	0					
									K	1	0	0	0	0	0	0					
									P2	1	0	0	0	0	0	0					
									G1-3	1	0	0	0	0	0	0					
<b>Inning Stats</b>	R: 0 E: 0 K: 1 S: 10	H: 0 LOB: 0 BB: 0 P: 16	R: 0 E: 0 K: 2 S: 10	H: 1 LOB: 1 BB: 0 P: 14	R: 0 E: 0 K: 1 S: 9	H: 0 LOB: 0 BB: 0 P: 11	R: 0 E: 0 K: 0 S: 4	H: 0 LOB: 0 BB: 0 P: 6	R: 1 E: 0 K: 0 S: 8	H: 1 LOB: 0 BB: 0 P: 11	R: 0 E: 0 K: 0 S: 8	H: 0 LOB: 0 BB: 0 P: 12	R: 0 E: 0 K: 1 S: 8	H: 0 LOB: 0 BB: 0 P: 14	R: 0 E: 0 K: 0 S: 8	H: 0 LOB: 0 BB: 0 P: 13	R: 0 E: 0 K: 0 S: 9	H: 0 LOB: 1 BB: 1 P: 15	1B: 1 2B: 1 3B: 1 HR: 0	SF: 0 SAC: 0 DP: 1 HBP: 0	WP: 0 PA: 30 PB: 0 CS: 0
<b>PITCHER</b>	IP WLS BF H R ER SO BB IBB HBP BLK WP HR S P ERA WHIP																				
26 Jeff Francis, L (1, 1) ERA: 3.88	8.0 W 26 3 1 1 5 0 0 0 0 0 0 65 97 1.12 0.375																				
40 Brian Fuentes, L (9, 1) ERA: 3.49	1.0 4 0 0 0 0 1 0 0 0 0 0 0 9 15 0.00 1.000																				

Batter	1	2	3	4	5	6	7	8	9	AB	R	H	RBI	BB	SO	LOB	TOP							
<b>Craig Counsell, L</b> (1, 6) OBP: 0.328, SLG: 0.347	G3		G4-3				G6-4-3			2	0	0	0	2	0	0	<b>Arizona Diamondbacks @ San Diego Padres</b> PETCO Park, San Diego, CA Tue Sep 19 2006, 10:05 PM EDT Att: 29,071 - Clear - 70 F <a href="http://livebaseballscorecards.com">livebaseballscorecards.com</a>							
<b>1 Orlando Hudson, S</b> (1, 4) OBP: 0.359, SLG: 0.465	G3		F7				K			3	0	0	0	1	1									
<b>Luis Gonzalez, L</b> (1, 7) OBP: 0.359, SLG: 0.460	F7						G6-4-3			4	1	1	0	0	3									
<b>22 Eric Byrnes, R</b> (1, 8) OBP: 0.319, SLG: 0.487										4	0	1	0	0	1	2								
<b>Chad Tracy, L</b> (1, 5) OBP: 0.336, SLG: 0.439										4	0	2	1	0	0	0								
<b>34 Conor Jackson, R</b> (1, 3) OBP: 0.365, SLG: 0.426										4	1	2	0	0	0	1								
<b>7 Carlos Quentin, R</b> (1, 9) OBP: 0.344, SLG: 0.527										3	0	0	0	1	1	4								
<b>19 Chris Snyder, R</b> (1, 2) OBP: 0.369, SLG: 0.456										4	0	1	1	0	1	5								
<b>Livan Hernandez, R</b> (1, 1) OBP: 0.231, SLG: 0.344										2	0	0	0	0	0	0	<b>AB 32</b> <b>R 2</b> <b>H 7</b> <b>RBI 2</b> <b>BB 4</b> <b>SO 5</b> <b>LOB 17</b> 							
<b>13 Alberto Callaspo, S</b> (6, PH) OBP: 0.321, SLG: 0.250										1	0	0	0	0	0	0								
<b>45 Doug Slaten, L</b> (6, 1)										0	0	0	0	0	0	0								
<b>Jorge Julio, R</b> (8, 1)										0	0	0	0	0	0	0								
<b>6 Stephen Drew, L</b> (9, PH) OBP: 0.359, SLG: 0.534										1	0	0	0	0	0	0								
<b>Inning Stats</b>	R: 0 E: 0 K: 0 S: 9	H: 0 LOB: 0 BB: 0 P: 14	R: 0 E: 0 K: 1 S: 11	H: 1 LOB: 2 BB: 1 P: 21	R: 0 E: 0 K: 0 S: 6	H: 0 LOB: 0 BB: 0 P: 11	R: 1 E: 0 K: 1 S: 14	H: 4 LOB: 2 BB: 2 P: 22	R: 0 E: 0 K: 0 S: 7	H: 0 LOB: 2 BB: 2 P: 18	R: 1 E: 0 K: 1 S: 14	H: 2 LOB: 1 BB: 1 P: 19	R: 0 E: 0 K: 1 S: 6	H: 0 LOB: 0 BB: 0 P: 11	R: 0 E: 0 K: 0 S: 6	H: 0 LOB: 0 BB: 0 P: 10		R: 0 E: 0 K: 1 S: 6	H: 0 LOB: 0 BB: 0 P: 9	1B: 4 2B: 3 3B: 0 HR: 0	SF: 0 SAC: 0 DP: 2 HBP: 0	WP: 0 PB: 0 SB: 1 CS: 0	PA: 36	
<b>PITCHER</b>	IP	WLS	BF	H	R	ER	SO	BB	IBB	HBP	BLK	WP	HR	S	P	ERA		WHIP						
<b>52 Clay Hensley, R</b> (1, 1) ERA: 3.81	6.0	W	27	7	2	2	3	3	0	0	0	0	0	61	105	3.00	1.667							
<b>Alan Embree, L</b> (7, 1) ERA: 3.33	1.0	H	3	0	0	0	1	1	0	0	0	0	0	6	11	0.00	1.000							
<b>Scott Linebrink, R</b> (8, 1) ERA: 3.62	1.0	H	3	0	0	0	0	0	0	0	0	0	0	6	10	0.00	0.000							
<b>Trevor Hoffman, R</b> (9, 1) ERA: 2.05	1.0	S	3	0	0	0	1	0	0	0	0	0	0	6	9	0.00	0.000							

Batter	1	2	3	4	5	6	7	8	9	AB	R	H	RBI	BB	SO	LOB	BOTTOM							
<b>Dave Roberts, L</b> (1, 7) OBP: 0.364, SLG: 0.400	B4-3						K2-3			4	1	1	0	0	2	1	<b>Arizona Diamondbacks @ San Diego Padres</b> PETCO Park, San Diego, CA Tue Sep 19 2006, 10:05 PM EDT Att: 29,071 - Clear - 70 F <a href="http://livebaseballscorecards.com">livebaseballscorecards.com</a>							
<b>24 Brian Giles, L</b> (1, 9) OBP: 0.380, SLG: 0.359	P6						F9			3	0	0	0	1	0	1								
<b>Todd Walker, L</b> (1, 4) OBP: 0.362, SLG: 0.402										2	1	0	0	2	1	0								
<b>Mike Piazza, R</b> (1, 2) OBP: 0.337, SLG: 0.499										3	1	0	0	1	2	3								
<b>Rob Bowen, S</b> (9, 2) OBP: 0.324, SLG: 0.352										0	0	0	0	0	0	0								
<b>23 Adrián González, L</b> (1, 3) OBP: 0.352, SLG: 0.499	SF9									3	1	2	2	0	0	0								
<b>Mike Cameron, R</b> (1, 8) OBP: 0.353, SLG: 0.482										4	1	1	3	0	0	1								
<b>34 Russell Branyan, L</b> (1, 5) OBP: 0.316, SLG: 0.495										2	0	0	0	1	1	0								
<b>Alan Embree, L</b> (7, 1) ERA: 3.33										0	0	0	0	0	0	0								
<b>Scott Linebrink, R</b> (8, 1) ERA: 3.62										0	0	0	0	0	0	0								
<b>Trevor Hoffman, R</b> (9, 1) ERA: 2.05										0	0	0	0	0	0	0								
<b>Geoff Blum, S</b> (1, 6) OBP: 0.298, SLG: 0.387										3	0	1	0	0	0	2								
<b>52 Clay Hensley, R</b> (1, 1) OBP: 0.128, SLG: 0.091										1	0	0	0	0	0	0								
<b>Jon Knott, R</b> (6, PH) ERA: 5.08										1	0	0	0	0	0	0								
<b>Manny Alexander, R</b> (7, 5) OBP: 0.222, SLG: 0.320										0	0	0	0	0	0	0								
<b>Inning Stats</b>	R: 4 E: 0 K: 0 S: 9	H: 2 LOB: 0 BB: 2 P: 19	R: 0 E: 0 K: 1 S: 8	H: 1 LOB: 3 BB: 2 P: 18	R: 0 E: 0 K: 0 S: 20	H: 1 LOB: 1 BB: 1 P: 33	R: 0 E: 0 K: 1 S: 5	H: 0 LOB: 0 BB: 0 P: 5	R: 1 E: 0 K: 0 S: 8	H: 1 LOB: 0 BB: 0 P: 14	R: 0 E: 0 K: 1 S: 5	H: 0 LOB: 0 BB: 0 P: 10	R: 0 E: 0 K: 2 S: 8	H: 0 LOB: 0 BB: 0 P: 10	R: 0 E: 0 K: 1 S: 6	H: 0 LOB: 0 BB: 0 P: 7	1B: 3 2B: 1 3B: 0 HR: 2	SF: 1 SAC: 1 DP: 1 HBP: 0	WP: 0 PB: 0 SB: 0 CS: 0	PA: 33				
<b>PITCHER</b>	IP	WLS	BF	H	R	ER	SO	BB	IBB	HBP	BLK	WP	HR	S	P	ERA	WHIP							
<b>Livan Hernandez, R</b> (1, 1) ERA: 5.08	5.0	L	24	5	5	5	2	5	0	0	0	0	0	13	20	9.00	2.000							
<b>45 Doug Slaten, L</b> (6, 1) ERA: 4.41	2.0		6	0	0	0	3	0	0	0	0	0	0	6	7	0.00	0.000							
<b>Jorge Julio, R</b> (8, 1) ERA: 4.41	1.0		3	0	0	0	1	0	0	0	0	0	0	6	7	0.00	0.000							

Batter	1	2	3	4	5	6	7	8	9	AB	R	H	RBI	BB	SO	LOB	TOP				
24 Chris Young, R (1.8) OBP: 0.324, SLG: 0.417										6	0	1	0	0	3	6	<b>Arizona Diamondbacks @ San Diego Padres</b> PETCO Park, San Diego, CA Wed Sep 20 2006, 10:05 PM EDT Att: 34,129 - Partly Cloudy - 67 F <a href="http://livebaseballscorecards.com">livebaseballscorecards.com</a>				
1 Orlando Hudson, S (1.4) OBP: 0.358, SLG: 0.463										5	1	1	0	1	0	1					
Luis Gonzalez, L (1.7) OBP: 0.361, SLG: 0.462										6	2	3	0	0	0	3					
22 Eric Byrnes, R (1.9) OBP: 0.321, SLG: 0.487										4	2	2	2	1	0	2					
34 Conor Jackson, R (1.3) OBP: 0.367, SLG: 0.428										5	1	3	1	0	0	1					
Johnny Estrada, S (1.2) OBP: 0.333, SLG: 0.454										5	1	3	1	0	0	3					
Damon Easley, R (1.5) OBP: 0.314, SLG: 0.423										3	0	1	0	0	1	2					
Chad Tracy, L (7.7) OBP: 0.338, SLG: 0.441										1	1	1	1	1	0	0					
13 Alberto Callaspo, S (1.6) OBP: 0.364, SLG: 0.400										5	0	3	3	0	0	2					
31 Edgar Gonzalez, R (1.1) OBP: 0.125, SLG: 0.125										4	0	0	0	0	2	5					
Randy Choate, L (8.1)										0	0	0	0	0	0	0					
Scott Hairston, R (9.7) OBP: 0.500, SLG: 0.571										1	0	0	0	0	1	2					
28 Brandon Medders, R (9.1)										0	0	0	0	0	0	0					
<b>Inning Stats</b>	R: 0 E: 0 K: 1 S: 6	H: 0 LOB: 0 BB: 0 P: 8	R: 1 E: 0 K: 1 S: 16	H: 1 LOB: 1 BB: 1 P: 25	R: 2 E: 0 K: 1 S: 12	H: 3 LOB: 1 BB: 0 P: 17	R: 0 E: 0 K: 0 S: 8	H: 1 LOB: 1 BB: 0 P: 11	R: 0 E: 0 K: 0 S: 6	H: 2 LOB: 1 BB: 0 P: 10	R: 0 E: 0 K: 2 S: 14	H: 3 LOB: 3 BB: 0 P: 19	R: 5 E: 1 K: 1 S: 19	H: 4 LOB: 1 BB: 1 P: 32	R: 0 E: 0 K: 0 S: 15	H: 2 LOB: 2 BB: 0 P: 26	R: 0 E: 0 K: 1 S: 16	H: 2 LOB: 3 BB: 1 P: 31	1B: 15 2B: 2 3B: 1 HR: 0	SF: 0 SAC: 0 DP: 1 HBP: 0	WP: 0 PA: 48 PB: 0 CS: 1
<b>PITCHER</b>	IP WLS BF H R ER SO BB IBB HBP BLK WP HR S P ERA WHIP	IP WLS BF H R ER SO BB IBB HBP BLK WP HR S P ERA WHIP	IP WLS BF H R ER SO BB IBB HBP BLK WP HR S P ERA WHIP	IP WLS BF H R ER SO BB IBB HBP BLK WP HR S P ERA WHIP	IP WLS BF H R ER SO BB IBB HBP BLK WP HR S P ERA WHIP	IP WLS BF H R ER SO BB IBB HBP BLK WP HR S P ERA WHIP	IP WLS BF H R ER SO BB IBB HBP BLK WP HR S P ERA WHIP	IP WLS BF H R ER SO BB IBB HBP BLK WP HR S P ERA WHIP	IP WLS BF H R ER SO BB IBB HBP BLK WP HR S P ERA WHIP	IP WLS BF H R ER SO BB IBB HBP BLK WP HR S P ERA WHIP	IP WLS BF H R ER SO BB IBB HBP BLK WP HR S P ERA WHIP	IP WLS BF H R ER SO BB IBB HBP BLK WP HR S P ERA WHIP	IP WLS BF H R ER SO BB IBB HBP BLK WP HR S P ERA WHIP	IP WLS BF H R ER SO BB IBB HBP BLK WP HR S P ERA WHIP	IP WLS BF H R ER SO BB IBB HBP BLK WP HR S P ERA WHIP	IP WLS BF H R ER SO BB IBB HBP BLK WP HR S P ERA WHIP	IP WLS BF H R ER SO BB IBB HBP BLK WP HR S P ERA WHIP	IP WLS BF H R ER SO BB IBB HBP BLK WP HR S P ERA WHIP	IP WLS BF H R ER SO BB IBB HBP BLK WP HR S P ERA WHIP		
David Wells, L (1.1) ERA: 4.8	6.1	L	30	11	4	4	5	1	0	0	0	0	0	0	0	66	97	5.68	1.895		
Jon Adkins, R (7.1) ERA: 4.03	0.0		4	2	1	0	0	1	0	0	0	0	0	0	0	6	13	∞	∞		
56 Scott Cassidy, R (7.1) ERA: 2.59	0.2		3	1	3	3	1	0	0	0	0	0	0	0	9	12	40.50	1.500			
Brian Sweeney, R (8.1) ERA: 3.31	1.0		5	2	0	0	0	0	0	0	0	0	0	0	15	26	0.00	2.000			
Rudy Seanez, R (9.1) ERA: 5.02	1.0		6	2	0	0	1	1	0	0	0	0	0	0	16	31	0.00	3.000			

Batter	1	2	3	4	5	6	7	8	9	AB	R	H	RBI	BB	SO	LOB	BOTTOM				
Dave Roberts, L (1.7) OBP: 0.362, SLG: 0.397										3	0	0	0	0	0	1	<b>Arizona Diamondbacks @ San Diego Padres</b> PETCO Park, San Diego, CA Wed Sep 20 2006, 10:05 PM EDT Att: 34,129 - Partly Cloudy - 67 F <a href="http://livebaseballscorecards.com">livebaseballscorecards.com</a>				
Ben Johnson, R (8.7) OBP: 0.323, SLG: 0.412										2	0	0	0	0	1	2					
24 Brian Giles, L (1.9) OBP: 0.379, SLG: 0.399										4	0	1	0	0	1	0					
Todd Walker, L (1.4) OBP: 0.362, SLG: 0.401										3	0	1	0	0	0	1					
Josh Barfield, R (8.7) OBP: 0.323, SLG: 0.431										1	1	1	0	0	0	0					
23 Adrián González, L (1.3) OBP: 0.353, SLG: 0.499										4	0	2	1	0	0	1					
28 Josh Bard, S (1.2) OBP: 0.392, SLG: 0.494										4	1	1	1	0	1	4					
Mike Cameron, R (1.8) OBP: 0.354, SLG: 0.481										3	0	1	0	1	0	2					
34 Russell Branyan, L (1.5) OBP: 0.315, SLG: 0.491										4	0	1	0	0	1	2					
Geoff Blum, S (1.6) OBP: 0.293, SLG: 0.380										4	0	0	0	0	1	4					
David Wells, L (1.1) ERA: 4.25	7.0	W	27	11	6	1	3	0	0	0	0	0	0	0	0	67	97	1.29	0.857		
Randy Choate, L (8.1) ERA: 4.29	1.0		5	2	1	1	0	0	0	0	0	0	0	0	11	13	9.00	2.000			
28 Brandon Medders, R (9.1) ERA: 3.75	1.0		5	0	0	0	2	2	0	0	0	0	0	0	11	25	0.00	2.000			
<b>Inning Stats</b>	R: 0 E: 0 K: 0 S: 8	H: 0 LOB: 0 BB: 0 P: 11	R: 1 E: 0 K: 0 S: 13	H: 2 LOB: 1 BB: 0 P: 18	R: 0 E: 0 K: 1 S: 11	H: 0 LOB: 0 BB: 0 P: 14	R: 0 E: 0 K: 1 S: 8	H: 2 LOB: 1 BB: 0 P: 13	R: 0 E: 0 K: 0 S: 7	H: 0 LOB: 1 BB: 0 P: 10	R: 0 E: 0 K: 0 S: 8	H: 1 LOB: 1 BB: 0 P: 9	R: 0 E: 0 K: 1 S: 12	H: 1 LOB: 1 BB: 0 P: 22	R: 1 E: 0 K: 0 S: 11	H: 2 LOB: 1 BB: 0 P: 13	R: 0 E: 0 K: 2 S: 11	H: 0 LOB: 2 BB: 2 P: 25	1B: 5 2B: 2 3B: 0 HR: 1	SF: 0 SAC: 0 DP: 1 HBP: 0	WP: 0 PA: 37 PB: 0 CS: 0
<b>PITCHER</b>	IP WLS BF H R ER SO BB IBB HBP BLK WP HR S P ERA WHIP	IP WLS BF H R ER SO BB IBB HBP BLK WP HR S P ERA WHIP	IP WLS BF H R ER SO BB IBB HBP BLK WP HR S P ERA WHIP	IP WLS BF H R ER SO BB IBB HBP BLK WP HR S P ERA WHIP	IP WLS BF H R ER SO BB IBB HBP BLK WP HR S P ERA WHIP	IP WLS BF H R ER SO BB IBB HBP BLK WP HR S P ERA WHIP	IP WLS BF H R ER SO BB IBB HBP BLK WP HR S P ERA WHIP	IP WLS BF H R ER SO BB IBB HBP BLK WP HR S P ERA WHIP	IP WLS BF H R ER SO BB IBB HBP BLK WP HR S P ERA WHIP	IP WLS BF H R ER SO BB IBB HBP BLK WP HR S P ERA WHIP	IP WLS BF H R ER SO BB IBB HBP BLK WP HR S P ERA WHIP	IP WLS BF H R ER SO BB IBB HBP BLK WP HR S P ERA WHIP	IP WLS BF H R ER SO BB IBB HBP BLK WP HR S P ERA WHIP	IP WLS BF H R ER SO BB IBB HBP BLK WP HR S P ERA WHIP	IP WLS BF H R ER SO BB IBB HBP BLK WP HR S P ERA WHIP	IP WLS BF H R ER SO BB IBB HBP BLK WP HR S P ERA WHIP	IP WLS BF H R ER SO BB IBB HBP BLK WP HR S P ERA WHIP	IP WLS BF H R ER SO BB IBB HBP BLK WP HR S P ERA WHIP	IP WLS BF H R ER SO BB IBB HBP BLK WP HR S P ERA WHIP		
31 Edgar Gonzalez, R (1.1) ERA: 4.41	7.0	W	27	11	6	1	3	0	0	0	0	0	0	0	0	67	97	1.29	0.857		
Randy Choate, L (8.1) ERA: 4.29	1.0		5	2	1	1	0	0	0	0	0	0	0	0	11	13	9.00	2.000			
28 Brandon Medders, R (9.1) ERA: 3.75	1.0		5	0	0	0	2	2	0	0	0	0	0	0	11	25	0.00	2.000			

Batter	1	2	3	4	5	6	7	8	9	AB	R	H	RBI	BB	SO	LOB	TOP			
1 Orlando Hudson, S (1,4) OBP: 0.358, SLG: 0.460	4-2 BB		1-1 F8			1-1 E6 6 1B 34 1B		1-1 L5		3	1	0	0	1	0	0	<b>Arizona Diamondbacks @ San Diego Padres</b> PETCO Park, San Diego, CA Thu Sep 21 2006, 10:05 PM EDT Att: 34,238 - Clear - 66 F <a href="http://livebaseballscorecards.com">livebaseballscorecards.com</a>			
6 Stephen Drew, L (1,6) OBP: 0.357, SLG: 0.527	1-3 K		1-1 F7			3-2 F8 34 1B 1B		1-3 K		4	0	1	0	0	2	1				
34 Conor Jackson, R (1,3) OBP: 0.366, SLG: 0.427	0-2 L9			0-1 F9		1-1 1B		3-1 G4-3		4	0	1	1	0	0	1				
22 Eric Byrnes, R (1,8) OBP: 0.319, SLG: 0.484	0-2 G4-3			1-1 L4		0-3 1B		0-0 F8		4	0	0	0	0	1	3				
Chad Tracy, L (1,5) OBP: 0.339, SLG: 0.443		1-2 7 F8 2B		1-1 G4-3		2-2 F8 2-3		4-2 7 FC6-4 BB		3	0	1	0	1	0	2				
Scott Hairston, R (1,7) OBP: 0.600, SLG: 0.667	1-1 19 G6-4-3 1B			0-1 1B		1-2 G4-3		2-2 F7		2	0	2	0	0	0	0				
Luis Gonzalez, L (6,PH) OBP: 0.360, SLG: 0.460								1-1 F7		2	0	0	0	0	0	3				
7 Carlos Quentin, R (1,9) OBP: 0.335, SLG: 0.511	1-2 F8 2-3			1-0 F9		0-3 K		1-1 FC6-4 1-2		4	0	0	0	0	1	4				
19 Chris Snyder, R (1,2) OBP: 0.348, SLG: 0.448	3-1 G6-4-3 1-2			0-0 P4		0-2 P4				3	0	0	0	0	0	3				
17 Brandon Webb, R (1,1) OBP: 0.153, SLG: 0.159			0-3 K		2-0 G4-3		2-1 G6-3			3	0	0	0	0	1	1				
Luis Vizcaino, R (8,1)										0	0	0	0	0	0	0				
<b>Inning Stats</b>	R: 0 E: 0 K: 1 S: 12	H: 0 LOB: 1 BB: 1 P: 17	R: 0 E: 0 K: 0 S: 10	H: 2 LOB: 1 BB: 0 P: 16	R: 0 E: 0 K: 1 S: 7	H: 0 LOB: 0 BB: 0 P: 9	R: 0 E: 0 K: 0 S: 6	H: 0 LOB: 0 BB: 0 P: 8	R: 0 E: 0 K: 0 S: 5	H: 1 LOB: 1 BB: 0 P: 8	R: 1 E: 1 K: 1 S: 17	H: 2 LOB: 2 BB: 0 P: 25	R: 0 E: 0 K: 1 S: 8	H: 0 LOB: 0 BB: 0 P: 10	R: 0 E: 0 K: 1 S: 7	H: 0 LOB: 1 BB: 1 P: 18	1B: 4 2B: 1 3B: 0 HR: 0	SF: 0 SAC: 0 DP: 1 HBP: 0	WP: 0 PB: 0 SB: 0 CS: 0	PA: 34
<b>PITCHER</b>	IP WLS BF H R ER SO BB IBB HBP BLK WP HR S P ERA WHIP																			
Woody Williams, R (1,1) ERA: 3.53	5.2 W 23 5 1 0 3 1 0 0 0 0 0 0 54 79 0.00 1.059																			
43 Cla Meredith, R (6,1) ERA: 9.8	1.1 H 4 0 0 0 1 0 0 0 0 0 0 0 11 14 0.00 0.000																			
Scott Linebrink, R (8,1) ERA: 3.57	1.0 H 3 0 0 0 1 0 0 0 0 0 0 0 7 12 0.00 0.000																			
Trevor Hoffman, R (9,1) ERA: 2.02	1.0 S 4 0 0 0 0 1 0 0 0 0 0 0 11 18 0.00 1.000																			

Batter	1	2	3	4	5	6	7	8	9	AB	R	H	RBI	BB	SO	LOB	BOTTOM			
Dave Roberts, L (1,7) OBP: 0.361, SLG: 0.400	1-2 G4-3		3-3 K			2-1 F9		2-1 3B		4	0	1	0	0	1	0	<b>Arizona Diamondbacks @ San Diego Padres</b> PETCO Park, San Diego, CA Thu Sep 21 2006, 10:05 PM EDT Att: 34,238 - Clear - 66 F <a href="http://livebaseballscorecards.com">livebaseballscorecards.com</a>			
24 Brian Giles, L (1,9) OBP: 0.378, SLG: 0.397	3-1 G1-3		0-0 G3-1			0-0 F7		2-0 23 BB HBP		3	0	0	0	0	0	0				
23 Adrián González, L (1,3) OBP: 0.354, SLG: 0.498	2-0 G4-3		0-1 G4-3			1-0 1B		4-1 1-2 BB		3	0	1	0	1	0	0				
Mike Piazza, R (1,2) OBP: 0.340, SLG: 0.500		2-2 34 BB 3B 1B		1-3 K		1-2 1B		1-3 K		3	1	2	0	0	1	0				
Rob Bowen, S (6,PR) OBP: 0.320, SLG: 0.348						1-2 1B				1	0	0	0	0	1	3				
34 Russell Bryanan, L (1,5) OBP: 0.315, SLG: 0.486	4-1 Manny Alexander, R (7,5) OBP: 0.222, SLG: 0.320			0-0 G4-3		1-3 K		1-0 L3		2	1	0	0	1	1	2				
Todd Walker, L (8,PH) OBP: 0.361, SLG: 0.400	1-2 3B BB									0	0	0	0	0	0	0				
Mark Bellhorn, S (9,5) OBP: 0.285, SLG: 0.344										1	0	0	0	0	0	0				
Mike Cameron, R (1,8) OBP: 0.354, SLG: 0.484	2-2 1H 2H SF8 3B			2-1 G6-3				1-2 1-2		3	1	1	2	0	0	0				
Geoff Blum, S (1,6) OBP: 0.290, SLG: 0.377	0-1 SF8				1-1 F9			0-0 G4-3		2	0	0	1	0	0	0				
Josh Barfield, R (1,4) OBP: 0.323, SLG: 0.431	3H 0-2 G5-3				2-3 K			0-0 1B		3	0	1	0	0	1	0				
Woody Williams, R (1,1) OBP: 0.216, SLG: 0.204	2-2 G1-3				0-1 G5-3			1-1 G5-3		2	0	0	0	0	0	0				
43 Cla Meredith, R (6,1)										0	0	0	0	0	0	0				
8 Termel Sledge, L (7,PH) OBP: 0.328, SLG: 0.390										1	0	0	0	0	0	0				
Scott Linebrink, R (8,1)										0	0	0	0	0	0	0				
Trevor Hoffman, R (9,1)										0	0	0	0	0	0	0				
<b>Inning Stats</b>	R: 0 E: 0 K: 0 S: 6	H: 0 LOB: 0 BB: 0 P: 12	R: 3 E: 0 K: 0 S: 18	H: 2 LOB: 0 BB: 1 P: 28	R: 0 E: 0 K: 1 S: 8	H: 0 LOB: 0 BB: 0 P: 11	R: 0 E: 0 K: 1 S: 6	H: 0 LOB: 0 BB: 0 P: 9	R: 0 E: 0 K: 1 S: 7	H: 0 LOB: 0 BB: 0 P: 10	R: 0 E: 0 K: 1 S: 10	H: 2 LOB: 2 BB: 0 P: 15	R: 0 E: 0 K: 0 S: 5	H: 1 LOB: 1 BB: 0 P: 7	R: 0 E: 0 K: 1 S: 9	H: 1 LOB: 2 BB: 1 P: 19	1B: 4 2B: 1 3B: 2 HR: 0	SF: 1 SAC: 0 DP: 1 HBP: 1	WP: 0 PB: 0 SB: 0 CS: 0	PA: 32
<b>PITCHER</b>	IP WLS BF H R ER SO BB IBB HBP BLK WP HR S P ERA WHIP																			
17 Brandon Webb, R (1,1) ERA: 2.95	7.0 L 27 5 3 3 4 1 0 0 0 0 0 0 60 92 3.86 0.857																			
Luis Vizcaino, R (8,1) ERA: 3.19	1.0 5 1 0 0 1 1 0 1 0 0 0 0 9 19 0.00 2.000																			

Batter	1	2	3	4	5	6	7	8	9	AB	R	H	RBI	BB	SO	LOB	TOP										
<b>Craig Counsell, L</b> (1, 5) OBP: 0.328, SLG: 0.345 <b>34 Conor Jackson, R</b> (8, PH) OBP: 0.365, SLG: 0.426	4-1 FC4-6 1B BB		3-3 K		2-2 G3-1			1-3 K		2	0	0	0	1	1	2											
<b>1 Orlando Hudson, S</b> (1, 4) OBP: 0.359, SLG: 0.462	1-2 FC4-6 1B			0-0 L8		3-2 G6-3		0-0 2B		4	0	2	0	0	0	0											
<b>Luis Gonzalez, L</b> (1, 7) OBP: 0.359, SLG: 0.458	0-0 FC4-6 2-2 2-3		4-0 2-2 FC5-4 BB		2-2 G4-3		2-2 P5		3	0	0	0	1	0	4												
<b>22 Eric Byrnes, R</b> (1, 8) OBP: 0.319, SLG: 0.482	1-2 G6-3		0-1 FC5-4 BB		1-1 FC5-4 CS 1B		2-3 K		4	0	1	0	0	1	5												
<b>Chad Tracy, L</b> (1, 3) OBP: 0.339, SLG: 0.440		4-0 G4-6-3 BB		2-1 L6		1-0 CS		2-1 G1-3		3	0	0	0	1	0	1											
<b>Johnny Estrada, S</b> (1, 2) OBP: 0.332, SLG: 0.452 <b>24 Chris Young, R</b> (9, PR) OBP: 0.324, SLG: 0.417	0-1 G4-6-3 1-2		2-0 F8		1-1 L7		0-1 G3-6-3 1B		4	0	1	0	0	0	0	1											
<b>6 Stephen Drew, L</b> (1, 6) OBP: 0.360, SLG: 0.527	3-2 G4-3		1-0 1B		3-2 1B		1-1 G3-6-3		4	0	2	0	0	0	1												
<b>7 Carlos Quentin, R</b> (1, 9) OBP: 0.329, SLG: 0.500			0-2 G4-3		1-3 K		1-1 G6-3		3	0	0	0	0	1	2												
<b>Claudio Vargas, R</b> (1, 1) OBP: 0.104, SLG: 0.167 <b>45 Doug Slaten, L</b> (7, 1)			0-3 K		0-1 1B		1-1 1B		2	0	1	0	0	1	0												
<b>Andy Green, R</b> (8, PH) OBP: 0.289, SLG: 0.271 <b>Brandon Lyon, R</b> (8, 1)			1-2 1B						0	0	0	0	0	0	0												
<b>Inning Stats</b>	R: 0 E: 0 K: 0 S: 8	H: 1 LOB: 1 BB: 1 P: 14	R: 0 E: 0 K: 0 S: 5	H: 0 LOB: 0 BB: 1 P: 12	R: 0 E: 0 K: 2 S: 9	H: 0 LOB: 0 BB: 0 P: 12	R: 0 E: 0 K: 0 S: 6	H: 0 LOB: 1 BB: 1 P: 11	R: 0 E: 0 K: 1 S: 10	H: 2 LOB: 2 BB: 0 P: 16	R: 0 E: 0 K: 0 S: 9	H: 1 LOB: 0 BB: 0 P: 15	R: 0 E: 0 K: 0 S: 9	H: 1 LOB: 1 BB: 0 P: 16	R: 0 E: 0 K: 2 S: 13	H: 2 LOB: 2 BB: 0 P: 19	R: 0 E: 0 K: 0 S: 6	H: 1 LOB: 1 BB: 0 P: 8	1B: 7 2B: 1 3B: 0 HR: 0	SF: 0 SAC: 0 DP: 3 HBP: 0	WP: 0 PB: 0 SB: 0 CS: 1	PA: 35					
<b>PITCHER</b>	IP	WLS	BF	H	R	ER	SO	BB	IBB	HBP	BLK	WP	HR	S	P	ERA	WHIP										
<b>Derek Lowe, R</b> (1, 1) ERA: 3.57	7.0	W	26	5	0	0	3	3	0	0	0	0	0	56	96	0.00	1.143										
<b>Joe Beimel, L</b> (8, 1) ERA: 2.94	0.2	H	4	2	0	0	1	0	0	0	0	0	0	10	14	0.00	3.000										
<b>44 Takashi Saito, R</b> (8, 1) ERA: 2.18	1.1	S	4	1	0	0	1	0	0	0	0	0	0	9	13	0.00	0.750										

Arizona Diamondbacks @ Los Angeles Dodgers  
Dodger Stadium, Los Angeles, CA  
Fri Sep 22 2006, 7:40 PM PDT  
Att: 43,990 - Cloudy - 69 F

AB	31
R	0
H	8
RBI	0
BB	3
SO	5
LOB	17



Batter	1	2	3	4	5	6	7	8	9	AB	R	H	RBI	BB	SO	LOB	BOTTOM										
<b>15 Rafael Furcal, S</b> (1, 6) OBP: 0.367, SLG: 0.450	3-2 5B 1B		2-1 L4			0-2 F9		4-0 IBB		3	0	1	0	1	0	0											
<b>Kenny Lofton, L</b> (1, 8) OBP: 0.357, SLG: 0.391	0-1 F7		2-2 1B			0-0 G4-3		1-1 G3		4	0	1	0	0	0	3											
<b>5 Nomar Garciaparra, R</b> (1, 3) OBP: 0.367, SLG: 0.497	0-0 1B		2-2 F9			0-0 1B		0-0 G6-3		4	0	2	0	0	0	1											
<b>12 Jeff Kent, R</b> (1, 4) OBP: 0.377, SLG: 0.478	1-3 K		4-2 G4-6-3 BB			0-0 F8		0-2 F9		3	0	0	0	1	1	3											
<b>J.D. Drew, L</b> (1, 9) OBP: 0.388, SLG: 0.484	2-2 F7		3-2 P4			1-1 HR		4-1 BB		3	1	1	1	1	0	3											
<b>Wilson Betemit, S</b> (1, 5) OBP: 0.326, SLG: 0.474		2-2 55 G6-4-3 1B		1-2 G4-6-3		2-2 F9		0-0 G4-3		4	0	1	0	0	0	2											
<b>16 Andre Ethier, L</b> (1, 7) OBP: 0.368, SLG: 0.486		0-0 F7			2-2 G6-3		0-1 F8		3	0	0	0	0	0	1												
<b>55 Russell Martin, R</b> (1, 2) OBP: 0.356, SLG: 0.438		1-1 G6-4-3		0-3 K		3-2 21 2B		3-2 2B		3	1	1	0	0	1	1											
<b>Derek Lowe, R</b> (1, 1) OBP: 0.149, SLG: 0.129 <b>21 Marlon Anderson, L</b> (7, PH) OBP: 0.349, SLG: 0.494 <b>Joe Beimel, L</b> (8, 1) <b>44 Takashi Saito, L</b> (8, 1)			1-2 G6-3		0-0 G4-3		3-2 2B		2	0	0	0	0	0	0	0											
<b>Inning Stats</b>	R: 0 E: 0 K: 1 S: 12	H: 2 LOB: 2 BB: 0 P: 18	R: 0 E: 0 K: 0 S: 6	H: 1 LOB: 0 BB: 0 P: 9	R: 0 E: 0 K: 0 S: 14	H: 1 LOB: 0 BB: 0 P: 21	R: 0 E: 0 K: 0 S: 10	H: 0 LOB: 1 BB: 1 P: 18	R: 0 E: 0 K: 1 S: 8	H: 0 LOB: 0 BB: 0 P: 10	R: 0 E: 0 K: 0 S: 6	H: 1 LOB: 1 BB: 0 P: 6	R: 2 E: 0 K: 0 S: 16	H: 3 LOB: 2 BB: 1 P: 30	R: 0 E: 0 K: 0 S: 6	H: 0 LOB: 1 BB: 1 P: 10	1B: 5 2B: 2 3B: 0 HR: 1	SF: 0 SAC: 0 DP: 2 HBP: 0	WP: 0 PB: 0 SB: 0 CS: 0	PA: 33							
<b>PITCHER</b>	IP	WLS	BF	H	R	ER	SO	BB	IBB	HBP	BLK	WP	HR	S	P	ERA	WHIP										
<b>Claudio Vargas, R</b> (1, 1) ERA: 4.86	6.2	L	27	8	2	2	2	1	0	0	0	0	0	70	105	2.70	1.350										
<b>45 Doug Slaten, L</b> (7, 1) ERA:	0.1		2	0	0	0	0	0	1	0	0	0	0	2	7	0.00	0.000										
<b>Brandon Lyon, R</b> (8, 1) ERA: 3.82	1.0		4	0	0	0	0	1	0	0	0	0	0	6	10	0.00	1.000										

Arizona Diamondbacks @ Los Angeles Dodgers  
Dodger Stadium, Los Angeles, CA  
Fri Sep 22 2006, 7:40 PM PDT  
Att: 43,990 - Cloudy - 69 F

AB	30
R	2
H	8
RBI	2
BB	3
SO	2
LOB	14



Batter	1	2	3	4	5	6	7	8	9	AB	R	H	RBI	BB	SO	LOB	TOP					
22 Eric Byrnes, R OBP: 0.322, SLG: 0.484										6	0	4	2	0	1	0	<b>Arizona Diamondbacks @ Los Angeles Dodgers</b> <b>Dodger Stadium, Los Angeles, CA</b> Sat Sep 23 2006, 7:10 PM PDT Att: 49,791 - Clear - 69 F					
1 Orlando Hudson, S OBP: 0.358, SLG: 0.463										6	1	2	0	0	1	4						
Luis Gonzalez, L Jose Valverde, R										6	0	0	1	0	1	7						
Johnny Estrada, S OBP: 0.333, SLG: 0.451										5	0	2	1	0	0	5						
Chad Tracy, L Craig Counsell, L										4	1	0	0	0	1	2						
34 Conor Jackson, R OBP: 0.370, SLG: 0.431										4	2	3	2	0	0	0						
6 Stephen Drew, L OBP: 0.361, SLG: 0.524										5	1	2	1	0	2	4						
7 Carlos Quentin, R OBP: 0.344, SLG: 0.528										4	2	3	2	1	0	2						
Miguel Batista, R 13 Alberto Callaspo, S 24 Chris Young, R										4	0	0	0	0	4	5						
<b>Inning Stats</b>	R: 0 E: 0 K: 1 S: 13	H: 1 LOB: 1 BB: 0 P: 20	R: 3 E: 0 K: 4 S: 14	H: 2 LOB: 0 BB: 0 P: 22	R: 1 E: 0 K: 0 S: 13	H: 2 LOB: 2 BB: 1 P: 25	R: 1 E: 1 K: 1 S: 16	H: 2 LOB: 2 BB: 1 P: 26	R: 0 E: 0 K: 1 S: 11	H: 2 LOB: 2 BB: 0 P: 14	R: 0 E: 0 K: 0 S: 12	H: 0 LOB: 0 BB: 0 P: 19	R: 1 E: 0 K: 2 S: 14	H: 3 LOB: 2 BB: 0 P: 19	R: 0 E: 0 K: 1 S: 12	H: 1 LOB: 1 BB: 0 P: 19		R: 3 E: 0 K: 0 S: 16	H: 4 LOB: 2 BB: 1 P: 29	1B: 14 2B: 2 3B: 0 HR: 1	SF: 0 SAC: 0 DP: 1 HBP: 1	WP: 0 PB: 1 SB: 3 CS: 0
<b>PITCHER</b>	IP WLS BF H R ER SO BB IBB HBP BLK WP HR S P ERA WHIP																					
31 Brad Penny, R ERA: 4.21	5.0 L 27 9 5 4 7 1 0 1 0 0 0 1 67 107 7.20 2.000																					
Mark Hendrickson, L ERA: 4.29	1.2 7 2 1 1 1 0 0 0 0 0 0 0 22 34 5.40 1.200																					
Brett Tomko, R ERA: 4.95	1.1 6 2 0 0 2 0 0 0 0 0 0 0 16 23 0.00 1.500																					
Elmer Dessens, R ERA: 4.56	0.1 5 3 3 3 0 1 0 0 0 0 0 0 10 19 81.00 12.000																					
Giovanni Carrara, R ERA: 4.56	0.2 3 1 0 0 0 0 0 0 0 0 0 0 6 10 0.00 1.500																					

Batter	1	2	3	4	5	6	7	8	9	AB	R	H	RBI	BB	SO	LOB	BOTTOM					
15 Rafael Furcal, S OBP: 0.367, SLG: 0.448										4	1	1	0	0	0	2	<b>Arizona Diamondbacks @ Los Angeles Dodgers</b> <b>Dodger Stadium, Los Angeles, CA</b> Sat Sep 23 2006, 7:10 PM PDT Att: 49,791 - Clear - 69 F					
Kenny Lofton, L OBP: 0.359, SLG: 0.391										3	1	1	0	1	0	0						
5 Nomar Garciaparra, R OBP: 0.369, SLG: 0.497										4	1	1	2	0	0	1						
12 Jeff Kent, R OBP: 0.374, SLG: 0.473										4	0	0	0	0	0	1						
J.D. Drew, L OBP: 0.393, SLG: 0.492										3	0	3	1	1	0	0						
Wilson Betemit, S Brett Tomko, R Elmer Dessens, R Giovanni Carrara, R 7 James Loney, L										3	0	0	0	0	1	3						
21 Marlon Anderson, L OBP: 0.347, SLG: 0.488										3	0	0	0	1	0	3						
55 Russell Martin, R OBP: 0.355, SLG: 0.439										4	0	1	0	0	0	3						
31 Brad Penny, R 16 Andre Ethier, L Mark Hendrickson, L Julio Lugo, R										1	0	0	0	0	0	1						
<b>Inning Stats</b>	R: 3 E: 0 K: 0 S: 16	H: 4 LOB: 1 BB: 0 P: 25	R: 0 E: 0 K: 0 S: 6	H: 1 LOB: 0 BB: 0 P: 10	R: 0 E: 0 K: 0 S: 6	H: 0 LOB: 0 BB: 0 P: 7	R: 0 E: 0 K: 1 S: 11	H: 1 LOB: 1 BB: 0 P: 17	R: 0 E: 0 K: 0 S: 4	H: 0 LOB: 0 BB: 0 P: 5	R: 0 E: 0 K: 0 S: 4	H: 0 LOB: 1 BB: 1 P: 9	R: 0 E: 0 K: 0 S: 7	H: 0 LOB: 1 BB: 1 P: 13	R: 0 E: 0 K: 0 S: 9	H: 0 LOB: 0 BB: 1 P: 15		R: 0 E: 0 K: 0 S: 13	H: 1 LOB: 1 BB: 0 P: 20	1B: 3 2B: 4 3B: 0 HR: 0	SF: 0 SAC: 0 DP: 2 HBP: 0	WP: 0 PB: 0 SB: 2 CS: 0
<b>PITCHER</b>	IP WLS BF H R ER SO BB IBB HBP BLK WP HR S P ERA WHIP																					
Miguel Batista, R ERA: 4.36	8.0 W 31 6 3 3 1 3 0 0 0 0 0 0 63 101 3.38 1.125																					
Jose Valverde, R ERA: 6.31	1.0 4 1 0 0 0 0 0 0 0 0 0 0 13 20 0.00 1.000																					




Batter	1	2	3	4	5	6	7	8	9	AB	R	H	RBI	BB	SO	LOB	TOP			
13 Alberto Callaspo, S OBP: 0.342, SLG: 0.353	F9		F9		K		G5-3			4	0	0	0	0	1	3				
7 Carlos Quentin, R OBP: 0.341, SLG: 0.527	F8		2B		K			K		4	0	1	1	0	2	0				
34 Conor Jackson, R OBP: 0.371, SLG: 0.434	K		K			1B		2B		4	0	2	0	0	2	2				
22 Eric Byrnes, R OBP: 0.320, SLG: 0.480		P5			P2		G1-3		K	4	0	0	0	0	1	2				
Scott Hairston, R OBP: 0.429, SLG: 0.462	P4				F7		K		K	4	0	0	0	0	2	2				
Damon Easley, R OBP: 0.314, SLG: 0.422	F7				1B		K													
Craig Counsell, L OBP: 0.330, SLG: 0.346					1B				F7	3	0	1	0	0	1	1				
6 Stephen Drew, L OBP: 0.364, SLG: 0.521			7 2B		1B				K	3	1	1	0	1	2	0				
19 Chris Snyder, R OBP: 0.361, SLG: 0.440			FC5		K				K	3	0	0	0	1	2	3				
Livan Hernandez, R OBP: 0.224, SLG: 0.333																				
Luis Vizcaino, R			B1		F9		SH1-3			2	0	0	0	0	0	2				
							SH1-3			0	0	0	0	0	0	0				
<b>Inning Stats</b>	R: 0 E: 0 K: 1 S: 6	H: 0 LOB: 0 BB: 0 P: 8	R: 0 E: 0 K: 0 S: 7	H: 0 LOB: 0 BB: 0 P: 11	R: 1 E: 1 K: 1 S: 12	H: 1 LOB: 2 BB: 1 P: 20	R: 0 E: 0 K: 1 S: 14	H: 2 LOB: 2 BB: 0 P: 18	R: 0 E: 0 K: 2 S: 15	H: 1 LOB: 1 BB: 0 P: 18	R: 0 E: 0 K: 1 S: 10	H: 0 LOB: 1 BB: 1 P: 16	R: 0 E: 0 K: 3 S: 18	H: 1 LOB: 1 BB: 0 P: 24	R: 0 E: 0 K: 2 S: 8	H: 0 LOB: 0 BB: 0 P: 12	1B: 3 2B: 2 3B: 0 HR: 0	SF: 0 SAC: 1 DP: 0 HBP: 0	WP: 0 PB: 0 SB: 0 CS: 0	PA: 35
<b>PITCHER</b>	IP	WLS	BF	H	R	ER	SO	BB	IBB	HBP	BLK	WP	HR	S	P	ERA	WHIP			
56 Hung-Chih Kuo, L ERA: 4.12	7.0		28	4	1	0	8	2	0	0	0	0	0	71	100	0.00	0.857			
51 Jonathan Broxton, R ERA: 2.71	1.0		4	1	0	0	3	0	0	0	0	0	0	18	24	0.00	1.000			
44 Takashi Saito, R ERA: 2.15	1.0	W	3	0	0	0	2	0	0	0	0	0	0	8	12	0.00	0.000			

Arizona Diamondbacks @ Los Angeles Dodgers  
Dodger Stadium, Los Angeles, CA  
Sun Sep 24 2006, 1:10 PM PDT  
Att: 49,822 - Sunny - 84 F

livebaseballscores.com

AB 32  
R 1  
H 5  
RBI 1  
BB 2  
SO 13  
LOB 15




Batter	1	2	3	4	5	6	7	8	9	AB	R	H	RBI	BB	SO	LOB	BOTTOM					
15 Rafael Furcal, S OBP: 0.371, SLG: 0.450	12 CS				5 BB				5 HR	2	1	2	0	3	0	0						
Kenny Lofton, L OBP: 0.359, SLG: 0.389	P6		F8		5 BB		F7		5 HR	4	1	1	1	1	0	4						
5 Nomar Garciaparra, R OBP: 0.366, SLG: 0.591	L7						F8			4	1	1	4	1	0	2						
12 Jeff Kent, R OBP: 0.370, SLG: 0.468	CS	L3		F9	P3					4	0	0	0	0	1	3						
J.D. Drew, L OBP: 0.392, SLG: 0.488		K		1B	G3			G3		3	0	0	0	1	1	3						
Wilson Betemit, S OBP: 0.323, SLG: 0.468			P3				K		K	4	0	1	0	0	2	0						
44 Takashi Saito, L					1B					0	0	0	0	0	0	0						
21 Marlon Anderson, L OBP: 0.349, SLG: 0.487			56 E		F9		L4		G4-3	3	1	1	0	1	0	2						
55 Russell Martin, R OBP: 0.353, SLG: 0.436		G3			G4-3		P2		SH3	3	0	0	0	0	1							
56 Hung-Chih Kuo, L OBP: 0.143, SLG: 0.286																						
Julio Lugo, R OBP: 0.344, SLG: 0.424																						
51 Jonathan Broxton, R																						
Oscar Robles, L OBP: 0.286, SLG: 0.233					15 1B		F7		G4-3	2	1	1	0	0	0	1						
										1	0	0	0	0	0	0						
										1	0	0	0	0	0	1						
<b>Inning Stats</b>	R: 0 E: 0 K: 0 S: 7	H: 0 LOB: 0 BB: 1 P: 13	R: 0 E: 0 K: 1 S: 8	H: 0 LOB: 0 BB: 0 P: 14	R: 0 E: 1 K: 0 S: 13	H: 0 LOB: 2 BB: 2 P: 24	R: 0 E: 0 K: 0 S: 14	H: 1 LOB: 2 BB: 1 P: 23	R: 1 E: 0 K: 0 S: 12	H: 3 LOB: 3 BB: 1 P: 20	R: 0 E: 0 K: 1 S: 9	H: 0 LOB: 0 BB: 0 P: 11	R: 0 E: 0 K: 2 S: 8	H: 1 LOB: 1 BB: 0 P: 13	R: 0 E: 0 K: 2 S: 8	H: 0 LOB: 0 BB: 0 P: 13	R: 4 E: 0 K: 0 S: 14	H: 2 LOB: 2 BB: 2 P: 30	1B: 5 2B: 1 3B: 0 HR: 1	SF: 0 SAC: 1 DP: 0 HBP: 0	WP: 0 PB: 0 SB: 0 CS: 1	PA: 40
<b>PITCHER</b>	IP	WLS	BF	H	R	ER	SO	BB	IBB	HBP	BLK	WP	HR	S	P	ERA	WHIP					
Livan Hernandez, R ERA: 4.95	7.0		30	5	1	1	2	5	0	0	0	0	1	71	118	1.29	1.429					
Luis Vizcaino, R ERA: 3.69	1.2	L	9	2	4	4	2	1	1	0	0	0	1	22	43	21.60	1.800					

Arizona Diamondbacks @ Los Angeles Dodgers  
Dodger Stadium, Los Angeles, CA  
Sun Sep 24 2006, 1:10 PM PDT  
Att: 49,822 - Sunny - 84 F

livebaseballscores.com

AB 31  
R 5  
H 7  
RBI 5  
BB 7  
SO 4  
LOB 17



Batter	1	2	3	4	5	6	7	8	9	AB	R	H	RBI	BB	SO	LOB	TOP										
<b>Craig Counsell, L</b> (1,4) OBP: 0.326, SLG: 0.341	1-1 F9			2-0 G4-3	0-2 FC1-6 22 CS			1-1 B1-3	1-2 FC1-6	5	0	0	0	0	0	3	Arizona Diamondbacks @ San Francisco Giants AT&T Park, San Francisco, CA Mon Sep 25 2006, 7:15 PM PDT Att: 33,919 - Clear - 68 F										
<b>22 Eric Byrnes, R</b> (1,9) (9,7) OBP: 0.319, SLG: 0.483	0-3 K			0-0 HR	0-1 CS	2-2 L8		2-0 G1-3	2-3 K	5	1	1	1	0	2	2											
<b>Luis Gonzalez, L</b> (1,7) <b>Jose Valverde, R</b> (9,1)	1-1 F7			1-1 34 HR 1B		1-2 L8		0-0 P5		4	1	1	0	0	0	0											
<b>Chad Tracy, L</b> (1,5) OBP: 0.339, SLG: 0.438		1-0 G4-3		1-1 34 HR 1B		3-1 34 FC6-4 1B			4-0 6 SH5-4 24 E 34 1B BB	3	2	2	0	1	0	0											
<b>34 Conor Jackson, R</b> (1,3) OBP: 0.370, SLG: 0.438		2-1 L9		2-2 1B		0-0 FC6-4			0-2 FC5 24 1B 26 1B 6 SH5-4	4	2	1	3	0	0	2											
<b>6 Stephen Drew, L</b> (1,6) OBP: 0.363, SLG: 0.518		0-0 F8		0-2 F7					0-0 SH5-4	3	0	1	0	0	0	0											
<b>24 Chris Young, R</b> (1,8) OBP: 0.319, SLG: 0.406			1-2 G6-3	2-3 K			3-2 1B		3-2 26 1B 1B	4	1	1	1	0	1	0											
<b>26 Miguel Montero, L</b> (1,2) OBP: 0.300, SLG: 0.400			2-3 K		0-0 FC1-6 1B				2-3 3H 2-2 FC1-6 7 HBP 1B	4	0	3	2	0	1	0											
<b>31 Edgar Gonzalez, R</b> (1,1) <b>Randy Choate, L</b> (8,1)	2-1 G4-3				0-1 B1				1-2 FC1-6 HBP	3	0	0	0	0	0	1	2										
<b>7 Carlos Quentin, R</b> (9,PH) (9,9) OBP: 0.345, SLG: 0.527							1-3 K			0	0	0	0	0	0	0											
<b>Inning Stats</b>	R: 0 E: 0 K: 1 S: 12	H: 0 LOB: 0 BB: 0 P: 14	R: 0 E: 0 K: 0 S: 4	H: 0 LOB: 0 BB: 0 P: 7	R: 0 E: 0 K: 1 S: 8	H: 0 LOB: 0 BB: 0 P: 13	R: 4 E: 0 K: 1 S: 16	H: 4 LOB: 0 BB: 0 P: 24	R: 0 E: 0 K: 0 S: 10	H: 1 LOB: 1 BB: 0 P: 16	R: 0 E: 0 K: 0 S: 13	H: 2 LOB: 1 BB: 0 P: 19	R: 0 E: 0 K: 0 S: 4	H: 0 LOB: 0 BB: 0 P: 7	R: 3 E: 1 K: 1 S: 20	H: 2 LOB: 2 BB: 1 P: 33	1B: 7 2B: 1 3B: 0 HR: 2	SF: 0 SAC: 1 DP: 0 HBP: 1	WP: 0 PB: 0 SB: 0 CS: 1	PA: 39							
<b>PITCHER</b>	IP	WLS	BF	H	R	ER	SO	BB	IBB	HBP	BLK	WP	HR	S	P	ERA	WHIP										
<b>Jason Schmidt, R</b> (1,1) ERA: 3.56	7.0	L	27	8	4	4	4	0	0	0	0	0	2	71	101	5.14	1.143										
<b>Jack Taschner, L</b> (8,1) ERA: 8.99	1.0		3	0	0	0	0	0	0	0	0	0	0	4	7	0.00	0.000										
<b>Steve Kline, L</b> (9,1) ERA: 3.73	0.1		5	2	3	2	0	1	0	0	0	0	0	10	19	54.00	9.000										
<b>59 Billy Sadler, R</b> (9,1) ERA: 6.75	0.2		3	0	0	0	1	0	0	1	0	0	0	10	14	0.00	0.000										

Batter	1	2	3	4	5	6	7	8	9	AB	R	H	RBI	BB	SO	LOB	BOTTOM										
<b>2 Randy Winn, S</b> (1,9) OBP: 0.324, SLG: 0.396	0-2 G4-3				4-2 13 BB BB					3	0	0	0	1	0	3	Arizona Diamondbacks @ San Francisco Giants AT&T Park, San Francisco, CA Mon Sep 25 2006, 7:15 PM PDT Att: 33,919 - Clear - 68 F										
<b>Jack Taschner, L</b> (8,1)										0	0	0	0	0	0	0											
<b>Steve Kline, S</b> (9,1)										0	0	0	0	0	0	0											
<b>59 Billy Sadler, R</b> (9,1)										0	0	0	0	0	0	0											
<b>13 Omar Vizquel, S</b> (1,6) OBP: 0.365, SLG: 0.393	1-3 K		2-3 F9		4-1 BB		2-2 G5-3			3	0	0	0	1	1	3											
<b>9 Mark Sweeney, L</b> (1,3) OBP: 0.334, SLG: 0.388	0-3 K			3-2 F8	0-3 K			2-2 K		3	0	0	0	0	2	3											
<b>Shea Hillenbrand, R</b> (8,PH) (9,3) OBP: 0.315, SLG: 0.455										1	0	0	0	0	1	0											
<b>Barry Bonds, L</b> (1,7) OBP: 0.457, SLG: 0.548		2-1 L8		0-1 F8		1-1 F8		2-1 F7		4	0	0	0	0	0	0											
<b>Jason Ellison, R</b> (9,9) OBP: 0.274, SLG: 0.390										0	0	0	0	0	0	0											
<b>Ray Durham, S</b> (1,4) OBP: 0.362, SLG: 0.543		0-2 HR		1-0 FC5-4 1B		0-0 F7		2-0 G1-3		4	1	2	1	0	0	0											
<b>Pedro Feliz, R</b> (1,5) OBP: 0.285, SLG: 0.433		1-0 G5-3		0-2 FC5-4		1-1 G5-3			2-3 K	4	0	0	0	0	1	1											
<b>Steve Finley, L</b> (1,8) OBP: 0.320, SLG: 0.393		0-2 P5			2-2 F7				0-1 F9	4	0	0	0	0	0	0											
<b>50 Eliezer Alfonzo, R</b> (1,2) OBP: 0.299, SLG: 0.460			0-0 G4-3 2 SH1-4 1B		0-1 G1-3		2-1 FC6-4 2B		2-2 F8	4	0	2	0	0	0	0											
<b>Jason Schmidt, R</b> (1,1) OBP: 0.138, SLG: 0.231					0-0 SH1-4					1	0	1	0	0	0	0											
<b>Todd Linden, S</b> (7,PH) (9,7) OBP: 0.373, SLG: 0.485										0	0	0	0	1	0	0											
<b>Inning Stats</b>	R: 0 E: 0 K: 2 S: 12	H: 0 LOB: 0 BB: 0 P: 13	R: 1 E: 0 K: 0 S: 10	H: 1 LOB: 0 BB: 0 P: 13	R: 0 E: 0 K: 0 S: 4	H: 1 LOB: 1 BB: 0 P: 6	R: 0 E: 0 K: 0 S: 9	H: 1 LOB: 1 BB: 0 P: 13	R: 0 E: 0 K: 0 S: 13	H: 1 LOB: 3 BB: 2 P: 23	R: 0 E: 0 K: 0 S: 5	H: 0 LOB: 0 BB: 0 P: 7	R: 0 E: 0 K: 0 S: 9	H: 1 LOB: 2 BB: 1 P: 18	R: 0 E: 0 K: 1 S: 7	H: 0 LOB: 0 BB: 0 P: 13	R: 0 E: 0 K: 1 S: 8	H: 0 LOB: 0 BB: 0 P: 12	1B: 2 2B: 2 3B: 0 HR: 1	SF: 0 SAC: 1 DP: 0 HBP: 0	WP: 0 PB: 0 SB: 0 CS: 0	PA: 35					
<b>PITCHER</b>	IP	WLS	BF	H	R	ER	SO	BB	IBB	HBP	BLK	WP	HR	S	P	ERA	WHIP										
<b>31 Edgar Gonzalez, R</b> (1,1) ERA: 3.86	7.0	W	29	5	1	1	3	3	0	0	0	0	0	7	13	0.00	0.000										
<b>Randy Choate, L</b> (8,1) ERA: 3.55	1.0	H	3	0	0	0	1	0	0	0	0	0	0	7	13	0.00	0.000										
<b>Jose Valverde, R</b> (9,1) ERA: 6.17	1.0		3	0	0	0	1	0	0	0	0	0	0	8	12	0.00	0.000										





Batter	1	2	3	4	5	6	7	8	9	AB	R	H	RBI	BB	SO	LOB	TOP								
22 Eric Byrnes, R OBP: 0.318, SLG: 0.483	0-2 FC1 13 F8 2B		3-2 G5-3			2-2 F8		1-2 G4-3		4	0	1	0	0	0	2	Arizona Diamondbacks @ San Francisco Giants AT&T Park, San Francisco, CA Tue Sep 26 2006, 7:15 PM PDT Att: 35,121 - Partly Cloudy - 64 F								
13 Alberto Callaspo, S OBP: 0.353, SLG: 0.342	0-2 F8			1-3 K		1-1 G3		1-0 1B		4	0	1	0	0	1	1									
Luis Gonzalez, L OBP: 0.353, SLG: 0.448	1-0 FC1			1-2 F7		1-3 K		2-1 G4-3		4	0	0	0	0	1	2									
Chad Tracy, L OBP: 0.338, SLG: 0.437	0-1 F7			2-2 G3-1		0-0 1B			2-2 G4-3	4	0	1	0	0	0	1									
34 Conor Jackson, R OBP: 0.369, SLG: 0.437		2-2 F9			0-0 7 HR 1B	1-1 G5-3			2-1 G6-3	4	1	1	0	0	0	1									
6 Stephen Drew, L OBP: 0.361, SLG: 0.512		1-3 K			0-3 K		3-1 F8		0-2 7 FC6-4 1B	4	0	1	0	0	2	1									
Brandon Lyon, R (9, 1)										0	0	0	0	0	0	0									
7 Carlos Quentin, R OBP: 0.343, SLG: 0.540		0-0 F7			1-0 1-H HR	2-1 G5-3		2-1 FC6-4 1B	1 SAFE 0-0 G4-3	4	1	1	2	0	0	1									
19 Chris Snyder, R OBP: 0.356, SLG: 0.433			2-1 F7		2-1 F8		2-2 G4-3			3	0	0	0	0	0	0									
17 Brandon Webb, R OBP: 0.173, SLG: 0.181			0-3 K		1-2 1B		1-1 G4-3 1B			3	0	2	0	0	1	0									
Randy Choate, L (9, 1)										0	0	0	0	0	0	0									
Craig Counsell, L OBP: 0.326, SLG: 0.341										0	0	0	0	0	0	0									
<b>Inning Stats</b>	R: 0 E: 0 K: 0 S: 9	H: 1 LOB: 1 BB: 0 P: 10	R: 0 E: 0 K: 1 S: 8	H: 0 LOB: 0 BB: 0 P: 11	R: 0 E: 0 K: 1 S: 9	H: 0 LOB: 0 BB: 0 P: 14	R: 0 E: 0 K: 1 S: 10	H: 0 LOB: 0 BB: 0 P: 14	R: 2 E: 0 K: 1 S: 13	H: 3 LOB: 1 BB: 0 P: 19	R: 0 E: 0 K: 0 S: 8	H: 1 LOB: 1 BB: 0 P: 11	R: 0 E: 0 K: 0 S: 7	H: 0 LOB: 0 BB: 0 P: 14	R: 0 E: 0 K: 0 S: 8	H: 2 LOB: 1 BB: 0 P: 13	R: 0 E: 0 K: 0 S: 10	H: 1 LOB: 1 BB: 0 P: 14	1B: 6 2B: 1 3B: 0 HR: 1	SF: 0 SAC: 0 DP: 1 HBP: 0	WP: 0 PB: 0 SB: 0 CS: 0	PA: 34			
<b>PITCHER</b>	IP WLS BF H R ER SO BB IBB HBP BLK WP HR S P ERA WHIP	8.0 30 7 2 2 5 0 0 0 0 0 0 1 72 106 2.25 0.875	1.0 W 4 1 0 0 0 0 0 0 0 0 0 10 14 0.00 1.000																						

Batter	1	2	3	4	5	6	7	8	9	AB	R	H	RBI	BB	SO	LOB	BOTTOM								
2 Randy Winn, S OBP: 0.323, SLG: 0.395	2-1 G4-3		0-0 G4-3			2-0 13 G6-3 1B		1-2 L4-6		4	0	1	1	0	0	3	Arizona Diamondbacks @ San Francisco Giants AT&T Park, San Francisco, CA Tue Sep 26 2006, 7:15 PM PDT Att: 35,121 - Partly Cloudy - 64 F								
13 Omar Vizquel, S OBP: 0.362, SLG: 0.390	0-1 G3		2-3 3-H 2-2 G4-3			1 SAFE 0-1 G6-3			0-1 G6-3	4	0	0	0	0	0	2									
Todd Linden, S OBP: 0.367, SLG: 0.464	1-3 K			1-3 K2-3			0-0 G4-3		2-2 HR HBP	3	1	0	0	0	2	0									
Moises Alou, R OBP: 0.355, SLG: 0.580		2-2 K		0-0 G6-3			0-1 1B		1-0 HR	4	1	2	2	0	1	0									
Ray Durham, S OBP: 0.360, SLG: 0.540		0-0 G3		1-0 G4-3			1-0 F7			3	0	0	0	0	0	1									
Lance Niekro, R OBP: 0.289, SLG: 0.378		2-3 K			0-3 K		1-0 G6-3			3	0	0	0	0	2	1									
Pedro Feliz, R OBP: 0.285, SLG: 0.435			3-2 SH1-4 2 G4-3 2B		1-3 K			2-2 E5 9 WP 9 SH2-3 FC4		3	1	1	0	0	1	0									
20 Fred Lewis, L OBP: 0.625, SLG: 0.750									0-0 SH2-3	1	0	0	0	0	0	0									
Mike Stanton, L (9, 1)									1-2 FC4 L4-6 2H	1	0	0	0	0	0	0									
50 Eliezer Alfonzo, R OBP: 0.301, SLG: 0.458			1-0 G4-3 2 SH1-4 HBP		3-2 G6-3					1	0	0	0	0	0	0									
Matt Morris, R OBP: 0.213, SLG: 0.267			0-0 SH1-4		1-1 G6-3					1	0	0	0	0	0	0									
9 Mark Sweeney, L OBP: 0.333, SLG: 0.367										1	0	0	1	0	0	1									
Jason Ellison, R OBP: 0.274, SLG: 0.390										0	0	0	0	0	0	0									
Tomas De La Rosa, R OBP: 0.313, SLG: 0.267										0	0	0	0	0	0	0									
<b>Inning Stats</b>	R: 0 E: 0 K: 1 S: 7	H: 0 LOB: 0 BB: 0 P: 10	R: 0 E: 0 K: 2 S: 8	H: 0 LOB: 0 BB: 0 P: 12	R: 0 E: 0 K: 0 S: 9	H: 1 LOB: 1 BB: 0 P: 15	R: 0 E: 0 K: 1 S: 5	H: 0 LOB: 0 BB: 0 P: 7	R: 0 E: 0 K: 0 S: 5	H: 1 LOB: 0 BB: 0 P: 8	R: 0 E: 0 K: 0 S: 5	H: 1 LOB: 1 BB: 0 P: 7	R: 0 E: 0 K: 0 S: 10	R: 1 E: 2 K: 0 S: 10	H: 0 LOB: 2 BB: 0 P: 14	R: 2 E: 0 K: 0 S: 5	H: 1 LOB: 0 BB: 0 P: 8	1B: 2 2B: 2 3B: 0 HR: 1	SF: 0 SAC: 2 DP: 2 HBP: 2	WP: 1 PB: 0 SB: 0 CS: 0	PA: 31				
<b>PITCHER</b>	IP WLS BF H R ER SO BB IBB HBP BLK WP HR S P ERA WHIP	8.0 L 2 0 1 1 0 0 0 0 0 0 4 6 27.00 0.000	0.1 1 1 1 0 0 0 0 0 0 0 0 1 1 2 ∞ ∞																						

AB	34
R	2
H	8
RBI	2
BB	0
SO	5
LOB	9



Batter	1	2	3	4	5	6	7	8	9	AB	R	H	RBI	BB	SO	LOB	TOP								
24 Chris Young, R OBP: 0.312, SLG: 0.391	G5-3		F7			FC6-4 34 1B 22 1B	F9		P3	5	1	1	0	0	0	2	Arizona Diamondbacks @ San Francisco Giants AT&T Park, San Francisco, CA Wed Sep 27 2006, 12:35 PM PDT Att: 34,503 - Partly Cloudy - 71 F								
1 Orlando Hudson, S OBP: 0.358, SLG: 0.461	F9		G4-3			FC6-4 22 34 1B WP	F7			4	1	1	0	0	0	0									
34 Conor Jackson, R OBP: 0.370, SLG: 0.437	E6 22 HR				1B	FC6-4 22 1B	G6-3			4	1	2	0	0	0	0									
22 Eric Byrnes, R OBP: 0.318, SLG: 0.487	HR				F9	FC6-4 7 S 1-2 2-3 3-H	G5-3			4	1	1	3	0	0	3									
Johnny Estrada, S OBP: 0.330, SLG: 0.447	F9				F9	G5-3			F8	4	0	0	0	0	0	2									
7 Carlos Quentin, R OBP: 0.341, SLG: 0.529		K			P4	F7			BB 6 1B 13 SF9	3	1	0	0	1	1	2									
6 Stephen Drew, L OBP: 0.359, SLG: 0.507	F8				F8				BB 2B	4	1	1	0	0	0	0									
Damion Easley, R OBP: 0.319, SLG: 0.419	F7				B2-6-4 BB				SF9	1	0	0	0	1	0	0									
13 Alberto Callaspo, S OBP: 0.326, SLG: 0.342					B2-6-4 1-2				BB	0	0	0	1	0	0	0									
Claudio Vargas, R ERA: 4.83 45 Doug Slaten, L Luis Vizcaino, R Chad Tracy, R Scott Hairston, R Jose Valverde, R			K						BB 3-H SAFE	3	0	0	0	0	0	1		2							
<b>Inning Stats</b>	R: 2 E: 1 K: 0 S: 9	H: 1 LOB: 0 BB: 0 P: 13	R: 0 E: 0 K: 1 S: 11	H: 0 LOB: 0 BB: 0 P: 18	R: 0 E: 0 K: 1 S: 8	H: 0 LOB: 0 BB: 0 P: 12	R: 0 E: 0 K: 0 S: 8	H: 1 LOB: 1 BB: 0 P: 9	R: 0 E: 0 K: 0 S: 4	H: 0 LOB: 0 BB: 0 P: 9	R: 2 E: 0 K: 0 S: 11	H: 3 LOB: 1 BB: 0 P: 17	R: 0 E: 0 K: 0 S: 10	H: 0 LOB: 0 BB: 0 P: 17	R: 0 E: 0 K: 0 S: 5	H: 0 LOB: 0 BB: 0 P: 10	R: 2 E: 0 K: 0 S: 11	H: 2 LOB: 1 BB: 1 P: 22	1B: 5 2B: 1 3B: 0 HR: 1	SF: 1 DP: 1 HBP: 1	WP: 1 PB: 0 SB: 2 CS: 0	PA: 37			
<b>PITCHER</b>	IP WLS BF H R ER SO BB IBB HBP BLK WP HR S P ERA WHIP	IP WLS BF H R ER SO BB IBB HBP BLK WP HR S P ERA WHIP	IP WLS BF H R ER SO BB IBB HBP BLK WP HR S P ERA WHIP	IP WLS BF H R ER SO BB IBB HBP BLK WP HR S P ERA WHIP	IP WLS BF H R ER SO BB IBB HBP BLK WP HR S P ERA WHIP	IP WLS BF H R ER SO BB IBB HBP BLK WP HR S P ERA WHIP	IP WLS BF H R ER SO BB IBB HBP BLK WP HR S P ERA WHIP	IP WLS BF H R ER SO BB IBB HBP BLK WP HR S P ERA WHIP	IP WLS BF H R ER SO BB IBB HBP BLK WP HR S P ERA WHIP	IP WLS BF H R ER SO BB IBB HBP BLK WP HR S P ERA WHIP	IP WLS BF H R ER SO BB IBB HBP BLK WP HR S P ERA WHIP	IP WLS BF H R ER SO BB IBB HBP BLK WP HR S P ERA WHIP	IP WLS BF H R ER SO BB IBB HBP BLK WP HR S P ERA WHIP	IP WLS BF H R ER SO BB IBB HBP BLK WP HR S P ERA WHIP	IP WLS BF H R ER SO BB IBB HBP BLK WP HR S P ERA WHIP	IP WLS BF H R ER SO BB IBB HBP BLK WP HR S P ERA WHIP	IP WLS BF H R ER SO BB IBB HBP BLK WP HR S P ERA WHIP	IP WLS BF H R ER SO BB IBB HBP BLK WP HR S P ERA WHIP	IP WLS BF H R ER SO BB IBB HBP BLK WP HR S P ERA WHIP	IP WLS BF H R ER SO BB IBB HBP BLK WP HR S P ERA WHIP	IP WLS BF H R ER SO BB IBB HBP BLK WP HR S P ERA WHIP	IP WLS BF H R ER SO BB IBB HBP BLK WP HR S P ERA WHIP	IP WLS BF H R ER SO BB IBB HBP BLK WP HR S P ERA WHIP	IP WLS BF H R ER SO BB IBB HBP BLK WP HR S P ERA WHIP	IP WLS BF H R ER SO BB IBB HBP BLK WP HR S P ERA WHIP

Batter	1	2	3	4	5	6	7	8	9	AB	R	H	RBI	BB	SO	LOB	BOTTOM								
2 Randy Winn, S OBP: 0.322, SLG: 0.393	G4-3		L6		F7				G3	4	0	0	0	1	0	1	Arizona Diamondbacks @ San Francisco Giants AT&T Park, San Francisco, CA Wed Sep 27 2006, 12:35 PM PDT Att: 34,503 - Partly Cloudy - 71 F								
20 Fred Lewis, L OBP: 0.455, SLG: 0.545	G4-3		G3		K					3	0	0	0	0	1	0									
9 Mark Sweeney, L OBP: 0.333, SLG: 0.387	G4-3									0	0	0	0	0	0	0									
Todd Linden, S OBP: 0.363, SLG: 0.457										1	0	0	0	0	0	3									
38 Brian Wilson, R Jack Taschner, L										0	0	0	0	0	0	0									
Shea Hillenbrand, R OBP: 0.313, SLG: 0.451	E5		P3							4	0	0	0	0	0	0									
Moises Alou, R OBP: 0.354, SLG: 0.579	P6									4	1	1	0	0	1	1									
Ray Durham, S OBP: 0.361, SLG: 0.539	G4-3									3	0	1	0	1	0	0									
Pedro Feliz, R OBP: 0.285, SLG: 0.432	BB 50 HR									3	1	0	0	1	0	3									
50 Eliezer Alfonzo, R OBP: 0.300, SLG: 0.466	HR									4	1	1	2	0	1	1									
19 Kevin Frandsen, R OBP: 0.296, SLG: 0.337	L4									4	0	1	0	0	1	1									
53 Jonathan Sánchez, L 32 Kevin Correia, R Steve Finley, L	K									2	0	0	0	0	2	0									
53 Jonathan Sánchez, L 32 Kevin Correia, R Steve Finley, L	K									0	0	0	0	0	0	0									
53 Jonathan Sánchez, L 32 Kevin Correia, R Steve Finley, L	K									2	0	1	0	0	0	1									
<b>Inning Stats</b>	R: 0 E: 1 K: 0 S: 7	H: 0 LOB: 1 BB: 0 P: 12	R: 2 E: 0 K: 1 S: 11	H: 1 LOB: 0 BB: 1 P: 16	R: 0 E: 0 K: 0 S: 6	H: 0 LOB: 0 BB: 0 P: 9	R: 1 E: 0 K: 1 S: 11	H: 2 LOB: 1 BB: 0 P: 17	R: 0 E: 0 K: 2 S: 10	H: 0 LOB: 0 BB: 0 P: 14	R: 0 E: 0 K: 1 S: 10	H: 0 LOB: 0 BB: 0 P: 15	R: 0 E: 0 K: 1 S: 15	H: 1 LOB: 3 BB: 1 P: 29	R: 0 E: 0 K: 0 S: 7	H: 0 LOB: 1 BB: 1 P: 13	R: 0 E: 0 K: 0 S: 11	H: 1 LOB: 1 BB: 0 P: 15	1B: 2 2B: 2 3B: 0 HR: 1	SF: 0 DP: 0 HBP: 0	WP: 1 PB: 0 SB: 2 CS: 0	PA: 37			
<b>PITCHER</b>	IP WLS BF H R ER SO BB IBB HBP BLK WP HR S P ERA WHIP	IP WLS BF H R ER SO BB IBB HBP BLK WP HR S P ERA WHIP	IP WLS BF H R ER SO BB IBB HBP BLK WP HR S P ERA WHIP	IP WLS BF H R ER SO BB IBB HBP BLK WP HR S P ERA WHIP	IP WLS BF H R ER SO BB IBB HBP BLK WP HR S P ERA WHIP	IP WLS BF H R ER SO BB IBB HBP BLK WP HR S P ERA WHIP	IP WLS BF H R ER SO BB IBB HBP BLK WP HR S P ERA WHIP	IP WLS BF H R ER SO BB IBB HBP BLK WP HR S P ERA WHIP	IP WLS BF H R ER SO BB IBB HBP BLK WP HR S P ERA WHIP	IP WLS BF H R ER SO BB IBB HBP BLK WP HR S P ERA WHIP	IP WLS BF H R ER SO BB IBB HBP BLK WP HR S P ERA WHIP	IP WLS BF H R ER SO BB IBB HBP BLK WP HR S P ERA WHIP	IP WLS BF H R ER SO BB IBB HBP BLK WP HR S P ERA WHIP	IP WLS BF H R ER SO BB IBB HBP BLK WP HR S P ERA WHIP	IP WLS BF H R ER SO BB IBB HBP BLK WP HR S P ERA WHIP	IP WLS BF H R ER SO BB IBB HBP BLK WP HR S P ERA WHIP	IP WLS BF H R ER SO BB IBB HBP BLK WP HR S P ERA WHIP	IP WLS BF H R ER SO BB IBB HBP BLK WP HR S P ERA WHIP	IP WLS BF H R ER SO BB IBB HBP BLK WP HR S P ERA WHIP	IP WLS BF H R ER SO BB IBB HBP BLK WP HR S P ERA WHIP	IP WLS BF H R ER SO BB IBB HBP BLK WP HR S P ERA WHIP	IP WLS BF H R ER SO BB IBB HBP BLK WP HR S P ERA WHIP	IP WLS BF H R ER SO BB IBB HBP BLK WP HR S P ERA WHIP	IP WLS BF H R ER SO BB IBB HBP BLK WP HR S P ERA WHIP	IP WLS BF H R ER SO BB IBB HBP BLK WP HR S P ERA WHIP





Batter	1	2	3	4	5	6	7	8	9	AB	R	H	RBI	BB	SO	LOB	TOP										
Dave Roberts, L (1,7) OBP: 0.361, SLG: 0.396	2-2 E 1B		1-1 F8		2-2 G4-3		3-2 P4			4	0	1	0	0	0	2	<b>San Diego Padres @ Arizona Diamondbacks</b> Chase Field, Phoenix, AZ Fri Sep 29 2006, 6:40 PM MST Att: 30,709 - Clear - 75 F										
24 Brian Giles, L (1,9) OBP: 0.376, SLG: 0.402	0-2 P6		0-0 F7			0-0 F9		2-1 F8		4	0	0	0	0	0	1											
Todd Walker, L (1,4) OBP: 0.356, SLG: 0.398 Josh Barfield, R (6,PH) OBP: 0.320, SLG: 0.427 (8,4)	1-1 F8			1-2 F8		1-2 G4-3		0-1 F7		3	0	0	0	0	0	1											
Mike Piazza, R (1,2) OBP: 0.340, SLG: 0.496	3-1 G4-3			1-1 FC5-4 23 BB 1B		0-2 F9		0-3 K		4	0	1	0	0	1	1											
23 Adrián González, L (1,3) OBP: 0.361, SLG: 0.499		4-2 BB		4-2 FC5-4 BB			2-1 G4-3		2-2 G3		2	0	0	0	2	0											
Mike Cameron, R (1,8) OBP: 0.356, SLG: 0.478		0-3 K		1-0 FC5-4			2-0 F9		2-3 K		4	0	0	0	2	3											
34 Russell Branyan, L (1,5) OBP: 0.329, SLG: 0.502		1-3 K		2-2 F7			4-2 1B BB		2-1 P3		3	1	0	0	1	3											
Geoff Blum, S (1,6) OBP: 0.287, SLG: 0.361		1-0 G3				2-1 F9		0-1 1B		3	0	1	0	0	0	1											
52 Clay Hensley, R (1,1) OBP: 0.137, SLG: 0.104 Ryan Klesko, L (7,PH) OBP: 0.750, SLG: 1.000 Jon Adkins, L (7,1) Rudy Seanez, R (8,1)			0-3 K		3-3 K		1-3 1B		2-2 1B		2	0	0	0	2	0											
											1	0	1	1	0	0											
											0	0	0	0	0	0											
											0	0	0	0	0	0											
<b>Inning Stats</b>	R: 0 E: 1 K: 0 S: 10	H: 1 LOB: 1 BB: 0 P: 16	R: 0 E: 0 K: 2 S: 10	H: 0 LOB: 1 BB: 1 P: 16	R: 0 E: 0 K: 1 S: 6	H: 0 LOB: 0 BB: 0 P: 7	R: 0 E: 0 K: 0 S: 11	H: 1 LOB: 2 BB: 1 P: 20	R: 0 E: 0 K: 1 S: 7	H: 0 LOB: 0 BB: 0 P: 8	R: 1 E: 0 K: 0 S: 14	H: 2 LOB: 2 BB: 1 P: 27	R: 0 E: 0 K: 1 S: 8	H: 0 LOB: 0 BB: 0 P: 10	R: 0 E: 0 K: 1 S: 9	H: 0 LOB: 0 BB: 0 P: 15	1B: 4 2B: 0 3B: 0 HR: 0	SF: 0 SAC: 0 DP: 0 HBP: 0	WP: 0 PB: 0 SB: 0 CS: 0	PA: 34							
<b>PITCHER</b>	IP	WLS	BF	H	R	ER	SO	BB	IBB	HBP	BLK	WP	HR	S	P	ERA	WHIP										
Livan Hernandez, R (1,1) ERA: 4.83	7.0	W	28	4	1	1	4	3	0	0	0	0	0	66	109	1.29	1.000										
45 Doug Slaten, L (8,1) ERA:	0.1	H	1	0	0	0	0	0	0	0	0	0	0	2	4	0.00	0.000										
Luis Vizcaino, R (8,1) ERA: 3.58	0.2	H	2	0	0	0	1	0	0	0	0	0	0	6	6	0.00	0.000										
Jose Valverde, R (9,1) ERA: 5.92	1.0	S	3	0	0	0	1	0	0	0	0	0	0	9	15	0.00	0.000										

Batter	1	2	3	4	5	6	7	8	9	AB	R	H	RBI	BB	SO	LOB	BOTTOM										
Craig Counsell, L (1,4) OBP: 0.328, SLG: 0.342 (8,5)	1-0 G6-3		4-2 22 HR BB		0-1 L7			2-3 K		3	1	0	0	1	1	1	<b>San Diego Padres @ Arizona Diamondbacks</b> Chase Field, Phoenix, AZ Fri Sep 29 2006, 6:40 PM MST Att: 30,709 - Clear - 75 F										
22 Eric Byrnes, R (1,8) OBP: 0.315, SLG: 0.487 (9,7)	1-0 L9		1-1 HR			0-0 F9		2-2 F7		4	1	1	2	0	0	0											
Luis Gonzalez, L (1,7) OBP: 0.353, SLG: 0.446 24 Chris Young, R (6,PR) OBP: 0.308, SLG: 0.386 (9,8)	3-3 K		2-1 P2			0-0 F8		3-1 E9 1B		4	0	1	0	0	1	0											
Chad Tracy, L (1,5) OBP: 0.341, SLG: 0.437 (8,3)		3-2 1B		0-2 6 L3 1B		3-2 F7		4-0 1B		3	0	2	0	1	0	0											
34 Conor Jackson, R (1,3) OBP: 0.371, SLG: 0.440 45 Doug Slaten, L (8,1) Luis Vizcaino, R (8,1) 13 Alberto Callaspo, S (8,PH) OBP: 0.311, SLG: 0.325 Jose Valverde, R (9,1)		1-2 F7		1-3 K			1-0 FC1-5 2B	2-2 F7		3	0	1	0	0	1	2											
6 Stephen Drew, L (1,6) OBP: 0.354, SLG: 0.500		2-2 K		1-0 L3			0-1 FC1-5 7 2B			3	1	0	0	0	1	3											
7 Carlos Quentin, R (1,9) OBP: 0.344, SLG: 0.544		1-1 P6			1-1 G6-3 2B		0-0 1B	1-2 P6		3	0	2	1	0	0	1											
19 Chris Snyder, R (1,2) OBP: 0.351, SLG: 0.425			0-1 G5-3		1-3 K		1-2 P6			3	0	0	0	0	1	2											
Livan Hernandez, R (1,1) OBP: 0.217, SLG: 0.324 1 Orlando Hudson, S (7,PH) OBP: 0.356, SLG: 0.457 (8,4)			2-2 G6-3		0-0 G6-3		1-1 L7			2	0	0	0	0	0	1											
										1	0	0	0	0	0	1											
<b>Inning Stats</b>	R: 0 E: 0 K: 1 S: 6	H: 0 LOB: 0 BB: 0 P: 11	R: 0 E: 0 K: 1 S: 13	H: 1 LOB: 1 BB: 0 P: 20	R: 2 E: 0 K: 0 S: 11	H: 1 LOB: 0 BB: 1 P: 20	R: 0 E: 0 K: 1 S: 7	H: 1 LOB: 0 BB: 0 P: 9	R: 0 E: 0 K: 0 S: 8	H: 0 LOB: 0 BB: 0 P: 10	R: 1 E: 0 K: 0 S: 9	H: 2 LOB: 1 BB: 0 P: 12	R: 0 E: 1 K: 1 S: 15	H: 1 LOB: 2 BB: 1 P: 28	R: 0 E: 0 K: 1 S: 9	H: 0 LOB: 0 BB: 0 P: 15	1B: 3 2B: 4 3B: 0 HR: 1	SF: 0 SAC: 0 DP: 1 HBP: 0	WP: 0 PB: 0 SB: 0 CS: 0	PA: 32							
<b>PITCHER</b>	IP	WLS	BF	H	R	ER	SO	BB	IBB	HBP	BLK	WP	HR	S	P	ERA	WHIP										
52 Clay Hensley, R (1,1) ERA: 3.71	6.0	L	22	4	2	2	4	1	0	0	0	0	0	51	79	3.00	0.833										
Jon Adkins, R (7,1) ERA: 3.98	1.0		5	2	1	1	0	0	0	0	0	0	0	9	12	9.00	2.000										
Rudy Seanez, R (8,1) ERA: 4.92	1.0		5	1	0	0	1	0	1	0	0	0	0	15	28	0.00	1.000										

AB	31
R	1
H	4
RBI	1
BB	3
SO	6
LOB	12



AB	30
R	3
H	7
RBI	3
BB	2
SO	5
LOB	13





Batter	1	2	3	4	5	6	7	8	9	AB	R	H	RBI	BB	SO	LOB	TOP								
<b>Dave Roberts, L</b> OBP: 0.360, SLG: 0.393 (1, 8)										4	1	0	0	1	2	3									
<b>24 Brian Giles, L</b> OBP: 0.374, SLG: 0.397 (1, 9)										4	0	0	1	1	0	1									
<b>23 Adrián González, L</b> OBP: 0.362, SLG: 0.500 (1, 3)											5	2	4	2	0	1									
<b>Mike Piazza, R</b> OBP: 0.342, SLG: 0.501 <b>Rob Bowen, S</b> OBP: 0.339, SLG: 0.394 (7, 2)											4	1	2	1	0	1									
<b>34 Russell Branyan, L</b> OBP: 0.327, SLG: 0.498 <b>3 Khalil Greene, R</b> OBP: 0.320, SLG: 0.427 (5, PH)											2	0	0	0	0	2									
<b>8 Termel Stodge, L</b> OBP: 0.308, SLG: 0.357 <b>Mike Cameron, R</b> OBP: 0.355, SLG: 0.482 (9, 8)											5	0	1	0	0	1									
<b>Geoff Blum, S</b> OBP: 0.293, SLG: 0.366 (5, 5)											4	1	2	1	0	0									
<b>Josh Barfield, R</b> OBP: 0.318, SLG: 0.423 (1, 4)											4	1	1	0	0	0									
<b>Woody Williams, R</b> OBP: 0.232, SLG: 0.222 <b>Alan Embree, L</b> (7, 1)										3	1	2	1	0	0										
<b>Ryan Klesko, L</b> OBP: 0.833, SLG: 1.000 <b>Scott Linebrink, R</b> OBP: 1.000, SLG: 1.000 <b>Trevor Hoffman, R</b> (9, 1)										0	0	0	0	0	0										
<b>Inning Stats</b>	R: 1 E: 0 K: 2 S: 14	H: 2 LOB: 1 BB: 0 P: 24	R: 0 E: 0 K: 0 S: 6	H: 0 LOB: 0 BB: 0 P: 8	R: 0 E: 0 K: 0 S: 4	H: 0 LOB: 0 BB: 0 P: 6	R: 6 E: 0 K: 3 S: 22	H: 6 LOB: 2 BB: 2 P: 40	R: 0 E: 0 K: 0 S: 8	H: 1 LOB: 0 BB: 0 P: 11	R: 0 E: 0 K: 0 S: 8	H: 1 LOB: 1 BB: 0 P: 14	R: 0 E: 0 K: 1 S: 11	H: 0 LOB: 0 BB: 0 P: 17	R: 0 E: 0 K: 1 S: 10	H: 2 LOB: 2 BB: 0 P: 16	R: 0 E: 0 K: 1 S: 16	H: 2 LOB: 2 BB: 0 P: 23	1B: 11 2B: 3 3B: 0 HR: 0	SF: 0 SAC: 0 DP: 1 HBP: 0	WP: 1 PB: 0 SB: 0 CS: 0	PA: 42			
<b>PITCHER</b>	IP	WLS	BF	H	R	ER	SO	BB	IBB	HBP	BLK	WP	HR	S	P	ERA	WHIP								
<b>17 Brandon Webb, R</b> ERA: 3.1	4.0	L	22	8	7	7	5	2	0	0	0	1	0	46	78	15.75	2.500								
<b>Randy Choate, L</b> ERA: 3.94	1.0		3	1	0	0	0	0	0	0	0	0	0	8	11	0.00	1.000								
<b>56 Ramon Peña, R</b> ERA: 5.98	1.0		4	1	0	0	0	0	0	0	0	0	0	8	14	0.00	1.000								
<b>Greg Aquino, R</b> ERA: 4.47	1.0		3	0	0	0	2	0	0	0	0	0	0	11	17	0.00	0.000								
<b>48 Enrique Gonzalez, R</b> ERA: 5.97	1.0		5	2	0	0	1	0	0	0	0	0	0	10	16	0.00	2.000								
<b>PITCHER</b>	IP	WLS	BF	H	R	ER	SO	BB	IBB	HBP	BLK	WP	HR	S	P	ERA	WHIP	AB	R	H	RBI	BB	SO	LOB	
<b>Miguel Batista, R</b> ERA: 4.58	0.1		1	0	0	0	0	0	0	0	0	0	0	2	5	0.00	0.000	4	1	1	1	0	0	0	
<b>45 Doug Slaten, L</b> ERA: 5.84	0.0		2	2	0	0	0	0	0	0	0	0	0	5	8	*	*	0	0	0	0	0	0	0	
<b>Jose Valverde, R</b> ERA: 5.84	0.2		2	0	0	0	1	0	0	0	0	0	0	9	10	0.00	0.000	4	1	1	0	0	0	1	

San Diego Padres @ Arizona Diamondbacks  
Chase Field, Phoenix, AZ  
Sun Oct 01 2006, 1:40 PM MST  
Att. 48,977 - Roof Closed - 74 F

AB	40
R	7
H	14
RBI	6
BB	2
SO	9
LOB	15



Batter	1	2	3	4	5	6	7	8	9	AB	R	H	RBI	BB	SO	LOB	BOTTOM								
<b>Craig Counsell, L</b> OBP: 0.327, SLG: 0.347 <b>6 Stephen Drew, L</b> OBP: 0.357, SLG: 0.517 (9, 6)										4	1	1	1	0	0	0									
<b>1 Orlando Hudson, S</b> OBP: 0.354, SLG: 0.454 (1, 4)										4	0	0	0	0	0	0									
<b>Luis Gonzalez, L</b> OBP: 0.352, SLG: 0.444 <b>Scott Hairston, R</b> OBP: 0.438, SLG: 0.533 (9, 7)										4	0	0	0	0	0	0									
<b>22 Eric Byrnes, R</b> OBP: 0.313, SLG: 0.482 (1, 8)											4	1	1	0	0	0									
<b>Chad Tracy, L</b> OBP: 0.343, SLG: 0.451 (1, 5)											4	3	3	3	0	0									
<b>34 Conor Jackson, R</b> OBP: 0.368, SLG: 0.441 (1, 3)											4	1	1	1	0	0									
<b>7 Carlos Quentin, R</b> OBP: 0.342, SLG: 0.530 (1, 9)											3	0	1	0	1	0									
<b>19 Chris Snyder, R</b> OBP: 0.349, SLG: 0.424 <b>24 Chris Young, R</b> OBP: 0.308, SLG: 0.386 (9, PR)											3	0	1	1	0	0									
<b>17 Brandon Webb, R</b> ERA: 3.85 <b>Randy Choate, L</b> ERA: 3.94 <b>56 Ramon Peña, R</b> ERA: 5.98 <b>Greg Aquino, R</b> ERA: 4.47 <b>48 Enrique Gonzalez, R</b> ERA: 5.97 <b>Miguel Batista, R</b> ERA: 4.58 <b>45 Doug Slaten, L</b> ERA: 5.84 <b>Jose Valverde, R</b> ERA: 5.84											1	0	0	0	0	0									
<b>Inning Stats</b>	R: 0 E: 0 K: 0 S: 6	H: 0 LOB: 0 BB: 0 P: 10	R: 0 E: 0 K: 0 S: 5	H: 0 LOB: 0 BB: 0 P: 6	R: 0 E: 0 K: 0 S: 10	H: 1 LOB: 0 BB: 0 P: 18	R: 1 E: 0 K: 0 S: 8	H: 2 LOB: 1 BB: 0 P: 15	R: 0 E: 0 K: 0 S: 8	H: 0 LOB: 1 BB: 0 P: 15	R: 2 E: 0 K: 1 S: 11	H: 3 LOB: 1 BB: 0 P: 13	R: 0 E: 0 K: 0 S: 5	H: 0 LOB: 0 BB: 0 P: 9	R: 2 E: 0 K: 0 S: 14	H: 2 LOB: 1 BB: 1 P: 22	1B: 3 2B: 1 3B: 0 HR: 4	SF: 1 SAC: 0 DP: 0 HBP: 0	WP: 0 PB: 0 SB: 0 CS: 0	PA: 36					
<b>PITCHER</b>	IP	WLS	BF	H	R	ER	SO	BB	IBB	HBP	BLK	WP	HR	S	P	ERA	WHIP								
<b>Woody Williams, R</b> ERA: 3.85	6.2	W	26	6	4	4	0	0	0	0	0	0	0	4	4	0.00	0.900								
<b>Alan Embree, L</b> ERA: 3.27	0.1	H	1	0	0	0	1	0	0	0	0	0	0	4	4	0.00	0.000								
<b>Scott Linebrink, R</b> ERA: 3.57	1.0	H	3	0	0	0	0	0	0	0	0	0	0	5	9	0.00	0.000								
<b>Trevor Hoffman, R</b> ERA: 2.14	1.0	S	6	2	2	2	0	1	0	0	0	0	2	14	22	18.00	3.000								

San Diego Padres @ Arizona Diamondbacks  
Chase Field, Phoenix, AZ  
Sun Oct 01 2006, 1:40 PM MST  
Att. 48,977 - Roof Closed - 74 F

AB	34
R	6
H	8
RBI	6
BB	1
SO	1
LOB	5

