

Arizona Diamondbacks - 2010

Batter	1	2	3	4	5	6	7	8	9	AB	R	H	RBI	BB	SO	LOB	TOP				
3 Tony Abreu, S OBP: 0.400, SLG: 0.400 78 Collin Cowgill, R	G4-3		L6			18 BB 10 HR	K		G3	3	1	1	1	0	0	1					
18 Gerardo Parra, L 76 Bryan Shaw, S 35 Clay Zavada, L 29 Brandon Allen, L OBP: 0.667, SLG: 1.500	G3			K		10 HR BB	G4-3		K	3	1	0	0	1	1	1					
10 Justin Upton, R 39 Jordan Norberto, L 71 Evan Frey, L	G6-3			F9		BB HR			G4-3	3	1	1	4	0	0	0					
25 Adam LaRoche, L 59 Ed Rogers, R OBP: 0.500, SLG: 0.500		K		G3		F7			G6-3 11 G6-3 1B	2	0	0	0	0	1	0					
27 Mark Reynolds, R 22 Aaron Heilman, R 11 Augie Ojeda, S	F8			K		F7			G6-3	2	0	0	0	0	1	0					
19 Chris Snyder, R 37 Carlos Corporan, S	G5-3			K		G1-2-3			G6-3 60 FC4-6 HBP	2	0	0	0	0	1	0					
14 Ryan Roberts, R 60 Mark Hallberg, R 32 Esmerling Vasquez, R			G4-3			K			FC4-6	3	1	1	1	0	1	0					
12 Drew Macias, L 67 Cole Gillespie, R OBP: 0.667, SLG: 1.667			G6-3			4 E 3 BB 2B			HR	2	1	1	0	0	0	0					
15 Dan Haren, R 24 Chris Young, R 72 Wes Roemer, R 4 Rusty Ryal, R						E4 18 BB 10 HR	K		F8	0	0	0	0	0	0	0					
Inning Stats	R: 0 E: 0 K: 0 S: 3	H: 0 LOB: 0 BB: 0 P: 3	R: 0 E: 0 K: 1 S: 5	H: 0 LOB: 0 BB: 0 P: 5	R: 0 E: 0 K: 0 S: 4	H: 1 LOB: 1 BB: 0 P: 4	R: 0 E: 0 K: 1 S: 5	H: 0 LOB: 0 BB: 0 P: 5	R: 0 E: 0 K: 3 S: 9	H: 0 LOB: 0 BB: 0 P: 9	R: 5 E: 1 K: 0 S: 7	H: 3 LOB: 0 BB: 1 P: 13	R: 1 E: 0 K: 2 S: 11	H: 2 LOB: 1 BB: 0 P: 12	R: 0 E: 0 K: 0 S: 4	H: 1 LOB: 2 BB: 0 P: 6	R: 1 E: 0 K: 1 S: 8	H: 1 LOB: 0 BB: 0 P: 11	1B: 3 2B: 2 3B: 0 HR: 3	SF: 0 SAC: 0 DP: 0 HBP: 1	WP: 0 PA: 38 PB: 0 SB: 1 CS: 0
PITCHER	IP WLS BF H R ER SO BB IBB HBP BLK WP HR S P ERA WHIP	IP WLS BF H R ER SO BB IBB HBP BLK WP HR S P ERA WHIP	IP WLS BF H R ER SO BB IBB HBP BLK WP HR S P ERA WHIP	IP WLS BF H R ER SO BB IBB HBP BLK WP HR S P ERA WHIP	IP WLS BF H R ER SO BB IBB HBP BLK WP HR S P ERA WHIP	IP WLS BF H R ER SO BB IBB HBP BLK WP HR S P ERA WHIP	IP WLS BF H R ER SO BB IBB HBP BLK WP HR S P ERA WHIP	IP WLS BF H R ER SO BB IBB HBP BLK WP HR S P ERA WHIP	IP WLS BF H R ER SO BB IBB HBP BLK WP HR S P ERA WHIP	IP WLS BF H R ER SO BB IBB HBP BLK WP HR S P ERA WHIP	IP WLS BF H R ER SO BB IBB HBP BLK WP HR S P ERA WHIP	IP WLS BF H R ER SO BB IBB HBP BLK WP HR S P ERA WHIP	IP WLS BF H R ER SO BB IBB HBP BLK WP HR S P ERA WHIP	IP WLS BF H R ER SO BB IBB HBP BLK WP HR S P ERA WHIP	IP WLS BF H R ER SO BB IBB HBP BLK WP HR S P ERA WHIP	IP WLS BF H R ER SO BB IBB HBP BLK WP HR S P ERA WHIP	IP WLS BF H R ER SO BB IBB HBP BLK WP HR S P ERA WHIP	IP WLS BF H R ER SO BB IBB HBP BLK WP HR S P ERA WHIP	IP WLS BF H R ER SO BB IBB HBP BLK WP HR S P ERA WHIP	IP WLS BF H R ER SO BB IBB HBP BLK WP HR S P ERA WHIP	IP WLS BF H R ER SO BB IBB HBP BLK WP HR S P ERA WHIP

Arizona Diamondbacks @ Chicago Cubs
Hohokam Park, Mesa, AZ
Fri Mar 05 2010, 3:15 PM - 6:00 PM EST
Att: 11,775 - Sunny - 65 F

AB	36
R	7
H	8
RBI	7
BB	1
SO	8
LOB	8



Batter	1	2	3	4	5	6	7	8	9	AB	R	H	RBI	BB	SO	LOB	BOTTOM				
67 Starlin Castro, R OBP: 0.429, SLG: 0.857 65 Darwin Barney, R	G1-3		F8			28 BB 21 1B				4	1	2	0	0	0	1					
28 Jeff Baker, R 57 Matt Camp, L	F9			F7		21 1B 15 F8-2 BB			K	2	0	0	0	1	0	0					
21 Tyler Colvin, L 48 John Gaub, R 9 Chad Tracy, L 62 Marcos Mateo, R 64 Justin Berg, R 15 Bobby Seales, S	G4-3					1-3 2-H 3-H				3	0	0	2	0	0	0					
15 Kevin Millar, R 6 Micah Hoffpauir, L 27 Sam Fuld, L OBP: 0.500, SLG: 2.000		61 CS BB		G5-3		F8-2			F8	2	0	0	0	1	0	3					
56 Brad Snyder, L OBP: 0.429, SLG: 1.000	P5			F8					K	5	1	2	2	0	1	2					
61 Josh Vitters, R OBP: 0.500, SLG: 0.500	K									4	2	2	0	0	1	1					
59 Brett Jackson, L OBP: 1.000, SLG: 3.000										1	1	1	1	2	0	0					
55 Koyie Hill, S 75 Chris Robinson, R OBP: 0.500, SLG: 0.500				FC1-6 79 SH2-4						2	1	1	1	0	0	1					
38 Carlos Zambrano, S 79 Casey Coleman, L 44 Jeff Stevens, R 63 James Adduci, L				SH2-4						0	0	0	0	0	0	0					
Inning Stats	R: 0 E: 0 K: 0 S: 3	H: 0 LOB: 1 BB: 1 P: 9	R: 0 E: 0 K: 1 S: 5	H: 0 LOB: 1 BB: 1 P: 7	R: 0 E: 0 K: 0 S: 4	H: 1 LOB: 1 BB: 0 P: 4	R: 4 E: 0 K: 1 S: 9	H: 5 LOB: 1 BB: 1 P: 13	R: 0 E: 0 K: 1 S: 5	H: 0 LOB: 1 BB: 1 P: 9	R: 0 E: 0 K: 0 S: 4	H: 1 LOB: 1 BB: 0 P: 4	R: 2 E: 0 K: 1 S: 8	H: 3 LOB: 3 BB: 1 P: 14	R: 2 E: 0 K: 0 S: 2	H: 2 LOB: 2 BB: 0 P: 4	1B: 8 2B: 5 3B: 1 HR: 0	SF: 0 SAC: 1 DP: 2 HBP: 2	WP: 0 PA: 41 PB: 0 SB: 0 CS: 1		
PITCHER	IP WLS BF H R ER SO BB IBB HBP BLK WP HR S P ERA WHIP	IP WLS BF H R ER SO BB IBB HBP BLK WP HR S P ERA WHIP	IP WLS BF H R ER SO BB IBB HBP BLK WP HR S P ERA WHIP	IP WLS BF H R ER SO BB IBB HBP BLK WP HR S P ERA WHIP	IP WLS BF H R ER SO BB IBB HBP BLK WP HR S P ERA WHIP	IP WLS BF H R ER SO BB IBB HBP BLK WP HR S P ERA WHIP	IP WLS BF H R ER SO BB IBB HBP BLK WP HR S P ERA WHIP	IP WLS BF H R ER SO BB IBB HBP BLK WP HR S P ERA WHIP	IP WLS BF H R ER SO BB IBB HBP BLK WP HR S P ERA WHIP	IP WLS BF H R ER SO BB IBB HBP BLK WP HR S P ERA WHIP	IP WLS BF H R ER SO BB IBB HBP BLK WP HR S P ERA WHIP	IP WLS BF H R ER SO BB IBB HBP BLK WP HR S P ERA WHIP	IP WLS BF H R ER SO BB IBB HBP BLK WP HR S P ERA WHIP	IP WLS BF H R ER SO BB IBB HBP BLK WP HR S P ERA WHIP	IP WLS BF H R ER SO BB IBB HBP BLK WP HR S P ERA WHIP	IP WLS BF H R ER SO BB IBB HBP BLK WP HR S P ERA WHIP	IP WLS BF H R ER SO BB IBB HBP BLK WP HR S P ERA WHIP	IP WLS BF H R ER SO BB IBB HBP BLK WP HR S P ERA WHIP	IP WLS BF H R ER SO BB IBB HBP BLK WP HR S P ERA WHIP	IP WLS BF H R ER SO BB IBB HBP BLK WP HR S P ERA WHIP	IP WLS BF H R ER SO BB IBB HBP BLK WP HR S P ERA WHIP

Arizona Diamondbacks @ Chicago Cubs
Hohokam Park, Mesa, AZ
Fri Mar 05 2010, 3:15 PM - 6:00 PM EST
Att: 11,775 - Sunny - 65 F

AB	33
R	8
H	12
RBI	8
BB	5
SO	4
LOB	18



Batter	1	2	3	4	5	6	7	8	9	AB	R	H	RBI	BB	SO	LOB	TOP		
18 Gerardo Parra, L (1.9)	G4-3		G4-3		G6-3					3	0	0	0	0	0	0	Arizona Diamondbacks @ Colorado Rockies US West Sports Complex, Hi Corbett Field, Tucson, AZ Sun Mar 07 2010, 3:18 PM - 5:08 PM EST Att: 2,337 - Drizzle - 56 F		
67 Cole Gillespie, R (1.7) OBP: 0.222, SLG: 0.556	G6-3		G5-3		K					3	0	0	0	0	1	0			
25 Adam LaRoche, L (1.3) OBP: 0.200, SLG: 0.200	1B			K		K				3	0	1	0	0	2	0			
27 Mark Reynolds, R (1.5) OBP: 0.444, SLG: 0.286	1B			1B		K				3	0	2	0	0	1	0			
24 Chris Young, R (1.8) OBP: 0.364, SLG: 0.818	P4			FC4-6 28 FC6 14 HBP 28 E 1-2		F7				3	1	0	0	0	0	3			
14 Ryan Roberts, R (1.4) OBP: 0.375, SLG: 0.667		F8		HBP		K				2	0	0	0	0	1	0			
28 John Hester, R (1.2) OBP: 0.400, SLG: 0.600	G6-3			FC6						3	0	1	0	0	0	1			
11 Augie Ojeda, S (1.6) OBP: 0.167, SLG: 0.167	L7			G4-3						2	0	0	0	0	0	2			
57 Kevin Mulvey, R (1.1) 46 Bob Howry, L (3.1) 40 Zach Kroenke, R (4.1) 21 Jeff Bailey, R (5. PH) 73 Matt Torra, R (5.1) 75 Josh Ellis, R (5.1)			K		K					1	0	0	0	0	1	0			
Inning Stats	R: 0 E: 0 K: 0 S: 5	H: 2 LOB: 2 BB: 0 P: 5	R: 0 E: 0 K: 0 S: 3	H: 0 LOB: 0 BB: 0 P: 3	R: 0 E: 0 K: 1 S: 5	H: 0 LOB: 0 BB: 0 P: 5	R: 1 E: 1 K: 1 S: 7	H: 1 LOB: 2 BB: 0 P: 8	R: 0 E: 0 K: 2 S: 7	H: 0 LOB: 0 BB: 0 P: 7	R: 0 E: 0 K: 1 S: 4	H: 1 LOB: 1 BB: 0 P: 4						1B: 4 2B: 0 3B: 0 HR: 0	SF: 0 SAC: 0 DP: 0 HBP: 1
PITCHER	IP WLS BF H R ER SO BB IBB HBP BLK WP HR S P ERA WHIP																		
28 Aaron Cook, R (1.1) ERA:	3.0																0.00	0.667	
47 Samuel Deduno, R (4.1) ERA:	2.0	W	9	1	1	0	3	0	0	1	0	0	0	0	14	15	0.00	0.500	
60 Manny Corpas, R (6.1) ERA:	1.1	S	5	1	0	0	3	0	0	0	0	0	0	0	11	11	0.00	0.750	

Batter	1	2	3	4	5	6	7	8	9	AB	R	H	RBI	BB	SO	LOB	BOTTOM		
3 Eric Young Jr., S (1.4) OBP: 0.167, SLG: 0.333	K		G3		FC3 12 SH1-4 5 1B	G5-3				4	1	0	0	0	1	2	Arizona Diamondbacks @ Colorado Rockies US West Sports Complex, Hi Corbett Field, Tucson, AZ Sun Mar 07 2010, 3:18 PM - 5:08 PM EST Att: 2,337 - Drizzle - 56 F		
12 Clint Barmes, R (1.6) OBP: 0.286, SLG: 0.714	L9				SH1-4					2	0	1	0	0	0	0			
75 Chris Frey, L (6.8) OBP: 0.143, SLG: 0.143	1B					K				1	0	0	0	0	1	1			
5 Carlos González, L (1.8) OBP: 0.556, SLG: 0.750	F8				2B					3	1	2	2	0	0	0			
Brad Eldred, R (6.3)					1B					0	0	0	0	0	0	0			
21 Miguel Olivo, R (1.2) OBP: 0.375, SLG: 0.714	F9		G5-3		1B					3	0	1	0	0	0	2			
66 Jordan Pacheco, R (6.2)					1B					0	0	0	0	0	0	0			
6 Melvin Mora, R (1.5) OBP: 0.200, SLG: 0.400	G1-3				L8					2	0	2	0	0	0	0			
74 Darin Holcomb, R (4. PR) (5.5)	2B				2B					1	1	0	0	0	0	2			
72 Mike Paulk, L (1.3) OBP: 0.455, SLG: 0.400	BB				1B					2	0	1	1	1	0	1			
60 Manny Corpas, R (6.1)										0	0	0	0	0	0	0			
64 Cole Garner, R (1.9) OBP: 0.400, SLG: 0.900	G1-3				P3					3	0	1	1	0	0	4			
15 Jay Payton, R (1.7) OBP: 0.150, SLG: 0.200	F7				G4-6-3					3	0	0	0	0	0	4			
96 Michael Mitchell, R (7.7)						G6-3				0	0	0	0	0	0	0			
28 Aaron Cook, R (1.1) 47 Samuel Deduno, R (4.1) 10 Chris Nelson, R (5. PH) OBP: 0.600, SLG: 0.600			G6-3		1B					1	0	0	0	0	0	0			
Inning Stats	R: 0 E: 0 K: 1 S: 5	H: 0 LOB: 0 BB: 0 P: 5	R: 0 E: 0 K: 0 S: 4	H: 1 LOB: 1 BB: 1 P: 8	R: 0 E: 0 K: 0 S: 5	H: 2 LOB: 2 BB: 0 P: 5	R: 1 E: 0 K: 0 S: 4	H: 2 LOB: 1 BB: 0 P: 4	R: 3 E: 1 K: 1 S: 8	H: 4 LOB: 2 BB: 0 P: 8	R: 0 E: 0 K: 1 S: 7	H: 1 LOB: 1 BB: 0 P: 7					1B: 7 2B: 3 3B: 0 HR: 0	SF: 0 SAC: 1 DP: 1 HBP: 0	WP: 0 PA: 29 PB: 0 CS: 0
PITCHER	IP WLS BF H R ER SO BB IBB HBP BLK WP HR S P ERA WHIP																		
57 Kevin Mulvey, R (1.1) ERA:	1.0																0.00	1.000	
46 Bob Howry, R (3.1) ERA: 9.0	1.0	B	4	2	1	1	0	0	0	0	0	4	4	9.00	2.000				
40 Zach Kroenke, L (4.1) ERA: 4.5	1.0	L	8	4	3	1	0	0	0	0	0	8	8	9.00	4.000				
73 Matt Torra, R (5.1) ERA: 9.0	1.0		4	1	0	0	1	0	0	0	0	7	7	0.00	1.000				

Batter	1	2	3	4	5	6	7	8	9	AB	R	H	RBI	BB	SO	LOB	TOP								
23 Michael Brantley, L (1.8) 82 Tim Fedroff, L (8.8)	0-2 G3-1 3B		0-0 1B				0-0 2B			4	1	3	1	0	0	1	Cleveland Indians @ Arizona Diamondbacks Tucson Electric Park, Tucson, AZ Mon Mar 08 2010, 3:14 PM - 5:46 PM EST Att: 3,141 - Cloudy - 51 F								
4 Trevor Crowe, S (1.7) 71 Nick Weglarz, L (5.7)	0-3 K		0-0 F8				0-0 G6-3			3	0	0	1	0	1	3									
9 Brian Buscher, L (1.5) 39 Brian Bixler, R (5.5)	0-0 G3-1						0-0 F9			3	0	0	1	0	0	1									
77 Carlos Santana, S (1.10) 78 Beau Mills, L (8.10)	0-0 L3						0-0 F8			3	0	0	0	0	1	0									
25 Andy Marte, R (1.3) 68 Wes Hodges, R (6.3)	0-3 K						0-0 F9			2	0	1	0	0	1	0									
47 Shelley Duncan, R (1.9) 93 Brian Horwitz, R (5.9)	0-0 F8						0-0 G1-3			2	0	0	0	0	0	1									
30 Lou Marson, R (1.2) 8 Chris Gimenez, R (5.2) 65 Damaso Espino, R (9.2)	0-0 G6-3						0-3 K			2	0	0	0	0	1	0									
6 Luis Antonio Rodriguez, S (1.4) 74 Niuman Romero, S (9.4)			0-0 F9				0-0 G6-3			2	1	0	0	1	0	1									
66 Jason Donald, R (1.6) 70 Carlos Rivero, R (7.6)	0-0 G6-3						0-0 F9			2	0	0	0	0	1	1									
Inning Stats	R: 1 E: 0 K: 1 S: 8	H: 1 LOB: 0 BB: 0 P: 8	R: 0 E: 0 K: 1 S: 5	H: 0 LOB: 0 BB: 0 P: 5	R: 0 E: 0 K: 0 S: 4	H: 1 LOB: 1 BB: 0 P: 4	R: 0 E: 0 K: 1 S: 6	H: 1 LOB: 1 BB: 0 P: 6	R: 2 E: 1 K: 1 S: 7	H: 1 LOB: 1 BB: 1 P: 11	R: 0 E: 0 K: 0 S: 3	H: 0 LOB: 0 BB: 0 P: 3	R: 0 E: 0 K: 0 S: 4	H: 1 LOB: 1 BB: 0 P: 4	R: 0 E: 0 K: 0 S: 5	H: 2 LOB: 2 BB: 0 P: 5		R: 0 E: 0 K: 1 S: 5	H: 0 LOB: 0 BB: 0 P: 5	1B: 5 2B: 1 3B: 1 HR: 0	SF: 0 SAC: 0 DP: 0 HBP: 0	WP: 0 PB: 0 SB: 0 CS: 0	PA: 36		
PITCHER	IP	WLS	BF	H	R	ER	SO	BB	IBB	HBP	BLK	WP	HR	S	P	ERA	WHIP								
13 Rodrigo Lopez, R (1.1) 22 Aaron Heilman, R (3.1) 41 T.J. Beam, R (4.1) 35 Clay Zavada, L (5.1) 39 Jordan Norberto, L (6.1)	2.0	7	1	1	1	2	0	0	0	0	0	0	0	13	13	4.50	0.500								
66 Daniel Stange, R (7.1) 32 Esmerling Vasquez, R (8.1) 47 Leo Rosales, R (9.1)	1.0	4	1	0	0	0	0	0	0	0	0	0	0	4	4	0.00	1.000								
	1.0	5	2	0	0	0	0	0	0	0	0	0	0	6	6	0.00	1.000								
	1.0	3	0	0	0	1	0	0	0	0	0	0	0	7	11	0.00	2.000								
	1.0	3	0	0	0	0	0	0	0	0	0	0	0	3	3	0.00	0.000								

Batter	1	2	3	4	5	6	7	8	9	AB	R	H	RBI	BB	SO	LOB	BOTTOM								
3 Tony Abreu, S (1.6)	0-0 G3						0-0 P6-3			5	0	1	1	0	1	3	Cleveland Indians @ Arizona Diamondbacks Tucson Electric Park, Tucson, AZ Mon Mar 08 2010, 3:14 PM - 5:46 PM EST Att: 3,141 - Cloudy - 51 F								
14 Ryan Roberts, R (1.4) 59 Ed Rogers, R (8.5) 21 Jeff Bailey, R (9.5)	1-0 1B						0-0 F8			3	0	1	0	0	1	2									
10 Justin Upton, R (1.9) 71 Evan Frey, L (4.9)	4-0 HBP						0-0 2B			1	0	0	0	1	0	0									
25 Adam LaRoche, L (1.10)	0-3 K						0-0 G4-3			3	0	0	0	0	0	3									
24 Chris Young, R (1.8) 12 Drew Macias, L (6.8)	0-2 F7						0-0 G4-3			4	0	1	0	0	2	2									
26 Miguel Montero, L (1.2) 77 Sean Coughlin, L (7.2) 78 Collin Cowgill, R (8.7)	0-0 F7						0-0 K			3	0	0	0	0	0	3									
18 Gerardo Parra, L (1.7) 37 Carlos Corporan, S (9.2)	4-0 BB						0-0 G3			3	0	0	0	0	0	0									
4 Rusty Ryal, R (1.5) 60 Mark Hallberg, R (8.4)	0-0 G6-3						0-0 G3			2	1	0	0	1	0	0									
29 Brandon Allen, L (1.3)	4-0 BB						0-0 E5			3	0	0	0	0	1	3									
Inning Stats	R: 0 E: 0 K: 1 S: 7	H: 0 LOB: 2 BB: 1 P: 12	R: 1 E: 0 K: 0 S: 4	H: 1 LOB: 2 BB: 2 P: 12	R: 0 E: 0 K: 0 S: 3	H: 0 LOB: 0 BB: 0 P: 3	R: 1 E: 0 K: 1 S: 6	H: 1 LOB: 1 BB: 1 P: 10	R: 0 E: 0 K: 1 S: 6	H: 1 LOB: 1 BB: 0 P: 7	R: 0 E: 0 K: 0 S: 5	H: 0 LOB: 0 BB: 0 P: 5	R: 0 E: 0 K: 0 S: 3	H: 1 LOB: 1 BB: 1 P: 7	R: 0 E: 0 K: 1 S: 6	H: 1 LOB: 2 BB: 0 P: 6		R: 0 E: 1 K: 1 S: 7	H: 1 LOB: 2 BB: 0 P: 7	1B: 5 2B: 2 3B: 0 HR: 0	SF: 1 SAC: 0 DP: 1 HBP: 1	WP: 1 PB: 0 SB: 1 CS: 0	PA: 39		
PITCHER	IP	WLS	BF	H	R	ER	SO	BB	IBB	HBP	BLK	WP	HR	S	P	ERA	WHIP								
37 Jake Westbrook, R (1.1) 73 Frank Herrmann, R (2.1) 31 Jamey Wright, R (3.1) 64 Yohan Pino, R (5.1) 54 Chris Perez, R (7.1)	1.2	10	1	1	1	1	0	3	0	0	0	0	0	10	23	5.40	2.400								
38 Joe Smith, R (8.1) 56 Saul Rivera, R (9.1)	0.1	1	0	0	0	0	0	0	0	0	0	0	0	1	1	0.00	0.000								
	2.0	W	8	1	1	1	1	1	0	0	0	0	0	9	13	4.50	1.000								
	2.0	H	7	1	0	0	2	0	0	0	0	1	0	11	12	0.00	0.500								
	1.0	H	4	1	0	0	0	1	0	0	0	0	0	3	7	0.00	2.000								

Batter	1	2	3	4	5	6	7	8	9	AB	R	H	RBI	BB	SO	LOB	TOP							
6 Stephen Drew, L (1,6) OBP: 0.615, SLG: 0.900	G4-3				G6-3	G3-1		4 1B		2	0	0	1	0	0		Arizona Diamondbacks @ Cincinnati Reds Goodyear Ballpark, Goodyear, AZ Tue Mar 09 2010, 3:20 PM - 6:10 PM EST Att: 2,500 - Cloudy - 58 F							
11 Augie Ojeda, S (6,PH) OBP: 0.250, SLG: 0.375		34 1B						1-H 2-H		2	1	1	2	0	0									
34 Conor Jackson, R (1,7) OBP: 0.538, SLG: 0.917										3	2	3	1	0	0									
14 Ryan Roberts, R (6,PH) OBP: 0.357, SLG: 0.545	10 1B	10 G4-6-3			10 HR	K				2	0	0	0	0	1									
10 Justin Upton, R (1,9) OBP: 0.429, SLG: 0.818										3	1	2	3	0	0									
12 Drew Macias, L (6,7) OBP: 0.400, SLG: 0.556	27 G5-3	G4-6-3			1-H			78 WB 4 1B		1	0	1	0	1	0									
27 Mark Reynolds, R (1,5) OBP: 0.417, SLG: 0.222										2	1	0	0	1	1									
4 Rusty Ryan, R (6,3) OBP: 0.231, SLG: 0.462	G5-3				2 1B 19 1B			78 WP		2	0	1	1	0	0									
2 Kelly Johnson, L (1,4) OBP: 0.500, SLG: 0.500										2	1	1	0	1	0									
78 Collin Cowgill, R (6,9)					19 S 19 1B			P6		2	0	0	0	0	3									
24 Chris Young, R (1,10) OBP: 0.235, SLG: 0.529										3	0	0	0	0	2									
77 Sean Coughlin, L (6,10) OBP: 0.750, SLG: 0.750	K									2	0	1	0	0	0									
19 Chris Snyder, R (1,2) OBP: 0.222, SLG: 0.222										3	0	1	2	0	1									
28 John Hester, R (6,2) OBP: 0.286, SLG: 0.429		K			G6-3			G3		2	0	0	0	0	1									
29 Brandon Allen, L (1,3) OBP: 0.462, SLG: 0.778										3	1	1	0	0	0									
59 Ed Rogers, R (6,4) OBP: 0.400, SLG: 0.250					G4-3	L7				1	1	0	0	1	0									
67 Cole Gillespie, R (1,8) OBP: 0.308, SLG: 0.615										4	2	2	1	0	0									
71 Evan Frey, L (8,7)					G5-3					0	0	0	0	0	0									
Inning Stats	R: 1 E: 0 K: 1 S: 7	H: 2 LOB: 2 BB: 1 P: 11	R: 2 E: 0 K: 1 S: 7	H: 3 LOB: 1 BB: 1 P: 11	R: 0 E: 0 K: 1 S: 5	H: 0 LOB: 0 BB: 0 P: 5	R: 0 E: 0 K: 0 S: 3	H: 0 LOB: 0 BB: 0 P: 3	R: 4 E: 0 K: 1 S: 11	H: 4 LOB: 1 BB: 1 P: 16	R: 0 E: 0 K: 1 S: 5	H: 0 LOB: 0 BB: 0 P: 5	R: 0 E: 0 K: 0 S: 4	H: 1 LOB: 1 BB: 0 P: 4	R: 3 E: 0 K: 0 S: 6	H: 3 LOB: 2 BB: 2 P: 15	R: 0 E: 0 K: 0 S: 3	H: 1 LOB: 0 BB: 0 P: 3	1B: 8 2B: 5 3B: 0 HR: 1	SF: 0 SAC: 0 DP: 2 HBP: 0	WP: 1 PB: 0 SB: 1 CS: 0	PA: 44		
PITCHER	IP WLS BF H R ER SO BB IBB HBP BLK WP HR S P ERA WHIP	39 Aaron Harang, R (1,1) ERA: 20.25	81 Jon Adkins, R (2,1) ERA:	48 Francisco Cordero, R (4,1) ERA:	56 Matt Maloney, L (5,1) ERA: 15.43	63 Sam LeCure, R (5,1) ERA:	69 Alexander Smit, L (8,1) ERA: 40.5	62 Justin Lehr, R (8,1) ERA: 5.4	IP WLS BF H R ER SO BB IBB HBP BLK WP HR S P ERA WHIP	69 Alexander Smit, L (8,1) ERA: 40.5	62 Justin Lehr, R (8,1) ERA: 5.4	IP WLS BF H R ER SO BB IBB HBP BLK WP HR S P ERA WHIP	69 Alexander Smit, L (8,1) ERA: 40.5	62 Justin Lehr, R (8,1) ERA: 5.4	IP WLS BF H R ER SO BB IBB HBP BLK WP HR S P ERA WHIP	69 Alexander Smit, L (8,1) ERA: 40.5	62 Justin Lehr, R (8,1) ERA: 5.4	IP WLS BF H R ER SO BB IBB HBP BLK WP HR S P ERA WHIP	69 Alexander Smit, L (8,1) ERA: 40.5	62 Justin Lehr, R (8,1) ERA: 5.4	IP WLS BF H R ER SO BB IBB HBP BLK WP HR S P ERA WHIP	69 Alexander Smit, L (8,1) ERA: 40.5	62 Justin Lehr, R (8,1) ERA: 5.4	IP WLS BF H R ER SO BB IBB HBP BLK WP HR S P ERA WHIP

Batter	1	2	3	4	5	6	7	8	9	AB	R	H	RBI	BB	SO	LOB	BOTTOM							
6 Drew Stubbs, R (1,8) OBP: 0.300, SLG: 0.500	K					K				2	0	0	0	2	0		Arizona Diamondbacks @ Cincinnati Reds Goodyear Ballpark, Goodyear, AZ Tue Mar 09 2010, 3:20 PM - 6:10 PM EST Att: 2,500 - Cloudy - 58 F							
21 Chris Dickerson, L (6,8) OBP: 0.444, SLG: 0.375										1	0	0	0	1	1									
2 Orlando Cabrera, R (1,6) OBP: 0.222, SLG: 0.250	F9									2	0	0	0	0	1									
7 Paul Janish, R (6,6) OBP: 0.250, SLG: 0.333										2	0	1	0	0	0									
19 Joey Votto, L (1,3) OBP: 0.200, SLG: 0.600	F8									2	0	0	0	0	1									
77 Yonder Alonso, L (6,3) OBP: 0.250, SLG: 0.333										2	0	0	0	0	5									
4 Brandon Phillips, R (1,4) OBP: 0.200, SLG: 0.250										1	0	0	0	1	0									
15 Drew Sutton, S (6,4) OBP: 0.500, SLG: 0.250										2	0	1	1	0	1									
27 Scott Rolen, R (1,5) OBP: 0.333, SLG: 0.556										2	0	0	0	0	0									
64 Juan Francisco, L (6,5) OBP: 0.333, SLG: 0.667										2	0	0	0	0	1									
32 Jay Bruce, L (1,10) OBP: 0.500, SLG: 0.900										3	1	2	1	0	0									
17 Laynce Nix, L (8,PH) OBP: 0.333, SLG: 0.667										1	0	0	0	0	1									
31 Jonny Gomes, R (1,7) OBP: 0.500, SLG: 0.600										2	0	0	0	0	0									
70 Todd Frazier, R (7,7) OBP: 0.250, SLG: 0.250										2	0	0	0	0	0									
25 Wladimir Balentien, R (1,9) OBP: 0.250, SLG: 0.250										2	0	0	0	0	0									
28 Chris Heisey, R (7,9) OBP: 0.125, SLG: 0.250										2	1	1	0	0	0									
29 Ryan Hanigan, R (1,2) OBP: 0.667, SLG: 1.667										1	1	1	1	0	0									
78 Devin Mesoraco, R (6,2) OBP: 0.500, SLG: 0.333										1	1	0	0	1	0									
26 Wilkin Castillo, S (8,2) OBP: 0.250, SLG: 0.250										1	0	0	0	0	0									
Inning Stats	R: 0 E: 0 K: 1 S: 5	H: 0 LOB: 0 BB: 0 P: 5	R: 1 E: 0 K: 0 S: 5	H: 1 LOB: 0 BB: 0 P: 6	R: 1 E: 0 K: 2 S: 9	H: 1 LOB: 0 BB: 0 P: 10	R: 0 E: 0 K: 1 S: 4	H: 0 LOB: 0 BB: 1 P: 8	R: 0 E: 0 K: 0 S: 3	H: 1 LOB: 0 BB: 0 P: 3	R: 1 E: 1 K: 1 S: 8	H: 2 LOB: 2 BB: 0 P: 8	R: 1 E: 1 K: 0 S: 5	H: 1 LOB: 3 BB: 2 P: 13	R: 0 E: 0 K: 3 S: 9	H: 0 LOB: 0 BB: 0 P: 9	R: 0 E: 0 K: 0 S: 3	H: 0 LOB: 0 BB: 0 P: 3	1B: 3 2B: 1 3B: 0 HR: 2	SF: 0 SAC: 0 DP: 2 HBP: 0	WP: 0 PB: 0 SB: 0 CS: 0	PA: 36		
PITCHER	IP WLS BF H R ER SO BB IBB HBP BLK WP HR S P ERA WHIP	33 Billy Buckner, R (1,1) ERA: 7.2	58 Juan Gutierrez, R (4,1) ERA:	76 Bryan Shaw, R (5,1) ERA:	62 Leyson Septimo, L (6,1) ERA:	55 Blaine Boyer, R (7,1) ERA: 13.5	64 Roque Mercedes, R (8,1) ERA:	45 Jose Marte, R (9,1) ERA:	IP WLS BF H R ER SO BB IBB HBP BLK WP HR S P ERA WHIP	64 Roque Mercedes, R (8,1) ERA:	45 Jose Marte, R (9,1) ERA:	IP WLS BF H R ER SO BB IBB HBP BLK WP HR S P ERA WHIP	64 Roque Mercedes, R (8,1) ERA:	45 Jose Marte, R (9,1) ERA:	IP WLS BF H R ER SO BB IBB HBP BLK WP HR S P ERA WHIP	64 Roque Mercedes, R (8,1) ERA:	45 Jose Marte, R (9,1) ERA:	IP WLS BF H R ER SO BB IBB HBP BLK WP HR S P ERA WHIP	64 Roque Mercedes, R (8,1) ERA:	45 Jose Marte, R (9,1) ERA:	IP WLS BF H R ER SO BB IBB HBP BLK WP HR S P ERA WHIP	64 Roque Mercedes, R (8,1) ERA:	45 Jose Marte, R (9,1) ERA:	IP WLS BF H R ER SO BB IBB HBP BLK WP HR S P ERA WHIP



Batter	1	2	3	4	5	6	7	8	9	AB	R	H	RBI	BB	SO	LOB	TOP																
3 Tony Abreu, S (1,6) 60 Mark Hallberg, R (7,4)										4	2	3	1	0	0	0	Arizona Diamondbacks @ Los Angeles Dodgers Camelback Ranch, Glendale, AZ Wed Mar 10, 2010, 3:26 PM - 6:13 PM EST Att: 5,696 - Sunny - 56 F																
18 Gerardo Parra, L (1,8) 15 Jake Wald, R (7,6)										3	0	0	0	1	1	1																	
34 Conor Jackson, R (1,7) 71 Evan Frey, L (6,7)										2	0	2	1	1	0	0																	
27 Mark Reynolds, R (1,5) 14 Ryan Roberts, R (6,5)										3	0	1	0	0	1	4																	
26 Miguel Montero, L (1,2) 37 Carlos Corporán, S (6,2)										3	0	0	0	0	1	4																	
19 Chris Snyder, R (1,10) 77 Sean Coughlin, L (6, PR)										2	0	0	0	1	1	2																	
12 Drew Macias, L (1,9) 29 Brandon Allen, L (7,3)										3	0	0	0	0	2	1																	
4 Rusty Ryal, R (1,3) 78 Collin Cowgill, R (7,9)										3	0	0	0	0	1	1																	
11 Augie Ojeda, S (1,4) 31 AJ Pollock, R (7,8)										3	0	0	0	0	0	0																	
Inning Stats	R: 1 E: 0 K: 3 S: 11	H: 2 LOB: 2 BB: 1 P: 15	R: 0 E: 0 K: 1 S: 5	H: 0 LOB: 0 BB: 0 P: 5	R: 0 E: 0 K: 0 S: 5	H: 2 LOB: 0 BB: 0 P: 5	R: 0 E: 0 K: 0 S: 3	H: 0 LOB: 0 BB: 0 P: 3	R: 0 E: 0 K: 1 S: 6	H: 1 LOB: 2 BB: 1 P: 10	R: 0 E: 0 K: 2 S: 7	H: 0 LOB: 1 BB: 1 P: 11	R: 1 E: 0 K: 0 S: 4	H: 1 LOB: 0 BB: 0 P: 4	R: 1 E: 0 K: 0 S: 4	H: 1 LOB: 1 BB: 1 P: 8		R: 1 E: 0 K: 1 S: 7	H: 1 LOB: 0 BB: 0 P: 7	1B: 3 2B: 3 HR: 1	SF: 0 SAC: 0 HBP: 0	WP: 0 PB: 0 SB: 0 CS: 0	PA: 40										
PITCHER	IP WLS BF H R ER SO BB IBB HBP BLK WP HR S P ERA WHIP																																
44 Vicente Padilla, R (1,1) ERA: 1.8	3.0	14	4	1	1	4	1	0	0	0	0	0	0	21	25	3.00	1.667																
35 Ramon Ortiz, R (4,1) ERA:	3.0	12	1	0	0	3	2	0	0	0	0	0	0	16	24	0.00	1.000																
36 Jeff Weaver, R (7,1) ERA: 18.0	1.0	H	4	1	1	1	0	0	0	0	0	0	1	4	4	9.00	1.000																
38 Eric Gagne, R (8,1) ERA: 13.5	1.0	H	5	1	1	1	0	1	0	0	0	0	0	4	8	9.00	2.000																
45 Justin Miller, R (9,1) ERA: 4.5	1.0	B	5	1	1	1	1	0	0	0	0	0	0	7	7	9.00	1.000																

Batter	1	2	3	4	5	6	7	8	9	AB	R	H	RBI	BB	SO	LOB	BOTTOM																
15 Rafael Furcal, S (1,6) 87 Ivan De Jesus Jr., R (6,6)										3	0	1	0	0	0	0	Arizona Diamondbacks @ Los Angeles Dodgers Camelback Ranch, Glendale, AZ Wed Mar 10, 2010, 3:26 PM - 6:13 PM EST Att: 5,696 - Sunny - 56 F																
33 Blake DeWitt, L (1,4) 63 Argenis Reyes, S (7,4)										2	1	0	0	1	1	2																	
16 Andre Ethier, L (1,9) 98 Kyle Russell, L (5,9)										3	1	1	1	0	0	2																	
27 Matt Kemp, R (1,8) 84 Timo Perez, L (6, PR)										3	0	1	1	0	0	2																	
28 Brian Giles, L (1,10) 91 Brandon Watson, L (6, PR)										3	0	0	0	0	1	2																	
5 Reed Johnson, R (1,7) 95 Andrew Lambo, L (6, PR)										2	0	1	0	1	0	0																	
13 Doug Mientkiewicz, L (1,3) 98 Jay Gibbons, L (7,3)										3	0	1	0	0	0	3																	
69 Christian Lara, S (9, PR)										0	0	0	0	1	0	0																	
21 Nick Green, R (1,5) 96 Pedro Báez, R (6, PR)										3	0	1	1	0	0	2																	
9 A.J. Ellis, R (1,2) 82 Justin Knoedler, R (7,2)										1	0	1	0	0	0	0																	
Inning Stats	R: 0 E: 0 K: 0 S: 3	H: 0 LOB: 0 BB: 0 P: 3	R: 0 E: 0 K: 0 S: 5	H: 2 LOB: 0 BB: 0 P: 5	R: 0 E: 0 K: 1 S: 7	H: 2 LOB: 0 BB: 0 P: 7	R: 1 E: 0 K: 1 S: 6	H: 1 LOB: 0 BB: 0 P: 6	R: 0 E: 0 K: 0 S: 3	H: 0 LOB: 0 BB: 0 P: 3	R: 3 E: 0 K: 0 S: 6	H: 3 LOB: 3 BB: 2 P: 14	R: 0 E: 0 K: 1 S: 5	H: 0 LOB: 0 BB: 1 P: 9	R: 0 E: 0 K: 1 S: 5	H: 0 LOB: 0 BB: 0 P: 5	R: 0 E: 0 K: 0 S: 3	H: 1 LOB: 3 BB: 2 P: 11	1B: 7 2B: 0 3B: 1 HR: 1	SF: 0 SAC: 0 DP: 1 HBP: 0	WP: 0 PB: 0 SB: 0 CS: 1	PA: 39											
PITCHER	IP WLS BF H R ER SO BB IBB HBP BLK WP HR S P ERA WHIP																																
15 Dan Haren, R (1,1) ERA:	2.2	12	4	0	0	1	0	0	0	0	0	0	0	14	14	0.00	1.500																
46 Bob Howry, R (3,1) ERA: 8.1	1.1	B	5	1	1	1	0	0	0	0	0	1	7	7	6.75	0.750																	
50 Chad Qualls, R (5,1) ERA:	1.0	3	0	0	0	0	0	0	0	0	0	0	3	3	0.00	0.000																	
40 Zach Kroenke, L (6,1) ERA: 13.5	0.2	7	3	3	3	0	2	0	0	0	0	0	5	13	40.50	7.500																	
72 Wes Roemer, R (6,1) ERA:	1.1	4	0	0	0	1	1	0	0	0	0	0	6	10	0.00	0.750																	

Batter	1	2	3	4	5	6	7	8	9	AB	R	H	RBI	BB	SO	LOB	TOP
11 Rajai Davis, R OBP: 0.182, SLG: 0.105 25 Matt Carson, R (7, 8)	0-0 P4		0-0 F7			0-0 F8	0-0 FC5-4		0-0 F8	4	0	0	0	0	0	2	Oakland Athletics @ Arizona Diamondbacks Tucson Electric Park, Tucson, AZ Fri Mar 12 2010, 3:15 PM - 6:00 PM EST Att.: 4,819 - Sunny -61 F
10 Darc Barton, L OBP: 0.500, SLG: 0.533 22 Chris Carter, R OBP: 0.250, SLG: 0.533 (6, PR) (6, 3)	0-0 1B		0-0 2B			0-0 1B		0-0 P4		3	0	3	0	0	0	0	
8 Kurt Suzuki, R OBP: 0.333, SLG: 0.583 71 Josh Donaldson, R OBP: 0.571, SLG: 1.500 (6, PR) (6, 2)	0-0 F9		0-0 P3			0-0 1B		0-0 G4-3		3	0	1	0	0	0	2	
32 Jack Cust, L OBP: 0.357, SLG: 0.692 75 Matthew Whitney, R OBP: 0.500, SLG: 0.533 (8, PH) (8, 10)	0-3 K		4-0 BB			0-3 K		4-0 BB		2	0	0	0	1	2	3	
50 Jake Fox, R OBP: 0.133, SLG: 0.071 23 Michael Taylor, R OBP: 0.235, SLG: 0.375 (1, 7) (6, 7)	0-3 K		0-0 G6-4-3			0-0 F9		0-0 FC5-4		3	0	0	0	0	1	3	
6 Travis Buck, L OBP: 0.308, SLG: 0.600 74 Corey Brown, L OBP: 0.455, SLG: 0.600 (1, 9) (7, 9)	4-0 BB		0-3 K			0-0 G4-3		0-3 K		2	0	1	0	1	1	0	
7 Adam Rosales, R OBP: 0.471, SLG: 0.643 73 Jemile Weeks, S OBP: 0.250, SLG: 0.500 (1, 4) (7, 4)	0-0 F8		0-0 G6-3			0-0 G4-3		0-0 G6-3		3	0	0	0	0	0	2	
2 Cliff Pennington, S OBP: 0.429, SLG: 0.300 16 Eric Sogard, L OBP: 0.591, SLG: 0.700 (1, 6) (7, 6)	0-0 G3		0-0 L7			0-0 F7		0-0 2B		3	0	0	0	0	0	2	
61 Adrian Cardenas, L OBP: 0.400, SLG: 0.308 30 Steve Tolleson, R OBP: 0.364, SLG: 0.300 (1, 5) (7, 5)	0-0 G4-3		0-0 F8			4-0 BB		0-0 1B		2	0	0	0	1	0	0	
Inning Stats	R: 0 E: 0 K: 1 S: 6	H: 1 LOB: 1 BB: 0 P: 6	R: 0 E: 0 K: 1 S: 5	H: 0 LOB: 1 BB: 1 P: 9	R: 0 E: 0 K: 0 S: 4	H: 0 LOB: 0 BB: 1 P: 8	R: 0 E: 0 K: 1 S: 3	H: 2 LOB: 2 BB: 1 P: 7	R: 0 E: 0 K: 0 S: 3	H: 0 LOB: 1 BB: 0 P: 7	R: 1 E: 0 K: 1 S: 7	H: 2 LOB: 1 BB: 0 P: 7	1B: 4 2B: 3 3B: 0 HR: 0	SF: 0 SAC: 0 DP: 1 HBP: 0	WP: 0 PB: 0 SB: 0 CS: 0	PA: 37	
PITCHER	IP WLS BF H R ER SO BB IBB HBP BLK WP HR S P ERA WHIP	3.0 W 12 2 0 0 2 1 0 0 0 0 0 4 8 0.00 1.000	1.0 H 3 0 0 0 1 1 0 0 0 0 0 3 3 0.00 0.000	1.0 H 3 0 0 0 0 0 0 0 0 0 0 3 3 0.00 0.000	1.0 5 2 0 0 1 0 0 0 0 0 0 7 7 0.00 2.000	1.1 6 1 0 0 0 1 0 0 0 0 0 5 9 0.00 1.500	0.2 3 0 0 0 0 1 0 0 0 0 0 0 2 6 0.00 1.500	1.0 5 2 1 1 1 0 0 0 0 0 0 0 7 7 9.00 2.000									
31 Ian Kennedy, R ERA: 6.75	3.0 W 12 2 0 0 2 1 0 0 0 0 0 4 8 0.00 1.000	1.0 H 3 0 0 0 1 1 0 0 0 0 0 3 3 0.00 0.000	1.0 H 3 0 0 0 0 0 0 0 0 0 0 3 3 0.00 0.000	1.0 5 2 0 0 1 0 0 0 0 0 0 7 7 0.00 2.000	1.1 6 1 0 0 0 1 0 0 0 0 0 5 9 0.00 1.500	0.2 3 0 0 0 0 1 0 0 0 0 0 0 2 6 0.00 1.500	1.0 5 2 1 1 1 0 0 0 0 0 0 7 7 9.00 2.000										
35 Clay Zavada, L ERA: 8.31	1.0 H 3 0 0 0 1 1 0 0 0 0 0 3 3 0.00 0.000	1.0 H 3 0 0 0 0 0 0 0 0 0 0 3 3 0.00 0.000	1.0 5 2 0 0 1 0 0 0 0 0 0 7 7 0.00 2.000	1.1 6 1 0 0 0 1 0 0 0 0 0 5 9 0.00 1.500	0.2 3 0 0 0 0 1 0 0 0 0 0 0 2 6 0.00 1.500	1.0 5 2 1 1 1 0 0 0 0 0 0 7 7 9.00 2.000											
58 Juan Gutierrez, R ERA: 13.5	1.0 H 3 0 0 0 1 1 0 0 0 0 0 3 3 0.00 0.000	1.0 H 3 0 0 0 0 0 0 0 0 0 0 3 3 0.00 0.000	1.0 5 2 0 0 1 0 0 0 0 0 0 7 7 0.00 2.000	1.1 6 1 0 0 0 1 0 0 0 0 0 5 9 0.00 1.500	0.2 3 0 0 0 0 1 0 0 0 0 0 0 2 6 0.00 1.500	1.0 5 2 1 1 1 0 0 0 0 0 0 7 7 9.00 2.000											
43 César Valdez, R ERA: 13.5	1.0 H 3 0 0 0 1 1 0 0 0 0 0 3 3 0.00 0.000	1.0 H 3 0 0 0 0 0 0 0 0 0 0 3 3 0.00 0.000	1.0 5 2 0 0 1 0 0 0 0 0 0 7 7 0.00 2.000	1.1 6 1 0 0 0 1 0 0 0 0 0 5 9 0.00 1.500	0.2 3 0 0 0 0 1 0 0 0 0 0 0 2 6 0.00 1.500	1.0 5 2 1 1 1 0 0 0 0 0 0 7 7 9.00 2.000											
70 Barry Enright, R ERA: 9.0	1.0 H 3 0 0 0 1 1 0 0 0 0 0 3 3 0.00 0.000	1.0 H 3 0 0 0 0 0 0 0 0 0 0 3 3 0.00 0.000	1.0 5 2 0 0 1 0 0 0 0 0 0 7 7 0.00 2.000	1.1 6 1 0 0 0 1 0 0 0 0 0 5 9 0.00 1.500	0.2 3 0 0 0 0 1 0 0 0 0 0 0 2 6 0.00 1.500	1.0 5 2 1 1 1 0 0 0 0 0 0 7 7 9.00 2.000											

AB	33
R	1
H	7
RBI	1
BB	4
SO	5
LOB	16



Batter	1	2	3	4	5	6	7	8	9	AB	R	H	RBI	BB	SO	LOB	BOTTOM			
6 Stephen Drew, L OBP: 0.550, SLG: 0.750 71 Evan Frey, L OBP: 0.100, SLG: 0.200 (1, 6) (6, PR) (7, 7) (8, 8)	0-0 G6-3		0-0 1B			0-0 F8	0-0 2B	1-0 2B		4	1	2	2	0	0	1	Oakland Athletics @ Arizona Diamondbacks Tucson Electric Park, Tucson, AZ Fri Mar 12 2010, 3:15 PM - 6:00 PM EST Att.: 4,819 - Sunny -61 F			
34 Conor Jackson, R OBP: 0.578, SLG: 0.813 21 Jeff Bailey, R OBP: 0.556, SLG: 0.857 (1, 10) (6, PR) (7, 10)	0-0 F8		0-0 G6-3			4-0 BB	4-0 BB	2-2 HR		2	0	0	0	1	0	1				
10 Justin Upton, R OBP: 0.450, SLG: 0.667 12 Drew Macias, L OBP: 0.267, SLG: 0.357 (1, 9) (6, 9)	4-0 BB		0-0 1B			0-0 F7	0-0 L4	0-0 F9		2	1	1	1	1	0	2				
25 Adam LaRoche, L OBP: 0.267, SLG: 0.467 37 Carlos Corporan, S (1, 3) (6, 2)	2-2 HR		0-0 G4-3			0-0 G4-3		0-3 K		3	1	1	2	0	0	3				
27 Mark Reynolds, R OBP: 0.333, SLG: 0.267 4 Rusty Ryal, R OBP: 0.222, SLG: 0.444 (1, 5) (7, 5)	0-3 K		0-0 F8			0-3 K	0-0 2B	0-0 P6		3	0	0	0	0	2	0				
26 Miguel Montero, L OBP: 0.276, SLG: 0.133 29 Brandon Allen, L OBP: 0.500, SLG: 0.727 (1, 2) (6, 3)	0-0 G6-3		0-0 F9			0-0 K	0-3 K	0-0 1B		2	0	0	0	0	0	0				
14 Ryan Roberts, R OBP: 0.316, SLG: 0.500 59 Ed Rogers, R OBP: 0.429, SLG: 0.200 (1, 7) (7, 6)	0-0 G6-3		0-3 K			0-0 F8	4-0 BB			3	0	0	0	0	1	1				
67 Cole Gillespie, R OBP: 0.278, SLG: 0.500 78 Collin Cowgill, R (1, 8) (7, PH) (8, 7)	0-0 G4-3		0-0 1B			0-0 E5	0-3 K			3	2	1	0	0	0	1				
11 Augie Ojeda, S OBP: 0.357, SLG: 0.429 60 Mark Hallberg, R OBP: 0.375, SLG: 0.286 (1, 4) (6, PR) (7, 4)	0-0 1B		0-0 1B			0-0 1B	0-0 1B	0-0 1B		3	0	3	1	0	0	0				
Inning Stats	R: 2 E: 0 K: 1 S: 8	H: 1 LOB: 0 BB: 1 P: 14	R: 0 E: 0 K: 0 S: 3	H: 0 LOB: 0 BB: 0 P: 3	R: 1 E: 0 K: 0 S: 5	H: 3 LOB: 1 BB: 0 P: 5	R: 0 E: 0 K: 1 S: 5	H: 0 LOB: 0 BB: 0 P: 5	R: 1 E: 1 K: 0 S: 6	H: 2 LOB: 2 BB: 1 P: 10	R: 3 E: 1 K: 1 S: 9	H: 3 LOB: 0 BB: 0 P: 13	R: 0 E: 0 K: 2 S: 8	H: 1 LOB: 2 BB: 1 P: 12	R: 3 E: 0 K: 1 S: 10	H: 3 LOB: 0 BB: 0 P: 13		1B: 8 2B: 3 3B: 0 HR: 2	SF: 0 SAC: 0 DP: 0 HBP: 0	WP: 1 PB: 1 SB: 1 CS: 0
PITCHER	IP WLS BF H R ER SO BB IBB HBP BLK WP HR S P ERA WHIP	2.2 L 12 4 3 3 1 1 0 0 0 0 0 6 6 0.00 0.000	1.1 4 0 0 0 1 0 0 0 0 0 0 6 6 0.00 0.000	1.2 12 5 4 1 1 1 0 0 0 0 0 14 18 5.40 3.600	1.1 7 1 0 0 2 2 0 0 0 0 0 9 17 0.00 2.250	1.0 6 3 3 3 1 0 0 0 0 0 1 10 13 27.00 3.000														
Brett Anderson, L ERA: 9.25	2.2 L 12 4 3 3 1 1 0 0 0 0 0 6 6 0.00 0.000	1.1 4 0 0 0 1 0 0 0 0 0 0 6 6 0.00 0.000	1.2 12 5 4 1 1 1 0 0 0 0 0 14 18 5.40 3.600	1.1 7 1 0 0 2 2 0 0 0 0 0 9 17 0.00 2.250	1.0 6 3 3 3 1 0 0 0 0 0 1 10 13 27.00 3.000															
13 Jerry Stevins, L ERA: 8.31	1.1 4 0 0 0 1 0 0 0 0 0 0 6 6 0.00 0.000	1.2 12 5 4 1 1 1 0 0 0 0 0 14 18 5.40 3.600	1.1 7 1 0 0 2 2 0 0 0 0 0 9 17 0.00 2.250	1.0 6 3 3 3 1 0 0 0 0 0 1 10 13 27.00 3.000																
66 Tyson Ross, R ERA: 2.45	1.1 4 0 0 0 1 0 0 0 0 0 0 6 6 0.00 0.000	1.2 12 5 4 1 1 1 0 0 0 0 0 14 18 5.40 3.600	1.1 7 1 0 0 2 2 0 0 0 0 0 9 17 0.00 2.250	1.0 6 3 3 3 1 0 0 0 0 0 1 10 13 27.00 3.000																
63 Henry Alberto Rodriguez, R ERA: 2.7	1.1 4 0 0 0 1 0 0 0 0 0 0 6 6 0.00 0.000	1.2 12 5 4 1 1 1 0 0 0 0 0 14 18 5.40 3.600	1.1 7 1 0 0 2 2 0 0 0 0 0 9 17 0.00 2.250	1.0 6 3 3 3 1 0 0 0 0 0 1 10 13 27.00 3.000																
45 Marcus McBeth, R ERA: 9.0	1.1 4 0 0 0 1 0 0 0 0 0 0 6 6 0.00 0.000	1.2 12 5 4 1 1 1 0 0 0 0 0 14 18 5.40 3.600	1.1 7 1 0 0 2 2 0 0 0 0 0 9 17 0.00 2.250	1.0 6 3 3 3 1 0 0 0 0 0 1 10 13 27.00 3.000																

AB	37
R	10
H	13
RBI	9
BB	4
SO	6
LOB	14



Batter	1	2	3	4	5	6	7	8	9	AB	R	H	RBI	BB	SO	LOB	TOP											
87 Iván De Jesús, Jr. R (1.6) OBP: 0.556, SLG: 0.333 84 Dee Strange-Gordon, L (8.6)	G6-3		33 HR BB		G4-3			F9		3	1	0	0	1	0	0	Los Angeles Dodgers @ Arizona Diamondbacks Tucson Electric Park, Tucson, AZ Sat Mar 13 2010, 3:10 PM - 6:12 PM EST Att: 11,571 - Sunny - 66 F											
33 Blake DeWitt, L (1.4) OBP: 0.524, SLG: 0.625 63 Argenis Reyes, S (8.4)	F8		1-H 2-H HR		K			97 G5-3 1B		4	1	2	3	0	1	0												
5 Reed Johnson, R (1.8) OBP: 0.412, SLG: 0.286 97 Scott Van Slyke, R (6.9)	L3		K		F9			G5-3		3	0	0	0	0	1	0												
13 Doug Mientkiewicz, L (1.10) OBP: 0.462, SLG: 0.455 Jaime Pedroza, S (8.10)		4-0 BB	K		P4			K		2	0	0	0	1	1	0												
9 A.J. Ellis, R (1.2) OBP: 0.375, SLG: 0.231 82 Justin Knoedler, R (6.2)	K				L6			K		3	0	1	0	0	1	1												
98 Jay Gibbons, L (1.3) 91 Brandon Watson, L (7. PR) OBP: 0.200, SLG: 0.200 (7.8)	K				P4			G1-3		2	0	0	0	1	1	2												
17 Jason Repko, R (1.9) (6.8)	F7				FC5-4			P4		3	0	0	0	0	0	3												
98 Steven Caseres, L (7.3) OBP: 0.667, SLG: 0.500 (7.3)					1-2			1B		1	0	1	0	0	0	0												
95 Andrew Lambo, L (1.7) Preston Mattingly, R (5.7) OBP: 0.500, SLG: 0.500 (5.7)			87 BB 33 HR		G5-3			G1-3		1	1	0	0	1	0	1												
96 Pedro Báez, R (1.5)	F7				G6-3			P4		3	0	0	0	0	0	2												
Inning Stats	R: 0 E: 0 K: 0 S: 3	H: 0 LOB: 0 BB: 0 P: 3	R: 0 E: 0 K: 2 S: 7	H: 0 LOB: 1 BB: 1 P: 11	R: 3 E: 0 K: 2 S: 9	H: 1 LOB: 0 BB: 2 P: 17	R: 0 E: 0 K: 0 S: 4	H: 1 LOB: 1 BB: 0 P: 4	R: 0 E: 0 K: 0 S: 5	H: 0 LOB: 0 BB: 0 P: 5	R: 0 E: 0 K: 0 S: 3	H: 1 LOB: 1 BB: 1 P: 7	R: 0 E: 0 K: 1 S: 6	H: 1 LOB: 1 BB: 0 P: 6	R: 0 E: 0 K: 1 S: 6	H: 1 LOB: 1 BB: 0 P: 6	1B: 4 2B: 0 3B: 0 HR: 1	SF: 0 SAC: 0 DP: 0 HBP: 0	WP: 0 PB: 0 SB: 0 CS: 1	PA: 35								
PITCHER	IP	WLS	BF	H	R	ER	SO	BB	IBB	HBP	BLK	WP	HR	S	P	ERA	WHIP											
57 Kevin Mulvey, R (1.1) ERA: 5.4	3.0		13	1	3	3	4	3	0	0	0	0	0	1	19	31	9.00	1.333										
46 Bob Howry, R (4.1) ERA: 6.23	1.0		4	1	0	0	0	0	0	0	0	0	0	4	4	0.00	1.000											
50 Chad Qualls, R (5.1) ERA: 9.82	1.0		3	0	0	0	1	0	0	0	0	0	0	5	5	0.00	0.000											
40 Zach Kroenke, L (6.1) ERA: 9.82	1.0	W	3	0	0	0	0	0	0	0	0	0	0	3	3	0.00	0.000											
62 Leyson Septimo, L (7.1) ERA: 9.82	1.0	H	4	1	0	0	0	1	0	0	0	0	0	3	7	0.00	2.000											
PITCHER	IP	WLS	BF	H	R	ER	SO	BB	IBB	HBP	BLK	WP	HR	S	P	ERA	WHIP											
64 Roque Mercedes, R (8.1) ERA: 9.0	1.0		4	1	0	0	1	0	0	0	0	0	0	6	6	0.00	1.000											
55 Blaine Boyer, R (9.1) ERA: 9.0	1.0		4	1	0	0	1	0	0	0	0	0	0	6	6	0.00	1.000											

Batter	1	2	3	4	5	6	7	8	9	AB	R	H	RBI	BB	SO	LOB	BOTTOM										
2 Kelly Johnson, L (1.4) OBP: 0.500, SLG: 0.429 4 Rusty Ryal, R (5. PR) OBP: 0.250, SLG: 0.600 (6.5)	K		K		3 3B BB			FC6-4		2	0	0	0	1	2	0	Los Angeles Dodgers @ Arizona Diamondbacks Tucson Electric Park, Tucson, AZ Sat Mar 13 2010, 3:10 PM - 6:12 PM EST Att: 11,571 - Sunny - 66 F										
3 Tony Abreu, S (1.6) OBP: 0.478, SLG: 0.870 14 Ryan Roberts, R (6.4)	G3-1		F7		18 1B 3B			G6-3		3	1	1	2	0	0	0											
34 Conor Jackson, R (1.3) OBP: 0.276, SLG: 0.233 29 Brandon Allen, L (6.3)					P4			K		2	0	1	0	0	2	2											
27 Mark Reynolds, R (1.10) OBP: 0.300, SLG: 0.235 21 Jeff Bailey, R (6. PH) OBP: 0.593, SLG: 0.778 (6.10)	K				18 1B BB			28 1B 1B		2	0	0	0	2	2	0											
15 Jake Wald, R (8. PR) (9.10)								1B		0	0	0	0	0	0	0											
18 Gerardo Parra, L (1.9) OBP: 0.250, SLG: 0.143 28 John Hester, R (7.2) OBP: 0.455, SLG: 0.545 (7.2)	E6				K			59 WP 67 3B 1B		3	0	1	1	0	1	0											
24 Chris Young, R (1.8) OBP: 0.300, SLG: 0.526 59 Ed Rogers, R (6.6) OBP: 0.333, SLG: 0.143 (6.6)	E7				12 S BB			L6		2	0	1	0	1	0	2											
19 Chris Snyder, R (1.2) OBP: 0.276, SLG: 0.412 67 Cole Gillespie, R (7.7) OBP: 0.316, SLG: 0.632 (8.8)					P3			78 1B 3B		3	0	1	0	0	0	3											
12 Drew Macias, L (1.7) OBP: 0.278, SLG: 0.313 78 Collin Cowgill, R (7.9) OBP: 0.100, SLG: 0.100 (7.9)					G4-3			77 1B 1B		2	0	0	0	1	0	1											
11 Augie Ojeda, S (1.5) OBP: 0.375, SLG: 0.400 71 Evan Frey, L (5. PR) OBP: 0.091, SLG: 0.182 (6.8)	L4-3							4 FC6-4 1B		1	0	0	0	0	0	0											
77 Sean Coughlin, L (7. PH) OBP: 0.667, SLG: 0.667 Doug Deeds, L (8.7)					2 BB 3 3B BB					1	0	0	0	0	0	0											
Inning Stats	R: 0 E: 0 K: 2 S: 8	H: 1 LOB: 1 BB: 0 P: 8	R: 0 E: 2 K: 0 S: 5	H: 2 LOB: 2 BB: 1 P: 9	R: 0 E: 0 K: 2 S: 7	H: 0 LOB: 1 BB: 0 P: 8	R: 0 E: 0 K: 1 S: 6	H: 0 LOB: 1 BB: 1 P: 10	R: 3 E: 0 K: 0 S: 5	H: 2 LOB: 2 BB: 3 P: 17	R: 1 E: 0 K: 0 S: 5	H: 1 LOB: 0 BB: 0 P: 7	R: 3 E: 0 K: 1 S: 10	H: 5 LOB: 2 BB: 0 P: 12	R: 0 E: 0 K: 1 S: 7	H: 2 LOB: 2 BB: 0 P: 7	1B: 8 2B: 2 3B: 2 HR: 2	SF: 0 SAC: 0 DP: 1 HBP: 1	WP: 1 PB: 0 SB: 1 CS: 1	PA: 42							
PITCHER	IP	WLS	BF	H	R	ER	SO	BB	IBB	HBP	BLK	WP	HR	S	P	ERA	WHIP										
58 Chad Billingsley, R (1.1) ERA: 20.25	3.0		13	3	0	0	4	1	0	1	0	0	0	9	25	20.25	4.500										
57 Scott Elbert, L (4.1) ERA: 4.91	1.1	B	10	2	3	3	1	4	0	0	0	0	1	7	9	5.40	0.600										
45 Justin Miller, R (5.1) ERA: 20.25	1.2	L	6	1	1	1	0	0	0	0	0	0	1	8	10	40.50	6.000										
38 Eric Gagne, R (7.1) ERA: 20.25	0.2		6	4	3	3	1	0	0	0	0	0	1	1	10	40.50	6.000										
65 Armando Zerpa, L (7.1) ERA: 20.25	0.1		2	1	0	0	0	0	0	0	0	0	0	2	2	0.00	3.000										
PITCHER	IP	WLS	BF	H	R	ER	SO	BB	IBB	HBP	BLK	WP	HR	S	P	ERA	WHIP										
45 Brent Leach, L (8.1) ERA: 20.25	0.2		4	2	0	0	0	0	0	0	0	0	0	6	6	0.00	3.000										
Matthew Sartor, R (8.1) ERA: 20.25	0.1		1	0	0	0	0	0	0	0	0	0	0	1	1	0.00	0.000										



Batter	1	2	3	4	5	6	7	8	9	AB	R	H	RBI	BB	SO	LOB	TOP																		
6 Stephen Drew, L OBP: 0.542, SLG: 0.700 32 Keon Broxton, R	G4-3		FC3-6 10 HR	P4		14 1B		K		4	1	2	0	0	0	0	1 0																		
14 Ryan Roberts, R OBP: 0.320, SLG: 0.455 15 Jake Wald, R OBP: 0.333, SLG: 0.667	K		FC3-6 1B	G5-3		1B		K		4	0	2	0	0	0	1	1 0																		
2 Kelly Johnson, L OBP: 0.409, SLG: 0.353 60 Mark Hallberg, R OBP: 0.333, SLG: 0.250	K		FC3-6 10 HR		L4	SF8		G5-3		3	1	0	1	0	1	2	1 0																		
10 Justin Upton, R OBP: 0.500, SLG: 0.842 16 Bryan Byrne, L						P4			G3	4	3	3	3	0	0	2	1 0																		
26 Miguel Montero, L OBP: 0.333, SLG: 0.294 79 Konrad Schmidt, R OBP: 0.500, SLG: 0.750						1B				2	1	1	1	1	1	0	2 0																		
24 Chris Young, R OBP: 0.333, SLG: 0.609 78 Collin Cowgill, R OBP: 0.091, SLG: 0.091						3B				2	0	1	0	0	0	0	4 0																		
12 Drew Macias, L OBP: 0.261, SLG: 0.300										4	0	1	1	0	0	2	1 0																		
19 Chris Snyder, R OBP: 0.304, SLG: 0.409										5	2	2	0	0	1	5	2 0																		
4 Rusty Ryal, R OBP: 0.250, SLG: 0.667										4	1	1	2	0	2	2	1 1																		
Inning Stats	R: 0 E: 0 K: 2 S: 11	H: 0 LOB: 0 BB: 0 P: 16	R: 2 E: 0 K: 1 S: 12	H: 2 LOB: 1 BB: 21 P: 21	R: 3 E: 0 K: 1 S: 11	H: 3 LOB: 0 BB: 0 P: 18	R: 2 E: 0 K: 0 S: 8	H: 2 LOB: 0 BB: 0 P: 13	R: 1 E: 0 K: 0 S: 9	H: 2 LOB: 1 BB: 0 P: 15	R: 1 E: 0 K: 1 S: 11	H: 3 LOB: 2 BB: 0 P: 17	R: 0 E: 0 K: 0 S: 9	H: 1 LOB: 2 BB: 0 P: 14	R: 0 E: 0 K: 1 S: 8	H: 1 LOB: 1 BB: 0 P: 9	R: 0 E: 0 K: 2 S: 12	H: 2 LOB: 2 BB: 0 P: 16	1B: 10 2B: 3 3B: 1 HR: 2	SF: 2 SAC: 0 DP: 0 HBP: 0	WP: 0 PB: 0 SB: 0 CS: 0	PA: 44													
PITCHER	IP	WLS	BF	H	R	ER	SO	BB	IBB	HBP	BLK	WP	HR	S	P	ERA	WHIP	PITCHER	IP	WLS	BF	H	R	ER	SO	BB	IBB	HBP	BLK	WP	HR	S	P	ERA	WHIP
48 Colby Lewis, R ERA: 9.95	3.1	L	17	6	6	2	4	1	0	0	0	0	1	38	60	16.20	2.100	50 Frank Francisco, R ERA:	1.0		5	2	0	0	2	0	0	0	0	0	0	12	16	0.00	2.000
63 Ben Snyder, L ERA: 7.71	1.2		8	3	2	2	0	0	0	0	0	0	1	13	23	10.80	1.800																		
49 Chris Ray, R ERA: 4.5	1.0		6	3	1	1	1	0	0	0	0	0	0	11	17	9.00	3.000																		
47 Kasey Kiker, L ERA:	1.0		4	1	0	0	0	0	0	0	0	0	0	9	14	0.00	1.000																		
67 Zach Phillips, L ERA: 16.0	1.0		4	1	0	0	1	0	0	0	0	0	0	8	9	0.00	1.000																		

Arizona Diamondbacks @ Texas Rangers
 Surprise Stadium, Surprise, AZ
 Sun Mar 14 2010, 4:06 PM - 6:30 PM EDT
 Att: 8,373 - Sunny - 61 F

AB	41
R	9
H	16
RBI	9
BB	1
SO	8
LOB	16



Batter	1	2	3	4	5	6	7	8	9	AB	R	H	RBI	BB	SO	LOB	BOTTOM																		
68 Craig Gentry, R OBP: 0.333, SLG: 0.222	G6-3	G6-3								4	0	0	0	1	2	2																			
10 Michael Young, R OBP: 0.545, SLG: 0.579 71 Matthew Brown, R OBP: 0.571, SLG: 1.091	32 HR		G6-3		G1-3		F8			3	1	1	0	0	0	0	1 0																		
32 Josh Hamilton, L OBP: 0.500, SLG: 0.882 91 James Tomlin, R	HR				F8		F9			3	1	2	2	0	0	0	1 0																		
27 Vladimir Guerrero, R OBP: 0.304, SLG: 0.350 11 Toby Hall, R OBP: 0.200, SLG: 0.300	F7		L7					G4-3		3	1	1	0	0	0	1	1 0																		
12 Justin Smoak, S OBP: 0.286, SLG: 0.250 56 Wes Bankston, R OBP: 0.333, SLG: 0.333	G3		P5					K		3	0	1	1	0	0	1	1 0																		
41 Brandon Boggs, S OBP: 0.125, SLG: 0.125 97 Engel Beltre, L OBP: 0.500, SLG: 0.333	K		P5					1B		3	0	0	0	0	1	1	1 0																		
2 Taylor Teagarden, R OBP: 0.207, SLG: 0.231 72 Emerson Frostad, L	K							F7		1	0	0	0	1	1	1	2 0																		
15 Ray Olmedo, S OBP: 0.308, SLG: 0.308	K		L9							4	0	0	0	0	3	3																			
65 Marcus Lemon, L OBP: 0.556, SLG: 0.625 93 Davis Stoneburner, R OBP: 0.333, SLG: 0.333			G3							1	0	0	0	1	0	1	2 0																		
Inning Stats	R: 2 E: 0 K: 0 S: 11	H: 2 LOB: 0 BB: 0 P: 14	R: 0 E: 0 K: 3 S: 14	H: 0 LOB: 2 BB: 1 P: 21	R: 0 E: 0 K: 0 S: 10	H: 1 LOB: 1 BB: 0 P: 15	R: 0 E: 0 K: 0 S: 6	H: 0 LOB: 1 BB: 1 P: 11	R: 0 E: 0 K: 1 S: 10	H: 0 LOB: 0 BB: 0 P: 13	R: 1 E: 0 K: 1 S: 10	H: 2 LOB: 1 BB: 0 P: 16	R: 0 E: 0 K: 0 S: 7	H: 0 LOB: 1 BB: 1 P: 15	R: 0 E: 0 K: 1 S: 8	H: 1 LOB: 0 BB: 0 P: 11	R: 0 E: 0 K: 3 S: 9	H: 0 LOB: 0 BB: 0 P: 13	1B: 2 2B: 3 3B: 0 HR: 1	SF: 0 SAC: 0 DP: 0 HBP: 0	WP: 2 PB: 0 SB: 0 CS: 0	PA: 37													
PITCHER	IP	WLS	BF	H	R	ER	SO	BB	IBB	HBP	BLK	WP	HR	S	P	ERA	WHIP	PITCHER	IP	WLS	BF	H	R	ER	SO	BB	IBB	HBP	BLK	WP	HR	S	P	ERA	WHIP
33 Billy Buckner, R ERA: 6.0	4.0	W	18	3	2	2	3	2	0	0	0	2	0	41	61	4.50	1.250	32 Esmerling Vasquez, R ERA: 5.4	1.0		3	0	0	0	3	0	0	0	0	9	13	0.00	0.000		
22 Aaron Heilman, R ERA: 9.0	1.0		3	0	0	0	1	0	0	0	0	0	0	8	13	0.00	0.000																		
74 Tommy Layne, L ERA: 22.5	1.0		5	2	1	1	1	0	0	0	0	0	0	10	16	9.00	2.000																		
61 Kyler Newby, R ERA: 20.25	1.0		4	0	0	0	0	1	0	0	0	0	0	7	15	0.00	1.000																		
76 Bryan Shaw, R ERA:	1.0		4	1	0	0	1	0	0	0	0	0	0	8	11	0.00	1.000																		

Arizona Diamondbacks @ Texas Rangers
 Surprise Stadium, Surprise, AZ
 Sun Mar 14 2010, 4:06 PM - 6:30 PM EDT
 Att: 8,373 - Sunny - 61 F

AB	34
R	3
H	6
RBI	3
BB	3
SO	9
LOB	14



Batter	1	2	3	4	5	6	7	8	9	AB	R	H	RBI	BB	SO	LOB	TOP					
3 Eric Young Jr, S OBP: 0.161, SLG: 0.241	P1			FC4-2		G1-3			G3	4	0	0	0	1	0	1	Colorado Rockies @ Arizona Diamondbacks Hector Espino, Hermosillo, MX Sun Mar 14 20:10, 4:15 PM - 7:08 PM EDT Att. 1 - Sunny - 75 F					
18 Jonathan Herrera, S OBP: 0.462, SLG: 0.950 74 Eider Torres, S		G6-3		L3			B1-3		L9	4	0	1	0	0	0	4						
5 Carlos González, L OBP: 0.409, SLG: 0.450 Brad Eldred, R OBP: 0.500, SLG: 2.000	L6			F8			F7		HR	3	1	1	0	0	0	1						
21 Miguel Olivo, R OBP: 0.421, SLG: 0.778 39 Paul Phillips, R OBP: 0.455, SLG: 0.600 Maikol Gonzalez, R				K		P3				3	1	1	0	0	1	1						
9 Ian Stewart, L OBP: 0.524, SLG: 0.684 50 Héctor Gómez, R OBP: 0.421, SLG: 0.647				K						2	0	1	0	0	0	0						
19 Ryan Spillborghs, R OBP: 0.375, SLG: 0.381 75 Chris Frey, L OBP: 0.235, SLG: 0.188										0	0	0	0	0	0	0						
64 Cole Garner, R OBP: 0.346, SLG: 0.560										2	1	1	1	1	0	1						
73 Jeff Kindel, L OBP: 0.400, SLG: 0.667										1	1	1	0	0	0	0						
1 Omar Quintanilla, L OBP: 0.450, SLG: 0.333										4	1	1	1	0	3	4						
Inning Stats	R: 0 E: 0 K: 0 S: 3	H: 1 LOB: 0 BB: 0 P: 3	R: 2 E: 0 K: 1 S: 10	H: 4 LOB: 3 BB: 1 P: 14	R: 0 E: 0 K: 2 S: 7	H: 0 LOB: 0 BB: 0 P: 7	R: 2 E: 1 K: 1 S: 7	H: 2 LOB: 1 BB: 1 P: 11	R: 1 E: 0 K: 1 S: 7	H: 2 LOB: 1 BB: 0 P: 9	R: 0 E: 0 K: 1 S: 5	H: 0 LOB: 0 BB: 0 P: 5	R: 0 E: 0 K: 0 S: 4	H: 0 LOB: 0 BB: 0 P: 4	R: 1 E: 0 K: 2 S: 9	H: 2 LOB: 1 BB: 0 P: 11		R: 1 E: 0 K: 1 S: 7	H: 2 LOB: 1 BB: 0 P: 7	1B: 9 2B: 3 3B: 1 HR: 1	SF: 0 SAC: 0 DP: 1 HBP: 0	WP: 3 PB: 0 SB: 1 CS: 0
PITCHER	IP	WLS	BF	H	R	ER	SO	BB	IBB	HBP	BLK	WP	HR	S	P	ERA	WHIP			ERA	WHIP	
13 Rodrigo Lopez, R ERA: 5.14	3.0		14	5	2	0	3	1	0	0	0	0	0	20	24	0.00	2.000			9.00	2.000	
41 T.J. Beam, R ERA: 4.5	1.0	H	6	2	2	2	1	1	0	0	0	0	0	7	11	18.00	3.000			9.00	2.000	
72 Wes Roemer, R ERA: 2.08	1.0		5	2	1	1	1	0	0	0	0	2	0	7	9	9.00	2.000					
39 Jordan Norberto, L ERA	1.0	W	3	0	0	0	1	0	0	0	0	0	0	5	5	0.00	0.000					
73 Matt Torra, R ERA: 4.5	1.0	H	3	0	0	0	0	0	0	0	0	0	0	4	4	0.00	0.000					

Batter	1	2	3	4	5	6	7	8	9	AB	R	H	RBI	BB	SO	LOB	BOTTOM					
3 Tony Abreu, S OBP: 0.481, SLG: 0.815 Brent Greer, R		L3								4	0	2	2	0	1	2	Colorado Rockies @ Arizona Diamondbacks Hector Espino, Hermosillo, MX Sun Mar 14 20:10, 4:15 PM - 7:08 PM EDT Att. 1 - Sunny - 75 F					
11 Augie Ojeda, S OBP: 0.385, SLG: 0.375 59 Ed Rogers, R OBP: 0.364, SLG: 0.222										1	0	0	0	0	1	1						
34 Conor Jackson, R OBP: 0.560, SLG: 0.995 77 Sean Coughlin, L OBP: 0.714, SLG: 0.667										3	1	1	1	0	1	2						
25 Adam LaRoche, L OBP: 0.389, SLG: 0.778 71 Evan Frey, L OBP: 0.167, SLG: 0.250										0	1	0	0	0	0	0						
27 Mark Reynolds, R OBP: 0.304, SLG: 0.211 Taylor Harbin, R										3	1	3	2	0	0	0						
18 Gerardo Parra, L OBP: 0.250, SLG: 0.167										1	1	1	0	0	1	1						
67 Cole Gillespie, R OBP: 0.348, SLG: 0.696										4	1	2	0	0	1	1						
28 John Hester, R OBP: 0.429, SLG: 0.500 46 Ryan Wheeler, L										3	0	1	0	0	1	3						
37 Carlos Corporán, S OBP: 0.286, SLG: 0.167 29 Brandon Allen, L OBP: 0.450, SLG: 0.800										2	0	1	1	0	1	1						
Inning Stats	R: 1 E: 0 K: 1 S: 6	H: 3 LOB: 0 BB: 0 P: 7	R: 1 E: 0 K: 0 S: 5	H: 2 LOB: 2 BB: 1 P: 9	R: 0 E: 0 K: 2 S: 3	H: 1 LOB: 1 BB: 0 P: 4	R: 0 E: 0 K: 2 S: 8	H: 1 LOB: 1 BB: 0 P: 8	R: 2 E: 0 K: 1 S: 6	H: 3 LOB: 1 BB: 0 P: 8	R: 2 E: 0 K: 1 S: 6	H: 1 LOB: 0 BB: 0 P: 8	R: 0 E: 0 K: 2 S: 7	H: 0 LOB: 0 BB: 0 P: 7	R: 0 E: 0 K: 2 S: 7	H: 0 LOB: 0 BB: 0 P: 7		1B: 8 2B: 4 3B: 0 HR: 2	SF: 1 SAC: 1 DP: 1 HBP: 2	WP: 0 PB: 1 SB: 0 CS: 2	PA: 38	
PITCHER	IP	WLS	BF	H	R	ER	SO	BB	IBB	HBP	BLK	WP	HR	S	P	ERA	WHIP			ERA	WHIP	
27 Greg Smith, L ERA: 2.0	4.0		18	7	2	2	3	1	0	1	0	0	0	1	22	28	4.50	2.000				
32 Justin Speier, R ERA: 5.4	1.0	H	5	2	2	2	2	0	0	0	0	0	1	9	9	18.00	2.000					
48 Esmil Rogers, R ERA: 13.5	2.0	L	11	4	4	3	2	0	0	1	0	0	0	14	16	13.50	2.000					
67 Chaz Roe, R ERA	1.0		3	0	0	0	2	0	0	0	0	0	0	7	7	0.00	0.000					

Batter	1	2	3	4	5	6	7	8	9	AB	R	H	RBI	BB	SO	LOB	TOP					
6 Stephen Drew, L (1, 6) OBP: 0.500, SLG: 0.640	F7	G6-3			10 CS 1B		67 3B 2B	G5-3		3	0	1	0	0	0	2	Arizona Diamondbacks @ Los Angeles Angels Tempe Diablo Stadium, Tempe, AZ Wed Mar 17 2010, 4:16 PM - 7:14 PM EDT Att: 8,911 - Sunny - 79 F livebaseballscorecards.com					
3 Tony Abreu, S (6, 6) OBP: 0.438, SLG: 0.774										2	1	1	0	0	0	0						
34 Conor Jackson, R (1, 7) OBP: 0.516, SLG: 0.769			F9							2	1	0	0	1	1	1						
67 Cole Gillespie, R (7, PH) OBP: 0.379, SLG: 0.750	10 1B BB				K		12 1B 3B	12 2B 2B		2	2	2	1	0	0	0						
10 Justin Upton, R (1, 9) OBP: 0.509, SLG: 0.760										3	0	2	0	0	1	1						
12 Drew Macias, L (7, PH) OBP: 0.321, SLG: 0.400	25 1B 1B				27 WP 1B					2	1	2	2	0	0	0						
25 Adam LaRoche, L (1, 3) OBP: 0.458, SLG: 0.750										3	0	1	1	0	0	1						
4 Rusty Ryan, R (6, 5) OBP: 0.276, SLG: 0.690	1-2 2H 1B				F7		G6-3	F7	L7	2	0	0	0	0	0	2						
27 Mark Reynolds, R (1, 5) OBP: 0.367, SLG: 0.440										3	1	1	1	0	0	3						
11 Augie Ojeda, S (6, 4) OBP: 0.409, SLG: 0.450	F9				G5-3					2	1	2	0	0	0	0						
26 Miguel Montero, L (1, 2) OBP: 0.370, SLG: 0.286										2	0	0	0	1	0	2						
29 Brandon Allen, L (6, PR) OBP: 0.500, SLG: 0.778	G4-3									2	0	1	1	0	0	1						
2 Kelly Johnson, L (1, 4) OBP: 0.429, SLG: 0.435										3	0	1	0	0	0	1						
28 John Hester, R (6, 2) OBP: 0.471, SLG: 0.533		L3								0	0	0	1	1	0	0						
24 Chris Young, R (1, 8) OBP: 0.367, SLG: 0.690										3	0	1	0	0	0	2						
71 Evan Frey, L (7, PH) OBP: 0.167, SLG: 0.222										1	0	0	0	0	1	3						
18 Gerardo Parra, L (9, PH) OBP: 0.303, SLG: 0.276										1	0	1	0	0	0	0						
19 Chris Snyder, R (1, 10) OBP: 0.323, SLG: 0.414										3	0	0	0	1	1	1						
77 Sean Coughlin, L (9, PH) OBP: 0.615, SLG: 0.667										1	0	0	0	0	0	1						
Inning Stats	R: 1 E: 0 K: 0 S: 5	H: 2 LOB: 2 BB: 1 P: 9	R: 0 E: 0 K: 0 S: 3	H: 1 LOB: 1 BB: 1 P: 7	R: 0 E: 0 K: 0 S: 4	H: 1 LOB: 1 BB: 0 P: 5	R: 0 E: 0 K: 0 S: 4	H: 1 LOB: 0 BB: 0 P: 4	R: 0 E: 0 K: 2 S: 7	H: 0 LOB: 0 BB: 0 P: 7	R: 1 E: 0 K: 0 S: 6	H: 1 LOB: 1 BB: 1 P: 12	R: 3 E: 0 K: 2 S: 12	H: 5 LOB: 3 BB: 1 P: 16	R: 1 E: 0 K: 0 S: 6	H: 2 LOB: 1 BB: 0 P: 6	R: 1 E: 0 K: 0 S: 5	H: 2 LOB: 1 BB: 0 P: 5	1B: 10 2B: 4 3B: 1 HR: 1	SF: 1 SAC: 0 DP: 1 HBP: 0	WP: 2 PB: 0 SB: 0 CS: 0	PA: 45
PITCHER	IP WLS BF H R ER SO BB IBB HBP BLK WP HR S P ERA WHIP																					
51 Joe Saunders, L (1, 1) ERA: 7.94	4.0	18	5	1	1	0	2	0	0	0	0	1	0	16	25	2.25	1.750					
32 Matt Palmer, R (5, 1) ERA: 12.79	2.2	H 16	7	4	4	3	2	0	0	0	0	1	1	22	32	13.50	3.375					
45 Francisco Rodriguez, R (7, 1) ERA:	1.1	B 6	2	1	0	1	0	0	0	0	0	0	0	9	9	0.00	1.500					
59 Rafael Rodriguez, R (9, 1) ERA: 11.05	1.0	L 5	2	1	1	0	0	0	0	0	0	0	0	5	5	9.00	2.000					

Batter	1	2	3	4	5	6	7	8	9	AB	R	H	RBI	BB	SO	LOB	BOTTOM					
13 Maicer Izturis, S (1, 6) OBP: 0.478, SLG: 0.500										2	1	2	1	1	0	0	Arizona Diamondbacks @ Los Angeles Angels Tempe Diablo Stadium, Tempe, AZ Wed Mar 17 2010, 4:16 PM - 7:14 PM EDT Att: 8,911 - Sunny - 79 F livebaseballscorecards.com					
46 Bobby Wilson, R (6, 2) OBP: 0.500, SLG: 0.600	47 2B 3B	47 1B BB			47 G5-4-3 1B					1	0	0	0	1	0	0						
47 Howie Kendrick, R (1, 4) OBP: 0.370, SLG: 0.577										3	1	2	2	0	0	2						
24 Mark Trumbo, R (6, 3) OBP: 0.188, SLG: 0.267	55 G4-3 8 1B 3H									2	0	0	0	0	0	1						
48 Tori Hunter, R (1, 8) OBP: 0.250, SLG: 0.214										3	0	0	0	0	0	3						
25 Peter Bourjos, R (5, PR) OBP: 0.276, SLG: 0.200	G6-3	P6								1	0	0	0	1	0	0						
55 Hideki Matsui, L (1, 10) OBP: 0.158, SLG: 0.111										3	0	0	0	0	0	2						
2 Enck Aybar, S (7, PH) OBP: 0.313, SLG: 0.154	G4-3									2	0	0	0	0	0	1						
8 Kendrys Morales, S (1, 3) OBP: 0.400, SLG: 0.625										3	0	2	1	0	0	0						
42 Terry Evans, R (5, PR) OBP: 0.294, SLG: 0.375	20 WP 1B									1	1	1	0	0	0	0						
20 Juan Rivera, R (1, 9) OBP: 0.292, SLG: 0.455										3	1	1	2	0	0	1						
6 Hainley Statia, S (6, 4) OBP: 0.222, SLG: 0.125	F8									1	0	0	0	0	0	1						
3 Brandon Wood, R (1, 5) OBP: 0.378, SLG: 0.394										3	1	1	0	0	1	1						
27 Andrew Romine, S (6, 6) OBP: 0.333, SLG: 0.167										1	0	0	0	0	1	0						
5 Jeff Mathis, R (1, 2) OBP: 0.158, SLG: 0.167										2	0	0	0	0	0	1						
12 Freddy Sandoval, S (6, 5) OBP: 0.286, SLG: 0.167										2	0	0	0	0	0	0						
22 Cory Aldridge, L (1, 7) OBP: 0.409, SLG: 0.684										3	1	1	0	1	1	0						
Inning Stats	R: 2 E: 0 K: 0 S: 6	H: 3 LOB: 1 BB: 0 P: 7	R: 1 E: 0 K: 0 S: 5	H: 2 LOB: 2 BB: 1 P: 9	R: 0 E: 0 K: 0 S: 3	H: 0 LOB: 0 BB: 0 P: 3	R: 1 E: 0 K: 0 S: 4	H: 2 LOB: 1 BB: 1 P: 8	R: 2 E: 1 K: 1 S: 8	H: 2 LOB: 1 BB: 0 P: 11	R: 0 E: 0 K: 1 S: 5	H: 0 LOB: 1 BB: 1 P: 9	R: 0 E: 0 K: 0 S: 4	H: 1 LOB: 1 BB: 0 P: 4	R: 0 E: 0 K: 1 S: 5	H: 0 LOB: 0 BB: 0 P: 5	R: 0 E: 0 K: 0 S: 3	H: 0 LOB: 1 BB: 1 P: 7	1B: 6 2B: 2 3B: 1 HR: 1	SF: 0 SAC: 0 DP: 2 HBP: 0	WP: 1 PB: 0 SB: 0 CS: 0	PA: 40
PITCHER	IP WLS BF H R ER SO BB IBB HBP BLK WP HR S P ERA WHIP																					
31 Ian Kennedy, R (1, 1) ERA: 4.35	3.1	19	7	4	4	0	2	0	0	0	0	0	0	17	26	10.80	2.700					
47 Leo Rosales, R (4, 1) ERA: 6.35	1.2	6	2	2	2	1	0	0	0	0	0	0	1	9	12	10.80	1.200					
39 Jordan Norberto, L (6, 1) ERA:	1.0	4	0	0	0	0	1	0	0	0	0	0	0	5	9	0.00	1.000					
70 Barry Enright, R (7, 1) ERA:	1.0	4	1	0	0	0	0	0	0	0	0	0	0	4	4	0.00	1.000					
32 Esmerling Vasquez, R (8, 1) ERA: 3.38	2.0	W 7	0	0	0	1	1	0	0	0	0	0	0	8	12	0.00	0.500					

Batter	1	2	3	4	5	6	7	8	9	AB	R	H	RBI	BB	SO	LOB	TOP					
8 Willie Bloomquist, R OBP: 0.583, SLG: 0.636 1 Jarrod Dyson, L OBP: 0.316, SLG: 0.316										3	3	3	0	0	0	0	3					
30 Mike Aviles, R OBP: 0.600, SLG: 0.737										5	4	4	2	0	0	3	5					
72 Irving Falu, S OBP: 0.250, SLG: 0.333										2	0	0	0	0	0	3	2					
25 Kila Ka'aihue, L OBP: 0.464, SLG: 0.778 46 Wilson Betemit, S OBP: 0.348, SLG: 0.444										5	3	3	2	0	0	2	1					
11 Josh Fields, R OBP: 0.250, SLG: 0.444 17 Chris Getz, L OBP: 0.200, SLG: 0.304 91 Chris McConnell, R OBP: 1.000, SLG: 1.000										3	2	3	5	0	0	0	3					
12 Mitch Maier, L OBP: 0.464, SLG: 0.731 Ed Lucas, R										4	1	1	1	1	1	4	2					
32 Brian Anderson, R OBP: 0.428, SLG: 0.741 Jose Duarte, R OBP: 1.000, SLG: 1.000										5	3	5	7	0	0	0	5					
26 Vance Wilson, R OBP: 0.200, SLG: 0.357 3 Brayan Peña, S OBP: 0.320, SLG: 0.304										4	0	0	0	0	2	5	4					
3 Yuniesky Betancourt, R OBP: 0.423, SLG: 0.609 40 Kyle Farnsworth, L 77 Matt Herges, L Blaine Hardy, L 38 Blake Wood, R										4	2	3	2	1	0	3	1					
19 Brian Bannister, R 64 Scott Thorman, L OBP: 0.273, SLG: 0.250										2	0	0	0	1	2	2	3					
Inning Stats	R: 5 E: 0 K: 3 S: 14	H: 5 LOB: 1 BB: 1 P: 18	R: 3 E: 0 K: 0 S: 7	H: 4 LOB: 1 BB: 0 P: 7	R: 7 E: 0 K: 2 S: 14	H: 7 LOB: 3 BB: 2 P: 23	R: 2 E: 0 K: 0 S: 5	H: 1 LOB: 0 BB: 1 P: 11	R: 4 E: 0 K: 1 S: 12	H: 7 LOB: 3 BB: 0 P: 13	R: 0 E: 0 K: 0 S: 3	H: 0 LOB: 2 BB: 2 P: 11	R: 0 E: 0 K: 1 S: 6	H: 1 LOB: 1 BB: 0 P: 6	R: 3 E: 1 K: 0 S: 7	H: 2 LOB: 0 BB: 1 P: 8	R: 0 E: 0 K: 1 S: 4	H: 0 LOB: 0 BB: 1 P: 8	1B: 19 2B: 5 3B: 1 HR: 2	SF: 0 SAC: 0 DP: 1 HBP: 1	WP: 3 PB: 0 SB: 0 CS: 0	PA: 62
PITCHER	IP	WLS	BF	H	R	ER	SO	BB	IBB	HBP	BLK	WP	HR	S	P	ERA	WHIP					
33 Billy Buckner, R ERA: 11.45	2.0	L	16	9	8	8	3	1	0	0	0	1	0	21	25	36.00	5.000					
50 Chad Qualls, L ERA: 14.54	0.1		7	5	6	6	1	1	0	0	0	0	0	8	12	162.00	18.000					
35 Clay Zavada, L ERA: 8.44	1.2		11	3	3	3	1	2	0	1	0	0	1	11	22	16.20	3.000					
22 Aaron Heilman, R ERA: 14.4	1.0		10	7	4	4	1	0	0	0	0	1	0	12	13	36.00	7.000					
75 Josh Ellis, R ERA: 1.5	2.0		9	1	0	0	1	2	0	0	0	1	0	9	17	0.00	1.500					
PITCHER	IP	WLS	BF	H	R	ER	SO	BB	IBB	HBP	BLK	WP	HR	S	P	ERA	WHIP					
55 Blaine Boyer, R ERA: 7.94	1.0		6	2	3	2	0	0	0	0	0	0	0	7	8	18.00	2.000					
24 Abe Woody, R ERA:	1.0		3	0	0	0	1	1	0	0	0	0	0	4	8	0.00	1.000					

Kansas City Royals @ Arizona Diamondbacks
Tucson Electric Park, Tucson, AZ
Fri Mar 19 2010, 4:23 PM - 7:36 PM EDT
Att: 7,127 - Cloudy - 71 F

livebaseballscorecards.com

AB 54
R 24
H 27
RBI 23
BB 7
SO 8
LOB 31

Batter	1	2	3	4	5	6	7	8	9	AB	R	H	RBI	BB	SO	LOB	BOTTOM					
2 Kelly Johnson, L OBP: 0.387, SLG: 0.400 45 Marc Krauss, L OBP: 0.500, SLG: 0.333										2	0	0	1	0	0	0	2					
67 Cole Gillespie, R OBP: 0.394, SLG: 0.733 59 Ed Rogers, R OBP: 0.235, SLG: 0.133										1	0	0	1	1	0	0	2					
25 Adam LaRoche, L OBP: 0.467, SLG: 0.667 75 Josh Ellis, R 34 Bobby Borcherding, S Blaine Boyer, R 24 Abe Woody, R 21 Jeff Bailey, R OBP: 0.579, SLG: 0.733										3	0	0	0	0	2	1	0					
27 Mark Reynolds, R OBP: 0.429, SLG: 0.621 22 Aaron Heilman, R 3 Tony Abreu, S OBP: 0.417, SLG: 0.714										2	0	1	0	0	1	1	0					
18 Gerardo Parra, L OBP: 0.300, SLG: 0.278 71 Evan Frey, L OBP: 0.167, SLG: 0.222										4	0	1	0	0	1	2	0					
14 Ryan Roberts, R OBP: 0.306, SLG: 0.355 29 Brandon Allen, L OBP: 0.538, SLG: 0.800										1	1	0	0	1	0	1	2					
19 Chris Snyder, R OBP: 0.286, SLG: 0.394 37 Carlos Corporan, S OBP: 0.364, SLG: 0.300 77 Sean Coughlin, L OBP: 0.600, SLG: 0.857										1	0	0	0	0	0	1	1					
11 Augie Ojeda, S OBP: 0.458, SLG: 0.500 12 Drew Macias, L OBP: 0.230, SLG: 0.357										2	1	2	1	0	0	0	2					
33 Billy Buckner, R 50 Chad Qualls, R 35 Clay Zavada, L 4 Rusty Ryal, R OBP: 0.303, SLG: 0.697										0	0	0	0	0	0	0	3					
Inning Stats	R: 0 E: 0 K: 1 S: 5	H: 0 LOB: 0 BB: 0 P: 5	R: 0 E: 0 K: 1 S: 7	H: 1 LOB: 1 BB: 0 P: 7	R: 0 E: 0 K: 0 S: 3	H: 1 LOB: 0 BB: 0 P: 3	R: 0 E: 0 K: 1 S: 5	H: 0 LOB: 1 BB: 1 P: 9	R: 4 E: 0 K: 1 S: 8	H: 3 LOB: 0 BB: 1 P: 12	R: 0 E: 0 K: 0 S: 4	H: 1 LOB: 1 BB: 0 P: 4	R: 1 E: 0 K: 0 S: 5	H: 2 LOB: 1 BB: 0 P: 5	R: 4 E: 0 K: 1 S: 10	H: 4 LOB: 1 BB: 0 P: 13	R: 0 E: 0 K: 2 S: 7	H: 0 LOB: 0 BB: 0 P: 7	1B: 10 2B: 1 3B: 0 HR: 1	SF: 2 SAC: 0 DP: 1 HBP: 0	WP: 0 PB: 0 SB: 1 CS: 0	PA: 40
PITCHER	IP	WLS	BF	H	R	ER	SO	BB	IBB	HBP	BLK	WP	HR	S	P	ERA	WHIP					
19 Brian Bannister, R ERA: 3.0	4.0		14	2	0	0	3	1	0	0	0	0	0	20	24	0.00	0.750					
40 Kyle Farnsworth, R ERA: 11.74	3.0	H	16	6	5	5	1	1	0	0	0	0	0	17	21	15.00	2.333					
77 Matt Herges, R ERA: 24.75	1.0		7	4	4	4	1	0	0	0	0	0	1	10	13	36.00	4.000					
38 Blake Wood, R ERA:	1.0		3	0	0	0	2	0	0	0	0	0	0	7	7	0.00	0.000					

Kansas City Royals @ Arizona Diamondbacks
Tucson Electric Park, Tucson, AZ
Fri Mar 19 2010, 4:23 PM - 7:36 PM EDT
Att: 7,127 - Cloudy - 71 F

livebaseballscorecards.com

AB 36
R 9
H 12
RBI 9
BB 2
SO 7
LOB 13

Batter	1	2	3	4	5	6	7	8	9	AB	R	H	RBI	BB	SO	LOB	TOP										
6 Stephen Drew, L (1,6) OBP: 0.472, SLG: 0.581 21 Jeff Bailey, R (7,3) OBP: 0.550, SLG: 0.688	L7		G5-3			G6-4-3		G5-3		3	0	2	0	0	0	0											
34 Conor Jackson, R (1,7) OBP: 0.498, SLG: 0.667 4 Rusty Ryal, R (7,7) OBP: 0.324, SLG: 0.697	G5-3		G5-3			G6-4-3				2	0	0	0	1	0	1											
10 Justin Upton, R (1,9) OBP: 0.472, SLG: 0.655 14 Ryan Roberts, R (7,4) OBP: 0.297, SLG: 0.344	K		P6			G6-4-3				3	0	0	0	0	1	3											
26 Miguel Montero, L (1,2) OBP: 0.410, SLG: 0.222 28 John Hester, R (7,2) OBP: 0.444, SLG: 0.500		G4-3				F7				3	0	0	0	0	1	1											
29 Brandon Allen, L (1,3) OBP: 0.483, SLG: 0.696 12 Drew Macias, L (7,8) OBP: 0.281, SLG: 0.345		G4-3								3	0	0	0	0	1	0											
24 Chris Young, R (1,8) OBP: 0.351, SLG: 0.588 71 Evan Frey, L (7,9) OBP: 0.167, SLG: 0.222										2	0	0	0	1	0	0											
3 Tony Abreu, S (1,4) OBP: 0.410, SLG: 0.684 17 Yuniesky Sanchez, R (7,6)										3	0	1	0	0	1	0											
19 Chris Snyder, R (1,10) OBP: 0.263, SLG: 0.333										3	0	0	0	0	1	2											
11 Augie Ojeda, S (1,5) OBP: 0.407, SLG: 0.440 59 Ed Rogers, R (8,5) OBP: 0.235, SLG: 0.133										3	0	0	0	0	1	0											
Inning Stats	R: 0 E: 0 K: 1 S: 6	H: 0 LOB: 0 BB: 0 P: 10	R: 0 E: 0 K: 0 S: 10	H: 1 LOB: 2 BB: 1 P: 17	R: 0 E: 0 K: 0 S: 10	H: 1 LOB: 1 BB: 0 P: 15	R: 0 E: 0 K: 1 S: 7	H: 0 LOB: 0 BB: 0 P: 12	R: 0 E: 0 K: 0 S: 6	H: 0 LOB: 0 BB: 0 P: 7	R: 0 E: 0 K: 0 S: 7	H: 1 LOB: 1 BB: 1 P: 13	R: 0 E: 0 K: 2 S: 7	H: 0 LOB: 0 BB: 0 P: 10	R: 0 E: 0 K: 2 S: 9	H: 0 LOB: 0 BB: 0 P: 10	R: 0 E: 0 K: 1 S: 8	H: 0 LOB: 1 BB: 0 P: 13	1B: 3 2B: 0 3B: 0 HR: 0	SF: 0 SAC: 0 DP: 1 HBP: 1	WP: 0 PB: 1 SB: 0 CS: 0	PA: 32					
PITCHER	IP	WLS	BF	H	R	ER	SO	BB	IBB	HBP	BLK	WP	HR	S	P	ERA	WHIP										
34 Félix Hernández, R (1,1) ERA: 1.17	5.0	W	18	2	0	0	2	1	0	0	0	0	0	39	61	0.00	0.600										
53 David Aardsma, R (6,1) ERA: 10.8	1.0	H	4	1	0	0	0	1	0	0	0	0	0	7	13	0.00	2.000										
23 Shawn Kelley, R (7,1) ERA: 6.48	2.0	H	6	0	0	0	4	0	0	0	0	0	0	16	20	0.00	0.000										
54 Kanekoa Texeira, R (9,1) ERA: 1.17	1.0		4	0	0	0	1	0	0	1	0	0	0	8	13	0.00	0.000										

Arizona Diamondbacks @ Seattle Mariners
Peoria Stadium, Peoria, AZ
Sat Mar 20 2010, 4:07 PM - 6:05 PM EDT
Att. 13,444 - Sunny - 70 F

AB 29
R 0
H 3
RBI 0
BB 2
SO 7
LOB 10



Batter	1	2	3	4	5	6	7	8	9	AB	R	H	RBI	BB	SO	LOB	BOTTOM										
1 Eric Byrnes, R (1,7) OBP: 0.290, SLG: 0.467	G4-3							G4-3		4	0	1	1	0	1	0											
21 Franklin Gutierrez, R (1,8) OBP: 0.200, SLG: 0.307 17 Corey Patterson, L (7,8) OBP: 0.333, SLG: 0.609										3	1	1	1	0	2	1											
3 Ryan Garko, R (1,3) OBP: 0.323, SLG: 0.370	F9									4	0	0	0	0	0	0											
24 Ken Griffey Jr., L (1,10) OBP: 0.286, SLG: 0.250 20 Mike Carp, L (8,PH) OBP: 0.294, SLG: 0.267										2	0	0	0	1	0	0											
27 Matt Tuasosopo, R (1,6) OBP: 0.457, SLG: 0.656										3	0	0	0	0	1	1											
12 Ryan Langerhans, L (1,9) OBP: 0.345, SLG: 0.318										3	1	1	1	0	1	1											
16 Josh Wilson, R (1,5) OBP: 0.414, SLG: 0.400										3	1	1	0	0	0	0											
32 Rob Johnson, R (1,2)										2	0	0	0	0	0	1											
41 Elierzer Alfonso, R (6,2) OBP: 0.143, SLG: 0.143										1	0	0	0	0	0	0											
6 Chris Woodward, R (1,4) OBP: 0.200, SLG: 0.227										3	0	0	0	0	3	1											
Inning Stats	R: 1 E: 0 K: 1 S: 10	H: 1 LOB: 1 BB: 1 P: 16	R: 2 E: 0 K: 2 S: 13	H: 3 LOB: 0 BB: 0 P: 17	R: 0 E: 1 K: 1 S: 10	H: 0 LOB: 1 BB: 0 P: 12	R: 0 E: 0 K: 1 S: 10	H: 0 LOB: 0 BB: 0 P: 13	R: 0 E: 0 K: 0 S: 9	H: 0 LOB: 0 BB: 0 P: 14	R: 0 E: 0 K: 1 S: 6	H: 0 LOB: 0 BB: 0 P: 6	R: 1 E: 0 K: 0 S: 10	H: 1 LOB: 0 BB: 0 P: 14	R: 1 E: 0 K: 0 S: 10	H: 1 LOB: 0 BB: 0 P: 14	1B: 2 2B: 0 3B: 0 HR: 3	SF: 0 SAC: 0 DP: 0 HBP: 0	WP: 0 PB: 0 SB: 0 CS: 0	PA: 31							
PITCHER	IP	WLS	BF	H	R	ER	SO	BB	IBB	HBP	BLK	WP	HR	S	P	ERA	WHIP										
15 Dan Haren, R (1,1) ERA: 2.63	5.0	L	21	4	3	3	7	1	0	0	0	0	2	53	74	5.40	1.000										
39 Jordan Norberto, L (6,1) ERA: 4.26	1.0		3	0	0	0	0	0	0	0	0	0	0	9	14	0.00	0.000										
58 Juan Gutierrez, R (7,1) ERA: 4.26	1.0		3	0	0	0	1	0	0	0	0	0	0	6	6	0.00	0.000										
32 Esmerling Vasquez, R (8,1) ERA: 4.26	1.0		4	1	1	1	0	0	0	0	0	0	1	10	14	9.00	1.000										

Arizona Diamondbacks @ Seattle Mariners
Peoria Stadium, Peoria, AZ
Sat Mar 20 2010, 4:07 PM - 6:05 PM EDT
Att. 13,444 - Sunny - 70 F

AB 30
R 4
H 5
RBI 4
BB 1
SO 8
LOB 5



Batter	1	2	3	4	5	6	7	8	9	AB	R	H	RBI	BB	SO	LOB	TOP										
33 Aaron Rowand, R (1.8) OBP: 0.576, SLG: 0.692 47 Darren Ford, R (5.8) OBP: 0.444, SLG: 0.588	4-0 56 HBP 20 HR BB	1-0 1-H 1B			0-0 G6-3	0-0 G1-3		0-0 FC1-2		2	1	1	1	1	0	0											
56 Andres Torres, S (1.9) OBP: 0.429, SLG: 0.588 8 Eugenio Velez, S (5.9) OBP: 0.405, SLG: 0.394	1-0 20 HR HBP	0-0 F7			4-0 20 FC4-6 BB		0-0 F7		0-0 F7	1	1	0	0	1	0	1											
20 John Bowker, L (1.7) OBP: 0.333, SLG: 0.444	2-0 1-H 2-H HR		0-0 G4-3		0-0 FC4-6 29 BB 35 1B		0-0 G3		0-0 G3	5	1	1	3	0	0	1											
35 Travis Ishikawa, L (1.3) OBP: 0.143, SLG: 0.143 Matt Yourkin, R (7.1)	0-0 F7		0-0 F8		0-0 29 BB 1B		0-0 G4-3		0-3 K	4	0	1	0	0	0	0											
60 Waldis Joaquin, R (7.1) 84 Jesus Guzman, R (9,PH) OBP: 0.365, SLG: 0.500 53 Denny Bautista, R (9.1)	0-0 F7		0-0 F8		1-2 29 BB 1B		0-0 G4-3		0-0 K	0	0	0	0	0	0	0											
29 Ryan Rohlinger, R (1.5) OBP: 0.275, SLG: 0.200	0-0 P3		0-0 F8		1-2 2-3 BB		0-0 P6			3	0	1	0	1	0	0											
22 Eli Whiteside, R (1.2) OBP: 0.273, SLG: 0.381 32 Steve Holm, R (6.2) OBP: 0.636, SLG: 0.556	0-0 F7		0-0 F8		0-0 P2		0-0 34 FC6 47 FC1-2 62 G5-3 1B			3	0	0	0	0	0	4											
9 Kevin Frandsen, R (1.4) OBP: 0.235, SLG: 0.285 67 Henry Sosa, R (6.1) 62 Francisco Pequero, R (7.9) OBP: 0.176, SLG: 0.235		0-0 G5-3		0-0 G6-3		0-0 79 CS 1B		0-0 G5-3		3	0	1	0	0	0	0											
79 Brandon Crawford, L (1.6) OBP: 0.345, SLG: 0.375	0-0 F7		0-0 F8		0-3 68 F9 1B		0-3 K		4-0 47 FC1-2 34 FC6 BB	3	0	1	0	1	1	1											
68 Kevin Pucetas, R (1.1) 34 Matt Downs, R (6,PH) OBP: 0.464, SLG: 0.583	4-0 33 WP 33 1B BB		1-0 F9		0-0 2B		0-0 FC6 47 FC1-2			1	1	0	0	1	0	1											
Inning Stats	R: 3 E: 0 K: 0 S: 4	H: 1 LOB: 0 BB: 1 P: 11	R: 1 E: 0 K: 0 S: 4	H: 1 LOB: 1 BB: 1 P: 9	R: 0 E: 0 K: 0 S: 4	H: 1 LOB: 1 BB: 0 P: 4	R: 0 E: 0 K: 0 S: 3	H: 1 LOB: 1 BB: 0 P: 4	R: 0 E: 0 K: 1 S: 6	H: 2 LOB: 1 BB: 0 P: 6	R: 0 E: 0 K: 0 S: 3	H: 0 LOB: 0 BB: 0 P: 3	R: 0 E: 0 K: 0 S: 5	H: 1 LOB: 3 BB: 1 P: 9	R: 0 E: 0 K: 1 S: 5	H: 0 LOB: 0 BB: 0 P: 5	1B: 6 2B: 1 3B: 0 HR: 1	SF: 0 SAC: 0 DP: 0 HBP: 1	WP: 1 PB: 0 SB: 0 CS: 1	PA: 40							
PITCHER	IP	WLS	BF	H	R	ER	SO	BB	IBB	HBP	BLK	WP	HR	S	P	ERA	WHIP										
36 Edwin Jackson, R (1.1) ERA: 8.25	4.2	L	23	5	4	4	0	4	0	1	0	1	1	18	39	7.71	1.929										
47 Leo Rosales, R (5.1) ERA: 5.14	1.1		5	2	0	0	1	0	0	0	0	0	0	7	7	0.00	1.500										
50 Chad Qualls, R (7.1) ERA: 11.81	1.0		3	0	0	0	0	0	0	0	0	0	0	3	3	0.00	0.000										
22 Aaron Heilman, R (8.1) ERA: 12.0	1.0		6	1	0	0	0	1	0	0	0	0	0	5	9	0.00	2.000										
35 Clay Zavada, L (9.1) ERA: 7.11	1.0		3	0	0	0	1	0	0	0	0	0	0	5	5	0.00	0.000										

San Francisco Giants @ Arizona Diamondbacks
Tucson Electric Park, Tucson, AZ
Sun Mar 21 2010, 4:16 PM - 6:52 PM EDT
Att: 10,601 - Sunny - 76 F

AB 34
R 4
H 8
RBI 4
BB 5
SO 2
LOB 15



Batter	1	2	3	4	5	6	7	8	9	AB	R	H	RBI	BB	SO	LOB	BOTTOM											
34 Conor Jackson, R (1.7) OBP: 0.500, SLG: 0.697 67 Cole Gillespie, R (6.7) OBP: 0.382, SLG: 0.710	0-0 6 1B 6 S 10 G6-4-3 1B		0-0 10 G1-3 2B		0-0 FC5-4 1-2		0-0 FC1-6 1-2 2-3			3	1	2	0	0	0	1												
6 Stephen Drew, L (1.6) OBP: 0.482, SLG: 0.559 29 Brandon Allen, L (7,PH) OBP: 0.467, SLG: 0.667 22 Aaron Heilman, R (8.1) 35 Clay Zavada, L (9.1)	1-0 10 G6-4-3 1B		0-0 L6		0-0 G3		0-0 G1-3			3	0	1	0	0	0	2												
10 Justin Upton, R (1.9) OBP: 0.436, SLG: 0.594 18 Gerardo Parra, L (7.9) OBP: 0.293, SLG: 0.270	0-0 G6-4-3		0-0 G1-3		0-0 G4-3		0-0 F7			3	0	0	0	0	0	2												
25 Adam LaRoche, L (1.3) OBP: 0.367, SLG: 0.600 11 Augie Ojeda, S (7.4) OBP: 0.335, SLG: 0.423	0-0 F8		0-0 G4-3		0-3 K		0-0 G4-3			3	0	0	0	0	1	1												
27 Mark Reynolds, R (1.5) OBP: 0.405, SLG: 0.581 47 Leo Rosales, R (5.1) 77 Sean Coughlin, L (6,PH) OBP: 0.563, SLG: 0.800 50 Chad Qualls, R (7.1)	0-0 E5 2 S FC6-5		0-0 G6-3		0-3 K		0-0 G1-3			2	0	0	0	0	0	0												
12 Drew Macias, L (8.8) OBP: 0.273, SLG: 0.333 2 Kelly Johnson, L (1.4) OBP: 0.384, SLG: 0.370 21 Jeff Bailey, R (7.3) OBP: 0.591, SLG: 0.889	1-0 FC6-5 24 S		0-0 G4-3		0-0 K		0-0 K		0-0 G6-4-3 14 E 2B	2	2	2	1	0	0	0												
26 Miguel Montero, L (1.2) OBP: 0.297, SLG: 0.200 59 Ed Rogers, R (7,PR) OBP: 0.235, SLG: 0.133 Chris Owings, R (9.6)	0-0 F9		0-0 P6		0-0 E7 67 FC1-6 24 BB		0-0 FC6 28 G6-4-3			3	0	0	0	0	0	1												
24 Chris Young, R (1.8) OBP: 0.375, SLG: 0.571 28 John Hester, R (8.2) OBP: 0.421, SLG: 0.471	4-0 1-2 BB		0-0 F8		4-0 67 FC1-6 BB		0-0 G6-4-3			1	0	0	0	2	0	0												
36 Edwin Jackson, R (1.1) 14 Ryan Roberts, R (5.5) OBP: 0.325, SLG: 0.382	0-0 P4		0-0 P4		4-0 34 FC5-4 BB		0-0 F8		3-H 2B	1	0	0	0	0	2	2												
Inning Stats	R: 1 E: 0 K: 0 S: 4	H: 2 LOB: 0 BB: 0 P: 5	R: 0 E: 0 K: 0 S: 4	H: 0 LOB: 1 BB: 1 P: 9	R: 0 E: 0 K: 0 S: 4	H: 1 LOB: 1 BB: 0 P: 4	R: 0 E: 0 K: 0 S: 3	H: 0 LOB: 0 BB: 0 P: 3	R: 0 E: 0 K: 2 S: 7	H: 0 LOB: 1 BB: 1 P: 7	R: 1 E: 1 K: 0 S: 5	H: 1 LOB: 2 BB: 1 P: 9	R: 0 E: 0 K: 0 S: 3	H: 0 LOB: 0 BB: 0 P: 3	R: 1 E: 1 K: 0 S: 4	H: 2 LOB: 1 BB: 0 P: 4	1B: 3 2B: 2 3B: 0 HR: 1	SF: 0 SAC: 0 DP: 2 HBP: 0	WP: 0 PB: 0 SB: 3 CS: 0	PA: 36								
PITCHER	IP	WLS	BF	H	R	ER	SO	BB	IBB	HBP	BLK	WP	HR	S	P	ERA	WHIP											
68 Kevin Pucetas, R (1.1) ERA: 0.64	5.0	W	20	3	1	1	0	2	0	0	0	0	0	7	7	0.00	1.000											
67 Henry Sosa, R (6.1) ERA: 7.71	1.0	H	3	0	0	0	2	0	0	0	0	0	0	1	3	7	27.00	6.000										
Matt Yourkin, L (7.1) ERA: 7.71	0.1	H	4	1	1	1	0	1	0	0	0	0	0	5	5	0.00	0.000											
60 Waldis Joaquin, R (7.1) ERA: 3.52	1.2	H	5	0	0	0	0	0	0	0	0	0	0	5	5	0.00	0.000											
53 Denny Bautista, R (9.1) ERA: 2.57	1.0	S	4	2	1	0	0	0	0	0	0	0	0	4	4	0.00	2.000											

San Francisco Giants @ Arizona Diamondbacks
Tucson Electric Park, Tucson, AZ
Sun Mar 21 2010, 4:16 PM - 6:52 PM EDT
Att: 10,601 - Sunny - 76 F

AB 33
R 3
H 6
RBI 2
BB 3
SO 2
LOB 19



Batter	1	2	3	4	5	6	7	8	9	AB	R	H	RBI	BB	SO	LOB	TOP										
24 Chris Young, R OBP: 0.364, SLG: 0.526 12 Drew Macias, L OBP: 0.333, SLG: 0.452	G5-3		P6							3	0	0	0	1	1	0	Arizona Diamondbacks @ Chicago White Sox Camelback Ranch, Glendale, AZ Wed Mar 24, 2010, 4:10 PM - 6:46 PM EDT Att: 6,298 - Sunny - 69 F										
14 Ryan Roberts, R OBP: 0.289, SLG: 0.333 18 Gerardo Parra, L OBP: 0.283, SLG: 0.262	K		F8							3	0	0	0	0	2	2											
6 Stephen Drew, L OBP: 0.476, SLG: 0.649 3 Tony Abreu, S OBP: 0.372, SLG: 0.619	F7		HR							3	1	2	2	0	0	0											
10 Justin Upton, R OBP: 0.450, SLG: 0.606 67 Cole Gillespie, R OBP: 0.350, SLG: 0.622			G6-3							1	1	1	0	0	0	0											
21 Jeff Bailey, R OBP: 0.577, SLG: 0.818 29 Brandon Allen, L OBP: 0.485, SLG: 0.654										3	0	1	1	0	0	0											
2 Kelly Johnson, L OBP: 0.375, SLG: 0.364 Taylor Harbin, R										3	0	1	0	1	1	2											
19 Chris Snyder, R OBP: 0.295, SLG: 0.357 77 Sean Coughlin, L OBP: 0.526, SLG: 0.722										3	0	0	0	0	0	3											
28 John Hester, R OBP: 0.391, SLG: 0.571 4 Rusty Ryal, R OBP: 0.297, SLG: 0.639										1	0	0	0	0	0	0											
11 Augie Ojeda, S OBP: 0.387, SLG: 0.393 79 Konrad Schmidt, R OBP: 0.600, SLG: 1.000										2	1	0	0	1	0	2											
										1	0	1	0	0	0	0											
Inning Stats	R: 0 E: 0 K: 1 S: 5	H: 0 LOB: 0 BB: 0 P: 5	R: 1 E: 0 K: 0 S: 6	H: 3 LOB: 2 BB: 0 P: 7	R: 1 E: 0 K: 0 S: 4	H: 1 LOB: 0 BB: 0 P: 5	R: 0 E: 0 K: 0 S: 3	H: 0 LOB: 0 BB: 0 P: 3	R: 1 E: 0 K: 2 S: 8	H: 1 LOB: 2 BB: 2 P: 16	R: 0 E: 0 K: 0 S: 3	H: 0 LOB: 0 BB: 0 P: 5	R: 0 E: 0 K: 2 S: 8	H: 1 LOB: 2 BB: 1 P: 12	R: 0 E: 0 K: 0 S: 4	H: 1 LOB: 2 BB: 1 P: 8		1B: 5 2B: 1 HR: 1	SF: 0 SAC: 0 DP: 0 HBP: 0	WP: 0 PB: 0 SB: 0 CS: 0	PA: 39						
PITCHER	IP	WLS	BF	H	R	ER	SO	BB	IBB	HBP	BLK	WP	HR	S	P	ERA		WHIP									
50 John Danks, L ERA: 4.58	6.0	W	26	5	3	3	3	3	0	0	0	0	1	29	43	4.50	1.333										
65 Greg Aquino, R ERA:	1.0		3	0	0	0	1	0	0	0	0	0	0	5	5	0.00	0.000										
45 Bobby Jenks, R ERA: 17.18	1.0		5	1	0	2	1	0	0	0	0	0	0	8	12	0.00	2.000										
68 Erick Threets, L ERA: 3.24	1.0		5	1	0	0	2	1	0	0	0	0	0	4	8	0.00	2.000										

Batter	1	2	3	4	5	6	7	8	9	AB	R	H	RBI	BB	SO	LOB	BOTTOM										
1 Juan Pierre, L OBP: 0.353, SLG: 0.326	B1-3									4	2	3	0	0	0	0	Arizona Diamondbacks @ Chicago White Sox Camelback Ranch, Glendale, AZ Wed Mar 24, 2010, 4:10 PM - 6:46 PM EDT Att: 6,298 - Sunny - 69 F										
15 Gordon Beckham, R OBP: 0.391, SLG: 0.525	F7									4	0	1	1	1	1	2											
20 Carlos Quentin, R OBP: 0.306, SLG: 0.467	P5									5	0	3	2	0	0	1											
14 Paul Konerko, R OBP: 0.320, SLG: 0.378 82 Javier Colina, R	L5									4	0	1	1	0	0	2											
25 Andrew Jones, R OBP: 0.421, SLG: 0.636										4	0	1	0	1	0	4											
7 Mark Kotsay, L OBP: 0.476, SLG: 0.459 86 Kyle Colligan, R	F7									4	2	2	0	0	0	1											
23 Mark Teahen, L OBP: 0.212, SLG: 0.281	G6-3									4	2	2	2	0	0	2											
27 Ramon Castro, R OBP: 0.250, SLG: 0.357										3	2	1	0	1	0	1											
11 Omar Vizquel, S OBP: 0.273, SLG: 0.344 18 Brent Lillibridge, R OBP: 0.297, SLG: 0.259										3	2	2	3	0	1	1											
										1	0	0	0	0	0	0											
Inning Stats	R: 0 E: 0 K: 0 S: 3	H: 0 LOB: 0 BB: 0 P: 3	R: 0 E: 0 K: 0 S: 3	H: 0 LOB: 1 BB: 1 P: 7	R: 2 E: 0 K: 1 S: 8	H: 3 LOB: 2 BB: 1 P: 12	R: 3 E: 0 K: 0 S: 7	H: 4 LOB: 1 BB: 0 P: 8	R: 0 E: 0 K: 0 S: 3	H: 0 LOB: 0 BB: 0 P: 3	R: 3 E: 0 K: 1 S: 9	H: 4 LOB: 2 BB: 1 P: 13	R: 2 E: 0 K: 0 S: 7	H: 3 LOB: 1 BB: 0 P: 10	R: 0 E: 0 K: 0 S: 4	H: 2 LOB: 1 BB: 0 P: 4		1B: 14 2B: 1 3B: 0 HR: 1	SF: 0 SAC: 1 DP: 1 HBP: 0	WP: 0 PB: 0 SB: 1 CS: 0	PA: 42						
PITCHER	IP	WLS	BF	H	R	ER	SO	BB	IBB	HBP	BLK	WP	HR	S	P	ERA		WHIP									
33 Billy Buckner, R ERA: 11.66	3.2	L	20	7	5	5	1	2	0	0	0	0	0	20	29	12.27	2.455										
22 Aaron Heilman, R ERA: 10.29	1.0		3	0	0	0	0	0	0	0	0	0	0	3	3	0.00	0.000										
40 Zach Kroenke, L ERA: 9.0	0.1		1	0	0	0	0	0	0	0	0	0	0	1	1	0.00	0.000										
35 Clay Zavada, L ERA: 10.29	0.2		5	2	3	3	1	1	0	0	0	0	0	6	10	40.50	4.500										
56 Blaine Boyer, R ERA: 9.0	1.1		9	5	2	2	0	0	0	0	0	0	1	10	13	13.50	3.750										
PITCHER	IP	WLS	BF	H	R	ER	SO	BB	IBB	HBP	BLK	WP	HR	S	P	ERA	WHIP										
47 Leo Rosales, R ERA: 4.5	1.0		4	2	0	0	0	0	0	0	0	0	0	4	4	0.00	2.000										

AB 34
R 3
H 7
RBI 3
BB 5
SO 6
LOB 20



AB 38
R 10
H 16
RBI 9
BB 3
SO 2
LOB 16




Batter	1	2	3	4	5	6	7	8	9	AB	R	H	RBI	BB	SO	LOB	TOP					
2 Ryan Theriot, R OBP: 0.511, SLG: 0.513 65 Darwin Barney, R OBP: 0.333, SLG: 0.357	G6-3	63 2B		F9		L9			F9	4	1	1	0	0	0	0						
63 James Adduci, L OBP: 0.386, SLG: 0.500 77 DJ LeMahieu, R OBP: 0.500, SLG: 0.400 76 James Russell, L	21 1B	21 2B				F8			HBP	4	2	3	2	0	0	0						
21 Tyler Colvin, L OBP: 0.444, SLG: 0.630 88 Brandon Guyer, R	17 1B	6 1B		K					K	4	2	2	2	0	1	1						
6 Micah Hoffpauir, L OBP: 0.311, SLG: 0.366 Justin Bour, L	F9	17 3B		L4					F8	4	1	1	1	0	1	2						
17 Mike Fontenot, L OBP: 0.388, SLG: 0.477 43 John Grabow, L 80 Russ Canzler, R										3	0	2	2	1	0	0						
28 Jeff Baker, R OBP: 0.211, SLG: 0.257 15 Bobby Scales, S OBP: 0.241, SLG: 0.200	G6-3	G6-3								3	0	0	0	1	1	3						
55 Kevie Hill, S OBP: 0.293, SLG: 0.192 71 Robinson Chirinos, R OBP: 0.375, SLG: 0.571		27 1B		F7					G6-4-3	3	0	0	0	1	1	2						
27 Sam Fuld, L OBP: 0.200, SLG: 0.273		63 2B		K		G4-3			G5-3	4	1	1	0	0	1	2						
32 Tom Gorzelanny, R 13 Andrés Blanco, S OBP: 0.667, SLG: 0.750		F7		K		G6-3			65 F9	3	0	0	0	0	1	2						
Inning Stats	R: 2 E: 0 K: 0 S: 6	H: 3 LOB: 1 BB: 0 P: 7	R: 5 E: 0 K: 0 S: 8	H: 6 LOB: 1 BB: 1 P: 12	R: 0 E: 0 K: 2 S: 7	H: 0 LOB: 0 BB: 0 P: 7	R: 0 E: 0 K: 1 S: 6	H: 1 LOB: 1 BB: 0 P: 6	R: 0 E: 0 K: 2 S: 7	H: 0 LOB: 1 BB: 1 P: 11	R: 0 E: 0 K: 0 S: 3	H: 0 LOB: 0 BB: 0 P: 3	R: 0 E: 0 K: 1 S: 5	H: 0 LOB: 0 BB: 0 P: 5	R: 0 E: 0 K: 0 S: 2	H: 0 LOB: 1 BB: 1 P: 6	R: 0 E: 0 K: 1 S: 6	H: 1 LOB: 2 BB: 0 P: 7	1B: 7 2B: 3 3B: 1 HR: 0	SF: 0 SAC: 0 DP: 1 HBP: 1	WP: 0 PB: 0 SB: 1 CS: 0	PA: 40
PITCHER	IP	WLS	BF	H	R	ER	SO	BB	IBB	HBP	BLK	WP	HR	S	P	ERA	WHIP					
15 Dan Haren, R ERA: 5.6	4.0	L	22	10	7	7	3	1	0	0	0	0	0	27	32	15.75	2.750					
39 Jordan Norberto, L ERA: 1.17	1.0		4	0	0	0	2	1	0	0	0	0	0	7	11	0.00	1.000					
50 Chad Qualls, R ERA: 9.95	1.0		3	0	0	0	0	0	0	0	0	0	0	3	3	0.00	0.000					
46 Bob Howry, R ERA: 8.59	1.0		3	0	0	0	1	0	0	0	0	0	0	5	5	0.00	0.000					
58 Juan Gutierrez, R ERA:	1.0		3	0	0	0	0	1	0	0	0	0	0	2	6	0.00	1.000					

Chicago Cubs @ Arizona Diamondbacks
Tucson Electric Park, Tucson, AZ
Thu Mar 25 2010, 4:15 PM - 6:39 PM EDT
Att: 9,102 - Sunny - 73 F

livebaseballscorecards.com

AB 36
R 7
H 11
RBI 7
BB 3
SO 7
LOB 17




Batter	1	2	3	4	5	6	7	8	9	AB	R	H	RBI	BB	SO	LOB	BOTTOM					
34 Conor Jackson, R OBP: 0.522, SLG: 0.789 14 Ryan Roberts, R OBP: 0.283, SLG: 0.325	HR				F9		FC6-4			3	1	2	1	0	0	0						
2 Kelly Johnson, L OBP: 0.395, SLG: 0.400 11 Augie Ojeda, S OBP: 0.375, SLG: 0.379	G3-1					6 1B			F7	2	1	1	0	1	0	0						
6 Stephen Drew, L OBP: 0.467, SLG: 0.625 67 Cole Gillespie, R OBP: 0.341, SLG: 0.605	G6-3					27 SF7			G6-3	3	0	1	0	0	1	2						
27 Mark Reynolds, R OBP: 0.409, SLG: 0.583 32 Esmerling Vasquez, R	K					2-3			L5	3	0	1	1	0	1	0						
25 Adam LaRoche, L OBP: 0.306, SLG: 0.500 29 Brandon Allen, L OBP: 0.471, SLG: 0.630									G5-3	3	0	0	0	0	1	2						
24 Chris Young, R OBP: 0.340, SLG: 0.488 12 Drew Macias, L OBP: 0.324, SLG: 0.438									L4	3	0	0	0	0	0	2						
26 Miguel Montero, L OBP: 0.293, SLG: 0.182									G3	3	0	0	0	1	0	1						
18 Gerardo Parra, L OBP: 0.271, SLG: 0.250 21 Jeff Bailey, R OBP: 0.556, SLG: 0.783 58 Juan Gutierrez, R 3 Tony Abreu, S OBP: 0.372, SLG: 0.619										2	0	0	0	0	0	0						
15 Dan Haren, R 39 Jordan Norberto, L 19 Chris Snyder, R 50 Chad Qualls, R 46 Bob Howry, R 4 Rusty Ryan, R OBP: 0.209, SLG: 0.622										1	0	0	0	0	1	0						
Inning Stats	R: 1 E: 0 K: 1 S: 7	H: 1 LOB: 0 BB: 0 P: 8	R: 0 E: 0 K: 0 S: 3	H: 0 LOB: 0 BB: 0 P: 3	R: 0 E: 0 K: 2 S: 8	H: 1 LOB: 2 BB: 1 P: 12	R: 0 E: 0 K: 1 S: 6	H: 1 LOB: 1 BB: 0 P: 6	R: 0 E: 0 K: 0 S: 3	H: 0 LOB: 0 BB: 0 P: 3	R: 1 E: 0 K: 0 S: 5	H: 2 LOB: 1 BB: 0 P: 5	R: 0 E: 0 K: 1 S: 5	H: 0 LOB: 1 BB: 1 P: 9	R: 0 E: 0 K: 0 S: 3	H: 0 LOB: 0 BB: 0 P: 3	R: 0 E: 0 K: 0 S: 3	H: 0 LOB: 0 BB: 0 P: 3	1B: 1 2B: 3 3B: 0 HR: 1	SF: 1 SAC: 0 DP: 0 HBP: 0	WP: 0 PB: 0 SB: 0 CS: 0	PA: 34
PITCHER	IP	WLS	BF	H	R	ER	SO	BB	IBB	HBP	BLK	WP	HR	S	P	ERA	WHIP					
32 Tom Gorzelanny, L ERA: 3.07	6.0	W	24	5	2	2	4	1	0	0	0	0	0	8	12	0.00	0.500					
43 John Grabow, L ERA: 5.19	2.0		7	0	0	0	1	1	0	0	0	0	0	3	3	0.00	0.000					
76 James Russell, L ERA:	1.0		3	0	0	0	0	0	0	0	0	0	0	3	3	0.00	0.000					

Chicago Cubs @ Arizona Diamondbacks
Tucson Electric Park, Tucson, AZ
Thu Mar 25 2010, 4:15 PM - 6:39 PM EDT
Att: 9,102 - Sunny - 73 F

livebaseballscorecards.com

AB 31
R 2
H 5
RBI 2
BB 2
SO 5
LOB 10



Batter	1	2	3	4	5	6	7	8	9	AB	R	H	RBI	BB	SO	LOB	TOP					
1 Juan Pierre, L (1,7) OBP: 0.382, SLG: 0.388										3	1	2	0	1	0	0						
10 Alexei Ramirez, R (1,6) OBP: 0.275, SLG: 0.250										4	0	0	1	0	0	2						
20 Carlos Quentin, R (1,9) OBP: 0.304, SLG: 0.460										3	0	1	0	1	0	1						
14 Paul Konerko, R (1,3) OBP: 0.370, SLG: 0.404										2	0	2	0	2	0	0						
12 A.J. Pierzynski, L (1,2) OBP: 0.273, SLG: 0.341										4	0	0	0	0	0	7						
25 Andrew Jones, R (1,8) OBP: 0.419, SLG: 0.605										2	0	1	0	0	0	0						
30 Alejandro De Aza, L (6,8) OBP: 0.353, SLG: 0.447										2	0	0	0	0	0	0						
23 Mark Teahen, L (1,5) OBP: 0.250, SLG: 0.333										4	0	2	0	0	1	1						
5 Jayson Nix, R (1,4) OBP: 0.389, SLG: 0.455										4	0	1	0	0	1	2						
43 Freddy Garcia, R (1,1)										2	0	0	0	0	0	1						
67 Randy Williams, L (6,1)										0	0	0	0	0	0	0						
Lee Cruz, R (7,PH)										1	0	0	0	0	1	1						
57 Ramon Pena, R (7,1)										0	0	0	0	0	0	0						
85 Christian Marrero, L (9,PH) OBP: 0.375, SLG: 0.250										1	0	0	0	0	0	1						
Inning Stats	R: 0 E: 0 K: 0 S: 3	H: 1 LOB: 0 BB: 0 P: 3	R: 0 E: 0 K: 0 S: 4	H: 2 LOB: 1 BB: 0 P: 4	R: 0 E: 0 K: 1 S: 5	H: 0 LOB: 0 BB: 0 P: 5	R: 0 E: 0 K: 0 S: 3	H: 1 LOB: 1 BB: 1 P: 7	R: 0 E: 0 K: 1 S: 6	H: 1 LOB: 1 BB: 0 P: 6	R: 0 E: 0 K: 0 S: 3	H: 0 LOB: 2 BB: 2 P: 11	R: 0 E: 0 K: 1 S: 6	H: 1 LOB: 1 BB: 0 P: 6	R: 1 E: 0 K: 0 S: 4	H: 2 LOB: 1 BB: 1 P: 8	R: 0 E: 0 K: 0 S: 4	H: 1 LOB: 1 BB: 0 P: 4	1B: 7 2B: 1 3B: 1 HR: 0	SF: 0 SAC: 0 DP: 4 HBP: 0	WP: 0 PB: 0 SB: 0 CS: 0	PA: 36
PITCHER	IP WLS BF H R ER SO BB IBB HBP BLK WP HR S P ERA WHIP																					
36 Edwin Jackson, R (1,1) ERA: 5.5	6.0 W 23 5 0 0 2 3 0 0 0 0 0 0 0 24 36 0.00 1.333																					
46 Bob Howry, R (7,1) ERA: 7.59	1.0 4 1 0 0 1 0 0 0 0 0 0 0 6 6 0.00 1.000																					
22 Aaron Heilman, R (8,1) ERA: 10.13	1.0 5 2 1 1 0 1 0 0 0 0 0 0 4 8 9.00 3.000																					
55 Blaine Boyer, R (9,1) ERA: 7.88	1.0 4 1 0 0 0 0 0 0 0 0 0 0 4 4 0.00 1.000																					

Chicago White Sox @ Arizona Diamondbacks
Tucson Electric Park, Tucson, AZ
Fri Mar 26 2010, 4:12 PM - 6:29 PM EDT
Att: 7,059 - Sunny - 67 F

livebaseballscorecards.com

AB 32
R 1
H 9
RBI 1
BB 4
SO 3
LOB 16

Batter	1	2	3	4	5	6	7	8	9	AB	R	H	RBI	BB	SO	LOB	BOTTOM			
67 Cole Gillespie, R (1,7) OBP: 0.333, SLG: 0.571										4	0	1	0	0	0	3				
45 Marc Krauss, L (8,7) OBP: 0.400, SLG: 0.250										1	0	0	0	0	1	3				
3 Tony Abreu, S (1,4) OBP: 0.396, SLG: 0.638										5	1	3	5	0	0	3				
10 Justin Upton, R (1,9) OBP: 0.649, SLG: 0.649										4	1	1	3	0	1	1				
21 Jeff Bailey, R (8,3) OBP: 0.536, SLG: 0.750										1	0	0	0	0	0	1				
25 Adam LaRoche, L (1,3) OBP: 0.275, SLG: 0.450										4	0	0	0	0	2	1				
12 Drew Macias, L (8,9) OBP: 0.324, SLG: 0.438										0	0	0	0	0	0	0				
27 Mark Reynolds, R (1,5) OBP: 0.447, SLG: 0.641										3	1	3	0	0	0	0				
4 Rusty Ryal, R (7,5) OBP: 0.282, SLG: 0.605										1	0	0	0	0	0	0				
24 Chris Young, R (1,8) OBP: 0.373, SLG: 0.578										4	2	3	1	0	1	1				
19 Chris Snyder, R (1,2) OBP: 0.286, SLG: 0.333										2	1	0	1	1	0	2				
11 Augie Ojeda, S (1,6) OBP: 0.389, SLG: 0.424										4	2	2	0	0	1	0				
36 Edwin Jackson, R (1,1) OBP: 0.620, SLG: 0.850										1	1	1	0	0	0	0				
28 John Hestler, R (6,PH) OBP: 0.147, SLG: 0.091										1	0	0	0	0	0	0				
46 Bob Howry, L (7,1) ERA: 7.59										0	0	0	0	0	0	0				
22 Aaron Heilman, R (8,1) ERA: 10.13										0	0	0	0	0	0	0				
26 Miguel Montero, L (8,PH) OBP: 0.310, SLG: 0.162										0	1	0	0	1	0	0				
55 Blaine Boyer, R (9,1) ERA: 7.88										0	0	0	0	0	0	0				
Inning Stats	R: 0 E: 0 K: 1 S: 6	H: 1 LOB: 1 BB: 0 P: 6	R: 1 E: 0 K: 0 S: 4	H: 2 LOB: 0 BB: 0 P: 4	R: 3 E: 0 K: 1 S: 9	H: 4 LOB: 1 BB: 0 P: 10	R: 2 E: 0 K: 0 S: 4	H: 2 LOB: 1 BB: 1 P: 8	R: 1 E: 0 K: 1 S: 7	H: 2 LOB: 1 BB: 0 P: 8	R: 0 E: 0 K: 1 S: 6	H: 1 LOB: 1 BB: 0 P: 6	R: 0 E: 0 K: 1 S: 5	H: 0 LOB: 0 BB: 0 P: 5	R: 3 E: 0 K: 1 S: 8	H: 3 LOB: 1 BB: 1 P: 12	1B: 9 2B: 4 3B: 1 HR: 1	SF: 1 SAC: 1 DP: 0 HBP: 0	WP: 0 PB: 0 SB: 2 CS: 0	PA: 39
PITCHER	IP WLS BF H R ER SO BB IBB HBP BLK WP HR S P ERA WHIP																			
43 Freddy Garcia, R (1,1) ERA: 7.5	5.0 L 25 11 7 7 3 1 0 0 0 0 0 0 6 6 12.60 2.400																			
67 Randy Williams, L (6,1)	1.0 4 1 0 0 1 0 0 0 0 0 0 0 6 6 0.00 1.000																			
57 Ramon Pena, R (7,1) ERA: 4.15	2.0 10 3 3 3 2 1 0 0 0 0 0 0 13 17 13.50 2.000																			

Chicago White Sox @ Arizona Diamondbacks
Tucson Electric Park, Tucson, AZ
Fri Mar 26 2010, 4:12 PM - 6:29 PM EDT
Att: 7,059 - Sunny - 67 F

livebaseballscorecards.com

AB 35
R 10
H 15
RBI 10
BB 2
SO 6
LOB 15

Batter	1	2	3	4	5	6	7	8	9	AB	R	H	RBI	BB	SO	LOB	TOP				
2 Kelly Johnson, L OBP: 0.370, SLG: 0.368 11 Augie Ojeda, S OBP: 0.378, SLG: 0.412	G3		F7			G4-3			G1-3	3	0	0	0	0	0	0					
14 Ryan Roberts, R OBP: 0.285, SLG: 0.302 21 Jeff Bailey, R OBP: 0.517, SLG: 0.720	G6-3		K			G5-3			F7	3	0	0	0	0	1	0					
6 Stephen Drew, L OBP: 0.458, SLG: 0.628	2B			P5					F9	3	0	1	0	0	0	0					
26 Miguel Montero, L OBP: 0.311, SLG: 0.194 28 John Hester, R OBP: 0.417, SLG: 0.591	F7			G6-3					G4-3	3	0	1	0	0	0	1					
29 Brandon Allen, L OBP: 0.432, SLG: 0.567		F7		G6-3					P2	3	0	0	0	0	0	1					
4 Rusty Ryal, R OBP: 0.286, SLG: 0.585						G5-3			F8	3	0	1	0	0	0	0					
18 Gerardo Parra, L OBP: 0.255, SLG: 0.234						K			L4	3	0	0	0	0	1	1					
77 Sean Coughlin, L OBP: 0.455, SLG: 0.619						G3-4-1			F8	3	0	0	0	0	0	1					
12 Drew Macias, L OBP: 0.300, SLG: 0.400						G4-3			F8	3	0	0	0	0	1	0					
Inning Stats	R: 0 E: 0 K: 0 S: 4	H: 1 LOB: 1 BB: 0 P: 4	R: 0 E: 0 K: 0 S: 4	H: 1 LOB: 1 BB: 0 P: 4	R: 0 E: 0 K: 1 S: 5	H: 0 LOB: 0 BB: 0 P: 5	R: 0 E: 0 K: 0 S: 3	H: 1 LOB: 0 BB: 0 P: 3	R: 0 E: 0 K: 1 S: 5	H: 0 LOB: 0 BB: 0 P: 5	R: 0 E: 0 K: 0 S: 3	H: 0 LOB: 0 BB: 0 P: 3	R: 0 E: 0 K: 0 S: 3	H: 0 LOB: 0 BB: 0 P: 3	R: 0 E: 0 K: 0 S: 3	H: 0 LOB: 0 BB: 0 P: 3	1B: 2 2B: 1 3B: 0 HR: 0	SF: 0 SAC: 0 DP: 1 HBP: 0	WP: 0 PB: 0 CS: 0	PA: 29	
PITCHER	IP	WLS	BF	H	R	ER	SO	BB	IBB	HBP	BLK	WP	HR	S	P	ERA	WHIP				
55 Roberto Hernandez, R ERA: 0.45	(1, 1)	7.0	W	23	3	0	0	3	0	0	0	0	0	29	29	0.00	0.429				
38 Joe Smith, R ERA: 5.87	(8, 1)	1.0	H	3	0	0	0	0	0	0	0	0	0	3	3	0.00	0.000				
49 Tony Sipp, L ERA: 4.5	(9, 1)	1.0	S	3	0	0	0	0	0	0	0	0	0	3	3	0.00	0.000				

Arizona Diamondbacks @ Cleveland Indians
Goodyear Ballpark, Goodyear, AZ
Sat Mar 27 2010, 4:15 PM - 6:06 PM EDT
Att: 6,647 - Sunny - 77 F

AB 29
R 0
H 3
RBI 0
BB 0
SO 3
LOB 4



Batter	1	2	3	4	5	6	7	8	9	AB	R	H	RBI	BB	SO	LOB	BOTTOM				
13 Asdrubal Cabrera, S OBP: 0.433, SLG: 0.538	G4-3		F7							4	1	1	0	0	1	0					
24 Grady Sizemore, L OBP: 0.541, SLG: 0.679 23 Michael Brantley, L OBP: 0.452, SLG: 0.457	HR		P2							3	1	2	1	0	0	0					
17 Shin-Soo Choo, L OBP: 0.413, SLG: 0.632 26 Austin Kearns, R OBP: 0.395, SLG: 0.556	G3									3	0	0	0	0	0	2					
48 Travis Hafner, L OBP: 0.417, SLG: 0.514 9 Brian Buscher, L OBP: 0.296, SLG: 0.538	K									2	0	0	1	0	1	0					
2 Jhonny Peralta, R OBP: 0.326, SLG: 0.463										3	0	2	0	0	1	1					
7 Matt LaPorta, R OBP: 0.296, SLG: 0.385										3	0	0	0	0	0	2					
1 Luis Valbuena, L OBP: 0.297, SLG: 0.219										3	0	0	0	0	1	1					
52 Mike Redmond, R OBP: 0.300, SLG: 0.333 16 Wyatt Toregas, R OBP: 0.269, SLG: 0.261										3	0	0	0	0	0	1					
4 Trevor Crowe, S OBP: 0.343, SLG: 0.375										3	0	0	0	0	1	0					
Inning Stats	R: 1 E: 0 K: 1 S: 7	H: 1 LOB: 0 BB: 0 P: 8	R: 0 E: 0 K: 1 S: 6	H: 1 LOB: 1 BB: 0 P: 6	R: 0 E: 0 K: 0 S: 3	H: 0 LOB: 0 BB: 0 P: 3	R: 0 E: 0 K: 0 S: 4	H: 1 LOB: 1 BB: 0 P: 4	R: 0 E: 0 K: 0 S: 3	H: 0 LOB: 0 BB: 0 P: 3	R: 1 E: 0 K: 1 S: 7	H: 2 LOB: 1 BB: 0 P: 7	R: 0 E: 0 K: 0 S: 3	H: 0 LOB: 0 BB: 0 P: 3	R: 0 E: 0 K: 2 S: 9	H: 2 LOB: 2 BB: 0 P: 9	1B: 6 2B: 0 3B: 0 HR: 1	SF: 1 SAC: 0 DP: 0 HBP: 0	WP: 0 PB: 0 SB: 1 CS: 0	PA: 31	
PITCHER	IP	WLS	BF	H	R	ER	SO	BB	IBB	HBP	BLK	WP	HR	S	P	ERA	WHIP				
31 Ian Kennedy, R ERA: 2.79	(1, 1)	6.0	L	23	5	2	2	3	0	0	0	0	0	30	31	3.00	0.833				
35 Clay Zavada, L ERA: 9.0	(7, 1)	1.0		3	0	0	0	0	0	0	0	0	0	3	3	0.00	0.000				
47 Leo Rosales, R ERA: 4.0	(8, 1)	1.0		5	2	0	0	2	0	0	0	0	0	9	9	0.00	2.000				

Arizona Diamondbacks @ Cleveland Indians
Goodyear Ballpark, Goodyear, AZ
Sat Mar 27 2010, 4:15 PM - 6:06 PM EDT
Att: 6,647 - Sunny - 77 F

AB 30
R 2
H 7
RBI 2
BB 0
SO 5
LOB 9




Batter	1	2	3	4	5	6	7	8	9	AB	R	H	RBI	BB	SO	LOB	TOP										
27 Carlos Gómez, R OBP: 0.333, SLG: 0.397 63 Adam Stern, L OBP: 0.444, SLG: 0.613	0-0 22 F9 30 S 1B		0-1 G4-3			4-2 BB		0-0 G3-1		2	0	1	0	1	0	0	Milwaukee Brewers @ Arizona Diamondbacks Tucson Electric Park, Tucson, AZ Sun Mar 28 2010, 4:14 PM - 6:48 PM EDT Att: 10,009 - Sunny - 74 F livebaseballscorecards.com										
30 Craig Counsell, L OBP: 0.351, SLG: 0.364 12 Carlos Villanueva, R 91 Lee Haydel, L	4-0 14 G6-4-3 BB			1-3 K		1-2 P3		0-0 F7		2	0	0	0	1	1	1											
22 Jody Gerut, L OBP: 0.209, SLG: 0.391 57 Mitch Stetter, L	0-0 F9			1-1 G3		3-3 K		0-0 E4		4	0	0	0	0	1	3											
14 Casey McGehee, R OBP: 0.246, SLG: 0.231 96 Kentrail Davis, L OBP: 0.697, SLG: 0.590	0-0 G6-4-3			0-2 F9			4-0 78 BB 2 SF7 BB		0-0 79 G5-4-3 1B	2	0	0	0	1	0	2											
16 George Kottaras, L OBP: 0.395, SLG: 0.757 79 Martín Maldonado, R OBP: 0.571, SLG: 0.499		1-3 K			3-2 L3		4-2 78 BB 1-2 BB		0-0 G5-4-3 1-2 1B	2	0	0	0	1	1	0											
1 Cory Hart, R OBP: 0.176, SLG: 0.327 66 Taylor Green, L OBP: 0.286, SLG: 0.167			0-1 78 CS 1B		1-3 K		2-3 K		3-2 G4-3	3	0	1	0	0	2	2											
78 Joe Koshansky, L OBP: 0.556, SLG: 0.429		2-3 K			0-2 1B		4-2 1-2 2-3 BB			2	0	1	0	1	1	1											
2 Joe Inglett, L OBP: 0.302, SLG: 0.333			3-3 K		1-1 F8		0-0 SF7			2	0	0	1	0	1	1											
25 Doug Davis, R																											
93 Ray Olmedo, S OBP: 0.263, SLG: 0.263																											
Inning Stats	R: 0 E: 0 K: 0 S: 3	H: 1 LOB: 1 BB: 7	R: 0 E: 0 K: 2 S: 9	H: 1 LOB: 0 BB: 12	R: 0 E: 0 K: 1 S: 6	H: 0 LOB: 0 BB: 9	R: 0 E: 0 K: 1 S: 8	H: 0 LOB: 1 BB: 0	R: 0 E: 0 K: 1 S: 10	H: 1 LOB: 1 BB: 1	R: 1 E: 0 K: 1 S: 9	H: 0 LOB: 2 BB: 3	R: 0 E: 1 K: 0 S: 3	H: 0 LOB: 1 BB: 0	R: 0 E: 0 K: 0 S: 6	H: 1 LOB: 0 BB: 9	1B: 4 2B: 0 3B: 0 HR: 0	SF: 1 SAC: 0 DP: 2 HBP: 0	WP: 0 PB: 0 SB: 1 CS: 1	PA: 33							
PITCHER	IP	WLS	BF	H	R	ER	SO	BB	IBB	HBP	BLK	WP	HR	S	P	ERA	WHIP										
13 Rodrigo Lopez, R ERA: 2.35	5.1	W	18	3	0	0	5	1	0	0	0	0	0	39	56	0.00	0.750										
35 Clay Zavada, L ERA: 8.31	0.2		3	0	0	0	1	1	0	0	0	0	0	9	17	0.00	1.500										
32 Esmerling Vasquez, R ERA: 5.59	1.0		6	0	1	1	1	3	0	0	0	0	0	9	23	9.00	3.000										
22 Aaron Heilman, R ERA: 9.0	1.0		3	0	0	0	0	0	0	0	0	0	0	3	3	0.00	0.000										
50 Chad Qualls, R ERA: 9.59	1.0		3	1	0	0	0	0	0	0	0	0	0	6	9	0.00	1.000										

Batter	1	2	3	4	5	6	7	8	9	AB	R	H	RBI	BB	SO	LOB	BOTTOM										
24 Chris Young, R OBP: 0.411, SLG: 0.574 22 Aaron Heilman, R	4-1 6 G4-6-3 BB		2-2 25 1B 10 G5-3 1B	4-0 6 1B 10 2B BB		2-2 G5-3		4-0 BB		2	2	1	0	3	0	1	Milwaukee Brewers @ Arizona Diamondbacks Tucson Electric Park, Tucson, AZ Sun Mar 28 2010, 4:14 PM - 6:48 PM EDT Att: 10,009 - Sunny - 74 F livebaseballscorecards.com										
6 Stephen Drew, L OBP: 0.451, SLG: 0.609 3 Tony Abreu, S OBP: 0.380, SLG: 0.612	1-1 G4-6-3		2-3 K	0-0 10 2B 1B		0-0 G3		0-0 G3-1		3	0	1	0	0	1	2											
10 Justin Upton, R OBP: 0.449, SLG: 0.690 12 Drew Macias, L OBP: 0.300, SLG: 0.400	1-1 25 1B 27 1B 1B		0-1 G5-3	0-0 1-3 3-H 2B		0-0 G6-3		1-0 27 2B 2B		5	1	3	1	0	0	1											
25 Adam LaRoche, L OBP: 0.310, SLG: 0.476 21 Jeff Bailey, R OBP: 0.516, SLG: 0.704	0-0 27 1B		1-2 2 HBP 26 2B 1B	0-0 P4		0-0 1B		0-0 F7		2	1	2	1	0	0	0											
18 Gerardo Parra, L OBP: 0.250, SLG: 0.229	1-3 1B		4-0 2 HBP 26 2B BB	4-0 BB		0-3 K		2-1 2 G4-3 2H 2B		1	0	0	0	0	0	1											
27 Mark Reynolds, R OBP: 0.481, SLG: 0.667	0-1 1-2 3-H 1B		3-2 26 2B HBP	0-0 G4-3		0-0 26 F7 29 HR 2B		0-1 G4-3		4	2	1	0	0	1	6											
2 Kelly Johnson, L OBP: 0.373, SLG: 0.381	1-3 K		1-2 2-3 HBP																								
26 Miguel Montero, L OBP: 0.320, SLG: 0.244 50 Chad Qualls, R		1-1 G4-3	0-0 1-H 2-H 3-H 2B		1-0 13 SH1-4 1B			0-0 F7		5	0	2	3	0	0	3											
67 Cole Gillespie, R OBP: 0.313, SLG: 0.533 4 Rusty Ryan, R OBP: 0.278, SLG: 0.571		3-1 F8	0-0 G6-3		3-3 K			0-3 K		3	0	0	0	0	1	2											
13 Rodrigo Lopez, R 35 Clay Zavada, L 32 Esmerling Vasquez, R 29 Brandon Allen, L OBP: 0.447, SLG: 0.677		3-2 G6-3		0-0 G6-3		0-1 SH1-4		3-2 3-H HR		2	0	0	0	0	0	0											
Inning Stats	R: 1 E: 0 K: 1 S: 11	H: 3 LOB: 2 BB: 1	R: 0 E: 0 K: 0 S: 9	H: 0 LOB: 0 BB: 0	R: 4 E: 0 K: 1 S: 16	H: 3 LOB: 1 BB: 1	R: 1 E: 0 K: 0 S: 5	H: 2 LOB: 3 BB: 2	R: 0 E: 0 K: 1 S: 6	H: 1 LOB: 1 BB: 0	R: 2 E: 0 K: 1 S: 9	H: 2 LOB: 1 BB: 1	R: 1 E: 0 K: 0 S: 7	H: 2 LOB: 2 BB: 0	R: 0 E: 0 K: 0 S: 10	H: 2 LOB: 0 BB: 9	1B: 8 2B: 5 3B: 0 HR: 1	SF: 0 SAC: 1 DP: 1 HBP: 1	WP: 0 PB: 0 SB: 0 CS: 0	PA: 43							
PITCHER	IP	WLS	BF	H	R	ER	SO	BB	IBB	HBP	BLK	WP	HR	S	P	ERA	WHIP										
25 Doug Davis, L ERA: 5.4	5.0	L	28	3	2	2	2	1	0	0	0	0	1	15	22	9.00	2.000										
12 Carlos Villanueva, R ERA: 4.97	2.0		10	3	2	2	2	1	0	0	0	0	0	7	10	9.00	2.000										
57 Mitch Stetter, L ERA: 12.86	1.0		5	2	1	1	0	0	0	0	0	0	0	7	10	9.00	2.000										

Batter	1	2	3	4	5	6	7	8	9	AB	R	H	RBI	BB	SO	LOB	TOP							
34 Conor Jackson, R OBP: 0.510, SLG: 0.750 18 Gerardo Parra, L OBP: 0.241, SLG: 0.220	1-0 FC5-4 BB		2-1 P4		2-2 F8		0-3 K		1-3 K 37 1B 6 1B	2	0	0	0	1	0	1								
6 Stephen Drew, L OBP: 0.446, SLG: 0.608	3-1 FC5-4 27 2B 1-2		1-0 10 1B 2B		2-2 F7		0-1 G6-3		0-1 37 1B 1B	5	1	2	0	0	0	4								
10 Justin Upton, R OBP: 0.453, SLG: 0.739 40 Zach Kroenke, R	1-3 K		1-0 2H 1B		0-2 K				1-2 HR	4	1	2	2	0	2	2								
37 Carlos Corporán, S OBP: 0.417, SLG: 0.364			2-3 K						1-2 24 2B 1B	3	0	1	0	0	2	1								
27 Mark Reynolds, R OBP: 0.473, SLG: 0.667 11 Augie Ojeda, S OBP: 0.359, SLG: 0.389	1-1 2B		1-3 2B		1-3 K				0-2 L1	3	0	1	0	0	2	1								
24 Chris Young, R OBP: 0.417, SLG: 0.588 67 Cole Gillespie, R OBP: 0.306, SLG: 0.522	1-2 G4-3		2-3 K		0-1 G5-4-3 1B				1-3 K	4	0	2	1	0	1	2								
4 Rusty Ryal, R OBP: 0.277, SLG: 0.533		1-2 F7		4-0 19 FC6-4 BB		1-1 G5-4-3 1B			2-1 G3	3	0	0	0	1	0	2								
14 Ryan Roberts, R OBP: 0.264, SLG: 0.283		1-3 K		0-2 L8		1-2 G3			2-3 K	3	0	0	0	1	2	3								
19 Chris Snyder, R OBP: 0.283, SLG: 0.327		0-2 G4-3		2-0 FC6-4 1-2		1-2 1B			2-3 K	4	0	1	0	0	1	3								
57 Kevin Mulvey, R 21 Jeff Bailey, R 33 Billy Buckner, R 77 Sean Coughlin, L 46 Bob Howry, L 29 Brandon Allen, R			2-3 K		4-2 BB				1-3 K	0	0	0	0	0	0	0								
Inning Stats	R: 0 E: 0 K: 1 S: 10	H: 1 LOB: 2 BB: 1 P: 20	R: 0 E: 0 K: 1 S: 10	H: 0 LOB: 0 BB: 12	R: 1 E: 0 K: 2 S: 10	H: 2 LOB: 1 BB: 0 P: 19	R: 0 E: 0 K: 1 S: 7	H: 0 LOB: 1 BB: 1 P: 18	R: 0 E: 0 K: 1 S: 11	H: 1 LOB: 0 BB: 0 P: 9	R: 0 E: 0 K: 1 S: 13	H: 1 LOB: 2 BB: 1 P: 18	R: 2 E: 1 K: 2 S: 19	H: 2 LOB: 2 BB: 0 P: 28	R: 0 E: 0 K: 3 S: 18	H: 2 LOB: 3 BB: 0 P: 22	1B: 5 2B: 3 3B: 0 HR: 1	SF: 0 SAC: 0 DP: 1 HBP: 0	WP: 1 PB: 0 SB: 0 CS: 0	PA: 41				
PITCHER	IP WLS BF ERA WHIP	H R ER SO	BB IBB HBP BLK	WP HR S P	ERA WHIP	PITCHER										IP WLS BF ERA WHIP	H R ER SO	BB IBB HBP BLK	WP HR S P	ERA WHIP				
49 Wade LeBlanc, L ERA: 1.96	3.0 W	13 3	1 1	4 4	0 0	0 0	0 0	0 0	0 0	30 12	51 29	3.00 0.00	1.333 1.500											3.00 1.500
63 Sean Gallagher, R ERA: 3.45	1.1 6	0 0	0 0	1 2	0 0	0 0	0 0	0 0	0 0	12 13	27 19	0.00 0.00	0.600 0.600											0.00 0.600
45 Edward Mujica, R ERA: 7.11	1.2 5	1 1	0 2	2 0	0 0	0 0	0 0	0 0	0 0	13 24	29 34	6.75 3.000	3.000											3.000
86 Bryan Oland, R ERA: 6.75	1.1 9	3 3	2 1	1 1	1 0	0 0	0 0	0 0	1 0	24 26	34 34	6.75 1.200	1.200											1.200
97 Alexis Lara, R ERA:	1.2 8	2 0	0 0	5 5	0 0	0 0	0 0	0 0	1 0	26 34	34 34	0.00 1.200	1.200											1.200

Arizona Diamondbacks @ San Diego Padres
Peoria Stadium, Peoria, AZ
Mon Mar 29 2010, 10:06 PM - 1:09 AM EDT
Att. 6,188 - Clear - 75 F

AB 37
R 3
H 9
RBI 3
BB 4
SO 13
LOB 28



Batter	1	2	3	4	5	6	7	8	9	AB	R	H	RBI	BB	SO	LOB	BOTTOM							
18 Tony Gwynn Jr., L OBP: 0.356, SLG: 0.403 82 Mike Baxter, L	2-1 G4-3	4-0 22 E 23 1B BB	2-1 G4-3		4-2 BB		2-2 F7			3	1	0	0	2	0	1								
22 David Eckstein, R OBP: 0.311, SLG: 0.279 98 Cole Figueroa, L	3-1 23 G3 88 HR 1B	1-2 FC5 88 1B 15 2B 23 1B	0-2 F8		1-2 G3				0-2 G3-1	4	2	1	0	0	0	2								
23 Adrián González, L OBP: 0.273, SLG: 0.224 86 Bryan Oland, R	0-2 G3	0-1 88 1B 15 2B 1B		4-2 25 HR BB		1-3 K			2-1 83 FC5-4 1B	3	2	1	1	1	1	1								
81 Andy Parrino, S OBP: 1.000, SLG: 1.000	1-2 HR	1-2 15 2B 1B		2-2 K		1-3 K			1-1 FC5-4	4	2	2	2	0	2	1								
88 Kyle Blanks, R OBP: 0.450, SLG: 0.667 83 Edinson Rincon, R	1-0 HR	1-2 15 2B 1B		1-0 K		0-0 F9			1-1 FC5-4	1	0	0	0	0	1									
25 Will Venable, L OBP: 0.411, SLG: 0.731 45 Edward Mujica, R	3-1 E3 15 WP 15 S	0-1 F7		1-0 HR		1-0 F9			3-2 L9	3	1	1	2	0	0	3								
94 Eric Munson, L OBP: 0.179, SLG: 0.185	1-1 BB	1-2 4 1B 2B		1-2 P5					1-1 G5-3	3	1	1	3	1	0	0								
15 Jerry Hairston, R OBP: 0.511, SLG: 0.675 83 Jesus Lopez, R	4-1 BB	0-0 1B 2B		1-2 K					0-2 P3	4	0	1	1	0	1	2								
4 Nick Hundley, R OBP: 0.298, SLG: 0.467	0-0 F9	0-2 1B		3-3 K					0-1 G4-3	3	0	0	0	0	0	1								
1 Everth Cabrera, S OBP: 0.294, SLG: 0.266 77 Chris Denorfia, R OBP: 0.327, SLG: 0.463		0-0 L8		0-0 L3					1-1 HR	1	1	1	1	0	0	0								
49 Wade LeBlanc, L ERA: 1.96	2.0 L	17 8	4 3	0 0	0 0	0 0	0 0	0 0	0 0	17 32	5 5	13.50 4.500	4.500											4.500
16 Matt Stairs, L OBP: 0.313, SLG: 0.393 63 Sean Gallagher, R ERA: 10.13	4.0 15	1 2	2 4	2 0	0 0	0 0	0 0	0 0	0 0	40 12	61 16	4.50 9.000	0.750 2.000											0.750
46 Bob Howry, R ERA: 7.71	1.0 5	2 1	1 0	0 0	0 0	0 0	0 0	0 0	0 0	12 11	16 17	9.000 0.000	2.000											2.000
40 Zach Kroenke, L ERA: 7.71	1.0 4	1 0	0 0	0 0	0 0	0 0	0 0	0 0	0 0	11 17	17 17	0.000 1.000	1.000											1.000
Inning Stats	R: 2 E: 1 K: 0 S: 13	H: 2 LOB: 1 BB: 1 P: 25	R: 6 E: 1 K: 0 S: 19	H: 4 LOB: 1 BB: 2 P: 30	R: 0 E: 0 K: 0 S: 6	H: 0 LOB: 0 BB: 0 P: 8	R: 2 E: 0 K: 2 S: 15	H: 1 LOB: 0 BB: 1 P: 26	R: 0 E: 0 K: 0 S: 11	H: 0 LOB: 1 BB: 1 P: 17	R: 0 E: 0 K: 2 S: 8	H: 0 LOB: 0 BB: 0 P: 10	R: 1 E: 0 K: 0 S: 12	H: 2 LOB: 1 BB: 0 P: 16	R: 0 E: 0 K: 0 S: 11	H: 1 LOB: 1 BB: 0 P: 17	1B: 6 2B: 1 3B: 0 HR: 3	SF: 0 SAC: 0 DP: 0 HBP: 0	WP: 1 PB: 0 SB: 1 CS: 0	PA: 41				
PITCHER	IP WLS BF ERA WHIP	H R ER SO	BB IBB HBP BLK	WP HR S P	ERA WHIP	PITCHER										IP WLS BF ERA WHIP	H R ER SO	BB IBB HBP BLK	WP HR S P	ERA WHIP				
57 Kevin Mulvey, R ERA: 5.79	2.0 L	17 8	4 3	0 0	0 0	0 0	0 0	0 0	0 0	17 32	5 5	13.50 4.500	4.500											4.500
33 Billy Buckner, R ERA: 10.13	4.0 15	1 2	2 4	2 0	0 0	0 0	0 0	0 0	0 0	40 12	61 16	4.50 9.000	0.750											0.750
46 Bob Howry, R ERA: 7.71	1.0 5	2 1	1 0	0 0	0 0	0 0	0 0	0 0	0 0	12 11	16 17	9.000 0.000	2.000											2.000
40 Zach Kroenke, L ERA: 7.71	1.0 4	1 0	0 0	0 0	0 0	0 0	0 0	0 0	0 0	11 17	17 17	0.000 1.000	1.000											1.000

Arizona Diamondbacks @ San Diego Padres
Peoria Stadium, Peoria, AZ
Mon Mar 29 2010, 10:06 PM - 1:09 AM EDT
Att. 6,188 - Clear - 75 F

AB 36
R 11
H 10
RBI 10
BB 5
SO 4
LOB 13



Batter	1	2	3	4	5	6	7	8	9	AB	R	H	RBI	BB	SO	LOB	TOP					
20 Julio Borbon, L (1.8) 91 James Tomlin, R (7.8)										4	0	2	0	0	1	1	Texas Rangers @ Arizona Diamondbacks Tucson Electric Park, Tucson, AZ Tue Mar 30 20:10, 4:16 PM - 6:37 PM EDT Att: 5,184 - Sunny - 85 F					
1 Elvis Andrus, R (1.6) 23 Gregorio Petit, R (7.6)										4	1	1	2	0	1	2						
7 David Murphy, L (1.7) Andy Jenkins, R (7.9)										4	0	1	1	0	2	2						
17 Nelson Cruz, R (1.9) 71 Matthew Brown, R (7.5)										3	0	1	0	0	1	1						
19 Chris Davis, L (1.3) 51 Max Ramirez, R (7.3)										3	0	1	0	0	0	1						
2 Taylor Tsagarden, R (1.2)										4	0	2	0	0	1	2						
6 Esteban German, R (1.5) (7.7)										4	1	2	0	0	1	2						
14 Joaquin Arias, R (1.4) 49 Chris Ray, R (8.1) 55 Willie Eyre, R (9.1)										4	1	1	0	0	1	4						
48 Colby Lewis, R (1.1) 3 Andrés Blanco, S (8.4)										2	1	1	1	0	0	0						
Inning Stats	R: 0 E: 0 K: 3 S: 10	H: 1 LOB: 1 BB: 0 P: 11	R: 0 E: 0 K: 1 S: 6	H: 1 LOB: 1 BB: 0 P: 6	R: 0 E: 0 K: 0 S: 3	H: 0 LOB: 0 BB: 0 P: 3	R: 0 E: 0 K: 1 S: 6	H: 1 LOB: 1 BB: 0 P: 6	R: 2 E: 0 K: 1 S: 7	H: 3 LOB: 1 BB: 0 P: 8	R: 0 E: 0 K: 1 S: 6	H: 1 LOB: 1 BB: 0 P: 6	R: 2 E: 0 K: 1 S: 7	H: 3 LOB: 1 BB: 0 P: 7	R: 0 E: 0 K: 1 S: 7	H: 2 LOB: 2 BB: 0 P: 7		R: 0 E: 0 K: 1 S: 7	H: 2 LOB: 2 BB: 0 P: 7	1B: 8 2B: 6 3B: 0 HR: 0	SF: 0 SAC: 1 DP: 0 HBP: 0	WP: 0 PB: 1 SB: 0 CS: 0
PITCHER	IP WLS BF H R ER SO BB IBB HBP BLK WP HR S P ERA WHIP																					
15 Dan Haren, R (1.1) ERA: 5.25	6.1 L 27 8 3 3 7 0 0 0 0 0 0 0 41 42 4.26 1.263																					
47 Leo Rosales, R (7.1) ERA: 4.66	0.2 3 2 1 1 1 0 0 0 0 0 0 0 5 5 13.50 3.000																					
55 Blaine Boyer, R (8.1) ERA: 7.0	1.0 5 2 0 0 1 0 0 0 0 0 0 0 7 7 0.00 2.000																					
50 Chad Qualls, R (9.1) ERA: 7.96	1.0 5 2 0 0 1 0 0 0 0 0 0 0 7 7 0.00 2.000																					

Batter	1	2	3	4	5	6	7	8	9	AB	R	H	RBI	BB	SO	LOB	BOTTOM			
34 Conor Jackson, R (1.7) 4 Rusty Ryal, R (6.7)										2	0	0	0	1	0	0	Texas Rangers @ Arizona Diamondbacks Tucson Electric Park, Tucson, AZ Tue Mar 30 20:10, 4:16 PM - 6:37 PM EDT Att: 5,184 - Sunny - 85 F			
2 Kelly Johnson, L (1.4) 11 Augie Ojeda, S (7.6)										3	0	0	0	0	1	2				
25 Adam LaRoche, L (1.3) 21 Jeff Bailey, R (7.3)										2	0	1	0	0	0	0				
27 Mark Reynolds, R (1.5) 14 Ryan Roberts, R (7.5)										3	0	0	0	0	1	4				
26 Miguel Montero, L (1.2) 47 Leo Rosales, R (7.1) 55 Blaine Boyer, R (8.1) 79 Konrad Schmidt, R (8, PH) 50 Chad Qualls, R (9.1)										3	0	1	0	0	1	0				
3 Tony Abreu, S (1.6) (7.4)										4	0	0	0	0	1					
18 Gerardo Parra, L (1.8) 12 Drew Macias, L (1.9)										4	0	2	0	0	1	0				
15 Dan Haren, R (1.1) 28 John Hester, R (7.2)										3	0	0	0	1	1	2				
										2	0	1	0	0	0	0				
Inning Stats	R: 0 E: 0 K: 1 S: 6	H: 1 LOB: 1 BB: 0 P: 6	R: 0 E: 0 K: 0 S: 3	H: 0 LOB: 0 BB: 0 P: 3	R: 0 E: 0 K: 1 S: 6	H: 1 LOB: 3 BB: 1 P: 11	R: 0 E: 0 K: 0 S: 4	H: 2 LOB: 1 BB: 0 P: 4	R: 0 E: 0 K: 2 S: 7	H: 0 LOB: 0 BB: 0 P: 7	R: 0 E: 0 K: 0 S: 3	H: 1 LOB: 0 BB: 0 P: 4	R: 2 E: 1 K: 0 S: 6	H: 3 LOB: 1 BB: 0 P: 6	R: 0 E: 0 K: 1 S: 5	H: 0 LOB: 1 BB: 1 P: 9		1B: 7 2B: 1 3B: 0 HR: 0	SF: 0 SAC: 0 DP: 1 HBP: 1	WP: 0 PB: 0 SB: 0 CS: 1
PITCHER	IP WLS BF H R ER SO BB IBB HBP BLK WP HR S P ERA WHIP																			
48 Colby Lewis, R (1.1) ERA: 5.3	7.1 W 29 7 2 2 4 1 0 0 0 0 0 0 35 41 2.46 1.091																			
49 Chris Ray, R (8.1) ERA: 1.69	0.2 H 3 1 0 0 0 0 0 0 0 0 0 0 3 3 0.00 1.500																			
55 Willie Eyre, R (9.1) ERA:	1.0 S 4 0 0 0 1 1 0 0 0 0 0 0 5 9 0.00 1.000																			

Batter	1	2	3	4	5	6	7	8	9	AB	R	H	RBI	BB	SO	LOB	TOP										
18 Gerardo Parra, L OBP: 0.259, SLG: 0.306 44 Paul Goldschmidt, R (7, 3)										4	1	1	2	0	0	0	Arizona Diamondbacks @ Kansas City Royals Surprise Stadium, Surprise, AZ Thu Apr 01 2010, 3:06 PM - 5:30 PM EDT Att: 5,137 - Partly Cloudy - 63 F										
11 Augie Ojeda, S OBP: 0.375, SLG: 0.422 16 Andrew Fie, R (9, 5)										4	0	1	0	0	0	0											
21 Jeff Bailey, R OBP: 0.538, SLG: 0.676 Ollie Linton, L (8, FR)										3	1	3	0	1	0	0											
26 Miguel Montero, L OBP: 0.316, SLG: 0.250										4	1	1	0	0	1	3											
3 Tony Abreu, S OBP: 0.373, SLG: 0.554										3	0	1	0	0	0	1											
77 Sean Coughlin, L OBP: 0.407, SLG: 0.538										4	0	1	1	0	1	2											
78 Collin Cowgill, R OBP: 0.133, SLG: 0.133										4	0	1	1	0	1	0											
12 Drew Macias, L OBP: 0.271, SLG: 0.333										4	0	0	0	0	0	3											
Taylor Harbin, R OBP: 0.167, SLG: 0.167										4	1	1	0	0	1	0											
Inning Stats	R: 0 E: 0 K: 0 S: 12	H: 1 LOB: 1 BB: 0 P: 17	R: 0 E: 0 K: 0 S: 7	H: 0 LOB: 0 BB: 0 P: 11	R: 0 E: 0 K: 1 S: 6	H: 0 LOB: 0 BB: 0 P: 9	R: 2 E: 0 K: 0 S: 12	H: 4 LOB: 2 BB: 0 P: 23	R: 0 E: 0 K: 1 S: 9	H: 0 LOB: 1 BB: 1 P: 13	R: 0 E: 0 K: 0 S: 11	H: 0 LOB: 0 BB: 0 P: 14	R: 0 E: 0 K: 1 S: 12	H: 2 LOB: 1 BB: 0 P: 13	R: 0 E: 0 K: 1 S: 9	H: 0 LOB: 0 BB: 0 P: 10		1B: 9 2B: 0 3B: 0 HR: 1	SF: 0 SAC: 0 DP: 1 HBP: 1	WP: 0 PB: 0 SB: 0 CS: 1	PA: 37						
PITCHER	IP	WLS	BF	H	R	ER	SO	BB	IBB	HBP	BLK	WP	HR	S	P	ERA	WHIP										
57 Brad Thompson, R ERA: 5.29	4.0		17	5	2	2	1	0	0	1	0	0	0	37	60	4.50	1.250										
40 Kyle Farnsworth, R ERA: 7.02	2.0		7	1	0	0	1	1	0	0	0	0	0	16	26	0.00	1.000										
54 Anthony Lerew, R ERA: 8.03	2.0	L	9	4	2	2	1	0	0	0	0	0	1	23	27	9.00	2.000										
65 Josh Rupe, R ERA: 6.3	1.0		3	0	0	0	1	0	0	0	0	0	0	9	10	0.00	0.000										

Batter	1	2	3	4	5	6	7	8	9	AB	R	H	RBI	BB	SO	LOB	BOTTOM										
9 David DeJesus, L OBP: 0.290, SLG: 0.412 41 Buck Coats, L OBP: 0.300, SLG: 0.286										2	0	1	0	0	0	0	Arizona Diamondbacks @ Kansas City Royals Surprise Stadium, Surprise, AZ Thu Apr 01 2010, 3:06 PM - 5:30 PM EDT Att: 5,137 - Partly Cloudy - 63 F										
22 Scott Podsednik, L OBP: 0.396, SLG: 0.489 64 Scott Thorman, L OBP: 0.356, SLG: 0.509										1	0	0	0	1	0	0											
16 Billy Butler, R OBP: 0.377, SLG: 0.397										4	0	0	0	1	0	2											
24 Rick Ankiel, L OBP: 0.308, SLG: 0.522 12 Mitch Walter, L OBP: 0.500, SLG: 0.741										4	0	0	1	0	1	2											
6 Jose Guillen, R OBP: 0.298, SLG: 0.391 3 Brayan Peña, S OBP: 0.348, SLG: 0.548										2	0	0	0	0	0	0											
30 Mike Aviles, R OBP: 0.518, SLG: 0.735										4	1	1	0	0	0	2											
3 Yuniesky Betancourt, R OBP: 0.290, SLG: 0.412 46 Wilson Betemit, S OBP: 0.382, SLG: 0.553										3	0	1	1	0	0	1											
18 Jason Kendall, R OBP: 0.244, SLG: 0.225 63 Edwin Bellorn, R OBP: 0.438, SLG: 0.438										1	0	0	0	0	0	0											
17 Chris Getz, L OBP: 0.339, SLG: 0.347 72 Irving Falu, S OBP: 0.317, SLG: 0.361										1	0	0	0	2	1	0											
Inning Stats	R: 0 E: 0 K: 0 S: 7	H: 0 LOB: 0 BB: 0 P: 13	R: 0 E: 0 K: 0 S: 6	H: 0 LOB: 1 BB: 0 P: 13	R: 0 E: 0 K: 1 S: 9	H: 1 LOB: 1 BB: 1 P: 17	R: 1 E: 0 K: 0 S: 14	H: 2 LOB: 1 BB: 0 P: 23	R: 2 E: 0 K: 0 S: 11	H: 2 LOB: 2 BB: 2 P: 20	R: 0 E: 0 K: 0 S: 6	H: 0 LOB: 0 BB: 1 P: 11	R: 0 E: 0 K: 1 S: 6	H: 0 LOB: 0 BB: 0 P: 7	R: 0 E: 0 K: 0 S: 12	H: 1 LOB: 2 BB: 1 P: 23		R: 0 E: 0 K: 2 S: 8	H: 0 LOB: 0 BB: 0 P: 12	1B: 4 2B: 1 3B: 1 HR: 0	SF: 0 SAC: 0 DP: 1 HBP: 0	WP: 0 PB: 0 SB: 0 CS: 0	PA: 39				
PITCHER	IP	WLS	BF	H	R	ER	SO	BB	IBB	HBP	BLK	WP	HR	S	P	ERA	WHIP										
36 Edwin Jackson, R ERA: 5.32	5.2		27	5	3	3	2	4	0	0	0	0	0	52	96	4.76	1.588										
47 Leo Rosales, R ERA: 4.5	0.1	W	1	0	0	0	0	0	0	0	0	0	0	1	1	0.00	0.000										
46 Bob Howry, R ERA: 6.35	1.0	H	3	0	0	0	1	0	0	0	0	0	0	6	7	0.00	0.000										
22 Aaron Heilman, R ERA: 7.36	1.0	H	5	1	0	0	0	1	0	0	0	0	0	12	23	0.00	2.000										
14 Jason Urquidez, R ERA:	1.0	S	3	0	0	0	2	0	0	0	0	0	0	8	12	0.00	0.000										

Batter	1	2	3	4	5	6	7	8	9	AB	R	H	RBI	BB	SO	LOB	TOP					
24 Chris Young, R OBP: 0.418, SLG: 0.614 Doug Deeds, L OBP: 0.500, SLG: 0.500	G6-3		HR		SF9	G6-3				3	2	1	1	1	0	1	Arizona Diamondbacks @ Milwaukee Brewers Maryvale Baseball Park, Phoenix, AZ Thu Apr 01 2010, 4:14 PM - 6:59 PM EDT Att: 3,369 - Partly Cloudy - 64 F					
6 Stephen Drew, L OBP: 0.352, SLG: 0.509 60 Mark Hallens, R OBP: 0.306, SLG: 0.522 56 Juan Gutierrez, R OBP: 0.306, SLG: 0.522 39 Jordan Norberto, L OBP: 0.306, SLG: 0.522 55 Blaine Boyer, R	F7		1B		SF9	G4-3	G5-3			4	2	2	0	0	0	1						
10 Justin Upton, R OBP: 0.475, SLG: 0.769 32 Keon Broxton, R	HR		P2		SF9			G6-3		3	2	2	1	1	0	1						
27 Mark Reynolds, R OBP: 0.452, SLG: 0.673 Alfredo Marte, R	HR				P2			G5-3		4	2	2	1	0	1	4						
4 Rusty Ryal, R OBP: 0.309, SLG: 0.635	HR		HR		SF9			K2-3		4	1	3	4	0	1	0						
2 Kelly Johnson, L OBP: 0.328, SLG: 0.346 3 Rey Navarro, S	K		F7		SF9					4	1	1	1	0	1	3						
14 Ryan Roberts, R OBP: 0.267, SLG: 0.283					K			BB		5	1	2	1	0	1	2						
19 Chris Snyder, R OBP: 0.267, SLG: 0.304 28 John Hester, R OBP: 0.379, SLG: 0.519	K				P4	G5-3		F9		3	0	0	0	0	1	1						
31 Ian Kennedy, R OBP: 0.400, SLG: 0.500 15 Jake Wald, R OBP: 0.222, SLG: 0.333	G1-3				G4-3			K		3	0	1	0	0	0	1						
Inning Stats	R: 2 E: 0 K: 1 S: 12	H: 3 LOB: 1 BB: 0 P: 16	R: 0 E: 0 K: 1 S: 5	H: 1 LOB: 0 BB: 0 P: 5	R: 3 E: 0 K: 1 S: 9	H: 3 LOB: 0 BB: 0 P: 13	R: 0 E: 0 K: 0 S: 3	H: 0 LOB: 0 BB: 0 P: 3	R: 3 E: 0 K: 1 S: 9	H: 3 LOB: 1 BB: 1 P: 13	R: 4 E: 2 K: 1 S: 10	H: 4 LOB: 2 BB: 1 P: 14	R: 0 E: 0 K: 1 S: 5	H: 0 LOB: 0 BB: 0 P: 5	R: 0 E: 0 K: 1 S: 5	H: 0 LOB: 1 BB: 1 P: 9		1B: 8 2B: 3 3B: 0 HR: 4	SF: 1 SAC: 0 DP: 0 HBP: 0	WP: 0 PB: 0 CS: 2	PA: 45	
PITCHER	IP WLS BF H R ER SO	IP WLS BF H R ER SO	IP WLS BF H R ER SO	IP WLS BF H R ER SO	IP WLS BF H R ER SO	IP WLS BF H R ER SO	IP WLS BF H R ER SO	IP WLS BF H R ER SO	IP WLS BF H R ER SO	IP WLS BF H R ER SO	IP WLS BF H R ER SO	IP WLS BF H R ER SO	IP WLS BF H R ER SO	IP WLS BF H R ER SO	IP WLS BF H R ER SO	IP WLS BF H R ER SO	ERA WHIP	ERA WHIP				
43 Randy Wolf, L ERA: 3.15 52 Chris Smith, R ERA: 3.77 26 Manny Parra, L ERA: 5.3 57 Mitch Stetter, L ERA: 12.96 99 Mike McClendon, R ERA:	4.0 L 7 3 5 5 3	1.0 7 3 3 3 1	1.0 4 1 0 0 0	0.1 6 3 4 2 0	1.2 6 1 0 0 2	0.0 0 0 0 0 0	0.0 0 0 0 0 0	0.0 0 0 0 0 0	0.0 0 0 0 0 0	0.0 0 0 0 0 0	0.0 0 0 0 0 0	0.0 0 0 0 0 0	0.0 0 0 0 0 0	0.0 0 0 0 0 0	0.0 0 0 0 0 0	0.0 0 0 0 0 0	11.25 1.750	27.00 4.000	0.00 1.000	54.00 12.000	0.00 0.600	0.00 1.000
98 Lucas Luetge, L ERA:	1.0 4 0 0 0 1	1.0 4 0 0 0 1	1.0 4 0 0 0 1	1.0 4 0 0 0 1	1.0 4 0 0 0 1	1.0 4 0 0 0 1	1.0 4 0 0 0 1	1.0 4 0 0 0 1	1.0 4 0 0 0 1	1.0 4 0 0 0 1	1.0 4 0 0 0 1	1.0 4 0 0 0 1	1.0 4 0 0 0 1	1.0 4 0 0 0 1	1.0 4 0 0 0 1	1.0 4 0 0 0 1	0.00 1.000	0.00 1.000				
Batter	1	2	3	4	5	6	7	8	9	AB	R	H	RBI	BB	SO	LOB	BOTTOM					
27 Carlos Gómez, R OBP: 0.324, SLG: 0.379 26 Manny Parra, L OBP: 0.500, SLG: 0.500 63 Adam Stern, L OBP: 0.469, SLG: 0.605	L5		K			G3-1		P6		2	0	0	0	0	1	0	Arizona Diamondbacks @ Milwaukee Brewers Maryvale Baseball Park, Phoenix, AZ Thu Apr 01 2010, 4:14 PM - 6:59 PM EDT Att: 3,369 - Partly Cloudy - 64 F					
30 Craig Counsell, L OBP: 0.379, SLG: 0.500 96 Chuckie Caufield, R	HR				2B	G3-1		K		3	1	2	1	0	0	1						
8 Ryan Braun, R OBP: 0.592, SLG: 0.500 79 Martin Maldonado, R OBP: 0.364, SLG: 0.222	1B				K	G5-3		P3		3	0	1	1	0	1	1						
14 Casey McGehee, R OBP: 0.242, SLG: 0.279 93 Anderson Machado, S	G6-3				K			G4-3		3	1	1	1	0	1	2						
16 George Kottaras, L OBP: 0.429, SLG: 0.708 90 Juan Sanchez, R	F8				1B			K		3	0	2	0	0	0	0						
1 Corey Hart, R OBP: 0.187, SLG: 0.281 57 Mitch Stetter, L 99 Mike McClendon, R 98 Lucas Luetge, L Peter Fatse, L	BB				F9			K		2	0	0	0	1	0	3						
93 Ray Olmedo, S OBP: 0.308, SLG: 0.346	G4-6-3				K			L7		3	0	0	0	0	1	1						
66 Taylor Green, L OBP: 0.278, SLG: 0.133					P4			K		3	0	0	0	0	1	0						
43 Randy Wolf, L 52 Chris Smith, R 22 Jody Gerut, L OBP: 0.196, SLG: 0.352	F7				G3			K		1	0	0	0	0	0	0						
Inning Stats	R: 1 E: 0 K: 0 S: 5	H: 2 LOB: 0 BB: 0 P: 6	R: 0 E: 0 K: 0 S: 2	H: 0 LOB: 0 BB: 1 P: 6	R: 0 E: 0 K: 2 S: 9	H: 2 LOB: 0 BB: 0 P: 9	R: 0 E: 0 K: 1 S: 5	H: 0 LOB: 0 BB: 0 P: 5	R: 2 E: 0 K: 0 S: 7	H: 3 LOB: 1 BB: 0 P: 7	R: 0 E: 0 K: 2 S: 7	H: 0 LOB: 0 BB: 0 P: 7	R: 0 E: 0 K: 1 S: 5	H: 0 LOB: 0 BB: 0 P: 5	R: 0 E: 0 K: 2 S: 7	H: 0 LOB: 0 BB: 0 P: 7		1B: 3 2B: 2 3B: 0 HR: 2	SF: 0 SAC: 0 DP: 2 HBP: 0	WP: 0 PB: 0 CS: 0	PA: 33	
PITCHER	IP WLS BF H R ER SO	IP WLS BF H R ER SO	IP WLS BF H R ER SO	IP WLS BF H R ER SO	IP WLS BF H R ER SO	IP WLS BF H R ER SO	IP WLS BF H R ER SO	IP WLS BF H R ER SO	IP WLS BF H R ER SO	IP WLS BF H R ER SO	IP WLS BF H R ER SO	IP WLS BF H R ER SO	IP WLS BF H R ER SO	IP WLS BF H R ER SO	IP WLS BF H R ER SO	IP WLS BF H R ER SO	ERA WHIP	ERA WHIP				
31 Ian Kennedy, R ERA: 2.88 50 Chad Qualls, R ERA: 8.31 58 Juan Gutierrez, R ERA: 39 Jordan Norberto, L ERA: 1.04 55 Blaine Boyer, R ERA: 6.3	5.2 21 3 2 1 1 0	0.1 3 2 1 1 0	1.0 3 0 0 0 2	1.0 3 0 0 0 1	1.0 3 0 0 0 2	0.0 0 0 0 0 0	0.0 0 0 0 0 0	0.0 0 0 0 0 0	0.0 0 0 0 0 0	0.0 0 0 0 0 0	0.0 0 0 0 0 0	0.0 0 0 0 0 0	0.0 0 0 0 0 0	0.0 0 0 0 0 0	0.0 0 0 0 0 0	0.0 0 0 0 0 0	3.18 1.059	27.00 6.000	0.00 0.000	0.00 0.000	0.00 0.000	0.00 0.000

Batter	1	2	3	4	5	6	7	8	9	AB	R	H	RBI	BB	SO	LOB	TOP					
18 Tony Gwynn Jr., L (1.8)										4	0	0	0	0	1	0						
22 David Eckstein, R (1.4)										4	0	0	0	0	0	0						
23 Adrián González, L (1.3) OBP: 0.500, SLG: 1.500										4	2	2	1	0	1	0						
88 Kyle Blanks, R (1.7) OBP: 0.250, SLG: 1.000										4	1	1	1	0	0	1						
7 Chase Headley, S (1.5) OBP: 0.500, SLG: 0.750										4	0	2	1	0	0	0						
25 Will Venable, L (1.9)										3	0	0	0	0	0	2						
4 Nick Hundley, R (1.2)										3	0	0	0	0	1	1						
1 Everth Cabrera, S (1.6)										3	0	0	0	0	2	0						
27 Jon Garland, R (1.1) ERA: 1.29										1	0	0	0	0	0	0						
45 Edward Mujica, R (5.1) ERA: 1.29										0	0	0	0	0	0	0						
15 Jerry Hairston, R (6.1) ERA: 18.0										0	0	0	0	0	0	0						
46 Tim Stauffer, R (6.1) ERA: 18.0										0	0	0	0	0	0	0						
16 Matt Stairs, L (8.1) ERA: 18.0										0	0	0	0	0	0	0						
63 Sean Gallagher, R (8.1) ERA: 18.0										0	0	0	0	0	0	0						
Inning Stats	R: 0 E: 0 K: 1 S: 7	H: 0 LOB: 0 BB: 0 P: 9	R: 0 E: 0 K: 0 S: 10	H: 1 LOB: 1 BB: 0 P: 17	R: 0 E: 0 K: 0 S: 10	H: 0 LOB: 0 BB: 0 P: 15	R: 0 E: 0 K: 1 S: 8	H: 0 LOB: 0 BB: 0 P: 9	R: 0 E: 0 K: 0 S: 9	H: 0 LOB: 0 BB: 0 P: 14	R: 0 E: 0 K: 2 S: 8	H: 0 LOB: 0 BB: 0 P: 11	R: 1 E: 0 K: 0 S: 11	H: 2 LOB: 1 BB: 0 P: 17	R: 0 E: 0 K: 2 S: 10	H: 0 LOB: 0 BB: 0 P: 13	R: 2 E: 0 K: 0 S: 14	H: 2 LOB: 0 BB: 0 P: 21	1B: 1 2B: 2 3B: 0 HR: 2	SF: 0 SAC: 0 DP: 0 HBP: 0	WP: 0 PB: 0 SB: 0 CS: 0	PA: 32
PITCHER	IP WLS BF H R ER SO BB IBB HBP BLK WP HR S P ERA WHIP																					
15 Dan Haren, R (1.1) ERA: 1.29	7.0 W 24 3 1 1 4 0 0 0 0 0 0 63 92 1.29 0.429																					
22 Aaron Heilman, R (8.1) ERA: 18.0	1.0 3 0 0 0 2 0 0 0 0 0 0 10 13 0.00 0.000																					
46 Bob Howry, R (9.1) ERA: 18.0	1.0 5 2 2 2 0 0 0 0 0 0 0 2 14 18.00 2.000																					

San Diego Padres @ Arizona Diamondbacks
Chase Field, Phoenix, AZ
Mon Apr 05 2010, 2:11 PM - 4:42 PM MST
Att: 49,059 - Sunny - 74 F

livebaseballscorecards.com

AB	32
R	3
H	5
RBI	3
BB	0
SO	6
LOB	4

Batter	1	2	3	4	5	6	7	8	9	AB	R	H	RBI	BB	SO	LOB	BOTTOM					
34 Conor Jackson, R (1.7) OBP: 0.250, SLG: 0.250										4	0	1	0	0	0	1						
6 Stephen Drew, L (1.6) OBP: 0.500, SLG: 1.250										4	2	2	2	0	1	1						
10 Justin Upton, R (1.9) OBP: 0.500, SLG: 0.500										4	2	2	0	0	0	1						
25 Adam LaRoche, L (1.3)										4	0	0	0	0	2	4						
27 Mark Reynolds, R (1.5) OBP: 0.750, SLG: 2.000										2	1	1	2	2	1	0						
26 Miguel Montero, L (1.2) OBP: 0.750, SLG: 0.667										3	0	2	2	1	0	2						
24 Chris Young, R (1.8)										4	0	0	0	0	1	4						
2 Kelly Johnson, L (1.4)										4	0	0	0	0	0	0						
15 Dan Haren, R (1.1) ERA: 4.5										3	1	0	0	0	2	0						
22 Aaron Heilman, R (8.1) ERA: 4.5										0	0	0	0	0	0	0						
18 Gerardo Parra, L (8.1) ERA: 4.5										1	0	0	0	0	1	0						
46 Bob Howry, L (9.1) ERA: 4.5										0	0	0	0	0	0	0						
Inning Stats	R: 2 E: 1 K: 1 S: 19	H: 2 LOB: 2 BB: 1 P: 33	R: 0 E: 0 K: 1 S: 8	H: 0 LOB: 0 BB: 0 P: 13	R: 2 E: 0 K: 2 S: 12	H: 2 LOB: 1 BB: 1 P: 20	R: 2 E: 1 K: 0 S: 12	H: 1 LOB: 0 BB: 0 P: 20	R: 0 E: 0 K: 1 S: 9	H: 1 LOB: 1 BB: 0 P: 17	R: 0 E: 0 K: 2 S: 12	H: 1 LOB: 1 BB: 0 P: 18	R: 0 E: 0 K: 0 S: 9	H: 1 LOB: 1 BB: 1 P: 15	R: 0 E: 0 K: 1 S: 8	H: 0 LOB: 0 BB: 0 P: 11	R: 0 E: 0 K: 1 S: 8	H: 0 LOB: 0 BB: 0 P: 11	1B: 6 2B: 0 3B: 0 HR: 2	SF: 0 SAC: 0 DP: 1 HBP: 0	WP: 0 PB: 0 SB: 1 CS: 0	PA: 36
PITCHER	IP WLS BF H R ER SO BB IBB HBP BLK WP HR S P ERA WHIP																					
27 Jon Garland, R (1.1) ERA: 4.5	4.0 L 21 5 6 0 0 0 0 0 0 0 0 9 17 4.50 1.750																					
45 Edward Mujica, R (5.1) ERA: 4.5	1.0 4 1 0 0 1 0 0 0 0 0 0 9 17 0.00 1.000																					
46 Tim Stauffer, R (6.1) ERA: 4.5	2.0 8 2 0 0 2 1 0 0 0 0 0 21 33 0.00 1.500																					
63 Sean Gallagher, R (8.1) ERA: 4.5	1.0 3 0 0 0 1 0 0 0 0 0 0 8 11 0.00 0.000																					

San Diego Padres @ Arizona Diamondbacks
Chase Field, Phoenix, AZ
Mon Apr 05 2010, 2:11 PM - 4:42 PM MST
Att: 49,059 - Sunny - 74 F

livebaseballscorecards.com

AB	33
R	6
H	8
RBI	6
BB	3
SO	8
LOB	13

Batter	1	2	3	4	5	6	7	8	9	AB	R	H	RBI	BB	SO	LOB	TOP					
34 Connor Jackson, R OBP: 0.321, SLG: 0.208										4	0	1	0	1	0	4	Arizona Diamondbacks @ Los Angeles Dodgers Dodger Stadium, Los Angeles, CA Tue Apr 13 2010, 1:13 PM - 4:55 PM PDT Att: 56,182 - Partly Cloudy - 65 F					
6 Stephen Drew, L OBP: 0.299, SLG: 0.423										4	0	1	0	0	0	2						
10 Justin Upton, R OBP: 0.355, SLG: 0.346										5	0	0	0	0	3	5						
25 Adam LaRoche, L OBP: 0.310, SLG: 0.308										4	2	1	0	1	1	4						
27 Mark Reynolds, R OBP: 0.333, SLG: 0.542										4	2	1	2	1	3	1						
24 Chris Young, R OBP: 0.345, SLG: 0.714										4	1	2	1	1	1	0						
2 Kelly Johnson, L OBP: 0.444, SLG: 0.826										4	0	1	1	0	1	3						
19 Chris Snyder, R OBP: 0.429, SLG: 0.667										2	0	1	1	2	1	0						
31 Ian Kennedy, R										1	0	0	0	0	0	0						
39 Jordan Norberto, L										0	0	0	0	0	0	0						
3 Tony Abreu, S										0	0	0	0	0	0	2						
32 Esmerling Vasquez, R										0	0	0	0	0	0	0						
16 Gerardo Parra, L										0	0	0	0	0	0	2						
47 Leo Rosales, R										0	0	0	0	0	0	0						
55 Blaine Boyer, R										0	0	0	0	0	0	0						
Inning Stats	R: 0 H: 1 E: 0 K: 2 S: 12	H: 1 LOB: 1 BB: 0 P: 16	R: 0 H: 0 E: 0 K: 1 S: 10	H: 0 LOB: 0 BB: 0 P: 17	R: 0 H: 0 E: 0 K: 1 S: 7	H: 0 LOB: 1 BB: 1 P: 15	R: 1 H: 2 E: 0 K: 2 S: 16	H: 2 LOB: 1 BB: 0 P: 23	R: 0 H: 0 E: 0 K: 0 S: 8	H: 0 LOB: 3 BB: 2 P: 22	R: 1 H: 1 E: 0 K: 1 S: 15	H: 1 LOB: 2 BB: 2 P: 33	R: 3 H: 3 E: 0 K: 1 S: 22	H: 3 LOB: 2 BB: 2 P: 39	R: 0 H: 1 E: 0 K: 0 S: 3	H: 1 LOB: 0 BB: 0 P: 5	R: 0 H: 0 E: 0 K: 2 S: 9	H: 0 LOB: 0 BB: 0 P: 12	1B: 5 2B: 2 3B: 0 HR: 1	SF: 0 SAC: 0 DP: 1 HBP: 1	WP: 1 PB: 0 SB: 0 CS: 0	PA: 42
PITCHER	IP WLS BF H R ER SO BB IBB HBP BLK WP HR S P ERA WHIP																PITCHER	IP WLS BF H R ER SO BB IBB HBP BLK WP HR S P ERA WHIP				
22 Clayton Kershaw, L ERA: 4.5	5.1 W 25 3 1 0 7 5 0 1 0 1 0 59 110 3.38 1.500																					
36 Jeff Weaver, R ERA: 4.91	0.2 3 1 0 0 0 0 0 0 0 0 0 1 17 29 40.50 6.000																					
35 Ramon Ortiz, R ERA: 9.82	0.2 6 3 3 3 1 1 0 0 0 0 0 0 8 15 0.00 1.500																					
38 Ramon Troncoso, R ERA: 1.69	1.1 5 1 0 0 0 1 0 0 0 0 0 0 9 12 0.00 0.000																					
51 Jonathan Broxton, R ERA:	1.0 3 0 0 0 2 0 0 0 0 0 0 0 0 0 0.00 0.000																					

Batter	1	2	3	4	5	6	7	8	9	AB	R	H	RBI	BB	SO	LOB	BOTTOM			
15 Rafael Furcal, S OBP: 0.371, SLG: 0.419										5	0	1	0	0	0	0	Arizona Diamondbacks @ Los Angeles Dodgers Dodger Stadium, Los Angeles, CA Tue Apr 13 2010, 1:13 PM - 4:55 PM PDT Att: 56,182 - Partly Cloudy - 65 F			
27 Matt Kemp, R OBP: 0.343, SLG: 0.636										5	2	2	1	0	1	2				
16 Andre Ethier, L OBP: 0.412, SLG: 0.600										5	2	2	3	0	0	1				
99 Manny Ramirez, R OBP: 0.346, SLG: 0.522										4	1	1	1	1	1	1				
5 Reed Johnson, R OBP: 0.395, SLG: 0.615										0	0	0	0	0	0	0				
7 James Loney, L OBP: 0.265, SLG: 0.333										4	2	2	0	0	0	2				
23 Casey Blake, R OBP: 0.476, SLG: 0.667										2	1	1	2	1	0	0				
33 Blake DeWitt, L										0	0	0	1	3	0	0				
35 Ramon Ortiz, R										0	0	0	0	0	0	0				
38 Ramon Troncoso, R										1	0	0	0	0	0	0				
51 Jonathan Broxton, R										0	0	0	0	0	0	0				
55 Russell Martin, R OBP: 0.545, SLG: 0.615										2	0	0	1	1	1	4				
22 Clayton Kershaw, L ERA: 8.68										2	0	0	0	0	1	2				
36 Jeff Weaver, R ERA:										0	0	0	0	0	0	0				
14 Jamey Carroll, R OBP: 0.444, SLG: 0.500										1	1	1	0	1	0	0				
Inning Stats	R: 0 H: 0 E: 0 K: 0 S: 8	H: 0 LOB: 0 BB: 0 P: 12	R: 1 H: 1 E: 0 K: 1 S: 12	H: 1 LOB: 2 BB: 1 P: 29	R: 0 H: 0 E: 0 K: 1 S: 7	H: 0 LOB: 0 BB: 0 P: 10	R: 3 H: 3 E: 0 K: 0 S: 21	H: 3 LOB: 1 BB: 1 P: 34	R: 2 H: 2 E: 0 K: 1 S: 16	H: 2 LOB: 3 BB: 3 P: 31	R: 3 H: 2 E: 0 K: 0 S: 17	H: 2 LOB: 0 BB: 1 P: 27	R: 0 H: 1 E: 0 K: 0 S: 9	H: 1 LOB: 2 BB: 2 P: 17	R: 0 H: 1 E: 0 K: 1 S: 11	H: 1 LOB: 1 BB: 0 P: 20	1B: 3 2B: 3 3B: 0 HR: 4	SF: 1 SAC: 0 DP: 0 HBP: 1	WP: 2 PB: 0 SB: 0 CS: 0	PA: 40
PITCHER	IP WLS BF H R ER SO BB IBB HBP BLK WP HR S P ERA WHIP																PITCHER	IP WLS BF H R ER SO BB IBB HBP BLK WP HR S P ERA WHIP		
31 Ian Kennedy, R	4.1 L 22 4 0 0 1 2 0 0 0 0 0 0 8 16 0.00 3.000																			
39 Jordan Norberto, L	0.2 4 0 0 0 1 2 0 0 0 0 0 0 1 17 27.00 3.000																			
32 Esmerling Vasquez, R	1.0 6 2 3 3 0 1 0 0 0 0 0 1 17 27 27.00 3.000																			
47 Leo Rosales, R	1.0 4 1 0 0 0 1 0 0 0 0 0 0 9 17 0.00 2.000																			
55 Blaine Boyer, R	1.0 4 1 0 0 1 0 0 0 0 0 1 0 11 20 0.00 1.000																			



Batter	1	2	3	4	5	6	7	8	9	10	AB	R	H	RBI	BB	SO	LOB	TOP								
34 Connor Jackson, R OBP: 0.359, SLG: 0.294											4	0	3	1	1	1	0									
3 Tony Abreu, S OBP: 0.288, SLG: 0.308											5	0	1	1	0	1	4									
50 Chad Qualls, R											0	0	0	0	0	0	0									
55 Blaine Boyer, R											0	0	0	0	0	0	0									
6 Stephen Drew, L OBP: 0.368, SLG: 0.571											4	0	2	0	1	0	2									
10 Justin Upton, R OBP: 0.357, SLG: 0.541											5	1	1	1	0	1	7									
27 Mark Reynolds, R OBP: 0.258, SLG: 0.424											5	0	0	0	0	1	5									
24 Chris Young, R OBP: 0.375, SLG: 0.676											5	1	2	0	0	0	0									
18 Gerardo Parra, L OBP: 0.250, SLG: 0.273											5	0	0	0	0	3	2									
28 John Hester, R OBP: 0.333, SLG: 0.500											5	2	2	1	0	1	1									
15 Dan Haren, R OBP: 0.143, SLG: 0.286											2	1	1	0	0	0	0									
22 Aaron Heilman, R											0	0	0	0	0	0	0									
58 Juan Gutierrez, R											0	0	0	0	0	0	0									
11 Augie Ojeda, S											0	0	0	0	0	0	0									
Inning Stats	R: 0 E: 0 K: 2 S: 14	H: 2 LOB: 2 BB: 0 P: 23	R: 2 E: 1 K: 1 S: 15	H: 3 LOB: 1 BB: 0 P: 25	R: 0 E: 0 K: 1 S: 8	H: 1 LOB: 0 BB: 0 P: 11	R: 0 E: 0 K: 1 S: 6	H: 0 LOB: 0 BB: 0 P: 8	R: 1 E: 0 K: 0 S: 9	H: 2 LOB: 1 BB: 0 P: 12	R: 0 E: 0 K: 1 S: 10	H: 1 LOB: 1 BB: 0 P: 16	R: 0 E: 0 K: 1 S: 7	H: 1 LOB: 0 BB: 0 P: 11	R: 1 E: 1 K: 0 S: 14	H: 1 LOB: 3 BB: 2 P: 29	R: 0 E: 0 K: 1 S: 11	H: 0 LOB: 0 BB: 0 P: 15	1B: 8 2B: 3 3B: 0 HR: 1	SF: 0 SAC: 2 DP: 1 HBP: 0	WP: 0 PB: 1 SB: 1 CS: 0	PA: 44				
PITCHER	IP 7.0	WLS 30	BF 10	H 3	R 2	ER 2	SO 7	BB 0	IBB 0	HBP 0	BLK 0	WP 0	HR 0	S 69	P 106	ERA 2.57	WHIP 1.429									
18 Hiroki Kuroda, R ERA: 1.2	1.0	4	1	1	1	0	0	0	0	0	0	0	1	9	14	9.00	1.000									
36 Jeff Weaver, R ERA: 3.79	0.1	5	1	1	1	0	1	1	0	0	0	0	0	11	23	27.00	6.000									
52 George Sherrill, L ERA: 16.2	0.2	2	0	0	0	0	0	0	0	0	0	0	0	3	6	0.00	0.000									
35 Ramon Ortiz, R ERA: 7.2	1.0	W	3	0	0	0	1	0	0	0	0	0	0	11	15	0.00	0.000									
51 Jonathan Broxton, R ERA:																										

Arizona Diamondbacks @ Los Angeles Dodgers
Dodger Stadium, Los Angeles, CA
Thu Apr 15 2010, 7:14 PM - 10:54 PM PDT
Att: 39,697 - Partly Cloudy - 63 F

livebaseballscorecards.com

AB 40
R 5
H 12
RBI 4
BB 2
SO 8
LOB 21

WP: 0 PA: 44
PB: 1
SB: 1
CS: 0

Batter	1	2	3	4	5	6	7	8	9	10	AB	R	H	RBI	BB	SO	LOB	BOTTOM							
15 Rafael Furcal, S OBP: 0.391, SLG: 0.415											4	1	1	0	1	0	1								
27 Matt Kemp, R OBP: 0.362, SLG: 0.714											5	1	1	2	1	1	2								
16 Andre Ethier, L OBP: 0.414, SLG: 0.519											6	0	2	1	0	0	1								
99 Manny Ramirez, R OBP: 0.444, SLG: 0.586											3	2	1	1	2	0	1								
7 James Loney, L OBP: 0.311, SLG: 0.364											5	0	3	0	0	1	1								
23 Casey Blake, R OBP: 0.408, SLG: 0.586											5	0	2	1	0	2	3								
55 Russell Martin, R OBP: 0.545, SLG: 0.591											4	0	1	0	1	2	4								
14 Jamey Carroll, R OBP: 0.265, SLG: 0.384											2	0	0	0	1	1	2								
0 Garret Anderson, L OBP: 0.299, SLG: 0.379											1	0	0	0	0	0	1								
52 George Sherrill, L ERA: 16.2											0	0	0	0	0	0	0								
35 Ramon Ortiz, R ERA: 7.2											0	0	0	0	0	0	0								
5 Reed Johnson, R OBP: 0.303, SLG: 0.333											1	0	0	0	0	0	3								
51 Jonathan Broxton, R ERA:											0	0	0	0	0	0	0								
18 Hiroki Kuroda, R ERA: 1.2											2	0	0	0	0	1	5								
3 Ronnie Belliard, R OBP: 0.571, SLG: 1.071											1	1	1	0	0	0	0								
36 Jeff Weaver, R ERA: 3.79											0	0	0	0	0	0	0								
33 Blake DeWitt, L OBP: 0.433, SLG: 0.227											2	1	1	0	0	0	1								
Inning Stats	R: 0 E: 0 K: 0 S: 7	H: 0 LOB: 0 BB: 0 P: 9	R: 0 E: 1 K: 3 S: 14	H: 3 LOB: 3 BB: 1 P: 24	R: 0 E: 0 K: 1 S: 13	H: 1 LOB: 1 BB: 0 P: 18	R: 0 E: 0 K: 2 S: 16	H: 1 LOB: 2 BB: 0 P: 24	R: 0 E: 0 K: 0 S: 6	H: 1 LOB: 0 BB: 0 P: 10	R: 1 E: 0 K: 1 S: 15	H: 1 LOB: 1 BB: 1 P: 25	R: 2 E: 0 K: 0 S: 19	H: 2 LOB: 1 BB: 1 P: 30	R: 0 E: 0 K: 1 S: 11	H: 1 LOB: 1 BB: 0 P: 14	R: 2 E: 1 K: 0 S: 12	H: 3 LOB: 3 BB: 2 P: 25	R: 1 E: 0 K: 0 S: 6	H: 2 LOB: 2 BB: 1 P: 15	1B: 11 2B: 1 3B: 0 HR: 1	SF: 0 SAC: 1 DP: 1 HBP: 0	WP: 3 PB: 2 SB: 1 CS: 0	PA: 48	
PITCHER	IP 6.1	WLS 28	BF 6	H 2	R 2	ER 2	SO 7	BB 1	IBB 0	HBP 0	BLK 0	WP 1	HR 0	S 79	P 121	ERA 2.84	WHIP 1.105								
15 Dan Haren, R ERA: 3.6	0.2	B	4	1	1	0	0	0	0	0	0	0	1	1	11	19	13.50	3.000							
22 Aaron Heilman, R ERA: 1.93	1.0	H	4	1	0	0	1	0	0	0	0	0	0	11	14	0.00	1.000								
58 Juan Gutierrez, R ERA:	1.0	B	8	3	2	2	0	1	1	0	0	1	0	12	25	18.00	4.000								
50 Chad Qualls, R ERA: 8.31	0.1	L	4	2	1	1	0	0	1	0	0	0	0	6	15	27.00	6.000								
55 Blaine Boyer, R ERA: 4.5																									

Arizona Diamondbacks @ Los Angeles Dodgers
Dodger Stadium, Los Angeles, CA
Thu Apr 15 2010, 7:14 PM - 10:54 PM PDT
Att: 39,697 - Partly Cloudy - 63 F

livebaseballscorecards.com

AB 41
R 6
H 13
RBI 5
BB 6
SO 8
LOB 25

Batter	1	2	3	4	5	6	7	8	9	AB	R	H	RBI	BB	SO	LOB	TOP					
34 Connor Jackson, R OBP: 0.353, SLG: 0.289	G5-3	L4					F9		K	4	0	1	0	0	0	1	Arizona Diamondbacks @ San Diego Padres PETCO Park, San Diego, CA Sun Apr 18 2010, 4:08 PM - 7:09 PM EDT Att: 20,634 - Sunny - 72 F					
55 Blaine Boyer, R										0	0	0	0	0	0							
25 Adam LaRoche, L OBP: 0.391, SLG: 0.355										1	0	0	0	0	1							
3 Tony Abreu, S OBP: 0.300, SLG: 0.316	1B		B3				F8			4	1	2	0	0	0							
2 Kelly Johnson, L OBP: 0.405, SLG: 0.657	1B	L6								3	0	0	0	1	2							
10 Justin Upton, R OBP: 0.315, SLG: 0.438	K									3	0	0	0	1	2							
27 Mark Reynolds, R OBP: 0.302, SLG: 0.455	1B									4	1	3	2	0	0							
24 Chris Young, R OBP: 0.327, SLG: 0.532	K									4	0	0	0	0	2							
4 Rusty Ryal, R OBP: 0.444, SLG: 0.286										4	1	1	0	0	1							
28 John Hester, R OBP: 0.300, SLG: 0.400										4	0	1	0	0	1							
31 Ian Kennedy, R OBP: 0.430, SLG: 0.250										2	0	1	0	0	1							
47 Leo Rosales, R										0	0	0	0	0	0							
18 Gerardo Parra, L OBP: 0.226, SLG: 0.394										0	0	0	0	0	0							
22 Aaron Heilman, R										0	0	0	0	0	0							
58 Juan Gutierrez, R										0	0	0	0	0	0							
6 Stephen Drew, L OBP: 0.340, SLG: 0.512										1	0	1	1	0	0							
Inning Stats	R: 1 E: 0 K: 2 S: 16	H: 2 LOB: 2 BB: 1 P: 30	R: 0 E: 0 K: 2 S: 11	H: 1 LOB: 1 BB: 0 P: 19	R: 0 E: 0 K: 0 S: 5	H: 0 LOB: 0 BB: 1 P: 10	R: 0 E: 0 K: 1 S: 12	H: 2 LOB: 2 BB: 0 P: 18	R: 0 E: 0 K: 2 S: 11	H: 2 LOB: 1 BB: 0 P: 19	R: 1 E: 0 K: 0 S: 10	H: 1 LOB: 0 BB: 0 P: 13	R: 0 E: 0 K: 1 S: 12	H: 0 LOB: 0 BB: 0 P: 17	R: 0 E: 0 K: 1 S: 7	H: 0 LOB: 0 BB: 0 P: 9	R: 1 E: 0 K: 2 S: 13	H: 2 LOB: 1 BB: 0 P: 21	1B: 8 2B: 3 3B: 0 HR: 1	SF: 0 SAC: 0 DP: 0 HBP: 0	WP: 0 PB: 0 SB: 1 CS: 2	PA: 38
PITCHER	IP WLS BF H R ER SO BB IBB HBP BLK WP HR S P ERA WHIP																					
49 Wade LeBlanc, L ERA: 1.8	5.0	22	7	1	1	7	2	0	0	0	0	0	0	0	55	96	1.80	1.800				
45 Edward Mujica, R ERA: 1.93	2.0	7	1	1	1	1	0	0	0	0	0	0	1	22	30	4.50	0.500					
37 Mike Adams, R ERA: 5.4	1.0	3	0	0	0	1	0	0	0	0	0	0	7	9	0.00	0.000						
21 Heath Bell, R ERA: 2.25	1.0	5	2	1	1	2	0	0	0	0	0	0	13	21	9.00	2.000						

Batter	1	2	3	4	5	6	7	8	9	AB	R	H	RBI	BB	SO	LOB	BOTTOM			
1 Everth Cabrera, S OBP: 0.280, SLG: 0.340	K		K							4	1	2	0	0	2	1	Arizona Diamondbacks @ San Diego Padres PETCO Park, San Diego, CA Sun Apr 18 2010, 4:08 PM - 7:09 PM EDT Att: 20,634 - Sunny - 72 F			
15 Jerry Hairston, R OBP: 0.229, SLG: 0.235	G4-3		G5-3							4	1	1	1	0	0					
23 Adrián González, L OBP: 0.500, SLG: 0.585	K									2	1	1	0	2	1					
7 Chase Headley, S OBP: 0.423, SLG: 0.521										3	1	1	2	1	0					
25 Will Venable, L OBP: 0.255, SLG: 0.511										4	0	0	0	0	2					
88 Kyle Blanks, R OBP: 0.354, SLG: 0.436										2	0	0	0	2	0					
12 Scott Hairston, R OBP: 0.286, SLG: 0.480										4	1	1	1	0	2					
4 Nick Hundley, R OBP: 0.405, SLG: 0.367										4	0	0	0	0	1					
49 Wade LeBlanc, L OBP: 0.300, SLG: 1.000										1	0	1	0	0	0					
18 Tony Gwynn, L OBP: 0.329, SLG: 0.192										1	0	0	0	0	0					
45 Edward Mujica, R										0	0	0	0	0	0					
22 David Eckstein, R ERA: 9.0										0	0	0	0	0	0					
37 Mike Adams, R										0	0	0	0	0	0					
21 Heath Bell, R										0	0	0	0	0	0					
Inning Stats	R: 0 E: 0 K: 2 S: 9	H: 0 LOB: 0 BB: 0 P: 15	R: 0 E: 0 K: 1 S: 14	H: 0 LOB: 1 BB: 1 P: 21	R: 0 E: 0 K: 2 S: 14	H: 1 LOB: 1 BB: 0 P: 22	R: 0 E: 0 K: 2 S: 14	H: 0 LOB: 2 BB: 2 P: 30	R: 0 E: 0 K: 0 S: 7	H: 1 LOB: 1 BB: 0 P: 14	R: 0 E: 0 K: 0 S: 7	H: 1 LOB: 1 BB: 1 P: 14	R: 5 E: 1 K: 0 S: 19	H: 4 LOB: 0 BB: 1 P: 36	R: 0 E: 0 K: 1 S: 7	H: 0 LOB: 0 BB: 0 P: 8	1B: 3 2B: 3 3B: 0 HR: 1	SF: 0 SAC: 0 DP: 1 HBP: 0	WP: 0 PB: 0 SB: 2 CS: 0	PA: 35
PITCHER	IP WLS BF H R ER SO BB IBB HBP BLK WP HR S P ERA WHIP																			
31 Ian Kennedy, R ERA: 5.65	5.0	20	2	0	0	7	3	0	0	0	0	0	0	58	102	0.00	1.000			
47 Leo Rosales, R ERA: 2.7	1.0	4	1	0	0	0	1	0	0	0	0	0	7	14	0.00	2.000				
22 Aaron Heilman, R ERA: 7.11	0.2	5	3	3	3	0	0	0	0	0	1	14	25	40.50	4.500					
58 Juan Gutierrez, R ERA: 9.0	0.1	3	1	2	1	0	0	1	0	0	0	5	11	27.00	3.000					
55 Blaine Boyer, R ERA: 3.6	1.0	3	0	0	0	1	0	0	0	0	0	7	8	0.00	0.000					

Batter	1	2	3	4	5	6	7	8	9	AB	R	H	RBI	BB	SO	LOB	TOP											
55 Skip Schumaker, L (1,4) OBP: 0.327, SLG: 0.292										5	0	1	0	0	0	2												
47 Ryan Ludwick, R (1,9) OBP: 0.386, SLG: 0.420										4	1	1	0	1	1	0												
5 Albert Pujols, R (1,3) OBP: 0.419, SLG: 0.660										4	1	1	0	1	1	3												
7 Matt Holliday, R (1,7) OBP: 0.389, SLG: 0.660										5	1	3	2	0	0	1												
28 Colby Rasmus, L (1,8) OBP: 0.370, SLG: 0.514										5	1	2	1	0	1	2												
3 Felipe Lopez, S (1,5) OBP: 0.333, SLG: 0.432										3	0	1	0	1	0	2												
4 Yadier Molina, R (1,2) OBP: 0.269, SLG: 0.354										4	0	1	0	0	1	2												
13 Brendan Ryan, R (1,6) OBP: 0.279, SLG: 0.184										3	0	1	0	1	0	1												
33 Brad Penny, R (1,1)										2	0	0	0	0	0	2												
34 Nick Stavinoha, R (8,PH) OBP: 0.250, SLG: 0.625										1	0	0	0	0	1	1												
30 Jason Motte, R (8,1)										0	0	0	0	0	0	0												
43 Trevor Miller, R (8,1)										0	0	0	0	0	0	0												
31 Ryan Franklin, R (9,1)										0	0	0	0	0	0	0												
Inning Stats	R: 0 H: 2 K: 0 S: 10	H: 2 LOB: 1 BB: 0 P: 14	R: 0 H: 0 K: 2 S: 12	H: 0 LOB: 2 BB: 2 P: 24	R: 0 H: 1 K: 0 S: 13	H: 2 LOB: 2 BB: 1 P: 23	R: 2 H: 2 K: 1 S: 12	H: 2 LOB: 1 BB: 1 P: 22	R: 0 H: 0 K: 0 S: 5	H: 0 LOB: 0 BB: 0 P: 8	R: 0 H: 0 K: 0 S: 4	H: 0 LOB: 0 BB: 0 P: 7	R: 1 H: 1 K: 1 S: 10	H: 1 LOB: 1 BB: 0 P: 14	R: 1 H: 3 K: 1 S: 17	H: 3 LOB: 2 BB: 0 P: 24	1B: 8 2B: 3 3B: 0 HR: 1	SF: 0 SAC: 2 DP: 1 HBP: 0	WP: 0 PB: 0 SB: 2 CS: 0	PA: 42								
PITCHER	IP	WLS	BF	H	R	ER	SO	BB	IBB	HBP	BLK	WP	HR	S	P	ERA	WHIP											
13 Rodrigo Lopez, R (1,1) ERA: 3.5	7.0		31	7	2	2	3	4	0	0	0	0	0	1	64	109	2.57	1.571										
55 Blaine Boyer, R (8,1) ERA: 3.0	1.0	L	5	1	1	0	1	0	0	0	0	0	0	0	10	14	0.00	1.000										
50 Chad Qualls, R (9,1) ERA: 8.44	1.0		6	3	1	1	1	0	0	0	0	0	0	17	24	9.00	3.000											

St. Louis Cardinals @ Arizona Diamondbacks
Chase Field, Phoenix, AZ
Mon Apr 19 2010, 6:41 PM - 9:48 PM MST
Att: 24,170 - Clear - 83 F

AB 36
R 4
H 11
RBI 3
BB 4
SO 5
LOB 16



Batter	1	2	3	4	5	6	7	8	9	AB	R	H	RBI	BB	SO	LOB	BOTTOM										
2 Kelly Johnson, L (1,4) OBP: 0.404, SLG: 0.615										4	0	1	0	1	0	0											
6 Stephen Drew, L (1,6) OBP: 0.333, SLG: 0.511										4	1	2	0	0	0	4											
10 Justin Upton, R (1,9) OBP: 0.293, SLG: 0.404										4	0	0	0	0	1	2											
25 Adam LaRoche, L (1,3) OBP: 0.375, SLG: 0.400										4	1	2	0	0	0	1											
3 Tony Abreu, S (9,5) OBP: 0.300, SLG: 0.316										4	0	2	2	0	2	0											
27 Mark Reynolds, R (1,5) OBP: 0.316, SLG: 0.479										4	0	0	0	0	0	3											
24 Chris Young, R (1,8) OBP: 0.304, SLG: 0.490										3	0	1	0	0	1	0											
18 Gerardo Parra, L (1,7) OBP: 0.251, SLG: 0.364										4	0	2	0	0	0	1											
4 Rusty Ryan, R (9,7) OBP: 0.400, SLG: 0.250										2	0	0	0	0	1	2											
19 Chris Snyder, R (1,2) OBP: 0.355, SLG: 0.407										4	0	2	0	0	0	1											
13 Rodrigo Lopez, R (1,1) OBP: 0.143, SLG: 0.143										2	0	0	0	0	1	2											
11 Augie Ojeda, S (7,PH)										1	0	0	0	0	0	1											
55 Blaine Boyer, R (8,1)										0	0	0	0	0	0	0											
50 Chad Qualls, R (9,1)										0	0	0	0	0	0	0											
28 John Hester, R (9,PH) OBP: 0.273, SLG: 0.364										1	0	0	0	0	1	0											
Inning Stats	R: 2 H: 3 K: 1 S: 12	H: 3 LOB: 1 BB: 0 P: 16	R: 0 H: 1 K: 1 S: 12	H: 1 LOB: 2 BB: 1 P: 22	R: 0 H: 0 K: 1 S: 7	H: 0 LOB: 0 BB: 0 P: 14	R: 0 H: 1 K: 1 S: 10	H: 1 LOB: 1 BB: 0 P: 16	R: 0 H: 0 K: 0 S: 9	H: 0 LOB: 0 BB: 0 P: 7	R: 0 H: 2 K: 0 S: 9	H: 2 LOB: 1 BB: 0 P: 17	R: 0 H: 2 K: 1 S: 12	H: 2 LOB: 2 BB: 0 P: 19	R: 0 H: 0 K: 1 S: 9	H: 0 LOB: 0 BB: 0 P: 13	1B: 7 2B: 3 3B: 0 HR: 0	SF: 0 SAC: 0 DP: 1 HBP: 0	WP: 0 PB: 0 SB: 0 CS: 0	PA: 37							
PITCHER	IP	WLS	BF	H	R	ER	SO	BB	IBB	HBP	BLK	WP	HR	S	P	ERA	WHIP										
33 Brad Penny, R (1,1) ERA: 1.29	7.0		29	8	2	2	5	1	0	0	0	0	0	64	106	2.57	1.286										
30 Jason Motte, R (8,1) ERA: 3.0	0.2	H	4	2	0	0	0	0	0	0	0	0	0	9	14	0.00	3.000										
43 Trevor Miller, L (8,1) ERA:	0.1	H	1	0	0	0	1	0	0	0	0	0	0	3	5	0.00	0.000										
31 Ryan Franklin, R (9,1) ERA: 5.14	1.0	S	3	0	0	0	1	0	0	0	0	0	0	9	13	0.00	0.000										

St. Louis Cardinals @ Arizona Diamondbacks
Chase Field, Phoenix, AZ
Mon Apr 19 2010, 6:41 PM - 9:48 PM MST
Att: 24,170 - Clear - 83 F

AB 36
R 2
H 10
RBI 2
BB 1
SO 7
LOB 16



Batter	1	2	3	4	5	6	7	8	9	AB	R	H	RBI	BB	SO	LOB	TOP								
55 Skip Schumaker, L OBP: 0.308, SLG: 0.345										5	2	3	0	0	1										
47 Ryan Ludwick, R OBP: 0.405, SLG: 0.534										4	1	1	0	0	0										
5 Albert Pujols, R OBP: 0.394, SLG: 0.639										5	0	0	0	0	1	3									
7 Matt Holliday, R OBP: 0.355, SLG: 0.586										4	0	1	0	0	0	1									
28 Colby Rasmus, L OBP: 0.407, SLG: 0.705										4	3	3	3	0	1	1									
4 Yadier Molina, R OBP: 0.304, SLG: 0.385										4	1	3	0	0	0	0									
23 David Freese, R OBP: 0.370, SLG: 0.366										3	0	0	0	0	2	2									
13 Brendan Ryan, R OBP: 0.275, SLG: 0.261										4	1	1	1	0	0	0									
29 Chris Carpenter, R (1, 1)										2	0	0	0	0	0	0									
43 Trevor Miller, R (8, 1)										0	0	0	0	0	0	0									
30 Jason Motte, R (8, 1)										0	0	0	0	0	0	0									
3 Felipe Lopez, S (9, PH)										1	1	1	0	0	0	0									
31 Ryan Franklin, R (9, 1)										0	0	0	0	0	0	0									
Inning Stats	R: 3 H: 3 E: 1 K: 1 S: 16	H: 3 LOB: 1 BB: 0 P: 22	R: 0 H: 0 E: 0 K: 0 S: 5	H: 0 LOB: 0 BB: 0 P: 8	R: 0 H: 1 E: 0 K: 2 S: 9	H: 1 LOB: 1 BB: 0 P: 16	R: 0 H: 1 E: 0 K: 0 S: 5	H: 1 LOB: 0 BB: 0 P: 7	R: 0 H: 1 E: 0 K: 0 S: 7	H: 1 LOB: 0 BB: 0 P: 10	R: 1 H: 1 E: 0 K: 1 S: 11	H: 1 LOB: 0 BB: 0 P: 17	R: 0 H: 0 E: 0 K: 0 S: 8	H: 0 LOB: 0 BB: 0 P: 13	R: 0 H: 0 E: 0 K: 0 S: 8	H: 0 LOB: 0 BB: 0 P: 13	R: 5 H: 5 E: 0 K: 0 S: 15	H: 5 LOB: 0 BB: 0 P: 22	1B: 6 2B: 2 3B: 1 HR: 3	SF: 0 SAC: 1 DP: 2 HBP: 2	WP: 1 PB: 0 SB: 0 CS: 0	PA: 39			
PITCHER	IP WLS BF H R ER SO BB IBB HBP BLK WP HR S P ERA WHIP	IP WLS BF H R ER SO BB IBB HBP BLK WP HR S P ERA WHIP	IP WLS BF H R ER SO BB IBB HBP BLK WP HR S P ERA WHIP	IP WLS BF H R ER SO BB IBB HBP BLK WP HR S P ERA WHIP	IP WLS BF H R ER SO BB IBB HBP BLK WP HR S P ERA WHIP	IP WLS BF H R ER SO BB IBB HBP BLK WP HR S P ERA WHIP	IP WLS BF H R ER SO BB IBB HBP BLK WP HR S P ERA WHIP	IP WLS BF H R ER SO BB IBB HBP BLK WP HR S P ERA WHIP	IP WLS BF H R ER SO BB IBB HBP BLK WP HR S P ERA WHIP	IP WLS BF H R ER SO BB IBB HBP BLK WP HR S P ERA WHIP	IP WLS BF H R ER SO BB IBB HBP BLK WP HR S P ERA WHIP	IP WLS BF H R ER SO BB IBB HBP BLK WP HR S P ERA WHIP	IP WLS BF H R ER SO BB IBB HBP BLK WP HR S P ERA WHIP	IP WLS BF H R ER SO BB IBB HBP BLK WP HR S P ERA WHIP	IP WLS BF H R ER SO BB IBB HBP BLK WP HR S P ERA WHIP	IP WLS BF H R ER SO BB IBB HBP BLK WP HR S P ERA WHIP	IP WLS BF H R ER SO BB IBB HBP BLK WP HR S P ERA WHIP	IP WLS BF H R ER SO BB IBB HBP BLK WP HR S P ERA WHIP	IP WLS BF H R ER SO BB IBB HBP BLK WP HR S P ERA WHIP	IP WLS BF H R ER SO BB IBB HBP BLK WP HR S P ERA WHIP	IP WLS BF H R ER SO BB IBB HBP BLK WP HR S P ERA WHIP	IP WLS BF H R ER SO BB IBB HBP BLK WP HR S P ERA WHIP	IP WLS BF H R ER SO BB IBB HBP BLK WP HR S P ERA WHIP	IP WLS BF H R ER SO BB IBB HBP BLK WP HR S P ERA WHIP	IP WLS BF H R ER SO BB IBB HBP BLK WP HR S P ERA WHIP
2 Kelly Johnson, L OBP: 0.421, SLG: 0.667										3	1	1	1	1	2	1									
3 Tony Abreu, S OBP: 0.333, SLG: 0.364										3	1	1	1	1	0	2									
6 Stephen Drew, L OBP: 0.383, SLG: 0.519										3	0	1	1	1	2	1									
10 Justin Upton, R OBP: 0.284, SLG: 0.356										4	0	0	0	0	4	3									
25 Adam LaRoche, L OBP: 0.367, SLG: 0.372										3	0	1	0	1	0	0									
24 Chris Young, R OBP: 0.292, SLG: 0.441										4	0	1	0	0	1	2									
18 Gerardo Parra, L OBP: 0.250, SLG: 0.387										4	0	0	0	0	2	2									
19 Chris Snyder, R OBP: 0.350, SLG: 0.371										4	1	1	0	0	1	2									
36 Edwin Jackson, R OBP: 0.250, SLG: 0.625										2	0	0	0	0	2	1									
5 Cole Gillespie, R (8, PH)										1	1	1	0	0	0	0									
50 Chad Qualls, R (9, 1)										0	0	0	0	0	0	0									
46 Bob Howry, L (9, 1)										0	0	0	0	0	0	0									
4 Rusty Ryan, R (9, PH)										1	0	0	0	0	0	0									
Inning Stats	R: 0 H: 0 E: 0 K: 3 S: 15	H: 0 LOB: 1 BB: 0 P: 23	R: 0 H: 0 E: 0 K: 0 S: 4	H: 0 LOB: 0 BB: 0 P: 8	R: 2 H: 3 E: 0 K: 3 S: 16	H: 3 LOB: 1 BB: 0 P: 23	R: 0 H: 2 E: 0 K: 1 S: 10	H: 2 LOB: 1 BB: 0 P: 15	R: 0 H: 0 E: 0 K: 1 S: 8	H: 0 LOB: 0 BB: 0 P: 15	R: 0 H: 0 E: 0 K: 2 S: 9	H: 0 LOB: 0 BB: 0 P: 13	R: 0 H: 0 E: 0 K: 0 S: 7	H: 0 LOB: 0 BB: 0 P: 10	R: 0 H: 2 E: 0 K: 2 S: 15	H: 2 LOB: 2 BB: 2 P: 30	R: 0 H: 0 E: 0 K: 2 S: 9	H: 0 LOB: 0 BB: 0 P: 14	1B: 3 2B: 4 3B: 0 HR: 0	SF: 0 SAC: 0 DP: 2 HBP: 0	WP: 1 PB: 0 SB: 0 CS: 0	PA: 36			
PITCHER	IP WLS BF H R ER SO BB IBB HBP BLK WP HR S P ERA WHIP	IP WLS BF H R ER SO BB IBB HBP BLK WP HR S P ERA WHIP	IP WLS BF H R ER SO BB IBB HBP BLK WP HR S P ERA WHIP	IP WLS BF H R ER SO BB IBB HBP BLK WP HR S P ERA WHIP	IP WLS BF H R ER SO BB IBB HBP BLK WP HR S P ERA WHIP	IP WLS BF H R ER SO BB IBB HBP BLK WP HR S P ERA WHIP	IP WLS BF H R ER SO BB IBB HBP BLK WP HR S P ERA WHIP	IP WLS BF H R ER SO BB IBB HBP BLK WP HR S P ERA WHIP	IP WLS BF H R ER SO BB IBB HBP BLK WP HR S P ERA WHIP	IP WLS BF H R ER SO BB IBB HBP BLK WP HR S P ERA WHIP	IP WLS BF H R ER SO BB IBB HBP BLK WP HR S P ERA WHIP	IP WLS BF H R ER SO BB IBB HBP BLK WP HR S P ERA WHIP	IP WLS BF H R ER SO BB IBB HBP BLK WP HR S P ERA WHIP	IP WLS BF H R ER SO BB IBB HBP BLK WP HR S P ERA WHIP	IP WLS BF H R ER SO BB IBB HBP BLK WP HR S P ERA WHIP	IP WLS BF H R ER SO BB IBB HBP BLK WP HR S P ERA WHIP	IP WLS BF H R ER SO BB IBB HBP BLK WP HR S P ERA WHIP	IP WLS BF H R ER SO BB IBB HBP BLK WP HR S P ERA WHIP	IP WLS BF H R ER SO BB IBB HBP BLK WP HR S P ERA WHIP	IP WLS BF H R ER SO BB IBB HBP BLK WP HR S P ERA WHIP	IP WLS BF H R ER SO BB IBB HBP BLK WP HR S P ERA WHIP	IP WLS BF H R ER SO BB IBB HBP BLK WP HR S P ERA WHIP	IP WLS BF H R ER SO BB IBB HBP BLK WP HR S P ERA WHIP	IP WLS BF H R ER SO BB IBB HBP BLK WP HR S P ERA WHIP	IP WLS BF H R ER SO BB IBB HBP BLK WP HR S P ERA WHIP
29 Chris Carpenter, R (1, 1)	7.0	WLS: 0	BF: 27	H: 6	R: 3	ER: 3	SO: 10	BB: 2	IBB: 0	HBP: 0	BLK: 0	WP: 0	HR: 0	S: 71	P: 11	ERA: 3.86	WHIP: 1.143								
43 Trevor Miller, L (8, 1)	0.1	WLS: B	BF: 3	H: 1	R: 1	ER: 1	SO: 0	BB: 1	IBB: 0	HBP: 0	BLK: 0	WP: 1	HR: 0	S: 4	P: 10	ERA: 27.00	WHIP: 6.000								
30 Jason Motte, R (8, 1)	0.2	WLS: W	BF: 3	H: 0	R: 0	ER: 0	SO: 2	BB: 1	IBB: 0	HBP: 0	BLK: 0	WP: 0	HR: 0	S: 9	P: 16	ERA: 0.00	WHIP: 1.500								
31 Ryan Franklin, R (9, 1)	1.0	WLS: 3	BF: 0	H: 0	R: 0	ER: 0	SO: 2	BB: 0	IBB: 0	HBP: 0	BLK: 0	WP: 0	HR: 0	S: 9	P: 14	ERA: 0.00	WHIP: 0.000								

St. Louis Cardinals @ Arizona Diamondbacks
Chase Field, Phoenix, AZ
Wed Apr 21 2010, 6:41 PM - 9:30 PM MST
Att: 18,544 - Roof Closed - 71 F

AB 36
R 9
H 12
RBI 7
BB 0
SO 4
LOB 8



St. Louis Cardinals @ Arizona Diamondbacks
Chase Field, Phoenix, AZ
Wed Apr 21 2010, 6:41 PM - 9:30 PM MST
Att: 18,544 - Roof Closed - 71 F

AB 32
R 4
H 7
RBI 3
BB 4
SO 14
LOB 14



Batter	1	2	3	4	5	6	7	8	9	AB	R	H	RBI	BB	SO	LOB	TOP										
8 Shane Victorino, S (1, 8) OBP: 0.250, SLG: 0.387	G4-3		P6			K		G6-3		4	0	0	0	0	1	1	Philadelphia Phillies @ Arizona Diamondbacks Chase Field, Phoenix, AZ Sat Apr 24 2010, 5:11 PM - 7:45 PM MST Att: 33,334 - Clear - 73 F										
27 Placido Polanco, R (1, 5) OBP: 0.365, SLG: 0.507	F8		G6-3			G5-3		F9		4	0	0	0	0	0	1											
26 Chase Utley, L (1, 4) OBP: 0.430, SLG: 0.641	F7		F7			K		F7		4	0	0	0	0	1	0											
6 Ryan Howard, L (1, 3) OBP: 0.291, SLG: 0.474	G4-3		K			G3-1		G4-3		4	0	0	0	0	1	0											
28 Jayson Werth, R (1, 9) OBP: 0.408, SLG: 0.633	HR		F8			F9		HR		4	2	2	2	0	0	0											
29 Raul Ibanez, L (1, 7) OBP: 0.382, SLG: 0.352	G3-1		F8			HR		1B		4	1	2	1	0	0	0											
7 Juan Castro, R (1, 6) OBP: 0.341, SLG: 0.385	2B		G4-3			G6-3		F9		2	0	1	0	0	0	0											
21 Wilson Valdez, R (7, PH) (7, 6)	BB		F8			2B				2	0	1	0	1	0	0											
Carlos Ruiz, R (1, 2) OBP: 0.434, SLG: 0.357	BB		G6-3			L3				2	0	1	0	1	0	0											
44 Nelson Figueroa, R (1, 1) OBP: 0.500, SLG: 0.750	K									0	0	0	0	0	0	0											
37 Chad Durbin, R (6, 1)										0	0	0	0	0	0	0											
3 Ross Gload, L (8, PH) OBP: 0.300, SLG: 0.300										0	0	0	0	0	0	0											
52 Jose Contreras, R (8, 1)										0	0	0	0	0	0	0											
46 Ryan Madson, L (9, 1)										0	0	0	0	0	0	0											
Inning Stats	R: 0 E: 0 K: 0 S: 8	H: 0 LOB: 0 BB: 0 P: 10	R: 1 E: 0 K: 1 S: 15	H: 2 LOB: 2 BB: 1 P: 29	R: 0 E: 0 K: 0 S: 7	H: 0 LOB: 0 BB: 0 P: 9	R: 0 E: 0 K: 1 S: 8	H: 0 LOB: 0 BB: 0 P: 14	R: 0 E: 0 K: 0 S: 6	H: 0 LOB: 0 BB: 0 P: 8	R: 0 E: 0 K: 2 S: 9	H: 0 LOB: 0 BB: 0 P: 13	R: 1 E: 0 K: 0 S: 11	H: 1 LOB: 0 BB: 0 P: 18	R: 0 E: 0 K: 0 S: 8	H: 1 LOB: 1 BB: 0 P: 10	R: 1 E: 0 K: 0 S: 7	H: 2 LOB: 1 BB: 0 P: 12	1B: 1 2B: 2 3B: 0 HR: 3	SF: 0 SAC: 0 DP: 0 HBP: 0	WP: 0 PB: 0 SB: 0 CS: 0	PA: 34					
PITCHER	IP	WLS	BF	H	R	ER	SO	BB	IBB	HBP	BLK	WP	HR	S	P	ERA	WHIP										
31 Ian Kennedy, R (1, 1) ERA: 4.43	8.0		29	4	2	2	4	1	0	0	0	0	2	72	111	2.25	0.625										
58 Juan Gutierrez, R (9, 1) ERA: 6.0	1.0	L	5	2	1	1	0	0	0	0	0	0	1	7	12	9.00	2.000										

Batter	1	2	3	4	5	6	7	8	9	AB	R	H	RBI	BB	SO	LOB	BOTTOM										
2 Kelly Johnson, L (1, 4) OBP: 0.431, SLG: 0.800	K		BB			HR		K		3	1	1	2	1	2	0	Philadelphia Phillies @ Arizona Diamondbacks Chase Field, Phoenix, AZ Sat Apr 24 2010, 5:11 PM - 7:45 PM MST Att: 33,334 - Clear - 73 F										
6 Stephen Drew, L (1, 6) OBP: 0.368, SLG: 0.467	BB		F9			F7		K2-3		3	0	0	0	1	1	1											
10 Justin Upton, R (1, 9) OBP: 0.293, SLG: 0.358	BB		FC5-4			L7		K		4	0	1	0	0	1	1											
27 Mark Reynolds, R (1, 5) OBP: 0.343, SLG: 0.552	1B		K			P5		1B		4	0	1	0	0	1	3											
25 Adam LaRoche, L (1, 3) OBP: 0.351, SLG: 0.412	1B		K			K		K		4	0	1	0	0	3	1											
24 Chris Young, R (1, 8) OBP: 0.315, SLG: 0.463	P6		K			2B		G1-6-3		4	0	1	0	0	1	1											
18 Gerardo Parra, L (1, 7) OBP: 0.270, SLG: 0.389	1B		G3			F9		1B		4	0	2	0	0	0	1											
5 Cole Gillespie, R (9, PR) OBP: 0.200, SLG: 0.400	1B		FC5-4							0	0	0	0	0	0	0											
19 Chris Snyder, R (1, 2) OBP: 0.375, SLG: 0.439	F8		HR			K		K		4	1	1	0	0	2	3											
31 Ian Kennedy, R (1, 1) OBP: 0.286, SLG: 0.167	FC5-4		SH3-4			G5-3		K		2	0	0	0	0	0	2											
58 Juan Gutierrez, R (9, 1)										0	0	0	0	0	0	0											
3 Tony Abreu, S (9, PH) OBP: 0.320, SLG: 0.348	1-2									1	0	0	0	0	1	1											
Inning Stats	R: 0 E: 0 K: 1 S: 12	H: 1 LOB: 1 BB: 1 P: 22	R: 0 E: 0 K: 0 S: 15	H: 2 LOB: 2 BB: 0 P: 24	R: 0 E: 0 K: 1 S: 12	H: 0 LOB: 1 BB: 1 P: 21	R: 0 E: 0 K: 2 S: 8	H: 0 LOB: 0 BB: 0 P: 13	R: 2 E: 0 K: 0 S: 16	H: 2 LOB: 0 BB: 0 P: 20	R: 0 E: 0 K: 1 S: 6	H: 1 LOB: 0 BB: 0 P: 9	R: 0 E: 0 K: 2 S: 11	H: 0 LOB: 0 BB: 0 P: 15	R: 0 E: 0 K: 3 S: 12	H: 1 LOB: 1 BB: 0 P: 19	R: 0 E: 0 K: 2 S: 12	H: 1 LOB: 1 BB: 0 P: 16	1B: 6 2B: 2 3B: 0 HR: 1	SF: 0 SAC: 1 DP: 1 HBP: 0	WP: 0 PB: 0 SB: 0 CS: 0	PA: 36					
PITCHER	IP	WLS	BF	H	R	ER	SO	BB	IBB	HBP	BLK	WP	HR	S	P	ERA	WHIP										
44 Nelson Figueroa, R (1, 1) ERA: 2.92	5.0		21	5	2	2	4	2	0	0	0	0	1	63	100	3.60	1.400										
37 Chad Durbin, R (6, 1) ERA: 0.96	2.0		7	1	0	0	3	0	0	0	0	0	0	17	24	0.00	0.500										
52 Jose Contreras, R (8, 1) ERA: 1.59	1.0	W	4	1	0	0	3	0	0	0	0	0	0	12	19	0.00	1.000										
46 Ryan Madson, R (9, 1) ERA: 6.75	1.0	S	4	1	0	0	2	0	0	0	0	0	0	12	16	0.00	1.000										

AB	33
R	3
H	6
RBI	3
BB	1
SO	4
LOB	6



Batter	1	2	3	4	5	6	7	8	9	AB	R	H	RBI	BB	SO	LOB	TOP				
2 Kelly Johnson, L (1,4) 11 Augie Ojeda, S (5,4)	F7		BB		K			G4-3		2	0	0	0	1	1	0					
6 Stephen Drew, L (1,6) OBP: 0.358, SLG: 0.472	G4-3		F9			G5-3		BB		3	0	0	0	1	0	2					
10 Justin Upton, R (1,9) 22 Aaron Heilman, R (8,1)	G6-3			K		P4		BB		4	0	1	1	0	1	0					
27 Mark Reynolds, R (1,5) 3 Tony Abreu, S (7,5) OBP: 0.296, SLG: 0.320	P3		K			L6		FC4		3	0	0	0	0	1	0					
25 Adam LaRoche, L (1,3) 4 Rusty Ryal, R (4,3) OBP: 0.400, SLG: 0.308	F7		BB							1	0	0	0	1	0	0					
24 Chris Young, R (1,8) OBP: 0.326, SLG: 0.475	K		BB							4	0	1	0	0	2	1					
18 Gerardo Parra, L (1,7) OBP: 0.261, SLG: 0.341			G3-1		K					4	0	0	0	0	1	3					
19 Chris Snyder, R (1,2) OBP: 0.357, SLG: 0.449			G1-3			G4-3		F7		4	0	1	0	0	1	1					
36 Edwin Jackson, R (1,1) 55 Blaine Boyer, R (3,1) 46 Bob Howry, L (5,1) 5 Cole Gillespie, R (8,PH) OBP: 0.250, SLG: 0.417	G1-3				K			BB		1	0	0	0	0	0	1					
Inning Stats	R: 0 E: 0 K: 0 S: 7	H: 0 LOB: 0 BB: 0 P: 8	R: 0 E: 0 K: 1 S: 8	H: 0 LOB: 0 BB: 1 P: 14	R: 0 E: 0 K: 0 S: 15	H: 1 LOB: 2 BB: 1 P: 25	R: 0 E: 0 K: 3 S: 13	H: 1 LOB: 2 BB: 1 P: 21	R: 0 E: 0 K: 2 S: 8	H: 0 LOB: 0 BB: 0 P: 12	R: 0 E: 0 K: 1 S: 9	H: 1 LOB: 0 BB: 0 P: 10	R: 1 E: 0 K: 0 S: 13	H: 2 LOB: 2 BB: 1 P: 21	R: 0 E: 1 K: 2 S: 13	H: 0 LOB: 1 BB: 0 P: 19	1B: 4 2B: 1 3B: 0 HR: 0	SF: 0 SAC: 0 DP: 1 HBP: 0	WP: 0 PB: 0 SB: 0 CS: 0	PA: 35	
PITCHER	IP	WLS	BF	H	R	ER	SO	BB	IBB	HBP	BLK	WP	HR	S	P	ERA	WHIP				
38 Ubaldo Jiménez, R (1,1) ERA: 0.79	6.0	W	22	2	0	0	6	2	0	0	0	0	0	60	95	0.00	0.667				
31 Matt Daley, R (7,1) ERA: 1.04	1.0		3	1	0	0	1	0	0	0	0	0	0	7	10	0.00	1.000				
58 Juan Rincon, R (8,1) ERA: 9.0	1.0		6	2	1	1	0	1	0	0	0	0	0	13	21	9.00	3.000				
45 Jhoulys Chacin, R (9,1) ERA:	1.0		4	0	0	0	2	0	0	0	0	0	0	13	19	0.00	0.000				

Arizona Diamondbacks @ Colorado Rockies
Coors Field, Denver, CO
Tue Apr 27 2010, 6:43 PM - 9:35 PM MDT
Att. 24,112 - Cloudy - 66 F

AB	32
R	1
H	5
RBI	1
BB	3
SO	9
LOB	11



Batter	1	2	3	4	5	6	7	8	9	AB	R	H	RBI	BB	SO	LOB	BOTTOM				
3 Eric Young Jr., S (1,4) OBP: 0.714, SLG: 0.833	G4-3		BB		FC4					4	2	2	2	1	0	1					
24 Dexter Fowler, S (1,8) OBP: 0.325, SLG: 0.370	BB		BB		F8					4	2	2	1	1	1	3					
17 Todd Helton, L (1,3) 23 Jason Giambi, L (6,PH) OBP: 0.385, SLG: 0.176	P6		BB			F7		F7		3	1	1	1	1	0	1					
2 Troy Tulowitzki, R (1,6) 12 Clint Barmes, R (6,6) OBP: 0.271, SLG: 0.340	BB		BB		BB					3	3	3	1	1	0	0					
5 Carlos González, L (1,9) OBP: 0.351, SLG: 0.507	BB		BB		BB					5	1	3	5	0	0	2					
21 Miguel Olivo, R (1,2) 39 Paul Phillips, R (7,2) OBP: 0.353, SLG: 0.681	BB		K		BB					2	0	1	2	1	1	1					
9 Ian Stewart, L (1,5) 31 Matt Daley, R (7,1) 58 Juan Rincon, R (8,1) 45 Jhoulys Chacin, R (9,1)	F8		BB		BB					4	1	1	0	0	0	5					
7 Seth Smith, L (1,7) OBP: 0.294, SLG: 0.532			BB		G3-1					4	2	2	0	1	0	0					
38 Ubaldo Jiménez, R (1,1) 6 Melvin Mora, R (6,PH) OBP: 0.154, SLG: 0.154	K		BB		BB					2	0	1	0	0	1	1					
Inning Stats	R: 3 E: 0 K: 0 S: 13	H: 4 LOB: 1 BB: 0 P: 21	R: 4 E: 0 K: 2 S: 16	H: 5 LOB: 1 BB: 1 P: 25	R: 4 E: 0 K: 0 S: 12	H: 2 LOB: 3 BB: 5 P: 33	R: 0 E: 0 K: 0 S: 9	H: 1 LOB: 1 BB: 0 P: 13	R: 1 E: 0 K: 0 S: 14	H: 2 LOB: 1 BB: 0 P: 22	R: 0 E: 0 K: 1 S: 9	H: 2 LOB: 2 BB: 0 P: 16	R: 0 E: 0 K: 0 S: 5	H: 0 LOB: 0 BB: 0 P: 6	R: 0 E: 0 K: 0 S: 9	H: 0 LOB: 0 BB: 0 P: 12	1B: 11 2B: 4 3B: 1 HR: 0	SF: 1 SAC: 1 DP: 0 HBP: 0	WP: 0 PB: 0 SB: 0 CS: 0	PA: 45	
PITCHER	IP	WLS	BF	H	R	ER	SO	BB	IBB	HBP	BLK	WP	HR	S	P	ERA	WHIP				
36 Edwin Jackson, R (1,1) ERA: 6.67	2.1	L	19	11	10	10	2	2	0	0	0	0	0	34	55	38.57	5.571				
55 Blaine Boyer, R (3,1) ERA: 4.5	2.0		13	3	2	2	0	4	0	0	0	0	0	26	54	9.00	3.500				
46 Bob Howry, R (5,1) ERA: 8.22	2.2		10	2	0	0	1	0	0	0	0	0	0	18	27	0.00	0.750				
22 Aaron Heilman, R (8,1) ERA: 6.75	1.0		3	0	0	0	0	0	0	0	0	0	0	9	12	0.00	0.000				

Arizona Diamondbacks @ Colorado Rockies
Coors Field, Denver, CO
Tue Apr 27 2010, 6:43 PM - 9:35 PM MDT
Att. 24,112 - Cloudy - 66 F

AB	37
R	12
H	16
RBI	12
BB	6
SO	3
LOB	17



Batter	1	2	3	4	5	6	7	8	9	10	AB	R	H	RBI	BB	SO	LOB	TOP									
2 Kelly Johnson, L OBP: 0.393, SLG: 0.743											5	2	1	2	1	1	2										
3 Tony Abreu, S OBP: 0.344, SLG: 0.400											5	2	3	1	0	1	0										
46 Bob Howry, L OBP: 0.467, SLG: 0.533											0	0	0	0	0	0	0										
15 Dan Haren, R OBP: 0.467, SLG: 0.533											1	0	1	0	0	0	0										
56 Juan Gutierrez, R OBP: 0.315, SLG: 0.370											5	2	2	2	1	2	2										
27 Mark Reynolds, R OBP: 0.364, SLG: 0.556											2	2	0	0	3	0	2										
25 Adam LaRoche, L OBP: 0.378, SLG: 0.460											6	1	1	2	0	2	5										
24 Chris Young, R OBP: 0.341, SLG: 0.512											4	1	2	5	1	1	1										
5 Cole Gillespie, R OBP: 0.214, SLG: 0.357											2	0	0	0	0	0	0										
18 Gerardo Parra, L OBP: 0.271, SLG: 0.348											2	1	1	0	0	0	1										
19 Chris Snyder, R OBP: 0.368, SLG: 0.449											0	0	0	0	1	0	0										
4 Rusty Ryal, R OBP: 0.400, SLG: 0.308											4	0	0	0	1	1	5										
28 John Hester, R OBP: 0.350, SLG: 0.389											0	0	0	0	0	0	0										
48 Kris Benson, R OBP: 0.208, SLG: 0.200											1	0	0	0	0	0	0										
47 Leo Rosales, R											1	0	0	0	0	0	0										
32 Esmerling Vasquez, R											0	0	0	0	0	0	0										
22 Aaron Heilman, R											0	0	0	0	0	0	0										
6 Stephen Drew, L											2	1	1	0	0	0	3										
Inning Stats	R: 6 E: 0 K: 0 S: 14	H: 4 LOB: 1 BB: 3 P: 31	R: 0 E: 0 K: 1 S: 14	H: 0 LOB: 0 BB: 1 P: 21	R: 0 E: 0 K: 2 S: 13	H: 0 LOB: 0 BB: 0 P: 18	R: 0 E: 0 K: 1 S: 8	H: 0 LOB: 0 BB: 0 P: 11	R: 3 E: 1 K: 1 S: 16	H: 3 LOB: 1 BB: 1 P: 31	R: 0 E: 0 K: 1 S: 10	H: 0 LOB: 0 BB: 0 P: 11	R: 0 E: 0 K: 1 S: 9	H: 0 LOB: 1 BB: 0 P: 17	R: 2 E: 0 K: 1 S: 12	H: 3 LOB: 1 BB: 0 P: 15	R: 0 E: 0 K: 0 S: 10	H: 0 LOB: 3 BB: 2 P: 24	R: 1 E: 0 K: 1 S: 11	H: 2 LOB: 1 BB: 0 P: 16	1B: 5 2B: 5 3B: 0 HR: 2	SF: 0 SAC: 1 DP: 1 HBP: 1	WP: 0 PB: 0 SB: 0 CS: 0	PA: 50			
PITCHER	IP WLS BF H R ER SO BB IBB HBP BLK WP HR S P ERA WHIP	27 Greg Smith, L ERA: 7.33	34 Matt Belisle, R ERA: 3.77	31 Matt Daley, R ERA: 0.82	97 Jose Beimeil, L ERA: 1.35	63 Rafael Betancourt, R ERA: 5.4	PITCHER	IP WLS BF H R ER SO BB IBB HBP BLK WP HR S P ERA WHIP	56 Franklin Morales, L ERA: 3.72	27 Greg Smith, L ERA: 7.33	34 Matt Belisle, R ERA: 3.77	31 Matt Daley, R ERA: 0.82	97 Jose Beimeil, L ERA: 1.35	63 Rafael Betancourt, R ERA: 5.4	56 Franklin Morales, L ERA: 3.72	27 Greg Smith, L ERA: 7.33	34 Matt Belisle, R ERA: 3.77	31 Matt Daley, R ERA: 0.82	97 Jose Beimeil, L ERA: 1.35	63 Rafael Betancourt, R ERA: 5.4	56 Franklin Morales, L ERA: 3.72	27 Greg Smith, L ERA: 7.33	34 Matt Belisle, R ERA: 3.77	31 Matt Daley, R ERA: 0.82	97 Jose Beimeil, L ERA: 1.35	63 Rafael Betancourt, R ERA: 5.4	56 Franklin Morales, L ERA: 3.72

Arizona Diamondbacks @ Colorado Rockies
Coors Field, Denver, CO
Wed Apr 28 2010, 1:13 PM - 5:22 PM MDT
Att. 23,773 - Partly Cloudy - 76 F

livebaseballscorecards.com

AB 40
R 12
H 12
RBI 12
BB 8
SO 8
LOB 21

WP: 0 PA: 50
PB: 0
SB: 0
CS: 0

Batter	1	2	3	4	5	6	7	8	9	10	AB	R	H	RBI	BB	SO	LOB	BOTTOM									
3 Eric Young Jr., S OBP: 0.583, SLG: 0.600											4	1	1	1	1	1	1										
63 Rafael Betancourt, R OBP: 0.288, SLG: 0.521											6	2	3	1	0	1	3										
24 Dexter Fowler, S OBP: 0.337, SLG: 0.418											5	1	1	0	1	1	1										
17 Todd Helton, L OBP: 0.363, SLG: 0.329											5	1	1	2	0	2	2										
2 Troy Tulowitzki, R OBP: 0.365, SLG: 0.455											5	1	1	2	0	2	2										
5 Carlos González, L OBP: 0.367, SLG: 0.533											3	2	2	2	1	0	0										
56 Franklin Morales, L											0	0	0	0	0	0	0										
21 Miguel Olivo, R OBP: 0.357, SLG: 0.647											4	2	1	1	1	0	1										
9 Ian Stewart, L OBP: 0.386, SLG: 0.520											4	1	0	0	1	2	4										
6 Melvin Mora, R OBP: 0.324, SLG: 0.438											5	1	2	2	0	0	1										
27 Greg Smith, L ERA: 7.33											0	0	0	0	0	0	0										
34 Matt Belisle, R ERA: 3.77											2	0	1	2	0	0	1										
31 Matt Daley, R ERA: 0.82											0	0	0	0	0	0	0										
97 Jose Beimeil, L ERA: 1.35											0	0	0	0	0	0	0										
19 Ryan Spillorths, R OBP: 0.018, SLG: 0.385											2	0	0	0	0	0	0										
Inning Stats	R: 0 E: 0 K: 2 S: 13	H: 1 LOB: 1 BB: 0 P: 21	R: 1 E: 0 K: 0 S: 13	H: 1 LOB: 1 BB: 1 P: 21	R: 6 E: 0 K: 1 S: 18	H: 6 LOB: 1 BB: 1 P: 29	R: 4 E: 0 K: 1 S: 22	H: 3 LOB: 3 BB: 3 P: 47	R: 0 E: 0 K: 2 S: 8	H: 0 LOB: 0 BB: 0 P: 13	R: 0 E: 0 K: 1 S: 5	H: 0 LOB: 0 BB: 0 P: 7	R: 0 E: 0 K: 1 S: 8	H: 0 LOB: 0 BB: 0 P: 15	R: 0 E: 0 K: 0 S: 14	H: 1 LOB: 1 BB: 0 P: 19	R: 0 E: 0 K: 0 S: 7	H: 0 LOB: 0 BB: 0 P: 12	R: 0 E: 0 K: 0 S: 6	H: 0 LOB: 0 BB: 0 P: 12	1B: 7 2B: 3 3B: 0 HR: 2	SF: 1 SAC: 0 DP: 0 HBP: 1	WP: 1 PB: 0 SB: 3 CS: 0	PA: 48			
PITCHER	IP WLS BF H R ER SO BB IBB HBP BLK WP HR S P ERA WHIP	48 Kris Benson, R ERA: 5.14	47 Leo Rosales, R ERA: 5.1	32 Esmerling Vasquez, R ERA: 4.08	22 Aaron Heilman, R ERA: 6.0	46 Bob Howry, R ERA: 5.52	PITCHER	IP WLS BF H R ER SO BB IBB HBP BLK WP HR S P ERA WHIP	58 Juan Gutierrez, R ERA: 5.4	48 Kris Benson, R ERA: 5.14	47 Leo Rosales, R ERA: 5.1	32 Esmerling Vasquez, R ERA: 4.08	22 Aaron Heilman, R ERA: 6.0	46 Bob Howry, R ERA: 5.52	58 Juan Gutierrez, R ERA: 5.4	48 Kris Benson, R ERA: 5.14	47 Leo Rosales, R ERA: 5.1	32 Esmerling Vasquez, R ERA: 4.08	22 Aaron Heilman, R ERA: 6.0	46 Bob Howry, R ERA: 5.52	58 Juan Gutierrez, R ERA: 5.4	48 Kris Benson, R ERA: 5.14	47 Leo Rosales, R ERA: 5.1	32 Esmerling Vasquez, R ERA: 4.08	22 Aaron Heilman, R ERA: 6.0	46 Bob Howry, R ERA: 5.52	58 Juan Gutierrez, R ERA: 5.4

Arizona Diamondbacks @ Colorado Rockies
Coors Field, Denver, CO
Wed Apr 28 2010, 1:13 PM - 5:22 PM MDT
Att. 23,773 - Partly Cloudy - 76 F

livebaseballscorecards.com

AB 41
R 11
H 12
RBI 11
BB 5
SO 8
LOB 14

WP: 1 PA: 48
PB: 0
SB: 3
CS: 0

Batter	1	2	3	4	5	6	7	8	9	AB	R	H	RBI	BB	SO	LOB	TOP					
2 Kelly Johnson, L (1.4) OBP: 0.416, SLG: 0.787										5	1	4	3	0	0	1	Arizona Diamondbacks @ Chicago Cubs Wrigley Field, Chicago, IL Thu Apr 29 2010, 1:23 PM - 4:02 PM CDT Att: 36,850 - Partly Cloudy - 71 F					
6 Stephen Drew, L (1.6) OBP: 0.364, SLG: 0.481										5	1	2	0	0	2	3						
10 Justin Upton, R (1.9) OBP: 0.320, SLG: 0.357										3	2	0	0	2	2							
18 Gerardo Parra, L (7.9) OBP: 0.271, SLG: 0.348										0	0	0	0	0	0	0						
27 Mark Reynolds, R (1.5) OBP: 0.359, SLG: 0.533										3	1	0	0	1	2	3						
11 Augie Ojeda, S (7.5)										1	0	0	0	0	0	0						
25 Adam LaRoche, L (1.3) OBP: 0.397, SLG: 0.582										4	3	3	5	0	0	0						
4 Rusty Ryan, R (8.3) OBP: 0.375, SLG: 0.286										1	0	0	0	0	0	0						
24 Chris Young, R (1.8) OBP: 0.233, SLG: 0.483										5	1	0	0	0	1	2						
5 Cole Gillespie, R (1.7) OBP: 0.263, SLG: 0.421										5	2	2	1	0	1	0						
19 Chris Snyder, R (1.2) OBP: 0.371, SLG: 0.500										5	2	2	3	0	1	0						
31 Ian Kennedy, R (1.1) OBP: 0.273, SLG: 0.222										3	0	1	1	0	1	0						
3 Tony Abreu, S (9.3) OBP: 0.333, SLG: 0.387										1	0	0	0	0	1	0						
52 Daniel Stange, R (9.1)										0	0	0	0	0	0	0						
Inning Stats	R: 0 E: 0 K: 1 S: 11	H: 1 LOB: 1 BB: 0 P: 17	R: 0 E: 0 K: 1 S: 8	H: 0 LOB: 0 BB: 0 P: 15	R: 0 E: 0 K: 1 S: 10	H: 1 LOB: 1 BB: 0 P: 15	R: 5 E: 0 K: 2 S: 18	H: 4 LOB: 1 BB: 2 P: 35	R: 1 E: 0 K: 1 S: 11	H: 1 LOB: 0 BB: 0 P: 16	R: 0 E: 0 K: 1 S: 9	H: 1 LOB: 1 BB: 0 P: 14	R: 7 E: 1 K: 2 S: 24	H: 6 LOB: 1 BB: 1 P: 41	R: 0 E: 0 K: 0 S: 6	H: 0 LOB: 0 BB: 0 P: 9	R: 0 E: 0 K: 2 S: 9	H: 0 LOB: 0 BB: 0 P: 11	1B: 8 2B: 2 3B: 0 HR: 4	SF: 1 SAC: 0 DP: 0 HBP: 0	WP: 0 PB: 1 SB: 0 CS: 0	PA: 45
PITCHER	IP WLS BF H R ER SO BB IBB HBP BLK WP HR S P ERA WHIP																					
30 Ted Lilly, L (1.1) ERA: 4.91	5.0 L 24 7 2 6 6 6 2 0 0 0 0 0 3 58 98 10.80 1.800																					
34 Jeff Gray, R (6.1) ERA: 7.11	1.1 7 2 2 2 2 1 0 0 0 0 0 0 13 23 13.50 2.250																					
40 James Russell, L (7.1) ERA: 3.86	0.2 8 5 5 1 1 0 0 0 0 0 0 1 20 32 13.50 7.500																					
64 Justin Berg, R (8.1) ERA: 3.6	1.0 3 0 0 0 0 0 0 0 0 0 0 0 6 9 0.00 0.000																					
45 Sean Marshall, L (9.1) ERA: 3.0	1.0 3 0 0 0 2 0 0 0 0 0 0 0 9 11 0.00 0.000																					
Batter	1	2	3	4	5	6	7	8	9	AB	R	H	RBI	BB	SO	LOB	BOTTOM					
2 Ryan Theriot, R (1.6) OBP: 0.375, SLG: 0.392										4	1	2	1	0	1	0	Arizona Diamondbacks @ Chicago Cubs Wrigley Field, Chicago, IL Thu Apr 29 2010, 1:23 PM - 4:02 PM CDT Att: 36,850 - Partly Cloudy - 71 F					
1 Kosuke Fukudome, L (1.9) OBP: 0.418, SLG: 0.550										4	1	1	4	0	0	1						
25 Derrek Lee, R (1.3) OBP: 0.323, SLG: 0.349										4	0	0	0	0	2	0						
16 Aramis Ramirez, R (1.5) OBP: 0.216, SLG: 0.295										4	0	1	0	0	0	0						
24 Marlon Byrd, R (1.8) OBP: 0.352, SLG: 0.540										3	0	1	0	0	0	0						
64 Justin Berg, R (8.1) OBP: 0.324, SLG: 0.290										0	0	0	0	0	0	0						
22 Xavier Nady, R (8.3) OBP: 0.324, SLG: 0.290										1	0	0	0	0	0	0						
45 Sean Marshall, L (9.1) ERA: 3.0										0	0	0	0	0	0	0						
12 Alfonso Soriano, R (1.7) OBP: 0.338, SLG: 0.478										4	0	0	0	0	2	2						
17 Mike Fontenot, L (1.4) OBP: 0.350, SLG: 0.345										3	1	1	0	0	0	2						
18 Geovany Soto, R (1.2) OBP: 0.500, SLG: 0.480										3	1	0	0	1	1	2						
30 Ted Lilly, L (1.1) ERA: 4.45										0	0	0	0	0	0	0						
9 Chad Tracy, L (5.3) OBP: 0.188, SLG: 0.200										1	0	0	0	0	0	1						
34 Jeff Gray, R (6.1) ERA: 7.11										0	0	0	0	0	0	0						
40 James Russell, L (7.1) ERA: 3.86										0	0	0	0	0	0	0						
21 Tyler Colvin, L (8.8) OBP: 0.404, SLG: 0.659										1	1	0	0	0	1							
Inning Stats	R: 0 E: 0 K: 1 S: 8	H: 0 LOB: 0 BB: 0 P: 11	R: 0 E: 0 K: 0 S: 7	H: 0 LOB: 0 BB: 0 P: 12	R: 1 E: 0 K: 1 S: 9	H: 1 LOB: 1 BB: 0 P: 15	R: 0 E: 0 K: 1 S: 8	H: 0 LOB: 0 BB: 0 P: 13	R: 0 E: 0 K: 1 S: 9	H: 1 LOB: 0 BB: 0 P: 13	R: 0 E: 0 K: 1 S: 7	H: 0 LOB: 0 BB: 0 P: 10	R: 0 E: 0 K: 1 S: 9	H: 2 LOB: 1 BB: 0 P: 13	R: 4 E: 1 K: 0 S: 13	H: 2 LOB: 0 BB: 1 P: 23	R: 0 E: 0 K: 0 S: 6	H: 0 LOB: 0 BB: 0 P: 9	1B: 5 2B: 1 3B: 0 HR: 1	SF: 0 SAC: 1 DP: 1 HBP: 1	WP: 1 PB: 0 SB: 0 CS: 0	PA: 35
PITCHER	IP WLS BF H R ER SO BB IBB HBP BLK WP HR S P ERA WHIP																					
31 Ian Kennedy, R (1.1) ERA: 4.45	8.0 W 32 8 5 4 6 1 0 1 0 0 0 1 70 110 4.50 0.875																					
52 Daniel Stange, R (9.1) ERA: 3.0	1.0 3 0 0 0 0 0 0 0 0 0 0 0 6 9 0.00 0.000																					

AB	41
R	13
H	14
RBI	13
BB	3
SO	11
LOB	11



Batter	1	2	3	4	5	6	7	8	9	AB	R	H	RBI	BB	SO	LOB	TOP					
2 Kelly Johnson, L (1,4) OBP: 0.404, SLG: 0.750	G3-1		F7				K										5 0 1 0 0 2 1					
6 Stephen Drew, L (1,6) OBP: 0.366, SLG: 0.488	K			27 2B	10 2B		K										5 2 2 0 0 3 2					
10 Justin Upton, R (1,9) OBP: 0.314, SLG: 0.360	P3			K				F8									5 0 1 1 0 2 3					
27 Mark Reynolds, R (1,5) OBP: 0.365, SLG: 0.544		K			18 1B												4 1 2 1 0 2 1					
25 Adam LaRoche, L (1,3) OBP: 0.390, SLG: 0.563	G4-3			L4			G3										4 0 1 0 0 0 1					
18 Gerardo Parra, L (1,7) OBP: 0.289, SLG: 0.340	G5-3				5 2B		K										4 1 1 1 0 2 2					
5 Cole Gillespie, R (1,8) OBP: 0.304, SLG: 0.522							G4-3										4 0 2 1 0 0 2					
19 Chris Snyder, R (1,2) OBP: 0.379, SLG: 0.544				G5-3	G5-3												3 1 1 1 1 0 2					
13 Rodrigo Lopez, R (1,1) 3 Tony Abreu, S (7,PH) 55 Blaine Boyer, R (7,1) 22 Aaron Heilman, R (7,1) 57 Kevin Mulvey, R (8,1) 11 Aagje Ojeda, S (8,PH)				K													2 0 0 0 0 0 2 1 1 0 1 0 0 0 0 0 0 1					
Inning Stats	R: 0 E: 0 K: 1 S: 9	H: 0 LOB: 0 BB: 0 P: 14	R: 0 E: 0 K: 1 S: 7	H: 0 LOB: 0 BB: 0 P: 10	R: 0 E: 0 K: 1 S: 9	H: 1 LOB: 1 BB: 0 P: 14	R: 3 E: 0 K: 1 S: 18	H: 4 LOB: 1 BB: 0 P: 25	R: 1 E: 0 K: 3 S: 14	H: 2 LOB: 1 BB: 0 P: 22	R: 0 E: 0 K: 1 S: 7	H: 0 LOB: 0 BB: 0 P: 7	R: 1 E: 0 K: 2 S: 9	H: 1 LOB: 0 BB: 0 P: 12	R: 0 E: 0 K: 1 S: 13	H: 2 LOB: 2 BB: 0 P: 23	R: 0 E: 0 K: 3 S: 17	H: 1 LOB: 2 BB: 1 P: 25	1B: 5 2B: 5 3B: 0 HR: 1	SF: 0 SAC: 0 DP: 0 HBP: 0	WP: 0 PB: 0 SB: 0 CS: 0	PA: 39
PITCHER	IP WLS BF H R ER SO BB IBB HBP BLK WP HR S P ERA WHIP																					
36 Randy Wells, R (1,1) ERA: 3.45	6.0 W 26 8 5 5 8 0 0 0 0 0 0 1 65 94 7.50 1.333																					
43 John Grabow, L (7,1) ERA: 5.23	1.0 H 3 0 0 0 2 0 0 0 0 0 0 0 8 10 0.00 0.000																					
38 Carlos Zambrano, R (8,1) ERA: 6.56	1.0 5 2 0 0 1 0 0 0 0 0 0 0 13 23 0.00 2.000																					
49 Carlos Marmol, R (9,1) ERA: 0.77	1.0 5 1 0 0 3 1 0 0 0 0 0 0 17 25 0.00 2.000																					

Arizona Diamondbacks @ Chicago Cubs
 Wrigley Field, Chicago, IL
 Fri Apr 30 2010, 1:20 PM - 4:22 PM CDT
 Att: 37,800 - Sunny - 78 F

AB	38
R	5
H	11
RBI	5
BB	1
SO	14
LOB	16



Batter	1	2	3	4	5	6	7	8	9	AB	R	H	RBI	BB	SO	LOB	BOTTOM			
2 Ryan Theriot, R (1,6) OBP: 0.370, SLG: 0.386	E5			G4-3													4 1 1 0 0 0 0			
1 Kosuke Fukudome, L (1,9) OBP: 0.443, SLG: 0.641	G4-6-3																3 3 2 1 2 0 1			
25 Derrek Lee, R (1,3) OBP: 0.327, SLG: 0.352	G6-3																5 0 2 1 0 0 3			
16 Aramis Ramirez, R (1,5) OBP: 0.216, SLG: 0.283				G5-3	G6-4-3												4 1 0 1 1 1 5			
21 Tyler Colvin, L (1,8) OBP: 0.365, SLG: 0.600	L8																4 0 0 1 0 2 5			
12 Alfonso Soriano, R (1,7) OBP: 0.358, SLG: 0.542	L7																3 2 2 4 1 0 0			
38 Carlos Zambrano, S (8,1) 49 Carlos Marmol, R (9,1)																	0 0 0 0 0 0 0 0 0 0 0 0 0 0			
17 Mike Fontenot, L (1,4) OBP: 0.344, SLG: 0.356																	4 0 1 1 0 0 3			
18 Geovany Soto, R (1,2) OBP: 0.500, SLG: 0.528																	3 2 1 1 1 1 1			
36 Randy Wells, R (1,1) OBP: 0.333, SLG: 0.364																	2 0 0 0 0 2 1			
43 John Grabow, L (7,1) 24 Marlon Byrd, R (7,PH) 57 Kevin Mulvey, R (8,1)																	0 0 0 0 0 0 0 2 2 2 1 0 0 0			
Inning Stats	R: 0 E: 1 K: 0 S: 5	H: 0 LOB: 0 BB: 0 P: 9	R: 0 E: 0 K: 0 S: 5	H: 0 LOB: 0 BB: 0 P: 10	R: 0 E: 0 K: 1 S: 7	H: 0 LOB: 0 BB: 0 P: 12	R: 1 E: 0 K: 0 S: 10	H: 2 LOB: 0 BB: 0 P: 12	R: 1 E: 0 K: 3 S: 18	H: 2 LOB: 1 BB: 0 P: 25	R: 4 E: 1 K: 0 S: 15	H: 3 LOB: 0 BB: 0 P: 21	R: 3 E: 0 K: 1 S: 19	H: 2 LOB: 3 BB: 4 P: 40	R: 2 E: 1 K: 1 S: 20	H: 2 LOB: 2 BB: 1 P: 33	1B: 5 2B: 2 3B: 0 HR: 4	SF: 1 SAC: 1 DP: 2 HBP: 0	WP: 0 PB: 0 SB: 0 CS: 0	PA: 41
PITCHER	IP WLS BF H R ER SO BB IBB HBP BLK WP HR S P ERA WHIP																			
13 Rodrigo Lopez, R (1,1) ERA: 4.5	6.0 L 25 7 6 2 4 0 0 0 0 0 0 0 2 60 89 3.00 1.167																			
55 Blaine Boyer, R (7,1) ERA: 7.56	0.1 6 2 3 3 0 3 0 0 0 0 0 0 11 27 81.00 15.000																			
22 Aaron Heilman, R (7,1) ERA: 5.59	0.2 3 0 0 0 1 1 0 0 0 0 0 0 8 13 0.00 1.500																			
57 Kevin Mulvey, R (8,1) ERA: 18.0	1.0 7 2 2 2 1 1 0 0 0 0 0 2 20 33 18.00 3.000																			

Arizona Diamondbacks @ Chicago Cubs
 Wrigley Field, Chicago, IL
 Fri Apr 30 2010, 1:20 PM - 4:22 PM CDT
 Att: 37,800 - Sunny - 78 F

AB	34
R	11
H	11
RBI	11
BB	5
SO	6
LOB	19



Batter	1	2	3	4	5	6	7	8	9	AB	R	H	RBI	BB	SO	LOB	TOP					
2 Kelly Johnson, L (1.4) OBP: 0.404, SLG: 0.726										4	0	1	0	1	2	3						
10 Justin Upton, R (1.9) OBP: 0.318, SLG: 0.394										5	1	2	2	0	2	2						
6 Stephen Drew, L (1.6) OBP: 0.347, SLG: 0.461										5	0	0	0	0	3	3						
27 Mark Reynolds, R (1.5) OBP: 0.376, SLG: 0.614										4	2	2	2	1	0	1						
25 Adam LaRoche, L (1.3) OBP: 0.379, SLG: 0.533										4	0	0	0	1	1	3						
24 Chris Young, R (1.8) OBP: 0.340, SLG: 0.484										2	0	1	0	2	0	1						
18 Gerardo Parra, L (1.7) 58 Juan Gutierrez, R (8.1)										4	0	2	0	0	0	2						
19 Chris Snyder, R (1.2) OBP: 0.357, SLG: 0.508										4	0	0	0	0	4	4						
15 Dan Haren, R (1.1) 46 Bob Howry, L (7.1) 5 Cole Gillespie, R (8.7) OBP: 0.333, SLG: 0.522										3	2	2	0	0	0	1						
Inning Stats	R: 0 E: 0 K: 1 S: 12	H: 0 LOB: 1 BB: 1 P: 20	R: 0 E: 0 K: 1 S: 8	H: 1 LOB: 1 BB: 0 P: 11	R: 1 E: 0 K: 1 S: 10	H: 2 LOB: 0 BB: 0 P: 16	R: 1 E: 0 K: 1 S: 10	H: 2 LOB: 1 BB: 1 P: 20	R: 3 E: 0 K: 2 S: 17	H: 3 LOB: 1 BB: 1 P: 29	R: 0 E: 0 K: 1 S: 8	H: 1 LOB: 0 BB: 0 P: 15	R: 0 E: 0 K: 1 S: 11	H: 0 LOB: 0 BB: 0 P: 17	R: 0 E: 0 K: 1 S: 12	H: 0 LOB: 1 BB: 1 P: 21	R: 0 E: 0 K: 3 S: 21	H: 1 LOB: 3 BB: 2 P: 35	1B: 6 2B: 3 3B: 0 HR: 3	SF: 0 SAC: 0 DP: 1 HBP: 0	WP: 1 PB: 0 CS: 1	PA: 41
PITCHER	IP WLS BF H R ER SO BB IBB HBP BLK WP HR S P ERA WHIP	5.0 24 8 5 5 6 3 0 0 0 0 3 57 96 9.00 2.200	1.0 4 1 0 0 1 0 0 0 0 1 0 8 15 0.00 1.000	2.0 W 7 0 0 0 2 1 0 0 0 0 0 23 38 0.00 0.500	1.0 S 6 1 0 0 3 2 0 0 0 0 0 0 21 35 0.00 3.000	PITCHER																

Arizona Diamondbacks @ Chicago Cubs
Wrigley Field, Chicago, IL
Sat May 01 2010, 12:06 PM - 3:12 PM CDT
Att: 40,368 - Cloudy - 67 F

AB	35
R	5
H	10
RBI	4
BB	6
SO	12
LOB	20



Batter	1	2	3	4	5	6	7	8	9	AB	R	H	RBI	BB	SO	LOB	BOTTOM				
2 Ryan Theriot, R (1.6) OBP: 0.381, SLG: 0.390										4	1	2	0	1	0	2					
1 Kosuke Fukudome, L (1.9) OBP: 0.352, SLG: 0.652										4	0	2	1	1	0	2					
25 Derrek Lee, R (1.3) OBP: 0.330, SLG: 0.355										5	1	2	2	0	1	3					
24 Marlon Byrd, R (1.8) OBP: 0.367, SLG: 0.585										5	1	2	0	0	1	5					
16 Aramis Ramirez, R (1.5) OBP: 0.215, SLG: 0.278										5	0	1	1	0	1	4					
12 Alfonso Soriano, R (1.7) 49 Carlos Marmol, R (9.1) OBP: 0.365, SLG: 0.579										4	2	2	2	0	0	1					
17 Mike Fontenot, L (1.4) OBP: 0.333, SLG: 0.355										3	0	1	0	1	1	0					
18 Geovany Soto, R (1.2) 21 Tyler Colvin, L (8.7) OBP: 0.500, SLG: 0.518 OBP: 0.355, SLG: 0.600										3	1	1	1	1	1	1					
52 Carlos Silva, R (1.1) 34 Jeff Gray, R (6.1) 9 Chad Tracy, L (8.9) 45 Sean Marshall, L (7.1) 46 Ryan Dempster, R (8.9) 55 Koyie Hill, S (9.2) OBP: 0.333, SLG: 0.286 OBP: 0.295, SLG: 0.390 OBP: 0.318, SLG: 0.394 OBP: 0.333, SLG: 0.522 OBP: 0.318, SLG: 0.394										0	0	0	0	0	0	0					
Inning Stats	R: 0 E: 0 K: 1 S: 11	H: 1 LOB: 0 BB: 0 P: 17	R: 0 E: 0 K: 0 S: 12	H: 0 LOB: 0 BB: 1 P: 22	R: 1 E: 0 K: 1 S: 13	H: 2 LOB: 2 BB: 1 P: 23	R: 1 E: 1 K: 0 S: 11	H: 3 LOB: 2 BB: 0 P: 16	R: 1 E: 0 K: 0 S: 10	H: 2 LOB: 1 BB: 0 P: 14	R: 0 E: 0 K: 1 S: 13	H: 2 LOB: 2 BB: 0 P: 20	R: 2 E: 0 K: 1 S: 12	H: 2 LOB: 0 BB: 0 P: 20	R: 2 E: 1 K: 1 S: 10	H: 2 LOB: 3 BB: 2 P: 26	1B: 10 2B: 3 3B: 0 HR: 1	SF: 0 SAC: 2 DP: 0 HBP: 0	WP: 1 PB: 0 CS: 1	PA: 42	
PITCHER	IP WLS BF H R ER SO BB IBB HBP BLK WP HR S P ERA WHIP	6.0 29 10 3 3 3 2 0 0 0 0 1 70 112 4.50 2.000	1.0 B 5 2 2 2 1 0 0 0 0 0 1 12 20 18.00 2.000	1.0 L 7 2 2 2 1 2 0 0 0 0 0 0 10 26 18.00 4.000	PITCHER																

Arizona Diamondbacks @ Chicago Cubs
Wrigley Field, Chicago, IL
Sat May 01 2010, 12:06 PM - 3:12 PM CDT
Att: 40,368 - Cloudy - 67 F

AB	35
R	7
H	14
RBI	7
BB	4
SO	5
LOB	19



Batter	1	2	3	4	5	6	7	8	9	AB	R	H	RBI	BB	SO	LOB	TOP							
2 Kelly Johnson, L (1,4) OBP: 0.394, SLG: 0.697										5	1	1	0	0	1	0								
10 Justin Upton, R (1,9) OBP: 0.325, SLG: 0.382										4	1	1	1	1	0	2	0							
6 Stephen Drew, L (1,6) OBP: 0.361, SLG: 0.474										4	1	1	0	1	0	3								
27 Mark Reynolds, R (1,5) OBP: 0.378, SLG: 0.582										4	2	2	1	1	2	1								
25 Adam LaRoche, L (1,3) OBP: 0.391, SLG: 0.538										3	1	1	1	2	1	1								
24 Chris Young, R (1,8) OBP: 0.355, SLG: 0.490										5	0	3	3	0	1	3								
18 Gerardo Parra, L (1,7) OBP: 0.374, SLG: 0.333										5	1	1	0	0	1	4								
19 Chris Snyder, R (1,2) OBP: 0.373, SLG: 0.547										3	1	1	3	2	0	0								
43 César Valdez, R (1,1) OBP: 0.325, SLG: 0.421										2	0	0	0	0	2	2								
3 Tony Abreu, S (6,PH) OBP: 0.325, SLG: 0.421										1	0	0	0	0	0	2								
32 Esmerling Vasquez, R (6,PH) OBP: 0.325, SLG: 0.421										0	0	0	0	0	0	0								
4 Rusty Ryan, R (6,PH) OBP: 0.325, SLG: 0.421										1	1	1	0	0	0	0								
22 Aaron Heilman, R (6,PH) OBP: 0.325, SLG: 0.421										0	0	0	0	0	0	0								
5 Cole Gillespie, R (6,PH) OBP: 0.325, SLG: 0.421										1	0	0	0	0	0	0								
55 Blaine Boyer, R (6,PH) OBP: 0.325, SLG: 0.421										0	0	0	0	0	0	0								
Inning Stats	R: 0 E: 0 K: 1 S: 11	H: 0 LOB: 0 BB: 0 P: 16	R: 1 E: 0 K: 3 S: 17	H: 1 LOB: 2 BB: 2 P: 32	R: 0 E: 0 K: 0 S: 9	H: 0 LOB: 0 BB: 0 P: 18	R: 3 E: 0 K: 2 S: 14	H: 2 LOB: 0 BB: 1 P: 22	R: 0 E: 0 K: 2 S: 8	H: 1 LOB: 1 BB: 0 P: 12	R: 0 E: 0 K: 0 S: 13	H: 1 LOB: 2 BB: 1 P: 24	R: 2 E: 0 K: 1 S: 12	H: 2 LOB: 2 BB: 2 P: 28	R: 3 E: 0 K: 1 S: 16	H: 5 LOB: 2 BB: 0 P: 26	R: 0 E: 0 K: 0 S: 11	H: 0 LOB: 0 BB: 0 P: 18	1B: 9 2B: 2 HR: 1	SF: 0 SAC: 0 DP: 0	WP: 0 PB: 0 SB: 1 CS: 1	PA: 46		
PITCHER	IP: 6.0 WLS: L BF: 27 ERA: 5.53	IP: 0.2 WLS: 5 BF: 2 ERA: 5.23	IP: 0.1 WLS: 2 BF: 1 ERA: 12.27	IP: 2.0 WLS: 11 BF: 5 ERA: 4.61	IP: 0.0 WLS: 0 BF: 0 ERA: 0.00	IP: 0.0 WLS: 0 BF: 0 ERA: 0.00	IP: 0.0 WLS: 0 BF: 0 ERA: 0.00	IP: 0.0 WLS: 0 BF: 0 ERA: 0.00	IP: 0.0 WLS: 0 BF: 0 ERA: 0.00	IP: 0.0 WLS: 0 BF: 0 ERA: 0.00	IP: 0.0 WLS: 0 BF: 0 ERA: 0.00	IP: 0.0 WLS: 0 BF: 0 ERA: 0.00	IP: 0.0 WLS: 0 BF: 0 ERA: 0.00	IP: 0.0 WLS: 0 BF: 0 ERA: 0.00	IP: 0.0 WLS: 0 BF: 0 ERA: 0.00	IP: 0.0 WLS: 0 BF: 0 ERA: 0.00	IP: 0.0 WLS: 0 BF: 0 ERA: 0.00	IP: 0.0 WLS: 0 BF: 0 ERA: 0.00	IP: 0.0 WLS: 0 BF: 0 ERA: 0.00	IP: 0.0 WLS: 0 BF: 0 ERA: 0.00	IP: 0.0 WLS: 0 BF: 0 ERA: 0.00	IP: 0.0 WLS: 0 BF: 0 ERA: 0.00	IP: 0.0 WLS: 0 BF: 0 ERA: 0.00	IP: 0.0 WLS: 0 BF: 0 ERA: 0.00

Arizona Diamondbacks @ Houston Astros
Minute Maid Park, Houston, TX
Mon May 03 2010, 7:09 PM - 10:22 PM CDT
Att: 20,370 - Clear - 90 F

AB	38
R	9
H	12
RBI	9
BB	6
SO	10
LOB	16

Batter	1	2	3	4	5	6	7	8	9	AB	R	H	RBI	BB	SO	LOB	BOTTOM							
21 Michael Bourn, L (1,8) OBP: 0.414, SLG: 0.407										4	1	2	0	1	0	3								
8 Jeff Keppinger, R (1,4) OBP: 0.341, SLG: 0.364										4	0	0	0	0	0	5								
38 Brian Moehler, R (8,1) OBP: 0.200, SLG: 0.550										0	0	0	0	0	0	0								
4 Jason Michaels, R (6,PH) OBP: 0.200, SLG: 0.550										1	0	0	0	0	0	1								
45 Carlos Lee, R (1,7) OBP: 0.235, SLG: 0.247										4	0	1	1	0	0	1								
17 Lance Berkman, S (1,3) OBP: 0.333, SLG: 0.439										3	0	1	0	1	1	0								
77 Pedro Feliz, R (1,5) OBP: 0.250, SLG: 0.341										4	0	1	0	0	0	3								
18 Cory Sullivan, L (1,9) OBP: 0.222, SLG: 0.240										4	0	2	0	0	2	0								
12 Tommy Manzella, R (1,6) OBP: 0.262, SLG: 0.246										3	0	0	0	1	2	3								
55 Humberto Quintero, R (1,2) OBP: 0.220, SLG: 0.275										4	0	1	0	0	1	0								
52 Felipe Paulino, R (1,1) OBP: 0.500, SLG: 0.571										1	0	0	0	0	0	0								
48 Tim Lincecum, L (7,1) OBP: 0.325, SLG: 0.382										0	0	0	0	0	0	0								
63 Sammy Gervacio, R (7,1) OBP: 0.325, SLG: 0.382										0	0	0	0	0	0	0								
3 Kazuo Matsui, S (7,PH) OBP: 0.244, SLG: 0.190										2	0	0	0	0	0	0								
Inning Stats	R: 1 E: 0 K: 0 S: 20	H: 1 LOB: 1 BB: 2 P: 33	R: 0 E: 0 K: 1 S: 14	H: 1 LOB: 3 BB: 1 P: 24	R: 0 E: 0 K: 1 S: 9	H: 2 LOB: 0 BB: 0 P: 14	R: 0 E: 0 K: 0 S: 8	H: 0 LOB: 0 BB: 0 P: 13	R: 0 E: 0 K: 0 S: 8	H: 1 LOB: 1 BB: 0 P: 12	R: 0 E: 0 K: 1 S: 9	H: 0 LOB: 0 BB: 0 P: 13	R: 0 E: 0 K: 0 S: 10	H: 1 LOB: 1 BB: 0 P: 15	R: 0 E: 0 K: 2 S: 10	H: 1 LOB: 1 BB: 0 P: 14	R: 0 E: 0 K: 1 S: 15	H: 1 LOB: 0 BB: 0 P: 25	1B: 5 2B: 3 HR: 0	SF: 0 SAC: 0 DP: 1	WP: 0 PB: 0 SB: 1 CS: 0	PA: 38		
PITCHER	IP: 5.0 WLS: W BF: 23 ERA: 1.8	IP: 2.0 WLS: H BF: 7 ERA: 3.12	IP: 1.0 WLS: 4 BF: 1 ERA: 5.06	IP: 1.0 WLS: 4 BF: 1 ERA: 6.75	IP: 0.0 WLS: 0 BF: 0 ERA: 0.00	IP: 0.0 WLS: 0 BF: 0 ERA: 0.00	IP: 0.0 WLS: 0 BF: 0 ERA: 0.00	IP: 0.0 WLS: 0 BF: 0 ERA: 0.00	IP: 0.0 WLS: 0 BF: 0 ERA: 0.00	IP: 0.0 WLS: 0 BF: 0 ERA: 0.00	IP: 0.0 WLS: 0 BF: 0 ERA: 0.00	IP: 0.0 WLS: 0 BF: 0 ERA: 0.00	IP: 0.0 WLS: 0 BF: 0 ERA: 0.00	IP: 0.0 WLS: 0 BF: 0 ERA: 0.00	IP: 0.0 WLS: 0 BF: 0 ERA: 0.00	IP: 0.0 WLS: 0 BF: 0 ERA: 0.00	IP: 0.0 WLS: 0 BF: 0 ERA: 0.00	IP: 0.0 WLS: 0 BF: 0 ERA: 0.00	IP: 0.0 WLS: 0 BF: 0 ERA: 0.00	IP: 0.0 WLS: 0 BF: 0 ERA: 0.00	IP: 0.0 WLS: 0 BF: 0 ERA: 0.00	IP: 0.0 WLS: 0 BF: 0 ERA: 0.00	IP: 0.0 WLS: 0 BF: 0 ERA: 0.00	IP: 0.0 WLS: 0 BF: 0 ERA: 0.00

Arizona Diamondbacks @ Houston Astros
Minute Maid Park, Houston, TX
Mon May 03 2010, 7:09 PM - 10:22 PM CDT
Att: 20,370 - Clear - 90 F

AB	34
R	1
H	8
RBI	1
BB	3
SO	6
LOB	16

Batter	1	2	3	4	5	6	7	8	9	AB	R	H	RBI	BB	SO	LOB	TOP			
2 Kelly Johnson, L OBP: 0.389, SLG: 0.677			G4-3		F7		K			4	0	1	0	0	1	2				
6 Stephen Drew, L OBP: 0.348, SLG: 0.455	F8		L4		G4-3			L7		4	0	0	0	0	0	1				
10 Justin Upton, R OBP: 0.322, SLG: 0.406	K		HR			P4		G1-3		4	1	1	1	0	1	1				
27 Mark Reynolds, R OBP: 0.365, SLG: 0.558	F8		K			F8		P2		4	0	0	0	0	1	1				
25 Adam LaRoche, L OBP: 0.395, SLG: 0.537		G4-3			F8				G4-3	4	0	1	0	0	1	0				
24 Chris Young, R OBP: 0.360, SLG: 0.485		K							G6-3	3	0	1	0	1	1	1				
18 Gerardo Parra, L OBP: 0.273, SLG: 0.328		G4-3							G6-3	4	0	1	0	0	0	2				
19 Chris Snyder, R OBP: 0.385, SLG: 0.538										1	0	0	0	2	1	2				
31 Ian Kennedy, R OBP: 0.214, SLG: 0.167										3	0	0	0	0	2	4				
58 Juan Gutierrez, R OBP: 0.281, SLG: 0.209										0	0	0	0	0	0	0				
50 Chad Qualls, R OBP: 0.333, SLG: 0.404										0	0	0	0	0	0	0				
Inning Stats	R: 0 H: 1 E: 0 K: 1 S: 11	H: 1 LOB: 1 BB: 0 P: 19	R: 0 H: 1 E: 0 K: 1 S: 15	H: 1 LOB: 2 BB: 1 P: 23	R: 1 H: 1 E: 0 K: 1 S: 9	H: 1 LOB: 0 BB: 0 P: 15	R: 0 H: 1 E: 0 K: 2 S: 11	H: 1 LOB: 1 BB: 1 P: 22	R: 0 H: 0 E: 0 K: 0 S: 5	H: 0 LOB: 0 BB: 0 P: 9	R: 0 H: 1 E: 0 K: 2 S: 13	H: 2 LOB: 1 BB: 1 P: 20	R: 0 H: 0 E: 0 K: 0 S: 8	H: 0 LOB: 0 BB: 0 P: 12	R: 0 H: 0 E: 0 K: 0 S: 5	H: 0 LOB: 0 BB: 0 P: 6	1B: 3 2B: 1 3B: 0 HR: 1	SF: 0 SAC: 0 DP: 0 HBP: 0	WP: 0 PB: 0 SB: 2 CS: 0	PA: 35
PITCHER	IP WLS BF H R ER SO BB IBB HBP BLK WP HR S P ERA WHIP																			
44 Roy Oswalt, R ERA: 2.48	7.0 L 28 5 1 1 8 2 1 0 0 0 1 69 114 1.29 1.000																			
37 Brandon Lyon, R ERA: 4.75	1.0 3 0 0 0 0 0 0 0 0 0 0 8 12 0.00 0.000																			
22 Matt Lindstrom, R ERA: 2.45	1.0 3 0 0 0 0 0 0 0 0 0 0 5 6 0.00 0.000																			

Arizona Diamondbacks @ Houston Astros
Minute Maid Park, Houston, TX
Tue May 04 2010, 7:08 PM - 9:46 PM CDT
Att: 22,661 - Clear - 86 F

livebaseballscorecards.com

AB 31
R 1
H 5
RBI 1
BB 3
SO 8
LOB 14

Batter	1	2	3	4	5	6	7	8	9	AB	R	H	RBI	BB	SO	LOB	BOTTOM			
21 Michael Bourn, L OBP: 0.412, SLG: 0.416	G4-3		G6-3		G4-3		SH1-3			3	0	1	0	0	0	2				
8 Jeff Keppinger, R OBP: 0.326, SLG: 0.346	G4-3		G3		F8		G5-3			4	0	0	0	0	0	2				
45 Carlos Lee, R OBP: 0.245, SLG: 0.250			F8				G6-3			3	0	1	0	1	0	1				
17 Lance Berkman, S OBP: 0.308, SLG: 0.400			F8		F8					4	0	0	0	0	2	3				
9 Hunter Pence, R OBP: 0.240, SLG: 0.301					K					4	0	1	0	0	2	2				
77 Pedro Feliz, R OBP: 0.250, SLG: 0.337		F7								4	0	1	0	0	0	1				
22 Matt Lindstrom, R OBP: 0.285, SLG: 0.250										0	0	0	0	0	0	0				
12 Tommy Manzella, R OBP: 0.265, SLG: 0.250		F8			SH2-3					3	0	1	0	0	1	0				
55 Humberto Quintero, R OBP: 0.250, SLG: 0.286										2	0	1	0	1	1	1				
18 Cory Sullivan, L OBP: 0.214, SLG: 0.231										1	0	0	0	0	0	0				
44 Roy Oswalt, R OBP: 0.300, SLG: 0.222										2	0	1	0	0	0	2				
3 Kazuo Matsui, S OBP: 0.281, SLG: 0.209										1	0	1	0	0	0	0				
37 Brandon Lyon, R OBP: 0.281, SLG: 0.209										0	0	0	0	0	0	0				
27 Geoff Blum, S OBP: 0.333, SLG: 0.404										1	0	0	0	0	0	0				
Inning Stats	R: 0 H: 1 E: 0 K: 1 S: 17	H: 2 LOB: 2 BB: 0 P: 25	R: 0 H: 0 E: 0 K: 0 S: 19	H: 0 LOB: 0 BB: 0 P: 25	R: 0 H: 0 E: 0 K: 1 S: 9	H: 1 LOB: 1 BB: 1 P: 13	R: 0 H: 1 E: 0 K: 0 S: 6	H: 1 LOB: 1 BB: 0 P: 10	R: 0 H: 2 E: 0 K: 1 S: 9	H: 0 LOB: 0 BB: 0 P: 12	R: 0 H: 1 E: 0 K: 0 S: 11	H: 1 LOB: 1 BB: 0 P: 16	R: 0 H: 0 E: 0 K: 2 S: 8	H: 0 LOB: 0 BB: 0 P: 12	R: 0 H: 0 E: 0 K: 1 S: 8	H: 0 LOB: 0 BB: 0 P: 12	1B: 7 2B: 1 3B: 0 HR: 0	SF: 0 SAC: 2 DP: 0 HBP: 0	WP: 0 PB: 0 SB: 0 CS: 1	PA: 36
PITCHER	IP WLS BF H R ER SO BB IBB HBP BLK WP HR S P ERA WHIP																			
31 Ian Kennedy, R ERA: 3.85	6.2 W 29 8 0 0 0 3 1 1 0 0 0 74 110 0.00 1.350																			
58 Juan Gutierrez, R ERA: 5.84	1.1 H 4 0 0 0 2 0 0 0 0 0 0 11 15 0.00 0.000																			
50 Chad Qualls, R ERA: 7.36	1.0 S 3 0 0 0 1 0 0 0 0 0 0 8 12 0.00 0.000																			

Arizona Diamondbacks @ Houston Astros
Minute Maid Park, Houston, TX
Tue May 04 2010, 7:08 PM - 9:46 PM CDT
Att: 22,661 - Clear - 86 F

livebaseballscorecards.com

AB 32
R 0
H 8
RBI 0
BB 2
SO 6
LOB 14

Batter	1	2	3	4	5	6	7	8	9	AB	R	H	RBI	BB	SO	LOB	TOP								
2 Kelly Johnson, L (1,4) OBP: 0.372, SLG: 0.643										5	0	0	0	0	0	4	Arizona Diamondbacks @ Houston Astros Minute Maid Park, Houston, TX Wed May 05 2010, 7:05 PM - 9:29 PM CDT Att: 21,030 - Clear - 89 F								
6 Stephen Drew, L (1,6) OBP: 0.353, SLG: 0.476										4	0	2	0	0	0	0									
10 Justin Upton, R (1,9) OBP: 0.312, SLG: 0.391										4	0	0	0	0	2	2									
27 Mark Reynolds, R (1,5) OBP: 0.361, SLG: 0.545										4	1	1	0	0	2	2									
25 Adam LaRoche, L (1,3) OBP: 0.380, SLG: 0.518										3	0	0	0	1	0	1									
24 Chris Young, R (1,8) OBP: 0.356, SLG: 0.486										4	1	1	0	0	1	3									
18 Gerardo Parra, L (1,7) OBP: 0.286, SLG: 0.382										4	0	2	2	0	0	0									
19 Chris Snyder, R (1,2) OBP: 0.402, SLG: 0.537										2	0	1	0	2	1	0									
11 Augie Ojeda, S (9, PR) OBP: 0.167, SLG: 0.100										0	0	0	0	0	0	0									
28 John Hester, R (9, 2) OBP: 0.333, SLG: 0.333										0	0	0	0	0	0	0									
13 Rodrigo Lopez, R (1,1) OBP: 0.143, SLG: 0.143										2	0	0	0	0	0	2									
22 Aaron Heilman, R (8, 1) OBP: 0.455, SLG: 0.550										0	0	0	0	0	0	0									
4 Rusty Ryal, R (9, PH) OBP: 0.455, SLG: 0.550										1	0	1	0	0	0	0									
58 Juan Gutierrez, R (9, 1) OBP: 0.333, SLG: 0.333										0	0	0	0	0	0	0									
Inning Stats	R: 0 E: 0 K: 0 S: 6	H: 0 LOB: 0 BB: 0 P: 10	R: 1 E: 0 K: 0 S: 11	H: 2 LOB: 2 BB: 1 P: 18	R: 0 E: 0 K: 1 S: 11	H: 1 LOB: 1 BB: 0 P: 18	R: 1 E: 0 K: 0 S: 18	H: 2 LOB: 2 BB: 1 P: 30	R: 0 E: 0 K: 3 S: 12	H: 1 LOB: 2 BB: 1 P: 22	R: 0 E: 0 K: 1 S: 7	H: 0 LOB: 0 BB: 0 P: 11	R: 0 E: 0 K: 1 S: 10	H: 0 LOB: 0 BB: 0 P: 15	R: 0 E: 0 K: 0 S: 5	H: 0 LOB: 0 BB: 0 P: 5	R: 0 E: 0 K: 0 S: 10	H: 2 LOB: 1 BB: 0 P: 15	1B: 3 2B: 4 3B: 1 HR: 0	SF: 0 SAC: 1 DP: 1 HBP: 0	WP: 0 PB: 0 SB: 0 CS: 0	PA: 37			
PITCHER	IP	WLS	BF	H	R	ER	SO	BB	IBB	HBP	BLK	WP	HR	S	P	ERA	WHIP								
39 Brett Myers, R (1, 1) ERA: 3.6	7.0		30	6	2	2	6	2	1	0	0	0	0	75	124	2.57	1.143								
37 Brandon Lyon, R (8, 1) ERA: 4.38	1.0		3	0	0	0	0	0	0	0	0	0	0	5	5	0.00	0.000								
22 Matt Lindstrom, R (9, 1) ERA: 2.25	1.0	W	4	2	0	0	0	0	0	0	0	0	0	10	15	0.00	2.000								

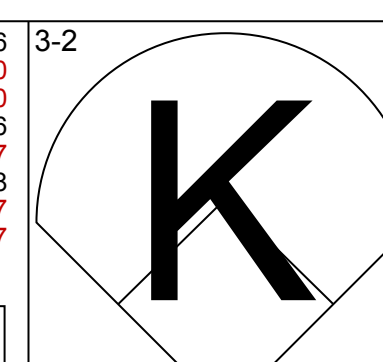
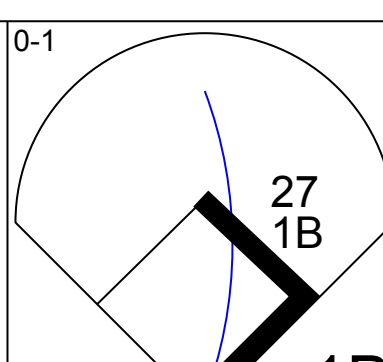
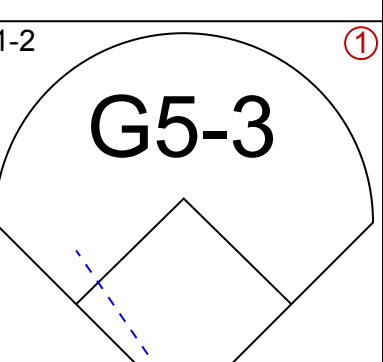
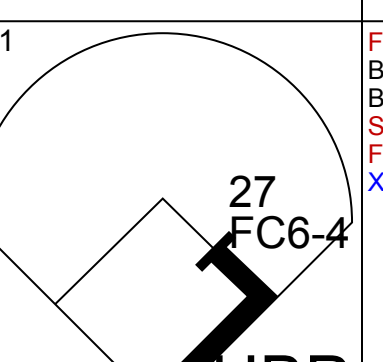
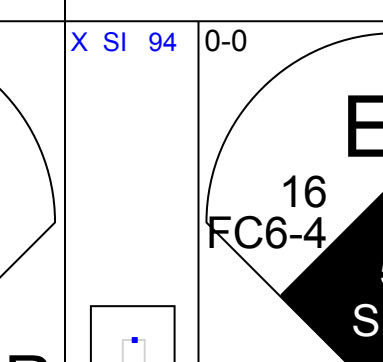
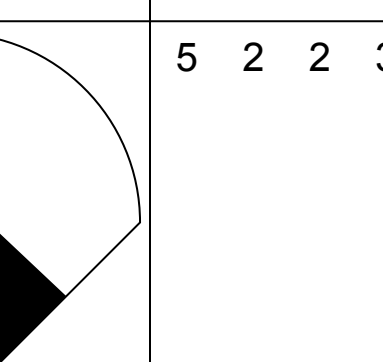
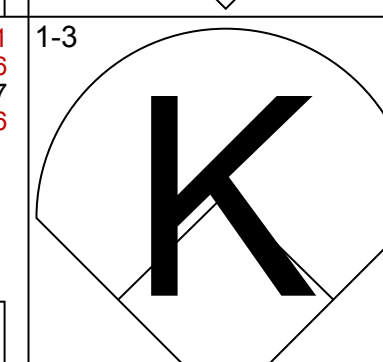
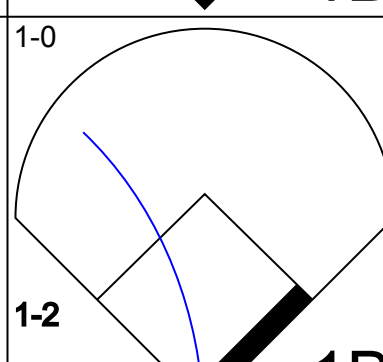
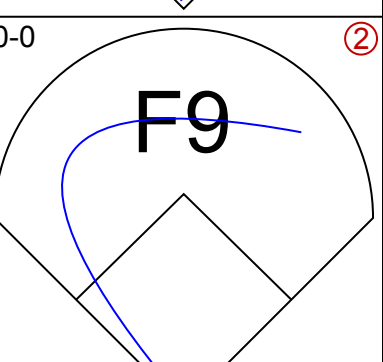
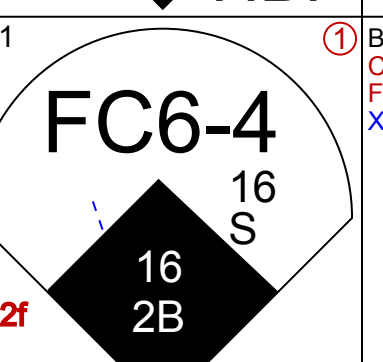
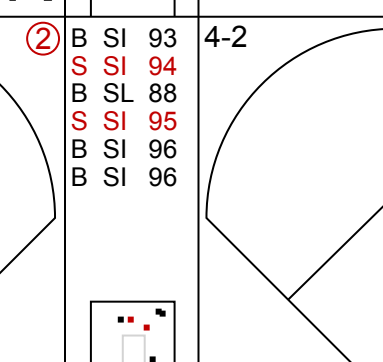
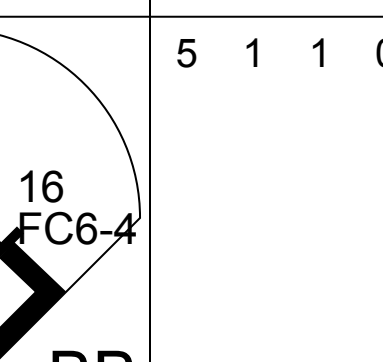
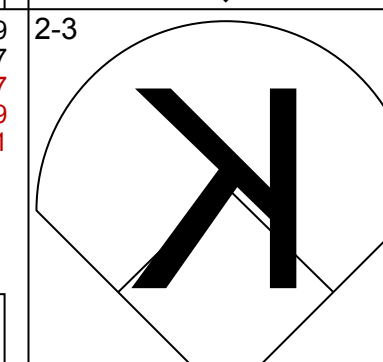
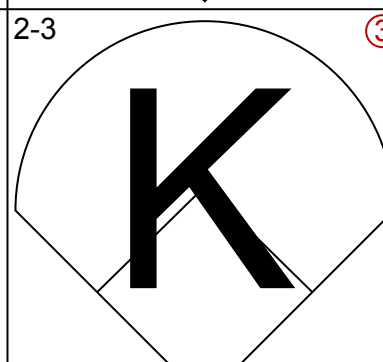
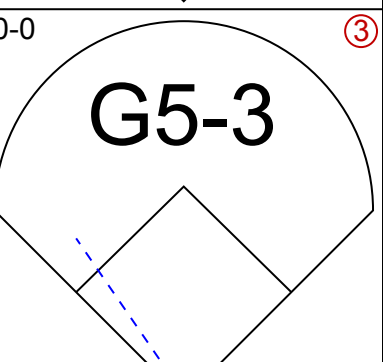
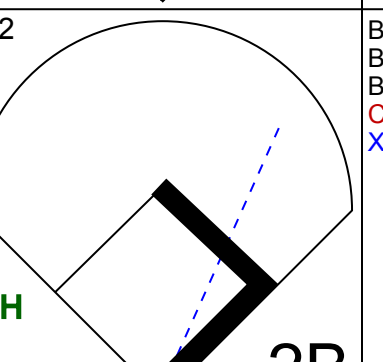
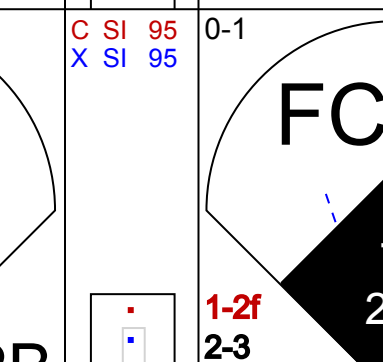
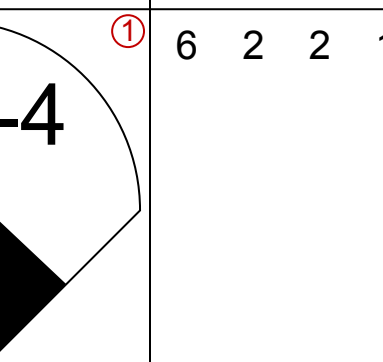
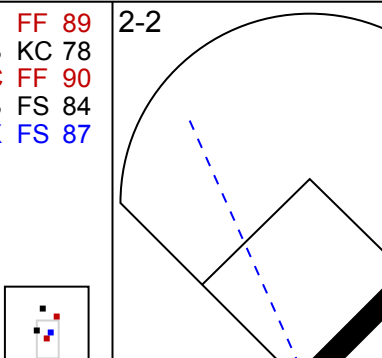
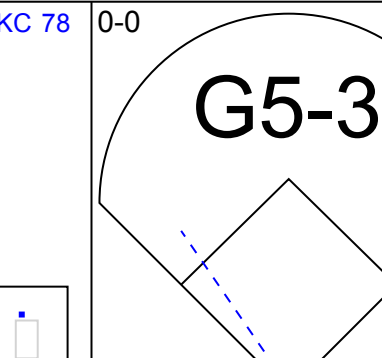
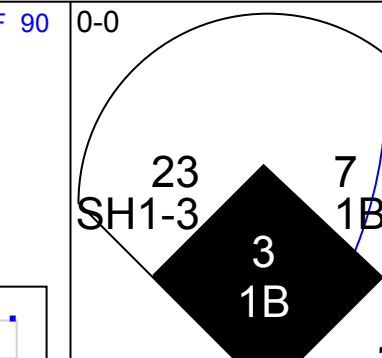
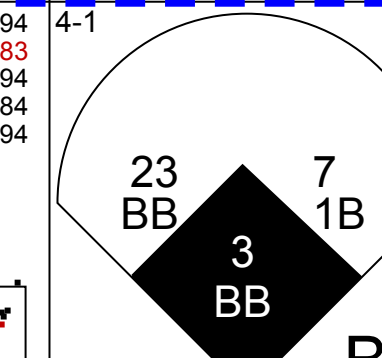


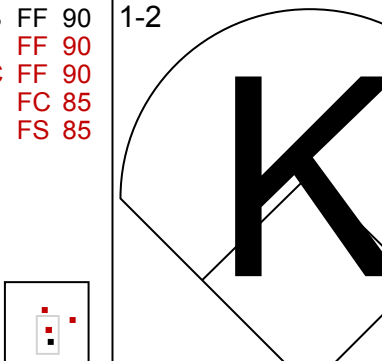
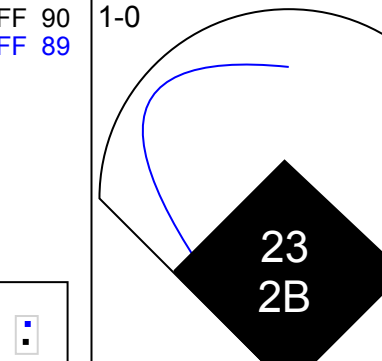
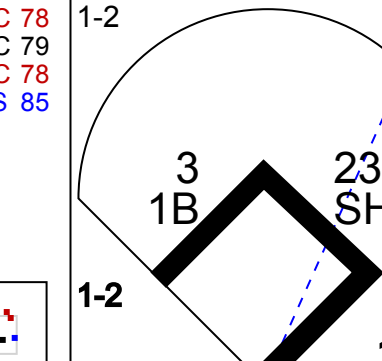
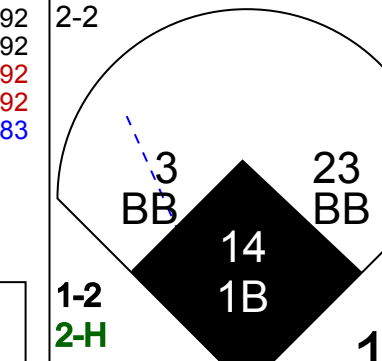





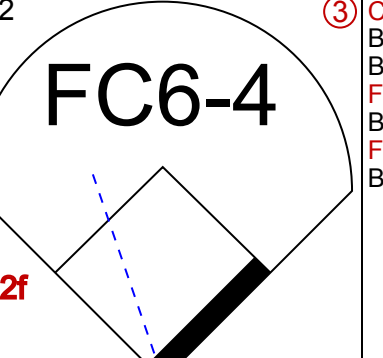
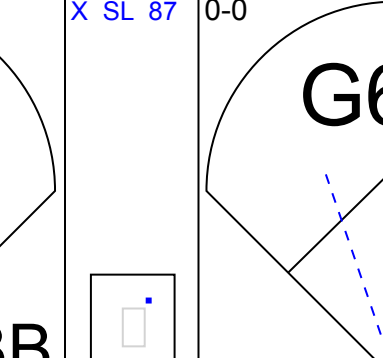
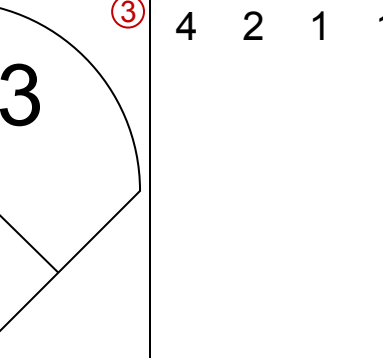







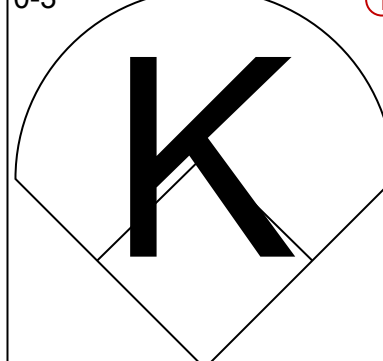


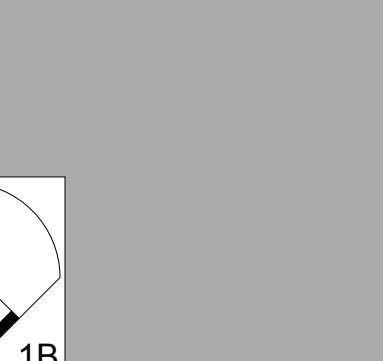





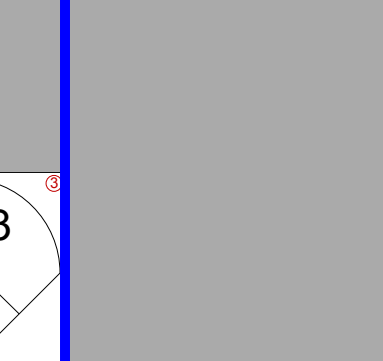


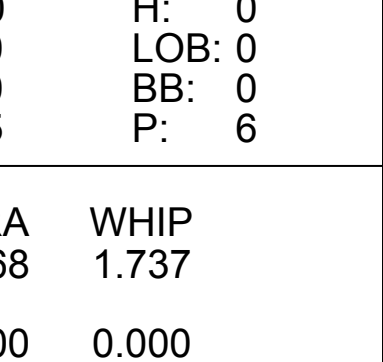
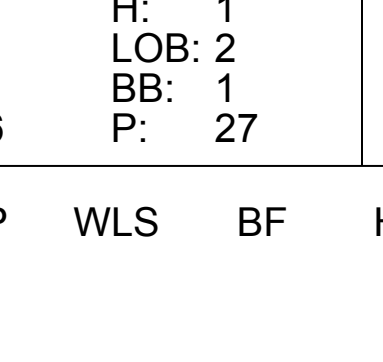
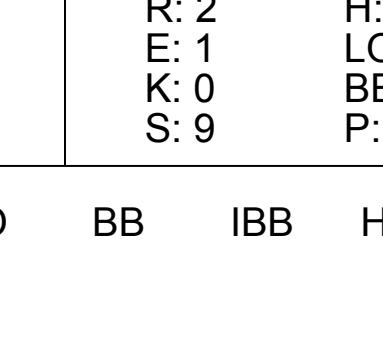
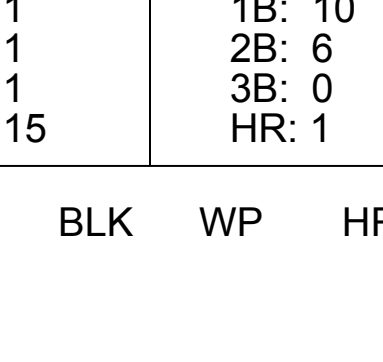

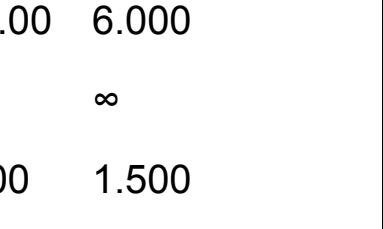



Batter	1	2	3	4	5	6	7	8	9	AB	R	H	RBI	BB	SO	LOB	BOTTOM								
21 Michael Bourn, L (1,8) OBP: 0.396, SLG: 0.398										4	0	0	0	0	1	0	Arizona Diamondbacks @ Houston Astros Minute Maid Park, Houston, TX Wed May 05 2010, 7:05 PM - 9:29 PM CDT Att: 21,030 - Clear - 89 F								
3 Kazuo Matsui, S (1,4) OBP: 0.280, SLG: 0.196										3	1	0	0	1	0	0									
45 Carlos Lee, R (1,7) OBP: 0.245, SLG: 0.280										4	1	1	2	0	0	0									
17 Lance Berkman, S (1,3) OBP: 0.327, SLG: 0.404										2	0	1	0	1	1	0									
9 Hunter Pence, R (1,9) OBP: 0.242, SLG: 0.302										3	0	1	0	0	0	2									
77 Pedro Feliz, R (1,5) OBP: 0.242, SLG: 0.326										3	1	0	0	0	0	2									
12 Tommy Manzella, R (1,6) OBP: 0.268, SLG: 0.299										3	1	1	2	0	1	1									
36 Kevin Cash, R (1,2) OBP: 0.207, SLG: 0.222										2	0	0	0	0	2	0									
18 Cory Sullivan, L (8, PH) OBP: 0.207, SLG: 0.222										1	0	0	0	0	0	0									
55 Humberto Quintero, R (9, 2) OBP: 0.250, SLG: 0.256										0	0	0	0	0	0	0									
39 Brett Myers, R (1, 1) OBP: 0.083, SLG: 0.083										2	0	0	0	0	0	0									
37 Brandon Lyon, R (8, 1) OBP: 0.327, SLG: 0.396										0	0	0	0	0	0	0									
27 Geoff Blum, S (8, PH) OBP: 0.327, SLG: 0.396										1	0	0	0	0	0	0									
22 Matt Lindstrom, R (9, 1) ERA: 7.3										0	0	0	0	0	0	0									
Inning Stats	R: 0 E: 0 K: 0 S: 9	H: 0 LOB: 0 BB: 0 P: 13	R: 2 E: 0 K: 1 S: 14	H: 2 LOB: 0 BB: 0 P: 20	R: 0 E: 0 K: 0 S: 9	H: 0 LOB: 0 BB: 0 P: 12	R: 0 E: 0 K: 1 S: 11	H: 1 LOB: 1 BB: 0 P: 15	R: 0 E: 0 K: 2 S: 8	H: 0 LOB: 0 BB: 0 P: 13	R: 0 E: 0 K: 0 S: 9	H: 0 LOB: 0 BB: 0 P: 11	R: 0 E: 0 K: 0 S: 9	H: 0 LOB: 1 BB: 1 P: 16	R: 0 E: 0 K: 1 S: 11	H: 0 LOB: 0 BB: 0 P: 15	R: 0 E: 0 K: 0 S: 11	H: 0 LOB: 0 BB: 0 P: 15	R: 2 E: 0 K: 0 S: 2	H: 1 LOB: 0 BB: 1 P: 6	1B: 2 2B: 0 3B: 0 HR: 2	SF: 0 SAC: 0 DP: 1 HBP: 0	WP: 0 PB: 0 SB: 0 CS: 0	PA: 30	
PITCHER	IP	WLS	BF	H	R	ER	SO	BB	IBB	HBP	BLK	WP	HR	S	P	ERA	WHIP								
13 Rodrigo Lopez, R (1, 1) ERA: 4.14	7.0		25	3	2	2	4	1	0	0	0	0	0	69	100	2.57	0.571								
22 Aaron Heilman, R (8, 1) ERA: 4.63	1.0		3	0	0	0	1	0	0	0	0	0	0	11	15	0.00	0.000								
58 Juan Gutierrez, R (9, 1) ERA: 7.3	0.0	L	2	1	2	2	0	1	0	0	0	0	1	2	6	∞	∞								

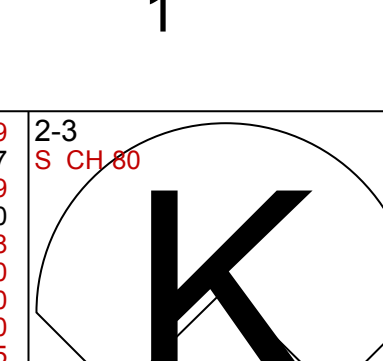
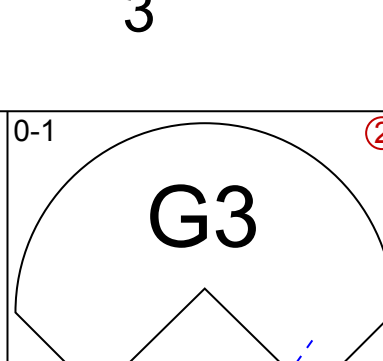

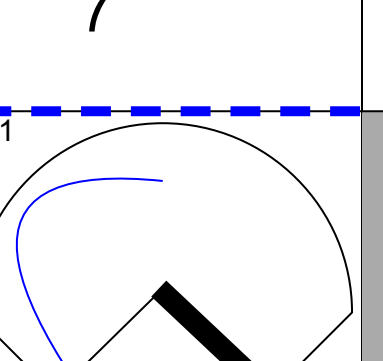

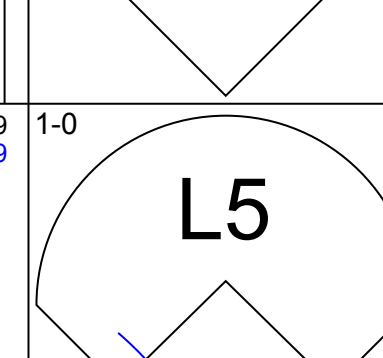
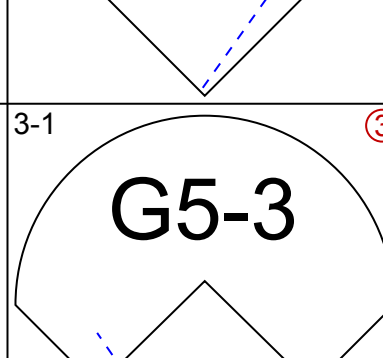

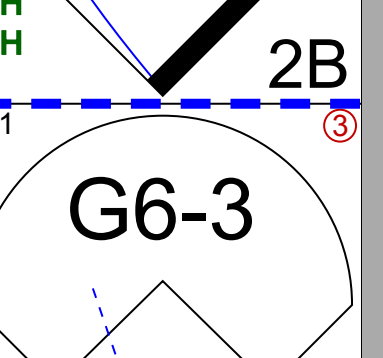
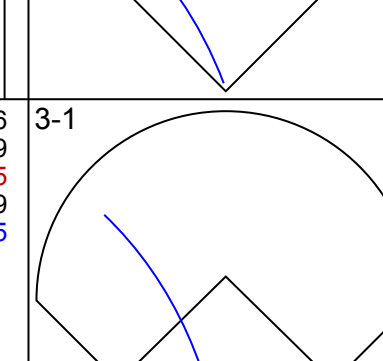
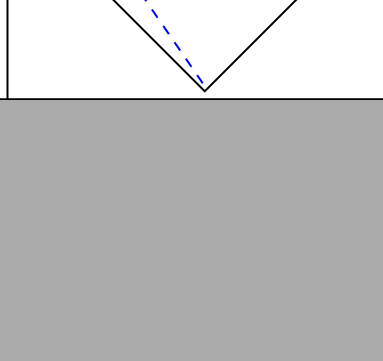

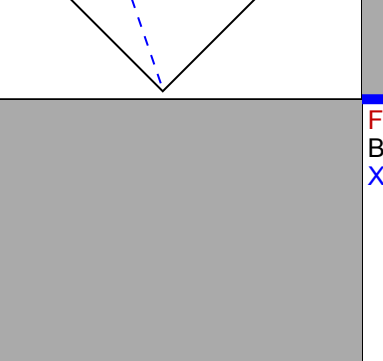
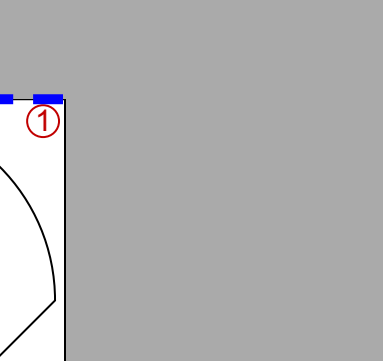
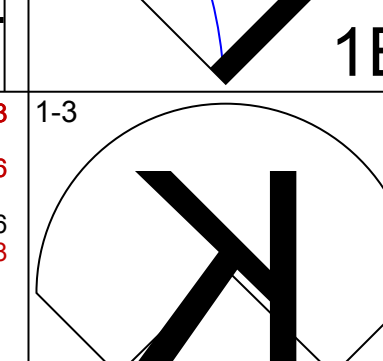



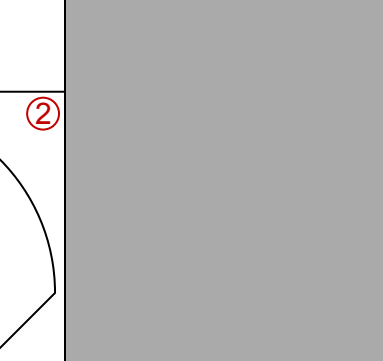
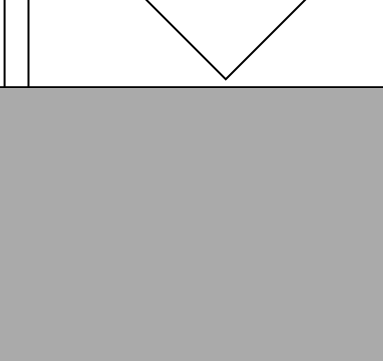


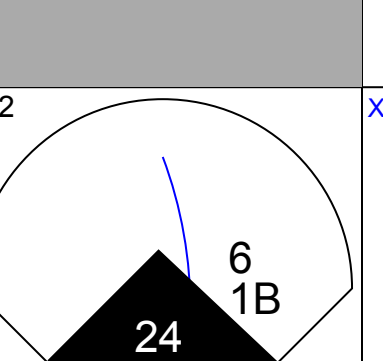
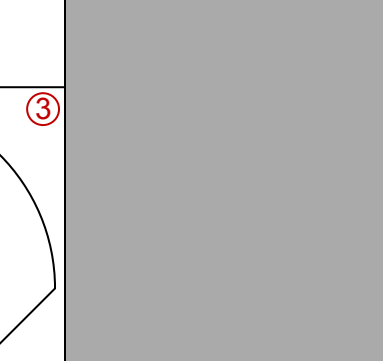


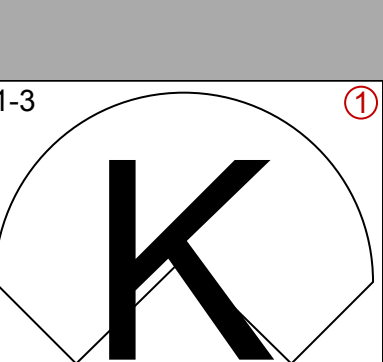
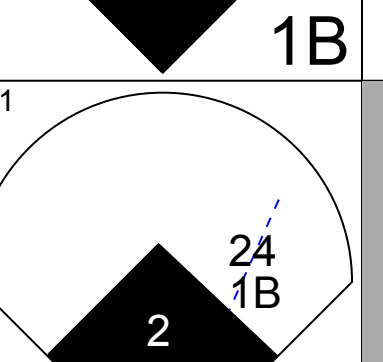
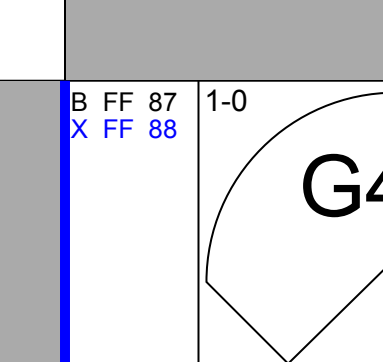


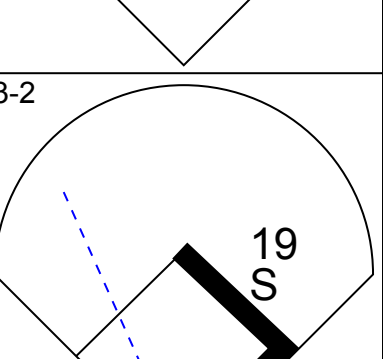
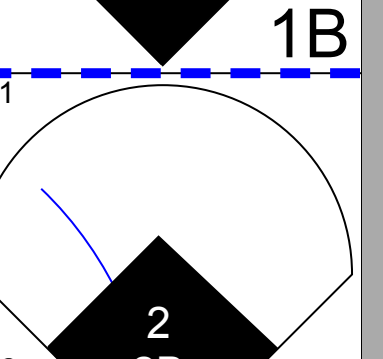
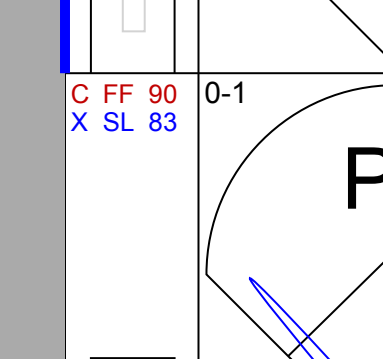


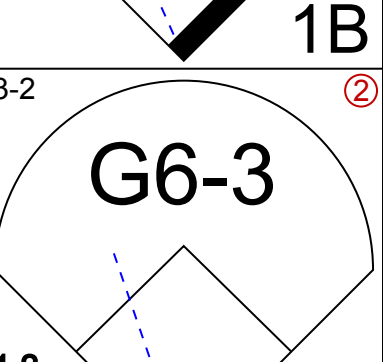
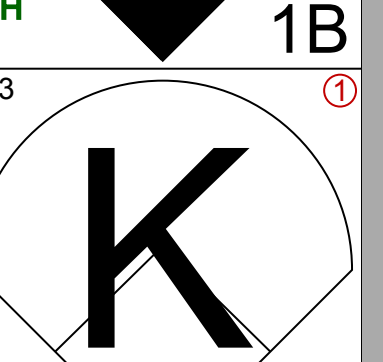
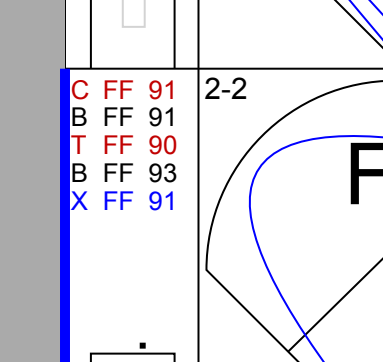

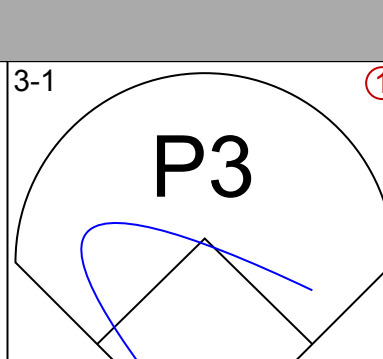
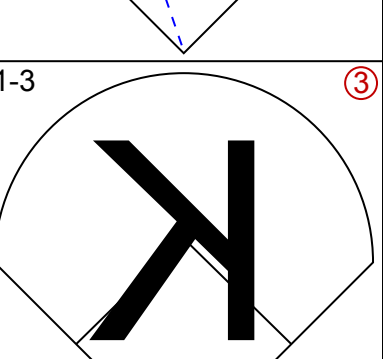
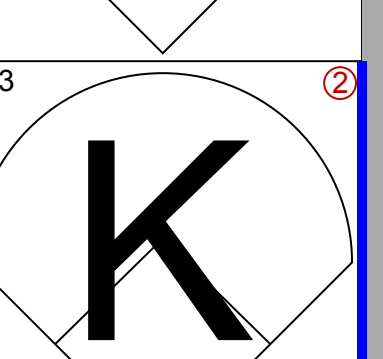
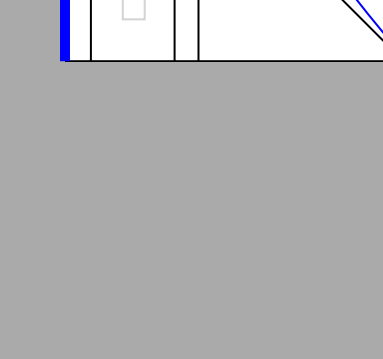
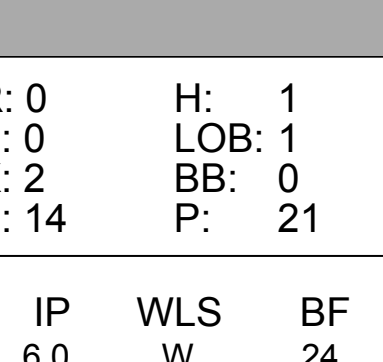
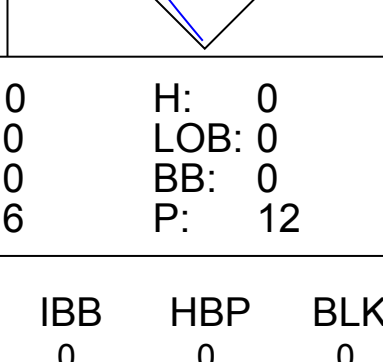
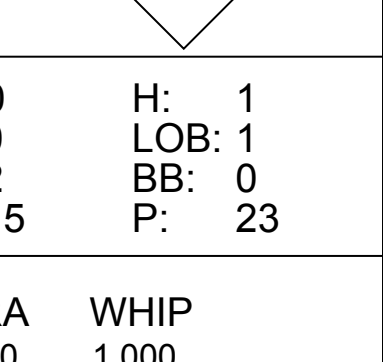
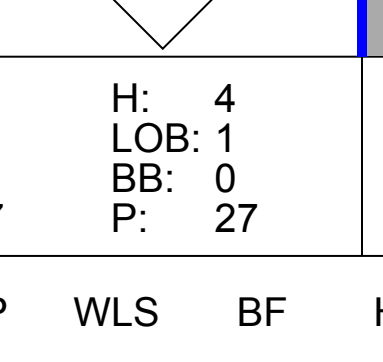
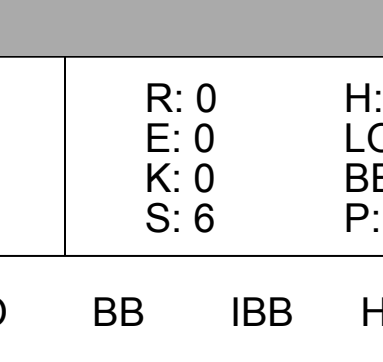







Batter	1	2	3	4	5	6	7	8	9	AB	R	H	RBI	BB	SO	LOB	TOP										
2 Kelly Johnson, L (1.4) OBP: 0.381, SLG: 0.667										4	2	2	1	0	0	1	Arizona Diamondbacks @ Houston Astros Minute Maid Park, Houston, TX Thu May 06 2010, 7:07 PM - 9:38 PM CDT Att: 21,019 - Partly Cloudy - 81 F										
3 Tony Abreu, S (1.6) OBP: 0.378, SLG: 0.488										5	1	4	1	0	0	1											
10 Justin Upton, R (1.9) OBP: 0.315, SLG: 0.386										4	1	1	1	1	0	3											
27 Mark Reynolds, R (1.5) OBP: 0.355, SLG: 0.529										3	0	0	1	1	0	2											
25 Adam LaRoche, L (1.3) OBP: 0.385, SLG: 0.539										4	1	2	0	0	2	2											
24 Chris Young, R (1.8) OBP: 0.381, SLG: 0.486										4	0	2	1	0	1	2											
4 Rusty Ryan, R (1.7) 18 Gerardo Parra, L (7.7) OBP: 0.282, SLG: 0.377										3	0	1	1	0	1	2											
19 Chris Snyder, R (1.2) OBP: 0.384, SLG: 0.507										4	0	0	0	0	3	2											
15 Dan Haren, R (1.1) OBP: 0.455, SLG: 0.591										4	1	1	0	0	0	1											
Inning Stats	R: 1 E: 0 K: 1 S: 10	H: 2 LOB: 1 BB: 1 P: 19	R: 0 E: 0 K: 2 S: 9	H: 1 LOB: 1 BB: 0 P: 12	R: 3 E: 0 K: 0 S: 13	H: 4 LOB: 1 BB: 0 P: 26	R: 1 E: 0 K: 1 S: 11	H: 2 LOB: 1 BB: 0 P: 17	R: 1 E: 0 K: 1 S: 17	H: 2 LOB: 1 BB: 0 P: 23	R: 0 E: 0 K: 0 S: 5	H: 1 LOB: 0 BB: 0 P: 8	R: 0 E: 0 K: 1 S: 6	H: 0 LOB: 1 BB: 1 P: 15	R: 0 E: 0 K: 2 S: 8	H: 0 LOB: 0 BB: 0 P: 10		R: 0 E: 0 K: 0 S: 8	H: 1 LOB: 1 BB: 0 P: 16	1B: 9 2B: 3 3B: 1 HR: 1	SF: 1 SAC: 0 DP: 2 HBP: 1	WP: 0 PB: 1 CS: 1	PA: 40				
PITCHER	IP	WLS	BF	H	R	ER	SO	BB	IBB	HBP	BLK	WP	HR	S	P	ERA	WHIP										
51 Wandy Rodriguez, L (1.1) ERA: 4.59	3.2	L	20	9	5	5	4	1	0	1	0	0	1	42	73	12.27	2.727										
59 Wilton Lopez, R (4.1) ERA: 4.91	1.1		6	2	1	1	1	0	0	0	0	0	0	18	24	6.75	1.500										
38 Brian Moehler, R (6.1) ERA: 4.02	2.0		7	1	0	0	1	1	0	0	0	0	0	11	23	0.00	1.000										
47 Jeff Fulchino, R (8.1) ERA: 4.35	1.0		3	0	0	0	2	0	0	0	0	0	0	8	10	0.00	0.000										
43 Chris Sampson, R (9.1) ERA: 1.5	1.0		4	1	0	0	0	0	0	0	0	0	0	8	16	0.00	1.000										

Batter	1	2	3	4	5	6	7	8	9	AB	R	H	RBI	BB	SO	LOB	BOTTOM										
21 Michael Bourn, L (1.8) OBP: 0.400, SLG: 0.406										3	0	1	0	1	1	0	Arizona Diamondbacks @ Houston Astros Minute Maid Park, Houston, TX Thu May 06 2010, 7:07 PM - 9:38 PM CDT Att: 21,019 - Partly Cloudy - 81 F										
8 Jeff Keppinger, R (1.4) OBP: 0.323, SLG: 0.353										4	1	1	0	0	1	3											
45 Carlos Lee, R (1.7) OBP: 0.245, SLG: 0.279										4	1	1	1	0	1	2											
43 Chris Sampson, R (9.1) OBP: 0.305, SLG: 0.373										0	0	0	0	0	0	0											
17 Lance Berkman, S (1.3) OBP: 0.305, SLG: 0.373										4	0	0	0	0	1	2											
9 Hunter Pence, R (1.9) OBP: 0.233, SLG: 0.290										4	0	0	0	0	0	2											
27 Geoff Blum, S (1.5) OBP: 0.340, SLG: 0.404										4	0	2	1	0	1	0											
12 Tommy Manzella, R (1.6) OBP: 0.253, SLG: 0.282										4	0	0	0	0	3	2											
55 Humberto Quintero, R (1.2) OBP: 0.255, SLG: 0.289										3	1	1	0	0	0	0											
51 Wandy Rodriguez, S (1.1) ERA: 4.34, SLG: 0.300										1	0	0	0	0	1	0											
59 Wilton Lopez, R (4.1) ERA: 4.91										0	0	0	0	0	0	0											
3 Kazuo Matsui, S (5.0) ERA: 4.35										0	0	0	0	0	0	0											
38 Brian Moehler, R (6.1) ERA: 4.02										0	0	0	0	0	0	0											
47 Jeff Fulchino, R (8.1) ERA: 4.35										0	0	0	0	0	0	0											
4 Jason Michaels, R (9.7) ERA: 1.28, SLG: 0.371										1	0	1	0	0	0	0											
Inning Stats	R: 0 E: 0 K: 3 S: 10	H: 1 LOB: 1 BB: 0 P: 14	R: 0 E: 0 K: 2 S: 7	H: 0 LOB: 0 BB: 0 P: 9	R: 0 E: 0 K: 2 S: 9	H: 0 LOB: 0 BB: 0 P: 12	R: 2 E: 1 K: 1 S: 17	H: 3 LOB: 1 BB: 0 P: 24	R: 0 E: 0 K: 0 S: 4	H: 0 LOB: 0 BB: 0 P: 7	R: 0 E: 0 K: 0 S: 4	H: 0 LOB: 0 BB: 0 P: 5	R: 0 E: 0 K: 0 S: 7	H: 0 LOB: 0 BB: 0 P: 7	R: 1 E: 0 K: 0 S: 10	H: 2 LOB: 1 BB: 1 P: 15	R: 0 E: 0 K: 1 S: 13	H: 1 LOB: 1 BB: 0 P: 18	1B: 5 2B: 2 3B: 0 HR: 0	SF: 0 SAC: 0 DP: 2 HBP: 0	WP: 0 PB: 0 CS: 0	PA: 34					
PITCHER	IP	WLS	BF	H	R	ER	SO	BB	IBB	HBP	BLK	WP	HR	S	P	ERA	WHIP										
15 Dan Haren, R (1.1) ERA: 4.04	9.0	W	34	7	3	2	9	1	0	0	0	0	0	81	111	2.00	0.889										



Batter	1	2	3	4	5	6	7	8	9	AB	R	H	RBI	BB	SO	LOB	TOP								
55 Russell Martin, R OBP: 0.357, SLG: 0.387										5	2	2	3	0	1	0	<p>Los Angeles Dodgers @ Arizona Diamondbacks Chase Field, Phoenix, AZ Tue May 11 2010, 6:42 PM - 10:01 PM MST Att: 21,047 - Clear - 75 F</p> <p>livebaseballscorecards.com</p>								
27 Matt Kemp, R OBP: 0.344, SLG: 0.493										5	1	1	0	1	1	1									
16 Andre Ethier, L OBP: 0.446, SLG: 0.729										6	2	2	1	0	2	4									
99 Manny Ramirez, R OBP: 0.507, SLG: 0.585										3	2	2	0	2	0	0									
5 Reed Johnson, R OBP: 0.250, SLG: 0.370										0	0	0	1	0	0	0									
7 James Loney, L OBP: 0.361, SLG: 0.474										6	2	4	2	0	1	3									
23 Casey Blake, R OBP: 0.339, SLG: 0.434										4	2	1	1	1	1	4									
3 Ronnie Belliard, R OBP: 0.339, SLG: 0.434										4	0	2	3	1	1	1									
21 Nick Green, R OBP: 0.339, SLG: 0.434										0	0	0	0	0	0	0									
14 Jamey Carroll, R OBP: 0.365, SLG: 0.315										5	1	2	2	0	2	3									
48 John Ely, R 36 Jeff Weaver, R 52 George Sherrill, L 35 Ramon Ortiz, R 9 Garret Anderson, L 37 Carlos Monasterios, R										3	0	0	0	0	0	1	3								
Inning Stats	R: 0 E: 0 K: 3 S: 11	H: 0 LOB: 0 BB: 0 P: 17	R: 0 E: 0 K: 3 S: 13	H: 1 LOB: 1 BB: 0 P: 18	R: 0 E: 0 K: 3 S: 14	H: 2 LOB: 2 BB: 0 P: 19	R: 2 E: 0 K: 0 S: 9	H: 3 LOB: 1 BB: 0 P: 14	R: 0 E: 0 K: 0 S: 5	H: 0 LOB: 0 BB: 0 P: 6	R: 1 E: 0 K: 1 S: 13	H: 3 LOB: 2 BB: 0 P: 18	R: 0 E: 0 K: 0 S: 16	H: 1 LOB: 2 BB: 1 P: 27	R: 7 E: 0 K: 0 S: 30	H: 6 LOB: 2 BB: 3 P: 59	R: 2 E: 1 K: 0 S: 9	H: 1 LOB: 1 BB: 1 P: 15	1B: 10 2B: 6 3B: 0 HR: 1	SF: 1 SAC: 1 DP: 0 HBP: 1	WP: 0 PB: 0 SB: 1 CS: 0	PA: 51			
PITCHER	IP WLS BF H R ER SO BB IBB HBP BLK WP HR S P ERA WHIP	IP WLS BF H R ER SO BB IBB HBP BLK WP HR S P ERA WHIP	IP WLS BF H R ER SO BB IBB HBP BLK WP HR S P ERA WHIP	IP WLS BF H R ER SO BB IBB HBP BLK WP HR S P ERA WHIP	IP WLS BF H R ER SO BB IBB HBP BLK WP HR S P ERA WHIP	IP WLS BF H R ER SO BB IBB HBP BLK WP HR S P ERA WHIP	IP WLS BF H R ER SO BB IBB HBP BLK WP HR S P ERA WHIP	IP WLS BF H R ER SO BB IBB HBP BLK WP HR S P ERA WHIP	IP WLS BF H R ER SO BB IBB HBP BLK WP HR S P ERA WHIP	IP WLS BF H R ER SO BB IBB HBP BLK WP HR S P ERA WHIP	IP WLS BF H R ER SO BB IBB HBP BLK WP HR S P ERA WHIP	IP WLS BF H R ER SO BB IBB HBP BLK WP HR S P ERA WHIP	IP WLS BF H R ER SO BB IBB HBP BLK WP HR S P ERA WHIP	IP WLS BF H R ER SO BB IBB HBP BLK WP HR S P ERA WHIP	IP WLS BF H R ER SO BB IBB HBP BLK WP HR S P ERA WHIP	IP WLS BF H R ER SO BB IBB HBP BLK WP HR S P ERA WHIP	IP WLS BF H R ER SO BB IBB HBP BLK WP HR S P ERA WHIP	IP WLS BF H R ER SO BB IBB HBP BLK WP HR S P ERA WHIP	IP WLS BF H R ER SO BB IBB HBP BLK WP HR S P ERA WHIP	IP WLS BF H R ER SO BB IBB HBP BLK WP HR S P ERA WHIP	IP WLS BF H R ER SO BB IBB HBP BLK WP HR S P ERA WHIP	IP WLS BF H R ER SO BB IBB HBP BLK WP HR S P ERA WHIP	IP WLS BF H R ER SO BB IBB HBP BLK WP HR S P ERA WHIP	IP WLS BF H R ER SO BB IBB HBP BLK WP HR S P ERA WHIP	IP WLS BF H R ER SO BB IBB HBP BLK WP HR S P ERA WHIP
15 Dan Haren, R ERA: 4.23	6.1	L	31	10	4	4	10	1	0	1	0	0	0	0	0	0	0	0	0	4	5.68	1.737			
22 Aaron Heilman, R ERA: 4.05	0.2		2	0	0	0	0	0	0	0	0	0	0	0	0	0	0	0	0	4	5	0.00	0.000		
58 Juan Gutierrez, R ERA: 9.0	0.2		6	4	4	0	0	0	0	0	0	0	0	0	0	0	0	0	0	1	16	28	54.00	6.000	
52 Daniel Stange, R ERA: 13.5	0.0		5	2	3	3	0	3	0	0	0	0	0	0	0	0	0	0	0	12	27	∞	∞		
55 Blaine Boyer, R ERA: 8.49	1.1		7	1	2	0	0	1	0	0	0	0	0	0	0	0	0	0	0	11	19	0.00	1.500		

Batter	1	2	3	4	5	6	7	8	9	AB	R	H	RBI	BB	SO	LOB	BOTTOM								
2 Kelly Johnson, L OBP: 0.360, SLG: 0.610										4	0	1	2	0	1	0	<p>Los Angeles Dodgers @ Arizona Diamondbacks Chase Field, Phoenix, AZ Tue May 11 2010, 6:42 PM - 10:01 PM MST Att: 21,047 - Clear - 75 F</p> <p>livebaseballscorecards.com</p>								
34 Conor Jackson, R OBP: 0.323, SLG: 0.259										4	0	0	0	0	1	1									
10 Justin Upton, R OBP: 0.313, SLG: 0.389										4	0	2	0	0	1	0									
25 Adam LaRoche, L OBP: 0.355, SLG: 0.462										4	0	0	0	0	1	2									
27 Mark Reynolds, R OBP: 0.340, SLG: 0.500										4	1	1	0	0	0	0									
6 Stephen Drew, L OBP: 0.382, SLG: 0.500										3	1	2	0	0	1	0									
11 Augie Ojeda, S OBP: 0.188, SLG: 0.143										1	0	0	0	0	0	0									
24 Chris Young, R OBP: 0.376, SLG: 0.488										4	1	2	1	0	0	1									
19 Chris Snyder, R OBP: 0.356, SLG: 0.440										3	0	0	0	0	1	4									
28 John Hester, R OBP: 0.266, SLG: 0.280										1	0	0	0	0	0	0									
15 Dan Haren, R 22 Aaron Heilman, R 4 Rusty Ryan, R 58 Juan Gutierrez, R 52 Daniel Stange, R 55 Blaine Boyer, R										2	0	0	0	0	0	1	1								
Inning Stats	R: 0 E: 0 K: 2 S: 14	H: 1 LOB: 1 BB: 0 P: 21	R: 0 E: 0 K: 0 S: 9	H: 1 LOB: 1 BB: 0 P: 15	R: 0 E: 0 K: 0 S: 6	H: 0 LOB: 0 BB: 0 P: 12	R: 0 E: 0 K: 1 S: 7	H: 0 LOB: 0 BB: 0 P: 11	R: 0 E: 0 K: 1 S: 15	H: 1 LOB: 1 BB: 0 P: 23	R: 0 E: 0 K: 1 S: 9	H: 1 LOB: 1 BB: 0 P: 13	R: 3 E: 0 K: 2 S: 17	H: 4 LOB: 1 BB: 0 P: 27	R: 0 E: 0 K: 0 S: 5	H: 0 LOB: 0 BB: 0 P: 7	R: 0 E: 0 K: 0 S: 6	H: 0 LOB: 0 BB: 0 P: 9	1B: 7 2B: 1 3B: 0 HR: 0	SF: 0 SAC: 0 DP: 0 HBP: 0	WP: 0 PB: 0 SB: 1 CS: 0	PA: 35			
PITCHER	IP WLS BF H R ER SO BB IBB HBP BLK WP HR S P ERA WHIP	IP WLS BF H R ER SO BB IBB HBP BLK WP HR S P ERA WHIP	IP WLS BF H R ER SO BB IBB HBP BLK WP HR S P ERA WHIP	IP WLS BF H R ER SO BB IBB HBP BLK WP HR S P ERA WHIP	IP WLS BF H R ER SO BB IBB HBP BLK WP HR S P ERA WHIP	IP WLS BF H R ER SO BB IBB HBP BLK WP HR S P ERA WHIP	IP WLS BF H R ER SO BB IBB HBP BLK WP HR S P ERA WHIP	IP WLS BF H R ER SO BB IBB HBP BLK WP HR S P ERA WHIP	IP WLS BF H R ER SO BB IBB HBP BLK WP HR S P ERA WHIP	IP WLS BF H R ER SO BB IBB HBP BLK WP HR S P ERA WHIP	IP WLS BF H R ER SO BB IBB HBP BLK WP HR S P ERA WHIP	IP WLS BF H R ER SO BB IBB HBP BLK WP HR S P ERA WHIP	IP WLS BF H R ER SO BB IBB HBP BLK WP HR S P ERA WHIP	IP WLS BF H R ER SO BB IBB HBP BLK WP HR S P ERA WHIP	IP WLS BF H R ER SO BB IBB HBP BLK WP HR S P ERA WHIP	IP WLS BF H R ER SO BB IBB HBP BLK WP HR S P ERA WHIP	IP WLS BF H R ER SO BB IBB HBP BLK WP HR S P ERA WHIP	IP WLS BF H R ER SO BB IBB HBP BLK WP HR S P ERA WHIP	IP WLS BF H R ER SO BB IBB HBP BLK WP HR S P ERA WHIP	IP WLS BF H R ER SO BB IBB HBP BLK WP HR S P ERA WHIP	IP WLS BF H R ER SO BB IBB HBP BLK WP HR S P ERA WHIP	IP WLS BF H R ER SO BB IBB HBP BLK WP HR S P ERA WHIP	IP WLS BF H R ER SO BB IBB HBP BLK WP HR S P ERA WHIP	IP WLS BF H R ER SO BB IBB HBP BLK WP HR S P ERA WHIP	IP WLS BF H R ER SO BB IBB HBP BLK WP HR S P ERA WHIP
48 John Ely, R 36 Jeff Weaver, R 52 George Sherrill, L 35 Ramon Ortiz, R 9 Garret Anderson, L 37 Carlos Monasterios, R	6.0	W	24	6	2	2	6	0	0	0	0	0	0	0	0	0	0	0	0	8	10	0.00	1.500		
15 Dan Haren, R 22 Aaron Heilman, R 4 Rusty Ryan, R 58 Juan Gutierrez, R 52 Daniel Stange, R 55 Blaine Boyer, R	0.2	H	3	1	0	0	2	0	0	0	0	0	0	0	0	0	0	0	0	2	3	∞	∞		
52 George Sherrill, L 35 Ramon Ortiz, R 9 Garret Anderson, L 37 Carlos Monasterios, R	0.0		1	1																					

Batter	1	2	3	4	5	6	7	8	9	AB	R	H	RBI	BB	SO	LOB	TOP								
2 Kelly Johnson, L (1,4) OBP: 0.359, SLG: 0.605	E3 34 BB 10 2B		10 FC6-5 2B		27 2B 1B	F7			K	5	2	2	0	0	1	1									
34 Conor Jackson, R (1,7) OBP: 0.347, SLG: 0.288	10 2B BB		K		F7		L6		10 1B 2B	4	1	1	0	1	1	2									
10 Justin Upton, R (1,9) OBP: 0.321, SLG: 0.396	1-3 2-H 2B		FC6-5 2S		27 2B 1B		K		1-1 1B	5	1	3	2	0	1	1									
25 Adam LaRoche, L (1,3) OBP: 0.346, SLG: 0.456	K		K		K		G6-3		F7	5	0	0	0	0	3	6									
27 Mark Reynolds, R (1,5) OBP: 0.346, SLG: 0.496	K			19 2B BB	1-H 2-H 2B				K	4	1	1	2	1	3	3									
6 Stephen Drew, L (1,6) OBP: 0.371, SLG: 0.476	G1-3			K	G3				19 BB BB	3	0	0	0	1	1	4									
24 Chris Young, R (1,8) OBP: 0.365, SLG: 0.470		F8		P4					F9	4	0	1	0	0	0	2									
19 Chris Snyder, R (1,2) OBP: 0.362, SLG: 0.448		P3		1-H 2B					FC6-4 31 SH5-4	3	0	1	1	1	0	1									
31 Ian Kennedy, R (1,1) OBP: 0.222, SLG: 0.133									BB	2	0	0	0	0	2	1									
58 Juan Gutierrez, R (7,1) OBP: 0.438, SLG: 0.483									K	0	0	0	0	0	0	0									
4 Rusty Ryal, R (8,PH) OBP: 0.438, SLG: 0.483										1	0	0	0	0	1	2									
22 Aaron Heilman, R (8,1) OBP: 0.348, SLG: 0.370										0	0	0	0	0	0	0									
50 Chad Qualls, R (9,1) OBP: 0.348, SLG: 0.370										0	0	0	0	0	0	0									
Inning Stats	R: 1 E: 1 K: 2 S: 16	H: 1 LOB: 2 BB: 1 P: 30	R: 0 E: 0 K: 1 S: 8	H: 0 LOB: 0 BB: 0 P: 11	R: 0 E: 0 K: 2 S: 14	H: 1 LOB: 1 BB: 0 P: 20	R: 1 E: 0 K: 2 S: 16	H: 1 LOB: 1 BB: 0 P: 25	R: 2 E: 0 K: 1 S: 14	H: 3 LOB: 1 BB: 0 P: 19	R: 0 E: 0 K: 0 S: 7	H: 1 LOB: 1 BB: 0 P: 10	R: 0 E: 0 K: 1 S: 8	H: 0 LOB: 0 BB: 0 P: 10	R: 0 E: 0 K: 2 S: 13	H: 0 LOB: 2 BB: 2 P: 25	R: 1 E: 0 K: 2 S: 11	H: 2 LOB: 1 BB: 0 P: 18	1B: 4 2B: 5 3B: 0 HR: 0	SF: 0 SAC: 1 DP: 0 HBP: 0	WP: 0 PB: 0 SB: 2 CS: 0	PA: 41			
PITCHER	IP WLS BF H R ER SO BB IBB HBP BLK WP HR S P ERA WHIP	IP WLS BF H R ER SO BB IBB HBP BLK WP HR S P ERA WHIP	IP WLS BF H R ER SO BB IBB HBP BLK WP HR S P ERA WHIP	IP WLS BF H R ER SO BB IBB HBP BLK WP HR S P ERA WHIP	IP WLS BF H R ER SO BB IBB HBP BLK WP HR S P ERA WHIP	IP WLS BF H R ER SO BB IBB HBP BLK WP HR S P ERA WHIP	IP WLS BF H R ER SO BB IBB HBP BLK WP HR S P ERA WHIP	IP WLS BF H R ER SO BB IBB HBP BLK WP HR S P ERA WHIP	IP WLS BF H R ER SO BB IBB HBP BLK WP HR S P ERA WHIP	IP WLS BF H R ER SO BB IBB HBP BLK WP HR S P ERA WHIP	IP WLS BF H R ER SO BB IBB HBP BLK WP HR S P ERA WHIP	IP WLS BF H R ER SO BB IBB HBP BLK WP HR S P ERA WHIP	IP WLS BF H R ER SO BB IBB HBP BLK WP HR S P ERA WHIP	IP WLS BF H R ER SO BB IBB HBP BLK WP HR S P ERA WHIP	IP WLS BF H R ER SO BB IBB HBP BLK WP HR S P ERA WHIP	IP WLS BF H R ER SO BB IBB HBP BLK WP HR S P ERA WHIP	IP WLS BF H R ER SO BB IBB HBP BLK WP HR S P ERA WHIP	IP WLS BF H R ER SO BB IBB HBP BLK WP HR S P ERA WHIP	IP WLS BF H R ER SO BB IBB HBP BLK WP HR S P ERA WHIP	IP WLS BF H R ER SO BB IBB HBP BLK WP HR S P ERA WHIP	IP WLS BF H R ER SO BB IBB HBP BLK WP HR S P ERA WHIP	IP WLS BF H R ER SO BB IBB HBP BLK WP HR S P ERA WHIP	IP WLS BF H R ER SO BB IBB HBP BLK WP HR S P ERA WHIP	IP WLS BF H R ER SO BB IBB HBP BLK WP HR S P ERA WHIP	
11 Kenshin Kawakami, R (1,1) ERA: 5.75	4.1 21 5 4 3 7 2 0 0 0 0 0 0 61 96 6.23 1.615	1.2 7 2 0 0 1 0 0 0 0 0 0 0 8 19 0.00 1.200	1.0 3 0 0 0 1 0 0 0 0 0 0 0 8 10 0.00 0.000	1.0 5 0 0 0 2 2 0 0 0 0 0 0 13 25 0.00 2.000	1.0 W 5 2 1 1 2 0 0 0 0 0 0 0 11 18 9.00 2.000																				
39 Jonny Venters, L (5,1) ERA: 1.32																									
54 Kris Medlen, R (7,1) ERA: 2.35																									
40 Takashi Saito, R (8,1) ERA: 2.4																									
13 Billy Wagner, L (9,1) ERA: 2.68																									
Batter	1	2	3	4	5	6	7	8	9	AB	R	H	RBI	BB	SO	LOB	BOTTOM								
14 Martin Prado, R (1,4) OBP: 0.367, SLG: 0.428	F8									4	0	2	2	1	0	0									
22 Jason Heyward, L (1,9) OBP: 0.425, SLG: 0.608	G3									4	0	1	0	0	0	1									
10 Chipper Jones, S (1,5) OBP: 0.393, SLG: 0.370	G4-3									4	0	0	0	0	2	2									
16 Brian McCann, L (1,2) OBP: 0.411, SLG: 0.400		F9								4	1	2	1	0	0	1									
25 Troy Glaus, R (1,3) OBP: 0.355, SLG: 0.387		P4								3	0	0	0	1	1	1									
20 Eric Hinske, L (1,7) OBP: 0.417, SLG: 0.535										4	1	2	0	0	0	1									
18 Brandon Hicks, R (8,FR) OBP: 0.348, SLG: 0.370										0	1	0	0	0	0	0									
4 Omar Infante, R (1,6) OBP: 0.348, SLG: 0.410										4	2	4	0	0	0	0									
24 Nate McLouth, L (1,8) OBP: 0.303, SLG: 0.303										3	1	1	3	0	2	2									
11 Kenshin Kawakami, R (1,1) OBP: 0.222, SLG: 0.133										0	0	0	0	0	0	0									
39 Jonny Venters, L (5,1) ERA: 1.32										0	0	0	0	0	0	0									
7 Brooks Conrad, S (6,PH) OBP: 0.438, SLG: 0.483										0	0	0	0	0	0	0									
54 Kris Medlen, R (7,1) ERA: 2.35										0	0	0	0	0	0	0									
23 Matt Diaz, R (8,PH) OBP: 0.438, SLG: 0.483										0	0	0	0	0	0	0									
40 Takashi Saito, L (8,1) ERA: 2.4										0	0	0	0	0	0	0									
13 Billy Wagner, L (9,1) ERA: 2.68										0	0	0	0	0	0	0									
53 Melky Cabrera, S (9,PH) OBP: 0.348, SLG: 0.370										0	0	0	0	0	0	0									
Inning Stats	R: 0 E: 0 K: 0 S: 9	H: 0 LOB: 0 BB: 0 P: 14	R: 0 E: 0 K: 1 S: 11	H: 1 LOB: 1 BB: 1 P: 19	R: 0 E: 0 K: 1 S: 10	H: 1 LOB: 0 BB: 0 P: 14	R: 0 E: 0 K: 1 S: 10	H: 1 LOB: 1 BB: 1 P: 18	R: 0 E: 0 K: 1 S: 12	H: 1 LOB: 1 BB: 0 P: 20	R: 4 E: 0 K: 2 S: 18	H: 4 LOB: 0 BB: 0 P: 25	R: 0 E: 0 K: 0 S: 8	H: 1 LOB: 1 BB: 0 P: 13	R: 2 E: 0 K: 0 S: 6	H: 3 LOB: 2 BB: 1 P: 13	1B: 9 2B: 1 3B: 0 HR: 2	SF: 0 SAC: 2 DP: 1 HBP: 0	WP: 0 PB: 0 SB: 0 CS: 2	PA: 38					
PITCHER	IP WLS BF H R ER SO BB IBB HBP BLK WP HR S P ERA WHIP	IP WLS BF H R ER SO BB IBB HBP BLK WP HR S P ERA WHIP	IP WLS BF H R ER SO BB IBB HBP BLK WP HR S P ERA WHIP	IP WLS BF H R ER SO BB IBB HBP BLK WP HR S P ERA WHIP	IP WLS BF H R ER SO BB IBB HBP BLK WP HR S P ERA WHIP	IP WLS BF H R ER SO BB IBB HBP BLK WP HR S P ERA WHIP	IP WLS BF H R ER SO BB IBB HBP BLK WP HR S P ERA WHIP	IP WLS BF H R ER SO BB IBB HBP BLK WP HR S P ERA WHIP	IP WLS BF H R ER SO BB IBB HBP BLK WP HR S P ERA WHIP	IP WLS BF H R ER SO BB IBB HBP BLK WP HR S P ERA WHIP	IP WLS BF H R ER SO BB IBB HBP BLK WP HR S P ERA WHIP	IP WLS BF H R ER SO BB IBB HBP BLK WP HR S P ERA WHIP	IP WLS BF H R ER SO BB IBB HBP BLK WP HR S P ERA WHIP	IP WLS BF H R ER SO BB IBB HBP BLK WP HR S P ERA WHIP	IP WLS BF H R ER SO BB IBB HBP BLK WP HR S P ERA WHIP	IP WLS BF H R ER SO BB IBB HBP BLK WP HR S P ERA WHIP	IP WLS BF H R ER SO BB IBB HBP BLK WP HR S P ERA WHIP	IP WLS BF H R ER SO BB IBB HBP BLK WP HR S P ERA WHIP	IP WLS BF H R ER SO BB IBB HBP BLK WP HR S P ERA WHIP	IP WLS BF H R ER SO BB IBB HBP BLK WP HR S P ERA WHIP	IP WLS BF H R ER SO BB IBB HBP BLK WP HR S P ERA WHIP	IP WLS BF H R ER SO BB IBB HBP BLK WP HR S P ERA WHIP	IP WLS BF H R ER SO BB IBB HBP BLK WP HR S P ERA WHIP	IP WLS BF H R ER SO BB IBB HBP BLK WP HR S P ERA WHIP	
31 Ian Kennedy, R (1,1) ERA: 3.58	6.1 25 7 3 3 5 2 0 0 0 0 0 1 70 109 4.26 1.421	0.2 B 3 1 1 1 1 0 0 0 0 0 0 1 8 13 13.50 1.500	1.0 4 1 0 0 0 0 0 0 0 0 0 0 8 13 0.00 1.000	1.0 L 5 3 2 2 0 0 1 0 0 0 0 0 6 13 54.00 9.000																					
58 Juan Gutierrez, R (7,1) ERA: 9.2																									
22 Aaron Heilman, R (8,1) ERA: 3.45																									
50 Chad Qualls, R (9,1) ERA: 7.82																									

Arizona Diamondbacks @ Atlanta Braves
Turner Field, Atlanta, GA
Fri May 14 2010, 7:38 PM - 11:01 PM EDT
Att: 30,657 - Cloudy - 82 F

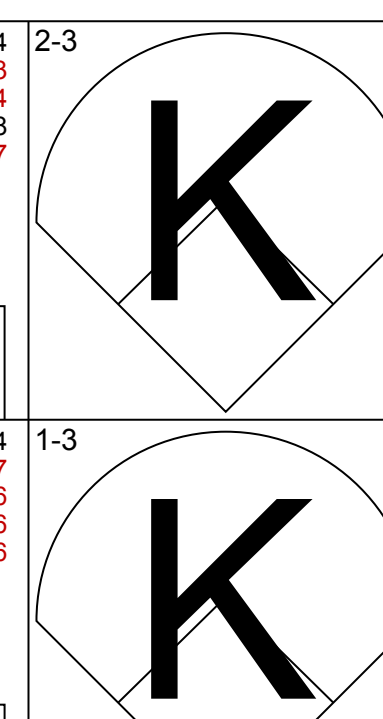
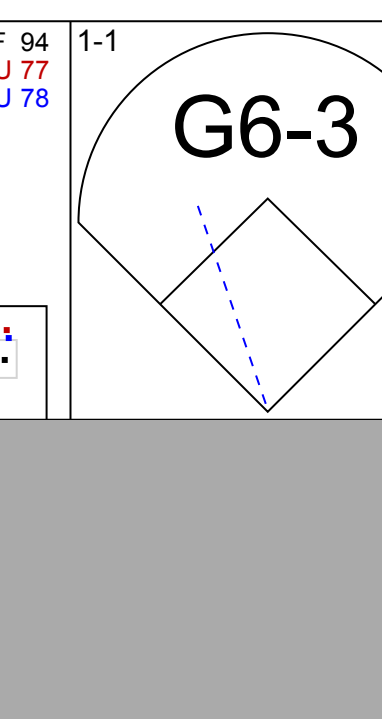
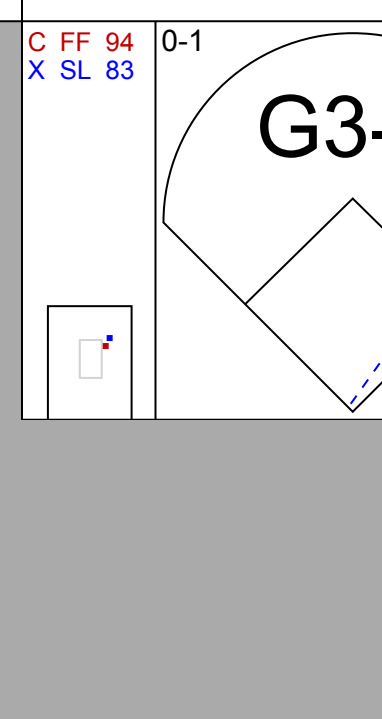
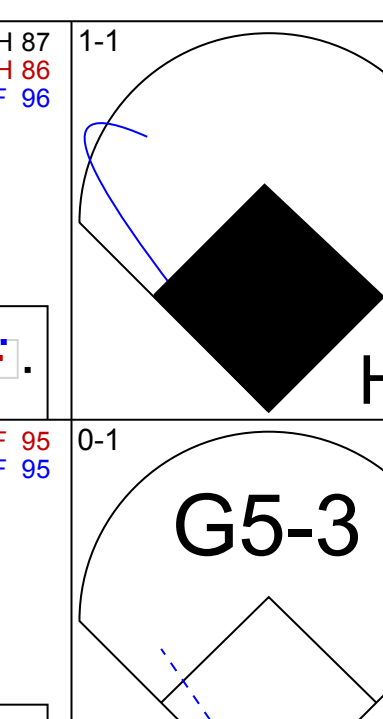
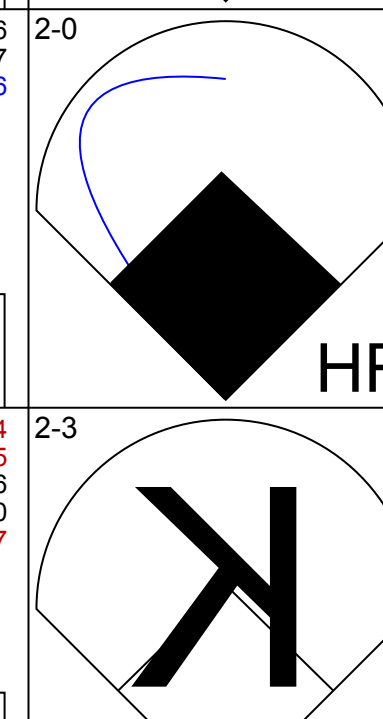
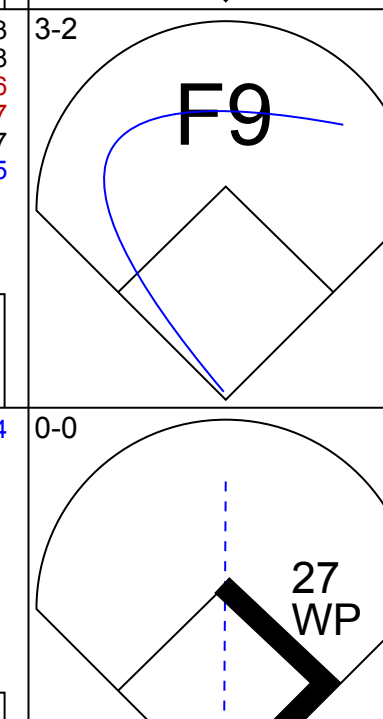
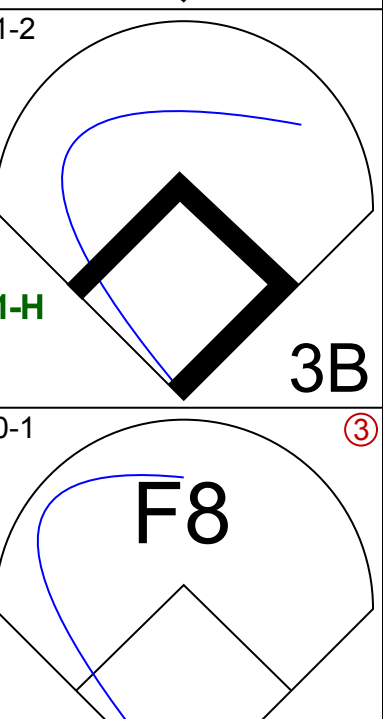
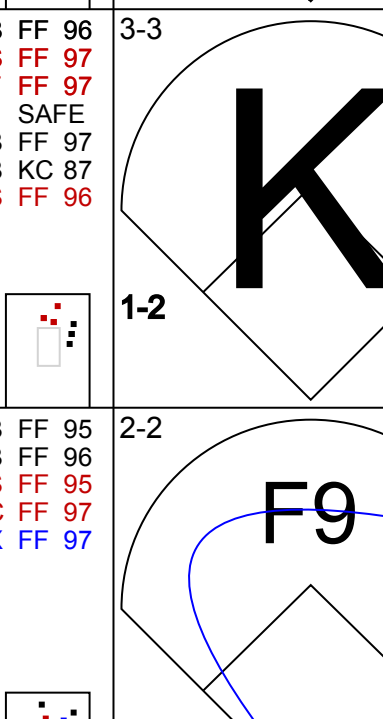
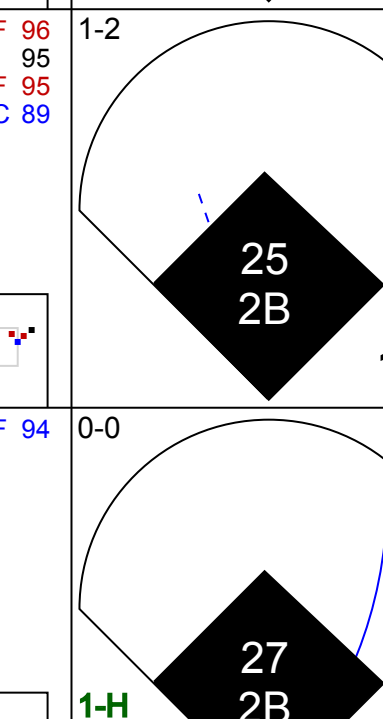

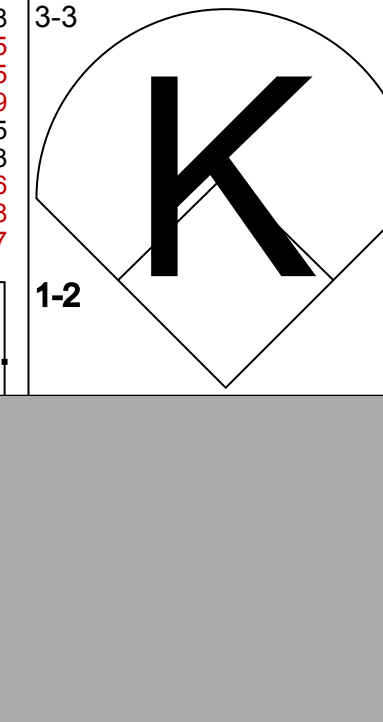
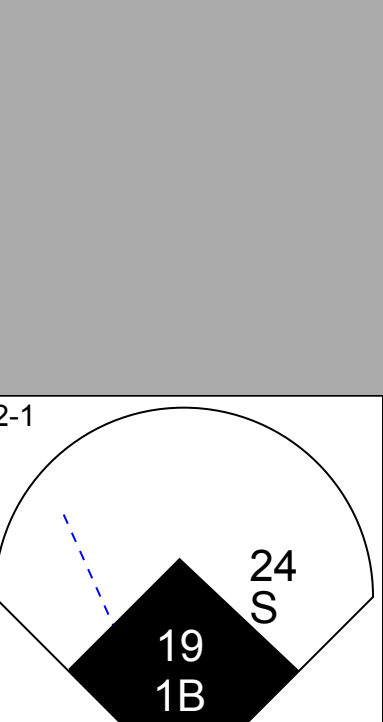
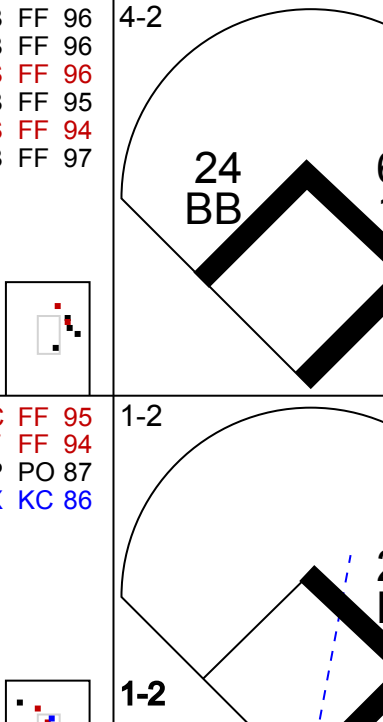
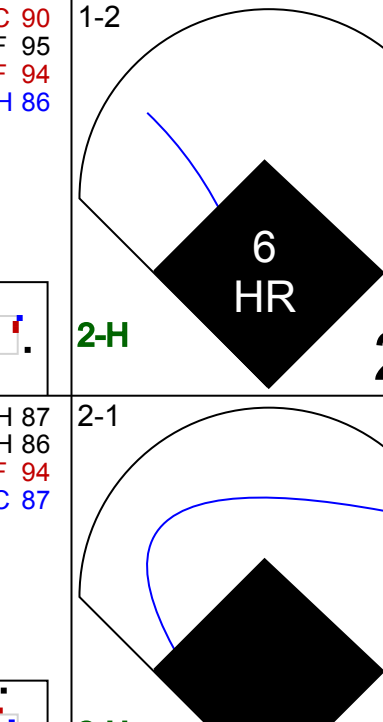


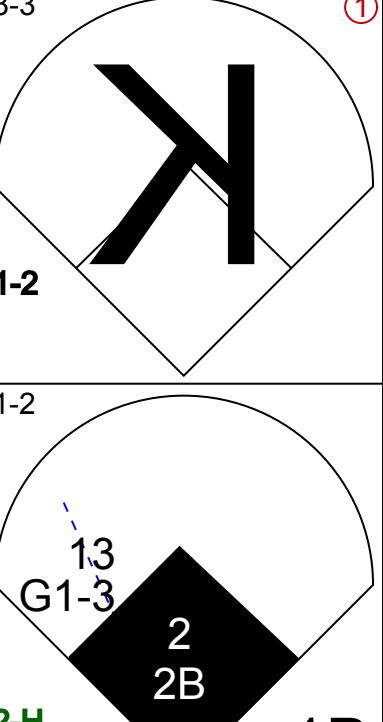
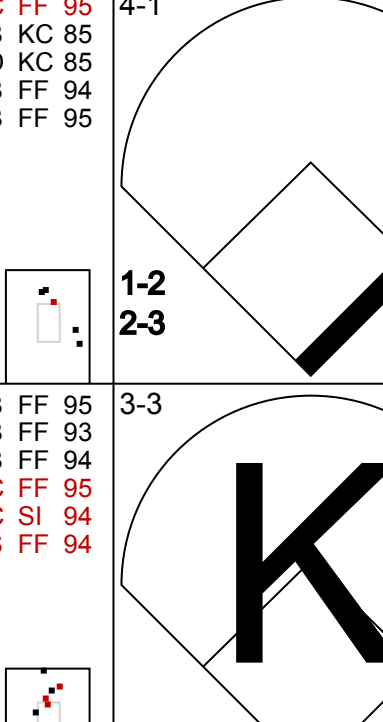
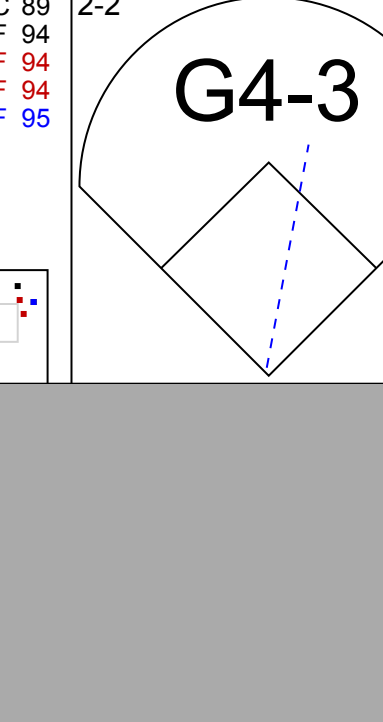


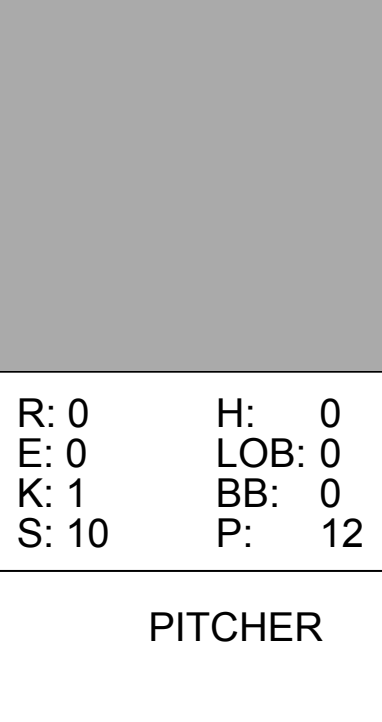
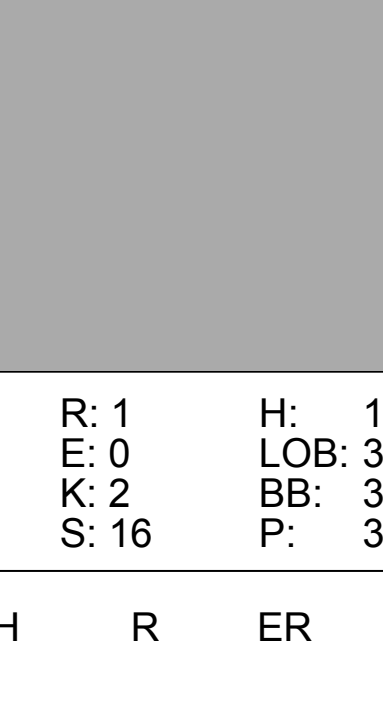
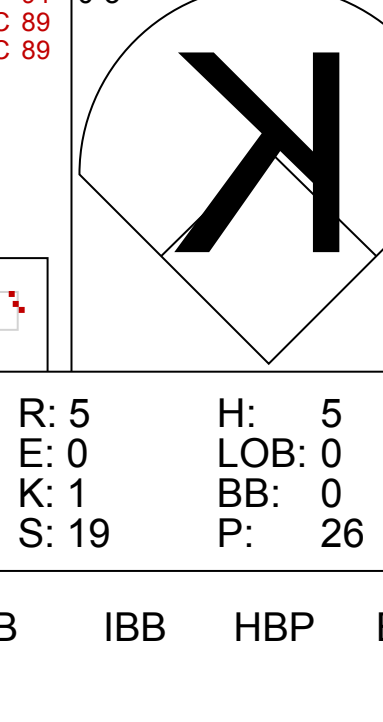
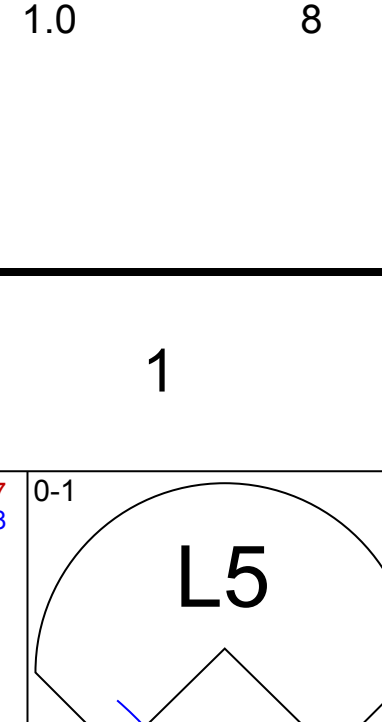
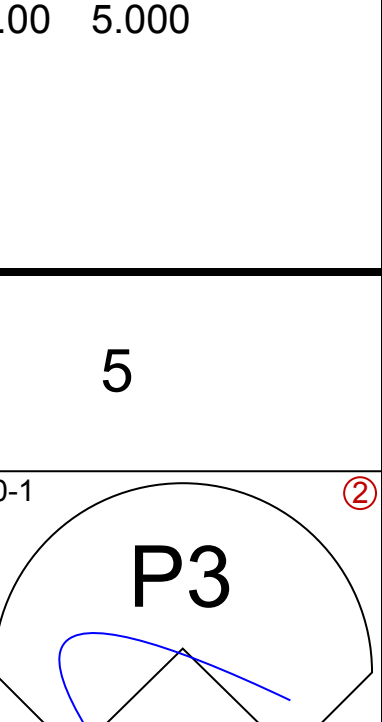
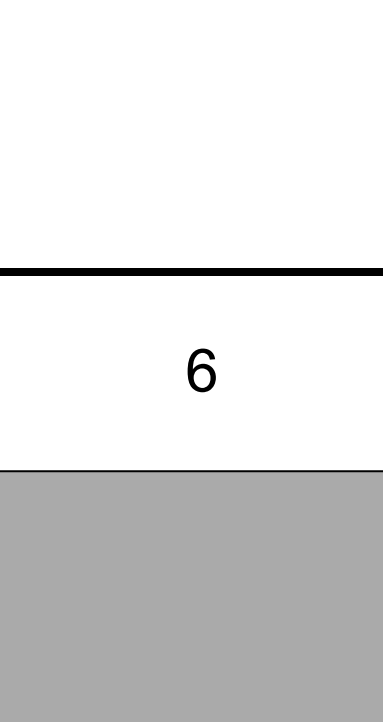
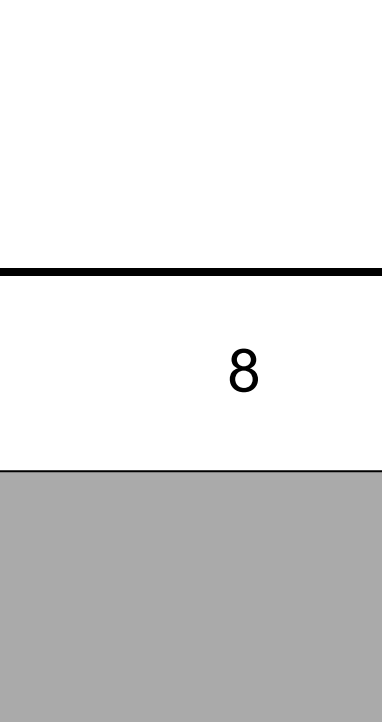
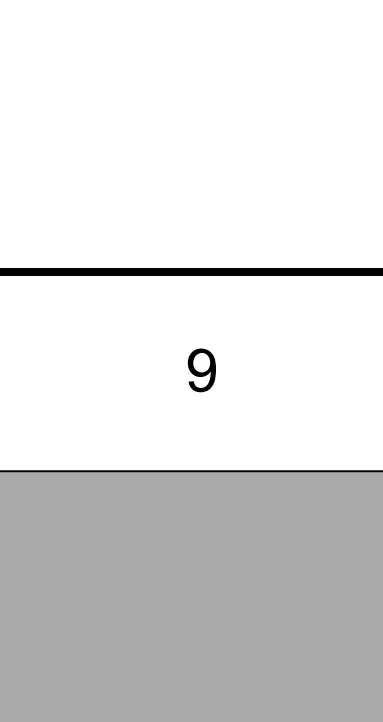
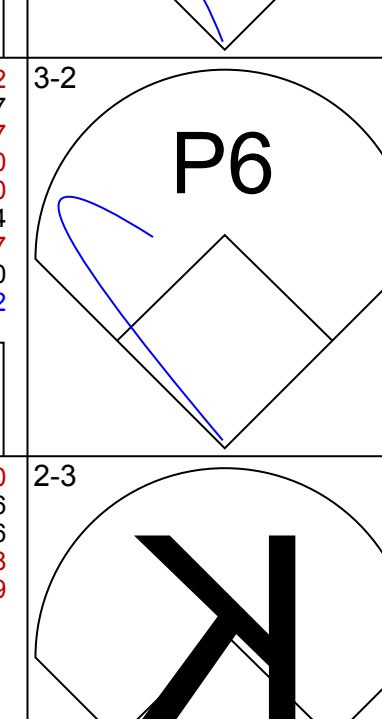
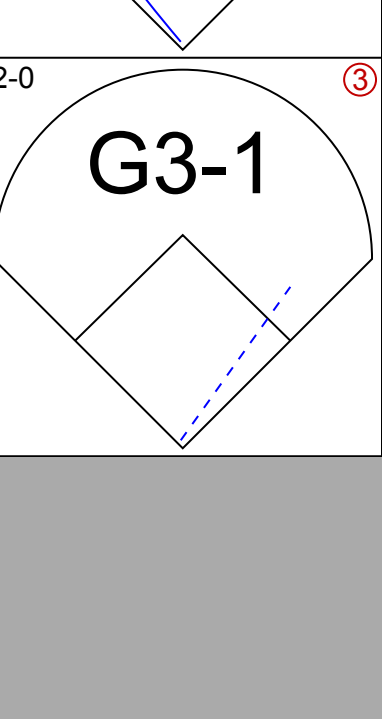
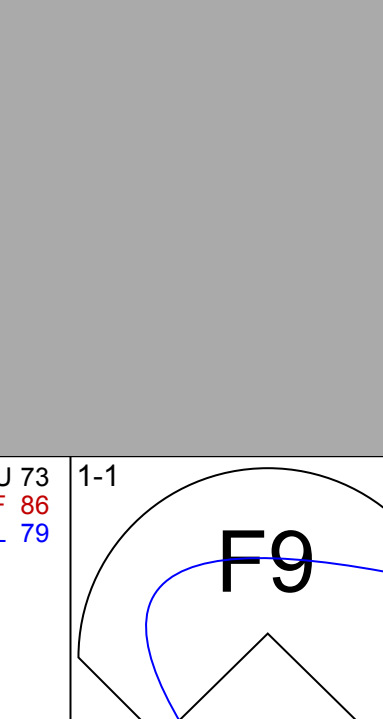

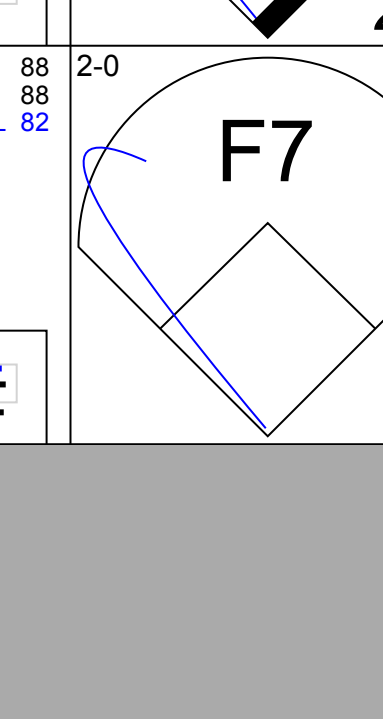

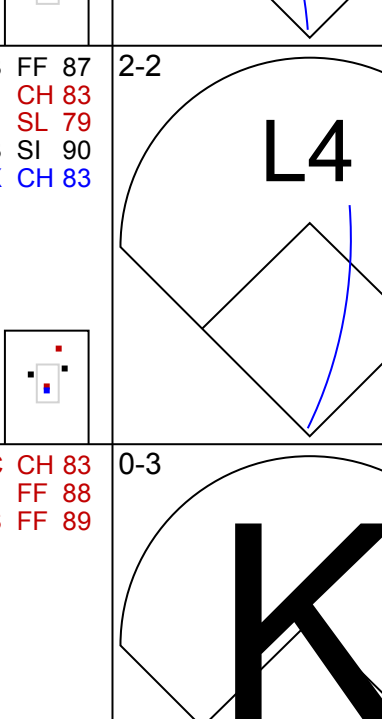


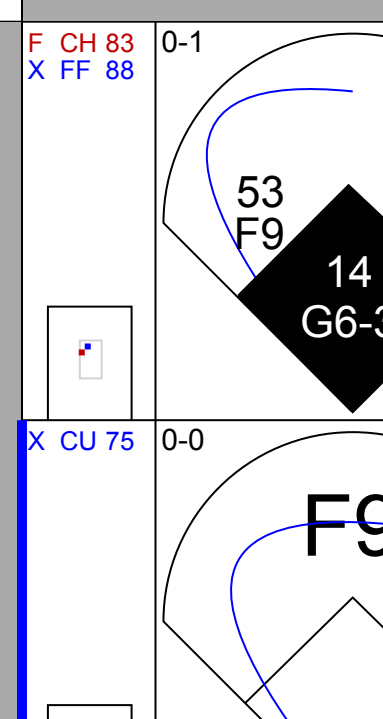
AB 36
R 5
H 9
RBI 5
BB 4
SO 13
LOB 23



Arizona Diamondbacks @ Atlanta Braves
Turner Field, Atlanta, GA
Fri May 14 2010, 7:38 PM - 11:01 PM EDT
Att: 30,657 - Cloudy - 82 F

AB 32
R 6
H 12
RBI 6
BB 3
SO 6
LOB 8

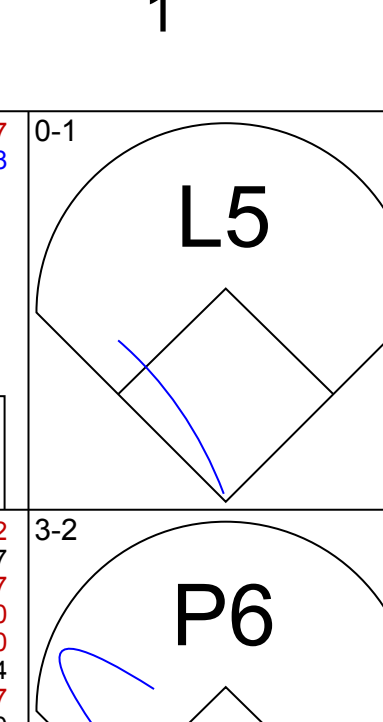
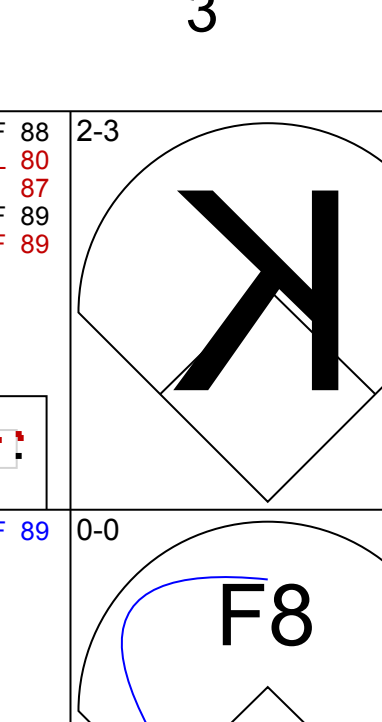
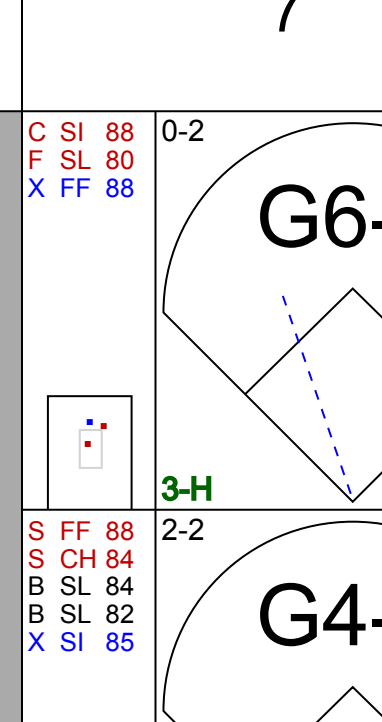

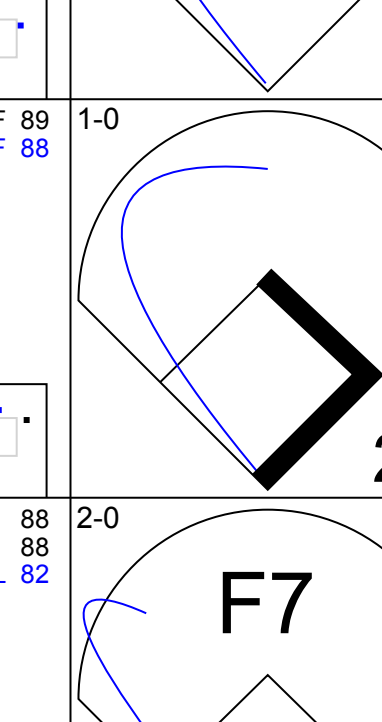





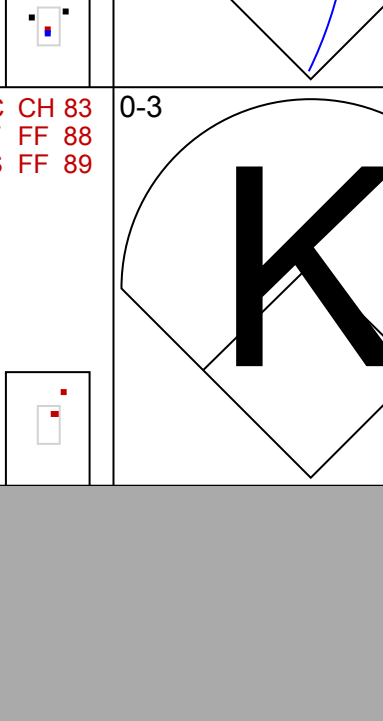
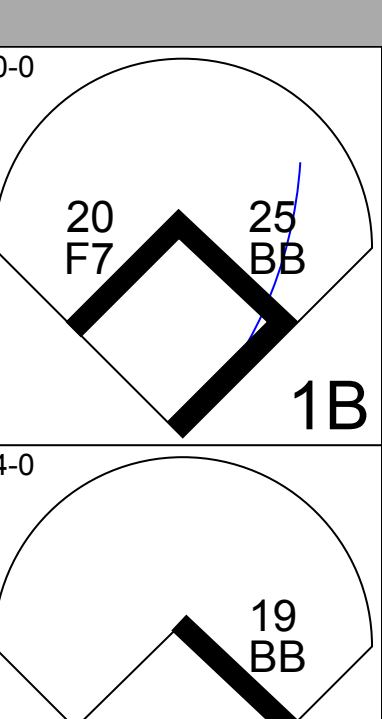
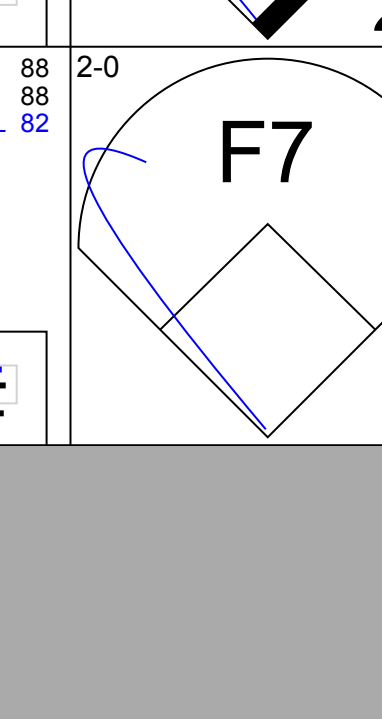

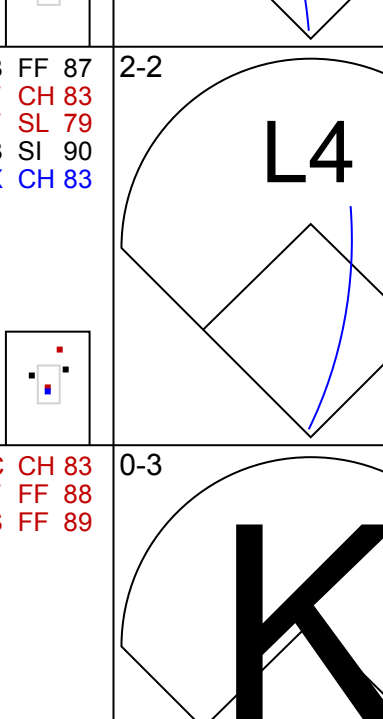
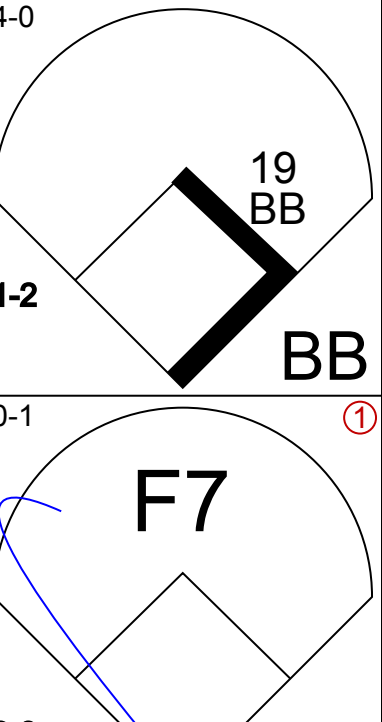
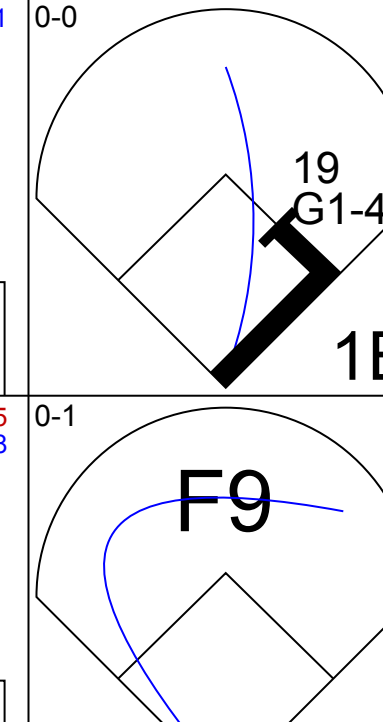



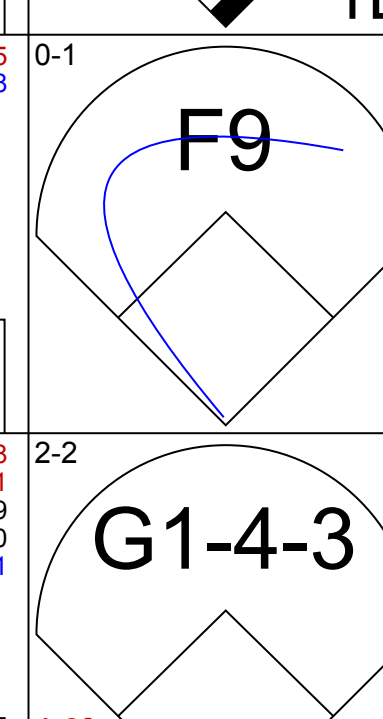

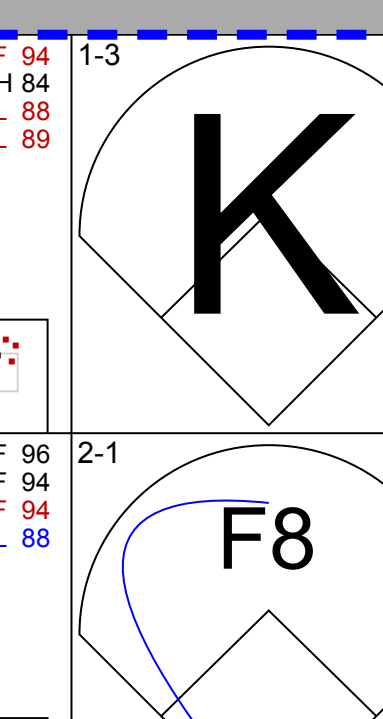
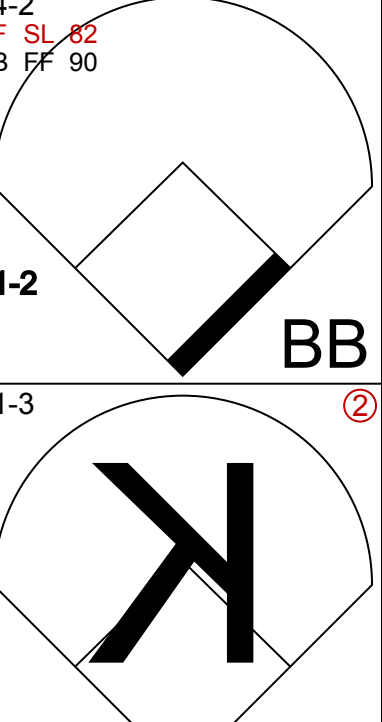
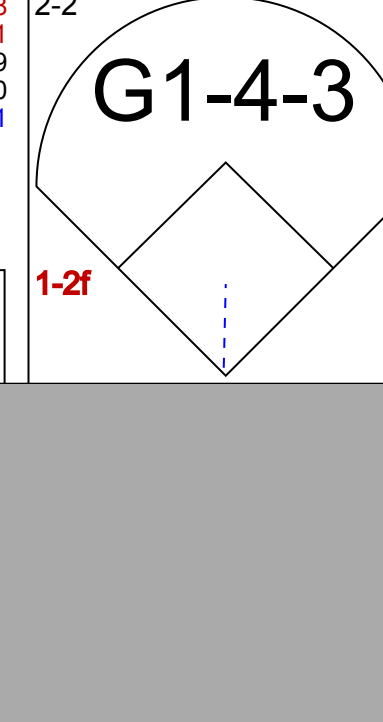
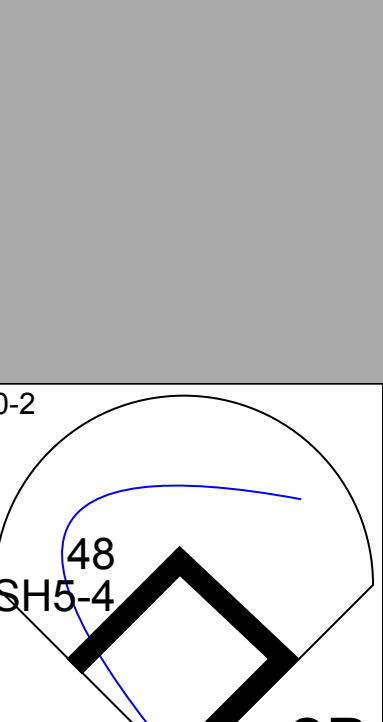
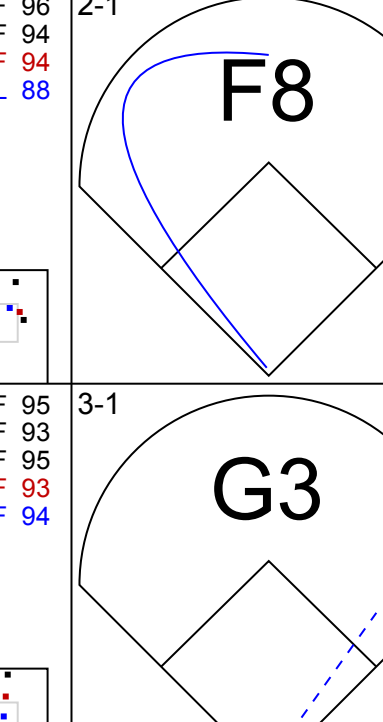

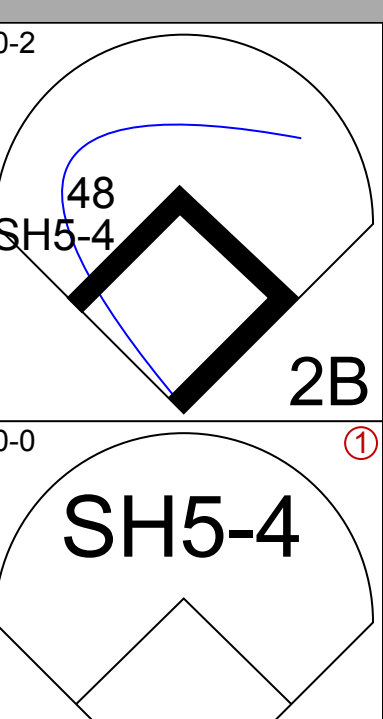
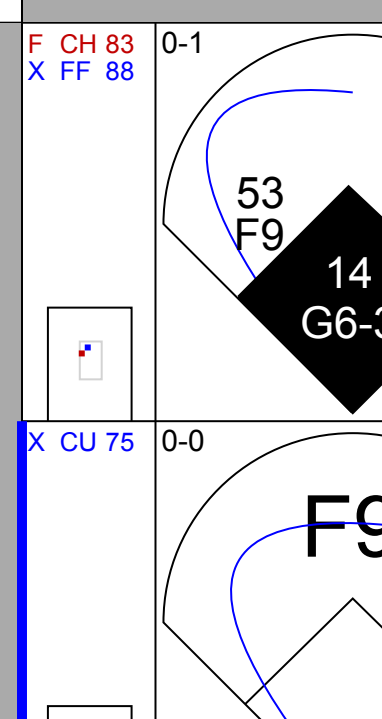
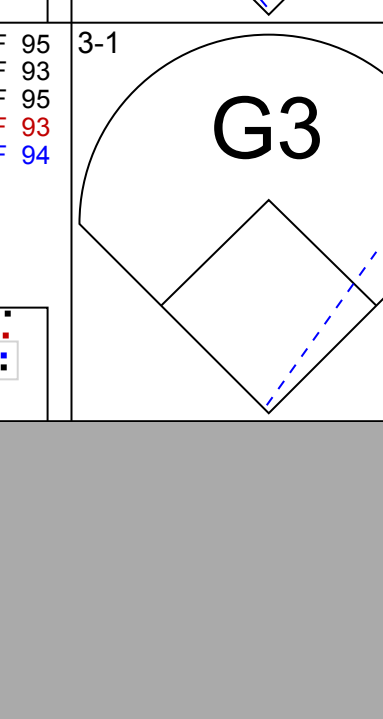

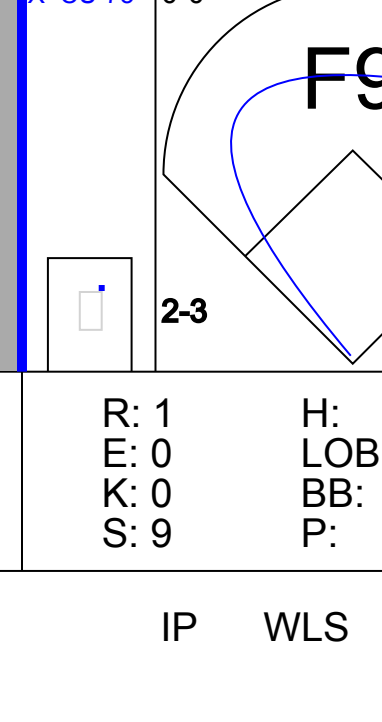


Batter	1	2	3	4	5	6	7	8	9	AB	R	H	RBI	BB	SO	LOB	TOP					
2 Kelly Johnson, L OBP: 0.361, SLG: 0.628										5	2	2	2	0	1	0						
34 Conor Jackson, R OBP: 0.359, SLG: 0.286										4	2	1	1	1	1	0						
10 Justin Upton, R OBP: 0.329, SLG: 0.438										5	2	3	2	0	1	1						
25 Adam LaRoche, L OBP: 0.348, SLG: 0.462										5	1	2	1	0	1	2						
27 Mark Reynolds, R OBP: 0.348, SLG: 0.496										4	1	1	1	1	1	2						
6 Stephen Drew, L OBP: 0.379, SLG: 0.504										5	2	3	3	0	1	0						
24 Chris Young, R OBP: 0.359, SLG: 0.456										4	0	0	0	1	1	1						
19 Chris Snyder, R OBP: 0.356, SLG: 0.440										4	1	1	1	1	0	2	3					
13 Rodrigo Lopez, R OBP: 0.100, SLG: 0.100										4	0	0	0	0	3	1						
49 Carlos Rosa, R										0	0	0	0	0	0	0						
Inning Stats	R: 1 H: 1 E: 0 K: 3 S: 11	L: 1 LOB: 0 BB: 0 P: 18	R: 0 H: 0 E: 0 K: 1 S: 6	L: 0 LOB: 0 BB: 0 P: 9	R: 0 H: 0 E: 0 K: 1 S: 9	L: 0 LOB: 0 BB: 0 P: 13	R: 0 H: 1 E: 0 K: 1 S: 11	L: 1 LOB: 1 BB: 0 P: 17	R: 4 H: 5 E: 0 K: 1 S: 20	L: 5 LOB: 1 BB: 0 P: 27	R: 0 H: 0 E: 0 K: 1 S: 10	L: 0 LOB: 0 BB: 0 P: 12	R: 0 H: 0 E: 0 K: 2 S: 8	L: 0 LOB: 0 BB: 0 P: 10	R: 1 H: 1 E: 0 K: 2 S: 16	L: 1 LOB: 3 BB: 3 P: 36	R: 5 H: 5 E: 0 K: 1 S: 19	L: 5 LOB: 0 BB: 0 P: 26	1B: 6 2B: 3 3B: 1 HR: 3	SF: 0 SAC: 0 DP: 0 HBP: 0	WP: 1 PB: 0 SB: 2 CS: 0	PA: 43
PITCHER	IP	WLS	BF	H	R	ER	SO	BB	IBB	HBP	BLK	WP	HR	S	P	ERA	WHIP					
48 Tommy Hanson, R ERA: 2.88	7.0	L	28	7	5	5	10	0	0	0	0	1	1	75	106	6.43	1.000					
46 Craig Kimbrel, R ERA: 3.95	1.0		7	1	1	1	2	3	0	0	0	0	0	16	36	9.00	4.000					
43 Jesse Chavez, R ERA: 8.22	1.0		8	5	5	5	1	0	0	0	0	0	2	19	26	45.00	5.000					

Arizona Diamondbacks @ Atlanta Braves
Turner Field, Atlanta, GA
Sat May 15 2010, 7:12 PM - 10:05 PM EDT
Att: 32,718 - Partly Cloudy - 82 F

AB 40
R 11
H 13
RBI 11
BB 3
SO 13
LOB 9



Batter	1	2	3	4	5	6	7	8	9	AB	R	H	RBI	BB	SO	LOB	BOTTOM					
14 Martín Prado, R OBP: 0.358, SLG: 0.416										4	0	0	1	0	1	1						
22 Jason Heyward, L OBP: 0.411, SLG: 0.584										4	0	0	0	0	0	1						
10 Chipper Jones, S OBP: 0.388, SLG: 0.375										4	0	1	0	0	1	0						
16 Brian McCann, L OBP: 0.406, SLG: 0.394										4	0	1	0	0	1	1						
25 Troy Glaus, R OBP: 0.366, SLG: 0.393										3	0	2	0	1	1	0						
20 Eric Hinske, L OBP: 0.404, SLG: 0.532										4	0	1	0	0	1	3						
19 Yunel Escobar, R OBP: 0.293, SLG: 0.256										3	0	0	0	1	0	3						
24 Nate McLouth, L OBP: 0.309, SLG: 0.330										4	1	2	0	0	1	3						
48 Tommy Hanson, R OBP: 0.059, SLG: 0.059										1	0	0	0	0	0	3						
53 Melky Cabrera, S OBP: 0.287, SLG: 0.231										1	0	0	0	0	0	1						
46 Craig Kimbrel, R										0	0	0	0	0	0	0						
43 Jesse Chavez, R										0	0	0	0	0	0	0						
Inning Stats	R: 0 H: 0 E: 0 K: 1 S: 11	L: 0 LOB: 0 BB: 0 P: 16	R: 0 H: 1 E: 0 K: 1 S: 14	L: 1 LOB: 2 BB: 2 P: 23	R: 0 H: 1 E: 0 K: 1 S: 6	L: 1 LOB: 1 BB: 0 P: 11	R: 0 H: 1 E: 0 K: 0 S: 6	L: 1 LOB: 0 BB: 0 P: 8	R: 0 H: 2 E: 0 K: 1 S: 15	L: 2 LOB: 2 BB: 0 P: 18	R: 1 H: 1 E: 0 K: 0 S: 9	L: 1 LOB: 0 BB: 0 P: 11	R: 0 H: 0 E: 0 K: 1 S: 8	L: 0 LOB: 0 BB: 0 P: 10	R: 0 H: 0 E: 0 K: 1 S: 7	L: 0 LOB: 0 BB: 0 P: 13	1B: 3 2B: 4 3B: 0 HR: 0	SF: 0 SAC: 1 DP: 1 HBP: 0	WP: 0 PB: 0 SB: 0 CS: 0	PA: 35		
PITCHER	IP	WLS	BF	H	R	ER	SO	BB	IBB	HBP	BLK	WP	HR	S	P	ERA	WHIP					
13 Rodrigo Lopez, R ERA: 3.81	8.0	W	32	7	1	1	5	2	0	0	0	0	0	76	106	1.12	1.125					
49 Carlos Rosa, R ERA:	1.0		3	0	0	0	1	0	0	0	0	0	0	7	13	0.00	0.000					

Arizona Diamondbacks @ Atlanta Braves
Turner Field, Atlanta, GA
Sat May 15 2010, 7:12 PM - 10:05 PM EDT
Att: 32,718 - Partly Cloudy - 82 F

AB 32
R 1
H 7
RBI 1
BB 2
SO 6
LOB 16



Batter	1	2	3	4	5	6	7	8	9	AB	R	H	RBI	BB	SO	LOB	TOP	
2 Kelly Johnson, L (1,4) OBP: 0.348, SLG: 0.596										4	0	0	0	1	1	2	Arizona Diamondbacks @ Florida Marlins Sun Life Stadium, Miami, FL Mon May 17 2010, 7:42 PM - 10:30 PM EDT Att: 10,870 - Overcast - 73 F	
34 Conor Jackson, R (1,7) OBP: 0.353, SLG: 0.301										3	1	1	1	1	0	1		
6 Stephen Drew, L (1,6) OBP: 0.371, SLG: 0.489										5	0	1	1	0	1	3		
10 Justin Upton, R (1,9) OBP: 0.327, SLG: 0.444										4	0	2	0	0	0	0		
25 Adam LaRoche, L (1,3) OBP: 0.352, SLG: 0.460										4	1	2	0	0	2	2		
24 Chris Young, R (1,8) OBP: 0.356, SLG: 0.444										3	1	0	0	1	1	3		
3 Tony Abreu, S (1,5) OBP: 0.333, SLG: 0.414										4	1	2	0	0	0	2		
28 John Hester, R (1,2) OBP: 0.278, SLG: 0.303										4	1	2	1	0	0	0		
36 Edwin Jackson, R (1,1) OBP: 0.222, SLG: 0.353										2	0	0	0	1	2	1		
4 Rusty Ryal, R (9,PH) OBP: 0.412, SLG: 0.452										1	0	0	0	0	0	1		
22 Aaron Heilman, R (9,1)										0	0	0	0	0	0	0		
Inning Stats	R: 1 E: 0 K: 0 S: 9	H: 2 LOB: 0 BB: 0 P: 9	R: 3 E: 1 K: 1 S: 19	H: 3 LOB: 1 BB: 1 P: 30	R: 0 E: 0 K: 1 S: 8	H: 1 LOB: 1 BB: 0 P: 15	R: 0 E: 0 K: 1 S: 9	H: 1 LOB: 0 BB: 0 P: 11	R: 0 E: 0 K: 1 S: 9	H: 1 LOB: 1 BB: 0 P: 13	R: 0 E: 0 K: 1 S: 13	H: 1 LOB: 1 BB: 0 P: 19	R: 1 E: 0 K: 0 S: 10	H: 1 LOB: 1 BB: 1 P: 20	1B: 7 2B: 2 3B: 1 HR: 0	SF: 1 SAC: 0 DP: 0 HBP: 0	WP: 0 PB: 0 SB: 1 CS: 1	PA: 39
PITCHER	IP WLS BF H R ER SO BB IBB HBP BLK WP HR S P ERA WHIP																	
41 Chris Volstad, R (1,1) ERA: 4.29	5.0 L 21 7 4 2 4 1 0 0 0 0 0 0 54 80 3.60 1.600																	
37 Rencyl Pinto, L (6,1) ERA: 2.25	2.0 9 1 0 0 2 2 0 0 0 0 0 0 17 33 0.00 1.500																	
53 Dan Meyer, L (8,1) ERA: 11.57	1.0 4 1 0 0 1 0 0 0 0 0 0 0 13 19 0.00 1.000																	
52 Chris Leroux, R (9,1) ERA: 6.6	1.0 5 1 1 1 0 1 0 0 0 0 0 0 10 20 9.00 2.000																	

Batter	1	2	3	4	5	6	7	8	9	AB	R	H	RBI	BB	SO	LOB	BOTTOM			
8 Chris Coghlan, L (1,7) OBP: 0.278, SLG: 0.285										4	0	2	0	0	1	0	Arizona Diamondbacks @ Florida Marlins Sun Life Stadium, Miami, FL Mon May 17 2010, 7:42 PM - 10:30 PM EDT Att: 10,870 - Overcast - 73 F			
15 Gaby Sanchez, R (1,3) OBP: 0.369, SLG: 0.464										3	0	0	0	1	2	2				
2 Hanley Ramirez, R (1,6) OBP: 0.375, SLG: 0.483										1	0	0	0	0	0	1				
30 Brian Barden, R (3,6) OBP: 0.368, SLG: 0.250										3	0	0	0	0	2	1				
3 Jorge Cantu, R (1,5) OBP: 0.307, SLG: 0.483										3	1	2	0	1	0	0				
6 Dan Uggla, R (1,4) OBP: 0.354, SLG: 0.514										4	0	0	0	0	3	2				
12 Cody Ross, R (1,9) OBP: 0.355, SLG: 0.440										3	0	2	1	0	1	0				
29 Ronny Paulino, R (1,2) OBP: 0.342, SLG: 0.432										4	0	0	0	0	2	3				
24 Cameron Maybin, R (1,8) OBP: 0.305, SLG: 0.305										3	0	0	0	0	1	1				
41 Chris Volstad, R (1,1) ERA: 4.29	5.0 W 21 7 4 2 4 1 0 0 0 0 0 0 54 80 3.60 1.600																			
16 Brian Peterson, L (5,PH) OBP: 0.176, SLG: 0.083	0.1 1 0 0 0 0 0 0 0 0 0 0 0 1 0 0 0 0.00 0.000																			
37 Rencyl Pinto, L (6,1) ERA: 2.25	2.0 9 1 0 0 2 2 0 0 0 0 0 0 17 33 0.00 1.500																			
53 Dan Meyer, R (8,1) ERA: 11.57	1.0 4 1 0 0 1 0 0 0 0 0 0 0 13 19 0.00 1.000																			
25 Brett Carroll, R (8,PH) OBP: 0.329, SLG: 0.390	0.1 1 0 0 0 0 0 0 0 0 0 0 0 1 0 0 0 0.00 0.000																			
52 Chris Leroux, L (9,1) ERA: 6.6	1.0 5 1 1 1 0 1 0 0 0 0 0 0 10 20 9.00 2.000																			
Inning Stats	R: 0 E: 0 K: 1 S: 6	H: 0 LOB: 0 BB: 1 P: 12	R: 0 E: 0 K: 1 S: 9	H: 0 LOB: 1 BB: 0 P: 12	R: 0 E: 0 K: 0 S: 6	H: 0 LOB: 0 BB: 0 P: 9	R: 0 E: 0 K: 3 S: 9	H: 0 LOB: 1 BB: 1 P: 16	R: 0 E: 0 K: 1 S: 12	H: 1 LOB: 1 BB: 0 P: 18	R: 0 E: 0 K: 1 S: 9	H: 2 LOB: 2 BB: 0 P: 14	R: 0 E: 0 K: 2 S: 13	H: 1 LOB: 1 BB: 0 P: 17	R: 1 E: 0 K: 1 S: 13	H: 2 LOB: 1 BB: 0 P: 21	1B: 4 2B: 2 3B: 0 HR: 0	SF: 0 SAC: 0 DP: 1 HBP: 1	WP: 0 PB: 0 SB: 1 CS: 0	PA: 34
PITCHER	IP WLS BF H R ER SO BB IBB HBP BLK WP HR S P ERA WHIP																			
36 Edwin Jackson, R (1,1) ERA: 6.33	8.0 W 29 7 4 0 0 2 0 0 1 0 0 0 76 114 0.00 0.750																			
22 Aaron Heilman, R (9,1) ERA: 3.78	1.0 5 2 1 1 1 0 0 0 0 0 0 0 13 21 9.00 2.000																			

Batter	1	2	3	4	5	6	7	8	9	AB	R	H	RBI	BB	SO	LOB	TOP			
2 Kelly Johnson, L OBP: 0.346, SLG: 0.583										3	0	0	0	1	2	2	Arizona Diamondbacks @ Florida Marlins Sun Life Stadium, Miami, FL Tue May 18 2010, 1:10 PM - 3:57 PM EDT Att: 13,289 - Partly Cloudy - 85 F			
34 Conor Jackson, R OBP: 0.348, SLG: 0.289										3	0	0	0	1	0	1				
6 Stephen Drew, L OBP: 0.361, SLG: 0.475										4	0	0	0	0	2	2				
10 Justin Upton, R OBP: 0.326, SLG: 0.439										4	0	1	0	0	2	0				
25 Adam LaRoche, L OBP: 0.354, SLG: 0.457										1	0	0	0	0	0	1				
3 Tony Abreu, S OBP: 0.323, SLG: 0.400										2	0	0	0	0	1	0				
27 Mark Reynolds, R OBP: 0.341, SLG: 0.478										3	0	0	0	0	3	2				
24 Chris Young, R OBP: 0.350, SLG: 0.434										3	0	0	0	0	1	2				
19 Chris Snyder, R OBP: 0.351, SLG: 0.421										2	0	0	0	1	0	0				
33 Billy Buckner, R OBP: 0.500, SLG: 0.500										2	0	1	0	0	0	0				
56 Saul Rivera, S OBP: 0.341, SLG: 0.125										0	0	0	0	0	0	0				
58 Juan Gutierrez, R OBP: 0.167, SLG: 0.125										0	0	0	0	0	0	0				
49 Carlos Rosa, R OBP: 0.367, SLG: 0.548										0	0	0	0	0	0	0				
Inning Stats	R: 0 E: 0 K: 2 S: 10	H: 0 LOB: 0 BB: 0 P: 13	R: 0 E: 0 K: 1 S: 11	H: 1 LOB: 1 BB: 0 P: 19	R: 0 E: 0 K: 0 S: 10	H: 0 LOB: 2 BB: 2 P: 24	R: 0 E: 0 K: 2 S: 11	H: 0 LOB: 1 BB: 0 P: 16	R: 0 E: 0 K: 1 S: 7	H: 0 LOB: 0 BB: 0 P: 11	R: 0 E: 0 K: 3 S: 10	H: 0 LOB: 0 BB: 0 P: 12	R: 0 E: 0 K: 1 S: 14	H: 0 LOB: 1 BB: 1 P: 23	R: 0 E: 0 K: 1 S: 8	H: 0 LOB: 0 BB: 0 P: 11	1B: 2 2B: 2 3B: 0 HR: 0	SF: 0 SAC: 0 DP: 1 HBP: 1	WP: 0 PB: 0 SB: 2 CS: 0	PA: 32
PITCHER	IP	WLS	BF	H	R	ER	SO	BB	IBB	HBP	BLK	WP	HR	S	P	ERA	WHIP			
55 Josh Johnson, R ERA: 2.68	7.0	W	25	2	0	0	9	2	0	1	0	0	0	65	104	0.00	0.571			
44 Brian Sanchez, R ERA: 1.0	1.0		4	0	0	0	1	1	0	0	0	0	0	14	23	0.00	1.000			
32 Clay Hensley, R ERA: 1.66	1.0		3	0	0	0	1	0	0	0	0	0	0	8	11	0.00	0.000			

Batter	1	2	3	4	5	6	7	8	9	AB	R	H	RBI	BB	SO	LOB	BOTTOM			
8 Chris Coghlan, L OBP: 0.276, SLG: 0.281										5	1	1	0	0	0	2	Arizona Diamondbacks @ Florida Marlins Sun Life Stadium, Miami, FL Tue May 18 2010, 1:10 PM - 3:57 PM EDT Att: 13,289 - Partly Cloudy - 85 F			
24 Cameron Maybin, R OBP: 0.308, SLG: 0.325										4	2	1	3	1	1	0				
6 Dan Uggla, R OBP: 0.367, SLG: 0.548										4	2	3	1	1	1	0				
3 Jorge Cantu, R OBP: 0.315, SLG: 0.493										5	1	3	1	0	0	4				
12 Cody Ross, R OBP: 0.357, SLG: 0.438										5	0	2	1	0	1	3				
15 Gaby Sanchez, R OBP: 0.386, SLG: 0.468										1	1	1	0	2	0	0				
44 Brian Sanchez, R ERA: 1.0										0	0	0	0	0	0	0				
16 Bryan Petersen, L OBP: 0.143, SLG: 0.077										1	0	0	0	0	0	3				
32 Clay Hensley, R ERA: 1.66										0	0	0	0	0	0	0				
9 Brett Hayes, R OBP: 0.333, SLG: 0.286										3	0	0	0	2	1	6				
30 Brian Barden, R OBP: 0.391, SLG: 0.263										3	1	1	2	0	1	3				
55 Josh Johnson, L OBP: 0.250, SLG: 0.211										2	0	0	0	0	0	3				
18 Wes Helms, R OBP: 0.362, SLG: 0.333										1	0	0	0	0	1	1				
Inning Stats	R: 0 E: 0 K: 1 S: 11	H: 1 LOB: 1 BB: 0 P: 17	R: 0 E: 0 K: 1 S: 13	H: 2 LOB: 1 BB: 0 P: 14	R: 0 E: 0 K: 0 S: 7	H: 0 LOB: 0 BB: 0 P: 12	R: 1 E: 0 K: 2 S: 15	H: 1 LOB: 3 BB: 1 P: 30	R: 1 E: 0 K: 0 S: 10	H: 2 LOB: 1 BB: 0 P: 17	R: 5 E: 0 K: 0 S: 17	H: 4 LOB: 1 BB: 2 P: 29	R: 0 E: 0 K: 2 S: 11	H: 0 LOB: 1 BB: 1 P: 18	R: 1 E: 0 K: 0 S: 15	H: 2 LOB: 3 BB: 2 P: 32	1B: 8 2B: 2 3B: 0 HR: 2	SF: 0 SAC: 1 DP: 0 HBP: 2	WP: 0 PB: 0 SB: 0 CS: 2	PA: 43
PITCHER	IP	WLS	BF	H	R	ER	SO	BB	IBB	HBP	BLK	WP	HR	S	P	ERA	WHIP			
33 Billy Buckner, R ERA: 3.6	5.0	L	23	4	2	2	4	2	0	2	0	0	2	17	29	45.00	6.000			
56 Saul Rivera, R ERA: 45.0	1.0		9	4	5	5	0	2	0	0	0	0	2	17	29	45.00	6.000			
58 Juan Gutierrez, R ERA: 8.62	1.0		4	0	0	0	2	1	0	0	0	0	0	11	18	0.00	1.000			
49 Carlos Rosa, R ERA: 4.5	1.0		7	2	1	1	0	2	0	0	0	0	0	15	32	9.00	4.000			

Batter	1	2	3	4	5	6	7	8	9	AB	R	H	RBI	BB	SO	LOB	TOP			
33 Aaron Rowand, R (1,8) OBP: 0.309, SLG: 0.474 29 Ryan Rohlinger, R (8,6) OBP: 0.375, SLG: 0.286										4	1	1	0	0	1	0	0	San Francisco Giants @ Arizona Diamondbacks Chase Field, Phoenix, AZ Wed May 19 2010, 6:41 PM - 9:26 PM MST Att: 17,071 - Clear - 89 F		
56 Andres Torres, S (1,7) OBP: 0.390, SLG: 0.472										4	0	0	0	0	3	1				
21 Freddy Sanchez, R (1,4) OBP: 0.386, SLG: 0.610										4	0	0	0	0	1	1				
48 Pablo Sandoval, S (1,5) OBP: 0.341, SLG: 0.426										4	0	2	1	0	1	0				
1 Bengie Molina, R (1,2) OBP: 0.397, SLG: 0.415 22 Eil Whiteside, R (8,2) OBP: 0.386, SLG: 0.610										3	0	0	0	0	1	2				
5 Juan Uribe, R (1,6) OBP: 0.371, SLG: 0.424 49 Brandon Medders, R (8,1) Matt Downs, R (8,PH) OBP: 0.338, SLG: 0.397										1	0	0	0	2	0	0				
12 Nate Schierholtz, L (1,9) OBP: 0.365, SLG: 0.423										3	0	0	0	0	0	3				
35 Travis Ishikawa, L (1,3) OBP: 0.286, SLG: 0.474										2	0	0	0	1	1	2				
37 Todd Wellemeyer, R (1,1) OBP: 0.077, SLG: 0.077 53 Denny Bautista, R (6,1) 20 John Bowker, L (8,PH) OBP: 0.275, SLG: 0.339										2	0	0	0	0	2	1				
Inning Stats	R: 1 E: 0 K: 2 S: 14	H: 2 LOB: 1 BB: 0 P: 21	R: 0 E: 0 K: 1 S: 12	H: 0 LOB: 1 BB: 2 P: 21	R: 0 E: 0 K: 1 S: 8	H: 0 LOB: 0 BB: 0 P: 13	R: 0 E: 0 K: 1 S: 10	H: 0 LOB: 0 BB: 0 P: 12	R: 0 E: 0 K: 1 S: 7	H: 0 LOB: 0 BB: 1 P: 10	R: 0 E: 0 K: 0 S: 5	H: 1 LOB: 2 BB: 1 P: 13	R: 0 E: 0 K: 1 S: 7	H: 0 LOB: 0 BB: 0 P: 12	R: 0 E: 0 K: 2 S: 9	H: 1 LOB: 1 BB: 0 P: 14	1B: 1 2B: 3 3B: 0 HR: 0		SF: 0 SAC: 0 DP: 0 HBP: 0	WP: 0 PB: 0 SB: 0 CS: 1
PITCHER	IP	WLS	BF	H	R	ER	SO	BB	IBB	HBP	BLK	WP	HR	S	P	ERA	WHIP			
31 Ian Kennedy, R (1,1) ERA: 3.24 50 Chad Qualls, R (9,1) ERA: 7.07	8.0	W	29	3	1	1	9	3	0	0	0	0	0	73	116	1.12	0.750			

Batter	1	2	3	4	5	6	7	8	9	AB	R	H	RBI	BB	SO	LOB	BOTTOM			
2 Kelly Johnson, L (1,4) OBP: 0.354, SLG: 0.599										3	2	1	2	2	2	0	San Francisco Giants @ Arizona Diamondbacks Chase Field, Phoenix, AZ Wed May 19 2010, 6:41 PM - 9:26 PM MST Att: 17,071 - Clear - 89 F			
34 Conor Jackson, R (1,7) OBP: 0.340, SLG: 0.266 50 Chad Qualls, R (9,1)										5	0	1	0	0	0	3				
6 Stephen Drew, L (1,6) OBP: 0.371, SLG: 0.497 11 Augie Ojeda, S (8,PH) OBP: 0.158, SLG: 0.118										2	1	1	3	2	0	0				
10 Justin Upton, R (1,9) OBP: 0.328, SLG: 0.456										5	2	2	1	0	1	3				
25 Adam LaRoche, L (1,3) OBP: 0.362, SLG: 0.504										4	2	2	4	1	0	0				
27 Mark Reynolds, R (1,5) OBP: 0.337, SLG: 0.464										4	0	0	0	1	2	2				
24 Chris Young, R (1,8) OBP: 0.353, SLG: 0.439										3	2	1	0	1	1	1				
19 Chris Snyder, R (1,2) OBP: 0.364, SLG: 0.469										3	2	2	3	1	0	1				
31 Ian Kennedy, R (1,1) OBP: 0.238, SLG: 0.167 8 Gerardo Parra, L (8,PH) OBP: 0.263, SLG: 0.351										3	1	1	0	0	1	1				
Inning Stats	R: 0 E: 0 K: 0 S: 8	H: 0 LOB: 1 BB: 2 P: 18	R: 1 E: 0 K: 2 S: 14	H: 1 LOB: 1 BB: 1 P: 26	R: 0 E: 0 K: 1 S: 7	H: 0 LOB: 0 BB: 0 P: 10	R: 1 E: 0 K: 0 S: 14	H: 1 LOB: 1 BB: 1 P: 21	R: 3 E: 0 K: 0 S: 13	H: 2 LOB: 0 BB: 1 P: 23	R: 2 E: 0 K: 3 S: 12	H: 1 LOB: 2 BB: 1 P: 16	R: 0 E: 0 K: 1 S: 9	H: 0 LOB: 2 BB: 2 P: 22	R: 6 E: 0 K: 0 S: 20	H: 6 LOB: 0 BB: 0 P: 28		1B: 2 2B: 3 3B: 0 HR: 6	SF: 0 SAC: 0 DP: 1 HBP: 0	WP: 1 PB: 0 SB: 1 CS: 0
PITCHER	IP	WLS	BF	H	R	ER	SO	BB	IBB	HBP	BLK	WP	HR	S	P	ERA	WHIP			
37 Todd Wellemeyer, R (1,1) ERA: 5.71 53 Denny Bautista, R (6,1) 49 Brandon Medders, R (8,1) ERA: 7.2	5.0	L	23	4	5	5	3	5	0	0	0	0	0	3	56	9.00	1.800			

Batter	1	2	3	4	5	6	7	8	9	AB	R	H	RBI	BB	SO	LOB	TOP	
33 Aaron Rowand, R OBP: 0.305, SLG: 0.471	F7		F7			SH1-3 2B	G6-3	K		5	0	1	0	0	1	2	San Francisco Giants @ Arizona Diamondbacks Chase Field, Phoenix, AZ Thu May 20 2010, 6:41 PM - 9:56 PM MST Att. 18,623 - Clear - 92 F	
21 Freddy Sanchez, R OBP: 0.250, SLG: 0.285	48 2B	1B	48 F8-3 1B			SH1-3	SF7	K		3	1	2	1	0	1	0		
48 Pablo Sandoval, S OBP: 0.343, SLG: 0.428	17 G1-3 2B		F8-3			F7			F7	4	1	1	1	1	0	2		
17 Aubrey Huff, L OBP: 0.354, SLG: 0.451	G1-3								F9	4	1	2	2	1	0	1		
1 Benjie Molina, R OBP: 0.384, SLG: 0.400	G5-3									4	0	0	0	0	0	5		
45 Dan Runzler, L OBP: 0.318, SLG: 0.474										0	0	0	0	0	0	0		
59 Guillermo Mota, R OBP: 0.346, SLG: 0.462										0	0	0	0	0	0	0		
41 Jeremy Affeldt, L OBP: 0.378, SLG: 0.595										0	0	0	0	0	0	0		
Matt Downs, R OBP: 0.351, SLG: 0.446										0	0	0	0	1	0	0		
5 Juan Uribe, R OBP: 0.385, SLG: 0.462										5	1	2	1	0	1	1		
20 John Bowker, L OBP: 0.288, SLG: 0.415										3	1	2	2	0	0	0		
55 Tim Lincecum, L OBP: 0.182, SLG: 0.143										2	0	0	0	0	1	2		
35 Travis Ishikawa, L OBP: 0.319, SLG: 0.474										0	1	0	0	1	0	0		
54 Sergio Romo, R OBP: 0.378, SLG: 0.595										1	0	0	0	0	1	0		
22 Eli Whiteside, R OBP: 0.378, SLG: 0.595										1	0	0	0	0	1	0		
56 Andres Torres, S OBP: 0.385, SLG: 0.462										4	1	1	0	0	0	3		
Inning Stats	R: 1 H: 2 E: 0 K: 0 S: 12	H: 2 LOB: 1 BB: 0 P: 17	R: 0 H: 1 E: 0 K: 1 S: 10	H: 1 LOB: 1 BB: 0 P: 17	R: 0 H: 1 E: 0 K: 0 S: 5	H: 1 LOB: 0 BB: 0 P: 7	R: 1 H: 2 E: 1 K: 0 S: 13	H: 2 LOB: 2 BB: 0 P: 15	R: 0 H: 0 E: 0 K: 1 S: 9	H: 0 LOB: 0 BB: 0 P: 12	R: 0 H: 0 E: 0 K: 2 S: 10	H: 0 LOB: 1 BB: 1 P: 14	R: 0 H: 0 E: 0 K: 1 S: 11	H: 0 LOB: 1 BB: 1 P: 17	1B: 4 2B: 6 3B: 0 HR: 2	SF: 2 SAC: 1 DP: 1 HBP: 0	WP: 0 PA: 42 PB: 0 SB: 0 CS: 0	
PITCHER	IP WLS BF H R ER SO BB IBB HBP BLK WP HR S P ERA WHIP	IP WLS BF H R ER SO BB IBB HBP BLK WP HR S P ERA WHIP	IP WLS BF H R ER SO BB IBB HBP BLK WP HR S P ERA WHIP	IP WLS BF H R ER SO BB IBB HBP BLK WP HR S P ERA WHIP	IP WLS BF H R ER SO BB IBB HBP BLK WP HR S P ERA WHIP	IP WLS BF H R ER SO BB IBB HBP BLK WP HR S P ERA WHIP	IP WLS BF H R ER SO BB IBB HBP BLK WP HR S P ERA WHIP	IP WLS BF H R ER SO BB IBB HBP BLK WP HR S P ERA WHIP	IP WLS BF H R ER SO BB IBB HBP BLK WP HR S P ERA WHIP	IP WLS BF H R ER SO BB IBB HBP BLK WP HR S P ERA WHIP	IP WLS BF H R ER SO BB IBB HBP BLK WP HR S P ERA WHIP	IP WLS BF H R ER SO BB IBB HBP BLK WP HR S P ERA WHIP	IP WLS BF H R ER SO BB IBB HBP BLK WP HR S P ERA WHIP	IP WLS BF H R ER SO BB IBB HBP BLK WP HR S P ERA WHIP	IP WLS BF H R ER SO BB IBB HBP BLK WP HR S P ERA WHIP	IP WLS BF H R ER SO BB IBB HBP BLK WP HR S P ERA WHIP		
13 Rodrigo Lopez, R ERA: 4.42	5.0	27	10	6	6	1	2	0	0	0	0	0	0	0	0	0	10.80	2.400
49 Carlos Rosa, R ERA: 6.0	1.0	B	5	1	1	1	0	1	0	0	0	0	0	0	0	0	9.00	1.000
32 Esmerling Vasquez, R ERA: 5.11	1.0	3	0	0	0	1	0	0	0	0	0	0	0	0	0	0	0.00	0.000
22 Aaron Heilman, R ERA: 3.44	1.2	W	6	0	0	0	2	1	0	0	0	0	0	0	0	0	0.00	0.600
50 Chad Qualls, R ERA: 6.91	0.1	S	1	0	0	0	1	0	0	0	0	0	0	0	0	0	0.00	0.000

Batter	1	2	3	4	5	6	7	8	9	AB	R	H	RBI	BB	SO	LOB	BOTTOM		
2 Kelly Johnson, L OBP: 0.355, SLG: 0.589	G4-3		F8			34 BB 6 3B	G4-3			4	1	1	0	1	0	3	San Francisco Giants @ Arizona Diamondbacks Chase Field, Phoenix, AZ Thu May 20 2010, 6:41 PM - 9:56 PM MST Att. 18,623 - Clear - 92 F		
34 Conor Jackson, R OBP: 0.336, SLG: 0.313	10 S BB		F8			6 3B		25 FC4-6 27 WP		2	2	1	0	3	0	1			
6 Stephen Drew, L OBP: 0.372, SLG: 0.507	F8					10 SF8 3B	G5-3	K		5	1	2	2	0	1	4			
10 Justin Upton, R OBP: 0.324, SLG: 0.448	K		L8			SF8		25 FC4-6 IBB		3	0	0	1	1	2	3			
25 Adam LaRoche, L OBP: 0.369, SLG: 0.519	F9					8 G3-1 2B		27 HR BB		4	2	2	0	1	0	2			
27 Mark Reynolds, R OBP: 0.335, SLG: 0.490	K		K			K		19 WP 24 2B		5	2	2	3	0	3	2			
8 Gerardo Parra, L OBP: 0.196, SLG: 0.342										2	0	0	0	1	0	1			
4 Rusty Ryal, R OBP: 0.400, SLG: 0.438										1	0	0	0	0	0	1			
22 Aaron Heilman, R OBP: 0.378, SLG: 0.595										0	0	0	0	0	0	0			
50 Chad Qualls, R OBP: 0.378, SLG: 0.595										0	0	0	0	0	0	0			
19 Chris Snyder, R OBP: 0.361, SLG: 0.455	K		K			K				3	0	0	0	1	2	2			
Inning Stats	R: 0 H: 0 E: 0 K: 1 S: 10	H: 0 LOB: 1 BB: 1 P: 19	R: 0 H: 0 E: 0 K: 2 S: 9	H: 0 LOB: 1 BB: 1 P: 16	R: 0 H: 1 E: 0 K: 0 S: 12	H: 1 LOB: 2 BB: 1 P: 19	R: 0 H: 1 E: 0 K: 2 S: 11	H: 1 LOB: 0 BB: 0 P: 14	R: 5 H: 3 E: 0 K: 1 S: 17	H: 3 LOB: 2 BB: 2 P: 32	R: 0 H: 0 E: 0 K: 0 S: 9	H: 0 LOB: 2 BB: 2 P: 22	R: 2 H: 3 E: 0 K: 1 S: 15	H: 3 LOB: 2 BB: 1 P: 25	R: 1 H: 1 E: 0 K: 2 S: 8	H: 1 LOB: 1 BB: 1 P: 17	1B: 2 2B: 5 3B: 1 HR: 1	SF: 1 SAC: 0 DP: 0 HBP: 0	WP: 2 PA: 42 PB: 0 SB: 1 CS: 0
PITCHER	IP WLS BF H R ER SO BB IBB HBP BLK WP HR S P ERA WHIP	IP WLS BF H R ER SO BB IBB HBP BLK WP HR S P ERA WHIP	IP WLS BF H R ER SO BB IBB HBP BLK WP HR S P ERA WHIP	IP WLS BF H R ER SO BB IBB HBP BLK WP HR S P ERA WHIP	IP WLS BF H R ER SO BB IBB HBP BLK WP HR S P ERA WHIP	IP WLS BF H R ER SO BB IBB HBP BLK WP HR S P ERA WHIP	IP WLS BF H R ER SO BB IBB HBP BLK WP HR S P ERA WHIP	IP WLS BF H R ER SO BB IBB HBP BLK WP HR S P ERA WHIP	IP WLS BF H R ER SO BB IBB HBP BLK WP HR S P ERA WHIP	IP WLS BF H R ER SO BB IBB HBP BLK WP HR S P ERA WHIP	IP WLS BF H R ER SO BB IBB HBP BLK WP HR S P ERA WHIP	IP WLS BF H R ER SO BB IBB HBP BLK WP HR S P ERA WHIP	IP WLS BF H R ER SO BB IBB HBP BLK WP HR S P ERA WHIP	IP WLS BF H R ER SO BB IBB HBP BLK WP HR S P ERA WHIP	IP WLS BF H R ER SO BB IBB HBP BLK WP HR S P ERA WHIP	IP WLS BF H R ER SO BB IBB HBP BLK WP HR S P ERA WHIP			
55 Tim Lincecum, R ERA: 2.35	5.0	25	5	5	5	0	5	0	0	0	0	0	0	0	0	0	9.00	2.000	
54 Sergio Romo, R ERA: 3.5	0.2	H	4	0	0	0	2	0	0	0	0	0	0	0	0	0	0.00	3.000	
45 Dan Runzler, L ERA: 4.96	0.2	H	4	2	2	2	1	0	0	0	0	0	0	0	0	0	27.00	3.000	
59 Guillermo Mota, R ERA: 1.29	0.1	B	3	1	0	0	0	1	0	0	0	0	0	0	0	0	0.00	6.000	
41 Jeremy Affeldt, L ERA: 2.65	1.1	L	6	1	1	1	2	0	1	0	0	0	0	0	0	0	6.75	0.750	

Batter	1	2	3	4	5	6	7	8	9	AB	R	H	RBI	BB	SO	LOB	TOP										
15 Fred Lewis, L OBP: 0.320, SLG: 0.464	P2		G3-4-1 26 19 1B	G4-3	G3				K	6	1	2	0	0	1	1	Toronto Blue Jays @ Arizona Diamondbacks Chase Field, Phoenix, AZ Sun May 23 2010, 1:10 PM - 4:12 PM MST Att: 23,115 - Sunny - 74 F livebaseballscorecards.com										
2 Aaron Hill, R OBP: 0.276, SLG: 0.323 37 Scott Downs, L OBP: 0.286, SLG: 0.167	P4		FC4 26 19 1B	G5-3			P6			4	2	0	0	1	0	5											
63 Kevin Gregg, R										0	0	0	0	0	0	0											
26 Adam Lind, L OBP: 0.297, SLG: 0.399 7 Jeremy Reed, L OBP: 0.286, SLG: 0.167	G3-1		G3-4-1				SF8			4	2	2	1	0	0	2											
19 José Bautista, R OBP: 0.345, SLG: 0.570										5	1	2	4	0	1	4											
35 Lyle Overbay, L OBP: 0.295, SLG: 0.362										5	1	2	0	0	0	3											
12 Edwin Encarnación, R OBP: 0.352, SLG: 0.745										4	2	2	2	1	0	1											
6 John McDonald, R OBP: 0.267, SLG: 0.409										4	2	2	2	1	0	2											
8 José Molina, R OBP: 0.367, SLG: 0.318										5	1	3	1	0	0	1											
28 Shaun Marcum, R OBP: 0.333, SLG: 0.667 57 Shawn Camp, R OBP: 1.000, SLG: 1.000 18 Mike McCoy, R OBP: 0.261, SLG: 0.262	K									3	0	1	1	0	0	2											
Inning Stats	R: 0 E: 0 K: 0 S: 7	H: 0 LOB: 0 BB: 0 P: 11	R: 0 E: 0 K: 2 S: 13	H: 3 LOB: 3 BB: 0 P: 18	R: 2 E: 1 K: 0 S: 14	H: 2 LOB: 1 BB: 0 P: 20	R: 1 E: 0 K: 0 S: 11	H: 1 LOB: 1 BB: 1 P: 18	R: 5 E: 0 K: 1 S: 14	H: 6 LOB: 0 BB: 0 P: 21	R: 3 E: 1 K: 0 S: 12	H: 2 LOB: 1 BB: 2 P: 23	R: 1 E: 0 K: 0 S: 13	H: 3 LOB: 2 BB: 0 P: 17	R: 0 E: 0 K: 0 S: 7	H: 0 LOB: 0 BB: 0 P: 12	R: 0 E: 0 K: 2 S: 10	H: 0 LOB: 0 BB: 0 P: 14	1B: 12 2B: 3 3B: 0 HR: 2	SF: 1 SAC: 0 DP: 0 HBP: 0	WP: 1 PB: 0 SB: 0 CS: 0	PA: 46					
PITCHER	IP	WLS	BF	H	R	ER	SO	BB	IBB	HBP	BLK	WP	HR	S	P	ERA	WHIP										
33 Billy Buckner, R ERA: 9.0	4.0	L	25	11	8	7	2	1	0	0	0	1	2	53	79	15.75	3.000										
43 César Valdez, R ERA: 7.32	2.0		9	3	3	2	1	1	1	0	0	0	0	18	32	9.00	2.000										
56 Saul Rivera, R ERA: 27.0	1.0		6	3	1	1	0	0	0	0	0	0	0	13	17	9.00	3.000										
58 Juan Gutierrez, R ERA: 8.83	1.0		3	0	0	0	0	0	0	0	0	0	0	7	12	0.00	0.000										
49 Carlos Rosa, R ERA: 4.5	1.0		3	0	0	0	2	0	0	0	0	0	0	10	14	0.00	0.000										

Batter	1	2	3	4	5	6	7	8	9	AB	R	H	RBI	BB	SO	LOB	BOTTOM										
34 Conor Jackson, R OBP: 0.348, SLG: 0.333 58 Juan Gutierrez, R	K		G3-1						G6-4-3 11 G4-6-3	4	1	1	0	0	1	1	Toronto Blue Jays @ Arizona Diamondbacks Chase Field, Phoenix, AZ Sun May 23 2010, 1:10 PM - 4:12 PM MST Att: 23,115 - Sunny - 74 F livebaseballscorecards.com										
49 Carlos Rosa, R										0	0	0	0	0	0	0											
28 John Hester, R OBP: 0.268, SLG: 0.270										1	0	0	0	0	0	2											
3 Tony Abreu, S OBP: 0.319, SLG: 0.403 11 Augie Ojeda, S OBP: 0.182, SLG: 0.150			G4-3						L9	2	1	1	0	0	0	0											
6 Stephen Drew, L OBP: 0.364, SLG: 0.497										4	1	1	0	0	1	2											
10 Justin Upton, R OBP: 0.338, SLG: 0.457										4	0	1	1	0	2	2											
25 Adam LaRoche, L OBP: 0.375, SLG: 0.538 4 Rusty Ryan, R OBP: 0.405, SLG: 0.441										3	0	0	0	0	1	2											
27 Mark Reynolds, R OBP: 0.344, SLG: 0.500										1	0	1	0	0	0	0											
24 Chris Young, R OBP: 0.367, SLG: 0.497										3	0	1	0	1	2	1											
19 Chris Snyder, R OBP: 0.362, SLG: 0.439										3	0	0	0	1	1	3											
33 Billy Buckner, R OBP: 0.333, SLG: 0.333 43 César Valdez, R ERA: 2.84 56 Saul Rivera, S ERA: 2.57 8 Gerardo Parra, L OBP: 0.284, SLG: 0.351										1	0	0	0	0	0	0											
Inning Stats	R: 1 E: 0 K: 2 S: 12	H: 2 LOB: 1 BB: 0 P: 19	R: 0 E: 0 K: 2 S: 8	H: 0 LOB: 0 BB: 0 P: 12	R: 0 E: 0 K: 0 S: 11	H: 0 LOB: 0 BB: 0 P: 15	R: 1 E: 0 K: 3 S: 18	H: 2 LOB: 2 BB: 1 P: 29	R: 1 E: 0 K: 1 S: 18	H: 2 LOB: 1 BB: 0 P: 28	R: 0 E: 0 K: 1 S: 11	H: 1 LOB: 1 BB: 0 P: 16	R: 0 E: 0 K: 0 S: 5	H: 1 LOB: 0 BB: 0 P: 11	R: 0 E: 0 K: 1 S: 7	H: 1 LOB: 1 BB: 0 P: 9	R: 1 E: 0 K: 0 S: 12	H: 1 LOB: 1 BB: 2 P: 25	1B: 5 2B: 4 3B: 0 HR: 1	SF: 0 SAC: 0 DP: 2 HBP: 0	WP: 0 PB: 0 SB: 0 CS: 0	PA: 38					
PITCHER	IP	WLS	BF	H	R	ER	SO	BB	IBB	HBP	BLK	WP	HR	S	P	ERA	WHIP										
28 Shaun Marcum, R ERA: 2.82	5.0	W	22	6	3	3	8	1	0	0	0	0	0	67	103	5.40	1.400										
57 Shawn Camp, R ERA: 2.84	2.0		7	2	0	0	1	0	0	0	0	0	0	16	27	0.00	1.000										
37 Scott Downs, L ERA: 2.57	1.0		4	1	0	0	1	0	0	0	0	0	0	7	9	0.00	1.000										
63 Kevin Gregg, R ERA: 3.54	1.0		5	1	1	1	0	2	0	0	0	0	1	12	25	9.00	3.000										

Toronto Blue Jays @ Arizona Diamondbacks
 Chase Field, Phoenix, AZ
 Sun May 23 2010, 1:10 PM - 4:12 PM MST
 Att: 23,115 - Sunny - 74 F
livebaseballscorecards.com

Toronto Blue Jays @ Arizona Diamondbacks
 Chase Field, Phoenix, AZ
 Sun May 23 2010, 1:10 PM - 4:12 PM MST
 Att: 23,115 - Sunny - 74 F
livebaseballscorecards.com

AB	42
R	12
H	17
RBI	11
BB	3
SO	5
LOB	22

AB	35
R	4
H	10
RBI	4
BB	3
SO	10
LOB	16

Batter	1	2	3	4	5	6	7	8	9	AB	R	H	RBI	BB	SO	LOB	TOP										
2 Kelly Johnson, L (1.4) OBP: 0.363, SLG: 0.574										3	1	1	0	1	0	0											
34 Conor Jackson, R (1.7) OBP: 0.345, SLG: 0.340										4	1	1	1	0	1	1											
6 Stephen Drew, L (1.6) OBP: 0.362, SLG: 0.491											4	0	1	0	0	2											
10 Justin Upton, R (1.9) OBP: 0.332, SLG: 0.447											4	0	0	1	0	2											
25 Adam LaRoche, L (1.3) OBP: 0.372, SLG: 0.530											4	0	1	0	0	1											
27 Mark Reynolds, R (1.5) OBP: 0.337, SLG: 0.488											4	0	0	0	0	1											
24 Chris Young, R (1.8) OBP: 0.366, SLG: 0.494											3	0	1	0	0	0											
19 Chris Snyder, R (1.2) OBP: 0.361, SLG: 0.431											2	0	0	0	1	0											
31 Ian Kennedy, R (1.1) OBP: 0.217, SLG: 0.150										2	0	0	0	0	1	1											
32 Esmerling Vasquez, R (6.1) OBP: 0.284, SLG: 0.351										0	0	0	0	0	0	0											
14 Ryan Roberts, R (8. PH)										1	0	0	0	0	0	0											
22 Aaron Heilman, R (8.1) OBP: 0.317, SLG: 0.458										0	0	0	0	0	0	0											
Inning Stats	R: 0 E: 0 K: 2 S: 11	H: 0 LOB: 1 BB: 1 P: 20	R: 0 E: 0 K: 0 S: 14	H: 2 LOB: 1 BB: 0 P: 21	R: 0 E: 0 K: 1 S: 10	H: 0 LOB: 0 BB: 0 P: 13	R: 0 E: 0 K: 1 S: 7	H: 0 LOB: 1 BB: 1 P: 9	R: 0 E: 0 K: 0 S: 10	H: 0 LOB: 0 BB: 1 P: 16	R: 2 E: 0 K: 1 S: 12	H: 2 LOB: 0 BB: 0 P: 20	R: 0 E: 0 K: 0 S: 7	H: 0 LOB: 0 BB: 0 P: 12	R: 0 E: 0 K: 0 S: 4	H: 0 LOB: 0 BB: 0 P: 6	R: 0 E: 0 K: 1 S: 14	H: 1 LOB: 1 BB: 0 P: 21	1B: 4 2B: 1 3B: 0 HR: 0	SF: 0 SAC: 0 DP: 1 HBP: 0	WP: 0 PB: 0 SB: 1 CS: 0	PA: 33					
PITCHER	IP	WLS	BF	H	R	ER	SO	BB	IBB	HBP	BLK	WP	HR	S	P	ERA	WHIP										
45 Jhoulys Chacin, R (1.1) ERA: 3.09	6.0	W	23	4	2	2	5	2	0	0	0	0	0	64	99	3.00	1.000										
34 Matt Belisle, R (7.1) ERA: 2.45	1.0	H	3	0	0	0	0	0	0	0	0	0	0	7	12	0.00	0.000										
97 Joe Beimel, L (8.1) ERA: 0.54	1.0	H	3	0	0	0	0	0	0	0	0	0	0	4	6	0.00	0.000										
60 Manny Corpas, R (9.1) ERA: 2.37	1.0	S	4	1	0	0	1	0	0	0	0	0	0	14	21	0.00	1.000										

Arizona Diamondbacks @ Colorado Rockies
Coors Field, Denver, CO
Tue May 25 20:10, 6:42 PM - 9:19 PM MDT
Att: 28,370 - Cloudy - 67 F

AB 31
R 2
H 5
RBI 2
BB 2
SO 6
LOB 11

Batter	1	2	3	4	5	6	7	8	9	AB	R	H	RBI	BB	SO	LOB	BOTTOM										
7 Seth Smith, L (1.7) OBP: 0.328, SLG: 0.477										3	0	0	0	1	0	0											
24 Dexter Fowler, S (1.8) OBP: 0.333, SLG: 0.324										4	0	0	0	0	1	2											
17 Todd Helton, L (1.3) OBP: 0.401, SLG: 0.355										4	0	3	0	0	1	0											
2 Troy Tulowitzki, R (1.6) OBP: 0.373, SLG: 0.482										4	1	1	1	0	0	3											
11 Brad Hawpe, L (1.9) OBP: 0.390, SLG: 0.582										4	1	1	1	0	0	1											
60 Manny Corpas, R (9.1) ERA: 2.37										0	0	0	0	0	0	0											
21 Miguel Olivo, R (1.2) OBP: 0.354, SLG: 0.535										1	1	0	0	2	1	0											
9 Ian Stewart, L (1.5) OBP: 0.357, SLG: 0.466										2	0	2	0	1	0	0											
12 Clint Barmes, R (1.4) OBP: 0.266, SLG: 0.354										3	0	0	0	0	0	5											
45 Jhoulys Chacin, R (1.1) ERA: 3.09										1	0	0	0	0	0	0											
34 Matt Belisle, R (7.1) ERA: 2.45										1	0	0	0	0	1	0											
97 Joe Beimel, L (8.1) ERA: 0.54										0	0	0	0	0	0	0											
5 Carlos González, L (9.9) OBP: 0.317, SLG: 0.458										0	0	0	0	0	0	0											
Inning Stats	R: 0 E: 0 K: 0 S: 8	H: 1 LOB: 1 BB: 0 P: 12	R: 2 E: 0 K: 1 S: 16	H: 2 LOB: 2 BB: 2 P: 30	R: 1 E: 0 K: 1 S: 14	H: 1 LOB: 2 BB: 2 P: 27	R: 0 E: 0 K: 0 S: 8	H: 0 LOB: 0 BB: 0 P: 14	R: 0 E: 0 K: 0 S: 13	H: 1 LOB: 1 BB: 0 P: 20	R: 0 E: 0 K: 1 S: 5	H: 1 LOB: 0 BB: 0 P: 8	R: 0 E: 0 K: 1 S: 8	H: 0 LOB: 0 BB: 0 P: 10	R: 0 E: 0 K: 0 S: 6	H: 1 LOB: 0 BB: 0 P: 11	R: 0 E: 0 K: 1 S: 14	H: 0 LOB: 1 BB: 0 P: 21	1B: 5 2B: 0 3B: 0 HR: 2	SF: 0 SAC: 1 DP: 2 HBP: 0	WP: 1 PB: 0 SB: 0 CS: 0	PA: 32					
PITCHER	IP	WLS	BF	H	R	ER	SO	BB	IBB	HBP	BLK	WP	HR	S	P	ERA	WHIP										
31 Ian Kennedy, R (1.1) ERA: 3.41	5.0	L	24	5	3	3	2	4	0	0	0	0	0	13	18	0.00	0.500										
32 Esmerling Vasquez, R (6.1) ERA: 4.3	2.0		6	1	0	0	2	0	0	0	0	0	0	6	11	0.00	1.000										
22 Aaron Heilman, R (8.1) ERA: 3.26	1.0		3	1	0	0	0	0	0	0	0	0	0	6	11	0.00	1.000										

Arizona Diamondbacks @ Colorado Rockies
Coors Field, Denver, CO
Tue May 25 20:10, 6:42 PM - 9:19 PM MDT
Att: 28,370 - Cloudy - 67 F

AB 27
R 3
H 7
RBI 2
BB 4
SO 4
LOB 11

Batter	1	2	3	4	5	6	7	8	9	AB	R	H	RBI	BB	SO	LOB	TOP			
2 Kelly Johnson, L (1,4) OBP: 0.359, SLG: 0.554	G4-3		F7			F7			G4-3	4	0	0	0	0	0	0	Arizona Diamondbacks @ San Francisco Giants AT&T Park, San Francisco, CA Fri May 28 2010, 7:17 PM - 9:34 PM PDT Att: 31,495 - Clear - 62 F			
34 Conor Jackson, R (1,7) OBP: 0.317, SLG: 0.309	F8			G6-3		K			G4-3	4	0	0	0	0	1					
6 Stephen Drew, L (1,6) OBP: 0.367, SLG: 0.491	G4-3			P6					F8	3	0	0	0	0	0					
10 Justin Upton, R (1,9) OBP: 0.320, SLG: 0.430		G5-3			K				K	3	0	0	0	0	2					
25 Adam LaRoche, L (1,3) OBP: 0.361, SLG: 0.503		G1-3			K				K	3	0	0	0	0	2					
27 Mark Reynolds, R (1,5) OBP: 0.343, SLG: 0.506									K	2	0	1	0	0	1					
24 Chris Young, R (1,8) OBP: 0.351, SLG: 0.469									P4	3	0	0	0	0	0	2				
28 John Hester, R (1,2) OBP: 0.256, SLG: 0.256									F8	2	0	0	0	0	1	1				
8 Gerardo Parra, L (8,PH) OBP: 0.281, SLG: 0.341										1	0	0	0	0	0	0				
19 Chris Snyder, R (8,2) OBP: 0.357, SLG: 0.417										0	0	0	0	0	0	0				
36 Edwin Jackson, R (1,1) OBP: 0.174, SLG: 0.273										2	0	0	0	0	2	0				
50 Chad Qualls, R (8,1) OBP: 0.375, SLG: 0.405									F9	1	0	0	0	0	0	0				
4 Rusty Ryal, R (9,PH) OBP: 0.375, SLG: 0.405										1	0	0	0	0	0	0				
Inning Stats	R: 0 H: 0 E: 0 K: 0 S: 15	H: 0 LOB: 0 BB: 0 P: 19	R: 0 H: 1 E: 0 K: 0 S: 7	H: 1 LOB: 1 BB: 0 P: 10	R: 0 H: 0 E: 0 K: 2 S: 7	H: 0 LOB: 0 BB: 0 P: 12	R: 0 H: 0 E: 0 K: 1 S: 6	H: 0 LOB: 0 BB: 0 P: 10	R: 0 H: 0 E: 0 K: 2 S: 9	H: 0 LOB: 0 BB: 0 P: 11	R: 0 H: 0 E: 0 K: 2 S: 9	H: 0 LOB: 0 BB: 0 P: 10	R: 0 H: 0 E: 0 K: 1 S: 10	H: 0 LOB: 0 BB: 0 P: 14	R: 0 H: 0 E: 0 K: 0 S: 15	H: 0 LOB: 0 BB: 0 P: 22	1B: 0 2B: 1 3B: 0 HR: 0	SF: 0 SAC: 0 DP: 0 HBP: 1	WP: 0 PB: 0 SB: 0 CS: 0	PA: 29
PITCHER 18 Matt Cain, R (1,1) ERA: 2.5	IP: 9.0 WLS: W BF: 29 H: 1 R: 0 ER: 0 SO: 9 BB: 0 IBB: 0 HBP: 1 BLK: 0 WP: 0 HR: 0 S: 83 P: 122 ERA: 0.00 WHIP: 0.111																			

Batter	1	2	3	4	5	6	7	8	9	AB	R	H	RBI	BB	SO	LOB	BOTTOM			
56 Andres Torres, S (1,7) OBP: 0.390, SLG: 0.500	2B		F8		FC3-6					3	2	1	0	1	0	2	Arizona Diamondbacks @ San Francisco Giants AT&T Park, San Francisco, CA Fri May 28 2010, 7:17 PM - 9:34 PM PDT Att: 31,495 - Clear - 62 F			
21 Freddy Sanchez, R (1,4) OBP: 0.343, SLG: 0.387	1B								F8-3	3	0	2	1	1	0	1				
48 Pablo Sandoval, S (1,5) OBP: 0.340, SLG: 0.435	K		SF7						HR	3	1	2	3	0	1	1				
17 Aubrey Huff, L (1,3) OBP: 0.369, SLG: 0.451	BB									2	1	1	0	2	1	1				
5 Juan Uribe, R (1,6) OBP: 0.341, SLG: 0.444	G5-3									4	0	1	0	0	1	5				
1 Bengie Molina, R (1,2) OBP: 0.336, SLG: 0.353	G5-3								G6-3	4	0	0	0	0	1	2				
33 Aaron Rowand, R (1,8) OBP: 0.265, SLG: 0.408	F9								SF8	3	0	0	1	0	1	0				
12 Nate Schierholtz, L (1,9) OBP: 0.366, SLG: 0.409	G6-3									3	0	0	0	1	1	0				
18 Matt Cain, R (1,1) OBP: 0.111, SLG: 0.059										3	1	0	0	1	2	3				
Inning Stats	R: 1 H: 2 E: 0 K: 1 S: 11	H: 2 LOB: 1 BB: 1 P: 18	R: 0 H: 0 E: 0 K: 0 S: 6	H: 0 LOB: 0 BB: 0 P: 10	R: 1 H: 1 E: 0 K: 1 S: 10	H: 1 LOB: 1 BB: 1 P: 17	R: 0 H: 0 E: 0 K: 2 S: 8	H: 0 LOB: 0 BB: 0 P: 11	R: 1 H: 1 E: 0 K: 2 S: 13	H: 1 LOB: 3 BB: 2 P: 25	R: 0 H: 0 E: 0 K: 0 S: 6	H: 0 LOB: 0 BB: 0 P: 11	R: 0 H: 0 E: 0 K: 1 S: 4	H: 0 LOB: 1 BB: 1 P: 10	R: 2 H: 3 E: 0 K: 1 S: 14	H: 3 LOB: 2 BB: 1 P: 21		1B: 3 2B: 4 3B: 0 HR: 1	SF: 2 SAC: 0 DP: 2 HBP: 0	WP: 3 PB: 0 SB: 1 CS: 0
PITCHER 36 Edwin Jackson, R (1,1) ERA: 6.03 50 Chad Qualls, R (8,1) ERA: 7.02	IP: 7.0 WLS: L BF: 29 H: 4 R: 3 ER: 3 SO: 7 BB: 5 IBB: 0 HBP: 0 BLK: 0 WP: 3 HR: 0 S: 58 P: 102 ERA: 3.86 WHIP: 1.286																			



Batter	1	2	3	4	5	6	7	8	9	AB	R	H	RBI	BB	SO	LOB	TOP					
2 Kelly Johnson, L OBP: 0.357, SLG: 0.553			G3-1		F8		K			4	0	1	0	0	1	3	Arizona Diamondbacks @ San Francisco Giants AT&T Park, San Francisco, CA Sat May 29 2010, 6:08 PM - 9:08 PM PDT Att: 37,400 - Clear - 66 F					
4 Rusty Ryan, R OBP: 0.364, SLG: 0.463	G6-3		HR		K		FC5-4			4	1	1	1	0	1	4						
10 Justin Upton, R OBP: 0.319, SLG: 0.423	K		BB		K			F9		3	0	0	0	1	2	2						
6 Stephen Drew, L OBP: 0.365, SLG: 0.483										3	0	0	0	1	2	1						
11 Augie Ojeda, S OBP: 0.174, SLG: 0.143										0	0	0	0	0	0	0						
27 Mark Reynolds, R OBP: 0.337, SLG: 0.494	L7		G1-3							4	0	0	0	0	1	3						
24 Chris Young, R OBP: 0.348, SLG: 0.461										3	0	0	0	1	0	0						
34 Conor Jackson, R OBP: 0.315, SLG: 0.301										3	0	0	0	1	1	1						
19 Chris Snyder, R OBP: 0.361, SLG: 0.410										2	0	0	0	2	2	1						
33 Billy Buckner, R OBP: 0.420, SLG: 0.290										1	0	0	0	1	0	1						
43 César Valdez, R ERA: 2.95										0	0	0	0	0	0	0						
8 Gerardo Parra, L OBP: 0.276, SLG: 0.337										0	0	0	0	0	0	0						
56 Saul Rivera, S ERA: 22.09										0	0	0	0	0	0	0						
32 Esmerling Vasquez, R ERA: 5.06										0	0	0	0	0	0	0						
14 Ryan Roberts, R										1	0	0	0	0	0	1						
Inning Stats	R: 0 E: 0 K: 1 S: 14	H: 1 LOB: 2 BB: 1 P: 23	R: 0 E: 0 K: 2 S: 15	H: 0 LOB: 1 BB: 1 P: 23	R: 1 E: 0 K: 1 S: 11	H: 1 LOB: 1 BB: 1 P: 22	R: 0 E: 0 K: 1 S: 7	H: 0 LOB: 0 BB: 1 P: 13	R: 0 E: 0 K: 2 S: 13	H: 0 LOB: 1 BB: 1 P: 22	R: 0 E: 0 K: 0 S: 4	H: 0 LOB: 0 BB: 0 P: 8	R: 0 E: 0 K: 2 S: 10	H: 0 LOB: 2 BB: 2 P: 21	R: 0 E: 0 K: 1 S: 10	H: 0 LOB: 1 BB: 1 P: 20	1B: 0 2B: 1 3B: 0 HR: 1	SF: 0 SAC: 0 DP: 0 HBP: 0	WP: 0 PB: 0 SB: 1 CS: 0	PA: 36		
PITCHER	IP WLS BF H R ER SO BB IBB HBP BLK WP HR S P ERA WHIP	5.0 W 21 2 1 1 7 4 0 0 0 0 0 1 60 103 1.80 1.200	2.9 3 0 0 0 0 0 0 0 0 0 0 0 4 8 0.00 0.000	2.0 8 0 0 0 4 2 0 0 0 0 0 0 20 37 0.00 1.000	1.0 4 0 0 0 1 1 0 0 0 0 0 0 10 20 0.00 1.000																	

Batter	1	2	3	4	5	6	7	8	9	AB	R	H	RBI	BB	SO	LOB	BOTTOM			
56 Andres Torres, S OBP: 0.390, SLG: 0.488	48 F9 17 SF8 21 BB	21 1B 21 S		F7		K	FC4-6			3	1	0	0	2	1	2	Arizona Diamondbacks @ San Francisco Giants AT&T Park, San Francisco, CA Sat May 29 2010, 6:08 PM - 9:08 PM PDT Att: 37,400 - Clear - 66 F			
21 Freddy Sanchez, R OBP: 0.375, SLG: 0.382	5 1B 28 1B			K2-3		G4-3				3	2	1	0	2	1	0				
48 Pablo Sandoval, S OBP: 0.346, SLG: 0.444	F9	G1-3								5	3	3	1	0	0	4				
17 Aubrey Huff, L OBP: 0.372, SLG: 0.455	SF8			G4-3						3	2	2	1	0	0	0				
35 Travis Ishikawa, L OBP: 0.333, SLG: 0.524										1	0	1	1	0	0	0				
5 Juan Uribe, R OBP: 0.356, SLG: 0.474										3	3	3	2	1	0	0				
29 Ryan Rohlinger, R OBP: 0.308, SLG: 0.182										1	0	0	0	0	0	1				
28 Buster Posey, R OBP: 0.750, SLG: 0.750										4	0	3	3	0	0	0				
12 Nate Schierholtz, L OBP: 0.363, SLG: 0.495										1	0	0	0	0	0	1				
33 Aaron Rowand, R OBP: 0.263, SLG: 0.491	K									5	0	1	1	0	3	6				
22 Eli Whiteside, R OBP: 0.316, SLG: 0.537										5	1	1	2	0	1	5				
57 Jonathan Sánchez, L OBP: 0.143, SLG: 0.143										2	0	0	0	0	2	0				
54 Sergio Romo, R ERA: 11.00										0	0	0	0	0	0	0				
20 John Bowker, L OBP: 0.284, SLG: 0.367										1	0	0	0	0	0	0				
53 Denny Bautista, R OBP: 1.000, SLG: 1.000										1	0	1	1	0	0	0				
45 Dan Runtzler, L										0	0	0	0	0	0	0				
Inning Stats	R: 2 E: 0 K: 1 S: 17	H: 2 LOB: 2 BB: 2 P: 32	R: 0 E: 0 K: 1 S: 11	H: 1 LOB: 2 BB: 1 P: 17	R: 1 E: 0 K: 1 S: 7	H: 1 LOB: 0 BB: 0 P: 10	R: 1 E: 0 K: 2 S: 10	H: 1 LOB: 0 BB: 0 P: 11	R: 3 E: 0 K: 0 S: 8	H: 4 LOB: 0 BB: 0 P: 14	R: 0 E: 0 K: 1 S: 7	H: 0 LOB: 0 BB: 0 P: 10	R: 3 E: 0 K: 1 S: 20	H: 4 LOB: 2 BB: 1 P: 31	R: 2 E: 0 K: 1 S: 12	H: 3 LOB: 2 BB: 1 P: 20	1B: 12 2B: 2 3B: 0 HR: 2	SF: 1 SAC: 0 DP: 1 HBP: 0	WP: 1 PB: 0 SB: 1 CS: 0	PA: 44
PITCHER	IP WLS BF H R ER SO BB IBB HBP BLK WP HR S P ERA WHIP	4.0 L 24 9 7 7 7 3 0 0 0 0 0 0 2 50 7.50 3.000	2.0 5 0 0 0 1 0 0 0 0 0 0 0 10 15 0.00 0.000	0.2 7 4 3 3 1 1 0 0 0 0 0 0 16 25 40.50 7.500	1.1 8 3 2 2 1 1 0 0 0 0 1 0 16 26 13.50 3.000															



Batter	1	2	3	4	5	6	7	8	9	AB	R	H	RBI	BB	SO	LOB	TOP										
2 Kelly Johnson, L OBP: 0.375, SLG: 0.567										4	1	2	0	0	2	0	Arizona Diamondbacks @ Los Angeles Dodgers Dodger Stadium, Los Angeles, CA Mon May 31 2010, 6:11 PM - 8:53 PM PDT Att. 45,325 - Clear - 69 F										
10 Justin Upton, R OBP: 0.320, SLG: 0.437										4	1	1	2	0	0	1											
6 Stephen Drew, L OBP: 0.355, SLG: 0.464										4	0	0	0	0	1	0											
27 Mark Reynolds, R OBP: 0.332, SLG: 0.478										4	0	1	0	0	2	0											
11 Augie Ojeda, S OBP: 0.174, SLG: 0.143										0	0	0	0	0	0	0											
25 Adam LaRoche, L OBP: 0.365, SLG: 0.494										4	0	1	0	0	3	1											
24 Chris Young, R OBP: 0.332, SLG: 0.462										4	1	1	1	0	1	2											
8 Gerardo Parra, L OBP: 0.266, SLG: 0.323										3	0	0	0	0	1	1											
19 Chris Snyder, R OBP: 0.364, SLG: 0.460										3	1	1	1	0	1	0											
13 Rodrigo Lopez, R OBP: 0.148, SLG: 0.115										3	0	0	0	0	2	0											
32 Esmerling Vasquez, R OBP: 0.148, SLG: 0.115										0	0	0	0	0	0	0											
Inning Stats	R: 2 H: 2 E: 0 K: 3 S: 14	H: 2 LOB: 0 BB: 0 P: 21	R: 2 H: 2 E: 0 K: 3 S: 14	H: 2 LOB: 0 BB: 0 P: 21	R: 0 H: 0 E: 0 K: 1 S: 8	LOB: 0 BB: 0 P: 11	R: 0 H: 1 E: 0 K: 0 S: 11	LOB: 0 BB: 0 P: 16	R: 0 H: 0 E: 0 K: 0 S: 6	LOB: 0 BB: 0 P: 9	R: 0 H: 0 E: 0 K: 1 S: 6	LOB: 0 BB: 0 P: 8	R: 0 H: 1 E: 0 K: 1 S: 9	LOB: 1 BB: 0 P: 12	R: 0 H: 1 E: 0 K: 2 S: 9	LOB: 1 BB: 0 P: 15	1B: 3 2B: 1 3B: 0 HR: 3	SF: 0 SAC: 0 DP: 1 HBP: 0	WP: 1 PB: 0 CS: 0	PA: 33							
PITCHER	IP	WLS	BF	H	R	ER	SO	BB	IBB	HBP	BLK	WP	HR	S	P	ERA	WHIP										
58 Chad Billingsley, R ERA: 3.74	8.0		29	6	4	4	11	0	0	0	0	0	3	82	120	4.50	0.750										
51 Jonathan Broxton, R ERA: 1.16	1.0	W	4	1	0	0	2	0	0	0	0	1	0	9	15	0.00	1.000										

Batter	1	2	3	4	5	6	7	8	9	AB	R	H	RBI	BB	SO	LOB	BOTTOM										
15 Rafael Furcal, S OBP: 0.359, SLG: 0.402										4	1	2	0	0	0	0	Arizona Diamondbacks @ Los Angeles Dodgers Dodger Stadium, Los Angeles, CA Mon May 31 2010, 6:11 PM - 8:53 PM PDT Att. 45,325 - Clear - 69 F										
27 Matt Kemp, R OBP: 0.345, SLG: 0.512										4	1	3	1	0	1	0											
16 Andre Ethier, L OBP: 0.444, SLG: 0.721										4	0	0	0	0	0	3											
99 Manny Ramirez, R OBP: 0.390, SLG: 0.465										4	1	1	1	0	2	2											
7 James Loney, L OBP: 0.325, SLG: 0.429										3	0	0	0	1	0	0											
23 Casey Blake, R OBP: 0.347, SLG: 0.482										4	1	1	0	0	1	0											
55 Russell Martin, R OBP: 0.342, SLG: 0.349										4	0	0	0	0	0	2											
33 Blake DeWitt, L OBP: 0.346, SLG: 0.362										3	1	0	0	1	1	0											
58 Chad Billingsley, R ERA: 3.74										2	0	0	0	0	0	1											
3 Ronnie Belliard, R OBP: 0.347, SLG: 0.429										1	0	0	0	0	0	0											
51 Jonathan Broxton, R ERA: 1.16										0	0	0	0	0	0	0											
Inning Stats	R: 0 H: 0 E: 0 K: 1 S: 9	H: 0 LOB: 0 BB: 0 P: 13	R: 1 H: 1 E: 0 K: 0 S: 8	H: 1 LOB: 0 BB: 0 P: 12	R: 1 H: 2 E: 0 K: 0 S: 12	H: 2 LOB: 1 BB: 1 P: 17	R: 0 H: 0 E: 0 K: 1 S: 8	LOB: 0 BB: 0 P: 13	R: 0 H: 0 E: 0 K: 0 S: 7	LOB: 0 BB: 0 P: 11	R: 0 H: 1 E: 0 K: 0 S: 9	LOB: 1 BB: 0 P: 15	R: 0 H: 0 E: 0 K: 1 S: 8	LOB: 0 BB: 0 P: 11	R: 2 H: 2 E: 1 K: 1 S: 15	LOB: 1 BB: 0 P: 23	R: 1 H: 1 E: 0 K: 1 S: 9	LOB: 0 BB: 1 P: 18	1B: 4 2B: 3 3B: 0 HR: 1	SF: 0 SAC: 0 DP: 1 HBP: 0	WP: 0 PB: 0 CS: 2	PA: 35					
PITCHER	IP	WLS	BF	H	R	ER	SO	BB	IBB	HBP	BLK	WP	HR	S	P	ERA	WHIP										
13 Rodrigo Lopez, R ERA: 4.91	8.0		31	6	4	2	4	1	0	0	0	0	0	9	18	13.50	3.000										
32 Esmerling Vasquez, R ERA: 5.4	0.2	L	4	1	1	1	0	1	0	0	0	1	0	9	18	13.50	3.000										

AB	33
R	4
H	7
RBI	4
BB	0
SO	13
LOB	5

AB	33
R	5
H	7
RBI	2
BB	2
SO	5
LOB	8




Batter	1	2	3	4	5	6	7	8	9	10	AB	R	H	RBI	BB	SO	LOB	TOP						
2 Kelly Johnson, L OBP: 0.368, SLG: 0.555	(1,4) F8		(3,3) K			(1,0) P5		(2,1) G4-3			4	0	0	0	0	1	2							
6 Stephen Drew, L OBP: 0.348, SLG: 0.454	(1,6) G3			(3,2) F7		(0,0) G6-3			(3,3) K		4	0	0	0	0	1	1							
10 Justin Upton, R OBP: 0.318, SLG: 0.430	(1,9) BB			(0,1) F9			(1,3) K		(2,3) K		3	0	0	0	1	2	0							
25 Adam LaRoche, L OBP: 0.362, SLG: 0.485	(1,3) K			(0,0) L7			(4,2) BB		(0,1) P6		3	0	0	0	1	1	1							
24 Chris Young, R OBP: 0.332, SLG: 0.453		(2,2) G5-3			(2,2) G6-3		(1,0) F9		(1,1) P6		4	0	0	0	0	0	1							
4 Rusty Ryan, R OBP: 0.367, SLG: 0.457		(2,1) F8			(0,1) 19 WP		(0,3) K		(2,2) 1B		4	0	2	0	0	1	1							
34 Conor Jackson, R OBP: 0.313, SLG: 0.299		(0,2) F8			(2,2) F7		(1,1) 2-5		(2,1) P5		4	0	1	0	0	0	2							
19 Chris Snyder, R OBP: 0.357, SLG: 0.449			(3,3) K		(1,1) G6-3			(2,1) SH1-4		(3,3) K	3	0	0	0	0	2	2							
15 Dan Haren, R 22 Aaron Heilman, R 58 Juan Gutierrez, R	(1,1) G5-3				(0,1) 6 G6-3		(1,2) F8				3	0	1	0	0	0	1							
Inning Stats	R: 0 E: 0 K: 1 S: 10	H: 0 LOB: 1 BB: 1 P: 18	R: 0 E: 0 K: 0 S: 8	H: 0 LOB: 0 BB: 0 P: 12	R: 0 E: 0 K: 2 S: 8	H: 0 LOB: 0 BB: 0 P: 14	R: 0 E: 0 K: 0 S: 8	H: 0 LOB: 0 BB: 0 P: 11	R: 0 E: 0 K: 0 S: 10	H: 1 LOB: 1 BB: 0 P: 15	R: 0 E: 0 K: 2 S: 11	H: 0 LOB: 2 BB: 1 P: 18	R: 0 E: 0 K: 0 S: 10	H: 1 LOB: 1 BB: 0 P: 15	R: 0 E: 0 K: 2 S: 9	H: 0 LOB: 0 BB: 0 P: 14	R: 0 E: 0 K: 1 S: 13	H: 1 LOB: 1 BB: 0 P: 21	1B: 4 2B: 0 3B: 0 HR: 0	SF: 0 SAC: 1 DP: 1 HBP: 0	WP: 1 PB: 1 SB: 0 CS: 0	PA: 35		
PITCHER	IP WLS BF H R ER SO BB IBB HBP BLK WP HR S P ERA WHIP	48 John Ely, R ERA: 2.54	54 Ronald Belisario, R ERA: 5.11	56 Hung-Chih Kuo, L ERA: 1.32	36 Jeff Weaver, R ERA: 3.86																			

Arizona Diamondbacks @ Los Angeles Dodgers
Dodger Stadium, Los Angeles, CA
Tue Jun 01 2010, 7:11 PM - 10:16 PM PDT
Att. 36,533 - Partly Cloudy - 66 F

livebaseballscorecards.com

AB 32
R 0
H 4
RBI 0
BB 2
SO 8
LOB 11



Batter	1	2	3	4	5	6	7	8	9	10	AB	R	H	RBI	BB	SO	LOB	BOTTOM						
15 Rafael Furcal, S OBP: 0.344, SLG: 0.384	(1,6) B1-3		(2,1) P6			(2,3) K				(0,0) L6	5	0	0	0	0	2	2							
27 Matt Kemp, R OBP: 0.342, SLG: 0.519	(1,8) G5-3		(0,1) FC5-4			(1,2) E3		(2,3) K		(2,2) HR	5	1	1	1	0	1	1							
16 Andre Ethier, L OBP: 0.439, SLG: 0.707	(1,9) F7			(1,1) L9		(0,1) F7		(2,1) 1B			4	0	1	0	0	0	1							
99 Manny Ramirez, R OBP: 0.386, SLG: 0.457		(2,2) G6-3			(2,0) G5-3		(1,2) 23 WP		(3,2) F8		4	0	1	0	0	0	1							
7 James Loney, L OBP: 0.324, SLG: 0.425		(2,2) G4-3			(2,2) 23 1B		(0,3) K			(3,2) P6	4	0	1	0	0	1	2							
23 Casey Blake, R OBP: 0.345, SLG: 0.477		(0,1) 1B			(3,2) G4-3		(2,3) K		(1,1) F8		4	0	1	0	0	1	3							
55 Russell Martin, R OBP: 0.345, SLG: 0.352		(1,1) F7			(1,2) K			(0,0) 14 FC1-6		(1,1) 14 1B	4	0	2	0	0	1	1							
14 Jamey Carroll, R OBP: 0.387, SLG: 0.313			(3,2) 27 FC5-4			(2,2) 48 SH2-4		(1,0) FC1-6		(1,0) 1B	4	0	3	0	0	0	1							
48 John Ely, R 9 Garret Anderson, L 54 Ronald Belisario, R 56 Hung-Chih Kuo, L 3 Ronnie Belliard, R 36 Jeff Weaver, R	(1,1) K		(0,3) K		(0,1) SH2-4		(1,2) G4-6-3		(1,3) K		1	0	0	0	0	1	1							
Inning Stats	R: 0 E: 0 K: 0 S: 4	H: 0 LOB: 0 BB: 0 P: 8	R: 0 E: 0 K: 0 S: 10	H: 1 LOB: 1 BB: 0 P: 15	R: 0 E: 0 K: 1 S: 10	H: 1 LOB: 1 BB: 0 P: 15	R: 0 E: 0 K: 0 S: 12	H: 1 LOB: 1 BB: 0 P: 20	R: 0 E: 0 K: 2 S: 12	H: 1 LOB: 1 BB: 0 P: 17	R: 0 E: 1 K: 2 S: 16	H: 1 LOB: 2 BB: 0 P: 20	R: 0 E: 0 K: 0 S: 5	H: 1 LOB: 0 BB: 0 P: 7	R: 0 E: 0 K: 2 S: 15	H: 1 LOB: 1 BB: 0 P: 24	R: 0 E: 0 K: 1 S: 11	H: 2 LOB: 2 BB: 0 P: 18	R: 1 E: 0 K: 0 S: 4	H: 1 LOB: 0 BB: 0 P: 6	1B: 9 2B: 0 3B: 0 HR: 1	SF: 0 SAC: 1 DP: 1 HBP: 0	WP: 1 PB: 0 SB: 1 CS: 0	PA: 38
PITCHER	IP WLS BF H R ER SO BB IBB HBP BLK WP HR S P ERA WHIP	15 Dan Haren, R ERA: 4.83	22 Aaron Heilman, R ERA: 3.22	58 Juan Gutierrez, R ERA: 10.31																				

Arizona Diamondbacks @ Los Angeles Dodgers
Dodger Stadium, Los Angeles, CA
Tue Jun 01 2010, 7:11 PM - 10:16 PM PDT
Att. 36,533 - Partly Cloudy - 66 F

livebaseballscorecards.com

AB 37
R 1
H 10
RBI 1
BB 0
SO 8
LOB 16



Batter	1	2	3	4	5	6	7	8	9	10	11	12	13	14	AB	R	H	RBI	BB	SO	LOB	TOP				
2 Kelly Johnson, L OBP: 0.355, SLG: 0.537															6	0	0	0	0	2	1					
14 Ryan Roberts, R OBP: 0.111, SLG: 0.111															6	0	0	0	0	0	0					
6 Stephen Drew, L OBP: 0.352, SLG: 0.453															5	0	2	0	0	0	0					
10 Justin Upton, R OBP: 0.323, SLG: 0.429															5	0	2	0	1	1	2					
25 Adam LaRoche, L OBP: 0.365, SLG: 0.483															3	0	1	0	0	0	1					
11 Aneke Ojeda, S OBP: 0.160, SLG: 0.130															2	0	0	0	0	0	3					
4 Rusty Ryal, R OBP: 0.352, SLG: 0.431															5	0	1	0	0	0	4					
24 Chris Young, R OBP: 0.329, SLG: 0.446															5	0	1	0	0	0	5					
26 John Hester, R OBP: 0.244, SLG: 0.244															2	0	0	0	0	0	1					
34 Connor Jackson, R OBP: 0.311, SLG: 0.297															1	0	0	0	0	1	0					
19 Chris Snyder, R OBP: 0.353, SLG: 0.442															2	0	0	0	0	0	2					
36 Edwin Jackson, R OBP: 0.190, SLG: 0.200															3	0	1	0	0	0	0					
22 Aaron Heilman, R OBP: 0.269, SLG: 0.269															0	0	0	0	0	0	0					
49 Carlos Rosa, R OBP: 0.350, SLG: 0.350															0	0	0	0	0	0	0					
27 Mark Reynolds, R OBP: 0.330, SLG: 0.330															1	0	0	0	0	0	0					
43 César Valdez, R OBP: 0.353, SLG: 0.442															0	0	0	0	0	0	0					
Inning Stats	R: 0 E: 0 K: 1 S: 6	H: 0 LOB: 0 BB: 0 P: 8	R: 0 E: 0 K: 1 S: 12	H: 1 LOB: 1 BB: 0 P: 24	R: 0 E: 0 K: 2 S: 9	H: 0 LOB: 0 BB: 0 P: 14	R: 0 E: 0 K: 0 S: 5	H: 1 LOB: 1 BB: 0 P: 7	R: 0 E: 0 K: 1 S: 7	H: 0 LOB: 0 BB: 0 P: 11	R: 0 E: 0 K: 1 S: 19	H: 1 LOB: 1 BB: 0 P: 27	R: 0 E: 0 K: 0 S: 7	H: 1 LOB: 2 BB: 0 P: 11	R: 0 E: 0 K: 1 S: 8	H: 0 LOB: 0 BB: 0 P: 13	R: 0 E: 0 K: 0 S: 11	H: 0 LOB: 0 BB: 0 P: 21	R: 0 E: 0 K: 0 S: 4	H: 0 LOB: 0 BB: 0 P: 8	R: 0 E: 0 K: 0 S: 11	H: 1 LOB: 2 BB: 1 P: 18	1B: 8 2B: 1 3B: 0 HR: 0	SF: 0 DP: 2 HBP: 2	WP: 0 PB: 0 SB: 0 CS: 1	PA: 51
PITCHER	IP: 5.0 WLS: 17 BF: 27 H: 2 R: 0 ER: 0 SO: 3 BB: 0 IBB: 0 HBP: 0 BLK: 0 WP: 0 HR: 0 S: 52 P: 81 ERA: 0.00 WHIP: 0.400	IP: 1.0 WLS: 3 BF: 0 H: 0 R: 0 ER: 0 SO: 0 BB: 0 IBB: 0 HBP: 0 BLK: 0 WP: 0 HR: 0 S: 7 P: 11 ERA: 0.00 WHIP: 0.000	IP: 2.0 WLS: 8 BF: 1 H: 1 R: 0 ER: 0 SO: 2 BB: 0 IBB: 0 HBP: 0 BLK: 0 WP: 0 HR: 0 S: 26 P: 41 ERA: 0.00 WHIP: 0.500	IP: 1.0 WLS: 3 BF: 1 H: 0 R: 0 ER: 0 SO: 0 BB: 0 IBB: 0 HBP: 0 BLK: 0 WP: 0 HR: 0 S: 7 P: 11 ERA: 0.00 WHIP: 1.000	IP: 1.0 WLS: 4 BF: 1 H: 1 R: 0 ER: 0 SO: 0 BB: 0 IBB: 0 HBP: 0 BLK: 0 WP: 0 HR: 0 S: 8 P: 10 ERA: 0.00 WHIP: 1.000	IP: 4.0 WLS: 16 BF: 3 H: 0 R: 0 ER: 0 SO: 1 BB: 0 IBB: 0 HBP: 0 BLK: 0 WP: 0 HR: 0 S: 34 P: 60 ERA: 0.00 WHIP: 1.000																				

Arizona Diamondbacks @ Los Angeles Dodgers
Dodger Stadium, Los Angeles, CA
Wed Jun 02 2010, 12:12 PM - 4:26 PM PDT
Att: 35,355 - Cloudy - 71 F

AB: 47
R: 0
H: 8
RBI: 0
BB: 1
SO: 6
LOB: 19



Batter	1	2	3	4	5	6	7	8	9	10	11	12	13	14	AB	R	H	RBI	BB	SO	LOB	BOTTOM				
14 Jamey Carroll, R OBP: 0.399, SLG: 0.325															5	0	3	0	1	2	2					
27 Matt Kemp, R OBP: 0.342, SLG: 0.512															5	1	1	0	1	1	2					
16 Andre Ethier, L OBP: 0.422, SLG: 0.676															6	0	0	0	0	2	4					
7 James Loney, L OBP: 0.320, SLG: 0.422															6	0	1	0	0	1	1					
9 Garret Anderson, L OBP: 0.182, SLG: 0.241															6	0	1	1	0	1	1					
3 Ronnie Belliard, R OBP: 0.351, SLG: 0.409															2	0	0	0	2	0	0					
59 Travis Schlichting, R ERA: 1.87															1	0	0	0	0	0	0					
33 Blake DeWitt, L OBP: 0.285, SLG: 0.327															2	0	0	0	0	0	0					
45 Justin Miller, R OBP: 0.269, SLG: 0.269															0	0	0	0	0	0	0					
99 Money Hambrick, R OBP: 0.269, SLG: 0.269															0	0	0	0	0	0	0					
54 Ronald Belisario, R OBP: 0.353, SLG: 0.442															2	0	0	0	0	0	2					
15 Rafael Furcal, S OBP: 0.350, SLG: 0.350															0	0	0	0	0	0	0					
17 A.J. Ellis, R OBP: 0.269, SLG: 0.269															3	0	0	0	0	1	0					
55 Russell Martin, R OBP: 0.346, SLG: 0.350															1	0	0	0	1	0	2					
37 Carlos Monasterios, R OBP: 0.269, SLG: 0.269															1	0	0	0	0	1	0					
38 Ramon Troncoso, R OBP: 0.343, SLG: 0.472															4	0	1	0	0	0	0					
Inning Stats	R: 0 E: 0 K: 1 S: 9	H: 0 LOB: 0 BB: 1 P: 15	R: 0 E: 0 K: 1 S: 8	H: 0 LOB: 0 BB: 0 P: 11	R: 0 E: 0 K: 2 S: 14	H: 0 LOB: 0 BB: 0 P: 18	R: 0 E: 0 K: 0 S: 5	H: 1 LOB: 0 BB: 0 P: 15	R: 0 E: 0 K: 0 S: 6	H: 1 LOB: 0 BB: 0 P: 10	R: 0 E: 0 K: 1 S: 9	H: 0 LOB: 1 BB: 1 P: 17	R: 0 E: 0 K: 0 S: 10	H: 1 LOB: 2 BB: 1 P: 19	R: 0 E: 0 K: 1 S: 9	H: 0 LOB: 0 BB: 0 P: 14	R: 0 E: 0 K: 1 S: 7	H: 0 LOB: 0 BB: 0 P: 10	R: 0 E: 0 K: 1 S: 9	H: 1 LOB: 2 BB: 0 P: 17	R: 1 E: 0 K: 0 S: 16	H: 2 LOB: 1 BB: 0 P: 22	1B: 6 2B: 2 3B: 0 HR: 0	SF: 0 DP: 2 HBP: 0	WP: 2 PB: 0 SB: 1 CS: 0	PA: 50
PITCHER	IP: 9.0 WLS: 30 BF: 3 H: 0 R: 0 ER: 0 SO: 6 BB: 3 IBB: 0 HBP: 0 BLK: 0 WP: 1 HR: 0 S: 80 P: 123 ERA: 0.00 WHIP: 0.667	IP: 1.0 WLS: 5 BF: 1 H: 0 R: 0 ER: 0 SO: 3 BB: 0 IBB: 0 HBP: 0 BLK: 0 WP: 0 HR: 0 S: 16 P: 24 ERA: 0.00 WHIP: 0.000	IP: 1.2 WLS: 9 BF: 3 H: 1 R: 1 ER: 1 SO: 1 BB: 1 IBB: 0 HBP: 0 BLK: 0 WP: 0 HR: 0 S: 25 P: 39 ERA: 5.40 WHIP: 2.400																							

Arizona Diamondbacks @ Los Angeles Dodgers
Dodger Stadium, Los Angeles, CA
Wed Jun 02 2010, 12:12 PM - 4:26 PM PDT
Att: 35,355 - Cloudy - 71 F

AB: 45
R: 1
H: 7
RBI: 1
BB: 5
SO: 11
LOB: 15



Batter	1	2	3	4	5	6	7	8	9	AB	R	H	RBI	BB	SO	LOB	TOP																																																																																																																																																																																																																																			
14 Martin Prado, R OBP: 0.365, SLG: 0.454										5	0	1	0	0	3	4																																																																																																																																																																																																																																				
4 Omar Infante, R OBP: 0.351, SLG: 0.392										5	0	2	0	0	0	3																																																																																																																																																																																																																																				
22 Jason Heyward, L OBP: 0.396, SLG: 0.511										4	0	0	0	1	2	3																																																																																																																																																																																																																																				
16 Brian McCann, L 50 Cristhian Martinez, R 24 Nate McLouth, L 46 Craig Kimbrel, R 13 Billy Wagner, L 7 Brooks Conrad, S										3	1	1	0	0	0	1																																																																																																																																																																																																																																				
25 Troy Glaus, R OBP: 0.372, SLG: 0.478										4	0	2	0	1	1	0																																																																																																																																																																																																																																				
20 Eric Hinske, L 1 Gregor Blanco, L										3	2	2	0	2	0	2																																																																																																																																																																																																																																				
19 Yunel Escobar, R OBP: 0.341, SLG: 0.296										3	0	0	0	2	1	6																																																																																																																																																																																																																																				
53 Melky Cabrera, S OBP: 0.302, SLG: 0.288										4	1	2	2	0	0	4																																																																																																																																																																																																																																				
32 Derek Lowe, R 8 David Ross, R										2	0	0	0	0	0	2																																																																																																																																																																																																																																				
15 Dan Haren, R 32 Esmerling Vasquez, R 49 Carlos Rosa, R 22 Aaron Heilman, R 50 Chad Qualls, R	<table border="1"> <thead> <tr> <th>PITCHER</th> <th>IP</th> <th>WLS</th> <th>BF</th> <th>H</th> <th>R</th> <th>ER</th> <th>SO</th> <th>BB</th> <th>IBB</th> <th>HBP</th> <th>BLK</th> <th>WP</th> <th>HR</th> <th>S</th> <th>P</th> <th>ERA</th> <th>WHIP</th> </tr> </thead> <tbody> <tr> <td>15 Dan Haren, R</td> <td>5.2</td> <td>W</td> <td>27</td> <td>9</td> <td>3</td> <td>3</td> <td>5</td> <td>2</td> <td>0</td> <td>0</td> <td>0</td> <td>0</td> <td>0</td> <td>73</td> <td>114</td> <td>4.76</td> <td>1.941</td> </tr> <tr> <td>32 Esmerling Vasquez, R</td> <td>1.1</td> <td></td> <td>4</td> <td>0</td> <td>0</td> <td>0</td> <td>2</td> <td>0</td> <td>0</td> <td>0</td> <td>0</td> <td>0</td> <td>0</td> <td>13</td> <td>24</td> <td>0.00</td> <td>0.000</td> </tr> <tr> <td>49 Carlos Rosa, R</td> <td>0.1</td> <td></td> <td>4</td> <td>2</td> <td>1</td> <td>1</td> <td>0</td> <td>1</td> <td>0</td> <td>0</td> <td>0</td> <td>0</td> <td>0</td> <td>10</td> <td>16</td> <td>27.00</td> <td>9.000</td> </tr> <tr> <td>22 Aaron Heilman, R</td> <td>0.2</td> <td>H</td> <td>3</td> <td>0</td> <td>0</td> <td>0</td> <td>0</td> <td>0</td> <td>0</td> <td>1</td> <td>0</td> <td>0</td> <td>0</td> <td>6</td> <td>11</td> <td>0.00</td> <td>0.000</td> </tr> <tr> <td>50 Chad Qualls, R</td> <td>1.0</td> <td>S</td> <td>5</td> <td>0</td> <td>0</td> <td>0</td> <td>0</td> <td>3</td> <td>0</td> <td>0</td> <td>0</td> <td>1</td> <td>0</td> <td>10</td> <td>26</td> <td>0.00</td> <td>3.000</td> </tr> </tbody> </table>									PITCHER	IP	WLS	BF	H	R	ER	SO	BB	IBB	HBP	BLK	WP	HR	S	P	ERA	WHIP	15 Dan Haren, R	5.2	W	27	9	3	3	5	2	0	0	0	0	0	73	114	4.76	1.941	32 Esmerling Vasquez, R	1.1		4	0	0	0	2	0	0	0	0	0	0	13	24	0.00	0.000	49 Carlos Rosa, R	0.1		4	2	1	1	0	1	0	0	0	0	0	10	16	27.00	9.000	22 Aaron Heilman, R	0.2	H	3	0	0	0	0	0	0	1	0	0	0	6	11	0.00	0.000	50 Chad Qualls, R	1.0	S	5	0	0	0	0	3	0	0	0	1	0	10	26	0.00	3.000	<table border="1"> <thead> <tr> <th>PITCHER</th> <th>IP</th> <th>WLS</th> <th>BF</th> <th>H</th> <th>R</th> <th>ER</th> <th>SO</th> <th>BB</th> <th>IBB</th> <th>HBP</th> <th>BLK</th> <th>WP</th> <th>HR</th> <th>S</th> <th>P</th> <th>ERA</th> <th>WHIP</th> </tr> </thead> <tbody> <tr> <td>15 Dan Haren, R</td> <td>5.2</td> <td>W</td> <td>27</td> <td>9</td> <td>3</td> <td>3</td> <td>5</td> <td>2</td> <td>0</td> <td>0</td> <td>0</td> <td>0</td> <td>0</td> <td>73</td> <td>114</td> <td>4.76</td> <td>1.941</td> </tr> <tr> <td>32 Esmerling Vasquez, R</td> <td>1.1</td> <td></td> <td>4</td> <td>0</td> <td>0</td> <td>0</td> <td>2</td> <td>0</td> <td>0</td> <td>0</td> <td>0</td> <td>0</td> <td>0</td> <td>13</td> <td>24</td> <td>0.00</td> <td>0.000</td> </tr> <tr> <td>49 Carlos Rosa, R</td> <td>0.1</td> <td></td> <td>4</td> <td>2</td> <td>1</td> <td>1</td> <td>0</td> <td>1</td> <td>0</td> <td>0</td> <td>0</td> <td>0</td> <td>0</td> <td>10</td> <td>16</td> <td>27.00</td> <td>9.000</td> </tr> <tr> <td>22 Aaron Heilman, R</td> <td>0.2</td> <td>H</td> <td>3</td> <td>0</td> <td>0</td> <td>0</td> <td>0</td> <td>0</td> <td>0</td> <td>1</td> <td>0</td> <td>0</td> <td>0</td> <td>6</td> <td>11</td> <td>0.00</td> <td>0.000</td> </tr> <tr> <td>50 Chad Qualls, R</td> <td>1.0</td> <td>S</td> <td>5</td> <td>0</td> <td>0</td> <td>0</td> <td>0</td> <td>3</td> <td>0</td> <td>0</td> <td>0</td> <td>1</td> <td>0</td> <td>10</td> <td>26</td> <td>0.00</td> <td>3.000</td> </tr> </tbody> </table>									PITCHER	IP	WLS	BF	H	R	ER	SO	BB	IBB	HBP	BLK	WP	HR	S	P	ERA	WHIP	15 Dan Haren, R	5.2	W	27	9	3	3	5	2	0	0	0	0	0	73	114	4.76	1.941	32 Esmerling Vasquez, R	1.1		4	0	0	0	2	0	0	0	0	0	0	13	24	0.00	0.000	49 Carlos Rosa, R	0.1		4	2	1	1	0	1	0	0	0	0	0	10	16	27.00	9.000	22 Aaron Heilman, R	0.2	H	3	0	0	0	0	0	0	1	0	0	0	6	11	0.00	0.000	50 Chad Qualls, R	1.0	S	5	0	0	0	0	3	0	0	0	1	0	10	26	0.00	3.000	1B: 8	SF: 0	2B: 3	SAC: 0	3B: 0	DP: 2	HR: 0	HBP: 1	WP: 1	PA: 43
PITCHER	IP	WLS	BF	H	R	ER	SO	BB	IBB	HBP	BLK	WP	HR	S	P	ERA	WHIP																																																																																																																																																																																																																																			
15 Dan Haren, R	5.2	W	27	9	3	3	5	2	0	0	0	0	0	73	114	4.76	1.941																																																																																																																																																																																																																																			
32 Esmerling Vasquez, R	1.1		4	0	0	0	2	0	0	0	0	0	0	13	24	0.00	0.000																																																																																																																																																																																																																																			
49 Carlos Rosa, R	0.1		4	2	1	1	0	1	0	0	0	0	0	10	16	27.00	9.000																																																																																																																																																																																																																																			
22 Aaron Heilman, R	0.2	H	3	0	0	0	0	0	0	1	0	0	0	6	11	0.00	0.000																																																																																																																																																																																																																																			
50 Chad Qualls, R	1.0	S	5	0	0	0	0	3	0	0	0	1	0	10	26	0.00	3.000																																																																																																																																																																																																																																			
PITCHER	IP	WLS	BF	H	R	ER	SO	BB	IBB	HBP	BLK	WP	HR	S	P	ERA	WHIP																																																																																																																																																																																																																																			
15 Dan Haren, R	5.2	W	27	9	3	3	5	2	0	0	0	0	0	73	114	4.76	1.941																																																																																																																																																																																																																																			
32 Esmerling Vasquez, R	1.1		4	0	0	0	2	0	0	0	0	0	0	13	24	0.00	0.000																																																																																																																																																																																																																																			
49 Carlos Rosa, R	0.1		4	2	1	1	0	1	0	0	0	0	0	10	16	27.00	9.000																																																																																																																																																																																																																																			
22 Aaron Heilman, R	0.2	H	3	0	0	0	0	0	0	1	0	0	0	6	11	0.00	0.000																																																																																																																																																																																																																																			
50 Chad Qualls, R	1.0	S	5	0	0	0	0	3	0	0	0	1	0	10	26	0.00	3.000																																																																																																																																																																																																																																			

Atlanta Braves @ Arizona Diamondbacks
Chase Field, Phoenix, AZ
Mon Jun 07 2010, 6:41 PM - 9:55 PM MST
Att: 17,725 - Roof Closed - 79 F

AB 36
R 4
H 11
RBI 4
BB 6
SO 7
LOB 26



Batter	1	2	3	4	5	6	7	8	9	AB	R	H	RBI	BB	SO	LOB	BOTTOM																																																																																																																																																																																															
2 Kelly Johnson, L OBP: 0.371, SLG: 0.535										4	2	1	0	1	0	2																																																																																																																																																																																																
34 Conor Jackson, R OBP: 0.338, SLG: 0.336										3	2	2	1	1	0	0																																																																																																																																																																																																
6 Stephen Drew, L OBP: 0.353, SLG: 0.466										4	0	2	4	0	2	1																																																																																																																																																																																																
10 Justin Upton, R OBP: 0.322, SLG: 0.431										3	0	0	0	1	0	3																																																																																																																																																																																																
25 Adam LaRoche, L OBP: 0.350, SLG: 0.452										4	0	0	1	0	1	3																																																																																																																																																																																																
27 Mark Reynolds, R OBP: 0.323, SLG: 0.467										4	1	1	1	0	1	3																																																																																																																																																																																																
24 Chris Young, R OBP: 0.330, SLG: 0.450										4	1	1	0	0	2	0																																																																																																																																																																																																
19 Chris Snyder, R OBP: 0.337, SLG: 0.406										3	1	0	0	1	2	0																																																																																																																																																																																																
15 Dan Haren, R 32 Esmerling Vasquez, R 49 Carlos Rosa, R 22 Aaron Heilman, R 4 Rusty Ryan, R 50 Chad Qualls, R	<table border="1"> <thead> <tr> <th>PITCHER</th> <th>IP</th> <th>WLS</th> <th>BF</th> <th>H</th> <th>R</th> <th>ER</th> <th>SO</th> <th>BB</th> <th>IBB</th> <th>HBP</th> <th>BLK</th> <th>WP</th> <th>HR</th> <th>S</th> <th>P</th> <th>ERA</th> <th>WHIP</th> </tr> </thead> <tbody> <tr> <td>15 Dan Haren, R</td> <td>4.0</td> <td>L</td> <td>22</td> <td>8</td> <td>7</td> <td>7</td> <td>2</td> <td>2</td> <td>0</td> <td>0</td> <td>0</td> <td>0</td> <td>0</td> <td>57</td> <td>96</td> <td>15.75</td> <td>2.500</td> </tr> <tr> <td>32 Esmerling Vasquez, R</td> <td>2.0</td> <td></td> <td>6</td> <td>0</td> <td>0</td> <td>0</td> <td>3</td> <td>0</td> <td>0</td> <td>0</td> <td>0</td> <td>0</td> <td>0</td> <td>16</td> <td>24</td> <td>0.00</td> <td>0.000</td> </tr> <tr> <td>49 Carlos Rosa, R</td> <td>1.0</td> <td></td> <td>5</td> <td>0</td> <td>0</td> <td>0</td> <td>2</td> <td>2</td> <td>0</td> <td>0</td> <td>0</td> <td>0</td> <td>0</td> <td>12</td> <td>23</td> <td>0.00</td> <td>2.000</td> </tr> <tr> <td>22 Aaron Heilman, R</td> <td>1.0</td> <td></td> <td>4</td> <td>1</td> <td>0</td> <td>0</td> <td>2</td> <td>0</td> <td>0</td> <td>0</td> <td>0</td> <td>0</td> <td>0</td> <td>13</td> <td>19</td> <td>0.00</td> <td>1.000</td> </tr> </tbody> </table>									PITCHER	IP	WLS	BF	H	R	ER	SO	BB	IBB	HBP	BLK	WP	HR	S	P	ERA	WHIP	15 Dan Haren, R	4.0	L	22	8	7	7	2	2	0	0	0	0	0	57	96	15.75	2.500	32 Esmerling Vasquez, R	2.0		6	0	0	0	3	0	0	0	0	0	0	16	24	0.00	0.000	49 Carlos Rosa, R	1.0		5	0	0	0	2	2	0	0	0	0	0	12	23	0.00	2.000	22 Aaron Heilman, R	1.0		4	1	0	0	2	0	0	0	0	0	0	13	19	0.00	1.000	<table border="1"> <thead> <tr> <th>PITCHER</th> <th>IP</th> <th>WLS</th> <th>BF</th> <th>H</th> <th>R</th> <th>ER</th> <th>SO</th> <th>BB</th> <th>IBB</th> <th>HBP</th> <th>BLK</th> <th>WP</th> <th>HR</th> <th>S</th> <th>P</th> <th>ERA</th> <th>WHIP</th> </tr> </thead> <tbody> <tr> <td>15 Dan Haren, R</td> <td>4.0</td> <td>L</td> <td>22</td> <td>8</td> <td>7</td> <td>7</td> <td>2</td> <td>2</td> <td>0</td> <td>0</td> <td>0</td> <td>0</td> <td>0</td> <td>57</td> <td>96</td> <td>15.75</td> <td>2.500</td> </tr> <tr> <td>32 Esmerling Vasquez, R</td> <td>2.0</td> <td></td> <td>6</td> <td>0</td> <td>0</td> <td>0</td> <td>3</td> <td>0</td> <td>0</td> <td>0</td> <td>0</td> <td>0</td> <td>0</td> <td>16</td> <td>24</td> <td>0.00</td> <td>0.000</td> </tr> <tr> <td>49 Carlos Rosa, R</td> <td>1.0</td> <td></td> <td>5</td> <td>0</td> <td>0</td> <td>0</td> <td>2</td> <td>2</td> <td>0</td> <td>0</td> <td>0</td> <td>0</td> <td>0</td> <td>12</td> <td>23</td> <td>0.00</td> <td>2.000</td> </tr> <tr> <td>22 Aaron Heilman, R</td> <td>1.0</td> <td></td> <td>4</td> <td>1</td> <td>0</td> <td>0</td> <td>2</td> <td>0</td> <td>0</td> <td>0</td> <td>0</td> <td>0</td> <td>0</td> <td>13</td> <td>19</td> <td>0.00</td> <td>1.000</td> </tr> </tbody> </table>									PITCHER	IP	WLS	BF	H	R	ER	SO	BB	IBB	HBP	BLK	WP	HR	S	P	ERA	WHIP	15 Dan Haren, R	4.0	L	22	8	7	7	2	2	0	0	0	0	0	57	96	15.75	2.500	32 Esmerling Vasquez, R	2.0		6	0	0	0	3	0	0	0	0	0	0	16	24	0.00	0.000	49 Carlos Rosa, R	1.0		5	0	0	0	2	2	0	0	0	0	0	12	23	0.00	2.000	22 Aaron Heilman, R	1.0		4	1	0	0	2	0	0	0	0	0	0	13	19	0.00	1.000	1B: 7	SF: 0	2B: 0	SAC: 0	3B: 1	DP: 0	HR: 1	HBP: 0	WP: 0	PA: 37
PITCHER	IP	WLS	BF	H	R	ER	SO	BB	IBB	HBP	BLK	WP	HR	S	P	ERA	WHIP																																																																																																																																																																																															
15 Dan Haren, R	4.0	L	22	8	7	7	2	2	0	0	0	0	0	57	96	15.75	2.500																																																																																																																																																																																															
32 Esmerling Vasquez, R	2.0		6	0	0	0	3	0	0	0	0	0	0	16	24	0.00	0.000																																																																																																																																																																																															
49 Carlos Rosa, R	1.0		5	0	0	0	2	2	0	0	0	0	0	12	23	0.00	2.000																																																																																																																																																																																															
22 Aaron Heilman, R	1.0		4	1	0	0	2	0	0	0	0	0	0	13	19	0.00	1.000																																																																																																																																																																																															
PITCHER	IP	WLS	BF	H	R	ER	SO	BB	IBB	HBP	BLK	WP	HR	S	P	ERA	WHIP																																																																																																																																																																																															
15 Dan Haren, R	4.0	L	22	8	7	7	2	2	0	0	0	0	0	57	96	15.75	2.500																																																																																																																																																																																															
32 Esmerling Vasquez, R	2.0		6	0	0	0	3	0	0	0	0	0	0	16	24	0.00	0.000																																																																																																																																																																																															
49 Carlos Rosa, R	1.0		5	0	0	0	2	2	0	0	0	0	0	12	23	0.00	2.000																																																																																																																																																																																															
22 Aaron Heilman, R	1.0		4	1	0	0	2	0	0	0	0	0	0	13	19	0.00	1.000																																																																																																																																																																																															

Atlanta Braves @ Arizona Diamondbacks
Chase Field, Phoenix, AZ
Mon Jun 07 2010, 6:41 PM - 9:55 PM MST
Att: 17,725 - Roof Closed - 79 F

AB 33
R 7
H 9
RBI 7
BB 4
SO 9
LOB 14



Batter	1	2	3	4	5	6	7	8	9	AB	R	H	RBI	BB	SO	LOB	TOP								
14 Martin Prado, R OBP: 0.359, SLG: 0.445	F7		L9		G6-3		K		G6-3	5	0	0	0	0	1	3									
22 Jason Hayward, L OBP: 0.400, SLG: 0.510	G1-6-3 BB		G3		F8			2B		3	1	1	0	1	0	0									
10 Chipper Jones, S OBP: 0.377, SLG: 0.350	G1-6-3		F9		F9			F7		4	0	0	0	0	0	2									
16 Brian McCann, L OBP: 0.391, SLG: 0.427 1 Gregor Blanco, S OBP: 1.000, SLG: 1.500		BB		1B		F7		2B		3	0	2	1	1	0	0									
25 Troy Glaus, R OBP: 0.374, SLG: 0.473		BB		K		K		K		3	0	0	0	1	3	2									
20 Eric Hinske, L OBP: 0.377, SLG: 0.537 8 David Ross, R OBP: 0.435, SLG: 0.380			K		K		F8	F8		4	0	0	0	0	2	4									
19 Yunel Escobar, R OBP: 0.345, SLG: 0.292		BB		BB		BB				1	0	1	0	3	0	0									
24 Nate McLouth, L OBP: 0.295, SLG: 0.282 53 Melky Cabrera, S OBP: 0.308, SLG: 0.308			K		G4-3		F8		K	3	0	0	0	0	1	6									
11 Kenshin Kawakami, R OBP: 0.248, SLG: 0.167 4 Omar Infante, R OBP: 0.296, SLG: 0.470 34 Eric O'Flaherty, L OBP: 0.300, SLG: 0.400 58 Peter Moylan, R OBP: 0.320, SLG: 0.396 7 Brooks Conrad, S OBP: 0.320, SLG: 0.396		FC4-6		G3		G3		BB		2	0	0	0	0	0	3									
Inning Stats	R: 0 E: 0 K: 0 S: 6	H: 0 LOB: 0 BB: 1 P: 13	R: 0 E: 0 K: 2 S: 15	H: 1 LOB: 3 BB: 2 P: 30	R: 0 E: 0 K: 0 S: 7	H: 0 LOB: 0 BB: 0 P: 10	R: 0 E: 0 K: 2 S: 10	H: 1 LOB: 2 BB: 1 P: 20	R: 0 E: 0 K: 1 S: 7	H: 0 LOB: 0 BB: 0 P: 11	R: 0 E: 0 K: 1 S: 8	H: 0 LOB: 0 BB: 0 P: 12	R: 0 E: 0 K: 1 S: 11	H: 1 LOB: 2 BB: 1 P: 18	R: 1 E: 0 K: 1 S: 11	H: 2 LOB: 1 BB: 0 P: 16	R: 0 E: 0 K: 2 S: 9	H: 0 LOB: 1 BB: 1 P: 14	1B: 3 2B: 2 3B: 0 HR: 0	SF: 0 SAC: 0 DP: 1 HBP: 0	WP: 0 PB: 0 SB: 2 CS: 0	PA: 37			
PITCHER	IP	WLS	BF	H	R	ER	SO	BB	IBB	HBP	BLK	WP	HR	S	P	ERA	WHIP								
31 Ian Kennedy, R ERA: 3.17	7.0		28	3	0	0	6	5	0	0	0	0	0	64	114	0.00	1.143								
22 Aaron Heilman, R ERA: 3.09	1.0	W	5	2	1	1	1	0	0	0	0	0	0	11	16	9.00	2.000								
50 Chad Qualls, R ERA: 6.23	1.0	S	4	0	0	0	2	1	0	0	0	0	0	9	14	0.00	1.000								

Atlanta Braves @ Arizona Diamondbacks
Chase Field, Phoenix, AZ
Wed Jun 09 2010, 6:40 PM - 9:46 PM MST
Att. 19,153 - Roof Closed - 79 F

AB 31
R 1
H 5
RBI 1
BB 6
SO 9
LOB 22



Batter	1	2	3	4	5	6	7	8	9	AB	R	H	RBI	BB	SO	LOB	BOTTOM								
2 Kelly Johnson, L OBP: 0.374, SLG: 0.550	F9		2B		L8		K	G4-3		5	0	1	0	0	1	3									
10 Justin Upton, R OBP: 0.320, SLG: 0.435	K		K		K		IBB			3	0	0	0	1	3	2									
6 Stephen Drew, L OBP: 0.345, SLG: 0.450	G5-3		BB		F8		K			3	0	0	0	1	1	2									
27 Mark Reynolds, R OBP: 0.325, SLG: 0.473		K	F9		K			24 SH1-3 8 IHR HBP		3	1	0	0	0	2	3									
24 Chris Young, R OBP: 0.333, SLG: 0.449	G3-1 2B		F8		BB		SH1-3			2	0	1	0	1	0	0									
8 Gerardo Parra, L OBP: 0.295, SLG: 0.396	G3-1		2B		BB		IHR			3	1	2	2	1	0	1									
4 Rusty Ryan, R OBP: 0.339, SLG: 0.397 25 Adam LaRoche, L OBP: 0.347, SLG: 0.443	K		K		K		G6-4-3	34 FC4-6 19 BB		3	0	0	0	0	2	4									
19 Chris Snyder, R OBP: 0.347, SLG: 0.414			G6-3		IBB		2B	34 FC4-6 BB		2	0	1	0	2	0	0									
31 Ian Kennedy, R OBP: 0.207, SLG: 0.154 14 Ryan Roberts, R OBP: 0.214, SLG: 0.286 22 Aaron Heilman, R OBP: 0.347, SLG: 0.443 34 Conor Jackson, R OBP: 0.333, SLG: 0.331 50 Chad Qualls, R OBP: 0.347, SLG: 0.443		BB		K		G6-3		FC4-6		2	0	1	0	0	0	1									
Inning Stats	R: 0 E: 0 K: 1 S: 10	H: 0 LOB: 0 BB: 0 P: 15	R: 0 E: 0 K: 2 S: 12	H: 1 LOB: 1 BB: 0 P: 19	R: 0 E: 0 K: 1 S: 16	H: 2 LOB: 3 BB: 1 P: 28	R: 0 E: 0 K: 2 S: 11	H: 1 LOB: 2 BB: 1 P: 21	R: 0 E: 0 K: 1 S: 7	H: 0 LOB: 0 BB: 0 P: 11	R: 0 E: 0 K: 1 S: 7	H: 0 LOB: 1 BB: 2 P: 17	R: 0 E: 0 K: 2 S: 12	H: 1 LOB: 2 BB: 1 P: 22	R: 2 E: 0 K: 0 S: 11	H: 1 LOB: 2 BB: 2 P: 27	1B: 1 2B: 4 3B: 0 HR: 1	SF: 0 SAC: 1 DP: 1 HBP: 1	WP: 0 PB: 0 SB: 0 CS: 0	PA: 37					
PITCHER	IP	WLS	BF	H	R	ER	SO	BB	IBB	HBP	BLK	WP	HR	S	P	ERA	WHIP								
11 Kenshin Kawakami, R ERA: 4.48	6.0		25	4	0	0	8	3	1	0	0	0	0	63	111	0.00	1.167								
34 Eric O'Flaherty, L ERA: 2.13	1.0		5	1	0	0	2	0	1	0	0	0	0	12	22	0.00	1.000								
58 Peter Moylan, R ERA: 3.55	0.2	L	6	1	2	2	0	2	0	1	0	0	0	9	24	27.00	4.500								
50 Cristian Martinez, R ERA:	0.1		1	0	0	0	0	0	0	0	0	0	0	2	3	0.00	0.000								

Atlanta Braves @ Arizona Diamondbacks
Chase Field, Phoenix, AZ
Wed Jun 09 2010, 6:40 PM - 9:46 PM MST
Att. 19,153 - Roof Closed - 79 F

AB 28
R 2
H 6
RBI 2
BB 7
SO 10
LOB 20



Batter	1	2	3	4	5	6	7	8	9	AB	R	H	RBI	BB	SO	LOB	TOP				
3 Felipe Lopez, S OBP: 0.348, SLG: 0.407			G5-3			G6-3		L9		4	0	0	0	0	1	0					
28 Colby Rasmus, L OBP: 0.395, SLG: 0.552	F8		P6			P2		K		4	0	0	0	0	1	0					
5 Albert Pujols, R OBP: 0.415, SLG: 0.547	K		P4			G5-3		F7		4	0	0	0	0	1	0					
7 Matt Holliday, R OBP: 0.373, SLG: 0.451						F7		K		4	1	1	0	0	1	0					
47 Ryan Ludwick, R OBP: 0.358, SLG: 0.504		P3				P2		F8		4	0	0	0	0	0	1					
55 Skip Schumaker, L OBP: 0.311, SLG: 0.314						F8		G5-3		4	2	2	1	0	0	0					
4 Yadier Molina, R OBP: 0.335, SLG: 0.335						G6-3				3	1	2	1	0	0	0					
13 Brendan Ryan, R OBP: 0.275, SLG: 0.322						K				3	1	1	3	0	1	1					
54 Jaime Garcia, L OBP: 0.299, SLG: 0.399						K				2	0	0	0	0	0	1					
46 Kyle McClellan, R OBP: 0.299, SLG: 0.399						K				1	0	0	0	0	0	0					
36 Denny Reyes, R ERA: 2.65										0	0	0	0	0	0	0					
30 Jason Motte, R ERA: 2.49										0	0	0	0	0	0	0					
43 Trevor Miller, R ERA: 3.77										0	0	0	0	0	0	0					
31 Ryan Franklin, R ERA: 3.77										0	0	0	0	0	0	0					
Inning Stats	R: 0 H: 0 E: 0 K: 2 S: 8	H: 0 LOB: 0 BB: 0 P: 10	R: 2 H: 3 E: 1 K: 0 S: 16	H: 3 LOB: 1 BB: 0 P: 27	R: 0 H: 0 E: 0 K: 0 S: 9	H: 0 LOB: 0 BB: 0 P: 12	R: 0 H: 0 E: 0 K: 2 S: 10	H: 0 LOB: 0 BB: 0 P: 12	R: 0 H: 0 E: 0 K: 1 S: 6	H: 0 LOB: 0 BB: 0 P: 8	R: 3 H: 3 E: 0 K: 0 S: 10	H: 3 LOB: 0 BB: 0 P: 16	R: 0 H: 0 E: 0 K: 1 S: 8	H: 0 LOB: 0 BB: 0 P: 13	R: 0 H: 0 E: 0 K: 1 S: 7	H: 0 LOB: 0 BB: 0 P: 13	1B: 3 2B: 2 3B: 0 HR: 1	SF: 0 SAC: 0 DP: 0 HBP: 0	WP: 0 PB: 0 SB: 0 CS: 0	PA: 33	
PITCHER	IP WLS BF H R ER SO BB IBB HBP BLK WP HR S P ERA WHIP	IP WLS BF H R ER SO BB IBB HBP BLK WP HR S P ERA WHIP	IP WLS BF H R ER SO BB IBB HBP BLK WP HR S P ERA WHIP	IP WLS BF H R ER SO BB IBB HBP BLK WP HR S P ERA WHIP	IP WLS BF H R ER SO BB IBB HBP BLK WP HR S P ERA WHIP	IP WLS BF H R ER SO BB IBB HBP BLK WP HR S P ERA WHIP	IP WLS BF H R ER SO BB IBB HBP BLK WP HR S P ERA WHIP	IP WLS BF H R ER SO BB IBB HBP BLK WP HR S P ERA WHIP	IP WLS BF H R ER SO BB IBB HBP BLK WP HR S P ERA WHIP	IP WLS BF H R ER SO BB IBB HBP BLK WP HR S P ERA WHIP	IP WLS BF H R ER SO BB IBB HBP BLK WP HR S P ERA WHIP	IP WLS BF H R ER SO BB IBB HBP BLK WP HR S P ERA WHIP	IP WLS BF H R ER SO BB IBB HBP BLK WP HR S P ERA WHIP	IP WLS BF H R ER SO BB IBB HBP BLK WP HR S P ERA WHIP	IP WLS BF H R ER SO BB IBB HBP BLK WP HR S P ERA WHIP	IP WLS BF H R ER SO BB IBB HBP BLK WP HR S P ERA WHIP	IP WLS BF H R ER SO BB IBB HBP BLK WP HR S P ERA WHIP	IP WLS BF H R ER SO BB IBB HBP BLK WP HR S P ERA WHIP	IP WLS BF H R ER SO BB IBB HBP BLK WP HR S P ERA WHIP	IP WLS BF H R ER SO BB IBB HBP BLK WP HR S P ERA WHIP	IP WLS BF H R ER SO BB IBB HBP BLK WP HR S P ERA WHIP

St. Louis Cardinals @ Arizona Diamondbacks
Chase Field, Phoenix, AZ
Fri Jun 11 2010, 6:41 PM - 9:45 PM MST
Att: 20,658 - Partly Cloudy - 90 F

AB	33
R	5
H	6
RBI	5
BB	0
SO	6
LOB	3



Batter	1	2	3	4	5	6	7	8	9	AB	R	H	RBI	BB	SO	LOB	BOTTOM				
2 Kelly Johnson, L OBP: 0.383, SLG: 0.550			G5-3			K				3	0	1	0	2	1	1					
34 Conor Jackson, R OBP: 0.317, SLG: 0.343	P3		E3					F9		5	1	1	0	0	0	3					
10 Justin Upton, R OBP: 0.323, SLG: 0.431			G5-4-3			K		K		4	1	1	0	1	2	4					
27 Mark Reynolds, R OBP: 0.332, SLG: 0.464						E4				4	0	1	0	1	1	2					
25 Adam LaRoche, L OBP: 0.349, SLG: 0.440						G4-3				4	0	2	2	1	1	3					
24 Chris Young, R OBP: 0.339, SLG: 0.459										4	0	1	0	1	2	5					
19 Chris Snyder, R OBP: 0.346, SLG: 0.417			G5-4-3			P3				5	0	2	0	0	1	5					
11 Augie Ojeda, S OBP: 0.194, SLG: 0.179										2	0	0	0	1	0	1					
6 Stephen Drew, L OBP: 0.347, SLG: 0.449										1	0	1	0	1	0	0					
13 Rodrigo Lopez, R OBP: 0.125, SLG: 0.097										3	0	0	0	0	0	5					
32 Esmerling Vasquez, R ERA: 2.65										0	0	0	0	0	0	0					
4 Rusty Ryan, R OBP: 0.323, SLG: 0.377										1	0	0	0	0	1	1					
49 Carlos Rosa, R ERA: 2.49										0	0	0	0	0	0	0					
14 Ryan Roberts, R OBP: 0.193, SLG: 0.250										1	0	0	0	0	0	3					
Inning Stats	R: 0 H: 0 E: 0 K: 2 S: 10	H: 1 LOB: 1 BB: 0 P: 18	R: 0 H: 0 E: 1 K: 0 S: 11	H: 0 LOB: 0 BB: 0 P: 18	R: 0 H: 0 E: 1 K: 0 S: 9	H: 0 LOB: 2 BB: 2 P: 23	R: 1 H: 3 E: 0 K: 2 S: 14	H: 3 LOB: 2 BB: 1 P: 29	R: 0 H: 1 E: 0 K: 1 S: 10	H: 1 LOB: 1 BB: 0 P: 16	R: 1 H: 3 E: 0 K: 2 S: 16	H: 3 LOB: 2 BB: 0 P: 27	R: 0 H: 1 E: 0 K: 2 S: 11	H: 1 LOB: 3 BB: 1 P: 22	R: 0 H: 1 E: 0 K: 0 S: 7	H: 1 LOB: 3 BB: 2 P: 18	1B: 6 2B: 4 3B: 0 HR: 0	SF: 0 SAC: 0 DP: 2 HBP: 0	WP: 0 PB: 0 SB: 0 CS: 1	PA: 45	
PITCHER	IP WLS BF H R ER SO BB IBB HBP BLK WP HR S P ERA WHIP	IP WLS BF H R ER SO BB IBB HBP BLK WP HR S P ERA WHIP	IP WLS BF H R ER SO BB IBB HBP BLK WP HR S P ERA WHIP	IP WLS BF H R ER SO BB IBB HBP BLK WP HR S P ERA WHIP	IP WLS BF H R ER SO BB IBB HBP BLK WP HR S P ERA WHIP	IP WLS BF H R ER SO BB IBB HBP BLK WP HR S P ERA WHIP	IP WLS BF H R ER SO BB IBB HBP BLK WP HR S P ERA WHIP	IP WLS BF H R ER SO BB IBB HBP BLK WP HR S P ERA WHIP	IP WLS BF H R ER SO BB IBB HBP BLK WP HR S P ERA WHIP	IP WLS BF H R ER SO BB IBB HBP BLK WP HR S P ERA WHIP	IP WLS BF H R ER SO BB IBB HBP BLK WP HR S P ERA WHIP	IP WLS BF H R ER SO BB IBB HBP BLK WP HR S P ERA WHIP	IP WLS BF H R ER SO BB IBB HBP BLK WP HR S P ERA WHIP	IP WLS BF H R ER SO BB IBB HBP BLK WP HR S P ERA WHIP	IP WLS BF H R ER SO BB IBB HBP BLK WP HR S P ERA WHIP	IP WLS BF H R ER SO BB IBB HBP BLK WP HR S P ERA WHIP	IP WLS BF H R ER SO BB IBB HBP BLK WP HR S P ERA WHIP	IP WLS BF H R ER SO BB IBB HBP BLK WP HR S P ERA WHIP	IP WLS BF H R ER SO BB IBB HBP BLK WP HR S P ERA WHIP	IP WLS BF H R ER SO BB IBB HBP BLK WP HR S P ERA WHIP	IP WLS BF H R ER SO BB IBB HBP BLK WP HR S P ERA WHIP

St. Louis Cardinals @ Arizona Diamondbacks
Chase Field, Phoenix, AZ
Fri Jun 11 2010, 6:41 PM - 9:45 PM MST
Att: 20,658 - Partly Cloudy - 90 F

AB	37
R	2
H	10
RBI	2
BB	8
SO	9
LOB	33



Batter	1	2	3	4	5	6	7	8	9	AB	R	H	RBI	BB	SO	LOB	TOP			
23 David Freese, R OBP: 0.373, SLG: 0.431	G5-3			G6-3	F9			G4-3		4	0	0	0	0	0	3	St. Louis Cardinals @ Arizona Diamondbacks Chase Field, Phoenix, AZ Sat Jun 12 2010, 5:11 PM - 7:38 PM MST Att: 30,008 - Partly Cloudy - 83 F			
28 Colby Rasmus, L OBP: 0.397, SLG: 0.568	F7			G5-3		HR		21 S 1B		4	1	2	1	0	0	0				
5 Albert Pujols, R OBP: 0.540, SLG: 0.840 21 Jason LaRue, R OBP: 0.235, SLG: 0.290	G5-3			F8		K		K		3	0	0	0	0	1	0				
7 Matt Holliday, R OBP: 0.373, SLG: 0.454 59 Fernando Salas, R	K			47 1B 2B		K		G6-3		3	1	1	0	0	2	0				
44 Randy Winn, S OBP: 0.302, SLG: 0.320	K			13 1B 4 1B 2H		L7		K		0	0	0	0	0	0	0				
47 Ryan Ludwick, R OBP: 0.356, SLG: 0.500	P2			13 1B 4 1B 2H		L7		K		4	0	1	1	0	1	0				
55 Skip Schumaker, L OBP: 0.310, SLG: 0.313	K			F7		G4-3				4	0	1	0	0	1	1				
4 Yadier Molina, R OBP: 0.336, SLG: 0.337 12 Aaron Miles, S OBP: 0.250, SLG: 0.250	K2-3			13 1B 1B		G4-3		1B		2	0	1	0	0	1	0				
13 Brendan Ryan, R OBP: 0.276, SLG: 0.323	G2			1-2 2-3 1B		K		K		3	0	1	0	0	1	0				
35 Adam Ottavino, S 41 Mitchell Boggs, R 3 Felipe Lopez, S 53 Blake Hawksworth, R 34 Nick Stavinoha, R	K			F7		F7		K		1	0	0	0	0	1	0				
Inning Stats	R: 0 E: 0 K: 0 S: 8	H: 0 LOB: 0 BB: 0 P: 12	R: 0 E: 0 K: 2 S: 8	H: 0 LOB: 0 BB: 0 P: 11	R: 0 E: 0 K: 2 S: 9	H: 0 LOB: 0 BB: 0 P: 12	R: 0 E: 0 K: 0 S: 6	H: 0 LOB: 0 BB: 0 P: 9	R: 1 E: 0 K: 2 S: 10	H: 4 LOB: 3 BB: 0 P: 14	R: 0 E: 0 K: 1 S: 7	H: 0 LOB: 0 BB: 0 P: 11	R: 0 E: 0 K: 2 S: 14	H: 1 LOB: 1 BB: 0 P: 17	R: 0 E: 0 K: 1 S: 11	H: 1 LOB: 1 BB: 0 P: 17	1B: 5 2B: 1 3B: 0 HR: 1	SF: 0 SAC: 0 DP: 0 HBP: 0	WP: 0 PB: 0 SB: 1 CS: 0	PA: 34
PITCHER	IP WLS BF H R ER SO BB IBB HBP BLK WP HR S P ERA WHIP	8.0 W 30 6 2 2 9 0 0 0 0 0 1 79 114 2.25 0.750	1.0 4 1 0 0 1 0 0 0 0 0 0 0 11 17 0.00 1.000																	

Batter	1	2	3	4	5	6	7	8	9	AB	R	H	RBI	BB	SO	LOB	BOTTOM				
2 Kelly Johnson, L OBP: 0.379, SLG: 0.547	F8	G4-3		6 2B 2B		P6		K		5	1	1	1	0	1	2	St. Louis Cardinals @ Arizona Diamondbacks Chase Field, Phoenix, AZ Sat Jun 12 2010, 5:11 PM - 7:38 PM MST Att: 30,008 - Partly Cloudy - 83 F				
34 Conor Jackson, R OBP: 0.323, SLG: 0.333	F9		F7	L8		G6-3				4	0	0	0	0	0	1					
6 Stephen Drew, L OBP: 0.350, SLG: 0.452	27 WP 27 2B BB		F9	2H 2B		G3				3	1	1	1	1	0	0					
27 Mark Reynolds, R OBP: 0.339, SLG: 0.488	1H 2B		HR	G5-3		1B				4	1	3	2	0	0	1					
25 Adam LaRoche, L OBP: 0.352, SLG: 0.471	G3-1		HR	HR		HR				4	2	2	2	0	1	2					
24 Chris Young, R OBP: 0.337, SLG: 0.456	F7		L4	10 G6-3 10 S 1B		K				4	0	1	0	0	1	1					
10 Justin Upton, R OBP: 0.318, SLG: 0.424	K		K	K		G6-3		G4-3		4	0	0	0	0	2	2					
19 Chris Snyder, R OBP: 0.349, SLG: 0.439	15 1B 1B		HR	HR		K		P4		4	1	2	1	0	1	1					
15 Dan Haren, R OBP: 0.425, SLG: 0.575 26 Miguel Montero, L OBP: 0.500, SLG: 0.538 22 Aaron Heilman, R	1B		HR	2 2B 2B		G6-3		L8		3	1	2	0	0	0	1					
Inning Stats	R: 1 E: 0 K: 0 S: 10	H: 1 LOB: 1 BB: 1 P: 22	R: 0 E: 0 K: 1 S: 13	H: 2 LOB: 2 BB: 0 P: 19	R: 2 E: 0 K: 0 S: 13	H: 2 LOB: 0 BB: 0 P: 18	R: 3 E: 0 K: 1 S: 24	H: 4 LOB: 1 BB: 0 P: 38	R: 1 E: 0 K: 1 S: 11	H: 2 LOB: 1 BB: 0 P: 17	R: 0 E: 0 K: 0 S: 6	H: 0 LOB: 0 BB: 0 P: 12	R: 0 E: 0 K: 2 S: 10	H: 1 LOB: 1 BB: 0 P: 17	R: 0 E: 0 K: 1 S: 10	H: 0 LOB: 0 BB: 0 P: 16		1B: 4 2B: 4 3B: 0 HR: 4	SF: 0 SAC: 0 DP: 0 HBP: 0	WP: 1 PB: 0 SB: 1 CS: 0	PA: 37
PITCHER	IP WLS BF H R ER SO BB IBB HBP BLK WP HR S P ERA WHIP	3.2 L 21 9 6 6 2 1 0 0 0 0 0 0 3 5 0.00 0.000	0.1 1 0 0 0 0 0 0 0 0 0 0 0 3 5 0.00 0.000	3.0 12 3 1 1 3 0 0 0 0 0 0 1 27 46 3.00 1.000	1.0 3 0 0 0 1 0 0 0 0 0 0 0 10 16 0.00 0.000																

Batter	1	2	3	4	5	6	7	8	9	AB	R	H	RBI	BB	SO	LOB	TOP				
3 Felipe Lopez, S OBP: 0.355, SLG: 0.415	F7		L9-3							4	2	2	0	1	0	1					
28 Colby Rasmus, L OBP: 0.397, SLG: 0.569				G3-1	G4-3					5	2	2	0	0	0	4					
5 Albert Pujols, R OBP: 0.414, SLG: 0.543	L5-3					K				4	1	2	3	1	1	1					
7 Matt Holliday, R OBP: 0.365, SLG: 0.444					FC5-4	F8	G6-3			5	0	0	0	0	1	4					
44 Randy Winn, S OBP: 0.308, SLG: 0.325										5	0	2	1	0	2	1					
46 Kyle McClellan, R OBP: 0.500, SLG: 0.500										0	0	0	0	0	0	0					
4 Yadier Molina, R OBP: 0.347, SLG: 0.345										4	0	3	0	1	0	1					
55 Skip Schumaker, L OBP: 0.303, SLG: 0.306										5	0	0	0	0	0	6					
13 Brendan Ryan, R OBP: 0.277, SLG: 0.318										2	0	0	0	1	0	0					
23 David Freese, R OBP: 0.376, SLG: 0.434										1	0	1	0	0	0	0					
29 Chris Carpenter, R ERA: 3.18										2	0	0	0	0	0	0					
12 Aaron Miles, S OBP: 0.291, SLG: 0.292										1	0	0	0	0	0	0					
36 Denrys Reyes, R ERA: 2.83										0	0	0	0	0	0	0					
30 Jason Motte, R ERA: 2.42										0	0	0	0	0	0	0					
47 Ryan Ludwick, R ERA: 3.52										0	0	0	0	0	0	2					
43 Trevor Miller, R ERA: 2.48										0	0	0	0	0	0	0					
34 Nick Stavinoha, R ERA: 4.37										0	0	0	0	0	0	0					
Inning Stats	R: 0 E: 0 K: 0 S: 8	H: 1 LOB: 0 BB: 0 P: 12	R: 0 E: 0 K: 2 S: 13	H: 1 LOB: 1 BB: 0 P: 19	R: 0 E: 0 K: 0 S: 13	H: 1 LOB: 0 BB: 0 P: 18	R: 0 E: 0 K: 1 S: 8	H: 0 LOB: 1 BB: 1 P: 13	R: 0 E: 0 K: 1 S: 11	H: 2 LOB: 2 BB: 0 P: 15	R: 2 E: 0 K: 0 S: 14	H: 3 LOB: 1 BB: 0 P: 21	R: 0 E: 0 K: 0 S: 12	H: 2 LOB: 2 BB: 0 P: 19	R: 3 E: 1 K: 0 S: 16	H: 3 LOB: 1 BB: 0 P: 23	1B: 11 2B: 5 3B: 0 HR: 0	SF: 0 SAC: 0 DP: 2 HBP: 0	WP: 2 PB: 0 SB: 0 CS: 1	PA: 43	
PITCHER	IP WLS BF H R ER SO BB IBB HBP BLK WP HR S P ERA WHIP	6.2 29 8 2 2 4 4 0 0 0 0 0 72 115 2.70 1.800	1.1 7 3 0 0 0 0 0 0 0 0 1 0 18 26 0.00 2.250	0.1 5 3 3 2 0 0 0 0 0 0 0 0 12 16 54.00 9.000	0.2 2 0 0 0 0 0 0 0 0 0 1 0 4 7 0.00 0.000																

St. Louis Cardinals @ Arizona Diamondbacks
Chase Field, Phoenix, AZ
Sun Jun 13 2010, 1:12 PM - 4:25 PM MST
Att: 24,105 - Roof Closed - 76 F

AB	39
R	5
H	14
RBI	4
BB	4
SO	4
LOB	20



Batter	1	2	3	4	5	6	7	8	9	AB	R	H	RBI	BB	SO	LOB	BOTTOM					
2 Kelly Johnson, L OBP: 0.383, SLG: 0.546										4	1	2	0	1	0	0						
34 Conor Jackson, R OBP: 0.328, SLG: 0.331										4	0	1	0	1	1	4						
6 Stephen Drew, L OBP: 0.347, SLG: 0.451										5	1	1	0	0	0	5						
27 Mark Reynolds, R OBP: 0.336, SLG: 0.486										5	1	1	0	0	4	4						
25 Adam LaRoche, L OBP: 0.353, SLG: 0.474										5	1	2	3	0	2	3						
26 Miguel Montero, L OBP: 0.526, SLG: 0.588										4	1	2	1	1	1	0						
24 Chris Young, R OBP: 0.342, SLG: 0.489										5	2	3	3	0	2	3						
8 Gerardo Parra, L OBP: 0.297, SLG: 0.382										2	0	0	0	2	0	0						
36 Edwin Jackson, R OBP: 0.207, SLG: 0.259										1	0	0	0	1	1	0						
22 Aaron Heilman, R ERA: 3.63										1	0	0	0	1	2							
50 Chad Qualls, R ERA: 2.42										0	0	0	0	0	0	0						
32 Esmerling Vasquez, R ERA: 4.37										0	0	0	0	0	0	0						
Inning Stats	R: 2 E: 0 K: 2 S: 18	H: 3 LOB: 2 BB: 1 P: 30	R: 0 E: 0 K: 1 S: 5	H: 0 LOB: 0 BB: 0 P: 8	R: 0 E: 0 K: 1 S: 11	H: 0 LOB: 0 BB: 0 P: 17	R: 1 E: 0 K: 2 S: 9	H: 1 LOB: 0 BB: 0 P: 14	R: 0 E: 0 K: 0 S: 17	H: 1 LOB: 3 BB: 2 P: 30	R: 0 E: 0 K: 0 S: 8	H: 1 LOB: 2 BB: 1 P: 18	R: 2 E: 0 K: 3 S: 14	H: 3 LOB: 2 BB: 0 P: 24	R: 0 E: 0 K: 0 S: 10	H: 1 LOB: 0 BB: 0 P: 12	R: 2 E: 0 K: 1 S: 10	H: 2 LOB: 0 BB: 0 P: 16	1B: 5 2B: 5 3B: 0 HR: 2	SF: 0 SAC: 1 DP: 1 HBP: 0	WP: 0 PB: 0 SB: 0 CS: 0	PA: 43
PITCHER	IP WLS BF H R ER SO BB IBB HBP BLK WP HR S P ERA WHIP	6.0 29 8 2 2 4 4 0 0 0 0 0 7 12 54.00 9.000	0.1 4 3 2 2 1 0 0 0 0 0 0 0 7 12 54.00 9.000	0.2 3 0 0 0 2 0 1 0 0 0 0 0 7 12 0.00 0.000	1.0 3 1 0 0 0 0 0 0 0 0 0 0 10 12 0.00 1.000	0.2 4 2 2 2 1 0 0 0 0 0 1 0 10 16 27.00 3.000																

St. Louis Cardinals @ Arizona Diamondbacks
Chase Field, Phoenix, AZ
Sun Jun 13 2010, 1:12 PM - 4:25 PM MST
Att: 24,105 - Roof Closed - 76 F

AB	36
R	7
H	12
RBI	7
BB	6
SO	12
LOB	21



Batter	1	2	3	4	5	6	7	8	9	AB	R	H	RBI	BB	SO	LOB	TOP			
2 Kelly Johnson, L OBP: 0.380, SLG: 0.537										4	0	0	0	1	2	3				
6 Stephen Drew, L OBP: 0.345, SLG: 0.447										4	1	1	0	0	0	2				
27 Mark Reynolds, R OBP: 0.331, SLG: 0.477										4	0	0	0	0	3	1				
25 Adam LaRoche, L OBP: 0.351, SLG: 0.469										4	0	1	1	0	1	0				
26 Miguel Montero, L OBP: 0.478, SLG: 0.571										4	1	1	0	0	0	1				
24 Chris Young, R OBP: 0.341, SLG: 0.485										4	1	1	0	0	2	2				
10 Justin Upton, R OBP: 0.317, SLG: 0.425										4	0	1	2	0	1	0				
3 Tony Abreu, S OBP: 0.315, SLG: 0.394										4	0	1	0	0	1	1				
8 Gerardo Parra, L OBP: 0.300, SLG: 0.384										2	0	1	0	0	0	1				
4 Rusty Ryal, R OBP: 0.328, SLG: 0.397										2	0	1	0	0	0	0				
Inning Stats	R: 1 H: 2 E: 1 K: 3 S: 17	H: 2 LOB: 2 BB: 0 P: 27	R: 0 H: 1 E: 0 K: 1 S: 10	LOB: 1 BB: 0 P: 15	R: 0 H: 0 E: 0 K: 1 S: 5	LOB: 0 BB: 0 P: 6	R: 2 H: 3 E: 0 K: 0 S: 19	H: 3 LOB: 2 BB: 1 P: 31	R: 0 H: 2 E: 0 K: 2 S: 12	H: 2 LOB: 2 BB: 0 P: 21	R: 0 H: 0 E: 0 K: 0 S: 4	LOB: 0 BB: 0 P: 6	R: 0 H: 0 E: 0 K: 0 S: 7	LOB: 0 BB: 0 P: 9	R: 0 H: 0 E: 0 K: 1 S: 7	LOB: 0 BB: 0 P: 13	1B: 5 2B: 3 HR: 0	SF: 0 SAC: 0 DP: 0 HBP: 0	WP: 0 PB: 0 SB: 2 CS: 0	PA: 37
PITCHER	IP WLS BF H R ER SO BB IBB HBP BLK WP HR S P ERA WHIP																			
11 Clay Buchholz, R ERA: 2.67	(1, 1) 5.2 W 26 7 3 3 8 1 0 0 0 0 0 0 73 113 4.76 1.412																			
37 Hideki Okajima, L ERA: 4.71	(6, 1) 0.2 H 3 1 0 0 1 0 0 0 0 0 0 0 5 9 0.00 1.500																			
17 Manny Delcarmen, R ERA: 2.25	(7, 1) 0.2 H 2 0 0 0 0 0 0 0 0 0 0 0 3 4 0.00 0.000																			
51 Daniel Bard, R ERA: 2.41	(8, 1) 1.0 H 3 0 0 0 0 0 0 0 0 0 0 0 7 9 0.00 0.000																			
58 Jonathan Papelbon, R ERA: 2.77	(9, 1) 1.0 S 3 0 0 0 1 0 0 0 0 0 0 0 7 13 0.00 0.000																			

Arizona Diamondbacks @ Boston Red Sox
Fenway Park, Boston, MA
Tue Jun 15 2010, 7:13 PM - 10:14 PM EDT
Att: 37,459 - Partly Cloudy - 69 F

AB	36
R	3
H	8
RBI	3
BB	1
SO	10
LOB	11



Batter	1	2	3	4	5	6	7	8	9	AB	R	H	RBI	BB	SO	LOB	BOTTOM			
60 Daniel Nava, S OBP: 0.417, SLG: 0.818										3	1	0	0	1	3	1				
54 Darrell McDonald, R OBP: 0.340, SLG: 0.400										0	0	0	0	0	0	0				
15 Dustin Pedroia, R OBP: 0.346, SLG: 0.447										3	3	2	1	0	0	0				
34 David Ortiz, L OBP: 0.347, SLG: 0.540										4	1	2	2	0	0	3				
20 Kevin Youkilis, R OBP: 0.451, SLG: 0.593										4	0	2	1	0	1	1				
41 Victor Martinez, S OBP: 0.352, SLG: 0.502										4	0	1	1	0	2	3				
7 J.D. Drew, L OBP: 0.364, SLG: 0.458										4	0	2	0	0	3					
29 Adrian Beltre, R OBP: 0.366, SLG: 0.524										4	0	1	0	0	1	3				
22 Bill Hall, R OBP: 0.326, SLG: 0.416										4	0	0	0	0	0	1				
23 Mike Cameron, R OBP: 0.355, SLG: 0.343										4	1	1	0	0	1	1				
Inning Stats	R: 2 H: 1 E: 0 K: 1 S: 10	H: 1 LOB: 0 BB: 0 P: 17	R: 0 H: 1 E: 0 K: 0 S: 5	H: 1 LOB: 0 BB: 0 P: 7	R: 3 H: 4 E: 0 K: 2 S: 19	H: 4 LOB: 1 BB: 1 P: 35	R: 0 H: 0 E: 0 K: 1 S: 7	LOB: 0 BB: 0 P: 12	R: 1 H: 2 E: 0 K: 1 S: 10	H: 2 LOB: 1 BB: 0 P: 17	R: 0 H: 1 E: 0 K: 1 S: 9	LOB: 1 BB: 0 P: 15	R: 0 H: 2 E: 0 K: 1 S: 16	H: 2 LOB: 2 BB: 0 P: 26	R: 0 H: 0 E: 0 K: 1 S: 7	LOB: 0 BB: 0 P: 8	1B: 8 2B: 2 3B: 0 HR: 1	SF: 0 SAC: 0 DP: 1 HBP: 1	WP: 2 PB: 0 SB: 0 CS: 0	PA: 36
PITCHER	IP WLS BF H R ER SO BB IBB HBP BLK WP HR S P ERA WHIP																			
31 Ian Kennedy, R ERA: 3.57	(1, 1) 6.0 L 28 9 6 6 6 1 0 0 0 0 0 0 60 103 9.00 1.667																			
58 Juan Gutierrez, R ERA: 9.87	(7, 1) 1.0 5 2 0 0 1 0 0 0 0 0 0 0 16 26 0.00 2.000																			
55 Blaine Boyer, R ERA: 6.75	(8, 1) 1.0 3 0 0 0 1 0 0 0 0 0 0 0 7 8 0.00 0.000																			

Arizona Diamondbacks @ Boston Red Sox
Fenway Park, Boston, MA
Tue Jun 15 2010, 7:13 PM - 10:14 PM EDT
Att: 37,459 - Partly Cloudy - 69 F

AB	34
R	6
H	11
RBI	5
BB	1
SO	8
LOB	16



Batter	1	2	3	4	5	6	7	8	9	AB	R	H	RBI	BB	SO	LOB	TOP				
2 Kelly Johnson, L OBP: 0.371, SLG: 0.512										4	0	0	0	1	2	1					
6 Stephen Drew, L OBP: 0.351, SLG: 0.442										3	0	0	0	2	0	0					
10 Justin Upton, R OBP: 0.351, SLG: 0.434										5	0	2	0	0	1	1					
26 Miguel Montero, L OBP: 0.463, SLG: 0.703										4	1	2	1	0	0	1					
24 Chris Young, R OBP: 0.341, SLG: 0.484										4	1	0	0	0	0	1					
25 Adam LaRoche, L OBP: 0.351, SLG: 0.463										4	1	2	0	0	1	1					
27 Mark Reynolds, R OBP: 0.331, SLG: 0.478										3	2	2	1	1	0						
8 Gerardo Parra, L OBP: 0.305, SLG: 0.398										4	1	1	2	0	0	2					
19 Chris Snyder, R OBP: 0.342, SLG: 0.429										3	0	1	1	0	1	1					
Inning Stats	R: 0 H: 1 E: 0 K: 1 S: 9	H: 1 LOB: 1 BB: 0 P: 12	R: 2 H: 2 E: 1 K: 0 S: 10	H: 2 LOB: 1 BB: 0 P: 15	R: 0 H: 1 E: 0 K: 1 S: 9	H: 1 LOB: 1 BB: 0 P: 16	R: 0 H: 2 E: 0 K: 1 S: 11	H: 2 LOB: 1 BB: 0 P: 16	R: 0 H: 0 E: 0 K: 1 S: 9	H: 0 LOB: 0 BB: 0 P: 11	R: 4 H: 3 E: 0 K: 0 S: 12	H: 3 LOB: 0 BB: 1 P: 22	R: 0 H: 0 E: 0 K: 2 S: 11	H: 0 LOB: 0 BB: 0 P: 18	R: 0 H: 1 E: 0 K: 0 S: 12	H: 2 LOB: 2 BB: 2 P: 22	1B: 6 2B: 1 3B: 1 HR: 2	SF: 1 SAC: 0 DP: 2 HBP: 0	WP: 0 PB: 0 SB: 0 CS: 0	PA: 39	
PITCHER	IP WLS BF H R ER SO BB IBB HBP BLK WP HR S P ERA WHIP	IP WLS BF H R ER SO BB IBB HBP BLK WP HR S P ERA WHIP	IP WLS BF H R ER SO BB IBB HBP BLK WP HR S P ERA WHIP	IP WLS BF H R ER SO BB IBB HBP BLK WP HR S P ERA WHIP	IP WLS BF H R ER SO BB IBB HBP BLK WP HR S P ERA WHIP	IP WLS BF H R ER SO BB IBB HBP BLK WP HR S P ERA WHIP	IP WLS BF H R ER SO BB IBB HBP BLK WP HR S P ERA WHIP	IP WLS BF H R ER SO BB IBB HBP BLK WP HR S P ERA WHIP	IP WLS BF H R ER SO BB IBB HBP BLK WP HR S P ERA WHIP	IP WLS BF H R ER SO BB IBB HBP BLK WP HR S P ERA WHIP	IP WLS BF H R ER SO BB IBB HBP BLK WP HR S P ERA WHIP	IP WLS BF H R ER SO BB IBB HBP BLK WP HR S P ERA WHIP	IP WLS BF H R ER SO BB IBB HBP BLK WP HR S P ERA WHIP	IP WLS BF H R ER SO BB IBB HBP BLK WP HR S P ERA WHIP	IP WLS BF H R ER SO BB IBB HBP BLK WP HR S P ERA WHIP	IP WLS BF H R ER SO BB IBB HBP BLK WP HR S P ERA WHIP	IP WLS BF H R ER SO BB IBB HBP BLK WP HR S P ERA WHIP	IP WLS BF H R ER SO BB IBB HBP BLK WP HR S P ERA WHIP	IP WLS BF H R ER SO BB IBB HBP BLK WP HR S P ERA WHIP	IP WLS BF H R ER SO BB IBB HBP BLK WP HR S P ERA WHIP	IP WLS BF H R ER SO BB IBB HBP BLK WP HR S P ERA WHIP

Arizona Diamondbacks @ Detroit Tigers
Comerica Park, Detroit, MI
Sat Jun 19 2010, 7:07 PM - 9:56 PM EDT
Att. 40,681 - Clear - 85 F

livebaseballscorecards.com

AB	34
R	6
H	10
RBI	6
BB	4
SO	6
LOB	8



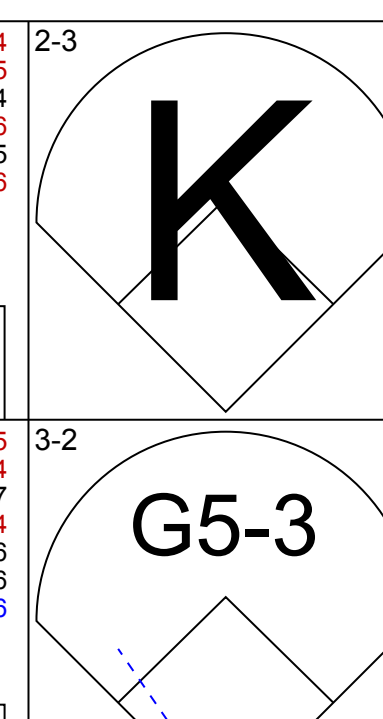
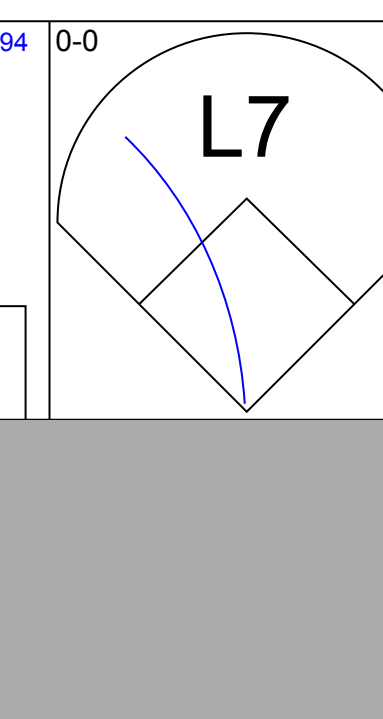
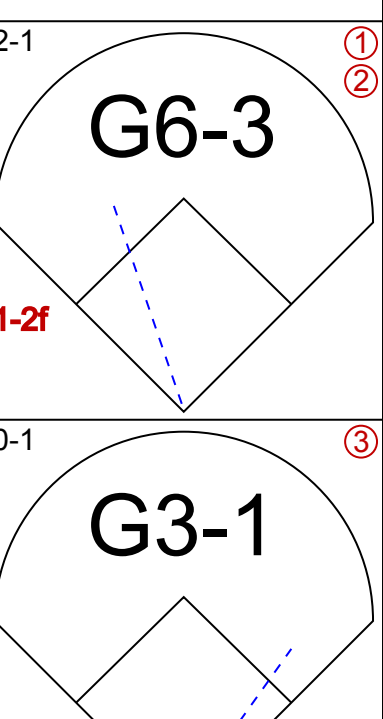
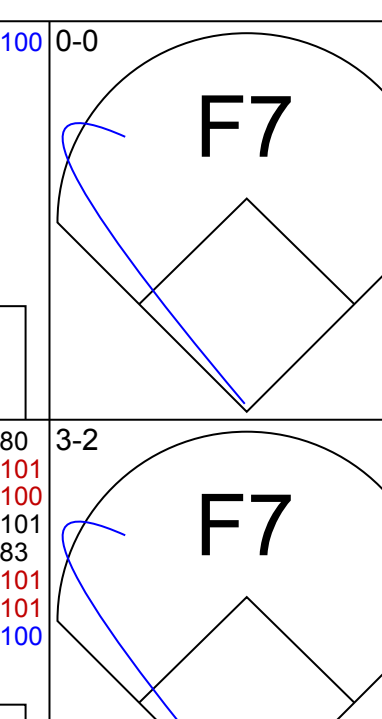
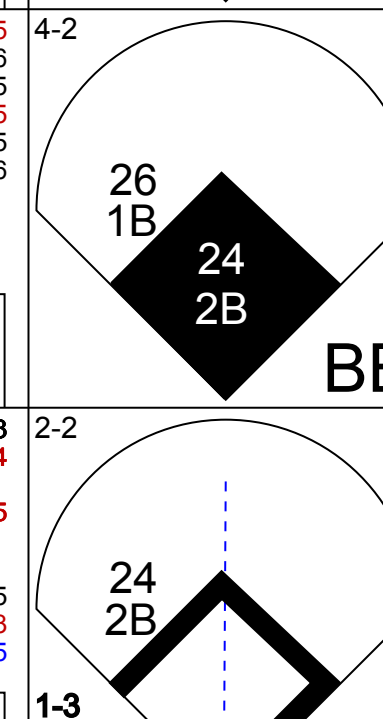
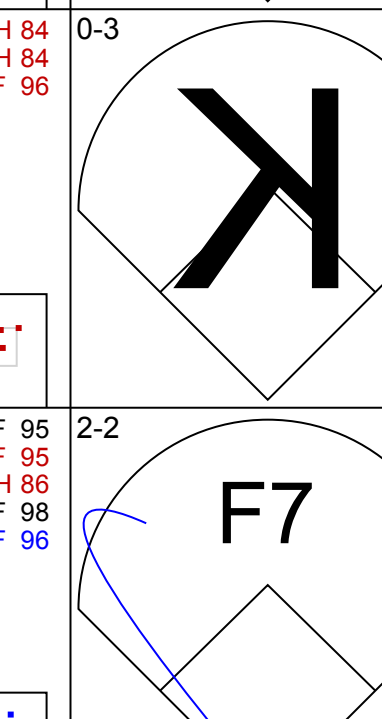


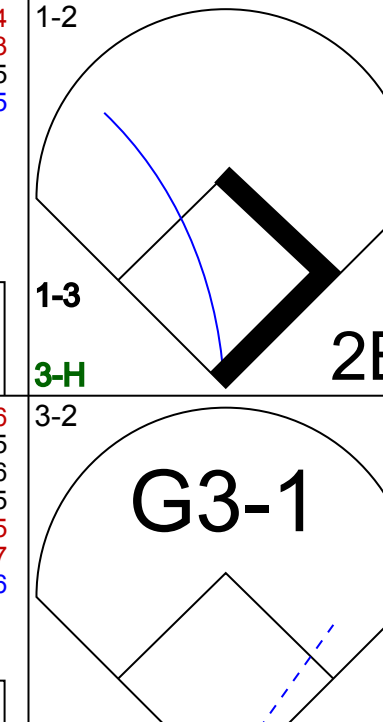

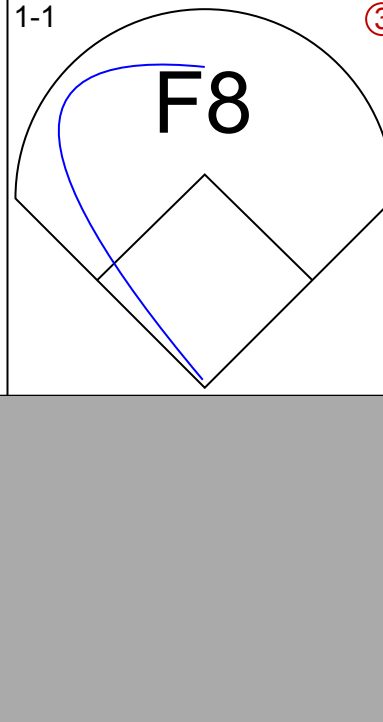
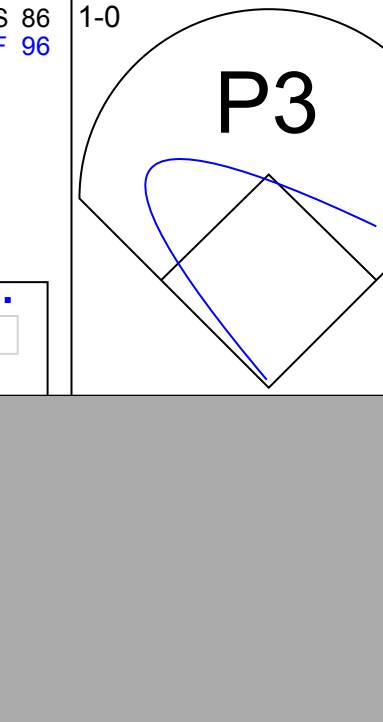





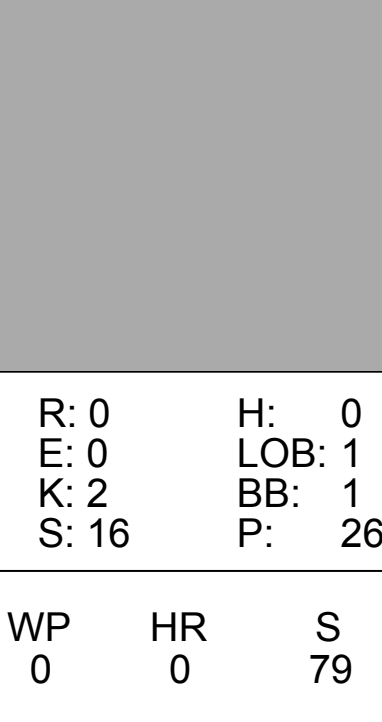

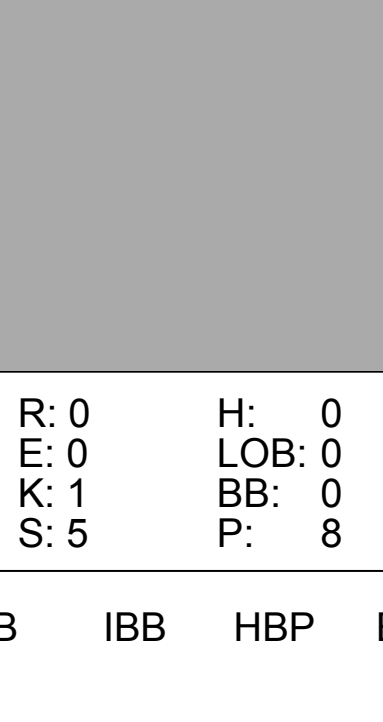
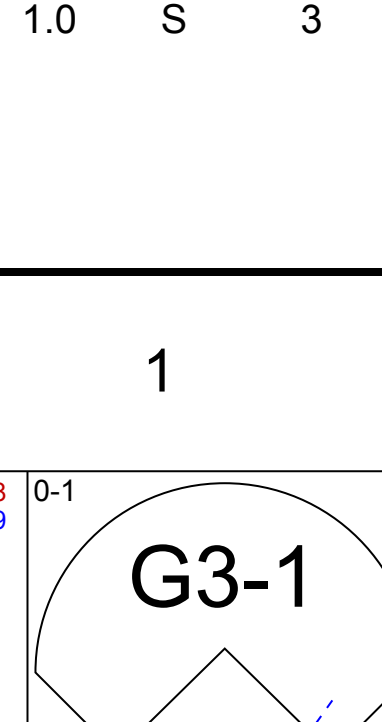
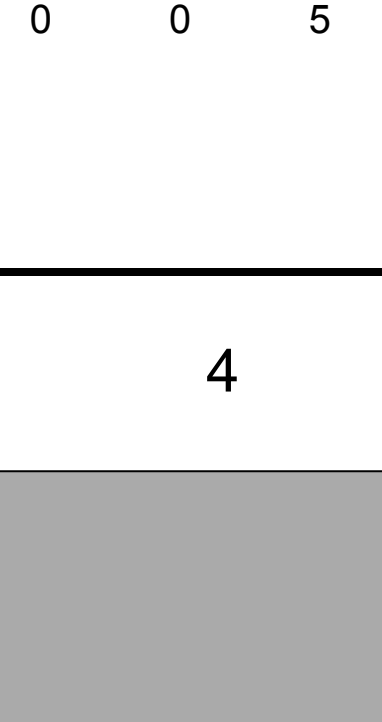
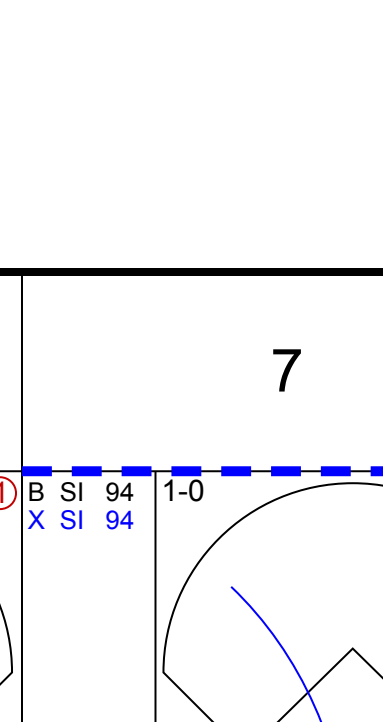


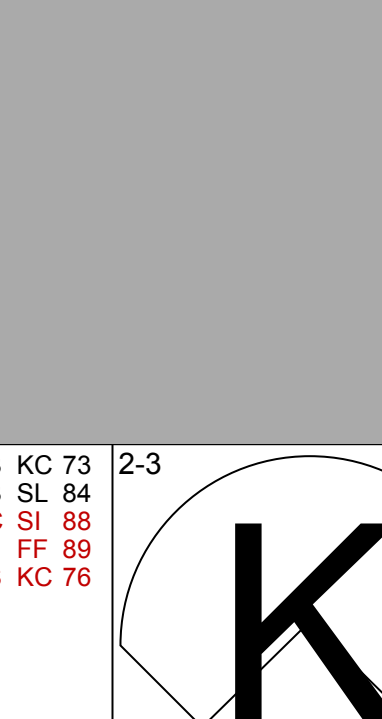
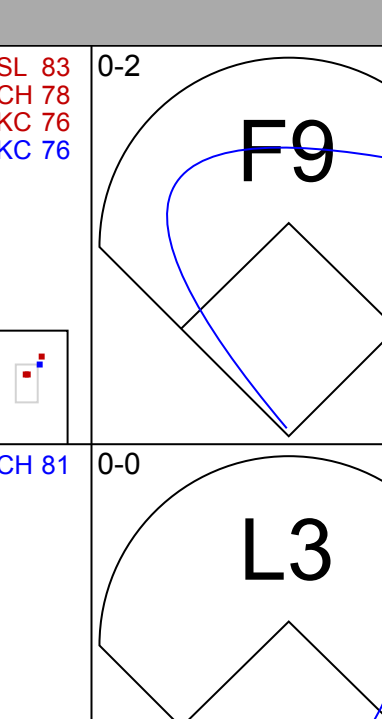
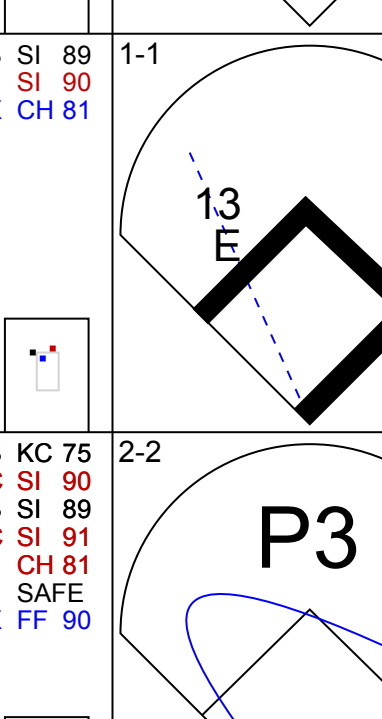
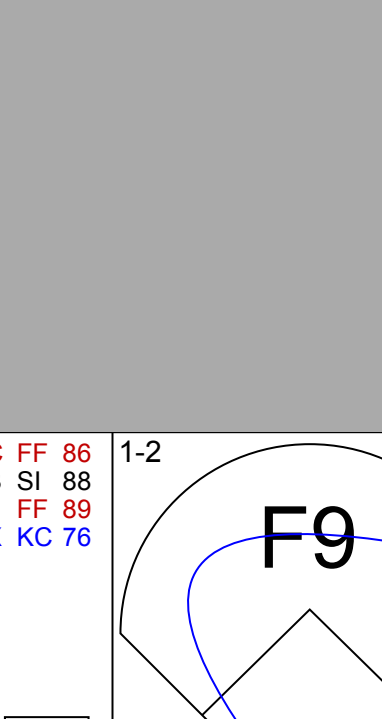
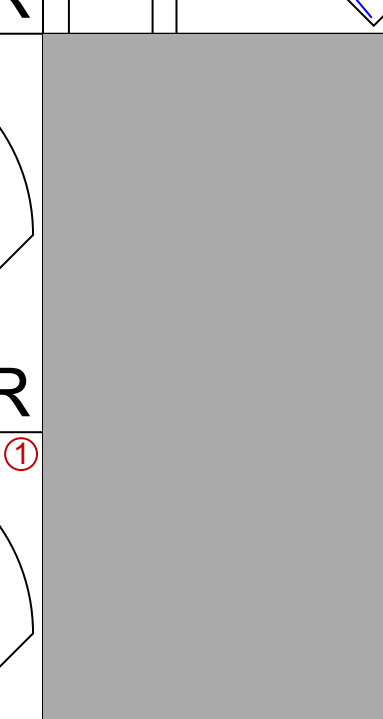
Batter	1	2	3	4	5	6	7	8	9	AB	R	H	RBI	BB	SO	LOB	BOTTOM					
32 Don Kelly, L OBP: 0.264, SLG: 0.266										5	2	2	0	0	0	2						
18 Johnny Damon, L OBP: 0.375, SLG: 0.409										5	1	1	0	0	0	4						
30 Magglio Ordonez, R OBP: 0.410, SLG: 0.522										5	0	2	2	0	0	2						
24 Miguel Cabrera, R OBP: 0.411, SLG: 0.638										4	1	1	1	1	1	2						
26 Brennan Boesch, L OBP: 0.387, SLG: 0.608										4	0	1	0	0	1	3						
9 Carlos Guillen, S OBP: 0.347, SLG: 0.456										4	0	0	0	0	1	5						
15 Brandon Inge, R OBP: 0.326, SLG: 0.420										3	1	1	0	1	1	2						
13 Alex Avila, L OBP: 0.331, SLG: 0.364										4	0	2	2	0	2	1						
39 Ramon Santiago, S OBP: 0.346, SLG: 0.333										3	0	1	0	0	0	2						
Inning Stats	R: 1 H: 2 E: 1 K: 1 S: 14	H: 2 LOB: 2 BB: 1 P: 23	R: 1 H: 1 E: 0 K: 0 S: 10	H: 1 LOB: 1 BB: 1 P: 18	R: 0 H: 0 E: 0 K: 0 S: 4	H: 0 LOB: 0 BB: 0 P: 5	R: 0 H: 0 E: 0 K: 1 S: 9	H: 0 LOB: 0 BB: 0 P: 14	R: 0 H: 1 E: 0 K: 0 S: 6	H: 3 LOB: 2 BB: 0 P: 7	R: 1 H: 3 E: 0 K: 1 S: 11	H: 3 LOB: 1 BB: 0 P: 14	R: 1 H: 1 E: 1 K: 0 S: 9	H: 1 LOB: 1 BB: 0 P: 15	R: 0 H: 1 E: 0 K: 2 S: 11	H: 1 LOB: 0 BB: 0 P: 16	R: 1 H: 2 E: 0 K: 1 S: 15	H: 2 LOB: 1 BB: 0 P: 18	1B: 8 2B: 3 3B: 0 HR: 0	SF: 0 SAC: 1 DP: 1 HBP: 0	WP: 2 PB: 0 SB: 0 CS: 0	PA: 40
PITCHER	IP WLS BF H R ER SO BB IBB HBP BLK WP HR S P ERA WHIP	IP WLS BF H R ER SO BB IBB HBP BLK WP HR S P ERA WHIP	IP WLS BF H R ER SO BB IBB HBP BLK WP HR S P ERA WHIP	IP WLS BF H R ER SO BB IBB HBP BLK WP HR S P ERA WHIP	IP WLS BF H R ER SO BB IBB HBP BLK WP HR S P ERA WHIP	IP WLS BF H R ER SO BB IBB HBP BLK WP HR S P ERA WHIP	IP WLS BF H R ER SO BB IBB HBP BLK WP HR S P ERA WHIP	IP WLS BF H R ER SO BB IBB HBP BLK WP HR S P ERA WHIP	IP WLS BF H R ER SO BB IBB HBP BLK WP HR S P ERA WHIP	IP WLS BF H R ER SO BB IBB HBP BLK WP HR S P ERA WHIP	IP WLS BF H R ER SO BB IBB HBP BLK WP HR S P ERA WHIP	IP WLS BF H R ER SO BB IBB HBP BLK WP HR S P ERA WHIP	IP WLS BF H R ER SO BB IBB HBP BLK WP HR S P ERA WHIP	IP WLS BF H R ER SO BB IBB HBP BLK WP HR S P ERA WHIP	IP WLS BF H R ER SO BB IBB HBP BLK WP HR S P ERA WHIP	IP WLS BF H R ER SO BB IBB HBP BLK WP HR S P ERA WHIP	IP WLS BF H R ER SO BB IBB HBP BLK WP HR S P ERA WHIP	IP WLS BF H R ER SO BB IBB HBP BLK WP HR S P ERA WHIP	IP WLS BF H R ER SO BB IBB HBP BLK WP HR S P ERA WHIP	IP WLS BF H R ER SO BB IBB HBP BLK WP HR S P ERA WHIP	IP WLS BF H R ER SO BB IBB HBP BLK WP HR S P ERA WHIP	IP WLS BF H R ER SO BB IBB HBP BLK WP HR S P ERA WHIP

Arizona Diamondbacks @ Detroit Tigers
Comerica Park, Detroit, MI
Sat Jun 19 2010, 7:07 PM - 9:56 PM EDT
Att. 40,681 - Clear - 85 F

livebaseballscorecards.com

AB	37
R	5
H	11
RBI	5
BB	2
SO	6
LOB	23

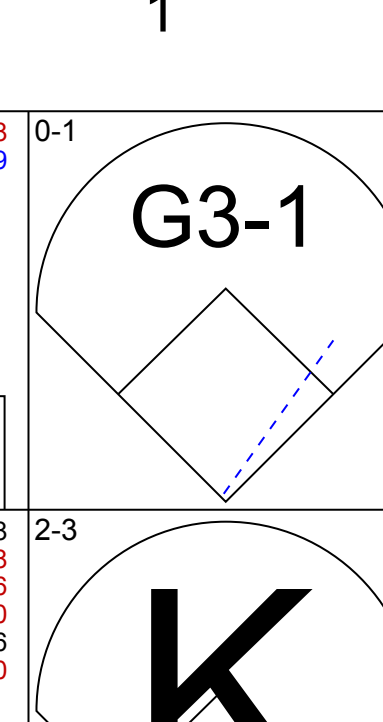
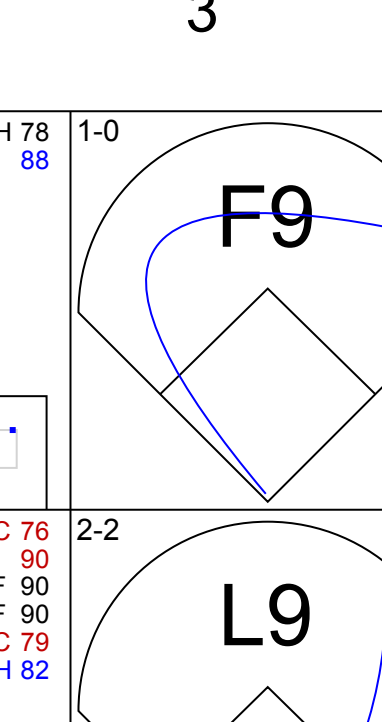
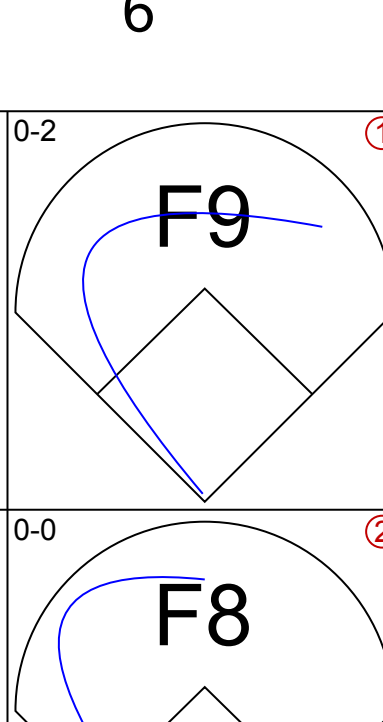
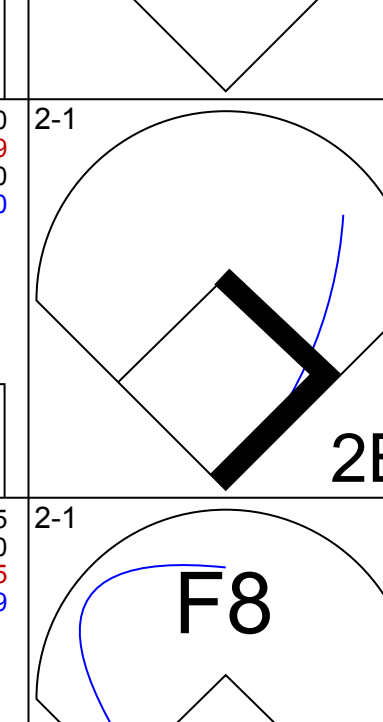
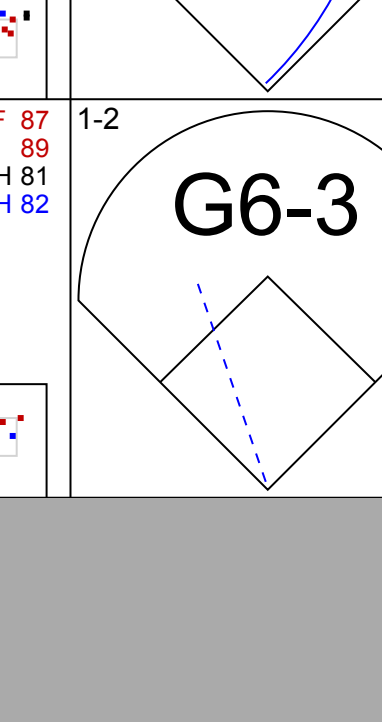
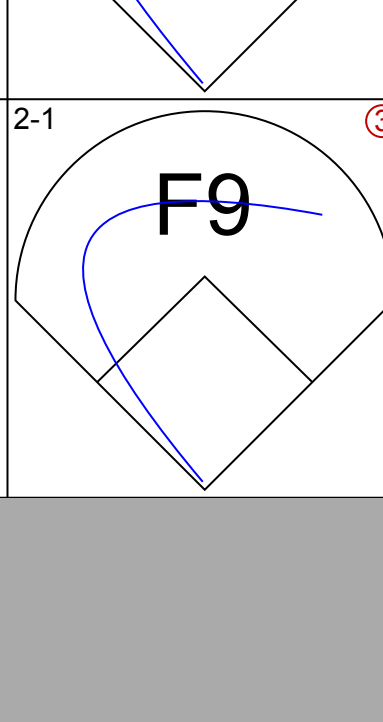
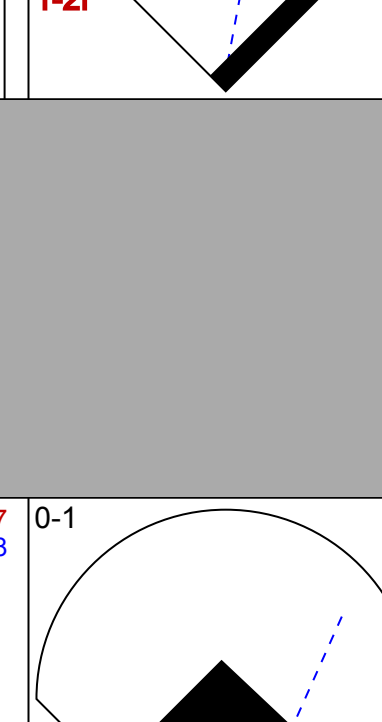



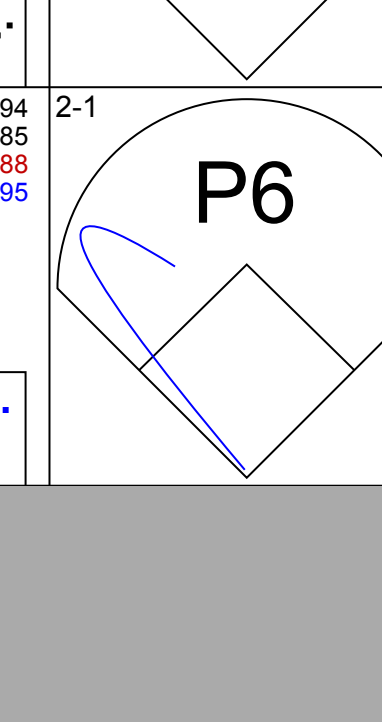


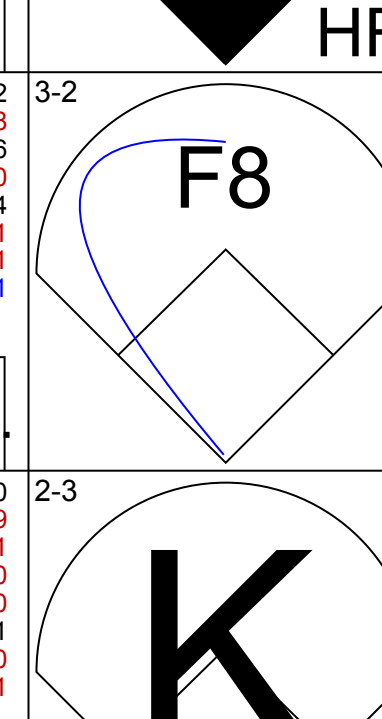

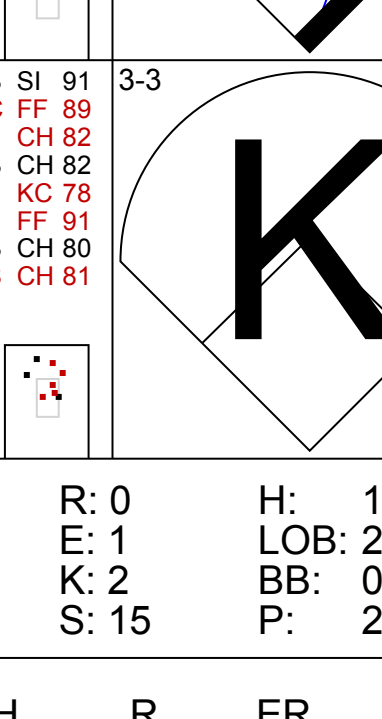
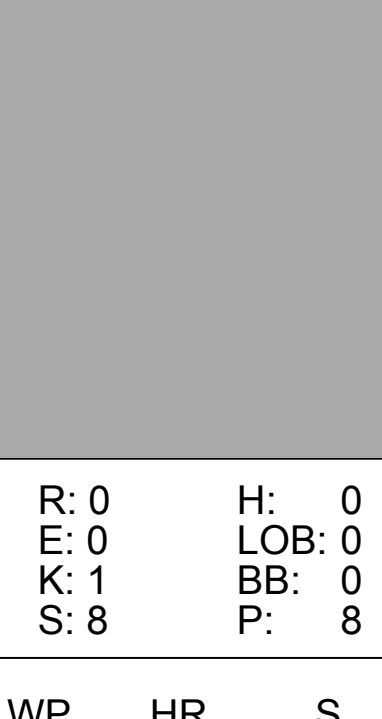
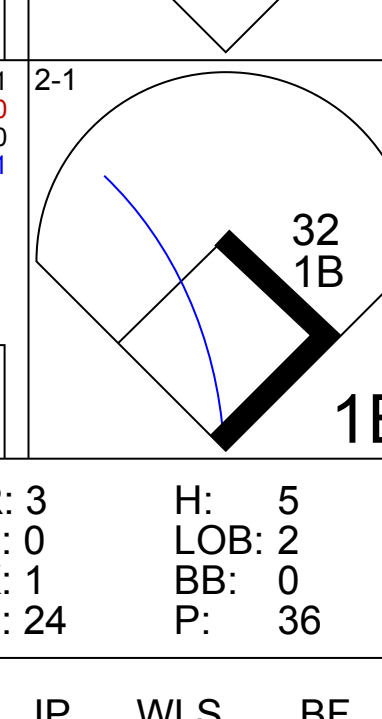
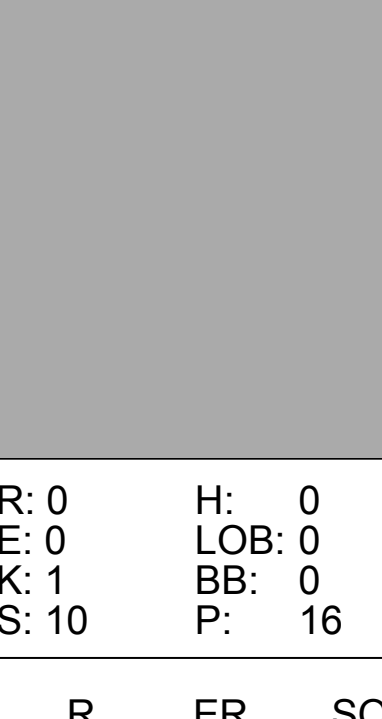





Batter	1	2	3	4	5	6	7	8	9	AB	R	H	RBI	BB	SO	LOB	TOP					
6 Stephen Drew, L OBP: 0.346, SLG: 0.435										4	0	0	0	0	1	2						
3 Tony Abreu, S OBP: 0.271, SLG: 0.337										4	0	0	0	0	0	0						
10 Justin Upton, R OBP: 0.326, SLG: 0.429										3	1	0	0	1	2	0						
26 Miguel Montero, L OBP: 0.444, SLG: 0.659										4	0	1	0	0	0	0						
24 Chris Young, R OBP: 0.343, SLG: 0.486										3	0	1	1	1	0	0						
25 Adam LaRoche, L OBP: 0.347, SLG: 0.457										3	0	0	0	0	2	3						
27 Mark Reynolds, R OBP: 0.327, SLG: 0.472										3	0	0	0	0	3	1						
8 Gerardo Parra, L OBP: 0.299, SLG: 0.389										3	0	0	0	0	1	1						
4 Rusty Ryal, R OBP: 0.354, SLG: 0.397										3	0	2	0	0	1	0						
Inning Stats	R: 1 E: 0 K: 1 S: 21	H: 2 LOB: 2 BB: 1 P: 36	R: 0 E: 0 K: 1 S: 11	H: 1 LOB: 1 BB: 0 P: 14	R: 0 E: 0 K: 1 S: 7	H: 0 LOB: 0 BB: 0 P: 9	R: 0 E: 0 K: 2 S: 16	H: 0 LOB: 1 BB: 1 P: 26	R: 0 E: 0 K: 0 S: 7	H: 1 LOB: 0 BB: 0 P: 10	R: 0 E: 0 K: 0 S: 6	H: 0 LOB: 0 BB: 0 P: 7	R: 0 E: 0 K: 3 S: 11	H: 0 LOB: 0 BB: 0 P: 16	R: 0 E: 0 K: 1 S: 9	H: 0 LOB: 0 BB: 0 P: 15	R: 0 E: 0 K: 1 S: 5	H: 0 LOB: 0 BB: 0 P: 8	1B: 3 2B: 1 3B: 0 HR: 0	SF: 0 SAC: 0 DP: 1 HBP: 0	WP: 0 PB: 0 SB: 1 CS: 0	PA: 32
PITCHER	IP WLS BF H R ER SO BB IBB HBP BLK WP HR S P ERA WHIP	7.0 W 26 4 1 1 8 2 0 0 0 0 0 0 79 118 1.29 0.857	1.0 H 3 0 0 0 1 0 0 0 0 0 0 9 15 0.00 0.000	1.0 S 3 0 0 0 1 0 0 0 0 0 0 5 8 0.00 0.000																		

Arizona Diamondbacks @ Detroit Tigers
 Comerica Park, Detroit, MI
 Sun Jun 20 2010, 1:07 PM - 3:41 PM EDT
 Att: 41,417 - Sunny - 79 F

AB	30
R	1
H	4
RBI	1
BB	2
SO	10
LOB	7



Batter	1	2	3	4	5	6	7	8	9	AB	R	H	RBI	BB	SO	LOB	BOTTOM			
32 Don Kelly, L OBP: 0.264, SLG: 0.265										4	0	1	0	0	0	0				
18 Johnny Damon, L OBP: 0.369, SLG: 0.402										4	0	0	0	0	1	2				
30 Magglio Ordonez, R OBP: 0.408, SLG: 0.522										4	0	1	0	0	0	0				
24 Miguel Cabrera, R OBP: 0.409, SLG: 0.632										4	1	1	0	0	1	1				
26 Brennan Boesch, L OBP: 0.384, SLG: 0.617										4	1	1	2	0	1	0				
14 Austin Jackson, R OBP: 0.352, SLG: 0.412										0	0	0	0	0	0	0				
9 Carlos Guillen, S OBP: 0.353, SLG: 0.482										3	1	2	1	0	1	0				
15 Brandon Inge, R OBP: 0.322, SLG: 0.415										3	0	0	0	0	0	1				
13 Alex Avila, L OBP: 0.323, SLG: 0.355										3	0	0	0	0	1	1				
39 Ramon Santiago, S OBP: 0.345, SLG: 0.333										3	0	1	0	0	1	2				
Inning Stats	R: 0 E: 0 K: 1 S: 10	H: 1 LOB: 1 BB: 0 P: 16	R: 0 E: 1 K: 2 S: 15	H: 1 LOB: 2 BB: 0 P: 23	R: 0 E: 0 K: 0 S: 8	H: 0 LOB: 0 BB: 0 P: 12	R: 0 E: 0 K: 1 S: 8	H: 0 LOB: 0 BB: 0 P: 8	R: 0 E: 0 K: 0 S: 6	H: 0 LOB: 0 BB: 0 P: 8	R: 3 E: 0 K: 1 S: 24	H: 5 LOB: 2 BB: 0 P: 36	R: 0 E: 0 K: 1 S: 10	H: 0 LOB: 0 BB: 0 P: 16	R: 0 E: 0 K: 1 S: 10	H: 0 LOB: 0 BB: 0 P: 16	1B: 4 2B: 1 3B: 0 HR: 2	SF: 0 SAC: 0 DP: 0 HBP: 0	WP: 0 PB: 0 SB: 0 CS: 0	PA: 32
PITCHER	IP WLS BF H R ER SO BB IBB HBP BLK WP HR S P ERA WHIP	6.2 L 27 6 3 3 3 3 0 0 0 0 0 0 77 109 4.05 0.900	1.1 5 1 0 0 1 0 0 0 0 0 0 0 0 14 23 0.00 0.750																	

Arizona Diamondbacks @ Detroit Tigers
 Comerica Park, Detroit, MI
 Sun Jun 20 2010, 1:07 PM - 3:41 PM EDT
 Att: 41,417 - Sunny - 79 F

AB	32
R	3
H	7
RBI	3
BB	0
SO	6
LOB	7



Batter	1	2	3	4	5	6	7	8	9	AB	R	H	RBI	BB	SO	LOB	TOP						
2 Derek Jeter, R OBP: 0.338, SLG: 0.419										5	2	2	0	0	1	2							
30 David Robertson, R (9, 1)										0	0	0	0	0	0	0							
33 Nick Swisher, S OBP: 0.378, SLG: 0.512										5	2	2	0	0	0	2							
25 Mark Teixeira, S OBP: 0.343, SLG: 0.406										5	1	2	1	0	0	2							
13 Alex Rodriguez, R OBP: 0.353, SLG: 0.474										3	2	2	3	1	1	0							
19 Ramiro Pena, S OBP: 0.232, SLG: 0.203										1	0	0	0	0	0	0							
24 Robinson Cano, L OBP: 0.412, SLG: 0.597										4	1	1	1	0	0	2							
20 Jorge Posada, S OBP: 0.389, SLG: 0.527										3	0	0	1	0	1	0							
14 Curtis Granderson, L OBP: 0.313, SLG: 0.426										4	1	1	1	0	1	0							
11 Brett Gardner, L OBP: 0.402, SLG: 0.422										3	0	0	0	1	2	2							
46 Andy Pettitte, L OBP: 0.333, SLG: 0.333										3	0	1	0	0	2	1							
27 Colin Curtis, L OBP: 0.500, SLG: 1.000										1	0	1	2	0	0	0							
62 Joba Chamberlain, R (8, 1)										0	0	0	0	0	0	0							
26 Kevin Russo, R OBP: 0.280, SLG: 0.239										0	0	0	0	0	0	0							
Inning Stats	R: 2 E: 0 K: 0 S: 9	H: 2 LOB: 0 BB: 0 P: 12	R: 0 E: 0 K: 3 S: 11	H: 0 LOB: 0 BB: 0 P: 16	R: 1 E: 0 K: 1 S: 16	H: 3 LOB: 2 BB: 0 P: 25	R: 0 E: 0 K: 1 S: 7	H: 0 LOB: 0 BB: 0 P: 10	R: 0 E: 0 K: 1 S: 14	H: 1 LOB: 1 BB: 0 P: 22	R: 0 E: 0 K: 1 S: 6	H: 0 LOB: 0 BB: 0 P: 7	R: 0 E: 0 K: 1 S: 10	H: 0 LOB: 1 BB: 1 P: 17	R: 6 E: 0 K: 0 S: 15	H: 6 LOB: 1 BB: 1 P: 27	R: 0 E: 0 K: 0 S: 8	H: 0 LOB: 0 BB: 0 P: 11	1B: 9 2B: 3 HR: 1	SF: 1 SAC: 0 DP: 1 HBP: 0	WP: 0 PB: 0 CS: 0 SB: 1	PA: 40	
PITCHER	IP WLS BF H R ER SO BB IBB HBP BLK WP HR S P ERA WHIP	IP WLS BF H R ER SO BB IBB HBP BLK WP HR S P ERA WHIP	IP WLS BF H R ER SO BB IBB HBP BLK WP HR S P ERA WHIP	IP WLS BF H R ER SO BB IBB HBP BLK WP HR S P ERA WHIP	IP WLS BF H R ER SO BB IBB HBP BLK WP HR S P ERA WHIP	IP WLS BF H R ER SO BB IBB HBP BLK WP HR S P ERA WHIP	IP WLS BF H R ER SO BB IBB HBP BLK WP HR S P ERA WHIP	IP WLS BF H R ER SO BB IBB HBP BLK WP HR S P ERA WHIP	IP WLS BF H R ER SO BB IBB HBP BLK WP HR S P ERA WHIP	IP WLS BF H R ER SO BB IBB HBP BLK WP HR S P ERA WHIP	IP WLS BF H R ER SO BB IBB HBP BLK WP HR S P ERA WHIP	IP WLS BF H R ER SO BB IBB HBP BLK WP HR S P ERA WHIP	IP WLS BF H R ER SO BB IBB HBP BLK WP HR S P ERA WHIP	IP WLS BF H R ER SO BB IBB HBP BLK WP HR S P ERA WHIP	IP WLS BF H R ER SO BB IBB HBP BLK WP HR S P ERA WHIP	IP WLS BF H R ER SO BB IBB HBP BLK WP HR S P ERA WHIP	IP WLS BF H R ER SO BB IBB HBP BLK WP HR S P ERA WHIP	IP WLS BF H R ER SO BB IBB HBP BLK WP HR S P ERA WHIP	IP WLS BF H R ER SO BB IBB HBP BLK WP HR S P ERA WHIP	IP WLS BF H R ER SO BB IBB HBP BLK WP HR S P ERA WHIP	IP WLS BF H R ER SO BB IBB HBP BLK WP HR S P ERA WHIP	IP WLS BF H R ER SO BB IBB HBP BLK WP HR S P ERA WHIP	IP WLS BF H R ER SO BB IBB HBP BLK WP HR S P ERA WHIP

New York Yankees @ Arizona Diamondbacks
Chase Field, Phoenix, AZ
Tue Jun 22 2010, 6:41 PM - 9:46 PM MST
Att. 45,785 - Roof Closed - 79 F

livebaseballscorecards.com

AB 37
R 9
H 12
RBI 9
BB 2
SO 8
LOB 11

Batter	1	2	3	4	5	6	7	8	9	AB	R	H	RBI	BB	SO	LOB	BOTTOM						
2 Kelly Johnson, L OBP: 0.369, SLG: 0.508										5	0	2	1	0	1	3							
5 Cole Gillespie, R OBP: 0.298, SLG: 0.432										5	0	1	0	0	3	2							
6 Stephen Drew, L OBP: 0.338, SLG: 0.421										3	0	0	0	1	1	2							
10 Justin Upton, R OBP: 0.340, SLG: 0.459										4	0	2	0	0	1	1							
24 Chris Young, R OBP: 0.337, SLG: 0.475										4	0	0	0	0	2	3							
8 Gerardo Parra, L OBP: 0.312, SLG: 0.408										0	0	0	0	0	0	0							
25 Adam LaRoche, L OBP: 0.344, SLG: 0.460										3	1	0	0	1	1	2							
27 Mark Reynolds, R OBP: 0.333, SLG: 0.487										3	1	1	0	0	1	1							
3 Tony Abreu, S OBP: 0.267, SLG: 0.333										1	0	0	0	0	0	0							
19 Chris Snyder, R OBP: 0.345, SLG: 0.427										3	1	1	0	1	0	0							
15 Dan Haren, R ERA: 4.68										2	0	2	2	0	0	0							
4 Rusby Ryan, R OBP: 0.346, SLG: 0.307										1	0	0	0	0	0	0							
32 Estimerling Vasquez, R ERA: 6.0										0	0	0	0	0	0	0							
50 Chad Qualls, R ERA: 8.88										0	0	0	0	0	0	0							
38 Sam Demel, R ERA: 10.00										0	0	0	0	0	0	0							
11 Aigle Ojeda, S OBP: 0.250, SLG: 0.191										1	0	0	0	0	1	1							
Inning Stats	R: 0 E: 0 K: 1 S: 9	H: 0 LOB: 0 BB: 0 P: 14	R: 2 E: 0 K: 1 S: 21	H: 3 LOB: 2 BB: 2 P: 30	R: 0 E: 0 K: 1 S: 10	H: 0 LOB: 0 BB: 0 P: 13	R: 0 E: 0 K: 2 S: 8	H: 0 LOB: 0 BB: 0 P: 12	R: 0 E: 0 K: 1 S: 13	H: 2 LOB: 2 BB: 0 P: 19	R: 0 E: 0 K: 0 S: 5	H: 1 LOB: 1 BB: 0 P: 11	R: 0 E: 0 K: 1 S: 7	H: 1 LOB: 1 BB: 0 P: 14	R: 0 E: 0 K: 2 S: 11	H: 0 LOB: 1 BB: 1 P: 19	R: 1 E: 0 K: 2 S: 20	H: 2 LOB: 1 BB: 0 P: 30	1B: 7 2B: 2 HR: 0	SF: 0 SAC: 0 DP: 0 HBP: 0	WP: 1 PB: 0 CS: 1 SB: 0	PA: 38	
PITCHER	IP WLS BF H R ER SO BB IBB HBP BLK WP HR S P ERA WHIP	IP WLS BF H R ER SO BB IBB HBP BLK WP HR S P ERA WHIP	IP WLS BF H R ER SO BB IBB HBP BLK WP HR S P ERA WHIP	IP WLS BF H R ER SO BB IBB HBP BLK WP HR S P ERA WHIP	IP WLS BF H R ER SO BB IBB HBP BLK WP HR S P ERA WHIP	IP WLS BF H R ER SO BB IBB HBP BLK WP HR S P ERA WHIP	IP WLS BF H R ER SO BB IBB HBP BLK WP HR S P ERA WHIP	IP WLS BF H R ER SO BB IBB HBP BLK WP HR S P ERA WHIP	IP WLS BF H R ER SO BB IBB HBP BLK WP HR S P ERA WHIP	IP WLS BF H R ER SO BB IBB HBP BLK WP HR S P ERA WHIP	IP WLS BF H R ER SO BB IBB HBP BLK WP HR S P ERA WHIP	IP WLS BF H R ER SO BB IBB HBP BLK WP HR S P ERA WHIP	IP WLS BF H R ER SO BB IBB HBP BLK WP HR S P ERA WHIP	IP WLS BF H R ER SO BB IBB HBP BLK WP HR S P ERA WHIP	IP WLS BF H R ER SO BB IBB HBP BLK WP HR S P ERA WHIP	IP WLS BF H R ER SO BB IBB HBP BLK WP HR S P ERA WHIP	IP WLS BF H R ER SO BB IBB HBP BLK WP HR S P ERA WHIP	IP WLS BF H R ER SO BB IBB HBP BLK WP HR S P ERA WHIP	IP WLS BF H R ER SO BB IBB HBP BLK WP HR S P ERA WHIP	IP WLS BF H R ER SO BB IBB HBP BLK WP HR S P ERA WHIP	IP WLS BF H R ER SO BB IBB HBP BLK WP HR S P ERA WHIP	IP WLS BF H R ER SO BB IBB HBP BLK WP HR S P ERA WHIP	IP WLS BF H R ER SO BB IBB HBP BLK WP HR S P ERA WHIP

New York Yankees @ Arizona Diamondbacks
Chase Field, Phoenix, AZ
Tue Jun 22 2010, 6:41 PM - 9:46 PM MST
Att. 45,785 - Roof Closed - 79 F

livebaseballscorecards.com

AB 35
R 3
H 9
RBI 3
BB 3
SO 11
LOB 15

Batter	1	2	3	4	5	6	7	8	9	AB	R	H	RBI	BB	SO	LOB	TOP									
2 Kelly Johnson, L (1,4) OBP: 0.365, SLG: 0.486										5	0	1	0	0	1	0										
3 Tony Abreu, S (1,6) OBP: 0.255, SLG: 0.303										4	0	0	0	1	1	1										
10 Justin Upton, R (1,9) OBP: 0.354, SLG: 0.475										4	0	1	0	0	1	1										
26 Miguel Montero, L (1,2) OBP: 0.456, SLG: 0.590										4	0	2	0	1	0	0										
24 Chris Young, R (1,8) OBP: 0.326, SLG: 0.463										4	1	0	0	1	1	5										
25 Adam LaRoche, L (1,3) OBP: 0.342, SLG: 0.469										3	2	1	2	1	0	1										
27 Mark Reynolds, R (1,5) OBP: 0.329, SLG: 0.480										3	1	2	2	1	0	0										
8 Gerardo Parra, L (1,7) OBP: 0.303, SLG: 0.413										3	0	1	0	1	1	1										
15 Dan Haren, R (1,1) OBP: 0.435, SLG: 0.630										4	1	1	1	0	1	4										
22 Aaron Heilman, R (9,1)										0	0	0	0	0	0	0										
Inning Stats	R: 0 E: 0 K: 1 S: 8	H: 1 LOB: 0 BB: 0 P: 12	R: 0 E: 0 K: 1 S: 12	H: 1 LOB: 3 BB: 2 P: 24	R: 0 E: 0 K: 1 S: 9	H: 1 LOB: 2 BB: 0 P: 14	R: 0 E: 0 K: 0 S: 5	H: 0 LOB: 0 BB: 0 P: 7	R: 0 E: 0 K: 0 S: 7	H: 0 LOB: 0 BB: 0 P: 11	R: 2 E: 0 K: 1 S: 15	H: 2 LOB: 1 BB: 1 P: 25	R: 1 E: 0 K: 1 S: 7	H: 1 LOB: 0 BB: 1 P: 16	R: 2 E: 0 K: 0 S: 11	H: 2 LOB: 1 BB: 1 P: 18	R: 0 E: 0 K: 1 S: 16	H: 1 LOB: 2 BB: 1 P: 26	1B: 5 2B: 1 3B: 0 HR: 3	SF: 0 SAC: 0 DP: 2 HBP: 1	WP: 1 PB: 0 SB: 0 CS: 0	PA: 41				
PITCHER	IP WLS BF H R ER SO BB IBB HBP BLK WP HR S P ERA WHIP																									
29 Chris Carpenter, R (1,1) ERA: 2.7	7.0	30	6	3	3	5	4	0	1	0	0	2	63	109	3.86	1.429										
43 Trevor Miller, L (8,1) ERA: 3.32	0.2	3	0	1	1	0	1	0	0	0	0	0	4	10	13.50	1.500										
30 Jason Motte, R (8,1) ERA: 2.32	1.1	W	8	3	1	1	1	0	0	0	1	1	23	34	6.75	3.000										

Arizona Diamondbacks @ St. Louis Cardinals
 Busch Stadium, St. Louis, MO
 Mon Jun 28 2010, 7:17 PM - 9:57 PM CDT
 Att: 41,578 - Partly Cloudy - 84 F

AB 34
 R 5
 H 9
 RBI 5
 BB 6
 SO 6
 LOB 13

Batter	1	2	3	4	5	6	7	8	9	AB	R	H	RBI	BB	SO	LOB	BOTTOM									
55 Skip Schumaker, L (1,4) OBP: 0.325, SLG: 0.337										5	1	2	1	0	0	0										
3 Felipe Lopez, S (1,5) OBP: 0.326, SLG: 0.391										4	1	2	1	0	0	0										
5 Albert Pujols, R (1,3) OBP: 0.420, SLG: 0.542										4	0	1	1	0	1	2										
7 Matt Holliday, R (1,7) OBP: 0.365, SLG: 0.488										4	0	0	0	0	2	3										
28 Colby Rasmus, L (1,8) OBP: 0.373, SLG: 0.568										4	0	0	0	0	2	3										
4 Yadier Molina, R (1,2) OBP: 0.319, SLG: 0.319										3	0	2	0	1	0	1										
54 Jaime Garcia, L (8, FR) OBP: 0.250, SLG: 0.192										0	1	0	0	0	0	0										
13 Brendan Ryan, R (1,6) OBP: 0.278, SLG: 0.311										4	1	2	0	0	0	1										
29 Chris Carpenter, R (1,1) OBP: 0.118, SLG: 0.091										2	0	0	0	0	1	2										
12 Aaron Miles, S (7, PH) OBP: 0.308, SLG: 0.320										1	0	0	0	0	0	0										
43 Trevor Miller, R (8,1)										0	0	0	0	0	0	0										
30 Jason Motte, R (8,1)										0	0	0	0	0	0	0										
50 Adam Wainwright, R (9, PH) OBP: 0.222, SLG: 0.220										1	1	0	0	0	0	1										
44 Randy Winn, S (1,9) OBP: 0.308, SLG: 0.343										4	1	1	0	0	0	2										
Inning Stats	R: 2 E: 0 K: 1 S: 10	H: 3 LOB: 1 BB: 0 P: 15	R: 0 E: 0 K: 1 S: 5	H: 0 LOB: 0 BB: 0 P: 8	R: 0 E: 0 K: 0 S: 6	H: 0 LOB: 0 BB: 0 P: 8	R: 0 E: 0 K: 1 S: 14	H: 2 LOB: 0 BB: 0 P: 18	R: 0 E: 0 K: 0 S: 9	H: 0 LOB: 0 BB: 0 P: 12	R: 0 E: 0 K: 1 S: 11	H: 0 LOB: 0 BB: 1 P: 13	R: 0 E: 0 K: 0 S: 6	H: 0 LOB: 0 BB: 1 P: 12	R: 1 E: 0 K: 2 S: 14	H: 3 LOB: 2 BB: 0 P: 20	R: 3 E: 2 K: 0 S: 9	H: 2 LOB: 2 BB: 0 P: 11	1B: 9 2B: 1 3B: 0 HR: 0	SF: 0 SAC: 0 DP: 1 HBP: 0	WP: 1 PB: 0 SB: 0 CS: 0	PA: 37				
PITCHER	IP WLS BF H R ER SO BB IBB HBP BLK WP HR S P ERA WHIP																									
15 Dan Haren, R (1,1) ERA: 4.56	8.0	34	10	5	3	6	1	0	0	0	1	0	80	112	3.38	1.375										
22 Aaron Heilman, R (9,1) ERA: 3.51	0.1	L	3	0	1	0	0	0	0	0	0	0	4	5	0.00	0.000										

Arizona Diamondbacks @ St. Louis Cardinals
 Busch Stadium, St. Louis, MO
 Mon Jun 28 2010, 7:17 PM - 9:57 PM CDT
 Att: 41,578 - Partly Cloudy - 84 F

AB 36
 R 6
 H 10
 RBI 3
 BB 1
 SO 6
 LOB 15

Batter	1	2	3	4	5	6	7	8	9	AB	R	H	RBI	BB	SO	LOB	TOP									
6 Stephen Drew, L (1,6) OBP: 0.334, SLG: 0.412										5	0	2	0	0	0	3										
4 Ruybal R (1,7) OBP: 0.350, SLG: 0.350										4	0	1	1	0	1	3										
10 Justin Upton, R (1,9) OBP: 0.355, SLG: 0.472										3	1	1	0	2	0	2										
25 Adam LaRoche, L (1,3) OBP: 0.339, SLG: 0.460										5	0	1	0	0	1	4										
24 Chris Young, R (1,8) OBP: 0.325, SLG: 0.470										4	1	1	2	0	2	4										
27 Mark Reynolds, R (1,5) OBP: 0.327, SLG: 0.471										4	1	1	0	0	1	2										
19 Chris Snyder, R (1,2) OBP: 0.356, SLG: 0.442										4	0	3	0	0	1	1										
11 Augie Ojeda, S (1,4) OBP: 0.200, SLG: 0.167										4	0	0	0	0	0	4										
54 Barry Enright, R (1,1) OBP: 0.447, SLG: 0.630										1	0	0	0	0	0	1										
15 Dan Haren, R (6,PH) OBP: 0.299, SLG: 0.405										0	1	0	0	1	0	0										
8 Gerardo Parra, L (6,7) OBP: 0.299, SLG: 0.405										1	0	0	0	0	0	0										
Inning Stats	R: 0 E: 0 K: 0 S: 11	H: 1 LOB: 2 BB: 1 P: 22	R: 1 E: 1 K: 0 S: 12	H: 2 LOB: 2 BB: 0 P: 18	R: 0 E: 0 K: 1 S: 9	H: 1 LOB: 1 BB: 0 P: 15	R: 0 E: 0 K: 0 S: 4	H: 1 LOB: 1 BB: 0 P: 7	R: 2 E: 0 K: 1 S: 11	H: 1 LOB: 0 BB: 1 P: 20	R: 1 E: 0 K: 0 S: 17	H: 3 LOB: 2 BB: 1 P: 29	R: 0 E: 0 K: 3 S: 11	H: 0 LOB: 1 BB: 0 P: 17	R: 0 E: 0 K: 0 S: 6	H: 0 LOB: 0 BB: 0 P: 10	R: 0 E: 0 K: 1 S: 13	H: 0 LOB: 0 BB: 0 P: 21	1B: 8 2B: 1 3B: 0 HR: 1	SF: 0 SAC: 1 DP: 1 HBP: 0	WP: 0 PB: 0 SB: 0 CS: 0	PA: 40				
PITCHER	IP WLS BF H R ER SO BB IBB HBP BLK WP HR S P ERA WHIP	IP WLS BF H R ER SO BB IBB HBP BLK WP HR S P ERA WHIP	IP WLS BF H R ER SO BB IBB HBP BLK WP HR S P ERA WHIP	IP WLS BF H R ER SO BB IBB HBP BLK WP HR S P ERA WHIP	IP WLS BF H R ER SO BB IBB HBP BLK WP HR S P ERA WHIP	IP WLS BF H R ER SO BB IBB HBP BLK WP HR S P ERA WHIP	IP WLS BF H R ER SO BB IBB HBP BLK WP HR S P ERA WHIP	IP WLS BF H R ER SO BB IBB HBP BLK WP HR S P ERA WHIP	IP WLS BF H R ER SO BB IBB HBP BLK WP HR S P ERA WHIP	IP WLS BF H R ER SO BB IBB HBP BLK WP HR S P ERA WHIP	IP WLS BF H R ER SO BB IBB HBP BLK WP HR S P ERA WHIP	IP WLS BF H R ER SO BB IBB HBP BLK WP HR S P ERA WHIP	IP WLS BF H R ER SO BB IBB HBP BLK WP HR S P ERA WHIP	IP WLS BF H R ER SO BB IBB HBP BLK WP HR S P ERA WHIP	IP WLS BF H R ER SO BB IBB HBP BLK WP HR S P ERA WHIP	IP WLS BF H R ER SO BB IBB HBP BLK WP HR S P ERA WHIP	IP WLS BF H R ER SO BB IBB HBP BLK WP HR S P ERA WHIP	IP WLS BF H R ER SO BB IBB HBP BLK WP HR S P ERA WHIP	IP WLS BF H R ER SO BB IBB HBP BLK WP HR S P ERA WHIP	IP WLS BF H R ER SO BB IBB HBP BLK WP HR S P ERA WHIP	IP WLS BF H R ER SO BB IBB HBP BLK WP HR S P ERA WHIP	IP WLS BF H R ER SO BB IBB HBP BLK WP HR S P ERA WHIP	IP WLS BF H R ER SO BB IBB HBP BLK WP HR S P ERA WHIP			
37 Jeff Suppan, R (1,1) ERA: 6.44	5.2 L 29 9 4 3 2 3 0 0 0 0 0 1 63 109 4.76 2.118	5.2 L 29 9 4 3 2 3 0 0 0 0 0 1 63 109 4.76 2.118	5.2 L 29 9 4 3 2 3 0 0 0 0 0 1 63 109 4.76 2.118	5.2 L 29 9 4 3 2 3 0 0 0 0 0 1 63 109 4.76 2.118	5.2 L 29 9 4 3 2 3 0 0 0 0 0 1 63 109 4.76 2.118	5.2 L 29 9 4 3 2 3 0 0 0 0 0 1 63 109 4.76 2.118	5.2 L 29 9 4 3 2 3 0 0 0 0 0 1 63 109 4.76 2.118	5.2 L 29 9 4 3 2 3 0 0 0 0 0 1 63 109 4.76 2.118	5.2 L 29 9 4 3 2 3 0 0 0 0 0 1 63 109 4.76 2.118	5.2 L 29 9 4 3 2 3 0 0 0 0 0 1 63 109 4.76 2.118	5.2 L 29 9 4 3 2 3 0 0 0 0 0 1 63 109 4.76 2.118	5.2 L 29 9 4 3 2 3 0 0 0 0 0 1 63 109 4.76 2.118	5.2 L 29 9 4 3 2 3 0 0 0 0 0 1 63 109 4.76 2.118	5.2 L 29 9 4 3 2 3 0 0 0 0 0 1 63 109 4.76 2.118	5.2 L 29 9 4 3 2 3 0 0 0 0 0 1 63 109 4.76 2.118	5.2 L 29 9 4 3 2 3 0 0 0 0 0 1 63 109 4.76 2.118	5.2 L 29 9 4 3 2 3 0 0 0 0 0 1 63 109 4.76 2.118	5.2 L 29 9 4 3 2 3 0 0 0 0 0 1 63 109 4.76 2.118	5.2 L 29 9 4 3 2 3 0 0 0 0 0 1 63 109 4.76 2.118	5.2 L 29 9 4 3 2 3 0 0 0 0 0 1 63 109 4.76 2.118	5.2 L 29 9 4 3 2 3 0 0 0 0 0 1 63 109 4.76 2.118	5.2 L 29 9 4 3 2 3 0 0 0 0 0 1 63 109 4.76 2.118	5.2 L 29 9 4 3 2 3 0 0 0 0 0 1 63 109 4.76 2.118	5.2 L 29 9 4 3 2 3 0 0 0 0 0 1 63 109 4.76 2.118		
41 Mitchell Boggs, R (6,1) ERA: 2.73	1.1 5 1 0 0 3 0 0 0 0 0 0 0 0 12 19 0.00 0.750	1.1 5 1 0 0 3 0 0 0 0 0 0 0 0 12 19 0.00 0.750	1.1 5 1 0 0 3 0 0 0 0 0 0 0 0 12 19 0.00 0.750	1.1 5 1 0 0 3 0 0 0 0 0 0 0 0 12 19 0.00 0.750	1.1 5 1 0 0 3 0 0 0 0 0 0 0 0 12 19 0.00 0.750	1.1 5 1 0 0 3 0 0 0 0 0 0 0 0 12 19 0.00 0.750	1.1 5 1 0 0 3 0 0 0 0 0 0 0 0 12 19 0.00 0.750	1.1 5 1 0 0 3 0 0 0 0 0 0 0 0 12 19 0.00 0.750	1.1 5 1 0 0 3 0 0 0 0 0 0 0 0 12 19 0.00 0.750	1.1 5 1 0 0 3 0 0 0 0 0 0 0 0 12 19 0.00 0.750	1.1 5 1 0 0 3 0 0 0 0 0 0 0 0 12 19 0.00 0.750	1.1 5 1 0 0 3 0 0 0 0 0 0 0 0 12 19 0.00 0.750	1.1 5 1 0 0 3 0 0 0 0 0 0 0 0 12 19 0.00 0.750	1.1 5 1 0 0 3 0 0 0 0 0 0 0 0 12 19 0.00 0.750	1.1 5 1 0 0 3 0 0 0 0 0 0 0 0 12 19 0.00 0.750	1.1 5 1 0 0 3 0 0 0 0 0 0 0 0 12 19 0.00 0.750	1.1 5 1 0 0 3 0 0 0 0 0 0 0 0 12 19 0.00 0.750	1.1 5 1 0 0 3 0 0 0 0 0 0 0 0 12 19 0.00 0.750	1.1 5 1 0 0 3 0 0 0 0 0 0 0 0 12 19 0.00 0.750	1.1 5 1 0 0 3 0 0 0 0 0 0 0 0 12 19 0.00 0.750	1.1 5 1 0 0 3 0 0 0 0 0 0 0 0 12 19 0.00 0.750	1.1 5 1 0 0 3 0 0 0 0 0 0 0 0 12 19 0.00 0.750	1.1 5 1 0 0 3 0 0 0 0 0 0 0 0 12 19 0.00 0.750	1.1 5 1 0 0 3 0 0 0 0 0 0 0 0 12 19 0.00 0.750	1.1 5 1 0 0 3 0 0 0 0 0 0 0 0 12 19 0.00 0.750	
43 Trevor Miller, L (8,1) ERA: 3.15	1.0 3 0 0 0 1 0 0 0 0 0 0 0 0 13 21 0.00 0.000	1.0 3 0 0 0 1 0 0 0 0 0 0 0 0 13 21 0.00 0.000	1.0 3 0 0 0 1 0 0 0 0 0 0 0 0 13 21 0.00 0.000	1.0 3 0 0 0 1 0 0 0 0 0 0 0 0 13 21 0.00 0.000	1.0 3 0 0 0 1 0 0 0 0 0 0 0 0 13 21 0.00 0.000	1.0 3 0 0 0 1 0 0 0 0 0 0 0 0 13 21 0.00 0.000	1.0 3 0 0 0 1 0 0 0 0 0 0 0 0 13 21 0.00 0.000	1.0 3 0 0 0 1 0 0 0 0 0 0 0 0 13 21 0.00 0.000	1.0 3 0 0 0 1 0 0 0 0 0 0 0 0 13 21 0.00 0.000	1.0 3 0 0 0 1 0 0 0 0 0 0 0 0 13 21 0.00 0.000	1.0 3 0 0 0 1 0 0 0 0 0 0 0 0 13 21 0.00 0.000	1.0 3 0 0 0 1 0 0 0 0 0 0 0 0 13 21 0.00 0.000	1.0 3 0 0 0 1 0 0 0 0 0 0 0 0 13 21 0.00 0.000	1.0 3 0 0 0 1 0 0 0 0 0 0 0 0 13 21 0.00 0.000	1.0 3 0 0 0 1 0 0 0 0 0 0 0 0 13 21 0.00 0.000	1.0 3 0 0 0 1 0 0 0 0 0 0 0 0 13 21 0.00 0.000	1.0 3 0 0 0 1 0 0 0 0 0 0 0 0 13 21 0.00 0.000	1.0 3 0 0 0 1 0 0 0 0 0 0 0 0 13 21 0.00 0.000	1.0 3 0 0 0 1 0 0 0 0 0 0 0 0 13 21 0.00 0.000	1.0 3 0 0 0 1 0 0 0 0 0 0 0 0 13 21 0.00 0.000	1.0 3 0 0 0 1 0 0 0 0 0 0 0 0 13 21 0.00 0.000	1.0 3 0 0 0 1 0 0 0 0 0 0 0 0 13 21 0.00 0.000	1.0 3 0 0 0 1 0 0 0 0 0 0 0 0 13 21 0.00 0.000	1.0 3 0 0 0 1 0 0 0 0 0 0 0 0 13 21 0.00 0.000	1.0 3 0 0 0 1 0 0 0 0 0 0 0 0 13 21 0.00 0.000	1.0 3 0 0 0 1 0 0 0 0 0 0 0 0 13 21 0.00 0.000
46 Kyle McClellan, R (9,1) ERA: 2.43	1.0 3 0 0 0 1 0 0 0 0 0 0 0 0 13 21 0.00 0.000	1.0 3 0 0 0 1 0 0 0 0 0 0 0 0 13 21 0.00 0.000	1.0 3 0 0 0 1 0 0 0 0 0 0 0 0 13 21 0.00 0.000	1.0 3 0 0 0 1 0 0 0 0 0 0 0 0 13 21 0.00 0.000	1.0 3 0 0 0 1 0 0 0 0 0 0 0 0 13 21 0.00 0.000	1.0 3 0 0 0 1 0 0 0 0 0 0 0 0 13 21 0.00 0.000	1.0 3 0 0 0 1 0 0 0 0 0 0 0 0 13 21 0.00 0.000	1.0 3 0 0 0 1 0 0 0 0 0 0 0 0 13 21 0.00 0.000	1.0 3 0 0 0 1 0 0 0 0 0 0 0 0 13 21 0.00 0.000	1.0 3 0 0 0 1 0 0 0 0 0 0 0 0 13 21 0.00 0.000	1.0 3 0 0 0 1 0 0 0 0 0 0 0 0 13 21 0.00 0.000	1.0 3 0 0 0 1 0 0 0 0 0 0 0 0 13 21 0.00 0.000	1.0 3 0 0 0 1 0 0 0 0 0 0 0 0 13 21 0.00 0.000	1.0 3 0 0 0 1 0 0 0 0 0 0 0 0 13 21 0.00 0.000	1.0 3 0 0 0 1 0 0 0 0 0 0 0 0 13 21 0.00 0.000	1.0 3 0 0 0 1 0 0 0 0 0 0 0 0 13 21 0.00 0.000	1.0 3 0 0 0 1 0 0 0 0 0 0 0 0 13 21 0.00 0.000	1.0 3 0 0 0 1 0 0 0 0 0 0 0 0 13 21 0.00 0.000	1.0 3 0 0 0 1 0 0 0 0 0 0 0 0 13 21 0.00 0.000	1.0 3 0 0 0 1 0 0 0 0 0 0 0 0 13 21 0.00 0.000	1.0 3 0 0 0 1 0 0 0 0 0 0 0 0 13 21 0.00 0.000	1.0 3 0 0 0 1 0 0 0 0 0 0 0 0 13 21 0.00 0.000	1.0 3 0 0 0 1 0 0 0 0 0 0 0 0 13 21 0.00 0.000	1.0 3 0 0 0 1 0 0 0 0 0 0 0 0 13 21 0.00 0.000	1.0 3 0 0 0 1 0 0 0 0 0 0 0 0 13 21 0.00 0.000	1.0 3 0 0 0 1 0 0 0 0 0 0 0 0 13 21 0.00 0.000

Arizona Diamondbacks @ St. Louis Cardinals
 Busch Stadium, St. Louis, MO
 Wed Jun 30 2010, 1:17 PM - 5:08 PM CDT
 Att: 36,962 - Sunny - 81 F

AB	36
R	4
H	10
RBI	3
BB	3
SO	6
LOB	24




Batter	1	2	3	4	5	6	7	8	9	AB	R	H	RBI	BB	SO	LOB	BOTTOM
55 Skip Schumaker, L (1,4) OBP: 0.325, SLG: 0.337																	


Batter	1	2	3	4	5	6	7	8	9	AB	R	H	RBI	BB	SO	LOB	TOP										
15 Rafael Furcal, S OBP: 0.386, SLG: 0.502	F7		K			16 1B		27 HR		3	2	1	0	1	1	1	Los Angeles Dodgers @ Arizona Diamondbacks Chase Field, Phoenix, AZ Sun Jul 04 2010, 1:11 PM - 4:08 PM MST Att: 26,626 - Roof Closed - 77 F										
27 Matt Kemp, R OBP: 0.326, SLG: 0.483	F8		1B			K		HR		4	1	2	2	0	1	1											
16 Andre Ethier, L OBP: 0.375, SLG: 0.559	G6-3		L7					G6-3		4	0	1	1	0	0	2											
7 James Loney, L OBP: 0.357, SLG: 0.434		23 G1-3				G4-3		1B		3	0	2	0	1	0	0											
23 Casey Blake, R OBP: 0.340, SLG: 0.423		G1-3		P6				G5-3		4	0	0	0	0	0	3											
30 Xavier Paul, L OBP: 0.333, SLG: 0.391				F8						3	0	0	0	0	1	2											
5 Reed Johnson, R OBP: 0.302, SLG: 0.379	K									1	0	1	0	0	0	0											
33 Blake DeWitt, L OBP: 0.355, SLG: 0.379										2	0	1	0	1	0	1											
56 Hung-Chih Kuo, L										0	0	0	0	0	0	0											
3 Ronnie Belliard, R OBP: 0.325, SLG: 0.382										1	0	0	0	0	0	1											
51 Jonathan Broxton, R										0	0	0	0	0	0	0											
17 A.J. Ellis, R OBP: 0.283, SLG: 0.225			F8			G4-3				4	0	0	0	0	2	3											
58 Chad Billingsley, R OBP: 0.258, SLG: 0.214										2	0	1	0	0	0	0											
14 Jamey Carroll, R OBP: 0.359, SLG: 0.329										1	0	0	0	0	0	0											
Inning Stats	R: 0 E: 0 K: 0 S: 6	H: 0 LOB: 0 BB: 0 P: 9	R: 0 E: 0 K: 1 S: 12	H: 1 LOB: 1 BB: 0 P: 15	R: 0 E: 0 K: 1 S: 16	H: 2 LOB: 2 BB: 0 P: 22	R: 0 E: 0 K: 0 S: 10	H: 0 LOB: 0 BB: 0 P: 18	R: 0 E: 0 K: 1 S: 14	H: 1 LOB: 0 BB: 0 P: 12	R: 1 E: 0 K: 1 S: 14	H: 2 LOB: 0 BB: 0 P: 23	R: 0 E: 0 K: 1 S: 16	H: 0 LOB: 1 BB: 1 P: 22	R: 2 E: 0 K: 0 S: 15	H: 2 LOB: 1 BB: 1 P: 26	R: 0 E: 0 K: 1 S: 10	H: 1 LOB: 0 BB: 0 P: 17	1B: 5 2B: 3 HR: 1	SF: 0 SAC: 0 DP: 1 HBP: 0	WP: 0 PB: 0 CS: 2	PA: 36					
PITCHER	IP	WLS	BF	H	R	ER	SO	BB	IBB	HBP	BLK	WP	HR	S	P	ERA	WHIP										
15 Dan Haren, R ERA: 4.38	7.0		26	6	1	1	4	2	0	0	0	0	0	82	121	1.29	1.143										
22 Aaron Heilman, R ERA: 3.72	1.0	L	6	2	2	2	0	1	0	0	0	0	1	15	26	18.00	3.000										
39 Jordan Norberto, L ERA: 6.75	1.0		3	1	0	0	1	0	0	0	0	0	0	10	17	0.00	1.000										

Batter	1	2	3	4	5	6	7	8	9	AB	R	H	RBI	BB	SO	LOB	BOTTOM										
2 Kelly Johnson, L OBP: 0.366, SLG: 0.479	G1-3		26 1B			K				4	0	1	0	0	2	1	Los Angeles Dodgers @ Arizona Diamondbacks Chase Field, Phoenix, AZ Sun Jul 04 2010, 1:11 PM - 4:08 PM MST Att: 26,626 - Roof Closed - 77 F										
6 Stephen Drew, L OBP: 0.336, SLG: 0.409			F8							3	0	1	0	1	1	1											
10 Justin Upton, R OBP: 0.350, SLG: 0.457										4	0	0	0	0	3	3											
26 Miguel Montero, L OBP: 0.457, SLG: 0.577										4	0	2	0	0	2	1											
24 Chris Young, R OBP: 0.325, SLG: 0.482										4	0	1	0	0	0	5											
25 Adam LaRoche, L OBP: 0.334, SLG: 0.455										4	1	1	0	0	2	1											
27 Mark Reynolds, R OBP: 0.332, SLG: 0.487										4	0	1	1	0	2	0											
8 Gerardo Parra, L OBP: 0.301, SLG: 0.397										4	0	1	0	0	1	1											
15 Dan Haren, R OBP: 0.420, SLG: 0.592										3	0	0	0	0	2	2											
22 Aaron Heilman, R										0	0	0	0	0	0	0											
39 Jordan Norberto, L										0	0	0	0	0	0	0											
3 Tony Abreu, S OBP: 0.259, SLG: 0.304										1	0	0	0	0	1	0											
Inning Stats	R: 0 E: 0 K: 0 S: 8	H: 1 LOB: 2 BB: 1 P: 14	R: 0 E: 0 K: 1 S: 12	H: 1 LOB: 1 BB: 0 P: 15	R: 0 E: 0 K: 1 S: 18	H: 2 LOB: 2 BB: 0 P: 26	R: 1 E: 0 K: 3 S: 16	H: 2 LOB: 1 BB: 0 P: 21	R: 0 E: 0 K: 2 S: 11	H: 1 LOB: 1 BB: 0 P: 16	R: 0 E: 0 K: 1 S: 11	H: 0 LOB: 0 BB: 0 P: 19	R: 0 E: 0 K: 3 S: 10	H: 0 LOB: 0 BB: 0 P: 11	R: 0 E: 0 K: 3 S: 12	H: 1 LOB: 1 BB: 0 P: 21	R: 0 E: 0 K: 2 S: 9	H: 0 LOB: 0 BB: 0 P: 11	1B: 5 2B: 2 HR: 0	SF: 0 SAC: 0 DP: 0 HBP: 0	WP: 0 PB: 0 CS: 0	PA: 36					
PITCHER	IP	WLS	BF	H	R	ER	SO	BB	IBB	HBP	BLK	WP	HR	S	P	ERA	WHIP										
58 Chad Billingsley, R ERA: 4.08	6.0		26	7	1	1	8	1	0	0	0	0	0	76	111	1.50	1.333										
56 Hung-Chih Kuo, L ERA: 1.03	2.0	W	7	1	0	0	6	0	0	0	0	0	0	22	32	0.00	0.500										
51 Jonathan Broxton, R ERA: 2.02	1.0	S	3	0	0	0	2	0	0	0	0	0	0	9	11	0.00	0.000										

AB 32
 R 3
 H 9
 RBI 3
 BB 3
 SO 5
 LOB 14



AB 35
 R 1
 H 8
 RBI 1
 BB 1
 SO 16
 LOB 15



Batter	1	2	3	4	5	6	7	8	9	AB	R	H	RBI	BB	SO	LOB	TOP							
1 Kosuke Fukudome, L (1.9) OBP: 0.366, SLG: 0.431										3	2	2	1	2	1	1	Chicago Cubs @ Arizona Diamondbacks Chase Field, Phoenix, AZ Mon Jul 05 2010, 1:11 PM - 4:17 PM MST Att: 26,250 - Roof Closed - 76 F							
2 Ryan Theriot, R (1.4) OBP: 0.314, SLG: 0.304										5	0	1	0	0	0	3								
24 Marlon Byrd, R (1.8) OBP: 0.350, SLG: 0.474										5	0	0	1	0	1	3								
21 Tyler Colvin, L (1.7) OBP: 0.313, SLG: 0.554										4	0	0	0	0	1	2								
22 Xavier Nady, R (1.3) OBP: 0.306, SLG: 0.369										3	2	1	0	0	2	0								
16 Aramis Ramirez, R (1.5) OBP: 0.243, SLG: 0.296										4	1	1	0	0	0	1								
13 Starlin Castro, R (1.6) OBP: 0.340, SLG: 0.379										4	1	1	2	0	2	1								
18 Geovany Soto, R (1.2) OBP: 0.404, SLG: 0.468										4	2	3	2	0	1	0								
32 Tom Gorzelanny, R (1.1) ERA: 4.16										1	0	0	0	0	0	0								
17 Mike Fontenot, L (6.1) OBP: 0.300, SLG: 0.420										0	0	0	0	0	0	0								
48 Andrew Cashner, R (6.1) ERA: 5.08										0	0	0	0	0	0	0								
40 James Russell, L (6.1) ERA: 4.18										0	0	0	0	0	0	0								
64 Justin Berg, R (6.1) ERA: 6.14										0	0	0	0	0	0	0								
45 Sean Marshall, L (7.1) ERA: 2.03										0	0	0	0	0	0	0								
12 Alfonso Soriano, R (9.1) OBP: 0.303, SLG: 0.398										1	1	1	2	0	0	0								
49 Carlos Marmol, R (9.1) ERA: 9.04										0	0	0	0	0	0	0								
Inning Stats	R: 1 E: 0 K: 2 S: 11	H: 1 LOB: 0 BB: 0 P: 19	R: 3 E: 0 K: 1 S: 13	H: 4 LOB: 1 BB: 0 P: 20	R: 0 E: 0 K: 1 S: 6	H: 0 LOB: 0 BB: 0 P: 11	R: 0 E: 0 K: 2 S: 8	H: 0 LOB: 0 BB: 0 P: 14	R: 1 E: 0 K: 0 S: 10	H: 2 LOB: 1 BB: 0 P: 17	R: 2 E: 0 K: 0 S: 11	H: 2 LOB: 1 BB: 0 P: 19	R: 0 E: 0 K: 0 S: 7	H: 0 LOB: 1 BB: 1 P: 15	R: 0 E: 0 K: 2 S: 9	H: 0 LOB: 0 BB: 0 P: 11	R: 2 E: 0 K: 0 S: 12	H: 2 LOB: 0 BB: 1 P: 20	1B: 6 2B: 3 3B: 1 HR: 2	SF: 0 SAC: 1 DP: 1 HBP: 1	WP: 0 PB: 0 SB: 0 CS: 1	PA: 40		
PITCHER	IP WLS BF H R ER SO BB IBB HBP BLK WP HR S P ERA WHIP	5.2 L 27 9 7 7 6 0 0 0 1 0 0 1 58 97 11.12 1.588	0.1 0 0 0 0 0 0 0 0 0 0 0 0 7 15 0.00 1.000	1.0 4 0 0 0 0 1 0 0 0 0 0 0 9 11 0.00 0.000	1.0 5 2 2 2 0 1 0 0 0 0 0 1 12 20 18.00 3.000																			

Chicago Cubs @ Arizona Diamondbacks
 Chase Field, Phoenix, AZ
 Mon Jul 05 2010, 1:11 PM - 4:17 PM MST
 Att: 26,250 - Roof Closed - 76 F

AB 35
 R 9
 H 11
 RBI 9
 BB 2
 SO 8
 LOB 11



Batter	1	2	3	4	5	6	7	8	9	AB	R	H	RBI	BB	SO	LOB	BOTTOM					
24 Chris Young, R (1.8) OBP: 0.332, SLG: 0.483										3	2	2	0	2	0	0	Chicago Cubs @ Arizona Diamondbacks Chase Field, Phoenix, AZ Mon Jul 05 2010, 1:11 PM - 4:17 PM MST Att: 26,250 - Roof Closed - 76 F					
2 Kelly Johnson, L (1.4) OBP: 0.387, SLG: 0.485										3	0	1	2	1	1	1						
10 Justin Upton, R (1.9) OBP: 0.348, SLG: 0.451										4	0	0	0	1	3	4						
26 Miguel Montero, L (1.2) OBP: 0.453, SLG: 0.562										2	0	0	1	2	1	1						
27 Mark Reynolds, R (1.5) OBP: 0.334, SLG: 0.484										2	0	0	0	2	1	3						
25 Adam LaRoche, L (1.3) OBP: 0.333, SLG: 0.462										4	1	1	1	0	2	6						
6 Stephen Drew, L (1.6) OBP: 0.334, SLG: 0.407										4	0	1	0	0	0	1						
5 Cole Gillespie, R (1.7) OBP: 0.302, SLG: 0.390										3	1	0	0	1	2	1						
31 Ian Kennedy, R (1.1) ERA: 3.31										2	0	0	0	0	1	0						
32 Estimering Vasquez, R (6.1) ERA: 2.93										0	0	0	0	0	0	0						
48 Andrew Cashner, R (6.1) ERA: 2.93										0	0	0	0	0	0	0						
40 James Russell, L (6.1) ERA: 4.18										0	0	0	0	0	0	0						
64 Justin Berg, R (6.1) ERA: 6.14										0	0	0	0	0	0	0						
45 Sean Marshall, L (7.1) ERA: 2.03										0	0	0	0	0	0	0						
4 Rusty Ryan, R (8.1) OBP: 0.303, SLG: 0.398										1	0	0	0	0	1	0						
58 Juan Gutierrez, R (9.1) ERA: 9.04										0	0	0	0	0	0	0						
Inning Stats	R: 0 E: 0 K: 1 S: 15	H: 1 LOB: 3 BB: 2 P: 29	R: 0 E: 0 K: 0 S: 6	H: 1 LOB: 0 BB: 0 P: 8	R: 1 E: 0 K: 0 S: 18	H: 0 LOB: 1 BB: 3 P: 32	R: 1 E: 0 K: 2 S: 11	H: 1 LOB: 0 BB: 0 P: 16	R: 1 E: 0 K: 1 S: 11	H: 2 LOB: 2 BB: 1 P: 19	R: 1 E: 0 K: 1 S: 13	H: 1 LOB: 2 BB: 2 P: 30	R: 0 E: 0 K: 2 S: 10	H: 0 LOB: 1 BB: 1 P: 17	R: 0 E: 0 K: 2 S: 9	H: 0 LOB: 0 BB: 0 P: 13	R: 0 E: 0 K: 3 S: 10	H: 0 LOB: 0 BB: 0 P: 12	1B: 4 2B: 0 3B: 1 HR: 1	SF: 2 SAC: 0 DP: 2 HBP: 0	WP: 0 PB: 0 SB: 2 CS: 0	PA: 40
PITCHER	IP WLS BF H R ER SO BB IBB HBP BLK WP HR S P ERA WHIP	5.0 W 24 9 3 3 3 4 6 0 0 0 0 0 0 7 20 27.00 9.000	0.1 4 1 1 1 0 2 0 0 0 0 0 0 7 20 27.00 9.000	1.0 5 0 0 0 0 0 0 0 0 0 0 0 9 14 18.00 3.000	1.0 3 3 3 3 0 0 0 0 0 0 0 0 14 18 0.00 0.000																	

Chicago Cubs @ Arizona Diamondbacks
 Chase Field, Phoenix, AZ
 Mon Jul 05 2010, 1:11 PM - 4:17 PM MST
 Att: 26,250 - Roof Closed - 76 F

AB 29
 R 4
 H 6
 RBI 4
 BB 9
 SO 12
 LOB 17



Batter	1	2	3	4	5	6	7	8	9	AB	R	H	RBI	BB	SO	LOB	TOP					
1 Kosuke Fukudome, L (1,9) OBP: 0.362, SLG: 0.440										5	1	1	1	0	3	2	Chicago Cubs @ Arizona Diamondbacks Chase Field, Phoenix, AZ Tue Jul 06 2010, 6:41 PM - 9:23 PM MST Att: 20,093 - Roof Closed - 78 F livebaseballscorecards.com					
2 Ryan Theriot, R (1,4) OBP: 0.315, SLG: 0.309										5	0	2	1	0	0	0						
25 Derrek Lee, R (1,3) OBP: 0.327, SLG: 0.370										5	1	2	0	0	1	2						
21 Tyler Colvin, L (1,8) OBP: 0.317, SLG: 0.550										3	1	1	0	1	1	2						
16 Aramis Ramirez, R (1,5) OBP: 0.247, SLG: 0.327										4	2	2	4	0	0	1						
12 Alfonso Soriano, R (1,7) OBP: 0.345, SLG: 0.539										3	0	0	0	1	2	0						
13 Starlin Castro, R (1,6) OBP: 0.338, SLG: 0.387										4	0	1	0	0	1	1						
18 Geovany Soto, R (1,2) OBP: 0.406, SLG: 0.474										4	1	2	0	0	1	1						
52 Carlos Silva, R (1,1) OBP: 0.161, SLG: 0.107										2	0	0	0	0	0	1						
22 Xavier Nady, R (7,PH) OBP: 0.311, SLG: 0.369										0	0	0	0	1	0	0						
45 Sean Marshall, L (7,1) OBP: 0.311, SLG: 0.369										1	0	0	0	0	1	1						
49 Carlos Marmol, R (8,1) OBP: 0.311, SLG: 0.369										0	0	0	0	0	0	0						
Inning Stats	R: 0 E: 0 K: 1 S: 10	H: 1 LOB: 1 BB: 0 P: 13	R: 0 E: 0 K: 2 S: 11	H: 0 LOB: 0 BB: 0 P: 16	R: 0 E: 0 K: 1 S: 6	H: 0 LOB: 0 BB: 0 P: 8	R: 0 E: 0 K: 0 S: 10	H: 1 LOB: 1 BB: 0 P: 14	R: 0 E: 0 K: 0 S: 8	H: 1 LOB: 1 BB: 1 P: 13	R: 3 E: 0 K: 2 S: 13	H: 4 LOB: 0 BB: 0 P: 19	R: 1 E: 0 K: 2 S: 13	H: 2 LOB: 2 BB: 1 P: 21	R: 2 E: 0 K: 2 S: 16	H: 2 LOB: 1 BB: 1 P: 27	R: 0 E: 0 K: 0 S: 9	H: 0 LOB: 0 BB: 0 P: 10	1B: 4 2B: 3 3B: 1 HR: 3	SF: 0 SAC: 0 DP: 1 HBP: 0	WP: 2 PB: 0 SB: 0 CS: 0	PA: 39
PITCHER	IP: 5.2 WLS: L BF: 23 ERA: 4.5	H: 7 R: 3 ER: 1 SO: 5	BB: 1 IBB: 0 HBP: 0 BLK: 0	WP: 0 HR: 2 S: 55 P: 78	ERA: 4.76 WHIP: 1.412	IP: 1.0 WLS: 3 BF: 3 ERA: 5.19	H: 0 R: 0 ER: 0 SO: 0	BB: 0 IBB: 0 HBP: 0 BLK: 0	WP: 0 HR: 0 S: 9 P: 10	ERA: 0.00 WHIP: 0.000												

Batter	1	2	3	4	5	6	7	8	9	AB	R	H	RBI	BB	SO	LOB	BOTTOM					
24 Chris Young, R (1,8) OBP: 0.328, SLG: 0.477										4	1	0	0	0	0	1	Chicago Cubs @ Arizona Diamondbacks Chase Field, Phoenix, AZ Tue Jul 06 2010, 6:41 PM - 9:23 PM MST Att: 20,093 - Roof Closed - 78 F livebaseballscorecards.com					
2 Kelly Johnson, L (1,4) OBP: 0.368, SLG: 0.495										4	1	2	2	0	0	0						
10 Justin Upton, R (1,9) OBP: 0.349, SLG: 0.451										4	0	2	1	0	1	0						
26 Miguel Montero, L (1,2) OBP: 0.444, SLG: 0.545										4	0	1	0	0	2	2						
27 Mark Reynolds, R (1,5) OBP: 0.333, SLG: 0.478										3	1	0	0	1	2	4						
25 Adam LaRoche, L (1,3) OBP: 0.332, SLG: 0.463										4	0	1	0	0	2	2						
6 Stephen Drew, L (1,6) OBP: 0.330, SLG: 0.403										3	0	0	1	0	1	1						
8 Gerardo Parra, L (1,7) OBP: 0.302, SLG: 0.396										2	0	0	0	0	0	1						
3 Tony Abreu, S (8,PH) OBP: 0.256, SLG: 0.301										1	0	0	0	0	1	0						
55 Blaine Boyer, R (9,1) OBP: 0.352, SLG: 0.435										0	0	0	0	0	0	0						
19 Chris Snyder, R (9,PH) OBP: 0.352, SLG: 0.435										1	0	0	0	0	0	1						
54 Barry Enright, R (1,1) OBP: 0.161, SLG: 0.107										2	0	0	0	0	0	0						
38 Sam Demel, R (6,1) OBP: 0.311, SLG: 0.369										0	0	0	0	0	0	0						
39 Jordan Norberto, L (7,1) OBP: 0.311, SLG: 0.369										0	0	0	0	0	0	0						
32 Esmerling Vasquez, R (7,1) OBP: 0.311, SLG: 0.369										0	0	0	0	0	0	0						
22 Aaron Heilman, R (8,1) OBP: 0.311, SLG: 0.369										0	0	0	0	0	0	0						
4 Rusty Ryan, R (8,PH) OBP: 0.311, SLG: 0.369										2	1	1	0	0	1	1						
Inning Stats	R: 0 E: 0 K: 0 S: 7	H: 0 LOB: 0 BB: 0 P: 12	R: 1 E: 0 K: 0 S: 11	H: 1 LOB: 1 BB: 1 P: 16	R: 0 E: 0 K: 0 S: 10	H: 0 LOB: 0 BB: 0 P: 12	R: 0 E: 0 K: 1 S: 8	H: 2 LOB: 1 BB: 0 P: 15	R: 0 E: 0 K: 0 S: 4	H: 0 LOB: 0 BB: 0 P: 6	R: 1 E: 0 K: 2 S: 10	H: 1 LOB: 0 BB: 0 P: 13	R: 0 E: 0 K: 1 S: 8	H: 0 LOB: 0 BB: 0 P: 9	R: 2 E: 1 K: 3 S: 21	H: 3 LOB: 2 BB: 0 P: 30	R: 0 E: 0 K: 3 S: 16	H: 0 LOB: 1 BB: 0 P: 18	1B: 4 2B: 2 3B: 0 HR: 1	SF: 1 SAC: 0 DP: 1 HBP: 0	WP: 2 PB: 0 SB: 0 CS: 0	PA: 36
PITCHER	IP: 6.0 WLS: W BF: 22 ERA: 2.96	H: 4 R: 2 ER: 2 SO: 3	BB: 1 IBB: 0 HBP: 0 BLK: 0	WP: 1 HR: 1 S: 50 P: 74	ERA: 3.00 WHIP: 0.833	IP: 1.1 WLS: H BF: 7 ERA: 2.19	H: 2 R: 2 ER: 1 SO: 2	BB: 0 IBB: 0 HBP: 0 BLK: 0	WP: 0 HR: 20 S: 26 P: 6.75	ERA: 6.75 WHIP: 1.500												
45 Sean Marshall, L (7,1) OBP: 0.311, SLG: 0.369										0	0	0	0	0	0	0						
49 Carlos Marmol, R (8,1) OBP: 0.311, SLG: 0.369										1	0	25	31	0.00	0.600							

Chicago Cubs @ Arizona Diamondbacks
 Chase Field, Phoenix, AZ
 Tue Jul 06 2010, 6:41 PM - 9:23 PM MST
 Att: 20,093 - Roof Closed - 78 F

AB	36
R	6
H	11
RBI	6
BB	3
SO	10
LOB	11



Chicago Cubs @ Arizona Diamondbacks
 Chase Field, Phoenix, AZ
 Tue Jul 06 2010, 6:41 PM - 9:23 PM MST
 Att: 20,093 - Roof Closed - 78 F

AB	34
R	4
H	7
RBI	4
BB	1
SO	10
LOB	13



Batter	1	2	3	4	5	6	7	8	9	AB	R	H	RBI	BB	SO	LOB	TOP		
1 Kosuke Fukudome, L (1.9) OBP: 0.359, SLG: 0.431										4	0	0	0	1	0	2			
2 Ryan Theriot, R (1.4) OBP: 0.317, SLG: 0.310										5	2	2	0	0	0	1			
25 Derrek Lee, R (1.3) OBP: 0.331, SLG: 0.372										4	2	2	0	1	1	1			
24 Marlon Byrd, R (1.8) OBP: 0.351, SLG: 0.476										5	2	2	1	0	1	4			
16 Aramis Ramirez, R (1.5) OBP: 0.250, SLG: 0.342										5	2	2	3	0	0	3			
12 Alfonso Soriano, R (1.7) OBP: 0.348, SLG: 0.539										2	0	1	1	0	1	0			
21 Tyler Colvin, L (5.7) OBP: 0.314, SLG: 0.544										2	0	0	0	0	0	1			
13 Starlin Castro, R (1.6) OBP: 0.335, SLG: 0.382										5	0	1	2	0	1	3			
18 Geovany Soto, R (1.2) OBP: 0.408, SLG: 0.469										2	0	0	0	2	0	0			
46 Ryan Dempster, R (1.1) OBP: 0.352, SLG: 0.492										3	0	0	1	0	0	5			
40 James Russell, L (6.1) OBP: 0.355, SLG: 0.492										0	0	0	0	0	0	0			
48 Andrew Cashner, R (6.1) ERA: 4.13										0	0	0	0	0	0	0			
17 Mike Fontenot, L (6.9) OBP: 0.343, SLG: 0.493										0	0	0	0	0	0	0			
45 Sean Marshall, L (8.1) ERA: 2.13										0	0	0	0	0	0	0			
64 Justin Berg, R (9.1) ERA: 5.74										0	0	0	0	0	0	0			
Inning Stats	R: 0 E: 0 K: 0 S: 13	H: 0 LOB: 1 BB: 1 P: 21	R: 0 E: 0 K: 1 S: 6	H: 0 LOB: 0 BB: 0 P: 9	R: 0 E: 0 K: 0 S: 8	H: 0 LOB: 1 BB: 1 P: 16	R: 3 E: 0 K: 0 S: 20	H: 4 LOB: 2 BB: 1 P: 29	R: 2 E: 1 K: 0 S: 15	H: 2 LOB: 3 BB: 1 P: 25	R: 0 E: 0 K: 1 S: 9	H: 0 LOB: 0 BB: 0 P: 12	R: 0 E: 0 K: 1 S: 8	H: 0 LOB: 0 BB: 0 P: 10	R: 3 E: 0 K: 2 S: 12	H: 3 LOB: 0 BB: 0 P: 18	1B: 8 2B: 1 3B: 0 HR: 1	SF: 0 SAC: 0 DP: 0 HBP: 1	WP: 0 PA: 43 PB: 0 SB: 1 CS: 0
PITCHER	IP WLS BF H R ER SO BB IBB HBP BLK WP HR S P ERA WHIP	IP WLS BF H R ER SO BB IBB HBP BLK WP HR S P ERA WHIP	IP WLS BF H R ER SO BB IBB HBP BLK WP HR S P ERA WHIP	IP WLS BF H R ER SO BB IBB HBP BLK WP HR S P ERA WHIP	IP WLS BF H R ER SO BB IBB HBP BLK WP HR S P ERA WHIP	IP WLS BF H R ER SO BB IBB HBP BLK WP HR S P ERA WHIP	IP WLS BF H R ER SO BB IBB HBP BLK WP HR S P ERA WHIP	IP WLS BF H R ER SO BB IBB HBP BLK WP HR S P ERA WHIP	IP WLS BF H R ER SO BB IBB HBP BLK WP HR S P ERA WHIP	IP WLS BF H R ER SO BB IBB HBP BLK WP HR S P ERA WHIP	IP WLS BF H R ER SO BB IBB HBP BLK WP HR S P ERA WHIP	IP WLS BF H R ER SO BB IBB HBP BLK WP HR S P ERA WHIP	IP WLS BF H R ER SO BB IBB HBP BLK WP HR S P ERA WHIP	IP WLS BF H R ER SO BB IBB HBP BLK WP HR S P ERA WHIP	IP WLS BF H R ER SO BB IBB HBP BLK WP HR S P ERA WHIP	IP WLS BF H R ER SO BB IBB HBP BLK WP HR S P ERA WHIP	IP WLS BF H R ER SO BB IBB HBP BLK WP HR S P ERA WHIP	IP WLS BF H R ER SO BB IBB HBP BLK WP HR S P ERA WHIP	IP WLS BF H R ER SO BB IBB HBP BLK WP HR S P ERA WHIP

Chicago Cubs @ Arizona Diamondbacks
Chase Field, Phoenix, AZ
Wed Jul 07 2010, 6:40 PM - 9:43 PM MST
Att: 20,898 - Roof Closed - 78 F

AB	38
R	8
H	10
RBI	8
BB	4
SO	5
LOB	20



Batter	1	2	3	4	5	6	7	8	9	AB	R	H	RBI	BB	SO	LOB	BOTTOM				
24 Chris Young, R (1.8) OBP: 0.329, SLG: 0.476										5	0	2	2	0	1	0					
2 Kelly Johnson, L (1.4) OBP: 0.386, SLG: 0.488										4	0	0	0	1	1	4					
10 Justin Upton, R (1.9) OBP: 0.347, SLG: 0.447										5	0	1	0	0	1	2					
26 Miguel Montero, L (1.2) OBP: 0.436, SLG: 0.531										4	0	1	0	0	2	2					
27 Mark Reynolds, R (1.5) OBP: 0.332, SLG: 0.479										4	1	1	0	0	1	1					
25 Adam LaRoche, L (1.3) OBP: 0.331, SLG: 0.460										4	0	1	0	0	2	1					
6 Stephen Drew, L (1.6) OBP: 0.335, SLG: 0.406										3	1	2	0	0	0	0					
8 Gerardo Parra, L (1.7) OBP: 0.301, SLG: 0.393										4	1	1	0	0	1	4					
36 Edwin Jackson, R (1.1) OBP: 0.295, SLG: 0.300										2	0	1	1	0	0	0					
56 Blaine Boyer, R (6.1) ERA: 4.13										0	0	0	0	0	0	0					
4 Rusty Ryan, R (6.9) OBP: 0.355, SLG: 0.493										0	0	0	0	0	0	0					
58 Juan Gutierrez, R (7.1) OBP: 0.343, SLG: 0.493										0	0	0	0	0	0	0					
3 Tony Abreu, S (8.9) OBP: 0.346, SLG: 0.298										0	0	0	0	0	0	0					
50 Chad Qualls, R (9.1) ERA: 5.74										0	0	0	0	0	0	0					
Inning Stats	R: 0 E: 0 K: 1 S: 9	H: 3 LOB: 2 BB: 0 P: 21	R: 0 E: 0 K: 1 S: 14	H: 3 LOB: 0 BB: 0 P: 20	R: 0 E: 0 K: 1 S: 14	H: 1 LOB: 2 BB: 1 P: 25	R: 3 E: 0 K: 1 S: 16	H: 4 LOB: 2 BB: 0 P: 27	R: 0 E: 0 K: 2 S: 10	H: 0 LOB: 0 BB: 0 P: 14	R: 0 E: 1 K: 1 S: 13	H: 1 LOB: 2 BB: 0 P: 18	R: 0 E: 0 K: 2 S: 11	H: 0 LOB: 0 BB: 0 P: 16	R: 0 E: 0 K: 0 S: 5	H: 1 LOB: 1 BB: 0 P: 6	R: 0 E: 0 K: 1 S: 9	H: 0 LOB: 0 BB: 0 P: 14	1B: 9 2B: 1 3B: 0 HR: 0	SF: 0 SAC: 0 DP: 0 HBP: 1	WP: 0 PA: 39 PB: 0 SB: 0 CS: 1
PITCHER	IP WLS BF H R ER SO BB IBB HBP BLK WP HR S P ERA WHIP	IP WLS BF H R ER SO BB IBB HBP BLK WP HR S P ERA WHIP	IP WLS BF H R ER SO BB IBB HBP BLK WP HR S P ERA WHIP	IP WLS BF H R ER SO BB IBB HBP BLK WP HR S P ERA WHIP	IP WLS BF H R ER SO BB IBB HBP BLK WP HR S P ERA WHIP	IP WLS BF H R ER SO BB IBB HBP BLK WP HR S P ERA WHIP	IP WLS BF H R ER SO BB IBB HBP BLK WP HR S P ERA WHIP	IP WLS BF H R ER SO BB IBB HBP BLK WP HR S P ERA WHIP	IP WLS BF H R ER SO BB IBB HBP BLK WP HR S P ERA WHIP	IP WLS BF H R ER SO BB IBB HBP BLK WP HR S P ERA WHIP	IP WLS BF H R ER SO BB IBB HBP BLK WP HR S P ERA WHIP	IP WLS BF H R ER SO BB IBB HBP BLK WP HR S P ERA WHIP	IP WLS BF H R ER SO BB IBB HBP BLK WP HR S P ERA WHIP	IP WLS BF H R ER SO BB IBB HBP BLK WP HR S P ERA WHIP	IP WLS BF H R ER SO BB IBB HBP BLK WP HR S P ERA WHIP	IP WLS BF H R ER SO BB IBB HBP BLK WP HR S P ERA WHIP	IP WLS BF H R ER SO BB IBB HBP BLK WP HR S P ERA WHIP	IP WLS BF H R ER SO BB IBB HBP BLK WP HR S P ERA WHIP	IP WLS BF H R ER SO BB IBB HBP BLK WP HR S P ERA WHIP		

Chicago Cubs @ Arizona Diamondbacks
Chase Field, Phoenix, AZ
Wed Jul 07 2010, 6:40 PM - 9:43 PM MST
Att: 20,898 - Roof Closed - 78 F

AB	37
R	3
H	10
RBI	3
BB	1
SO	10
LOB	16



Batter	1	2	3	4	5	6	7	8	9	AB	R	H	RBI	BB	SO	LOB	TOP								
8 Chris Coghlan, L (1,7) OBP: 0.337, SLG: 0.396	B2		SF7			F7	G4-3			3	0	0	1	0	0	2									
15 Gaby Sanchez, R (1,3) OBP: 0.366, SLG: 0.467	F9		G5-3			G5-3		G6-3		4	0	1	0	0	0	2									
2 Hanley Ramirez, R (1,6) OBP: 0.372, SLG: 0.483	F8			G5-3		E5		K		4	0	0	0	0	1	1									
3 Jorge Cantu, R (1,5) OBP: 0.310, SLG: 0.418		G3		G6-3		G5-3		G6-3		4	0	0	0	0	0	2									
6 Dan Uggla, R (1,4) OBP: 0.367, SLG: 0.486	F7			G6-3				G6-3		4	0	0	0	0	1	1									
12 Cody Ross, R (1,8) OBP: 0.340, SLG: 0.426	P4				G5-3				L9	3	1	0	0	0	0	0									
27 Giancarlo Stanton, R (1,9) OBP: 0.267, SLG: 0.398			SF7		F9				K2-3	4	1	1	0	0	2	1									
9 Brett Hayes, R (1,2) OBP: 0.313, SLG: 0.379			SF7		L5				F7	4	1	2	2	0	0	0									
19 Anibal Sánchez, R (1,1) OBP: 0.360, SLG: 0.192										1	0	0	0	0	0	1									
31 Burke Badenhop, R (5,1) OBP: 0.360, SLG: 0.200										0	0	0	0	0	0	0									
22 Donnie Murphy, R (6,PH) OBP: 0.360, SLG: 0.200										0	0	0	0	0	0	0									
64 Tim Wood, R (6,1) OBP: 0.360, SLG: 0.200										0	0	0	0	0	0	0									
13 Mike Lamb, L (7,PH) OBP: 0.360, SLG: 0.200										0	0	0	0	0	0	0									
44 Brian Sanchez, R (7,1) OBP: 0.360, SLG: 0.200										0	0	0	0	0	0	0									
Inning Stats	R: 0 E: 0 K: 0 S: 8	H: 0 LOB: 0 BB: 0 P: 9	R: 0 E: 0 K: 0 S: 7	H: 0 LOB: 0 BB: 0 P: 10	R: 1 E: 0 K: 1 S: 9	H: 2 LOB: 1 BB: 0 P: 12	R: 0 E: 0 K: 0 S: 4	H: 0 LOB: 0 BB: 0 P: 7	R: 0 E: 0 K: 0 S: 7	H: 0 LOB: 0 BB: 0 P: 9	R: 1 E: 1 K: 0 S: 10	H: 1 LOB: 0 BB: 0 P: 18	R: 2 E: 0 K: 2 S: 14	H: 2 LOB: 1 BB: 0 P: 23	R: 0 E: 0 K: 1 S: 13	H: 1 LOB: 1 BB: 0 P: 21	R: 0 E: 0 K: 1 S: 8	H: 0 LOB: 0 BB: 0 P: 13	1B: 1 2B: 3 3B: 1 HR: 1	SF: 1 SAC: 0 DP: 0 HBP: 1	WP: 0 PB: 0 SB: 0 CS: 0	PA: 35			
PITCHER	IP	WLS	BF	H	R	ER	SO	BB	IBB	HBP	BLK	WP	HR	S	P	ERA	WHIP								
13 Rodrigo Lopez, R (1,1) ERA: 4.4	7.0	W	28	5	4	3	3	0	0	1	0	0	1	59	88	3.86	0.714								
38 Sam Demel, R (8,1) ERA: 3.6	2.0		7	1	0	0	2	0	0	0	0	0	0	21	34	0.00	0.500								

Florida Marlins @ Arizona Diamondbacks
Chase Field, Phoenix, AZ
Thu Jul 08 2010, 6:40 PM - 9:27 PM MST
Att: 16,682 - Roof Closed - 79 F

livebaseballscorecards.com

AB	33
R	4
H	6
RBI	3
BB	0
SO	5
LOB	11

Batter	1	2	3	4	5	6	7	8	9	AB	R	H	RBI	BB	SO	LOB	BOTTOM								
6 Stephen Drew, L (1,6) OBP: 0.336, SLG: 0.410	G4-3		K	E1		2B	G1-3			4	3	1	0	1	1	1									
2 Kelly Johnson, L (1,4) OBP: 0.372, SLG: 0.500	G4-3		25B	10B		25B				5	2	4	3	0	0	0									
10 Justin Upton, R (1,9) OBP: 0.348, SLG: 0.445	F9		F7	25B		25B	F8			4	0	1	1	1	0	2									
25 Adam LaRoche, L (1,3) OBP: 0.332, SLG: 0.459	F8		G1-6-3	G1-6-3		8B		G3		5	1	2	1	0	0	1									
27 Mark Reynolds, R (1,5) OBP: 0.330, SLG: 0.473	F7		F7		5B	SF8		F8		3	0	0	1	1	0	2									
8 Gerardo Parra, L (1,7) OBP: 0.315, SLG: 0.411				5B				F7		5	2	4	0	0	0	0									
19 Chris Snyder, R (1,2) OBP: 0.355, SLG: 0.433	F8			5B						3	1	1	1	1	1	3									
5 Cole Gillespie, R (1,8) OBP: 0.299, SLG: 0.397	E5			2B		FC5-4		G5-3		4	1	1	2	0	0	4									
13 Rodrigo Lopez, R (1,1) OBP: 0.105, SLG: 0.081										3	0	0	0	0	2	5									
3 Tony Abreu, S (7,PH) OBP: 0.281, SLG: 0.304										1	0	1	0	0	0	0									
38 Sam Demel, R (8,1) ERA: 3.33										0	0	0	0	0	0	0									
Inning Stats	R: 1 E: 0 K: 0 S: 8	H: 1 LOB: 0 BB: 0 P: 15	R: 0 E: 1 K: 1 S: 13	H: 1 LOB: 2 BB: 0 P: 19	R: 0 E: 0 K: 1 S: 17	H: 2 LOB: 0 BB: 0 P: 23	R: 5 E: 1 K: 0 S: 17	H: 4 LOB: 0 BB: 1 P: 26	R: 0 E: 0 K: 2 S: 12	H: 1 LOB: 2 BB: 1 P: 20	R: 4 E: 1 K: 0 S: 13	H: 4 LOB: 1 BB: 2 P: 23	R: 0 E: 0 K: 0 S: 9	H: 2 LOB: 1 BB: 0 P: 11	R: 0 E: 0 K: 0 S: 6	H: 0 LOB: 0 BB: 0 P: 9	1B: 11 2B: 2 3B: 2 HR: 0	SF: 1 SAC: 0 DP: 1 HBP: 0	WP: 0 PB: 0 SB: 0 CS: 0	PA: 42					
PITCHER	IP	WLS	BF	H	R	ER	SO	BB	IBB	HBP	BLK	WP	HR	S	P	ERA	WHIP								
19 Anibal Sánchez, R (1,1) ERA: 3.66	4.0	L	24	9	6	5	2	2	0	0	0	0	0	7	11	0.00	0.000								
31 Burke Badenhop, R (5,1) ERA: 6.14	1.0		3	0	0	0	2	0	0	0	0	0	0	7	11	0.00	0.000								
64 Tim Wood, R (6,1) ERA: 5.53	1.0		8	4	4	3	0	2	0	0	0	0	0	13	23	27.00	6.000								
44 Brian Sanchez, R (7,1) ERA: 3.33	2.0		7	2	0	0	0	0	0	0	0	0	0	15	20	0.00	1.000								

Florida Marlins @ Arizona Diamondbacks
Chase Field, Phoenix, AZ
Thu Jul 08 2010, 6:40 PM - 9:27 PM MST
Att: 16,682 - Roof Closed - 79 F

livebaseballscorecards.com

AB	37
R	10
H	15
RBI	9
BB	4
SO	4
LOB	18

Batter	1	2	3	4	5	6	7	8	9	AB	R	H	RBI	BB	SO	LOB	TOP		
24 Chris Young, R OBP: 0.329, SLG: 0.464	G5-3		G6-4-3 BB			L5		F7		3	0	0	0	1	0	1	Arizona Diamondbacks @ San Diego Padres PETCO Park, San Diego, CA Fri Jul 16 2010, 10:08 PM - 1:19 AM EDT Att: 33,177 - Clear - 74 F		
2 Kelly Johnson, L OBP: 0.375, SLG: 0.497	1B		G6-4-3			1B		F9		4	1	2	0	0	0	2			
10 Justin Upton, R OBP: 0.347, SLG: 0.440	2B					G1-3			P3	4	0	1	1	0	1	1			
26 Miguel Montero, L OBP: 0.396, SLG: 0.473	1B					1B				4	0	0	0	0	2	2			
27 Mark Reynolds, R OBP: 0.327, SLG: 0.468										3	0	0	0	1	3	1			
25 Adam LaRoche, L OBP: 0.328, SLG: 0.452										3	0	0	0	0	0	1			
6 Stephen Drew, L OBP: 0.345, SLG: 0.412										3	0	0	0	0	1	0			
8 Gerardo Parra, L OBP: 0.309, SLG: 0.395										3	0	0	0	0	1	0			
15 Dan Haren, R ERA: 4.8										2	0	0	0	0	1	0			
55 Blaine Boyer, R ERA: 5.22										0	0	0	0	0	0	0			
32 Esmerling Vasquez, R ERA: 4.95										0	0	0	0	0	0	0			
39 Jordan Norberto, L ERA: 9.0										1	0	1	0	0	0	0			
22 Aaron Heilman, R ERA: 3.98										0	0	0	0	0	0	0			
Inning Stats	R: 1 H: 2 E: 0 K: 1 S: 18	H: 2 LOB: 1 BB: 0 P: 30	R: 0 H: 0 E: 0 K: 1 S: 8	H: 0 LOB: 0 BB: 0 P: 11	R: 0 H: 0 E: 0 K: 1 S: 8	H: 0 LOB: 0 BB: 1 P: 15	R: 0 H: 0 E: 0 K: 1 S: 12	H: 0 LOB: 1 BB: 0 P: 21	R: 0 H: 1 E: 0 K: 0 S: 14	H: 0 LOB: 0 BB: 0 P: 16	R: 0 H: 0 E: 0 K: 2 S: 7	H: 0 LOB: 0 BB: 0 P: 10	R: 0 H: 1 E: 0 K: 0 S: 12	H: 1 LOB: 1 BB: 0 P: 16	R: 0 H: 0 E: 0 K: 2 S: 11	H: 0 LOB: 0 BB: 0 P: 14	1B: 3 2B: 1 3B: 0 HR: 0	SF: 0 DP: 1 HBP: 0	WP: 0 PA: 32 PB: 0 SB: 0 CS: 0
PITCHER	IP WLS BF H R ER SO BB IBB HBP BLK WP HR S P ERA WHIP																		
27 Jon Garland, R ERA: 3.45	6.0 W 22 3 1 1 5 2 0 0 0 0 0 0 71 112 1.50 0.833																		
54 Joe Thatcher, L ERA: 1.93	1.0 3 0 0 0 2 0 0 0 0 0 0 7 10 0.00 0.000																		
45 Edward Mujica, R ERA: 2.93	1.0 4 1 0 0 0 0 0 0 0 0 0 12 16 0.00 1.000																		
39 Ernesto Frieri, R ERA:	1.0 3 0 0 0 2 0 0 0 0 0 0 11 14 0.00 0.000																		

Batter	1	2	3	4	5	6	7	8	9	AB	R	H	RBI	BB	SO	LOB	BOTTOM		
15 Jerry Hairston, R OBP: 0.297, SLG: 0.352	F8									4	1	1	2	2	1	3	Arizona Diamondbacks @ San Diego Padres PETCO Park, San Diego, CA Fri Jul 16 2010, 10:08 PM - 1:19 AM EDT Att: 33,177 - Clear - 74 F		
22 David Eckstein, R OBP: 0.329, SLG: 0.358	1B									5	1	2	0	0	1	5			
14 Oscar Salazar, R OBP: 0.314, SLG: 0.292	1B									0	0	0	0	0	0	0			
23 Adrián González, L ERA: 4.56	F7									4	3	2	2	1	0	1			
39 Ernesto Frieri, R ERA:										0	0	0	0	0	0	0			
7 Chase Headley, S OBP: 0.326, SLG: 0.382	K2-3									4	4	3	1	1	1	1			
4 Nick Hundley, R OBP: 0.335, SLG: 0.421	P3									4	2	1	1	1	1	2			
12 Scott Hairston, R OBP: 0.324, SLG: 0.394	P6									4	0	1	3	0	1	2			
28 Aaron Cunningham, R OBP: 0.359, SLG: 0.532	K									3	0	1	1	1	1	3			
18 Tony Gwynn Jr., L OBP: 0.324, SLG: 0.308										2	1	0	1	3	1	1			
27 Jon Garland, R ERA: 3.45										2	0	1	0	0	1	0			
3 Luis Durazo, S ERA: 4.8										1	0	0	0	0	0	0			
54 Joe Thatcher, L ERA: 1.93										0	0	0	0	0	0	0			
16 Matt Stairs, L OBP: 0.339, SLG: 0.373										0	0	0	0	0	0	3			
45 Edward Mujica, R ERA: 2.93										0	0	0	0	0	0	0			
1 Everth Cabrera, S OBP: 0.306, SLG: 0.325										1	0	1	1	0	0	0			
Inning Stats	R: 0 H: 1 E: 0 K: 1 S: 15	H: 0 LOB: 1 BB: 0 P: 22	R: 0 H: 0 E: 0 K: 1 S: 11	H: 0 LOB: 0 BB: 0 P: 15	R: 0 H: 0 E: 0 K: 3 S: 14	H: 0 LOB: 0 BB: 0 P: 18	R: 5 H: 6 E: 0 K: 2 S: 21	H: 2 LOB: 2 BB: 1 P: 31	R: 1 H: 1 E: 0 K: 1 S: 9	H: 1 LOB: 0 BB: 0 P: 11	R: 0 H: 2 E: 0 K: 0 S: 7	H: 3 LOB: 2 BB: 1 P: 13	R: 2 H: 3 E: 0 K: 0 S: 15	H: 3 LOB: 2 BB: 2 P: 28	R: 4 H: 1 E: 0 K: 0 S: 28	H: 1 LOB: 3 BB: 5 P: 57	1B: 9 2B: 3 3B: 0 HR: 2	SF: 1 DP: 2 HBP: 1	WP: 0 PA: 46 PB: 0 SB: 2 CS: 0
PITCHER	IP WLS BF H R ER SO BB IBB HBP BLK WP HR S P ERA WHIP																		
15 Dan Haren, R ERA: 4.8	5.0 L 24 8 6 6 8 0 1 0 0 0 0 2 70 97 10.80 1.600																		
55 Blaine Boyer, R ERA: 5.22	1.1 10 5 2 2 0 2 0 0 0 0 0 16 31 13.50 5.250																		
32 Esmerling Vasquez, R ERA: 4.95	0.2 2 0 0 0 0 1 0 0 0 0 0 6 10 0.00 1.500																		
39 Jordan Norberto, L ERA: 9.0	0.1 4 0 3 3 0 3 0 0 0 0 0 10 24 81.00 9.000																		
22 Aaron Heilman, R ERA: 3.98	0.2 6 1 1 1 0 2 0 1 0 0 0 18 33 13.50 4.500																		

Batter	1	2	3	5	6	7	8	9	10	11	12	13	14	AB	R	H	RBI	BB	SO	LOB	TOP						
7 José Reyes, S OBP: 0.318, SLG: 0.413	(1, 6) G3	(1, 9) F9													6	0	1	0	0	1							
16 Ángel Pagán, S OBP: 0.367, SLG: 0.480	(1, 9) HR														5	2	3	1	1	0	0						
5 David Wright, R OBP: 0.380, SLG: 0.517	(1, 5) K														5	0	0	0	1	3	2						
15 Carlos Beltrán, S OBP: 0.346, SLG: 0.391	(1, 9) WP														4	0	1	1	2	1	1						
29 Ike Davis, L OBP: 0.327, SLG: 0.441	(1, 3) BB														5	0	0	0	1	3	2						
38 Fernando Nieve, R OBP: 0.317, SLG: 0.444	(13, 1) BB														0	0	0	0	0	0	0						
44 Jason Bay, R OBP: 0.346, SLG: 0.403	(1, 7) G5-3														6	0	0	0	0	4	3						
21 Rod Barajas, R OBP: 0.265, SLG: 0.420	(1, 2) HBP														5	1	1	1	0	1	2						
13 Alex Cora, L OBP: 0.270, SLG: 0.283	(13, 3) FC5-4														6	0	1	0	0	1	1						
46 Jonathan Niese, L ERA: 3.54																											
44 Oliver Pérez, L ERA: 6.08																											
38 Fernando Nieve, R ERA: 6.0																											
Inning Stats	R: 1 E: 0 K: 1 S: 11	H: 1 LOB: 2 BB: 2 P: 21	R: 0 E: 0 K: 1 S: 9	H: 0 LOB: 1 BB: 0 P: 14	R: 0 E: 0 K: 3 S: 17	H: 2 LOB: 2 BB: 0 P: 21	R: 0 E: 0 K: 1 S: 9	H: 1 LOB: 0 BB: 0 P: 14	R: 0 E: 0 K: 1 S: 9	H: 0 LOB: 0 BB: 0 P: 12	R: 0 E: 0 K: 1 S: 9	H: 0 LOB: 1 BB: 0 P: 17	R: 0 E: 0 K: 2 S: 11	H: 1 LOB: 0 BB: 0 P: 16	R: 0 E: 0 K: 2 S: 11	H: 0 LOB: 0 BB: 0 P: 13	R: 0 E: 0 K: 0 S: 8	H: 0 LOB: 0 BB: 0 P: 13	R: 0 E: 0 K: 0 S: 8	H: 0 LOB: 0 BB: 0 P: 13	R: 0 E: 0 K: 0 S: 8	H: 0 LOB: 0 BB: 0 P: 13	1B: 4 2B: 1 3B: 0 HR: 2	SF: 0 SAC: 0 DP: 0 HBP: 1	WP: 2 PB: 1 SB: 1 CS: 1	PA: 54	
PITCHER	IP	WLS	BF	H	R	ER	SO	BB	IBB	HBP	BLK	WP	HR	S	P	ERA	WHIP										
15 Dan Haren, R ERA: 4.6	(1, 1)	6.0	27	6	3	3	6	2	0	0	0	0	0	2	110	4.50	1.333										
32 Esmerling Vasquez, R ERA: 4.32	(7, 1)	2.0	7	0	0	0	2	2	0	0	0	0	0	16	31	0.00	1.000										
22 Aaron Heilman, R ERA: 3.3	(9, 1)	2.0	7	0	0	0	3	1	0	0	0	0	0	19	33	0.00	0.500										
58 Juan Cullerrez, R ERA: 7.13	(11, 1)	1.0	3	0	0	0	1	0	0	0	0	0	0	8	12	0.00	0.000										
38 Sam Demel, R ERA: 3.6	(12, 1)	1.0	4	1	0	0	0	0	0	0	0	0	0	11	16	0.00	1.000										

New York Mets @ Arizona Diamondbacks
Chase Field, Phoenix, AZ
Wed Jul 21 2010, 6:41 PM - 11:26 PM MST
Att. 18,240 - Roof Closed - 79 F

AB	48
R	3
H	7
RBI	3
BB	5
SO	16
LOB	14



Batter	1	2	3	4	5	6	7	8	9	10	11	12	13	14	AB	R	H	RBI	BB	SO	LOB	BOTTOM					
24 Chris Young, R OBP: 0.332, SLG: 0.473	(1, 8) HR														6	1	1	1	1	2	1						
11 Aigie Oleja, S OBP: 0.236, SLG: 0.184	(1, 6) K														7	0	1	0	0	1	3						
10 Justin Upton, R OBP: 0.360, SLG: 0.477	(1, 9) 1B														5	1	3	0	2	0	0						
26 Miguel Montero, L OBP: 0.387, SLG: 0.450	(1, 2) K														6	0	1	0	1	4	5						
27 Mark Reynolds, R OBP: 0.332, SLG: 0.483	(1, 5) K														5	1	1	1	2	3	5						
4 Rusty Ryan, R ERA: 3.54																											
58 Juan Guzman, R ERA: 4.49																											
38 Sam Demel, R ERA: 3.6																											
5 Blaine Boyer, R ERA: 4.59																											
19 Chris Snyder, R ERA: 3.02, SLG: 0.433																											
3 Tony Abreu, S OBP: 0.296, SLG: 0.280	(1, 4) F8														3	0	0	0	1	1	3						
22 Aaron Heilman, R ERA: 3.3	(9, 1) P4														0	0	0	0	0	0	0						
25 Adam LaRoche, L OBP: 0.331, SLG: 0.466	(10, PH) K														2	0	0	0	0	0	5						
5 Cole Gillespie, R OBP: 0.287, SLG: 0.332	(7, 1) G1-3														3	0	0	0	0	1	2						
32 Esmerling Vasquez, R ERA: 4.32	(1, 7) K														0	0	0	0	0	0	0						
2 Kelly Johnson, L OBP: 0.369, SLG: 0.494	(9, 4) G1-3														3	0	0	0	0	3	0						
15 Dan Haren, R ERA: 4.6	(1, 1) G4-3														2	0	0	0	0	0	0						
8 Gerardo Parra, L OBP: 0.317, SLG: 0.398	(7, 7) G6-3														3	0	0	0	0	1	0						
Inning Stats	R: 1 E: 0 K: 3 S: 17	H: 2 LOB: 1 BB: 0 P: 28	R: 1 E: 0 K: 1 S: 9	H: 1 LOB: 0 BB: 0 P: 13	R: 0 E: 0 K: 0 S: 9	H: 0 LOB: 0 BB: 0 P: 14	R: 1 E: 0 K: 1 S: 14	H: 2 LOB: 1 BB: 0 P: 21	R: 0 E: 0 K: 1 S: 9	H: 1 LOB: 2 BB: 1 P: 23	R: 0 E: 0 K: 1 S: 16	H: 0 LOB: 0 BB: 0 P: 19	R: 0 E: 0 K: 2 S: 11	H: 1 LOB: 1 BB: 2 P: 18	R: 0 E: 0 K: 0 S: 8	H: 0 LOB: 0 BB: 0 P: 18	R: 1 E: 0 K: 1 S: 9	H: 2 LOB: 2 BB: 1 P: 18	R: 0 E: 0 K: 0 S: 8	H: 0 LOB: 0 BB: 0 P: 18	R: 0 E: 0 K: 0 S: 8	H: 0 LOB: 0 BB: 0 P: 18	1B: 7 2B: 3 3B: 0 HR: 3	SF: 0 SAC: 0 DP: 1 HBP: 1	WP: 0 PB: 0 SB: 1 CS: 0	PA: 60	
PITCHER	IP	WLS	BF	H	R	ER	SO	BB	IBB	HBP	BLK	WP	HR	S	P	ERA	WHIP										
49 Jonathon Niese, L ERA: 3.54	(1, 1)	5.0	22	6	3	3	6	2	0	0	0	0	0	16	27	0.00	1.000										
64 Elmer Dessens, R ERA: 4.6	(6, 1)	1.0	4	0	0	0	1	1	0	0	0	0	0	8	10	0.00	0.000										
25 Pedro Feliciano, L ERA: 2.7	(7, 1)	1.0	3	0	0	0	1	0	0	0	0	0	0	10	19	0.00	3.000										
39 Bobby Parnell, R ERA: 1.23	(8, 1)	1.0	5	2	0	0	1	1	0	0	0	0	0	10	19	0.00	3.000										
22 Raul Valdes, L ERA: 4.46	(9, 1)	3.0	12	1	0	0	4	1	0	0	0	0	0	31	46	0.00	0.667										
46 Oliver Pérez, L ERA: 6.08	(12, 1)	1.1	8	1	0	0	1	1	0	0	0	0	0	17	35	0.00	1.500										
38 Fernando Nieve, R ERA: 6.0	(13, 1)	1.0	6	2	1	1	2	0	1	0	0	0	0	16	29	9.00	2.000										

New York Mets @ Arizona Diamondbacks
Chase Field, Phoenix, AZ
Wed Jul 21 2010, 6:41 PM - 11:26 PM MST
Att. 18,240 - Roof Closed - 79 F

AB	52
R	4
H	12
RBI	4
BB	7
SO	16
LOB	27



Batter	1	2	3	4	5	6	7	8	9	AB	R	H	RBI	BB	SO	LOB	TOP										
56 Andres Torres, S OBP: 0.370, SLG: 0.500			G3-1				G3			5	2	2	1	0	1	0	San Francisco Giants @ Arizona Diamondbacks Chase Field, Phoenix, AZ Sat Jul 24 2010, 5:10 PM - 8:13 PM MST Att: 32,786 - Roof Closed - 79 F										
16 Edgar Renteria, R OBP: 0.354, SLG: 0.373					G6-3			G5-3		4	2	2	2	1	0	2											
17 Aubrey Huff, L 59 Guillermo Mota, R 53 Denny Bautista, R 28 Buster Posey, R	G3-1				F9			E7		5	1	3	2	0	0	1											
5 Juan Uribe, R			F9		FC6-4					0	0	0	0	0	0	0											
9 Pat Burrell, R 12 Nate Schierholtz, L	P3				FC6-4					3	0	0	0	0	0	2											
48 Pablo Sandoval, S										4	1	0	0	1	2	0											
33 Aaron Rowand, R					G5-3					5	1	1	0	0	2	0											
40 Madison Bumgarner, R 35 Travis Ishikawa, L	P2							SH5-4		2	1	0	0	1	0	0											
Inning Stats	R: 1 E: 0 K: 1 S: 14	H: 2 LOB: 2 BB: 1 P: 21	R: 0 E: 0 K: 2 S: 7	H: 0 LOB: 0 BB: 0 P: 10	R: 0 E: 0 K: 1 S: 10	H: 2 LOB: 2 BB: 0 P: 12	R: 0 E: 0 K: 2 S: 11	H: 0 LOB: 0 BB: 0 P: 15	R: 2 E: 0 K: 0 S: 12	H: 2 LOB: 1 BB: 1 P: 18	R: 0 E: 0 K: 0 S: 9	H: 0 LOB: 0 BB: 0 P: 11	R: 4 E: 0 K: 1 S: 16	H: 2 LOB: 2 BB: 2 P: 29	R: 3 E: 1 K: 1 S: 25	H: 3 LOB: 2 BB: 2 P: 39		R: 0 E: 0 K: 0 S: 8	H: 0 LOB: 0 BB: 0 P: 10	1B: 8 2B: 2 3B: 0 HR: 1	SF: 0 SAC: 1 DP: 0 HBP: 0	WP: 2 PB: 0 SB: 0 CS: 0	PA: 44				
PITCHER	IP	WLS	BF	H	R	ER	SO	BB	IBB	HBP	BLK	WP	HR	S	P	ERA		WHIP									
31 Ian Kennedy, R	6.2	L	29	6	4	4	6	3	0	0	0	2	0	70	101	5.40	1.350										
39 Jordan Norberto, L	0.0		1	1	0	0	0	0	0	0	0	0	0	1	2	∞	∞										
38 Sam Demel, R	0.1		3	1	3	3	1	1	0	0	0	0	1	8	13	81.00	6.000										
50 Chad Qualls, R	0.2		7	3	3	3	0	2	0	0	0	0	0	17	29	40.50	7.500										
22 Aaron Heilman, R	1.1		4	0	0	0	1	0	0	0	0	0	0	16	20	0.00	0.000										
Batter	1	2	3	4	5	6	7	8	9	AB	R	H	RBI	BB	SO	LOB	BOTTOM										
24 Chris Young, R			F8							4	0	2	0	1	1	0	San Francisco Giants @ Arizona Diamondbacks Chase Field, Phoenix, AZ Sat Jul 24 2010, 5:10 PM - 8:13 PM MST Att: 32,786 - Roof Closed - 79 F										
2 Kelly Johnson, L	G4-3		P3							4	0	0	0	0	1	3											
10 Justin Upton, R	L9									4	0	1	0	0	0	1											
27 Mark Reynolds, R										3	2	1	1	1	2	2											
25 Adam LaRoche, L										4	1	1	2	0	2	1											
19 Chris Snyder, R										2	0	0	0	2	1	0											
6 Stephen Drew, L			P6							4	1	1	0	0	0	3											
5 Cole Gillespie, R							G4-3			4	0	0	0	0	1	2											
31 Ian Kennedy, R 39 Jordan Norberto, L 38 Sam Demel, R 3 Tony Abreu, S 50 Chad Qualls, R 22 Aaron Heilman, R 8 Gerardo Parra, L										2	0	0	0	0	2	0											
Inning Stats	R: 0 E: 0 K: 1 S: 7	H: 1 LOB: 1 BB: 0 P: 11	R: 0 E: 0 K: 0 S: 10	H: 0 LOB: 1 BB: 1 P: 19	R: 0 E: 0 K: 1 S: 6	H: 0 LOB: 0 BB: 0 P: 9	R: 0 E: 0 K: 2 S: 11	H: 1 LOB: 2 BB: 1 P: 17	R: 0 E: 0 K: 2 S: 10	H: 1 LOB: 1 BB: 0 P: 12	R: 1 E: 0 K: 1 S: 7	H: 1 LOB: 0 BB: 0 P: 12	R: 0 E: 0 K: 0 S: 15	H: 1 LOB: 1 BB: 1 P: 23	R: 2 E: 0 K: 1 S: 14	H: 1 LOB: 0 BB: 1 P: 23		R: 0 E: 0 K: 3 S: 10	H: 0 LOB: 0 BB: 0 P: 13	1B: 1 2B: 3 3B: 0 HR: 2	SF: 1 SAC: 0 DP: 0 HBP: 0	WP: 0 PB: 0 SB: 0 CS: 0	PA: 37				
PITCHER	IP	WLS	BF	H	R	ER	SO	BB	IBB	HBP	BLK	WP	HR	S	P	ERA	WHIP										
40 Madison Bumgarner, L	7.0	W	29	5	2	2	7	3	0	0	0	0	1	66	103	2.57	1.143										
59 Guillermo Mota, R	1.0		5	1	2	2	1	1	0	0	0	0	1	14	23	18.00	2.000										
53 Denny Bautista, R	1.0		3	0	0	0	3	0	0	0	0	0	0	10	13	0.00	0.000										

Batter	1	2	3	4	5	6	7	8	9	AB	R	H	RBI	BB	SO	LOB	TOP						
24 Chris Young, R OBP: 0.335, SLG: 0.470										4	1	2	0	0	0	0	Arizona Diamondbacks @ Philadelphia Phillies Citizens Bank Park, Philadelphia, PA Tue Jul 27 2010, 7:08 PM - 10:20 PM EDT Att: 44,379 - Partly Cloudy - 85 F						
2 Kelly Johnson, L OBP: 0.356, SLG: 0.499										4	1	0	0	1	2	4							
10 Justin Upton, R OBP: 0.368, SLG: 0.482										3	1	1	0	0	2	0							
8 Gerardo Parra, L OBP: 0.312, SLG: 0.388										2	1	1	1	1	1	0							
25 Adam LaRoche, L OBP: 0.334, SLG: 0.454										2	1	1	1	1	1	0							
26 Miguel Montero, L OBP: 0.355, SLG: 0.402										4	0	0	1	1	0	4							
27 Mark Reynolds, R OBP: 0.325, SLG: 0.488										3	1	1	2	2	1	1							
6 Stephen Drew, L OBP: 0.339, SLG: 0.399										4	0	1	1	1	1	3							
4 Rusty Ryal, R OBP: 0.346, SLG: 0.435										5	0	2	0	0	1	0							
13 Rodrigo Lopez, R OBP: 0.287, SLG: 0.367										3	0	0	0	0	2	5							
55 Blaine Boyer, R ERA: 4.19										0	0	0	0	0	0	0							
39 Jordan Norberto, L ERA: 11.05										0	0	0	0	0	0	0							
32 Esmerling Vasquez, R ERA: 4.54										0	0	0	0	0	0	0							
3 Tony Abreu, S ERA: 8.286										0	0	0	0	0	0	0							
50 Chad Qualls, R ERA: 8.51										0	0	0	0	0	0	0							
Inning Stats	R: 1 E: 0 K: 1 S: 17	H: 1 LOB: 3 BB: 2 P: 31	R: 0 E: 0 K: 2 S: 9	H: 0 LOB: 0 BB: 0 P: 12	R: 0 E: 0 K: 2 S: 8	H: 0 LOB: 0 BB: 0 P: 15	R: 1 E: 0 K: 1 S: 16	H: 2 LOB: 3 BB: 1 P: 26	R: 1 E: 0 K: 2 S: 14	H: 3 LOB: 3 BB: 1 P: 24	R: 2 E: 1 K: 0 S: 16	H: 1 LOB: 0 BB: 0 P: 24	R: 0 E: 0 K: 0 S: 5	H: 0 LOB: 0 BB: 0 P: 9	R: 0 E: 0 K: 0 S: 11	H: 1 LOB: 2 BB: 1 P: 22	R: 0 E: 0 K: 2 S: 10	H: 0 LOB: 0 BB: 0 P: 14	1B: 4 2B: 3 3B: 0 HR: 1	SF: 1 SAC: 0 DP: 0 HBP: 2	WP: 0 PB: 0 SB: 0 CS: 0	PA: 44	
PITCHER	IP WLS BF H R ER SO BB IBB HBP BLK WP HR S P ERA WHIP	5.0 0 27 6 3 3 8 3 1 2 0 0 1 64 108 5.40 1.800	1.0 W 6 1 2 1 0 1 0 0 0 0 0 0 16 24 9.00 2.000	1.0 H 3 0 0 0 0 0 0 0 0 0 0 0 5 9 0.00 0.000	1.0 5 1 0 0 0 1 0 0 0 0 0 0 11 22 0.00 2.000	1.0 3 0 0 0 2 0 0 0 0 0 0 0 10 14 0.00 0.000																	

Batter	1	2	3	4	5	6	7	8	9	AB	R	H	RBI	BB	SO	LOB	BOTTOM			
8 Shane Victorino, S OBP: 0.311, SLG: 0.438										4	1	2	0	0	1	0	Arizona Diamondbacks @ Philadelphia Phillies Citizens Bank Park, Philadelphia, PA Tue Jul 27 2010, 7:08 PM - 10:20 PM EDT Att: 44,379 - Partly Cloudy - 85 F			
3 Ross Gload, L OBP: 0.310, SLG: 0.475										1	0	0	0	0	0	0				
27 Placido Polanco, R OBP: 0.348, SLG: 0.437										5	1	2	0	0	2	2				
29 Raul Ibanez, L OBP: 0.343, SLG: 0.411										4	2	2	1	1	0	1				
6 Ryan Howard, L OBP: 0.364, SLG: 0.546										4	2	2	3	1	1	2				
28 Jayson Werth, R OBP: 0.383, SLG: 0.515										3	1	2	2	2	0	0				
18 Greg Dobbs, L OBP: 0.297, SLG: 0.353										3	0	0	0	0	0	6				
57 David Herndon, R ERA: 4.68										0	0	0	0	0	0	0				
10 Ben Francisco, R OBP: 0.335, SLG: 0.406										0	0	0	0	0	1	1				
55 Danyls Baez, R ERA: 4.54										0	0	0	0	0	0	0				
52 Jose Contreras, R ERA: 4.54										0	0	0	0	0	0	0				
46 Ryan Madson, L ERA: 8.51										0	0	0	0	0	0	0				
51 Carlos Ruiz, R OBP: 0.390, SLG: 0.368										3	1	2	1	1	0	0				
21 Wilson Valdez, R OBP: 0.260, SLG: 0.360										3	0	0	0	0	1	4				
35 Cole Hamels, L OBP: 0.140, SLG: 0.186										2	0	0	0	0	1	1				
12 Cody Ransom, R OBP: 0.226, SLG: 0.400										2	1	1	2	0	0	0				
Inning Stats	R: 0 E: 0 K: 1 S: 11	H: 1 LOB: 3 BB: 0 P: 20	R: 0 E: 0 K: 2 S: 7	H: 1 LOB: 0 BB: 0 P: 10	R: 2 E: 0 K: 0 S: 12	H: 3 LOB: 3 BB: 2 P: 24	R: 0 E: 0 K: 1 S: 8	H: 1 LOB: 1 BB: 0 P: 12	R: 2 E: 0 K: 0 S: 13	H: 1 LOB: 0 BB: 1 P: 21	R: 3 E: 0 K: 1 S: 18	H: 4 LOB: 1 BB: 0 P: 29	R: 2 E: 0 K: 0 S: 13	H: 2 LOB: 0 BB: 0 P: 22	R: 0 E: 0 K: 0 S: 5	H: 0 LOB: 0 BB: 0 P: 9	1B: 9 2B: 1 3B: 0 HR: 3	SF: 0 SAC: 1 DP: 0 HBP: 0	WP: 1 PB: 0 SB: 1 CS: 1	PA: 41
PITCHER	IP WLS BF H R ER SO BB IBB HBP BLK WP HR S P ERA WHIP	5.0 0 27 6 3 3 8 3 1 2 0 0 1 64 108 7.20 2.400	0.2 H 3 1 1 1 0 0 0 0 0 0 0 0 6 10 13.50 1.500	0.0 L 2 2 2 2 0 0 0 0 0 0 1 1 7 13 0.00 3.000	0.1 2 1 0 0 1 0 0 0 0 0 0 0 5 6 0.00 3.000	2.0 8 2 2 2 0 0 0 0 0 0 1 18 31 9.00 1.000														

AB	35
R	5
H	8
RBI	5
BB	6
SO	10
LOB	20



AB	35
R	9
H	13
RBI	9
BB	5
SO	5
LOB	17




Batter	1	2	3	4	5	6	7	8	9	AB	R	H	RBI	BB	SO	LOB	TOP			
6 Stephen Drew, L OBP: 0.338, SLG: 0.397	G4-1			24 CS 1B		G6-3		F9		4	0	1	0	0	0	0	Arizona Diamondbacks @ Philadelphia Phillies Citizens Bank Park, Philadelphia, PA Wed Jul 28 2010, 7:07 PM - 9:49 PM EDT Att: 45,048 - Partly Cloudy - 89 F			
2 Kelly Johnson, L OBP: 0.385, SLG: 0.496	L4			K		K			26 2B 1B	4	1	1	0	0	2	1				
24 Chris Young, R OBP: 0.334, SLG: 0.468	F9			1-2 1B					F8	4	0	1	0	0	1	1				
25 Adam LaRoche, L OBP: 0.331, SLG: 0.448		K		L1-5-3					L9	4	0	0	0	0	2	2				
26 Miguel Montero, L OBP: 0.359, SLG: 0.413	F8					G4-3				4	0	2	1	0	0	0				
27 Mark Reynolds, R OBP: 0.334, SLG: 0.485						F7				4	0	1	0	0	1	1				
4 Rusty Ryal, R OBP: 0.346, SLG: 0.429										2	0	0	0	0	0	2				
8 Gerardo Parra, L OBP: 0.307, SLG: 0.382						G4-3				3	0	0	0	0	1	1				
36 Edwin Jackson, R OBP: 0.200, SLG: 0.237										2	0	0	0	0	1	0				
38 Sam Demel, R OBP: 0.248, SLG: 0.283										0	0	0	0	0	0	0				
3 Tony Abreu, S OBP: 0.248, SLG: 0.283										1	0	0	0	0	1	0				
58 Juan Gutierrez, R OBP: 0.307, SLG: 0.382										0	0	0	0	0	0	0				
Inning Stats	R: 0 E: 0 K: 0 S: 9	H: 0 LOB: 0 BB: 0 P: 10	R: 0 E: 0 K: 2 S: 8	H: 0 LOB: 0 BB: 0 P: 11	R: 0 E: 0 K: 1 S: 6	H: 0 LOB: 0 BB: 0 P: 10	R: 0 E: 0 K: 1 S: 12	H: 2 LOB: 1 BB: 0 P: 20	R: 0 E: 0 K: 2 S: 7	H: 0 LOB: 1 BB: 0 P: 14	R: 0 E: 0 K: 2 S: 13	H: 0 LOB: 2 BB: 0 P: 20	R: 0 E: 0 K: 1 S: 7	H: 0 LOB: 0 BB: 0 P: 10	R: 1 E: 0 K: 0 S: 7	H: 2 LOB: 1 BB: 0 P: 10	1B: 5 2B: 1 3B: 0 HR: 0	SF: 0 SAC: 0 DP: 0 HBP: 1	WP: 0 PB: 0 SB: 0 CS: 1	PA: 33
PITCHER 34 Roy Halladay, R ERA: 2.21	IP: 9.0 WLS: W BF: 33 H: 6 R: 1 ER: 1 SO: 9 BB: 0 IBB: 0 HBP: 1 BLK: 0 WP: 0 HR: 0 S: 78 P: 114 ERA: 1.00 WHIP: 0.667											PITCHER	IP: 9.0 WLS: W BF: 33 H: 6 R: 1 ER: 1 SO: 9 BB: 0 IBB: 0 HBP: 1 BLK: 0 WP: 0 HR: 0 S: 78 P: 114 ERA: 1.00 WHIP: 0.667							

Batter	1	2	3	4	5	6	7	8	9	AB	R	H	RBI	BB	SO	LOB	BOTTOM	
27 Placido Polanco, R OBP: 0.346, SLG: 0.434	L9	G6-3		K				F7		5	0	1	1	0	1	2	Arizona Diamondbacks @ Philadelphia Phillies Citizens Bank Park, Philadelphia, PA Wed Jul 28 2010, 7:07 PM - 9:49 PM EDT Att: 45,048 - Partly Cloudy - 89 F	
19 Greg Dobbs, L OBP: 0.283, SLG: 0.341	G6-3					G3-1				4	0	0	0	0	0	1		
12 Cody Ransom, R OBP: 0.219, SLG: 0.387			P4			G3		P4		1	0	0	0	0	0	0		
29 Raul Ibanez, L OBP: 0.349, SLG: 0.416	6 PB BB		28 FC5 2B			G3				3	1	2	0	2	0	0		
6 Ryan Howard, L OBP: 0.362, SLG: 0.540	K		28 FC5 BB			K		K		4	0	0	0	1	4	3		
28 Jayson Werth, R OBP: 0.387, SLG: 0.524		9 2B 2B	1-2 2-3F 2B			51 2B 1B		9 SF9 51 2B 2B		4	3	3	0	0	0	2		
9 Domic Brown, L OBP: 0.500, SLG: 1.000	51 1B 21 G6-3 2B		G3			51 2B 1B		SF9		3	2	2	2	0	0	2		
51 Carlos Ruiz, R OBP: 0.397, SLG: 0.387	34 G4-3 21 G6-3 1B					21 G6-3 27 1B 2B				4	1	3	3	0	0	0		
21 Wilson Valdez, R OBP: 0.260, SLG: 0.355	G6-3					G6-3				3	0	0	1	1	0	2		
34 Roy Halladay, R OBP: 0.129, SLG: 0.115	G4-3					G5-3		K		4	0	1	0	0	1	4		
Inning Stats	R: 0 E: 0 K: 1 S: 13	H: 0 LOB: 1 BB: 1 P: 22	R: 2 E: 0 K: 0 S: 11	H: 3 LOB: 1 BB: 0 P: 16	R: 0 E: 0 K: 0 S: 12	H: 1 LOB: 2 BB: 1 P: 21	R: 0 E: 0 K: 1 S: 9	H: 1 LOB: 0 BB: 0 P: 18	R: 3 E: 0 K: 0 S: 19	H: 4 LOB: 1 BB: 0 P: 25	R: 2 E: 0 K: 2 S: 20	H: 3 LOB: 2 BB: 1 P: 34	R: 0 E: 0 K: 1 S: 10	H: 0 LOB: 1 BB: 1 P: 18	1B: 6 2B: 6 3B: 0 HR: 0	SF: 1 SAC: 0 DP: 0 HBP: 0	WP: 0 PB: 1 SB: 0 CS: 0	PA: 40
PITCHER 36 Edwin Jackson, R ERA: 5.16	IP: 5.0 WLS: L BF: 25 H: 8 R: 5 ER: 5 SO: 3 BB: 2 IBB: 0 HBP: 0 BLK: 0 WP: 0 HR: 0 S: 61 P: 103 ERA: 9.00 WHIP: 2.000											PITCHER	IP: 5.0 WLS: L BF: 25 H: 8 R: 5 ER: 5 SO: 3 BB: 2 IBB: 0 HBP: 0 BLK: 0 WP: 0 HR: 0 S: 61 P: 103 ERA: 9.00 WHIP: 2.000					
38 Sam Demel, R ERA: 4.91	IP: 2.0 WLS: L BF: 11 H: 4 R: 2 ER: 2 SO: 2 BB: 0 IBB: 0 HBP: 0 BLK: 0 WP: 0 HR: 0 S: 29 P: 44 ERA: 9.00 WHIP: 2.000																	
58 Juan Gutierrez, R ERA: 6.75	IP: 1.0 WLS: L BF: 4 H: 0 R: 0 ER: 0 SO: 1 BB: 0 IBB: 0 HBP: 0 BLK: 0 WP: 0 HR: 0 S: 10 P: 18 ERA: 0.00 WHIP: 1.000																	

Batter	1	2	3	4	5	6	7	8	9	AB	R	H	RBI	BB	SO	LOB	TOP				
1 Niyer Morgan, L (1, 8) OBP: 0.322, SLG: 0.325										4	0	1	0	0	0	2	Washington Nationals @ Arizona Diamondbacks Chase Field, Phoenix, AZ Mon Aug 02 2010, 6:41 PM - 8:59 PM MST Att: 16,792 - Roof Closed - 78 F				
20 Adam Kennedy, L (1, 4) OBP: 0.333, SLG: 0.332										3	1	0	0	1	0	2					
11 Ryan Zimmerman, R (1, 5) OBP: 0.382, SLG: 0.514										3	0	0	0	1	1	0					
44 Adam Dunn, L (1, 3) OBP: 0.366, SLG: 0.568										4	1	1	1	0	2	2					
12 Alberto Gonzalez, R (8, 4) OBP: 0.330, SLG: 0.389										0	0	0	0	0	0	0					
16 Josh Willingham, R (1, 7) OBP: 0.391, SLG: 0.466										4	0	2	1	0	0	0					
17 Sean Burnett, L (8, 1)										0	0	0	0	0	0	0					
2 Roger Bernadina, L (1, 9)										4	0	0	0	0	1	3					
7 Ivan Rodriguez, R (1, 2) OBP: 0.294, SLG: 0.358										4	1	2	1	0	0	0	livebaseballscores.com				
6 Ian Desmond, R (1, 6) OBP: 0.295, SLG: 0.399										4	0	2	0	0	0	0					
61 Livan Hernandez, R (1, 1) OBP: 0.154, SLG: 0.132										2	0	0	0	0	0	1					
22 Willie Harris, L (8, 7) OBP: 0.287, SLG: 0.354										1	0	0	0	0	0	0					
Inning Stats	R: 1 E: 0 K: 2 S: 14	H: 2 LOB: 2 BB: 2 P: 26	R: 1 E: 0 K: 0 S: 8	H: 1 LOB: 0 BB: 0 P: 12	R: 1 E: 0 K: 1 S: 8	H: 1 LOB: 0 BB: 0 P: 12	R: 0 E: 0 K: 0 S: 8	H: 1 LOB: 1 BB: 0 P: 10	R: 0 E: 0 K: 0 S: 5	H: 0 LOB: 0 BB: 0 P: 6	R: 0 E: 0 K: 0 S: 11	H: 2 LOB: 2 BB: 0 P: 15	R: 0 E: 0 K: 1 S: 7	H: 1 LOB: 1 BB: 0 P: 9	R: 0 E: 0 K: 0 S: 6	H: 0 LOB: 0 BB: 0 P: 8		1B: 4 2B: 2 3B: 0 HR: 2	SF: 0 SAC: 1 DP: 0 HBP: 0	WP: 0 PB: 0 SB: 1 CS: 0	PA: 36
PITCHER	IP: 7.0 WLS: L BF: 29	H: 7 R: 3 ER: 3 SO: 3	BB: 2 IBB: 0 HBP: 0 BLK: 0	WP: 0 HR: 2 S: 62 P: 95	ERA: 3.86 WHIP: 1.286	IP: 1.0 WLS: L BF: 4	H: 1 R: 0 ER: 0 SO: 1	BB: 0 IBB: 0 HBP: 0 BLK: 0	WP: 0 HR: 0 S: 7 P: 9	ERA: 0.00 WHIP: 1.000	IP: 1.0 WLS: L BF: 3	H: 0 R: 0 ER: 0 SO: 0	BB: 0 IBB: 0 HBP: 0 BLK: 0	WP: 0 HR: 0 S: 6 P: 8	ERA: 0.00 WHIP: 0.000						

Batter	1	2	3	4	5	6	7	8	9	AB	R	H	RBI	BB	SO	LOB	BOTTOM						
24 Chris Young, R (1, 8) OBP: 0.336, SLG: 0.458										3	0	0	0	1	0	1	Washington Nationals @ Arizona Diamondbacks Chase Field, Phoenix, AZ Mon Aug 02 2010, 6:41 PM - 8:59 PM MST Att: 16,792 - Roof Closed - 78 F						
2 Kelly Johnson, L (1, 4) OBP: 0.368, SLG: 0.496										4	0	1	0	0	1	2							
10 Justin Upton, R (1, 9) OBP: 0.365, SLG: 0.473										4	0	0	0	0	1	3							
25 Adam LaRoche, L (1, 3) OBP: 0.327, SLG: 0.456										4	0	0	0	0	2	1							
26 Miguel Montero, L (1, 2) OBP: 0.369, SLG: 0.469										4	0	0	0	0	0	0							
27 Mark Reynolds, R (1, 5) OBP: 0.337, SLG: 0.477										4	1	1	0	0	1	0							
6 Stephen Drew, L (1, 6) OBP: 0.341, SLG: 0.406										3	0	2	0	0	0	0							
8 Gerardo Parra, L (1, 7) OBP: 0.293, SLG: 0.362										3	0	0	1	0	1	2							
13 Rodrigo Lopez, R (1, 1) OBP: 0.083, SLG: 0.064										2	0	0	0	0	1	2	livebaseballscores.com						
38 Sam Demel, R (8, 1) OBP: 0.255, SLG: 0.298										0	0	0	0	0	0	0							
3 Tony Abreu, S (8, PH) OBP: 0.255, SLG: 0.298										1	0	1	0	0	0	0							
58 Juan Gutierrez, R (9, 1) OBP: 0.255, SLG: 0.298										0	0	0	0	0	0	0							
Inning Stats	R: 0 E: 0 K: 1 S: 9	H: 1 LOB: 1 BB: 0 P: 16	R: 1 E: 0 K: 1 S: 11	H: 2 LOB: 1 BB: 0 P: 18	R: 0 E: 0 K: 0 S: 6	H: 0 LOB: 0 BB: 0 P: 10	R: 0 E: 0 K: 1 S: 6	H: 0 LOB: 0 BB: 0 P: 8	R: 0 E: 0 K: 0 S: 8	H: 1 LOB: 1 BB: 0 P: 10	R: 0 E: 0 K: 0 S: 4	H: 0 LOB: 0 BB: 0 P: 6	R: 0 E: 0 K: 1 S: 9	H: 0 LOB: 0 BB: 0 P: 13	R: 0 E: 0 K: 2 S: 10	H: 1 LOB: 2 BB: 1 P: 21		R: 0 E: 0 K: 1 S: 5	H: 0 LOB: 0 BB: 0 P: 8	1B: 5 2B: 0 3B: 0 HR: 0	SF: 0 SAC: 0 DP: 0 HBP: 0	WP: 0 PB: 0 SB: 0 CS: 0	PA: 33
PITCHER	IP: 7.1 WLS: W BF: 28	H: 5 R: 1 ER: 1 SO: 1	BB: 1 IBB: 0 HBP: 0 BLK: 0	WP: 0 HR: 0 S: 58 P: 91	ERA: 1.23 WHIP: 0.818	IP: 1.2 WLS: S BF: 5	H: 0 R: 0 ER: 0 SO: 2	BB: 0 IBB: 0 HBP: 0 BLK: 0	WP: 0 HR: 0 S: 10 P: 19	ERA: 0.00 WHIP: 0.000													



Batter	1	2	3	4	5	6	7	8	9	AB	R	H	RBI	BB	SO	LOB	TOP					
1 Nyer Morgan, L OBP: 0.322, SLG: 0.322	F8		HBP		G4-3			G3		3	0	0	0	0	0	1						
6 Ian Desmond, R OBP: 0.291, SLG: 0.394	F8		G6-4-3			F8		P2		4	0	0	0	0	0	3						
11 Ryan Zimmerman, R OBP: 0.383, SLG: 0.523	HR				1B		K		K	4	1	2	1	0	2	0						
44 Adam Dunn, L OBP: 0.362, SLG: 0.562	G6-3				F8		G4-3		P5	4	0	0	0	0	0	1						
16 Josh Willingham, R OBP: 0.395, SLG: 0.467																						
38 Michael Morse, R OBP: 0.379, SLG: 0.573																						
45 Doug Slaten, L																						
20 Adam Kennedy, L OBP: 0.332, SLG: 0.530																						
7 Ivan Rodriguez, R OBP: 0.291, SLG: 0.354																						
12 Alberto Gonzalez, R OBP: 0.330, SLG: 0.398																						
19 Scott Olsen, L OBP: 0.059, SLG: 0.059																						
99 Collin Balester, R																						
30 Justin Maxwell, R OBP: 0.352, SLG: 0.211																						
Inning Stats	R: 1 E: 0 K: 0 S: 11	H: 1 LOB: 0 BB: 0 P: 17	R: 0 E: 0 K: 0 S: 4	H: 1 LOB: 0 BB: 0 P: 7	R: 0 E: 1 K: 1 S: 5	H: 1 LOB: 1 BB: 0 P: 7	R: 0 E: 0 K: 0 S: 12	H: 0 LOB: 0 BB: 0 P: 21	R: 0 E: 0 K: 1 S: 8	H: 0 LOB: 0 BB: 0 P: 10	R: 0 E: 0 K: 1 S: 7	H: 0 LOB: 0 BB: 0 P: 11	R: 0 E: 0 K: 0 S: 6	H: 0 LOB: 0 BB: 0 P: 11	R: 0 E: 0 K: 1 S: 8	H: 0 LOB: 1 BB: 1 P: 13	R: 0 E: 0 K: 1 S: 12	H: 1 LOB: 1 BB: 0 P: 19	1B: 3 2B: 1 3B: 0 HR: 1	SF: 0 SAC: 0 DP: 3 HBP: 1	WP: 0 PB: 1 SB: 0 CS: 0	PA: 33
PITCHER 34 Joe Saunders, L ERA: 4.28	IP: 9.0 WLS: W BF: 33 H: 5 R: 1 ER: 1 SO: 5 BB: 2 IBB: 0 HBP: 1 BLK: 0 WP: 0 HR: 1 S: 73 P: 116 ERA: 1.00 WHIP: 0.778																					

Washington Nationals @ Arizona Diamondbacks
Chase Field, Phoenix, AZ
Tue Aug 03 2010, 6:40 PM - 9:02 PM MST
Att: 17,203 - Roof Closed - 78 F

AB 30
R 1
H 5
RBI 1
BB 2
SO 5
LOB 14



Batter	1	2	3	4	5	6	7	8	9	AB	R	H	RBI	BB	SO	LOB	BOTTOM			
24 Chris Young, R OBP: 0.335, SLG: 0.455	G1-3		G5-3		F8					3	0	0	0	1	0	0				
2 Kelly Johnson, L OBP: 0.369, SLG: 0.496	G4-3									4	0	2	1	0	0	0				
10 Justin Upton, R OBP: 0.364, SLG: 0.471	F9									4	1	1	0	0	0	2				
25 Adam LaRoche, L OBP: 0.331, SLG: 0.464										4	1	3	0	0	0	2				
26 Miguel Montero, L OBP: 0.372, SLG: 0.469										2	1	1	1	1	0	1				
27 Mark Reynolds, R OBP: 0.340, SLG: 0.486										2	1	1	3	0	1	0				
11 Augie Ojeda, S OBP: 0.246, SLG: 0.190										1	0	0	0	0	0	1				
6 Stephen Drew, L OBP: 0.340, SLG: 0.412										4	1	1	1	0	3	3				
4 Rusty Ryal, R OBP: 0.333, SLG: 0.403										3	1	0	0	1	1	1				
34 Joe Saunders, L										2	0	0	0	0	1	0				
Inning Stats	R: 0 E: 0 K: 0 S: 8	H: 0 LOB: 0 BB: 0 P: 14	R: 0 E: 0 K: 1 S: 7	H: 1 LOB: 0 BB: 0 P: 10	R: 1 E: 0 K: 0 S: 6	H: 1 LOB: 0 BB: 0 P: 9	R: 3 E: 0 K: 1 S: 18	H: 2 LOB: 0 BB: 1 P: 30	R: 0 E: 0 K: 1 S: 8	H: 0 LOB: 0 BB: 0 P: 12	R: 1 E: 0 K: 0 S: 14	H: 3 LOB: 2 BB: 0 P: 22	R: 1 E: 0 K: 0 S: 9	H: 1 LOB: 2 BB: 2 P: 20	R: 0 E: 0 K: 2 S: 9	H: 1 LOB: 1 BB: 0 P: 14	1B: 6 2B: 1 3B: 1 HR: 2	SF: 1 SAC: 1 DP: 1 HBP: 1	WP: 0 PB: 0 SB: 0 CS: 1	PA: 35
PITCHER 19 Scott Olsen, L ERA: 4.12 99 Collin Balester, R ERA: 7.71 45 Doug Slaten, L ERA: 3.42	IP: 5.2 WLS: L BF: 23 H: 7 R: 5 ER: 5 SO: 3 BB: 1 IBB: 0 HBP: 0 BLK: 0 WP: 0 HR: 2 S: 57 P: 91 ERA: 7.94 WHIP: 1.412																			


Washington Nationals @ Arizona Diamondbacks
Chase Field, Phoenix, AZ
Tue Aug 03 2010, 6:40 PM - 9:02 PM MST
Att: 17,203 - Roof Closed - 78 F

AB 29
R 6
H 9
RBI 6
BB 3
SO 6
LOB 10



Batter	1	2	3	4	5	6	7	8	9	AB	R	H	RBI	BB	SO	LOB	TOP										
15 Jerry Hairston, R OBP: 0.299, SLG: 0.345										4	0	1	0	0	1	0	San Diego Padres @ Arizona Diamondbacks Chase Field, Phoenix, AZ Fri Aug 06 2010, 6:41 PM - 9:03 PM MST Att: 22,201 - Roof Closed - 79 F										
10 Miguel Tejada, R OBP: 0.303, SLG: 0.358										4	0	0	0	0	0	1											
23 Adrián González, L OBP: 0.380, SLG: 0.495										4	0	1	0	0	0	1											
47 Ryan Ludwick, R OBP: 0.341, SLG: 0.467										3	0	0	0	1	2	0											
7 Chase Headley, S OBP: 0.332, SLG: 0.392										4	0	0	0	0	0	3											
8 Yovani Torresalba, R OBP: 0.385, SLG: 0.408										4	0	0	0	0	0	3											
25 Will Venable, L OBP: 0.331, SLG: 0.422										2	1	1	1	1	1	0											
18 Tony Gwynn Jr., L OBP: 0.318, SLG: 0.300										3	0	0	0	0	1	2											
27 Jon Garland, R OBP: 0.233, SLG: 0.179										2	0	0	0	0	0	0											
16 Matt Stairs, L OBP: 0.254, SLG: 0.328										1	0	0	0	0	0	0											
58 Ryan Webb, R										0	0	0	0	0	0	0											
54 Joe Thatcher, L										0	0	0	0	0	0	0											
39 Ernesto Frieri, R										0	0	0	0	0	0	0											
Inning Stats	R: 0 E: 0 K: 0 S: 8	H: 0 LOB: 0 BB: 0 P: 12	R: 0 E: 0 K: 1 S: 5	H: 0 LOB: 0 BB: 0 P: 6	R: 1 E: 0 K: 1 S: 9	H: 1 LOB: 0 BB: 0 P: 12	R: 0 E: 0 K: 0 S: 9	H: 1 LOB: 2 BB: 1 P: 15	R: 0 E: 0 K: 1 S: 9	H: 0 LOB: 0 BB: 0 P: 11	R: 0 E: 0 K: 1 S: 9	H: 0 LOB: 0 BB: 0 P: 11	R: 0 E: 1 K: 0 S: 10	H: 1 LOB: 1 BB: 0 P: 14	R: 0 E: 0 K: 1 S: 7	H: 0 LOB: 0 BB: 0 P: 12	1B: 2 2B: 0 3B: 0 HR: 1	SF: 0 SAC: 0 DP: 0 HBP: 0	WP: 0 PB: 0 SB: 0 CS: 0	PA: 33							
PITCHER	IP	WLS	BF	H	R	ER	SO	BB	IBB	HBP	BLK	WP	HR	S	P	ERA	WHIP										
41 Daniel Hudson, R ERA: 3.73	7.2	W	29	3	1	1	4	1	1	0	0	0	1	63	96	1.17	0.522										
39 Jordan Norberto, L ERA: 9.0	0.1	H	1	0	0	0	0	0	0	0	0	0	0	3	4	0.00	0.000										
22 Aaron Heilman, R ERA: 3.18	1.0	S	3	0	0	0	1	0	0	0	0	0	0	7	12	0.00	0.000										

Batter	1	2	3	4	5	6	7	8	9	AB	R	H	RBI	BB	SO	LOB	BOTTOM										
6 Stephen Drew, L OBP: 0.342, SLG: 0.408										3	1	0	0	1	1	0	San Diego Padres @ Arizona Diamondbacks Chase Field, Phoenix, AZ Fri Aug 06 2010, 6:41 PM - 9:03 PM MST Att: 22,201 - Roof Closed - 79 F										
2 Kelly Johnson, L OBP: 0.376, SLG: 0.501										3	0	0	0	1	0	0											
10 Justin Upton, R OBP: 0.364, SLG: 0.468										3	0	2	1	1	1	0											
25 Adam LaRoche, L OBP: 0.337, SLG: 0.485										4	1	2	1	0	0	3											
26 Miguel Montero, L OBP: 0.366, SLG: 0.454										3	0	0	0	1	2	3											
4 Rusty Ryan, R OBP: 0.340, SLG: 0.397										2	0	0	0	1	1	1											
22 Aaron Heilman, R										0	0	0	0	0	0	0											
8 Gerardo Parra, L OBP: 0.288, SLG: 0.356										3	0	0	0	0	0	3											
19 Ryan Church, L OBP: 0.246, SLG: 0.313										2	0	0	0	1	0	0											
11 Augie Ojeda, S OBP: 0.242, SLG: 0.186										0	0	0	0	0	0	0											
41 Daniel Hudson, R OBP: 0.143, SLG: 0.143										3	0	0	0	0	1	2											
39 Jordan Norberto, L										0	0	0	0	0	0	0											
24 Chris Young, R OBP: 0.334, SLG: 0.449										0	0	0	0	0	0	0											
Inning Stats	R: 0 E: 0 K: 1 S: 10	H: 0 LOB: 0 BB: 0 P: 16	R: 1 E: 0 K: 1 S: 11	H: 1 LOB: 0 BB: 0 P: 17	R: 1 E: 0 K: 0 S: 9	H: 1 LOB: 2 BB: 2 P: 20	R: 0 E: 0 K: 1 S: 11	H: 0 LOB: 2 BB: 2 P: 25	R: 0 E: 0 K: 0 S: 9	H: 1 LOB: 2 BB: 1 P: 18	R: 0 E: 0 K: 0 S: 5	H: 0 LOB: 0 BB: 1 P: 10	R: 0 E: 0 K: 2 S: 10	H: 1 LOB: 1 BB: 0 P: 13	R: 0 E: 0 K: 1 S: 7	H: 0 LOB: 0 BB: 0 P: 12	1B: 3 2B: 0 3B: 0 HR: 1	SF: 0 SAC: 0 DP: 1 HBP: 1	WP: 0 PB: 0 SB: 0 CS: 1	PA: 33							
PITCHER	IP	WLS	BF	H	R	ER	SO	BB	IBB	HBP	BLK	WP	HR	S	P	ERA	WHIP										
27 Jon Garland, R ERA: 3.55	7.0	L	29	3	2	2	4	5	1	1	0	0	1	61	113	2.57	1.143										
58 Ryan Webb, R ERA: 3.05	0.0		1	1	0	0	0	0	0	0	0	0	0	1	2												
54 Joe Thatcher, L ERA: 1.54	0.2		2	0	0	0	1	0	0	0	0	0	0	5	6	0.00	0.000										
39 Ernesto Frieri, R	0.1		1	0	0	0	1	0	0	0	0	0	0	4	5	0.00	0.000										



Batter	1	2	3	4	5	6	7	8	9	AB	R	H	RBI	BB	SO	LOB	TOP						
25 Will Venable, L (1.7) OBP: 0.328, SLG: 0.417										5	0	1	0	0	2	2	San Diego Padres @ Arizona Diamondbacks Chase Field, Phoenix, AZ Sat Aug 07 2010, 5:28 PM - 8:31 PM MST Att: 48,946 - Roof Closed - 77 F livebaseballscorecards.com						
10 Miguel Tejada, R (1.6) OBP: 0.306, SLG: 0.361										5	1	3	0	0	0	1							
23 Adrián González, L (1.3) OBP: 0.384, SLG: 0.508										4	2	3	1	1	1	1							
47 Ryan Ludwick, R (1.9) OBP: 0.339, SLG: 0.466										5	1	1	1	0	2	5							
7 Chase Headley, S (1.5) OBP: 0.333, SLG: 0.393										4	0	2	1	0	0	2							
4 Nick Hundley, R (1.2) OBP: 0.312, SLG: 0.391										3	0	0	1	0	0	1							
18 Tony Gwynn Jr., L (1.8) OBP: 0.317, SLG: 0.299										4	0	1	0	0	0	1							
1 Everth Cabrera, S (1.4) OBP: 0.268, SLG: 0.263										2	0	0	0	0	1	0							
12 Scott Hairston, R (8,PH) OBP: 0.311, SLG: 0.354										1	0	0	0	0	0	1							
37 Mike Adams, R (8,PH) OBP: 0.250, SLG: 0.323										1	0	0	0	0	0	1							
57 Luke Gregerson, L (9.1) OBP: 0.300, SLG: 0.355										1	1	1	1	0	0	0							
Inning Stats	R: 0 E: 0 K: 1 S: 15	H: 2 LOB: 2 BB: 0 P: 21	R: 0 E: 0 K: 0 S: 6	H: 0 LOB: 0 BB: 0 P: 9	R: 0 E: 0 K: 2 S: 13	H: 1 LOB: 1 BB: 0 P: 19	R: 0 E: 0 K: 0 S: 6	H: 1 LOB: 0 BB: 0 P: 9	R: 0 E: 1 K: 1 S: 11	H: 0 LOB: 1 BB: 0 P: 16	R: 3 E: 0 K: 0 S: 13	H: 4 LOB: 0 BB: 0 P: 19	R: 0 E: 0 K: 1 S: 13	H: 1 LOB: 3 BB: 2 P: 29	R: 0 E: 0 K: 0 S: 9	H: 1 LOB: 1 BB: 0 P: 13	R: 2 E: 0 K: 1 S: 16	H: 2 LOB: 0 BB: 0 P: 27	1B: 8 2B: 2 3B: 0 HR: 2	SF: 1 SAC: 1 DP: 2 HBP: 0	WP: 1 PB: 0 SB: 0 CS: 0	PA: 40	
PITCHER	IP: 5.0 WLS: 1.0 BF: 23 ERA: 4.66	WLS: 2 H: 2 R: 0 ER: 0 SO: 0 BB: 0 HBP: 0 BLK: 0 WP: 0 HR: 0 S: 6 P: 21 ERA: 4.33	H: 8 R: 3 ER: 3 SO: 4 BB: 0 IBB: 0 HBP: 0 BLK: 0 WP: 0 HR: 0 S: 6 P: 21	R: 3 ER: 3 SO: 4 BB: 0 IBB: 0 HBP: 0 BLK: 0 WP: 0 HR: 0 S: 6 P: 21	H: 8 R: 3 ER: 3 SO: 4 BB: 0 IBB: 0 HBP: 0 BLK: 0 WP: 0 HR: 0 S: 6 P: 21	R: 8 ER: 3 SO: 4 BB: 0 IBB: 0 HBP: 0 BLK: 0 WP: 0 HR: 0 S: 6 P: 21	H: 8 R: 3 ER: 3 SO: 4 BB: 0 IBB: 0 HBP: 0 BLK: 0 WP: 0 HR: 0 S: 6 P: 21	R: 8 ER: 3 SO: 4 BB: 0 IBB: 0 HBP: 0 BLK: 0 WP: 0 HR: 0 S: 6 P: 21	H: 8 R: 3 ER: 3 SO: 4 BB: 0 IBB: 0 HBP: 0 BLK: 0 WP: 0 HR: 0 S: 6 P: 21	R: 8 ER: 3 SO: 4 BB: 0 IBB: 0 HBP: 0 BLK: 0 WP: 0 HR: 0 S: 6 P: 21	IP: 1.0 WLS: 1.0 BF: 5 ERA: 3.46	WLS: 1 H: 2 R: 2 ER: 2 SO: 1 BB: 0 IBB: 0 HBP: 0 BLK: 0 WP: 0 HR: 2 S: 16 P: 27	H: 2 R: 2 ER: 2 SO: 1 BB: 0 IBB: 0 HBP: 0 BLK: 0 WP: 0 HR: 2 S: 16 P: 27	R: 2 ER: 2 SO: 1 BB: 0 IBB: 0 HBP: 0 BLK: 0 WP: 0 HR: 2 S: 16 P: 27	H: 2 R: 2 ER: 2 SO: 1 BB: 0 IBB: 0 HBP: 0 BLK: 0 WP: 0 HR: 2 S: 16 P: 27	R: 2 ER: 2 SO: 1 BB: 0 IBB: 0 HBP: 0 BLK: 0 WP: 0 HR: 2 S: 16 P: 27	R: 2 ER: 2 SO: 1 BB: 0 IBB: 0 HBP: 0 BLK: 0 WP: 0 HR: 2 S: 16 P: 27	R: 2 ER: 2 SO: 1 BB: 0 IBB: 0 HBP: 0 BLK: 0 WP: 0 HR: 2 S: 16 P: 27	R: 2 ER: 2 SO: 1 BB: 0 IBB: 0 HBP: 0 BLK: 0 WP: 0 HR: 2 S: 16 P: 27	1B: 8 2B: 2 3B: 0 HR: 2	SF: 1 SAC: 1 DP: 2 HBP: 0	WP: 1 PB: 0 SB: 0 CS: 0	PA: 40
13 Rodrigo Lopez, R (1.1) ERA: 4.66	IP: 5.0 WLS: 1.0 BF: 23 ERA: 4.66	WLS: 2 H: 2 R: 0 ER: 0 SO: 0 BB: 0 HBP: 0 BLK: 0 WP: 0 HR: 0 S: 6 P: 21	H: 8 R: 3 ER: 3 SO: 4 BB: 0 IBB: 0 HBP: 0 BLK: 0 WP: 0 HR: 0 S: 6 P: 21	R: 3 ER: 3 SO: 4 BB: 0 IBB: 0 HBP: 0 BLK: 0 WP: 0 HR: 0 S: 6 P: 21	H: 8 R: 3 ER: 3 SO: 4 BB: 0 IBB: 0 HBP: 0 BLK: 0 WP: 0 HR: 0 S: 6 P: 21	R: 8 ER: 3 SO: 4 BB: 0 IBB: 0 HBP: 0 BLK: 0 WP: 0 HR: 0 S: 6 P: 21	H: 8 R: 3 ER: 3 SO: 4 BB: 0 IBB: 0 HBP: 0 BLK: 0 WP: 0 HR: 0 S: 6 P: 21	R: 8 ER: 3 SO: 4 BB: 0 IBB: 0 HBP: 0 BLK: 0 WP: 0 HR: 0 S: 6 P: 21	R: 8 ER: 3 SO: 4 BB: 0 IBB: 0 HBP: 0 BLK: 0 WP: 0 HR: 0 S: 6 P: 21	R: 8 ER: 3 SO: 4 BB: 0 IBB: 0 HBP: 0 BLK: 0 WP: 0 HR: 0 S: 6 P: 21	IP: 1.0 WLS: 1.0 BF: 5 ERA: 3.46	WLS: 1 H: 2 R: 2 ER: 2 SO: 1 BB: 0 IBB: 0 HBP: 0 BLK: 0 WP: 0 HR: 2 S: 16 P: 27	H: 2 R: 2 ER: 2 SO: 1 BB: 0 IBB: 0 HBP: 0 BLK: 0 WP: 0 HR: 2 S: 16 P: 27	R: 2 ER: 2 SO: 1 BB: 0 IBB: 0 HBP: 0 BLK: 0 WP: 0 HR: 2 S: 16 P: 27	H: 2 R: 2 ER: 2 SO: 1 BB: 0 IBB: 0 HBP: 0 BLK: 0 WP: 0 HR: 2 S: 16 P: 27	R: 2 ER: 2 SO: 1 BB: 0 IBB: 0 HBP: 0 BLK: 0 WP: 0 HR: 2 S: 16 P: 27	R: 2 ER: 2 SO: 1 BB: 0 IBB: 0 HBP: 0 BLK: 0 WP: 0 HR: 2 S: 16 P: 27	R: 2 ER: 2 SO: 1 BB: 0 IBB: 0 HBP: 0 BLK: 0 WP: 0 HR: 2 S: 16 P: 27	R: 2 ER: 2 SO: 1 BB: 0 IBB: 0 HBP: 0 BLK: 0 WP: 0 HR: 2 S: 16 P: 27	1B: 8 2B: 2 3B: 0 HR: 2	SF: 1 SAC: 1 DP: 2 HBP: 0	WP: 1 PB: 0 SB: 0 CS: 0	PA: 40
77 D.J. Carrasco, R (6.1) ERA: 4.3	IP: 6.1 WLS: 1.0 BF: 24 ERA: 4.3	WLS: 2 H: 2 R: 0 ER: 0 SO: 0 BB: 0 HBP: 0 BLK: 0 WP: 0 HR: 0 S: 6 P: 21	H: 8 R: 3 ER: 3 SO: 4 BB: 0 IBB: 0 HBP: 0 BLK: 0 WP: 0 HR: 0 S: 6 P: 21	R: 3 ER: 3 SO: 4 BB: 0 IBB: 0 HBP: 0 BLK: 0 WP: 0 HR: 0 S: 6 P: 21	H: 8 R: 3 ER: 3 SO: 4 BB: 0 IBB: 0 HBP: 0 BLK: 0 WP: 0 HR: 0 S: 6 P: 21	R: 8 ER: 3 SO: 4 BB: 0 IBB: 0 HBP: 0 BLK: 0 WP: 0 HR: 0 S: 6 P: 21	H: 8 R: 3 ER: 3 SO: 4 BB: 0 IBB: 0 HBP: 0 BLK: 0 WP: 0 HR: 0 S: 6 P: 21	R: 8 ER: 3 SO: 4 BB: 0 IBB: 0 HBP: 0 BLK: 0 WP: 0 HR: 0 S: 6 P: 21	R: 8 ER: 3 SO: 4 BB: 0 IBB: 0 HBP: 0 BLK: 0 WP: 0 HR: 0 S: 6 P: 21	R: 8 ER: 3 SO: 4 BB: 0 IBB: 0 HBP: 0 BLK: 0 WP: 0 HR: 0 S: 6 P: 21	IP: 1.0 WLS: 1.0 BF: 5 ERA: 3.46	WLS: 1 H: 2 R: 2 ER: 2 SO: 1 BB: 0 IBB: 0 HBP: 0 BLK: 0 WP: 0 HR: 2 S: 16 P: 27	H: 2 R: 2 ER: 2 SO: 1 BB: 0 IBB: 0 HBP: 0 BLK: 0 WP: 0 HR: 2 S: 16 P: 27	R: 2 ER: 2 SO: 1 BB: 0 IBB: 0 HBP: 0 BLK: 0 WP: 0 HR: 2 S: 16 P: 27	H: 2 R: 2 ER: 2 SO: 1 BB: 0 IBB: 0 HBP: 0 BLK: 0 WP: 0 HR: 2 S: 16 P: 27	R: 2 ER: 2 SO: 1 BB: 0 IBB: 0 HBP: 0 BLK: 0 WP: 0 HR: 2 S: 16 P: 27	R: 2 ER: 2 SO: 1 BB: 0 IBB: 0 HBP: 0 BLK: 0 WP: 0 HR: 2 S: 16 P: 27	R: 2 ER: 2 SO: 1 BB: 0 IBB: 0 HBP: 0 BLK: 0 WP: 0 HR: 2 S: 16 P: 27	R: 2 ER: 2 SO: 1 BB: 0 IBB: 0 HBP: 0 BLK: 0 WP: 0 HR: 2 S: 16 P: 27	1B: 8 2B: 2 3B: 0 HR: 2	SF: 1 SAC: 1 DP: 2 HBP: 0	WP: 1 PB: 0 SB: 0 CS: 0	PA: 40
55 Blaine Boyer, R (7.1) ERA: 4.58	IP: 7.1 WLS: 0.2 BF: 34 ERA: 4.58	WLS: 2 H: 2 R: 0 ER: 0 SO: 0 BB: 0 HBP: 0 BLK: 0 WP: 0 HR: 0 S: 6 P: 21	H: 8 R: 3 ER: 3 SO: 4 BB: 0 IBB: 0 HBP: 0 BLK: 0 WP: 0 HR: 0 S: 6 P: 21	R: 3 ER: 3 SO: 4 BB: 0 IBB: 0 HBP: 0 BLK: 0 WP: 0 HR: 0 S: 6 P: 21	H: 8 R: 3 ER: 3 SO: 4 BB: 0 IBB: 0 HBP: 0 BLK: 0 WP: 0 HR: 0 S: 6 P: 21	R: 8 ER: 3 SO: 4 BB: 0 IBB: 0 HBP: 0 BLK: 0 WP: 0 HR: 0 S: 6 P: 21	H: 8 R: 3 ER: 3 SO: 4 BB: 0 IBB: 0 HBP: 0 BLK: 0 WP: 0 HR: 0 S: 6 P: 21	R: 8 ER: 3 SO: 4 BB: 0 IBB: 0 HBP: 0 BLK: 0 WP: 0 HR: 0 S: 6 P: 21	R: 8 ER: 3 SO: 4 BB: 0 IBB: 0 HBP: 0 BLK: 0 WP: 0 HR: 0 S: 6 P: 21	R: 8 ER: 3 SO: 4 BB: 0 IBB: 0 HBP: 0 BLK: 0 WP: 0 HR: 0 S: 6 P: 21	IP: 1.0 WLS: 1.0 BF: 5 ERA: 3.46	WLS: 1 H: 2 R: 2 ER: 2 SO: 1 BB: 0 IBB: 0 HBP: 0 BLK: 0 WP: 0 HR: 2 S: 16 P: 27	H: 2 R: 2 ER: 2 SO: 1 BB: 0 IBB: 0 HBP: 0 BLK: 0 WP: 0 HR: 2 S: 16 P: 27	R: 2 ER: 2 SO: 1 BB: 0 IBB: 0 HBP: 0 BLK: 0 WP: 0 HR: 2 S: 16 P: 27	H: 2 R: 2 ER: 2 SO: 1 BB: 0 IBB: 0 HBP: 0 BLK: 0 WP: 0 HR: 2 S: 16 P: 27	R: 2 ER: 2 SO: 1 BB: 0 IBB: 0 HBP: 0 BLK: 0 WP: 0 HR: 2 S: 16 P: 27	R: 2 ER: 2 SO: 1 BB: 0 IBB: 0 HBP: 0 BLK: 0 WP: 0 HR: 2 S: 16 P: 27	R: 2 ER: 2 SO: 1 BB: 0 IBB: 0 HBP: 0 BLK: 0 WP: 0 HR: 2 S: 16 P: 27	R: 2 ER: 2 SO: 1 BB: 0 IBB: 0 HBP: 0 BLK: 0 WP: 0 HR: 2 S: 16 P: 27	1B: 8 2B: 2 3B: 0 HR: 2	SF: 1 SAC: 1 DP: 2 HBP: 0	WP: 1 PB: 0 SB: 0 CS: 0	PA: 40
39 Jordan Norberto, L (7.1) ERA: 8.38	IP: 7.1 WLS: 0.2 BF: 34 ERA: 8.38	WLS: 2 H: 2 R: 0 ER: 0 SO: 0 BB: 0 HBP: 0 BLK: 0 WP: 0 HR: 0 S: 6 P: 21	H: 8 R: 3 ER: 3 SO: 4 BB: 0 IBB: 0 HBP: 0 BLK: 0 WP: 0 HR: 0 S: 6 P: 21	R: 3 ER: 3 SO: 4 BB: 0 IBB: 0 HBP: 0 BLK: 0 WP: 0 HR: 0 S: 6 P: 21	H: 8 R: 3 ER: 3 SO: 4 BB: 0 IBB: 0 HBP: 0 BLK: 0 WP: 0 HR: 0 S: 6 P: 21	R: 8 ER: 3 SO: 4 BB: 0 IBB: 0 HBP: 0 BLK: 0 WP: 0 HR: 0 S: 6 P: 21	H: 8 R: 3 ER: 3 SO: 4 BB: 0 IBB: 0 HBP: 0 BLK: 0 WP: 0 HR: 0 S: 6 P: 21	R: 8 ER: 3 SO: 4 BB: 0 IBB: 0 HBP: 0 BLK: 0 WP: 0 HR: 0 S: 6 P: 21	R: 8 ER: 3 SO: 4 BB: 0 IBB: 0 HBP: 0 BLK: 0 WP: 0 HR: 0 S: 6 P: 21	R: 8 ER: 3 SO: 4 BB: 0 IBB: 0 HBP: 0 BLK: 0 WP: 0 HR: 0 S: 6 P: 21	IP: 1.0 WLS: 1.0 BF: 5 ERA: 3.46	WLS: 1 H: 2 R: 2 ER: 2 SO: 1 BB: 0 IBB: 0 HBP: 0 BLK: 0 WP: 0 HR: 2 S: 16 P: 27	H: 2 R: 2 ER: 2 SO: 1 BB: 0 IBB: 0 HBP: 0 BLK: 0 WP: 0 HR: 2 S: 16 P: 27	R: 2 ER: 2 SO: 1 BB: 0 IBB: 0 HBP: 0 BLK: 0 WP: 0 HR: 2 S: 16 P: 27	H: 2 R: 2 ER: 2 SO: 1 BB: 0 IBB: 0 HBP: 0 BLK: 0 WP: 0 HR: 2 S: 16 P: 27	R: 2 ER: 2 SO: 1 BB: 0 IBB: 0 HBP: 0 BLK: 0 WP: 0 HR: 2 S: 16 P: 27	R: 2 ER: 2 SO: 1 BB: 0 IBB: 0 HBP: 0 BLK: 0 WP: 0 HR: 2 S: 16 P: 27	R: 2 ER: 2 SO: 1 BB: 0 IBB: 0 HBP: 0 BLK: 0 WP: 0 HR: 2 S: 16 P: 27	R: 2 ER: 2 SO: 1 BB: 0 IBB: 0 HBP: 0 BLK: 0 WP: 0 HR: 2 S: 16 P: 27	1B: 8 2B: 2 3B: 0 HR: 2	SF: 1 SAC: 1 DP: 2 HBP: 0	WP: 1 PB: 0 SB: 0 CS: 0	PA: 40
38 Sam Demel, R (8.1) ERA: 4.5	IP: 8.1 WLS: 0.2 BF: 34 ERA: 4.5	WLS: 2 H: 2 R: 0 ER: 0 SO: 0 BB: 0 HBP: 0 BLK: 0 WP: 0 HR: 0 S: 6 P: 21	H: 8 R: 3 ER: 3 SO: 4 BB: 0 IBB: 0 HBP: 0 BLK: 0 WP: 0 HR: 0 S: 6 P: 21	R: 3 ER: 3 SO: 4 BB: 0 IBB: 0 HBP: 0 BLK: 0 WP: 0 HR: 0 S: 6 P: 21	H: 8 R: 3 ER: 3 SO: 4 BB: 0 IBB: 0 HBP: 0 BLK: 0 WP: 0 HR: 0 S: 6 P: 21	R: 8 ER: 3 SO: 4 BB: 0 IBB: 0 HBP: 0 BLK: 0 WP: 0 HR: 0 S: 6 P: 21	H: 8 R: 3 ER: 3 SO: 4 BB: 0 IBB: 0 HBP: 0 BLK: 0 WP: 0 HR: 0 S: 6 P: 21	R: 8 ER: 3 SO: 4 BB: 0 IBB: 0 HBP: 0 BLK: 0 WP: 0 HR: 0 S: 6 P: 21	R: 8 ER: 3 SO: 4 BB: 0 IBB: 0 HBP: 0 BLK: 0 WP: 0 HR: 0 S: 6 P: 21	R: 8 ER: 3 SO: 4 BB: 0 IBB: 0 HBP: 0 BLK: 0 WP: 0 HR: 0 S: 6 P: 21	IP: 1.0 WLS: 1.0 BF: 5 ERA: 3.46	WLS: 1 H: 2 R: 2 ER: 2 SO: 1 BB: 0 IBB: 0 HBP: 0 BLK: 0 WP: 0 HR: 2 S: 16 P: 27	H: 2 R: 2 ER: 2 SO: 1 BB: 0 IBB: 0 HBP: 0 BLK: 0 WP: 0 HR: 2 S: 16 P: 27	R: 2 ER: 2 SO: 1 BB: 0 IBB: 0 HBP: 0 BLK: 0 WP: 0 HR: 2 S: 16 P: 27	H: 2 R: 2 ER: 2 SO: 1 BB: 0 IBB: 0 HBP: 0 BLK: 0 WP: 0 HR: 2 S: 16 P: 27	R: 2 ER: 2 SO: 1 BB: 0 IBB: 0 HBP: 0 BLK: 0 WP: 0 HR: 2 S: 16 P: 27	R: 2 ER: 2 SO: 1 BB: 0 IBB: 0 HBP: 0 BLK: 0 WP: 0 HR: 2 S: 16 P: 27	R: 2 ER: 2 SO: 1 BB: 0 IBB: 0 HBP: 0 BLK: 0 WP: 0 HR: 2 S: 16 P: 27	R: 2 ER: 2 SO: 1 BB: 0 IBB: 0 HBP: 0 BLK: 0 WP: 0 HR: 2 S: 16 P: 27	1B: 8 2B: 2 3B: 0 HR: 2	SF: 1 SAC: 1 DP: 2 HBP: 0	WP: 1 PB: 0 SB: 0 CS: 0	PA: 40
24 Chris Young, R (1.8) OBP: 0.339, SLG: 0.467										4	2	3	2	1	0	0	San Diego Padres @ Arizona Diamondbacks Chase Field, Phoenix, AZ Sat Aug 07 2010, 5:28 PM - 8:31 PM MST Att: 48,946 - Roof Closed - 77 F livebaseballscorecards.com						
2 Kelly Johnson, L (1.4) OBP: 0.374, SLG: 0.498										3	1	0	0	1	0	5							

Batter	1	2	3	4	5	6	7	8	9	10	AB	R	H	RBI	BB	SO	LOB	TOP	
24 Chris Young, R OBP: 0.337, SLG: 0.471											5	1	1	1	0	1	2		
2 Kelly Johnson, L OBP: 0.374, SLG: 0.495											5	2	2	0	0	1	1		
10 Justin Upton, R OBP: 0.365, SLG: 0.463											4	1	1	0	1	1	2		
26 Miguel Montero, L OBP: 0.370, SLG: 0.450											4	1	2	1	1	0	1		
27 Mark Reynolds, R OBP: 0.335, SLG: 0.473											3	2	0	0	2	0	3		
6 Stephen Drew, L OBP: 0.346, SLG: 0.406											4	0	1	2	1	0	2		
4 Rusty Ryan, R OBP: 0.344, SLG: 0.397											3	0	0	0	0	2	0	AB 37	
11 Augie Ojeda, S OBP: 0.235, SLG: 0.180											0	0	0	0	0	0	0	R 7	
38 Sam Demel, R OBP: 0.247, SLG: 0.313											0	0	0	0	0	0	0	H 9	
19 Ryan Church, L OBP: 0.247, SLG: 0.313											1	0	1	1	0	0	0	RBI 6	
22 Aaron Heilman, R OBP: 0.276, SLG: 0.341											5	0	0	1	0	1	3	BB 6	
31 Ian Kennedy, R OBP: 0.308, SLG: 0.481											2	0	1	0	0	0	0	SO 7	
1 Bobby Crosby, S OBP: 0.306, SLG: 0.295											0	0	0	0	0	0	0	LOB 15	
32 Esmerling Vasquez, R OBP: 0.306, SLG: 0.295											0	0	0	0	0	0	0		
77 D.J. Carrasco, R OBP: 0.308, SLG: 0.481											0	0	0	0	0	0	0		
25 Adam LaRoche, L OBP: 0.308, SLG: 0.481											1	0	0	0	0	0	1		
Inning Stats	R: 1 E: 0 K: 1 S: 14	H: 3 LOB: 2 BB: 0 P: 22	R: 0 E: 0 K: 0 S: 6	H: 0 LOB: 0 BB: 0 P: 7	R: 1 E: 1 K: 0 S: 9	H: 1 LOB: 0 BB: 0 P: 15	R: 0 E: 0 K: 1 S: 8	H: 0 LOB: 0 BB: 0 P: 15	R: 0 E: 0 K: 1 S: 8	H: 1 LOB: 1 BB: 0 P: 17	R: 1 E: 0 K: 0 S: 8	H: 0 LOB: 1 BB: 1 P: 15	R: 0 E: 0 K: 1 S: 10	H: 0 LOB: 2 BB: 2 P: 21	R: 3 E: 0 K: 1 S: 21	H: 3 LOB: 2 BB: 2 P: 37	1B: 7 2B: 2 3B: 0 HR: 1	SF: 0 SAC: 1 DP: 2 HBP: 0	WP: 0 PA: 44
PITCHER	IP 6.0	WLS 24	BF 6	H 3	R 3	ER 3	SO 3	BB 1	IBB 0	HBP 0	BLK 0	WP 0	HR 1	S 55	P 94	ERA 4.50	WHIP 1.167		
38 Chris Narveson, L ERA: 5.62	0.2	H	3	0	0	0	1	1	0	0	0	0	0	7	13	0.00	1.500		
21 Zach Braddock, L ERA: 3.57	1.1	H	4	0	0	0	1	0	0	0	0	0	0	10	11	0.00	0.000		
50 Kameron Loe, R ERA: 2.48	1.0	B	5	0	1	1	1	2	0	0	0	0	0	10	21	9.00	2.000		
59 John Axford, R ERA: 3.16	1.0	L	8	3	3	3	1	1	1	0	0	0	0	21	37	27.00	4.000		
51 Trevor Hoffman, R ERA: 6.81																			

Arizona Diamondbacks @ Milwaukee Brewers
Miller Park, Milwaukee, WI
Mon Aug 09 2010, 7:11 PM - 10:37 PM CDT
Att: 29,633 - Partly Cloudy - 83 F

livebaseballscorecards.com

AB 37
R 7
H 9
RBI 6
BB 6
SO 7
LOB 15

Batter	1	2	3	4	5	6	7	8	9	10	AB	R	H	RBI	BB	SO	LOB	BOTTOM			
21 Alcides Escobar, R OBP: 0.306, SLG: 0.337											4	0	0	0	0	0	2				
30 Craig Counsell, L OBP: 0.309, SLG: 0.300											4	1	1	0	1	1	0				
23 Rickie Weeks Jr., R OBP: 0.309, SLG: 0.480											4	0	1	0	1	0	3				
28 Prince Fielder, L OBP: 0.404, SLG: 0.483											4	1	2	1	0	2	1				
14 Casey McGehee, R OBP: 0.336, SLG: 0.447											5	0	1	0	0	2	4				
36 Lorenzo Cain, R OBP: 0.500, SLG: 0.888											4	2	2	0	1	1	0				
2 Joe Inglett, L OBP: 0.350, SLG: 0.431											4	0	0	1	0	1	4	AB 36			
20 Jonathan Lucroy, R OBP: 0.300, SLG: 0.349											3	0	0	0	1	1	3	R 4			
38 Chris Narveson, L ERA: 4.47	6.0	WLS 28	BF 4	H 4	R 4	ER 4	SO 4	BB 3	IBB 0	HBP 3	BLK 0	WP 2	HR 0	S 55	P 95	ERA 6.00	WHIP 1.333	H 8			
32 Esmerling Vasquez, R ERA: 4.61	1.0	W	3	0	0	0	3	1	0	0	0	0	0	8	9	0.00	0.000	RBI 3			
77 D.J. Carrasco, R ERA: 4.22	1.0	W	3	0	0	0	2	0	0	0	0	0	0	8	9	0.00	0.000	BB 4			
38 Sam Demel, R ERA: 4.3	1.0	S	6	3	0	0	0	0	0	0	0	0	0	6	10	0.00	0.000	SO 9			
22 Aaron Heilman, R ERA: 3.4	1.0	S	6	3	0	0	0	0	0	0	0	0	0	20	28	0.00	3.000	LOB 19			
Inning Stats	R: 1 E: 0 K: 0 S: 8	H: 3 LOB: 1 BB: 0 P: 11	R: 1 E: 0 K: 1 S: 11	H: 1 LOB: 3 BB: 1 P: 19	R: 2 E: 0 K: 1 S: 15	H: 1 LOB: 2 BB: 2 P: 34	R: 0 E: 0 K: 1 S: 7	H: 0 LOB: 0 BB: 0 P: 11	R: 0 E: 0 K: 1 S: 7	H: 0 LOB: 0 BB: 0 P: 11	R: 0 E: 0 K: 3 S: 12	H: 0 LOB: 1 BB: 1 P: 20	R: 0 E: 0 K: 2 S: 8	H: 0 LOB: 0 BB: 0 P: 9	R: 0 E: 0 K: 0 S: 6	H: 0 LOB: 0 BB: 0 P: 10	R: 0 E: 0 K: 0 S: 20	H: 3 LOB: 3 BB: 0 P: 28	1B: 8 2B: 0 3B: 0 HR: 0	SF: 1 SAC: 0 DP: 1 HBP: 3	WP: 2 PA: 44
PITCHER	IP 6.0	WLS 28	BF 4	H 4	R 4	ER 4	SO 4	BB 3	IBB 0	HBP 3	BLK 0	WP 2	HR 0	S 55	P 95	ERA 6.00	WHIP 1.333				
31 Ian Kennedy, R ERA: 4.47	1.0	W	3	0	0	0	3	1	0	0	0	0	0	8	9	0.00	0.000				
32 Esmerling Vasquez, R ERA: 4.61	1.0	W	3	0	0	0	2	0	0	0	0	0	0	8	9	0.00	0.000				
77 D.J. Carrasco, R ERA: 4.22	1.0	W	3	0	0	0	2	0	0	0	0	0	0	8	9	0.00	0.000				
38 Sam Demel, R ERA: 4.3	1.0	S	6	3	0	0	0	0	0	0	0	0	0	20	28	0.00	3.000				
22 Aaron Heilman, R ERA: 3.4	1.0	S	6	3	0	0	0	0	0	0	0	0	0	20	28	0.00	3.000				

Arizona Diamondbacks @ Milwaukee Brewers
Miller Park, Milwaukee, WI
Mon Aug 09 2010, 7:11 PM - 10:37 PM CDT
Att: 29,633 - Partly Cloudy - 83 F

livebaseballscorecards.com

AB 36
R 4
H 8
RBI 3
BB 4
SO 9
LOB 19

Batter	1	2	3	4	5	6	7	8	9	AB	R	H	RBI	BB	SO	LOB	TOP			
24 Chris Young, R OBP: 0.343, SLG: 0.473										5	0	2	0	0	2	3	Arizona Diamondbacks @ Milwaukee Brewers Miller Park, Milwaukee, WI Thu Aug 12 2010, 1:11 PM - 4:26 PM CDT Att: 34,808 - Partly Cloudy - 85 F			
11 Augie Ojeda, S OBP: 0.236, SLG: 0.185										4	0	1	0	0	0	3				
2 Kelly Johnson, L OBP: 0.371, SLG: 0.489										1	0	0	0	0	1	3				
10 Justin Upton, R OBP: 0.362, SLG: 0.453										3	0	0	0	2	2	1				
25 Adam LaRoche, L OBP: 0.341, SLG: 0.487										4	1	1	0	1	1	5				
27 Mark Reynolds, R OBP: 0.334, SLG: 0.476										4	1	1	0	1	1	2				
4 Rusty Ryan, R OBP: 0.347, SLG: 0.391										3	1	1	1	2	1	0				
6 Stephen Drew, L OBP: 0.347, SLG: 0.416										4	1	1	3	1	1	4				
28 John Hester, R OBP: 0.314, SLG: 0.328										2	0	0	0	2	0	1				
13 Rodrigo Lopez, R OBP: 0.077, SLG: 0.059										2	0	0	0	0	2	1				
1 Bobby Crosby, R OBP: 0.293, SLG: 0.291										1	0	0	0	0	1	0				
77 D.J. Carrasco, R OBP: 0.286, SLG: 0.343										0	0	0	0	0	0	0				
8 Gerardo Parra, L OBP: 0.286, SLG: 0.343										0	0	0	0	1	0	0				
55 Blaine Boyer, R OBP: 0.286, SLG: 0.343										0	0	0	0	0	0	0				
Inning Stats	R: 0 E: 0 K: 0 S: 9	H: 1 LOB: 2 BB: 1 P: 19	R: 0 E: 0 K: 2 S: 10	H: 0 LOB: 0 BB: 0 P: 12	R: 0 E: 0 K: 2 S: 11	H: 1 LOB: 1 BB: 0 P: 19	R: 4 E: 0 K: 1 S: 21	H: 5 LOB: 3 BB: 2 P: 36	R: 0 E: 0 K: 1 S: 11	H: 0 LOB: 1 BB: 1 P: 19	R: 0 E: 0 K: 2 S: 11	H: 0 LOB: 0 BB: 0 P: 13	R: 0 E: 0 K: 1 S: 12	H: 0 LOB: 3 BB: 3 P: 30	R: 0 E: 0 K: 1 S: 11	H: 0 LOB: 2 BB: 3 P: 26	1B: 4 2B: 2 3B: 0 HR: 1	SF: 0 SAC: 0 DP: 1 HBP: 0	WP: 0 PB: 0 CS: 0	PA: 43
PITCHER	IP: 6.0 WLS: W BF: 29	H: 7 R: 4 ER: 4 SO: 8	BB: 4 IBB: 0 HBP: 0 BLK: 0	WP: 0 HR: 1 S: 73 P: 118	ERA: 6.00 WHIP: 1.833	PITCHER	IP: 7.1 WLS: H BF: 3	H: 0 R: 0 ER: 0 SO: 2	BB: 0 IBB: 0 HBP: 0 BLK: 0	WP: 0 HR: 0 S: 7 P: 21	ERA: 0.00 WHIP: 0.000	PITCHER	IP: 0.1 WLS: S BF: 7	H: 0 R: 0 ER: 0 SO: 2	BB: 3 IBB: 0 HBP: 0 BLK: 0	WP: 0 HR: 0 S: 16 P: 35	ERA: 0.00 WHIP: 1.800			

Batter	1	2	3	4	5	6	7	8	9	AB	R	H	RBI	BB	SO	LOB	BOTTOM			
23 Rickie Weeks Jr., R OBP: 0.364, SLG: 0.471										5	0	1	0	0	0	0	Arizona Diamondbacks @ Milwaukee Brewers Miller Park, Milwaukee, WI Thu Aug 12 2010, 1:11 PM - 4:26 PM CDT Att: 34,808 - Partly Cloudy - 85 F			
1 Corey Hart, R OBP: 0.348, SLG: 0.549										5	2	2	0	0	3	2				
8 Ryan Braun, R OBP: 0.339, SLG: 0.458										5	0	0	0	0	2	3				
28 Prince Fielder, L OBP: 0.406, SLG: 0.494										1	3	0	0	3	0	7				
14 Casey McGehee, R OBP: 0.347, SLG: 0.474										4	3	4	3	0	0	0				
30 Craig Counsell, L OBP: 0.311, SLG: 0.303										4	0	2	3	0	0	2				
36 Lorenzo Cain, R OBP: 0.433, SLG: 0.500										3	0	1	0	0	1	0				
59 John Axford, R ERA: 3.03										0	0	0	0	0	0	0				
16 George Kottaras, L OBP: 0.318, SLG: 0.429										3	0	0	0	1	0	2				
43 Randy Wolf, L OBP: 0.255, SLG: 0.321										2	0	0	0	0	1	3				
2 Joe Inglett, L OBP: 0.341, SLG: 0.417										1	0	0	0	0	0	0				
50 Kameron Loe, R ERA: 4.09										0	0	0	0	0	0	0				
21 Zach Braddock, L OBP: 0.286, SLG: 0.343										0	0	0	0	0	0	0				
7 Chris Dickerson, L OBP: 0.231, SLG: 0.260										1	0	0	0	0	0	0				
Inning Stats	R: 3 E: 0 K: 2 S: 22	H: 3 LOB: 3 BB: 2 P: 42	R: 3 E: 0 K: 0 S: 13	H: 3 LOB: 1 BB: 1 P: 21	R: 0 E: 0 K: 0 S: 8	H: 0 LOB: 0 BB: 0 P: 12	R: 0 E: 0 K: 1 S: 8	H: 0 LOB: 0 BB: 0 P: 12	R: 1 E: 0 K: 1 S: 16	H: 1 LOB: 0 BB: 0 P: 20	R: 0 E: 1 K: 1 S: 10	H: 0 LOB: 1 BB: 0 P: 16	R: 1 E: 1 K: 1 S: 15	H: 2 LOB: 2 BB: 1 P: 26	R: 0 E: 1 K: 1 S: 10	H: 1 LOB: 1 BB: 0 P: 15	1B: 7 2B: 2 3B: 0 HR: 1	SF: 0 SAC: 0 DP: 0 HBP: 1	WP: 0 PB: 1 CS: 0	PA: 39
PITCHER	IP: 5.0 WLS: L BF: 25	H: 7 R: 7 ER: 7 SO: 7	BB: 3 IBB: 0 HBP: 0 BLK: 0	WP: 0 HR: 1 S: 67 P: 107	ERA: 12.60 WHIP: 2.000	PITCHER	IP: 2.0 WLS: 10 BF: 2	H: 1 R: 1 ER: 0 SO: 2	BB: 1 IBB: 0 HBP: 0 BLK: 0	WP: 0 HR: 0 S: 25 P: 42	ERA: 0.00 WHIP: 1.500	PITCHER	IP: 1.0 WLS: 4 BF: 1	H: 0 R: 0 ER: 0 SO: 1	BB: 0 IBB: 0 HBP: 0 BLK: 0	WP: 0 HR: 0 S: 10 P: 15	ERA: 0.00 WHIP: 1.000			

Batter	1	2	3	4	5	6	7	8	9	AB	R	H	RBI	BB	SO	LOB	TOP										
24 Chris Young, R OBP: 0.340, SLG: 0.469	F7		K		G5-4-3			K		4	0	0	0	0	2	3											
2 Kelly Johnson, L OBP: 0.370, SLG: 0.487	K			G3-1		G4-3		L1		4	0	1	0	0	1	0											
10 Justin Upton, R OBP: 0.359, SLG: 0.449	K			G5-3		G4-3		P4		4	0	0	0	0	1	1											
25 Adam LaRoche, L OBP: 0.338, SLG: 0.483		F8		K		F9		K2-3		4	0	0	0	0	2	0											
26 Miguel Montero, L OBP: 0.368, SLG: 0.471		G6-3			F7			K		3	0	0	0	0	1	0											
27 Mark Reynolds, R OBP: 0.334, SLG: 0.474		G5-3						G5-3		2	1	0	0	1	0	0											
6 Stephen Drew, L OBP: 0.347, SLG: 0.421			P5					G3-1		3	1	1	1	0	0	0											
8 Gerardo Parra, L OBP: 0.290, SLG: 0.347								K		3	0	2	1	0	1	0											
34 Joe Saunders, L ERA: 5.23								K		0	0	0	0	0	0	0											
32 Esmerling Vasquez, R ERA: 4.5								K		0	0	0	0	0	0	0											
19 Ryan Church, L OBP: 0.242, SLG: 0.306										1	0	0	0	0	1	0											
22 Aaron Heilman, R ERA: 2.72										0	0	0	0	0	0	0											
Inning Stats	R: 0 E: 0 K: 2 S: 7	H: 0 LOB: 0 BB: 0 P: 11	R: 0 E: 0 K: 0 S: 8	H: 0 LOB: 0 BB: 0 P: 11	R: 0 E: 0 K: 1 S: 12	H: 1 LOB: 1 BB: 0 P: 17	R: 0 E: 0 K: 1 S: 8	H: 0 LOB: 0 BB: 0 P: 12	R: 2 E: 1 K: 0 S: 14	H: 2 LOB: 1 BB: 1 P: 24	R: 0 E: 0 K: 0 S: 8	H: 1 LOB: 0 BB: 0 P: 12	R: 0 E: 0 K: 1 S: 9	H: 0 LOB: 0 BB: 0 P: 15	R: 0 E: 0 K: 3 S: 10	H: 0 LOB: 0 BB: 0 P: 14	R: 0 E: 0 K: 1 S: 10	H: 0 LOB: 0 BB: 0 P: 15	1B: 3 2B: 0 3B: 1 HR: 0	SF: 0 SAC: 2 DP: 2 HBP: 0	WP: 0 PB: 0 SB: 0 CS: 0	PA: 31					
PITCHER	IP	WLS	BF	H	R	ER	SO	BB	IBB	HBP	BLK	WP	HR	S	P	ERA	WHIP										
31 John Lannan, L ERA: 5.23	7.0	W	25	4	2	2	5	1	0	0	0	0	0	66	102	2.57	0.714										
17 Sean Burnett, L ERA: 2.72	2.0	S	6	0	0	0	4	0	0	0	0	0	0	20	29	0.00	0.000										

Arizona Diamondbacks @ Washington Nationals
Nationals Park, Washington, DC
Fri Aug 13 2010, 7:06 PM - 9:31 PM EDT
Att: 19,549 - Overcast - 74 F

AB	28
R	2
H	4
RBI	2
BB	1
SO	9
LOB	4



Batter	1	2	3	4	5	6	7	8	9	AB	R	H	RBI	BB	SO	LOB	BOTTOM										
12 Alberto Gonzalez, R OBP: 0.310, SLG: 0.369	G3			F8		G4-3				4	1	2	0	0	0	0											
6 Ian Desmond, R OBP: 0.300, SLG: 0.413	G3			F8						4	1	3	0	0	0	0											
44 Adam Dunn, L OBP: 0.358, SLG: 0.571	G3									3	0	0	0	0	2	4											
20 Adam Kennedy, L OBP: 0.326, SLG: 0.341			K							0	0	0	0	0	0	0											
11 Ryan Zimmerman, R OBP: 0.390, SLG: 0.540										3	1	2	2	1	0	2											
16 Josh Willingham, R OBP: 0.385, SLG: 0.446										3	0	0	0	1	0	5											
22 Willie Harris, L OBP: 0.287, SLG: 0.335										0	0	0	0	0	0	0											
38 Michael Morse, R OBP: 0.326, SLG: 0.508										4	0	1	1	0	0	3											
17 Sean Burnett, L ERA: 2.72										0	0	0	0	0	0	0											
30 Justin Maxwell, R OBP: 0.324, SLG: 0.255										4	0	0	0	0	2	2											
23 Wil Nieves, R OBP: 0.222, SLG: 0.277										4	1	2	1	0	0	0											
31 John Lannan, L ERA: 5.23										3	0	0	0	0	1	1											
2 Roger Bernadina, L OBP: 0.332, SLG: 0.422										1	0	0	0	0	0	0											
Inning Stats	R: 3 E: 1 K: 0 S: 12	H: 4 LOB: 1 BB: 0 P: 19	R: 1 E: 0 K: 1 S: 19	H: 3 LOB: 3 BB: 1 P: 35	R: 0 E: 0 K: 1 S: 7	H: 1 LOB: 1 BB: 0 P: 10	R: 0 E: 0 K: 1 S: 8	H: 0 LOB: 0 BB: 0 P: 13	R: 0 E: 0 K: 1 S: 11	H: 1 LOB: 1 BB: 0 P: 17	R: 0 E: 0 K: 0 S: 5	H: 0 LOB: 0 BB: 0 P: 6	R: 0 E: 0 K: 0 S: 7	H: 1 LOB: 2 BB: 1 P: 18	R: 0 E: 0 K: 1 S: 8	H: 0 LOB: 0 BB: 0 P: 11	R: 0 E: 0 K: 1 S: 8	H: 0 LOB: 0 BB: 0 P: 11	1B: 8 2B: 1 3B: 0 HR: 1	SF: 0 SAC: 0 DP: 1 HBP: 1	WP: 0 PB: 0 SB: 0 CS: 0	PA: 36					
PITCHER	IP	WLS	BF	H	R	ER	SO	BB	IBB	HBP	BLK	WP	HR	S	P	ERA	WHIP										
34 Joe Saunders, L ERA: 4.8	6.0	L	30	10	4	4	4	1	0	1	0	0	0	63	103	6.00	1.833										
32 Esmerling Vasquez, R ERA: 4.5	1.0		3	0	0	0	0	1	0	0	0	0	0	6	15	0.00	1.000										
22 Aaron Heilman, R ERA: 3.3	1.0		3	0	0	0	1	0	0	0	0	0	0	8	11	0.00	0.000										

Arizona Diamondbacks @ Washington Nationals
Nationals Park, Washington, DC
Fri Aug 13 2010, 7:06 PM - 9:31 PM EDT
Att: 19,549 - Overcast - 74 F

AB	33
R	4
H	10
RBI	4
BB	2
SO	5
LOB	17



Batter	1	2	3	4	5	6	7	8	9	AB	R	H	RBI	BB	SO	LOB	TOP										
24 Chris Young, R OBP: 0.343, SLG: 0.473										5	1	3	1	0	0	0	Arizona Diamondbacks @ Washington Nationals Nationals Park, Washington, DC Sat Aug 14 2010, 7:10 PM - 9:52 PM EDT Att: 22,400 - Overcast - 80 F										
2 Kelly Johnson, L OBP: 0.375, SLG: 0.498										3	1	2	1	2	0	2											
10 Justin Upton, R OBP: 0.355, SLG: 0.445										4	0	0	1	0	0	5											
25 Adam LaRoche, L OBP: 0.338, SLG: 0.484										5	1	2	0	0	3	2											
26 Miguel Montero, L OBP: 0.369, SLG: 0.503										5	2	2	3	0	0	2											
27 Mark Reynolds, R OBP: 0.331, SLG: 0.469										4	0	0	0	0	1	0											
6 Stephen Drew, L OBP: 0.346, SLG: 0.421										4	1	1	0	0	0	0											
8 Gerardo Parra, L OBP: 0.293, SLG: 0.362										4	2	2	1	0	2	0											
31 Ian Kennedy, R OBP: 0.239, SLG: 0.171										3	1	2	1	0	0	0											
1 Bobby Crosby, R OBP: 0.292, SLG: 0.289										1	0	0	0	0	0	0											
55 Blaine Boyer, R										0	0	0	0	0	0	0											
38 Sam Demel, R										0	0	0	0	0	0	0											
Inning Stats	R: 0 E: 0 K: 0 S: 8	H: 0 LOB: 0 BB: 1 P: 15	R: 3 E: 0 K: 1 S: 12	H: 3 LOB: 0 BB: 0 P: 19	R: 1 E: 0 K: 0 S: 7	H: 2 LOB: 1 BB: 0 P: 9	R: 0 E: 0 K: 1 S: 8	H: 0 LOB: 0 BB: 0 P: 15	R: 1 E: 0 K: 1 S: 10	H: 2 LOB: 1 BB: 1 P: 20	R: 3 E: 0 K: 0 S: 16	H: 5 LOB: 2 BB: 0 P: 25	R: 0 E: 0 K: 1 S: 7	H: 0 LOB: 0 BB: 0 P: 9	R: 0 E: 0 K: 1 S: 7	H: 0 LOB: 0 BB: 0 P: 11	R: 1 E: 0 K: 1 S: 11	H: 2 LOB: 1 BB: 0 P: 13	1B: 6 2B: 4 3B: 0 HR: 4	SF: 1 SAC: 0 DP: 2 HBP: 0	WP: 0 PB: 0 SB: 0 CS: 0	PA: 41					
PITCHER	IP	WLS	BF	H	R	ER	SO	BB	IBB	HBP	BLK	WP	HR	S	P	ERA	WHIP										
21 Jason Marquis, R ERA: 14.33	4.0	L	20	7	5	5	2	2	0	0	0	0	3	39	69	11.25	2.250										
35 Craig Stammen, R ERA: 5.09	1.0		2	0	0	0	1	0	0	0	0	0	0	6	9	0.00	0.000										
43 Miguel Batista, R ERA: 4.45	1.0		8	5	3	3	0	0	0	0	0	0	1	16	25	27.00	5.000										
45 Doug Slaten, L ERA: 2.7	2.0		6	0	0	0	2	0	0	0	0	0	0	14	20	0.00	0.000										
62 Joel Peralta, R ERA: 2.54	1.0		5	2	1	1	1	0	0	0	0	0	0	11	13	9.00	2.000										

Batter	1	2	3	4	5	6	7	8	9	AB	R	H	RBI	BB	SO	LOB	BOTTOM										
2 Roger Bernadina, L OBP: 0.328, SLG: 0.415										4	0	0	0	0	3	1	Arizona Diamondbacks @ Washington Nationals Nationals Park, Washington, DC Sat Aug 14 2010, 7:10 PM - 9:52 PM EDT Att: 22,400 - Overcast - 80 F										
6 Ian Desmond, R OBP: 0.300, SLG: 0.412										4	0	1	0	0	0	1											
44 Adam Dunn, L OBP: 0.359, SLG: 0.571										3	1	1	0	1	1												
11 Ryan Zimmerman, R OBP: 0.389, SLG: 0.545										4	1	1	1	0	0	4											
16 Josh Willingham, R OBP: 0.388, SLG: 0.448										3	0	2	0	1	0	1											
20 Adam Kennedy, L OBP: 0.325, SLG: 0.340										4	0	1	1	0	1	2											
7 Ivan Rodriguez, R OBP: 0.297, SLG: 0.355										4	0	0	0	0	1	4											
22 Willie Harris, L OBP: 0.281, SLG: 0.327										4	0	0	0	0	1	2											
21 Jason Marquis, L OBP: 0.143, SLG: 0.246										1	0	0	0	0	0	0											
35 Craig Stammen, R OBP: 0.293, SLG: 0.332										0	0	0	0	0	0	0											
30 Justin Maxwell, L OBP: 0.196, SLG: 0.256										0	0	0	0	0	0	0											
43 Miguel Batista, R OBP: 0.316, SLG: 0.359										0	0	0	0	0	0	0											
45 Doug Slaten, L OBP: 0.297, SLG: 0.355										0	0	0	0	0	0	0											
12 Alberto Gonzalez, R OBP: 0.316, SLG: 0.329										0	0	0	0	0	0	0											
62 Joel Peralta, R										0	0	0	0	0	0	0											
Inning Stats	R: 0 E: 0 K: 2 S: 10	H: 0 LOB: 0 BB: 0 P: 14	R: 1 E: 0 K: 2 S: 10	H: 2 LOB: 1 BB: 0 P: 16	R: 0 E: 0 K: 1 S: 10	H: 0 LOB: 0 BB: 0 P: 12	R: 1 E: 0 K: 0 S: 12	H: 2 LOB: 1 BB: 1 P: 19	R: 0 E: 0 K: 1 S: 6	H: 0 LOB: 0 BB: 0 P: 11	R: 0 E: 0 K: 0 S: 9	H: 1 LOB: 0 BB: 0 P: 11	R: 0 E: 0 K: 1 S: 6	H: 0 LOB: 0 BB: 0 P: 6	R: 0 E: 0 K: 0 S: 14	H: 0 LOB: 2 BB: 2 P: 27	R: 0 E: 0 K: 0 S: 10	H: 1 LOB: 0 BB: 0 P: 13	1B: 4 2B: 1 3B: 0 HR: 1	SF: 0 SAC: 0 DP: 1 HBP: 0	WP: 0 PB: 0 SB: 1 CS: 0	PA: 35					
PITCHER	IP	WLS	BF	H	R	ER	SO	BB	IBB	HBP	BLK	WP	HR	S	P	ERA	WHIP										
31 Ian Kennedy, R ERA: 4.38	7.0	W	26	5	2	2	7	1	0	0	0	0	1	63	89	2.57	0.857										
55 Blaine Boyer, R ERA: 4.45	1.0		5	0	0	0	0	2	0	0	0	0	0	14	27	0.00	2.000										
38 Sam Demel, R ERA: 3.96	1.0		4	1	0	0	0	0	0	0	0	0	0	10	13	0.00	1.000										



Batter	1	2	3	4	5	6	7	8	9	AB	R	H	RBI	BB	SO	LOB	TOP					
24 Chris Young, R OBP: 0.342, SLG: 0.471	L6		G5-3				K			4	0	1	0	0	1	0	Arizona Diamondbacks @ Washington Nationals Nationals Park, Washington, DC Sun Aug 15 2010, 1:38 PM - 4:10 PM EDT Att: 21,695 - Overcast - 75 F					
2 Kelly Johnson, L OBP: 0.372, SLG: 0.493	K		G4-3				K	G4-3	4	0	0	0	0	2	1							
10 Justin Upton, R OBP: 0.352, SLG: 0.441	K		P3				G5-3	K	4	0	0	0	0	2	1							
25 Adam LaRoche, L OBP: 0.342, SLG: 0.494		HR					K	1B	4	1	3	1	0	1	0							
26 Miguel Montero, L OBP: 0.366, SLG: 0.497	K						K	1B	4	0	1	0	0	3	2							
27 Mark Reynolds, R OBP: 0.330, SLG: 0.466							F8		4	1	1	0	0	1	2							
6 Stephen Drew, L OBP: 0.345, SLG: 0.420		E1					L8		4	1	1	0	0	0	1							
8 Gerardo Parra, L OBP: 0.289, SLG: 0.358		SF8					K		3	0	0	1	0	2	2							
54 Barry Enright, R OBP: 0.333, SLG: 0.389		G3					G6-3		2	0	0	0	0	0	0							
77 D.J. Carrasco, R ERA: 2.97							P5		0	0	0	0	0	0	0							
19 Ryan Church, L OBP: 0.241, SLG: 0.304									0	0	0	0	0	0	0							
39 Jordan Norberto, L ERA: 7.5									0	0	0	0	0	0	0							
32 Esmerling Vasquez, R ERA: 2.61									0	0	0	0	0	0	0							
Inning Stats	R: 0 E: 0 K: 2 S: 10	H: 0 LOB: 0 BB: 0 P: 16	R: 3 E: 1 K: 1 S: 14	H: 2 LOB: 0 BB: 0 P: 20	R: 0 E: 0 K: 0 S: 5	H: 0 LOB: 0 BB: 0 P: 9	R: 0 E: 0 K: 3 S: 15	H: 2 LOB: 2 BB: 0 P: 22	R: 0 E: 0 K: 1 S: 13	H: 1 LOB: 1 BB: 0 P: 18	R: 0 E: 0 K: 1 S: 8	H: 1 LOB: 1 BB: 0 P: 14	R: 0 E: 0 K: 2 S: 10	H: 0 LOB: 0 BB: 0 P: 17	R: 0 E: 0 K: 2 S: 11	H: 1 LOB: 1 BB: 0 P: 16	R: 0 E: 0 K: 0 S: 6	H: 0 LOB: 0 BB: 0 P: 6	1B: 6 2B: 0 3B: 0 HR: 1	SF: 1 SAC: 0 DP: 0 HBP: 0	WP: 0 PB: 0 SB: 1 CS: 0	PA: 35
PITCHER	IP WLS BF H R ER SO BB IBB HBP BLK WP HR S P ERA WHIP	IP WLS BF H R ER SO BB IBB HBP BLK WP HR S P ERA WHIP	IP WLS BF H R ER SO BB IBB HBP BLK WP HR S P ERA WHIP	IP WLS BF H R ER SO BB IBB HBP BLK WP HR S P ERA WHIP	IP WLS BF H R ER SO BB IBB HBP BLK WP HR S P ERA WHIP	IP WLS BF H R ER SO BB IBB HBP BLK WP HR S P ERA WHIP	IP WLS BF H R ER SO BB IBB HBP BLK WP HR S P ERA WHIP	IP WLS BF H R ER SO BB IBB HBP BLK WP HR S P ERA WHIP	IP WLS BF H R ER SO BB IBB HBP BLK WP HR S P ERA WHIP	IP WLS BF H R ER SO BB IBB HBP BLK WP HR S P ERA WHIP	IP WLS BF H R ER SO BB IBB HBP BLK WP HR S P ERA WHIP	IP WLS BF H R ER SO BB IBB HBP BLK WP HR S P ERA WHIP	IP WLS BF H R ER SO BB IBB HBP BLK WP HR S P ERA WHIP	IP WLS BF H R ER SO BB IBB HBP BLK WP HR S P ERA WHIP	IP WLS BF H R ER SO BB IBB HBP BLK WP HR S P ERA WHIP	IP WLS BF H R ER SO BB IBB HBP BLK WP HR S P ERA WHIP						
37 Stephen Strasburg, R ERA: 2.97	5.0	W	21	5	3	1	7	0	0	0	0	0	0	0	0	0	1.80	1.000				
36 Tyler Clippard, R ERA: 3.18	2.0	W	7	1	0	0	3	0	0	0	0	0	0	0	0	0	0.00	0.500				
17 Sean Burnett, L ERA: 2.68	1.0	H	4	1	0	0	2	0	0	0	0	0	0	0	0	0	0.00	1.000				
22 Drew Storen, R ERA: 2.61	1.0	S	3	0	0	0	0	0	0	0	0	0	0	0	0	0	0.00	0.000				
Batter	1	2	3	4	5	6	7	8	9	AB	R	H	RBI	BB	SO	LOB	BOTTOM					
2 Roger Bernadina, L OBP: 0.326, SLG: 0.413	F7		F8				P6			4	0	1	0	0	0	1	Arizona Diamondbacks @ Washington Nationals Nationals Park, Washington, DC Sun Aug 15 2010, 1:38 PM - 4:10 PM EDT Att: 21,695 - Overcast - 75 F					
6 Ian Desmond, R OBP: 0.302, SLG: 0.411	F7		P4				G1-6-3		3	0	1	1	1	0	0							
44 Adam Dunn, L OBP: 0.358, SLG: 0.571			F8				G1-6-3		4	0	1	0	0	0	3							
30 Justin Maxwell, R OBP: 0.319, SLG: 0.250							F9		0	0	0	0	0	0	0							
11 Ryan Zimmerman, R OBP: 0.389, SLG: 0.552	G5-3						K		4	2	2	1	0	1	1							
16 Josh Willingham, R OBP: 0.389, SLG: 0.459							G6-3		4	2	2	2	0	0	0							
22 Drew Storen, S OBP: 0.500, SLG: 0.500							P3		0	0	0	0	0	0	0							
38 Michael Morse, R OBP: 0.317, SLG: 0.493		L9					E1		4	0	0	0	0	0	1							
7 Ivan Rodriguez, R OBP: 0.296, SLG: 0.353							F8		4	0	1	1	0	1	1							
20 Adam Kennedy, L OBP: 0.325, SLG: 0.340		F7					F7		3	1	1	0	0	0	1							
37 Stephen Strasburg, R OBP: 0.556, SLG: 0.656							G6-3		2	0	0	0	0	0	1							
36 Tyler Clippard, R OBP: 0.500, SLG: 0.500							SH1-4		0	0	0	0	0	0	0							
12 Alberto Gonzalez, R OBP: 0.313, SLG: 0.389									0	0	0	0	0	0	0							
17 Sean Burnett, L ERA: 7.5									0	0	0	0	0	0	0							
22 Willie Harris, L OBP: 0.291, SLG: 0.327									0	0	0	0	0	0	0							
Inning Stats	R: 0 E: 0 K: 0 S: 6	H: 1 LOB: 1 BB: 0 P: 11	R: 1 E: 0 K: 0 S: 11	H: 2 LOB: 1 BB: 0 P: 17	R: 0 E: 0 K: 0 S: 5	H: 0 LOB: 0 BB: 0 P: 7	R: 2 E: 0 K: 1 S: 14	H: 2 LOB: 0 BB: 0 P: 19	R: 0 E: 0 K: 0 S: 6	H: 1 LOB: 1 BB: 1 P: 14	R: 0 E: 1 K: 1 S: 10	H: 0 LOB: 1 BB: 0 P: 13	R: 1 E: 0 K: 0 S: 11	H: 2 LOB: 1 BB: 0 P: 20	R: 1 E: 0 K: 0 S: 10	H: 1 LOB: 0 BB: 0 P: 14	R: 1 E: 0 K: 0 S: 10	H: 1 LOB: 0 BB: 0 P: 14	1B: 5 2B: 2 3B: 0 HR: 2	SF: 0 SAC: 1 DP: 1 HBP: 0	WP: 0 PB: 0 SB: 1 CS: 0	PA: 34
PITCHER	IP WLS BF H R ER SO BB IBB HBP BLK WP HR S P ERA WHIP	IP WLS BF H R ER SO BB IBB HBP BLK WP HR S P ERA WHIP	IP WLS BF H R ER SO BB IBB HBP BLK WP HR S P ERA WHIP	IP WLS BF H R ER SO BB IBB HBP BLK WP HR S P ERA WHIP	IP WLS BF H R ER SO BB IBB HBP BLK WP HR S P ERA WHIP	IP WLS BF H R ER SO BB IBB HBP BLK WP HR S P ERA WHIP	IP WLS BF H R ER SO BB IBB HBP BLK WP HR S P ERA WHIP	IP WLS BF H R ER SO BB IBB HBP BLK WP HR S P ERA WHIP	IP WLS BF H R ER SO BB IBB HBP BLK WP HR S P ERA WHIP	IP WLS BF H R ER SO BB IBB HBP BLK WP HR S P ERA WHIP	IP WLS BF H R ER SO BB IBB HBP BLK WP HR S P ERA WHIP	IP WLS BF H R ER SO BB IBB HBP BLK WP HR S P ERA WHIP	IP WLS BF H R ER SO BB IBB HBP BLK WP HR S P ERA WHIP	IP WLS BF H R ER SO BB IBB HBP BLK WP HR S P ERA WHIP	IP WLS BF H R ER SO BB IBB HBP BLK WP HR S P ERA WHIP	IP WLS BF H R ER SO BB IBB HBP BLK WP HR S P ERA WHIP						
54 Barry Enright, R ERA: 2.91	5.0		21	1	0	0	1	0	0	0	0	0	0	0	0	0	5.40	1.400				
77 D.J. Carrasco, R ERA: 4.02	1.0		4	0	0	0	1	0	0	0	0	0	0	0	0	0	0.00	0.000				
39 Jordan Norberto, L ERA: 7.5	1.0	L	5	2	1	1	0	0	0	0	0	0	0	0	0	0	9.00	2.000				
32 Esmerling Vasquez, R ERA: 4.6	1.0		4	1	1	1	0	0	0	0	0	0	0	0	0	0	9.00	1.000				

Batter	1	2	3	4	5	6	7	8	9	AB	R	H	RBI	BB	SO	LOB	TOP				
4 Brandon Phillips, R OBP: 0.373, SLG: 0.446	G4-3		F7			L8		BB		4	1	1	0	1	0	1					
6 Drew Stubbs, R OBP: 0.301, SLG: 0.408	K		K				K	BB		5	1	2	2	0	3	0					
19 Joey Votto, L OBP: 0.423, SLG: 0.592				K	F7		G3	BB		4	0	1	2	1	1	2					
27 Scott Rolen, R OBP: 0.370, SLG: 0.531	P3				FC5		G4-3	G5-3		4	1	0	0	1	0	4					
45 Bill Bray, L				BB	BB					0	0	0	0	0	0	0					
62 Jordan Smith, R										0	0	0	0	0	0	0					
40 Nick Masset, R										0	0	0	0	0	0	0					
31 Jonny Gomes, R OBP: 0.327, SLG: 0.432	F9							L9	G6-3	3	1	1	0	1	0	0					
43 Miguel Cairo, R OBP: 0.358, SLG: 0.420				BB	BB					1	0	0	0	0	0	0					
55 Ramon Hernandez, R OBP: 0.368, SLG: 0.449										5	1	2	3	0	0	3					
32 Jay Bruce, L OBP: 0.332, SLG: 0.435	F9									5	2	2	1	0	1	1					
7 Paul Janish, R OBP: 0.372, SLG: 0.442	G3									3	1	1	0	1	1	1					
30 Travis Wood, R OBP: 0.087, SLG: 0.174										3	0	0	0	0	1	2					
66 Logan Ondrusek, R										0	0	0	0	0	0	0					
17 Laynce Nix, L OBP: 0.342, SLG: 0.463	L8									1	1	1	1	0	0	0					
Inning Stats	R: 0 H: 0 E: 0 K: 1 S: 11	H: 0 LOB: 1 BB: 1 P: 20	R: 0 H: 1 E: 0 K: 0 S: 9	H: 1 LOB: 1 BB: 0 P: 16	R: 0 H: 0 E: 0 K: 1 S: 6	H: 0 LOB: 0 BB: 0 P: 9	R: 4 H: 3 E: 0 K: 2 S: 16	H: 3 LOB: 0 BB: 1 P: 29	R: 0 H: 2 E: 0 K: 1 S: 9	H: 2 LOB: 3 BB: 1 P: 19	R: 0 H: 0 E: 0 K: 1 S: 7	H: 0 LOB: 0 BB: 0 P: 9	R: 5 H: 3 E: 0 K: 0 S: 14	H: 3 LOB: 1 BB: 2 P: 35	R: 0 H: 0 E: 0 K: 1 S: 10	H: 0 LOB: 0 BB: 0 P: 16	1B: 8 2B: 1 3B: 0 HR: 2	SF: 0 SAC: 0 DP: 0 HBP: 0	WP: 1 PB: 0 SB: 0 CS: 1	PA: 43	
PITCHER	IP WLS BF H R ER SO BB IBB HBP BLK WP HR S P ERA WHIP	IP WLS BF H R ER SO BB IBB HBP BLK WP HR S P ERA WHIP	IP WLS BF H R ER SO BB IBB HBP BLK WP HR S P ERA WHIP	IP WLS BF H R ER SO BB IBB HBP BLK WP HR S P ERA WHIP	IP WLS BF H R ER SO BB IBB HBP BLK WP HR S P ERA WHIP	IP WLS BF H R ER SO BB IBB HBP BLK WP HR S P ERA WHIP	IP WLS BF H R ER SO BB IBB HBP BLK WP HR S P ERA WHIP	IP WLS BF H R ER SO BB IBB HBP BLK WP HR S P ERA WHIP	IP WLS BF H R ER SO BB IBB HBP BLK WP HR S P ERA WHIP	IP WLS BF H R ER SO BB IBB HBP BLK WP HR S P ERA WHIP	IP WLS BF H R ER SO BB IBB HBP BLK WP HR S P ERA WHIP	IP WLS BF H R ER SO BB IBB HBP BLK WP HR S P ERA WHIP	IP WLS BF H R ER SO BB IBB HBP BLK WP HR S P ERA WHIP	IP WLS BF H R ER SO BB IBB HBP BLK WP HR S P ERA WHIP	IP WLS BF H R ER SO BB IBB HBP BLK WP HR S P ERA WHIP	IP WLS BF H R ER SO BB IBB HBP BLK WP HR S P ERA WHIP	IP WLS BF H R ER SO BB IBB HBP BLK WP HR S P ERA WHIP	IP WLS BF H R ER SO BB IBB HBP BLK WP HR S P ERA WHIP	IP WLS BF H R ER SO BB IBB HBP BLK WP HR S P ERA WHIP	IP WLS BF H R ER SO BB IBB HBP BLK WP HR S P ERA WHIP	IP WLS BF H R ER SO BB IBB HBP BLK WP HR S P ERA WHIP

Cincinnati Reds @ Arizona Diamondbacks
Chase Field, Phoenix, AZ
Thu Aug 19 2010 6:41 PM - 9:31 PM MST
Att: 17,395 - Roof Closed - 79 F

AB	38
R	9
H	11
RBI	9
BB	5
SO	7
LOB	14



Batter	1	2	3	4	5	6	7	8	9	AB	R	H	RBI	BB	SO	LOB	BOTTOM					
6 Stephen Drew, L OBP: 0.343, SLG: 0.414	G4-3		F7			F8		BB	G4-3	4	1	1	0	1	0	3						
10 Justin Upton, R OBP: 0.347, SLG: 0.432	K					K		BB		4	1	1	1	0	3	2						
2 Kelly Johnson, L OBP: 0.370, SLG: 0.494	G4-6-3					F7				4	0	0	0	0	1	4						
24 Chris Young, R OBP: 0.343, SLG: 0.488	P4					F9				4	1	2	3	0	0	0						
25 Adam LaRoche, L OBP: 0.340, SLG: 0.493	G4-3					L7				4	0	0	0	0	1	1						
27 Mark Reynolds, R OBP: 0.333, SLG: 0.469	K									3	1	1	1	1	1	0						
4 Rusty Ryan, R OBP: 0.339, SLG: 0.381						G5-3				3	0	0	0	0	1	2						
26 Miguel Montero, L OBP: 0.365, SLG: 0.484										0	0	0	0	1	0	0						
28 John Hester, R OBP: 0.315, SLG: 0.328										3	0	1	0	0	1	2						
8 Gerardo Parra, L OBP: 0.287, SLG: 0.357						P3				1	0	0	0	0	0	1						
34 Joe Saunders, L										1	0	0	0	0	0	1						
1 Bobby Crosby, R										1	0	0	0	0	0	0						
55 Blaine Boyer, R										0	0	0	0	0	0	0						
77 D.J. Carrasco, R										0	0	0	0	0	0	0						
39 Jordan Norberto, L										0	0	0	0	0	0	0						
11 Augie Ojeda, S										1	1	1	0	0	0	0						
58 Juan Gutierrez, R										0	0	0	0	0	0	0						
19 Ryan Church, L										1	0	0	0	0	1	1						
Inning Stats	R: 0 H: 0 E: 0 K: 1 S: 7	H: 0 LOB: 0 BB: 1 P: 14	R: 0 H: 0 E: 0 K: 1 S: 7	H: 0 LOB: 0 BB: 0 P: 11	R: 0 H: 1 E: 0 K: 1 S: 7	H: 1 LOB: 1 BB: 0 P: 9	R: 0 H: 0 E: 0 K: 2 S: 9	H: 0 LOB: 0 BB: 0 P: 13	R: 1 H: 1 E: 0 K: 0 S: 6	H: 1 LOB: 0 BB: 0 P: 8	R: 0 H: 1 E: 0 K: 1 S: 7	H: 1 LOB: 1 BB: 0 P: 9	R: 0 H: 1 E: 0 K: 1 S: 11	H: 1 LOB: 2 BB: 1 P: 20	R: 4 H: 4 E: 0 K: 1 S: 17	H: 4 LOB: 0 BB: 0 P: 25	R: 0 H: 0 E: 0 K: 1 S: 7	H: 0 LOB: 1 BB: 1 P: 17	1B: 3 2B: 3 3B: 0 HR: 2	SF: 0 SAC: 0 DP: 1 HBP: 0	WP: 0 PB: 0 SB: 0 CS: 0	PA: 37
PITCHER	IP WLS BF H R ER SO BB IBB HBP BLK WP HR S P ERA WHIP	IP WLS BF H R ER SO BB IBB HBP BLK WP HR S P ERA WHIP	IP WLS BF H R ER SO BB IBB HBP BLK WP HR S P ERA WHIP	IP WLS BF H R ER SO BB IBB HBP BLK WP HR S P ERA WHIP	IP WLS BF H R ER SO BB IBB HBP BLK WP HR S P ERA WHIP	IP WLS BF H R ER SO BB IBB HBP BLK WP HR S P ERA WHIP	IP WLS BF H R ER SO BB IBB HBP BLK WP HR S P ERA WHIP	IP WLS BF H R ER SO BB IBB HBP BLK WP HR S P ERA WHIP	IP WLS BF H R ER SO BB IBB HBP BLK WP HR S P ERA WHIP	IP WLS BF H R ER SO BB IBB HBP BLK WP HR S P ERA WHIP	IP WLS BF H R ER SO BB IBB HBP BLK WP HR S P ERA WHIP	IP WLS BF H R ER SO BB IBB HBP BLK WP HR S P ERA WHIP	IP WLS BF H R ER SO BB IBB HBP BLK WP HR S P ERA WHIP	IP WLS BF H R ER SO BB IBB HBP BLK WP HR S P ERA WHIP	IP WLS BF H R ER SO BB IBB HBP BLK WP HR S P ERA WHIP	IP WLS BF H R ER SO BB IBB HBP BLK WP HR S P ERA WHIP	IP WLS BF H R ER SO BB IBB HBP BLK WP HR S P ERA WHIP	IP WLS BF H R ER SO BB IBB HBP BLK WP HR S P ERA WHIP	IP WLS BF H R ER SO BB IBB HBP BLK WP HR S P ERA WHIP	IP WLS BF H R ER SO BB IBB HBP BLK WP HR S P ERA WHIP	IP WLS BF H R ER SO BB IBB HBP BLK WP HR S P ERA WHIP	

Cincinnati Reds @ Arizona Diamondbacks
Chase Field, Phoenix, AZ
Thu Aug 19 2010 6:41 PM - 9:31 PM MST
Att: 17,395 - Roof Closed - 79 F

AB	34
R	5
H	8
RBI	5
BB	3
SO	9
LOB	17



Batter	1	2	3	4	5	6	7	8	9	10	AB	R	H	RBI	BB	SO	LOB	TOP						
1 Eric Young Jr., S OBP: 0.369, SLG: 0.351	7 WP 1B	L8		24 E 2B		B2		2-2 1B			5	1	3	0	0	0	2	Colorado Rockies @ Arizona Diamondbacks Chase Field, Phoenix, AZ Fri Aug 20 2010, 6:41 PM - 10:02 PM MST Att: 26,294 - Roof Closed - 79 F livebaseballscorecards.com						
34 Matt Belisle, R OBP: 0.500, SLG: 0.667			7 2B 2 SF9 1B	2 2B 2B		G1		G1-3			5	2	2	1	0	0	3							
16 Huston Street, R OBP: 0.327, SLG: 0.496			20 1B 2B	L8		L8			G4-3		5	0	1	0	0	1	2							
2 Troy Tulowitzki, R OBP: 0.362, SLG: 0.509			SF9	2B		G4-3			HBP		2	0	1	2	1	0	0							
9 Ian Stewart, L OBP: 0.347, SLG: 0.459			E2 20 1B	K		G3-1			P5		5	0	0	0	0	1	5							
17 Todd Helton, L OBP: 0.338, SLG: 0.332			P5			F9			P5		5	0	2	0	0	0	3							
20 Chris Iannetta, R OBP: 0.329, SLG: 0.407			F9	1B		F7			G5-3		5	0	2	0	0	0	2							
12 Clint Barmes, R OBP: 0.307, SLG: 0.360			48 SH5-4 1B	P4		K			F8		4	0	1	0	0	1	5							
48 Esmil Rogers, R OBP: 0.250, SLG: 0.417			SH5-4	1B		G5-3			G5-3		2	0	0	0	0	1	1							
51 Matt Reynolds, L OBP: 0.345, SLG: 0.441				K		G5-3			K		2	0	0	0	0	1	2							
19 Ryan Spilborghs, R (PH) OBP: 0.345, SLG: 0.441											2	0	0	0	0	1	2							
Inning Stats	R: 0 E: 0 K: 1 S: 13	H: 1 LOB: 2 BB: 1 P: 25	R: 0 E: 0 K: 10 S: 10	H: 2 LOB: 2 BB: 13 P: 13	R: 1 E: 1 K: 0 S: 18	H: 3 LOB: 3 BB: 0 P: 27	R: 2 E: 1 K: 2 S: 15	H: 3 LOB: 1 BB: 0 P: 20	R: 0 E: 0 K: 1 S: 8	H: 1 LOB: 1 BB: 0 P: 8	R: 0 E: 0 K: 0 S: 4	H: 0 LOB: 0 BB: 0 P: 6	R: 0 E: 0 K: 0 S: 7	H: 0 LOB: 0 BB: 0 P: 9	R: 0 E: 0 K: 0 S: 9	H: 2 LOB: 2 BB: 0 P: 14	R: 0 E: 0 K: 0 S: 6	H: 0 LOB: 1 BB: 0 P: 11	R: 0 E: 0 K: 1 S: 7	H: 0 LOB: 1 BB: 0 P: 12	1B: 8 2B: 5 3B: 0 HR: 0	SF: 1 SAC: 1 DP: 1 HBP: 2	WP: 3 PB: 0 SB: 0 CS: 1	PA: 45
PITCHER	IP WLS BF H R ER SO BB IBB HBP BLK WP HR S P ERA WHIP	5.0 2.0 1.0 1.0 1.0	0 6 2 4 0	3 0 0 0 0	3 0 0 0 0	4 0 0 0 1	1 0 0 0 0	0 0 0 1 0	0 0 0 0 0	2 0 1 0 0	0 11 9 6 7	62 15 14 11 12	93 15 14 11 12	5.40 0.00 2.00 0.00 0.00	2.200 0.000 2.000 0.000 0.000									

Batter	1	2	3	4	5	6	7	8	9	10	AB	R	H	RBI	BB	SO	LOB	BOTTOM						
6 Stephen Drew, L OBP: 0.344, SLG: 0.413	G4-3		K		10 FC5-4 1B			10 G6-4-3 1B		P4	5	0	2	0	0	1	1	Colorado Rockies @ Arizona Diamondbacks Chase Field, Phoenix, AZ Fri Aug 20 2010, 6:41 PM - 10:02 PM MST Att: 26,294 - Roof Closed - 79 F livebaseballscorecards.com						
10 Justin Upton, R OBP: 0.350, SLG: 0.434	24 CS 1B			25 1B 1B	FC5-4			G6-4-3		2 2B 1B	5	2	3	0	0	0	2							
2 Kelly Johnson, L OBP: 0.372, SLG: 0.497	L7		K		24 BB 2B				26 2B 1B	4	1	2	1	1	1	2								
24 Chris Young, R OBP: 0.342, SLG: 0.485	CS	F8		G1-3		FC1-6-4 25 CS 2B			26 2B BB	3	1	0	0	1	0	2								
25 Adam LaRoche, L OBP: 0.339, SLG: 0.491	G4-3		G4-3	27 1B 1B		K			K	4	0	1	1	0	2	3								
27 Mark Reynolds, R OBP: 0.332, SLG: 0.486	K		K		1B				K	4	0	1	0	0	2	2								
26 Miguel Montero, L OBP: 0.363, SLG: 0.484	F7		F7		1B				F7	4	0	1	2	0	1	2								
28 John Hester, R OBP: 0.315, SLG: 0.328				K							0	0	0	0	0	0								
8 Gerardo Parra, L OBP: 0.290, SLG: 0.357				1B		G3-1			G4-3		3	0	1	0	1	0	0							
22 Aaron Heilman, R OBP: 0.337, SLG: 0.379						G3-1				IBB	0	0	0	0	0	0								
31 Ian Kennedy, R ERA: 4.41			K		G4-3				G5-3	G6-3	1	0	0	0	0	1	1							
Inning Stats	R: 0 E: 0 K: 0 S: 10	H: 1 LOB: 0 BB: 0 P: 18	R: 0 E: 0 K: 1 S: 6	H: 0 LOB: 0 BB: 0 P: 12	R: 0 E: 0 K: 2 S: 12	H: 1 LOB: 1 BB: 0 P: 16	R: 1 E: 0 K: 2 S: 14	H: 3 LOB: 2 BB: 0 P: 25	R: 0 E: 0 K: 0 S: 8	H: 1 LOB: 1 BB: 0 P: 11	R: 0 E: 0 K: 0 S: 5	H: 0 LOB: 0 BB: 0 P: 12	R: 0 E: 0 K: 0 S: 8	H: 0 LOB: 0 BB: 0 P: 13	R: 0 E: 0 K: 0 S: 11	H: 1 LOB: 0 BB: 0 P: 18	R: 2 E: 0 K: 2 S: 19	H: 2 LOB: 2 BB: 0 P: 33	R: 1 E: 0 K: 0 S: 8	H: 2 LOB: 1 BB: 0 P: 10	1B: 9 2B: 2 3B: 0 HR: 0	SF: 0 SAC: 0 DP: 0 HBP: 0	WP: 0 PB: 0 SB: 0 CS: 2	PA: 40
PITCHER	IP WLS BF H R ER SO BB IBB HBP BLK WP HR S P ERA WHIP	6.1 0.2 1.0 1.0 0.1	2 H 7 3	0 0 2 2	0 0 2 2	1 1 0 0	0 0 0 0	0 0 0 0	0 0 0 0	5 7 18 33	0 11 19 27	0 11 18 33	1.42 0.00 1.000 18.00	1.105 0.000 1.000 3.000										

Batter	1	2	3	4	5	6	7	8	9	AB	R	H	RBI	BB	SO	LOB	TOP			
1 Eric Young Jr. S OBP: 0.348, SLG: 0.328										4	0	0	0	0	3	2				
24 Dexter Fowler S OBP: 0.345, SLG: 0.386										4	0	0	0	0	0	0				
7 Seth Smith L OBP: 0.326, SLG: 0.491										3	0	0	0	1	1	1				
2 Troy Tulowitzki, R OBP: 0.381, SLG: 0.509										4	0	1	0	0	1	2				
9 Ian Stewart L OBP: 0.349, SLG: 0.458										3	1	1	0	0	0	1				
17 Todd Helton L OBP: 0.338, SLG: 0.331										4	0	1	0	0	1	1				
20 Chris Iannetta, R OBP: 0.327, SLG: 0.403										4	0	1	1	0	0	1				
18 Jonathan Herrera, S OBP: 0.335, SLG: 0.323										2	0	0	0	1	0	1				
23 Jason Giambi L OBP: 0.406, SLG: 0.385										1	0	0	0	0	0	2				
38 Ubaldo Jiménez, R OBP: 0.331, SLG: 0.111										2	0	0	0	0	0	1				
Inning Stats	R: 0 E: 0 K: 1 S: 6	H: 0 LOB: 1 BB: 1 P: 12	R: 1 E: 0 K: 0 S: 8	H: 2 LOB: 1 BB: 0 P: 11	R: 0 E: 1 K: 2 S: 13	H: 0 LOB: 1 BB: 0 P: 20	R: 0 E: 0 K: 0 S: 5	H: 0 LOB: 0 BB: 0 P: 7	R: 0 E: 0 K: 0 S: 9	H: 1 LOB: 2 BB: 2 P: 23	R: 0 E: 0 K: 2 S: 15	H: 0 LOB: 2 BB: 2 P: 30	R: 0 E: 0 K: 1 S: 9	H: 0 LOB: 2 BB: 0 P: 15	R: 0 E: 0 K: 1 S: 12	H: 1 LOB: 2 BB: 0 P: 21	1B: 3 2B: 1 3B: 0 HR: 0	SF: 0 SAC: 0 DP: 0 HBP: 1	WP: 0 PB: 0 SB: 0 CS: 0	PA: 36
PITCHER	IP WLS BF H R ER SO BB IBB HBP BLK WP HR S P ERA WHIP																			
54 Barry Enright, R ERA: 2.73	(1.1) 6.2 W 26 3 1 1 4 2 0 0 0 0 0 0 65 106 1.35 0.750																			
39 Jordan Norberto, L ERA: 6.92	(7.1) 0.0 1 0 0 0 0 1 0 0 0 0 0 0 4 5 0.00 0.000																			
32 Esmerling Vasquez, R ERA: 4.37	(7.1) 0.1 H 1 0 0 0 1 0 0 0 0 0 0 0 4 5 0.00 0.000																			
22 Aaron Heilman, R ERA: 3.77	(8.1) 1.0 H 3 0 0 0 1 0 0 0 0 0 0 0 9 15 0.00 0.000																			
58 Juan Gutierrez, R ERA: 6.31	(9.1) 1.0 S 5 1 0 0 1 0 0 0 1 0 0 0 12 21 0.00 1.000																			

Colorado Rockies @ Arizona Diamondbacks
Chase Field, Phoenix, AZ
Sat Aug 21 2010, 5:11 PM - 7:54 PM MST
Att: 37,656 - Roof Closed - 78 F

livebaseballscorecards.com

AB 32
R 1
H 4
RBI 1
BB 3
SO 7
LOB 14

Batter	1	2	3	4	5	6	7	8	9	AB	R	H	RBI	BB	SO	LOB	BOTTOM			
6 Stephen Drew L OBP: 0.341, SLG: 0.410										4	0	0	0	0	1	1				
10 Justin Upton R OBP: 0.353, SLG: 0.444										3	2	2	2	1	0	0				
2 Kelly Johnson L OBP: 0.369, SLG: 0.492										4	0	0	0	0	1	2				
24 Chris Young, R OBP: 0.340, SLG: 0.482										3	0	0	0	0	2	0				
25 Adam LaRoche L OBP: 0.339, SLG: 0.488										2	0	0	0	1	1	0				
27 Mark Reynolds R OBP: 0.332, SLG: 0.465										3	0	1	0	0	0	1				
26 Miguel Montero L OBP: 0.362, SLG: 0.479										2	0	0	0	0	1	0				
8 Gerardo Parra L OBP: 0.287, SLG: 0.352										3	0	0	0	0	1	2				
54 Barry Enright, R ERA: 2.68	(1.1) 6.0 L 21 3 3 3 3 1 0 0 0 0 0 0 1 61 102 4.50 0.667																			
60 Manny Corpas, R ERA: 4.28	(7.1) 0.2 3 1 0 0 2 0 0 0 0 0 0 0 7 12 0.00 1.500																			
51 Matt Reynolds, L ERA: 4.11	(7.1) 0.1 2 0 0 0 0 0 0 0 1 0 0 0 5 9 0.00 0.000																			
63 Rafael Betancourt, R ERA: 4.11	(8.1) 1.0 4 0 0 0 3 1 0 0 0 0 0 0 0 11 18 0.00 1.000																			
Inning Stats	R: 0 E: 0 K: 0 S: 9	H: 0 LOB: 0 BB: 0 P: 15	R: 0 E: 0 K: 0 S: 8	H: 0 LOB: 0 BB: 1 P: 16	R: 0 E: 0 K: 0 S: 10	H: 0 LOB: 0 BB: 0 P: 15	R: 1 E: 0 K: 1 S: 12	H: 1 LOB: 0 BB: 0 P: 21	R: 0 E: 0 K: 1 S: 11	H: 0 LOB: 0 BB: 0 P: 20	R: 2 E: 0 K: 1 S: 11	H: 2 LOB: 2 BB: 0 P: 15	R: 0 E: 0 K: 2 S: 12	H: 1 LOB: 2 BB: 0 P: 21	R: 0 E: 0 K: 3 S: 11	H: 0 LOB: 1 BB: 1 P: 18	1B: 2 2B: 1 3B: 0 HR: 1	SF: 0 SAC: 0 DP: 1 HBP: 1	WP: 1 PB: 0 SB: 1 CS: 0	PA: 30
PITCHER	IP WLS BF H R ER SO BB IBB HBP BLK WP HR S P ERA WHIP																			
38 Ubaldo Jiménez, R ERA: 2.68	(1.1) 6.0 L 21 3 3 3 3 1 0 0 0 0 0 0 1 61 102 4.50 0.667																			
60 Manny Corpas, R ERA: 4.28	(7.1) 0.2 3 1 0 0 2 0 0 0 0 0 0 0 7 12 0.00 1.500																			
51 Matt Reynolds, L ERA: 4.11	(7.1) 0.1 2 0 0 0 0 0 0 0 1 0 0 0 5 9 0.00 0.000																			
63 Rafael Betancourt, R ERA: 4.11	(8.1) 1.0 4 0 0 0 3 1 0 0 0 0 0 0 0 11 18 0.00 1.000																			

Colorado Rockies @ Arizona Diamondbacks
Chase Field, Phoenix, AZ
Sat Aug 21 2010, 5:11 PM - 7:54 PM MST
Att: 37,656 - Roof Closed - 78 F

livebaseballscorecards.com

AB 27
R 3
H 4
RBI 2
SO 8
LOB 6

Batter	1	2	3	4	5	6	7	8	9	AB	R	H	RBI	BB	SO	LOB	TOP										
6 Stephen Drew, L (1,6) OBP: 0.337, SLG: 0.406										5	0	1	0	0	0	2	Arizona Diamondbacks @ San Diego Padres PETCO Park, San Diego, CA Tue Aug 24 2010, 10:07 PM - 12:51 AM EDT Att: 20,075 - Clear - 74 F livebaseballscorecards.com										
10 Justin Upton, R (1,9) OBP: 0.357, SLG: 0.443										1	0	1	0	3	0	0											
2 Kelly Johnson, L (1,4) OBP: 0.368, SLG: 0.488										4	0	1	0	0	1	5											
24 Chris Young, R (1,8) OBP: 0.339, SLG: 0.475										2	0	0	0	2	1	2											
25 Adam LaRoche, L (1,3) OBP: 0.336, SLG: 0.483										4	0	0	0	0	3	3											
27 Mark Reynolds, R (1,5) OBP: 0.325, SLG: 0.459										3	0	0	0	1	1	1											
26 Miguel Montero, L (1,2) OBP: 0.354, SLG: 0.467										4	0	0	0	0	1	2											
14 Ryan Roberts, R (1,7) OBP: 0.150, SLG: 0.200										3	0	0	0	0	2	0											
8 Gerardo Parra, L (9, PH) OBP: 0.283, SLG: 0.347										1	0	0	0	0	0	0											
13 Rodrigo Lopez, R (1,1) OBP: 0.297, SLG: 0.356										2	0	0	0	0	0	0											
19 Ryan Church, L (7, PH) OBP: 0.143, SLG: 0.286										1	0	0	0	0	0	0											
55 Blaine Boyer, R (7,1) OBP: 0.245, SLG: 0.299										0	0	0	0	0	0	0											
39 Jordan Norberto, L (8,1) OBP: 0.255, SLG: 0.232										1	0	1	0	0	0	0											
Inning Stats	R: 0 E: 0 K: 1 S: 12	H: 1 LOB: 2 BB: 1 P: 19	R: 0 E: 0 K: 2 S: 7	H: 0 LOB: 0 BB: 0 P: 9	R: 0 E: 0 K: 2 S: 12	H: 1 LOB: 2 BB: 1 P: 19	R: 0 E: 0 K: 0 S: 5	H: 0 LOB: 0 BB: 1 P: 12	R: 0 E: 0 K: 2 S: 13	H: 1 LOB: 2 BB: 1 P: 26	R: 0 E: 0 K: 1 S: 12	H: 0 LOB: 1 BB: 0 P: 23	R: 0 E: 0 K: 2 S: 14	H: 1 LOB: 2 BB: 1 P: 28	R: 0 E: 0 K: 1 S: 8	H: 0 LOB: 0 BB: 0 P: 13	R: 0 E: 0 K: 0 S: 12	H: 1 LOB: 1 BB: 0 P: 16	1B: 4 2B: 1 3B: 0 HR: 0	SF: 0 SAC: 0 DP: 1 HBP: 0	WP: 0 PB: 0 SB: 0 CS: 0	PA: 37					
PITCHER	IP	WLS	BF	H	R	ER	SO	BB	IBB	HBP	BLK	WP	HR	S	P	ERA	WHIP	PITCHER									
33 Clayton Richard, L (1,1) ERA: 3.55	6.0	W	25	3	0	0	8	5	0	0	0	0	0	61	108	0.00	1.333										
39 Ernesto Frieri, R (7,1) ERA: 2.97	0.2		4	1	0	0	1	1	0	0	0	0	0	11	23	0.00	3.000										
54 Joe Thatcher, L (7,1) ERA: 1.32	0.1		1	0	0	0	1	0	0	0	0	0	0	3	5	0.00	0.000										
46 Tim Stauffer, R (8,1) ERA: 1.12	1.0		3	0	0	0	1	0	0	0	0	0	0	8	13	0.00	0.000										
45 Edward Mujica, R (9,1) ERA: 3.99	1.0		4	1	0	0	0	0	0	0	0	0	0	12	16	0.00	1.000										

Batter	1	2	3	4	5	6	7	8	9	AB	R	H	RBI	BB	SO	LOB	BOTTOM											
15 Jerry Hairston, R (1,4) OBP: 0.307, SLG: 0.366										4	0	1	0	0	0	1	Arizona Diamondbacks @ San Diego Padres PETCO Park, San Diego, CA Tue Aug 24 2010, 10:07 PM - 12:51 AM EDT Att: 20,075 - Clear - 74 F livebaseballscorecards.com											
10 Miguel Tejada, R (1,6) OBP: 0.316, SLG: 0.370										4	1	2	0	0	1													
23 Adrián González, L (1,3) OBP: 0.390, SLG: 0.515										4	0	2	0	0	1													
47 Ryan Ludwick, R (1,9) OBP: 0.337, SLG: 0.465										4	0	1	1	0	1	3												
7 Chase Headley, S (1,5) OBP: 0.338, SLG: 0.405										4	1	1	0	0	1	2												
8 Yovani Torresaltes, R (1,2) OBP: 0.368, SLG: 0.372										3	0	0	0	1	0	3												
25 Will Venable, L (1,7) OBP: 0.333, SLG: 0.421										3	2	2	2	1	1	1												
13 Chris Denorria, R (1,8) OBP: 0.354, SLG: 0.483										3	1	1	2	1	0	1												
33 Clayton Richard, L (1,1) ERA: 5.09	4.1	L	22	5	5	5	1	1	0	0	0	0	0	17	26	0.00		0.600										
12 Scott Harrison, R (5,1) ERA: 3.95	1.2		6	1	0	0	2	0	0	0	0	0	0	7	10	0.00		0.000										
39 Ernesto Frieri, R (7,1) ERA: 2.97	1.0		3	0	0	0	1	0	0	0	0	0	0	9	20	0.00	2.000											
54 Joe Thatcher, L (7,1) ERA: 1.32	1.0		5	0	0	0	1	2	0	0	0	0	0	9	20	0.00	2.000											
46 Tim Stauffer, R (8,1) ERA: 1.12	1.0		5	0	0	0	1	2	0	0	0	0	0	9	20	0.00	2.000											
39 Jordan Norberto, L (8,1) ERA: 6.43	1.0		5	0	0	0	1	2	0	0	0	0	0	9	20	0.00	2.000											
Inning Stats	R: 2 E: 0 K: 0 S: 9	H: 2 LOB: 0 BB: 0 P: 18	R: 2 E: 0 K: 0 S: 13	H: 2 LOB: 0 BB: 0 P: 18	R: 0 E: 0 K: 0 S: 9	H: 2 LOB: 1 BB: 0 P: 15	R: 2 E: 0 K: 1 S: 11	H: 1 LOB: 0 BB: 1 P: 19	R: 1 E: 0 K: 1 S: 19	H: 3 LOB: 2 BB: 0 P: 27	R: 0 E: 0 K: 1 S: 11	H: 1 LOB: 0 BB: 0 P: 18	R: 0 E: 0 K: 1 S: 7	H: 0 LOB: 0 BB: 0 P: 10	R: 0 E: 0 K: 1 S: 9	H: 0 LOB: 2 BB: 2 P: 20	1B: 5 2B: 3 3B: 0 HR: 2	SF: 0 SAC: 0 DP: 1 HBP: 0	WP: 0 PB: 0 SB: 1 CS: 0	PA: 36								
PITCHER	IP	WLS	BF	H	R	ER	SO	BB	IBB	HBP	BLK	WP	HR	S	P	ERA	WHIP	PITCHER										
13 Rodrigo Lopez, R (1,1) ERA: 5.09	4.1	L	22	5	5	5	1	1	0	0	0	0	0	17	26	0.00	0.600											
77 D.J. Carrasco, R (5,1) ERA: 3.95	1.2		6	1	0	0	2	0	0	0	0	0	0	7	10	0.00	0.000											
55 Blaine Boyer, R (7,1) ERA: 4.24	1.0		3	0	0	0	1	0	0	0	0	0	0	9	20	0.00	2.000											
39 Jordan Norberto, L (8,1) ERA: 6.43	1.0		5	0	0	0	1	2	0	0	0	0	0	9	20	0.00	2.000											

Batter	1	2	3	4	5	6	7	8	9	AB	R	H	RBI	BB	SO	LOB	TOP			
6 Stephen Drew, L OBP: 0.342, SLG: 0.430										4	2	4	2	0	0	0	Arizona Diamondbacks @ San Diego Padres PETCO Park, San Diego, CA Wed Aug 25 2010, 10:07 PM - 12:38 AM EDT Att: 21,966 - Partly Cloudy - 74 F			
10 Justin Upton, R OBP: 0.354, SLG: 0.439										4	0	0	0	0	1	2				
2 Kelly Johnson, L OBP: 0.367, SLG: 0.486										4	0	1	0	0	0	2				
24 Chris Young, R OBP: 0.338, SLG: 0.472										3	1	0	0	1	0	1				
25 Adam LaRoche, L OBP: 0.335, SLG: 0.483										4	0	1	1	0	1	1				
27 Mark Reynolds, R OBP: 0.325, SLG: 0.455										3	0	0	0	1	1	1				
4 Rusty Ryal, R OBP: 0.335, SLG: 0.376										4	0	1	0	0	1	1				
28 John Hester, R OBP: 0.291, SLG: 0.300										4	0	0	0	0	3	2				
34 Joe Saunders, L 14 Ryan Roberts, R 77 D.J. Carrasco, R 19 Ryan Church, L 32 Esmerling Vasquez, R 58 Juan Gutierrez, R										1	0	0	0	0	0	0				
Inning Stats	R: 1 E: 0 K: 2 S: 15	H: 2 LOB: 1 BB: 0 P: 21	R: 0 E: 0 K: 2 S: 10	H: 0 LOB: 0 BB: 0 P: 15	R: 0 E: 0 K: 0 S: 5	H: 1 LOB: 1 BB: 0 P: 9	R: 1 E: 0 K: 1 S: 13	H: 2 LOB: 1 BB: 1 P: 22	R: 0 E: 0 K: 0 S: 8	H: 0 LOB: 0 BB: 0 P: 15	R: 1 E: 0 K: 1 S: 10	H: 1 LOB: 0 BB: 0 P: 15	R: 0 E: 0 K: 0 S: 10	H: 0 LOB: 0 BB: 0 P: 17	R: 0 E: 0 K: 1 S: 7	H: 0 LOB: 0 BB: 0 P: 12		1B: 2 2B: 3 3B: 0 HR: 2	SF: 0 SAC: 0 DP: 0 HBP: 0	WP: 0 PB: 0 SB: 0 CS: 1
PITCHER	IP WLS BF H R ER SO BB IBB HBP BLK WP HR S P ERA WHIP																			
49 Wade LeBlanc, L ERA: 3.86	(1, 1)	6.2 W 28 7 3 3 7 2 0 0 0 0 0 2 71 109 4.05 1.350																		
39 Ernesto Frieri, R ERA: 2.55	(7, 1)	1.1 4 0 0 0 0 0 0 0 0 0 0 0 12 20 0.00 0.000																		
45 Edward Mujica, R ERA: 3.3	(9, 1)	1.0 3 0 0 0 1 0 0 0 0 0 0 0 7 12 0.00 0.000																		

Batter	1	2	3	4	5	6	7	8	9	AB	R	H	RBI	BB	SO	LOB	BOTTOM			
22 David Eckstein, R OBP: 0.335, SLG: 0.356										4	3	3	0	1	1	1	Arizona Diamondbacks @ San Diego Padres PETCO Park, San Diego, CA Wed Aug 25 2010, 10:07 PM - 12:38 AM EDT Att: 21,966 - Partly Cloudy - 74 F			
10 Miguel Tejada, R OBP: 0.320, SLG: 0.378										3	3	2	2	1	0	0				
3 Luis Durango, S OBP: 0.462, SLG: 0.391										1	0	0	0	0	0	1				
23 Adrián González, L OBP: 0.389, SLG: 0.519										4	1	1	3	0	1	2				
16 Matt Stairs, L OBP: 0.268, SLG: 0.392										1	0	0	0	0	0	0				
47 Ryan Ludwick, R OBP: 0.336, SLG: 0.462										3	1	0	0	1	0	0				
7 Chase Headley, S OBP: 0.340, SLG: 0.405										3	1	1	1	1	0	2				
15 Jermi Hairston, R OBP: 0.306, SLG: 0.364										2	0	0	1	0	0	1				
8 Yorvit Torrealba, R OBP: 0.364, SLG: 0.370										4	0	1	2	0	1	2				
13 Chris Denorfia, R OBP: 0.353, SLG: 0.477										3	0	0	0	1	0	2				
49 Wade LeBlanc, L ERA: 4.76	(1, 1)	4.0 L 24 8 9 6 1 3 0 0 0 0 0 0 2 47 84 13.50 2.750																		
77 D.J. Carrasco, R ERA: 3.84	(5, 1)	2.0 7 1 0 0 2 0 0 0 0 0 0 0 20 26 0.00 0.500																		
32 Esmerling Vasquez, R ERA: 4.27	(7, 1)	1.0 5 0 0 0 1 1 0 1 0 0 0 0 11 23 0.00 1.000																		
58 Juan Gutierrez, R ERA: 6.17	(8, 1)	1.0 3 0 0 0 0 1 0 0 0 0 0 0 5 9 0.00 1.000																		
Inning Stats	R: 2 E: 0 K: 0 S: 13	H: 3 LOB: 1 BB: 0 P: 21	R: 0 E: 0 K: 1 S: 8	H: 0 LOB: 0 BB: 0 P: 14	R: 4 E: 2 K: 0 S: 13	H: 2 LOB: 2 BB: 3 P: 30	R: 3 E: 0 K: 0 S: 13	H: 3 LOB: 0 BB: 0 P: 19	R: 0 E: 0 K: 1 S: 10	H: 1 LOB: 1 BB: 0 P: 13	R: 0 E: 0 K: 1 S: 10	H: 0 LOB: 0 BB: 0 P: 13	R: 0 E: 0 K: 1 S: 11	H: 0 LOB: 2 BB: 1 P: 23	R: 0 E: 0 K: 0 S: 5	H: 0 LOB: 0 BB: 1 P: 9	1B: 7 2B: 0 3B: 0 HR: 2	SF: 1 SAC: 0 DP: 1 HBP: 1	WP: 0 PB: 0 SB: 1 CS: 0	PA: 39
PITCHER	IP WLS BF H R ER SO BB IBB HBP BLK WP HR S P ERA WHIP																			
34 Joe Saunders, L ERA: 4.76	(1, 1)	4.0 L 24 8 9 6 1 3 0 0 0 0 0 0 2 47 84 13.50 2.750																		
77 D.J. Carrasco, R ERA: 3.84	(5, 1)	2.0 7 1 0 0 2 0 0 0 0 0 0 0 20 26 0.00 0.500																		
32 Esmerling Vasquez, R ERA: 4.27	(7, 1)	1.0 5 0 0 0 1 1 0 1 0 0 0 0 11 23 0.00 1.000																		
58 Juan Gutierrez, R ERA: 6.17	(8, 1)	1.0 3 0 0 0 0 1 0 0 0 0 0 0 5 9 0.00 1.000																		

Batter	1	2	3	4	5	6	7	8	9	AB	R	H	RBI	BB	SO	LOB	TOP						
6 Stephen Drew, L OBP: 0.344, SLG: 0.443										5	1	1	0	0	0	2	Arizona Diamondbacks @ San Francisco Giants AT&T Park, San Francisco, CA Sat Aug 28 2010, 6:10 PM - 8:57 PM PDT Att: 41,250 - Partly Cloudy - 68 F						
10 Justin Upton, R OBP: 0.356, SLG: 0.442										5	0	1	0	0	1	3							
2 Kelly Johnson, L OBP: 0.369, SLG: 0.489										4	1	1	0	1	1	1							
24 Chris Young, R OBP: 0.343, SLG: 0.471										2	3	0	0	3	1	1							
25 Adam LaRoche, L OBP: 0.336, SLG: 0.493										5	2	2	3	0	0	3							
27 Mark Reynolds, R OBP: 0.325, SLG: 0.461										3	2	1	3	2	1	1							
26 Miguel Montero, L OBP: 0.350, SLG: 0.462										4	1	1	3	0	0	1							
14 Ryan Roberts, R OBP: 0.185, SLG: 0.192										4	1	1	0	1	2	2							
41 Daniel Hudson, R OBP: 0.200, SLG: 0.214										1	0	0	0	0	0	0							
4 Rusty Ryal, R OBP: 0.337, SLG: 0.377										1	0	0	0	0	1	0							
38 Sam Demel, R OBP: 0.245, SLG: 0.306										0	0	0	0	0	0	1							
19 Ryan Church, L OBP: 0.245, SLG: 0.306										0	0	0	0	0	0	0							
39 Jordan Norberto, L OBP: 0.291, SLG: 0.383										0	0	0	0	0	0	0							
Inning Stats	R: 6 H: 3 E: 1 K: 0 S: 22	H: 3 LOB: 2 BB: 3 P: 38	R: 0 H: 0 E: 1 K: 0 S: 15	H: 0 LOB: 1 BB: 1 P: 26	R: 0 H: 1 E: 0 K: 0 S: 7	H: 1 LOB: 0 BB: 0 P: 11	R: 3 H: 2 E: 0 K: 2 S: 13	H: 2 LOB: 1 BB: 1 P: 24	R: 0 H: 0 E: 0 K: 1 S: 9	H: 0 LOB: 0 BB: 0 P: 13	R: 0 H: 0 E: 0 K: 1 S: 6	H: 0 LOB: 0 BB: 0 P: 8	R: 0 H: 0 E: 0 K: 2 S: 11	H: 0 LOB: 0 BB: 0 P: 14	R: 0 H: 1 E: 0 K: 1 S: 14	H: 1 LOB: 1 BB: 2 P: 19	R: 2 H: 1 E: 0 K: 0 S: 11	H: 1 LOB: 1 BB: 2 P: 21	1B: 4 2B: 2 3B: 0 HR: 2	SF: 0 SAC: 1 DP: 0 HBP: 2	WP: 0 PB: 0 SB: 0 CS: 0	PA: 45	
PITCHER	IP: 3.2 WLS: L BF: 25 ERA: 4.07	H: 6 R: 9 ER: 7 SO: 1	BB: 4 IBB: 1 HBP: 2 BLK: 0	WP: 0 HR: 1 S: 54 P: 94	ERA: 17.18 WHIP: 2.727	IP: 2.1 WLS: 7 BF: 0 ERA: 3.55	H: 0 R: 0 ER: 0 SO: 3	BB: 0 IBB: 0 HBP: 0 BLK: 0	WP: 0 HR: 18 S: 26 P: 36	ERA: 0.00 WHIP: 0.000	IP: 7.1 WLS: 2.0 BF: 7 ERA: 2.25	H: 1 R: 0 ER: 0 SO: 3	BB: 0 IBB: 0 HBP: 0 BLK: 0	WP: 0 HR: 25 S: 33 P: 60	ERA: 0.00 WHIP: 0.500	IP: 9.1 WLS: 1.0 BF: 6 ERA: 2.56	H: 1 R: 2 ER: 2 SO: 0	BB: 2 IBB: 0 HBP: 0 BLK: 0	WP: 1 HR: 11 S: 21 P: 18.00	ERA: 3.000 WHIP: 3.000			

Batter	1	2	3	4	5	6	7	8	9	AB	R	H	RBI	BB	SO	LOB	BOTTOM					
56 Andres Torres, S OBP: 0.366, SLG: 0.500										4	1	1	0	0	2	1	Arizona Diamondbacks @ San Francisco Giants AT&T Park, San Francisco, CA Sat Aug 28 2010, 6:10 PM - 8:57 PM PDT Att: 41,250 - Partly Cloudy - 68 F					
21 Freddy Sanchez, R OBP: 0.338, SLG: 0.359										4	1	1	0	0	0	1						
17 Aubrey Huff, L OBP: 0.390, SLG: 0.523										3	0	0	1	1	1	1						
9 Pat Burrell, R OBP: 0.342, SLG: 0.455										4	0	0	1	0	1	2						
6 Jose Guillen, R OBP: 0.322, SLG: 0.443										1	0	0	0	0	0	0						
52 Ramon E Ramirez, R OBP: 0.220, SLG: 0.371										0	0	0	0	0	0	0						
12 Nate Schierholtz, L OBP: 0.220, SLG: 0.371										0	0	0	0	0	0	0						
49 Javier Lopez, L OBP: 0.220, SLG: 0.371										0	0	0	0	0	0	0						
35 Travis Ishikawa, L OBP: 0.220, SLG: 0.371										0	0	0	0	0	0	0						
54 Sergio Romo, R OBP: 0.220, SLG: 0.371										0	0	0	0	0	0	0						
48 Pablo Sandoval, S OBP: 0.328, SLG: 0.422										3	1	1	1	1	0	2						
5 Juan Uribe, R OBP: 0.313, SLG: 0.433										3	0	0	0	1	1	1						
22 Eli Whiteside, R OBP: 0.297, SLG: 0.393										4	0	1	0	0	1	1						
75 Barry Zito, L OBP: 0.136, SLG: 0.116										1	0	0	0	0	0	3						
33 Aaron Rowand, R OBP: 0.291, SLG: 0.383										2	0	0	0	0	0	1						
Inning Stats	R: 1 H: 1 E: 0 K: 0 S: 6	H: 1 LOB: 0 BB: 0 P: 9	R: 0 H: 1 E: 0 K: 0 S: 11	H: 1 LOB: 2 BB: 1 P: 18	R: 0 H: 1 E: 0 K: 1 S: 10	H: 1 LOB: 2 BB: 1 P: 20	R: 1 H: 1 E: 0 K: 0 S: 8	H: 1 LOB: 0 BB: 0 P: 11	R: 0 H: 0 E: 0 K: 2 S: 10	H: 0 LOB: 0 BB: 0 P: 15	R: 0 H: 0 E: 0 K: 1 S: 11	H: 0 LOB: 0 BB: 0 P: 16	R: 0 H: 0 E: 0 K: 2 S: 9	H: 0 LOB: 1 BB: 0 P: 13	R: 1 H: 0 E: 1 K: 0 S: 6	H: 0 LOB: 0 BB: 0 P: 9	R: 0 H: 0 E: 0 K: 1 S: 8	H: 0 LOB: 1 BB: 1 P: 16	1B: 1 2B: 2 3B: 1 HR: 1	SF: 0 SAC: 0 DP: 2 HBP: 2	WP: 1 PB: 0 SB: 0 CS: 0	PA: 36
PITCHER	IP: 7.0 WLS: W BF: 28 ERA: 3.03	H: 4 R: 2 ER: 2 SO: 6	BB: 2 IBB: 0 HBP: 0 BLK: 0	WP: 0 HR: 1 S: 65 P: 102	ERA: 2.57 WHIP: 0.857	IP: 1.0 WLS: 4 BF: 4 ERA: 5.46	H: 0 R: 1 ER: 0 SO: 0	BB: 0 IBB: 0 HBP: 0 BLK: 0	WP: 0 HR: 6 S: 9 P: 16.00	ERA: 0.00 WHIP: 0.000	IP: 9.1 WLS: 1.0 BF: 4 ERA: 6.0	H: 0 R: 0 ER: 0 SO: 1	BB: 1 IBB: 0 HBP: 0 BLK: 0	WP: 0 HR: 8 S: 16 P: 18.00	ERA: 1.000 WHIP: 1.000							



Batter	1	2	3	4	5	6	7	8	9	AB	R	H	RBI	BB	SO	LOB	TOP	
22 David Eckstein, R OBP: 0.330, SLG: 0.345		L4			G6-3			L1		4	1	1	0	0	0	2	San Diego Padres @ Arizona Diamondbacks Chase Field, Phoenix, AZ Mon Aug 30 2010, 6:41 PM - 9:02 PM MST Att: 17,810 - Roof Closed - 77 F livebaseballscorecards.com	
10 Miguel Tejada, R OBP: 0.316, SLG: 0.377			F7		G4-3					4	1	2	2	0	0	1		
23 Adrián González, L OBP: 0.389, SLG: 0.518			L6				L6	G3		4	0	1	0	0	0	1		
47 Ryan Ludwick, R OBP: 0.330, SLG: 0.448			F8				K	G5-3		4	0	0	0	0	1	2		
7 Chase Headley, S OBP: 0.323, SLG: 0.398					L8			G1-3		4	0	1	0	0	1	0		
8 Yovani Torresalba, R OBP: 0.360, SLG: 0.378										4	0	2	0	0	0	1		
13 Chris Denorfia, R OBP: 0.352, SLG: 0.471								G5-4-3		4	0	1	0	0	0	2		
12 Scott Hairston, R OBP: 0.304, SLG: 0.362		L8			CS			P3		3	0	1	0	0	0	1		
49 Wade LeBlanc, L OBP: 0.311, SLG: 0.295								K		1	0	0	0	0	0	1		
46 Tim Stauffer, R OBP: 0.222, SLG: 0.333										1	0	1	0	0	0	0		
28 Aaron Cunningham, R (7, PH) OBP: 0.333, SLG: 0.487										1	0	0	0	0	1	1		
45 Edward Mujica, R OBP: 0.333, SLG: 0.378										0	0	0	0	0	0	0		
Inning Stats	R: 2 E: 0 K: 0 S: 8	H: 4 LOB: 1 BB: 0 P: 14	R: 0 E: 0 K: 0 S: 7	H: 1 LOB: 1 BB: 0 P: 9	R: 0 E: 0 K: 0 S: 8	H: 0 LOB: 0 BB: 0 P: 11	R: 0 E: 0 K: 0 S: 6	H: 1 LOB: 0 BB: 0 P: 10	R: 0 E: 0 K: 1 S: 8	H: 2 LOB: 1 BB: 0 P: 17	R: 0 E: 0 K: 1 S: 10	H: 1 LOB: 1 BB: 0 P: 15	R: 0 E: 0 K: 1 S: 8	H: 0 LOB: 0 BB: 0 P: 13	1B: 7 2B: 1 3B: 1 HR: 1	SF: 0 SAC: 0 DP: 2 HBP: 0	WP: 1 PB: 0 SB: 0 CS: 1	PA: 35
PITCHER	IP WLS BF H R ER SO BB IBB HBP BLK WP HR S P ERA WHIP																	
34 Joe Saunders, L ERA: 4.64	(1, 1) 8.0 W 31 10 2 2 2 0 0 0 0 0 1 1 63 101 2.25 1.250																	
22 Aaron Heilman, R ERA: 3.73	(9, 1) 1.0 3 0 0 0 1 0 0 0 0 0 0 0 8 13 0.00 0.000																	

Batter	1	2	3	4	5	6	7	8	9	AB	R	H	RBI	BB	SO	LOB	BOTTOM			
6 Stephen Drew, L OBP: 0.350, SLG: 0.456					G3			F8		4	1	2	0	0	0	0	San Diego Padres @ Arizona Diamondbacks Chase Field, Phoenix, AZ Mon Aug 30 2010, 6:41 PM - 9:02 PM MST Att: 17,810 - Roof Closed - 77 F livebaseballscorecards.com			
10 Justin Upton, R OBP: 0.359, SLG: 0.447								K		3	0	1	0	1	2	1				
19 Ryan Church, L OBP: 0.244, SLG: 0.304								K		0	0	0	0	0	0	0				
2 Kelly Johnson, L OBP: 0.365, SLG: 0.481					F7			G6-4-3		4	0	0	0	0	1	3				
24 Chris Young, R OBP: 0.344, SLG: 0.469								G6-3		4	3	2	0	0	0	2				
26 Miguel Montero, L OBP: 0.346, SLG: 0.457					K					4	1	2	2	0	2	1				
27 Mark Reynolds, R OBP: 0.333, SLG: 0.478										4	1	2	2	0	2	1				
4 Rusty Ryal, R OBP: 0.333, SLG: 0.378					P6					4	2	3	5	0	1	0				
8 Gerardo Parra, L OBP: 0.291, SLG: 0.351					G6-3					4	0	1	0	0	1	2				
34 Joe Saunders, L ERA: 4.15	(1, 1) 3.0 L 16 6 0 0 3 1 0 0 0 0 0 0 21 33 0.00 0.667																			
46 Tim Stauffer, R ERA: 1.31	(4, 1) 3.0 11 2 0 0 3 0 1 0 0 0 0 0 21 33 0.00 0.667																			
45 Edward Mujica, R ERA: 3.26	(7, 1) 2.0 8 3 1 1 3 0 0 0 0 0 0 0 19 28 4.50 1.500																			
Inning Stats	R: 4 E: 0 K: 1 S: 21	H: 3 LOB: 0 BB: 1 P: 36	R: 0 E: 0 K: 1 S: 10	H: 1 LOB: 1 BB: 0 P: 14	R: 2 E: 0 K: 1 S: 13	H: 2 LOB: 0 BB: 0 P: 22	R: 0 E: 0 K: 1 S: 7	H: 0 LOB: 0 BB: 0 P: 7	R: 0 E: 0 K: 0 S: 6	H: 1 LOB: 2 BB: 1 P: 10	R: 0 E: 0 K: 2 S: 8	H: 1 LOB: 0 BB: 1 P: 16	R: 0 E: 0 K: 2 S: 8	H: 0 LOB: 0 BB: 0 P: 10	R: 1 E: 0 K: 1 S: 11	H: 3 LOB: 1 BB: 0 P: 18	1B: 6 2B: 3 3B: 0 HR: 2	SF: 0 SAC: 0 DP: 2 HBP: 0	WP: 0 PB: 0 SB: 0 CS: 0	PA: 35
PITCHER	IP WLS BF H R ER SO BB IBB HBP BLK WP HR S P ERA WHIP																			

Batter	1	2	3	4	5	6	7	8	9	AB	R	H	RBI	BB	SO	LOB	TOP										
25 Will Venable, L OBP: 0.318, SLG: 0.396	F9		F9		F7		1B			4	0	1	1	0	0	2											
10 Miguel Tejada, R OBP: 0.313, SLG: 0.378	P2			HR		G5-3	F7			4	1	1	1	0	0	2											
23 Adrián González, L OBP: 0.388, SLG: 0.516	G3			1B		F9				3	0	1	0	1	0	0											
47 Ryan Ludwick, R OBP: 0.333, SLG: 0.450		P4		L5						4	0	2	0	0	0	1											
7 Chase Headley, S OBP: 0.336, SLG: 0.398				F7						4	0	1	0	0	2	4											
4 Nick Hundley, R OBP: 0.305, SLG: 0.389					P4					4	0	0	0	0	1	4											
28 Aaron Cunningham, R OBP: 0.341, SLG: 0.488										4	0	2	0	0	0	0											
2 Everth Cabrera, S OBP: 0.284, SLG: 0.284										4	1	2	0	0	0	2											
38 Mat Latos, R OBP: 0.133, SLG: 0.244										0	0	0	0	0	0	0											
16 Matt Stairs, L OBP: 0.292, SLG: 0.403										1	0	1	0	0	0	0											
57 Luke Gregerson, L OBP: 0.254, SLG: 0.295										0	0	0	0	0	0	0											
54 Joe Thatcher, L OBP: 0.148										0	0	0	0	0	0	0											
58 Ryan Webb, R OBP: 0.321, SLG: 0.324										1	0	0	0	0	0	1											
Inning Stats	R: 0 E: 0 K: 0 S: 4	H: 0 LOB: 0 BB: 0 P: 7	R: 0 E: 0 K: 1 S: 6	H: 1 LOB: 0 BB: 0 P: 7	R: 0 E: 0 K: 0 S: 5	H: 1 LOB: 1 BB: 0 P: 8	R: 1 E: 0 K: 0 S: 10	H: 2 LOB: 1 BB: 0 P: 13	R: 0 E: 0 K: 1 S: 5	H: 1 LOB: 1 BB: 0 P: 7	R: 0 E: 0 K: 1 S: 13	H: 1 LOB: 2 BB: 0 P: 17	R: 1 E: 0 K: 0 S: 13	H: 3 LOB: 2 BB: 0 P: 20	R: 0 E: 0 K: 1 S: 8	H: 1 LOB: 1 BB: 0 P: 14	R: 0 E: 0 K: 0 S: 6	H: 1 LOB: 0 BB: 0 P: 8	1B: 9 2B: 1 3B: 0 HR: 1	SF: 0 SAC: 2 DP: 2 HBP: 0	WP: 0 PB: 0 SB: 0 CS: 1	PA: 37					
PITCHER	IP	WLS	BF	H	R	ER	SO	BB	IBB	HBP	BLK	WP	HR	S	P	ERA	WHIP										
54 Barry Enright, R ERA: 2.45	7.0	W	29	9	2	2	2	0	0	0	0	0	1	56	79	2.57	1.286										
39 Jordan Norberto, L ERA: 8.0	0.0		1	0	0	0	0	1	0	0	0	0	0	3	7	∞	∞										
22 Aaron Heilman, R ERA: 3.67	1.0	H	3	1	0	0	1	0	0	0	0	0	0	5	7	0.00	1.000										
58 Juan Gutierrez, R ERA: 5.96	1.0	S	3	1	0	0	0	0	0	0	0	0	0	6	8	0.00	1.000										

San Diego Padres @ Arizona Diamondbacks
Chase Field, Phoenix, AZ
Wed Sep 01 2010, 3:10 PM - 5:42 PM MST
Att: 17,606 - Roof Closed - 76 F

AB 33
R 2
H 11
RBI 2
BB 1
SO 3
LOB 16



Batter	1	2	3	4	5	6	7	8	9	AB	R	H	RBI	BB	SO	LOB	BOTTOM										
6 Stephen Drew, L OBP: 0.346, SLG: 0.449	F7		F8			F8	G4-3			4	0	0	0	0	0	1											
2 Kelly Johnson, L OBP: 0.383, SLG: 0.474	K			K						4	0	0	0	0	4	0											
24 Chris Young, R OBP: 0.345, SLG: 0.473	K									3	1	1	1	1	1	0											
25 Adam LaRoche, L OBP: 0.336, SLG: 0.492										4	0	1	0	0	2	1											
27 Mark Reynolds, R OBP: 0.337, SLG: 0.484										3	1	1	0	1	2	1											
26 Miguel Montero, L OBP: 0.346, SLG: 0.458										4	1	1	0	0	1	1											
8 Gerardo Parra, L OBP: 0.300, SLG: 0.357										4	1	3	0	0	0	3											
29 Brandon Allen, L OBP: 0.667, SLG: 1.667										3	1	2	4	0	0	1											
54 Barry Enright, R OBP: 0.292, SLG: 0.333										1	0	0	0	0	1	1											
13 Tony Abreu, S OBP: 0.254, SLG: 0.295										1	0	0	0	0	1	0											
39 Jordan Norberto, L OBP: 0.254, SLG: 0.295										0	0	0	0	0	0	0											
22 Aaron Heilman, R OBP: 0.148										0	0	0	0	0	0	0											
58 Juan Gutierrez, R ERA: 3.23										0	0	0	0	0	0	0											
Inning Stats	R: 0 E: 0 K: 2 S: 14	H: 0 LOB: 0 BB: 0 P: 22	R: 0 E: 0 K: 3 S: 10	H: 0 LOB: 0 BB: 0 P: 13	R: 0 E: 0 K: 0 S: 8	H: 2 LOB: 1 BB: 0 P: 11	R: 0 E: 0 K: 3 S: 12	H: 0 LOB: 1 BB: 1 P: 17	R: 0 E: 0 K: 1 S: 14	H: 1 LOB: 0 BB: 0 P: 18	R: 1 E: 0 K: 1 S: 9	H: 1 LOB: 0 BB: 0 P: 18	R: 4 E: 1 K: 2 S: 17	H: 2 LOB: 0 BB: 1 P: 26	R: 0 E: 0 K: 0 S: 12	H: 3 LOB: 2 BB: 0 P: 16	1B: 7 2B: 1 3B: 0 HR: 2	SF: 0 SAC: 1 DP: 1 HBP: 0	WP: 0 PB: 0 SB: 0 CS: 0	PA: 34							
PITCHER	IP	WLS	BF	H	R	ER	SO	BB	IBB	HBP	BLK	WP	HR	S	P	ERA	WHIP										
38 Mat Latos, R ERA: 2.25	6.0	L	22	4	1	1	10	1	0	0	0	0	1	9	15	∞	∞										
57 Luke Gregerson, R ERA: 2.97	0.0		4	2	4	3	0	1	0	0	0	0	0	8	11	0.00	0.000										
54 Joe Thatcher, L ERA: 1.48	1.0		3	0	0	0	2	0	0	0	0	0	0	8	11	0.00	0.000										
58 Ryan Webb, R ERA: 3.23	1.0		5	3	0	0	0	0	0	0	0	0	0	12	16	0.00	3.000										

San Diego Padres @ Arizona Diamondbacks
Chase Field, Phoenix, AZ
Wed Sep 01 2010, 3:10 PM - 5:42 PM MST
Att: 17,606 - Roof Closed - 76 F

AB 31
R 5
H 9
RBI 5
BB 2
SO 12
LOB 9



Batter	1	2	3	4	5	6	7	8	9	AB	R	H	RBI	BB	SO	LOB	TOP			
21 Michael Bourn, L (1.8) OBP: 0.330, SLG: 0.329	G4-3		B3			G6-3		K	G6-3	4	1	0	0	1	1	2				
8 Jeff Keppinger, R (1.4) OBP: 0.350, SLG: 0.395	45 WP 1B		L8			G3		45 HR 1B		4	2	2	0	0	0	1				
9 Hunter Pence, R (1.9) OBP: 0.332, SLG: 0.477	F9		G1-3			G5-3		45 HR 2B		4	1	1	1	1	0	1				
45 Carlos Lee, R (1.3) OBP: 0.290, SLG: 0.420 29 Brett Wallace, L (8.3) OBP: 0.306, SLG: 0.244	4 BB 1B					G1-3				4	1	2	4	0	1	0				
4 Jason Michaels, R (1.7) OBP: 0.311, SLG: 0.463										0	0	0	0	0	0	0				
23 Chris Johnson, R (1.5) OBP: 0.348, SLG: 0.472	F9		L4-3							3	0	1	0	1	1	0				
12 Tommy Manzzella, R (1.6) OBP: 0.281, SLG: 0.254 54 Mark Melancon, R (7.1) OBP: 0.316, SLG: 0.337 58 Fernando Abad, L (8.1) OBP: 0.316, SLG: 0.337 37 Brandon Lyon, R (9.1) OBP: 0.316, SLG: 0.337	P4									4	0	0	0	0	1	3				
55 Humberto Quintero, R (1.2) OBP: 0.257, SLG: 0.300 15 Jason Castro, L (8.2) OBP: 0.292, SLG: 0.300	F9									3	0	0	0	0	0	0				
20 Bud Norris, R (1.1) OBP: 0.162, SLG: 0.216 73 Gustavo Chacin, L (5.1) OBP: 1.000, SLG: 4.000 36 Angel Sanchez, R (7.6) OBP: 0.302, SLG: 0.345	K									2	0	0	0	0	0	0				
Inning Stats	R: 1 H: 2 E: 0 K: 0 S: 11	H: 2 LOB: 2 BB: 1 P: 22	R: 0 H: 0 E: 0 K: 1 S: 7	H: 0 LOB: 0 BB: 0 P: 10	R: 0 H: 0 E: 0 K: 1 S: 7	H: 1 LOB: 0 BB: 0 P: 10	R: 0 H: 0 E: 0 K: 1 S: 6	H: 0 LOB: 0 BB: 0 P: 10	R: 1 H: 0 E: 0 K: 0 S: 9	H: 0 LOB: 0 BB: 1 P: 17	R: 0 H: 0 E: 0 K: 1 S: 8	H: 0 LOB: 0 BB: 0 P: 13	R: 4 H: 4 E: 0 K: 2 S: 20	H: 4 LOB: 2 BB: 1 P: 29	R: 0 H: 1 E: 0 K: 0 S: 15	H: 1 LOB: 2 BB: 1 P: 26	1B: 4 2B: 3 3B: 1 HR: 1	SF: 0 SAC: 0 DP: 1 HBP: 0	WP: 2 PA: 37 PB: 0 SB: 1 CS: 0	
PITCHER	IP	WLS	BF	H	R	ER	SO	BB	IBB	HBP	BLK	WP	HR	S	P	ERA	WHIP			
34 Joe Saunders, L (1.1) ERA: 4.56	7.0		25	3	2	2	4	2	0	0	0	1	0	55	92	2.57	0.714			
22 Aaron Heilman, R (8.1) ERA: 4.14	0.2	L	6	4	4	4	1	0	0	0	0	1	1	15	23	54.00	6.000			
32 Esmerling Vasquez, R (8.1) ERA: 4.47	0.1		1	0	0	0	1	0	0	0	0	0	0	5	6	0.00	0.000			
47 Leo Rosales, R (9.1) ERA: 7.59	0.2		4	1	0	0	0	1	0	0	0	0	0	10	19	0.00	3.000			
21 Mike Hampton, L (9.1) ERA:	0.1		1	0	0	0	0	0	0	0	0	0	0	5	7	0.00	0.000			

Houston Astros @ Arizona Diamondbacks
Chase Field, Phoenix, AZ
Sat Sep 04 2010, 5:11 PM - 8:19 PM MST
Att: 31,621 - Roof Closed - 77 F

AB 34
R 6
H 8
RBI 5
BB 3
SO 6
LOB 7



Batter	1	2	3	4	5	6	7	8	9	AB	R	H	RBI	BB	SO	LOB	BOTTOM			
6 Stephen Drew, L (1.6) OBP: 0.348, SLG: 0.449	G4-3 25 1B					F8		P4		4	1	1	0	1	0	3				
24 Chris Young, R (1.8) OBP: 0.345, SLG: 0.469	F8		K			G6-3		F8		5	0	1	0	0	1	6				
2 Kelly Johnson, L (1.4) OBP: 0.362, SLG: 0.474	G4-3		G3							4	1	1	0	0	1	5				
25 Adam LaRoche, L (1.3) OBP: 0.336, SLG: 0.491			G3							5	0	1	1	0	1	2				
27 Mark Reynolds, R (1.5) OBP: 0.335, SLG: 0.476	K									4	0	0	0	1	1	3				
26 Miguel Montero, L (1.2) OBP: 0.344, SLG: 0.449			F8							3	2	1	0	1	0	1				
14 Ryan Roberts, R (1.7) OBP: 0.273, SLG: 0.387			K							3	1	1	3	1	2	2				
8 Gerardo Parra, L (1.9) OBP: 0.305, SLG: 0.374										4	0	2	0	0	1	1				
34 Joe Saunders, L (1.1) OBP: 0.130, SLG: 0.133 22 Aaron Heilman, R (8.1) ERA: 4.79 32 Esmerling Vasquez, R (8.1) ERA: 3.95 29 Brandon Allen, L (8.2) OBP: 0.289, SLG: 0.371 4 Rusty Ryan, R (8.2) OBP: 0.289, SLG: 0.371 47 Leo Rosales, R (9.1) ERA: 3.14										3	0	2	1	0	0	1				
Inning Stats	R: 1 H: 2 E: 0 K: 1 S: 17	H: 3 LOB: 3 BB: 1 P: 30	R: 0 H: 0 E: 0 K: 1 S: 6	H: 0 LOB: 1 BB: 1 P: 12	R: 0 H: 1 E: 0 K: 0 S: 10	H: 1 LOB: 1 BB: 0 P: 15	R: 3 H: 2 E: 0 K: 1 S: 13	H: 2 LOB: 0 BB: 1 P: 23	R: 0 H: 1 E: 0 K: 1 S: 13	H: 1 LOB: 1 BB: 0 P: 18	R: 0 H: 0 E: 0 K: 0 S: 6	H: 0 LOB: 0 BB: 0 P: 14	R: 0 H: 0 E: 0 K: 1 S: 9	H: 0 LOB: 1 BB: 1 P: 17	R: 0 H: 1 E: 0 K: 0 S: 6	H: 1 LOB: 1 BB: 0 P: 10	1B: 6 2B: 2 3B: 1 HR: 1	SF: 0 SAC: 1 DP: 0 HBP: 0	WP: 0 PA: 41 PB: 0 SB: 1 CS: 0	
PITCHER	IP	WLS	BF	H	R	ER	SO	BB	IBB	HBP	BLK	WP	HR	S	P	ERA	WHIP			
20 Bud Norris, R (1.1) ERA: 5.34	4.2		25	8	5	5	5	3	0	0	0	0	0	64	102	9.64	2.357			
73 Gustavo Chacin, L (5.1) ERA: 4.79	1.2		6	1	0	0	1	0	0	0	0	0	0	18	28	0.00	0.600			
54 Mark Melancon, R (7.1) ERA: 3.95	1.0	W	4	0	0	0	1	1	0	0	0	0	0	7	18	0.00	1.000			
58 Fernando Abad, L (8.1) ERA: 2.08	0.2	H	2	0	0	0	0	0	0	0	0	0	0	5	7	0.00	0.000			
37 Brandon Lyon, R (9.1) ERA: 3.14	1.0	S	4	1	0	0	0	0	0	0	0	0	0	6	10	0.00	1.000			

Houston Astros @ Arizona Diamondbacks
Chase Field, Phoenix, AZ
Sat Sep 04 2010, 5:11 PM - 8:19 PM MST
Att: 31,621 - Roof Closed - 77 F

AB 36
R 5
H 10
RBI 5
BB 4
SO 7
LOB 25




Batter	1	2	3	4	5	6	7	8	9	AB	R	H	RBI	BB	SO	LOB	TOP			
21 Michael Bourn, L (1,8) OBP: 0.330, SLG: 0.327										3	1	0	0	1	1	1	Houston Astros @ Arizona Diamondbacks Chase Field, Phoenix, AZ Sun Sep 05 2010, 1:11 PM - 3:44 PM MST Att: 25,449 - Roof Closed - 79 F			
8 Jeff Keppinger, R (1,4) OBP: 0.349, SLG: 0.394										4	1	1	0	0	0	0				
9 Hunter Pence, R (1,9) OBP: 0.333, SLG: 0.483										4	1	2	3	0	1	0				
45 Carlos Lee, R (1,7) OBP: 0.290, SLG: 0.419										4	0	1	0	0	2	1				
11 Jason Bourgeois, R (9,7) OBP: 0.321, SLG: 0.314										0	0	0	0	0	0	0				
27 Geoff Blum, S (1,5) OBP: 0.310, SLG: 0.330										4	0	0	0	0	2	1				
36 Angel Sanchez, R (1,6) OBP: 0.306, SLG: 0.355										3	0	1	0	1	0	0				
29 Brett Wallace, L (1,3) OBP: 0.297, SLG: 0.236										3	0	0	0	0	1	2				
15 Jason Castro, L (1,2) OBP: 0.292, SLG: 0.301										3	0	1	0	0	0	2				
30 J.A. Happ, L (1,1) 22 Matt Lindstrom, R (8,1) 37 Brandon Lyon, R (9,1)										2	0	0	0	0	1	1				
Inning Stats	R: 3 E: 0 K: 1 S: 15	H: 2 LOB: 0 BB: 1 P: 23	R: 0 E: 0 K: 1 S: 11	H: 1 LOB: 1 BB: 0 P: 18	R: 0 E: 0 K: 1 S: 7	H: 1 LOB: 1 BB: 0 P: 10	R: 0 E: 0 K: 0 S: 7	H: 0 LOB: 0 BB: 0 P: 10	R: 0 E: 0 K: 1 S: 7	H: 1 LOB: 0 BB: 0 P: 7	R: 0 E: 0 K: 1 S: 12	H: 0 LOB: 1 BB: 1 P: 21	R: 0 E: 0 K: 1 S: 10	H: 0 LOB: 0 BB: 0 P: 16	R: 0 E: 0 K: 1 S: 9	H: 0 LOB: 0 BB: 0 P: 15	1B: 4 2B: 1 3B: 1 HR: 1	SF: 0 SAC: 1 DP: 2 HBP: 0	WP: 0 PB: 0 SB: 1 CS: 0	PA: 33
PITCHER	IP WLS BF H R ER SO BB IBB HBP BLK WP HR S P ERA WHIP	IP WLS BF H R ER SO BB IBB HBP BLK WP HR S P ERA WHIP	IP WLS BF H R ER SO BB IBB HBP BLK WP HR S P ERA WHIP	IP WLS BF H R ER SO BB IBB HBP BLK WP HR S P ERA WHIP	IP WLS BF H R ER SO BB IBB HBP BLK WP HR S P ERA WHIP	IP WLS BF H R ER SO BB IBB HBP BLK WP HR S P ERA WHIP	IP WLS BF H R ER SO BB IBB HBP BLK WP HR S P ERA WHIP	IP WLS BF H R ER SO BB IBB HBP BLK WP HR S P ERA WHIP	IP WLS BF H R ER SO BB IBB HBP BLK WP HR S P ERA WHIP	IP WLS BF H R ER SO BB IBB HBP BLK WP HR S P ERA WHIP	IP WLS BF H R ER SO BB IBB HBP BLK WP HR S P ERA WHIP	IP WLS BF H R ER SO BB IBB HBP BLK WP HR S P ERA WHIP	IP WLS BF H R ER SO BB IBB HBP BLK WP HR S P ERA WHIP	IP WLS BF H R ER SO BB IBB HBP BLK WP HR S P ERA WHIP	IP WLS BF H R ER SO BB IBB HBP BLK WP HR S P ERA WHIP	IP WLS BF H R ER SO BB IBB HBP BLK WP HR S P ERA WHIP	IP WLS BF H R ER SO BB IBB HBP BLK WP HR S P ERA WHIP			

AB	30
R	3
H	6
RBI	3
BB	2
SO	8
LOB	8



Batter	1	2	3	4	5	6	7	8	9	AB	R	H	RBI	BB	SO	LOB	BOTTOM					
6 Stephen Drew, L (1,6) OBP: 0.348, SLG: 0.447										4	0	1	0	0	0	0	Houston Astros @ Arizona Diamondbacks Chase Field, Phoenix, AZ Sun Sep 05 2010, 1:11 PM - 3:44 PM MST Att: 25,449 - Roof Closed - 79 F					
24 Chris Young, R (1,8) OBP: 0.346, SLG: 0.467										2	0	0	0	2	1	0						
2 Kelly Johnson, L (1,4) OBP: 0.361, SLG: 0.478										4	1	1	1	0	0	2						
27 Mark Reynolds, R (1,5) OBP: 0.333, SLG: 0.472										4	0	0	0	0	1	1						
11 Augie Ojeda, S (9,5) OBP: 0.260, SLG: 0.232										0	0	0	0	0	0	0						
25 Adam LaRoche, L (1,3) OBP: 0.333, SLG: 0.487										4	0	0	0	0	0	0						
4 Rusty Ryan, R (1,7) OBP: 0.328, SLG: 0.370										3	0	1	0	0	1	0						
55 Blaine Boyer, R (8,1) 32 Esmerling Vasquez, R (9,1)										0	0	0	0	0	0	0						
29 Brandon Allen, L (9,PH) OBP: 0.429, SLG: 1.000										1	0	1	0	0	0	0						
8 Gerardo Parra, L (1,9) OBP: 0.304, SLG: 0.372										4	0	1	0	0	2	1						
28 John Hester, R (1,2) OBP: 0.305, SLG: 0.347										2	1	1	1	1	1	2						
26 Miguel Montero, L (9,PH) OBP: 0.342, SLG: 0.447										1	0	0	0	0	1	1						
13 Rodrigo Lopez, R (1,1) OBP: 0.086, SLG: 0.070										2	0	1	0	0	0	0						
77 D.J. Carrasco, R (7,1) 14 Ryan Roberts, R (7,PH) OBP: 0.265, SLG: 0.375										0	0	0	0	0	0	0						
Inning Stats	R: 0 E: 0 K: 0 S: 6	H: 0 LOB: 0 BB: 1 P: 11	R: 0 E: 0 K: 0 S: 5	H: 0 LOB: 0 BB: 0 P: 8	R: 1 E: 0 K: 1 S: 17	H: 1 LOB: 0 BB: 0 P: 25	R: 1 E: 0 K: 1 S: 9	H: 1 LOB: 0 BB: 0 P: 13	R: 0 E: 0 K: 2 S: 13	H: 2 LOB: 2 BB: 1 P: 19	R: 0 E: 0 K: 1 S: 9	H: 0 LOB: 0 BB: 0 P: 13	R: 0 E: 0 K: 2 S: 12	H: 2 LOB: 2 BB: 0 P: 18	R: 0 E: 0 K: 0 S: 8	H: 0 LOB: 1 BB: 1 P: 16	R: 0 E: 0 K: 1 S: 9	H: 1 LOB: 0 BB: 0 P: 10	1B: 4 2B: 1 3B: 0 HR: 2	SF: 0 SAC: 0 DP: 1 HBP: 0	WP: 0 PB: 0 SB: 1 CS: 0	PA: 35
PITCHER	IP WLS BF H R ER SO BB IBB HBP BLK WP HR S P ERA WHIP	IP WLS BF H R ER SO BB IBB HBP BLK WP HR S P ERA WHIP	IP WLS BF H R ER SO BB IBB HBP BLK WP HR S P ERA WHIP	IP WLS BF H R ER SO BB IBB HBP BLK WP HR S P ERA WHIP	IP WLS BF H R ER SO BB IBB HBP BLK WP HR S P ERA WHIP	IP WLS BF H R ER SO BB IBB HBP BLK WP HR S P ERA WHIP	IP WLS BF H R ER SO BB IBB HBP BLK WP HR S P ERA WHIP	IP WLS BF H R ER SO BB IBB HBP BLK WP HR S P ERA WHIP	IP WLS BF H R ER SO BB IBB HBP BLK WP HR S P ERA WHIP	IP WLS BF H R ER SO BB IBB HBP BLK WP HR S P ERA WHIP	IP WLS BF H R ER SO BB IBB HBP BLK WP HR S P ERA WHIP	IP WLS BF H R ER SO BB IBB HBP BLK WP HR S P ERA WHIP	IP WLS BF H R ER SO BB IBB HBP BLK WP HR S P ERA WHIP	IP WLS BF H R ER SO BB IBB HBP BLK WP HR S P ERA WHIP	IP WLS BF H R ER SO BB IBB HBP BLK WP HR S P ERA WHIP	IP WLS BF H R ER SO BB IBB HBP BLK WP HR S P ERA WHIP	IP WLS BF H R ER SO BB IBB HBP BLK WP HR S P ERA WHIP					

AB	32
R	2
H	7
RBI	2
BB	3
SO	8
LOB	9



Batter	1	2	3	4	5	6	7	8	9	10	11	AB	R	H	RBI	BB	SO	LOB	TOP				
56 Andres Torres, S OBP: 0.355, SLG: 0.486	G4-3		F7			K			21 1B		K	5	0	1	0	0	2	1					
21 Freddy Sanchez, R OBP: 0.338, SLG: 0.362	K		K			K			1B		G5-3	5	0	1	0	0	3	1					
17 Aubrey Huff, L OBP: 0.382, SLG: 0.505	1B		F8			P2			1B		P3	5	1	2	0	0	0	2					
28 Buster Posey, R OBP: 0.372, SLG: 0.502	F8		G1-4-3			F9			F9		28 1B	5	1	1	0	0	0	3					
9 Pat Burrell, R OBP: 0.348, SLG: 0.455			48 G4-6-3 BB			F8			48 PO BB		F7	1	0	0	0	2	0	0					
12 Nate Schierholz, L OBP: 0.320, SLG: 0.380											12 3B	2	0	1	2	0	0	0					
48 Pablo Sandoval, S OBP: 0.324, SLG: 0.416	G4-6-3		F7			PO			P5		F7	5	0	0	0	0	0	2					
13 Cody Ross, R OBP: 0.316, SLG: 0.397	F9		G5-3			K			K		G1-3	3	0	0	0	0	1	0					
16 Edgar Renteria, R OBP: 0.342, SLG: 0.376			G6-3			K			K		16 1B HBP	4	0	2	0	0	1	0					
40 Madison Bumgarner, R ERA: 4.01			40 SH3-4 1B			G6-3			P2		1B	1	0	0	0	0	0	0					
40 Javier Lopez, L ERA: 5.59												1	0	0	0	0	0	0					
41 Jose Guillen, R ERA: 4.36												1	0	0	0	0	0	0					
41 Jeremy Abado, L ERA: 4.36												1	0	0	0	0	0	0					
41 Travis Ishikawa, L ERA: 4.36												1	0	0	0	0	0	0					
46 Santiago Casilla, R ERA: 1.85												1	0	0	0	0	0	0					
38 Brian Wilson, R ERA: 1.85												1	0	0	0	0	0	0					
Inning Stats	R: 0 E: 0 K: 1 S: 10	H: 1 LOB: 1 BB: 0 P: 13	R: 0 E: 0 K: 0 S: 8	H: 0 LOB: 0 BB: 1 P: 12	R: 0 E: 0 K: 1 S: 7	H: 1 LOB: 1 BB: 0 P: 8	R: 0 E: 0 K: 0 S: 7	H: 0 LOB: 0 BB: 0 P: 12	R: 0 E: 0 K: 0 S: 7	H: 0 LOB: 0 BB: 0 P: 10	R: 0 E: 0 K: 2 S: 8	H: 0 LOB: 0 BB: 0 P: 10	R: 0 E: 0 K: 2 S: 11	H: 2 LOB: 2 BB: 0 P: 16	R: 0 E: 0 K: 1 S: 8	H: 1 LOB: 2 BB: 0 P: 12	R: 2 E: 0 K: 1 S: 17	H: 3 LOB: 1 BB: 0 P: 24	1B: 7 2B: 0 3B: 1 HR: 0	SF: 0 SAC: 1 DP: 1 HBP: 1	WP: 0 PB: 0 SB: 0 CS: 0	PA: 43	
PITCHER	IP WLS BF H R ER SO BB IBB HBP BLK WP HR S P ERA WHIP	IP WLS BF H R ER SO BB IBB HBP BLK WP HR S P ERA WHIP	IP WLS BF H R ER SO BB IBB HBP BLK WP HR S P ERA WHIP	IP WLS BF H R ER SO BB IBB HBP BLK WP HR S P ERA WHIP	IP WLS BF H R ER SO BB IBB HBP BLK WP HR S P ERA WHIP	IP WLS BF H R ER SO BB IBB HBP BLK WP HR S P ERA WHIP	IP WLS BF H R ER SO BB IBB HBP BLK WP HR S P ERA WHIP	IP WLS BF H R ER SO BB IBB HBP BLK WP HR S P ERA WHIP	IP WLS BF H R ER SO BB IBB HBP BLK WP HR S P ERA WHIP	IP WLS BF H R ER SO BB IBB HBP BLK WP HR S P ERA WHIP	IP WLS BF H R ER SO BB IBB HBP BLK WP HR S P ERA WHIP	IP WLS BF H R ER SO BB IBB HBP BLK WP HR S P ERA WHIP	IP WLS BF H R ER SO BB IBB HBP BLK WP HR S P ERA WHIP	IP WLS BF H R ER SO BB IBB HBP BLK WP HR S P ERA WHIP	IP WLS BF H R ER SO BB IBB HBP BLK WP HR S P ERA WHIP	IP WLS BF H R ER SO BB IBB HBP BLK WP HR S P ERA WHIP	IP WLS BF H R ER SO BB IBB HBP BLK WP HR S P ERA WHIP	IP WLS BF H R ER SO BB IBB HBP BLK WP HR S P ERA WHIP	IP WLS BF H R ER SO BB IBB HBP BLK WP HR S P ERA WHIP	IP WLS BF H R ER SO BB IBB HBP BLK WP HR S P ERA WHIP	IP WLS BF H R ER SO BB IBB HBP BLK WP HR S P ERA WHIP	IP WLS BF H R ER SO BB IBB HBP BLK WP HR S P ERA WHIP	IP WLS BF H R ER SO BB IBB HBP BLK WP HR S P ERA WHIP

San Francisco Giants @ Arizona Diamondbacks
Chase Field, Phoenix, AZ
Mon Sep 06 2010, 1:10 PM - 4:12 PM MST
Att: 31,904 - Roof Closed - 75 F

AB 38
R 2
H 8
RBI 2
BB 2
SO 8
LOB 11



Batter	1	2	3	4	5	6	7	8	9	10	11	AB	R	H	RBI	BB	SO	LOB	BOTTOM				
6 Stephen Drew, L OBP: 0.345, SLG: 0.443	P3		K			F8			F8		K	5	0	0	0	0	2	2					
14 Ryan Roberts, R OBP: 0.243, SLG: 0.343	F9		G5-3			P2			24 FC6 BB		K	3	0	0	0	0	0	0					
19 Ryan Church, L OBP: 0.266, SLG: 0.318	F9											0	0	0	0	1	0	0					
11 Augie Ojeda, S OBP: 0.240, SLG: 0.180												0	0	0	0	0	0	0					
27 Mark Reynolds, R OBP: 0.332, SLG: 0.471												1	0	0	0	0	1	1					
2 Kelly Johnson, L OBP: 0.363, SLG: 0.478	24 BB 1B					F9			24 1B		K	4	0	2	0	1	1	2					
24 Chris Young, R OBP: 0.346, SLG: 0.466	BB					K			FC6		G5-3	4	0	1	0	1	1	3					
25 Adam LaRoche, L OBP: 0.330, SLG: 0.482	K					F8			F9		L3	5	0	0	0	0	1	5					
26 Miguel Montero, L OBP: 0.336, SLG: 0.438	L9		G6-3			K			K		K	5	0	0	0	0	3	1					
29 Brandon Allen, L OBP: 0.364, SLG: 0.727	G4-3					K			K		K	4	0	1	0	0	2	0					
8 Gerardo Parra, L OBP: 0.303, SLG: 0.369	L7					FC3-6 1B			G4-3		BB	3	0	0	0	1	0	1					
31 Ian Kennedy, R ERA: 4.01												3	0	1	0	0	2	1					
58 Juan Gutierrez, R ERA: 5.59												0	0	0	0	0	0	0					
54 Barry Enright, R OBP: 0.280, SLG: 0.320												1	0	0	0	0	1	1					
22 Aaron Heilman, R ERA: 4.36												0	0	0	0	0	0	0					
PITCHER	IP WLS BF H R ER SO BB IBB HBP BLK WP HR S P ERA WHIP	IP WLS BF H R ER SO BB IBB HBP BLK WP HR S P ERA WHIP	IP WLS BF H R ER SO BB IBB HBP BLK WP HR S P ERA WHIP	IP WLS BF H R ER SO BB IBB HBP BLK WP HR S P ERA WHIP	IP WLS BF H R ER SO BB IBB HBP BLK WP HR S P ERA WHIP	IP WLS BF H R ER SO BB IBB HBP BLK WP HR S P ERA WHIP	IP WLS BF H R ER SO BB IBB HBP BLK WP HR S P ERA WHIP	IP WLS BF H R ER SO BB IBB HBP BLK WP HR S P ERA WHIP	IP WLS BF H R ER SO BB IBB HBP BLK WP HR S P ERA WHIP	IP WLS BF H R ER SO BB IBB HBP BLK WP HR S P ERA WHIP	IP WLS BF H R ER SO BB IBB HBP BLK WP HR S P ERA WHIP	IP WLS BF H R ER SO BB IBB HBP BLK WP HR S P ERA WHIP	IP WLS BF H R ER SO BB IBB HBP BLK WP HR S P ERA WHIP	IP WLS BF H R ER SO BB IBB HBP BLK WP HR S P ERA WHIP	IP WLS BF H R ER SO BB IBB HBP BLK WP HR S P ERA WHIP	IP WLS BF H R ER SO BB IBB HBP BLK WP HR S P ERA WHIP	IP WLS BF H R ER SO BB IBB HBP BLK WP HR S P ERA WHIP	IP WLS BF H R ER SO BB IBB HBP BLK WP HR S P ERA WHIP	IP WLS BF H R ER SO BB IBB HBP BLK WP HR S P ERA WHIP	IP WLS BF H R ER SO BB IBB HBP BLK WP HR S P ERA WHIP	IP WLS BF H R ER SO BB IBB HBP BLK WP HR S P ERA WHIP	IP WLS BF H R ER SO BB IBB HBP BLK WP HR S P ERA WHIP	IP WLS BF H R ER SO BB IBB HBP BLK WP HR S P ERA WHIP

San Francisco Giants @ Arizona Diamondbacks
Chase Field, Phoenix, AZ
Mon Sep 06 2010, 1:10 PM - 4:12 PM MST
Att: 31,904 - Roof Closed - 75 F

AB 38
R 0
H 5
RBI 0
BB 4
SO 14
LOB 17



Batter	1	2	3	4	5	6	7	8	9	AB R H RBI BB SO LOB	TOP											
56 Andres Torres, S OBP: 0.353, SLG: 0.485										5 1 1 0 0 0 1	<p>San Francisco Giants @ Arizona Diamondbacks Chase Field, Phoenix, AZ</p> <p>Tue Sep 07 2010, 6:42 PM - 8:56 PM MST Att: 19,423 - Partly Cloudy - 97 F</p> <p>livebaseballscorecards.com</p> <p>AB 36 R 6 H 9 RBI 6 BB 1 SO 2 LOB 11</p>											
21 Freddy Sanchez, R OBP: 0.338, SLG: 0.389										4 1 1 1 0 0 2												
17 Aubrey Huff, L OBP: 0.361, SLG: 0.509										4 1 1 2 0 0 0												
28 Buster Posey, R OBP: 0.373, SLG: 0.505										4 2 2 0 0 0 0												
9 Pat Burrell, R OBP: 0.349, SLG: 0.464										3 1 1 2 0 1 1												
13 Cody Ross, R OBP: 0.317, SLG: 0.397										0 0 0 0 1 0 0												
6 Joss Guillen, R OBP: 0.318, SLG: 0.423										4 0 2 1 0 0 1												
12 Nate Schierholtz, L OBP: 0.320, SLG: 0.380										0 0 0 0 0 0 0												
5 Juan Uribe, R OBP: 0.311, SLG: 0.433										4 0 0 0 0 0 3												
16 Edgar Renteria, R OBP: 0.340, SLG: 0.378										4 0 1 0 0 0 1												
55 Tim Lincecum, L OBP: 0.127, SLG: 0.098										3 0 0 0 0 0 2												
49 Javier Lopez, L										0 0 0 0 0 0 0												
35 Travis Ishikawa, L										0 0 0 0 0 0 0												
33 Arton Rowand, R										1 0 0 0 0 1 0												
54 Sergio Romo, R										0 0 0 0 0 0 0												
41 Jeremy Affeldt, L										0 0 0 0 0 0 0												
Inning Stats	R: 3 H: 4 E: 0 K: 0 S: 14	L: 1 BB: 0 P: 18	R: 0 H: 1 E: 0 K: 0 S: 9	LOB: 1 BB: 0 P: 13	R: 0 H: 0 E: 0 K: 1 S: 7	LOB: 0 BB: 0 P: 8	R: 0 H: 0 E: 0 K: 0 S: 5	LOB: 0 BB: 0 P: 7	R: 1 H: 1 E: 0 K: 0 S: 4	LOB: 0 BB: 0 P: 6	R: 2 H: 3 E: 0 K: 0 S: 13	LOB: 1 BB: 0 P: 20	R: 0 H: 0 E: 0 K: 0 S: 8	LOB: 0 BB: 0 P: 13	R: 0 H: 0 E: 0 K: 0 S: 11	LOB: 0 BB: 0 P: 18	R: 0 H: 0 E: 0 K: 1 S: 5	LOB: 0 BB: 0 P: 9	1B: 2 2B: 4 3B: 0 HR: 3	SF: 0 SAC: 0 DP: 0 HBP: 0	WP: 0 PB: 0 SB: 0 CS: 0	PA: 37
PITCHER	IP WLS BF H R ER SO BB IBB HBP BLK WP HR S P ERA WHIP											IP WLS BF H R ER SO BB IBB HBP BLK WP HR S P ERA WHIP										
54 Barry Enright, R ERA: 2.95	(1, 1) 6.0 L 27 9 6 6 1 0 0 0 0 0 0 3 52 72 9.00 1.500																					
38 Sam Demel, R ERA: 5.59	(7, 1) 1.0 3 0 0 0 0 0 0 0 0 0 0 8 13 0.00 0.000																					
49 Carlos Rosa, R ERA: 6.28	(8, 1) 1.0 4 0 0 0 0 0 1 0 0 0 0 0 11 18 0.00 1.000																					
47 Leo Rosales, R ERA: 7.36	(9, 1) 0.1 1 0 0 0 0 0 0 0 0 0 0 0 1 1 0.00 0.000																					
21 Mike Hampton, L ERA:	(9, 1) 0.2 2 0 0 0 0 1 0 0 0 0 0 0 4 8 0.00 0.000																					

Batter	1	2	3	4	5	6	7	8	9	AB R H RBI BB SO LOB	BOTTOM												
6 Stephen Drew, L OBP: 0.342, SLG: 0.439										4 0 0 0 0 1 0	<p>San Francisco Giants @ Arizona Diamondbacks Chase Field, Phoenix, AZ</p> <p>Tue Sep 07 2010, 6:42 PM - 8:56 PM MST Att: 19,423 - Partly Cloudy - 97 F</p> <p>livebaseballscorecards.com</p> <p>AB 32 R 3 H 6 RBI 3 BB 0 SO 12 LOB 5</p>												
2 Kelly Johnson, L OBP: 0.382, SLG: 0.480										4 1 1 0 0 0 0													
24 Chris Young, R OBP: 0.345, SLG: 0.470										4 1 1 2 0 2 0													
25 Adam LaRoche, L OBP: 0.330, SLG: 0.480										4 0 1 0 0 2 0													
26 Miguel Montero, L OBP: 0.338, SLG: 0.439										4 1 2 0 0 0 1													
29 Brandon Allen, L OBP: 0.286, SLG: 0.571										3 0 0 0 0 3 2													
13 Tony Abreu, S OBP: 0.257, SLG: 0.312										3 0 1 1 0 0 1													
8 Gerardo Parra, L OBP: 0.301, SLG: 0.365										3 0 0 0 0 2 1													
54 Barry Enright, R ERA: 3.69	(1, 1) 6.2 W 25 5 3 3 11 0 0 0 0 0 0 7 68 94 4.05 0.750																						
49 Javier Lopez, L ERA: 2.3	(7, 1) 1.1 H 4 0 0 0 0 0 0 0 0 0 0 7 10 0.00 0.000																						
54 Sergio Romo, R ERA: 2.5	(9, 1) 0.1 H 2 1 0 0 1 0 0 0 0 0 0 6 9 0.00 3.000																						
41 Jeremy Affeldt, L ERA: 4.23	(9, 1) 0.2 S 1 0 0 0 0 0 0 0 0 0 0 1 2 0.00 0.000																						
Inning Stats	R: 0 H: 0 E: 0 K: 1 S: 7	H: 0 LOB: 0 BB: 0 P: 13	R: 0 H: 0 E: 0 K: 2 S: 7	LOB: 0 BB: 0 P: 9	R: 0 H: 0 E: 0 K: 2 S: 10	LOB: 0 BB: 0 P: 14	R: 0 H: 0 E: 0 K: 1 S: 7	LOB: 0 BB: 0 P: 10	R: 0 H: 1 E: 0 K: 1 S: 13	LOB: 1 BB: 0 P: 17	R: 0 H: 0 E: 0 K: 2 S: 9	LOB: 0 BB: 0 P: 11	R: 3 H: 4 E: 0 K: 2 S: 16	LOB: 1 BB: 0 P: 21	R: 0 H: 0 E: 0 K: 0 S: 6	LOB: 0 BB: 0 P: 9	R: 0 H: 1 E: 0 K: 1 S: 7	LOB: 0 BB: 0 P: 11	1B: 3 2B: 0 3B: 2 HR: 1	SF: 0 SAC: 0 DP: 1 HBP: 0	WP: 0 PB: 0 SB: 0 CS: 0	PA: 32	
PITCHER	IP WLS BF H R ER SO BB IBB HBP BLK WP HR S P ERA WHIP											IP WLS BF H R ER SO BB IBB HBP BLK WP HR S P ERA WHIP											
55 Tim Lincecum, R ERA: 3.69	(1, 1) 6.2 W 25 5 3 3 11 0 0 0 0 0 0 7 68 94 4.05 0.750																						
49 Javier Lopez, L ERA: 2.3	(7, 1) 1.1 H 4 0 0 0 0 0 0 0 0 0 0 7 10 0.00 0.000																						
54 Sergio Romo, R ERA: 2.5	(9, 1) 0.1 H 2 1 0 0 1 0 0 0 0 0 0 6 9 0.00 3.000																						
41 Jeremy Affeldt, L ERA: 4.23	(9, 1) 0.2 S 1 0 0 0 0 0 0 0 0 0 0 1 2 0.00 0.000																						

Batter	1	2	3	4	5	6	7	8	9	AB	R	H	RBI	BB	SO	LOB	TOP										
6 Stephen Drew, L OBP: 0.343, SLG: 0.443 28 John Hester, R OBP: 0.301, SLG: 0.342	G4-3		1B		K			P5		3	0	1	0	0	1	1	Arizona Diamondbacks @ Colorado Rockies Coors Field, Denver, CO Fri Sep 10 2010, 7:13 PM - 10:18 PM MDT Att: 37,265 - Cloudy - 72 F										
4 Rusty Ryan, R OBP: 0.320, SLG: 0.360	K		K		K			F8		4	0	0	0	0	2	2											
2 Kelly Johnson, L OBP: 0.362, SLG: 0.481	G3-1			K		L8			2B	4	1	1	0	0	1	0											
24 Chris Young, R OBP: 0.345, SLG: 0.472 29 Brandon Allen, L OBP: 0.287, SLG: 0.353	HR			K		K		K	2B	3	1	1	1	0	2	0											
25 Adam LaRoche, L OBP: 0.331, SLG: 0.477 19 Ryan Church, L OBP: 0.258, SLG: 0.325	F8								2B	3	0	1	0	0	1	0											
27 Mark Reynolds, R OBP: 0.325, SLG: 0.464 13 Tony Abreu, S OBP: 0.262, SLG: 0.317	K			K					2B	3	0	0	0	0	3	1											
26 Miguel Montero, L OBP: 0.342, SLG: 0.442 39 Jordan Norberto, L OBP: 0.209, SLG: 0.300	P6								2B	3	1	1	0	0	1	0											
8 Gerardo Parra, L OBP: 0.304, SLG: 0.369			L7						P5	4	0	1	0	0	0	1											
34 Joe Saunders, L OBP: 0.125, SLG: 0.125 77 D.J. Carrasco, R ERA: 4.1 5 Cole Gillespie, R OBP: 0.255, SLG: 0.333 43 Zach Kroenke, R ERA: 20.25 55 Blaine Boyer, R ERA: 4.03 11 Augie Ojeda, S OBP: 0.256, SLG: 0.229										1	0	0	0	0	1	0											
Inning Stats	R: 0 E: 0 K: 1 S: 10	H: 0 LOB: 0 BB: 0 P: 13	R: 1 E: 0 K: 1 S: 11	H: 1 LOB: 0 BB: 0 P: 16	R: 0 E: 0 K: 2 S: 11	H: 1 LOB: 1 BB: 0 P: 19	R: 0 E: 0 K: 3 S: 10	H: 1 LOB: 1 BB: 0 P: 17	R: 1 E: 0 K: 1 S: 18	H: 2 LOB: 1 BB: 0 P: 27	R: 0 E: 0 K: 2 S: 8	H: 0 LOB: 0 BB: 0 P: 11	R: 0 E: 0 K: 0 S: 6	H: 0 LOB: 0 BB: 0 P: 8	R: 2 E: 0 K: 1 S: 21	H: 3 LOB: 1 BB: 0 P: 31		1B: 4 2B: 3 3B: 0 HR: 1	SF: 1 SAC: 0 DP: 0 HBP: 0	WP: 1 PB: 0 SB: 0 CS: 0	PA: 35						
PITCHER	IP	WLS	BF	H	R	ER	SO	BB	IBB	HBP	BLK	WP	HR	S	P	ERA	WHIP										
29 Jorge De La Rosa, L ERA: 4.1	6.0	W	23	5	2	2	10	0	0	0	0	1	1	68	103	3.00	0.833										
56 Franklin Morales, L ERA: 6.2	1.0		3	0	0	0	2	0	0	0	0	0	0	8	11	0.00	0.000										
61 Edgmer Escalona, R ERA: 4.43	1.0		3	0	0	0	0	0	0	0	0	0	0	6	8	0.00	0.000										
31 Matt Daley, R ERA: 4.43	0.2		5	3	2	2	1	0	0	0	0	0	0	19	28	27.00	4.500										
97 Joe Beimel, L ERA: 3.27	0.1		1	0	0	0	0	0	0	0	0	0	0	2	3	0.00	0.000										

AB	34
R	4
H	8
RBI	4
BB	0
SO	13
LOB	7



Batter	1	2	3	4	5	6	7	8	9	AB	R	H	RBI	BB	SO	LOB	BOTTOM										
1 Eric Young Jr., S OBP: 0.333, SLG: 0.321	24 CS	L9	FC6-5				G6-3			5	0	2	1	0	0	1	Arizona Diamondbacks @ Colorado Rockies Coors Field, Denver, CO Fri Sep 10 2010, 7:13 PM - 10:18 PM MDT Att: 37,265 - Cloudy - 72 F										
24 Dexter Fowler, S OBP: 0.349, SLG: 0.402	E5					G6-3				5	1	1	0	0	2	3											
5 Carlos González, L OBP: 0.371, SLG: 0.609 12 Clint Barmes, R OBP: 0.305, SLG: 0.351	K		FC4-6		K		F8		F9	4	1	0	0	0	2	2											
2 Troy Tulowitzki, R OBP: 0.325, SLG: 0.555 56 Franklin Morales, L ERA: 6.2 61 Edgmer Escalona, R ERA: 4.43 8 Michael McKenry, R ERA: 4.03 31 Matt Daley, R ERA: 4.43 97 Joe Beimel, L ERA: 3.27	6 BB		17 BB		17 BB					3	4	3	3	1	0	0											
6 Melvin Mora, R OBP: 0.360, SLG: 0.391 10 Chris Nelson, R OBP: 0.500, SLG: 0.500	17 BB		19 BB		F8				G5-4-3	3	2	2	0	1	0	0											
17 Todd Helton, L OBP: 0.349, SLG: 0.353 20 Chris Iannetta, R OBP: 0.325, SLG: 0.426	1B		19 BB		K					3	1	2	2	1	1	0											
19 Ryan Spillborghs, R OBP: 0.363, SLG: 0.459	G5-3		21 BB						HR	1	1	1	1	0	0	0											
21 Miguel Olivo, R OBP: 0.325, SLG: 0.466 39 Paul Phillips, R OBP: 0.350, SLG: 0.278		G3-1	21 BB						BB	3	2	2	2	2	0	2											
29 Jorge De La Rosa, L OBP: 0.188, SLG: 0.250 15 Jay Payton, R		G6-3	29 BB		FC6-5		SH5-3		G4-3	2	0	1	1	0	0	0											
Inning Stats	R: 2 E: 1 K: 1 S: 15	H: 3 LOB: 2 BB: 1 P: 30	R: 0 E: 0 K: 0 S: 7	H: 0 LOB: 0 BB: 0 P: 10	R: 6 E: 0 K: 1 S: 23	H: 4 LOB: 1 BB: 3 P: 42	R: 1 E: 0 K: 2 S: 11	H: 1 LOB: 0 BB: 0 P: 17	R: 1 E: 0 K: 0 S: 10	H: 2 LOB: 1 BB: 0 P: 15	R: 2 E: 0 K: 1 S: 12	H: 4 LOB: 2 BB: 0 P: 17	R: 0 E: 0 K: 1 S: 7	H: 0 LOB: 0 BB: 0 P: 8	R: 1 E: 0 K: 0 S: 12	H: 1 LOB: 1 BB: 2 P: 24		1B: 8 2B: 3 3B: 1 HR: 3	SF: 0 SAC: 1 DP: 1 HBP: 0	WP: 0 PB: 0 SB: 1 CS: 1	PA: 44						
PITCHER	IP	WLS	BF	H	R	ER	SO	BB	IBB	HBP	BLK	WP	HR	S	P	ERA	WHIP										
34 Joe Saunders, L ERA: 4.7	2.1	L	16	5	7	5	1	4	0	0	0	0	0	19	29	5.40	1.800										
77 D.J. Carrasco, R ERA: 3.79	1.2		8	3	2	1	3	0	0	0	0	0	1	19	29	5.40	1.800										
43 Zach Kroenke, L ERA: 20.25	1.1		10	6	3	3	0	0	0	0	0	0	1	17	27	20.25	4.500										
55 Blaine Boyer, R ERA: 4.03	0.2		2	0	0	0	1	0	0	0	0	0	0	5	5	0.00	0.000										
39 Jordan Norberto, L ERA: 5.82	2.0		8	1	1	1	1	2	0	0	0	0	1	19	32	4.50	1.500										



Batter	1	2	3	4	5	6	7	8	9	AB	R	H	RBI	BB	SO	LOB	TOP			
6 Stephen Drew, L (1.6) OBP: 0.345, SLG: 0.445										5	0	3	0	0	1	2				
24 Chris Young, R (1.8) OBP: 0.341, SLG: 0.465										4	1	0	0	1	1	4				
2 Kelly Johnson, L (1.4) OBP: 0.362, SLG: 0.477										3	0	0	0	2	1	5				
25 Adam LaRoche, L (1.3) OBP: 0.327, SLG: 0.472										4	0	0	1	0	2	1				
26 Miguel Montero, L (1.2) OBP: 0.346, SLG: 0.445										3	0	2	1	1	0	0				
27 Mark Reynolds, R (1.5) 55 Blaine Boyer, R (7.1) 22 Aaron Heilman, R (7.1) 38 Sam Demel, R (9.1)										4	0	0	0	0	2	4				
29 Brandon Allen, L (1.7) OBP: 0.333, SLG: 0.474										3	0	0	0	1	2	2				
8 Gerardo Parra, L (1.9) OBP: 0.298, SLG: 0.361										3	0	0	0	0	2	1				
31 Ian Kennedy, R (1.1) 13 Tony Abreu, S (7.5) OBP: 0.283, SLG: 0.226 OBP: 0.260, SLG: 0.319										3	1	3	0	0	0	0				
Inning Stats	R: 0 E: 0 K: 1 S: 10	H: 1 LOB: 1 BB: 1 P: 19	R: 0 E: 0 K: 0 S: 9	H: 0 LOB: 1 BB: 1 P: 17	R: 2 E: 1 K: 1 S: 15	H: 2 LOB: 2 BB: 1 P: 26	R: 0 E: 0 K: 2 S: 12	H: 2 LOB: 3 BB: 1 P: 22	R: 0 E: 0 K: 2 S: 12	H: 1 LOB: 1 BB: 0 P: 12	R: 0 E: 0 K: 1 S: 9	H: 2 LOB: 2 BB: 0 P: 19	R: 0 E: 0 K: 1 S: 8	H: 0 LOB: 1 BB: 0 P: 14	R: 0 E: 0 K: 1 S: 9	H: 0 LOB: 1 BB: 1 P: 16	1B: 7 2B: 1 3B: 0 HR: 0	SF: 1 SAC: 1 DP: 1 HBP: 0	WP: 0 PB: 0 SB: 0 CS: 0	PA: 40
PITCHER	IP WLS BF H R ER SO	IP WLS BF H R ER SO	IP WLS BF H R ER SO	IP WLS BF H R ER SO	IP WLS BF H R ER SO	IP WLS BF H R ER SO	IP WLS BF H R ER SO	IP WLS BF H R ER SO	IP WLS BF H R ER SO	IP WLS BF H R ER SO	IP WLS BF H R ER SO	IP WLS BF H R ER SO	IP WLS BF H R ER SO	IP WLS BF H R ER SO	IP WLS BF H R ER SO	IP WLS BF H R ER SO	ERA WHIP	ERA WHIP	ERA WHIP	ERA WHIP
45 Jhoulys Chacin, R (1.1) ERA: 3.53	4.0	21	5	2	0	4	4	0	0	0	0	0	0	0	0	0	0.00	1.500		
48 Emil Rogers, R (5.1) ERA: 5.04	2.0	9	3	0	0	4	0	0	0	0	0	0	0	0	0	0	0.00	0.000		
97 Joe Beimel, L (7.1) ERA: 3.21	0.2	2	0	0	0	0	0	0	0	0	0	0	0	0	0	0	0.00	0.000		
34 Matt Bellisle, R (7.1) ERA: 2.7	0.1	1	0	0	0	1	0	0	0	0	0	0	0	0	0	0	0.00	0.000		
63 Rafael Betancourt, R (8.1) ERA: 3.83	1.0	4	0	0	0	1	1	0	0	0	0	0	0	0	0	0	0.00	1.000		

Arizona Diamondbacks @ Colorado Rockies
Coors Field, Denver, CO
Sun Sep 12 2010, 1:11 PM - 4:17 PM MDT
Att: 41,504 - Partly Cloudy - 80 F

AB	33
R	2
H	8
RBI	2
BB	5
SO	12
LOB	20



Batter	1	2	3	4	5	6	7	8	9	AB	R	H	RBI	BB	SO	LOB	BOTTOM			
1 Eric Young Jr., S (1.4) OBP: 0.349, SLG: 0.328										3	0	1	0	1	1	0				
12 Clint Barmes, R (8.4) OBP: 0.305, SLG: 0.350										4	0	0	0	0	2	3				
24 Dexter Fowler, S (1.8) OBP: 0.346, SLG: 0.397										1	1	1	2	0	0	0				
23 Jason Giambi, L (9. PH) OBP: 0.393, SLG: 0.424										3	0	2	0	1	0	0				
5 Carlos González, L (1.7) OBP: 0.374, SLG: 0.612										4	0	1	0	0	0	2				
2 Troy Tulowitzki, R (1.6) OBP: 0.389, SLG: 0.558										1	1	0	0	3	0	0				
17 Todd Helton, L (1.3) OBP: 0.354, SLG: 0.352										1	1	0	0	3	0	0				
6 Melvin Mora, R (1.5) OBP: 0.357, SLG: 0.387										4	0	0	0	0	2	6				
16 Huston Street, R (9.1)										0	0	0	0	0	0	0				
7 Seth Smith, L (1.9) OBP: 0.317, SLG: 0.489										4	0	0	0	0	0	3				
20 Chris Iannetta, R (1.2) OBP: 0.325, SLG: 0.426										0	0	0	0	0	0	0				
21 Miguel Olivo, R (2.2) OBP: 0.324, SLG: 0.461										3	1	0	0	1	2	0				
45 Jhoulys Chacin, R (1.1) ERA: 3.87	6.0	22	2	2	2	1	2	0	0	0	0	0	0	0	0	0.00	6.000			
48 Emil Rogers, R (5.1) ERA: 4.33	0.2	6	2	2	2	1	2	0	0	0	0	0	0	0	0	0.00	0.750			
97 Joe Beimel, L (7.1) ERA: 4.27	1.1	6	1	0	0	1	0	1	0	1	0	14	27	0.00	1.500					
34 Matt Bellisle, R (7.1) 19 Ryan Spillane, R (7.1) 63 Rafael Betancourt, R (8.1) 18 Jonathan Herrera, S (8.1) OBP: 0.346, SLG: 0.331	0.2	4	1	2	0	1	0	0	0	0	1	10	15	0.00	1.500					
Inning Stats	R: 0 E: 0 K: 1 S: 11	H: 1 LOB: 3 BB: 3 P: 25	R: 0 E: 0 K: 1 S: 7	H: 0 LOB: 0 BB: 0 P: 9	R: 0 E: 0 K: 0 S: 6	H: 0 LOB: 0 BB: 0 P: 8	R: 0 E: 0 K: 1 S: 11	H: 0 LOB: 0 BB: 0 P: 14	R: 0 E: 0 K: 2 S: 9	H: 1 LOB: 1 BB: 0 P: 13	R: 2 E: 0 K: 2 S: 12	H: 2 LOB: 2 BB: 2 P: 27	R: 0 E: 0 K: 0 S: 11	H: 1 LOB: 2 BB: 1 P: 22	R: 2 E: 1 K: 1 S: 10	H: 1 LOB: 0 BB: 0 P: 15	1B: 3 2B: 2 3B: 0 HR: 1	SF: 0 SAC: 0 DP: 0 HBP: 0	WP: 1 PB: 0 SB: 0 CS: 1	PA: 38
PITCHER	IP WLS BF H R ER SO	IP WLS BF H R ER SO	IP WLS BF H R ER SO	IP WLS BF H R ER SO	IP WLS BF H R ER SO	IP WLS BF H R ER SO	IP WLS BF H R ER SO	IP WLS BF H R ER SO	IP WLS BF H R ER SO	IP WLS BF H R ER SO	IP WLS BF H R ER SO	IP WLS BF H R ER SO	IP WLS BF H R ER SO	IP WLS BF H R ER SO	IP WLS BF H R ER SO	IP WLS BF H R ER SO	ERA WHIP	ERA WHIP	ERA WHIP	ERA WHIP
31 Ian Kennedy, R (1.1) ERA: 3.87	6.0	22	2	2	2	1	2	0	0	0	0	0	0	0	0	0.00	6.000			
55 Blaine Boyer, R (7.1) ERA: 4.33	0.2	6	2	2	2	1	2	0	0	0	0	14	27	0.00	1.500					
22 Aaron Heilman, R (7.1) ERA: 4.27	1.1	6	1	0	0	1	0	1	0	1	0	10	15	0.00	1.500					
38 Sam Demel, R (9.1) ERA: 5.46	0.2	4	1	2	0	1	0	0	0	0	1	10	15	0.00	1.500					

Arizona Diamondbacks @ Colorado Rockies
Coors Field, Denver, CO
Sun Sep 12 2010, 1:11 PM - 4:17 PM MDT
Att: 41,504 - Partly Cloudy - 80 F

AB	32
R	4
H	6
RBI	4
BB	6
SO	9
LOB	15



Batter	1	2	3	4	5	6	7	8	9	AB	R	H	RBI	BB	SO	LOB	TOP		
13 Tony Abreu, S OBP: 0.256, SLG: 0.318	3-1 10 SH5-3 1B		1-3 K		2-1 10 1B 2B		2-2 L3		0-0 L7	5	1	2	0	0	1	0			
10 Justin Upton, R OBP: 0.356, SLG: 0.442	0-0 SH5-3 1-2		3-3 K		3-2 2-H 1B		3-2 G4-3			3	0	1	1	0	1	0			
24 Chris Young, R OBP: 0.341, SLG: 0.463	2-3 K			1-0 25 1B 1B	3-1 F9				2-3 K	4	1	1	0	0	2	2			
25 Adam LaRoche, L OBP: 0.327, SLG: 0.470	0-0 F9			0-0 28 1B 41 1B 1B	2-0 F8				3-2 F7	4	1	1	0	0	0	2			
27 Mark Reynolds, R OBP: 0.326, SLG: 0.458	2-3 K		0-2 28 1B 41 1B 1B	2-3 K				1-3 K		4	0	1	1	0	0	3	1		
4 Rusty Ryan, R OBP: 0.320, SLG: 0.360	1-0 1B		0-3 K		1-1 G4-3			4-2 28 S BB		2	0	1	0	0	1	2			
8 Gerardo Parra, L OBP: 0.301, SLG: 0.361	1-0 1B		2-2 41 1B 1B		0-2 2B			3-3 K		1	0	0	0	1	0	0			
28 John Hester, R OBP: 0.310, SLG: 0.364	2-3 K		1-2 41 1B 1B		2-3 K			1-2 K		4	0	2	0	0	2	2			
11 Augie Ojeda, S OBP: 0.265, SLG: 0.219	1-0 L5		0-3 K		2-3 K			4-1 19 CS BB		3	0	0	0	1	2	5			
41 Daniel Hudson, R OBP: 0.190, SLG: 0.200	3-1 G6-3		0-0 1B		0-0 G5-3			3-2 F7		3	0	1	1	0	0	1			
19 Ryan Church, L OBP: 0.261, SLG: 0.341										1	0	0	0	0	0	1			
58 Juan Gutierrez, R										0	0	0	0	0	0	0			
Inning Stats	R: 0 E: 0 K: 1 S: 7	H: 1 LOB: 1 BB: 0 P: 12	R: 0 E: 0 K: 2 S: 8	H: 1 LOB: 1 BB: 0 P: 14	R: 0 E: 0 K: 2 S: 10	H: 0 LOB: 0 BB: 0 P: 17	R: 2 E: 0 K: 2 S: 15	H: 5 LOB: 2 BB: 0 P: 18	R: 1 E: 0 K: 1 S: 15	H: 2 LOB: 1 BB: 0 P: 27	R: 0 E: 0 K: 1 S: 9	H: 1 LOB: 1 BB: 0 P: 12	R: 0 E: 0 K: 2 S: 15	H: 0 LOB: 1 BB: 1 P: 26	R: 0 E: 0 K: 0 S: 5	H: 0 LOB: 0 BB: 1 P: 12	1B: 8 2B: 2 3B: 0 HR: 0	SF: 0 SAC: 1 DP: 0 HBP: 0	WP: 0 PB: 0 CS: 1 PA: 37
PITCHER	IP WLS BF H R ER SO BB IBB HBP BLK WP HR S P ERA WHIP	IP WLS BF H R ER SO BB IBB HBP BLK WP HR S P ERA WHIP	IP WLS BF H R ER SO BB IBB HBP BLK WP HR S P ERA WHIP	IP WLS BF H R ER SO BB IBB HBP BLK WP HR S P ERA WHIP	IP WLS BF H R ER SO BB IBB HBP BLK WP HR S P ERA WHIP	IP WLS BF H R ER SO BB IBB HBP BLK WP HR S P ERA WHIP	IP WLS BF H R ER SO BB IBB HBP BLK WP HR S P ERA WHIP	IP WLS BF H R ER SO BB IBB HBP BLK WP HR S P ERA WHIP	IP WLS BF H R ER SO BB IBB HBP BLK WP HR S P ERA WHIP	IP WLS BF H R ER SO BB IBB HBP BLK WP HR S P ERA WHIP	IP WLS BF H R ER SO BB IBB HBP BLK WP HR S P ERA WHIP	IP WLS BF H R ER SO BB IBB HBP BLK WP HR S P ERA WHIP	IP WLS BF H R ER SO BB IBB HBP BLK WP HR S P ERA WHIP	IP WLS BF H R ER SO BB IBB HBP BLK WP HR S P ERA WHIP	IP WLS BF H R ER SO BB IBB HBP BLK WP HR S P ERA WHIP	IP WLS BF H R ER SO BB IBB HBP BLK WP HR S P ERA WHIP	IP WLS BF H R ER SO BB IBB HBP BLK WP HR S P ERA WHIP		

Arizona Diamondbacks @ Cincinnati Reds
Great American Ball Park, Cincinnati, OH
Tue Sep 14 2010, 7:11 PM - 9:47 PM EDT
Att: 16,973 - Cloudy - 81 F

AB	34
R	3
H	10
RBI	3
BB	2
SO	12
LOB	16



Batter	1	2	3	4	5	6	7	8	9	AB	R	H	RBI	BB	SO	LOB	BOTTOM				
4 Brandon Phillips, R OBP: 0.331, SLG: 0.431	1-3 K		2-1 G5-3		2-3 K			3-2 G6-3		4	0	0	0	0	2	2					
2 Orlando Cabrera, R OBP: 0.308, SLG: 0.357	1-1 L9			2-1 2B		0-1 F8			1-2 19 1B 6 HBP 1B	4	1	2	0	0	0	0					
19 Joey Volto, L OBP: 0.422, SLG: 0.592	2-2 F7		0-2 G6-3		0-1 G3				0-0 6 HBP 32 BB 1B	4	0	1	0	0	0	1					
27 Scott Rolen, R OBP: 0.366, SLG: 0.515		0-0 F8		4-2 BB		1-3 K			0-2 K	3	0	0	0	1	2	2					
31 Jonny Gomes, R OBP: 0.326, SLG: 0.422		1-1 32 G3-6-1 1B		0-3 K		1-1 F8			0-3 K	4	0	1	0	0	2	4					
32 Jay Bruce, L OBP: 0.345, SLG: 0.476		0-1 G3-6-1		2-2 F8		3-3 K			4-0 6 HBP BB	3	0	0	0	1	1	3					
6 Drew Stubbs, R OBP: 0.315, SLG: 0.417			2-2 F8		0-3 K				2-1 K	3	0	0	1	0	2	0					
55 Ramon Hernandez, R OBP: 0.369, SLG: 0.438			0-3 K		2-1 G5-3				0-1 G6-3	4	0	0	0	0	1	3					
30 Travis Wood, R OBP: 0.167, SLG: 0.367			1-0 1B		1-2 1B				1-0 G4-3	1	0	1	0	0	0	0					
23 Yonder Alonso, L OBP: 0.300, SLG: 0.400										1	0	1	0	0	0	0					
63 Sam LeCure, R OBP: 0.091, SLG: 0.182										0	0	0	0	0	0	0					
25 Juan Francisco, L OBP: 0.350, SLG: 0.432										1	0	0	0	0	0	0					
39 Aaron Harang, R OBP: 0.339, SLG: 0.167										0	0	0	0	0	0	0					
Inning Stats	R: 0 E: 0 K: 1 S: 10	H: 0 LOB: 0 BB: 0 P: 14	R: 0 E: 0 K: 0 S: 5	H: 1 LOB: 0 BB: 0 P: 6	R: 0 E: 0 K: 1 S: 9	H: 1 LOB: 1 BB: 0 P: 14	R: 0 E: 0 K: 1 S: 16	H: 1 LOB: 2 BB: 1 P: 24	R: 0 E: 0 K: 2 S: 12	H: 1 LOB: 0 BB: 0 P: 17	R: 0 E: 0 K: 1 S: 8	H: 0 LOB: 0 BB: 0 P: 9	R: 0 E: 0 K: 2 S: 8	H: 0 LOB: 0 BB: 0 P: 12	R: 0 E: 0 K: 0 S: 6	H: 0 LOB: 0 BB: 0 P: 10	R: 1 E: 0 K: 2 S: 12	H: 2 LOB: 3 BB: 1 P: 21	1B: 4 2B: 2 3B: 0 HR: 0	SF: 0 SAC: 0 DP: 1 HBP: 1	WP: 0 PB: 0 CS: 0 PA: 35
PITCHER	IP WLS BF H R ER SO BB IBB HBP BLK WP HR S P ERA WHIP	IP WLS BF H R ER SO BB IBB HBP BLK WP HR S P ERA WHIP	IP WLS BF H R ER SO BB IBB HBP BLK WP HR S P ERA WHIP	IP WLS BF H R ER SO BB IBB HBP BLK WP HR S P ERA WHIP	IP WLS BF H R ER SO BB IBB HBP BLK WP HR S P ERA WHIP	IP WLS BF H R ER SO BB IBB HBP BLK WP HR S P ERA WHIP	IP WLS BF H R ER SO BB IBB HBP BLK WP HR S P ERA WHIP	IP WLS BF H R ER SO BB IBB HBP BLK WP HR S P ERA WHIP	IP WLS BF H R ER SO BB IBB HBP BLK WP HR S P ERA WHIP	IP WLS BF H R ER SO BB IBB HBP BLK WP HR S P ERA WHIP	IP WLS BF H R ER SO BB IBB HBP BLK WP HR S P ERA WHIP	IP WLS BF H R ER SO BB IBB HBP BLK WP HR S P ERA WHIP	IP WLS BF H R ER SO BB IBB HBP BLK WP HR S P ERA WHIP	IP WLS BF H R ER SO BB IBB HBP BLK WP HR S P ERA WHIP	IP WLS BF H R ER SO BB IBB HBP BLK WP HR S P ERA WHIP	IP WLS BF H R ER SO BB IBB HBP BLK WP HR S P ERA WHIP	IP WLS BF H R ER SO BB IBB HBP BLK WP HR S P ERA WHIP				

Arizona Diamondbacks @ Cincinnati Reds
Great American Ball Park, Cincinnati, OH
Tue Sep 14 2010, 7:11 PM - 9:47 PM EDT
Att: 16,973 - Cloudy - 81 F

AB	32
R	1
H	6
RBI	1
BB	2
SO	10
LOB	15



Batter	1	2	3	4	5	6	7	8	9	AB	R	H	RBI	BB	SO	LOB	TOP					
6 Stephen Drew, L (1, 6)										4	0	1	1	0	1	1	Arizona Diamondbacks @ Cincinnati Reds Great American Ball Park, Cincinnati, OH Thu Sep 16 2010, 12:35 PM - 3:13 PM EDT Att: 22,090 - Overcast - 74 F					
2 Kelly Johnson, L (1, 4)										4	0	3	1	0	1	1						
24 Chris Young, R (1, 8)										4	0	0	0	0	3	4						
25 Adam LaRoche, L (1, 3)										4	0	0	0	0	2	4						
27 Mark Reynolds, R (1, 5)										4	0	0	0	0	1	1						
26 Miguel Montero, L (1, 2)										3	1	0	0	1	0	0						
19 Ryan Church, L (1, 7)										3	1	0	0	1	0	0						
8 Gerardo Parra, L (1, 9)										4	1	2	1	0	1	0						
13 Rodrigo Lopez, R (1, 1)										2	0	0	0	0	0	2						
22 Aaron Heilman, R (8, 1)										0	0	0	0	0	0	0						
58 Juan Gutierrez, R (9, 1)										0	0	0	0	0	0	0						
Inning Stats	R: 0 E: 0 K: 0 S: 8	H: 1 LOB: 1 BB: 0 P: 9	R: 0 E: 0 K: 0 S: 4	H: 0 LOB: 0 BB: 0 P: 8	R: 0 E: 0 K: 2 S: 8	H: 0 LOB: 0 BB: 0 P: 11	R: 0 E: 0 K: 3 S: 10	H: 1 LOB: 1 BB: 0 P: 16	R: 3 E: 0 K: 2 S: 13	H: 3 LOB: 2 BB: 2 P: 28	R: 0 E: 0 K: 0 S: 5	H: 0 LOB: 0 BB: 0 P: 6	R: 0 E: 0 K: 1 S: 7	H: 1 LOB: 0 BB: 0 P: 12	R: 0 E: 0 K: 1 S: 8	H: 0 LOB: 0 BB: 0 P: 12	R: 0 E: 0 K: 0 S: 8	H: 0 LOB: 0 BB: 0 P: 12	1B: 5 2B: 1 3B: 0 HR: 0	SF: 0 SAC: 1 DP: 0 HBP: 0	WP: 2 PB: 0 CS: 0	PA: 35
PITCHER	IP WLS BF H R ER SO BB IBB HBP BLK WP HR S P ERA WHIP	6.2 L 28 6 3 3 7 2 0 0 0 2 0 52 85 4.05 1.200	7.1 0 1 0 0 0 1 0 0 0 0 0 0 3 5 0.00 0.000	8.1 1.0 3 0 0 0 1 0 0 0 0 0 0 8 12 0.00 0.000	9.1 1.0 3 0 0 0 0 0 0 0 0 0 0 8 12 0.00 0.000	PITCHER										IP WLS BF H R ER SO BB IBB HBP BLK WP HR S P ERA WHIP						

Batter	1	2	3	4	5	6	7	8	9	AB	R	H	RBI	BB	SO	LOB	BOTTOM					
6 Drew Stubbs, R (1, 8)										4	1	1	0	0	1	1	Arizona Diamondbacks @ Cincinnati Reds Great American Ball Park, Cincinnati, OH Thu Sep 16 2010, 12:35 PM - 3:13 PM EDT Att: 22,090 - Overcast - 74 F					
2 Orlando Cabrera, R (1, 6)										4	0	0	0	0	1	2						
19 Joey Volto, L (1, 3)										4	0	1	0	0	0	1						
31 Jonny Gomes, R (1, 7)										4	0	2	1	0	0	1						
32 Jay Bruce, L (1, 9)										4	0	1	0	0	1	2						
55 Ramon Hernandez, R (1, 2)										3	0	0	0	0	1	2						
25 Juan Francisco, L (1, 5)										4	0	1	0	0	1	3						
7 Paul Janish, R (1, 4)										3	0	1	0	0	0	1						
36 Edinson Volquez, R (1, 1)										2	0	1	0	0	0	0						
45 Bill Bray, L (7, 1)										0	0	0	0	0	0	0						
15 Jim Edmonds, L (7, PH)										1	0	0	0	0	0	1						
66 Logan Ondrusek, R (8, 1)										0	0	0	0	0	0	0						
51 Jared Burton, R (9, 1)										0	0	0	0	0	0	0						
Inning Stats	R: 1 E: 0 K: 1 S: 13	H: 2 LOB: 1 BB: 0 P: 19	R: 0 E: 0 K: 0 S: 9	H: 1 LOB: 0 BB: 0 P: 11	R: 0 E: 0 K: 0 S: 11	H: 0 LOB: 0 BB: 0 P: 14	R: 0 E: 0 K: 1 S: 7	H: 2 LOB: 2 BB: 0 P: 12	R: 0 E: 0 K: 1 S: 11	H: 1 LOB: 1 BB: 0 P: 17	R: 0 E: 0 K: 0 S: 6	H: 0 LOB: 0 BB: 0 P: 8	R: 0 E: 0 K: 1 S: 12	H: 1 LOB: 1 BB: 0 P: 17	R: 0 E: 0 K: 1 S: 9	H: 0 LOB: 0 BB: 0 P: 16	R: 0 E: 0 K: 0 S: 7	H: 0 LOB: 1 BB: 0 P: 11	1B: 6 2B: 3 3B: 0 HR: 0	SF: 0 SAC: 0 DP: 2 HBP: 1	WP: 0 PB: 0 CS: 0	PA: 34
PITCHER	IP WLS BF H R ER SO BB IBB HBP BLK WP HR S P ERA WHIP	7.0 W 27 8 0 1 4 0 0 0 0 0 0 9 16 0.00 0.000	8.1 H 3 0 0 0 1 0 0 0 0 0 0 9 16 0.00 0.000	9.1 S 4 0 0 0 0 0 0 1 0 0 0 7 11 0.00 0.000	PITCHER										IP WLS BF H R ER SO BB IBB HBP BLK WP HR S P ERA WHIP							

AB	32
R	3
H	6
RBI	3
BB	2
SO	9
LOB	13



Batter	1	2	3	4	5	6	7	8	9	AB	R	H	RBI	BB	SO	LOB	TOP										
6 Stephen Drew, L (1,6) OBP: 0.350, SLG: 0.448										4	0	3	1	0	0	0	Arizona Diamondbacks @ Pittsburgh Pirates PNC Park, Pittsburgh, PA Fri Sep 17 2010, 7:07 PM - 9:55 PM EDT Att: 22,939 - Cloudy - 66 F										
24 Chris Young, R (1,8) OBP: 0.340, SLG: 0.458										4	0	2	0	0	0	2											
2 Kelly Johnson, L (1,4) OBP: 0.360, SLG: 0.476										4	0	0	0	0	2	4											
25 Adam LaRoche, L (1,3) OBP: 0.323, SLG: 0.461										3	0	0	0	1	1	2											
10 Justin Upton, R (9, PR) OBP: 0.358, SLG: 0.442										0	0	0	0	0	0	0											
21 Mike Hampton, R (9, 1) OBP: 0.333, SLG: 0.458										0	0	0	0	0	0	0											
32 Esmerling Vasquez, R (9, 1) OBP: 0.333, SLG: 0.458										0	0	0	0	0	0	0											
13 Tony Abreu, S (1,5) OBP: 0.255, SLG: 0.314										4	0	0	0	0	2	1											
26 Miguel Montero, L (1,2) OBP: 0.344, SLG: 0.452										3	1	1	0	1	0	0											
4 Rusty Ryan, R (1,7) OBP: 0.313, SLG: 0.351										3	1	0	0	0	0	1											
55 Blaine Boyer, R (7, 1) OBP: 0.333, SLG: 0.442										0	0	0	0	0	0	0											
22 Aaron Heilman, R (8, 1) OBP: 0.333, SLG: 0.458										0	0	0	0	0	0	0											
29 Brandon Allen, L (9, PH) OBP: 0.333, SLG: 0.458										1	0	0	0	0	1	2											
8 Gerardo Parra, L (1,9) OBP: 0.306, SLG: 0.372										4	1	2	2	0	0	2											
31 Ian Kennedy, R (1, 1) OBP: 0.279, SLG: 0.222										1	0	0	0	0	0	0											
5 Cole Gillespie, R (7, PH) OBP: 0.250, SLG: 0.325										1	0	0	0	0	0	1											
Inning Stats	R: 0 E: 0 K: 0 S: 7	H: 1 LOB: 0 BB: 0 P: 11	R: 0 E: 0 K: 1 S: 8	H: 0 LOB: 0 BB: 0 P: 11	R: 2 E: 1 K: 0 S: 12	H: 2 LOB: 1 BB: 0 P: 21	R: 0 E: 0 K: 0 S: 6	H: 0 LOB: 0 BB: 0 P: 9	R: 0 E: 0 K: 0 S: 7	H: 0 LOB: 0 BB: 0 P: 12	R: 0 E: 0 K: 2 S: 10	H: 2 LOB: 1 BB: 0 P: 17	R: 1 E: 0 K: 0 S: 14	H: 2 LOB: 1 BB: 0 P: 22	R: 0 E: 0 K: 1 S: 6	H: 1 LOB: 0 BB: 0 P: 8	R: 0 E: 0 K: 2 S: 16	H: 0 LOB: 2 BB: 2 P: 27	1B: 4 2B: 4 3B: 0 HR: 0	SF: 0 SAC: 1 DP: 2 HBP: 0	WP: 0 PB: 0 SB: 1 CS: 1	PA: 35					
PITCHER	IP	WLS	BF	H	R	ER	SO	BB	IBB	HBP	BLK	WP	HR	S	P	ERA	WHIP										
71 Brian Burres, L (1, 1) ERA: 4.93	7.0		27	7	3	2	3	0	0	0	0	0	0	64	103	2.57	1.000										
Joel Hanrahan, R (8, 1) ERA: 3.52	1.1		6	1	0	0	2	2	0	0	0	0	0	18	30	0.00	2.250										
47 Evan Meek, R (9, 1) ERA: 1.97	0.2	W	2	0	0	0	1	0	0	0	0	0	0	4	5	0.00	0.000										

Batter	1	2	3	4	5	6	7	8	9	AB	R	H	RBI	BB	SO	LOB	BOTTOM										
31 Jose Tabata, R (1,8) OBP: 0.346, SLG: 0.401										4	0	2	1	0	0	0	Arizona Diamondbacks @ Pittsburgh Pirates PNC Park, Pittsburgh, PA Fri Sep 17 2010, 7:07 PM - 9:55 PM EDT Att: 22,939 - Cloudy - 66 F										
44 Alex Presley, L (1,7) OBP: 0.308, SLG: 0.250										3	0	0	0	0	1	1											
18 Neil Walker, S (1,4) OBP: 0.344, SLG: 0.474										4	1	2	1	0	0	1											
46 Garrett Jones, L (1,3) OBP: 0.308, SLG: 0.411										3	0	0	0	1	1	2											
24 Pedro Alvarez, L (1,5) OBP: 0.313, SLG: 0.409										4	0	1	0	0	1	1											
14 John Bowker, L (1,9) ERA: 4.14										3	0	0	0	0	0	1											
22 Andrew McCutchen, R (9, PH) OBP: 0.353, SLG: 0.435										0	1	0	0	1	0	0											
41 Ryan Doumit, S (1,2) OBP: 0.334, SLG: 0.422										3	1	1	1	1	0	0											
5 Ronny Cedeno, R (1,6) OBP: 0.286, SLG: 0.369										4	1	2	1	0	1	0											
71 Brian Burres, L (1, 1) OBP: 0.143, SLG: 0.238										2	0	0	0	0	2	1											
44 Brandon Moss, L (7, PH) OBP: 0.111, SLG: 0.111										1	0	0	0	0	0	0											
47 Evan Meek, R (9, 1) OBP: 1.000, SLG: 1.000										0	0	0	0	0	0	0											
Inning Stats	R: 1 E: 0 K: 1 S: 13	H: 1 LOB: 1 BB: 1 P: 21	R: 0 E: 0 K: 0 S: 6	H: 0 LOB: 0 BB: 0 P: 11	R: 0 E: 0 K: 1 S: 9	H: 0 LOB: 0 BB: 0 P: 10	R: 0 E: 0 K: 0 S: 10	H: 2 LOB: 1 BB: 0 P: 15	R: 1 E: 0 K: 1 S: 13	H: 2 LOB: 1 BB: 0 P: 22	R: 0 E: 0 K: 1 S: 8	H: 0 LOB: 0 BB: 0 P: 12	R: 1 E: 0 K: 0 S: 7	H: 1 LOB: 0 BB: 0 P: 10	R: 0 E: 0 K: 1 S: 7	H: 1 LOB: 1 BB: 0 P: 8	R: 1 E: 0 K: 0 S: 6	H: 1 LOB: 2 BB: 2 P: 17	1B: 5 2B: 1 3B: 0 HR: 2	SF: 0 SAC: 1 DP: 1 HBP: 0	WP: 0 PB: 0 SB: 0 CS: 0	PA: 35					
PITCHER	IP	WLS	BF	H	R	ER	SO	BB	IBB	HBP	BLK	WP	HR	S	P	ERA	WHIP										
31 Ian Kennedy, R (1, 1) ERA: 3.79	6.0		23	5	2	1	4	1	0	0	0	0	0	59	91	1.50	1.000										
55 Blaine Boyer, R (7, 1) ERA: 4.42	1.0	B	4	1	1	1	1	0	0	0	0	0	0	7	10	9.00	1.000										
22 Aaron Heilman, R (8, 1) ERA: 4.14	1.0		4	1	0	0	1	0	0	0	0	0	0	7	8	0.00	1.000										
21 Mike Hampton, L (9, 1) ERA: 4.14	0.1		1	0	0	0	0	0	0	0	0	0	0	2	3	0.00	0.000										
32 Esmerling Vasquez, R (9, 1) ERA: 4.33	0.0	L	3	1	1	1	0	2	0	0	0	0	0	4	14	"	"										

AB	32
R	3
H	8
RBI	3
BB	2
SO	6
LOB	15

AB	31
R	4
H	8
RBI	4
BB	3
SO	6
LOB	7



Batter	1	2	3	4	5	6	7	8	9	AB	R	H	RBI	BB	SO	LOB	TOP
18 Jonathan Herrera, S OBP: 0.353, SLG: 0.350	G4-3		K		E6		L8		FC4-6	5	1	1	0	0	1	5	
19 Ryan Spillborghs, R OBP: 0.366, SLG: 0.455	P4				SF9					2	2	1	2	2	0	0	
5 Carlos González, L OBP: 0.383, SLG: 0.610	K		G4-3		G4-6-3					5	1	2	6	0	1	2	
2 Troy Tulowitzki, R OBP: 0.385, SLG: 0.578	K		G4-3		G4-3		G4-3		G5-3	5	0	1	1	0	1	1	
23 Jason Giambi, L OBP: 0.384, SLG: 0.406	G5-3		G1-3							4	0	0	0	1	1	1	
24 Dexter Fowler, S OBP: 0.343, SLG: 0.386										0	0	0	0	0	0	0	
6 Melvin Mora, R OBP: 0.361, SLG: 0.408										5	0	2	0	0	2	3	
7 Seth Smith, L OBP: 0.319, SLG: 0.476										2	1	0	0	2	0	1	
20 Chris Iannetta, R OBP: 0.328, SLG: 0.421										2	2	0	0	2	0	3	
26 Jeff Francis, L ERA: 4.71										0	0	0	0	0	0	0	
56 Franklin Morales, L ERA: 6.67										0	0	0	0	0	0	0	
48 Esmil Rogers, R ERA: 5.77										0	0	0	0	0	0	0	
53 Manny Delcarmen, R ERA: 5.19										0	0	0	0	0	0	0	
97 Joe Beimel, L ERA: 3.43										0	0	0	0	0	0	0	
31 Ian Kennedy, R ERA: 3.76	IP	WLS	BF	H	R	ER	SO	BB	IBB	HBP	BLK	WP	HR	S	P	ERA	WHIP
77 D.J. Carrasco, R ERA: 3.77	4.0		17	3	1	1	3	2	0	0	0	0	0	51	84	2.25	1.250
49 Carlos Rosa, R ERA: 5.19	1.0	W	4	2	1	0	0	0	0	0	0	0	0	8	14	0.00	2.000
32 Esmerling Vasquez, R ERA: 4.79	0.2		5	0	3	3	0	3	0	0	0	1	0	12	30	40.50	4.500
55 Blaine Boyer, R ERA: 4.47	0.1		2	1	1	1	0	0	0	0	0	0	1	5	8	27.00	3.000
22 Aaron Heilman, R ERA: 4.7	IP	WLS	BF	H	R	ER	SO	BB	IBB	HBP	BLK	WP	HR	S	P	ERA	WHIP
56 Juan Gutierrez, R ERA: 5.3	1.0	H	5	0	2	2	1	2	0	0	0	0	0	9	20	18.00	2.000
58 Juan Gutierrez, R ERA: 5.3	1.0	S	6	1	1	1	1	2	0	0	0	0	0	16	33	9.00	3.000
6 Stephen Drew, L OBP: 0.349, SLG: 0.458	K	K								5	1	3	4	0	2	2	
14 Ryan Roberts, R OBP: 0.230, SLG: 0.362	G6-3									5	1	1	0	0	1	3	
22 Aaron Heilman, R ERA: 4.7										0	0	0	0	0	0	0	
26 Miguel Montero, L OBP: 0.334, SLG: 0.424										0	0	0	0	0	0	0	
58 Juan Gutierrez, R ERA: 5.3										0	0	0	0	0	0	0	
2 Kelly Johnson, L OBP: 0.361, SLG: 0.494										5	2	3	2	0	0	2	
24 Chris Young, R OBP: 0.343, SLG: 0.458										3	2	1	1	2	1	1	
25 Adam LaRoche, L OBP: 0.324, SLG: 0.469										5	0	2	1	0	0	3	
27 Mark Reynolds, R OBP: 0.322, SLG: 0.440										3	1	0	0	2	2	1	
28 John Hester, R OBP: 0.295, SLG: 0.353										5	0	0	0	0	2	5	
5 Cole Gillespie, R OBP: 0.272, SLG: 0.352										5	2	3	1	0	1	3	
31 Ian Kennedy, R ERA: 3.76										0	0	0	0	1	0	0	
77 D.J. Carrasco, R ERA: 3.77										0	0	0	0	0	0	0	
48 Esmil Rogers, R ERA: 5.77										0	0	0	0	0	0	0	
53 Manny Delcarmen, R ERA: 5.19										0	0	0	0	0	0	0	
97 Joe Beimel, L ERA: 3.43										0	0	0	0	0	0	0	
26 Jeff Francis, L ERA: 4.71	IP	WLS	BF	H	R	ER	SO	BB	IBB	HBP	BLK	WP	HR	S	P	ERA	WHIP
56 Franklin Morales, L ERA: 6.67	3.2	L	20	6	3	3	4	3	0	0	0	0	0	1	1	0.00	0.000
48 Esmil Rogers, R ERA: 5.77	1.0		8	3	4	4	1	2	0	0	0	0	0	19	35	36.00	5.000
53 Manny Delcarmen, R ERA: 5.19	1.0		6	2	1	1	3	1	0	0	0	0	0	19	31	9.00	3.000
97 Joe Beimel, L ERA: 3.43	1.0		4	1	1	1	0	0	0	0	0	0	1	12	20	9.00	1.000
35 Octavio Dotel, R ERA: 4.03	IP	WLS	BF	H	R	ER	SO	BB	IBB	HBP	BLK	WP	HR	S	P	ERA	WHIP
	1.0		5	2	1	1	1	0	0	0	0	0	0	15	22	9.00	2.000

Colorado Rockies @ Arizona Diamondbacks
Chase Field, Phoenix, AZ
Thu Sep 23 2010, 6:42 PM - 10:29 PM MST
Att: 30,090 - Clear - 92 F

AB	31
R	9
H	8
RBI	9
BB	9
SO	6
LOB	16



Batter	1	2	3	4	5	6	7	8	9	AB	R	H	RBI	BB	SO	LOB	BOTTOM
6 Stephen Drew, L OBP: 0.349, SLG: 0.458	K	K								5	1	3	4	0	2	2	
14 Ryan Roberts, R OBP: 0.230, SLG: 0.362	G6-3									5	1	1	0	0	1	3	
22 Aaron Heilman, R ERA: 4.7										0	0	0	0	0	0	0	
26 Miguel Montero, L OBP: 0.334, SLG: 0.424										0	0	0	0	0	0	0	
58 Juan Gutierrez, R ERA: 5.3										0	0	0	0	0	0	0	
2 Kelly Johnson, L OBP: 0.361, SLG: 0.494										5	2	3	2	0	0	2	
24 Chris Young, R OBP: 0.343, SLG: 0.458										3	2	1	1	2	1	1	
25 Adam LaRoche, L OBP: 0.324, SLG: 0.469										5	0	2	1	0	0	3	
27 Mark Reynolds, R OBP: 0.322, SLG: 0.440										3	1	0	0	2	2	1	
28 John Hester, R OBP: 0.295, SLG: 0.353										5	0	0	0	0	2	5	
5 Cole Gillespie, R OBP: 0.272, SLG: 0.352										5	2	3	1	0	1	3	
31 Ian Kennedy, R ERA: 3.76										0	0	0	0	1	0	0	
77 D.J. Carrasco, R ERA: 3.77										0	0	0	0	0	0	0	
48 Esmil Rogers, R ERA: 5.77										0	0	0	0	0	0	0	
53 Manny Delcarmen, R ERA: 5.19										0	0	0	0	0	0	0	
97 Joe Beimel, L ERA: 3.43										0	0	0	0	0	0	0	
26 Jeff Francis, L ERA: 4.71	IP	WLS	BF	H	R	ER	SO	BB	IBB	HBP	BLK	WP	HR	S	P	ERA	WHIP
56 Franklin Morales, L ERA: 6.67	3.2	L	20	6	3	3	4	3	0	0	0	0	0	1	1	0.00	0.000
48 Esmil Rogers, R ERA: 5.77	1.0		8	3	4	4	1	2	0	0	0	0	0	19	35	36.00	5.000
53 Manny Delcarmen, R ERA: 5.19	1.0		6	2	1	1	3	1	0	0	0	0	0	19	31	9.00	3.000
97 Joe Beimel, L ERA: 3.43	1.0		4	1	1	1	0	0	0	0	0	0	1	12	20	9.00	1.000
35 Octavio Dotel, R ERA: 4.03	IP	WLS	BF	H	R	ER	SO	BB	IBB	HBP	BLK	WP	HR	S	P	ERA	WHIP
	1.0		5	2	1	1	1	0	0	0	0	0	0	15	22	9.00	2.000

Colorado Rockies @ Arizona Diamondbacks
Chase Field, Phoenix, AZ
Thu Sep 23 2010, 6:42 PM - 10:29 PM MST
Att: 30,090 - Clear - 92 F

AB	38
R	10
H	14
RBI	9
BB	6
SO	9
LOB	20



Batter	1	2	3	4	5	6	7	8	9	AB	R	H	RBI	BB	SO	LOB	TOP			
49 Trent Oeltjen, L (1, 8) OBP: 0.375, SLG: 0.533	F8			G6-3 13 SH1-3 16 G5-3 2B		F7			K	4	1	1	0	0	1	0	Los Angeles Dodgers @ Arizona Diamondbacks Chase Field, Phoenix, AZ Sat Sep 25 2010, 5:11 PM - 7:36 PM MST Att: 41,403 - Clear - 103 F			
13 Ryan Theriot, R (1, 4) OBP: 0.318, SLG: 0.315	F9			SH1-3		L9			16 DI 7 1B	3	1	1	0	0	0	0				
16 Andre Ethier, L (1, 9) OBP: 0.359, SLG: 0.496	P5			G5-3		F7			7 1B	3	0	0	1	1	0	0				
76 John Lindsey, R (1, 3) OBP: 0.154, SLG: 0.083		P4		G1-3		75 FC6-4 HBP			BB	2	0	0	0	0	0	0				
7 James Loney, L (7, 3) OBP: 0.332, SLG: 0.398				G1-3					1-3 2-H	1	0	1	1	0	0	0				
75 Russell Mitchell, R (1, 5) OBP: 0.091, SLG: 0.281		G6-3			F8				BB	4	0	0	0	0	1	3				
5 Read Johnson, R (1, 7) OBP: 0.300, SLG: 0.379					G5-3				17 G4-6-3 BB	2	0	0	0	1	1	0				
17 A.J. Ellis, R (1, 2) OBP: 0.352, SLG: 0.316					G5-3				G4-6-3	3	0	0	0	0	1	1				
60 Chin-Lung Hu, R (1, 6) OBP: 0.231, SLG: 0.167						F7			P3	3	0	0	0	0	1	0				
48 John Ely, R (1, 1) OBP: 0.074, SLG: 0.074						L9			G3-1	2	0	0	0	0	1	0				
38 Ramon Troncoso, R (6, 1)										0	0	0	0	0	0	0				
50 Jon Link, R (8, 1)										0	0	0	0	0	0	0				
27 Matt Kemp, R (9, PH) OBP: 0.307, SLG: 0.431										1	0	0	0	0	0	0				
Inning Stats	R: 0 E: 0 K: 0 S: 7	H: 0 LOB: 0 BB: 0 P: 14	R: 0 E: 0 K: 1 S: 7	H: 0 LOB: 0 BB: 0 P: 8	R: 0 E: 0 K: 3 S: 10	H: 0 LOB: 0 BB: 0 P: 12	R: 1 E: 0 K: 0 S: 8	H: 1 LOB: 0 BB: 0 P: 13	R: 0 E: 0 K: 0 S: 7	H: 0 LOB: 1 BB: 0 P: 8	R: 0 E: 0 K: 0 S: 8	H: 0 LOB: 1 BB: 0 P: 15	R: 0 E: 0 K: 0 S: 5	H: 0 LOB: 0 BB: 1 P: 14	R: 1 E: 0 K: 2 S: 17	H: 2 LOB: 2 BB: 1 P: 28	1B: 2 2B: 1 3B: 0 HR: 0	SF: 0 SAC: 1 DP: 1 HBP: 1	WP: 0 PB: 0 SB: 0 CS: 0	PA: 32
PITCHER	IP WLS BF H R ER SO BB IBB HBP BLK WP HR S P ERA WHIP																			
41 Daniel Hudson, R (1, 1) ERA: 2.45	8.2 W 30 2 2 2 5 2 0 1 0 0 0 70 112 2.08 0.462																			
21 Mike Hampton, L (9, 1) ERA: 5.27	0.0 1 1 0 0 0 0 0 0 0 0 0 3 5 ∞ ∞																			
58 Juan Gutierrez, R (9, 1) ERA: 5.27	0.1 S 1 0 0 0 1 0 0 0 0 0 0 3 4 0.00 0.000																			

Batter	1	2	3	4	5	6	7	8	9	AB	R	H	RBI	BB	SO	LOB	BOTTOM			
6 Stephen Drew, L (1, 6) OBP: 0.353, SLG: 0.461	G6-3					F7			13 G6-3 IBB	3	1	1	0	2	0	1	Los Angeles Dodgers @ Arizona Diamondbacks Chase Field, Phoenix, AZ Sat Sep 25 2010, 5:11 PM - 7:36 PM MST Att: 41,403 - Clear - 103 F			
13 Tony Abreu, S (1, 5) OBP: 0.256, SLG: 0.318	F8				SF7	F7			G6-3	4	0	0	1	0	1	7				
2 Kelly Johnson, L (1, 4) OBP: 0.364, SLG: 0.495	24 BB				24 FC5-4 1B	K			24 1B 25 SF7 1B	3	1	2	0	1	1	0				
24 Chris Young, R (1, 8) OBP: 0.344, SLG: 0.456					FC5-4 25 CS	K			28 G6-4-3 1B	3	0	1	0	1	1	1				
25 Adam LaRoche, L (1, 3) OBP: 0.322, SLG: 0.467	F7								SF7	3	1	1	1	0	1	3				
28 John Hester, R (1, 2) OBP: 0.294, SLG: 0.352					41 G5-3 5 BB BB	K			G6-4-3	3	0	1	0	1	1	2				
29 Brandon Allen, L (1, 7) OBP: 0.405, SLG: 0.467										2	1	1	0	1	1	1				
8 Gerardo Parra, L (7, 9) OBP: 0.312, SLG: 0.379										1	0	1	0	0	0	0				
5 Cole Gillespie, R (1, 9) OBP: 0.283, SLG: 0.383										3	1	2	3	1	0	2				
41 Daniel Hudson, R (1, 1) ERA: 5.1										4	0	1	0	0	1	6				
21 Mike Hampton, R (9, 1) ERA: 4.02										0	0	0	0	0	0	0				
58 Juan Gutierrez, R (9, 1) ERA: 4.15										0	0	0	0	0	0	0				
Inning Stats	R: 0 E: 0 K: 0 S: 9	H: 0 LOB: 2 BB: 2 P: 21	R: 0 E: 0 K: 2 S: 12	H: 2 LOB: 3 BB: 1 P: 19	R: 0 E: 0 K: 1 S: 8	H: 1 LOB: 1 BB: 0 P: 11	R: 0 E: 0 K: 1 S: 8	H: 0 LOB: 1 BB: 2 P: 19	R: 1 E: 0 K: 2 S: 9	H: 1 LOB: 0 BB: 0 P: 14	R: 3 E: 0 K: 1 S: 10	H: 3 LOB: 1 BB: 1 P: 21	R: 1 E: 0 K: 0 S: 9	H: 2 LOB: 0 BB: 0 P: 13	R: 0 E: 0 K: 0 S: 9	H: 2 LOB: 2 BB: 1 P: 15	1B: 6 2B: 4 3B: 1 HR: 1	SF: 2 SAC: 0 DP: 4 HBP: 0	WP: 0 PB: 0 SB: 0 CS: 1	PA: 38
PITCHER	IP WLS BF H R ER SO BB IBB HBP BLK WP HR S P ERA WHIP																			
48 John Ely, R (1, 1) ERA: 5.1	5.1 L 27 7 4 4 7 5 0 0 0 0 0 0 54 101 6.75 2.250																			
38 Ramon Troncoso, R (6, 1) ERA: 4.02	1.2 6 2 1 1 0 0 0 0 0 0 0 11 17 5.40 1.200																			
50 Jon Link, R (8, 1) ERA: 4.15	1.0 5 2 0 0 0 0 0 1 0 0 0 0 9 15 0.00 2.000																			

Batter	1	2	3	4	5	6	7	8	9	AB	R	H	RBI	BB	SO	LOB	TOP							
6 Stephen Drew, L (1,6) OBP: 0.351, SLG: 0.456										3	0	0	0	1	2	2	<p>Arizona Diamondbacks @ San Francisco Giants AT&T Park, San Francisco, CA Tue Sep 28 2010, 7:16 PM - 10:00 PM PDT Att: 37,449 - Partly Cloudy - 73 F</p>							
14 Ryan Roberts, R (1,7) OBP: 0.227, SLG: 0.365										4	0	1	0	0	0	1								
2 Kelly Johnson, L (1,4) OBP: 0.368, SLG: 0.501										3	1	2	1	1	1	0								
24 Chris Young, R (1,8) OBP: 0.341, SLG: 0.457										4	0	0	0	0	2	3								
25 Adam LaRoche, L (1,3) OBP: 0.321, SLG: 0.464										4	1	1	0	0	1	2								
13 Tony Abreu, S (1,5) OBP: 0.274, SLG: 0.326										4	0	0	0	0	1	1								
26 Miguel Montero, L (1,2) OBP: 0.342, SLG: 0.451										3	0	1	0	1	0	0								
5 Cole Gillespie, R (1,9) OBP: 0.274, SLG: 0.364										2	0	0	0	1	2	1								
8 Gerardo Parra, L (9, PH) OBP: 0.307, SLG: 0.374										1	0	0	0	0	1	0								
13 Rodrigo Lopez, R (1,1) OBP: 0.106, SLG: 0.392										1	0	0	1	0	0	1								
21 Mike Hampton, R (6,1) OBP: 0.249, SLG: 0.354										0	0	0	0	0	0	0								
29 Brandon Allen, L (7, PH) OBP: 0.249, SLG: 0.354										0	0	0	0	0	0	0								
39 Jordan Norberto, L (7,1) OBP: 0.249, SLG: 0.354										0	0	0	0	0	0	0								
55 Blaine Boyer, R (7,1) OBP: 0.249, SLG: 0.354										0	0	0	0	0	0	0								
32 Esmerling Vasquez, R (8,1) OBP: 0.249, SLG: 0.354										0	0	0	0	0	0	0								
Inning Stats	R: 0 E: 0 K: 1 S: 10	H: 0 LOB: 1 BB: 2 P: 21	R: 1 E: 0 K: 2 S: 13	H: 1 LOB: 2 BB: 2 P: 25	R: 1 E: 0 K: 1 S: 10	H: 1 LOB: 0 BB: 0 P: 13	R: 0 E: 0 K: 1 S: 10	H: 1 LOB: 0 BB: 0 P: 12	R: 0 E: 0 K: 1 S: 8	H: 0 LOB: 0 BB: 0 P: 11	R: 0 E: 0 K: 1 S: 6	H: 0 LOB: 0 BB: 0 P: 9	R: 0 E: 0 K: 2 S: 7	H: 0 LOB: 0 BB: 0 P: 13	R: 0 E: 0 K: 2 S: 13	H: 2 LOB: 2 BB: 0 P: 18	R: 0 E: 0 K: 1 S: 10	H: 0 LOB: 0 BB: 0 P: 15	1B: 3 2B: 1 3B: 0 HR: 1	SF: 1 SAC: 0 DP: 0 HBP: 0	WP: 1 PB: 0 SB: 0 CS: 1	PA: 35		
PITCHER	IP WLS BF H R ER SO BB IBB HBP BLK WP HR S P ERA WHIP	IP WLS BF H R ER SO BB IBB HBP BLK WP HR S P ERA WHIP	IP WLS BF H R ER SO BB IBB HBP BLK WP HR S P ERA WHIP	IP WLS BF H R ER SO BB IBB HBP BLK WP HR S P ERA WHIP	IP WLS BF H R ER SO BB IBB HBP BLK WP HR S P ERA WHIP	IP WLS BF H R ER SO BB IBB HBP BLK WP HR S P ERA WHIP	IP WLS BF H R ER SO BB IBB HBP BLK WP HR S P ERA WHIP	IP WLS BF H R ER SO BB IBB HBP BLK WP HR S P ERA WHIP	IP WLS BF H R ER SO BB IBB HBP BLK WP HR S P ERA WHIP	IP WLS BF H R ER SO BB IBB HBP BLK WP HR S P ERA WHIP	IP WLS BF H R ER SO BB IBB HBP BLK WP HR S P ERA WHIP	IP WLS BF H R ER SO BB IBB HBP BLK WP HR S P ERA WHIP	IP WLS BF H R ER SO BB IBB HBP BLK WP HR S P ERA WHIP	IP WLS BF H R ER SO BB IBB HBP BLK WP HR S P ERA WHIP	IP WLS BF H R ER SO BB IBB HBP BLK WP HR S P ERA WHIP	IP WLS BF H R ER SO BB IBB HBP BLK WP HR S P ERA WHIP	IP WLS BF H R ER SO BB IBB HBP BLK WP HR S P ERA WHIP	IP WLS BF H R ER SO BB IBB HBP BLK WP HR S P ERA WHIP	IP WLS BF H R ER SO BB IBB HBP BLK WP HR S P ERA WHIP	IP WLS BF H R ER SO BB IBB HBP BLK WP HR S P ERA WHIP	IP WLS BF H R ER SO BB IBB HBP BLK WP HR S P ERA WHIP	IP WLS BF H R ER SO BB IBB HBP BLK WP HR S P ERA WHIP	IP WLS BF H R ER SO BB IBB HBP BLK WP HR S P ERA WHIP	IP WLS BF H R ER SO BB IBB HBP BLK WP HR S P ERA WHIP

Batter	1	2	3	4	5	6	7	8	9	AB	R	H	RBI	BB	SO	LOB	BOTTOM							
56 Andres Torres, S (1,8) OBP: 0.344, SLG: 0.482										5	1	1	0	0	3	2	<p>Arizona Diamondbacks @ San Francisco Giants AT&T Park, San Francisco, CA Tue Sep 28 2010, 7:16 PM - 10:00 PM PDT Att: 37,449 - Partly Cloudy - 73 F</p>							
14 Mike Fontenot, L (1,4) OBP: 0.335, SLG: 0.381										3	1	1	1	1	0	1								
17 Aubrey Huff, L (1,3) OBP: 0.362, SLG: 0.510										3	0	0	0	1	1	2								
13 Cody Ross, R (8,7) OBP: 0.318, SLG: 0.407										4	0	0	0	0	0	3								
28 Buster Posey, R (1,2) OBP: 0.365, SLG: 0.508										4	0	0	0	0	0	3								
9 Pat Burrell, R (1,7) OBP: 0.350, SLG: 0.463										4	0	2	1	0	0	0								
8 Eugenio Velez, S (7, PR) OBP: 0.259, SLG: 0.327										0	0	0	0	0	0	0								
54 Sergio Romo, R (8,1) OBP: 0.259, SLG: 0.327										0	0	0	0	0	0	0								
49 Javier López, L (8,1) OBP: 0.259, SLG: 0.327										0	0	0	0	0	0	0								
38 Brian Wilson, R (8,1) OBP: 0.259, SLG: 0.327										0	0	0	0	0	0	0								
6 Jose Guillen, R (1,9) OBP: 0.317, SLG: 0.423										3	0	0	0	0	0	2								
52 Ramon E Ramirez, R (7,1) OBP: 0.317, SLG: 0.423										0	0	0	0	0	0	0								
35 Travis Ishikawa, L (7, PH) OBP: 0.324, SLG: 0.397										1	0	1	0	0	0	0								
5 Juan Uribe, R (1,6) OBP: 0.309, SLG: 0.438										4	1	2	1	0	0	2								
48 Pablo Sandoval, S (1,5) OBP: 0.323, SLG: 0.405										3	1	2	0	1	0	0								
57 Jonathan Sánchez, L (1,1) OBP: 0.140, SLG: 0.125										1	0	0	0	0	1	2								
12 Nate Schierholtz, L (6, PH) OBP: 0.316, SLG: 0.312										2	0	1	1	0	1	0								
Inning Stats	R: 0 E: 0 K: 1 S: 11	H: 0 LOB: 1 BB: 1 P: 17	R: 0 E: 0 K: 1 S: 10	H: 1 LOB: 1 BB: 1 P: 20	R: 1 E: 0 K: 0 S: 11	H: 3 LOB: 2 BB: 0 P: 19	R: 1 E: 0 K: 0 S: 11	H: 2 LOB: 1 BB: 0 P: 17	R: 0 E: 0 K: 0 S: 9	H: 0 LOB: 0 BB: 0 P: 11	R: 1 E: 0 K: 1 S: 11	H: 2 LOB: 1 BB: 0 P: 15	R: 1 E: 0 K: 1 S: 12	H: 2 LOB: 2 BB: 1 P: 24	R: 0 E: 0 K: 2 S: 9	H: 0 LOB: 0 BB: 0 P: 13	1B: 6 2B: 2 3B: 1 HR: 1	SF: 0 SAC: 1 DP: 0 HBP: 0	WP: 2 PB: 0 SB: 0 CS: 0	PA: 37				
PITCHER	IP WLS BF H R ER SO BB IBB HBP BLK WP HR S P ERA WHIP	IP WLS BF H R ER SO BB IBB HBP BLK WP HR S P ERA WHIP	IP WLS BF H R ER SO BB IBB HBP BLK WP HR S P ERA WHIP	IP WLS BF H R ER SO BB IBB HBP BLK WP HR S P ERA WHIP	IP WLS BF H R ER SO BB IBB HBP BLK WP HR S P ERA WHIP	IP WLS BF H R ER SO BB IBB HBP BLK WP HR S P ERA WHIP	IP WLS BF H R ER SO BB IBB HBP BLK WP HR S P ERA WHIP	IP WLS BF H R ER SO BB IBB HBP BLK WP HR S P ERA WHIP	IP WLS BF H R ER SO BB IBB HBP BLK WP HR S P ERA WHIP	IP WLS BF H R ER SO BB IBB HBP BLK WP HR S P ERA WHIP	IP WLS BF H R ER SO BB IBB HBP BLK WP HR S P ERA WHIP	IP WLS BF H R ER SO BB IBB HBP BLK WP HR S P ERA WHIP	IP WLS BF H R ER SO BB IBB HBP BLK WP HR S P ERA WHIP	IP WLS BF H R ER SO BB IBB HBP BLK WP HR S P ERA WHIP	IP WLS BF H R ER SO BB IBB HBP BLK WP HR S P ERA WHIP	IP WLS BF H R ER SO BB IBB HBP BLK WP HR S P ERA WHIP	IP WLS BF H R ER SO BB IBB HBP BLK WP HR S P ERA WHIP	IP WLS BF H R ER SO BB IBB HBP BLK WP HR S P ERA WHIP	IP WLS BF H R ER SO BB IBB HBP BLK WP HR S P ERA WHIP	IP WLS BF H R ER SO BB IBB HBP BLK WP HR S P ERA WHIP	IP WLS BF H R ER SO BB IBB HBP BLK WP HR S P ERA WHIP	IP WLS BF H R ER SO BB IBB HBP BLK WP HR S P ERA WHIP	IP WLS BF H R ER SO BB IBB HBP BLK WP HR S P ERA WHIP	IP WLS BF H R ER SO BB IBB HBP BLK WP HR S P ERA WHIP



Batter	1	2	3	4	5	6	7	8	9	AB	R	H	RBI	BB	SO	LOB	TOP								
6 Stephen Drew, L OBP: 0.352, SLG: 0.460										3	2	1	0	2	2	0	Arizona Diamondbacks @ Los Angeles Dodgers Dodger Stadium, Los Angeles, CA Fri Oct 01 2010, 7:12 PM - 10:05 PM PDT Att: 36,773 - Partly Cloudy - 75 F								
24 Chris Young, R OBP: 0.343, SLG: 0.455										4	2	1	1	1	0	3									
2 Kelly Johnson, L OBP: 0.370, SLG: 0.497										4	1	1	1	1	1	3									
25 Adam LaRoche, L OBP: 0.319, SLG: 0.469										4	2	2	3	0	1	1									
27 Mark Reynolds, R OBP: 0.320, SLG: 0.433										4	0	1	1	0	3	0									
29 Brandon Allen, L OBP: 0.417, SLG: 0.447										2	0	1	1	0	0	0									
5 Cole Gillespie, R OBP: 0.282, SLG: 0.373										1	0	1	0	0	0	0									
8 Gerardo Parra, L OBP: 0.305, SLG: 0.370										4	0	0	0	0	1	2									
33 Konrad Schmidt, R OBP: 0.400, SLG: 0.250										4	0	1	0	0	0	1									
43 Zach Kroenke, R OBP: 0.382, SLG: 0.300										2	0	0	0	0	1	1									
19 Ryan Church, L OBP: 0.282, SLG: 0.300										1	0	0	0	0	0	1									
32 Esmerling Vasquez, R ERA: 5.89										0	0	0	0	0	0	0									
49 Carlos Rosa, R ERA: 4.5										0	0	0	0	0	0	0									
38 Sam Demel, R ERA: 5.36										0	0	0	0	0	0	0									
22 Aaron Heilman, R ERA: 4.63										0	0	0	0	0	0	0									
13 Tony Abreu, S OBP: 0.295, SLG: 0.323										1	0	1	0	0	0	0									
58 Juan Gutierrez, R ERA: 5.08										0	0	0	0	0	0	0									
Inning Stats	R: 2 E: 0 K: 1 S: 10	H: 3 LOB: 0 BB: 0 P: 17	R: 0 E: 0 K: 1 S: 7	H: 1 LOB: 1 BB: 0 P: 9	R: 3 E: 0 K: 1 S: 13	H: 2 LOB: 2 BB: 2 P: 24	R: 0 E: 0 K: 0 S: 6	H: 0 LOB: 0 BB: 0 P: 10	R: 2 E: 0 K: 1 S: 16	H: 1 LOB: 0 BB: 1 P: 24	R: 0 E: 0 K: 0 S: 8	H: 1 LOB: 1 BB: 0 P: 13	R: 0 E: 0 K: 2 S: 9	H: 0 LOB: 0 BB: 0 P: 9	R: 0 E: 0 K: 3 S: 16	H: 1 LOB: 1 BB: 0 P: 20	R: 0 E: 0 K: 0 S: 5	H: 1 LOB: 2 BB: 1 P: 14	1B: 5 2B: 4 3B: 0 HR: 1	SF: 1 SAC: 0 DP: 1 HBP: 0	WP: 0 PB: 0 SB: 2 CS: 1	PA: 40			
PITCHER	IP WLS BF H R ER SO BB IBB HBP BLK WP HR S P ERA WHIP	IP WLS BF H R ER SO BB IBB HBP BLK WP HR S P ERA WHIP	IP WLS BF H R ER SO BB IBB HBP BLK WP HR S P ERA WHIP	IP WLS BF H R ER SO BB IBB HBP BLK WP HR S P ERA WHIP	IP WLS BF H R ER SO BB IBB HBP BLK WP HR S P ERA WHIP	IP WLS BF H R ER SO BB IBB HBP BLK WP HR S P ERA WHIP	IP WLS BF H R ER SO BB IBB HBP BLK WP HR S P ERA WHIP	IP WLS BF H R ER SO BB IBB HBP BLK WP HR S P ERA WHIP	IP WLS BF H R ER SO BB IBB HBP BLK WP HR S P ERA WHIP	IP WLS BF H R ER SO BB IBB HBP BLK WP HR S P ERA WHIP	IP WLS BF H R ER SO BB IBB HBP BLK WP HR S P ERA WHIP	IP WLS BF H R ER SO BB IBB HBP BLK WP HR S P ERA WHIP	IP WLS BF H R ER SO BB IBB HBP BLK WP HR S P ERA WHIP	IP WLS BF H R ER SO BB IBB HBP BLK WP HR S P ERA WHIP	IP WLS BF H R ER SO BB IBB HBP BLK WP HR S P ERA WHIP	IP WLS BF H R ER SO BB IBB HBP BLK WP HR S P ERA WHIP	IP WLS BF H R ER SO BB IBB HBP BLK WP HR S P ERA WHIP	IP WLS BF H R ER SO BB IBB HBP BLK WP HR S P ERA WHIP	IP WLS BF H R ER SO BB IBB HBP BLK WP HR S P ERA WHIP	IP WLS BF H R ER SO BB IBB HBP BLK WP HR S P ERA WHIP	IP WLS BF H R ER SO BB IBB HBP BLK WP HR S P ERA WHIP	IP WLS BF H R ER SO BB IBB HBP BLK WP HR S P ERA WHIP	IP WLS BF H R ER SO BB IBB HBP BLK WP HR S P ERA WHIP	IP WLS BF H R ER SO BB IBB HBP BLK WP HR S P ERA WHIP	IP WLS BF H R ER SO BB IBB HBP BLK WP HR S P ERA WHIP
48 John Ely, R ERA: 5.49	4.2 L	22 7	7 7	7 3	3 3	0 0	0 0	0 0	0 0	0 0	1 49	79 13.50	2.143												
38 Ramon Troncoso, R ERA: 4.39	1.1	5	1	0	0	1	0	0	0	0	11	18	0.00	0.750											
52 George Sherrill, L ERA: 6.69	1.0	3	0	0	0	2	0	0	0	0	9	9	0.00	0.000											
56 Hung-Chih Kuo, L ERA: 1.22	1.0	4	1	0	0	3	0	0	0	0	16	20	0.00	1.000											
54 Ronald Belisario, R ERA: 5.94	1.0	5	1	0	0	0	1	0	0	0	5	14	0.00	2.000											
Batter	1	2	3	4	5	6	7	8	9	AB	R	H	RBI	BB	SO	LOB	BOTTOM								
13 Ryan Theriot, R OBP: 0.319, SLG: 0.311										3	2	0	0	2	0	2	Arizona Diamondbacks @ Los Angeles Dodgers Dodger Stadium, Los Angeles, CA Fri Oct 01 2010, 7:12 PM - 10:05 PM PDT Att: 36,773 - Partly Cloudy - 75 F								
23 Casey Blake, R OBP: 0.323, SLG: 0.411										3	1	1	0	2	1	2									
16 Andre Ethier, L OBP: 0.355, SLG: 0.487										4	1	1	1	0	0	2									
27 Matt Kemp, R OBP: 0.309, SLG: 0.442										3	1	1	2	0	1	2									
7 James Loney, L OBP: 0.330, SLG: 0.398										4	0	1	1	0	1	0									
75 Russell Mitchell, R OBP: 0.146, SLG: 0.284										2	0	0	0	0	0	0									
26 Ramon Troncoso, R ERA: 6.75										3	0	0	0	1	1	2									
28 Rosi Barajas, R OBP: 0.285, SLG: 0.447										2	0	0	0	0	0	0									
56 Hung-Chih Kuo, L ERA: 1.22										3	0	0	0	1	1	2									
49 Trent Oeltgen, R OBP: 0.285, SLG: 0.394										4	0	0	0	0	0	3									
17 A.J. Ellis, R OBP: 0.363, SLG: 0.324										0	0	0	0	1	0	0									
60 Chin-Lung Hu, R OBP: 0.190, SLG: 0.211										4	0	0	0	0	0	3									
48 John Ely, R OBP: 0.107, SLG: 0.074										0	0	0	0	1	0	0									
5 Reed Johnson, R OBP: 0.288, SLG: 0.362										2	0	0	0	0	1	0									
Inning Stats	R: 0 E: 0 K: 0 S: 14	H: 1 LOB: 1 BB: 0 P: 19	R: 0 E: 0 K: 0 S: 5	H: 0 LOB: 0 BB: 0 P: 9	R: 0 E: 0 K: 0 S: 8	H: 0 LOB: 1 BB: 1 P: 18	R: 1 E: 0 K: 1 S: 10	H: 1 LOB: 0 BB: 0 P: 13	R: 0 E: 0 K: 0 S: 6	H: 0 LOB: 1 BB: 1 P: 12	R: 3 E: 0 K: 0 S: 15	H: 2 LOB: 2 BB: 2 P: 30	R: 1 E: 0 K: 1 S: 10	H: 0 LOB: 1 BB: 1 P: 21	R: 0 E: 0 K: 1 S: 7	H: 0 LOB: 0 BB: 0 P: 11	R: 0 E: 0 K: 2 S: 12	H: 0 LOB: 1 BB: 1 P: 17	1B: 3 2B: 0 3B: 0 HR: 1	SF: 1 SAC: 0 DP: 1 HBP: 2	WP: 1 PB: 0 SB: 0 CS: 0	PA: 38			
PITCHER	IP WLS BF H R ER SO BB IBB HBP BLK WP HR S P ERA WHIP	IP WLS BF H R ER SO BB IBB HBP BLK WP HR S P ERA WHIP	IP WLS BF H R ER SO BB IBB HBP BLK WP HR S P ERA WHIP	IP WLS BF H R ER SO BB IBB HBP BLK WP HR S P ERA WHIP	IP WLS BF H R ER SO BB IBB HBP BLK WP HR S P ERA WHIP	IP WLS BF H R ER SO BB IBB HBP BLK WP HR S P ERA WHIP	IP WLS BF H R ER SO BB IBB HBP BLK WP HR S P ERA WHIP	IP WLS BF H R ER SO BB IBB HBP BLK WP HR S P ERA WHIP	IP WLS BF H R ER SO BB IBB HBP BLK WP HR S P ERA WHIP	IP WLS BF H R ER SO BB IBB HBP BLK WP HR S P ERA WHIP	IP WLS BF H R ER SO BB IBB HBP BLK WP HR S P ERA WHIP	IP WLS BF H R ER SO BB IBB HBP BLK WP HR S P ERA WHIP	IP WLS BF H R ER SO BB IBB HBP BLK WP HR S P ERA WHIP	IP WLS BF H R ER SO BB IBB HBP BLK WP HR S P ERA WHIP	IP WLS BF H R ER SO BB IBB HBP BLK WP HR S P ERA WHIP	IP WLS BF H R ER SO BB IBB HBP BLK WP HR S P ERA WHIP	IP WLS BF H R ER SO BB IBB HBP BLK WP HR S P ERA WHIP	IP WLS BF H R ER SO BB IBB HBP BLK WP HR S P ERA WHIP	IP WLS BF H R ER SO BB IBB HBP BLK WP HR S P ERA WHIP	IP WLS BF H R ER SO BB IBB HBP BLK WP HR S P ERA WHIP	IP WLS BF H R ER SO BB IBB HBP BLK WP HR S P ERA WHIP	IP WLS BF H R ER SO BB IBB HBP BLK WP HR S P ERA WHIP	IP WLS BF H R ER SO BB IBB HBP BLK WP HR S P ERA WHIP	IP WLS BF H R ER SO BB IBB HBP BLK WP HR S P ERA WHIP	IP WLS BF H R ER SO BB IBB HBP BLK WP HR S P ERA WHIP
43 Zach Kroenke, L ERA: 6.75	5.0 W	18 2	1 2	1 0	1 0	1 0	0 0	0 0	0 0	0 0	3 13	13 1.80	0.800												
32 Esmerling Vasquez, R ERA: 5.2	0.0	4	1	3	3	0	2	0	1	0	0	0	0	0	0										
49 Carlos Rosa, R ERA: 4.5	1.0	H	4	1	0	0	0	0	0	0	0	12	17	0.00	1.000										
38 Sam Demel, R ERA: 5.36	1.0	H	5	0	1	1	1	0	1	0	10	21	9.00	1.000											
22 Aaron Heilman, R ERA: 4.63	1.0	H	3	0	0	0	0	0	0	0	7	11	0.00	0.000											

