

Arizona Diamondbacks - 2011

Batter	1	2	3	4	5	6	7	8	9	AB	R	H	RBI	BB	SO	LOB	TOP					
18 Willie Bloomquist, R OBP: 0.333, SLG: 0.333 14 Ryan Roberts, R OBP: 1.000, SLG: 1.000										3	1	1	0	0	0	1	Arizona Diamondbacks @ San Francisco Giants Scottsdale Stadium, Scottsdale, AZ Fri Feb 25 2011, 3:10 PM - 6:02 PM EST Att: 9,535 - Sunny - 62 F					
4 Melvin Mora, R OBP: 0.333, SLG: 0.333 39 Matt Davidson, R										3	1	1	0	0	1	1						
10 Justin Upton, R OBP: 0.667, SLG: 0.667 9 Collin Cowgill, R									3	1	2	1	0	1	1	0						
26 Miguel Montero, L OBP: 0.333, SLG: 0.333 33 Konrad Schmidt, R OBP: 1.000, SLG: 1.000										3	0	1	1	0	0	1						
22 Xavier Nady, R OBP: 0.500, SLG: 2.000 66 Marc Krauss, L										2	1	1	1	0	0	2						
29 Brandon Allen, L 63 Paul Goldschmidt, R										2	0	0	1	0	0	0						
16 Wily Mo Peña, R OBP: 0.250, SLG: 0.250										4	1	1	0	0	1	1						
13 Tony Abreu, S 1 Cody Ransom, R										2	0	1	0	0	1	0						
5 Cole Gillespie, R 31 AJ Pollock, R 11 Andy Tracy, L										3	0	0	0	0	0	2						
Inning Stats	R: 3 E: 0 K: 1 S: 9	H: 4 LOB: 1 BB: 0 P: 9	R: 0 E: 0 K: 0 S: 4	H: 1 LOB: 1 BB: 0 P: 5	R: 1 E: 0 K: 0 S: 6	H: 2 LOB: 0 BB: 0 P: 7	R: 0 E: 0 K: 1 S: 5	H: 0 LOB: 0 BB: 0 P: 5	R: 0 E: 0 K: 0 S: 7	H: 0 LOB: 0 BB: 0 P: 7	R: 0 E: 0 K: 0 S: 3	H: 0 LOB: 2 BB: 2 P: 11	R: 0 E: 0 K: 1 S: 5	H: 1 LOB: 0 BB: 0 P: 5	R: 2 E: 1 K: 2 S: 10	H: 2 LOB: 2 BB: 1 P: 15		1B: 9 2B: 0 3B: 0 HR: 1	SF: 2 SAC: 0 DP: 1 HBP: 0	WP: 1 PB: 0 SB: 1 CS: 1	PA: 39	
PITCHER	IP WLS BF H R ER SO BB IBB HBP BLK WP HR S P ERA WHIP	IP WLS BF H R ER SO BB IBB HBP BLK WP HR S P ERA WHIP	IP WLS BF H R ER SO BB IBB HBP BLK WP HR S P ERA WHIP	IP WLS BF H R ER SO BB IBB HBP BLK WP HR S P ERA WHIP	IP WLS BF H R ER SO BB IBB HBP BLK WP HR S P ERA WHIP	IP WLS BF H R ER SO BB IBB HBP BLK WP HR S P ERA WHIP	IP WLS BF H R ER SO BB IBB HBP BLK WP HR S P ERA WHIP	IP WLS BF H R ER SO BB IBB HBP BLK WP HR S P ERA WHIP	IP WLS BF H R ER SO BB IBB HBP BLK WP HR S P ERA WHIP	IP WLS BF H R ER SO BB IBB HBP BLK WP HR S P ERA WHIP	IP WLS BF H R ER SO BB IBB HBP BLK WP HR S P ERA WHIP	IP WLS BF H R ER SO BB IBB HBP BLK WP HR S P ERA WHIP	IP WLS BF H R ER SO BB IBB HBP BLK WP HR S P ERA WHIP	IP WLS BF H R ER SO BB IBB HBP BLK WP HR S P ERA WHIP	IP WLS BF H R ER SO BB IBB HBP BLK WP HR S P ERA WHIP	IP WLS BF H R ER SO BB IBB HBP BLK WP HR S P ERA WHIP	IP WLS BF H R ER SO BB IBB HBP BLK WP HR S P ERA WHIP	IP WLS BF H R ER SO BB IBB HBP BLK WP HR S P ERA WHIP	IP WLS BF H R ER SO BB IBB HBP BLK WP HR S P ERA WHIP	IP WLS BF H R ER SO BB IBB HBP BLK WP HR S P ERA WHIP	IP WLS BF H R ER SO BB IBB HBP BLK WP HR S P ERA WHIP	IP WLS BF H R ER SO BB IBB HBP BLK WP HR S P ERA WHIP

AB	34
R	6
H	10
RBI	6
BB	3
SO	7
LOB	15



Batter	1	2	3	4	5	6	7	8	9	AB	R	H	RBI	BB	SO	LOB	BOTTOM					
56 Andres Torres, S 6 Brad Eldred, R 86 Gary Brown, R										1	2	0	0	2	0	0	Arizona Diamondbacks @ San Francisco Giants Scottsdale Stadium, Scottsdale, AZ Fri Feb 25 2011, 3:10 PM - 6:02 PM EST Att: 9,535 - Sunny - 62 F					
7 Mark DeRosa, R 2 Emmanuel Burriss, S										2	0	1	1	1	0	0						
10 Miguel Tejada, R 53 Brandon Crawford, L										3	0	1	1	0	2	2						
28 Buster Posey, R 83 Chris Stewart, R										3	1	2	2	0	0	2						
13 Cody Ross, R 12 Nate Schierholtz, L 62 Francisco Peguero, R										1	1	1	0	1	0	0						
5 Pat Burrell, R 9 Brandon Belt, L										3	1	1	1	0	0	1						
48 Pablo Sandoval, S 34 Darren Ford, R										1	0	0	1	1	0	1						
33 Aaron Rowand, R 63 Thomas Neal, R										3	1	1	1	0	1	2						
35 Travis Ishikawa, L 29 Ryan Rohlinger, R										3	0	0	0	0	2	2						
Inning Stats	R: 0 E: 1 K: 1 S: 5	H: 0 LOB: 0 BB: 0 P: 5	R: 5 E: 0 K: 0 S: 9	H: 6 LOB: 1 BB: 1 P: 13	R: 0 E: 0 K: 1 S: 5	H: 0 LOB: 1 BB: 1 P: 9	R: 2 E: 0 K: 2 S: 8	H: 1 LOB: 2 BB: 2 P: 16	R: 0 E: 0 K: 1 S: 5	H: 0 LOB: 2 BB: 1 P: 10	R: 0 E: 0 K: 0 S: 3	H: 0 LOB: 0 BB: 0 P: 5	R: 0 E: 0 K: 1 S: 5	H: 0 LOB: 0 BB: 0 P: 5	R: 0 E: 0 K: 0 S: 3	H: 0 LOB: 0 BB: 0 P: 3		1B: 4 2B: 3 3B: 0 HR: 0	SF: 1 SAC: 0 DP: 0 HBP: 1	WP: 0 PB: 0 SB: 2 CS: 0	PA: 37	
PITCHER	IP WLS BF H R ER SO BB IBB HBP BLK WP HR S P ERA WHIP	IP WLS BF H R ER SO BB IBB HBP BLK WP HR S P ERA WHIP	IP WLS BF H R ER SO BB IBB HBP BLK WP HR S P ERA WHIP	IP WLS BF H R ER SO BB IBB HBP BLK WP HR S P ERA WHIP	IP WLS BF H R ER SO BB IBB HBP BLK WP HR S P ERA WHIP	IP WLS BF H R ER SO BB IBB HBP BLK WP HR S P ERA WHIP	IP WLS BF H R ER SO BB IBB HBP BLK WP HR S P ERA WHIP	IP WLS BF H R ER SO BB IBB HBP BLK WP HR S P ERA WHIP	IP WLS BF H R ER SO BB IBB HBP BLK WP HR S P ERA WHIP	IP WLS BF H R ER SO BB IBB HBP BLK WP HR S P ERA WHIP	IP WLS BF H R ER SO BB IBB HBP BLK WP HR S P ERA WHIP	IP WLS BF H R ER SO BB IBB HBP BLK WP HR S P ERA WHIP	IP WLS BF H R ER SO BB IBB HBP BLK WP HR S P ERA WHIP	IP WLS BF H R ER SO BB IBB HBP BLK WP HR S P ERA WHIP	IP WLS BF H R ER SO BB IBB HBP BLK WP HR S P ERA WHIP	IP WLS BF H R ER SO BB IBB HBP BLK WP HR S P ERA WHIP	IP WLS BF H R ER SO BB IBB HBP BLK WP HR S P ERA WHIP	IP WLS BF H R ER SO BB IBB HBP BLK WP HR S P ERA WHIP	IP WLS BF H R ER SO BB IBB HBP BLK WP HR S P ERA WHIP	IP WLS BF H R ER SO BB IBB HBP BLK WP HR S P ERA WHIP	IP WLS BF H R ER SO BB IBB HBP BLK WP HR S P ERA WHIP	IP WLS BF H R ER SO BB IBB HBP BLK WP HR S P ERA WHIP

AB	30
R	7
H	7
RBI	7
BB	5
SO	6
LOB	16



Batter	1	2	3	4	5	6	7	8	9	AB	R	H	RBI	BB	SO	LOB	TOP								
24 Dexter Fowler, S OBP: 0.400, SLG: 0.400 3 Willy Taveras, R OBP: 0.333, SLG: 0.333										3	1	1	0	0	0	1	Colorado Rockies @ Arizona Diamondbacks Salt River Fields at Talking Stick, Scottsdale, AZ Mon Feb 28 2011, 3:10 PM - 6:13 PM EST Att: 7,025 - Sunny - 60 F								
18 Jonathan Herrera, S OBP: 0.657, SLG: 1.250 76 Hernan Iribarren, L OBP: 0.333, SLG: 0.333										2	1	1	0	1	0	0									
70 Charlie Blackmon, L OBP: 0.400, SLG: 1.000 71 Tim Wheeler, L OBP: 0.333, SLG: 0.333										2	0	0	1	1	0	0									
2 Troy Tulowitzki, R OBP: 0.333, SLG: 0.333 16 Huston Street, R OBP: 0.333, SLG: 0.333 34 Matt Belisle, R OBP: 0.333, SLG: 0.333 54 Eric Stults, L OBP: 0.333, SLG: 0.333 58 Jordan Pacheco, R OBP: 0.333, SLG: 0.333 77 Keith Weiser, R OBP: 0.333, SLG: 0.333										3	0	0	0	0	0	3									
17 Todd Helton, L OBP: 0.333, SLG: 0.333 35 Mike Jacobs, L OBP: 0.167, SLG: 0.333										2	0	0	0	0	0	0									
10 Chris Nelson, R OBP: 0.600, SLG: 0.667 75 Tommy Field, R OBP: 0.333, SLG: 0.333										3	0	1	0	0	0	0									
41 Cole Garner, R OBP: 0.429, SLG: 0.571										4	0	1	0	0	1	1									
15 Matt Pagnozzi, R OBP: 0.500, SLG: 0.500 64 Héctor Gómez, R OBP: 0.200, SLG: 0.400										2	0	1	0	0	1	0									
45 Jhoulys Chacin, R OBP: 0.333, SLG: 0.333 48 Emil Rogers, R OBP: 0.333, SLG: 0.333 72 Ben Paulsen, L OBP: 0.333, SLG: 0.333 26 Jose Morales, S OBP: 0.333, SLG: 0.333 41 Chad Moeller, R OBP: 0.333, SLG: 0.333										1	0	0	0	0	0	1									
Inning Stats	R: 2 E: 0 K: 0 S: 5	H: 2 LOB: 0 BB: 0 P: 7	R: 0 E: 0 K: 0 S: 4	H: 1 LOB: 0 BB: 0 P: 4	R: 0 E: 0 K: 0 S: 3	H: 0 LOB: 0 BB: 0 P: 3	R: 0 E: 0 K: 1 S: 6	H: 1 LOB: 1 BB: 0 P: 6	R: 0 E: 0 K: 0 S: 5	H: 0 LOB: 3 BB: 3 P: 17	R: 0 E: 0 K: 0 S: 3	H: 0 LOB: 0 BB: 0 P: 3	R: 3 E: 1 K: 0 S: 8	H: 3 LOB: 1 BB: 0 P: 8	R: 1 E: 1 K: 0 S: 5	H: 1 LOB: 2 BB: 0 P: 11		R: 0 E: 0 K: 0 S: 3	H: 0 LOB: 0 BB: 0 P: 3	1B: 6 2B: 1 3B: 1 HR: 0	SF: 1 SAC: 0 DP: 0 HBP: 0	WP: 2 PB: 0 SB: 3 CS: 0	PA: 41		
PITCHER	IP	WLS	BF	H	R	ER	SO	BB	IBB	HBP	BLK	WP	HR	S	P	ERA	WHIP								
59 Armando Galarraga, R ERA: 9.0	2.0	L	9	3	2	2	0	0	0	0	0	1	0	9	11	9.00	1.500								
54 Barry Enright, R ERA: 9.0	2.0		7	1	0	0	1	0	0	0	0	0	0	9	9	0.00	0.500								
61 Jarrod Parker, R ERA: 9.0	1.0		6	0	0	0	1	3	0	0	0	0	0	5	17	0.00	3.000								
30 David Hernandez, R ERA: 9.0	1.0		3	0	0	0	0	0	0	0	0	0	0	3	3	0.00	0.000								
32 Esmerling Vasquez, R ERA: 9.0	1.0		7	3	3	2	0	0	0	0	0	0	0	8	8	18.00	3.000								
45 Kam Mickolio, R ERA: 4.5	1.0		6	1	1	1	0	1	0	0	0	0	0	5	11	9.00	2.000								
43 Zach Kroenke, L ERA: 9.0	1.0		3	0	0	0	0	0	0	0	0	0	0	3	3	0.00	0.000								

Batter	1	2	3	4	5	6	7	8	9	AB	R	H	RBI	BB	SO	LOB	BOTTOM								
18 Willie Bloomquist, R OBP: 0.375, SLG: 0.286 31 AJ Pollock, R OBP: 0.500, SLG: 0.625										2	0	0	0	0	0	0	Colorado Rockies @ Arizona Diamondbacks Salt River Fields at Talking Stick, Scottsdale, AZ Mon Feb 28 2011, 3:10 PM - 6:13 PM EST Att: 7,025 - Sunny - 60 F								
13 Tony Abreu, S OBP: 0.271, SLG: 0.300 32 Esmerling Vasquez, R ERA: 9.0 45 Kam Mickolio, R ERA: 4.5 46 David Winfree, R OBP: 0.250, SLG: 0.250 36 P.J. Plittiere, R OBP: 0.333, SLG: 0.333										3	0	0	0	0	0	1									
10 Justin Upton, R OBP: 0.333, SLG: 0.333 39 Matt Davidson, R OBP: 0.333, SLG: 0.500										3	0	1	0	0	1	1									
27 Geoff Blum, S OBP: 0.250, SLG: 0.250 1 Cody Ransom, R OBP: 0.375, SLG: 0.333										2	0	0	0	0	0	1									
29 Brandon Allen, L OBP: 0.333, SLG: 0.429 9 Collin Cowgill, R OBP: 0.286, SLG: 0.714										2	1	1	0	0	1	0									
4 Melvin Mora, R OBP: 0.429, SLG: 0.333 63 Paul Goldschmidt, R OBP: 0.571, SLG: 1.286										2	0	0	0	0	0	1									
8 Gerardo Parra, L OBP: 0.143, SLG: 0.143 16 Willy Mo Peña, R OBP: 0.375, SLG: 0.286										2	0	0	1	0	1	0									
12 Henry Blanco, R OBP: 0.333, SLG: 0.333 28 John Hester, R OBP: 0.333, SLG: 0.333 43 Zach Kroenke, R OBP: 0.333, SLG: 0.333 46 Juan Miranda, L OBP: 0.200, SLG: 0.200										2	0	0	0	0	0	0									
59 Armando Galarraga, R ERA: 9.0 54 Barry Enright, R ERA: 9.0 61 Jarrod Parker, R ERA: 9.0 30 David Hernandez, R ERA: 9.0 14 Ryan Roberts, R OBP: 0.167, SLG: 0.167										0	0	0	0	0	0	0									
Inning Stats	R: 0 E: 1 K: 0 S: 3	H: 0 LOB: 0 BB: 0 P: 3	R: 0 E: 0 K: 1 S: 5	H: 0 LOB: 0 BB: 0 P: 5	R: 0 E: 0 K: 0 S: 4	H: 1 LOB: 1 BB: 0 P: 4	R: 1 E: 0 K: 0 S: 5	H: 1 LOB: 0 BB: 0 P: 6	R: 0 E: 1 K: 2 S: 8	H: 0 LOB: 1 BB: 0 P: 8	R: 1 E: 1 K: 2 S: 10	H: 2 LOB: 1 BB: 0 P: 12	R: 2 E: 0 K: 1 S: 9	H: 3 LOB: 1 BB: 0 P: 10	R: 1 E: 0 K: 0 S: 4	H: 1 LOB: 1 BB: 1 P: 8		1B: 6 2B: 1 3B: 0 HR: 1	SF: 0 SAC: 0 DP: 0 HBP: 0	WP: 2 PB: 0 SB: 2 CS: 1	PA: 38				
PITCHER	IP	WLS	BF	H	R	ER	SO	BB	IBB	HBP	BLK	WP	HR	S	P	ERA	WHIP								
45 Jhoulys Chacin, R ERA: 9.0	2.0	W	6	0	0	0	0	0	0	0	0	0	0	9	9	0.00	0.000								
48 Emil Rogers, R ERA: 9.0	2.0	H	7	1	0	0	1	0	0	0	0	0	0	9	9	0.00	0.500								
16 Huston Street, R ERA: 9.0	1.0	H	4	1	1	1	0	0	0	0	0	1	0	5	6	9.00	1.000								
34 Matt Belisle, R ERA: 9.0	1.0	H	4	0	0	0	2	0	0	0	0	0	0	8	8	0.00	0.000								
54 Eric Stults, L ERA: 13.5	2.0		11	5	3	3	3	0	0	0	0	1	1	19	22	13.50	2.500								
77 Keith Weiser, L ERA: 9.0	1.0		5	1	1	1	0	1	0	0	0	0	0	4	8	9.00	2.000								

AB	36
R	6
H	8
RBI	4
BB	4
SO	2
LOB	14



AB	36
R	5
H	8
RBI	5
BB	1
SO	7
LOB	12



Batter	1	2	3	4	5	6	7	8	9	AB	R	H	RBI	BB	SO	LOB	TOP																			
6 Stephen Drew, L (1.6) OBP: 0.333, SLG: 0.364 1 Cody Ransom, R (7.6) OBP: 0.300, SLG: 0.250	G5-3		P6		G1-3		BB		F9	3	0	0	0	1	0	0	Arizona Diamondbacks @ San Francisco Giants Scottsdale Stadium, Scottsdale, AZ Wed Mar 02 2011, 9:07 PM - 11:42 PM EST Att: 6,389 - Partly Cloudy - 69 F																			
4 Melvin Mora, R (1.5) OBP: 0.384, SLG: 0.300 70 Mike Freeman, L (7.4)	F8		E5		1B		K		FC4	4	1	1	0	0	1	1																				
2 Kelly Johnson, L (1.4) OBP: 0.687, SLG: 1.000 9 Collin Cowgill, R (7.8) OBP: 0.222, SLG: 0.556	G5-3		75 1B		1B				G5-3	2	0	1	0	1	0	0																				
75 Russell Bryanan, L (1.3) OBP: 0.556, SLG: 1.000 29 Brandon Allen, L (6.3) OBP: 0.384, SLG: 0.556		24 1B 26 1B	1B		F8					3	1	2	1	0	0	2																				
24 Chris Young, R (1.8) OBP: 0.273, SLG: 0.273 39 Matt Davidson, R (7.5) OBP: 0.250, SLG: 0.333		8 WP 26 1B	1B		F7				G6-3	3	0	1	0	0	0	1																				
26 Miguel Montero, L (1.2) OBP: 0.273, SLG: 0.200 33 Konrad Schmidt, R (6.2) OBP: 0.600, SLG: 1.250					G4-3				F7	3	0	1	1	0	0	0																				
63 Paul Goldschmidt, R (1.10) OBP: 0.400, SLG: 0.900 5 Taylor Harbin, R (9. PH)					G6-3				K	3	0	0	0	0	2	2																				
8 Gerardo Parra, L (1.9) OBP: 0.154, SLG: 0.154 66 Marc Krauss, L (8.7) OBP: 0.600, SLG: 0.333					K				G1-3	3	0	0	0	0	2	2																				
5 Cole Gillespie, R (1.7) OBP: 0.100, SLG: 0.100					K				K	4	0	1	0	0	3	2																				
									70 FC4 1B																											
Inning Stats	R: 0 E: 0 K: 0 S: 3	H: 0 LOB: 0 BB: 0 P: 3	R: 1 E: 0 K: 3 S: 12	H: 3 LOB: 2 BB: 0 P: 13	R: 1 E: 1 K: 0 S: 4	H: 1 LOB: 1 BB: 1 P: 8	R: 0 E: 0 K: 1 S: 5	H: 0 LOB: 2 BB: 0 P: 5	R: 0 E: 0 K: 1 S: 7	H: 2 LOB: 2 BB: 0 P: 7	R: 0 E: 0 K: 1 S: 5	H: 0 LOB: 1 BB: 1 P: 5	R: 0 E: 0 K: 2 S: 7	H: 0 LOB: 1 BB: 1 P: 11	R: 0 E: 0 K: 1 S: 8	H: 1 LOB: 2 BB: 1 P: 8	R: 0 E: 0 K: 1 S: 6	H: 1 LOB: 2 BB: 1 P: 10	1B: 6 2B: 2 3B: 0 HR: 0	SF: 0 SAC: 0 DP: 0 HBP: 0	WP: 1 PB: 0 SB: 0 CS: 0	PA: 38														
PITCHER	IP	WLS	BF	H	R	ER	SO	BB	IBB	HBP	BLK	WP	HR	S	P	ERA	WHIP	PITCHER		IP	WLS	BF	H	R	ER	SO	BB	IBB	HBP	BLK	WP	HR	S	P	ERA	WHIP
57 Jonathan Sánchez, L (1.1) ERA: 1.93	3.0	W	14	4	2	1	3	1	0	0	0	1	0	19	24	3.00	1.667	47 Marc Kroon, R (9.1) ERA: 9.0		1.0	S	5	1	0	0	1	1	0	0	0	0	6	10	0.00	2.000	
41 Jeremy Affeldt, L (4.1) ERA:	1.0	H	3	0	0	0	1	0	0	0	0	0	0	5	5	0.00	0.000																			
66 Shane Loux, R (5.1) ERA: 2.7	2.0	H	8	2	0	0	2	0	0	0	0	0	0	12	12	0.00	1.000																			
65 Steve Edlefsen, R (7.1) ERA:	1.0	H	4	0	0	0	2	1	0	0	0	0	0	7	11	0.00	1.000																			
46 Santiago Casilla, R (8.1) ERA:	1.0	H	4	1	0	0	2	0	0	0	0	0	0	8	8	0.00	1.000																			

Batter	1	2	3	4	5	6	7	8	9	AB	R	H	RBI	BB	SO	LOB	BOTTOM																			
33 Aaron Rowand, R (1.8) OBP: 0.077, SLG: 0.167 34 Darren Ford, R (4. PR) (5.8)	G5-3	SF9		E6		P4		F7		2	0	0	1	0	0	0	Arizona Diamondbacks @ San Francisco Giants Scottsdale Stadium, Scottsdale, AZ Wed Mar 02 2011, 9:07 PM - 11:42 PM EST Att: 6,389 - Partly Cloudy - 69 F																			
21 Freddy Sanchez, R (1.4) OBP: 0.333, SLG: 0.333 84 Charlie Culberson, R (5.4) OBP: 0.167, SLG: 0.333	17 1B	E2		K		2B		G6-3		3	0	2	0	0	1	1																				
17 Aubrey Huff, L (1.3) OBP: 0.167, SLG: 0.167 35 Travis Ishikawa, L (5.7) OBP: 0.455, SLG: 0.444	10 1B	G4-3		K		BB				3	0	1	0	0	1	2																				
10 Miguel Tejada, R (1.6) OBP: 0.333, SLG: 0.273 53 Brandon Crawford, L (6.6)	13 BB	G5-3			G6-3	P5				3	0	1	0	0	0	1																				
13 Cody Ross, R (1.9) OBP: 0.636, SLG: 0.750 8 Terry Evans, R (5. PR) (6.9)							L4			1	0	1	0	2	0	0																				
7 Mark DeRosa, R (1.5) OBP: 0.583, SLG: 0.818 50 Conor Gillaspie, L (6.5) OBP: 0.667, SLG: 0.500	G6-3			K		F9		HBP		3	0	0	0	0	1	5																				
48 Pablo Sandoval, S (1.10) OBP: 0.471, SLG: 1.000 22 Eli Whiteside, R (5. PH) (6.10)		12 1B		K		K		G6-3		2	1	1	0	0	1	1																				
12 Nate Schierholtz, L (1.7) OBP: 0.384, SLG: 0.545 9 Brandon Belt, L (7.3) OBP: 0.500, SLG: 0.667		83 3B		K				F7		3	1	1	0	0	1	1																				
83 Chris Stewart, R (1.2) OBP: 0.444, SLG: 0.778 51 Jackson Williams, R (7.2) OBP: 0.400, SLG: 0.250		33 SF9		P4		84 2B		K		3	2	2	2	0	0	0																				
										1	0	0	0	0	1	1																				
Inning Stats	R: 0 E: 0 K: 0 S: 5	H: 3 LOB: 3 BB: 1 P: 9	R: 3 E: 1 K: 0 S: 7	H: 4 LOB: 1 BB: 0 P: 7	R: 0 E: 0 K: 3 S: 10	H: 1 LOB: 1 BB: 0 P: 10	R: 0 E: 1 K: 2 S: 8	H: 0 LOB: 2 BB: 1 P: 8	R: 0 E: 0 K: 1 S: 5	H: 0 LOB: 1 BB: 1 P: 9	R: 1 E: 0 K: 0 S: 5	H: 2 LOB: 2 BB: 1 P: 9	R: 0 E: 0 K: 0 S: 2	H: 0 LOB: 0 BB: 0 P: 3	R: 0 E: 0 K: 1 S: 6	H: 1 LOB: 1 BB: 0 P: 6	1B: 8 2B: 2 3B: 1 HR: 0	SF: 1 SAC: 0 DP: 1 HBP: 1	WP: 0 PB: 0 SB: 2 CS: 0	PA: 38																
PITCHER	IP	WLS	BF	H	R	ER	SO	BB	IBB	HBP	BLK	WP	HR	S	P	ERA	WHIP	PITCHER		IP	WLS	BF	H	R	ER	SO	BB	IBB	HBP	BLK	WP	HR	S	P	ERA	WHIP
19 Zach Duke, L (1.1) ERA: 9.0	2.0	L	13	7	3	3	0	1	0	0	0	0	0	10	10	0.00	1.000	52 Daniel Stange, R (7.1) ERA: 4.5		1.0		3	0	0	0	0	0	0	0	0	0	6	6	0.00	1.000	
15 Mitch Owings, R (3.1) ERA:	1.0		4	1	0	0	3	0	0	0	0	0	0	8	8	0.00	0.000	30 David Hernandez, R (8.1) ERA:		1.0		4	1	0	0	1	0	0	0	0	0	0	0	0	0	0
55 Josh Collmenter, R (4.1) ERA:	1.0		4	0	0	0	2	0	0	0	0	0	0	5	9	0.00	1.000																			
56 Yonata Ortega, R (5.1) ERA: 8.75	1.0		4	0	0	0	1	1	0	0	0	0	0	5	9	0.00	1.000																			
39 Jordan Norberto, L (6.1) ERA: 4.5	1.0		6	2	1	1	0	1	0	0	0	0	0	5	9	9.00	3.000																			

AB	35
R	2
H	8
RBI	2
BB	3
SO	11
LOB	16



Batter	1	2	3	4	5	6	7	8	9	AB	R	H	RBI	BB	SO	LOB	TOP																		
9 Collin Cowgill, R OBP: 0.143, SLG: 0.357	G6-3	E4 14 BB		K		G5-3		F9		5	0	0	0	0	1	2	Arizona Diamondbacks @ San Diego Padres Peoria Stadium, Peoria, AZ Thu Mar 03 2011, 3:09 PM - 6:16 PM EST Att: 3,014 - Partly Cloudy - 72 F livebaseballscorecards.com																		
14 Ryan Roberts, R OBP: 0.750, SLG: 0.833 34 Bobby Borcherding, S	10 BB			K				F7		2	0	1	0	2	1	1																			
10 Justin Upton, R OBP: 0.438, SLG: 0.750 11 Andy Tracy, L OBP: 0.333, SLG: 0.333 5 Taylor Harbin, R								E7 63 2B		4	1	2	2	0	0	4																			
37 Brian Sweeney, R	1B									1	0	1	0	0	0	0																			
46 Juan Miranda, L OBP: 0.500, SLG: 0.556 1 Cody Ransom, R OBP: 0.273, SLG: 0.222	16 FC6-4			K				G6-3		1	0	0	0	3	1	0																			
27 Geoff Blum, S OBP: 0.182, SLG: 0.182 32 Esmerling Vasquez, R 49 Carlos Rosa, R 63 Paul Goldschmidt, R OBP: 0.500, SLG: 1.000	F4			P6						4	0	0	0	0	1	5																			
16 Wily Mo Peña, R OBP: 0.417, SLG: 0.364 66 Marc Krauss, L OBP: 0.444, SLG: 0.167	FC6-4			P3						2	0	0	0	0	4	4																			
8 Chris Owings, R 36 P.J. Pillittere, R										2	1	0	0	1	1	0																			
12 Henry Blanco, R OBP: 0.111, SLG: 0.222 45 Kam Mickolio, R 12 Evan Frey, L				K						3	0	1	0	0	2	3																			
41 Daniel Hudson, R 43 Zach Kroenke, R 31 AJ Pollock, R 61 Jarrod Parker, R 13 Tony Abreu, S OBP: 0.286, SLG: 0.211				G1-3						1	0	0	0	0	0	1																			
Inning Stats	R: 0 E: 0 K: 0 S: 11	H: 2 LOB: 3 BB: 1 P: 17	R: 1 E: 2 K: 1 S: 11	H: 0 LOB: 2 BB: 1 P: 19	R: 0 E: 0 K: 1 S: 11	H: 0 LOB: 2 BB: 2 P: 24	R: 2 E: 0 K: 3 S: 15	H: 2 LOB: 0 BB: 2 P: 21	R: 0 E: 0 K: 2 S: 8	H: 0 LOB: 0 BB: 0 P: 11	R: 0 E: 0 K: 0 S: 7	H: 1 LOB: 2 BB: 1 P: 13	R: 0 E: 0 K: 2 S: 10	H: 0 LOB: 1 BB: 1 P: 14	R: 0 E: 0 K: 0 S: 4	H: 0 LOB: 0 BB: 0 P: 7	R: 1 E: 1 K: 1 S: 13	H: 2 LOB: 1 BB: 0 P: 19	1B: 2 2B: 4 3B: 0 HR: 1	SF: 0 SAC: 0 DP: 0 HBP: 0	WP: 0 PB: 0 SB: 0 CS: 0	PA: 42													
PITCHER	IP	WLS	BF	H	R	ER	SO	BB	IBB	HBP	BLK	WP	HR	S	P	ERA	WHIP	PITCHER	IP	WLS	BF	H	R	ER	SO	BB	IBB	HBP	BLK	WP	HR	S	P	ERA	WHIP
26 Dustin Moseley, R ERA: 4.5	2.0		12	2	1	0	1	2	0	0	0	0	0	22	36	0.00	2.000	59 Luis Perdomo, R ERA: 6.0	1.0		4	0	0	0	2	1	0	0	0	0	10	14	0.00	1.000	
39 Ernesto Frieri, R ERA: 13.5	1.0	B	5	2	2	3	0	0	0	0	0	0	1	15	21	18.00	2.000	74 Rob Musgrave, L ERA: 6.0	1.0		3	0	0	0	0	0	0	0	0	4	7	0.00	0.000		
40 Greg Burke, R ERA: 13.5	1.0		3	0	0	0	2	0	0	0	0	0	0	8	11	0.00	0.000	65 Scott Munter, R ERA: 4.5	1.0	W	5	2	1	1	1	0	0	0	13	19	9.00	2.000			
37 Mike Adams, R ERA: 13.5	1.0		3	0	0	0	2	0	0	0	0	0	0	8	11	0.00	0.000																		
57 Luke Gregerson, R ERA: 13.5	1.0		5	1	0	0	0	1	0	0	0	0	0	7	13	0.00	2.000																		

AB	36
R	4
H	7
RBI	3
BB	6
SO	10
LOB	25



AB	40
R	6
H	15
RBI	5
BB	3
SO	2
LOB	24



Batter	1	2	3	4	5	6	7	8	9	AB	R	H	RBI	BB	SO	LOB	TOP						
9 Eric Patterson, L (1.8) 3 Luis Durango, S (5.9) OBP: 0.500, SLG: 0.500 OBP: 0.571, SLG: 0.500										3	0	2	1	0	0	0							
8 Jason Bartlett, R (1.6) 12 Logan Forsythe, R (6.5) OBP: 0.444, SLG: 0.556 OBP: 0.300, SLG: 0.571										3	0	1	0	0	0	1							
1 Orlando Hudson, S (1.4) 2 Everth Cabrera, S (6.6) OBP: 0.200, SLG: 0.200										3	0	1	0	0	0	3							
3 Jorge Cantu, R (1.5) 76 Andy Parrino, S (6.4) OBP: 0.364, SLG: 0.444										2	0	0	0	1	0	1							
13 Chris Denorfia, R (1.9) 14 Oscar Salazar, R (5.3) 55 George Kontos, R (9.1) OBP: 0.500, SLG: 0.625 OBP: 0.300, SLG: 0.333										2	1	1	0	0	1	0							
67 Jesus Guzman, R (1.3) 23 Mike Baxter, L (5.7) OBP: 0.667, SLG: 1.000 OBP: 0.667, SLG: 0.571										1	0	1	0	0	0	0							
28 Aaron Cunningham, R (1.7) 60 Cedric Hunter, L (5.8) OBP: 0.214, SLG: 0.286 OBP: 0.333, SLG: 0.375										2	1	1	1	0	0	1							
82 Guillermo Quiroz, R (1.2) 32 Rob Johnson, R (7.7) 68 Kyle Phillips, L (7.2) OBP: 0.500, SLG: 0.250										2	0	0	1	0	1	2							
46 Tim Stauffer, R (1.1) 52 Cory Luebke, R (4.1) 22 James Darnell, R (7.7) 75 Alexis Lara, R (7.1) 45 Randy Flores, L (8.1) 77 Anthony Rizzo, L (9.3) OBP: 0.200, SLG: 0.100										1	0	0	0	0	1	0							
Inning Stats	R: 0 E: 0 K: 1 S: 7	H: 1 LOB: 0 BB: 0 P: 7	R: 0 E: 0 K: 1 S: 6	H: 1 LOB: 1 BB: 0 P: 7	R: 0 E: 0 K: 2 S: 7	H: 0 LOB: 0 BB: 0 P: 7	R: 0 E: 0 K: 0 S: 3	H: 1 LOB: 0 BB: 0 P: 3	R: 3 E: 0 K: 1 S: 9	H: 4 LOB: 2 BB: 0 P: 12	R: 0 E: 0 K: 0 S: 2	H: 1 LOB: 0 BB: 1 P: 6	R: 0 E: 0 K: 1 S: 5	H: 0 LOB: 0 BB: 0 P: 5	R: 0 E: 0 K: 0 S: 4	H: 1 LOB: 1 BB: 0 P: 5	R: 0 E: 0 K: 0 S: 3	H: 0 LOB: 0 BB: 1 P: 7	1B: 8 2B: 1 3B: 0 HR: 0	SF: 0 SAC: 0 DP: 2 HBP: 1	WP: 2 PB: 0 SB: 1 CS: 3	PA: 35	
PITCHER	IP WLS BF H R ER SO BB IBB HBP BLK WP HR S P ERA WHIP	3.0 10 2 0 0 4 0 0 0 0 0 1 0 20 21 0.00 0.667	1.0 3 1 0 0 0 0 0 0 0 0 0 0 3 3 0.00 1.000	0.2 L 7 4 3 3 1 0 0 0 1 0 0 0 8 11 40.50 6.000	0.1 1 0 0 0 0 0 0 0 0 0 0 0 1 1 0.00 0.000	1.0 3 1 0 0 0 1 0 0 0 0 0 0 2 6 0.00 2.000	1.0 3 0 0 0 1 0 0 0 0 0 0 0 5 5 0.00 0.000	1.0 4 1 0 0 0 0 0 0 0 0 0 0 3 7 0.00 1.000	1.0 3 0 0 0 0 0 1 0 0 0 0 0 0 3 7 0.00 1.000														

San Diego Padres @ Arizona Diamondbacks
Salt River Fields at Talking Stick, Scottsdale, AZ

Fri Mar 04 2011, 3:11 PM - 5:52 PM EST
Att: 11,469 - Sunny - 75 F

livebaseballscores.com

AB	31
R	3
H	9
RBI	3
BB	2
SO	6
LOB	13

Batter	1	2	3	4	5	6	7	8	9	AB	R	H	RBI	BB	SO	LOB	BOTTOM					
6 Stephen Drew, L (1.6) 47 Joe Paterson, R (6.1) OBP: 0.267, SLG: 0.286										3	0	0	0	0	1	1						
22 Xavier Nady, R (1.7) 31 AJ Pollock, R (8.8) OBP: 0.133, SLG: 0.400 OBP: 0.563, SLG: 0.667										3	0	1	0	0	0	0						
2 Kelly Johnson, L (1.4) 8 Chris Owings, R (6.6) OBP: 0.336, SLG: 0.889 OBP: 0.400, SLG: 0.250										2	0	1	0	0	1	1						
75 Russell Branyan, L (1.3) 9 Collin Cowgill, R (8.9) OBP: 0.500, SLG: 0.818 OBP: 0.200, SLG: 0.467										2	0	0	0	0	1	2						
24 Chris Young, R (1.8) 62 Leyson Septimo, L (7.1) 16 Willy Mo Peña, R (8.7) OBP: 0.286, SLG: 0.231 OBP: 0.385, SLG: 0.333										2	0	0	0	1	0	1						
26 Miguel Montero, L (1.2) 13 Tony Abreu, S (6.4) OBP: 0.231, SLG: 0.167 OBP: 0.182, SLG: 0.190										2	0	0	0	0	1	2						
4 Melvin Mora, R (1.5) 28 John Hester, R (6.2) 18 Willie Bloomquist, R (9.7) OBP: 0.250, SLG: 0.250 OBP: 0.375, SLG: 0.400										2	0	0	0	0	0	0						
8 Gerardo Parra, L (1.9) 56 Yonata Ortega, R (8.1) 52 Daniel Stange, R (9.1) 63 Paul Goldschmidt, R (9.7) 5 Cole Gillespie, R (8.7) OBP: 0.133, SLG: 0.133 ERA: 2.08 OBP: 0.100, SLG: 0.100										2	0	0	0	0	1	0						
31 Ian Kennedy, R (1.1) 46 Juan Miranda, L (3.7) 21 Mike Hampton, R (4.1) 58 Juan Gutierrez, R (5.1) 32 Charles Brewer, R (5.1) 34 Bobby Borcherding, S (5.7) OBP: 0.400, SLG: 0.250										0	0	0	0	0	0	0						
Inning Stats	R: 0 E: 0 K: 1 S: 6	H: 1 LOB: 1 BB: 0 P: 6	R: 0 E: 0 K: 0 S: 3	H: 0 LOB: 0 BB: 0 P: 3	R: 0 E: 0 K: 1 S: 5	H: 0 LOB: 0 BB: 0 P: 5	R: 0 E: 0 K: 3 S: 10	H: 1 LOB: 2 BB: 1 P: 14	R: 0 E: 0 K: 0 S: 4	H: 1 LOB: 1 BB: 0 P: 4	R: 0 E: 0 K: 1 S: 5	H: 0 LOB: 1 BB: 1 P: 9	R: 2 E: 1 K: 0 S: 6	H: 3 LOB: 2 BB: 0 P: 6	R: 0 E: 0 K: 1 S: 5	H: 0 LOB: 2 BB: 1 P: 9	1B: 4 2B: 2 3B: 0 HR: 0	SF: 0 SAC: 1 DP: 0 HBP: 1	WP: 0 PB: 0 SB: 0 CS: 0	PA: 37		
PITCHER	IP WLS BF H R ER SO BB IBB HBP BLK WP HR S P ERA WHIP	3.0 W 13 2 0 0 3 1 0 1 0 0 0 0 17 22 0.00 1.000	1.0 H 4 0 0 0 1 1 0 0 0 0 0 0 5 9 0.00 1.000	1.0 H 6 3 2 2 0 0 0 0 0 0 0 0 6 6 18.00 3.000	1.0 S 4 0 0 0 1 1 0 0 0 0 0 0 5 9 0.00 1.000																	

San Diego Padres @ Arizona Diamondbacks
Salt River Fields at Talking Stick, Scottsdale, AZ

Fri Mar 04 2011, 3:11 PM - 5:52 PM EST
Att: 11,469 - Sunny - 75 F

livebaseballscores.com

AB	32
R	2
H	6
RBI	2
BB	3
SO	7
LOB	13

Batter	1	2	3	4	5	6	7	8	9	AB	R	H	RBI	BB	SO	LOB	TOP										
5 Ian Kinsler, R (1.4) OBP: 0.643, SLG: 1.727	0-0 HR		0-0 G6-3			1-0 SH5-4 1 WP HBP		0-0 2B		2	1	1	1	0	0	0	Texas Rangers @ Arizona Diamondbacks Salt River Fields at Talking Stick, Scottsdale, AZ Sat Mar 05 2011, 3:13 PM - 5:52 PM EST Att: 12,482 - Sunny - 76 F livebaseballscorecards.com										
6 Esteban German, R (7.4) OBP: 0.308, SLG: 0.385										1	0	1	0	0	0	0											
1 Elvis Andrus, R (1.6) OBP: 0.231, SLG: 0.167	0-0 P4		0-0 1B			1-0 SH5-4		0-0 G4-3		2	0	1	0	0	0	0											
3 Andrés Blanco, S (7.6) OBP: 0.214, SLG: 0.154										1	0	0	0	0	0	1											
32 Josh Hamilton, L (1.8) OBP: 0.083, SLG: 0.083	0-3 K		0-0 F9			0-3 K				3	0	0	0	0	2	2											
43 Engel Beltre, L (7.8) OBP: 0.395, SLG: 0.846										1	0	0	0	0	0	0											
17 Nelson Cruz, R (1.9) OBP: 0.214, SLG: 0.231	0-0 F8					0-3 K				3	0	0	0	0	1	1											
65 Doug Deeds, L (7.9) OBP: 0.395, SLG: 0.846										1	0	0	0	0	1	0											
10 Michael Young, R (1.5) OBP: 0.500, SLG: 0.727		0-0 G6-3				0-0 G6-3				3	0	0	0	0	0	0											
19 Chris Davis, L (7.5) OBP: 0.412, SLG: 0.667										1	0	0	0	0	0	0											
7 David Murphy, L (1.7) OBP: 0.313, SLG: 0.467		0-0 F8				0-3 K				3	0	0	0	0	1	0											
8 Yorvit Torrealba, R (1.2) OBP: 0.462, SLG: 0.818		0-0 G5-3				0-0 F7				2	0	0	0	0	0	0											
25 Mike Napoli, R (6.2) OBP: 0.462, SLG: 0.818										1	0	0	0	0	0	0											
18 Mitch Moreland, L (1.3) OBP: 0.625, SLG: 1.154			0-0 HR			4-0 44 CS BB		0-0 G4-3		2	1	1	1	1	0	0											
48 Colby Lewis, R (1.1) OBP: 0.474, SLG: 0.727			0-0 G5-3			0-0 F9		0-0 G3		1	0	0	0	0	0	0											
44 Michael Kirkman, L (4.1) OBP: 0.294, SLG: 0.313						0-0 F9				1	0	0	0	0	0	1											
56 Darren O'Day, R (7.1) OBP: 0.810, SLG: 0.857						SAFE 1-2				0	0	0	0	0	0	0											
9 Endy Chavez, L (6. PH) OBP: 0.125, SLG: 0.375										0	0	0	0	0	0	0											
46 Pedro Strop, R (8.1) OBP: 0.125, SLG: 0.375										0	0	0	0	0	0	0											
55 Ryan Tucker, R (9.1) OBP: 0.091, SLG: 0.091										0	0	0	0	0	0	0											
Inning Stats	R: 1 E: 0 K: 1 S: 6	H: 1 LOB: 0 BB: 0 P: 6	R: 0 E: 0 K: 0 S: 3	H: 0 LOB: 0 BB: 0 P: 3	R: 1 E: 0 K: 0 S: 5	H: 2 LOB: 1 BB: 0 P: 5	R: 0 E: 0 K: 0 S: 3	H: 0 LOB: 0 BB: 0 P: 3	R: 0 E: 0 K: 0 S: 2	H: 0 LOB: 0 BB: 1 P: 6	R: 0 E: 0 K: 2 S: 7	H: 0 LOB: 1 BB: 0 P: 9	R: 0 E: 0 K: 1 S: 5	H: 0 LOB: 0 BB: 0 P: 5	R: 0 E: 0 K: 0 S: 4	H: 1 LOB: 1 BB: 0 P: 4	R: 0 E: 0 K: 1 S: 5	H: 0 LOB: 0 BB: 0 P: 5	1B: 1 2B: 1 3B: 0 HR: 2	SF: 0 SAC: 1 DP: 0 HBP: 1	WP: 1 PB: 0 SB: 0 CS: 1	PA: 32					
PITCHER	IP	WLS	BF	H	R	ER	SO	BB	IBB	HBP	BLK	WP	HR	S	P	ERA	WHIP										
54 Barry Enright, R (1.1) ERA: 3.6	3.0		12	3	2	2	1	0	0	0	0	0	2	14	14	6.00	1.000										
59 Armando Galarraga, R (4.1) ERA: 3.6	3.0		10	0	0	0	2	1	0	1	0	1	0	12	18	0.00	0.333										
15 Micah Owings, R (7.1) ERA: 15.43	1.0		3	0	0	0	1	0	0	0	0	0	0	5	5	0.00	0.000										
49 Rafael Rodriguez, R (8.1) ERA: 3.0	1.0	W	4	1	0	0	0	0	0	0	0	0	0	4	4	0.00	1.000										
38 Sam Demel, R (9.1) ERA:	1.0		3	0	0	0	1	0	0	0	0	0	0	5	5	0.00	0.000										

Batter	1	2	3	4	5	6	7	8	9	AB	R	H	RBI	BB	SO	LOB	BOTTOM										
2 Kelly Johnson, L (1.4) OBP: 0.643, SLG: 0.818	4-0 6 2B 10 S BB		0-0 F7	0-0 1B			0-0 SH1-3		0-0 14 S 1B	2	1	1	0	1	0	0	Texas Rangers @ Arizona Diamondbacks Salt River Fields at Talking Stick, Scottsdale, AZ Sat Mar 05 2011, 3:13 PM - 5:52 PM EST Att: 12,482 - Sunny - 76 F livebaseballscorecards.com										
18 Willie Bloomquist, R (6.4) OBP: 0.412, SLG: 0.435										1	1	1	0	0	0	0											
24 Chris Young, R (1.8) OBP: 0.294, SLG: 0.313	0-0 P4		0-0 10 1B 6 SF8 2B	0-0 G6-3			0-0 9 1B 8 FC1-2 2-3 1B		1-0 14 1B 1B	3	1	1	0	0	0	3											
14 Ryan Roberts, R (7.5) OBP: 0.810, SLG: 0.857										2	0	2	1	0	0	0											
10 Justin Upton, R (1.9) OBP: 0.474, SLG: 0.727	1-3 K		0-0 46 WP 46 S 1B		4-0 6 CS BB		0-0 FC1-2 9 1B			2	0	1	0	1	1	1											
8 Chris Owings, R (6.6) OBP: 0.333, SLG: 0.200										1	0	0	0	0	0	2											
6 Stephen Drew, L (1.6) OBP: 0.278, SLG: 0.375	0-0 27 1B 2B		0-0 SF8		0-3 K		0-0 3H 1B			2	0	1	2	0	1	1											
9 Collin Cowgill, R (6.9) OBP: 0.250, SLG: 0.500										1	0	1	0	0	0	0											
46 Juan Miranda, L (1.3) OBP: 0.474, SLG: 0.417	4-0 27 1B BB		4-0 1-3 BB		0-0 G3		0-0 L9			2	0	0	0	2	0	3											
49 Rafael Rodriguez, R (8.1) OBP: 0.125, SLG: 0.375										0	0	0	0	0	0	0											
38 Sam Demel, R (9.1) OBP: 0.091, SLG: 0.091										0	0	0	0	0	0	0											
27 Geoff Blum, S (1.5) OBP: 0.214, SLG: 0.214	0-0 1-2 2H 1B		0-0 F8				0-0 F7		0-0 F8	3	0	1	0	0	0	2											
15 Micah Owings, R (7.1) OBP: 0.125, SLG: 0.375										0	0	0	0	0	0	0											
5 Cole Gillespie, R (8.7) OBP: 0.091, SLG: 0.091										1	0	0	0	0	0	0											
29 Brandon Allen, L (1.7) OBP: 0.313, SLG: 0.429		0-0 P6				0-3 K		0-0 G6-3		3	0	1	0	0	1	0											
63 Paul Goldschmidt, R (8.3) OBP: 0.500, SLG: 0.923										1	0	0	0	0	0	0											
12 Henry Blanco, R (1.2) OBP: 0.091, SLG: 0.182		0-3 K				0-0 F8		0-0 G4-3		2	0	0	0	0	1	1											
33 Konrad Schmidt, R (5.2) OBP: 0.500, SLG: 1.000										1	0	0	0	0	0	0											
22 Xavier Nady, R (6. PH) OBP: 0.125, SLG: 0.375										1	0	0	0	0	0	0											
36 P.J. Pillittere, R (9.2) OBP: 0.091, SLG: 0.091										0	0	0	0	0	0	0											
54 Barry Enright, R (1.1) ERA: 3.6		0-0 G1-3				0-0 SH3-4				1	0	0	0	0	0	0											
59 Armando Galarraga, R (4.1) ERA: 3.6										0	0	0	0	0	0	0											
31 AJ Pollock, R (7.8) OBP: 0.500, SLG: 0.588						1-2 1B		0-0 E6 14 1B 8 FC1-2 18 SH1-3		2	0	0	0	0	0	0											
Inning Stats	R: 1 E: 0 K: 1 S: 6	H: 2 LOB: 2 BB: 2 P: 15	R: 0 E: 0 K: 1 S: 5	H: 0 LOB: 0 BB: 0 P: 5	R: 1 E: 0 K: 0 S: 5	H: 2 LOB: 1 BB: 0 P: 9	R: 0 E: 0 K: 0 S: 5	H: 2 LOB: 2 BB: 0 P: 5	R: 0 E: 0 K: 1 S: 4	H: 0 LOB: 0 BB: 1 P: 8	R: 0 E: 0 K: 1 S: 5	H: 0 LOB: 0 BB: 0 P: 5	R: 0 E: 1 K: 0 S: 6	H: 2 LOB: 3 BB: 0 P: 6	R: 0 E: 0 K: 0 S: 3	H: 0 LOB: 0 BB: 0 P: 3	R: 1 E: 0 K: 0 S: 3	H: 2 LOB: 1 BB: 0 P: 4	1B: 8 2B: 3 3B: 0 HR: 0	SF: 1 SAC: 2 DP: 1 HBP: 0	WP: 1 PB: 0 SB: 3 CS: 1	PA: 38					
PITCHER	IP	WLS	BF	H	R	ER	SO	BB	IBB	HBP	BLK	WP	HR	S	P	ERA	WHIP										
48 Colby Lewis, R (1.1) ERA: 3.6	3.0		15	4	2	2	2	3	0	0	0	0	0	16	29	6.00	2.333										
44 Michael Kirkman, L (4.1) ERA: 5.4	3.0		11	2	0	0	2	1	0	0	0	0	0	14	18	0.00	1.000										
56 Darren O'Day, R (7.1) ERA: 4.5	1.0		6	2	0	0	0	0	0	0	0	0	0	6	6	0.00	2.000										
46 Pedro Strop, R (8.1) ERA:	1.0		3	0	0	0	0	0	0	0	0	0	0	3	3	0.00	0.000										
55 Ryan Tucker, R (9.1) ERA: 7.71	0.1	L	3	2	1	1	0	0	0	0	0	0	0	3	4	27.00	6.000										

Batter	1	2	3	4	5	6	7	8	9	AB	R	H	RBI	BB	SO	LOB	TOP											
31 AJ Pollock, R OBP: 0.476, SLG: 0.550 5 Cole Gillespie, R OBP: 0.083, SLG: 0.083 (7, PH)	P4		18 CS 1B			G5-3	K			3	0	1	0	0	0	0	Arizona Diamondbacks @ Los Angeles Angels Tempe Diablo Stadium, Tempe, AZ Sun Mar 06 2011, 3:06 PM - 5:54 PM EST Att: 7,228 - Partly Cloudy - 73 F livebaseballscorecards.com											
18 Willie Bloomquist, R OBP: 0.450, SLG: 0.521 16 Wily Mo Peña, R OBP: 0.429, SLG: 0.385 (7, 7)	F9		K			10 WP 1B		9 G4-3 1B		3	0	1	0	0	1	1												
10 Justin Upton, R OBP: 0.409, SLG: 0.619 9 Collin Cowgill, R OBP: 0.235, SLG: 0.471 (1, 9)	L9			K		G6-3		G4-3		3	0	0	0	0	1	1												
75 Russell Branyan, L OBP: 0.500, SLG: 0.786 (1, 10)		29 1B 2B		K				G4-3		3	1	1	0	1	1	0												
22 Xavier Nady, R OBP: 0.158, SLG: 0.421 39 Matt Davidson, R OBP: 0.200, SLG: 0.250 (1, 7)	K					G5-3			F9	3	0	1	0	0	1	3												
29 Brandon Allen, L OBP: 0.333, SLG: 0.438 46 Juan Miranda, L OBP: 0.476, SLG: 0.429 (7, PH)									F8	2	0	1	1	0	0	1												
4 Melvin Mora, R OBP: 0.214 14 Ryan Roberts, R OBP: 0.783, SLG: 0.813 (7, PH)	L7					K			K	2	0	0	0	0	1	1												
12 Henry Blanco, R OBP: 0.077, SLG: 0.154 13 Tony Abreu, S OBP: 0.174, SLG: 0.182 (6, 6)	K					G6-3			K	2	0	0	0	0	1	1												
8 Chris Owings, R OBP: 0.250, SLG: 0.143 28 John Hester, R OBP: 0.286, SLG: 0.333 (1, 6)			P4							2	0	0	0	0	0	0												
										1	0	1	1	0	0	0												
Inning Stats	R: 0 E: 0 K: 0 S: 3	H: 0 LOB: 0 BB: 0 P: 3	R: 1 E: 0 K: 2 S: 9	H: 2 LOB: 1 BB: 0 P: 9	R: 0 E: 0 K: 1 S: 5	H: 1 LOB: 0 BB: 0 P: 5	R: 0 E: 0 K: 2 S: 8	H: 1 LOB: 1 BB: 0 P: 8	R: 0 E: 0 K: 1 S: 5	H: 0 LOB: 0 BB: 0 P: 5	R: 0 E: 0 K: 0 S: 4	H: 1 LOB: 2 BB: 1 P: 9	R: 1 E: 0 K: 2 S: 9	H: 3 LOB: 1 BB: 0 P: 9	R: 0 E: 0 K: 0 S: 3	H: 1 LOB: 0 BB: 0 P: 3		R: 0 E: 0 K: 1 S: 5	H: 0 LOB: 0 BB: 0 P: 5	1B: 6 2B: 3 3B: 0 HR: 0	SF: 0 SAC: 0 DP: 1 HBP: 0	WP: 1 PB: 0 SB: 1 CS: 1	PA: 34					
PITCHER	IP	WLS	BF	H	R	ER	SO	BB	IBB	HBP	BLK	WP	HR	S	P	ERA		WHIP										
36 Jered Weaver, R ERA: 3.6 63 Rich Thompson, R ERA: 4.1 17 Jason Bulger, R ERA: 3.86 52 Tyler Chatwood, R ERA: 2.25 64 Anthony Ortega, R ERA: 1.0	3.0	W	11	3	1	1	3	0	0	0	0	0	0	8	17	3.00		1.000										
45 Francisco Rodriguez, R ERA: 6.0	1.0		3	0	0	0	1	0	0	0	0	0	0	5	8	0.00		1.000										

Batter	1	2	3	4	5	6	7	8	9	AB	R	H	RBI	BB	SO	LOB	BOTTOM											
2 Erick Aybar, S OBP: 0.313, SLG: 0.333 33 Chris Pettit, R OBP: 0.400, SLG: 0.167 (1, 6)	53 G3 2B		53 2B 1B	G4-3						3	1	2	1	0	0	0	Arizona Diamondbacks @ Los Angeles Angels Tempe Diablo Stadium, Tempe, AZ Sun Mar 06 2011, 3:06 PM - 5:54 PM EST Att: 7,228 - Partly Cloudy - 73 F livebaseballscorecards.com											
53 Bobby Abreu, L OBP: 0.333, SLG: 0.500 90 Mike Trout, R OBP: 0.417, SLG: 0.222 (1, 10)	G3		48 1B 10 2B 2B	G6-3		76 1B 76 1B BB				3	1	1	2	0	0	1												
48 Toni Hunter, R OBP: 0.400, SLG: 0.385 76 Alexi Amarista, L OBP: 0.308, SLG: 0.250 (1, 9)	K		10 2B 1B			47 FC1-5 2B				3	1	2	0	0	1	1												
10 Vernon Wells, R OBP: 0.400, SLG: 0.385 79 Jean Segura, R OBP: 0.125, SLG: 0.125 (1, 7)	G4-3					1-3 2-H 3-H 1B				2	0	1	2	1	0	1												
47 Howie Kendrick, R OBP: 0.438, SLG: 0.400 83 Angel Castillo, R OBP: 0.500, SLG: 0.250 (1, 4)			13 FC5-4 1B	L1		47 FC1-5 BB				1	0	0	0	0	2	2												
13 Maicer Izturis, S OBP: 0.222, SLG: 0.412 86 Efrén Navarro, L OBP: 0.500, SLG: 0.625 (7, 3)	FC5-4			F7		1-2 2-3F G6-4-3				3	0	0	0	0	4	4												
44 Mark Trumbo, R OBP: 0.286, SLG: 0.650 3 Brandon Wood, R OBP: 0.091, SLG: 0.182 (6, PH)	FC5-4			K						2	0	0	0	0	1	2												
5 Jeff Mathis, R OBP: 0.364, SLG: 0.455 46 Bobby Wilson, R OBP: 0.286, SLG: 0.429 (1, 2)	G4-3					25 SH1-3 2 G4-3 2B				2	1	1	0	0	0	1												
25 Peter Bourjos, R OBP: 0.444, SLG: 0.333 81 Tyson Auer, R (7, 8)			2 1B 2 S 2B	SH1-3						1	0	0	0	1	0	1												
										0	0	0	0	1	0	0												
Inning Stats	R: 0 E: 0 K: 1 S: 6	H: 1 LOB: 1 BB: 0 P: 6	R: 0 E: 0 K: 0 S: 5	H: 1 LOB: 1 BB: 0 P: 5	R: 4 E: 0 K: 1 S: 10	H: 4 LOB: 1 BB: 1 P: 14	R: 1 E: 0 K: 0 S: 4	H: 1 LOB: 0 BB: 0 P: 4	R: 0 E: 0 K: 1 S: 3	H: 1 LOB: 1 BB: 1 P: 7	R: 2 E: 0 K: 1 S: 7	H: 2 LOB: 2 BB: 2 P: 15	R: 0 E: 0 K: 2 S: 7	H: 0 LOB: 0 BB: 0 P: 7	R: 0 E: 0 K: 0 S: 4	H: 0 LOB: 2 BB: 2 P: 12		1B: 4 2B: 6 3B: 0 HR: 0	SF: 0 SAC: 1 DP: 1 HBP: 0	WP: 1 PB: 0 SB: 3 CS: 0	PA: 39							
PITCHER	IP	WLS	BF	H	R	ER	SO	BB	IBB	HBP	BLK	WP	HR	S	P	ERA		WHIP										
34 Joe Saunders, L ERA: 15.88 56 Yonatan Ortega, R ERA: 2.7 67 Wade Miley, L ERA: 6.75 45 Kam Mickolio, R ERA: 7.36 37 Brian Sweeney, R ERA: 9.82	2.0	L	13	6	4	4	1	1	0	0	0	0	0	16	20	18.00		3.500										
30 David Hernandez, R ERA: 1.0	1.0		5	0	0	0	0	2	0	0	0	0	0	4	12	0.00		2.000										

Batter	1	2	3	4	5	6	7	8	9	AB	R	H	RBI	BB	SO	LOB	TOP					
18 Willie Bloomquist, R OBP: 0.375, SLG: 0.391 46 Ryan Wheeler, L OBP: 1.000, SLG: 4.000										4	0	1	0	0	0	0	Arizona Diamondbacks @ Kansas City Royals Surprise Stadium, Surprise, AZ Mon Mar 07 2011, 3:07 PM - 5:47 PM EST Att: 3,356 - Partly Cloudy - 70 F					
24 Chris Young, R OBP: 0.238, SLG: 0.250 4 Mark Hallberg, R										4	0	0	0	0	0	1						
10 Justin Upton, R OBP: 0.400, SLG: 0.565 12 Evan Frey, L										2	0	0	0	1	0	1						
75 Russell Branyan, L OBP: 0.400, SLG: 0.611										4	0	0	0	0	0	2						
46 Juan Miranda, L OBP: 0.480, SLG: 0.667 66 Marc Krauss, L OBP: 0.444, SLG: 0.167										4	2	2	1	0	1	0						
27 Geoff Blum, S OBP: 0.235, SLG: 0.235 14 Ryan Roberts, R OBP: 0.792, SLG: 0.813										3	0	1	0	0	2	1						
8 Gerardo Parra, L OBP: 0.222, SLG: 0.222 63 Paul Goldschmidt, R OBP: 0.533, SLG: 0.929 5 Taylor Harbin, R										3	1	2	1	0	0	0						
33 Konrad Schmidt, R OBP: 0.444, SLG: 1.125 36 P.J. Pillittere, R 47 Yazzy Arbelo, L 10 Robby Hammock, R										3	1	1	2	0	0	2						
8 Chris Owings, R OBP: 0.182, SLG: 0.100 31 AJ Pollock, R OBP: 0.500, SLG: 0.714										3	0	0	0	0	1	2						
Inning Stats	R: 0 E: 0 K: 0 S: 8	H: 1 LOB: 1 BB: 0 P: 12	R: 0 E: 0 K: 1 S: 12	H: 2 LOB: 2 BB: 0 P: 18	R: 0 E: 0 K: 0 S: 12	H: 0 LOB: 1 BB: 1 P: 21	R: 3 E: 0 K: 1 S: 11	H: 3 LOB: 0 BB: 1 P: 16	R: 0 E: 0 K: 0 S: 8	H: 0 LOB: 0 BB: 0 P: 14	R: 1 E: 0 K: 1 S: 12	H: 1 LOB: 0 BB: 0 P: 17	R: 0 E: 0 K: 0 S: 7	H: 0 LOB: 0 BB: 0 P: 11	R: 0 E: 0 K: 1 S: 7	H: 0 LOB: 0 BB: 0 P: 10		R: 4 E: 0 K: 2 S: 21	H: 3 LOB: 1 BB: 1 P: 32	1B: 5 2B: 1 3B: 0 HR: 4	SF: 0 SAC: 0 DP: 0 HBP: 0	WP: 0 PB: 0 CS: 2
PITCHER	IP WLS BF H R ER SO BB IBB HBP BLK WP HR S P ERA WHIP																					
26 Jeff Francis, L ERA: 5.4	3.0	13	3	0	0	1	1	0	0	0	0	0	0	0	0	32	51	0.00	1.333			
48 Joaquin Soria, R ERA: 13.5	1.0	6	3	3	3	1	0	0	0	0	0	0	1	11	16	27.00	3.000					
41 Jeremy Jeffress, R ERA: 3.0	1.0	H	3	0	0	0	0	0	0	0	0	0	0	8	14	0.00	0.000					
51 Robinson Tejeda, R ERA: 4.5	1.0	H	4	1	1	1	0	0	0	0	0	0	1	12	17	9.00	1.000					
39 Luis Mendoza, R ERA:	2.0	H	6	0	0	0	0	0	0	0	0	0	0	14	21	0.00	0.000					

Batter	1	2	3	4	5	6	7	8	9	AB	R	H	RBI	BB	SO	LOB	BOTTOM					
6 Lorenzo Cain, R OBP: 0.444, SLG: 0.500 7 Gregor Blanco, L OBP: 0.333, SLG: 0.286										3	1	0	0	0	1	0	Arizona Diamondbacks @ Kansas City Royals Surprise Stadium, Surprise, AZ Mon Mar 07 2011, 3:07 PM - 5:47 PM EST Att: 3,356 - Partly Cloudy - 70 F					
13 Mike Aviles, R OBP: 0.522, SLG: 0.800 46 Brett Carroll, R										3	1	2	0	0	0	1						
16 Billy Butler, R OBP: 0.400, SLG: 0.294 85 Wil Myers, R										2	1	0	0	0	0	2						
30 Kila Ka'aihue, L OBP: 0.421, SLG: 0.889 25 Clint Robinson, OBP: 0.462, SLG: 1.000										2	1	1	3	1	0	1						
21 Jeff Francoeur, R OBP: 0.278, SLG: 0.438 88 Paulo Orlando, R OBP: 1.000, SLG: 1.000										3	0	0	0	0	1	2						
53 Melky Cabrera, S OBP: 0.500, SLG: 0.733 94 Tim Smith, L										2	1	1	1	0	0	1						
3 Brayan Peña, S 22 Lucas May, R OBP: 0.417, SLG: 0.400										2	0	0	0	0	0	1						
23 Jeff Bianchi, R OBP: 0.200, SLG: 0.222 72 Irving Falu, S										2	0	0	0	0	0	2						
31 Joaquin Arias, R OBP: 0.750, SLG: 1.125 90 Christian Colón, R										1	0	1	0	0	0	0						
Inning Stats	R: 1 E: 0 K: 2 S: 11	H: 1 LOB: 1 BB: 1 P: 19	R: 1 E: 0 K: 0 S: 6	H: 2 LOB: 1 BB: 0 P: 8	R: 3 E: 2 K: 0 S: 14	H: 1 LOB: 1 BB: 0 P: 21	R: 0 E: 0 K: 0 S: 5	H: 0 LOB: 0 BB: 0 P: 9	R: 0 E: 0 K: 0 S: 10	H: 1 LOB: 1 BB: 0 P: 13	R: 0 E: 0 K: 1 S: 8	H: 0 LOB: 1 BB: 1 P: 13	R: 0 E: 0 K: 1 S: 12	H: 0 LOB: 0 BB: 0 P: 17	R: 1 E: 0 K: 2 S: 15	H: 2 LOB: 1 BB: 0 P: 22		R: 0 E: 0 K: 1 S: 9	H: 0 LOB: 0 BB: 0 P: 17	1B: 2 2B: 2 3B: 0 HR: 3	SF: 0 SAC: 0 DP: 0 HBP: 1	WP: 1 PB: 0 CS: 0
PITCHER	IP WLS BF H R ER SO BB IBB HBP BLK WP HR S P ERA WHIP																					
44 Aaron Heilman, R ERA: 3.38	3.0	16	4	5	3	2	1	0	0	0	0	0	0	0	0	48	9.00	1.667				
40 J.J. Putz, R ERA:	1.0	3	0	0	0	0	0	0	0	0	0	0	0	5	9	0.00	0.000					
21 Mike Hampton, L ERA:	1.0	4	1	0	0	0	0	0	0	0	0	0	0	10	13	0.00	1.000					
43 Zach Kroenke, L ERA: 2.45	1.0	4	0	0	0	1	1	0	0	0	0	0	0	8	13	0.00	1.000					
32 Estimating Vasquez, R ERA: 6.75	1.0	3	0	0	0	1	0	0	0	0	0	0	0	12	17	0.00	0.000					

AB 37
R 8
H 10
RBI 8
BB 2
SO 6
LOB 13

AB 35
R 6
H 7
RBI 5
BB 2
SO 7
LOB 13



Batter	1	2	3	4	5	6	7	8	9	AB	R	H	RBI	BB	SO	LOB	TOP					
1 Juan Pierre, L (1.7) OBP: 0.428, SLG: 0.304		G4-3		L8					F7	4	1	1	0	1	0	0						
15 Gordon Beckham, R (1.4) OBP: 0.580, SLG: 0.714							FC4-6			4	1	3	2	0	0	1						
85 C.J. Retherford, R (8.4)										0	0	0	0	0	0	0						
51 Alex Rios, R (1.8) OBP: 0.318, SLG: 0.750				G4-6-3			F7			4	1	1	0	0	1	3						
46 Sergio Santos, R (8.1)										0	0	0	0	0	0	0						
40 Brian Bruney, R (9.1)										0	0	0	0	0	0	0						
20 Carlos Quentin, R (1.9) OBP: 0.174, SLG: 0.136	F9						F8			4	0	0	0	0	0	3						
38 Stefan Gartrell, R (8.9) OBP: 0.308, SLG: 0.750										0	0	0	0	0	0	0						
45 Dallas McPherson, L (1.3) OBP: 0.381, SLG: 0.368										3	1	2	1	0	1	0						
49 Chris Sale, L (5.1)										0	0	0	0	0	0	0						
67 Jordan Danks, L (8. PH) OBP: 0.400, SLG: 0.474										1	0	0	0	0	1	0						
10 Alexei Ramirez, R (1.6) OBP: 0.394, SLG: 0.864							G5-3			4	1	2	1	0	0	0						
27 Ramon Castro, R (1.2) OBP: 0.287, SLG: 0.364				SF7						1	0	0	1	2	0	0						
22 Brent Morel, R (1.5) OBP: 0.250, SLG: 0.238										4	0	0	0	0	1	4						
34 Gavin Floyd, R (1.1)				G4-3			G6-4-3															
91 Seth Loman, L (5.3) OBP: 0.250, SLG: 0.250										2	0	0	0	0	0	3						
				G6-3			K			2	0	0	0	0	2	0						
Inning Stats	R: 3 E: 0 K: 1 S: 9	H: 4 LOB: 3 BB: 2 P: 18	R: 0 E: 0 K: 1 S: 6	H: 1 LOB: 1 BB: 0 P: 6	R: 2 E: 0 K: 0 S: 5	H: 2 LOB: 0 BB: 0 P: 5	R: 0 E: 0 K: 0 S: 3	H: 1 LOB: 0 BB: 0 P: 3	R: 0 E: 0 K: 1 S: 5	H: 0 LOB: 0 BB: 1 P: 5	R: 0 E: 0 K: 1 S: 4	H: 0 LOB: 0 BB: 1 P: 8	R: 0 E: 0 K: 0 S: 4	H: 1 LOB: 1 BB: 0 P: 4	R: 0 E: 0 K: 1 S: 5	H: 0 LOB: 0 BB: 0 P: 5	R: 0 E: 0 K: 1 S: 5	H: 0 LOB: 0 BB: 0 P: 5	1B: 3 2B: 4 3B: 1 HR: 1	SF: 1 SAC: 0 DP: 2 HBP: 0	WP: 0 PB: 0 CS: 0	PA: 37
PITCHER	IP WLS BF H R ER SO BB IBB HBP BLK WP HR S P ERA WHIP																					
59 Armando Galarraga, R (1.1) ERA: 7.88	3.0 L 18 7 5 5 2 2 0 0 0 0 0 1 20 29 15.00 3.000																					
39 Jordan Norberto, L (4.1) ERA: 2.25	1.0 3 1 0 0 0 0 0 0 0 0 0 0 3 3 0.00 1.000																					
54 Barry Enright, R (5.1) ERA: 2.0	4.0 13 1 0 0 3 1 0 0 0 0 0 0 18 22 0.00 0.500																					
49 Carlos Rosa, R (9.1) ERA: 1.93	1.0 3 0 0 0 1 0 0 0 0 0 0 0 5 5 0.00 0.000																					

Chicago White Sox @ Arizona Diamondbacks
Salt River Fields at Talking Stick, Scottsdale, AZ

Thu Mar 10 2011, 8:44 PM - 10:53 PM EST
Att: 10,274 - Clear - 70 F

AB 33
R 5
H 9
RBI 5
BB 3
SO 6
LOB 14

Batter	1	2	3	4	5	6	7	8	9	AB	R	H	RBI	BB	SO	LOB	BOTTOM			
2 Kelly Johnson, L (1.4) OBP: 0.500, SLG: 0.619	G6-3		G4-6-3			K		F9		3	0	0	0	0	1	1				
31 AJ Pollock, R (7.8) OBP: 0.423, SLG: 0.600										1	0	0	0	0	0	1				
24 Chris Young, R (1.8) OBP: 0.286, SLG: 0.519	F8		G5-3							3	0	1	0	0	0	0				
8 Chris Owings, R (7.6) OBP: 0.133, SLG: 0.071										1	0	0	0	0	1	1				
6 Stephen Drew, L (1.6) OBP: 0.357, SLG: 0.690										3	0	0	0	0	0	1				
33 Konrad Schmidt, R (7.2) OBP: 0.400, SLG: 1.000	G4-3									1	0	0	0	0	0	0				
10 Justin Upton, R (1.9) OBP: 0.370, SLG: 0.520			G4-3							2	0	0	0	0	0	0				
13 Tony Abreu, S (7.4) OBP: 0.297, SLG: 0.321										2	0	0	0	0	0	0				
75 Russell Branyan, L (1.3) OBP: 0.464, SLG: 0.750										2	1	1	1	0	0	0				
14 Ryan Roberts, R (7.5) OBP: 0.667, SLG: 0.636										2	1	0	0	0	1	0				
22 Xavier Nady, R (1.7) OBP: 0.250, SLG: 0.407										2	0	0	0	0	0	0				
8 Gerardo Parra, L (7.7) OBP: 0.308, SLG: 0.400										1	1	1	2	0	0	0				
27 Geoff Blum, S (1.5) OBP: 0.348, SLG: 0.286										2	0	1	0	0	0	0				
9 Collin Cowgill, R (7.9) OBP: 0.192, SLG: 0.462										1	0	0	0	0	1	0				
26 Miguel Montero, L (1.2) OBP: 0.190, SLG: 0.200										2	0	0	0	0	0	1				
29 Brandon Allen, L (7.3) OBP: 0.296, SLG: 0.400										1	0	0	0	0	0	0				
59 Armando Galarraga, R (1.1) ERA: 4.29										0	0	0	0	0	0	0				
46 Juan Miranda, L (3. PH) OBP: 0.429, SLG: 0.692										1	0	0	0	0	0	0				
39 Jordan Norberto, L (4.1) ERA: 2.25										0	0	0	0	0	0	0				
54 Barry Enright, R (5.1) ERA: 2.0										0	0	0	0	0	0	0				
5 Cole Gillespie, R (8. PH) OBP: 0.292, SLG: 0.376										0	0	0	0	1	0	0				
49 Carlos Rosa, R (9.1) ERA: 1.93										0	0	0	0	0	0	0				
Inning Stats	R: 0 E: 0 K: 0 S: 3	H: 0 LOB: 0 BB: 0 P: 3	R: 1 E: 0 K: 0 S: 6	H: 2 LOB: 1 BB: 0 P: 7	R: 0 E: 0 K: 0 S: 3	H: 1 LOB: 0 BB: 0 P: 3	R: 0 E: 0 K: 0 S: 3	H: 0 LOB: 0 BB: 0 P: 3	R: 0 E: 0 K: 1 S: 6	H: 1 LOB: 1 BB: 0 P: 6	R: 2 E: 1 K: 1 S: 8	H: 1 LOB: 0 BB: 0 P: 8	R: 0 E: 0 K: 1 S: 4	H: 0 LOB: 0 BB: 1 P: 9	R: 0 E: 0 K: 1 S: 5	H: 0 LOB: 0 BB: 0 P: 5	1B: 2 2B: 0 3B: 1 HR: 2	SF: 0 SAC: 0 DP: 1 HBP: 0	WP: 0 PB: 0 CS: 1	PA: 32
PITCHER	IP WLS BF H R ER SO BB IBB HBP BLK WP HR S P ERA WHIP																			
34 Gavin Floyd, R (1.1) ERA: 4.15	2.1 10 2 2 1 2 0 0 0 0 0 0 1 15 15 3.86 0.857																			
49 Chris Sale, L (5.1) ERA: 4.29	1.0 H 3 0 0 0 1 1 0 0 0 0 0 4 9 0.00 1.000																			
46 Sergio Santos, R (8.1) ERA: 2.25	1.0 S 3 0 0 0 1 0 0 0 0 0 0 5 5 0.00 0.000																			

Chicago White Sox @ Arizona Diamondbacks
Salt River Fields at Talking Stick, Scottsdale, AZ

Thu Mar 10 2011, 8:44 PM - 10:53 PM EST
Att: 10,274 - Clear - 70 F

AB 31
R 3
H 5
RBI 3
BB 1
SO 4
LOB 5

Batter	1	2	3	4	5	6	7	8	9	AB	R	H	RBI	BB	SO	LOB	TOP										
2 Kelly Johnson, L (1,4) OBP: 0.482, SLG: 0.565 9 Collin Cowgill, R (6,9) OBP: 0.179, SLG: 0.429			SH2-3				G6-3			2	0	0	0	0	2	0	Arizona Diamondbacks @ Los Angeles Angels Tempe Diablo Stadium, Tempe, AZ Fri Mar 11 2011, 3:09 PM - 6:01 PM EST Att: 8,038 - Sunny - 78 F										
24 Chris Young, R (1,8) OBP: 0.298, SLG: 0.483 8 Chris Owings, R (6,6)			SF9			G6-3		K	G6-3	2	0	0	1	0	1	0											
10 Justin Upton, R (1,9) OBP: 0.333, SLG: 0.464 28 John Hester, R (6,2)			G5-3		E5		F9		K		3	0	0	0	0	0											
6 Stephen Drew, L (1,6) OBP: 0.323, SLG: 0.536 1 Cody Ransom, R (6,4) OBP: 0.444, SLG: 0.538				F7			K		2B	3	0	0	0	0	2	1											
29 Brandon Allen, L (1,3)									1B	4	1	3	1	0	1	0											
27 Geoff Blum, S (1,5) OBP: 0.320, SLG: 0.261 14 Ryan Roberts, R (6,5) OBP: 0.656, SLG: 0.625 13 Tony Abreu, S (8,4) OBP: 0.267, SLG: 0.321									2B	2	0	0	0	0	2	1											
46 Juan Miranda, L (1,10) OBP: 0.469, SLG: 0.625 16 Willy Mo Peña, R (7,PH) OBP: 0.440, SLG: 0.792									1B	2	1	1	0	0	0	1											
12 Henry Blanco, R (1,2) OBP: 0.278, SLG: 0.389 31 AJ Pollock, R (6,8) OBP: 0.429, SLG: 0.593									1B	2	1	1	1	0	0	0											
8 Gerardo Parra, L (1,7)									1B	4	1	2	1	0	0	0											
Inning Stats	R: 0 E: 0 K: 2 S: 7	H: 0 LOB: 0 BB: 0 P: 7	R: 0 E: 0 K: 3 S: 9	H: 0 LOB: 0 BB: 0 P: 9	R: 3 E: 1 K: 0 S: 7	H: 3 LOB: 1 BB: 0 P: 8	R: 0 E: 0 K: 1 S: 5	H: 1 LOB: 0 BB: 0 P: 5	R: 0 E: 0 K: 1 S: 5	H: 0 LOB: 0 BB: 0 P: 5	R: 0 E: 0 K: 0 S: 5	H: 0 LOB: 0 BB: 0 P: 5	R: 1 E: 0 K: 0 S: 7	H: 4 LOB: 2 BB: 0 P: 8	R: 4 E: 1 K: 2 S: 10	H: 3 LOB: 0 BB: 1 P: 14		R: 0 E: 0 K: 1 S: 5	H: 0 LOB: 0 BB: 0 P: 5	1B: 8 2B: 2 3B: 0 HR: 1	SF: 1 SAC: 1 DP: 1 HBP: 0	WP: 2 PB: 0 SB: 0 CS: 0	PA: 38				
PITCHER	IP	WLS	BF	H	R	ER	SO	BB	IBB	HBP	BLK	WP	HR	S	P	ERA	WHIP	PITCHER									
36 Jered Weaver, R (1,1) ERA: 4.0	4.0		16	4	3	2	6	0	0	0	0	1	0	28	29	4.50	1.000										
56 Fernando Rodney, R (5,1) ERA: 4.5	1.0		3	0	0	0	1	0	0	0	0	0	0	5	5	0.00	0.000										
37 Scott Downs, L (6,1) ERA: 4.5	1.0		3	0	0	0	1	0	0	0	0	0	0	5	5	0.00	0.000										
52 Tyler Chatwood, R (7,1) ERA: 9.0	2.0		13	7	5	5	2	1	0	0	0	1	1	17	22	22.50	4.000										
76 Jeremy Berg, R (9,1) ERA: 9.0	1.0	W	3	0	0	0	1	0	0	0	0	0	0	5	5	0.00	0.000										
Batter	1	2	3	4	5	6	7	8	9	AB	R	H	RBI	BB	SO	LOB	BOTTOM										
13 Maicer Izturis, S (1,5) OBP: 0.286, SLG: 0.400 83 Angel Castillo, R (7,9) OBP: 0.300, SLG: 0.125 16 Hank Conger, R (9,PH) OBP: 0.190, SLG: 0.200										3	1	1	0	1	1	1	Arizona Diamondbacks @ Los Angeles Angels Tempe Diablo Stadium, Tempe, AZ Fri Mar 11 2011, 3:09 PM - 6:01 PM EST Att: 8,038 - Sunny - 78 F										
53 Bobby Abreu, L (1,10) OBP: 0.394, SLG: 0.412 90 Mike Trout, R (8,PH) OBP: 0.421, SLG: 0.267			BB							4	0	1	0	0	0	2											
48 Torii Hunter, R (1,9) OBP: 0.379, SLG: 0.381 49 Jeremy Moore, L (6,9) OBP: 0.263, SLG: 0.294										3	1	1	0	0	0	2											
33 Chris Pettit, R (8,PH) OBP: 0.500, SLG: 0.467 92 Travis Witherspoon, R (9,7) OBP: 0.167, SLG: 0.167										0	0	0	0	0	0	0											
10 Vernon Wells, R (1,7) OBP: 0.360, SLG: 0.348 28 Gil Velazquez, R (7,4) OBP: 0.200, SLG: 0.222										4	0	2	1	0	0	2											
47 Howie Kendrick, R (1,4) OBP: 0.419, SLG: 0.393 3 Brandon Wood, R (6,PH) OBP: 0.179, SLG: 0.357										3	2	1	1	0	0	2											
2 Enck Aybar, S (1,6) OBP: 0.321, SLG: 0.370 79 Jean Segura, R (7,6) OBP: 0.286, SLG: 0.286										2	1	1	0	0	0	1											
44 Mark Trumbo, R (1,3) ERA: 9.72 86 Efrén Navarro, L (7,3) OBP: 0.462, SLG: 0.500 18 Andrew Romine, S (9,FR) OBP: 0.333, SLG: 0.300										3	2	2	4	0	0	0											
46 Bobby Wilson, R (1,2) OBP: 0.579, SLG: 0.737										5	0	5	1	0	0	0											
25 Peter Bourjos, R (1,8) OBP: 0.419, SLG: 0.400 81 Tyson Auer, R (7,8) OBP: 0.313, SLG: 0.154 70 Kevin Mielito, L (9,PH) OBP: 0.222, SLG: 0.250										3	0	0	1	0	2	3											
Inning Stats	R: 0 E: 0 K: 0 S: 4	H: 1 LOB: 1 BB: 0 P: 4	R: 2 E: 0 K: 0 S: 6	H: 3 LOB: 2 BB: 1 P: 10	R: 3 E: 0 K: 1 S: 9	H: 4 LOB: 1 BB: 0 P: 9	R: 2 E: 0 K: 0 S: 6	H: 3 LOB: 1 BB: 0 P: 6	R: 0 E: 0 K: 2 S: 8	H: 1 LOB: 1 BB: 0 P: 8	R: 0 E: 0 K: 0 S: 5	H: 2 LOB: 1 BB: 0 P: 8	R: 0 E: 0 K: 1 S: 5	H: 0 LOB: 1 BB: 0 P: 6	R: 2 E: 0 K: 0 S: 4	H: 3 LOB: 3 BB: 2 P: 12	1B: 12 2B: 5 3B: 0 HR: 1	SF: 0 SAC: 1 DP: 0 HBP: 1	WP: 0 PB: 0 SB: 1 CS: 1	PA: 46							
PITCHER	IP	WLS	BF	H	R	ER	SO	BB	IBB	HBP	BLK	WP	HR	S	P	ERA	WHIP	PITCHER									
67 Wade Miley, L (1,1) ERA: 9.72	3.0		18	8	5	5	1	1	0	0	0	0	0	19	23	15.00	3.000										
43 Zach Kroenke, L (4,1) ERA: 5.79	1.0		6	3	2	2	0	0	0	0	0	0	0	6	6	18.00	3.000										
58 Juan Gutierrez, R (5,1) ERA: 13.5	1.0		4	1	0	0	2	0	0	0	0	0	0	8	8	0.00	1.000										
38 Sam Demel, R (6,1) ERA: 1.8	1.0		4	1	0	0	0	0	0	0	0	0	0	5	5	0.00	1.000										
49 Rafael Rodriguez, R (7,1) ERA: 1.8	1.0		4	2	0	0	2	0	0	0	0	0	0	8	8	0.00	2.000										
14 Patrick Corbin, L (8,1) ERA: 12.6	0.1	L	6	3	2	2	0	1	1	0	0	0	0	4	12	54.00	12.000										
37 Brian Sweeney, R (9,1) ERA: 12.6	0.1	L	6	3	2	2	0	1	1	0	0	0	0	4	12	54.00	12.000										

Batter	1	2	3	4	5	6	7	8	9	AB	R	H	RBI	BB	SO	LOB	TOP				
6 Stephen Drew, L (1.6) OBP: 0.324, SLG: 0.500 23 Ed Rogers, R (5.6)	4-0 22 1B 75 1B BB	0-0 F8	0-3 K	0-0 G4-3			0-0 F7			2	1	0	0	1	0	1					
22 Xavier Nady, R (1.7) OBP: 0.250, SLG: 0.387 57 Kevin Mulvey, R (7.1)	0-0 75 1B 1-3 1B		0-3 K		0-0 L9		0-0 F8			4	0	1	0	0	1	0					
2 Kelly Johnson, L (1.4) OBP: 0.144, SLG: 0.500 16 David Nick, R (5.4)	0-3 K		0-3 K		0-0 F8			0-0 G5-3		3	0	0	0	0	2	2					
75 Russell Branyan, L (1.3) OBP: 0.500, SLG: 0.857	0-0 16 G4-6-3 1-2 3-H 1B		1-1 HR		0-0 1B		0-0 1B	0-0 F7		4	1	3	2	0	0	0					
16 Wily Mo Peña, R (1.9) OBP: 0.429, SLG: 0.741 15 Micah Owings, R (5.1) 32 Esmerling Vasquez, R (6.1) 5 Cole Gillespie, R (7.7) OBP: 0.238, SLG: 0.167	0-0 G4-6-3 1-2 1B		0-0 1B		0-0 1B		0-0 K	0-0 P2		3	0	1	0	0	1	3					
26 Miguel Montero, L (1.2) OBP: 0.280, SLG: 0.252 Ender Inciarte, L (9, PR)		0-0 9 SH1-3 13 HR 1B		0-0 1B		0-0 G4-3		0-0 G6-3	0-0 9 G6-3 1B	4	1	3	0	0	0	0					
9 Collin Cowgill, R (1.8) OBP: 0.161, SLG: 0.387		0-0 SH1-3		0-0 L9		0-0 G6-3		0-0 G6-3	0-0 1-2 1B	3	0	0	0	0	0	1					
13 Tony Abreu, S (1.5) OBP: 0.324, SLG: 0.469		1-0 HR		0-0 44 SH1-3 1B		0-3 K		0-0 1B		4	1	3	2	0	1	0					
44 Aaron Heilman, R (1.1) 12 Evan Frey, L (5.8) 34 Bobby Borcherding, S (9, PH) OBP: 0.286, SLG: 0.167		0-0 F9		0-0 SH1-3			0-0 F8	0-0 G1-3		1	0	0	0	0	0	0					
Inning Stats	R: 1 E: 0 K: 1 S: 6	H: 2 LOB: 1 BB: 1 P: 10	R: 2 E: 0 K: 0 S: 5	H: 2 LOB: 0 BB: 0 P: 6	R: 1 E: 0 K: 2 S: 10	H: 3 LOB: 2 BB: 0 P: 11	R: 0 E: 0 K: 0 S: 4	H: 1 LOB: 1 BB: 0 P: 4	R: 0 E: 0 K: 1 S: 6	H: 0 LOB: 0 BB: 0 P: 6	R: 0 E: 0 K: 0 S: 3	H: 0 LOB: 0 BB: 0 P: 3	R: 0 E: 0 K: 0 S: 3	H: 0 LOB: 0 BB: 0 P: 3	R: 0 E: 0 K: 0 S: 4	H: 2 LOB: 1 BB: 0 P: 4	1B: 9 2B: 0 3B: 0 HR: 2	SF: 0 SAC: 0 DP: 2 HBP: 0	WP: 0 PB: 0 SB: 0 CS: 0	PA: 36	
PITCHER	IP WLS BF H R ER SO BB IBB HBP BLK WP HR S P ERA WHIP	18 Shaun Marcum, R (1.1) ERA: 6.23	64 Robert Hinton, R (4.1) ERA: 3.18	59 John Axford, R (5.1) ERA: 5.4	50 Kameron Loe, R (6.1) ERA: 4.79	46 Justin James, R (7.1) ERA: 4.79	48 Tim Lillard, R (8.1) ERA: 12.0	58 Mike McClendon, R (9.1) ERA: 5.14	IP WLS BF H R ER SO BB IBB HBP BLK WP HR S P ERA WHIP	48 Tim Lillard, R (8.1) ERA: 12.0	58 Mike McClendon, R (9.1) ERA: 5.14	IP WLS BF H R ER SO BB IBB HBP BLK WP HR S P ERA WHIP	48 Tim Lillard, R (8.1) ERA: 12.0	58 Mike McClendon, R (9.1) ERA: 5.14	IP WLS BF H R ER SO BB IBB HBP BLK WP HR S P ERA WHIP	48 Tim Lillard, R (8.1) ERA: 12.0	58 Mike McClendon, R (9.1) ERA: 5.14	1B: 9 2B: 0 3B: 0 HR: 2	SF: 0 SAC: 0 DP: 2 HBP: 0	WP: 0 PB: 0 SB: 0 CS: 0	PA: 36
Batter	1	2	3	4	5	6	7	8	9	AB	R	H	RBI	BB	SO	LOB	BOTTOM				
23 Ricke Weeks Jr., R (1.4) OBP: 0.500, SLG: 0.500 59 John Axford, R (5.1) 50 Kameron Loe, R (6.1) 62 Jeremy Reed, L (6, PH) OBP: 0.343, SLG: 0.364	0-0 27 2B	0-0 P3		0-0 F8		0-0 P6		0-0 FC4-6		3	1	1	0	0	0	2					
27 Carlos Gómez, R (1.8) OBP: 0.333, SLG: 0.600 46 Justin James, R (7.1) 48 Tim Lillard, R (8.1) 58 Mike McClendon, R (9.1)	0-0 28 2B		0-0 P4		0-3 K	0-0 G5-3				4	1	1	1	0	1	3					
8 Ryan Braun, R (1.7) OBP: 0.389, SLG: 0.813 7 Chris Dickerson, L (1, PH) OBP: 0.346, SLG: 0.417	4-0 28 1B BB		0-0 F8		4-0 28 1B BB		0-0 G4-3			0	0	0	0	0	0	0					
28 Prince Fielder, L (1.3) OBP: 0.500, SLG: 0.706 9 Luis Alfonso Cruz, R (7.6) OBP: 0.231, SLG: 0.320	0-0 1-3 2-H 1B		1-0 HR		0-0 14 HR HBP		0-0 K			2	1	2	1	0	0	0					
14 Casey McGehee, R (1.5) OBP: 0.296, SLG: 0.731 74 Erick Almonte, R (7.5) OBP: 0.459, SLG: 0.806	0-0 F8		0-2 HR		0-0 G6-4-3		0-0 P3			3	1	1	2	0	0	3					
25 Mark Kotsay, L (1.9) OBP: 0.400, SLG: 0.409 70 Logan Schafer, L (6, PR) OBP: 0.333, SLG: 0.400	0-0 G3-1		0-0 F8			0-0 3 1B 16 2B 1B		0-0 60 SF9 3B		3	0	1	0	0	0	1					
3 Yuniesky Betancourt, R (1.6) OBP: 0.429, SLG: 0.577 77 Caleb Gindl, L (7.8) OBP: 0.500, SLG: 0.529		0-0 L8		0-0 16 G3 33 HR 2B		0-0 16 2B 1B		0-0 G6-3		3	0	2	0	0	0	0					
16 George Kottaras, L (1.2) OBP: 0.379, SLG: 0.593 60 Martin Maldonado, R (7.2) OBP: 0.200, SLG: 0.222		0-0 18 SH3-4 1B		0-0 G3		0-0 1-3 2B		0-0 SF9		3	0	2	1	0	0	1					
18 Shaun Marcum, R (1.1) 64 Robert Hinton, R (4.1) 33 Wil Nieves, R (4, PH) 68 Edwin Maysonet, R (5.4) OBP: 0.440, SLG: 0.333		0-0 SH3-4		0-0 FC6-2-5		0-0 3-H 2B		0-0 K		0	0	0	0	0	0	0					
Inning Stats	R: 2 E: 0 K: 0 S: 5	H: 3 LOB: 1 BB: 1 P: 9	R: 0 E: 0 K: 0 S: 4	H: 1 LOB: 0 BB: 0 P: 4	R: 2 E: 0 K: 0 S: 6	H: 1 LOB: 1 BB: 0 P: 7	R: 0 E: 0 K: 0 S: 4	H: 1 LOB: 1 BB: 0 P: 4	R: 0 E: 0 K: 1 S: 5	H: 3 LOB: 3 BB: 0 P: 8	R: 0 E: 0 K: 1 S: 8	H: 0 LOB: 0 BB: 0 P: 5	R: 0 E: 0 K: 0 S: 5	H: 2 LOB: 1 BB: 0 P: 5	1B: 6 2B: 4 3B: 1 HR: 1	SF: 1 SAC: 1 DP: 1 HBP: 1	WP: 0 PB: 0 SB: 0 CS: 0	PA: 37			
PITCHER	IP WLS BF H R ER SO BB IBB HBP BLK WP HR S P ERA WHIP	44 Aaron Heilman, R (1.1) ERA: 8.31	15 Micah Owings, R (5.1) ERA: 8.31	32 Esmerling Vasquez, R (6.1) ERA: 9.0	57 Kevin Mulvey, R (7.1) ERA: 3.0	IP WLS BF H R ER SO BB IBB HBP BLK WP HR S P ERA WHIP	44 Aaron Heilman, R (1.1) ERA: 8.31	15 Micah Owings, R (5.1) ERA: 8.31	32 Esmerling Vasquez, R (6.1) ERA: 9.0	57 Kevin Mulvey, R (7.1) ERA: 3.0	IP WLS BF H R ER SO BB IBB HBP BLK WP HR S P ERA WHIP	44 Aaron Heilman, R (1.1) ERA: 8.31	15 Micah Owings, R (5.1) ERA: 8.31	32 Esmerling Vasquez, R (6.1) ERA: 9.0	57 Kevin Mulvey, R (7.1) ERA: 3.0	IP WLS BF H R ER SO BB IBB HBP BLK WP HR S P ERA WHIP	44 Aaron Heilman, R (1.1) ERA: 8.31	15 Micah Owings, R (5.1) ERA: 8.31	32 Esmerling Vasquez, R (6.1) ERA: 9.0	57 Kevin Mulvey, R (7.1) ERA: 3.0	IP WLS BF H R ER SO BB IBB HBP BLK WP HR S P ERA WHIP

Arizona Diamondbacks @ Milwaukee Brewers
Maryvale Baseball Park, Phoenix, AZ
Sat Mar 12 2011, 3:09 PM - 5:40 PM EST
Att: 6,838 - Sunny - 75 F

AB	33
R	4
H	11
RBI	4
BB	1
SO	5
LOB	8



Arizona Diamondbacks @ Milwaukee Brewers
Maryvale Baseball Park, Phoenix, AZ
Sat Mar 12 2011, 3:09 PM - 5:40 PM EST
Att: 6,838 - Sunny - 75 F

AB	32
R	6
H	12
RBI	6
BB	2
SO	3
LOB	19



Batter	1	2	3	4	5	6	7	8	9	AB	R	H	RBI	BB	SO	LOB	TOP			
3 Fernando Perez, R OBP: 0.364, SLG: 0.222			 15 2B 24 E BB							3	1	0	1	2	2	3	Chicago Cubs @ Arizona Diamondbacks Salt River Fields at Talking Stick, Scottsdale, AZ Sun Mar 13 2011, 4:11 PM - 7:02 PM EDT Att: 12,346 - Sunny - 81°F livebaseballscores.com			
15 Darwin Barney, R OBP: 0.308, SLG: 0.423 97 Marwin Gonzalez, S (8, PH)			 24 E 1-3 2-H 2B							4	0	1	1	0	0	3				
24 Marion Byrd, R OBP: 0.545, SLG: 0.733 93 Michael Burgess, L (7, PH) 82 Matt Szczur, R (9, PH)										4	0	0	0	0	1	1				
16 Aramis Ramirez, R OBP: 0.355, SLG: 0.393 61 Josh Vitters, R OBP: 0.333, SLG: 0.412										3	0	0	0	0	2	2				
22 Carlos Pena, L OBP: 0.333, SLG: 0.429 99 Rebel Ridling, R (7, 3)						 19 1B 18 1B 63 E 1B				4	2	2	1	0	1	0				
18 Geovany Soto, R OBP: 0.367, SLG: 0.370 75 Chris Robinson, R OBP: 0.167, SLG: 0.333				 41 2B		 63 E 19 1B 3 BB 1B				3	2	1	0	0	0	0				
19 Bobby Seales, S OBP: 0.550, SLG: 0.688						 3 BB 63 E 15 E G1-2-3 1B		 63 HBP 81 1B BB		3	1	1	0	1	1	1				
63 James Adduci, L OBP: 0.273, SLG: 0.158						 3 BB		 3 BB 81 1B HBP		3	0	0	0	0	1	3				
41 Braden Looper, R OBP: 0.287, SLG: 1.500 65 Jay Jackson, R 34 Kerry Wood, R 81 Junior Lake, R 66 Rafael Dolis, R 57 Scott Maine, L			 3 BB 15 2B 1B					 1-2 2-3 3-H FC4-6 1B		2	1	2	1	0	0	0				
Inning Stats	R: 0 E: 0 K: 1 S: 5	H: 0 LOB: 0 BB: 0 P: 5	R: 0 E: 0 K: 1 S: 5	H: 0 LOB: 0 BB: 0 P: 5	R: 2 E: 1 K: 2 S: 10	H: 2 LOB: 2 BB: 1 P: 14	R: 2 E: 1 K: 1 S: 8	H: 2 LOB: 1 BB: 0 P: 9	R: 0 E: 0 K: 1 S: 5	H: 0 LOB: 0 BB: 0 P: 5	R: 0 E: 0 K: 0 S: 3	H: 0 LOB: 0 BB: 0 P: 3	R: 1 E: 0 K: 0 S: 4	H: 1 LOB: 2 BB: 1 P: 9	R: 0 E: 0 K: 1 S: 5	H: 0 LOB: 0 BB: 0 P: 5		1B: 5 2B: 2 3B: 0 HR: 1	SF: 0 SAC: 0 DP: 1 HBP: 1	WP: 0 PB: 0 SB: 0 CS: 0
PITCHER	IP WLS BF H R ER SO BB IBB HBP BLK WP HR S P ERA WHIP																			
41 Daniel Hudson, L ERA: 3.48	3.1 L 16 3 1 0 2 4 1 0 0 0 0 0 1 23 28 5.40 1.200																			
39 Jordan Norberto, L ERA: 1.93	0.2 3 1 0 0 1 0 0 0 0 0 0 0 0 5 5 0.00 1.500																			
30 David Hernandez, R ERA: 1.5	1.0 3 0 0 0 1 0 0 0 0 0 0 0 0 5 5 0.00 0.000																			
49 Carlos Rosa, R ERA: 3.18	1.0 7 3 2 1 1 1 0 0 0 0 0 0 0 8 12 9.00 4.000																			
49 Rafael Rodriguez, R ERA: 1.5	1.0 3 0 0 0 0 0 0 0 0 0 0 0 0 3 3 0.00 0.000																			
41 Braden Looper, R ERA: 5.19	1.0 7 3 3 2 0 1 0 0 0 0 0 0 0 6 10 18.00 4.000																			

Batter	1	2	3	4	5	6	7	8	9	AB	R	H	RBI	BB	SO	LOB	BOTTOM			
6 Stephen Drew, L OBP: 0.324, SLG: 0.485 13 Tony Abreu, S OBP: 0.314, SLG: 0.455										3	0	1	0	0	0	0	Chicago Cubs @ Arizona Diamondbacks Salt River Fields at Talking Stick, Scottsdale, AZ Sun Mar 13 2011, 4:11 PM - 7:02 PM EDT Att: 12,346 - Sunny - 81°F livebaseballscores.com			
2 Kelly Johnson, L OBP: 0.438, SLG: 0.517 31 AJ Pollock, R OBP: 0.400, SLG: 0.552	 10 G6-4-3 1B		 75 CS 1B							3	0	2	0	0	0	1				
10 Justin Upton, R OBP: 0.270, SLG: 0.371 9 Collin Cowgill, R OBP: 0.188, SLG: 0.406								 8 FC5-4 8 1B 63 E 1B		3	0	0	0	0	1	2				
75 Russell Bryanan, L OBP: 0.500, SLG: 0.833 8 Gerardo Parra, L OBP: 0.371, SLG: 0.424		 24 2B 14 1B 1B				 24 G6-4-3 1B		 8 FC5-4 1B		2	1	1	0	0	0	0				
24 Chris Young, R OBP: 0.289, SLG: 0.543 8 Chris Owings, R OBP: 0.100, SLG: 0.053		 14 1B 1-3 2B				 1-2 G6-4-3		 14 BB 63 E 26 1B		3	0	1	0	0	0	1				
29 Brandon Allen, L OBP: 0.371, SLG: 0.576 63 Paul Goldschmidt, R OBP: 0.500, SLG: 0.824						 14 G4-6-3 1B		 14 BB 26 1B		3	1	2	1	0	1	2				
14 Ryan Roberts, R OBP: 0.658, SLG: 0.607						 1-2 G4-6-3		 1-2 2-3 26 1B BB		3	0	1	1	1	1	1				
12 Henry Blanco, R OBP: 0.286, SLG: 0.524 26 Miguel Montero, L OBP: 0.286, SLG: 0.296						 1-2 G1-3		 1-2 2-3 3-H 16 G4-3 1B		1	0	0	0	0	0	2				
41 Daniel Hudson, R ERA: 5.19 39 Jordan Norberto, L ERA: 1.93 30 David Hernandez, R ERA: 1.5 49 Carlos Rosa, R ERA: 3.18 49 Rafael Rodriguez, R ERA: 1.5 41 Braden Looper, R ERA: 5.19 65 Jay Jackson, R 34 Kerry Wood, R 81 Junior Lake, R 66 Rafael Dolis, R 57 Scott Maine, L								 31 G6-4-3 1B		1	0	0	0	0	0	2				
Inning Stats	R: 0 E: 0 K: 0 S: 3	H: 1 LOB: 0 BB: 0 P: 3	R: 1 E: 0 K: 1 S: 8	H: 3 LOB: 2 BB: 0 P: 8	R: 0 E: 0 K: 1 S: 5	H: 1 LOB: 0 BB: 0 P: 6	R: 1 E: 0 K: 1 S: 8	H: 1 LOB: 0 BB: 0 P: 9	R: 0 E: 0 K: 0 S: 3	H: 1 LOB: 0 BB: 0 P: 3	R: 0 E: 0 K: 0 S: 3	H: 1 LOB: 0 BB: 0 P: 3	R: 0 E: 0 K: 0 S: 3	H: 1 LOB: 1 BB: 1 P: 10	R: 3 E: 1 K: 0 S: 6	H: 3 LOB: 1 BB: 1 P: 10		1B: 11 2B: 1 3B: 0 HR: 1	SF: 0 SAC: 0 DP: 5 HBP: 0	WP: 0 PB: 0 SB: 0 CS: 1
PITCHER	IP WLS BF H R ER SO BB IBB HBP BLK WP HR S P ERA WHIP																			
41 Braden Looper, R ERA: 5.19	3.2 W 14 5 1 1 1 2 0 0 0 0 0 0 1 15 16 3.86 1.286																			
65 Jay Jackson, R ERA: 5.19	2.1 H 9 3 1 1 2 0 0 0 0 0 0 0 1 15 16 3.86 1.286																			
34 Kerry Wood, R ERA: 3.6	1.0 3 1 0 0 0 0 0 0 0 0 0 0 0 3 3 0.00 1.000																			
66 Rafael Dolis, R ERA: 13.5	1.0 3 1 0 0 0 0 0 0 0 0 0 0 0 3 3 0.00 1.000																			
57 Scott Maine, L ERA: 5.4	1.0 7 3 3 2 0 1 0 0 0 0 0 0 0 6 10 18.00 4.000																			

Batter	1	2	3	4	5	6	7	8	9	AB	R	H	RBI	BB	SO	LOB	TOP										
56 Andres Torres, S OBP: 0.389, SLG: 0.606	L4		K		G4-3		K			4	0	0	1	0	2	1	San Francisco Giants @ Arizona Diamondbacks Salt River Fields at Talking Stick, Scottsdale, AZ Tue Mar 15 2011, 9:41 PM - 12:35 AM EDT Att: 12,472 - Clear - 80 F										
21 Freddy Sanchez, R OBP: 0.333, SLG: 0.581 14 Mike Fontenot, L OBP: 0.355, SLG: 0.500	G3-6-1		HR		K			G5-3		4	1	2	1	0	1	2											
17 Aubrey Huff, L OBP: 0.342, SLG: 0.676 83 Chris Stewart, R OBP: 0.381, SLG: 0.526	G3-6-1		2B		HR			G3		4	1	2	2	0	0	1											
28 Buster Posey, R OBP: 0.500, SLG: 0.750 54 Sergio Romo, R OBP: 0.355, SLG: 0.500 70 Felix Romero, R OBP: 0.310, SLG: 0.436		F9	F9		F9			G4-3		4	0	0	0	0	0	2											
10 Miguel Tejada, R OBP: 0.316, SLG: 0.314 2 Emmanuel Burriss, S OBP: 0.236, SLG: 0.333		1B			G6-3		K		35 2B	4	0	2	0	0	1	0											
5 Pat Burrell, R OBP: 0.378, SLG: 0.516 41 Jeremy Affeldt, L OBP: 0.310, SLG: 0.436		1B			G5-3		P4		F9	2	0	0	0	1	0	0											
46 Santiago Casilla, R OBP: 0.310, SLG: 0.436		BB			P6		L4		L9	4	0	0	0	0	0	3											
13 Cody Ross, R OBP: 0.421, SLG: 0.636 35 Travis Ishikawa, L OBP: 0.323, SLG: 0.521		F4			F8		K		2B	3	1	1	0	0	1	2											
40 Madison Bumgarner, R OBP: 0.333, SLG: 0.333 34 Darren Ford, R OBP: 0.273, SLG: 0.350 59 Guillermo Mota, R OBP: 0.343, SLG: 0.515		F8			F8		40 1B 56 G4-3 2B		K	2	0	1	0	0	0	0											
12 Nate Schierholz, L OBP: 0.343, SLG: 0.515					F8		17 HR 1B		K	2	0	1	0	0	0	0											
Inning Stats	R: 0 E: 0 K: 0 S: 3	H: 1 LOB: 0 BB: 0 P: 3	R: 0 E: 0 K: 0 S: 4	H: 1 LOB: 2 BB: 1 P: 8	R: 1 E: 0 K: 1 S: 9	H: 2 LOB: 1 BB: 0 P: 12	R: 0 E: 0 K: 0 S: 3	H: 0 LOB: 0 BB: 0 P: 3	R: 3 E: 0 K: 1 S: 8	H: 3 LOB: 1 BB: 0 P: 9	R: 0 E: 0 K: 1 S: 5	H: 0 LOB: 0 BB: 0 P: 5	R: 0 E: 0 K: 3 S: 9	H: 0 LOB: 0 BB: 0 P: 9	R: 0 E: 0 K: 0 S: 3	H: 0 LOB: 0 BB: 0 P: 3	R: 1 E: 0 K: 0 S: 5	H: 2 LOB: 2 BB: 0 P: 5	1B: 4 2B: 3 3B: 0 HR: 2	SF: 0 SAC: 0 DP: 1 HBP: 0	WP: 1 PB: 0 SB: 0 CS: 0	PA: 36					
PITCHER	IP	WLS	BF	H	R	ER	SO	BB	IBB	HBP	BLK	WP	HR	S	P	ERA	WHIP										
54 Barry Enright, R ERA: 2.25	3.0		13	4	1	1	1	1	0	0	0	1	1	16	23	3.00	1.667										
58 Juan Gutierrez, R ERA: 11.12	1.0	H	3	0	0	0	0	0	0	0	0	0	0	3	3	0.00	0.000										
59 Armando Galarraga, R ERA: 9.18	3.0	B	12	3	3	3	5	0	0	0	0	0	1	22	23	9.00	1.000										
32 Esmerling Vasquez, R ERA: 5.14	1.0		3	0	0	0	0	0	0	0	0	0	0	3	3	0.00	0.000										
15 Micah Owings, R ERA: 8.44	1.0	L	5	2	1	1	0	0	0	0	0	0	0	5	5	9.00	2.000										

Batter	1	2	3	4	5	6	7	8	9	AB	R	H	RBI	BB	SO	LOB	BOTTOM										
24 Chris Young, R OBP: 0.333, SLG: 0.658 13 Tony Abreu, S OBP: 0.306, SLG: 0.441	HR				22 E 2B		K		G4-3	3	2	2	1	1	1	2	San Francisco Giants @ Arizona Diamondbacks Salt River Fields at Talking Stick, Scottsdale, AZ Tue Mar 15 2011, 9:41 PM - 12:35 AM EDT Att: 12,472 - Clear - 80 F										
2 Kelly Johnson, L OBP: 0.389, SLG: 0.455 29 Brandon Allen, L OBP: 0.361, SLG: 0.559	K		K		L3			G4-3		4	0	0	0	0	2	3											
10 Justin Upton, R OBP: 0.268, SLG: 0.436 1 Cody Ransom, R OBP: 0.400, SLG: 0.467	HR		K		K			F8		4	1	1	1	0	2	1											
6 Stephen Drew, L OBP: 0.341, SLG: 0.500 32 Esmerling Vasquez, R OBP: 0.343, SLG: 0.515 15 Micah Owings, R ERA: 8.44	2B		K		22 E BB			F7		3	0	1	0	1	1	0											
22 Xavier Nady, R OBP: 0.229, SLG: 0.353 18 Willie Bloomquist, R OBP: 0.444, SLG: 0.500	K		G4-3		K			K		3	0	0	0	0	2	2											
75 Russell Branyan, L OBP: 0.486, SLG: 0.788 14 Ryan Roberts, R OBP: 0.641, SLG: 0.586	G3-1				K			K		3	0	1	0	0	1	1											
4 Melvin Mora, R OBP: 0.333, SLG: 0.250 8 Gerardo Parra, L OBP: 0.389, SLG: 0.529		BB			G1-3			59 FC3-5 1B		2	0	1	0	1	0	0											
26 Miguel Montero, L OBP: 0.281, SLG: 0.323		F8			G4-3			59 FC3-5 1B		4	0	1	0	0	0	3											
54 Barry Enright, R ERA: 2.25 58 Juan Gutierrez, R ERA: 11.12 16 Willy Mo Peña, R OBP: 0.400, SLG: 0.467 59 Armando Galarraga, R ERA: 9.18 46 Juan Miranda, L OBP: 0.395, SLG: 0.500		SH2-4			G4-3			1-2 2-3		0	0	0	0	0	0	0											
Inning Stats	R: 2 E: 0 K: 2 S: 13	H: 3 LOB: 1 BB: 0 P: 17	R: 0 E: 0 K: 1 S: 5	H: 0 LOB: 2 BB: 2 P: 13	R: 0 E: 0 K: 2 S: 7	H: 0 LOB: 0 BB: 0 P: 7	R: 0 E: 0 K: 1 S: 6	H: 1 LOB: 1 BB: 0 P: 6	R: 1 E: 0 K: 2 S: 7	H: 1 LOB: 1 BB: 1 P: 11	R: 0 E: 0 K: 1 S: 7	H: 2 LOB: 2 BB: 0 P: 7	R: 0 E: 0 K: 0 S: 3	H: 0 LOB: 0 BB: 0 P: 3	R: 1 E: 0 K: 2 S: 10	H: 1 LOB: 0 BB: 0 P: 12		R: 0 E: 0 K: 2 S: 7	H: 0 LOB: 0 BB: 0 P: 7	1B: 2 2B: 3 3B: 0 HR: 3	SF: 0 SAC: 1 DP: 0 HBP: 0	WP: 0 PB: 0 SB: 0 CS: 0	PA: 38				
PITCHER	IP	WLS	BF	H	R	ER	SO	BB	IBB	HBP	BLK	WP	HR	S	P	ERA	WHIP										
40 Madison Bumgarner, L ERA: 3.38	4.0		18	4	2	2	6	2	0	0	0	0	0	7	11	0.00	2.000										
59 Guillermo Mota, R ERA: 3.38	1.0	H	5	1	1	0	2	1	0	0	0	0	0	7	7	0.00	2.000										
41 Jeremy Affeldt, L ERA: 1.29	1.0	H	5	2	0	0	1	0	0	0	0	0	0	7	7	0.00	2.000										
46 Santiago Casilla, R ERA: 3.86	1.0	H	3	0	0	0	0	0	0	0	0	0	0	3	3	0.00	0.000										
54 Sergio Romo, R ERA: 1.29	1.0	W	4	1	1	1	2	0	0	0	0	0	1	10	12	9.00	1.000										

AB	35
R	5
H	9
RBI	5
BB	1
SO	6
LOB	14



AB	34
R	4
H	8
RBI	3
BB	3
SO	13
LOB	15



Batter	1	2	3	4	5	6	7	8	9	AB	R	H	RBI	BB	SO	LOB	TOP				
13 Maicer Izturis, S OBP: 0.314, SLG: 0.367 81 Tyson Auer, R OBP: 0.316, SLG: 0.133	F7		SF8	P3		WP 53 2B	G1-6-3		K	3	1	1	0	1	0	3					
2 Erick Aybar, S OBP: 0.351, SLG: 0.371 3 Brandon Wood, R OBP: 0.225, SLG: 0.462	L7		CS 48 53 PB		53 1B	CS 53	G1-6-3			3	0	2	0	1	0	0					
53 Bobby Abreu, L OBP: 0.375, SLG: 0.590 28 Gil Velazquez, R OBP: 0.167, SLG: 0.125	G3-1		SF8		10 FC5-2 47 FC1-2	83 1B 46 2B			F9	3	0	2	2	0	0	0					
48 Torii Hunter, R OBP: 0.400, SLG: 0.615 83 Angel Castillo, R OBP: 0.375, SLG: 0.429		HR	G6-3		47 FC1-2 10 FC5-2	46 2B 10 WP				2	1	1	1	0	0	1					
10 Vernon Wells, R OBP: 0.343, SLG: 0.406 70 Kevin Meillo, L OBP: 0.200, SLG: 0.214				G6-3		46 2B			F9	3	1	1	0	1	0	3					
47 Howie Kendrick, R OBP: 0.439, SLG: 0.495 21 Hisanori Takahashi, L									K	4	0	2	0	0	1	6					
16 Hank Conger, L OBP: 0.240, SLG: 0.217 56 Michael Kohn, R 17 Jason Bulger, R									K	1	0	0	0	0	1	1					
44 Mark Trumbo, R OBP: 0.354, SLG: 0.786 46 Bobby Wilson, R OBP: 0.448, SLG: 0.621									F8	1	0	0	0	0	0	1					
5 Jeff Mathis, R OBP: 0.444, SLG: 0.480										4	2	3	0	1	1	2					
36 Jared Weaver, R 9 Chris Scholl, R 25 Peter Bourjos, R OBP: 0.444, SLG: 0.414										1	0	0	0	1	1	1					
Inning Stats	R: 0 E: 0 K: 0 S: 3	H: 0 LOB: 0 BB: 0 P: 4	R: 2 E: 0 K: 1 S: 9	H: 4 LOB: 1 BB: 0 P: 11	R: 1 E: 0 K: 0 S: 4	H: 2 LOB: 0 BB: 0 P: 5	R: 0 E: 0 K: 0 S: 5	H: 2 LOB: 3 BB: 1 P: 9	R: 0 E: 0 K: 2 S: 10	H: 4 LOB: 2 BB: 4 P: 27	R: 0 E: 0 K: 1 S: 4	H: 0 LOB: 1 BB: 2 P: 12	R: 0 E: 0 K: 1 S: 6	H: 1 LOB: 1 BB: 0 P: 6	R: 1 E: 0 K: 2 S: 9	H: 2 LOB: 1 BB: 0 P: 9	1B: 12 2B: 3 3B: 1 HR: 1	SF: 1 SAC: 0 DP: 2 HBP: 1	WP: 2 PB: 2 SB: 1 CS: 2	PA: 48	
PITCHER	IP WLS BF H R ER SO BB IBB HBP BLK WP HR S P ERA WHIP	3.2 18 7 8 3 2 1 1 0 0 0 0 1 20 28 4.91 2.455	1.1 7 2 2 0 0 0 0 0 1 0 0 0 6 7 0.00 1.500	0.1 5 2 5 5 0 3 0 0 0 1 0 2 15 135.00 15.000	0.2 L 5 2 1 1 2 1 0 0 0 1 0 8 12 13.50 4.500	2.0 8 1 0 0 2 2 0 0 0 0 0 10 18 0.00 1.500		PITCHER	IP WLS BF H R ER SO BB IBB HBP BLK WP HR S P ERA WHIP	1.0 5 2 2 1 1 2 0 0 0 0 0 9 9 9.00 2.000											

Los Angeles Angels @ Arizona Diamondbacks
Salt River Fields at Talking Stick, Scottsdale, AZ
Wed Mar 16 2011, 4:11 PM - 7:45 PM EDT
Att: 12,434 - Partly Cloudy - 82 F

livebaseballscorecards.com

AB 39
R 10
H 17
RBI 7
BB 7
SO 7
LOB 30



Batter	1	2	3	4	5	6	7	8	9	AB	R	H	RBI	BB	SO	LOB	BOTTOM					
2 Kelly Johnson, L OBP: 0.350, SLG: 0.405 37 Brian Sweeney, R 47 Joe Paterson, R	K		F8			K	K		K	4	0	0	0	0	3	2						
29 Brandon Allen, L OBP: 0.351, SLG: 0.543										0	0	0	0	0	0	0						
24 Chris Young, R OBP: 0.333, SLG: 0.634 18 Willie Bloomquist, R OBP: 0.447, SLG: 0.500	P5		K		13 1B		F7			3	1	1	1	0	1	0						
6 Stephen Drew, L OBP: 0.333, SLG: 0.486 13 Tony Abreu, S OBP: 0.325, SLG: 0.447	L7			G4-3		10 HR				1	0	0	0	0	0	0						
10 Justin Upton, R OBP: 0.295, SLG: 0.524 22 Xavier Nady, R OBP: 0.216, SLG: 0.333										4	1	2	2	0	1	0						
46 Juan Miranda, L OBP: 0.429, SLG: 0.618										3	2	2	2	0	1	0						
4 Melvin Mora, R OBP: 0.333, SLG: 0.222 45 Kam Mickolio, R										2	1	0	0	0	1	1						
12 Evan Frey, L OBP: 0.200, SLG: 0.200										0	0	0	0	0	0	0						
8 Gerardo Parra, L OBP: 0.410, SLG: 0.588 1 Cody Ransom, R OBP: 0.381, SLG: 0.438										1	0	1	0	0	0	0						
12 Henry Blanco, R OBP: 0.250, SLG: 0.458 33 Konrad Schmidt, R OBP: 0.385, SLG: 0.633										3	0	2	1	0	0	0						
31 Ian Kennedy, R 21 Mike Hampton, R 75 Russell Branyan, L OBP: 0.500, SLG: 0.794 40 J.J. Putz, R 14 Ryan Roberts, R OBP: 0.610, SLG: 0.548										1	0	0	0	0	1	0						
Inning Stats	R: 0 E: 0 K: 1 S: 5	H: 0 LOB: 0 BB: 0 P: 5	R: 1 E: 0 K: 2 S: 8	H: 1 LOB: 1 BB: 0 P: 9	R: 0 E: 0 K: 2 S: 7	H: 0 LOB: 0 BB: 0 P: 7	R: 2 E: 0 K: 1 S: 8	H: 2 LOB: 0 BB: 0 P: 10	R: 4 E: 0 K: 1 S: 10	H: 5 LOB: 1 BB: 0 P: 11	R: 0 E: 0 K: 1 S: 6	H: 1 LOB: 1 BB: 0 P: 6	R: 0 E: 0 K: 1 S: 5	H: 2 LOB: 1 BB: 0 P: 6	R: 1 E: 0 K: 2 S: 9	H: 2 LOB: 1 BB: 0 P: 10	1B: 10 2B: 1 3B: 0 HR: 2	SF: 0 SAC: 0 DP: 1 HBP: 1	WP: 1 PB: 0 SB: 0 CS: 0	PA: 40		
PITCHER	IP WLS BF H R ER SO BB IBB HBP BLK WP HR S P ERA WHIP	4.1 17 7 5 4 4 1 0 0 0 0 1 1 9 10 6.23 0.692	0.2 W 7 1 0 0 2 0 0 0 0 0 0 11 11 0.00 0.500	1.0 H 4 2 0 0 1 0 0 0 0 0 6 6 0.00 2.000	1.0 S 5 2 1 1 2 0 0 0 0 0 9 10 9.00 2.000		PITCHER	IP WLS BF H R ER SO BB IBB HBP BLK WP HR S P ERA WHIP														

Los Angeles Angels @ Arizona Diamondbacks
Salt River Fields at Talking Stick, Scottsdale, AZ
Wed Mar 16 2011, 4:11 PM - 7:45 PM EDT
Att: 12,434 - Partly Cloudy - 82 F

livebaseballscorecards.com

AB 39
R 8
H 13
RBI 8
BB 0
SO 12
LOB 11



Batter	1	2	3	4	5	6	7	8	9	AB	R	H	RBI	BB	SO	LOB	TOP										
18 Willie Bloomquist, R OBP: 0.405, SLG: 0.450 49 Carlos Rosa, R (7.1) 49 Rafael Rodriguez, R (8.1)										4	0	0	0	0	0	1	Arizona Diamondbacks @ Los Angeles Dodgers Camelback Ranch, Glendale, AZ Thu Mar 17 2011, 4:10 PM - 6:52 PM EDT Att: 9,687 - Sunny - 84 F										
8 Gerardo Parra, L OBP: 0.381, SLG: 0.525 1 Cody Ransom, R OBP: 0.364, SLG: 0.412										3	0	0	0	0	1	0											
10 Justin Upton, R OBP: 0.319, SLG: 0.556 22 Xavier Nady, R OBP: 0.211, SLG: 0.324										3	1	2	0	0	1	0											
75 Russell Branyan, L OBP: 0.488, SLG: 0.750 29 Brandon Allen, L OBP: 0.342, SLG: 0.528										2	1	0	0	1	1	1											
24 Chris Young, R OBP: 0.313, SLG: 0.591 12 Evan Frey, L OBP: 0.333, SLG: 0.200										3	0	0	0	0	1	3											
26 Miguel Montero, L OBP: 0.306, SLG: 0.371										4	1	2	2	0	0	1											
14 Ryan Roberts, R OBP: 0.275, SLG: 0.647 23 Ed Rogers, R (8.5) 46 Juan Miranda, L OBP: 0.442, SLG: 0.618 (9, PH)										3	1	2	1	0	0	1											
13 Tony Abreu, S OBP: 0.326, SLG: 0.439 8 Chris Owings, R OBP: 0.143, SLG: 0.053										3	0	1	1	0	1	2											
44 Aaron Heilman, R (1, 1) 30 David Hernandez, R (6, 1) 16 Willy Mo Peña, R OBP: 0.387, SLG: 0.667 Adam Eaton, L (7, 9)										2	0	0	0	0	0	0											
Inning Stats	R: 0 E: 0 K: 1 S: 5	H: 0 LOB: 0 BB: 0 P: 5	R: 1 E: 0 K: 1 S: 7	H: 2 LOB: 1 BB: 0 P: 7	R: 0 E: 0 K: 0 S: 3	H: 0 LOB: 0 BB: 0 P: 3	R: 2 E: 0 K: 0 S: 7	H: 2 LOB: 0 BB: 1 P: 11	R: 0 E: 0 K: 1 S: 5	H: 1 LOB: 0 BB: 0 P: 7	R: 1 E: 0 K: 0 S: 5	H: 2 LOB: 1 BB: 0 P: 5	R: 0 E: 0 K: 1 S: 5	H: 0 LOB: 0 BB: 0 P: 5	R: 0 E: 0 K: 0 S: 2	H: 0 LOB: 2 BB: 2 P: 11		1B: 3 2B: 4 3B: 1 HR: 0	SF: 0 SAC: 0 DP: 1 HBP: 1	WP: 1 PB: 0 SB: 0 CS: 1	PA: 36						
PITCHER	IP	WLS	BF	H	R	ER	SO	BB	IBB	HBP	BLK	WP	HR	S	P	ERA	WHIP										
58 Chad Billingsley, R ERA: 4.8	5.0		20	4	3	3	4	1	0	0	0	1	0	27	31	5.40	1.000										
51 Jonathan Broxton, R ERA: 8.31	1.0		3	1	0	0	2	0	0	0	0	0	0	7	7	0.00	1.000										
55 Matt Guerrier, R ERA: 3.6	1.0		5	2	1	1	0	0	0	0	0	0	0	5	5	9.00	2.000										
56 Hung-Chih Kuo, L ERA: 3.0	1.0	W	3	0	0	0	1	0	0	0	0	0	0	5	5	0.00	0.000										
66 Mike MacDougal, R ERA:	1.0	S	5	0	0	0	0	2	0	1	0	0	0	2	11	0.00	2.000										


Batter	1	2	3	4	5	6	7	8	9	AB	R	H	RBI	BB	SO	LOB	BOTTOM										
15 Rafael Furcal, S OBP: 0.219, SLG: 0.219 10 Tony Gwynn Jr., L OBP: 0.400, SLG: 0.438										3	0	1	0	0	1	0	Arizona Diamondbacks @ Los Angeles Dodgers Camelback Ranch, Glendale, AZ Thu Mar 17 2011, 4:10 PM - 6:52 PM EDT Att: 9,687 - Sunny - 84 F										
6 Aaron Miles, S OBP: 0.333, SLG: 0.633 51 Jonathan Broxton, R (6, 1) 13 Juan Castro, R OBP: 0.286, SLG: 0.476										3	0	1	0	0	0	2											
16 Andre Ethier, R OBP: 0.190, SLG: 0.436 9 Hector Gimenez, S OBP: 0.393, SLG: 0.625										3	1	1	0	0	0	1											
27 Matt Kemp, R OBP: 0.333, SLG: 0.632 35 Gabe Kapler, R OBP: 0.276, SLG: 0.393										3	1	1	2	0	1	0											
7 James Loney, L OBP: 0.333, SLG: 0.308 17 A.J. Ellis, R OBP: 0.217, SLG: 0.143										3	0	1	0	0	0	0											
5 Juan Uribe, R OBP: 0.308, SLG: 0.417 55 Matt Guerrier, R (7, 1) 56 Hung-Chih Kuo, L (8, 1) 49 Trent Oeltjen, L OBP: 0.471, SLG: 0.688 66 Mike MacDougal, S (9, 1)										3	0	1	0	0	1	1											
31 Jay Gibbons, L OBP: 0.160, SLG: 0.125 3 Xavier Paul, L OBP: 0.324, SLG: 0.516										2	0	1	0	0	0	1											
28 Rod Barajas, R OBP: 0.241, SLG: 0.462 72 Justin Sellers, R OBP: 0.375, SLG: 0.400										3	0	0	0	0	1	2											
58 Chad Billingsley, R (1, 1) 30 Dioner Navarro, S OBP: 0.250, SLG: 0.318 9 Eugenio Velez, S OBP: 0.192, SLG: 0.087										1	0	0	0	0	1	0											
Inning Stats	R: 0 E: 0 K: 1 S: 5	H: 1 LOB: 0 BB: 0 P: 5	R: 0 E: 0 K: 1 S: 5	H: 0 LOB: 0 BB: 0 P: 5	R: 0 E: 0 K: 0 S: 5	H: 2 LOB: 2 BB: 0 P: 5	R: 2 E: 0 K: 0 S: 7	H: 3 LOB: 1 BB: 0 P: 7	R: 0 E: 0 K: 1 S: 5	H: 0 LOB: 0 BB: 0 P: 5	R: 0 E: 0 K: 2 S: 7	H: 0 LOB: 0 BB: 0 P: 7	R: 0 E: 0 K: 2 S: 7	H: 0 LOB: 0 BB: 0 P: 7	R: 4 E: 0 K: 0 S: 7	H: 5 LOB: 1 BB: 0 P: 9		1B: 8 2B: 2 3B: 0 HR: 3	SF: 0 SAC: 0 DP: 1 HBP: 0	WP: 0 PB: 0 SB: 0 CS: 0	PA: 34						
PITCHER	IP	WLS	BF	H	R	ER	SO	BB	IBB	HBP	BLK	WP	HR	S	P	ERA	WHIP										
44 Aaron Heilman, R (1, 1)	5.0		20	6	2	2	3	0	0	0	0	0	0	6	6	0.00	1.000										
30 David Hernandez, R ERA: 1.29	1.0	H	4	1	0	0	1	0	0	0	0	0	0	7	7	0.00	0.000										
49 Carlos Rosa, R ERA: 2.7	1.0	H	3	0	0	0	2	0	0	0	0	0	0	7	7	0.00	0.000										
49 Rafael Rodriguez, R ERA: 6.43	1.0	L	7	5	4	4	0	0	0	0	0	0	2	7	9	36.00	5.000										



Batter	1	2	3	4	5	6	7	8	9	AB	R	H	RBI	BB	SO	LOB	TOP										
2 Kelly Johnson, L OBP: 0.341, SLG: 0.390 37 Zach Walters, S	G3-1		G3				G3																				
18 Willie Bloomquist, R OBP: 0.292, SLG: 0.955 Adam Eaton, L OBP: 0.333, SLG: 0.667	K				E7				K																		
4 Melvin Mora, R OBP: 0.292, SLG: 0.190 14 Ryan Roberts, R OBP: 0.597, SLG: 0.629	G6-3				G6-4-3				K																		
16 Wily Mo Peña, R OBP: 0.333, SLG: 0.571	G6-3				G5-3				K																		
22 Xavier Nady, R OBP: 0.220, SLG: 0.325 9 Collin Cowgill, R OBP: 0.182, SLG: 0.394	K				G5-3				G1-3																		
29 Brandon Allen, L OBP: 0.333, SLG: 0.487	F7				G3-1				G6-3																		
13 Tony Abreu, S 23 Ed Rogers, R																											
8 Gerardo Parra, L 46 David Wirtz, R																											
12 Henry Blanco, R 36 P.J. Pillittere, R																											
46 Juan Miranda, L 1 Cody Ransom, R																											
Inning Stats	R: 0 H: 0 E: 0 K: 1 S: 8	H: 0 LOB: 0 BB: 0 P: 11	R: 0 H: 0 E: 0 K: 1 S: 7	H: 0 LOB: 0 BB: 0 P: 14	R: 1 H: 2 E: 0 K: 0 S: 8	H: 2 LOB: 0 BB: 0 P: 12	R: 0 H: 1 E: 0 K: 1 S: 11	H: 1 LOB: 1 BB: 0 P: 13	R: 3 H: 4 E: 1 K: 0 S: 11	H: 4 LOB: 1 BB: 0 P: 18	R: 0 H: 1 E: 0 K: 2 S: 9	H: 1 LOB: 0 BB: 0 P: 12	R: 0 H: 1 E: 0 K: 1 S: 7	H: 1 LOB: 1 BB: 0 P: 10	R: 4 H: 1 E: 1 K: 2 S: 12	H: 1 LOB: 3 BB: 3 P: 28	1B: 8 2B: 4 3B: 0 HR: 0	SF: 1 SAC: 0 DP: 3 HBP: 1	WP: 1 PB: 0 CS: 1	PA: 40							
PITCHER	IP	WLS	BF	H	R	ER	SO	BB	IBB	HBP	BLK	WP	HR	S	P	ERA	WHIP										
38 Jason Vargas, L ERA: 2.25	5.0		21	7	4	3	3	0	0	1	0	0	0	45	68	5.40	1.400										
33 Denny Bautista, R ERA: 13.5	1.0		4	1	0	0	2	0	0	0	0	0	0	9	12	0.00	1.000										
32 Aaron Laffey, L ERA: 1.5	1.0		3	1	0	0	0	0	0	0	0	0	6	9	0.00	1.000											
50 Jamey Wright, R ERA	1.0		4	1	0	0	1	0	0	0	0	0	7	10	0.00	1.000											
43 Brandon League, R ERA: 9.0	1.0	L	8	1	4	2	2	3	0	0	0	1	0	12	28	18.00	4.000										

Arizona Diamondbacks @ Seattle Mariners
Peoria Stadium, Peoria, AZ
Fri Mar 18 2011, 4:07 PM - 7:30 PM EDT
Att: 11,721 - Partly Cloudy - 81 F


AB	35
R	8
H	11
RBI	6
BB	3
SO	8
LOB	17



Batter	1	2	3	4	5	6	7	8	9	AB	R	H	RBI	BB	SO	LOB	BOTTOM										
51 Ichiro Suzuki, L OBP: 0.324, SLG: 0.303 5 Chris Gimenez, R OBP: 0.438, SLG: 0.417	FC4-6 BB		G4-3		G4-3																						
9 Chone Figgins, S OBP: 0.444, SLG: 0.419 16 Josh Wilson, R OBP: 0.294, SLG: 0.267	FC4-6 G3				F7																						
15 Milton Bradley, S OBP: 0.414, SLG: 0.615 27 Matt Tuasosopo, R OBP: 0.346, SLG: 0.375	G3																										
17 Justin Smoak, S OBP: 0.333, SLG: 0.345	G3-1																										
4 Adam Kennedy, L OBP: 0.258, SLG: 0.269 72 Sean Kazmar Jr., R OBP: 0.150, SLG: 0.263	G3				F7																						
1 Luis Antonio Rodriguez, S OBP: 0.240, SLG: 0.318					P5																						
8 Gabe Gross, L OBP: 0.200, SLG: 0.231																											
44 Mike Wilson, R OBP: 0.381, SLG: 0.188																											
3 Josh Bard, S OBP: 0.391, SLG: 0.333 75 Steven Baron, R OBP: 0.625, SLG: 1.125																											
Inning Stats	R: 0 H: 0 E: 0 K: 0 S: 10	H: 1 LOB: 1 BB: 1 P: 22	R: 1 H: 1 E: 0 K: 2 S: 12	H: 1 LOB: 0 BB: 0 P: 19	R: 2 H: 2 E: 0 K: 1 S: 14	H: 2 LOB: 0 BB: 0 P: 20	R: 0 H: 0 E: 0 K: 1 S: 8	H: 0 LOB: 0 BB: 0 P: 14	R: 1 H: 1 E: 0 K: 0 S: 8	H: 1 LOB: 0 BB: 0 P: 10	R: 0 H: 0 E: 0 K: 0 S: 6	H: 0 LOB: 1 BB: 1 P: 13	R: 0 H: 0 E: 0 K: 1 S: 6	H: 0 LOB: 0 BB: 0 P: 9	R: 1 H: 2 E: 0 K: 0 S: 15	H: 2 LOB: 2 BB: 0 P: 24	R: 0 H: 1 E: 0 K: 2 S: 14	H: 1 LOB: 3 BB: 1 P: 25	1B: 4 2B: 1 3B: 0 HR: 2	SF: 0 SAC: 0 DP: 1 HBP: 1	WP: 0 PB: 0 CS: 0	PA: 39					
PITCHER	IP	WLS	BF	H	R	ER	SO	BB	IBB	HBP	BLK	WP	HR	S	P	ERA	WHIP										
41 Daniel Hudson, R ERA: 4.4	4.0		16	3	3	3	4	1	0	0	0	0	0	14	23	0.00	1.000										
32 Esmerling Vasquez, R ERA: 4.0	2.0	B	8	1	1	0	0	1	0	0	0	0	0	6	9	0.00	0.000										
58 Juan Gutierrez, R ERA: 0.45	1.0		3	0	0	0	1	0	0	0	0	0	0	15	24	9.00	2.000										
15 Micah Owings, R ERA: 8.53	1.0	W	6	2	1	1	0	0	0	0	0	0	0	14	25	0.00	2.000										
45 Kam Mickolio, R ERA: 6.14	1.0	S	6	1	0	0	2	1	0	1	0	0	0	14	25	0.00	2.000										

Arizona Diamondbacks @ Seattle Mariners
Peoria Stadium, Peoria, AZ
Fri Mar 18 2011, 4:07 PM - 7:30 PM EDT
Att: 11,721 - Partly Cloudy - 81 F

AB	35
R	5
H	7
RBI	4
BB	3
SO	7
LOB	21



Batter	1	2	3	4	5	6	7	8	9	AB	R	H	RBI	BB	SO	LOB	TOP				
28 Chris Heisey, R (1, 8) OBP: 0.368, SLG: 0.588 66 Logan Ondrusek, R (8, 1)										4	2	1	1	0	0	2	Cincinnati Reds @ Arizona Diamondbacks Salt River Fields at Talking Stick, Scottsdale, AZ Sat Mar 19 2011, 4:11 PM - 7:25 PM EDT Att: 12,398 - Sunny - 75 F				
7 Paul Janish, R (1, 6) OBP: 0.285, SLG: 0.273 77 Dave Sappelt, R (8, PH) OBP: 0.548, SLG: 0.893										4	1	1	1	0	0	0					
19 Joey Votto, L (1, 3) OBP: 0.379, SLG: 0.500 86 Neftali Soto, R (8, PH) OBP: 0.400, SLG: 0.444										3	2	1	1	1	1	1					
31 Jonny Gomes, R (1, 7) OBP: 0.189, SLG: 0.314 23 Yonder Alonso, L (8, PH) OBP: 0.367, SLG: 0.550										3	2	1	0	1	0	0					
32 Jay Bruce, L (1, 9) OBP: 0.361, SLG: 0.514 88 Felix Perez, L (8, PH) OBP: 0.500, SLG: 0.556										4	1	3	3	0	0	1					
3 Chris Valaika, R (1, 4) OBP: 0.412, SLG: 0.484 71 Kristopher Negrón, R (8, 4) OBP: 0.478, SLG: 0.611										3	0	1	1	1	0	2					
25 Juan Francisco, L (1, 5) OBP: 0.243, SLG: 0.382 65 Devin Mesoraco, R (8, 2) OBP: 0.440, SLG: 0.542										3	0	1	1	1	0	3					
29 Ryan Hanigan, R (1, 2) OBP: 0.406, SLG: 0.481 81 Didi Gregorius, L (8, 6)										3	1	0	0	1	1	5					
30 Travis Wood, R (1, 1) OBP: 0.333, SLG: 1.333 46 Carlos Fisher, R (6, 1) 83 Mike Costanzo, L (8, 5) OBP: 0.500, SLG: 0.500										3	1	1	2	0	1	0					
Inning Stats	R: 3 E: 0 K: 2 S: 11	H: 4 LOB: 2 BB: 0 P: 12	R: 0 E: 0 K: 0 S: 3	H: 0 LOB: 0 BB: 0 P: 3	R: 1 E: 0 K: 0 S: 6	H: 2 LOB: 1 BB: 0 P: 8	R: 6 E: 0 K: 0 S: 11	H: 4 LOB: 1 BB: 3 P: 29	R: 0 E: 0 K: 1 S: 5	H: 0 LOB: 0 BB: 0 P: 5	R: 0 E: 1 K: 0 S: 3	H: 0 LOB: 0 BB: 2 P: 13	R: 0 E: 0 K: 1 S: 5	H: 0 LOB: 1 BB: 0 P: 6	R: 0 E: 0 K: 0 S: 4	H: 1 LOB: 1 BB: 0 P: 4		1B: 3 2B: 5 3B: 0 HR: 3	SF: 0 SAC: 0 DP: 1 HBP: 2	WP: 0 PB: 0 SB: 0 CS: 0	PA: 45
PITCHER	IP WLS BF H R ER SO BB IBB HBP BLK WP HR S P ERA WHIP	3.0 16 6 4 4 2 0 0 1 0 0 1 20 23 12.00 2.000	0.1 6 2 5 5 0 3 0 0 0 0 0 2 7 25 135.00 15.000	1.2 7 2 1 1 1 0 0 0 0 0 0 9 9 5.40 1.200	2.0 8 0 0 0 1 2 0 0 0 0 0 8 16 0.00 1.000	1.0 W 4 0 0 0 1 0 0 1 0 0 0 5 6 0.00 0.000	1.0 S 4 1 0 0 0 0 0 0 0 0 0 4 4 0.00 1.000														
34 Joe Saunders, L (1, 1) ERA: 14.54 21 Mike Hampton, L (4, 1) ERA: 11.98 38 Sam Demel, R (4, 1) ERA: 2.35 39 Jordan Norberto, L (6, 1) ERA: 1.35 47 Joe Paterson, L (8, 1) ERA: 3.39											2	0	0	0	0	0	0				
4 Melvin Mora, R (1, 5) OBP: 0.200, SLG: 0.167 38 Jordan Norberto, L (8, 1) OBP: 0.200, SLG: 0.250 47 Joe Paterson, R (8, PH) OBP: 0.500, SLG: 0.750 16 Sean Burroughs, L (8, PH) 37 Brian Sweeney, R (8, 1)											3	0	0	0	0	0	1				
10 Justin Upton, R (1, 9) OBP: 0.300, SLG: 0.521 46 David Winfree, R (7, 9) OBP: 0.444, SLG: 0.500											3	0	0	0	0	1	0				
26 Miguel Montero, L (1, 2) OBP: 0.350, SLG: 0.378 33 Konrad Schmidt, R (7, 2) OBP: 0.400, SLG: 0.769										2	1	1	0	1	1	0					
24 Chris Young, R (1, 8) OBP: 0.314, SLG: 0.638 23 Ed Rogers, R (7, 6) OBP: 0.500, SLG: 0.750										3	1	1	2	0	0	1					
22 Xavier Nady, R (1, 7) OBP: 0.227, SLG: 0.326 29 Brandon Allen, L (8, 3) OBP: 0.364, SLG: 0.585										3	0	1	0	0	0	1					
46 Juan Miranda, L (1, 3) OBP: 0.447, SLG: 0.595 Adam Eaton, L (8, 7) OBP: 0.400, SLG: 1.200										3	0	1	0	0	1	0					
13 Tony Abreu, S (1, 6) OBP: 0.375, SLG: 0.533 9 Collin Cowgill, R (7, 8) OBP: 0.171, SLG: 0.371										1	1	1	0	0	0	0					
34 Joe Saunders, L (1, 1) 21 Mike Hampton, R (4, 1) 38 Sam Demel, R (4, 1) 16 Willy Mo Peña, R (5, PH) 14 Ryan Roberts, R (8, 5) OBP: 0.694, SLG: 0.867										1	0	0	0	0	1	3					
Inning Stats	R: 0 E: 0 K: 0 S: 3	H: 2 LOB: 3 BB: 0 P: 10	R: 0 E: 0 K: 0 S: 3	H: 0 LOB: 0 BB: 0 P: 3	R: 0 E: 0 K: 0 S: 2	H: 0 LOB: 0 BB: 1 P: 6	R: 1 E: 0 K: 2 S: 9	H: 2 LOB: 1 BB: 0 P: 9	R: 2 E: 0 K: 1 S: 9	H: 2 LOB: 0 BB: 0 P: 10	R: 2 E: 0 K: 1 S: 7	H: 2 LOB: 1 BB: 1 P: 12	R: 8 E: 1 K: 0 S: 11	H: 7 LOB: 1 BB: 0 P: 12	1B: 8 2B: 4 3B: 1 HR: 2	SF: 1 SAC: 0 DP: 1 HBP: 2	WP: 1 PB: 0 SB: 0 CS: 0	PA: 43			
PITCHER	IP WLS BF H R ER SO BB IBB HBP BLK WP HR S P ERA WHIP	5.0 20 4 1 1 4 1 0 0 0 0 1 1 16 22 18.00 2.500	2.0 11 4 4 4 2 1 0 0 0 1 1 16 22 18.00 2.500	1.0 L 12 7 8 3 0 0 0 1 0 0 0 1 11 12 27.00 7.000																	

AB 38
R 10
H 11
RBI 10
BB 5
SO 5
LOB 21

AB 38
R 13
H 15
RBI 12
BB 2
SO 6
LOB 10

Batter	1	2	3	4	5	6	7	8	9	AB	R	H	RBI	BB	SO	LOB	TOP				
18 Willie Bloomquist, R OBP: 0.423, SLG: 0.458 (1, 8)	L6		G3		SF8-5		BB			2	0	0	1	1	0	0	Arizona Diamondbacks @ Cleveland Indians Goodyear Ballpark, Goodyear, AZ Sun Mar 20 2011, 4:06 PM - 6:47 PM EDT Att. 4,058 - Overcast - 72 F livebaseballscorecards.com				
14 Ryan Roberts, R OBP: 0.596, SLG: 0.667 (1, 5) 39 Matt Davidson, R OBP: 0.143, SLG: 0.167 (8, 5)	G3-1		BB		G6-3		F8			3	0	1	0	1	0	2					
8 Gerardo Parra, L OBP: 0.375, SLG: 0.489 (1, 9) 12 Evan Frey, L OBP: 0.333, SLG: 0.200 (8, 9)	G3-1		P4				K		L4	4	0	0	0	0	1	2					
75 Russell Branyan, L OBP: 0.500, SLG: 0.718 (1, 10)					BB		F7		K	2	0	0	0	2	1	0					
26 Miguel Montero, L OBP: 0.326, SLG: 0.350 (1, 2) 33 Konrad Schmidt, R OBP: 0.375, SLG: 0.714 (6, 2)	F8		G6-4-3		BB		F7		K	3	0	0	0	0	0	3					
29 Brandon Allen, L OBP: 0.354, SLG: 0.578 (1, 7)		G4-3		L9					P6	4	1	1	0	0	0	0					
63 Paul Goldschmidt, R OBP: 0.455, SLG: 0.762 (1, 3)		K					G5-3		K	4	1	1	0	0	2	1					
13 Tony Abreu, S OBP: 0.373, SLG: 0.542 (1, 4) 4 Mark Hallberg, R (7, 4)	F7				FC6		G6-3			3	1	1	1	0	0	1					
23 Ed Rogers, R OBP: 0.400, SLG: 0.600 (1, 6) 1 Niko Gallego, R OBP: 0.500, SLG: 1.000 (3, 6) Adam Eaton, L OBP: 0.333, SLG: 1.000 (9, PH)	G6-3		G6-3		BB		G6-3		K	1	0	0	0	0	0	0					
Inning Stats	R: 0 E: 0 K: 0 S: 4	H: 1 LOB: 2 BB: 1 P: 8	R: 0 E: 0 K: 1 S: 5	H: 0 LOB: 0 BB: 0 P: 5	R: 0 E: 0 K: 0 S: 3	H: 0 LOB: 1 BB: 1 P: 7	R: 0 E: 0 K: 0 S: 2	H: 0 LOB: 0 BB: 1 P: 6	R: 2 E: 1 K: 0 S: 5	H: 2 LOB: 0 BB: 0 P: 5	R: 0 E: 0 K: 1 S: 5	H: 0 LOB: 0 BB: 0 P: 5	R: 1 E: 0 K: 0 S: 5	H: 2 LOB: 2 BB: 1 P: 10	R: 0 E: 0 K: 2 S: 7	H: 0 LOB: 0 BB: 0 P: 7		R: 0 E: 0 K: 2 S: 7	H: 0 LOB: 1 BB: 0 P: 8	1B: 0 2B: 6 3B: 0 HR: 0	SF: 1 SAC: 0 DP: 2 HBP: 1
PITCHER	IP WLS BF H R ER SO BB IBB HBP BLK WP HR S P ERA WHIP																				
51 Mitch Talbot, R ERA: 7.94 (1, 1)	5.1 W 21 3 2 1 2 3 0 0 0 0 0 0 22 34 1.69 1.125																				
53 Rafael Perez, L ERA: 2.45 (6, 1)	1.2 H 8 2 1 1 0 1 0 0 0 0 0 0 7 12 5.40 1.800																				
49 Tony Sipp, L ERA: 1.17 (8, 1)	0.2 H 2 0 0 0 1 0 0 0 0 0 0 0 4 4 0.00 0.000																				
54 Chris Perez, R ERA: 1.23 (8, 1)	1.1 S 5 0 0 0 3 0 0 1 0 0 0 0 10 11 0.00 0.000																				

Batter	1	2	3	4	5	6	7	8	9	AB	R	H	RBI	BB	SO	LOB	BOTTOM		
24 Grady Sizemore, L OBP: 0.395, SLG: 0.410 (1, 10)	G4-3				G6-3		K			2	0	0	0	0	0	0	Arizona Diamondbacks @ Cleveland Indians Goodyear Ballpark, Goodyear, AZ Sun Mar 20 2011, 4:06 PM - 6:47 PM EDT Att. 4,058 - Overcast - 72 F livebaseballscorecards.com		
48 Travis Hafner, L OBP: 0.395, SLG: 0.410 (5, PH) (6, 10)	F8				P2		G4-1			1	0	1	0	0	0	0			
13 Asdrubal Cabrera, S OBP: 0.513, SLG: 0.697 (1, 6) 1 Luis Valbuena, L OBP: 0.326, SLG: 0.541 (1, PR) (2, 6)	BB		HR				G4-1			3	2	1	1	0	0	1			
86 Juan Diaz, L OBP: 0.167, SLG: 0.250 (9, 6)	BB									0	0	0	0	0	0	0			
17 Shin-Soo Choo, L OBP: 0.386, SLG: 0.405 (1, 9)	BB		G4-3		BB					2	1	1	1	1	0	0			
30 Chad Huffman, R OBP: 0.500, SLG: 0.700 (1, 7) 65 Ezequiel Carrera, L OBP: 0.423, SLG: 0.366 (9, 7)	BB		G5-3		BB		HBP			3	1	0	0	1	1	2			
28 Travis Buck, L OBP: 0.457, SLG: 0.651 (1, 3) 35 Jordan Brown, L OBP: 0.320, SLG: 0.391 (7, 3)	BB		G5-3		BB					0	0	0	0	0	0	0			
20 Orlando Cabrera, R OBP: 0.387, SLG: 0.464 (1, 4) 73 Cord Phelps, S OBP: 0.348, SLG: 0.263 (8, 4)	BB		G4-3		BB		HBP			3	0	2	2	0	0	0			
9 Jack Hannahan, L OBP: 0.478, SLG: 0.474 (1, 5)	G3-6-3		G4-3		BB					1	0	1	0	0	0	0			
2 Paul Phillips, R OBP: 0.400, SLG: 0.600 (1, 2) 6 Lou Marson, R OBP: 0.250, SLG: 0.227 (7, 2)	K		G4-3		BB					3	0	1	0	0	1	0			
23 Michael Brantley, L OBP: 0.310, SLG: 0.308 (1, 8)	F7				BB					3	1	1	0	0	0	2			
Inning Stats	R: 3 E: 0 K: 0 S: 5	H: 3 LOB: 1 BB: 2 P: 13	R: 0 E: 0 K: 1 S: 5	H: 0 LOB: 0 BB: 0 P: 5	R: 1 E: 0 K: 0 S: 4	H: 1 LOB: 0 BB: 0 P: 5	R: 0 E: 0 K: 0 S: 3	H: 0 LOB: 0 BB: 0 P: 3	R: 1 E: 0 K: 0 S: 5	H: 2 LOB: 1 BB: 0 P: 6	R: 0 E: 0 K: 0 S: 4	H: 2 LOB: 2 BB: 1 P: 8	R: 0 E: 0 K: 2 S: 7	H: 0 LOB: 1 BB: 0 P: 8	R: 0 E: 0 K: 2 S: 8	H: 1 LOB: 1 BB: 0 P: 8	1B: 6 2B: 2 3B: 0 HR: 1	SF: 0 SAC: 0 DP: 2 HBP: 1	WP: 1 PA: 35 PB: 0 SB: 1 CS: 0
PITCHER	IP WLS BF H R ER SO BB IBB HBP BLK WP HR S P ERA WHIP																		
59 Armando Galarraga, R ERA: 8.44 (1, 1)	5.0 L 22 6 5 5 1 2 0 0 0 0 0 0 22 32 9.00 1.600																		
49 Rafael Rodriguez, R ERA: 5.63 (6, 1)	1.0 5 2 0 0 0 1 0 0 0 0 0 0 4 8 0.00 3.000																		
30 David Hernandez, R ERA: 1.13 (7, 1)	1.0 4 0 0 0 2 0 0 1 0 0 0 0 7 8 0.00 0.000																		
49 Carlos Rosa, R ERA: 2.35 (8, 1)	1.0 4 1 0 0 2 0 0 0 0 0 0 0 8 8 0.00 1.000																		

Batter	1	2	3	4	5	6	7	8	9	AB	R	H	RBI	BB	SO	LOB	TOP											
24 Chris Young, R OBP: 0.291, SLG: 0.588 8 Chris Owings, R OBP: 0.182, SLG: 0.150	FC8		FC8		FC8		FC8		46 2B	4	0	0	0	0	0	0	Arizona Diamondbacks @ Oakland Athletics Phoenix Municipal Stadium, Phoenix, AZ Sun Mar 20 2011, 4:09 PM - 7:01 PM EDT Att. 4,662 - Overcast - 73 F											
2 Kelly Johnson, L OBP: 0.320, SLG: 0.362 36 P.J. Pillittere, R	10 1B		F7		G3		K		46 2B	4	0	1	0	0	1	0												
10 Justin Upton, R OBP: 0.321, SLG: 0.529 46 David Winfree, R OBP: 0.455, SLG: 0.600	1-2 1B		1B		G5-3		G1-4-3		16 3B	3	0	2	0	0	0	0												
6 Stephen Drew, L OBP: 0.318, SLG: 0.462 16 David Nick, R OBP: 0.500, SLG: 1.250	K		F9						16 2B	2	0	0	0	0	1	3												
22 Xavier Nady, R OBP: 0.213, SLG: 0.304 46 Ryan Wheeler, L OBP: 1.000, SLG: 2.500	F9				G6-3				16 1B	3	0	0	0	0	0	3												
4 Melvin Mora, R OBP: 0.300, SLG: 0.222 46 Juan Miranda, L OBP: 0.429, SLG: 0.564			16 FC3-6 1B		16 1B		FC8		16 1B	3	0	2	0	0	0	1												
16 Wily Mo Peña, R OBP: 0.357, SLG: 0.585			FC3-6		1-2 1B		12 1B		G6-3	5	0	3	1	0	0	3												
12 Henry Blanco, R OBP: 0.267, SLG: 0.433 9 Collin Cowgill, R OBP: 0.167, SLG: 0.361			P4		F9				1-3 1B	3	0	1	0	0	0	3												
31 AJ Pollock, R OBP: 0.353, SLG: 0.485			F9				F7			4	0	0	0	0	2	5												
Inning Stats	R: 0 E: 0 K: 1 S: 7	H: 2 LOB: 2 BB: 0 P: 7	R: 0 E: 0 K: 0 S: 4	H: 1 LOB: 1 BB: 0 P: 4	R: 0 E: 0 K: 1 S: 4	H: 2 LOB: 2 BB: 0 P: 7	R: 0 E: 0 K: 0 S: 3	H: 0 LOB: 0 BB: 0 P: 3	R: 1 E: 0 K: 0 S: 6	H: 3 LOB: 2 BB: 0 P: 6	R: 0 E: 0 K: 1 S: 5	H: 0 LOB: 0 BB: 0 P: 5	R: 0 E: 0 K: 0 S: 5	H: 2 LOB: 2 BB: 0 P: 5	R: 3 E: 0 K: 1 S: 8	H: 3 LOB: 2 BB: 1 P: 13		1B: 9 2B: 4 3B: 1 HR: 0	SF: 0 SAC: 0 DP: 0 HBP: 1	WP: 0 PB: 0 CS: 0	PA: 43							
PITCHER	IP	WLS	BF	H	R	ER	SO	BB	IBB	HBP	BLK	WP	HR	S	P	ERA	WHIP											
51 Dallas Braden, L ERA: 7.02	6.0		27	9	1	1	2	0	0	0	0	0	0	0	31	31	1.50	1.500										
13 Jerry Blevins, L ERA: 10.0	1.0	H	3	0	0	0	1	0	0	0	0	0	0	5	5	0.00	0.000											
50 Grant Balfour, R ERA: 10.29	1.0	H	5	2	0	0	0	0	0	0	0	0	0	5	5	0.00	2.000											
57 Brian Fuentes, L ERA: 4.5	0.1	L	6	3	3	3	1	1	0	1	0	0	0	6	11	81.00	12.000											
68 Joe Bateman, R ERA: 5.4	0.2		2	0	0	0	0	0	0	0	0	0	0	2	2	0.00	0.000											

AB	41
R	4
H	14
RBI	4
BB	1
SO	4
LOB	23



Batter	1	2	3	4	5	6	7	8	9	AB	R	H	RBI	BB	SO	LOB	BOTTOM										
36 Eric Sogard, L OBP: 0.250, SLG: 0.355	5 1B		G4-3				G1-3		19 FC4-6 1B	5	2	3	0	0	0	0	Arizona Diamondbacks @ Oakland Athletics Phoenix Municipal Stadium, Phoenix, AZ Sun Mar 20 2011, 4:09 PM - 7:01 PM EDT Att. 4,662 - Overcast - 73 F										
8 Kurt Suzuki, R OBP: 0.405, SLG: 0.563 19 Anthony Recker, R OBP: 0.300, SLG: 0.474	L6		BB				K		FC4-6	3	0	1	1	1	1	1											
16 Josh Willingham, R OBP: 0.313, SLG: 0.317 54 Shane Peterson, L	5 1B		K				F9		1-2 BB	3	0	0	0	1	2	2											
55 Hideki Matsui, L OBP: 0.280, SLG: 0.214	F6		L8				G4-3			4	0	0	0	0	0	4											
5 Kevin Kouzmanoff, R OBP: 0.422, SLG: 0.550 Dusty Coleman, R OBP: 1.000, SLG: 2.000	1-2 2H						E4			4	0	2	1	0	1	0											
28 Conor Jackson, R OBP: 0.208, SLG: 0.200 83 Anthony Altiotti, L OBP: 0.333, SLG: 0.333	F8						P6			4	0	1	0	0	0	4											
Michael Taylor, R OBP: 0.195, SLG: 0.350			K				K			4	0	0	0	0	3	3											
67 Wes Timmons, R OBP: 0.396, SLG: 0.216			71 FC4-3 HBP				P5			2	0	0	0	1	1	1											
71 Michael Choice, R OBP: 0.414, SLG: 0.333			FC6-4-3				FC			4	0	0	0	0	0	3											
Inning Stats	R: 1 E: 0 K: 0 S: 5	H: 2 LOB: 2 BB: 1 P: 9	R: 0 E: 0 K: 1 S: 4	H: 0 LOB: 0 BB: 0 P: 5	R: 0 E: 0 K: 1 S: 5	H: 0 LOB: 1 BB: 1 P: 9	R: 0 E: 1 K: 1 S: 6	H: 0 LOB: 1 BB: 0 P: 6	R: 1 E: 0 K: 0 S: 7	H: 2 LOB: 1 BB: 0 P: 7	R: 0 E: 0 K: 2 S: 10	H: 1 LOB: 2 BB: 1 P: 15	R: 0 E: 0 K: 0 S: 4	H: 1 LOB: 1 BB: 0 P: 4	R: 0 E: 0 K: 1 S: 8	H: 1 LOB: 1 BB: 0 P: 8		1B: 5 2B: 1 3B: 1 HR: 0	SF: 0 SAC: 0 DP: 1 HBP: 1	WP: 0 PB: 0 CS: 0	PA: 38						
PITCHER	IP	WLS	BF	H	R	ER	SO	BB	IBB	HBP	BLK	WP	HR	S	P	ERA	WHIP										
54 Barry Enright, R ERA: 2.65	5.0		22	4	2	2	4	2	0	1	0	0	0	27	36	3.60	1.200										
15 Micah Owings, R ERA: 7.36	1.0		5	1	0	0	3	1	0	0	0	0	0	10	15	0.00	2.000										
31 Tyler Skaggs, L ERA:	3.0	W	11	2	0	0	4	0	0	0	0	0	0	19	19	0.00	0.667										

AB	34
R	2
H	7
RBI	2
BB	3
SO	8
LOB	19

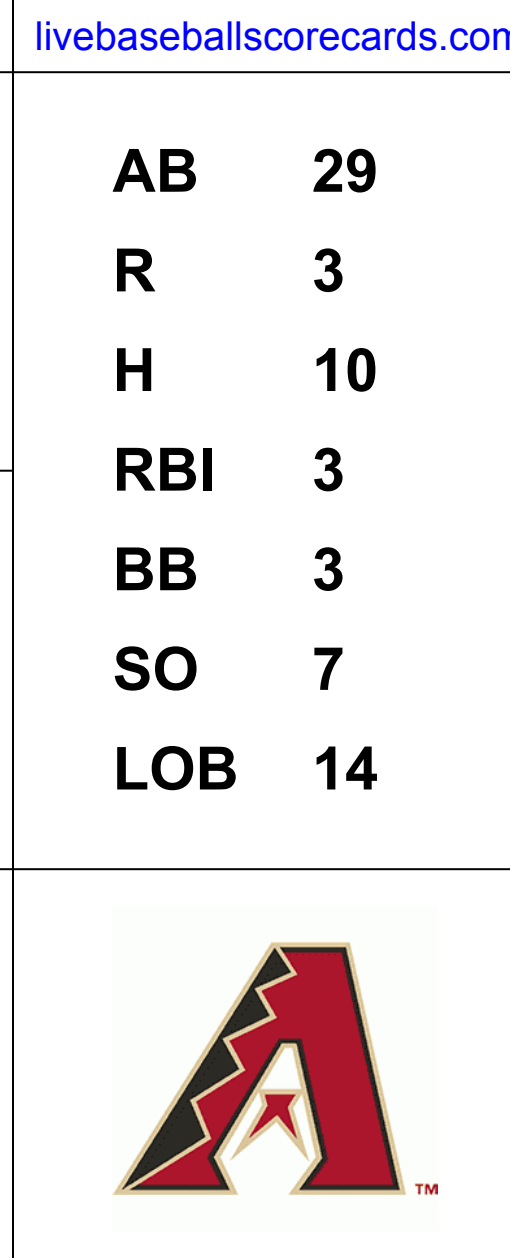


Batter	1	2	3	4	5	6	7	8	9	AB	R	H	RBI	BB	SO	LOB	TOP										
70 Dee Strange-Gordon, L (1, 6) OBP: 0.190, SLG: 0.238 72 Justin Sellers, R (6, 6) OBP: 0.360, SLG: 0.381	G4-3	G3			F8			F8		3	0	0	0	0	0	3	Los Angeles Dodgers @ Arizona Diamondbacks Salt River Fields at Talking Stick, Scottsdale, AZ Mon Mar 21 2011, 9:44 PM - 12:27 AM EDT Att: 10,336 - Cloudy - 50 F										
13 Iván De Jesús, Jr., R (1, 4) OBP: 0.325, SLG: 0.351	K		1B		K			K		4	0	1	0	0	3	0											
16 Andre Ethier, L (1, 9) OBP: 0.314, SLG: 0.438 93 Angelo Songco, L (8, PR) OBP: 0.500, SLG: 0.500	FC6-4 27 FC6-4			F7		G6-3		FC6-4 27 FC6-4		2	0	0	0	2	0	1											
27 Matt Kemp, R (1, 8) OBP: 0.340, SLG: 0.674 90 Anthony Jackson, S (8, 8)	FC6-4 1-2t			K		FC6-4 7 G4-6-3		FC6-4 1-2t		3	0	0	0	1	1	3											
7 James Loney, L (1, 3) OBP: 0.316, SLG: 0.297 89 Brad Coon, L (9, PR)			SH5-4 6 31 1B		K		G4-6-3 1-2t		K 68 G1-3	4	0	1	0	0	2	2											
31 Jay Gibbons, L (1, 7) OBP: 0.376, SLG: 0.125 68 Jerry Sands, R (8, 7) OBP: 0.444, SLG: 0.739	SH5-4 6 SH5-4 1-2			G4-3			F8		G1-3 1-2	3	0	1	0	0	0	0											
6 Aaron Miles, S (1, 5) OBP: 0.342, SLG: 0.595	SH5-4 1-2 2-3			G5-3			F8		FC6-4 98 FC6-4 BB	2	0	0	0	1	0	0											
30 Dioner Navarro, S (1, 2) OBP: 0.294, SLG: 0.323				K			K 9 S 1B		F9	3	0	1	0	1	1	2											
22 Clayton Kershaw, L (1, 1) 66 Mike MacDougal, S (6, 1) 9 Hector Gimenez, S (7, PH) 80 Ron Mahay, L (7, 1) 74 Kenley Jansen, S (8, 1) 98 Corey Smith, R (8, PH) OBP: 0.174, SLG: 0.200	K				F8		K 1-2		FC6-4 1-2t	2	0	0	0	0	1	3											
Inning Stats	R: 0 E: 0 K: 1 S: 5	H: 0 LOB: 1 BB: 1 P: 9	R: 0 E: 0 K: 1 S: 7	H: 2 LOB: 3 BB: 1 P: 11	R: 0 E: 0 K: 2 S: 8	H: 1 LOB: 0 BB: 0 P: 8	R: 0 E: 0 K: 1 S: 5	H: 0 LOB: 0 BB: 0 P: 5	R: 0 E: 0 K: 1 S: 5	H: 0 LOB: 0 BB: 1 P: 6	R: 0 E: 0 K: 1 S: 6	H: 1 LOB: 0 BB: 0 P: 7	R: 0 E: 0 K: 1 S: 5	H: 0 LOB: 1 BB: 1 P: 9	R: 0 E: 0 K: 1 S: 6	H: 0 LOB: 2 BB: 1 P: 10		1B: 4 2B: 0 3B: 0 HR: 0	SF: 0 SAC: 1 DP: 1 HBP: 0	WP: 1 PB: 0 SB: 1 CS: 1	PA: 36						
PITCHER	IP	WLS	BF	H	R	ER	SO	BB	IBB	HBP	BLK	WP	HR	S	P	ERA	WHIP										
31 Ian Kennedy, R (1, 1) ERA: 4.76	5.1	W	22	3	0	0	6	3	0	0	0	0	0	31	43	0.00	1.125										
47 Joe Paterson, L (6, 1) ERA: 3.12	0.2	H	1	0	0	0	0	0	0	0	0	0	0	1	1	0.00	0.000										
58 Juan Gutierrez, R (7, 1) ERA: 9.22	1.0	H	4	1	0	0	1	0	0	0	0	0	0	6	7	0.00	1.000										
32 Esmerling Vasquez, R (8, 1) ERA: 3.6	1.0	H	4	0	0	0	1	1	0	0	0	0	0	5	9	0.00	1.000										
38 Sam Demel, R (9, 1) ERA: 2.98	1.0	S	5	0	0	0	1	1	0	0	0	1	0	6	10	0.00	1.000										

AB	30
R	0
H	4
RBI	0
BB	5
SO	9
LOB	18



Batter	1	2	3	4	5	6	7	8	9	AB	R	H	RBI	BB	SO	LOB	BOTTOM										
18 Willie Bloomquist, R (1, 7) OBP: 0.436, SLG: 0.471 13 Tony Abreu, S (7, 4) OBP: 0.365, SLG: 0.531	G5-3		CS 2 1B		G4-6-3 2 1B		F9			3	0	2	0	0	0	0	Los Angeles Dodgers @ Arizona Diamondbacks Salt River Fields at Talking Stick, Scottsdale, AZ Mon Mar 21 2011, 9:44 PM - 12:27 AM EDT Att: 10,336 - Cloudy - 50 F										
2 Kelly Johnson, L (1, 4) OBP: 0.302, SLG: 0.340 Adam Eaton, L (7, 7) OBP: 0.286, SLG: 0.857	G3		P6 1-2		G4-6-3 1-2t		G5-3			3	0	0	0	0	2	1											
6 Stephen Drew, L (1, 6) OBP: 0.319, SLG: 0.452 8 Chris Owings, R (6, 6) OBP: 0.174, SLG: 0.143	FC4-6 24 FC4-6 1B			K	K		K			3	0	1	0	0	2	0											
24 Chris Young, R (1, 8) OBP: 0.310, SLG: 0.604 14 Ryan Roberts, R (7, 5) OBP: 0.604, SLG: 0.667	FC4-6 1-2t			26 1B 2B		G1-6-3 26 G1-6-3 BB		FC6-4 26 CS BB		2	1	1	0	1	0	1											
26 Miguel Montero, L (1, 2) OBP: 0.319, SLG: 0.341 36 P.J. Pillittere, R (9, 2)			K	4 1B 22 1B 1B		G1-6-3 1-2t		K 1 SAFE 1-2		4	1	1	1	0	2	2											
4 Melvin Mora, R (1, 5) OBP: 0.333, SLG: 0.241 31 AJ Pollock, R (7, 8) OBP: 0.353, SLG: 0.485				46 1B BB		G4-3				2	0	1	0	1	0	0											
46 Juan Miranda, L (1, 3) OBP: 0.442, SLG: 0.595					K					3	1	2	0	0	1	2											
22 Xavier Nady, R (1, 9) OBP: 0.220, SLG: 0.306 32 Esmerling Vasquez, R (8, 1) 38 Sam Demel, R (9, 1)	G6-4-3 1-2			22 G6-4-3 1B			G6-3			3	0	1	1	0	0	3											
31 Ian Kennedy, R (1, 1) 47 Joe Paterson, R (6, 1) 58 Juan Gutierrez, R (7, 1) 46 David Winfree, R (7, PH) OBP: 0.500, SLG: 0.636				G4-3						2	0	0	0	0	1	2											
Inning Stats	R: 0 E: 0 K: 0 S: 4	H: 1 LOB: 0 BB: 0 P: 4	R: 0 E: 0 K: 1 S: 5	H: 1 LOB: 1 BB: 1 P: 9	R: 0 E: 0 K: 0 S: 4	H: 1 LOB: 0 BB: 0 P: 4	R: 2 E: 0 K: 3 S: 13	H: 4 LOB: 2 BB: 0 P: 13	R: 0 E: 0 K: 1 S: 5	H: 1 LOB: 0 BB: 0 P: 5	R: 0 E: 0 K: 0 S: 2	H: 0 LOB: 0 BB: 1 P: 6	R: 1 E: 0 K: 0 S: 5	H: 2 LOB: 1 BB: 0 P: 5	R: 0 E: 0 K: 2 S: 6	H: 0 LOB: 0 BB: 1 P: 10		1B: 8 2B: 2 3B: 0 HR: 0	SF: 0 SAC: 0 DP: 3 HBP: 0	WP: 0 PB: 0 SB: 0 CS: 2	PA: 32						
PITCHER	IP	WLS	BF	H	R	ER	SO	BB	IBB	HBP	BLK	WP	HR	S	P	ERA	WHIP										
22 Clayton Kershaw, L (1, 1) ERA: 2.86	5.0	L	22	8	2	2	5	2	0	0	0	0	0	2	2	0.00	0.000										
66 Mike MacDougal, R (6, 1) ERA: 10.8	1.0		2	0	0	0	0	0	0	0	0	0	0	2	2	0.00	0.000										
80 Ron Mahay, L (7, 1) ERA: 10.8	1.0		5	2	1	1	0	0	0	0	0	0	0	5	5	9.00	2.000										
74 Kenley Jansen, R (8, 1) ERA: 2.57	1.0		3	0	0	0	2	1	0	0	0	0	0	6	10	0.00	1.000										



Batter	1	2	3	4	5	6	7	8	9	AB	R	H	RBI	BB	SO	LOB	TOP					
24 Grady Sizemore, L (1, 8)																						
28 Travis Buck, L (4, 8) OBP: 0.469, SLG: 0.783										2	0	0	0	0	1	1						
13 Asdrúbal Cabrera, S (1, 6) OBP: 0.512, SLG: 0.757										4	1	2	1	0	0	0						
1 Luis Valbuena, L (8, PH) OBP: 0.319, SLG: 0.526										1	0	0	0	0	1	0						
17 Shin-Soo Choo, L (1, 9) OBP: 0.324, SLG: 0.390										4	1	1	0	0	0	2						
65 Ezequiel Carrera, L (8, 8) OBP: 0.423, SLG: 0.366										0	0	0	0	0	0	0						
41 Carlos Santana, S (1, 2) OBP: 0.316, SLG: 0.472										4	0	2	1	0	0	1						
26 Austin Kearns, R (1, 7) OBP: 0.385, SLG: 0.485										2	1	1	2	1	1	0						
30 Chad Huffman, R (8, PH) OBP: 0.488, SLG: 0.677										1	0	0	0	0	0	0						
20 Orlando Cabrera, R (1, 4) OBP: 0.343, SLG: 0.406										4	0	0	0	0	0	2						
7 Matt LaPorta, R (1, 3) OBP: 0.255, SLG: 0.435										2	1	0	0	1	1	1						
35 Jordan Brown, L (8, PH) OBP: 0.308, SLG: 0.375										1	0	0	0	0	0	0						
12 Jayson Nix, R (1, 5) OBP: 0.258, SLG: 0.296										3	0	1	0	0	0	2						
40 Jess Todd, R (7, 1)										0	0	0	0	0	0	0						
56 Frank Herrmann, L (8, 1)										0	0	0	0	0	0	0						
47 Shelley Duncan, R (8, PH) OBP: 0.324, SLG: 0.485										1	0	0	0	0	0	0						
52 Vinnie Pestano, R (9, 1)										0	0	0	0	0	0	0						
55 Roberto Hernandez, R (1, 1)										2	0	0	0	0	2	2						
9 Jack Hannahan, L (7, PH) OBP: 0.458, SLG: 0.450										2	0	0	0	0	1	0						
Inning Stats	R: 0 E: 0 K: 0 S: 3	H: 0 LOB: 0 BB: 0 P: 3	R: 0 E: 0 K: 1 S: 5	H: 0 LOB: 0 BB: 0 P: 5	R: 0 E: 0 K: 3 S: 10	H: 1 LOB: 1 BB: 0 P: 10	R: 1 E: 0 K: 0 S: 4	H: 2 LOB: 1 BB: 1 P: 9	R: 2 E: 0 K: 1 S: 7	H: 1 LOB: 0 BB: 0 P: 11	R: 2 E: 2 K: 0 S: 7	H: 2 LOB: 1 BB: 0 P: 9	R: 1 E: 1 K: 1 S: 7	H: 2 LOB: 2 BB: 0 P: 7	R: 0 E: 0 K: 0 S: 3	H: 0 LOB: 0 BB: 0 P: 3	R: 1 E: 0 K: 1 S: 7	H: 1 LOB: 0 BB: 0 P: 7	1B: 4 2B: 1 3B: 0 HR: 4	SF: 0 SAC: 0 DP: 1 HBP: 0	WP: 0 PB: 0 SB: 0 CS: 0	PA: 38
PITCHER	IP WLS BF H R ER SO BB IBB HBP BLK WP HR S P ERA WHIP																					
44 Aaron Heilman, R (1, 1) ERA: 5.24	5.1 L 22 5 4 4 5 2 0 0 0 0 0 2 31 40 6.75 1.312																					
49 Carlos Rosa, R (6, 1) ERA: 3.24	0.2 4 1 1 1 0 0 0 0 0 0 0 1 5 7 13.50 1.500																					
39 Jordan Norberto, L (7, 1) ERA: 1.17	1.0 5 2 1 0 1 0 0 0 0 0 0 0 7 7 0.00 2.000																					
45 Kam Mickolio, R (8, 1) ERA: 5.4	1.0 3 0 0 0 0 0 0 0 0 0 0 0 3 3 0.00 2.000																					
30 David Hernandez, R (9, 1) ERA: 2.0	1.0 4 1 1 1 1 0 0 0 0 0 0 1 7 7 9.00 1.000																					

Cleveland Indians @ Arizona Diamondbacks
Salt River Fields at Talking Stick, Scottsdale, AZ
Tue Mar 22 2011, 4:11 PM - 6:46 PM EDT
Att: 11,794 - Sunny - 61 F

AB	36
R	7
H	9
RBI	7
BB	2
SO	7
LOB	11



Batter	1	2	3	4	5	6	7	8	9	AB	R	H	RBI	BB	SO	LOB	BOTTOM					
24 Chris Young, R (1, 8) OBP: 0.311, SLG: 0.589																						
18 Willie Bloomquist, R (7, 4) OBP: 0.421, SLG: 0.453										3	1	1	0	0	0	1						
2 Kelly Johnson, L (1, 4) OBP: 0.304, SLG: 0.396										3	1	1	1	0	0	1						
12 Evan Frey, L (7, 8) OBP: 0.286, SLG: 0.167										1	0	0	0	0	0	0						
10 Justin Upton, R (1, 9) OBP: 0.304, SLG: 0.590										3	0	0	0	0	1	1						
46 Juan Miranda, L (7, 3) OBP: 0.453, SLG: 0.605										1	0	1	0	0	0	0						
75 Russell Bryanan, L (1, 3) OBP: 0.510, SLG: 0.738										3	1	2	1	0	0	0						
46 David Winfree, R (7, 9) OBP: 0.462, SLG: 0.583										1	0	0	0	0	0	1						
8 Gerardo Parra, L (1, 7) OBP: 0.392, SLG: 0.521										3	0	2	0	0	0	0						
29 Brandon Allen, L (8, 7) OBP: 0.347, SLG: 0.565										1	0	0	0	0	1	0						
14 Ryan Roberts, R (1, 5) OBP: 0.607, SLG: 0.659										2	0	1	1	0	0	2						
46 Ryan Wheeler, L (7, 5) OBP: 0.750, SLG: 1.667										1	0	0	0	0	0	0						
13 Tony Abreu, S (1, 6) OBP: 0.382, SLG: 0.538										3	0	2	0	0	0	1						
Raul Navarro, R (8, 6)										1	0	0	0	0	0	0						
12 Henry Blanco, R (1, 2) OBP: 0.273, SLG: 0.406										2	0	0	0	1	0	2						
36 P.J. Pillittere, R (7, 2)										1	0	0	0	0	1	0						
44 Aaron Heilman, R (1, 1) ERA: 4.5										2	0	0	0	0	2	3						
49 Carlos Rosa, R (6, 1) ERA: 1.35										0	0	0	0	0	0	0						
22 Xavier Nady, R (8, PH) ERA: 2.08										1	0	0	0	0	0	1						
39 Jordan Norberto, L (7, 1)										0	0	0	0	0	0	0						
45 Kam Mickolio, R (8, 1) ERA: 2.08										0	0	0	0	0	0	0						
30 David Hernandez, R (9, 1) ERA: 1.35										1	0	0	0	0	0	0						
4 Ollie Linton, L (8, PH)										0	0	0	0	0	0	0						
Inning Stats	R: 1 E: 0 K: 1 S: 8	H: 3 LOB: 2 BB: 0 P: 8	R: 0 E: 0 K: 1 S: 6	H: 1 LOB: 0 BB: 0 P: 6	R: 0 E: 0 K: 0 S: 3	H: 0 LOB: 0 BB: 0 P: 3	R: 0 E: 0 K: 1 S: 5	H: 0 LOB: 2 BB: 1 P: 10	R: 2 E: 0 K: 0 S: 7	H: 4 LOB: 0 BB: 0 P: 8	R: 0 E: 0 K: 1 S: 5	H: 1 LOB: 1 BB: 0 P: 5	R: 0 E: 0 K: 0 S: 4	H: 1 LOB: 1 BB: 0 P: 4	R: 0 E: 0 K: 1 S: 5	H: 0 LOB: 0 BB: 0 P: 5	R: 0 E: 0 K: 2 S: 7	H: 0 LOB: 0 BB: 0 P: 7	1B: 7 2B: 2 3B: 0 HR: 1	SF: 0 SAC: 0 DP: 0 HBP: 1	WP: 0 PB: 0 SB: 0 CS: 1	PA: 37
PITCHER	IP WLS BF H R ER SO BB IBB HBP BLK WP HR S P ERA WHIP																					
55 Roberto Hernandez, R (1, 1) ERA: 4.5	6.0 W 27 9 3 3 4 0 0 1 1 0 0 0 4 4 4.50 1.500																					
40 Jess Todd, R (7, 1) ERA: 1.35	1.0 H 4 1 0 0 0 0 0 0 0 0 0 0 4 4 0.00 1.000																					
56 Frank Herrmann, R (8, 1) ERA: 2.08	1.0 H 3 0 0 0 1 0 0 0 0 0 0 0 5 5 0.00 0.000																					
52 Vinnie Pestano, R (9, 1) ERA: 1.35	1.0 3 0 0 0 2 0 0 0 0 0 0 0 7 7 0.00 0.000																					

Cleveland Indians @ Arizona Diamondbacks
Salt River Fields at Talking Stick, Scottsdale, AZ
Tue Mar 22 2011, 4:11 PM - 6:46 PM EDT
Att: 11,794 - Sunny - 61 F

AB	35
R	3
H	10
RBI	3
BB	1
SO	7
LOB	13



Batter	1	2	3	4	5	6	7	8	9	AB	R	H	RBI	BB	SO	LOB	TOP										
14 Mark Ellis, R OBP: 0.309, SLG: 0.245 36 Eric Sogard, L OBP: 0.237, SLG: 0.351	L7		8 1B 12 1B BB		F9	8 2B 1B	11 G5-3 28 1B 2B		G6-3	3	2	1	1	1	0	0											
8 Kurt Suzuki, R OBP: 0.417, SLG: 0.561 11 Landon Powell, S OBP: 0.314, SLG: 0.452	G4-3		28 BB 12 1B 1B		L8	12 1B 2B	G5-3		HR	4	1	2	3	0	0	0											
12 David DeJesus, L OBP: 0.348, SLG: 0.341 81 Todd Johnson, L	K		28 BB 1B		28 2B 1B	55 BB 5 1B 28 1B 1B	K		P6	4	2	3	3	0	1	0											
28 Conor Jackson, R OBP: 0.241, SLG: 0.241 1 Adam Heather, R	K		55 G6-4-3 BB		1B	5 1B 25 BB 55 BB 1B	FC6-4 1B		K	4	1	3	2	1	1	0											
55 Hideki Matsui, L OBP: 0.263, SLG: 0.188 Chris Carter, R OBP: 0.411, SLG: 0.477	L9		G6-4-3		F7	25 BB 2 2B 5 1B BB	FC6-4			3	0	0	0	1	0	4											
50 Grant Balfour, R 57 Brian Fuentes, L			1-2f			1-2 2-3 BB	1-2f			1	1	0	0	0	0	0											
5 Kevin Kouzmanoff, R OBP: 0.434, SLG: 0.604 21 Andy LaRoche, R OBP: 0.385, SLG: 0.578	G1-3				HR				F7	4	3	3	2	0	0	0											
25 Matt Carson, R OBP: 0.360, SLG: 0.467			14 BB 8 1B 2 1B BB			14 BB 14 BB 28 BB BB			E6	1	2	0	1	4	0	0											
2 Cliff Pennington, S OBP: 0.237, SLG: 0.333 67 Wes Timmons, R OBP: 0.400, SLG: 0.231			8 1B 12 1B 14 BB 1B		G5-4-3				K	4	1	2	2	0	1	3											
66 Tyson Ross, R 13 Jerry Blevins, L 48 Michael Wuertz, R 62 Jeremy Barfield, R			K		K				G4-6-3	4	0	0	0	0	4	7											
Inning Stats	R: 0 E: 0 K: 1 S: 5	H: 0 LOB: 0 BB: 0 P: 5	R: 3 E: 0 K: 1 S: 7	H: 3 LOB: 2 BB: 3 P: 19	R: 1 E: 0 K: 1 S: 5	H: 1 LOB: 0 BB: 1 P: 9	R: 1 E: 0 K: 0 S: 5	H: 2 LOB: 1 BB: 0 P: 5	R: 8 E: 0 K: 3 S: 16	H: 7 LOB: 3 BB: 3 P: 28	R: 1 E: 0 K: 1 S: 7	H: 2 LOB: 1 BB: 0 P: 7	R: 0 E: 1 K: 0 S: 4	H: 1 LOB: 1 BB: 0 P: 4	R: 1 E: 0 K: 1 S: 6	H: 1 LOB: 0 BB: 0 P: 6	1B: 11 2B: 4 3B: 0 HR: 2	SF: 0 SAC: 0 DP: 3 HBP: 0	WP: 0 PB: 0 SB: 0 CS: 0	PA: 49							
PITCHER	IP	WLS	BF	H	R	ER	SO	BB	IBB	HBP	BLK	WP	HR	S	P	ERA	WHIP										
34 Joe Saunders, L ERA: 12.51	5.0	L	23	6	5	5	4	4	0	0	0	0	1	27	43	9.00	2.000										
39 Jordan Norberto, L ERA: 8.48	0.2		7	4	5	5	2	1	0	0	0	0	0	10	14	67.50	7.500										
47 Joe Paterson, L ERA: 5.79	0.1		6	3	3	3	1	2	0	0	0	0	0	6	14	81.00	15.000										
45 Kam Mickolio, R ERA: 5.23	2.0		9	3	1	1	1	0	0	0	0	0	0	11	11	4.50	1.500										
38 Sam Demel, R ERA: 2.79	1.0		4	1	1	1	1	0	0	0	0	0	1	6	6	9.00	1.000										

Oakland Athletics @ Arizona Diamondbacks
Salt River Fields at Talking Stick, Scottsdale, AZ
Thu Mar 24 2011, 4:13 PM - 7:17 PM EDT
Att: 12,307 - Sunny - 67 F

AB 42
R 15
H 17
RBI 15
BB 7
SO 9
LOB 19



Batter	1	2	3	4	5	6	7	8	9	AB	R	H	RBI	BB	SO	LOB	BOTTOM										
18 Willie Bloomquist, R OBP: 0.413, SLG: 0.458 46 David Wintfree, R OBP: 0.471, SLG: 0.625	K		G3-1		F9		31 2B 2B		F8	3	0	0	0	0	1	1											
2 Kelly Johnson, L OBP: 0.395, SLG: 0.393 37 Zach Walters, S	G1-3					24 2B 26 G4-3 1B	L3		G5-3	3	1	1	0	0	0	0											
10 Justin Upton, R OBP: 0.323, SLG: 0.474 31 AJ Pollock, R OBP: 0.395, SLG: 0.568	G6-3				K				G6-3	2	0	0	0	1	1	1											
24 Chris Young, R OBP: 0.328, SLG: 0.613 36 P.J. Pillittere, R			26 CS 1B		26 G4-3 2B		F8		G4-3	3	0	2	0	0	0	1											
26 Miguel Montero, L OBP: 0.320, SLG: 0.340 45 Kam Mickolio, R					G4-3		G3		G6-3	3	0	1	1	0	0	2											
8 Gerardo Parra, L OBP: 0.375, SLG: 0.491 38 Sam Demel, R									G6-3	0	0	0	0	0	0	0											
22 Xavier Nady, R OBP: 0.224, SLG: 0.298	K				G1-3				G6-3	4	0	0	0	0	1	2											
46 Juan Miranda, L OBP: 0.439, SLG: 0.565	G3								G6-3	3	1	0	0	1	1	1											
4 Melvin Mora, R OBP: 0.308, SLG: 0.206 14 Ryan Roberts, R OBP: 0.621, SLG: 0.674					F8		G6-3			2	0	0	0	0	0	0											
34 Joe Saunders, L 4 Ollie Linton, L 39 Jordan Norberto, L 47 Joe Paterson, R 46 Ryan Wheeler, R										1	0	0	0	0	0	0											
Inning Stats	R: 0 E: 0 K: 1 S: 5	H: 2 LOB: 1 BB: 0 P: 6	R: 0 E: 0 K: 0 S: 3	H: 0 LOB: 0 BB: 0 P: 3	R: 1 E: 0 K: 1 S: 7	H: 2 LOB: 1 BB: 0 P: 7	R: 0 E: 0 K: 0 S: 3	H: 0 LOB: 1 BB: 1 P: 7	R: 0 E: 0 K: 0 S: 3	H: 0 LOB: 1 BB: 1 P: 7	R: 4 E: 1 K: 1 S: 9	H: 3 LOB: 1 BB: 1 P: 13	R: 0 E: 0 K: 1 S: 5	H: 0 LOB: 0 BB: 0 P: 5	R: 2 E: 0 K: 0 S: 6	H: 3 LOB: 1 BB: 0 P: 6	1B: 5 2B: 5 3B: 0 HR: 0	SF: 0 SAC: 0 DP: 0 HBP: 0	WP: 0 PB: 0 SB: 0 CS: 1	PA: 40							
PITCHER	IP	WLS	BF	H	R	ER	SO	BB	IBB	HBP	BLK	WP	HR	S	P	ERA	WHIP										
66 Tyson Ross, R ERA: 0.59	5.2	W	22	4	1	1	3	2	0	0	0	0	0	26	34	1.59	1.059										
13 Jerry Blevins, L ERA: 9.0	0.1		1	0	0	0	0	0	0	0	0	0	0	1	1	0.00	0.000										
48 Michael Wuertz, R ERA: 9.0	1.0		8	3	4	2	1	1	0	0	0	0	0	9	13	18.00	4.000										
50 Grant Balfour, R ERA: 8.64	1.0		3	0	0	0	1	0	0	0	0	0	0	5	5	0.00	0.000										
57 Brian Fuentes, L ERA: 6.43	1.0		6	3	2	2	0	0	0	0	0	0	0	6	6	18.00	3.000										

Oakland Athletics @ Arizona Diamondbacks
Salt River Fields at Talking Stick, Scottsdale, AZ
Thu Mar 24 2011, 4:13 PM - 7:17 PM EDT
Att: 12,307 - Sunny - 67 F

AB 37
R 7
H 10
RBI 6
BB 3
SO 5
LOB 13




Batter	1	2	3	4	5	6	7	8	9	AB	R	H	RBI	BB	SO	LOB	TOP								
10 Tony Gwynn Jr., L (1, 8) OBP: 0.340, SLG: 0.349 89 Brad Coon, L (8, 8)	F9		P6		F8			K		4	0	0	0	0	1	0	Los Angeles Dodgers @ Arizona Diamondbacks Kino Veterans Memorial Stadium, Tucson, AZ Fri Mar 25 2011, 4:09 PM - 6:49 PM EDT Att: 10,820 - Sunny - 69 F								
14 Jamey Carroll, R (1, 6) OBP: 0.333, SLG: 0.185 91 Wilberto Ortiz, R (8, 6)	G6-3		16 1B 31 SF9		K			3 G3 BB		3	1	1	0	1	1	0									
16 Andre Ethier, L (1, 9) OBP: 0.228, SLG: 0.400 3 Xavier Paul, L (6, 7)	F9		2-2 1-3		K2-3			G3		3	0	1	0	0	1	0									
31 Jay Gibbons, L (1, 7) OBP: 0.167, SLG: 0.105 49 Trent Oeljen, L (6, 9)		F8	SF9		P3			G4-3		2	0	0	1	0	0	0									
7 James Loney, L (1, 3) OBP: 0.292, SLG: 0.298 98 Corey Smith, R (8, 3)	F9		3-H 1-2		F8			E4 6 G3-6-1		3	0	0	0	0	0	1									
6 Aaron Miles, S (1, 4) OBP: 0.354, SLG: 0.565		F8			G3-1			G3-6-1		4	1	1	0	0	1	1									
17 A.J. Ellis, R (1, 2) ERA: 7.36 9 Hector Gimenez, S (6, 2) OBP: 0.356, SLG: 0.600		F9			F8			G6-3		2	1	1	1	0	0	0									
72 Justin Sellers, R (1, 5) OBP: 0.357, SLG: 0.417		2B			G5-3			G5-3		3	0	1	1	0	0	1									
46 Tim Redding, R (1, 1) 78 Rubby De La Rosa, R (4, 1) 52 Oscar Villarreal, L (8, 1)		G5-3			P3			G4-3		1	0	0	0	0	0	1									
Inning Stats	R: 0 E: 0 K: 0 S: 5	H: 0 LOB: 0 BB: 0 P: 7	R: 2 E: 0 K: 0 S: 10	H: 3 LOB: 1 BB: 0 P: 16	R: 1 E: 0 K: 0 S: 12	H: 2 LOB: 1 BB: 0 P: 15	R: 0 E: 0 K: 0 S: 6	H: 0 LOB: 0 BB: 0 P: 8	R: 0 E: 0 K: 1 S: 8	H: 0 LOB: 0 BB: 0 P: 12	R: 0 E: 0 K: 1 S: 9	H: 0 LOB: 0 BB: 0 P: 14	R: 0 E: 0 K: 1 S: 8	H: 1 LOB: 1 BB: 0 P: 11	R: 0 E: 0 K: 1 S: 10	H: 0 LOB: 1 BB: 1 P: 18		R: 0 E: 1 K: 0 S: 6	H: 0 LOB: 0 BB: 0 P: 12	1B: 3 2B: 3 HR: 0	SF: 1 SAC: 0 DP: 1 HBP: 0	WP: 0 PB: 0 CS: 0	PA: 34		
PITCHER	IP	WLS	BF	H	R	ER	SO	BB	IBB	HBP	BLK	WP	HR	S	P	ERA	WHIP								
59 Armando Galarraga, R (1, 1) ERA: 7.36	6.0		23	5	3	3	2	0	0	0	0	0	0	50	72	4.50	0.833								
31 Tyler Skaggs, L (7, 1) ERA:	3.0	W	11	1	0	0	2	1	0	0	0	0	0	24	41	0.00	0.667								

AB	32
R	3
H	6
RBI	3
BB	1
SO	4
LOB	7



Batter	1	2	3	4	5	6	7	8	9	AB	R	H	RBI	BB	SO	LOB	BOTTOM								
14 Ryan Roberts, R (1, 5) OBP: 0.613, SLG: 0.681 16 Sean Burroughs, L (9, 5)	K		8 1B		K					4	0	2	1	0	2	0	Los Angeles Dodgers @ Arizona Diamondbacks Kino Veterans Memorial Stadium, Tucson, AZ Fri Mar 25 2011, 4:09 PM - 6:49 PM EDT Att: 10,820 - Sunny - 69 F								
8 Gerardo Parra, L (1, 7) OBP: 0.383, SLG: 0.491 66 Marc Krauss, L (9, 7) OBP: 0.500, SLG: 0.286	F8		10 FC4-6		K					4	0	2	1	0	1	0									
10 Justin Upton, R (1, 9) OBP: 0.318, SLG: 0.459 36 P.J. Pilittere, R (6, 2)	F7		1-2							4	0	1	0	0	0	3									
24 Chris Young, R (1, 8) OBP: 0.329, SLG: 0.600 31 AJ Pollock, R (8, 8) OBP: 0.395, SLG: 0.553	F9		46 HR							3	1	1	0	0	1	1									
46 Juan Miranda, L (1, 3) OBP: 0.433, SLG: 0.612 63 Paul Goldschmidt, R (8, 3) OBP: 0.478, SLG: 0.909	G3		1-H		F7					3	1	1	2	0	0	0									
1 Cody Ransom, R (1, 4) OBP: 0.462, SLG: 0.500			1-2							3	1	3	0	0	0	0									
8 Chris Owings, R (1, 6) OBP: 0.188, SLG: 0.138	F8		8 G6-4-3							4	1	1	0	0	0	3									
12 Henry Blanco, R (1, 2) OBP: 0.243, SLG: 0.361 9 Collin Cowgill, R (8, 9) OBP: 0.189, SLG: 0.378			1-2							2	0	0	0	0	0	0									
59 Armando Galarraga, R (1, 1) ERA: 7.36 31 Tyler Skaggs, L (7, 1)			14 2B							2	0	0	0	0	0	0									
Inning Stats	R: 0 E: 0 K: 1 S: 9	H: 1 LOB: 1 BB: 0 P: 10	R: 0 E: 0 K: 0 S: 17	H: 2 LOB: 2 BB: 0 P: 23	R: 2 E: 1 K: 0 S: 9	H: 3 LOB: 0 BB: 0 P: 18	R: 0 E: 0 K: 2 S: 11	H: 0 LOB: 0 BB: 0 P: 18	R: 0 E: 0 K: 1 S: 9	H: 1 LOB: 0 BB: 0 P: 13	R: 3 E: 0 K: 0 S: 12	H: 3 LOB: 1 BB: 0 P: 17	R: 1 E: 0 K: 1 S: 19	H: 3 LOB: 2 BB: 0 P: 25	1B: 10 2B: 1 3B: 0 HR: 2	SF: 0 SAC: 2 DP: 1 HBP: 1		WP: 0 PB: 0 SB: 0 CS: 1	PA: 36						
PITCHER	IP	WLS	BF	H	R	ER	SO	BB	IBB	HBP	BLK	WP	HR	S	P	ERA	WHIP								
46 Tim Redding, R (1, 1) ERA: 7.36	3.0		15	6	2	2	2	0	0	0	0	0	0	38	56	6.00	2.000								
78 Rubby De La Rosa, R (4, 1) ERA: 3.21	4.0	L	15	4	3	3	3	0	0	1	0	0	0	35	54	6.75	1.000								
52 Oscar Villarreal, R (8, 1) ERA: 10.57	1.0		6	3	1	1	1	0	0	0	0	0	1	19	25	9.00	3.000								

AB	33
R	6
H	13
RBI	6
BB	0
SO	6
LOB	9



Batter	1	2	3	4	5	6	7	8	9	AB	R	H	RBI	BB	SO	LOB	TOP										
2 Kelly Johnson, L OBP: 0.343, SLG: 0.485 18 Willie Bloomquist, R OBP: 0.420, SLG: 0.477	0-0 1B	4-0 BB			F7		0-0 1B	0-0 2B		2	0	1	0	1	0	0	2 0 1 0 1 0 0 2 0 2 2 0 0 0										
8 Gerardo Parra, L OBP: 0.346, SLG: 0.469 49 Rafael Rodriguez, R OBP: 0.484, SLG: 0.722 33 Russell Branyan, L OBP: 0.484, SLG: 0.722 52 Daniel Stange, R	0-0 1B	0-3 K					0-3 1B	0-3 K		4	1	1	0	0	2	5	4 1 1 0 0 0 2 5 0 0 0 0 0 0 0 0 1 0 0 0 0 0 1 2 0 0 0 0 0 0 0 0										
6 Stephen Drew, L OBP: 0.329, SLG: 0.327 46 Ryan Wheeler, L OBP: 0.667, SLG: 1.167	0-0 1B		G1-3				0-3 K		4-0 HBP BB	3	1	2	1	0	0	0	3 1 2 1 0 0 0 1 0 0 0 0 1 1 2										
10 Justin Upton, R OBP: 0.329, SLG: 0.448 31 Bryan Shaw, S	0-0 F8						0-3 K		0-0 L7	3	0	1	1	0	1	1	3 0 1 1 0 1 1 0 0 0 0 0 0 0 0 2 0 0 0 0 0 1 3										
63 Paul Goldschmidt, R OBP: 0.440, SLG: 0.633							0-3 K			2	1	0	0	0	0	1	2 1 0 0 0 0 0 1 0 0 0 0 0 1 0 0										
46 Juan Miranda, L OBP: 0.415, SLG: 0.566 Adam Eaton, L OBP: 0.444, SLG: 0.857		1-0 HBP 2B 1B	G4-3				0-0 G3		4-0 HBP BB	2	1	0	0	0	0	1	2 1 0 0 0 0 0 1 0 0 0 0 0 1 0 0										
22 Xavier Nady, R OBP: 0.231, SLG: 0.328 29 Brandon Allen, L OBP: 0.288, SLG: 0.464		0-0 2B					0-6 F9		0-0 HBP	3	1	1	0	0	1	0	3 1 1 0 0 0 1 0 2 1 0 0 0 0 1 3										
26 Miguel Montero, L OBP: 0.293, SLG: 0.327 10 Robby Hammock, R OBP: 0.500, SLG: 0.500		0-3 K					0-0 F8		0-0 F9	3	0	0	0	0	1	2	3 0 0 0 0 0 1 2 2 1 1 0 0 0 0 2										
14 Ryan Roberts, R OBP: 0.597, SLG: 0.854 70 Mike Freeman, L		0-0 1B					0-0 G5-3		0-3 K	3	0	1	2	0	0	0	3 0 1 2 0 0 0 1 0 0 0 0 0 1 2										
44 Aaron Heilman, R OBP: 0.167, SLG: 0.167 45 Kam Mickolio, R 31 AJ Pollock, R OBP: 0.409, SLG: 0.537		0-1 BB 1B					0-0 G6-3		4-0 BB	1	0	1	0	0	0	0	1 0 1 0 0 0 0 0 0 0 0 0 0 0 0 0 2 0 1 0 1 0 0 0										
Inning Stats	R: 0 E: 0 K: 0 S: 4	H: 2 LOB: 1 BB: 0 P: 4	R: 2 E: 0 K: 2 S: 10	H: 3 LOB: 2 BB: 1 P: 15	R: 0 E: 0 K: 1 S: 5	H: 0 LOB: 0 BB: 0 P: 5	R: 0 E: 0 K: 1 S: 5	H: 0 LOB: 0 BB: 0 P: 5	R: 2 E: 0 K: 0 S: 6	H: 3 LOB: 1 BB: 0 P: 6	R: 0 E: 0 K: 0 S: 3	H: 0 LOB: 0 BB: 0 P: 3	R: 0 E: 0 K: 3 S: 11	H: 2 LOB: 2 BB: 0 P: 11	R: 2 E: 1 K: 2 S: 9	H: 2 LOB: 2 BB: 2 P: 17	R: 0 E: 0 K: 1 S: 5	H: 0 LOB: 2 BB: 1 P: 10	1B: 9 2B: 2 3B: 1 HR: 0	SF: 0 SAC: 0 DP: 1 HBP: 2	WP: 0 PB: 0 SB: 0 CS: 1	PA: 43					
PITCHER	IP	WLS	BF	H	R	ER	SO	BB	IBB	HBP	BLK	WP	HR	S	P	ERA	WHIP										
74 Scott Carroll, R ERA: 2.0	4.0	W	17	5	2	2	4	1	0	0	0	0	0	24	29	4.50	1.500										
87 Joseph Krebs, L ERA: 16.88	1.0		6	3	2	2	0	0	0	0	0	0	0	6	6	18.00	3.000										
51 Jared Burton, R ERA: 5.73	1.0		3	0	0	0	0	0	0	0	0	0	0	3	3	0.00	0.000										
89 Brad Boxberger, R ERA: 10.8	1.2		11	4	2	2	4	2	0	0	0	0	0	17	25	10.80	3.600										
Lee Tabor, L ERA:	1.1	S	6	0	0	0	2	1	0	1	0	0	0	8	13	0.00	0.750										
Batter	1	2	3	4	5	6	7	8	9	AB	R	H	RBI	BB	SO	LOB	BOTTOM										
6 Drew Stubbs, R OBP: 0.321, SLG: 0.365 88 Denis Phipps, R	0-0 1B	0-0 2B	G3					F8		3	2	2	0	0	0	0	3 2 2 0 0 0 0 1 0 0 0 1 0 0										
16 Edgar Renteria, R OBP: 0.432, SLG: 0.500 7 Paul Janish, R OBP: 0.326, SLG: 0.333	0-1 1B	0-0 2B					0-0 1B	P4		2	2	2	1	1	0	0	2 2 2 1 1 0 0 2 0 0 0 0 0 2										
4 Brandon Phillips, R OBP: 0.490, SLG: 0.550 87 Henry Alejandro Rodriguez, R OBP: 0.500, SLG: 0.500	0-0 HR	0-0 1B	L3				0-0 1B	G6-3		3	2	2	3	0	0	1	3 2 2 3 0 0 1 2 0 1 0 0 0 0 0										
27 Scott Rolen, R OBP: 0.244, SLG: 0.342 83 Mike Costanzo, L OBP: 0.296, SLG: 0.296	0-3 K	0-0 2B					0-0 P4		0-0 P6	3	1	1	1	0	1	0	3 1 1 1 0 1 0 1 0 0 0 0 0 1										
32 Jay Bruce, L OBP: 0.367, SLG: 0.511 90 Andrew Means, R OBP: 0.100, SLG: 0.200	0-0 1B	4-0 BB					0-3 K		0-0 F9-3	2	1	1	0	1	1	0	2 1 1 0 1 1 0 1 0 0 0 0 0 1										
31 Jonny Gomes, R OBP: 0.235, SLG: 0.447 28 Chris Heisey, R OBP: 0.404, SLG: 0.771	0-0 1B	0-0 F7					0-3 K		2-1 HR	3	0	0	0	0	1	4	3 0 0 0 0 0 1 4 1 1 1 1 0 0 0 0										
25 Juan Francisco, L OBP: 0.328, SLG: 0.582 76 Danny Dorn, L OBP: 0.333, SLG: 0.423	0-0 1B	0-0 E4					0-0 1B	G3		3	0	1	1	0	0	3	3 0 1 1 0 0 3 1 0 0 0 0 0 0										
55 Ramon Hernandez, R OBP: 0.250, SLG: 0.381 37 Corky Miller, R OBP: 0.250, SLG: 0.238	4-1 BB	0-0 SF8					0-3 K		0-3 K	1	0	0	1	1	1	1	1 0 0 1 1 1 1 1 0 0 0 0 0 1 0										
74 Scott Carroll, R 87 Joseph Krebs, L 88 Jeffry Sierra, R 51 Jared Burton, R 89 Brad Boxberger, R Lee Tabor, L	0-0 1B	0-0 G6-3					0-3 K		0-3 K	2	0	0	0	0	0	4	2 0 0 0 0 0 0 4 0 0 0 0 0 0 0 0 1 0 0 0 0 0 1 1 0 0 0 0 0 0 0 0 1 0 0 0 0 0 1 0 0 0 0 0 0 0 0 0										
Inning Stats	R: 3 E: 2 K: 1 S: 12	H: 4 LOB: 3 BB: 1 P: 16	R: 5 E: 1 K: 0 S: 8	H: 4 LOB: 1 BB: 1 P: 12	R: 0 E: 0 K: 0 S: 2	H: 0 LOB: 0 BB: 1 P: 6	R: 0 E: 0 K: 2 S: 7	H: 0 LOB: 0 BB: 0 P: 7	R: 0 E: 0 K: 2 S: 8	H: 1 LOB: 2 BB: 1 P: 12	R: 0 E: 0 K: 0 S: 3	H: 1 LOB: 0 BB: 0 P: 3	R: 1 E: 0 K: 2 S: 9	H: 1 LOB: 0 BB: 0 P: 11	R: 0 E: 0 K: 0 S: 3	H: 0 LOB: 0 BB: 0 P: 3	1B: 7 2B: 4 3B: 0 HR: 2	SF: 1 SAC: 0 DP: 2 HBP: 0	WP: 0 PB: 0 SB: 2 CS: 0	PA: 39							
PITCHER	IP	WLS	BF	H	R	ER	SO	BB	IBB	HBP	BLK	WP	HR	S	P	ERA	WHIP										
44 Aaron Heilman, R ERA: 7.05	2.0	L	18	8	8	6	1	2	0	0	0	0	0	9	13	0.00	0.500										
45 Kam Mickolio, R ERA: 4.38	2.0		6	0	0	0	2	1	0	0	0	0	0	11	15	0.00	1.500										
31 Bryan Shaw, R ERA:	1.0		4	1	1	0	2	0	0	0	0	0	1	9	11	0.00	1.000										
52 Daniel Stange, R ERA: 7.71	1.0		3	0	0	0	0	0	0	0	0	0	0	3	3	0.00	0.000										

Arizona Diamondbacks @ Cincinnati Reds
Goodyear Ballpark, Goodyear, AZ
Sun Mar 27 2011, 4:07 PM - 6:59 PM EDT
Att: 5,037 - Sunny - 68 F

Arizona Diamondbacks @ Cincinnati Reds
Goodyear Ballpark, Goodyear, AZ
Sun Mar 27 2011, 4:07 PM - 6:59 PM EDT
Att: 5,037 - Sunny - 68 F

AB	37
R	6
H	12
RBI	6
BB	4
SO	10
LOB	23



Batter	1	2	3	4	5	6	7	8	9	AB	R	H	RBI	BB	SO	LOB	TOP					
5 Ian Kinsler, R (1,4) OBP: 0.389, SLG: 0.651	F7		G5-3		G6-3				K	2	0	0	0	0	0	0	Texas Rangers @ Arizona Diamondbacks Salt River Fields at Talking Stick, Scottsdale, AZ Mon Mar 28 2011, 4:13 PM - 7:26 PM EDT Att: 12,412 - Sunny - 75 F					
6 Esteban German, R (4,4) OBP: 0.320, SLG: 0.438										3	1	1	1	0	1	3						
1 Elvis Andrus, R (1,6) OBP: 0.284, SLG: 0.356	F9		G1-3		K					2	0	0	0	0	0	0						
3 Andrés Blanco, S (3,6) OBP: 0.368, SLG: 0.365										3	1	2	1	0	1	1						
32 Josh Hamilton, L (1,7) OBP: 0.343, SLG: 0.467				G4-3						2	0	1	0	0	0	0						
65 Doug Deeds, L (4,7) OBP: 0.302, SLG: 0.463										2	0	0	1	0	2	2						
29 Adrian Beltré, R (1,5) OBP: 0.273, SLG: 0.406	K									2	0	1	0	0	1	1						
19 Chris Davis, L (4, PR) (4,5) OBP: 0.397, SLG: 0.741										2	0	1	1	1	0	0						
17 Nelson Cruz, R (1,9) OBP: 0.300, SLG: 0.371		G5-3		F7						3	0	0	0	0	0	1						
56 Darren O'Day, R (6,1) OBP: 0.284, SLG: 0.356										0	0	0	0	0	0	0						
30 Neftali Feliz, R (7,1) OBP: 0.284, SLG: 0.356										0	0	0	0	0	0	0						
99 Renny Osuna, R (8, PH) (8, PH)										1	0	0	0	0	0	1						
46 Pedro Strop, R (8,1) OBP: 0.284, SLG: 0.356										0	0	0	1	0	0	0						
18 Mitch Moreland, L (1,3) OBP: 0.437, SLG: 0.716										5	0	2	0	0	1	2						
8 Yorvit Torrealba, R (1,2) OBP: 0.352, SLG: 0.500										3	1	2	0	1	1	1						
91 Jared Bolden, L (9, PR) (9, PR)										0	1	0	0	0	0	0						
2 Taylor Teagarden, R (9,2) OBP: 0.333, SLG: 0.412										0	0	0	0	0	0	0						
20 Julio Borbon, L (1,8) OBP: 0.359, SLG: 0.419										2	0	0	0	0	0	4						
55 Mason Tobin, R (5,1) OBP: 0.359, SLG: 0.419										0	0	0	0	0	0	0						
9 Endy Chavez, L (6,9) OBP: 0.308, SLG: 0.351										2	1	1	0	0	0	1						
54 Matt Harrison, L (1,1) OBP: 0.308, SLG: 0.351										1	0	0	0	0	0	0						
23 Craig Gentry, R (5, PH) (5, PH) OBP: 0.313, SLG: 0.231										2	1	1	1	1	1	1						
Inning Stats	R: 0 E: 0 K: 1 S: 6	H: 1 LOB: 1 BB: 0 P: 6	R: 0 E: 0 K: 1 S: 6	H: 1 LOB: 1 BB: 0 P: 6	R: 0 E: 0 K: 0 S: 3	H: 0 LOB: 0 BB: 0 P: 3	R: 0 E: 0 K: 0 S: 5	H: 2 LOB: 3 BB: 1 P: 9	R: 0 E: 0 K: 2 S: 7	H: 0 LOB: 0 BB: 0 P: 11	R: 0 E: 0 K: 0 S: 3	H: 0 LOB: 0 BB: 0 P: 3	R: 2 E: 0 K: 2 S: 10	H: 3 LOB: 1 BB: 0 P: 10	R: 0 E: 1 K: 0 S: 3	H: 0 LOB: 0 BB: 1 P: 7	R: 4 E: 0 K: 2 S: 12	H: 5 LOB: 2 BB: 0 P: 13	1B: 9 2B: 3 3B: 0 HR: 0	SF: 1 SAC: 0 DP: 1 HBP: 1	WP: 0 PB: 0 SB: 0 CS: 1	PA: 43
PITCHER	IP: 5.2 ERA: 3.18	WLS: 1 BF: 23	H: 4 R: 0 ER: 0 SO: 4	R: 0 ER: 0 SO: 4	BB: 2 IBB: 0 HBP: 0 BLK: 0	WP: 0 HR: 0 S: 29 P: 37	ERA: 0.00 WHIP: 1.059	PITCHER	IP: 0.2 ERA: 2.51	WLS: 0 BF: 2	H: 0 R: 0 ER: 0 SO: 1	R: 0 ER: 0 SO: 0	BB: 0 IBB: 0 HBP: 0 BLK: 0	WP: 0 HR: 0 S: 4 P: 4	ERA: 0.00 WHIP: 0.000							
41 Daniel Hudson, R (1,1) ERA: 3.18	IP: 5.2 WLS: 1 BF: 23	H: 4 R: 0 ER: 0 SO: 4	R: 0 ER: 0 SO: 4	BB: 2 IBB: 0 HBP: 0 BLK: 0	WP: 0 HR: 0 S: 29 P: 37	ERA: 0.00 WHIP: 1.059	32 Esmerling Vasquez, R (9,1) ERA: 2.51	IP: 0.2 WLS: 0 BF: 2	H: 0 R: 0 ER: 0 SO: 1	R: 0 ER: 0 SO: 0	BB: 0 IBB: 0 HBP: 0 BLK: 0	WP: 0 HR: 0 S: 4 P: 4	ERA: 0.00 WHIP: 0.000									
47 Joe Paterson, L (6,1) ERA: 5.59	0.1 H: 1	0 R: 0	0 ER: 0	0 SO: 0	0 BB: 0	0 IBB: 0	0 HBP: 0	0 BLK: 0	0 WP: 0	0 HR: 0	1 S: 10	1 P: 10	0.00 ERA: 0.000	0.000 WHIP: 3.000								
38 Sam Demel, R (7,1) ERA: 4.63	1.0 H: 3	6 R: 0	2 ER: 0	2 SO: 0	0 BB: 0	0 IBB: 0	0 HBP: 0	0 BLK: 0	0 WP: 0	10 HR: 3	1 S: 7	1 P: 7	0.00 ERA: 1.000	1000.000 WHIP: 108.000								
30 David Hernandez, R (8,1) ERA: 1.64	1.0 L: 7	3 H: 4	0 R: 4	0 ER: 4	0 SO: 1	0 BB: 0	0 IBB: 1	0 HBP: 0	0 BLK: 0	0 WP: 0	8 HR: 9	9 P: 9	108.00 ERA: 15.000	15.000 WHIP: 108.000								
58 Juan Gutierrez, R (9,1) ERA: 11.7	0.1 L: 7	5 H: 4	4 R: 4	1 ER: 4	1 SO: 1	0 BB: 0	0 IBB: 0	0 HBP: 0	0 BLK: 0	0 WP: 0	8 HR: 9	9 P: 9	108.00 ERA: 15.000	15.000 WHIP: 108.000								

AB	37
R	6
H	12
RBI	6
BB	3
SO	8
LOB	18



Batter	1	2	3	4	5	6	7	8	9	AB	R	H	RBI	BB	SO	LOB	BOTTOM
2 Kelly Johnson, L (1,4) OBP: 0.338, SLG: 0.471	G4-3									4	0	1	0	0	1	2	Texas Rangers @ Arizona Diamondbacks Salt River Fields at Talking Stick, Scottsdale, AZ Mon Mar 28 2011, 4:13 PM - 7:26 PM EDT Att: 12,412 - Sunny - 75 F
12 Henry Blanco, R (8,2) OBP: 0.262, SLG: 0.390										1	0	0	0	0	0	0	
24 Chris Young, R (1,8) OBP: 0.312, SLG: 0.569										4	0	1	1	0	2	1	
4 Mark Hallberg, R (8,4) OBP: 0.400, SLG: 0.250										1	0	1	0	0	0	0	
6 Stephen Drew, L (1,6) OBP: 0.352, SLG: 0.500										1	0	0	0	1	0	1	
13 Tony Abreu, S (6,6) OBP: 0.379, SLG: 0.519										2	0	0	0	1	2	1	
10 Justin Upton, R (1,9) OBP: 0.312, SLG: 0.423										4	0	0	0	0	0	4	
30 David Hernandez, R (8,1) OBP: 0.312, SLG: 0.423										0	0	0	0	0	0	0	
58 Juan Gutierrez, R (9,1) OBP: 0.312, SLG: 0.423										0	0	0	0	0	0	0	
31 Ryan LaPensee, R (9,7) OBP: 0.312, SLG: 0.423										1	0	0	0	0	0	1	
22 Xavier Nady, R (1,7) OBP: 0.250, SLG: 0.358										3	1	2	0	0	1	1	
18 Willie Bloomquist, R (8,8) OBP: 0.429, SLG: 0.477										0	1	0	0	1	0	0	
33 Russell Brannan, L (1,3) OBP: 0.492, SLG: 0.768										2	1	1	2	0	1	0	
8 Gerardo Parra, L (8,9) OBP: 0.368, SLG: 0.462										1	0	0	0	0	0	1	
4 Melvin Mora, R (1,5) OBP: 0.375, SLG: 0.372										3	0	1	0	0	0	2	
29 Brandon Allen, L (8,7) OBP: 0.283, SLG: 0.456										1	0	0	0	0	1	1	
26 Miguel Montero, L (1,2) OBP: 0.295, SLG: 0.316										2	0	0	0	1	0	0	
14 Ryan Roberts, R (8,5) OBP: 0.603, SLG: 0.660										1	0	1	1	0	0	0	
41 Daniel Hudson, R (1,1) ERA: 3.18	IP: 4.0 WLS: 3 BF: 17	H: 2 R: 2 ER: 2 SO: 3	R: 2 ER: 2 SO: 3	BB: 2 IBB: 0 HBP: 0 BLK: 0	WP: 1 HR: 1 S: 23 P: 33	ERA: 4.50 WHIP: 1.500	PITCHER	IP: 0.0 WLS: 0 BF: 0	H: 0 R: 0 ER: 0 SO: 0	R: 0 ER: 0 SO: 0	BB: 0 IBB: 0 HBP: 0 BLK: 0	WP: 0 HR: 0 S: 0 P: 0	ERA: 0.00 WHIP: 0.000				
54 Matt Harrison, L (1,1) ERA: 3.91	1.0 W: 9	3 H: 2	0 R: 1	0 ER: 1	2 SO: 3	0 BB: 1	0 IBB: 0	0 HBP: 0	0 BLK: 0	0 WP: 0	7 HR: 14	7 P: 18	0.00 ERA: 4.50	0.000 WHIP: 1.500			
55 Mason Tobin, R (5,1) ERA: 1.96	1.0 W: 9	3 H: 2	0 R: 1	0 ER: 1	2 SO: 3	0 BB: 1	0 IBB: 0	0 HBP: 0	0 BLK: 0	0 WP: 0	7 HR: 14	7 P: 18	0.00 ERA: 4.50	0.000 WHIP: 1.500			
56 Darren O'Day, R (6,1) ERA: 8.0	1.0 W: 9	5 H: 2	1 R: 1	0 ER: 1	1 SO: 0	0 BB: 0	0 IBB: 0	0 HBP: 0	0 BLK: 0	0 WP: 0	6 HR: 14	7 P: 18	0.00 ERA: 4.50	1.000 WHIP: 1.500			
30 Neftali Feliz, R (7,1) ERA: 2.12	1.0 W: 9	6 H: 2	2 R: 1	1 ER: 1	0 SO: 0	1 BB: 0	0 IBB: 0	0 HBP: 0	0 BLK: 0	0 WP: 0	5 HR: 14	9 P: 18	9.00 ERA: 4.50	3.000 WHIP: 1.500			
46 Pedro Strop, R (8,1) ERA: 2.45	2.0 W: 9	9 H: 2	1 R: 1	1 ER: 1	3 SO: 3	1 BB: 0	0 IBB: 0	0 HBP: 0	0 BLK: 0	0 WP: 0	14 HR: 18	18 P: 18	4.50 ERA: 4.50	1.500 WHIP: 1.500			

AB	35
R	4
H	9
RBI	4
BB	4
SO	9
LOB	18



Batter	1	2	3	4	5	6	7	8	9	AB	R	H	RBI	BB	SO	LOB	TOP										
18 Willie Bloomquist, R OBP: 0.400, SLG: 0.500										4	0	1	0	0	0	3											
2 Kelly Johnson, L OBP: 0.300, SLG: 0.333										4	0	0	0	0	1	3											
10 Justin Upton, R OBP: 0.300, SLG: 0.700										4	1	1	0	0	1	2											
24 Chris Young, R OBP: 0.300, SLG: 0.333										3	0	0	0	1	1	1											
14 Ryan Roberts, R OBP: 0.500, SLG: 0.500										4	0	2	1	0	0	0											
26 Miguel Montero, L OBP: 0.444, SLG: 0.889										4	0	1	0	0	1	3											
22 Xavier Nady, R 33 Russell Branyan, L (9, PH)										3	0	0	0	0	0	2											
8 Gerardo Parra, L OBP: 0.444, SLG: 0.429										2	0	0	0	2	1	3											
41 Daniel Hudson, R OBP: 0.500, SLG: 0.500										2	0	1	0	0	1	1											
45 Kam Mickolio, R 46 Juan Miranda, L 47 Joe Paterson, R 38 Sam Demel, R										0	0	0	0	0	0	0											
Inning Stats	R: 0 H: 1 E: 0 K: 1 S: 10	H: 1 LOB: 0 BB: 0 P: 15	R: 0 H: 1 E: 0 K: 0 S: 13	H: 1 LOB: 1 BB: 0 P: 18	R: 0 H: 1 E: 0 K: 1 S: 13	H: 1 LOB: 0 BB: 0 P: 20	R: 0 H: 0 E: 0 K: 2 S: 8	H: 0 LOB: 0 BB: 0 P: 13	R: 0 H: 0 E: 0 K: 1 S: 7	H: 0 LOB: 1 BB: 1 P: 15	R: 0 H: 0 E: 0 K: 0 S: 8	H: 0 LOB: 0 BB: 0 P: 13	R: 0 H: 1 E: 0 K: 0 S: 8	H: 0 LOB: 0 BB: 0 P: 12	R: 0 H: 0 E: 0 K: 1 S: 9	H: 0 LOB: 1 BB: 1 P: 18	R: 1 H: 2 E: 0 K: 1 S: 23	H: 2 LOB: 2 BB: 1 P: 32	1B: 6 2B: 0 3B: 0 HR: 0	SF: 0 SAC: 0 DP: 1 HBP: 0	WP: 0 PA: 35 PB: 0 SB: 3 CS: 0						
PITCHER	IP	WLS	BF	H	R	ER	SO	BB	IBB	HBP	BLK	WP	HR	S	P	ERA	WHIP										
29 Jorge De La Rosa, L ERA: 4.5	5.1	W	20	3	0	0	5	1	0	0	0	0	0	54	86	0.00	0.750										
34 Matt Belisle, R ERA: 4.5	1.2	H	5	1	0	0	0	0	0	0	0	0	0	13	20	0.00	0.600										
63 Rafael Betancourt, R ERA: 4.5	1.0	H	4	0	0	0	1	1	0	0	0	0	0	9	18	0.00	1.000										
16 Huston Street, R ERA: 4.5	1.0	S	6	2	1	1	1	1	0	0	0	0	0	23	32	9.00	3.000										

Arizona Diamondbacks @ Colorado Rockies
Coors Field, Denver, CO
Sat Apr 02 2011, 6:12 PM - 9:22 PM MDT
Att: 40,021 - Partly Cloudy - 79 F

AB 32
R 1
H 6
RBI 1
BB 3
SO 7
LOB 21



Batter	1	2	3	4	5	6	7	8	9	AB	R	H	RBI	BB	SO	LOB	BOTTOM										
24 Dexter Fowler, S OBP: 0.400, SLG: 0.375										3	0	1	1	1	1	1											
7 Seth Smith, L OBP: 0.400, SLG: 0.600										4	0	1	0	0	1	2											
5 Carlos González, L OBP: 0.500, SLG: 0.556										3	0	1	0	1	0	1											
2 Troy Tulowitzki, R										3	0	0	0	1	0	4											
17 Todd Helton, L OBP: 0.222, SLG: 0.250										4	0	0	0	0	0	2											
22 Jose Lopez, R OBP: 0.375, SLG: 0.750										3	1	1	0	0	0	0											
9 Ian Stewart, L										3	0	0	0	0	2	1											
20 Chris Iannetta, R OBP: 0.625, SLG: 0.833										3	2	2	1	0	1	0											
29 Jorge De La Rosa, L ERA: 4.5	6.0	L	25	6	3	3	3	2	0	0	0	0	0	0	0	0											
34 Matt Belisle, R ERA: 4.5	1.0		3	0	0	0	1	0	0	0	0	0	0	5	6	0.00	0.000										
47 Joe Paterson, L ERA: 4.5	0.1		2	1	0	0	0	0	0	0	0	0	0	2	3	0.00	3.000										
38 Sam Demel, R ERA: 4.5	0.2		2	0	0	0	0	1	0	0	0	0	0	3	8	0.00	1.500										
Inning Stats	R: 0 H: 1 E: 0 K: 0 S: 9	H: 0 LOB: 0 BB: 0 P: 16	R: 0 H: 0 E: 0 K: 0 S: 8	H: 0 LOB: 0 BB: 0 P: 10	R: 1 H: 2 E: 0 K: 2 S: 15	H: 2 LOB: 1 BB: 1 P: 27	R: 2 H: 3 E: 0 K: 2 S: 19	H: 3 LOB: 1 BB: 0 P: 28	R: 0 H: 0 E: 0 K: 0 S: 5	H: 0 LOB: 0 BB: 0 P: 10	R: 0 H: 0 E: 0 K: 1 S: 7	H: 0 LOB: 0 BB: 0 P: 10	R: 0 H: 0 E: 0 K: 1 S: 5	H: 0 LOB: 0 BB: 0 P: 6	R: 0 H: 1 E: 0 K: 0 S: 5	H: 1 LOB: 1 BB: 1 P: 11	R: 0 H: 1 E: 0 K: 0 S: 5	H: 1 LOB: 1 BB: 1 P: 11	1B: 4 2B: 3 3B: 0 HR: 0	SF: 0 SAC: 0 DP: 2 HBP: 0	WP: 0 PA: 32 PB: 1 SB: 0 CS: 0						
PITCHER	IP	WLS	BF	H	R	ER	SO	BB	IBB	HBP	BLK	WP	HR	S	P	ERA	WHIP										
41 Daniel Hudson, R ERA: 4.5	6.0		25	6	3	3	3	2	0	0	0	0	0	63	101	4.50	1.333										
45 Kam Mickolio, R ERA: 4.5	1.0		3	0	0	0	1	0	0	0	0	0	0	5	6	0.00	0.000										
47 Joe Paterson, L ERA: 4.5	0.1		2	1	0	0	0	0	0	0	0	0	0	2	3	0.00	3.000										
38 Sam Demel, R ERA: 4.5	0.2		2	0	0	0	0	1	0	0	0	0	0	3	8	0.00	1.500										

Arizona Diamondbacks @ Colorado Rockies
Coors Field, Denver, CO
Sat Apr 02 2011, 6:12 PM - 9:22 PM MDT
Att: 40,021 - Partly Cloudy - 79 F

AB 29
R 3
H 7
RBI 3
BB 3
SO 6
LOB 12




Batter	1	2	3	4	5	6	7	8	9	AB	R	H	RBI	BB	SO	LOB	TOP					
18 Willie Bloomquist, R OBP: 0.400, SLG: 0.556	G4-3		G6-3														4 0 1 2 1 1 1					
2 Kelly Johnson, L OBP: 0.211, SLG: 0.222	G3			G3													4 0 0 0 0 1 3					
10 Justin Upton, R OBP: 0.263, SLG: 0.444	G5-3			F9													4 0 1 0 0 1 1					
26 Miguel Montero, L OBP: 0.529, SLG: 0.733		G1-3															3 0 1 0 1 0 1					
24 Chris Young, R OBP: 0.222, SLG: 0.235		K			FC6-4												4 1 0 0 0 2 2					
46 Juan Miranda, L OBP: 0.500, SLG: 0.375		G5-3															3 1 1 0 1 0 0					
14 Ryan Roberts, R OBP: 0.417, SLG: 0.600																	3 3 1 1 1 1 1					
8 Gerardo Parra, L OBP: 0.313, SLG: 0.286																	3 0 1 1 0 0 0					
4 Melvin Mora, R OBP: 0.167, SLG: 0.167																	1 0 1 0 0 0 0					
54 Barry Enright, R 33 Russell Branyan, L 38 Sam Demel, R 47 Joe Paterson, R 58 Juan Gutierrez, R 30 David Hernandez, R 22 Xavier Nady, R																	2 0 0 0 0 0 0 1 0 0 0 0 0 1 0 1 0 0 1 0 0 1					
Inning Stats	R: 0 E: 0 K: 0 S: 6	H: 0 LOB: 0 BB: 0 P: 9	R: 0 E: 0 K: 1 S: 10	H: 0 LOB: 0 BB: 0 P: 16	R: 1 E: 0 K: 0 S: 7	H: 1 LOB: 0 BB: 0 P: 13	R: 0 E: 0 K: 0 S: 7	H: 1 LOB: 1 BB: 0 P: 11	R: 0 E: 0 K: 1 S: 9	H: 0 LOB: 0 BB: 0 P: 14	R: 0 E: 0 K: 2 S: 11	H: 0 LOB: 1 BB: 1 P: 22	R: 3 E: 0 K: 1 S: 16	H: 2 LOB: 2 BB: 3 P: 35	R: 0 E: 0 K: 1 S: 11	H: 1 LOB: 0 BB: 0 P: 15	R: 1 E: 0 K: 1 S: 12	H: 2 LOB: 1 BB: 0 P: 18	1B: 6 2B: 0 3B: 0 HR: 1	SF: 0 SAC: 0 DP: 1 HBP: 0	WP: 0 PB: 0 SB: 1 CS: 0	PA: 37
PITCHER	IP WLS BF H R ER SO BB IBB HBP BLK WP HR S P ERA WHIP																					
48 Andrew Cashner, R ERA: 1.69	5.1	1.0	19	2	1	1	2	1	0	0	0	0	0	0	1	43	72	1.69	0.562			
29 Jeff Samardzija, R ERA: 9.0	0.0	H	5	0	2	2	2	2	0	0	0	0	0	0	12	27	18.00	2.000				
62 Marcos Mateo, R ERA: 27.0	0.0		2	1	0	0	0	1	0	0	0	0	0	0	2	8						
40 James Russell, L ERA:	1.2	W	6	2	1	1	2	0	0	0	0	0	0	0	20	28	5.40	1.200				
45 Sean Marshall, L ERA: 3.89	1.0	S	5	2	1	1	1	0	0	0	0	0	0	0	12	18	9.00	2.000				

Arizona Diamondbacks @ Chicago Cubs
Wrigley Field, Chicago, IL
Tue Apr 05 2011, 1:23 PM - 4:39 PM CDT
Att: 27,039 - Partly Cloudy - 48 F

livebaseballscorecards.com

AB	33
R	5
H	7
RBI	5
BB	4
SO	7
LOB	13



Batter	1	2	3	4	5	6	7	8	9	AB	R	H	RBI	BB	SO	LOB	BOTTOM			
1 Kosuke Fukudome, L OBP: 0.467, SLG: 0.273				L7													3 0 1 0 2 1 1			
45 Sean Marshall, L																	0 0 0 0 0 0 0			
13 Starlin Castro, R OBP: 0.522, SLG: 0.762	L5																5 1 2 1 0 0 2			
24 Marion Byrd, R OBP: 0.273, SLG: 0.318																	4 1 3 1 0 1 0			
16 Aramis Ramirez, R OBP: 0.429, SLG: 0.389	F7																3 0 0 0 1 0 3			
21 Tyler Colvin, L OBP: 0.357, SLG: 0.455	K																3 1 1 3 1 1 2			
12 Alfonso Soriano, R OBP: 0.350, SLG: 0.611		G5-3															3 0 1 0 1 1 3			
15 Darwin Barney, R OBP: 0.308, SLG: 0.333																	3 1 1 0 0 0 2			
5 Reed Johnson, R																	0 0 0 0 0 0 0			
55 Koyie Hill, S																	3 1 0 0 1 0 1			
48 Andrew Cashner, R																	1 0 0 0 0 1 0			
29 Jeff Samardzija, R																	0 0 0 0 0 0 0			
62 Marcos Mateo, R																	0 0 0 0 0 0 0			
40 James Russell, L																	1 0 0 0 0 0 3			
28 Jeff Baker, R OBP: 0.333, SLG: 0.444																	2 1 1 0 0 0 0			
Inning Stats	R: 0 E: 0 K: 1 S: 12	H: 2 LOB: 2 BB: 0 P: 16	R: 2 E: 2 K: 0 S: 11	H: 2 LOB: 2 BB: 2 P: 22	R: 2 E: 0 K: 0 S: 10	H: 3 LOB: 0 BB: 0 P: 17	R: 0 E: 0 K: 1 S: 7	H: 0 LOB: 0 BB: 0 P: 9	R: 0 E: 0 K: 1 S: 8	H: 0 LOB: 0 BB: 0 P: 14	R: 0 E: 0 K: 0 S: 14	H: 0 LOB: 1 BB: 1 P: 22	R: 2 E: 0 K: 2 S: 17	H: 3 LOB: 3 BB: 2 P: 34	R: 0 E: 0 K: 1 S: 7	H: 0 LOB: 1 BB: 1 P: 15	1B: 7 2B: 2 3B: 0 HR: 1	SF: 0 SAC: 1 DP: 1 HBP: 0	WP: 0 PB: 0 SB: 0 CS: 0	PA: 38
PITCHER	IP WLS BF H R ER SO BB IBB HBP BLK WP HR S P ERA WHIP																			
54 Barry Enright, R ERA: 6.0	6.0	L	5	3	2	2	1	0	1	0	0	0	0	0	11	20	54.00	9.000		
38 Sam Demel, R ERA: 9.0	0.1		1	0	0	0	0	1	0	0	0	0	0	0	4					
47 Joe Paterson, L ERA:	0.0		0	0	0	0	0	0	0	0	0	0	0	0	6	10	0.00	0.000		
58 Juan Gutierrez, R ERA:	1.0		4	0	0	0	1	1	0	0	0	0	0	0	7	15	0.00	1.000		

Arizona Diamondbacks @ Chicago Cubs
Wrigley Field, Chicago, IL
Tue Apr 05 2011, 1:23 PM - 4:39 PM CDT
Att: 27,039 - Partly Cloudy - 48 F

livebaseballscorecards.com

AB	31
R	6
H	10
RBI	5
BB	6
SO	6
LOB	17



Batter	1	2	3	4	5	6	7	8	9	AB	R	H	RBI	BB	SO	LOB	TOP										
18 Willie Bloomquist, R OBP: 0.400, SLG: 0.522	G1-3		24 S E 1B		24 E 1B		L9		L9	5	2	2	1	0	0	2											
24 Chris Young, R OBP: 0.261, SLG: 0.409	G5-3		E7 1-H 3B		E2 2 2B		G4-3		B2	5	2	2	2	0	0	2											
2 Kelly Johnson, L OBP: 0.208, SLG: 0.261	K		K				F8		F7	5	0	1	1	0	2	2											
10 Justin Upton, R OBP: 0.217, SLG: 0.364		G5-3		G6-3	G6-3			K		4	0	0	0	0	1	1											
26 Miguel Montero, L OBP: 0.524, SLG: 0.842		K			G6-3			HR		4	1	2	1	0	1	1											
4 Melvin Mora, R OBP: 0.200, SLG: 0.200				F9			F9		G5-3	4	0	1	0	0	0	1											
46 Juan Miranda, L OBP: 0.357, SLG: 0.250		P4					G4-3		K	4	0	0	0	0	2	2											
8 Gerardo Parra, L OBP: 0.400, SLG: 0.444					18 1B 2B				E4 22 1B	4	1	3	0	0	0	0											
59 Armando Galarraga, R ERA: 6.59										3	0	0	0	0	2	2											
58 Juan Gutierrez, R ERA: 3.86										0	0	0	0	0	0	0											
22 Xavier Nady, R OBP: 0.200, SLG: 0.200										1	0	1	0	0	0	0											
40 J.J. Putz, R ERA: 6.75										0	0	0	0	0	0	0											
Inning Stats	R: 0 H: 0 E: 0 K: 1 S: 9	H: 0 LOB: 0 BB: 0 P: 11	R: 0 H: 1 E: 0 K: 1 S: 7	H: 1 LOB: 1 BB: 0 P: 9	R: 2 H: 3 E: 1 K: 2 S: 12	H: 3 LOB: 0 BB: 0 P: 15	R: 0 H: 1 E: 0 K: 1 S: 8	H: 1 LOB: 1 BB: 0 P: 13	R: 3 H: 4 E: 1 K: 1 S: 20	H: 4 LOB: 1 BB: 0 P: 26	R: 0 H: 1 E: 0 K: 0 S: 6	H: 1 LOB: 1 BB: 0 P: 8	R: 0 H: 0 E: 0 K: 0 S: 6	H: 0 LOB: 0 BB: 0 P: 12	R: 1 H: 1 E: 0 K: 2 S: 9	H: 1 LOB: 0 BB: 0 P: 9	R: 0 H: 1 E: 1 K: 0 S: 7	H: 1 LOB: 2 BB: 0 P: 14	1B: 7 2B: 3 3B: 1 HR: 1	SF: 0 SAC: 0 DP: 0 HBP: 0	WP: 0 PA: 39 PB: 0 SB: 1 CS: 0						
PITCHER	IP	WLS	BF	H	R	ER	SO	BB	IBB	HBP	BLK	WP	HR	S	P	ERA	WHIP										
46 Ryan Dempster, R	7.0	L	30	10	5	4	6	0	0	0	0	0	0	68	94	5.14	1.429										
43 John Grabow, L	1.0		6	2	1	1	2	0	0	0	0	0	1	11	13	9.00	2.000										
62 Marcos Mateo, R	1.0		3	0	0	0	0	0	0	0	0	0	0	5	10	0.00	0.000										

Arizona Diamondbacks @ Chicago Cubs
Wrigley Field, Chicago, IL
Wed Apr 06 2011, 1:22 PM - 3:47 PM CDT
Att: 32,272 - Cloudy - 48 F

AB	39
R	6
H	12
RBI	5
BB	0
SO	8
LOB	13



Batter	1	2	3	4	5	6	7	8	9	AB	R	H	RBI	BB	SO	LOB	BOTTOM										
1 Kosuke Fukudome, L OBP: 0.526, SLG: 0.357	L8									3	0	2	0	1	0	0											
13 Starlin Castro, R OBP: 0.444, SLG: 0.640	L8									4	1	0	0	0	1	4											
24 Marlon Byrd, R OBP: 0.308, SLG: 0.346	K									4	1	2	0	0	2	0											
16 Aramis Ramirez, R OBP: 0.440, SLG: 0.524		P4								3	1	1	2	1	0	0											
21 Tyler Colvin, L OBP: 0.278, SLG: 0.333										4	0	0	1	0	1	2											
12 Alfonso Soriano, R OBP: 0.333, SLG: 0.682										4	1	1	1	0	1	2											
18 Geovany Soto, R OBP: 0.250, SLG: 0.316										4	0	0	0	0	1	0											
9 Blake DeWitt, L OBP: 0.333, SLG: 0.400										3	0	0	0	1	0	0											
46 Ryan Dempster, R ERA: 5.14										1	0	0	0	0	0	0											
15 Darwin Barney, R OBP: 0.286, SLG: 0.308										0	0	0	0	0	0	0											
43 John Grabow, L ERA: 3.86										0	0	0	0	0	0	0											
62 Marcos Mateo, R ERA: 6.75										0	0	0	0	0	0	0											
28 Jeff Baker, R OBP: 0.300, SLG: 0.400										1	0	0	0	0	1	0											
Inning Stats	R: 0 H: 0 E: 0 K: 1 S: 6	H: 0 LOB: 0 BB: 0 P: 9	R: 0 H: 0 E: 0 K: 1 S: 9	H: 0 LOB: 0 BB: 0 P: 13	R: 0 H: 0 E: 0 K: 1 S: 12	H: 0 LOB: 2 BB: 2 P: 23	R: 2 H: 2 E: 0 K: 0 S: 11	H: 2 LOB: 0 BB: 0 P: 14	R: 0 H: 1 E: 0 K: 0 S: 7	H: 1 LOB: 1 BB: 0 P: 12	R: 0 H: 0 E: 0 K: 1 S: 7	H: 0 LOB: 0 BB: 0 P: 10	R: 1 H: 1 E: 0 K: 1 S: 8	H: 1 LOB: 0 BB: 0 P: 12	R: 1 H: 2 E: 0 K: 1 S: 13	H: 2 LOB: 2 BB: 1 P: 20	R: 0 H: 0 E: 0 K: 1 S: 8	H: 0 LOB: 0 BB: 0 P: 10	1B: 4 2B: 0 3B: 0 HR: 2	SF: 0 SAC: 1 DP: 0 HBP: 0	WP: 0 PA: 36 PB: 0 SB: 0 CS: 0						
PITCHER	IP	WLS	BF	H	R	ER	SO	BB	IBB	HBP	BLK	WP	HR	S	P	ERA	WHIP										
59 Armando Galarraga, R	7.0	W	28	5	4	4	5	2	0	0	0	0	0	12	19	0.00	2.000										
58 Juan Gutierrez, R	1.0	H	5	1	0	0	1	1	0	0	0	0	0	8	10	0.00	0.000										
40 J.J. Putz, R	1.0	S	3	0	0	0	1	0	0	0	0	0	0	8	10	0.00	0.000										

Arizona Diamondbacks @ Chicago Cubs
Wrigley Field, Chicago, IL
Wed Apr 06 2011, 1:22 PM - 3:47 PM CDT
Att: 32,272 - Cloudy - 48 F

AB	32
R	4
H	6
RBI	4
BB	3
SO	7
LOB	8



Batter	1	2	3	4	5	6	7	8	9	AB	R	H	RBI	BB	SO	LOB	TOP							
6 Drew Stubbs, R OBP: 0.324, SLG: 0.441										4	0	0	0	1	2	3								
4 Brandon Phillips, R OBP: 0.400, SLG: 0.500										4	1	1	0	0	1	1								
19 Joey Votto, L OBP: 0.514, SLG: 0.714										1	2	0	0	3	0	0								
27 Scott Rolen, R OBP: 0.267, SLG: 0.536										4	1	1	1	0	1	2								
31 Jonny Gomes, R OBP: 0.467, SLG: 0.389										3	1	1	2	1	1	0								
48 Francisco Cordero, R										0	0	0	0	0	0	0								
32 Jay Bruce, L OBP: 0.258, SLG: 0.276										3	0	0	1	0	2	1								
29 Ryan Hanigan, R OBP: 0.421, SLG: 0.706										4	1	1	1	0	2	0								
7 Paul Janish, R OBP: 0.462, SLG: 0.500										4	0	2	0	0	0	0								
61 Bronson Arroyo, R ERA: 3.46										2	0	0	0	0	0	1								
25 Juan Francisco, L ERA: 9.0										1	0	0	0	0	0	0								
28 Chris Heisey, R ERA: 6.75										1	0	1	1	0	0	0								
Inning Stats	R: 2 E: 0 K: 1 S: 13	H: 2 LOB: 1 BB: 2 P: 23	R: 0 E: 0 K: 1 S: 7	H: 0 LOB: 0 BB: 0 P: 9	R: 0 E: 0 K: 1 S: 9	H: 0 LOB: 1 BB: 1 P: 17	R: 0 E: 0 K: 1 S: 7	H: 0 LOB: 0 BB: 0 P: 9	R: 0 E: 0 K: 0 S: 9	H: 0 LOB: 0 BB: 0 P: 13	R: 0 E: 0 K: 3 S: 10	H: 0 LOB: 1 BB: 0 P: 13	R: 0 E: 0 K: 1 S: 11	H: 0 LOB: 1 BB: 1 P: 18	R: 4 E: 2 K: 1 S: 17	H: 4 LOB: 1 BB: 1 P: 32	1B: 6 2B: 3 3B: 0 HR: 0	SF: 1 SAC: 0 DP: 2 HBP: 0	WP: 0 PA: 38 PB: 0 SB: 0 CS: 1					
PITCHER	IP: 7.0 WLS: L BF: 25 ERA: 3.46	IP: 1.0 WLS: 0 BF: 4 ERA: 9.0	IP: 0.1 WLS: 0 BF: 5 ERA: 9.0	IP: 0.2 WLS: 3 BF: 2 ERA: 6.75	IP: 7.0 WLS: L BF: 25 ERA: 3.46	IP: 1.0 WLS: 0 BF: 4 ERA: 9.0	IP: 0.1 WLS: 0 BF: 5 ERA: 9.0	IP: 0.2 WLS: 3 BF: 2 ERA: 6.75	IP: 7.0 WLS: L BF: 25 ERA: 3.46	IP: 1.0 WLS: 0 BF: 4 ERA: 9.0	IP: 0.1 WLS: 0 BF: 5 ERA: 9.0	IP: 0.2 WLS: 3 BF: 2 ERA: 6.75	IP: 7.0 WLS: L BF: 25 ERA: 3.46	IP: 1.0 WLS: 0 BF: 4 ERA: 9.0	IP: 0.1 WLS: 0 BF: 5 ERA: 9.0	IP: 0.2 WLS: 3 BF: 2 ERA: 6.75	IP: 7.0 WLS: L BF: 25 ERA: 3.46	IP: 1.0 WLS: 0 BF: 4 ERA: 9.0	IP: 0.1 WLS: 0 BF: 5 ERA: 9.0	IP: 0.2 WLS: 3 BF: 2 ERA: 6.75	IP: 7.0 WLS: L BF: 25 ERA: 3.46	IP: 1.0 WLS: 0 BF: 4 ERA: 9.0	IP: 0.1 WLS: 0 BF: 5 ERA: 9.0	IP: 0.2 WLS: 3 BF: 2 ERA: 6.75

Cincinnati Reds @ Arizona Diamondbacks
Chase Field, Phoenix, AZ
Sat Apr 09 2011, 5:11 PM - 8:05 PM MST
Att: 20,729 - Roof Closed - 67 F

AB	31
R	6
H	7
RBI	6
BB	5
SO	10
LOB	8



Batter	1	2	3	4	5	6	7	8	9	AB	R	H	RBI	BB	SO	LOB	BOTTOM							
2 Kelly Johnson, L OBP: 0.219, SLG: 0.355										4	0	1	0	0	2	1								
6 Stephen Drew, L OBP: 0.400, SLG: 0.375										4	0	1	0	0	1	2								
10 Justin Upton, R OBP: 0.281, SLG: 0.467										4	0	1	0	0	0	2								
33 Russell Branyan, L OBP: 0.545, SLG: 0.556										4	0	2	0	0	2	2								
24 Chris Young, R OBP: 0.281, SLG: 0.484										4	1	1	0	0	1	4								
26 Miguel Montero, L OBP: 0.552, SLG: 0.846										4	0	1	0	0	1	2								
4 Melvin Mora, R OBP: 0.167, SLG: 0.176										4	0	1	1	0	1	2								
8 Gerardo Parra, L OBP: 0.333, SLG: 0.364										4	0	0	0	0	1	3								
41 Daniel Hudson, R ERA: 2.08										2	0	1	0	0	0	0								
14 Ryan Roberts, R ERA: 2.08										1	0	0	0	0	0	0								
30 David Hernandez, R ERA: 3.0										0	0	0	0	0	0	0								
58 Juan Gutierrez, R ERA: 9.0										0	0	0	0	0	0	0								
38 Sam Demel, R ERA: 6.75										0	0	0	0	0	0	0								
Inning Stats	R: 0 E: 0 K: 3 S: 15	H: 2 LOB: 2 BB: 0 P: 24	R: 0 E: 0 K: 2 S: 9	H: 0 LOB: 0 BB: 0 P: 15	R: 0 E: 0 K: 0 S: 7	H: 1 LOB: 1 BB: 0 P: 11	R: 0 E: 0 K: 0 S: 11	H: 2 LOB: 2 BB: 0 P: 15	R: 0 E: 0 K: 1 S: 12	H: 1 LOB: 1 BB: 0 P: 19	R: 0 E: 0 K: 2 S: 10	H: 0 LOB: 0 BB: 0 P: 17	R: 0 E: 0 K: 1 S: 9	H: 1 LOB: 1 BB: 0 P: 10	R: 0 E: 0 K: 0 S: 11	H: 0 LOB: 0 BB: 0 P: 16	1B: 8 2B: 1 3B: 0 HR: 0	SF: 0 SAC: 0 DP: 0 HBP: 0	WP: 0 PA: 36 PB: 0 SB: 3 CS: 0					
PITCHER	IP: 6.0 WLS: W BF: 26 ERA: 2.08	IP: 1.0 WLS: H BF: 3 ERA: 9.0	IP: 1.0 WLS: H BF: 4 ERA: 9.0	IP: 1.0 WLS: 3 BF: 2 ERA: 6.75	IP: 6.0 WLS: W BF: 26 ERA: 2.08	IP: 1.0 WLS: H BF: 3 ERA: 9.0	IP: 1.0 WLS: H BF: 4 ERA: 9.0	IP: 1.0 WLS: 3 BF: 2 ERA: 6.75	IP: 6.0 WLS: W BF: 26 ERA: 2.08	IP: 1.0 WLS: H BF: 3 ERA: 9.0	IP: 1.0 WLS: H BF: 4 ERA: 9.0	IP: 1.0 WLS: 3 BF: 2 ERA: 6.75	IP: 6.0 WLS: W BF: 26 ERA: 2.08	IP: 1.0 WLS: H BF: 3 ERA: 9.0	IP: 1.0 WLS: H BF: 4 ERA: 9.0	IP: 1.0 WLS: 3 BF: 2 ERA: 6.75	IP: 6.0 WLS: W BF: 26 ERA: 2.08	IP: 1.0 WLS: H BF: 3 ERA: 9.0	IP: 1.0 WLS: H BF: 4 ERA: 9.0	IP: 1.0 WLS: 3 BF: 2 ERA: 6.75	IP: 6.0 WLS: W BF: 26 ERA: 2.08	IP: 1.0 WLS: H BF: 3 ERA: 9.0	IP: 1.0 WLS: H BF: 4 ERA: 9.0	IP: 1.0 WLS: 3 BF: 2 ERA: 6.75

Cincinnati Reds @ Arizona Diamondbacks
Chase Field, Phoenix, AZ
Sat Apr 09 2011, 5:11 PM - 8:05 PM MST
Att: 20,729 - Roof Closed - 67 F

AB	36
R	1
H	9
RBI	1
BB	0
SO	9
LOB	18



Batter	1	2	3	4	5	6	7	8	9	AB	R	H	RBI	BB	SO	LOB	TOP			
6 Drew Stubbs, R OBP: 0.310, SLG: 0.395										4	1	0	0	1	2	3				
4 Brandon Phillips, R OBP: 0.425, SLG: 0.558										4	2	2	0	1	0	0				
19 Joey Votto, L OBP: 0.548, SLG: 0.727										5	1	4	1	0	0	0				
27 Scott Rolen, R OBP: 0.314, SLG: 0.581										3	3	2	1	1	0	1				
31 Jonny Gomes, R OBP: 0.486, SLG: 0.545										4	1	2	3	1	1	2				
16 Edgar Renteria, R OBP: 0.583, SLG: 0.700										3	0	2	1	0	1	0				
54 Aroldis Chapman, L										0	0	0	0	0	0	0				
40 Nick Masset, R										0	0	0	0	0	0	0				
25 Juan Francisco, L (9, PH)										1	0	0	0	0	1	2				
32 Jay Bruce, L										5	0	1	1	0	2	4				
55 Ramon Hernandez, R (1, 2)										3	0	0	0	1	0	1				
44 Mike Leake, R OBP: 0.200, SLG: 0.200										2	0	0	0	0	0	3				
62 Jordan Smith, R										0	0	0	0	0	0	0				
43 Miguel Cairo, R (6, PH)										1	0	0	0	0	0	0				
66 Logan Ondrusek, R (6, 1)										1	0	0	0	0	0	0				
7 Paul Janish, R (7, 6)										1	0	0	0	0	0	0				
Inning Stats	R: 3 H: 1 E: 0 K: 1 S: 18	H: 1 LOB: 1 BB: 3 P: 36	R: 1 H: 2 E: 0 K: 0 S: 11	H: 2 LOB: 2 BB: 1 P: 18	R: 1 H: 3 E: 0 K: 0 S: 14	H: 3 LOB: 3 BB: 1 P: 29	R: 0 H: 1 E: 0 K: 1 S: 11	H: 1 LOB: 1 BB: 0 P: 6	R: 0 H: 0 E: 0 K: 0 S: 7	H: 0 LOB: 0 BB: 0 P: 12	R: 2 H: 2 E: 0 K: 1 S: 10	H: 2 LOB: 0 BB: 0 P: 17	R: 0 H: 0 E: 0 K: 1 S: 7	H: 0 LOB: 0 BB: 0 P: 9	R: 1 H: 3 E: 0 K: 2 S: 17	H: 3 LOB: 2 BB: 0 P: 24	1B: 9 2B: 3 3B: 0 HR: 1	SF: 2 SAC: 0 DP: 1 HBP: 0	WP: 0 PB: 0 SB: 2 CS: 0	PA: 43
PITCHER	IP WLS BF H R ER SO BB IBB HBP BLK WP HR S P ERA WHIP																			
34 Joe Saunders, L (1, 1)	3.0	19	6	5	4	1	4	1	0	0	0	0	0	0	43	83	12.00	3.333		
45 Kam Mickolio, R (4, 1)	2.0	7	2	0	0	2	0	0	0	0	0	0	1	17	22	0.00	1.000			
44 Aaron Heilman, R (6, 1)	3.0	W 11	2	2	2	2	0	0	0	0	0	1	24	38	6.00	0.667				
40 J.J. Putz, R (9, 1)	1.0	S 6	3	1	1	2	0	0	0	0	0	0	17	24	9.00	3.000				

Cincinnati Reds @ Arizona Diamondbacks
Chase Field, Phoenix, AZ
Sun Apr 10 2011, 1:12 PM - 4:30 PM MST
Att: 19,728 - Sunny - 57 F

AB	36
R	8
H	13
RBI	7
BB	5
SO	7
LOB	16



Batter	1	2	3	4	5	6	7	8	9	AB	R	H	RBI	BB	SO	LOB	BOTTOM			
18 Willie Bloomquist, R OBP: 0.429, SLG: 0.545										5	2	3	0	0	0	1				
2 Kelly Johnson, L OBP: 0.243, SLG: 0.343										4	2	1	0	1	2	2				
10 Justin Upton, R OBP: 0.324, SLG: 0.471										4	1	2	0	1	0	2				
6 Stephen Drew, L OBP: 0.600, SLG: 0.667										4	2	4	3	1	0	0				
24 Chris Young, R (1, 8)										4	1	1	4	0	1	5				
46 Juan Miranda, L OBP: 0.333, SLG: 0.176										4	0	0	0	1	0	4				
14 Ryan Roberts, R OBP: 0.412, SLG: 0.714										3	1	1	3	1	1	0				
12 Henry Blanco, R (1, 2)										3	0	0	0	1	2	3				
34 Joe Saunders, L (1, 1)	4.2	26	9	6	6	4	2	0	0	0	0	0	0	0	0	1				
62 Jordan Smith, R (5, 1)	0.1	1	0	0	0	0	0	0	0	0	1	3	0.00	0.000						
66 Logan Ondrusek, R (6, 1)	1.0	3	1	0	0	1	0	0	0	0	12	18	0.00	1.000						
54 Aroldis Chapman, L (7, 1)	1.0	H 5	0	0	0	2	3	0	0	0	10	24	0.00	3.000						
40 Nick Masset, R (8, 1)	1.0	L 7	3	4	4	0	1	0	0	0	14	27	36.00	4.000						
Inning Stats	R: 0 H: 2 E: 0 K: 0 S: 13	H: 0 LOB: 0 BB: 0 P: 21	R: 0 H: 0 E: 1 K: 2 S: 10	H: 0 LOB: 0 BB: 0 P: 12	R: 1 H: 2 E: 1 K: 1 S: 9	H: 2 LOB: 1 BB: 1 P: 16	R: 0 H: 0 E: 0 K: 1 S: 9	H: 0 LOB: 0 BB: 0 P: 12	R: 5 H: 5 E: 0 K: 0 S: 16	H: 5 LOB: 1 BB: 1 P: 29	R: 0 H: 1 E: 0 K: 1 S: 12	H: 1 LOB: 0 BB: 0 P: 18	R: 0 H: 0 E: 0 K: 2 S: 10	H: 0 LOB: 2 BB: 3 P: 24	R: 4 H: 3 E: 0 K: 0 S: 14	H: 3 LOB: 0 BB: 1 P: 27	1B: 10 2B: 2 3B: 0 HR: 2	SF: 1 SAC: 0 DP: 1 HBP: 0	WP: 0 PB: 0 SB: 1 CS: 2	PA: 42
PITCHER	IP WLS BF H R ER SO BB IBB HBP BLK WP HR S P ERA WHIP																			
44 Mike Leake, R (1, 1)	4.2	26	9	6	6	4	2	0	0	0	0	0	0	0	0	1				
62 Jordan Smith, R (5, 1)	0.1	1	0	0	0	0	0	0	0	0	1	3	0.00	0.000						
66 Logan Ondrusek, R (6, 1)	1.0	3	1	0	0	1	0	0	0	0	12	18	0.00	1.000						
54 Aroldis Chapman, L (7, 1)	1.0	H 5	0	0	0	2	3	0	0	0	10	24	0.00	3.000						
40 Nick Masset, R (8, 1)	1.0	L 7	3	4	4	0	1	0	0	0	14	27	36.00	4.000						

Cincinnati Reds @ Arizona Diamondbacks
Chase Field, Phoenix, AZ
Sun Apr 10 2011, 1:12 PM - 4:30 PM MST
Att: 19,728 - Sunny - 57 F

AB	35
R	10
H	13
RBI	10
BB	6
SO	7
LOB	19



Batter	1	2	3	4	5	6	7	8	9	AB	R	H	RBI	BB	SO	LOB	TOP										
Ryan Theriot, R OBP: 0.341, SLG: 0.250										4	0	1	1	0	0	1											
28 Colby Rasmus, L OBP: 0.477, SLG: 0.500										5	0	2	0	0	2	2											
5 Albert Pujols, R OBP: 0.222, SLG: 0.225										5	0	1	0	0	1	5											
7 Matt Holliday, R OBP: 0.600, SLG: 0.727											4	2	1	0	0	1	1										
12 Lance Berkman, S OBP: 0.306, SLG: 0.485											5	2	2	3	0	1	2										
41 Mitchell Boggs, R											4	0	2	0	0	0	2										
23 David Freese, R OBP: 0.310, SLG: 0.464											4	0	2	0	0	0	2										
30 Jason Motte, R											5	1	1	1	0	1	3										
19 Jon Jay, L OBP: 0.467, SLG: 0.583											3	2	1	0	1	1	0										
55 Skip Schumaker, L OBP: 0.308, SLG: 0.351											3	0	2	2	0	0	0										
4 Yadier Molina, R OBP: 0.281, SLG: 0.250											0	0	0	0	0	0	0										
46 Kyle McClellan, R OBP: 0.400, SLG: 0.600											1	0	0	0	0	0	0										
22 Bryan Augenstein, R											0	0	0	0	0	0	0										
43 Trevor Miller, R											0	0	0	0	0	0	0										
33 Daniel Descalso, L OBP: 0.200, SLG: 0.287											1	0	0	0	0	0	0										
Inning Stats	R: 0 E: 0 K: 0 S: 4	H: 1 LOB: 0 BB: 0 P: 5	R: 0 E: 0 K: 2 S: 8	H: 1 LOB: 1 BB: 0 P: 13	R: 1 E: 0 K: 0 S: 7	H: 2 LOB: 0 BB: 0 P: 10	R: 3 E: 0 K: 0 S: 18	H: 5 LOB: 3 BB: 1 P: 33	R: 0 E: 1 K: 1 S: 7	H: 0 LOB: 1 BB: 0 P: 12	R: 0 E: 1 K: 1 S: 8	H: 0 LOB: 1 BB: 0 P: 10	R: 1 E: 0 K: 1 S: 12	H: 2 LOB: 1 BB: 0 P: 17	R: 0 E: 0 K: 1 S: 7	H: 0 LOB: 0 BB: 0 P: 12	R: 3 E: 0 K: 1 S: 12	H: 3 LOB: 0 BB: 0 P: 19	1B: 9 2B: 2 3B: 0 HR: 3	SF: 0 SAC: 1 DP: 1 HBP: 1	WP: 1 PB: 0 SB: 0 CS: 0	PA: 43					
PITCHER	IP	WLS	BF	H	R	ER	SO	BB	IBB	HBP	BLK	WP	HR	S	P	ERA	WHIP										
54 Barry Enright, R ERA: 6.0	6.0	L	29	9	4	4	4	0	1	1	0	1	0	52	85	6.00	1.500										
38 Sam Demel, R ERA: 5.73	2.0		8	2	1	1	2	0	0	0	0	0	1	19	29	4.50	1.000										
47 Joe Paterson, L ERA:	0.1		1	0	0	0	1	0	0	0	0	0	0	3	5	0.00	0.000										
58 Juan Gutierrez, R ERA: 14.73	0.2		5	3	3	3	0	0	0	0	0	0	2	9	14	40.50	4.500										

St. Louis Cardinals @ Arizona Diamondbacks
Chase Field, Phoenix, AZ
Mon Apr 11 2011, 6:41 PM - 9:35 PM MST
Att: 15,757 - Clear - 78 F

AB	40
R	8
H	14
RBI	8
BB	1
SO	7
LOB	16



Batter	1	2	3	4	5	6	7	8	9	AB	R	H	RBI	BB	SO	LOB	BOTTOM										
18 Willie Bloomquist, R OBP: 0.400, SLG: 0.500										5	0	1	0	0	1	1											
2 Kelly Johnson, L OBP: 0.282, SLG: 0.359										4	1	1	0	0	3	1											
10 Justin Upton, R OBP: 0.366, SLG: 0.514										3	0	2	0	1	0	1											
6 Stephen Drew, L OBP: 0.474, SLG: 0.500										4	0	0	1	0	0	5											
24 Chris Young, R OBP: 0.268, SLG: 0.538											4	1	1	0	0	0	1										
26 Miguel Montero, L OBP: 0.515, SLG: 0.759											3	0	0	0	1	0	1										
4 Melvin Mora, R OBP: 0.227, SLG: 0.238											4	0	2	1	0	1	1										
46 Juan Miranda, L OBP: 0.360, SLG: 0.200											3	0	1	0	1	1	1										
54 Barry Enright, R ERA: 2.25											1	0	0	0	1	0	2										
33 Russell Branyan, L ERA: 4.5											1	0	0	0	0	0	2										
38 Sam Demel, R ERA: 5.73											0	0	0	0	0	0	0										
47 Joe Paterson, R ERA: 3.86											0	0	0	0	0	0	0										
58 Juan Gutierrez, R ERA: 14.73											1	0	0	0	0	1	0										
Inning Stats	R: 0 E: 0 K: 0 S: 9	H: 2 LOB: 1 BB: 0 P: 15	R: 0 E: 0 K: 1 S: 9	H: 1 LOB: 1 BB: 0 P: 13	R: 0 E: 0 K: 1 S: 8	H: 1 LOB: 2 BB: 1 P: 15	R: 1 E: 0 K: 0 S: 11	H: 2 LOB: 1 BB: 1 P: 23	R: 0 E: 0 K: 1 S: 8	H: 0 LOB: 1 BB: 1 P: 16	R: 0 E: 0 K: 1 S: 8	H: 1 LOB: 2 BB: 1 P: 13	R: 1 E: 0 K: 0 S: 11	H: 1 LOB: 1 BB: 0 P: 17	R: 0 E: 0 K: 0 S: 5	H: 0 LOB: 0 BB: 0 P: 8	R: 0 E: 0 K: 3 S: 13	H: 0 LOB: 0 BB: 0 P: 17	1B: 5 2B: 3 3B: 0 HR: 0	SF: 0 SAC: 0 DP: 1 HBP: 1	WP: 0 PB: 0 SB: 0 CS: 0	PA: 38					
PITCHER	IP	WLS	BF	H	R	ER	SO	BB	IBB	HBP	BLK	WP	HR	S	P	ERA	WHIP										
46 Kyle McClellan, R ERA: 2.25	6.0	W	27	7	1	1	4	4	0	0	0	0	0	53	95	1.50	1.833										
22 Bryan Augenstein, R ERA: 4.5	0.1		3	1	1	1	0	0	0	0	0	0	0	7	12	27.00	3.000										
43 Trevor Miller, L ERA:	0.1	H	1	0	0	0	0	0	0	0	0	0	0	2	3	0.00	0.000										
30 Jason Motte, R ERA: 3.86	1.1	H	4	0	0	0	0	0	0	0	0	0	0	7	10	0.00	0.000										
41 Mitchell Boggs, R ERA: 3.0	1.0		3	0	0	0	3	0	0	0	0	0	0	13	17	0.00	0.000										

St. Louis Cardinals @ Arizona Diamondbacks
Chase Field, Phoenix, AZ
Mon Apr 11 2011, 6:41 PM - 9:35 PM MST
Att: 15,757 - Clear - 78 F

AB	33
R	2
H	8
RBI	2
BB	4
SO	7
LOB	16



Batter	1	2	3	4	5	6	7	8	9	AB	R	H	RBI	BB	SO	LOB	TOP				
Ryan Theriot, R OBP: 0.362, SLG: 0.310	G6-3	F9																			
28 Colby Rasmus, L OBP: 0.460, SLG: 0.548	K2-3		HR																		
5 Albert Pujols, R OBP: 0.260, SLG: 0.267			G5-3																		
7 Matt Holliday, R OBP: 0.500, SLG: 0.563	K		G6-3																		
12 Lance Berkman, S OBP: 0.341, SLG: 0.579																					
23 David Freese, R OBP: 0.353, SLG: 0.563			L6																		
55 Skip Schumaker, L OBP: 0.341, SLG: 0.375																					
4 Yadier Molina, R OBP: 0.243, SLG: 0.212	F7																				
29 Chris Carpenter, R 56 Brian Tallet, L 19 Jon Jay, L 22 Bryan Augenstein, R 30 Jason Motte, R 33 Daniel Descalso, L	K																				
Inning Stats	R: 0 E: 0 K: 2 S: 12	H: 1 LOB: 1 BB: 0 P: 18	R: 2 E: 0 K: 1 S: 16	H: 3 LOB: 1 BB: 0 P: 23	R: 1 E: 0 K: 0 S: 9	H: 2 LOB: 1 BB: 0 P: 18	R: 0 E: 0 K: 0 S: 7	H: 0 LOB: 0 BB: 0 P: 13	R: 2 E: 0 K: 0 S: 15	H: 3 LOB: 3 BB: 2 P: 27	R: 3 E: 0 K: 2 S: 31	H: 4 LOB: 2 BB: 0 P: 53	R: 0 E: 0 K: 2 S: 12	H: 0 LOB: 0 BB: 0 P: 9	R: 0 E: 0 K: 0 S: 8	H: 1 LOB: 1 BB: 0 P: 12	1B: 11 2B: 2 3B: 0 HR: 3	SF: 0 SAC: 0 DP: 0 HBP: 0	WP: 0 PB: 0 SB: 0 CS: 0	PA: 47	
PITCHER	IP WLS BF H R ER SO BB IBB HBP BLK WP HR S P ERA WHIP	IP WLS BF H R ER SO BB IBB HBP BLK WP HR S P ERA WHIP	IP WLS BF H R ER SO BB IBB HBP BLK WP HR S P ERA WHIP	IP WLS BF H R ER SO BB IBB HBP BLK WP HR S P ERA WHIP	IP WLS BF H R ER SO BB IBB HBP BLK WP HR S P ERA WHIP	IP WLS BF H R ER SO BB IBB HBP BLK WP HR S P ERA WHIP	IP WLS BF H R ER SO BB IBB HBP BLK WP HR S P ERA WHIP	IP WLS BF H R ER SO BB IBB HBP BLK WP HR S P ERA WHIP	IP WLS BF H R ER SO BB IBB HBP BLK WP HR S P ERA WHIP	IP WLS BF H R ER SO BB IBB HBP BLK WP HR S P ERA WHIP	IP WLS BF H R ER SO BB IBB HBP BLK WP HR S P ERA WHIP	IP WLS BF H R ER SO BB IBB HBP BLK WP HR S P ERA WHIP	IP WLS BF H R ER SO BB IBB HBP BLK WP HR S P ERA WHIP	IP WLS BF H R ER SO BB IBB HBP BLK WP HR S P ERA WHIP	IP WLS BF H R ER SO BB IBB HBP BLK WP HR S P ERA WHIP	IP WLS BF H R ER SO BB IBB HBP BLK WP HR S P ERA WHIP	IP WLS BF H R ER SO BB IBB HBP BLK WP HR S P ERA WHIP	IP WLS BF H R ER SO BB IBB HBP BLK WP HR S P ERA WHIP	IP WLS BF H R ER SO BB IBB HBP BLK WP HR S P ERA WHIP	IP WLS BF H R ER SO BB IBB HBP BLK WP HR S P ERA WHIP	IP WLS BF H R ER SO BB IBB HBP BLK WP HR S P ERA WHIP

St. Louis Cardinals @ Arizona Diamondbacks
Chase Field, Phoenix, AZ
Tue Apr 12 2011, 6:42 PM - 9:59 PM MST
Att: 16,649 - Clear - 81 F

AB	43
R	8
H	16
RBI	8
BB	4
SO	8
LOB	23



Batter	1	2	3	4	5	6	7	8	9	AB	R	H	RBI	BB	SO	LOB	BOTTOM				
18 Willie Bloomquist, R OBP: 0.378, SLG: 0.488	G6-3		F9																		
2 Kelly Johnson, L OBP: 0.277, SLG: 0.333	K		HBP																		
10 Justin Upton, R OBP: 0.391, SLG: 0.575																					
6 Stephen Drew, L OBP: 0.458, SLG: 0.524																					
24 Chris Young, R OBP: 0.326, SLG: 0.628																					
33 Russell Branyan, L OBP: 0.500, SLG: 0.533																					
26 Miguel Montero, L OBP: 0.526, SLG: 0.759	K																				
14 Ryan Roberts, R OBP: 0.435, SLG: 0.684																					
59 Armando Galarraga, R 4 Melvin Mora, R 45 Kani Mickolio, R 47 Joe Paterson, R 46 Juan Miranda, L 30 David Hernandez, R 8 Gerardo Parra, L 40 J.J. Putz, R																					
Inning Stats	R: 2 E: 0 K: 2 S: 13	H: 2 LOB: 2 BB: 2 P: 29	R: 3 E: 0 K: 1 S: 13	H: 2 LOB: 0 BB: 0 P: 22	R: 1 E: 0 K: 1 S: 11	H: 2 LOB: 2 BB: 1 P: 17	R: 2 E: 0 K: 0 S: 8	H: 2 LOB: 0 BB: 0 P: 15	R: 2 E: 0 K: 0 S: 12	H: 2 LOB: 3 BB: 2 P: 22	R: 4 E: 0 K: 1 S: 12	H: 3 LOB: 1 BB: 1 P: 20	R: 0 E: 0 K: 3 S: 12	H: 0 LOB: 1 BB: 1 P: 23	R: 0 E: 0 K: 0 S: 4	H: 1 LOB: 0 BB: 0 P: 6	1B: 6 2B: 5 3B: 0 HR: 3	SF: 1 SAC: 0 DP: 1 HBP: 1	WP: 1 PB: 0 SB: 0 CS: 0	PA: 45	
PITCHER	IP WLS BF H R ER SO BB IBB HBP BLK WP HR S P ERA WHIP	IP WLS BF H R ER SO BB IBB HBP BLK WP HR S P ERA WHIP	IP WLS BF H R ER SO BB IBB HBP BLK WP HR S P ERA WHIP	IP WLS BF H R ER SO BB IBB HBP BLK WP HR S P ERA WHIP	IP WLS BF H R ER SO BB IBB HBP BLK WP HR S P ERA WHIP	IP WLS BF H R ER SO BB IBB HBP BLK WP HR S P ERA WHIP	IP WLS BF H R ER SO BB IBB HBP BLK WP HR S P ERA WHIP	IP WLS BF H R ER SO BB IBB HBP BLK WP HR S P ERA WHIP	IP WLS BF H R ER SO BB IBB HBP BLK WP HR S P ERA WHIP	IP WLS BF H R ER SO BB IBB HBP BLK WP HR S P ERA WHIP	IP WLS BF H R ER SO BB IBB HBP BLK WP HR S P ERA WHIP	IP WLS BF H R ER SO BB IBB HBP BLK WP HR S P ERA WHIP	IP WLS BF H R ER SO BB IBB HBP BLK WP HR S P ERA WHIP	IP WLS BF H R ER SO BB IBB HBP BLK WP HR S P ERA WHIP	IP WLS BF H R ER SO BB IBB HBP BLK WP HR S P ERA WHIP	IP WLS BF H R ER SO BB IBB HBP BLK WP HR S P ERA WHIP	IP WLS BF H R ER SO BB IBB HBP BLK WP HR S P ERA WHIP	IP WLS BF H R ER SO BB IBB HBP BLK WP HR S P ERA WHIP	IP WLS BF H R ER SO BB IBB HBP BLK WP HR S P ERA WHIP	IP WLS BF H R ER SO BB IBB HBP BLK WP HR S P ERA WHIP	IP WLS BF H R ER SO BB IBB HBP BLK WP HR S P ERA WHIP

St. Louis Cardinals @ Arizona Diamondbacks
Chase Field, Phoenix, AZ
Tue Apr 12 2011, 6:42 PM - 9:59 PM MST
Att: 16,649 - Clear - 81 F

AB	36
R	13
H	14
RBI	13
BB	7
SO	8
LOB	14



Batter	1	2	3	4	5	6	7	8	9	AB	R	H	RBI	BB	SO	LOB	TOP					
33 Aaron Rowand, R OBP: 0.375, SLG: 0.564										4	2	3	0	1	0	1	San Francisco Giants @ Arizona Diamondbacks Chase Field, Phoenix, AZ Sat Apr 16 2011, 5:12 PM - 7:55 PM MST Att: 25,602 - Clear - 91 F					
21 Freddy Sanchez, R OBP: 0.390, SLG: 0.481										4	0	2	3	0	1	2						
17 Aubrey Huff, L OBP: 0.293, SLG: 0.302										4	0	1	0	0	1	4						
41 Jeremy Affeldt, L										0	0	0	0	0	0	0						
54 Sergio Romo, R										0	0	0	0	0	0	0						
38 Brian Wilson, R										0	0	0	0	0	0	0						
28 Buster Posey, R OBP: 0.393, SLG: 0.429										3	1	1	2	1	0	1						
10 Miguel Tejada, R OBP: 0.286, SLG: 0.396										4	0	0	0	0	0	2						
5 Pat Burrell, R OBP: 0.340, SLG: 0.513										3	0	2	0	0	0	0						
34 Darren Ford, R										1	0	0	0	0	1	0						
48 Pablo Sandoval, S OBP: 0.385, SLG: 0.551										4	0	1	0	0	0	2						
7 Mark DeRosa, R OBP: 0.467, SLG: 0.500										3	1	2	0	0	0	1						
12 Nate Schierholz, L OBP: 0.222, SLG: 0.333										1	0	0	0	0	0	0						
75 Barry Zito, L										0	0	0	0	0	0	0						
59 Guillermo Mota, R										2	0	0	0	0	0	1						
9 Brandon Belt, L OBP: 0.321, SLG: 0.304										1	1	1	0	1	0	0						
Inning Stats	R: 2 E: 0 K: 1 S: 14	H: 2 LOB: 0 BB: 0 P: 19	R: 0 E: 0 K: 0 S: 5	H: 1 LOB: 0 BB: 0 P: 9	R: 0 E: 0 K: 0 S: 5	H: 1 LOB: 0 BB: 0 P: 8	R: 0 E: 0 K: 0 S: 7	H: 1 LOB: 0 BB: 0 P: 13	R: 0 E: 0 K: 0 S: 7	H: 2 LOB: 1 BB: 0 P: 10	R: 1 E: 0 K: 1 S: 9	H: 2 LOB: 1 BB: 1 P: 19	R: 2 E: 0 K: 0 S: 13	H: 4 LOB: 2 BB: 1 P: 27	R: 0 E: 0 K: 1 S: 7	H: 0 LOB: 0 BB: 0 P: 9	R: 0 E: 0 K: 0 S: 10	H: 0 LOB: 1 BB: 1 P: 16	1B: 10 2B: 2 3B: 0 HR: 1	SF: 0 SAC: 0 DP: 5 HBP: 0	WP: 0 PB: 0 SB: 0 CS: 1	PA: 37
PITCHER	IP WLS BF ERA WHIP	H R ER SO	BB IBB HBP BLK	WP HR S P	ERA WHIP	PITCHER														IP WLS BF ERA WHIP		
34 Joe Saunders, L ERA: 6.32	6.2 L 28	12 5 5 2	2 0 0 0	0 0 2 3	6.75 2.100																	
38 Sam Demel, R ERA: 4.75	0.0 1 1 0	0 0 0 0	0 0 0 0	0 0 2 5	0.00 0.000																	
47 Joe Paterson, L ERA: 8.1	1.0 3 0 0	0 0 0 1	0 0 0 0	0 0 7 9	0.00 0.000																	
58 Juan Gutierrez, R ERA: 8.1	1.0 4 0 0	0 0 0 0	1 0 0 0	0 0 10 16	0.00 1.000																	
18 Willie Bloomquist, R OBP: 0.333, SLG: 0.431											4	0	0	0	1	2	San Francisco Giants @ Arizona Diamondbacks Chase Field, Phoenix, AZ Sat Apr 16 2011, 5:12 PM - 7:55 PM MST Att: 25,602 - Clear - 91 F					
14 Ryan Roberts, R OBP: 0.433, SLG: 0.615										4	0	1	0	0	0	0						
10 Justin Upton, R OBP: 0.373, SLG: 0.519										4	0	0	0	0	2	1						
6 Stephen Drew, L OBP: 0.389, SLG: 0.438										4	0	0	0	0	1	0						
24 Chris Young, R OBP: 0.288, SLG: 0.536										4	1	1	0	0	2	0						
22 Xavier Nady, R OBP: 0.426, SLG: 0.500										2	1	1	0	1	1	0						
26 Miguel Montero, L OBP: 0.500, SLG: 0.707										3	1	1	2	0	0	1						
4 Melvin Mora, R OBP: 0.294, SLG: 0.323										3	0	2	1	0	0	0						
34 Joe Saunders, L ERA: 6.23	1.2 W 14	3 1 1 4	0 0 0 0	0 0 33 51	2.08 0.692																	
59 Guillermo Mota, R ERA: 2.19	4.1 H 4	0 0 0 1	0 0 0 0	0 0 6 8	0.00 0.000																	
41 Jeremy Affeldt, L ERA: 3.0	1.1 S 3	0 0 0 1	0 0 0 0	0 0 8 14	0.00 0.000																	
54 Sergio Romo, R ERA: 9.64	1.0 S 3	0 0 0 1	0 0 0 0	0 0 8 14	0.00 0.000																	
Inning Stats	R: 0 E: 0 K: 0 S: 7	H: 0 LOB: 0 BB: 0 P: 11	R: 2 E: 1 K: 0 S: 12	H: 3 LOB: 2 BB: 1 P: 22	R: 0 E: 0 K: 1 S: 7	H: 1 LOB: 0 BB: 0 P: 10	R: 1 E: 0 K: 1 S: 9	H: 2 LOB: 1 BB: 0 P: 16	R: 0 E: 0 K: 0 S: 6	H: 0 LOB: 0 BB: 0 P: 9	R: 0 E: 0 K: 2 S: 10	H: 0 LOB: 0 BB: 0 P: 13	R: 0 E: 0 K: 1 S: 8	H: 0 LOB: 0 BB: 0 P: 13	R: 0 E: 0 K: 1 S: 7	H: 0 LOB: 0 BB: 0 P: 10	R: 0 E: 0 K: 1 S: 8	H: 0 LOB: 0 BB: 0 P: 14	1B: 3 2B: 4 3B: 0 HR: 0	SF: 0 SAC: 0 DP: 1 HBP: 0	WP: 0 PB: 0 SB: 0 CS: 1	PA: 32
PITCHER	IP WLS BF ERA WHIP	H R ER SO	BB IBB HBP BLK	WP HR S P	ERA WHIP	PITCHER														IP WLS BF ERA WHIP		
75 Barry Zito, L ERA: 6.23	1.2 W 14	3 1 1 4	0 0 0 0	0 0 33 51	2.08 0.692																	
59 Guillermo Mota, R ERA: 2.19	4.1 H 4	0 0 0 1	0 0 0 0	0 0 6 8	0.00 0.000																	
41 Jeremy Affeldt, L ERA: 3.0	1.1 S 3	0 0 0 1	0 0 0 0	0 0 8 14	0.00 0.000																	
54 Sergio Romo, R ERA: 9.64	1.0 S 3	0 0 0 1	0 0 0 0	0 0 8 14	0.00 0.000																	

Batter	1	2	3	4	5	6	7	8	9	10	11	12	AB	R	H	RBI	BB	SO	LOB	TOP				
33 Aaron Rowand, R OBP: 0.378, SLG: 0.568 (1.8)	L5			F8		2B 1B SF9				K2-3			5	1	2	0	0	1	0					
21 Freddy Sanchez, R OBP: 0.375, SLG: 0.456 45 Dan Runzler, L 7 Mark DeRosa, R OBP: 0.467, SLG: 0.500 (1.4)	F9			L8		2B 28 WP 28 HR		K		F9			5	1	1	0	0	1	1					
17 Aubrey Huff, L OBP: 0.290, SLG: 0.357 34 Darren Ford, R (1.9)	F7					SF9		L6					3	1	1	2	0	0	0					
28 Buster Posey, R OBP: 0.377, SLG: 0.463 (1.2)		P3				HR					B2-3													
48 Pablo Sandoval, S OBP: 0.386, SLG: 0.585 (1.5)		F8				HR					G4-3		5	1	1	2	0	1	0					
5 Pat Burrell, R OBP: 0.330, SLG: 0.476 12 Nate Schierholz, L OBP: 0.200, SLG: 0.300 (1.7)																								
9 Brandon Belt, L OBP: 0.310, SLG: 0.280 49 Javier López, L (1.3)																								
10 Miguel Tejada, R OBP: 0.262, SLG: 0.362 (1.6)																								
40 Madison Bumgarner, R 42 Adam Eaton, R 41 Jeremy Affeldt, L 54 Sergio Romo, R 14 Mike Fontenot, L (1.1)																								
Inning Stats	R: 0 E: 0 K: 7	H: 0 LOB: 0 BB: 12	R: 0 E: 0 K: 8	H: 0 LOB: 0 BB: 10	R: 0 E: 0 K: 6	H: 0 LOB: 0 BB: 9	R: 1 E: 0 K: 13	H: 1 LOB: 0 BB: 19	R: 0 E: 0 K: 16	H: 0 LOB: 2 BB: 28	R: 4 E: 0 K: 16	H: 4 LOB: 0 BB: 24	R: 0 E: 0 K: 11	H: 0 LOB: 0 BB: 9	R: 0 E: 0 K: 7	H: 0 LOB: 0 BB: 11	R: 0 E: 0 K: 10	H: 0 LOB: 0 BB: 13	R: 0 E: 0 K: 12	H: 0 LOB: 0 BB: 17	1B: 2 2B: 1 3B: 0 HR: 3	SF: 1 SAC: 0 DP: 0 HBP: 0	WP: 1 PB: 0 SB: 0 CS: 0	PA: 44
PITCHER	IP WLS BF H R ER SO BB IBB HBP BLK WP HR S P ERA WHIP	54 Barry Enright, R ERA: 5.23 32 Esmerling Vasquez, R ERA: 2.25 58 Juan Gutierrez, R ERA: 7.04 30 David Hernandez, R 40 J.J. Putz, R ERA: 1.5	55 Josh Collmenter, R ERA: 1.8	IP WLS BF H R ER SO BB IBB HBP BLK WP HR S P ERA WHIP	2.0 0 6 0 0 0 2 0 0 0 0 0 14 20 0.00 0.000																			

San Francisco Giants @ Arizona Diamondbacks
Chase Field, Phoenix, AZ
Sun Apr 17 2011, 1:10 PM - 4:58 PM MST
Att. 26,227 - Roof Closed - 74 F

AB 41
R 5
H 6
RBI 5
BB 2
SO 14
LOB 6



Batter	1	2	3	4	5	6	7	8	9	10	11	12	AB	R	H	RBI	BB	SO	LOB	BOTTOM								
18 Willie Bloomquist, R OBP: 0.333, SLG: 0.421 (1.7)	G5-3			G4-3									6	1	2	0	0	0	1									
2 Kelly Johnson, L OBP: 0.238, SLG: 0.263 (1.4)	L3												6	1	1	0	0	1	1									
10 Justin Upton, R OBP: 0.406, SLG: 0.571 (1.9)	BB												4	3	2	1	2	1	1									
24 Chris Young, R OBP: 0.292, SLG: 0.517 (1.8)													4	0	1	1	1	1	0									
6 Stephen Drew, L OBP: 0.381, SLG: 0.474 (1.6)	P6												6	0	2	3	0	0	2									
22 Xavier Nady, R OBP: 0.368, SLG: 0.375 55 Josh Collmenter, R (1.3)		G6-3											4	1	0	0	1	1	2									
26 Miguel Montero, L OBP: 0.472, SLG: 0.652 (1.2)		F7											5	0	1	0	0	0	1									
14 Ryan Roberts, R OBP: 0.429, SLG: 0.581 (1.5)													5	0	2	1	0	0	0									
54 Barry Enright, R 32 Esmerling Vasquez, R 58 Juan Gutierrez, R 4 Melvin Mora, R 30 David Hernandez, R 46 Juan Miranda, L 40 J.J. Putz, R 33 Russell Branyan, L (1.1)													1	0	0	0	0	0	0									
Inning Stats	R: 0 E: 0 K: 18	H: 1 LOB: 2 BB: 32	R: 0 E: 0 K: 8	H: 0 LOB: 0 BB: 10	R: 3 E: 0 K: 11	H: 4 LOB: 1 BB: 16	R: 0 E: 0 K: 7	H: 1 LOB: 0 BB: 10	R: 1 E: 0 K: 10	H: 1 LOB: 0 BB: 13	R: 0 E: 0 K: 13	H: 0 LOB: 0 BB: 6	R: 0 E: 0 K: 11	H: 1 LOB: 1 BB: 16	R: 1 E: 0 K: 15	H: 2 LOB: 2 BB: 28	R: 0 E: 0 K: 16	H: 0 LOB: 0 BB: 9	R: 0 E: 0 K: 8	H: 0 LOB: 0 BB: 11	R: 0 E: 0 K: 6	H: 0 LOB: 0 BB: 10	R: 1 E: 0 K: 7	H: 1 LOB: 2 BB: 2	1B: 9 2B: 0 3B: 1 HR: 1	SF: 1 SAC: 1 DP: 0 HBP: 0	WP: 1 PB: 0 SB: 1 CS: 0	PA: 50
PITCHER	IP WLS BF H R ER SO BB IBB HBP BLK WP HR S P ERA WHIP	40 Madison Bumgarner, L ERA: 3.36 52 Ramon E Ramirez, R ERA: 1.8 41 Jeremy Affeldt, L ERA: 2.84 54 Sergio Romo, R ERA: 1.8 45 Dan Runzler, L ERA: 5.87	49 Javier López, L ERA: 1.8	IP WLS BF H R ER SO BB IBB HBP BLK WP HR S P ERA WHIP	0.0 0 1 1 0 0 0 0 0 0 0 0 0 0 9 10 0.00 0.857																							

San Francisco Giants @ Arizona Diamondbacks
Chase Field, Phoenix, AZ
Sun Apr 17 2011, 1:10 PM - 4:58 PM MST
Att. 26,227 - Roof Closed - 74 F

AB 44
R 6
H 11
RBI 6
BB 4
SO 5
LOB 10



Batter	1	2	3	4	5	6	7	8	9	AB	R	H	RBI	BB	SO	LOB	TOP							
2 Kelly Johnson, L (1,4) OBP: 0.250, SLG: 0.323										5	2	1	0	2	0		Arizona Diamondbacks @ Cincinnati Reds Great American Ball Park, Cincinnati, OH Tue Apr 19 2011, 7:12 PM - 10:15 PM EDT Att: 12,994 - Cloudy - 74 F							
14 Ryan Roberts, R (1,5) OBP: 0.452, SLG: 0.765										3	2	2	3	1	0	0								
10 Justin Upton, R (1,9) OBP: 0.391, SLG: 0.583										4	0	1	0	0	1	1								
6 Stephen Drew, L (1,6) OBP: 0.370, SLG: 0.452										4	0	1	0	0	1	2								
24 Chris Young, R (1,8) OBP: 0.290, SLG: 0.547										4	1	1	1	0	1	1								
26 Miguel Montero, L (1,2) OBP: 0.456, SLG: 0.620										4	0	1	0	0	1	1								
8 Gerardo Parra, L (1,7) OBP: 0.286, SLG: 0.303										4	0	0	0	0	1	2								
46 Juan Miranda, L (1,3) OBP: 0.375, SLG: 0.407										4	0	2	0	0	0	1								
59 Armando Galarraga, R (1,1)										3	0	0	0	0	1	2								
32 Esmerling Vasquez, R (7,1)										0	0	0	0	0	0	0								
30 David Hernandez, R (8,1)										0	0	0	0	0	0	0								
33 Russell Branyan, L (9,PH)										1	0	0	0	0	0	0								
40 J.J. Putz, R (9,1)										0	0	0	0	0	0	0								
Inning Stats	R: 1 H: 1 E: 0 K: 2 S: 11	H: 1 LOB: 0 BB: 0 P: 18	R: 0 H: 1 E: 0 K: 0 S: 8	H: 1 LOB: 1 BB: 0 P: 16	R: 1 H: 1 E: 0 K: 0 S: 7	H: 1 LOB: 0 BB: 0 P: 9	R: 0 H: 1 E: 0 K: 0 S: 13	H: 1 LOB: 1 BB: 0 P: 21	R: 2 H: 4 E: 0 K: 3 S: 9	H: 2 LOB: 1 BB: 0 P: 15	R: 1 H: 2 E: 0 K: 3 S: 14	H: 2 LOB: 1 BB: 0 P: 22	R: 0 H: 0 E: 0 K: 1 S: 8	H: 0 LOB: 1 BB: 1 P: 18	R: 0 H: 0 E: 0 K: 1 S: 8	H: 0 LOB: 0 BB: 0 P: 14	R: 0 H: 0 E: 0 K: 1 S: 8	H: 0 LOB: 0 BB: 0 P: 10	1B: 4 2B: 1 3B: 1 HR: 4	SF: 0 SAC: 0 DP: 0 HBP: 0	WP: 0 PB: 0 CS: 1	PA: 37		
PITCHER	IP WLS BF H R ER SO BB IBB HBP BLK WP HR S P ERA WHIP	IP WLS BF H R ER SO BB IBB HBP BLK WP HR S P ERA WHIP	IP WLS BF H R ER SO BB IBB HBP BLK WP HR S P ERA WHIP	IP WLS BF H R ER SO BB IBB HBP BLK WP HR S P ERA WHIP	IP WLS BF H R ER SO BB IBB HBP BLK WP HR S P ERA WHIP	IP WLS BF H R ER SO BB IBB HBP BLK WP HR S P ERA WHIP	IP WLS BF H R ER SO BB IBB HBP BLK WP HR S P ERA WHIP	IP WLS BF H R ER SO BB IBB HBP BLK WP HR S P ERA WHIP	IP WLS BF H R ER SO BB IBB HBP BLK WP HR S P ERA WHIP	IP WLS BF H R ER SO BB IBB HBP BLK WP HR S P ERA WHIP	IP WLS BF H R ER SO BB IBB HBP BLK WP HR S P ERA WHIP	IP WLS BF H R ER SO BB IBB HBP BLK WP HR S P ERA WHIP	IP WLS BF H R ER SO BB IBB HBP BLK WP HR S P ERA WHIP	IP WLS BF H R ER SO BB IBB HBP BLK WP HR S P ERA WHIP	IP WLS BF H R ER SO BB IBB HBP BLK WP HR S P ERA WHIP	IP WLS BF H R ER SO BB IBB HBP BLK WP HR S P ERA WHIP	IP WLS BF H R ER SO BB IBB HBP BLK WP HR S P ERA WHIP	IP WLS BF H R ER SO BB IBB HBP BLK WP HR S P ERA WHIP	IP WLS BF H R ER SO BB IBB HBP BLK WP HR S P ERA WHIP	IP WLS BF H R ER SO BB IBB HBP BLK WP HR S P ERA WHIP	IP WLS BF H R ER SO BB IBB HBP BLK WP HR S P ERA WHIP	IP WLS BF H R ER SO BB IBB HBP BLK WP HR S P ERA WHIP	IP WLS BF H R ER SO BB IBB HBP BLK WP HR S P ERA WHIP	IP WLS BF H R ER SO BB IBB HBP BLK WP HR S P ERA WHIP

Batter	1	2	3	4	5	6	7	8	9	AB	R	H	RBI	BB	SO	LOB	BOTTOM							
6 Drew Stubbs, R (1,8) OBP: 0.347, SLG: 0.515										2	2	1	1	2	0	0	Arizona Diamondbacks @ Cincinnati Reds Great American Ball Park, Cincinnati, OH Tue Apr 19 2011, 7:12 PM - 10:15 PM EDT Att: 12,994 - Cloudy - 74 F							
4 Brandon Phillips, R (1,4) OBP: 0.414, SLG: 0.451										4	1	2	1	0	0	1								
19 Joey Volto, L (1,3) OBP: 0.520, SLG: 0.610										3	0	0	0	0	1	2								
27 Scott Rolen, R (1,5) OBP: 0.262, SLG: 0.446										4	0	1	1	0	0	2								
32 Jay Bruce, L (1,9) OBP: 0.292, SLG: 0.383										4	0	0	0	0	2	2								
31 Jonny Gomes, R (1,7) OBP: 0.414, SLG: 0.642										3	1	1	0	0	2	1								
29 Ryan Hanigan, R (1,2) OBP: 0.297, SLG: 0.424										2	0	0	0	1	0	0								
7 Paul Janish, R (1,6) OBP: 0.315, SLG: 0.327										3	0	0	1	0	0	1								
63 Sam LeCure, R (1,1)										2	0	0	0	0	2	1								
45 Bill Bray, L (6,1)										0	0	0	0	0	0	0								
26 Jeremy Hermida, L (7,PH)										1	0	0	0	0	1	0								
66 Logan Ondrusek, R (8,1)										0	0	0	0	0	0	0								
28 Chris Halsey, R (9,PH) OBP: 0.393, SLG: 0.583										1	0	0	0	0	1	1								
Inning Stats	R: 0 H: 0 E: 0 K: 0 S: 9	H: 0 LOB: 1 BB: 0 P: 17	R: 1 H: 1 E: 0 K: 2 S: 16	H: 1 LOB: 1 BB: 1 P: 26	R: 2 H: 3 E: 0 K: 1 S: 20	H: 3 LOB: 1 BB: 0 P: 28	R: 0 H: 0 E: 0 K: 1 S: 8	H: 0 LOB: 0 BB: 0 P: 10	R: 0 H: 0 E: 0 K: 2 S: 8	H: 0 LOB: 0 BB: 0 P: 12	R: 0 H: 0 E: 0 K: 1 S: 9	H: 0 LOB: 0 BB: 0 P: 12	R: 1 H: 1 E: 0 K: 1 S: 13	H: 1 LOB: 1 BB: 1 P: 21	R: 0 H: 0 E: 0 K: 1 S: 12	H: 0 LOB: 1 BB: 0 P: 18	1B: 1 2B: 3 3B: 0 HR: 1	SF: 1 SAC: 1 DP: 1 HBP: 2	WP: 0 PB: 0 CS: 0	PA: 36				
PITCHER	IP WLS BF H R ER SO BB IBB HBP BLK WP HR S P ERA WHIP	IP WLS BF H R ER SO BB IBB HBP BLK WP HR S P ERA WHIP	IP WLS BF H R ER SO BB IBB HBP BLK WP HR S P ERA WHIP	IP WLS BF H R ER SO BB IBB HBP BLK WP HR S P ERA WHIP	IP WLS BF H R ER SO BB IBB HBP BLK WP HR S P ERA WHIP	IP WLS BF H R ER SO BB IBB HBP BLK WP HR S P ERA WHIP	IP WLS BF H R ER SO BB IBB HBP BLK WP HR S P ERA WHIP	IP WLS BF H R ER SO BB IBB HBP BLK WP HR S P ERA WHIP	IP WLS BF H R ER SO BB IBB HBP BLK WP HR S P ERA WHIP	IP WLS BF H R ER SO BB IBB HBP BLK WP HR S P ERA WHIP	IP WLS BF H R ER SO BB IBB HBP BLK WP HR S P ERA WHIP	IP WLS BF H R ER SO BB IBB HBP BLK WP HR S P ERA WHIP	IP WLS BF H R ER SO BB IBB HBP BLK WP HR S P ERA WHIP	IP WLS BF H R ER SO BB IBB HBP BLK WP HR S P ERA WHIP	IP WLS BF H R ER SO BB IBB HBP BLK WP HR S P ERA WHIP	IP WLS BF H R ER SO BB IBB HBP BLK WP HR S P ERA WHIP	IP WLS BF H R ER SO BB IBB HBP BLK WP HR S P ERA WHIP	IP WLS BF H R ER SO BB IBB HBP BLK WP HR S P ERA WHIP	IP WLS BF H R ER SO BB IBB HBP BLK WP HR S P ERA WHIP	IP WLS BF H R ER SO BB IBB HBP BLK WP HR S P ERA WHIP	IP WLS BF H R ER SO BB IBB HBP BLK WP HR S P ERA WHIP	IP WLS BF H R ER SO BB IBB HBP BLK WP HR S P ERA WHIP	IP WLS BF H R ER SO BB IBB HBP BLK WP HR S P ERA WHIP	IP WLS BF H R ER SO BB IBB HBP BLK WP HR S P ERA WHIP



Batter	1	2	3	4	5	6	7	8	9	AB	R	H	RBI	BB	SO	LOB	TOP
2 Kelly Johnson, L (1,4) OBP: 0.283, SLG: 0.377	1-1 F9	4-0 BB			0-1 HR			1-3 K		3	1	1	1	1	1	0	Arizona Diamondbacks @ Cincinnati Reds Great American Ball Park, Cincinnati, OH Thu Apr 21 2011, 12:36 PM - 3:13 PM EDT Att: 17,319 - Partly Cloudy - 51 F
14 Ryan Roberts, R (1,5) OBP: 0.447, SLG: 0.732	1-1 6 1B	2-1 G6-3			2-2 F9			1-0 G6-3		4	1	1	0	0	0	2	
10 Justin Upton, R (1,9) OBP: 0.351, SLG: 0.522	2-0 P5				2-3 K			0-2 F9		4	0	0	0	0	1	1	
6 Stephen Drew, L (1,6) OBP: 0.389, SLG: 0.540	2-2 2H 1B				3-3 K			3-1 HR		4	1	2	2	0	1	0	
24 Chris Young, R (1,8) OBP: 0.260, SLG: 0.486	1-3 K				1-1 F9			1-3 K		4	0	0	0	0	2	1	
46 Juan Miranda, L (1,3) OBP: 0.361, SLG: 0.367		4-2 8 41 SH4-1 BB			1-2 G4-3			1-3 K		3	1	0	0	1	2	0	
8 Gerardo Parra, L (1,7) OBP: 0.308, SLG: 0.324		0-1 41 SH4-1 1B			0-1 G4-3			0-1 K		4	0	2	0	0	1	0	
12 Henry Blanco, R (1,2)		0-0 P6			0-1 P2			4-2 K		3	0	0	0	0	1	2	
26 Miguel Montero, L (9,PH) OBP: 0.452, SLG: 0.585								1-2 BB		0	0	0	0	1	0	0	
41 Daniel Hudson, R (1,1) OBP: 0.500, SLG: 0.500		1-2 3H SH4-1			0-0 G5-3			3-2 G4-3		1	0	0	1	0	0	0	
38 Sam Demel, R (6,1)								0-1 L7		0	0	0	0	0	0	0	
18 Willie Bloomquist, R (7,PH) OBP: 0.333, SLG: 0.419										0	0	0	0	0	0	0	
55 Josh Collmenter, R (7,1)										0	0	0	0	0	0	0	
33 Russell Branyan, L (9,PH) OBP: 0.362, SLG: 0.448										1	0	0	0	0	0	2	
Inning Stats	R: 1 H: 2 E: 0 K: 1 S: 12	WLS: 2 BF: 0 LOB: 19	R: 1 H: 1 E: 0 K: 0 S: 8	R: 0 H: 0 E: 0 K: 1 S: 6	R: 0 H: 0 E: 0 K: 0 S: 8	R: 1 H: 1 E: 0 K: 1 S: 9	R: 0 H: 0 E: 0 K: 1 S: 7	R: 0 H: 0 E: 0 K: 2 S: 12	R: 0 H: 2 E: 0 K: 2 S: 17	1B: 3 2B: 1 3B: 0 HR: 2	SF: 0 SAC: 1 DP: 0 HBP: 0	WP: 0 PB: 0 SB: 0 CS: 0	PA: 36				
PITCHER	IP: 7.0 WLS: 1 BF: 27 ERA: 4.84	WLS: 27 LOB: 1 P: 19	H: 4 R: 3 ER: 3 SO: 6	H: 3 R: 3 ER: 3 SO: 6	H: 0 R: 0 ER: 0 SO: 0	H: 1 R: 0 ER: 0 SO: 7	H: 0 R: 0 ER: 0 SO: 9	H: 0 R: 0 ER: 0 SO: 16	H: 0 R: 0 ER: 0 SO: 29	IP: 7.0 WLS: 1 BF: 27 ERA: 2.25	WLS: 1 LOB: 2 P: 29	IP: 7.0 WLS: 1 BF: 27 ERA: 2.25	WLS: 1 LOB: 2 P: 29	IP: 7.0 WLS: 1 BF: 27 ERA: 2.25	WLS: 1 LOB: 2 P: 29	IP: 7.0 WLS: 1 BF: 27 ERA: 2.25	ERA: 3.86 WHIP: 0.857
44 Mike Leake, R (1,1) ERA: 4.84																	
66 Logan Ondrusek, R (8,1) ERA: 0.77																	
48 Francisco Cordero, R (9,1) ERA: 2.25																	

Batter	1	2	3	4	5	6	7	8	9	AB	R	H	RBI	BB	SO	LOB	BOTTOM
28 Chris Heisey, R (1,8) OBP: 0.333, SLG: 0.483	1-0 F8	2-2 L5			0-3 K			1-3 K		4	0	0	0	0	2	1	Arizona Diamondbacks @ Cincinnati Reds Great American Ball Park, Cincinnati, OH Thu Apr 21 2011, 12:36 PM - 3:13 PM EDT Att: 17,319 - Partly Cloudy - 51 F
4 Brandon Phillips, R (1,4) OBP: 0.394, SLG: 0.450	1-1 19 1B	1-0 F7			3-2 G6-3			1-1 19 G3-6-1 1B		4	1	2	0	0	0	0	
19 Joey Volto, L (1,3) OBP: 0.518, SLG: 0.657	3-2 32 BB	2-3 K			0-1 HR			0-2 G3-6-1		4	2	2	1	0	1	1	
31 Jonny Gomes, R (1,7) OBP: 0.400, SLG: 0.596	4-1 32 BB				3-2 L5			1-3 K		3	1	0	0	1	1	0	
66 Logan Ondrusek, R (8,1) OBP: 0.394, SLG: 0.450	1-2 43 1B									0	0	0	0	0	0	0	
48 Francisco Cordero, R (9,1) OBP: 0.394, SLG: 0.450	1-2 43 1B									0	0	0	0	0	0	0	
32 Jay Bruce, L (1,9) OBP: 0.306, SLG: 0.379	4-1 55 HBP	3-2 P6			1-2 G4-3			2-2 55 CS		3	1	1	1	1	0	0	
43 Miguel Cairo, R (1,5) OBP: 0.290, SLG: 0.357	1-1 7 BB	1-2 55 HBP			1-2 F8			1-3 K		3	1	1	2	1	1	1	
55 Ramon Hernandez, R (1,2) OBP: 0.415, SLG: 0.595	2-2 7 BB									3	1	2	1	0	0	0	
7 Paul Janish, R (1,6) OBP: 0.311, SLG: 0.310	4-1 44 G6-4-3 BB	1-2 2-3 3H			0-1 G6-3			2-2 F7		3	0	1	2	1	0	1	
44 Mike Leake, R (1,1) OBP: 0.200, SLG: 0.200										3	0	0	0	0	1	4	
6 Drew Stubbs, R (8,8) OBP: 0.354, SLG: 0.500										0	0	0	0	0	0	0	
Inning Stats	R: 4 H: 3 E: 0 K: 0 S: 15	WLS: 3 BF: 25 LOB: 3 P: 37	R: 0 H: 0 E: 0 K: 1 S: 9	R: 0 H: 0 E: 0 K: 0 S: 9	R: 0 H: 0 E: 0 K: 1 S: 6	R: 1 H: 1 E: 0 K: 1 S: 12	R: 2 H: 2 E: 0 K: 1 S: 13	R: 0 H: 1 E: 0 K: 1 S: 9	R: 0 H: 2 E: 0 K: 1 S: 13	1B: 7 2B: 1 3B: 0 HR: 1	SF: 0 SAC: 0 DP: 2 HBP: 1	WP: 0 PB: 0 SB: 0 CS: 1	PA: 35				
PITCHER	IP: 5.1 WLS: 1 BF: 25 ERA: 5.92	WLS: 25 LOB: 3 P: 37	H: 5 R: 7 ER: 7 SO: 3	H: 7 R: 7 ER: 7 SO: 3	H: 0 R: 0 ER: 0 SO: 0	H: 1 R: 0 ER: 0 SO: 7	H: 2 R: 1 ER: 1 SO: 10	H: 1 R: 0 ER: 0 SO: 11	H: 2 R: 1 ER: 1 SO: 19	IP: 5.1 WLS: 1 BF: 25 ERA: 3.68	WLS: 1 LOB: 3 P: 37	IP: 5.1 WLS: 1 BF: 25 ERA: 3.68	WLS: 1 LOB: 3 P: 37	IP: 5.1 WLS: 1 BF: 25 ERA: 3.68	WLS: 1 LOB: 3 P: 37	IP: 5.1 WLS: 1 BF: 25 ERA: 3.68	ERA: 11.81 WHIP: 1.688
41 Daniel Hudson, R (1,1) ERA: 5.92																	
38 Sam Demel, R (6,1) ERA: 3.68																	
55 Josh Collmenter, R (7,1) ERA: 3.68																	



Batter	1	2	3	4	5	6	7	8	9	AB	R	H	RBI	BB	SO	LOB	TOP			
24 Chris Young, R (1.8) OBP: 0.259, SLG: 0.500										4	0	1	0	0	0	1				
2 Kelly Johnson, L (1.4) OBP: 0.275, SLG: 0.389										3	1	1	0	1	0	0				
10 Justin Upton, R (1.9) OBP: 0.346, SLG: 0.521										4	0	1	1	0	2	2				
6 Stephen Drew, L (1.6) OBP: 0.362, SLG: 0.500										4	0	0	0	0	0	3				
26 Miguel Montero, L (1.2) OBP: 0.424, SLG: 0.544										4	0	0	0	0	0	3				
14 Ryan Roberts, R (1.5) OBP: 0.351, SLG: 0.698										2	0	0	0	2	1	0				
33 Russell Branyan, L (1.3) OBP: 0.368, SLG: 0.455										4	0	1	0	0	2	2				
8 Gerardo Parra, L (1.7) OBP: 0.302, SLG: 0.317										4	0	1	0	0	1	3				
34 Joe Saunders, L (1.1) 32 Esmerling Vasquez, R (7.1) 58 Juan Gutierrez, R (8.1) 47 Joe Paterson, R (8.1)										3	0	0	0	0	0	3				
Inning Stats	R: 0 E: 0 K: 1 S: 9	H: 1 LOB: 2 BB: 1 P: 16	R: 0 E: 0 K: 1 S: 9	H: 0 LOB: 1 BB: 1 P: 17	R: 1 E: 1 K: 0 S: 14	H: 2 LOB: 1 BB: 0 P: 20	R: 0 E: 0 K: 0 S: 11	H: 1 LOB: 1 BB: 0 P: 16	R: 0 E: 0 K: 1 S: 9	H: 0 LOB: 0 BB: 0 P: 12	R: 0 E: 0 K: 0 S: 8	H: 1 LOB: 1 BB: 0 P: 13	R: 0 E: 0 K: 0 S: 11	H: 0 LOB: 1 BB: 1 P: 17	R: 0 E: 0 K: 2 S: 11	H: 0 LOB: 1 BB: 1 P: 19	1B: 1 2B: 3 3B: 1 HR: 0	SF: 0 SAC: 0 DP: 0 HBP: 0	WP: 0 PB: 0 SB: 0 CS: 1	PA: 35
PITCHER	IP WLS BF H R ER SO BB IBB HBP BLK WP HR S P ERA WHIP																			
34 Mike Pelfrey, R (1.1) ERA: 7.23	7.0 W 28 5 1 1 4 2 0 0 0 0 0 0 69 106 1.29 1.000																			
45 Jason Isringhausen, R (8.1) ERA: 1.93	1.0 H 3 0 0 0 0 0 0 0 0 0 0 0 11 17 0.00 0.000																			
75 Francisco Rodriguez, R (9.1) ERA: 2.7	1.0 S 4 0 0 0 2 1 0 0 0 0 0 0 0 11 19 0.00 0.000																			

Arizona Diamondbacks @ New York Mets
 Citi Field, Flushing, NY
 Fri Apr 22 2011, 7:12 PM - 10:17 PM EDT
 Att: 26,546 - Cloudy - 45 F

AB	32
R	1
H	5
RBI	1
BB	3
SO	6
LOB	17



Batter	1	2	3	4	5	6	7	8	9	AB	R	H	RBI	BB	SO	LOB	BOTTOM			
7 José Reyes, S (1.6) OBP: 0.351, SLG: 0.461										4	1	1	0	0	0	0				
28 Daniel Murphy, L (1.4) OBP: 0.326, SLG: 0.450										4	1	1	0	0	1	1				
5 David Wright, R (1.5) OBP: 0.333, SLG: 0.440										2	1	0	0	2	0	1				
15 Carlos Beltrán, S (1.9) OBP: 0.357, SLG: 0.524										3	0	1	1	1	0	1				
44 Jason Bay, R (1.7) OBP: 0.250, SLG: 0.500										4	0	1	0	0	2	5				
Ike Davis, L (1.3) OBP: 0.378, SLG: 0.522										4	1	1	2	0	2	4				
13 Mike Niekas, R (1.2) OBP: 0.350, SLG: 0.471										3	0	1	0	1	0	2				
20 Jason Pridie, L (1.8)										3	0	0	0	1	1	5				
34 Mike Pelfrey, R (1.1) 22 Willie Harris, L (7. Ph) 45 Jason Isringhausen, R (8.1) 75 Francisco Rodriguez, R (9.1)										2	0	0	0	0	0	0				
Inning Stats	R: 0 E: 0 K: 0 S: 11	H: 1 LOB: 0 BB: 0 P: 19	R: 0 E: 0 K: 2 S: 15	H: 1 LOB: 2 BB: 1 P: 23	R: 0 E: 0 K: 0 S: 8	H: 0 LOB: 0 BB: 0 P: 12	R: 0 E: 0 K: 0 S: 8	H: 0 LOB: 0 BB: 1 P: 18	R: 0 E: 0 K: 1 S: 7	H: 0 LOB: 0 BB: 0 P: 11	R: 0 E: 0 K: 1 S: 8	H: 0 LOB: 0 BB: 0 P: 13	R: 2 E: 0 K: 1 S: 17	H: 2 LOB: 2 BB: 2 P: 33	R: 2 E: 0 K: 1 S: 23	H: 2 LOB: 3 BB: 1 P: 40	1B: 4 2B: 1 3B: 0 HR: 1	SF: 0 SAC: 0 DP: 1 HBP: 0	WP: 0 PB: 1 SB: 1 CS: 1	PA: 35
PITCHER	IP WLS BF H R ER SO BB IBB HBP BLK WP HR S P ERA WHIP																			
34 Joe Saunders, L (1.1) ERA: 4.86	6.0 21 2 1 1 1 1 3 0 0 0 0 0 61 104 1.50 0.833																			
32 Esmerling Vasquez, R (7.1) ERA: 3.0	1.0 L 6 2 1 1 1 1 1 0 0 0 0 0 1 13 25 9.00 3.000																			
58 Juan Gutierrez, R (8.1) ERA: 9.23	0.1 5 2 2 0 1 1 0 0 0 0 0 0 15 26 0.00 9.000																			
47 Joe Paterson, L (8.1) ERA:	0.2 3 0 0 0 0 0 0 0 0 0 0 0 8 14 0.00 0.000																			

Arizona Diamondbacks @ New York Mets
 Citi Field, Flushing, NY
 Fri Apr 22 2011, 7:12 PM - 10:17 PM EDT
 Att: 26,546 - Cloudy - 45 F

AB	30
R	4
H	6
RBI	3
BB	5
SO	6
LOB	21



Batter	1	2	3	4	5	6	7	8	9	AB	R	H	RBI	BB	SO	LOB	TOP										
14 Ryan Roberts, R OBP: 0.433, SLG: 0.620										3	1	0	1	2	1	2											
2 Kelly Johnson, L OBP: 0.236, SLG: 0.358										5	0	1	0	0	2	2											
10 Justin Upton, R OBP: 0.360, SLG: 0.526										3	2	1	0	1	0	2											
6 Stephen Drew, L OBP: 0.394, SLG: 0.574										4	0	3	2	0	0	0											
24 Chris Young, R OBP: 0.233, SLG: 0.447										4	0	0	1	0	0	4											
26 Miguel Montero, L OBP: 0.392, SLG: 0.538										4	0	0	0	0	0	4											
22 Xavier Nady, R OBP: 0.360, SLG: 0.333										4	1	1	0	0	0	1											
8 Gerardo Parra, L OBP: 0.333, SLG: 0.347										4	0	2	0	0	0	0											
59 Armando Galarraga, R 55 Josh Collmenter, R 46 Juan Miranda, L 58 Juan Gutierrez, R 47 Joe Paterson, R 4 Melvin Mora, R										0	0	0	0	0	0	0											
Inning Stats	R: 0 E: 0 K: 2 S: 10	H: 0 LOB: 0 BB: 0 P: 16	R: 0 E: 0 K: 0 S: 7	H: 0 LOB: 0 BB: 0 P: 9	R: 0 E: 0 K: 0 S: 12	H: 1 LOB: 1 BB: 0 P: 15	R: 1 E: 0 K: 0 S: 10	H: 1 LOB: 1 BB: 0 P: 17	R: 0 E: 0 K: 0 S: 6	H: 0 LOB: 0 BB: 0 P: 8	R: 1 E: 0 K: 0 S: 9	H: 2 LOB: 1 BB: 1 P: 15	R: 1 E: 0 K: 1 S: 10	H: 2 LOB: 1 BB: 0 P: 15	R: 1 E: 0 K: 0 S: 7	H: 2 LOB: 1 BB: 0 P: 16	R: 0 E: 0 K: 1 S: 12	H: 0 LOB: 1 BB: 1 P: 21	1B: 5 2B: 3 3B: 0 HR: 0	SF: 0 SAC: 1 DP: 0 HBP: 0	WP: 0 PB: 1 SB: 0 CS: 0	PA: 38					
PITCHER	IP	WLS	BF	H	R	ER	SO	BB	IBB	HBP	BLK	WP	HR	S	P	ERA	WHIP										
49 Jonathon Niese, L ERA: 5.1	7.0	W	29	6	3	2	3	2	0	0	0	0	0	64	95	2.57	1.143										
77 D.J. Carrasco, R ERA: 5.91	0.1		3	2	1	1	0	0	0	0	0	0	0	4	8	27.00	6.000										
40 Tim Byrdak, L ERA: 7.5	1.0		3	0	0	0	0	0	0	0	0	0	0	7	15	0.00	0.000										
18 Ryota Igarashi, R ERA: 4.15	0.2		3	0	0	0	1	1	0	0	0	0	0	8	14	0.00	1.500										

Arizona Diamondbacks @ New York Mets
Citi Field, Flushing, NY
Sun Apr 24 2011, 1:12 PM - 3:59 PM EDT
Att: 22,232 - Sunny - 75 F

AB	34
R	4
H	8
RBI	4
BB	3
SO	4
LOB	17



Batter	1	2	3	4	5	6	7	8	9	AB	R	H	RBI	BB	SO	LOB	BOTTOM										
7 José Reyes, S OBP: 0.356, SLG: 0.449										5	0	1	0	0	1	0											
28 Daniel Murphy, L OBP: 0.340, SLG: 0.417										3	1	0	0	1	0	1											
5 David Wright, R OBP: 0.351, SLG: 0.512										4	3	2	3	1	0	1											
15 Carlos Beltrán, S OBP: 0.367, SLG: 0.521										4	2	2	0	1	0	1											
44 Jason Bay, R OBP: 0.412, SLG: 0.667										3	0	1	0	2	2	3											
Ike Davis, L OBP: 0.407, SLG: 0.579										3	1	2	1	2	1	3											
30 Josh Thole, L OBP: 0.269, SLG: 0.258										3	0	0	1	0	0	5											
20 Jason Pridie, L OBP: 0.250, SLG: 0.455										4	1	1	3	0	1	1											
49 Jonathon Niese, L 22 Willie Harris, L 77 D.J. Carrasco, R 40 Tim Byrdak, L 18 Ryota Igarashi, R										3	0	0	0	0	2	0											
Inning Stats	R: 2 E: 0 K: 1 S: 17	H: 1 LOB: 3 BB: 3 P: 34	R: 0 E: 0 K: 2 S: 10	H: 1 LOB: 0 BB: 0 P: 16	R: 4 E: 1 K: 2 S: 17	H: 2 LOB: 1 BB: 1 P: 29	R: 2 E: 0 K: 0 S: 15	H: 4 LOB: 2 BB: 0 P: 22	R: 0 E: 0 K: 1 S: 7	H: 0 LOB: 0 BB: 0 P: 12	R: 0 E: 0 K: 1 S: 7	H: 0 LOB: 1 BB: 0 P: 12	R: 0 E: 0 K: 0 S: 6	H: 1 LOB: 1 BB: 0 P: 9	R: 0 E: 0 K: 1 S: 13	H: 0 LOB: 3 BB: 3 P: 31	1B: 4 2B: 2 3B: 0 HR: 3	SF: 1 SAC: 0 DP: 0 HBP: 1	WP: 0 PB: 1 SB: 1 CS: 0	PA: 42							
PITCHER	IP	WLS	BF	H	R	ER	SO	BB	IBB	HBP	BLK	WP	HR	S	P	ERA	WHIP										
59 Armando Galarraga, R ERA: 6.0	3.0	L	18	4	6	2	5	3	1	0	1	0	1	30	46	6.00	1.333										
55 Josh Collmenter, R ERA: 2.57	3.0		14	4	2	2	1	0	0	0	0	0	0	13	31	0.00	2.400										
58 Juan Gutierrez, R ERA: 5.23	1.2		9	1	0	0	0	3	0	0	0	0	0	6	9	0.00	0.000										
47 Joe Paterson, L ERA:	0.1		1	0	0	0	1	0	0	0	0	0	0	6	9	0.00	0.000										

Arizona Diamondbacks @ New York Mets
Citi Field, Flushing, NY
Sun Apr 24 2011, 1:12 PM - 3:59 PM EDT
Att: 22,232 - Sunny - 75 F

AB	33
R	8
H	9
RBI	8
BB	7
SO	7
LOB	16



Batter	1	2	3	4	5	6	7	8	9	AB	R	H	RBI	BB	SO	LOB	TOP	
8 Shane Victorino, S OBP: 0.337, SLG: 0.460	F7		K			K			G1-4-3	4	0	0	0	0	2	0	Philadelphia Phillies @ Arizona Diamondbacks Chase Field, Phoenix, AZ Mon Apr 25 2011, 6:41 PM - 8:45 PM MST Att. 19,597 - Clear - 85 F	
27 Placido Polanco, R OBP: 0.342, SLG: 0.500	2B			G4-3		F9			F9	4	0	2	0	0	0	0		
11 Jimmy Rollins, S OBP: 0.340, SLG: 0.302	K				10 FC6-4	G4-3			K	4	0	1	0	0	2	2		
6 Ryan Howard, L OBP: 0.326, SLG: 0.476	K				F9				K	3	0	0	0	0	2	2		
10 Ben Francisco, R OBP: 0.318, SLG: 0.418		F8			FC6-4				G6-3	3	0	0	0	0	0	1		
29 Raul Ibanez, L OBP: 0.256, SLG: 0.244		L8				G4-3			K	3	0	0	0	0	1	0		
51 Carlos Ruiz, R OBP: 0.314, SLG: 0.377		G4-3				P4			F8	3	0	0	0	0	0	0		
21 Wilson Valdez, R OBP: 0.302, SLG: 0.305						G5-3				2	0	0	0	0	0	0		
5 Pete Orr, L OBP: 0.346, SLG: 0.364						G6-3			P5	1	0	0	0	0	0	0		
33 Cliff Lee, L									K	2	0	0	0	0	2	0		
7 Ross Gload, L OBP: 0.200, SLG: 0.200									K	1	0	0	0	0	1	0		
40 Michael Stutes, R									K	0	0	0	0	0	0	0		
Inning Stats	R: 0 H: 1 E: 0 K: 2 S: 11	H: 1 LOB: 1 BB: 0 P: 17	R: 0 H: 0 E: 0 K: 0 S: 6	H: 0 LOB: 0 BB: 0 P: 7	R: 0 H: 0 E: 0 K: 2 S: 8	H: 0 LOB: 0 BB: 0 P: 11	R: 0 H: 1 E: 0 K: 0 S: 12	H: 1 LOB: 1 BB: 0 P: 16	R: 0 H: 0 E: 0 K: 2 S: 8	H: 0 LOB: 0 BB: 0 P: 14	R: 0 H: 0 E: 0 K: 1 S: 5	H: 0 LOB: 0 BB: 0 P: 7	R: 0 H: 0 E: 0 K: 1 S: 5	H: 0 LOB: 0 BB: 0 P: 9	1B: 2 2B: 1 3B: 0 HR: 0	SF: 0 SAC: 0 DP: 0 HBP: 0	WP: 0 PB: 0 SB: 0 CS: 0	PA: 30
PITCHER	IP: 9.0 WLS: W BF: 30 H: 3 R: 0 ER: 0 SO: 10 BB: 0 IBB: 0 HBP: 0 BLK: 1 WP: 0 HR: 0 S: 78 P: 114 ERA: 0.00 WHIP: 0.333																	

Batter	1	2	3	4	5	6	7	8	9	AB	R	H	RBI	BB	SO	LOB	BOTTOM			
24 Chris Young, R OBP: 0.234, SLG: 0.472	P4					K			F7	4	1	1	2	0	1	0	Philadelphia Phillies @ Arizona Diamondbacks Chase Field, Phoenix, AZ Mon Apr 25 2011, 6:41 PM - 8:45 PM MST Att. 19,597 - Clear - 85 F			
2 Kelly Johnson, L OBP: 0.247, SLG: 0.341	L8								K	4	0	0	0	0	1	0				
10 Justin Upton, R OBP: 0.366, SLG: 0.531	K								P3	3	1	1	0	1	1	0				
6 Stephen Drew, L OBP: 0.377, SLG: 0.547		K				K			K	3	0	0	0	0	3	2				
22 Xavier Nady, R OBP: 0.357, SLG: 0.333		K				K			K	3	0	1	1	0	2	1				
26 Miguel Montero, L OBP: 0.377, SLG: 0.515		G5-3				K			G1-3	3	0	0	0	0	1	2				
14 Ryan Roberts, R OBP: 0.429, SLG: 0.604									F9	3	1	1	0	0	1	0				
8 Gerardo Parra, L OBP: 0.333, SLG: 0.404									B5	3	1	1	1	0	1	1				
31 Ian Kennedy, R									K	3	0	0	0	0	2	1				
Inning Stats	R: 0 H: 0 E: 0 K: 1 S: 8	H: 0 LOB: 0 BB: 0 P: 12	R: 0 H: 0 E: 0 K: 2 S: 9	H: 0 LOB: 0 BB: 0 P: 13	R: 2 H: 2 E: 0 K: 2 S: 13	H: 2 LOB: 0 BB: 0 P: 17	R: 0 H: 1 E: 0 K: 3 S: 12	H: 1 LOB: 1 BB: 0 P: 15	R: 1 H: 1 E: 0 K: 1 S: 10	H: 1 LOB: 0 BB: 1 P: 14	R: 1 H: 1 E: 0 K: 0 S: 10	H: 1 LOB: 1 BB: 1 P: 19	R: 0 H: 0 E: 0 K: 2 S: 9	H: 0 LOB: 0 BB: 0 P: 12	R: 0 H: 0 E: 0 K: 1 S: 7	H: 0 LOB: 0 BB: 0 P: 9		1B: 2 2B: 1 3B: 0 HR: 2	SF: 0 SAC: 0 DP: 0 HBP: 0	WP: 0 PB: 0 SB: 0 CS: 0
PITCHER	IP: 7.0 WLS: L BF: 27 H: 5 R: 4 ER: 4 SO: 12 BB: 1 IBB: 0 HBP: 0 BLK: 0 WP: 0 HR: 2 S: 71 P: 102 ERA: 5.14 WHIP: 0.857																			
33 Cliff Lee, L ERA: 4.18																				
40 Michael Stutes, R ERA:	IP: 1.0 WLS: L BF: 3 H: 0 R: 0 ER: 0 SO: 1 BB: 0 IBB: 0 HBP: 0 BLK: 0 WP: 0 HR: 0 S: 7 P: 9 ERA: 0.00 WHIP: 0.000																			

Batter	1	2	3	4	5	6	7	8	9	AB	R	H	RBI	BB	SO	LOB	TOP					
8 Shane Victorino, S OBP: 0.343, SLG: 0.505										5	2	2	1	0	1	2						
27 Placido Polanco, R OBP: 0.448, SLG: 0.516										5	3	4	0	0	0	0						
11 Jimmy Rollins, S OBP: 0.346, SLG: 0.354										5	2	2	3	0	0	2						
6 Ryan Howard, L OBP: 0.352, SLG: 0.522										4	1	1	1	1	2	2						
10 Ben Francisco, R OBP: 0.327, SLG: 0.455										4	0	1	2	0	0	0						
15 John Mayberry Jr., R OBP: 0.429, SLG: 0.417										3	0	1	0	2	2	4						
51 Carlos Ruiz, R OBP: 0.310, SLG: 0.371										1	0	0	0	0	1		AB 38					
23 Brian Schneider, L OBP: 0.125, SLG: 0.348										3	0	0	1	1	1	2	R 8					
21 Wilson Valdez, R OBP: 0.279, SLG: 0.281										4	0	0	0	0	1	4	H 12					
35 Cole Hamels, L OBP: 0.300, SLG: 0.300										3	0	1	0	0	2	0	RBI 8					
29 Raul Ibanez, L OBP: 0.250, SLG: 0.229										1	0	0	0	0	1	0	BB 4					
37 Antonio Bastardo, R										0	0	0	0	0	0	0	SO 10					
46 Ryan Madson, L										0	0	0	0	0	0	0	LOB 17					
Inning Stats	R: 3 E: 0 K: 2 S: 20	H: 4 LOB: 1 BB: 0 P: 32	R: 1 E: 0 K: 1 S: 12	H: 2 LOB: 1 BB: 0 P: 18	R: 0 E: 0 K: 1 S: 11	H: 1 LOB: 0 BB: 0 P: 17	R: 0 E: 0 K: 2 S: 7	H: 0 LOB: 0 BB: 0 P: 9	R: 2 E: 0 K: 1 S: 12	H: 2 LOB: 0 BB: 1 P: 18	R: 0 E: 0 K: 1 S: 10	H: 1 LOB: 2 BB: 1 P: 18	R: 1 E: 0 K: 1 S: 13	H: 1 LOB: 3 BB: 2 P: 26	R: 0 E: 0 K: 1 S: 7	H: 0 LOB: 0 BB: 0 P: 11	R: 1 E: 0 K: 0 S: 7	H: 1 LOB: 1 BB: 1 P: 14	1B: 6 2B: 3 3B: 0 HR: 3	SF: 0 SAC: 0 DP: 0 HBP: 1	WP: 0 PB: 0 SB: 0 CS: 1	PA: 44
PITCHER	IP WLS BF H R ER SO BB IBB HBP BLK WP HR S P ERA WHIP																	PITCHER	IP WLS BF H R ER SO BB IBB HBP BLK WP HR S P ERA WHIP			
34 Joe Saunders, L ERA: 5.93	(1, 1) 5.2 L 27 10 6 6 8 1 0 0 0 0 0 2 69 107 9.53 1.941																					
38 Sam Demel, R ERA: 3.12	(6, 1) 0.1 1 0 0 0 0 0 0 0 0 0 0 3 5 0.00 0.000																					
58 Juan Gutierrez, R ERA: 5.56	(7, 1) 1.0 7 1 1 1 1 2 0 0 1 0 0 0 13 26 9.00 3.000																					
55 Josh Collmenter, R ERA: 2.25	(8, 1) 1.0 3 0 0 0 1 0 0 0 0 0 0 0 7 11 0.00 0.000																					
40 J.J. Putz, R ERA: 2.0	(9, 1) 1.0 5 1 1 1 0 1 0 0 0 0 0 1 7 14 9.00 2.000																					
Batter	1	2	3	4	5	6	7	8	9	AB	R	H	RBI	BB	SO	LOB	BOTTOM					
24 Chris Young, R OBP: 0.235, SLG: 0.515										4	2	2	3	0	1	0						
2 Kelly Johnson, L OBP: 0.248, SLG: 0.333										4	0	0	0	0	1	0						
10 Justin Upton, R OBP: 0.347, SLG: 0.494										4	0	0	0	0	2	0						
6 Stephen Drew, L OBP: 0.390, SLG: 0.522										2	1	0	0	2	2	0						
14 Ryan Roberts, R OBP: 0.408, SLG: 0.607										4	0	0	0	0	1	2						
22 Xavier Nady, R OBP: 0.364, SLG: 0.345										4	0	1	0	0	0	1						
4 Melvin Mora, R OBP: 0.300, SLG: 0.378										4	0	2	1	0	2	2						
12 Henry Blanco, R OBP: 0.364, SLG: 0.493										3	0	0	0	0	2	2						
34 Joe Saunders, L ERA: 5.93	(1, 1) 5.2 L 27 10 6 6 8 1 0 0 0 0 0 2 69 107 9.53 1.941																					
38 Sam Demel, R ERA: 3.12	(6, 1) 0.1 1 0 0 0 0 0 0 0 0 0 0 3 5 0.00 0.000																					
46 Juan Miranda, L OBP: 0.266, SLG: 0.359	(7, 1) 1.0 7 1 1 1 1 2 0 0 1 0 0 0 13 26 9.00 3.000																					
58 Juan Gutierrez, R ERA: 5.56	(7, 1) 1.0 7 1 1 1 1 2 0 0 1 0 0 0 13 26 9.00 3.000																					
55 Josh Collmenter, R ERA: 2.25	(8, 1) 1.0 3 0 0 0 1 0 0 0 0 0 0 0 7 11 0.00 0.000																					
11 Josh Wilson, R ERA: 2.0	(8, PH) 1.0 5 1 1 1 0 1 0 0 0 0 0 1 7 14 9.00 2.000																					
40 J.J. Putz, R ERA: 2.0	(9, 1) 1.0 5 1 1 1 0 1 0 0 0 0 0 1 7 14 9.00 2.000																					
Inning Stats	R: 0 E: 0 K: 1 S: 8	H: 0 LOB: 0 BB: 0 P: 13	R: 1 E: 0 K: 1 S: 16	H: 1 LOB: 1 BB: 1 P: 25	R: 0 E: 0 K: 2 S: 8	H: 0 LOB: 0 BB: 0 P: 11	R: 0 E: 0 K: 1 S: 11	H: 0 LOB: 0 BB: 0 P: 15	R: 0 E: 0 K: 1 S: 5	H: 0 LOB: 0 BB: 0 P: 9	R: 2 E: 0 K: 1 S: 9	H: 2 LOB: 0 BB: 0 P: 15	R: 0 E: 0 K: 1 S: 14	H: 1 LOB: 1 BB: 0 P: 20	R: 1 E: 0 K: 2 S: 13	H: 1 LOB: 2 BB: 0 P: 15	R: 0 E: 0 K: 2 S: 12	H: 1 LOB: 2 BB: 1 P: 22	1B: 1 2B: 2 3B: 1 HR: 2	SF: 0 SAC: 0 DP: 0 HBP: 0	WP: 0 PB: 0 SB: 0 CS: 0	PA: 35
PITCHER	IP WLS BF H R ER SO BB IBB HBP BLK WP HR S P ERA WHIP																	PITCHER	IP WLS BF H R ER SO BB IBB HBP BLK WP HR S P ERA WHIP			
35 Cole Hamels, L ERA: 3.13	(1, 1) 7.0 W 26 4 3 3 8 1 0 0 0 0 0 1 71 108 3.86 0.714																					
37 Antonio Bastardo, L ERA: 0.87	(8, 1) 1.0 4 1 1 1 2 0 0 0 0 0 0 1 13 15 9.00 1.000																					
46 Ryan Madson, R ERA: 0.9	(9, 1) 1.0 5 1 0 0 2 1 0 0 0 0 0 0 12 22 0.00 2.000																					

Philadelphia Phillies @ Arizona Diamondbacks
Chase Field, Phoenix, AZ
Wed Apr 27 2011, 12:41 PM - 3:22 PM MST
Att: 21,788 - Sunny - 77 F

AB	38
R	8
H	12
RBI	8
BB	4
SO	10
LOB	17



Philadelphia Phillies @ Arizona Diamondbacks
Chase Field, Phoenix, AZ
Wed Apr 27 2011, 12:41 PM - 3:22 PM MST
Att: 21,788 - Sunny - 77 F

AB	33
R	4
H	6
RBI	4
BB	2
SO	12
LOB	9



Batter	1	2	3	4	5	6	7	8	9	AB	R	H	RBI	BB	SO	LOB	TOP							
1 Kosuke Fukudome, L (1.9) OBP: 0.522, SLG: 0.436										5	0	0	0	0	2	0								
15 Darwin Barney, R (1.4) OBP: 0.348, SLG: 0.452										4	1	1	0	0	0	0								
13 Starlin Castro, R (1.6) OBP: 0.374, SLG: 0.455										3	0	1	0	0	0	0								
16 Aramis Ramirez, R (1.5) OBP: 0.366, SLG: 0.400										4	0	0	1	0	0	2								
28 Jeff Baker, R (1.3) OBP: 0.415, SLG: 0.529										3	0	2	0	1	0	0								
22 Carlos Pena, L (9.3) OBP: 0.289, SLG: 0.175										0	0	0	0	0	0	0								
24 Marlon Byrd, R (1.8) OBP: 0.299, SLG: 0.356										4	0	1	0	0	0	5								
12 Alfonso Soriano, R (1.7) OBP: 0.269, SLG: 0.584										4	2	2	2	0	1	3								
18 Geovany Soto, R (1.2) OBP: 0.315, SLG: 0.354										4	1	1	1	0	1	0								
38 Carlos Zambrano, S (1.1) OBP: 0.250, SLG: 0.580										2	0	0	0	0	1	0								
9 Brian DeWitt, L (7.0) OBP: 0.290, SLG: 0.280										1	0	0	0	0	0	0								
34 Kerry Wood, R (7.1) OBP: 0.290, SLG: 0.280										0	0	0	0	0	0	0								
45 Sean Marshall, L (8.1) OBP: 0.290, SLG: 0.280										0	0	0	0	0	0	0								
21 Tyler Colvin, L (9.0) OBP: 0.290, SLG: 0.280										1	0	0	0	0	0	0								
49 Carlos Marmol, R (9.1) OBP: 0.290, SLG: 0.280										0	0	0	0	0	0	0								
Inning Stats	R: 0 E: 0 K: 0 S: 5	H: 0 LOB: 0 BB: 0 P: 6	R: 0 E: 0 K: 0 S: 8	H: 1 LOB: 1 BB: 0 P: 14	R: 0 E: 0 K: 1 S: 9	H: 0 LOB: 0 BB: 0 P: 12	R: 0 E: 0 K: 0 S: 6	H: 2 LOB: 2 BB: 0 P: 8	R: 2 E: 0 K: 1 S: 17	H: 2 LOB: 0 BB: 0 P: 24	R: 0 E: 0 K: 0 S: 8	H: 0 LOB: 1 BB: 0 P: 15	R: 1 E: 0 K: 0 S: 10	H: 1 LOB: 0 BB: 0 P: 16	R: 1 E: 0 K: 1 S: 7	H: 2 LOB: 2 BB: 0 P: 13	R: 0 E: 0 K: 2 S: 11	H: 0 LOB: 0 BB: 0 P: 12	1B: 4 2B: 0 3B: 1 HR: 3	SF: 0 SAC: 0 DP: 0 HBP: 1	WP: 0 PB: 0 SB: 0 CS: 0	PA: 37		
PITCHER	IP WLS BF H R ER SO BB IBB HBP BLK WP HR S P ERA WHIP	IP WLS BF H R ER SO BB IBB HBP BLK WP HR S P ERA WHIP	IP WLS BF H R ER SO BB IBB HBP BLK WP HR S P ERA WHIP	IP WLS BF H R ER SO BB IBB HBP BLK WP HR S P ERA WHIP	IP WLS BF H R ER SO BB IBB HBP BLK WP HR S P ERA WHIP	IP WLS BF H R ER SO BB IBB HBP BLK WP HR S P ERA WHIP	IP WLS BF H R ER SO BB IBB HBP BLK WP HR S P ERA WHIP	IP WLS BF H R ER SO BB IBB HBP BLK WP HR S P ERA WHIP	IP WLS BF H R ER SO BB IBB HBP BLK WP HR S P ERA WHIP	IP WLS BF H R ER SO BB IBB HBP BLK WP HR S P ERA WHIP	IP WLS BF H R ER SO BB IBB HBP BLK WP HR S P ERA WHIP	IP WLS BF H R ER SO BB IBB HBP BLK WP HR S P ERA WHIP	IP WLS BF H R ER SO BB IBB HBP BLK WP HR S P ERA WHIP	IP WLS BF H R ER SO BB IBB HBP BLK WP HR S P ERA WHIP	IP WLS BF H R ER SO BB IBB HBP BLK WP HR S P ERA WHIP	IP WLS BF H R ER SO BB IBB HBP BLK WP HR S P ERA WHIP	IP WLS BF H R ER SO BB IBB HBP BLK WP HR S P ERA WHIP	IP WLS BF H R ER SO BB IBB HBP BLK WP HR S P ERA WHIP	IP WLS BF H R ER SO BB IBB HBP BLK WP HR S P ERA WHIP	IP WLS BF H R ER SO BB IBB HBP BLK WP HR S P ERA WHIP	IP WLS BF H R ER SO BB IBB HBP BLK WP HR S P ERA WHIP	IP WLS BF H R ER SO BB IBB HBP BLK WP HR S P ERA WHIP	IP WLS BF H R ER SO BB IBB HBP BLK WP HR S P ERA WHIP	IP WLS BF H R ER SO BB IBB HBP BLK WP HR S P ERA WHIP

Chicago Cubs @ Arizona Diamondbacks
Chase Field, Phoenix, AZ
Fri Apr 29 2011, 6:40 PM - 9:13 PM MST
Att: 29,450 - Clear - 83 F

AB 35
R 4
H 8
RBI 4
BB 1
SO 5
LOB 10

Batter	1	2	3	4	5	6	7	8	9	AB	R	H	RBI	BB	SO	LOB	BOTTOM							
24 Chris Young, R (1.8) OBP: 0.268, SLG: 0.543										3	1	1	0	2	0	1								
2 Kelly Johnson, L (1.4) OBP: 0.257, SLG: 0.323										3	0	0	0	0	1	3								
10 Justin Upton, R (1.9) OBP: 0.364, SLG: 0.516										4	1	2	2	0	1	2								
6 Stephen Drew, L (1.6) OBP: 0.384, SLG: 0.532										3	0	0	0	1	0	2								
26 Miguel Montero, L (1.2) OBP: 0.352, SLG: 0.512										4	0	0	0	0	1	3								
4 Melvin Mora, R (1.5) OBP: 0.306, SLG: 0.356										4	0	2	0	0	0	0								
33 Russell Branyan, L (1.3) OBP: 0.375, SLG: 0.476										4	0	1	0	0	1	3								
8 Gerardo Parra, L (1.7) OBP: 0.348, SLG: 0.377										4	0	1	0	0	1	2								
59 Armando Galarraga, R (1.1) ERA: 4.91										2	0	0	0	0	0	2								
22 Xavier Nady, R (7.0) OBP: 0.353, SLG: 0.333										1	0	0	0	0	1									
32 Esmerling Vasquez, R (8.1) ERA: 1.93										0	0	0	0	0	0									
30 David Hernandez, R (9.1) ERA: 0.75										0	0	0	0	0	0									
46 Juan Miranda, L (9.0) OBP: 0.348, SLG: 0.385										1	0	0	0	0	1									
Inning Stats	R: 2 E: 0 K: 0 S: 9	H: 1 LOB: 1 BB: 0 P: 17	R: 0 E: 0 K: 0 S: 14	H: 1 LOB: 0 BB: 0 P: 22	R: 0 E: 0 K: 1 S: 11	H: 0 LOB: 2 BB: 2 P: 23	R: 0 E: 0 K: 1 S: 9	H: 1 LOB: 1 BB: 0 P: 13	R: 0 E: 0 K: 0 S: 13	H: 0 LOB: 0 BB: 0 P: 13	R: 0 E: 0 K: 1 S: 9	H: 1 LOB: 0 BB: 0 P: 11	R: 0 E: 0 K: 2 S: 16	H: 2 LOB: 2 BB: 0 P: 20	R: 0 E: 0 K: 1 S: 8	H: 0 LOB: 0 BB: 0 P: 9	1B: 4 2B: 2 3B: 0 HR: 1	SF: 0 SAC: 1 DP: 0 HBP: 0	WP: 1 PB: 0 SB: 0 CS: 0	PA: 37				
PITCHER	IP WLS BF H R ER SO BB IBB HBP BLK WP HR S P ERA WHIP	IP WLS BF H R ER SO BB IBB HBP BLK WP HR S P ERA WHIP	IP WLS BF H R ER SO BB IBB HBP BLK WP HR S P ERA WHIP	IP WLS BF H R ER SO BB IBB HBP BLK WP HR S P ERA WHIP	IP WLS BF H R ER SO BB IBB HBP BLK WP HR S P ERA WHIP	IP WLS BF H R ER SO BB IBB HBP BLK WP HR S P ERA WHIP	IP WLS BF H R ER SO BB IBB HBP BLK WP HR S P ERA WHIP	IP WLS BF H R ER SO BB IBB HBP BLK WP HR S P ERA WHIP	IP WLS BF H R ER SO BB IBB HBP BLK WP HR S P ERA WHIP	IP WLS BF H R ER SO BB IBB HBP BLK WP HR S P ERA WHIP	IP WLS BF H R ER SO BB IBB HBP BLK WP HR S P ERA WHIP	IP WLS BF H R ER SO BB IBB HBP BLK WP HR S P ERA WHIP	IP WLS BF H R ER SO BB IBB HBP BLK WP HR S P ERA WHIP	IP WLS BF H R ER SO BB IBB HBP BLK WP HR S P ERA WHIP	IP WLS BF H R ER SO BB IBB HBP BLK WP HR S P ERA WHIP	IP WLS BF H R ER SO BB IBB HBP BLK WP HR S P ERA WHIP	IP WLS BF H R ER SO BB IBB HBP BLK WP HR S P ERA WHIP	IP WLS BF H R ER SO BB IBB HBP BLK WP HR S P ERA WHIP	IP WLS BF H R ER SO BB IBB HBP BLK WP HR S P ERA WHIP	IP WLS BF H R ER SO BB IBB HBP BLK WP HR S P ERA WHIP	IP WLS BF H R ER SO BB IBB HBP BLK WP HR S P ERA WHIP	IP WLS BF H R ER SO BB IBB HBP BLK WP HR S P ERA WHIP	IP WLS BF H R ER SO BB IBB HBP BLK WP HR S P ERA WHIP	IP WLS BF H R ER SO BB IBB HBP BLK WP HR S P ERA WHIP

Chicago Cubs @ Arizona Diamondbacks
Chase Field, Phoenix, AZ
Fri Apr 29 2011, 6:40 PM - 9:13 PM MST
Att: 29,450 - Clear - 83 F

AB 33
R 2
H 7
RBI 2
BB 3
SO 6
LOB 19

Batter	1	2	3	4	5	6	7	8	9	AB	R	H	RBI	BB	SO	LOB	TOP																
1 Kosuke Fukudome, L (1, 9) OBP: 0.486, SLG: 0.400										5	1	0	0	0	1	2																	
15 Darwin Barney, R (1, 4) OBP: 0.351, SLG: 0.449										5	1	2	1	0	0	0																	
13 Starlin Castro, R (1, 6) OBP: 0.375, SLG: 0.461										5	1	2	1	0	2	1																	
16 Aramis Ramirez, R (1, 5) OBP: 0.358, SLG: 0.400										5	0	1	1	0	0	3																	
28 Jeff Baker, R (1, 3) OBP: 0.386, SLG: 0.491										4	0	0	0	0	1	2																	
22 Carlos Pena, L (8, PR) OBP: 0.289, SLG: 0.175										0	0	0	0	0	0	0																	
12 Alfonso Soriano, R (1, 7) OBP: 0.276, SLG: 0.613										4	1	2	2	0	1	1																	
24 Marion Byrd, R (1, 8) OBP: 0.306, SLG: 0.361										4	0	2	0	0	0	1																	
18 Geovany Soto, R (1, 2) OBP: 0.312, SLG: 0.341										3	1	0	0	1	0	2																	
17 Matt Garza, R (1, 1)										3	0	0	0	0	2	3																	
21 Tyler Colvin, L (9, PH)										0	0	0	0	1	0	0																	
49 Carlos Marmol, R (9, 1)										0	0	0	0	0	0	0																	
Inning Stats	R: 0 H: 0 E: 0 K: 0 S: 9	H: 0 LOB: 0 BB: 13 P: 13	R: 1 H: 2 E: 0 K: 1 S: 13	H: 2 LOB: 1 BB: 18 P: 18	R: 0 H: 0 E: 0 K: 0 S: 8	H: 0 LOB: 0 BB: 12 P: 12	R: 1 H: 2 E: 1 K: 1 S: 14	H: 2 LOB: 3 BB: 1 P: 20	R: 1 H: 2 E: 0 K: 1 S: 12	H: 2 LOB: 1 BB: 0 P: 19	R: 0 H: 0 E: 0 K: 0 S: 3	H: 0 LOB: 0 BB: 6 P: 6	R: 0 H: 0 E: 0 K: 2 S: 11	H: 0 LOB: 0 BB: 13 P: 13	R: 0 H: 0 E: 1 K: 2 S: 9	H: 0 LOB: 1 BB: 0 P: 13	R: 2 H: 3 E: 0 K: 0 S: 20	H: 3 LOB: 2 BB: 1 P: 30	1B: 6 2B: 2 3B: 0 HR: 1	SF: 0 SAC: 0 DP: 0 HBP: 0	WP: 0 PB: 0 SB: 0 CS: 0	PA: 40											
PITCHER	IP WLS BF H R ER SO BB IBB HBP BLK WP HR S P ERA WHIP																																
31 Ian Kennedy, R (1, 1) ERA: 3.92	7.2	32	6	3	3	6	1	0	0	0	0	0	1	76	109	3.52	0.913																
30 David Hernandez, R (8, 1) ERA: 2.19	0.1	1	0	0	0	1	0	0	0	0	0	0	0	3	5	0.00	0.000																
40 J.J. Putz, R (9, 1) ERA: 3.6	1.0	L	7	3	2	2	0	1	0	0	0	0	0	20	30	18.00	4.000																

Chicago Cubs @ Arizona Diamondbacks
Chase Field, Phoenix, AZ
Sat Apr 30 2011, 5:11 PM - 7:51 PM MST
Att: 27,711 - Clear - 78 F

livebaseballscorecards.com

AB 38
R 5
H 9
RBI 5
BB 2
SO 7
LOB 15

Batter	1	2	3	4	5	6	7	8	9	AB	R	H	RBI	BB	SO	LOB	BOTTOM																
24 Chris Young, R (1, 8) OBP: 0.267, SLG: 0.528										3	1	0	0	1	2	0																	
8 Gerardo Parra, L (1, 7) OBP: 0.357, SLG: 0.406										3	1	1	1	1	1	0																	
10 Justin Upton, R (1, 9) OBP: 0.360, SLG: 0.515										4	1	1	0	0	3	2																	
6 Stephen Drew, L (1, 6) OBP: 0.389, SLG: 0.531										4	0	2	2	0	0	0																	
14 Ryan Roberts, R (1, 4) OBP: 0.413, SLG: 0.594										3	0	1	0	1	0	0																	
33 Russell Branyan, L (1, 3) OBP: 0.346, SLG: 0.435										4	0	0	0	0	1	3																	
26 Miguel Montero, L (1, 2) OBP: 0.347, SLG: 0.500										4	0	1	0	0	0	1																	
4 Melvin Mora, R (1, 5) OBP: 0.288, SLG: 0.333										3	0	0	0	0	1	1																	
31 Ian Kennedy, R (1, 1)										2	0	0	0	0	1	0																	
30 David Hernandez, R (8, 1)										0	0	0	0	0	0	0																	
2 Kelly Johnson, L (8, PH)										1	0	0	0	0	1	0																	
40 J.J. Putz, R (9, 1)										0	0	0	0	0	0	0																	
Inning Stats	R: 1 H: 3 E: 0 K: 2 S: 13	H: 3 LOB: 2 BB: 0 P: 23	R: 0 H: 1 E: 0 K: 0 S: 7	H: 1 LOB: 0 BB: 0 P: 9	R: 0 H: 0 E: 0 K: 1 S: 9	H: 0 LOB: 0 BB: 0 P: 11	R: 0 H: 0 E: 0 K: 0 S: 6	H: 0 LOB: 0 BB: 0 P: 10	R: 0 H: 0 E: 0 K: 2 S: 8	H: 0 LOB: 0 BB: 0 P: 11	R: 2 H: 2 E: 0 K: 1 S: 11	H: 2 LOB: 0 BB: 1 P: 17	R: 0 H: 0 E: 0 K: 1 S: 6	H: 0 LOB: 0 BB: 0 P: 8	R: 0 H: 0 E: 0 K: 3 S: 10	H: 0 LOB: 1 BB: 1 P: 15	R: 0 H: 0 E: 0 K: 0 S: 9	H: 0 LOB: 1 BB: 1 P: 16	1B: 4 2B: 1 3B: 1 HR: 0	SF: 0 SAC: 0 DP: 1 HBP: 0	WP: 0 PB: 0 SB: 0 CS: 0	PA: 34											
PITCHER	IP WLS BF H R ER SO BB IBB HBP BLK WP HR S P ERA WHIP																																
17 Matt Garza, R (1, 1) ERA: 3.96	8.0	W	30	6	3	3	10	2	0	0	0	0	0	70	104	3.38	1.000																
49 Carlos Marmol, R (9, 1) ERA: 1.96	1.0	S	4	0	0	0	0	1	0	0	0	0	0	9	16	0.00	1.000																

Chicago Cubs @ Arizona Diamondbacks
Chase Field, Phoenix, AZ
Sat Apr 30 2011, 5:11 PM - 7:51 PM MST
Att: 27,711 - Clear - 78 F

livebaseballscorecards.com

AB 31
R 3
H 6
RBI 3
BB 3
SO 10
LOB 7

Batter	1	2	3	4	5	6	7	8	9	AB	R	H	RBI	BB	SO	LOB	TOP						
1 Kosuke Fukudome, L (1.9) OBP: 0.474, SLG: 0.406										4	0	1	0	0	2	2							
15 Darwin Barney, R (1.4) OBP: 0.357, SLG: 0.452										4	0	2	0	0	0	1							
13 Starlin Castro, R (1.6) OBP: 0.363, SLG: 0.445										4	0	0	0	0	0	3							
16 Aramis Ramirez, R (1.5) OBP: 0.355, SLG: 0.394										4	0	1	0	0	2	2							
12 Alfonso Soriano, R (1.7) OBP: 0.277, SLG: 0.608											4	1	1	0	0	1	2						
24 Marlon Byrd, R (1.8) OBP: 0.313, SLG: 0.375										4	1	2	0	0	1	1							
22 Carlos Pena, L (1.3) OBP: 0.300, SLG: 0.182											3	1	1	1	0	1							
18 Geovany Soto, R (1.2) OBP: 0.330, SLG: 0.376											3	0	2	2	1	0	1						
27 Casey Coleman, L (1.1) OBP: 0.400, SLG: 0.600											2	0	0	0	0	2							
29 Jeff Samardzija, R (6.1) ERA: 2.03																							
21 Tyler Colvin, L (7.1) ERA: 4.15																							
43 John Grabow, L (7.1) ERA: 4.15																							
62 Marcos Mateo, R (8.1) ERA: 6.75																							
28 Jeff Baker, R (9.1) ERA: 6.75																							
Inning Stats	R: 0 E: 0 K: 1 S: 8	H: 1 LOB: 1 BB: 0 P: 11	R: 1 E: 0 K: 0 S: 13	H: 2 LOB: 1 BB: 0 P: 22	R: 0 E: 0 K: 1 S: 6	H: 0 LOB: 0 BB: 0 P: 11	R: 0 E: 0 K: 1 S: 8	H: 1 LOB: 1 BB: 0 P: 14	R: 0 E: 0 K: 1 S: 9	H: 1 LOB: 1 BB: 0 P: 14	R: 0 E: 0 K: 1 S: 12	H: 1 LOB: 1 BB: 0 P: 13	R: 2 E: 0 K: 0 S: 11	H: 2 LOB: 1 BB: 1 P: 23	R: 0 E: 0 K: 1 S: 12	H: 1 LOB: 1 BB: 0 P: 18	R: 0 E: 0 K: 0 S: 6	H: 1 LOB: 1 BB: 1 P: 12	1B: 5 2B: 5 3B: 0 HR: 0	SF: 0 SAC: 0 DP: 3 HBP: 0	WP: 1 PB: 0 SB: 0 CS: 0	PA: 36	
PITCHER	IP WLS BF H R ER SO BB IBB HBP BLK WP HR S P ERA WHIP	IP WLS BF H R ER SO BB IBB HBP BLK WP HR S P ERA WHIP	IP WLS BF H R ER SO BB IBB HBP BLK WP HR S P ERA WHIP	IP WLS BF H R ER SO BB IBB HBP BLK WP HR S P ERA WHIP	IP WLS BF H R ER SO BB IBB HBP BLK WP HR S P ERA WHIP	IP WLS BF H R ER SO BB IBB HBP BLK WP HR S P ERA WHIP	IP WLS BF H R ER SO BB IBB HBP BLK WP HR S P ERA WHIP	IP WLS BF H R ER SO BB IBB HBP BLK WP HR S P ERA WHIP	IP WLS BF H R ER SO BB IBB HBP BLK WP HR S P ERA WHIP	IP WLS BF H R ER SO BB IBB HBP BLK WP HR S P ERA WHIP	IP WLS BF H R ER SO BB IBB HBP BLK WP HR S P ERA WHIP	IP WLS BF H R ER SO BB IBB HBP BLK WP HR S P ERA WHIP	IP WLS BF H R ER SO BB IBB HBP BLK WP HR S P ERA WHIP	IP WLS BF H R ER SO BB IBB HBP BLK WP HR S P ERA WHIP	IP WLS BF H R ER SO BB IBB HBP BLK WP HR S P ERA WHIP	IP WLS BF H R ER SO BB IBB HBP BLK WP HR S P ERA WHIP	IP WLS BF H R ER SO BB IBB HBP BLK WP HR S P ERA WHIP	IP WLS BF H R ER SO BB IBB HBP BLK WP HR S P ERA WHIP	IP WLS BF H R ER SO BB IBB HBP BLK WP HR S P ERA WHIP	IP WLS BF H R ER SO BB IBB HBP BLK WP HR S P ERA WHIP	IP WLS BF H R ER SO BB IBB HBP BLK WP HR S P ERA WHIP	IP WLS BF H R ER SO BB IBB HBP BLK WP HR S P ERA WHIP	IP WLS BF H R ER SO BB IBB HBP BLK WP HR S P ERA WHIP

Chicago Cubs @ Arizona Diamondbacks
Chase Field, Phoenix, AZ
Sun May 01 2011, 1:11 PM - 4:00 PM MST
Att: 26,620 - Sunny - 71 F

AB	34
R	3
H	10
RBI	3
BB	2
SO	6
LOB	18



Batter	1	2	3	4	5	6	7	8	9	AB	R	H	RBI	BB	SO	LOB	BOTTOM						
24 Chris Young, R (1.8) OBP: 0.273, SLG: 0.518										4	0	1	0	1	0	3							
2 Kelly Johnson, L (1.4) OBP: 0.281, SLG: 0.311										3	0	0	0	2	2	2							
10 Justin Upton, R (1.9) OBP: 0.356, SLG: 0.500										3	0	0	0	1	2	4							
6 Stephen Drew, L (1.6) OBP: 0.372, SLG: 0.506										4	0	0	0	0	0	2							
26 Miguel Montero, L (1.2) OBP: 0.354, SLG: 0.506										3	1	1	0	1	0	0							
14 Ryan Roberts, R (1.5) OBP: 0.430, SLG: 0.642										3	2	2	1	1	0	1							
46 Juan Miranda, L (1.3) OBP: 0.340, SLG: 0.357										3	0	0	0	1	0	3							
8 Gerardo Parra, L (1.7) OBP: 0.351, SLG: 0.388										3	1	0	0	1	0	1							
41 Daniel Hudson, R (1.1) OBP: 0.400, SLG: 0.500											2	0	0	1	0	1							
30 David Hernandez, R (8.1) ERA: 2.79																							
22 Xavier Nady, R (8.1) OBP: 0.371, SLG: 0.355																							
40 J.J. Putz, R (9.1) ERA: 6.75																							
Inning Stats	R: 0 E: 0 K: 2 S: 9	H: 0 LOB: 0 BB: 0 P: 15	R: 1 E: 0 K: 0 S: 9	H: 1 LOB: 1 BB: 1 P: 17	R: 0 E: 0 K: 0 S: 5	H: 1 LOB: 2 BB: 1 P: 14	R: 3 E: 0 K: 1 S: 18	H: 1 LOB: 2 BB: 3 P: 39	R: 0 E: 0 K: 0 S: 7	H: 1 LOB: 1 BB: 0 P: 9	R: 0 E: 0 K: 1 S: 15	H: 0 LOB: 2 BB: 2 P: 27	R: 0 E: 0 K: 0 S: 10	H: 0 LOB: 1 BB: 1 P: 18	R: 0 E: 0 K: 1 S: 12	H: 1 LOB: 0 BB: 0 P: 17	1B: 3 2B: 1 3B: 0 HR: 1	SF: 0 SAC: 1 DP: 0 HBP: 0	WP: 1 PB: 1 SB: 2 CS: 0	PA: 38			
PITCHER	IP WLS BF H R ER SO BB IBB HBP BLK WP HR S P ERA WHIP	IP WLS BF H R ER SO BB IBB HBP BLK WP HR S P ERA WHIP	IP WLS BF H R ER SO BB IBB HBP BLK WP HR S P ERA WHIP	IP WLS BF H R ER SO BB IBB HBP BLK WP HR S P ERA WHIP	IP WLS BF H R ER SO BB IBB HBP BLK WP HR S P ERA WHIP	IP WLS BF H R ER SO BB IBB HBP BLK WP HR S P ERA WHIP	IP WLS BF H R ER SO BB IBB HBP BLK WP HR S P ERA WHIP	IP WLS BF H R ER SO BB IBB HBP BLK WP HR S P ERA WHIP	IP WLS BF H R ER SO BB IBB HBP BLK WP HR S P ERA WHIP	IP WLS BF H R ER SO BB IBB HBP BLK WP HR S P ERA WHIP	IP WLS BF H R ER SO BB IBB HBP BLK WP HR S P ERA WHIP	IP WLS BF H R ER SO BB IBB HBP BLK WP HR S P ERA WHIP	IP WLS BF H R ER SO BB IBB HBP BLK WP HR S P ERA WHIP	IP WLS BF H R ER SO BB IBB HBP BLK WP HR S P ERA WHIP	IP WLS BF H R ER SO BB IBB HBP BLK WP HR S P ERA WHIP	IP WLS BF H R ER SO BB IBB HBP BLK WP HR S P ERA WHIP	IP WLS BF H R ER SO BB IBB HBP BLK WP HR S P ERA WHIP	IP WLS BF H R ER SO BB IBB HBP BLK WP HR S P ERA WHIP	IP WLS BF H R ER SO BB IBB HBP BLK WP HR S P ERA WHIP	IP WLS BF H R ER SO BB IBB HBP BLK WP HR S P ERA WHIP	IP WLS BF H R ER SO BB IBB HBP BLK WP HR S P ERA WHIP	IP WLS BF H R ER SO BB IBB HBP BLK WP HR S P ERA WHIP	IP WLS BF H R ER SO BB IBB HBP BLK WP HR S P ERA WHIP

Chicago Cubs @ Arizona Diamondbacks
Chase Field, Phoenix, AZ
Sun May 01 2011, 1:11 PM - 4:00 PM MST
Att: 26,620 - Sunny - 71 F

AB	29
R	4
H	5
RBI	2
BB	8
SO	5
LOB	16



Batter	1	2	3	4	5	6	7	8	9	AB	R	H	RBI	BB	SO	LOB	TOP			
24 Dexter Fowler, S OBP: 0.379, SLG: 0.379	G5-3	F9			18 3B		P6		1B	4	1	1	0	1	0	3	Colorado Rockies @ Arizona Diamondbacks Chase Field, Phoenix, AZ Tue May 03 2011, 6:41 PM - 9:46 PM MST Att: 18,874 - Clear - 89 F			
18 Jonathan Herrera, S OBP: 0.453, SLG: 0.452	F8				17 G4-6-3		K		K	4	0	2	1	0	1	1				
23 Jason Giambi, L OBP: 0.304, SLG: 0.316					17 FC5-2				K	1	0	0	0	0	1	1				
17 Todd Helton, L OBP: 0.364, SLG: 0.500					G4-6-3				G6-3	5	0	2	0	0	0	3				
2 Troy Tulowitzki, R OBP: 0.373, SLG: 0.578	FC5-4				F7				F7	4	0	0	0	0	0	3				
5 Carlos González, L OBP: 0.312, SLG: 0.361										2	2	2	1	2	0	0				
22 Jose Lopez, R OBP: 0.183, SLG: 0.231										4	0	0	0	0	0	4				
19 Ryan Spilborghs, R OBP: 0.212, SLG: 0.313										2	0	0	1	1	1	0				
20 Chris Iannetta, R OBP: 0.395, SLG: 0.417										3	0	1	0	1	1	3				
29 Jorge De La Rosa, L OBP: 0.267, SLG: 0.267										2	0	1	0	0	0	0				
9 Ian Stewart, L OBP: 0.136, SLG: 0.074										1	0	0	0	0	0	1				
27 Matt Lindstrom, R ERA: 2.79										0	0	0	0	0	0	0				
55 Felipe Paulino, R ERA: 1.88										0	0	0	0	0	0	0				
7 Seth Smith, L OBP: 0.349, SLG: 0.506										1	0	0	0	0	0	0				
Inning Stats	R: 0 E: 0 K: 0 S: 9	H: 1 LOB: 1 BB: 0 P: 14	R: 1 E: 0 K: 0 S: 16	H: 1 LOB: 2 BB: 2 P: 33	R: 0 E: 0 K: 1 S: 6	H: 1 LOB: 0 BB: 0 P: 9	R: 1 E: 0 K: 1 S: 8	H: 1 LOB: 0 BB: 1 P: 13	R: 0 E: 0 K: 1 S: 7	H: 1 LOB: 0 BB: 0 P: 14	R: 0 E: 0 K: 2 S: 15	H: 1 LOB: 1 BB: 0 P: 24	R: 0 E: 0 K: 0 S: 15	H: 1 LOB: 3 BB: 2 P: 29	R: 0 E: 0 K: 1 S: 8	H: 1 LOB: 1 BB: 0 P: 13	1B: 7 2B: 0 3B: 1 HR: 1	SF: 1 SAC: 0 DP: 2 HBP: 0	WP: 2 PB: 0 SB: 1 CS: 0	PA: 39
PITCHER	IP WLS BF H R ER SO	IP WLS BF H R ER SO	IP WLS BF H R ER SO	IP WLS BF H R ER SO	IP WLS BF H R ER SO	IP WLS BF H R ER SO	IP WLS BF H R ER SO	IP WLS BF H R ER SO	IP WLS BF H R ER SO	IP WLS BF H R ER SO	IP WLS BF H R ER SO	IP WLS BF H R ER SO	IP WLS BF H R ER SO	IP WLS BF H R ER SO	IP WLS BF H R ER SO	IP WLS BF H R ER SO	ERA WHIP	ERA WHIP	ERA WHIP	
34 Joe Saunders, L ERA: 4.50	6.0 25 6 3 3 2	1.0 4 1 0 0 2	1.0 6 1 0 0 0	1.0 4 1 0 0 1	1.0 4 1 0 0 0	1.0 4 1 0 0 0	1.0 4 1 0 0 0	1.0 4 1 0 0 0	1.0 4 1 0 0 0	1.0 4 1 0 0 0	1.0 4 1 0 0 0	1.0 4 1 0 0 0	1.0 4 1 0 0 0	1.0 4 1 0 0 0	1.0 4 1 0 0 0	1.0 4 1 0 0 0	4.50 1.500	4.50 1.500	4.50 1.500	
32 Esmerling Vasquez, R ERA: 2.79	1.0 4 1 0 0 2	1.0 6 1 0 0 0	1.0 4 1 0 0 0	1.0 4 1 0 0 1	1.0 4 1 0 0 0	1.0 4 1 0 0 0	1.0 4 1 0 0 0	1.0 4 1 0 0 0	1.0 4 1 0 0 0	1.0 4 1 0 0 0	1.0 4 1 0 0 0	1.0 4 1 0 0 0	1.0 4 1 0 0 0	1.0 4 1 0 0 0	1.0 4 1 0 0 0	1.0 4 1 0 0 0	2.79 2.000	2.79 2.000	2.79 2.000	
40 J.J. Putz, R ERA: 3.0	1.0 4 1 0 0 1	1.0 4 1 0 0 1	1.0 4 1 0 0 1	1.0 4 1 0 0 1	1.0 4 1 0 0 0	1.0 4 1 0 0 0	1.0 4 1 0 0 0	1.0 4 1 0 0 0	1.0 4 1 0 0 0	1.0 4 1 0 0 0	1.0 4 1 0 0 0	1.0 4 1 0 0 0	1.0 4 1 0 0 0	1.0 4 1 0 0 0	1.0 4 1 0 0 0	1.0 4 1 0 0 0	3.0 1.000	3.0 1.000	3.0 1.000	

Batter	1	2	3	4	5	6	7	8	9	AB	R	H	RBI	BB	SO	LOB	BOTTOM		
24 Chris Young, R OBP: 0.264, SLG: 0.500	G6-3									4	0	0	0	0	2	2	Colorado Rockies @ Arizona Diamondbacks Chase Field, Phoenix, AZ Tue May 03 2011, 6:41 PM - 9:46 PM MST Att: 18,874 - Clear - 89 F		
14 Ryan Roberts, R OBP: 0.434, SLG: 0.623	F8									2	1	0	0	2	0	0			
10 Justin Upton, R OBP: 0.369, SLG: 0.547										4	1	3	1	0	0	2			
6 Stephen Drew, L OBP: 0.367, SLG: 0.489	F8									3	0	0	0	1	0	2			
22 Xavier Nady, R OBP: 0.359, SLG: 0.343										4	0	1	2	0	0	1			
4 Melvin Mora, R OBP: 0.286, SLG: 0.327										4	0	1	0	0	3	2			
8 Gerardo Parra, L OBP: 0.336, SLG: 0.371										3	0	0	0	0	2	1			
12 Henry Blanco, R OBP: 0.214, SLG: 0.462										3	1	2	1	0	1	0			
34 Joe Saunders, L OBP: 0.091, SLG: 0.091										2	1	1	0	0	0	1			
32 Esmerling Vasquez, R ERA: 2.79										0	0	0	0	0	0	0			
2 Kelly Johnson, L OBP: 0.259, SLG: 0.308										1	0	0	0	0	0	0			
30 David Hernandez, R ERA: 0.77										0	0	0	0	0	0	0			
40 J.J. Putz, R ERA: 3.0										0	0	0	0	0	0	0			
Inning Stats	R: 0 E: 0 K: 0 S: 8	H: 1 LOB: 1 BB: 0 P: 17	R: 0 E: 0 K: 2 S: 9	H: 0 LOB: 0 BB: 0 P: 15	R: 3 E: 0 K: 1 S: 13	H: 3 LOB: 2 BB: 2 P: 25	R: 0 E: 0 K: 1 S: 10	H: 1 LOB: 1 BB: 0 P: 15	R: 0 E: 0 K: 2 S: 10	H: 1 LOB: 0 BB: 0 P: 15	R: 0 E: 0 K: 1 S: 8	H: 0 LOB: 1 BB: 1 P: 15	R: 1 E: 0 K: 1 S: 9	H: 1 LOB: 0 BB: 0 P: 13	1B: 4 2B: 2 3B: 0 HR: 2	SF: 0 SAC: 0 DP: 0 HBP: 0	WP: 0 PB: 0 SB: 0 CS: 2	PA: 34	
PITCHER	IP WLS BF H R ER SO	IP WLS BF H R ER SO	IP WLS BF H R ER SO	IP WLS BF H R ER SO	IP WLS BF H R ER SO	IP WLS BF H R ER SO	IP WLS BF H R ER SO	IP WLS BF H R ER SO	IP WLS BF H R ER SO	IP WLS BF H R ER SO	IP WLS BF H R ER SO	IP WLS BF H R ER SO	IP WLS BF H R ER SO	IP WLS BF H R ER SO	IP WLS BF H R ER SO	IP WLS BF H R ER SO	ERA WHIP	ERA WHIP	ERA WHIP
29 Jorge De La Rosa, L ERA: 2.92	6.0 26 7 3 3 6	1.0 3 0 0 0 1	1.0 4 1 1 1 1	1.0 4 1 1 1 1	1.0 4 1 0 0 0	1.0 4 1 0 0 0	1.0 4 1 0 0 0	1.0 4 1 0 0 0	1.0 4 1 0 0 0	1.0 4 1 0 0 0	1.0 4 1 0 0 0	1.0 4 1 0 0 0	1.0 4 1 0 0 0	1.0 4 1 0 0 0	1.0 4 1 0 0 0	1.0 4 1 0 0 0	2.92 1.500	2.92 1.500	2.92 1.500
27 Matt Lindstrom, R ERA: 0.77	1.0 3 0 0 0 1	1.0 4 1 1 1 1	1.0 4 1 1 1 1	1.0 4 1 1 1 1	1.0 4 1 0 0 0	1.0 4 1 0 0 0	1.0 4 1 0 0 0	1.0 4 1 0 0 0	1.0 4 1 0 0 0	1.0 4 1 0 0 0	1.0 4 1 0 0 0	1.0 4 1 0 0 0	1.0 4 1 0 0 0	1.0 4 1 0 0 0	1.0 4 1 0 0 0	1.0 4 1 0 0 0	0.77 1.000	0.77 1.000	0.77 1.000
55 Felipe Paulino, R ERA: 6.1	1.0 4 1 1 1 1	1.0 4 1 1 1 1	1.0 4 1 1 1 1	1.0 4 1 1 1 1	1.0 4 1 0 0 0	1.0 4 1 0 0 0	1.0 4 1 0 0 0	1.0 4 1 0 0 0	1.0 4 1 0 0 0	1.0 4 1 0 0 0	1.0 4 1 0 0 0	1.0 4 1 0 0 0	1.0 4 1 0 0 0	1.0 4 1 0 0 0	1.0 4 1 0 0 0	1.0 4 1 0 0 0	6.1 9.000	6.1 9.000	6.1 9.000

Batter	1	2	3	4	5	6	7	8	9	10	11	AB	R	H	RBI	BB	SO	LOB	TOP					
24 Dexter Fowler, S OBP: 0.388, SLG: 0.411												4	0	3	0	1	0	0						
18 Jonathan Herrera, S OBP: 0.409, SLG: 0.419												5	0	1	0	0	1	5						
5 Carlos González, L OBP: 0.311, SLG: 0.349												5	0	0	0	0	2	3						
2 Troy Tulowitzki, R OBP: 0.352, SLG: 0.532												4	0	0	0	1	0	3						
17 Todd Helton, L OBP: 0.361, SLG: 0.500												5	1	1	0	0	1	4						
7 Seth Smith, L OBP: 0.358, SLG: 0.500												5	1	1	0	0	3	3						
9 Ian Stewart, L OBP: 0.184, SLG: 0.118												3	0	0	0	2	1	2						
34 Matt Belisle, R												0	0	0	0	0	0	0						
26 Jose Morales, S OBP: 0.323, SLG: 0.308												3	0	1	2	0	0	0						
46 Jason Hammel, R ERA: 3.00												2	0	0	0	0	2	0						
63 Rafael Betancourt, R ERA: 2.33												0	0	0	0	0	0	0						
51 Matt Reynolds, L ERA: 4.5												1	0	0	0	0	1	0						
23 Jason Giambi, L ERA: 3.00												0	0	0	0	0	0	0						
56 Franklin Morales, L ERA: 2.77												0	0	0	0	0	0	0						
Inning Stats	R: 0 E: 0 K: 0 S: 12	H: 2 LOB: 2 BB: 0 P: 20	R: 1 E: 0 K: 1 S: 8	H: 1 LOB: 0 BB: 1 P: 17	R: 0 E: 0 K: 2 S: 11	H: 1 LOB: 3 BB: 0 P: 17	R: 1 E: 0 K: 1 S: 12	H: 2 LOB: 3 BB: 2 P: 24	R: 0 E: 0 K: 1 S: 8	H: 0 LOB: 0 BB: 0 P: 11	R: 0 E: 0 K: 1 S: 12	H: 0 LOB: 0 BB: 0 P: 14	R: 0 E: 0 K: 1 S: 10	H: 0 LOB: 0 BB: 0 P: 16	R: 0 E: 0 K: 1 S: 11	H: 0 LOB: 0 BB: 1 P: 14	R: 0 E: 1 K: 2 S: 13	H: 0 LOB: 2 BB: 1 P: 20	1B: 4 2B: 3 3B: 1 HR: 0	SF: 1 SAC: 1 DP: 1 HBP: 0	WP: 1 PB: 0 SB: 0 CS: 1	PA: 43		
PITCHER	IP: 6.0 WLS: 2 BF: 26 ERA: 3.8	H: 6 R: 2 ER: 2 SO: 5	BB: 3 IBB: 0 HBP: 0 BLK: 0	WP: 0 HR: 0 S: 63 P: 106	ERA: 3.00 WHIP: 1.000	IP: 1.0 WLS: 0 BF: 5 ERA: 1.76	H: 0 R: 0 ER: 0 SO: 2	BB: 1 IBB: 0 HBP: 0 BLK: 0	WP: 0 HR: 0 S: 13 P: 20	ERA: 0.00 WHIP: 1.000	IP: 1.0 WLS: 0 BF: 5 ERA: 1.76	H: 0 R: 0 ER: 0 SO: 2	BB: 1 IBB: 0 HBP: 0 BLK: 0	WP: 0 HR: 0 S: 13 P: 20	ERA: 0.00 WHIP: 1.000									
31 Ian Kennedy, R ERA: 3.8	6.0	2	26	6	2	5	3	0	0	0	0	0	0	0	0	0	0	0	0	0	0	0	0	0
38 Sam Demel, R ERA: 2.7	1.0	3	1	0	0	1	0	0	0	0	0	0	0	0	0	0	0	0	0	0	0	0	0	0
32 Esmerling Vasquez, R ERA: 2.53	1.0	3	0	0	0	1	0	0	0	0	0	0	0	0	0	0	0	0	0	0	0	0	0	0
47 Joe Paterson, L ERA: 2.53	1.0	3	0	0	0	1	0	0	0	0	0	0	0	0	0	0	0	0	0	0	0	0	0	0
40 J.J. Putz, R ERA: 2.77	1.0	3	0	0	0	1	0	0	0	0	0	0	0	0	0	0	0	0	0	0	0	0	0	0

Colorado Rockies @ Arizona Diamondbacks
Chase Field, Phoenix, AZ
Thu May 05 2011, 6:40 PM - 10:40 PM MST
Att: 18,710 - Clear - 95 F

livebaseballscorecards.com

AB 37
R 2
H 7
RBI 2
BB 4
SO 11
LOB 20

Batter	1	2	3	4	5	6	7	8	9	10	11	AB	R	H	RBI	BB	SO	LOB	BOTTOM			
24 Chris Young, R OBP: 0.272, SLG: 0.528												6	2	3	1	0	0	1				
2 Kelly Johnson, L OBP: 0.260, SLG: 0.325												6	0	1	0	0	3	3				
10 Justin Upton, R OBP: 0.364, SLG: 0.518												5	0	1	1	1	2	2				
6 Stephen Drew, L OBP: 0.359, SLG: 0.467												4	0	0	0	1	0	2				
26 Miguel Montero, L OBP: 0.346, SLG: 0.474												2	0	0	0	2	0	0				
4 Melvin Mora, R OBP: 0.308, SLG: 0.333												4	0	1	0	1	1	4				
46 Juan Miranda, L OBP: 0.356, SLG: 0.408												4	0	1	0	1	1	2				
8 Gerardo Parra, L OBP: 0.360, SLG: 0.408												5	1	2	1	0	1	5				
31 Ian Kennedy, R ERA: 3.8												1	0	0	0	0	0	0				
14 Ryan Roberts, R ERA: 3.00												0	0	0	0	0	0	0				
47 Joe Paterson, L ERA: 2.53												0	0	0	0	0	0	0				
23 Xavier Nady, R ERA: 3.00												0	0	0	0	0	0	0				
40 J.J. Putz, R ERA: 2.77												0	0	0	0	0	0	0				
30 David Hernandez, R ERA: 2.33												0	0	0	0	0	0	0				
33 Rossiter Rodriguez, L ERA: 3.00												0	0	0	0	0	0	0				
Inning Stats	R: 0 E: 1 K: 1 S: 10	H: 0 LOB: 3 BB: 2 P: 25	R: 0 E: 0 K: 0 S: 12	H: 1 LOB: 1 BB: 0 P: 16	R: 0 E: 0 K: 1 S: 12	H: 0 LOB: 1 BB: 0 P: 18	R: 0 E: 0 K: 0 S: 7	H: 0 LOB: 1 BB: 1 P: 13	R: 0 E: 0 K: 0 S: 5	H: 1 LOB: 1 BB: 0 P: 6	R: 0 E: 0 K: 1 S: 13	H: 0 LOB: 2 BB: 0 P: 20	R: 0 E: 0 K: 2 S: 16	H: 0 LOB: 1 BB: 1 P: 21	R: 2 E: 0 K: 3 S: 19	H: 3 LOB: 3 BB: 0 P: 28	R: 0 E: 0 K: 0 S: 8	H: 0 LOB: 2 BB: 2 P: 19	1B: 5 2B: 2 3B: 0 HR: 2	SF: 0 SAC: 2 DP: 0 HBP: 0	WP: 0 PB: 1 SB: 0 CS: 0	PA: 48
PITCHER	IP: 7.0 WLS: 1 BF: 29 ERA: 2.53	H: 4 R: 0 ER: 0 SO: 4	BB: 3 IBB:																			

Batter	1	2	3	4	5	6	7	8	9	AB	R	H	RBI	BB	SO	LOB	TOP			
24 Chris Young, R OBP: 0.259, SLG: 0.489	G5-3		BB	G5-3		F7			F8	4	1	0	0	1	0	0	Arizona Diamondbacks @ San Diego Padres PETCO Park, San Diego, CA Sat May 07 2011, 8:36 PM - 10:58 PM EDT Att: 35,936 - Cloudy - 67 F			
14 Ryan Roberts, R OBP: 0.418, SLG: 0.554	1B		1B	1B		G6-3			K	5	3	3	0	0	1	0				
10 Justin Upton, R OBP: 0.348, SLG: 0.512	G6-3		F9	HR					F8	4	1	1	2	0	0	3				
6 Stephen Drew, L OBP: 0.360, SLG: 0.455	E4		1B	F8					F9	3	1	1	1	0	0	0				
11 Josh Wilson, R OBP: 0.167, SLG: 0.167	2H		1B	F8					F9	1	0	0	0	0	0	0				
26 Miguel Montero, L OBP: 0.345, SLG: 0.466	1B		IBB	F9					G4-3	3	0	1	0	1	0	0				
4 Melvin Mora, R OBP: 0.299, SLG: 0.323	F7		1B	K					G5-3	4	0	1	1	0	1	2				
46 Juan Miranda, L OBP: 0.368, SLG: 0.411		F8	G4-1	F8					G3	4	0	0	1	0	0	2				
8 Gerardo Parra, L OBP: 0.368, SLG: 0.410		K	IBB	F7					G1-3	3	0	0	0	1	1	0				
41 Daniel Hudson, R OBP: 0.308, SLG: 0.385			G1-3	K					F8	3	0	0	0	0	2	3				
44 Aaron Heilman, R ERA: 1.13										0	0	0	0	0	0	0				
33 Russell Branyan, L OBP: 0.321, SLG: 0.400										1	0	0	0	0	0	0				
47 Joe Paterson, R ERA: 1.5										0	0	0	0	0	0	0				
Inning Stats	R: 1 H: 2 E: 0 K: 0 S: 11	H: 2 LOB: 2 BB: 0 P: 20	R: 0 H: 0 E: 0 K: 2 S: 8	H: 0 LOB: 0 BB: 0 P: 9	R: 3 H: 3 E: 0 K: 0 S: 12	H: 3 LOB: 3 BB: 3 P: 30	R: 2 H: 2 E: 0 K: 0 S: 13	H: 2 LOB: 0 BB: 0 P: 22	R: 0 H: 0 E: 0 K: 1 S: 6	H: 0 LOB: 0 BB: 0 P: 9	R: 0 H: 0 E: 0 K: 1 S: 8	H: 0 LOB: 0 BB: 0 P: 13	R: 0 H: 0 E: 0 K: 0 S: 7	H: 0 LOB: 0 BB: 0 P: 9	R: 0 H: 0 E: 0 K: 1 S: 7	H: 0 LOB: 0 BB: 0 P: 10	1B: 6 2B: 0 3B: 0 HR: 1	SF: 0 SAC: 0 DP: 0 HBP: 0	WP: 0 PA: 38 PB: 0 CS: 1	
PITCHER	IP WLS BF H R ER SO BB IBB HBP BLK WP HR S P ERA WHIP	5.0 L 26 7 6 5 3 1 2 0 0 0 1 50 90 9.00 1.600	3.0 9 0 0 0 1 0 0 0 0 0 0 21 33 0.00 0.000	1.0 3 0 0 0 1 0 0 0 0 0 0 7 10 0.00 0.000																

Batter	1	2	3	4	5	6	7	8	9	AB	R	H	RBI	BB	SO	LOB	BOTTOM			
25 Will Venable, L OBP: 0.297, SLG: 0.262	K		1B			K			K	4	0	1	0	0	3	1	Arizona Diamondbacks @ San Diego Padres PETCO Park, San Diego, CA Sat May 07 2011, 8:36 PM - 10:58 PM EDT Att: 35,936 - Cloudy - 67 F			
9 Eric Patterson, L OBP: 0.255, SLG: 0.325	K		G4-6-3						FC5-4	4	0	1	0	0	1	3				
47 Ryan Ludwick, R OBP: 0.292, SLG: 0.365	F8					F8			FC6-4	4	0	0	0	0	2	0				
7 Chase Headley, S OBP: 0.375, SLG: 0.360	G5-3					F8			K	4	0	0	0	0	1	1				
11 Brad Hawpe, L OBP: 0.237, SLG: 0.281	E9					G4-3			F8	3	0	1	0	0	0	1				
24 Cameron Maybin, R OBP: 0.331, SLG: 0.393	K					G4-3			G1-3	4	0	1	0	0	1	1				
16 Kyle Phillips, L	F7									3	0	0	0	0	0	3				
14 Alberto Gonzalez, R OBP: 0.216, SLG: 0.242	G5-3					G6-3			K	3	0	0	0	0	1	0				
26 Dustin Moseley, R OBP: 0.273, SLG: 0.273										1	0	1	0	0	0	0				
12 Logan Forsythe, R OBP: 0.375, SLG: 0.477										1	0	0	0	0	0	0				
55 Evan Scribner, R ERA: 9.35										0	0	0	0	0	0	0				
13 Chris Denorfia, R OBP: 0.375, SLG: 0.477										1	0	1	0	0	0	0				
39 Ernesto Frieri, R ERA: 1.5										0	0	0	0	0	0	0				
Inning Stats	R: 0 H: 0 E: 0 K: 2 S: 13	H: 1 LOB: 1 BB: 0 P: 17	R: 0 H: 2 E: 0 K: 0 S: 10	H: 2 LOB: 1 BB: 0 P: 12	R: 0 H: 1 E: 0 K: 0 S: 16	H: 1 LOB: 2 BB: 0 P: 23	R: 0 H: 0 E: 0 K: 2 S: 8	H: 0 LOB: 0 BB: 0 P: 11	R: 0 H: 1 E: 0 K: 0 S: 9	H: 1 LOB: 1 BB: 0 P: 14	R: 0 H: 0 E: 0 K: 1 S: 7	H: 0 LOB: 0 BB: 0 P: 10	R: 0 H: 1 E: 0 K: 1 S: 9	H: 1 LOB: 1 BB: 0 P: 11	R: 0 H: 0 E: 0 K: 1 S: 10	H: 0 LOB: 0 BB: 0 P: 15	1B: 5 2B: 1 3B: 0 HR: 0	SF: 0 SAC: 0 DP: 1 HBP: 1	WP: 0 PA: 33 PB: 0 CS: 0	
PITCHER	IP WLS BF H R ER SO BB IBB HBP BLK WP HR S P ERA WHIP	7.0 W 26 5 5 0 6 0 0 0 0 0 0 75 107 0.00 0.714	1.0 4 1 0 0 1 0 0 0 0 0 0 9 11 0.00 1.000	1.0 3 0 0 0 1 0 0 0 0 0 0 10 15 0.00 0.000																

Batter	1	2	3	4	5	6	7	8	9	AB	R	H	RBI	BB	SO	LOB	TOP				
2 Kelly Johnson, L (1,4) OBP: 0.283, SLG: 0.317	G4-3			BB		F7		1B		3	0	1	0	1	0	1	Arizona Diamondbacks @ San Francisco Giants AT&T Park, San Francisco, CA Tue May 10 2011, 7:17 PM - 9:46 PM PDT Att: 41,039 - Partly Cloudy - 55 F				
4 Melvin Mora, R (1,5) OBP: 0.307, SLG: 0.329	F8			K				G1-4-3		4	0	1	0	0	1	2					
10 Justin Upton, R (1,9) OBP: 0.342, SLG: 0.504	K			F8				F9		4	0	1	0	0	1	3					
6 Stephen Drew, L (1,6) OBP: 0.365, SLG: 0.451		BB		P5				1B		3	0	1	0	1	1	2					
24 Chris Young, R (1,8) OBP: 0.256, SLG: 0.465		K				F8		F7		3	0	0	0	1	1	2					
26 Miguel Montero, L (1,2) OBP: 0.347, SLG: 0.459								K		4	0	0	0	0	2	3					
46 Juan Miranda, L (1,3) OBP: 0.347, SLG: 0.383				E4				K		3	0	0	0	0	2	1					
8 Gerardo Parra, L (1,7) OBP: 0.353, SLG: 0.389				K2-3				K		3	0	0	0	0	2	0					
31 Ian Kennedy, R (1,1) OBP: 0.125, SLG: 0.067								G2-3		3	0	1	0	0	0	0					
30 David Hernandez, R (9,1)				F9						0	0	0	0	0	0	0					
Inning Stats	R: 0 H: 0 E: 0 K: 1 S: 9	H: 0 LOB: 0 BB: 0 P: 14	R: 0 H: 0 E: 0 K: 1 S: 9	H: 0 LOB: 0 BB: 1 P: 16	R: 0 H: 0 E: 1 K: 1 S: 7	H: 0 LOB: 0 BB: 0 P: 12	R: 0 H: 0 E: 0 K: 1 S: 7	H: 0 LOB: 1 BB: 1 P: 14	R: 0 H: 2 E: 0 K: 0 S: 8	H: 2 LOB: 2 BB: 0 P: 9	R: 0 H: 1 E: 0 K: 2 S: 15	H: 1 LOB: 1 BB: 0 P: 19	R: 0 H: 1 E: 0 K: 1 S: 11	H: 1 LOB: 1 BB: 0 P: 14	R: 0 H: 1 E: 0 K: 1 S: 6	H: 1 LOB: 1 BB: 1 P: 12	1B: 5 2B: 0 3B: 0 HR: 0	SF: 0 SAC: 0 DP: 1 HBP: 0	WP: 1 PB: 0 SB: 1 CS: 1	PA: 33	
PITCHER	IP WLS BF H R ER SO BB IBB HBP BLK WP HR S P ERA WHIP	8.0 29 4 0 0 9 2 0 0 0 1 0 76 113 0.00 0.750	1.0 W 4 1 0 0 1 1 0 0 0 0 6 12 0.00 2.000																		

Batter	1	2	3	4	5	6	7	8	9	AB	R	H	RBI	BB	SO	LOB	BOTTOM			
56 Andres Torres, S (1,8) OBP: 0.389, SLG: 0.387	G1-6-3			BB		L9		K		3	0	1	0	1	1	0	Arizona Diamondbacks @ San Francisco Giants AT&T Park, San Francisco, CA Tue May 10 2011, 7:17 PM - 9:46 PM PDT Att: 41,039 - Partly Cloudy - 55 F			
21 Freddy Sanchez, R (1,4) OBP: 0.319, SLG: 0.388	F9			L8		F9		1B		4	0	1	0	0	0	2				
14 Mike Fontenot, L (1,6) OBP: 0.338, SLG: 0.483	G1-6-3			K		G3		F7		4	0	0	0	0	1	3				
28 Buster Posey, R (1,2) OBP: 0.338, SLG: 0.365		F9				P3				3	0	1	0	1	0	0				
34 Darren Ford, R (9, PR) OBP: 0.364, SLG: 0.222										0	1	0	0	0	0	0				
17 Aubrey Huff, L (1,3) OBP: 0.268, SLG: 0.347										3	0	1	0	1	2	1				
13 Cody Ross, R (1,9) OBP: 0.298, SLG: 0.321										3	0	1	1	1	1	2				
33 Aaron Rowand, R (1,7) OBP: 0.318, SLG: 0.392										2	0	0	0	0	1	2				
7 Mark DeRosa, R (1,5) OBP: 0.348, SLG: 0.333										3	0	0	0	0	1	5				
55 Tim Lincecum, L (1,1) OBP: 0.056, SLG: 0.056										2	0	0	0	0	2	0				
5 Pat Burrell, R (8, PH) OBP: 0.360, SLG: 0.441										1	0	0	0	0	0	0				
38 Brian Wilson, R (9,1)										0	0	0	0	0	0	0				
Inning Stats	R: 0 H: 1 E: 0 K: 0 S: 6	H: 1 LOB: 2 BB: 1 P: 25	R: 0 H: 0 E: 0 K: 2 S: 14	H: 0 LOB: 1 BB: 1 P: 18	R: 0 H: 1 E: 0 K: 1 S: 10	H: 1 LOB: 2 BB: 1 P: 16	R: 0 H: 0 E: 0 K: 1 S: 9	H: 0 LOB: 0 BB: 0 P: 12	R: 0 H: 0 E: 0 K: 1 S: 5	H: 0 LOB: 0 BB: 0 P: 8	R: 0 H: 1 E: 0 K: 1 S: 14	H: 1 LOB: 1 BB: 0 P: 17	R: 1 H: 1 E: 0 K: 1 S: 8	H: 1 LOB: 1 BB: 1 P: 13	1B: 4 2B: 1 3B: 0 HR: 0	SF: 0 SAC: 0 DP: 2 HBP: 1	WP: 0 PB: 0 SB: 1 CS: 0	PA: 33		
PITCHER	IP WLS BF H R ER SO BB IBB HBP BLK WP HR S P ERA WHIP	8.0 L 3 1 1 1 1 3 0 0 0 0 0 8 13 27.00 6.000																		



Batter	1	2	3	4	5	6	7	8	9	AB	R	H	RBI	BB	SO	LOB	TOP					
2 Kelly Johnson, L OBP: 0.288, SLG: 0.328										5	1	2	0	0	1	3						
14 Ryan Roberts, R OBP: 0.396, SLG: 0.517										2	0	0	0	2	1	1						
10 Justin Upton, R OBP: 0.333, SLG: 0.489										4	0	0	0	0	1	4						
6 Stephen Drew, L OBP: 0.353, SLG: 0.434										4	0	0	1	0	1	3						
24 Chris Young, R OBP: 0.256, SLG: 0.459										4	0	1	0	0	1	2						
22 Xavier Nady, R OBP: 0.300, SLG: 0.311										4	0	1	0	0	1	1						
8 Gerardo Parra, L OBP: 0.358, SLG: 0.387										3	1	1	0	1	0	1						
12 Henry Blanco, R OBP: 0.278, SLG: 0.647										4	1	2	2	0	1	3						
59 Armando Galarraga, R 58 Juan Gutierrez, R 4 Melvin Mora, R 47 Joe Paterson, R 38 Sam Demel, R 44 Aaron Heilman, R 33 Russell Branyan, L										2	0	0	0	0	0	2						
Inning Stats	R: 1 E: 0 K: 0 S: 10	H: 1 LOB: 1 BB: 1 P: 18	R: 1 E: 0 K: 2 S: 16	H: 2 LOB: 1 BB: 0 P: 22	R: 0 E: 0 K: 1 S: 8	H: 0 LOB: 1 BB: 1 P: 16	R: 1 E: 0 K: 1 S: 11	H: 1 LOB: 3 BB: 0 P: 14	R: 0 E: 0 K: 2 S: 10	H: 1 LOB: 1 BB: 0 P: 15	R: 0 E: 0 K: 1 S: 9	H: 1 LOB: 1 BB: 0 P: 11	R: 0 E: 0 K: 1 S: 11	H: 0 LOB: 0 BB: 0 P: 13	R: 0 E: 0 K: 1 S: 12	H: 0 LOB: 0 BB: 0 P: 17	R: 0 E: 0 K: 1 S: 9	H: 1 LOB: 2 BB: 1 P: 15	1B: 4 2B: 2 3B: 0 HR: 1	SF: 0 SAC: 0 DP: 0 HBP: 0	WP: 0 PB: 0 SB: 3 CS: 0	PA: 37
PITCHER	IP WLS BF H R ER SO BB IBB HBP BLK WP HR S P ERA WHIP																					
57 Jonathan Sánchez, L ERA: 3.88	(1.1) 6.0 W 26 6 3 3 7 2 0 0 0 0 0 1 64 96 4.50 1.333																					
52 Ramon E Ramirez, R ERA: 1.08	(7.1) 1.1 H 4 0 0 0 1 0 0 0 0 0 0 0 15 18 0.00 0.000																					
49 Javier López, L ERA: 0.63	(8.1) 0.1 H 1 0 0 0 0 0 0 0 0 0 0 2 5 0.00 0.000																					
54 Sergio Romo, R ERA: 0.93	(8.1) 0.1 H 1 0 0 0 1 0 0 0 0 0 0 6 7 0.00 0.000																					
38 Brian Wilson, R ERA: 4.15	(9.1) 1.0 S 5 1 0 0 1 1 0 0 0 0 0 0 9 15 0.00 2.000																					

Arizona Diamondbacks @ San Francisco Giants
AT&T Park, San Francisco, CA
Wed May 11 2011, 7:16 PM - 10:13 PM PDT
Att: 41,026 - Partly Cloudy - 56 F

AB 34
R 3
H 7
RBI 3
BB 3
SO 10
LOB 21



Batter	1	2	3	4	5	6	7	8	9	AB	R	H	RBI	BB	SO	LOB	BOTTOM			
56 Andres Torres, S OBP: 0.425, SLG: 0.441										3	0	2	1	1	1	0				
21 Freddy Sanchez, R OBP: 0.317, SLG: 0.383										4	0	1	0	0	0	6				
17 Aubrey Huff, L OBP: 0.268, SLG: 0.367										4	1	1	1	0	1	3				
28 Buster Posey, R OBP: 0.336, SLG: 0.361										4	1	1	0	0	1	0				
22 Eli Whiteside, R OBP: 0.291, SLG: 0.390										0	0	0	0	0	0	0				
13 Cody Ross, R OBP: 0.295, SLG: 0.316										4	0	1	0	0	2	1				
14 Mike Fontenot, L OBP: 0.320, SLG: 0.453										4	0	0	0	0	1	2				
33 Aaron Rowand, R OBP: 0.316, SLG: 0.382										3	1	0	0	1	1	1				
10 Miguel Tejada, R OBP: 0.246, SLG: 0.287										4	1	3	1	0	0	0				
57 Jonathan Sánchez, L ERA: 3.88	(1.1) 5.1 L 26 6 4 4 4 3 0 0 0 0 0 1 7 10 0.00 1.500																			
58 Juan Gutierrez, R ERA: 4.2	(6.1) 0.2 3 1 0 0 0 0 0 0 0 0 0 7 10 0.00 1.500																			
47 Joe Paterson, L ERA: 2.31	(7.1) 0.1 1 0 0 0 1 0 0 0 0 0 0 3 5 0.00 0.000																			
38 Sam Demel, R ERA: 2.31	(7.1) 0.2 2 0 0 0 0 0 0 0 0 0 0 5 10 0.00 0.000																			
44 Aaron Heilman, R ERA: 8.38	(8.1) 1.0 4 1 0 0 3 0 0 0 0 0 0 13 21 0.00 1.000																			
Inning Stats	R: 0 E: 0 K: 1 S: 6	H: 1 LOB: 0 BB: 0 P: 8	R: 0 E: 0 K: 1 S: 11	H: 1 LOB: 1 BB: 0 P: 19	R: 0 E: 0 K: 0 S: 8	H: 2 LOB: 2 BB: 0 P: 13	R: 2 E: 0 K: 1 S: 16	H: 2 LOB: 3 BB: 3 P: 35	R: 1 E: 0 K: 0 S: 8	H: 1 LOB: 0 BB: 0 P: 11	R: 1 E: 0 K: 0 S: 14	H: 2 LOB: 1 BB: 0 P: 20	R: 0 E: 0 K: 1 S: 8	H: 0 LOB: 0 BB: 0 P: 15	R: 0 E: 0 K: 3 S: 13	H: 1 LOB: 1 BB: 0 P: 21	1B: 6 2B: 3 3B: 0 HR: 1	SF: 0 SAC: 0 DP: 1 HBP: 0	WP: 1 PB: 0 SB: 0 CS: 0	PA: 36
PITCHER	IP WLS BF H R ER SO BB IBB HBP BLK WP HR S P ERA WHIP																			
59 Armando Galarraga, R ERA: 9.5	(1.1) 5.1 L 26 6 4 4 4 3 0 0 0 0 0 1 7 10 0.00 1.500																			
47 Joe Paterson, L ERA: 2.31	(7.1) 0.1 1 0 0 0 1 0 0 0 0 0 0 3 5 0.00 0.000																			
38 Sam Demel, R ERA: 2.31	(7.1) 0.2 2 0 0 0 0 0 0 0 0 0 0 5 10 0.00 0.000																			
44 Aaron Heilman, R ERA: 8.38	(8.1) 1.0 4 1 0 0 3 0 0 0 0 0 0 13 21 0.00 1.000																			

Arizona Diamondbacks @ San Francisco Giants
AT&T Park, San Francisco, CA
Wed May 11 2011, 7:16 PM - 10:13 PM PDT
Att: 41,026 - Partly Cloudy - 56 F

AB 33
R 4
H 10
RBI 3
BB 3
SO 8
LOB 15



Batter	1	2	3	4	5	6	7	8	9	AB	R	H	RBI	BB	SO	LOB	TOP					
2 Kelly Johnson, L (1,4) OBP: 0.285, SLG: 0.323										5	0	1	0	0	2	2	Arizona Diamondbacks @ San Francisco Giants AT&T Park, San Francisco, CA Thu May 12 2011, 12:47 PM - 3:31 PM PDT Att: 41,126 - Partly Cloudy - 60 F					
8 Gerardo Parra, L (1,8) OBP: 0.360, SLG: 0.388										5	1	2	0	0	1	3						
22 Xavier Nady, R (1,7) OBP: 0.315, SLG: 0.327										4	1	2	0	0	0	0						
6 Stephen Drew, L (1,6) OBP: 0.358, SLG: 0.445										4	0	2	1	0	1	2						
10 Justin Upton, R (1,9) OBP: 0.338, SLG: 0.489										4	0	2	1	0	0	3						
33 Russell Branyan, L (1,3) OBP: 0.306, SLG: 0.364										4	0	0	0	0	2	4						
14 Ryan Roberts, R (1,5) OBP: 0.400, SLG: 0.511										3	0	1	0	1	0	0						
26 Miguel Montero, L (1,2) OBP: 0.336, SLG: 0.443										4	0	0	0	0	1	3						
41 Daniel Hudson, R (1,1) OBP: 0.267, SLG: 0.333										2	0	0	0	0	1	0						
38 Sam Demel, R (7,1) 46 Juan Miranda, L (8,PH) 32 Esmerling Vasquez, R (8,1) 24 Chris Young, R (9,PH)										0	0	0	0	0	0	0						
Inning Stats	R: 0 E: 0 K: 0 S: 9	H: 2 LOB: 2 BB: 0 P: 13	R: 0 E: 0 K: 2 S: 10	H: 0 LOB: 0 BB: 0 P: 15	R: 0 E: 0 K: 1 S: 8	H: 1 LOB: 1 BB: 0 P: 13	R: 0 E: 0 K: 0 S: 11	H: 1 LOB: 1 BB: 0 P: 16	R: 0 E: 0 K: 1 S: 6	H: 0 LOB: 0 BB: 0 P: 8	R: 0 E: 0 K: 0 S: 8	H: 0 LOB: 0 BB: 0 P: 13	R: 0 E: 0 K: 2 S: 12	H: 1 LOB: 2 BB: 1 P: 22	R: 2 E: 0 K: 1 S: 16	H: 4 LOB: 2 BB: 0 P: 22	R: 0 E: 0 K: 2 S: 19	H: 2 LOB: 2 BB: 0 P: 24	1B: 10 2B: 1 3B: 0 HR: 0	SF: 0 SAC: 0 DP: 0 HBP: 0	WP: 0 PB: 0 SB: 1 CS: 0	PA: 38
PITCHER	IP WLS BF H R ER SO BB IBB HBP BLK WP HR S P ERA WHIP																					
18 Matt Cain, R (1,1) ERA: 3.22	7.2 W 30 7 2 2 7 1 0 0 0 0 0 0 3 4 ∞ ∞																					
41 Jeremy Affeldt, L (8,1) ERA: 3.29	0.0 1 1 0 0 0 0 0 0 0 0 0 0 3 4 ∞ ∞																					
52 Ramon E Ramirez, R (8,1) ERA: 1.06	0.1 H 2 1 0 0 0 0 0 0 0 0 0 0 4 6 0.00 3.000																					
54 Sergio Romo, R (9,1) ERA: 0.93	0.0 1 1 0 0 0 0 0 0 0 0 0 0 4 5 ∞ ∞																					
49 Javier López, L (9,1) ERA: 0.59	1.0 S 4 1 0 0 2 0 0 0 0 0 0 0 15 19 0.00 1.000																					

Batter	1	2	3	4	5	6	7	8	9	AB	R	H	RBI	BB	SO	LOB	BOTTOM			
56 Andres Torres, S (1,8) OBP: 0.409, SLG: 0.447										4	1	1	1	0	2	0	Arizona Diamondbacks @ San Francisco Giants AT&T Park, San Francisco, CA Thu May 12 2011, 12:47 PM - 3:31 PM PDT Att: 41,126 - Partly Cloudy - 60 F			
21 Freddy Sanchez, R (1,4) OBP: 0.315, SLG: 0.375										3	0	0	0	1	0	1				
17 Aubrey Huff, L (1,3) OBP: 0.281, SLG: 0.369										2	0	1	1	2	0	0				
13 Cody Ross, R (1,7) OBP: 0.292, SLG: 0.328										4	1	1	0	0	1	4				
12 Nate Schierholtz, L (1,9) OBP: 0.313, SLG: 0.469										4	0	3	1	0	0	3				
10 Miguel Tejada, R (1,6) OBP: 0.236, SLG: 0.278										4	0	0	0	0	1	3				
7 Mark DeRosa, R (1,5) OBP: 0.333, SLG: 0.292										3	0	0	0	0	0	2				
22 Eli Whiteside, R (1,2) OBP: 0.296, SLG: 0.417										4	1	2	0	0	1	3				
18 Matt Cain, R (1,1) 41 Jeremy Affeldt, L (8,1) 52 Ramon E Ramirez, R (8,1) 5 Pat Burrell, R (8,PH) 54 Sergio Romo, R (9,1) 49 Javier López, L (9,1)										2	0	0	0	0	1	1				
Inning Stats	R: 0 E: 0 K: 1 S: 7	H: 0 LOB: 0 BB: 0 P: 9	R: 1 E: 0 K: 1 S: 13	H: 2 LOB: 1 BB: 0 P: 18	R: 0 E: 1 K: 0 S: 14	H: 0 LOB: 3 BB: 2 P: 24	R: 0 E: 0 K: 1 S: 14	H: 1 LOB: 1 BB: 0 P: 19	R: 0 E: 0 K: 1 S: 8	H: 0 LOB: 0 BB: 1 P: 16	R: 0 E: 0 K: 1 S: 10	H: 1 LOB: 1 BB: 0 P: 15	R: 2 E: 0 K: 1 S: 17	H: 3 LOB: 1 BB: 0 P: 21	R: 0 E: 0 K: 0 S: 11	H: 1 LOB: 2 BB: 0 P: 18		1B: 3 2B: 5 3B: 0 HR: 0	SF: 0 SAC: 1 DP: 0 HBP: 1	WP: 0 PB: 0 SB: 1 CS: 1
PITCHER	IP WLS BF H R ER SO BB IBB HBP BLK WP HR S P ERA WHIP																			
41 Daniel Hudson, R (1,1) ERA: 4.41	6.2 L 30 7 3 3 3 3 0 0 0 0 0 0 7 8 11 4.05 1.500																			
38 Sam Demel, R (7,1) ERA: 2.25	0.1 1 0 0 0 1 0 0 0 0 0 0 0 5 5 0.00 0.000																			
32 Esmerling Vasquez, R (8,1) ERA: 2.03	1.0 5 1 0 0 0 0 0 0 1 0 0 0 11 18 0.00 1.000																			

Batter	1	2	3	4	5	6	7	8	9	AB	R	H	RBI	BB	SO	LOB	TOP					
24 Chris Young, R (1,8) OBP: 0.271, SLG: 0.465	G6-3		G5-3			G6-3			K	4	0	0	0	0	1	0	Arizona Diamondbacks @ Los Angeles Dodgers Dodger Stadium, Los Angeles, CA Sat May 14 2011, 4:15 PM - 6:47 PM PDT Att: 30,602 - Cloudy - 63 F					
2 Kelly Johnson, L (1,4) OBP: 0.236, SLG: 0.312	K		G1-3			K			K	4	0	0	0	0	3	0						
10 Justin Upton, R (1,9) OBP: 0.327, SLG: 0.466	F9				G5-3				P4	4	0	0	0	0	0	0						
6 Stephen Drew, L (1,6) OBP: 0.354, SLG: 0.440		26 E 4 SF9			G1-3				BB	2	1	1	0	1	0	0						
26 Miguel Montero, L (1,2) OBP: 0.341, SLG: 0.441					G3				K	2	0	0	0	1	1	1						
4 Melvin Mora, R (1,5) OBP: 0.286, SLG: 0.321	SF9								G5-3	2	0	0	1	0	0	1						
33 Russell Branyan, L (1,3) OBP: 0.288, SLG: 0.339									F7	3	0	0	0	0	1	1						
8 Gerardo Parra, L (1,7) OBP: 0.339, SLG: 0.362									F7	3	0	0	0	0	2	1						
55 Josh Collmenter, R (1,1)										2	0	0	0	0	1	0	AB 27 R 1 H 1 RBI 1 BB 2 SO 10 LOB 4					
44 Aaron Heilman, R (7,1)										0	0	0	0	0	0	0						
46 Juan Miranda, L (8,PH) OBP: 0.333, SLG: 0.365										1	0	0	0	0	1	0						
30 David Hernandez, R (8,1)										0	0	0	0	0	0	0						
40 J.J. Putz, R (9,1)										0	0	0	0	0	0	0						
										0	0	0	0	0	0	0						
										0	0	0	0	0	0	0						
										0	0	0	0	0	0	0						
Inning Stats	R: 0 E: 0 K: 1 S: 7	H: 0 LOB: 0 BB: 0 P: 12	R: 1 E: 1 K: 2 S: 13	H: 1 LOB: 1 BB: 1 P: 20	R: 0 E: 0 K: 0 S: 7	H: 0 LOB: 0 BB: 0 P: 12	R: 0 E: 0 K: 0 S: 13	H: 0 LOB: 0 BB: 0 P: 19	R: 0 E: 0 K: 1 S: 10	H: 0 LOB: 0 BB: 0 P: 16	R: 0 E: 0 K: 2 S: 7	H: 0 LOB: 0 BB: 0 P: 9	R: 0 E: 0 K: 1 S: 13	H: 0 LOB: 1 BB: 1 P: 18	R: 0 E: 0 K: 1 S: 9	H: 0 LOB: 0 BB: 0 P: 13	R: 0 E: 0 K: 2 S: 12	H: 0 LOB: 0 BB: 0 P: 15	1B: 0 2B: 1 3B: 0 HR: 0	SF: 1 SAC: 0 DP: 0 HBP: 0	WP: 0 PB: 0 CS: 0	PA: 30
PITCHER	IP WLS BF H R ER SO BB IBB HBP BLK WP HR S P ERA WHIP																					
58 Chad Billingsley, R (1,1) ERA: 3.38	8.0 L 27 1 1 0 8 2 0 0 0 0 0 0 79 119 0.00 0.375																					
74 Kenley Jansen, R (9,1) ERA: 6.19	1.0 3 0 0 0 2 0 0 0 0 0 0 0 12 15 0.00 0.000																					

Batter	1	2	3	4	5	6	7	8	9	AB	R	H	RBI	BB	SO	LOB	BOTTOM			
14 Jamey Carroll, R (1,6) OBP: 0.377, SLG: 0.371	L3		G6-3			L5			16 BB	4	0	1	0	0	0	1	Arizona Diamondbacks @ Los Angeles Dodgers Dodger Stadium, Los Angeles, CA Sat May 14 2011, 4:15 PM - 6:47 PM PDT Att: 30,602 - Cloudy - 63 F			
6 Aaron Miles, S (1,4) OBP: 0.295, SLG: 0.321	G5-3		G4-3			G5-3			K	4	0	0	0	0	1	2				
16 Andre Ethier, L (1,9) OBP: 0.417, SLG: 0.500	G4-3								27 G6-4-3 BB	3	0	0	0	1	1	0				
27 Matt Kemp, R (1,8) OBP: 0.421, SLG: 0.537	F9				L5				G6-4-3	4	0	0	0	0	2	2				
5 Juan Uribe, R (1,5) OBP: 0.257, SLG: 0.320	P2				F9					3	0	0	0	0	1	0				
7 James Loney, L (1,3) OBP: 0.286, SLG: 0.264										3	0	2	0	0	0	0				
10 Tony Gwynn Jr., L (8,FR) OBP: 0.275, SLG: 0.338									28 SH1-4 2B	0	0	0	0	0	0	0				
28 Rod Barajas, R (1,2) OBP: 0.280, SLG: 0.443	F8								SH1-4	2	0	0	0	0	1	1				
47 Jerry Sands, R (1,7) OBP: 0.288, SLG: 0.300										2	0	0	0	0	1	0				
30 Dioner Navarro, S (8,PH) OBP: 0.333, SLG: 0.462										1	0	0	0	0	1	2				
46 Russell Mitchell, R (9,3)										0	0	0	0	0	0	0				
58 Chad Billingsley, R (1,1) OBP: 0.353, SLG: 0.400										2	0	1	0	0	1	0				
31 Jay Gibbons, L (8,PH) OBP: 0.154, SLG: 0.091										1	0	0	0	0	0	2				
74 Kenley Jansen, S (9,1)										0	0	0	0	0	0	0				
Inning Stats	R: 0 E: 0 K: 0 S: 11	H: 0 LOB: 0 BB: 0 P: 16	R: 0 E: 0 K: 0 S: 9	H: 1 LOB: 1 BB: 0 P: 11	R: 0 E: 0 K: 1 S: 9	H: 1 LOB: 1 BB: 0 P: 10	R: 0 E: 0 K: 0 S: 8	H: 0 LOB: 0 BB: 0 P: 11	R: 0 E: 0 K: 1 S: 8	H: 0 LOB: 0 BB: 0 P: 9	R: 0 E: 0 K: 2 S: 7	H: 0 LOB: 0 BB: 0 P: 11	R: 0 E: 0 K: 1 S: 13	H: 1 LOB: 2 BB: 0 P: 16	R: 0 E: 0 K: 1 S: 11	H: 1 LOB: 1 BB: 1 P: 16	1B: 2 2B: 2 3B: 0 HR: 0	SF: 0 SAC: 1 DP: 1 HBP: 0	WP: 0 PB: 0 CS: 0	PA: 31
PITCHER	IP WLS BF H R ER SO BB IBB HBP BLK WP HR S P ERA WHIP																			
55 Josh Collmenter, R (1,1) ERA: 0.9	6.0 W 20 2 0 0 3 0 0 0 0 0 0 0 54 71 0.00 0.333																			
44 Aaron Heilman, R (7,1) ERA: 7.59	1.0 H 3 0 0 0 2 0 0 0 0 0 0 0 7 11 0.00 0.000																			
30 David Hernandez, R (8,1) ERA: 2.04	1.0 H 4 1 0 0 1 0 0 0 0 0 0 0 13 16 0.00 1.000																			
40 J.J. Putz, R (9,1) ERA: 2.57	1.0 S 4 1 0 0 1 1 0 0 0 0 0 0 11 16 0.00 2.000																			

Batter	1	2	3	4	5	6	7	8	9	AB	R	H	RBI	BB	SO	LOB	TOP								
24 Chris Young, R OBP: 0.269, SLG: 0.460	G5-3	SF7		F8			K		K	4	0	1	1	0	1	0	Arizona Diamondbacks @ Los Angeles Dodgers Dodger Stadium, Los Angeles, CA Sun May 15 2011, 1:12 PM - 4:19 PM PDT Att: 40,654 - Partly Cloudy - 64 F								
2 Kelly Johnson, L OBP: 0.256, SLG: 0.308	F7	K		K			K		K	5	0	1	0	0	3	2									
10 Justin Upton, R OBP: 0.325, SLG: 0.460	L5		K							4	0	1	0	0	1	0									
6 Stephen Drew, L OBP: 0.366, SLG: 0.445		22 HR		26 HBP					F7	3	1	2	0	1	0	2									
22 Xavier Nady, R OBP: 0.323, SLG: 0.375		HR		K					K	4	1	1	2	0	3	4									
14 Ryan Roberts, R OBP: 0.404, SLG: 0.537		HR		26 HBP					G1-3	3	1	1	1	1	1	1									
26 Miguel Montero, L OBP: 0.346, SLG: 0.433		31 SH5-4		8 1B					G3	2	1	0	0	0	1	0									
8 Gerardo Parra, L OBP: 0.336, SLG: 0.358		31 SH5-4		1B					G4-3	4	0	1	0	0	1	3									
31 Ian Kennedy, R OBP: 0.111, SLG: 0.059	SH5-4			F8					F7	2	0	0	0	0	0	0									
32 Esmerling Vasquez, R ERA: 1.35									G1-3	0	0	0	0	0	0	0									
30 David Hernandez, R ERA: 1.93										0	0	0	0	0	0	0									
4 Melvin Mora, R OBP: 0.282, SLG: 0.316										1	0	0	0	0	0	0									
40 J.J. Putz, R ERA: 2.4										0	0	0	0	0	0	0									
Inning Stats	R: 0 E: 0 K: 0 S: 7	H: 0 LOB: 0 BB: 9	R: 4 E: 0 K: 1 S: 12	H: 3 LOB: 1 BB: 23	R: 0 E: 0 K: 2 S: 12	H: 1 LOB: 3 BB: 1 P: 22	R: 0 E: 0 K: 1 S: 6	H: 0 LOB: 0 BB: 7	R: 0 E: 0 K: 1 S: 10	H: 1 LOB: 0 BB: 0 P: 16	R: 0 E: 0 K: 0 S: 9	H: 0 LOB: 0 BB: 12	R: 0 E: 0 K: 3 S: 12	H: 2 LOB: 2 BB: 0 P: 21	R: 0 E: 0 K: 3 S: 12	H: 0 LOB: 0 BB: 19	R: 0 E: 0 K: 1 S: 8	H: 1 LOB: 0 BB: 12	1B: 6 2B: 0 3B: 0 HR: 2	SF: 1 SAC: 1 DP: 0 HBP: 2	WP: 0 PB: 0 SB: 1 CS: 1	PA: 38			
PITCHER	IP WLS BF H R ER SO BB IBB HBP BLK WP HR S P ERA WHIP	IP WLS BF H R ER SO BB IBB HBP BLK WP HR S P ERA WHIP	IP WLS BF H R ER SO BB IBB HBP BLK WP HR S P ERA WHIP	IP WLS BF H R ER SO BB IBB HBP BLK WP HR S P ERA WHIP	IP WLS BF H R ER SO BB IBB HBP BLK WP HR S P ERA WHIP	IP WLS BF H R ER SO BB IBB HBP BLK WP HR S P ERA WHIP	IP WLS BF H R ER SO BB IBB HBP BLK WP HR S P ERA WHIP	IP WLS BF H R ER SO BB IBB HBP BLK WP HR S P ERA WHIP	IP WLS BF H R ER SO BB IBB HBP BLK WP HR S P ERA WHIP	IP WLS BF H R ER SO BB IBB HBP BLK WP HR S P ERA WHIP	IP WLS BF H R ER SO BB IBB HBP BLK WP HR S P ERA WHIP	IP WLS BF H R ER SO BB IBB HBP BLK WP HR S P ERA WHIP	IP WLS BF H R ER SO BB IBB HBP BLK WP HR S P ERA WHIP	IP WLS BF H R ER SO BB IBB HBP BLK WP HR S P ERA WHIP	IP WLS BF H R ER SO BB IBB HBP BLK WP HR S P ERA WHIP	IP WLS BF H R ER SO BB IBB HBP BLK WP HR S P ERA WHIP	IP WLS BF H R ER SO BB IBB HBP BLK WP HR S P ERA WHIP	IP WLS BF H R ER SO BB IBB HBP BLK WP HR S P ERA WHIP	IP WLS BF H R ER SO BB IBB HBP BLK WP HR S P ERA WHIP	IP WLS BF H R ER SO BB IBB HBP BLK WP HR S P ERA WHIP	IP WLS BF H R ER SO BB IBB HBP BLK WP HR S P ERA WHIP	IP WLS BF H R ER SO BB IBB HBP BLK WP HR S P ERA WHIP	IP WLS BF H R ER SO BB IBB HBP BLK WP HR S P ERA WHIP	IP WLS BF H R ER SO BB IBB HBP BLK WP HR S P ERA WHIP	IP WLS BF H R ER SO BB IBB HBP BLK WP HR S P ERA WHIP

Batter	1	2	3	4	5	6	7	8	9	AB	R	H	RBI	BB	SO	LOB	BOTTOM								
14 Jamey Carroll, R OBP: 0.380, SLG: 0.382	16 S		6 1B				G5-3		K	4	1	2	0	0	1	0	Arizona Diamondbacks @ Los Angeles Dodgers Dodger Stadium, Los Angeles, CA Sun May 15 2011, 1:12 PM - 4:19 PM PDT Att: 40,654 - Partly Cloudy - 64 F								
6 Aaron Miles, S OBP: 0.310, SLG: 0.336	16 S		2B				G4-3		K	4	0	3	1	0	0	0									
16 Andre Ethier, L OBP: 0.407, SLG: 0.487	K		F8				F9		F9	4	0	0	0	0	1	4									
27 Matt Kemp, R OBP: 0.417, SLG: 0.526	BB		K				F8		K	3	0	0	0	1	2	2									
7 James Loney, L OBP: 0.266, SLG: 0.270	F8		K				G6-3			4	0	1	0	0	1	4									
30 Dioner Navarro, S OBP: 0.283, SLG: 0.353	K		P6				K		K	4	0	0	0	0	3	4									
3 Juan Castro, R	F7		K							2	0	0	0	0	1	0									
5 Juan Uribe, R OBP: 0.288, SLG: 0.320			K						BB	0	0	0	0	2	0	0									
10 Tony Gwynn Jr., L OBP: 0.268, SLG: 0.328	K		K						F8	2	0	0	0	0	2	0									
31 Jay Gibbons, L OBP: 0.143, SLG: 0.083	K		K							1	0	0	0	0	1	1									
57 Scott Elbert, L										0	0	0	0	0	0	0									
54 Javy Guerra, R										0	0	0	0	0	0	0									
28 Rod Barajas, R OBP: 0.278, SLG: 0.440										1	0	0	0	0	2										
29 Ted Lilly, L										2	0	0	0	0	1	0									
66 Mike MacDougal, S									P4	0	0	0	0	0	0	0									
47 Jerry Sands, R OBP: 0.280, SLG: 0.292										2	0	0	0	0	0	3									
Inning Stats	R: 0 E: 0 K: 2 S: 16	H: 2 LOB: 3 BB: 1 P: 24	R: 0 E: 0 K: 2 S: 12	H: 0 LOB: 0 BB: 0 P: 17	R: 1 E: 0 K: 2 S: 19	H: 2 LOB: 1 BB: 0 P: 30	R: 0 E: 0 K: 2 S: 11	H: 0 LOB: 0 BB: 0 P: 12	R: 0 E: 0 K: 0 S: 9	H: 0 LOB: 0 BB: 0 P: 15	R: 0 E: 0 K: 0 S: 7	H: 0 LOB: 0 BB: 0 P: 14	R: 0 E: 0 K: 2 S: 16	H: 0 LOB: 1 BB: 1 P: 28	R: 0 E: 0 K: 2 S: 11	H: 1 LOB: 0 BB: 0 P: 15	R: 0 E: 0 K: 1 S: 17	H: 1 LOB: 2 BB: 1 P: 27	1B: 4 2B: 2 3B: 0 HR: 0	SF: 0 SAC: 0 DP: 0 HBP: 0	WP: 0 PB: 0 SB: 2 CS: 0	PA: 36			
PITCHER	IP WLS BF H R ER SO BB IBB HBP BLK WP HR S P ERA WHIP	IP WLS BF H R ER SO BB IBB HBP BLK WP HR S P ERA WHIP	IP WLS BF H R ER SO BB IBB HBP BLK WP HR S P ERA WHIP	IP WLS BF H R ER SO BB IBB HBP BLK WP HR S P ERA WHIP	IP WLS BF H R ER SO BB IBB HBP BLK WP HR S P ERA WHIP	IP WLS BF H R ER SO BB IBB HBP BLK WP HR S P ERA WHIP	IP WLS BF H R ER SO BB IBB HBP BLK WP HR S P ERA WHIP	IP WLS BF H R ER SO BB IBB HBP BLK WP HR S P ERA WHIP	IP WLS BF H R ER SO BB IBB HBP BLK WP HR S P ERA WHIP	IP WLS BF H R ER SO BB IBB HBP BLK WP HR S P ERA WHIP	IP WLS BF H R ER SO BB IBB HBP BLK WP HR S P ERA WHIP	IP WLS BF H R ER SO BB IBB HBP BLK WP HR S P ERA WHIP	IP WLS BF H R ER SO BB IBB HBP BLK WP HR S P ERA WHIP	IP WLS BF H R ER SO BB IBB HBP BLK WP HR S P ERA WHIP	IP WLS BF H R ER SO BB IBB HBP BLK WP HR S P ERA WHIP	IP WLS BF H R ER SO BB IBB HBP BLK WP HR S P ERA WHIP	IP WLS BF H R ER SO BB IBB HBP BLK WP HR S P ERA WHIP	IP WLS BF H R ER SO BB IBB HBP BLK WP HR S P ERA WHIP	IP WLS BF H R ER SO BB IBB HBP BLK WP HR S P ERA WHIP	IP WLS BF H R ER SO BB IBB HBP BLK WP HR S P ERA WHIP	IP WLS BF H R ER SO BB IBB HBP BLK WP HR S P ERA WHIP	IP WLS BF H R ER SO BB IBB HBP BLK WP HR S P ERA WHIP	IP WLS BF H R ER SO BB IBB HBP BLK WP HR S P ERA WHIP	IP WLS BF H R ER SO BB IBB HBP BLK WP HR S P ERA WHIP	IP WLS BF H R ER SO BB IBB HBP BLK WP HR S P ERA WHIP



Batter	1	2	3	4	5	6	7	8	9	AB	R	H	RBI	BB	SO	LOB	TOP			
13 Chris Denorfia, R OBP: 0.400, SLG: 0.551			G6-3							4	1	3	0	0	0	0	San Diego Padres @ Arizona Diamondbacks Chase Field, Phoenix, AZ Tue May 17 2011, 6:41 PM - 9:18 PM MST Att: 16,374 - Partly Cloudy - 79 F			
8 Jason Bartlett, R OBP: 0.305, SLG: 0.308					G4-3					3	0	1	1	0	1	2				
7 Chase Headley, S OBP: 0.281, SLG: 0.364										3	0	0	0	1	2	1				
11 Brad Hawpe, L OBP: 0.304, SLG: 0.360										4	0	2	0	0	0	1				
47 Ryan Ludwick, R OBP: 0.290, SLG: 0.404										4	0	1	0	0	1	3				
9 Eric Patterson, L OBP: 0.286, SLG: 0.352										3	0	2	0	1	0	0				
32 Rob Johnson, R OBP: 0.281, SLG: 0.308										3	0	0	0	0	1	4				
52 Cory Luebke, R										0	0	0	0	0	0	0				
34 Pat Neshek, S										0	0	0	0	0	0	0				
3 Jorge Cantu, R OBP: 0.259, SLG: 0.320										1	0	0	0	0	0	0				
14 Alberto Gonzalez, R OBP: 0.250, SLG: 0.273										4	0	0	0	0	1	0				
46 Tim Stauffer, R OBP: 0.118, SLG: 0.125										2	0	0	0	0	1	0				
16 Kyle Phillips, L OBP: 0.313, SLG: 0.286										1	0	0	0	0	0	0				
Inning Stats	R: 1 E: 0 K: 1 S: 12	H: 1 LOB: 1 BB: 1 P: 20	R: 0 E: 0 K: 0 S: 7	H: 1 LOB: 0 BB: 0 P: 12	R: 0 E: 0 K: 2 S: 13	H: 1 LOB: 1 BB: 0 P: 15	R: 0 E: 0 K: 0 S: 10	H: 2 LOB: 1 BB: 0 P: 14	R: 0 E: 0 K: 1 S: 11	H: 1 LOB: 2 BB: 1 P: 21	R: 0 E: 0 K: 2 S: 10	H: 1 LOB: 0 BB: 0 P: 14	R: 0 E: 0 K: 1 S: 7	H: 1 LOB: 0 BB: 0 P: 13	R: 0 E: 0 K: 0 S: 10	H: 0 LOB: 0 BB: 0 P: 15	1B: 5 2B: 3 HR: 0	SF: 1 SAC: 0 DP: 2 HBP: 0	WP: 1 PB: 0 SB: 2 CS: 1	PA: 35
PITCHER	IP WLS BF H R ER SO BB IBB HBP BLK WP HR S P ERA WHIP																			
41 Daniel Hudson, R ERA: 4.03	7.0 W 29 8 1 1 6 2 0 0 0 0 1 0 72 110 1.29 1.429																			
44 Aaron Heilman, R ERA: 8.94	1.0 3 1 0 0 1 0 0 0 0 0 0 0 7 13 0.00 1.000																			
38 Sam Demel, R ERA: 1.93	1.0 3 0 0 0 0 0 0 0 0 0 0 0 10 15 0.00 0.000																			

Batter	1	2	3	4	5	6	7	8	9	AB	R	H	RBI	BB	SO	LOB	BOTTOM			
2 Kelly Johnson, L OBP: 0.253, SLG: 0.309										5	1	1	0	0	3	4	San Diego Padres @ Arizona Diamondbacks Chase Field, Phoenix, AZ Tue May 17 2011, 6:41 PM - 9:18 PM MST Att: 16,374 - Partly Cloudy - 79 F			
14 Ryan Roberts, R OBP: 0.397, SLG: 0.515										2	1	0	0	1	1	2				
10 Justin Upton, R OBP: 0.337, SLG: 0.487										4	2	2	1	0	0	2				
6 Stephen Drew, L OBP: 0.357, SLG: 0.425										4	0	1	1	0	2	1				
24 Chris Young, R OBP: 0.272, SLG: 0.462										4	1	1	0	0	2	2				
26 Miguel Montero, L OBP: 0.362, SLG: 0.447										2	1	2	2	1	0	0				
46 Juan Miranda, L OBP: 0.338, SLG: 0.358										4	0	1	0	0	2	3				
8 Gerardo Parra, L OBP: 0.338, SLG: 0.353										4	0	2	2	0	0	0				
41 Daniel Hudson, R OBP: 0.294, SLG: 0.353										2	0	1	0	0	1	2				
44 Aaron Heilman, R										0	0	0	0	0	0	0				
33 Russell Branyan, L OBP: 0.279, SLG: 0.328										1	0	0	0	0	0	0				
38 Sam Demel, R										0	0	0	0	0	0	0				
Inning Stats	R: 1 E: 0 K: 1 S: 9	H: 1 LOB: 0 BB: 0 P: 14	R: 0 E: 0 K: 0 S: 11	H: 0 LOB: 0 BB: 1 P: 16	R: 0 E: 0 K: 2 S: 11	H: 1 LOB: 1 BB: 0 P: 13	R: 1 E: 0 K: 3 S: 16	H: 2 LOB: 1 BB: 0 P: 23	R: 0 E: 1 K: 0 S: 10	H: 1 LOB: 2 BB: 0 P: 17	R: 2 E: 0 K: 2 S: 16	H: 3 LOB: 2 BB: 0 P: 25	R: 2 E: 0 K: 2 S: 18	H: 3 LOB: 1 BB: 1 P: 27	R: 0 E: 0 K: 1 S: 9	H: 0 LOB: 0 BB: 0 P: 13	1B: 7 2B: 4 3B: 0 HR: 0	SF: 0 SAC: 2 DP: 1 HBP: 1	WP: 0 PB: 0 SB: 0 CS: 0	PA: 37
PITCHER	IP WLS BF H R ER SO BB IBB HBP BLK WP HR S P ERA WHIP																			
46 Tim Stauffer, R ERA: 3.81	5.1 L 25 7 4 4 6 1 0 1 0 0 0 0 0 66 97 6.75 1.500																			
52 Cory Luebke, L ERA: 3.86	1.0 6 3 2 2 2 1 0 0 0 0 0 0 18 28 18.00 4.000																			
34 Pat Neshek, R	1.2 6 1 0 0 3 0 0 0 0 0 0 0 16 23 0.00 0.600																			

Batter	1	2	3	4	5	6	7	8	9	AB	R	H	RBI	BB	SO	LOB	TOP				
14 Martin Prado, R OBP: 0.329, SLG: 0.437	P2		F7			G6-3		G5-3		4	0	0	0	0	0	2					
22 Jason Heyward, L OBP: 0.317, SLG: 0.407	P2			P5		F7			G1-3	4	0	0	0	0	0	0					
10 Chipper Jones, S OBP: 0.360, SLG: 0.452	F7			G3-1				G6-3		4	0	0	0	0	0	0					
16 Brian McCann, L OBP: 0.345, SLG: 0.405		G4-3			F9			G4-3		4	1	1	0	0	0	0					
26 Dan Uggla, R OBP: 0.268, SLG: 0.364		G5-3				F8		G5-3		4	0	0	0	0	0	0					
5 Freddie Freeman, L OBP: 0.329, SLG: 0.372																					
2 Alex Gonzalez, R OBP: 0.292, SLG: 0.400																					
13 Nate McLouth, L OBP: 0.345, SLG: 0.357																					
49 Jair Jurrjens, R OBP: 0.111, SLG: 0.059																					
52 George Sherrill, L ERA: 1.8																					
7 Brooks Conrad, S OBP: 0.308, SLG: 0.190																					
19 Scott Linebrink, R ERA: 2.12																					
Inning Stats	R: 0 E: 0 K: 0 S: 9	H: 0 LOB: 0 BB: 0 P: 13	R: 0 E: 0 K: 0 S: 14	H: 1 LOB: 1 BB: 0 P: 18	R: 0 E: 0 K: 0 S: 9	H: 0 LOB: 0 BB: 0 P: 12	R: 0 E: 0 K: 0 S: 8	H: 0 LOB: 0 BB: 0 P: 12	R: 0 E: 0 K: 1 S: 10	H: 1 LOB: 1 BB: 0 P: 8	R: 0 E: 0 K: 0 S: 10	H: 0 LOB: 0 BB: 0 P: 13	R: 0 E: 0 K: 0 S: 10	H: 2 LOB: 2 BB: 0 P: 15	R: 1 E: 1 K: 1 S: 8	H: 1 LOB: 1 BB: 0 P: 14	1B: 3 2B: 2 3B: 0 HR: 0	SF: 0 SAC: 1 DP: 0 HBP: 0	WP: 0 PB: 0 SB: 0 CS: 0	PA: 33	
PITCHER	IP	WLS	BF	H	R	ER	SO	BB	IBB	HBP	BLK	WP	HR	S	P	ERA	WHIP				
55 Josh Colimenter, R ERA: 0.69	6.0	W	20	2	0	0	1	0	0	0	0	0	0	4	7	0.00	0.333				
38 Sam Demel, R ERA: 1.8	1.0	H	3	0	0	0	0	0	0	0	0	0	0	8	13	0.00	0.000				
47 Joe Paterson, L ERA: 1.8	0.2	H	4	2	0	0	0	0	0	0	0	0	0	8	13	0.00	3.000				
32 Esmerling Vasquez, R ERA: 2.81	0.1	H	1	0	0	0	0	0	0	0	0	0	0	2	2	0.00	0.000				
40 J.J. Putz, R ERA: 2.12	1.0	S	5	1	1	0	1	0	0	0	0	0	0	8	14	0.00	1.000				

Atlanta Braves @ Arizona Diamondbacks
Chase Field, Phoenix, AZ
Thu May 19 2011, 6:42 PM - 8:59 PM MST
Att: 23,415 - Clear - 75 F

AB 32
R 1
H 5
RBI 0
BB 0
SO 2
LOB 8



Batter	1	2	3	4	5	6	7	8	9	AB	R	H	RBI	BB	SO	LOB	BOTTOM				
14 Ryan Roberts, R OBP: 0.405, SLG: 0.505	G6-3		F9		FC5-2			G6-3		4	0	1	0	0	0	4					
2 Kelly Johnson, L OBP: 0.251, SLG: 0.300	G6-3		P6		K			G1-3		4	0	0	0	0	1	5					
10 Justin Upton, R OBP: 0.330, SLG: 0.488	K			P6		F8		G6-3		4	0	0	0	0	1	1					
6 Stephen Drew, L OBP: 0.349, SLG: 0.415		G5-3		G4-3		F8		K		4	0	0	0	0	1	1					
24 Chris Young, R OBP: 0.264, SLG: 0.461		G5-3		K				K		4	1	1	1	0	2	0					
26 Miguel Montero, L OBP: 0.353, SLG: 0.432					F8			G4-3		4	1	2	0	0	0	0					
46 Juan Miranda, L OBP: 0.371, SLG: 0.427		G3								4	0	3	1	0	0	1					
8 Gerardo Parra, L OBP: 0.345, SLG: 0.355					G4-3			F7		3	0	1	0	1	0	1					
55 Josh Colimenter, R ERA: 0.69	6.2	L	30	8	2	2	3	0	0	0	0	0	0	0	0	0					
21 Sean Burnett, L ERA: 1.8	0.1		1	0	0	0	1	0	0	0	0	0	0	0	0	0					
38 Sam Demel, R ERA: 1.8	1.0		4	1	0	0	1	0	0	0	0	0	0	0	0	0					
47 Joe Paterson, R ERA: 1.8	0.1		1	0	0	0	1	0	0	0	0	0	0	0	0	0					
32 Esmerling Vasquez, R ERA: 2.81	0.1		1	0	0	0	1	0	0	0	0	0	0	0	0	0					
40 J.J. Putz, R ERA: 2.12	1.0		4	1	0	0	1	0	0	0	0	0	0	0	0	0					
Inning Stats	R: 0 E: 0 K: 1 S: 5	H: 0 LOB: 0 BB: 0 P: 7	R: 0 E: 0 K: 0 S: 7	H: 1 LOB: 1 BB: 0 P: 10	R: 0 E: 0 K: 0 S: 11	H: 1 LOB: 1 BB: 0 P: 14	R: 0 E: 0 K: 1 S: 7	H: 0 LOB: 0 BB: 0 P: 11	R: 0 E: 0 K: 1 S: 12	H: 2 LOB: 3 BB: 0 P: 17	R: 2 E: 0 K: 0 S: 11	H: 3 LOB: 2 BB: 1 P: 21	R: 0 E: 0 K: 1 S: 8	H: 1 LOB: 1 BB: 0 P: 10	R: 0 E: 0 K: 1 S: 8	H: 1 LOB: 1 BB: 0 P: 10	1B: 7 2B: 0 3B: 1 HR: 1	SF: 0 SAC: 0 DP: 0 HBP: 1	WP: 0 PB: 0 SB: 0 CS: 0	PA: 35	
PITCHER	IP	WLS	BF	H	R	ER	SO	BB	IBB	HBP	BLK	WP	HR	S	P	ERA	WHIP				
49 Jair Jurrjens, R ERA: 1.8	6.2	L	30	8	2	2	3	0	0	0	0	0	0	4	6	0.00	0.000				
52 George Sherrill, L ERA: 1.8	0.1		1	0	0	0	1	0	0	0	0	0	0	4	6	0.00	0.000				
19 Scott Linebrink, R ERA: 6.28	1.0		4	1	0	0	1	0	0	0	0	0	0	8	10	0.00	1.000				

Atlanta Braves @ Arizona Diamondbacks
Chase Field, Phoenix, AZ
Thu May 19 2011, 6:42 PM - 8:59 PM MST
Att: 23,415 - Clear - 75 F

AB 33
R 2
H 9
RBI 2
BB 1
SO 5
LOB 15



Batter	1	2	3	4	5	6	7	8	9	AB	R	H	RBI	BB	SO	LOB	TOP					
11 Ben Revere, L (1,8) OBP: 0.265, SLG: 0.242										4	0	2	0	0	0	2						
24 Trevor Plouffe, R (1,6) OBP: 0.339, SLG: 0.468										4	0	0	0	0	0	3						
16 Jason Kubel, L (1,9) OBP: 0.369, SLG: 0.488										4	0	1	0	0	2	2						
33 Justin Morneau, L (1,3) OBP: 0.297, SLG: 0.349										4	0	0	0	0	1	3						
22 Danny Valencia, R (1,5) OBP: 0.296, SLG: 0.362											4	0	0	0	0	1						
21 Delmon Young, R (1,7) OBP: 0.359, SLG: 0.297											4	2	2	1	0	0						
32 René Rivera, R (1,2) OBP: 0.250, SLG: 0.320											4	0	1	0	0	1						
12 Alexi Casilla, S (1,4) OBP: 0.245, SLG: 0.248										3	0	1	0	0	2	2						
47 Francisco Liriano, L (1,1) OBP: 0.500, SLG: 0.500										2	0	1	1	0	0	1						
2 Denard Span, L (7,PH) OBP: 0.359, SLG: 0.339										1	0	0	0	0	0	0						
31 Alex Burnett, R (7,1) OBP: 0.364, SLG: 0.370										0	0	0	0	0	0	0						
56 Dusty Hughes, L (8,1) OBP: 0.364, SLG: 0.370										0	0	0	0	0	0	0						
Inning Stats	R: 0 E: 0 K: 1 S: 8	H: 1 LOB: 1 BB: 0 P: 12	R: 0 E: 0 K: 0 S: 8	H: 0 LOB: 0 BB: 0 P: 11	R: 0 E: 0 K: 1 S: 11	H: 1 LOB: 1 BB: 0 P: 18	R: 0 E: 0 K: 0 S: 7	H: 0 LOB: 0 BB: 0 P: 9	R: 1 E: 0 K: 1 S: 11	H: 2 LOB: 1 BB: 0 P: 17	R: 0 E: 0 K: 0 S: 12	H: 1 LOB: 1 BB: 0 P: 19	R: 1 E: 0 K: 1 S: 9	H: 2 LOB: 0 BB: 0 P: 13	R: 0 E: 0 K: 2 S: 9	H: 1 LOB: 1 BB: 0 P: 14	R: 0 E: 0 K: 0 S: 7	H: 0 LOB: 0 BB: 0 P: 10	1B: 5 2B: 2 HR: 1	SF: 0 SAC: 0 DP: 0 HBP: 0	WP: 0 PB: 0 SB: 0 CS: 1	PA: 35
PITCHER	IP WLS BF H R ER SO BB IBB HBP BLK WP HR S P ERA WHIP																					
41 Daniel Hudson, R (1,1) ERA: 3.82	8.0 W 31 8 2 2 6 0 0 0 0 0 1 75 113 2.25 1.000																					
40 J.J. Putz, R (9,1) ERA: 1.89	1.0 S 3 0 0 0 0 0 0 0 0 0 0 7 10 0.00 0.000																					

Minnesota Twins @ Arizona Diamondbacks
Chase Field, Phoenix, AZ
Sun May 22 2011, 1:11 PM - 3:36 PM MST
Att: 31,063 - Roof Closed - 75 F

livebaseballscorecards.com

AB 34
R 2
H 8
RBI 2
BB 0
SO 6
LOB 15

Batter	1	2	3	4	5	6	7	8	9	AB	R	H	RBI	BB	SO	LOB	BOTTOM			
18 Willie Bloomquist, R (1,6) OBP: 0.333, SLG: 0.423										4	1	2	0	0	1	2				
14 Ryan Roberts, R (1,5) OBP: 0.396, SLG: 0.487										2	0	0	1	1	0	1				
10 Justin Upton, R (1,9) OBP: 0.318, SLG: 0.458										4	0	0	0	0	1	1				
24 Chris Young, R (1,8) OBP: 0.275, SLG: 0.465										2	0	0	0	2	0	0				
46 Juan Miranda, L (1,3) OBP: 0.392, SLG: 0.494											3	1	1	1	0	1				
8 Gerardo Parra, L (8,PR) OBP: 0.364, SLG: 0.370										0	0	0	0	0	0	0				
22 Xavier Nady, R (1,7) OBP: 0.333, SLG: 0.373										3	1	1	0	1	0	1				
2 Kelly Johnson, L (1,4) OBP: 0.255, SLG: 0.329										4	0	1	0	0	0	2				
12 Henry Blanco, R (1,2) OBP: 0.357, SLG: 0.808										3	0	2	0	1	0	1				
41 Daniel Hudson, R (1,1) ERA: 3.82											3	0	1	1	0	1				
21 Sean Burroughs, L (8,PH) ERA: 6.17											1	0	0	0	0	2				
40 J.J. Putz, R (9,1) ERA: 1.89										0	0	0	0	0	0	0				
Inning Stats	R: 0 E: 0 K: 2 S: 9	H: 0 LOB: 2 BB: 2 P: 21	R: 0 E: 0 K: 1 S: 9	H: 1 LOB: 1 BB: 0 P: 13	R: 0 E: 0 K: 1 S: 7	H: 1 LOB: 0 BB: 0 P: 14	R: 2 E: 0 K: 0 S: 15	H: 3 LOB: 2 BB: 1 P: 27	R: 0 E: 0 K: 0 S: 9	H: 0 LOB: 1 BB: 1 P: 16	R: 0 E: 0 K: 0 S: 6	H: 1 LOB: 1 BB: 0 P: 11	R: 1 E: 1 K: 0 S: 9	H: 1 LOB: 0 BB: 0 P: 15	R: 0 E: 0 K: 0 S: 6	H: 1 LOB: 2 BB: 1 P: 16	1B: 5 2B: 2 3B: 0 HR: 1	SF: 1 SAC: 0 DP: 1 HBP: 1	WP: 0 PB: 0 SB: 1 CS: 1	PA: 36
PITCHER	IP WLS BF H R ER SO BB IBB HBP BLK WP HR S P ERA WHIP																			
47 Francisco Liriano, L (1,1) ERA: 5.73	6.0 L 27 6 2 2 4 4 0 0 0 0 0 9 15 9.00 1.667																			
31 Alex Burnett, R (7,1) ERA: 6.17	1.0 L 4 1 1 1 0 0 0 0 0 0 0 9 15 9.00 1.000																			
56 Dusty Hughes, L (8,1) ERA: 9.26	1.0 5 1 0 0 0 0 0 1 1 0 0 0 6 16 0.00 1.000																			

Minnesota Twins @ Arizona Diamondbacks
Chase Field, Phoenix, AZ
Sun May 22 2011, 1:11 PM - 3:36 PM MST
Att: 31,063 - Roof Closed - 75 F

livebaseballscorecards.com

AB 29
R 3
H 8
RBI 3
BB 5
SO 4
LOB 15

Batter	1	2	3	4	5	6	7	8	9	AB	R	H	RBI	BB	SO	LOB	TOP		
18 Willie Bloomquist, R OBP: 0.316, SLG: 0.400	G6-3		P3	F8			G4-3			4	0	0	0	0	0	1	Arizona Diamondbacks @ Colorado Rockies Coors Field, Denver, CO Tue May 24 2011, 1:33 PM - 4:51 PM MDT Att: 26,348 - Cloudy - 49 F		
14 Ryan Roberts, R OBP: 0.399, SLG: 0.496	10 1B		24 S	FC5-4			F9			4	1	2	0	0	0	1			
10 Justin Upton, R OBP: 0.327, SLG: 0.467	24 S		22 G4-3	4 1B		G3-1		22 1B		3	2	2	0	1	0	0			
24 Chris Young, R OBP: 0.274, SLG: 0.458	K		22 G4-3	4 1B		L8		F8		3	1	0	0	1	1	3			
22 Xavier Nady, R OBP: 0.329, SLG: 0.366	G6-3		G4-3	G4-3		G6-3		4 G6-4-3		4	0	1	2	0	0	4			
4 Melvin Mora, R OBP: 0.287, SLG: 0.330		P6	2H 1B			12 K		G6-4-3		4	0	2	2	0	0	1			
8 Gerardo Parra, L OBP: 0.361, SLG: 0.362			F8			G6-3		F7		3	0	0	0	1	0	2			
12 Henry Blanco, R OBP: 0.313, SLG: 0.700	K		K			K		P3		4	0	0	0	0	3	2			
55 Josh Colmlenter, R OBP: 0.275, SLG: 0.286			K					G4-3		2	0	1	0	0	1	1			
45 Kam Mickolio, R										0	0	0	0	0	0	0			
58 Juan Gutierrez, R										0	0	0	0	0	0	0			
47 Joe Paterson, R										0	0	0	0	0	0	0			
21 Sean Burroughs, L										0	0	0	0	0	0	0			
44 Aaron Heilman, R										0	0	0	0	0	0	0			
32 Esmerling Vasquez, R										0	0	0	0	0	0	0			
2 Kelly Johnson, L										1	0	0	0	0	0	0			
Inning Stats	R: 0 H: 2 E: 0 K: 1 S: 9	H: 0 LOB: 1 BB: 0 P: 18	R: 0 H: 0 E: 0 K: 2 S: 10	H: 0 LOB: 1 BB: 1 P: 19	R: 3 H: 2 E: 0 K: 0 S: 15	H: 2 LOB: 1 BB: 2 P: 27	R: 0 H: 1 E: 0 K: 1 S: 8	H: 1 LOB: 1 BB: 0 P: 13	R: 0 H: 0 E: 0 K: 0 S: 5	H: 0 LOB: 0 BB: 0 P: 11	R: 0 H: 1 E: 0 K: 1 S: 9	H: 1 LOB: 3 BB: 2 P: 10	R: 0 H: 0 E: 0 K: 0 S: 7	H: 0 LOB: 0 BB: 0 P: 10	R: 1 H: 2 E: 0 K: 0 S: 8	H: 0 LOB: 0 BB: 0 P: 13	1B: 5 2B: 3 3B: 0 HR: 0	SF: 0 SAC: 0 DP: 1 HBP: 0	WP: 0 PA: 36 PB: 0 SB: 3 CS: 0
PITCHER	IP WLS BF H R ER SO BB IBB HBP BLK WP HR S P ERA WHIP																		
29 Jorge De La Rosa, L ERA: 3.51	2.1 12 3 2 2 3 2 0 0 0 0 0 27 50 7.71 2.143																		
37 Greg Reynolds, R ERA: 3.07	3.2 W 14 3 1 1 2 0 1 0 0 0 0 29 50 2.46 0.818																		
63 Rafael Betancourt, R ERA: 3.6	1.0 3 0 0 0 0 0 0 0 0 0 0 7 10 0.00 0.000																		
31 Matt Daley, R ERA: 3.0	1.0 4 2 1 1 0 0 0 0 0 0 0 8 10 9.00 2.000																		
51 Matt Reynolds, L ERA: 3.0	1.0 3 0 0 0 0 0 0 0 0 0 0 8 13 0.00 0.000																		

Batter	1	2	3	4	5	6	7	8	9	AB	R	H	RBI	BB	SO	LOB	BOTTOM		
18 Jonathan Herrera, S OBP: 0.360, SLG: 0.359	F8		G4-3			E3	F7			5	2	1	1	0	0	3	Arizona Diamondbacks @ Colorado Rockies Coors Field, Denver, CO Tue May 24 2011, 1:33 PM - 4:51 PM MDT Att: 26,348 - Cloudy - 49 F		
24 Dexter Fowler, S OBP: 0.358, SLG: 0.364			K			2 BB	5 BB			3	2	2	2	2	1	1			
5 Carlos González, L OBP: 0.332, SLG: 0.454	F9					2 BB	7 BB			4	3	2	4	1	0	3			
21 Ty Wigington, R OBP: 0.287, SLG: 0.372						2 BB	FC4-6			0	0	0	0	0	0	0			
2 Troy Tulowitzki, R OBP: 0.332, SLG: 0.511	L7					7 BB	17 BB			4	0	1	2	1	0	1			
31 Matt Daley, R						2 BB	17 BB			0	0	0	0	0	0	0			
51 Matt Reynolds, L						2 BB	17 BB			0	0	0	0	0	0	0			
17 Todd Helton, L OBP: 0.359, SLG: 0.519	P5		G3-1			SF7				3	0	0	1	1	0	0			
7 Seth Smith, L OBP: 0.364, SLG: 0.543	F7						F7			5	1	2	2	0	1	3			
22 Jose Lopez, R OBP: 0.236, SLG: 0.300	G4-3									5	0	2	0	0	1	2			
20 Chris Iannetta, R OBP: 0.383, SLG: 0.429										4	2	2	0	1	1	2			
29 Jorge De La Rosa, L ERA: 3.51	IP WLS BF H R ER SO BB IBB HBP BLK WP HR S P ERA WHIP																		
37 Greg Reynolds, R ERA: 3.07	1.0 3 0 0 0 0 0 0 0 0 0 0 7 10 0.00 0.000																		
63 Rafael Betancourt, R ERA: 3.6	1.0 4 2 1 1 0 0 0 0 0 0 0 8 10 9.00 2.000																		
31 Matt Daley, R ERA: 3.0	1.0 3 0 0 0 0 0 0 0 0 0 0 8 13 0.00 0.000																		
51 Matt Reynolds, L ERA: 3.0	1.0 3 0 0 0 0 0 0 0 0 0 0 8 13 0.00 0.000																		
Inning Stats	R: 0 H: 0 E: 0 K: 0 S: 9	H: 0 LOB: 1 BB: 0 P: 17	R: 0 H: 0 E: 0 K: 0 S: 10	H: 0 LOB: 0 BB: 0 P: 13	R: 0 H: 1 E: 0 K: 1 S: 11	H: 1 LOB: 1 BB: 0 P: 18	R: 2 H: 3 E: 0 K: 0 S: 12	H: 3 LOB: 1 BB: 0 P: 20	R: 3 H: 2 E: 0 K: 1 S: 21	H: 2 LOB: 2 BB: 2 P: 34	R: 2 H: 2 E: 1 K: 0 S: 17	H: 2 LOB: 3 BB: 3 P: 32	R: 5 H: 5 E: 0 K: 0 S: 18	H: 5 LOB: 0 BB: 0 P: 30	R: 0 H: 1 E: 0 K: 2 S: 12	H: 1 LOB: 1 BB: 0 P: 16	1B: 9 2B: 1 3B: 1 HR: 3	SF: 1 SAC: 1 DP: 0 HBP: 0	WP: 0 PA: 45 PB: 0 SB: 0 CS: 0
PITCHER	IP WLS BF H R ER SO BB IBB HBP BLK WP HR S P ERA WHIP																		
55 Josh Colmlenter, R ERA: 1.19	1.0 4 1 0 0 0 1 1 0 0 0 0 0 0 11 15 0.00 3.000																		
45 Kam Mickolio, R	0.2 4 1 0 0 0 1 1 0 0 0 0 0 0 4 8 ∞ ∞																		
58 Juan Gutierrez, R ERA: 5.4	0.0 2 1 2 2 0 1 0 0 0 0 0 0 4 8 ∞ ∞																		
47 Joe Paterson, L ERA: 0.79	1.0 6 1 0 0 0 0 2 0 0 0 0 0 0 13 24 0.00 3.000																		
44 Aaron Heilman, R ERA: 9.2	1.0 8 5 5 5 0 0 0 0 0 0 0 1 18 30 45.00 5.000																		



Batter	1	2	3	4	5	6	7	8	9	AB	R	H	RBI	BB	SO	LOB	TOP		
14 Ryan Roberts, R OBP: 0.395, SLG: 0.484 (1, 7)	G5-3		G6-3			2B	K			3	1	0	0	1	1	0			
2 Kelly Johnson, L OBP: 0.284, SLG: 0.356 (1, 4)	HR				BB	2B	K			3	3	2	2	1	1	0			
24 Chris Young, R OBP: 0.274, SLG: 0.454 (1, 8)	G6-3				1B	K	F9			4	0	1	0	0	0	1			
6 Stephen Drew, L OBP: 0.352, SLG: 0.446 (1, 6)	F9				F8	2B	1B			4	1	2	1	0	0	2			
22 Xavier Nady, R OBP: 0.325, SLG: 0.360 (1, 3)	G5-3				FC6	F9	1B			4	0	1	1	0	0	2			
26 Miguel Montero, L OBP: 0.338, SLG: 0.434 (1, 2)	G3				F8	2B	G4-3			4	0	1	1	0	0	3			
21 Sean Burroughs, L (1, 5)	G6-3				G6-3	G4-3				3	0	0	0	0	0	1			
10 Justin Upton, R OBP: 0.330, SLG: 0.467 (8, 9)	G6-3				G4-3		BB			0	0	0	0	1	0	0			
8 Gerardo Parra, L OBP: 0.351, SLG: 0.351 (8, 7)	G6-3				G5-3	K	K			4	0	0	0	0	2	1			
34 Joe Saunders, L OBP: 0.283, SLG: 0.222 (1, 1)	G3-1				K	G1-3	G5-4-3			3	0	0	0	0	1	0			
18 Willie Bloomquist, R OBP: 0.313, SLG: 0.355 (9, PH)										1	0	0	0	0	0	1			
40 J.J. Putz, R (9, 1)										0	0	0	0	0	0	0			
Inning Stats	R: 1 E: 0 K: 0 S: 11	H: 1 LOB: 0 BB: 0 P: 16	R: 0 E: 0 K: 0 S: 5	H: 0 LOB: 0 BB: 0 P: 8	R: 0 E: 0 K: 0 S: 8	H: 0 LOB: 0 BB: 0 P: 13	R: 1 E: 0 K: 0 S: 11	H: 1 LOB: 1 BB: 1 P: 18	R: 0 E: 0 K: 2 S: 9	H: 0 LOB: 0 BB: 0 P: 13	R: 0 E: 0 K: 1 S: 14	H: 2 LOB: 2 BB: 0 P: 18	R: 0 E: 0 K: 1 S: 7	H: 0 LOB: 0 BB: 1 P: 11	1B: 3 2B: 3 3B: 0 HR: 1	SF: 0 SAC: 0 DP: 1 HBP: 0	WP: 0 PB: 0 SB: 0 CS: 0	PA: 36	
PITCHER	IP WLS BF H R ER SO BB IBB HBP BLK WP HR S P ERA WHIP	7.0 L 28 5 5 5 4 2 0 0 0 0 1 66 106 6.43 1.000	0.2 4 2 0 0 1 0 0 0 0 0 0 12 15 0.00 3.000	0.1 1 0 0 0 1 0 0 0 0 0 0 2 3 0.00 0.000	1.0 3 0 0 0 1 1 0 0 0 0 0 7 11 0.00 1.000														

Arizona Diamondbacks @ Colorado Rockies
Coors Field, Denver, CO
Tue May 24 2011, 6:41 PM - 9:06 PM MDT
Att: 24,555 - Cloudy - 52 F

AB	33
R	5
H	7
RBI	5
BB	3
SO	6
LOB	11



Batter	1	2	3	4	5	6	7	8	9	AB	R	H	RBI	BB	SO	LOB	BOTTOM			
99 Alfredo Amezaga, S OBP: 0.313, SLG: 0.276 (1, 4)	G6-3		G1-3			K		F7		4	0	0	0	0	1	0				
24 Dexter Fowler, S OBP: 0.356, SLG: 0.362 (1, 8)	G5-3		1B			F9		G6-3		4	0	1	0	0	0	0				
5 Carlos González, L OBP: 0.330, SLG: 0.449 (1, 7)	F7		1B			K		K		4	0	1	0	0	2	0				
2 Troy Tulowitzki, R OBP: 0.325, SLG: 0.500 (1, 6)	L6		2-1		P5	G5-3		G5-3		4	0	0	0	0	0	0				
23 Jason Giambi, L OBP: 0.333, SLG: 0.692 (1, 3)	HR					G4-3		G5-3		2	1	1	1	0	0	0				
34 Matt Belisle, R (8, 1)						G4-3		G5-3		0	0	0	0	0	0	0				
51 Matt Reynolds, L (8, 1)						HR		G5-3		0	0	0	0	0	0	0				
27 Matt Lindstrom, R (9, 1)						HBP		G5-3		0	0	0	0	0	0	0				
18 Jonathan Herrera, S OBP: 0.338, SLG: 0.355 (9, PH)								G6-3		1	0	0	0	0	0	0				
21 Ty Wigington, R OBP: 0.286, SLG: 0.400 (8, 3)	G4-3		G4-6-3			HR		G6-3		4	1	1	1	0	0	1				
19 Ryan Spilborghs, R OBP: 0.303, SLG: 0.350 (1, 9)	2B					F9		BB		2	0	1	0	1	0	0				
26 Jose Morales, S OBP: 0.326, SLG: 0.282 (1, 2)	G6-3					G5-3		1B		3	0	1	0	0	0	1				
45 Jhoulys Chacin, R OBP: 0.091, SLG: 0.091 (1, 1)						F8		G4-3		2	0	0	0	0	1	0				
22 Jose Lopez, R OBP: 0.234, SLG: 0.298 (7, PH)										1	0	0	0	0	0	2				
Inning Stats	R: 0 E: 0 K: 0 S: 6	H: 2 LOB: 1 BB: 0 P: 10	R: 1 E: 0 K: 0 S: 8	H: 2 LOB: 1 BB: 0 P: 15	R: 0 E: 0 K: 1 S: 12	H: 2 LOB: 2 BB: 0 P: 16	R: 0 E: 0 K: 0 S: 6	H: 0 LOB: 0 BB: 0 P: 11	R: 0 E: 0 K: 2 S: 7	H: 0 LOB: 0 BB: 1 P: 8	R: 1 E: 0 K: 0 S: 13	H: 2 LOB: 2 BB: 1 P: 21	R: 0 E: 0 K: 1 S: 7	H: 0 LOB: 0 BB: 0 P: 10	R: 0 E: 0 K: 0 S: 8	H: 0 LOB: 0 BB: 0 P: 8	1B: 3 2B: 1 3B: 0 HR: 2	SF: 0 SAC: 0 DP: 1 HBP: 1	WP: 0 PB: 0 SB: 0 CS: 0	PA: 33
PITCHER	IP WLS BF H R ER SO BB IBB HBP BLK WP HR S P ERA WHIP	8.0 W 31 6 2 2 4 1 0 0 0 0 2 65 99 2.25 0.875	1.0 S 3 0 0 0 0 0 0 0 0 0 0 8 8 0.00 0.000																	

Arizona Diamondbacks @ Colorado Rockies
Coors Field, Denver, CO
Tue May 24 2011, 6:41 PM - 9:06 PM MDT
Att: 24,555 - Cloudy - 52 F

AB	31
R	2
H	6
RBI	2
BB	1
SO	4
LOB	4



Batter	1	2	3	4	5	6	7	8	9	AB	R	H	RBI	BB	SO	LOB	TOP			
14 Ryan Roberts, R OBP: 0.391, SLG: 0.477										4	1	1	0	0	1	1	Arizona Diamondbacks @ Colorado Rockies Coors Field, Denver, CO Wed May 25 2011, 6:41 PM - 9:16 PM MDT Att: 26,298 - Partly Cloudy - 63 F			
2 Kelly Johnson, L OBP: 0.289, SLG: 0.365										4	1	2	0	0	0	1				
10 Justin Upton, R OBP: 0.329, SLG: 0.462										4	0	1	1	0	1	2				
6 Stephen Drew, L OBP: 0.343, SLG: 0.434										4	0	0	0	0	2	3				
24 Chris Young, R OBP: 0.278, SLG: 0.452										3	0	1	1	1	0	1				
26 Miguel Montero, L OBP: 0.355, SLG: 0.425										3	0	0	0	1	2	3				
22 Xavier Nady, R OBP: 0.322, SLG: 0.354										4	0	1	0	0	1	1				
8 Gerardo Parra, L OBP: 0.342, SLG: 0.341										4	0	0	0	0	0	1				
31 Ian Kennedy, R OBP: 0.130, SLG: 0.091										3	0	1	0	0	0	0				
21 Sean Burroughs, L (9, PH)										1	0	0	0	0	1	1				
40 J.J. Putz, R (9, 1)										0	0	0	0	0	0	0				
Inning Stats	R: 0 H: 0 E: 0 K: 1 S: 10	H: 0 LOB: 0 BB: 0 P: 15	R: 0 H: 0 E: 0 K: 2 S: 9	H: 0 LOB: 1 BB: 1 P: 14	R: 0 H: 1 E: 0 K: 0 S: 7	H: 1 LOB: 1 BB: 0 P: 10	R: 0 H: 1 E: 0 K: 1 S: 9	H: 1 LOB: 2 BB: 1 P: 19	R: 0 H: 0 E: 0 K: 0 S: 7	H: 0 LOB: 0 BB: 0 P: 11	R: 2 H: 2 E: 1 K: 1 S: 11	H: 2 LOB: 1 BB: 0 P: 18	R: 0 H: 1 E: 0 K: 2 S: 14	H: 1 LOB: 1 BB: 0 P: 17	R: 0 H: 1 E: 0 K: 1 S: 11	H: 1 LOB: 1 BB: 0 P: 14	1B: 6 2B: 2 3B: 0 HR: 0	SF: 0 SAC: 0 DP: 1 HBP: 0	WP: 0 PB: 0 SB: 4 CS: 1	PA: 36
PITCHER	IP WLS BF H R ER SO BB IBB HBP BLK WP HR S P ERA WHIP	IP WLS BF H R ER SO BB IBB HBP BLK WP HR S P ERA WHIP	IP WLS BF H R ER SO BB IBB HBP BLK WP HR S P ERA WHIP	IP WLS BF H R ER SO BB IBB HBP BLK WP HR S P ERA WHIP	IP WLS BF H R ER SO BB IBB HBP BLK WP HR S P ERA WHIP	IP WLS BF H R ER SO BB IBB HBP BLK WP HR S P ERA WHIP	IP WLS BF H R ER SO BB IBB HBP BLK WP HR S P ERA WHIP	IP WLS BF H R ER SO BB IBB HBP BLK WP HR S P ERA WHIP	IP WLS BF H R ER SO BB IBB HBP BLK WP HR S P ERA WHIP	IP WLS BF H R ER SO BB IBB HBP BLK WP HR S P ERA WHIP	IP WLS BF H R ER SO BB IBB HBP BLK WP HR S P ERA WHIP	IP WLS BF H R ER SO BB IBB HBP BLK WP HR S P ERA WHIP	IP WLS BF H R ER SO BB IBB HBP BLK WP HR S P ERA WHIP	IP WLS BF H R ER SO BB IBB HBP BLK WP HR S P ERA WHIP	IP WLS BF H R ER SO BB IBB HBP BLK WP HR S P ERA WHIP	IP WLS BF H R ER SO BB IBB HBP BLK WP HR S P ERA WHIP	IP WLS BF H R ER SO BB IBB HBP BLK WP HR S P ERA WHIP			

Batter	1	2	3	4	5	6	7	8	9	AB	R	H	RBI	BB	SO	LOB	BOTTOM			
24 Dexter Fowler, S OBP: 0.354, SLG: 0.356										3	0	0	0	1	0	1	Arizona Diamondbacks @ Colorado Rockies Coors Field, Denver, CO Wed May 25 2011, 6:41 PM - 9:16 PM MDT Att: 26,298 - Partly Cloudy - 63 F			
7 Seth Smith, L OBP: 0.373, SLG: 0.553										3	1	2	0	0	0	1				
5 Carlos González, L OBP: 0.328, SLG: 0.444										4	0	1	0	0	1	4				
17 Todd Helton, L OBP: 0.356, SLG: 0.515										3	0	1	1	0	0	1				
21 Ty Wigginton, R OBP: 0.284, SLG: 0.404										4	0	1	0	0	0	1				
22 Jose Lopez, R OBP: 0.234, SLG: 0.290										3	0	0	0	1	0	1				
20 Chris Iannetta, R OBP: 0.372, SLG: 0.414										4	0	0	0	0	1	1				
99 Alfredo Amezaga, S (1, 6)										3	0	1	0	0	0	0				
23 Jason Giambi, L (9, PH)										1	0	0	0	0	0	0				
46 Jason Hammel, R (1, 1)										2	0	0	0	0	1	1				
18 Jonathan Herrera, S (7, PH)										1	0	1	0	0	0	0				
51 Matt Reynolds, L (8, 1)										0	0	0	0	0	0	0				
34 Matt Belisle, R (8, 1)										0	0	0	0	0	0	0				
63 Rafael Betancourt, R (9, 1)										0	0	0	0	0	0	0				
Inning Stats	R: 0 H: 2 E: 0 K: 0 S: 13	H: 0 LOB: 0 BB: 0 P: 18	R: 0 H: 0 E: 0 K: 1 S: 10	H: 0 LOB: 0 BB: 0 P: 14	R: 0 H: 0 E: 0 K: 0 S: 4	H: 0 LOB: 0 BB: 0 P: 7	R: 1 H: 2 E: 0 K: 0 S: 10	H: 2 LOB: 1 BB: 0 P: 15	R: 0 H: 1 E: 0 K: 0 S: 11	H: 1 LOB: 1 BB: 1 P: 17	R: 0 H: 1 E: 0 K: 0 S: 6	H: 1 LOB: 1 BB: 0 P: 6	R: 0 H: 0 E: 0 K: 1 S: 9	H: 0 LOB: 0 BB: 0 P: 11	R: 0 H: 0 E: 0 K: 0 S: 7	H: 0 LOB: 0 BB: 0 P: 11	1B: 4 2B: 3 3B: 0 HR: 0	SF: 1 SAC: 0 DP: 1 HBP: 1	WP: 1 PB: 0 SB: 0 CS: 0	PA: 35
PITCHER	IP WLS BF H R ER SO BB IBB HBP BLK WP HR S P ERA WHIP	IP WLS BF H R ER SO BB IBB HBP BLK WP HR S P ERA WHIP	IP WLS BF H R ER SO BB IBB HBP BLK WP HR S P ERA WHIP	IP WLS BF H R ER SO BB IBB HBP BLK WP HR S P ERA WHIP	IP WLS BF H R ER SO BB IBB HBP BLK WP HR S P ERA WHIP	IP WLS BF H R ER SO BB IBB HBP BLK WP HR S P ERA WHIP	IP WLS BF H R ER SO BB IBB HBP BLK WP HR S P ERA WHIP	IP WLS BF H R ER SO BB IBB HBP BLK WP HR S P ERA WHIP	IP WLS BF H R ER SO BB IBB HBP BLK WP HR S P ERA WHIP	IP WLS BF H R ER SO BB IBB HBP BLK WP HR S P ERA WHIP	IP WLS BF H R ER SO BB IBB HBP BLK WP HR S P ERA WHIP	IP WLS BF H R ER SO BB IBB HBP BLK WP HR S P ERA WHIP	IP WLS BF H R ER SO BB IBB HBP BLK WP HR S P ERA WHIP	IP WLS BF H R ER SO BB IBB HBP BLK WP HR S P ERA WHIP	IP WLS BF H R ER SO BB IBB HBP BLK WP HR S P ERA WHIP	IP WLS BF H R ER SO BB IBB HBP BLK WP HR S P ERA WHIP	IP WLS BF H R ER SO BB IBB HBP BLK WP HR S P ERA WHIP			



Batter	1	2	3	4	5	6	7	8	9	AB	R	H	RBI	BB	SO	LOB	TOP				
18 Willie Bloomquist, R OBP: 0.368, SLG: 0.368	G1-3		L8				L4		F8	5	0	1	0	0	0	0	Arizona Diamondbacks @ Houston Astros Minute Maid Park, Houston, TX Sat May 28 2011, 6:08 PM - 9:00 PM CDT Att: 31,405 - Roof Closed - 73 F				
2 Kelly Johnson, L OBP: 0.274, SLG: 0.374	G3-1		L4	F7					K	5	1	1	0	0	1						
14 Ryan Roberts, R OBP: 0.386, SLG: 0.479	K		K		F9		G6-4-3		14 2B 6 1B	5	1	1	0	0	2						
6 Stephen Drew, L OBP: 0.361, SLG: 0.432		46 BB 8 BLK 26 1B		24 CS 26 2B				G4-3		5	2	4	1	0	0						
24 Chris Young, R OBP: 0.287, SLG: 0.459	P4		K2		P6				SF7	4	1	1	1	0	1						
26 Miguel Montero, L OBP: 0.361, SLG: 0.447	8 BLK 46 BB 8 SF7		19 HR		G4-3				F7	5	3	3	2	0	2						
46 Juan Miranda, L OBP: 0.382, SLG: 0.522		8 BLK BB	K			F9			K	3	0	0	0	1	2						
8 Gerardo Parra, L OBP: 0.344, SLG: 0.361	SF7		19 HR		IBB				HR	2	2	1	3	1	1						
19 Zach Duke, L OBP: 0.333, SLG: 1.333									G4-3	3	1	1	3	0	1						
21 Sean Burroughs, L (& PH) OBP: 0.162, SLG: 0.162	G3-1									1	0	0	0	0	0						
43 Zach Kroenke, R OBP: 0.319, SLG: 0.324										0	0	0	0	0	0						
Inning Stats	R: 0 E: 0 K: 1 S: 11	H: 0 LOB: 0 BB: 0 P: 16	R: 2 E: 0 K: 0 S: 14	H: 2 LOB: 1 BB: 1 P: 23	R: 0 E: 0 K: 1 S: 7	H: 0 LOB: 0 BB: 0 P: 9	R: 4 E: 0 K: 2 S: 25	H: 4 LOB: 1 BB: 1 P: 38	R: 0 E: 0 K: 0 S: 10	H: 0 LOB: 1 BB: 0 P: 16	R: 0 E: 0 K: 2 S: 10	H: 0 LOB: 0 BB: 0 P: 15	R: 3 E: 0 K: 1 S: 14	H: 3 LOB: 0 BB: 0 P: 22	R: 2 E: 0 K: 1 S: 15	H: 2 LOB: 1 BB: 0 P: 21	1B: 8 2B: 3 3B: 0 HR: 2	SF: 2 SAC: 0 DP: 1 HBP: 0	WP: 1 PB: 0 SB: 0 CS: 1	PA: 42	
PITCHER	IP WLS BF H R ER SO BB IBB HBP BLK WP HR S P ERA WHIP	IP WLS BF H R ER SO BB IBB HBP BLK WP HR S P ERA WHIP	IP WLS BF H R ER SO BB IBB HBP BLK WP HR S P ERA WHIP	IP WLS BF H R ER SO BB IBB HBP BLK WP HR S P ERA WHIP	IP WLS BF H R ER SO BB IBB HBP BLK WP HR S P ERA WHIP	IP WLS BF H R ER SO BB IBB HBP BLK WP HR S P ERA WHIP	IP WLS BF H R ER SO BB IBB HBP BLK WP HR S P ERA WHIP	IP WLS BF H R ER SO BB IBB HBP BLK WP HR S P ERA WHIP	IP WLS BF H R ER SO BB IBB HBP BLK WP HR S P ERA WHIP	IP WLS BF H R ER SO BB IBB HBP BLK WP HR S P ERA WHIP	IP WLS BF H R ER SO BB IBB HBP BLK WP HR S P ERA WHIP	IP WLS BF H R ER SO BB IBB HBP BLK WP HR S P ERA WHIP	IP WLS BF H R ER SO BB IBB HBP BLK WP HR S P ERA WHIP	IP WLS BF H R ER SO BB IBB HBP BLK WP HR S P ERA WHIP	IP WLS BF H R ER SO BB IBB HBP BLK WP HR S P ERA WHIP	IP WLS BF H R ER SO BB IBB HBP BLK WP HR S P ERA WHIP	IP WLS BF H R ER SO BB IBB HBP BLK WP HR S P ERA WHIP	IP WLS BF H R ER SO BB IBB HBP BLK WP HR S P ERA WHIP	IP WLS BF H R ER SO BB IBB HBP BLK WP HR S P ERA WHIP	IP WLS BF H R ER SO BB IBB HBP BLK WP HR S P ERA WHIP	IP WLS BF H R ER SO BB IBB HBP BLK WP HR S P ERA WHIP

Batter	1	2	3	4	5	6	7	8	9	AB	R	H	RBI	BB	SO	LOB	BOTTOM					
21 Michael Bourn, L OBP: 0.342, SLG: 0.363	B2			K		G5-3		G3		4	0	0	0	0	1	Arizona Diamondbacks @ Houston Astros Minute Maid Park, Houston, TX Sat May 28 2011, 6:08 PM - 9:00 PM CDT Att: 31,405 - Roof Closed - 73 F						
12 Clint Barmes, R OBP: 0.350, SLG: 0.321	G4-3					F8			45 1B 2B	4	1	2	0	0	1							
9 Hunter Pence, R OBP: 0.348, SLG: 0.469	G6-3			F8			G6-3		45 2B 23 1B	4	1	1	0	0	1							
45 Carlos Lee, R OBP: 0.282, SLG: 0.387	G6-3			F8					23 1B 29 G3	4	1	2	1	0	0							
23 Chris Johnson, R OBP: 0.257, SLG: 0.362	G4-3			G5-3		L8			29 G3 1B	4	0	1	1	0	0							
29 Brett Wallace, L OBP: 0.382, SLG: 0.451	F7			K					G3	4	0	1	1	0	1							
22 Bill Hall, R OBP: 0.276, SLG: 0.345				F8					G1-3	2	0	0	0	0	0							
43 Fernando Rodriguez Jr., R (& PH) OBP: 0.222, SLG: 0.212					G3-1					0	0	0	0	0	0							
60 Jose Valdez, R OBP: 0.319, SLG: 0.324										1	0	0	0	0	0							
36 Angel Sanchez, R OBP: 0.319, SLG: 0.324										1	0	0	0	0	1							
46 J.R. Towles, R OBP: 0.310, SLG: 0.351				K		G5-3		G6-3	P4	4	0	0	0	0	1							
20 Bud Norris, R OBP: 0.158, SLG: 0.167				K						1	0	0	0	0	1							
16 Matt Downs, R OBP: 0.328, SLG: 0.500				K		21 G5-3 BB				1	0	0	0	1	1							
Inning Stats	R: 0 E: 0 K: 0 S: 5	H: 0 LOB: 0 BB: 0 P: 7	R: 0 E: 0 K: 0 S: 12	H: 0 LOB: 0 BB: 0 P: 16	R: 0 E: 0 K: 2 S: 8	H: 0 LOB: 0 BB: 0 P: 11	R: 0 E: 0 K: 1 S: 9	H: 1 LOB: 1 BB: 0 P: 14	R: 0 E: 0 K: 0 S: 9	H: 0 LOB: 0 BB: 0 P: 12	R: 0 E: 0 K: 0 S: 12	H: 0 LOB: 1 BB: 1 P: 20	R: 0 E: 0 K: 0 S: 11	H: 2 LOB: 2 BB: 0 P: 14	R: 0 E: 0 K: 1 S: 10	H: 0 LOB: 0 BB: 0 P: 13	R: 3 E: 0 K: 0 S: 16	H: 4 LOB: 1 BB: 0 P: 22	1B: 6 2B: 1 3B: 0 HR: 0	SF: 0 SAC: 0 DP: 0 HBP: 0	WP: 0 PB: 0 SB: 0 CS: 0	PA: 35
PITCHER	IP WLS BF H R ER SO BB IBB HBP BLK WP HR S P ERA WHIP	IP WLS BF H R ER SO BB IBB HBP BLK WP HR S P ERA WHIP	IP WLS BF H R ER SO BB IBB HBP BLK WP HR S P ERA WHIP	IP WLS BF H R ER SO BB IBB HBP BLK WP HR S P ERA WHIP	IP WLS BF H R ER SO BB IBB HBP BLK WP HR S P ERA WHIP	IP WLS BF H R ER SO BB IBB HBP BLK WP HR S P ERA WHIP	IP WLS BF H R ER SO BB IBB HBP BLK WP HR S P ERA WHIP	IP WLS BF H R ER SO BB IBB HBP BLK WP HR S P ERA WHIP	IP WLS BF H R ER SO BB IBB HBP BLK WP HR S P ERA WHIP	IP WLS BF H R ER SO BB IBB HBP BLK WP HR S P ERA WHIP	IP WLS BF H R ER SO BB IBB HBP BLK WP HR S P ERA WHIP	IP WLS BF H R ER SO BB IBB HBP BLK WP HR S P ERA WHIP	IP WLS BF H R ER SO BB IBB HBP BLK WP HR S P ERA WHIP	IP WLS BF H R ER SO BB IBB HBP BLK WP HR S P ERA WHIP	IP WLS BF H R ER SO BB IBB HBP BLK WP HR S P ERA WHIP	IP WLS BF H R ER SO BB IBB HBP BLK WP HR S P ERA WHIP	IP WLS BF H R ER SO BB IBB HBP BLK WP HR S P ERA WHIP	IP WLS BF H R ER SO BB IBB HBP BLK WP HR S P ERA WHIP	IP WLS BF H R ER SO BB IBB HBP BLK WP HR S P ERA WHIP	IP WLS BF H R ER SO BB IBB HBP BLK WP HR S P ERA WHIP	IP WLS BF H R ER SO BB IBB HBP BLK WP HR S P ERA WHIP	



Batter	1	2	3	4	5	6	7	8	9	AB	R	H	RBI	BB	SO	LOB	TOP						
13 Willie Bloomquist, R OBP: 0.291, SLG: 0.359	G6-3		L4					K	F9	5	0	1	0	0	1	0							
14 Ryan Roberts, R OBP: 0.388, SLG: 0.476	24 BB		F9					10 S	22 2B	3	1	1	0	1	1	2							
10 Justin Upton, R OBP: 0.326, SLG: 0.455	24 BB		F8					24 SF8	24 BB	3	1	1	0	1	1	1							
24 Chris Young, R OBP: 0.291, SLG: 0.457				P3				SF8	22 2B	1	1	0	1	2	0	0							
22 Xavier Nady, R OBP: 0.326, SLG: 0.369	K							F9	IBB	4	1	1	2	0	2	3							
40 J.J. Putz, R	K							F9	46 1B	0	0	0	0	0	0	0							
46 Juan Miranda, L OBP: 0.377, SLG: 0.510	K							P6	46 1B	4	0	1	1	0	2	3							
4 Melvin Mora, R OBP: 0.275, SLG: 0.313		F9						G6-3	F8	4	0	0	0	0	1	1							
12 Henry Blanco, R OBP: 0.333, SLG: 0.667		P4						21 CS	L6	3	0	1	0	1	0	0							
55 Josh Collmenter, R ERA: 4.86								G3	G6-3	2	0	0	0	0	2	1							
21 Sean Burroughs, L OBP: 0.197, SLG: 0.192										1	0	0	0	0	0	1							
44 Aaron Heilman, R ERA: 8.1										0	0	0	0	0	0	0							
30 David Hernandez, R ERA: 1.85										0	0	0	0	0	0	0							
8 Gerardo Parra, L OBP: 0.341, SLG: 0.359										1	0	0	0	0	0	0							
Inning Stats	R: 0 E: 0 K: 2 S: 10	H: 0 LOB: 3 P: 25	R: 0 E: 0 K: 1 S: 9	H: 0 LOB: 0 BB: 0 P: 16	R: 0 E: 0 K: 0 S: 8	H: 0 LOB: 0 BB: 0 P: 12	R: 0 E: 0 K: 2 S: 11	H: 0 LOB: 0 BB: 0 P: 17	R: 0 E: 0 K: 3 S: 16	H: 1 LOB: 2 BB: 1 P: 28	R: 1 E: 0 K: 0 S: 9	H: 1 LOB: 0 BB: 0 P: 14	R: 0 E: 0 K: 0 S: 9	H: 1 LOB: 0 BB: 0 P: 15	R: 3 E: 0 K: 2 S: 13	H: 3 LOB: 1 BB: 1 P: 22	R: 0 E: 0 K: 0 S: 6	H: 0 LOB: 0 BB: 0 P: 10	1B: 4 2B: 1 3B: 1 HR: 0	SF: 1 SAC: 0 DP: 0 HBP: 0	WP: 0 PB: 0 SB: 1 CS: 1	PA: 37	
PITCHER	IP WLS BF H R ER SO BB IBB HBP BLK WP HR S P ERA WHIP	IP WLS BF H R ER SO BB IBB HBP BLK WP HR S P ERA WHIP	IP WLS BF H R ER SO BB IBB HBP BLK WP HR S P ERA WHIP	IP WLS BF H R ER SO BB IBB HBP BLK WP HR S P ERA WHIP	IP WLS BF H R ER SO BB IBB HBP BLK WP HR S P ERA WHIP	IP WLS BF H R ER SO BB IBB HBP BLK WP HR S P ERA WHIP	IP WLS BF H R ER SO BB IBB HBP BLK WP HR S P ERA WHIP	IP WLS BF H R ER SO BB IBB HBP BLK WP HR S P ERA WHIP	IP WLS BF H R ER SO BB IBB HBP BLK WP HR S P ERA WHIP	IP WLS BF H R ER SO BB IBB HBP BLK WP HR S P ERA WHIP	IP WLS BF H R ER SO BB IBB HBP BLK WP HR S P ERA WHIP	IP WLS BF H R ER SO BB IBB HBP BLK WP HR S P ERA WHIP	IP WLS BF H R ER SO BB IBB HBP BLK WP HR S P ERA WHIP	IP WLS BF H R ER SO BB IBB HBP BLK WP HR S P ERA WHIP	IP WLS BF H R ER SO BB IBB HBP BLK WP HR S P ERA WHIP	IP WLS BF H R ER SO BB IBB HBP BLK WP HR S P ERA WHIP	IP WLS BF H R ER SO BB IBB HBP BLK WP HR S P ERA WHIP	IP WLS BF H R ER SO BB IBB HBP BLK WP HR S P ERA WHIP	IP WLS BF H R ER SO BB IBB HBP BLK WP HR S P ERA WHIP	IP WLS BF H R ER SO BB IBB HBP BLK WP HR S P ERA WHIP	IP WLS BF H R ER SO BB IBB HBP BLK WP HR S P ERA WHIP	IP WLS BF H R ER SO BB IBB HBP BLK WP HR S P ERA WHIP	IP WLS BF H R ER SO BB IBB HBP BLK WP HR S P ERA WHIP

Arizona Diamondbacks @ Houston Astros
Minute Maid Park, Houston, TX
Sun May 29 2011, 1:07 PM - 4:06 PM CDT
Att: 21,882 - Roof Closed - 73 F

AB	31
R	4
H	6
RBI	4
BB	5
SO	10
LOB	12



Batter	1	2	3	4	5	6	7	8	9	AB	R	H	RBI	BB	SO	LOB	BOTTOM						
21 Michael Bourn, L OBP: 0.336, SLG: 0.356	G6-3		K					G4-3		4	0	0	0	0	1	0							
8 Jeff Keppinger, R OBP: 0.444, SLG: 0.500	F8							45 FC5-4	9 1B	3	1	1	0	1	0	0							
9 Hunter Pence, R OBP: 0.350, SLG: 0.470	K							45 FC5-4	9 1B	4	0	2	0	0	1	0							
46 Carlos Lee, R OBP: 0.277, SLG: 0.379		E4						23 FC6-4	23 1B	4	0	0	0	0	0	4							
16 Matt Downs, R OBP: 0.328, SLG: 0.500								23 FC6-4	23 1B	0	0	0	0	0	0	0							
66 Eneiro Del Rosario, R										0	0	0	0	0	0	0							
29 Brett Wallace, L OBP: 0.384, SLG: 0.449										3	0	1	0	1	2	3							
23 Chris Johnson, R OBP: 0.251, SLG: 0.353										4	0	0	0	0	0	4							
12 Clint Barmes, R OBP: 0.337, SLG: 0.307										4	0	0	0	0	3	3							
46 J.R. Towles, R OBP: 0.295, SLG: 0.333										4	0	0	0	0	1	0							
30 J.A. Happ, L ERA: 4.86										2	1	1	1	0	0	0							
59 Wilton Lopez, R ERA: 2.61										0	0	0	0	0	0	0							
22 Bill Hall, R OBP: 0.276, SLG: 0.342										1	0	0	0	0	0	0							
47 Jeff Fulchino, R ERA: 4.24										0	0	0	0	0	0	0							
52 Sergio Escalona, L ERA: 4.15										0	0	0	0	0	0	0							
4 Jason Michaels, R OBP: 0.222, SLG: 0.212										0	0	0	0	0	0	0							
Inning Stats	R: 0 E: 0 K: 1 S: 8	H: 0 LOB: 0 BB: 0 P: 14	R: 0 E: 1 K: 2 S: 12	H: 0 LOB: 1 BB: 0 P: 19	R: 0 E: 0 K: 1 S: 10	H: 0 LOB: 0 BB: 0 P: 15	R: 1 E: 0 K: 1 S: 19	H: 2 LOB: 2 BB: 1 P: 34	R: 1 E: 0 K: 0 S: 7	H: 1 LOB: 0 BB: 0 P: 11	R: 0 E: 0 K: 0 S: 10	H: 1 LOB: 1 BB: 0 P: 15	R: 0 E: 0 K: 3 S: 9	H: 0 LOB: 0 BB: 0 P: 15	R: 0 E: 0 K: 1 S: 14	H: 1 LOB: 2 BB: 1 P: 21	R: 0 E: 0 K: 0 S: 4	H: 0 LOB: 0 BB: 0 P: 6	1B: 3 2B: 1 3B: 0 HR: 1	SF: 0 SAC: 0 DP: 0 HBP: 0	WP: 1 PB: 0 SB: 0 CS: 0	PA: 35	
PITCHER	IP WLS BF H R ER SO BB IBB HBP BLK WP HR S P ERA WHIP	IP WLS BF H R ER SO BB IBB HBP BLK WP HR S P ERA WHIP	IP WLS BF H R ER SO BB IBB HBP BLK WP HR S P ERA WHIP	IP WLS BF H R ER SO BB IBB HBP BLK WP HR S P ERA WHIP	IP WLS BF H R ER SO BB IBB HBP BLK WP HR S P ERA WHIP	IP WLS BF H R ER SO BB IBB HBP BLK WP HR S P ERA WHIP	IP WLS BF H R ER SO BB IBB HBP BLK WP HR S P ERA WHIP	IP WLS BF H R ER SO BB IBB HBP BLK WP HR S P ERA WHIP	IP WLS BF H R ER SO BB IBB HBP BLK WP HR S P ERA WHIP	IP WLS BF H R ER SO BB IBB HBP BLK WP HR S P ERA WHIP	IP WLS BF H R ER SO BB IBB HBP BLK WP HR S P ERA WHIP	IP WLS BF H R ER SO BB IBB HBP BLK WP HR S P ERA WHIP	IP WLS BF H R ER SO BB IBB HBP BLK WP HR S P ERA WHIP	IP WLS BF H R ER SO BB IBB HBP BLK WP HR S P ERA WHIP	IP WLS BF H R ER SO BB IBB HBP BLK WP HR S P ERA WHIP	IP WLS BF H R ER SO BB IBB HBP BLK WP HR S P ERA WHIP	IP WLS BF H R ER SO BB IBB HBP BLK WP HR S P ERA WHIP	IP WLS BF H R ER SO BB IBB HBP BLK WP HR S P ERA WHIP	IP WLS BF H R ER SO BB IBB HBP BLK WP HR S P ERA WHIP	IP WLS BF H R ER SO BB IBB HBP BLK WP HR S P ERA WHIP	IP WLS BF H R ER SO BB IBB HBP BLK WP HR S P ERA WHIP	IP WLS BF H R ER SO BB IBB HBP BLK WP HR S P ERA WHIP	IP WLS BF H R ER SO BB IBB HBP BLK WP HR S P ERA WHIP

Arizona Diamondbacks @ Houston Astros
Minute Maid Park, Houston, TX
Sun May 29 2011, 1:07 PM - 4:06 PM CDT
Att: 21,882 - Roof Closed - 73 F

AB	33
R	2
H	5
RBI	1
BB	2
SO	9
LOB	14



Batter	1	2	3	4	5	6	7	8	9	AB	R	H	RBI	BB	SO	LOB	TOP			
8 Chris Coghlan, L (1, 8) OBP: 0.299, SLG: 0.376	G5-3		K			G4-3			G3	4	0	0	0	0	1	1	Florida Marlins @ Arizona Diamondbacks Chase Field, Phoenix, AZ Tue May 31 2011, 6:41 PM - 9:10 PM MST Att: 17,567 - Overcast - 93 F			
13 Omar Infante, R (1, 4) OBP: 0.288, SLG: 0.304	F8		G5-3	G6-3			G5-3		G5-3	5	0	0	0	0	4					
20 Logan Morrison, L (1, 7) OBP: 0.406, SLG: 0.574	G2-3		K				L4			4	1	1	1	0	1					
15 Gaby Sanchez, R (1, 3)		1B								4	1	2	1	0	0					
29 Greg Dobbs, L (1, 5)		F8								4	1	1	0	0	1					
27 Giancarlo Stanton, R (1, 9) OBP: 0.338, SLG: 0.535										3	1	1	0	1	0					
14 John Buck, R (1, 2) OBP: 0.285, SLG: 0.347		K								3	0	0	0	1	2					
1 Emilio Bonifacio, S (1, 6) OBP: 0.350, SLG: 0.362		K								3	1	1	1	1	2					
19 Anibal Sánchez, R (1, 1) OBP: 0.208, SLG: 0.136										3	0	1	2	0	2					
33 Scott Cousins, L (9, PH) OBP: 0.250, SLG: 0.256										1	0	0	0	0	0					
46 Juan Carlos Oviedo, R (9, 1)										0	0	0	0	0	0					
Inning Stats	R: 0 E: 0 K: 0 S: 6	H: 0 LOB: 0 BB: 0 P: 11	R: 0 E: 0 K: 2 S: 14	H: 1 LOB: 2 BB: 1 P: 23	R: 0 E: 0 K: 2 S: 16	H: 1 LOB: 0 BB: 0 P: 22	R: 2 E: 0 K: 0 S: 14	H: 2 LOB: 3 BB: 2 P: 28	R: 1 E: 0 K: 0 S: 11	H: 1 LOB: 0 BB: 0 P: 16	R: 1 E: 0 K: 0 S: 10	H: 1 LOB: 0 BB: 0 P: 14	R: 0 E: 0 K: 0 S: 5	H: 0 LOB: 0 BB: 0 P: 7	R: 0 E: 0 K: 0 S: 5	H: 0 LOB: 0 BB: 0 P: 9	1B: 4 2B: 1 3B: 0 HR: 2	SF: 0 SAC: 0 DP: 0 HBP: 1	WP: 2 PB: 0 SB: 0 CS: 0	PA: 38
PITCHER	IP WLS BF H R ER SO	IP WLS BF H R ER SO	IP WLS BF H R ER SO	IP WLS BF H R ER SO	IP WLS BF H R ER SO	IP WLS BF H R ER SO	IP WLS BF H R ER SO	IP WLS BF H R ER SO	IP WLS BF H R ER SO	IP WLS BF H R ER SO	IP WLS BF H R ER SO	IP WLS BF H R ER SO	IP WLS BF H R ER SO	IP WLS BF H R ER SO	IP WLS BF H R ER SO	IP WLS BF H R ER SO	ERA WHIP	ERA WHIP		
31 Ian Kennedy, R (1, 1) ERA: 3.16	5.0 L 24 5 3 3 4																5.40 1.600			
32 Esmerling Vasquez, R (6, 1) ERA: 3.0	1.0 4 1 1 0 0																9.00 1.000			
44 Aaron Heilman, R (7, 1) ERA: 8.15	1.0 4 1 1 1 0																9.00 1.000			
15 Micah Owings, R (8, 1) ERA: 2.92	1.0 3 0 0 0 0																0.00 0.000			
47 Joe Paterson, L (9, 1) ERA: 0.71	1.0 3 0 0 0 0																0.00 0.000			

Batter	1	2	3	4	5	6	7	8	9	AB	R	H	RBI	BB	SO	LOB	BOTTOM					
14 Ryan Roberts, R (1, 5) OBP: 0.385, SLG: 0.466	K					FC5-4			F9	3	0	0	0	1	1	Florida Marlins @ Arizona Diamondbacks Chase Field, Phoenix, AZ Tue May 31 2011, 6:41 PM - 9:10 PM MST Att: 17,567 - Overcast - 93 F						
2 Kelly Johnson, L (1, 4) OBP: 0.284, SLG: 0.439	G3-1					K				4	1	1	1	0	2							
10 Justin Upton, R (1, 9) OBP: 0.343, SLG: 0.502										4	1	2	1	0	2							
6 Stephen Drew, L (1, 6) OBP: 0.366, SLG: 0.429										3	0	0	0	0	2							
24 Chris Young, R (1, 8) OBP: 0.292, SLG: 0.450										4	0	0	0	0	1							
26 Miguel Montero, L (1, 2) OBP: 0.360, SLG: 0.458		F8								4	0	0	0	0	0							
46 Juan Miranda, L (1, 3) OBP: 0.366, SLG: 0.481		P6								4	0	1	0	0	1							
8 Gerardo Parra, L (1, 7) OBP: 0.343, SLG: 0.375										3	0	1	0	0	0							
31 Ian Kennedy, R (1, 1) ERA: 3.16										1	0	0	0	0	1							
32 Esmerling Vasquez, R (6, PH) ERA: 3.0										0	0	0	0	0	0							
21 Sean Burroughs, L (7, PH) ERA: 8.15										0	0	0	0	0	0							
44 Aaron Heilman, R (7, PH) ERA: 8.15										0	0	0	0	0	0							
22 Xavier Nady, R (8, 1) ERA: 2.92										0	0	0	0	0	0							
15 Micah Owings, R (8, 1) ERA: 2.92										0	0	0	0	0	0							
47 Joe Paterson, R (9, 1) ERA: 0.71										0	0	0	0	0	0							
Inning Stats	R: 1 E: 0 K: 1 S: 10	H: 1 LOB: 1 BB: 0 P: 15	R: 0 E: 0 K: 0 S: 7	H: 0 LOB: 0 BB: 0 P: 10	R: 0 E: 0 K: 1 S: 9	H: 0 LOB: 0 BB: 1 P: 17	R: 0 E: 0 K: 3 S: 9	H: 0 LOB: 0 BB: 0 P: 13	R: 0 E: 0 K: 1 S: 9	H: 0 LOB: 0 BB: 0 P: 13	R: 0 E: 0 K: 1 S: 10	H: 2 LOB: 2 BB: 0 P: 14	R: 0 E: 0 K: 0 S: 12	H: 2 LOB: 2 BB: 0 P: 18	R: 1 E: 0 K: 1 S: 11	H: 1 LOB: 0 BB: 0 P: 17	R: 0 E: 0 K: 0 S: 6	H: 0 LOB: 0 BB: 0 P: 12	1B: 4 2B: 0 3B: 0 HR: 2	SF: 0 SAC: 0 DP: 0 HBP: 1	WP: 0 PB: 0 SB: 0 CS: 1	PA: 34
PITCHER	IP WLS BF H R ER SO	IP WLS BF H R ER SO	IP WLS BF H R ER SO	IP WLS BF H R ER SO	IP WLS BF H R ER SO	IP WLS BF H R ER SO	IP WLS BF H R ER SO	IP WLS BF H R ER SO	IP WLS BF H R ER SO	IP WLS BF H R ER SO	IP WLS BF H R ER SO	IP WLS BF H R ER SO	IP WLS BF H R ER SO	IP WLS BF H R ER SO	IP WLS BF H R ER SO	IP WLS BF H R ER SO	ERA WHIP	ERA WHIP				
19 Anibal Sánchez, R (1, 1) ERA: 2.97	8.0 W 31 6 2 2 8																2.25 0.875					
46 Juan Carlos Oviedo, R (9, 1) ERA: 3.0	1.0 S 3 0 0 0 0																0.00 0.000					

Batter	1	2	3	4	5	6	7	8	9	AB	R	H	RBI	BB	SO	LOB	TOP				
8 Chris Coghlan, L (1,8) OBP: 0.301, SLG: 0.377	F7			G3					K	5	0	2	0	0	1	0					
13 Omar Infante, R (1,4) OBP: 0.283, SLG: 0.298	F8	G4-3				K	G6-3			4	0	0	0	0	1	3					
20 Logan Morrison, L (1,7) OBP: 0.401, SLG: 0.571	G4-3					F8				4	1	1	0	0	0	0					
15 Gaby Sanchez, R (1,3)		G1-3	G5-3			P6			K	4	0	0	0	0	1	1					
29 Greg Dobbs, L (1,5) OBP: 0.381, SLG: 0.469				P4					K	4	1	1	0	0	1	1					
27 Giancarlo Stanton, R (1,9) OBP: 0.347, SLG: 0.588									K	4	1	3	3	0	1	0					
14 John Buck, R (1,2) OBP: 0.289, SLG: 0.368									K	4	1	2	1	0	1	1					
1 Emilio Bonifacio, S (1,6) OBP: 0.348, SLG: 0.366									K	4	1	1	0	0	1	2					
23 Javier Vazquez, R (7,1) 38 Randy Choate, L (7,1) 34 Edward Mujica, R (7,1) 40 Mike Dunn, L (8,1) 33 Scott Cousins, L (9,PH) 32 Clay Hensley, R (9,1) 31 Burke Badenhop, R (9,1)										3	0	1	1	0	0	2					
Inning Stats	R: 0 E: 0 K: 0 S: 5	H: 0 LOB: 0 BB: 0 P: 9	R: 3 E: 0 K: 0 S: 14	H: 5 LOB: 2 BB: 0 P: 23	R: 1 E: 0 K: 1 S: 13	H: 2 LOB: 1 BB: 0 P: 20	R: 0 E: 0 K: 1 S: 10	H: 0 LOB: 0 BB: 0 P: 17	R: 0 E: 0 K: 1 S: 6	H: 2 LOB: 2 BB: 0 P: 13	R: 0 E: 0 K: 0 S: 6	H: 1 LOB: 0 BB: 0 P: 10	R: 0 E: 0 K: 3 S: 11	H: 0 LOB: 0 BB: 0 P: 13	R: 1 E: 0 K: 1 S: 11	H: 1 LOB: 0 BB: 0 P: 12	1B: 5 2B: 3 3B: 1 HR: 2	SF: 0 SAC: 0 DP: 0 HBP: 0	WP: 0 PB: 0 SB: 0 CS: 1	PA: 37	
PITCHER	IP	WLS	BF	H	R	ER	SO	BB	IBB	HBP	BLK	WP	HR	S	P	ERA	WHIP				
41 Daniel Hudson, R (1,1) ERA: 4.22	7.0		30	10	4	4	3	0	0	0	0	0	1	65	103	5.14	1.429				
30 David Hernandez, R (8,1) ERA: 1.75	1.0		3	0	0	0	3	0	0	0	0	0	0	11	13	0.00	0.000				
40 J.J. Putz, R (9,1) ERA: 1.88	1.0	W	4	1	1	1	1	0	0	0	0	0	1	11	12	9.00	1.000				

Florida Marlins @ Arizona Diamondbacks
Chase Field, Phoenix, AZ
Wed Jun 01 2011, 4:40 PM - 7:32 PM MST
Att. 16,174 - Roof Closed - 77 F

AB 37
R 5
H 11
RBI 5
BB 0
SO 7
LOB 10



Batter	1	2	3	4	5	6	7	8	9	AB	R	H	RBI	BB	SO	LOB	BOTTOM					
14 Ryan Roberts, R (1,5) OBP: 0.380, SLG: 0.477	F8			K					G5-3	5	1	1	2	0	1	4						
2 Kelly Johnson, L (1,4) OBP: 0.286, SLG: 0.445	G3			K						4	1	1	0	1	1	0						
10 Justin Upton, R (1,9) OBP: 0.340, SLG: 0.495	G6-3			P2						5	0	1	2	0	0	0						
6 Stephen Drew, L (1,6) OBP: 0.374, SLG: 0.436										4	1	3	0	0	1	0						
24 Chris Young, R (1,8) OBP: 0.296, SLG: 0.459										4	1	2	1	0	1	1						
26 Miguel Montero, L (1,2) OBP: 0.383, SLG: 0.453										2	0	0	0	1	0	1						
46 Juan Miranda, L (1,3) OBP: 0.357, SLG: 0.467										3	0	0	0	0	2	3						
8 Gerardo Parra, L (1,7) OBP: 0.345, SLG: 0.377										2	0	1	0	0	0	0						
18 Willie Bloomquist, R (7,PH) OBP: 0.303, SLG: 0.362										1	1	1	0	1	0	0						
41 Daniel Hudson, R (1,1) OBP: 0.250, SLG: 0.292										2	1	0	0	0	0	1						
22 Xavier Nady, R (7,PH) OBP: 0.323, SLG: 0.364										1	0	0	1	0	0	2						
30 David Hernandez, R (8,1) ERA: 1.04										0	0	0	0	0	0	0						
40 J.J. Putz, R (9,1) ERA: 3.75										0	0	0	0	0	0	0						
21 Sean Burroughs, L (9,PH) OBP: 0.200, SLG: 0.200										1	0	0	0	0	1	1						
Inning Stats	R: 0 E: 0 K: 0 S: 10	H: 0 LOB: 0 BB: 0 P: 14	R: 0 E: 0 K: 0 S: 6	H: 1 LOB: 0 BB: 0 P: 9	R: 0 E: 0 K: 1 S: 7	H: 0 LOB: 0 BB: 0 P: 9	R: 0 E: 0 K: 2 S: 9	H: 0 LOB: 0 BB: 0 P: 14	R: 0 E: 0 K: 1 S: 9	H: 1 LOB: 0 BB: 0 P: 11	R: 3 E: 0 K: 1 S: 15	H: 3 LOB: 0 BB: 0 P: 22	R: 1 E: 1 K: 0 S: 12	H: 1 LOB: 2 BB: 1 P: 19	R: 1 E: 1 K: 1 S: 11	H: 2 LOB: 2 BB: 1 P: 17	R: 1 E: 0 K: 1 S: 9	H: 2 LOB: 2 BB: 1 P: 17	1B: 6 2B: 2 3B: 1 HR: 1	SF: 0 SAC: 1 DP: 1 HBP: 1	WP: 0 PB: 0 SB: 0 CS: 0	PA: 39
PITCHER	IP	WLS	BF	H	R	ER	SO	BB	IBB	HBP	BLK	WP	HR	S	P	ERA	WHIP					
23 Javier Vazquez, R (1,1) ERA: 6.02	6.0		23	6	4	4	4	0	1	1	0	0	0	4	10	6.00	1.000					
38 Randy Choate, L (7,1) ERA: 1.04	0.1	H	3	0	0	0	0	0	1	1	0	0	0	4	10	0.00	0.000					
34 Edward Mujica, R (7,1) ERA: 3.86	1.1	B	6	2	1	0	0	0	0	0	0	0	0	13	15	0.00	1.500					
40 Mike Dunn, L (8,1) ERA: 3.75	0.1	L	2	0	0	0	1	1	0	0	0	0	0	3	7	0.00	3.000					
32 Clay Hensley, R (9,1) ERA: 3.6	0.1	L	2	1	1	1	1	0	0	0	0	0	0	4	4	27.00	3.000					
PITCHER	IP	WLS	BF	H	R	ER	SO	BB	IBB	HBP	BLK	WP	HR	S	P	ERA	WHIP					
31 Burke Badenhop, R (9,1) ERA: 2.84	0.1		3	1	0	0	0	0	0	0	0	0	0	5	13	0.00	6.000					

Florida Marlins @ Arizona Diamondbacks
Chase Field, Phoenix, AZ
Wed Jun 01 2011, 4:40 PM - 7:32 PM MST
Att. 16,174 - Roof Closed - 77 F

AB 34
R 6
H 10
RBI 6
BB 3
SO 7
LOB 13




Batter	1	2	3	4	5	6	7	8	9	AB	R	H	RBI	BB	SO	LOB	TOP					
2 Roger Bernadina, L (1.7) OBP: 0.292, SLG: 0.333	G3		P5			G4-3		K		4	0	0	0	0	1	1						
20 Ian Desmond, R (1.6) OBP: 0.264, SLG: 0.348	K			G5-3			1B		G6-3	4	0	1	0	0	1	0						
19 Laynce Nix, L (1.9) OBP: 0.328, SLG: 0.579	F9				1B			K	P4	4	0	1	0	0	1	1						
38 Michael Morse, R (1.3) OBP: 0.340, SLG: 0.503		P6			K			F9	K	4	0	0	0	0	2	1						
8 Danny Espinosa, S (1.4) OBP: 0.317, SLG: 0.450		G6-3			F9					2	0	0	0	1	0	1						
24 Rick Ankiel, L (1.8) OBP: 0.288, SLG: 0.254				K		P5			P6	3	0	0	0	0	1	1						
7 Ivan Rodriguez, R (1.2) OBP: 0.273, SLG: 0.354						F9			F9	3	0	1	0	0	0	1						
15 Jerry Hairston, R (1.5) OBP: 0.303, SLG: 0.342			F9			P6			G6-3	3	0	0	0	0	0	1						
29 Yunesky Maya, R (1.1) 45 Doug Slaten, L (5.1) 60 Todd Coffey, R (5.1) 13 Alex Cora, L (6. PH) 65 Cole Kimball, R (6.1) 12 Matt Stairs, L (6. PH) 63 Henry Alberto Rodriguez, R (8.1)						L4			F8	1	0	0	0	0	0	1						
Inning Stats	R: 0 E: 0 K: 1 S: 6	H: 0 LOB: 0 BB: 0 P: 10	R: 0 E: 0 K: 1 S: 6	H: 0 LOB: 0 BB: 0 P: 11	R: 0 E: 0 K: 1 S: 17	H: 1 LOB: 1 BB: 0 P: 23	R: 0 E: 0 K: 1 S: 10	H: 1 LOB: 1 BB: 0 P: 16	R: 0 E: 0 K: 0 S: 9	H: 0 LOB: 0 BB: 0 P: 12	R: 0 E: 0 K: 1 S: 11	H: 1 LOB: 1 BB: 0 P: 18	R: 0 E: 0 K: 0 S: 8	H: 0 LOB: 1 BB: 1 P: 13	R: 0 E: 0 K: 1 S: 10	H: 0 LOB: 0 BB: 0 P: 19	R: 0 E: 0 K: 1 S: 9	H: 0 LOB: 0 BB: 0 P: 15	1B: 2 2B: 1 3B: 0 HR: 0	SF: 0 SAC: 0 DP: 0 HBP: 0	WP: 0 PB: 0 SB: 0 CS: 0	PA: 31
PITCHER	IP	WLS	BF	H	R	ER	SO	BB	IBB	HBP	BLK	WP	HR	S	P	ERA	WHIP					
55 Josh Collmenter, R (1.1) ERA: 1.25	7.0	W	25	3	0	0	5	1	0	0	0	0	0	67	103	0.00	0.571					
30 David Hernandez, R (8.1) ERA: 1.71	1.0		3	0	0	0	1	0	0	0	0	0	0	10	19	0.00	0.000					
47 Joe Paterson, L (9.1) ERA: 0.66	1.0		3	0	0	0	1	0	0	0	0	0	0	9	15	0.00	0.000					

Washington Nationals @ Arizona Diamondbacks
Chase Field, Phoenix, AZ
Fri Jun 03 2011, 6:41 PM - 9:26 PM MST
Att: 20,356 - Partly Cloudy - 95 F

livebaseballscorecards.com

AB 30
R 0
H 3
RBI 0
BB 1
SO 7
LOB 8




Batter	1	2	3	4	5	6	7	8	9	AB	R	H	RBI	BB	SO	LOB	BOTTOM				
14 Ryan Roberts, R (1.5) OBP: 0.380, SLG: 0.478	F8					P3				4	1	2	0	0	0	0					
2 Kelly Johnson, L (1.4) OBP: 0.289, SLG: 0.435	K									2	0	0	0	2	2	2					
10 Justin Upton, R (1.9) OBP: 0.354, SLG: 0.498										2	1	1	0	0	1	1					
6 Stephen Drew, L (1.6) OBP: 0.365, SLG: 0.433	G3-1									4	0	1	3	0	1	3					
24 Chris Young, R (1.8) OBP: 0.290, SLG: 0.461		HR								4	1	1	1	0	1	3					
26 Miguel Montero, L (1.2) OBP: 0.283, SLG: 0.458		F7								3	0	1	0	1	1	2					
22 Xavier Nady, R (1.3) OBP: 0.327, SLG: 0.368										3	0	1	0	1	2	2					
8 Gerardo Parra, L (1.7) OBP: 0.346, SLG: 0.389		G3-6								4	0	1	0	0	1	3					
55 Josh Collmenter, R (1.1) ERA: 1.25										2	1	0	0	1	1	0					
30 David Hernandez, R (8.1) ERA: 1.71										0	0	0	0	0	0	0					
21 Sean Burroughs, L (6. PH) OBP: 0.235, SLG: 0.235										1	0	0	0	0	0	0					
47 Joe Paterson, R (9.1) ERA: 0.66										0	0	0	0	0	0	0					
Inning Stats	R: 0 E: 0 K: 1 S: 11	H: 1 LOB: 1 BB: 0 P: 16	R: 1 E: 0 K: 0 S: 9	H: 2 LOB: 0 BB: 0 P: 13	R: 0 E: 0 K: 2 S: 11	H: 1 LOB: 1 BB: 1 P: 21	R: 0 E: 0 K: 0 S: 12	H: 1 LOB: 2 BB: 1 P: 19	R: 3 E: 0 K: 3 S: 14	H: 2 LOB: 2 BB: 2 P: 30	R: 0 E: 0 K: 0 S: 7	H: 1 LOB: 0 BB: 0 P: 12	R: 0 E: 0 K: 2 S: 15	H: 0 LOB: 2 BB: 1 P: 26	R: 0 E: 0 K: 2 S: 9	H: 0 LOB: 0 BB: 0 P: 11	1B: 3 2B: 3 3B: 1 HR: 1	SF: 0 SAC: 0 DP: 1 HBP: 2	WP: 0 PB: 0 SB: 1 CS: 1	PA: 36	
PITCHER	IP	WLS	BF	H	R	ER	SO	BB	IBB	HBP	BLK	WP	HR	S	P	ERA	WHIP				
29 Yunesky Maya, R (1.1) ERA: 3.0	4.1	L	21	4	4	4	4	3	0	1	0	0	0	1	4	8.31	2.077				
45 Doug Slaten, L (5.1) ERA: 2.19	0.0		1	1	0	0	0	0	0	0	0	0	0	1	4	-	-				
60 Todd Coffey, R (5.1) ERA: 1.64	0.2		3	0	0	0	2	0	1	0	0	0	0	6	13	0.00	0.000				
65 Cole Kimball, R (6.1) ERA: 2.61	2.0		8	1	0	0	2	1	0	1	0	0	0	22	38	0.00	1.000				
63 Henry Alberto Rodriguez, R (1.1) ERA: 1.98	1.0		3	0	0	0	2	0	0	0	0	0	0	9	11	0.00	0.000				

Washington Nationals @ Arizona Diamondbacks
Chase Field, Phoenix, AZ
Fri Jun 03 2011, 6:41 PM - 9:26 PM MST
Att: 20,356 - Partly Cloudy - 95 F

livebaseballscorecards.com

AB 29
R 4
H 8
RBI 4
BB 5
SO 10
LOB 16



Batter	1	2	3	4	5	6	7	8	9	AB	R	H	RBI	BB	SO	LOB	TOP						
15 Jerry Hairston, R (1,5) OBP: 0.308, SLG: 0.353										4	0	2	0	0	1	0	Washington Nationals @ Arizona Diamondbacks Chase Field, Phoenix, AZ Sat Jun 04 2011, 5:10 PM - 7:41 PM MST Att: 26,207 - Roof Closed - 78 F						
20 Ian Desmond, R (1,6) OBP: 0.281, SLG: 0.345										2	0	0	0	0	0	1							
19 Laynce Nix, L (8,PH) OBP: 0.333, SLG: 0.583										1	0	1	0	0	0	0							
65 Cole Kimball, R (8,1)										0	0	0	0	0	0	0							
28 Jayson Werth, R (1,9) OBP: 0.350, SLG: 0.434										1	0	0	0	2	0	0							
38 Michael Morse, R (1,3) OBP: 0.331, SLG: 0.490										4	0	0	0	0	3	6							
8 Danny Espinosa, S (1,4) OBP: 0.316, SLG: 0.443										3	0	0	0	1	1	2							
3 Wilson Ramos, R (1,2) OBP: 0.230, SLG: 0.394										4	0	0	0	0	1	3							
24 Rick Ankiel, L (1,8)										4	0	1	0	0	1	0	livebaseballscores.com						
43 Brian Bixler, R (1,7) OBP: 0.222, SLG: 0.125										3	0	0	0	0	1	0							
2 Roger Bernadina, L (9,PH) OBP: 0.230, SLG: 0.330										1	0	0	0	0	0	1							
61 Livan Hernandez, R (1,1) OBP: 0.190, SLG: 0.190										2	0	0	0	0	0	0							
13 Alex Cora, L (8,PH) OBP: 0.301, SLG: 0.279										1	0	0	0	0	0	0							
Inning Stats	R: 0 E: 0 K: 1 S: 11	H: 1 LOB: 3 BB: 1 P: 23	R: 0 E: 0 K: 0 S: 5	H: 0 LOB: 0 BB: 0 P: 6	R: 0 E: 0 K: 1 S: 9	H: 1 LOB: 2 BB: 1 P: 16	R: 0 E: 0 K: 1 S: 7	H: 0 LOB: 0 BB: 0 P: 10	R: 0 E: 0 K: 0 S: 10	H: 0 LOB: 0 BB: 0 P: 14	R: 0 E: 0 K: 0 S: 5	H: 0 LOB: 0 BB: 0 P: 11	R: 0 E: 0 K: 2 S: 8	H: 0 LOB: 0 BB: 0 P: 13	R: 0 E: 0 K: 2 S: 12	H: 1 LOB: 2 BB: 1 P: 21		R: 0 E: 0 K: 1 S: 13	H: 1 LOB: 1 BB: 0 P: 19	1B: 2 2B: 2 3B: 0 HR: 0	SF: 0 SAC: 1 DP: 0 HBP: 1	WP: 0 PB: 0 CS: 2	PA: 35
PITCHER	IP: 7.0 ERA: 4.32	WLS: W LOB: 3	BF: 26 H: 2 R: 0 ER: 0 SO: 5	BB: 2 IBB: 0 HBP: 1 BLK: 0	WP: 0 HR: 0 S: 55 P: 93	ERA: 0.00 WHIP: 0.571	IP: 1.0 ERA: 1.85	WLS: H LOB: 5	BF: 5 H: 1 R: 0 ER: 0 SO: 2	BB: 1 IBB: 0 HBP: 0 BLK: 0	WP: 0 HR: 0 S: 12 P: 21	ERA: 0.00 WHIP: 2.000	IP: 1.0 ERA: 1.8	WLS: S LOB: 4	BF: 4 H: 1 R: 0 ER: 0 SO: 1	BB: 0 IBB: 0 HBP: 0 BLK: 0		WP: 0 HR: 0 S: 13 P: 19	ERA: 0.00 WHIP: 1.000				

Batter	1	2	3	4	5	6	7	8	9	AB	R	H	RBI	BB	SO	LOB	BOTTOM			
14 Ryan Roberts, R (1,5) OBP: 0.372, SLG: 0.466										4	0	0	0	0	1	0	Washington Nationals @ Arizona Diamondbacks Chase Field, Phoenix, AZ Sat Jun 04 2011, 5:10 PM - 7:41 PM MST Att: 26,207 - Roof Closed - 78 F			
2 Kelly Johnson, L (1,4) OBP: 0.293, SLG: 0.431										2	1	0	0	2	0	0				
10 Justin Upton, R (1,9) OBP: 0.352, SLG: 0.493										4	0	1	0	0	1	2				
6 Stephen Drew, L (1,6) OBP: 0.369, SLG: 0.445										2	0	1	1	1	0	0				
24 Chris Young, R (1,8) OBP: 0.291, SLG: 0.459										3	1	1	0	0	1	3				
22 Xavier Nady, R (1,3) OBP: 0.327, SLG: 0.378										3	0	1	1	0	0	2				
8 Gerardo Parra, L (1,7) OBP: 0.341, SLG: 0.382										3	0	0	0	0	0	3				
12 Henry Blanco, R (1,2) OBP: 0.333, SLG: 0.629										2	0	0	0	1	1	0				
34 Joe Saunders, L (1,1) OBP: 0.217, SLG: 0.182										2	0	0	0	0	0	0				
21 Sean Burroughs, L (7,PH) OBP: 0.222, SLG: 0.222										1	0	0	0	0	0	2				
30 David Hernandez, R (8,1)										0	0	0	0	0	0	0				
40 J.J. Putz, R (9,1)										0	0	0	0	0	0	0				
Inning Stats	R: 1 E: 0 K: 0 S: 9	H: 1 LOB: 1 BB: 1 P: 19	R: 0 E: 0 K: 1 S: 6	H: 0 LOB: 0 BB: 0 P: 10	R: 0 E: 0 K: 0 S: 5	H: 0 LOB: 0 BB: 0 P: 8	R: 0 E: 0 K: 1 S: 9	H: 1 LOB: 2 BB: 1 P: 19	R: 0 E: 0 K: 0 S: 6	H: 0 LOB: 0 BB: 0 P: 7	R: 0 E: 0 K: 1 S: 7	H: 0 LOB: 0 BB: 1 P: 12	R: 1 E: 0 K: 0 S: 11	H: 2 LOB: 1 BB: 1 P: 21	R: 0 E: 0 K: 1 S: 9	H: 0 LOB: 0 BB: 0 P: 13	1B: 2 2B: 2 3B: 1 HR: 0	SF: 0 SAC: 0 DP: 2 HBP: 0	WP: 0 PB: 0 CS: 1	PA: 30
PITCHER	IP: 7.0 ERA: 3.76	WLS: L LOB: 1	BF: 27 H: 4 R: 2 ER: 2 SO: 3	BB: 4 IBB: 0 HBP: 0 BLK: 0	WP: 0 HR: 0 S: 53 P: 96	ERA: 2.57 WHIP: 1.143	IP: 1.0 ERA: 2.35	WLS: 3 LOB: 0	BF: 0 H: 0 R: 0 ER: 0 SO: 1	BB: 0 IBB: 0 HBP: 0 BLK: 0	WP: 0 HR: 0 S: 9 P: 13	ERA: 0.00 WHIP: 0.000								



Batter	1	2	3	4	5	6	7	8	9	10	11	AB	R	H	RBI	BB	SO	LOB	TOP					
2 Roger Bernadina, L OBP: 0.301, SLG: 0.340	G3-1		20 1B 26 SF9		38 HBP 20 SH1-3		P6		K		24 BB 38 HR	6	2	3	0	0	1	0						
20 Ian Desmond, R OBP: 0.260, SLG: 0.341	G6-3		19 F9		SH1-3		G4-3		G6-3		K	5	0	1	0	0	1	2						
28 Jayson Werth, R OBP: 0.350, SLG: 0.428	G5-3		SF9		38 HBP		L4		L8		24 BB 38 HR	3	1	0	1	1	0	0						
19 Laynce Nix, L OBP: 0.331, SLG: 0.580			F9		F6							4	1	1	0	0	1	3						
24 Rick Ankiel, L OBP: 0.271, SLG: 0.260												1	1	0	1	1	1	0						
38 Michael Morse, R OBP: 0.337, SLG: 0.503												4	1	1	4	1	1	1						
8 Danny Espinosa, S OBP: 0.325, SLG: 0.449												4	1	2	0	0	0	3						
3 Wilson Ramos, R OBP: 0.321, SLG: 0.409												5	1	1	3	1	2	4						
13 Alex Cora, L OBP: 0.309, SLG: 0.281												3	0	1	0	1	0	0						
15 Jerry Hairston, R OBP: 0.312, SLG: 0.357												1	1	1	0	0	0	0						
21 Jason Marquis, L 36 Tyler Clippard, R 22 Drew Storen, S 60 Todd Coffey, R 17 Sean Burnett, L 27 Jordan Zimmermann, R 63 Henry Alberto Rodriguez, R												3	0	0	0	0	1	5						
Inning Stats	R: 0 E: 0 K: 0 S: 13	H: 0 LOB: 0 BB: 0 P: 16	R: 0 E: 0 K: 3 S: 17	H: 1 LOB: 3 BB: 2 P: 32	R: 1 E: 0 K: 0 S: 7	H: 2 LOB: 0 BB: 0 P: 11	R: 0 E: 0 K: 0 S: 6	H: 1 LOB: 2 BB: 1 P: 10	R: 0 E: 0 K: 0 S: 8	H: 0 LOB: 0 BB: 0 P: 6	R: 0 E: 0 K: 0 S: 5	H: 0 LOB: 0 BB: 0 P: 13	R: 3 E: 0 K: 0 S: 15	H: 2 LOB: 0 BB: 0 P: 18	R: 0 E: 0 K: 1 S: 7	H: 0 LOB: 0 BB: 0 P: 10	R: 0 E: 0 K: 3 S: 11	H: 1 LOB: 1 BB: 0 P: 16	R: 5 E: 0 K: 1 S: 16	H: 3 LOB: 1 BB: 2 P: 32	1B: 7 2B: 2 3B: 0 HR: 2	SF: 1 SAC: 2 DP: 0 HBP: 4	WP: 0 PB: 0 SB: 1 CS: 0	PA: 52
PITCHER	IP WLS BF H R ER SO BB IBB HBP BLK WP HR S P ERA WHIP	31 Ian Kennedy, R ERA: 3.01	32 Esmerling Vasquez, R ERA: 3.00	44 Aaron Heilman, R ERA: 8.84	43 Zach Kroenke, L ERA: 6.76	40 J.J. Putz, R ERA: 1.73	47 Joe Paterson, L ERA: 3.68	IP WLS BF H R ER SO BB IBB HBP BLK WP HR S P ERA WHIP	1.0 1 9 3 5 0 11 1.29 1.143															

Washington Nationals @ Arizona Diamondbacks
Chase Field, Phoenix, AZ
Sun Jun 05 2011, 1:12 PM - 5:09 PM MST
Att: 23,152 - Roof Closed - 75 F

livebaseballscorecards.com

AB 40
R 9
H 11
RBI 9
BB 5
SO 8
LOB 18



Batter	1	2	3	4	5	6	7	8	9	10	11	AB	R	H	RBI	BB	SO	LOB	BOTTOM							
18 Willie Bloomquist, R OBP: 0.295, SLG: 0.350	G4-3		10 G6-4-3 1B			K		K		F8		5	0	1	0	0	2	1								
2 Kelly Johnson, L OBP: 0.299, SLG: 0.445	24 PB 6 BB 1B		L8		10 HBP BB			HR		G4-3		4	1	2	1	1	0	1								
10 Justin Upton, R OBP: 0.353, SLG: 0.487	F9		G6-4-3		1-2 HBP			G4-3		6 FC6-4 BB		3	0	0	0	1	0	2								
6 Stephen Drew, L OBP: 0.370, SLG: 0.441	24 PB BB		F7		K			K		26 BB 46 BB 1B		4	1	1	0	1	1	3								
24 Chris Young, R OBP: 0.297, SLG: 0.460	46 2-5 26 G3-1 1B		G3-1		K			K		46 BB 26 BB 4 SF8 1B		4	1	2	0	1	1	3								
26 Miguel Montero, L OBP: 0.359, SLG: 0.448	K		G3-1		K			K		4 SF8 46 BB 22 FC6-4 BB		4	1	0	0	1	2	4								
46 Juan Miranda, L OBP: 0.348, SLG: 0.446	G3-1		2-5		F9			F9		22 FC6-4 BB		4	0	0	1	1	0	0								
4 Melvin Mora, R OBP: 0.259, SLG: 0.295	G6-3		G6-3		K			K		SF8		4	0	0	1	0	1	0								
31 Ian Kennedy, R 32 Esmerling Vasquez, R 44 Aaron Heilman, R 43 Zach Kroenke, L 40 J.J. Putz, R 47 Joe Paterson, R			K		K			K		FC6-4		2	0	0	0	0	2	0								
Inning Stats	R: 0 E: 0 K: 1 S: 12	H: 1 LOB: 3 BB: 2 P: 20	R: 0 E: 0 K: 1 S: 6	H: 0 LOB: 0 BB: 0 P: 10	R: 0 E: 0 K: 0 S: 5	H: 1 LOB: 0 BB: 0 P: 8	R: 0 E: 0 K: 0 S: 8	H: 1 LOB: 1 BB: 0 P: 15	R: 0 E: 0 K: 1 S: 6	H: 0 LOB: 0 BB: 0 P: 9	R: 0 E: 0 K: 3 S: 10	H: 0 LOB: 2 BB: 1 P: 18	R: 0 E: 0 K: 2 S: 12	H: 0 LOB: 0 BB: 0 P: 12	R: 0 E: 0 K: 2 S: 9	H: 1 LOB: 1 BB: 0 P: 13	R: 3 E: 0 K: 0 S: 21	H: 2 LOB: 1 BB: 2 P: 36	R: 0 E: 0 K: 0 S: 7	H: 0 LOB: 1 BB: 1 P: 13	R: 0 E: 0 K: 0 S: 6	H: 0 LOB: 0 BB: 0 P: 10	1B: 5 2B: 0 3B: 0 HR: 1	SF: 1 SAC: 0 DP: 1 HBP: 1	WP: 0 PB: 1 SB: 0 CS: 0	PA: 44
PITCHER	IP WLS BF H R ER SO BB IBB HBP BLK WP HR S P ERA WHIP	21 Jason Marquis, R ERA: 3.84	36 Tyler Clippard, R ERA: 2.08	22 Drew Storen, R ERA: 2.76	60 Todd Coffey, R ERA: 1.61	17 Sean Burnett, L ERA: 4.36	63 Henry Alberto Rodriguez, R ERA: 1.84	IP WLS BF H R ER SO BB IBB HBP BLK WP HR S P ERA WHIP	1.0 1 3 0 0 0 0 0 0 0 0 0 0 0 0 0 0 0.00 0.000																	

Washington Nationals @ Arizona Diamondbacks
Chase Field, Phoenix, AZ
Sun Jun 05 2011, 1:12 PM - 5:09 PM MST
Att: 23,152 - Roof Closed - 75 F

livebaseballscorecards.com

AB 36
R 4
H 6
RBI 4
BB 6
SO 10
LOB 15



Batter	1	2	3	4	5	6	7	8	9	10	11	12	AB	R	H	RBI	BB	SO	LOB	TOP						
18 Willie Bloomquist, R OBP: 0.261, SLG: 0.340 44 Aaron Heilman, R 32 Esmerling Vasquez, R 31 Ian Kennedy, R 8 Gerardo Parra, L	G1-3		L8		G4-3			SH1-3		SH1-4		24 WP 24 S	3	0	0	0	0	0	1							
4 Melvin Mora, R OBP: 0.261, SLG: 0.290 6 Stephen Drew, L OBP: 0.370, SLG: 0.438	L9			24 HBP		G5-3		10 HBP 2H 1B		E8 24 F8 1B		K	2	0	0	0	0	0	0							
10 Justin Upton, R OBP: 0.361, SLG: 0.485				L7		F7						F7	3	0	0	0	2	0	2							
24 Chris Young, R OBP: 0.300, SLG: 0.485				BB				HBP				IBB	4	0	1	0	2	1	5							
24 Chris Young, R OBP: 0.300, SLG: 0.485	P4							K				F8	4	0	1	0	2	1	5							
46 Juan Miranda, L 40 J.J. Putz, R 47 Joe Paterson, R 15 Micah Owings, R 24 Sean Burroughs, L 43 Zach Kroenke, R					P3			P6				G4-3	5	0	0	0	0	2	7							
22 Xavier Nady, R OBP: 0.319, SLG: 0.375					K			K				F7	5	0	1	0	0	3	2							
12 Henry Blanco, R OBP: 0.341, SLG: 0.590													5	0	1	0	0	3	2							
14 Ryan Roberts, R OBP: 0.356, SLG: 0.448													4	0	1	0	1	0	0							
19 Zach Duke, L OBP: 0.250, SLG: 1.000 2 Kelly Johnson, L OBP: 0.306, SLG: 0.458													5	0	0	0	0	3	3							
19 Zach Duke, L OBP: 0.250, SLG: 1.000 2 Kelly Johnson, L OBP: 0.306, SLG: 0.458													1	0	0	0	0	1	0							
2 Kelly Johnson, L OBP: 0.306, SLG: 0.458													2	2	1	0	1	0	2							
Inning Stats	R: 0 E: 0 K: 0 S: 10	H: 0 LOB: 1 BB: 1 P: 16	R: 0 E: 0 K: 2 S: 7	H: 0 LOB: 0 BB: 0 P: 12	R: 0 E: 0 K: 1 S: 8	H: 0 LOB: 0 BB: 0 P: 11	R: 0 E: 0 K: 1 S: 9	H: 1 LOB: 2 BB: 0 P: 16	R: 0 E: 0 K: 0 S: 14	H: 0 LOB: 1 BB: 1 P: 23	R: 0 E: 0 K: 2 S: 8	H: 0 LOB: 0 BB: 0 P: 8	R: 1 E: 0 K: 2 S: 12	H: 1 LOB: 2 BB: 1 P: 23	R: 0 E: 0 K: 1 S: 7	H: 0 LOB: 0 BB: 0 P: 11	R: 1 E: 1 K: 0 S: 16	H: 2 LOB: 2 BB: 1 P: 26	R: 0 E: 0 K: 1 S: 11	H: 2 LOB: 1 BB: 0 P: 17	R: 0 E: 0 K: 1 S: 9	H: 1 LOB: 2 BB: 1 P: 18	1B: 6 2B: 1 3B: 0 HR: 0	SF: 0 SAC: 3 DP: 1 HBP: 2	WP: 1 PB: 0 SB: 1 CS: 0	PA: 50
PITCHER	IP	WLS	BF	H	R	ER	SO	BB	IBB	HBP	BLK	WP	HR	S	P	ERA	WHIP									
28 Paul Maholm, L ERA: 3.39	1.0		23	0	0	0	4	0	0	0	0	0	0	8	8	0.00	0.000									
30 Chris Resop, R ERA: 3.45	1.0	H	3	0	0	0	2	0	0	0	0	0	0	8	8	0.00	0.000									
43 Jose Veras, R ERA: 3.24	0.1	B	4	1	1	1	0	1	0	1	0	0	0	5	10	27.00	6.000									
65 Tony Watson, L ERA: 1.57	0.2		2	0	0	0	2	0	0	0	0	0	0	7	13	0.00	0.000									
Joel Hanrahan, R ERA: 1.57	1.0		3	0	0	0	1	0	0	0	0	0	0	7	11	0.00	0.000									

Arizona Diamondbacks @ Pittsburgh Pirates
PNC Park, Pittsburgh, PA
Wed Jun 08 2011, 7:06 PM - 11:11 PM EDT
Att. 14,015 - Clear - 88 F

livebaseballscorecards.com

AB 39
R 2
H 7
RBI 2
BB 6
SO 11
LOB 25



Batter	1	2	3	4	5	6	7	8	9	10	11	12	AB	R	H	RBI	BB	SO	LOB	BOTTOM						
31 Jose Tabata, R OBP: 0.351, SLG: 0.361	18 CS 22 1B		62 1B 22 SF7		G6-3					F9			6	1	4	0	0	0	1							
62 Josh Harrison, R 43 Jose Veras, R 65 Tony Watson, L Joel Hanrahan, R 27 Daniel Moskos, R 38 Xavier Paul, L	F7				F7			L9					4	0	0	0	0	0	2							
22 Andrew McCutchen, R OBP: 0.376, SLG: 0.489													5	2	3	2	0	0	0							
18 Neil Walker, S OBP: 0.332, SLG: 0.424													5	0	1	1	0	0	4							
23 Matt Diaz, R OBP: 0.292, SLG: 0.317 46 Garrett Jones, L 25 Daniel McCutchen, R													3	0	1	0	1	0	0							
19 Chris Snyder, R OBP: 0.376, SLG: 0.396 26 Dusty Brown, R OBP: 0.200, SLG: 0.143													1	0	1	0	0	0	0							
37 Lyle Overbay, L OBP: 0.309, SLG: 0.385													4	0	1	0	0	2	0							
5 Ronny Cedeno, R OBP: 0.299, SLG: 0.337													5	0	1	0	0	0	1							
28 Paul Maholm, L OBP: 0.154, SLG: 0.120 30 Chris Resop, R 2 Brandon Wood, R OBP: 0.255, SLG: 0.293													2	0	0	0	0	0	2							
37 Lyle Overbay, L OBP: 0.309, SLG: 0.385													3	0	2	0	0	0	0							
Inning Stats	R: 0 E: 0 K: 0 S: 10	H: 2 LOB: 1 BB: 0 P: 17	R: 0 E: 0 K: 0 S: 6	H: 2 LOB: 1 BB: 0 P: 12	R: 1 E: 0 K: 0 S: 11	H: 2 LOB: 1 BB: 0 P: 18	R: 0 E: 0 K: 0 S: 10	H: 2 LOB: 2 BB: 0 P: 16	R: 0 E: 1 K: 0 S: 10	H: 0 LOB: 1 BB: 1 P: 16	R: 0 E: 0 K: 1 S: 7	H: 0 LOB: 0 BB: 0 P: 9	R: 0 E: 0 K: 0 S: 5	H: 1 LOB: 1 BB: 0 P: 7	R: 0 E: 0 K: 2 S: 8	H: 1 LOB: 1 BB: 0 P: 11	R: 1 E: 1 K: 0 S: 13	H: 2 LOB: 2 BB: 0 P: 24	R: 0 E: 0 K: 1 S: 13	H: 2 LOB: 2 BB: 0 P: 21	R: 1 E: 0 K: 0 S: 4	H: 1 LOB: 0 BB: 0 P: 7	1B: 11 2B: 4 3B: 0 HR: 1	SF: 1 SAC: 0 DP: 1 HBP: 1	WP: 0 PB: 0 SB: 1 CS: 0	PA: 48
PITCHER	IP	WLS	BF	H	R	ER	SO	BB	IBB	HBP	BLK	WP	HR	S	P	ERA	WHIP									
19 Zach Duke, L ERA: 3.37	7.0		29	9	1	1	1	0	0	0	0	0	0	59	95	1.29	1.286									
44 Aaron Heilman, R ERA: 8.41	1.0		4	0	0	0	1	1	0	0	0	0	0	8	18	0.00	1.000									
32 Esmerling Vasquez, R ERA: 3.33	1.0	B	4	1	0	0	0	0	0	0	0	0	0	8	15	0.00	1.000									
40 J.J. Putz, R ERA: 2.0	0.1		2	1	1	1	2	0	0	0	0	0	0	13	24	9.00	2.000									
47 Joe Paterson, L ERA: 3.5	0.1		1	0	0	0	1	0	0	0	0	0	0	3	5	0.00	0.000									
15 Micah Owings, R ERA: 2.4 43 Zach Kroenke, L ERA: 9.0	0.2		4	2	0	0	0	0	0	0	0	0	0	1	1	1	0	0	0							

Arizona Diamondbacks @ Pittsburgh Pirates
PNC Park, Pittsburgh, PA
Wed Jun 08 2011, 7:06 PM - 11:11 PM EDT
Att. 14,015 - Clear - 88 F

livebaseballscorecards.com

AB 45
R 3
H 15
RBI 3
BB 1
SO 5
LOB 16



Batter	1	2	3	4	5	6	7	8	9	AB R H RBI BB SO LOB	TOP											
14 Ryan Roberts, R OBP: 0.355, SLG: 0.467										4 2 1 2 1 2 2	Arizona Diamondbacks @ Florida Marlins Sun Life Stadium, Miami, FL Sat Jun 11 2011, 7:31 PM - 10:17 PM EDT Att: 25,321 - Cloudy - 80 F											
2 Kelly Johnson, L OBP: 0.294, SLG: 0.442										5 1 1 3 0 4 1												
10 Justin Upton, R OBP: 0.362, SLG: 0.496										5 0 2 1 0 1 0												
6 Stephen Drew, L OBP: 0.366, SLG: 0.442										5 1 1 1 0 1 2												
24 Chris Young, R OBP: 0.301, SLG: 0.467										4 1 1 0 0 0 0												
26 Miguel Montero, L OBP: 0.359, SLG: 0.462										5 1 2 0 0 1 2												
22 Xavier Nady, R OBP: 0.325, SLG: 0.398										3 2 1 0 1 2 1												
8 Gerardo Parra, L OBP: 0.347, SLG: 0.389										3 0 2 1 1 0 2												
31 Ian Kennedy, R OBP: 0.138, SLG: 0.074										2 1 0 0 1 1 3												
44 Aaron Heilman, R ERA: 3.09										0 0 0 0 0 0 0												
Inning Stats	R: 1 H: 1 E: 0 K: 1 S: 11	H: 1 LOB: 0 BB: 0 P: 14	R: 0 H: 0 E: 0 K: 2 S: 11	H: 1 LOB: 2 BB: 1 P: 21	R: 0 H: 0 E: 0 K: 3 S: 10	H: 0 LOB: 0 BB: 0 P: 14	R: 6 H: 5 E: 0 K: 1 S: 22	H: 5 LOB: 1 BB: 2 P: 37	R: 2 H: 2 E: 0 K: 1 S: 12	H: 2 LOB: 1 BB: 1 P: 20	R: 0 H: 1 E: 0 K: 1 S: 8	H: 0 LOB: 0 BB: 0 P: 12	R: 0 H: 0 E: 0 K: 2 S: 9	H: 0 LOB: 0 BB: 0 P: 12	R: 0 H: 1 E: 0 K: 1 S: 8	H: 1 LOB: 1 BB: 0 P: 12	R: 0 H: 0 E: 0 K: 0 S: 13	H: 0 LOB: 1 BB: 0 P: 19	1B: 5 2B: 3 3B: 1 HR: 2	SF: 0 SAC: 1 DP: 1 HBP: 1	WP: 1 PB: 0 CS: 0	PA: 42
PITCHER	IP WLS BF H R ER SO BB IBB HBP BLK WP HR S P ERA WHIP																					
23 Javier Vazquez, R ERA: 7.09	3.2 L 21 7 7 7 6 2 1 0 0 0 0 2 51 83 17.18 2.455																					
44 Brian Sanchez, R ERA: 2.23	2.1 10 3 2 2 3 1 0 0 0 1 0 23 35 7.71 1.714																					
34 Edward Mujica, R ERA: 3.09	3.0 11 1 0 0 3 0 0 1 0 0 0 30 43 0.00 0.333																					

Batter	1	2	3	4	5	6	7	8	9	AB R H RBI BB SO LOB	BOTTOM											
8 Chris Coghlan, L OBP: 0.307, SLG: 0.388										5 1 1 1 0 0 2	Arizona Diamondbacks @ Florida Marlins Sun Life Stadium, Miami, FL Sat Jun 11 2011, 7:31 PM - 10:17 PM EDT Att: 25,321 - Cloudy - 80 F											
13 Omar Infante, R OBP: 0.300, SLG: 0.311										5 1 1 0 0 1 2												
20 Logan Morrison, L OBP: 0.385, SLG: 0.531										4 1 2 1 0 1 0												
15 Gaby Sanchez, R OBP: 0.383, SLG: 0.504										4 1 2 2 0 1 1												
27 Giancarlo Stanton, R OBP: 0.345, SLG: 0.580										4 1 1 1 0 1 2												
29 Greg Dobbs, L OBP: 0.355, SLG: 0.421										4 0 0 0 0 2 0												
14 John Buck, R OBP: 0.304, SLG: 0.388										4 0 0 0 0 2 0												
1 Emilio Bonifacio, S OBP: 0.340, SLG: 0.372										3 0 2 0 1 1 0												
23 Javier Vazquez, R OBP: 0.227, SLG: 0.190										1 0 0 0 0 0 1												
44 Brian Sanchez, R OBP: 0.333, SLG: 0.333										1 0 0 0 0 1 1												
33 Scott Cousins, L OBP: 0.228, SLG: 0.216										1 0 0 0 0 0 0												
34 Edward Mujica, R ERA: 3.09										0 0 0 0 0 0 0												
18 Wes Helms, R OBP: 0.279, SLG: 0.286										1 0 1 0 0 0 0												
Inning Stats	R: 1 H: 2 E: 0 K: 2 S: 12	H: 2 LOB: 1 BB: 0 P: 16	R: 0 H: 1 E: 0 K: 1 S: 7	H: 1 LOB: 0 BB: 0 P: 10	R: 1 H: 2 E: 0 K: 1 S: 13	H: 2 LOB: 1 BB: 0 P: 17	R: 0 H: 0 E: 0 K: 2 S: 13	H: 0 LOB: 1 BB: 1 P: 19	R: 3 H: 3 E: 0 K: 0 S: 10	H: 3 LOB: 0 BB: 0 P: 12	R: 0 H: 0 E: 0 K: 1 S: 10	H: 0 LOB: 0 BB: 0 P: 15	R: 0 H: 0 E: 0 K: 0 S: 6	H: 0 LOB: 0 BB: 0 P: 9	R: 0 H: 0 E: 0 K: 2 S: 9	H: 0 LOB: 0 BB: 0 P: 15	R: 0 H: 2 E: 0 K: 1 S: 12	H: 2 LOB: 2 BB: 0 P: 20	1B: 4 2B: 2 3B: 1 HR: 3	SF: 0 SAC: 0 DP: 0 HBP: 0	WP: 0 PB: 0 CS: 0	PA: 38
PITCHER	IP WLS BF H R ER SO BB IBB HBP BLK WP HR S P ERA WHIP																					
31 Ian Kennedy, R ERA: 3.23	8.0 W 33 8 5 5 9 1 0 0 0 0 0 3 80 113 5.62 1.125																					
44 Aaron Heilman, R ERA: 8.02	1.0 5 2 0 0 1 0 0 0 0 0 0 0 12 20 0.00 2.000																					

Batter	1	2	3	4	5	6	7	8	9	AB	R	H	RBI	BB	SO	LOB	TOP					
14 Ryan Roberts, R OBP: 0.360, SLG: 0.476										4	2	2	1	2	1	2						
2 Kelly Johnson, L OBP: 0.295, SLG: 0.434										4	1	0	0	2	2	4						
10 Justin Upton, R OBP: 0.367, SLG: 0.496										6	1	3	2	0	1	0						
6 Stephen Drew, L OBP: 0.372, SLG: 0.451										5	2	1	0	1	2	3						
24 Chris Young, R OBP: 0.308, SLG: 0.472										4	2	2	0	1	1	4						
26 Miguel Montero, L OBP: 0.394, SLG: 0.480										5	2	3	4	0	2							
46 Juan Miranda, L OBP: 0.351, SLG: 0.457										4	1	1	3	1	0	2						
8 Gerardo Parra, L OBP: 0.351, SLG: 0.395										4	0	1	0	1	1	2						
19 Zach Duke, L ERA: 4.23										3	1	1	2	0	1	3						
15 Mitch Owings, R ERA: 1.83										1	0	0	0	0	0	2						
37 Bryan Shaw, R ERA: 18.0										0	0	0	0	0	0	0						
47 Joe Paterson, L ERA: 3.31										0	0	0	0	0	0	0						
32 Esmerling Vasquez, R ERA: 0.77										0	0	0	0	0	0	0						
40 J.J. Putz, R ERA: 1.93										0	0	0	0	0	0	0						
Inning Stats	R: 4 E: 0 K: 1 S: 15	H: 3 LOB: 2 BB: 3 P: 31	R: 0 E: 0 K: 1 S: 6	H: 0 LOB: 0 BB: 0 P: 11	R: 5 E: 1 K: 1 S: 27	H: 5 LOB: 2 BB: 1 P: 37	R: 3 E: 0 K: 2 S: 18	H: 3 LOB: 1 BB: 1 P: 30	R: 0 E: 0 K: 0 S: 8	H: 1 LOB: 1 BB: 0 P: 12	R: 0 E: 0 K: 2 S: 12	H: 1 LOB: 2 BB: 1 P: 19	R: 0 E: 0 K: 1 S: 7	H: 0 LOB: 0 BB: 0 P: 10	R: 0 E: 0 K: 1 S: 9	H: 1 LOB: 1 BB: 1 P: 17	1B: 8 2B: 5 3B: 0 HR: 1	SF: 0 SAC: 0 DP: 1 HBP: 0	WP: 0 PB: 0 SB: 1 CS: 0	PA: 49		
PITCHER	IP: 3.0 WLS: L BF: 22 ERA: 3.5	H: 8 R: 9 ER: 5 SO: 3	BB: 3 IBB: 1 HBP: 0 BLK: 0	WP: 0 HR: 1 S: 48 P: 79	ERA: 15.00 WHIP: 3.667	IP: 1.0 WLS: S BF: 4 ERA: 3.94	H: 1 R: 0 ER: 0 SO: 1	BB: 0 IBB: 0 HBP: 0 BLK: 0	WP: 0 HR: 0 S: 9 P: 17	ERA: 0.00 WHIP: 2.000												
47 Ricky Nolasco, R ERA: 4.23	3.0	L	22	8	9	5	3	3	1	0	0	0	0	0	0	0	1	48	79	15.00	3.667	
31 Burke Badenhop, R ERA: 3.5	2.0		11	4	3	3	2	1	0	0	0	0	0	0	0	0	26	42	13.50	2.500		
46 Juan Carlos Oviedo, R ERA: 3.3	1.0		5	1	0	0	2	1	0	0	0	0	0	0	0	0	12	19	0.00	2.000		
44 Brian Sanches, R ERA: 2.16	1.0		4	0	0	0	0	1	0	0	0	0	0	0	0	0	10	18	0.00	1.000		
38 Randy Choate, L ERA: 0.77	1.0		3	0	0	0	1	0	0	0	0	0	0	0	0	0	7	10	0.00	0.000		
PITCHER	IP: 1.0 WLS: S BF: 4 ERA: 3.94	H: 1 R: 0 ER: 0 SO: 1	BB: 0 IBB: 0 HBP: 0 BLK: 0	WP: 0 HR: 0 S: 9 P: 17	ERA: 0.00 WHIP: 2.000																	
40 Mike Dunn, L ERA: 3.94	1.0		4	1	0	0	1	1	0	0	0	0	0	0	0	0	0	9	17	0.00	2.000	
1 Emilio Bonifacio, S OBP: 0.349, SLG: 0.396										6	2	3	1	0	3	2						
13 Omar Infante, R OBP: 0.308, SLG: 0.317										4	2	2	2	1	0	0						
20 Logan Morrison, L OBP: 0.386, SLG: 0.521										5	1	1	0	0	2	3						
15 Gaby Sanchez, R OBP: 0.388, SLG: 0.508										3	1	1	0	1	1	0						
44 Brian Sanches, R OBP: 0.333, SLG: 0.333										0	0	0	0	0	0	0						
38 Randy Choate, L OBP: 0.350, SLG: 0.411										0	0	0	0	0	0	0						
29 Greg Dobbs, L OBP: 0.350, SLG: 0.411										0	0	0	0	1	0	0						
27 Giancarlo Stanton, R OBP: 0.343, SLG: 0.569										4	1	2	2	1	0	3						
14 John Buck, R OBP: 0.310, SLG: 0.390										4	0	2	2	1	1	4						
18 Wes Helms, R OBP: 0.290										5	0	2	1	0	2	3						
40 Mike Dunn, L OBP: 0.310, SLG: 0.390										0	0	0	0	0	0	0						
8 Chris Coghlan, L OBP: 0.300, SLG: 0.377										5	0	0	0	0	0	5						
47 Ricky Nolasco, R OBP: 0.231, SLG: 0.136										1	1	1	0	0	0	0						
31 Burke Badenhop, R ERA: 1.83										1	1	1	0	0	0	0						
56 Osvaldo Martinez, R OBP: 0.294, SLG: 0.159										1	0	1	1	0	0	0						
46 Juan Carlos Oviedo, R OBP: 0.350, SLG: 0.411										0	0	0	0	0	0	0						
9 Brett Hayes, R OBP: 0.378, SLG: 0.561										2	0	0	0	0	0	2						
Inning Stats	R: 0 E: 0 K: 2 S: 8	H: 0 LOB: 0 BB: 0 P: 12	R: 0 E: 0 K: 0 S: 8	H: 1 LOB: 0 BB: 0 P: 12	R: 3 E: 0 K: 1 S: 22	H: 4 LOB: 2 BB: 1 P: 36	R: 1 E: 0 K: 1 S: 13	H: 3 LOB: 0 BB: 0 P: 21	R: 3 E: 0 K: 1 S: 21	H: 5 LOB: 2 BB: 0 P: 33	R: 0 E: 0 K: 1 S: 9	H: 0 LOB: 0 BB: 0 P: 14	R: 0 E: 0 K: 0 S: 12	H: 1 LOB: 2 BB: 2 P: 24	R: 2 E: 0 K: 2 S: 13	H: 2 LOB: 2 BB: 2 P: 27	R: 0 E: 0 K: 1 S: 12	H: 0 LOB: 0 BB: 0 P: 16	1B: 11 2B: 5 3B: 0 HR: 0	SF: 0 SAC: 0 DP: 1 HBP: 0	WP: 0 PB: 0 SB: 0 CS: 0	PA: 46
PITCHER	IP: 4.2 WLS: W BF: 9 ERA: 1.83	H: 13 R: 7 ER: 0 SO: 7	BB: 2 IBB: 0 HBP: 0 BLK: 0	WP: 0 HR: 0 S: 69 P: 110	ERA: 13.50 WHIP: 3.000	IP: 1.0 WLS: S BF: 3 ERA: 1.93	H: 1 R: 0 ER: 0 SO: 1	BB: 0 IBB: 0 HBP: 0 BLK: 0	WP: 0 HR: 0 S: 12 P: 16	ERA: 0.00 WHIP: 0.000												
19 Zach Duke, L ERA: 4.23	4.2	W	9	1	0	0	2	2	0	0	0	0	0	0	0	0	24	42	0.00	1.286		
37 Bryan Shaw, R ERA: 18.0	0.0		2	1	2	2	0	1	0	0	0	0	0	0	0	0	2	7	∞	∞		
47 Joe Paterson, L ERA: 3.31	0.1		2	0	0	0	1	1	0	0	0	0	0	0	0	0	3	10	0.00	3.000		
32 Esmerling Vasquez, R ERA: 0.77	0.2	H	3	1	0	0	1	0	0	0	0	0	0	0	0	0	8	10	0.00	1.500		
40 J.J. Putz, R ERA: 1.93	1.0		4	1	0	0	1	1	0	0	0	0	0	0	0	0	9	17	0.00	2.000		

Arizona Diamondbacks @ Florida Marlins
Sun Life Stadium, Miami, FL
Mon Jun 13 2011, 7:26 PM - 11:02 PM EDT
Att: 15,065 - Partly Cloudy - 81 F

AB	41
R	12
H	14
RBI	12
BB	8
SO	9
LOB	24



Arizona Diamondbacks @ Florida Marlins
Sun Life Stadium, Miami, FL
Mon Jun 13 2011, 7:26 PM - 11:02 PM EDT
Att: 15,065 - Partly Cloudy - 81 F

AB	41
R	9
H	16
RBI	9
BB	5
SO	9
LOB	22



Batter	1	2	3	4	5	6	7	8	9	AB	R	H	RBI	BB	SO	LOB	TOP				
1 Juan Pierre, L (1,7) OBP: 0.318, SLG: 0.298										4	0	1	0	0	1	0					
10 Alexei Ramirez, R (1,6) OBP: 0.352, SLG: 0.428										4	0	1	0	0	0	1					
20 Carlos Quentin, R (1,9) OBP: 0.367, SLG: 0.556										2	0	0	0	1	1	1					
14 Paul Konerko, R (1,3) OBP: 0.388, SLG: 0.563										4	1	1	1	0	2	3					
12 A.J. Pierzynski, L (1,2) OBP: 0.316, SLG: 0.354										4	0	0	0	0	0	3					
51 Alex Rios, R (1,8) OBP: 0.298, SLG: 0.298										3	0	0	0	0	0	0					
15 Gordon Beckham, R (1,4) OBP: 0.299, SLG: 0.353										3	0	0	0	0	1	0					
22 Brent Morel, R (1,5) OBP: 0.264, SLG: 0.313										3	0	0	0	0	0	0					
33 Edwin Jackson, R (1,1)										2	0	0	0	0	0	0					
49 Chris Sale, L (7,1)										0	0	0	0	0	0	0					
23 Mark Teahen, L (8,PH) OBP: 0.294, SLG: 0.283										1	0	0	0	0	0	0					
40 Brian Bruney, R (8,1)										0	0	0	0	0	0	0					
77 Will Ohman, L (8,1)										0	0	0	0	0	0	0					
Inning Stats	R: 0 H: 1 E: 0 K: 1 S: 16	H: 1 LOB: 2 BB: 1 P: 25	R: 0 H: 0 E: 0 K: 0 S: 9	H: 0 LOB: 0 BB: 0 P: 12	R: 0 H: 0 E: 0 K: 0 S: 5	H: 0 LOB: 0 BB: 0 P: 6	R: 0 H: 0 E: 0 K: 1 S: 7	H: 0 LOB: 0 BB: 0 P: 11	R: 0 H: 0 E: 1 K: 1 S: 12	H: 0 LOB: 1 BB: 0 P: 19	R: 1 H: 1 E: 0 K: 0 S: 7	H: 1 LOB: 0 BB: 0 P: 11	R: 0 H: 1 E: 0 K: 1 S: 10	H: 1 LOB: 1 BB: 0 P: 15	R: 0 H: 0 E: 0 K: 1 S: 10	H: 0 LOB: 0 BB: 0 P: 12	1B: 2 2B: 0 3B: 0 HR: 1	SF: 0 SAC: 0 DP: 1 HBP: 1	WP: 0 PB: 0 CS: 0	PA: 32	
PITCHER	IP: 9.0 WLS: W BF: 32 ERA: 3.56	H: 3 R: 1 ER: 1 SO: 5 BB: 1 IBB: 0 HBP: 1 BLK: 0	H: 3 R: 1 ER: 1 SO: 5 BB: 1 IBB: 0 HBP: 1 BLK: 0	H: 3 R: 1 ER: 1 SO: 5 BB: 1 IBB: 0 HBP: 1 BLK: 0	H: 3 R: 1 ER: 1 SO: 5 BB: 1 IBB: 0 HBP: 1 BLK: 0	H: 3 R: 1 ER: 1 SO: 5 BB: 1 IBB: 0 HBP: 1 BLK: 0	H: 3 R: 1 ER: 1 SO: 5 BB: 1 IBB: 0 HBP: 1 BLK: 0	H: 3 R: 1 ER: 1 SO: 5 BB: 1 IBB: 0 HBP: 1 BLK: 0	H: 3 R: 1 ER: 1 SO: 5 BB: 1 IBB: 0 HBP: 1 BLK: 0	H: 3 R: 1 ER: 1 SO: 5 BB: 1 IBB: 0 HBP: 1 BLK: 0	H: 3 R: 1 ER: 1 SO: 5 BB: 1 IBB: 0 HBP: 1 BLK: 0	H: 3 R: 1 ER: 1 SO: 5 BB: 1 IBB: 0 HBP: 1 BLK: 0	H: 3 R: 1 ER: 1 SO: 5 BB: 1 IBB: 0 HBP: 1 BLK: 0	H: 3 R: 1 ER: 1 SO: 5 BB: 1 IBB: 0 HBP: 1 BLK: 0	H: 3 R: 1 ER: 1 SO: 5 BB: 1 IBB: 0 HBP: 1 BLK: 0	H: 3 R: 1 ER: 1 SO: 5 BB: 1 IBB: 0 HBP: 1 BLK: 0	H: 3 R: 1 ER: 1 SO: 5 BB: 1 IBB: 0 HBP: 1 BLK: 0	ERA: 1.00 WHIP: 0.444			

Chicago White Sox @ Arizona Diamondbacks
Chase Field, Phoenix, AZ
Fri Jun 17 2011, 6:41 PM - 9:18 PM MST
Att: 26,131 - Clear - 103 F

livebaseballscorecards.com

AB	30
R	1
H	3
RBI	1
BB	1
SO	5
LOB	8



Batter	1	2	3	4	5	6	7	8	9	AB	R	H	RBI	BB	SO	LOB	BOTTOM				
2 Kelly Johnson, L (1,4) OBP: 0.294, SLG: 0.423										4	0	1	1	0	3	1					
6 Stephen Drew, L (1,6) OBP: 0.358, SLG: 0.433										4	1	1	0	0	1	1					
10 Justin Upton, R (1,9) OBP: 0.364, SLG: 0.522										3	1	3	1	1	0	0					
24 Chris Young, R (1,8) OBP: 0.318, SLG: 0.491										4	0	0	0	0	2	4					
26 Miguel Montero, L (1,2) OBP: 0.364, SLG: 0.488										4	0	1	1	0	1	3					
46 Juan Miranda, L (1,3) OBP: 0.335, SLG: 0.426										4	0	0	0	0	1	2					
14 Ryan Roberts, R (1,5) OBP: 0.353, SLG: 0.471										3	1	2	0	0	0	0					
8 Gerardo Parra, L (1,7) OBP: 0.342, SLG: 0.388										3	0	0	0	0	2	2					
41 Daniel Hudson, R (1,1) OBP: 0.303, SLG: 0.344										3	1	1	1	0	1	1					
Inning Stats	R: 2 H: 3 E: 0 K: 3 S: 19	H: 1 LOB: 1 BB: 0 P: 29	R: 0 H: 1 E: 0 K: 2 S: 13	H: 1 LOB: 0 BB: 0 P: 22	R: 0 H: 1 E: 0 K: 0 S: 11	H: 1 LOB: 1 BB: 0 P: 15	R: 0 H: 0 E: 0 K: 0 S: 7	H: 0 LOB: 0 BB: 0 P: 10	R: 0 H: 1 E: 0 K: 0 S: 7	H: 0 LOB: 0 BB: 0 P: 9	R: 2 H: 3 E: 0 K: 2 S: 14	H: 3 LOB: 1 BB: 0 P: 17	R: 0 H: 0 E: 0 K: 2 S: 11	H: 0 LOB: 1 BB: 1 P: 20	1B: 5 2B: 4 3B: 0 HR: 0	SF: 0 SAC: 0 DP: 1 HBP: 0	WP: 0 PB: 0 CS: 0	PA: 33			
PITCHER	IP: 6.2 WLS: L BF: 27 ERA: 4.47	H: 4 R: 4 ER: 4 SO: 0 BB: 0 IBB: 0 HBP: 0 BLK: 0	H: 4 R: 4 ER: 4 SO: 0 BB: 0 IBB: 0 HBP: 0 BLK: 0	H: 4 R: 4 ER: 4 SO: 0 BB: 0 IBB: 0 HBP: 0 BLK: 0	H: 4 R: 4 ER: 4 SO: 0 BB: 0 IBB: 0 HBP: 0 BLK: 0	H: 4 R: 4 ER: 4 SO: 0 BB: 0 IBB: 0 HBP: 0 BLK: 0	H: 4 R: 4 ER: 4 SO: 0 BB: 0 IBB: 0 HBP: 0 BLK: 0	H: 4 R: 4 ER: 4 SO: 0 BB: 0 IBB: 0 HBP: 0 BLK: 0	H: 4 R: 4 ER: 4 SO: 0 BB: 0 IBB: 0 HBP: 0 BLK: 0	H: 4 R: 4 ER: 4 SO: 0 BB: 0 IBB: 0 HBP: 0 BLK: 0	H: 4 R: 4 ER: 4 SO: 0 BB: 0 IBB: 0 HBP: 0 BLK: 0	H: 4 R: 4 ER: 4 SO: 0 BB: 0 IBB: 0 HBP: 0 BLK: 0	H: 4 R: 4 ER: 4 SO: 0 BB: 0 IBB: 0 HBP: 0 BLK: 0	H: 4 R: 4 ER: 4 SO: 0 BB: 0 IBB: 0 HBP: 0 BLK: 0	H: 4 R: 4 ER: 4 SO: 0 BB: 0 IBB: 0 HBP: 0 BLK: 0	H: 4 R: 4 ER: 4 SO: 0 BB: 0 IBB: 0 HBP: 0 BLK: 0	H: 4 R: 4 ER: 4 SO: 0 BB: 0 IBB: 0 HBP: 0 BLK: 0	ERA: 4.56			

Chicago White Sox @ Arizona Diamondbacks
Chase Field, Phoenix, AZ
Fri Jun 17 2011, 6:41 PM - 9:18 PM MST
Att: 26,131 - Clear - 103 F

livebaseballscorecards.com

AB	32
R	4
H	9
RBI	4
BB	1
SO	11
LOB	14



Batter	1	2	3	4	5	6	7	8	9	AB	R	H	RBI	BB	SO	LOB	TOP					
18 Brent Lillibridge, R OBP: 0.538, SLG: 0.538										5	0	0	0	0	0	0						
22 Brent Morel, R OBP: 0.282, SLG: 0.315										5	1	1	0	0	1	0						
20 Carlos Quentin, R OBP: 0.366, SLG: 0.549										3	1	0	0	0	0	1						
14 Paul Konerko, R OBP: 0.393, SLG: 0.577										4	2	3	2	0	1	1						
10 Alexei Ramirez, R OBP: 0.358, SLG: 0.436										4	1	3	0	0	1	1						
51 Alex Rios, R OBP: 0.281, SLG: 0.313										4	1	2	4	0	0	1						
27 Ramon Castro, R OBP: 0.274, SLG: 0.404										3	0	0	0	1	0	2						
15 Gordon Beckham, R OBP: 0.294, SLG: 0.347										4	0	0	0	0	0	4						
50 John Danks, L										3	0	0	0	0	0	2						
26 Jesse Crain, R										0	0	0	0	0	0	0						
44 Adam Dunn, L OBP: 0.328, SLG: 0.340										1	0	0	0	0	0	0						
37 Matt Thornton, L										0	0	0	0	0	0	0						
Inning Stats	R: 0 E: 0 K: 0 S: 5	H: 0 LOB: 0 BB: 0 P: 8	R: 1 E: 0 K: 0 S: 13	H: 2 LOB: 2 BB: 1 P: 23	R: 1 E: 0 K: 1 S: 13	H: 2 LOB: 1 BB: 0 P: 22	R: 0 E: 0 K: 0 S: 5	H: 0 LOB: 0 BB: 0 P: 8	R: 0 E: 0 K: 1 S: 8	H: 0 LOB: 0 BB: 0 P: 13	R: 1 E: 0 K: 0 S: 11	H: 3 LOB: 2 BB: 0 P: 19	R: 0 E: 0 K: 0 S: 8	H: 0 LOB: 0 BB: 0 P: 14	R: 3 E: 0 K: 1 S: 12	H: 2 LOB: 0 BB: 0 P: 20	R: 0 E: 0 K: 0 S: 8	H: 0 LOB: 0 BB: 0 P: 11	1B: 5 2B: 2 3B: 0 HR: 2	SF: 0 SAC: 0 DP: 0 HBP: 1	WP: 0 PB: 0 SB: 0 CS: 0	PA: 38
PITCHER	IP	WLS	BF	H	R	ER	SO	BB	IBB	HBP	BLK	WP	HR	S	P	ERA	WHIP					
19 Zach Duke, L ERA: 4.66	5.1	L	24	7	3	3	2	1	0	0	0	0	1	51	86	5.06	1.500					
15 Micah Owings, R ERA: 2.91	2.0		9	2	3	3	1	0	0	1	0	0	1	21	35	13.50	1.000					
44 Aaron Heilman, R ERA: 7.01	1.2		5	0	0	0	0	0	0	0	0	0	0	11	17	0.00	0.000					

Chicago White Sox @ Arizona Diamondbacks
Chase Field, Phoenix, AZ
Sat Jun 18 2011, 5:10 PM - 7:51 PM MST
Att: 33,291 - Roof Closed - 79 F

livebaseballscorecards.com

AB 36
R 6
H 9
RBI 6
BB 1
SO 3
LOB 12

Batter	1	2	3	4	5	6	7	8	9	AB	R	H	RBI	BB	SO	LOB	BOTTOM					
18 Willie Bloomquist, R OBP: 0.293, SLG: 0.348										3	1	1	0	0	0	0						
6 Stephen Drew, L OBP: 0.356, SLG: 0.435										4	1	1	0	0	1	1						
10 Justin Upton, R OBP: 0.379, SLG: 0.517										3	0	0	1	0	0	1						
24 Chris Young, R OBP: 0.321, SLG: 0.491										4	0	2	0	0	1	1						
14 Ryan Roberts, R OBP: 0.351, SLG: 0.471										4	0	1	0	0	1	1						
22 Xavier Nady, R OBP: 0.302, SLG: 0.375										4	0	1	0	0	0	2						
4 Melvin Mora, R OBP: 0.248, SLG: 0.281										4	0	1	0	0	2	1						
12 Henry Blanco, R OBP: 0.302, SLG: 0.521										3	0	1	0	0	1	2						
19 Zach Duke, L OBP: 0.222, SLG: 0.889										2	0	0	0	0	1	1						
15 Micah Owings, R OBP: 0.143, SLG: 0.143										1	0	0	0	0	1	2						
44 Aaron Heilman, R										0	0	0	0	0	0	0						
Inning Stats	R: 0 E: 0 K: 1 S: 11	H: 0 LOB: 0 BB: 0 P: 17	R: 0 E: 0 K: 0 S: 10	H: 2 LOB: 0 BB: 0 P: 15	R: 0 E: 0 K: 2 S: 9	H: 0 LOB: 0 BB: 0 P: 10	R: 2 E: 0 K: 1 S: 15	H: 2 LOB: 0 BB: 0 P: 19	R: 0 E: 0 K: 1 S: 9	H: 1 LOB: 1 BB: 0 P: 12	R: 0 E: 0 K: 0 S: 6	H: 0 LOB: 1 BB: 0 P: 12	R: 0 E: 0 K: 2 S: 14	H: 2 LOB: 2 BB: 0 P: 25	R: 0 E: 0 K: 0 S: 5	H: 0 LOB: 0 BB: 0 P: 7	R: 0 E: 0 K: 1 S: 13	H: 1 LOB: 1 BB: 0 P: 20	1B: 4 2B: 5 3B: 0 HR: 0	SF: 1 SAC: 0 DP: 1 HBP: 1	WP: 0 PB: 1 SB: 0 CS: 1	PA: 34
PITCHER	IP	WLS	BF	H	R	ER	SO	BB	IBB	HBP	BLK	WP	HR	S	P	ERA	WHIP					
50 John Danks, L ERA: 4.29	7.0	W	27	7	2	1	7	0	0	1	0	0	0	5	7	0.00	0.000					
26 Jesse Crain, R ERA: 2.97	1.0		3	0	0	0	0	0	0	0	0	0	0	5	7	0.00	0.000					
37 Matt Thornton, L ERA: 4.32	1.0		4	1	0	0	1	0	0	0	0	0	0	13	20	0.00	1.000					

Chicago White Sox @ Arizona Diamondbacks
Chase Field, Phoenix, AZ
Sat Jun 18 2011, 5:10 PM - 7:51 PM MST
Att: 33,291 - Roof Closed - 79 F

livebaseballscorecards.com

AB 32
R 2
H 8
RBI 1
BB 0
SO 8
LOB 12

Batter	1	2	3	4	5	6	7	8	9	AB	R	H	RBI	BB	SO	LOB	TOP				
1 Juan Pierre, L (1,7) OBP: 0.319, SLG: 0.300	G6-3			G6-3 1B		F7		G6-3 1B	G1-3	5	2	2	0	0	0	0					
11 Omar Vizquel, S (1,4) OBP: 0.316, SLG: 0.363	G1-3			F7 1B		F9		G5-3 1B	G3-1	5	1	2	0	0	0	0					
10 Alexei Ramirez, R (1,6) OBP: 0.352, SLG: 0.429	F8			G6-3				G5-3	G6-3	5	0	0	2	0	0	2					
14 Paul Konerko, R (1,3) OBP: 0.394, SLG: 0.586		K		F7 1B				HR	IBB	3	2	1	1	1	1	1					
44 Adam Dunn, L (1,9) OBP: 0.324, SLG: 0.335		G3-1								3	0	0	0	0	2	1					
18 Brent Lillibridge, R (7,9) OBP: 0.364, SLG: 0.543										1	1	1	1	0	0	0					
51 Alex Rios, R (1,8) OBP: 0.281, SLG: 0.324		K								4	2	1	1	0	1	2					
12 A.J. Pierzynski, L (1,2) OBP: 0.320, SLG: 0.366				P5		G5-3				4	0	2	3	0	0	0					
23 Mark Teahen, L (1,5) OBP: 0.292, SLG: 0.270				F8		F8				3	0	0	0	1	0	1					
41 Philip Humber, R (1,1)										4	0	0	0	0	2	3					
77 Will Ohman, L (8,1)										0	0	0	0	0	0	0					
40 Brian Bruney, R (8,1)										0	0	0	0	0	0	0					
46 Sergio Santos, R (9,1)										0	0	0	0	0	0	0					
Inning Stats	R: 0 E: 0 K: 0 S: 7	H: 0 LOB: 0 BB: 0 P: 9	R: 0 E: 0 K: 2 S: 9	H: 0 LOB: 0 BB: 0 P: 12	R: 0 E: 0 K: 0 S: 8	H: 0 LOB: 0 BB: 0 P: 10	R: 1 E: 0 K: 1 S: 11	H: 2 LOB: 1 BB: 0 P: 15	R: 0 E: 0 K: 0 S: 9	H: 0 LOB: 0 BB: 0 P: 12	R: 2 E: 0 K: 2 S: 23	H: 3 LOB: 2 BB: 1 P: 35	R: 5 E: 1 K: 1 S: 18	H: 4 LOB: 1 BB: 1 P: 28	R: 0 E: 0 K: 0 S: 7	H: 0 LOB: 0 BB: 0 P: 9	1B: 5 2B: 2 3B: 0 HR: 2	SF: 0 SAC: 0 DP: 0 HBP: 0	WP: 0 PB: 0 CS: 0	PA: 39	
PITCHER	IP WLS BF H R ER SO	IP WLS BF H R ER SO	IP WLS BF H R ER SO	IP WLS BF H R ER SO	IP WLS BF H R ER SO	IP WLS BF H R ER SO	IP WLS BF H R ER SO	IP WLS BF H R ER SO	IP WLS BF H R ER SO	IP WLS BF H R ER SO	IP WLS BF H R ER SO	IP WLS BF H R ER SO	IP WLS BF H R ER SO	IP WLS BF H R ER SO	IP WLS BF H R ER SO	IP WLS BF H R ER SO	ERA WHIP	ERA WHIP	ERA WHIP	ERA WHIP	
55 Josh Colimenter, R (1,1) ERA: 2.09	7.0	L	27	5	3	3	5	0	1	0	0	0	0	2	74	102	3.86	0.714			
32 Esmerling Vasquez, R (8,1) ERA: 4.61	0.1		6	3	5	4	0	0	1	0	0	0	0	11	20	108.00	9.000				
47 Joe Paterson, L (8,1) ERA: 3.12	0.2		3	1	0	0	1	0	0	0	0	0	0	7	8	0.00	1.500				
37 Bryan Shaw, R (9,1) ERA: 9.0	1.0		3	0	0	0	0	0	0	0	0	0	0	7	9	0.00	0.000				

Chicago White Sox @ Arizona Diamondbacks
Chase Field, Phoenix, AZ
Sun Jun 19 2011, 1:12 PM - 3:49 PM MST
Att: 39,576 - Roof Closed - 77 F


AB	37
R	8
H	9
RBI	8
BB	2
SO	6
LOB	10



Batter	1	2	3	4	5	6	7	8	9	AB	R	H	RBI	BB	SO	LOB	BOTTOM					
14 Ryan Roberts, R (1,4) OBP: 0.350, SLG: 0.472	G5-3		L9		K			G3-1 2B		4	1	1	1	0	1	2						
6 Stephen Drew, L (1,6) OBP: 0.351, SLG: 0.427	F7			K		G3-1		F8		4	0	0	0	0	1	1						
10 Justin Upton, R (1,9) OBP: 0.364, SLG: 0.524						G6-3				4	0	3	1	0	0	0						
24 Chris Young, R (1,8) OBP: 0.320, SLG: 0.486	P4			F7		F7				3	0	0	0	1	0	2						
26 Miguel Montero, L (1,2) OBP: 0.358, SLG: 0.479		G4-3		G4-3				E3		4	0	0	0	0	1	3						
46 Juan Miranda, L (1,3) OBP: 0.325, SLG: 0.417						G5-3		G4-3		3	0	0	0	0	1	0						
22 Xavier Nady, R (8,PH) OBP: 0.302, SLG: 0.375										0	0	0	0	0	0	0						
2 Kelly Johnson, L (8,PH) OBP: 0.293, SLG: 0.421										1	0	0	0	0	0	3						
4 Melvin Mora, R (1,5) OBP: 0.248, SLG: 0.280		G6-3								4	0	1	0	0	0	0						
8 Gerardo Parra, L (1,7) OBP: 0.345, SLG: 0.390			B5-3							4	1	2	0	0	1	0						
55 Josh Colimenter, R (1,1) ERA: 2.09										2	0	0	0	0	0	2						
32 Esmerling Vasquez, R (8,1) ERA: 4.61										0	0	0	0	0	0	0						
47 Joe Paterson, R (8,1) ERA: 3.12										0	0	0	0	0	0	0						
Sean Burroughs, L (8,PH) OBP: 0.283, SLG: 0.296										1	0	0	0	0	1	1						
37 Bryan Shaw, S (9,1) ERA: 9.0										1	0	0	0	0	0	0						
18 Willie Bloomquist, R (8,PH) OBP: 0.266, SLG: 0.345										1	0	0	0	0	1	0						
Inning Stats	R: 0 E: 0 K: 0 S: 11	H: 1 LOB: 1 BB: 0 P: 14	R: 0 E: 0 K: 0 S: 5	H: 0 LOB: 0 BB: 0 P: 5	R: 0 E: 0 K: 0 S: 7	H: 0 LOB: 0 BB: 0 P: 10	R: 0 E: 0 K: 1 S: 12	H: 1 LOB: 1 BB: 0 P: 17	R: 0 E: 0 K: 1 S: 12	H: 2 LOB: 2 BB: 0 P: 19	R: 0 E: 0 K: 0 S: 4	H: 0 LOB: 0 BB: 0 P: 8	R: 0 E: 0 K: 2 S: 10	H: 0 LOB: 0 BB: 0 P: 13	R: 2 E: 1 K: 1 S: 15	H: 3 LOB: 3 BB: 1 P: 30	R: 0 E: 0 K: 2 S: 9	H: 0 LOB: 0 BB: 0 P: 15	1B: 5 2B: 2 3B: 0 HR: 0	SF: 0 SAC: 0 DP: 0 HBP: 0	WP: 2 PB: 0 CS: 0	PA: 36
PITCHER	IP WLS BF H R ER SO	IP WLS BF H R ER SO	IP WLS BF H R ER SO	IP WLS BF H R ER SO	IP WLS BF H R ER SO	IP WLS BF H R ER SO	IP WLS BF H R ER SO	IP WLS BF H R ER SO	IP WLS BF H R ER SO	IP WLS BF H R ER SO	IP WLS BF H R ER SO	IP WLS BF H R ER SO	IP WLS BF H R ER SO	IP WLS BF H R ER SO	IP WLS BF H R ER SO	IP WLS BF H R ER SO	ERA WHIP	ERA WHIP	ERA WHIP	ERA WHIP		
41 Philip Humber, R (1,1) ERA: 2.9	7.2	W	31	7	2	2	5	1	0	0	0	0	0	0	0	0	2.35	1.043				
77 Will Ohman, L (8,1) ERA: 5.6	0.0		1	0	0	0	0	0	0	0	0	4	6									
40 Brian Bruney, R (8,1) ERA: 3.6	0.1		1	0	0	0	0	0	0	0	0	2	5	0.00	0.000							
46 Sergio Santos, R (9,1) ERA: 3.31	1.0		3	0	0	0	2	0	0	0	0	9	15	0.00	0.000							

Chicago White Sox @ Arizona Diamondbacks
Chase Field, Phoenix, AZ
Sun Jun 19 2011, 1:12 PM - 3:49 PM MST
Att: 39,576 - Roof Closed - 77 F

AB	35
R	2
H	7
RBI	2
BB	1
SO	7
LOB	14



Batter	1	2	3	4	5	6	7	8	9	AB	R	H	RBI	BB	SO	LOB	TOP										
14 Ryan Roberts, R OBP: 0.347, SLG: 0.463	B5-3			F8		G1-3			F9	4	0	0	1	1	0	0											
2 Kelly Johnson, L OBP: 0.293, SLG: 0.419	G4-3			K		BB			F9	4	1	1	0	0	0	1											
10 Justin Upton, R OBP: 0.386, SLG: 0.530	K			2B		1B			F9	4	0	2	1	0	1	0											
6 Stephen Drew, L OBP: 0.349, SLG: 0.422		P4		F9		K			24 HR	3	1	0	0	1	1	2											
24 Chris Young, R OBP: 0.319, SLG: 0.493		L6			G6-3	F7			HR	4	1	1	2	0	0	1											
26 Miguel Montero, L OBP: 0.356, SLG: 0.475		F9			K				F7	4	1	1	0	0	1	0											
16 Wily Mo Peña, R OBP: 0.250, SLG: 1.000			P3		HR	K			K	4	1	1	1	0	2	1											
46 Juan Miranda, L OBP: 0.333, SLG: 0.427			K			1B			K	4	1	2	0	0	2	0											
8 Gerardo Parra, L OBP: 0.344, SLG: 0.397			G6-3			F8			F7	4	1	1	2	0	0	1											
Inning Stats	R: 0 H: 0 E: 0 K: 1 S: 7	H: 0 LOB: 0 BB: 0 P: 8	R: 0 H: 0 E: 0 K: 0 S: 5	H: 0 LOB: 0 BB: 0 P: 10	R: 0 H: 0 E: 0 K: 1 S: 6	H: 0 LOB: 0 BB: 0 P: 7	R: 0 H: 1 E: 0 K: 1 S: 10	H: 1 LOB: 1 BB: 0 P: 16	R: 1 H: 2 E: 0 K: 1 S: 11	H: 2 LOB: 1 BB: 0 P: 19	R: 1 H: 2 E: 0 K: 1 S: 10	H: 2 LOB: 1 BB: 1 P: 19	R: 3 H: 3 E: 0 K: 1 S: 10	H: 3 LOB: 0 BB: 0 P: 18	R: 2 H: 1 E: 0 K: 1 S: 17	H: 1 LOB: 0 BB: 1 P: 28	R: 0 H: 0 E: 0 K: 1 S: 11	H: 0 LOB: 0 BB: 0 P: 16	1B: 3 2B: 3 3B: 1 HR: 2	SF: 0 SAC: 0 DP: 0 HBP: 0	WP: 1 PB: 0 SB: 0 CS: 0	PA: 37					
PITCHER	IP	WLS	BF	H	R	ER	SO	BB	IBB	HBP	BLK	WP	HR	S	P	ERA	WHIP										
44 Luke Hochevar, R ERA: 4.97	7.0	L	29	8	5	5	6	1	0	0	0	1	1	59	97	6.43	1.286										
61 Everett Teaford, L ERA: 3.0	1.0		5	1	2	2	1	1	0	0	0	0	1	17	28	18.00	2.000										
48 Joakim Soria, R ERA: 4.5	1.0		3	0	0	0	1	0	0	0	0	0	0	11	16	0.00	0.000										

Arizona Diamondbacks @ Kansas City Royals
Kauffman Stadium, Kansas City, MO
Tue Jun 21 2011, 7:10 PM - 9:37 PM CDT
Att: 19,305 - Cloudy - 79 F

livebaseballscorecards.com

AB 35
R 7
H 9
RBI 7
BB 2
SO 8
LOB 5



Batter	1	2	3	4	5	6	7	8	9	AB	R	H	RBI	BB	SO	LOB	BOTTOM										
4 Alex Gordon, L OBP: 0.354, SLG: 0.481	HR			53 F8		L7			3B	4	1	3	2	0	0	0											
53 Melky Cabrera, S OBP: 0.315, SLG: 0.435	G4-3			F8					G5-3	4	0	1	0	0	0	2											
35 Eric Hosmer, L OBP: 0.326, SLG: 0.418	G6-3			K		F8			F9	4	0	0	0	0	1	2											
21 Jeff Francoeur, R OBP: 0.305, SLG: 0.433	16 BB			F8		F7			K	3	0	0	0	1	1	1											
16 Billy Butler, R OBP: 0.408, SLG: 0.444	1B					G4-3			BB	2	0	1	0	2	0	0											
8 Mike Moustakas, L OBP: 0.324, SLG: 0.313	G1-6-3			F8		K			P5	4	0	0	0	0	1	4											
15 Matt Treanor, R OBP: 0.351, SLG: 0.304		G6-3			P6				F9	4	0	0	0	0	0	1											
17 Chris Getz, L OBP: 0.316, SLG: 0.293		2 CS		G4-3		G1-6-3			F7	4	0	1	0	0	0	1											
2 Alcides Escobar, R OBP: 0.288, SLG: 0.318		K			G5-3				P4	3	1	0	0	1	1	1											
Inning Stats	R: 1 H: 1 E: 0 K: 0 S: 11	H: 1 LOB: 2 BB: 2 P: 23	R: 0 H: 1 E: 0 K: 1 S: 8	H: 1 LOB: 0 BB: 0 P: 11	R: 0 H: 1 E: 0 K: 1 S: 9	H: 1 LOB: 1 BB: 0 P: 12	R: 0 H: 1 E: 0 K: 0 S: 8	H: 1 LOB: 1 BB: 0 P: 13	R: 0 H: 0 E: 0 K: 1 S: 8	H: 0 LOB: 0 BB: 0 P: 10	R: 1 H: 1 E: 0 K: 0 S: 11	H: 1 LOB: 1 BB: 1 P: 19	R: 0 H: 0 E: 0 K: 1 S: 11	H: 0 LOB: 1 BB: 1 P: 19	R: 0 H: 0 E: 0 K: 0 S: 5	H: 0 LOB: 0 BB: 0 P: 7	1B: 2 2B: 2 3B: 1 HR: 1	SF: 0 SAC: 0 DP: 0 HBP: 0	WP: 0 PB: 0 SB: 0 CS: 1	PA: 36							
PITCHER	IP	WLS	BF	H	R	ER	SO	BB	IBB	HBP	BLK	WP	HR	S	P	ERA	WHIP										
34 Joe Saunders, L ERA: 4.35	7.0	W	29	6	2	2	3	3	0	0	0	0	0	67	109	2.57	1.286										
30 David Hernandez, R ERA: 2.65	1.0		4	0	0	0	1	1	0	0	0	0	0	11	19	0.00	1.000										
44 Aaron Heilman, R ERA: 6.75	1.0		3	0	0	0	0	0	0	0	0	0	0	5	7	0.00	0.000										

Arizona Diamondbacks @ Kansas City Royals
Kauffman Stadium, Kansas City, MO
Tue Jun 21 2011, 7:10 PM - 9:37 PM CDT
Att: 19,305 - Cloudy - 79 F

livebaseballscorecards.com

AB 32
R 2
H 6
RBI 2
BB 4
SO 4
LOB 12



Batter	1	2	3	4	5	6	7	8	9	AB	R	H	RBI	BB	SO	LOB	TOP
14 Ryan Roberts, R OBP: 0.345, SLG: 0.458										4	2	2	0	0	0	0	
2 Kelly Johnson, L OBP: 0.288, SLG: 0.410										4	0	1	0	0	0	1	
10 Justin Upton, R OBP: 0.382, SLG: 0.521										3	1	0	0	0	2	2	
6 Stephen Drew, L OBP: 0.350, SLG: 0.425										4	0	2	1	0	1	2	
24 Chris Young, R OBP: 0.320, SLG: 0.486										3	0	1	2	1	1	2	
26 Miguel Montero, L OBP: 0.354, SLG: 0.483										4	1	1	1	0	0	2	
16 Wily Mo Peña, R OBP: 0.182, SLG: 0.455										4	0	1	0	0	3	1	
46 Juan Miranda, L OBP: 0.333, SLG: 0.445										3	1	1	1	0	1	1	
8 Gerardo Parra, L OBP: 0.339, SLG: 0.391										3	0	0	0	0	1	1	
Inning Stats	R: 2 H: 2 E: 0 K: 0 S: 11	WLS: 1 BF: 1 LOB: 0 P: 18	H: 1 R: 0 ER: 0 K: 1 S: 7	H: 2 R: 0 ER: 0 K: 1 P: 10	H: 3 R: 0 ER: 0 K: 1 P: 15	H: 1 R: 0 ER: 0 K: 1 P: 13	H: 0 R: 0 ER: 0 K: 2 S: 9	H: 0 R: 0 ER: 0 K: 2 S: 8	H: 0 R: 0 ER: 0 K: 1 P: 15	H: 1 R: 0 ER: 0 K: 1 P: 15	1B: 6 2B: 2 3B: 0 HR: 2	SF: 0 SAC: 0 DP: 3 HBP: 1	WP: 1 PB: 0 SB: 0 CS: 0	PA: 34			
PITCHER	IP: 8.0 WLS: L BF: 32 ER: 4.35	WLS: 1 BF: 1 LOB: 0 P: 18	H: 9 R: 5 ER: 5 K: 5 S: 8	H: 5 R: 0 ER: 0 K: 0 P: 10	H: 8 R: 0 ER: 0 K: 0 P: 15	H: 1 R: 0 ER: 0 K: 1 P: 13	H: 0 R: 0 ER: 0 K: 2 S: 9	H: 0 R: 0 ER: 0 K: 2 S: 8	H: 0 R: 0 ER: 0 K: 1 P: 15	H: 1 R: 0 ER: 0 K: 1 P: 15	ERA: 5.62 WHIP: 1.250	ERA: 0.00 WHIP: 0.000	ERA: 0.00 WHIP: 0.000				
59 Felipe Paulino, R ERA: 4.35																	
61 Everett Teaford, L ERA: 2.84																	
56 Greg Holland, R ERA: 1.15																	

Arizona Diamondbacks @ Kansas City Royals
Kauffman Stadium, Kansas City, MO
Thu Jun 23 2011, 7:10 PM - 9:37 PM CDT
Att: 23,610 - Clear - 80 F

livebaseballscorecards.com

AB	32
R	5
H	9
RBI	5
BB	1
SO	9
LOB	12

Batter	1	2	3	4	5	6	7	8	9	AB	R	H	RBI	BB	SO	LOB	BOTTOM
53 Melky Cabrera, S OBP: 0.315, SLG: 0.430										4	0	0	0	0	0	0	
35 Eric Hosmer, L OBP: 0.316, SLG: 0.413										4	0	0	0	0	1	0	
16 Billy Butler, R OBP: 0.404, SLG: 0.438										4	0	1	0	0	1	0	
4 Alex Gordon, L OBP: 0.355, SLG: 0.480										4	1	1	0	0	0	2	
21 Jeff Francoeur, R OBP: 0.304, SLG: 0.430										4	1	1	0	0	1	2	
8 Mike Moustakas, L OBP: 0.333, SLG: 0.325										4	1	1	0	0	0	2	
15 Matt Treanor, R OBP: 0.357, SLG: 0.307										2	0	1	1	1	0	0	
2 Alcides Escobar, R OBP: 0.285, SLG: 0.313										3	0	1	1	0	0	1	
17 Chris Getz, L OBP: 0.319, SLG: 0.298										3	0	0	0	0	0	2	
Inning Stats	R: 0 H: 0 E: 0 K: 0 S: 8	WLS: 1 BF: 27 LOB: 0 P: 14	H: 3 R: 0 ER: 0 K: 1 S: 14	H: 3 R: 1 ER: 1 K: 1 P: 22	H: 1 R: 0 ER: 0 K: 0 P: 16	H: 2 R: 0 ER: 0 K: 0 P: 11	H: 0 R: 0 ER: 0 K: 1 S: 11	H: 0 R: 0 ER: 0 K: 2 S: 10	H: 0 R: 0 ER: 0 K: 1 P: 16	H: 0 R: 0 ER: 0 K: 1 P: 10	1B: 5 2B: 2 3B: 0 HR: 0	SF: 0 SAC: 0 DP: 2 HBP: 0	WP: 0 PB: 0 SB: 0 CS: 0	PA: 33			
PITCHER	IP: 7.0 WLS: W BF: 27 ER: 3.58	WLS: 1 BF: 3 LOB: 1 P: 14	H: 6 R: 3 ER: 3 K: 3 S: 11	H: 3 R: 0 ER: 0 K: 0 P: 11	H: 1 R: 0 ER: 0 K: 0 P: 16	H: 0 R: 0 ER: 0 K: 0 P: 11	H: 0 R: 0 ER: 0 K: 1 S: 11	H: 0 R: 0 ER: 0 K: 2 S: 10	H: 0 R: 0 ER: 0 K: 1 P: 16	H: 0 R: 0 ER: 0 K: 1 P: 10	ERA: 3.86 WHIP: 1.000	ERA: 0.00 WHIP: 0.000	ERA: 0.00 WHIP: 0.000				
41 Daniel Hudson, R ERA: 3.58																	
44 Aaron Heilman, R ERA: 8.51																	
40 J.J. Putz, R ERA: 2.53																	

Arizona Diamondbacks @ Kansas City Royals
Kauffman Stadium, Kansas City, MO
Thu Jun 23 2011, 7:10 PM - 9:37 PM CDT
Att: 23,610 - Clear - 80 F

livebaseballscorecards.com

AB	32
R	3
H	6
RBI	2
BB	1
SO	3
LOB	9

Batter	1	2	3	4	5	6	7	8	9	AB	R	H	RBI	BB	SO	LOB	TOP				
14 Ryan Roberts, R OBP: 0.342, SLG: 0.450	L6		G6-3		L6	P3-4			SH5-3 BB	4	0	0	0	1	0	1					
2 Kelly Johnson, L OBP: 0.288, SLG: 0.406	P5			24 1B 6 SF9 BB	F8		F7		SH5-3	3	1	0	0	1	0	0					
10 Justin Upton, R OBP: 0.389, SLG: 0.522				E4 6 SF9 22 1B		6 1B 22 1B			BB	3	2	2	0	2	0	1					
24 Chris Young, R OBP: 0.321, SLG: 0.483	L7			16 1B 22 1B BB		6 1B 22 1B BB			B1-2-3	4	2	1	0	1	1	5					
6 Stephen Drew, L OBP: 0.349, SLG: 0.424	G4-3			SF9		22 1B 16 WP BB			K	3	1	1	1	0	1	0					
22 Xavier Nady, R OBP: 0.308, SLG: 0.385	G6-3			16 1B		16 WP			F7	4	0	2	3	0	0	0					
16 Wily Mo Peña, R OBP: 0.267, SLG: 0.667				1B		1B			HR	4	1	2	2	0	2	1					
12 Henry Blanco, R OBP: 0.281, SLG: 0.481				F7		F8			G1-3	4	0	0	0	0	0	2					
18 Willie Bloomquist, R OBP: 0.298, SLG: 0.350				F9		G4-3				4	0	2	0	0	0	2					
8 Gerardo Parra, L OBP: 0.338, SLG: 0.931									SH5-3 24 BB B1-2-3 1B	0	0	0	0	0	0	0					
Inning Stats	R: 0 H: 1 E: 0 K: 0 S: 11	H: 1 LOB: 1 BB: 0 P: 20	R: 0 H: 0 E: 0 K: 1 S: 8	H: 0 LOB: 0 BB: 0 P: 10	R: 0 H: 0 E: 0 K: 0 S: 5	H: 0 LOB: 0 BB: 0 P: 7	R: 3 H: 3 E: 1 K: 0 S: 14	H: 3 LOB: 2 BB: 1 P: 21	R: 3 H: 3 E: 0 K: 1 S: 13	H: 3 LOB: 1 BB: 1 P: 20	R: 0 H: 1 E: 0 K: 0 S: 7	H: 1 LOB: 0 BB: 0 P: 10	R: 0 H: 0 E: 0 K: 1 S: 9	H: 0 LOB: 0 BB: 1 P: 16	R: 1 H: 1 E: 0 K: 1 S: 11	H: 1 LOB: 0 BB: 0 P: 17	R: 0 H: 1 E: 0 K: 0 S: 6	H: 1 LOB: 2 BB: 2 P: 18	1B: 9 2B: 1 3B: 0 HR: 1	SF: 1 SAC: 1 DP: 2 HBP: 0	WP: 1 PA: 40 PB: 0 SB: 1 CS: 1
PITCHER	IP WLS BF H R ER SO BB IBB HBP BLK WP HR S P ERA WHIP																				
40 Phil Coke, L ERA: 4.32	(1, 1) 4.2 24 7 6 5 1 2 0 0 0 0 0 47 73 9.64 1.929																				
45 Ryan Perry, R ERA: 9.95	(5, 1) 2.1 7 1 0 0 2 1 0 0 0 1 0 20 31 0.00 0.857																				
38 David Purcey, L ERA: 2.45	(8, 1) 1.1 L 8 2 1 1 1 1 0 0 0 0 1 15 32 6.75 2.250																				
53 Joaquin Benoit, R ERA: 4.76	(9, 1) 0.2 1 0 0 0 0 0 0 0 0 0 0 2 3 0.00 0.000																				

Arizona Diamondbacks @ Detroit Tigers
 Comerica Park, Detroit, MI
 Fri Jun 24 2011, 7:07 PM - 10:12 PM EDT
 Att: 37,335 - Cloudy - 70 F

AB	33
R	7
H	10
RBI	6
BB	5
SO	4
LOB	12



Batter	1	2	3	4	5	6	7	8	9	AB	R	H	RBI	BB	SO	LOB	BOTTOM		
14 Austin Jackson, R OBP: 0.311, SLG: 0.362	G6-3			57 HR 3B		K			26 FC5-4 BB	4	1	1	0	1	2	1			
57 Casper Wells, R OBP: 0.319, SLG: 0.483	F8			30 2B		HR			FC5-4	4	2	2	2	0	0	1			
26 Brennan Boesch, L (PH) OBP: 0.357, SLG: 0.483				2B		HR			1-2	1	0	0	0	0	0	1			
30 Magglio Ordonez, R OBP: 0.248, SLG: 0.268	24 1B 27 2B BB			41 1B 2B		P3			F9	4	2	2	1	1	0	1			
24 Miguel Cabrera, R OBP: 0.446, SLG: 0.573	41 BB 27 2B 1B			27 41 1B G5-4-3 BB		K			G5-4-3	3	1	1	0	1	1	1			
41 Victor Martinez, S OBP: 0.383, SLG: 0.498	27 2B BB			27 2B G5-4-3 1B		F7			F7	3	0	1	1	1	0	0			
27 Jhonny Peralta, R OBP: 0.353, SLG: 0.508	2B			G5-4-3		1B			K	4	0	2	2	0	1	2			
13 Alex Avila, L OBP: 0.367, SLG: 0.522	K			K		F7			F7	4	0	0	0	0	2	4			
15 Brandon Inge, R OBP: 0.279, SLG: 0.285	G5-3			F9		25 G5-3 1B			K	4	0	1	0	0	1	0			
25 Ryan Raburn, R OBP: 0.241, SLG: 0.332	G6-3			P5		G5-3			P4	3	0	0	0	0	0	1			
32 Don Kelly, L (PH) OBP: 0.308, SLG: 0.369										1	0	0	0	0	0	0			
Inning Stats	R: 2 H: 2 E: 0 K: 1 S: 15	H: 2 LOB: 2 BB: 2 P: 31	R: 0 H: 0 E: 0 K: 1 S: 8	H: 0 LOB: 0 BB: 0 P: 14	R: 2 H: 3 E: 0 K: 1 S: 11	H: 3 LOB: 1 BB: 1 P: 19	R: 2 H: 2 E: 0 K: 0 S: 13	H: 2 LOB: 0 BB: 0 P: 19	R: 0 H: 1 E: 0 K: 1 S: 10	H: 1 LOB: 1 BB: 0 P: 17	R: 0 H: 1 E: 0 K: 1 S: 12	H: 1 LOB: 0 BB: 0 P: 16	R: 0 H: 1 E: 0 K: 2 S: 11	H: 0 LOB: 0 BB: 0 P: 15	R: 0 H: 0 E: 0 K: 0 S: 8	H: 0 LOB: 1 BB: 1 P: 15	1B: 5 2B: 3 3B: 1 HR: 1	SF: 0 SAC: 0 DP: 2 HBP: 0	WP: 0 PA: 39 PB: 0 SB: 0 CS: 0
PITCHER	IP WLS BF H R ER SO BB IBB HBP BLK WP HR S P ERA WHIP																		
19 Zach Duke, L ERA: 5.73	(1, 1) 4.0 21 7 6 6 3 3 0 0 0 0 0 47 83 13.50 2.500																		
37 Bryan Shaw, R ERA: 4.5	(5, 1) 2.0 8 2 0 0 2 0 0 0 0 0 0 22 33 0.00 1.000																		
32 Esmerling Vasquez, R ERA: 4.45	(7, 1) 1.0 W 3 1 0 0 0 0 0 0 0 0 0 7 12 0.00 1.000																		
30 David Hernandez, R ERA: 2.5	(8, 1) 1.0 H 3 0 0 0 2 0 0 0 0 0 0 11 15 0.00 0.000																		
40 J.J. Putz, R ERA: 2.45	(9, 1) 1.0 S 4 0 0 0 0 1 0 0 0 0 0 8 15 0.00 1.000																		

Arizona Diamondbacks @ Detroit Tigers
 Comerica Park, Detroit, MI
 Fri Jun 24 2011, 7:07 PM - 10:12 PM EDT
 Att: 37,335 - Cloudy - 70 F

AB	35
R	6
H	10
RBI	6
BB	4
SO	7
LOB	12



Batter	1	2	3	4	5	6	7	8	9	AB	R	H	RBI	BB	SO	LOB	TOP					
23 Michael Brantley, L OBP: 0.335, SLG: 0.592										5	0	0	0	0	0	3	2					
35 Cord Phelps, S OBP: 0.285, SLG: 0.366										4	1	1	0	0	1	2						
49 Tony Sipp, L										0	0	0	0	0	0	0						
52 Vinnie Pestano, R										0	0	0	0	0	0	0						
53 Rafael Perez, L										0	0	0	0	0	0	0						
9 Jack Hannah, L OBP: 0.304, SLG: 0.333										0	0	0	0	0	0	0						
13 Asdrubal Cabrera, S OBP: 0.340, SLG: 0.592										4	2	2	2	0	0	0						
41 Carlos Santana, S OBP: 0.357, SLG: 0.402										3	1	0	0	1	2	0						
24 Grady Sizemore, L OBP: 0.294, SLG: 0.445										4	0	1	0	0	1	2						
28 Travis Buck, L OBP: 0.274, SLG: 0.340										4	0	1	1	0	1	1						
8 Lonnie Chisenhall, L OBP: 0.500, SLG: 0.750										4	0	2	1	0	0	0						
54 Chris Perez, R										0	0	0	0	0	0	0						
6 Lou Marson, R OBP: 0.278, SLG: 0.311										4	0	1	0	0	0	2						
51 Mitch Talbot, R										4	0	1	0	0	0	2						
48 Travis Hafner, L OBP: 0.408, SLG: 0.560										1	0	0	0	0	0	0						
38 Joe Smith, R										1	0	0	0	0	1	2						
20 Orlando Cabrera, R OBP: 0.275, SLG: 0.335										1	0	0	0	0	0	0						
										1	1	1	1	0	0	0						
Inning Stats	R: 2 E: 0 K: 2 S: 14	H: 3 LOB: 1 BB: 0 P: 18	R: 0 E: 0 K: 0 S: 6	H: 0 LOB: 0 BB: 0 P: 9	R: 0 E: 0 K: 0 S: 3	H: 0 LOB: 0 BB: 0 P: 6	R: 0 E: 0 K: 3 S: 9	H: 0 LOB: 0 BB: 0 P: 13	R: 0 E: 0 K: 1 S: 11	H: 2 LOB: 2 BB: 0 P: 15	R: 2 E: 0 K: 1 S: 15	H: 3 LOB: 2 BB: 1 P: 26	R: 0 E: 0 K: 1 S: 6	H: 0 LOB: 0 BB: 0 P: 7	R: 0 E: 0 K: 0 S: 7	H: 0 LOB: 0 BB: 0 P: 9	R: 1 E: 0 K: 1 S: 10	H: 1 LOB: 0 BB: 0 P: 15	1B: 5 2B: 2 3B: 0 HR: 2	SF: 0 SAC: 1 DP: 0 HBP: 0	WP: 0 PB: 0 SB: 0 CS: 0	PA: 37
PITCHER	IP: 8.0 WLS: 3 BF: 33 ERA: 3.01	WLS: 3 BF: 33 ERA: 3.01	H: 8 R: 4 ER: 4 SO: 8	H: 4 R: 4 ER: 4 SO: 8	BB: 1 IBB: 0 HBP: 0 BLK: 0	BB: 0 IBB: 0 HBP: 0 BLK: 0	WP: 0 HR: 1 S: 71 P: 103	WP: 0 HR: 1 S: 71 P: 103	ERA: 4.50 WHIP: 1.125	ERA: 4.50 WHIP: 1.125	IP: 1.0 WLS: 1 BF: 4 ERA: 2.65	IP: 1.0 WLS: 1 BF: 4 ERA: 2.65	H: 1 R: 1 ER: 1 SO: 1	H: 1 R: 1 ER: 1 SO: 1	BB: 0 IBB: 0 HBP: 0 BLK: 0	BB: 0 IBB: 0 HBP: 0 BLK: 0	WP: 0 HR: 0 S: 10 P: 15	WP: 0 HR: 0 S: 10 P: 15	ERA: 9.00 WHIP: 1.000	ERA: 9.00 WHIP: 1.000	WP: 0 PB: 0 SB: 0 CS: 0	PA: 37

Cleveland Indians @ Arizona Diamondbacks
Chase Field, Phoenix, AZ
Mon Jun 27 2011, 6:41 PM - 9:22 PM MST
Att: 25,730 - Roof Closed - 82 F

AB 35
R 5
H 9
RBI 5
BB 1
SO 9
LOB 11

livebaseballscorecards.com

C

Batter	1	2	3	4	5	6	7	8	9	AB	R	H	RBI	BB	SO	LOB	BOTTOM						
2 Kelly Johnson, L OBP: 0.290, SLG: 0.408										2	1	1	1	2	1	0							
6 Stephen Drew, L OBP: 0.343, SLG: 0.417										4	1	1	1	0	0	2							
10 Justin Upton, R OBP: 0.388, SLG: 0.515										3	1	1	1	1	0	0							
24 Chris Young, R OBP: 0.324, SLG: 0.486										4	0	1	0	0	1	2							
26 Miguel Montero, L OBP: 0.349, SLG: 0.471										4	0	0	1	0	1	3							
14 Ryan Roberts, R OBP: 0.342, SLG: 0.444										4	0	1	0	0	0	1							
46 Juan Miranda, L OBP: 0.339, SLG: 0.433										2	0	0	0	0	1	1							
18 Willie Bloomquist, R OBP: 0.299, SLG: 0.344										1	0	0	0	0	0	0							
8 Gerardo Parra, L OBP: 0.339, SLG: 0.398										2	0	0	0	0	0	0							
22 Xavier Nady, R OBP: 0.236, SLG: 0.369										2	0	0	0	0	0	1							
31 Ian Kennedy, R OBP: 0.147, SLG: 0.094										2	0	0	0	0	0	1							
16 Willy Mo Peña, R OBP: 0.208, SLG: 0.458										1	1	1	0	0	0	0							
40 J.J. Putz, R										0	0	0	0	0	0	0							
4 Melvin Mora, R OBP: 0.246, SLG: 0.278										1	0	0	0	0	0	1							
Inning Stats	R: 3 E: 0 K: 0 S: 11	H: 3 LOB: 1 BB: 1 P: 21	R: 0 E: 1 K: 0 S: 9	H: 0 LOB: 1 BB: 1 P: 17	R: 0 E: 0 K: 0 S: 7	H: 0 LOB: 0 BB: 0 P: 10	R: 0 E: 0 K: 1 S: 7	H: 0 LOB: 0 BB: 0 P: 12	R: 0 E: 0 K: 1 S: 7	H: 0 LOB: 0 BB: 0 P: 11	R: 0 E: 0 K: 0 S: 15	H: 0 LOB: 0 BB: 0 P: 18	R: 0 E: 0 K: 0 S: 5	H: 0 LOB: 0 BB: 0 P: 8	R: 1 E: 0 K: 2 S: 22	H: 2 LOB: 1 BB: 1 P: 36	R: 0 E: 0 K: 0 S: 6	H: 1 LOB: 1 BB: 0 P: 7	1B: 3 2B: 2 3B: 2 HR: 0	SF: 0 SAC: 1 DP: 1 HBP: 0	WP: 0 PB: 0 SB: 0 CS: 0	PA: 36	
PITCHER	IP: 5.0 WLS: 1 BF: 20 ERA: 4.96	IP: 1.1 WLS: 1 BF: 4 ERA: 1.03	H: 3 R: 3 ER: 3 SO: 3	H: 3 R: 3 ER: 3 SO: 3	BB: 2 IBB: 0 HBP: 0 BLK: 0	BB: 0 IBB: 0 HBP: 0 BLK: 0	WP: 0 HR: 0 S: 17 P: 21	WP: 0 HR: 0 S: 17 P: 21	ERA: 0.00 WHIP: 0.000	ERA: 0.00 WHIP: 0.000	IP: 1.0 WLS: 1 BF: 4 ERA: 2.45	IP: 1.0 WLS: 1 BF: 4 ERA: 2.45	H: 1 R: 0 ER: 0 SO: 0	H: 0 R: 0 ER: 0 SO: 0	BB: 0 IBB: 0 HBP: 0 BLK: 0	BB: 0 IBB: 0 HBP: 0 BLK: 0	WP: 0 HR: 0 S: 6 P: 7	WP: 0 HR: 0 S: 6 P: 7	ERA: 0.00 WHIP: 1.000	ERA: 0.00 WHIP: 1.000	WP: 0 PB: 0 SB: 0 CS: 0	PA: 36	
51 Mitch Talbot, R ERA: 4.96																							
38 Joe Smith, R ERA: 1.03																							
49 Tony Sipp, L ERA: 1.93																							
52 Vinnie Pestano, R ERA: 1.57																							
53 Rafael Perez, L ERA: 1.13																							

Cleveland Indians @ Arizona Diamondbacks
Chase Field, Phoenix, AZ
Mon Jun 27 2011, 6:41 PM - 9:22 PM MST
Att: 25,730 - Roof Closed - 82 F

AB 32
R 4
H 6
RBI 4
BB 3
SO 4
LOB 12

livebaseballscorecards.com

A

Batter	1	2	3	4	5	6	7	8	9	AB	R	H	RBI	BB	SO	LOB	TOP							
23 Michael Brantley, L OBP: 0.331, SLG: 0.587										4	0	0	0	0	1	3								
20 Orlando Cabrera, R OBP: 0.278, SLG: 0.339										3	1	1	0	1	1	0								
13 Adrúbal Cabrera, S OBP: 0.342, SLG: 0.495										4	0	0	0	0	1	2								
41 Carlos Santana, S OBP: 0.356, SLG: 0.411										4	1	1	2	0	0	1								
24 Grady Sizemore, L OBP: 0.293, SLG: 0.441										4	0	1	0	0	2	0								
28 Travis Buck, L OBP: 0.274, SLG: 0.345										4	0	1	0	0	1	1								
8 Lonnie Chisenhall, L OBP: 0.375, SLG: 0.625										4	1	1	0	0	1	1								
47 Shelley Duncan, R OBP: 0.247, SLG: 0.364										3	1	1	0	0	0	1								
43 Josh Tomlin, R OBP: 1.000, SLG: 1.000										2	0	2	1	0	0	0								
46 Travis Holter, L OBP: 0.142, SLG: 0.360										0	0	0	0	0	0	0								
35 Cord Phelps, R OBP: 0.288, SLG: 0.388										0	0	0	0	0	0	0								
53 Rafael Perez, R OBP: 0.288, SLG: 0.388										0	0	0	0	0	0	0								
38 Joe Smith, R OBP: 0.288, SLG: 0.388										0	0	0	0	0	0	0								
49 Tony Sipp, L OBP: 0.288, SLG: 0.388										0	0	0	0	0	0	0								
Inning Stats	R: 0 E: 0 K: 1 S: 7	H: 1 LOB: 1 BB: 0 P: 10	R: 0 E: 0 K: 1 S: 12	H: 0 LOB: 0 BB: 0 P: 18	R: 1 E: 0 K: 0 S: 6	H: 2 LOB: 0 BB: 0 P: 9	R: 0 E: 0 K: 1 S: 10	H: 0 LOB: 0 BB: 0 P: 16	R: 1 E: 0 K: 1 S: 13	H: 2 LOB: 1 BB: 0 P: 22	R: 0 E: 0 K: 1 S: 8	H: 0 LOB: 0 BB: 0 P: 11	R: 0 E: 0 K: 0 S: 9	H: 1 LOB: 0 BB: 0 P: 14	R: 0 E: 0 K: 0 S: 5	H: 0 LOB: 1 BB: 1 P: 10	R: 2 E: 0 K: 2 S: 13	H: 2 LOB: 1 BB: 1 P: 25	1B: 3 2B: 4 3B: 0 HR: 1	SF: 0 SAC: 0 DP: 3 HBP: 0	WP: 0 PB: 1 SB: 1 CS: 0	PA: 34		
PITCHER	IP WLS BF H R ER SO BB IBB HBP BLK WP HR S P ERA WHIP	IP WLS BF H R ER SO BB IBB HBP BLK WP HR S P ERA WHIP	IP WLS BF H R ER SO BB IBB HBP BLK WP HR S P ERA WHIP	IP WLS BF H R ER SO BB IBB HBP BLK WP HR S P ERA WHIP	IP WLS BF H R ER SO BB IBB HBP BLK WP HR S P ERA WHIP	IP WLS BF H R ER SO BB IBB HBP BLK WP HR S P ERA WHIP	IP WLS BF H R ER SO BB IBB HBP BLK WP HR S P ERA WHIP	IP WLS BF H R ER SO BB IBB HBP BLK WP HR S P ERA WHIP	IP WLS BF H R ER SO BB IBB HBP BLK WP HR S P ERA WHIP	IP WLS BF H R ER SO BB IBB HBP BLK WP HR S P ERA WHIP	IP WLS BF H R ER SO BB IBB HBP BLK WP HR S P ERA WHIP	IP WLS BF H R ER SO BB IBB HBP BLK WP HR S P ERA WHIP	IP WLS BF H R ER SO BB IBB HBP BLK WP HR S P ERA WHIP	IP WLS BF H R ER SO BB IBB HBP BLK WP HR S P ERA WHIP	IP WLS BF H R ER SO BB IBB HBP BLK WP HR S P ERA WHIP	IP WLS BF H R ER SO BB IBB HBP BLK WP HR S P ERA WHIP	IP WLS BF H R ER SO BB IBB HBP BLK WP HR S P ERA WHIP	IP WLS BF H R ER SO BB IBB HBP BLK WP HR S P ERA WHIP	IP WLS BF H R ER SO BB IBB HBP BLK WP HR S P ERA WHIP	IP WLS BF H R ER SO BB IBB HBP BLK WP HR S P ERA WHIP	IP WLS BF H R ER SO BB IBB HBP BLK WP HR S P ERA WHIP	IP WLS BF H R ER SO BB IBB HBP BLK WP HR S P ERA WHIP	IP WLS BF H R ER SO BB IBB HBP BLK WP HR S P ERA WHIP	
41 Daniel Hudson, R ERA: 3.49	8.0	28	6	2	2	5	1	0	0	0	0	0	0	70	110	2.25	0.875							
40 J.J. Putz, R ERA: 3.12	0.2	5	2	2	2	1	1	0	0	0	0	0	0	1	10	21	27.00	4.500						
33 Alberto Castillo, L ERA:	0.1	1	0	0	0	1	0	0	0	0	0	0	0	0	3	4	0.00	0.000						

Cleveland Indians @ Arizona Diamondbacks
Chase Field, Phoenix, AZ
Tue Jun 28 2011, 6:42 PM - 9:25 PM MST
Att: 27,092 - Roof Closed - 81 F

AB 32
R 4
H 8
RBI 3
BB 2
SO 7
LOB 9

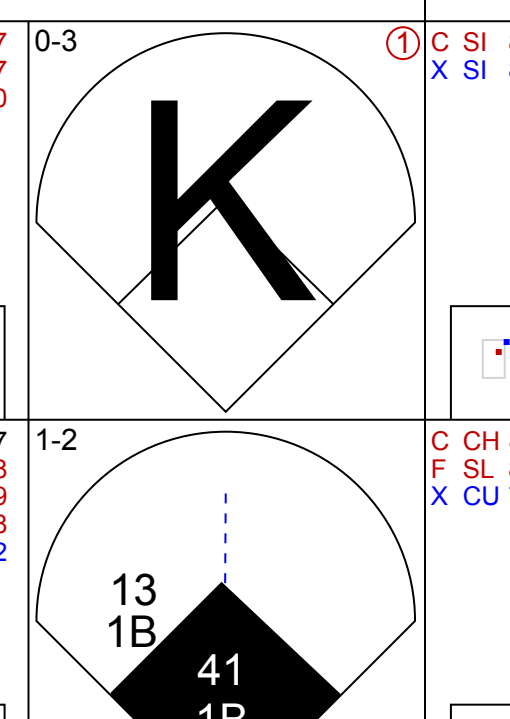
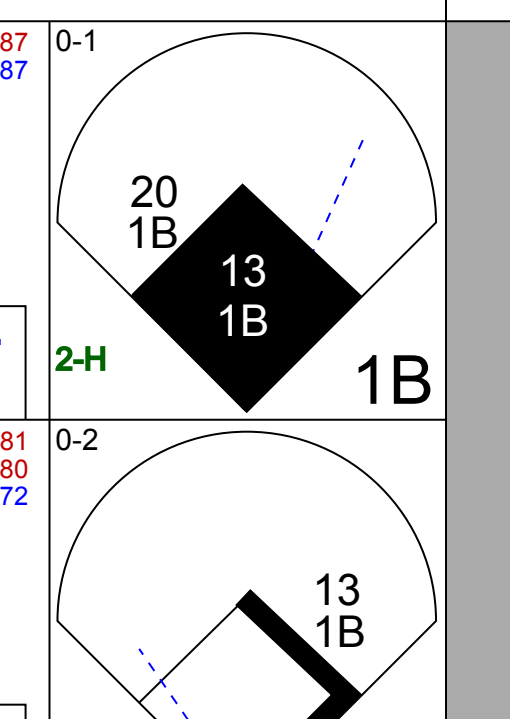
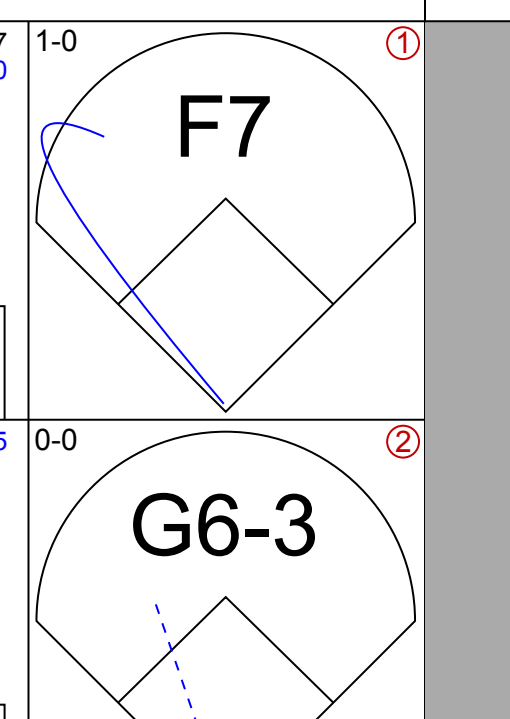
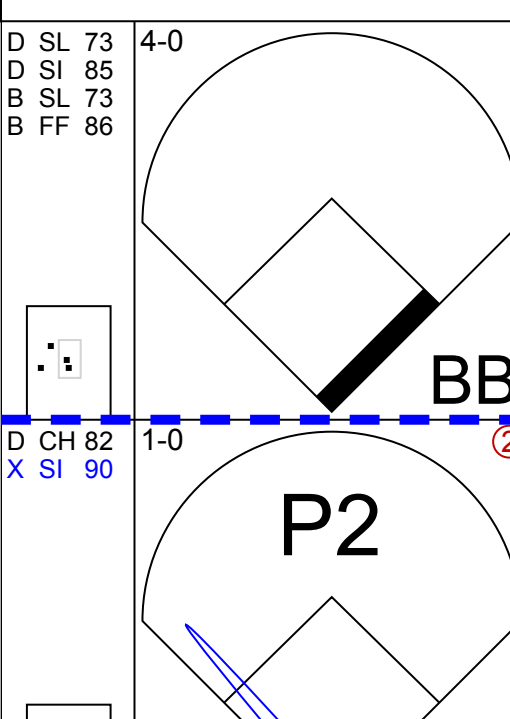
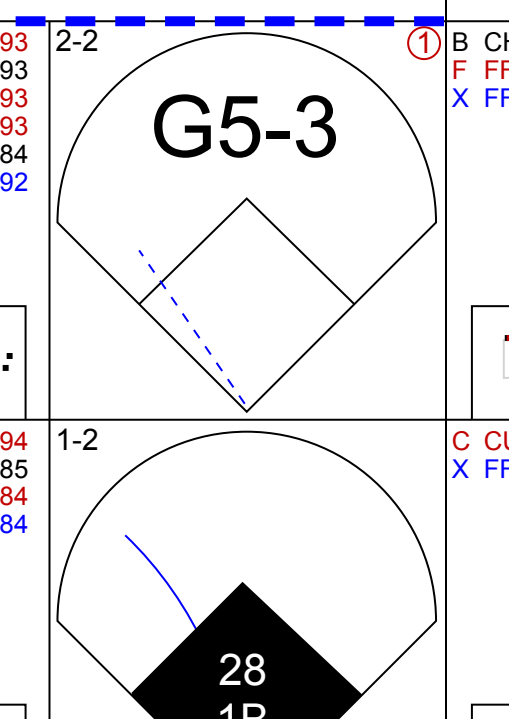
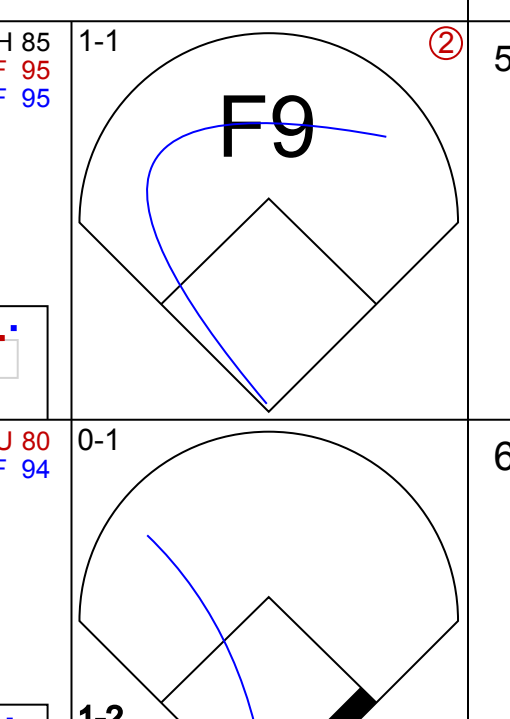
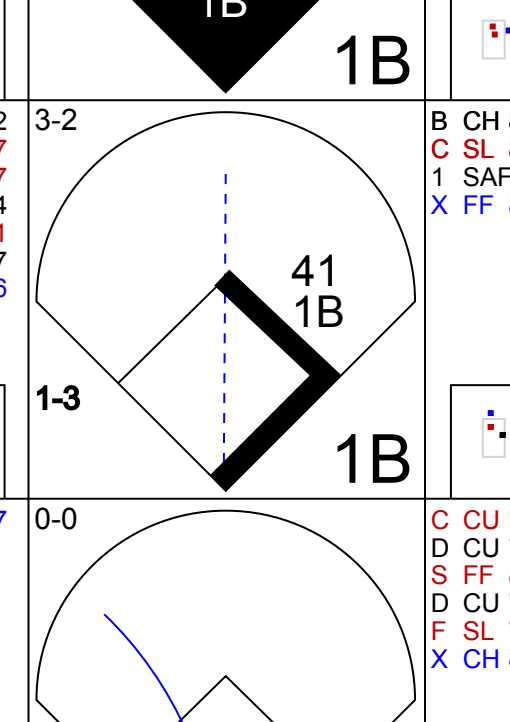
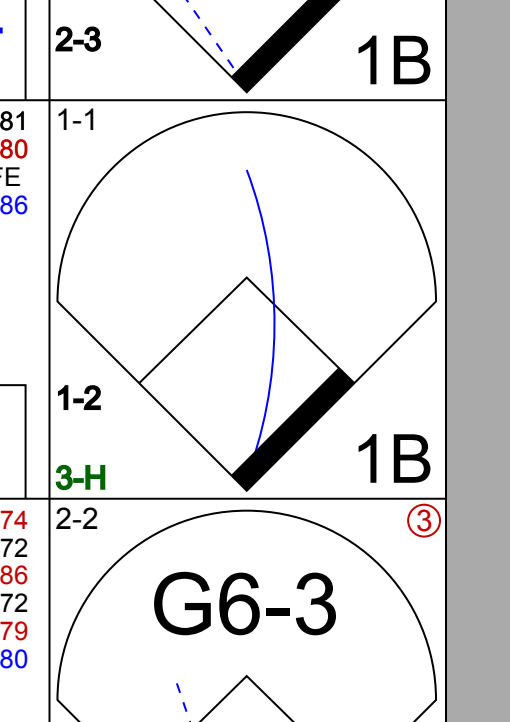
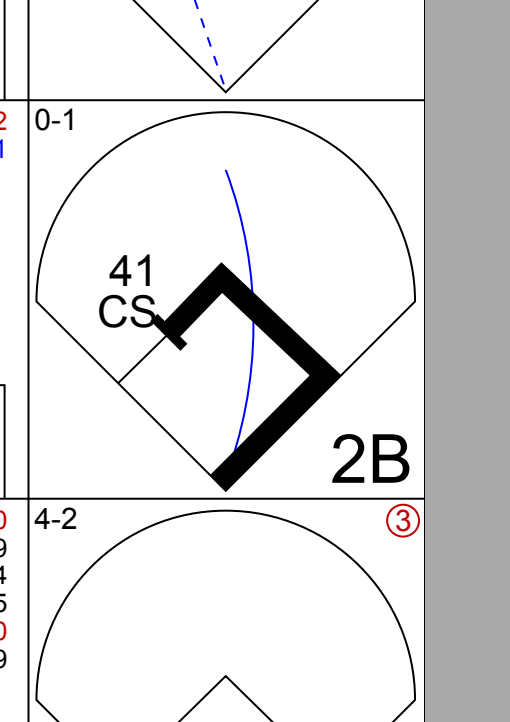
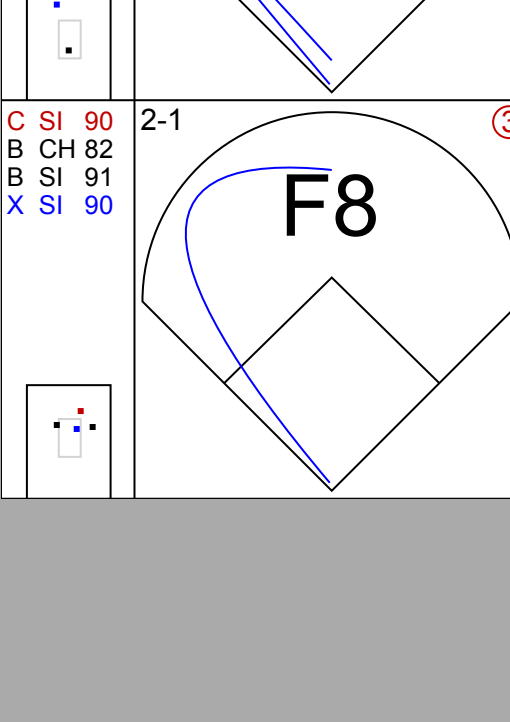
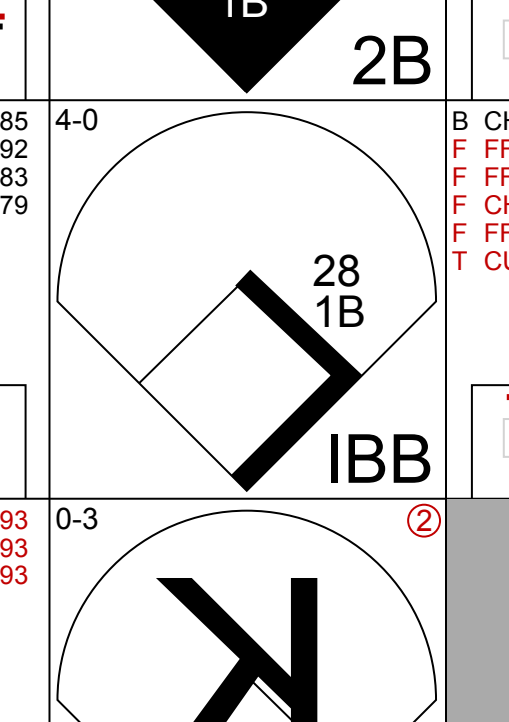
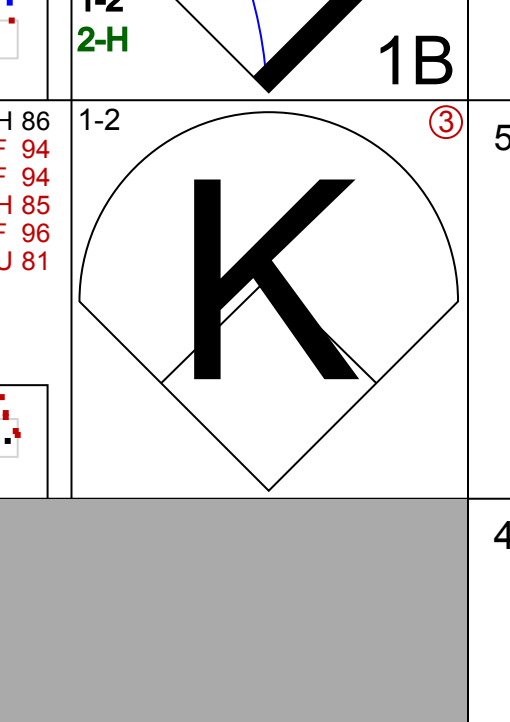
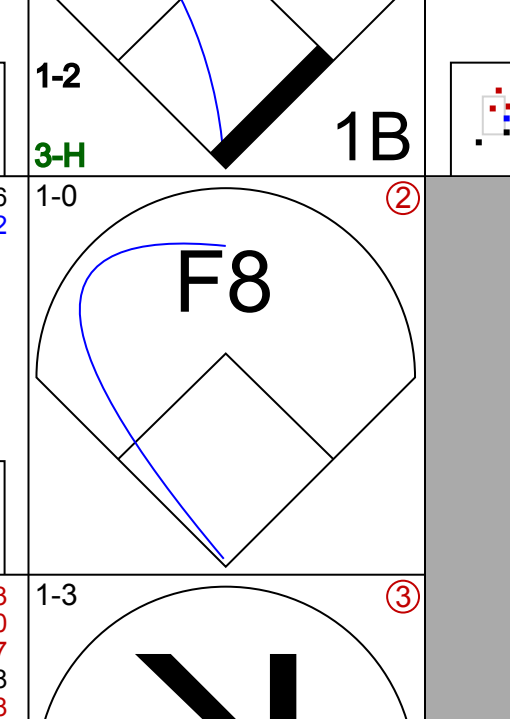
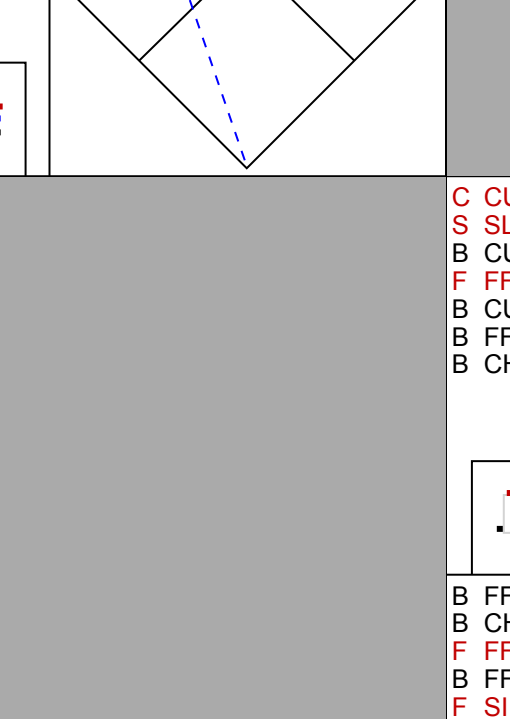
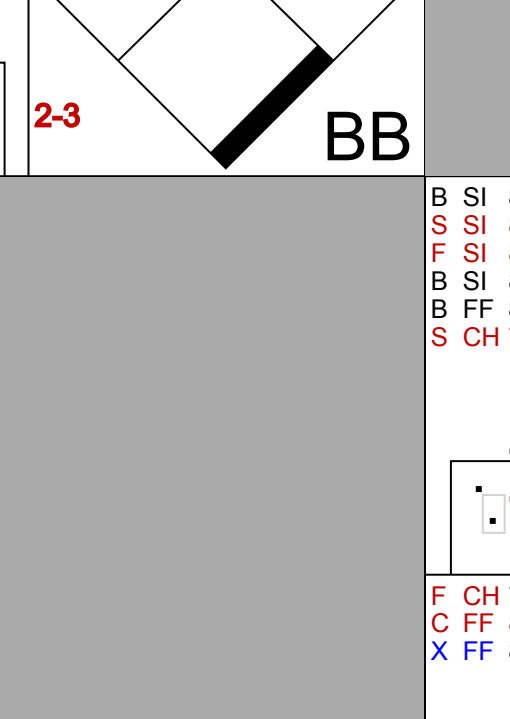

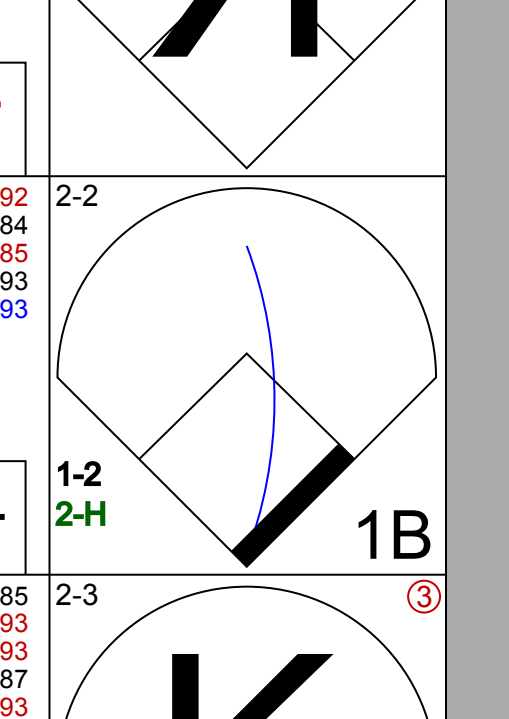

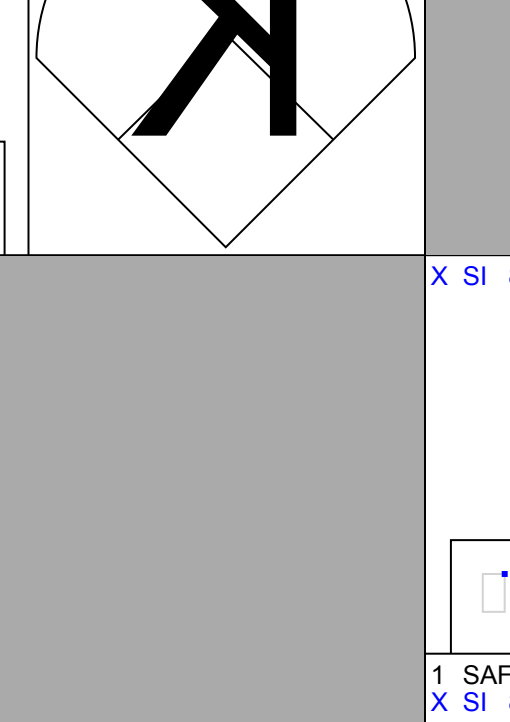
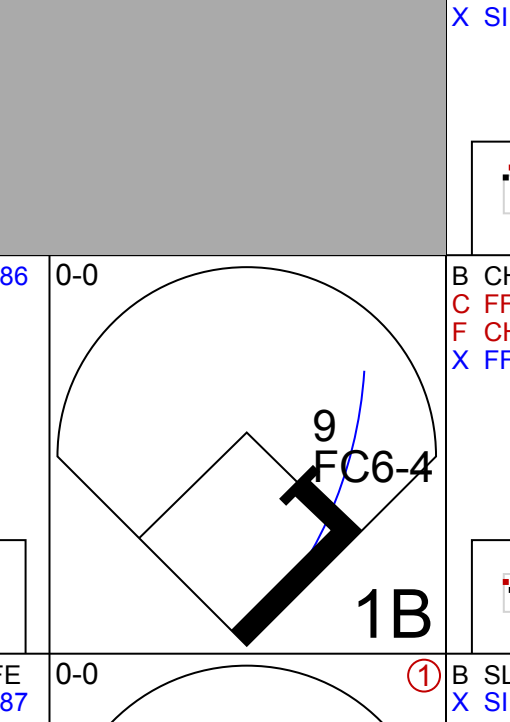
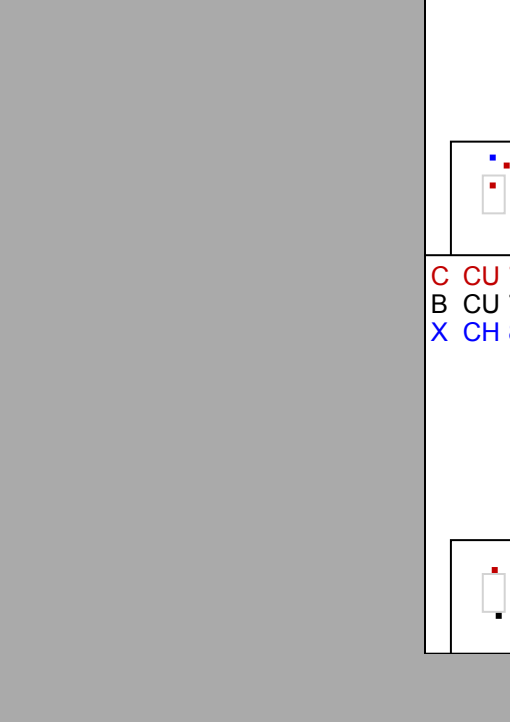

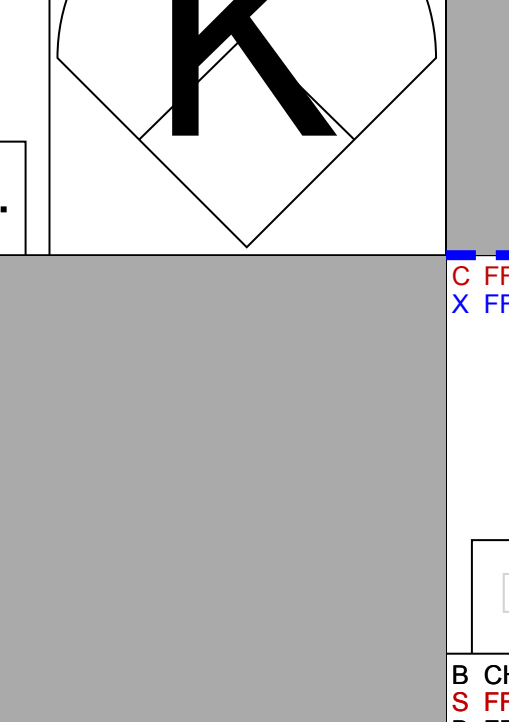
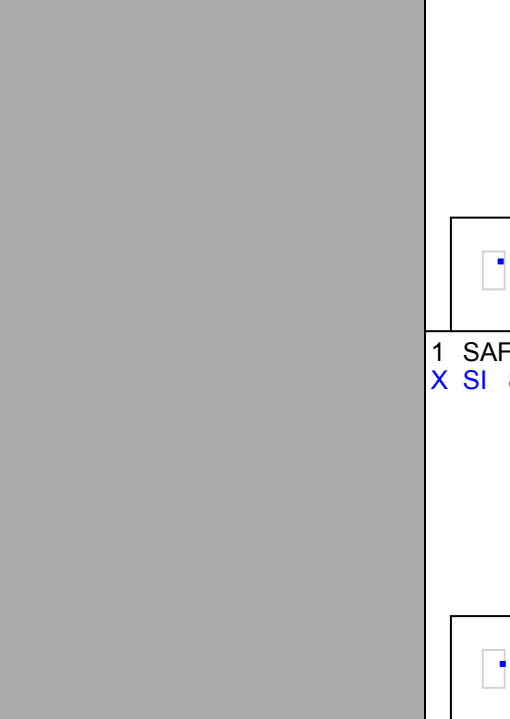

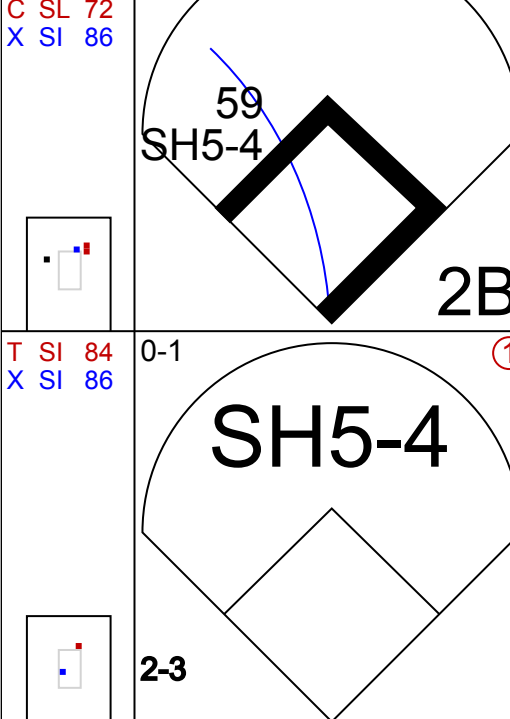
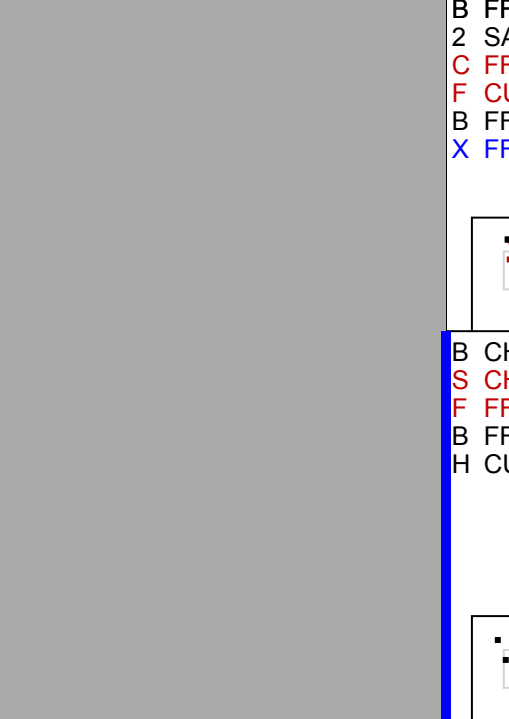
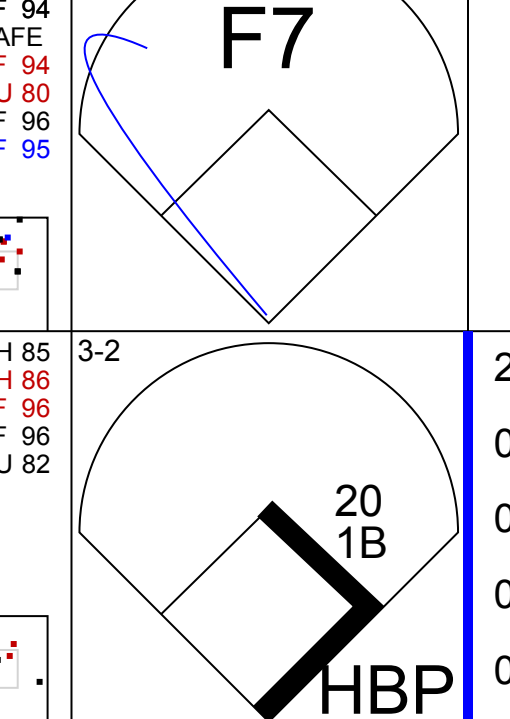
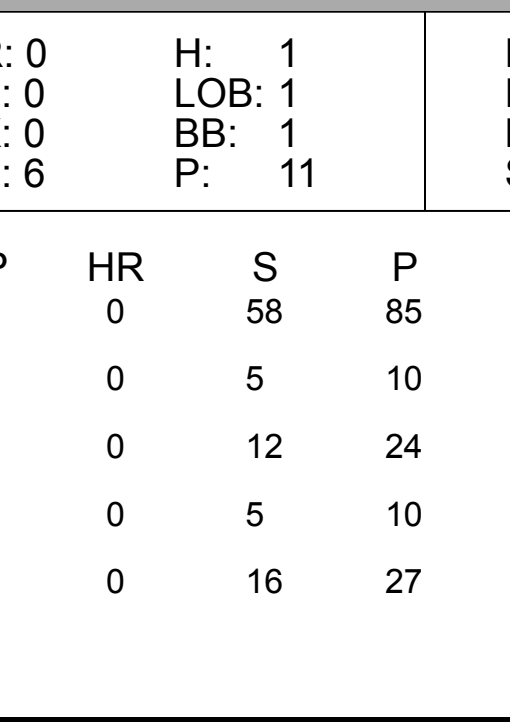
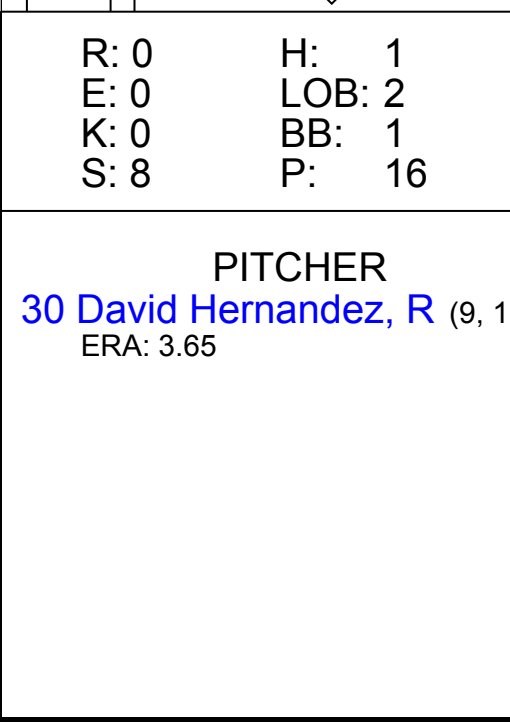
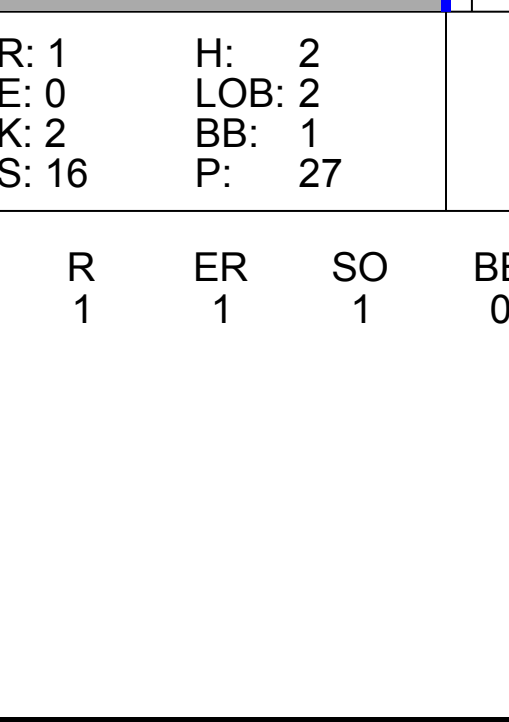
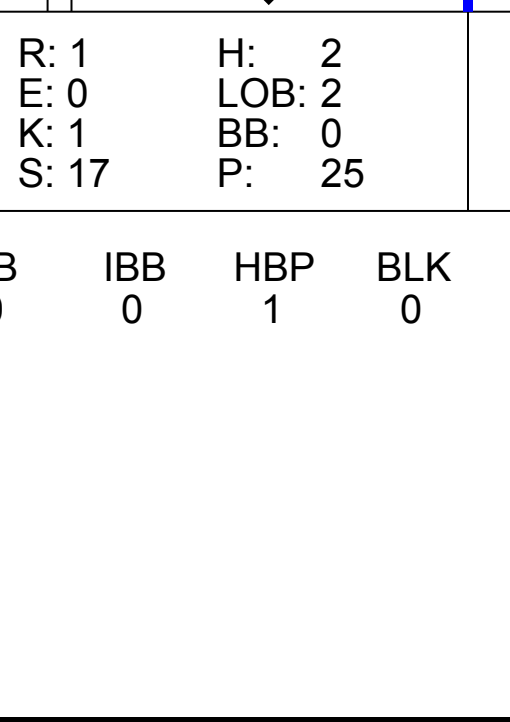
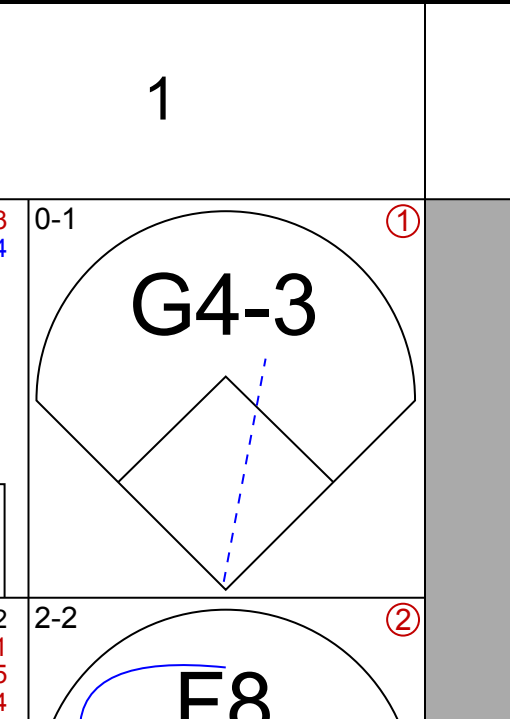
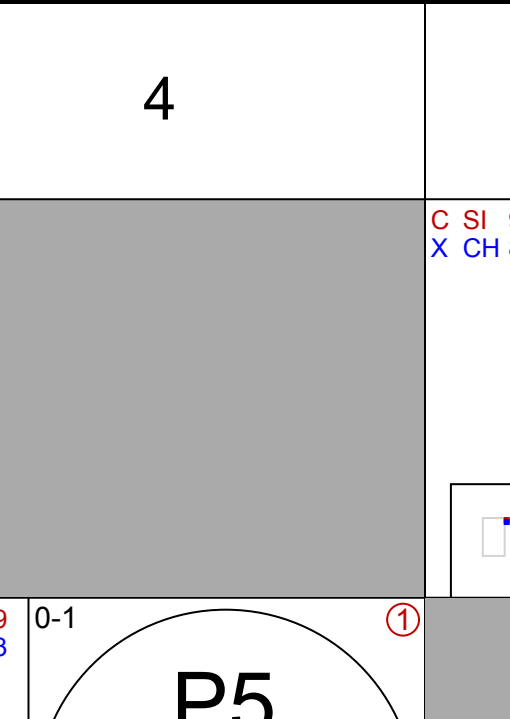

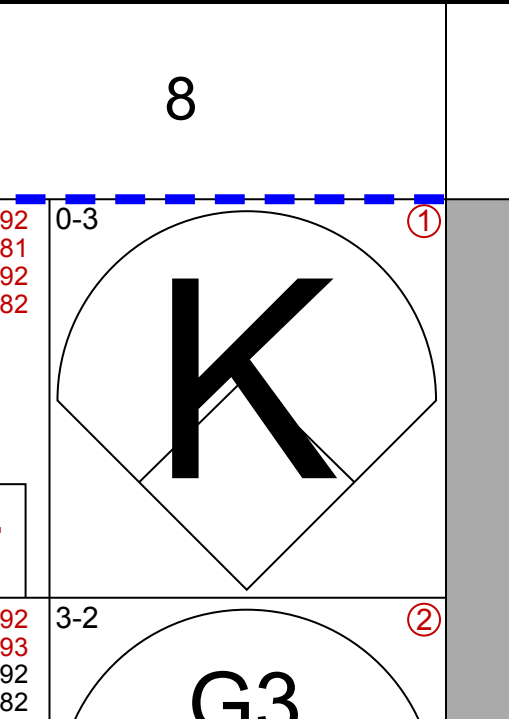


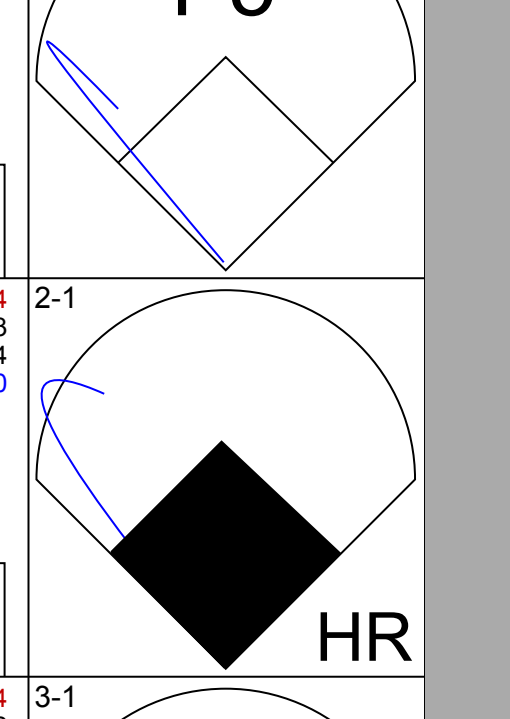
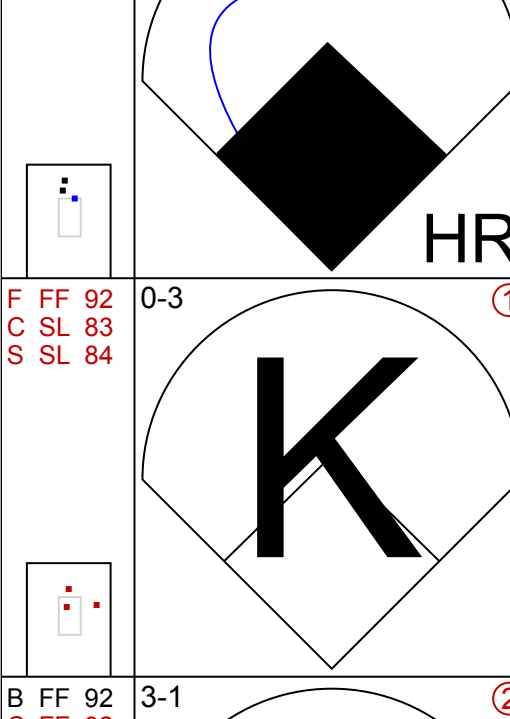
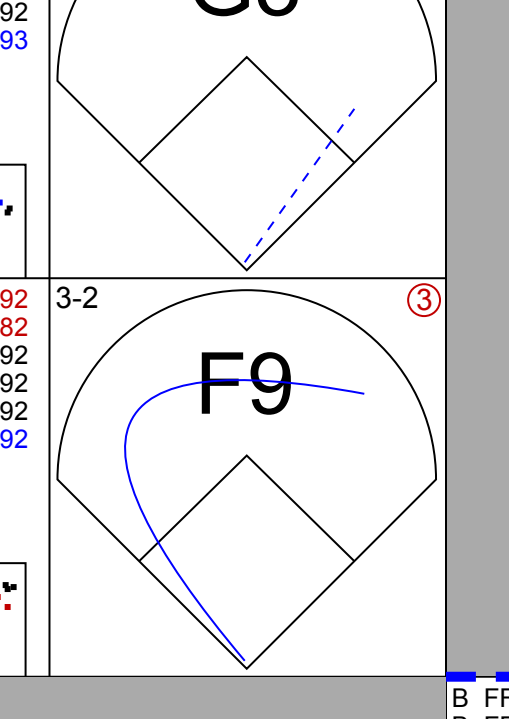

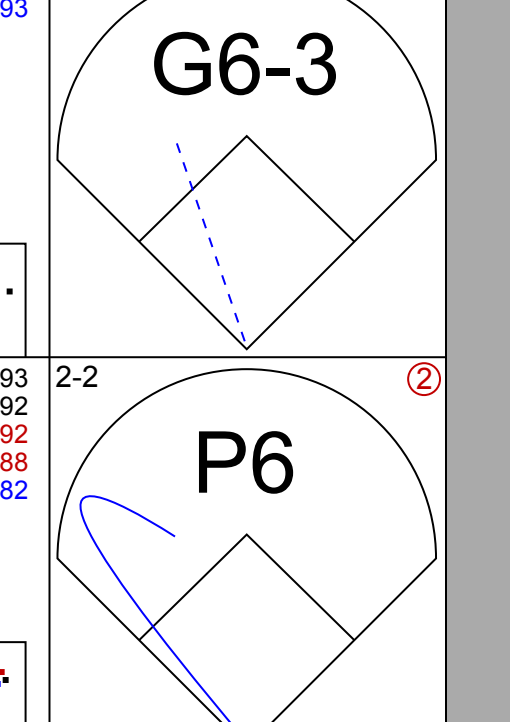
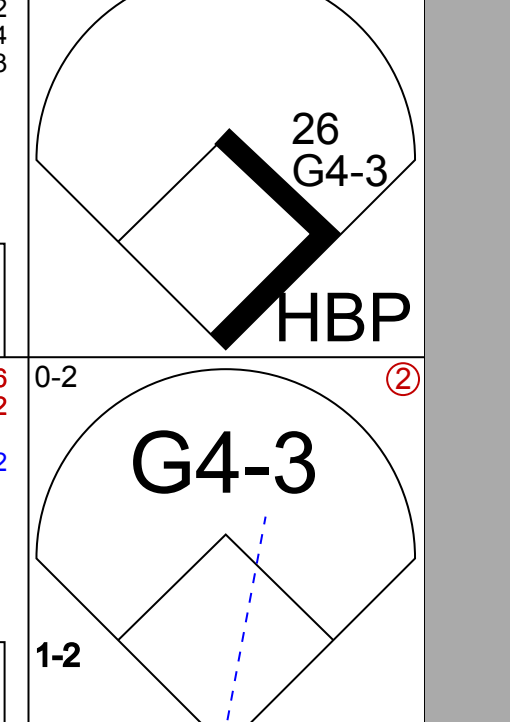
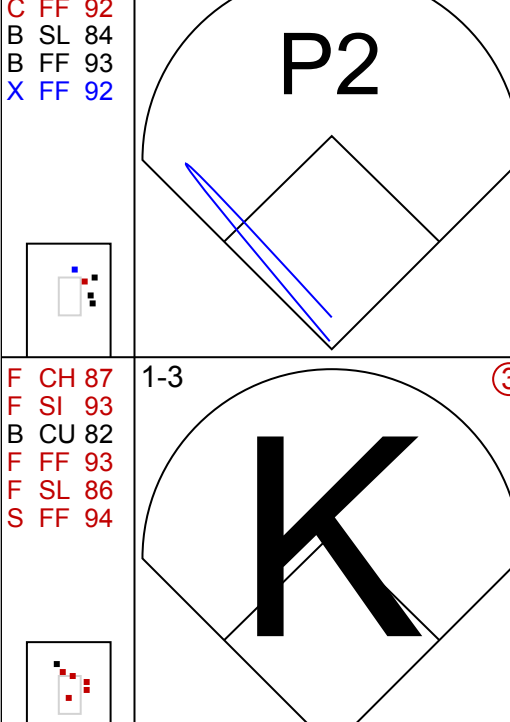
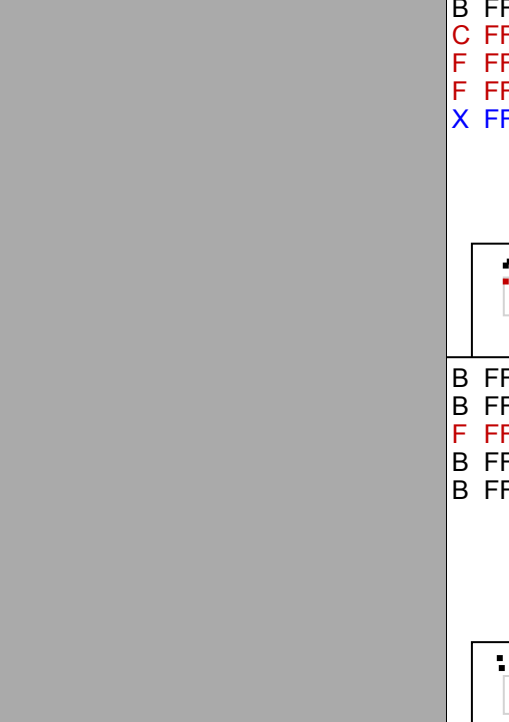
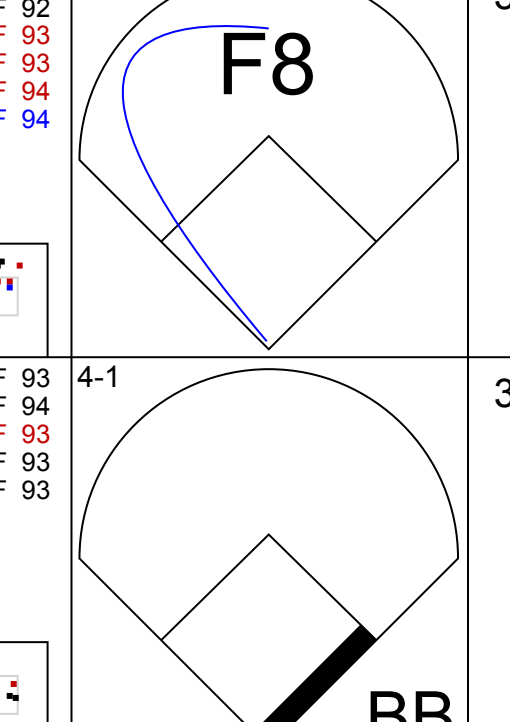
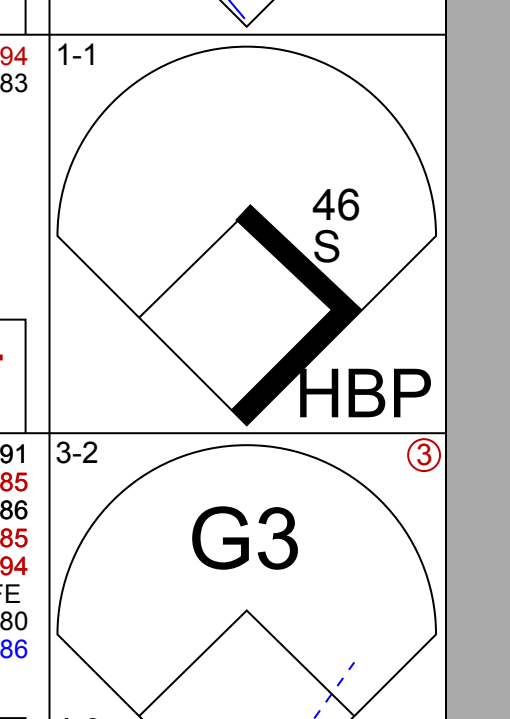
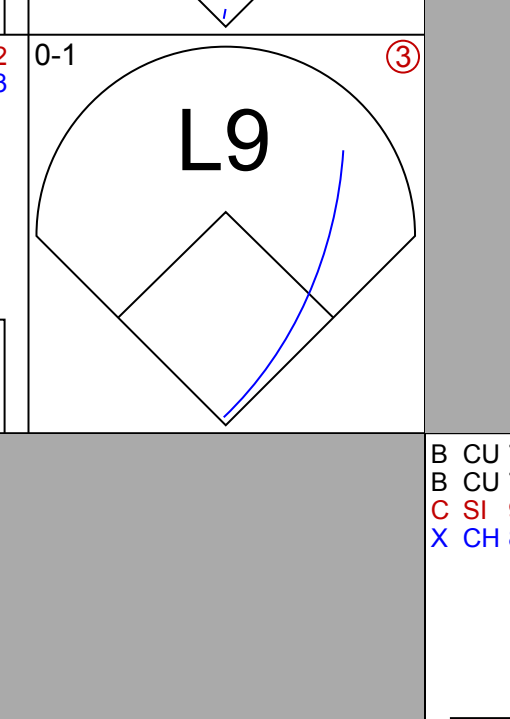

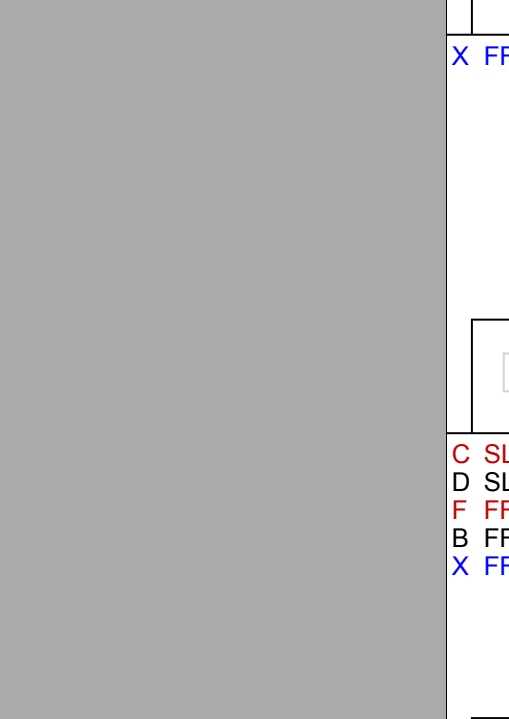
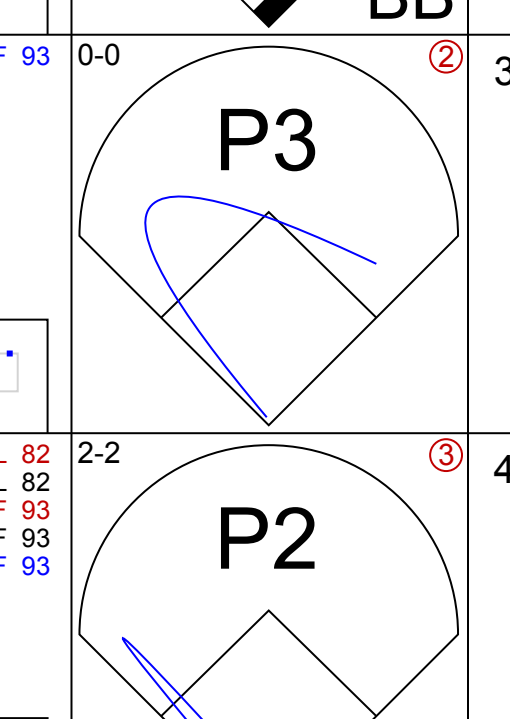
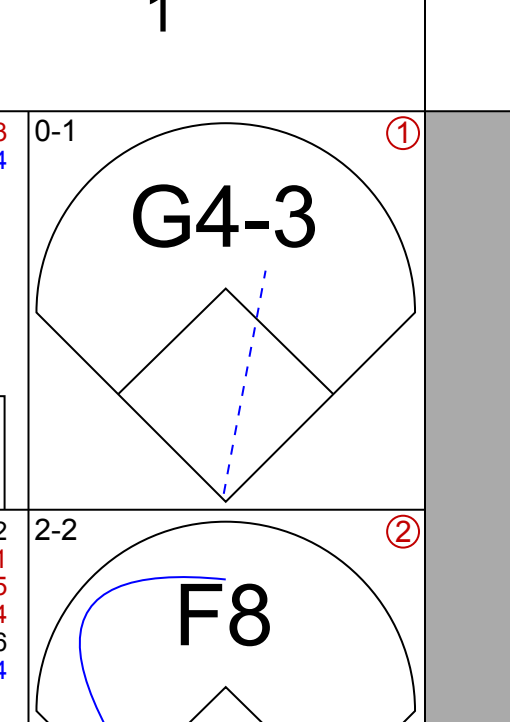
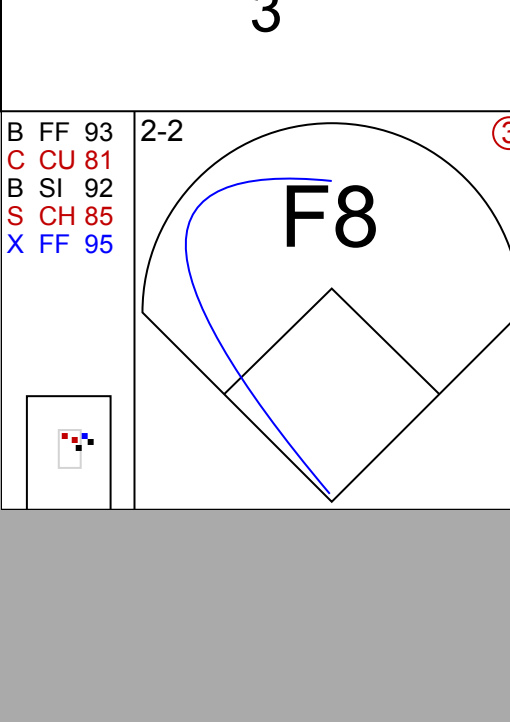
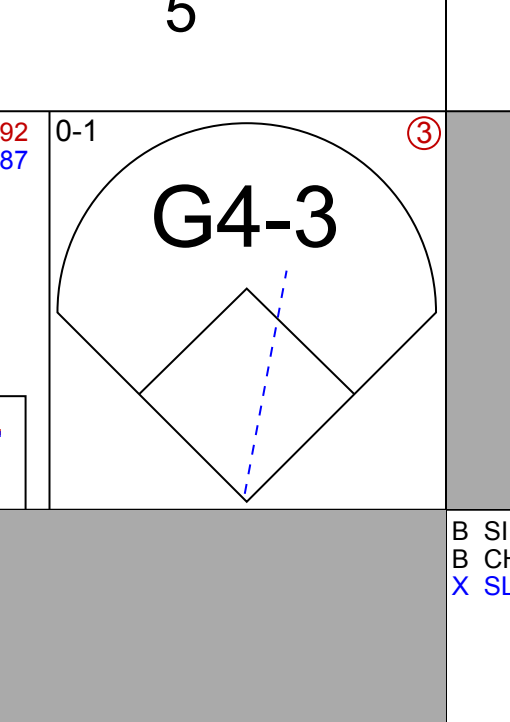
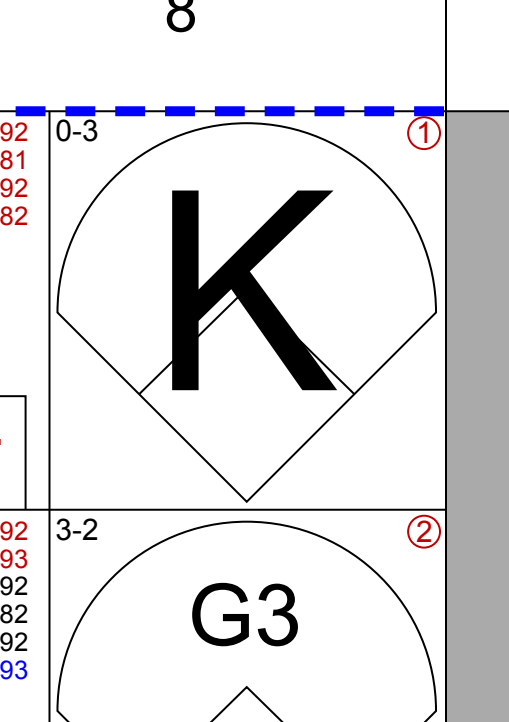
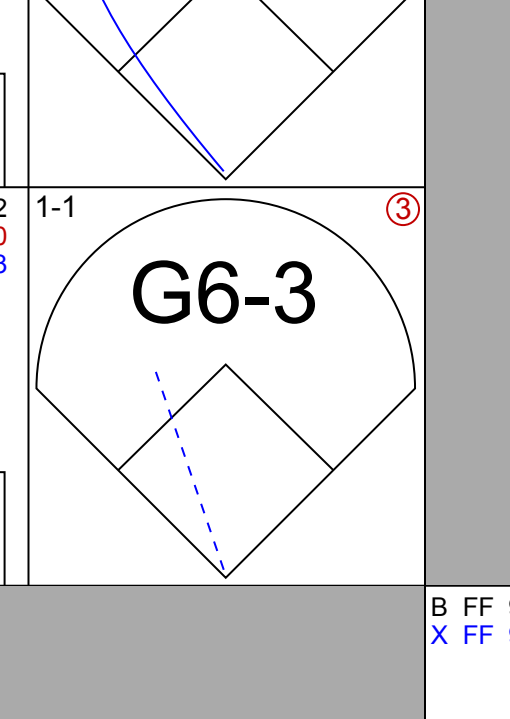
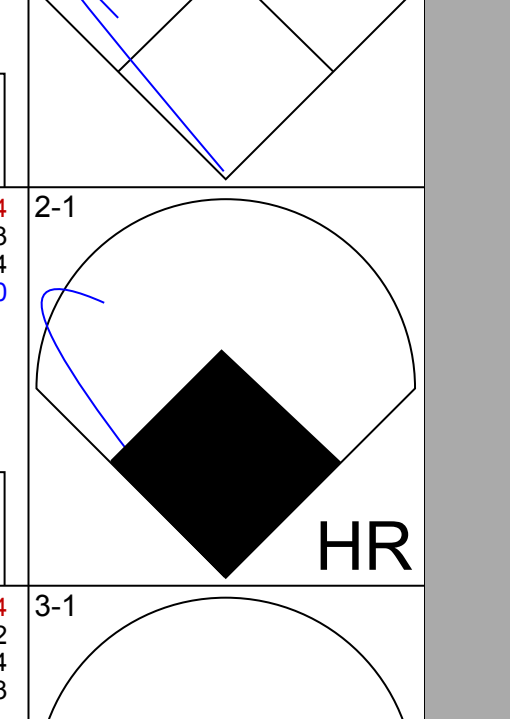
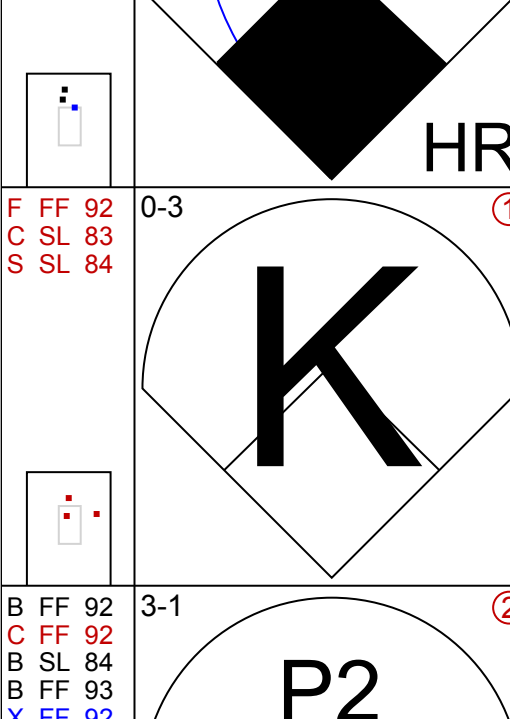
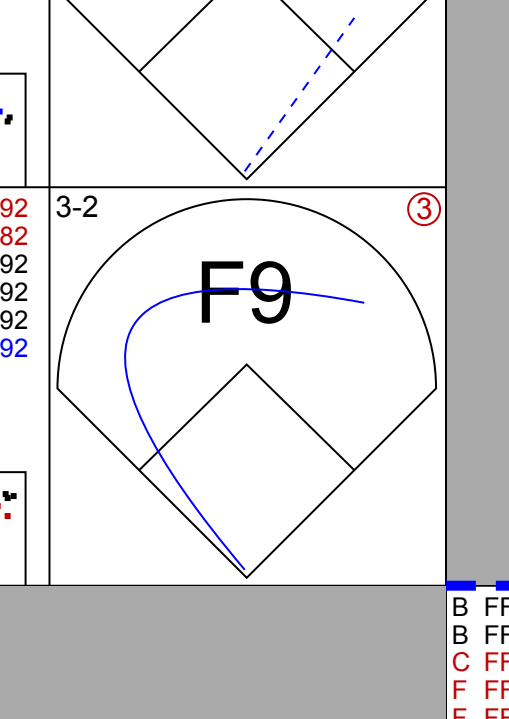
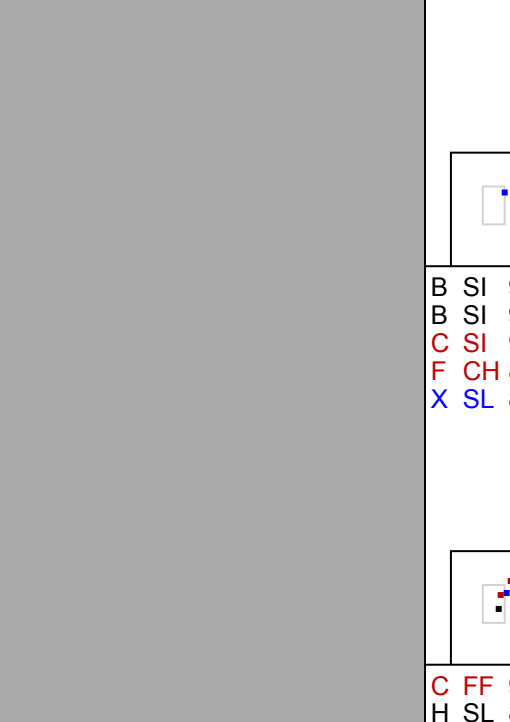
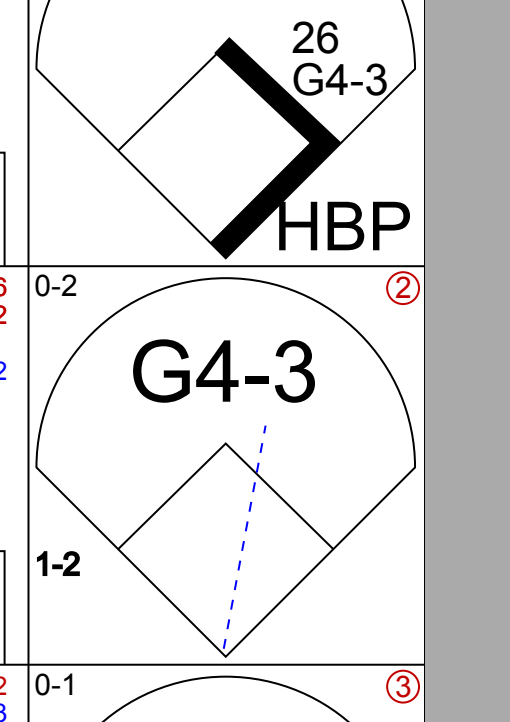
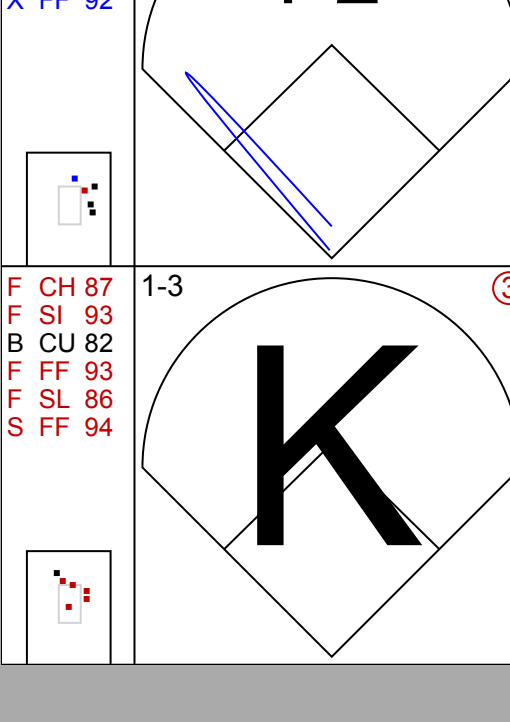
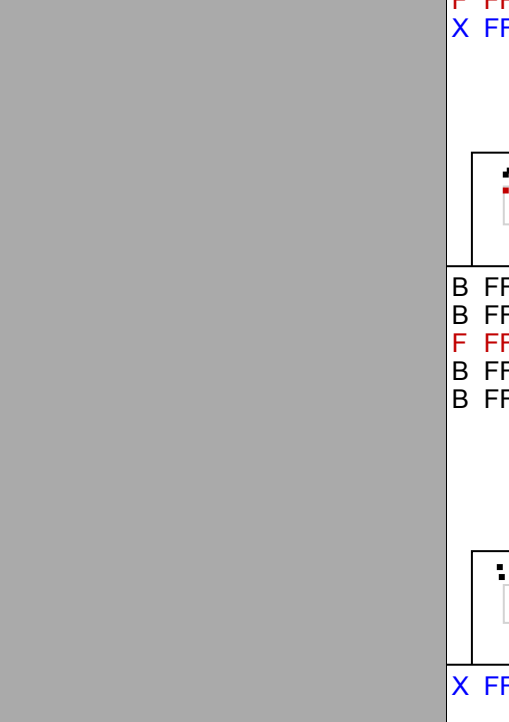
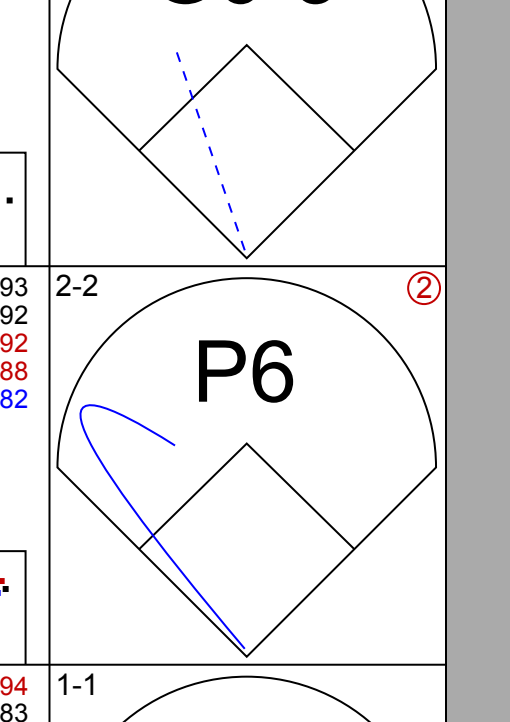
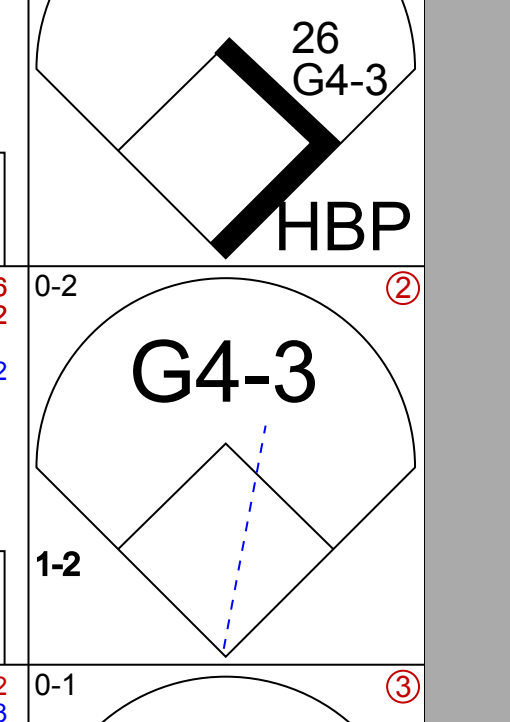
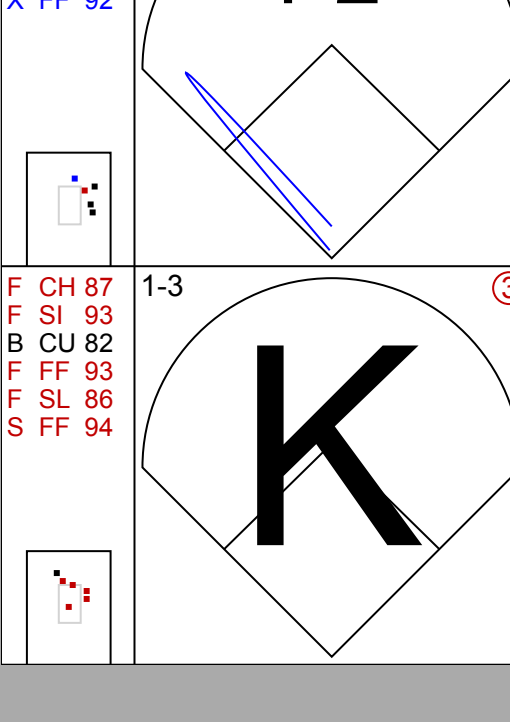
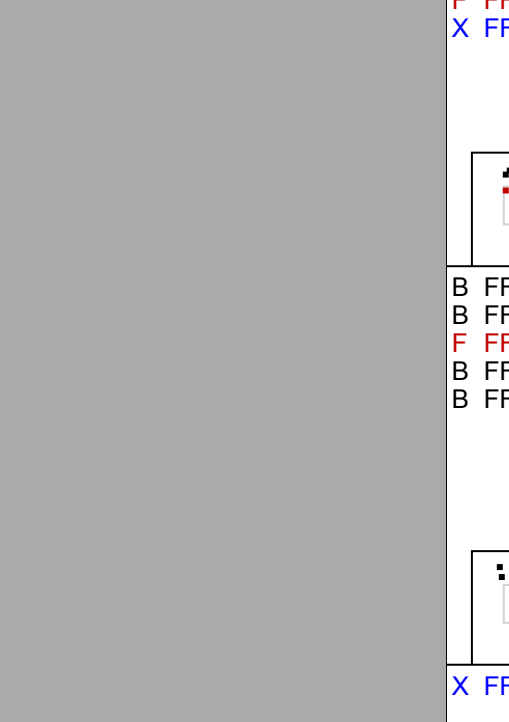
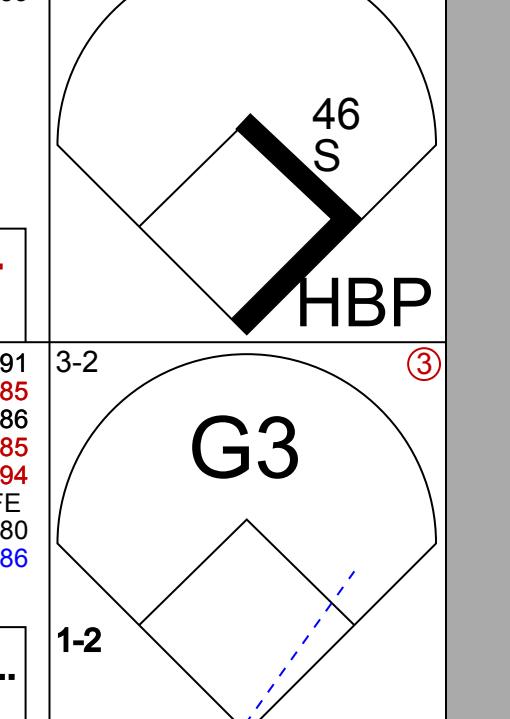
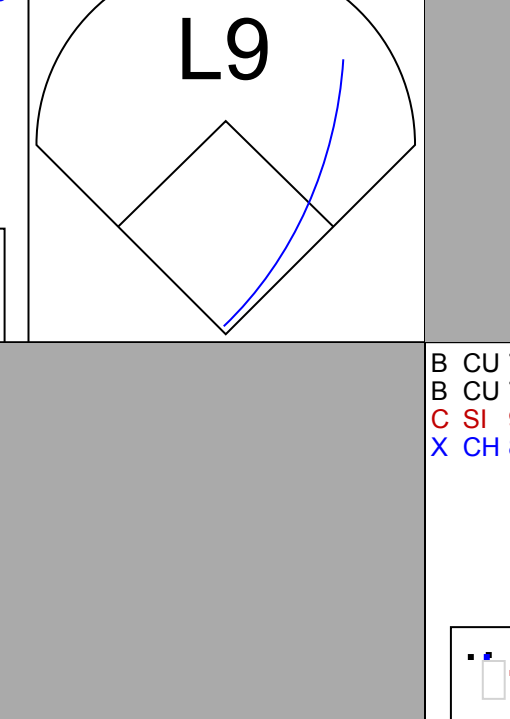

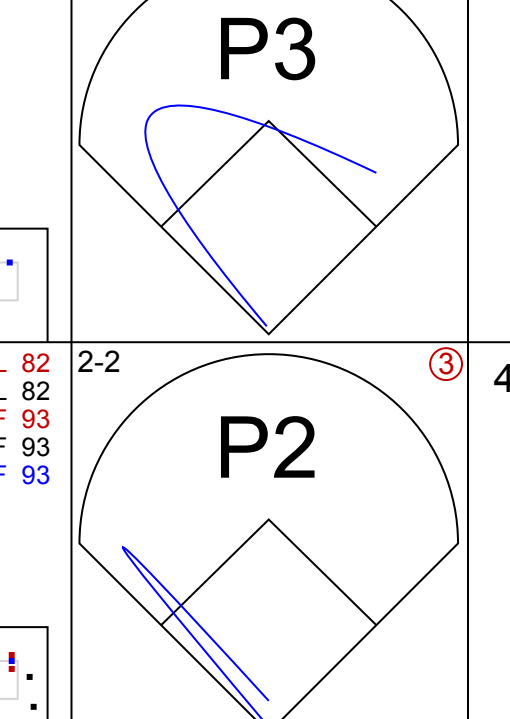




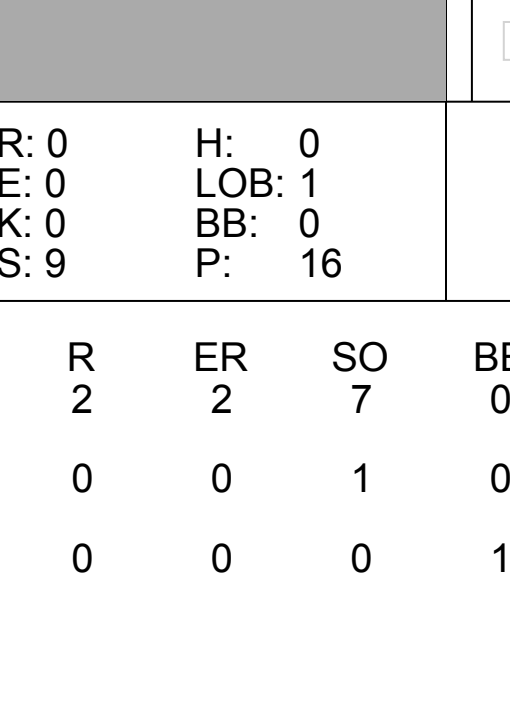
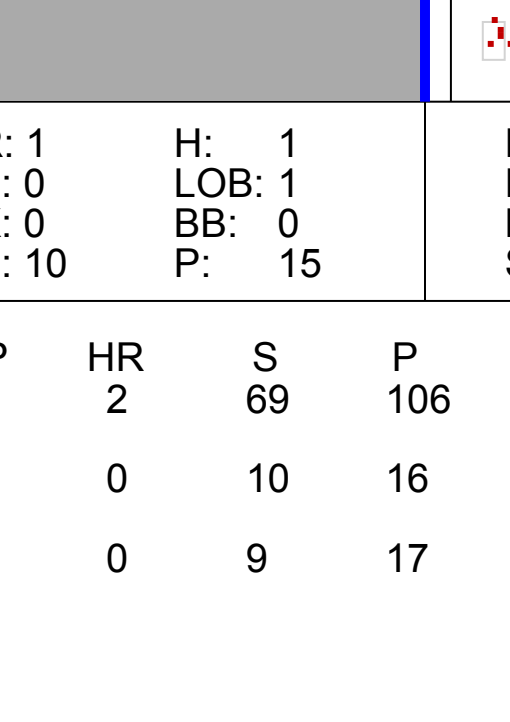
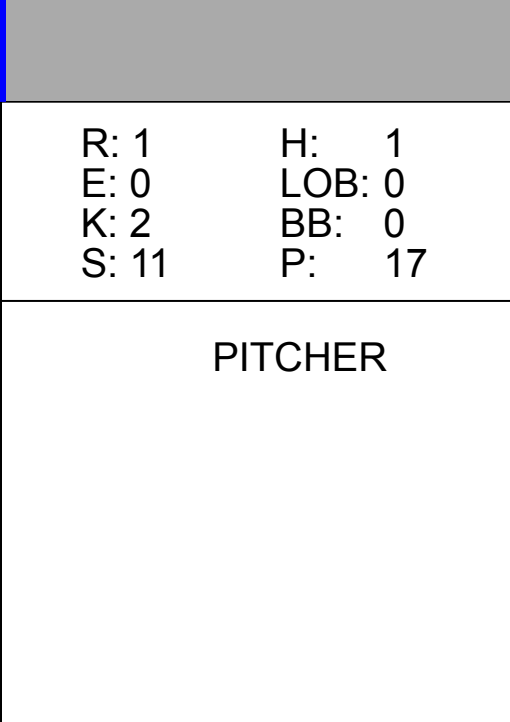
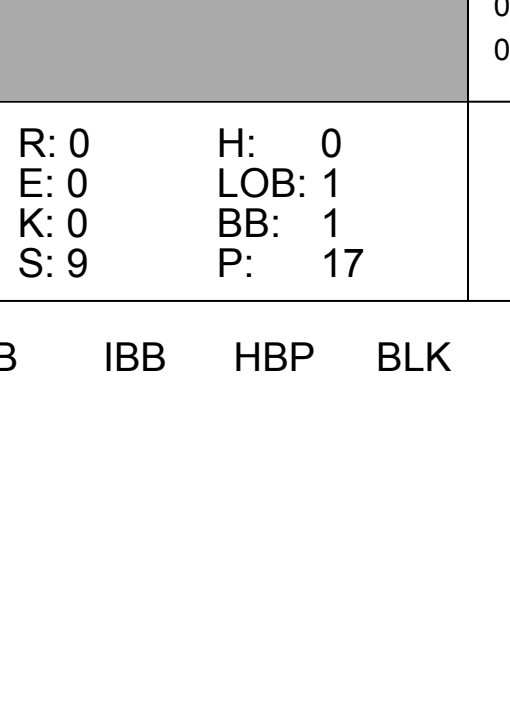
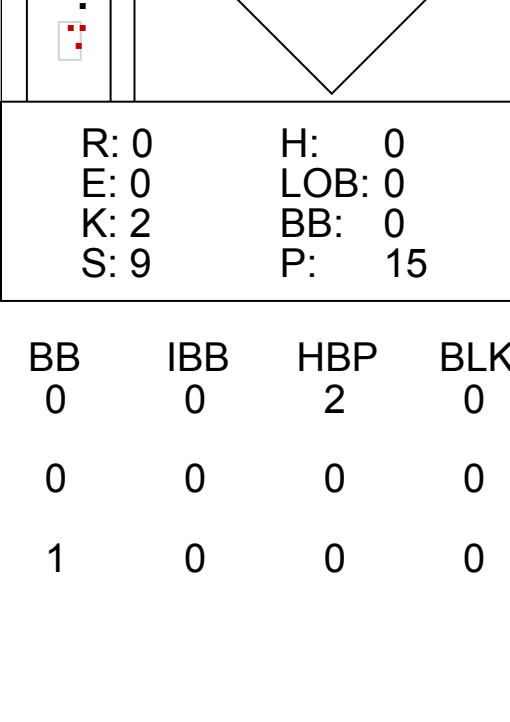
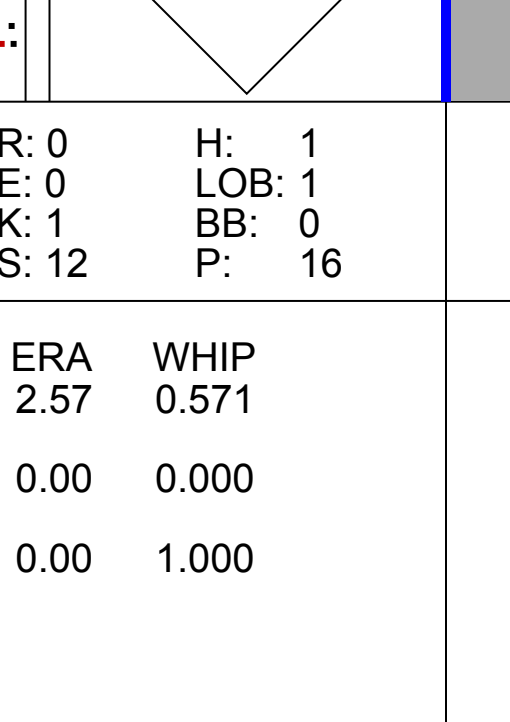
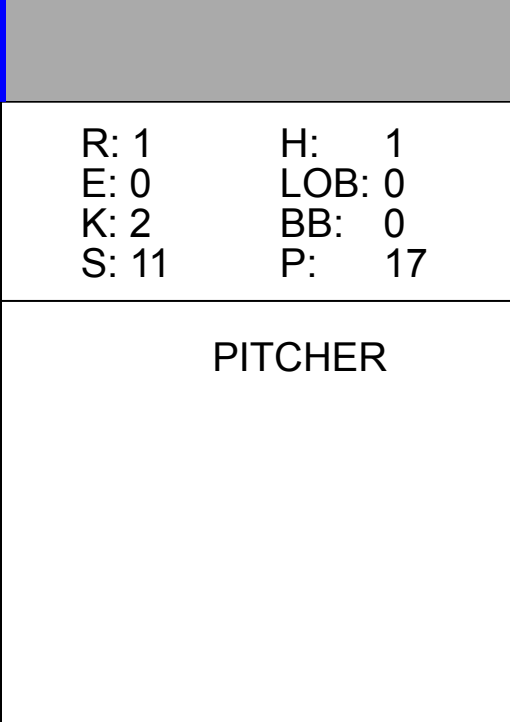
C

Batter	1	2	3	4	5	6	7	8	9	AB	R	H	RBI	BB	SO	LOB	BOTTOM							
2 Kelly Johnson, L OBP: 0.292, SLG: 0.420										4	2	2	2	0	2	1								
6 Stephen Drew, L OBP: 0.335, SLG: 0.411										4	0	0	0	0	0	2								
10 Justin Upton, R OBP: 0.367, SLG: 0.511										4	0	1	1	0	0	0								
24 Chris Young, R OBP: 0.323, SLG: 0.483										4	0	1	0	0	1	0								
26 Miguel Montero, L OBP: 0.348, SLG: 0.472										4	0	1	0	0	0	2								
14 Ryan Roberts, R OBP: 0.341, SLG: 0.439										3	1	0	0	1	1	1								
46 Juan Miranda, L OBP: 0.324, SLG: 0.394										3	0	0	0	0	0	1								
22 Xavier Nady, R OBP: 0.294, SLG: 0.366											1	0	0	0	0	1								
8 Gerardo Parra, L OBP: 0.347, SLG: 0.416											3	2	3	0	0	0								
18 Willie Bloomquist, R OBP: 0.297, SLG: 0.341											1	0	0	0	0	0	1							
41 Daniel Hudson, R OBP: 0.324, SLG: 0.394											1	0	1	1	0	0	0							
40 J.J. Putz, R ERA: 3.12											0	0	0	0	0	0	0							
33 Alberto Castillo, L ERA:											0	0	0	0	0	0	0							
16 Willy Mo Peña, R OBP: 0.240, SLG: 0.600											1	1	1	2	0	0	0							
Inning Stats	R: 0 E: 0 K: 1 S: 6	H: 0 LOB: 0 BB: 0 P: 7	R: 0 E: 0 K: 2 S: 8	H: 1 LOB: 1 BB: 0 P: 11	R: 0 E: 0 K: 1 S: 10	H: 1 LOB: 1 BB: 0 P: 13	R: 0 E: 0 K: 0 S: 9	H: 0 LOB: 0 BB: 0 P: 14	R: 1 E: 0 K: 0 S: 9	H: 1 LOB: 0 BB: 0 P: 17	R: 0 E: 0 K: 0 S: 7	H: 0 LOB: 0 BB: 0 P: 12	R: 2 E: 0 K: 0 S: 14	H: 4 LOB: 2 BB: 0 P: 21	R: 2 E: 0 K: 1 S: 11	H: 1 LOB: 0 BB: 1 P: 18	1B: 5 2B: 2 3B: 1 HR: 2	SF: 0 SAC: 2 DP: 0 HBP: 0	WP: 0 PB: 0 SB: 3 CS: 0	PA: 37				
PITCHER	IP WLS BF H R ER SO BB IBB HBP BLK WP HR S P ERA WHIP	IP WLS BF H R ER SO BB IBB HBP BLK WP HR S P ERA WHIP	IP WLS BF H R ER SO BB IBB HBP BLK WP HR S P ERA WHIP	IP WLS BF H R ER SO BB IBB HBP BLK WP HR S P ERA WHIP	IP WLS BF H R ER SO BB IBB HBP BLK WP HR S P ERA WHIP	IP WLS BF H R ER SO BB IBB HBP BLK WP HR S P ERA WHIP	IP WLS BF H R ER SO BB IBB HBP BLK WP HR S P ERA WHIP	IP WLS BF H R ER SO BB IBB HBP BLK WP HR S P ERA WHIP	IP WLS BF H R ER SO BB IBB HBP BLK WP HR S P ERA WHIP	IP WLS BF H R ER SO BB IBB HBP BLK WP HR S P ERA WHIP	IP WLS BF H R ER SO BB IBB HBP BLK WP HR S P ERA WHIP	IP WLS BF H R ER SO BB IBB HBP BLK WP HR S P ERA WHIP	IP WLS BF H R ER SO BB IBB HBP BLK WP HR S P ERA WHIP	IP WLS BF H R ER SO BB IBB HBP BLK WP HR S P ERA WHIP	IP WLS BF H R ER SO BB IBB HBP BLK WP HR S P ERA WHIP	IP WLS BF H R ER SO BB IBB HBP BLK WP HR S P ERA WHIP	IP WLS BF H R ER SO BB IBB HBP BLK WP HR S P ERA WHIP	IP WLS BF H R ER SO BB IBB HBP BLK WP HR S P ERA WHIP	IP WLS BF H R ER SO BB IBB HBP BLK WP HR S P ERA WHIP	IP WLS BF H R ER SO BB IBB HBP BLK WP HR S P ERA WHIP	IP WLS BF H R ER SO BB IBB HBP BLK WP HR S P ERA WHIP	IP WLS BF H R ER SO BB IBB HBP BLK WP HR S P ERA WHIP	IP WLS BF H R ER SO BB IBB HBP BLK WP HR S P ERA WHIP	
43 Josh Tomlin, R ERA: 3.86	7.0	25	5	2	2	4	0	0	0	0	0	0	0	58	88	2.57	0.714							
53 Rafael Perez, L ERA: 1.65	0.2	4	2	2	2	0	0	0	0	0	0	0	0	7	11	27.00	3.000							
3B Joe Smith, R ERA: 1.03	0.0	2	2	0	0	0	0	0	0	0	0	0	0	4	6	∞	∞							
49 Tony Sipp, L ERA: 2.41	1.0	L 5	1	2	2	1	1	0	0	0	0	0	0	1	14	22	18.00	2.000						

Cleveland Indians @ Arizona Diamondbacks
Chase Field, Phoenix, AZ
Tue Jun 28 2011, 6:42 PM - 9:25 PM MST
Att: 27,092 - Roof Closed - 81 F

AB 33
R 6
H 10
RBI 6
BB 1
SO 5
LOB 9

A

Batter	1	2	3	4	5	6	7	8	9	AB	R	H	RBI	BB	SO	LOB	TOP																		
23 Michael Brantley, L (1, 8) OBP: 0.331, SLG: 0.584										5	1	1	1	1	1	2																			
20 Orlando Cabrera, R (1, 4) OBP: 0.287, SLG: 0.350										6	2	4	1	0	0	2																			
13 Adrúbal Cabrera, S (1, 6) OBP: 0.349, SLG: 0.550										5	0	3	1	1	1	4																			
41 Carlos Santana, S (1, 3) OBP: 0.356, SLG: 0.409										4	0	1	1	1	2	4																			
47 Shelley Duncan, R (1, 7) OBP: 0.250, SLG: 0.356										2	1	0	0	1	1	2																			
28 Travis Buck, L (7, PH) OBP: 0.286, SLG: 0.366										2	0	2	1	0	0	0																			
26 Austin Kearns, R (1, 9) OBP: 0.282, SLG: 0.265										5	0	1	0	0	2	5																			
6 Lou Marson, R (1, 2) OBP: 0.294, SLG: 0.330										4	1	2	0	1	0	2																			
9 Jack Hannahan, L (1, 5) OBP: 0.306, SLG: 0.336										4	1	1	1	1	0	3																			
59 Carlos Carrasco, R (1, 1)										2	0	0	0	0	2	4																			
52 Vinnie Pestano, R (8, 1)										0	0	0	0	0	0	0																			
48 Travis Hafner, L (9, PH) OBP: 0.416, SLG: 0.560										0	0	0	0	0	0	0																			
35 Cord Phelps, S (9, PR) OBP: 0.289, SLG: 0.366										0	0	0	0	0	0	0																			
54 Chris Perez, R (9, 1)										0	0	0	0	0	0	0																			
Inning Stats	R: 1 E: 0 K: 2 S: 17	H: 3 LOB: 2 BB: 0 P: 23	R: 2 E: 0 K: 0 S: 14	H: 4 LOB: 2 BB: 0 P: 17	R: 1 E: 0 K: 1 S: 13	H: 1 LOB: 1 BB: 1 P: 22	R: 0 E: 0 K: 0 S: 6	H: 1 LOB: 1 BB: 1 P: 11	R: 0 E: 0 K: 1 S: 8	H: 0 LOB: 0 BB: 0 P: 12	R: 0 E: 0 K: 0 S: 8	H: 1 LOB: 2 BB: 1 P: 16	R: 0 E: 0 K: 2 S: 14	H: 1 LOB: 3 BB: 2 P: 28	R: 1 E: 0 K: 2 S: 16	H: 2 LOB: 2 BB: 1 P: 27	R: 1 E: 0 K: 1 S: 17	H: 2 LOB: 2 BB: 0 P: 25	1B: 10 2B: 5 3B: 0 HR: 0	SF: 0 SAC: 2 DP: 0 HBP: 1	WP: 0 PB: 0 SB: 1 CS: 0	PA: 48													
PITCHER	IP 5.0	WLS L	BF 25	H 9	R 4	ER 4	SO 4	BB 2	IBB 0	HBP 0	BLK 0	WP 0	HR 0	S 58	P 85	ERA 7.20	WHIP 2.200	PITCHER	IP 1.0	WLS 6	BF 2	H 2	R 1	ER 1	SO 1	BB 0	IBB 0	HBP 1	BLK 0	WP 0	HR 0	S 17	P 25	ERA 9.00	WHIP 2.000
19 Zach Duke, L (1, 1) ERA: 5.92																		30 David Hernandez, R (9, 1) ERA: 3.65																	
47 Joe Paterson, L (6, 1) ERA: 3.06																																			
44 Aaron Heilman, R (6, 1) ERA: 6.67																																			
33 Alberto Castillo, L (7, 1) ERA:																																			
56 Yhency Brazoban, R (8, 1) ERA: 9.0																																			
Batter	1	2	3	4	5	6	7	8	9	AB	R	H	RBI	BB	SO	LOB	BOTTOM																		
2 Kelly Johnson, L (1, 4) OBP: 0.289, SLG: 0.414										4	0	0	0	0	1	1																			
6 Stephen Drew, L (1, 6) OBP: 0.338, SLG: 0.420										4	1	1	1	0	0	0																			
10 Justin Upton, R (1, 9) OBP: 0.365, SLG: 0.518										4	1	1	1	0	1	0																			
24 Chris Young, R (1, 8) OBP: 0.322, SLG: 0.478										3	0	0	0	0	0	0																			
26 Miguel Montero, L (1, 2) OBP: 0.347, SLG: 0.466										3	0	0	0	1	1	1																			
14 Ryan Roberts, R (1, 5) OBP: 0.339, SLG: 0.433										3	0	0	0	0	0	2																			
46 Juan Miranda, L (1, 3) OBP: 0.317, SLG: 0.414										4	0	0	0	0	1	2																			
8 Gerardo Parra, L (1, 7) OBP: 0.351, SLG: 0.423										3	0	2	0	0	1	0																			
19 Zach Duke, L (1, 1) OBP: 0.200, SLG: 0.800										1	0	0	0	0	1	0																			
4 Melvin Mora, R (5, PH) OBP: 0.244, SLG: 0.276										1	0	0	0	0	0	1																			
47 Joe Paterson, R (8, 1) ERA: 1.52										0	0	0	0	0	0	0																			
44 Aaron Heilman, R (8, 1) ERA:										0	0	0	0	0	0	0																			
33 Alberto Castillo, L (7, 1) OBP: 0.231, SLG: 0.377										0	0	0	0	0	0	0																			
16 Willy Mo Peña, R (7, PH) OBP: 0.231, SLG: 0.377										1	0	0	0	0	1	1																			
56 Yhency Brazoban, R (8, 1) ERA: 9.0										0	0	0	0	0	0	0																			
30 David Hernandez, R (9, 1) ERA: 3.65										0	0	0	0	0	0	0																			
Inning Stats	R: 0 E: 0 K: 0 S: 8	H: 0 LOB: 0 BB: 0 P: 11	R: 0 E: 0 K: 0 S: 9	H: 0 LOB: 1 BB: 0 P: 16	R: 0 E: 0 K: 2 S: 9	H: 0 LOB: 0 BB: 0 P: 15	R: 1 E: 0 K: 0 S: 10	H: 1 LOB: 1 BB: 0 P: 15	R: 0 E: 0 K: 1 S: 12	H: 1 LOB: 1 BB: 0 P: 16	R: 1 E: 0 K: 2 S: 11	H: 1 LOB: 0 BB: 0 P: 17	R: 0 E: 0 K: 2 S: 10	H: 1 LOB: 1 BB: 0 P: 16	R: 0 E: 0 K: 1 S: 10	H: 0 LOB: 0 BB: 1 P: 17	R: 0 E: 0 K: 0 S: 9	H: 0 LOB: 1 BB: 1 P: 17	1B: 1 2B: 1 3B: 0 HR: 2	SF: 0 SAC: 0 DP: 0 HBP: 2	WP: 0 PB: 0 SB: 1 CS: 0	PA: 34													
PITCHER	IP 7.0	WLS W	BF 27	H 4	R 2	ER 2	SO 7	BB 0	IBB 0	HBP 2	BLK 0	WP 0	HR 2	S 69	P 106	ERA 2.57	WHIP 0.571	PITCHER	IP 1.0	WLS H	BF 3	H 0	R 0	ER 0	SO 1	BB 0	IBB 0	HBP 0	BLK 0	WP 0	HR 0	S 10	P 16	ERA 0.00	WHIP 0.000
59 Carlos Carrasco, R (1, 1) ERA: 3.54																																			
52 Vinnie Pestano, R (8, 1) ERA: 1.52																																			
54 Chris Perez, R (9, 1) ERA: 2.37																																			

Cleveland Indians @ Arizona Diamondbacks
Chase Field, Phoenix, AZ
Wed Jun 29 2011, 12:40 PM - 3:53 PM MST
Att: 26,893 - Roof Closed - 79 F

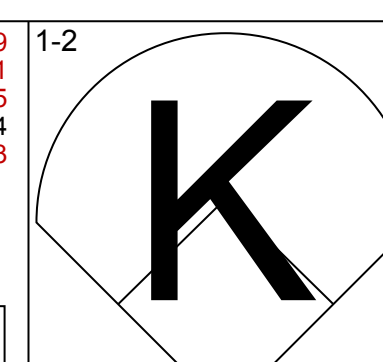
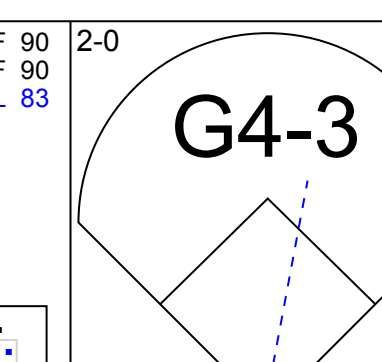
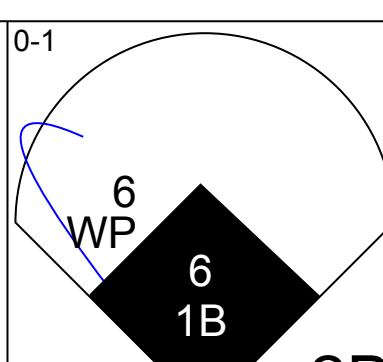
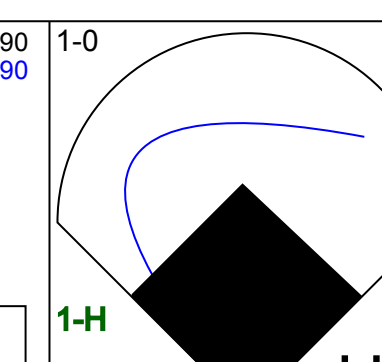
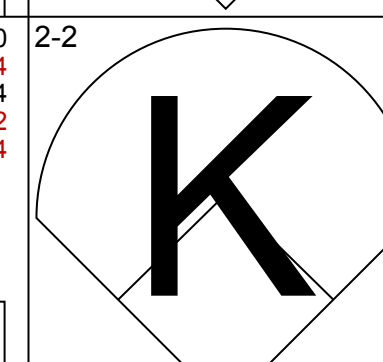
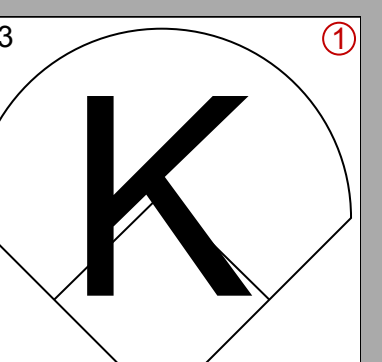
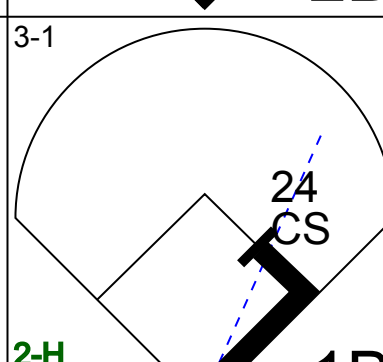
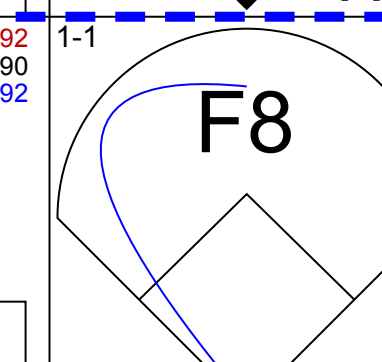
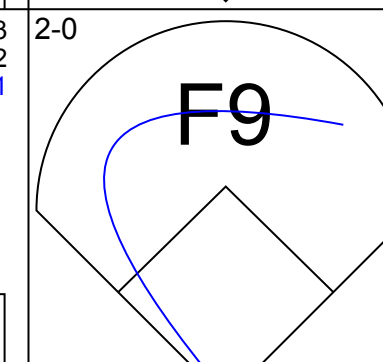
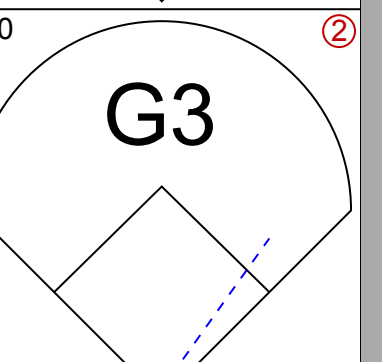
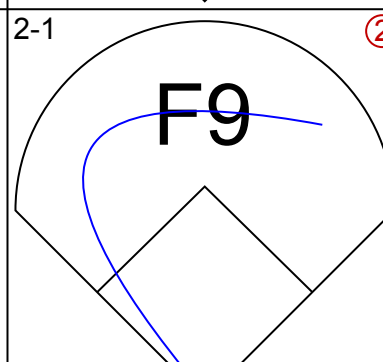
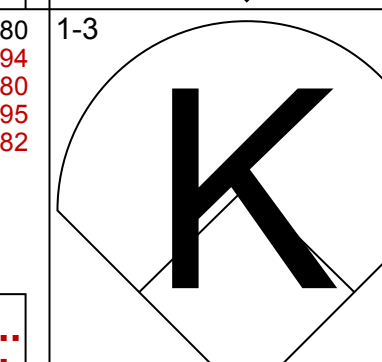
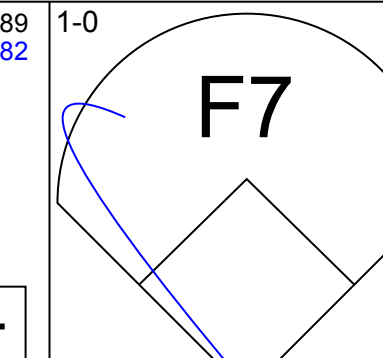
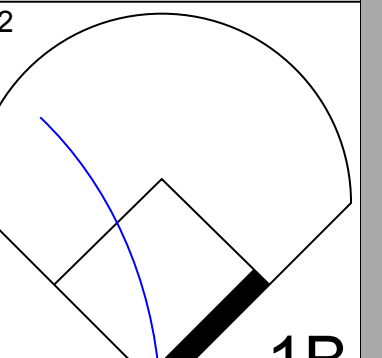
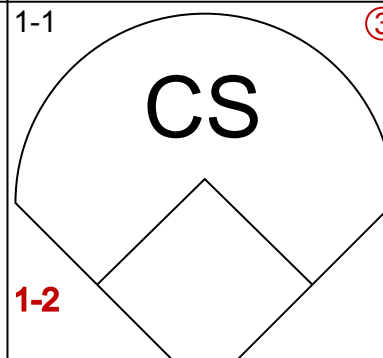
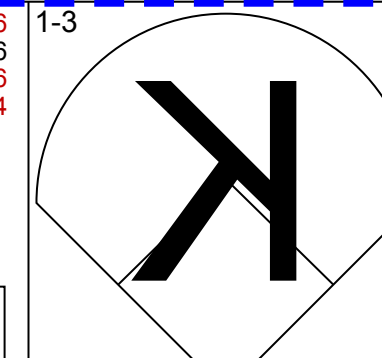
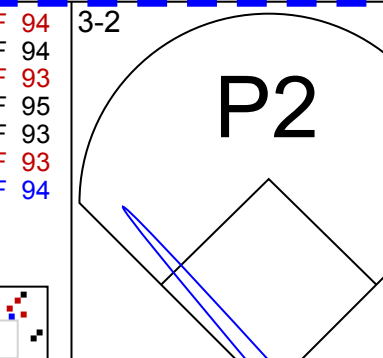
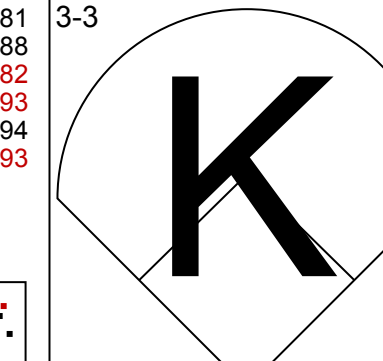
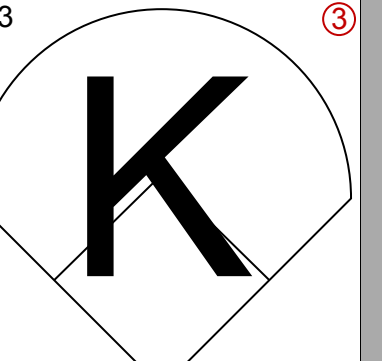
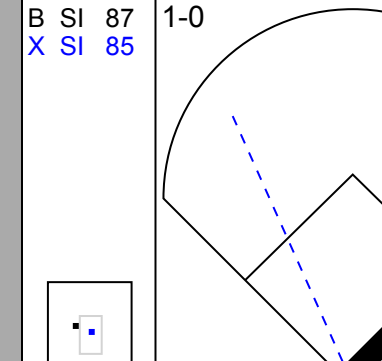
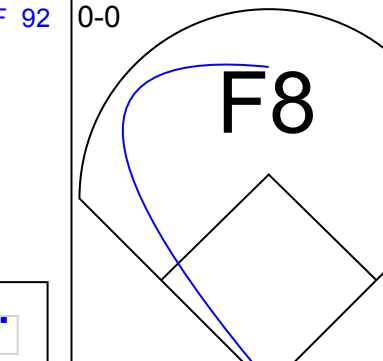

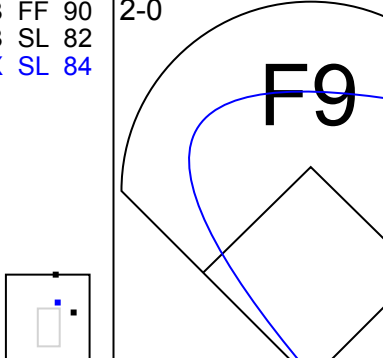
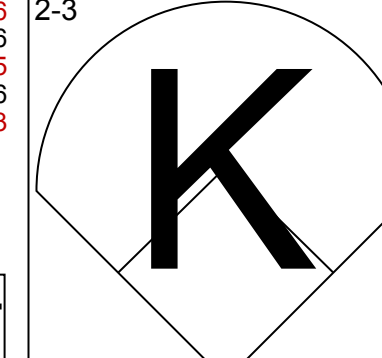
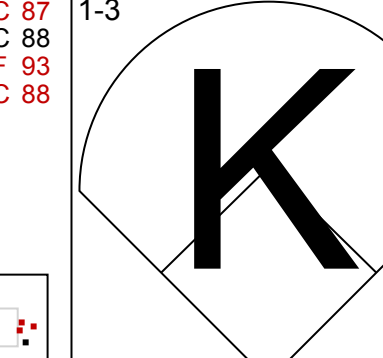
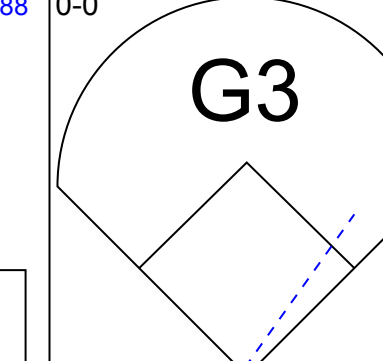
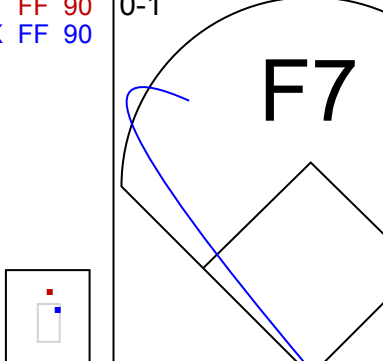
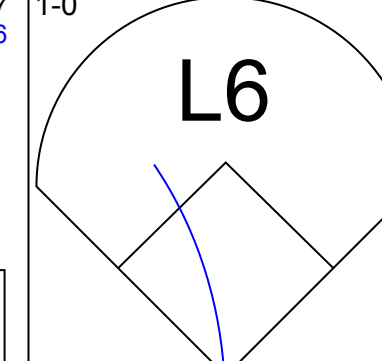
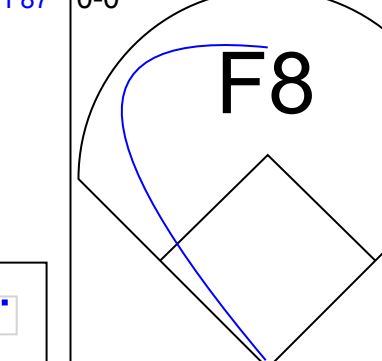
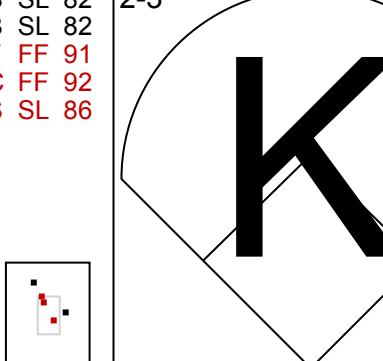
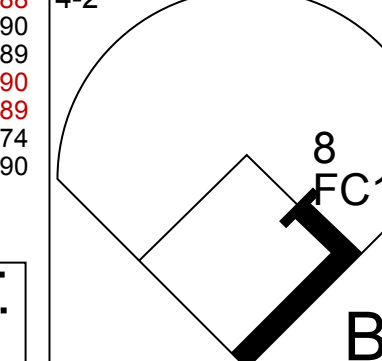
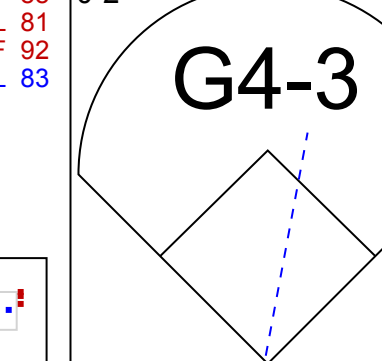
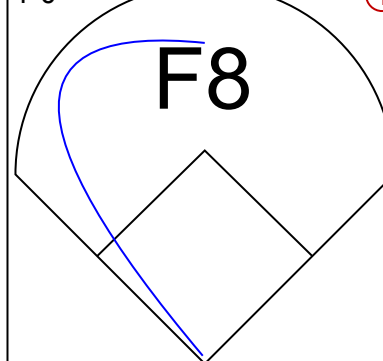
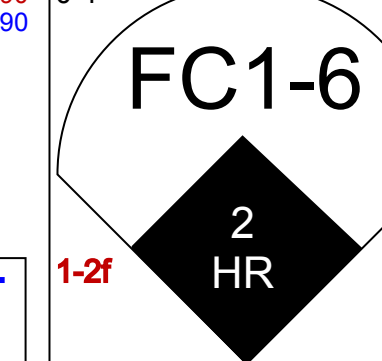
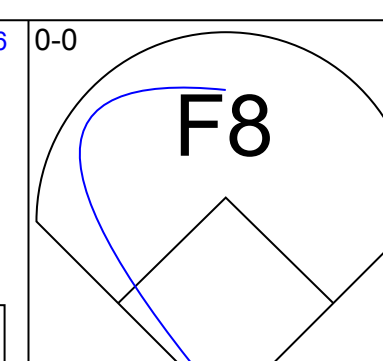
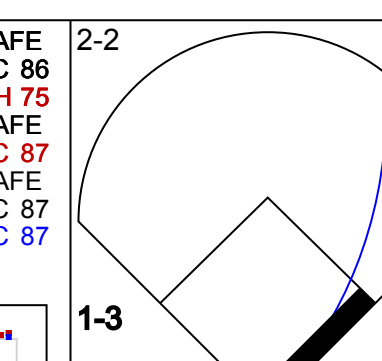
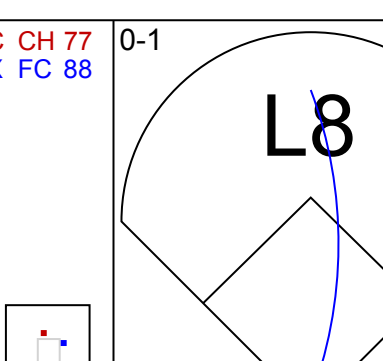
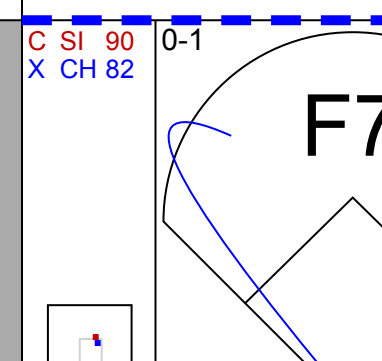
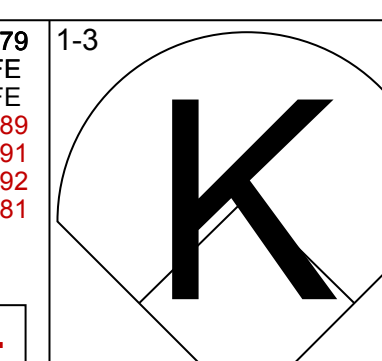
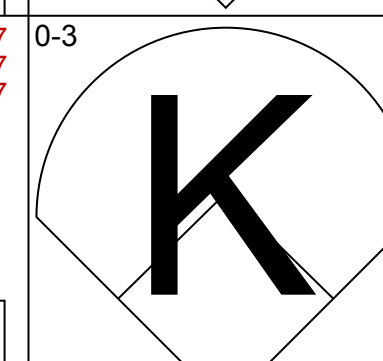
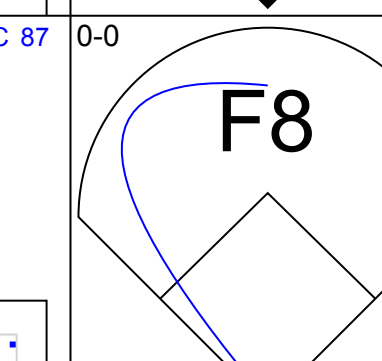
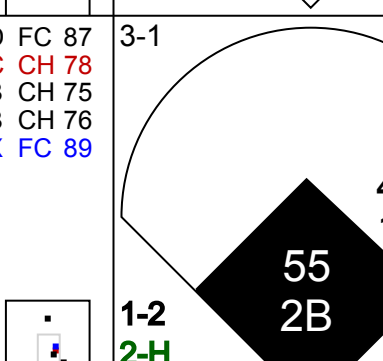
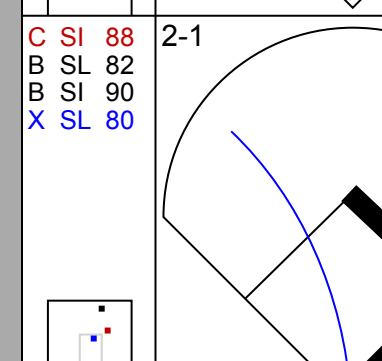

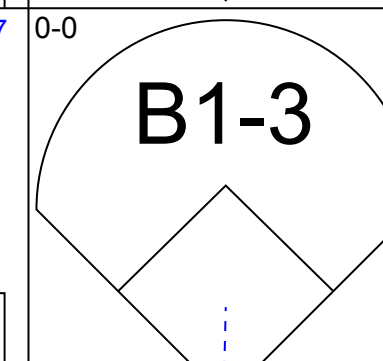
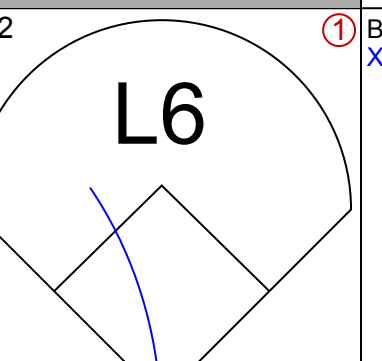
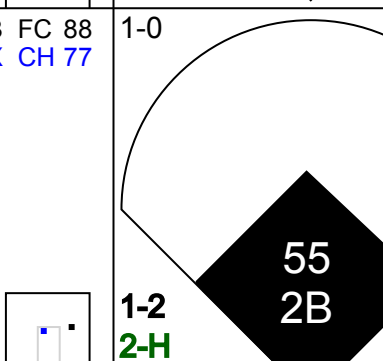
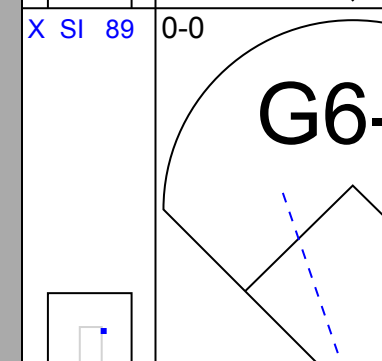
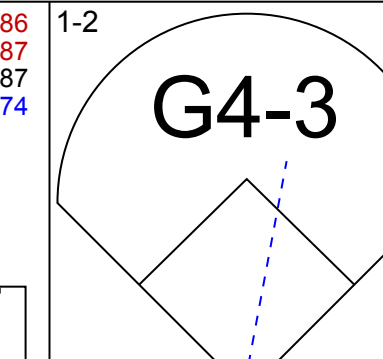
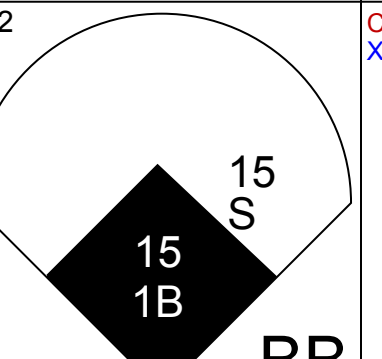
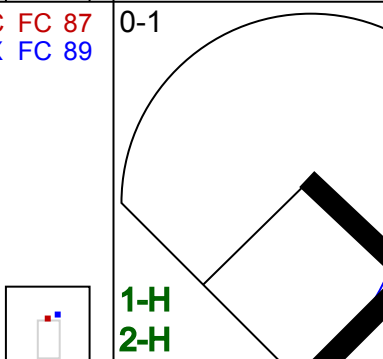

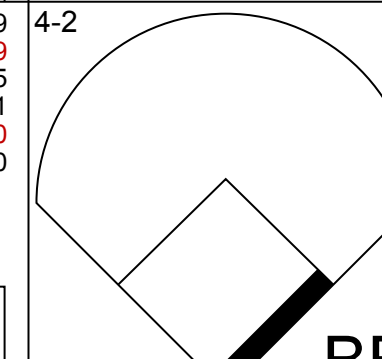

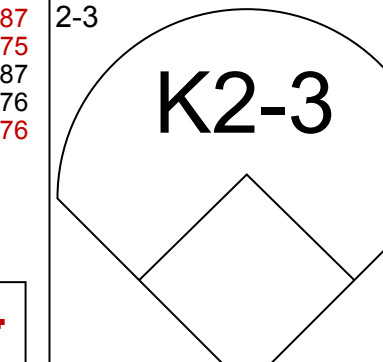
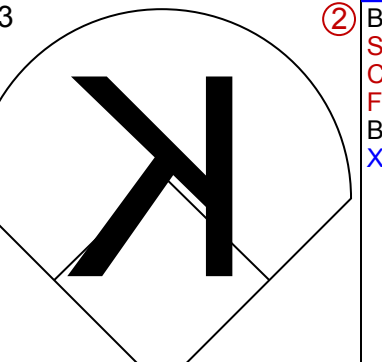
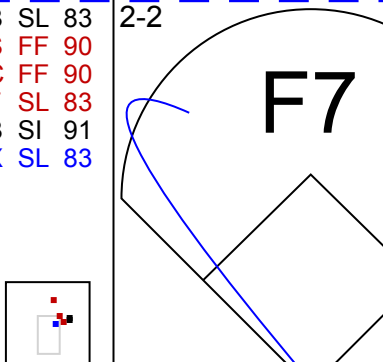

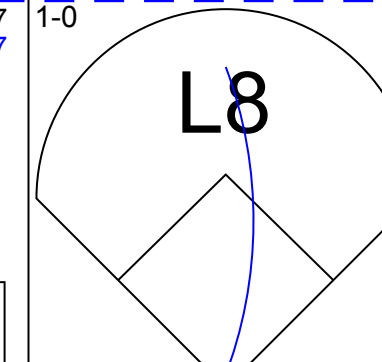
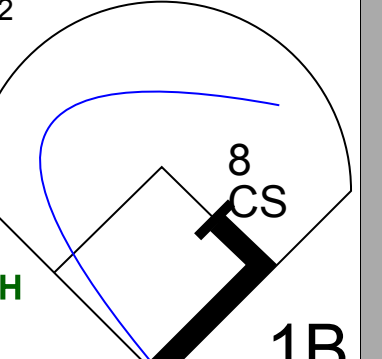

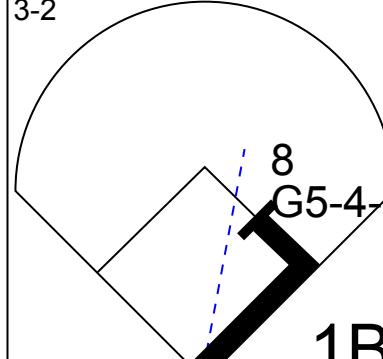


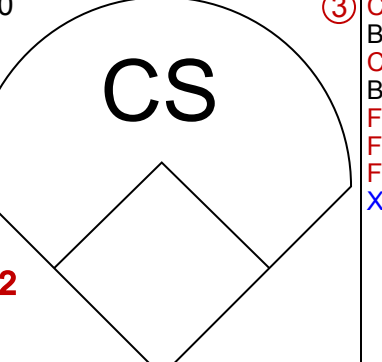
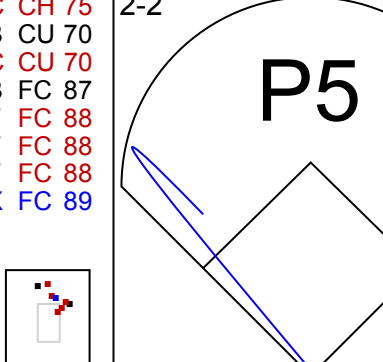
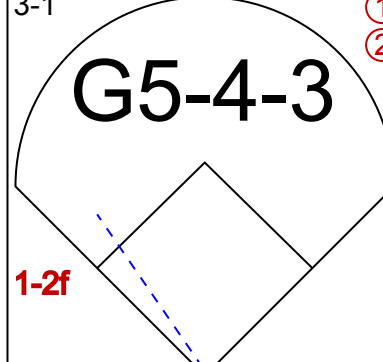
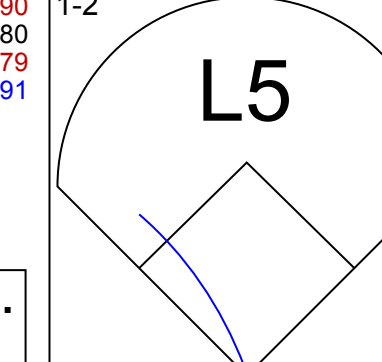
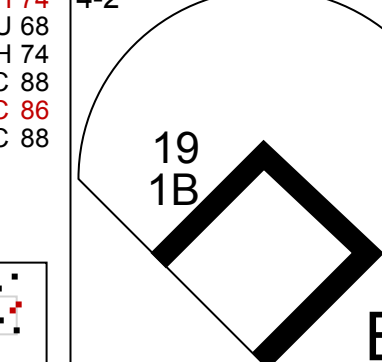

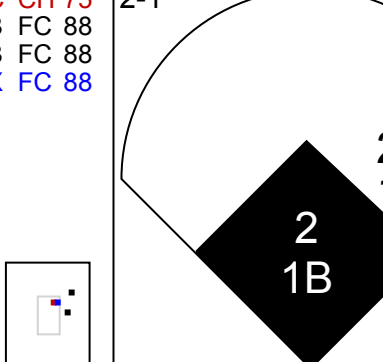
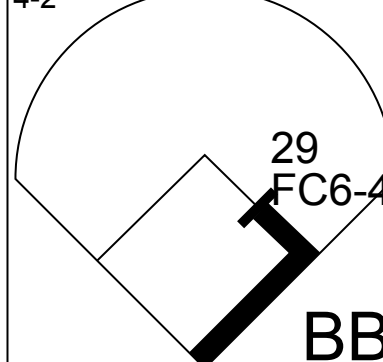

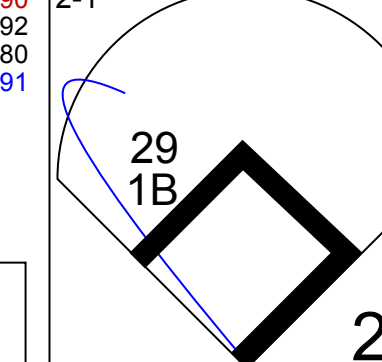


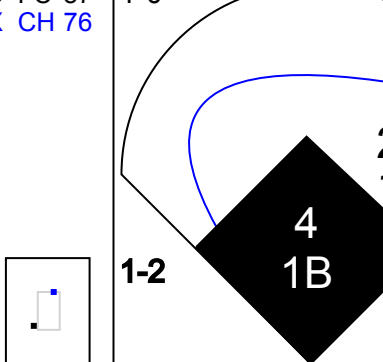
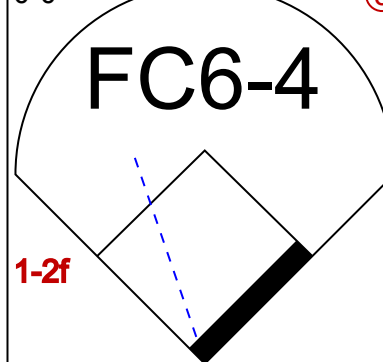

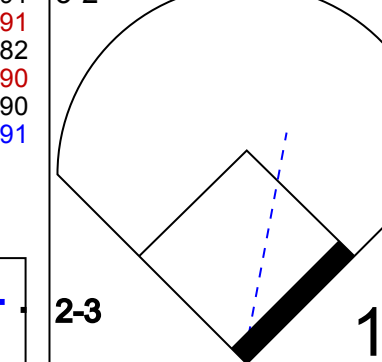
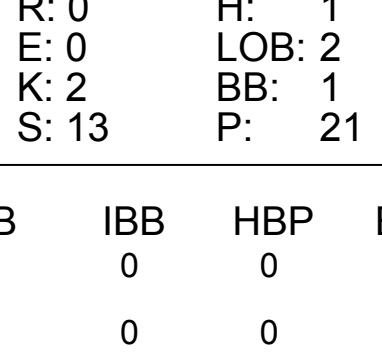
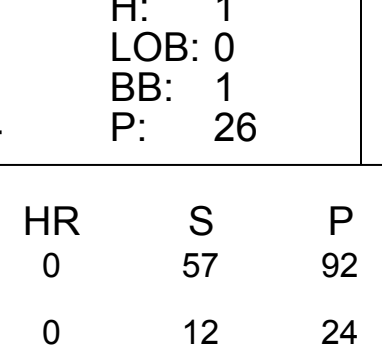
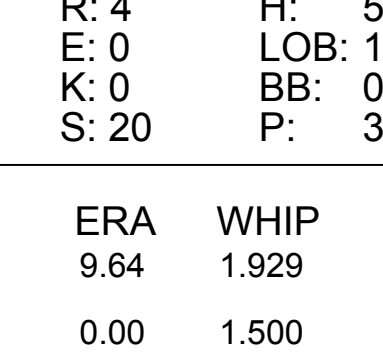
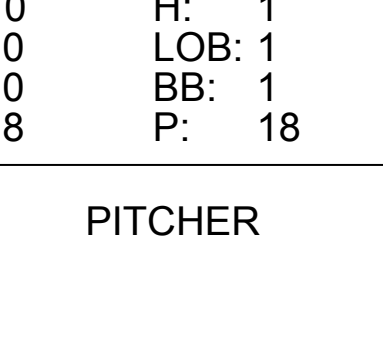
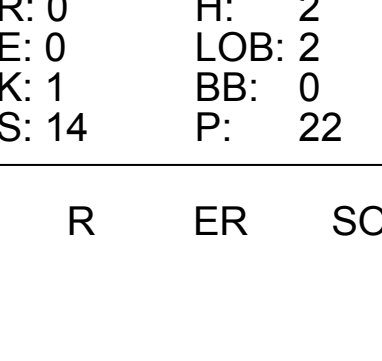

AB 39
R 6
H 15
RBI 6
BB 6
SO 9
LOB 28



Cleveland Indians @ Arizona Diamondbacks
Chase Field, Phoenix, AZ
Wed Jun 29 2011, 12:40 PM - 3:53 PM MST
Att: 26,893 - Roof Closed - 79 F

AB 31
R 2
H 4
RBI 2
BB 1
SO 8
LOB 8



Batter	1	2	3	4	5	6	7	8	9	AB	R	H	RBI	BB	SO	LOB	TOP										
2 Kelly Johnson, L OBP: 0.291, SLG: 0.429										4	2	2	2	0	1	0	Arizona Diamondbacks @ Oakland Athletics Oakland Coliseum, Oakland, CA Fri Jul 01 2011, 7:10 PM - 9:55 PM PDT Att: 12,216 - Clear - 75 F										
6 Stephen Drew, L OBP: 0.337, SLG: 0.417										4	0	1	1	0	2	0											
10 Justin Upton, R OBP: 0.361, SLG: 0.511										4	0	0	0	0	1	1											
24 Chris Young, R OBP: 0.317, SLG: 0.475										4	0	1	0	0	1	0											
26 Miguel Montero, L OBP: 0.345, SLG: 0.462										4	0	1	0	0	2	1											
16 Willy Mo Peña, R OBP: 0.233, SLG: 0.633										4	1	1	1	0	2	1											
11 Sean Burroughs, L OBP: 0.222, SLG: 0.259										3	0	0	0	0	0	1											
46 Juan Miranda, L OBP: 0.317, SLG: 0.409										2	0	0	0	1	1	0											
8 Gerardo Parra, L OBP: 0.347, SLG: 0.418										3	1	0	0	0	0	1											
Inning Stats	R: 0 E: 0 K: 2 S: 8	H: 0 LOB: 0 BB: 0 P: 13	R: 1 E: 0 K: 1 S: 8	H: 1 LOB: 0 BB: 0 P: 13	R: 0 E: 0 K: 0 S: 6	H: 0 LOB: 0 BB: 0 P: 8	R: 0 E: 0 K: 2 S: 11	H: 1 LOB: 1 BB: 0 P: 17	R: 0 E: 0 K: 1 S: 6	H: 0 LOB: 0 BB: 0 P: 10	R: 1 E: 0 K: 0 S: 8	H: 2 LOB: 0 BB: 0 P: 15	R: 0 E: 0 K: 2 S: 8	H: 1 LOB: 1 BB: 0 P: 13	R: 2 E: 0 K: 1 S: 12	H: 1 LOB: 0 BB: 1 P: 19		R: 0 E: 0 K: 1 S: 8	H: 0 LOB: 0 BB: 0 P: 12	1B: 3 2B: 1 3B: 0 HR: 2	SF: 0 SAC: 0 DP: 0 HBP: 0	WP: 1 PB: 0 CS: 0	PA: 34				
PITCHER	IP	WLS	BF	H	R	ER	SO	BB	IBB	HBP	BLK	WP	HR	S	P	ERA	WHIP										
18 Rich Harden, R ERA: 3.0	6.0	W	21	4	2	2	6	0	0	0	0	1	1	47	76	3.00	0.667										
31 Brad Ziegler, R ERA: 1.95	1.0	H	4	1	0	0	2	0	0	0	0	0	0	8	13	0.00	1.000										
57 Brian Fuentes, L ERA: 5.09	0.1	H	3	1	2	2	0	1	0	0	0	0	1	6	11	54.00	6.000										
33 Joey Devine, R ERA: 2.6	0.2	H	2	0	0	0	1	0	0	0	0	0	0	6	8	0.00	0.000										
40 Andrew Bailey, R ERA: 0.79	1.0	S	3	0	0	0	1	0	0	0	0	0	0	8	12	0.00	0.000										
Batter	1	2	3	4	5	6	7	8	9	AB	R	H	RBI	BB	SO	LOB	BOTTOM										
19 Jemile Weeks, S OBP: 0.341, SLG: 0.453										5	0	1	0	0	1	4	Arizona Diamondbacks @ Oakland Athletics Oakland Coliseum, Oakland, CA Fri Jul 01 2011, 7:10 PM - 9:55 PM PDT Att: 12,216 - Clear - 75 F										
2 Cliff Pennington, S OBP: 0.297, SLG: 0.321										4	1	2	1	0	1	2											
4 Coco Crisp, S OBP: 0.306, SLG: 0.394										4	1	1	1	0	0	1											
55 Hideki Matsui, L OBP: 0.294, SLG: 0.347										2	1	1	2	2	0	0											
22 Chris Carter, R OBP: 0.125, SLG: 0.125										3	0	0	0	0	2	2											
28 Conor Jackson, R OBP: 0.336, SLG: 0.313										1	0	0	0	0	0	2											
15 Ryan Sweeney, L OBP: 0.365, SLG: 0.336										4	0	2	1	0	0	0											
8 Kurt Suzuki, R OBP: 0.288, SLG: 0.333										4	0	0	0	0	1	1											
12 David DeJesus, L OBP: 0.322, SLG: 0.354										2	1	2	0	2	0	0											
29 Scott Sizemore, R OBP: 0.348, SLG: 0.328										4	1	2	0	0	1	2											
Inning Stats	R: 0 E: 0 K: 1 S: 5	H: 0 LOB: 0 BB: 0 P: 5	R: 0 E: 0 K: 1 S: 9	H: 0 LOB: 0 BB: 0 P: 15	R: 0 E: 0 K: 2 S: 13	H: 1 LOB: 2 BB: 1 P: 21	R: 1 E: 0 K: 0 S: 14	H: 1 LOB: 0 BB: 1 P: 26	R: 4 E: 0 K: 0 S: 20	H: 5 LOB: 1 BB: 0 P: 31	R: 0 E: 0 K: 0 S: 8	H: 1 LOB: 2 BB: 1 P: 18	R: 0 E: 0 K: 0 S: 8	H: 1 LOB: 2 BB: 1 P: 15	R: 0 E: 0 K: 1 S: 14	H: 2 LOB: 2 BB: 0 P: 22	1B: 8 2B: 3 3B: 0 HR: 0	SF: 0 SAC: 0 DP: 1 HBP: 0	WP: 0 PB: 0 CS: 1	PA: 38							
PITCHER	IP	WLS	BF	H	R	ER	SO	BB	IBB	HBP	BLK	WP	HR	S	P	ERA	WHIP										
55 Josh Collmenter, R ERA: 3.17	4.2	L	22	7	5	5	5	2	0	0	0	0	0	57	92	9.64	1.929										
38 Sam Demel, R ERA: 1.59	1.1		5	1	0	0	0	1	0	0	0	0	0	12	24	0.00	1.500										
33 Alberto Castillo, L ERA:	0.2		4	1	0	0	0	1	0	0	0	0	0	7	13	0.00	3.000										
15 Micah Owings, R ERA: 3.13	0.1		1	0	0	0	0	0	0	0	0	0	0	1	2	0.00	0.000										
44 Aaron Heilman, R ERA: 6.46	1.0		5	2	0	0	1	0	0	0	0	0	0	14	22	0.00	2.000										
OAKLAND ATHLETICS																											

Batter	1	2	3	4	5	6	7	8	9	AB	R	H	RBI	BB	SO	LOB	TOP					
2 Kelly Johnson, L (1,4) OBP: 0.298, SLG: 0.431										3	1	1	1	1	1	1	Arizona Diamondbacks @ Milwaukee Brewers Miller Park, Milwaukee, WI Wed Jul 06 2011, 1:11 PM - 3:49 PM CDT Att: 36,470 - Partly Cloudy - 78 F					
6 Stephen Drew, L (1,6) OBP: 0.332, SLG: 0.410										4	0	0	0	0	4	2						
10 Justin Upton, R (1,9) OBP: 0.377, SLG: 0.506										4	0	0	0	0	2	1						
24 Chris Young, R (1,8) OBP: 0.324, SLG: 0.478										4	0	0	0	0	2	0						
26 Miguel Montero, L (1,2) OBP: 0.346, SLG: 0.468										3	0	1	0	0	0	0						
11 Sean Burroughs, L (1,5) OBP: 0.306, SLG: 0.333										3	0	1	0	0	0	0						
46 Juan Miranda, L (1,3) OBP: 0.319, SLG: 0.416										3	0	0	0	0	1	1						
8 Gerardo Parra, L (1,7) OBP: 0.348, SLG: 0.425										3	0	1	0	0	1	0						
55 Josh Collmenter, R (1,1) OBP: 0.222, SLG: 0.125										1	0	0	0	0	0	0						
47 Joe Paterson, R (7,1)										0	0	0	0	0	0	0						
38 Sam Demel, R (7,1)										0	0	0	0	0	0	0						
14 Ryan Roberts, R (8,PH) OBP: 0.334, SLG: 0.427										1	0	0	0	0	0	0						
56 Yhency Brazoban, R (8,1)										0	0	0	0	0	0	0						
Inning Stats	R: 1 E: 0 K: 3 S: 11	H: 1 LOB: 0 BB: 0 P: 16	R: 0 E: 0 K: 0 S: 7	H: 0 LOB: 0 BB: 0 P: 14	R: 0 E: 0 K: 1 S: 10	H: 1 LOB: 1 BB: 0 P: 16	R: 0 E: 0 K: 0 S: 11	H: 0 LOB: 0 BB: 0 P: 17	R: 0 E: 0 K: 0 S: 6	H: 0 LOB: 0 BB: 0 P: 8	R: 0 E: 0 K: 1 S: 19	H: 0 LOB: 1 BB: 1 P: 29	R: 0 E: 0 K: 1 S: 15	H: 2 LOB: 1 BB: 0 P: 23	R: 0 E: 0 K: 2 S: 7	H: 0 LOB: 0 BB: 0 P: 9	R: 0 E: 0 K: 3 S: 10	H: 0 LOB: 0 BB: 0 P: 14	1B: 2 2B: 1 3B: 0 HR: 1	SF: 0 SAC: 1 DP: 0 HBP: 0	WP: 1 PB: 0 SB: 0 CS: 0	PA: 31
PITCHER	IP WLS BF H R ER SO BB IBB HBP BLK WP HR S P ERA WHIP																					
49 Yovani Gallardo, R (1,1) ERA: 3.76	7.0 W 25 4 1 1 6 1 0 0 0 0 1 1 79 123 1.29 0.714																					
32 LaTroy Hawkins, R (8,1) ERA: 0.78	1.0 H 3 0 0 0 2 0 0 0 0 0 0 0 7 9 0.00 0.000																					
59 John Axford, R (9,1) ERA: 2.75	1.0 S 3 0 0 0 3 0 0 0 0 0 0 0 10 14 0.00 0.000																					

Batter	1	2	3	4	5	6	7	8	9	AB	R	H	RBI	BB	SO	LOB	BOTTOM			
23 Rickie Weeks Jr., R (1,4) OBP: 0.341, SLG: 0.466										4	0	0	0	0	2	1	Arizona Diamondbacks @ Milwaukee Brewers Miller Park, Milwaukee, WI Wed Jul 06 2011, 1:11 PM - 3:49 PM CDT Att: 36,470 - Partly Cloudy - 78 F			
2 Nyjer Morgan, L (1,8) OBP: 0.394, SLG: 0.507										4	0	1	0	0	1	1				
1 Corey Hart, R (1,9) OBP: 0.339, SLG: 0.467										4	0	0	0	0	1	1				
59 John Axford, R (9,1) ERA: 2.75										0	0	0	0	0	0	0				
28 Prince Fielder, L (1,3) OBP: 0.417, SLG: 0.588										3	0	1	0	0	2	0				
25 Mark Kotsay, L (1,7) OBP: 0.319, SLG: 0.329										3	1	1	0	0	0	1				
20 Jonathan Lucroy, R (1,2) OBP: 0.329, SLG: 0.430										3	1	1	0	0	0	1				
24 Mat Gamel, L (1,5) OBP: 0.274, SLG: 0.182										1	0	0	0	1	0	0				
14 Casey McGehee, R (7,PH) OBP: 0.276, SLG: 0.320										1	1	1	3	0	0	0				
30 Craig Counsell, L (1,6) OBP: 0.279, SLG: 0.216										3	0	0	0	0	0	2				
49 Yovani Gallardo, R (1,1) OBP: 0.220, SLG: 0.275										2	0	1	0	0	0	0				
3 Yuniesky Betancourt, R (7,PH) OBP: 0.250, SLG: 0.344										1	0	0	0	0	0	0				
32 LaTroy Hawkins, R (8,1) ERA: 0.78										0	0	0	0	0	0	0				
27 Carlos Gómez, R (9,8) OBP: 0.272, SLG: 0.378										0	0	0	0	0	0	0				
Inning Stats	R: 0 E: 0 K: 1 S: 8	H: 0 LOB: 0 BB: 0 P: 13	R: 0 E: 0 K: 0 S: 14	H: 1 LOB: 2 BB: 1 P: 24	R: 0 E: 0 K: 0 S: 9	H: 1 LOB: 0 BB: 0 P: 13	R: 0 E: 0 K: 2 S: 10	H: 0 LOB: 0 BB: 0 P: 14	R: 0 E: 0 K: 0 S: 11	H: 0 LOB: 0 BB: 0 P: 15	R: 0 E: 0 K: 0 S: 9	H: 1 LOB: 1 BB: 0 P: 15	R: 3 E: 0 K: 1 S: 15	H: 3 LOB: 0 BB: 0 P: 24	R: 0 E: 0 K: 2 S: 8	H: 0 LOB: 0 BB: 0 P: 13	1B: 5 2B: 0 3B: 0 HR: 1	SF: 0 SAC: 0 DP: 0 HBP: 0	WP: 0 PB: 0 SB: 0 CS: 1	PA: 31
PITCHER	IP WLS BF H R ER SO BB IBB HBP BLK WP HR S P ERA WHIP																			
55 Josh Collmenter, R (1,1) ERA: 2.92	6.0 L 21 2 2 2 1 0 0 0 0 0 0 0 8 14 54.00 6.000																			
47 Joe Paterson, L (7,1) ERA: 3.6	0.1 B 3 1 1 1 0 0 0 0 0 0 1 7 10 13.50 1.500																			
38 Sam Demel, R (7,1) ERA: 1.93	0.2 B 3 1 1 1 0 0 0 0 0 0 0 8 13 0.00 0.000																			
56 Yhency Brazoban, R (8,1) ERA: 3.0	1.0 3 0 0 0 2 0 0 0 0 0 0 0 8 13 0.00 0.000																			

Batter	1	2	3	4	5	6	7	8	9	AB	R	H	RBI	BB	SO	LOB	TOP					
14 Ryan Roberts, R OBP: 0.337, SLG: 0.426										3	1	1	1	1	0	1	Arizona Diamondbacks @ St. Louis Cardinals Busch Stadium, St. Louis, MO Thu Jul 07 2011, 8:22 PM - 11:38 PM CDT Att: 35,274 - Rain - 72 F					
6 Stephen Drew, L OBP: 0.331, SLG: 0.408										4	0	1	0	0	0	3						
10 Justin Upton, R OBP: 0.376, SLG: 0.512										4	1	1	2	0	1	2						
24 Chris Young, R OBP: 0.326, SLG: 0.477										3	1	1	0	1	0	0						
26 Miguel Montero, L OBP: 0.341, SLG: 0.462										4	0	0	0	0	1	2						
22 Xavier Nady, R OBP: 0.288, SLG: 0.348										4	0	0	0	0	0	2						
11 Sean Burroughs, L OBP: 0.300, SLG: 0.333										3	0	1	1	0	0	0						
8 Gerardo Parra, L OBP: 0.347, SLG: 0.426										4	1	1	0	0	0	2						
34 Joe Saunders, L ERA: 3.86										2	0	0	0	0	0	1						
15 Micah Owings, R ERA: 3.08										0	0	0	0	0	0	0						
16 Wily Mo Peña, R OBP: 0.145, SLG: 0.120										0	0	0	0	0	0	0						
33 Alberto Castillo, L ERA: 3.35										0	0	0	0	0	0	0						
56 Yhency Brazoban, R ERA: 2.25										0	0	0	0	0	0	0						
46 Juan Miranda, L ERA: 3.35										0	0	0	0	0	0	0						
30 David Hernandez, R ERA: 3.35										0	0	0	0	0	0	0						
Inning Stats	R: 0 E: 0 K: 0 S: 8	H: 1 LOB: 0 BB: 0 P: 13	R: 1 E: 1 K: 0 S: 8	H: 1 LOB: 1 BB: 0 P: 12	R: 0 E: 1 K: 0 S: 8	H: 0 LOB: 1 BB: 0 P: 15	R: 0 E: 0 K: 0 S: 7	H: 0 LOB: 0 BB: 0 P: 11	R: 0 E: 0 K: 0 S: 3	H: 1 LOB: 0 BB: 0 P: 6	R: 2 E: 0 K: 1 S: 11	H: 1 LOB: 1 BB: 2 P: 23	R: 1 E: 0 K: 0 S: 11	H: 2 LOB: 1 BB: 0 P: 17	R: 0 E: 0 K: 1 S: 10	H: 0 LOB: 0 BB: 0 P: 14	R: 0 E: 0 K: 0 S: 9	H: 0 LOB: 1 BB: 0 P: 15	1B: 4 2B: 1 3B: 0 HR: 1	SF: 1 SAC: 0 DP: 1 HBP: 0	WP: 0 PB: 0 SB: 0 CS: 0	PA: 36
PITCHER	IP WLS BF H R ER SO BB IBB HBP BLK WP HR S P ERA WHIP																					
46 Kyle McClellan, R ERA: 4.24	7.0 L 29 6 4 3 1 2 0 0 0 0 0 1 56 97 3.86 1.143																					
40 P.J. Walters, R ERA:	2.0 7 0 0 0 1 0 0 0 0 0 0 0 19 29 0.00 0.000																					

Batter	1	2	3	4	5	6	7	8	9	AB	R	H	RBI	BB	SO	LOB	BOTTOM					
Ryan Theriot, R OBP: 0.337, SLG: 0.355										4	0	1	0	0	0	1	Arizona Diamondbacks @ St. Louis Cardinals Busch Stadium, St. Louis, MO Thu Jul 07 2011, 8:22 PM - 11:38 PM CDT Att: 35,274 - Rain - 72 F					
23 David Freese, R OBP: 0.400, SLG: 0.441										2	1	1	0	2	0	0						
5 Albert Pujols, R OBP: 0.351, SLG: 0.488										3	0	0	0	1	0	3						
7 Matt Holliday, R OBP: 0.417, SLG: 0.570										3	0	1	1	1	0	2						
12 Lance Berkman, S OBP: 0.399, SLG: 0.598										4	0	0	0	0	2	3						
4 Yadier Molina, R OBP: 0.329, SLG: 0.408										3	0	0	0	0	0	2						
33 Daniel Descalso, L OBP: 0.319, SLG: 0.361										1	0	0	0	0	0	0						
8 Nick Punto, S OBP: 0.337, SLG: 0.393										4	0	0	0	0	0	0						
19 Jon Jay, L OBP: 0.347, SLG: 0.434										2	0	0	0	1	0	0						
46 Kyle McClellan, R OBP: 0.167, SLG: 0.172										2	0	0	0	0	1	1						
48 Tony Cruz, R OBP: 0.378, SLG: 0.400										0	0	0	0	1	0	0						
40 P.J. Walters, R ERA:										0	0	0	0	0	0	0						
Inning Stats	R: 0 E: 0 K: 0 S: 7	H: 1 LOB: 1 BB: 1 P: 13	R: 0 E: 0 K: 0 S: 7	H: 0 LOB: 0 BB: 0 P: 12	R: 0 E: 0 K: 1 S: 8	H: 0 LOB: 0 BB: 0 P: 11	R: 0 E: 0 K: 0 S: 15	H: 0 LOB: 1 BB: 2 P: 27	R: 0 E: 0 K: 0 S: 9	H: 0 LOB: 1 BB: 1 P: 15	R: 1 E: 0 K: 1 S: 14	H: 2 LOB: 2 BB: 1 P: 26	R: 0 E: 0 K: 0 S: 7	H: 0 LOB: 1 BB: 1 P: 16	R: 0 E: 0 K: 0 S: 8	H: 0 LOB: 0 BB: 0 P: 9	R: 0 E: 0 K: 1 S: 9	H: 0 LOB: 0 BB: 0 P: 12	1B: 1 2B: 2 3B: 0 HR: 0	SF: 0 SAC: 0 DP: 2 HBP: 0	WP: 0 PB: 0 SB: 0 CS: 0	PA: 34
PITCHER	IP WLS BF H R ER SO BB IBB HBP BLK WP HR S P ERA WHIP																					
34 Joe Saunders, L ERA: 3.08	5.0 W 18 1 0 0 1 4 0 0 0 0 0 0 46 78 0.00 1.000																					
15 Micah Owings, R ERA: 3.08	1.0 H 6 2 1 1 1 1 0 0 0 0 0 0 14 26 9.00 3.000																					
33 Alberto Castillo, L ERA:	1.0 H 4 0 0 0 0 1 0 0 0 0 0 0 7 16 0.00 1.000																					
56 Yhency Brazoban, R ERA: 2.25	1.0 H 3 0 0 0 0 0 0 0 0 0 0 0 8 9 0.00 0.000																					
30 David Hernandez, R ERA: 3.35	1.0 S 3 0 0 0 1 0 0 0 0 0 0 0 9 12 0.00 0.000																					

AB	33
R	4
H	6
RBI	4
BB	2
SO	2
LOB	15



AB	28
R	1
H	3
RBI	1
BB	6
SO	3
LOB	12



Batter	1	2	3	4	5	6	7	8	9	AB	R	H	RBI	BB	SO	LOB	TOP					
10 Tony Gwynn Jr., L (1,7) OBP: 0.325, SLG: 0.331										3	0	2	0	1	0	0	Los Angeles Dodgers @ Arizona Diamondbacks Chase Field, Phoenix, AZ Sat Jul 16 2011, 5:11 PM - 7:39 PM MST Att: 29,202 - Roof Closed - 78 F					
15 Rafael Furcal, S (1,6) OBP: 0.217, SLG: 0.210										3	0	0	1	1	1	2						
16 Andre Ethier, L (1,9) OBP: 0.376, SLG: 0.452										4	0	0	0	0	0	3						
27 Matt Kemp, R (1,8) OBP: 0.398, SLG: 0.596										4	1	1	1	0	1	0						
33 Juan Rivera, R (1,3) OBP: 0.304, SLG: 0.369										4	0	0	0	0	1	0						
6 Aaron Miles, S (1,4) OBP: 0.339, SLG: 0.379										3	1	1	0	1	1	0						
5 Juan Uribe, R (1,5) OBP: 0.269, SLG: 0.300										3	0	0	0	0	1	2						
7 James Loney, L (9,PH) OBP: 0.313, SLG: 0.338										1	0	0	0	0	0	0						
30 Dioner Navarro, S (1,2) OBP: 0.244, SLG: 0.295										4	0	1	0	0	2	0						
18 Hiroki Kuroda, R (1,1) OBP: 0.132, SLG: 0.057										1	0	0	0	0	1	0						
49 Trent Oelien, L (7,PH) OBP: 0.378, SLG: 0.429										1	0	0	0	0	1	0						
57 Scott Elbert, L (7,1)										0	0	0	0	0	0	0						
Inning Stats	R: 0 E: 0 K: 1 S: 7	H: 0 LOB: 0 BB: 0 P: 12	R: 1 E: 0 K: 1 S: 10	H: 1 LOB: 0 BB: 0 P: 16	R: 0 E: 0 K: 2 S: 11	H: 1 LOB: 0 BB: 0 P: 16	R: 0 E: 0 K: 1 S: 7	H: 0 LOB: 0 BB: 0 P: 14	R: 1 E: 0 K: 1 S: 13	H: 1 LOB: 3 BB: 3 P: 26	R: 0 E: 0 K: 0 S: 7	H: 1 LOB: 1 BB: 0 P: 9	R: 0 E: 0 K: 1 S: 12	H: 1 LOB: 1 BB: 0 P: 17	R: 0 E: 0 K: 1 S: 10	H: 0 LOB: 0 BB: 0 P: 14	R: 0 E: 0 K: 1 S: 9	H: 0 LOB: 0 BB: 0 P: 15	1B: 4 2B: 0 3B: 0 HR: 1	SF: 0 SAC: 1 DP: 0 HBP: 0	WP: 0 PB: 0 SB: 0 CS: 0	PA: 35
PITCHER	IP WLS BF H R ER SO BB IBB HBP BLK WP HR S P ERA WHIP																					
31 Ian Kennedy, R (1,1) ERA: 3.39	7.0 W 29 5 2 2 7 3 0 0 0 0 0 1 67 110 2.57 1.143																					
47 Joe Paterson, L (8,1) ERA: 3.95	0.1 H 1 0 0 0 0 0 0 0 0 0 0 0 3 4 0.00 0.000																					
38 Sam Demel, R (8,1) ERA: 1.74	0.2 H 2 0 0 0 1 0 0 0 0 0 0 0 7 10 0.00 0.000																					
30 David Hernandez, R (9,1) ERA: 3.19	1.0 S 3 0 0 0 1 0 0 0 0 0 0 0 9 15 0.00 0.000																					

AB	31
R	2
H	5
RBI	2
BB	3
SO	9
LOB	7



Batter	1	2	3	4	5	6	7	8	9	AB	R	H	RBI	BB	SO	LOB	BOTTOM			
2 Kelly Johnson, L (1,4) OBP: 0.299, SLG: 0.437										4	0	1	0	0	1	0	Los Angeles Dodgers @ Arizona Diamondbacks Chase Field, Phoenix, AZ Sat Jul 16 2011, 5:11 PM - 7:39 PM MST Att: 29,202 - Roof Closed - 78 F			
6 Stephen Drew, L (1,6) OBP: 0.322, SLG: 0.399										4	0	1	0	0	1	1				
10 Justin Upton, R (1,9) OBP: 0.369, SLG: 0.496										3	0	0	0	0	2	1				
24 Chris Young, R (1,8) OBP: 0.327, SLG: 0.475										3	0	0	0	0	2	1				
26 Miguel Montero, L (1,2) OBP: 0.342, SLG: 0.453										2	1	1	0	0	0	0				
27 Geoff Blum, S (1,5) OBP: 0.250, SLG: 0.500										3	1	1	0	0	1	1				
29 Brandon Allen, L (1,3) OBP: 0.250, SLG: 1.000										3	1	1	3	0	0	1				
8 Gerardo Parra, L (1,7) OBP: 0.344, SLG: 0.418										3	0	0	0	0	1	1				
31 Ian Kennedy, R (1,1) OBP: 0.132, SLG: 0.083										2	0	0	0	0	1	0				
47 Joe Paterson, R (8,1) ERA: 3.13										0	0	0	0	0	0	0				
38 Sam Demel, R (8,1) ERA: 1.74										0	0	0	0	0	0	0				
14 Ryan Roberts, R (8,PH) OBP: 0.344, SLG: 0.438										1	0	0	0	0	0	0				
30 David Hernandez, R (9,1) ERA: 4.5										0	0	0	0	0	0	0				
Inning Stats	R: 0 E: 0 K: 1 S: 8	H: 1 LOB: 1 BB: 0 P: 15	R: 3 E: 0 K: 0 S: 14	H: 3 LOB: 0 BB: 0 P: 23	R: 0 E: 0 K: 2 S: 9	H: 1 LOB: 0 BB: 0 P: 16	R: 0 E: 0 K: 1 S: 6	H: 0 LOB: 1 BB: 0 P: 12	R: 0 E: 0 K: 2 S: 9	H: 0 LOB: 0 BB: 0 P: 14	R: 0 E: 0 K: 1 S: 6	H: 0 LOB: 0 BB: 0 P: 11	R: 0 E: 0 K: 1 S: 9	H: 0 LOB: 0 BB: 0 P: 10	R: 0 E: 0 K: 1 S: 8	H: 0 LOB: 0 BB: 0 P: 12	1B: 1 2B: 3 3B: 0 HR: 1	SF: 0 SAC: 0 DP: 0 HBP: 1	WP: 0 PB: 0 SB: 0 CS: 0	PA: 29
PITCHER	IP WLS BF H R ER SO BB IBB HBP BLK WP HR S P ERA WHIP																			
18 Hiroki Kuroda, R (1,1) ERA: 3.13	6.0 L 23 5 3 3 7 0 0 0 0 0 0 1 52 91 4.50 0.833																			
57 Scott Elbert, L (7,1) ERA: 4.5	2.0 6 0 0 0 2 0 0 0 0 0 0 0 17 22 0.00 0.000																			

AB	28
R	3
H	5
RBI	3
BB	0
SO	9
LOB	6



Batter	1	2	3	4	5	6	7	8	9	AB	R	H	RBI	BB	SO	LOB	TOP					
1 Corey Hart, R OBP: 0.342, SLG: 0.472										5	1	2	1	2	2							
2 Nyjer Morgan, L OBP: 0.364, SLG: 0.486										3	1	1	1	0	1	1						
8 Ryan Braun, R OBP: 0.415, SLG: 0.556										3	1	1	2	0	0	0						
27 Carlos Gómez, R OBP: 0.272, SLG: 0.382										1	0	0	1	1	1	1						
28 Prince Fielder, L OBP: 0.415, SLG: 0.563										5	0	0	0	0	2	4						
50 Kameron Loe, R										0	0	0	0	0	0	0						
23 Rickie Weeks Jr., R OBP: 0.349, SLG: 0.491										4	1	1	1	1	0	2						
14 Casey McGeehee, R OBP: 0.280, SLG: 0.315										5	2	3	0	0	1	1						
3 Yuniesky Betancourt, R OBP: 0.262, SLG: 0.367										5	3	3	4	0	0	1						
20 Jonathan Lucroy, R OBP: 0.322, SLG: 0.409										5	1	3	0	0	0	1						
49 Yovani Gallardo, R OBP: 0.261, SLG: 0.318										2	1	1	0	1	0	1						
30 Craig Counsell, L OBP: 0.259, SLG: 0.200										1	0	0	0	0	0	1						
41 Marco Estrada, R OBP: 0.222, SLG: 0.222										0	0	0	0	0	0	0						
9 Josh Wilson, R OBP: 0.315, SLG: 0.500										1	0	0	0	0	0	1						
Inning Stats	R: 5 H: 6 E: 0 K: 1 S: 26	H: 6 LOB: 1 BB: 0 P: 37	R: 0 H: 0 E: 0 K: 0 S: 6	H: 0 LOB: 0 BB: 0 P: 7	R: 1 H: 1 E: 0 K: 1 S: 11	H: 1 LOB: 1 BB: 0 P: 16	R: 0 H: 1 E: 0 K: 2 S: 10	H: 1 LOB: 1 BB: 0 P: 17	R: 0 H: 0 E: 0 K: 0 S: 9	H: 0 LOB: 1 BB: 1 P: 19	R: 3 H: 2 E: 0 K: 0 S: 24	H: 2 LOB: 2 BB: 3 P: 39	R: 0 H: 1 E: 0 K: 0 S: 8	H: 1 LOB: 1 BB: 0 P: 12	R: 0 H: 0 E: 0 K: 2 S: 10	H: 0 LOB: 1 BB: 0 P: 14	R: 2 H: 3 E: 0 K: 1 S: 13	H: 3 LOB: 1 BB: 0 P: 19	1B: 9 2B: 0 3B: 0 HR: 5	SF: 0 SAC: 0 DP: 1 HBP: 2	WP: 0 PB: 0 SB: 0 CS: 0	PA: 46
PITCHER	IP: 3.0 WLS: L BF: 16 ERA: 7.41	H: 7 R: 6 ER: 6 SO: 2	BB: 0 IBB: 0 HBP: 0 BLK: 0	WP: 0 HR: 4 S: 43 P: 60	ERA: 18.00 WHIP: 2.333	IP: 1.0 WLS: 6 BF: 6 ERA: 2.49	H: 3 R: 2 ER: 2 SO: 1	BB: 0 IBB: 0 HBP: 0 BLK: 0	WP: 0 HR: 1 S: 13 P: 19	ERA: 18.00 WHIP: 3.000												
19 Zach Duke, L ERA: 5.77	2.0	11	3	3	3	2	2	0	0	0	0	0	0	27	50	13.50	2.500					
56 Yhency Brazoban, R ERA: 6.0	0.0	3	0	0	0	0	2	0	1	0	0	0	0	6	15	∞	∞					
15 Micah Owings, R ERA: 2.76	2.0	6	1	0	0	0	0	0	0	0	0	0	0	18	22	0.00	0.500					
47 Joe Paterson, L ERA: 3.69	1.0	4	0	0	0	2	0	0	1	0	0	0	0	10	14	0.00	0.000					
14 Ryan Roberts, R OBP: 0.345, SLG: 0.454										4	1	0	0	0	1	0						
6 Stephen Drew, L OBP: 0.316, SLG: 0.392										4	0	0	0	0	3	1						
10 Justin Upton, R OBP: 0.364, SLG: 0.496										3	1	2	1	0	0	0						
18 Willie Bloomquist, R OBP: 0.322, SLG: 0.342										1	0	0	0	0	0	0						
24 Chris Young, R OBP: 0.330, SLG: 0.476										3	0	1	0	0	1	1						
22 Xavier Nady, R OBP: 0.230, SLG: 0.358										1	0	0	0	0	0	0						
26 Miguel Montero, L OBP: 0.337, SLG: 0.447										3	0	1	1	0	0	1						
2 Kelly Johnson, L OBP: 0.298, SLG: 0.431										3	0	0	0	1	0	1						
29 Brandon Allen, L OBP: 0.286, SLG: 1.143										3	1	1	1	0	0	1						
8 Gerardo Parra, L OBP: 0.343, SLG: 0.412										3	0	0	0	0	3	1						
54 Barry Enright, R ERA: 3.96	6.0	W	23	4	3	1	0	0	0	0	0	0	0	0	0	0						
19 Zach Duke, L OBP: 0.273, SLG: 0.200	2.0	6	0	0	0	4	0	0	0	0	0	0	0	20	31	0.00	0.000					
56 Yhency Brazoban, R ERA: 4.55	1.0	4	1	0	0	0	0	0	0	0	0	0	0	6	7	0.00	1.000					
15 Micah Owings, R ERA: 2.76	2.0	6	1	0	0	0	0	0	0	0	0	0	0	18	22	0.00	0.500					
47 Joe Paterson, L ERA: 3.69	1.0	4	0	0	0	2	0	0	1	0	0	0	0	10	14	0.00	0.000					
11 Sean Burroughs, L ERA: 3.69	1.0	4	0	0	0	2	0	0	1	0	0	0	0	10	14	0.00	0.000					
38 Sam Demel, R ERA: 2.49	1.0	6	3	2	2	1	0	0	0	0	0	0	0	13	19	18.00	3.000					
Inning Stats	R: 2 H: 2 E: 1 K: 0 S: 16	H: 2 LOB: 0 BB: 0 P: 24	R: 0 H: 0 E: 0 K: 2 S: 9	H: 0 LOB: 1 BB: 1 P: 20	R: 0 H: 0 E: 0 K: 1 S: 8	H: 0 LOB: 0 BB: 0 P: 11	R: 0 H: 0 E: 0 K: 1 S: 11	H: 0 LOB: 0 BB: 0 P: 15	R: 1 H: 1 E: 0 K: 1 S: 9	H: 1 LOB: 1 BB: 0 P: 16	R: 0 H: 1 E: 0 K: 1 S: 11	H: 1 LOB: 1 BB: 0 P: 16	R: 0 H: 0 E: 0 K: 3 S: 12	H: 0 LOB: 0 BB: 0 P: 17	R: 0 H: 0 E: 0 K: 3 S: 12	H: 0 LOB: 0 BB: 0 P: 17	R: 0 H: 1 E: 0 K: 0 S: 6	H: 1 LOB: 1 BB: 0 P: 7	1B: 4 2B: 0 3B: 0 HR: 1	SF: 1 SAC: 0 DP: 0 HBP: 0	WP: 0 PB: 0 SB: 1 CS: 1	PA: 34
PITCHER	IP: 6.0 WLS: W BF: 23 ERA: 3.96	H: 4 R: 3 ER: 3 SO: 6	BB: 1 IBB: 0 HBP: 0 BLK: 0	WP: 0 HR: 1 S: 64 P: 102	ERA: 1.50 WHIP: 0.833	IP: 1.0 WLS: 6 BF: 6 ERA: 2.49	H: 3 R: 2 ER: 2 SO: 1	BB: 0 IBB: 0 HBP: 0 BLK: 0	WP: 0 HR: 1 S: 13 P: 19	ERA: 18.00 WHIP: 3.000												

Milwaukee Brewers @ Arizona Diamondbacks
 Chase Field, Phoenix, AZ
 Tue Jul 19 2011, 6:41 PM - 9:41 PM MST
 Att: 17,831 - Roof Closed - 79 F

AB 40
 R 11
 H 14
 RBI 11
 BB 4
 SO 7
 LOB 16

Milwaukee Brewers @ Arizona Diamondbacks
 Chase Field, Phoenix, AZ
 Tue Jul 19 2011, 6:41 PM - 9:41 PM MST
 Att: 17,831 - Roof Closed - 79 F

AB 31
 R 3
 H 5
 RBI 3
 BB 1
 SO 10
 LOB 7

Batter	1	2	3	4	5	6	7	8	9	AB	R	H	RBI	BB	SO	LOB	TOP										
1 Corey Hart, R OBP: 0.341, SLG: 0.463										3	0	1	0	1	1	0											
2 Nyjer Morgan, L OBP: 0.365, SLG: 0.481										3	0	1	0	0	0	3											
8 Ryan Braun, R OBP: 0.396, SLG: 0.568										4	0	1	0	0	0	3											
28 Prince Fielder, L OBP: 0.409, SLG: 0.550										4	0	0	0	0	3	3											
23 Rickie Weeks Jr., R OBP: 0.349, SLG: 0.486										4	0	0	0	0	2	1											
14 Casey McGehee, R OBP: 0.279, SLG: 0.311										3	0	0	0	1	1	1											
3 Yunesky Betancourt, R OBP: 0.267, SLG: 0.368										4	0	2	0	0	0	1											
20 Jonathan Lucroy, R OBP: 0.320, SLG: 0.404										4	0	1	0	0	1	2											
13 Zack Greinke, R OBP: 0.292, SLG: 0.364										2	0	0	0	0	0	0											
32 LaTroy Hawkins, R OBP: 0.279, SLG: 0.311										0	0	0	0	0	0	0											
Inning Stats	R: 0 E: 0 K: 2 S: 9	H: 1 LOB: 1 BB: 0 P: 13	R: 0 E: 0 K: 1 S: 11	H: 0 LOB: 1 BB: 1 P: 20	R: 0 E: 0 K: 0 S: 6	H: 0 LOB: 0 BB: 0 P: 8	R: 0 E: 0 K: 0 S: 9	H: 0 LOB: 0 BB: 0 P: 14	R: 0 E: 0 K: 2 S: 14	H: 2 LOB: 3 BB: 1 P: 24	R: 0 E: 0 K: 2 S: 11	H: 1 LOB: 1 BB: 0 P: 20	R: 0 E: 0 K: 1 S: 7	H: 0 LOB: 0 BB: 0 P: 15	R: 0 E: 0 K: 2 S: 11	H: 1 LOB: 1 BB: 0 P: 15	1B: 5 2B: 1 3B: 0 HR: 0	SF: 0 SAC: 1 DP: 1 HBP: 1	WP: 2 PB: 2 SB: 0 CS: 0	PA: 35							
PITCHER	IP	WLS	BF	H	R	ER	SO	BB	IBB	HBP	BLK	WP	HR	S	P	ERA	WHIP										
31 Ian Kennedy, R ERA: 3.22	7.0	W	27	4	0	0	5	2	0	0	0	1	0	69	114	0.00	0.857										
39 Bryan Shaw, R ERA: 3.0	0.2	H	3	1	0	0	0	0	0	1	0	0	0	4	7	0.00	1.500										
47 Joe Paterson, L ERA: 3.63	0.1	H	1	0	0	0	1	0	0	0	0	0	0	3	3	0.00	0.000										
30 David Hernandez, R ERA: 2.98	1.0		4	1	0	0	2	0	0	0	0	1	0	11	15	0.00	1.000										

Milwaukee Brewers @ Arizona Diamondbacks
Chase Field, Phoenix, AZ
Thu Jul 21 2011, 6:41 PM - 9:09 PM MST
Att: 22,273 - Roof Closed - 79 F

livebaseballscorecards.com

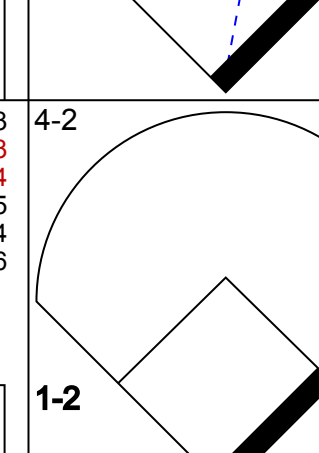
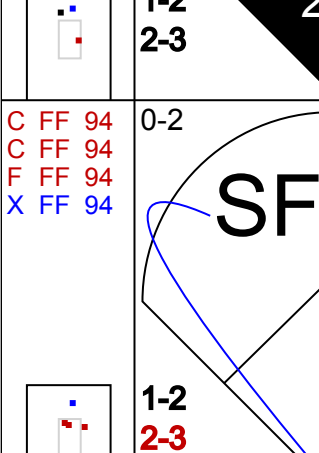


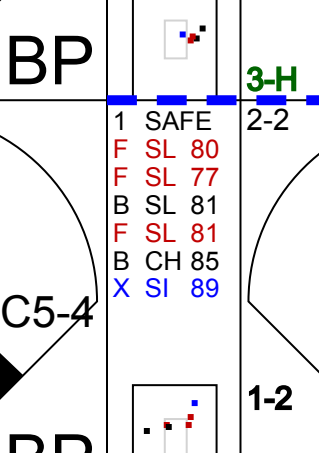
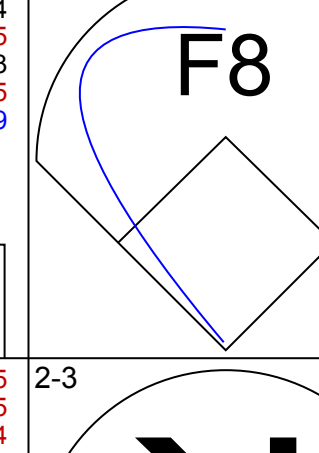
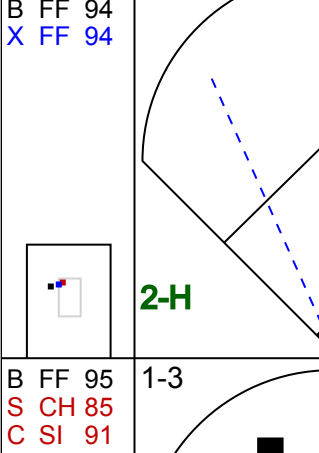
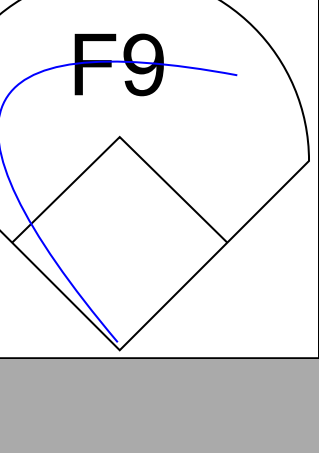
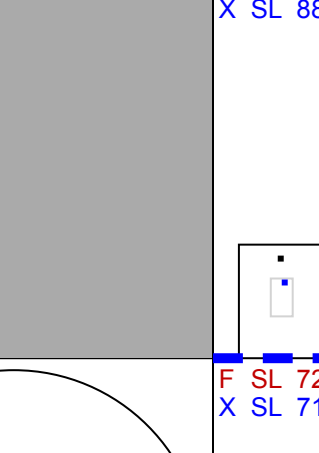
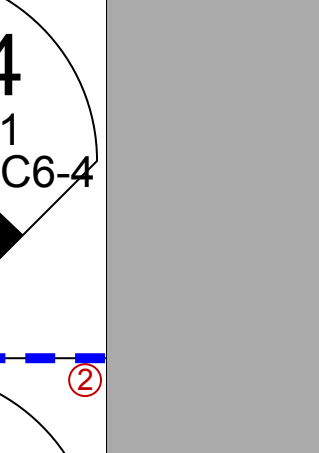
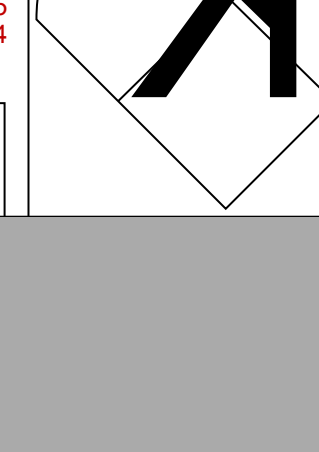
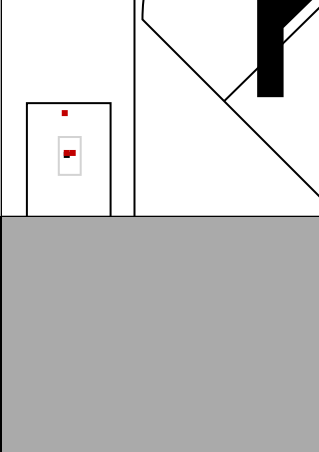

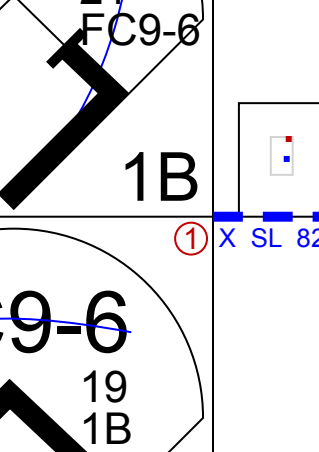
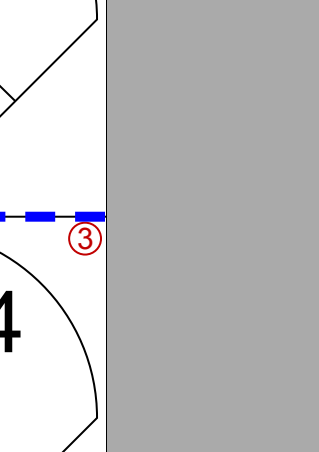



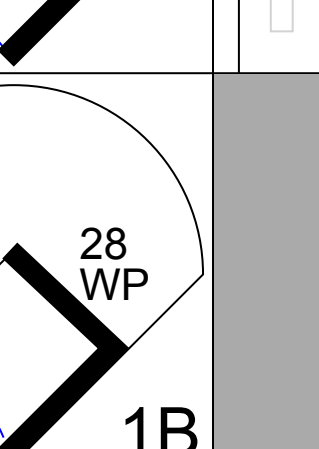
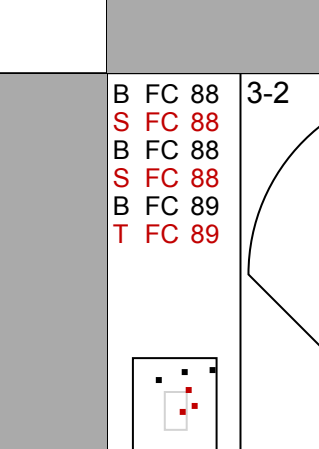

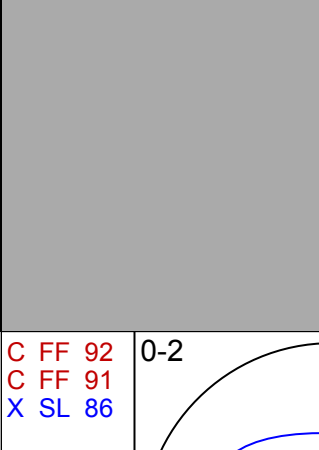

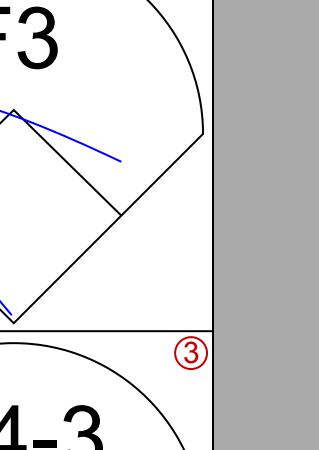
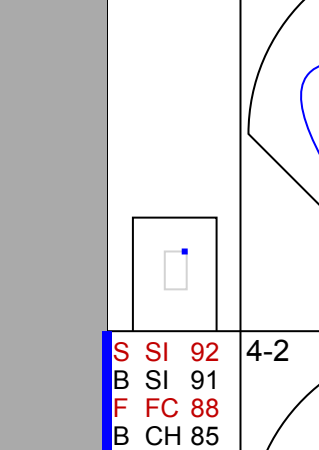
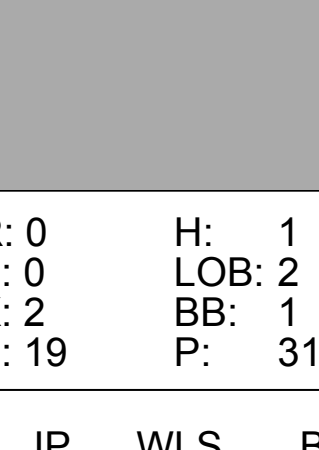
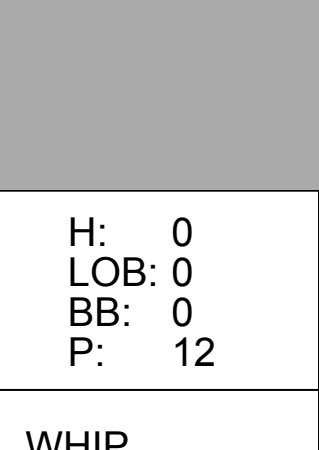
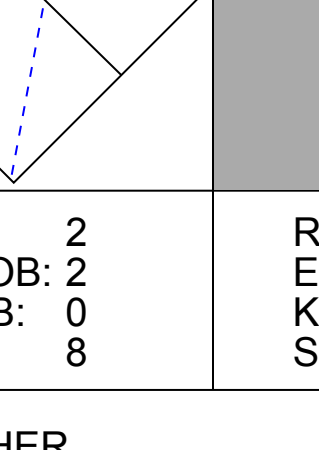
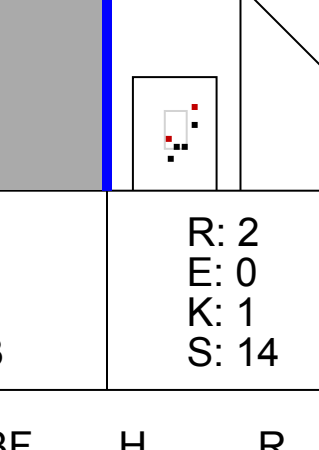

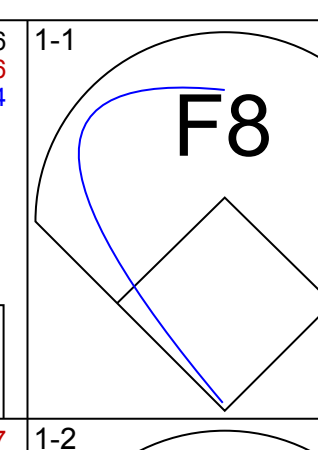
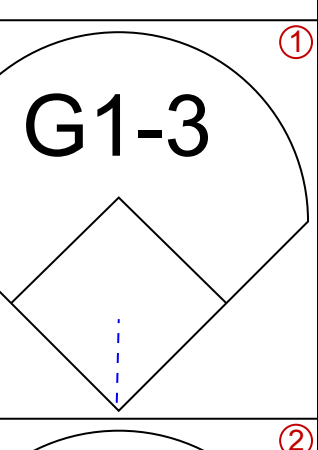
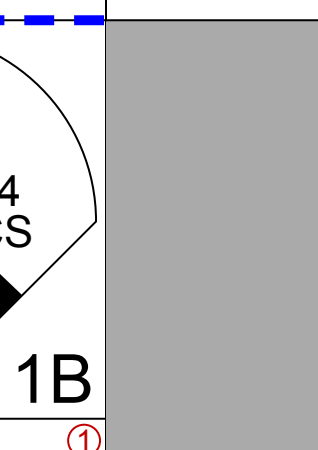
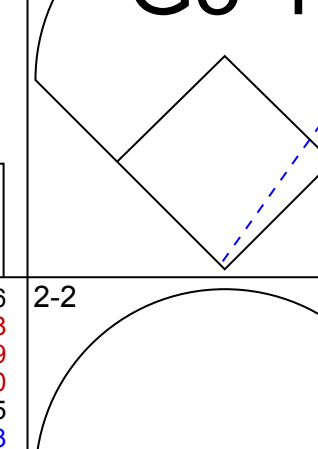
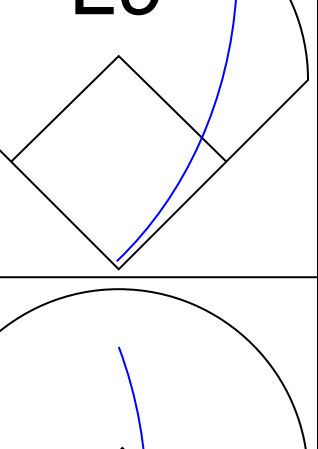
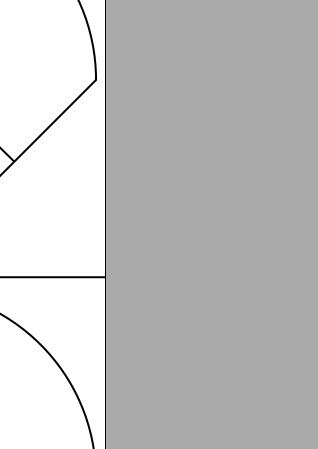
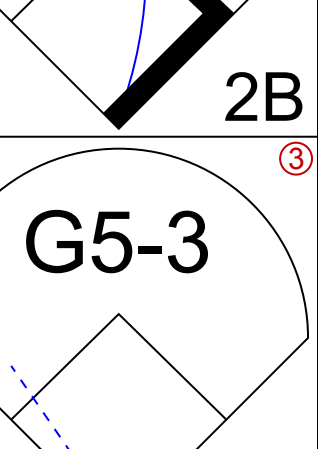

AB 31
R 0
H 6
RBI 0
BB 2
SO 8
LOB 14

Batter	1	2	3	4	5	6	7	8	9	AB	R	H	RBI	BB	SO	LOB	BOTTOM										
18 Willie Bloomquist, R OBP: 0.317, SLG: 0.341										4	0	1	0	0	0	1											
2 Kelly Johnson, L OBP: 0.302, SLG: 0.439										4	1	1	2	0	0	1											
10 Justin Upton, R OBP: 0.364, SLG: 0.495										4	1	1	1	0	1	1											
24 Chris Young, R OBP: 0.327, SLG: 0.472										3	0	0	0	0	1	1											
26 Miguel Montero, L OBP: 0.341, SLG: 0.458										3	1	2	1	0	1	0											
27 Geoff Blum, S OBP: 0.273, SLG: 0.300										3	0	1	0	0	0	1											
29 Brandon Allen, L OBP: 0.167, SLG: 0.667										3	0	0	0	0	2	1											
8 Gerardo Parra, L OBP: 0.341, SLG: 0.410										3	1	1	0	0	1	0											
31 Ian Kennedy, R OBP: 0.125, SLG: 0.079										2	0	0	0	0	1	0											
39 Bryan Shaw, S OBP: 0.273, SLG: 0.300										0	0	0	0	0	0	0											
47 Joe Paterson, R OBP: 0.273, SLG: 0.300										0	0	0	0	0	0	0											
14 Ryan Roberts, R OBP: 0.339, SLG: 0.446										0	0	0	0	0	1	1											
30 David Hernandez, R OBP: 0.279, SLG: 0.311										0	0	0	0	0	0	0											
Inning Stats	R: 0 E: 0 K: 2 S: 9	H: 1 LOB: 1 BB: 0 P: 16	R: 0 E: 0 K: 1 S: 10	H: 1 LOB: 0 BB: 0 P: 17	R: 0 E: 0 K: 1 S: 10	H: 0 LOB: 0 BB: 0 P: 16	R: 2 E: 0 K: 0 S: 9	H: 2 LOB: 0 BB: 0 P: 15	R: 0 E: 0 K: 2 S: 9	H: 0 LOB: 0 BB: 0 P: 12	R: 0 E: 0 K: 0 S: 8	H: 0 LOB: 0 BB: 0 P: 12	R: 0 E: 0 K: 1 S: 7	H: 1 LOB: 1 BB: 0 P: 13	R: 2 E: 0 K: 1 S: 9	H: 2 LOB: 0 BB: 0 P: 14	1B: 4 2B: 0 3B: 0 HR: 3	SF: 0 SAC: 0 DP: 1 HBP: 0	WP: 0 PB: 0 SB: 1 CS: 0	PA: 30							
PITCHER	IP	WLS	BF	H	R	ER	SO	BB	IBB	HBP	BLK	WP	HR	S	P	ERA	WHIP										
13 Zack Greinke, R ERA: 4.84	7.0	L	25	5	2	2	7	0	0	0	0	0	1	9	14	18.00	2.000										
32 LaTroy Hawkins, R ERA: 2.22	1.0		5	2	2	2	1	0	0	0	0	0	1	9	14	18.00	2.000										

Milwaukee Brewers @ Arizona Diamondbacks
Chase Field, Phoenix, AZ
Thu Jul 21 2011, 6:41 PM - 9:09 PM MST
Att: 22,273 - Roof Closed - 79 F

livebaseballscorecards.com

AB 30
R 4
H 7
RBI 4
BB 0
SO 8
LOB 7

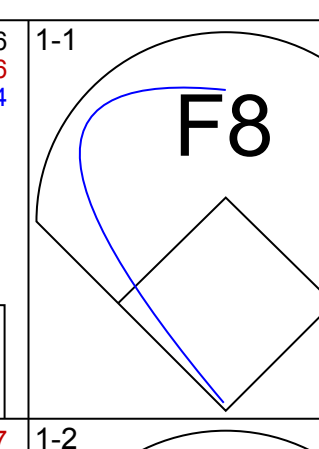
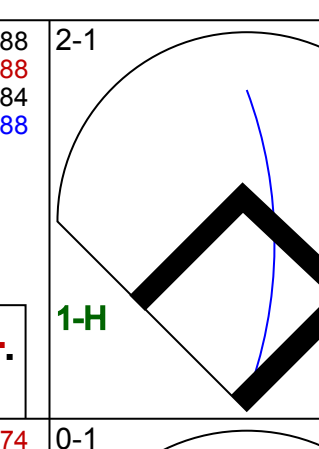
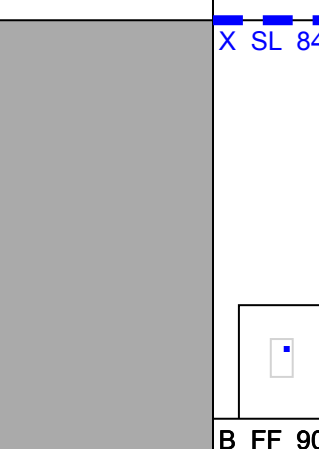
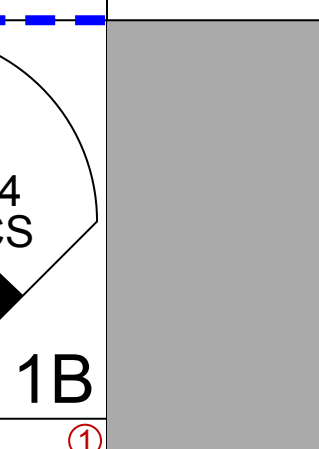
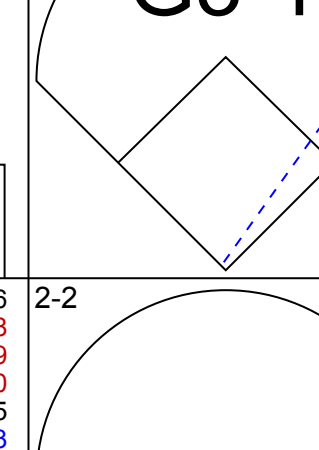
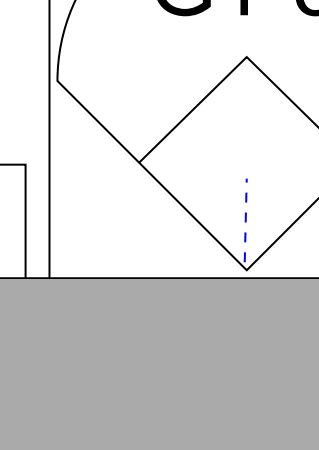
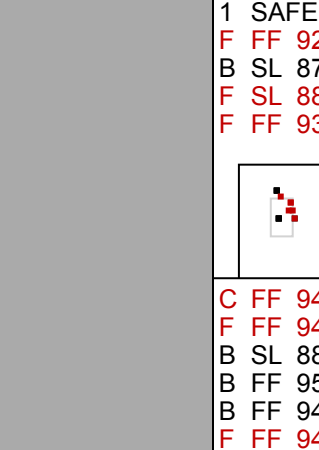
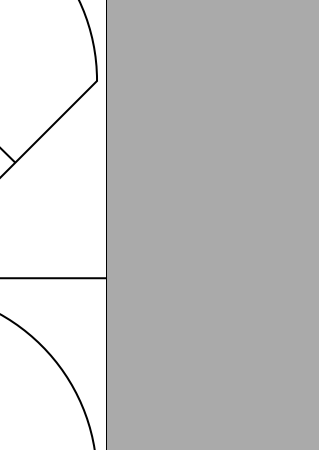
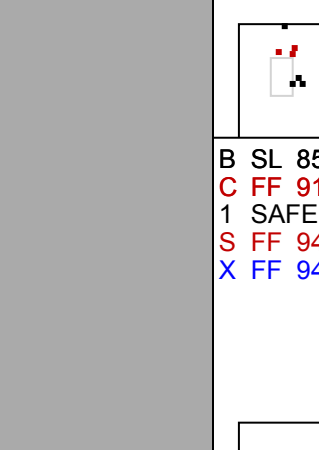

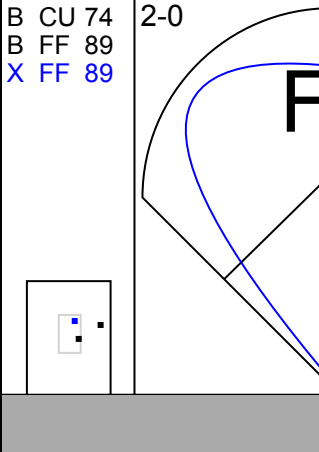




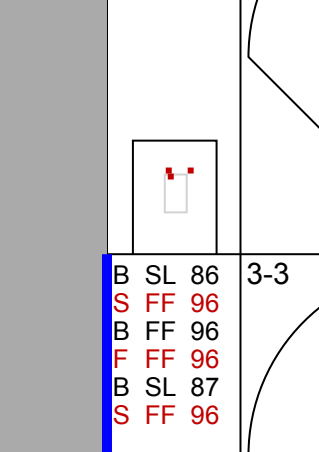
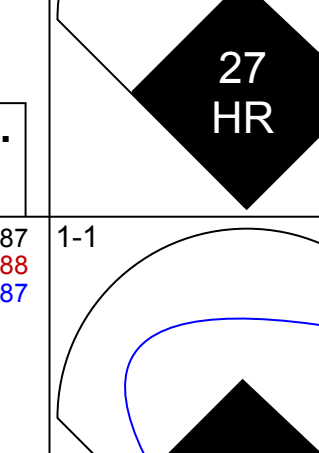
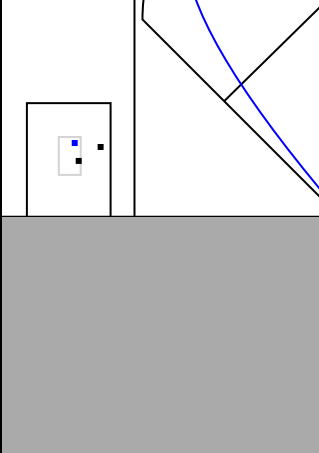

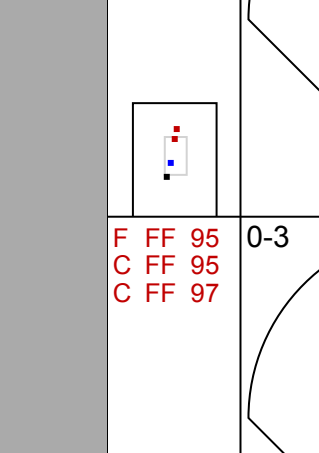

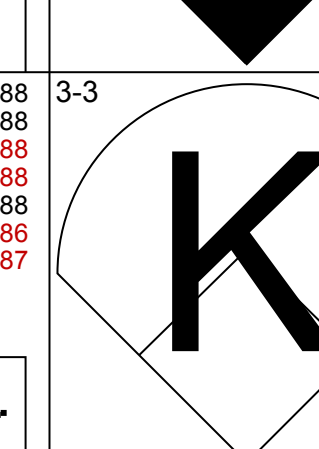

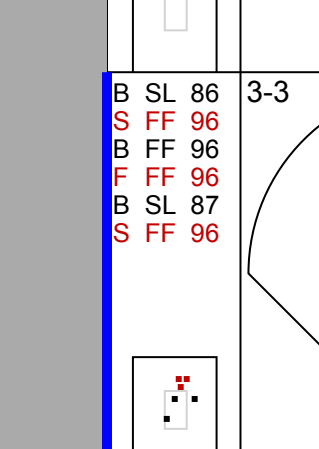


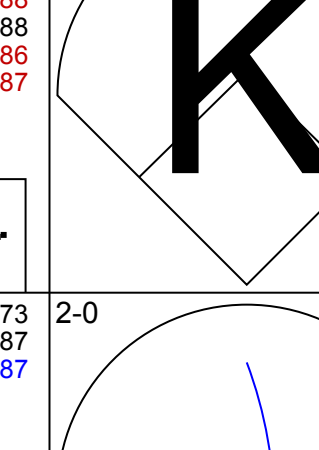

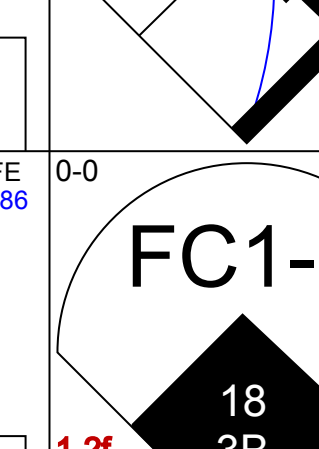

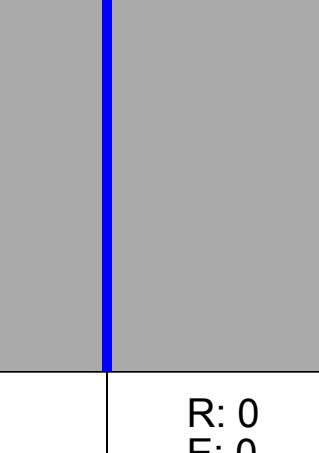
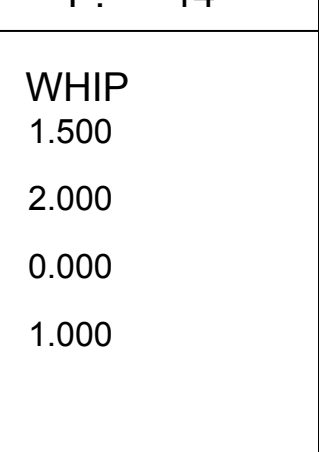
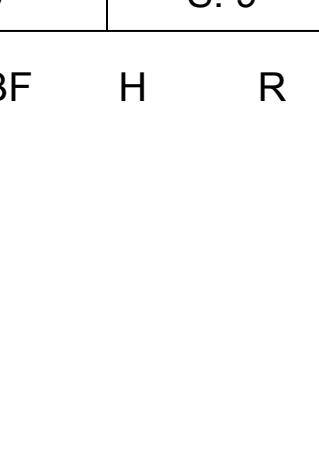
Batter	1	2	3	4	5	6	7	8	9	AB	R	H	RBI	BB	SO	LOB	TOP					
Dexter Fowler, S OBP: 0.354, SLG: 0.387										5	2	3	1	0	1	1						
14 Mark Ellis, R OBP: 0.283, SLG: 0.347										4	2	3	1	0	1	0						
17 Todd Helton, L OBP: 0.407, SLG: 0.498										2	0	0	1	1	1	1						
2 Troy Tulowitzki, R OBP: 0.344, SLG: 0.497										5	0	1	2	0	0	4						
7 Seth Smith, L OBP: 0.345, SLG: 0.503										3	1	1	1	1	2	3						
21 Ty Wigington, R OBP: 0.311, SLG: 0.461										4	1	1	0	0	1	2						
9 Ian Stewart, L OBP: 0.243, SLG: 0.217										1	0	1	0	0	0	0						
19 Ryan Spilborghs, R OBP: 0.313, SLG: 0.339										5	0	1	1	0	1	2						
20 Chris Iannetta, R OBP: 0.370, SLG: 0.403										5	0	0	0	0	1	5						
28 Aaron Cook, R OBP: 0.267, SLG: 0.267										3	1	2	1	0	0	2						
34 Matt Belisle, R OBP: 0.269, SLG: 0.229										0	0	0	0	0	0	0						
1 Eric Young Jr., S OBP: 0.269, SLG: 0.229										0	1	0	0	1	0	0						
49 Rex Brothers, L OBP: 0.243, SLG: 0.217										0	0	0	0	0	0	0						
63 Rafael Betancourt, R OBP: 0.243, SLG: 0.217										0	0	0	0	0	0	0						
Inning Stats	R: 0 H: 1 E: 0 K: 2 S: 19	L: 1 BB: 1 P: 31	R: 0 H: 0 E: 0 K: 2 S: 8	L: 0 BB: 0 P: 10	R: 2 H: 4 E: 0 K: 1 S: 17	L: 1 BB: 1 P: 22	R: 1 H: 2 E: 0 K: 0 S: 8	L: 1 BB: 0 P: 10	R: 0 H: 0 E: 0 K: 2 S: 8	L: 0 BB: 0 P: 12	R: 0 H: 2 E: 0 K: 0 S: 6	L: 2 BB: 2 P: 8	R: 2 H: 1 E: 0 K: 0 S: 7	L: 1 BB: 0 P: 13	R: 2 H: 2 E: 0 K: 1 S: 14	L: 2 BB: 1 P: 25	R: 1 H: 1 E: 0 K: 0 S: 7	L: 1 BB: 1 P: 14	1B: 9 2B: 4 3B: 1 HR: 0	SF: 2 SAC: 0 DP: 2 HBP: 2	WP: 1 PB: 0 SB: 3 CS: 0	PA: 44
PITCHER	IP WLS BF H R ER SO BB IBB HBP BLK WP HR S P ERA WHIP																					
41 Daniel Hudson, R ERA: 3.72	6.1 L 31 10 5 5 7 1 0 2 0 0 1 0 70 103 7.11 1.737																					
47 Joe Paterson, L ERA: 3.57	0.1 1 0 0 0 0 0 0 0 0 0 0 0 2 2 0.00 0.000																					
38 Sam Demel, R ERA: 3.13	1.0 6 2 2 2 1 1 0 0 0 0 0 0 11 20 18.00 3.000																					
33 Alberto Castillo, L ERA: 1.35	0.1 1 0 0 0 0 0 0 0 0 0 0 0 4 6 0.00 0.000																					
48 Ryan Cook, R ERA: 36.0	1.0 5 1 1 1 0 1 0 0 0 0 0 0 7 14 9.00 2.000																					

Colorado Rockies @ Arizona Diamondbacks
Chase Field, Phoenix, AZ
Fri Jul 22 2011, 6:42 PM - 9:53 PM MST
Att: 22,875 - Roof Closed - 79 F

livebaseballscorecards.com

AB 37
R 8
H 13
RBI 8
BB 3
SO 8
LOB 20



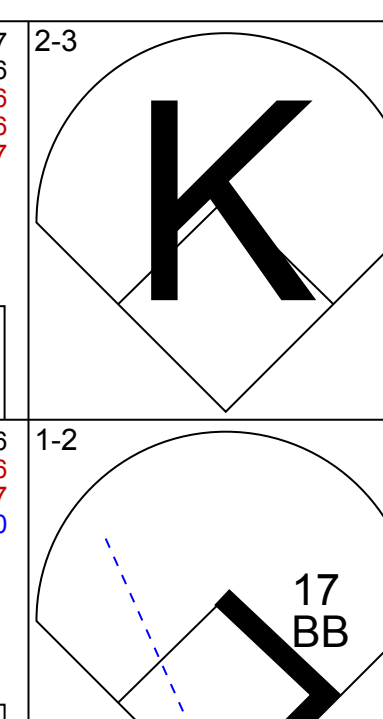
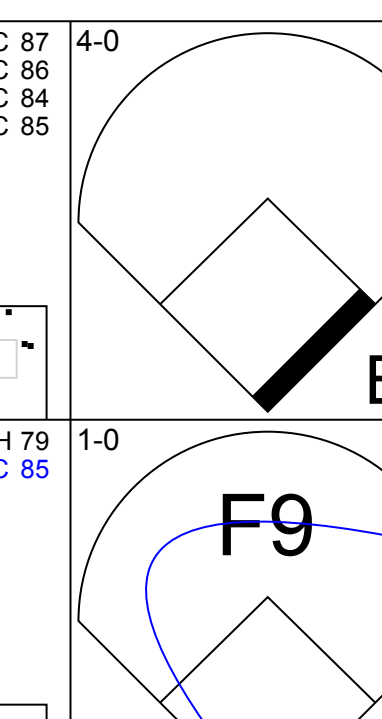
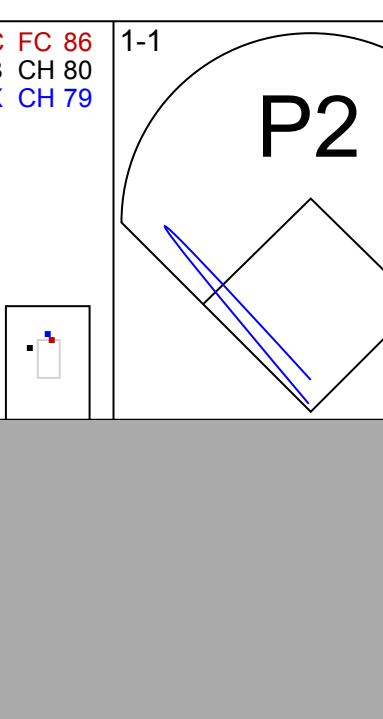
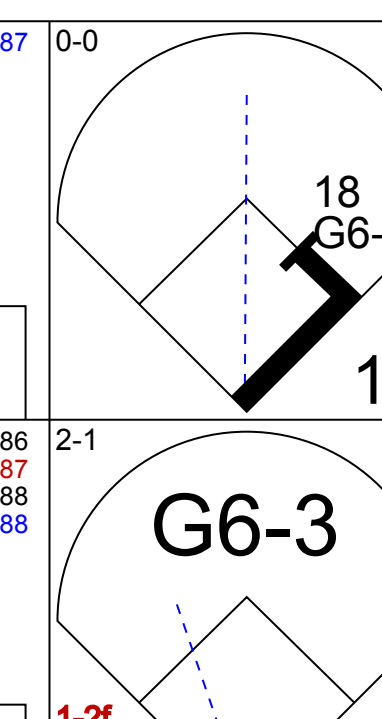
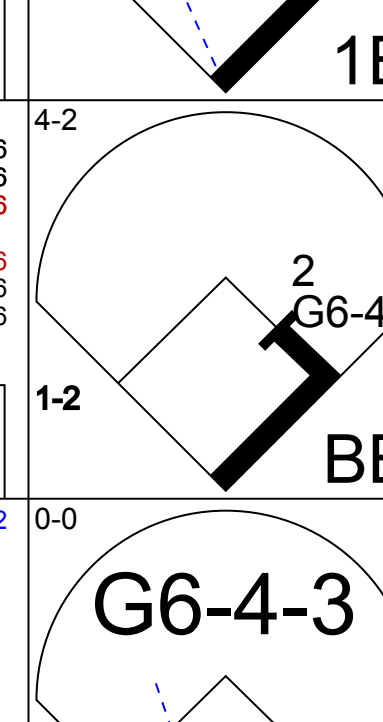
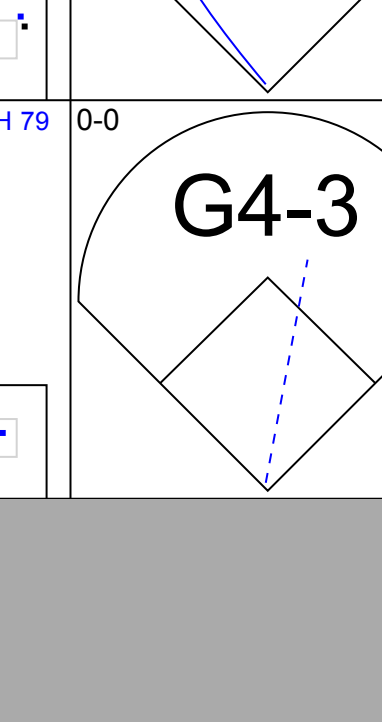
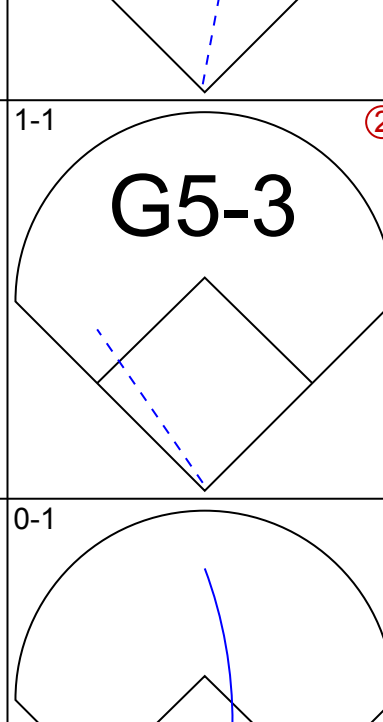



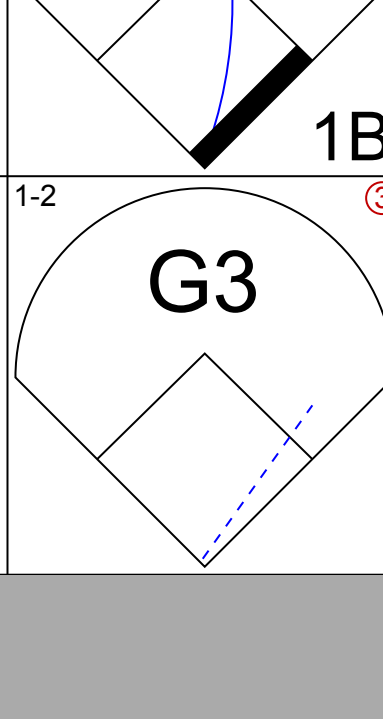
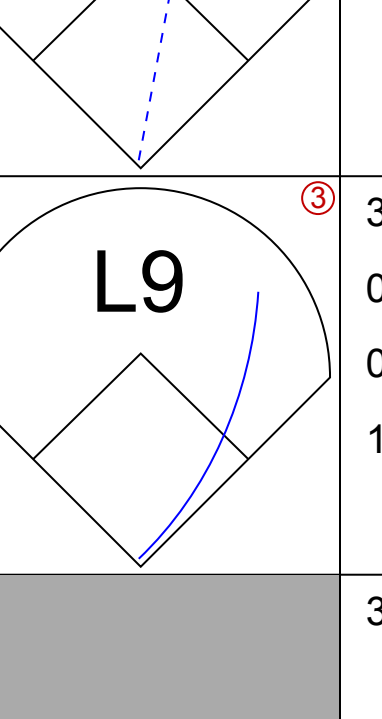

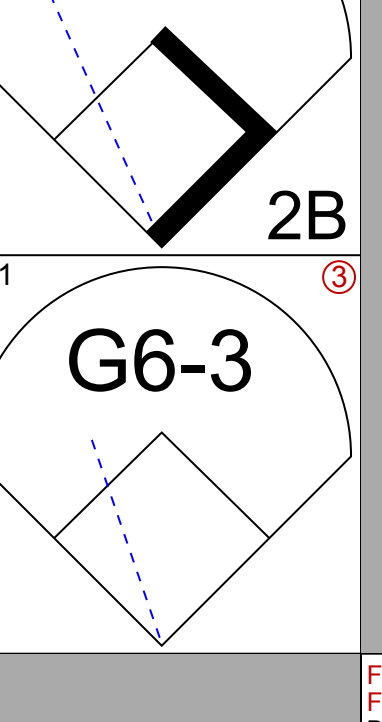





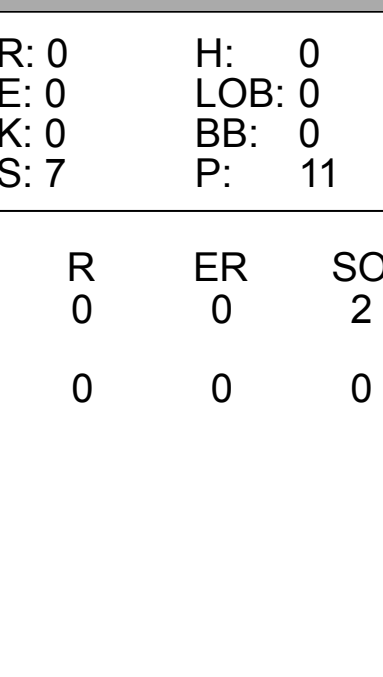
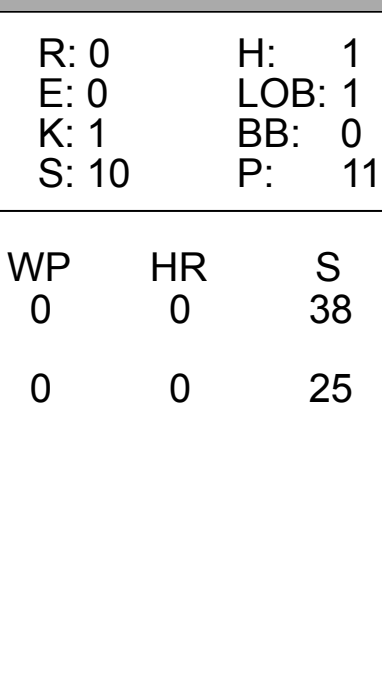

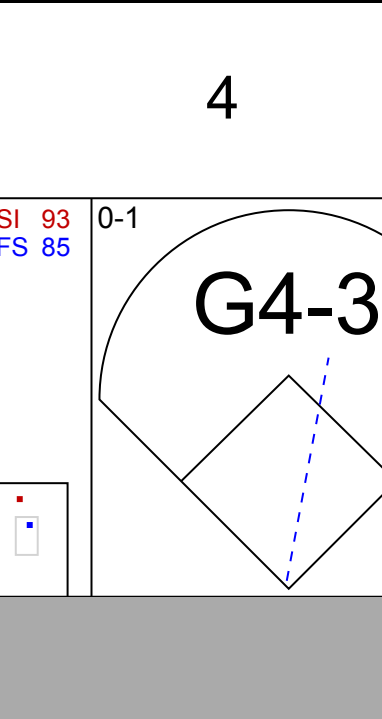
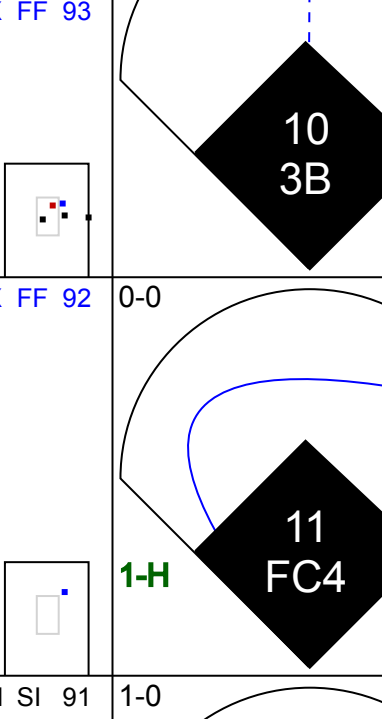

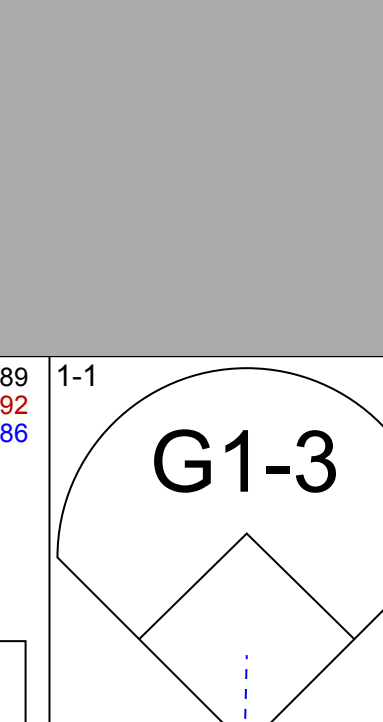
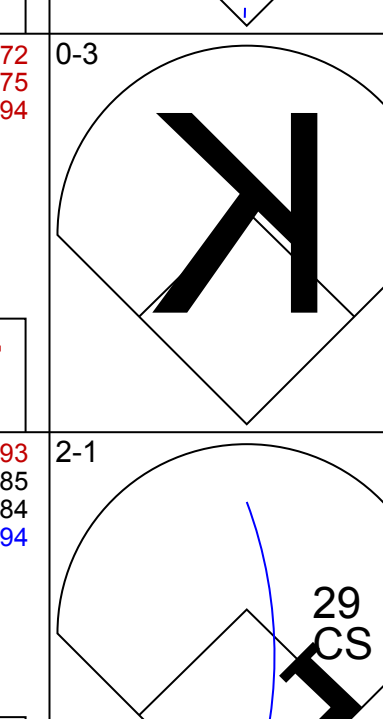
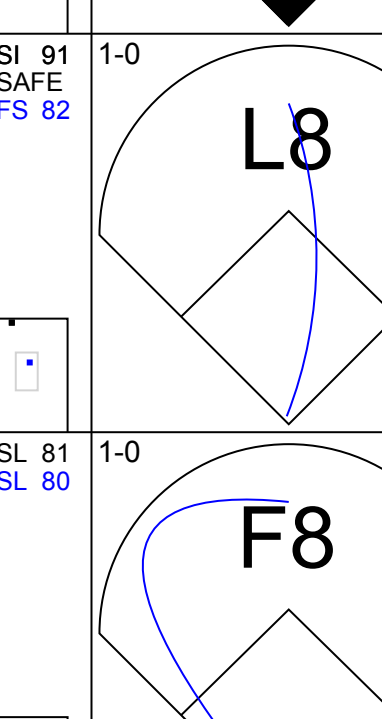

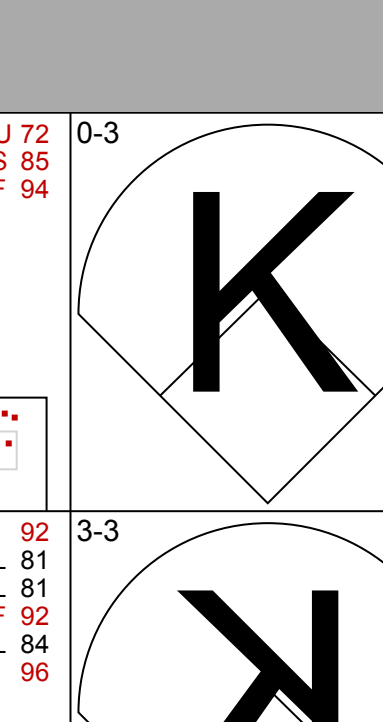
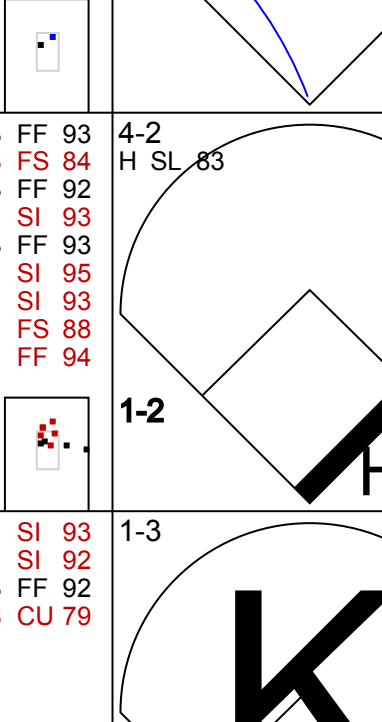
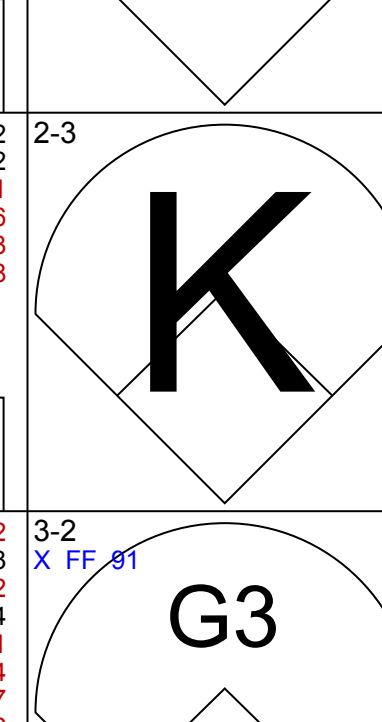
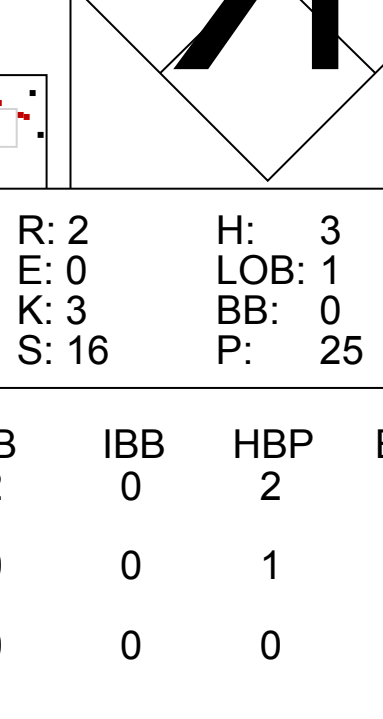
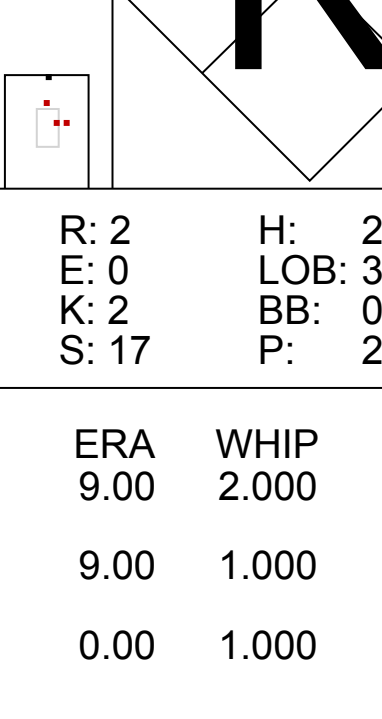
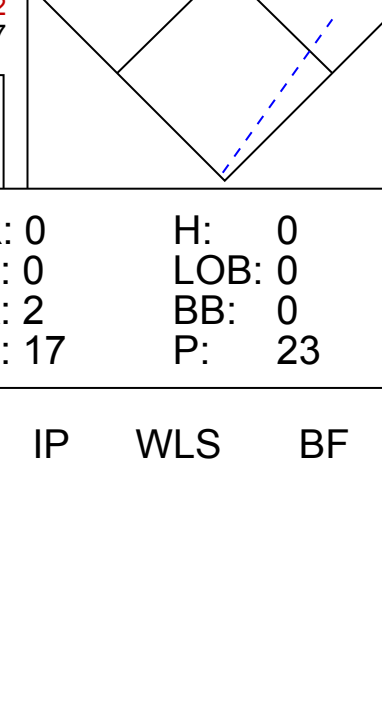
Batter	1	2	3	4	5	6	7	8	9	AB	R	H	RBI	BB	SO	LOB	BOTTOM					
18 Willie Bloomquist, R OBP: 0.319, SLG: 0.354										5	0	2	1	0	0	1						
2 Kelly Johnson, L OBP: 0.301, SLG: 0.437										2	0	0	0	0	0	1						
14 Ryan Roberts, R OBP: 0.336, SLG: 0.441										3	0	0	0	0	2	2						
10 Justin Upton, R OBP: 0.368, SLG: 0.499										3	0	2	0	1	0	0						
24 Chris Young, R OBP: 0.324, SLG: 0.467										4	0	0	0	0	0	3						
26 Miguel Montero, L OBP: 0.343, SLG: 0.465										4	2	2	0	0	0	0						
27 Geoff Blum, S OBP: 0.267, SLG: 0.500										4	1	1	2	0	1	1						
29 Brandon Allen, L OBP: 0.287, SLG: 0.615										1	0	0	0	2	1	0						
22 Xavier Nady, R OBP: 0.284, SLG: 0.350										1	0	0	0	0	1	0						
8 Gerardo Parra, L OBP: 0.347, SLG: 0.413										3	0	2	1	1	0	1						
41 Daniel Hudson, R OBP: 0.340, SLG: 0.476										3	1	0	0	0	0	4						
47 Jon Falterson, R ERA: 5.84										0	0	0	0	0	0	0						
38 Sam Demel, R ERA: 3.27										0	0	0	0	0	0	0						
33 Alberto Castillo, L ERA: 1.35										0	0	0	0	0	0	0						
48 Ryan Cook, R ERA: 36.0										0	0	0	0	0	0	0						
11 Sean Burroughs, L ERA: 0.00, SLG: 0.200										1	0	0	0	0	1	1						
Inning Stats	R: 0 H: 1 E: 0 K: 0 S: 10	L: 1 BB: 0 P: 16	R: 3 H: 4 E: 0 K: 1 S: 13	L: 4 BB: 0 P: 24	R: 0 H: 0 E: 0 K: 0 S: 6	L: 0 BB: 0 P: 8	R: 0 H: 0 E: 0 K: 0 S: 6	L: 0 BB: 1 P: 12	R: 0 H: 1 E: 0 K: 0 S: 10	L: 1 BB: 0 P: 14	R: 1 H: 2 E: 0 K: 0 S: 6	L: 2 BB: 1 P: 13	R: 0 H: 1 E: 0 K: 1 S: 12	L: 1 BB: 1 P: 20	R: 0 H: 0 E: 0 K: 2 S: 9	L: 0 BB: 0 P: 13	R: 0 H: 0 E: 0 K: 2 S: 16	L: 0 BB: 1 P: 25	1B: 5 2B: 2 3B: 2 HR: 1	SF: 0 SAC: 0 DP: 2 HBP: 0	WP: 0 PB: 0 SB: 0 CS: 1	PA: 38
PITCHER	IP WLS BF H R ER SO BB IBB HBP BLK WP HR S P ERA WHIP																					
28 Aaron Cook, R ERA: 5.84	6.0 W 27 8 4 4 1 1 0 0 0 0 0 0 12 20 6.00 1.500																					
34 Matt Belisle, R ERA: 3.27	1.0 H 4 1 0 0 1 1 0 0 0 0 0 0 4 6 0.00 2.000																					
49 Rex Brothers, L ERA: 1.35	1.0 H 3 0 0 0 2 0 0 0 0 0 0 0 9 13 0.00 0.000																					
63 Rafael Betancourt, R ERA: 4.31	1.0 4 0 0 0 2 1 0 0 0 0 0 0 16 25 0.00 1.000																					

Colorado Rockies @ Arizona Diamondbacks
Chase Field, Phoenix, AZ
Fri Jul 22 2011, 6:42 PM - 9:53 PM MST
Att: 22,875 - Roof Closed - 79 F

livebaseballscorecards.com

AB 34
R 4
H 9
RBI 4
BB 4
SO 6
LOB 14

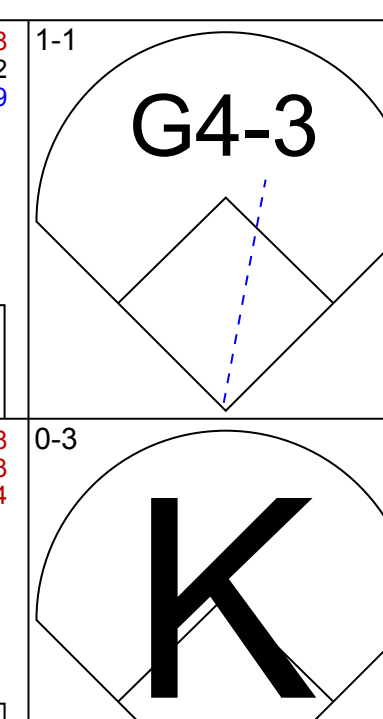
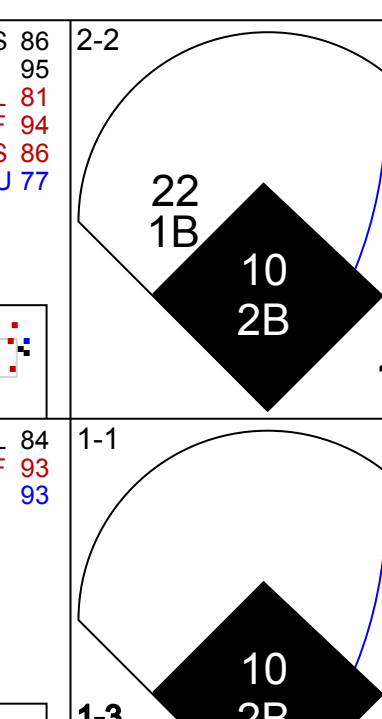
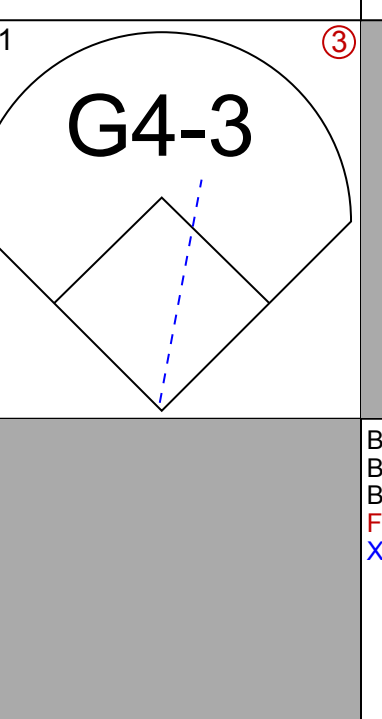
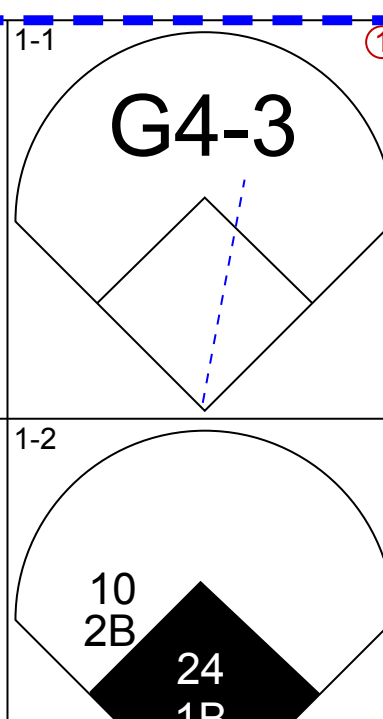
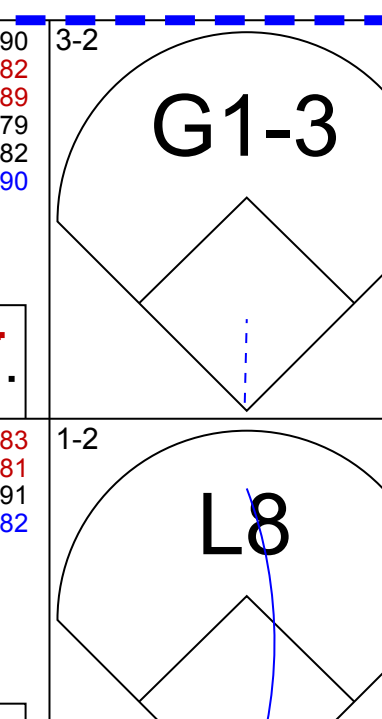
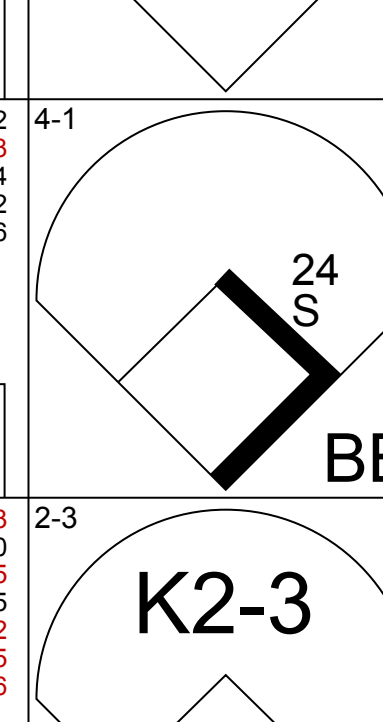
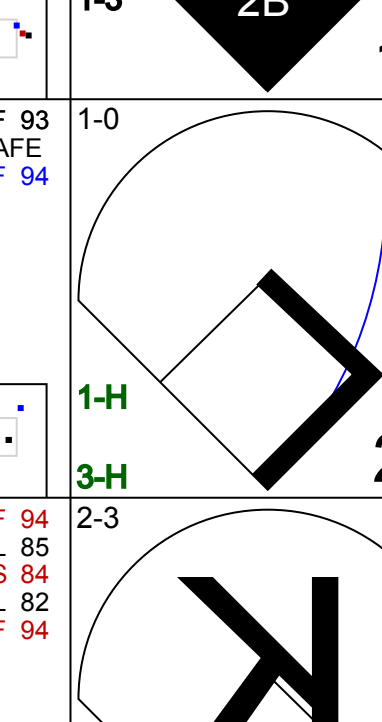
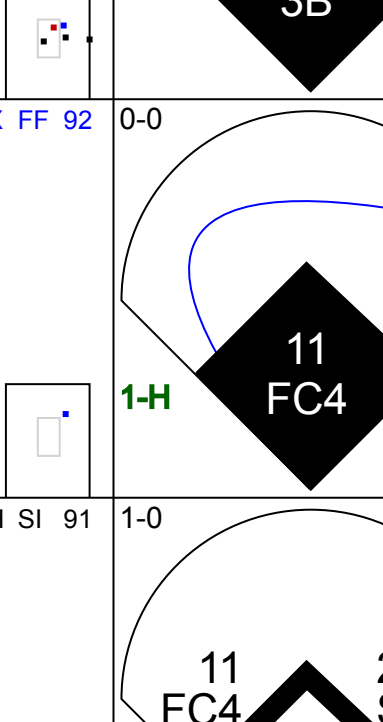
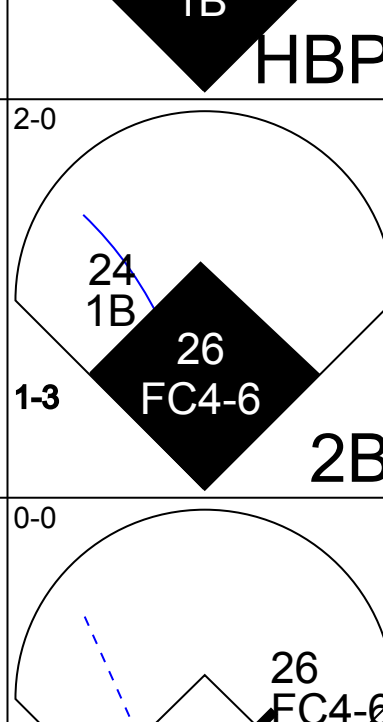
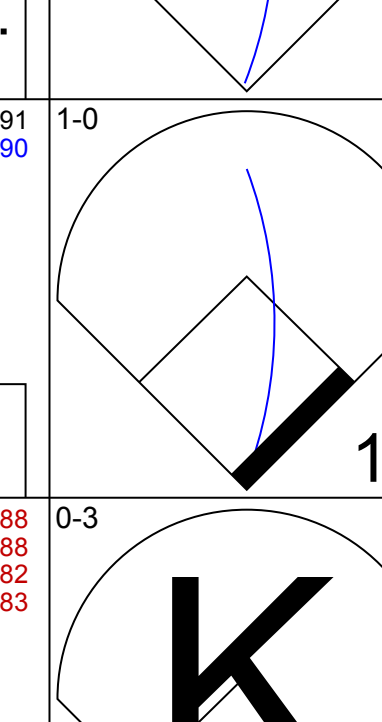


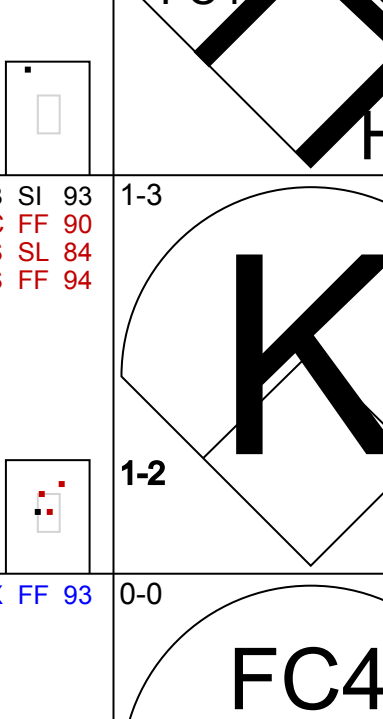
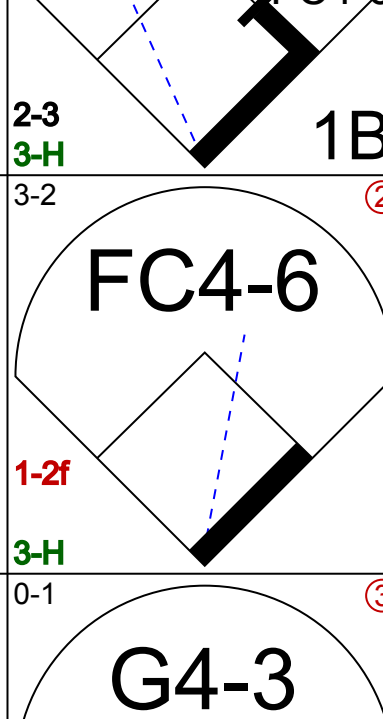



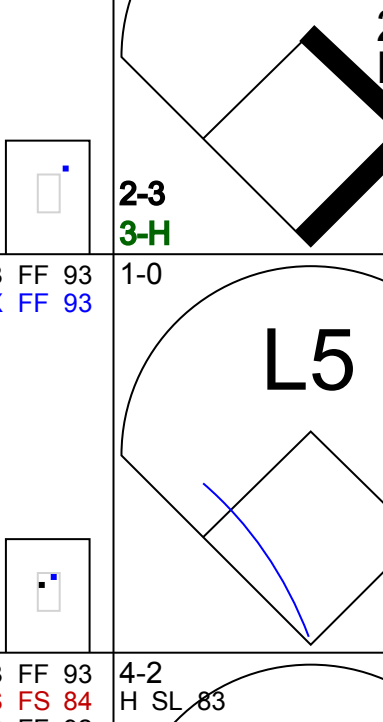
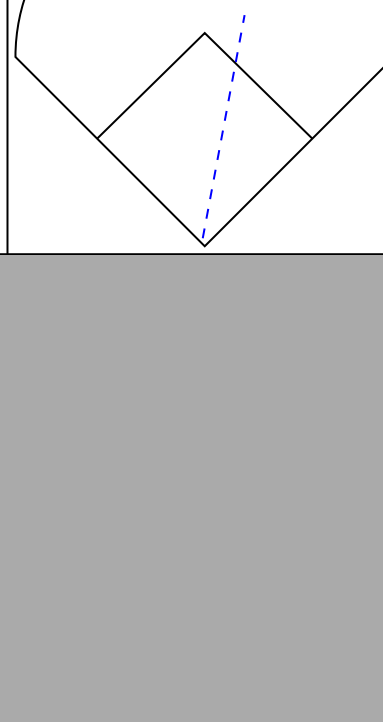

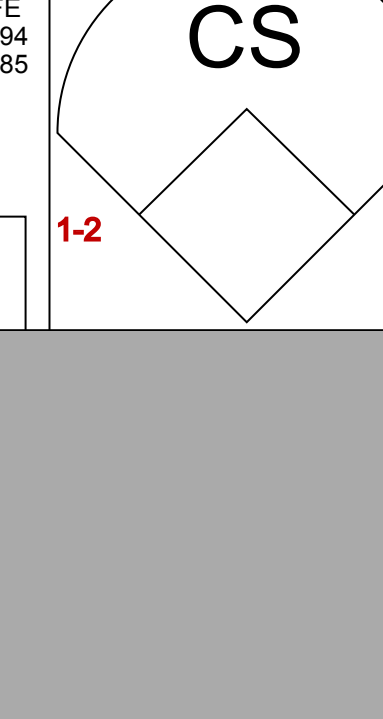
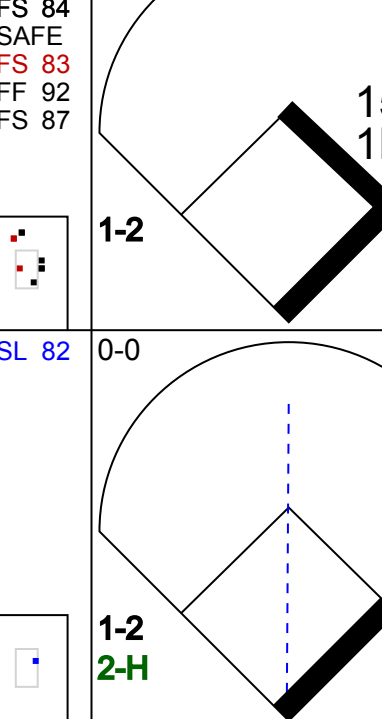
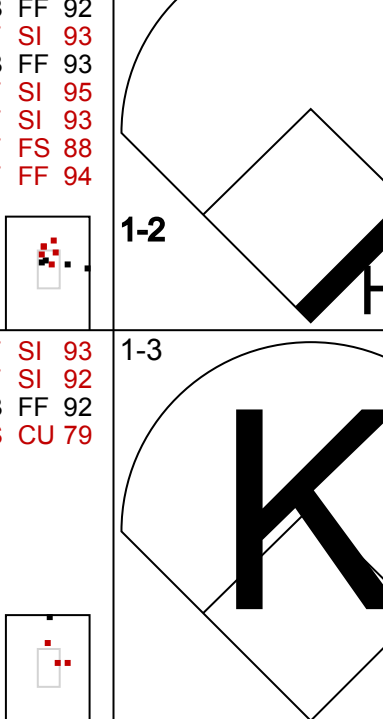

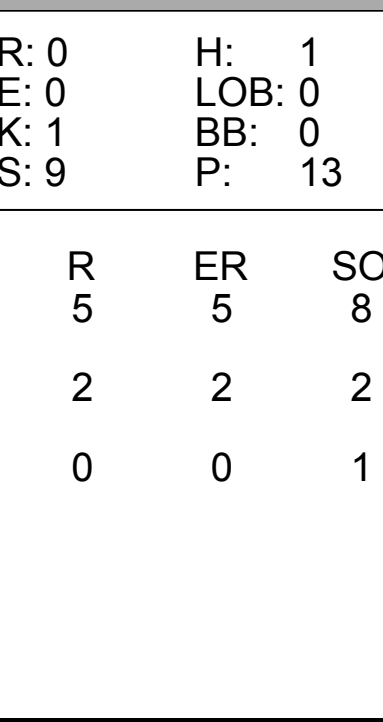
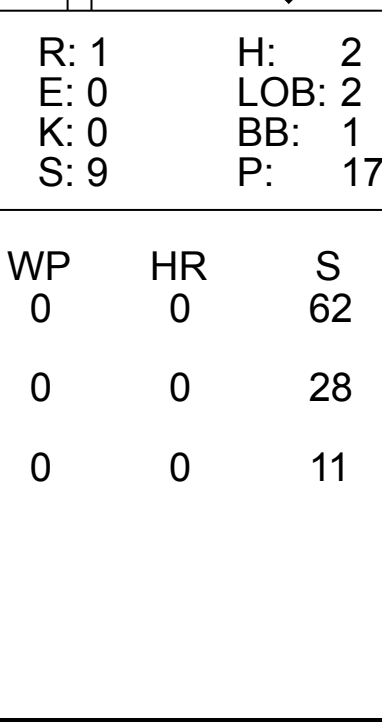
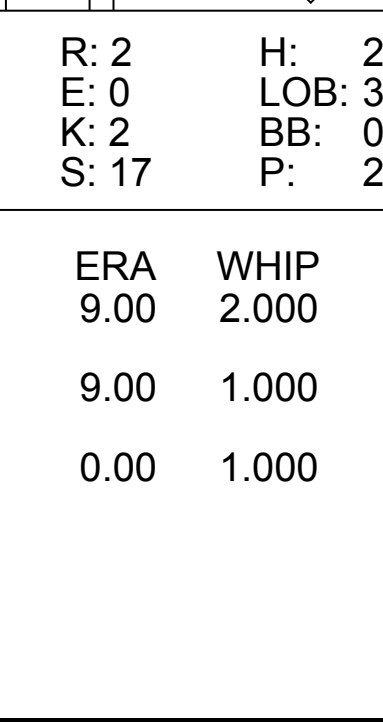
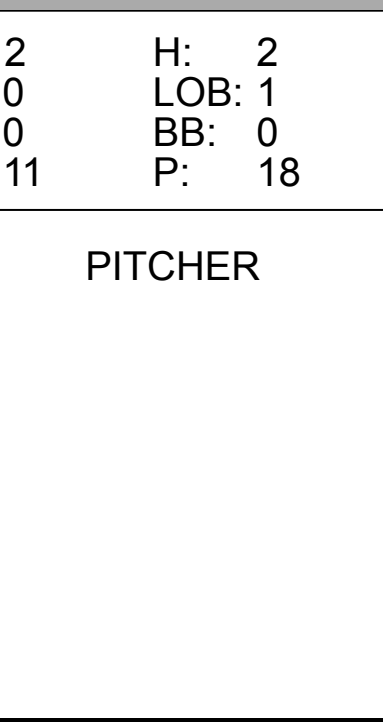


Batter	1	2	3	4	5	6	7	8	9	AB	R	H	RBI	BB	SO	LOB	TOP					
Dexter Fowler, S OBP: 0.354, SLG: 0.381										3	0	1	0	1	1	0						
18 Jonathan Herrera, S OBP: 0.324, SLG: 0.355										4	0	1	0	0	0	3						
17 Todd Helton, L OBP: 0.404, SLG: 0.495										3	0	0	0	1	0	2						
2 Troy Tulowitzki, R OBP: 0.345, SLG: 0.504										4	0	1	0	0	0	2						
7 Seth Smith, L OBP: 0.338, SLG: 0.492																						
34 Matt Belisle, R OBP: 0.315, SLG: 0.466																						
16 Huston Street, R OBP: 0.299, SLG: 0.220																						
1 Eric Young Jr., S OBP: 0.259, SLG: 0.220										3	0	0	0	0	1	1						
21 Ty Wigington, R OBP: 0.315, SLG: 0.466																						
19 Ryan Spilborghs, R OBP: 0.302, SLG: 0.325																						
20 Chris Iannetta, R OBP: 0.372, SLG: 0.407										2	0	0	0	1	0	0						
38 Ubaldo Jiménez, R OBP: 0.162, SLG: 0.114										1	0	0	0	0	0	0						
9 Ian Stewart, L OBP: 0.238, SLG: 0.213										1	0	0	0	0	0	0						
Inning Stats	R: 0 E: 0 K: 1 S: 9	H: 1 LOB: 1 BB: 1 P: 16	R: 0 E: 0 K: 0 S: 7	H: 0 LOB: 0 BB: 0 P: 11	R: 0 E: 0 K: 0 S: 5	H: 0 LOB: 2 BB: 2 P: 14	R: 0 E: 0 K: 1 S: 10	H: 1 LOB: 1 BB: 0 P: 11	R: 0 E: 0 K: 0 S: 7	H: 0 LOB: 0 BB: 0 P: 9	R: 0 E: 0 K: 0 S: 9	H: 1 LOB: 0 BB: 0 P: 12	R: 0 E: 0 K: 0 S: 4	H: 1 LOB: 0 BB: 0 P: 9	R: 0 E: 0 K: 0 S: 5	H: 1 LOB: 0 BB: 0 P: 7	R: 0 E: 0 K: 0 S: 7	H: 0 LOB: 0 BB: 0 P: 13	1B: 4 2B: 1 3B: 0 HR: 0	SF: 0 SAC: 1 DP: 3 HBP: 0	WP: 0 PB: 0 SB: 0 CS: 0	PA: 32
PITCHER	IP WLS BF H R ER SO BB IBB HBP BLK WP HR S P ERA WHIP	5.0 W 19 2 0 0 2 3 0 0 0 0 0 38 61 0.00 1.000	4.0 S 13 3 0 0 0 0 0 0 0 0 0 25 41 0.00 0.750											AB R H RBI BB SO LOB	28 0 5 0 3 2 10							

Colorado Rockies @ Arizona Diamondbacks
Chase Field, Phoenix, AZ
Sun Jul 24 2011, 1:11 PM - 3:44 PM MST
Att: 28,161 - Roof Closed - 76 F

AB	28
R	0
H	5
RBI	0
BB	3
SO	2
LOB	10



Batter	1	2	3	4	5	6	7	8	9	AB	R	H	RBI	BB	SO	LOB	BOTTOM			
18 Willie Bloomquist, R OBP: 0.323, SLG: 0.353										5	1	1	0	0	0	2				
22 Xavier Nady, R OBP: 0.295, SLG: 0.363										4	3	2	0	0	1	0				
10 Justin Upton, R OBP: 0.378, SLG: 0.526										4	2	4	3	1	0	0				
24 Chris Young, R OBP: 0.328, SLG: 0.464										4	0	1	1	0	3	3				
26 Miguel Montero, L OBP: 0.346, SLG: 0.476										4	1	1	1	0	1	3				
27 Geoff Blum, S OBP: 0.250, SLG: 0.467										1	0	0	0	0	1	0				
11 Sean Burroughs, L OBP: 0.222, SLG: 0.245										3	0	0	1	0	0	3				
14 Ryan Roberts, R OBP: 0.333, SLG: 0.433										4	0	1	0	0	1	3				
29 Brandon Allen, L OBP: 0.292, SLG: 0.450										2	0	0	0	1	2	0				
15 Micah Owings, R OBP: 0.200, SLG: 0.200										3	0	1	1	0	2	3				
19 Zach Duke, L OBP: 0.294, SLG: 0.625										1	0	0	0	0	0	0				
Inning Stats	R: 0 E: 0 K: 2 S: 11	H: 0 LOB: 1 BB: 1 P: 18	R: 0 E: 0 K: 1 S: 9	H: 1 LOB: 0 BB: 0 P: 13	R: 2 E: 0 K: 3 S: 16	H: 3 LOB: 1 BB: 0 P: 25	R: 1 E: 0 K: 0 S: 9	H: 2 LOB: 2 BB: 1 P: 17	R: 2 E: 0 K: 2 S: 11	H: 2 LOB: 3 BB: 0 P: 28	R: 2 E: 0 K: 0 S: 11	H: 2 LOB: 1 BB: 0 P: 18	R: 0 E: 0 K: 2 S: 17	H: 0 LOB: 0 BB: 0 P: 23	R: 0 E: 0 K: 1 S: 11	H: 1 LOB: 1 BB: 0 P: 16	1B: 8 2B: 2 3B: 1 HR: 0	SF: 0 SAC: 0 DP: 0 HBP: 3	WP: 0 PB: 0 SB: 2 CS: 1	PA: 41
PITCHER	IP WLS BF H R ER SO BB IBB HBP BLK WP HR S P ERA WHIP	5.0 L 27 8 2 2 2 2 0 0 1 0 0 28 41 9.00 2.000	2.0 9 2 2 2 2 0 0 0 0 0 0 0 11 16 0.00 1.000	1.0 4 1 0 0 1 0 0 0 0 0 0 0 11 16 0.00 1.000											AB R H RBI BB SO LOB	35 7 11 7 2 11 17				

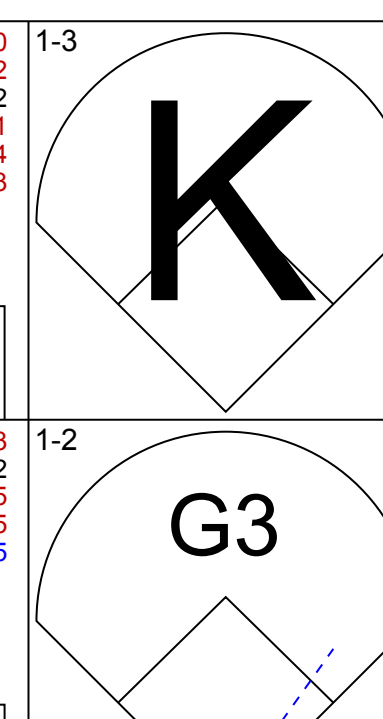
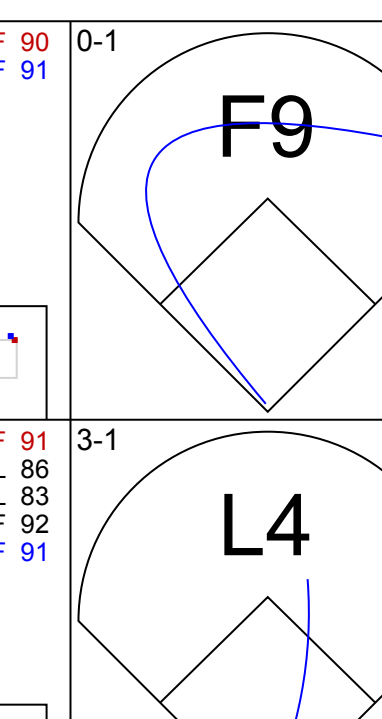
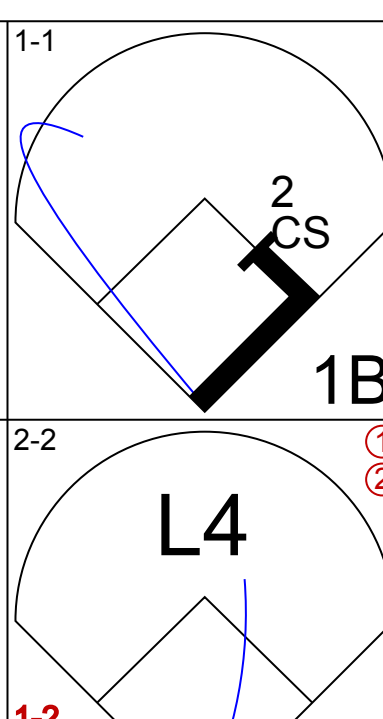
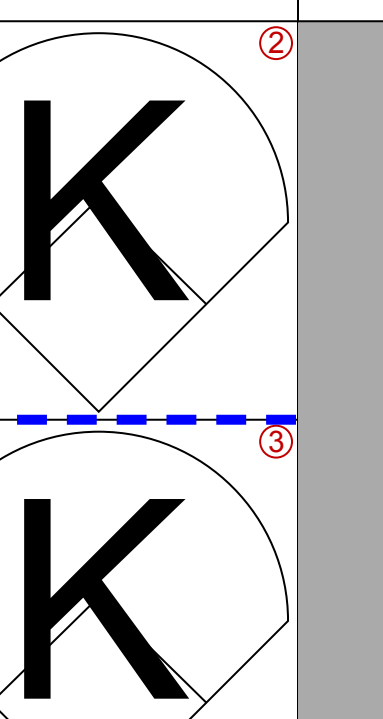


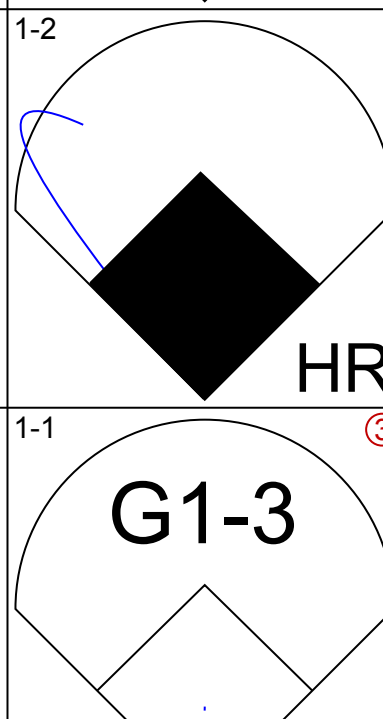
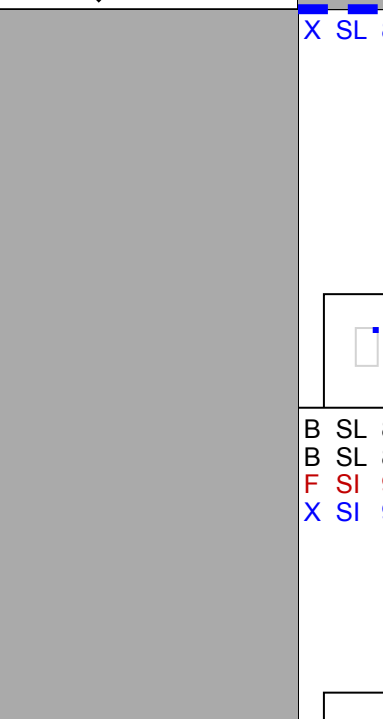

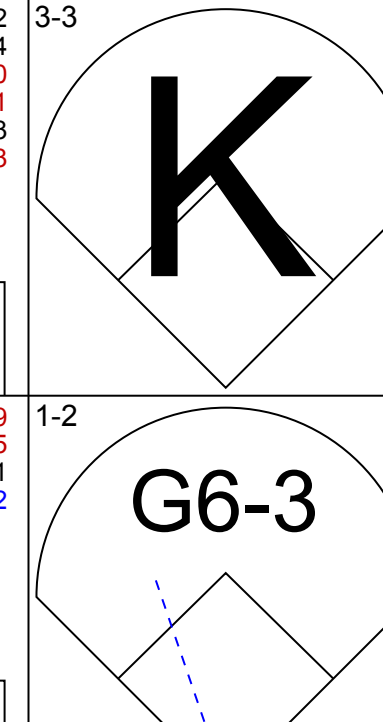

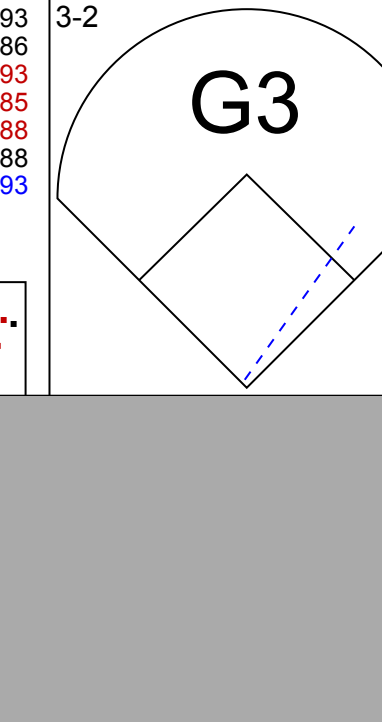
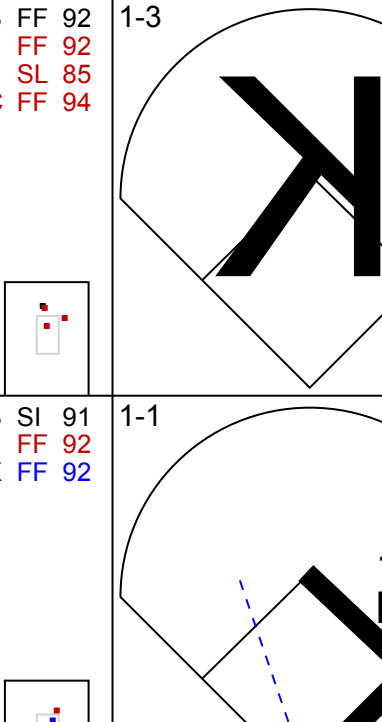



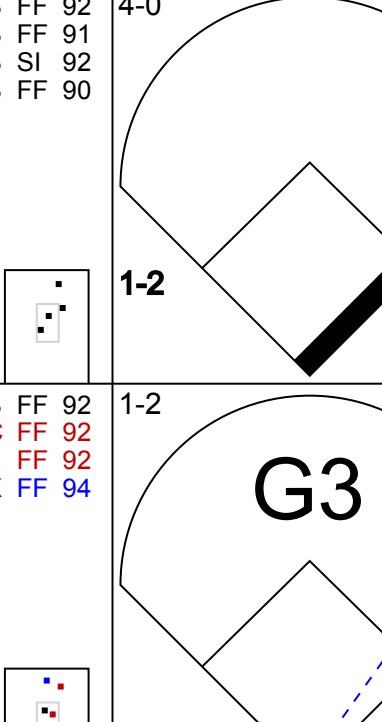

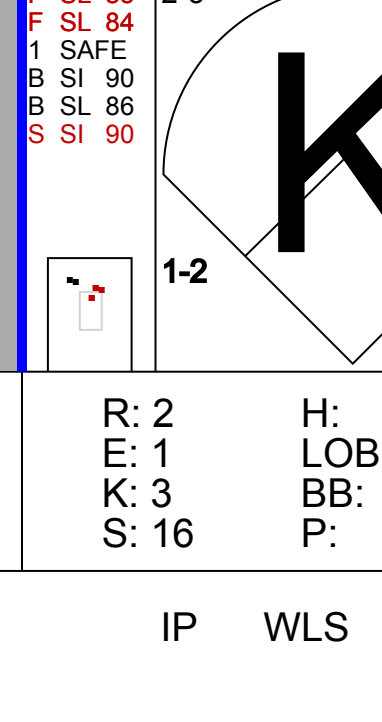

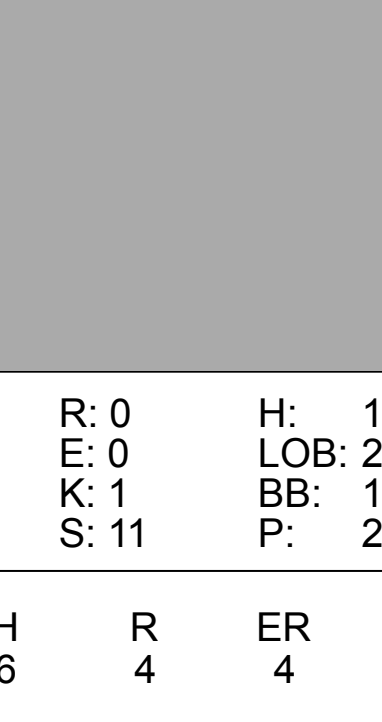
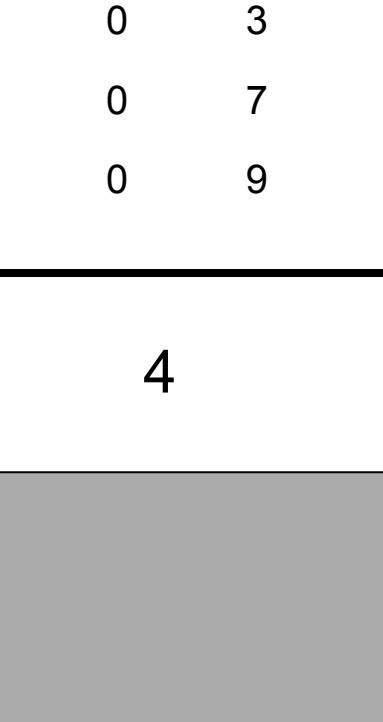
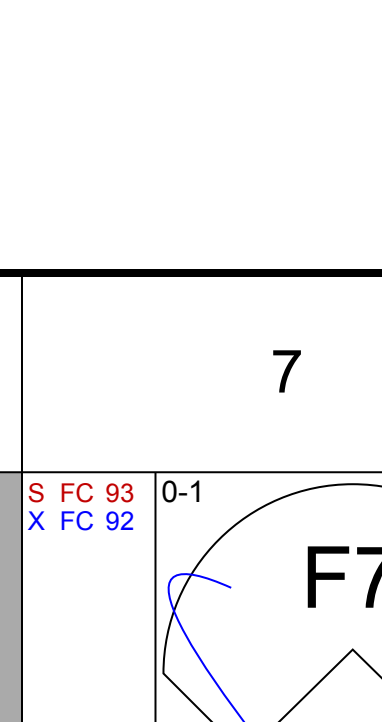
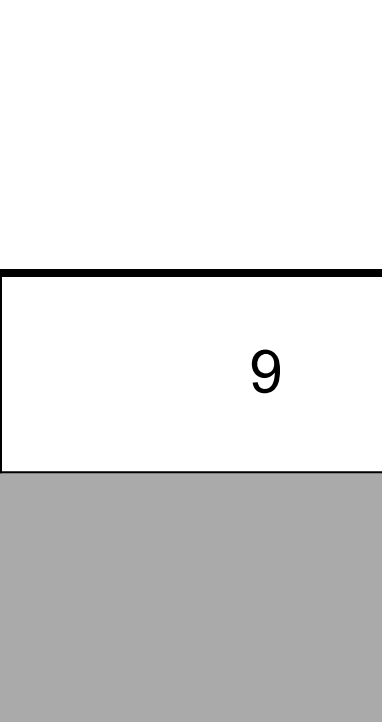
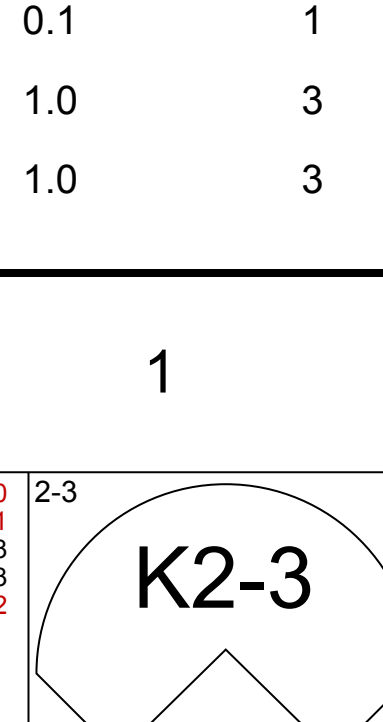
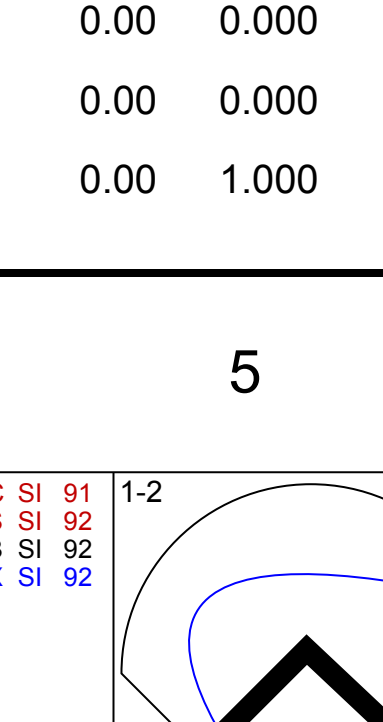


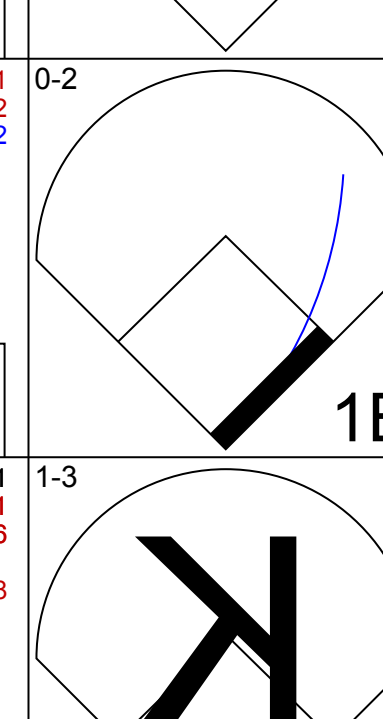
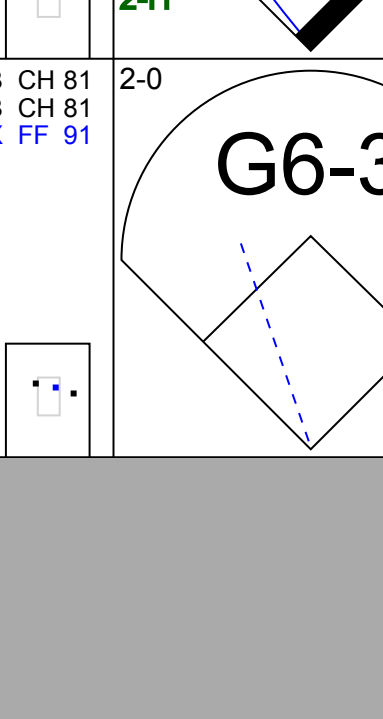




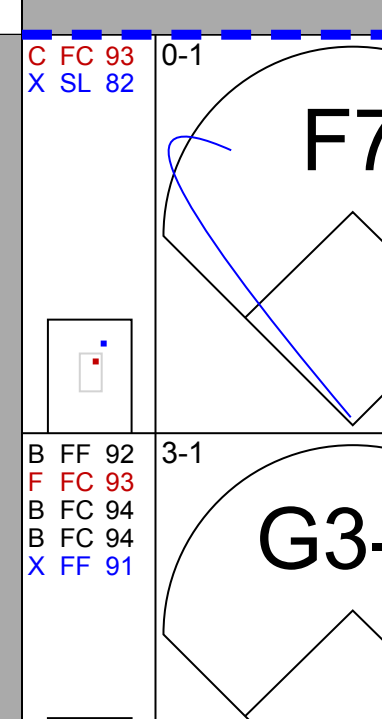
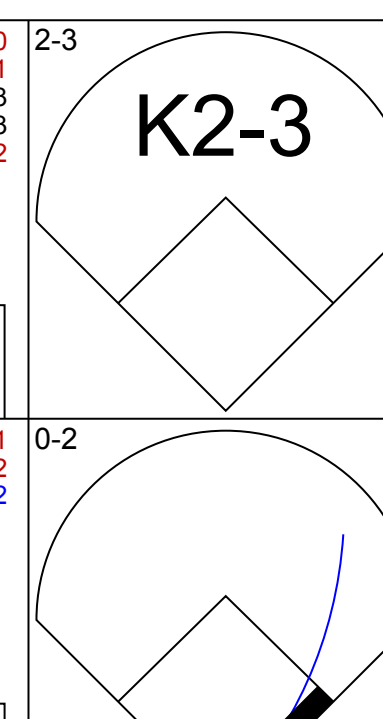
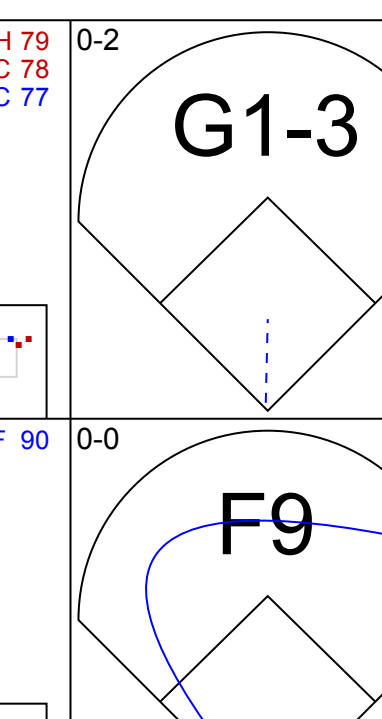
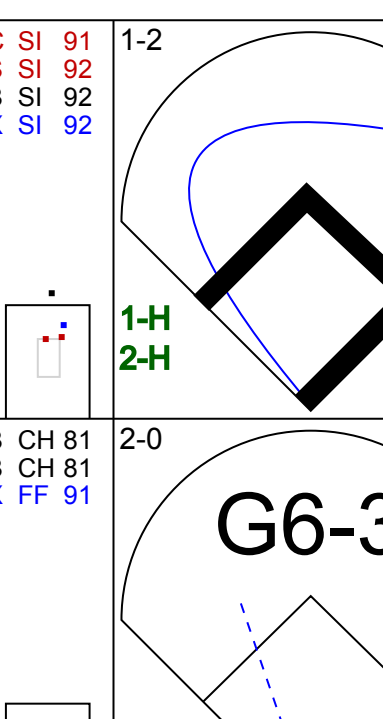
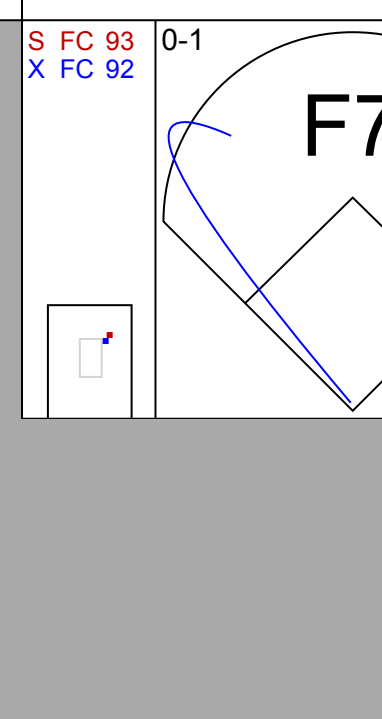
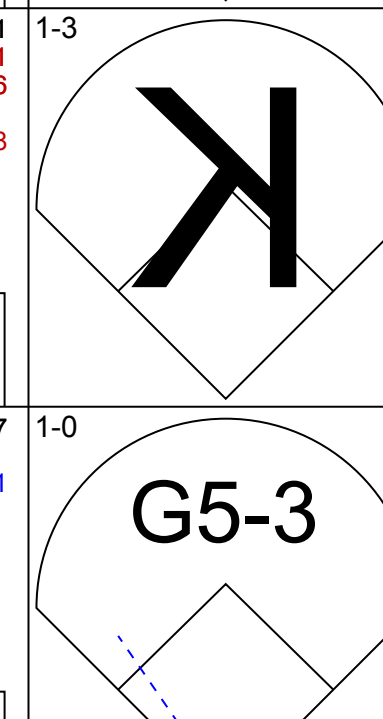


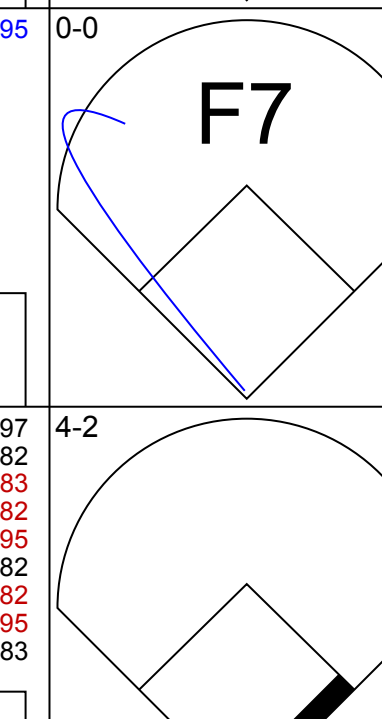

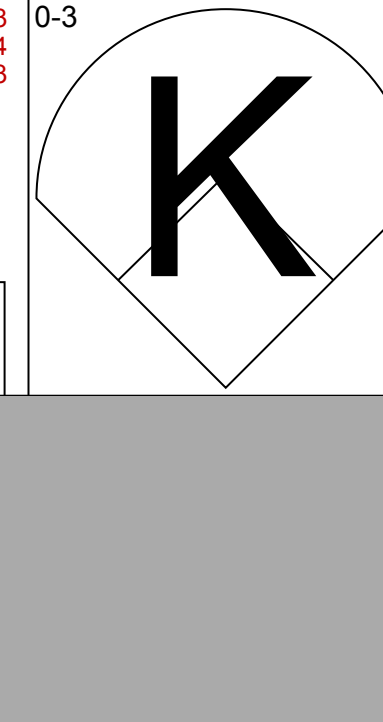

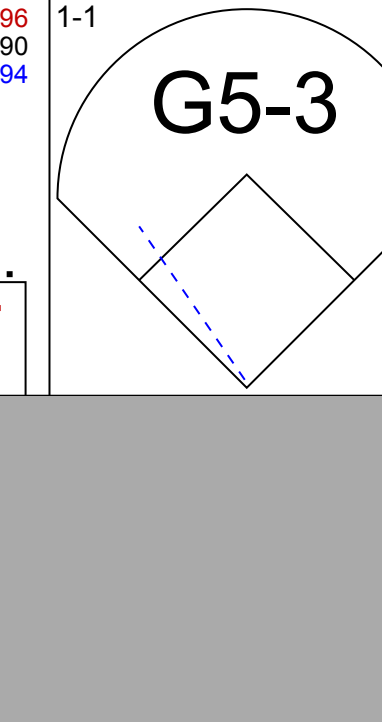




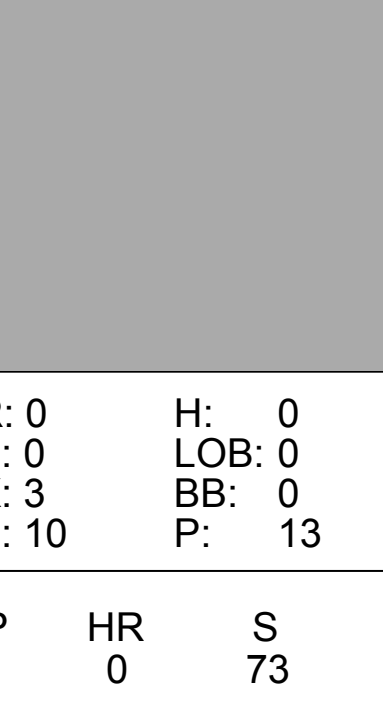

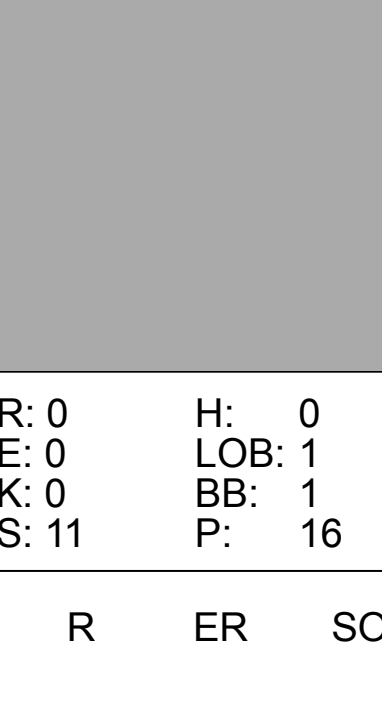
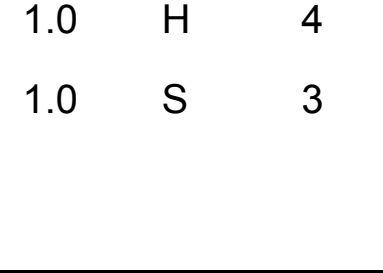




Colorado Rockies @ Arizona Diamondbacks
Chase Field, Phoenix, AZ
Sun Jul 24 2011, 1:11 PM - 3:44 PM MST
Att: 28,161 - Roof Closed - 76 F

AB	35
R	7
H	11
RBI	7
BB	2
SO	11
LOB	17



Batter	1	2	3	4	5	6	7	8	9	AB	R	H	RBI	BB	SO	LOB	TOP										
18 Willie Bloomquist, R OBP: 0.307, SLG: 0.365										5	2	3	0	0	0	1	Arizona Diamondbacks @ San Diego Padres PETCO Park, San Diego, CA Tue Jul 26 2011, 10:06 PM - 12:24 AM EDT Att: 22,679 - Partly Cloudy - 69 F										
2 Kelly Johnson, L OBP: 0.307, SLG: 0.446										4	1	3	2	1	1	0											
10 Justin Upton, R OBP: 0.378, SLG: 0.532										3	1	1	2	1	1	3											
24 Chris Young, R OBP: 0.329, SLG: 0.461										3	1	0	1	2	0	2											
26 Miguel Montero, L OBP: 0.347, SLG: 0.476										4	0	1	0	1	0	5											
14 Ryan Roberts, R OBP: 0.329, SLG: 0.427										4	0	0	0	0	1	2											
29 Brandon Allen, L OBP: 0.250, SLG: 0.375										4	0	0	0	0	2	2											
4 Collin Cowgill, R (1, 7)										4	0	0	0	0	2	0											
34 Joe Saunders, L OBP: 0.194, SLG: 0.176										3	1	0	0	1	0	0											
Inning Stats	R: 0 E: 0 K: 0 S: 10	H: 2 LOB: 2 BB: 0 P: 14	R: 0 E: 0 K: 1 S: 8	H: 0 LOB: 0 BB: 0 P: 12	R: 2 E: 0 K: 0 S: 11	H: 2 LOB: 0 BB: 0 P: 13	R: 0 E: 0 K: 1 S: 7	H: 0 LOB: 0 BB: 0 P: 11	R: 0 E: 0 K: 0 S: 8	H: 0 LOB: 0 BB: 0 P: 10	R: 2 E: 1 K: 1 S: 11	H: 1 LOB: 1 BB: 2 P: 22	R: 1 E: 0 K: 2 S: 13	H: 2 LOB: 1 BB: 0 P: 19	R: 0 E: 0 K: 1 S: 13	H: 1 LOB: 1 BB: 0 P: 19		R: 1 E: 0 K: 1 S: 20	H: 0 LOB: 3 BB: 4 P: 40	1B: 4 2B: 2 3B: 1 HR: 1	SF: 1 SAC: 0 DP: 0 HBP: 0	WP: 0 PB: 0 SB: 2 CS: 0	PA: 41				
PITCHER	IP	WLS	BF	H	R	ER	SO	BB	IBB	HBP	BLK	WP	HR	S	P	ERA	WHIP										
26 Dustin Moseley, R ERA: 3.3	7.0	L	30	7	5	4	5	1	1	0	0	0	1	68	101	5.14	1.143										
45 Anthony Bass, R ERA: 1.38	1.0		4	1	0	0	1	0	0	0	0	0	0	13	19	0.00	1.000										
34 Pat Neshek, R ERA: 3.75	1.0		7	0	1	1	1	4	0	0	0	0	0	20	40	9.00	4.000										

Batter	1	2	3	4	5	6	7	8	9	AB	R	H	RBI	BB	SO	LOB	BOTTOM										
24 Cameron Maybin, R OBP: 0.333, SLG: 0.413										4	0	0	0	0	1	1	Arizona Diamondbacks @ San Diego Padres PETCO Park, San Diego, CA Tue Jul 26 2011, 10:06 PM - 12:24 AM EDT Att: 22,679 - Partly Cloudy - 69 F										
8 Jason Bartlett, R OBP: 0.310, SLG: 0.300										4	0	0	0	0	1												
7 Chase Headley, S OBP: 0.388, SLG: 0.410										4	0	2	0	0	0	0											
47 Ryan Ludwick, R OBP: 0.302, SLG: 0.376										4	0	0	0	0	2												
15 Jesus Guzman, R OBP: 0.329, SLG: 0.563										4	1	2	1	0	1	0											
13 Chris Denorfia, R OBP: 0.344, SLG: 0.386										3	0	0	0	1	0	1											
1 Orlando Hudson, S OBP: 0.335, SLG: 0.319										3	0	0	0	0	0	1											
32 Rob Johnson, R OBP: 0.261, SLG: 0.307										2	0	1	0	0	0	0											
29 Luis Martinez, R										1	0	0	0	0	0	1											
26 Dustin Moseley, R OBP: 0.167, SLG: 0.138										2	0	1	0	0	0	0											
45 Anthony Bass, R										1	0	0	0	0	0	0											
11 Logan Forsythe, R OBP: 0.254, SLG: 0.262										1	0	0	0	0	1	0											
34 Pat Neshek, S										0	0	0	0	0	0	0											
Inning Stats	R: 0 E: 0 K: 0 S: 10	H: 1 LOB: 1 BB: 0 P: 14	R: 0 E: 0 K: 0 S: 6	H: 1 LOB: 0 BB: 0 P: 10	R: 0 E: 0 K: 1 S: 6	H: 0 LOB: 0 BB: 0 P: 10	R: 0 E: 0 K: 1 S: 9	H: 1 LOB: 1 BB: 0 P: 10	R: 0 E: 0 K: 0 S: 9	H: 1 LOB: 1 BB: 0 P: 12	R: 0 E: 0 K: 0 S: 7	H: 0 LOB: 1 BB: 1 P: 13	R: 0 E: 0 K: 2 S: 8	H: 0 LOB: 0 BB: 0 P: 10	R: 1 E: 0 K: 0 S: 5	H: 1 LOB: 0 BB: 0 P: 9	1B: 3 2B: 2 3B: 1 HR: 1	SF: 0 SAC: 0 DP: 1 HBP: 0	WP: 0 PB: 0 SB: 0 CS: 0	PA: 33							
PITCHER	IP	WLS	BF	H	R	ER	SO	BB	IBB	HBP	BLK	WP	HR	S	P	ERA	WHIP										
34 Joe Saunders, L ERA: 3.83	9.0	W	33	6	1	1	4	1	0	0	0	0	1	67	99	1.00	0.778										

Batter	1	2	3	4	5	6	7	8	9	AB	R	H	RBI	BB	SO	LOB	TOP											
18 Willie Bloomquist, R OBP: 0.304, SLG: 0.363										4	0	1	0	0	2	2	Arizona Diamondbacks @ San Diego Padres PETCO Park, San Diego, CA Wed Jul 27 2011, 10:06 PM - 12:51 AM EDT Att: 28,377 - Clear - 68 F											
2 Kelly Johnson, L OBP: 0.304, SLG: 0.441										4	0	0	0	0	1	3												
10 Justin Upton, R OBP: 0.379, SLG: 0.547										4	2	2	2	0	1	0												
24 Chris Young, R OBP: 0.326, SLG: 0.456										4	0	0	0	0	1	0												
26 Miguel Montero, L OBP: 0.346, SLG: 0.472										3	1	0	0	1	2	0												
22 Xavier Nady, R OBP: 0.305, SLG: 0.387										4	1	3	2	0	0	0												
1 Cody Ransom, R OBP: 0.222, SLG: 0.125										3	0	1	0	1	0	1												
4 Collin Cowgill, R (1, 7)										4	0	0	0	0	2	3												
31 Ian Kennedy, R OBP: 0.119, SLG: 0.075										2	0	0	0	0	0	0												
11 Sean Burroughs, L (7, PH) OBP: 0.216, SLG: 0.241										1	0	0	0	0	1	2												
39 Bryan Shaw, S (7, 1) OBP: 0.216, SLG: 0.241										0	0	0	0	0	0	0												
30 David Hernandez, R (8, 1)										0	0	0	0	0	0	0												
40 J.J. Putz, R (9, 1)										0	0	0	0	0	0	0												
Inning Stats	R: 0 E: 0 K: 2 S: 13	H: 0 LOB: 0 BB: 0 P: 17	R: 0 E: 0 K: 1 S: 11	H: 1 LOB: 2 BB: 1 P: 20	R: 0 E: 0 K: 0 S: 5	H: 0 LOB: 0 BB: 0 P: 9	R: 1 E: 0 K: 2 S: 10	H: 1 LOB: 0 BB: 0 P: 16	R: 0 E: 0 K: 1 S: 10	H: 0 LOB: 0 BB: 0 P: 13	R: 1 E: 0 K: 0 S: 10	H: 2 LOB: 0 BB: 0 P: 15	R: 2 E: 1 K: 3 S: 16	H: 2 LOB: 2 BB: 1 P: 29	R: 0 E: 0 K: 0 S: 7	H: 0 LOB: 0 BB: 0 P: 12	R: 0 E: 0 K: 1 S: 9	H: 1 LOB: 0 BB: 0 P: 11	1B: 4 2B: 0 3B: 0 HR: 3	SF: 0 SAC: 0 DP: 1 HBP: 0	WP: 0 PB: 0 SB: 1 CS: 1	PA: 35						
PITCHER	IP	WLS	BF	H	R	ER	SO	BB	IBB	HBP	BLK	WP	HR	S	P	ERA	WHIP											
52 Cory Luebke, L ERA: 2.92	6.0	L	25	6	4	4	6	2	0	0	0	0	0	3	65	102	6.00	1.333										
57 Luke Gregerson, R ERA: 2.5	0.2		3	0	0	0	2	0	0	0	0	0	0	7	12	0.00	0.000											
44 Josh Spence, L ERA: 0.61	0.1		1	0	0	0	1	0	0	0	0	0	0	3	5	0.00	0.000											
50 Chad Qualls, R ERA: 3.38	1.0		3	0	0	0	0	0	0	0	0	0	0	7	12	0.00	0.000											
37 Mike Adams, R ERA: 1.15	1.0		3	1	0	0	1	0	0	0	0	0	0	9	11	0.00	1.000											
Batter	1	2	3	4	5	6	7	8	9	AB	R	H	RBI	BB	SO	LOB	BOTTOM											
25 Will Venable, L OBP: 0.322, SLG: 0.347										4	0	1	2	0	1	1	Arizona Diamondbacks @ San Diego Padres PETCO Park, San Diego, CA Wed Jul 27 2011, 10:06 PM - 12:51 AM EDT Att: 28,377 - Clear - 68 F											
8 Jason Bartlett, R OBP: 0.310, SLG: 0.300										4	0	1	0	0	0	1												
7 Chase Headley, S OBP: 0.384, SLG: 0.405										4	0	0	0	0	2	1												
47 Ryan Ludwick, R OBP: 0.302, SLG: 0.373										3	0	0	0	1	1	1												
13 Chris Denorfia, R OBP: 0.344, SLG: 0.386										0	0	0	0	0	0	0												
24 Cameron Maybin, R OBP: 0.332, SLG: 0.411										4	0	1	0	0	2	1												
88 Kyle Blanks, R OBP: 0.187, SLG: 0.118										4	0	0	0	0	2	1												
1 Orlando Hudson, S OBP: 0.337, SLG: 0.320										3	1	1	0	1	1	1												
29 Luis Martinez, R OBP: 0.143, SLG: 0.571										4	1	1	1	0	2	3												
52 Cory Luebke, R OBP: 0.267, SLG: 0.361										2	1	1	0	0	0	0												
57 Luke Gregerson, L (7, 1)										0	0	0	0	0	0	0												
44 Josh Spence, L (7, 1)										0	0	0	0	0	0	0												
15 Jesus Guzman, R OBP: 0.350, SLG: 0.360										0	0	0	0	1	0	0												
50 Chad Qualls, R (8, PH)										0	0	0	0	0	0	0												
37 Mike Adams, R (9, 1)										0	0	0	0	0	0	0												
Inning Stats	R: 0 E: 0 K: 2 S: 10	H: 1 LOB: 1 BB: 0 P: 14	R: 0 E: 0 K: 1 S: 13	H: 1 LOB: 0 BB: 0 P: 18	R: 0 E: 0 K: 0 S: 6	H: 0 LOB: 0 BB: 0 P: 6	R: 0 E: 0 K: 3 S: 10	H: 0 LOB: 0 BB: 0 P: 13	R: 2 E: 0 K: 2 S: 23	H: 2 LOB: 1 BB: 1 P: 35	R: 0 E: 0 K: 1 S: 11	H: 0 LOB: 0 BB: 0 P: 16	R: 1 E: 0 K: 0 S: 12	H: 1 LOB: 1 BB: 1 P: 20	R: 0 E: 0 K: 0 S: 11	H: 0 LOB: 1 BB: 1 P: 16	R: 0 E: 0 K: 2 S: 8	H: 1 LOB: 0 BB: 0 P: 10	1B: 4 2B: 1 3B: 1 HR: 1	SF: 0 SAC: 0 DP: 1 HBP: 0	WP: 0 PB: 0 SB: 1 CS: 1	PA: 35						
PITCHER	IP	WLS	BF	H	R	ER	SO	BB	IBB	HBP	BLK	WP	HR	S	P	ERA	WHIP											
31 Ian Kennedy, R ERA: 3.22	6.0	W	23	4	2	2	9	1	0	0	0	0	0	73	102	3.00	0.833											
39 Bryan Shaw, R ERA: 3.86	1.0	H	5	1	1	1	0	1	0	0	0	0	1	12	20	9.00	2.000											
30 David Hernandez, R (8, 1)	1.0	H	4	0	0	0	0	1	0	0	0	0	0	11	16	0.00	1.000											
40 J.J. Putz, R ERA: 3.03	1.0	S	3	1	0	0	2	0	0	0	0	0	0	8	10	0.00	1.000											

Batter	1	2	3	4	5	6	7	8	9	AB	R	H	RBI	BB	SO	LOB	TOP					
18 Willie Bloomquist, R OBP: 0.318, SLG: 0.365										5	0	1	0	0	2	3						
2 Kelly Johnson, L OBP: 0.300, SLG: 0.434										5	1	2	0	0	2	2						
10 Justin Upton, R OBP: 0.361, SLG: 0.550										4	0	1	0	1	0	2						
26 Miguel Montero, L OBP: 0.348, SLG: 0.462										3	0	0	0	2	1	2						
22 Xavier Nady, R OBP: 0.294, SLG: 0.374										4	0	0	1	0	1	3						
14 Ryan Roberts, R OBP: 0.343, SLG: 0.449										3	2	2	1	2	0	1						
8 Gerardo Parra, L OBP: 0.356, SLG: 0.432										4	3	2	3	0	0	3						
4 Collin Cowgill, R OBP: 0.343, SLG: 0.143										2	0	1	1	2	1	0						
34 Joe Saunders, L OBP: 0.200, SLG: 0.184										4	0	1	0	0	2	2						
48 Ryan Cook, R										0	0	0	0	0	0	0						
30 David Hernandez, R										0	0	0	0	0	0	0						
40 J.J. Putz, R										0	0	0	0	0	0	0						
Inning Stats	R: 0 E: 0 K: 1 S: 14	H: 2 LOB: 1 BB: 0 P: 21	R: 2 E: 0 K: 1 S: 17	H: 2 LOB: 0 BB: 1 P: 27	R: 0 E: 0 K: 2 S: 16	H: 0 LOB: 2 BB: 2 P: 31	R: 1 E: 0 K: 2 S: 14	H: 1 LOB: 1 BB: 1 P: 24	R: 1 E: 0 K: 0 S: 14	H: 1 LOB: 2 BB: 2 P: 29	R: 0 E: 0 K: 1 S: 12	H: 0 LOB: 0 BB: 0 P: 20	R: 0 E: 0 K: 0 S: 6	H: 0 LOB: 0 BB: 0 P: 9	R: 2 E: 0 K: 2 S: 15	H: 3 LOB: 2 BB: 1 P: 28	R: 0 E: 1 K: 0 S: 12	H: 1 LOB: 1 BB: 0 P: 20	1B: 5 2B: 2 3B: 0 HR: 3	SF: 1 2B: 2 SAC: 0 DP: 0 HBP: 0	WP: 3 PB: 0 SB: 1 CS: 2	PA: 42
PITCHER	IP WLS BF H R ER SO BB IBB HBP BLK WP HR S P ERA WHIP																					
41 Rubby De La Rosa, R ERA: 3.71	4.0 L 19 5 3 3 6 4 0 0 0 1 2 61 103 6.75 2.250																					
52 Josh Lindblom, R ERA: 2.13	1.0 6 1 1 1 0 1 1 0 0 0 0 14 29 9.00 2.000																					
36 Blake Hawksworth, R ERA: 2.95	2.0 6 0 0 0 1 0 0 0 0 0 0 18 29 0.00 0.000																					
56 Hung-Chih Kuo, L ERA: 12.46	1.0 7 3 2 2 2 1 0 0 0 1 1 15 28 18.00 4.000																					
66 Mike MacDougal, R ERA: 2.15	1.0 4 1 0 0 0 0 0 0 0 0 0 12 20 0.00 1.000																					

Arizona Diamondbacks @ Los Angeles Dodgers
Dodger Stadium, Los Angeles, CA
Sun Jul 31 2011, 1:12 PM - 4:47 PM PDT
Att: 43,935 - Partly Cloudy - 75 F

livebaseballscorecards.com

AB 34
R 6
H 10
RBI 6
BB 7
SO 9
LOB 18

Batter	1	2	3	4	5	6	7	8	9	AB	R	H	RBI	BB	SO	LOB	BOTTOM			
10 Tony Gwynn Jr., L OBP: 0.322, SLG: 0.346										5	0	1	1	0	2	0				
6 Aaron Miles, S OBP: 0.322, SLG: 0.364										5	0	0	0	0	0	2				
16 Andre Ethier, L OBP: 0.376, SLG: 0.448										5	1	4	0	0	0	2				
27 Matt Kemp, R OBP: 0.394, SLG: 0.585										4	0	2	0	0	0	3				
33 Juan Rivera, R OBP: 0.309, SLG: 0.379										4	0	2	1	0	0	2				
30 Dioner Navarro, S OBP: 0.278, SLG: 0.326										4	1	1	1	0	1	4				
14 Jamey Carroll, R OBP: 0.366, SLG: 0.358										3	1	1	0	1	1	0				
9 Dee Strange-Gordon, L OBP: 0.250, SLG: 0.279										4	0	1	0	0	0	1				
41 Rubby De La Rosa, R OBP: 0.287, SLG: 0.242										1	0	0	0	0	0	0				
52 Josh Lindblom, R ERA: 2.13										0	0	0	0	0	0	0				
3 Eugenio Velez, S										0	0	0	0	0	0	0				
36 Blake Hawksworth, R ERA: 2.95										0	0	0	0	0	0	0				
49 Trent Cletten, L ERA: 21.6										0	0	0	0	0	0	0				
56 Hung-Chih Kuo, L ERA: 12.46										0	0	0	0	0	0	0				
66 Mike MacDougal, S ERA: 2.15										0	0	0	0	0	0	0				
7 James Loney, R OBP: 0.301, SLG: 0.325										0	0	0	0	0	0	0				
Inning Stats	R: 0 E: 0 K: 1 S: 9	H: 2 LOB: 2 BB: 0 P: 13	R: 0 E: 0 K: 1 S: 11	H: 0 LOB: 0 BB: 0 P: 17	R: 0 E: 1 K: 0 S: 12	H: 1 LOB: 2 BB: 0 P: 18	R: 1 E: 0 K: 0 S: 11	H: 1 LOB: 0 BB: 0 P: 18	R: 0 E: 0 K: 0 S: 8	H: 2 LOB: 1 BB: 0 P: 11	R: 0 E: 0 K: 0 S: 4	H: 1 LOB: 0 BB: 0 P: 6	R: 1 E: 0 K: 2 S: 13	H: 3 LOB: 2 BB: 0 P: 20	R: 1 E: 0 K: 0 S: 18	H: 2 LOB: 2 BB: 1 P: 28	1B: 11 2B: 0 3B: 0 HR: 1	SF: 0 2B: 0 SAC: 0 DP: 2 HBP: 0	WP: 0 PB: 0 SB: 0 CS: 0	PA: 39
PITCHER	IP WLS BF H R ER SO BB IBB HBP BLK WP HR S P ERA WHIP																			
34 Joe Saunders, L ERA: 3.56	7.2 W 30 8 2 2 3 0 0 0 0 0 0 70 103 2.35 1.043																			
48 Ryan Cook, R ERA: 21.6	0.0 2 2 0 0 0 0 0 0 0 0 0 3 6 " " " "																			
30 David Hernandez, R ERA: 3.0	0.2 H 4 1 1 1 1 1 0 0 0 0 0 13 22 13.50 3.000																			
40 J.J. Putz, R ERA: 2.89	0.2 S 3 1 0 0 0 0 0 0 0 0 0 8 10 0.00 1.500																			

Arizona Diamondbacks @ Los Angeles Dodgers
Dodger Stadium, Los Angeles, CA
Sun Jul 31 2011, 1:12 PM - 4:47 PM PDT
Att: 43,935 - Partly Cloudy - 75 F

livebaseballscorecards.com

AB 38
R 3
H 12
RBI 3
BB 1
SO 4
LOB 16

Batter	1	2	3	4	5	6	7	8	9	AB	R	H	RBI	BB	SO	LOB	TOP							
18 Willie Bloomquist, R OBP: 0.297, SLG: 0.365	G6-3		F9																					
2 Kelly Johnson, L OBP: 0.297, SLG: 0.429	F7		F9																					
10 Justin Upton, R OBP: 0.379, SLG: 0.546	K			F7																				
24 Chris Young, R OBP: 0.327, SLG: 0.448		G6-3																						
26 Miguel Montero, L OBP: 0.347, SLG: 0.459		FC5-4																						
14 Ryan Roberts, R OBP: 0.345, SLG: 0.448																								
44 Paul Goldschmidt, R OBP: 0.250, SLG: 0.250																								
8 Gerardo Parra, L OBP: 0.356, SLG: 0.433																								
31 Ian Kennedy, R OBP: 0.114, SLG: 0.071																								
11 Sean Burroughs, L OBP: 0.207, SLG: 0.228																								
40 J.J. Putz, R																								
Inning Stats	R: 0 H: 0 E: 0 K: 1 S: 8	H: 0 LOB: 0 BB: 0 P: 15	R: 0 H: 2 E: 0 K: 0 S: 10	H: 2 LOB: 2 BB: 0 P: 16	R: 0 H: 0 E: 0 K: 1 S: 10	H: 0 LOB: 0 BB: 0 P: 13	R: 0 H: 0 E: 0 K: 1 S: 7	H: 0 LOB: 0 BB: 0 P: 12	R: 0 H: 1 E: 0 K: 1 S: 10	H: 1 LOB: 3 BB: 2 P: 20	R: 5 H: 5 E: 0 K: 2 S: 21	H: 5 LOB: 1 BB: 1 P: 33	R: 0 H: 0 E: 0 K: 1 S: 5	H: 0 LOB: 0 BB: 0 P: 7	R: 0 H: 0 E: 0 K: 0 S: 6	H: 0 LOB: 0 BB: 0 P: 10	R: 0 H: 0 E: 1 K: 1 S: 10	H: 0 LOB: 1 BB: 1 P: 20	1B: 8 2B: 0 3B: 0 HR: 0	SF: 0 SAC: 1 DP: 0 HBP: 0	WP: 0 PB: 0 SB: 1 CS: 0	PA: 39		
PITCHER	IP WLS BF H R ER SO BB IBB HBP BLK WP HR S P ERA WHIP	IP WLS BF H R ER SO BB IBB HBP BLK WP HR S P ERA WHIP	IP WLS BF H R ER SO BB IBB HBP BLK WP HR S P ERA WHIP	IP WLS BF H R ER SO BB IBB HBP BLK WP HR S P ERA WHIP	IP WLS BF H R ER SO BB IBB HBP BLK WP HR S P ERA WHIP	IP WLS BF H R ER SO BB IBB HBP BLK WP HR S P ERA WHIP	IP WLS BF H R ER SO BB IBB HBP BLK WP HR S P ERA WHIP	IP WLS BF H R ER SO BB IBB HBP BLK WP HR S P ERA WHIP	IP WLS BF H R ER SO BB IBB HBP BLK WP HR S P ERA WHIP	IP WLS BF H R ER SO BB IBB HBP BLK WP HR S P ERA WHIP	IP WLS BF H R ER SO BB IBB HBP BLK WP HR S P ERA WHIP	IP WLS BF H R ER SO BB IBB HBP BLK WP HR S P ERA WHIP	IP WLS BF H R ER SO BB IBB HBP BLK WP HR S P ERA WHIP	IP WLS BF H R ER SO BB IBB HBP BLK WP HR S P ERA WHIP	IP WLS BF H R ER SO BB IBB HBP BLK WP HR S P ERA WHIP	IP WLS BF H R ER SO BB IBB HBP BLK WP HR S P ERA WHIP	IP WLS BF H R ER SO BB IBB HBP BLK WP HR S P ERA WHIP	IP WLS BF H R ER SO BB IBB HBP BLK WP HR S P ERA WHIP	IP WLS BF H R ER SO BB IBB HBP BLK WP HR S P ERA WHIP	IP WLS BF H R ER SO BB IBB HBP BLK WP HR S P ERA WHIP	IP WLS BF H R ER SO BB IBB HBP BLK WP HR S P ERA WHIP	IP WLS BF H R ER SO BB IBB HBP BLK WP HR S P ERA WHIP	IP WLS BF H R ER SO BB IBB HBP BLK WP HR S P ERA WHIP	IP WLS BF H R ER SO BB IBB HBP BLK WP HR S P ERA WHIP

Arizona Diamondbacks @ San Francisco Giants
 AT&T Park, San Francisco, CA
 Mon Aug 01 2011, 7:16 PM - 9:53 PM PDT
 Att. 42,366 - Clear - 61 F

AB	34
R	5
H	8
RBI	5
BB	4
SO	8
LOB	15



Batter	1	2	3	4	5	6	7	8	9	AB	R	H	RBI	BB	SO	LOB	BOTTOM								
13 Cody Ross, R OBP: 0.343, SLG: 0.406	HR		P4																						
8 Jeff Keppinger, R OBP: 0.315, SLG: 0.415	L9																								
15 Carlos Beltrán, S OBP: 0.383, SLG: 0.500	F9																								
48 Pablo Sandoval, S OBP: 0.345, SLG: 0.496	F8																								
17 Aubrey Huff, L OBP: 0.294, SLG: 0.370		L9																							
12 Nate Schierholtz, L OBP: 0.318, SLG: 0.425		F8																							
43 Orlando Cabrera, R OBP: 0.274, SLG: 0.317		G6-3																							
22 Eli Whiteside, R OBP: 0.301, SLG: 0.354																									
33 Aaron Rowand, R OBP: 0.292, SLG: 0.377																									
18 Matt Cain, R OBP: 0.130, SLG: 0.114																									
41 Jeremy Affeldt, L																									
9 Brandon Bell, L OBP: 0.326, SLG: 0.338																									
46 Santiago Casilla, R																									
54 Sergio Romo, R																									
Inning Stats	R: 1 H: 1 E: 0 K: 0 S: 8	H: 1 LOB: 0 BB: 0 P: 8	R: 0 H: 0 E: 0 K: 0 S: 6	H: 0 LOB: 0 BB: 0 P: 11	R: 0 H: 0 E: 0 K: 1 S: 10	H: 0 LOB: 0 BB: 0 P: 13	R: 0 H: 1 E: 0 K: 2 S: 11	H: 1 LOB: 2 BB: 1 P: 20	R: 0 H: 0 E: 0 K: 1 S: 5	H: 0 LOB: 0 BB: 0 P: 7	R: 0 H: 1 E: 0 K: 1 S: 11	H: 1 LOB: 1 BB: 0 P: 18	R: 1 H: 1 E: 0 K: 1 S: 16	H: 1 LOB: 0 BB: 0 P: 20	R: 0 H: 2 E: 0 K: 1 S: 10	H: 2 LOB: 0 BB: 0 P: 12	R: 0 H: 2 E: 0 K: 0 S: 13	H: 2 LOB: 2 BB: 0 P: 15	1B: 5 2B: 0 3B: 1 HR: 2	SF: 0 SAC: 0 DP: 1 HBP: 0	WP: 0 PB: 0 SB: 0 CS: 0	PA: 35			
PITCHER	IP WLS BF H R ER SO BB IBB HBP BLK WP HR S P ERA WHIP	IP WLS BF H R ER SO BB IBB HBP BLK WP HR S P ERA WHIP	IP WLS BF H R ER SO BB IBB HBP BLK WP HR S P ERA WHIP	IP WLS BF H R ER SO BB IBB HBP BLK WP HR S P ERA WHIP	IP WLS BF H R ER SO BB IBB HBP BLK WP HR S P ERA WHIP	IP WLS BF H R ER SO BB IBB HBP BLK WP HR S P ERA WHIP	IP WLS BF H R ER SO BB IBB HBP BLK WP HR S P ERA WHIP	IP WLS BF H R ER SO BB IBB HBP BLK WP HR S P ERA WHIP	IP WLS BF H R ER SO BB IBB HBP BLK WP HR S P ERA WHIP	IP WLS BF H R ER SO BB IBB HBP BLK WP HR S P ERA WHIP	IP WLS BF H R ER SO BB IBB HBP BLK WP HR S P ERA WHIP	IP WLS BF H R ER SO BB IBB HBP BLK WP HR S P ERA WHIP	IP WLS BF H R ER SO BB IBB HBP BLK WP HR S P ERA WHIP	IP WLS BF H R ER SO BB IBB HBP BLK WP HR S P ERA WHIP	IP WLS BF H R ER SO BB IBB HBP BLK WP HR S P ERA WHIP	IP WLS BF H R ER SO BB IBB HBP BLK WP HR S P ERA WHIP	IP WLS BF H R ER SO BB IBB HBP BLK WP HR S P ERA WHIP	IP WLS BF H R ER SO BB IBB HBP BLK WP HR S P ERA WHIP	IP WLS BF H R ER SO BB IBB HBP BLK WP HR S P ERA WHIP	IP WLS BF H R ER SO BB IBB HBP BLK WP HR S P ERA WHIP	IP WLS BF H R ER SO BB IBB HBP BLK WP HR S P ERA WHIP	IP WLS BF H R ER SO BB IBB HBP BLK WP HR S P ERA WHIP	IP WLS BF H R ER SO BB IBB HBP BLK WP HR S P ERA WHIP	IP WLS BF H R ER SO BB IBB HBP BLK WP HR S P ERA WHIP	IP WLS BF H R ER SO BB IBB HBP BLK WP HR S P ERA WHIP

Arizona Diamondbacks @ San Francisco Giants
 AT&T Park, San Francisco, CA
 Mon Aug 01 2011, 7:16 PM - 9:53 PM PDT
 Att. 42,366 - Clear - 61 F

AB	34
R	2
H	8
RBI	2
BB	1
SO	7
LOB	9



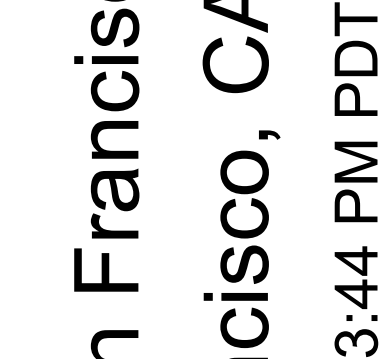
Batter	1	2	3	4	5	6	7	8	9	AB	R	H	RBI	BB	SO	LOB	TOP					
18 Willie Bloomquist, R OBP: 0.316, SLG: 0.355 8 Gerardo Parra, L OBP: 0.356, SLG: 0.429	G6-3		24 PC 4 G4-3 1B		K2-3		K		G1-3	4	0	1	0	0	2	2	Arizona Diamondbacks @ San Francisco Giants AT&T Park, San Francisco, CA Wed Aug 03 2011, 12:46 PM - 3:44 PM PDT Att: 42,477 - Sunny - 65 F					
4 Collin Cowgill, R OBP: 0.318, SLG: 0.211	24 FC5-4 1B		G4-3		P3		K		1B	5	0	2	0	0	1	3						
10 Justin Upton, R OBP: 0.377, SLG: 0.546 22 Xavier Nady, R OBP: 0.291, SLG: 0.371	K						K		K	3	0	0	0	0	3	3						
24 Chris Young, R OBP: 0.326, SLG: 0.441 11 Sean Burroughs, L OBP: 0.297, SLG: 0.228	FC5-4		PO		L4		14 G6-3 BB		K	3	0	0	0	1	1	1						
14 Ryan Roberts, R OBP: 0.351, SLG: 0.451			K		44 FC6-4 BB		G6-3		1 BB BB	2	0	0	0	2	1	1						
44 Paul Goldschmidt, R OBP: 0.333, SLG: 0.500	1 G5-3 BB		FC6-4 1 HBP		K		K		K	3	0	0	0	1	2	3						
1 Cody Ransom, R OBP: 0.353, SLG: 0.286	G5-3						12 1B 19 1B 2B			2	1	1	0	1	0	1						
12 Henry Blanco, R OBP: 0.276, SLG: 0.414	K						19 1B		K	4	0	1	0	0	3	5						
21 Jason Marquis, L OBP: 0.182, SLG: 0.205 29 Brad Ziegler, R ERA: 4.14 19 Zach Duke, L OBP: 0.333, SLG: 0.647 15 Micah Owings, R OBP: 0.231, SLG: 0.231	G4-3		G4-3		G1-3		1-2 1B		G5-3	2	0	0	0	0	0	0						
Inning Stats	R: 0 E: 0 K: 1 S: 9	H: 1 LOB: 1 BB: 0 P: 11	R: 0 E: 0 K: 2 S: 12	H: 0 LOB: 1 BB: 23 P: 23	R: 0 E: 0 K: 0 S: 9	H: 1 LOB: 1 BB: 0 P: 14	R: 0 E: 0 K: 1 S: 9	H: 0 LOB: 0 BB: 0 P: 20	R: 0 E: 0 K: 1 S: 8	H: 0 LOB: 0 BB: 0 P: 11	R: 0 E: 0 K: 2 S: 11	H: 0 LOB: 1 BB: 1 P: 19	R: 1 E: 0 K: 3 S: 16	H: 3 LOB: 2 BB: 0 P: 25	R: 0 E: 0 K: 3 S: 14	H: 0 LOB: 2 BB: 2 P: 25		R: 0 E: 0 K: 1 S: 9	H: 1 LOB: 1 BB: 0 P: 14	1B: 5 2B: 1 3B: 0 HR: 0	SF: 0 SAC: 0 DP: 0 HBP: 2	WP: 0 PB: 0 SB: 1 CS: 0
PITCHER	IP WLS BF H R ER SO BB IBB HBP BLK WP HR S P ERA WHIP	6.0 W 27 5 1 1 7 3 0 2 0 0 0 64 108 1.50 1.333	2.0 8 0 0 0 6 2 0 0 0 0 0 24 40 0.00 1.000	0.2 3 1 0 0 0 0 0 0 0 0 6 11 0.00 1.500	0.1 1 0 0 0 1 0 0 0 0 0 3 3 0.00 0.000	PITCHER										IP WLS BF H R ER SO BB IBB HBP BLK WP HR S P ERA WHIP						

Batter	1	2	3	4	5	6	7	8	9	AB	R	H	RBI	BB	SO	LOB	BOTTOM			
56 Andres Torres, S OBP: 0.320, SLG: 0.357	G1-3		8 1B 48 1B 1B		K		G3-1			4	1	1	0	1	1	1	Arizona Diamondbacks @ San Francisco Giants AT&T Park, San Francisco, CA Wed Aug 03 2011, 12:46 PM - 3:44 PM PDT Att: 42,477 - Sunny - 65 F			
8 Jeff Keppinger, R OBP: 0.320, SLG: 0.413	1B		15 1B 48 1B 1B		G5-3		F7		BB	5	1	2	0	0	1	1				
48 Pablo Sandoval, S OBP: 0.352, SLG: 0.502	F9		15 1B 43 G6-3 1B				L7		F7	5	2	2	1	0	0	2				
15 Carlos Beltrán, S OBP: 0.384, SLG: 0.504	F7		17 E 13 FC6-4 1B				43 2B 1B		F8	5	2	3	1	0	0	2				
43 Orlando Cabrera, R OBP: 0.274, SLG: 0.319	E5		G6-3				17 1B 13 2B 2B		F8	4	1	1	3	0	0	2				
17 Aubrey Huff, L OBP: 0.296, SLG: 0.370	32 FC5 13 BB 1B		E4				13 2B 1B		G4-3	4	1	2	0	0	0	1				
13 Cody Ross, R OBP: 0.344, SLG: 0.404	32 FC5 BB		FC6-4				22 G1-6-3 1H 2B		BB	2	0	1	3	2	0	1				
22 Eli Whiteside, R OBP: 0.293, SLG: 0.345	F4		FC5-4				G1-6-3		K	4	0	0	0	0	1	5				
32 Ryan Vogelsong, R OBP: 0.211, SLG: 0.237 59 Guillermo Mota, R OBP: 0.167, SLG: 0.333 49 Javier López, L ERA: 2.53 54 Sergio Romo, R ERA: 1.75	FC5		G5-3		G6-3		F9			3	0	0	0	0	0	3				
Inning Stats	R: 0 E: 0 K: 0 S: 8	H: 1 LOB: 1 BB: 0 P: 14	R: 0 E: 1 K: 0 S: 10	H: 1 LOB: 2 BB: 1 P: 20	R: 4 E: 1 K: 0 S: 14	H: 4 LOB: 1 BB: 0 P: 18	R: 0 E: 0 K: 1 S: 11	H: 0 LOB: 0 BB: 0 P: 15	R: 4 E: 0 K: 0 S: 14	H: 5 LOB: 1 BB: 0 P: 21	R: 0 E: 0 K: 0 S: 11	H: 1 LOB: 1 BB: 0 P: 15	R: 0 E: 0 K: 1 S: 6	H: 0 LOB: 1 BB: 1 P: 10	R: 0 E: 0 K: 0 S: 6	H: 0 LOB: 1 BB: 1 P: 14		1B: 9 2B: 2 3B: 1 HR: 0	SF: 0 SAC: 0 DP: 0 HBP: 0	WP: 0 PB: 0 SB: 0 CS: 0
PITCHER	IP WLS BF H R ER SO BB IBB HBP BLK WP HR S P ERA WHIP	4.0 L 24 10 8 7 1 1 0 0 0 0 6 8 0.00 1.000	1.0 4 1 0 0 0 0 0 0 0 0 6 8 0.00 1.000	3.0 12 1 0 0 1 2 0 0 0 0 23 39 0.00 1.000	PITCHER										IP WLS BF H R ER SO BB IBB HBP BLK WP HR S P ERA WHIP					

AB 32
R 1
H 6
RBI 1
BB 5
SO 14
LOB 20



AB 37
R 8
H 12
RBI 8
BB 3
SO 2
LOB 19



Batter	1	2	3	4	5	6	7	8	9	AB	R	H	RBI	BB	SO	LOB	TOP										
9 Dee Strange-Gordon, L OBP: 0.250, SLG: 0.274 14 Jamey Carroll, R OBP: 0.366, SLG: 0.362	L1		G4-3 16 23 SH2-3 1B		G6-3	K				2	0	1	0	0	0	0	Los Angeles Dodgers @ Arizona Diamondbacks Chase Field, Phoenix, AZ Sat Aug 06 2011, 5:10 PM - 8:18 PM MST Att: 33,306 - Roof Closed - 80 F										
23 Casey Blake, R OBP: 0.341, SLG: 0.371	K		SH2-3		G4-3			K	3	1	0	0	1	2	1												
16 Andre Ethier, L OBP: 0.375, SLG: 0.446	G1-3		G4-3						L4	5	1	2	1	0	0												
27 Matt Kemp, R OBP: 0.394, SLG: 0.580									G4-3	4	0	1	0	1	0												
33 Juan Rivera, R OBP: 0.315, SLG: 0.380 55 Matt Guerrier, R (8, 1)										4	2	1	1	0	1												
30 Dioner Navarro, S OBP: 0.277, SLG: 0.322 57 Scott Elbert, L (9, 1)									F8	0	0	0	0	0	0												
6 Aaron Miles, S OBP: 0.315, SLG: 0.362										4	0	2	1	0	0												
28 Rod Barajas, R OBP: 0.278, SLG: 0.404										4	0	3	2	0	0												
10 Tony Gwynn Jr., L OBP: 0.314, SLG: 0.336										4	0	0	0	0	1												
50 Nathan Eovaldi, R OBP: 0.500, SLG: 0.500 49 Trent Oeltgen, L OBP: 0.390, SLG: 0.385 36 Blake Hawksworth, R (6, 1) 7 James Loney, L OBP: 0.294, SLG: 0.318 (8, 3)										2	1	1	0	0	1												
Inning Stats	R: 0 E: 0 K: 1 S: 7	H: 0 LOB: 0 BB: 0 P: 12	R: 1 E: 0 K: 1 S: 14	H: 3 LOB: 1 BB: 0 P: 25	R: 1 E: 0 K: 1 S: 13	H: 2 LOB: 2 BB: 1 P: 22	R: 0 E: 0 K: 0 S: 7	H: 1 LOB: 0 BB: 0 P: 10	R: 0 E: 0 K: 1 S: 7	H: 0 LOB: 0 BB: 1 P: 13	R: 2 E: 0 K: 1 S: 17	H: 3 LOB: 3 BB: 1 P: 30	R: 1 E: 0 K: 0 S: 17	H: 2 LOB: 2 BB: 1 P: 28	R: 0 E: 0 K: 2 S: 15	H: 1 LOB: 1 BB: 0 P: 20	R: 0 E: 0 K: 0 S: 8	H: 0 LOB: 0 BB: 0 P: 11	1B: 11 2B: 1 3B: 0 HR: 0	SF: 0 SAC: 1 DP: 1 HBP: 0	WP: 0 PB: 0 SB: 0 CS: 1	PA: 41					
PITCHER	IP	WLS	BF	H	R	ER	SO	BB	IBB	HBP	BLK	WP	HR	S	P	ERA	WHIP										
34 Joe Saunders, L ERA: 3.61	5.1	L	24	8	4	3	4	1	0	0	0	0	0	58	98	5.06	1.688										
29 Brad Ziegler, R ERA: 2.43	1.1		8	2	1	1	1	2	0	0	0	0	0	17	32	6.75	3.000										
39 Bryan Shaw, R ERA: 3.09	0.1		2	1	0	0	0	0	0	0	0	0	0	7	10	0.00	3.000										
30 David Hernandez, R ERA: 2.94	1.0		4	1	0	0	2	0	0	0	0	0	0	15	20	0.00	1.000										
47 Joe Paterson, L ERA: 3.16	1.0		3	0	0	0	0	0	0	0	0	0	0	8	11	0.00	0.000										
Batter	1	2	3	4	5	6	7	8	9	AB	R	H	RBI	BB	SO	LOB	BOTTOM										
18 Willie Bloomquist, R OBP: 0.317, SLG: 0.358	G6-3	F8				K				4	1	0	0	0	1	4	Los Angeles Dodgers @ Arizona Diamondbacks Chase Field, Phoenix, AZ Sat Aug 06 2011, 5:10 PM - 8:18 PM MST Att: 33,306 - Roof Closed - 80 F										
2 Kelly Johnson, L OBP: 0.296, SLG: 0.421	K					P6			F8	4	0	1	0	0	1												
10 Justin Upton, R OBP: 0.374, SLG: 0.547	K									4	0	1	1	0	2												
24 Chris Young, R OBP: 0.322, SLG: 0.435		F7				G5-3			F7	4	0	0	0	0	1												
26 Miguel Montero, L OBP: 0.341, SLG: 0.451		K				P6			L6	4	0	0	0	0	2												
14 Ryan Roberts, R OBP: 0.357, SLG: 0.453						L5				3	1	1	0	1	1												
44 Paul Goldschmidt, R OBP: 0.300, SLG: 0.389						K				4	1	1	0	0	2												
8 Gerardo Parra, L OBP: 0.353, SLG: 0.422						K			G5-3	4	1	1	0	0	2												
34 Joe Saunders, L ERA: 3.61 29 Brad Ziegler, R ERA: 2.43 39 Bryan Shaw, S ERA: 3.09 30 David Hernandez, R ERA: 2.94 11 Sean Burroughs, L ERA: 4.2 47 Joe Paterson, R ERA: 3.16										2	0	2	2	0	0												
Inning Stats	R: 0 E: 0 K: 2 S: 8	H: 0 LOB: 0 BB: 0 P: 10	R: 2 E: 0 K: 1 S: 16	H: 2 LOB: 2 BB: 2 P: 30	R: 0 E: 0 K: 1 S: 5	H: 1 LOB: 0 BB: 0 P: 8	R: 0 E: 0 K: 1 S: 8	H: 0 LOB: 0 BB: 0 P: 13	R: 0 E: 0 K: 2 S: 11	H: 1 LOB: 1 BB: 0 P: 16	R: 0 E: 0 K: 1 S: 6	H: 0 LOB: 0 BB: 0 P: 9	R: 0 E: 0 K: 2 S: 8	H: 0 LOB: 0 BB: 0 P: 9	R: 1 E: 0 K: 0 S: 10	H: 2 LOB: 1 BB: 0 P: 16		R: 0 E: 0 K: 0 S: 6	H: 1 LOB: 1 BB: 0 P: 13	1B: 5 2B: 2 3B: 0 HR: 0	SF: 0 SAC: 0 DP: 0 HBP: 0	WP: 1 PB: 0 SB: 0 CS: 1	PA: 35				
PITCHER	IP	WLS	BF	H	R	ER	SO	BB	IBB	HBP	BLK	WP	HR	S	P	ERA	WHIP										
50 Nathan Eovaldi, R ERA: 3.0	5.0	W	20	4	2	2	7	2	0	0	0	0	0	48	77	3.60	1.200										
36 Blake Hawksworth, R ERA: 3.0	2.0	H	6	0	0	0	3	0	0	0	0	0	0	14	18	0.00	0.000										
55 Matt Guerrier, R ERA: 4.2	1.0	H	5	2	1	1	0	0	0	0	0	0	0	10	16	9.00	2.000										
57 Scott Elbert, L ERA: 3.26	1.0	S	4	1	0	0	0	0	0	0	0	1	0	6	13	0.00	1.000										

Batter	1	2	3	4	5	6	7	8	9	AB	R	H	RBI	BB	SO	LOB	TOP										
14 Jamey Carroll, R OBP: 0.367, SLG: 0.359										3	0	0	0	1	2	0	<p>Los Angeles Dodgers @ Arizona Diamondbacks Chase Field, Phoenix, AZ Sun Aug 07 2011, 1:12 PM - 3:36 PM MST Att: 25,604 - Roof Closed - 78 F</p>										
6 Aaron Miles, S OBP: 0.315, SLG: 0.361										4	1	1	0	0	0	1											
16 Andre Ethier, L OBP: 0.376, SLG: 0.449										4	1	2	1	0	1	0											
27 Matt Kemp, R OBP: 0.393, SLG: 0.577										4	0	1	0	0	0	1											
33 Juan Rivera, R OBP: 0.314, SLG: 0.378										4	0	1	1	0	1	2											
7 James Loney, L OBP: 0.295, SLG: 0.326										3	1	1	1	0	0	0											
52 Josh Lindblom, R OBP: 0.272, SLG: 0.316										3	0	0	0	0	1	0											
3 Eugenio Velez, S										3	0	0	0	0	0	0											
22 Clayton Kershaw, L OBP: 0.278, SLG: 0.250										2	0	0	0	0	0	0											
10 Tony Gwynn Jr., L OBP: 0.313, SLG: 0.335										1	0	0	0	0	1	0											
Inning Stats	R: 0 H: 2 E: 0 K: 2 S: 12	H: 2 LOB: 2 BB: 0 P: 18	R: 0 H: 0 E: 0 K: 0 S: 10	H: 0 LOB: 0 BB: 0 P: 14	R: 0 H: 0 E: 0 K: 0 S: 8	H: 0 LOB: 0 BB: 1 P: 12	R: 0 H: 0 E: 0 K: 0 S: 4	H: 1 LOB: 0 BB: 0 P: 5	R: 1 H: 1 E: 0 K: 1 S: 10	H: 3 LOB: 1 BB: 0 P: 15	R: 2 H: 3 E: 0 K: 0 S: 19	H: 0 LOB: 0 BB: 0 P: 13	R: 0 H: 0 E: 0 K: 2 S: 7	H: 0 LOB: 0 BB: 0 P: 8	R: 0 H: 0 E: 0 K: 1 S: 7	H: 0 LOB: 0 BB: 0 P: 9	1B: 4 2B: 1 3B: 0 HR: 1	SF: 0 SAC: 0 DP: 1 HBP: 0	WP: 0 PB: 0 SB: 0 CS: 0	PA: 32							
PITCHER	IP	WLS	BF	H	R	ER	SO	BB	IBB	HBP	BLK	WP	HR	S	P	ERA	WHIP										
31 Ian Kennedy, R ERA: 3.2	7.0	W	26	6	3	3	3	1	0	0	0	0	1	70	100	3.86	1.000										
30 David Hernandez, R ERA: 2.99	1.0	H	3	0	0	0	2	0	0	0	0	0	0	7	8	0.00	0.000										
40 J.J. Putz, R ERA: 2.75	1.0	S	3	0	0	0	1	0	0	0	0	0	0	7	9	0.00	0.000										

Batter	1	2	3	4	5	6	7	8	9	AB	R	H	RBI	BB	SO	LOB	BOTTOM										
14 Ryan Roberts, R OBP: 0.356, SLG: 0.449										3	1	0	0	1	0	1	<p>Los Angeles Dodgers @ Arizona Diamondbacks Chase Field, Phoenix, AZ Sun Aug 07 2011, 1:12 PM - 3:36 PM MST Att: 25,604 - Roof Closed - 78 F</p>										
2 Kelly Johnson, L OBP: 0.296, SLG: 0.427										4	1	1	2	0	1	1											
10 Justin Upton, R OBP: 0.371, SLG: 0.541										4	0	0	0	0	1	0											
22 Xavier Nady, R OBP: 0.286, SLG: 0.363										4	0	0	0	0	0	0											
24 Chris Young, R OBP: 0.324, SLG: 0.434										3	0	1	0	1	1	0											
26 Miguel Montero, L OBP: 0.339, SLG: 0.447										3	0	0	0	0	2	2											
4 Collin Cowgill, R OBP: 0.346, SLG: 0.227										2	1	1	0	1	1	0											
1 Cody Ransom, R OBP: 0.318, SLG: 0.421										3	1	1	2	0	1	2											
31 Ian Kennedy, R OBP: 0.109, SLG: 0.068										2	0	0	0	0	1	0											
11 Sean Burroughs, L OBP: 0.246, SLG: 0.283										1	0	1	0	0	0	0											
30 David Hernandez, R										0	0	0	0	0	0	0											
40 J.J. Putz, R										0	0	0	0	0	0	0											
Inning Stats	R: 2 H: 1 E: 0 K: 1 S: 14	H: 1 LOB: 1 BB: 2 P: 31	R: 0 H: 0 E: 0 K: 2 S: 11	H: 0 LOB: 0 BB: 0 P: 15	R: 0 H: 0 E: 0 K: 2 S: 9	H: 0 LOB: 0 BB: 0 P: 12	R: 0 H: 1 E: 0 K: 2 S: 15	H: 1 LOB: 2 BB: 1 P: 26	R: 0 H: 0 E: 0 K: 0 S: 8	H: 0 LOB: 0 BB: 0 P: 11	R: 0 H: 0 E: 0 K: 0 S: 6	H: 0 LOB: 0 BB: 0 P: 8	R: 2 H: 3 E: 0 K: 0 S: 9	H: 3 LOB: 1 BB: 0 P: 13	R: 0 H: 0 E: 0 K: 1 S: 11	H: 0 LOB: 0 BB: 0 P: 15	1B: 2 2B: 1 3B: 0 HR: 2	SF: 0 SAC: 0 DP: 0 HBP: 0	WP: 0 PB: 0 SB: 0 CS: 0	PA: 32							
PITCHER	IP	WLS	BF	H	R	ER	SO	BB	IBB	HBP	BLK	WP	HR	S	P	ERA	WHIP										
22 Clayton Kershaw, L ERA: 2.79	6.1	L	27	5	4	4	7	3	0	0	0	0	0	70	113	5.68	1.263										
52 Josh Lindblom, R ERA: 1.6	1.2		5	0	0	0	1	0	0	0	0	0	0	13	18	0.00	0.000										

AB	31
R	3
H	6
RBI	3
BB	1
SO	6
LOB	4



AB	29
R	4
H	5
RBI	4
BB	3
SO	8
LOB	6



Batter	1	2	3	4	5	6	7	8	9	AB	R	H	RBI	BB	SO	LOB	TOP					
8 JB Shuck L (1,9) OBP: 0.385, SLG: 0.273	G4-3					G3-1	F7			5	0	1	0	0	0	3						
27 Jose Altuve R (1,4) OBP: 0.371, SLG: 0.409										5	3	3	0	0	0	1						
11 Jason Bourgeois R (1,8) OBP: 0.331, SLG: 0.392	E6	L5				G4-3	F7			5	1	0	0	0	0	3						
14 J.D. Martinez R (1,7) OBP: 0.324, SLG: 0.625						G4-3				4	3	2	3	1	0	0						
16 Matt Downs R (1,3) OBP: 0.331, SLG: 0.472	G5-3									5	0	3	1	0	0	0						
38 Jimmy Paredes S (1,5) OBP: 0.320, SLG: 0.391										5	1	2	2	0	0	3						
12 Clint Barmes R (1,6) OBP: 0.320, SLG: 0.393										5	1	2	1	0	1	0						
22 Carlos Corporan S (1,2) OBP: 0.245, SLG: 0.273										4	0	2	2	0	1	0						
51 Wandy Rodriguez S (1,1) OBP: 0.133, SLG: 0.133										3	0	1	0	0	0	0						
4 Jason Michaels R (7,PH) OBP: 0.258, SLG: 0.301										1	0	0	0	0	0	1						
47 Jeff Fulchino R (7,1) OBP: 0.242, SLG: 0.279										0	0	0	0	0	0	0						
53 Wesley Wright R (9,1) OBP: 0.242, SLG: 0.279										0	0	0	0	0	0	0						
Inning Stats	R: 5 H: 6 E: 0 K: 0 S: 23	H: 6 LOB: 2 BB: 0 P: 34	R: 2 H: 4 E: 0 K: 0 S: 12	H: 4 LOB: 2 BB: 2 P: 21	R: 0 H: 1 E: 0 K: 1 S: 16	H: 1 LOB: 1 BB: 0 P: 20	R: 0 H: 1 E: 0 K: 0 S: 7	H: 1 LOB: 1 BB: 0 P: 10	R: 0 H: 0 E: 0 K: 0 S: 6	H: 0 LOB: 0 BB: 0 P: 8	R: 2 H: 3 E: 0 K: 0 S: 9	H: 3 LOB: 2 BB: 1 P: 15	R: 0 H: 1 E: 0 K: 1 S: 10	H: 1 LOB: 1 BB: 0 P: 16	R: 0 H: 0 E: 0 K: 0 S: 5	H: 0 LOB: 0 BB: 0 P: 8	R: 0 H: 0 E: 0 K: 0 S: 4	H: 0 LOB: 0 BB: 0 P: 8	1B: 12 2B: 3 3B: 0 HR: 1	SF: 0 SAC: 0 DP: 0 HBP: 0	WP: 1 PB: 0 SB: 1 CS: 0	PA: 43
PITCHER	IP WLS BF H R ER SO BB IBB HBP BLK WP HR S P ERA WHIP																					
41 Daniel Hudson R (1,1) ERA: 3.83	3.0 L 20 11 7 4 1 0 0 0 0 0 0 1 51 75 12.00 3.667																					
19 Zach Duke L (4,1) ERA: 4.99	4.0 17 5 2 2 1 1 0 0 0 0 1 0 32 49 4.50 1.500																					
29 Brad Ziegler R (8,1) ERA: 2.38	1.0 3 0 0 0 0 0 0 0 0 0 0 0 5 8 0.00 0.000																					
47 Joe Paterson L (9,1) ERA: 3.04	1.0 3 0 0 0 0 0 0 0 0 0 0 0 4 8 0.00 0.000																					

Houston Astros @ Arizona Diamondbacks
Chase Field, Phoenix, AZ
Mon Aug 08 2011, 6:41 PM - 9:11 PM MST
Att: 17,477 - Roof Closed - 79 F

AB 42
R 9
H 16
RBI 9
BB 1
SO 2
LOB 11



Batter	1	2	3	4	5	6	7	8	9	AB	R	H	RBI	BB	SO	LOB	BOTTOM					
14 Ryan Roberts R (1,5) OBP: 0.357, SLG: 0.448										3	0	1	0	1	0	0						
29 Brad Ziegler R (8,1) ERA: 2.38										0	0	0	0	0	0	0						
47 Joe Paterson R (9,1) ERA: 3.04										0	0	0	0	0	0	0						
2 Kelly Johnson L (1,4) OBP: 0.293, SLG: 0.423										4	0	0	0	0	1	3						
10 Justin Upton R (1,9) OBP: 0.368, SLG: 0.538										3	0	0	0	0	0	1						
8 Gerardo Parra L (6,PH) OBP: 0.352, SLG: 0.420										1	0	0	0	0	0	0						
24 Chris Young R (1,8) OBP: 0.326, SLG: 0.435										2	0	1	0	1	1	0						
22 Xavier Nady R (6,PH) OBP: 0.294, SLG: 0.361										1	0	0	0	0	0	0						
44 Paul Goldschmidt R (1,3) OBP: 0.292, SLG: 0.333										3	0	0	0	1	1	1						
4 Collin Cowgill R (1,7) OBP: 0.333, SLG: 0.231										4	0	1	0	0	0	4						
1 Cody Ransom R (1,6) OBP: 0.308, SLG: 0.364										3	0	0	0	1	0	1						
12 Henry Blanco R (1,2) OBP: 0.278, SLG: 0.452										3	1	1	1	0	1	1						
41 Daniel Hudson R (1,1) OBP: 0.347, SLG: 0.447										1	0	0	0	0	0	1						
19 Zach Duke L (4,1) ERA: 4.7										1	0	0	0	0	1	0						
11 Sean Burroughs L (7,PH) OBP: 0.242, SLG: 0.279										1	0	0	0	0	0	0						
Inning Stats	R: 0 H: 2 E: 0 K: 0 S: 13	H: 2 LOB: 3 BB: 1 P: 25	R: 0 H: 0 E: 0 K: 2 S: 16	H: 0 LOB: 2 BB: 2 P: 27	R: 0 H: 0 E: 0 K: 0 S: 8	H: 0 LOB: 1 BB: 1 P: 18	R: 0 H: 0 E: 0 K: 1 S: 6	H: 0 LOB: 0 BB: 0 P: 10	R: 0 H: 0 E: 0 K: 0 S: 7	H: 0 LOB: 0 BB: 0 P: 13	R: 0 H: 0 E: 0 K: 2 S: 9	H: 0 LOB: 0 BB: 0 P: 12	R: 1 H: 1 E: 0 K: 0 S: 9	H: 1 LOB: 0 BB: 0 P: 15	R: 0 H: 0 E: 0 K: 0 S: 6	H: 0 LOB: 0 BB: 0 P: 9	R: 0 H: 1 E: 0 K: 0 S: 5	H: 1 LOB: 0 BB: 0 P: 9	1B: 3 2B: 0 3B: 0 HR: 1	SF: 0 SAC: 0 DP: 1 HBP: 0	WP: 0 PB: 0 SB: 1 CS: 0	PA: 34
PITCHER	IP WLS BF H R ER SO BB IBB HBP BLK WP HR S P ERA WHIP																					
51 Wandy Rodriguez L (1,1) ERA: 3.52	6.0 W 24 2 0 0 5 4 0 0 0 0 0 1 59 105 0.00 1.000																					
47 Jeff Fulchino R (7,1) ERA: 4.7	2.0 7 1 1 1 0 0 0 0 0 0 0 1 15 24 4.50 0.500																					
53 Wesley Wright L (9,1) ERA: 4.5	1.0 3 1 0 0 0 0 0 0 0 0 0 0 5 9 0.00 1.000																					

Houston Astros @ Arizona Diamondbacks
Chase Field, Phoenix, AZ
Mon Aug 08 2011, 6:41 PM - 9:11 PM MST
Att: 17,477 - Roof Closed - 79 F

AB 30
R 1
H 4
RBI 1
BB 4
SO 5
LOB 12



Batter	1	2	3	4	5	6	7	8	9	AB	R	H	RBI	BB	SO	LOB	TOP					
8 JB Shuck L OBP: 0.333, SLG: 0.250										4	1	1	0	0	0	2	Houston Astros @ Arizona Diamondbacks Chase Field, Phoenix, AZ Wed Aug 10 2011, 6:41 PM - 9:16 PM MST Att: 18,632 - Roof Closed - 78 F					
27 Jose Altuve R OBP: 0.350, SLG: 0.395										4	0	1	0	0	0	2						
14 J.D. Martinez R OBP: 0.349, SLG: 0.687										3	0	0	0	1	2	0						
11 Jason Bourgeois R (6, PR) OBP: 0.321, SLG: 0.380										0	0	0	0	0	0	0						
45 Carlos Lee R OBP: 0.319, SLG: 0.423										4	0	0	1	0	0	2						
19 Brian Bogusevic L OBP: 0.355, SLG: 0.370										3	1	1	0	1	0	2						
38 Jimmy Paredes S OBP: 0.353, SLG: 0.563										4	1	1	0	0	0	1						
12 Clint Barnes R OBP: 0.323, SLG: 0.397										4	0	1	1	0	2	1						
55 Humberto Quintero R OBP: 0.290, SLG: 0.358										4	0	1	1	0	1	0						
65 Henry Sosa R 7.1 59 Wilton Lopez R 7.1 52 Sergio Escalona L 7.1 47 Jeff Fulchino R 7.1 36 Angel Sanchez R (6, PH) 8.1 62 Aneury Rodriguez R 8.1										1	0	0	0	0	1	0						
Inning Stats	R: 0 E: 0 K: 1 S: 12	H: 0 LOB: 0 BB: 0 P: 16	R: 0 E: 0 K: 1 S: 11	H: 0 LOB: 1 BB: 1 P: 20	R: 0 E: 0 K: 1 S: 8	H: 0 LOB: 0 BB: 0 P: 13	R: 0 E: 0 K: 1 S: 8	H: 0 LOB: 0 BB: 0 P: 11	R: 2 E: 0 K: 0 S: 15	H: 4 LOB: 2 BB: 0 P: 19	R: 0 E: 0 K: 0 S: 7	H: 0 LOB: 0 BB: 0 P: 10	R: 0 E: 0 K: 1 S: 9	H: 0 LOB: 0 BB: 0 P: 12	R: 1 E: 0 K: 0 S: 11	H: 2 LOB: 2 BB: 1 P: 18	R: 0 E: 0 K: 1 S: 7	H: 0 LOB: 0 BB: 0 P: 11	1B: 5 2B: 1 3B: 0 HR: 0	SF: 0 SAC: 1 DP: 0 HBP: 0	WP: 0 PB: 0 SB: 0 CS: 0	PA: 35
PITCHER	IP WLS BF H R ER SO BB IBB HBP BLK WP HR S P ERA WHIP	7.0 W 26 4 2 2 5 1 0 0 0 0 0 70 101 2.57 0.714	1.0 H 6 2 1 1 0 1 0 0 0 0 0 11 18 9.00 3.000	1.0 S 3 0 0 0 1 0 0 0 0 0 0 7 11 0.00 0.000											IP WLS BF H R ER SO BB IBB HBP BLK WP HR S P ERA WHIP							

AB	32
R	3
H	6
RBI	3
BB	2
SO	6
LOB	10



Batter	1	2	3	4	5	6	7	8	9	AB	R	H	RBI	BB	SO	LOB	BOTTOM			
18 Willie Bloomquist R OBP: 0.320, SLG: 0.370										5	1	1	1	0	1	2	Houston Astros @ Arizona Diamondbacks Chase Field, Phoenix, AZ Wed Aug 10 2011, 6:41 PM - 9:16 PM MST Att: 18,632 - Roof Closed - 78 F			
14 Ryan Roberts R OBP: 0.357, SLG: 0.451										4	2	2	0	0	1	0				
10 Justin Upton R OBP: 0.374, SLG: 0.552										4	1	3	0	0	1	1				
26 Miguel Montero L OBP: 0.346, SLG: 0.450										2	1	0	0	1	1	3				
24 Chris Young R OBP: 0.326, SLG: 0.433										4	0	1	1	0	1	5				
2 Kelly Johnson L OBP: 0.294, SLG: 0.420										2	1	0	0	2	0	3				
44 Paul Goldschmidt R OBP: 0.273, SLG: 0.300										4	0	1	2	0	3	3				
8 Gerardo Parra L OBP: 0.358, SLG: 0.436										4	0	1	1	0	0	2				
55 Josh Collmenter R OBP: 0.269, SLG: 0.174										2	0	0	0	1	1	0				
39 Bryan Shaw S 8.1 11 Sean Burroughs L (6, PH) 8.1 30 David Hernandez R (9, 1)										0	0	0	0	0	0	0				
Inning Stats	R: 3 E: 0 K: 0 S: 15	H: 3 LOB: 2 BB: 2 P: 27	R: 0 E: 0 K: 0 S: 6	H: 0 LOB: 0 BB: 0 P: 12	R: 0 E: 0 K: 1 S: 11	H: 1 LOB: 2 BB: 0 P: 17	R: 0 E: 0 K: 0 S: 7	H: 0 LOB: 0 BB: 1 P: 15	R: 1 E: 0 K: 1 S: 15	H: 2 LOB: 1 BB: 0 P: 19	R: 0 E: 0 K: 2 S: 8	H: 0 LOB: 0 BB: 0 P: 10	R: 1 E: 0 K: 2 S: 11	H: 2 LOB: 1 BB: 0 P: 14	R: 1 E: 0 K: 2 S: 17	H: 1 LOB: 1 BB: 1 P: 28	1B: 4 2B: 3 3B: 1 HR: 1	SF: 0 SAC: 0 DP: 1 HBP: 1	WP: 0 PB: 0 SB: 2 CS: 0	PA: 37
PITCHER	IP WLS BF H R ER SO BB IBB HBP BLK WP HR S P ERA WHIP	6.0 L 27 6 4 4 4 3 0 1 0 0 0 5 6 0.00 6.000	0.1 3 2 1 0 0 0 0 0 0 0 0 3 4 0.00 0.000	0.1 1 0 0 0 1 0 0 0 0 0 0 3 4 0.00 0.000	0.1 1 0 0 0 1 0 0 0 0 0 0 3 4 0.00 0.000	1.0 5 1 1 1 2 1 0 0 0 0 0 17 28 9.00 2.000											IP WLS BF H R ER SO BB IBB HBP BLK WP HR S P ERA WHIP			

AB	32
R	6
H	9
RBI	5
BB	4
SO	8
LOB	20



Batter	1	2	3	4	5	6	7	8	9	10	AB	R	H	RBI	BB	SO	LOB	TOP								
11 Jason Bourgeois, R OBP: 0.329, SLG: 0.399			G6-3								5	2	3	0	0	0	1									
27 Jose Altuve, R OBP: 0.365, SLG: 0.407	G6-3									K	5	2	3	1	0	1	1									
14 J.D. Martinez, R OBP: 0.333, SLG: 0.636	F9		K							F8	5	0	1	2	0	1	2									
45 Carlos Lee, R OBP: 0.320, SLG: 0.423											5	0	2	2	0	0	1									
38 Jimmy Paredes, S OBP: 0.342, SLG: 0.326											4	0	1	0	0	1	3									
4 Jason Michaels, R OBP: 0.303, SLG: 0.304																										
43 Fernando Rodriguez Jr., R																										
54 Mark Melancon, R																										
47 Jeff Fulchino, R																										
52 Sergio Escalona, L																										
16 Matt Downs, R OBP: 0.329, SLG: 0.449																										
12 Clint Barmes, R OBP: 0.320, SLG: 0.392																										
55 Humberto Quintero, R OBP: 0.294, SLG: 0.358																										
39 Brett Myers, R OBP: 0.188, SLG: 0.156																										
19 Brian Bogusevic, L OBP: 0.365, SLG: 0.382																										
Inning Stats	R: 0 E: 0 K: 0 S: 6	H: 1 LOB: 0 BB: 0 P: 12	R: 0 E: 1 K: 0 S: 9	H: 1 LOB: 3 BB: 1 P: 16	R: 1 E: 0 K: 1 S: 14	H: 2 LOB: 1 BB: 0 P: 19	R: 0 E: 0 K: 0 S: 6	H: 1 LOB: 0 BB: 0 P: 6	R: 3 E: 0 K: 1 S: 11	H: 3 LOB: 0 BB: 1 P: 18	R: 0 E: 0 K: 0 S: 9	H: 1 LOB: 1 BB: 0 P: 13	R: 1 E: 0 K: 0 S: 8	H: 2 LOB: 0 BB: 0 P: 9	R: 0 E: 0 K: 0 S: 9	H: 1 LOB: 0 BB: 1 P: 18	R: 0 E: 0 K: 1 S: 10	H: 1 LOB: 0 BB: 0 P: 16	R: 0 E: 0 K: 1 S: 5	H: 0 LOB: 0 BB: 0 P: 8	1B: 11 2B: 1 3B: 1 HR: 0	SF: 0 SAC: 1 DP: 3 HBP: 0	WP: 0 PB: 0 SB: 1 CS: 4	PA: 41		
PITCHER	IP 6.0	WLS 29	BF 11	H 5	R 5	ER 5	SO 2	BB 1	IBB 0	HBP 0	BLK 0	WP 0	HR 0	S 59	P 89	ERA 7.50	WHIP 2.000									
34 Joe Saunders, L ERA: 3.76																										
29 Brad Ziegler, R ERA: 2.27																										
39 Bryan Shaw, R ERA: 3.29																										
40 J.J. Putz, R ERA: 2.83																										

Houston Astros @ Arizona Diamondbacks
Chase Field, Phoenix, AZ
Thu Aug 11 2011, 6:40 PM - 9:42 PM MST
Att: 18,440 - Roof Closed - 78 F

livebaseballscorecards.com

AB 36
R 5
H 13
RBI 5
BB 3
SO 4
LOB 16

WP: 0 PA: 41
PB: 0
SB: 1
CS: 4

Batter	1	2	3	4	5	6	7	8	9	10	AB	R	H	RBI	BB	SO	LOB	BOTTOM								
18 Willie Bloomquist, R OBP: 0.326, SLG: 0.369	F7										3	1	1	1	2	0	0									
14 Ryan Roberts, R OBP: 0.357, SLG: 0.453	K		F7								5	2	2	1	0	1	2									
10 Justin Upton, R OBP: 0.374, SLG: 0.550											5	1	2	0	0	0	1									
26 Miguel Montero, L OBP: 0.344, SLG: 0.447	FC4-6										5	0	1	1	0	0	3									
24 Chris Young, R OBP: 0.327, SLG: 0.439			G5-3								4	1	1	3	1	1	1									
2 Kelly Johnson, L OBP: 0.291, SLG: 0.416	F9										4	0	0	0	0	2	1									
22 Xavier Nady, R OBP: 0.284, SLG: 0.359	P3										4	1	1	0	0	0	0									
8 Gerardo Parra, L OBP: 0.360, SLG: 0.440											4	1	2	0	0	1	1									
34 Joe Saunders, L OBP: 0.297, SLG: 0.214																										
29 Brad Ziegler, R																										
11 Sean Burroughs, L																										
39 Bryan Shaw, S																										
44 Paul Goldschmidt, R																										
40 J.J. Putz, R																										
Inning Stats	R: 0 E: 0 K: 1 S: 7	H: 1 LOB: 1 BB: 0 P: 9	R: 0 E: 0 K: 0 S: 7	H: 0 LOB: 0 BB: 0 P: 11	R: 0 E: 0 K: 0 S: 9	H: 1 LOB: 1 BB: 1 P: 17	R: 0 E: 0 K: 0 S: 6	H: 0 LOB: 1 BB: 0 P: 12	R: 1 E: 0 K: 1 S: 11	H: 2 LOB: 1 BB: 0 P: 15	R: 0 E: 0 K: 1 S: 9	H: 0 LOB: 0 BB: 0 P: 16	R: 0 E: 0 K: 1 S: 6	H: 0 LOB: 0 BB: 0 P: 7	R: 2 E: 0 K: 0 S: 14	H: 2 LOB: 1 BB: 1 P: 23	R: 2 E: 0 K: 2 S: 14	H: 2 LOB: 0 BB: 0 P: 20	R: 3 E: 0 K: 0 S: 8	H: 3 LOB: 0 BB: 0 P: 10	1B: 7 2B: 2 3B: 0 HR: 2	SF: 0 SAC: 0 DP: 1 HBP: 0	WP: 0 PB: 0 SB: 0 CS: 0	PA: 41		
PITCHER	IP 7.2	WLS 31	BF 6	H 3	R 3	ER 3	SO 4	BB 3	IBB 0	HBP 0	BLK 0	WP 0	HR 0	S 67	P 106	ERA 3.52	WHIP 1.174									
39 Brett Myers, R ERA: 4.71																										
43 Fernando Rodriguez Jr., R																										
54 Mark Melancon, R ERA: 3.31																										
47 Jeff Fulchino, R ERA: 5.23																										
52 Sergio Escalona, L ERA: 3.04																										

Houston Astros @ Arizona Diamondbacks
Chase Field, Phoenix, AZ
Thu Aug 11 2011, 6:40 PM - 9:42 PM MST
Att: 18,440 - Roof Closed - 78 F

livebaseballscorecards.com

AB 38
R 8
H 11
RBI 8
BB 3
SO 6
LOB 11

WP: 0 PA: 41
PB: 0
SB: 0
CS: 0

Batter	1	2	3	4	5	6	7	8	9	AB	R	H	RBI	BB	SO	LOB	TOP			
16 Angel Pagán, S OBP: 0.314, SLG: 0.365										5	0	1	0	0	1	1				
22 Willie Harris, L OBP: 0.340, SLG: 0.311										3	0	0	0	1	0	1				
5 David Wright, R OBP: 0.352, SLG: 0.440										4	0	0	0	0	0	1				
21 Lucas Duda, L OBP: 0.338, SLG: 0.427										3	0	0	0	1	0	1				
44 Jason Bay, R OBP: 0.333, SLG: 0.367										4	1	0	0	0	1	1				
9 Ronny Paulino, R OBP: 0.328, SLG: 0.375										4	1	2	0	0	1	2				
23 Mike Baxter, L OBP: 0.462, SLG: 0.636										4	2	2	1	0	1	2				
11 Rubén Tejada, R OBP: 0.345, SLG: 0.295										4	0	2	2	0	1	1				
34 Mike Pelfrey, R 77 D.J. Carrasco, R 12 Scott Hairston, R 27 Pedro Beato, R 39 Bobby Parnell, R 2 Justin Turner, R										2	0	1	1	0	0	0				
Inning Stats	R: 0 E: 0 K: 1 S: 7	H: 0 LOB: 0 BB: 0 P: 11	R: 2 E: 1 K: 0 S: 13	H: 2 LOB: 1 BB: 0 P: 19	R: 0 E: 0 K: 0 S: 3	H: 0 LOB: 1 BB: 1 P: 8	R: 2 E: 0 K: 0 S: 10	H: 3 LOB: 1 BB: 0 P: 18	R: 0 E: 0 K: 1 S: 5	H: 2 LOB: 2 BB: 0 P: 7	R: 0 E: 0 K: 0 S: 7	H: 1 LOB: 0 BB: 0 P: 9	R: 0 E: 0 K: 2 S: 8	H: 0 LOB: 1 BB: 1 P: 15	R: 0 E: 0 K: 1 S: 5	H: 0 LOB: 0 BB: 0 P: 6	1B: 5 2B: 2 HR: 0	SF: 0 SAC: 0 DP: 1 HBP: 0	WP: 0 PB: 1 SB: 0 CS: 0	PA: 37
PITCHER	IP WLS BF H R ER SO BB IBB HBP BLK WP HR S P ERA WHIP																			
41 Daniel Hudson, R ERA: 3.76	8.0 W 34 8 4 2 4 2 0 0 0 0 0 0 62 100 2.25 1.250																			
40 J.J. Putz, R ERA: 2.91	1.0 S 3 0 0 0 1 0 0 0 0 0 0 0 5 6 0.00 0.000																			

New York Mets @ Arizona Diamondbacks
Chase Field, Phoenix, AZ
Sat Aug 13 2011, 5:11 PM - 7:27 PM MST
Att: 33,623 - Roof Closed - 77 F

AB 35
R 4
H 8
RBI 4
BB 2
SO 5
LOB 13



Batter	1	2	3	4	5	6	7	8	9	AB	R	H	RBI	BB	SO	LOB	BOTTOM	
18 Willie Bloomquist, R OBP: 0.328, SLG: 0.369										3	1	1	0	0	1	1		
14 Ryan Roberts, R OBP: 0.355, SLG: 0.459										4	2	2	3	0	1	1		
10 Justin Upton, R OBP: 0.378, SLG: 0.556										3	1	1	1	0	1	0		
26 Miguel Montero, L OBP: 0.340, SLG: 0.440										2	0	0	1	1	0	2		
24 Chris Young, R OBP: 0.322, SLG: 0.431										4	0	0	0	0	0	1		
44 Paul Goldschmidt, R OBP: 0.275, SLG: 0.378										4	0	0	0	0	4	0		
2 Kelly Johnson, L OBP: 0.291, SLG: 0.417										4	1	1	0	0	0	0		
8 Gerardo Parra, L OBP: 0.355, SLG: 0.433										3	1	1	0	0	1	1		
41 Daniel Hudson, R OBP: 0.353, SLG: 0.449										2	0	1	1	0	0	0		
40 J.J. Putz, R										0	0	0	0	0	0	0		
Inning Stats	R: 2 E: 0 K: 0 S: 10	H: 2 LOB: 0 BB: 0 P: 15	R: 0 E: 0 K: 2 S: 10	H: 0 LOB: 0 BB: 0 P: 13	R: 0 E: 0 K: 1 S: 6	H: 0 LOB: 0 BB: 0 P: 8	R: 3 E: 0 K: 1 S: 15	H: 2 LOB: 1 BB: 1 P: 25	R: 1 E: 0 K: 2 S: 12	H: 2 LOB: 1 BB: 0 P: 15	R: 0 E: 0 K: 1 S: 7	H: 0 LOB: 0 BB: 0 P: 12	R: 0 E: 0 K: 1 S: 6	H: 0 LOB: 0 BB: 0 P: 10	1B: 4 2B: 2 3B: 0 HR: 1	SF: 1 SAC: 1 DP: 0 HBP: 2	WP: 0 PB: 0 SB: 1 CS: 0	PA: 34
PITCHER	IP WLS BF H R ER SO BB IBB HBP BLK WP HR S P ERA WHIP																	
34 Mike Pelfrey, R ERA: 4.53	4.0 L 6 1 2 2 1 1 0 1 0 0 0 1 13 23 4.50 2.000																	
77 D.J. Carrasco, R ERA: 4.66	1.0 L 6 1 2 2 1 1 0 1 0 0 0 1 13 23 18.00 2.000																	
27 Pedro Beato, R ERA: 3.88	2.0 8 2 1 1 3 0 0 0 0 0 0 0 19 27 4.50 1.000																	
39 Bobby Parnell, R ERA: 4.26	1.0 3 0 0 0 1 0 0 0 0 0 0 0 6 10 0.00 0.000																	

New York Mets @ Arizona Diamondbacks
Chase Field, Phoenix, AZ
Sat Aug 13 2011, 5:11 PM - 7:27 PM MST
Att: 33,623 - Roof Closed - 77 F

AB 29
R 6
H 7
RBI 6
BB 1
SO 8
LOB 6



Batter	1	2	3	4	5	6	7	8	9	AB	R	H	RBI	BB	SO	LOB	TOP					
18 Willie Bloomquist, R OBP: 0.378, SLG: 0.561										4	0	0	0	0	2	1						
14 Ryan Roberts, R OBP: 0.353, SLG: 0.453										4	0	0	0	0	2	1						
10 Justin Upton, R OBP: 0.378, SLG: 0.561										4	1	1	0	0	2	0						
26 Miguel Montero, L OBP: 0.341, SLG: 0.440										4	0	2	0	0	1	0						
4 Collin Cowgill, R OBP: 0.298, SLG: 0.194										0	1	0	0	0	0	0						
12 Henry Blanco, R OBP: 0.301, SLG: 0.474										0	0	0	0	0	0	0						
24 Chris Young, R OBP: 0.319, SLG: 0.425										4	1	1	0	0	3	3						
37 Lyle Overbay, L OBP: 0.304, SLG: 0.356										4	0	3	3	0	0	0						
11 Sean Burroughs, L OBP: 0.250, SLG: 0.284										4	0	0	0	0	0	5						
8 Gerardo Parra, L OBP: 0.356, SLG: 0.431										3	0	1	0	1	0	1						
55 Josh Collmenter, R OBP: 0.260, SLG: 0.450																						
47 Joe Paterson, R OBP: 0.260, SLG: 0.450																						
2 Kelly Johnson, L OBP: 0.260, SLG: 0.450																						
39 Bryan Shaw, R OBP: 0.260, SLG: 0.450																						
44 Paul Goldschmidt, R OBP: 0.310, SLG: 0.452																						
40 J.J. Putz, R OBP: 0.260, SLG: 0.450																						
Inning Stats	R: 0 E: 0 K: 1 S: 8	H: 0 LOB: 0 BB: 0 P: 11	R: 1 E: 0 K: 1 S: 10	H: 2 LOB: 1 BB: 0 P: 17	R: 0 E: 0 K: 1 S: 8	H: 0 LOB: 0 BB: 0 P: 10	R: 0 E: 0 K: 1 S: 12	H: 2 LOB: 2 BB: 0 P: 14	R: 0 E: 0 K: 3 S: 13	H: 1 LOB: 1 BB: 0 P: 15	R: 0 E: 0 K: 2 S: 11	H: 0 LOB: 0 BB: 0 P: 13	R: 0 E: 0 K: 0 S: 5	H: 0 LOB: 0 BB: 0 P: 7	R: 0 E: 0 K: 3 S: 9	H: 0 LOB: 0 BB: 0 P: 13	R: 2 E: 0 K: 2 S: 13	H: 3 LOB: 3 BB: 1 P: 22	1B: 7 2B: 1 3B: 0 HR: 0	SF: 0 SAC: 0 DP: 0 HBP: 0	WP: 0 PB: 0 SB: 3 CS: 0	PA: 36
PITCHER 34 Roy Halladay, R ERA: 2.53	IP: 9.0 WLS: L BF: 36 H: 8 R: 3 ER: 3 SO: 14 BB: 0 IBB: 1 HBP: 0 BLK: 1 WP: 0 HR: 0 S: 89 P: 122 ERA: 3.00 WHIP: 0.889															PITCHER						

Arizona Diamondbacks @ Philadelphia Phillies
Citizens Bank Park, Philadelphia, PA
Tue Aug 16 2011, 7:09 PM - 9:45 PM EDT
Att: 45,742 - Partly Cloudy - 79 F

AB	35
R	3
H	8
RBI	3
BB	1
SO	14
LOB	14



Batter	1	2	3	4	5	6	7	8	9	AB	R	H	RBI	BB	SO	LOB	BOTTOM													
11 Jimmy Rollins, S OBP: 0.338, SLG: 0.394										5	1	1	0	0	2	3														
8 Shane Victorino, S OBP: 0.388, SLG: 0.541										4	1	1	2	0	0	2														
26 Chase Utley, L OBP: 0.368, SLG: 0.461										4	0	3	0	0	1	1														
6 Ryan Howard, L OBP: 0.344, SLG: 0.492										3	0	0	0	1	2	2														
3 Hunter Pence, R OBP: 0.359, SLG: 0.478										4	0	1	0	0	3	4														
29 Raul Ibanez, L OBP: 0.282, SLG: 0.408										4	0	0	0	0	0	1														
51 Carlos Ruiz, R OBP: 0.359, SLG: 0.362										3	0	1	0	1	1	0														
15 John Mayberry Jr., R OBP: 0.312, SLG: 0.485										0	0	0	0	0	0	0														
7 Michael Martinez, S OBP: 0.253, SLG: 0.298										3	0	0	0	0	1	1														
34 Roy Halladay, R OBP: 0.138, SLG: 0.125										3	0	2	0	0	0	0														
7 Ross Gload, L OBP: 0.269, SLG: 0.303										1	0	0	0	0	1	1														
Inning Stats	R: 0 E: 0 K: 1 S: 11	H: 1 LOB: 1 BB: 0 P: 14	R: 0 E: 0 K: 1 S: 8	H: 1 LOB: 0 BB: 0 P: 9	R: 0 E: 0 K: 2 S: 18	H: 2 LOB: 3 BB: 1 P: 28	R: 0 E: 0 K: 0 S: 8	H: 0 LOB: 0 BB: 0 P: 11	R: 2 E: 0 K: 2 S: 12	H: 3 LOB: 1 BB: 0 P: 17	R: 0 E: 0 K: 2 S: 10	H: 0 LOB: 0 BB: 0 P: 12	R: 0 E: 0 K: 1 S: 12	H: 1 LOB: 1 BB: 0 P: 19	R: 0 E: 0 K: 0 S: 5	H: 1 LOB: 0 BB: 0 P: 10	R: 0 E: 0 K: 2 S: 9	H: 0 LOB: 1 BB: 1 P: 14	1B: 6 2B: 2 3B: 0 HR: 1	SF: 0 SAC: 1 DP: 1 HBP: 0	WP: 0 PB: 0 SB: 0 CS: 0	PA: 37								
PITCHER 55 Josh Collmenter, R ERA: 3.47	IP: 6.2 WLS: 1 BF: 29 H: 8 R: 2 ER: 2 SO: 8 BB: 1 IBB: 0 HBP: 0 BLK: 0 WP: 0 HR: 1 S: 76 P: 106 ERA: 2.70 WHIP: 1.350															PITCHER														
47 Joe Paterson, L ERA: 3.0	0.1	1	0	0	0	1	0	0	0	0	0	3	4	0.00	0.000															
39 Bryan Shaw, R ERA: 2.87	1.0	W	3	1	0	0	0	0	0	0	0	5	10	0.00	1.000															
40 J.J. Putz, R ERA: 2.84	1.0	S	4	0	0	0	2	1	0	0	0	0	9	14	0.00	1.000														

Arizona Diamondbacks @ Philadelphia Phillies
Citizens Bank Park, Philadelphia, PA
Tue Aug 16 2011, 7:09 PM - 9:45 PM EDT
Att: 45,742 - Partly Cloudy - 79 F

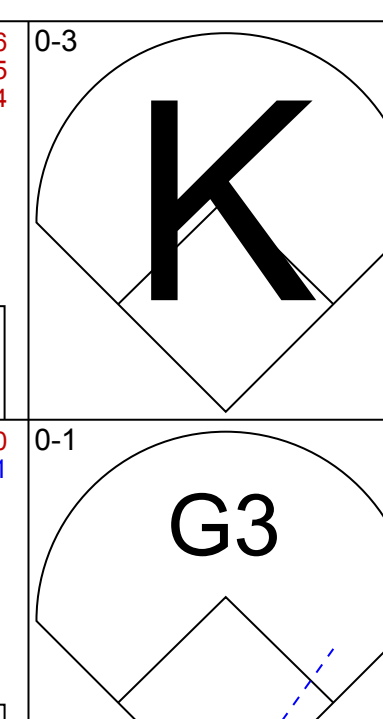
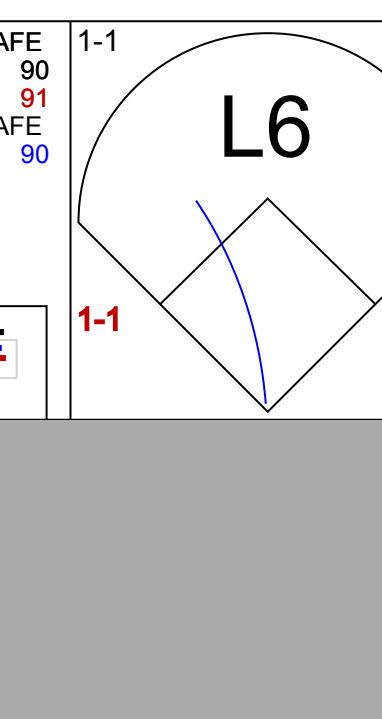
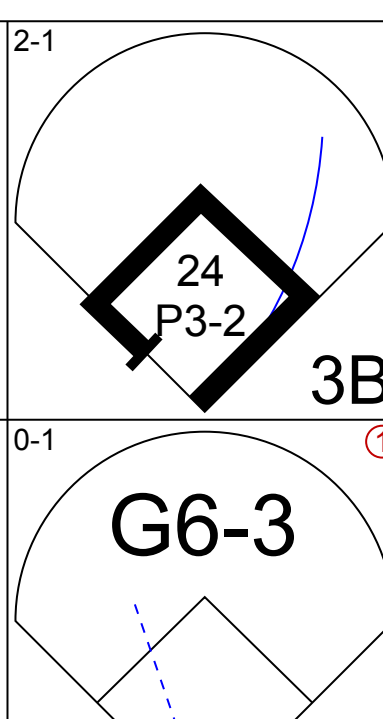
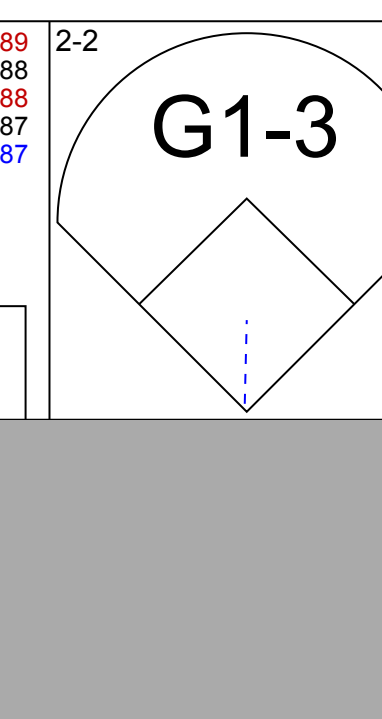
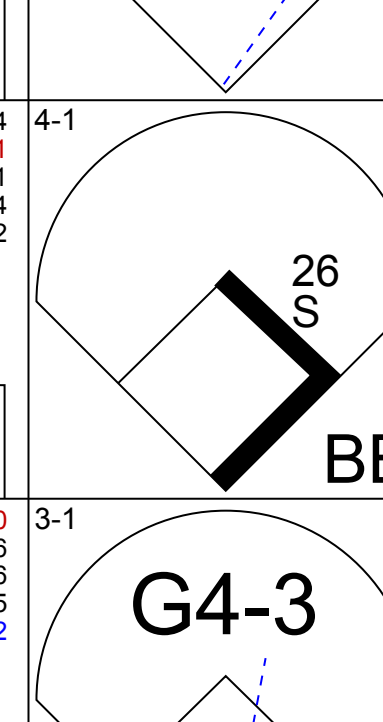
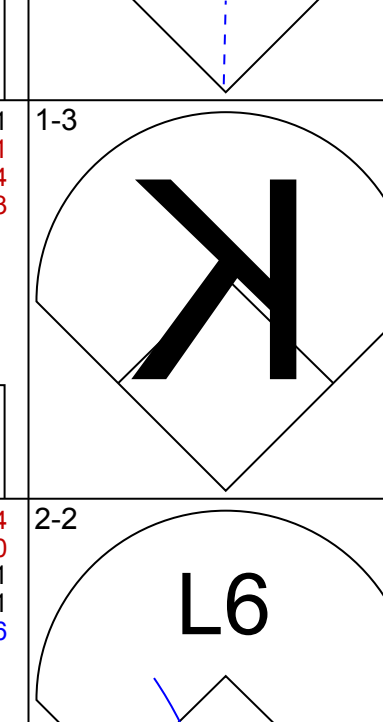
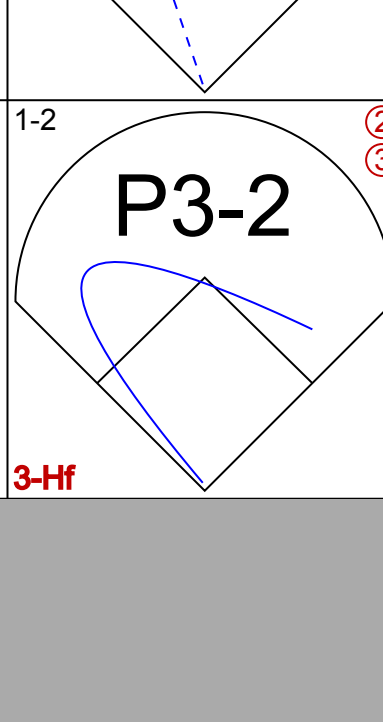
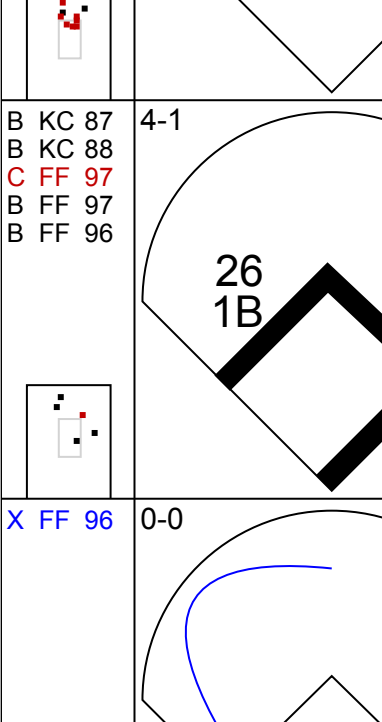



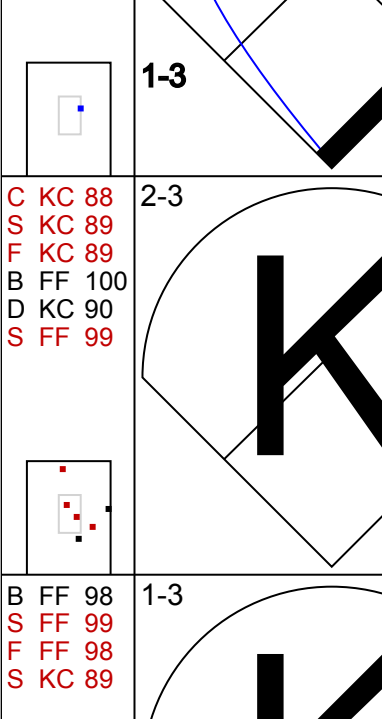


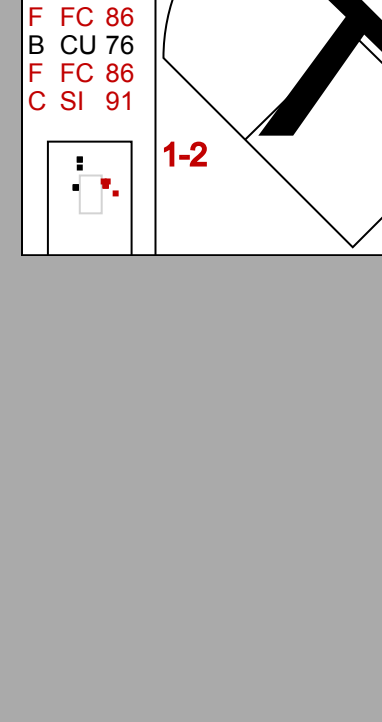
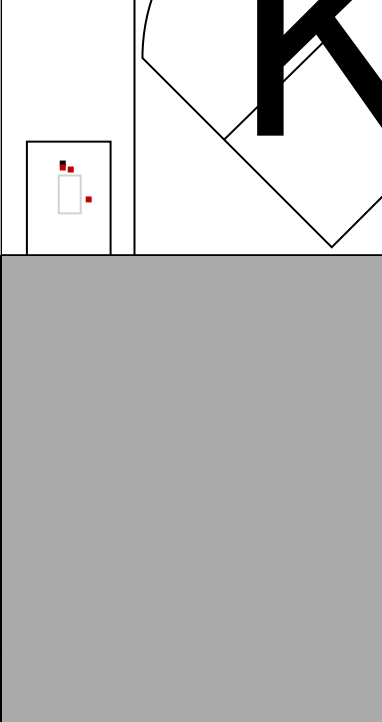
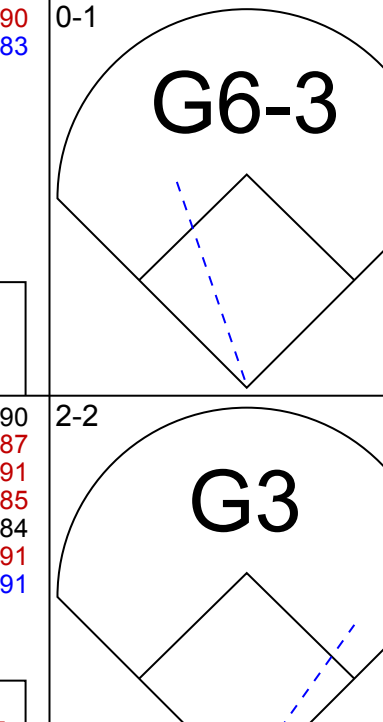
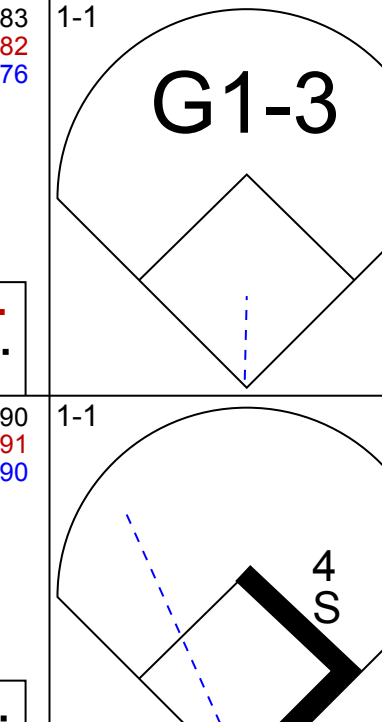
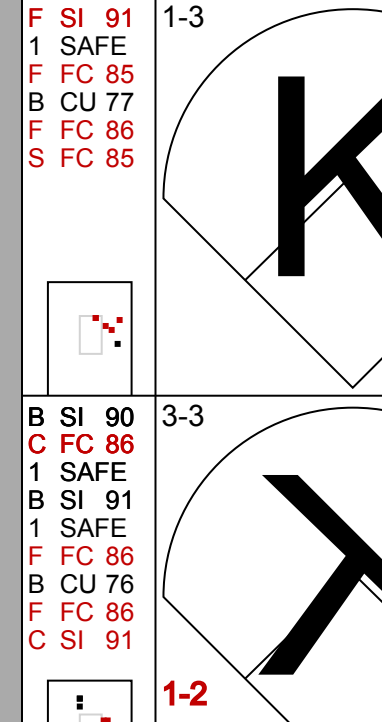
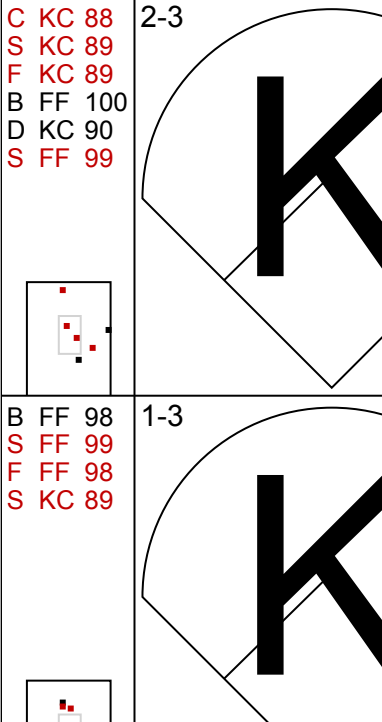

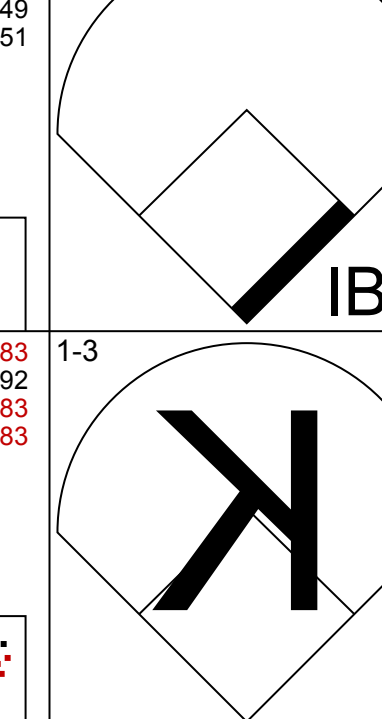


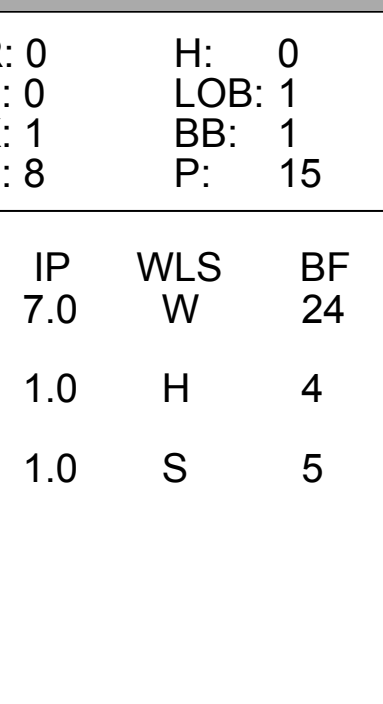
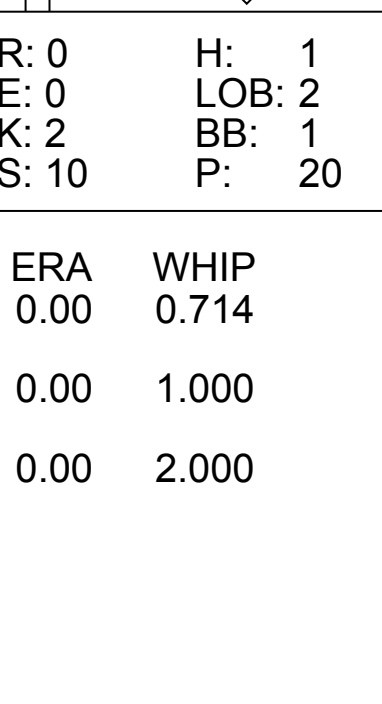
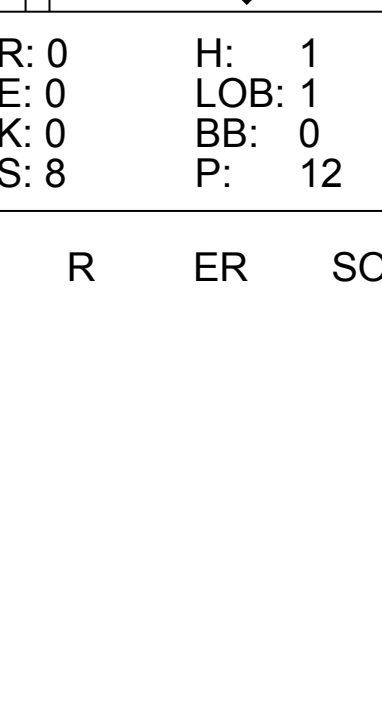
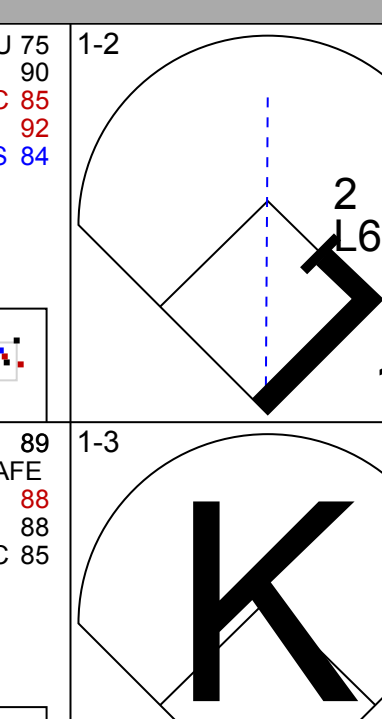
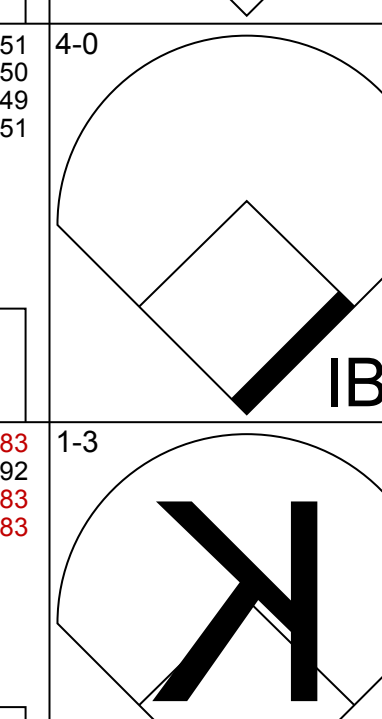
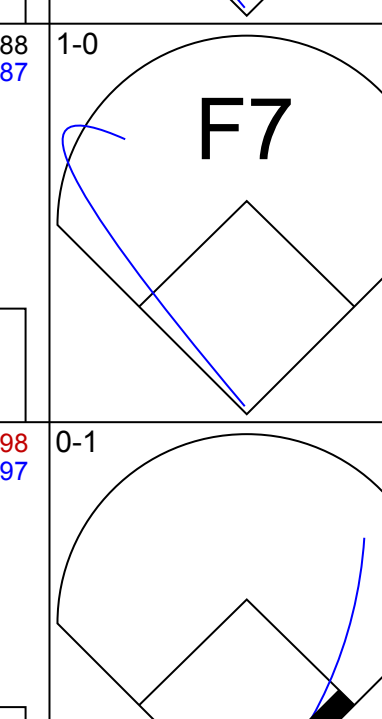
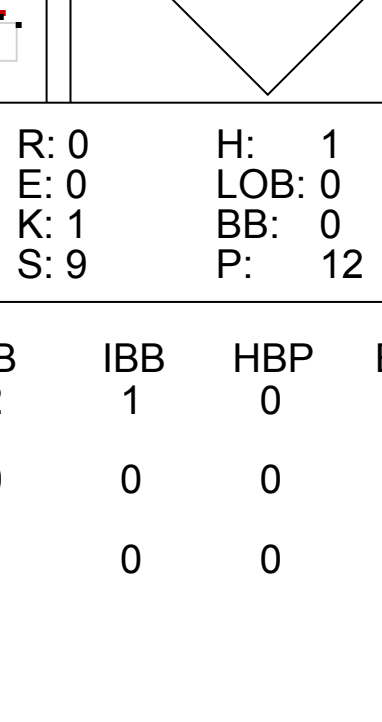
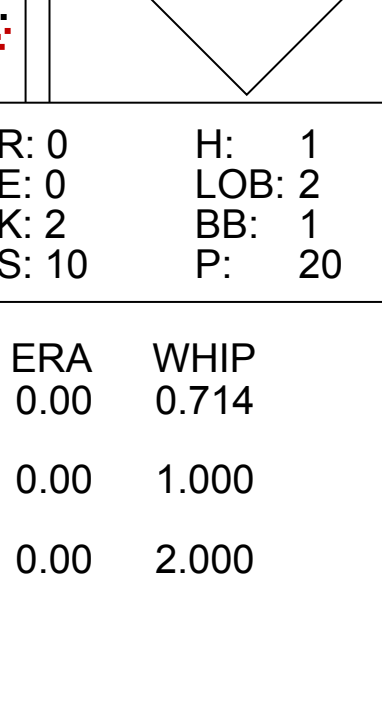
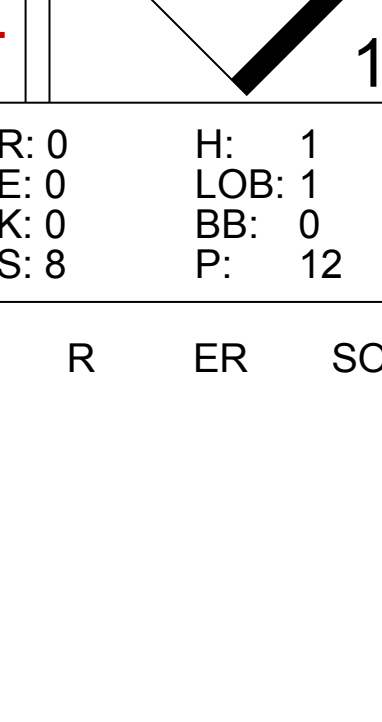
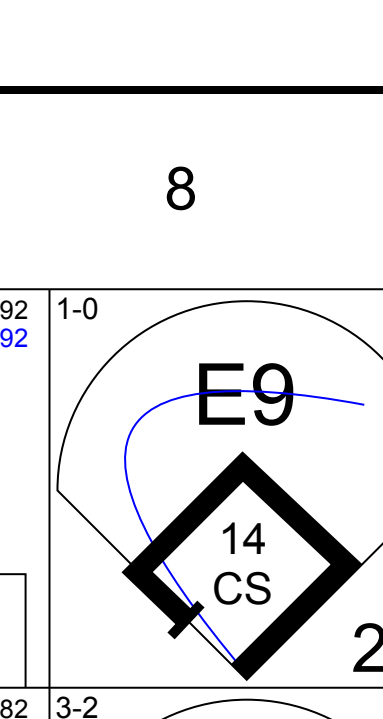
AB	34
R	2
H	9
RBI	2
BB	2
SO	11
LOB	15



Batter	1	2	3	4	5	6	7	8	9	AB	R	H	RBI	BB	SO	LOB	TOP																					
18 Willie Bloomquist, R (1.6) OBP: 0.324, SLG: 0.354										3	0	2	0	2	0	0	Arizona Diamondbacks @ Atlanta Braves Turner Field, Atlanta, GA Fri Aug 19 2011, 7:36 PM - 10:22 PM EDT Att: 30,142 - Clear - 91 F																					
8 Gerardo Parra, L (1.7) OBP: 0.350, SLG: 0.423										3	0	0	0	0	1	4																						
4 Collin Cowgill, R (7.7) OBP: 0.244, SLG: 0.162										2	1	0	0	0	1	4																						
10 Justin Upton, R (1.9) OBP: 0.372, SLG: 0.551										4	0	1	2	0	0	4																						
26 Miguel Montero, L (1.2) OBP: 0.340, SLG: 0.437										3	0	0	0	1	1																							
14 Ryan Roberts, R (1.5) OBP: 0.350, SLG: 0.444										3	0	0	0	1	2																							
37 Lyle Overbay, L (1.3) OBP: 0.301, SLG: 0.352										4	0	0	0	0	4	3																						
24 Chris Young, R (1.8) OBP: 0.316, SLG: 0.417										4	0	0	0	0	1	3																						
2 Kelly Johnson, L (1.4) OBP: 0.292, SLG: 0.416										4	0	3	0	0	1	0																						
41 Daniel Hudson, R (1.1) OBP: 0.346, SLG: 0.440										1	0	0	0	0	1	1																						
11 Sean Burroughs, L (7.7) OBP: 0.256, SLG: 0.290										0	1	0	0	0	0	0																						
29 Brad Ziegler, R (7.1) OBP: 0.244, SLG: 0.162										0	0	0	0	0	0	0																						
47 Joe Paterson, R (8.1) OBP: 0.244, SLG: 0.162										0	0	0	0	0	0	0																						
44 Paul Goldschmidt, R (9.7) OBP: 0.346, SLG: 0.563										1	0	0	0	0	1	1																						
Inning Stats	R: 0 E: 0 K: 0 S: 8	H: 0 LOB: 0 BB: 0 P: 12	R: 0 E: 0 K: 3 S: 12	H: 0 LOB: 1 BB: 1 P: 21	R: 0 E: 0 K: 1 S: 12	H: 2 LOB: 2 BB: 0 P: 19	R: 0 E: 0 K: 2 S: 10	H: 0 LOB: 0 BB: 0 P: 15	R: 0 E: 0 K: 1 S: 11	H: 2 LOB: 2 BB: 0 P: 19	R: 0 E: 0 K: 2 S: 13	H: 0 LOB: 2 BB: 1 P: 24	R: 0 E: 0 K: 1 S: 12	H: 1 LOB: 1 BB: 2 P: 22	R: 0 E: 0 K: 1 S: 6	H: 0 LOB: 0 BB: 0 P: 7	R: 0 E: 0 K: 2 S: 12	H: 1 LOB: 2 BB: 1 P: 19	1B: 5 2B: 1 3B: 0 HR: 0	SF: 0 SAC: 1 DP: 0 HBP: 1	WP: 0 PB: 1 SB: 3 CS: 0	PA: 39																
PITCHER	IP	WLS	BF	H	R	ER	SO	BB	IBB	HBP	BLK	WP	HR	S	P	ERA	WHIP	PITCHER				IP	WLS	BF	H	R	ER	SO	BB	IBB	HBP	BLK	WP	HR	S	P	ERA	WHIP
32 Derek Lowe, R (1.1) ERA: 4.73	5.0	W	22	4	0	0	7	2	0	1	0	0	0	58	99	0.00	1.200																					
59 Aroldys Vizcaino, R (6.1) ERA: 2.7	1.1	H	6	0	2	2	3	2	0	0	0	0	0	13	24	13.50	1.500																					
34 Eric O'Flaherty, L (7.1) ERA: 1.27	0.2	H	3	1	0	0	0	0	0	0	0	0	0	7	9	0.00	1.500																					
39 Jonny Venters, L (8.1) ERA: 1.13	1.0	H	3	0	0	0	1	0	0	0	0	0	0	6	7	0.00	0.000																					
46 Craig Kimbrel, R (9.1) ERA: 1.75	1.0	S	5	1	0	0	2	1	0	0	0	0	0	12	19	0.00	2.000																					

Batter	1	2	3	4	5	6	7	8	9	AB	R	H	RBI	BB	SO	LOB	BOTTOM																					
24 Michael Bourn, L (1.8) OBP: 0.363, SLG: 0.399										4	1	2	1	0	0	0	Arizona Diamondbacks @ Atlanta Braves Turner Field, Atlanta, GA Fri Aug 19 2011, 7:36 PM - 10:22 PM EDT Att: 30,142 - Clear - 91 F																					
17 Jose Constanza, L (1.7) OBP: 0.419, SLG: 0.507										3	1	0	0	1	0	1																						
16 Brian McCann, L (1.2) OBP: 0.371, SLG: 0.514										4	1	1	2	0	1	2																						
26 Dan Uggla, R (1.4) OBP: 0.297, SLG: 0.443										3	0	0	0	1	2	0																						
5 Freddie Freeman, L (1.3) OBP: 0.356, SLG: 0.461										4	0	1	0	0	0	0																						
10 Chipper Jones, S (1.5) OBP: 0.349, SLG: 0.466										3	1	2	1	1	0	0																						
22 Jason Heyward, L (1.9) OBP: 0.313, SLG: 0.393										4	0	1	0	0	1	4																						
2 Alex Gonzalez, R (1.6) OBP: 0.259, SLG: 0.340										3	0	1	0	0	1	1																						
32 Derek Lowe, R (1.1) ERA: 4.73	6.0	L	25	7	4	4	5	1	0	0	0	0	0	60	100	6.00		1.333																				
59 Aroldys Vizcaino, R (6.1) ERA: 2.7	1.0		3	0	0	0	1	0	0	0	0	0	0	5	7	0.00		0.000																				
34 Eric O'Flaherty, L (7.1) ERA: 1.27	1.0		6	1	0	0	0	2	0	0	0	0	0	13	27	0.00	3.000																					
7 Brooks Conrad, S (7.7) OBP: 0.349, SLG: 0.466										2	0	0	0	0	1	2																						
39 Jonny Venters, L (8.1) ERA: 1.13										0	0	0	0	0	0	0																						
46 Craig Kimbrel, R (9.1) ERA: 1.75										0	0	0	0	0	0	0																						
Inning Stats	R: 1 E: 1 K: 1 S: 9	H: 1 LOB: 0 BB: 0 P: 17	R: 0 E: 0 K: 0 S: 8	H: 1 LOB: 0 BB: 0 P: 12	R: 2 E: 0 K: 2 S: 14	H: 1 LOB: 1 BB: 1 P: 23	R: 0 E: 0 K: 0 S: 14	H: 2 LOB: 2 BB: 0 P: 23	R: 0 E: 0 K: 1 S: 9	H: 1 LOB: 1 BB: 0 P: 16	R: 1 E: 0 K: 1 S: 6	H: 1 LOB: 0 BB: 0 P: 9	R: 0 E: 0 K: 1 S: 5	H: 0 LOB: 0 BB: 0 P: 7	R: 0 E: 0 K: 0 S: 13	H: 1 LOB: 3 BB: 2 P: 27	R: 0 E: 0 K: 2 S: 13	H: 1 LOB: 0 BB: 1 P: 19	1B: 4 2B: 2 3B: 0 HR: 3	SF: 0 SAC: 0 DP: 1 HBP: 0	WP: 0 PB: 0 SB: 0 CS: 2	PA: 34																
PITCHER	IP	WLS	BF	H	R	ER	SO	BB	IBB	HBP	BLK	WP	HR	S	P	ERA	WHIP	PITCHER				IP	WLS	BF	H	R	ER	SO	BB	IBB	HBP	BLK	WP	HR	S	P	ERA	WHIP
41 Daniel Hudson, R (1.1) ERA: 3.83	6.0	L	25	7	4	4	5	1	0	0	0	0	0	60	100	6.00	1.333																					
29 Brad Ziegler, R (7.1) ERA: 2.42	1.0		3	0	0	0	1	0	0	0	0	0	0	5	7	0.00	0.000																					
47 Joe Paterson, L (8.1) ERA: 2.73	1.0		6	1	0	0	0	2	0	0	0	0	0	13	27	0.00	3.000																					

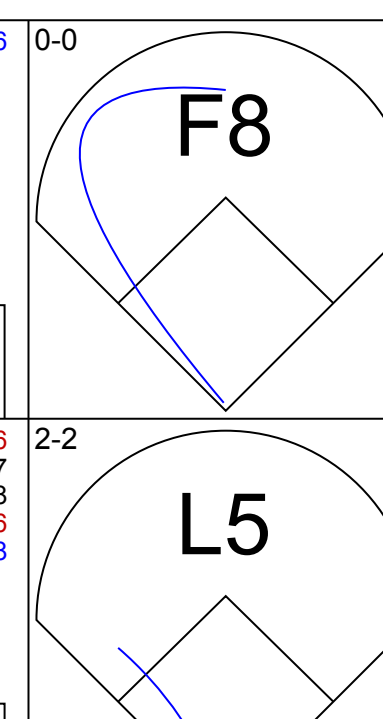
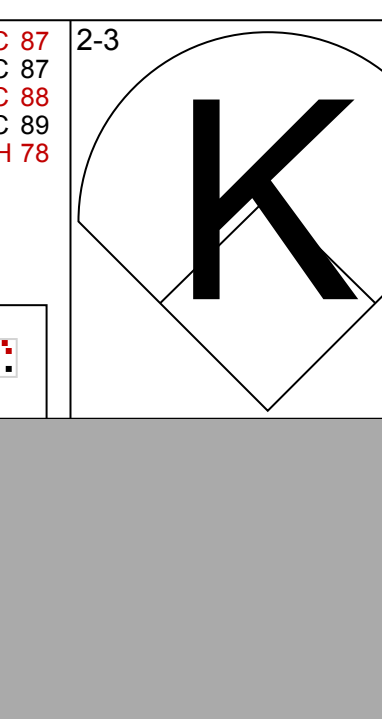
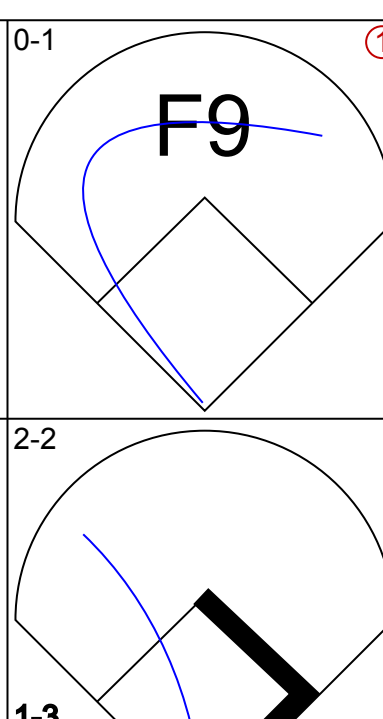
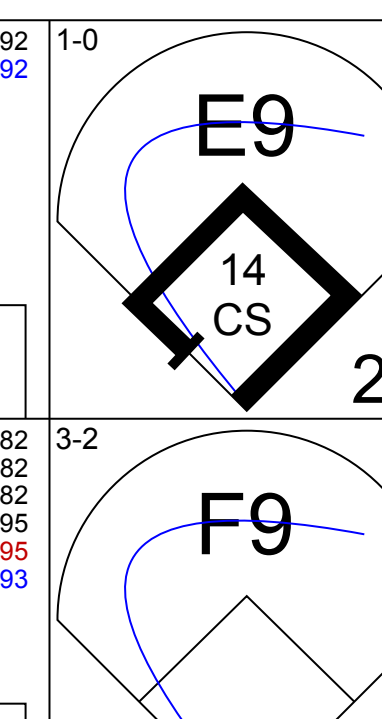
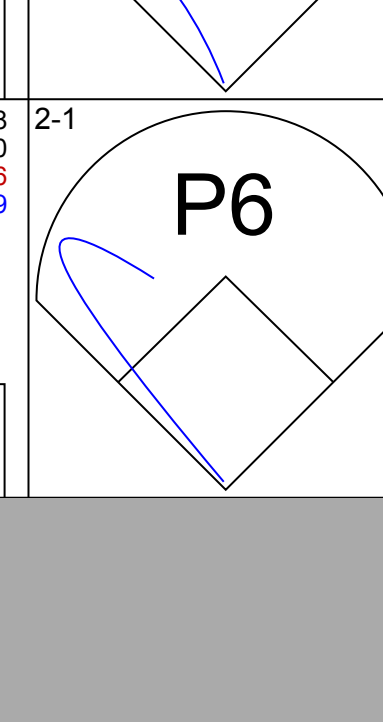
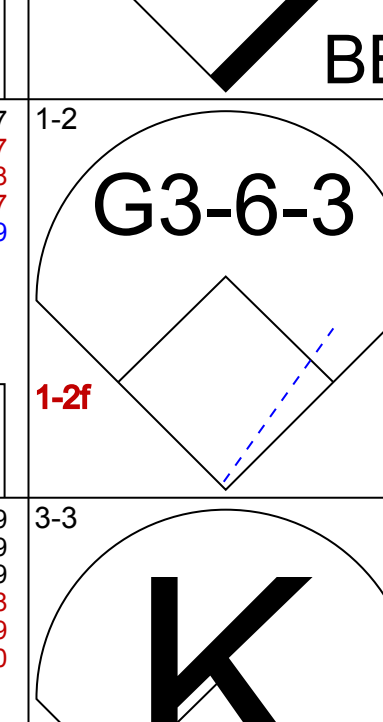
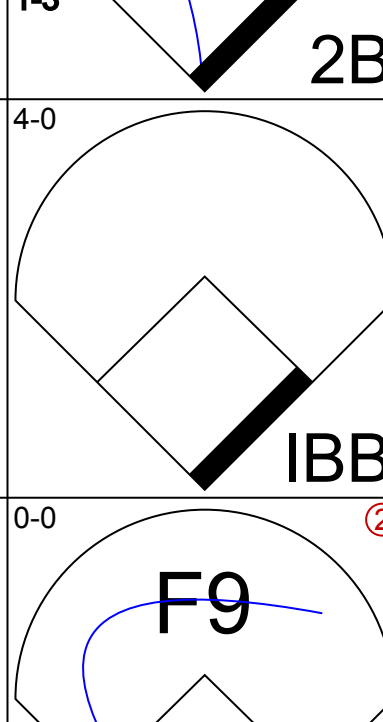



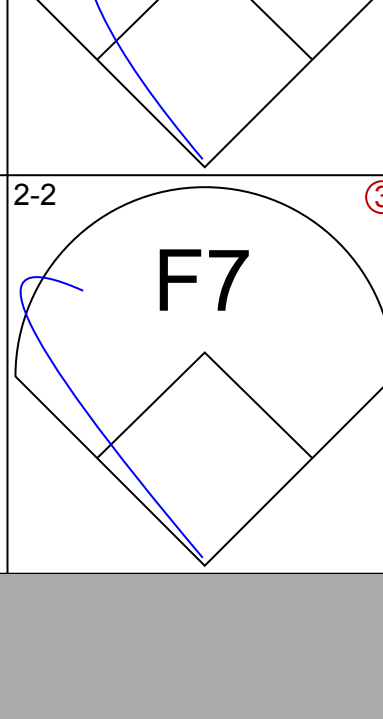

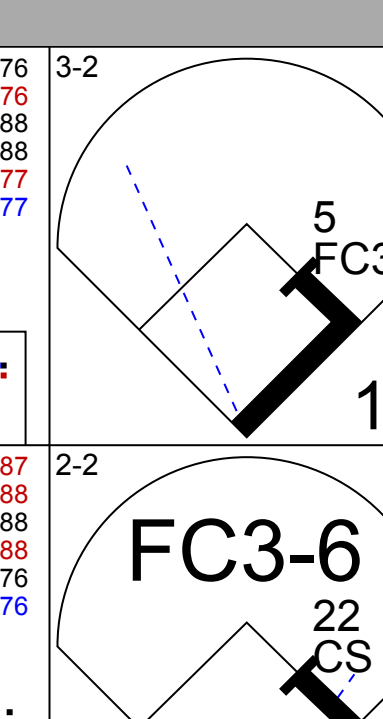

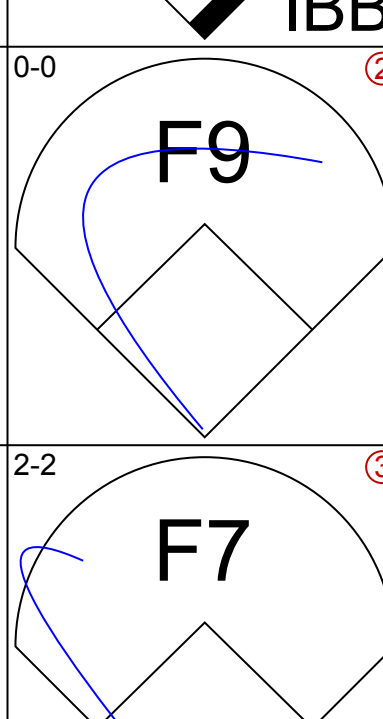

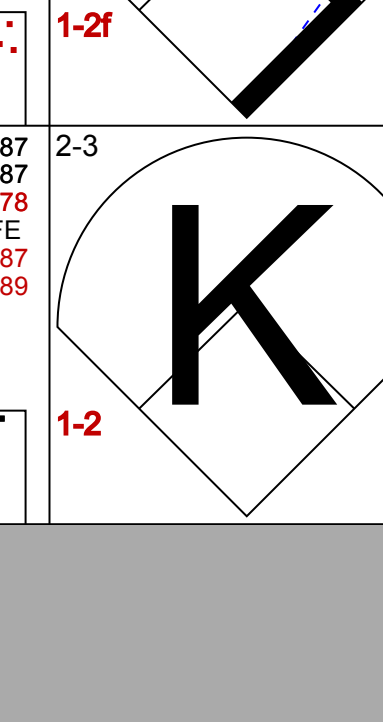
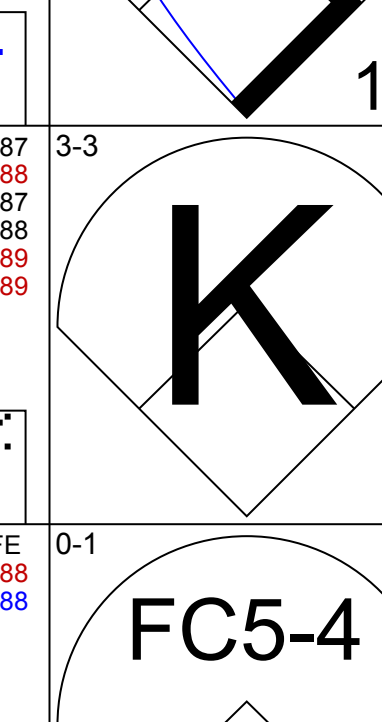


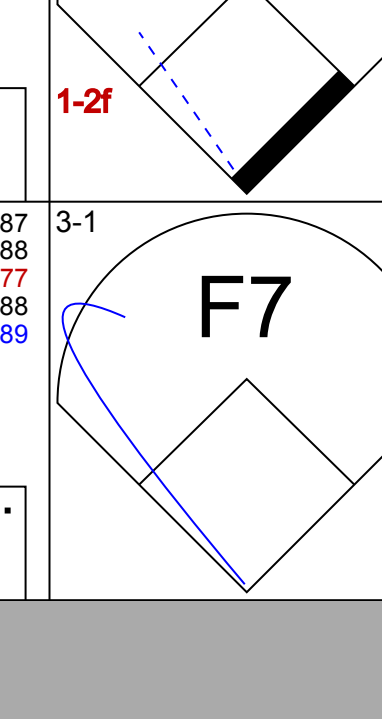
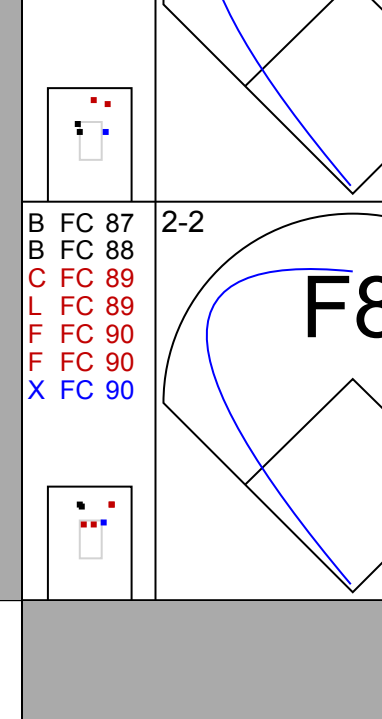
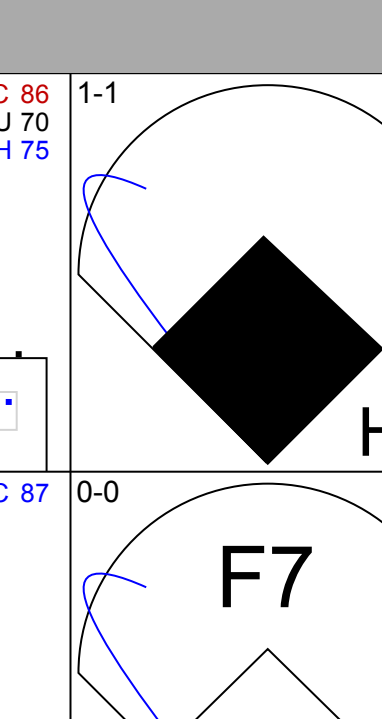
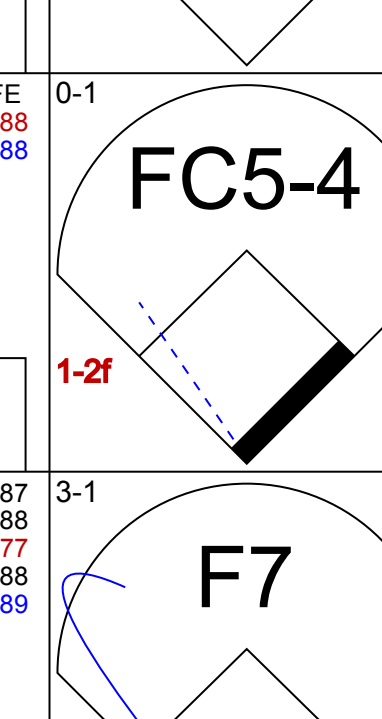
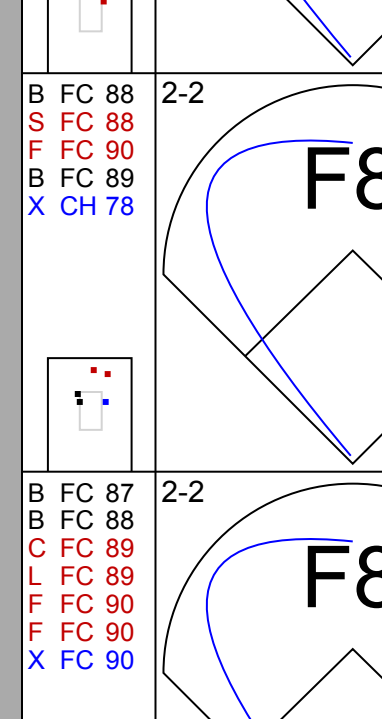
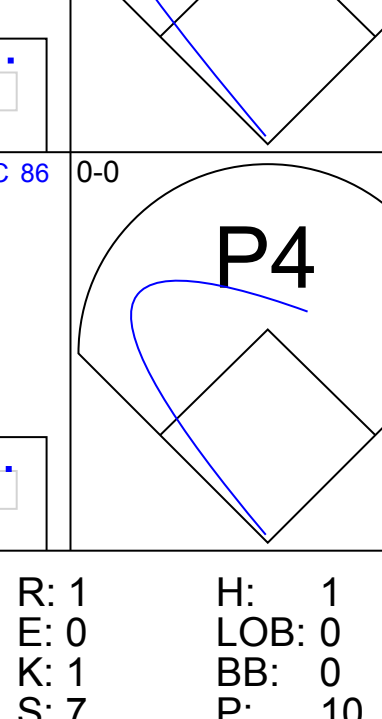


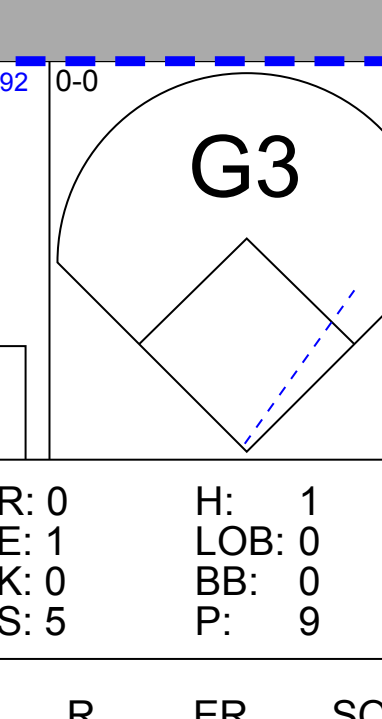


Batter	1	2	3	4	5	6	7	8	9	AB	R	H	RBI	BB	SO	LOB	TOP					
2 Kelly Johnson, L (1,4) OBP: 0.290, SLG: 0.415										4	0	1	0	0	1	2						
18 Willie Bloomquist, R (1,6) OBP: 0.315, SLG: 0.343										4	0	0	0	0	1	1						
24 Chris Young, R (1,8) OBP: 0.317, SLG: 0.415										2	0	0	0	2	1	1						
26 Miguel Montero, L (1,2) OBP: 0.343, SLG: 0.439										3	0	1	0	1	0	1						
44 Paul Goldschmidt, R (1,3) OBP: 0.300, SLG: 0.500										4	0	0	0	0	2	3						
11 Sean Burroughs, L (1,5) OBP: 0.256, SLG: 0.277										4	0	1	0	0	2	3						
4 Collin Cowgill, R (1,7) OBP: 0.255, SLG: 0.167										3	0	0	0	0	1	1						
8 Gerardo Parra, L (1,9) OBP: 0.350, SLG: 0.419										1	0	1	0	1	0	0						
10 Justin Upton, R (8,PH) OBP: 0.351, SLG: 0.548										1	0	0	0	0	0	0						
55 Josh Collmenter, R (1,1) OBP: 0.233, SLG: 0.148										2	0	0	0	0	2	3						
14 Ryan Roberts, R (8,PH) OBP: 0.351, SLG: 0.444										1	0	1	0	0	0	0						
30 David Hernandez, R (8,1) OBP: 0.256, SLG: 0.277										0	0	0	0	0	0	0						
Inning Stats	R: 0 H: 0 E: 0 K: 1 S: 8	H: 0 LOB: 1 BB: 1 P: 15	R: 0 H: 0 E: 0 K: 0 S: 8	H: 0 LOB: 0 BB: 0 P: 11	R: 0 H: 1 E: 0 K: 1 S: 9	H: 1 LOB: 0 BB: 0 P: 12	R: 0 H: 0 E: 0 K: 1 S: 9	H: 0 LOB: 0 BB: 0 P: 13	R: 0 H: 1 E: 0 K: 2 S: 10	H: 2 LOB: 1 BB: 1 P: 20	R: 0 H: 1 E: 0 K: 0 S: 7	H: 0 LOB: 0 BB: 0 P: 10	R: 0 H: 0 E: 0 K: 2 S: 9	H: 0 LOB: 1 BB: 1 P: 17	R: 0 H: 1 E: 0 K: 0 S: 8	H: 1 LOB: 1 BB: 0 P: 12	R: 0 H: 1 E: 0 K: 3 S: 16	H: 2 LOB: 2 BB: 1 P: 25	1B: 4 2B: 3 3B: 1 HR: 0	SF: 0 SAC: 0 DP: 3 HBP: 0	WP: 0 PB: 0 SB: 2 CS: 1	PA: 33
PITCHER	IP	WLS	BF	H	R	ER	SO	BB	IBB	HBP	BLK	WP	HR	S	P	ERA	WHIP					
15 Tim Hudson, R (1,1) ERA: 3.01	7.0	W	24	3	0	0	7	2	1	0	0	0	0	60	98	0.00	0.714					
39 Jonny Venters, L (8,1) ERA: 1.11	1.0	H	4	1	0	0	0	0	0	0	0	0	0	8	12	0.00	1.000					
46 Craig Kimbrel, R (9,1) ERA: 1.72	1.0	S	5	1	0	0	3	1	0	0	0	0	0	16	25	0.00	2.000					

Arizona Diamondbacks @ Atlanta Braves
Turner Field, Atlanta, GA
Sun Aug 21 2011, 1:37 PM - 4:09 PM EDT
Att: 34,846 - Partly Cloudy - 91 F

AB 29
R 0
H 5
RBI 0
BB 4
SO 10
LOB 15



Batter	1	2	3	4	5	6	7	8	9	AB	R	H	RBI	BB	SO	LOB	BOTTOM				
24 Michael Bourn, L (1,8) OBP: 0.363, SLG: 0.400										4	0	1	0	0	1	1					
14 Martin Prado, R (1,5) OBP: 0.322, SLG: 0.417										3	0	1	0	1	0	1					
16 Brian McCann, L (1,2) OBP: 0.371, SLG: 0.511										2	0	0	0	1	0	1					
26 Dan Uggla, R (1,4) OBP: 0.300, SLG: 0.457										3	0	1	0	0	1	3					
5 Freddie Freeman, L (1,3) OBP: 0.355, SLG: 0.466										3	0	1	0	0	0	4					
22 Jason Heyward, L (1,9) OBP: 0.310, SLG: 0.389										3	0	0	0	0	2	2					
2 Alex Gonzalez, R (1,6) OBP: 0.259, SLG: 0.345										3	1	1	1	0	0	1					
17 Jose Constanza, L (1,7) OBP: 0.407, SLG: 0.480										3	0	0	0	0	0	1					
15 Tim Hudson, R (1,1) OBP: 0.207, SLG: 0.222										1	0	0	0	1	0	0					
39 Jonny Venters, L (8,1) ERA: 3.34										0	0	0	0	0	0	0					
20 Eric Hinske, L (8,PH) OBP: 0.318, SLG: 0.433										1	0	0	0	0	0	0					
46 Craig Kimbrel, R (9,1) ERA: 2.77										0	0	0	0	0	0	0					
Inning Stats	R: 0 H: 0 E: 0 K: 0 S: 6	H: 1 LOB: 0 BB: 0 P: 10	R: 0 H: 1 E: 0 K: 1 S: 10	H: 1 LOB: 0 BB: 0 P: 17	R: 1 H: 1 E: 0 K: 1 S: 7	H: 1 LOB: 0 BB: 0 P: 10	R: 0 H: 0 E: 0 K: 1 S: 7	H: 0 LOB: 0 BB: 1 P: 15	R: 0 H: 1 E: 0 K: 1 S: 9	H: 1 LOB: 1 BB: 0 P: 15	R: 0 H: 1 E: 0 K: 0 S: 13	H: 3 LOB: 3 BB: 2 P: 25	R: 0 H: 0 E: 0 K: 0 S: 10	H: 0 LOB: 0 BB: 0 P: 14	R: 0 H: 1 E: 1 K: 0 S: 5	H: 1 LOB: 0 BB: 0 P: 9	1B: 2 2B: 2 3B: 0 HR: 1	SF: 0 SAC: 0 DP: 1 HBP: 0	WP: 0 PB: 0 SB: 0 CS: 2	PA: 29	
PITCHER	IP	WLS	BF	H	R	ER	SO	BB	IBB	HBP	BLK	WP	HR	S	P	ERA	WHIP				
55 Josh Collmenter, R (1,1) ERA: 3.34	7.0	L	26	4	1	1	4	2	1	0	0	0	0	62	106	1.29	0.857				
30 David Hernandez, R (8,1) ERA: 2.77	1.0		3	1	0	0	0	0	0	0	0	0	0	5	9	0.00	1.000				

Arizona Diamondbacks @ Atlanta Braves
Turner Field, Atlanta, GA
Sun Aug 21 2011, 1:37 PM - 4:09 PM EDT
Att: 34,846 - Partly Cloudy - 91 F

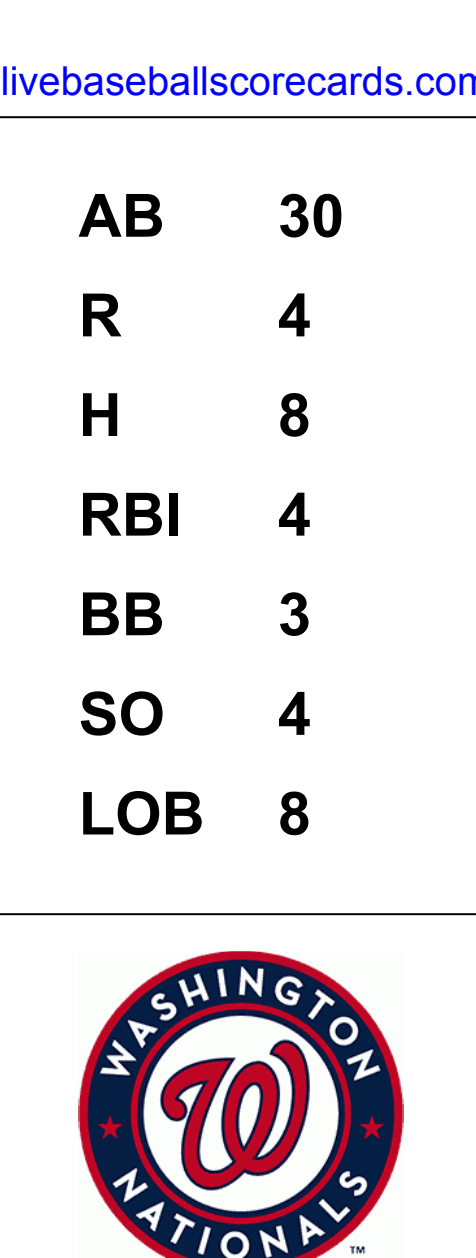
AB 26
R 1
H 5
RBI 1
BB 3
SO 4
LOB 14



Batter	1	2	3	4	5	6	7	8	9	AB	R	H	RBI	BB	SO	LOB	TOP			
14 Ryan Roberts, R OBP: 0.352, SLG: 0.443										3	0	1	0	1	0	2	Arizona Diamondbacks @ Washington Nationals Nationals Park, Washington, DC Mon Aug 22 2011, 7:08 PM - 9:35 PM EDT Att: 19,377 - Clear - 79 F			
Kelly Johnson, L OBP: 0.317, SLG: 0.412										4	0	0	0	0	0	5				
10 Justin Upton, R OBP: 0.370, SLG: 0.545										4	0	1	0	0	0	1				
24 Chris Young, R OBP: 0.317, SLG: 0.413										3	0	0	0	1	1					
44 Paul Goldschmidt, R OBP: 0.281, SLG: 0.467										4	0	0	0	0	1	3				
1 Cody Ransom, R OBP: 0.243, SLG: 0.303										4	0	0	0	0	1	0				
4 Collin Cowgill, R OBP: 0.235, SLG: 0.152										4	0	0	0	0	1	0				
12 Henry Blanco, R OBP: 0.300, SLG: 0.494										4	1	2	1	0	1	0				
34 Joe Saunders, L OBP: 0.250, SLG: 0.239										2	0	1	0	0	0	1				
11 Sean Burroughs, L (7, PH) OBP: 0.264, SLG: 0.286										1	0	1	0	0	0	0				
15 Micah Owings, R (7, 1) OBP: 0.222, SLG: 0.222										0	0	0	0	0	0	0				
29 Brad Ziegler, R (8, 1)										0	0	0	0	0	0	0				
Inning Stats	R: 0 E: 0 K: 1 S: 7	H: 1 LOB: 1 BB: 0 P: 12	R: 0 E: 0 K: 2 S: 7	H: 0 LOB: 0 BB: 8 P: 8	R: 0 E: 0 K: 0 S: 8	H: 1 LOB: 1 BB: 0 P: 12	R: 0 E: 0 K: 0 S: 4	H: 0 LOB: 0 BB: 0 P: 8	R: 0 E: 0 K: 0 S: 12	H: 2 LOB: 3 BB: 1 P: 18	R: 1 E: 0 K: 0 S: 12	H: 2 LOB: 2 BB: 1 P: 23	R: 0 E: 0 K: 0 S: 5	H: 0 LOB: 0 BB: 0 P: 9	R: 0 E: 0 K: 2 S: 8	H: 0 LOB: 0 BB: 0 P: 12	1B: 5 2B: 0 3B: 0 HR: 1	SF: 0 SAC: 0 DP: 0 HBP: 0	WP: 0 PB: 0 SB: 1 CS: 0	PA: 35
PITCHER	IP WLS BF H R ER SO BB IBB HBP BLK WP HR S P ERA WHIP	6.2 W 27 6 1 1 3 1 0 0 0 0 1 57 92 1.35 1.050	0.1 H 2 0 0 0 0 1 0 0 0 0 0 0 4 10 0.00 3.000	1.0 H 3 0 0 0 0 0 0 0 0 0 0 0 5 9 0.00 0.000	1.0 S 3 0 0 0 0 2 0 0 0 0 0 0 8 12 0.00 0.000															

Batter	1	2	3	4	5	6	7	8	9	AB	R	H	RBI	BB	SO	LOB	BOTTOM			
20 Ian Desmond, R OBP: 0.277, SLG: 0.329										4	0	1	0	0	0	0	Arizona Diamondbacks @ Washington Nationals Nationals Park, Washington, DC Mon Aug 22 2011, 7:08 PM - 9:35 PM EDT Att: 19,377 - Clear - 79 F			
43 Brian Bixler, R OBP: 0.254, SLG: 0.242										4	0	1	0	0	1	1				
11 Ryan Zimmerman, R (1, 5)										4	1	1	0	0	1	1				
38 Michael Morse, R OBP: 0.374, SLG: 0.554										3	1	1	0	1	0	0				
28 Jayson Werth, R OBP: 0.331, SLG: 0.388										4	2	2	3	0	0	1				
8 Danny Espinosa, S OBP: 0.315, SLG: 0.412										2	0	0	0	2	0	1				
30 Jonny Gomes, R OBP: 0.336, SLG: 0.393										3	0	1	1	0	1	1				
63 Henry Alberto Rodríguez (R)										0	0	0	0	0	0	0				
52 Ryan Mattheus, R (8, 1)										0	0	0	0	0	0	0				
22 Drew Storen, S (9, 1)										0	0	0	0	0	0	0				
3 Wilson Ramos, R OBP: 0.316, SLG: 0.402										3	0	1	0	0	1	2				
48 Ross Detwiler, R OBP: 0.100, SLG: 0.100										2	0	0	0	0	0	1				
24 Rick Ankiel, L OBP: 0.302, SLG: 0.365										1	0	0	0	0	0	0				
Inning Stats	R: 0 E: 0 K: 0 S: 4	H: 0 LOB: 0 BB: 0 P: 7	R: 1 E: 0 K: 0 S: 7	H: 2 LOB: 1 BB: 1 P: 15	R: 0 E: 0 K: 1 S: 8	H: 0 LOB: 0 BB: 0 P: 13	R: 3 E: 0 K: 1 S: 20	H: 3 LOB: 1 BB: 1 P: 32	R: 0 E: 0 K: 0 S: 5	H: 1 LOB: 1 BB: 0 P: 7	R: 0 E: 0 K: 0 S: 9	H: 0 LOB: 1 BB: 1 P: 16	R: 0 E: 0 K: 1 S: 12	H: 1 LOB: 1 BB: 0 P: 22	R: 0 E: 0 K: 1 S: 10	H: 1 LOB: 1 BB: 0 P: 11	1B: 6 2B: 1 3B: 0 HR: 1	SF: 0 SAC: 0 DP: 2 HBP: 0	WP: 0 PB: 0 SB: 0 CS: 0	PA: 33
PITCHER	IP WLS BF H R ER SO BB IBB HBP BLK WP HR S P ERA WHIP	6.0 L 25 6 0 0 1 3 0 0 0 0 0 0 12 22 0.00 1.000	1.0 4 1 0 0 1 0 0 0 0 0 0 0 12 22 0.00 1.000	1.0 4 1 0 0 1 0 0 0 0 0 0 0 10 11 0.00 1.000																

livebaseballscores.com



Batter	1	2	3	4	5	6	7	8	9	AB	R	H	RBI	BB	SO	LOB	TOP						
18 Willie Bloomquist, R (1.6) OBP: 0.311, SLG: 0.338										4	0	0	0	0	1	2							
8 Gerardo Parra, L (1.7) OBP: 0.349, SLG: 0.417										4	0	1	0	0	2	1							
10 Justin Upton, R (1.9) OBP: 0.370, SLG: 0.544										1	0	0	0	0	0	0							
4 Collin Cowgill, R (5.7)										2	0	0	0	0	1	0							
26 Miguel Montero, L (1.2) OBP: 0.343, SLG: 0.440										4	0	1	0	0	1	2							
14 Ryan Roberts, R (1.4) OBP: 0.349, SLG: 0.439										4	0	0	0	0	0	3							
37 Lyle Overbay, L (1.3) OBP: 0.300, SLG: 0.349										3	0	0	0	1	0	2							
24 Chris Young, R (1.8) OBP: 0.318, SLG: 0.411										2	1	0	0	2	1	1							
11 Sean Burroughs, L (1.5) OBP: 0.275, SLG: 0.330										4	1	2	2	0	0	0							
31 Ian Kennedy, R (1.1) OBP: 0.157, SLG: 0.163										3	0	2	0	0	1	0							
30 David Hernandez, R (8.1)										0	0	0	0	0	0	0							
44 Paul Goldschmidt, R (9. PH) OBP: 0.277, SLG: 0.459										1	0	0	0	0	0	2							
40 J.J. Putz, R (9.1)										0	0	0	0	0	0	0							
Inning Stats	R: 0 E: 0 K: 1 S: 10	H: 0 LOB: 0 BB: 0 P: 13	R: 0 E: 0 K: 1 S: 11	H: 0 LOB: 1 BB: 1 P: 18	R: 0 E: 0 K: 1 S: 9	H: 0 LOB: 0 BB: 0 P: 13	R: 0 E: 0 K: 0 S: 11	H: 1 LOB: 2 BB: 0 P: 18	R: 0 E: 0 K: 1 S: 12	H: 1 LOB: 1 BB: 0 P: 15	R: 0 E: 0 K: 0 S: 11	H: 1 LOB: 1 BB: 0 P: 18	R: 2 E: 0 K: 2 S: 14	H: 2 LOB: 1 BB: 1 P: 24	R: 0 E: 0 K: 1 S: 8	H: 0 LOB: 0 BB: 0 P: 12	R: 0 E: 0 K: 0 S: 10	H: 1 LOB: 1 BB: 1 P: 20	1B: 3 2B: 2 3B: 0 HR: 1	SF: 0 SAC: 0 DP: 1 HBP: 1	WP: 0 PB: 0 SB: 0 CS: 0	PA: 36	
PITCHER	IP WLS BF H R ER SO BB IBB HBP BLK WP HR S P ERA WHIP	IP WLS BF H R ER SO BB IBB HBP BLK WP HR S P ERA WHIP	IP WLS BF H R ER SO BB IBB HBP BLK WP HR S P ERA WHIP	IP WLS BF H R ER SO BB IBB HBP BLK WP HR S P ERA WHIP	IP WLS BF H R ER SO BB IBB HBP BLK WP HR S P ERA WHIP	IP WLS BF H R ER SO BB IBB HBP BLK WP HR S P ERA WHIP	IP WLS BF H R ER SO BB IBB HBP BLK WP HR S P ERA WHIP	IP WLS BF H R ER SO BB IBB HBP BLK WP HR S P ERA WHIP	IP WLS BF H R ER SO BB IBB HBP BLK WP HR S P ERA WHIP	IP WLS BF H R ER SO BB IBB HBP BLK WP HR S P ERA WHIP	IP WLS BF H R ER SO BB IBB HBP BLK WP HR S P ERA WHIP	IP WLS BF H R ER SO BB IBB HBP BLK WP HR S P ERA WHIP	IP WLS BF H R ER SO BB IBB HBP BLK WP HR S P ERA WHIP	IP WLS BF H R ER SO BB IBB HBP BLK WP HR S P ERA WHIP	IP WLS BF H R ER SO BB IBB HBP BLK WP HR S P ERA WHIP	IP WLS BF H R ER SO BB IBB HBP BLK WP HR S P ERA WHIP	IP WLS BF H R ER SO BB IBB HBP BLK WP HR S P ERA WHIP	IP WLS BF H R ER SO BB IBB HBP BLK WP HR S P ERA WHIP	IP WLS BF H R ER SO BB IBB HBP BLK WP HR S P ERA WHIP	IP WLS BF H R ER SO BB IBB HBP BLK WP HR S P ERA WHIP	IP WLS BF H R ER SO BB IBB HBP BLK WP HR S P ERA WHIP	IP WLS BF H R ER SO BB IBB HBP BLK WP HR S P ERA WHIP	IP WLS BF H R ER SO BB IBB HBP BLK WP HR S P ERA WHIP

Arizona Diamondbacks @ Washington Nationals
Nationals Park, Washington, DC
Tue Aug 23 2011, 7:27 PM - 10:10 PM EDT
Att: 17,029 - Clear - 81 F

AB 32
R 2
H 6
RBI 2
BB 3
SO 7
LOB 13



Batter	1	2	3	4	5	6	7	8	9	AB	R	H	RBI	BB	SO	LOB	BOTTOM						
20 Ian Desmond, R (1.6) OBP: 0.279, SLG: 0.331										4	0	2	0	0	0	0							
24 Rick Ankiel, L (1.8) OBP: 0.302, SLG: 0.361										3	0	0	0	1	2	1							
11 Ryan Zimmerman, R (1.5) OBP: 0.374, SLG: 0.480										4	0	1	0	0	1	4							
38 Michael Morse, R (1.3) OBP: 0.373, SLG: 0.550										3	0	0	0	0	1	4							
28 Jayson Werth, R (1.9) OBP: 0.332, SLG: 0.389										4	0	2	0	0	2	2							
43 Brian Bixler, R (9.9)										0	0	0	0	0	0	0							
8 Danny Espinosa, S (1.4) OBP: 0.313, SLG: 0.409										3	0	0	0	0	0	3							
19 Laynce Nix, L (1.7) OBP: 0.295, SLG: 0.444										3	0	0	0	1	2	3							
3 Wilson Ramos, R (1.2) OBP: 0.315, SLG: 0.403										4	0	1	0	0	1	3							
27 Jordan Zimmermann, R (1.1) OBP: 0.233, SLG: 0.220										2	0	0	0	0	0	1							
36 Tyler Clippard, R (7.1)										0	0	0	0	0	0	0							
13 Alex Cora, L (7. PH) OBP: 0.282, SLG: 0.257										1	0	0	0	0	1	0							
17 Sean Burnett, L (8.1) OBP: 1.000, SLG: 1.000										0	0	0	0	0	0	0							
60 Todd Coffey, R (9.1)										0	0	0	0	0	0	0							
Inning Stats	R: 0 E: 0 K: 0 S: 10	H: 1 LOB: 1 BB: 0 P: 16	R: 0 E: 0 K: 1 S: 9	H: 1 LOB: 1 BB: 0 P: 13	R: 0 E: 0 K: 1 S: 9	H: 0 LOB: 0 BB: 0 P: 10	R: 0 E: 0 K: 2 S: 11	H: 1 LOB: 2 BB: 0 P: 22	R: 0 E: 0 K: 2 S: 14	H: 2 LOB: 3 BB: 1 P: 20	R: 0 E: 0 K: 0 S: 8	H: 1 LOB: 1 BB: 1 P: 13	R: 0 E: 0 K: 2 S: 7	H: 0 LOB: 0 BB: 0 P: 7	R: 0 E: 0 K: 1 S: 11	H: 0 LOB: 0 BB: 0 P: 14	R: 0 E: 0 K: 1 S: 7	H: 0 LOB: 0 BB: 0 P: 10	1B: 5 2B: 1 3B: 0 HR: 0	SF: 0 SAC: 1 DP: 1 HBP: 1	WP: 0 PB: 0 SB: 0 CS: 0	PA: 35	
PITCHER	IP WLS BF H R ER SO BB IBB HBP BLK WP HR S P ERA WHIP	IP WLS BF H R ER SO BB IBB HBP BLK WP HR S P ERA WHIP	IP WLS BF H R ER SO BB IBB HBP BLK WP HR S P ERA WHIP	IP WLS BF H R ER SO BB IBB HBP BLK WP HR S P ERA WHIP	IP WLS BF H R ER SO BB IBB HBP BLK WP HR S P ERA WHIP	IP WLS BF H R ER SO BB IBB HBP BLK WP HR S P ERA WHIP	IP WLS BF H R ER SO BB IBB HBP BLK WP HR S P ERA WHIP	IP WLS BF H R ER SO BB IBB HBP BLK WP HR S P ERA WHIP	IP WLS BF H R ER SO BB IBB HBP BLK WP HR S P ERA WHIP	IP WLS BF H R ER SO BB IBB HBP BLK WP HR S P ERA WHIP	IP WLS BF H R ER SO BB IBB HBP BLK WP HR S P ERA WHIP	IP WLS BF H R ER SO BB IBB HBP BLK WP HR S P ERA WHIP	IP WLS BF H R ER SO BB IBB HBP BLK WP HR S P ERA WHIP	IP WLS BF H R ER SO BB IBB HBP BLK WP HR S P ERA WHIP	IP WLS BF H R ER SO BB IBB HBP BLK WP HR S P ERA WHIP	IP WLS BF H R ER SO BB IBB HBP BLK WP HR S P ERA WHIP	IP WLS BF H R ER SO BB IBB HBP BLK WP HR S P ERA WHIP	IP WLS BF H R ER SO BB IBB HBP BLK WP HR S P ERA WHIP	IP WLS BF H R ER SO BB IBB HBP BLK WP HR S P ERA WHIP	IP WLS BF H R ER SO BB IBB HBP BLK WP HR S P ERA WHIP	IP WLS BF H R ER SO BB IBB HBP BLK WP HR S P ERA WHIP	IP WLS BF H R ER SO BB IBB HBP BLK WP HR S P ERA WHIP	IP WLS BF H R ER SO BB IBB HBP BLK WP HR S P ERA WHIP

Arizona Diamondbacks @ Washington Nationals
Nationals Park, Washington, DC
Tue Aug 23 2011, 7:27 PM - 10:10 PM EDT
Att: 17,029 - Clear - 81 F

AB 31
R 0
H 6
RBI 0
BB 2
SO 10
LOB 21



Batter	1	2	3	4	5	6	7	8	9	AB	R	H	RBI	BB	SO	LOB	TOP					
14 Ryan Roberts, R OBP: 0.350, SLG: 0.438										5	1	2	0	0	0	1	<p>Arizona Diamondbacks @ Washington Nationals Nationals Park, Washington, DC Wed Aug 24 2011, 7:07 PM - 9:33 PM EDT Att: 17,881 - Clear - 83 F</p> <p>livebaseballscores.com</p> <p>AB 34 R 4 H 8 RBI 3 BB 2 SO 6 LOB 15</p>					
8 Gerardo Parra, L OBP: 0.349, SLG: 0.417										5	1	2	0	0	1							
10 Justin Upton, R OBP: 0.371, SLG: 0.543										3	1	1	0	1	1	2						
26 Miguel Montero, L OBP: 0.344, SLG: 0.439										3	0	1	2	0	0	3						
24 Chris Young, R OBP: 0.319, SLG: 0.413										3	1	1	0	1	1	1						
37 Lyle Overbay, L OBP: 0.300, SLG: 0.348										4	0	1	1	0	0	3						
2 Aaron Hill, R OBP: 0.266, SLG: 0.310										4	0	0	0	0	2	4						
16 John McDonald, R OBP: 0.279, SLG: 0.337										4	0	0	0	0	1	0						
41 Daniel Hudson, R OBP: 0.327, SLG: 0.415										3	0	0	0	0	0	0						
40 J.J. Putz, R OBP: 0.297, SLG: 0.415										0	0	0	0	0	0	0						
Inning Stats	R: 0 H: 2 E: 0 K: 1 S: 10	H: 2 LOB: 1 BB: 0 P: 13	R: 0 H: 0 E: 0 K: 1 S: 8	H: 0 LOB: 0 BB: 0 P: 9	R: 0 H: 0 E: 0 K: 0 S: 6	H: 0 LOB: 0 BB: 0 P: 6	R: 2 H: 3 E: 1 K: 1 S: 14	H: 3 LOB: 1 BB: 0 P: 21	R: 0 H: 0 E: 0 K: 1 S: 8	H: 0 LOB: 0 BB: 0 P: 13	R: 0 H: 0 E: 0 K: 1 S: 10	H: 0 LOB: 0 BB: 0 P: 14	R: 0 H: 0 E: 0 K: 1 S: 6	H: 0 LOB: 0 BB: 0 P: 7	R: 2 H: 3 E: 0 K: 1 S: 19	H: 3 LOB: 3 BB: 2 P: 28	R: 0 H: 0 E: 1 K: 0 S: 8	H: 0 LOB: 1 BB: 0 P: 11	1B: 7 2B: 1 3B: 0 HR: 0	SF: 0 SAC: 1 DP: 1 HBP: 1	WP: 0 PB: 0 SB: 0 CS: 0	PA: 38
PITCHER	IP WLS BF H R ER SO BB IBB HBP BLK WP HR S P ERA WHIP																					
61 Ivan Hernandez, R ERA: 4.28	7.1 L 30 7 4 4 5 0 1 1 0 0 0 0 68 94 4.91 0.955																					
63 Henry Alberto Rodriguez, R ERA: 4.28	0.2 4 1 0 0 1 1 0 0 0 0 0 0 13 17 0.00 3.000																					
52 Ryan Mattheus, R ERA: 2.4	1.0 4 0 0 0 0 0 0 0 0 0 0 0 8 11 0.00 0.000																					

Batter	1	2	3	4	5	6	7	8	9	AB	R	H	RBI	BB	SO	LOB	BOTTOM			
20 Ian Desmond, R OBP: 0.283, SLG: 0.337										4	0	3	0	0	0	0	<p>Arizona Diamondbacks @ Washington Nationals Nationals Park, Washington, DC Wed Aug 24 2011, 7:07 PM - 9:33 PM EDT Att: 17,881 - Clear - 83 F</p> <p>livebaseballscores.com</p> <p>AB 35 R 2 H 9 RBI 2 BB 0 SO 6 LOB 16</p>			
24 Rick Ankiel, L OBP: 0.298, SLG: 0.356										4	0	0	0	0	4					
11 Ryan Zimmerman, R OBP: 0.369, SLG: 0.473										4	0	0	0	0	2	4				
38 Michael Morse, R OBP: 0.372, SLG: 0.547										4	0	1	0	0	0	0				
8 Danny Espinosa, S OBP: 0.313, SLG: 0.408										4	0	1	0	0	2	0				
19 Laynce Nix, L OBP: 0.297, SLG: 0.459										4	1	2	1	0	0	2				
30 Jonny Gomes, R OBP: 0.325, SLG: 0.402										4	1	1	1	0	2	3				
3 Wilson Ramos, R OBP: 0.314, SLG: 0.401										4	0	1	0	0	0	2				
61 Ivan Hernandez, R OBP: 0.220, SLG: 0.220										2	0	0	0	0	0	0				
13 Alex Cora, L OBP: 0.255										0	0	0	0	0	0	0				
52 Ryan Mattheus, R ERA: 2.79										1	0	0	0	0	0	1				
Inning Stats	R: 0 H: 1 E: 0 K: 1 S: 7	H: 2 LOB: 2 BB: 0 P: 12	R: 0 H: 1 E: 0 K: 0 S: 7	H: 1 LOB: 1 BB: 0 P: 10	R: 0 H: 0 E: 0 K: 1 S: 8	H: 0 LOB: 0 BB: 0 P: 13	R: 0 H: 0 E: 0 K: 1 S: 6	H: 0 LOB: 0 BB: 0 P: 8	R: 0 H: 0 E: 0 K: 1 S: 8	H: 0 LOB: 0 BB: 0 P: 14	R: 0 H: 1 E: 0 K: 1 S: 9	H: 1 LOB: 1 BB: 0 P: 14	R: 0 H: 2 E: 0 K: 0 S: 8	H: 2 LOB: 2 BB: 0 P: 10	R: 2 H: 2 E: 0 K: 1 S: 9	H: 2 LOB: 0 BB: 0 P: 10	1B: 5 2B: 3 3B: 0 HR: 2	SF: 0 SAC: 0 DP: 1 HBP: 0	WP: 0 PB: 0 SB: 0 CS: 1	PA: 35
PITCHER	IP WLS BF H R ER SO BB IBB HBP BLK WP HR S P ERA WHIP																			
41 Daniel Hudson, R ERA: 3.75	8.2 W 34 9 2 2 6 0 0 0 0 0 0 0 69 102 2.08 1.038																			
40 J.J. Putz, R ERA: 2.79	0.1 S 1 0 0 0 0 0 0 0 0 0 0 0 2 2 0.00 0.000																			

Batter	1	2	3	4	5	6	7	8	9	AB	R	H	RBI	BB	SO	LOB	TOP										
25 Will Venable, L OBP: 0.334, SLG: 0.396	G3		K		F7		1B			4	0	1	0	0	1	3	San Diego Padres @ Arizona Diamondbacks Chase Field, Phoenix, AZ Fri Aug 26 2011, 6:41 PM - 9:32 PM MST Att: 34,100 - Roof Closed - 80 F										
8 Jason Bartlett, R OBP: 0.398, SLG: 0.308	L6			1B		1B	G1-3			4	0	2	0	0	0	2											
24 Cameron Maybin, R OBP: 0.333, SLG: 0.491	P3			F9		K		G5-3		4	0	0	0	0	1	2											
15 Jesus Guzman, R OBP: 0.379, SLG: 0.524		G4-3			K		1B	F9		4	0	1	0	0	1	1											
1 Orlando Hudson, S OBP: 0.349, SLG: 0.358		G5-3		G4-3		FC4-6		1B		4	0	1	0	0	0	3											
88 Kyle Blanks, R OBP: 0.319, SLG: 0.490		F7			K	F9		F7		4	0	0	0	0	1	3											
4 Nick Hundley, R OBP: 0.341, SLG: 0.451			P4		G5-3		1B		K	4	0	1	0	0	1	0											
11 Logan Forsythe, R OBP: 0.286, SLG: 0.295						1B	FC4-6		G5-3	4	0	2	0	0	0	1											
49 Wade LeBlanc, L OBP: 0.382, SLG: 0.462									G6-3	0	0	0	0	0	0	0											
28 Aaron Cunningham, R OBP: 0.299, SLG: 0.337										1	0	1	0	0	0	0											
39 Ernesto Frieri, R ERA: 2.4										0	0	0	0	0	0	0											
3 Andry Parrino, S ERA: 2.95										0	0	0	0	0	0	1											
45 Anthony Bass, R ERA: 1.71										0	0	0	0	0	0	0											
54 Joe Thatcher, L ERA: 7.71										0	0	0	0	0	0	0											
14 Alberto Gonzalez, R OBP: 0.271, SLG: 0.322										1	0	0	0	0	0	0											
Inning Stats	R: 0 E: 0 K: 0 S: 7	H: 0 LOB: 0 BB: 0 P: 12	R: 0 E: 0 K: 0 S: 8	H: 0 LOB: 0 BB: 0 P: 13	R: 0 E: 0 K: 1 S: 11	H: 1 LOB: 1 BB: 0 P: 16	R: 0 E: 0 K: 1 S: 12	H: 1 LOB: 1 BB: 0 P: 23	R: 0 E: 0 K: 1 S: 18	H: 2 LOB: 2 BB: 0 P: 26	R: 0 E: 0 K: 1 S: 12	H: 2 LOB: 2 BB: 0 P: 17	R: 0 E: 0 K: 0 S: 17	H: 1 LOB: 1 BB: 0 P: 27	R: 0 E: 0 K: 0 S: 11	H: 0 LOB: 0 BB: 0 P: 15	R: 0 E: 0 K: 1 S: 9	H: 0 LOB: 0 BB: 0 P: 13	1B: 9 2B: 0 3B: 0 HR: 0	SF: 0 SAC: 1 DP: 0 HBP: 0	WP: 0 PB: 0 SB: 1 CS: 0	PA: 36					
PITCHER	IP	WLS	BF	H	R	ER	SO	BB	IBB	HBP	BLK	WP	HR	S	P	ERA	WHIP	PITCHER									
55 Josh Collmenter, R ERA: 3.19	5.1	W	22	6	0	0	4	0	0	0	0	0	0	64	101	0.00	1.125										
29 Brad Ziegler, R ERA: 2.4	0.2		2	0	0	0	0	0	0	0	0	0	0	4	6	0.00	0.000										
15 Micah Owings, R ERA: 2.5	1.0		5	2	0	0	0	0	0	0	0	0	0	17	27	0.00	2.000										
39 Bryan Shaw, R ERA: 2.95	1.0		4	1	0	0	0	0	0	0	0	0	0	11	15	0.00	1.000										
47 Joe Paterson, L ERA: 2.64	1.0		3	0	0	0	1	0	0	0	0	0	0	9	13	0.00	0.000										
Batter	1	2	3	4	5	6	7	8	9	AB	R	H	RBI	BB	SO	LOB	BOTTOM										
18 Willie Bloomquist, R OBP: 0.311, SLG: 0.341	F7			L5		F9				4	1	1	0	0	0	1	San Diego Padres @ Arizona Diamondbacks Chase Field, Phoenix, AZ Fri Aug 26 2011, 6:41 PM - 9:32 PM MST Att: 34,100 - Roof Closed - 80 F										
14 Ryan Roberts, R OBP: 0.352, SLG: 0.437	K				1B		1B			3	0	2	0	1	1	0											
10 Justin Upton, R OBP: 0.374, SLG: 0.543		G6-3				1B	FC5-4			3	1	2	0	1	0	2											
24 Chris Young, R OBP: 0.319, SLG: 0.417			E3		FC5-4				K	4	1	1	1	0	1	5											
44 Paul Goldschmidt, R OBP: 0.311, SLG: 0.507									F8	4	1	1	0	0	0	4											
2 Aaron Hill, R OBP: 0.265, SLG: 0.311				P4		F7		FC6-4		4	0	1	1	0	0	2											
8 Gerardo Parra, L OBP: 0.346, SLG: 0.412		G4-3								4	0	0	0	0	3	1											
12 Henry Blanco, R OBP: 0.287, SLG: 0.471		G3							F8	4	0	0	0	0	0	1											
55 Josh Collmenter, R ERA: 3.19										2	1	1	0	0	0	0											
29 Brad Ziegler, R ERA: 2.4										0	0	0	0	0	0	0											
11 Sean Burroughs, L ERA: 3.33										0	0	0	0	0	0	0											
15 Micah Owings, R ERA: 2.5										0	0	0	0	0	0	0											
39 Bryan Shaw, S ERA: 2.95										0	0	0	0	0	0	0											
4 Collin Cowgill, R ERA: 7.71										1	0	0	0	0	1	0											
47 Joe Paterson, L ERA: 2.64										0	0	0	0	0	0	0											
Inning Stats	R: 4 E: 1 K: 1 S: 24	H: 5 LOB: 1 BB: 0 P: 34	R: 1 E: 1 K: 0 S: 15	H: 1 LOB: 2 BB: 1 P: 24	R: 0 E: 0 K: 1 S: 11	H: 0 LOB: 0 BB: 0 P: 15	R: 0 E: 0 K: 0 S: 9	H: 1 LOB: 2 BB: 1 P: 18	R: 0 E: 0 K: 1 S: 8	H: 0 LOB: 0 BB: 0 P: 9	R: 0 E: 0 K: 0 S: 7	H: 0 LOB: 0 BB: 0 P: 12	R: 0 E: 0 K: 1 S: 13	H: 2 LOB: 2 BB: 0 P: 17	R: 0 E: 0 K: 2 S: 7	H: 0 LOB: 0 BB: 0 P: 12	R: 0 E: 0 K: 2 S: 7	H: 0 LOB: 0 BB: 0 P: 12	1B: 6 2B: 3 3B: 0 HR: 0	SF: 0 SAC: 0 DP: 0 HBP: 0	WP: 0 PB: 0 SB: 5 CS: 0	PA: 36					
PITCHER	IP	WLS	BF	H	R	ER	SO	BB	IBB	HBP	BLK	WP	HR	S	P	ERA	WHIP	PITCHER									
49 Wade LeBlanc, L ERA: 5.02	4.0	L	22	7	5	4	2	2	0	0	0	0	0	59	91	9.00	2.250										
39 Ernesto Frieri, R ERA: 3.33	2.0		6	0	0	0	1	0	0	0	0	0	0	15	21	0.00	0.000										
45 Anthony Bass, R ERA: 1.71	1.0		5	2	0	0	1	0	0	0	0	0	0	13	17	0.00	2.000										
54 Joe Thatcher, L ERA: 7.71	1.0		3	0	0	0	2	0	0	0	0	0	0	7	12	0.00	0.000										

Batter	1	2	3	4	5	6	7	8	9	AB	R	H	RBI	BB	SO	LOB	TOP																					
11 Logan Forsythe, R OBP: 0.285, SLG: 0.301	G6-3		G4-3					L7		4	0	1	0	0	0	2																						
14 Alberto Gonzalez, R OBP: 0.276, SLG: 0.296	G1-3									4	0	2	0	0	0	1																						
57 Luke Gregerson, L										0	0	0	0	0	0	0																						
15 Jesus Guzman, R OBP: 0.376, SLG: 0.515	G5-3									3	1	0	0	1	0	3																						
88 Kyle Blanks, R OBP: 0.308, SLG: 0.472		G5-3		G6-3						4	0	0	0	0	0	3																						
1 Orlando Hudson, S OBP: 0.345, SLG: 0.354					G4-3					4	0	0	0	0	1	2																						
28 Aaron Cunningham, R OBP: 0.234, SLG: 0.329						G3				4	0	0	0	0	0	2																						
25 Will Venable, L OBP: 0.333, SLG: 0.394						G6-3				4	0	1	1	0	2	0																						
32 Rob Johnson, R OBP: 0.257, SLG: 0.291										3	0	1	0	0	0	2																						
41 Aaron Harang, R OBP: 0.106, SLG: 0.128										1	0	0	0	0	1	0																						
44 Josh Spence, L										0	0	0	0	0	0	0																						
40 Erik Hamren, R										0	0	0	0	0	0	0																						
3 Andy Parrino, S										0	0	0	0	1	0	0																						
Inning Stats	R: 0 H: 0 E: 0 K: 0 S: 8	H: 0 LOB: 0 BB: 0 P: 12	R: 0 H: 0 E: 0 K: 1 S: 6	H: 0 LOB: 0 BB: 0 P: 11	R: 0 H: 1 E: 0 K: 1 S: 10	H: 1 LOB: 1 BB: 0 P: 13	R: 0 H: 1 E: 0 K: 0 S: 5	H: 1 LOB: 0 BB: 0 P: 8	R: 0 H: 0 E: 0 K: 1 S: 9	H: 0 LOB: 0 BB: 0 P: 14	R: 0 H: 1 E: 0 K: 1 S: 7	H: 1 LOB: 1 BB: 0 P: 11	R: 1 H: 1 E: 1 K: 0 S: 10	H: 1 LOB: 2 BB: 1 P: 18	R: 0 H: 1 E: 0 K: 0 S: 15	H: 1 LOB: 2 BB: 1 P: 27	R: 0 H: 0 E: 0 K: 1 S: 10	H: 0 LOB: 0 BB: 0 P: 13	1B: 4 2B: 1 3B: 0 HR: 0	SF: 0 SAC: 1 DP: 0 HBP: 0	WP: 0 PA: 34 PB: 0 SB: 0 CS: 0																	
PITCHER	IP	WLS	BF	H	R	ER	SO	BB	IBB	HBP	BLK	WP	HR	S	P	ERA	WHIP	PITCHER				IP	WLS	BF	H	R	ER	SO	BB	IBB	HBP	BLK	WP	HR	S	P	ERA	WHIP
34 Joe Saunders, L ERA: 3.82	7.0	W	26	4	1	0	3	1	0	0	0	0	0	55	87	0.00	0.714																					
30 David Hernandez, R ERA: 2.55	0.1	H	3	1	0	0	0	1	0	0	0	0	0	11	19	0.00	6.000																					
29 Brad Ziegler, R ERA: 2.37	0.2	H	2	0	0	0	0	0	0	0	0	0	0	4	8	0.00	0.000																					
40 J.J. Putz, R ERA: 2.7	1.0	S	3	0	0	0	1	0	0	0	0	0	0	10	13	0.00	0.000																					

San Diego Padres @ Arizona Diamondbacks
Chase Field, Phoenix, AZ
Sat Aug 27 2011, 5:12 PM - 7:38 PM MST
Att: 35,595 - Roof Closed - 79 F

livebaseballscorecards.com

AB 31
R 1
H 5
RBI 1
BB 2
SO 4
LOB 15




Batter	1	2	3	4	5	6	7	8	9	AB	R	H	RBI	BB	SO	LOB	BOTTOM																					
18 Willie Bloomquist, R OBP: 0.313, SLG: 0.343	L6		F8							4	0	2	0	0	0	1																						
14 Ryan Roberts, R OBP: 0.351, SLG: 0.434										3	0	0	0	1	1	2																						
10 Justin Upton, R OBP: 0.372, SLG: 0.539										4	0	0	0	0	1	2																						
26 Miguel Montero, L OBP: 0.348, SLG: 0.447										4	1	2	0	0	1	0																						
44 Paul Goldschmidt, R OBP: 0.312, SLG: 0.514										3	1	1	0	0	2	3																						
24 Chris Young, R OBP: 0.321, SLG: 0.425										3	1	2	2	0	0	0																						
2 Aaron Hill, R OBP: 0.267, SLG: 0.309										3	0	0	0	0	2	1																						
8 Gerardo Parra, L OBP: 0.344, SLG: 0.409										3	0	0	0	0	1	0																						
34 Joe Saunders, L OBP: 0.260, SLG: 0.250										2	0	1	0	0	1	0																						
4 Collin Cowgill, R OBP: 0.214, SLG: 0.137										1	0	0	0	0	0	0																						
30 David Hernandez, R										0	0	0	0	0	0	0																						
29 Brad Ziegler, R										0	0	0	0	0	0	0																						
40 J.J. Putz, R										0	0	0	0	0	0	0																						
Inning Stats	R: 0 H: 1 E: 0 K: 2 S: 15	H: 0 LOB: 2 BB: 1 P: 22	R: 0 H: 0 E: 0 K: 2 S: 11	H: 0 LOB: 0 BB: 0 P: 15	R: 0 H: 1 E: 0 K: 0 S: 11	H: 1 LOB: 1 BB: 0 P: 17	R: 2 H: 2 E: 0 K: 1 S: 12	H: 2 LOB: 0 BB: 0 P: 18	R: 0 H: 1 E: 0 K: 1 S: 5	H: 1 LOB: 0 BB: 0 P: 6	R: 1 H: 2 E: 1 K: 2 S: 16	H: 2 LOB: 1 BB: 0 P: 23	R: 0 H: 1 E: 0 K: 0 S: 5	H: 1 LOB: 0 BB: 0 P: 9	R: 0 H: 0 E: 0 K: 1 S: 9	H: 0 LOB: 0 BB: 0 P: 13	1B: 5 2B: 2 3B: 0 HR: 1	SF: 0 SAC: 0 DP: 1 HBP: 0	WP: 0 PA: 32 PB: 0 SB: 0 CS: 1																			
PITCHER	IP	WLS	BF	H	R	ER	SO	BB	IBB	HBP	BLK	WP	HR	S	P	ERA	WHIP	PITCHER				IP	WLS	BF	H	R	ER	SO	BB	IBB	HBP	BLK	WP	HR	S	P	ERA	WHIP
41 Aaron Harang, R ERA: 3.92	6.0	L	25	7	3	2	8	1	0	0	0	0	0	70	101	3.00	1.333																					
44 Josh Spence, L ERA: 2.13	0.1		1	0	0	0	0	0	0	0	0	0	0	1	1	0.00	0.000																					
40 Erik Hamren, R ERA: 2.0	0.2		2	1	0	0	0	0	0	0	0	0	0	4	8	0.00	1.500																					
57 Luke Gregerson, R ERA: 3.04	1.0		3	0	0	0	1	0	0	0	0	0	0	9	13	0.00	0.000																					

San Diego Padres @ Arizona Diamondbacks
Chase Field, Phoenix, AZ
Sat Aug 27 2011, 5:12 PM - 7:38 PM MST
Att: 35,595 - Roof Closed - 79 F

livebaseballscorecards.com

AB 30
R 3
H 8
RBI 2
BB 1
SO 9
LOB 9



Batter	1	2	3	4	5	6	7	8	9	AB	R	H	RBI	BB	SO	LOB	TOP			
25 Will Venable, L (1,8) OBP: 0.329, SLG: 0.389										4	0	0	0	0	2	1	San Diego Padres @ Arizona Diamondbacks Chase Field, Phoenix, AZ Sun Aug 28 2011, 1:11 PM - 4:02 PM MST Att: 27,574 - Roof Closed - 78 F livebaseballscorecards.com			
8 Jason Bartlett, R (1,6) OBP: 0.335, SLG: 0.311										4	0	2	0	0	0	0				
15 Jesus Guzman, R (1,3) OBP: 0.373, SLG: 0.515										4	0	1	0	0	2	2				
88 Kyle Blanks, R (1,7) OBP: 0.306, SLG: 0.464										4	0	1	0	0	0	2				
1 Orlando Hudson, S (1,4) OBP: 0.344, SLG: 0.362										4	1	1	1	0	0	2				
4 Nick Hundley, R (1,2) OBP: 0.335, SLG: 0.442										4	0	0	0	0	1	1				
11 Logan Forsythe, R (1,5) OBP: 0.284, SLG: 0.300										4	0	1	0	0	0	1				
3 Andy Parrino, S (1,9) OBP: 0.333, SLG: 0.200										4	0	1	0	0	1	3				
52 Cory Luebke, R (1,1) OBP: 0.192, SLG: 0.260										2	0	0	0	0	0	2				
39 Ernesto Frieri, R (6,1) ERA: 3.03										0	0	0	0	0	0	0				
28 Aaron Cunningham, R (7,PH) ERA: 3.29										1	0	0	0	0	0	1				
45 Anthony Bass, R (7,1) ERA: 1.95										0	0	0	0	0	0	0				
54 Joe Thatcher, L (8,1) ERA: 9.64										0	0	0	0	0	0	0				
40 Erik Hamren, R (8,1) ERA: 2.79										0	0	0	0	0	0	0				
Inning Stats	R: 0 H: 1 E: 0 K: 1 S: 10	H: 1 LOB: 1 BB: 0 P: 14	R: 1 H: 2 E: 0 K: 2 S: 10	H: 2 LOB: 1 BB: 0 P: 18	R: 0 H: 0 E: 1 K: 1 S: 6	H: 0 LOB: 2 BB: 0 P: 13	R: 0 H: 1 E: 0 K: 1 S: 15	H: 1 LOB: 2 BB: 0 P: 22	R: 0 H: 0 E: 0 K: 0 S: 6	H: 0 LOB: 0 BB: 0 P: 8	R: 0 H: 1 E: 0 K: 0 S: 11	H: 1 LOB: 1 BB: 0 P: 16	R: 0 H: 1 E: 0 K: 1 S: 10	H: 1 LOB: 1 BB: 0 P: 19	R: 0 H: 0 E: 0 K: 0 S: 6	H: 0 LOB: 0 BB: 0 P: 11	1B: 4 2B: 2 3B: 0 HR: 1	SF: 0 2B: 2 3B: 0 HBP: 0	WP: 0 PB: 0 SB: 0 CS: 0	PA: 35
PITCHER	IP	WLS	BF	H	R	ER	SO	BB	IBB	HBP	BLK	WP	HR	S	P	ERA	WHIP			
31 Ian Kennedy, R (1,1) ERA: 3.03	7.0	W	28	6	1	1	7	0	0	0	0	0	1	69	107	1.29	0.857			
39 Bryan Shaw, R (8,1) ERA: 2.79	1.0	H	4	1	0	0	1	0	0	0	0	0	0	10	19	0.00	1.000			
19 Zach Duke, L (9,1) ERA: 5.02	1.0		3	0	0	0	0	0	0	0	0	0	0	6	11	0.00	0.000			

Batter	1	2	3	4	5	6	7	8	9	AB	R	H	RBI	BB	SO	LOB	BOTTOM			
14 Ryan Roberts, R (1,5) OBP: 0.353, SLG: 0.435										3	1	1	1	2	0	2	San Diego Padres @ Arizona Diamondbacks Chase Field, Phoenix, AZ Sun Aug 28 2011, 1:11 PM - 4:02 PM MST Att: 27,574 - Roof Closed - 78 F livebaseballscorecards.com			
2 Aaron Hill, R (1,4) OBP: 0.271, SLG: 0.325										5	1	3	3	0	0	1				
10 Justin Upton, R (1,9) OBP: 0.371, SLG: 0.537										4	0	1	0	0	2	1				
24 Chris Young, R (1,8) OBP: 0.323, SLG: 0.424										3	0	1	0	1	1	2				
44 Paul Goldschmidt, R (1,3) OBP: 0.309, SLG: 0.493										3	1	0	0	1	0	2				
26 Miguel Montero, L (1,2) OBP: 0.347, SLG: 0.445										4	1	1	0	0	1	0				
4 Collin Cowgill, R (1,7) OBP: 0.267, SLG: 0.273										4	2	4	2	0	0	0				
16 John McDonald, R (1,6) OBP: 0.281, SLG: 0.333										4	0	0	0	0	1	4				
31 Ian Kennedy, R (1,1) OBP: 0.170, SLG: 0.160										1	0	0	0	1	1	0				
11 Sean Burroughs, L (7,PH) OBP: 0.266, SLG: 0.319										1	0	0	0	0	0	0				
39 Bryan Shaw, S (8,1) ERA: 3.29										0	0	0	0	0	0	0				
37 Lyle Overbay, L (8,PH) OBP: 0.301, SLG: 0.347										0	0	0	0	1	0	0				
19 Zach Duke, L (9,1) OBP: 0.300, SLG: 0.579										0	0	0	0	0	0	0				
Inning Stats	R: 0 H: 1 E: 0 K: 1 S: 9	H: 1 LOB: 2 BB: 1 P: 20	R: 1 H: 1 E: 0 K: 0 S: 8	H: 1 LOB: 0 BB: 0 P: 13	R: 2 H: 2 E: 0 K: 1 S: 18	H: 2 LOB: 1 BB: 1 P: 30	R: 0 H: 1 E: 0 K: 2 S: 18	H: 1 LOB: 2 BB: 1 P: 27	R: 0 H: 1 E: 0 K: 1 S: 9	H: 1 LOB: 1 BB: 0 P: 16	R: 0 H: 1 E: 0 K: 0 S: 10	H: 1 LOB: 1 BB: 0 P: 12	R: 0 H: 1 E: 0 K: 1 S: 11	H: 1 LOB: 1 BB: 0 P: 14	R: 3 H: 3 E: 0 K: 0 S: 16	H: 3 LOB: 2 BB: 3 P: 36	1B: 6 2B: 3 3B: 1 HR: 2	SF: 0 2B: 3 3B: 0 HBP: 0	WP: 0 PB: 0 SB: 0 CS: 2	PA: 39
PITCHER	IP	WLS	BF	H	R	ER	SO	BB	IBB	HBP	BLK	WP	HR	S	P	ERA	WHIP			
52 Cory Luebke, L (1,1) ERA: 3.01	5.1	L	24	6	3	3	3	3	0	0	0	0	0	8	9	0.00	1.500			
39 Ernesto Frieri, R (6,1) ERA: 3.29	0.2		2	1	0	0	0	0	0	0	0	0	0	8	9	0.00	1.500			
45 Anthony Bass, R (7,1) ERA: 1.95	1.1		6	1	1	1	1	1	0	0	0	0	0	17	27	6.75	1.500			
54 Joe Thatcher, L (8,1) ERA: 9.64	0.0		1	1	0	0	0	0	0	0	0	0	0	1	1	∞	∞			
40 Erik Hamren, R (8,1) ERA: 2.79	0.2		5	2	2	2	0	1	1	0	0	0	0	9	22	27.00	4.500			

Batter	1	2	3	4	5	6	7	8	9	AB	R	H	RBI	BB	SO	LOB	TOP										
Dexter Fowler, S (1.8) OBP: 0.358, SLG: 0.393			G4-3		F8			B1-3	F7	5	0	0	0	0	1	3											
14 Mark Ellis, R (1.4) OBP: 0.283, SLG: 0.341			K		G5-3			G1-3		4	0	1	0	0	1	0											
5 Carlos González, L (1.9) OBP: 0.368, SLG: 0.531								G6-3		3	0	0	0	1	1	1											
2 Troy Tulowitzki, R (1.6) OBP: 0.377, SLG: 0.554										2	1	0	0	1	0	1											
17 Todd Helton, L (1.3) OBP: 0.390, SLG: 0.476										3	0	0	0	1	1	3											
7 Seth Smith, L (1.7) OBP: 0.344, SLG: 0.505										3	0	1	0	0	2	0											
21 Ty Wigginton, R (9, PH) OBP: 0.323, SLG: 0.434										1	0	1	0	0	0	0											
15 Kevin Kousseroff, R (1.5) OBP: 0.269, SLG: 0.353										3	0	1	0	0	0	2											
20 Chris Iannetta, R (1.2) OBP: 0.370, SLG: 0.408										3	0	0	1	0	1	3											
6 Alex White, R (1.1) 1 Eric Young Jr., S (7, PH) 46 Jason Hammel, R (7.1) 16 Huston Street, R (8.1) 23 Jason Giambi, L (9, PH)										2	0	0	0	0	1	3											
Inning Stats	R: 0 H: 1 E: 0 K: 1 S: 14	H: 1 LOB: 2 BB: 0 P: 20	R: 0 H: 0 E: 0 K: 1 S: 9	H: 1 LOB: 2 BB: 1 P: 18	R: 0 H: 0 E: 0 K: 1 S: 13	H: 0 LOB: 2 BB: 2 P: 26	R: 0 H: 1 E: 0 K: 2 S: 10	H: 1 LOB: 1 BB: 0 P: 12	R: 0 H: 0 E: 0 K: 1 S: 10	H: 0 LOB: 0 BB: 0 P: 15	R: 0 H: 0 E: 0 K: 2 S: 7	H: 0 LOB: 0 BB: 0 P: 11	R: 0 H: 0 E: 0 K: 0 S: 9	H: 0 LOB: 0 BB: 0 P: 15	R: 0 H: 0 E: 0 K: 0 S: 5	H: 0 LOB: 0 BB: 0 P: 7	R: 1 H: 1 E: 0 K: 1 S: 15	H: 1 LOB: 3 BB: 0 P: 23	1B: 4 2B: 0 3B: 0 HR: 0	SF: 0 SAC: 0 DP: 0 HBP: 3	WP: 0 PB: 0 SB: 1 CS: 0	PA: 37					
PITCHER	IP	WLS	BF	H	R	ER	SO	BB	IBB	HBP	BLK	WP	HR	S	P	ERA	WHIP										
41 Daniel Hudson, R (1.1) ERA: 3.61	7.0	W	27	3	0	0	8	3	0	0	0	0	0	72	117	0.00	0.857										
39 Bryan Shaw, R (8.1) ERA: 3.1	1.0		4	0	1	1	0	0	0	1	0	0	0	7	10	9.00	0.000										
47 Joe Paterson, L (9.1) ERA: 2.61	0.1	S	3	1	0	0	0	0	0	1	0	0	0	8	12	0.00	3.000										
40 J.J. Putz, R (9.1) ERA: 2.66	0.2	S	3	0	0	0	1	0	0	1	0	0	0	5	8	0.00	0.000										

Colorado Rockies @ Arizona Diamondbacks
Chase Field, Phoenix, AZ
Mon Aug 29 2011, 6:42 PM - 9:32 PM MST
Att: 19,478 - Roof Closed - 78 F

livebaseballscorecards.com

AB 31
R 1
H 4
RBI 1
BB 3
SO 9
LOB 19

Batter	1	2	3	4	5	6	7	8	9	AB	R	H	RBI	BB	SO	LOB	BOTTOM										
14 Ryan Roberts, R (1.5) OBP: 0.353, SLG: 0.441										4	1	1	1	0	0	3											
2 Aaron Hill, R (1.4) OBP: 0.273, SLG: 0.325										3	1	1	0	1	0	0											
10 Justin Upton, R (1.9) OBP: 0.373, SLG: 0.536										1	1	0	0	2	0	0											
26 Miguel Montero, L (1.2) OBP: 0.347, SLG: 0.443										4	1	1	1	0	0	2											
44 Paul Goldschmidt, R (1.3) OBP: 0.329, SLG: 0.513										3	1	2	1	1	0	0											
24 Chris Young, R (1.8) OBP: 0.322, SLG: 0.422										3	0	0	0	1	2	5											
8 Gerardo Parra, L (1.7) OBP: 0.345, SLG: 0.408										3	0	1	0	1	0	2											
16 John McDonald, R (1.6) OBP: 0.281, SLG: 0.332										4	0	1	1	0	1	2											
41 Daniel Hudson, R (1.1) OBP: 0.333, SLG: 0.418										2	0	1	1	0	1	0											
39 Bryan Shaw, S (8.1) 47 Joe Paterson, R (9.1) 40 J.J. Putz, R (9.1)										0	0	0	0	0	0	0											
Inning Stats	R: 1 H: 1 E: 0 K: 1 S: 13	H: 1 LOB: 3 BB: 0 P: 28	R: 0 H: 1 E: 0 K: 0 S: 7	H: 1 LOB: 1 BB: 0 P: 10	R: 0 H: 0 E: 0 K: 0 S: 5	H: 0 LOB: 0 BB: 1 P: 11	R: 0 H: 0 E: 0 K: 0 S: 6	H: 0 LOB: 0 BB: 1 P: 12	R: 0 H: 0 E: 0 K: 2 S: 7	H: 0 LOB: 0 BB: 0 P: 11	R: 4 H: 5 E: 0 K: 0 S: 12	H: 5 LOB: 2 BB: 1 P: 18	R: 0 H: 0 E: 0 K: 0 S: 6	H: 0 LOB: 0 BB: 0 P: 11	R: 0 H: 1 E: 0 K: 1 S: 13	H: 1 LOB: 1 BB: 0 P: 20	1B: 6 2B: 1 3B: 0 HR: 1	SF: 0 SAC: 1 DP: 1 HBP: 1	WP: 0 PB: 0 SB: 1 CS: 2	PA: 36							
PITCHER	IP	WLS	BF	H	R	ER	SO	BB	IBB	HBP	BLK	WP	HR	S	P	ERA	WHIP										
6 Alex White, R (1.1) ERA: 5.33	6.0	L	28	7	5	5	3	5	1	1	0	0	0	50	90	7.50	2.000										
46 Jason Hammel, R (7.1) ERA: 5.15	1.0		3	0	0	0	0	0	0	0	0	0	0	6	11	0.00	0.000										
16 Huston Street, R (8.1) ERA: 3.91	1.0		4	1	0	0	1	0	0	0	0	0	0	13	20	0.00	1.000										

Colorado Rockies @ Arizona Diamondbacks
Chase Field, Phoenix, AZ
Mon Aug 29 2011, 6:42 PM - 9:32 PM MST
Att: 19,478 - Roof Closed - 78 F

livebaseballscorecards.com

AB 27
R 5
H 8
RBI 5
BB 6
SO 4
LOB 14

Batter	1	2	3	4	5	6	7	8	9	AB	R	H	RBI	BB	SO	LOB	TOP					
18 Willie Bloomquist, R (1,6) OBP: 0.352, SLG: 0.352	G5-3		G4-3														4 1 2 2 0 0 0					
2 Aaron Hill, R (1,4) OBP: 0.286, SLG: 0.340	F8																4 0 2 1 0 0 1					
10 Justin Upton, R (1,9) OBP: 0.376, SLG: 0.535																	1 0 0 0 1 1 1					
4 Collin Cowgill, R (4,7)																	2 0 0 0 0 1 1					
26 Miguel Montero, L (1,2)	L7																4 0 1 0 0 1 3					
44 Paul Goldschmidt, R (1,3) OBP: 0.314, SLG: 0.484																	4 0 0 0 0 2 1					
24 Chris Young, R (1,8) OBP: 0.316, SLG: 0.412	P3																4 0 0 0 0 1 0					
14 Ryan Roberts, R (1,5)	L5																4 1 1 1 0 1 0					
8 Gerardo Parra, L (1,7) (4,9)																	3 1 1 0 0 2 0					
41 Daniel Hudson, R (1,1) OBP: 0.322, SLG: 0.404																	2 0 0 0 0 1 0					
27 Geoff Blum, S (8,PH) OBP: 0.278, SLG: 0.438																	0 1 0 0 1 0 0					
30 David Hernandez, R (8,1)																	0 0 0 0 0 0 0					
40 J.J. Putz, R (9,1)																	0 0 0 0 0 0 0					
Inning Stats	R: 0 E: 0 K: 0 S: 6	H: 0 LOB: 1 BB: 1 P: 13	R: 0 E: 0 K: 0 S: 7	H: 0 LOB: 0 BB: 0 P: 14	R: 0 E: 0 K: 1 S: 11	H: 0 LOB: 0 BB: 0 P: 13	R: 0 E: 0 K: 2 S: 9	H: 1 LOB: 1 BB: 0 P: 11	R: 0 E: 0 K: 1 S: 7	H: 0 LOB: 0 BB: 0 P: 9	R: 0 E: 0 K: 2 S: 13	H: 1 LOB: 1 BB: 0 P: 19	R: 0 E: 0 K: 0 S: 5	H: 1 LOB: 0 BB: 0 P: 8	R: 4 E: 0 K: 1 S: 20	H: 4 LOB: 1 BB: 1 P: 29	R: 0 E: 0 K: 3 S: 10	H: 0 LOB: 0 BB: 0 P: 15	1B: 5 2B: 1 3B: 1 HR: 1	SF: 0 SAC: 0 DP: 2 HBP: 0	WP: 0 PB: 0 SB: 0 CS: 1	PA: 34
PITCHER	IP WLS BF H R ER SO BB IBB HBP BLK WP HR S P ERA WHIP																					
32 Ryan Vogelsong, R (1,1) ERA: 2.62	7.1 L 26 5 2 2 6 1 0 0 0 0 0 1 69 102 2.46 0.818																					
41 Jeremy Afeldt, L (8,1) ERA: 2.7	0.0 1 0 0 0 0 1 0 0 0 0 0 0 2 6 ∞ ∞																					
52 Ramon E Ramirez, R (8,1) ERA: 3.03	1.2 7 2 2 2 4 0 0 0 0 0 0 0 17 23 10.80 1.200																					

Arizona Diamondbacks @ San Francisco Giants
 AT&T Park, San Francisco, CA
 Sun Sep 04 2011, 1:07 PM - 3:46 PM PDT
 Att: 42,222 - Overcast - 63 F

AB	32
R	4
H	7
RBI	4
BB	2
SO	10
LOB	7



Batter	1	2	3	4	5	6	7	8	9	AB	R	H	RBI	BB	SO	LOB	BOTTOM					
13 Cody Ross, R (1,8) (8,7) OBP: 0.323, SLG: 0.390	HR		L5														4 1 1 1 0 0 0					
8 Jeff Keppinger, R (1,4) OBP: 0.317, SLG: 0.413	G6-3		G4-3														4 0 0 0 0 0 0					
15 Carlos Beltrán, S (1,9) OBP: 0.384, SLG: 0.512	F8		G3														4 0 1 0 0 0 0					
48 Pablo Sandoval, S (1,5) OBP: 0.337, SLG: 0.490	BB																3 0 0 0 1 0 1					
17 Aubrey Huff, L (1,3) OBP: 0.300, SLG: 0.372																	3 0 1 0 0 1 1					
56 Andres Torres, S (7,PR) OBP: 0.310, SLG: 0.335	K																1 0 0 0 0 1 0					
9 Brandon Belt, L (1,7) (8,3) OBP: 0.302, SLG: 0.364																	3 0 0 0 0 2 1					
43 Orlando Cabrera, R (1,6) OBP: 0.288, SLG: 0.305	E5																3 0 0 0 0 1 2					
22 Eli Whiteside, R (1,2) OBP: 0.278, SLG: 0.330																	3 0 0 0 0 1 3					
32 Ryan Vogelsong, R (1,1) OBP: 0.229, SLG: 0.217																	2 0 0 0 0 0 1					
41 Jeremy Afeldt, L (8,1)																	0 0 0 0 0 0 0					
52 Ramon E Ramirez, R (8,1)																	0 0 0 0 0 0 0					
14 Mike Fontenot, L (8,6) OBP: 0.295, SLG: 0.359																	1 0 0 0 0 1 0					
Inning Stats	R: 1 E: 0 K: 1 S: 13	H: 1 LOB: 1 BB: 1 P: 20	R: 0 E: 1 K: 2 S: 22	H: 0 LOB: 1 BB: 0 P: 29	R: 0 E: 0 K: 0 S: 8	H: 0 LOB: 0 BB: 0 P: 13	R: 0 E: 0 K: 1 S: 7	H: 0 LOB: 0 BB: 0 P: 10	R: 0 E: 0 K: 1 S: 6	H: 0 LOB: 0 BB: 0 P: 7	R: 0 E: 0 K: 0 S: 11	H: 1 LOB: 1 BB: 0 P: 14	R: 0 E: 1 K: 0 S: 8	H: 1 LOB: 2 BB: 0 P: 13	R: 0 E: 0 K: 1 S: 6	H: 0 LOB: 0 BB: 0 P: 10	R: 0 E: 0 K: 1 S: 8	H: 0 LOB: 0 BB: 0 P: 11	1B: 1 2B: 0 3B: 1 HR: 1	SF: 0 SAC: 0 DP: 0 HBP: 0	WP: 0 PB: 0 SB: 0 CS: 0	PA: 32
PITCHER	IP WLS BF H R ER SO BB IBB HBP BLK WP HR S P ERA WHIP																					
41 Daniel Hudson, R (1,1) ERA: 3.53	7.0 W 26 3 0 0 1 1 0 0 0 0 0 1 75 106 1.29 0.571																					
30 David Hernandez, R (8,1) ERA: 2.77	1.0 H 3 0 0 0 1 0 0 0 0 0 0 0 6 10 0.00 0.000																					
40 J.J. Putz, R (9,1) ERA: 2.55	1.0 S 3 0 0 0 1 0 0 0 0 0 0 0 8 11 0.00 0.000																					

Arizona Diamondbacks @ San Francisco Giants
 AT&T Park, San Francisco, CA
 Sun Sep 04 2011, 1:07 PM - 3:46 PM PDT
 Att: 42,222 - Overcast - 63 F

AB	31
R	1
H	3
RBI	1
BB	1
SO	7
LOB	9



Batter	1	2	3	4	5	6	7	8	9	AB	R	H	RBI	BB	SO	LOB	TOP			
14 Ryan Roberts, R OBP: 0.351, SLG: 0.445										4	0	0	0	0	1	0	Arizona Diamondbacks @ Colorado Rockies Coors Field, Denver, CO Tue Sep 06 2011, 6:42 PM - 9:30 PM MDT Att: 25,562 - Cloudy - 69 F			
2 Aaron Hill, R OBP: 0.285, SLG: 0.349										4	2	2	0	0	0	0				
10 Justin Upton, R OBP: 0.379, SLG: 0.542										4	0	2	0	0	2	1				
26 Miguel Montero, L OBP: 0.347, SLG: 0.455										4	0	1	1	0	1	2				
44 Paul Goldschmidt, R OBP: 0.315, SLG: 0.485										4	1	1	0	0	0	2				
24 Chris Young, R OBP: 0.314, SLG: 0.409										4	0	0	0	0	1	1				
8 Gerardo Parra, L OBP: 0.357, SLG: 0.429										4	0	1	1	0	1	0				
16 John McDonald, R OBP: 0.279, SLG: 0.330										3	0	1	0	1	0	1				
55 Josh Collmenter, R OBP: 0.216, SLG: 0.147										3	0	0	0	0	1	2				
29 Brad Ziegler, R										0	0	0	0	0	0	0				
30 David Hernandez, R										0	0	0	0	0	0	0				
47 Joe Paterson, R										0	0	0	0	0	0	0				
38 Sam Demel, R										0	0	0	0	0	0	0				
Inning Stats	R: 1 E: 0 K: 0 S: 11	H: 2 LOB: 1 BB: 0 P: 19	R: 0 E: 0 K: 1 S: 6	H: 1 LOB: 1 BB: 0 P: 10	R: 0 E: 0 K: 1 S: 10	H: 0 LOB: 0 BB: 0 P: 15	R: 0 E: 0 K: 1 S: 10	H: 1 LOB: 1 BB: 0 P: 12	R: 1 E: 0 K: 1 S: 12	H: 2 LOB: 1 BB: 0 P: 18	R: 0 E: 0 K: 0 S: 11	H: 0 LOB: 0 BB: 0 P: 15	1B: 4 2B: 4 3B: 0 HR: 0	SF: 0 SAC: 0 DP: 0 HBP: 0	WP: 0 PB: 1 SB: 0 CS: 0	PA: 35				
PITCHER	IP WLS BF H R ER SO BB IBB HBP BLK WP HR S P ERA WHIP																			
46 Jason Hammel, R ERA: 4.98	7.0	27	6	2	1	6	1	0	0	0	0	0	0	63	95	1.29	1.000			
16 Huston Street, R ERA: 3.72	0.2	3	1	1	0	1	0	0	0	0	0	0	0	7	10	0.00	1.500			
51 Matt Reynolds, L ERA: 4.24	0.0	1	1	0	0	0	0	0	0	0	0	0	0	2	3	∞	∞			
34 Matt Belisle, R ERA: 3.68	0.1	W	1	0	0	0	0	0	0	0	0	0	0	3	5	0.00	0.000			
63 Rafael Betancourt, R ERA: 3.14	1.0	3	0	0	0	0	0	0	0	0	0	0	0	11	15	0.00	0.000			
Batter	1	2	3	4	5	6	7	8	9	AB	R	H	RBI	BB	SO	LOB	BOTTOM			
Dexter Fowler, S OBP: 0.369, SLG: 0.446										4	1	0	1	1	0	2	Arizona Diamondbacks @ Colorado Rockies Coors Field, Denver, CO Tue Sep 06 2011, 6:42 PM - 9:30 PM MDT Att: 25,562 - Cloudy - 69 F			
14 Mark Ellis, R OBP: 0.280, SLG: 0.338										5	1	1	0	0	0	4				
5 Carlos González, L OBP: 0.369, SLG: 0.526										4	1	2	1	0	1	0				
2 Troy Tulowitzki, R OBP: 0.375, SLG: 0.554										4	1	1	3	0	1	1				
23 Jason Giambi, L OBP: 0.361, SLG: 0.626										3	0	1	0	0	1	0				
1 Eric Young Jr., S OBP: 0.318, SLG: 0.250										0	0	0	0	0	0	0				
21 Ty Wigington, R OBP: 0.319, SLG: 0.427										1	1	1	0	0	0	0				
7 Seth Smith, L OBP: 0.347, SLG: 0.512										4	2	3	1	0	0	0				
20 Wilin Rosario, R										3	1	0	0	1	1	3				
58 Jordan Pacheco, R OBP: 0.500, SLG: 0.500										4	0	2	2	0	0	0				
63 Rafael Betancourt, R										0	0	0	0	0	0	0				
46 Jason Hammel, R ERA: 4.98	6.1	24	5	1	1	4	1	0	0	0	0	0	0	0	0	0				
16 Huston Street, R ERA: 3.72	0.2	H	1	0	0	0	1	0	0	0	0	0	0	0	0	0				
51 Matt Reynolds, L ERA: 4.24	0.0	L	7	5	5	5	0	0	0	0	0	0	0	0	0	0				
34 Matt Belisle, R ERA: 3.68	0.0	3	2	1	1	0	1	0	0	0	0	0	0	0	0	0				
15 Kevin Kousseroff, R OBP: 0.275, SLG: 0.337	0.1	3	0	1	1	0	1	0	0	0	0	0	0	0	0	0				
Inning Stats	R: 0 E: 0 K: 0 S: 9	H: 1 LOB: 1 BB: 0 P: 14	R: 0 E: 0 K: 0 S: 6	H: 0 LOB: 0 BB: 0 P: 9	R: 0 E: 0 K: 0 S: 6	H: 1 LOB: 1 BB: 0 P: 7	R: 0 E: 0 K: 2 S: 9	H: 0 LOB: 0 BB: 0 P: 16	R: 1 E: 0 K: 1 S: 9	H: 1 LOB: 0 BB: 0 P: 12	R: 0 E: 0 K: 0 S: 6	H: 0 LOB: 0 BB: 0 P: 8	R: 0 E: 0 K: 2 S: 14	H: 2 LOB: 3 BB: 0 P: 20	R: 7 E: 0 K: 0 S: 22	H: 7 LOB: 3 BB: 2 P: 42	1B: 8 2B: 1 3B: 2 HR: 1	SF: 0 SAC: 1 DP: 0 HBP: 1	WP: 0 PB: 1 SB: 2 CS: 0	PA: 38
PITCHER	IP WLS BF H R ER SO BB IBB HBP BLK WP HR S P ERA WHIP																			
55 Josh Collmenter, R ERA: 3.1	0.2	H	1	0	0	0	1	0	0	0	0	0	0	5	8	0.00	0.000			
29 Brad Ziegler, R ERA: 2.28	0.2	L	7	5	5	5	0	0	0	0	0	0	0	13	20	67.50	7.500			
30 David Hernandez, R ERA: 3.47	0.0	3	2	1	1	0	1	0	0	0	0	0	0	3	10	∞	∞			
47 Joe Paterson, L ERA: 3.09	0.0	3	2	1	1	0	1	0	0	0	0	0	0	3	10	∞	∞			
38 Sam Demel, R ERA: 4.21	0.1	3	0	1	1	0	1	0	0	0	0	0	0	6	12	27.00	3.000			

Batter	1	2	3	4	5	6	7	8	9	AB	R	H	RBI	BB	SO	LOB	TOP			
25 Will Venable, L OBP: 0.317, SLG: 0.392	F8		8 S 2H 1B		G4-3			K		4	0	1	1	0	1	0	San Diego Padres @ Arizona Diamondbacks Chase Field, Phoenix, AZ Fri Sep 09 2011, 6:40 PM - 9:14 PM MST Att: 29,671 - Roof Closed - 77 F			
8 Jason Bartlett, R OBP: 0.315, SLG: 0.316	24 FC6-4 BB		15 FC6-4 BB		24 SH2-3 15 SF8 2B			K		2	1	1	0	2	1	0				
24 Cameron Maybin, R OBP: 0.331, SLG: 0.402	FC6-4		K		SH2-3			G5-3		3	0	0	0	0	1	3				
15 Jesus Guzman, R OBP: 0.377, SLG: 0.507	F8		FC6-4		SF8			G4-3		3	0	1	1	0	0	3				
28 Aaron Cunningham, R (9, PR) OBP: 0.228, SLG: 0.282	F8		FC6-4		G3-1			G4-3		0	0	0	0	0	0	0				
4 Nick Hundley, R OBP: 0.341, SLG: 0.455		P4		88 G5-4-3 1B				G4-3		4	0	1	0	0	0	1				
88 Kyle Blanks, R OBP: 0.304, SLG: 0.434		P3		G5-4-3				K		4	0	1	0	0	1	3				
22 James Darnell, R OBP: 0.207, SLG: 0.148		F9		F8				F9		4	0	0	0	0	0	3				
14 Alberto Gonzalez, R OBP: 0.261, SLG: 0.283			E6 25 1B		F7			F9		3	1	0	0	0	0	1				
38 Mat Latos, R OBP: 0.120, SLG: 0.167			K		K			K		3	0	0	0	0	3	2				
50 Chad Qualls, R (8, 1)										0	0	0	0	0	0	0				
Inning Stats	R: 0 E: 0 K: 0 S: 5	H: 0 LOB: 1 BB: 1 P: 11	R: 0 E: 0 K: 0 S: 6	H: 0 LOB: 0 BB: 0 P: 10	R: 1 E: 1 K: 2 S: 11	H: 1 LOB: 2 BB: 1 P: 20	R: 0 E: 0 K: 0 S: 4	H: 1 LOB: 0 BB: 0 P: 6	R: 0 E: 0 K: 1 S: 6	H: 0 LOB: 0 BB: 0 P: 7	R: 1 E: 0 K: 0 S: 9	H: 1 LOB: 1 BB: 0 P: 12	R: 0 E: 0 K: 2 S: 8	H: 0 LOB: 0 BB: 0 P: 10	R: 0 E: 0 K: 1 S: 10	H: 1 LOB: 2 BB: 0 P: 13	1B: 3 2B: 2 3B: 0 HR: 0	SF: 1 SAC: 1 DP: 1 HBP: 0	WP: 0 PB: 1 SB: 1 CS: 0	PA: 34
PITCHER	IP WLS BF H R ER SO BB IBB HBP BLK WP HR S P ERA WHIP																			
41 Daniel Hudson, R ERA: 3.41	9.0 W 34 5 2 1 7 2 0 0 0 0 0 70 106 1.00 0.778																			

AB	30
R	2
H	5
RBI	2
BB	2
SO	7
LOB	16



Batter	1	2	3	4	5	6	7	8	9	AB	R	H	RBI	BB	SO	LOB	BOTTOM			
18 Willie Bloomquist, R OBP: 0.325, SLG: 0.352	G4-3		2 F 2 S 1B		K2-3			F7-2		4	0	1	0	0	1	3	San Diego Padres @ Arizona Diamondbacks Chase Field, Phoenix, AZ Fri Sep 09 2011, 6:40 PM - 9:14 PM MST Att: 29,671 - Roof Closed - 77 F			
2 Aaron Hill, R OBP: 0.285, SLG: 0.346	10 F8 10 S 1B		G6-3		F9			26 1B 37 1B BB		3	1	1	0	1	0	1				
10 Justin Upton, R OBP: 0.379, SLG: 0.554	F8		K		K			P5		4	1	1	1	0	1	2				
26 Miguel Montero, L OBP: 0.348, SLG: 0.458	G3		K		K			37 1B 1B		4	0	2	0	0	1	1				
14 Ryan Roberts, R OBP: 0.351, SLG: 0.440	G6-3		F9		K			K		4	0	0	0	0	2	3				
37 Lyle Overbay, L OBP: 0.301, SLG: 0.345	F7		K		K			24 FC5-4 1B		4	0	2	1	0	1	0				
24 Chris Young, R OBP: 0.313, SLG: 0.408	K		K		41 BB 1B			8 3B 2B		4	1	2	0	0	1	2				
8 Gerardo Parra, L OBP: 0.358, SLG: 0.435	G4-3		G4-3		F8			18 F7-2 3B		3	0	1	1	0	0	1				
41 Daniel Hudson, R OBP: 0.323, SLG: 0.390	K		K		K			K		2	0	0	0	1	2	1				
Inning Stats	R: 0 E: 0 K: 0 S: 11	H: 1 LOB: 1 BB: 0 P: 16	R: 0 E: 0 K: 1 S: 8	H: 0 LOB: 0 BB: 0 P: 12	R: 0 E: 0 K: 1 S: 10	H: 1 LOB: 1 BB: 0 P: 13	R: 0 E: 0 K: 2 S: 8	H: 0 LOB: 0 BB: 0 P: 13	R: 0 E: 0 K: 2 S: 11	H: 1 LOB: 2 BB: 1 P: 19	R: 1 E: 0 K: 1 S: 15	H: 3 LOB: 1 BB: 0 P: 25	R: 1 E: 0 K: 1 S: 8	H: 2 LOB: 0 BB: 0 P: 8	R: 1 E: 0 K: 1 S: 13	H: 2 LOB: 2 BB: 1 P: 27		1B: 7 2B: 2 3B: 1 HR: 1	SF: 0 SAC: 0 DP: 1 HBP: 0	WP: 0 PB: 0 SB: 2 CS: 0
PITCHER	IP WLS BF H R ER SO BB IBB HBP BLK WP HR S P ERA WHIP																			
38 Mat Latos, R ERA: 3.72	7.0 L 28 8 2 2 1 1 1 0 0 0 0 0 71 106 2.57 1.286																			
50 Chad Qualls, R ERA: 3.46	1.0 L 6 2 1 1 1 1 0 0 0 0 0 0 13 27 9.00 3.000																			

AB	32
R	3
H	10
RBI	3
BB	2
SO	9
LOB	14



Batter	1	2	3	4	5	6	7	8	9	10	AB	R	H	RBI	BB	SO	LOB	TOP									
24 Cameron Maybin, R (1.8) OBP: 0.332, SLG: 0.402											5	0	2	0	0	1	1	San Diego Padres @ Arizona Diamondbacks Chase Field, Phoenix, AZ Sat Sep 10 2011, 5:13 PM - 8:34 PM MST Att: 47,959 - Roof Closed - 76 F									
8 Jason Bartlett, R (1.6) OBP: 0.314, SLG: 0.314											4	0	0	0	1	2	2										
15 Jesus Guzman, R (1.3) OBP: 0.282, SLG: 0.282											3	0	1	0	2	1	0										
28 Aaron Cunningham, R (10.0) OBP: 0.228, SLG: 0.252											0	0	0	0	0	0	0										
27 Anthony Rizzo, L (10.3) OBP: 0.282, SLG: 0.289											0	0	0	0	0	0	0										
88 Kyle Blanks, R (1.7) OBP: 0.303, SLG: 0.508											3	1	0	0	1	1	4										
47 Jeremy Hermida, L (9.9) OBP: 0.194, SLG: 0.235											1	0	0	0	0	1	1										
3 Andy Parrino, S (10.9) OBP: 0.345, SLG: 0.261											0	0	0	0	0	0	0										
13 Chris Denorfia, R (1.9) OBP: 0.346, SLG: 0.369											5	2	4	0	0	0	0										
22 James Darnell, R (1.5) OBP: 0.212, SLG: 0.288											4	1	1	3	0	0	2										
21 Heath Bell, R (8.1)											0	0	0	0	0	0	0										
25 Will Venable, L (10.0) OBP: 0.316, SLG: 0.391											1	0	0	0	0	0	2										
58 Brad Brach, R (10.1)											0	0	0	0	0	0	0										
54 Joe Thatcher, L (10.1)											0	0	0	0	0	0	0										
29 Luis Martinez, R (1.2) OBP: 0.327, SLG: 0.370											3	1	1	0	1	0	0										
14 Alberto Gonzalez, R (1.4) OBP: 0.261, SLG: 0.284											3	0	1	1	0	0	1										
46 Tim Stauffer, R (1.1) OBP: 0.164, SLG: 0.151											1	0	0	1	0	0	1										
45 Anthony Bass, R (6.1)											0	0	0	0	0	0	0										
50 Chad Qualls, R (8.1)											0	0	0	0	0	0	0										
1 Orlando Hudson, S (8.4) OBP: 0.327, SLG: 0.346											1	0	0	0	0	1	0										
Inning Stats	R: 0 E: 0 K: 1 S: 9	H: 1 LOB: 0 BB: 0 P: 13	R: 2 E: 0 K: 0 S: 13	H: 1 LOB: 1 BB: 2 P: 24	R: 0 E: 0 K: 0 S: 8	H: 2 LOB: 1 BB: 0 P: 12	R: 0 E: 0 K: 0 S: 5	H: 0 LOB: 0 BB: 0 P: 7	R: 0 E: 0 K: 0 S: 9	H: 1 LOB: 3 BB: 2 P: 18	R: 3 E: 0 K: 0 S: 16	H: 3 LOB: 0 BB: 0 P: 23	R: 0 E: 0 K: 2 S: 10	H: 0 LOB: 0 BB: 0 P: 13	R: 0 E: 0 K: 0 S: 9	H: 1 LOB: 0 BB: 0 P: 13	R: 0 E: 0 K: 2 S: 10	H: 0 LOB: 0 BB: 0 P: 12	R: 0 E: 0 K: 2 S: 11	H: 1 LOB: 2 BB: 1 P: 21	1B: 6 2B: 3 3B: 0 HR: 1	SF: 1 SAC: 2 DP: 2 HBP: 0	WP: 0 PB: 0 SB: 0 CS: 1	PA: 42			
PITCHER	IP 5.0	WLS 25	BF 8	H 5	R 5	ER 5	SO 1	BB 4	IBB 0	HBP 0	BLK 0	WP 0	HR 1	S 52	P 87	ERA 9.00	WHIP 2.400										
36 Wade Miley, L (1.1) ERA: 4.5	15 Micah Owings, R (6.1) ERA: 3.1	39 Bryan Shaw, R (8.1) ERA: 2.63	48 Ryan Cook, R (9.1) ERA: 9.82	30 David Hernandez, R (10.1) ERA: 3.36																							
Batter	1	2	3	4	5	6	7	8	9	10	AB	R	H	RBI	BB	SO	LOB	BOTTOM									
8 Gerardo Parra, L (1.7) OBP: 0.353, SLG: 0.430											5	0	0	0	0	2	2	San Diego Padres @ Arizona Diamondbacks Chase Field, Phoenix, AZ Sat Sep 10 2011, 5:13 PM - 8:34 PM MST Att: 47,959 - Roof Closed - 76 F									
2 Aaron Hill, R (1.4) OBP: 0.288, SLG: 0.345											5	0	1	0	0	1	0										
10 Justin Upton, R (1.9) OBP: 0.361, SLG: 0.553											4	2	2	0	1	1	0										
26 Miguel Montero, L (1.2) OBP: 0.348, SLG: 0.460											5	0	2	0	0	1	2										
27 Geoff Blum, S (1.5) OBP: 0.333, SLG: 0.500											4	1	1	1	1	0	2										
24 Chris Young, R (1.8) OBP: 0.316, SLG: 0.417											4	2	2	2	1	2	3										
37 Lyle Overbay, L (1.3) OBP: 0.307, SLG: 0.360											4	1	3	3	1	0	2										
16 John McDonald, R (1.6) OBP: 0.286, SLG: 0.333											2	0	0	0	2	0	1										
36 Wade Miley, L (1.1) ERA: 4.5	15 Micah Owings, R (6.1) ERA: 3.1	11 Sean Burroughs, L (7.0) ERA: 3.27	39 Bryan Shaw, S (8.1) ERA: 2.7	48 Ryan Cook, R (9.1) ERA: 9.82	44 Paul Goldschmidt, R (10.0) ERA: 6.22																						
Inning Stats	R: 0 E: 0 K: 1 S: 10	H: 0 LOB: 0 BB: 0 P: 12	R: 2 E: 0 K: 1 S: 16	H: 3 LOB: 2 BB: 1 P: 31	R: 0 E: 0 K: 1 S: 9	H: 0 LOB: 0 BB: 0 P: 14	R: 0 E: 0 K: 1 S: 12	H: 1 LOB: 1 BB: 0 P: 17	R: 0 E: 0 K: 1 S: 8	H: 0 LOB: 0 BB: 0 P: 11	R: 1 E: 0 K: 0 S: 9	H: 2 LOB: 2 BB: 1 P: 16	R: 0 E: 0 K: 1 S: 9	H: 0 LOB: 0 BB: 0 P: 14	R: 0 E: 0 K: 0 S: 9	H: 2 LOB: 1 BB: 0 P: 12	R: 2 E: 0 K: 0 S: 13		H: 2 LOB: 0 BB: 0 P: 17	R: 1 E: 0 K: 1 S: 10	H: 1 LOB: 3 BB: 3 P: 27	1B: 6 2B: 3 3B: 0 HR: 2	SF: 0 SAC: 0 DP: 2 HBP: 0	WP: 0 PB: 0 SB: 0 CS: 0	PA: 43		
PITCHER	IP 5.1	WLS 4	BF 6	H 3	R 3	ER 3	SO 5	BB 2	IBB 0	HBP 0	BLK 0	WP 0	HR 0	S 63	P 98	ERA 5.06	WHIP 1.500										
46 Tim Stauffer, R (1.1) ERA: 3.87	45 Anthony Bass, R (6.1) ERA: 1.82	50 Chad Qualls, R (8.1) ERA: 3.42	21 Heath Bell, R (8.1) ERA: 2.7	58 Brad Brach, R (10.1) ERA: 6.22																							
54 Joe Thatcher, L (10.1) ERA: 6.75																											

Batter	1	2	3	4	5	6	7	8	9	AB	R	H	RBI	BB	SO	LOB	TOP				
24 Cameron Maybin, R (1.8) OBP: 0.333, SLG: 0.406										5	2	2	0	0	2	1					
13 Chris Denorfia, R (1.9) OBP: 0.343, SLG: 0.396										5	1	1	0	0	1	3					
15 Jesus Guzman, R (1.7) OBP: 0.387, SLG: 0.509										4	2	2	2	1	1	0					
47 Jeremy Hermida, L (0.9) OBP: 0.194, SLG: 0.235										0	0	0	0	0	0	0					
4 Nick Hundley, R (1.2) OBP: 0.350, SLG: 0.477										4	2	3	2	1	0	2					
27 Anthony Rizzo, L (1.3) OBP: 0.295, SLG: 0.264										2	0	0	1	3	0	1					
22 James Darnell, R (1.5) OBP: 0.216, SLG: 0.265										3	0	1	2	0	0	1					
57 Luke Gregerson, L (7.1)										0	0	0	0	0	0	0					
25 Will Venable, L (0.9,PH)										1	0	0	0	0	0	2					
21 Heath Bell, R (0.1)										0	0	0	0	0	0	0					
1 Orlando Hudson, S (1.4) OBP: 0.323, SLG: 0.342										4	0	0	0	0	0	3					
14 Alberto Gonzalez, R (1.6) OBP: 0.260, SLG: 0.280										3	0	0	0	1	0	1					
49 Wade LeBlanc, L (1.1) OBP: 0.353, SLG: 0.353										3	0	2	0	0	0	0					
40 Erik Hamren, R (6.1)										0	0	0	0	0	0	0					
45 Anthony Bass, R (7.1)										0	0	0	0	0	0	0					
54 Joe Thatcher, L (7.1)										0	0	0	0	0	0	0					
3 Andy Parrino, S (7.5) OBP: 0.333, SLG: 0.250										1	0	0	0	0	0	1					
Inning Stats	R: 0 E: 0 K: 2 S: 8	H: 0 LOB: 0 BB: 0 P: 13	R: 1 E: 0 K: 0 S: 15	H: 2 LOB: 1 BB: 0 P: 19	R: 3 E: 0 K: 0 S: 17	H: 3 LOB: 2 BB: 2 P: 31	R: 0 E: 0 K: 0 S: 8	H: 1 LOB: 0 BB: 0 P: 10	R: 2 E: 0 K: 0 S: 9	H: 1 LOB: 0 BB: 2 P: 22	R: 1 E: 0 K: 0 S: 11	H: 3 LOB: 2 BB: 0 P: 19	R: 0 E: 0 K: 1 S: 7	H: 0 LOB: 0 BB: 1 P: 13	R: 0 E: 0 K: 1 S: 9	H: 1 LOB: 2 BB: 1 P: 19	1B: 7 2B: 3 3B: 0 HR: 1	SF: 1 SAC: 0 DP: 2 HBP: 0	WP: 1 PB: 0 SB: 0 CS: 0	PA: 42	
PITCHER	IP 4.0	WLS L	BF 22	H 7	R 6	ER 6	SO 2	BB 3	IBB 0	HBP 0	BLK 0	WP 1	HR 1	S 53	P 84	ERA 13.50	WHIP 2.500				
55 Josh Collmenter, R (1.1) ERA: 3.4																					
19 Zach Duke, L (0.1) ERA: 5.0																					
29 Brad Ziegler, R (0.1) ERA: 2.19																					
48 Ryan Cook, R (0.1) ERA: 9.0																					

San Diego Padres @ Arizona Diamondbacks
Chase Field, Phoenix, AZ
Sun Sep 11 2011, 1:13 PM - 4:31 PM MST
Att: 39,386 - Roof Closed - 74 F

livebaseballscorecards.com

AB	35
R	7
H	11
RBI	7
BB	6
SO	4
LOB	15



Batter	1	2	3	4	5	6	7	8	9	AB	R	H	RBI	BB	SO	LOB	BOTTOM	
14 Ryan Roberts, R (1.5) OBP: 0.350, SLG: 0.437											5	0	1	0	0	1	4	
8 Gerardo Parra, L (1.9) OBP: 0.353, SLG: 0.429											3	1	1	0	0	0	1	
10 Justin Upton, R (7.7,PH) OBP: 0.379, SLG: 0.551											2	0	0	1	0	1	2	
2 Aaron Hill, R (1.4) OBP: 0.287, SLG: 0.342											4	0	0	0	1	0	4	
44 Paul Goldschmidt, R (1.3) OBP: 0.320, SLG: 0.487										3	1	0	0	1	0	2		
24 Chris Young, R (1.8) OBP: 0.317, SLG: 0.418										3	1	1	2	1	1	0		
4 Collin Cowgill, R (1.7) OBP: 0.294, SLG: 0.273										3	0	1	2	1	1	1		
16 John McDonald, R (1.6) OBP: 0.281, SLG: 0.327										4	0	0	0	0	2	3		
12 Henry Blanco, R (1.2) OBP: 0.311, SLG: 0.500											4	2	2	1	0	0	1	
55 Josh Collmenter, R (1.1) ERA: 2.15, SLG: 0.143											1	0	0	0	0	0	0	
19 Zach Duke, L (0.1) ERA: 5.0																		

Batter	1	2	3	4	5	6	7	8	9	AB	R	H	RBI	BB	SO	LOB	TOP					
18 Willie Bloomquist, R OBP: 0.286, SLG: 0.345	G6-3		G5-3			K		G4-3		4	0	0	0	0	1	2						
2 Aaron Hill, R OBP: 0.286, SLG: 0.343	G5-3			K		K			1B	4	1	1	0	0	2	1						
10 Justin Upton, R OBP: 0.374, SLG: 0.540	G6-3			G5-3			P3		K	4	0	0	0	0	1	1						
44 Paul Goldschmidt, R OBP: 0.326, SLG: 0.476		K			K				K	4	0	0	0	0	4	1						
26 Miguel Montero, L OBP: 0.351, SLG: 0.464		B1-3			G3					4	0	2	1	0	0	0						
4 Collin Cowgill, R OBP: 0.291, SLG: 0.269										0	0	0	0	0	0	0						
24 Chris Young, R OBP: 0.318, SLG: 0.415	F7				L5				K	4	0	0	0	0	2	2						
14 Ryan Roberts, R OBP: 0.348, SLG: 0.434			F9			K				3	1	1	0	0	1	0						
8 Gerardo Parra, L OBP: 0.362, SLG: 0.446								F9		2	0	1	0	0	0	1						
41 Daniel Hudson, R OBP: 0.313, SLG: 0.377										2	0	0	0	0	2	2						
27 Geoff Blum, S OBP: 0.343, SLG: 0.484										1	0	0	1	0	0	0						
48 Ryan Cook, R OBP: 0.291, SLG: 0.269										0	0	0	0	0	0	0						
29 Brad Ziegler, R OBP: 0.291, SLG: 0.269										0	0	0	0	0	0	0						
Inning Stats	R: 0 E: 0 K: 0 S: 5	H: 0 LOB: 0 BB: 0 P: 9	R: 0 E: 0 K: 1 S: 6	H: 0 LOB: 0 BB: 0 P: 8	R: 0 E: 0 K: 1 S: 14	H: 1 LOB: 1 BB: 0 P: 19	R: 0 E: 0 K: 2 S: 7	H: 0 LOB: 0 BB: 0 P: 9	R: 0 E: 0 K: 1 S: 9	H: 0 LOB: 1 BB: 0 P: 16	R: 0 E: 0 K: 3 S: 11	H: 0 LOB: 1 BB: 0 P: 14	R: 0 E: 0 K: 2 S: 9	H: 1 LOB: 1 BB: 0 P: 17	R: 1 E: 0 K: 3 S: 14	H: 2 LOB: 1 BB: 0 P: 20	R: 1 E: 0 K: 3 S: 17	H: 2 LOB: 1 BB: 0 P: 22	1B: 3 2B: 2 3B: 0 HR: 0	SF: 0 SAC: 0 DP: 0 HBP: 1	WP: 0 PB: 0 SB: 0 CS: 0	PA: 33
PITCHER	IP WLS BF H R ER SO BB IBB HBP BLK WP HR S P ERA WHIP																					
22 Clayton Kershaw, L ERA: 2.3	5.0 W 17 1 0 0 5 0 0 0 0 0 0 0 42 63 0.00 0.200																					
52 Josh Lindblom, R ERA: 2.57	2.0 H 7 1 0 0 5 0 0 0 0 0 0 0 19 29 0.00 0.500																					
50 Nathan Eovaldi, R ERA: 3.18	1.0 H 4 1 1 1 0 0 0 0 0 0 0 0 14 20 9.00 1.000																					
74 Kenley Jansen, R ERA: 3.19	1.0 S 5 2 1 1 3 0 0 0 0 0 0 0 17 22 9.00 2.000																					

Arizona Diamondbacks @ Los Angeles Dodgers
Dodger Stadium, Los Angeles, CA
Wed Sep 14 2011, 7:11 PM - 10:06 PM PDT
Att: 29,799 - Clear - 69 F

AB	32
R	2
H	5
RBI	2
BB	0
SO	13
LOB	10



Batter	1	2	3	4	5	6	7	8	9	AB	R	H	RBI	BB	SO	LOB	BOTTOM					
9 Dee Strange-Gordon, L OBP: 0.279, SLG: 0.320	G6-3				P6			G1-3		4	0	1	0	0	0	2						
10 Tony Gwynn Jr., L OBP: 0.310, SLG: 0.355	F7				G3				K	4	1	1	0	0	1	1						
27 Matt Kemp, R OBP: 0.395, SLG: 0.560	F9					K				3	2	1	1	1	1	0						
7 James Loney, L OBP: 0.329, SLG: 0.387	G1-3									2	0	0	0	2	0	1						
6 Aaron Miles, S OBP: 0.316, SLG: 0.358	P4									3	0	1	1	1	0	1						
23 Jerry Sands, R OBP: 0.310, SLG: 0.329	K									4	0	1	1	0	1	3						
28 Rod Barajas, R OBP: 0.286, SLG: 0.432	FC6-4				G5-3					4	0	0	0	0	0	4						
14 Jamey Carroll, R OBP: 0.355, SLG: 0.344										3	0	1	0	0	1	0						
22 Clayton Kershaw, L OBP: 0.257, SLG: 0.235										1	0	0	0	0	1	0						
52 Josh Lindblom, R ERA: 2.57										0	0	0	0	0	0	0						
49 Trent Oeltgen, L OBP: 0.364, SLG: 0.377										0	0	0	0	1	0	0						
50 Nathan Eovaldi, R OBP: 0.167, SLG: 0.091										0	0	0	0	0	0	0						
74 Kenley Jansen, S ERA: 3.19										0	0	0	0	0	0	0						
Inning Stats	R: 2 E: 0 K: 0 S: 19	H: 4 LOB: 2 BB: 1 P: 32	R: 0 E: 0 K: 0 S: 7	H: 1 LOB: 1 BB: 0 P: 12	R: 0 E: 0 K: 1 S: 8	H: 0 LOB: 1 BB: 1 P: 15	R: 0 E: 0 K: 2 S: 9	H: 0 LOB: 0 BB: 0 P: 11	R: 0 E: 0 K: 1 S: 9	H: 0 LOB: 0 BB: 0 P: 11	R: 0 E: 0 K: 0 S: 5	H: 0 LOB: 1 BB: 1 P: 7	R: 0 E: 0 K: 0 S: 6	H: 0 LOB: 1 BB: 1 P: 13	R: 1 E: 0 K: 1 S: 13	H: 1 LOB: 2 BB: 2 P: 23	R: 1 E: 0 K: 1 S: 13	H: 1 LOB: 2 BB: 2 P: 23	1B: 6 2B: 0 3B: 0 HR: 0	SF: 0 SAC: 1 DP: 0 HBP: 0	WP: 0 PB: 0 SB: 1 CS: 2	PA: 34
PITCHER	IP WLS BF H R ER SO BB IBB HBP BLK WP HR S P ERA WHIP																					
41 Daniel Hudson, R ERA: 3.39	7.0 L 28 5 2 2 4 3 0 0 0 0 0 0 63 101 2.57 1.143																					
48 Ryan Cook, R ERA: 10.38	0.1 4 1 1 1 1 2 0 0 0 0 0 0 10 18 27.00 9.000																					
29 Brad Ziegler, R ERA: 2.13	0.2 2 0 0 0 0 0 0 0 0 0 0 0 3 5 0.00 0.000																					

Arizona Diamondbacks @ Los Angeles Dodgers
Dodger Stadium, Los Angeles, CA
Wed Sep 14 2011, 7:11 PM - 10:06 PM PDT
Att: 29,799 - Clear - 69 F

AB	28
R	3
H	6
RBI	3
BB	5
SO	5
LOB	12



Batter	1	2	3	4	5	6	7	8	9	AB	R	H	RBI	BB	SO	LOB	TOP										
18 Willie Bloomquist, R OBP: 0.361, SLG: 0.347										4	0	1	0	0	1	0	Arizona Diamondbacks @ San Diego Padres PETCO Park, San Diego, CA Fri Sep 16 2011, 10:08 PM - 12:28 AM EDT Att: 28,605 - Overcast - 66 F livebaseballscorecards.com										
8 Gerardo Parra, L OBP: 0.361, SLG: 0.444										4	0	1	0	0	1	1											
10 Justin Upton, R OBP: 0.373, SLG: 0.538											4	0	1	0	0	1											
26 Miguel Montero, L OBP: 0.348, SLG: 0.460											4	0	0	0	0	1											
2 Aaron Hill, R OBP: 0.284, SLG: 0.341											3	0	0	0	0	1											
24 Chris Young, R OBP: 0.320, SLG: 0.418											3	0	2	0	0	1											
37 Lyle Overbay, L OBP: 0.304, SLG: 0.356											3	0	0	0	0	1											
14 Ryan Roberts, R OBP: 0.346, SLG: 0.431											3	0	0	0	0	1											
36 Wade Miley, L OBP: 0.154, SLG: 0.083										2	0	0	0	0	0	0											
39 Bryan Shaw, S ERA: 1.99										0	0	0	0	0	0	0											
11 Sean Burroughs, L OBP: 0.274, SLG: 0.330										1	0	0	0	0	0	0											
29 Brad Ziegler, R ERA: 2.61										0	0	0	0	0	0	0											
Inning Stats	R: 0 E: 0 K: 2 S: 13	H: 1 LOB: 1 BB: 0 P: 17	R: 0 E: 0 K: 3 S: 9	H: 0 LOB: 0 BB: 0 P: 14	R: 0 E: 0 K: 1 S: 16	H: 1 LOB: 1 BB: 0 P: 21	R: 0 E: 0 K: 0 S: 4	H: 0 LOB: 0 BB: 0 P: 8	R: 0 E: 0 K: 0 S: 10	H: 1 LOB: 0 BB: 0 P: 15	R: 0 E: 0 K: 0 S: 8	H: 0 LOB: 0 BB: 0 P: 14	R: 0 E: 0 K: 0 S: 11	H: 2 LOB: 2 BB: 0 P: 13	R: 0 E: 0 K: 1 S: 6	H: 0 LOB: 0 BB: 0 P: 10	R: 0 E: 0 K: 1 S: 7	H: 0 LOB: 0 BB: 0 P: 10	1B: 3 2B: 2 3B: 0 HR: 0	SF: 0 SAC: 0 DP: 1 HBP: 0	WP: 0 PB: 0 SB: 0 CS: 0	PA: 31					
PITCHER	IP	WLS	BF	H	R	ER	SO	BB	IBB	HBP	BLK	WP	HR	S	P	ERA	WHIP										
46 Tim Stauffer, R ERA: 3.73	6.2	W	23	4	0	0	6	0	0	0	0	0	0	67	98	0.00	0.600										
45 Anthony Bass, R ERA: 1.99	0.1	H	2	1	0	0	0	0	0	0	0	0	0	4	4	0.00	3.000										
50 Chad Qualls, R ERA: 3.33	1.0	H	3	0	0	0	1	0	0	0	0	0	0	6	10	0.00	0.000										
21 Heath Bell, R ERA: 2.61	1.0	S	3	0	0	0	1	0	0	0	0	0	0	7	10	0.00	0.000										

Batter	1	2	3	4	5	6	7	8	9	AB	R	H	RBI	BB	SO	LOB	BOTTOM										
24 Cameron Maybin, R OBP: 0.326, SLG: 0.392										3	0	0	0	1	1	2	Arizona Diamondbacks @ San Diego Padres PETCO Park, San Diego, CA Fri Sep 16 2011, 10:08 PM - 12:28 AM EDT Att: 28,605 - Overcast - 66 F livebaseballscorecards.com										
8 Jason Bartlett, R OBP: 0.317, SLG: 0.317										3	1	2	0	1	0	1											
15 Jesus Guzman, R OBP: 0.376, SLG: 0.494										4	1	1	1	0	1	4											
4 Nick Hundley, R OBP: 0.359, SLG: 0.486										4	0	1	0	0	1	1											
13 Chris Denorfia, R OBP: 0.344, SLG: 0.392										4	0	0	0	0	2	1											
88 Kyle Blanks, R OBP: 0.291, SLG: 0.404										3	0	0	0	0	0	1											
28 Aaron Cunningham, R OBP: 0.235, SLG: 0.301										1	0	0	0	2	0	0											
1 Orlando Hudson, S OBP: 0.325, SLG: 0.338										2	0	1	0	0	0	1											
22 James Darnell, R OBP: 0.294, SLG: 0.333										1	0	0	0	0	0	0											
3 Andy Parrino, S OBP: 0.324, SLG: 0.222										1	0	0	0	0	0	0											
46 Tim Stauffer, R OBP: 0.161, SLG: 0.148										1	0	0	0	0	0	0											
45 Anthony Bass, R ERA: 1.99										0	0	0	0	0	0	0											
47 Jeremy Hermida, L OBP: 0.179, SLG: 0.216										1	0	0	0	0	1	0											
50 Chad Qualls, R ERA: 3.33										0	0	0	0	0	0	0											
21 Heath Bell, R ERA: 2.61										0	0	0	0	0	0	0											
Inning Stats	R: 2 E: 1 K: 0 S: 19	H: 3 LOB: 1 BB: 0 P: 28	R: 0 E: 0 K: 0 S: 9	H: 1 LOB: 3 BB: 2 P: 23	R: 0 E: 0 K: 1 S: 6	H: 0 LOB: 0 BB: 0 P: 7	R: 0 E: 0 K: 0 S: 6	H: 0 LOB: 0 BB: 1 P: 11	R: 0 E: 0 K: 1 S: 10	H: 1 LOB: 1 BB: 0 P: 15	R: 0 E: 0 K: 1 S: 8	H: 0 LOB: 0 BB: 0 P: 12	R: 0 E: 1 K: 1 S: 9	H: 0 LOB: 1 BB: 1 P: 13	R: 0 E: 0 K: 2 S: 7	H: 0 LOB: 0 BB: 0 P: 10	1B: 4 2B: 1 3B: 0 HR: 0	SF: 0 SAC: 1 DP: 1 HBP: 0	WP: 1 PB: 0 SB: 1 CS: 0	PA: 32							
PITCHER	IP	WLS	BF	H	R	ER	SO	BB	IBB	HBP	BLK	WP	HR	S	P	ERA	WHIP										
36 Wade Miley, L ERA: 4.24	6.0	L	25	5	2	2	3	3	0	0	0	1	0	58	96	3.00	1.333										
39 Bryan Shaw, R ERA: 2.39	1.0		4	0	0	0	1	1	0	0	0	0	0	9	13	0.00	1.000										
29 Brad Ziegler, R ERA: 2.09	1.0		3	0	0	0	2	0	0	0	0	0	0	7	10	0.00	0.000										

AB 31
R 0
H 5
RBI 0
BB 0
SO 8
LOB 9



AB 27
R 2
H 5
RBI 1
BB 4
SO 6
LOB 11



Batter	1	2	3	4	5	6	7	8	9	AB	R	H	RBI	BB	SO	LOB	TOP
8 Gerardo Parra, L (1,7) OBP: 0.358, SLG: 0.439	L9		G3		G3-6			G3		4	0	0	0	0	0	1	Arizona Diamondbacks @ San Diego Padres PETCO Park, San Diego, CA Sat Sep 17 2011, 8:36 PM - 11:06 PM EDT Att: 36,242 - Clear - 67 F
2 Aaron Hill, R (1,4) OBP: 0.284, SLG: 0.346	HR		F8			F9		L7		4	1	1	1	0	0		
10 Justin Upton, R (1,9) OBP: 0.373, SLG: 0.535	G5-3				F8		BB			3	0	0	0	1	1	0	
26 Miguel Montero, L (1,2) OBP: 0.349, SLG: 0.464							BB			4	0	2	0	0	1	1	
44 Paul Goldschmidt, R (1,3) OBP: 0.331, SLG: 0.472	K									3	0	1	0	1	2	2	
24 Chris Young, R (1,8) OBP: 0.323, SLG: 0.417										1	0	0	0	3	0	1	
14 Ryan Roberts, R (1,5) OBP: 0.344, SLG: 0.428										3	0	0	0	0	0	4	
37 Lyle Overbay, L (9,PH) OBP: 0.304, SLG: 0.355										1	0	0	0	0	1	2	
16 John McDonald, R (1,6) OBP: 0.277, SLG: 0.321										3	0	1	0	0	0	2	
55 Josh Collmenter, R (1,1) OBP: 0.200, SLG: 0.135										2	0	0	0	0	1	1	
11 Sean Burroughs, L (8,PH) OBP: 0.271, SLG: 0.327										1	0	0	0	0	0	0	
29 Brad Ziegler, R (8,1) OBP: 0.271, SLG: 0.327										0	0	0	0	0	0	0	
Inning Stats	R: 1 H: 2 E: 0 K: 1 S: 16	H: 2 LOB: 1 BB: 0 P: 26	R: 0 H: 0 E: 0 K: 0 S: 8	H: 0 LOB: 0 BB: 1 P: 16	R: 0 H: 0 E: 0 K: 0 S: 6	H: 1 LOB: 2 BB: 1 P: 19	R: 0 H: 1 E: 0 K: 1 S: 9	H: 0 LOB: 0 BB: 1 P: 16	R: 0 H: 0 E: 0 K: 0 S: 8	H: 1 LOB: 2 BB: 1 P: 20	1B: 2 2B: 2 3B: 0 HR: 1	SF: 0 SAC: 0 DP: 1 HBP: 0	WP: 0 PB: 0 SB: 0 CS: 2	PA: 34			
PITCHER	IP WLS BF H R ER SO BB IBB HBP BLK WP HR S P ERA WHIP	IP WLS BF H R ER SO BB IBB HBP BLK WP HR S P ERA WHIP															
49 Wade LeBlanc, L (1,1) ERA: 5.07	6.0 W 22 4 1 1 4 3 0 0 0 0 0 1 53 103 1.50 1.167																
57 Luke Gregerson, R (7,1) ERA: 2.97	1.0 H 4 0 0 0 0 1 0 0 0 0 0 0 8 14 0.00 1.000																
50 Chad Qualls, R (8,1) ERA: 3.28	1.0 H 3 0 0 0 0 0 0 0 0 0 0 0 8 14 0.00 0.000																
21 Heath Bell, R (9,1) ERA: 2.96	1.0 S 5 1 0 0 2 1 0 0 0 0 0 0 9 20 0.00 2.000																

Batter	1	2	3	4	5	6	7	8	9	AB	R	H	RBI	BB	SO	LOB	BOTTOM			
24 Cameron Maybin, R (1,8) OBP: 0.326, SLG: 0.391	L4				F8			G6-3		4	0	1	0	0	0	1	Arizona Diamondbacks @ San Diego Padres PETCO Park, San Diego, CA Sat Sep 17 2011, 8:36 PM - 11:06 PM EDT Att: 36,242 - Clear - 67 F			
8 Jason Bartlett, R (1,6) OBP: 0.315, SLG: 0.315	G4-3				F9			P6		4	0	0	0	0	0	2				
15 Jesus Guzman, R (1,7) OBP: 0.371, SLG: 0.485										4	0	0	0	0	1	0				
21 Heath Bell, R (9,1)	G6-3									0	0	0	0	0	0	0				
4 Nick Hundley, R (1,2) OBP: 0.361, SLG: 0.486										4	0	2	0	0	1	0				
27 Anthony Rizzo, L (1,3) OBP: 0.275, SLG: 0.243										3	0	0	0	0	1	2				
1 Orlando Hudson, S (1,4) OBP: 0.328, SLG: 0.349										3	2	2	1	0	0	1				
47 Jeremy Hermida, L (1,9) OBP: 0.214, SLG: 0.308										2	1	1	1	0	0	0				
3 Andy Parrino, S (1,5) OBP: 0.324, SLG: 0.233										3	0	1	1	0	0	0				
49 Wade LeBlanc, L (1,1) OBP: 0.368, SLG: 0.368										2	0	1	0	0	0	2				
57 Luke Gregerson, L (7,1) ERA: 3.42										0	0	0	0	0	0	0				
28 Aaron Cunningham, R (7,PH) OBP: 0.232, SLG: 0.297										1	0	0	0	0	0	0				
50 Chad Qualls, R (8,1) ERA: 2.05										0	0	0	0	0	0	0				
13 Chris Denorfia, R (9,7) OBP: 0.344, SLG: 0.392										0	0	0	0	0	0	0				
Inning Stats	R: 0 H: 0 E: 0 K: 0 S: 7	H: 2 LOB: 2 BB: 0 P: 12	R: 1 H: 2 E: 0 K: 0 S: 14	H: 2 LOB: 2 BB: 0 P: 21	R: 0 H: 1 E: 0 K: 1 S: 9	H: 2 LOB: 0 BB: 1 P: 13	R: 1 H: 2 E: 0 K: 0 S: 11	H: 1 LOB: 1 BB: 0 P: 17	R: 0 H: 1 E: 0 K: 1 S: 9	H: 1 LOB: 1 BB: 0 P: 13	R: 0 H: 1 E: 0 K: 1 S: 11	H: 1 LOB: 0 BB: 0 P: 15	R: 1 H: 1 E: 0 K: 0 S: 11	H: 1 LOB: 0 BB: 0 P: 14	R: 0 H: 0 E: 0 K: 1 S: 7	H: 0 LOB: 0 BB: 0 P: 10	1B: 6 2B: 0 3B: 0 HR: 2	SF: 0 SAC: 0 DP: 0 HBP: 1	WP: 0 PB: 0 SB: 0 CS: 2	PA: 31
PITCHER	IP WLS BF H R ER SO BB IBB HBP BLK WP HR S P ERA WHIP	IP WLS BF H R ER SO BB IBB HBP BLK WP HR S P ERA WHIP																		
55 Josh Collmenter, R (1,1) ERA: 3.42	7.0 L 28 8 3 3 3 2 0 0 0 0 0 0 2 72 105 3.86 1.143																			
29 Brad Ziegler, R (8,1) ERA: 2.05	1.0 3 0 0 0 1 0 0 0 0 0 0 0 7 10 0.00 0.000																			

Batter	1	2	3	4	5	6	7	8	9	AB	R	H	RBI	BB	SO	LOB	TOP		
7 Alex Presley, L (1,7) OBP: 0.340, SLG: 0.459										4	0	1	0	0	1	1	Pittsburgh Pirates @ Arizona Diamondbacks Chase Field, Phoenix, AZ Mon Sep 19 2011, 6:41 PM - 8:51 PM MST Att: 24,458 - Clear - 98 F		
18 Neil Walker, S (1,4) OBP: 0.333, SLG: 0.397										4	0	0	0	0	0	1			
22 Andrew McCutchen, R (1,8) OBP: 0.364, SLG: 0.461										3	0	0	0	1	3	1			
25 Derrek Lee, R (1,3)										3	0	0	0	0	2	1			
36 Ryan Ludwick, R (1,9) OBP: 0.309, SLG: 0.361										3	0	0	0	0	2	1			
35 Jason Jaramillo, S (1,2) OBP: 0.357, SLG: 0.308										3	0	0	0	0	2	0			
24 Pedro Alvarez, L (1,5) OBP: 0.270, SLG: 0.276										3	0	0	0	0	1	0			
5 Ronny Cedeno, R (1,6) OBP: 0.302, SLG: 0.345										2	0	0	0	0	0	0			
41 Ryan Doumit, S (8,PH) OBP: 0.350, SLG: 0.478										1	0	0	0	0	1	0			
3 Pedro Ciriaco, R (8,6) OBP: 0.333, SLG: 0.481										0	0	0	0	0	0	0			
27 Jeff Karstens, R (1,1) OBP: 0.157, SLG: 0.125										2	0	1	0	0	1	0			
48 Jared Hughes, R (7,1)										0	0	0	0	0	0	0			
43 Jose Veras, R (8,1)										0	0	0	0	0	0	0			
46 Garrett Jones, L (8,PH) OBP: 0.318, SLG: 0.431										1	0	0	0	0	0	0			
Inning Stats	R: 0 H: 0 E: 0 K: 2 S: 9	H: 0 LOB: 0 BB: 0 P: 11	R: 0 H: 0 E: 0 K: 1 S: 8	H: 0 LOB: 0 BB: 0 P: 13	R: 0 H: 1 E: 0 K: 0 S: 9	H: 1 LOB: 1 BB: 0 P: 14	R: 0 H: 0 E: 0 K: 2 S: 10	H: 0 LOB: 1 BB: 1 P: 16	R: 0 H: 0 E: 0 K: 1 S: 9	H: 0 LOB: 0 BB: 0 P: 13	R: 0 H: 0 E: 0 K: 3 S: 10	H: 0 LOB: 0 BB: 0 P: 16	R: 0 H: 0 E: 0 K: 3 S: 12	H: 0 LOB: 0 BB: 0 P: 17	R: 0 H: 1 E: 0 K: 1 S: 8	H: 1 LOB: 1 BB: 0 P: 11	1B: 1 2B: 0 3B: 1 HR: 0	SF: 0 SAC: 0 DP: 0 HBP: 0	WP: 0 PA: 30 PB: 0 SB: 1 CS: 0
PITCHER	IP WLS BF H R ER SO BB IBB HBP BLK WP HR S P ERA WHIP																		
31 Ian Kennedy, R (1,1) ERA: 2.88	8.0 W 26 1 0 0 12 1 0 0 0 0 0 76 113 0.00 0.250																		
40 J.J. Putz, R (9,1) ERA: 2.33	1.0 S 4 1 0 0 1 0 0 0 0 0 0 8 11 0.00 1.000																		

Batter	1	2	3	4	5	6	7	8	9	AB	R	H	RBI	BB	SO	LOB	BOTTOM		
8 Gerardo Parra, L (1,7) OBP: 0.355, SLG: 0.433										4	0	0	0	0	1	0	Pittsburgh Pirates @ Arizona Diamondbacks Chase Field, Phoenix, AZ Mon Sep 19 2011, 6:41 PM - 8:51 PM MST Att: 24,458 - Clear - 98 F		
2 Aaron Hill, R (1,4) OBP: 0.283, SLG: 0.344										4	0	0	0	0	0	0			
10 Justin Upton, R (1,9) OBP: 0.375, SLG: 0.542										4	1	2	1	0	0	0			
26 Miguel Montero, L (1,2) OBP: 0.352, SLG: 0.469										3	0	1	0	0	0	0			
44 Paul Goldschmidt, R (1,3) OBP: 0.340, SLG: 0.504										3	0	1	0	0	1	2			
24 Chris Young, R (1,8) OBP: 0.325, SLG: 0.417										2	0	0	0	1	1	0			
27 Geoff Blum, S (1,5) OBP: 0.279, SLG: 0.385										3	0	0	0	0	0	2			
18 Willie Bloomquist, R (1,6) OBP: 0.321, SLG: 0.347										3	0	1	0	0	0	2			
16 John McDonald, R (8,6) OBP: 0.281, SLG: 0.324										0	0	0	0	0	0	0			
31 Ian Kennedy, R (1,1) OBP: 0.159, SLG: 0.136										3	0	0	0	0	2	1			
40 J.J. Putz, R (9,1) ERA: 2.33										0	0	0	0	0	0	0			
Inning Stats	R: 0 H: 2 E: 0 K: 0 S: 11	H: 1 LOB: 2 BB: 0 P: 13	R: 0 H: 1 E: 0 K: 1 S: 13	H: 1 LOB: 1 BB: 0 P: 19	R: 0 H: 0 E: 0 K: 0 S: 6	H: 0 LOB: 0 BB: 0 P: 10	R: 0 H: 1 E: 0 K: 0 S: 11	H: 1 LOB: 2 BB: 1 P: 20	R: 0 H: 0 E: 0 K: 1 S: 6	H: 0 LOB: 0 BB: 0 P: 8	R: 1 H: 1 E: 0 K: 1 S: 8	H: 1 LOB: 0 BB: 0 P: 15	R: 0 H: 0 E: 0 K: 1 S: 8	H: 0 LOB: 0 BB: 0 P: 13	R: 0 H: 0 E: 0 K: 1 S: 7	H: 0 LOB: 0 BB: 0 P: 11	1B: 3 2B: 1 3B: 0 HR: 1	SF: 0 SAC: 0 DP: 0 HBP: 0	WP: 1 PA: 30 PB: 0 SB: 1 CS: 0
PITCHER	IP WLS BF H R ER SO BB IBB HBP BLK WP HR S P ERA WHIP																		
27 Jeff Karstens, R (1,1) ERA: 3.38	6.0 L 24 5 1 1 3 1 0 0 0 0 0 55 85 1.50 1.000																		
48 Jared Hughes, R (7,1)	1.0 3 0 0 0 1 0 0 0 0 0 0 8 13 0.00 0.000																		
43 Jose Veras, R (8,1) ERA: 3.49	1.0 3 0 0 0 1 0 0 0 0 0 0 7 11 0.00 0.000																		

Batter	1	2	3	4	5	6	7	8	9	AB	R	H	RBI	BB	SO	LOB	TOP						
7 Alex Presley, L OBP: 0.342, SLG: 0.468										5	2	2	0	0	0	3							
18 Neil Walker, S OBP: 0.333, SLG: 0.400										5	0	2	1	0	0	1							
22 Andrew McCutchen, R OBP: 0.394, SLG: 0.458										3	1	0	0	2	1	2							
25 Derrek Lee, R OBP: 0.319, SLG: 0.444										4	1	2	2	1	1	3							
41 Ryan Doumit, S OBP: 0.351, SLG: 0.481										5	0	2	1	0	0	3							
46 Carrol Jones, L OBP: 0.315, SLG: 0.451										3	0	1	0	0	0	2							
36 Ryan Ludwick, R OBP: 0.308, SLG: 0.330										4	1	1	1	1	2	3							
43 Jose Veras, R										5	0	1	0	0	2	4							
44 Tony Watson, L										3	0	2	0	0	1	0							
3 Pedro Ciriaco, R OBP: 0.322, SLG: 0.500										1	0	0	0	0	1	2							
Joel Hanrahan, R										0	0	0	0	0	0	0							
24 Pedro Alvarez, L OBP: 0.272, SLG: 0.290										3	0	2	0	0	1	0							
5 Ronny Cedeno, R OBP: 0.301, SLG: 0.343										1	0	0	0	0	1	2							
50 Charlie Morton, R OBP: 0.094, SLG: 0.140										0	0	0	0	0	0	0							
35 Jason Jaramillo, S OBP: 0.345, SLG: 0.296										0	0	0	0	0	0	0							
63 Chris Leroux, L										0	0	0	0	0	0	0							
39 Jason Grilli, R										0	0	0	0	0	0	0							
38 Xavier Paul, L OBP: 0.294, SLG: 0.342										0	0	0	0	0	0	0							
Inning Stats	R: 1 E: 0 K: 1 S: 14	H: 2 LOB: 1 BB: 0 P: 19	R: 1 E: 0 K: 2 S: 12	H: 1 LOB: 0 BB: 0 P: 15	R: 0 E: 1 K: 0 S: 12	H: 1 LOB: 2 BB: 0 P: 15	R: 0 E: 0 K: 1 S: 14	H: 2 LOB: 2 BB: 1 P: 19	R: 1 E: 0 K: 0 S: 16	H: 1 LOB: 3 BB: 3 P: 35	R: 0 E: 0 K: 0 S: 14	H: 2 LOB: 2 BB: 1 P: 21	R: 0 E: 0 K: 2 S: 14	H: 2 LOB: 2 BB: 0 P: 22	R: 2 E: 0 K: 1 S: 14	H: 2 LOB: 0 BB: 0 P: 19	R: 0 E: 0 K: 1 S: 10	H: 1 LOB: 0 BB: 0 P: 13	1B: 6 2B: 6 3B: 0 HR: 2	SF: 0 SAC: 0 DP: 0 HBP: 0	WP: 0 PB: 0 SB: 0 CS: 0	PA: 44	
PITCHER	IP: 5.0 WLS: L BF: 26	H: 7 R: 3 ER: 3 SO: 4	BB: 2 IBB: 1 HBP: 0 BLK: 0	WP: 0 HR: 1 S: 68 P: 103	ERA: 5.40 WHIP: 1.800	IP: 1.0 WLS: S BF: 3	H: 1 R: 0 ER: 0 SO: 1	BB: 0 IBB: 0 HBP: 0 BLK: 0	WP: 0 HR: 0 S: 10 P: 13	ERA: 0.00 WHIP: 1.000													
41 Daniel Hudson, R ERA: 3.43																							
15 Micah Owings, R ERA: 3.0																							
47 Joe Paterson, L ERA: 3.0																							
39 Bryan Shaw, R ERA: 2.36																							
30 David Hernandez, R ERA: 3.53																							

Pittsburgh Pirates @ Arizona Diamondbacks
Chase Field, Phoenix, AZ
Tue Sep 20 2011, 6:42 PM - 10:11 PM MST
Att: 30,122 - Clear - 98 F

AB 40
R 5
H 14
RBI 5
BB 4
SO 8
LOB 24

Batter	1	2	3	4	5	6	7	8	9	AB	R	H	RBI	BB	SO	LOB	BOTTOM						
18 Willie Bloomquist, R OBP: 0.372, SLG: 0.537										5	0	2	2	0	0	0							
2 Aaron Hill, R OBP: 0.286, SLG: 0.346										3	0	1	0	1	0	4							
10 Justin Upton, R OBP: 0.372, SLG: 0.537										5	0	0	0	0	2	5							
26 Miguel Montero, L OBP: 0.352, SLG: 0.467										4	0	1	0	1	1	3							
44 Paul Goldschmidt, R OBP: 0.329, SLG: 0.486										5	0	0	0	0	0	3							
24 Chris Young, R OBP: 0.326, SLG: 0.419										4	1	2	0	0	1	0							
14 Ryan Roberts, R OBP: 0.343, SLG: 0.427										4	1	1	1	0	2	2							
8 Gerardo Parra, L OBP: 0.358, SLG: 0.435										3	1	2	0	1	1	0							
41 Daniel Hudson, R ERA: 3.67																							
15 Micah Owings, R ERA: 3.0																							
47 Joe Paterson, L ERA: 3.0																							
39 Bryan Shaw, S ERA: 2.73																							
11 Sean Burroughs, L ERA: 3.73																							
30 David Hernandez, R ERA: 3.53																							
27 Geoff Blum, S ERA: 3.69																							
48 Ryan Cook, R ERA: 8.44																							
Inning Stats	R: 0 E: 0 K: 0 S: 9	H: 1 LOB: 2 BB: 1 P: 20	R: 0 E: 0 K: 2 S: 13	H: 0 LOB: 0 BB: 0 P: 17	R: 0 E: 0 K: 1 S: 11	H: 0 LOB: 1 BB: 1 P: 22	R: 0 E: 0 K: 1 S: 11	H: 2 LOB: 3 BB: 1 P: 19	R: 0 E: 0 K: 0 S: 6	H: 0 LOB: 1 BB: 0 P: 13	R: 0 E: 0 K: 1 S: 9	H: 0 LOB: 2 BB: 0 P: 15	R: 1 E: 0 K: 0 S: 20	H: 3 LOB: 2 BB: 0 P: 28	R: 2 E: 1 K: 0 S: 14	H: 4 LOB: 2 BB: 0 P: 18	R: 0 E: 0 K: 2 S: 12	H: 0 LOB: 0 BB: 0 P: 17	1B: 8 2B: 2 3B: 0 HR: 0	SF: 0 SAC: 0 DP: 0 HBP: 1	WP: 1 PB: 0 SB: 0 CS: 0	PA: 41	
PITCHER	IP: 6.0 WLS: W BF: 25	H: 3 R: 0 ER: 0 SO: 5	BB: 2 IBB: 1 HBP: 0 BLK: 0	WP: 1 HR: 0 S: 59 P: 106	ERA: 0.00 WHIP: 0.833	IP: 1.0 WLS: S BF: 3	H: 0 R: 0 ER: 0 SO: 2	BB: 0 IBB: 0 HBP: 0 BLK: 0	WP: 0 HR: 0 S: 12 P: 17	ERA: 0.00 WHIP: 0.000													
50 Charlie Morton, R ERA: 3.67																							
63 Chris Leroux, R ERA: 2.73																							
39 Jason Grilli, R ERA: 2.73																							
43 Jose Veras, R ERA: 3.73																							
44 Tony Watson, L ERA: 3.69																							

Pittsburgh Pirates @ Arizona Diamondbacks
Chase Field, Phoenix, AZ
Tue Sep 20 2011, 6:42 PM - 10:11 PM MST
Att: 30,122 - Clear - 98 F

AB 37
R 3
H 10
RBI 3
BB 3
SO 7
LOB 22

Batter	1	2	3	4	5	6	7	8	9	AB	R	H	RBI	BB	SO	LOB	TOP					
7 Alex Presley, L (1,7) OBP: 0.338, SLG: 0.461	G4-3		G4-3				K		K	5	0	1	0	0	2	1	Pittsburgh Pirates @ Arizona Diamondbacks Chase Field, Phoenix, AZ Wed Sep 21 2011, 12:42 PM - 3:43 PM MST Att: 25,298 - Roof Closed - 72 F livebaseballscorecards.com					
3 Pedro Ciriaco, R (1,6) OBP: 0.350, SLG: 0.450 25 Daniel McCutchen, R (8,5) OBP: 0.317, SLG: 0.450 46 Garrett Jones, L (7,1) OBP: 0.317, SLG: 0.450 47 Evan Meek, R (17,1) OBP: 0.317, SLG: 0.450 30 Chris Resop, R (8,1) OBP: 0.317, SLG: 0.450 38 Xavier Paul, L (9,PH) OBP: 0.260, SLG: 0.341	K		G4-3			FC1-4	G1-3		K	3	0	0	0	0	1	1						
22 Andrew McCutchen, R (1,8) OBP: 0.364, SLG: 0.459						G5-3	G4-3		K	4	1	1	0	1	1	1						
25 Derrek Lee, R (1,3) OBP: 0.323, SLG: 0.454	F8									4	1	3	2	0	0	1						
18 Neil Walker, S (1,4) OBP: 0.333, SLG: 0.399	G4-3									4	1	1	0	0	0	2						
36 Ryan Ludwick, R (1,9) OBP: 0.308, SLG: 0.365										4	1	1	1	0	2	3						
2 Brandon Wood, R (1,5) OBP: 0.272, SLG: 0.343										3	0	1	0	0	0	1						
24 Pedro Alvarez, L (8,PH) OBP: 0.275, SLG: 0.293										1	0	1	0	0	0	0						
48 Matt Pagnozzi, R (1,2) OBP: 0.321, SLG: 0.269 35 Jason Jaramillo, S (8,PH) OBP: 0.367, SLG: 0.357										3	0	0	0	0	1	3						
49 Ross Ohlendorf, R (1,1) OBP: 0.167, SLG: 0.247 48 Jared Hughes, R (4,1) OBP: 0.276, SLG: 0.359 5 Josh Harrison, R (8,PH) OBP: 0.276, SLG: 0.359 41 Ryan Doumit, S (8,PH) OBP: 0.276, SLG: 0.359 3 Chase d'Arnaud, R (8,6) OBP: 0.276, SLG: 0.359										1	0	0	0	0	0	0						
Inning Stats	R: 0 E: 0 K: 1 S: 11	H: 0 LOB: 1 BB: 1 P: 18	R: 1 E: 0 K: 0 S: 8	H: 1 LOB: 0 BB: 0 P: 14	R: 0 E: 0 K: 0 S: 7	H: 0 LOB: 0 BB: 0 P: 10	R: 1 E: 0 K: 2 S: 17	H: 3 LOB: 2 BB: 0 P: 27	R: 0 E: 0 K: 0 S: 12	H: 1 LOB: 1 BB: 0 P: 20	R: 1 E: 0 K: 0 S: 9	H: 2 LOB: 1 BB: 0 P: 12	R: 1 E: 0 K: 1 S: 13	H: 1 LOB: 0 BB: 0 P: 16	R: 1 E: 0 K: 1 S: 14	H: 3 LOB: 2 BB: 0 P: 19	R: 0 E: 0 K: 3 S: 10	H: 0 LOB: 0 BB: 0 P: 14	1B: 5 2B: 4 3B: 0 HR: 2	SF: 0 SAC: 0 DP: 0 HBP: 0	WP: 1 PB: 0 SB: 0 CS: 0	PA: 39
PITCHER	IP: 5.0 WLS: W BF: 21	H: 5 R: 2 ER: 2 SO: 3	BB: 1 IBB: 0 HBP: 0 BLK: 0	WP: 0 HR: 1 S: 55 P: 89	ERA: 3.60 WHIP: 1.200	IP: 1.0 WLS: S BF: 3	H: 0 R: 0 ER: 0 SO: 3	BB: 0 IBB: 0 HBP: 0 BLK: 0	WP: 0 HR: 0 S: 10 P: 14	ERA: 0.00 WHIP: 0.000												
36 Wade Miley, L (1,1) ERA: 4.15	15 Micah Owings, R (6,1) ERA: 3.1	39 Bryan Shaw, R (7,1) ERA: 2.6	29 Brad Ziegler, R (8,1) ERA: 2.18	47 Joe Paterson, L (8,1) ERA: 2.97																		
18 Willie Bloomquist, R (1,6) OBP: 0.321, SLG: 0.345 40 J.J. Putz, R (9,1)	10 SF8	G4-3	K			K		F9		5	1	1	0	0	2	4	Pittsburgh Pirates @ Arizona Diamondbacks Chase Field, Phoenix, AZ Wed Sep 21 2011, 12:42 PM - 3:43 PM MST Att: 25,298 - Roof Closed - 72 F livebaseballscorecards.com					
2 Aaron Hill, R (1,4) OBP: 0.285, SLG: 0.348										3	1	2	2	0	0	0						
10 Justin Upton, R (1,9) OBP: 0.372, SLG: 0.536	SF8	CS								3	1	1	1	0	0	2						
26 Miguel Montero, L (1,2) OBP: 0.355, SLG: 0.476										4	2	3	2	0	0	0						
24 Chris Young, R (1,8) OBP: 0.327, SLG: 0.421										4	1	2	1	0	0	1						
37 Lyle Overbay, L (1,3) OBP: 0.306, SLG: 0.353										2	1	0	0	2	0	1						
14 Ryan Roberts, R (1,5) OBP: 0.342, SLG: 0.427										4	1	1	2	0	1	2						
8 Gerardo Parra, L (1,7) OBP: 0.357, SLG: 0.433										4	0	1	0	0	1	4						
36 Wade Miley, L (1,1) OBP: 0.200, SLG: 0.277 11 Sean Burroughs, L (8,PH) OBP: 0.276, SLG: 0.359 15 Micah Owings, R (6,1) ERA: 3.1 39 Bryan Shaw, R (7,1) ERA: 2.6 29 Brad Ziegler, R (8,1) ERA: 2.18 47 Joe Paterson, L (8,1) ERA: 2.97 27 Geoff Blum, S (8,PH) OBP: 0.276, SLG: 0.359 16 John McDonald, R (8,6) OBP: 0.276, SLG: 0.359										1	0	0	0	1	0	0						
Inning Stats	R: 3 E: 0 K: 1 S: 16	H: 4 LOB: 2 BB: 1 P: 32	R: 0 E: 0 K: 0 S: 10	H: 0 LOB: 0 BB: 0 P: 17	R: 5 E: 0 K: 1 S: 22	H: 5 LOB: 2 BB: 2 P: 41	R: 0 E: 0 K: 0 S: 8	H: 1 LOB: 0 BB: 0 P: 13	R: 0 E: 0 K: 1 S: 10	H: 1 LOB: 1 BB: 0 P: 18	R: 0 E: 0 K: 0 S: 11	H: 0 LOB: 0 BB: 0 P: 17	R: 0 E: 0 K: 1 S: 6	H: 0 LOB: 0 BB: 0 P: 11	R: 0 E: 0 K: 0 S: 5	H: 0 LOB: 0 BB: 0 P: 5		1B: 8 2B: 2 3B: 0 HR: 1	SF: 1 SAC: 0 DP: 1 HBP: 1	WP: 0 PB: 0 SB: 0 CS: 1	PA: 38	
PITCHER	IP: 2.0 WLS: L BF: 15	H: 7 R: 7 ER: 7 SO: 7	BB: 2 IBB: 0 HBP: 1 BLK: 0	WP: 0 HR: 1 S: 34 P: 65	ERA: 31.50 WHIP: 4.500	IP: 1.0 WLS: S BF: 3	H: 0 R: 0 ER: 0 SO: 5	BB: 0 IBB: 0 HBP: 0 BLK: 0	WP: 0 HR: 0 S: 5 P: 5	ERA: 0.00 WHIP: 0.000												
49 Ross Ohlendorf, R (1,1) ERA: 4.15	48 Jared Hughes, R (3,1) ERA: 1.0	57 Daniel Moskos, L (4,1) ERA: 2.35	25 Daniel McCutchen, R (8,5) ERA: 3.87	47 Evan Meek, R (7,1) ERA: 3.86																		
30 Chris Resop, R (8,1) ERA: 4.48																						

Batter	1	2	3	4	5	6	7	8	9	AB	R	H	RBI	BB	SO	LOB	TOP										
51 Justin Christian, R OBP: 0.282, SLG: 0.324										3	0	1	0	0	0	0	San Francisco Giants @ Arizona Diamondbacks Chase Field, Phoenix, AZ Fri Sep 23 2011, 6:41 PM - 9:17 PM MST Att: 42,637 - Clear - 98 F										
8 Jeff Keppinger, R OBP: 0.291, SLG: 0.380 2 Emmanuel Burriss, S OBP: 0.262, SLG: 0.220										4	0	1	0	0	0	2											
15 Carlos Beltrán, S OBP: 0.387, SLG: 0.529										4	0	1	0	0	1	2											
6 Brett Pill, R OBP: 0.343, SLG: 0.676										4	0	1	0	0	1	2											
7 Mark DeRosa, R OBP: 0.344, SLG: 0.293 35 Brandon Crawford, L OBP: 0.270, SLG: 0.277										4	0	2	0	0	0	1											
9 Brandon Belt, L OBP: 0.306, SLG: 0.401 56 Andres Torres, S OBP: 0.310, SLG: 0.320										3	0	2	0	0	0	0											
48 Pablo Sandoval, S (PH) OBP: 0.356, SLG: 0.554										1	0	0	0	0	1	1											
43 Orlando Cabrera, R OBP: 0.267, SLG: 0.307										4	1	2	1	0	0	3											
22 Eli Whiteside, R OBP: 0.272, SLG: 0.320 17 Aubrey Huff, L OBP: 0.305, SLG: 0.370										3	0	0	0	0	0	3											
18 Matt Cain, R OBP: 0.171, SLG: 0.197 49 Javier López, L OBP: 0.171, SLG: 0.197 54 Sergio Romo, R OBP: 0.171, SLG: 0.197										3	0	1	0	0	1	2											
Inning Stats	R: 0 H: 1 E: 0 K: 0 S: 12	H: 1 LOB: 1 BB: 0 P: 18	R: 0 H: 2 E: 0 K: 0 S: 14	H: 2 LOB: 1 BB: 0 P: 22	R: 0 H: 1 E: 0 K: 0 S: 4	H: 1 LOB: 0 BB: 0 P: 5	R: 0 H: 1 E: 0 K: 0 S: 7	H: 0 LOB: 0 BB: 0 P: 9	R: 1 H: 2 E: 0 K: 1 S: 8	H: 2 LOB: 1 BB: 0 P: 12	R: 0 H: 0 E: 0 K: 0 S: 4	H: 0 LOB: 0 BB: 0 P: 6	R: 0 H: 2 E: 0 K: 0 S: 8	H: 2 LOB: 2 BB: 0 P: 11	R: 0 H: 1 E: 0 K: 2 S: 11	H: 1 LOB: 2 BB: 0 P: 17	R: 0 H: 1 E: 0 K: 1 S: 9	H: 1 LOB: 2 BB: 0 P: 13	1B: 10 2B: 0 3B: 0 HR: 1	SF: 0 SAC: 1 DP: 2 HBP: 0	WP: 1 PB: 0 CS: 1	PA: 35					
PITCHER	IP	WLS	BF	H	R	ER	SO	BB	IBB	HBP	BLK	WP	HR	S	P	ERA	WHIP										
34 Joe Saunders, L ERA: 3.58	7.0		27	9	1	1	1	0	0	0	0	0	1	57	83	1.29	1.286										
30 David Hernandez, R ERA: 3.45	1.0	W	4	1	0	0	2	0	0	0	0	1	0	11	17	0.00	1.000										
40 J.J. Putz, R ERA: 2.25	1.0	S	4	1	0	0	1	0	0	0	0	0	0	9	13	0.00	1.000										

Batter	1	2	3	4	5	6	7	8	9	AB	R	H	RBI	BB	SO	LOB	BOTTOM										
14 Ryan Roberts, R OBP: 0.341, SLG: 0.428										4	1	1	0	0	0	1	San Francisco Giants @ Arizona Diamondbacks Chase Field, Phoenix, AZ Fri Sep 23 2011, 6:41 PM - 9:17 PM MST Att: 42,637 - Clear - 98 F										
2 Aaron Hill, R OBP: 0.291, SLG: 0.356										3	0	2	0	0	1	1											
10 Justin Upton, R OBP: 0.371, SLG: 0.533										3	1	0	0	1	2	2											
26 Miguel Montero, L OBP: 0.353, SLG: 0.472										4	0	0	0	0	2	3											
44 Paul Goldschmidt, R OBP: 0.333, SLG: 0.496										3	1	1	2	1	0	0											
24 Chris Young, R OBP: 0.327, SLG: 0.422										4	0	1	1	0	1	1											
8 Gerardo Parra, L OBP: 0.357, SLG: 0.431										2	0	0	0	1	0	0											
16 John McDonald, R OBP: 0.281, SLG: 0.324										3	0	1	0	0	0	2											
34 Joe Saunders, L OBP: 0.230, SLG: 0.220 27 Geoff Blum, S OBP: 0.261, SLG: 0.357 30 David Hernandez, R OBP: 0.261, SLG: 0.357 40 J.J. Putz, R OBP: 0.261, SLG: 0.357										1	0	0	0	0	0	0											
Inning Stats	R: 0 H: 1 E: 0 K: 2 S: 12	H: 0 LOB: 0 BB: 0 P: 8	R: 0 H: 1 E: 0 K: 1 S: 6	H: 1 LOB: 0 BB: 0 P: 9	R: 0 H: 0 E: 0 K: 1 S: 11	H: 0 LOB: 0 BB: 0 P: 16	R: 0 H: 0 E: 0 K: 0 S: 6	H: 0 LOB: 0 BB: 0 P: 9	R: 0 H: 1 E: 0 K: 0 S: 14	H: 1 LOB: 1 BB: 0 P: 18	R: 1 H: 1 E: 0 K: 2 S: 14	H: 1 LOB: 2 BB: 2 P: 28	R: 2 H: 2 E: 0 K: 1 S: 10	H: 2 LOB: 1 BB: 1 P: 19	1B: 1 2B: 3 3B: 2 HR: 0	SF: 0 SAC: 2 DP: 0 HBP: 0		WP: 0 PB: 0 SB: 0 CS: 0	PA: 33								
PITCHER	IP	WLS	BF	H	R	ER	SO	BB	IBB	HBP	BLK	WP	HR	S	P	ERA	WHIP										
18 Matt Cain, R ERA: 2.88	7.1	L	30	5	3	3	6	1	2	0	0	0	0	72	112	3.68	0.818										
49 Javier López, L ERA: 2.73	0.1		1	0	0	0	0	0	0	0	0	0	0	1	1	0.00	0.000										
54 Sergio Romo, R ERA: 1.36	0.1		2	1	0	0	1	0	0	0	0	0	0	7	11	0.00	3.000										

AB	34
R	1
H	11
RBI	1
BB	0
SO	4
LOB	17



AB	28
R	3
H	6
RBI	3
BB	3
SO	7
LOB	12



Batter	1	2	3	4	5	6	7	8	9	AB	R	H	RBI	BB	SO	LOB	TOP			
51 Justin Christian, R OBP: 0.279, SLG: 0.341 65 Steve Edlefsen, R 45 Dan Runzler, L	(1.8) X SI 89 0-0 14 G6-3 48 1B 2B		(1.2) F SL 91 D CH 81 C FF 90 X CH 79 1-2 G5-3		(1.3) F SL 85 D CH 81 C FF 90 X SL 86 1-3 K		(1.3) S SL 85 X SL 86 0-2 P3			4	1	1	0	0	1	2				
14 Mike Fontenot, L OBP: 0.300, SLG: 0.363	(1.4) C FF 91 T SI 91 F SI 91 X FF 92 0-2 G6-3		(1.2) B FF 89 X CH 80 1-0 L9		(1.1) F FF 89 B FF 90 F FF 91 X SI 90 2-1 48 2B 1B		(1.1) B FF 89 F FF 89 X CU 75 1-2 G3			4	1	1	0	0	0	1				
15 Carlos Beltrán, S OBP: 0.397, SLG: 0.527 56 Andrés Torres, S OBP: 0.311, SLG: 0.325	(1.9) B SI 89 D CH 81 S CH 82 B SI 90 D CH 82 4-1 6 F9 48 1B BB		(1.2) C FF 90 B FF 88 X CH 79 X SI 93 2-2 G4-3		(1.1) X CH 81 0-0 F9		(1.1) F SI 90 B CU 74 X SI 84 1-1 34 1B 2B			2	0	0	0	1	0	1				
48 Pablo Sandoval, S OBP: 0.358, SLG: 0.558 34 Darren Ford, R OBP: 0.375, SLG: 0.286	(1.5) B FF 90 B KC 78 B FF 91 T FF 92 I SAFE X FF 90 3-2 1-2 3-H 1B		(1.1) X SI 89 0-0 G4-3		(1.1) B FF 91 B FF 92 C FF 90 X SI 93 3-2 1-H 2B		(1.1) F SI 89 X FF 89 0-1 6 G4-3 1B			3	0	2	2	0	0	0				
6 Brett Pill, R OBP: 0.308, SLG: 0.605	(1.3) B FF 87 C SI 89 F CH 81 F CH 82 X FF 91 1-2 F9		(1.2) B SI 90 F FF 91 S CH 82 X CH 82 1-2 P4		(1.1) X SL 86 0-0 F8		(1.1) D SI 84 F CH 83 X CH 82 1-1 G6-4-3			4	0	0	0	0	0	5				
9 Brandon Belt, L OBP: 0.305, SLG: 0.403	(1.7) S CH 80 B SI 89 B KC 77 S CH 81 1-3 K		(1.3) X KC 77 0-0 F8		(1.1) S FF 91 B SI 81 S FF 92 S FF 93 2-3 K		(1.1) X SL 78 0-0 35 G4-3 2B			4	0	1	0	0	2	3				
29 Héctor Sánchez, S OBP: 0.321, SLG: 0.320		(1.2) C SI 88 S KC 76 X CH 80 0-2 G4-3		(1.1) F CH 80 S FF 89 S SI 90 0-3 K		(1.1) B SI 95 F FF 94 X CH 89 1-1 1B		(1.1) X SI 88 0-0 L3		4	0	1	0	0	1	1	AB 34			
35 Brandon Crawford, L OBP: 0.282, SLG: 0.278		(1.6) C SI 89 E: 0 LOB: 2 K: 1 S: 17 2-2 59 G4-6-3 1B		(1.1) B SI 91 B KC 78 F SI 90 F SI 92 B KC 80 B CH 84 4-2 BB		(1.1) C FF 94 F FF 94 X FF 94 1-1 P6		(1.1) F SI 87 B SI 89 B SI 87 X SL 80 2-2 G4-3		3	0	1	0	1	0	2	R 2			
47 Eric Surkamp, L OBP: 0.286, SLG: 0.143 59 Guillermo Mota, R OBP: 0.106, SLG: 0.280 50 Connor Leary, L OBP: 0.282, SLG: 0.231 75 Barry Zito, L 60 Waldis Joaquin, R 2 Emmanuel Burriss, S OBP: 0.298, SLG: 0.278	(1.1) C FF 90 X FF 91 0-1 G4-6-3		(1.2) X SI 89 0-0 F9		(1.2) B SI 94 S FF 94 F FF 95 F FF 95 X SI 95 3-2 P5		(1.1) B SI 90 X SI 90 1-1 G5-3			0	0	0	0	0	0	0	H 9			
Inning Stats	R: 1 E: 0 K: 1 S: 17	H: 2 LOB: 2 BB: 1 P: 26	R: 0 E: 0 K: 0 S: 8	H: 1 LOB: 0 BB: 0 P: 10	R: 0 E: 0 K: 0 S: 7	H: 0 LOB: 0 BB: 0 P: 11	R: 0 E: 0 K: 0 S: 5	H: 0 LOB: 0 BB: 0 P: 6	R: 0 E: 0 K: 2 S: 10	H: 0 LOB: 1 BB: 1 P: 15	R: 0 E: 0 K: 1 S: 11	H: 1 LOB: 1 BB: 0 P: 16	R: 0 E: 0 K: 0 S: 9	H: 2 LOB: 1 BB: 0 P: 10	R: 0 E: 0 K: 0 S: 7	H: 1 LOB: 1 BB: 0 P: 10	1B: 5 2B: 4 3B: 0 HR: 0	SF: 0 SAC: 0 DP: 2 HBP: 0	WP: 0 PA: 36 CS: 0	
PITCHER	IP WLS BF H R ER SO BB IBB HBP BLK WP HR S P ERA WHIP																			
31 Ian Kennedy, R ERA: 2.88	(1.1) 6.0 W 24 5 2 2 4 2 0 0 0 0 0 0 58 86 3.00 1.167																			
48 Ryan Cook, R ERA: 7.11	(7.1) 1.0 4 1 0 0 0 0 0 0 0 0 0 0 11 16 0.00 1.000																			
19 Zach Duke, L ERA: 4.93	(8.1) 1.0 4 2 0 0 0 0 0 0 0 0 0 0 9 12 0.00 2.000																			
33 Alberto Castillo, L ERA: 2.53	(9.1) 1.0 4 1 0 0 0 0 0 0 0 0 0 0 7 10 0.00 1.000																			

San Francisco Giants @ Arizona Diamondbacks
Chase Field, Phoenix, AZ
Sat Sep 24 2011, 5:11 PM - 8:51 PM MST
Att. 49,079 - Roof Closed - 76 F

AB 34
R 2
H 9
RBI 2
BB 2
SO 4
LOB 19



Batter	1	2	3	4	5	6	7	8	9	AB	R	H	RBI	BB	SO	LOB	BOTTOM			
18 Willie Bloomquist, R OBP: 0.318, SLG: 0.342	(1.6) G4-3		(1.1) S CH 87 B SI 92 X SL 85 1-1 1B		(1.3) C CU 71 B CH 75 C CU 72 C CU 76 D CU 73 X SI 88 3-2 G4-3		(1.3) B SI 95 X SI 92 1-0 F8		(1.1) C SI 87 B SI 87 X SI 87 2-1 F7	6	0	1	0	0	0	4				
2 Aaron Hill, R OBP: 0.294, SLG: 0.357	(1.4) B FF 88 B FF 88 B FF 89 S SI 88 4-1 44 S 24 PB 14 1B BB		(1.3) B SI 87 X SI 84 1-0 F8		(1.1) C SI 83 F CH 75 F CH 75 C CU 72 B SI 83 X SI 85 1-2 44 WP 24 BB 14 1B 8 SF7 BB		(1.1) B SI 89 X SI 89 1-0 27 2B 1B		(1.1) S SI 86 B SI 79 X SI 88 1-1 37 2B BB	4	3	2	0	1	0	2				
19 Zach Duke, L OBP: 0.333, SLG: 0.600	(8.1) B SI 88 4-1 44 S 14 1B BB		(1.2) B SI 87 X SI 84 1-0 F8		(1.1) C SI 83 F CH 75 F CH 75 C CU 72 B SI 83 X SI 85 1-2 44 WP 24 BB 14 1B 8 SF7 BB		(1.1) B SI 89 X SI 89 1-0 27 2B 1B		(1.1) S SI 86 B SI 79 X SI 88 1-1 37 2B BB	0	0	0	0	0	0	0				
17 Robby Hammock, R 33 Alberto Castillo, L	(8. PH) B SI 88 4-1 44 S 14 1B BB		(1.3) B SI 87 X SI 84 1-0 F8		(1.1) C SI 83 F CH 75 F CH 75 C CU 72 B SI 83 X SI 85 1-2 44 WP 24 BB 14 1B 8 SF7 BB		(1.1) B SI 89 X SI 89 1-0 27 2B 1B		(1.1) S SI 86 B SI 79 X SI 88 1-1 37 2B BB	1	0	0	0	0	0	0				
24 Chris Young, R OBP: 0.328, SLG: 0.420	(1.8) B SI 87 I SAFE B FF 88 B FF 89 D CU 77 4-1 14 S 14 1B BB		(1.2) C SI 84 X SL 85 0-1 G6-3		(1.1) B SI 94 S FF 94 F FF 95 F FF 95 X SI 95 3-2 4 WP 4 1B 4 G4-3 BB		(1.1) B SI 89 X SI 89 0-1 8 2B 2B		(1.1) B SI 87 B SI 88 B SI 88 B SI 88 B SI 88 B SI 88 4-2 37 2B BB	2	2	0	0	2	1	0				
27 Geoff Blum, S OBP: 0.292, SLG: 0.395	(8.5) B SI 87 I SAFE B FF 88 B FF 89 D CU 77 4-1 14 S 14 1B BB		(1.2) C SI 84 X SL 85 0-1 G6-3		(1.1) B SI 94 S FF 94 F FF 95 F FF 95 X SI 95 3-2 4 WP 4 1B 4 G4-3 BB		(1.1) B SI 89 X SI 89 0-1 8 2B 2B		(1.1) B SI 87 B SI 88 B SI 88 B SI 88 B SI 88 B SI 88 4-2 37 2B BB	1	2	1	1	1	0	0				
44 Paul Goldschmidt, R OBP: 0.344, SLG: 0.493	(1.3) B CU 77 B FF 89 B FF 89 B FF 89 4-1 14 E 14 1B BB		(1.2) C SI 84 X SL 85 0-1 G6-3		(1.1) B SI 94 S FF 94 F FF 95 F FF 95 X SI 95 3-2 4 WP 4 1B 4 G4-3 BB		(1.1) B SI 89 X SI 89 0-1 8 2B 2B		(1.1) B SI 87 B SI 88 B SI 88 B SI 88 B SI 88 B SI 88 4-2 37 2B BB	1	2	0	0	3	1	0				
37 Lyle Overbay, L OBP: 0.309, SLG: 0.357	(7. PH) B CU 77 B FF 89 B FF 89 B FF 89 4-1 14 E 14 1B BB		(1.2) C SI 84 X SL 85 0-1 G6-3		(1.1) B SI 94 S FF 94 F FF 95 F FF 95 X SI 95 3-2 4 WP 4 1B 4 G4-3 BB		(1.1) B SI 89 X SI 89 0-1 8 2B 2B		(1.1) B SI 87 B SI 88 B SI 88 B SI 88 B SI 88 B SI 88 4-2 37 2B BB	1	1	1	1	1	0	0				
14 Ryan Roberts, R OBP: 0.343, SLG: 0.428	(1.5) B CU 77 B FF 89 B FF 89 B FF 89 2-2 E7 8 1B BB		(1.3) C SI 84 X SL 85 0-1 G6-3		(1.1) B SI 94 S FF 94 F FF 95 F FF 95 X SI 95 3-2 4 WP 4 1B 4 G4-3 BB		(1.1) B SI 89 X SI 89 0-1 8 2B 2B		(1.1) B SI 87 B SI 88 B SI 88 B SI 88 B SI 88 B SI 88 4-2 37 2B BB	5	2	2	3	1	1	3				
8 Gerardo Parra, L OBP: 0.360, SLG: 0.435	(1.9) S SL 82 B CU 77 C SI 82 X SL 81 1-2 2-H 3-H 1B		(1.2) X CH 86 0-0 G3		(1.1) B SI 94 S FF 94 F FF 95 F FF 95 X SI 95 3-2 4 WP 4 1B 4 G4-3 BB		(1.1) B SI 89 X SI 89 0-1 8 2B 2B		(1.1) B SI 87 B SI 88 B SI 88 B SI 88 B SI 88 B SI 88 4-2 37 2B BB	3	0	2	4	1	0	2				
4 Collin Cowgill, R OBP: 0.297, SLG: 0.289	(1.7) C FF 88 B CH 80 B CH 81 B FF 89 X FF 89 3-2 12 S 31 2B 2B		(1.1) B SI 93 S CH 86 X SL 86 1-1 P3		(1.1) C SI 84 X SL 85 0-1 G6-3		(1.1) B SI 94 S FF 94 F FF 95 F FF 95 X SI 95 3-2 4 WP 4 1B 4 G4-3 BB		(1.1) B SI 89 X SI 89 0-1 8 2B 2B	5	1	2	2	0	0	2	AB 36			
12 Henry Blanco, R OBP: 0.324, SLG: 0.515	(1.2) C CU 75 B CH 76 B CH 80 B FF 88 B FF 88 4-2 31 2B BB		(1.2) S SL 84 B SI 84 S SL 85 X SL 86 1-3 K		(1.1) C SI 84 X SL 85 0-1 G6-3		(1.1) B SI 94 S FF 94 F FF 95 F FF 95 X SI 95 3-2 4 WP 4 1B 4 G4-3 BB		(1.1) B SI 89 X SI 89 0-1 8 2B 2B	3	2	1	1	2	1	2	R 15			
31 Ian Kennedy, R OBP: 0.197, SLG: 0.180	(1.1) B FF 92 B FF 91 C FF 91 X SI 92 3-2 31 2B 2B		(1.1) B SI 93 S CH 86 X SL 86 1-1 P3		(1.1) C SI 84 X SL 85 0-1 G6-3		(1.1) B SI 94 S FF 94 F FF 95 F FF 95 X SI 95 3-2 4 WP 4 1B 4 G4-3 BB		(1.1) B SI 89 X SI 89 0-1 8 2B 2B	2	0	2	2	1	0	0	H 15			
11 Sean Burroughs, L OBP: 0.282, SLG: 0.336	(6. PH) B FF 92 B FF 91 C FF 91 X SI 92 3-2 31 2B 2B		(1.1) B SI 93 S CH 86 X SL 86 1-1 P3		(1.1) C SI 84 X SL 85 0-1 G6-3		(1.1) B SI 94 S FF 94 F FF 95 F FF 95 X SI 95 3-2 4 WP 4 1B 4 G4-3 BB		(1.1) B SI 89 X SI 89 0-1 8 2B 2B	2	0	2	2	1	0	0	RBI 15			
48 Ryan Cook, R	(7.1) 1-H 2B		(1.1) B SI 93 S CH 86 X SL 86 1-1 P3		(1.1) C SI 84 X SL 85 0-1 G6-3		(1.1) B SI 94 S FF 94 F FF 95 F FF 95 X SI 95 3-2 4 WP 4 1B 4 G4-3 BB		(1.1) B SI 89 X SI 89 0-1 8 2B 2B	0	0	0	0	0	0	0	BB 13			
5 Cole Gillespie, R	(7. PH) 1-H 3-H 2B		(1.1) B SI 93 S CH 86 X SL 86 1-1 P3		(1.1) C SI 84 X SL 85 0-1 G6-3		(1.1) B SI 94 S FF 94 F FF 95 F FF 95 X SI 95 3-2 4 WP 4 1B 4 G4-3 BB		(1.1) B SI 89 X SI 89 0-1 8 2B 2B	1	0	0	0	0	0	0	SO 4			
Inning Stats	R: 6 E: 1 K: 0 S: 25	H: 4 LOB: 1 BB: 4 P: 51	R: 0 E: 0 K: 1 S: 9	H: 0 LOB: 2 BB: 2 P: 22	R: 0 E: 0 K: 1 S: 10	H: 2 LOB: 0 BB: 0 P: 16	R: 0 E: 0 K: 1 S: 6	H: 0 LOB: 0 BB: 0 P: 10	R: 0 E: 0 K: 0 S: 13	H: 1 LOB: 2 BB: 2 P: 26	R: 0 E: 0 K: 0 S: 18	H: 4 LOB: 1 BB: 2 P: 36	R: 3 E: 0 K: 0 S: 13	H: 3 LOB: 2 BB: 2 P: 28	R: 1 E: 0 K: 1 S: 12	H: 1 LOB: 1 BB: 1 P: 22	1B: 9 2B: 5 3B: 1 HR: 0	SF: 1 SAC: 0 DP: 1 HBP: 0	WP: 2 PA: 50 CS: 0	
PITCHER	IP WLS BF H R ER SO BB IBB HBP BLK WP HR S P ERA WHIP																			
47 Eric Surkamp, L ERA: 5.32	(1.1) 0.2 L 8 3 0 0 0 0 0 0 0 0 0 0 0 19 41 81.00 10.500																			
59 Guillermo Mota, R ERA: 3.65	(1.1) 3.1 15 3 0 0 3 2 0 0 0 0 0 0 31 58 0.00 1.500																			
75 Barry Zito, L ERA: 5.98	(5.1) 1.0 7 2 2 2 0 3 0 0 0 0 0 0 17 35 18.00 5.000																			
60 Waldis Joaquin, R ERA: 4.26	(6.1) 1.0 7 3 3 3 0 1 0 0 0 2 0 0 14 27 27.00 4.000																			
65 Steve Edlefsen, R ERA: 9.82	(7.1) 1.2 12 4 4 4 0 3 0 0 0 0 0 0 22 46 21.60 4.200																			

San Francisco Giants @ Arizona Diamondbacks
Chase Field, Phoenix, AZ
Sat Sep 24 2011, 5:11 PM - 8:51 PM MST
Att. 49,079 - Roof Closed - 76 F

AB 36
R 15
H 15
RBI 15
BB 13
SO 4
LOB 17



Batter	1	2	3	4	5	6	7	8	9	AB	R	H	RBI	BB	SO	LOB	TOP			
56 Andres Torres, S (1,8) OBP: 0.313, SLG: 0.336										4	1	2	1	0	1	0				
8 Jeff Keppinger, R (1,4) OBP: 0.300, SLG: 0.379										4	0	1	0	0	1	0				
15 Carlos Beltrán, S (1,9) OBP: 0.388, SLG: 0.532										4	1	2	1	0	1	2				
48 Pablo Sandoval, S (1,5) OBP: 0.355, SLG: 0.552										4	0	0	0	0	1	3				
6 Brett Pill, R (1,3) OBP: 0.302, SLG: 0.561										3	0	0	0	1	0	0				
9 Brandon Belt, L (1,7) OBP: 0.299, SLG: 0.394											4	0	0	0	1	3				
35 Brandon Crawford, L (1,6) 14 Mike Fontenot, L (9,PH) OBP: 0.303, SLG: 0.371											3	0	0	0	1	0				
37 Chris Stewart, R (1,2) 29 Héctor Sánchez, S (7,PH) OBP: 0.283, SLG: 0.309 OBP: 0.333, SLG: 0.333											2	0	0	0	0	0				
55 Tim Lincecum, L (1,1) 52 Ramon E Ramirez, R (6,1) 17 Aubrey Huff, L (7,PH) 45 Dan Runzler, L (7,1) 46 Santiago Casilla, R (8,1) OBP: 0.125, SLG: 0.082 OBP: 0.324, SLG: 0.369 OBP: 0.329, SLG: 0.399 OBP: 0.288, SLG: 0.404											2	0	0	0	0	0				
Inning Stats	R: 0 H: 0 E: 0 K: 1 S: 9	H: 0 LOB: 0 BB: 0 P: 12	R: 0 H: 0 E: 0 K: 0 S: 8	H: 0 LOB: 0 BB: 0 P: 10	R: 0 H: 0 E: 0 K: 0 S: 9	H: 2 LOB: 3 BB: 1 P: 16	R: 0 H: 0 E: 0 K: 1 S: 8	H: 0 LOB: 0 BB: 0 P: 12	R: 2 H: 2 E: 0 K: 0 S: 11	H: 2 LOB: 0 BB: 0 P: 15	R: 0 H: 1 E: 0 K: 1 S: 16	H: 1 LOB: 1 BB: 0 P: 23	R: 0 H: 1 E: 0 K: 2 S: 10	H: 1 LOB: 1 BB: 0 P: 15	R: 0 H: 1 E: 0 K: 1 S: 11	H: 1 LOB: 0 BB: 0 P: 14	1B: 4 2B: 1 3B: 0 HR: 2	SF: 0 SAC: 0 DP: 0 HBP: 0	WP: 0 PB: 0 SB: 0 CS: 0	PA: 35
PITCHER	IP	WLS	BF	H	R	ER	SO	BB	IBB	HBP	BLK	WP	HR	S	P	ERA	WHIP			
55 Josh Collmenter, R (1,1) ERA: 3.38	7.0	W	27	5	2	2	4	1	0	0	0	0	2	69	100	2.57	0.857			
30 David Hernandez, R (8,1) ERA: 3.42	1.0	H	4	1	0	0	2	0	0	0	0	0	0	10	15	0.00	1.000			
40 J.J. Putz, R (9,1) ERA: 2.21	1.0	S	4	1	0	0	1	0	0	0	0	0	0	11	14	0.00	1.000			

San Francisco Giants @ Arizona Diamondbacks
Chase Field, Phoenix, AZ
Sun Sep 25 2011, 1:11 PM - 3:37 PM MST
Att: 41,260 - Roof Closed - 74 F

livebaseballscores.com

AB 34
R 2
H 7
RBI 2
BB 1
SO 7
LOB 10

Batter	1	2	3	4	5	6	7	8	9	AB	R	H	RBI	BB	SO	LOB	BOTTOM			
8 Gerardo Parra, L (1,7) OBP: 0.359, SLG: 0.433										4	1	1	0	0	0	1				
2 Aaron Hill, R (1,4) OBP: 0.297, SLG: 0.359									2	2	1	1	2	1	0					
10 Justin Upton, R (1,9) 5 Cole Gillespie, R (2,7) OBP: 0.372, SLG: 0.533 OBP: 0.288, SLG: 0.404									0	1	0	0	0	0	0					
26 Miguel Montero, L (1,2) OBP: 0.354, SLG: 0.474									4	0	2	2	0	0	1					
44 Paul Goldschmidt, R (1,3) OBP: 0.347, SLG: 0.500										4	1	2	0	0	1	3				
27 Geoff Blum, S (1,5) OBP: 0.288, SLG: 0.404										4	0	1	1	0	4					
4 Collin Cowgill, R (1,8) OBP: 0.295, SLG: 0.299										4	0	1	1	0	1	3				
16 John McDonald, R (1,6) OBP: 0.277, SLG: 0.318										4	0	0	0	0	1	2				
55 Josh Collmenter, R (1,1) 30 David Hernandez, R (8,1) 40 J.J. Putz, R (9,1) OBP: 0.209, SLG: 0.150 OBP: 0.288, SLG: 0.404										3	0	1	0	0	0	1				
Inning Stats	R: 2 H: 2 E: 0 K: 0 S: 10	H: 1 LOB: 1 BB: 1 P: 21	R: 0 H: 0 E: 0 K: 0 S: 9	H: 1 LOB: 0 BB: 0 P: 13	R: 0 H: 0 E: 0 K: 1 S: 8	H: 0 LOB: 0 BB: 0 P: 13	R: 1 H: 2 E: 0 K: 1 S: 10	H: 2 LOB: 1 BB: 0 P: 16	R: 2 H: 3 E: 0 K: 1 S: 20	H: 3 LOB: 2 BB: 1 P: 28	R: 0 H: 0 E: 0 K: 0 S: 9	H: 0 LOB: 0 BB: 0 P: 11	R: 0 H: 0 E: 0 K: 1 S: 5	H: 0 LOB: 1 BB: 1 P: 11	R: 0 H: 1 E: 0 K: 1 S: 10	H: 1 LOB: 1 BB: 0 P: 16	1B: 4 2B: 5 3B: 0 HR: 0	SF: 0 SAC: 0 DP: 1 HBP: 1	WP: 0 PB: 0 SB: 1 CS: 0	PA: 35
PITCHER	IP	WLS	BF	H	R	ER	SO	BB	IBB	HBP	BLK	WP	HR	S	P	ERA	WHIP			
55 Tim Lincecum, R (1,1) ERA: 2.74	5.0	L	25	8	5	5	3	2	0	1	0	0	0	57	91	9.00	2.000			
52 Ramon E Ramirez, R (6,1) ERA: 2.7	1.0		3	0	0	0	0	0	0	0	0	0	0	9	11	0.00	0.000			
45 Dan Runzler, L (7,1) ERA: 3.26	1.0		3	0	0	0	1	1	0	0	0	0	0	5	11	0.00	1.000			
46 Santiago Casilla, R (8,1) ERA: 1.8	1.0		4	1	0	0	1	0	0	0	0	0	0	10	16	0.00	1.000			

San Francisco Giants @ Arizona Diamondbacks
Chase Field, Phoenix, AZ
Sun Sep 25 2011, 1:11 PM - 3:37 PM MST
Att: 41,260 - Roof Closed - 74 F

livebaseballscores.com

AB 31
R 5
H 9
RBI 5
BB 3
SO 5
LOB 16

Batter	1	2	3	4	5	6	7	8	9	AB	R	H	RBI	BB	SO	LOB	TOP						
9 Dee Strange-Gordon, L (1,6) OBP: 0.325, SLG: 0.362										5	2	2	0	0	0	0							
12 Justin Sellers, R (1,5) OBP: 0.283, SLG: 0.301										4	1	2	1	1	0	1							
27 Matt Kemp, R (1,8) OBP: 0.399, SLG: 0.586										4	1	1	2	0	1	2							
33 Juan Rivera, R (1,7) OBP: 0.319, SLG: 0.382										3	0	0	1	0	0	1							
49 Trent Oeljen, L (7,9) OBP: 0.322, SLG: 0.324										1	0	0	0	0	0	1							
7 James Loney, L (1,3) OBP: 0.339, SLG: 0.416										4	1	2	1	0	0	1							
10 Tony Gwynn Jr., L (7,7) OBP: 0.308, SLG: 0.353										0	0	0	0	0	0	0							
23 Jerry Sands, R (1,9) OBP: 0.338, SLG: 0.389										4	1	2	0	0	0	1							
28 Rod Barajas, R (1,2) OBP: 0.287, SLG: 0.430										4	0	0	0	0	1	2	AB 37						
48 John Ely, R (8,1)										0	0	0	0	0	0	0	R 7						
38 Ramon Troncoso, R (9,1)										0	0	0	0	0	0	0	H 12						
74 Kenley Jansen, S (9,1)										0	0	0	0	0	0	0	RBI 7						
14 Jamey Carroll, R (1,4) OBP: 0.359, SLG: 0.347										3	1	2	1	0	0	0	BB 1						
3 Eugenio Velez, S (8,PH) (8,4)										1	0	0	0	0	0	0	SO 3						
29 Ted Lilly, L (1,1) OBP: 0.086, SLG: 0.121										3	0	1	1	0	1	2	LOB 11						
31 Tim Federowicz, R (8,PH) OBP: 0.313, SLG: 0.154										1	0	0	0	0	0	0							
Inning Stats	R: 1 E: 0 K: 0 S: 11	H: 1 LOB: 1 BB: 0 P: 18	R: 0 E: 0 K: 0 S: 7	H: 0 LOB: 0 BB: 0 P: 11	R: 1 E: 0 K: 1 S: 10	H: 2 LOB: 1 BB: 0 P: 15	R: 2 E: 0 K: 0 S: 12	H: 3 LOB: 0 BB: 0 P: 17	R: 0 E: 0 K: 0 S: 6	H: 0 LOB: 0 BB: 0 P: 10	R: 1 E: 0 K: 1 S: 11	H: 3 LOB: 2 BB: 0 P: 18	R: 2 E: 0 K: 0 S: 16	H: 3 LOB: 1 BB: 0 P: 22	R: 0 E: 0 K: 0 S: 8	H: 0 LOB: 0 BB: 0 P: 12	R: 0 E: 0 K: 1 S: 10	H: 0 LOB: 1 BB: 1 P: 15	1B: 7 2B: 2 3B: 1 HR: 2	SF: 1 SAC: 0 DP: 0 HBP: 1	WP: 0 PB: 0 CS: 1	PA: 41	
PITCHER	IP WLS BF H R ER SO BB IBB HBP BLK WP HR S P ERA WHIP	IP WLS BF H R ER SO BB IBB HBP BLK WP HR S P ERA WHIP	IP WLS BF H R ER SO BB IBB HBP BLK WP HR S P ERA WHIP	IP WLS BF H R ER SO BB IBB HBP BLK WP HR S P ERA WHIP	IP WLS BF H R ER SO BB IBB HBP BLK WP HR S P ERA WHIP	IP WLS BF H R ER SO BB IBB HBP BLK WP HR S P ERA WHIP	IP WLS BF H R ER SO BB IBB HBP BLK WP HR S P ERA WHIP	IP WLS BF H R ER SO BB IBB HBP BLK WP HR S P ERA WHIP	IP WLS BF H R ER SO BB IBB HBP BLK WP HR S P ERA WHIP	IP WLS BF H R ER SO BB IBB HBP BLK WP HR S P ERA WHIP	IP WLS BF H R ER SO BB IBB HBP BLK WP HR S P ERA WHIP	IP WLS BF H R ER SO BB IBB HBP BLK WP HR S P ERA WHIP	IP WLS BF H R ER SO BB IBB HBP BLK WP HR S P ERA WHIP	IP WLS BF H R ER SO BB IBB HBP BLK WP HR S P ERA WHIP	IP WLS BF H R ER SO BB IBB HBP BLK WP HR S P ERA WHIP	IP WLS BF H R ER SO BB IBB HBP BLK WP HR S P ERA WHIP	IP WLS BF H R ER SO BB IBB HBP BLK WP HR S P ERA WHIP	IP WLS BF H R ER SO BB IBB HBP BLK WP HR S P ERA WHIP	IP WLS BF H R ER SO BB IBB HBP BLK WP HR S P ERA WHIP	IP WLS BF H R ER SO BB IBB HBP BLK WP HR S P ERA WHIP	IP WLS BF H R ER SO BB IBB HBP BLK WP HR S P ERA WHIP	IP WLS BF H R ER SO BB IBB HBP BLK WP HR S P ERA WHIP	IP WLS BF H R ER SO BB IBB HBP BLK WP HR S P ERA WHIP

Los Angeles Dodgers @ Arizona Diamondbacks
Chase Field, Phoenix, AZ
Wed Sep 28 2011, 6:40 PM - 9:27 PM MST
Att: 41,841 - Clear - 94 F

livebaseballscorecards.com

Batter	1	2	3	4	5	6	7	8	9	AB	R	H	RBI	BB	SO	LOB	BOTTOM							
18 Willie Bloomquist, R (1,6) OBP: 0.317, SLG: 0.340										3	0	1	0	0	1	2								
16 John McDonald, R (8,6) OBP: 0.269, SLG: 0.359										2	0	0	0	0	1	0								
2 Aaron Hill, R (1,4) OBP: 0.299, SLG: 0.356										3	0	1	0	0	0	1								
17 Robby Hammock, R (7,7)										1	0	0	0	0	0	0								
10 Justin Upton, R (1,9) OBP: 0.369, SLG: 0.529										3	0	0	0	0	0	2								
36 Wade Miley, L (7,1) OBP: 0.200, SLG: 0.077										0	0	0	0	0	0	0								
15 Micah Owings, R (8,1) OBP: 0.211, SLG: 0.211										0	0	0	0	0	0	0								
48 Ryan Cook, R (9,1)										0	0	0	0	0	0	0								
37 Lyle Overbay, L (9,PH) OBP: 0.310, SLG: 0.360										1	0	0	0	0	0	0								
44 Paul Goldschmidt, R (1,3) OBP: 0.333, SLG: 0.474										4	1	1	0	0	1	2								
24 Chris Young, R (1,8) OBP: 0.331, SLG: 0.420										2	0	0	0	0	2	1								
4 Collin Cowgill, R (7,8) OBP: 0.300, SLG: 0.304										2	1	2	0	0	0	0								
14 Ryan Roberts, R (1,5) OBP: 0.341, SLG: 0.427										3	1	0	0	1	1	1								
8 Gerardo Parra, L (1,7) OBP: 0.357, SLG: 0.427										1	0	0	0	0	0	0								
5 Cole Gillespie, R (7,9) OBP: 0.429, SLG: 0.833										2	1	1	4	0	0	1	AB 34							
12 Henry Blanco, R (1,2) OBP: 0.330, SLG: 0.540										3	1	1	1	1	0	1	R 5							
34 Joe Saunders, L (1,1) OBP: 0.222, SLG: 0.213										2	0	0	0	0	0	2	H 7							
11 Sean Burroughs, L (7,5) OBP: 0.289, SLG: 0.336										2	0	0	0	0	0	0	RBI 5							
Inning Stats	R: 0 E: 0 K: 1 S: 10	H: 1 LOB: 1 BB: 0 P: 16	R: 0 E: 0 K: 1 S: 8	H: 0 LOB: 0 BB: 0 P: 9	R: 0 E: 0 K: 0 S: 9	H: 0 LOB: 0 BB: 0 P: 10	R: 0 E: 0 K: 1 S: 9	H: 1 LOB: 1 BB: 0 P: 15	R: 0 E: 0 K: 1 S: 8	H: 0 LOB: 0 BB: 1 P: 13	R: 0 E: 0 K: 0 S: 11	H: 0 LOB: 0 BB: 0 P: 15	R: 0 E: 0 K: 1 S: 13	H: 1 LOB: 1 BB: 0 P: 18	R: 0 E: 0 K: 1 S: 7	H: 0 LOB: 0 BB: 0 P: 10	R: 5 E: 0 K: 0 S: 18	H: 4 LOB: 0 BB: 1 P: 30	1B: 5 2B: 0 3B: 0 HR: 2	SF: 0 SAC: 0 DP: 0 HBP: 1	WP: 1 PB: 0 SB: 2 CS: 0	PA: 37		
PITCHER	IP WLS BF H R ER SO BB IBB HBP BLK WP HR S P ERA WHIP	IP WLS BF H R ER SO BB IBB HBP BLK WP HR S P ERA WHIP	IP WLS BF H R ER SO BB IBB HBP BLK WP HR S P ERA WHIP	IP WLS BF H R ER SO BB IBB HBP BLK WP HR S P ERA WHIP	IP WLS BF H R ER SO BB IBB HBP BLK WP HR S P ERA WHIP	IP WLS BF H R ER SO BB IBB HBP BLK WP HR S P ERA WHIP	IP WLS BF H R ER SO BB IBB HBP BLK WP HR S P ERA WHIP	IP WLS BF H R ER SO BB IBB HBP BLK WP HR S P ERA WHIP	IP WLS BF H R ER SO BB IBB HBP BLK WP HR S P ERA WHIP	IP WLS BF H R ER SO BB IBB HBP BLK WP HR S P ERA WHIP	IP WLS BF H R ER SO BB IBB HBP BLK WP HR S P ERA WHIP	IP WLS BF H R ER SO BB IBB HBP BLK WP HR S P ERA WHIP	IP WLS BF H R ER SO BB IBB HBP BLK WP HR S P ERA WHIP	IP WLS BF H R ER SO BB IBB HBP BLK WP HR S P ERA WHIP	IP WLS BF H R ER SO BB IBB HBP BLK WP HR S P ERA WHIP	IP WLS BF H R ER SO BB IBB HBP BLK WP HR S P ERA WHIP	IP WLS BF H R ER SO BB IBB HBP BLK WP HR S P ERA WHIP	IP WLS BF H R ER SO BB IBB HBP BLK WP HR S P ERA WHIP	IP WLS BF H R ER SO BB IBB HBP BLK WP HR S P ERA WHIP	IP WLS BF H R ER SO BB IBB HBP BLK WP HR S P ERA WHIP	IP WLS BF H R ER SO BB IBB HBP BLK WP HR S P ERA WHIP	IP WLS BF H R ER SO BB IBB HBP BLK WP HR S P ERA WHIP	IP WLS BF H R ER SO BB IBB HBP BLK WP HR S P ERA WHIP	IP WLS BF H R ER SO BB IBB HBP BLK WP HR S P ERA WHIP

Los Angeles Dodgers @ Arizona Diamondbacks
Chase Field, Phoenix, AZ
Wed Sep 28 2011, 6:40 PM - 9:27 PM MST
Att: 41,841 - Clear - 94 F

livebaseballscorecards.com

Batter	1	2	3	4	5	6	7	8	9	AB	R	H	RBI	BB	SO	LOB	TOP			
18 Willie Bloomquist, R OBP: 0.500, SLG: 0.500										4	0	2	0	0	1	0	Arizona Diamondbacks @ Milwaukee Brewers Miller Park, Milwaukee, WI Sat Oct 01 2011, 1:08 PM - 3:52 PM CDT Att.: 44,122 - Roof Closed - 67 F livebaseballscorecards.com			
2 Aaron Hill, R										3	0	0	0	1	0	2				
10 Justin Upton, R OBP: 0.250, SLG: 0.250										4	0	1	0	0	2	2				
26 Miguel Montero, L											4	0	0	0	0	2				
24 Chris Young, R										3	0	0	0	0	1	1				
37 Lyle Overbay, L										3	0	0	0	0	1	0				
14 Ryan Roberts, R OBP: 0.333, SLG: 1.333										3	1	1	1	0	0	0				
8 Gerardo Parra, L										3	0	0	0	0	2	0				
31 Ian Kennedy, R										2	0	0	0	0	2	0				
29 Brad Ziegler, R (7, 1)										0	0	0	0	0	0	0				
11 Sean Burroughs, L (8, PH)										1	0	0	0	0	1	0				
39 Bryan Shaw, S (8, 1)										0	0	0	0	0	0	0				
Inning Stats	R: 0 E: 0 K: 0 S: 6	H: 2 LOB: 1 BB: 0 P: 11	R: 0 E: 0 K: 1 S: 8	H: 0 LOB: 0 BB: 0 P: 12	R: 0 E: 0 K: 2 S: 12	H: 0 LOB: 1 BB: 0 P: 19	R: 0 E: 0 K: 2 S: 9	H: 0 LOB: 1 BB: 1 P: 16	R: 0 E: 0 K: 1 S: 5	H: 1 LOB: 1 BB: 0 P: 7	R: 0 E: 0 K: 0 S: 7	H: 0 LOB: 0 BB: 0 P: 12	R: 1 E: 0 K: 3 S: 13	H: 1 LOB: 0 BB: 0 P: 19	R: 0 E: 0 K: 1 S: 10	H: 0 LOB: 0 BB: 0 P: 14	1B: 3 2B: 0 3B: 0 HR: 1	SF: 0 SAC: 0 DP: 0 HBP: 0	WP: 0 PB: 0 SB: 1 CS: 0	PA: 31
PITCHER	IP WLS BF H R ER SO BB IBB HBP BLK WP HR S P ERA WHIP																			
49 Yovani Gallardo, R ERA: 1.13	8.0 W 28 4 1 1 9 1 0 0 0 0 1 66 106 1.12 0.625																			
59 John Axford, R ERA:	1.0 S 3 0 0 0 1 0 0 0 0 0 0 10 14 0.00 0.000																			

Batter	1	2	3	4	5	6	7	8	9	AB	R	H	RBI	BB	SO	LOB	BOTTOM			
1 Corey Hart, R										4	0	0	0	0	0	0	Arizona Diamondbacks @ Milwaukee Brewers Miller Park, Milwaukee, WI Sat Oct 01 2011, 1:08 PM - 3:52 PM CDT Att.: 44,122 - Roof Closed - 67 F livebaseballscorecards.com			
2 Nyjer Morgan, L										3	0	0	0	0	2	0				
8 Ryan Braun, R OBP: 0.750, SLG: 1.000										4	2	3	0	0	0	0				
28 Prince Fielder, L OBP: 0.500, SLG: 1.500										4	1	2	2	0	1	2				
23 Rickie Weeks, Jr., R (1, 4)										2	0	0	0	1	0	0				
15 Jermey Hairston, R OBP: 0.500, SLG: 0.500										2	0	1	1	1	0	0				
3 Yuniesky Betancourt, R OBP: 0.250, SLG: 0.750										4	1	1	0	0	0	5				
20 Jonathan Lucroy, R OBP: 0.250, SLG: 0.250										4	0	1	1	0	0	5				
49 Yovani Gallardo, R (1, 1)										3	0	0	0	0	0	1				
25 Mark Kotsay, L (8, PH)										1	0	0	0	0	0	1				
59 John Axford, R (9, 1)										0	0	0	0	0	0	0				
Inning Stats	R: 0 E: 0 K: 0 S: 9	H: 0 LOB: 0 BB: 0 P: 12	R: 0 E: 0 K: 1 S: 16	H: 1 LOB: 2 BB: 1 P: 27	R: 0 E: 0 K: 1 S: 6	H: 0 LOB: 0 BB: 0 P: 8	R: 1 E: 0 K: 0 S: 10	H: 2 LOB: 2 BB: 0 P: 16	R: 0 E: 0 K: 0 S: 10	H: 1 LOB: 2 BB: 0 P: 15	R: 1 E: 0 K: 0 S: 13	H: 2 LOB: 0 BB: 0 P: 16	R: 2 E: 0 K: 1 S: 15	H: 2 LOB: 0 BB: 0 P: 19	R: 0 E: 0 K: 0 S: 9	H: 0 LOB: 1 BB: 1 P: 13	1B: 4 2B: 2 3B: 1 HR: 1	SF: 1 SAC: 0 DP: 0 HBP: 2	WP: 0 PB: 0 SB: 0 CS: 0	PA: 36
PITCHER	IP WLS BF H R ER SO BB IBB HBP BLK WP HR S P ERA WHIP																			
31 Ian Kennedy, R ERA: 5.4	6.2 L 31 8 4 4 3 1 0 2 0 0 0 77 111 5.40 1.350																			
29 Brad Ziegler, R (7, 1)	0.1 1 0 0 0 0 0 0 0 0 0 2 2 0.00 0.000																			
39 Bryan Shaw, R (8, 1)	1.0 4 0 0 0 0 1 0 0 0 0 0 9 13 0.00 1.000																			

Batter	1	2	3	4	5	6	7	8	9	AB	R	H	RBI	BB	SO	LOB	TOP					
18 Willie Bloomquist, R OBP: 0.333, SLG: 0.250										4	0	0	0	1	2	0	Arizona Diamondbacks @ Milwaukee Brewers Miller Park, Milwaukee, WI Sun Oct 02 2011, 4:08 PM - 7:37 PM CDT Att: 44,066 - Roof Closed - 73 F					
2 Aaron Hill, R OBP: 0.667, SLG: 0.500										3	1	3	0	2	0	0						
10 Justin Upton, R OBP: 0.429, SLG: 0.556										5	1	1	2	0	1	5						
26 Miguel Montero, L										4	0	0	0	1	2	4						
44 Paul Goldschmidt, R OBP: 0.400, SLG: 1.000										4	1	1	1	1	2	2						
24 Chris Young, R OBP: 0.429, SLG: 1.000										4	1	3	1	0	0	0						
14 Ryan Roberts, R OBP: 0.429, SLG: 1.000										4	0	2	0	0	1	3						
8 Gerardo Parra, L										4	0	0	0	0	2	5						
41 Daniel Hudson, R										2	0	0	0	0	0	1						
29 Brad Ziegler, R										0	0	0	0	0	0	0						
47 Joe Paterson, R										0	0	0	0	0	0	0						
39 Bryan Shaw, S										0	0	0	0	0	0	0						
11 Sean Burroughs, L										0	0	0	0	0	0	0						
15 Micah Owings, R										0	0	0	0	0	0	0						
27 Geoff Blum, S										0	0	0	0	0	0	0						
30 David Hernandez, R										1	0	0	0	0	0	2						
Inning Stats	R: 0 E: 0 K: 2 S: 11	H: 1 LOB: 1 BB: 0 P: 15	R: 1 E: 0 K: 0 S: 14	H: 2 LOB: 1 BB: 0 P: 21	R: 0 E: 0 K: 1 S: 10	H: 1 LOB: 0 BB: 0 P: 14	R: 1 E: 1 K: 2 S: 9	H: 2 LOB: 0 BB: 0 P: 15	R: 2 E: 0 K: 2 S: 13	H: 2 LOB: 1 BB: 0 P: 21	R: 0 E: 0 K: 1 S: 9	H: 1 LOB: 1 BB: 0 P: 11	R: 0 E: 0 K: 1 S: 20	H: 0 LOB: 2 BB: 2 P: 31	R: 0 E: 0 K: 2 S: 11	H: 1 LOB: 2 BB: 1 P: 19	R: 0 E: 0 K: 2 S: 15	H: 0 LOB: 2 BB: 2 P: 26	1B: 5 2B: 2 3B: 0 HR: 3	SF: 0 SAC: 0 DP: 0 HBP: 0	WP: 0 PB: 0 SB: 1 CS: 1	PA: 41
PITCHER	IP WLS BF H R ER SO BB IBB HBP BLK WP HR S P ERA WHIP																					
13 Zack Greinke, R ERA: 7.2	5.0	22	8	4	4	7	0	0	0	0	0	0	0	3	57	86	7.20	1.600				
40 Takashi Saito, R ERA:	1.0	W	4	1	0	0	1	0	0	0	0	0	0	0	9	11	0.00	1.000				
32 LaTroy Hawkins, R ERA:	1.0		5	0	0	0	1	2	0	0	0	0	0	20	31	0.00	2.000					
57 Francisco Rodriguez, R ERA:	1.0		5	1	0	0	2	1	0	0	0	0	0	11	19	0.00	2.000					
59 John Axford, R ERA:	1.0		5	0	0	0	2	2	0	0	0	0	0	15	26	0.00	2.000					

Batter	1	2	3	4	5	6	7	8	9	AB	R	H	RBI	BB	SO	LOB	BOTTOM			
1 Corey Hart, R OBP: 0.222, SLG: 0.222										5	2	2	1	0	0	1	Arizona Diamondbacks @ Milwaukee Brewers Miller Park, Milwaukee, WI Sun Oct 02 2011, 4:08 PM - 7:37 PM CDT Att: 44,066 - Roof Closed - 73 F			
27 Carlos Gómez, R										5	0	1	2	0	2	1				
2 Nyjer Morgan, L OBP: 0.222, SLG: 0.125										4	2	3	3	0	1	0				
8 Ryan Braun, R OBP: 0.750, SLG: 1.375										4	1	1	1	0	2	2				
28 Prince Fielder, L OBP: 0.375, SLG: 0.875										4	0	1	1	0	0	2				
23 Rickie Weeks Jr., R OBP: 0.375, SLG: 0.500										4	1	2	0	0	0	1				
15 Jermey Hairston, R OBP: 0.500, SLG: 0.667										3	1	0	0	0	0	1				
3 Yuniesky Betancourt, R OBP: 0.250, SLG: 0.429										3	1	0	0	0	1	0				
20 Jonathan Lucroy, R OBP: 0.375, SLG: 0.375										4	1	2	1	0	2	0				
13 Zack Greinke, R OBP: 0.500, SLG: 0.500										2	0	1	0	0	0	1				
40 Takashi Saito, L										0	0	0	0	0	0	0				
25 Mark Kotsay, L										0	0	0	0	0	0	0				
32 LaTroy Hawkins, R										0	0	0	0	0	0	0				
57 Francisco Rodriguez, R										0	0	0	0	0	0	0				
14 Casey McGehee, R										0	0	0	0	0	0	0				
59 John Axford, R										0	0	0	0	0	0	0				
Inning Stats	R: 2 E: 0 K: 2 S: 13	H: 2 LOB: 0 BB: 0 P: 22	R: 0 E: 0 K: 1 S: 10	H: 2 LOB: 1 BB: 0 P: 13	R: 2 E: 0 K: 1 S: 15	H: 3 LOB: 1 BB: 0 P: 27	R: 0 E: 0 K: 1 S: 9	H: 1 LOB: 1 BB: 0 P: 13	R: 0 E: 0 K: 1 S: 8	H: 0 LOB: 0 BB: 0 P: 13	R: 5 E: 1 K: 1 S: 13	H: 5 LOB: 2 BB: 2 P: 27	R: 0 E: 0 K: 1 S: 7	H: 0 LOB: 0 BB: 0 P: 12	R: 0 E: 0 K: 0 S: 8	H: 0 LOB: 0 BB: 0 P: 12	1B: 9 2B: 2 3B: 1 HR: 1	SF: 0 SAC: 0 DP: 1 HBP: 0	WP: 0 PB: 0 SB: 0 CS: 0	PA: 38
PITCHER	IP WLS BF H R ER SO BB IBB HBP BLK WP HR S P ERA WHIP																			
41 Daniel Hudson, R ERA: 8.44	5.1	L	24	9	5	5	6	1	1	0	0	1	0	0	4	13	8.44	1.688		
29 Brad Ziegler, R ERA: 108.0	0.0		6	4	4	4	0	1	0	0	0	0	0	4	6	0.00	0.000			
47 Joe Paterson, L ERA:	0.1		1	0	0	0	1	0	0	0	0	0	0	2	3	0.00	0.000			
39 Bryan Shaw, R ERA:	0.1		1	0	0	0	0	0	0	0	0	0	0	2	3	0.00	0.000			
15 Micah Owings, R ERA:	1.0		3	0	0	0	1	0	0	0	0	0	0	7	12	0.00	0.000			
PITCHER	IP WLS BF H R ER SO BB IBB HBP BLK WP HR S P ERA WHIP																			
30 David Hernandez, R (8.1)	1.0		3	0	0	0	0	0	0	0	0	0	0	8	12	0.00	0.000			

Batter	1	2	3	4	5	6	7	8	9	AB	R	H	RBI	BB	SO	LOB	TOP			
1 Corey Hart, R OBP: 0.231, SLG: 0.462										4	1	1	1	0	0	0				
2 Nyjer Morgan, L OBP: 0.231, SLG: 0.091										3	0	0	0	1	2	0				
8 Ryan Braun, R OBP: 0.583, SLG: 1.000										3	0	0	0	1	1	1				
28 Prince Fielder, L OBP: 0.417, SLG: 0.727										3	0	1	0	0	1	1				
23 Rickie Weeks Jr., R OBP: 0.250, SLG: 0.300										4	0	0	0	0	1	4				
15 Jerry Hairston, R OBP: 0.455, SLG: 0.556										3	0	1	0	0	0	0				
25 Mark Kotsay, L (9, PH)										1	0	0	0	0	0	1				
3 Yuniesky Betancourt, R ERA: 1.29										3	0	0	0	0	1	1				
38 Chris Narveson, L ERA:										0	0	0	0	0	0	0				
41 Marco Estrada, R ERA:										0	0	0	0	0	0	0				
20 Jonathan Lucroy, R OBP: 0.273, SLG: 0.273										3	0	0	0	0	0	1				
18 Shaun Marcum, R ERA:																				
50 Kameron Loe, R ERA:										2	0	0	0	0	1	1				
30 Craig Counsell, L ERA:										0	0	0	0	0	0	0				
										1	0	0	0	0	0	0				
Inning Stats	R: 0 E: 0 K: 2 S: 10	H: 0 LOB: 2 BB: 1 P: 20	R: 0 E: 0 K: 1 S: 8	H: 1 LOB: 1 BB: 0 P: 12	R: 1 E: 0 K: 1 S: 10	H: 1 LOB: 0 BB: 0 P: 15	R: 0 E: 0 K: 1 S: 8	H: 0 LOB: 0 BB: 0 P: 12	R: 0 E: 0 K: 1 S: 10	H: 0 LOB: 1 BB: 1 P: 16	R: 0 E: 0 K: 0 S: 6	H: 0 LOB: 0 BB: 0 P: 9	R: 0 E: 0 K: 1 S: 8	H: 0 LOB: 0 BB: 0 P: 14	R: 0 E: 0 K: 0 S: 10	H: 1 LOB: 1 BB: 0 P: 17	1B: 2 2B: 0 3B: 0 HR: 1	SF: 0 SAC: 0 DP: 0 HBP: 1	WP: 0 PB: 0 CS: 0	PA: 33
PITCHER	IP	WLS	BF	H	R	ER	SO	BB	IBB	HBP	BLK	WP	HR	S	P	ERA	WHIP			
55 Josh Collmenter, R ERA: 1.29	7.0	W	26	2	1	1	6	2	0	1	0	0	1	60	93	1.29	0.571			
30 David Hernandez, R ERA:	1.0		3	0	0	0	1	0	0	0	0	0	0	8	14	0.00	0.000			
40 J.J. Putz, R ERA:	1.0		4	1	0	0	0	0	0	0	0	0	0	10	17	0.00	1.000			

Milwaukee Brewers @ Arizona Diamondbacks
Chase Field, Phoenix, AZ
Tue Oct 04 2011, 6:38 PM - 9:38 PM MST
Att. 48,312 - Roof Closed - 75 F

AB 30
R 1
H 3
RBI 1
BB 2
SO 7
LOB 10

Batter	1	2	3	4	5	6	7	8	9	AB	R	H	RBI	BB	SO	LOB	BOTTOM			
18 Willie Bloomquist, R OBP: 0.462, SLG: 0.417										4	2	3	0	0	0	0				
30 David Hernandez, R ERA:										0	0	0	0	0	0	0				
40 J.J. Putz, R ERA:										0	0	0	0	0	0	0				
2 Aaron Hill, R OBP: 0.536, SLG: 0.333										3	1	0	0	1	1	4				
10 Justin Upton, R OBP: 0.231, SLG: 0.417										3	0	0	0	1	1	3				
26 Miguel Montero, L OBP: 0.308, SLG: 0.273										3	2	2	2	1	1	0				
44 Paul Goldschmidt, R OBP: 0.444, SLG: 1.125										4	1	2	5	0	1	2				
24 Chris Young, R OBP: 0.384, SLG: 0.727										4	1	1	0	0	2	1				
14 Ryan Roberts, R OBP: 0.455, SLG: 0.818										4	0	2	1	0	1	0				
8 Gerardo Parra, L ERA:																				
55 Josh Collmenter, R OBP: 0.333, SLG: 0.333										3	1	1	0	0	1	0				
16 John McDonald, R ERA:										1	0	0	0	0	0	1				
Inning Stats	R: 2 E: 0 K: 1 S: 13	H: 3 LOB: 1 BB: 0 P: 17	R: 0 E: 0 K: 0 S: 6	H: 0 LOB: 0 BB: 0 P: 9	R: 1 E: 0 K: 0 S: 12	H: 1 LOB: 2 BB: 2 P: 25	R: 0 E: 0 K: 1 S: 8	H: 0 LOB: 0 BB: 0 P: 12	R: 5 E: 1 K: 1 S: 18	H: 5 LOB: 1 BB: 1 P: 27	R: 0 E: 0 K: 1 S: 6	H: 1 LOB: 0 BB: 0 P: 8	R: 0 E: 0 K: 3 S: 11	H: 0 LOB: 0 BB: 0 P: 13	R: 0 E: 0 K: 2 S: 9	H: 1 LOB: 1 BB: 0 P: 16	1B: 9 2B: 1 3B: 0 HR: 1	SF: 0 SAC: 0 DP: 1 HBP: 0	WP: 0 PB: 0 CS: 0	PA: 36
PITCHER	IP	WLS	BF	H	R	ER	SO	BB	IBB	HBP	BLK	WP	HR	S	P	ERA	WHIP			
18 Shaun Marcum, R ERA: 13.5	4.2	L	23	7	7	7	3	2	1	0	0	0	0	52	82	13.50	1.929			
50 Kameron Loe, R ERA:	1.1		6	3	1	0	1	0	0	0	0	0	0	11	16	0.00	2.250			
38 Chris Narveson, L ERA:	1.0		3	0	0	0	3	0	0	0	0	0	0	11	13	0.00	0.000			
41 Marco Estrada, R ERA:	1.0		4	1	0	0	2	0	0	0	0	0	0	9	16	0.00	1.000			

Milwaukee Brewers @ Arizona Diamondbacks
Chase Field, Phoenix, AZ
Tue Oct 04 2011, 6:38 PM - 9:38 PM MST
Att. 48,312 - Roof Closed - 75 F

AB 33
R 8
H 11
RBI 8
BB 3
SO 9
LOB 13

Batter	1	2	3	4	5	6	7	8	9	10	AB	R	H	RBI	BB	SO	LOB	TOP		
18 Willie Bloomquist, R OBP: 0.348, SLG: 0.318	G6-3		G1-3		G6-4-3		G6-3				5	0	1	1	0	0	1	Arizona Diamondbacks @ Milwaukee Brewers Miller Park, Milwaukee, WI Fri Oct 07 2011, 4:09 PM - 7:50 PM CDT Att: 44,028 - Roof Closed - 78 F		
2 Aaron Hill, R OBP: 0.435, SLG: 0.444	K		F9		F7						4	0	0	0	1	2	2			
10 Justin Upton, R OBP: 0.304, SLG: 0.500	26 WP		HR		F8						4	1	1	1	1	1	3			
26 Miguel Montero, L OBP: 0.354, SLG: 0.400	K		K		F7						4	0	1	0	0	2	1			
4 Collin Cowgill, R OBP: 1.000, SLG: 1.000	K		K		F7						0	0	0	0	0	0	0			
12 Henry Blanco, R	K		K		F7						1	0	0	0	0	0	2			
44 Paul Goldschmidt, R OBP: 0.526, SLG: 0.813	G6-3				24 FC6-4						5	0	2	0	0	1	2			
24 Chris Young, R OBP: 0.450, SLG: 0.944	K				FC6-4						4	0	1	0	1	1	1			
14 Ryan Roberts, R OBP: 0.350, SLG: 0.700					F9						4	0	1	0	0	0	6			
30 David Hernandez, R					F9						0	0	0	0	0	0	0			
37 Lyle Overbay, L					F9						1	0	0	0	0	1	0			
40 J.J. Putz, R					F9						0	0	0	0	0	0	0			
8 Gerardo Parra, L OBP: 0.105, SLG: 0.111					K						3	1	1	0	1	1	1			
31 Ian Kennedy, R OBP: 0.250, SLG: 0.250											2	0	1	0	0	0	2			
27 Geoff Blum, S											1	0	0	0	0	1	0			
39 Bryan Shaw, S											0	0	0	0	0	0	0			
11 Sean Burroughs, L OBP: 0.333, SLG: 0.333											1	0	1	0	0	0	0			
Inning Stats	R: 0 E: 0 K: 2 S: 12	H: 0 LOB: 1 BB: 1 P: 22	R: 0 E: 0 K: 13 S: 13	H: 1 LOB: 2 BB: 1 P: 22	R: 1 E: 0 K: 1 S: 13	H: 1 LOB: 0 BB: 0 P: 13	R: 0 E: 0 K: 1 S: 8	H: 1 LOB: 2 BB: 0 P: 12	R: 0 E: 0 K: 1 S: 10	H: 0 LOB: 0 BB: 0 P: 14	R: 0 E: 0 K: 2 S: 14	H: 1 LOB: 3 BB: 2 P: 26	R: 1 E: 0 K: 1 S: 13	H: 3 LOB: 2 BB: 0 P: 19	R: 0 E: 0 K: 1 S: 7	H: 0 LOB: 0 BB: 0 P: 9	1B: 8 2B: 1 3B: 0 HR: 1	SF: 0 SAC: 0 DP: 1 HBP: 0	WP: 1 PB: 0 SB: 1 CS: 0	PA: 43
PITCHER	IP WLS BF H R ER SO BB IBB HBP BLK WP HR S P ERA WHIP	49 Yovani Gallardo, R ERA: 1.29	6.0 1.0 3.0 6.0 1.0 1.0 2.0 2.0 0.0 0.0 0.0 0.0 1.0 1.0 1.0 1.0 1.50 1.333	40 Takashi Saito, R ERA:	7.1 1.0 3.0 6.0 1.0 1.0 2.0 0.0 0.0 0.0 0.0 0.0 1.0 1.0 1.0 1.0 0.00 0.000	57 Francisco Rodriguez, R ERA:	8.1 1.0 3.0 6.0 1.0 1.0 2.0 0.0 0.0 0.0 0.0 0.0 1.0 1.0 1.0 1.0 0.00 0.000	59 John Axford, R ERA: 2.25	9.1 2.0 9.0 3.0 1.0 1.0 2.0 0.0 0.0 0.0 0.0 0.0 2.0 2.0 2.0 2.0 4.50 1.500	PITCHER	IP WLS BF H R ER SO BB IBB HBP BLK WP HR S P ERA WHIP	49 Yovani Gallardo, R ERA: 1.29	6.0 1.0 3.0 6.0 1.0 1.0 2.0 2.0 0.0 0.0 0.0 0.0 1.0 1.0 1.0 1.0 1.50 1.333	40 Takashi Saito, R ERA:	7.1 1.0 3.0 6.0 1.0 1.0 2.0 0.0 0.0 0.0 0.0 0.0 1.0 1.0 1.0 1.0 0.00 0.000	57 Francisco Rodriguez, R ERA:	8.1 1.0 3.0 6.0 1.0 1.0 2.0 0.0 0.0 0.0 0.0 0.0 1.0 1.0 1.0 1.0 0.00 0.000	59 John Axford, R ERA: 2.25	9.1 2.0 9.0 3.0 1.0 1.0 2.0 0.0 0.0 0.0 0.0 0.0 2.0 2.0 2.0 2.0 4.50 1.500	

Batter	1	2	3	4	5	6	7	8	9	10	AB	R	H	RBI	BB	SO	LOB	BOTTOM				
1 Corey Hart, R OBP: 0.227, SLG: 0.381	G6-3		F7								4	0	1	0	0	1	0	Arizona Diamondbacks @ Milwaukee Brewers Miller Park, Milwaukee, WI Fri Oct 07 2011, 4:09 PM - 7:50 PM CDT Att: 44,028 - Roof Closed - 78 F				
27 Carlos Gómez, R OBP: 0.750, SLG: 1.500											1	1	1	0	0	0	0					
2 Nyjer Morgan, L OBP: 0.278, SLG: 0.250	P6										5	1	2	1	0	1	1					
8 Ryan Braun, R OBP: 0.571, SLG: 0.889											3	1	2	0	1	1	0					
28 Prince Fielder, L OBP: 0.381, SLG: 0.556	K										3	0	0	0	1	1	3					
23 Rickie Weeks Jr., R OBP: 0.333, SLG: 0.333											3	0	0	0	0	0	2					
59 John Axford, R											0	0	0	0	0	0	0					
15 Jerry Hairston, R OBP: 0.400, SLG: 0.500	K										3	0	0	1	0	1	2					
3 Yuniesky Betancourt, R OBP: 0.318, SLG: 0.444	L5										4	0	1	1	0	0	2					
20 Jonathan Lucroy, R OBP: 0.200, SLG: 0.200											4	0	0	0	0	3	2					
49 Yovani Gallardo, R											2	0	0	0	0	1	0					
40 Takashi Saito, L											0	0	0	0	0	0	0					
14 Casey McGehee, R OBP: 0.333, SLG: 0.333											1	0	0	0	0	1	0					
57 Francisco Rodríguez, R											0	0	0	0	0	0	0					
30 Craig Counsell, L											1	0	0	0	0	0	0					
Inning Stats	R: 0 E: 0 K: 1 S: 12	H: 1 LOB: 1 BB: 0 P: 14	R: 0 E: 0 K: 1 S: 8	H: 0 LOB: 0 BB: 0 P: 10	R: 0 E: 0 K: 2 S: 8	H: 0 LOB: 0 BB: 0 P: 12	R: 1 E: 0 K: 0 S: 7	H: 1 LOB: 2 BB: 1 P: 15	R: 0 E: 0 K: 0 S: 10	H: 0 LOB: 0 BB: 0 P: 16	R: 1 E: 0 K: 1 S: 11	H: 2 LOB: 2 BB: 1 P: 18	R: 0 E: 0 K: 3 S: 9	H: 0 LOB: 0 BB: 0 P: 13	R: 0 E: 0 K: 1 S: 7	H: 0 LOB: 0 BB: 0 P: 10	R: 1 E: 0 K: 0 S: 6	H: 2 LOB: 1 BB: 0 P: 10	1B: 5 2B: 2 3B: 0 HR: 0	SF: 1 SAC: 0 DP: 0 HBP: 1	WP: 1 PB: 0 SB: 1 CS: 0	PA: 38
PITCHER	IP WLS BF H R ER SO BB IBB HBP BLK WP HR S P ERA WHIP	31 Ian Kennedy, R ERA: 4.26	6.0 1.0 3.0 6.0 1.0 1.0 2.0 0.0 0.0 0.0 0.0 1.0 1.0 1.0 1.0 3.00 1.167	39 Bryan Shaw, R ERA:	7.1 1.0 3.0 6.0 1.0 1.0 2.0 0.0 0.0 0.0 0.0 1.0 1.0 1.0 1.0 0.00 0.000	30 David Hernandez, R ERA: 3.6	8.1 2.0 9.0 3.0 1.0 1.0 2.0 0.0 0.0 0.0 0.0 1.0 1.0 1.0 1.0 0.00 0.000	40 J.J. Putz, R ERA: 3.86	10.1 0.1 3.0 2.0 1.0 1.0 0.0 0.0 0.0 0.0 0.0 0.0 6.0 6.0 6.0 6.0 27.00 6.000	PITCHER	IP WLS BF H R ER SO BB IBB HBP BLK WP HR S P ERA WHIP	31 Ian Kennedy, R ERA: 4.26	6.0 1.0 3.0 6.0 1.0 1.0 2.0 0.0 0.0 0.0 0.0 1.0 1.0 1.0 1.0 3.00 1.167	39 Bryan Shaw, R ERA:	7.1 1.0 3.0 6.0 1.0 1.0 2.0 0.0 0.0 0.0 0.0 1.0 1.0 1.0 1.0 0.00 0.000	30 David Hernandez, R ERA: 3.6	8.1 2.0 9.0 3.0 1.0 1.0 2.0 0.0 0.0 0.0 0.0 1.0 1.0 1.0 1.0 0.00 0.000	40 J.J. Putz, R ERA: 3.86	10.1 0.1 3.0 2.0 1.0 1.0 0.0 0.0 0.0 0.0 0.0 0.0 6.0 6.0 6.0 6.0 27.00 6.000			