

Arizona Diamondbacks - 2012

Batter	1	2	3	4	5	6	7	8	9	10	AB	R	H	RBI	BB	SO	LOB				
18 Willie Bloomquist, R OBP: 0.333, SLG: 0.333 64 Chris Owings, R	P6		G6-3 1B		F8			G6-3		BB 73 1B	3	0	1	0	0	0	0				
2 Aaron Hill, R OBP: 0.333, SLG: 0.333 5 Taylor Harbin, R	G6-3 44 BB 1B		G6-3		F9			F9		P6	3	0	1	0	0	0	1				
13 Jason Kubel, L OBP: 0.333, SLG: 0.333 73 Adam Eaton, L OBP: 0.500, SLG: 0.500	K		G6-3					F7			3	0	1	0	0	1	2				
44 Paul Goldschmidt, R 17 David Winfree, R OBP: 0.500, SLG: 0.500	FC5-4 27 FC5-4 BB				27 2B 8 G5-3 BB			K		70 1B	1	1	0	0	2	1	1				
27 Geoff Blum, S OBP: 0.250, SLG: 0.500	FC5-4				70 G4-3 1-2			G4-3		P3	4	0	1	0	0	0	4				
8 Gerardo Parra, L OBP: 0.333, SLG: 0.333 Bobby Borcherding, S		K			G5-3			70 BB 1B		K	3	0	1	1	0	1	1				
70 Matt Davidson, R OBP: 0.500, SLG: 0.333		F8			G4-3			60 FC6-4 BB		1-3 1B	3	0	1	0	1	0	1				
12 Henry Blanco, R 28 Craig Tatum, R		G4-3			K			K		P6	2	0	0	0	0	1	1				
60 AJ Pollock, R					P5			FC6-4		G6-3	4	0	0	0	0	0	1				
Inning Stats	R: 0 E: 0 K: 1 S: 6	H: 1 LOB: 2 BB: 1 P: 10	R: 0 E: 0 K: 1 S: 5	H: 0 LOB: 0 BB: 0 P: 5	R: 0 E: 0 K: 1 S: 4	H: 1 LOB: 1 BB: 1 P: 4	R: 1 E: 0 K: 1 S: 6	H: 1 LOB: 1 BB: 1 P: 10	R: 0 E: 0 K: 0 S: 3	H: 0 LOB: 0 BB: 0 P: 3	R: 0 E: 0 K: 1 S: 5	H: 1 LOB: 1 BB: 1 P: 6	R: 0 E: 0 K: 0 S: 3	H: 0 LOB: 0 BB: 0 P: 3	R: 0 E: 0 K: 1 S: 9	H: 2 LOB: 2 BB: 0 P: 9	R: 0 E: 0 K: 1 S: 6	H: 1 LOB: 2 BB: 1 P: 10	1B: 7 2B: 1 3B: 0 HR: 0	SF: 0 SAC: 0 DP: 0 HBP: 0	WP: 0 PA: 40 PB: 0 SB: 0 CS: 1
PITCHER	IP WLS BF H R ER SO BB IBB HBP BLK WP HR S P ERA WHIP	IP WLS BF H R ER SO BB IBB HBP BLK WP HR S P ERA WHIP	IP WLS BF H R ER SO BB IBB HBP BLK WP HR S P ERA WHIP	IP WLS BF H R ER SO BB IBB HBP BLK WP HR S P ERA WHIP	IP WLS BF H R ER SO BB IBB HBP BLK WP HR S P ERA WHIP	IP WLS BF H R ER SO BB IBB HBP BLK WP HR S P ERA WHIP	IP WLS BF H R ER SO BB IBB HBP BLK WP HR S P ERA WHIP	IP WLS BF H R ER SO BB IBB HBP BLK WP HR S P ERA WHIP	IP WLS BF H R ER SO BB IBB HBP BLK WP HR S P ERA WHIP	IP WLS BF H R ER SO BB IBB HBP BLK WP HR S P ERA WHIP	IP WLS BF H R ER SO BB IBB HBP BLK WP HR S P ERA WHIP	IP WLS BF H R ER SO BB IBB HBP BLK WP HR S P ERA WHIP	IP WLS BF H R ER SO BB IBB HBP BLK WP HR S P ERA WHIP	IP WLS BF H R ER SO BB IBB HBP BLK WP HR S P ERA WHIP	IP WLS BF H R ER SO BB IBB HBP BLK WP HR S P ERA WHIP	IP WLS BF H R ER SO BB IBB HBP BLK WP HR S P ERA WHIP	IP WLS BF H R ER SO BB IBB HBP BLK WP HR S P ERA WHIP	IP WLS BF H R ER SO BB IBB HBP BLK WP HR S P ERA WHIP	IP WLS BF H R ER SO BB IBB HBP BLK WP HR S P ERA WHIP	IP WLS BF H R ER SO BB IBB HBP BLK WP HR S P ERA WHIP	

Arizona Diamondbacks @ Colorado Rockies
Salt River Fields at Talking Stick, Scottsdale, AZ
Sat Mar 03 2012, 3:15 PM - 6:07 PM EST
Alt. 12,528 - Sunny - 63 F


AB 36
R 1
H 8
RBI 1
BB 4
SO 7
LOB 19



Batter	1	2	3	4	5	6	7	8	9	10	AB	R	H	RBI	BB	SO	LOB			
Dexter Fowler, S 39 Jamie Hoffmann, R	K		F8		K			K			2	0	0	0	0	1	2			
19 Marco Scutaro, R 10 Chris Nelson, R	G5-3		K		F9			G5-3			2	0	0	0	0	1	2			
5 Carlos González, L 27 Tim Wheeler, L	G1-3				L5			G1-3		K	2	0	0	0	0	0	0			
2 Troy Tulowitzki, R 9 DJ LeMahieu, R		G5-3			G1-3			G4-3		L9	2	0	0	0	0	0	0			
3 Michael Cuddyer, R 8 Charlie Blackmon, L OBP: 0.500, SLG: 0.500		G5-3			21 BLK 55 1B BB			F7		21 CS 1B	1	1	0	0	1	0	0			
21 Tyler Colvin, L		K			55 1B BB			K		CS	3	0	0	0	1	3	0			
55 Ramon Hernandez, R 41 Wil Nieves, R OBP: 0.500, SLG: 0.500					66 BB 1B			F8		14 FC6-4 1B	2	0	2	1	0	0	0			
70 Kent Matthes, R					1-2 2H 1B			K			0	0	0	0	0	0	0			
28 Nolan Arenado, R 16 Brandon Wood, R					F8			K		K	2	0	0	0	0	0	3			
66 Ben Paulsen, L 73 Chad Tracy, R 14 Tommy Field, R					G3			K		K	2	0	0	0	0	2	1			
					K			P3		FC6-4	1	0	0	0	1	1	0			
Inning Stats	R: 0 E: 0 K: 1 S: 5	H: 0 LOB: 0 BB: 0 P: 5	R: 0 E: 0 K: 1 S: 5	H: 0 LOB: 0 BB: 0 P: 5	R: 0 E: 0 K: 1 S: 6	H: 1 LOB: 2 BB: 1 P: 10	R: 1 E: 0 K: 0 S: 4	H: 1 LOB: 2 BB: 2 P: 12	R: 0 E: 0 K: 2 S: 7	H: 0 LOB: 0 BB: 0 P: 7	R: 0 E: 0 K: 1 S: 5	H: 0 LOB: 0 BB: 0 P: 5	R: 0 E: 0 K: 1 S: 6	H: 1 LOB: 0 BB: 0 P: 6	R: 0 E: 0 K: 2 S: 8	H: 1 LOB: 1 BB: 0 P: 8	1B: 4 2B: 0 3B: 0 HR: 0	SF: 0 SAC: 0 DP: 0 HBP: 0	WP: 0 PA: 37 PB: 0 SB: 0 CS: 1	
PITCHER	IP WLS BF H R ER SO BB IBB HBP BLK WP HR S P ERA WHIP	IP WLS BF H R ER SO BB IBB HBP BLK WP HR S P ERA WHIP	IP WLS BF H R ER SO BB IBB HBP BLK WP HR S P ERA WHIP	IP WLS BF H R ER SO BB IBB HBP BLK WP HR S P ERA WHIP	IP WLS BF H R ER SO BB IBB HBP BLK WP HR S P ERA WHIP	IP WLS BF H R ER SO BB IBB HBP BLK WP HR S P ERA WHIP	IP WLS BF H R ER SO BB IBB HBP BLK WP HR S P ERA WHIP	IP WLS BF H R ER SO BB IBB HBP BLK WP HR S P ERA WHIP	IP WLS BF H R ER SO BB IBB HBP BLK WP HR S P ERA WHIP	IP WLS BF H R ER SO BB IBB HBP BLK WP HR S P ERA WHIP	IP WLS BF H R ER SO BB IBB HBP BLK WP HR S P ERA WHIP	IP WLS BF H R ER SO BB IBB HBP BLK WP HR S P ERA WHIP	IP WLS BF H R ER SO BB IBB HBP BLK WP HR S P ERA WHIP	IP WLS BF H R ER SO BB IBB HBP BLK WP HR S P ERA WHIP	IP WLS BF H R ER SO BB IBB HBP BLK WP HR S P ERA WHIP	IP WLS BF H R ER SO BB IBB HBP BLK WP HR S P ERA WHIP	IP WLS BF H R ER SO BB IBB HBP BLK WP HR S P ERA WHIP	IP WLS BF H R ER SO BB IBB HBP BLK WP HR S P ERA WHIP	IP WLS BF H R ER SO BB IBB HBP BLK WP HR S P ERA WHIP	IP WLS BF H R ER SO BB IBB HBP BLK WP HR S P ERA WHIP

Arizona Diamondbacks @ Colorado Rockies
Salt River Fields at Talking Stick, Scottsdale, AZ
Sat Mar 03 2012, 3:15 PM - 6:07 PM EST
Alt. 12,528 - Sunny - 63 F

AB 33
R 1
H 4
RBI 1
BB 3
SO 11
LOB 9



Batter	1	2	3	4	5	6	7	8	9	AB	R	H	RBI	BB	SO	LOB	TOP							
14 Ryan Roberts, R (1.5) 76 Ryan Wheeler, L (7.7, PH)										4	1	1	1	0	2	1	Arizona Diamondbacks @ San Francisco Giants Scottsdale Stadium, Scottsdale, AZ Sat Mar 03 2012, 3:07 PM - 6:00 PM EST Att: 12,127 - Sunny - 64 F							
16 John McDonald, R (1.6) 1 Cody Ransom, R (7.6)										4	1	1	0	0	0	1								
10 Justin Upton, R (1.9) 5 Cole Gillespie, R (7.9)										3	1	3	0	1	0	0								
26 Miguel Montero, L (1.2) 65 Ryan Budde, R (6.2)										4	0	1	1	0	0	3								
24 Chris Young, R (1.8) 32 Keon Broxton, R (7.8)										3	2	2	1	1	0	1								
37 Lyle Overbay, L (1.3) 28 Tommy Manzella, R (7.5)									3	1	1	0	1	0	2									
33 Konrad Schmidt, R (1.10)									5	2	2	1	0	1	5									
66 Marc Krauss, L (1.7)									5	1	2	3	0	0	4									
4 Rusty Ryal, R (1.4) 11 Jake Elmore, R (4. PR)										2	0	1	1	0	0	1								
										2	0	1	1	0	0	1								
Inning Stats	R: 1 E: 1 K: 1 S: 7	H: 3 LOB: 1 BB: 0 P: 7	R: 0 E: 0 K: 1 S: 6	H: 1 LOB: 1 BB: 0 P: 6	R: 0 E: 0 K: 0 S: 3	H: 0 LOB: 1 BB: 1 P: 7	R: 3 E: 0 K: 1 S: 11	H: 4 LOB: 1 BB: 0 P: 12	R: 3 E: 0 K: 0 S: 6	H: 3 LOB: 1 BB: 1 P: 10	R: 1 E: 0 K: 0 S: 7	H: 2 LOB: 2 BB: 1 P: 12	R: 1 E: 0 K: 0 S: 4	H: 2 LOB: 0 BB: 0 P: 4	R: 0 E: 0 K: 0 S: 3	H: 0 LOB: 0 BB: 0 P: 3	R: 0 E: 0 K: 0 S: 2	H: 0 LOB: 1 BB: 2 P: 10	1B: 10 2B: 2 3B: 1 HR: 2	SF: 0 SAC: 0 DP: 2 HBP: 0	WP: 0 PB: 0 SB: 1 CS: 1	PA: 44		
PITCHER	IP WLS BF H R ER SO BB IBB HBP BLK WP HR S P ERA WHIP	55 Tim Lincecum, R (1.1) ERA: 4.5	2.0 9 4 1 1 2 0 0 0 0 0 0 0 13 13 4.50 2.000	47 Eric Surkamp, L (3.1) ERA: 20.25	1.1 L 8 3 3 3 0 1 0 0 0 0 0 1 9 14 20.25 3.000	86 Hector Correa, R (4.1) ERA: 27.0	0.2 3 1 0 0 1 0 0 0 0 0 0 0 5 5 0.00 1.500	59 Guillermo Mota, R (5.1) ERA: 27.0	1.0 7 3 3 3 0 1 0 0 0 0 0 0 6 10 27.00 4.000	41 Jeremy Affeldt, L (6.1) ERA: 9.0	1.0 6 2 1 1 0 1 0 0 0 0 0 1 7 12 9.00 3.000	PITCHER	IP WLS BF H R ER SO BB IBB HBP BLK WP HR S P ERA WHIP	54 Sergio Romo, R (7.1) ERA: 9.0	1.0 4 2 1 1 0 0 0 0 0 0 0 0 9 9 9.00 2.000	65 Steve Edlefsen, R (8.1) ERA: 9.0	1.0 3 0 0 0 0 0 0 0 0 0 0 0 5 5 0.00 1.500	79 Jean Machi, R (9.1) ERA: 9.0	1.0 4 0 0 0 0 2 0 0 0 0 0 0 7 7 9.00 2.000					

Batter	1	2	3	4	5	6	7	8	9	AB	R	H	RBI	BB	SO	LOB	BOTTOM						
16 Angel Pagán, S (1.8) 7 Gregor Blanco, L (6.8)										3	1	1	0	0	0	0	Arizona Diamondbacks @ San Francisco Giants Scottsdale Stadium, Scottsdale, AZ Sat Mar 03 2012, 3:07 PM - 6:00 PM EST Att: 12,127 - Sunny - 64 F						
53 Melky Cabrera, S (1.7) 56 Tyler Graham, R (6.7)										3	0	1	1	0	0	0							
17 Aubrey Huff, L (1.3) 6 Brett Pill, R (6.3)									2	0	0	0	1	0	1								
48 Pablo Sandoval, S (1.5) 50 Conor Gillaspie, L (7.5)									3	0	0	0	0	1	1								
12 Nate Schierholtz, L (1.9) 10 Gary Brown, R (7.8)									3	1	1	0	0	1	0								
9 Brandon Belt, L (1.10)									4	2	3	1	0	0	0								
14 Mike Fontenot, L (1.4) 13 Joaquin Arias, R (7.4)									2	1	0	0	1	1	1								
35 Brandon Crawford, L (1.6) 2 Emmanuel Burruss, S (6.6)									2	0	1	2	0	0	0								
37 Chris Stewart, R (1.2) 29 Héctor Sánchez, S (6.2)									2	1	1	1	0	1	1								
										2	1	1	1	0	1								
Inning Stats	R: 0 E: 0 K: 0 S: 3	H: 0 LOB: 1 BB: 1 P: 7	R: 3 E: 0 K: 0 S: 5	H: 3 LOB: 0 BB: 1 P: 9	R: 0 E: 0 K: 1 S: 5	H: 0 LOB: 0 BB: 0 P: 5	R: 0 E: 0 K: 1 S: 5	H: 0 LOB: 0 BB: 0 P: 5	R: 1 E: 0 K: 0 S: 6	H: 2 LOB: 1 BB: 0 P: 6	R: 0 E: 0 K: 1 S: 6	H: 1 LOB: 1 BB: 0 P: 6	R: 1 E: 0 K: 1 S: 6	H: 1 LOB: 0 BB: 0 P: 6	R: 0 E: 0 K: 0 S: 3	R: 1 E: 0 K: 1 S: 9	H: 2 LOB: 1 BB: 0 P: 10	1B: 5 2B: 2 3B: 0 HR: 2	SF: 0 SAC: 0 DP: 1 HBP: 0	WP: 0 PB: 0 SB: 1 CS: 0	PA: 37		
PITCHER	IP WLS BF H R ER SO BB IBB HBP BLK WP HR S P ERA WHIP	55 Josh Collmenter, R (1.1) ERA: 13.5	2.0 W 6 0 0 0 2 0 0 0 0 0 0 0 10 10 0.00 0.000	43 Zach Kroenke, L (5.1) ERA: 4.5	2.0 9 3 1 1 1 0 0 0 0 0 0 0 12 12 4.50 1.500	38 Sam Demel, R (7.1) ERA: 9.0	1.0 4 1 1 1 1 0 0 0 0 0 0 1 6 6 9.00 1.000	59 Jensen Lewis, R (8.1) ERA: 9.0	1.0 3 0 0 0 0 0 0 0 0 0 0 0 3 3 0.00 0.000	PITCHER	IP WLS BF H R ER SO BB IBB HBP BLK WP HR S P ERA WHIP	56 Yonata Ortega, R (9.1) ERA: 9.0	1.0 5 2 1 1 1 0 0 0 0 0 0 0 9 9 9.00 2.000										

AB 39
R 9
H 15
RBI 9
BB 5
SO 3
LOB 20



AB 35
R 6
H 9
RBI 5
BB 2
SO 5
LOB 6



Batter	1	2	3	4	5	6	7	8	9	AB	R	H	RBI	BB	SO	LOB	TOP			
8 Gerardo Parra, L (1,8) OBP: 0.444, SLG: 0.875 17 David Winfree, R (7,3) OBP: 0.200, SLG: 0.200	0-0 2 E 37 FC3 2B	0-0 HR			0-3 K 10 FC5 1 1B BB	4-0 BB		0-3 K		3 2 2 1 1 1 0 1 0 0 0 0 1 0							Arizona Diamondbacks @ Colorado Rockies Salt River Fields at Talking Stick, Scottsdale, AZ Mon Mar 05 2012, 3:11 PM - 6:04 PM EST Att: 7,758 - Overcast - 77 F livebaseballscorecards.com			
2 Aaron Hill, R (1,4) OBP: 0.250, SLG: 0.375 1 Cody Ransom, R (5,4) OBP: 0.400, SLG: 0.250	0-0 E1 37 FC3 2-3 2B	0-0 G5-3			0-0 G6-3	1-2 2-3 1B		4-0 BB	0-0 G4-6-3 7 BB	3 1 0 0 0 0 1 1 0 1 0 1 0 0										
10 Justin Upton, R (1,9) OBP: 0.625, SLG: 0.500 28 Craig Tatum, R (6,2) OBP: 0.400, SLG: 0.250 7 Rossmel Perez, L (8,2)	0-3 K		0-3 K		4-0 BB	0-0 FC5		0-0 BB	0-0 G4-6-3 1-2 BB	3 0 0 0 1 2 5 0 0 0 0 0 0 0 1 0 0 0 0 0 1										
44 Paul Goldschmidt, R (1,10) OBP: 0.455, SLG: 0.250	4-0 BB		0-0 G6-3		0-0 BB	1-2 1B		0-0 F9	0-0 G4-3	4 0 1 0 1 0 0										
37 Lyle Overbay, L (1,3) OBP: 0.429, SLG: 0.500 60 AJ Pollock, R (7,PH) OBP: 0.400, SLG: 0.250	0-0 FC3		0-0 G6-3		0-0 G6-3	1-3 2-H 3-H		0-0 G5-3		3 0 1 0 0 0 3 1 0 0 0 0 0 0										
14 Ryan Roberts, R (1,5) OBP: 0.250, SLG: 1.000 76 Ryan Wheeler, L (7,PH) OBP: 0.333, SLG: 0.333	0-0 P5		0-0 F7		0-1 HR			0-3 K		3 1 1 1 0 0 3 1 0 0 0 0 1 0										
66 Marc Krauss, L (1,7) OBP: 0.333, SLG: 0.556 5 Cole Gillespie, R (7,7)	0-0 F8		0-3 K		0-0 G3			0-0 P3		3 0 0 0 0 1 2 1 0 0 0 0 0 0										
12 Henry Blanco, R (1,2) OBP: 0.400, SLG: 1.000		0-0 G6-3		0-0 P4		4-0 BB		1-1 HR		2 0 0 0 1 0 0 1 1 1 1 0 0 0										
16 John McDonald, R (1,6) OBP: 0.143, SLG: 0.143 73 Adam Eaton, L (6,9) OBP: 0.167, SLG: 0.167		0-0 L5		0-0 F8		0-0 G5-3		0-3 K		3 0 0 0 0 0 1 1 0 0 0 0 1 0										
Inning Stats	R: 2 E: 2 K: 1 S: 8	H: 1 LOB: 2 BB: 1 P: 12	R: 1 E: 0 K: 0 S: 4	H: 1 LOB: 0 BB: 0 P: 4	R: 0 E: 0 K: 1 S: 6	H: 1 LOB: 1 BB: 0 P: 6	R: 0 E: 0 K: 1 S: 5	H: 0 LOB: 0 BB: 0 P: 5	R: 0 E: 0 K: 1 S: 6	H: 1 LOB: 2 BB: 1 P: 10	R: 0 E: 0 K: 1 S: 5	H: 0 LOB: 0 BB: 0 P: 5	R: 1 E: 0 K: 2 S: 9	H: 1 LOB: 0 BB: 1 P: 10	R: 0 E: 0 K: 0 S: 2	H: 0 LOB: 0 BB: 1 P: 6		1B: 2 2B: 2 3B: 0 HR: 3	SF: 0 SAC: 0 DP: 1 HBP: 0	WP: 0 PB: 0 SB: 0 CS: 0
PITCHER	IP WLS BF H R ER SO BB IBB HBP BLK WP HR S P ERA WHIP	45 Jhoulys Chacin, R (1,1) ERA: 4.5 53 Christian Friedrich, L (3,1) ERA: 34 Matt Belisle, R (5,1) ERA: 62 Joe Gardner, R (6,1) ERA: 9.0 59 Carlos Torres, R (7,1) ERA: 4.5	2.0 2.0 1.0 1.0 2.0	2 7 H 5 B 7 7	11 2 5 7 1	3 0 0 1 1	1 0 0 2 3	1 0 0 0 0	0 0 0 0 0	0 0 0 0 0	0 0 0 0 0	1 11 6 14 14	12 11 10 14 15	16 11 10 14 15	4.50 0.00 0.00 9.00 4.50	1.500 0.500 2.000 4.000 0.500	78 Josh Sullivan, R (9,1) ERA:	1.0 W 3 H 0 R 0 ER 0 SO 0 BB 1 IBB 0 HBP 0 BLK 0 WP 0 HR 0 S 2 P 6	0.00 1.000	

Batter	1	2	3	4	5	6	7	8	9	AB	R	H	RBI	BB	SO	LOB	BOTTOM					
1 Eric Young Jr., S (1,8) OBP: 0.333, SLG: 0.333 70 Kent Matthes, R (6,9)	0-0 19 E 5 G4-3 1B	0-0 G6-3		1-0 G1-3 1-2				0-0 E5 21 CS		3 1 1 0 0 0 2 1 0 0 0 0 0 0							Arizona Diamondbacks @ Colorado Rockies Salt River Fields at Talking Stick, Scottsdale, AZ Mon Mar 05 2012, 3:11 PM - 6:04 PM EST Att: 7,758 - Overcast - 77 F livebaseballscorecards.com					
19 Marco Scutaro, R (1,4) OBP: 0.333, SLG: 0.333 21 Tyler Colvin, L (6,8)	0-3 K		0-0 E5 5 G6-4-3		0-0 G4-3		1-0 CS	0-0 F7		3 0 0 0 0 1 1 1 0 0 0 0 0 0												
5 Carlos González, L (1,7) OBP: 0.500, SLG: 0.667 12 Andrew Brown, R (5,7)	0-0 G4-3		0-0 G6-4-3 1-2		0-3 K			0-0 F9		2 0 0 1 0 0 1 2 0 0 0 0 1 0												
23 Jason Giambi, L (1,10) OBP: 0.500, SLG: 0.500 10 Chris Nelson, R (3,PR) OBP: 0.250, SLG: 0.250	0-0 G4-3		4-0 BB		0-3 K			0-0 26 E 20 1B 1B		1 0 0 0 1 0 0 2 1 1 0 0 1 0												
58 Jordan Pacheco, R (1,2) OBP: 0.500, SLG: 0.500 41 Wil Nieves, R (5,2) OBP: 0.333, SLG: 0.333 20 Wilin Rosario, R (8,2) OBP: 1.000, SLG: 1.000		0-0 G3		0-0 F8		0-0 G6-3		0-0 26 E 1B		2 1 1 0 0 0 1 1 0 0 0 0 0 0 1 0 1 0 0 0 0												
8 Charlie Blackmon, L (1,9) OBP: 0.500, SLG: 0.500 26 Brendan Harris, R (6,4) OBP: 0.500, SLG: 0.500		0-0 G3		0-0 28 S 73 SF8 1B		0-0 F9		0-0 E6		2 1 1 0 0 0 1 2 0 1 0 0 0 0												
28 Nolan Arenado, R (1,5) OBP: 0.500, SLG: 0.667 16 Brandon Wood, R (6,5)		0-0 73 G4-3 18 2B 2B		4-0 1 WP BB		0-0 F8		0-3 K		1 1 1 1 1 0 0 2 0 0 0 0 1 2												
73 Chad Tracy, R (1,3) OBP: 0.500, SLG: 1.333		0-0 G4-3		0-0 SF8				0-0 HR		1 0 0 1 0 0 1 2 1 1 1 0 1 0												
18 Jonathan Herrera, S (1,6) OBP: 0.500, SLG: 1.000 14 Tommy Field, R (6,6)		0-0 3-H 2B		0-0 K				0-0 G1-3		2 0 1 1 0 1 1 1 0 0 0 0 0 0												
Inning Stats	R: 1 E: 1 K: 1 S: 6	H: 1 LOB: 0 BB: 0 P: 6	R: 2 E: 0 K: 0 S: 6	H: 3 LOB: 1 BB: 0 P: 6	R: 0 E: 1 K: 0 S: 3	H: 0 LOB: 1 BB: 1 P: 7	R: 1 E: 0 K: 1 S: 6	H: 1 LOB: 1 BB: 1 P: 11	R: 0 E: 0 K: 2 S: 7	H: 0 LOB: 0 BB: 0 P: 7	R: 0 E: 0 K: 0 S: 3	H: 0 LOB: 0 BB: 0 P: 3	R: 0 E: 1 K: 1 S: 5	H: 0 LOB: 0 BB: 0 P: 6	R: 1 E: 1 K: 1 S: 8	H: 3 LOB: 2 BB: 0 P: 8		R: 1 E: 0 K: 0 S: 1	H: 1 LOB: 0 BB: 0 P: 1	1B: 6 2B: 2 3B: 0 HR: 1	SF: 1 SAC: 0 DP: 1 HBP: 0	WP: 2 PB: 0 SB: 1 CS: 1
PITCHER	IP WLS BF H R ER SO BB IBB HBP BLK WP HR S P ERA WHIP	41 Daniel Hudson, R (1,1) ERA: 9.0 77 Charles Brewer, R (3,1) ERA: 47 Joe Paterson, L (5,1) ERA: 57 Brett Lorin, R (6,1) ERA: 75 Kevin Munson, R (7,1) ERA:	2.0 2.0 1.0 1.0 1.0	4 9 3 3 0	3 1 0 0 0	2 1 1 0 0	2 2 0 0 0	0 0 0 0 0	0 0 0 0 0	0 0 0 0 0	0 0 0 0 0	12 9 7 3 6	12 18 7 3 6	9.00 4.50 0.00 0.00 0.00	2.000 1.500 0.000 0.000 0.000	46 Jason Lane, L (8,1) ERA: 63 Jonathan Albaladejo, R (9,1) ERA: 9.0	1.0 L 1 H 1 R 1 ER 1 SO 0 BB 0 IBB 0 HBP 0 BLK 0 WP 0 HR 1 S 1 P 1	0.00 3.000				

Batter	1	2	3	4	5	6	7	8	9	AB	R	H	RBI	BB	SO	LOB	TOP																		
20 Julio Borbon, L OBP: 0.500, SLG: 0.333	0-0	P5		17 1B		1-1 HR	F9		14 G5-4-3	2	1	1	0	1	0	1	Texas Rangers @ Arizona Diamondbacks Salt River Fields at Talking Stick, Scottsdale, AZ Tue Mar 06 2012, 3:12 PM - 6:07 PM EST Att: 9,087 - Sunny - 75 F																		
27 Leonys Martin, L OBP: 0.400, SLG: 1.000	1B									2	1	1	1	1	0	0																			
1 Elvis Andrus, R OBP: 0.635, SLG: 1.143	SAFE									2	2	2	1	0	0	0																			
14 Alberto Gonzalez, R	1B								G5-4-3	3	0	0	0	0	0	1																			
17 Nelson Cruz, R OBP: 0.550, SLG: 0.429	1B									2	0	1	2	1	0	1																			
68 Tommy Mendonca, L OBP: 0.667, SLG: 0.667	BB		G6-3						G1-3	3	2	2	0	0	0	0																			
25 Mike Napoli, R OBP: 0.400, SLG: 0.250	BB									3	0	1	1	0	0	2																			
15 Luis Martinez, R OBP: 1.000, SLG: 1.000	1B		F7							1	2	1	0	0	0	0																			
7 David Murphy, L OBP: 0.500, SLG: 0.400	1B									3	0	1	1	0	0	2																			
51 Kyle Hudson, L OBP: 0.667, SLG: 0.500	G4-6-3		E8							1	2	1	1	1	0	0																			
28 Conor Jackson, R OBP: 0.200, SLG: 0.800										3	1	1	1	0	1	1																			
43 Engel Beltre, L OBP: 0.250, SLG: 0.667	HR									1	1	1	2	0	0	0																			
18 Mitch Moreland, L OBP: 0.667, SLG: 1.000	L6									3	0	0	0	0	0	0																			
21 Brandon Snyder, R										1	1	1	3	0	0	0																			
70 Mike Olt, R OBP: 0.400, SLG: 0.600										3	1	2	0	0	0	0																			
63 Yanguis Solarte, S OBP: 0.500, SLG: 1.250										2	1	2	2	0	0	0																			
65 Greg Mielat, S OBP: 0.167, SLG: 0.333	F8									3	1	1	0	0	0	1																			
3 Luis Hernandez, S										2	0	0	0	0	0	1																			
Inning Stats	R: 1 E: 0 K: 0 S: 4	H: 3 LOB: 1 BB: 1 P: 8	R: 1 E: 0 K: 0 S: 6	H: 2 LOB: 1 BB: 0 P: 6	R: 1 E: 1 K: 1 S: 7	H: 2 LOB: 1 BB: 0 P: 7	R: 3 E: 0 K: 0 S: 6	H: 3 LOB: 1 BB: 1 P: 10	R: 0 E: 0 K: 0 S: 3	H: 0 LOB: 0 BB: 0 P: 3	R: 1 E: 0 K: 0 S: 5	H: 1 LOB: 0 BB: 0 P: 6	R: 6 E: 0 K: 0 S: 9	H: 5 LOB: 0 BB: 0 P: 13	R: 3 E: 1 K: 0 S: 6	H: 3 LOB: 1 BB: 1 P: 10	R: 0 E: 0 K: 0 S: 2	H: 0 LOB: 0 BB: 1 P: 6	1B: 12 2B: 4 3B: 0 HR: 3	SF: 3 SAC: 0 DP: 2 HBP: 1	WP: 0 PB: 1 SB: 0 CS: 1	PA: 48													
PITCHER	IP	WLS	BF	H	R	ER	SO	BB	IBB	HBP	BLK	WP	HR	S	P	ERA	WHIP	PITCHER	IP	WLS	BF	H	R	ER	SO	BB	IBB	HBP	BLK	WP	HR	S	P	ERA	WHIP
34 Joe Saunders, L ERA: 9.0	2.0	L	10	5	2	2	0	1	0	0	0	0	1	10	14	9.00	3.000	56 Yonata Ortega, R ERA: 63.0	0.0		6	5	6	6	0	0	0	1	0	0	1	6	10	*	*
58 Chris Jakubauskas, R ERA: 3.86	1.0		5	2	1	1	1	1	0	0	0	0	0	0	7	9.00	2.000	71 Mike DeMark, R ERA: 13.5	1.0		3	0	0	0	0	0	0	0	0	0	3	3	0.00	0.000	
39 Bryan Shaw, R ERA: 13.5	1.0		7	3	3	3	0	1	0	0	0	0	0	6	10	27.00	4.000	74 Evan Marshall, R ERA: 10.8	0.2		6	3	3	2	0	1	0	0	0	5	9	27.00	6.000		
59 Jensen Lewis, R ERA: 4.5	1.0		3	0	0	0	0	0	0	0	0	0	0	3	3	0.00	0.000	43 Zach Kroenke, L ERA: 2.7	1.1		4	0	0	0	0	1	0	0	0	3	7	0.00	0.750		
49 Mike Zagurski, L	1.0		4	1	1	1	0	0	0	0	0	0	1	5	6	9.00	1.000																		



Batter	1	2	3	4	5	6	7	8	9	AB	R	H	RBI	BB	SO	LOB	BOTTOM																		
18 Willie Bloomquist, R OBP: 0.250, SLG: 0.250	F8									3	0	0	0	0	0	0	Texas Rangers @ Arizona Diamondbacks Salt River Fields at Talking Stick, Scottsdale, AZ Tue Mar 06 2012, 3:12 PM - 6:07 PM EST Att: 9,087 - Sunny - 75 F																		
70 Matt Davidson, R OBP: 0.429, SLG: 0.333										2	0	1	0	0	0	0																			
14 Ryan Roberts, R OBP: 0.182, SLG: 0.727	G6-3									3	0	0	0	0	0	0																			
1 Cody Ransom, R OBP: 0.286, SLG: 0.167										2	0	0	0	0	2	2																			
24 Chris Young, R OBP: 0.667, SLG: 1.167										1	0	1	0	1	0	0																			
64 Chris Owings, R OBP: 0.500, SLG: 1.000	2B									1	0	1	0	0	0	0																			
26 Miguel Montero, L OBP: 0.500, SLG: 0.333										0	0	0	0	1	0	0																			
33 Konrad Schmidt, R OBP: 0.375, SLG: 0.429	HBP									2	0	0	0	0	0	2																			
44 Paul Goldschmidt, R OBP: 0.385, SLG: 0.200										2	0	0	0	0	4	0																			
60 AJ Pollock, R OBP: 0.250, SLG: 0.333	G3-1									1	1	1	0	1	0	0																			
13 Jason Kubel, L OBP: 0.250, SLG: 0.143										2	0	0	0	0	0	1																			
73 Adam Eaton, L OBP: 0.250, SLG: 0.143	G4-3									1	1	0	0	1	0	2																			
4 Rusty Ryal, R OBP: 0.167, SLG: 0.333										4	0	0	0	0	1	2																			
8 Gerardo Parra, L OBP: 0.364, SLG: 0.700										2	0	0	0	0	0	0																			
76 Ryan Wheeler, L OBP: 0.400, SLG: 0.250	G4-3									1	0	0	0	0	1	2																			
16 John McDonald, R OBP: 0.111, SLG: 0.111										2	0	0	0	0	1	0																			
17 David Winfree, R OBP: 0.286, SLG: 0.714	F8									2	1	1	3	0	1	1																			
Inning Stats	R: 0 E: 0 K: 0 S: 4	H: 1 LOB: 2 BB: 0 P: 5	R: 0 E: 0 K: 0 S: 3	H: 0 LOB: 0 BB: 0 P: 3	R: 0 E: 0 K: 0 S: 3	H: 0 LOB: 0 BB: 0 P: 3	R: 0 E: 0 K: 2 S: 7	H: 0 LOB: 1 BB: 1 P: 7	R: 0 E: 0 K: 2 S: 7	H: 0 LOB: 0 BB: 0 P: 7	R: 0 E: 0 K: 0 S: 3	H: 0 LOB: 1 BB: 1 P: 7	R: 3 E: 0 K: 1 S: 7	H: 1 LOB: 2 BB: 2 P: 15	R: 0 E: 0 K: 1 S: 7	H: 2 LOB: 2 BB: 0 P: 7	R: 0 E: 0 K: 2 S: 8	H: 1 LOB: 2 BB: 0 P: 9	1B: 2 2B: 2 3B: 0 HR: 1	SF: 0 SAC: 0 DP: 1 HBP: 3	WP: 0 PB: 0 SB: 0 CS: 0	PA: 38													
PITCHER	IP	WLS	BF	H	R	ER	SO	BB	IBB	HBP	BLK	WP	HR	S	P	ERA	WHIP	PITCHER	IP	WLS	BF	H	R	ER	SO	BB	IBB	HBP	BLK	WP	HR	S	P	ERA	WHIP
54 Matt Harrison, L ERA: 0.00	2.0	W	8	1	0	0	0	1	0	1	0	0	0	5	10	0.00	0.500	47 Justin Miller, R ERA: 0.00	1.0		5	2	0	0	0	0	0	1	0	0	7	7	0.00	2.000	
58 Mark Hamburger, R ERA: 0.00	1.0	H	7	0	0	0	0	0	0	0	0	0	0	7	7	0.00	0.000	60 Fabio Castillo, R ERA: 0.00	1.0		5	1	0	0	2	0	0	1	0	0	8	9	0.00	1.000	
46 Robbie Ross Jr., L ERA: 0.00	1.0		3	0	0	0	2	0	0	0	0	0	0	7	7	0.00	0.000																		
50 Cody Eppley, R ERA: 0.00	1.0		4	0	0	0	0	1	0	0	0	0	0	3	7	0.00	1.000																		
49 Jake Brigham, R ERA: 27.0	1.0		6	1	3	3	1	2	0	0	0	0	1	7	15	27.00	3.000																		



Batter	1	2	3	4	5	6	7	8	9	AB	R	H	RBI	BB	SO	LOB	TOP					
23 Michael Brantley, L OBP: 0.600, SLG: 1.000 29 Felix Pie, L OBP: 0.286, SLG: 0.500	0-0 22 HR 1B	0-0 G4-3	0-0 22 FC6-4 1B		1-0 2H 2B			0-0 45 WP 3B		4	1	3	1	0	0	0						
22 Jason Kipnis, L OBP: 0.444, SLG: 1.000 46 Cord Phelps, S	1-2 1H HR	0-3 K	0-0 FC6-4		1-0 HBP			4-0 45 WP BB		3	1	1	2	0	1	2						
17 Shin-Soo Choo, L OBP: 0.300, SLG: 0.500 65 Thomas Neal, R	1-0 HR		4-0 9 BB 9 HR BB	0-3 K	0-0 G4-3			0-3 K		3	2	1	1	1	1	2						
41 Carlos Santana, S OBP: 0.400, SLG: 0.714 45 Luke Carlin, S OBP: 0.333, SLG: 0.333	4-0 66 WP 1B BB		1-2 9 HR BB	0-0 F9		0-0 G3-1		0-3 K		2	1	0	0	2	0	0						
35 Casey Kotchman, L OBP: 0.300, SLG: 0.400 7 Matt LaPorta, R	0-3 K		0-0 F8	0-0 G1-3		0-0 G5-3		0-2 3-H K		4	0	0	0	0	1	3						
Fred Lewis, L OBP: 0.500, SLG: 0.200 80 Trevor Crowe, S	0-0 66 WP 1B		4-0 9 HR BB		0-0 G3		0-3 K		0-0 F7	3	1	1	0	1	1	0						
9 Jack Hannahan, L OBP: 0.400, SLG: 1.000 8 Lonnie Chisenhall, L OBP: 0.500, SLG: 0.500	0-0 P6		1-2 2-3 HR		0-0 G3		0-3 K2-3		0-0 1B	3	1	1	4	0	0	2						
66 Juan Diaz, L OBP: 0.400, SLG: 0.700 68 Gregorio Petit, R	1-0 G4-3		0-3 K		0-0 G3-1		0-0 G3-1		0-3 K	4	1	1	0	0	1	2						
31 David Huff, S 38 Joe Smith, R 71 Nick Weglarz, L 78 Hector Ambriz, L 74 Chun-Hsu Chen, R 92 Cody Allen, R 56 Frank Herrmann, L			0-3 K		4-0 23 WP 23 BB 2B		0-0 L3		0-3 K	1	0	0	0	1	1	0						
Inning Stats	R: 3 E: 0 K: 1 S: 11	H: 4 LOB: 2 BB: 1 P: 18	R: 0 E: 0 K: 2 S: 7	H: 0 LOB: 0 BB: 0 P: 7	R: 4 E: 0 K: 1 S: 9	H: 2 LOB: 2 BB: 4 P: 26	R: 0 E: 0 K: 1 S: 5	H: 0 LOB: 0 BB: 0 P: 5	R: 2 E: 0 K: 0 S: 6	H: 3 LOB: 2 BB: 0 P: 8	R: 0 E: 0 K: 1 S: 5	H: 0 LOB: 0 BB: 0 P: 5	R: 0 E: 0 K: 1 S: 10	H: 1 LOB: 1 BB: 0 P: 14	R: 0 E: 0 K: 2 S: 8	H: 1 LOB: 1 BB: 0 P: 8	1B: 4 2B: 3 3B: 1 HR: 3	SF: 0 SAC: 0 DP: 0 HBP: 1	WP: 3 PB: 0 SB: 0 CS: 0	PA: 45		
PITCHER	IP WLS BF H R ER SO BB IBB HBP BLK WP HR S P ERA WHIP	IP WLS BF H R ER SO BB IBB HBP BLK WP HR S P ERA WHIP	IP WLS BF H R ER SO BB IBB HBP BLK WP HR S P ERA WHIP	IP WLS BF H R ER SO BB IBB HBP BLK WP HR S P ERA WHIP	IP WLS BF H R ER SO BB IBB HBP BLK WP HR S P ERA WHIP	IP WLS BF H R ER SO BB IBB HBP BLK WP HR S P ERA WHIP	IP WLS BF H R ER SO BB IBB HBP BLK WP HR S P ERA WHIP	IP WLS BF H R ER SO BB IBB HBP BLK WP HR S P ERA WHIP	IP WLS BF H R ER SO BB IBB HBP BLK WP HR S P ERA WHIP	IP WLS BF H R ER SO BB IBB HBP BLK WP HR S P ERA WHIP	IP WLS BF H R ER SO BB IBB HBP BLK WP HR S P ERA WHIP	IP WLS BF H R ER SO BB IBB HBP BLK WP HR S P ERA WHIP	IP WLS BF H R ER SO BB IBB HBP BLK WP HR S P ERA WHIP	IP WLS BF H R ER SO BB IBB HBP BLK WP HR S P ERA WHIP	IP WLS BF H R ER SO BB IBB HBP BLK WP HR S P ERA WHIP	IP WLS BF H R ER SO BB IBB HBP BLK WP HR S P ERA WHIP	IP WLS BF H R ER SO BB IBB HBP BLK WP HR S P ERA WHIP	IP WLS BF H R ER SO BB IBB HBP BLK WP HR S P ERA WHIP	IP WLS BF H R ER SO BB IBB HBP BLK WP HR S P ERA WHIP	IP WLS BF H R ER SO BB IBB HBP BLK WP HR S P ERA WHIP	IP WLS BF H R ER SO BB IBB HBP BLK WP HR S P ERA WHIP	IP WLS BF H R ER SO BB IBB HBP BLK WP HR S P ERA WHIP

Cleveland Indians @ Arizona Diamondbacks
Salt River Fields at Talking Stick, Scottsdale, AZ
Wed Mar 07 2012, 3:11 PM - 6:15 PM EST
Att: 7,534 - Partly Cloudy - 61 F

AB 38
R 10
H 11
RBI 9
BB 6
SO 12
LOB 17



Batter	1	2	3	4	5	6	7	8	9	AB	R	H	RBI	BB	SO	LOB	BOTTOM					
18 Willie Bloomquist, R OBP: 0.182, SLG: 0.182 16 John McDonald, R OBP: 0.100, SLG: 0.100	0-0 F9		0-0 P3			0-0 F8		0-0 F7		3	0	0	0	0	0	0						
2 Aaron Hill, R OBP: 0.273, SLG: 0.300 66 Marc Krauss, L OBP: 0.300, SLG: 0.500	0-0 G4-3		0-0 G5-3			HBP		K		2	0	0	0	0	0	0						
10 Justin Upton, R OBP: 0.455, SLG: 0.333 4 Rusty Ryan, R OBP: 0.286, SLG: 0.571	0-2 K		0-3 K			0-3 K		0-0 2B		3	0	0	0	0	3	1						
44 Paul Goldschmidt, R OBP: 0.375, SLG: 0.308 45 Joe Martinez, L 75 Kevin Munson, R 63 Jonathan Albaladejo, R 17 David Winfree, R OBP: 0.375, SLG: 0.714		0-0 13 FB 14 G4-3 2B		0-0 G5-3		0-3 K		0-0 BB		3	1	1	0	0	1	1						
13 Jason Kubel, L OBP: 0.200, SLG: 0.111 73 Adam Eaton, L OBP: 0.200, SLG: 0.111		0-0 F8		0-3 K		0-3 K		0-3 K		2	0	0	0	0	1	1						
14 Ryan Roberts, R OBP: 0.154, SLG: 0.615 60 AJ Pollock, R OBP: 0.333, SLG: 0.286		0-0 G4-3		0-0 G1-3			4-0 76 BB 1B	0-0 F8		2	0	0	1	0	0	0						
8 Gerardo Parra, L OBP: 0.385, SLG: 0.636 76 Ryan Wheeler, L OBP: 0.429, SLG: 0.333		0-0 4-0 BB			0-0 F8		0-0 28 FB 23 G3-6 1B	0-3 K		1	1	0	0	1	0	0						
12 Henry Blanco, R OBP: 0.286, SLG: 0.333 28 Craig Tatum, R		0-0 1-H 2B			0-3 K		0-0 G3-6-1			2	0	1	1	0	1	0						
35 Trevor Cahill, R 62 Tyler Skaggs, L 32 Craig Breslow, L 29 Brad Ziegler, R 27 Geoff Blum, S 57 Brett Lorin, L 37 Lyle Overbay, L		0-0 G5-3			0-0 F8			0-0 F8		1	0	0	0	0	0	1						
Inning Stats	R: 0 E: 0 K: 1 S: 5	H: 0 LOB: 0 BB: 0 P: 5	R: 2 E: 0 K: 0 S: 5	H: 2 LOB: 1 BB: 1 P: 9	R: 0 E: 0 K: 1 S: 5	H: 0 LOB: 0 BB: 0 P: 5	R: 0 E: 0 K: 1 S: 5	H: 0 LOB: 0 BB: 0 P: 5	R: 0 E: 0 K: 2 S: 7	H: 0 LOB: 1 BB: 0 P: 8	R: 0 E: 0 K: 1 S: 5	H: 1 LOB: 1 BB: 1 P: 9	R: 0 E: 0 K: 1 S: 5	H: 0 LOB: 0 BB: 0 P: 5	R: 0 E: 0 K: 2 S: 8	H: 1 LOB: 2 BB: 1 P: 12	1B: 1 2B: 3 3B: 0 HR: 0	SF: 0 SAC: 0 DP: 1 HBP: 1	WP: 0 PB: 0 SB: 0 CS: 0	PA: 34		
PITCHER	IP WLS BF H R ER SO BB IBB HBP BLK WP HR S P ERA WHIP	IP WLS BF H R ER SO BB IBB HBP BLK WP HR S P ERA WHIP	IP WLS BF H R ER SO BB IBB HBP BLK WP HR S P ERA WHIP	IP WLS BF H R ER SO BB IBB HBP BLK WP HR S P ERA WHIP	IP WLS BF H R ER SO BB IBB HBP BLK WP HR S P ERA WHIP	IP WLS BF H R ER SO BB IBB HBP BLK WP HR S P ERA WHIP	IP WLS BF H R ER SO BB IBB HBP BLK WP HR S P ERA WHIP	IP WLS BF H R ER SO BB IBB HBP BLK WP HR S P ERA WHIP	IP WLS BF H R ER SO BB IBB HBP BLK WP HR S P ERA WHIP	IP WLS BF H R ER SO BB IBB HBP BLK WP HR S P ERA WHIP	IP WLS BF H R ER SO BB IBB HBP BLK WP HR S P ERA WHIP	IP WLS BF H R ER SO BB IBB HBP BLK WP HR S P ERA WHIP	IP WLS BF H R ER SO BB IBB HBP BLK WP HR S P ERA WHIP	IP WLS BF H R ER SO BB IBB HBP BLK WP HR S P ERA WHIP	IP WLS BF H R ER SO BB IBB HBP BLK WP HR S P ERA WHIP	IP WLS BF H R ER SO BB IBB HBP BLK WP HR S P ERA WHIP	IP WLS BF H R ER SO BB IBB HBP BLK WP HR S P ERA WHIP	IP WLS BF H R ER SO BB IBB HBP BLK WP HR S P ERA WHIP	IP WLS BF H R ER SO BB IBB HBP BLK WP HR S P ERA WHIP	IP WLS BF H R ER SO BB IBB HBP BLK WP HR S P ERA WHIP	IP WLS BF H R ER SO BB IBB HBP BLK WP HR S P ERA WHIP	IP WLS BF H R ER SO BB IBB HBP BLK WP HR S P ERA WHIP

Cleveland Indians @ Arizona Diamondbacks
Salt River Fields at Talking Stick, Scottsdale, AZ
Wed Mar 07 2012, 3:11 PM - 6:15 PM EST
Att: 7,534 - Partly Cloudy - 61 F

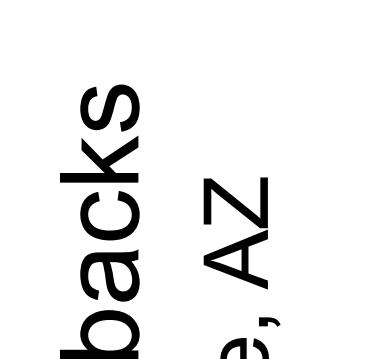
AB 30
R 2
H 4
RBI 2
BB 3
SO 10
LOB 12



Batter	1	2	3	4	5	6	7	8	9	AB	R	H	RBI	BB	SO	LOB	TOP										
18 Willie Bloomquist, R 70 Matt Davidson, R	L5		10 SF9 1B	K			F9	G5-3		3	1	1	0	0	1	0	Arizona Diamondbacks @ Seattle Mariners Peoria Stadium, Peoria, AZ Fri Mar 09 2012, 3:05 PM - 5:51 PM EST Att: 8,935 - Sunny - 69 F										
2 Aaron Hill, R 37 Lyle Overbay, L	HR		F9			F9	60 BB 17 1B	BB		3	1	1	1	0	0	1											
10 Justin Upton, R 60 AJ Pollock, R	FC6-4 1B		SF9			26 C4-6-3 BB	17 1B 1 BB	F9		1	0	1	1	1	0	0											
26 Miguel Montero, L 1 Cody Ransom, R	F9		P5			G4-6-3	17 1B			3	0	0	0	0	2												
24 Chris Young, R 66 Marc Krauss, L	FC6-4 1-2		K			K	HR			3	1	1	1	0	1	1											
13 Jason Kubel, L 17 David Winfree, R	G4-3 2B		K			L3				3	0	1	0	0	1	0											
44 Paul Goldschmidt, R 65 Ryan Budde, R	K		8 1B 14 HR BB			K				2	1	0	0	1	2	1											
8 Gerardo Parra, L 5 Cole Gillespie, R	G4-3		14 HR 1B			K				3	1	1	0	0	1	1											
14 Ryan Roberts, R 4 Rusty Ryal, R	F8		HR			K				2	1	1	3	0	0	1											
							70 G5-3 1B			2	1	2	1	0	0	0											
Inning Stats	R: 1 H: 2 E: 0 K: 0 S: 13	L: 2 BB: 0 P: 20	R: 0 H: 1 E: 0 K: 1 S: 13	L: 1 LOB: 1 P: 18	R: 1 H: 1 E: 0 K: 0 S: 13	L: 1 LOB: 0 P: 18	R: 3 H: 2 E: 0 K: 3 S: 16	H: 2 LOB: 0 BB: 1 P: 26	R: 0 H: 0 E: 0 K: 0 S: 4	L: 0 LOB: 0 BB: 1 P: 8	R: 1 H: 1 E: 0 K: 2 S: 10	H: 1 LOB: 0 BB: 0 P: 13	R: 2 H: 3 E: 0 K: 2 S: 19	H: 3 LOB: 3 BB: 2 P: 34	R: 0 H: 1 E: 0 K: 0 S: 10	L: 1 LOB: 2 BB: 0 P: 20	R: 0 H: 0 E: 0 K: 1 S: 7	L: 0 LOB: 0 BB: 0 P: 8	1B: 6 2B: 1 3B: 0 HR: 4	SF: 1 SAC: 0 DP: 1 HBP: 0	WP: 0 PB: 0 SB: 1 CS: 0	PA: 42					
PITCHER	IP WLS BF H R ER SO BB IBB HBP BLK WP HR S P ERA WHIP	IP WLS BF H R ER SO BB IBB HBP BLK WP HR S P ERA WHIP			IP WLS BF H R ER SO BB IBB HBP BLK WP HR S P ERA WHIP			IP WLS BF H R ER SO BB IBB HBP BLK WP HR S P ERA WHIP			IP WLS BF H R ER SO BB IBB HBP BLK WP HR S P ERA WHIP			IP WLS BF H R ER SO BB IBB HBP BLK WP HR S P ERA WHIP			IP WLS BF H R ER SO BB IBB HBP BLK WP HR S P ERA WHIP			ERA WHIP	ERA WHIP						
38 Jason Vargas, L 57 Shawn Camp, R 52 George Sherrill, L 32 Hung-Chih Kuo, L 53 Josh Kinney, R	4.0 L 19 6 5 5 4 1 0 0 0 0 2 55 82 11.25 1.750	1.0 3 0 0 0 0 1 0 0 0 0 0 4 8 0.00 1.000	1.0 4 1 1 1 2 0 0 0 0 0 1 10 13 9.00 1.000	0.2 6 2 2 2 1 2 0 0 0 0 1 14 27 27.00 6.000	1.1 7 2 0 0 1 1 0 0 0 0 0 15 27 0.00 2.250			44 Lucas Luetge, L ERA: 6.0			1.0 3 0 0 0 1 0 0 0 0 0 0 7 8 0.00 0.000			0.00 0.000			0.00 0.000										
Batter	1	2	3	4	5	6	7	8	9	AB	R	H	RBI	BB	SO	LOB	BOTTOM										
9 Chone Figgins, S 66 Francisco Martinez, R	K	CS	G5-3						P3	3	0	1	0	0	1	0	Arizona Diamondbacks @ Seattle Mariners Peoria Stadium, Peoria, AZ Fri Mar 09 2012, 3:05 PM - 5:51 PM EST Att: 8,935 - Sunny - 69 F										
26 Brendan Ryan, R 64 Carlos Trunffel, R			G1-4-3			L7				3	1	1	0	0	0	1											
51 Ichiro Suzuki, L 70 Jharmyn Chavez, R	SF8		G3			G5-3				2	0	0	1	0	0	1											
20 Mike Carp, L 94 Mike Wilson, R										3	0	2	0	0	1	0											
33 Casper Wells, R 12 Travon Robinson, S	F9					G6-3				3	0	0	0	0	0	2											
4 Carlos Peguero, L 73 Ralph Henriquez, S	K		HR			P5				3	1	1	1	0	1	1											
16 Alex Liddi, R	G3-1 61 1B		27 S 1B			G5-4-3				4	2	3	1	0	0	2											
27 John Jaso, L 40 Jesus Sucre, R	G3-1		G4-3			G6-3				2	0	0	0	0	2												
61 Munenori Kawasaki, L 71 Nick Franklin, S						B5-3				2	0	1	1	0	0	0											
							F7			2	0	0	0	0	1												
Inning Stats	R: 1 H: 2 E: 0 K: 1 S: 14	L: 2 LOB: 0 BB: 0 P: 19	R: 1 H: 2 E: 0 K: 1 S: 11	L: 2 LOB: 0 BB: 0 P: 16	R: 0 H: 0 E: 0 K: 0 S: 5	L: 0 LOB: 0 BB: 0 P: 9	R: 1 H: 2 E: 0 K: 1 S: 10	H: 2 LOB: 1 BB: 0 P: 16	R: 0 H: 1 E: 0 K: 0 S: 7	L: 1 LOB: 1 BB: 0 P: 10	R: 2 H: 3 E: 0 K: 0 S: 16	H: 3 LOB: 1 BB: 0 P: 21	R: 0 H: 0 E: 0 K: 0 S: 8	L: 0 LOB: 0 BB: 0 P: 11	R: 0 H: 2 E: 0 K: 0 S: 7	L: 2 LOB: 1 BB: 0 P: 10	R: 0 H: 0 E: 0 K: 0 S: 6	L: 0 LOB: 0 BB: 0 P: 8	1B: 5 2B: 5 3B: 1 HR: 1	SF: 1 SAC: 0 DP: 1 HBP: 0	WP: 0 PB: 0 SB: 1 CS: 1	PA: 38					
PITCHER	IP WLS BF H R ER SO BB IBB HBP BLK WP HR S P ERA WHIP	IP WLS BF H R ER SO BB IBB HBP BLK WP HR S P ERA WHIP			IP WLS BF H R ER SO BB IBB HBP BLK WP HR S P ERA WHIP			IP WLS BF H R ER SO BB IBB HBP BLK WP HR S P ERA WHIP			IP WLS BF H R ER SO BB IBB HBP BLK WP HR S P ERA WHIP			IP WLS BF H R ER SO BB IBB HBP BLK WP HR S P ERA WHIP			IP WLS BF H R ER SO BB IBB HBP BLK WP HR S P ERA WHIP			ERA WHIP	ERA WHIP						
61 Trevor Bauer, R 40 J.J. Putz, R 36 Wade Miley, L 67 Patrick Corbin, L 47 Joe Paterson, L	3.0 W 12 4 2 2 2 2 0 0 0 0 0 10 16 6.00 1.333	1.0 H 5 2 1 1 1 0 0 0 0 0 1 10 16 9.00 2.000	2.0 H 10 4 2 2 0 0 0 0 0 0 0 23 31 9.00 2.000	2.0 H 7 2 0 0 2 0 0 0 0 0 0 15 21 0.00 1.000	1.0 S 3 0 0 0 0 0 0 0 0 0 0 6 8 0.00 0.000			3.0 W 12 4 2 2 2 2 0 0 0 0 0 10 16 6.00 1.333			1.0 H 5 2 1 1 1 0 0 0 0 0 1 10 16 9.00 2.000			2.0 H 10 4 2 2 0 0 0 0 0 0 0 23 31 9.00 2.000			2.0 H 7 2 0 0 2 0 0 0 0 0 0 15 21 0.00 1.000			1.0 S 3 0 0 0 0 0 0 0 0 0 0 6 8 0.00 0.000			0.00 0.000			0.00 0.000	

Batter	1	2	3	4	5	6	7	8	9	AB	R	H	RBI	BB	SO	LOB	TOP				
61 Munenori Kawasaki, L (1.4) OBP: 0.476, SLG: 0.421										5	0	3	3	0	0	2	Seattle Mariners @ Arizona Diamondbacks Salt River Fields at Talking Stick, Scottsdale, AZ Sat Mar 10 2012, 9:12 PM - 11:59 PM EST Att: 12,510 - Clear - 72 F livebaseballscorecards.com				
26 Brandon Ryan, R (1.6) OBP: 0.287, SLG: 0.467										4	2	1	1	0	0	1					
71 Nick Franklin, S (7.6)										1	0	0	0	0	0	1					
20 Mike Carp, L (1.3) OBP: 0.421, SLG: 0.438										0	1	0	0	0	0	0					
63 Jesus Montero, R (1.2) OBP: 0.375, SLG: 0.733										3	0	1	3	0	0	2					
3 Guillermo Quiroz, R (7.2) OBP: 0.250, SLG: 1.000										1	0	0	0	0	1	0					
72 Vinnie Catricala, R (1.5) OBP: 0.273, SLG: 0.545										4	0	1	0	0	1	3					
66 Francisco Martinez, R (7.5) OBP: 0.400, SLG: 0.667										1	0	0	0	0	0	0					
94 Mike Wilson, R (1.9) OBP: 0.417, SLG: 0.400										4	0	0	0	0	2	4					
79 Luis Jimenez, L (1.10)										2	2	0	0	1	0	0					
70 Jhohmyn Chavez, R (1.7) OBP: 0.357, SLG: 0.727										3	1	1	0	1	0	0					
7 Darren Ford, R (1.8) OBP: 0.636, SLG: 0.750										3	1	1	0	1	1	4					
Inning Stats	R: 2 E: 0 K: 1 S: 8	H: 3 LOB: 1 BB: 0 P: 8	R: 2 E: 0 K: 1 S: 6	H: 2 LOB: 0 BB: 7	R: 0 E: 0 K: 1 S: 6	H: 1 LOB: 1 BB: 0 P: 6	R: 0 E: 0 K: 0 S: 3	H: 0 LOB: 1 BB: 1 P: 8	R: 0 E: 0 K: 0 S: 5	H: 0 LOB: 1 BB: 1 P: 9	R: 0 E: 1 K: 0 S: 7	H: 4 LOB: 2 BB: 0 P: 7	R: 1 E: 0 K: 0 S: 3	H: 1 LOB: 1 BB: 2 P: 11	R: 0 E: 0 K: 2 S: 7	H: 0 LOB: 0 BB: 0 P: 7	1B: 8 2B: 2 3B: 1 HR: 0	SF: 1 SAC: 0 DP: 1 HBP: 1	WP: 0 PB: 0 SB: 1 CS: 1	PA: 41	
PITCHER	IP WLS BF H R ER SO BB IBB HBP BLK WP HR S P ERA WHIP	3.0 L 15 6 4 4 3 0 0 0 1 0 0 0 20 21 12.00 2.000	4.1 1.0 4 0 0 0 1 0 0 0 0 0 0 3 8 0.00 1.000	5.1 1.0 4 0 0 0 1 1 0 0 0 0 0 5 9 0.00 1.000	6.1 2.0 10 4 2 2 0 0 0 0 0 0 0 10 10 9.00 2.000	8.1 1.0 5 1 1 1 0 2 0 0 0 0 0 3 11 9.00 3.000	9.1 1.0 3 0 0 2 0 0 0 0 0 0 0 7 7 0.00 0.000														

Batter	1	2	3	4	5	6	7	8	9	AB	R	H	RBI	BB	SO	LOB	BOTTOM				
18 Willie Bloomquist, R (1.6) OBP: 0.176, SLG: 0.176										3	0	0	0	0	1	1	Seattle Mariners @ Arizona Diamondbacks Salt River Fields at Talking Stick, Scottsdale, AZ Sat Mar 10 2012, 9:12 PM - 11:59 PM EST Att: 12,510 - Clear - 72 F livebaseballscorecards.com				
33 Konrad Schmidt, R (7.2) OBP: 0.444, SLG: 0.429										0	0	0	0	1	0	0					
8 Gerardo Parra, L (1.10) OBP: 0.368, SLG: 0.529										3	0	1	0	0	0	0					
17 David Winfree, R (8. FH) OBP: 0.455, SLG: 0.700										1	0	1	0	0	0	0					
10 Justin Upton, R (1.9) OBP: 0.438, SLG: 0.333										2	0	0	0	0	0	1					
73 Adam Eaton, L (5.9) OBP: 0.250, SLG: 0.100										1	1	0	0	0	1	2					
26 Miguel Montero, L (1.2) OBP: 0.308, SLG: 0.182										2	0	0	0	0	0	0					
60 AJ Pollock, R (7.8) OBP: 0.462, SLG: 0.333										1	0	1	0	1	0	0					
24 Chris Young, R (1.8) OBP: 0.571, SLG: 1.100										1	0	0	0	1	0	0					
4 Rusty Ryall, R (7.4) OBP: 0.455, SLG: 0.900										1	0	0	0	0	0	2					
13 Jason Kubel, L (1.7) OBP: 0.287, SLG: 0.286										2	0	1	0	0	0	0					
5 Cole Gillespie, R (6.7)										2	0	0	0	0	2	4					
37 Lyle Overbay, L (1.3) OBP: 0.417, SLG: 0.400										2	0	0	0	0	2	2					
76 Ryan Wheeler, L (7.3) OBP: 0.333, SLG: 0.250										2	0	0	0	0	2	3					
27 Geoff Blum, S (1.5) OBP: 0.222, SLG: 0.333										2	0	0	0	0	0	2					
70 Matt Davidson, R (7.5) OBP: 0.273, SLG: 0.200										2	0	0	0	0	0	2					
16 John McDonald, R (1.4) OBP: 0.167, SLG: 0.167										2	0	1	0	0	1	0					
1 Cody Ransom, R (7.6) OBP: 0.300, SLG: 0.125										1	0	0	0	0	1	0					
Inning Stats	R: 0 E: 0 K: 0 S: 3	H: 1 LOB: 0 BB: 0 P: 3	R: 0 E: 0 K: 0 S: 3	H: 0 LOB: 0 BB: 0 P: 3	R: 0 E: 0 K: 1 S: 6	H: 1 LOB: 0 BB: 0 P: 6	R: 0 E: 0 K: 0 S: 3	H: 0 LOB: 0 BB: 0 P: 3	R: 0 E: 0 K: 2 S: 7	H: 0 LOB: 0 BB: 0 P: 7	R: 1 E: 0 K: 2 S: 7	H: 0 LOB: 1 BB: 1 P: 13	R: 0 E: 0 K: 2 S: 8	H: 1 LOB: 2 BB: 1 P: 12	R: 0 E: 0 K: 2 S: 8	H: 1 LOB: 2 BB: 0 P: 9	1B: 5 2B: 0 3B: 0 HR: 0	SF: 0 SAC: 0 DP: 1 HBP: 2	WP: 1 PB: 0 SB: 0 CS: 1	PA: 35	
PITCHER	IP WLS BF H R ER SO BB IBB HBP BLK WP HR S P ERA WHIP	3.0 W 10 2 0 0 1 1 0 0 0 0 0 0 8 12 0.00 0.667	4.1 2.0 7 1 0 0 1 1 0 0 0 0 0 0 8 12 0.00 1.000	6.1 1.0 3 0 0 0 2 0 0 0 0 0 0 7 7 0.00 0.000	7.1 2.0 10 1 1 1 4 2 0 1 0 1 0 15 25 4.50 1.500	9.1 1.0 5 1 0 0 2 0 0 1 0 0 0 8 9 0.00 1.000															



Batter	1	2	3	4	5	6	7	8	9	AB	R	H	RBI	BB	SO	LOB	TOP		
19 Alexi Amarista, L (1,4) OBP: 0.471, SLG: 1.000 56 Ariel Peña, R (5,1)	0-0 53 CS 1B		2-1 HR		0-0 F8			0-3 K		3	1	2	1	0	0	1	Los Angeles Angels @ Arizona Diamondbacks Salt River Fields at Talking Stick, Scottsdale, AZ Tue Mar 13 2012, 4:13 PM - 6:46 PM EDT Att: 12,552 - Sunny - 77 F livebaseballscores.com		
31 Eren Navarro, L (8,PH) OBP: 0.214, SLG: 0.154 (8,3)	0-0 SAFE 1B		0-0 G4-3			4-0 BB		0-0 G6-3		2	1	1	0	1	0	0			
53 Bobby Abreu, L (1,9) OBP: 0.250, SLG: 0.214 20 Travis Witherspoon, R (6,PH) OBP: 0.333, SLG: 0.333 45 Francisco Rodriguez, R (9,1)	0-0 6 2B					0-0 BB		0-0 G3		0	0	0	0	0	0	0			
6 Alberto Callaspo, S (1,5) OBP: 0.474, SLG: 0.356 55 Doug Deeds, L (6,7)	0-0 44 2B					0-0 F7		0-0 G3		3	0	1	1	0	0	1			
44 Mark Trumbo, R (1,3) OBP: 0.417, SLG: 1.000 35 Luis Jimenez, R (6,5)	0-0 16 1B			0-0 P4		0-3 K		0-0 G3		3	0	1	0	0	1	1			
16 Hank Conger, L (1,2) OBP: 0.320, SLG: 0.318 62 Robinson Diaz, R (9,PH) OBP: 0.143, SLG: 0.143 (9,2)	0-0 G6-4-3 1B			0-3 K		0-0 F8		0-0 F9		3	0	0	0	0	1	3			
77 Kole Calhoun, L (1,7) OBP: 0.440, SLG: 0.545 (5,8) (6,9)		0-3 K		0-0 G3				0-0 SH2-3 20 SH1-3 2B		3	1	1	0	1	1	0			
39 Ryan Langerhans, L (1,8) OBP: 0.182, SLG: 0.182 65 Jean Almaraz, S (5,4) 59 Randal Grichuk, R (9,PH) OBP: 0.500, SLG: 1.000 (9,8)		0-3 K			0-0 F8			0-0 SH2-3 2-3		2	0	0	0	0	1	0			
20 Jean Segura, R (1,6) OBP: 0.444, SLG: 0.357	0-0 G3-1			0-0 G4-3				0-0 SH1-3 3-H		3	0	0	1	0	1	2			
24 Dan Haren, R (1,1) 32 LaTroy Hawkins, R (4,1) 3 Jorge Cantu, R (5,PH) OBP: 0.368, SLG: 0.368 (5,7) (6,3) 81 Daniel Tillman, R (8,1) 49 Dwayne Bailey, R (9,4) OBP: 1.000, SLG: 1.000 (9,4)			0-3 K			0-0 1B		0-3 K2-3		1	0	0	0	0	1	0			
Inning Stats	R: 1 E: 0 K: 0 S: 5	H: 4 LOB: 1 BB: 0 P: 5	R: 0 E: 0 K: 2 S: 7	H: 0 LOB: 0 BB: 0 P: 7	R: 1 E: 0 K: 1 S: 7	H: 1 LOB: 0 BB: 0 P: 9	R: 0 E: 0 K: 1 S: 5	H: 0 LOB: 1 BB: 0 P: 5	R: 0 E: 0 K: 1 S: 4	H: 1 LOB: 1 BB: 0 P: 4	R: 0 E: 0 K: 1 S: 5	H: 0 LOB: 0 BB: 1 P: 9	R: 1 E: 0 K: 1 S: 6	H: 1 LOB: 0 BB: 0 P: 6	R: 0 E: 0 K: 1 S: 5	H: 0 LOB: 0 BB: 1 P: 10	1B: 4 2B: 3 3B: 0 HR: 1	SF: 0 SAC: 2 DP: 1 HBP: 0	WP: 0 PB: 0 CS: 1 PA: 35
PITCHER	IP WLS BF	H R ER SO	BB IBB HBP BLK	WP HR S P	ERA WHIP	PITCHER	IP WLS BF	H R ER SO	BB IBB HBP BLK	WP HR S P	ERA WHIP								
35 Trevor Cahill, R (1,1) ERA: 9.0	3.0 L 12	5 2 2 3	0 0 0 0	0 1 9 21	6.00 1.667	49 Mike Zagurski, L (9,1) ERA: 2.25	1.0 5 5	1 0 0 1	1 0 0 0	0 0 6 5	0.00 2.000								
62 Tyler Skaggs, L (4,1) ERA: 13.5	2.0 7 1	0 0 0 1	0 0 0 0	0 0 9 9	0.00 0.500														
29 Brad Ziegler, R (6,1) ERA: 11.25	1.0 4 1	0 0 1 1	0 0 0 0	0 0 5 6	0.00 1.000														
75 Kevin Munson, R (7,1) ERA: 6.0	1.0 4 1	1 1 1 1	0 0 0 0	0 0 6 6	9.00 1.000														
57 Brett Lorin, R (8,1) ERA:	1.0 3 0	0 0 0 1	0 0 0 0	0 0 5 5	0.00 0.000														

Batter	1	2	3	4	5	6	7	8	9	AB	R	H	RBI	BB	SO	LOB	BOTTOM				
18 Willie Bloomquist, R (1,6) OBP: 0.263, SLG: 0.318 16 Adam Lind, R (5,PH) OBP: 0.287, SLG: 0.286 75 Kevin Munson, R (7,1) 57 Brett Lorin, L (8,1) 17 David Wilfree, R (9,PH) OBP: 0.333, SLG: 0.333 49 Mike Zagurski, L (9,1)	0-0 2 2 1B		0-3 K			4-0 2 G4-6-3 BB		0-3 K		2	0	1	0	0	1	0	Los Angeles Angels @ Arizona Diamondbacks Salt River Fields at Talking Stick, Scottsdale, AZ Tue Mar 13 2012, 4:13 PM - 6:46 PM EDT Att: 12,552 - Sunny - 77 F livebaseballscores.com				
2 Aaron Hill, R (1,4) OBP: 0.238, SLG: 0.450 5 Cole Gillespie, R (7,7)	1-0 F9			0-0 G6-3		0-0 G4-6-3		0-0 F8		3	0	0	0	0	2	0					
10 Justin Upton, R (1,9) OBP: 0.478, SLG: 0.333 73 Adam Eaton, L (7,9) OBP: 0.421, SLG: 0.214	0-3 K			1-0 HBP		4-0 37 G3 BB		4-0 BB		1	0	0	0	1	1	0					
26 Miguel Montero, L (1,2) OBP: 0.267, SLG: 0.154 37 Lyle Overbay, L (6,3) OBP: 0.313, SLG: 0.286	0-3 K			0-3 K		0-0 G3		0-3 K		2	0	0	0	2	2	2					
24 Chris Young, R (1,8) OBP: 0.579, SLG: 1.000 76 Ryan Wheeler, L (6,5) OBP: 0.308, SLG: 0.250		0-3 K		0-0 G1-3		0-0 K		0-0 G3-1		2	0	0	0	1	1	2					
8 Gerardo Parra, L (1,7) OBP: 0.360, SLG: 0.478 1 Cody Ransom, R (7,4) OBP: 0.308, SLG: 0.273		0-0 F9			0-0 G3			0-0 G5-3		2	0	0	0	0	0	0					
44 Paul Goldschmidt, R (1,3) OBP: 0.530, SLG: 0.200 28 Craig Tatum, R (6,2)		0-3 K			0-3 K			0-0 G6-3		2	0	0	0	2	0	0					
14 Ryan Roberts, R (1,5) OBP: 0.261, SLG: 0.619 29 Brad Ziegler, R (6,1) 64 Chris Owings, R (7,6) OBP: 0.500, SLG: 0.778			0-3 K		0-0 G6-3			0-0 1B		2	0	0	0	1	0	0					
35 Trevor Cahill, R (1,1) 62 Tyler Skaggs, L (4,1) 60 AJ Pollock, R (6,8) OBP: 0.421, SLG: 0.333			0-3 K			0-0 K		0-3 K		1	0	0	0	1	0	0					
Inning Stats	R: 0 E: 0 K: 2 S: 8	H: 1 LOB: 1 BB: 0 P: 9	R: 0 E: 0 K: 2 S: 7	H: 0 LOB: 0 BB: 0 P: 7	R: 0 E: 0 K: 3 S: 9	H: 0 LOB: 0 BB: 0 P: 9	R: 0 E: 0 K: 1 S: 5	H: 0 LOB: 1 BB: 0 P: 6	R: 0 E: 0 K: 1 S: 5	H: 0 LOB: 0 BB: 0 P: 5	R: 0 E: 0 K: 1 S: 4	H: 0 LOB: 0 BB: 1 P: 8	R: 0 E: 0 K: 1 S: 5	H: 0 LOB: 1 BB: 1 P: 9	R: 0 E: 0 K: 2 S: 8	H: 1 LOB: 1 BB: 0 P: 8		R: 0 E: 0 K: 1 S: 5	H: 0 LOB: 1 BB: 1 P: 9	1B: 2 2B: 0 3B: 0 HR: 0	SF: 0 SAC: 0 DP: 1 HBP: 1
PITCHER	IP WLS BF	H R ER SO	BB IBB HBP BLK	WP HR S P	ERA WHIP	PITCHER	IP WLS BF	H R ER SO	BB IBB HBP BLK	WP HR S P	ERA WHIP										
24 Dan Haren, R (1,1)	3.0 W 10	1 0 0 7	0 0 0 0	0 0 24 25	0.00 0.333																
32 LaTroy Hawkins, R (4,1) ERA: 13.5	1.0 H 4	0 0 0 1	0 0 1 0	0 0 5 6	0.00 0.000																
56 Ariel Peña, R (5,1) ERA:	3.0 H 10	0 0 0 3	2 0 0 0	0 0 14 22	0.00 0.667																
81 Daniel Tillman, R (8,1) ERA:	1.0 H 4	1 0 0 2	0 0 0 0	0 0 8 8	0.00 1.000																
45 Francisco Rodriguez, R (9,1) ERA:	1.0 S 4	0 0 0 1	1 0 0 0	0 0 5 9	0.00 1.000																

Batter	1	2	3	4	5	6	7	8	9	AB	R	H	RBI	BB	SO	LOB	TOP					
25 Will Venable, L (1,8) OBP: 0.440, SLG: 0.545 93 Luis Domorum, L (7,7)										2	0	1	0	1	1	0	San Diego Padres @ Arizona Diamondbacks Salt River Fields at Talking Stick, Scottsdale, AZ Wed Mar 14, 2012, 4:11 PM - 7:07 PM EDT Att: 11,032 - Sunny - 77 F					
14 Mark Kotsay, L (1,9) OBP: 0.231, SLG: 0.091 58 Brad Brach, R (5,1) 70 Jedd Gyorko, R (6,5) 7 Chase Headley, S (1,5) Blake Tekotte, L (6,7) S: 3										3	0	0	0	0	0	2						
18 Carlos Quentin, R (1,7) OBP: 0.588, SLG: 0.867 98 Nate Freiman, R (6,3)										3	1	2	1	0	0	0	AB 38 R 8 H 10 RBI 7 BB 4 SO 10 LOB 15					
4 Nick Hundley, R (1,3) OBP: 0.444, SLG: 0.667 39 Ernesto Frieri, R (6,1) 54 Joe Thatcher, L (7,1) 95 Vince Belnome, L (8,PH) 34 Andrew Cashner, R (8,1) 78 Jason Hagerly, S (9,PH) Juan Pablo Oramas, L (9,1)										3	0	1	0	0	0	1						
23 Yonder Alonso, L (1,3) OBP: 0.250, SLG: 0.296 66 Brad Davis, R (6,2)										3	0	0	0	0	2	2	livebaseballscores.com					
73 Jonathan Galvez, R (1,4) OBP: 0.385, SLG: 0.385 90 Beamer Weems, R (7,6)										3	0	1	0	0	1	1						
2 Everth Cabrera, S (1,6) OBP: 0.263, SLG: 0.263										4	1	1	0	0	0	2	WP: 1 PA: 43 PB: 0 SB: 1 CS: 0					
74 Joe Wieland, R (1,1) 47 Jeremy Hermida, L (5,PH) OBP: 0.391, SLG: 0.474										1	0	0	0	0	1	0						
Inning Stats											R: 0 H: 0 E: 0 LOB: 0 K: 1 BB: 0 S: 5 P: 5	R: 0 H: 2 E: 0 LOB: 2 K: 1 BB: 0 S: 7 P: 7	R: 0 H: 1 E: 0 LOB: 1 K: 1 BB: 0 S: 6 P: 6	R: 0 H: 1 E: 0 LOB: 1 K: 2 BB: 0 S: 8 P: 8	R: 0 H: 0 E: 0 LOB: 1 K: 1 BB: 1 S: 5 P: 9	R: 2 H: 2 E: 0 LOB: 2 K: 1 BB: 0 S: 7 P: 9	R: 0 H: 0 E: 0 LOB: 2 K: 1 BB: 1 S: 5 P: 10	R: 0 H: 0 E: 0 LOB: 0 K: 0 BB: 1 S: 2 P: 6	R: 6 H: 4 E: 2 LOB: 1 K: 2 BB: 1 S: 14 P: 22	1B: 5 SF: 0 2B: 3 SAC: 0 3B: 0 DP: 1 HR: 3 HBP: 1	WP: 1 PA: 43 PB: 0 SB: 1 CS: 0	
PITCHER											IP WLS BF H R ER SO BB IBB HBP BLK WP HR S P ERA WHIP	PITCHER										
67 Patrick Corbin, L (1,1) ERA: 1.35 61 Trevor Bauer, R (4,1) ERA: 2.57 48 Takashi Saito, R (6,1) ERA: 9.0 30 David Hernandez, R (7,1) ERA: 3.0 58 Chris Jakubauskas, R (8,1) ERA: 4.15											74 Evan Marshall, R (9,1) ERA: 9.0 Zach Kroenke, L (9,1) ERA: 3.6											

Batter	1	2	3	4	5	6	7	8	9	AB	R	H	RBI	BB	SO	LOB	BOTTOM					
18 Willie Bloomquist, R (1,6) OBP: 0.289, SLG: 0.280 70 Matt Davidson, R (7,5)										3	0	0	0	0	0	1	San Diego Padres @ Arizona Diamondbacks Salt River Fields at Talking Stick, Scottsdale, AZ Wed Mar 14, 2012, 4:11 PM - 7:07 PM EDT Att: 11,032 - Sunny - 77 F					
8 Gerardo Parra, L (1,8) OBP: 0.357, SLG: 0.500 28 Tommy Manzella, R (7,6)										3	0	1	0	0	2	0						
10 Justin Upton, R (1,9) OBP: 0.468, SLG: 0.926 30 David Hernandez, R (7,1) 58 Chris Jakubauskas, L (8,1) 74 Evan Marshall, R (9,1) Zach Kroenke, R (9,1) 5 Taylor Hartin, R (9,PH)										2	0	0	0	0	0	2	livebaseballscores.com					
26 Miguel Montero, L (1,2) OBP: 0.294, SLG: 0.200 12 Henry Blanco, R (6,2) 65 Ryan Budde, R (9,PH)										2	0	1	0	0	0	0						
2 Aaron Hill, R (1,4) OBP: 0.217, SLG: 0.409 8 Archie Gilbert, R (7,8)										2	0	0	0	0	1	2	AB 31 R 0 H 6 RBI 0 BB 0 SO 7 LOB 9					
27 Geoff Blum, S (1,5) OBP: 0.214, SLG: 0.231 66 Marc Krauss, L (7,9) OBP: 0.222, SLG: 0.333										2	0	0	0	0	0	0						
37 Lyle Overbay, L (1,3) OBP: 0.333, SLG: 0.313 48 Takashi Saito, L (6,1) 4 Rusty Ryal, R (7,4) OBP: 0.471, SLG: 0.733										2	0	1	0	0	0	0	WP: 0 PA: 33 PB: 0 SB: 0 CS: 1					
17 David Winfree, R (1,7) OBP: 0.278, SLG: 0.412										3	0	0	0	0	0	1						
67 Patrick Corbin, L (1,1) 61 Trevor Bauer, R (4,1) 47 Yazzy Arbelo, L (6,3) OBP: 0.500, SLG: 0.500										1	0	0	0	0	1	0						
Inning Stats											R: 0 H: 0 E: 0 LOB: 0 K: 1 BB: 0 S: 5 P: 5	R: 0 H: 0 E: 0 LOB: 0 K: 0 BB: 0 S: 3 P: 3	R: 0 H: 1 E: 0 LOB: 0 K: 1 BB: 0 S: 5 P: 5	R: 0 H: 1 E: 0 LOB: 2 K: 2 BB: 0 S: 8 P: 9	R: 0 H: 0 E: 0 LOB: 0 K: 0 BB: 0 S: 3 P: 3	R: 0 H: 2 E: 0 LOB: 2 K: 0 BB: 0 S: 5 P: 5	R: 0 H: 1 E: 0 LOB: 0 K: 0 BB: 0 S: 3 P: 3	R: 0 H: 1 E: 0 LOB: 1 K: 2 BB: 0 S: 8 P: 8	R: 0 H: 0 E: 0 LOB: 0 K: 1 BB: 0 S: 5 P: 5	1B: 4 SF: 0 2B: 2 SAC: 0 3B: 0 DP: 1 HR: 0 HBP: 1	WP: 0 PA: 33 PB: 0 SB: 0 CS: 1	
PITCHER											IP WLS BF H R ER SO BB IBB HBP BLK WP HR S P ERA WHIP	PITCHER										
74 Joe Wieland, R (1,1) ERA: 6.0 58 Brad Brach, R (5,1) 39 Ernesto Frieri, R (6,1) 54 Joe Thatcher, L (7,1) 34 Andrew Cashner, R (8,1) ERA: 4.5											Juan Pablo Oramas, L (9,1) ERA: 7.2											

Batter	1	2	3	4	5	6	7	8	9	AB	R	H	RBI	BB	SO	LOB	TOP			
30 Alejandro De Aza, L (1.8) OBP: 0.310, SLG: 0.240 83 Trayce Thompson, R (8.8) OBP: 0.625, SLG: 0.667										3	0	0	0	1	2	2				
18 Brent Lillibridge, R (1.5) OBP: 0.450, SLG: 0.478 28 Osvaldo Martinez, R (8.5)										4	0	0	0	0	3	0				
10 Alexei Ramirez, R (1.6) OBP: 0.289, SLG: 0.289 38 Eduardo Escobar, S (8.6) OBP: 0.389, SLG: 0.444										4	0	1	0	0	3	0				
14 Paul Konerko, R (1.3) OBP: 0.269, SLG: 0.217										4	1	1	0	0	0	1				
24 Dayan Viedro, R (1.7) OBP: 0.214, SLG: 0.192										3	1	0	0	0	0	1				
17 Tyler Flowers, R (1.2) OBP: 0.190, SLG: 0.476										4	0	1	0	0	2	2				
15 Gordon Beckham, R (1.4) OBP: 0.296, SLG: 0.360										3	0	0	0	0	1	3				
67 Jordan Danks, L (1.9) OBP: 0.389, SLG: 0.500										2	0	0	0	1	0	1				
50 John Danks, L (1.1) OBP: 1.000, SLG: 1.000 87 Yainer Sanchez, S (5.9) OBP: 0.222, SLG: 0.333 40 Brian Bruney, R (5.1) OBP: 0.222, SLG: 0.333 76 Tyler Kuhn, L (7.9) OBP: 0.222, SLG: 0.333 77 Will Ohman, L (7.1) OBP: 0.222, SLG: 0.333 68 Eric Stults, L (8.1)										1	0	1	2	0	0	0				
Inning Stats	R: 0 E: 0 K: 3 S: 9	H: 0 LOB: 0 BB: 0 P: 10	R: 2 E: 0 K: 2 S: 9	H: 2 LOB: 2 BB: 1 P: 14	R: 0 E: 0 K: 1 S: 5	H: 0 LOB: 0 BB: 0 P: 5	R: 0 E: 0 K: 0 S: 3	H: 0 LOB: 0 BB: 0 P: 3	R: 0 E: 0 K: 0 S: 2	H: 1 LOB: 1 BB: 0 P: 7	R: 0 E: 0 K: 2 S: 6	H: 1 LOB: 1 BB: 0 P: 6	R: 0 E: 0 K: 2 S: 7	H: 0 LOB: 0 BB: 0 P: 7	R: 0 E: 0 K: 1 S: 5	H: 0 LOB: 0 BB: 0 P: 5	1B: 3 2B: 1 3B: 0 HR: 0	SF: 0 SAC: 0 DP: 0 HBP: 1	WP: 0 PB: 0 SB: 0 CS: 1	PA: 34
PITCHER	IP WLS BF H R ER SO BB IBB HBP BLK WP HR S P ERA WHIP																			
41 Daniel Hudson, R (1.1) ERA: 4.0	4.0 W 16 2 2 2 6 1 0 1 0 0 0 26 32 4.50 0.750																			
49 Mike Zagurski, L (5.1) ERA: 1.5	1.0 H 3 0 0 0 0 1 0 0 0 0 0 2 7 0.00 1.000																			
48 Takashi Saito, R (6.1) ERA: 4.5	1.0 H 4 1 0 0 1 0 0 0 0 0 0 6 6 0.00 1.000																			
77 Charles Brewer, R (7.1) ERA: 1.8	2.0 H 7 1 0 0 4 0 0 0 1 0 0 15 15 0.00 0.500																			
29 Brad Ziegler, R (9.1) ERA: 9.0	1.0 S 3 0 0 0 1 0 0 0 0 0 0 5 5 0.00 0.000																			

Chicago White Sox @ Arizona Diamondbacks
Salt River Fields at Talking Stick, Scottsdale, AZ

livebaseballscorecards.com

AB 30
R 2
H 4
RBI 2
BB 2
SO 12
LOB 11

Fri Mar 16 2012, 4:12 PM - 6:39 PM EDT
Att. 12,599 - Sunny - 75 F

Batter	1	2	3	4	5	6	7	8	9	AB	R	H	RBI	BB	SO	LOB	BOTTOM			
18 Willie Bloomquist, R (1.6) OBP: 0.276, SLG: 0.286 60 AJ Pollock, R (7.8) OBP: 0.417, SLG: 0.316										3	0	1	0	0	0	1				
8 Gerardo Parra, L (1.7) OBP: 0.314, SLG: 0.424 1 Cody Ransom, R (7.4) OBP: 0.300, SLG: 0.235										3	2	0	0	0	1	2				
24 Chris Young, R (1.8) OBP: 0.577, SLG: 0.850 37 Lyle Overbay, L (7.3) OBP: 0.364, SLG: 0.316										3	1	1	0	0	2	1				
26 Miguel Montero, L (1.2) OBP: 0.300, SLG: 0.222 70 Matt Davidson, R (7.5) OBP: 0.333, SLG: 0.313										3	1	1	0	0	0	2				
44 Paul Goldschmidt, R (1.3) OBP: 0.364, SLG: 0.444 2 Alfredo Marte, R (7.9) OBP: 0.500, SLG: 2.000										2	0	1	2	1	0	0				
27 Geoff Blum, S (1.5) OBP: 0.250, SLG: 0.222 65 Ryan Budde, R (7.2)										2	0	1	2	1	0	0				
4 Rusty Ryan, R (1.4) OBP: 0.409, SLG: 0.600 28 Tommy Manzella, R (7.6)										3	0	0	0	0	0	4				
73 Adam Eaton, L (1.9) OBP: 0.367, SLG: 0.261										2	0	1	0	0	0	0				
41 Daniel Hudson, R (1.1) ERA: 7.0 49 Mike Zagurski, L (5.1) ERA: 1.5 48 Takashi Saito, L (6.1) ERA: 4.5 13 Jason Kubel, L (6.9) OBP: 0.289, SLG: 0.289 77 Charles Brewer, R (7.1) ERA: 1.8 29 Brad Ziegler, R (9.1) ERA: 9.0										1	0	0	0	0	0	0				
Inning Stats	R: 2 E: 0 K: 1 S: 8	H: 3 LOB: 2 BB: 1 P: 12	R: 0 E: 0 K: 0 S: 3	H: 0 LOB: 0 BB: 0 P: 3	R: 2 E: 2 K: 0 S: 5	H: 2 LOB: 1 BB: 1 P: 9	R: 0 E: 0 K: 1 S: 5	H: 0 LOB: 0 BB: 0 P: 6	R: 0 E: 0 K: 1 S: 4	H: 1 LOB: 1 BB: 0 P: 4	R: 0 E: 0 K: 0 S: 3	H: 0 LOB: 0 BB: 0 P: 3	R: 0 E: 0 K: 2 S: 7	H: 0 LOB: 0 BB: 0 P: 7	R: 0 E: 0 K: 1 S: 5	H: 0 LOB: 0 BB: 0 P: 5	1B: 4 2B: 0 3B: 2 HR: 0	SF: 0 SAC: 1 DP: 1 HBP: 1	WP: 0 PB: 0 SB: 0 CS: 0	PA: 33
PITCHER	IP WLS BF H R ER SO BB IBB HBP BLK WP HR S P ERA WHIP																			
50 John Danks, L (1.1) ERA: 7.0	4.0 L 20 5 4 3 2 2 0 1 0 0 0 21 30 6.75 1.750																			
40 Brian Bruney, R (5.1) ERA: 1.5	2.0 7 1 0 0 1 0 0 0 0 0 0 9 9 0.00 0.500																			
77 Will Ohman, L (7.1) ERA: 1.8	1.0 3 0 0 0 0 0 0 0 0 0 0 3 3 0.00 0.000																			
68 Eric Stults, L (8.1) ERA: 9.0	1.0 3 0 0 0 2 0 0 0 0 0 0 7 7 0.00 0.000																			

Chicago White Sox @ Arizona Diamondbacks
Salt River Fields at Talking Stick, Scottsdale, AZ

livebaseballscorecards.com

AB 29
R 4
H 6
RBI 4
BB 2
SO 5
LOB 11

Fri Mar 16 2012, 4:12 PM - 6:39 PM EDT
Att. 12,599 - Sunny - 75 F

Batter	1	2	3	4	5	6	7	8	9	AB	R	H	RBI	BB	SO	LOB	TOP								
14 Ryan Roberts, R OBP: 0.290, SLG: 0.586 73 Adam Eaton, L OBP: 0.355, SLG: 0.250	F8		K		G6-3 10 2B	P3			G3	4	1	1	1	0	1	1	Arizona Diamondbacks @ Texas Rangers Surprise Stadium, Surprise, AZ Sat Mar 17 2012, 4:04 PM - 7:01 PM EDT Att: 11,475 - Cloudy - 73 F								
2 Aaron Hill, R OBP: 0.233, SLG: 0.414 70 Matt Davidson, R OBP: 0.316, SLG: 0.294	K			F8	G6-3	F9			L5	4	0	0	0	0	1	2									
10 Justin Upton, R OBP: 0.404, SLG: 0.435 1 Cody Ransom, R OBP: 0.286, SLG: 0.222	G1-3			K	13 HR				K	3	1	1	1	1	1	0									
13 Jason Kubel, L OBP: 0.258, SLG: 0.586 65 Ryan Budde, R				HR	2B	HR			F8	4	2	3	3	0	0	1									
24 Chris Young, R OBP: 0.567, SLG: 0.783 5 Taylor Harbin, R	P3				HR				F9	3	0	1	0	1	0	2									
44 Paul Goldschmidt, R OBP: 0.391, SLG: 0.467 37 Lyle Overbay, L OBP: 0.349, SLG: 0.300	L4			1B	PO				G3-1	3	1	1	0	0	0	2									
8 Gerardo Parra, L OBP: 0.333, SLG: 0.432										1	0	0	0	0	0	1									
12 Henry Blanco, R OBP: 0.368, SLG: 0.706 60 AJ Pollock, R OBP: 0.440, SLG: 0.350			G6-3		14 WP	16 1B			G4-3	4	2	2	0	0	1	1									
16 John McDonald, R OBP: 0.273, SLG: 0.286 32 Keon Broxton, R			G6-3		14 WP	16 S				3	1	1	1	0	0	1									
					14 2B	16 S				1	0	1	0	0	0	0									
										3	0	1	1	0	1	2									
										1	0	0	0	0	1	1									
Inning Stats	R: 0 E: 0 K: 1 S: 6	H: 0 LOB: 0 BB: 0 P: 8	R: 0 E: 0 K: 1 S: 12	H: 1 LOB: 1 BB: 0 P: 16	R: 0 E: 0 K: 1 S: 9	H: 0 LOB: 0 BB: 0 P: 12	R: 1 E: 0 K: 1 S: 12	H: 2 LOB: 1 BB: 0 P: 17	R: 5 E: 0 K: 1 S: 16	H: 5 LOB: 0 BB: 1 P: 34	R: 2 E: 0 K: 0 S: 10	H: 3 LOB: 1 BB: 0 P: 13	R: 0 E: 0 K: 0 S: 13	H: 0 LOB: 1 BB: 1 P: 24	R: 0 E: 0 K: 1 S: 10	H: 1 LOB: 0 BB: 0 P: 15	R: 0 E: 0 K: 1 S: 14	H: 0 LOB: 0 BB: 0 P: 19	1B: 6 2B: 3 3B: 1 HR: 2	SF: 0 SAC: 0 DP: 0 HBP: 0	WP: 1 PB: 0 SB: 2 CS: 1	PA: 40			
PITCHER	IP WLS BF H R ER SO BB IBB HBP BLK WP HR S P ERA WHIP	IP WLS BF H R ER SO BB IBB HBP BLK WP HR S P ERA WHIP	IP WLS BF H R ER SO BB IBB HBP BLK WP HR S P ERA WHIP	IP WLS BF H R ER SO BB IBB HBP BLK WP HR S P ERA WHIP	IP WLS BF H R ER SO BB IBB HBP BLK WP HR S P ERA WHIP	IP WLS BF H R ER SO BB IBB HBP BLK WP HR S P ERA WHIP	IP WLS BF H R ER SO BB IBB HBP BLK WP HR S P ERA WHIP	IP WLS BF H R ER SO BB IBB HBP BLK WP HR S P ERA WHIP	IP WLS BF H R ER SO BB IBB HBP BLK WP HR S P ERA WHIP	IP WLS BF H R ER SO BB IBB HBP BLK WP HR S P ERA WHIP	IP WLS BF H R ER SO BB IBB HBP BLK WP HR S P ERA WHIP	IP WLS BF H R ER SO BB IBB HBP BLK WP HR S P ERA WHIP	IP WLS BF H R ER SO BB IBB HBP BLK WP HR S P ERA WHIP	IP WLS BF H R ER SO BB IBB HBP BLK WP HR S P ERA WHIP	IP WLS BF H R ER SO BB IBB HBP BLK WP HR S P ERA WHIP	IP WLS BF H R ER SO BB IBB HBP BLK WP HR S P ERA WHIP	IP WLS BF H R ER SO BB IBB HBP BLK WP HR S P ERA WHIP	IP WLS BF H R ER SO BB IBB HBP BLK WP HR S P ERA WHIP	IP WLS BF H R ER SO BB IBB HBP BLK WP HR S P ERA WHIP	IP WLS BF H R ER SO BB IBB HBP BLK WP HR S P ERA WHIP	IP WLS BF H R ER SO BB IBB HBP BLK WP HR S P ERA WHIP	IP WLS BF H R ER SO BB IBB HBP BLK WP HR S P ERA WHIP	IP WLS BF H R ER SO BB IBB HBP BLK WP HR S P ERA WHIP	IP WLS BF H R ER SO BB IBB HBP BLK WP HR S P ERA WHIP	IP WLS BF H R ER SO BB IBB HBP BLK WP HR S P ERA WHIP

Batter	1	2	3	4	5	6	7	8	9	AB	R	H	RBI	BB	SO	LOB	BOTTOM								
5 Ian Kinsler, R OBP: 0.417, SLG: 0.750 14 Alberto Gonzalez, R OBP: 0.304, SLG: 0.524	7 1B			K		HR			E7	4	3	3	2	0	1	0	Arizona Diamondbacks @ Texas Rangers Surprise Stadium, Surprise, AZ Sat Mar 17 2012, 4:04 PM - 7:01 PM EDT Att: 11,475 - Cloudy - 73 F								
7 David Murphy, L OBP: 0.419, SLG: 0.571 51 Kyle Hudson, L OBP: 0.235, SLG: 0.133	10 2B			G3		G4-3			L5	4	1	2	1	0	0	0									
10 Michael Young, R OBP: 0.400, SLG: 0.522 21 Brandon Snyder, R OBP: 0.444, SLG: 0.500	25 SF9			L4		G6-3			F8	4	0	2	1	0	0	0									
25 Mike Napoli, R OBP: 0.292, SLG: 0.476 63 Yangervis Solarte, S OBP: 0.333, SLG: 0.667	SF9									3	1	1	1	1	2	2									
9 Brad Hawpe, L OBP: 0.364, SLG: 0.222 70 Mike Olt, R OBP: 0.292, SLG: 0.435	G4-3			K						3	0	1	0	0	1	1									
28 Conor Jackson, R OBP: 0.095, SLG: 0.200 77 Jared Bolden, L										2	0	0	0	1	0	2									
43 Engel Beltré, L OBP: 0.292, SLG: 0.476 95 Teodoro Martinez, R	G3-1									4	0	2	1	0	0	2									
90 Zach Zaneski, R OBP: 0.333, SLG: 0.333 85 Brett Nicholas, L										3	0	1	0	0	0	2									
68 Tommy Mendonca, L OBP: 0.500, SLG: 0.500										1	0	0	0	0	0	0									
65 Greg Michal, S OBP: 0.286, SLG: 0.300 3 Luis Hernandez, S OBP: 0.238, SLG: 0.429	G5-3			G5-3						3	1	1	0	0	0	2									
										1	0	0	0	0	1	0									
Inning Stats	R: 2 E: 0 K: 0 S: 15	H: 3 LOB: 1 BB: 1 P: 26	R: 1 E: 0 K: 1 S: 15	H: 3 LOB: 2 BB: 0 P: 22	R: 0 E: 0 K: 1 S: 10	H: 2 LOB: 2 BB: 0 P: 16	R: 0 E: 0 K: 1 S: 7	H: 0 LOB: 0 BB: 0 P: 10	R: 1 E: 0 K: 0 S: 9	H: 2 LOB: 1 BB: 1 P: 16	R: 2 E: 0 K: 1 S: 11	H: 2 LOB: 0 BB: 0 P: 16	R: 0 E: 0 K: 1 S: 6	H: 0 LOB: 0 BB: 0 P: 9	R: 0 E: 1 K: 1 S: 13	H: 1 LOB: 1 BB: 0 P: 19	R: 0 E: 0 K: 0 S: 9	H: 2 LOB: 2 BB: 0 P: 13	1B: 11 2B: 3 3B: 0 HR: 1	SF: 1 SAC: 0 DP: 1 HBP: 0	WP: 0 PB: 0 SB: 0 CS: 0	PA: 43			
PITCHER	IP WLS BF H R ER SO BB IBB HBP BLK WP HR S P ERA WHIP	IP WLS BF H R ER SO BB IBB HBP BLK WP HR S P ERA WHIP	IP WLS BF H R ER SO BB IBB HBP BLK WP HR S P ERA WHIP	IP WLS BF H R ER SO BB IBB HBP BLK WP HR S P ERA WHIP	IP WLS BF H R ER SO BB IBB HBP BLK WP HR S P ERA WHIP	IP WLS BF H R ER SO BB IBB HBP BLK WP HR S P ERA WHIP	IP WLS BF H R ER SO BB IBB HBP BLK WP HR S P ERA WHIP	IP WLS BF H R ER SO BB IBB HBP BLK WP HR S P ERA WHIP	IP WLS BF H R ER SO BB IBB HBP BLK WP HR S P ERA WHIP	IP WLS BF H R ER SO BB IBB HBP BLK WP HR S P ERA WHIP	IP WLS BF H R ER SO BB IBB HBP BLK WP HR S P ERA WHIP	IP WLS BF H R ER SO BB IBB HBP BLK WP HR S P ERA WHIP	IP WLS BF H R ER SO BB IBB HBP BLK WP HR S P ERA WHIP	IP WLS BF H R ER SO BB IBB HBP BLK WP HR S P ERA WHIP	IP WLS BF H R ER SO BB IBB HBP BLK WP HR S P ERA WHIP	IP WLS BF H R ER SO BB IBB HBP BLK WP HR S P ERA WHIP	IP WLS BF H R ER SO BB IBB HBP BLK WP HR S P ERA WHIP	IP WLS BF H R ER SO BB IBB HBP BLK WP HR S P ERA WHIP	IP WLS BF H R ER SO BB IBB HBP BLK WP HR S P ERA WHIP	IP WLS BF H R ER SO BB IBB HBP BLK WP HR S P ERA WHIP	IP WLS BF H R ER SO BB IBB HBP BLK WP HR S P ERA WHIP	IP WLS BF H R ER SO BB IBB HBP BLK WP HR S P ERA WHIP	IP WLS BF H R ER SO BB IBB HBP BLK WP HR S P ERA WHIP	IP WLS BF H R ER SO BB IBB HBP BLK WP HR S P ERA WHIP	IP WLS BF H R ER SO BB IBB HBP BLK WP HR S P ERA WHIP



Batter	1	2	3	4	5	6	7	8	9	AB	R	H	RBI	BB	SO	LOB	TOP					
18 Willie Bloomquist, R OBP: 0.242, SLG: 0.250 31 Joe Loftus, R (6, 7)										4 1 0 0 0 1 4 1 0 0 0 0 1 1												
73 Adam Eaton, L OBP: 0.381, SLG: 0.379 (1, 9)									5 0 2 3 0 0 1													
24 Chris Young, R OBP: 0.299, SLG: 0.815 23 Mike MacDonald, R Bobby Borcherding, S 75 Kevin Munson, R 74 Evan Marshall, R (1, 8), (6, 1), (8, PH), (8, 1), (9, 1)									4 1 2 0 0 1 2 0 0 0 0 0 0 0 1 0 0 0 0 0 1 0 0 0 0 0 0 0 0 0 0 0 0 0 0													
13 Jason Kubel, L OBP: 0.265, SLG: 0.548 12 Evan Frey, L 8 Archie Gilbert, R (1, 7), (6, 8), (9, PH), (9, 8)									2 1 0 0 1 0 1 1 0 0 0 0 0 0 1 0 0 0 0 1 0													
14 Ryan Roberts, R OBP: 0.294, SLG: 0.563 64 Chris Owings, R OBP: 0.500, SLG: 0.692 (1, 5), (6, 6)									3 1 1 1 0 0 0 2 0 1 0 0 0 0													
37 Lyle Overbay, L OBP: 0.346, SLG: 0.273 3 Mike Freeman, L OBP: 1.000, SLG: 1.000 (1, 3), (6, 4)									2 1 0 0 1 0 0 1 0 1 0 0 0 0													
1 Cody Ransom, R OBP: 0.667, SLG: 2.000 47 Jon Griffin, R OBP: 0.667, SLG: 2.000 (1, 4), (6, 3)									3 1 1 3 0 1 0 2 0 1 0 0 0 1													
12 Henry Blanco, R OBP: 0.409, SLG: 0.667 65 Ryan Budde, R (1, 2), (6, 2)									1 0 0 0 2 1 0 1 0 0 0 0 0 2													
62 Tyler Skaggs, L 47 Joe Paterson, R 3 Mark Reed, L 46 Jason Lane, L 76 Ryan Wheeler, L (1, 1), (4, 1), (5, PH), (5, 1), (6, PH), (6, 5)									1 1 0 0 0 0 1 0 0 0 0 0 0 0 1 0 1 0 0 0 0 0 0 0 0 0 0 0 1 1 0 0 1 0 1													
Inning Stats	R: 0 E: 0 K: 1 S: 6	H: 1 LOB: 1 BB: 0 P: 6	R: 0 E: 0 K: 0 S: 3	H: 0 LOB: 0 BB: 3 P: 3	R: 1 E: 0 K: 0 S: 4	H: 1 LOB: 1 BB: 1 P: 8	R: 0 E: 0 K: 0 S: 3	H: 0 LOB: 0 BB: 0 P: 3	R: 0 E: 0 K: 2 S: 8	H: 1 LOB: 1 BB: 3 P: 8	R: 7 E: 1 K: 1 S: 10	H: 4 LOB: 1 BB: 3 P: 22	R: 0 E: 0 K: 0 S: 6	H: 3 LOB: 2 BB: 0 P: 6	R: 0 E: 0 K: 1 S: 5	H: 0 LOB: 1 BB: 1 P: 9	R: 0 E: 0 K: 1 S: 5	H: 0 LOB: 0 BB: 0 P: 6	1B: 4 2B: 5 3B: 1 HR: 0	SF: 0 SAC: 0 DP: 0 HBP: 1	WP: 0 PB: 0 SB: 0 CS: 1	PA: 43
PITCHER	IP: 4.0 WLS: 1.0 BF: 15 ERA: 5.73	WLS: 4 H: 1 R: 0 ER: 0	H: 2 R: 1 ER: 1	SO: 1 BB: 1 IBB: 0 HBP: 0 BLK: 0	WP: 0 HR: 0 S: 16 P: 20 ERA: 2.25 WHIP: 0.750	IP: 1.0 WLS: 0 BF: 4 ERA: 0.00 WHIP: 1.000	WLS: 0.1 L: 7 R: 3 ER: 4 108.00 18.000	H: 1 R: 0 ER: 0	SO: 2 BB: 0 IBB: 0 HBP: 0 BLK: 0	WP: 0 HR: 8 S: 8 P: 16 ERA: 0.00 WHIP: 2.400	IP: 1.0 WLS: 0 BF: 4 ERA: 0.00 WHIP: 1.000	WLS: 0 H: 0 R: 0 ER: 0	SO: 1 BB: 0 IBB: 0 HBP: 1 BLK: 0	WP: 0 HR: 0 S: 5 P: 6 ERA: 0.00 WHIP: 0.000	IP: 1.0 WLS: 0 BF: 4 ERA: 0.00 WHIP: 1.000	WLS: 0 H: 0 R: 0 ER: 0	SO: 1 BB: 0 IBB: 0 HBP: 1 BLK: 0	WP: 0 HR: 0 S: 6 P: 6 ERA: 0.00 WHIP: 0.000	1B: 4 2B: 5 3B: 1 HR: 0	SF: 0 SAC: 0 DP: 0 HBP: 1	WP: 0 PB: 0 SB: 0 CS: 1	PA: 43

Arizona Diamondbacks @ Cincinnati Reds
 Goodyear Ballpark, Goodyear, AZ
 Sun Mar 18 2012, 4:11 PM - 7:14 PM EDT
 Att: 3,963 - Partly Cloudy - 55 F

Batter	1	2	3	4	5	6	7	8	9	AB	R	H	RBI	BB	SO	LOB	BOTTOM							
4 Brandon Phillips, R OBP: 0.286, SLG: 0.444 3 Chris Vatalka, R OBP: 0.400, SLG: 0.471 (1, 4), (6, 4)										2 2 1 0 1 0 0 2 1 1 0 0 0 0														
7 Paul Janish, R OBP: 0.414, SLG: 0.391 2 Zack Cozart, R OBP: 0.393, SLG: 0.593 (1, 6), (6, 6)										3 0 1 0 0 1 1 2 0 2 0 0 0 0														
19 Joey Votto, L OBP: 0.333, SLG: 0.250 43 Miguel Cairo, R OBP: 0.348, SLG: 0.333 (1, 3), (6, 3)										2 1 0 0 1 1 2 2 0 0 0 0 0 2														
48 Ryan Ludwick, R OBP: 0.286, SLG: 0.308 21 Todd Frazier, R OBP: 0.355, SLG: 0.821 (1, 7), (6, 7)										2 0 1 1 1 1 1 2 1 1 1 0 0 1														
32 Jay Bruce, L OBP: 0.481, SLG: 0.609 70 Daryl Jones, L OBP: 0.304, SLG: 0.304 (1, 9), (6, 9)										2 1 0 0 1 1 3 2 0 1 0 0 0 0														
27 Scott Rolen, R OBP: 0.524, SLG: 0.778 9 Willie Harris, L OBP: 0.345, SLG: 0.360 (1, 5), (6, 5)										2 1 1 3 0 0 0 2 0 0 0 1 0 1														
6 Drew Stubbs, R OBP: 0.423, SLG: 0.524 23 Denis Phipps, R OBP: 0.406, SLG: 0.621 (1, 8), (6, 8)										2 0 0 0 0 2 0 2 0 0 0 0 1 1														
29 Ryan Hanigan, R OBP: 0.240, SLG: 0.208 37 Corky Miller, R OBP: 0.333, SLG: 0.417 (1, 2), (7, 2)										3 0 0 0 0 2 0 0 0 0 0 0 0 0														
44 Mike Leake, R 51 Sean Marshall, L 15 Wilson Valdez, R 82 Clay Zavada, L 63 Sam LeCure, R 75 Clayton Tanner, L 30 Dioner Navaro, S 28 Justin Freeman, R (1, 1), (5, 1), (5, PH), (5, 1), (6, 1), (8, 1), (8, 1), (9, 1), (9, 1)										1 0 0 0 0 0 0 0 0 0 0 0 0 0 1 0 0 0 0 0 0 0 0 0 0 0 0 0 1 0 0 0 0 0 0 0 0 0 0 0 0 0 1 0 0 0 0 0 0 0 0 0 0 0 0 0														
Inning Stats	R: 1 E: 0 K: 2 S: 9	H: 2 LOB: 1 BB: 0 P: 9	R: 0 E: 0 K: 2 S: 7	H: 0 LOB: 0 BB: 0 P: 7	R: 0 E: 0 K: 1 S: 5	H: 0 LOB: 0 BB: 0 P: 5	R: 3 E: 0 K: 3 S: 10	H: 1 LOB: 0 BB: 2 P: 18	R: 1 E: 0 K: 0 S: 4	H: 1 LOB: 2 BB: 2 P: 14	R: 0 E: 1 K: 0 S: 4	H: 0 LOB: 1 BB: 0 P: 4	R: 0 E: 0 K: 0 S: 4	H: 1 LOB: 1 BB: 0 P: 4	R: 0 E: 1 K: 2 S: 7	H: 0 LOB: 2 BB: 1 P: 12	R: 2 E: 0 K: 0 S: 7	H: 4 LOB: 1 BB: 0 P: 9	1B: 5 2B: 2 3B: 0 HR: 2	SF: 0 SAC: 0 DP: 1 HBP: 1	WP: 1 PB: 0 SB: 2 CS: 0	PA: 42		
PITCHER	IP: 3.0 WLS: 3.0 BF: 11 ERA: 7.94	WLS: 6 H: 1 R: 3 ER: 3	H: 1 R: 3 ER: 3	SO: 3 BB: 2 IBB: 0 HBP: 0 BLK: 0	WP: 0 HR: 1 S: 10 P: 18 ERA: 3.00 WHIP: 3.000	IP: 1.0 WLS: 0 BF: 6 ERA: 11.25	WLS: 0 H: 0 R: 2 ER: 2	SO: 0 BB: 0 IBB: 0 HBP: 0 BLK: 0	WP: 0 HR: 1 S: 7 P: 9 ERA: 18.00 WHIP: 4.000	IP: 1.0 WLS: 0 BF: 4 ERA: 0.00 WHIP: 1.000	WLS: 0 H: 0 R: 0 ER: 0	SO: 0 BB: 0 IBB: 0 HBP: 0 BLK: 0	WP: 0 HR: 1 S: 7 P: 9 ERA: 0.00 WHIP: 1.000	IP: 1.0 WLS: 0 BF: 4 ERA: 0.00 WHIP: 1.000	WLS: 0 H: 0 R: 0 ER: 0	SO: 0 BB: 0 IBB: 0 HBP: 0 BLK: 0	WP: 0 HR: 2 S: 7 P: 9 ERA: 0.00 WHIP: 1.000	IP: 1.0 WLS: 0 BF: 4 ERA: 0.00 WHIP: 1.000	WLS: 0 H: 0 R: 0 ER: 0	SO: 0 BB: 0 IBB: 0 HBP: 0 BLK: 0	1B: 5 2B: 2 3B: 0 HR: 2	SF: 0 SAC: 0 DP: 1 HBP: 1	WP: 1 PB: 0 SB: 2 CS: 0	PA: 42

Arizona Diamondbacks @ Cincinnati Reds
 Goodyear Ballpark, Goodyear, AZ
 Sun Mar 18 2012, 4:11 PM - 7:14 PM EDT
 Att: 3,963 - Partly Cloudy - 55 F

Batter	1	2	3	4	5	6	7	8	9	AB	R	H	RBI	BB	SO	LOB	TOP			
19 Jemie Weeks, S (1, 4) <small>OBP: 0.395, SLG: 0.722</small> 76 Josh Horton, L (4, 4) <small>OBP: 0.385, SLG: 0.500</small>																				
2 Cliff Pennington, S (1, 6) <small>OBP: 0.614, SLG: 0.576</small> 7 Adam Rosales, R (4, 6) <small>OBP: 0.200, SLG: 0.188</small>																				
15 Seth Smith, L (1, 9) <small>OBP: 0.412, SLG: 0.484</small> 37 Brandon Moss, L (4, 7) <small>OBP: 0.550, SLG: 0.842</small>																				
52 Yoenis Cespedes, R (1, 8) <small>OBP: 0.263, SLG: 0.353</small> 12 Collin Cowgill, R (4, PH) <small>OBP: 0.453, SLG: 0.583</small>																				
25 Kila Ka'aihue, L (1, 3) <small>OBP: 0.258, SLG: 0.500</small>																				
31 Jonny Gomes, R (1, 7) <small>OBP: 0.412, SLG: 0.440</small> 17 Wes Timmons, R (4, PH) <small>OBP: 0.405, SLG: 0.355</small>																				
10 Danic Barton, L (1, 10) <small>OBP: 0.321, SLG: 0.250</small> Chris Carter, R (7, PH) <small>OBP: 0.321, SLG: 0.304</small>																				
8 Kurt Suzuki, R (1, 2) <small>OBP: 0.393, SLG: 0.520</small> 26 Anthony Recker, R (4, PH) <small>OBP: 0.333, SLG: 0.455</small>																				
28 Eric Sogard, L (1, 5) <small>OBP: 0.419, SLG: 0.579</small> 68 Jeff Fiorentino, L (4, 9) <small>OBP: 0.593, SLG: 0.500</small>																				
Inning Stats	R: 0 H: 0 E: 0 K: 2 S: 8	H: 0 LOB: 1 BB: 1 P: 12	R: 2 H: 1 E: 0 K: 0 S: 5	LOB: 0 BB: 1 P: 12	R: 0 H: 1 E: 0 K: 0 S: 3	H: 1 LOB: 1 BB: 1 P: 9	R: 1 H: 1 E: 0 K: 0 S: 4	H: 1 LOB: 1 BB: 1 P: 11	R: 0 H: 1 E: 0 K: 0 S: 3	H: 1 LOB: 0 BB: 0 P: 3	R: 3 H: 3 E: 0 K: 0 S: 6	H: 3 LOB: 3 BB: 3 P: 18	R: 3 H: 3 E: 0 K: 1 S: 8	H: 3 LOB: 1 BB: 1 P: 12	R: 0 H: 0 E: 0 K: 2 S: 7	H: 0 LOB: 0 BB: 0 P: 7	1B: 7 2B: 1 3B: 0 HR: 3	SF: 1 SAC: 0 DP: 2 HBP: 0	WP: 2 PB: 0 SB: 0 CS: 0	PA: 45
PITCHER	35 Trevor Cahill, R (1, 1) <small>ERA: 7.88</small>	40 J.J. Putz, R (4, 1) <small>ERA: 6.0</small>	32 Craig Breslow, L (5, 1) <small>ERA: 7.11</small>	39 Bryan Shaw, R (7, 1) <small>ERA: 11.57</small>	Bryan Woodall, R (7, 1) <small>ERA: 20.25</small>	PITCHER	71 Mike DeMark, R (9, 1) <small>ERA:</small>	IP WLS BF H R ER SO BB IBB HBP BLK WP HR S P ERA WHIP	IP WLS BF H R ER SO BB IBB HBP BLK WP HR S P ERA WHIP											
Batter	1	2	3	4	5	6	7	8	9	AB	R	H	RBI	BB	SO	LOB	BOTTOM			
60 AJ Pollock, R (1, 8) <small>OBP: 0.448, SLG: 0.375</small> 5 Ender Inciarte, L (8, 7)																				
2 Aaron Hill, R (1, 4) <small>OBP: 0.219, SLG: 0.387</small> 11 Jake Elmore, R (4, 4) <small>OBP: 0.600, SLG: 0.500</small>																				
10 Justin Upton, R (1, 9) <small>OBP: 0.455, SLG: 0.400</small> 2 Alfredo Marte, R (4, 9) <small>OBP: 0.750, SLG: 1.667</small>																				
26 Miguel Montero, L (1, 2) <small>OBP: 0.261, SLG: 0.190</small> 28 Craig Tatum, R (7, 2) <small>OBP: 0.100, SLG: 0.200</small>																				
44 Paul Goldschmidt, R (1, 3) <small>OBP: 0.359, SLG: 0.438</small> 47 Yazby Arbelo, L (7, 3) <small>OBP: 0.333, SLG: 0.333</small>																				
27 Geoff Blum, S (1, 5) <small>OBP: 0.286, SLG: 0.263</small> 70 Matt Davidson, R (4, 5) <small>OBP: 0.364, SLG: 0.500</small>																				
8 Gerardo Parra, L (1, 7) <small>OBP: 0.366, SLG: 0.482</small> 32 Keon Broxton, R (5, 8)																				
16 John McDonald, R (1, 6) <small>OBP: 0.261, SLG: 0.273</small> 28 Tommy Manzella, R (4, 6)																				
66 Marc Krauss, L (1, 10) <small>OBP: 0.273, SLG: 0.300</small>																				
Inning Stats	R: 0 H: 1 E: 0 K: 1 S: 6	H: 2 LOB: 2 BB: 0 P: 5	R: 0 H: 1 E: 0 K: 0 S: 3	H: 1 LOB: 1 BB: 1 P: 7	R: 2 H: 2 E: 0 K: 1 S: 6	H: 2 LOB: 0 BB: 1 P: 12	R: 0 H: 1 E: 0 K: 1 S: 5	H: 1 LOB: 2 BB: 1 P: 10	R: 0 H: 1 E: 0 K: 1 S: 6	H: 1 LOB: 2 BB: 1 P: 8	R: 0 H: 0 E: 0 K: 1 S: 5	H: 0 LOB: 0 BB: 0 P: 5	R: 0 H: 0 E: 0 K: 1 S: 5	H: 0 LOB: 0 BB: 0 P: 5	1B: 8 2B: 1 3B: 0 HR: 1	SF: 0 SAC: 0 DP: 3 HBP: 1	WP: 0 PB: 0 SB: 1 CS: 1	PA: 37		
PITCHER	66 Tyson Ross, R (1, 1) <small>ERA: 0.9</small>	Neil Wagner, R (4, 1) <small>ERA: 13.5</small>	58 Evan Scribner, R (5, 1) <small>ERA: 2.0</small>	89 Trey Barham, L (7, 1) <small>ERA:</small>	Zack Thornton, R (8, 1) <small>ERA:</small>	PITCHER	Brett Hunter, R (9, 1) <small>ERA:</small>	IP WLS BF H R ER SO BB IBB HBP BLK WP HR S P ERA WHIP	IP WLS BF H R ER SO BB IBB HBP BLK WP HR S P ERA WHIP											

Oakland Athletics @ Arizona Diamondbacks
Salt River Fields at Talking Stick, Scottsdale, AZ
 Sun Mar 18 2012, 4:12 PM - 7:49 PM EDT
 Att: 12,505 - Overcast - 54 F

AB	35
R	11
H	11
RBI	11
BB	8
SO	6
LOB	17



Oakland Athletics @ Arizona Diamondbacks
Salt River Fields at Talking Stick, Scottsdale, AZ
 Sun Mar 18 2012, 4:12 PM - 7:49 PM EDT
 Att: 12,505 - Overcast - 54 F

AB	32
R	2
H	9
RBI	2
BB	4
SO	6
LOB	14



Batter	1	2	3	4	5	6	7	8	9	AB	R	H	RBI	BB	SO	LOB	TOP																					
18 Willie Bloomquist, R OBP: 0.222, SLG: 0.229 16 John McDonald, R OBP: 0.240, SLG: 0.250	L9		G6-3		F8		G6-4-3		G6-3	3	0	0	0	0	0	1																						
8 Gerardo Parra, L OBP: 0.364, SLG: 0.452 70 Matt Davidson, R OBP: 0.391, SLG: 0.500	G4-3		G6-4-3 1B		G3					3	0	1	1	0	0	0																						
10 Justin Upton, R OBP: 0.444, SLG: 0.370 60 AJ Pollock, R OBP: 0.433, SLG: 0.360			G6-4-3		K					2	0	0	0	1	1	1																						
26 Miguel Montero, L OBP: 0.269, SLG: 0.174 1 Cody Ransom, R OBP: 0.320, SLG: 0.455	F8									2	1	0	0	1	0	1																						
24 Chris Young, R OBP: 0.541, SLG: 0.759 12 Evan Frey, L			G6-3							2	0	0	0	1	1	0																						
27 Geoff Blum, S OBP: 0.292, SLG: 0.238 65 Ryan Budde, R										2	0	0	0	1	1	2																						
14 Ryan Roberts, R OBP: 0.297, SLG: 0.529 1 Niko Gallego, R										2	0	0	1	1	1	1																						
37 Lyle Overbay, L OBP: 0.357, SLG: 0.261 44 Paul Goldschmidt, R OBP: 0.390, SLG: 0.545										1	0	0	0	1	0	2																						
2 Aaron Hill, R OBP: 0.235, SLG: 0.375 73 Adam Eaton, L OBP: 0.395, SLG: 0.419										2	0	2	0	0	0	0																						
Inning Stats	R: 0 E: 0 K: 0 S: 3	H: 0 LOB: 1 BB: 1 P: 7	R: 0 E: 0 K: 0 S: 2	H: 0 LOB: 1 BB: 2 P: 10	R: 1 E: 0 K: 0 S: 3	H: 1 LOB: 0 BB: 1 P: 8	R: 1 E: 0 K: 0 S: 3	H: 0 LOB: 2 BB: 3 P: 15	R: 0 E: 0 K: 1 S: 5	H: 0 LOB: 0 BB: 0 P: 5	R: 0 E: 0 K: 2 S: 7	H: 0 LOB: 0 BB: 0 P: 7	R: 0 E: 0 K: 1 S: 5	H: 1 LOB: 1 BB: 1 P: 9	R: 2 E: 0 K: 0 S: 4	H: 1 LOB: 0 BB: 1 P: 10	R: 1 E: 0 K: 0 S: 6	H: 2 LOB: 0 BB: 0 P: 8	1B: 3 2B: 0 3B: 0 HR: 2	SF: 0 SAC: 0 DP: 3 HBP: 0	WP: 1 PB: 0 SB: 0 CS: 0	PA: 37																
PITCHER	IP	WLS	BF	H	R	ER	SO	BB	IBB	HBP	BLK	WP	HR	S	P	ERA	WHIP	PITCHER				IP	WLS	BF	H	R	ER	SO	BB	IBB	HBP	BLK	WP	HR	S	P	ERA	WHIP
Jarrod Parker, R ERA: 3.27	3.2	W	17	1	2	2	0	7	0	0	0	1	0	10	39	4.91	2.182	98 Justin Souza, R ERA: 6.75				1.0	S	4	2	1	1	0	0	0	0	0	0	1	6	8	9.00	2.000
77 Jordan Norberto, L ERA: 2.35	1.1	H	4	0	0	0	1	0	0	0	0	0	0	6	6	0.00	0.000																					
40 Brian Fuentes, L ERA: 7.5	1.0		3	0	0	0	2	0	0	0	0	0	0	7	7	0.00	0.000																					
50 Grant Balfour, R ERA: 7.94	1.0		4	1	0	0	1	1	0	0	0	0	0	5	9	0.00	2.000																					
13 Jerry Blevins, L ERA: 5.4	1.0		5	1	2	2	0	1	0	0	0	0	1	4	10	18.00	2.000																					

Arizona Diamondbacks @ Oakland Athletics
Phoenix Municipal Stadium, Phoenix, AZ
Mon Mar 19 2012, 4:05 PM - 6:42 PM EDT
Att: 5,515 - Cloudy - 54 F

livebaseballscores.com

AB	28
R	5
H	5
RBI	5
BB	9
SO	4
LOB	14



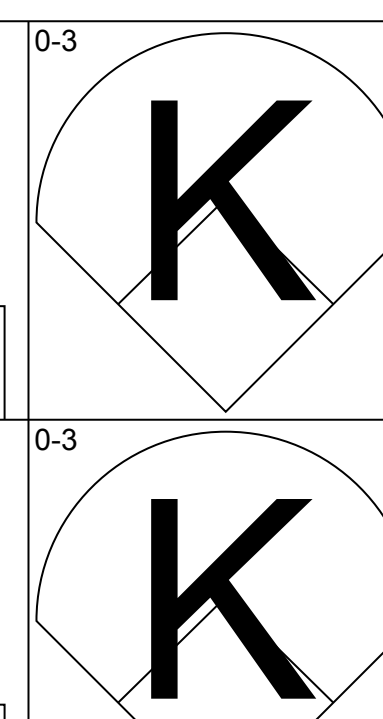
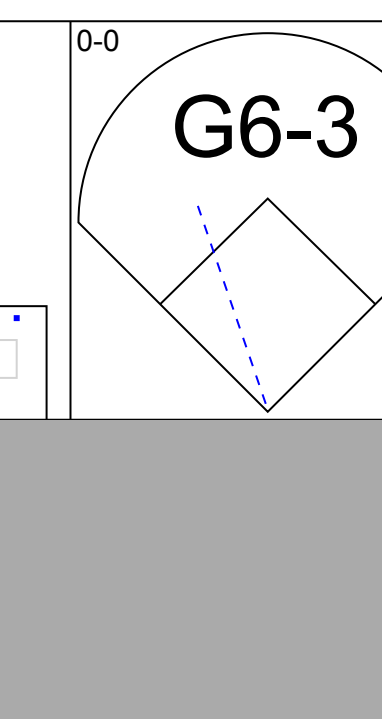
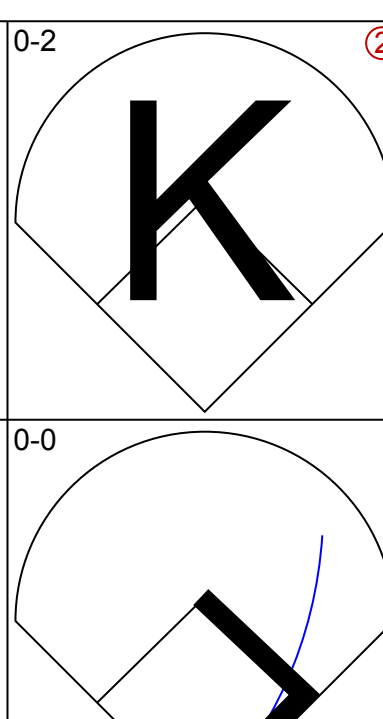
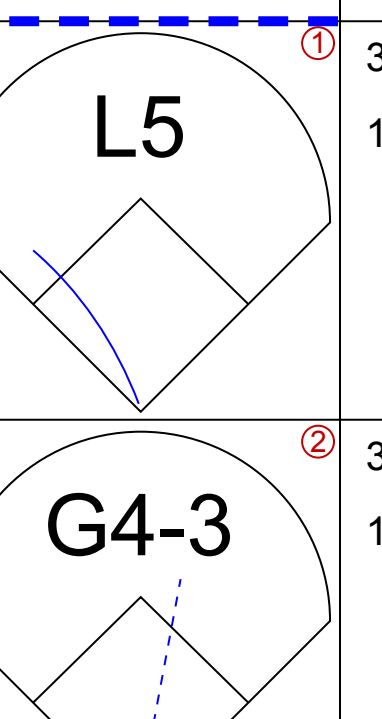
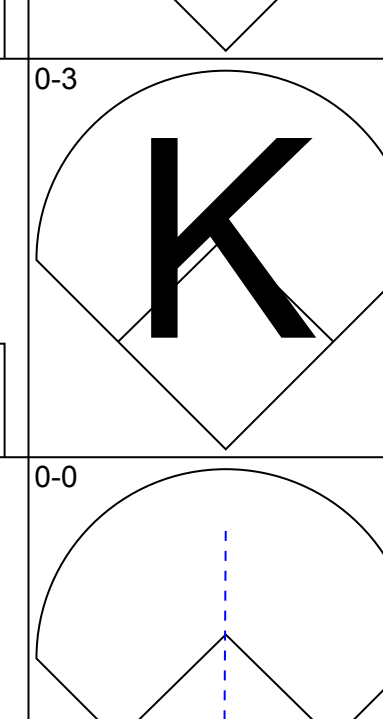
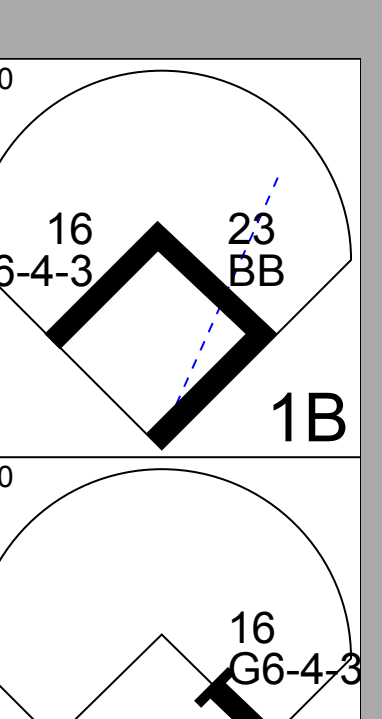
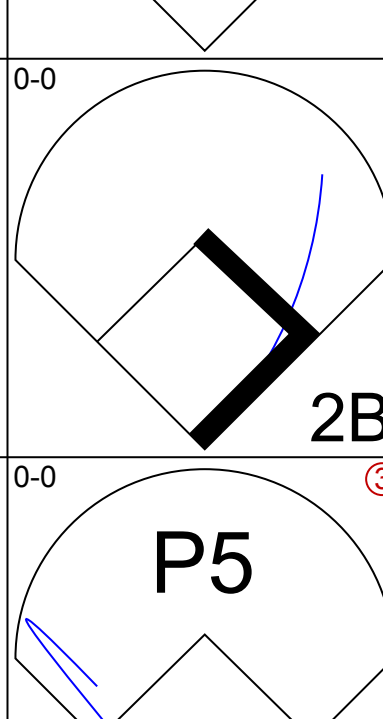
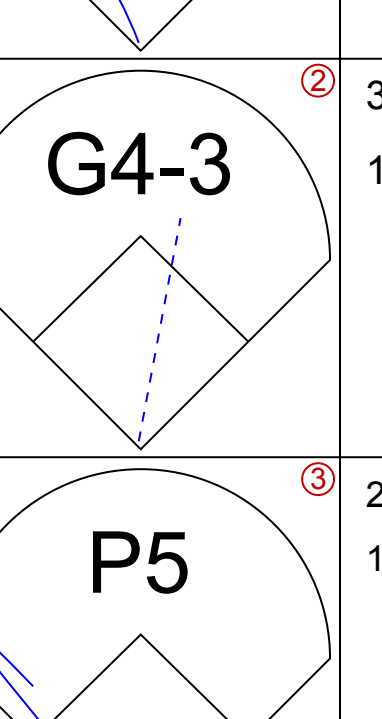
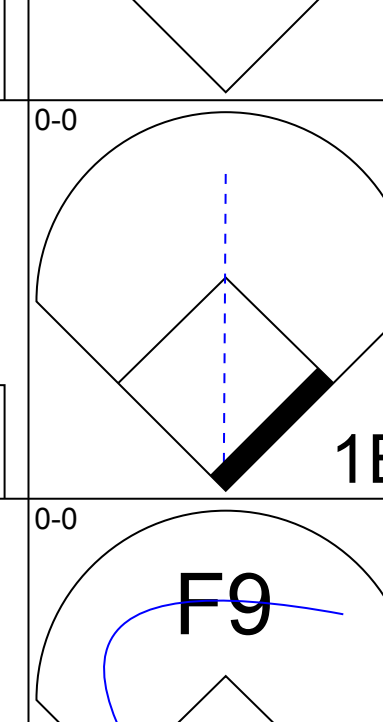
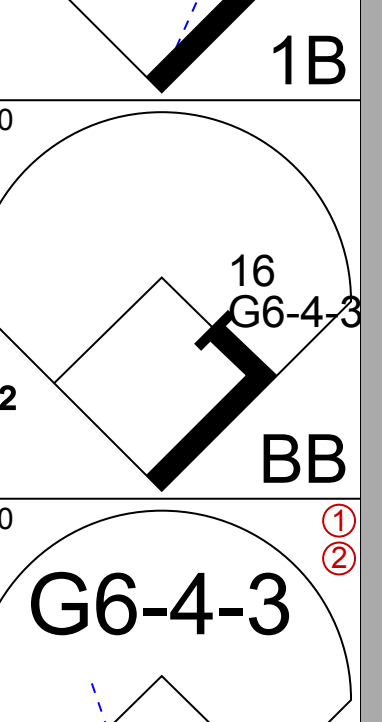
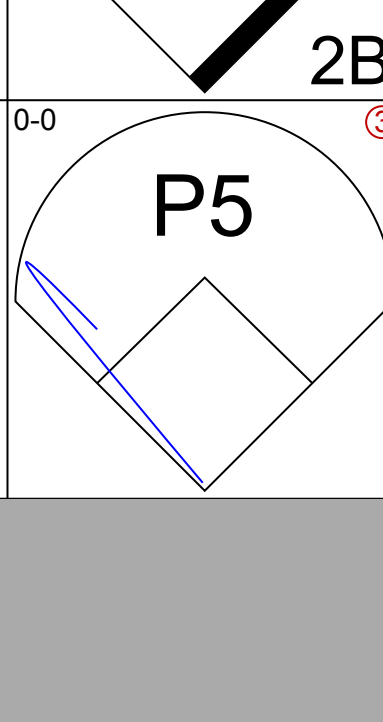
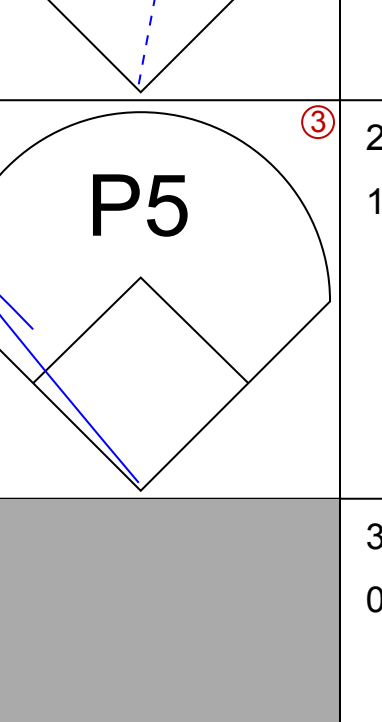
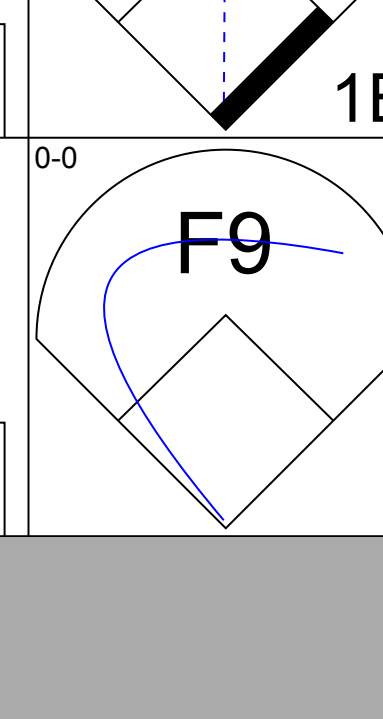
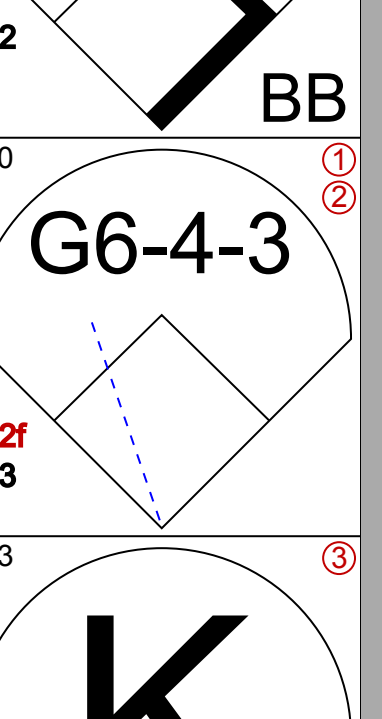

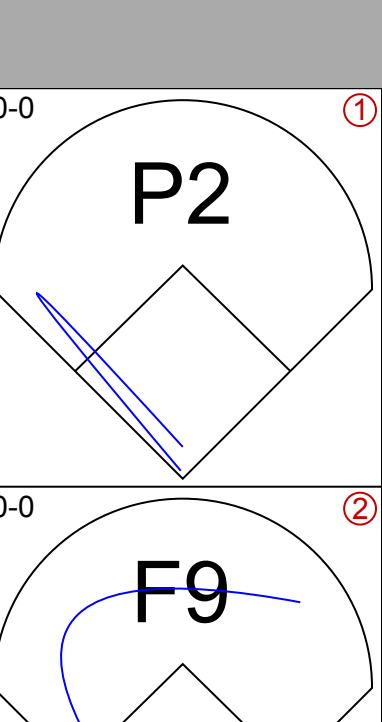
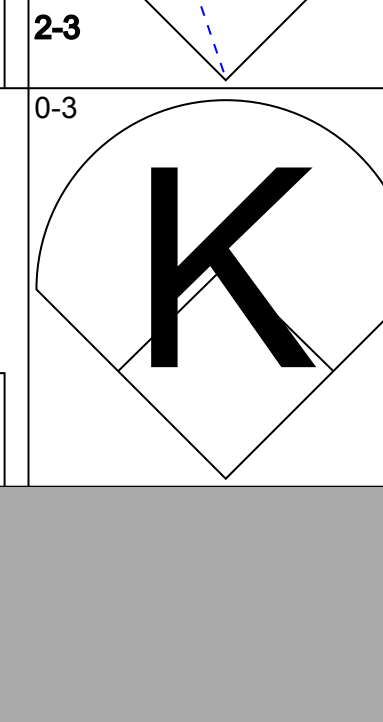
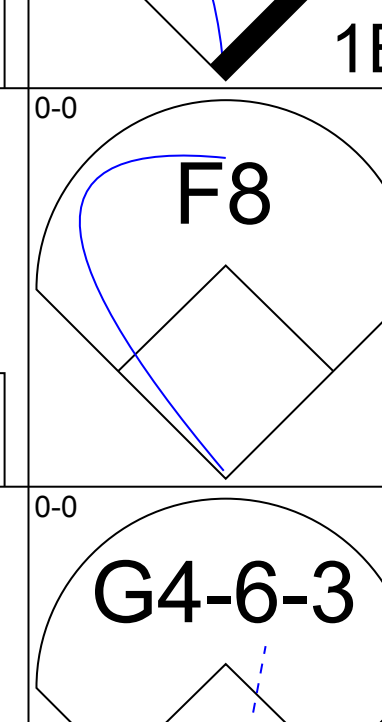

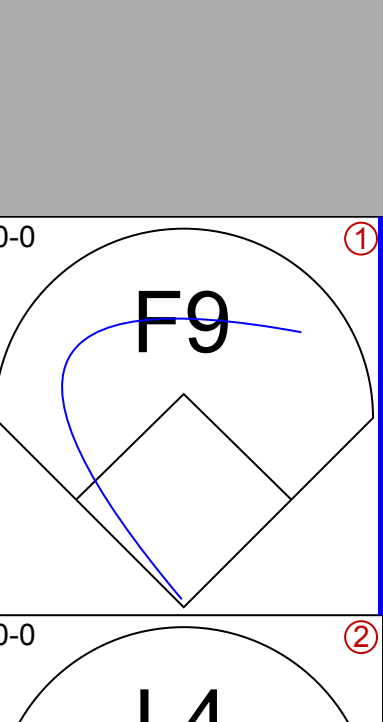
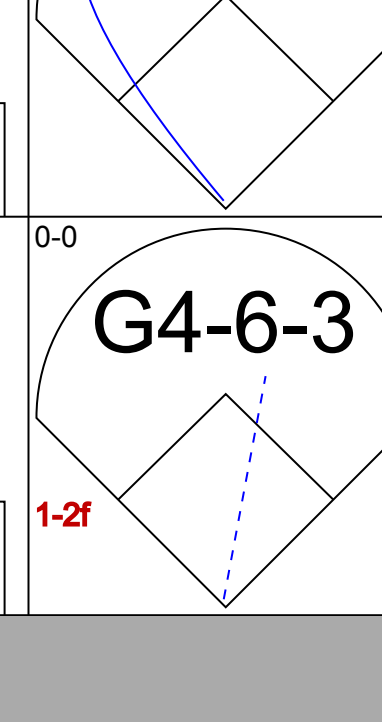

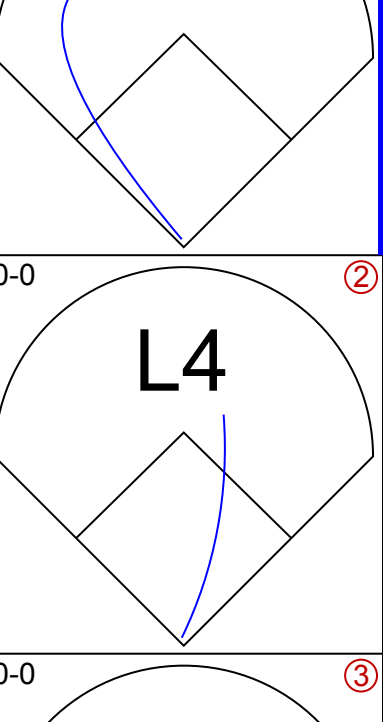
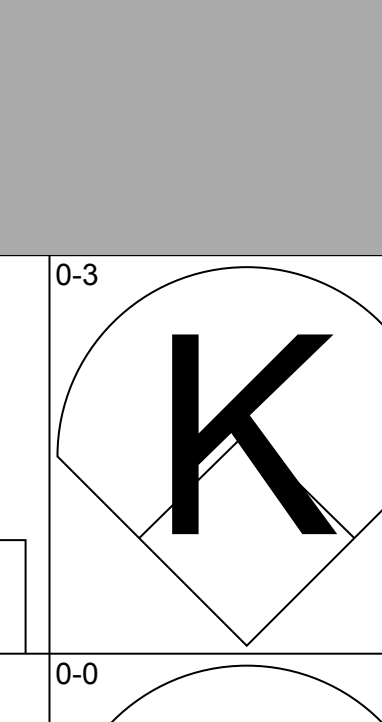

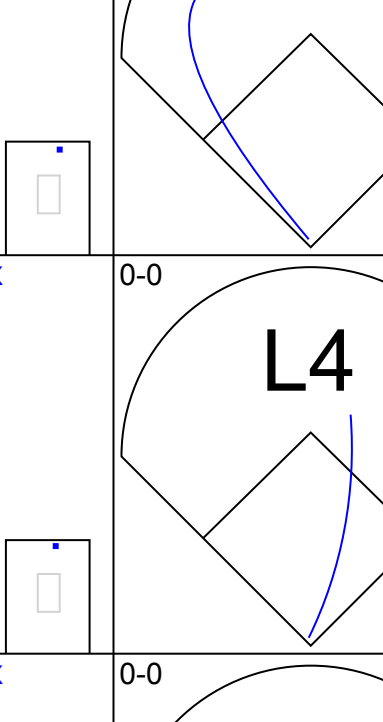
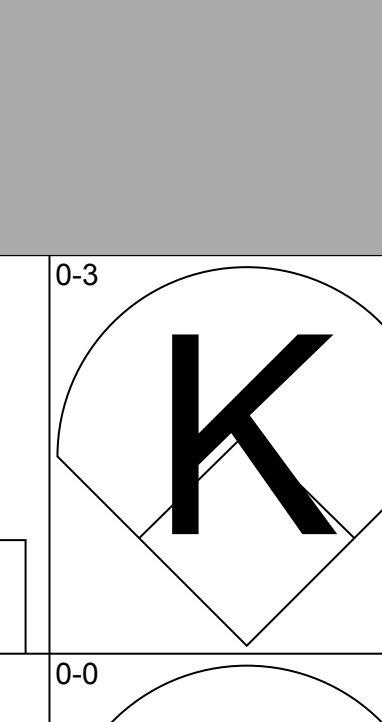
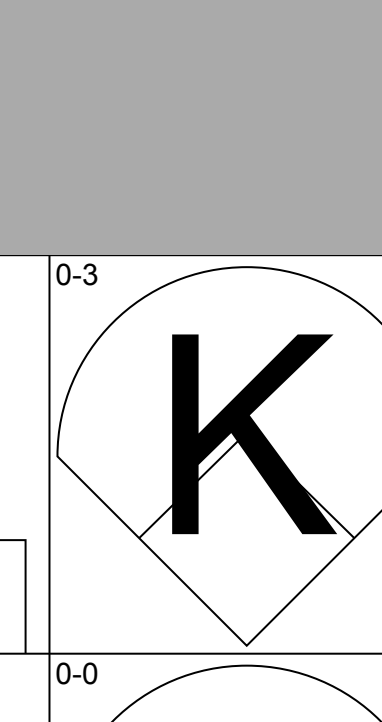
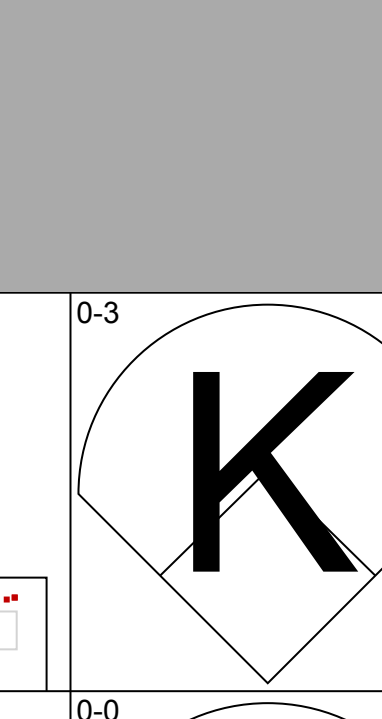
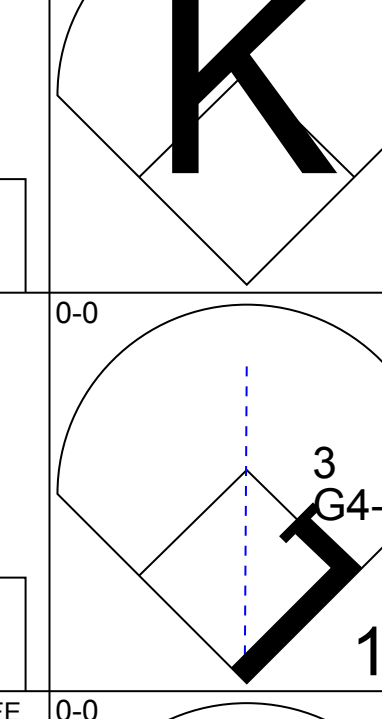

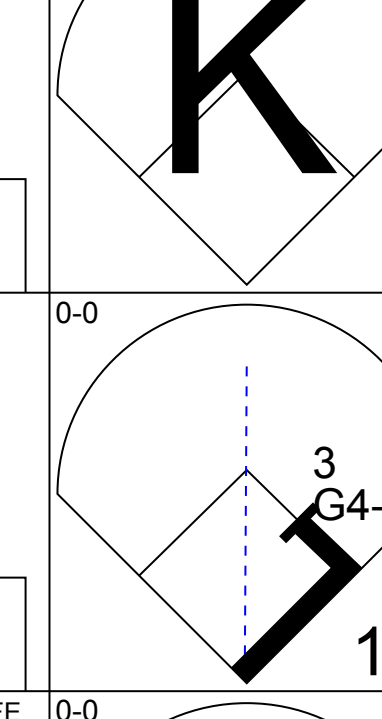
Batter	1	2	3	4	5	6	7	8	9	AB	R	H	RBI	BB	SO	LOB	BOTTOM																					
12 Collin Cowgill, R OBP: 0.489, SLG: 0.641										3	2	2	0	0	0	0																						
28 Eric Sogard, L OBP: 0.426, SLG: 0.585										3	1	2	1	0	1	0																						
52 Yoenis Cespedes, R OBP: 0.261, SLG: 0.300										3	0	0	0	1	0	4																						
1 Manny Ramirez, R OBP: 0.250, SLG: 0.556 25 Kila Ka'aihue, L OBP: 0.250, SLG: 0.483										3	1	1	1	0	0	3																						
16 Josh Reddick, L OBP: 0.378, SLG: 0.639										4	1	2	3	0	1	1																						
8 Kurt Suzuki, R OBP: 0.395, SLG: 0.464 26 Anthony Recker, R OBP: 0.360, SLG: 0.522										3	0	0	0	0	0	1																						
14 Brandon Allen, L OBP: 0.333, SLG: 0.567										4	1	1	1	0	0	1																						
20 Josh Donaldson, R OBP: 0.296, SLG: 0.271										2	0	0	0	1	0	0																						
17 Wes Timmons, R OBP: 0.375, SLG: 0.324										3	0	0	0	0	0	1																						
Inning Stats	R: 3 E: 0 K: 0 S: 8	H: 3 LOB: 0 BB: 0 P: 10	R: 0 E: 0 K: 0 S: 3	H: 0 LOB: 0 BB: 0 P: 3	R: 2 E: 0 K: 0 S: 6	H: 3 LOB: 1 BB: 0 P: 7	R: 1 E: 0 K: 0 S: 3	H: 1 LOB: 0 BB: 1 P: 8	R: 0 E: 0 K: 1 S: 5	H: 0 LOB: 1 BB: 1 P: 9	R: 0 E: 0 K: 0 S: 3	H: 0 LOB: 0 BB: 0 P: 3	R: 0 E: 0 K: 0 S: 3	H: 1 LOB: 1 BB: 0 P: 5	R: 0 E: 0 K: 2 S: 8	H: 1 LOB: 1 BB: 0 P: 8	1B: 4 2B: 1 3B: 1 HR: 3	SF: 1 SAC: 0 DP: 1 HBP: 1	WP: 0 PB: 0 SB: 0 CS: 1	PA: 35																		
PITCHER	IP	WLS	BF	H	R	ER	SO	BB	IBB	HBP	BLK	WP	HR	S	P	ERA	WHIP	PITCHER				IP	WLS	BF	H	R	ER	SO	BB	IBB	HBP	BLK	WP	HR	S	P	ERA	WHIP
55 Josh Collmenter, R ERA: 14.14	3.0	L	15	6	5	5	0	0	0	0	0	0	2	17	20	15.00	2.000	55 Justin Souza, R ERA: 6.75				1.0	S	4	2	1	1	0	0	0	0	0	1	6	8	9.00	2.000	
36 Wade Miley, L ERA: 3.6	3.0		11	1	1	1	1	2	0	0	0	0	1	11	20	3.00	1.000																					
29 Brad Ziegler, R ERA: 7.5	1.0		4	1	0	0	0	0	0	1	0	0	0	3	5	0.00	1.000																					
49 Mike Zagurski, L ERA: 1.5	1.0		4	1	0	0	2	0	0	0	0	0	0	8	8	0.00	1.000																					

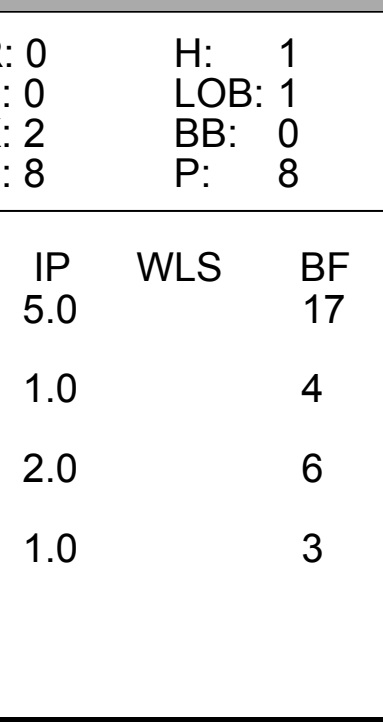
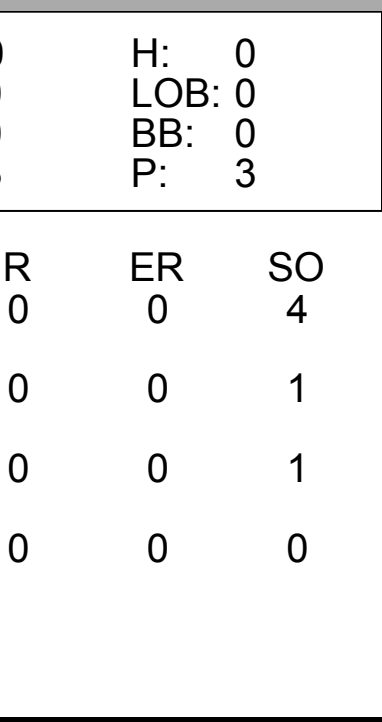
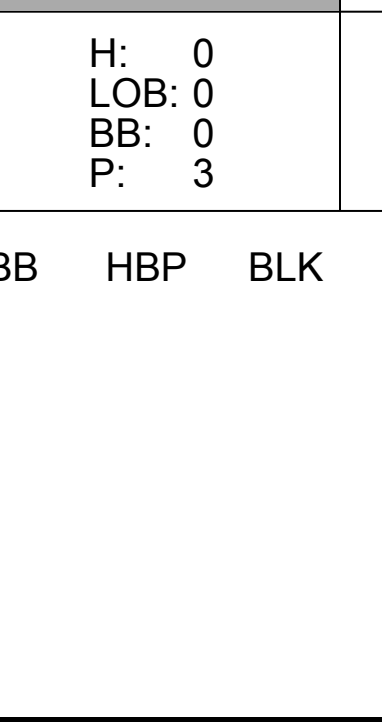

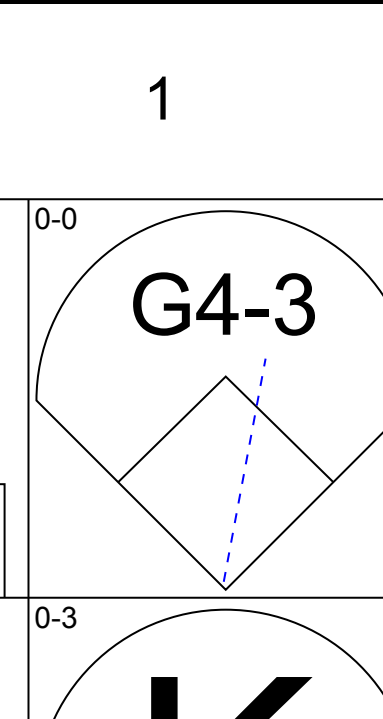
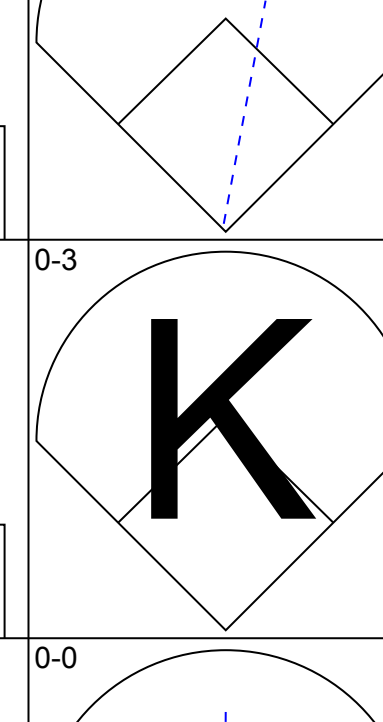

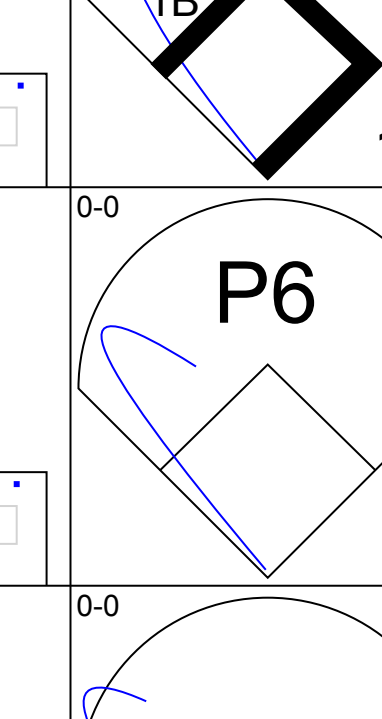

Arizona Diamondbacks @ Oakland Athletics
Phoenix Municipal Stadium, Phoenix, AZ
Mon Mar 19 2012, 4:05 PM - 6:42 PM EDT
Att: 5,515 - Cloudy - 54 F

livebaseballscores.com

AB	30
R	6
H	9
RBI	6
BB	2
SO	3
LOB	11



Batter	1	2	3	4	5	6	7	8	9	AB	R	H	RBI	BB	SO	LOB	TOP					
27 Carlos Gómez, R OBP: 0.243, SLG: 0.229 22 Logan Schafer, L OBP: 0.353, SLG: 0.545										3	0	0	0	0	2	0	Milwaukee Brewers @ Arizona Diamondbacks Salt River Fields at Talking Stick, Scottsdale, AZ Wed Mar 21 2012, 4:12 PM - 6:45 PM EDT Att: 12,579 - Sunny - 64 F livebaseballscorecards.com					
2 Nyjer Morgan, L OBP: 0.300, SLG: 0.432 54 Caleb Gindl, L OBP: 0.406, SLG: 0.464										3	0	2	0	0	1	0						
23 Rickie Weeks Jr., R OBP: 0.540, SLG: 0.545 14 Brooks Conrad, S OBP: 0.350, SLG: 0.469										2	0	1	0	1	0	1						
16 Aramis Ramirez, R OBP: 0.292, SLG: 0.348 12 Martin Maldonado, R OBP: 0.150, SLG: 0.263										3	0	1	0	0	0	3						
24 Mat Gamel, L OBP: 0.368, SLG: 0.606 40 Jose Veras, R OBP: 0.200, SLG: 0.286										3	0	0	0	0	1	2						
11 Alex Gonzalez, R OBP: 0.375, SLG: 0.548 48 Tim Lillard, R OBP: 0.405, SLG: 0.548										2	0	0	0	0	0	0						
20 Jonathan Lucroy, R OBP: 0.355, SLG: 0.429 5 Taylor Green, L OBP: 0.273, SLG: 0.349										2	0	0	0	0	0	0						
7 Norichika Aoki, L OBP: 0.273, SLG: 0.349 21 Zach Braddock, L OBP: 0.216, SLG: 0.242										3	0	1	0	0	1	0						
58 Mike McClendon, R OBP: 0.216, SLG: 0.242										2	0	0	0	0	0	1						
49 Yovani Gallardo, R OBP: 0.216, SLG: 0.242										1	0	0	0	0	0	0						
3 Cesar Izturis, S OBP: 0.216, SLG: 0.242										2	0	0	0	0	0	1						
Inning Stats	R: 0 E: 0 K: 2 S: 8	H: 1 LOB: 1 BB: 0 P: 8	R: 0 E: 0 K: 0 S: 3	H: 0 LOB: 0 BB: 0 P: 3	R: 0 E: 0 K: 1 S: 5	H: 0 LOB: 0 BB: 0 P: 5	R: 0 E: 0 K: 1 S: 5	H: 1 LOB: 1 BB: 1 P: 9	R: 0 E: 0 K: 0 S: 3	H: 0 LOB: 0 BB: 0 P: 3	R: 0 E: 0 K: 1 S: 6	H: 1 LOB: 1 BB: 0 P: 6	R: 0 E: 0 K: 0 S: 3	H: 1 LOB: 0 BB: 0 P: 3	R: 0 E: 0 K: 1 S: 5	H: 0 LOB: 0 BB: 0 P: 3	R: 0 E: 0 K: 0 S: 3	H: 0 LOB: 0 BB: 0 P: 3	1B: 4 2B: 1 3B: 0 HR: 0	SF: 0 SAC: 0 DP: 2 HBP: 0	WP: 0 PB: 0 CS: 0	PA: 30
PITCHER	IP	WLS	BF	H	R	ER	SO	BB	IBB	HBP	BLK	WP	HR	S	P	ERA	WHIP					
41 Daniel Hudson, R ERA: 2.57	5.0		17	2	0	0	4	1	0	0	0	0	0	24	28	0.00	0.600					
30 David Hernandez, R ERA: 5.4	1.0		4	1	0	0	1	0	0	0	0	0	0	6	6	0.00	1.000					
77 Charles Brewer, R ERA: 1.29	2.0		6	2	0	0	1	0	0	0	0	0	0	8	8	0.00	1.000					
59 Jensen Lewis, R ERA:	1.0		3	0	0	0	0	0	0	0	0	0	0	3	3	0.00	0.000					

Batter	1	2	3	4	5	6	7	8	9	AB	R	H	RBI	BB	SO	LOB	BOTTOM					
18 Willie Bloomquist, R OBP: 0.214, SLG: 0.225 70 Matt Davidson, R OBP: 0.346, SLG: 0.435										3	0	0	0	0	0	3	Milwaukee Brewers @ Arizona Diamondbacks Salt River Fields at Talking Stick, Scottsdale, AZ Wed Mar 21 2012, 4:12 PM - 6:45 PM EDT Att: 12,579 - Sunny - 64 F livebaseballscorecards.com					
8 Gerardo Parra, L OBP: 0.360, SLG: 0.500 28 Craig Tatum, R OBP: 0.167, SLG: 0.250										3	0	1	0	0	1	0						
24 Chris Young, R OBP: 0.550, SLG: 0.750 44 Paul Goldschmidt, R OBP: 0.422, SLG: 0.571										3	0	2	0	0	0	1						
27 Geoff Blum, S OBP: 0.321, SLG: 0.280 30 David Hernandez, R OBP: 0.310, SLG: 0.462										3	0	2	0	0	0	1						
1 Cody Ransom, R OBP: 0.310, SLG: 0.462										0	0	0	0	0	0	0						
37 Lyle Overbay, L OBP: 0.344, SLG: 0.259 31 Ryan LaPensee, R OBP: 0.344, SLG: 0.259										3	0	1	0	0	0	4						
2 Aaron Hill, R OBP: 0.297, SLG: 0.441 77 Charles Brewer, R OBP: 0.438, SLG: 0.600										2	0	2	0	1	0	0						
59 Jensen Lewis, R OBP: 0.438, SLG: 0.600										0	0	0	0	0	0	0						
12 Henry Blanco, R OBP: 0.375, SLG: 0.500 60 AJ Pollock, R OBP: 0.424, SLG: 0.464										2	0	0	0	0	0	3						
73 Adam Eaton, L OBP: 0.349, SLG: 0.361										2	0	0	0	0	1	2						
41 Daniel Hudson, R OBP: 0.438, SLG: 0.600										4	0	0	0	0	1	4						
41 Daniel Hudson, R OBP: 0.438, SLG: 0.600										1	0	0	0	1	1	1						
64 Chris Owings, R OBP: 0.438, SLG: 0.600										2	0	0	0	0	0	1						
Inning Stats	R: 0 E: 0 K: 1 S: 6	H: 1 LOB: 1 BB: 0 P: 7	R: 0 E: 0 K: 1 S: 7	H: 2 LOB: 3 BB: 1 P: 11	R: 0 E: 0 K: 0 S: 4	H: 2 LOB: 1 BB: 0 P: 4	R: 0 E: 0 K: 1 S: 6	H: 1 LOB: 1 BB: 0 P: 6	R: 0 E: 0 K: 0 S: 5	H: 2 LOB: 2 BB: 0 P: 5	R: 0 E: 0 K: 1 S: 5	H: 0 LOB: 1 BB: 1 P: 9	R: 0 E: 0 K: 2 S: 8	H: 1 LOB: 0 BB: 0 P: 8	R: 0 E: 0 K: 0 S: 2	H: 0 LOB: 0 BB: 1 P: 6	R: 0 E: 0 K: 0 S: 3	H: 0 LOB: 0 BB: 0 P: 3	1B: 8 2B: 2 3B: 0 HR: 0	SF: 0 SAC: 1 DP: 2 HBP: 0	WP: 0 PB: 0 CS: 0	PA: 37
PITCHER	IP	WLS	BF	H	R	ER	SO	BB	IBB	HBP	BLK	WP	HR	S	P	ERA	WHIP					
49 Yovani Gallardo, R ERA: 2.77	4.2		21	7	0	0	0	1	0	0	0	0	0	26	31	0.00	1.714					
48 Tim Lillard, R ERA: 4.32	1.1		6	1	0	0	1	1	0	0	0	0	0	7	11	0.00	1.500					
40 Jose Veras, R ERA: 2.57	1.0		4	1	0	0	2	0	0	0	0	0	0	8	8	0.00	1.000					
21 Zach Braddock, L ERA: 6.75	1.0		3	0	0	0	0	1	0	0	0	0	0	2	6	0.00	1.000					
58 Mike McClendon, R ERA: 1.0	1.0		3	0	0	0	0	0	0	0	0	0	0	3	3	0.00	0.000					

Batter	1	2	3	4	5	6	7	8	9	AB	R	H	RBI	BB	SO	LOB	TOP			
8 Gerardo Parra, L (1, 7) 73 Adam Eaton, L (7, PH) OBP: 0.340, SLG: 0.471 OBP: 0.333, SLG: 0.342										3	0	0	0	0	1	1	Arizona Diamondbacks @ Chicago White Sox Camelback Ranch, Glendale, AZ Fri Mar 23 2012, 10:09 PM - 1:01 AM EDT Att: 6,518 - Clear - 81 F livebaseballscorecards.com			
2 Aaron Hill, R (1, 4) 60 AJ Pollock, R (7, PH) OBP: 0.325, SLG: 0.459 OBP: 0.429, SLG: 0.567										3	0	2	0	0	0	0				
10 Justin Upton, R (1, 9) 14 Ryan Roberts, R (7, PH) OBP: 0.405, SLG: 0.313 OBP: 0.310, SLG: 0.500										3	0	0	0	0	0	2				
26 Miguel Montero, L (1, 2) 47 Jon Griffin, R (7, PH) OBP: 0.286, SLG: 0.541 OBP: 0.600, SLG: 1.500										1	0	0	0	2	0	1				
24 Chris Young, R (1, 8) 1 Cody Ransom, R (7, PH) OBP: 0.535, SLG: 0.800 OBP: 0.290, SLG: 0.429										3	1	1	1	0	0	3				
27 Geoff Blum, S (1, 5) 65 Ryan Budde, R (7, 2)										1	1	1	0	2	0	0				
44 Paul Goldschmidt, R (1, 3) 28 Tommy Manzella, R (7, 6)										2	0	0	0	1	1	2				
37 Lyle Overbay, L (1, 10)										4	0	0	0	0	2	5				
16 John McDonald, R (1, 6) 12 Evan Frey, L (7, 7)										3	0	1	1	0	0	2				
Inning Stats	R: 0 E: 0 K: 1 S: 6	H: 1 LOB: 2 BB: 1 P: 10	R: 0 E: 0 K: 0 S: 2	H: 0 LOB: 1 BB: 2 P: 10	R: 0 E: 0 K: 0 S: 4	H: 1 LOB: 1 BB: 0 P: 4	R: 2 E: 0 K: 1 S: 9	H: 3 LOB: 1 BB: 0 P: 11	R: 0 E: 0 K: 0 S: 3	H: 0 LOB: 1 BB: 1 P: 7	R: 1 E: 0 K: 2 S: 9	H: 1 LOB: 1 BB: 1 P: 15	R: 0 E: 1 K: 2 S: 8	H: 0 LOB: 1 BB: 0 P: 8	R: 0 E: 0 K: 3 S: 10	H: 1 LOB: 2 BB: 1 P: 14		1B: 5 2B: 0 3B: 0 HR: 2	SF: 0 SAC: 0 DP: 1 HBP: 0	WP: 1 PB: 0 CS: 0
PITCHER	IP WLS BF H R ER SO BB IBB HBP BLK WP HR S P ERA WHIP																			
34 Gavin Floyd, R (1, 1) ERA: 2.7	6.0 W 27 5 2 2 3 5 0 0 0 1 1 29 51 3.00 1.667																			
53 Héctor Santiago, L (7, 1) ERA: 1.29	1.0 S 9 1 0 0 5 1 0 0 0 0 0 1 9 15 9.00 2.000																			
65 Nate Jones, R (8, 1) ERA: 2.16	2.0 S 9 1 0 0 5 1 0 0 0 0 0 0 18 22 0.00 1.000																			

Batter	1	2	3	4	5	6	7	8	9	AB	R	H	RBI	BB	SO	LOB	BOTTOM	
30 Alejandro De Aza, L (1, 8) 83 Tracey Thompson, R (7, 8) OBP: 0.333, SLG: 0.275 OBP: 0.417, SLG: 0.490										4	0	1	0	0	0	0	Arizona Diamondbacks @ Chicago White Sox Camelback Ranch, Glendale, AZ Fri Mar 23 2012, 10:09 PM - 1:01 AM EDT Att: 6,518 - Clear - 81 F livebaseballscorecards.com	
18 Brent Lillibridge, R (1, 5) 66 Ray Olmedo, S (7, 5) OBP: 0.372, SLG: 0.475 OBP: 0.487, SLG: 0.600										4	1	1	0	0	3	0		
51 Alex Rios, R (1, 9) 90 Kyle Colligan, R (7, 9)										3	1	0	0	0	0	1		
14 Paul Konerko, R (1, 3) 88 Christian Marrero, L (6, 7)										2	1	0	0	1	1	1		
12 AJ Pierzynski, L (1, 2) 70 Hector Gimenez, S (7, PH) OBP: 0.250, SLG: 0.625 OBP: 0.625, SLG: 0.571										3	3	3	3	0	0	0		
15 Gordon Beckham, R (1, 4) OBP: 0.298, SLG: 0.326										3	0	1	0	1	0	1		
29 Dan Johnson, L (1, 10) OBP: 0.516, SLG: 0.652										3	0	3	3	1	0	0		
75 Jim Gallagher, L (1, 7) OBP: 0.320, SLG: 0.105										3	0	1	0	1	1	4		
38 Eduardo Escobar, S (1, 6) OBP: 0.448, SLG: 0.621										4	0	1	0	0	1	4		
Inning Stats	R: 0 E: 0 K: 1 S: 5	H: 0 LOB: 0 BB: 0 P: 5	R: 1 E: 0 K: 1 S: 7	H: 2 LOB: 2 BB: 1 P: 11	R: 3 E: 0 K: 0 S: 6	H: 4 LOB: 2 BB: 2 P: 14	R: 0 E: 0 K: 1 S: 5	H: 0 LOB: 0 BB: 0 P: 5	R: 2 E: 0 K: 1 S: 8	H: 3 LOB: 2 BB: 0 P: 9	R: 0 E: 0 K: 2 S: 8	H: 0 LOB: 0 BB: 1 P: 12	R: 0 E: 0 K: 0 S: 3	H: 1 LOB: 1 BB: 0 P: 3	1B: 8 2B: 3 3B: 0 HR: 1	SF: 0 SAC: 0 DP: 0 HBP: 1		WP: 0 PB: 0 CS: 1
PITCHER	IP WLS BF H R ER SO BB IBB HBP BLK WP HR S P ERA WHIP																	
34 Joe Saunders, L (1, 1) ERA: 9.31	4.0 L 20 3 2 2 2 0 0 1 0 0 0 13 14 9.00 2.250																	
57 Brett Lorin, R (5, 1) ERA: 2.57	2.0 10 3 2 2 2 0 0 0 0 0 0 13 14 9.00 1.500																	
47 Joe Paterson, L (7, 1) ERA: 6.0	1.0 5 2 0 0 2 1 0 0 1 0 0 8 12 0.00 3.000																	
39 Bryan Shaw, R (8, 1) ERA: 9.53	1.0 4 1 0 0 0 0 0 0 0 0 0 3 3 0.00 1.000																	

Batter	1	2	3	4	5	6	7	8	9	AB	R	H	RBI	BB	SO	LOB	TOP																					
4 Alex Gordon, L (1.7) OBP: 0.472, SLG: 0.711 30 Jason Bourgeois, R(7, FH) OBP: 0.281, SLG: 0.267		G1-3																																				
17 Chris Getz, L (1.4) OBP: 0.333, SLG: 0.333 9 Johnny Giavotella, R OBP: 0.267, SLG: 0.318	G4-3		F7																																			
35 Eric Hosmer, L (1.3) OBP: 0.364, SLG: 0.577 65 Max Ramirez, R OBP: 0.448, SLG: 0.760			G6-3																																			
6 Lorenzo Cain, R (1.8) OBP: 0.533, SLG: 0.976 12 Mitch Mauer, L OBP: 0.342, SLG: 0.429			G1-3																																			
21 Jeff Francoeur, R (1.9) OBP: 0.271, SLG: 0.370 13 Mario Lison, R (7.3)																																						
8 Mike Moustakas, L (1.5) OBP: 0.273, SLG: 0.244 64 Irving Falu, S OBP: 0.296, SLG: 0.360	K																																					
27 Brayan Peña, S (1.2) OBP: 0.174, SLG: 0.143 50 Jose Mijares, L (7.1) 43 Aaron Crow, R (8.1) 56 Greg Holland, R (9.1)	G6-3																																					
19 Tony Abreu, S (1.6) OBP: 0.174, SLG: 0.143 79 Christian Colon, R OBP: 0.667, SLG: 0.667			G4-3																																			
57 Jonathan Sánchez, L (1.1) 41 Jeremy Jeffress, R (6.1) Greg Golson, R OBP: 0.200, SLG: 0.158																																						
Inning Stats	R: 2 E: 0 K: 1 S: 8	H: 3 LOB: 2 BB: 1 P: 15	R: 0 E: 0 K: 5 S: 5	H: 0 LOB: 0 BB: 0 P: 5	R: 0 E: 0 K: 0 S: 3	H: 0 LOB: 0 BB: 0 P: 3	R: 0 E: 0 K: 3 S: 10	H: 1 LOB: 1 BB: 0 P: 10	R: 0 E: 0 K: 1 S: 6	H: 1 LOB: 1 BB: 0 P: 6	R: 1 E: 0 K: 2 S: 10	H: 3 LOB: 2 BB: 0 P: 10	R: 3 E: 0 K: 1 S: 9	H: 4 LOB: 1 BB: 0 P: 10	R: 0 E: 0 K: 1 S: 5	H: 0 LOB: 0 BB: 1 P: 10	R: 0 E: 0 K: 0 S: 3	H: 0 LOB: 0 BB: 0 P: 3	1B: 7 2B: 4 3B: 0 HR: 1	SF: 0 2B: 4 3B: 0 HBP: 0	WP: 2 PB: 0 CS: 1	PA: 41																
PITCHER	IP WLS BF H R ER SO BB IBB HBP BLK WP HR S P ERA WHIP	35 Trevor Cahill, R (1.1) ERA: 6.39	49 Mike Zagurski, L (5.1) ERA: 1.42	62 Tyler Skaggs, L (6.1) ERA: 9.35	29 Brad Ziegler, R (9.1) ERA: 6.43	IP WLS BF H R ER SO BB IBB HBP BLK WP HR S P ERA WHIP	18 Willie Bloomquist, R (1.6) OBP: 0.222, SLG: 0.233 73 Adam Eaton, L OBP: 0.362, SLG: 0.359	2 Aaron Hill, R (1.4) OBP: 0.326, SLG: 0.436 60 AJ Pollock, R (7.8) OBP: 0.432, SLG: 0.563	10 Justin Upton, R (1.9) OBP: 0.400, SLG: 0.294 16 John McDonald, R (7.5) OBP: 0.226, SLG: 0.233	24 Chris Young, R (1.8) OBP: 0.543, SLG: 0.811 37 Lyle Overbay, L (7.3) OBP: 0.316, SLG: 0.242 3 Mike Freeman, L (9. PR) OBP: 1.000, SLG: 1.000	44 Paul Goldschmidt, R (1.3) OBP: 0.431, SLG: 0.550 1 Cody Ransom, R (7.4) OBP: 0.273, SLG: 0.400	14 Ryan Roberts, R (1.5) OBP: 0.289, SLG: 0.463 64 Chris Owings, R (7.6) OBP: 0.444, SLG: 0.706	8 Gerardo Parra, L (1.7) OBP: 0.357, SLG: 0.481 28 Craig Tatum, R (8.2) OBP: 0.154, SLG: 0.231	12 Henry Blanco, R (1.2) OBP: 0.333, SLG: 0.522 Bobby Borcherding, S (8.7) OBP: 0.333, SLG: 0.333	35 Trevor Cahill, R (1.1) 49 Mike Zagurski, L (5.1) 27 Geoff Blum, S (5. PR) 62 Tyler Skaggs, L (6.1) 26 Miguel Montero, L (8. PR) 8 Archie Gilbert, R (8. PR) 29 Brad Ziegler, R (9.1)	R: 0 E: 0 K: 0 S: 3	H: 0 LOB: 1 BB: 1 P: 7	R: 0 E: 0 K: 2 S: 8	H: 1 LOB: 1 BB: 0 P: 8	R: 0 E: 0 K: 2 S: 7	H: 1 LOB: 1 BB: 1 P: 11	R: 1 E: 0 K: 0 S: 4	H: 2 LOB: 0 BB: 0 P: 4	R: 0 E: 0 K: 1 S: 6	H: 1 LOB: 1 BB: 0 P: 6	R: 2 E: 1 K: 2 S: 10	H: 2 LOB: 2 BB: 1 P: 14	R: 0 E: 0 K: 1 S: 6	H: 1 LOB: 1 BB: 0 P: 6	R: 2 E: 0 K: 0 S: 5	H: 3 LOB: 2 BB: 1 P: 10	R: 0 E: 0 K: 1 S: 6	H: 1 LOB: 1 BB: 0 P: 6	1B: 10 2B: 1 3B: 1 HR: 0	SF: 0 2B: 1 SAC: 0 DP: 1 HBP: 1	WP: 0 PB: 0 SB: 0 CS: 1	PA: 42	
PITCHER	IP WLS BF H R ER SO BB IBB HBP BLK WP HR S P ERA WHIP	57 Jonathan Sánchez, L (1.1) ERA: 9.72	41 Jeremy Jeffress, R (6.1) ERA: 3.24	50 Jose Mijares, L (7.1) ERA: 4.5	43 Aaron Crow, R (8.1) ERA: 4.5	56 Greg Holland, R (9.1) ERA: 3.38	IP WLS BF H R ER SO BB IBB HBP BLK WP HR S P ERA WHIP	18 Willie Bloomquist, R (1.6) OBP: 0.222, SLG: 0.233 73 Adam Eaton, L OBP: 0.362, SLG: 0.359	2 Aaron Hill, R (1.4) OBP: 0.326, SLG: 0.436 60 AJ Pollock, R (7.8) OBP: 0.432, SLG: 0.563	10 Justin Upton, R (1.9) OBP: 0.400, SLG: 0.294 16 John McDonald, R (7.5) OBP: 0.226, SLG: 0.233	24 Chris Young, R (1.8) OBP: 0.543, SLG: 0.811 37 Lyle Overbay, L (7.3) OBP: 0.316, SLG: 0.242 3 Mike Freeman, L (9. PR) OBP: 1.000, SLG: 1.000	44 Paul Goldschmidt, R (1.3) OBP: 0.431, SLG: 0.550 1 Cody Ransom, R (7.4) OBP: 0.273, SLG: 0.400	14 Ryan Roberts, R (1.5) OBP: 0.289, SLG: 0.463 64 Chris Owings, R (7.6) OBP: 0.444, SLG: 0.706	8 Gerardo Parra, L (1.7) OBP: 0.357, SLG: 0.481 28 Craig Tatum, R (8.2) OBP: 0.154, SLG: 0.231	12 Henry Blanco, R (1.2) OBP: 0.333, SLG: 0.522 Bobby Borcherding, S (8.7) OBP: 0.333, SLG: 0.333	35 Trevor Cahill, R (1.1) 49 Mike Zagurski, L (5.1) 27 Geoff Blum, S (5. PR) 62 Tyler Skaggs, L (6.1) 26 Miguel Montero, L (8. PR) 8 Archie Gilbert, R (8. PR) 29 Brad Ziegler, R (9.1)	R: 0 E: 0 K: 0 S: 3	H: 0 LOB: 1 BB: 1 P: 7	R: 0 E: 0 K: 2 S: 8	H: 1 LOB: 1 BB: 0 P: 8	R: 0 E: 0 K: 2 S: 7	H: 1 LOB: 1 BB: 1 P: 11	R: 1 E: 0 K: 0 S: 4	H: 2 LOB: 0 BB: 0 P: 4	R: 0 E: 0 K: 1 S: 6	H: 1 LOB: 1 BB: 0 P: 6	R: 2 E: 1 K: 2 S: 10	H: 2 LOB: 2 BB: 1 P: 14	R: 0 E: 0 K: 1 S: 6	H: 1 LOB: 1 BB: 0 P: 6	R: 2 E: 0 K: 0 S: 5	H: 3 LOB: 2 BB: 1 P: 10	R: 0 E: 0 K: 1 S: 6	H: 1 LOB: 1 BB: 0 P: 6	1B: 10 2B: 1 3B: 1 HR: 0	SF: 0 2B: 1 SAC: 0 DP: 1 HBP: 1	WP: 0 PB: 0 SB: 0 CS: 1	PA: 42

Kansas City Royals @ Arizona Diamondbacks
Salt River Fields at Talking Stick, Scottsdale, AZ

Sat Mar 24 2012, 10:12 PM - 1:12 AM EDT
Att: 12,513 - Cloudy - 84 F

AB 39
R 6
H 12
RBI 5
BB 2
SO 10
LOB 14

Kansas City Royals @ Arizona Diamondbacks
Salt River Fields at Talking Stick, Scottsdale, AZ

Sat Mar 24 2012, 10:12 PM - 1:12 AM EDT
Att: 12,513 - Cloudy - 84 F

AB 37
R 5
H 12
RBI 5
BB 4
SO 9
LOB 18

Batter	1	2	3	4	5	6	7	8	9	AB	R	H	RBI	BB	SO	LOB	TOP						
18 Willie Bloomquist, R OBP: 0.229, SLG: 0.239 73 Adam Eaton, L OBP: 0.376, SLG: 0.359	F9		G6-4-3 1B			G6-3		HBP		3	0	1	0	0	0	1							
2 Aaron Hill, R OBP: 0.304, SLG: 0.415 59 Jensen Lewis, R	K		G6-4-3			SF9				2	0	0	1	0	1	2							
30 Chris Ellison, L OBP: 1.000, SLG: 1.000	K							1B		1	0	1	0	0	0	0							
10 Justin Upton, R OBP: 0.417, SLG: 0.524 65 Ryan Budde, R	1B				G3-6-3 1B			2		3	0	2	0	0	1	0							
13 Jason Kubel, L OBP: 0.282, SLG: 0.514 60 AJ Pollock, R OBP: 0.436, SLG: 0.559	K			G3-6-3 1B		G6-3		1B		2	0	0	0	0	1	2							
24 Chris Young, R OBP: 0.531, SLG: 0.775 28 Tommy Manzella, R OBP: 0.286, SLG: 0.500	G5-3			P3				1B		3	0	1	1	0	0	0							
26 Miguel Montero, L OBP: 0.389, SLG: 0.267 48 Takashi Saito, L	G6-4-3 1B					G4-6-3		2B		3	0	2	0	0	0	1							
36 Wade Miley, L										0	0	0	0	0	0	0							
36 Kyle Greene, L OBP: 1.000, SLG: 2.000	1B									1	0	1	1	0	0	0							
44 Paul Goldschmidt, R OBP: 0.325, SLG: 0.257 37 Lyle Overbay, L	G6-4-3					G4-3		G6-3		2	0	0	0	0	0	2							
14 Ryan Roberts, R OBP: 0.277, SLG: 0.442 Mike MacDonald, R	G6-3					G5-3		F9	G5-3	2	0	0	0	0	0	0							
55 Josh Collmenter, R OBP: 0.500, SLG: 0.500 27 Geoff Blum, S OBP: 0.424, SLG: 0.393 1 Cody Ransom, R OBP: 0.265, SLG: 0.387	1B							G2-3		1	0	1	0	0	0	0							
Inning Stats	R: 0 H: 1 E: 0 K: 2 S: 14	H: 1 LOB: 1 BB: 0 P: 21	R: 0 H: 1 E: 0 K: 0 S: 4	H: 1 LOB: 0 BB: 0 P: 6	R: 0 H: 2 E: 0 K: 0 S: 10	H: 1 LOB: 1 BB: 0 P: 19	R: 0 H: 1 E: 0 K: 0 S: 5	H: 1 LOB: 0 BB: 0 P: 11	R: 0 H: 1 E: 0 K: 0 S: 7	H: 1 LOB: 0 BB: 0 P: 12	R: 1 H: 1 E: 0 K: 1 S: 9	H: 1 LOB: 0 BB: 0 P: 16	R: 0 H: 1 E: 0 K: 0 S: 6	H: 1 LOB: 3 BB: 0 P: 10	R: 0 H: 2 E: 0 K: 0 S: 12	H: 2 LOB: 3 BB: 0 P: 19	R: 2 H: 3 E: 0 K: 1 S: 15	H: 3 LOB: 1 BB: 0 P: 21	1B: 10 2B: 2 3B: 1 HR: 0	SF: 1 SAC: 0 DP: 5 HBP: 1	WP: 0 PB: 0 SB: 0 CS: 0	PA: 35	
PITCHER	IP WLS BF ERA WHIP	IP WLS BF ERA WHIP	IP WLS BF ERA WHIP	IP WLS BF ERA WHIP	IP WLS BF ERA WHIP	IP WLS BF ERA WHIP	IP WLS BF ERA WHIP	IP WLS BF ERA WHIP	IP WLS BF ERA WHIP	IP WLS BF ERA WHIP	IP WLS BF ERA WHIP	IP WLS BF ERA WHIP	IP WLS BF ERA WHIP	IP WLS BF ERA WHIP	IP WLS BF ERA WHIP	IP WLS BF ERA WHIP	IP WLS BF ERA WHIP	IP WLS BF ERA WHIP	IP WLS BF ERA WHIP	IP WLS BF ERA WHIP	IP WLS BF ERA WHIP		
26 Dustin Moseley, R ERA: 2.4	6.0	W	21	7	1	1	3	0	0	0	0	0	0	0	0	0	0	0	0	49	85	1.50	1.167
74 Joe Wieland, R ERA: 6.75	3.0	S	15	6	2	2	1	0	0	1	0	0	0	0	0	0	0	0	0	33	50	6.00	2.000

Arizona Diamondbacks @ San Diego Padres
Peoria Stadium, Peoria, AZ
Sun Mar 25 2012, 4:08 PM - 6:41 PM EDT
Att: 8,821 - Partly Cloudy - 80 F

AB	33
R	3
H	13
RBI	3
BB	0
SO	4
LOB	12



Batter	1	2	3	4	5	6	7	8	9	AB	R	H	RBI	BB	SO	LOB	BOTTOM							
14 Mark Kotsay, L OBP: 0.462, SLG: 0.455 95 Sawyer Carroll, L OBP: 0.500, SLG: 0.714	P4		FC5-4 1B			G3				3	0	2	1	0	0	0								
13 Chris Denorfia, R OBP: 0.428, SLG: 0.538 22 James Darnell, R OBP: 0.313, SLG: 0.444	2B		FC5-4			F9		2B		3	1	1	0	0	0	3								
7 Chase Headley, S OBP: 0.405, SLG: 0.483 3 Andy Parrino, S OBP: 0.269, SLG: 0.319	BB					F8		F7		2	0	0	0	1	1	1								
15 Jesus Guzman, R OBP: 0.398, SLG: 0.362 91 Daniel Robertson, R OBP: 1.000, SLG: 1.333	K					F8		HBP		3	0	0	0	0	1	3								
23 Yonder Alonso, L OBP: 0.316, SLG: 0.411 73 Jonathan Galvez, R OBP: 0.379, SLG: 0.571	1B							K		3	0	2	1	0	0	0								
21 John Baker, L OBP: 0.276, SLG: 0.286 66 Brad Davis, R OBP: 0.350, SLG: 0.235	G4-3					G6-4-3		G6-3		3	0	0	0	0	0	3								
8 Jason Bartlett, R OBP: 0.333 74 Joe Wieland, R OBP: 0.250, SLG: 0.250	L8					G5-3		G6-4-3 1B		3	0	0	0	0	0	1								
2 Everth Cabrera, S OBP: 0.302, SLG: 0.375 90 Beamer Weems, R OBP: 0.500, SLG: 0.862	G6-3					G4-3		G6-4-3		2	0	0	0	0	0	0								
26 Dustin Moseley, R OBP: 1.000, SLG: 2.000 89 Matt Clark, L OBP: 0.500, SLG: 0.862	BB							HR		1	1	1	0	1	0	0								
Inning Stats	R: 1 H: 2 E: 0 K: 1 S: 12	H: 2 LOB: 2 BB: 1 P: 20	R: 0 H: 1 E: 0 K: 0 S: 10	H: 1 LOB: 2 BB: 1 P: 17	R: 0 H: 0 E: 0 K: 1 S: 5	H: 0 LOB: 0 BB: 0 P: 8	R: 0 H: 0 E: 0 K: 0 S: 8	H: 0 LOB: 0 BB: 0 P: 12	R: 1 H: 2 E: 0 K: 0 S: 13	H: 2 LOB: 1 BB: 0 P: 20	R: 0 H: 1 E: 0 K: 0 S: 5	H: 1 LOB: 1 BB: 0 P: 7	R: 2 H: 2 E: 0 K: 1 S: 12	H: 2 LOB: 2 BB: 0 P: 21	R: 0 H: 1 E: 0 K: 0 S: 4	H: 1 LOB: 0 BB: 0 P: 6	1B: 4 2B: 4 3B: 0 HR: 1	SF: 0 SAC: 0 DP: 2 HBP: 2	WP: 0 PB: 0 SB: 0 CS: 0	PA: 35				
PITCHER	IP WLS BF ERA WHIP	IP WLS BF ERA WHIP	IP WLS BF ERA WHIP	IP WLS BF ERA WHIP	IP WLS BF ERA WHIP	IP WLS BF ERA WHIP	IP WLS BF ERA WHIP	IP WLS BF ERA WHIP	IP WLS BF ERA WHIP	IP WLS BF ERA WHIP	IP WLS BF ERA WHIP	IP WLS BF ERA WHIP	IP WLS BF ERA WHIP	IP WLS BF ERA WHIP	IP WLS BF ERA WHIP	IP WLS BF ERA WHIP	IP WLS BF ERA WHIP	IP WLS BF ERA WHIP	IP WLS BF ERA WHIP	IP WLS BF ERA WHIP	IP WLS BF ERA WHIP			
55 Josh Collmenter, R ERA: 9.75	5.0	L	22	5	2	2	2	2	0	0	0	0	0	0	0	0	0	0	0	48	77	3.60	1.400	
59 Jensen Lewis, R	1.0		3	1	0	0	0	0	0	0	0	5	7	0.00	1.000									
48 Takashi Saito, R ERA: 7.5	1.0		7	2	2	2	1	0	0	1	12	21	18.00	2.000										
36 Wade Miley, L ERA: 3.27	1.0		3	1	0	0	0	0	0	0	4	6	0.00	1.000										


Arizona Diamondbacks @ San Diego Padres
Peoria Stadium, Peoria, AZ
Sun Mar 25 2012, 4:08 PM - 6:41 PM EDT
Att: 8,821 - Partly Cloudy - 80 F

AB	31
R	4
H	9
RBI	4
BB	2
SO	3
LOB	17




Batter	1	2	3	4	5	6	7	8	9	AB	R	H	RBI	BB	SO	LOB	TOP				
9 David DeJesus, L OBP: 0.294, SLG: 0.295 (1, 9)	G4-3 0-0		FC4 24 BB 4-0			L3 1-1 0-0		F7 0-0		3	0	0	0	1	0	2	Chicago Cubs @ Arizona Diamondbacks Salt River Fields at Talking Stick, Scottsdale, AZ Mon Mar 26 2012, 4:11 PM - 6:39 PM EDT Att: 11,573 - Sunny - 64 F				
24 Marlon Byrd, R OBP: 0.306, SLG: 0.413 57 Scott Maine, L 50 Esmalin Caridad, R 38 Micah Gibbs, S OBP: 0.143, SLG: 0.143 (8, PH) (8, 2)	F7 0-0		FC4 1-2 0-0			K 0-3		FC6-4 2 11 1B 1-H 0-0		3	0	0	0	0	1	1					
11 Blake DeWitt, L OBP: 0.383, SLG: 0.439 (1, 4)	G6-3 0-0				F8 0-0		2B 2 0-0	1B 2 FC6-4 1-2 0-0		4	1	2	0	0	0	0					
2 Ian Stewart, L OBP: 0.343, SLG: 0.452 (1, 5)		K 0-3			F8 0-0		2B 2H 0-0	FC6-4 1-2 2-3 0-0		4	0	1	1	0	1	2					
51 Steve Clevenger, L OBP: 0.333, SLG: 0.571 60 Manny Corpas, R (8, 1)		2B 0-0			P6 0-0		F8 0-0	G4-3 0-0		4	0	1	0	0	0	3					
17 Dave Sappelt, R OBP: 0.282, SLG: 0.314 (1, 7)	G6-3 0-0				1B 57 CS 0-0		G6-3 0-0			4	0	1	0	0	0	2					
47 Blake Lalli, L OBP: 0.368, SLG: 0.722 (1, 3)	K 0-3				F7 0-0		BB 4-0	G1-3 0-0		3	0	0	0	1	1	2					
99 Alfredo Amezaga, S OBP: 0.389, SLG: 0.394 (1, 6)			G5-3 0-0		F8 0-0		F9 0-0	F8 0-0		4	0	0	0	0	0	3					
65 Jay Jackson, R 57 Eduardo Gonzalez, L 91 Frank Batista, R Zeke DeVoss, S OBP: 1.000, SLG: 1.000 (8, 8)		K 0-3			CS 1-2 0-0		9 L3 1B 0-0	38 WP 38 1B HBP 1-0		1	0	0	0	0	1	0					
Inning Stats	R: 0 E: 0 K: 0 S: 3	H: 0 LOB: 0 BB: 0 P: 3	R: 0 E: 0 K: 2 S: 8	H: 1 LOB: 1 BB: 0 P: 8	R: 0 E: 0 K: 1 S: 5	H: 0 LOB: 1 BB: 1 P: 9	R: 0 E: 0 K: 0 S: 3	H: 1 LOB: 0 BB: 0 P: 3	R: 0 E: 0 K: 1 S: 5	H: 1 LOB: 0 BB: 0 P: 5	R: 1 E: 0 K: 0 S: 5	H: 2 LOB: 2 BB: 1 P: 9	R: 1 E: 0 K: 0 S: 5	H: 2 LOB: 2 BB: 0 P: 7	R: 0 E: 0 K: 0 S: 3	H: 0 LOB: 0 BB: 0 P: 3		1B: 4 2B: 4 3B: 0 HR: 0	SF: 0 SAC: 0 DP: 1 HBP: 1	WP: 1 PB: 0 SB: 0 CS: 0	PA: 36
PITCHER	IP WLS BF H R ER SO BB IBB HBP BLK WP HR S P ERA WHIP	IP WLS BF H R ER SO BB IBB HBP BLK WP HR S P ERA WHIP	IP WLS BF H R ER SO BB IBB HBP BLK WP HR S P ERA WHIP	IP WLS BF H R ER SO BB IBB HBP BLK WP HR S P ERA WHIP	IP WLS BF H R ER SO BB IBB HBP BLK WP HR S P ERA WHIP	IP WLS BF H R ER SO BB IBB HBP BLK WP HR S P ERA WHIP	IP WLS BF H R ER SO BB IBB HBP BLK WP HR S P ERA WHIP	IP WLS BF H R ER SO BB IBB HBP BLK WP HR S P ERA WHIP	IP WLS BF H R ER SO BB IBB HBP BLK WP HR S P ERA WHIP	IP WLS BF H R ER SO BB IBB HBP BLK WP HR S P ERA WHIP	IP WLS BF H R ER SO BB IBB HBP BLK WP HR S P ERA WHIP	IP WLS BF H R ER SO BB IBB HBP BLK WP HR S P ERA WHIP	IP WLS BF H R ER SO BB IBB HBP BLK WP HR S P ERA WHIP	IP WLS BF H R ER SO BB IBB HBP BLK WP HR S P ERA WHIP	IP WLS BF H R ER SO BB IBB HBP BLK WP HR S P ERA WHIP	IP WLS BF H R ER SO BB IBB HBP BLK WP HR S P ERA WHIP					
31 Ian Kennedy, R ERA: 3.52	7.0 W 26	5 1 1 4	2 0 0 0	0 0 1 0	1 0 5 7	9.00 2.000	4.00 0.000														
48 Takeshi Saito, R ERA: 7.71	1.0 H 6	2 1 1 0	0 0 0 0	0 0 0 0	0 0 3 3	0.00 0.000															
40 J.J. Putz, R ERA: 4.5	1.0 S 3	0 0 0 0	0 0 0 0	0 0 0 0	0 0 0 0	0.00 0.000															

AB	32
R	2
H	7
RBI	2
BB	2
SO	4
LOB	15



Batter	1	2	3	4	5	6	7	8	9	AB	R	H	RBI	BB	SO	LOB	BOTTOM				
18 Willie Bloomquist, R OBP: 0.216, SLG: 0.224 37 Lyle Overbay, L OBP: 0.317, SLG: 0.250 (8, PH) (7, 3)	F9 0-0		P4 0-0	F9 0-0		K 0-3				3	0	0	0	0	0	1	Chicago Cubs @ Arizona Diamondbacks Salt River Fields at Talking Stick, Scottsdale, AZ Mon Mar 26 2012, 4:11 PM - 6:39 PM EDT Att: 11,573 - Sunny - 64 F				
2 Aaron Hill, R OBP: 0.306, SLG: 0.432 16 John McDonald, R OBP: 0.219, SLG: 0.226 (1, 4) (7, 6)	K 0-3		2B 10 S 0-0		F7 0-0		P4 0-0			3	1	1	0	0	1	0					
10 Justin Upton, R OBP: 0.431, SLG: 0.490 1 Cody Ransom, R OBP: 0.257, SLG: 0.375 (1, 9) (7, 4)	2B 26 1B 0-0		2B 26 FC1-5 2H 0-1		K 0-3		K 0-3			3	1	2	1	0	1	0					
26 Miguel Montero, L OBP: 0.410, SLG: 0.303 28 Craig Tatum, R OBP: 0.214, SLG: 0.286 (7, PH) (8, 2)	1B 13 1B 2H 0-0		2B 26 FC1-5 2H 0-0		1B 24 FC6-4 0-0		1B 60 WP 73 1B 0-0			3	0	2	1	0	0	1					
24 Chris Young, R OBP: 0.519, SLG: 0.738 73 Adam Eaton, L OBP: 0.388, SLG: 0.375 (1, 8) (7, 9)	BB 13 1B 1-2 4-0		P2 0-0		1B 24 FC6-4 1-2 0-0		1B 60 WP 1-2 0-0			2	0	0	0	1	0	2					
13 Jason Kubel, L OBP: 0.293, SLG: 0.514 60 AJ Pollock, R OBP: 0.415, SLG: 0.528 (1, 7) (6, PH) (7, 7)	1B 1-2 2H 0-0		G4-3 0-0		G5-3 0-0		G2-3 1-2 2-3 1-0			2	0	1	0	0	0	0					
44 Paul Goldschmidt, R OBP: 0.419, SLG: 0.551 14 Ryan Roberts, R OBP: 0.286, SLG: 0.432 (1, 3) (8, PH) (7, 5)	G6-3 0-0		HR 0-0		BB 31 SH1-4 8 BB 4-0		K 0-3			2	1	1	1	0	0	0					
27 Geoff Blum, S OBP: 0.429, SLG: 0.400 8 Gerardo Parra, L OBP: 0.362, SLG: 0.473 (1, 5) (6, PH) (7, 8)	G4-3 0-0		1B 31 G4-3 0-0		BB 31 SH1-4 1-2 0-0		K 0-3			2	0	1	0	0	0	0					
31 Ian Kennedy, R 48 Takashi Saito, L 47 Jon Griffin, R OBP: 0.500, SLG: 1.200 40 J.J. Putz, R (9, 1)	K 0-3		G4-3 0-0		SH1-4 1-2 2-3 0-0		K 0-3			2	0	0	0	0	1	1					
Inning Stats	R: 1 E: 0 K: 1 S: 7	H: 3 LOB: 2 BB: 1 P: 11	R: 0 E: 0 K: 1 S: 5	H: 0 LOB: 0 BB: 0 P: 5	R: 1 E: 0 K: 0 S: 6	H: 2 LOB: 1 BB: 0 P: 6	R: 0 E: 0 K: 1 S: 6	H: 1 LOB: 1 BB: 0 P: 6	R: 0 E: 0 K: 1 S: 5	H: 0 LOB: 2 BB: 2 P: 13	R: 0 E: 0 K: 1 S: 7	H: 2 LOB: 2 BB: 0 P: 8	R: 0 E: 0 K: 3 S: 9	H: 0 LOB: 0 BB: 0 P: 9	R: 0 E: 0 K: 0 S: 3	H: 0 LOB: 0 BB: 0 P: 3		1B: 6 2B: 3 3B: 0 HR: 1	SF: 0 SAC: 1 DP: 0 HBP: 0	WP: 1 PB: 0 SB: 1 CS: 0	PA: 36
PITCHER	IP WLS BF H R ER SO BB IBB HBP BLK WP HR S P ERA WHIP	IP WLS BF H R ER SO BB IBB HBP BLK WP HR S P ERA WHIP	IP WLS BF H R ER SO BB IBB HBP BLK WP HR S P ERA WHIP	IP WLS BF H R ER SO BB IBB HBP BLK WP HR S P ERA WHIP	IP WLS BF H R ER SO BB IBB HBP BLK WP HR S P ERA WHIP	IP WLS BF H R ER SO BB IBB HBP BLK WP HR S P ERA WHIP	IP WLS BF H R ER SO BB IBB HBP BLK WP HR S P ERA WHIP	IP WLS BF H R ER SO BB IBB HBP BLK WP HR S P ERA WHIP	IP WLS BF H R ER SO BB IBB HBP BLK WP HR S P ERA WHIP	IP WLS BF H R ER SO BB IBB HBP BLK WP HR S P ERA WHIP	IP WLS BF H R ER SO BB IBB HBP BLK WP HR S P ERA WHIP	IP WLS BF H R ER SO BB IBB HBP BLK WP HR S P ERA WHIP	IP WLS BF H R ER SO BB IBB HBP BLK WP HR S P ERA WHIP	IP WLS BF H R ER SO BB IBB HBP BLK WP HR S P ERA WHIP	IP WLS BF H R ER SO BB IBB HBP BLK WP HR S P ERA WHIP	IP WLS BF H R ER SO BB IBB HBP BLK WP HR S P ERA WHIP					
65 Jay Jackson, R ERA: 2.77	4.0 L 19	7 3 3 2	1 0 0 0	0 0 0 0	0 0 6 6	0.00 1.000	6.75 2.000														
91 Frank Batista, R ERA: 1.17	1.0 5 0 0	1 0 0 1	2 0 0 0	0 0 0 0	1 0 7 8	0.00 2.000	0.00 2.000														
57 Scott Maine, L ERA: 1.17	1.0 5 2 0	0 0 1 1	0 0 0 0	0 0 0 0	1 0 9 9	0.00 0.000															
50 Esmalin Caridad, R ERA: 2.25	1.0 3 0 0	0 0 0 3	0 0 0 0	0 0 0 0	0 0 9 9	0.00 0.000															

AB	32
R	3
H	10
RBI	3
BB	3
SO	8
LOB	9



Batter	1	2	3	4	5	6	7	8	9	AB	R	H	RBI	BB	SO	LOB	TOP								
1 Eric Young Jr, S OBP: 0.349, SLG: 0.462	4-0 BB 18 CS		0-0 B1-3			0-0 19 1B 2B		0-0 10 FC1-6 1B		3	1	2	0	1	0	0									
18 Jonathan Herrera, S OBP: 0.391, SLG: 0.549	0-1 G4-3			0-3 K		0-0 19 1B 1B		0-0 FC1-6 1B		3	0	1	0	0	0	1									
10 Chris Nelson, R OBP: 0.277, SLG: 0.370	1-2					0-0 19 1B 1B		1-2 FC1-6 1B		1	0	0	0	0	0	1									
19 Marco Scutaro, R OBP: 0.395, SLG: 0.281	0-3 K			0-0 L7		0-0 1B		0-0 G6-3		3	0	1	2	0	1	0									
26 Brendan Harris, R OBP: 0.393, SLG: 0.423						1-2 2-H 3-H 1B				1	0	0	0	0	0	1									
55 Ramon Hernandez, R OBP: 0.471, SLG: 0.563		0-0 F8				0-0 L9				3	0	0	0	0	1	2									
87 Chandler Laurenti, R OBP: 1.000, SLG: 2.000						0-0 16 1B 2B				1	1	1	0	0	0	0									
17 Todd Helton, L OBP: 0.471, SLG: 0.759	4-0 BB					0-0 G4-3		0-0 F8		2	0	0	0	1	0	2									
16 Brandon Wood, R OBP: 0.262, SLG: 0.439						0-0 G4-3		2-H FC4-6 1B		1	0	1	1	0	0	0									
58 Jordan Pacheco, R OBP: 0.468, SLG: 0.595	0-0 P4					0-0 P2		0-0 FC4-6 1B		3	0	0	0	0	0	1									
97 Delta Cleary Jr., S						0-0 P2		1-2 FC4-6 1B		1	0	0	0	0	0	1									
21 Tyler Colvin, L OBP: 0.417, SLG: 0.563	0-0 F7					0-0 G5-3		0-0 G4-3		3	0	0	0	0	0	1									
76 Warren Schaeffer, R								0-0 K		1	0	0	0	0	1	1									
Dexter Fowler, S OBP: 0.143, SLG: 0.191				0-0 G6-3				0-0 F9		3	0	0	0	0	0	0									
63 Rafael Betancourt, R								0-0 G3-1		0	0	0	0	0	0	0									
49 Rex Brothers, L										0	0	0	0	0	0	0									
41 Wil Nieves, R OBP: 0.350, SLG: 0.368								0-0 G5-3		1	0	0	0	0	0	1									
15 Jeremy Guthrie, R OBP: 0.200, SLG: 0.200				0-0 B1-3				0-0 G6-3		2	1	1	0	0	0	0									
20 Wilin Rosario, R OBP: 0.441, SLG: 0.774						1 2B 19 1B 1B				1	0	0	0	0	0	0									
Inning Stats	R: 0 E: 0 K: 1 S: 5	H: 0 LOB: 0 BB: 1 P: 9	R: 0 E: 0 K: 0 S: 3	H: 0 LOB: 1 BB: 1 P: 7	R: 0 E: 0 K: 0 S: 3	H: 0 LOB: 0 BB: 0 P: 3	R: 0 E: 0 K: 2 S: 7	H: 0 LOB: 0 BB: 0 P: 7	R: 0 E: 0 K: 0 S: 3	H: 0 LOB: 0 BB: 0 P: 3	R: 2 E: 0 K: 0 S: 7	H: 4 LOB: 2 BB: 0 P: 7	R: 0 E: 0 K: 0 S: 3	H: 0 LOB: 0 BB: 0 P: 3	R: 0 E: 0 K: 0 S: 4	H: 1 LOB: 1 BB: 0 P: 4	R: 1 E: 0 K: 1 S: 7	H: 2 LOB: 1 BB: 0 P: 7	1B: 5 2B: 2 3B: 0 HR: 0	SF: 0 SAC: 0 DP: 0 HBP: 0	WP: 0 PB: 0 SB: 0 CS: 1	PA: 35			
PITCHER	IP	WLS	BF	H	R	ER	SO	BB	IBB	HBP	BLK	WP	HR	S	P	ERA	WHIP								
67 Patrick Corbin, L ERA: 0.57	5.0	W	16	0	0	0	3	2	0	0	0	0	0	21	29	0.00	0.400								
32 Craig Breslow, L ERA: 8.59	1.0		7	4	2	2	0	0	0	0	0	0	0	7	7	18.00	4.000								
39 Bryan Shaw, R ERA: 8.1	1.0		3	0	0	0	0	0	0	0	0	0	0	3	3	0.00	0.000								
47 Joe Paterson, L ERA: 5.14	1.0		4	1	0	0	0	0	0	0	0	0	0	4	4	0.00	1.000								
29 Brad Ziegler, R ERA: 6.75	1.0		5	2	1	1	1	0	0	0	0	0	0	7	7	9.00	2.000								

Colorado Rockies @ Arizona Diamondbacks
Salt River Fields at Talking Stick, Scottsdale, AZ
Tue Mar 27 2012, 4:14 PM - 6:45 PM EDT
Att: 12,044 - Sunny - 75 F

AB 33
R 3
H 7
RBI 3
BB 2
SO 4
LOB 12



Batter	1	2	3	4	5	6	7	8	9	AB	R	H	RBI	BB	SO	LOB	BOTTOM								
8 Gerardo Parra, L OBP: 0.365, SLG: 0.500	0-0 G6-3 3B		0-0 1-2 1B	0-3 K		0-0 G3-1		0-0 G1-3		5	1	2	0	0	1	2									
2 Aaron Hill, R OBP: 0.283, SLG: 0.396	0-0 G5-3		0-0 F8		0-0 G5-3	0-0 G6-3				4	0	0	1	0	0	3									
64 Chris Owings, R OBP: 0.444, SLG: 0.706	3-H									0	0	0	0	0	0	0									
10 Justin Upton, R OBP: 0.418, SLG: 0.386	0-0 P3		0-0 P3		0-0 G1-3		0-3 K2-3			4	1	1	0	0	1	2									
1 Cody Ransom, R OBP: 0.257, SLG: 0.375	24 1B 37 SF8 1B									0	0	0	0	0	0	0									
24 Chris Young, R OBP: 0.518, SLG: 0.711	0-0 F8		0-0 F8		4-0 37 2B 14 E BB		0-3 K			3	1	1	0	1	1	2									
5 Taylor Harbin, R	1-3 14 PO 1B									0	0	0	0	0	0	0									
37 Lyle Overbay, L OBP: 0.333, SLG: 0.308	0-0 SF8				0-0 G4-3	0-0 14 E 2B		0-0 14 1B 1B		3	2	2	1	0	0	0									
14 Ryan Roberts, R OBP: 0.302, SLG: 0.458	1 SAFE PO				0-0 G4-3	0-0 16 1B 2B		0-0 E7		4	1	2	0	0	0	0									
73 Adam Eaton, L OBP: 0.388, SLG: 0.375	1-2 PO					2-H 3-H K		1-H E7 1B		0	0	0	0	0	0	0									
12 Henry Blanco, R OBP: 0.300, SLG: 0.462		0-0 F7			0-0 P4			0-0 F8		3	0	0	0	0	1	2									
Craig Tatum, R OBP: 0.200, SLG: 0.267										1	0	0	0	0	0	1									
16 John McDonald, R OBP: 0.257, SLG: 0.294		0-0 G4-3			0-0 G4-3	0-0 67 3B 1B		0-0 G6-3		3	1	2	1	0	0	0									
60 AJ Pollock, R OBP: 0.405, SLG: 0.514						2-H G3-1 2B		0-0 G6-3		1	0	0	0	0	0	0									
67 Patrick Corbin, L OBP: 0.590, SLG: 1.000										2	0	2	1	0	0	0									
32 Craig Breslow, L										0	0	0	0	0	0	0									
27 Geoff Blum, S										1	0	0	0	0	0	1									
39 Bryan Shaw, R										0	0	0	0	0	0	0									
47 Joe Paterson, R										0	0	0	0	0	0	0									
Bobby Borcherding, S										1	0	0	0	0	0	0									
29 Brad Ziegler, R										0	0	0	0	0	0	0									
Inning Stats	R: 2 E: 0 K: 0 S: 5	H: 3 LOB: 0 BB: 0 P: 5	R: 0 E: 0 K: 0 S: 3	H: 0 LOB: 0 BB: 0 P: 3	R: 0 E: 0 K: 0 S: 5	H: 2 LOB: 2 BB: 0 P: 5	R: 2 E: 0 K: 1 S: 8	H: 3 LOB: 1 BB: 0 P: 8	R: 2 E: 1 K: 1 S: 7	H: 1 LOB: 1 BB: 1 P: 11	R: 0 E: 0 K: 0 S: 4	H: 1 LOB: 1 BB: 0 P: 4	R: 1 E: 1 K: 2 S: 9	H: 2 LOB: 1 BB: 0 P: 9	R: 0 E: 0 K: 0 S: 3	H: 0 LOB: 0 BB: 0 P: 3	1B: 7 2B: 3 3B: 2 HR: 0	SF: 1 SAC: 0 DP: 0 HBP: 0	WP: 0 PB: 0 SB: 0 CS: 0	PA: 38					
PITCHER	IP	WLS	BF	H	R	ER	SO	BB	IBB	HBP	BLK	WP	HR	S	P	ERA	WHIP								
15 Jeremy Guthrie, R ERA: 3.57	6.0	L	29	10	6	4	2	1	0	0	0	0	0	9	9	0.00	2.000								
63 Rafael Betancourt, R ERA: 7.94	1.0		5	2	1	0	2	0	0	0	0	0	0	9	9	0.00	2.000								
49 Rex Brothers, L ERA: 1.23	1.0		3	0	0	0	0	0	0	0	0	0	0	3	3	0.00	0.000								

Colorado Rockies @ Arizona Diamondbacks
Salt River Fields at Talking Stick, Scottsdale, AZ
Tue Mar 27 2012, 4:14 PM - 6:45 PM EDT
Att: 12,044 - Sunny - 75 F

AB 35
R 7
H 12
RBI 4
BB 1
SO 4
LOB 13



Batter	1	2	3	4	5	6	7	8	9	AB	R	H	RBI	BB	SO	LOB	TOP										
8 Gerardo Parra, L (1.8) OBP: 0.354, SLG: 0.484 60 AJ Pollock, R (4.8) OBP: 0.386, SLG: 0.487										2	0	0	0	0	1	0	Arizona Diamondbacks @ Milwaukee Brewers Maryvale Baseball Park, Phoenix, AZ Wed Mar 28 2012, 4:07 PM - 6:26 PM EDT Att: 4,543 - Sunny - 81 F										
14 Ryan Roberts, R (1.4) OBP: 0.399, SLG: 0.500 70 Matt Davidson, R (4.5) OBP: 0.357, SLG: 0.417										2	1	1	0	0	0	0											
13 Jason Kubel, L (1.7) OBP: 0.318, SLG: 0.550 47 Joe Paterson, R (6.1) 49 Mike Zagurski, L (7.1) 30 Chris Ellison, L (8. PH) OBP: 0.500, SLG: 0.500 59 Jensen Lewis, R (8.1) 44 Paul Goldschmidt, R (1.3) OBP: 0.397, SLG: 0.553 11 Jake Elmore, R (8.4) OBP: 0.500, SLG: 0.400										3	0	2	1	0	0	0											
27 Geoff Blum, S (1.5) OBP: 0.395, SLG: 0.364 1 Cody Ransom, R (4.4) OBP: 0.243, SLG: 0.353										2	0	0	0	0	1	1											
73 Adam Eaton, L (1.9) OBP: 0.404, SLG: 0.395 31 Ryan LaPensee, R (8. PH)										3	0	2	0	0	0	0											
65 Ryan Budde, R (1.2) 3 Mark Reed, L (8.2) OBP: 1.000, SLG: 1.000										2	0	0	0	1	1	1											
64 Chris Owings, R (1.6) OBP: 0.381, SLG: 0.600										3	0	0	0	0	2	2											
36 Wade Miley, L (1.1) 39 Bryan Shaw, S (5.1) 12 Evan Frey, L (6.7)										2	0	0	0	0	1	0											
Inning Stats	R: 1 E: 0 K: 1 S: 6	H: 1 LOB: 0 BB: 0 P: 6	R: 0 E: 0 K: 2 S: 8	H: 1 LOB: 1 BB: 0 P: 8	R: 0 E: 0 K: 1 S: 5	H: 0 LOB: 0 BB: 0 P: 5	R: 0 E: 0 K: 0 S: 4	H: 2 LOB: 2 BB: 0 P: 4	R: 0 E: 0 K: 1 S: 5	H: 0 LOB: 0 BB: 0 P: 5	R: 0 E: 0 K: 2 S: 8	H: 1 LOB: 1 BB: 0 P: 8	R: 0 E: 0 K: 1 S: 5	H: 0 LOB: 1 BB: 1 P: 9	R: 0 E: 0 K: 0 S: 3	H: 0 LOB: 0 BB: 0 P: 3	R: 0 E: 0 K: 0 S: 3	H: 0 LOB: 0 BB: 0 P: 3	1B: 3 2B: 1 3B: 1 HR: 0	SF: 0 SAC: 0 DP: 0 HBP: 0	WP: 0 PB: 0 SB: 0 CS: 0	PA: 33					
PITCHER	IP	WLS	BF	H	R	ER	SO	BB	IBB	HBP	BLK	WP	HR	S	P	ERA	WHIP										
13 Zack Greinke, R (1.1) ERA: 0.93	7.0	W	26	5	1	1	8	1	0	0	0	0	0	41	45	1.29	0.857										
40 Jose Veras, R (8.1) ERA: 4.35	1.0		4	0	0	0	0	1	0	0	0	0	0	3	7	0.00	1.000										
26 Manny Parra, L (9.1) ERA: 2.7	1.0		3	0	0	0	0	0	0	0	0	0	0	3	3	0.00	0.000										

Batter	1	2	3	4	5	6	7	8	9	AB	R	H	RBI	BB	SO	LOB	BOTTOM										
7 Norichika Aoki, L (1.9) OBP: 0.370, SLG: 0.510 Caleb Gindl, L (6.9) OBP: 0.364, SLG: 0.385										2	1	1	0	1	0	0	Arizona Diamondbacks @ Milwaukee Brewers Maryvale Baseball Park, Phoenix, AZ Wed Mar 28 2012, 4:07 PM - 6:26 PM EDT Att: 4,543 - Sunny - 81 F										
27 Carlos Gómez, R (1.8) OBP: 0.271, SLG: 0.326 70 Franklin Romero, R (7.7)										4	1	2	1	0	0	1											
11 Alex Gonzalez, R (1.6) OBP: 0.444, SLG: 0.714 5 Taylor Green, L (7.5) OBP: 0.405, SLG: 0.541										4	1	2	2	0	0	1											
16 Aramis Ramirez, R (1.5) OBP: 0.250, SLG: 0.359 Logan Schafer, L (7.8) OBP: 0.326, SLG: 0.489										4	1	1	0	0	0	3											
20 Jonathan Lucroy, R (1.2) OBP: 0.512, SLG: 0.795 12 Martin Maldonado, R (8.2) OBP: 0.200, SLG: 0.292										4	1	3	3	0	0	0											
14 Brooks Conrad, S (1.3) OBP: 0.321, SLG: 0.372 90 Shea Vucinich, R (9.4)										4	0	1	0	0	0	2											
3 Cesar Izturis, S (1.4) OBP: 0.235, SLG: 0.255 40 Jose Veras, R (8.1) 26 Manny Parra, L (9.1)										4	0	1	0	0	1	1											
29 Edwin Maysonet, R (1.7) OBP: 0.429, SLG: 0.458 92 Domnit Bolivar, R (8. PH)										2	1	1	0	1	0	0											
13 Zack Greinke, R (1.1) OBP: 0.333, SLG: 0.500 45 Travis Ishikawa, L (8.3) OBP: 0.385, SLG: 0.489										3	1	1	1	0	0	3											
Inning Stats	R: 0 E: 0 K: 0 S: 3	H: 0 LOB: 0 BB: 0 P: 3	R: 0 E: 0 K: 0 S: 4	H: 1 LOB: 1 BB: 0 P: 4	R: 0 E: 0 K: 0 S: 3	H: 0 LOB: 1 BB: 1 P: 7	R: 1 E: 0 K: 0 S: 4	H: 2 LOB: 0 BB: 0 P: 5	R: 6 E: 0 K: 1 S: 13	H: 9 LOB: 3 BB: 1 P: 17	R: 0 E: 1 K: 1 S: 6	H: 1 LOB: 1 BB: 0 P: 6	R: 0 E: 0 K: 0 S: 3	H: 0 LOB: 0 BB: 0 P: 3	R: 0 E: 0 K: 3 S: 10	H: 1 LOB: 1 BB: 0 P: 10	R: 0 E: 0 K: 0 S: 10	H: 1 LOB: 0 BB: 0 P: 10	1B: 7 2B: 6 3B: 0 HR: 1	SF: 0 SAC: 0 DP: 1 HBP: 0	WP: 0 PB: 0 SB: 0 CS: 1	PA: 38					
PITCHER	IP	WLS	BF	H	R	ER	SO	BB	IBB	HBP	BLK	WP	HR	S	P	ERA	WHIP										
36 Wade Miley, L (1.1) ERA: 6.32	4.2	L	23	10	7	7	1	1	0	0	0	0	0	24	29	13.50	2.357										
39 Bryan Shaw, R (5.1) ERA: 7.71	0.1		4	2	0	0	0	1	0	0	0	0	0	3	7	0.00	9.000										
47 Joe Paterson, L (6.1) ERA: 4.5	1.0		4	1	0	0	1	0	0	0	0	0	0	6	6	0.00	1.000										
49 Mike Zagurski, L (7.1) ERA: 1.23	1.0		3	0	0	0	0	0	0	0	0	0	0	3	3	0.00	0.000										
59 Jensen Lewis, R (8.1) ERA:	1.0		4	1	0	0	3	0	0	0	0	0	0	10	10	0.00	1.000										

Batter	1	2	3	4	5	6	7	8	9	AB	R	H	RBI	BB	SO	LOB	TOP					
1 Ryan Spilborghs, R OBP: 0.271, SLG: 0.220	G5-3		K	K		K		G5-3		5	0	1	1	0	2	2	Cleveland Indians @ Arizona Diamondbacks Salt River Fields at Talking Stick, Scottsdale, AZ Thu Mar 29 2012, 4:11 PM - 7:04 PM EDT Att: 11,064 - Sunny - 80 F livebaseballscorecards.com					
16 Jason Donald, R OBP: 0.356, SLG: 0.390	1B		35 1B	K		35 2B		92 1B		5	2	4	0	0	1	1						
35 Casey Kotchman, L OBP: 0.421, SLG: 0.424 92 Jared Goeder, R OBP: 1.000, SLG: 1.000	F7		41 1B		G4-3		2B	1B		4	0	2	2	0	0	1						
41 Carlos Santana, S OBP: 0.254, SLG: 0.364 45 Luke Carlin, S OBP: 0.357, SLG: 0.250	G6-3		47 HBP		K		F7	F7		4	0	1	0	0	1	2						
47 Shelley Duncan, R OBP: 0.302, SLG: 0.511		28 BB			G5-3		G1-3	F8		3	0	0	0	1	0	3						
28 Andy LaRoche, R OBP: 0.484, SLG: 0.462 57 Jeremy Accardo, R (7, 1)							G1-3	F9		3	1	1	0	1	1	4						
83 Ryan Rohlinger, R (9, PH)		68 BB		K		72 2B				0	0	0	0	0	0	0						
72 Chad Huffman, R OBP: 0.381, SLG: 0.353	F8				F7			F8		4	0	1	0	0	0	2						
68 Gregorio Petit, R OBP: 0.391, SLG: 0.368	G5-4-3					SF9		K		3	1	1	1	0	1	2						
31 David Huff, S (1, 1) 91 Bryan Price, R (1, 1) 84 Delvi Cid, R (3, PH) 37 Chris Ray, R (3, 1) 38 Joe Smith, R (5, 1) 87 Casey Frawley, R (6, PH) 49 Tony Sipp, L (8, 1) 86 Ben Cogleland, L OBP: 1.000, SLG: 1.000					G4-3		K			0	0	0	0	0	0	0						
Inning Stats	R: 0 E: 0 K: 0 S: 4	H: 1 LOB: 1 BB: 0 P: 4	R: 0 E: 0 K: 0 S: 2	H: 0 LOB: 1 BB: 2 P: 10	R: 1 E: 0 K: 2 S: 11	H: 3 LOB: 0 BB: 0 P: 12	R: 1 E: 0 K: 2 S: 9	H: 2 LOB: 1 BB: 0 P: 9	R: 0 E: 0 K: 1 S: 5	H: 0 LOB: 0 BB: 0 P: 5	R: 1 E: 0 K: 2 S: 10	H: 2 LOB: 1 BB: 0 P: 10	R: 1 E: 0 K: 0 S: 5	H: 2 LOB: 1 BB: 0 P: 5	R: 0 E: 0 K: 1 S: 6	H: 1 LOB: 1 BB: 0 P: 6	R: 0 E: 0 K: 0 S: 5	H: 2 LOB: 2 BB: 0 P: 5	1B: 8 2B: 5 3B: 0 HR: 0	SF: 1 SAC: 0 DP: 1 HBP: 1	WP: 0 PB: 0 SB: 0 CS: 0	PA: 42
PITCHER	IP WLS BF	H R ER	SO BB IBB HBP BLK	WP HR S P	ERA WHIP	PITCHER	IP WLS BF	H R ER	SO BB IBB HBP BLK	WP HR S P	ERA WHIP											
62 Tyler Skaggs, L ERA: 7.43	4.2 W 22	6 2 2	5 2 0	0 0 0	3.86 1.714	59 Jeremy Lewis, R ERA:	1.0 S 5	2 0 0	0 0 0	0 0 5	0.00 2.000											
48 Takeshi Saito, R ERA: 7.36	0.1 H 1	0 0 0	0 0 0	0 0 0	0.00 0.000																	
57 Brett Lorin, R ERA: 3.38	1.0 H 5	2 1 1	2 0 0	0 0 0	9.00 2.000																	
49 Mike Zagurski, L ERA: 2.16	1.0 H 5	2 1 1	0 0 0	0 0 0	9.00 2.000																	
30 David Hernandez, R ERA: 4.5	1.0 H 4	1 0 0	1 0 0	0 0 0	0.00 1.000																	

Batter	1	2	3	4	5	6	7	8	9	AB	R	H	RBI	BB	SO	LOB	BOTTOM			
18 Willie Bloomquist, R OBP: 0.222, SLG: 0.231	E1		G4-3	CS						3	0	1	0	0	0	0	Cleveland Indians @ Arizona Diamondbacks Salt River Fields at Talking Stick, Scottsdale, AZ Thu Mar 29 2012, 4:11 PM - 7:04 PM EDT Att: 11,064 - Sunny - 80 F livebaseballscorecards.com			
49 Mike Zagurski, L	G5-3-5									0	0	0	0	0	0	0				
13 Jason Kubel, L OBP: 0.311, SLG: 0.537 30 David Hernandez, R (8, 1) 59 Jensen Lewis, R (9, 1)	1B									1	0	0	0	0	0	1				
2 Aaron Hill, R OBP: 0.286, SLG: 0.412 16 John McDonald, R OBP: 0.278, SLG: 0.314	G5-3-5		10 WP							3	1	1	0	0	0	1				
10 Justin Upton, R OBP: 0.414, SLG: 0.370 76 Ryan Wheeler, L OBP: 0.353, SLG: 0.267	F8		26 HR							1	0	1	0	0	0	0				
26 Miguel Montero, L OBP: 0.439, SLG: 0.429 57 Brett Lorin, L (6, PH) 60 AJ Pollock, R OBP: 0.370, SLG: 0.463		24 1B								2	1	0	0	1	0	0				
24 Chris Young, R OBP: 0.508, SLG: 0.688 73 Adam Eaton, L OBP: 0.396, SLG: 0.386		44 1B								2	2	2	3	0	0	0				
44 Paul Goldschmidt, R OBP: 0.410, SLG: 0.551 1 Cody Ransom, R OBP: 0.283, SLG: 0.400		27 F9								0	0	0	0	0	0	0				
27 Geoff Blum, S OBP: 0.400, SLG: 0.353 70 Matt Davidson, R OBP: 0.367, SLG: 0.400		44 1B								2	0	1	1	1	1	0				
8 Gerardo Parra, L OBP: 0.343, SLG: 0.476 2 Alfredo Marte, R OBP: 0.600, SLG: 1.250		8 SF7								1	0	0	0	0	0	0				
62 Tyler Skaggs, L (1, 1) 48 Takashi Saito, L (5, 1) 12 Henry Blanco, R OBP: 0.323, SLG: 0.481										1	0	0	0	0	0	0				
Inning Stats	R: 0 E: 1 K: 0 S: 3	H: 1 LOB: 0 BB: 0 P: 3	R: 2 E: 0 K: 1 S: 8	H: 3 LOB: 1 BB: 0 P: 8	R: 3 E: 0 K: 2 S: 12	H: 2 LOB: 0 BB: 1 P: 17	R: 0 E: 0 K: 1 S: 4	H: 0 LOB: 0 BB: 1 P: 8	R: 0 E: 0 K: 0 S: 3	H: 0 LOB: 0 BB: 0 P: 3	R: 0 E: 0 K: 1 S: 5	H: 2 LOB: 1 BB: 2 P: 13	R: 0 E: 0 K: 0 S: 4	H: 1 LOB: 1 BB: 0 P: 4	R: 0 E: 0 K: 0 S: 4	H: 1 LOB: 0 BB: 0 P: 4	1B: 6 2B: 3 3B: 0 HR: 1	SF: 1 SAC: 0 DP: 2 HBP: 0	WP: 1 PB: 0 SB: 1 CS: 1	PA: 35
PITCHER	IP WLS BF	H R ER	SO BB IBB HBP BLK	WP HR S P	ERA WHIP	PITCHER	IP WLS BF	H R ER	SO BB IBB HBP BLK	WP HR S P	ERA WHIP									
31 David Huff, L ERA: 5.79	0.0 L 8	1 0 2	0 0 0	0 0 0	∞ 1.500	57 Jeremy Accardo, R ERA: 1.0	2.0 S 8	3 0 0	0 0 0	0 0 8	0.00 1.500									
91 Bryan Price, R ERA: 12.0	2.0 9 2	3 3 3	3 2 0	0 0 0	13.50 2.000															
37 Chris Ray, R ERA: 11.7	2.0 3 0	2 0 0	3 0 0	0 0 0	0.00 0.000															
38 Joe Smith, R ERA: 2.0	1.0 3 0	0 0 0	0 0 0	0 0 0	0.00 0.000															
49 Tony Sipp, L ERA: 6.75	1.0 5 0	0 0 0	1 2 0	0 0 0	0.00 2.000															

Batter	1	2	3	4	5	6	7	8	9	AB	R	H	RBI	BB	SO	LOB	TOP				
18 Willie Bloomquist, R OBP: 0.211, SLG: 0.218 76 Ryan Wheeler, L OBP: 0.333, SLG: 0.250										3	0	0	0	0	2	0	Arizona Diamondbacks @ Los Angeles Angels Tempe Diablo Stadium, Tempe, AZ Fri Mar 30 2012, 4:11 PM - 6:49 PM EDT Att: 9,580 - Sunny - 82 F				
2 Aaron Hill, R OBP: 0.271, SLG: 0.389 32 Keon Broxton, R OBP: 0.333, SLG: 0.400										3	0	0	0	0	0	0					
10 Justin Upton, R OBP: 0.410, SLG: 0.367 31 Ryan LaPensee, R										3	0	1	0	0	1	0					
26 Miguel Montero, L OBP: 0.455, SLG: 0.432 12 Henry Blanco, R OBP: 0.313, SLG: 0.464										2	0	1	0	1	1	0					
24 Chris Young, R OBP: 0.500, SLG: 0.686 64 Chris Owings, R OBP: 0.364, SLG: 0.571										3	1	1	0	0	0	4					
13 Jason Kubel, L OBP: 0.286, SLG: 0.489										4	0	0	0	0	1	6					
44 Paul Goldschmidt, R OBP: 0.263, SLG: 0.297 16 John McDonald, R OBP: 0.263, SLG: 0.297										2	0	1	1	0	0	0					
14 Ryan Roberts, R OBP: 0.316, SLG: 0.558 60 AJ Pollock, R OBP: 0.354, SLG: 0.442										2	1	1	1	0	0	1					
8 Gerardo Parra, L OBP: 0.333, SLG: 0.462 37 Lyle Overbay, L OBP: 0.326, SLG: 0.300										2	0	0	0	0	2	0					
Inning Stats	R: 0 E: 0 K: 2 S: 7	H: 0 LOB: 0 BB: 0 P: 7	R: 1 E: 0 K: 2 S: 9	H: 2 LOB: 1 BB: 0 P: 9	R: 0 E: 0 K: 2 S: 7	H: 0 LOB: 0 BB: 0 P: 7	R: 0 E: 0 K: 0 S: 4	H: 2 LOB: 1 BB: 0 P: 4	R: 1 E: 0 K: 1 S: 7	H: 1 LOB: 0 BB: 0 P: 9	R: 0 E: 0 K: 0 S: 4	H: 0 LOB: 0 BB: 0 P: 3	R: 0 E: 0 K: 0 S: 3	H: 0 LOB: 1 BB: 0 P: 4	R: 0 E: 0 K: 1 S: 6	H: 0 LOB: 1 BB: 0 P: 6		1B: 2 2B: 4 3B: 0 HR: 1	SF: 0 SAC: 0 DP: 1 HBP: 0	WP: 0 PB: 1 SB: 0 CS: 0	PA: 35
PITCHER	IP WLS BF H R ER SO BB IBB HBP BLK WP HR S P ERA WHIP	IP WLS BF H R ER SO BB IBB HBP BLK WP HR S P ERA WHIP	IP WLS BF H R ER SO BB IBB HBP BLK WP HR S P ERA WHIP	IP WLS BF H R ER SO BB IBB HBP BLK WP HR S P ERA WHIP	IP WLS BF H R ER SO BB IBB HBP BLK WP HR S P ERA WHIP	IP WLS BF H R ER SO BB IBB HBP BLK WP HR S P ERA WHIP	IP WLS BF H R ER SO BB IBB HBP BLK WP HR S P ERA WHIP	IP WLS BF H R ER SO BB IBB HBP BLK WP HR S P ERA WHIP	IP WLS BF H R ER SO BB IBB HBP BLK WP HR S P ERA WHIP	IP WLS BF H R ER SO BB IBB HBP BLK WP HR S P ERA WHIP	IP WLS BF H R ER SO BB IBB HBP BLK WP HR S P ERA WHIP	IP WLS BF H R ER SO BB IBB HBP BLK WP HR S P ERA WHIP	IP WLS BF H R ER SO BB IBB HBP BLK WP HR S P ERA WHIP	IP WLS BF H R ER SO BB IBB HBP BLK WP HR S P ERA WHIP	IP WLS BF H R ER SO BB IBB HBP BLK WP HR S P ERA WHIP	IP WLS BF H R ER SO BB IBB HBP BLK WP HR S P ERA WHIP	IP WLS BF H R ER SO BB IBB HBP BLK WP HR S P ERA WHIP	IP WLS BF H R ER SO BB IBB HBP BLK WP HR S P ERA WHIP	IP WLS BF H R ER SO BB IBB HBP BLK WP HR S P ERA WHIP	IP WLS BF H R ER SO BB IBB HBP BLK WP HR S P ERA WHIP	IP WLS BF H R ER SO BB IBB HBP BLK WP HR S P ERA WHIP

AB	34
R	2
H	6
RBI	2
BB	1
SO	8
LOB	15



Batter	1	2	3	4	5	6	7	8	9	AB	R	H	RBI	BB	SO	LOB	BOTTOM				
2 Erick Aybar, S OBP: 0.444, SLG: 0.593 13 Maicer Izturis, S OBP: 0.389, SLG: 0.529										3	1	1	0	0	0	0	Arizona Diamondbacks @ Los Angeles Angels Tempe Diablo Stadium, Tempe, AZ Fri Mar 30 2012, 4:11 PM - 6:49 PM EDT Att: 9,580 - Sunny - 82 F				
47 Howie Kendrick, R OBP: 0.438, SLG: 0.700 44 Mark Trumbo, R OBP: 0.300, SLG: 0.667										3	1	1	2	0	0	0					
5 Albert Pujols, R OBP: 0.450, SLG: 0.827 19 Alexi Amarista, L OBP: 0.360, SLG: 0.592										3	2	2	1	0	0	0					
8 Kendrys Morales, S OBP: 0.500, SLG: 0.800										4	0	0	0	0	1	2					
48 Torii Hunter, R OBP: 0.373, SLG: 0.429 39 Ryan Langerhans, L (5, PR) OBP: 0.433, SLG: 0.455										3	2	3	0	0	0	0					
53 Bobby Abreu, L OBP: 0.188, SLG: 0.163 3 Jorge Cantu, R OBP: 0.289, SLG: 0.395										3	1	2	2	0	0	1					
6 Alberto Callaspo, S OBP: 0.238, SLG: 0.158										3	1	1	2	0	0	2					
17 Chris Iannetta, R OBP: 0.378, SLG: 0.469										3	0	1	1	1	0	2					
25 Peter Bourjos, R OBP: 0.377, SLG: 0.365 20 Travis Witherspoon, R OBP: 0.167, SLG: 0.167										3	0	1	0	0	0	1					
Inning Stats	R: 4 E: 0 K: 0 S: 8	H: 5 LOB: 1 BB: 0 P: 8	R: 0 E: 0 K: 0 S: 3	H: 0 LOB: 0 BB: 0 P: 3	R: 3 E: 0 K: 0 S: 7	H: 4 LOB: 1 BB: 0 P: 7	R: 1 E: 0 K: 1 S: 6	H: 1 LOB: 0 BB: 0 P: 7	R: 0 E: 0 K: 0 S: 4	H: 1 LOB: 1 BB: 0 P: 4	R: 0 E: 0 K: 0 S: 3	H: 1 LOB: 0 BB: 0 P: 3	R: 1 E: 0 K: 0 S: 5	H: 2 LOB: 0 BB: 0 P: 7	R: 0 E: 0 K: 0 S: 2	H: 0 LOB: 0 BB: 1 P: 6		1B: 7 2B: 3 3B: 2 HR: 3	SF: 0 SAC: 0 DP: 3 HBP: 0	WP: 0 PB: 0 SB: 0 CS: 0	PA: 36
PITCHER	IP WLS BF H R ER SO BB IBB HBP BLK WP HR S P ERA WHIP	IP WLS BF H R ER SO BB IBB HBP BLK WP HR S P ERA WHIP	IP WLS BF H R ER SO BB IBB HBP BLK WP HR S P ERA WHIP	IP WLS BF H R ER SO BB IBB HBP BLK WP HR S P ERA WHIP	IP WLS BF H R ER SO BB IBB HBP BLK WP HR S P ERA WHIP	IP WLS BF H R ER SO BB IBB HBP BLK WP HR S P ERA WHIP	IP WLS BF H R ER SO BB IBB HBP BLK WP HR S P ERA WHIP	IP WLS BF H R ER SO BB IBB HBP BLK WP HR S P ERA WHIP	IP WLS BF H R ER SO BB IBB HBP BLK WP HR S P ERA WHIP	IP WLS BF H R ER SO BB IBB HBP BLK WP HR S P ERA WHIP	IP WLS BF H R ER SO BB IBB HBP BLK WP HR S P ERA WHIP	IP WLS BF H R ER SO BB IBB HBP BLK WP HR S P ERA WHIP	IP WLS BF H R ER SO BB IBB HBP BLK WP HR S P ERA WHIP	IP WLS BF H R ER SO BB IBB HBP BLK WP HR S P ERA WHIP	IP WLS BF H R ER SO BB IBB HBP BLK WP HR S P ERA WHIP	IP WLS BF H R ER SO BB IBB HBP BLK WP HR S P ERA WHIP	IP WLS BF H R ER SO BB IBB HBP BLK WP HR S P ERA WHIP	IP WLS BF H R ER SO BB IBB HBP BLK WP HR S P ERA WHIP	IP WLS BF H R ER SO BB IBB HBP BLK WP HR S P ERA WHIP	IP WLS BF H R ER SO BB IBB HBP BLK WP HR S P ERA WHIP	IP WLS BF H R ER SO BB IBB HBP BLK WP HR S P ERA WHIP

AB	35
R	9
H	14
RBI	9
BB	1
SO	1
LOB	10



Batter	1	2	3	4	5	6	7	8	9	AB	R	H	RBI	BB	SO	LOB	TOP										
9 Dee Strange-Gordon, L OBP: 0.470, SLG: 0.517 63 Matt Angle, L OBP: 0.410, SLG: 0.375										3	1	2	1	0	0	0	Los Angeles Dodgers @ Arizona Diamondbacks Salt River Fields at Talking Stick, Scottsdale, AZ Sat Mar 31 2012, 4:11 PM - 7:07 PM EDT Att: 12,799 - Sunny - 84 F										
6 Jerry Hairston, R OBP: 0.447, SLG: 0.462 37 Josh Fields, R OBP: 0.319, SLG: 0.364										2	1	1	0	0	0	0											
27 Matt Kemp, R OBP: 0.289, SLG: 0.448 51 Ronald Belisario, R OBP: 0.333, SLG: 0.280										3	0	1	1	0	0	1											
16 Andre Ethier, L OBP: 0.434, SLG: 0.896 Trent Oeltjen, L OBP: 0.386, SLG: 0.395										3	0	1	0	0	0	1											
21 Juan Rivera, R OBP: 0.333, SLG: 0.564 65 Luis Alfonso Cruz, R OBP: 0.303, SLG: 0.455										2	0	1	1	0	0	0											
7 James Loney, L OBP: 0.333, SLG: 0.460 88 Elian Herrera, S OBP: 0.750, SLG: 0.750										3	1	1	0	0	0	1											
5 Juan Uribe, R OBP: 0.286, SLG: 0.286 67 Jeff Baitsley, R OBP: 0.263, SLG: 0.235										3	1	1	0	0	0	2											
17 A.J. Ellis, R OBP: 0.431, SLG: 0.475 73 Scott Rice, L OBP: 0.600, SLG: 0.500 93 Steve Ames, R 47 Wilfredo Ledezma, L										1	0	0	0	2	1	1											
22 Clayton Kershaw, L 52 Josh Lindblom, R 10 Tony Gwynn Jr., L OBP: 0.283, SLG: 0.317 12 Justin Sellers, R OBP: 0.386, SLG: 0.462										0	0	0	0	0	0	0											
Inning Stats	R: 2 E: 0 K: 1 S: 8	H: 2 LOB: 1 BB: 0 P: 9	R: 1 E: 0 K: 0 S: 4	H: 1 LOB: 0 BB: 1 P: 8	R: 0 E: 0 K: 0 S: 3	H: 0 LOB: 0 BB: 0 P: 3	R: 0 E: 0 K: 1 S: 6	H: 1 LOB: 1 BB: 0 P: 6	R: 0 E: 0 K: 0 S: 4	H: 1 LOB: 1 BB: 0 P: 4	R: 3 E: 1 K: 1 S: 9	H: 4 LOB: 2 BB: 1 P: 13	R: 1 E: 0 K: 0 S: 5	H: 3 LOB: 1 BB: 0 P: 5	R: 2 E: 0 K: 0 S: 5	H: 2 LOB: 0 BB: 0 P: 7		R: 0 E: 0 K: 2 S: 7	H: 0 LOB: 0 BB: 0 P: 7	1B: 12 2B: 1 3B: 0 HR: 1	SF: 1 SAC: 1 DP: 1 HBP: 1	WP: 0 PB: 0 SB: 1 CS: 1	PA: 43				
PITCHER	IP	WLS	BF	H	R	ER	SO	BB	IBB	HBP	BLK	WP	HR	S	P	ERA	WHIP										
31 Ian Kennedy, R ERA: 3.98	5.0		21	5	3	3	2	1	0	1	0	0	0	25	30	5.40	1.200										
32 Craig Breslow, L ERA: 10.9	1.0	L	8	4	3	3	1	1	0	0	0	0	0	9	13	27.00	5.000										
29 Brad Ziegler, R ERA: 7.2	1.0		5	3	1	1	0	0	0	0	0	0	0	5	5	9.00	3.000										
47 Keith Hessler, L ERA: 18.0	1.0		5	2	2	2	0	0	0	0	0	0	1	5	7	18.00	2.000										
48 Takashi Saito, R ERA: 6.49	1.0		3	0	0	0	2	0	0	0	0	0	0	7	7	0.00	0.000										

Batter	1	2	3	4	5	6	7	8	9	AB	R	H	RBI	BB	SO	LOB	BOTTOM										
14 Ryan Roberts, R OBP: 0.295, SLG: 0.518										4	0	0	0	0	1	1	Los Angeles Dodgers @ Arizona Diamondbacks Salt River Fields at Talking Stick, Scottsdale, AZ Sat Mar 31 2012, 4:11 PM - 7:07 PM EDT Att: 12,799 - Sunny - 84 F										
18 Willie Bloomquist, R OBP: 0.197, SLG: 0.203										4	0	0	0	0	0	0											
10 Justin Upton, R OBP: 0.415, SLG: 0.365										3	1	1	0	1	0	0											
13 Jason Kubel, L OBP: 0.308, SLG: 0.583 29 Brad Ziegler, R ERA: 7.2 47 Keith Hessler, L ERA: 18.0 36 Kyle Greene, L OBP: 0.500, SLG: 1.000 48 Takashi Saito, L										3	2	2	2	0	1	0											
24 Chris Young, R OBP: 0.500, SLG: 0.691										0	0	0	0	0	0	0											
26 Miguel Montero, L OBP: 0.479, SLG: 0.436										4	0	2	0	0	0	2											
44 Paul Goldschmidt, R OBP: 0.403, SLG: 0.545										2	0	1	1	2	0	1											
5 Taylor Harbin, R										4	0	1	0	0	1	2											
31 Ian Kennedy, R ERA: 3.98 66 Marc Krauss, L OBP: 0.281, SLG: 0.286 32 Craig Breslow, L ERA: 10.9 2 Alfredo Marte, R OBP: 0.571, SLG: 1.000										1	0	0	0	0	1	1											
Inning Stats	R: 2 E: 0 K: 1 S: 9	H: 3 LOB: 1 BB: 1 P: 16	R: 0 E: 0 K: 1 S: 5	H: 1 LOB: 0 BB: 0 P: 5	R: 0 E: 0 K: 0 S: 3	H: 0 LOB: 0 BB: 0 P: 3	R: 1 E: 0 K: 1 S: 7	H: 2 LOB: 1 BB: 0 P: 7	R: 0 E: 0 K: 0 S: 3	H: 0 LOB: 0 BB: 0 P: 3	R: 0 E: 0 K: 1 S: 6	H: 1 LOB: 1 BB: 0 P: 6	R: 0 E: 0 K: 0 S: 4	H: 1 LOB: 1 BB: 0 P: 4	R: 0 E: 0 K: 1 S: 5	H: 0 LOB: 1 BB: 1 P: 9		R: 0 E: 0 K: 0 S: 3	H: 0 LOB: 1 BB: 1 P: 7	1B: 5 2B: 2 3B: 0 HR: 1	SF: 0 SAC: 0 DP: 0 HBP: 0	WP: 0 PB: 0 SB: 1 CS: 1	PA: 36				
PITCHER	IP	WLS	BF	H	R	ER	SO	BB	IBB	HBP	BLK	WP	HR	S	P	ERA	WHIP										
22 Clayton Kershaw, L ERA: 2.45	3.2		16	6	3	3	3	1	0	0	0	0	0	23	30	7.36	1.909										
52 Josh Lindblom, R ERA: 4.35	0.1		1	0	0	0	0	0	0	0	0	0	0	1	1	0.00	0.000										
51 Ronald Belisario, R ERA: 5.4	1.1	W	4	0	0	0	0	0	0	0	0	0	0	4	4	0.00	0.000										
73 Scott Rice, L ERA: 3.86	1.2	H	7	2	0	0	1	0	0	0	0	0	0	9	9	0.00	1.200										
93 Steve Ames, R ERA: 3.86	1.0		4	0	0	0	1	1	0	0	0	0	0	5	9	0.00	1.000										

Batter	1	2	3	4	5	6	7	8	9	AB	R	H	RBI	BB	SO	LOB	TOP		
14 Ryan Roberts, R OBP: 0.303, SLG: 0.525	0-0 FC9-6 1B	0-0 2H 2B		0-3 K		0-0 G5-3		0-0 F8		5	0	2	1	0	1	2			
2 Aaron Hill, R OBP: 0.270, SLG: 0.368 1 Cody Ransom, R OBP: 0.273, SLG: 0.400	0-0 FC9-6 13 CS 10 BB 1-2	0-0 G6-3			4-0 10 3B BB	0-0 G5-3		0-0 F9		3	1	0	0	1	0	2			
10 Justin Upton, R OBP: 0.428, SLG: 0.407 8 Gerardo Parra, L OBP: 0.307, SLG: 0.423	4-0 1-2 BB		0-0 F8		0-0 1H 3B		0-0 G4-3		0-3 K	2	0	1	1	1	0	0			
13 Jason Kubel, L OBP: 0.304, SLG: 0.549 2 Jimmy Conerota, R OBP: 0.307, SLG: 0.423	0-3 K		0-0 P4		0-0 G3		4-0 12 G4-3 21 WP BB		0-0 G4-3	3	0	0	0	1	1	3			
24 Chris Young, R OBP: 0.507, SLG: 0.737 21 Jake Williams, S OBP: 0.307, SLG: 0.423		0-3 K	2-1 HR		4-0 44 S BB		4-0 12 G4-3 1-2 BB		0-0 G6-3	2	1	1	1	1	1	0			
44 Paul Goldschmidt, R OBP: 0.490, SLG: 0.534 12 Evan Frey, L OBP: 0.304, SLG: 0.490	0-0 65 HR 1B		0-3 K		1-0 P6		0-0 G4-3			3	1	1	0	0	1	2			
65 Ryan Budde, R OBP: 0.200, SLG: 0.398 26 Miguel Montero, L OBP: 0.460, SLG: 0.415	2-2 1H HR		4-0 16 G4-3 BB		0-3 K		0-0 G4-3			1	1	1	2	1	0	0			
16 John McDonald, R OBP: 0.311, SLG: 0.432 60 AJ Pollock, R OBP: 0.394, SLG: 0.490	0-0 41 SH1-4 14 2B 1B		0-0 G4-3		1-0 HR		4-0 BB			3	2	2	1	0	0	1			
41 Daniel Hudson, R OBP: 0.311, SLG: 0.432 32 Craig Breslow, L OBP: 0.311, SLG: 0.432 34 Alex Capaul, L OBP: 0.311, SLG: 0.432 19 Sócrates Brito, L OBP: 0.311, SLG: 0.432 49 Mike Zagurski, L OBP: 0.311, SLG: 0.432	0-0 SH1-4		0-0 G5-3		0-0 G4-3		0-3 K			2	0	0	0	0	0	1			
Inning Stats	R: 0 E: 0 K: 1 S: 5	H: 1 LOB: 2 BB: 1 P: 9	R: 3 E: 0 K: 1 S: 11	H: 4 LOB: 1 BB: 0 P: 13	R: 1 E: 0 K: 1 S: 7	H: 1 LOB: 0 BB: 0 P: 9	R: 0 E: 0 K: 1 S: 5	H: 0 LOB: 1 BB: 1 P: 9	R: 1 E: 0 K: 0 S: 4	H: 1 LOB: 2 BB: 2 P: 5	R: 0 E: 0 K: 0 S: 3	H: 0 LOB: 2 BB: 2 P: 11	R: 0 E: 0 K: 1 S: 5	H: 0 LOB: 1 BB: 1 P: 9	R: 0 E: 0 K: 1 S: 5	H: 0 LOB: 0 BB: 0 P: 5	1B: 3 2B: 2 3B: 1 HR: 3	SF: 0 SAC: 1 DP: 1 HBP: 0	WP: 1 PB: 0 CS: 1 PA: 41
PITCHER	IP WLS BF H R ER SO BB IBB HBP BLK WP HR S P ERA WHIP																		
58 Chad Billingsley, R ERA: 5.91	(1, 1) 3.0 L 15 6 4 4 3 1 0 0 0 0 0 2 23 31 12.00 2.333																		
55 Matt Guerrier, R ERA: 2.25	(4, 1) 1.0 4 0 0 0 1 1 0 0 0 0 0 0 5 9 0.00 1.000																		
28 Allen Webster, R ERA: 0.75	(5, 1) 3.0 15 2 2 2 2 4 0 0 0 0 1 1 13 31 6.00 2.000																		
93 Shawn Tolleson, R ERA: 2.7	(8, 1) 1.0 4 0 0 0 1 1 0 0 0 0 0 0 5 9 0.00 1.000																		
76 Eric Edgington, L ERA:	(9, 1) 1.0 3 0 0 0 1 0 0 0 0 0 0 0 5 5 0.00 0.000																		

Arizona Diamondbacks @ Los Angeles Dodgers
Camelback Ranch, Glendale, AZ
Sun Apr 01 2012, 4:08 PM - 6:56 PM EDT
Att: 9,766 - Sunny - 81 F

AB	33
R	6
H	8
RBI	6
BB	7
SO	7
LOB	19



Batter	1	2	3	4	5	6	7	8	9	AB	R	H	RBI	BB	SO	LOB	BOTTOM				
9 Dee Strange-Gordon, L OBP: 0.463, SLG: 0.598 12 Justin Sellers, R OBP: 0.379, SLG: 0.450 89 Luis Nunez, R OBP: 0.304, SLG: 0.490	0-0 G4-3		0-0 F8			0-0 E5 63 FC4-6 1B		0-0 67 F8 31 1B 2B		1	0	0	0	0	0	0					
14 Mark Ellis, R OBP: 0.339, SLG: 0.367 63 Matt Angle, L OBP: 0.390, SLG: 0.353 92 Tyler Henson, R OBP: 0.304, SLG: 0.490	4-0 7 2B BB		0-0 L7			0-0 FC4-6 1-2		0-3 K		0	1	0	0	1	0	0					
7 James Loney, L OBP: 0.345, SLG: 0.490 67 Jeff Baisley, R OBP: 0.227, SLG: 0.200	0-0 G4-3 6 1H 2B		0-0 F9		0-0 P3		0-0 P3		0-0 F8	1	0	1	1	0	0	0					
6 Jerry Hairston, R OBP: 0.438, SLG: 0.450 18 Matt Treanor, R OBP: 0.360, SLG: 0.381 31 Tim Federowicz, R OBP: 0.344, SLG: 0.296	0-0 G4-3 2-3		0-0 G3		0-0 G3		0-0 P3		0-0 13 FC6-4 1B	1	0	0	0	0	1	0					
10 Tony Gwynn Jr., L OBP: 0.299, SLG: 0.457 28 Allen Webster, R ERA: 0.75 54 Nick Buss, L OBP: 0.304, SLG: 0.490 93 Shawn Tolleson, R ERA: 2.7 76 Eric Edgington, R OBP: 0.304, SLG: 0.490 13 Jake Lemmerman, R OBP: 0.299, SLG: 0.457	0-3 K		0-0 G4-3		0-0 G4-3		0-0 G4-3		0-0 FC6-4 1-2	2	0	0	0	0	1	1					
37 Josh Fields, R OBP: 0.306, SLG: 0.348 73 Leon Landry, L OBP: 0.306, SLG: 0.348		0-3 K		0-3 K		0-3 K				2	0	0	0	0	2	0					
65 Luis Alfonso Cruz, R OBP: 0.299, SLG: 0.457 87 Rafael Ynoa, S OBP: 0.299, SLG: 0.457		0-0 P6		0-0 F8		0-0 F8		0-0 G1-3		2	0	0	0	0	0	0					
17 A.J. Ellis, R OBP: 0.423, SLG: 0.463 88 Elian Herrera, S OBP: 0.500, SLG: 0.500		0-0 F8		0-3 K		0-3 K		0-0 L4		1	0	0	0	0	0	0					
58 Chad Billingsley, R ERA: 2.37 3 Adam Kennedy, L OBP: 0.299, SLG: 0.457 55 Matt Guerrier, R ERA: 2.25 96 Kyle Russell, L OBP: 0.299, SLG: 0.457			0-3 K			0-3 K		0-3 K		0	0	0	0	0	0	0					
Inning Stats	R: 1 E: 0 K: 1 S: 6	H: 1 LOB: 1 BB: 1 P: 10	R: 0 E: 0 K: 1 S: 5	H: 0 LOB: 0 BB: 0 P: 5	R: 0 E: 0 K: 1 S: 5	H: 0 LOB: 0 BB: 0 P: 5	R: 0 E: 0 K: 0 S: 3	H: 0 LOB: 0 BB: 0 P: 3	R: 0 E: 0 K: 2 S: 7	H: 0 LOB: 0 BB: 0 P: 7	R: 0 E: 1 K: 1 S: 6	H: 0 LOB: 1 BB: 0 P: 6	R: 0 E: 0 K: 1 S: 5	H: 0 LOB: 0 BB: 0 P: 5	R: 0 E: 0 K: 1 S: 5	H: 0 LOB: 1 BB: 0 P: 5	R: 1 E: 0 K: 1 S: 7	H: 2 LOB: 1 BB: 0 P: 7	1B: 1 2B: 2 3B: 0 HR: 0	SF: 0 SAC: 0 DP: 0 HBP: 0	WP: 0 PB: 0 CS: 0 PA: 32
PITCHER	IP WLS BF H R ER SO BB IBB HBP BLK WP HR S P ERA WHIP																				
41 Daniel Hudson, R ERA: 2.37	(1, 1) 5.0 W 17 6 4 4 3 1 0 0 0 0 0 0 0 6 6 12.00 2.333																				
32 Craig Breslow, L ERA: 3.64	(6, 1) 1.0 4 0 0 0 1 0 0 0 0 0 0 0 6 6 0.00 0.000																				
34 Alex Capaul, R ERA:	(7, 1) 1.0 3 0 0 0 1 0 0 0 0 0 0 0 5 5 0.00 0.000																				
49 Mike Zagurski, L ERA: 2.61	(8, 1) 2.0 8 2 1 1 2 0 0 0 0 0 0 0 12 12 4.50 1.000																				

Arizona Diamondbacks @ Los Angeles Dodgers
Camelback Ranch, Glendale, AZ
Sun Apr 01 2012, 4:08 PM - 6:56 PM EDT
Att: 9,766 - Sunny - 81 F

AB	31
R	2
H	3
RBI	2
BB	1
SO	9
LOB	7



Batter	1	2	3	4	5	6	7	8	9	AB	R	H	RBI	BB	SO	LOB	TOP				
15 Darwin Barney, R OBP: 0.424, SLG: 0.655 90 Oliver Zapata, S (7, 7)	G6-3		F9			5 WP 5 1B	5 1B 13 SF7		F8	4	2	2	0	0	0	0					
5 Reed Johnson, R OBP: 0.349, SLG: 0.370 86 Daniel Lockhart, L OBP: 1.000, SLG: 1.000	13 2B 12 SF4		G6-3			13 2B 12 G6-3	12 E 12		G6-4-3	3	2	2	1	1	0	0					
13 Starlin Castro, R OBP: 0.307, SLG: 0.498 82 Gioskar Amaya, R (7, 4)	3 1B		K			12 1/2 3 SF	SF7		G6-4-3	3	2	2	1	0	1	0					
12 Alfonso Soriano, R OBP: 0.276, SLG: 0.722 67 Blake Parker, R (7, 1) 60 Manny Corpas, R (8, 1) 52 Lendy Castillo, S (9, 1)	SF4		K			G6-3	FC6 3 G6-4-3			3	0	0	2	0	1	2					
3 Jeff Baker, R OBP: 0.364, SLG: 0.531	3-H 18 FC5-4		F9			SF	G6-4-3			3	1	1	2	0	0	2					
18 Geovany Soto, R OBP: 0.375, SLG: 0.698 51 Steve Clevenger, L OBP: 0.294, SLG: 0.468	FC5-4		G5-3			3-H 3-H	G6-4-3		G5-3	3	1	1	2	0	0	1					
24 Marion Byrd, R OBP: 0.300, SLG: 0.431 79 Trey Martin, R (8, 9)			K			2-H	HR			4	0	1	0	0	2	0					
16 Joe Mather, R OBP: 0.423, SLG: 0.682 (8, 8)	F7		F7			L9	2B		G3	4	0	1	0	0	0	1					
65 Jay Jackson, R 99 Alfredo Amezaga, S 34 Kerry Wood, R 1 Tony Campana, L 50 Esmalin Canidad, R 11 Blake DeWitt, L	K		K			F9	G4-3		K	1	0	0	0	0	1	0					
Inning Stats	R: 2 E: 0 K: 0 S: 5	H: 2 LOB: 1 BB: 1 P: 9	R: 0 E: 0 K: 2 S: 7	H: 0 LOB: 0 BB: 0 P: 7	R: 0 E: 0 K: 1 S: 5	H: 0 LOB: 0 BB: 0 P: 5	R: 0 E: 0 K: 1 S: 5	H: 0 LOB: 0 BB: 0 P: 5	R: 5 E: 1 K: 0 S: 10	H: 5 LOB: 1 BB: 0 P: 11	R: 1 E: 1 K: 0 S: 5	H: 2 LOB: 1 BB: 0 P: 5	R: 0 E: 0 K: 1 S: 6	H: 1 LOB: 1 BB: 0 P: 7	R: 0 E: 0 K: 0 S: 3	H: 1 LOB: 0 BB: 0 P: 3	1B: 5 2B: 5 3B: 0 HR: 1	SF: 3 SAC: 0 DP: 2 HBP: 0	WP: 2 PB: 0 SB: 0 CS: 0	PA: 39	
PITCHER	IP WLS BF H R ER SO BB IBB HBP BLK WP HR S P ERA WHIP	5.1 L 24 6 7 6 5 1 0 0 0 1 1 34 39 10.12 1.312	6.1 L 15 5 1 1 1 0 0 0 0 1 0 17 18 2.46 1.364																		

Batter	1	2	3	4	5	6	7	8	9	AB	R	H	RBI	BB	SO	LOB	BOTTOM				
18 Willie Bloomquist, R OBP: 0.188, SLG: 0.194 44 Paul Goldschmidt, R OBP: 0.394, SLG: 0.525	F8		G4-3						K	3	0	0	0	0	1	0					
2 Aaron Hill, R OBP: 0.288, SLG: 0.390 1 Cody Ransom, R OBP: 0.267, SLG: 0.390										2	0	1	0	1	0	0					
10 Justin Upton, R OBP: 0.408, SLG: 0.386 19 Sócrates Brito, L (6, 9)	BB		2B							1	0	0	0	0	1	0					
13 Jason Kubel, L OBP: 0.293, SLG: 0.528 8 Gerardo Parra, L OBP: 0.312, SLG: 0.425	P6		K							3	0	0	0	0	1	2					
13 Jason Kubel, L OBP: 0.293, SLG: 0.528 8 Gerardo Parra, L OBP: 0.312, SLG: 0.425	F7		G4-3							2	0	0	0	0	0	2					
24 Chris Young, R OBP: 0.507, SLG: 0.780 60 AJ Pollock, R OBP: 0.351, SLG: 0.471										2	0	0	0	0	0	1					
37 Lyle Overbay, L OBP: 0.370, SLG: 0.438 2 Jimmy Conerota, R OBP: 0.500, SLG: 0.500	F8		HR							2	0	1	1	0	0	0					
27 Geoff Blum, S ERA: 3.71 34 Kerry Wood, R ERA: 7.2 50 Esmalin Canidad, R ERA: 1.8 67 Blake Parker, R ERA: 4.76 60 Manny Corpas, R ERA: 5.06										3	2	2	1	0	0	0					
27 Geoff Blum, S ERA: 3.71 34 Kerry Wood, R ERA: 7.2 50 Esmalin Canidad, R ERA: 1.8 67 Blake Parker, R ERA: 4.76 60 Manny Corpas, R ERA: 5.06										1	0	1	0	0	0	0					
12 Henry Blanco, R OBP: 0.316, SLG: 0.500 7 Michael Perez, L (8, 2)										3	2	2	1	0	0	0					
67 Patrick Corbin, L OBP: 0.333, SLG: 0.667 36 Wade Miley, L (6, 1)										2	0	0	0	0	0	1					
Inning Stats	R: 0 E: 0 K: 0 S: 3	H: 0 LOB: 1 BB: 1 P: 7	R: 1 E: 0 K: 0 S: 5	H: 2 LOB: 1 BB: 0 P: 5	R: 0 E: 0 K: 1 S: 6	H: 1 LOB: 1 BB: 0 P: 6	R: 2 E: 0 K: 0 S: 8	H: 2 LOB: 0 BB: 0 P: 10	R: 0 E: 0 K: 1 S: 5	H: 0 LOB: 0 BB: 0 P: 5	R: 0 E: 0 K: 0 S: 3	H: 0 LOB: 0 BB: 0 P: 3	R: 0 E: 0 K: 2 S: 7	H: 0 LOB: 0 BB: 0 P: 7	R: 0 E: 0 K: 0 S: 4	H: 2 LOB: 1 BB: 0 P: 4	1B: 3 2B: 2 3B: 0 HR: 2	SF: 0 SAC: 0 DP: 1 HBP: 0	WP: 0 PB: 0 SB: 0 CS: 0	PA: 34	
PITCHER	IP WLS BF H R ER SO BB IBB HBP BLK WP HR S P ERA WHIP	4.0 W 3 0 0 0 1 0 0 0 0 0 0 5 5 0.00 0.000	1.0 W 3 0 0 0 0 0 0 0 0 0 0 3 3 0.00 0.000	1.0 W 3 0 0 0 0 0 0 0 0 0 0 3 3 0.00 0.000	1.0 W 3 0 0 0 0 0 0 0 0 0 0 3 3 0.00 0.000	1.0 W 3 0 0 0 0 0 0 0 0 0 0 7 7 0.00 0.000															

Chicago Cubs @ Arizona Diamondbacks
Salt River Fields at Talking Stick, Scottsdale, AZ
Mon Apr 02 2012, 4:11 PM - 6:47 PM EDT
Att: 11,356 - Partly Cloudy - 72 F

AB	35
R	8
H	11
RBI	8
BB	1
SO	6
LOB	9



Chicago Cubs @ Arizona Diamondbacks
Salt River Fields at Talking Stick, Scottsdale, AZ
Mon Apr 02 2012, 4:11 PM - 6:47 PM EDT
Att: 11,356 - Partly Cloudy - 72 F

AB	33
R	3
H	7
RBI	3
BB	1
SO	4
LOB	8



Batter	1	2	3	4	5	6	7	8	9	AB	R	H	RBI	BB	SO	LOB	TOP		
23 Rickie Weeks Jr. R OBP: 0.469, SLG: 0.468 28 Kentrail Davis, L OBP: 0.376, SLG: 0.533	G3-1		FC5-4 BB		K		G4-3		F6	3	0	0	0	1	1	0			
27 Carlos Gómez, R OBP: 0.285, SLG: 0.424 95 Jason Jaramillo, S OBP: 0.250, SLG: 1.000	K		FC5-4		1B		G5-3		G4-3	4	0	1	1	0	1	2			
8 Ryan Braun, R OBP: 0.390, SLG: 0.378 46 Juan Pablo Perez, R 93 Amaury Rivas, R 76 Vinnie Chulk, R	F8		G1-3		K		K			4	0	0	0	0	2	3			
16 Aramis Ramirez, R OBP: 0.226, SLG: 0.308 92 Josh Prince, R OBP: 0.500, SLG: 0.500	F8				K		F9		G4-3	4	0	0	0	0	1	1			
1 Corey Hart, R OBP: 0.667, SLG: 1.000 40 Jose Veras, R	F7						11 HR 1B		L9	3	1	2	0	0	0	0			
3 Cesar Izturis, S OBP: 0.270, SLG: 0.293 11 Alex Gonzalez, R OBP: 0.500, SLG: 0.833	F9				HR		9 BB 2-6 1B		9 2-6 1B	4	1	3	2	0	0	0			
9 George Kottaras, L OBP: 0.373, SLG: 0.422 14 Brooks Conrad, S OBP: 0.343, SLG: 0.463	F8		K				7 BB G6-4-3 BB		2-6	2	0	0	0	1	1	0			
45 Travis Ishikawa, L OBP: 0.403, SLG: 0.463			FC5-4 HBP		BB		F7			1	1	0	0	1	0	3			
43 Randy Wolf, L OBP: 0.250, SLG: 0.250 57 Francisco Rodríguez, R 7 Norichika Aoki, L OBP: 0.348, SLG: 0.477	E3 FC5-4 WP				G4-3		G6-4-3		K	2	0	0	0	0	0	2			
Inning Stats	R: 0 E: 0 K: 1 S: 13	H: 0 LOB: 0 BB: 0 P: 15	R: 0 E: 0 K: 0 S: 11	H: 0 LOB: 0 BB: 0 P: 15	R: 1 E: 0 K: 0 S: 10	H: 0 LOB: 2 BB: 1 P: 18	R: 2 E: 0 K: 2 S: 16	H: 2 LOB: 1 BB: 1 P: 28	R: 0 E: 0 K: 0 S: 12	H: 2 LOB: 2 BB: 1 P: 19	R: 0 E: 0 K: 1 S: 8	H: 0 LOB: 0 BB: 0 P: 12	R: 0 E: 0 K: 0 S: 10	H: 1 LOB: 1 BB: 0 P: 16	R: 0 E: 0 K: 1 S: 14	H: 0 LOB: 2 BB: 1 P: 24	1B: 4 2B: 1 3B: 0 HR: 1	SF: 0 SAC: 0 DP: 1 HBP: 2	WP: 1 PB: 0 CS: 1 PA: 38
PITCHER	IP WLS BF H R ER SO	IP WLS BF H R ER SO	IP WLS BF H R ER SO	IP WLS BF H R ER SO	IP WLS BF H R ER SO	IP WLS BF H R ER SO	IP WLS BF H R ER SO	IP WLS BF H R ER SO	IP WLS BF H R ER SO	IP WLS BF H R ER SO	IP WLS BF H R ER SO	IP WLS BF H R ER SO	IP WLS BF H R ER SO	IP WLS BF H R ER SO	IP WLS BF H R ER SO	IP WLS BF H R ER SO	ERA WHIP	ERA WHIP	
55 Josh Collmenter, R ERA: 9.95 62 Tyler Skaggs, L ERA: 7.19 29 Brad Ziegler, R ERA: 6.55 32 Craig Breslow, L ERA: 8.71 47 Joe Paterson, L ERA: 3.72	3.0 12 5 0 1 0 1	3.0 15 5 2 2 4 2	1.0 3 0 0 0 1 0	1.0 4 1 0 0 0 0	0.2 4 0 0 0 1 1	0.1 1 0 0 0 0 0	0.0 333 6.00 2.333 0.00 0.000 0.00 1.500	0.0 0.333 6.00 2.333 0.00 0.000 0.00 1.500	0.0 0.333 6.00 2.333 0.00 0.000 0.00 1.500	0.0 0.333 6.00 2.333 0.00 0.000 0.00 1.500	0.0 0.333 6.00 2.333 0.00 0.000 0.00 1.500	0.0 0.333 6.00 2.333 0.00 0.000 0.00 1.500	0.0 0.333 6.00 2.333 0.00 0.000 0.00 1.500	0.0 0.333 6.00 2.333 0.00 0.000 0.00 1.500	0.0 0.333 6.00 2.333 0.00 0.000 0.00 1.500	0.0 0.333 6.00 2.333 0.00 0.000 0.00 1.500	0.00 0.333 6.00 2.333 0.00 0.000 0.00 1.500	0.000 2.333 0.000 0.000 0.000 1.000 1.500	0.000 2.333 0.000 0.000 0.000 1.000 1.500

Milwaukee Brewers @ Arizona Diamondbacks
Chase Field, Phoenix, AZ
Tue Apr 03 2012, 6:41 PM - 9:58 PM MST
Att: 14,270 - Clear - 79 F


AB 32
R 3
H 6
RBI 3
BB 4
SO 7
LOB 20



Batter	1	2	3	4	5	6	7	8	9	AB	R	H	RBI	BB	SO	LOB	BOTTOM		
14 Ryan Roberts, R OBP: 0.319, SLG: 0.524 8 Gerardo Parra, L OBP: 0.321, SLG: 0.432	BB		F8		G6-4-3 1B			60 1B 1B		2	0	1	0	1	0	0			
2 Aaron Hill, R OBP: 0.290, SLG: 0.387 60 AJ Pollock, R OBP: 0.362, SLG: 0.481	1B		K		G6-4-3			21 E 1B 3B 1B		3	0	1	0	0	1	2			
10 Justin Upton, R OBP: 0.302, SLG: 0.373 1 Cody Ransom, R OBP: 0.283, SLG: 0.405	K				24 BB G3			12 E 3B 1B		2	1	0	0	1	2	2			
13 Jason Kubel, L OBP: 0.279, SLG: 0.500 21 Jake Williams, S	F9		F7					12 3B 1B		3	0	0	0	0	1	3			
24 Chris Young, R OBP: 0.500, SLG: 0.758 12 Evan Frey, L OBP: 0.143, SLG: 0.429	F8				26 G3 1B			2 1B 3B		3	0	1	0	0	0	2			
26 Miguel Montero, L OBP: 0.434, SLG: 0.386 2 Jimmy Comerota, R OBP: 0.667, SLG: 0.667	F7		G3					7 CS 1B		3	0	0	1	0	0	1			
44 Paul Goldschmidt, R OBP: 0.348, SLG: 0.516 7 Michael Pérez, L	F9							12 3B 1B		3	0	1	0	0	1	1			
18 Willie Bloomquist, R OBP: 0.179, SLG: 0.185 32 Craig Breslow, L 37 Lyle Overbay, L OBP: 0.344, SLG: 0.429 47 Joe Paterson, R 40 J.J. Putz, R	K				G4-3			F7		3	0	0	0	0	1	1			
55 Josh Collmenter, R OBP: 0.500, SLG: 0.500 27 Cliff Lums, S OBP: 0.385, SLG: 0.400 62 Tyler Skaggs, L OBP: 0.240, SLG: 0.200 29 Brad Ziegler, R 16 John McDonald, R OBP: 0.250, SLG: 0.064	K							F7		0	0	0	0	0	0	0			
Inning Stats	R: 0 E: 0 K: 1 S: 12	H: 1 LOB: 2 BB: 1 P: 22	R: 0 E: 0 K: 1 S: 8	H: 0 LOB: 0 BB: 0 P: 12	R: 0 E: 0 K: 2 S: 8	H: 0 LOB: 0 BB: 0 P: 11	R: 1 E: 0 K: 1 S: 13	H: 1 LOB: 1 BB: 1 P: 21	R: 0 E: 0 K: 0 S: 5	H: 2 LOB: 0 BB: 0 P: 8	R: 0 E: 0 K: 2 S: 10	H: 0 LOB: 0 BB: 0 P: 15	R: 0 E: 0 K: 0 S: 6	H: 1 LOB: 1 BB: 0 P: 13	R: 4 E: 1 K: 0 S: 18	H: 5 LOB: 1 BB: 1 P: 33	1B: 9 2B: 0 3B: 1 HR: 0	SF: 0 SAC: 0 DP: 1 HBP: 0	WP: 0 PB: 0 SB: 0 CS: 1 PA: 35
PITCHER	IP WLS BF H R ER SO	IP WLS BF H R ER SO	IP WLS BF H R ER SO	IP WLS BF H R ER SO	IP WLS BF H R ER SO	IP WLS BF H R ER SO	IP WLS BF H R ER SO	IP WLS BF H R ER SO	IP WLS BF H R ER SO	IP WLS BF H R ER SO	IP WLS BF H R ER SO	IP WLS BF H R ER SO	IP WLS BF H R ER SO	IP WLS BF H R ER SO	IP WLS BF H R ER SO	IP WLS BF H R ER SO	ERA WHIP	ERA WHIP	
43 Randy Wolf, L ERA: 4.0 40 Jose Veras, R ERA: 3.65 46 Juan Pablo Perez, L ERA: 3.39 93 Amaury Rivas, R ERA: 8.53	4.0 16 2 1 1 0 5	1.0 3 0 0 0 2 0	1.0 4 1 0 0 0 0	1.0 4 4 4 3 0 0	0.0 5 0 0 0 0 0	0.0 6 13 0.00 1.000 0.00 0.000 0.00 1.000	0.0 0.333 6.00 2.333 0.00 0.000 0.00 1.500	0.0 0.333 6.00 2.333 0.00 0.000 0.00 1.500	0.0 0.333 6.00 2.333 0.00 0.000 0.00 1.500	0.0 0.333 6.00 2.333 0.00 0.000 0.00 1.500	0.0 0.333 6.00 2.333 0.00 0.000 0.00 1.500	0.0 0.333 6.00 2.333 0.00 0.000 0.00 1.500	0.0 0.333 6.00 2.333 0.00 0.000 0.00 1.500	0.0 0.333 6.00 2.333 0.00 0.000 0.00 1.500	0.0 0.333 6.00 2.333 0.00 0.000 0.00 1.500	0.0 0.333 6.00 2.333 0.00 0.000 0.00 1.500	0.00 0.333 6.00 2.333 0.00 0.000 0.00 1.500	0.000 2.333 0.000 0.000 0.000 1.000 1.500	0.000 2.333 0.000 0.000 0.000 1.000 1.500

Milwaukee Brewers @ Arizona Diamondbacks
Chase Field, Phoenix, AZ
Tue Apr 03 2012, 6:41 PM - 9:58 PM MST
Att: 14,270 - Clear - 79 F

AB 32
R 5
H 10
RBI 5
BB 3
SO 7
LOB 16



Batter	1	2	3	4	5	6	7	8	9	AB	R	H	RBI	BB	SO	LOB	TOP			
23 Rickie Weeks Jr., R OBP: 0.449, SLG: 0.440 3 Cesar Izquierdo, S OBP: 0.266, SLG: 0.288										3	0	0	0	0	2	0	Milwaukee Brewers @ Arizona Diamondbacks Chase Field, Phoenix, AZ Wed Apr 04 2012, 12:41 PM - 3:38 PM MST Att: 13,323 - Sunny - 82 F livebaseballscorecards.com			
27 Carlos Gómez, R OBP: 0.288, SLG: 0.420 70 Matt Cline, R OBP: 0.667, SLG: 0.667										3	0	1	0	0	1	0				
8 Ryan Braun, R OBP: 0.324, SLG: 0.404 2 Nyjer Morgan, L OBP: 0.315, SLG: 0.448										2	1	1	0	0	0	1				
16 Aramis Ramirez, R OBP: 0.232, SLG: 0.309 65 Jeff Bianchi, R OBP: 0.093, SLG: 0.083										3	1	1	0	0	0	2				
1 Corey Hart, R OBP: 0.500, SLG: 1.167 59 John Axford, R										3	1	1	2	0	1	1				
92 Josh Prince, R OBP: 0.600, SLG: 0.500 11 Alex Gonzalez, R OBP: 0.517, SLG: 0.836 7 Norichika Aoki, L OBP: 0.338, SLG: 0.463										0	0	0	0	0	0	0				
24 Mat Gamel, L OBP: 0.556, SLG: 0.556 9 George Kottaras, L OBP: 0.365, SLG: 0.413										2	0	0	0	0	0	2				
20 Jonathan Lucroy, R OBP: 0.483, SLG: 0.709 45 Travis Ishikawa, L OBP: 0.397, SLG: 0.455										2	0	0	0	0	1	0				
18 Shaun Marcum, R 26 Manny Parra, L 48 Tim Lillard, R 41 Marco Estrada, R 28 Kentrail Davis, L OBP: 0.350, SLG: 0.500										2	0	0	0	0	0	0				
Inning Stats	R: 0 E: 0 K: 0 S: 10	H: 1 LOB: 1 BB: 0 P: 17	R: 0 E: 0 K: 1 S: 11	H: 1 LOB: 0 BB: 0 P: 18	R: 0 E: 0 K: 1 S: 6	H: 0 LOB: 0 BB: 0 P: 8	R: 3 E: 1 K: 1 S: 10	H: 3 LOB: 0 BB: 1 P: 17	R: 0 E: 0 K: 2 S: 12	H: 1 LOB: 1 BB: 0 P: 18	R: 0 E: 0 K: 2 S: 9	H: 0 LOB: 0 BB: 0 P: 13	R: 0 E: 0 K: 0 S: 6	H: 0 LOB: 0 BB: 0 P: 10	R: 0 E: 0 K: 0 S: 9	H: 0 LOB: 1 BB: 1 P: 18		1B: 3 2B: 3 3B: 0 HR: 1	SF: 0 SAC: 0 DP: 1 HBP: 0	WP: 1 PB: 0 CS: 1
PITCHER	IP WLS BF H R ER SO BB IBB HBP BLK WP HR S P ERA WHIP	IP WLS BF H R ER SO BB IBB HBP BLK WP HR S P ERA WHIP																		
34 Joe Saunders, L ERA: 7.98 35 Trevor Cahill, R ERA: 4.86	5.0 W 19 5 3 3 5 1 0 0 0 0 1 49 79 5.40 1.200	4.0 S 14 1 0 0 2 1 0 0 0 1 0 36 59 0.00 0.500																		

Batter	1	2	3	4	5	6	7	8	9	AB	R	H	RBI	BB	SO	LOB	BOTTOM			
18 Willie Bloomquist, R OBP: 0.211, SLG: 0.279 35 Trevor Cahill, R										3	2	3	3	0	0	0	Milwaukee Brewers @ Arizona Diamondbacks Chase Field, Phoenix, AZ Wed Apr 04 2012, 12:41 PM - 3:38 PM MST Att: 13,323 - Sunny - 82 F livebaseballscorecards.com			
14 Ryan Roberts, R OBP: 0.306, SLG: 0.500 27 Geoff Blum, S OBP: 0.367, SLG: 0.381										3	0	0	0	0	1	2				
10 Justin Upton, R OBP: 0.416, SLG: 0.377 8 Gerardo Parra, L OBP: 0.325, SLG: 0.434										2	2	1	0	1	0	1				
26 Miguel Montero, L OBP: 0.446, SLG: 0.391 60 AJ Pollock, R OBP: 0.393, SLG: 0.500										2	1	1	0	0	1	0				
24 Chris Young, R OBP: 0.494, SLG: 0.738 37 Lyle Overbay, L OBP: 0.386, SLG: 0.460										2	2	2	0	0	0	0				
13 Jason Kubel, L OBP: 0.297, SLG: 0.508 1 Cody Ransom, R OBP: 0.298, SLG: 0.419 3 Raul Navarro, R										3	1	2	1	0	0	1				
44 Paul Goldschmidt, R OBP: 0.500, SLG: 0.667 12 Henry Blanco, R OBP: 0.300, SLG: 0.472										3	1	1	1	0	0	1				
2 Aaron Hill, R OBP: 0.292, SLG: 0.375 12 Evan Frey, L OBP: 0.250, SLG: 0.500 19 Sócrates Brito, L										2	1	0	0	1	0	1				
34 Joe Saunders, L OBP: 0.500, SLG: 0.500 21 Jake Williams, S OBP: 0.500, SLG: 0.667 2 Jimmy Conerota, R OBP: 0.400, SLG: 0.400										2	0	0	0	0	1	3				
Inning Stats	R: 0 E: 0 K: 1 S: 13	H: 1 LOB: 1 BB: 0 P: 16	R: 0 E: 0 K: 1 S: 9	H: 1 LOB: 0 BB: 0 P: 15	R: 3 E: 0 K: 0 S: 15	H: 4 LOB: 1 BB: 0 P: 23	R: 0 E: 0 K: 0 S: 5	H: 0 LOB: 0 BB: 0 P: 9	R: 7 E: 0 K: 1 S: 20	H: 5 LOB: 1 BB: 3 P: 42	R: 3 E: 0 K: 0 S: 14	H: 4 LOB: 1 BB: 1 P: 24	R: 0 E: 0 K: 2 S: 9	H: 0 LOB: 0 BB: 0 P: 13	R: 1 E: 0 K: 3 S: 17	H: 2 LOB: 2 BB: 1 P: 26		1B: 13 2B: 3 3B: 0 HR: 1	SF: 1 SAC: 0 DP: 1 HBP: 0	WP: 0 PB: 0 CS: 0
PITCHER	IP WLS BF H R ER SO BB IBB HBP BLK WP HR S P ERA WHIP	IP WLS BF H R ER SO BB IBB HBP BLK WP HR S P ERA WHIP																		
18 Shaun Marcum, R ERA: 6.14 26 Manny Parra, L ERA: 6.52 48 Tim Lillard, R ERA: 4.2 41 Marco Estrada, R ERA: 3.5 59 John Axford, R ERA: 2.33	4.1 L 6 4 4 4 0 2 0 0 0 0 0 7 20 ∞ ∞	6.0 L 9 4 4 4 0 1 0 0 0 0 0 9 13 0.00 0.000																		

AB 31
R 3
H 6
RBI 2
BB 2
SO 7
LOB 7



AB 39
R 14
H 17
RBI 13
BB 5
SO 8
LOB 16



Batter	1	2	3	4	5	6	7	8	9	AB	R	H	RBI	BB	SO	LOB	TOP
16 Angel Pagán, S OBP: 0.200, SLG: 0.400	F7	P6			53 HR		G6-3		K	5	1	1	0	0	1	3	
53 Melky Cabrera, S OBP: 0.400, SLG: 1.200	48 F9		F8		2H	HR	G4-3		FC6-4 48 DI	5	2	2	2	0	0	1	
48 Pablo Sandoval, S 2 Emmanuel Burriss, S	F9		G6-3		F8					5	0	2	1	0	0	1	
28 Buster Posey, R OBP: 0.600, SLG: 0.500										0	0	0	0	0	0	0	
17 Aubrey Huff, L OBP: 0.250, SLG: 0.250	F8		G4-3							4	1	1	0	0	0	5	
9 Brandon Belt, L OBP: 0.250, SLG: 0.250	F7									4	0	1	0	0	2	0	
5 Ryan Theriot, R OBP: 0.333, SLG: 0.333										3	0	1	0	0	0	0	
35 Brandon Crawford, L										4	0	0	1	0	2	2	
55 Tim Lincecum, L										2	0	0	0	1	1	1	
59 Guillermo Mota, R										0	0	0	0	0	0	0	
41 Jeremy Affeldt, L										0	0	0	0	0	0	0	
34 Clay Hensley, R										0	0	0	0	0	0	0	
7 Grégor Blanco, L										1	0	1	0	0	0	0	
Inning Stats	R: 0 E: 0 K: 0 S: 8	H: 1 LOB: 2 BB: 1 P: 14	R: 0 E: 0 K: 0 S: 10	H: 1 LOB: 2 BB: 1 P: 17	R: 0 E: 0 K: 2 S: 11	H: 0 LOB: 0 BB: 0 P: 13	R: 2 E: 0 K: 1 S: 12	H: 2 LOB: 1 BB: 0 P: 17	R: 0 E: 0 K: 0 S: 19	H: 0 LOB: 0 BB: 0 P: 23	R: 1 E: 0 K: 1 S: 9	H: 2 LOB: 1 BB: 0 P: 14	1B: 7 2B: 3 3B: 0 HR: 1	SF: 0 SAC: 1 DP: 0 HBP: 0	WP: 0 PB: 0 SB: 0 CS: 0	PA: 40	
PITCHER	IP WLS BF H R ER SO BB IBB HBP BLK WP HR S P ERA WHIP																
31 Ian Kennedy, R ERA: 4.05	6.2 W 31 9 3 3 3 2 0 0 0 0 0 1 69 98 4.05 1.650																
47 Joe Paterson, L ERA:	0.1 H 1 0 0 0 0 0 0 0 0 0 0 8 9 0.00 0.000																
30 David Hernandez, R ERA:	1.0 H 3 0 0 0 2 0 0 0 0 0 0 8 9 0.00 0.000																
40 J.J. Putz, R ERA: 9.0	1.0 S 5 2 1 1 1 0 0 0 0 0 0 9 14 9.00 2.000																

San Francisco Giants @ Arizona Diamondbacks
Chase Field, Phoenix, AZ
Fri Apr 06 2012, 4:14 PM - 7:06 PM MST
Att: 49,130 - Partly Cloudy - 77 F

livebaseballscorecards.com

AB 37
R 4
H 11
RBI 4
BB 2
SO 6
LOB 14




Batter	1	2	3	4	5	6	7	8	9	AB	R	H	RBI	BB	SO	LOB	BOTTOM			
18 Willie Bloomquist, R OBP: 0.500, SLG: 0.500	24 HR	F9			G6-3					4	1	2	0	0	0	1				
24 Chris Young, R OBP: 0.250, SLG: 1.000										4	1	1	2	0	0	1				
10 Justin Upton, R OBP: 0.500, SLG: 0.667										3	1	1	0	1	1	0				
26 Miguel Montero, L OBP: 0.500, SLG: 0.333										3	0	1	0	0	1	1				
44 Paul Goldschmidt, R OBP: 0.500, SLG: 1.333										3	2	1	1	1	1	3				
13 Jason Kubel, L 8 Gerardo Parra, L	G3-1									3	0	0	0	0	1	2				
14 Ryan Roberts, R OBP: 0.250, SLG: 0.500										4	0	1	2	0	1	0				
2 Aaron Hill, R										4	0	0	0	0	2	3				
31 Ian Kennedy, R										2	0	0	0	0	1	2				
47 Joe Paterson, R										0	0	0	0	0	0	0				
30 David Hernandez, R										0	0	0	0	0	0	0				
27 Geoff Blum, S										1	0	0	0	0	1	1				
40 J.J. Putz, R										0	0	0	0	0	0	0				
Inning Stats	R: 3 E: 0 K: 2 S: 14	H: 3 LOB: 0 BB: 0 P: 28	R: 0 E: 1 K: 0 S: 6	H: 0 LOB: 1 BB: 0 P: 7	R: 0 E: 0 K: 1 S: 10	H: 1 LOB: 1 BB: 0 P: 13	R: 0 E: 0 K: 3 S: 10	H: 0 LOB: 0 BB: 0 P: 15	R: 0 E: 0 K: 1 S: 8	H: 0 LOB: 0 BB: 0 P: 14	R: 2 E: 1 K: 0 S: 14	H: 2 LOB: 2 BB: 1 P: 23	R: 0 E: 0 K: 0 S: 11	H: 1 LOB: 2 BB: 1 P: 19	R: 0 E: 1 K: 2 S: 11	H: 0 LOB: 1 BB: 0 P: 17	1B: 3 2B: 2 3B: 0 HR: 2	SF: 0 SAC: 1 DP: 0 HBP: 1	WP: 0 PB: 0 SB: 0 CS: 0	PA: 36
PITCHER	IP WLS BF H R ER SO BB IBB HBP BLK WP HR S P ERA WHIP																			
55 Tim Lincecum, R ERA: 8.44	5.1 L 25 6 5 5 7 1 0 0 0 0 0 10 16 8.44 1.312																			
59 Guillermo Mota, R ERA:	1.1 5 1 0 0 0 1 0 0 0 0 0 10 16 0.00 1.500																			
41 Jeremy Affeldt, L ERA:	0.2 3 0 0 0 0 0 0 1 0 0 0 8 12 0.00 0.000																			
34 Clay Hensley, R ERA:	0.2 3 0 0 0 2 0 0 0 0 0 0 9 14 0.00 0.000																			

San Francisco Giants @ Arizona Diamondbacks
Chase Field, Phoenix, AZ
Fri Apr 06 2012, 4:14 PM - 7:06 PM MST
Att: 49,130 - Partly Cloudy - 77 F

livebaseballscorecards.com

AB 32
R 5
H 7
RBI 5
BB 2
SO 9
LOB 14



Batter	1	2	3	4	5	6	7	8	9	AB	R	H	RBI	BB	SO	LOB	TOP										
16 Ángel Paquán, S (1.8) OBP: 0.111, SLG: 0.222	G4-3		L9		F9		G4-3			4	0	0	0	0	0	1											
53 Melky Cabrera, S (1.9) OBP: 0.333, SLG: 0.778	G4-3				48 HR	P3		F8		4	1	1	0	0	0	0											
48 Pablo Sandoval, S (1.5) OBP: 0.556, SLG: 1.000	K				1B	28 G5-3				3	1	2	2	1	1	0											
28 Buster Posey, R (1.2) OBP: 0.333, SLG: 0.250		G6-3		G6-3		G5-3		K		4	0	0	0	0	1	2											
17 Aubrey Huff, L (1.7) OBP: 0.250, SLG: 0.375	K				2B	F9		F8		4	0	1	0	0	1	2											
9 Brandon Belt, L (1.3) OBP: 0.250, SLG: 0.143	G3				K					3	1	0	0	1	2	1											
5 Ryan Theriot, R (1.4) OBP: 0.167, SLG: 0.167																											
7 Gregor Blanco, L (0. PH) OBP: 0.500, SLG: 0.500																											
35 Brandon Crawford, L (1.6)																											
40 Madison Bumgarner, R (1.1) ERA: 1.00, SLG: 1.000																											
12 Naïk Scherzer, L (5. PH)																											
37 Dan Otero, R (5.1)																											
6 Brett Pill, R (7. PH)																											
46 Santiago Casilla, R (7.1)																											
49 Javier López, L (8.1)																											
Inning Stats	R: 0 E: 0 K: 1 S: 10	H: 0 LOB: 0 BB: 0 P: 13	R: 0 E: 0 K: 1 S: 7	H: 0 LOB: 0 BB: 0 P: 11	R: 0 E: 0 K: 0 S: 6	H: 1 LOB: 1 BB: 0 P: 12	R: 2 E: 0 K: 1 S: 12	H: 3 LOB: 1 BB: 0 P: 19	R: 0 E: 0 K: 0 S: 8	H: 0 LOB: 0 BB: 0 P: 12	R: 0 E: 0 K: 0 S: 5	H: 0 LOB: 0 BB: 1 P: 14	R: 2 E: 0 K: 1 S: 11	H: 1 LOB: 0 BB: 1 P: 18	R: 0 E: 0 K: 1 S: 7	H: 1 LOB: 1 BB: 0 P: 9	R: 0 E: 0 K: 2 S: 9	H: 0 LOB: 0 BB: 0 P: 12	1B: 3 2B: 1 3B: 0 HR: 2	SF: 0 SAC: 0 DP: 0 HBP: 0	WP: 0 PB: 0 SB: 0 CS: 0	PA: 35					
PITCHER	IP	WLS	BF	H	R	ER	SO	BB	IBB	HBP	BLK	WP	HR	S	P	ERA	WHIP										
41 Daniel Hudson, R (1.1) ERA: 5.4	6.2	W	27	5	4	4	4	2	0	0	0	0	2	57	97	5.40	1.050										
39 Bryan Shaw, R (7.1)	0.1	H	1	0	0	0	0	0	0	0	0	0	0	2	2	0.00	0.000										
30 David Hernandez, R (8.1)	1.0	H	4	1	0	0	1	0	0	0	0	0	0	7	9	0.00	1.000										
40 J.J. Putz, R (9.1) ERA: 4.5	1.0	S	3	0	0	0	2	0	0	0	0	0	0	9	12	0.00	0.000										

San Francisco Giants @ Arizona Diamondbacks
Chase Field, Phoenix, AZ
Sat Apr 07 2012, 1:07 PM - 3:41 PM MST
Att: 34,789 - Sunny - 79 F

AB 33
R 4
H 6
RBI 4
BB 2
SO 7
LOB 9



Batter	1	2	3	4	5	6	7	8	9	AB	R	H	RBI	BB	SO	LOB	BOTTOM										
14 Ryan Roberts, R (1.5) OBP: 0.222, SLG: 0.333	G5-3	F8		F8				K		5	0	1	0	0	1	2											
2 Aaron Hill, R (1.4) OBP: 0.250, SLG: 1.000	HR	HR		F7		G6-4-3				4	2	2	3	0	0	2											
10 Justin Upton, R (1.9) OBP: 0.500, SLG: 0.500	26 1B									3	1	1	0	1	1	0											
26 Miguel Montero, L (1.2) OBP: 0.625, SLG: 0.500	24 2B	F7								3	1	2	0	1	0	1											
24 Chris Young, R (1.8) OBP: 0.500, SLG: 1.143	2B			K						3	0	2	2	0	1	0											
44 Paul Goldschmidt, R (1.3) OBP: 0.375, SLG: 0.667	13 G4-6-3			F8						3	0	0	0	1	2	3											
13 Jason Kubel, L (1.7)										3	0	0	0	1	1	5											
30 David Hernandez, R (8.1)										0	0	0	0	0	0	0											
40 J.J. Putz, R (9.1)										0	0	0	0	0	0	0											
16 John McDonald, R (1.6)		K				G6-3	FC6			4	0	0	0	0	1	2											
41 Daniel Hudson, R (1.1) ERA: 9.0										3	1	2	0	0	0	0											
39 Bryan Shaw, S (7.1)										0	0	0	0	0	0	0											
8 Gerardo Parra, L (8.7)		2 HR								1	0	0	0	0	0	0											
Inning Stats	R: 2 E: 0 K: 0 S: 18	H: 3 LOB: 2 BB: 2 P: 32	R: 2 E: 0 K: 1 S: 12	H: 3 LOB: 1 BB: 0 P: 20	R: 0 E: 0 K: 2 S: 10	H: 0 LOB: 0 BB: 0 P: 16	R: 0 E: 0 K: 0 S: 10	H: 1 LOB: 1 BB: 0 P: 12	R: 1 E: 0 K: 2 S: 13	H: 2 LOB: 2 BB: 1 P: 22	R: 0 E: 0 K: 0 S: 7	H: 1 LOB: 0 BB: 0 P: 10	R: 0 E: 0 K: 1 S: 9	H: 0 LOB: 2 BB: 1 P: 19	R: 0 E: 0 K: 1 S: 7	H: 0 LOB: 0 BB: 0 P: 13	1B: 6 2B: 2 3B: 0 HR: 2	SF: 0 SAC: 0 DP: 2 HBP: 1	WP: 1 PB: 0 SB: 0 CS: 0	PA: 37							
PITCHER	IP	WLS	BF	H	R	ER	SO	BB	IBB	HBP	BLK	WP	HR	S	P	ERA	WHIP										
40 Madison Bumgarner, L (1.1)	4.0	L	20	7	4	4	3	1	1	0	0	0	2	50	80	9.00	2.000										
37 Dan Otero, R (5.1)	2.0		9	3	1	1	2	0	1	0	0	1	0	20	32	4.50	1.500										
46 Santiago Casilla, R (7.1)	1.0		5	0	0	0	1	1	0	1	0	0	0	9	19	0.00	1.000										
49 Javier López, L (8.1)	1.0		3	0	0	0	1	0	0	0	0	0	0	7	13	0.00	0.000										

San Francisco Giants @ Arizona Diamondbacks
Chase Field, Phoenix, AZ
Sat Apr 07 2012, 1:07 PM - 3:41 PM MST
Att: 34,789 - Sunny - 79 F

AB 32
R 5
H 10
RBI 5
BB 4
SO 7
LOB 15



Batter	1	2	3	4	5	6	7	8	9	10	11	AB	R	H	RBI	BB	SO	LOB	TOP										
18 Willie Bloomquist, R OBP: 0.357, SLG: 0.429	 1B	 G5-3			 K		 G4-3			 G6-3		5	1	1	0	0	1	1											
8 Gerardo Parra, L OBP: 0.200, SLG: 0.111	 G4-3		 G4-3		 1B		 K			 K	 24 HR HBP	4	1	1	0	0	1	1											
24 Chris Young, R OBP: 0.353, SLG: 0.813	 P4		 G6-3		 P4		 F7			 F7	 HR	5	1	1	2	0	0	2											
26 Miguel Montero, L OBP: 0.529, SLG: 0.385	 1B		 K2-3		 CS		 G3			 G3	 44 G1-3 1B	5	1	2	0	0	1	0											
44 Paul Goldschmidt, R OBP: 0.357, SLG: 0.683	 2B		 G5-3		 1B		 K			 K	 G1-3	5	0	2	2	0	1	1											
13 Jason Kubel, L OBP: 0.154, SLG: 0.083	 G3		 K2-3		 K		 K			 F8	 K	5	0	0	0	0	3	3											
40 J.J. Putz, R												0	0	0	0	0	0	0											
14 Ryan Roberts, R OBP: 0.278, SLG: 0.438	 BB		 BB		 K		 K			 G5-3	 P4	3	0	0	0	2	1	2											
2 Aaron Hill, R OBP: 0.235, SLG: 0.533	 P3		 IBB		 K		 K			 P6		3	0	0	0	1	1	1											
35 Trevor Cahill, R	 K		 G4-3		 K		 K			 F7		2	0	0	0	0	1	3											
27 Geoff Blum, S												1	0	0	0	0	1	0											
29 Brad Ziegler, R												0	0	0	0	0	0	0											
39 Bryan Shaw, S												0	0	0	0	0	0	0											
30 David Hernandez, R												0	0	0	0	0	0	0											
37 Luke Overbay, L												1	0	0	0	0	0	0											
32 Craig Breslow, L												0	0	0	0	0	0	0											
10 Justin Upton, R												0	0	0	0	0	0	0											
Inning Stats	R: 2 E: 0 K: 0 S: 12	H: 3 LOB: 1 BB: 0 P: 19	R: 0 E: 0 K: 1 S: 10	H: 0 LOB: 1 BB: 1 P: 18	R: 0 E: 0 K: 1 S: 11	H: 0 LOB: 0 BB: 0 P: 16	R: 0 E: 0 K: 1 S: 9	H: 0 LOB: 2 BB: 2 P: 20	R: 0 E: 0 K: 1 S: 7	H: 1 LOB: 0 BB: 0 P: 9	R: 0 E: 0 K: 2 S: 10	H: 1 LOB: 1 BB: 0 P: 17	R: 0 E: 0 K: 2 S: 7	H: 0 LOB: 0 BB: 0 P: 11	R: 0 E: 0 K: 1 S: 7	H: 0 LOB: 0 BB: 0 P: 9	R: 0 E: 0 K: 1 S: 10	H: 0 LOB: 0 BB: 0 P: 17	R: 0 E: 0 K: 0 S: 6	H: 0 LOB: 0 BB: 0 P: 9	R: 2 E: 0 K: 1 S: 14	H: 2 LOB: 1 BB: 0 P: 21	1B: 5 2B: 1 3B: 0 HR: 1	SF: 0 SAC: 0 DP: 0 HBP: 1	WP: 0 PB: 0 SB: 3 CS: 1	PA: 44			
PITCHER	IP: 7.0 ERA: 3.0	WLS: 0.1 ERA: 0.1	BF: 1 ERA: 0.2	ER: 0 ERA: 1.0	SO: 1 ERA: 2.0	BB: 0 ERA: 2.0	IBB: 0 ERA: 2.0	HBP: 0 ERA: 2.0	BLK: 0 ERA: 2.0	WP: 0 ERA: 2.0	HR: 0 ERA: 2.0	S: 66 ERA: 2.0	P: 110 ERA: 2.0	ERA: 2.0 WHIP: 0.00	PITCHER	IP: 7.0 ERA: 3.0	WLS: 0.1 ERA: 0.1	BF: 1 ERA: 0.2	ER: 0 ERA: 1.0	SO: 1 ERA: 2.0	BB: 0 ERA: 2.0	IBB: 0 ERA: 2.0	HBP: 0 ERA: 2.0	BLK: 0 ERA: 2.0	WP: 0 ERA: 2.0	HR: 0 ERA: 2.0	S: 66 ERA: 2.0	P: 110 ERA: 2.0	ERA: 2.0 WHIP: 0.00

Arizona Diamondbacks @ San Diego Padres
Petco Park, San Diego, CA
Tue Apr 10 2012, 7:07 PM - 10:35 PM PDT
Att: 18,652 - Party Cloudy - 63 F

AB	39
R	4
H	7
RBI	4
BB	3
SO	11
LOB	14



Batter	1	2	3	4	5	6	7	8	9	10	11	AB	R	H	RBI	BB	SO	LOB	BOTTOM										
24 Cameron Maybin, R OBP: 0.333, SLG: 0.381	 BB	 K			 G5-3		 K			 K		4	0	0	0	1	3	6											
25 Will Venable, L OBP: 0.353, SLG: 0.286	 BB		 G5-3		 1B		 K			 B2-3		4	0	1	0	1	1	1											
7 Chase Headley, S OBP: 0.348, SLG: 0.353	 G4-6-3		 15 WP G5-3 2B		 CS		 BB			 G3		4	1	1	0	1	1	2											
15 Jesus Guzman, R OBP: 0.227, SLG: 0.286	 K		 G5-3		 BB		 K			 K	 P3	5	0	0	1	0	3	2											
23 Yonder Alonso, L OBP: 0.318, SLG: 0.176	 G3		 G4-3		 F8		 BB			 G5-3		5	0	1	0	0	0	1											
4 Nick Hundley, R	 BB		 BB		 L4		 BB			 13 BB	 F9	3	0	0	0	2	1	2											
1 Orlando Hudson, S OBP: 0.176, SLG: 0.250	 L6		 P3		 BB		 BB			 B5		5	1	1	0	0	1	3											
8 Jason Bartlett, R OBP: 0.333, SLG: 0.222	 BB		 BB		 G5-3		 BB			 P6	 FC6-4	4	0	1	1	1	0	2											
37 Edinson Volquez, R ERA: 1.5	 BB		 BB		 BB		 BB			 1B		1	0	0	0	1	1	0											
47 Jeremy Helms, L												0	0	0	0	1	0	0											
54 Joe Thatcher, L												0	0	0	0	0	0	0											
57 Luke Gregerson, L												0	0	0	0	0	0	0											
16 Huston Street, R												1	0	1	0	0	0	0											
13 Chris Denorfia, R												1	0	1	0	0	0	0											
27 Micah Owings, R												0	0	0	0	0	0	0											
PITCHER	IP: 6.0 ERA: 1.5	WLS: 0.2 ERA: 1.5	BF: 4 ERA: 1.5	ER: 2 ERA: 1.5	SO: 1 ERA: 1.5	BB: 1 ERA: 1.5	IBB: 0 ERA: 1.5	HBP: 0 ERA: 1.5	BLK: 0 ERA: 1.5	WP: 1 ERA: 1.5	HR: 0 ERA: 1.5	S: 50 ERA: 1.5	P: 104 ERA: 1.5	ERA: 1.5 WHIP: 1.333	PITCHER	IP: 1.0 ERA: 3.0	WLS: 0 ERA: 3.0	BF: 4 ERA: 3.0	ER: 1 ERA: 3.0	SO: 1 ERA: 3.0	BB: 0 ERA: 3.0	IBB: 0 ERA: 3.0	HBP: 0 ERA: 3.0	BLK: 0 ERA: 3.0	WP: 0 ERA: 3.0	HR: 0 ERA: 3.0	S: 8 ERA: 3.0	P: 12 ERA: 3.0	ERA: 3.0 WHIP: 1.000

Arizona Diamondbacks @ San Diego Padres
Petco Park, San Diego, CA
Tue Apr 10 2012, 7:07 PM - 10:35 PM PDT
Att: 18,652 - Party Cloudy - 63 F

AB	36
R	2
H	6
RBI	2
BB	8
SO	11
LOB	19




Batter	1	2	3	4	5	6	7	8	9	AB	R	H	RBI	BB	SO	LOB	TOP																
18 Willie Bloomquist, R (1.6) OBP: 0.391, SLG: 0.500										4	1	1	0	0	0	1	Arizona Diamondbacks @ San Diego Padres Petco Park, San Diego, CA Thu Apr 12 2012, 7:06 PM - 10:08 PM PDT Att: 20,868 - Partly Cloudy - 62 F																
13 Jason Kubel, L (1.7) OBP: 0.286, SLG: 0.263										4	0	1	1	0	1	2																	
8 Gerardo Parra, L (8.7) OBP: 0.200, SLG: 0.111										0	0	0	0	0	0	0																	
10 Justin Upton, R (1.9) OBP: 0.361, SLG: 0.200										3	0	0	0	1	0	0																	
26 Miguel Montero, L (1.2) OBP: 0.360, SLG: 0.238										4	0	0	0	0	2	2																	
24 Chris Young, R (1.8) OBP: 0.440, SLG: 0.909										4	1	2	1	0	2	2																	
37 Lyle Overbay, L (1.3) OBP: 0.556, SLG: 1.143										2	1	0	0	2	1	1																	
27 Geoff Blum, S (1.5)										3	0	0	0	1	0	4																	
2 Aaron Hill, R (1.4) OBP: 0.231, SLG: 0.458										4	0	2	1	0	1	0																	
31 Ian Kennedy, R (1.1)										3	0	0	0	0	1	3																	
29 Brad Ziegler, R (7.1)										0	0	0	0	0	0	0																	
39 Bryan Shaw, S (8.1)										0	0	0	0	0	0	0																	
14 Ryan Roberts, R (9. PH) OBP: 0.261, SLG: 0.350										1	0	0	0	0	0	0																	
40 J.J. Putz, R (9.1)										0	0	0	0	0	0	0																	
Inning Stats	R: 0 E: 0 K: 0 S: 7	H: 1 LOB: 0 BB: 0 P: 14	R: 0 E: 0 K: 2 S: 11	H: 0 LOB: 1 BB: 1 P: 21	R: 0 E: 0 K: 1 S: 9	H: 0 LOB: 0 BB: 0 P: 15	R: 0 E: 0 K: 2 S: 15	H: 0 LOB: 0 BB: 0 P: 22	R: 1 E: 0 K: 0 S: 11	H: 2 LOB: 1 BB: 1 P: 20	R: 1 E: 0 K: 1 S: 19	H: 1 LOB: 3 BB: 2 P: 33	R: 0 E: 0 K: 1 S: 10	H: 1 LOB: 1 BB: 0 P: 14	R: 1 E: 0 K: 1 S: 9	H: 1 LOB: 0 BB: 0 P: 17	R: 0 E: 0 K: 0 S: 5	H: 0 LOB: 0 BB: 0 P: 7	1B: 2 2B: 3 3B: 0 HR: 1	SF: 0 SAC: 0 DP: 1 HBP: 0	WP: 0 PB: 0 SB: 0 CS: 1	PA: 36											
PITCHER	IP WLS BF H R ER SO BB IBB HBP BLK WP HR S P ERA WHIP																ERA WHIP																
45 Anthony Bass, R (1.1) ERA: 2.16	4.1	17	3	1	1	5	2	0	0	0	0	0	0	0	50	88	2.08	1.154	54 Joe Thatcher, L (9.1) ERA: 1.0	1.0	3	0	0	0	0	0	0	0	0	5	7	0.00	0.000
27 Micah Owings, R (5.1) ERA: 3.0	0.2	L	4	1	1	0	0	0	0	0	0	0	0	15	24	0.00	3.000																
44 Josh Spence, L (6.1) ERA:	0.1		1	0	0	0	0	0	0	0	0	0	0	1	1	0.00	0.000																
57 Luke Gregerson, R (6.1) ERA:	1.2		7	1	0	0	2	1	0	0	0	0	0	16	26	0.00	1.200																
34 Andrew Cashner, R (8.1) ERA: 2.25	1.0		4	1	1	1	1	0	0	0	0	0	0	1	9	17	9.00	1.000															

AB 32
R 3
H 6
RBI 3
BB 4
SO 8
LOB 15



WP: 0 PA: 36
PB: 0
SB: 0
CS: 1

AB 32
R 1
H 5
RBI 1
BB 2
SO 13
LOB 13



WP: 0 PA: 34
PB: 0
SB: 0
CS: 0

Batter	1	2	3	4	5	6	7	8	9	AB	R	H	RBI	BB	SO	LOB	TOP									
18 Willie Bloomquist, R OBP: 0.321, SLG: 0.407	G4-3	G1-3	G4-3			G5-3		P4		5	0	0	0	0	0	3	Arizona Diamondbacks @ Colorado Rockies Coors Field, Denver, CO Fri Apr 13 2012, 6:42 PM - 10:20 PM MDT Att: 30,642 - Overcast - 58 F livebaseballscorecards.com									
13 Jason Kubel, L OBP: 0.289, SLG: 0.250	K		K		10 2B	K		F7		5	0	1	0	0	3	1										
10 Justin Upton, R OBP: 0.423, SLG: 0.316	24 WP 44 1B		26 HR			L9			L7	4	2	2	0	1	0	0										
26 Miguel Montero, L OBP: 0.400, SLG: 0.400 8 Gerardo Parra, L OBP: 0.200, SLG: 0.111	44 1B				G1-3			E9		4	2	2	2	1	0	2										
24 Chris Young, R OBP: 0.433, SLG: 0.800	44 1B		HR					F9		3	1	0	0	2	1	4										
44 Paul Goldschmidt, R OBP: 0.304, SLG: 0.429								G5-3		5	1	2	2	0	1	4										
27 Geoff Blum, S	F7									3	0	0	1	0	1	3										
14 Ryan Roberts, R OBP: 0.296, SLG: 0.391										3	0	1	1	1	0	0										
41 Daniel Hudson, R OBP: 0.600, SLG: 0.500 29 Brad Ziegler, R ERA: 3.0 32 Craig Breslow, L ERA: 3.0 2 Aaron Hill, R OBP: 0.259, SLG: 0.480 39 Bryan Shaw, S ERA: 3.0	K									1	0	0	0	1	1	0										
										1	0	0	0	0	0	0										
										1	0	1	0	0	0	0										
										0	0	0	0	0	0	0										
Inning Stats	R: 2 E: 0 K: 1 S: 23	H: 1 LOB: 2 BB: 3 P: 44	R: 0 E: 0 K: 1 S: 8	H: 0 LOB: 0 BB: 0 P: 12	R: 4 E: 0 K: 1 S: 22	H: 4 LOB: 2 BB: 2 P: 42	R: 0 E: 0 K: 1 S: 15	H: 2 LOB: 2 BB: 0 P: 20	R: 0 E: 0 K: 1 S: 6	H: 0 LOB: 0 BB: 0 P: 10	R: 0 E: 0 K: 1 S: 8	H: 0 LOB: 1 BB: 0 P: 13	R: 0 E: 1 K: 0 S: 9	H: 0 LOB: 1 BB: 0 P: 13	R: 0 E: 0 K: 0 S: 6	H: 1 LOB: 1 BB: 1 P: 15	R: 0 E: 0 K: 0 S: 9	H: 1 LOB: 0 BB: 0 P: 14	1B: 6 2B: 2 3B: 0 HR: 1	SF: 1 SAC: 0 DP: 0 HBP: 0	WP: 1 PB: 0 SB: 0 CS: 0	PA: 42				
PITCHER	IP WLS BF H R ER SO BB IBB HBP BLK WP HR S P ERA WHIP																									
44 Juan Nicasio, R ERA: 6.52	(1, 1)	2.2	18	5	6	6	3	5	0	0	0	0	1	1	49	91	20.25	3.750								
48 Esmil Rogers, R ERA: 3.0	(3, 1)	2.1	9	2	0	0	3	0	0	0	0	0	0	0	25	39	0.00	0.857								
34 Matt Belisle, R ERA: 3.0	(6, 1)	2.0	7	0	0	0	1	0	0	0	0	0	0	0	17	26	0.00	0.000								
49 Rex Brothers, L ERA: 3.0	(8, 1)	1.0	W	4	1	0	0	0	0	0	0	0	0	0	6	15	0.00	2.000								
63 Rafael Betancourt, R ERA: 3.0	(9, 1)	1.0	S	4	1	0	0	0	0	0	0	0	0	0	9	14	0.00	1.000								

Batter	1	2	3	4	5	6	7	8	9	AB	R	H	RBI	BB	SO	LOB	BOTTOM									
19 Marco Scutaro, R OBP: 0.241, SLG: 0.222	G1-3	F9				G6-3		FC6-4		5	0	1	0	0	0	3	Arizona Diamondbacks @ Colorado Rockies Coors Field, Denver, CO Fri Apr 13 2012, 6:42 PM - 10:20 PM MDT Att: 30,642 - Overcast - 58 F livebaseballscorecards.com									
Dexter Fowler, S OBP: 0.346, SLG: 0.478	HR	K			G5-4-3			G4-3		5	1	1	1	0	2	2										
5 Carlos González, L OBP: 0.313, SLG: 0.484	G4-3		G4-3		17 WP 17 1B		G6-3		2 1B	5	2	2	0	0	0	0										
2 Troy Tulowitzki, R OBP: 0.406, SLG: 0.593	17 1B		55 2B		17 WP 17 1B			K		4	2	3	0	1	1	1										
17 Todd Helton, L OBP: 0.346, SLG: 0.417			F7		3 1B		F8			5	0	3	3	0	0	2										
3 Michael Cuddyer, R OBP: 0.400, SLG: 0.643	K		55 2B							4	1	1	0	1	2	3										
55 Ramón Hernández, R OBP: 0.333, SLG: 0.571		HR								4	1	2	3	0	1	2										
10 Chris Nelson, R OBP: 0.318, SLG: 0.300	K				G4-3					3	0	1	0	1	1	0										
44 Juan Nicasio, R ERA: 6.52 48 Esmil Rogers, R ERA: 3.0 1 Eric Young Jr., S OBP: 0.400, SLG: 0.800 34 Matt Belisle, R ERA: 3.0 58 Jordan Pacheco, R OBP: 0.259, SLG: 0.480 49 Rex Brothers, L ERA: 3.0 63 Rafael Betancourt, R ERA: 3.0										0	0	0	0	1	0	0										
										1	0	0	0	0	0	2										
										0	0	0	0	0	0	0										
										0	0	0	0	1	0	0										
										0	0	0	0	0	0	0										
Inning Stats	R: 1 E: 0 K: 1 S: 17	H: 3 LOB: 2 BB: 0 P: 24	R: 1 E: 0 K: 2 S: 11	H: 1 LOB: 1 BB: 1 P: 20	R: 2 E: 0 K: 0 S: 20	H: 2 LOB: 2 BB: 2 P: 36	R: 2 E: 0 K: 1 S: 19	H: 5 LOB: 2 BB: 0 P: 33	R: 0 E: 0 K: 0 S: 11	H: 0 LOB: 0 BB: 0 P: 14	R: 0 E: 0 K: 1 S: 10	H: 0 LOB: 1 BB: 1 P: 18	R: 0 E: 0 K: 0 S: 7	H: 1 LOB: 2 BB: 1 P: 13	R: 1 E: 1 K: 2 S: 12	H: 2 LOB: 1 BB: 0 P: 20	1B: 9 2B: 3 3B: 0 HR: 2	SF: 0 SAC: 0 DP: 1 HBP: 0	WP: 1 PB: 0 SB: 0 CS: 0	PA: 42						
PITCHER	IP WLS BF H R ER SO BB IBB HBP BLK WP HR S P ERA WHIP																									
41 Daniel Hudson, R ERA: 8.71	(1, 1)	3.2	23	10	6	6	3	3	0	0	0	0	0	0	60	100	14.73	3.545								
29 Brad Ziegler, R ERA: 3.0	(4, 1)	1.1	5	1	0	0	1	0	0	0	0	0	0	0	18	27	0.00	0.750								
32 Craig Breslow, L ERA: 3.0	(6, 1)	2.0	9	1	0	0	1	2	0	0	0	0	0	0	17	31	0.00	1.500								
39 Bryan Shaw, R ERA: 3.0	(8, 1)	1.0	L	5	2	1	0	2	0	0	0	0	0	0	12	20	0.00	2.000								

AB	35
R	6
H	9
RBI	6
BB	6
SO	7
LOB	17



AB	37
R	7
H	14
RBI	7
BB	5
SO	7
LOB	15



Batter	1	2	3	4	5	6	7	8	9	AB	R	H	RBI	BB	SO	LOB	TOP							
14 Ryan Roberts, R OBP: 0.324, SLG: 0.375	G6-3		FC1-6 8 1B	K		1B		P6		5	0	2	0	0	1	2								
8 Gerardo Parra, L OBP: 0.316, SLG: 0.278	G4-3		FC1-6 24 1B		1B	K			F7	5	2	1	0	0	1	2								
10 Justin Upton, R OBP: 0.389, SLG: 0.310	24 HR 1B		L8		1B	K			K	5	2	2	0	0	2	2								
24 Chris Young, R OBP: 0.475, SLG: 0.818	HR		44 S 1B		1B			F7	G6-3	4	1	2	3	1	0	0								
44 Paul Goldschmidt, R OBP: 0.276, SLG: 0.423	2B		G4-3		K			G5-3		4	0	1	0	0	1	4								
2 Aaron Hill, R OBP: 0.306, SLG: 0.419	F8			16 FC1-6 BB	1B					2	0	1	2	2	0	1								
16 John McDonald, R OBP: 0.167, SLG: 0.333	L6		FC1-6-5 12 1B		P3			K		4	0	0	0	0	1	4								
12 Henry Blanco, R OBP: 0.250, SLG: 0.250	P6				K					4	0	1	0	0	2	2								
35 Trevor Cahill, R	G4-3									4	0	0	0	0	3	2								
47 Joe Paterson, R										0	0	0	0	0	0	0								
29 Brad Ziegler, R										0	0	0	0	0	0	0								
32 Craig Breslow, L										0	0	0	0	0	0	0								
39 Bryan Shaw, S										0	0	0	0	0	0	0								
Inning Stats	R: 2 H: 3 E: 0 K: 0 S: 20	H: 3 LOB: 1 BB: 0 P: 32	R: 0 H: 0 E: 0 K: 0 S: 6	H: 0 LOB: 0 BB: 0 P: 8	R: 1 H: 2 E: 0 K: 0 S: 8	H: 2 LOB: 1 BB: 0 P: 13	R: 0 H: 1 E: 0 K: 2 S: 14	H: 1 LOB: 2 BB: 1 P: 25	R: 2 H: 3 E: 0 K: 3 S: 18	H: 3 LOB: 2 BB: 1 P: 31	R: 0 H: 1 E: 0 K: 1 S: 12	H: 1 LOB: 1 BB: 0 P: 17	R: 0 H: 0 E: 0 K: 1 S: 13	H: 0 LOB: 1 BB: 1 P: 19	R: 0 H: 0 E: 0 K: 2 S: 10	H: 0 LOB: 0 BB: 0 P: 14	R: 0 H: 0 E: 0 K: 1 S: 9	H: 0 LOB: 0 BB: 0 P: 14	1B: 8 2B: 1 3B: 0 HR: 1	SF: 0 SAC: 0 DP: 0 HBP: 0	WP: 0 PB: 1 CS: 4	PA: 40		
PITCHER	IP WLS BF H R ER SO BB IBB HBP BLK WP HR S P ERA WHIP	IP WLS BF H R ER SO BB IBB HBP BLK WP HR S P ERA WHIP	IP WLS BF H R ER SO BB IBB HBP BLK WP HR S P ERA WHIP	IP WLS BF H R ER SO BB IBB HBP BLK WP HR S P ERA WHIP	IP WLS BF H R ER SO BB IBB HBP BLK WP HR S P ERA WHIP	IP WLS BF H R ER SO BB IBB HBP BLK WP HR S P ERA WHIP	IP WLS BF H R ER SO BB IBB HBP BLK WP HR S P ERA WHIP	IP WLS BF H R ER SO BB IBB HBP BLK WP HR S P ERA WHIP	IP WLS BF H R ER SO BB IBB HBP BLK WP HR S P ERA WHIP	IP WLS BF H R ER SO BB IBB HBP BLK WP HR S P ERA WHIP	IP WLS BF H R ER SO BB IBB HBP BLK WP HR S P ERA WHIP	IP WLS BF H R ER SO BB IBB HBP BLK WP HR S P ERA WHIP	IP WLS BF H R ER SO BB IBB HBP BLK WP HR S P ERA WHIP	IP WLS BF H R ER SO BB IBB HBP BLK WP HR S P ERA WHIP	IP WLS BF H R ER SO BB IBB HBP BLK WP HR S P ERA WHIP	IP WLS BF H R ER SO BB IBB HBP BLK WP HR S P ERA WHIP	IP WLS BF H R ER SO BB IBB HBP BLK WP HR S P ERA WHIP	IP WLS BF H R ER SO BB IBB HBP BLK WP HR S P ERA WHIP	IP WLS BF H R ER SO BB IBB HBP BLK WP HR S P ERA WHIP	IP WLS BF H R ER SO BB IBB HBP BLK WP HR S P ERA WHIP	IP WLS BF H R ER SO BB IBB HBP BLK WP HR S P ERA WHIP	IP WLS BF H R ER SO BB IBB HBP BLK WP HR S P ERA WHIP	IP WLS BF H R ER SO BB IBB HBP BLK WP HR S P ERA WHIP	IP WLS BF H R ER SO BB IBB HBP BLK WP HR S P ERA WHIP

Arizona Diamondbacks @ Colorado Rockies
Coors Field, Denver, CO

Sun Apr 15 2012, 1:15 PM - 4:32 PM MDT
Att: 26,952 - Partly Cloudy - 48 F

AB	37
R	5
H	10
RBI	5
BB	3
SO	11
LOB	19

Batter	1	2	3	4	5	6	7	8	9	AB	R	H	RBI	BB	SO	LOB	BOTTOM							
1 Eric Young Jr., S OBP: 0.400, SLG: 0.700	G4-3		K			B5-3				4	0	1	0	0	1	1								
21 Tyler Colvin, L OBP: 0.353, SLG: 0.625	G4-1		K			K				4	0	0	1	0	2	3								
2 Troy Tulowitzki, R OBP: 0.390, SLG: 0.500						G6-3				3	0	1	1	1	0	0								
23 Jason Giambi, L OBP: 0.500, SLG: 0.167						G6-3				3	0	0	0	1	1	1								
15 Jeremy Guthrie, R						G6-3				0	0	0	0	0	0	0								
63 Rafael Betancourt, R						G6-3				0	0	0	0	0	0	0								
3 Michael Cuddyer, R OBP: 0.405, SLG: 0.657						G6-3				3	0	0	0	0	0	0								
51 Matt Reynolds, L						G6-3				0	0	0	0	0	0	0								
55 Ramon Hernandez, R OBP: 0.308, SLG: 0.615						G6-3				1	0	0	0	0	0	3								
20 Wilin Rosario, R OBP: 0.231, SLG: 0.417										3	0	1	0	1	0	0								
10 Chris Nelson, R OBP: 0.286, SLG: 0.269										4	0	0	0	0	1	2								
18 Jonathan Herrera, S OBP: 0.375, SLG: 0.375										4	1	3	0	0	1	0								
13 Drew Pomeranz, R										1	0	0	0	0	1	1								
30 Josh Roenicke, R										1	0	0	0	0	0	1								
Dexter Fowler, S OBP: 0.355, SLG: 0.423										0	1	0	0	1	0	0								
Inning Stats	R: 0 H: 0 E: 0 K: 1 S: 8	H: 1 LOB: 1 BB: 0 P: 17	R: 0 H: 1 E: 0 K: 3 S: 12	H: 1 LOB: 0 BB: 0 P: 19	R: 0 H: 0 E: 0 K: 0 S: 8	H: 0 LOB: 0 BB: 0 P: 13	R: 0 H: 1 E: 0 K: 0 S: 8	H: 1 LOB: 1 BB: 1 P: 15	R: 0 H: 0 E: 0 K: 1 S: 7	H: 0 LOB: 0 BB: 0 P: 11	R: 0 H: 0 E: 0 K: 0 S: 7	H: 0 LOB: 0 BB: 0 P: 10	R: 2 H: 3 E: 1 K: 1 S: 17	H: 3 LOB: 3 BB: 2 P: 33	R: 0 H: 0 E: 0 K: 1 S: 7	H: 0 LOB: 0 BB: 0 P: 14	1B: 6 2B: 1 3B: 0 HR: 0	SF: 0 SAC: 0 DP: 2 HBP: 0	WP: 0 PB: 0 CS: 0	PA: 35				
PITCHER	IP WLS BF H R ER SO BB IBB HBP BLK WP HR S P ERA WHIP	IP WLS BF H R ER SO BB IBB HBP BLK WP HR S P ERA WHIP	IP WLS BF H R ER SO BB IBB HBP BLK WP HR S P ERA WHIP	IP WLS BF H R ER SO BB IBB HBP BLK WP HR S P ERA WHIP	IP WLS BF H R ER SO BB IBB HBP BLK WP HR S P ERA WHIP	IP WLS BF H R ER SO BB IBB HBP BLK WP HR S P ERA WHIP	IP WLS BF H R ER SO BB IBB HBP BLK WP HR S P ERA WHIP	IP WLS BF H R ER SO BB IBB HBP BLK WP HR S P ERA WHIP	IP WLS BF H R ER SO BB IBB HBP BLK WP HR S P ERA WHIP	IP WLS BF H R ER SO BB IBB HBP BLK WP HR S P ERA WHIP	IP WLS BF H R ER SO BB IBB HBP BLK WP HR S P ERA WHIP	IP WLS BF H R ER SO BB IBB HBP BLK WP HR S P ERA WHIP	IP WLS BF H R ER SO BB IBB HBP BLK WP HR S P ERA WHIP	IP WLS BF H R ER SO BB IBB HBP BLK WP HR S P ERA WHIP	IP WLS BF H R ER SO BB IBB HBP BLK WP HR S P ERA WHIP	IP WLS BF H R ER SO BB IBB HBP BLK WP HR S P ERA WHIP	IP WLS BF H R ER SO BB IBB HBP BLK WP HR S P ERA WHIP	IP WLS BF H R ER SO BB IBB HBP BLK WP HR S P ERA WHIP	IP WLS BF H R ER SO BB IBB HBP BLK WP HR S P ERA WHIP	IP WLS BF H R ER SO BB IBB HBP BLK WP HR S P ERA WHIP	IP WLS BF H R ER SO BB IBB HBP BLK WP HR S P ERA WHIP	IP WLS BF H R ER SO BB IBB HBP BLK WP HR S P ERA WHIP	IP WLS BF H R ER SO BB IBB HBP BLK WP HR S P ERA WHIP	IP WLS BF H R ER SO BB IBB HBP BLK WP HR S P ERA WHIP

Arizona Diamondbacks @ Colorado Rockies
Coors Field, Denver, CO

Sun Apr 15 2012, 1:15 PM - 4:32 PM MDT
Att: 26,952 - Partly Cloudy - 48 F


AB	31
R	2
H	6
RBI	2
BB	4
SO	7
LOB	12


Batter	1	2	3	4	5	6	7	8	9	AB	R	H	RBI	BB	SO	LOB	TOP					
7 Alex Presley, L (1, 7) OBP: 0.300, SLG: 0.282	F7	K			1B		G6-3			4	0	1	0	0	1	1	Pittsburgh Pirates @ Arizona Diamondbacks Chase Field, Phoenix, AZ Mon Apr 16 2012, 6:40 PM - 9:22 PM MST Att: 17,366 - Clear - 81 F					
31 Jose Tabata, R (1, 9) OBP: 0.143, SLG: 0.118	G6-3	G4-3			G4-3			K		4	0	0	0	0	1	2						
22 Andrew McCutchen, R (1, 8) OBP: 0.390, SLG: 0.378	1B		G6-3		K			K		4	1	1	0	0	2	0						
14 Casey McGehee, R (1, 3) OBP: 0.308, SLG: 0.462	1B		F7			G5-3		G5-3		4	0	1	0	0	0	0						
18 Neil Walker, S (1, 4) OBP: 0.235, SLG: 0.188	1B					F8		G4-3		3	0	1	1	1	0	0						
26 Rod Barajas, R (1, 2) OBP: 0.160, SLG: 0.174	1B		L7					K		3	0	1	0	1	1	1						
5 Josh Harrison, R (1, 5) OBP: 0.200, SLG: 0.357	F9		K			F7				3	0	0	0	0	1	4						
2 Nate McLouth, L (9, PH) OBP: 0.333, SLG: 0.143								BB		0	0	0	0	1	0	0						
12 Clint Barnes, R (1, 6) OBP: 0.161, SLG: 0.207	F9		L6					G4-3		3	0	0	0	0	1	0						
46 Garrett Jones, L (9, PH) OBP: 0.211, SLG: 0.421										1	0	0	0	0	0	1						
45 Erik Bedard, L (1, 1) OBP: 0.167, SLG: 0.167								G4-3		2	0	1	0	0	1	0						
47 Evan Meek, R (6, 1)										0	0	0	0	0	0	0						
24 Pedro Alvarez, L (7, PH) OBP: 0.050, SLG: 0.200										1	0	0	0	0	0	0						
30 Chris Resop, R (7, 1)										0	0	0	0	0	0	0						
Inning Stats	R: 1 E: 0 K: 0 S: 13	H: 3 LOB: 3 BB: 1 P: 24	R: 0 E: 0 K: 1 S: 12	H: 1 LOB: 1 BB: 0 P: 18	R: 0 E: 0 K: 0 S: 5	H: 0 LOB: 1 BB: 1 P: 10	R: 0 E: 0 K: 2 S: 9	H: 0 LOB: 0 BB: 0 P: 12	R: 0 E: 0 K: 1 S: 9	H: 1 LOB: 0 BB: 0 P: 14	R: 0 E: 0 K: 0 S: 6	H: 1 LOB: 1 BB: 0 P: 8	R: 0 E: 0 K: 1 S: 9	H: 0 LOB: 0 BB: 0 P: 16	R: 0 E: 0 K: 2 S: 12	H: 0 LOB: 0 BB: 1 P: 15	R: 0 E: 0 K: 1 S: 13	H: 0 LOB: 1 BB: 1 P: 20	1B: 5 2B: 1 3B: 0 HR: 0	SF: 0 SAC: 0 DP: 0 HBP: 0	WP: 1 PB: 0 SB: 1 CS: 1	PA: 35
PITCHER	IP WLS BF H R ER SO BB IBB HBP BLK WP HR S P ERA WHIP																					
34 Joe Saunders, L (1, 1) ERA: 0.64	7.0 W 28 6 1 1 5 2 0 0 0 0 1 0 63 102 1.29 1.143																					
30 David Hernandez, R (8, 1) ERA: 4.5	1.0 3 0 0 0 2 0 0 0 0 0 0 0 12 15 0.00 0.000																					
29 Brad Ziegler, R (9, 1) ERA: 2.25	1.0 4 0 0 0 1 1 0 0 0 0 0 0 13 20 0.00 1.000																					

Batter	1	2	3	4	5	6	7	8	9	AB	R	H	RBI	BB	SO	LOB	BOTTOM			
18 Willie Bloomquist, R (1, 6) OBP: 0.281, SLG: 0.355	F7		K		P3		K			4	0	0	0	0	2	0	Pittsburgh Pirates @ Arizona Diamondbacks Chase Field, Phoenix, AZ Mon Apr 16 2012, 6:40 PM - 9:22 PM MST Att: 17,366 - Clear - 81 F			
2 Aaron Hill, R (1, 4) OBP: 0.325, SLG: 0.500	HR				F7		F8			3	1	1	1	1	0	0				
10 Justin Upton, R (1, 9) OBP: 0.350, SLG: 0.273	L8		F8		G6-3		K			4	0	0	0	0	1	1				
26 Miguel Montero, L (1, 2) OBP: 0.385, SLG: 0.455	F7				F8		1B			4	1	1	0	0	0	0				
24 Chris Young, R (1, 8) OBP: 0.500, SLG: 0.892		1B			G6-3		HR			4	1	3	2	0	0	0				
44 Paul Goldschmidt, R (1, 3) OBP: 0.273, SLG: 0.379		FC6-4					K			3	1	0	0	1	1	2				
13 Jason Kubel, L (1, 7) OBP: 0.310, SLG: 0.240										1	0	0	0	2	0	0				
30 David Hernandez, R (8, 1) ERA: 6.75										0	0	0	0	0	0	0				
27 Geoff Blum, S (8, PH) OBP: 0.214, SLG: 0.091										1	0	1	0	0	0	0				
29 Brad Ziegler, R (9, 1)										0	0	0	0	0	0	0				
14 Ryan Roberts, R (1, 5) OBP: 0.317, SLG: 0.361										4	0	1	1	0	0	4				
34 Joe Saunders, L (1, 1) ERA: 2.85										2	0	0	0	0	2	2				
8 Gerardo Parra, L (7, PH) OBP: 0.350, SLG: 0.474										1	1	1	1	0	0	0				
Inning Stats	R: 1 E: 0 K: 0 S: 8	H: 1 LOB: 0 BB: 0 P: 12	R: 0 E: 0 K: 0 S: 7	H: 1 LOB: 1 BB: 1 P: 19	R: 0 E: 0 K: 2 S: 10	H: 0 LOB: 1 BB: 1 P: 21	R: 1 E: 0 K: 1 S: 18	H: 1 LOB: 2 BB: 2 P: 36	R: 0 E: 0 K: 0 S: 7	H: 0 LOB: 0 BB: 0 P: 9	R: 2 E: 0 K: 1 S: 11	H: 2 LOB: 0 BB: 0 P: 14	R: 1 E: 0 K: 2 S: 12	H: 1 LOB: 0 BB: 0 P: 16	R: 0 E: 0 K: 0 S: 13	H: 2 LOB: 2 BB: 0 P: 20	1B: 5 2B: 0 3B: 0 HR: 3	SF: 0 SAC: 0 DP: 1 HBP: 0	WP: 0 PB: 1 SB: 0 CS: 0	PA: 35
PITCHER	IP WLS BF H R ER SO BB IBB HBP BLK WP HR S P ERA WHIP																			
45 Erik Bedard, L (1, 1) ERA: 2.85	5.0 L 21 3 2 2 3 4 0 0 0 0 0 1 50 97 3.60 1.400																			
47 Evan Meek, R (6, 1) ERA: 6.75	1.0 5 2 2 2 1 0 0 0 0 0 0 1 11 14 18.00 2.000																			
30 Chris Resop, R (7, 1) ERA: 1.59	2.0 9 3 1 1 2 0 0 0 0 0 0 1 25 36 4.50 1.500																			

Batter	1	2	3	4	5	6	7	8	9	AB	R	H	RBI	BB	SO	LOB	TOP							
7 Alex Presley, L OBP: 0.289, SLG: 0.273	G6-3		G4-3				B5		14 1B 22 1B	5	1	1	0	0	1	1	Pittsburgh Pirates @ Arizona Diamondbacks Chase Field, Phoenix, AZ Tue Apr 17 2012, 6:41 PM - 9:41 PM MST Att: 19,198 - Clear - 87 F livebaseballscorecards.com							
2 Nate McLouth, L OBP: 0.306, SLG: 0.273	G4-3		F8				K		22 1B	4	0	1	0	0	1	1								
47 Evan Meek, R 39 Jason Grilli, R	G4-3		F8				K		22 1B	0	0	0	0	0	0	0								
14 Casey McGehee, R OBP: 0.333, SLG: 0.481									18 1B	1	0	1	0	0	0	0								
22 Andrew McCutchen, R OBP: 0.435, SLG: 0.429									46 FC9-6 18 1B	5	2	4	1	0	0	1								
18 Neil Walker, S OBP: 0.282, SLG: 0.243									46 FC9-6	5	1	3	1	0	0	3								
46 Garrett Jones, L OBP: 0.304, SLG: 0.652									46 FC9-6	4	1	3	3	0	0	2								
37 Juan Cruz, R										0	0	0	0	0	0	0								
26 Rod Barajas, R OBP: 0.138, SLG: 0.148										4	0	0	0	0	1	5								
24 Pedro Alvarez, L OBP: 0.042, SLG: 0.167										4	0	0	0	0	0	2								
12 Clint Barmes, R OBP: 0.143, SLG: 0.182										4	0	0	0	0	1	0								
27 Jeff Karstens, R										1	0	0	0	0	1	0								
48 Jared Hughes, R										1	0	0	0	0	1	0								
44 Tony Watson, L										0	0	0	0	0	0	0								
31 Jose Tabata, R OBP: 0.162, SLG: 0.114										1	0	0	0	1	0	0								
Inning Stats	R: 1 E: 0 K: 0 S: 12	H: 3 LOB: 2 BB: 0 P: 16	R: 0 E: 0 K: 1 S: 7	H: 0 LOB: 1 BB: 0 P: 12	R: 2 E: 0 K: 0 S: 19	H: 3 LOB: 1 BB: 0 P: 29	R: 0 E: 0 K: 2 S: 8	H: 0 LOB: 0 BB: 0 P: 11	R: 0 E: 0 K: 1 S: 14	H: 1 LOB: 0 BB: 0 P: 19	R: 1 E: 0 K: 1 S: 7	H: 1 LOB: 0 BB: 0 P: 11	R: 0 E: 0 K: 1 S: 7	H: 0 LOB: 0 BB: 1 P: 13	R: 0 E: 0 K: 0 S: 11	H: 2 LOB: 2 BB: 0 P: 14	R: 1 E: 0 K: 0 S: 17	H: 3 LOB: 2 BB: 0 P: 24	1B: 10 2B: 2 HR: 1	SF: 0 SAC: 0 DP: 0 HBP: 0	WP: 0 PB: 0 SB: 0 CS: 1	PA: 40		
PITCHER	IP	WLS	BF	H	R	ER	SO	BB	IBB	HBP	BLK	WP	HR	S	P	ERA	WHIP							
31 Ian Kennedy, R ERA: 3.86	6.0		26	8	4	4	5	0	0	0	1	0	1	67	98	6.00	1.333							
32 Craig Breslow, L ERA:	1.0		3	0	0	0	1	1	0	0	0	0	0	7	13	0.00	1.000							
47 Joe Paterson, L ERA: 5.4	1.0		5	2	0	0	0	0	0	0	0	0	0	11	14	0.00	2.000							
39 Bryan Shaw, R ERA: 1.29	1.0	L	6	3	1	1	0	0	0	0	0	0	0	17	24	9.00	3.000							

Batter	1	2	3	4	5	6	7	8	9	AB	R	H	RBI	BB	SO	LOB	BOTTOM							
18 Willie Bloomquist, R OBP: 0.278, SLG: 0.371	F9									4	0	1	1	0	1	2	Pittsburgh Pirates @ Arizona Diamondbacks Chase Field, Phoenix, AZ Tue Apr 17 2012, 6:41 PM - 9:41 PM MST Att: 19,198 - Clear - 87 F livebaseballscorecards.com							
8 Gerardo Parra, L OBP: 0.292, SLG: 0.391	F8									4	0	0	0	0	2	1								
24 Chris Young, R OBP: 0.590, SLG: 0.897										2	1	1	0	0	0	0								
16 John McDonald, R OBP: 0.214, SLG: 0.571										2	1	1	1	0	0	0								
26 Miguel Montero, L OBP: 0.372, SLG: 0.432										4	1	1	1	0	1	0								
13 Jason Kubel, L OBP: 0.303, SLG: 0.276										4	0	1	1	0	0	0								
14 Ryan Roberts, R OBP: 0.311, SLG: 0.350										4	0	1	0	0	1	1								
37 Lyle Overbay, L OBP: 0.375, SLG: 0.643										4	0	1	0	0	0	0								
2 Aaron Hill, R OBP: 0.318, SLG: 0.459										3	1	0	0	1	0	2								
31 Ian Kennedy, R ERA: 4.5										1	0	0	0	1	1	1								
32 Craig Breslow, L ERA: 1.59										0	0	0	0	0	0	0								
44 Paul Goldschmidt, R ERA: 1.8										1	0	0	0	0	0	0								
47 Evan Meek, R ERA: 5.4										0	0	0	0	0	0	0								
39 Jason Grilli, R ERA: 3.0										0	0	0	0	0	0	0								
Inning Stats	R: 2 E: 0 K: 0 S: 15	H: 3 LOB: 1 BB: 0 P: 20	R: 1 E: 0 K: 2 S: 15	H: 1 LOB: 1 BB: 1 P: 25	R: 0 E: 0 K: 1 S: 5	H: 0 LOB: 0 BB: 0 P: 8	R: 0 E: 0 K: 1 S: 8	H: 2 LOB: 2 BB: 1 P: 14	R: 0 E: 0 K: 0 S: 10	H: 0 LOB: 0 BB: 0 P: 16	R: 0 E: 0 K: 1 S: 7	H: 0 LOB: 0 BB: 0 P: 11	R: 0 E: 0 K: 0 S: 6	H: 0 LOB: 0 BB: 0 P: 11	R: 1 E: 0 K: 2 S: 15	H: 1 LOB: 0 BB: 0 P: 21	R: 0 E: 0 K: 0 S: 8	H: 0 LOB: 0 BB: 0 P: 13	1B: 3 2B: 3 HR: 1	SF: 0 SAC: 0 DP: 1 HBP: 0	WP: 1 PB: 0 SB: 1 CS: 0	PA: 35		
PITCHER	IP	WLS	BF	H	R	ER	SO	BB	IBB	HBP	BLK	WP	HR	S	P	ERA	WHIP							
27 Jeff Karstens, R ERA: 4.5	1.0		6	3	2	2	0	0	0	0	0	0	0	15	20	18.00	3.000							
48 Jared Hughes, R ERA: 1.59	2.2		12	3	1	1	2	2	0	0	0	1	0	25	43	3.38	1.875							
44 Tony Watson, L ERA: 1.8	2.1		7	0	0	0	2	0	0	0	0	0	0	20	31	0.00	0.000							
47 Evan Meek, R ERA: 5.4	1.0	H	3	0	0	0	0	0	0	0	0	0	0	6	11	0.00	0.000							
39 Jason Grilli, R ERA: 3.0	1.0	W	4	1	1	1	2	0	0	0	0	0	1	15	21	9.00	1.000							

Batter	1	2	3	4	5	6	7	8	9	AB	R	H	RBI	BB	SO	LOB	TOP				
24 Michael Bourn, L (1, 8) OBP: 0.356, SLG: 0.358	G4-3		1B		1B		FC6-4	BB		3	1	2	0	2	0	0	Atlanta Braves @ Arizona Diamondbacks Chase Field, Phoenix, AZ Thu Apr 19 2012, 6:40 PM - 9:30 PM MST Att: 18,110 - Clear - 91 F				
14 Martin Prado, R (1, 7) OBP: 0.321, SLG: 0.396	5 HR		P4		F7		FC6-4	BB		4	3	1	2	1	0	3					
5 Freddie Freeman, L (1, 3) OBP: 0.283, SLG: 0.520	1-H		K				F8	HR		5	2	3	5	0	1	1					
16 Brian McCann, L (1, 2) OBP: 0.348, SLG: 0.488	F9		F8				26 1B	22 2B		5	1	2	0	0	0	2					
26 Dan Uggla, R (1, 4) OBP: 0.321, SLG: 0.340	G5-3						22 2B	25 1B		5	1	3	0	0	0	0					
22 Jason Heyward, L (1, 9) OBP: 0.412, SLG: 0.609	25 S		1B				G3	1B		5	1	2	1	0	1	2					
25 Juan Francisco, L (1, 5) OBP: 0.320, SLG: 0.667	K		K				G3	1B		5	0	2	2	0	1	2					
1 Tyler Pastornicky, R (1, 6) OBP: 0.243, SLG: 0.371	L3		L3				G5-3	G3		5	0	1	0	0	0	3					
36 Mike Minor, R (1, 1) 20 Eric Hinske, L (9, PH) 39 Jonny Venters, L (9, 1)	K		K				K	G6-3		4	1	0	0	0	2	3	AB 42 R 10 H 16 RBI 10 BB 3 SO 5 LOB 18 				
Inning Stats	R: 2 H: 1 E: 0 K: 0 S: 9	H: 1 LOB: 0 BB: 1 P: 19	R: 0 H: 1 E: 0 K: 2 S: 13	H: 1 LOB: 1 BB: 0 P: 21	R: 0 H: 1 E: 0 K: 1 S: 10	H: 1 LOB: 1 BB: 0 P: 13	R: 0 H: 0 E: 0 K: 0 S: 4	H: 0 LOB: 0 BB: 0 P: 7	R: 0 H: 1 E: 0 K: 1 S: 16	H: 1 LOB: 1 BB: 0 P: 22	R: 3 H: 4 E: 0 K: 0 S: 20	H: 4 LOB: 1 BB: 0 P: 25	R: 2 H: 3 E: 0 K: 1 S: 14	H: 3 LOB: 1 BB: 1 P: 25	R: 3 H: 3 E: 0 K: 0 S: 13	H: 3 LOB: 1 BB: 1 P: 22		R: 0 H: 2 E: 0 K: 0 S: 8	H: 2 LOB: 2 BB: 0 P: 10	1B: 10 2B: 4 HR: 2	SF: 0 SAC: 0 DP: 0 HBP: 0
PITCHER	IP WLS BF H R ER SO BB IBB HBP BLK WP HR S P ERA WHIP	5.1 L 23 6 4 4 4 1 0 0 0 0 1 64 98 6.75 1.312	6.1 1.2 10 5 3 3 1 1 0 0 0 0 1 22 34 16.20 3.600	8.1 1.0 7 3 3 3 0 1 0 0 0 0 0 13 22 27.00 4.000	9.1 1.0 5 2 0 0 0 0 0 0 0 0 0 8 10 0.00 2.000											ERA WHIP					

Batter	1	2	3	4	5	6	7	8	9	AB	R	H	RBI	BB	SO	LOB	BOTTOM				
11 AJ Pollock, R (1, 8) OBP: 0.356, SLG: 0.358	G4-3		F8		SF9			G4-3		3	0	0	1	0	0	1	Atlanta Braves @ Arizona Diamondbacks Chase Field, Phoenix, AZ Thu Apr 19 2012, 6:40 PM - 9:30 PM MST Att: 18,110 - Clear - 91 F				
18 Willie Bloomquist, R (1, 6) 40 J.J. Putz, R (9, 1)	G4-3		K		K			K		4	0	0	0	0	3	1					
13 Jason Kubel, L (1, 7) OBP: 0.317, SLG: 0.297	K									4	0	1	0	0	2	0					
44 Paul Goldschmidt, R (1, 3) OBP: 0.283, SLG: 0.353	G6-3									4	0	1	0	0	0	0					
14 Ryan Roberts, R (1, 5) OBP: 0.283, SLG: 0.298	G1-3									3	0	0	0	1	1	2					
2 Aaron Hill, R (1, 4) OBP: 0.346, SLG: 0.500	K									3	0	1	0	1	2	0					
8 Gerardo Parra, L (1, 9) OBP: 0.290, SLG: 0.345										4	1	1	0	0	1	4					
12 Henry Blanco, R (1, 2) OBP: 0.286, SLG: 0.286										3	1	1	0	0	1	0					
55 Josh Collmenter, R (1, 1) 36 Wade Miley, L (6, 1) 47 Joe Paterson, R (8, 1) 16 John McDonald, R (9, PH) OBP: 0.200, SLG: 0.533	G6-3									1	0	0	1	0	0	1	AB 30 R 2 H 5 RBI 2 BB 2 SO 10 LOB 9 				
Inning Stats	R: 0 H: 0 E: 0 K: 1 S: 10	H: 0 LOB: 0 BB: 0 P: 15	R: 0 H: 0 E: 0 K: 1 S: 8	H: 0 LOB: 0 BB: 0 P: 10	R: 1 H: 2 E: 0 K: 1 S: 12	H: 2 LOB: 1 BB: 0 P: 18	R: 0 H: 3 E: 0 K: 0 S: 12	H: 3 LOB: 2 BB: 0 P: 18	R: 1 H: 0 E: 0 K: 1 S: 7	H: 0 LOB: 0 BB: 0 P: 12	R: 0 H: 0 E: 0 K: 2 S: 12	H: 0 LOB: 0 BB: 0 P: 17	R: 0 H: 0 E: 0 K: 2 S: 8	H: 0 LOB: 0 BB: 0 P: 11	R: 0 H: 0 E: 0 K: 1 S: 7	H: 0 LOB: 0 BB: 0 P: 11		R: 0 H: 0 E: 0 K: 1 S: 8	H: 0 LOB: 2 BB: 2 P: 18	1B: 5 2B: 0 HR: 0	SF: 1 SAC: 1 DP: 0 HBP: 0
PITCHER	IP WLS BF H R ER SO BB IBB HBP BLK WP HR S P ERA WHIP	8.0 W 29 5 2 1 9 0 0 0 0 0 76 112 1.12 0.625	1.0 5 0 0 0 1 2 0 0 0 0 0 8 18 0.00 2.000											ERA WHIP							

Batter	1	2	3	4	5	6	7	8	9	AB R H RBI BB SO LOB	TOP									
24 Michael Bourn, L (1,8) OBP: 0.359, SLG: 0.379										5 1 2 1 0 1 1	<p>Atlanta Braves @ Arizona Diamondbacks Chase Field, Phoenix, AZ Fri Apr 20 2012, 6:41 PM - 9:30 PM MST Att: 27,761 - Clear - 93 F</p> <p>livebaseballscores.com</p> <p>AB 38 R 9 H 12 RBI 9 BB 4 SO 5 LOB 23</p>									
14 Martin Prado, R (1,7) OBP: 0.328, SLG: 0.392										3 1 1 1 1 0 1										
5 Freddie Freeman, L (1,3) OBP: 0.328, SLG: 0.574										4 2 3 2 1 0 2										
16 Brian McCann, L (1,2) OBP: 0.353, SLG: 0.543										5 2 2 2 0 0 4										
26 Dan Uggla, R (1,4) OBP: 0.328, SLG: 0.333										4 0 1 1 0 1 1										
10 Chipper Jones, S (1,5) OBP: 0.379, SLG: 0.600										5 1 2 0 0 0 3										
25 Juan Francisco, L (9, PR) OBP: 0.320, SLG: 0.667										4 0 1 1 1 1 1										
22 Jason Heyward, L (1,9)										5 1 0 0 0 1 6										
1 Tyler Pastornicky, R (1,6) OBP: 0.214, SLG: 0.325										2 1 0 1 1 1 1										
37 Brandon Beachy, R (1,1) OBP: 0.429, SLG: 0.200										0 0 0 0 0 0 0										
32 Chad Durbin, R (8,1) OBP: 0.357, SLG: 0.250										1 0 0 0 0 0 0										
20 Eric Hinske, L (9, PH) OBP: 0.357, SLG: 0.250										0 0 0 0 0 0 0										
46 Craig Kimbrel, R (9,1) ERA: 1.5										0 0 0 0 0 0 0										
Inning Stats	R: 0 E: 0 K: 0 S: 10	H: 1 LOB: 3 BB: 1 P: 18	R: 0 E: 0 K: 1 S: 6	H: 0 LOB: 0 BB: 0 P: 12	R: 1 E: 0 K: 1 S: 10	H: 2 LOB: 1 BB: 0 P: 14	R: 0 E: 0 K: 0 S: 8	H: 1 LOB: 0 BB: 0 P: 13	R: 2 E: 0 K: 0 S: 13	H: 1 LOB: 0 BB: 1 P: 23	R: 0 E: 0 K: 1 S: 11	H: 0 LOB: 0 BB: 0 P: 15	R: 0 E: 0 K: 1 S: 13	H: 0 LOB: 1 BB: 1 P: 19	R: 2 E: 0 K: 1 S: 14	H: 4 LOB: 3 BB: 1 P: 24	1B: 8 2B: 3 3B: 0 HR: 1	SF: 1 SAC: 1 DP: 1 HBP: 1	WP: 0 PB: 0 SB: 1 CS: 0	PA: 45
PITCHER	IP: 5.2 WLS: L BF: 29	H: 7 R: 7 ER: 4 SO: 2	BB: 2 IBB: 0 HBP: 1 BLK: 0	WP: 0 HR: 1 S: 56 P: 94	ERA: 6.35 WHIP: 1.588	IP: 2.1 WLS: 9 BF: 10	H: 1 R: 0 ER: 0 SO: 2	BB: 1 IBB: 0 HBP: 0 BLK: 0	WP: 0 HR: 29 S: 42 P: 0	ERA: 0.00 WHIP: 0.857	IP: 0.0 WLS: 5 BF: 4	H: 2 R: 2 ER: 2 SO: 1	BB: 0 IBB: 0 HBP: 0 BLK: 0	WP: 0 HR: 0 S: 19 P: 0	ERA: ∞ WHIP: ∞	IP: 1.0 WLS: 2 BF: 2	H: 0 R: 0 ER: 0 SO: 1	BB: 0 IBB: 0 HBP: 0 BLK: 0	WP: 0 HR: 0 S: 5 P: 5	ERA: 0.00 WHIP: 0.000

Batter	1	2	3	4	5	6	7	8	9	AB R H RBI BB SO LOB	BOTTOM											
11 AJ Pollock, R (1,8) OBP: 0.379, SLG: 0.286										4 0 0 0 0 1 3	<p>Atlanta Braves @ Arizona Diamondbacks Chase Field, Phoenix, AZ Fri Apr 20 2012, 6:41 PM - 9:30 PM MST Att: 27,761 - Clear - 93 F</p> <p>livebaseballscores.com</p> <p>AB 31 R 1 H 6 RBI 1 BB 2 SO 6 LOB 14</p>											
2 Aaron Hill, R (1,4) OBP: 0.335, SLG: 0.479										4 1 1 0 0 0 0												
13 Jason Kubel, L (1,7) OBP: 0.333, SLG: 0.300										3 0 1 0 1 0 0												
26 Miguel Montero, L (1,2) OBP: 0.373, SLG: 0.395										4 0 0 0 0 2 3												
44 Paul Goldschmidt, R (1,3) OBP: 0.310, SLG: 0.378										3 0 2 1 1 0 1												
8 Gerardo Parra, L (1,9) OBP: 0.257, SLG: 0.303										4 0 0 0 0 1 4												
14 Ryan Roberts, R (1,5) OBP: 0.273, SLG: 0.286										2 0 0 0 0 1 1												
32 Craig Breslow, L (6,1) OBP: 0.333, SLG: 0.526										3 0 0 0 0 0 2												
37 Lyle Overbay, L (8, PH) OBP: 0.333, SLG: 0.526										1 0 0 0 0 0 0												
47 Joe Paterson, R (9,1) ERA: 11.57										2 0 1 0 0 1 0												
29 Brad Ziegler, R (9,1) ERA: 1.8										2 0 1 0 0 1 0												
16 John McDonald, R (1,6) OBP: 0.167, SLG: 0.444										1 0 0 0 0 0 0												
35 Trevor Cahill, R (1,1) ERA: 0.47										2 0 1 0 0 1 0												
18 Willie Bloomquist, R (6,6) OBP: 0.251, SLG: 0.315										2 0 1 0 0 1 0												
Inning Stats	R: 0 E: 0 K: 0 S: 12	H: 0 LOB: 0 BB: 0 P: 18	R: 0 E: 0 K: 2 S: 9	H: 1 LOB: 0 BB: 0 P: 15	R: 0 E: 0 K: 0 S: 7	H: 0 LOB: 0 BB: 0 P: 9	R: 0 E: 0 K: 0 S: 14	H: 0 LOB: 0 BB: 0 P: 20	R: 0 E: 0 K: 2 S: 12	H: 1 LOB: 1 BB: 0 P: 18	R: 0 E: 0 K: 1 S: 11	H: 0 LOB: 0 BB: 0 P: 13	R: 0 E: 0 K: 0 S: 5	H: 1 LOB: 0 BB: 0 P: 8	R: 0 E: 0 K: 1 S: 15	H: 2 LOB: 3 BB: 1 P: 22	R: 1 E: 0 K: 0 S: 12	H: 1 LOB: 1 BB: 1 P: 19	1B: 6 2B: 0 3B: 0 HR: 0	SF: 0 SAC: 0 DP: 1 HBP: 0	WP: 0 PB: 0 SB: 0 CS: 1	PA: 33
PITCHER	IP: 7.1 WLS: W BF: 25	H: 4 R: 0 ER: 0 SO: 5	BB: 1 IBB: 0 HBP: 0 BLK: 0	WP: 0 HR: 0 S: 75 P: 111	ERA: 0.00 WHIP: 0.682	IP: 0.2 WLS: 3 BF: 1	H: 1 R: 0 ER: 0 SO: 1	BB: 0 IBB: 0 HBP: 0 BLK: 0	WP: 0 HR: 10 S: 12 P: 0	ERA: 0.00 WHIP: 1.500	IP: 1.0 WLS: 5 BF: 1	H: 1 R: 1 ER: 1 SO: 0	BB: 0 IBB: 0 HBP: 0 BLK: 0	WP: 0 HR: 0 S: 12 P: 19	ERA: 9.00 WHIP: 2.000							

Batter	1	2	3	4	5	6	7	8	9	AB	R	H	RBI	BB	SO	LOB	TOP	
24 Michael Bourn, L (1.8) OBP: 0.368, SLG: 0.387										4	1	2	0	0	1	1		
14 Martin Prado, R (1.7) OBP: 0.339, SLG: 0.400										4	0	2	1	0	0	0		
5 Freddie Freeman, L (1.3) OBP: 0.306, SLG: 0.534										4	0	0	0	0	1	3		
16 Brian McCann, L (1.2) OBP: 0.345, SLG: 0.510										3	0	0	0	1	0	2		
26 Dan Uggla, R (1.4) OBP: 0.323, SLG: 0.379										4	1	1	1	0	1	4		
10 Chipper Jones, S (1.5) OBP: 0.364, SLG: 0.536										3	0	0	1	1	1	0		
22 Jason Heyward, L (1.9) OBP: 0.363, SLG: 0.537										4	0	0	0	0	2	3		
2 Jack Wilson, R (1.6) OBP: 0.118, SLG: 0.125											4	1	1	0	0	1	0	
48 Tommy Hanson, R (1.1) OBP: 0.250, SLG: 0.143										2	0	0	0	0	1	0		
39 Jonny Venters, L (8.1)										0	0	0	0	0	0	0		
46 Craig Kimbrel, R (9.1)										0	0	0	0	0	0	0		
Inning Stats	R: 1 H: 2 E: 1 K: 3 S: 14	H: 2 LOB: 3 BB: 1 P: 23	R: 1 H: 2 E: 0 K: 0 S: 10	H: 1 LOB: 1 BB: 0 P: 15	R: 1 H: 1 E: 0 K: 0 S: 7	H: 1 LOB: 0 BB: 0 P: 13	R: 0 H: 1 E: 0 K: 1 S: 6	H: 0 LOB: 0 BB: 0 P: 10	R: 0 H: 0 E: 0 K: 0 S: 6	H: 0 LOB: 0 BB: 0 P: 9	R: 0 H: 0 E: 0 K: 1 S: 7	H: 0 LOB: 0 BB: 1 P: 15	R: 0 H: 0 E: 0 K: 3 S: 11	H: 0 LOB: 0 BB: 0 P: 13	1B: 5 2B: 0 3B: 0 HR: 1	SF: 0 SAC: 1 DP: 0 HBP: 0	WP: 0 PA: 36 PB: 0 SB: 0 CS: 1	
PITCHER	IP WLS BF H R ER SO BB IBB HBP BLK WP HR S P ERA WHIP	IP WLS BF H R ER SO BB IBB HBP BLK WP HR S P ERA WHIP	IP WLS BF H R ER SO BB IBB HBP BLK WP HR S P ERA WHIP	IP WLS BF H R ER SO BB IBB HBP BLK WP HR S P ERA WHIP	IP WLS BF H R ER SO BB IBB HBP BLK WP HR S P ERA WHIP	IP WLS BF H R ER SO BB IBB HBP BLK WP HR S P ERA WHIP	IP WLS BF H R ER SO BB IBB HBP BLK WP HR S P ERA WHIP	IP WLS BF H R ER SO BB IBB HBP BLK WP HR S P ERA WHIP	IP WLS BF H R ER SO BB IBB HBP BLK WP HR S P ERA WHIP	IP WLS BF H R ER SO BB IBB HBP BLK WP HR S P ERA WHIP	IP WLS BF H R ER SO BB IBB HBP BLK WP HR S P ERA WHIP	IP WLS BF H R ER SO BB IBB HBP BLK WP HR S P ERA WHIP	IP WLS BF H R ER SO BB IBB HBP BLK WP HR S P ERA WHIP	IP WLS BF H R ER SO BB IBB HBP BLK WP HR S P ERA WHIP	IP WLS BF H R ER SO BB IBB HBP BLK WP HR S P ERA WHIP	IP WLS BF H R ER SO BB IBB HBP BLK WP HR S P ERA WHIP	IP WLS BF H R ER SO BB IBB HBP BLK WP HR S P ERA WHIP	

Atlanta Braves @ Arizona Diamondbacks
Chase Field, Phoenix, AZ
Sat Apr 21 2012, 5:10 PM - 7:28 PM MST
Att: 30,188 - Clear - 97 F

livebaseballscores.com

Braves

Batter	1	2	3	4	5	6	7	8	9	AB	R	H	RBI	BB	SO	LOB	BOTTOM		
18 Willie Bloomquist, R (1.6) OBP: 0.240, SLG: 0.347										4	0	0	0	0	2	1			
8 Gerardo Parra, L (1.8) OBP: 0.256, SLG: 0.297										4	1	1	0	0	1	0			
10 Justin Upton, R (1.9) OBP: 0.341, SLG: 0.297										4	0	1	0	0	2	0			
26 Miguel Montero, L (1.2) OBP: 0.364, SLG: 0.370										3	0	0	1	1	1	1			
44 Paul Goldschmidt, R (1.3) OBP: 0.304, SLG: 0.366										4	0	1	0	0	2	1			
13 Jason Kubel, L (1.7) OBP: 0.327, SLG: 0.364										4	1	1	1	0	2	2			
2 Aaron Hill, R (1.4) OBP: 0.339, SLG: 0.471										3	0	1	0	0	2	0			
14 Ryan Roberts, R (1.5) OBP: 0.259, SLG: 0.269										3	0	0	0	0	1	1			
34 Joe Saunders, L (1.1) ERA: 3.38										1	0	0	0	0	0	0			
11 AJ Pollock, R (7,PH)										1	0	0	0	0	0	0			
39 Bryan Shaw, S (8.1)										0	0	0	0	0	0	0			
30 David Hernandez, R (9.1)										0	0	0	0	0	0	0			
Inning Stats	R: 1 H: 2 E: 0 K: 1 S: 10	H: 2 LOB: 0 BB: 0 P: 16	R: 1 H: 2 E: 0 K: 1 S: 12	H: 2 LOB: 0 BB: 0 P: 21	R: 0 H: 1 E: 0 K: 2 S: 12	H: 1 LOB: 2 BB: 1 P: 22	R: 0 H: 0 E: 0 K: 1 S: 8	H: 0 LOB: 0 BB: 0 P: 10	R: 0 H: 0 E: 0 K: 1 S: 7	H: 0 LOB: 0 BB: 0 P: 15	R: 0 H: 0 E: 0 K: 1 S: 9	H: 0 LOB: 0 BB: 0 P: 13	R: 0 H: 0 E: 0 K: 3 S: 9	H: 0 LOB: 0 BB: 0 P: 12	R: 0 H: 0 E: 0 K: 3 S: 10	H: 0 LOB: 0 BB: 0 P: 14	1B: 3 2B: 1 3B: 0 HR: 1	SF: 0 SAC: 1 DP: 0 HBP: 0	WP: 0 PA: 33 PB: 0 SB: 0 CS: 0
PITCHER	IP WLS BF H R ER SO BB IBB HBP BLK WP HR S P ERA WHIP	IP WLS BF H R ER SO BB IBB HBP BLK WP HR S P ERA WHIP	IP WLS BF H R ER SO BB IBB HBP BLK WP HR S P ERA WHIP	IP WLS BF H R ER SO BB IBB HBP BLK WP HR S P ERA WHIP	IP WLS BF H R ER SO BB IBB HBP BLK WP HR S P ERA WHIP	IP WLS BF H R ER SO BB IBB HBP BLK WP HR S P ERA WHIP	IP WLS BF H R ER SO BB IBB HBP BLK WP HR S P ERA WHIP	IP WLS BF H R ER SO BB IBB HBP BLK WP HR S P ERA WHIP	IP WLS BF H R ER SO BB IBB HBP BLK WP HR S P ERA WHIP	IP WLS BF H R ER SO BB IBB HBP BLK WP HR S P ERA WHIP	IP WLS BF H R ER SO BB IBB HBP BLK WP HR S P ERA WHIP	IP WLS BF H R ER SO BB IBB HBP BLK WP HR S P ERA WHIP	IP WLS BF H R ER SO BB IBB HBP BLK WP HR S P ERA WHIP	IP WLS BF H R ER SO BB IBB HBP BLK WP HR S P ERA WHIP	IP WLS BF H R ER SO BB IBB HBP BLK WP HR S P ERA WHIP	IP WLS BF H R ER SO BB IBB HBP BLK WP HR S P ERA WHIP	IP WLS BF H R ER SO BB IBB HBP BLK WP HR S P ERA WHIP		

Atlanta Braves @ Arizona Diamondbacks
Chase Field, Phoenix, AZ
Sat Apr 21 2012, 5:10 PM - 7:28 PM MST
Att: 30,188 - Clear - 97 F

livebaseballscores.com

Braves

Batter	1	2	3	4	5	6	7	8	9	AB	R	H	RBI	BB	SO	LOB	TOP					
24 Michael Bourn, L OBP: 0.403, SLG: 0.431										3	2	3	0	1	0	0	Atlanta Braves @ Arizona Diamondbacks Chase Field, Phoenix, AZ Sun Apr 22 2012, 1:11 PM - 3:46 PM MST Att: 28,679 - Roof Closed - 74 F					
14 Martin Prado, R OBP: 0.333, SLG: 0.407									4	0	1	1	0	1	4							
5 Freddie Freeman, L OBP: 0.318, SLG: 0.533									2	0	1	2	1	1	0							
16 Brian McCann, L OBP: 0.322, SLG: 0.472									4	0	0	0	0	0	4							
26 Dan Uggla, R OBP: 0.319, SLG: 0.371										4	0	1	0	0	2	0						
20 Eric Hinske, L OBP: 0.333, SLG: 0.250									4	0	1	0	0	1	0							
25 Juan Francisco, L OBP: 0.310, SLG: 0.714									4	1	1	1	0	1	1							
2 Jack Wilson, R OBP: 0.143, SLG: 0.150										4	0	1	0	0	1	1						
40 Randall Delgado, R OBP: 0.200, SLG: 0.200										2	1	1	0	0	0	0	AB 33 R 4 H 10 RBI 4 BB 2 SO 7 LOB 11					
32 Chad Durbin, R OBP: 0.354, SLG: 0.282										0	0	0	0	0	0	0						
10 Chipper Jones, S OBP: 0.353, SLG: 0.517										1	0	0	0	0	0	1	Braves					
50 Cristhian Martinez, R OBP: 0.377, SLG: 0.527										1	0	0	0	0	0	0						
Inning Stats	R: 1 E: 0 K: 0 S: 9	H: 1 LOB: 0 BB: 0 P: 15	R: 0 E: 0 K: 1 S: 14	H: 1 LOB: 1 BB: 0 P: 20	R: 1 E: 0 K: 0 S: 8	H: 2 LOB: 1 BB: 1 P: 14	R: 0 E: 0 K: 0 S: 8	H: 1 LOB: 0 BB: 0 P: 9	R: 1 E: 0 K: 1 S: 12	H: 3 LOB: 2 BB: 0 P: 19	R: 0 E: 0 K: 2 S: 12	H: 0 LOB: 0 BB: 0 P: 17	R: 0 E: 0 K: 1 S: 8	H: 1 LOB: 1 BB: 1 P: 17	R: 0 E: 0 K: 1 S: 11	H: 0 LOB: 0 BB: 0 P: 15	R: 1 E: 0 K: 1 S: 11	H: 1 LOB: 0 BB: 0 P: 17	1B: 7 2B: 2 3B: 0 HR: 1	SF: 1 SAC: 0 DP: 2 HBP: 0	WP: 1 PB: 0 SB: 0 CS: 0	PA: 36
PITCHER	IP WLS BF H R ER SO BB IBB HBP BLK WP HR S P ERA WHIP																					
31 Ian Kennedy, R ERA: 3.86	7.0 W 29 9 3 3 5 2 0 0 0 1 0 71 111 3.86 1.571																					
30 David Hernandez, R ERA: 3.24	1.0 H 3 0 0 0 1 0 0 0 0 0 0 11 15 0.00 0.000																					
40 J.J. Putz, R ERA: 5.4	1.0 S 4 1 1 1 1 0 0 0 0 0 0 1 11 17 9.00 1.000																					

Batter	1	2	3	4	5	6	7	8	9	AB	R	H	RBI	BB	SO	LOB	BOTTOM			
8 Gerardo Parra, L OBP: 0.279, SLG: 0.390										4	2	2	4	0	0	0	Atlanta Braves @ Arizona Diamondbacks Chase Field, Phoenix, AZ Sun Apr 22 2012, 1:11 PM - 3:46 PM MST Att: 28,679 - Roof Closed - 74 F			
2 Aaron Hill, R OBP: 0.333, SLG: 0.473										4	0	1	1	0	1	0				
10 Justin Upton, R OBP: 0.354, SLG: 0.282										2	0	0	0	1	1	0				
26 Miguel Montero, L OBP: 0.339, SLG: 0.340										4	0	0	0	0	1	2				
44 Paul Goldschmidt, R OBP: 0.300, SLG: 0.341										3	0	0	0	1	3	0				
13 Jason Kubel, L OBP: 0.340, SLG: 0.362										3	1	1	0	1	1	0				
1 Cody Ransom, R OBP: 0.750, SLG: 1.000										3	1	2	0	0	0	2				
16 John McDonald, R OBP: 0.227, SLG: 0.429										3	1	1	0	1	0	3				
31 Ian Kennedy, R										1	1	0	1	1	0	1	AB 29 R 6 H 7 RBI 6 BB 5 SO 7 LOB 10			
11 AJ Pollock, R										1	0	0	0	0	0	0				
30 David Hernandez, R										0	0	0	0	0	0	0				
37 Lyle Overbay, L OBP: 0.318, SLG: 0.500										1	0	0	0	0	0	2				
40 J.J. Putz, R										0	0	0	0	0	0	0				
Inning Stats	R: 0 E: 0 K: 0 S: 6	H: 0 LOB: 0 BB: 0 P: 12	R: 5 E: 0 K: 2 S: 17	H: 3 LOB: 0 BB: 2 P: 33	R: 0 E: 0 K: 2 S: 7	H: 0 LOB: 0 BB: 0 P: 11	R: 0 E: 0 K: 1 S: 8	H: 0 LOB: 1 BB: 0 P: 10	R: 0 E: 0 K: 0 S: 5	H: 0 LOB: 0 BB: 0 P: 9	R: 0 E: 0 K: 1 S: 10	H: 0 LOB: 2 BB: 2 P: 23	R: 1 E: 0 K: 0 S: 11	H: 2 LOB: 1 BB: 1 P: 17	R: 0 E: 0 K: 1 S: 11	H: 2 LOB: 2 BB: 0 P: 17	1B: 4 2B: 2 3B: 0 HR: 1	SF: 0 SAC: 0 DP: 1 HBP: 2	WP: 0 PB: 0 SB: 1 CS: 1	PA: 37
PITCHER	IP WLS BF H R ER SO BB IBB HBP BLK WP HR S P ERA WHIP																			
40 Randall Delgado, R ERA: 5.74	5.1 L 24 3 5 5 6 3 1 2 0 0 0 1 50 93 8.44 1.125																			
32 Chad Durbin, R ERA: 10.13	0.2 2 0 0 0 0 0 0 0 0 0 0 3 5 0.00 0.000																			
50 Cristhian Martinez, R ERA: 3.86	2.0 10 4 1 1 1 1 0 0 0 0 0 0 22 34 4.50 2.500																			

Batter	1	2	3	4	5	6	7	8	9	AB	R	H	RBI	BB	SO	LOB	TOP	
10 Juan Pierre, L (1,7) 52 Jose Contreras, R (8,1)										4	0	1	0	0	0	1		
27 Placido Polanco, R (1,5) 11 Jimmy Rollins, S (1,6) 55 Joe Savery, L (6,1) 19 Laynce Nix, L (8,7)										3	1	1	0	1	1	0		
24 Ty Wigington, R (1,3) 8 Shane Victorino, S (1,8) 51 Carlos Ruiz, R (1,2)										4	1	2	0	0	1	0		
15 John Mayberry Jr., R (1,9) 13 Freddy Galvis, S (1,4) 38 Kyle Kendrick, R (1,1) 57 David Herndon, R (4,1) 4 Pete Orr, L (6,4)										4	0	2	0	0	1	0		
Inning Stats	R: 0 E: 0 K: 2 S: 8	H: 0 LOB: 0 BB: 0 P: 10	R: 0 E: 0 K: 1 S: 7	H: 0 LOB: 0 BB: 0 P: 9	R: 0 E: 0 K: 1 S: 8	H: 1 LOB: 1 BB: 0 P: 12	R: 0 E: 0 K: 1 S: 10	H: 0 LOB: 0 BB: 0 P: 15	R: 0 E: 0 K: 1 S: 14	H: 0 LOB: 1 BB: 0 P: 21	R: 0 E: 0 K: 1 S: 7	H: 2 LOB: 2 BB: 0 P: 11	R: 5 E: 0 K: 0 S: 19	H: 6 LOB: 0 BB: 0 P: 32	1B: 5 2B: 4 3B: 0 HR: 2	SF: 0 SAC: 0 DP: 2 HBP: 0	WP: 0 PA: 36	
PITCHER	IP WLS BF H R ER SO BB IBB HBP BLK WP HR S P ERA WHIP																	
36 Wade Miley, L (1,1) 29 Brad Ziegler, R (7,1) 63 Jonathan Albaladejo, R (8,1) 47 Joe Paterson, L (9,1) 32 Craig Breslow, L (9,1)	6.0 1.0 1.0 0.0 1.0	W 3 4 5 3	21 3 2 5 3	1 2 4 5 1	0 0 2 5 0	0 0 0 0 0	7 1 1 0 0	1 0 0 0 0	0 0 0 0 0	0 0 0 2 0	54 4 7 12 7	81 5 11 21 11	0.00 0.00 2.000 -	0.500 1.000 2.000 -				

Philadelphia Phillies @ Arizona Diamondbacks
Chase Field, Phoenix, AZ
Mon Apr 23 2012, 6:40 PM - 9:17 PM MST
Att: 21,195 - Partly Cloudy - 97 F

AB 35
R 5
H 11
RBI 5
BB 1
SO 8
LOB 6

Batter	1	2	3	4	5	6	7	8	9	AB	R	H	RBI	BB	SO	LOB	BOTTOM
8 Gerardo Parra, L (1,8) 2 Aaron Hill, R (1,4)										4	1	1	1	0	1	1	
10 Justin Upton, R (1,9) 11 AJ Pollock, R (6,PH) 26 Miguel Montero, L (1,2) 12 Henry Blanco, R (6,PH)										3	2	2	2	0	0	0	
13 Jason Kubel, L (1,7) 1 Cody Ransom, R (1,5) 37 Lyle Overbay, L (1,3)										4	2	3	2	1	0	3	
16 John McDonald, R (1,6) 36 Wade Miley, L (1,1) 29 Brad Ziegler, R (7,1) 14 Ryan Roberts, R (7,PH) 63 Jonathan Albaladejo, R (8,1) 47 Joe Paterson, R (9,1) 32 Craig Breslow, L (9,1)										4	1	3	1	0	1	0	
Inning Stats	R: 4 E: 0 K: 0 S: 15	H: 5 LOB: 2 BB: 1 P: 29	R: 2 E: 0 K: 1 S: 13	H: 4 LOB: 2 BB: 0 P: 20	R: 0 E: 0 K: 0 S: 8	H: 1 LOB: 1 BB: 0 P: 12	R: 2 E: 0 K: 2 S: 13	H: 2 LOB: 0 BB: 0 P: 18	R: 0 E: 0 K: 1 S: 17	H: 0 LOB: 3 BB: 1 P: 29	R: 1 E: 0 K: 0 S: 8	H: 1 LOB: 0 BB: 0 P: 16	R: 0 E: 0 K: 1 S: 9	H: 1 LOB: 1 BB: 1 P: 18	1B: 8 2B: 6 3B: 0 HR: 2	SF: 2 SAC: 1 DP: 1 HBP: 1	WP: 0 PA: 42
PITCHER	IP WLS BF H R ER SO BB IBB HBP BLK WP HR S P ERA WHIP																
38 Kyle Kendrick, R (1,1) 57 David Herndon, R (4,1) 55 Joe Savery, L (6,1) 52 Jose Contreras, R (8,1)	3.0 2.2 1.1 1.0	L 12 5 4	21 3 1 1	1 1 1 0	0 1 0 0	0 0 0 0	7 4 1 9	1 0 0 0	0 1 0 0	38 32 20 18	63 51 20 18	21.00 3.38 0.00 0.00	4.000 1.500 0.750 2.000				

Philadelphia Phillies @ Arizona Diamondbacks
Chase Field, Phoenix, AZ
Mon Apr 23 2012, 6:40 PM - 9:17 PM MST
Att: 21,195 - Partly Cloudy - 97 F

AB 35
R 9
H 16
RBI 9
BB 3
SO 7
LOB 14

Batter	1	2	3	4	5	6	7	8	9	AB	R	H	RBI	BB	SO	LOB	TOP			
10 Juan Pierre, L OBP: 0.357, SLG: 0.370 50 Chad Qualls, R (8, 1)										4	1	2	0	0	0	1	Philadelphia Phillies @ Arizona Diamondbacks Chase Field, Phoenix, AZ Tue Apr 24 2012, 6:40 PM - 9:25 PM MST Att: 24,213 - Clear - 92 F			
4 Pete Orr, L OBP: 0.384, SLG: 0.727 13 Freddy Galvis, S OBP: 0.237, SLG: 0.333										4	0	2	3	0	1	1				
11 Jimmy Rollins, S OBP: 0.267, SLG: 0.257										4	1	0	0	0	1	2				
3 Hunter Pence, R OBP: 0.310, SLG: 0.424										4	1	1	2	0	2	1				
8 Shane Victorino, S OBP: 0.329, SLG: 0.457										4	1	1	1	0	0	0				
24 Ty Wigington, R OBP: 0.387, SLG: 0.442										4	1	1	0	0	2	0				
19 Laynce Nix, L OBP: 0.391, SLG: 0.619 52 Jose Contreras, R OBP: 0.296, SLG: 0.449										3	2	3	2	0	0	0				
37 Antonio Bastardo, R OBP: 0.296, SLG: 0.449										0	0	0	0	0	0	0				
51 Carlos Ruiz, R OBP: 0.296, SLG: 0.449										1	0	0	0	0	0	0				
23 Brian Schneider, L OBP: 0.313, SLG: 0.267 15 John Mayberry Jr., R OBP: 0.200, SLG: 0.244										3	1	2	0	0	0	1				
49 Vance Worley, R OBP: 0.237, SLG: 0.214										1	0	0	0	0	0	0				
Inning Stats	R: 0 E: 0 K: 1 S: 7	H: 1 LOB: 0 BB: 0 P: 8	R: 0 E: 0 K: 2 S: 9	H: 0 LOB: 0 BB: 0 P: 14	R: 0 E: 0 K: 0 S: 8	H: 1 LOB: 1 BB: 0 P: 10	R: 4 E: 0 K: 1 S: 15	H: 5 LOB: 1 BB: 0 P: 21	R: 0 E: 0 K: 2 S: 9	H: 0 LOB: 0 BB: 0 P: 14	R: 3 E: 0 K: 1 S: 18	H: 4 LOB: 1 BB: 0 P: 25	R: 1 E: 0 K: 0 S: 7	H: 1 LOB: 0 BB: 0 P: 12	R: 0 E: 0 K: 1 S: 9	H: 0 LOB: 0 BB: 0 P: 14		1B: 7 2B: 1 3B: 1 HR: 3	SF: 0 SAC: 1 DP: 0 HBP: 0	WP: 0 PB: 0 SB: 0 CS: 1
PITCHER	IP WLS BF H R ER SO BB IBB HBP BLK WP HR S P ERA WHIP	6.0 L 26 9 6 6 6 0 0 0 0 0 2 58 80 9.00 1.500	1.0 5 2 1 1 1 0 0 0 0 0 0 14 20 9.00 2.000	2.0 7 1 1 1 1 0 0 0 0 0 1 16 26 4.50 0.500	PITCHER															

Batter	1	2	3	4	5	6	7	8	9	AB	R	H	RBI	BB	SO	LOB	BOTTOM					
8 Gerardo Parra, L OBP: 0.283, SLG: 0.440										5	1	2	1	0	1	0	Philadelphia Phillies @ Arizona Diamondbacks Chase Field, Phoenix, AZ Tue Apr 24 2012, 6:40 PM - 9:25 PM MST Att: 24,213 - Clear - 92 F					
2 Aaron Hill, R OBP: 0.342, SLG: 0.460										3	0	0	0	1	1	1						
10 Justin Upton, R OBP: 0.357, SLG: 0.370										4	0	1	1	0	0	3						
26 Miguel Montero, L OBP: 0.358, SLG: 0.351										4	0	1	0	0	0	1						
13 Jason Kubel, L OBP: 0.371, SLG: 0.527										4	1	1	1	0	3	1						
44 Paul Goldschmidt, R OBP: 0.278, SLG: 0.313										4	0	0	0	0	2	1						
1 Cody Ransom, R OBP: 0.538, SLG: 0.909										4	1	2	1	0	1	1						
18 Willie Bloomquist, R OBP: 0.241, SLG: 0.358										4	1	1	0	0	1	1						
55 Josh Collmenter, R OBP: 0.267, SLG: 0.296 14 Ryan Roberts, R OBP: 0.267, SLG: 0.296 49 Mike Zagurski, L OBP: 0.325, SLG: 0.071										2	0	0	0	0	2	0						
Inning Stats	R: 0 E: 0 K: 0 S: 11	H: 1 LOB: 1 BB: 0 P: 19	R: 0 E: 0 K: 1 S: 9	H: 1 LOB: 0 BB: 0 P: 18	R: 0 E: 0 K: 1 S: 10	H: 0 LOB: 1 BB: 1 P: 14	R: 0 E: 0 K: 1 S: 16	H: 0 LOB: 0 BB: 0 P: 26	R: 1 E: 0 K: 2 S: 11	H: 1 LOB: 1 BB: 0 P: 14	R: 3 E: 0 K: 1 S: 12	H: 3 LOB: 0 BB: 0 P: 20	R: 1 E: 0 K: 3 S: 10	H: 1 LOB: 0 BB: 0 P: 15	R: 0 E: 0 K: 1 S: 5	H: 0 LOB: 0 BB: 0 P: 8		1B: 3 2B: 4 3B: 0 HR: 2	SF: 0 SAC: 0 DP: 0 HBP: 1	WP: 0 PB: 0 SB: 1 CS: 0	PA: 38	
PITCHER	IP WLS BF H R ER SO BB IBB HBP BLK WP HR S P ERA WHIP	6.0 W 25 5 3 3 3 1 0 0 0 0 0 1 9 15 40.50 4.500	0.2 5 3 3 3 1 0 0 0 0 0 0 3 5 0.00 0.000	1.0 4 1 1 1 3 0 0 0 0 0 1 10 15 9.00 1.000	1.0 S 3 0 0 0 1 0 0 0 0 0 0 5 8 0.00 0.000	PITCHER																

Batter	1	2	3	4	5	6	7	8	9	AB	R	H	RBI	BB	SO	LOB	TOP																								
13 Willie Bloomquist, R OBP: 0.238, SLG: 0.355	F8	1-2 2-3 1B		G5-3		G1-3		L1		5	0	1	0	0	0	2	Arizona Diamondbacks @ Miami Marlins Marlins Park, Miami, FL Fri Apr 27 2012, 7:13 PM - 10:09 PM EDT Att: 31,949 - Roof Closed - 75 F																								
8 Gerardo Parra, L OBP: 0.271, SLG: 0.411	K	K	G1-4-3			F9		10 26 2B	1B	5	1	1	0	0	2	3																									
10 Justin Upton, R OBP: 0.354, SLG: 0.352	13 1B HBP	F8		G5-3		13 1B		P4		4	1	1	0	0	0	4																									
13 Jason Kubel, L OBP: 0.408, SLG: 0.540	26 1B		26 G4-6-3 1B		26 G4-6-3 1B		13 1B		26 2B	4	1	4	0	1	0	0																									
26 Miguel Montero, L OBP: 0.361, SLG: 0.371		G5-4-3	G5-4-3		G4-6-3		K		26 2B	5	0	2	3	0	1	4																									
2 Aaron Hill, R OBP: 0.354, SLG: 0.500		14 BB 34 SF9 1B	37 1B		37 1B		K		P5	5	2	3	1	0	1	3																									
37 Lyle Overbay, L OBP: 0.419, SLG: 0.500		18 1B 14 BB 1B			14 FC4-6 1B					3	0	3	0	2	0	0																									
14 Ryan Roberts, R OBP: 0.258, SLG: 0.271		18 1B		F8		FC4-6 34 SH2-4		F9	F9	4	0	0	0	1	0	6																									
34 Joe Saunders, L	SF9			G4-3		SH2-4		F8		2	0	0	1	0	0	1																									
Inning Stats	R: 1 H: 2 E: 0 K: 1 S: 10	H: 2 LOB: 2 BB: 0 P: 16	R: 1 H: 2 E: 0 K: 1 S: 17	H: 2 LOB: 3 BB: 2 P: 30	R: 0 H: 3 E: 0 K: 0 S: 11	H: 3 LOB: 2 BB: 0 P: 17	R: 0 H: 0 E: 0 K: 0 S: 9	H: 0 LOB: 0 BB: 0 P: 14	R: 0 H: 1 E: 0 K: 0 S: 3	H: 1 LOB: 0 BB: 0 P: 5	R: 1 H: 2 E: 0 K: 0 S: 13	H: 2 LOB: 1 BB: 0 P: 18	R: 0 H: 2 E: 0 K: 2 S: 13	H: 2 LOB: 2 BB: 0 P: 23	R: 0 H: 1 E: 0 K: 0 S: 8	H: 1 LOB: 1 BB: 0 P: 12	R: 2 H: 2 E: 0 K: 0 S: 14	H: 2 LOB: 2 BB: 2 P: 30	1B: 13 2B: 1 3B: 0 HR: 1	SF: 1 SH: 1 DP: 2 HBP: 1	WP: 0 PB: 0 SB: 1 CS: 1	PA: 44																			
PITCHER	IP	WLS	BF	H	R	ER	SO	BB	IBB	HBP	BLK	WP	HR	S	P	ERA	WHIP	PITCHER				IP	WLS	BF	H	R	ER	SO	BB	IBB	HBP	BLK	WP	HR	S	P	ERA	WHIP			
38 Carlos Zambrano, R	6.0	L	28	10	3	3	2	2	0	1	0	0	0	1	63	100	4.50	2.000					6.0	L	28	10	3	3	2	2	0	1	0	0	0	0	1	63	100	4.50	2.000
40 Mike Dunn, L	0.2		4	2	0	0	1	0	0	0	0	0	0	0	10	18	0.00	3.000					0.2		4	2	0	0	1	0	0	0	0	0	0	0	1	10	18	0.00	3.000
58 Ryan Webb, R	1.2		8	2	2	2	1	0	1	0	0	0	0	0	17	28	10.80	1.200					1.2		8	2	2	2	1	0	1	0	0	0	0	17	28	10.80	1.200		
57 Chad Gaudin, R	0.2		4	1	0	0	0	0	1	0	0	0	0	0	8	19	0.00	1.500					0.2		4	1	0	0	0	0	1	0	0	0	8	19	0.00	1.500			

Batter	1	2	3	4	5	6	7	8	9	AB	R	H	RBI	BB	SO	LOB	BOTTOM																						
1 Emilio Bonifacio, S OBP: 0.349, SLG: 0.260	K			P3		G5-3			1B	4	0	1	0	0	1	0	Arizona Diamondbacks @ Miami Marlins Marlins Park, Miami, FL Fri Apr 27 2012, 7:13 PM - 10:09 PM EDT Att: 31,949 - Roof Closed - 75 F																						
22 Donnie Murphy, R OBP: 0.222, SLG: 0.400	G5-3			P4		2 G6-4-3 BB			K	3	0	0	0	1	1	1																							
2 Hanley Ramirez, R OBP: 0.309, SLG: 0.408	P5			G1-3		G6-4-3				3	0	0	0	0	0	1																							
5 Logan Morrison, L OBP: 0.362, SLG: 0.360		F8			K					3	0	0	0	0	2	0																							
12 Omar Infante, R OBP: 0.327, SLG: 0.722		G5-3			27 FC5-4 1B			G4-3		3	0	1	0	0	0	0																							
27 Giancarlo Stanton, R OBP: 0.279, SLG: 0.297				P3		FC5-4 15 FC5-4		G6-3		3	0	0	0	0	0	1																							
15 Gaby Sanchez, R OBP: 0.254, SLG: 0.385					FC5-4			G5-3		3	0	1	0	0	0	1																							
14 John Buck, R OBP: 0.291, SLG: 0.292				FC6-4 38 G6-3		G5-3			8 G5-4-3 BB	2	0	0	0	1	0	1																							
38 Carlos Zambrano, S OBP: 0.143, SLG: 0.143					G6-3					1	0	0	0	0	0	0																							
26 A.J. Kirtland, R OBP: 0.134, SLG: 0.271										1	0	0	0	0	0	0																							
40 Mike Dunn, L										0	0	0	0	0	0	0																							
58 Ryan Webb, R										0	0	0	0	0	0	0																							
57 Chad Gaudin, R										0	0	0	0	0	0	0																							
8 Chris Coghlan, L OBP: 0.067, SLG: 0.172										1	0	0	0	0	0	1																							
Inning Stats	R: 0 H: 0 E: 0 K: 1 S: 7	H: 0 LOB: 0 BB: 0 P: 11	R: 0 H: 0 E: 0 K: 0 S: 5	H: 0 LOB: 0 BB: 0 P: 8	R: 0 H: 1 E: 0 K: 0 S: 5	H: 1 LOB: 0 BB: 0 P: 6	R: 0 H: 0 E: 0 K: 0 S: 7	H: 0 LOB: 0 BB: 0 P: 15	R: 0 H: 0 E: 0 K: 1 S: 8	H: 0 LOB: 0 BB: 0 P: 10	R: 0 H: 0 E: 0 K: 0 S: 7	H: 0 LOB: 0 BB: 0 P: 10	R: 0 H: 0 E: 0 K: 1 S: 10	H: 0 LOB: 0 BB: 1 P: 17	R: 0 H: 0 E: 0 K: 0 S: 10	H: 0 LOB: 0 BB: 0 P: 17	R: 0 H: 1 E: 0 K: 1 S: 14	H: 1 LOB: 1 BB: 1 P: 22	1B: 3 2B: 0 3B: 0 HR: 0	SF: 0 SH: 0 DP: 3 HBP: 0	WP: 0 PB: 0 SB: 0 CS: 0	PA: 29																	
PITCHER	IP	WLS	BF	H	R	ER	SO	BB	IBB	HBP	BLK	WP	HR	S	P	ERA	WHIP	PITCHER				IP	WLS	BF	H	R	ER	SO	BB	IBB	HBP	BLK	WP	HR	S	P	ERA	WHIP	
34 Joe Saunders, L	9.0	W	29	3	0	0	4	2	0	0	0	0	0	0	73	116	0.00	0.556					9.0	W	29	3	0	0	0	4	2	0	0	0	0	73	116	0.00	0.556



Batter	1	2	3	4	5	6	7	8	9	AB	R	H	RBI	BB	SO	LOB	TOP							
18 Willie Bloomquist, R OBP: 0.284, SLG: 0.371 16 John McDonald, R OBP: 0.368, SLG: 0.520										5	1	2	1	0	1	0	Arizona Diamondbacks @ Miami Marlins Marlins Park, Miami, FL Sun Apr 29 2012, 1:12 PM - 4:25 PM EDT Att: 34,918 - Roof Closed - 71 F							
8 Gerardo Parra, L OBP: 0.309, SLG: 0.429										3	1	2	1	2	0	1								
10 Justin Upton, R OBP: 0.351, SLG: 0.328										4	2	1	0	1	1	4								
13 Jason Kubel, L OBP: 0.400, SLG: 0.528										5	1	3	3	0	1	3								
26 Miguel Montero, L OBP: 0.358, SLG: 0.357										4	1	1	1	1	1	2								
1 Cody Ransom, R OBP: 0.428, SLG: 0.667										5	0	1	2	0	3	4								
37 Lyle Overbay, L OBP: 0.389, SLG: 0.484										5	0	1	0	0	3	3								
2 Aaron Hill, R OBP: 0.363, SLG: 0.481										4	1	2	0	1	0	0								
36 Wade Miley, L ERA: 5.34 29 Brad Ziegler, R ERA: 1.93 32 Craig Breslow, L ERA: 1.8 11 AJ Pollock, R ERA: 15.43 49 Mike Zagurski, L ERA: 15.43 39 Bryan Shaw, S ERA: 1.74										3	1	1	0	0	1	3								
Inning Stats	R: 0 E: 0 K: 2 S: 10	H: 1 LOB: 1 BB: 0 P: 13	R: 0 E: 0 K: 1 S: 6	H: 0 LOB: 0 BB: 0 P: 9	R: 1 E: 0 K: 1 S: 11	H: 3 LOB: 2 BB: 0 P: 17	R: 0 E: 0 K: 2 S: 12	H: 1 LOB: 2 BB: 1 P: 24	R: 2 E: 0 K: 2 S: 15	H: 3 LOB: 2 BB: 1 P: 27	R: 5 E: 0 K: 1 S: 21	H: 4 LOB: 1 BB: 2 P: 40	R: 0 E: 0 K: 0 S: 9	H: 1 LOB: 0 BB: 0 P: 12	R: 0 E: 0 K: 1 S: 12	H: 1 LOB: 2 BB: 1 P: 21	R: 0 E: 0 K: 1 S: 7	H: 0 LOB: 0 BB: 0 P: 9	1B: 11 2B: 3 3B: 0 HR: 0	SF: 0 SAC: 1 DP: 1 HBP: 0	WP: 0 PB: 0 SB: 2 CS: 0	PA: 45		
PITCHER	IP WLS BF H R ER SO BB IBB HBP BLK WP HR S P ERA WHIP	IP WLS BF H R ER SO BB IBB HBP BLK WP HR S P ERA WHIP																	IP WLS BF H R ER SO BB IBB HBP BLK WP HR S P ERA WHIP					
55 Josh Johnson, R ERA: 5.34	5.1 L 28 10 5 5 8	0.2 6 2 3 3 1	2.0 8 2 0 0 1	1.0 3 0 0 0 1	5.1 L 28 10 5 5 8	0.2 6 2 3 3 1	2.0 8 2 0 0 1	1.0 3 0 0 0 1	5.1 L 28 10 5 5 8	0.2 6 2 3 3 1	2.0 8 2 0 0 1	1.0 3 0 0 0 1	5.1 L 28 10 5 5 8	0.2 6 2 3 3 1	2.0 8 2 0 0 1	1.0 3 0 0 0 1	5.1 L 28 10 5 5 8	0.2 6 2 3 3 1	2.0 8 2 0 0 1	1.0 3 0 0 0 1	5.1 L 28 10 5 5 8	0.2 6 2 3 3 1	2.0 8 2 0 0 1	1.0 3 0 0 0 1

Batter	1	2	3	4	5	6	7	8	9	AB	R	H	RBI	BB	SO	LOB	BOTTOM							
1 Emilio Bonifacio, S OBP: 0.337, SLG: 0.247										4	0	0	0	0	3	1	Arizona Diamondbacks @ Miami Marlins Marlins Park, Miami, FL Sun Apr 29 2012, 1:12 PM - 4:25 PM EDT Att: 34,918 - Roof Closed - 71 F							
7 José Reyes, S OBP: 0.276, SLG: 0.321 57 Chad Gaudin, R ERA: 9.53										3	0	0	0	0	0	1								
8 Chris Coghlan, L OBP: 0.143, SLG: 0.147 34 Edward Mujica, R ERA: 4.66										0	0	0	0	0	0	0								
2 Hanley Ramirez, R OBP: 0.311, SLG: 0.385										3	1	0	0	1	0	0								
5 Logan Morrison, L OBP: 0.364, SLG: 0.404										4	1	1	0	0	0	2								
12 Omar Infante, R OBP: 0.350, SLG: 0.759										3	1	1	0	1	1	2								
27 Giancarlo Stanton, R OBP: 0.288, SLG: 0.348										4	1	1	4	0	0	2								
15 Gaby Sanchez, R OBP: 0.233, SLG: 0.352 40 Mike Dunn, L ERA: 1.93 22 Donnie Murphy, R OBP: 0.250, SLG: 0.375										2	0	0	0	0	0	1								
14 John Buck, R OBP: 0.305, SLG: 0.314										3	0	1	0	1	1	2								
55 Josh Johnson, L ERA: 5.34 26 Austin Kearns, R OBP: 0.176, SLG: 0.471										1	0	0	0	0	1	0								
Inning Stats	R: 0 E: 0 K: 1 S: 10	H: 0 LOB: 0 BB: 0 P: 13	R: 0 E: 0 K: 1 S: 6	H: 0 LOB: 0 BB: 0 P: 9	R: 0 E: 0 K: 2 S: 9	H: 0 LOB: 0 BB: 0 P: 11	R: 0 E: 1 K: 1 S: 13	H: 0 LOB: 1 BB: 0 P: 22	R: 0 E: 0 K: 0 S: 6	H: 0 LOB: 1 BB: 1 P: 11	R: 0 E: 0 K: 1 S: 11	H: 1 LOB: 0 BB: 0 P: 18	R: 1 E: 2 K: 0 S: 14	H: 0 LOB: 2 BB: 2 P: 25	R: 0 E: 0 K: 0 S: 8	H: 0 LOB: 0 BB: 0 P: 13	R: 3 E: 0 K: 0 S: 14	H: 3 LOB: 1 BB: 1 P: 21	1B: 1 2B: 3 3B: 0 HR: 1	SF: 0 SAC: 0 DP: 1 HBP: 0	WP: 0 PB: 0 SB: 0 CS: 0	PA: 36		
PITCHER	IP WLS BF H R ER SO BB IBB HBP BLK WP HR S P ERA WHIP	IP WLS BF H R ER SO BB IBB HBP BLK WP HR S P ERA WHIP																	IP WLS BF H R ER SO BB IBB HBP BLK WP HR S P ERA WHIP					
36 Wade Miley, L ERA: 1.29 29 Brad Ziegler, R ERA: 1.93 32 Craig Breslow, L ERA: 1.8 49 Mike Zagurski, L ERA: 15.43 39 Bryan Shaw, R ERA: 1.74	6.1 W 23 1 1 0 6	0.2 3 0 0 0 0	1.0 3 0 0 0 0	0.0 0 0 0 0 0	6.1 W 23 1 1 0 6	0.2 3 0 0 0 0	1.0 3 0 0 0 0	0.0 0 0 0 0 0	6.1 W 23 1 1 0 6	0.2 3 0 0 0 0	1.0 3 0 0 0 0	0.0 0 0 0 0 0	6.1 W 23 1 1 0 6	0.2 3 0 0 0 0	1.0 3 0 0 0 0	0.0 0 0 0 0 0	6.1 W 23 1 1 0 6	0.2 3 0 0 0 0	1.0 3 0 0 0 0	0.0 0 0 0 0 0	6.1 W 23 1 1 0 6	0.2 3 0 0 0 0	1.0 3 0 0 0 0	0.0 0 0 0 0 0



Batter	1	2	3	4	5	6	7	8	9	AB	R	H	RBI	BB	SO	LOB	TOP					
18 Willie Bloomquist, R (1.6) OBP: 0.273, SLG: 0.378	F7	BB		10 HR		F8		E1		4	1	2	1	0	1		Arizona Diamondbacks @ Miami Marlins Marlins Park, Miami, FL Mon Apr 30 2012, 12:42 PM - 4:00 PM EDT Att: 31,006 - Roof Closed - 71 F					
14 Ryan Roberts, R (1.4) OBP: 0.240, SLG: 0.242	G5-3	K		SF7				G6-4-3		3	0	0	1	1	5							
10 Justin Upton, R (1.9) OBP: 0.354, SLG: 0.379	K			F9		F9			1 HBP 8 S G3	5	2	2	0	1	1							
44 Paul Goldschmidt, R (1.3) OBP: 0.288, SLG: 0.281		1 HR	P2	E7					8 G3 11 HBP SF8	3	2	1	0	2	0							
1 Cody Ransom, R (1.5) OBP: 0.423, SLG: 0.727		HR	L5	G6-3					11 SF8 8 G3	4	1	1	2	0	2							
8 Gerardo Parra, L (1.7) OBP: 0.301, SLG: 0.412	G3-1			46 SH 18 2B 11 B	G1-3					5	1	1	1	0	1	3						
11 AJ Pollock, R (1.8) OBP: 0.160, SLG: 0.136				46 SH 18 2B	F7					4	1	2	1	0	1	1						
12 Henry Blanco, R (1.2) OBP: 0.188, SLG: 0.188				F7						5	0	1	0	0	2	3						
46 Patrick Corbin, L (1.1)										1	1	0	0	0	0	0						
32 Craig Breslow, L (6.1)										0	0	0	0	0	0	0						
37 Lyle Overbay, L (6. PH) OBP: 0.405, SLG: 0.500				18 SH 14 SF7						1	0	1	0	0	0	0						
30 David Hernandez, R (8.1)										0	0	0	0	0	0	0						
40 J.J. Putz, R (9.1)										0	0	0	0	0	0	0						
Inning Stats	R: 0 E: 0 K: 1 S: 7	H: 0 LOB: 0 BB: 0 P: 12	R: 2 E: 0 K: 1 S: 17	H: 4 LOB: 3 BB: 1 P: 32	R: 0 E: 0 K: 0 S: 6	H: 0 LOB: 0 BB: 0 P: 10	R: 5 E: 2 K: 0 S: 15	H: 4 LOB: 1 BB: 0 P: 20	R: 0 E: 0 K: 1 S: 12	H: 0 LOB: 1 BB: 0 P: 20	R: 0 E: 0 K: 0 S: 5	H: 0 LOB: 1 BB: 1 P: 13	R: 0 E: 1 K: 2 S: 13	H: 1 LOB: 1 BB: 0 P: 22	R: 0 E: 1 K: 1 S: 11	H: 1 LOB: 1 BB: 0 P: 13	R: 2 E: 0 K: 0 S: 13	H: 1 LOB: 1 BB: 1 P: 25	1B: 7 2B: 1 3B: 0 HR: 2	SF: 2 DP: 1 HBP: 1	WP: 0 PB: 0 CS: 0	PA: 44
PITCHER	IP WLS BF H R ER SO BB IBB HBP BLK WP HR S P ERA WHIP	PITCHER																				
56 Mark Buehrle, L (1.1) ERA: 3.34	5.0 L 26 8 7 4 3 1 0 0 0 0 0 2 57 94 7.20 1.800																					
43 Dan Jennings, L (6.1) ERA:	1.0 4 0 0 0 0 1 0 0 0 0 0 0 5 13 0.00 1.000																					
58 Ryan Webb, R (7.1) ERA: 3.18	2.0 8 1 0 0 3 1 0 0 0 0 0 0 24 35 0.00 1.000																					
21 Heath Bell, R (9.1) ERA: 10.8	1.0 6 1 2 2 0 1 0 1 0 0 0 0 13 25 18.00 2.000																					

Batter	1	2	3	4	5	6	7	8	9	AB	R	H	RBI	BB	SO	LOB	BOTTOM					
7 José Reyes, S (1.6) OBP: 0.293, SLG: 0.341	G4-3			2 BB		G5-3			2 G3	4	0	2	0	1	0	2	Arizona Diamondbacks @ Miami Marlins Marlins Park, Miami, FL Mon Apr 30 2012, 12:42 PM - 4:00 PM EDT Att: 31,006 - Roof Closed - 71 F					
1 Emilio Bonifacio, S (1.8) OBP: 0.330, SLG: 0.244	2 BB G1-2-3			K		FC6-4			G1-3	5	0	1	0	0	2	3						
2 Hanley Ramirez, R (1.5) OBP: 0.316, SLG: 0.390				26 FC5-4					G3	4	1	1	0	1	1	2						
26 Austin Kearns, R (1.7) OBP: 0.227, SLG: 0.571				FC5-4		FC6-4				4	1	1	2	0	1	4						
12 Omar Infante, R (1.4) OBP: 0.344, SLG: 0.726	G1-2-3			F9		27 1B 15 SF7			L6	4	1	1	0	0	0	3						
27 Giancarlo Stanton, R (1.9) OBP: 0.288, SLG: 0.342				K		5 1B			K	4	0	1	0	0	3	0						
15 Gaby Sanchez, R (1.3) OBP: 0.234, SLG: 0.342				K						2	0	0	1	1	1	0						
14 John Buck, R (1.2) OBP: 0.302, SLG: 0.309	G5-4-3			22 HR					F8	4	1	1	0	0	1	2						
56 Mark Buehrle, L (1.1) OBP: 0.293, SLG: 0.341										1	0	0	0	0	0	0						
22 Donnie Murphy, R (5. PH) OBP: 0.288, SLG: 0.244										1	1	2	0	0	0	0						
43 Dan Jennings, L (6.1) ERA:										0	0	0	0	0	0	0						
5 Logan Morrison, L (6. PH) OBP: 0.234, SLG: 0.342										0	1	0	0	0	0	0						
58 Ryan Webb, R (7.1) ERA: 3.18										0	0	0	0	0	0	0						
29 Greg Dobbs, L (8. PH) OBP: 0.234, SLG: 0.342										0	0	0	0	0	0	0						
21 Heath Bell, R (9.1) ERA: 10.8										0	0	0	0	0	0	0						
Inning Stats	R: 0 E: 0 K: 0 S: 10	H: 2 LOB: 2 BB: 0 P: 15	R: 0 E: 0 K: 1 S: 8	H: 0 LOB: 1 BB: 1 P: 13	R: 0 E: 0 K: 1 S: 8	H: 0 LOB: 2 BB: 2 P: 21	R: 0 E: 0 K: 2 S: 8	H: 0 LOB: 0 BB: 0 P: 11	R: 2 E: 0 K: 1 S: 18	H: 3 LOB: 1 BB: 0 P: 24	R: 1 E: 0 K: 1 S: 12	H: 3 LOB: 2 BB: 0 P: 21	R: 2 E: 1 K: 2 S: 13	H: 1 LOB: 0 BB: 0 P: 20	R: 0 E: 0 K: 0 S: 8	H: 0 LOB: 0 BB: 0 P: 12	R: 0 E: 0 K: 1 S: 10	H: 1 LOB: 1 BB: 0 P: 18	1B: 6 2B: 2 3B: 0 HR: 2	SF: 1 DP: 2 HBP: 1	WP: 0 PB: 0 CS: 0	PA: 40
PITCHER	IP WLS BF H R ER SO BB IBB HBP BLK WP HR S P ERA WHIP	PITCHER																				
46 Patrick Corbin, L (1.1) ERA: 4.76	5.2 W 27 8 7 3 3 3 0 0 0 0 0 1 61 99 4.76 1.941																					
32 Craig Breslow, L (6.1) ERA: 2.39	1.1 H 6 1 2 1 2 0 0 0 0 0 0 1 16 26 6.75 0.750																					
30 David Hernandez, R (8.1) ERA: 3.18	1.0 H 3 0 0 0 0 0 0 0 0 0 0 0 8 12 0.00 0.000																					
40 J.J. Putz, R (9.1) ERA: 4.7	1.0 4 1 0 0 1 0 0 0 0 0 0 0 10 18 0.00 1.000																					

AB	35
R	9
H	10
RBI	9
BB	4
SO	6
LOB	16



AB	35
R	5
H	10
RBI	5
BB	3
SO	9
LOB	16




Batter	1	2	3	4	5	6	7	8	9	AB	R	H	RBI	BB	SO	LOB	TOP						
8 Gerardo Parra, L (1,8) OBP: 0.308, SLG: 0.403	G4-3		L7		F8		10 SF7 2 HBP IBB		10 1B	4	1	1	0	1	0	1							
2 Aaron Hill, R (1,4) OBP: 0.354, SLG: 0.458	G6-3		F9			G6-3	10 SF7 HBP		F7	4	0	0	1	0	0	1							
10 Justin Upton, R (1,9) OBP: 0.357, SLG: 0.386	K				G6-3		26 2B		SF7	4	1	2	2	0	1	0							
13 Jason Kubel, L (1,7) OBP: 0.400, SLG: 0.532		44 1B		G3		K	L9			5	0	2	0	0	1	3							
26 Miguel Montero, L (1,2) OBP: 0.360, SLG: 0.373	K			K					F7	5	0	2	1	0	2	2							
44 Paul Goldschmidt, R (1,3) OBP: 0.314, SLG: 0.328					E6	F8			44 2B	4	1	3	0	0	0	1							
1 Cody Ransom, R (1,5) OBP: 0.400, SLG: 0.654										4	1	1	0	0	3	5							
16 John McDonald, R (1,6) OBP: 0.367, SLG: 0.536										3	1	2	1	1	0	2							
35 Trevor Cahill, R (1,1)										2	0	0	0	0	0	3							
39 Bryan Shaw, S (8,1)										0	0	0	0	0	0	0							
30 David Hernandez, R (9,1)										0	0	0	0	0	0	0							
Inning Stats	R: 0 E: 0 K: 1 S: 12	H: 0 LOB: 0 BB: 0 P: 17	R: 0 E: 0 K: 2 S: 13	H: 2 LOB: 2 BB: 0 P: 17	R: 0 E: 0 K: 0 S: 10	H: 0 LOB: 0 BB: 0 P: 13	R: 0 E: 0 K: 1 S: 9	H: 0 LOB: 0 BB: 0 P: 11	R: 1 E: 1 K: 1 S: 10	H: 2 LOB: 1 BB: 0 P: 12	R: 1 E: 0 K: 0 S: 10	H: 2 LOB: 2 BB: 1 P: 16	R: 2 E: 0 K: 0 S: 9	H: 2 LOB: 2 BB: 1 P: 20	R: 0 E: 0 K: 1 S: 9	H: 2 LOB: 2 BB: 1 P: 19	R: 1 E: 0 K: 0 S: 9	H: 3 LOB: 1 BB: 0 P: 14	1B: 10 2B: 3 3B: 0 HR: 0	SF: 1 SAC: 2 DP: 1 HBP: 1	WP: 0 PB: 0 SB: 2 CS: 0	PA: 41	
PITCHER	IP WLS BF H R ER SO BB IBB HBP BLK WP HR S P ERA WHIP	IP WLS BF H R ER SO BB IBB HBP BLK WP HR S P ERA WHIP	IP WLS BF H R ER SO BB IBB HBP BLK WP HR S P ERA WHIP	IP WLS BF H R ER SO BB IBB HBP BLK WP HR S P ERA WHIP	IP WLS BF H R ER SO BB IBB HBP BLK WP HR S P ERA WHIP	IP WLS BF H R ER SO BB IBB HBP BLK WP HR S P ERA WHIP	IP WLS BF H R ER SO BB IBB HBP BLK WP HR S P ERA WHIP	IP WLS BF H R ER SO BB IBB HBP BLK WP HR S P ERA WHIP	IP WLS BF H R ER SO BB IBB HBP BLK WP HR S P ERA WHIP	IP WLS BF H R ER SO BB IBB HBP BLK WP HR S P ERA WHIP	IP WLS BF H R ER SO BB IBB HBP BLK WP HR S P ERA WHIP	IP WLS BF H R ER SO BB IBB HBP BLK WP HR S P ERA WHIP	IP WLS BF H R ER SO BB IBB HBP BLK WP HR S P ERA WHIP	IP WLS BF H R ER SO BB IBB HBP BLK WP HR S P ERA WHIP	IP WLS BF H R ER SO BB IBB HBP BLK WP HR S P ERA WHIP	IP WLS BF H R ER SO BB IBB HBP BLK WP HR S P ERA WHIP	IP WLS BF H R ER SO BB IBB HBP BLK WP HR S P ERA WHIP	IP WLS BF H R ER SO BB IBB HBP BLK WP HR S P ERA WHIP	IP WLS BF H R ER SO BB IBB HBP BLK WP HR S P ERA WHIP	IP WLS BF H R ER SO BB IBB HBP BLK WP HR S P ERA WHIP	IP WLS BF H R ER SO BB IBB HBP BLK WP HR S P ERA WHIP	IP WLS BF H R ER SO BB IBB HBP BLK WP HR S P ERA WHIP	IP WLS BF H R ER SO BB IBB HBP BLK WP HR S P ERA WHIP

Arizona Diamondbacks @ Washington Nationals
 Nationals Park, Washington, DC
 Tue May 01 2012, 7:07 PM - 9:44 PM EDT
 Att: 22,675 - Cloudy - 83 F

livebaseballscorecards.com

AB 35
 R 5
 H 13
 RBI 5
 BB 2
 SO 7
 LOB 18




Batter	1	2	3	4	5	6	7	8	9	AB	R	H	RBI	BB	SO	LOB	BOTTOM						
20 Ian Desmond, R (1,6) OBP: 0.294, SLG: 0.375	G5-3		G6-3			G4-6-3 24 1B			G5-3 1B	4	0	2	1	0	0	0							
1 Steve Lombardozzi, S (1,5) OBP: 0.372, SLG: 0.316			G4-3						G5-3	4	0	2	0	0	0	1							
24 Rick Ankiel, L (1,8) OBP: 0.250, SLG: 0.395		P5				G4-6-3 1B			K	4	0	0	0	0	2	4							
25 Adam LaRoche, L (1,3) OBP: 0.398, SLG: 0.523		G3				G4-3			P6	4	0	0	0	0	2								
28 Jayson Werth, R (1,9) OBP: 0.383, SLG: 0.425										3	0	1	0	1	1	0							
8 Danny Espinosa, S (1,4) OBP: 0.287, SLG: 0.256										4	0	0	0	0	2	2							
34 Bryce Harper, L (1,7) OBP: 0.273, SLG: 0.333										3	0	0	0	0	1	1							
3 Wilson Ramos, R (1,2) OBP: 0.338, SLG: 0.339										3	0	0	0	0	1	1							
27 Jordan Zimmermann, R (1,1) OBP: 0.111, SLG: 0.111										2	0	0	0	0	1	0							
52 Ryan Mattheus, R (7,1) ERA: 3.13										0	0	0	0	0	0	0							
2 Roger Bernadina, L (8,PH) OBP: 0.286, SLG: 0.279										1	1	1	0	0	0	0							
45 Ryan Perry, R (9,1) ERA: 2.92										0	0	0	0	0	0	0							
Inning Stats	R: 0 E: 0 K: 0 S: 8	H: 1 LOB: 1 BB: 0 P: 9	R: 0 E: 0 K: 3 S: 11	H: 0 LOB: 1 BB: 1 P: 18	R: 0 E: 0 K: 1 S: 8	H: 0 LOB: 0 BB: 0 P: 10	R: 0 E: 0 K: 1 S: 11	H: 1 LOB: 0 BB: 0 P: 14	R: 0 E: 0 K: 0 S: 7	H: 0 LOB: 0 BB: 0 P: 11	R: 0 E: 0 K: 0 S: 8	H: 2 LOB: 1 BB: 0 P: 8	R: 0 E: 0 K: 0 S: 7	H: 0 LOB: 0 BB: 0 P: 13	R: 1 E: 0 K: 1 S: 12	H: 2 LOB: 1 BB: 0 P: 18	R: 0 E: 0 K: 2 S: 10	H: 0 LOB: 0 BB: 0 P: 16	1B: 5 2B: 1 3B: 0 HR: 0	SF: 0 SAC: 0 DP: 1 HBP: 0	WP: 0 PB: 0 SB: 0 CS: 0	PA: 33	
PITCHER	IP WLS BF H R ER SO BB IBB HBP BLK WP HR S P ERA WHIP	IP WLS BF H R ER SO BB IBB HBP BLK WP HR S P ERA WHIP	IP WLS BF H R ER SO BB IBB HBP BLK WP HR S P ERA WHIP	IP WLS BF H R ER SO BB IBB HBP BLK WP HR S P ERA WHIP	IP WLS BF H R ER SO BB IBB HBP BLK WP HR S P ERA WHIP	IP WLS BF H R ER SO BB IBB HBP BLK WP HR S P ERA WHIP	IP WLS BF H R ER SO BB IBB HBP BLK WP HR S P ERA WHIP	IP WLS BF H R ER SO BB IBB HBP BLK WP HR S P ERA WHIP	IP WLS BF H R ER SO BB IBB HBP BLK WP HR S P ERA WHIP	IP WLS BF H R ER SO BB IBB HBP BLK WP HR S P ERA WHIP	IP WLS BF H R ER SO BB IBB HBP BLK WP HR S P ERA WHIP	IP WLS BF H R ER SO BB IBB HBP BLK WP HR S P ERA WHIP	IP WLS BF H R ER SO BB IBB HBP BLK WP HR S P ERA WHIP	IP WLS BF H R ER SO BB IBB HBP BLK WP HR S P ERA WHIP	IP WLS BF H R ER SO BB IBB HBP BLK WP HR S P ERA WHIP	IP WLS BF H R ER SO BB IBB HBP BLK WP HR S P ERA WHIP	IP WLS BF H R ER SO BB IBB HBP BLK WP HR S P ERA WHIP	IP WLS BF H R ER SO BB IBB HBP BLK WP HR S P ERA WHIP	IP WLS BF H R ER SO BB IBB HBP BLK WP HR S P ERA WHIP	IP WLS BF H R ER SO BB IBB HBP BLK WP HR S P ERA WHIP	IP WLS BF H R ER SO BB IBB HBP BLK WP HR S P ERA WHIP	IP WLS BF H R ER SO BB IBB HBP BLK WP HR S P ERA WHIP	IP WLS BF H R ER SO BB IBB HBP BLK WP HR S P ERA WHIP

Arizona Diamondbacks @ Washington Nationals
 Nationals Park, Washington, DC
 Tue May 01 2012, 7:07 PM - 9:44 PM EDT
 Att: 22,675 - Cloudy - 83 F

livebaseballscorecards.com

AB 32
 R 1
 H 6
 RBI 1
 BB 1
 SO 8
 LOB 11



Batter	1	2	3	4	5	6	7	8	9	AB	R	H	RBI	BB	SO	LOB	TOP					
8 Gerardo Parra, L (1.8) OBP: 0.301, SLG: 0.390	G3		1B		G4-3		G3		K	5	0	1	0	0	1	0	Arizona Diamondbacks @ Washington Nationals Nationals Park, Washington, DC Wed May 02 2012, 7:06 PM - 10:09 PM EDT Att: 16,274 - Cloudy - 64 F					
2 Aaron Hill, R (1.4) OBP: 0.350, SLG: 0.448	K		F9		L5		1B			4	0	1	0	0	1	1						
10 Justin Upton, R (1.9) OBP: 0.364, SLG: 0.425	K				HR		P2			3	2	1	1	1	1	1						
13 Jason Kubel, L (1.7) OBP: 0.393, SLG: 0.519		F7			1B		G3-1			4	1	1	0	0	0	2						
26 Miguel Montero, L (1.2) OBP: 0.378, SLG: 0.392		1B			1B		K			4	0	3	0	0	1	1						
44 Paul Goldschmidt, R (1.3) OBP: 0.364, SLG: 0.954		1B			L8		K			4	1	2	1	0	1	3						
14 Ryan Roberts, R (1.5) OBP: 0.241, SLG: 0.246		1B			SF7		E7			3	0	1	2	0	0	3						
16 John McDonald, R (1.6) OBP: 0.382, SLG: 0.516		G5-3			F7		IBB			3	0	1	0	1	0	3						
34 Joe Saunders, L (1.1)					G3		G3			3	0	0	0	0	0	2						
29 Brad Ziegler, R (7.1)					P6		G3			0	0	0	0	0	0	0						
32 Craig Breslow, L (8.1)										0	0	0	0	0	0	0						
37 Lyle Overbay, L (9. PH)										1	0	0	0	0	1	1						
40 J.J. Putz, R (9.1)										0	0	0	0	0	0	0						
Inning Stats	R: 0 E: 0 K: 2 S: 9	H: 0 LOB: 0 BB: 0 P: 11	R: 0 E: 0 K: 0 S: 7	H: 2 LOB: 2 BB: 0 P: 15	R: 0 E: 0 K: 0 S: 6	H: 1 LOB: 0 BB: 0 P: 7	R: 2 E: 0 K: 0 S: 16	H: 3 LOB: 1 BB: 0 P: 25	R: 0 E: 0 K: 0 S: 5	H: 0 LOB: 0 BB: 0 P: 7	R: 2 E: 1 K: 1 S: 15	H: 2 LOB: 2 BB: 2 P: 27	R: 0 E: 0 K: 0 S: 8	H: 1 LOB: 1 BB: 0 P: 12	R: 0 E: 0 K: 1 S: 6	H: 1 LOB: 0 BB: 0 P: 10	R: 0 E: 0 K: 2 S: 9	H: 1 LOB: 0 BB: 0 P: 12	1B: 9 2B: 2 3B: 0 HR: 1	SF: 1 SAC: 0 DP: 2 HBP: 0	WP: 0 PB: 0 SB: 2 CS: 2	PA: 37
PITCHER	IP WLS BF H R ER SO BB IBB HBP BLK WP HR S P ERA WHIP	IP WLS BF H R ER SO BB IBB HBP BLK WP HR S P ERA WHIP	IP WLS BF H R ER SO BB IBB HBP BLK WP HR S P ERA WHIP	IP WLS BF H R ER SO BB IBB HBP BLK WP HR S P ERA WHIP	IP WLS BF H R ER SO BB IBB HBP BLK WP HR S P ERA WHIP	IP WLS BF H R ER SO BB IBB HBP BLK WP HR S P ERA WHIP	IP WLS BF H R ER SO BB IBB HBP BLK WP HR S P ERA WHIP	IP WLS BF H R ER SO BB IBB HBP BLK WP HR S P ERA WHIP	IP WLS BF H R ER SO BB IBB HBP BLK WP HR S P ERA WHIP	IP WLS BF H R ER SO BB IBB HBP BLK WP HR S P ERA WHIP	IP WLS BF H R ER SO BB IBB HBP BLK WP HR S P ERA WHIP	IP WLS BF H R ER SO BB IBB HBP BLK WP HR S P ERA WHIP	IP WLS BF H R ER SO BB IBB HBP BLK WP HR S P ERA WHIP	IP WLS BF H R ER SO BB IBB HBP BLK WP HR S P ERA WHIP	IP WLS BF H R ER SO BB IBB HBP BLK WP HR S P ERA WHIP	IP WLS BF H R ER SO BB IBB HBP BLK WP HR S P ERA WHIP	IP WLS BF H R ER SO BB IBB HBP BLK WP HR S P ERA WHIP					
33 Edwin Jackson, R (1.1) ERA: 3.69	6.0	27	8	4	4	3	1	1	0	0	0	0	0	0	0	0	6.00	1.500				
35 Craig Stammen, R (7.1) ERA: 0.71	2.0	7	2	0	0	1	0	0	0	0	0	0	0	0	0	0	0.00	1.000				
63 Henry Alberto Rodriguez, R (1.1) ERA: 1.8	1.0	W	3	1	0	0	2	0	0	0	0	0	0	0	0	0	0.00	1.000				

AB 34
R 4
H 11
RBI 4
BB 2
SO 6
LOB 17



Batter	1	2	3	4	5	6	7	8	9	AB	R	H	RBI	BB	SO	LOB	BOTTOM					
20 Ian Desmond, R (1.6) OBP: 0.299, SLG: 0.416	2B		F7		K		G5-3		HR	5	1	2	2	0	1	2	Arizona Diamondbacks @ Washington Nationals Nationals Park, Washington, DC Wed May 02 2012, 7:06 PM - 10:09 PM EDT Att: 16,274 - Cloudy - 64 F					
1 Steve Lombardozzi, S (1.5) OBP: 0.363, SLG: 0.341	F9		1B		F7					3	0	1	1	1	0	1						
28 Jayson Werth, R (1.9) OBP: 0.378, SLG: 0.417	K		P5		F8					4	0	1	0	0	1	2						
25 Adam LaRoche, L (1.3) OBP: 0.392, SLG: 0.511	K		K				L9			4	0	1	0	0	2	3						
21 Xavier Nady, R (1.7) OBP: 0.153, SLG: 0.193		G5-3			G3-1		F9			3	0	0	0	0	0	1						
35 Craig Stammen, R (7.1)										0	0	0	0	0	0	0						
26 Jesus Flores, R (8. PH)										1	0	0	0	0	1	2						
63 Henry Alberto Rodriguez, R (1.1)										0	0	0	0	0	0	0						
8 Danny Espinosa, S (1.4) OBP: 0.286, SLG: 0.247	G6-3				BB		F8			3	1	0	0	1	1	2						
34 Bryce Harper, L (1.8) OBP: 0.400, SLG: 0.615	1B		2B		E2		F8			4	2	3	1	0	0	0						
3 Wilson Ramos, R (1.2) OBP: 0.362, SLG: 0.356	CS		1B		1B					3	1	2	0	1	1	1						
33 Edwin Jackson, R (1.1) OBP: 0.182, SLG: 0.182										2	0	0	0	0	2	2						
57 Tyler Moore, R (7.7) OBP: 0.250, SLG: 0.250										1	0	0	0	0	1	1						
24 Rick Ankiel, L (9. PH)										1	0	0	0	0	1	1						
Inning Stats	R: 0 E: 0 K: 2 S: 10	H: 1 LOB: 1 BB: 0 P: 15	R: 0 E: 0 K: 0 S: 8	H: 1 LOB: 0 BB: 0 P: 12	R: 1 E: 0 K: 1 S: 11	H: 2 LOB: 1 BB: 0 P: 17	R: 2 E: 1 K: 2 S: 12	H: 2 LOB: 1 BB: 1 P: 20	R: 0 E: 0 K: 1 S: 8	H: 0 LOB: 0 BB: 0 P: 11	R: 0 E: 0 K: 0 S: 4	H: 1 LOB: 0 BB: 0 P: 9	R: 0 E: 0 K: 1 S: 11	H: 0 LOB: 1 BB: 1 P: 16	R: 0 E: 0 K: 2 S: 14	H: 1 LOB: 2 BB: 1 P: 25	R: 2 E: 0 K: 2 S: 9	H: 2 LOB: 0 BB: 0 P: 13	1B: 5 2B: 4 3B: 0 HR: 1	SF: 0 SAC: 0 DP: 0 HBP: 0	WP: 0 PB: 0 SB: 1 CS: 2	PA: 38
PITCHER	IP WLS BF H R ER SO BB IBB HBP BLK WP HR S P ERA WHIP	IP WLS BF H R ER SO BB IBB HBP BLK WP HR S P ERA WHIP	IP WLS BF H R ER SO BB IBB HBP BLK WP HR S P ERA WHIP	IP WLS BF H R ER SO BB IBB HBP BLK WP HR S P ERA WHIP	IP WLS BF H R ER SO BB IBB HBP BLK WP HR S P ERA WHIP	IP WLS BF H R ER SO BB IBB HBP BLK WP HR S P ERA WHIP	IP WLS BF H R ER SO BB IBB HBP BLK WP HR S P ERA WHIP	IP WLS BF H R ER SO BB IBB HBP BLK WP HR S P ERA WHIP	IP WLS BF H R ER SO BB IBB HBP BLK WP HR S P ERA WHIP	IP WLS BF H R ER SO BB IBB HBP BLK WP HR S P ERA WHIP	IP WLS BF H R ER SO BB IBB HBP BLK WP HR S P ERA WHIP	IP WLS BF H R ER SO BB IBB HBP BLK WP HR S P ERA WHIP	IP WLS BF H R ER SO BB IBB HBP BLK WP HR S P ERA WHIP	IP WLS BF H R ER SO BB IBB HBP BLK WP HR S P ERA WHIP	IP WLS BF H R ER SO BB IBB HBP BLK WP HR S P ERA WHIP	IP WLS BF H R ER SO BB IBB HBP BLK WP HR S P ERA WHIP	IP WLS BF H R ER SO BB IBB HBP BLK WP HR S P ERA WHIP					
34 Joe Saunders, L (1.1) ERA: 1.24	6.1	26	7	3	2	6	2	0	0	0	0	0	0	0	0	0	2.84	1.421				
29 Brad Ziegler, R (7.1)	0.2	H	4	1	0	0	1	0	0	0	0	9	16	0.00	3.000							
32 Craig Breslow, L (8.1) ERA: 2.19	1.0	H	3	0	0	0	2	0	0	0	0	10	15	0.00	0.000							
40 J.J. Putz, R (9.1) ERA: 6.48	0.2	L	4	2	2	2	2	0	0	0	0	1	9	13	27.00	3.000						



Batter	1	2	3	4	5	6	7	8	9	AB	R	H	RBI	BB	SO	LOB	TOP					
18 Willie Bloomquist, R OBP: 0.272, SLG: 0.364	F9		P3			2B		F9		3	1	0	0	1	0	1						
2 Aaron Hill, R OBP: 0.356, SLG: 0.456	F8			BB		1-H		G6-3		3	0	1	1	1	0	0						
10 Justin Upton, R OBP: 0.348, SLG: 0.403	G6-3		F9			F9		F8		4	0	0	0	0	0	2						
13 Jason Kubel, L OBP: 0.376, SLG: 0.494		F9		F8		P5		F8		4	0	0	0	0	0	2						
44 Paul Goldschmidt, R OBP: 0.321, SLG: 0.348		F9		F9				F9		4	0	1	0	0	0	1						
26 Miguel Montero, L OBP: 0.366, SLG: 0.378		G4-3				K		G4-3		3	0	0	0	0	1	1						
14 Ryan Roberts, R OBP: 0.244, SLG: 0.250			F9			G4-6-3		F9		3	0	1	0	0	0	1						
11 AJ Pollock, R OBP: 0.143, SLG: 0.120						1B				3	0	0	0	0	2	2						
39 Bryan Shaw, S			K			G4-6-3		K		0	0	0	0	0	0	0						
31 Ian Kennedy, R										1	0	0	0	1	0	0						
8 Gerardo Parra, L (8, PH)						G3-1		F8		1	0	0	0	0	0	0						
Inning Stats	R: 0 E: 0 K: 0 S: 7	H: 0 LOB: 0 BB: 0 P: 10	R: 0 E: 0 K: 0 S: 9	H: 0 LOB: 0 BB: 0 P: 10	R: 0 E: 0 K: 1 S: 9	H: 0 LOB: 1 BB: 1 P: 14	R: 0 E: 0 K: 0 S: 15	H: 0 LOB: 1 BB: 1 P: 21	R: 0 E: 0 K: 1 S: 6	H: 1 LOB: 0 BB: 0 P: 7	R: 1 E: 0 K: 0 S: 11	H: 1 LOB: 1 BB: 1 P: 20	R: 0 E: 0 K: 1 S: 15	H: 1 LOB: 1 BB: 0 P: 23	R: 0 E: 0 K: 0 S: 8	H: 0 LOB: 0 BB: 0 P: 13	R: 0 E: 0 K: 0 S: 10	H: 0 LOB: 0 BB: 0 P: 13	1B: 2 2B: 1 3B: 0 HR: 0	SF: 0 SAC: 0 DP: 1 HBP: 0	WP: 0 PB: 0 SB: 0 CS: 0	PA: 32
PITCHER	IP WLS BF H R ER SO BB IBB HBP BLK WP HR S P ERA WHIP																					
48 Ross Detwiler, L ERA: 1.53	6.1 W 24 3 1 1 2 3 0 0 0 0 0 0 63 92 1.42 0.947																					
52 Ryan Mattheus, R ERA: 3.0	0.2 H 2 0 0 0 1 0 0 0 0 0 0 0 9 13 0.00 0.000																					
36 Tyler Clippard, R ERA: 4.51	1.0 H 3 0 0 0 0 0 0 0 0 0 0 8 13 0.00 0.000																					
63 Henry Alberto Rodriguez, R ERA: 1.64	1.0 S 3 0 0 0 0 0 0 0 0 0 0 10 13 0.00 0.000																					

Arizona Diamondbacks @ Washington Nationals
Nationals Park, Washington, DC
Thu May 03 2012, 7:07 PM - 9:33 PM EDT
Att. 19,656 - Clear - 80 F

livebaseballscorecards.com

AB 29
R 1
H 3
RBI 1
BB 3
SO 3
LOB 10



Batter	1	2	3	4	5	6	7	8	9	AB	R	H	RBI	BB	SO	LOB	BOTTOM			
20 Ian Desmond, R OBP: 0.306, SLG: 0.423	F8		P4			SH1-3		G4-6-3		3	1	1	0	1	0	0				
1 Steve Lombardozzi, S OBP: 0.360, SLG: 0.318	P5		L9			2B		G4-6-3		3	0	0	0	0	0	1				
34 Bryce Harper, L OBP: 0.389, SLG: 0.625	G1-3		F7			G5-3				3	0	1	1	0	0	0				
28 Jayson Werth, R OBP: 0.376, SLG: 0.425		24 BLK	F9			G5-3				3	1	1	0	0	0	1				
18 Chad Tracy, L OBP: 0.241, SLG: 0.160		24 BLK	G3-1			F7				2	0	0	0	1	0	1				
8 Danny Espinosa, S OBP: 0.277, SLG: 0.239		K								3	0	0	0	0	2	2				
24 Rick Ankiel, L OBP: 0.250, SLG: 0.383		G3				P6				3	0	1	1	0	0	1				
3 Wilson Ramos, R OBP: 0.347, SLG: 0.339		P2				K		G5-3		3	0	0	0	0	1	2				
48 Ross Detwiler, R ERA: 3.23						G5-3				2	0	0	0	0	1	1				
52 Ryan Mattheus, R ERA: 3.23								G3		0	0	0	0	0	0	0				
36 Tyler Clippard, R ERA: 4.51										0	0	0	0	0	0	0				
2 Roger Bernadina, L (8, PH)										1	0	0	0	0	0	0				
63 Henry Alberto Rodriguez, R ERA: 1.64										0	0	0	0	0	0	0				
Inning Stats	R: 0 E: 0 K: 0 S: 7	H: 0 LOB: 0 BB: 0 P: 8	R: 1 E: 0 K: 1 S: 9	H: 1 LOB: 1 BB: 1 P: 17	R: 0 E: 0 K: 1 S: 5	H: 0 LOB: 0 BB: 0 P: 7	R: 0 E: 0 K: 0 S: 6	H: 0 LOB: 0 BB: 0 P: 9	R: 0 E: 0 K: 2 S: 12	H: 1 LOB: 1 BB: 0 P: 17	R: 1 E: 0 K: 0 S: 8	H: 2 LOB: 1 BB: 0 P: 11	R: 0 E: 0 K: 0 S: 9	H: 0 LOB: 0 BB: 0 P: 14	R: 0 E: 0 K: 0 S: 5	H: 0 LOB: 0 BB: 1 P: 12	1B: 1 2B: 3 3B: 0 HR: 0	SF: 0 SAC: 1 DP: 1 HBP: 0	WP: 0 PB: 0 SB: 1 CS: 0	PA: 29
PITCHER	IP WLS BF H R ER SO BB IBB HBP BLK WP HR S P ERA WHIP																			
31 Ian Kennedy, R ERA: 1.5	7.0 L 26 4 2 2 2 4 1 0 0 0 0 0 56 83 2.57 0.714																			
39 Bryan Shaw, R ERA: 1.5	1.0 3 0 0 0 0 1 0 0 0 0 0 0 5 12 0.00 1.000																			

Arizona Diamondbacks @ Washington Nationals
Nationals Park, Washington, DC
Thu May 03 2012, 7:07 PM - 9:33 PM EDT
Att. 19,656 - Clear - 80 F

livebaseballscorecards.com

AB 26
R 2
H 4
RBI 2
BB 2
SO 4
LOB 9



Batter	1	2	3	4	5	6	7	8	9	AB	R	H	RBI	BB	SO	LOB	TOP				
18 Willie Bloomquist, R OBP: 0.256, SLG: 0.341	L8	FC6-4			K		L9	K		5	0	0	0	0	2	4					
8 Gerardo Parra, L OBP: 0.330, SLG: 0.378	10 BB		G1-3		G4-3		G5-3		13 G2-3 1B	4	0	1	0	1	0	1					
10 Justin Upton, R OBP: 0.330, SLG: 0.378					K		G5-3		E3 13 BP 44 2B	5	1	0	0	0	3	3					
13 Jason Kubel, L OBP: 0.378, SLG: 0.477	G4-3				G6-3				G2-3	3	1	0	0	2	0	2					
26 Miguel Montero, L OBP: 0.378, SLG: 0.376					G5-3					3	1	1	0	2	1	2					
44 Paul Goldschmidt, R OBP: 0.313, SLG: 0.351					F9		L6			5	1	1	2	0	1	5					
1 Cody Ransom, R OBP: 0.441, SLG: 0.759							K			3	1	2	3	0	1	2					
2 Aaron Hill, R OBP: 0.352, SLG: 0.447					F8					4	0	1	0	0	1	4					
36 Wade Miley, L OBP: 0.200, SLG: 0.260 14 Ryan Roberts, R OBP: 0.241, SLG: 0.247 29 Brad Ziegler, R OBP: 0.164 37 Lyte Overbay, L OBP: 0.154 30 David Hernandez, R OBP: 0.171, SLG: 0.143 40 J.J. Putz, R OBP: 0.171, SLG: 0.143							F9			2	0	1	0	0	0	1					
Inning Stats	R: 0 H: 0 E: 1 K: 1 S: 13	H: 0 LOB: 1 BB: 1 P: 21	R: 2 H: 3 E: 0 K: 1 S: 14	H: 3 LOB: 1 BB: 0 P: 17	R: 0 H: 0 E: 0 K: 1 S: 8	H: 0 LOB: 0 BB: 0 P: 13	R: 0 H: 0 E: 0 K: 0 S: 8	H: 1 LOB: 1 BB: 0 P: 15	R: 0 H: 0 E: 0 K: 2 S: 17	H: 0 LOB: 2 BB: 2 P: 30	R: 0 H: 0 E: 0 K: 0 S: 5	H: 0 LOB: 0 BB: 0 P: 5	R: 3 H: 3 E: 1 K: 2 S: 19	H: 3 LOB: 2 BB: 1 P: 32	R: 0 H: 1 E: 0 K: 1 S: 7	H: 1 LOB: 2 BB: 1 P: 12	1B: 5 2B: 2 3B: 0 HR: 1	SF: 0 SAC: 0 DP: 0 HBP: 1	WP: 0 PB: 0 SB: 0 CS: 0	PA: 42	
PITCHER	IP WLS BF H R ER SO BB IBB HBP BLK WP HR S P ERA WHIP	IP WLS BF H R ER SO BB IBB HBP BLK WP HR S P ERA WHIP	IP WLS BF H R ER SO BB IBB HBP BLK WP HR S P ERA WHIP	IP WLS BF H R ER SO BB IBB HBP BLK WP HR S P ERA WHIP	IP WLS BF H R ER SO BB IBB HBP BLK WP HR S P ERA WHIP	IP WLS BF H R ER SO BB IBB HBP BLK WP HR S P ERA WHIP	IP WLS BF H R ER SO BB IBB HBP BLK WP HR S P ERA WHIP	IP WLS BF H R ER SO BB IBB HBP BLK WP HR S P ERA WHIP	IP WLS BF H R ER SO BB IBB HBP BLK WP HR S P ERA WHIP	IP WLS BF H R ER SO BB IBB HBP BLK WP HR S P ERA WHIP	IP WLS BF H R ER SO BB IBB HBP BLK WP HR S P ERA WHIP	IP WLS BF H R ER SO BB IBB HBP BLK WP HR S P ERA WHIP	IP WLS BF H R ER SO BB IBB HBP BLK WP HR S P ERA WHIP	IP WLS BF H R ER SO BB IBB HBP BLK WP HR S P ERA WHIP	IP WLS BF H R ER SO BB IBB HBP BLK WP HR S P ERA WHIP	IP WLS BF H R ER SO BB IBB HBP BLK WP HR S P ERA WHIP	IP WLS BF H R ER SO BB IBB HBP BLK WP HR S P ERA WHIP	IP WLS BF H R ER SO BB IBB HBP BLK WP HR S P ERA WHIP	IP WLS BF H R ER SO BB IBB HBP BLK WP HR S P ERA WHIP	IP WLS BF H R ER SO BB IBB HBP BLK WP HR S P ERA WHIP	IP WLS BF H R ER SO BB IBB HBP BLK WP HR S P ERA WHIP

Arizona Diamondbacks @ New York Mets
Citi Field, Flushing, NY
Fri May 04 2012, 7:12 PM - 10:21 PM EDT
Att: 26,995 - Partly Cloudy - 71 F

livebaseballscorecards.com

AB	36
R	5
H	8
RBI	5
BB	5
SO	9
LOB	24

Batter	1	2	3	4	5	6	7	8	9	AB	R	H	RBI	BB	SO	LOB	BOTTOM				
11 Rubén Tejada, R OBP: 0.364, SLG: 0.404	G2-3						G4-3			4	1	1	0	0	1	0					
28 Daniel Murphy, L OBP: 0.336, SLG: 0.356	E1 5 BB								K	5	1	2	0	0	0	1					
5 David Wright, R OBP: 0.505, SLG: 0.580										2	1	1	0	2	0	1					
21 Lucas Duda, L OBP: 0.347, SLG: 0.427 1 Jordany Valdespin, L OBP: 0.164 52 Ramon E Ramirez, R OBP: 0.171, SLG: 0.143										3	0	1	0	1	1	5					
12 Scott Hairston, R OBP: 0.288, SLG: 0.464										4	1	1	2	0	1	5					
29 Ike Davis, L OBP: 0.222, SLG: 0.280										4	0	0	1	0	1	4					
56 Andres Torres, S OBP: 0.368, SLG: 0.389										4	0	3	1	0	0	0					
30 Josh Thole, L OBP: 0.357, SLG: 0.373										4	0	0	0	0	1	3					
35 Dillon Gee, R OBP: 0.171, SLG: 0.143 33 Vinny Rottino, R OBP: 0.171, SLG: 0.143 39 Bobby Parnell, R OBP: 0.171, SLG: 0.143 40 Tim Byrdak, L OBP: 0.171, SLG: 0.143 60 Jon Rauch, R OBP: 0.171, SLG: 0.143 9 Kirk Nieuwenhuis, L OBP: 0.171, SLG: 0.143										2	0	0	0	0	1	1					
Inning Stats	R: 0 H: 0 E: 0 K: 0 S: 12	H: 1 LOB: 1 BB: 0 P: 11	R: 4 H: 4 E: 0 K: 1 S: 16	H: 4 LOB: 0 BB: 1 P: 25	R: 0 H: 0 E: 0 K: 0 S: 8	H: 0 LOB: 1 BB: 0 P: 11	R: 0 H: 0 E: 0 K: 0 S: 10	H: 2 LOB: 1 BB: 0 P: 14	R: 0 H: 0 E: 0 K: 0 S: 8	H: 0 LOB: 0 BB: 0 P: 14	R: 0 H: 1 E: 0 K: 0 S: 4	H: 1 LOB: 0 BB: 0 P: 6	R: 0 H: 1 E: 0 K: 1 S: 18	H: 1 LOB: 2 BB: 1 P: 27	R: 0 H: 0 E: 0 K: 2 S: 9	H: 0 LOB: 0 BB: 0 P: 13	1B: 6 2B: 3 3B: 0 HR: 0	SF: 0 SAC: 0 DP: 2 HBP: 1	WP: 0 PB: 0 SB: 1 CS: 1	PA: 39	
PITCHER	IP WLS BF H R ER SO BB IBB HBP BLK WP HR S P ERA WHIP	IP WLS BF H R ER SO BB IBB HBP BLK WP HR S P ERA WHIP	IP WLS BF H R ER SO BB IBB HBP BLK WP HR S P ERA WHIP	IP WLS BF H R ER SO BB IBB HBP BLK WP HR S P ERA WHIP	IP WLS BF H R ER SO BB IBB HBP BLK WP HR S P ERA WHIP	IP WLS BF H R ER SO BB IBB HBP BLK WP HR S P ERA WHIP	IP WLS BF H R ER SO BB IBB HBP BLK WP HR S P ERA WHIP	IP WLS BF H R ER SO BB IBB HBP BLK WP HR S P ERA WHIP	IP WLS BF H R ER SO BB IBB HBP BLK WP HR S P ERA WHIP	IP WLS BF H R ER SO BB IBB HBP BLK WP HR S P ERA WHIP	IP WLS BF H R ER SO BB IBB HBP BLK WP HR S P ERA WHIP	IP WLS BF H R ER SO BB IBB HBP BLK WP HR S P ERA WHIP	IP WLS BF H R ER SO BB IBB HBP BLK WP HR S P ERA WHIP	IP WLS BF H R ER SO BB IBB HBP BLK WP HR S P ERA WHIP	IP WLS BF H R ER SO BB IBB HBP BLK WP HR S P ERA WHIP	IP WLS BF H R ER SO BB IBB HBP BLK WP HR S P ERA WHIP	IP WLS BF H R ER SO BB IBB HBP BLK WP HR S P ERA WHIP	IP WLS BF H R ER SO BB IBB HBP BLK WP HR S P ERA WHIP	IP WLS BF H R ER SO BB IBB HBP BLK WP HR S P ERA WHIP	IP WLS BF H R ER SO BB IBB HBP BLK WP HR S P ERA WHIP	IP WLS BF H R ER SO BB IBB HBP BLK WP HR S P ERA WHIP

Arizona Diamondbacks @ New York Mets
Citi Field, Flushing, NY
Fri May 04 2012, 7:12 PM - 10:21 PM EDT
Att: 26,995 - Partly Cloudy - 71 F

livebaseballscorecards.com

AB	34
R	4
H	9
RBI	4
BB	3
SO	7
LOB	20


Batter	1	2	3	4	5	6	7	8	9	AB	R	H	RBI	BB	SO	LOB	TOP					
11 AJ Pollock, R OBP: 0.156, SLG: 0.138 37 Lyle Overbay, L OBP: 0.453, SLG: 0.529 18 Willie Bloomquist, R OBP: 0.256, SLG: 0.341	F8		F8			F9			BB	4	1	1	0	0	0	2	Arizona Diamondbacks @ New York Mets Citi Field, Flushing, NY Sat May 05 2012, 4:11 PM - 7:20 PM EDT Att: 30,253 - Cloudy - 61 F					
2 Aaron Hill, R OBP: 0.336, SLG: 0.424	P3		K			F9			F8	5	0	0	0	0	1	3						
10 Justin Upton, R OBP: 0.333, SLG: 0.379	L7								G6-3	5	1	2	0	0	1	2						
13 Jason Kubel, L OBP: 0.363, SLG: 0.457		F9				F7			K	4	0	0	0	0	2	4						
44 Paul Goldschmidt, R OBP: 0.310, SLG: 0.359		K				K			F9	4	0	1	2	0	2	0						
14 Ryan Roberts, R OBP: 0.254, SLG: 0.303										3	1	2	1	1	0	1						
16 John McDonald, R OBP: 0.421, SLG: 0.571										4	0	3	0	0	0	1						
12 Henry Blanco, R OBP: 0.158, SLG: 0.158 26 Miguel Montero, L OBP: 0.374, SLG: 0.372										3	0	0	0	0	0	4						
46 Patrick Corbin, L OBP: 0.333, SLG: 0.333 55 Josh Collmenter, R ERA: 2.54 32 Craig Breslow, L OBP: 0.300, SLG: 0.373										1	0	0	0	0	0	0						
8 Gerardo Parra, L OBP: 0.300, SLG: 0.373										1	0	0	0	0	0	0						
Inning Stats	R: 0 E: 0 K: 0 S: 11	H: 0 LOB: 0 BB: 0 P: 14	R: 1 E: 0 K: 1 S: 9	H: 2 LOB: 1 BB: 0 P: 13	R: 0 E: 0 K: 2 S: 10	H: 2 LOB: 2 BB: 0 P: 14	R: 0 E: 0 K: 1 S: 10	H: 1 LOB: 2 BB: 1 P: 18	R: 2 E: 0 K: 0 S: 15	H: 3 LOB: 1 BB: 0 P: 22	R: 0 E: 0 K: 0 S: 10	H: 1 LOB: 1 BB: 0 P: 12	R: 0 E: 0 K: 1 S: 9	H: 0 LOB: 0 BB: 0 P: 15	R: 0 E: 0 K: 1 S: 11	H: 1 LOB: 1 BB: 0 P: 10	R: 0 E: 0 K: 1 S: 10	H: 0 LOB: 2 BB: 1 P: 19	1B: 7 2B: 2 3B: 0 HR: 1	SF: 0 SAC: 1 DP: 0 HBP: 0	WP: 0 PB: 0 SB: 1 CS: 1	PA: 39
PITCHER	IP WLS BF H R ER SO BB IBB HBP BLK WP HR S P ERA WHIP	7.0 W 31 9 3 3 5 1 0 0 0 0 1 74 108 3.86 1.429	1.0 H 4 1 0 0 1 0 0 0 0 0 0 11 15 0.00 1.000	1.0 S 4 0 0 0 1 1 0 0 0 0 0 10 19 0.00 1.000											IP WLS BF H R ER SO BB IBB HBP BLK WP HR S P ERA WHIP							

Batter	1	2	3	4	5	6	7	8	9	AB	R	H	RBI	BB	SO	LOB	BOTTOM			
56 Andres Torres, S OBP: 0.391, SLG: 0.381	L4		FC6-4							3	0	1	2	1	0	1	Arizona Diamondbacks @ New York Mets Citi Field, Flushing, NY Sat May 05 2012, 4:11 PM - 7:20 PM EDT Att: 30,253 - Cloudy - 61 F			
11 Rubén Tejada, R OBP: 0.351, SLG: 0.388	F8		K						K	4	0	0	0	0	2	4				
5 David Wright, R OBP: 0.486, SLG: 0.553	F8		G5-3						K	4	0	0	0	0	1	1				
12 Scott Hairston, R OBP: 0.274, SLG: 0.441 23 Mike Baxter, L OBP: 0.400, SLG: 0.455		G5-3								3	0	0	0	0	0	0				
28 Daniel Murphy, L OBP: 0.359, SLG: 0.380										4	1	4	0	0	0	0				
2 Justin Turner, R OBP: 0.303, SLG: 0.267 29 Ike Davis, L OBP: 0.222, SLG: 0.280										4	1	1	0	0	1	3				
9 Kirk Nieuwenhuis, L OBP: 0.386, SLG: 0.444										0	0	0	0	0	0	0				
4 Mike Nickes, R OBP: 0.304, SLG: 0.200										4	1	1	2	0	1	3				
57 Johan Santana, L OBP: 0.111, SLG: 0.111 39 Bobby Parnell, R ERA: 8.44 33 Vinny Rottino, R OBP: 0.222, SLG: 0.280 48 Frank Francisco, R ERA: 1.93										1	0	1	0	0	0	0				
										1	0	0	0	0	0	0				
Inning Stats	R: 0 E: 0 K: 0 S: 5	H: 0 LOB: 0 BB: 0 P: 10	R: 0 E: 0 K: 1 S: 13	H: 1 LOB: 2 BB: 1 P: 26	R: 0 E: 0 K: 1 S: 16	H: 1 LOB: 1 BB: 0 P: 25	R: 4 E: 0 K: 0 S: 19	H: 4 LOB: 1 BB: 1 P: 31	R: 0 E: 0 K: 2 S: 10	H: 1 LOB: 1 BB: 0 P: 15	R: 0 E: 0 K: 1 S: 7	H: 1 LOB: 2 BB: 1 P: 17	R: 0 E: 0 K: 0 S: 7	H: 1 LOB: 1 BB: 0 P: 10	R: 0 E: 0 K: 1 S: 7	H: 0 LOB: 0 BB: 0 P: 10	1B: 9 2B: 0 3B: 0 HR: 0	SF: 0 SAC: 2 DP: 0 HBP: 0	WP: 0 PB: 0 SB: 1 CS: 0	PA: 36
PITCHER	IP WLS BF H R ER SO BB IBB HBP BLK WP HR S P ERA WHIP	3.1 L 17 5 4 4 2 2 0 0 0 0 0 26 43 10.80 2.100	3.0 3 0 0 3 0 1 0 0 0 0 0 26 43 0.00 1.000	1.2 6 1 0 0 1 0 0 0 0 0 0 12 18 0.00 0.600											IP WLS BF H R ER SO BB IBB HBP BLK WP HR S P ERA WHIP					

Batter	1	2	3	4	5	6	7	8	9	AB	R	H	RBI	BB	SO	LOB	TOP						
19 Jon Jay, L (1,8) OBP: 0.432, SLG: 0.494	 C FF 88 B FF 88 X KC 77	 B FF 90 R FF 90 S FF 90		 C CH 78 X CH 77			 X FF 88 0-0			3	2	1	0	0	0	0							
3 Carlos Beltrán, S (1,9) OBP: 0.398, SLG: 0.587	 B FF 89 X KC 77	 B FF 90 C FF 90 X FF 90		 C SI 88 B SI 88 S FF 91			 B SI 89 B CH 91 B FF 91 F FF 92 S FF 92			4	2	2	6	0	2	0							
7 Matt Holliday, R (1,7) OBP: 0.328, SLG: 0.444	 F FF 91 F FF 89 B FF 91 X FF 90	 X FF 89 0-0		 C CH 77 F CH 78 S CH 79 C FF 88			 C SI 86 X SI 85	 C SI 86 X SI 85		4	0	2	0	0	1	0							
21 Allen Craig, R (1,3) OBP: 0.423, SLG: 0.773	 X FF 88 0-0		 F FC 84 B FF 88 B CH 90 B FF 89		 B FF 89 X FF 90			 B SI 85 X SI 85		3	0	0	0	1	0	2							
46 Kyle McClellan, R (8,1)										0	0	0	0	0	0	0							
41 Mitchell Boggs, R (9,1)										0	0	0	0	0	0	0							
23 David Freese, R (1,5) OBP: 0.357, SLG: 0.543	 C FF 88 X FF 88		 C FF 87 D CH 78 X FF 88		 B FF 90 B CH 91 F CH 92 S FF 91			 B SI 85 X CU 74		4	0	0	0	0	1	1							
4 Yadier Molina, R (1,2) OBP: 0.353, SLG: 0.528		 F FF 87 C FF 88 B FF 88 X FF 88	 F FC 86 C FF 88 X FF 88				 S FF 88 S FF 88 X FF 91			4	0	1	0	0	0	1							
48 Tony Cruz, R (9,2) OBP: 0.118, SLG: 0.176									 X FF 90 0-0	4	1	2	0	0	1	1							
55 Skip Schumaker, L (1,4)		 C FF 89 F FF 89 B FF 89 X FF 90	 C FF 88 B FF 88 X KC 77	 C FF 91 B KC 79 X FF 92			 C FF 88 B KC 77 X KC 77		 B SI 92 F FF 91 B SI 91 S FF 92 X FF 92	4	1	2	0	0	1	1							
33 Daniel Descalso, L (1,6) OBP: 0.304, SLG: 0.333		 B FF 88 S FF 89 T FF 90	 F FF 88 B FF 87 S FF 89 S FF 90	 C FF 91 B KC 79 X FF 92			 C FF 91 B KC 79 X FF 92		 B SI 85 X SI 85	4	0	0	0	0	2	4							
35 Jake Westbrook, R (1,1) OBP: 0.214, SLG: 0.154		 C FF 90 B FF 90 B FF 90		 C SI 88 X FF 87			 S FF 88 X FF 89		 B FF 87 X SI 83	2	1	0	0	1	0	0							
13 Matt Carpenter, L (8,3) OBP: 0.322, SLG: 0.442										1	0	0	0	0	0	1							
Inning Stats	R: 2 E: 0 K: 0 S: 11	H: 3 LOB: 0 BB: 0 P: 14	R: 4 E: 0 K: 1 S: 15	H: 2 LOB: 0 BB: 1 P: 26	R: 0 E: 0 K: 1 S: 11	H: 1 LOB: 2 BB: 1 P: 21	R: 0 E: 0 K: 1 S: 7	H: 0 LOB: 0 BB: 0 P: 8	R: 0 E: 0 K: 2 S: 10	H: 0 LOB: 0 BB: 0 P: 15	R: 0 E: 0 K: 0 S: 8	H: 0 LOB: 0 BB: 0 P: 10	R: 0 E: 0 K: 1 S: 6	H: 0 LOB: 0 BB: 0 P: 9	R: 0 E: 0 K: 0 S: 7	H: 1 LOB: 0 BB: 0 P: 8	R: 0 E: 0 K: 1 S: 9	H: 1 LOB: 1 BB: 0 P: 13	1B: 3 2B: 2 3B: 1 HR: 2	SF: 0 SAC: 0 DP: 2 HBP: 1	WP: 0 PB: 0 SB: 0 CS: 0	PA: 36	
PITCHER	IP WLS BF ERA WHIP	IP WLS BF ERA WHIP	IP WLS BF ERA WHIP	IP WLS BF ERA WHIP	IP WLS BF ERA WHIP	IP WLS BF ERA WHIP	IP WLS BF ERA WHIP	IP WLS BF ERA WHIP	IP WLS BF ERA WHIP	IP WLS BF ERA WHIP	IP WLS BF ERA WHIP	IP WLS BF ERA WHIP	IP WLS BF ERA WHIP	IP WLS BF ERA WHIP	IP WLS BF ERA WHIP	IP WLS BF ERA WHIP	IP WLS BF ERA WHIP	IP WLS BF ERA WHIP	IP WLS BF ERA WHIP	IP WLS BF ERA WHIP	IP WLS BF ERA WHIP	IP WLS BF ERA WHIP	IP WLS BF ERA WHIP
31 Ian Kennedy, R (1,1) ERA: 3.91	7.0	L	29	6	6	6	6	2	0	0	1	0	0	0	0	0	0	0	0	7	8	0.00	1.000
29 Brad Ziegler, R (8,1) ERA: 1.32	1.0	3	1	0	0	0	0	0	0	0	0	0	0	0	0	0	0	0	0	9	13	0.00	1.000
49 Mike Zagurski, L (9,1) ERA: 6.75	1.0	4	1	0	0	1	0	0	0	0	0	0	0	0	0	0	0	0	0	0	0	0.00	1.000


St. Louis Cardinals @ Arizona Diamondbacks
Chase Field, Phoenix, AZ
Tue May 08 2012, 6:41 PM - 9:07 PM MST
Att: 30,156 - Partly Cloudy - 90 F

AB 33
R 6
H 8
RBI 6
BB 2
SO 7
LOB 10



St. Louis Cardinals @ Arizona Diamondbacks
Chase Field, Phoenix, AZ
Tue May 08 2012, 6:41 PM - 9:07 PM MST
Att: 30,156 - Partly Cloudy - 90 F

AB 32
R 1
H 6
RBI 1
BB 3
SO 11
LOB 15



Batter	1	2	3	4	5	6	7	8	9	AB	R	H	RBI	BB	SO	LOB	TOP		
16 Angel Pagán, S OBP: 0.278, SLG: 0.426	L9		G5-3			1B		G3		4	0	1	0	0	0	1	San Francisco Giants @ Arizona Diamondbacks Chase Field, Phoenix, AZ Fri May 11 2012, 6:42 PM - 9:11 PM MST Att: 35,792 - Clear - 95 F		
13 Joaquin Arias, R OBP: 0.311, SLG: 0.372	G5-3			G5-3		L3		G5-3		4	0	0	0	0	0	1			
53 Melky Cabrera, S OBP: 0.375, SLG: 0.473	HR			G6-3			F9		1B	4	1	2	1	0	0	0			
28 Buster Posey, R OBP: 0.342, SLG: 0.453	G4-3			K			E9		F7	4	0	0	0	0	1	1			
6 Brett Pill, R OBP: 0.311, SLG: 0.463		F9			G5-3		K		P3	4	0	0	0	0	1	2			
29 Héctor Sánchez, S OBP: 0.283, SLG: 0.345		FC4-6			F7		F9			3	0	1	0	0	0	1			
2 Emmanuel Burriss, S OBP: 0.303, SLG: 0.246		FC4-6			F7			G5-3		3	0	0	0	0	0	1			
35 Brandon Crawford, L OBP: 0.237, SLG: 0.322		CS		K				G4-3		3	0	0	0	0	2	0			
40 Madison Bumgarner, R OBP: 0.111, SLG: 0.167										2	0	0	0	0	0	0			
65 Steve Edlefsen, R ERA: 2.51										0	0	0	0	0	0	0			
17 Aubrey Huff, L OBP: 0.302, SLG: 0.333										1	0	1	0	0	0	0			
61 Shane Loux, R ERA: 2.2										0	0	0	0	0	0	0			
Inning Stats	R: 1 E: 0 K: 0 S: 9	H: 1 LOB: 0 BB: 0 P: 14	R: 0 E: 0 K: 0 S: 6	H: 1 LOB: 0 BB: 0 P: 11	R: 0 E: 0 K: 1 S: 8	H: 0 LOB: 0 BB: 0 P: 14	R: 0 E: 0 K: 1 S: 11	H: 0 LOB: 0 BB: 0 P: 13	R: 0 E: 0 K: 1 S: 7	H: 1 LOB: 1 BB: 0 P: 13	R: 0 E: 0 K: 1 S: 11	H: 0 LOB: 0 BB: 0 P: 14	R: 0 E: 0 K: 0 S: 12	H: 1 LOB: 1 BB: 0 P: 14	R: 0 E: 0 K: 0 S: 9	H: 1 LOB: 1 BB: 0 P: 12	1B: 4 2B: 0 3B: 0 HR: 1	SF: 0 SAC: 0 DP: 0 HBP: 0	WP: 0 PA: 33 PB: 0 SB: 0 CS: 1
PITCHER	IP: 7.0 WLS: W BF: 24	H: 3 R: 1 ER: 1 SO: 4	BB: 0 IBB: 0 HBP: 0 BLK: 0	WP: 0 HR: 1 S: 58 P: 89	ERA: 1.29 WHIP: 0.429	IP: 1.0 WLS: 4 BF: 1	H: 0 R: 0 ER: 0 SO: 0	BB: 0 IBB: 0 HBP: 0 BLK: 0	WP: 0 HR: 0 S: 12 P: 14	ERA: 0.00 WHIP: 1.000	IP: 1.0 WLS: 4 BF: 1	H: 1 R: 0 ER: 0 SO: 0	BB: 0 IBB: 0 HBP: 0 BLK: 0	WP: 0 HR: 0 S: 9 P: 12	ERA: 2.22 WHIP: 1.000				

Batter	1	2	3	4	5	6	7	8	9	AB	R	H	RBI	BB	SO	LOB	BOTTOM		
18 Willie Bloomquist, R OBP: 0.285, SLG: 0.333	F8		10 BB		10 G4-3	G5-3		L9		5	1	2	1	0	0	2	San Francisco Giants @ Arizona Diamondbacks Chase Field, Phoenix, AZ Fri May 11 2012, 6:42 PM - 9:11 PM MST Att: 35,792 - Clear - 95 F		
2 Aaron Hill, R OBP: 0.328, SLG: 0.410	G5-3		P2		K		K	FC5-4		5	0	0	0	0	2	5			
10 Justin Upton, R OBP: 0.314, SLG: 0.352	G1-3		BB		G4-3		K			3	0	0	0	1	1	1			
26 Miguel Montero, L OBP: 0.375, SLG: 0.375		K	G1-3		44 HR		44 BB			3	1	1	1	1	1	3			
44 Paul Goldschmidt, R OBP: 0.307, SLG: 0.374		K		14 BLK	HR		1B			4	1	3	2	0	1	0			
14 Ryan Roberts, R OBP: 0.283, SLG: 0.322	F8		K		F7		G5-3			4	0	0	0	0	1	3			
8 Gerardo Parra, L OBP: 0.304, SLG: 0.394			E6		K		G3		37 CI	4	1	1	0	0	1	1			
11 AJ Pollock, R OBP: 0.275, SLG: 0.361		18 BB					HR		F9	3	1	2	1	1	0	1			
46 Patrick Corbin, L OBP: 0.167, SLG: 0.167										3	0	0	0	0	0	4			
39 Bryan Shaw, S ERA: 3.18										0	0	0	0	0	0	0			
37 Lyle Overbay, L OBP: 0.440, SLG: 0.524										0	0	0	0	0	0	0			
30 David Hernandez, R ERA: 2.2										0	0	0	0	0	0	0			
Inning Stats	R: 0 E: 0 K: 0 S: 5	H: 0 LOB: 0 BB: 0 P: 6	R: 0 E: 0 K: 2 S: 9	H: 0 LOB: 0 BB: 0 P: 12	R: 1 E: 1 K: 0 S: 12	H: 2 LOB: 3 BB: 1 P: 19	R: 0 E: 0 K: 2 S: 12	H: 1 LOB: 2 BB: 1 P: 22	R: 3 E: 0 K: 1 S: 16	H: 3 LOB: 0 BB: 0 P: 22	R: 1 E: 0 K: 0 S: 14	H: 1 LOB: 0 BB: 0 P: 19	R: 0 E: 0 K: 2 S: 9	H: 1 LOB: 2 BB: 0 P: 21	R: 0 E: 1 K: 0 S: 12	H: 1 LOB: 2 BB: 0 P: 18	1B: 4 2B: 3 3B: 0 HR: 2	SF: 0 SAC: 0 DP: 0 HBP: 0	WP: 0 PA: 38 PB: 0 SB: 0 CS: 0
PITCHER	IP: 6.0 WLS: L BF: 28	H: 7 R: 5 ER: 4 SO: 5	BB: 1 IBB: 1 HBP: 0 BLK: 1	WP: 0 HR: 2 S: 68 P: 100	ERA: 6.00 WHIP: 1.333	IP: 1.0 WLS: 5 BF: 1	H: 1 R: 0 ER: 0 SO: 2	BB: 0 IBB: 0 HBP: 0 BLK: 0	WP: 0 HR: 9 S: 21 P: 21	ERA: 0.00 WHIP: 2.000	IP: 1.0 WLS: 5 BF: 1	H: 1 R: 0 ER: 0 SO: 0	BB: 0 IBB: 0 HBP: 0 BLK: 0	WP: 0 HR: 18 S: 18 P: 18	ERA: 0.00 WHIP: 1.000				

Batter	1	2	3	4	5	6	7	8	9	AB	R	H	RBI	BB	SO	LOB	TOP					
7 Grégor Blanco, L (1.9)										4	2	0	0	1	1	2						
9 Brandon Belt, L (1.3)										5	1	1	1	0	1	1						
53 Melky Cabrera, S (1.7)										5	0	3	2	0	0	0						
28 Buster Posey, R (1.2)										4	0	0	0	1	0	3						
16 Ángel Pagán, S (1.8)										3	0	3	0	2	0	0						
13 Joaquín Arias, R (1.5)										4	0	0	0	1	0	8						
2 Emmanuel Burriss, S (1.4)											4	1	0	0	0	1	7	AB 36				
35 Brandon Crawford, L (1.6)											3	1	0	0	0	2	2	R 5				
18 Matt Cain, R (7.1)											3	0	2	2	0	0	0	H 9				
49 Javier López, L (7.1)										0	0	0	0	0	0	0	0	RBI 5				
34 Clay Hensley, R (7.1)										0	0	0	0	0	0	0	0	BB 5				
6 Brett Pill, R (8. PH)										0	0	0	0	0	0	0	0	SO 5				
54 Sergio Romo, R (8.1)										0	0	0	0	0	0	0	0	LOB 23				
46 Santiago Casilla, R (9.1)										0	0	0	0	0	0	0	0					
Inning Stats	R: 1 E: 1 K: 0 S: 12	H: 1 LOB: 2 BB: 2 P: 25	R: 0 E: 0 K: 1 S: 5	H: 0 LOB: 0 BB: 0 P: 7	R: 0 E: 0 K: 0 S: 7	H: 0 LOB: 0 BB: 0 P: 11	R: 0 E: 0 K: 0 S: 10	H: 1 LOB: 2 BB: 1 P: 18	R: 1 E: 0 K: 1 S: 12	H: 2 LOB: 1 BB: 0 P: 16	R: 2 E: 0 K: 0 S: 11	H: 2 LOB: 1 BB: 0 P: 16	R: 0 E: 1 K: 1 S: 14	H: 1 LOB: 3 BB: 1 P: 25	R: 0 E: 0 K: 2 S: 8	H: 0 LOB: 0 BB: 0 P: 14	R: 1 E: 0 K: 0 S: 11	H: 2 LOB: 2 BB: 1 P: 18	1B: 4 2B: 4 3B: 1 HR: 0	SF: 0 SAC: 0 DP: 1 HBP: 2	WP: 0 PB: 0 SB: 2 CS: 0	PA: 43
PITCHER	IP WLS BF H R ER SO BB IBB HBP BLK WP HR S P ERA WHIP																					
35 Trevor Cahill, R (1.1)	5.2 L 27 6 4 4 2 3 0 2 0 0 0 55 91 6.35 1.588																					
32 Craig Breslow, L (6.1)	1.1 7 1 0 0 1 1 0 0 0 0 0 9 17 0.00 1.500																					
49 Mike Zagurski, L (8.1)	1.0 4 1 1 1 2 0 0 0 0 0 0 6 17 9.00 1.000																					
29 Brad Ziegler, R (9.1)	1.0 5 1 0 0 0 0 1 0 0 0 0 10 15 0.00 1.000																					

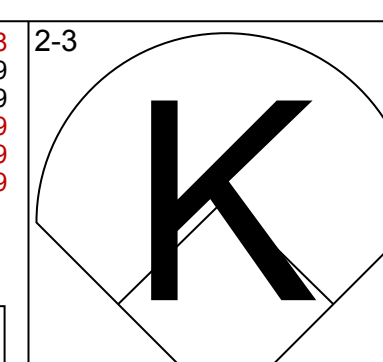
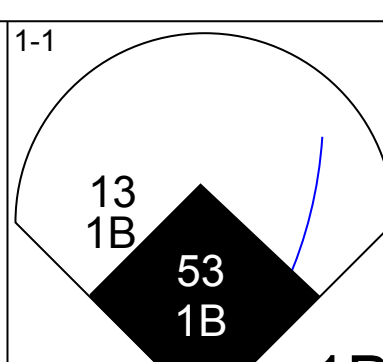
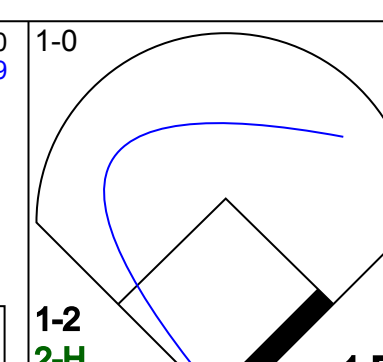
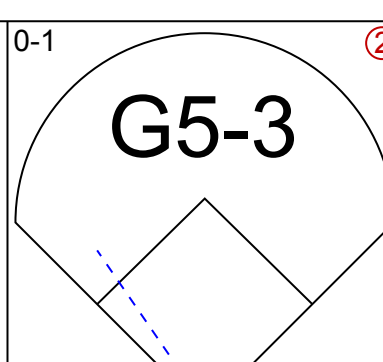
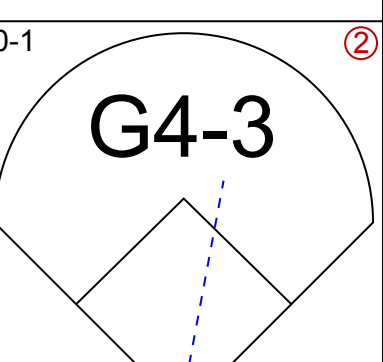
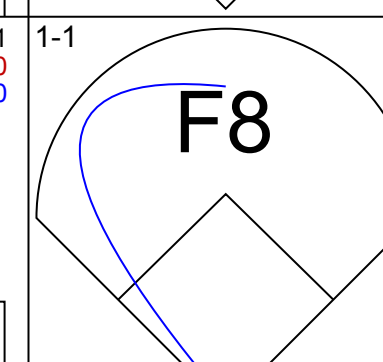
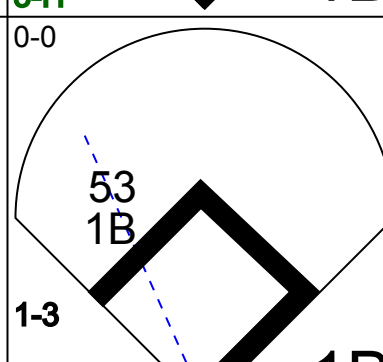
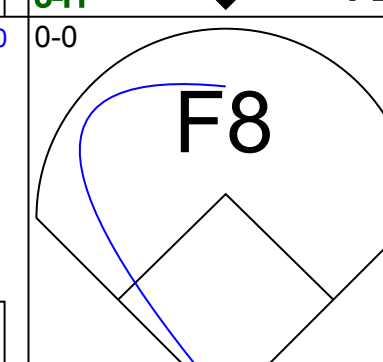
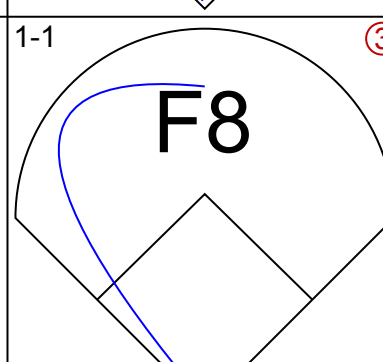
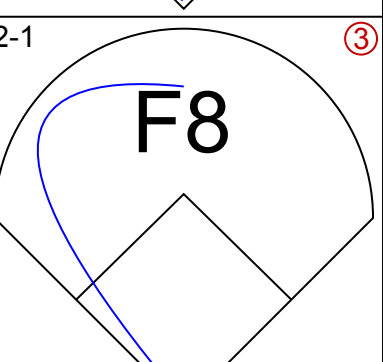
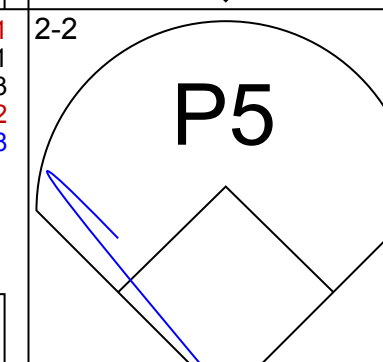
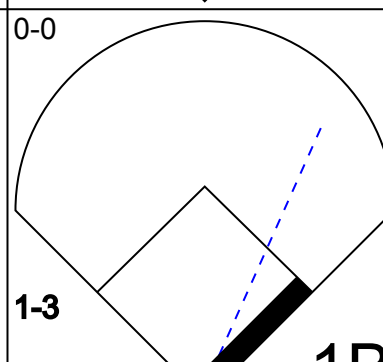
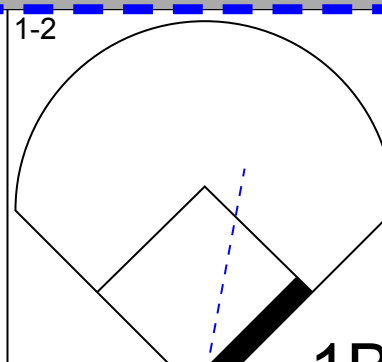
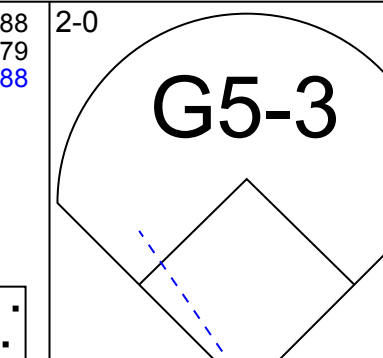
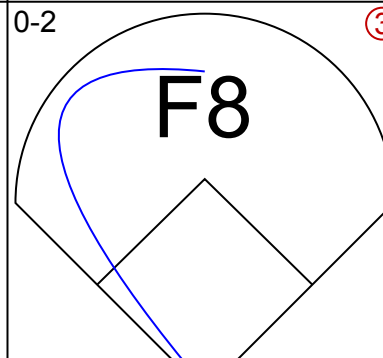

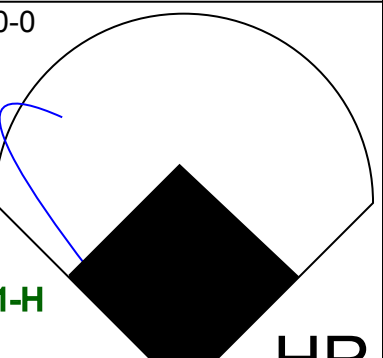
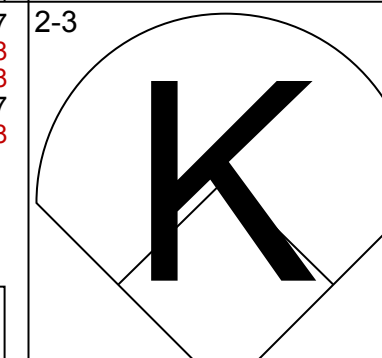
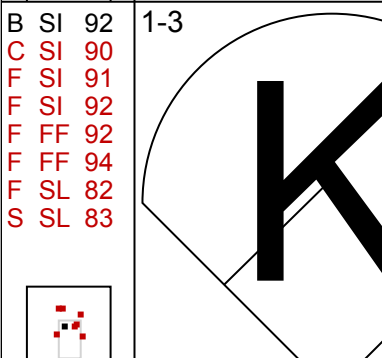
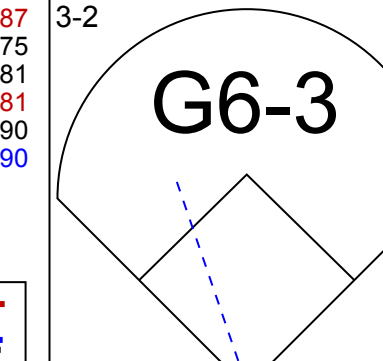
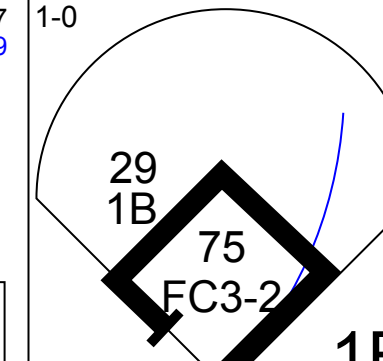
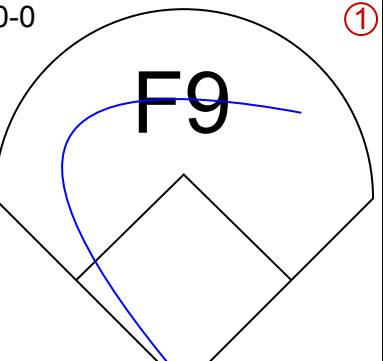
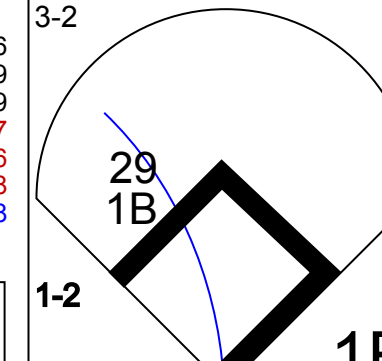
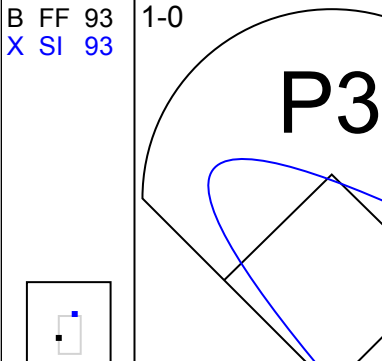


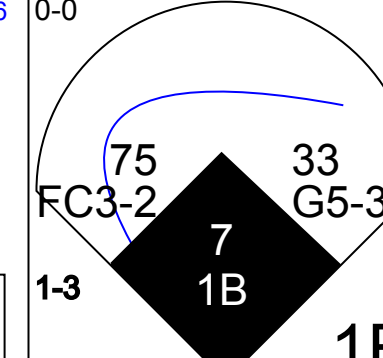

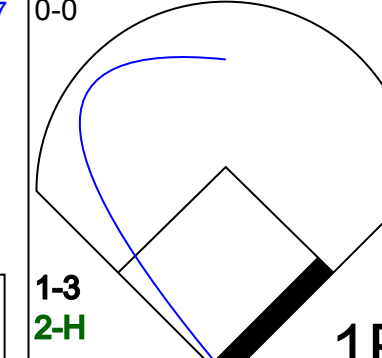
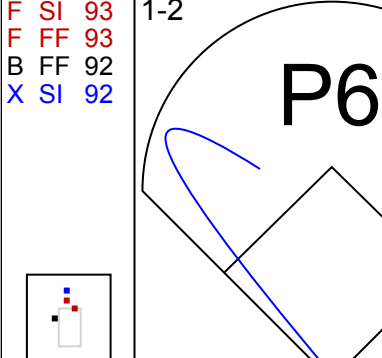
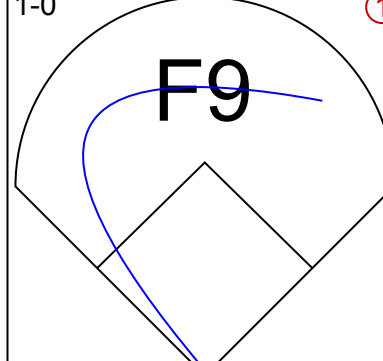
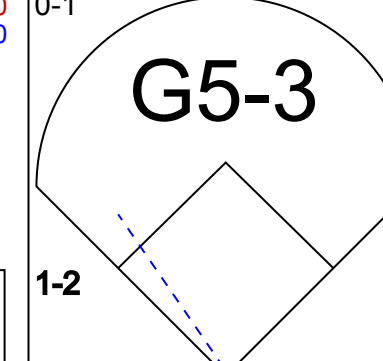
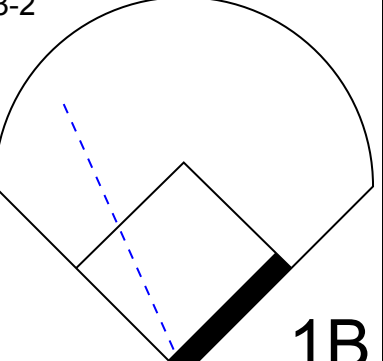
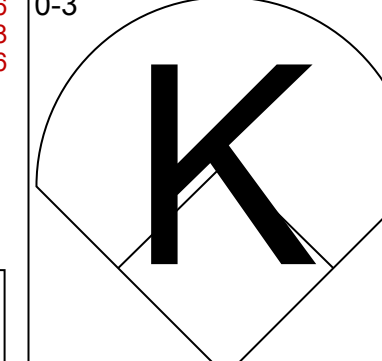
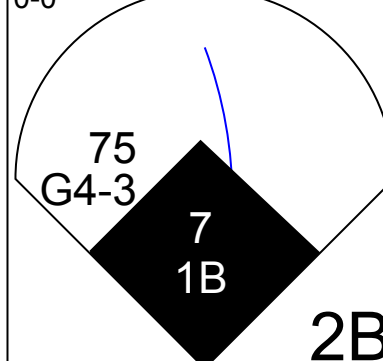
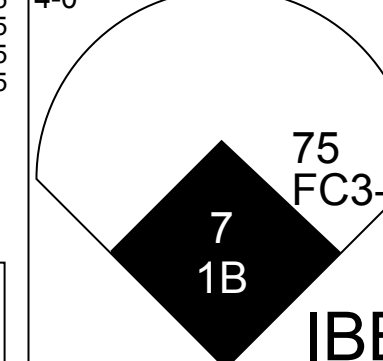

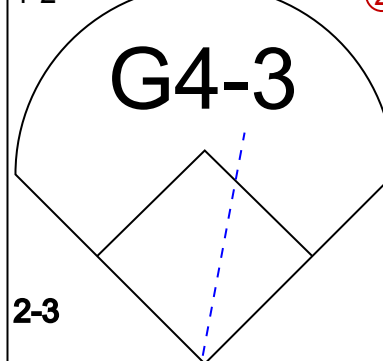
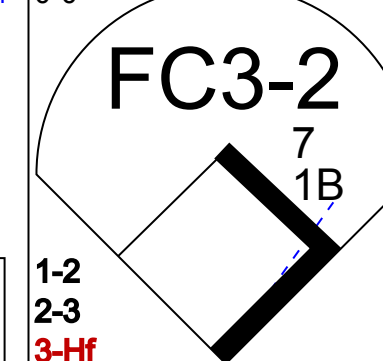
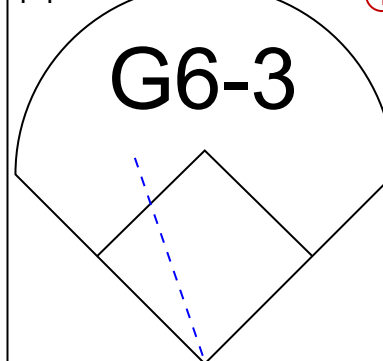
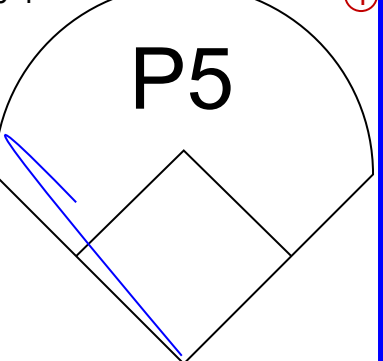
San Francisco Giants @ Arizona Diamondbacks
Chase Field, Phoenix, AZ
Sat May 12 2012, 5:10 PM - 8:20 PM MST
Att: 31,719 - Roof Closed - 78 F

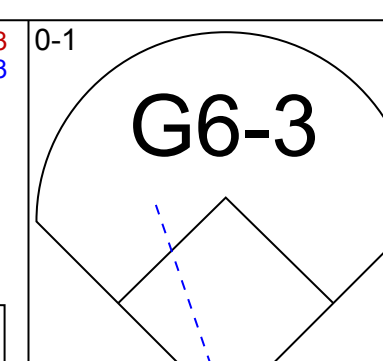
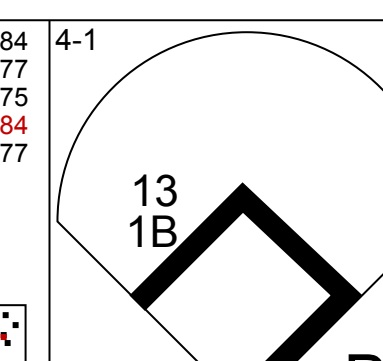
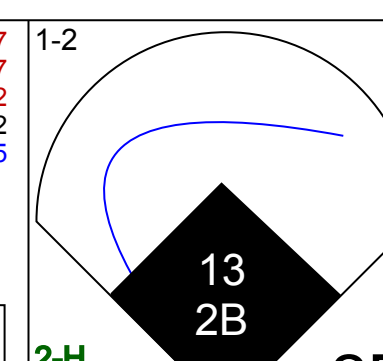
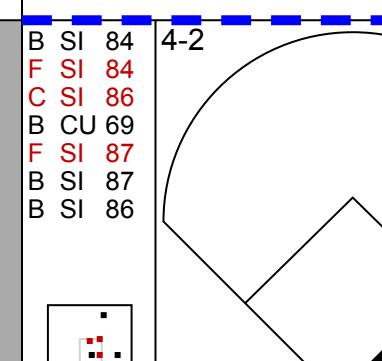
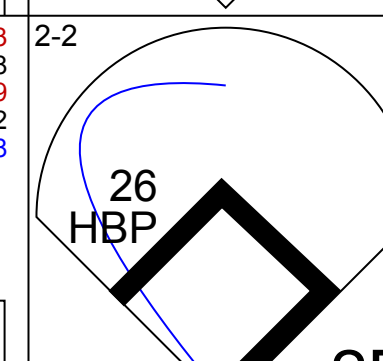
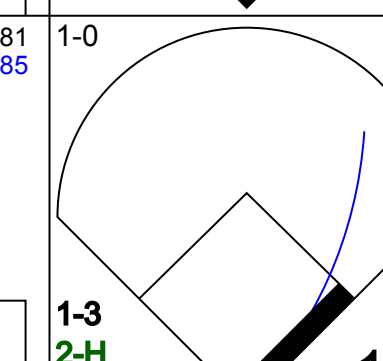
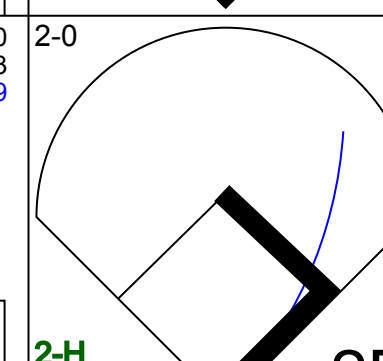
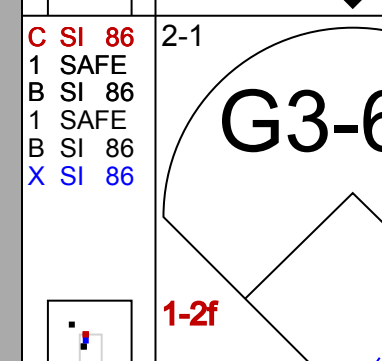
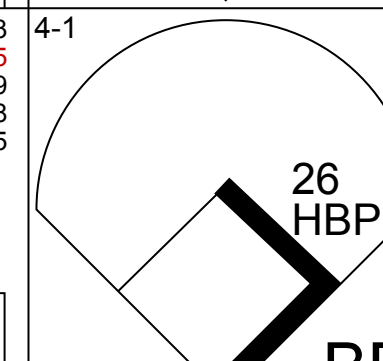
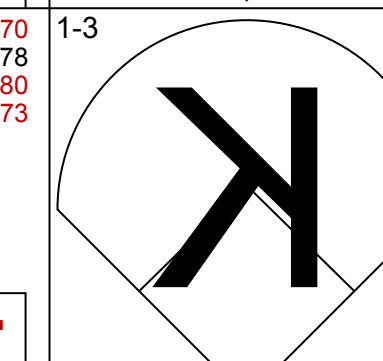
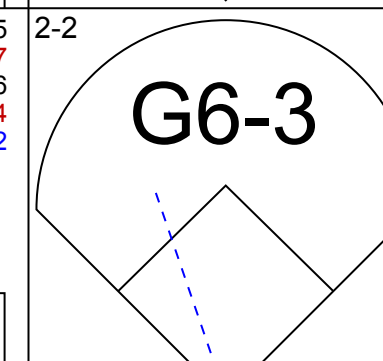
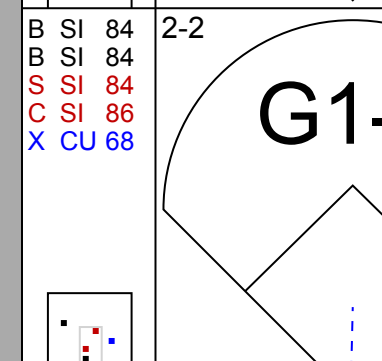
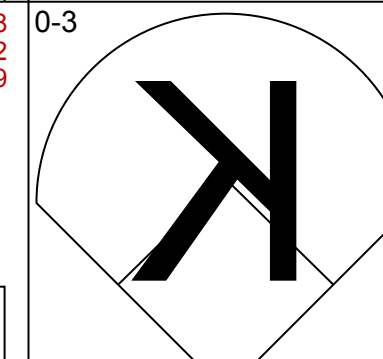
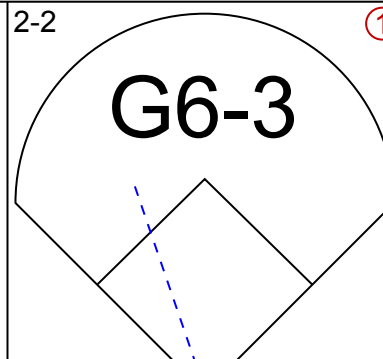
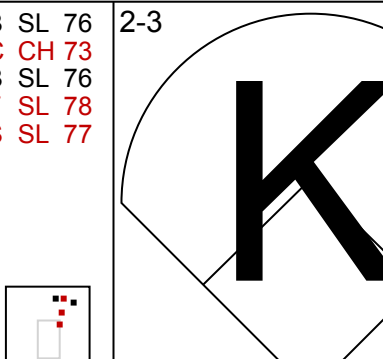
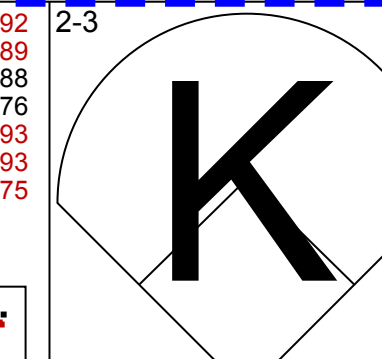
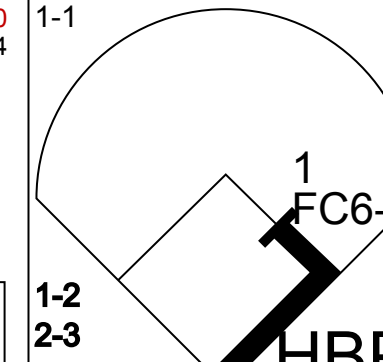
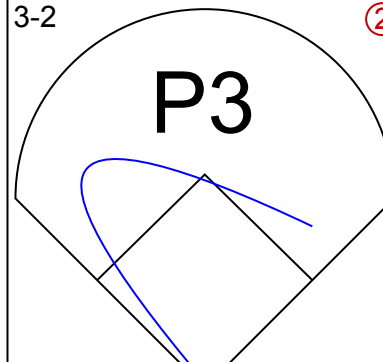
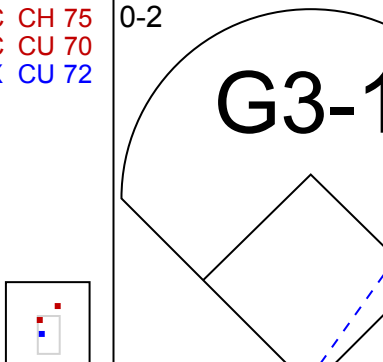
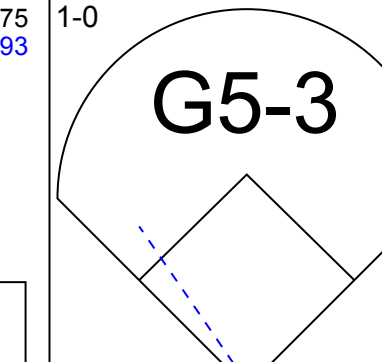
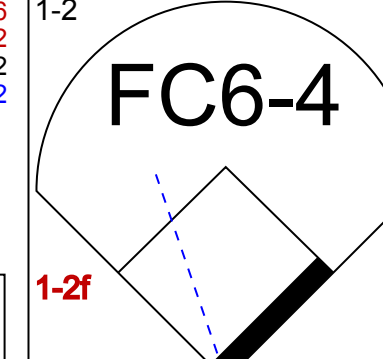
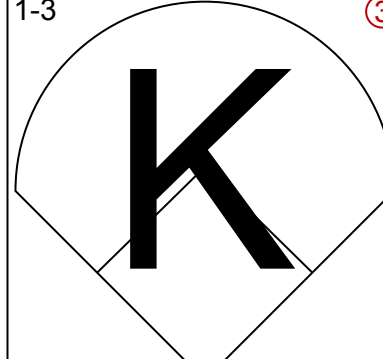
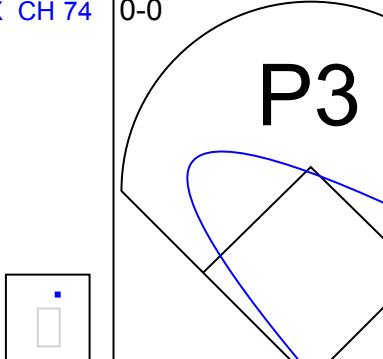
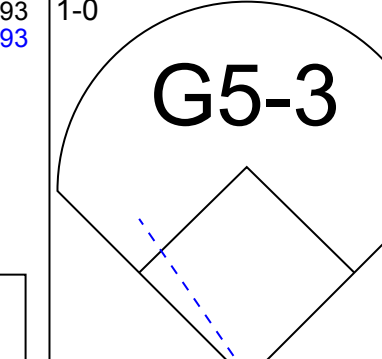
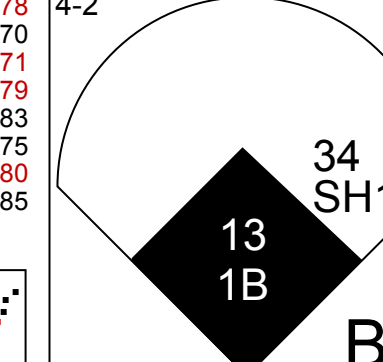
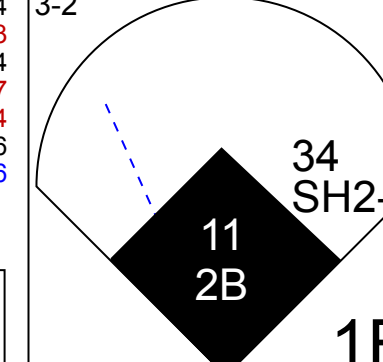
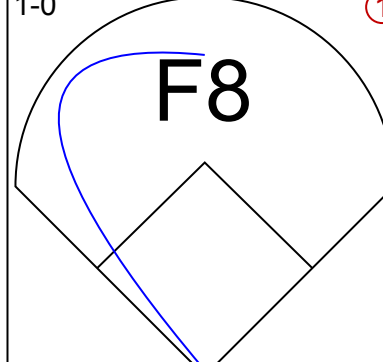
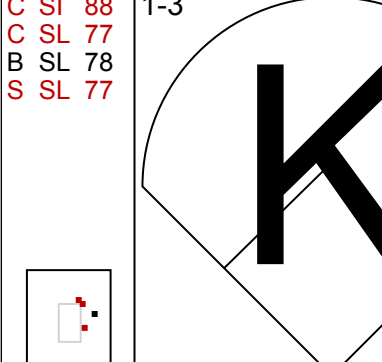





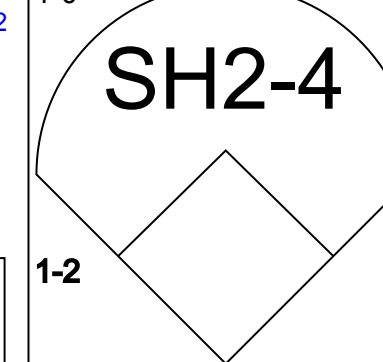
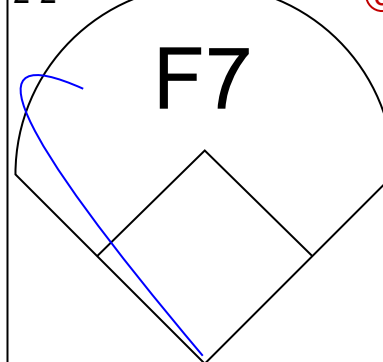
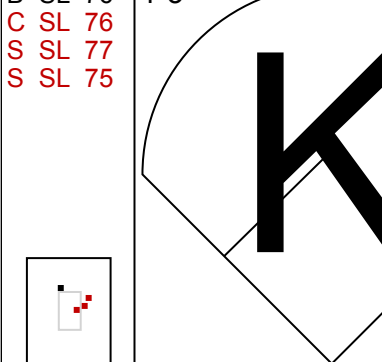


Batter	1	2	3	4	5	6	7	8	9	AB	R	H	RBI	BB	SO	LOB	BOTTOM			
18 Willie Bloomquist, R (1.6)										2	0	0	1	1	1	2				
8 Gerardo Parra, L (1.8)										4	0	1	0	0	2	1				
10 Justin Upton, R (1.9)										3	0	1	0	0	2	1				
26 Miguel Montero, L (1.2)										4	0	1	0	0	3	2				
14 Ryan Roberts, R (1.5)										4	0	0	0	0	0	2				
37 Lyle Overbay, L (1.3)										2	0	0	0	0	0	0				
11 AJ Pollock, R (7. PH)										1	0	0	0	0	1	0				
49 Mike Zagurski, L (8.1)										0	0	0	0	0	0	0				
29 Brad Ziegler, R (9.1)										0	0	0	0	0	0	0				
16 John McDonald, R (9. PH)										1	0	0	0	0	0	0				
13 Jason Kubel, L (1.7)										3	1	2	0	1	0	0				
2 Aaron Hill, R (1.4)										4	1	1	0	0	1	3				
35 Trevor Cahill, R (1.1)										2	0	0	0	0	1	2				
32 Craig Breslow, L (6.1)										0	0	0	0	0	0	0				
44 Paul Goldschmidt, R (7. PH)										2	0	0	0	0	0	1				
Inning Stats	R: 0 E: 0 K: 2 S: 10	H: 0 LOB: 1 BB: 1 P: 23	R: 0 E: 0 K: 0 S: 7	H: 0 LOB: 0 BB: 0 P: 10	R: 1 E: 0 K: 2 S: 15	H: 2 LOB: 1 BB: 0 P: 25	R: 0 E: 0 K: 1 S: 9	H: 0 LOB: 0 BB: 0 P: 14	R: 0 E: 0 K: 2 S: 14	H: 1 LOB: 1 BB: 0 P: 23	R: 1 E: 0 K: 2 S: 14	H: 1 LOB: 1 BB: 0 P: 24	R: 0 E: 0 K: 1 S: 10	H: 1 LOB: 1 BB: 0 P: 15	R: 0 E: 0 K: 0 S: 12	H: 1 LOB: 1 BB: 0 P: 19	1B: 3 2B: 2 3B: 1 HR: 0	SF: 1 SAC: 0 DP: 0 HBP: 1	WP: 0 PB: 0 SB: 0 CS: 1	PA: 36
PITCHER	IP WLS BF H R ER SO BB IBB HBP BLK WP HR S P ERA WHIP																			
18 Matt Cain, R (1.1)	6.0 W 23 3 1 1 0 2 2 0 1 0 0 63 109 1.50 0.833																			
49 Javier López, L (7.1)	0.1 H 2 1 1 0 1 0 0 0 0 0 0 6 10 0.00 3.000																			
34 Clay Hensley, R (7.1)	0.2 H 3 0 0 0 1 0 0 0 0 0 0 8 14 0.00 0.000																			
54 Sergio Romo, R (8.1)	1.0 H 4 1 0 0 1 0 0 0 0 0 0 10 15 0.00 1.000																			
46 Santiago Casilla, R (9.1)	1.0 S 4 1 0 0 0 0 0 0 0 0 0 12 19 0.00 1.000																			

San Francisco Giants @ Arizona Diamondbacks
Chase Field, Phoenix, AZ
Sat May 12 2012, 5:10 PM - 8:20 PM MST
Att: 31,719 - Roof Closed - 78 F



Batter	1	2	3	4	5	6	7	8	9	AB	R	H	RBI	BB	SO	LOB	TOP				
7 Grégor Blanco, L (1.9) OBP: 0.355, SLG: 0.327										5	1	2	3	0	1	0	San Francisco Giants @ Arizona Diamondbacks Chase Field, Phoenix, AZ Sun May 13 2012, 1:12 PM - 3:53 PM MST Att: 35,430 - Roof Closed - 77 F				
13 Joaquin Arias, R (1.5) OBP: 0.291, SLG: 0.327										5	0	1	0	0	0	2					
53 Melky Cabrera, S (1.7) OBP: 0.396, SLG: 0.504										5	2	4	1	0	0	0					
6 Brett Pill, R (1.3) OBP: 0.294, SLG: 0.489										5	1	1	2	0	2	4					
16 Ángel Pagán, S (1.8) OBP: 0.308, SLG: 0.445										5	0	2	0	0	0	1					
29 Héctor Sánchez, S (1.2) OBP: 0.274, SLG: 0.350										5	1	2	1	0	0	1					
33 Charlie Culberson, R (1.4) OBP: 0.250, SLG: 0.250										4	0	1	0	0	1	4					
35 Brandon Crawford, L (1.6) OBP: 0.248, SLG: 0.323										3	2	1	0	1	0	3					
75 Barry Zito, L (1.1) OBP: 0.133, SLG: 0.133										3	0	0	0	0	0	4					
34 Clay Hensley, R (7.1) OBP: 0.295, SLG: 0.324										0	0	0	0	0	0	0					
17 Aubrey Huff, L (8. PH) OBP: 0.295, SLG: 0.324										1	0	0	0	0	0	0					
41 Jeremy Affeldt, L (8.1)										0	0	0	0	0	0	0					
54 Sergio Romo, R (9.1)										0	0	0	0	0	0	0					
Inning Stats	R: 0 E: 0 K: 1 S: 9	H: 0 LOB: 0 BB: 0 P: 14	R: 0 E: 0 K: 0 S: 6	H: 0 LOB: 0 BB: 0 P: 14	R: 2 E: 0 K: 0 S: 13	H: 4 LOB: 2 BB: 0 P: 16	R: 2 E: 0 K: 0 S: 7	H: 3 LOB: 1 BB: 0 P: 13	R: 0 E: 0 K: 0 S: 6	H: 0 LOB: 0 BB: 0 P: 8	R: 1 E: 0 K: 2 S: 15	H: 3 LOB: 2 BB: 0 P: 23	R: 0 E: 0 K: 0 S: 6	H: 0 LOB: 0 BB: 0 P: 8	R: 0 E: 0 K: 1 S: 14	H: 1 LOB: 1 BB: 0 P: 18	1B: 12 2B: 1 3B: 0 HR: 1	SF: 0 SAC: 0 DP: 0 HBP: 0	WP: 0 PB: 0 SB: 0 CS: 0	PA: 42	
PITCHER	IP WLS BF H R ER SO BB IBB HBP BLK WP HR S P ERA WHIP	5.0 L 26 10 6 6 1 0 0 1 0 0 0 1 46 73 10.80 2.000	3.0 12 3 1 1 2 0 0 0 0 0 0 0 27 39 3.00 1.000	1.0 4 1 0 0 1 0 0 0 0 0 0 0 14 18 0.00 1.000	PITCHER																

Batter	1	2	3	4	5	6	7	8	9	AB	R	H	RBI	BB	SO	LOB	BOTTOM					
11 AJ Pollock, R (1.8) OBP: 0.311, SLG: 0.385										2	1	1	1	2	0	0	San Francisco Giants @ Arizona Diamondbacks Chase Field, Phoenix, AZ Sun May 13 2012, 1:12 PM - 3:53 PM MST Att: 35,430 - Roof Closed - 77 F					
13 Jason Kubel, L (1.7) OBP: 0.386, SLG: 0.464										4	0	3	2	0	0	1						
10 Justin Upton, R (1.9) OBP: 0.318, SLG: 0.342										3	0	0	0	1	1	3						
44 Paul Goldschmidt, R (1.3) OBP: 0.290, SLG: 0.351										4	0	0	0	0	3	2						
26 Miguel Montero, L (1.2) OBP: 0.367, SLG: 0.360										3	0	0	0	0	0	0						
1 Cody Ransom, R (1.5) OBP: 0.387, SLG: 0.636										3	0	0	0	0	1	3						
55 Josh Collmenter, R (6.1)										0	0	0	0	0	0	0						
18 Willie Bloomquist, R (8. PH) OBP: 0.262, SLG: 0.323										1	0	0	0	0	0	0						
49 Mike Zagurski, L (9.1)										0	0	0	0	0	0	0						
14 Ryan Roberts, R (1.4) OBP: 0.280, SLG: 0.309										3	2	1	0	1	1	0						
16 John McDonald, R (1.6) OBP: 0.320, SLG: 0.426										4	0	0	0	0	2	2						
34 Joe Saunders, L (1.1)										0	0	0	0	0	0	0						
2 Aaron Hill, R (6.4) OBP: 0.321, SLG: 0.415										2	0	0	0	0	1	0						
Inning Stats	R: 0 E: 0 K: 1 S: 13	H: 1 LOB: 3 BB: 1 P: 21	R: 1 E: 0 K: 1 S: 11	H: 1 LOB: 2 BB: 0 P: 22	R: 0 E: 0 K: 1 S: 10	H: 0 LOB: 0 BB: 0 P: 16	R: 2 E: 0 K: 1 S: 16	H: 3 LOB: 1 BB: 0 P: 25	R: 0 E: 0 K: 1 S: 7	H: 0 LOB: 0 BB: 0 P: 9	R: 0 E: 0 K: 0 S: 6	H: 0 LOB: 0 BB: 0 P: 10	R: 0 E: 0 K: 0 S: 8	H: 0 LOB: 0 BB: 1 P: 16	R: 0 E: 0 K: 1 S: 7	H: 0 LOB: 0 BB: 0 P: 11	1B: 2 2B: 3 3B: 0 HR: 0	SF: 0 SAC: 2 DP: 1 HBP: 1	WP: 0 PB: 0 SB: 0 CS: 0	PA: 36		
PITCHER	IP WLS BF H R ER SO BB IBB HBP BLK WP HR S P ERA WHIP	6.0 W 27 10 3 3 3 0 0 0 0 0 0 8 16 4.50 1.333	1.0 3 0 0 0 0 1 0 0 0 0 0 0 7 11 0.00 1.000	1.0 3 0 0 0 1 0 0 0 0 0 0 0 9 11 0.00 0.000	1.0 3 0 0 0 3 0 0 0 0 0 0 0 9 11 0.00 0.000	PITCHER																

Batter	1	2	3	4	5	6	7	8	9	AB	R	H	RBI	BB	SO	LOB	TOP					
18 Willie Bloomquist, R (1, 6) OBP: 0.261, SLG: 0.320	F9		1B		K			G4-3		4	0	1	0	0	1	1	Arizona Diamondbacks @ Los Angeles Dodgers Dodger Stadium, Los Angeles, CA Mon May 14 2012, 7:11 PM - 9:50 PM PDT Att: 24,312 - Clear - 67 F					
2 Aaron Hill, R (1, 4) OBP: 0.326, SLG: 0.437	F7		P6			BB		HR		3	1	1	1	1	0	1						
10 Justin Upton, R (1, 9) OBP: 0.316, SLG: 0.339				BB		FC3-4		P4		4	0	1	0	0	1	1						
13 Jason Kubel, L (1, 7) OBP: 0.281, SLG: 0.452	P5					F7		K		3	0	0	0	1	1	2						
44 Paul Goldschmidt, R (1, 3) OBP: 0.279, SLG: 0.337	P4			P2		K				4	0	0	0	0	1	2						
26 Miguel Montero, L (1, 2) OBP: 0.356, SLG: 0.348	K			K			G4-3		P5	4	0	0	0	0	2	1						
14 Ryan Roberts, R (1, 5) OBP: 0.279, SLG: 0.306	F8					F8		P3		4	0	1	0	0	0	0						
11 AJ Pollock, R (1, 8) OBP: 0.313, SLG: 0.381					G6-3			G3		3	0	1	0	0	0	1						
31 Ian Kennedy, R (1, 1) 1 Cody Ransom, R (7, PH) 32 Craig Breslow, L (7, 1)					SH3-4			K		0	0	0	0	1	0	0						
Inning Stats	R: 0 H: 1 E: 0 K: 0 S: 10	H: 1 LOB: 1 BB: 0 P: 17	R: 0 H: 0 E: 0 K: 1 S: 6	H: 0 LOB: 0 BB: 0 P: 11	R: 0 H: 2 E: 0 K: 0 S: 10	H: 2 LOB: 1 BB: 0 P: 14	R: 0 H: 0 E: 0 K: 2 S: 10	H: 0 LOB: 1 BB: 1 P: 18	R: 0 H: 0 E: 0 K: 1 S: 7	H: 0 LOB: 1 BB: 1 P: 14	R: 0 H: 1 E: 0 K: 1 S: 13	H: 1 LOB: 0 BB: 0 P: 19	R: 1 H: 1 E: 0 K: 1 S: 9	H: 1 LOB: 0 BB: 0 P: 15	R: 0 H: 0 E: 0 K: 0 S: 9	H: 0 LOB: 0 BB: 0 P: 14	1B: 4 2B: 0 3B: 0 HR: 1	SF: 0 SAC: 1 DP: 0 HBP: 0	WP: 0 PB: 0 SB: 2 CS: 0	PA: 34		
PITCHER	IP	WLS	BF	H	R	ER	SO	BB	IBB	HBP	BLK	WP	HR	S	P	ERA	WHIP					
22 Clayton Kershaw, L (1, 1) ERA: 2.22	7.0	W	27	4	0	0	6	3	0	0	0	0	0	64	108	0.00	1.000					
52 Josh Lindblom, R (8, 1) ERA: 2.33	1.0	H	4	1	1	1	1	0	0	0	0	0	1	9	15	9.00	1.000					
74 Kenley Jansen, R (9, 1) ERA: 2.29	1.0	S	3	0	0	0	0	0	0	0	0	0	0	9	14	0.00	0.000					


Batter	1	2	3	4	5	6	7	8	9	AB	R	H	RBI	BB	SO	LOB	BOTTOM					
9 Dee Strange-Gordon, L (1, 6) OBP: 0.250, SLG: 0.273	G4-3				K			K		4	1	1	0	0	2	1	Arizona Diamondbacks @ Los Angeles Dodgers Dodger Stadium, Los Angeles, CA Mon May 14 2012, 7:11 PM - 9:50 PM PDT Att: 24,312 - Clear - 67 F					
14 Mark Ellis, R (1, 4) OBP: 0.374, SLG: 0.339	G4-3		K		G6-3			F8		4	0	0	1	0	1	1						
23 Bobby Abreu, L (1, 7) OBP: 0.304, SLG: 0.382 74 Kenley Jansen, S (9, 1)	L9					F8		F8		4	0	1	0	0	0	0						
16 Andre Ethier, L (1, 9) OBP: 0.368, SLG: 0.592	K				F8			HR		4	1	2	1	0	1	2						
17 A.J. Ellis, R (1, 2) OBP: 0.454, SLG: 0.500					F7			F9		4	1	1	0	0	1	1						
7 James Loney, L (1, 3) OBP: 0.328, SLG: 0.349										3	0	2	0	1	1	1						
3 Adam Kennedy, L (1, 5) OBP: 0.295, SLG: 0.200 52 Josh Lindblom, R (8, 1) 33 Scott Van Slyke, R (9, 7) OBP: 1.000, SLG: 1.500					BB			K		2	0	0	1	0	0	2						
10 Tony Gwynn Jr., L (1, 8) OBP: 0.324, SLG: 0.339	P6				P6			K		0	0	0	0	0	0	0						
22 Clayton Kershaw, L (1, 1) ERA: 2.22 12 Justin Sellers, R (7, PH) OBP: 0.288, SLG: 0.250								K		1	0	0	0	1	1	0						
Inning Stats	R: 1 H: 1 E: 1 K: 1 S: 11	H: 1 LOB: 0 BB: 0 P: 14	R: 0 H: 0 E: 0 K: 1 S: 10	H: 0 LOB: 1 BB: 1 P: 18	R: 0 H: 1 E: 0 K: 1 S: 11	H: 1 LOB: 2 BB: 1 P: 17	R: 0 H: 1 E: 0 K: 0 S: 12	H: 1 LOB: 0 BB: 0 P: 15	R: 0 H: 0 E: 0 K: 2 S: 9	H: 0 LOB: 0 BB: 0 P: 13	R: 2 H: 3 E: 0 K: 0 S: 15	H: 3 LOB: 1 BB: 0 P: 21	R: 0 H: 0 E: 0 K: 2 S: 12	H: 0 LOB: 0 BB: 0 P: 15	R: 0 H: 1 E: 0 K: 1 S: 7	H: 1 LOB: 1 BB: 0 P: 11	1B: 6 2B: 0 3B: 0 HR: 1	SF: 1 SAC: 0 DP: 0 HBP: 0	WP: 0 PB: 0 SB: 0 CS: 0	PA: 33		
PITCHER	IP	WLS	BF	H	R	ER	SO	BB	IBB	HBP	BLK	WP	HR	S	P	ERA	WHIP					
31 Ian Kennedy, R (1, 1) ERA: 3.81	6.0	L	26	6	3	2	5	2	0	0	0	0	0	68	98	3.00	1.333					
32 Craig Breslow, L (7, 1) ERA: 1.45	2.0		7	1	0	0	3	0	0	0	0	0	0	19	26	0.00	0.500					

Batter	1	2	3	4	5	6	7	8	9	AB	R	H	RBI	BB	SO	LOB	TOP																			
8 Gerardo Parra, L (1.8) OBP: 0.306, SLG: 0.393	F8	F8			G3-1	G3-1		G1-3		4	1	1	1	1	0	0																				
18 Willie Bloomquist, R (1.6) OBP: 0.294, SLG: 0.336	F8	F8			G3-1	G3-1		G1-3		4	1	3	0	1	0	3																				
10 Justin Upton, R (1.9) OBP: 0.319, SLG: 0.336	F8		F9		G3-1	L8		G1-3		4	0	1	1	1	0	2																				
26 Miguel Montero, L (1.2) OBP: 0.358, SLG: 0.350	P6		G6-3		G3-1	G3-1		G4-3		5	1	2	1	0	0	2																				
13 Jason Kubel, L (1.7) OBP: 0.390, SLG: 0.462			G3		G3-1	G3-1		G4-3		4	1	2	1	1	0	0																				
14 Ryan Roberts, R (1.5) OBP: 0.284, SLG: 0.311					G5-2-3	G5-2-3		G4-3		4	1	2	1	1	0	0																				
37 Lyle Overbay, L (1.3) OBP: 0.421, SLG: 0.489					G1-6-3	G1-6-3		G4-3		3	0	1	1	1	0	2																				
2 Aaron Hill, R (1.4) OBP: 0.322, SLG: 0.423					G5-2-3	G5-2-3		G4-3		4	0	0	0	1	3	6																				
36 Wade Miley, L (1.1) OBP: 0.375, SLG: 0.375					G5-2-3	G5-2-3		G4-3		4	1	1	0	0	2	4																				
39 Bryan Shaw, S (7.1) OBP: 0.284, SLG: 0.311					G5-2-3	G5-2-3		G4-3		0	0	0	0	0	0	0																				
30 David Hernandez, R (8.1) OBP: 0.284, SLG: 0.311					G5-2-3	G5-2-3		G4-3		0	0	0	0	0	0	0																				
40 J.J. Putz, R (9.1) OBP: 0.284, SLG: 0.311					G5-2-3	G5-2-3		G4-3		0	0	0	0	0	0	0																				
Inning Stats	R: 0 H: 1 E: 0 K: 0 S: 8	H: 1 LOB: 1 BB: 0 P: 11	R: 1 H: 1 E: 0 K: 2 S: 13	H: 1 LOB: 3 BB: 2 P: 28	R: 0 H: 0 E: 0 K: 0 S: 7	H: 0 LOB: 0 BB: 0 P: 10	R: 0 H: 1 E: 0 K: 1 S: 7	H: 1 LOB: 0 BB: 0 P: 10	R: 3 H: 6 E: 0 K: 0 S: 15	H: 6 LOB: 3 BB: 1 P: 30	R: 0 H: 1 E: 0 K: 1 S: 8	H: 1 LOB: 2 BB: 1 P: 28	R: 1 H: 2 E: 0 K: 1 S: 15	H: 2 LOB: 2 BB: 1 P: 28	R: 0 H: 0 E: 0 K: 0 S: 8	H: 0 LOB: 1 BB: 2 P: 21	R: 0 H: 1 E: 0 K: 2 S: 11	H: 1 LOB: 1 BB: 0 P: 15	1B: 12 2B: 1 3B: 0 HR: 0	SF: 1 SAC: 0 DP: 2 HBP: 0	WP: 1 PB: 0 SB: 0 CS: 1	PA: 44														
PITCHER	IP	WLS	BF	H	R	ER	SO	BB	IBB	HBP	BLK	WP	HR	S	P	ERA	WHIP	PITCHER	IP	WLS	BF	H	R	ER	SO	BB	IBB	HBP	BLK	WP	HR	S	P	ERA	WHIP	
58 Chad Billingsley, R (1.1) ERA: 3.83	4.0	L	22	8	4	4	3	1	1	0	0	1	0	47	77	9.00	2.250																			
54 Javy Guerra, R (5.1) ERA: 4.5	1.0		4	1	0	0	0	0	1	0	0	0	0	3	12	0.00	1.000																			
28 Jamey Wright, R (6.1) ERA: 3.94	2.0		10	3	1	1	2	1	0	0	0	0	0	23	41	4.50	2.000																			
60 Todd Coffey, R (8.1) ERA: 12.46	1.0		4	0	0	0	0	2	0	0	0	0	0	8	21	0.00	2.000																			
57 Scott Elbert, L (9.1) ERA: 4.82	1.0		4	1	0	0	2	0	0	0	0	0	0	11	15	0.00	1.000																			

Arizona Diamondbacks @ Los Angeles Dodgers
Dodger Stadium, Los Angeles, CA
Tue May 15 2012, 7:11 PM - 10:11 PM PDT
Att: 47,077 - Clear - 70 F

livebaseballscorecards.com

AB	37
R	5
H	13
RBI	5
BB	6
SO	7
LOB	23




Batter	1	2	3	4	5	6	7	8	9	AB	R	H	RBI	BB	SO	LOB	BOTTOM																			
9 Dee Strange-Gordon, L (1.8) OBP: 0.248, SLG: 0.270	K				G6-3	G6-3		F9		5	0	1	0	0	1	3																				
14 Mark Ellis, R (1.4) OBP: 0.385, SLG: 0.377	K				G6-3	G6-3		F8		4	1	3	1	0	0	2																				
33 Scott Van Slyke, R (1.9) OBP: 0.429, SLG: 0.500	FC1-4				G6-3	G6-3		F8		4	0	0	0	0	1	3																				
16 Andre Ethier, L (1.8) OBP: 0.372, SLG: 0.586	K				G6-4-3	G6-4-3		F7		3	0	1	0	0	1	1																				
17 A.J. Ellis, R (1.2) OBP: 0.455, SLG: 0.500	K				G6-4-3	G6-4-3		F7		4	0	2	0	0	1	1																				
30 Jemy Sands, R (1.7) OBP: 0.250, SLG: 0.250	K				G6-4-3	G6-4-3		F7		4	0	1	0	0	2	3																				
7 James Loney, L (1.3) OBP: 0.317, SLG: 0.336	G4-6-3				G4-3	G4-3		F7		4	0	0	0	0	0	1																				
12 Justin Sellers, R (1.5) OBP: 0.281, SLG: 0.222	K				L5	L5		F8		3	0	0	0	1	1	0																				
58 Chad Billingsley, R (1.1) OBP: 0.375, SLG: 0.375					P3	P3		F7		1	0	0	0	0	0	0																				
54 Javy Guerra, R (5.1) ERA: 4.5					P3	P3		F7		0	0	0	0	0	0	0																				
37 Elian Herrera, S (5.1) ERA: 2.45					P3	P3		F7		0	0	0	0	0	0	0																				
28 Jamey Wright, R (6.1) ERA: 3.94					P3	P3		F7		0	0	0	0	0	0	0																				
10 Tony Gwynn Jr., L (7.1) OBP: 0.339, SLG: 0.343					P3	P3		F7		0	0	0	0	0	0	0																				
60 Todd Coffey, R (8.1) ERA: 12.46					P3	P3		F7		0	0	0	0	0	0	0																				
57 Scott Elbert, L (9.1) ERA: 4.82					P3	P3		F7		0	0	0	0	0	0	0																				
3 Adam Kennedy, L (9.1) ERA: 12.25					P3	P3		F7		0	0	0	0	0	0	0																				
Inning Stats	R: 0 H: 1 E: 0 K: 2 S: 14	H: 1 LOB: 1 BB: 0 P: 18	R: 0 H: 1 E: 0 K: 1 S: 9	H: 1 LOB: 0 BB: 0 P: 10	R: 0 H: 2 E: 0 K: 1 S: 16	H: 2 LOB: 0 BB: 0 P: 22	R: 0 H: 0 E: 0 K: 1 S: 5	H: 0 LOB: 0 BB: 0 P: 8	R: 0 H: 0 E: 0 K: 0 S: 6	H: 0 LOB: 0 BB: 1 P: 9	R: 1 H: 3 E: 0 K: 0 S: 14	H: 3 LOB: 2 BB: 0 P: 19	R: 0 H: 1 E: 0 K: 0 S: 10	H: 1 LOB: 1 BB: 1 P: 18	R: 0 H: 1 E: 0 K: 2 S: 9	H: 1 LOB: 1 BB: 0 P: 14	R: 0 H: 1 E: 0 K: 0 S: 8	H: 1 LOB: 1 BB: 0 P: 11	1B: 8 2B: 1 3B: 0 HR: 1	SF: 0 SAC: 0 DP: 2 HBP: 1	WP: 0 PB: 0 SB: 0 CS: 0	PA: 37														
PITCHER	IP	WLS	BF	H	R	ER	SO	BB	IBB	HBP	BLK	WP	HR	S	P	ERA	WHIP	PITCHER	IP	WLS	BF	H	R	ER	SO	BB	IBB	HBP	BLK	WP	HR	S	P	ERA	WHIP	
36 Wade Miley, L (1.1) ERA: 2.52	6.2	W	28	8	1	1	5	1	0	1	0	0	0	1	72	1.35	1.350																			
39 Bryan Shaw, R (7.1) ERA: 2.08	0.1	H	1	0	0	0	0	0	0	0	0	0	0	2	3	0.00	0.000																			
30 David Hernandez, R (8.1) ERA: 2.08	1.0		4	1	0	0	2	0	0	0	0	0	0	9	14	0.00	1.000																			
40 J.J. Putz, R (9.1) ERA: 8.18	1.0		4	1	0	0	0	0	0	0	0	0	0	8	11	0.00	1.000																			

Arizona Diamondbacks @ Los Angeles Dodgers
Dodger Stadium, Los Angeles, CA
Tue May 15 2012, 7:11 PM - 10:11 PM PDT
Att: 47,077 - Clear - 70 F

livebaseballscorecards.com

AB	35
R	1
H	10
RBI	1
BB	1
SO	7
LOB	14



Batter		1	2	3	4	5	6	7	8	9	AB	R	H	RBI	BB	SO	LOB	TOP								
8	Gerardo Parra, L (1.8) OBP: 0.313, SLG: 0.393	L4	F7			K					4	2	1	0	2	1	3									
18	Willie Bloomquist, R (1.6) OBP: 0.287, SLG: 0.336	L1-3			K						6	1	2	2	0	2	4									
10	Justin Upton, R (1.9) OBP: 0.331, SLG: 0.352					K					3	2	1	2	3	1	0									
26	Miguel Montero, L (1.2) OBP: 0.350, SLG: 0.336					K					5	0	0	0	1	2	4									
13	Jason Kubel, L (1.7) OBP: 0.386, SLG: 0.449	K									5	2	2	1	0	2	2									
30	David Hernandez, R (8.1)										0	0	0	0	0	0	0									
29	Brad Ziegler, R (8.1)										0	0	0	0	0	0	0									
40	J.J. Putz, R (9.1)										0	0	0	0	0	0	0									
44	Paul Goldschmidt, R (1.3) OBP: 0.329, SLG: 0.352					K					3	1	2	1	2	1	0									
14	Ryan Roberts, R (1.5) OBP: 0.296, SLG: 0.321										5	0	3	2	0	2	1									
2	Aaron Hill, R (1.4) OBP: 0.329, SLG: 0.416										4	1	1	0	1	0	6									
35	Trevor Cahill, R (1.1) OBP: 0.375, SLG: 0.452										1	0	0	0	0	1	1									
1	Cody Ransom, R (6.0) OBP: 0.333, SLG: 0.320										1	0	0	0	0	0	0									
37	Lydia Overholser, R (6.0) OBP: 0.341, SLG: 0.390										1	0	0	0	0	0	0									
32	Craig Breslow, L (6.1) OBP: 0.329, SLG: 0.420										0	0	0	0	0	0	0									
39	Bryan Shaw, S (7.1) OBP: 0.335, SLG: 0.333										0	0	0	0	0	0	0									
11	A.J. Pollock, R (8.7) OBP: 0.278, SLG: 0.333										2	0	0	0	0	0	0									
Inning Stats		R: 0 E: 0 K: 1 S: 10	H: 0 LOB: 2 BB: 2 P: 23	R: 0 E: 0 K: 0 S: 17	H: 1 LOB: 2 BB: 1 P: 26	R: 0 E: 0 K: 2 S: 9	H: 0 LOB: 0 BB: 0 P: 17	R: 0 E: 0 K: 2 S: 10	H: 0 LOB: 0 BB: 0 P: 15	R: 1 E: 0 K: 3 S: 14	H: 1 LOB: 2 BB: 2 P: 31	R: 1 E: 0 K: 2 S: 19	H: 2 LOB: 3 BB: 2 P: 30	R: 1 E: 0 K: 0 S: 12	H: 3 LOB: 0 BB: 0 P: 21	R: 4 E: 0 K: 1 S: 24	H: 4 LOB: 2 BB: 2 P: 41	R: 2 E: 0 K: 1 S: 16	H: 2 LOB: 0 BB: 0 P: 18	1B: 11 2B: 1 3B: 0 HR: 1	SF: 0 SAC: 1 DP: 0 HBP: 0	WP: 3 PB: 0 SB: 2 CS: 0	PA: 49			
PITCHER		IP: 4.2 ERA: 4.37	WLS: 5 BF: 21	H: 2 R: 1 ER: 1 SO: 7	BB: 5 IBB: 0 HBP: 0 BLK: 0	WP: 2 HR: 0 S: 57 P: 106	ERA: 1.93 WHIP: 1.500		PITCHER		IP: 0.1 ERA: 8.9	WLS: 0 BF: 3	H: 0 R: 0 ER: 0 SO: 0	BB: 0 IBB: 0 HBP: 0 BLK: 0	WP: 0 HR: 0 S: 10 P: 14	ERA: 0.00 WHIP: 6.000		PITCHER		IP: 1.0 ERA: 3.0	WLS: L BF: 5	H: 2 R: 2 ER: 2 SO: 1	BB: 0 IBB: 0 HBP: 0 BLK: 0	WP: 0 HR: 0 S: 16 P: 18	ERA: 18.00 WHIP: 2.000	
19	Marco Scutaro, R (1.4) OBP: 0.316, SLG: 0.331										3	1	1	1	2	0	1									
22	Jordan Pacheco, R (1.5) OBP: 0.282, SLG: 0.444										4	1	1	1	0	0	2									
48	Esmil Rogers, R (8.1)										0	0	0	0	0	0	0									
20	Wilin Rosario, R (6.0) OBP: 0.266, SLG: 0.559										1	0	0	0	0	0	3									
5	Carlos González, L (1.7) OBP: 0.383, SLG: 0.540										5	1	2	0	0	2	1									
2	Troy Tulowitzki, R (1.6) OBP: 0.344, SLG: 0.420										4	1	2	2	1	0	1									
17	Todd Helton, L (1.3) OBP: 0.333, SLG: 0.434										4	1	1	0	1	1	1									
21	Tyler Cahill, L (1.9) OBP: 0.338, SLG: 0.548										3	1	2	0	0	1	0									
20	Josh Roenicke, R (7.1) OBP: 0.333, SLG: 0.320										0	0	0	0	0	0	0									
49	Rex Brothers, L (8.0) OBP: 0.266, SLG: 0.420										0	0	0	0	0	0	0									
18	Jonathan Herrera, L (8.0) OBP: 0.282, SLG: 0.390										0	0	0	0	0	0	0									
23	Jason Castro, R (8.0) OBP: 0.444, SLG: 0.620										1	0	1	0	0	0	0									
1	Eric Young, L (8.0) OBP: 0.266, SLG: 0.420										0	0	0	0	0	0	0									
63	Rafael Betancourt, R (9.1) OBP: 0.167, SLG: 0.333										1	0	0	0	0	1	3									
6	Alex White, R (9.0) OBP: 0.272, SLG: 0.430										5	0	1	0	0	0	8									
Inning Stats		R: 2 E: 0 K: 2 S: 11	H: 1 LOB: 1 BB: 1 P: 17	R: 1 E: 0 K: 1 S: 11	H: 2 LOB: 1 BB: 0 P: 15	R: 0 E: 0 K: 0 S: 8	H: 0 LOB: 1 BB: 1 P: 13	R: 0 E: 0 K: 2 S: 10	H: 1 LOB: 1 BB: 1 P: 16	R: 1 E: 0 K: 1 S: 12	H: 1 LOB: 0 BB: 0 P: 20	R: 0 E: 0 K: 0 S: 7	H: 1 LOB: 0 BB: 0 P: 13	R: 0 E: 0 K: 1 S: 7	H: 1 LOB: 1 BB: 0 P: 10	R: 3 E: 1 K: 0 S: 18	H: 2 LOB: 3 BB: 3 P: 35	R: 0 E: 0 K: 1 S: 7	H: 3 LOB: 2 BB: 0 P: 15	1B: 7 2B: 2 3B: 1 HR: 2	SF: 0 SAC: 0 DP: 1 HBP: 0	WP: 0 PB: 0 SB: 0 CS: 3	PA: 43			
PITCHER		IP: 5.0 ERA: 4.01	WLS: 3 BF: 22	H: 4 R: 4 ER: 4 SO: 6	BB: 3 IBB: 0 HBP: 0 BLK: 0	WP: 0 HR: 2 S: 52 P: 81	ERA: 1.600 WHIP: 1.000		PITCHER		IP: 1.0 ERA: 7.5	WLS: S BF: 5	H: 0 R: 0 ER: 0 SO: 1	BB: 0 IBB: 0 HBP: 0 BLK: 0	WP: 0 HR: 0 S: 7 P: 15	ERA: 0.00 WHIP: 3.000		PITCHER		IP: 1.0 ERA: 7.5	WLS: S BF: 3	H: 3 R: 0 ER: 0 SO: 1	BB: 0 IBB: 0 HBP: 0 BLK: 0	WP: 0 HR: 0 S: 7 P: 15	ERA: 13.50 WHIP: 7.500	
35	Trevor Cahill, R (1.1) OBP: 0.375, SLG: 0.452										2	0	1	2	2	0	0									
32	Craig Breslow, L (6.1) OBP: 0.329, SLG: 0.420										2	0	0	0	0	0	0									
39	Bryan Shaw, R (7.1) OBP: 0.335, SLG: 0.333										0	0	0	0	0	0	0									
30	David Hernandez, R (8.1) OBP: 0.331, SLG: 0.352										2	0	0	0	0	0	0									
3	Michael Cuddyer, R (7.9) OBP: 0.322, SLG: 0.455										2	0	0	0	0	1	2									
Inning Stats		R: 2 E: 0 K: 2 S: 11	H: 1 LOB: 1 BB: 1 P: 17	R: 1 E: 0 K: 1 S: 11	H: 2 LOB: 1 BB: 0 P: 15	R: 0 E: 0 K: 2 S: 10	H: 1 LOB: 1 BB: 1 P: 16	R: 1 E: 0 K: 1 S: 12	H: 1 LOB: 0 BB: 0 P: 20	R: 0 E: 0 K: 0 S: 7	H: 1 LOB: 1 BB: 0 P: 13	R: 0 E: 0 K: 1 S: 7	H: 1 LOB: 1 BB: 0 P: 10	R: 3 E: 1 K: 0 S: 18	H: 2 LOB: 3 BB: 3 P: 35	R: 0 E: 0 K: 1 S: 7	H: 3 LOB: 2 BB: 0 P: 15	1B: 7 2B: 2 3B: 1 HR: 2	SF: 0 SAC: 0 DP: 1 HBP: 0	WP: 0 PB: 0 SB: 0 CS: 3	PA: 43					
PITCHER		IP: 4.0 ERA: 4.01	WLS: 3 BF: 22	H: 4 R: 4 ER: 4 SO: 6	BB: 3 IBB: 0 HBP: 0 BLK: 0	WP: 0 HR: 2 S: 52 P: 81	ERA: 1.600 WHIP: 1.000		PITCHER		IP: 1.0 ERA: 7.5	WLS: S BF: 5	H: 0 R: 0 ER: 0 SO: 1	BB: 0 IBB: 0 HBP: 0 BLK: 0	WP: 0 HR: 0 S: 7 P: 15	ERA: 0.00 WHIP: 3.000		PITCHER		IP: 1.0 ERA: 7.5	WLS: S BF: 3	H: 3 R: 0 ER: 0 SO: 1	BB: 0 IBB: 0 HBP: 0 BLK: 0	WP: 0 HR: 0 S: 7 P: 15	ERA: 13.50 WHIP: 7.500	

Arizona Diamondbacks @ Colorado Rockies
Coors Field, Denver, CO
Thu May 17 2012, 1:13 PM - 5:12 PM MDT
Att: 32,035 - Cloudy - 75 F

AB 39
R 9
H 13
RBI 9
BB 9
SO 12
LOB 21



Arizona Diamondbacks @ Colorado Rockies
Coors Field, Denver, CO
Thu May 17 2012, 1:13 PM - 5:12 PM MDT
Att: 32,035 - Cloudy - 75 F

AB 37
R 7
H 12
RBI 6
BB 6
SO 8
LOB 25



Batter	1	2	3	4	5	6	7	8	9	AB	R	H	RBI	BB	SO	LOB	TOP			
8 Gerardo Parra, L (1,8) OBP: 0.308, SLG: 0.385	G4-3		G3-1			1B	G4-3		L8	5	1	1	0	0	0	0				
18 Willie Bloomquist, R (1,6) OBP: 0.299, SLG: 0.347	G5-3		F8			1B		1B	1B	5	2	3	0	0	0	0				
10 Justin Upton, R (1,9) OBP: 0.342, SLG: 0.359	BB				G5-3	1B		1B	CS	3	3	2	1	1	0	0				
26 Miguel Montero, L (1,2) OBP: 0.354, SLG: 0.357	2B				G5-3	1B		2B		4	0	2	3	0	1	2				
24 Chris Young, R (1,10) OBP: 0.480, SLG: 0.860	L4				K	1B		F7		4	0	1	2	0	1	2				
13 Jason Kubel, L (1,7) OBP: 0.389, SLG: 0.442		F7			G6-3	1B		BB		2	0	0	0	2	0	0				
44 Paul Goldschmidt, R (1,3) OBP: 0.290, SLG: 0.339		K			F9	K		K		4	0	0	0	0	3	4				
1 Cody Ransom, R (1,5) OBP: 0.364, SLG: 0.612		G5-3			BB	CS		K		3	0	0	0	1	2	2				
2 Aaron Hill, R (1,4) OBP: 0.321, SLG: 0.404			F8		FC6-4	F8		F9		4	0	0	0	0	0	1				
Inning Stats	R: 1 E: 0 K: 0 S: 12	H: 1 LOB: 1 BB: 1 P: 21	R: 0 E: 0 K: 1 S: 8	H: 0 LOB: 0 BB: 0 P: 12	R: 0 E: 0 K: 1 S: 9	H: 0 LOB: 0 BB: 0 P: 13	R: 0 E: 0 K: 0 S: 9	H: 0 LOB: 1 BB: 1 P: 16	R: 3 E: 0 K: 2 S: 11	H: 4 LOB: 1 BB: 1 P: 24	R: 0 E: 0 K: 1 S: 7	H: 0 LOB: 0 BB: 0 P: 10	R: 2 E: 0 K: 2 S: 17	H: 3 LOB: 2 BB: 1 P: 29	R: 0 E: 0 K: 0 S: 11	H: 1 LOB: 0 BB: 0 P: 17	1B: 6 2B: 3 HR: 0	SF: 0 SAC: 0 HBP: 0	WP: 0 PB: 0 CS: 2	PA: 40
PITCHER	IP WLS BF H R ER SO BB IBB HBP BLK WP HR S P ERA WHIP																			
39 Luis Mendoza, R (1,1) ERA: 5.03	5.2	L	25	5	4	4	4	2	1	0	0	0	0	0	0	55	93	6.35	1.235	
40 Kelvin Herrera, R (6,1) ERA: 4.35	1.1	L	5	2	2	2	1	0	0	0	0	0	0	0	11	17	13.50	1.500		
55 Tim Collins, L (8,1) ERA: 3.1	0.1	S	1	0	0	0	0	0	0	0	0	0	0	0	7	15	0.00	6.000		
31 Louis Coleman, R (8,1) ERA: 3.18	1.2	S	5	1	0	0	2	0	0	0	0	0	0	0	17	26	0.00	0.600		

Arizona Diamondbacks @ Kansas City Royals
Kauffman Stadium, Kansas City, MO
Fri May 18 2012, 7:11 PM - 10:16 PM CDT
Att: 33,694 - Partly Cloudy - 84 F

AB 34
R 6
H 9
RBI 6
BB 4
SO 7
LOB 11



Batter	1	2	3	4	5	6	7	8	9	AB	R	H	RBI	BB	SO	LOB	BOTTOM					
2 Alcides Escobar, R (1,6) OBP: 0.336, SLG: 0.422	FC4-6	F9		G3-1		G4-3			K	5	0	1	0	0	1	1						
19 Irving Falu, S (1,4) OBP: 0.429, SLG: 0.571	P3	P3		1B					G6-3	5	1	2	0	0	0	2						
16 Billy Butler, R (1,3) OBP: 0.356, SLG: 0.513	BB					2B			G6-3	3	1	1	1	2	0	2						
1 Jarrod Dyson, L (9,PR) OBP: 0.355, SLG: 0.325	BB					G4-3			BB	0	0	0	0	0	0	0						
4 Alex Gordon, L (1,7) OBP: 0.329, SLG: 0.379	FC4-6			G4-3		G1-4-3			K	5	0	1	1	0	1	3						
21 Jeff Francoeur, R (1,9) OBP: 0.295, SLG: 0.345	F8			G3		F8			FC6-4	4	0	1	0	0	0	3						
9 Johnny Cueto, R (1,10) OBP: 0.318, SLG: 0.300		FC1-6		G3		G1-4-3			G1-4-3	3	1	2	0	1	0	1						
8 Mike Moustakas, L (1,5) OBP: 0.348, SLG: 0.496		FC1-6		G3		K2-3			F7	4	0	1	0	0	1	3						
12 Mitch Maier, L (1,8) OBP: 0.294, SLG: 0.318		FC1-6		G4-3		K2-3			F8	4	1	0	0	0	1	4						
33 Humberto Quintero, R (1,2) OBP: 0.293, SLG: 0.395		2B		G6-3		F7			K	4	0	1	2	0	1	0						
Inning Stats	R: 0 E: 0 K: 0 S: 16	H: 3 LOB: 2 BB: 0 P: 26	R: 2 E: 0 K: 0 S: 14	H: 3 LOB: 1 BB: 0 P: 19	R: 1 E: 0 K: 0 S: 11	H: 2 LOB: 2 BB: 1 P: 20	R: 0 E: 0 K: 0 S: 9	H: 1 LOB: 1 BB: 0 P: 12	R: 0 E: 0 K: 1 S: 11	H: 0 LOB: 0 BB: 0 P: 19	R: 0 E: 0 K: 1 S: 6	H: 0 LOB: 0 BB: 0 P: 9	R: 1 E: 0 K: 0 S: 10	H: 2 LOB: 1 BB: 0 P: 14	R: 0 E: 0 K: 1 S: 9	H: 0 LOB: 2 BB: 1 P: 16	R: 0 E: 0 K: 2 S: 12	H: 0 LOB: 2 BB: 1 P: 19	1B: 6 2B: 3 HR: 1	SF: 0 SAC: 0 HBP: 0	WP: 0 PB: 0 CS: 0	PA: 40
PITCHER	IP WLS BF H R ER SO BB IBB HBP BLK WP HR S P ERA WHIP																					
34 Joe Saunders, L (1,1) ERA: 3.55	6.0	W	28	8	3	3	2	2	0	0	0	0	0	0	0	105	167	4.50	1.667			
29 Brad Ziegler, R (7,1) ERA: 1.5	1.0	H	5	2	1	1	0	0	0	0	0	0	0	0	10	14	9.00	2.000				
32 Craig Breslow, L (8,1) ERA: 1.31	1.0	S	3	0	0	0	1	0	0	0	0	0	0	9	16	0.00	0.000					
40 J.J. Putz, R (9,1) ERA: 6.92	1.0	S	4	0	0	0	2	1	0	0	0	0	0	12	19	0.00	1.000					

Arizona Diamondbacks @ Kansas City Royals
Kauffman Stadium, Kansas City, MO
Fri May 18 2012, 7:11 PM - 10:16 PM CDT
Att: 33,694 - Partly Cloudy - 84 F

AB 37
R 4
H 10
RBI 4
BB 3
SO 5
LOB 19




Batter	1	2	3	4	5	6	7	8	9	AB	R	H	RBI	BB	SO	LOB	TOP										
8 Gerardo Parra, L (1,8) OBP: 0.314, SLG: 0.379	F8		BB		FC4-6			BB		2	1	0	0	2	0	2	Arizona Diamondbacks @ Kansas City Royals Kauffman Stadium, Kansas City, MO Sun May 20 2012, 1:11 PM - 3:47 PM CDT Att: 24,234 - Overcast - 72 F										
14 Ryan Roberts, R (1,5) OBP: 0.288, SLG: 0.319	K		G5-3		FC5-2			SH1-4		3	0	0	0	0	1	3											
10 Justin Upton, R (1,9) OBP: 0.344, SLG: 0.358	K				P3			SF9		3	0	1	1	0	1	2											
26 Miguel Montero, L (1,2) OBP: 0.355, SLG: 0.348		BB			F7			F7		4	0	1	0	0	0	1											
24 Chris Young, R (1,10) OBP: 0.431, SLG: 0.745	K				F8			F7		4	0	0	0	0	1	2											
13 Jason Kubel, L (1,7) OBP: 0.389, SLG: 0.444	G4-3				G4-3			F8		3	0	0	0	1	0	2											
44 Paul Goldschmidt, R (1,3) OBP: 0.303, SLG: 0.367	G6-3				BB			F8		4	1	1	0	0	1	2											
2 Aaron Hill, R (1,4) OBP: 0.321, SLG: 0.396			G5-3		BB			K		3	0	1	0	1	1	0											
16 John McDonald, R (1,6) OBP: 0.328, SLG: 0.436	G5-3				BB			L6		4	0	1	1	0	0	2											
Inning Stats	R: 0 H: 0 E: 0 K: 2 S: 9	H: 0 LOB: 0 BB: 0 P: 16	R: 0 H: 1 E: 0 K: 1 S: 14	H: 1 LOB: 1 BB: 0 P: 20	R: 0 H: 0 E: 0 K: 0 S: 7	H: 0 LOB: 1 BB: 1 P: 16	R: 0 H: 1 E: 0 K: 0 S: 7	H: 1 LOB: 1 BB: 0 P: 11	R: 0 H: 3 E: 0 K: 0 S: 9	H: 3 LOB: 2 BB: 0 P: 14	R: 0 H: 0 E: 0 K: 0 S: 10	H: 0 LOB: 0 BB: 0 P: 15	R: 0 H: 0 E: 0 K: 2 S: 10	H: 0 LOB: 0 BB: 0 P: 13	R: 1 H: 0 E: 0 K: 0 S: 10	H: 0 LOB: 0 BB: 1 P: 19	R: 0 H: 0 E: 0 K: 0 S: 8	H: 0 LOB: 2 BB: 2 P: 17	1B: 4 2B: 1 3B: 0 HR: 0	SF: 1 SAC: 1 DP: 0 HBP: 0	WP: 1 PB: 0 SB: 2 CS: 0	PA: 36					
PITCHER	IP	WLS	BF	H	R	ER	SO	BB	IBB	HBP	BLK	WP	HR	S	P	ERA	WHIP										
47 Nate Adcock, R (1,1) ERA: 2.33	5.0	L	21	5	1	1	3	1	0	0	0	0	0	46	77	1.80	1.200										
40 Kelvin Herrera, R (6,1) ERA: 3.97	2.0		6	0	0	0	2	0	0	0	0	0	0	20	28	0.00	0.000										
56 Greg Holland, R (8,1) ERA: 8.38	1.0		4	0	1	1	0	1	0	0	0	1	0	10	19	9.00	1.000										
31 Louis Coleman, R (9,1) ERA: 2.92	1.0		5	0	0	0	0	2	0	0	0	0	0	8	17	0.00	2.000										

Batter	1	2	3	4	5	6	7	8	9	AB	R	H	RBI	BB	SO	LOB	BOTTOM										
9 Johnny Giavotella, R (1,4) OBP: 0.269, SLG: 0.250	F9		K		K			G5-3		4	0	0	0	0	2	2	Arizona Diamondbacks @ Kansas City Royals Kauffman Stadium, Kansas City, MO Sun May 20 2012, 1:11 PM - 3:47 PM CDT Att: 24,234 - Overcast - 72 F										
2 Alcides Escobar, R (1,6) OBP: 0.338, SLG: 0.415	K		F8		G5-3			K		4	0	0	0	0	2	0											
8 Mike Moustakas, L (1,5) OBP: 0.349, SLG: 0.511	BB		G3		G4-3			K		4	0	1	0	0	1	0											
16 Billy Butler, R (1,10) OBP: 0.357, SLG: 0.523	F8				F8			HBP		2	0	0	0	1	0	1											
21 Jeff Francoeur, R (1,9) OBP: 0.305, SLG: 0.366			BB		BB			1B		4	0	4	0	0	0	0											
4 Alex Gordon, L (1,7) OBP: 0.320, SLG: 0.363	G3		G1-3		G4-3			K		4	0	0	0	0	1	6											
35 Eric Hosmer, L (1,3) OBP: 0.238, SLG: 0.311	BB				P6			L9		3	0	0	0	1	0	2											
27 Brayan Peña, S (1,2) OBP: 0.284, SLG: 0.347	F9		G4-3		G4-3			L7		4	0	1	0	0	0	4											
1 Jarrod Dyson, L (1,8) OBP: 0.347, SLG: 0.322	G6-3				BB			K		4	0	1	0	0	1	3											
Inning Stats	R: 0 H: 1 E: 0 K: 1 S: 13	H: 1 LOB: 1 BB: 0 P: 16	R: 0 H: 1 E: 0 K: 0 S: 10	H: 1 LOB: 2 BB: 1 P: 20	R: 0 H: 0 E: 0 K: 1 S: 7	H: 0 LOB: 0 BB: 0 P: 11	R: 0 H: 1 E: 0 K: 0 S: 7	H: 1 LOB: 2 BB: 1 P: 12	R: 0 H: 1 E: 0 K: 1 S: 8	H: 1 LOB: 0 BB: 0 P: 13	R: 0 H: 1 E: 0 K: 0 S: 9	H: 1 LOB: 1 BB: 0 P: 12	R: 0 H: 1 E: 0 K: 0 S: 10	H: 1 LOB: 1 BB: 0 P: 15	R: 0 H: 1 E: 0 K: 3 S: 11	H: 1 LOB: 2 BB: 0 P: 15	R: 0 H: 0 E: 0 K: 1 S: 10	H: 0 LOB: 0 BB: 0 P: 11	1B: 6 2B: 0 3B: 1 HR: 0	SF: 0 SAC: 0 DP: 0 HBP: 1	WP: 0 PB: 0 SB: 0 CS: 1	PA: 36					
PITCHER	IP	WLS	BF	H	R	ER	SO	BB	IBB	HBP	BLK	WP	HR	S	P	ERA	WHIP										
36 Wade Miley, L (1,1) ERA: 2.14	7.0	W	28	6	0	0	3	2	0	0	0	0	0	64	99	0.00	1.143										
30 David Hernandez, R (8,1) ERA: 2.37	1.0	H	5	1	0	0	3	0	0	1	0	0	0	11	15	0.00	1.000										
40 J.J. Putz, R (9,1) ERA: 6.43	1.0	S	3	0	0	0	1	0	0	0	0	0	0	10	11	0.00	0.000										

livebaseballscores.com

livebaseballscores.com



Batter	1	2	3	4	5	6	7	8	9	AB	R	H	RBI	BB	SO	LOB	TOP												
10 Tony Gwynn Jr., L OBP: 0.333, SLG: 0.371	G3-1	1-1 1B			G3	G4-3		G4-3		5	0	1	0	0	0	2	<p>Los Angeles Dodgers @ Arizona Diamondbacks</p> <p>Chase Field, Phoenix, AZ</p> <p>Mon May 21 2012, 6:41 PM - 9:57 PM MST</p> <p>Att: 24,768 - Clear - 105 F</p>												
37 Elian Herrera, S OBP: 0.368, SLG: 0.389	1-1 1B	P4			L9		G6-3	K		5	0	1	0	0	1	2													
16 Andre Ethier, L OBP: 0.379, SLG: 0.590	K				L1-3					4	1	2	1	1	1	1													
33 Scott Van Slyke, R OBP: 0.267, SLG: 0.500	G4-3				L4			K		5	0	0	0	0	2	3													
30 Jerry Sands, R OBP: 0.250, SLG: 0.333		1-1 1B			G4-3					4	1	1	0	0	0	2													
51 Ronald Belisario, R										0	0	0	0	0	0	0													
54 Javy Guerra, R										0	0	0	0	0	0	0													
23 Bobby Abreu, L OBP: 0.351, SLG: 0.435										1	0	0	0	0	1	1													
28 Jamey Wright, R										0	0	0	0	0	0	0													
13 Iván De Jesús Jr., R OBP: 0.400, SLG: 0.250	K				G6-3					3	1	1	0	1	1	1													
3 Adam Kennedy, L OBP: 0.348, SLG: 0.333										1	0	0	0	0	0	1													
18 Matt Treanor, R OBP: 0.281, SLG: 0.464		HR								3	1	1	2	1	1	2	<p>livebaseballscorecards.com</p> <p>AB 38</p> <p>R 6</p> <p>H 11</p> <p>RBI 6</p> <p>BB 3</p> <p>SO 8</p> <p>LOB 17</p> 												
12 Justin Sellers, R OBP: 0.292, SLG: 0.395	F9				FC5-4			K		4	1	2	1	0	0	1													
35 Chris Capuano, L OBP: 0.214, SLG: 0.231										2	0	1	0	0	1	1													
7 James Loney, L OBP: 0.336, SLG: 0.395										1	1	1	2	0	0	0													
Inning Stats	R: 0 E: 0 K: 1 S: 9	H: 1 LOB: 1 P: 14	R: 2 E: 0 K: 1 S: 20	H: 4 LOB: 2 BB: 0 P: 30	R: 0 E: 0 K: 0 S: 8	H: 0 LOB: 0 BB: 0 P: 11	R: 0 E: 0 K: 1 S: 7	H: 0 LOB: 1 BB: 1 P: 14	R: 0 E: 0 K: 0 S: 11	H: 1 LOB: 2 BB: 1 P: 18	R: 1 E: 0 K: 1 S: 10	H: 1 LOB: 0 BB: 0 P: 14	R: 3 E: 0 K: 2 S: 20	H: 3 LOB: 0 BB: 0 P: 28	R: 0 E: 0 K: 2 S: 7	H: 0 LOB: 1 BB: 1 P: 13		1B: 7 2B: 0 3B: 1 HR: 3	SF: 0 SAC: 1 DP: 0 HBP: 0	WP: 0 PB: 0 SB: 0 CS: 0	PA: 42								
PITCHER	IP	WLS	BF	H	R	ER	SO	BB	IBB	HBP	BLK	WP	HR	S	P	ERA		WHIP											
46 Patrick Corbin, L ERA: 5.27	5.1	L	26	7	2	2	3	2	0	0	0	0	0	1	62	99		3.38	1.688										
32 Craig Breslow, L ERA: 1.61	1.2		6	1	1	1	1	0	0	0	0	0	0	1	12	16		5.40	0.600										
39 Bryan Shaw, R ERA: 3.78	1.0		6	3	3	3	2	0	0	0	0	0	1	20	28	27.00		3.000											
49 Mike Zagurski, L ERA: 4.91	1.0		4	0	0	0	2	1	0	0	0	0	0	7	13	0.00		1.000											

Batter	1	2	3	4	5	6	7	8	9	AB	R	H	RBI	BB	SO	LOB	BOTTOM										
18 Willie Bloomquist, R OBP: 0.301, SLG: 0.362	F9				G5-3					4	1	1	0	0	0	2	<p>Los Angeles Dodgers @ Arizona Diamondbacks</p> <p>Chase Field, Phoenix, AZ</p> <p>Mon May 21 2012, 6:41 PM - 9:57 PM MST</p> <p>Att: 24,768 - Clear - 105 F</p>										
2 Aaron Hill, R OBP: 0.320, SLG: 0.392	P6									4	0	1	1	0	0	1											
10 Justin Upton, R OBP: 0.348, SLG: 0.558	G4-3				F8					3	0	1	0	1	0	1											
26 Miguel Montero, L OBP: 0.350, SLG: 0.343					F9					2	0	0	0	0	0	1											
12 Henry Blanco, R OBP: 0.120, SLG: 0.120										2	0	0	0	0	1	2											
24 Chris Young, R OBP: 0.419, SLG: 0.709	K									4	0	1	0	0	2	1											
13 Jason Kubel, L OBP: 0.379, SLG: 0.432	G3-1				L1					4	0	0	0	0	1	3											
44 Paul Goldschmidt, R OBP: 0.304, SLG: 0.366										3	0	1	0	0	2	0											
15 Josh Bell, S OBP: 0.333, SLG: 0.333										3	0	1	0	0	2	1											
46 Patrick Corbin, L OBP: 0.111, SLG: 0.111										1	0	0	0	0	0	0											
32 Craig Breslow, L										0	0	0	0	0	0	0											
39 Bryan Shaw, S										0	0	0	0	0	0	0											
37 Lyle Overbay, L OBP: 0.417, SLG: 0.480										1	0	0	0	0	0	1											
49 Mike Zagurski, L										0	0	0	0	0	0	0											
Inning Stats	R: 0 E: 0 K: 0 S: 11	H: 0 LOB: 0 P: 15	R: 0 E: 0 K: 1 S: 16	H: 0 LOB: 0 BB: 0 P: 20	R: 0 E: 0 K: 2 S: 10	H: 0 LOB: 0 BB: 0 P: 14	R: 1 E: 0 K: 0 S: 9	H: 3 LOB: 2 BB: 0 P: 17	R: 0 E: 0 K: 1 S: 10	H: 1 LOB: 1 BB: 0 P: 11	R: 0 E: 0 K: 1 S: 10	H: 0 LOB: 0 BB: 1 P: 17	R: 0 E: 0 K: 2 S: 12	H: 0 LOB: 0 BB: 0 P: 17	R: 0 E: 0 K: 0 S: 12	H: 1 LOB: 1 BB: 0 P: 21	R: 0 E: 0 K: 1 S: 10	H: 1 LOB: 1 BB: 0 P: 17	1B: 5 2B: 0 3B: 1 HR: 0	SF: 0 SAC: 1 DP: 0 HBP: 0	WP: 0 PB: 0 SB: 0 CS: 1	PA: 33					
PITCHER	IP	WLS	BF	H	R	ER	SO	BB	IBB	HBP	BLK	WP	HR	S	P	ERA	WHIP										
35 Chris Capuano, L ERA: 2.25	6.0	W	22	4	1	1	5	1	0	0	0	0	0	12	17	0.00	0.833										
51 Ronald Belisario, R ERA:	1.0	H	3	0	0	0	2	0	0	0	0	0	0	12	21	0.00	1.000										
54 Javy Guerra, R ERA: 3.68	1.0		4	1	0	0	0	0	0	0	0	0	0	10	17	0.00	1.000										
28 Jamey Wright, R ERA: 3.5	1.0		4	1	0	0	1	0	0	0	0	0	0	10	17	0.00	1.000										



Batter	1	2	3	4	5	6	7	8	9	AB	R	H	RBI	BB	SO	LOB	TOP						
37 Eilan Herrera, S OBP: 0.393, SLG: 0.462										4	0	2	1	0	0	1							
30 Jerry Sands, R OBP: 0.294, SLG: 0.375										3	0	0	0	1	2	2							
23 Bobby Abreu, L OBP: 0.353, SLG: 0.413										3	0	0	0	0	2	2							
60 Todd Coffey, R OBP: 0.343, SLG: 0.379										0	0	0	0	0	0	0							
10 Tony Gwynn Jr., L OBP: 0.343, SLG: 0.379										1	0	0	0	0	0	2							
54 Javy Guerra, R										0	0	0	0	0	0	0							
57 Scott Elbert, L										0	0	0	0	0	0	0							
33 Scott Van Slyke, R OBP: 0.211, SLG: 0.389										4	0	0	0	0	2	1							
17 A.J. Ellis, R OBP: 0.449, SLG: 0.513										3	2	1	1	1	2	0							
13 Ivan De Jesus Jr., R OBP: 0.384, SLG: 0.444										4	1	1	0	0	1	0							
3 Adam Kennedy, L OBP: 0.356, SLG: 0.333										4	1	2	0	0	0	0							
9 Dee Strange-Gordon, L OBP: 0.250, SLG: 0.261										4	0	1	1	0	0	3							
29 Ted Lilly, L OBP: 0.125, SLG: 0.067										1	0	0	0	0	0	0							
28 Jamey Wright, R										1	0	0	0	0	0	0							
7 James Loney, L OBP: 0.327, SLG: 0.382										2	0	1	1	0	0	1							
Inning Stats	R: 0 H: 1 E: 0 K: 3 S: 12	H: 1 LOB: 1 BB: 0 P: 21	R: 0 H: 1 E: 0 K: 1 S: 9	H: 1 LOB: 1 BB: 0 P: 15	R: 0 H: 1 E: 0 K: 1 S: 8	H: 1 LOB: 1 BB: 0 P: 13	R: 1 H: 3 E: 0 K: 0 S: 15	H: 1 LOB: 0 BB: 0 P: 26	R: 0 H: 0 E: 0 K: 2 S: 7	H: 0 LOB: 0 BB: 0 P: 7	R: 0 H: 0 E: 0 K: 2 S: 7	H: 0 LOB: 2 BB: 2 P: 31	R: 0 H: 0 E: 0 K: 2 S: 10	H: 1 LOB: 0 BB: 0 P: 9	R: 0 H: 1 E: 0 K: 0 S: 7	1B: 5 2B: 2 3B: 0 HR: 1	SF: 0 SAC: 0 DP: 1 HBP: 0	WP: 0 PB: 0 SB: 0 CS: 0	PA: 36				
PITCHER	IP WLS BF H R ER SO BB IBB HBP BLK WP HR S P ERA WHIP	6.1 W 27 7 4 4 7 1 0 0 0 0 1 64 107 5.68 1.263	0.2 3 0 0 0 0 1 0 0 0 0 0 10 16 0.00 1.500	2.0 6 1 0 0 2 0 0 0 0 0 0 17 22 0.00 0.500																			

Los Angeles Dodgers @ Arizona Diamondbacks
Chase Field, Phoenix, AZ
Wed May 23 2012, 6:41 PM - 9:58 PM MST
Att: 27,645 - Clear - 99 F

AB 34
R 4
H 8
RBI 4
BB 2
SO 9
LOB 12

Batter	1	2	3	4	5	6	7	8	9	AB	R	H	RBI	BB	SO	LOB	BOTTOM				
18 Willie Bloomquist, R OBP: 0.313, SLG: 0.391										6	3	3	1	0	1	3					
14 Ryan Roberts, R OBP: 0.298, SLG: 0.357										3	2	1	3	1	0	1					
10 Justin Upton, R OBP: 0.356, SLG: 0.390										4	2	1	2	1	1	2					
13 Jason Kubel, L OBP: 0.368, SLG: 0.429										4	1	1	2	1	1	1					
44 Paul Goldschmidt, R OBP: 0.321, SLG: 0.376										2	1	1	0	2	0	0					
2 Aaron Hill, R OBP: 0.333, SLG: 0.401										3	0	3	2	1	0	0					
16 John McDonald, R OBP: 0.339, SLG: 0.446										1	0	1	0	0	0	0					
8 Gerardo Parra, L OBP: 0.308, SLG: 0.369										5	0	1	1	0	2	8					
12 Henry Blanco, R OBP: 0.206, SLG: 0.235										5	1	1	0	0	2	3					
34 Joe Saunders, L OBP: 0.118, SLG: 0.067										4	1	1	0	0	0	3					
39 Bryan Shaw, S										0	0	0	0	0	0	0					
55 Josh Collmenter, R										0	0	0	0	1	0	0					
Inning Stats	R: 2 H: 2 E: 0 K: 1 S: 21	H: 2 LOB: 2 BB: 2 P: 37	R: 2 H: 2 E: 0 K: 0 S: 6	H: 2 LOB: 0 BB: 0 P: 9	R: 1 H: 2 E: 0 K: 1 S: 10	H: 2 LOB: 1 BB: 1 P: 14	R: 3 H: 3 E: 0 K: 1 S: 11	H: 3 LOB: 1 BB: 2 P: 25	R: 3 H: 4 E: 0 K: 1 S: 17	H: 4 LOB: 3 BB: 1 P: 36	R: 0 H: 0 E: 0 K: 1 S: 8	H: 0 LOB: 0 BB: 0 P: 14	R: 0 H: 0 E: 1 K: 1 S: 14	H: 1 LOB: 3 BB: 1 P: 23	R: 0 H: 1 E: 0 K: 1 S: 14	1B: 9 2B: 1 3B: 2 HR: 2	SF: 1 SAC: 0 DP: 1 HBP: 1	WP: 0 PB: 1 SB: 1 CS: 0	PA: 46		
PITCHER	IP WLS BF H R ER SO BB IBB HBP BLK WP HR S P ERA WHIP	3.1 L 24 9 8 8 3 5 0 0 0 0 0 1 45 79 21.60 4.200	1.2 10 4 3 3 1 1 0 1 0 0 1 20 42 16.20 3.000	1.0 3 0 0 0 1 0 0 0 0 0 0 8 14 0.00 0.000	8.53	1.2 8 1 0 0 1 1 0 0 0 0 0 21 32 0.00 1.200	0.1 1 0 0 0 1 0 0 0 0 0 3 5 0.00 0.000														

Los Angeles Dodgers @ Arizona Diamondbacks
Chase Field, Phoenix, AZ
Wed May 23 2012, 6:41 PM - 9:58 PM MST
Att: 27,645 - Clear - 99 F

AB 37
R 11
H 14
RBI 11
SO 7
LOB 21

Batter	1	2	3	4	5	6	7	8	9	AB	R	H	RBI	BB	SO	LOB	TOP				
1 Corey Hart, R OBP: 0.335, SLG: 0.540 40 Jose Veras, R (9, 1)	F9		G6-3		SH1-3 HBP			HR		4	1	2	2	0	0	0					
2 Nyjer Morgan, L OBP: 0.305, SLG: 0.241 (1, 8) (9, 9)	K			8 HR 1B	SH1-3			CS 1B		3	1	2	0	1	1	0					
8 Ryan Braun, R OBP: 0.394, SLG: 0.630 (1, 7)	F9			1 HR 1B	20 E IBB			K		4	1	1	2	1	1	4					
16 Aramis Ramirez, R OBP: 0.310, SLG: 0.402 5 Taylor Green, L OBP: 0.250, SLG: 0.258 (1, 5) (9, 5)	F8			3 HBP 1B	K			23 BB 45 SF8 HBP		4	2	2	0	0	1	2					
20 Jonathan Lucroy, R OBP: 0.386, SLG: 0.582 (1, 2)	G5-3			K	E6 23 FC6-4			23 BB 1B		5	0	1	0	0	1	4					
23 Richie Weeks Jr., R OBP: 0.297, SLG: 0.302 (1, 4)	HR			F8	FC6-4			1B		4	1	1	1	1	1	5					
45 Travis Ishikawa, L OBP: 0.319, SLG: 0.516 (1, 3)	K			3 HBP 1B	G1-3			SF8		3	0	0	1	0	1	1					
3 Cesar Izturis, S OBP: 0.242, SLG: 0.261 21 Cody Ransom, R OBP: 0.350, SLG: 0.574 (6, PR) (6, 6)	K			K	1 HR 2B			49 SH3-4 1 HR 1B		3	0	2	1	0	1	0					
49 Yovani Gallardo, R OBP: 0.050, SLG: 0.050 57 Francisco Rodríguez, R OBP: 0.289, SLG: 0.413 (1, 1) (8, 1) (9, PH) (9, 8)	K			F8	K			G1-3		3	0	0	0	0	2	3					
Inning Stats	R: 0 E: 0 K: 1 S: 7	H: 0 LOB: 0 BB: 0 P: 9	R: 1 E: 0 K: 1 S: 15	H: 1 LOB: 0 BB: 22 P: 22	R: 0 E: 0 K: 2 S: 9	H: 0 LOB: 0 BB: 0 P: 11	R: 3 E: 0 K: 1 S: 18	H: 4 LOB: 2 BB: 0 P: 28	R: 0 E: 1 K: 1 S: 12	H: 2 LOB: 3 BB: 1 P: 25	R: 0 E: 0 K: 1 S: 14	H: 1 LOB: 1 BB: 0 P: 18	R: 2 E: 0 K: 1 S: 9	H: 3 LOB: 1 BB: 0 P: 15	R: 1 E: 0 K: 1 S: 14	H: 1 LOB: 2 BB: 1 P: 27	1B: 8 2B: 2 3B: 0 HR: 3	SF: 1 SAC: 2 DP: 1 HBP: 3	WP: 0 PB: 0 SB: 0 CS: 1	PA: 45	
PITCHER	IP	WLS	BF	H	R	ER	SO	BB	IBB	HBP	BLK	WP	HR	S	P	ERA	WHIP				
31 Ian Kennedy, R ERA: 4.65	5.2	L	29	7	4	4	7	1	1	2	1	0	2	71	112	6.35	1.412				
29 Brad Ziegler, R ERA: 2.45	0.1		1	0	0	0	0	0	0	0	0	0	0	4	4	0.00	0.000				
55 Josh Collmenter, R ERA: 6.98	1.1		8	4	2	2	1	0	0	0	0	0	1	17	27	13.50	3.000				
39 Bryan Shaw, R ERA: 3.32	0.2		1	0	0	0	1	0	0	0	0	0	0	3	6	0.00	0.000				
32 Craig Breslow, L ERA: 2.31	1.0		6	1	1	1	1	1	0	1	0	0	0	14	27	9.00	2.000				

Milwaukee Brewers @ Arizona Diamondbacks
Chase Field, Phoenix, AZ
Fri May 25 2012, 6:40 PM - 9:56 PM MST
Att: 35,478 - Clear - 91 F

AB 36
R 7
H 12
RBI 7
BB 3
SO 10
LOB 23



Batter	1	2	3	4	5	6	7	8	9	AB	R	H	RBI	BB	SO	LOB	BOTTOM					
18 Willie Bloomquist, R OBP: 0.311, SLG: 0.383 (1, 6)	F9		G6-4-3			G4-3		14 BB G6-4-3		3	0	0	0	1	0	1						
14 Ryan Roberts, R OBP: 0.290, SLG: 0.346 (1, 4)	F9			K		F8		G6-4-3		4	0	0	0	0	1	3						
10 Justin Upton, R OBP: 0.360, SLG: 0.389 (1, 9)	L6			F8		G6-4-3 1B		13 BB		3	0	1	0	1	0	0						
13 Jason Kubel, L OBP: 0.383, SLG: 0.456 (1, 7)				24 BB G6-4-3		HR		BB		2	1	2	1	2	0	0						
24 Chris Young, R OBP: 0.371, SLG: 0.619 (1, 8)	G6-4-3			F7		G6-4-3		BB		4	0	0	0	0	1	5						
37 Lyle Overbay, L OBP: 0.441, SLG: 0.561 (1, 3)	BB			F8		K		L8		3	0	0	0	1	1	3						
15 Josh Bell, S OBP: 0.182, SLG: 0.455 (1, 5)	F8			P6		K		G3-1		4	0	0	0	0	1	3						
12 Henry Blanco, R OBP: 0.216, SLG: 0.222 (1, 2)	K			K		K		18 BB 2 BB		2	0	0	0	1	2	0						
31 Ian Kennedy, R ERA: 4.19 29 Brad Ziegler, R ERA: 2.45 55 Josh Collmenter, R ERA: 6.98 39 Bryan Shaw, S ERA: 3.32 2 Aaron Hill, R OBP: 0.337, SLG: 0.405 32 Craig Breslow, L (1, 1) (6, 1) (7, 1) (8, 1) (9, 1)				18 BB G6-4-3 1B		K		18 BB		1	0	1	0	0	0	0						
Inning Stats	R: 0 E: 0 K: 0 S: 5	H: 0 LOB: 0 BB: 0 P: 6	R: 0 E: 0 K: 0 S: 6	H: 0 LOB: 1 BB: 2 P: 14	R: 0 E: 0 K: 1 S: 7	H: 1 LOB: 0 BB: 0 P: 12	R: 1 E: 0 K: 1 S: 12	H: 1 LOB: 0 BB: 0 P: 20	R: 0 E: 0 K: 1 S: 8	H: 0 LOB: 0 BB: 0 P: 12	R: 0 E: 0 K: 1 S: 7	H: 0 LOB: 1 BB: 0 P: 11	R: 0 E: 0 K: 1 S: 12	H: 2 LOB: 1 BB: 0 P: 18	R: 0 E: 0 K: 0 S: 13	H: 1 LOB: 2 BB: 2 P: 23	R: 0 E: 0 K: 2 S: 10	H: 0 LOB: 2 BB: 2 P: 27	1B: 4 2B: 0 3B: 0 HR: 1	SF: 0 SAC: 0 DP: 4 HBP: 0	WP: 0 PB: 0 SB: 0 CS: 0	PA: 34
PITCHER	IP	WLS	BF	H	R	ER	SO	BB	IBB	HBP	BLK	WP	HR	S	P	ERA	WHIP					
49 Yovani Gallardo, R ERA: 4.5	7.1	W	27	5	1	1	5	3	0	0	0	0	1	67	109	1.23	1.091					
57 Francisco Rodríguez, R ERA: 4.5	0.2		2	0	0	0	0	1	0	0	0	0	0	3	7	0.00	1.500					
40 Jose Veras, R ERA: 4.94	1.0		5	0	0	0	2	2	0	0	0	0	0	10	27	0.00	2.000					

Milwaukee Brewers @ Arizona Diamondbacks
Chase Field, Phoenix, AZ
Fri May 25 2012, 6:40 PM - 9:56 PM MST
Att: 35,478 - Clear - 91 F

AB 28
R 1
H 5
RBI 1
BB 6
SO 7
LOB 15



Batter	1	2	3	4	5	6	7	8	9	AB	R	H	RBI	BB	SO	LOB	TOP					
1 Corey Hart, R OBP: 0.332, SLG: 0.536										5	1	1	0	0	1	1						
7 Norichika Aoki, L OBP: 0.375, SLG: 0.481										5	1	2	0	0	0	1						
8 Ryan Braun, R OBP: 0.383, SLG: 0.612										5	0	0	1	0	0	2						
20 Jonathan Lucroy, R OBP: 0.389, SLG: 0.587										4	1	2	1	0	1	1						
23 Rickie Weeks Jr., R OBP: 0.292, SLG: 0.298										2	1	0	0	2	1	0						
21 Cody Ransom, R OBP: 0.344, SLG: 0.569										4	1	1	2	0	3	2						
27 Carlos Gómez, R OBP: 0.300, SLG: 0.424										3	0	1	0	1	0	1						
29 Edwin Maysonet, R OBP: 0.200, SLG: 0.292										3	0	1	0	0	0	1						
5 Taylor Green, L OBP: 0.243, SLG: 0.250										1	0	0	0	0	0	1						
13 Zack Greinke, R OBP: 0.195, SLG: 0.326										2	0	0	0	0	0	2						
58 Mike McClellon, R ERA: 2.33										0	0	0	0	0	0	0						
2 Nyjer Morgan, L ERA: 4.29										1	0	0	0	0	0	0						
48 Tim Lillard, R ERA: 4.29										1	0	0	0	0	0	1						
9 George Kottaras, L ERA: 4.91										0	0	0	0	0	1	1						
46 Juan Pablo Pérez, R ERA: 4.91										0	0	0	0	0	0	0						
Inning Stats	R: 1 E: 0 K: 1 S: 15	H: 2 LOB: 2 BB: 1 P: 29	R: 0 E: 0 K: 0 S: 6	H: 1 LOB: 1 BB: 0 P: 13	R: 4 E: 1 K: 0 S: 15	H: 3 LOB: 1 BB: 1 P: 25	R: 0 E: 0 K: 0 S: 10	H: 1 LOB: 1 BB: 0 P: 17	R: 0 E: 0 K: 1 S: 10	H: 0 LOB: 0 BB: 0 P: 14	R: 0 E: 0 K: 0 S: 7	H: 0 LOB: 0 BB: 0 P: 10	R: 0 E: 0 K: 2 S: 7	H: 0 LOB: 1 BB: 1 P: 9	R: 0 E: 0 K: 2 S: 10	H: 0 LOB: 1 BB: 1 P: 17	R: 0 E: 0 K: 1 S: 8	H: 0 LOB: 0 BB: 0 P: 11	1B: 2 2B: 5 3B: 1 HR: 0	SF: 0 SAC: 0 DP: 0 HBP: 0	WP: 2 PB: 1 SB: 0 CS: 0	PA: 39
PITCHER	IP WLS BF H R ER SO BB IBB HBP BLK WP HR S P ERA WHIP																					
36 Wade Miley, L ERA: 2.41	6.0 W 29 8 5 3 2 2 0 0 0 0 2 0 63 108 4.50 1.667																					
29 Brad Ziegler, R ERA: 2.33	1.0 H 3 0 0 0 2 0 0 0 0 0 0 7 9 0.00 0.000																					
30 David Hernandez, R ERA: 2.14	1.0 H 4 0 0 0 2 1 0 0 0 0 0 0 10 17 0.00 1.000																					
40 J.J. Putz, R ERA: 6.75	1.0 S 3 0 0 0 1 0 0 0 0 0 0 0 8 11 0.00 0.000																					

Milwaukee Brewers @ Arizona Diamondbacks
 Chase Field, Phoenix, AZ
 Sat May 26 2012, 7:12 PM - 10:09 PM MST
 Att: 30,184 - Clear - 80 F

livebaseballscores.com

AB 36
 R 5
 H 8
 RBI 4
 BB 3
 SO 7
 LOB 13

Batter	1	2	3	4	5	6	7	8	9	AB	R	H	RBI	BB	SO	LOB	BOTTOM			
8 Gerardo Parra, L OBP: 0.329, SLG: 0.393										4	2	4	0	1	0	0				
2 Aaron Hill, R OBP: 0.335, SLG: 0.405										5	1	2	1	0	0	6				
10 Justin Upton, R OBP: 0.366, SLG: 0.392										4	1	2	1	0	0	2				
13 Jason Kubel, L OBP: 0.383, SLG: 0.455										5	1	2	1	0	1	3				
44 Paul Goldschmidt, R OBP: 0.324, SLG: 0.380										4	1	1	0	1	2	2				
14 Ryan Roberts, R OBP: 0.293, SLG: 0.338										3	0	0	1	2	3	3				
33 Konrad Schmidt, R										4	1	0	1	0	2	6				
16 John McDonald, R OBP: 0.349, SLG: 0.500										4	1	2	3	0	0	1				
36 Wade Miley, L OBP: 0.444, SLG: 0.500										2	0	2	0	0	0	0				
29 Brad Ziegler, R										0	0	0	0	0	0	0				
15 Josh Bell, S OBP: 0.167, SLG: 0.417										1	0	0	0	0	1	0				
30 David Hernandez, R										0	0	0	0	0	0	0				
40 J.J. Putz, R										0	0	0	0	0	0	0				
Inning Stats	R: 2 E: 0 K: 3 S: 18	H: 4 LOB: 2 BB: 0 P: 24	R: 0 E: 0 K: 0 S: 7	H: 2 LOB: 1 BB: 0 P: 13	R: 5 E: 0 K: 0 S: 23	H: 4 LOB: 3 BB: 3 P: 41	R: 0 E: 0 K: 1 S: 9	H: 1 LOB: 1 BB: 0 P: 11	R: 0 E: 0 K: 0 S: 8	H: 2 LOB: 1 BB: 0 P: 11	R: 0 E: 0 K: 1 S: 13	H: 0 LOB: 1 BB: 1 P: 17	R: 1 E: 0 K: 1 S: 12	H: 2 LOB: 1 BB: 0 P: 22	R: 0 E: 0 K: 3 S: 11	H: 0 LOB: 0 BB: 0 P: 15	1B: 11 2B: 4 3B: 0 HR: 1	SF: 0 SAC: 1 DP: 1 HBP: 1	WP: 0 PB: 0 SB: 0 CS: 1	PA: 42
PITCHER	IP WLS BF H R ER SO BB IBB HBP BLK WP HR S P ERA WHIP																			
13 Zack Greinke, R ERA: 3.66	2.1 L 19 10 3 0 0 1 0 0 0 0 0 0 23 31 0.00 1.125																			
58 Mike McClellon, R ERA: 6.75	2.2 11 3 0 0 1 0 0 0 1 0 0 0 23 31 0.00 1.125																			
48 Tim Lillard, R ERA: 4.29	2.0 9 2 1 1 2 1 0 0 0 0 0 0 25 39 4.50 1.500																			
46 Juan Pablo Pérez, L ERA: 4.91	1.0 3 0 0 0 3 0 0 0 0 0 0 0 11 15 0.00 0.000																			

Milwaukee Brewers @ Arizona Diamondbacks
 Chase Field, Phoenix, AZ
 Sat May 26 2012, 7:12 PM - 10:09 PM MST
 Att: 30,184 - Clear - 80 F

livebaseballscores.com

AB 36
 R 8
 H 15
 RBI 8
 BB 4
 SO 9
 LOB 23

Batter	1	2	3	4	5	6	7	8	9	AB	R	H	RBI	BB	SO	LOB	TOP						
1 Corey Hart, R OBP: 0.330, SLG: 0.529	F7		G5-3				L9			4	0	1	1	0	0	0	Milwaukee Brewers @ Arizona Diamondbacks Chase Field, Phoenix, AZ Sun May 27 2012, 1:13 PM - 4:20 PM MST Att: 33,481 - Roof Closed - 73 F livebaseballscorecards.com						
7 Norichika Aoki, L OBP: 0.380, SLG: 0.482				G4-6-3		K	G4-3			4	0	2	0	0	1								
8 Ryan Braun, R OBP: 0.388, SLG: 0.607					G4-6-3			F8		3	0	1	0	1	0								
9 George Kottaras, L OBP: 0.459, SLG: 0.465										2	1	0	0	1	0	4							
20 Jonathan Lucroy, R OBP: 0.397, SLG: 0.583	G6-4-3				G4-6-3					1	0	0	0	0	1	0							
23 Rickie Weeks Jr., R OBP: 0.291, SLG: 0.293		G6-3								3	0	0	0	1	0	1							
5 Taylor Green, L OBP: 0.288, SLG: 0.306										4	1	2	1	0	1	0							
21 Cody Ransom, R OBP: 0.368, SLG: 0.567										2	1	1	1	2	1	0							
2 Nyjer Morgan, L OBP: 0.293, SLG: 0.232										3	0	0	0	0	0	4							
40 Jose Veras, R										0	0	0	0	0	0	0							
48 Tim Lillard, R										0	0	0	0	0	0	0							
59 John Axford, R										0	0	0	0	0	0	0							
29 Edwin Maysonet, R (PH)										1	0	0	0	0	0	1							
43 Randy Wolf, L OBP: 0.118, SLG: 0.125										2	0	0	0	0	1	1							
27 Carlos Gómez, R OBP: 0.292, SLG: 0.412										2	0	0	0	0	2	1							
Inning Stats	R: 0 H: 2 E: 0 K: 0 S: 14	H: 2 BB: 0 P: 19	R: 0 H: 0 E: 0 K: 1 S: 8	H: 0 LOB: 0 BB: 1 P: 12	R: 0 H: 0 E: 0 K: 0 S: 5	H: 0 LOB: 0 BB: 0 P: 9	R: 0 H: 1 E: 0 K: 0 S: 7	H: 1 LOB: 1 BB: 1 P: 14	R: 2 H: 3 E: 0 K: 2 S: 18	H: 3 LOB: 1 BB: 0 P: 29	R: 1 H: 1 E: 0 K: 0 S: 12	H: 2 LOB: 2 BB: 3 P: 28	R: 0 H: 0 E: 0 K: 1 S: 9	H: 0 LOB: 0 BB: 0 P: 12	R: 0 H: 0 E: 0 K: 1 S: 6	H: 0 LOB: 0 BB: 0 P: 10	R: 0 H: 0 E: 0 K: 2 S: 13	H: 0 LOB: 1 BB: 1 P: 23	1B: 6 2B: 3 3B: 0 HR: 0	SF: 0 SAC: 0 DP: 3 HBP: 0	WP: 1 PB: 0 CS: 0	PA: 36	
PITCHER	IP WLS BF H R ER SO BB IBB HBP BLK WP HR S P ERA WHIP	5.0 20 6 2 2 3 1 0 0 0 1 0 52 83 3.60 1.400	1.1 1 1 1 1 0 3 0 0 0 0 0 11 27 27.00 12.000	0.1 0 0 0 0 0 0 0 0 0 0 0 1 1 0.00 0.000	1.0 3 0 0 0 1 0 0 0 0 0 0 9 12 0.00 0.000	1.0 3 0 0 0 1 0 0 0 0 0 0 6 10 0.00 0.000	4.0 1 1 1 1 1 1 0 0 0 0 0 0 0 0 0.00 0.000	1.0 4 0 0 0 2 1 0 0 0 0 0 0 0 0 0.00 1.000	9.1 4 0 0 0 2 1 0 0 0 0 0 0 0 0 6.35	1.0 S 4 0 0 0 2 1 0 0 0 0 13 23 0.00 1.000													

Batter	1	2	3	4	5	6	7	8	9	AB	R	H	RBI	BB	SO	LOB	BOTTOM					
18 Willie Bloomquist, R OBP: 0.310, SLG: 0.379	F9		F8				G4-3			4	0	1	0	0	0	0	Milwaukee Brewers @ Arizona Diamondbacks Chase Field, Phoenix, AZ Sun May 27 2012, 1:13 PM - 4:20 PM MST Att: 33,481 - Roof Closed - 73 F livebaseballscorecards.com					
2 Aaron Hill, R OBP: 0.348, SLG: 0.425										4	1	3	0	0	0	0						
10 Justin Upton, R OBP: 0.358, SLG: 0.382										4	0	0	0	0	0	3						
24 Chris Young, R OBP: 0.351, SLG: 0.582										4	0	0	0	0	1	2						
13 Jason Kubel, L OBP: 0.391, SLG: 0.465										3	1	2	1	1	0	0						
44 Paul Goldschmidt, R OBP: 0.322, SLG: 0.388										4	2	1	1	0	1	3						
14 Ryan Roberts, R OBP: 0.299, SLG: 0.343										4	0	2	1	0	1	2						
12 Henry Blanco, R OBP: 0.225, SLG: 0.231										3	0	1	1	0	0	1						
41 Daniel Hudson, R OBP: 0.333, SLG: 0.250										1	0	0	0	0	0	0						
15 Josh Willingham, S OBP: 0.194, SLG: 0.285										1	0	0	0	0	0	0						
49 Mike Zagurski, L										0	0	0	0	0	0	0						
39 Bryan Shaw, S										0	0	0	0	0	0	0						
37 Kyle Overbay, L										1	0	0	0	0	0	2						
29 Brad Ziegler, R										0	0	0	0	0	0	0						
30 David Hernandez, R										0	0	0	0	0	0	0						
40 J.J. Putz, R										0	0	0	0	0	0	0						
Inning Stats	R: 0 H: 1 E: 0 K: 0 S: 12	H: 1 LOB: 1 BB: 0 P: 21	R: 0 H: 0 E: 0 K: 0 S: 11	H: 0 LOB: 1 BB: 1 P: 19	R: 0 H: 1 E: 0 K: 0 S: 11	H: 1 LOB: 0 BB: 0 P: 16	R: 1 H: 2 E: 0 K: 0 S: 12	H: 2 LOB: 0 BB: 0 P: 18	R: 0 H: 1 E: 0 K: 1 S: 10	H: 1 LOB: 2 BB: 0 P: 14	R: 3 H: 4 E: 1 K: 1 S: 23	H: 4 LOB: 2 BB: 0 P: 39	R: 0 H: 0 E: 0 K: 0 S: 5	H: 0 LOB: 0 BB: 0 P: 6	R: 0 H: 1 E: 0 K: 2 S: 15	H: 1 LOB: 1 BB: 0 P: 23	1B: 6 2B: 3 3B: 0 HR: 1	SF: 0 SAC: 0 DP: 0 HBP: 0	WP: 0 PB: 0 SB: 1 CS: 2	PA: 36		
PITCHER	IP WLS BF H R ER SO BB IBB HBP BLK WP HR S P ERA WHIP	5.2 23 7 3 2 1 1 0 0 0 0 0 1 71 110 3.18 1.412	0.1 L 4 2 1 0 0 0 0 0 0 0 0 8 17 0.00 6.000	1.0 3 0 0 0 0 0 0 0 0 0 0 5 6 0.00 0.000	1.0 4 1 0 0 2 0 0 0 0 0 0 15 23 0.00 1.000	4.0 1 1 1 1 1 1 0 0 0 0 0 0 0 0 0.00 0.000	1.0 4 0 0 0 2 1 0 0 0 0 0 0 0 0 0.00 1.000	9.1 4 0 0 0 2 1 0 0 0 0 0 0 0 0 3.86	1.0 S 4 0 0 0 2 1 0 0 0 0 13 23 0.00 1.000													




Batter	1	2	3	4	5	6	7	8	9	AB	R	H	RBI	BB	SO	LOB	TOP			
18 Willie Bloomquist, R OBP: 0.308, SLG: 0.376	G3		10 2B		F9			K2-3		4	0	1	0	0	0	1	Arizona Diamondbacks @ San Francisco Giants AT&T Park, San Francisco, CA Mon May 28 2012, 2:06 PM - 4:48 PM PDT Att: 42,295 - Sunny - 60 F			
2 Aaron Hill, R OBP: 0.340, SLG: 0.415	K		F7		F8			F8		4	0	0	0	0	1	2				
10 Justin Upton, R OBP: 0.359, SLG: 0.385	G6-3						P3			4	0	1	1	0	1	0				
13 Jason Kubel, L OBP: 0.388, SLG: 0.466		24 1B	F8				K			4	0	1	0	0	1	2				
44 Paul Goldschmidt, R OBP: 0.333, SLG: 0.412	G6-3				26 G4-6-3					3	0	2	0	1	0	1				
24 Chris Young, R OBP: 0.359, SLG: 0.577					P3					4	0	2	0	0	0	2				
26 Miguel Montero, L OBP: 0.342, SLG: 0.333			F8		G4-6-3					4	0	0	0	0	1	6				
14 Ryan Roberts, R OBP: 0.291, SLG: 0.333			L7				B2-3			4	0	0	0	0	1	3				
35 Trevor Cahill, R OBP: 0.053, SLG: 0.053							G4-3			2	1	1	0	0	0	0				
32 Craig Breslow, L										0	0	0	0	0	0	0				
16 John McDonald, R OBP: 0.359, SLG: 0.557			10 2B							1	1	1	1	0	0	0				
55 Josh Collmenter, R								HR		0	0	0	0	0	0	0				
Inning Stats	R: 0 E: 0 K: 1 S: 10	H: 0 LOB: 0 BB: 0 P: 15	R: 0 E: 0 K: 0 S: 11	H: 2 LOB: 1 BB: 0 P: 18	R: 1 E: 0 K: 0 S: 12	H: 3 LOB: 2 BB: 0 P: 18	R: 0 E: 0 K: 0 S: 4	H: 0 LOB: 0 BB: 1 P: 9	R: 0 E: 0 K: 1 S: 7	H: 0 LOB: 0 BB: 0 P: 13	R: 0 E: 0 K: 1 S: 8	H: 1 LOB: 1 BB: 0 P: 10	R: 1 E: 0 K: 2 S: 14	H: 1 LOB: 0 BB: 0 P: 19	R: 0 E: 0 K: 1 S: 13	H: 2 LOB: 2 BB: 0 P: 19	1B: 5 2B: 3 3B: 0 HR: 1	SF: 0 SAC: 0 DP: 1 HBP: 0	WP: 0 PB: 0 SB: 0 CS: 1	PA: 35
PITCHER	IP WLS BF H R ER SO BB IBB HBP BLK WP HR S P ERA WHIP																			
75 Barry Zito, L ERA: 3.41	(1, 1)	7.0 W 27 7 2 2 3 1 0 0 0 0 1 61 93 2.57 1.143																		
34 Clay Hensley, R ERA: 1.86	(8, 1)	1.0 H 3 0 0 0 2 0 0 0 0 0 0 9 13 0.00 0.000																		
46 Santiago Casilla, R ERA: 1.23	(9, 1)	1.0 S 5 2 0 0 1 0 0 0 0 0 0 0 13 19 0.00 2.000																		

Batter	1	2	3	4	5	6	7	8	9	AB	R	H	RBI	BB	SO	LOB	BOTTOM			
7 Grégor Blanco, L OBP: 0.403, SLG: 0.411	35 SH4-3	53 2-5			K			K		4	1	2	1	0	2	1	Arizona Diamondbacks @ San Francisco Giants AT&T Park, San Francisco, CA Mon May 28 2012, 2:06 PM - 4:48 PM PDT Att: 42,295 - Sunny - 60 F			
35 Brandon Crawford, L OBP: 0.279, SLG: 0.300	SH4-3	F7			K			FC3-6		3	0	0	0	0	1	2				
53 Melky Cabrera, S OBP: 0.414, SLG: 0.552	K	2-5			G5-3					3	0	1	0	1	1	1				
16 Ángel Pagán, S OBP: 0.353, SLG: 0.468	29 1B	G6-3			G6-3					3	1	1	0	1	1	2				
29 Héctor Sánchez, S OBP: 0.286, SLG: 0.419	9 3B	G3			G3					4	1	1	1	0	0	2				
9 Brandon Belt, L OBP: 0.348, SLG: 0.354					G4-3					4	0	2	1	0	1	0				
13 Joaquín Arias, R OBP: 0.306, SLG: 0.364	F9									4	0	1	0	0	0	2				
2 Emmanuel Burriss, S OBP: 0.278, SLG: 0.221		75 SH2-3			K					3	1	1	0	0	1	1				
75 Barry Zito, L OBP: 0.238, SLG: 0.111										1	0	0	0	1	0	1				
34 Clay Hensley, R										0	0	0	0	0	0	0				
46 Santiago Casilla, R								35 FC3-6		0	0	0	0	0	0	0				
Inning Stats	R: 3 E: 0 K: 1 S: 12	H: 3 LOB: 1 BB: 1 P: 22	R: 1 E: 0 K: 0 S: 8	H: 2 LOB: 0 BB: 0 P: 15	R: 0 E: 0 K: 0 S: 10	H: 0 LOB: 0 BB: 0 P: 15	R: 0 E: 0 K: 1 S: 12	H: 1 LOB: 1 BB: 0 P: 19	R: 0 E: 0 K: 2 S: 11	H: 2 LOB: 2 BB: 0 P: 17	R: 0 E: 0 K: 1 S: 7	H: 0 LOB: 0 BB: 0 P: 11	R: 0 E: 0 K: 2 S: 13	H: 0 LOB: 2 BB: 2 P: 26	R: 0 E: 0 K: 0 S: 7	H: 1 LOB: 0 BB: 0 P: 12	1B: 6 2B: 2 3B: 1 HR: 0	SF: 0 SAC: 2 DP: 0 HBP: 0	WP: 0 PB: 0 SB: 2 CS: 1	PA: 35
PITCHER	IP WLS BF H R ER SO BB IBB HBP BLK WP HR S P ERA WHIP																			
35 Trevor Cahill, R ERA: 3.96	(1, 1)	6.0 L 28 8 4 4 5 2 0 0 0 0 0 0 61 104 6.00 1.667																		
32 Craig Breslow, L ERA: 2.22	(7, 1)	1.0 4 0 0 0 2 1 0 0 0 0 0 0 12 21 0.00 1.000																		
55 Josh Collmenter, R ERA: 6.75	(8, 1)	1.0 3 1 0 0 0 0 0 0 0 0 0 0 7 12 0.00 1.000																		



Batter	1	2	3	4	5	6	7	8	9	AB	R	H	RBI	BB	SO	LOB	TOP					
18 Willie Bloomquist, R OBP: 0.315, SLG: 0.380	G4-3		FC5-4 1B		K		G4-3			4	0	2	0	0	1	0	Arizona Diamondbacks @ San Diego Padres Petco Park, San Diego, CA Fri Jun 01 2012, 7:05 PM - 9:34 PM PDT Att: 27,054 - Partly Cloudy - 66 F livebaseballscores.com					
2 Aaron Hill, R OBP: 0.333, SLG: 0.404	G2-3		FC5-4 10 1B 26 1B		F8		G4-3			4	1	0	0	0	0	3						
10 Justin Upton, R OBP: 0.348, SLG: 0.376	G4-3		26 1B		F9			K		4	0	1	0	0	1	0						
26 Miguel Montero, L OBP: 0.353, SLG: 0.340		FC6-4 24 FC6-4 BB				G6-3		P2		3	0	1	1	1	0	0						
24 Chris Young, R OBP: 0.356, SLG: 0.538		FC6-4 44 1B			F7		G5-3		44 CS	3	0	0	0	1	0	3						
44 Paul Goldschmidt, R OBP: 0.345, SLG: 0.442		1B						CS	P4	4	0	2	0	0	1	0						
14 Ryan Roberts, R OBP: 0.281, SLG: 0.320		F8			F9		L4		P6	4	0	0	0	0	0	3						
8 Gerardo Parra, L OBP: 0.323, SLG: 0.373		G4-3			F8		G6-3		K	4	0	0	0	0	1	3						
36 Wade Miley, L OBP: 0.429, SLG: 0.476					F7					3	0	1	0	0	1	1						
30 David Hernandez, R (8, 1)					K					0	0	0	0	0	0	0						
29 Brad Ziegler, R (8, 1)										0	0	0	0	0	0	0						
										0	0	0	0	0	0	0						
Inning Stats	R: 0 E: 0 K: 0 S: 6	H: 0 LOB: 0 BB: 0 P: 8	R: 0 E: 0 K: 0 S: 15	H: 1 LOB: 2 BB: 1 P: 26	R: 1 E: 0 K: 0 S: 16	H: 3 LOB: 2 BB: 0 P: 23	R: 0 E: 0 K: 1 S: 13	H: 1 LOB: 1 BB: 0 P: 16	R: 0 E: 0 K: 1 S: 5	H: 0 LOB: 0 BB: 0 P: 8	R: 0 E: 0 K: 1 S: 8	H: 0 LOB: 0 BB: 0 P: 13	R: 0 E: 0 K: 1 S: 9	H: 2 LOB: 2 BB: 0 P: 11	R: 0 E: 0 K: 1 S: 8	H: 0 LOB: 0 BB: 1 P: 15	R: 0 E: 0 K: 1 S: 9	H: 0 LOB: 0 BB: 0 P: 13	1B: 6 2B: 1 3B: 0 HR: 0	SF: 0 SAC: 0 DP: 0 HBP: 0	WP: 0 PB: 0 CS: 1	PA: 36
PITCHER	IP WLS BF H R ER SO BB IBB HBP BLK WP HR S P ERA WHIP	IP WLS BF H R ER SO BB IBB HBP BLK WP HR S P ERA WHIP	IP WLS BF H R ER SO BB IBB HBP BLK WP HR S P ERA WHIP	IP WLS BF H R ER SO BB IBB HBP BLK WP HR S P ERA WHIP	IP WLS BF H R ER SO BB IBB HBP BLK WP HR S P ERA WHIP	IP WLS BF H R ER SO BB IBB HBP BLK WP HR S P ERA WHIP	IP WLS BF H R ER SO BB IBB HBP BLK WP HR S P ERA WHIP	IP WLS BF H R ER SO BB IBB HBP BLK WP HR S P ERA WHIP	IP WLS BF H R ER SO BB IBB HBP BLK WP HR S P ERA WHIP	IP WLS BF H R ER SO BB IBB HBP BLK WP HR S P ERA WHIP	IP WLS BF H R ER SO BB IBB HBP BLK WP HR S P ERA WHIP	IP WLS BF H R ER SO BB IBB HBP BLK WP HR S P ERA WHIP	IP WLS BF H R ER SO BB IBB HBP BLK WP HR S P ERA WHIP	IP WLS BF H R ER SO BB IBB HBP BLK WP HR S P ERA WHIP	IP WLS BF H R ER SO BB IBB HBP BLK WP HR S P ERA WHIP	IP WLS BF H R ER SO BB IBB HBP BLK WP HR S P ERA WHIP	IP WLS BF H R ER SO BB IBB HBP BLK WP HR S P ERA WHIP	IP WLS BF H R ER SO BB IBB HBP BLK WP HR S P ERA WHIP	IP WLS BF H R ER SO BB IBB HBP BLK WP HR S P ERA WHIP			
33 Clayton Richard, L ERA: 4.44	6.2	28	7	1	1	3	1	0	0	0	0	0	0	0	0	0	1.35	1.200				
57 Luke Gregerson, R ERA: 4.5	0.1	1	0	0	0	0	0	0	0	0	0	0	0	0	0	0	0.00	0.000				
34 Andrew Cashner, R ERA: 3.7	1.0	W	3	0	0	1	1	0	0	0	0	0	0	0	0	0	0.00	1.000				
58 Brad Brach, R ERA: 3.57	1.0	3	0	0	0	1	0	0	0	0	0	0	0	0	0	0	0.00	0.000				

Batter	1	2	3	4	5	6	7	8	9	AB	R	H	RBI	BB	SO	LOB	BOTTOM					
13 Chris Denorfia, R OBP: 0.336, SLG: 0.384	G1-3		P6			G3		24 3B		4	1	1	0	0	0	0	Arizona Diamondbacks @ San Diego Padres Petco Park, San Diego, CA Fri Jun 01 2012, 7:05 PM - 9:34 PM PDT Att: 27,054 - Partly Cloudy - 66 F livebaseballscores.com					
24 Cameron Maybin, R OBP: 0.311, SLG: 0.316	G4-3				18 G6-3 1B	G5-3		18 1B		4	1	2	1	0	0	0						
23 Yonder Alonso, L OBP: 0.362, SLG: 0.385	G5-3				L6		18 FC5-4 1B	7 BB 18 1B 4 1B BB		3	1	1	0	1	0	1						
18 Carlos Quentin, R OBP: 0.556, SLG: 1.250		G1-4-3			G6-3		FC5-4 7 FC5-4	7 BB 4 1B 1B		4	0	1	1	0	0	2						
45 Anthony Bass, R OBP: 0.136, SLG: 0.227										0	1	0	0	0	0	0						
58 Brad Brach, R (9, 1)										0	0	0	0	0	0	0						
7 Chase Headley, S OBP: 0.370, SLG: 0.432		G5-3			F9		FC5-4	4 1B BB		3	0	0	0	1	0	2						
4 Nick Hundley, R OBP: 0.235, SLG: 0.281		K			G6-3		P4			4	0	1	2	0	1	1						
2 Everth Cabrera, S OBP: 0.255, SLG: 0.358					K					4	0	0	0	0	3	2						
5 Alexi Amarista, L OBP: 0.200, SLG: 0.282										4	2	2	0	0	0	2						
33 Clayton Richard, L OBP: 0.042, SLG: 0.042										2	0	0	1	0	1	0						
57 Luke Gregerson, L (7, 1)										0	0	0	0	0	0	0						
34 Andrew Cashner, R (8, 1)										0	0	0	0	0	0	0						
15 Jesus Guzman, R OBP: 0.322, SLG: 0.376										1	1	1	2	0	0	0						
25 Will Venable, L OBP: 0.341, SLG: 0.459										0	0	0	0	0	0	0						
										0	0	0	0	0	0	0						
										0	0	0	0	0	0	0						
										0	0	0	0	0	0	0						
Inning Stats	R: 0 E: 0 K: 0 S: 6	H: 0 LOB: 0 BB: 0 P: 8	R: 0 E: 0 K: 1 S: 9	H: 0 LOB: 0 BB: 0 P: 12	R: 1 E: 0 K: 1 S: 7	H: 1 LOB: 1 BB: 0 P: 10	R: 0 E: 0 K: 0 S: 9	H: 1 LOB: 1 BB: 0 P: 11	R: 0 E: 0 K: 1 S: 11	H: 0 LOB: 0 BB: 0 P: 14	R: 0 E: 0 K: 1 S: 10	H: 0 LOB: 0 BB: 0 P: 12	R: 0 E: 0 K: 0 S: 6	H: 1 LOB: 1 BB: 0 P: 7	R: 6 E: 0 K: 1 S: 21	H: 6 LOB: 2 BB: 2 P: 34	R: 6 E: 0 K: 1 S: 21	H: 6 LOB: 2 BB: 2 P: 34	1B: 6 2B: 0 3B: 2 HR: 1	SF: 0 SAC: 0 DP: 0 HBP: 0	WP: 0 PB: 0 CS: 0	PA: 35
PITCHER	IP WLS BF H R ER SO BB IBB HBP BLK WP HR S P ERA WHIP	IP WLS BF H R ER SO BB IBB HBP BLK WP HR S P ERA WHIP	IP WLS BF H R ER SO BB IBB HBP BLK WP HR S P ERA WHIP	IP WLS BF H R ER SO BB IBB HBP BLK WP HR S P ERA WHIP	IP WLS BF H R ER SO BB IBB HBP BLK WP HR S P ERA WHIP	IP WLS BF H R ER SO BB IBB HBP BLK WP HR S P ERA WHIP	IP WLS BF H R ER SO BB IBB HBP BLK WP HR S P ERA WHIP	IP WLS BF H R ER SO BB IBB HBP BLK WP HR S P ERA WHIP	IP WLS BF H R ER SO BB IBB HBP BLK WP HR S P ERA WHIP	IP WLS BF H R ER SO BB IBB HBP BLK WP HR S P ERA WHIP	IP WLS BF H R ER SO BB IBB HBP BLK WP HR S P ERA WHIP	IP WLS BF H R ER SO BB IBB HBP BLK WP HR S P ERA WHIP	IP WLS BF H R ER SO BB IBB HBP BLK WP HR S P ERA WHIP	IP WLS BF H R ER SO BB IBB HBP BLK WP HR S P ERA WHIP	IP WLS BF H R ER SO BB IBB HBP BLK WP HR S P ERA WHIP	IP WLS BF H R ER SO BB IBB HBP BLK WP HR S P ERA WHIP	IP WLS BF H R ER SO BB IBB HBP BLK WP HR S P ERA WHIP	IP WLS BF H R ER SO BB IBB HBP BLK WP HR S P ERA WHIP	IP WLS BF H R ER SO BB IBB HBP BLK WP HR S P ERA WHIP			
36 Wade Miley, L ERA: 2.72	7.1	L	4	4	4	0	0	0	0	0	0	0	0	0	0	0	4.91	0.818				
30 David Hernandez, R ERA: 3.09	0.0	4	2	1	1	0	2	0	0	0	0	5	13	∞	∞							
29 Brad Ziegler, R ERA: 2.08	0.2	3	1	2	2	1	0	0	0	0	0	11	14	27.00	1.500							

Batter	1	2	3	4	5	6	7	8	9	AB	R	H	RBI	BB	SO	LOB	TOP			
8 Gerardo Parra, L (1.9) OBP: 0.325, SLG: 0.370	F7		G6-3	K			1B	BB		4	1	1	1	1	1	2	Arizona Diamondbacks @ San Diego Padres Petco Park, San Diego, CA Sat Jun 02 2012, 4:16 PM - 7:24 PM PDT Att: 36,559 - Overcast - 66 F			
18 Willie Bloomquist, R (1.6) OBP: 0.324, SLG: 0.393	2B		F8			1B		K2-3		5	0	3	0	0	1	3				
13 Jason Kubel, L (1.7) OBP: 0.381, SLG: 0.450	F8			BB		F9				4	0	0	0	1	1	3	livebaseballscores.com			
44 Paul Goldschmidt, R (1.3) OBP: 0.341, SLG: 0.454	G6-3		G6-3				G6-3			5	1	1	1	0	1	3				
26 Miguel Montero, L (1.2) OBP: 0.360, SLG: 0.346		FC6-5 24 BB		15 1B 41 SF9 24 BB		K		41 BB 8 BB 2B	G4-3	3	2	1	0	2	1	0	AB 32 R 4 H 7 RBI 3 BB 8 SO 9 LOB 23			
24 Chris Young, R (1.8) OBP: 0.362, SLG: 0.524		2 FC6-5 BB		15 1B			K	F9		2	0	0	0	2	1	1				
15 Josh Bell, S (1.5) OBP: 0.238, SLG: 0.350			F9			F9		8 BB 41 BB BB		3	0	1	0	1	0	2	AB 32 R 4 H 7 RBI 3 BB 8 SO 9 LOB 23 			
2 Aaron Hill, R (1.4) OBP: 0.327, SLG: 0.396		FC6-5		P6		K		K		4	0	0	0	0	2	7				
41 Daniel Hudson, R (1.1) OBP: 0.308, SLG: 0.200				SF9		G6-3		8 BB		2	0	0	1	1	1	2	WP: 0 PA: 41 PB: 0 SB: 0 CS: 1			
40 J.J. Putz, R (9.1)										0	0	0	0	0	0	0				
Inning Stats	R: 0 E: 0 K: 0 S: 6	H: 1 LOB: 0 BB: 0 P: 11	R: 0 E: 0 K: 1 S: 11	H: 0 LOB: 2 BB: 2 P: 20	R: 0 E: 0 K: 1 S: 9	H: 0 LOB: 1 BB: 1 P: 18	R: 1 E: 0 K: 1 S: 15	H: 1 LOB: 0 BB: 0 P: 26	R: 1 E: 0 K: 2 S: 9	H: 2 LOB: 0 BB: 0 P: 15	R: 0 E: 0 K: 2 S: 8	H: 0 LOB: 0 BB: 0 P: 13	R: 1 E: 0 K: 1 S: 9	H: 2 LOB: 1 BB: 0 P: 14	R: 1 E: 0 K: 2 S: 14	H: 1 LOB: 3 BB: 3 P: 30	R: 0 E: 0 K: 1 S: 7	H: 0 LOB: 0 BB: 0 P: 11	1B: 4 2B: 2 3B: 0 HR: 1	SF: 1 SAC: 0 DP: 0 HBP: 0
PITCHER	IP WLS BF H R ER SO	IP WLS BF H R ER SO	IP WLS BF H R ER SO	IP WLS BF H R ER SO	IP WLS BF H R ER SO	IP WLS BF H R ER SO	IP WLS BF H R ER SO	IP WLS BF H R ER SO	IP WLS BF H R ER SO	IP WLS BF H R ER SO	IP WLS BF H R ER SO	IP WLS BF H R ER SO	IP WLS BF H R ER SO	IP WLS BF H R ER SO	IP WLS BF H R ER SO	IP WLS BF H R ER SO	IP WLS BF H R ER SO	IP WLS BF H R ER SO	IP WLS BF H R ER SO	
37 Edinson Volquez, R (1.1) ERA: 3.42	6.0																			
54 Joe Thatcher, L (7.1) ERA: 2.51	0.2	L	4	2	1	1	1	0	0	0	0	1	0	0	8	13	13.50	3.000		
57 Luke Gregerson, R (7.1) ERA: 4.7	1.0		6	1	1	1	1	2	0	0	0	0	0	0	11	21	9.00	3.000		
41 Alex Hinshaw, L (8.1) ERA: 4.5	0.0		1	0	0	0	0	1	0	0	0	0	0	0	1	5	∞	∞		
58 Brad Brach, R (8.1) ERA: 3.32	1.1		4	0	0	0	2	0	0	0	0	0	0	0	10	16	0.00	0.000		

Batter	1	2	3	4	5	6	7	8	9	AB	R	H	RBI	BB	SO	LOB	BOTTOM			
25 Will Venable, L (1.9) OBP: 0.339, SLG: 0.454	L8			24 1B 24 S		F9		K		4	1	1	0	0	1	1	Arizona Diamondbacks @ San Diego Padres Petco Park, San Diego, CA Sat Jun 02 2012, 4:16 PM - 7:24 PM PDT Att: 36,559 - Overcast - 66 F			
24 Cameron Maybin, R (1.8) OBP: 0.310, SLG: 0.314	F9			23 1B		K		G4-3		4	1	1	1	0	1	0				
23 Yonder Alonso, L (1.3) OBP: 0.360, SLG: 0.382	F8			18 1B 18 S		G1-3			F7	4	0	1	1	0	0	0	livebaseballscores.com			
18 Carlos Quentin, R (1.7) OBP: 0.545, SLG: 1.105		F7		F9-5			1B	7 1B HBP		3	0	1	0	0	0	1				
7 Chase Headley, S (1.5) OBP: 0.368, SLG: 0.428		G3		G4-3		F8			1B	4	0	1	0	0	0	1	AB 31 R 2 H 6 RBI 2 BB 1 SO 5 LOB 8			
4 Nick Hundley, R (1.2) OBP: 0.230, SLG: 0.275		G5-3		G6-3		K		L3		3	0	0	0	0	1	1				
2 Everth Cabrera, S (1.6) OBP: 0.276, SLG: 0.382				G4-3				5 FC3-6 BB		2	0	1	0	1	0	0	AB 31 R 2 H 6 RBI 2 BB 1 SO 5 LOB 8			
5 Alex Amarista, L (1.4) OBP: 0.186, SLG: 0.262			L9		P4			FC3-6		3	0	0	0	0	0	1				
37 Edinson Volquez, R (1.1) ERA: 3.42	6.0																			
13 Chris Denorfia, R (7.1) OBP: 0.330, SLG: 0.390	0.2																			
54 Joe Thatcher, L (7.1) ERA: 2.51	1.0																			
57 Luke Gregerson, R (7.1) ERA: 4.7	1.0																			
41 Alex Hinshaw, L (8.1) ERA: 4.5	0.0																			
58 Brad Brach, R (8.1) ERA: 3.32	1.1																			
12 Yasmani Grandal, S (8.2) OBP: 0.326, SLG: 0.370	1.1																			
15 Jesus Guzman, R (9.1) OBP: 0.308, SLG: 0.200	0.0																			
Inning Stats	R: 0 E: 0 K: 0 S: 5	H: 0 LOB: 0 BB: 0 P: 9	R: 0 E: 0 K: 0 S: 9	H: 0 LOB: 0 BB: 0 P: 16	R: 0 E: 0 K: 1 S: 8	H: 1 LOB: 0 BB: 0 P: 11	R: 2 E: 0 K: 0 S: 9	H: 3 LOB: 0 BB: 0 P: 17	R: 0 E: 0 K: 0 S: 8	H: 0 LOB: 0 BB: 0 P: 11	R: 0 E: 0 K: 2 S: 8	H: 0 LOB: 0 BB: 0 P: 11	R: 0 E: 0 K: 1 S: 9	H: 1 LOB: 0 BB: 0 P: 14	R: 0 E: 0 K: 1 S: 12	H: 0 LOB: 1 BB: 1 P: 23	R: 0 E: 0 K: 0 S: 12	H: 1 LOB: 2 BB: 0 P: 16	1B: 5 2B: 2 3B: 0 HR: 0	SF: 0 SAC: 0 DP: 1 HBP: 1
PITCHER	IP WLS BF H R ER SO	IP WLS BF H R ER SO	IP WLS BF H R ER SO	IP WLS BF H R ER SO	IP WLS BF H R ER SO	IP WLS BF H R ER SO	IP WLS BF H R ER SO	IP WLS BF H R ER SO	IP WLS BF H R ER SO	IP WLS BF H R ER SO	IP WLS BF H R ER SO	IP WLS BF H R ER SO	IP WLS BF H R ER SO	IP WLS BF H R ER SO	IP WLS BF H R ER SO	IP WLS BF H R ER SO	IP WLS BF H R ER SO	IP WLS BF H R ER SO	IP WLS BF H R ER SO	
41 Daniel Hudson, R (1.1) ERA: 4.65	8.0																			
40 J.J. Putz, R (9.1) ERA: 6.0	1.0	S	5	1	0	0	0	0	0	12	16	0.00	1.000							



Batter	1	2	3	4	5	6	7	8	9	AB	R	H	RBI	BB	SO	LOB	TOP								
14 Ryan Roberts, R OBP: 0.287, SLG: 0.325										4	1	2	0	0	1	1	Arizona Diamondbacks @ San Diego Padres Petco Park, San Diego, CA Sun Jun 03 2012, 3:38 PM - 5:51 PM PDT Att: 32,228 - Cloudy - 69 F								
13 Jason Kubel, L OBP: 0.373, SLG: 0.442										3	0	0	1	0	2	2									
10 Justin Upton, R OBP: 0.346, SLG: 0.373										4	1	1	0	0	0	1									
26 Miguel Montero, L OBP: 0.357, SLG: 0.363										4	1	1	2	0	1	0									
44 Paul Goldschmidt, R OBP: 0.351, SLG: 0.477										3	1	2	1	1	0	0									
15 Josh Bell, S OBP: 0.240, SLG: 0.304										3	1	0	0	1	1	2									
8 Gerardo Parra, L OBP: 0.323, SLG: 0.387										4	1	1	2	0	0	1									
16 John McDonald, R OBP: 0.329, SLG: 0.493										4	0	0	0	0	0	1									
35 Trevor Cahill, R OBP: 0.087, SLG: 0.087										4	0	1	0	0	2	0									
Inning Stats	R: 0 E: 0 K: 1 S: 6	H: 1 LOB: 0 BB: 0 P: 9	R: 1 E: 0 K: 0 S: 12	H: 1 LOB: 0 BB: 0 P: 15	R: 0 E: 0 K: 1 S: 5	H: 0 LOB: 0 BB: 0 P: 8	R: 0 E: 0 K: 2 S: 8	H: 0 LOB: 0 BB: 0 P: 13	R: 0 E: 0 K: 0 S: 5	H: 0 LOB: 1 BB: 1 P: 9	R: 3 E: 0 K: 0 S: 11	H: 3 LOB: 0 BB: 0 P: 17	R: 2 E: 0 K: 1 S: 10	H: 2 LOB: 1 BB: 1 P: 19	R: 0 E: 0 K: 1 S: 9	H: 1 LOB: 1 BB: 0 P: 12		R: 0 E: 0 K: 1 S: 6	H: 0 LOB: 0 BB: 0 P: 7	1B: 5 2B: 0 3B: 0 HR: 3	SF: 1 SAC: 0 DP: 1 HBP: 0	WP: 0 PB: 0 SB: 0 CS: 1	PA: 36		
PITCHER	IP	WLS	BF	H	R	ER	SO	BB	IBB	HBP	BLK	WP	HR	S	P	ERA	WHIP								
53 Eric Stults, L ERA: 3.19	6.1	L	27	7	6	3	4	2	0	0	0	0	3	53	83	4.26	1.421								
39 Miles Mikolas, R ERA: 3.29	1.2		6	1	0	0	2	0	0	0	0	0	0	13	19	0.00	0.600								
55 Dale Thayer, R ERA: 4.97	1.0		3	0	0	0	1	0	0	0	0	0	0	6	7	0.00	0.000								

Batter	1	2	3	4	5	6	7	8	9	AB	R	H	RBI	BB	SO	LOB	BOTTOM								
25 Will Venable, L OBP: 0.337, SLG: 0.451										1	0	0	0	0	0	0	Arizona Diamondbacks @ San Diego Padres Petco Park, San Diego, CA Sun Jun 03 2012, 3:38 PM - 5:51 PM PDT Att: 32,228 - Cloudy - 69 F								
13 Chris Denorfia, R OBP: 0.326, SLG: 0.371										3	0	2	0	1	0	0									
14 Mark Kotsay, L OBP: 0.390, SLG: 0.486										4	0	0	0	0	1	3									
23 Yonder Alonso, L OBP: 0.353, SLG: 0.374										3	0	1	0	1	0	0									
7 Chase Headley, S OBP: 0.370, SLG: 0.426										3	0	1	0	1	0	0									
15 Jesus Guzman, R OBP: 0.314, SLG: 0.365										3	0	1	0	0	0	0									
21 John Baker, L OBP: 0.328, SLG: 0.333										3	0	2	0	0	0	1									
11 Logan Forsythe, R OBP: 0.667, SLG: 1.667										2	0	0	0	1	1	1									
2 Everth Cabrera, S OBP: 0.279, SLG: 0.368										2	0	0	0	0	1	1									
53 Eric Stults, L OBP: 0.167, SLG: 0.333										2	0	0	0	0	1	1									
39 Miles Mikolas, R OBP: 0.182, SLG: 0.256										0	0	0	0	0	0	0									
55 Dale Thayer, R OBP: 0.182, SLG: 0.256										1	0	0	0	0	0	2									
										0	0	0	0	0	0	0									
Inning Stats	R: 0 E: 0 K: 1 S: 10	H: 1 LOB: 2 BB: 1 P: 18	R: 0 E: 0 K: 1 S: 8	H: 1 LOB: 0 BB: 0 P: 11	R: 0 E: 0 K: 1 S: 8	H: 1 LOB: 0 BB: 0 P: 12	R: 0 E: 0 K: 1 S: 6	H: 0 LOB: 0 BB: 0 P: 9	R: 0 E: 0 K: 1 S: 9	H: 1 LOB: 0 BB: 0 P: 16	R: 0 E: 0 K: 0 S: 5	H: 0 LOB: 0 BB: 1 P: 11	R: 0 E: 0 K: 0 S: 6	H: 1 LOB: 0 BB: 0 P: 9	R: 0 E: 0 K: 0 S: 7	H: 1 LOB: 1 BB: 1 P: 16	R: 0 E: 0 K: 0 S: 5	H: 0 LOB: 0 BB: 0 P: 7	1B: 3 2B: 2 3B: 1 HR: 0	SF: 0 SAC: 0 DP: 4 HBP: 0	WP: 0 PB: 0 SB: 0 CS: 1	PA: 31			
PITCHER	IP	WLS	BF	H	R	ER	SO	BB	IBB	HBP	BLK	WP	HR	S	P	ERA	WHIP								
35 Trevor Cahill, R ERA: 3.45	9.0	W	31	6	0	0	5	3	0	0	0	0	0	64	109	0.00	1.000								

AB	33
R	6
H	8
RBI	6
BB	2
SO	7
LOB	8



AB	28
R	0
H	6
RBI	0
BB	3
SO	5
LOB	13



Batter	1	2	3	4	5	6	7	8	9	AB R H RBI BB SO LOB	TOP									
Dexter Fowler, S (1.8) OBP: 0.391, SLG: 0.570	2-3 K	2-3 K			0-3 K			1-1 F8		4 0 0 0 0 3 3										
19 Marco Scutaro, R (1.6) OBP: 0.320, SLG: 0.349	1-2 K		1-2 2B		0-3 K			2-3 K		3 0 2 0 0 1 0										
41 Wil Nieves, R (7.3) OBP: 0.231, SLG: 0.308	1-2 1B		2B		0-3 K			2-3 K		1 0 0 0 0 1 0										
5 Carlos González, L (1.7) OBP: 0.398, SLG: 0.614	3-3 K		3-3 K		2-1 G3-1			2-2 K		3 0 0 0 0 2 2										
10 Chris Nelson, R (7.6) OBP: 0.322, SLG: 0.329	1-2 K		3-3 K		1-1 G3-1			2-2 1B		1 0 1 0 0 0 0										
3 Michael Cuddyer, R (1.9) OBP: 0.346, SLG: 0.511	2-3 K		0-0 F7		1-1 2B			2-3 K		4 0 1 0 0 2 3										
17 Todd Helton, L (1.3) OBP: 0.335, SLG: 0.411		0-0 G3-1	2-3 K		1-3 K			1-0 G5-3		2 0 0 0 0 1 1										
21 Tyler Colvin, L (5.3) OBP: 0.283, SLG: 0.451		2-2 20 2B	1-3 K		1-0 G4-3			2-3 K		2 0 0 0 0 1 1										
22 Jordan Pacheco, R (1.5) OBP: 0.315, SLG: 0.435		0-2 1B	2-3 K		0-2 F9			3-1 G5-3		4 0 1 0 0 2 1										
20 Wilin Rosario, R (1.2) OBP: 0.282, SLG: 0.569		1-3 2B	3-3 K		0-2 F9			3-1 G5-3		4 0 1 0 0 1 0										
9 DJ LeMahieu, R (1.4) OBP: 0.357, SLG: 0.320		4-0 1B	3-2 G1-3		2-2 K					2 0 0 0 1 1 0										
15 Jeremy Guthrie, R (1.1) ERA: 3.93		2-3 K			0-0 F8					1 0 0 0 0 1 3										
51 Matt Reynolds, L (4.1) ERA: 6.34										0 0 0 0 0 0 0										
1 Eric Young Jr., S (5.7) OBP: 0.334, SLG: 0.300										1 0 0 0 0 0 0										
56 Guillermo Moscoso, R (5.1) ERA: 10.13										1 0 0 0 0 0 0										
Inning Stats	R: 0 E: 0 K: 3 S: 14	H: 1 LOB: 1 BB: 0 P: 22	R: 0 E: 0 K: 2 S: 13	H: 2 LOB: 3 BB: 1 P: 23	R: 0 E: 0 K: 2 S: 12	H: 1 LOB: 1 BB: 0 P: 18	R: 0 E: 0 K: 2 S: 12	H: 0 LOB: 0 BB: 0 P: 18	R: 0 E: 0 K: 1 S: 9	H: 1 LOB: 1 BB: 0 P: 14	R: 0 E: 0 K: 1 S: 9	H: 0 LOB: 0 BB: 0 P: 15	R: 0 E: 0 K: 2 S: 12	H: 1 LOB: 1 BB: 0 P: 19	R: 0 E: 0 K: 1 S: 7	H: 0 LOB: 0 BB: 0 P: 13	1B: 3 2B: 3 3B: 0 HR: 0	SF: 0 SAC: 0 DP: 0 HBP: 0	WP: 0 PB: 0 SB: 1 CS: 0	PA: 34

Colorado Rockies @ Arizona Diamondbacks
Chase Field, Phoenix, AZ
Tue Jun 05 2012, 6:41 PM - 9:43 PM MST
Att: 22,322 - Clear - 98 F

AB	33
R	0
H	6
RBI	0
BB	1
SO	16
LOB	14



Batter	1	2	3	4	5	6	7	8	9	AB R H RBI BB SO LOB	BOTTOM									
8 Gerardo Parra, L (1.9) OBP: 0.341, SLG: 0.429	3-2 1B		0-2 13 HR	3-2 18 2B	2-3 K			0-0 HR		5 3 4 1 0 1 1										
18 Willie Bloomquist, R (1.6) OBP: 0.324, SLG: 0.392	1-1 FC6-4		2-3 13 HR	1-0 13 1B				1-1 HR		5 2 2 0 0 1 2										
16 John McDonald, R (9.6) OBP: 0.329, SLG: 0.493	1-2 1B		1-3 13 2B					2B 1B		0 0 0 0 0 0 0										
13 Jason Kubel, L (1.7) OBP: 0.371, SLG: 0.464	2-0 F7		3-0 HR	2-0 26 1B				2-2 SF8		5 3 3 5 0 1 1										
26 Miguel Montero, L (1.2) OBP: 0.358, SLG: 0.363	0-1 F9		4-1 37 1B	2-2 24 1B				0-0 SF8		3 0 1 1 1 0 1										
24 Chris Young, R (1.8) OBP: 0.369, SLG: 0.506	4-1 BB		3-2 37 1B	0-1 G3-6-1				0-1 F8		4 0 2 1 1 0 0										
37 Lyle Overbay, L (1.3) OBP: 0.432, SLG: 0.532	3-1 FC4-6		1-2 1B	1-2 37 1B				3-H 15 BB		4 1 1 0 1 1 3										
15 Josh Bell, S (1.5) OBP: 0.267, SLG: 0.296	0-0 P5		0-1 L4					4-2 BB		4 0 1 0 1 0 4										
2 Aaron Hill, R (1.4) OBP: 0.336, SLG: 0.431	2-1 HR		0-3 K					2-2 K		5 1 3 2 0 2 5										
31 Ian Kennedy, R (1.1) OBP: 0.250, SLG: 0.053	2-3 K		2-3 K							3 0 0 0 0 3 1										
55 Josh Collmenter, R (7.1) ERA: 4.3										1 0 0 0 0 1 2										
49 Mike Zagurski, L (9.1) ERA: 5.11										0 0 0 0 0 0 0										
Inning Stats	R: 0 E: 0 K: 0 S: 8	H: 1 LOB: 1 BB: 0 P: 14	R: 2 E: 0 K: 1 S: 9	H: 1 LOB: 0 BB: 1 P: 20	R: 2 E: 0 K: 2 S: 21	H: 4 LOB: 3 BB: 1 P: 33	R: 3 E: 0 K: 1 S: 14	H: 5 LOB: 1 BB: 0 P: 24	R: 0 E: 0 K: 2 S: 11	H: 1 LOB: 1 BB: 0 P: 16	R: 0 E: 0 K: 1 S: 8	H: 0 LOB: 0 BB: 0 P: 15	R: 0 E: 0 K: 2 S: 14	H: 2 LOB: 2 BB: 0 P: 21	R: 3 E: 0 K: 1 S: 15	H: 3 LOB: 2 BB: 2 P: 28	1B: 11 2B: 1 3B: 2 HR: 3	SF: 1 SAC: 0 DP: 1 HBP: 0	WP: 1 PB: 0 SB: 0 CS: 0	PA: 44

Colorado Rockies @ Arizona Diamondbacks
Chase Field, Phoenix, AZ
Tue Jun 05 2012, 6:41 PM - 9:43 PM MST
Att: 22,322 - Clear - 98 F

AB	39
R	10
H	17
RBI	10
BB	4
SO	10
LOB	20



Batter	1	2	3	4	5	6	7	8	9	AB	R	H	RBI	BB	SO	LOB	TOP							
19 Jemile Weeks, S OBP: 0.301, SLG: 0.318										5	0	1	1	0	1	3	<p>Oakland Athletics @ Arizona Diamondbacks</p> <p>Chase Field, Phoenix, AZ</p> <p>Sat Jun 09 2012, 7:11 PM - 10:05 PM MST</p> <p>Att: 28,061 - Clear - 102 F</p> <p>livebaseballscores.com</p>							
4 Coco Crisp, S OBP: 0.234, SLG: 0.236										4	1	0	0	1	0	2								
16 Josh Reddick, L OBP: 0.336, SLG: 0.524										5	0	1	0	0	2	2								
15 Seth Smith, L OBP: 0.369, SLG: 0.401										3	0	1	0	1	1	1								
7 Brandon Inge, R OBP: 0.296, SLG: 0.431										4	0	1	0	0	2	2								
37 Brandon Moss, L OBP: 0.286, SLG: 0.417 53 Jim Miller, R										2	1	1	0	1	1	1								
31 Jonny Gomes, R OBP: 0.357, SLG: 0.385 13 Jerry Blevins, L										0	0	0	0	0	0	0								
8 Kurt Suzuki, R OBP: 0.260, SLG: 0.279										4	0	2	1	0	0	4								
2 Cliff Pennington, S OBP: 0.265, SLG: 0.296										4	1	3	0	0	0	1								
11 Jarrod Parker, R 20 Josh Donaldson, R										1	0	0	0	0	1	0								
Inning Stats	R: 0 H: 0 E: 0 K: 1 S: 7	H: 0 LOB: 0 BB: 0 P: 8	R: 1 H: 1 E: 0 K: 2 S: 12	H: 1 LOB: 1 BB: 1 P: 23	R: 0 H: 0 E: 0 K: 1 S: 6	H: 0 LOB: 0 BB: 0 P: 7	R: 0 H: 2 E: 0 K: 2 S: 11	H: 2 LOB: 2 BB: 0 P: 19	R: 0 H: 1 E: 0 K: 0 S: 7	H: 1 LOB: 1 BB: 0 P: 10	R: 0 H: 1 E: 0 K: 1 S: 9	H: 1 LOB: 1 BB: 0 P: 13	R: 0 H: 2 E: 0 K: 0 S: 9	H: 2 LOB: 1 BB: 0 P: 14	R: 1 H: 1 E: 0 K: 0 S: 10	H: 2 LOB: 2 BB: 1 P: 21	R: 1 H: 2 E: 0 K: 2 S: 13	H: 2 LOB: 1 BB: 0 P: 18	1B: 7 2B: 3 3B: 0 HR: 0	SF: 1 SAC: 1 DP: 1 HBP: 0	WP: 0 PB: 0 SB: 1 CS: 0	PA: 39		
PITCHER	IP WLS BF H R ER SO BB IBB HBP BLK WP HR S P ERA WHIP	IP WLS BF H R ER SO BB IBB HBP BLK WP HR S P ERA WHIP	IP WLS BF H R ER SO BB IBB HBP BLK WP HR S P ERA WHIP	IP WLS BF H R ER SO BB IBB HBP BLK WP HR S P ERA WHIP	IP WLS BF H R ER SO BB IBB HBP BLK WP HR S P ERA WHIP	IP WLS BF H R ER SO BB IBB HBP BLK WP HR S P ERA WHIP	IP WLS BF H R ER SO BB IBB HBP BLK WP HR S P ERA WHIP	IP WLS BF H R ER SO BB IBB HBP BLK WP HR S P ERA WHIP	IP WLS BF H R ER SO BB IBB HBP BLK WP HR S P ERA WHIP	IP WLS BF H R ER SO BB IBB HBP BLK WP HR S P ERA WHIP	IP WLS BF H R ER SO BB IBB HBP BLK WP HR S P ERA WHIP	IP WLS BF H R ER SO BB IBB HBP BLK WP HR S P ERA WHIP	IP WLS BF H R ER SO BB IBB HBP BLK WP HR S P ERA WHIP	IP WLS BF H R ER SO BB IBB HBP BLK WP HR S P ERA WHIP	IP WLS BF H R ER SO BB IBB HBP BLK WP HR S P ERA WHIP	IP WLS BF H R ER SO BB IBB HBP BLK WP HR S P ERA WHIP	IP WLS BF H R ER SO BB IBB HBP BLK WP HR S P ERA WHIP	IP WLS BF H R ER SO BB IBB HBP BLK WP HR S P ERA WHIP	IP WLS BF H R ER SO BB IBB HBP BLK WP HR S P ERA WHIP	IP WLS BF H R ER SO BB IBB HBP BLK WP HR S P ERA WHIP	IP WLS BF H R ER SO BB IBB HBP BLK WP HR S P ERA WHIP	IP WLS BF H R ER SO BB IBB HBP BLK WP HR S P ERA WHIP	IP WLS BF H R ER SO BB IBB HBP BLK WP HR S P ERA WHIP	IP WLS BF H R ER SO BB IBB HBP BLK WP HR S P ERA WHIP



Batter	1	2	3	4	5	6	7	8	9	AB	R	H	RBI	BB	SO	LOB	BOTTOM							
8 Gerardo Parra, L OBP: 0.341, SLG: 0.421										3	1	1	0	1	0	0	<p>Oakland Athletics @ Arizona Diamondbacks</p> <p>Chase Field, Phoenix, AZ</p> <p>Sat Jun 09 2012, 7:11 PM - 10:05 PM MST</p> <p>Att: 28,061 - Clear - 102 F</p> <p>livebaseballscores.com</p>							
18 Willie Bloomquist, R OBP: 0.333, SLG: 0.398										5	2	2	0	0	0	2								
10 Justin Upton, R OBP: 0.351, SLG: 0.372										3	2	1	1	2	1	2								
13 Jason Kubel, L OBP: 0.382, SLG: 0.489										4	1	3	2	1	0	1								
44 Paul Goldschmidt, R OBP: 0.365, SLG: 0.526										4	0	1	1	1	1	3								
26 Miguel Montero, L OBP: 0.348, SLG: 0.364										5	1	1	4	0	1	4								
2 Aaron Hill, R OBP: 0.343, SLG: 0.444										3	0	2	0	1	0	0								
15 Josh Bell, S OBP: 0.278, SLG: 0.313										3	0	0	0	1	1	2								
35 Trevor Cahill, R OBP: 0.077, SLG: 0.077 29 Brad Ziegler, R										3	0	0	0	0	0	2								
14 Ryan Roberts, R OBP: 0.301, SLG: 0.367 30 David Hernandez, R										1	1	1	0	0	0	0								
Inning Stats	R: 1 H: 2 E: 0 K: 1 S: 15	H: 2 LOB: 2 BB: 1 P: 27	R: 0 H: 1 E: 0 K: 1 S: 7	H: 1 LOB: 0 BB: 0 P: 11	R: 0 H: 0 E: 0 K: 0 S: 9	H: 0 LOB: 1 BB: 1 P: 16	R: 0 H: 0 E: 0 K: 1 S: 8	H: 0 LOB: 1 BB: 1 P: 13	R: 5 H: 5 E: 0 K: 1 S: 17	H: 5 LOB: 2 BB: 2 P: 35	R: 0 H: 1 E: 0 K: 1 S: 16	H: 1 LOB: 2 BB: 1 P: 24	R: 0 H: 0 E: 0 K: 1 S: 9	H: 0 LOB: 0 BB: 0 P: 14	R: 2 H: 3 E: 0 K: 0 S: 13	H: 3 LOB: 2 BB: 1 P: 24	R: 2 H: 3 E: 0 K: 0 S: 13	H: 3 LOB: 2 BB: 1 P: 24	1B: 8 2B: 3 3B: 0 HR: 1	SF: 0 SAC: 1 DP: 0 HBP: 0	WP: 0 PB: 0 SB: 1 CS: 1	PA: 42		
PITCHER	IP WLS BF H R ER SO BB IBB HBP BLK WP HR S P ERA WHIP	IP WLS BF H R ER SO BB IBB HBP BLK WP HR S P ERA WHIP	IP WLS BF H R ER SO BB IBB HBP BLK WP HR S P ERA WHIP	IP WLS BF H R ER SO BB IBB HBP BLK WP HR S P ERA WHIP	IP WLS BF H R ER SO BB IBB HBP BLK WP HR S P ERA WHIP	IP WLS BF H R ER SO BB IBB HBP BLK WP HR S P ERA WHIP	IP WLS BF H R ER SO BB IBB HBP BLK WP HR S P ERA WHIP	IP WLS BF H R ER SO BB IBB HBP BLK WP HR S P ERA WHIP	IP WLS BF H R ER SO BB IBB HBP BLK WP HR S P ERA WHIP	IP WLS BF H R ER SO BB IBB HBP BLK WP HR S P ERA WHIP	IP WLS BF H R ER SO BB IBB HBP BLK WP HR S P ERA WHIP	IP WLS BF H R ER SO BB IBB HBP BLK WP HR S P ERA WHIP	IP WLS BF H R ER SO BB IBB HBP BLK WP HR S P ERA WHIP	IP WLS BF H R ER SO BB IBB HBP BLK WP HR S P ERA WHIP	IP WLS BF H R ER SO BB IBB HBP BLK WP HR S P ERA WHIP	IP WLS BF H R ER SO BB IBB HBP BLK WP HR S P ERA WHIP	IP WLS BF H R ER SO BB IBB HBP BLK WP HR S P ERA WHIP	IP WLS BF H R ER SO BB IBB HBP BLK WP HR S P ERA WHIP	IP WLS BF H R ER SO BB IBB HBP BLK WP HR S P ERA WHIP	IP WLS BF H R ER SO BB IBB HBP BLK WP HR S P ERA WHIP	IP WLS BF H R ER SO BB IBB HBP BLK WP HR S P ERA WHIP	IP WLS BF H R ER SO BB IBB HBP BLK WP HR S P ERA WHIP	IP WLS BF H R ER SO BB IBB HBP BLK WP HR S P ERA WHIP	IP WLS BF H R ER SO BB IBB HBP BLK WP HR S P ERA WHIP



Batter	1	2	3	4	5	6	7	8	9	AB	R	H	RBI	BB	SO	LOB	TOP					
8 Gerardo Parra, L (1,7) OBP: 0.339, SLG: 0.413	G4-3			G4-3			FC1-6 BB		F7	3	0	0	0	1	0	0	Arizona Diamondbacks @ Texas Rangers Rangers Ballpark in Arlington, Arlington, TX Tue Jun 12 2012, 8:09 PM - 10:46 PM EDT Att: 39,140 - Partly Cloudy - 81 F livebaseballscorecards.com					
18 Willie Bloomquist, R (1,6) OBP: 0.332, SLG: 0.460	K			P2			FC1-6 G4-3		G6-3 2B	4	0	1	0	0	1	1						
10 Justin Upton, R (1,9) OBP: 0.343, SLG: 0.362	K			F8			G4-3		G6-3	4	0	0	0	0	1	2						
13 Jason Kubel, L (1,10) OBP: 0.373, SLG: 0.475		F8			K		L8		F8	4	0	0	0	0	1	2						
44 Paul Goldschmidt, R (1,3) OBP: 0.362, SLG: 0.514		K			L7				F7	3	0	0	0	0	1	0						
26 Miguel Montero, L (1,2) OBP: 0.348, SLG: 0.381		G6-3			F7				HR	3	1	1	1	0	0	0						
24 Chris Young, R (1,8) OBP: 0.370, SLG: 0.480			F7			F7			K	3	0	0	0	0	1	0						
2 Aaron Hill, R (1,4) OBP: 0.350, SLG: 0.446			K			G4-3 1B			1B	3	0	2	0	0	1	0						
15 Josh Bell, S (1,5) OBP: 0.250, SLG: 0.278			K			G4-3			G3	3	0	0	0	0	1	2						
Inning Stats	R: 0 E: 0 K: 2 S: 9	H: 0 LOB: 0 BB: 0 P: 14	R: 0 E: 0 K: 1 S: 8	H: 0 LOB: 0 BB: 0 P: 11	R: 0 E: 0 K: 2 S: 8	H: 0 LOB: 0 BB: 0 P: 13	R: 0 E: 0 K: 0 S: 4	H: 0 LOB: 0 BB: 0 P: 5	R: 0 E: 0 K: 1 S: 8	H: 1 LOB: 0 BB: 0 P: 12	R: 0 E: 0 K: 0 S: 6	H: 0 LOB: 1 BB: 1 P: 6	R: 0 E: 0 K: 0 S: 10	H: 0 LOB: 1 BB: 1 P: 15	R: 1 E: 0 K: 1 S: 8	H: 2 LOB: 1 BB: 0 P: 12	R: 0 E: 0 K: 0 S: 11	H: 1 LOB: 1 BB: 0 P: 17	1B: 2 2B: 1 3B: 0 HR: 1	SF: 0 SAC: 0 DP: 1 HBP: 0	WP: 0 PB: 0 SB: 0 CS: 0	PA: 31
PITCHER 48 Colby Lewis, R (1,1) ERA: 3.13	IP: 9.0 WLS: W BF: 31	H: 4 R: 1 ER: 1 SO: 7	BB: 1 IBB: 0 HBP: 0 BLK: 0	WP: 0 HR: 1 S: 72 P: 105	ERA: 1.00 WHIP: 0.556	PITCHER										IP: 9.0 WLS: W BF: 31	H: 4 R: 1 ER: 1 SO: 7	BB: 1 IBB: 0 HBP: 0 BLK: 0	WP: 0 HR: 1 S: 72 P: 105	ERA: 1.00 WHIP: 0.556		

Batter	1	2	3	4	5	6	7	8	9	AB	R	H	RBI	BB	SO	LOB	BOTTOM			
5 Ian Kinsler, R (1,4) OBP: 0.345, SLG: 0.460	2B		G5-3			G5-3 1B	K			5	1	3	1	0	1	3	Arizona Diamondbacks @ Texas Rangers Rangers Ballpark in Arlington, Arlington, TX Tue Jun 12 2012, 8:09 PM - 10:46 PM EDT Att: 39,140 - Partly Cloudy - 81 F livebaseballscorecards.com			
1 Elvis Andrus, R (1,6) OBP: 0.385, SLG: 0.404	F9		P3		G5-3	G1-3			3B	5	1	1	0	0	0	3				
32 Josh Hamilton, L (1,7) OBP: 0.395, SLG: 0.687	K		K			G4-3	L7		1B	5	0	1	1	0	2	1				
29 Adrián Beltré, R (1,5) OBP: 0.329, SLG: 0.489					1B	G6-3	1B		K	4	1	2	0	1	1	1				
10 Michael Young, R (1,10) OBP: 0.313, SLG: 0.376	G4-3				K		7 HR		F9	5	2	2	0	0	1	3				
7 David Murphy, L (1,9) OBP: 0.348, SLG: 0.455					F7		HR		2B	5	1	3	2	0	1	3				
8 Yorvit Torrealba, R (1,2) OBP: 0.306, SLG: 0.347	G6-4-3				K		1B		G5-3	4	1	1	0	1	1	4				
18 Mitch Moreland, L (1,3) OBP: 0.340, SLG: 0.517	F9					P3			2B	4	1	2	2	0	0	1				
23 Craig Gentry, R (1,8) OBP: 0.413, SLG: 0.443	P3					G5-3			HBP	3	1	1	2	0	0	1				
Inning Stats	R: 1 E: 0 K: 1 S: 10	H: 1 LOB: 1 BB: 1 P: 18	R: 0 E: 0 K: 0 S: 9	H: 1 LOB: 0 BB: 0 P: 14	R: 0 E: 0 K: 1 S: 9	H: 0 LOB: 0 BB: 0 P: 11	R: 0 E: 0 K: 2 S: 13	H: 1 LOB: 0 BB: 0 P: 20	R: 0 E: 0 K: 0 S: 8	H: 1 LOB: 1 BB: 0 P: 10	R: 5 E: 0 K: 0 S: 17	H: 6 LOB: 1 BB: 0 P: 25	R: 2 E: 0 K: 2 S: 17	H: 3 LOB: 3 BB: 1 P: 29	R: 1 E: 0 K: 1 S: 17	H: 3 LOB: 2 BB: 0 P: 27	1B: 10 2B: 4 3B: 1 HR: 1	SF: 0 SAC: 0 DP: 0 HBP: 1	WP: 1 PB: 0 SB: 0 CS: 0	PA: 43
PITCHER 31 Ian Kennedy, R (1,1) ERA: 4.32	IP: 5.2 WLS: L BF: 28	H: 10 R: 6 ER: 6 SO: 4	BB: 1 IBB: 0 HBP: 0 BLK: 0	WP: 1 HR: 1 S: 65 P: 95	ERA: 9.53 WHIP: 1.941	PITCHER										IP: 5.2 WLS: L BF: 28	H: 10 R: 6 ER: 6 SO: 4	BB: 1 IBB: 0 HBP: 0 BLK: 0	WP: 1 HR: 1 S: 65 P: 95	ERA: 9.53 WHIP: 1.941
29 Brad Ziegler, R (6,1) ERA: 2.63	0.2	4	2	2	2	0	0	0	0	0	0	8	12	27.00	3.000					
49 Mike Zagurski, L (7,1) ERA: 4.5	0.2	5	1	0	0	2	1	0	1	0	0	10	20	0.00	3.000					
32 Craig Breslow, L (8,1) ERA: 2.93	1.0	6	3	1	1	1	0	0	0	0	0	17	27	9.00	3.000					

Batter	1	2	3	4	5	6	7	8	9	AB	R	H	RBI	BB	SO	LOB	TOP										
18 Willie Bloomquist, R (1,6) OBP: 0.330, SLG: 0.402	P4		F8			G6-3		2B		4	0	1	0	0	0	1											
2 Aaron Hill, R (1,4) OBP: 0.349, SLG: 0.440	P5			G6-3		10 1B		F8		3	0	0	0	1	0	1											
10 Justin Upton, R (1,9) OBP: 0.348, SLG: 0.365	G4-3		44 G5-4-3 1B			1B		K		4	0	2	0	0	1	1											
44 Paul Goldschmidt, R (1,3) OBP: 0.355, SLG: 0.503		K		G5-4-3		G5-3			K	4	0	0	0	0	2	3											
13 Jason Kubel, L (1,10) OBP: 0.366, SLG: 0.465	P6			F9			K		K	4	0	0	0	0	2	0											
24 Chris Young, R (1,8) OBP: 0.386, SLG: 0.472	F7			G5-3		1B		F8		4	0	1	0	0	0	0											
26 Miguel Montero, L (1,2) OBP: 0.353, SLG: 0.382		14 L6-3 BB		1B		K			K	2	0	1	0	1	1	1											
14 Ryan Roberts, R (1,5) OBP: 0.295, SLG: 0.354		L6-3		F9		F9			F9	3	0	0	0	0	0	3											
8 Gerardo Parra, L (1,7) OBP: 0.339, SLG: 0.412		1B		F7			G6-3			3	0	1	0	0	0	0											
Inning Stats	R: 0 E: 0 K: 0 S: 5	H: 0 LOB: 0 BB: 0 P: 6	R: 0 E: 0 K: 1 S: 8	H: 0 LOB: 0 BB: 0 P: 13	R: 0 E: 0 K: 0 S: 6	H: 1 LOB: 1 BB: 1 P: 11	R: 0 E: 0 K: 0 S: 10	H: 1 LOB: 0 BB: 0 P: 17	R: 0 E: 0 K: 0 S: 10	H: 1 LOB: 1 BB: 0 P: 13	R: 0 E: 0 K: 0 S: 7	H: 1 LOB: 2 BB: 1 P: 15	R: 0 E: 0 K: 2 S: 11	H: 1 LOB: 1 BB: 0 P: 15	R: 0 E: 0 K: 1 S: 9	H: 1 LOB: 1 BB: 0 P: 12	R: 0 E: 0 K: 2 S: 14	H: 0 LOB: 0 BB: 0 P: 19	1B: 5 2B: 2 3B: 0 HR: 0	SF: 0 SAC: 0 DP: 2 HBP: 0	WP: 0 PB: 0 SB: 0 CS: 0	PA: 33					
PITCHER	IP	WLS	BF	H	R	ER	SO	BB	IBB	HBP	BLK	WP	HR	S	P	ERA	WHIP										
54 Matt Harrison, L (1,1) ERA: 3.54	7.1		28	6	0	0	3	2	0	0	0	0	0	61	95	0.00	1.091										
37 Mike Adams, R (8,1) ERA: 3.32	0.2	W	2	0	0	0	1	0	0	0	0	0	0	5	7	0.00	0.000										
36 Joe Nathan, R (9,1) ERA: 1.75	1.0	S	3	0	0	0	2	0	0	0	0	0	0	14	19	0.00	0.000										

Arizona Diamondbacks @ Texas Rangers
 Rangers Ballpark in Arlington, Arlington, TX
 Wed Jun 13 2012, 8:07 PM - 10:48 PM EDT
 Att: 45,866 - Partly Cloudy - 86 F

AB 31
R 0
H 6
RBI 0
BB 2
SO 6
LOB 10



Batter	1	2	3	4	5	6	7	8	9	AB	R	H	RBI	BB	SO	LOB	BOTTOM										
5 Ian Kinsler, R (1,4) OBP: 0.340, SLG: 0.453	F9		G6-3			F7		G5-3		4	0	0	0	0	0	2											
1 Elvis Andrus, R (1,6) OBP: 0.385, SLG: 0.399	G6-3			F7		K			K	3	0	0	0	0	1	0											
32 Josh Hamilton, L (1,7) OBP: 0.395, SLG: 0.683	G3			F8		1B		K		3	0	1	0	0	0	0											
29 Adrian Beltré, R (1,5) OBP: 0.325, SLG: 0.483		K		K		K		F9		3	0	0	0	0	3	1											
10 Michael Young, R (1,10) OBP: 0.309, SLG: 0.371	G4-3			K		F9			F9	3	0	0	0	0	1	1											
25 Mike Napoli, R (1,3) OBP: 0.356, SLG: 0.477	L6			K2-3		K		8 SH1-3 23 1B BB		2	1	0	0	1	1	0											
8 Yorvit Torrealba, R (1,2) OBP: 0.300, SLG: 0.340	G6-3			K		SH1-3		SH1-3		2	0	0	0	0	1	0											
21 Brandon Snyder, R (1,9) OBP: 0.364, SLG: 0.561				23 B2-3 1B		F8		K		2	0	1	0	0	0	0											
17 Nelson Cruz, R (9,PH) (9,9) OBP: 0.313, SLG: 0.429				1B		F8		K		1	0	0	0	0	1	1											
23 Craig Gentry, R (1,8) OBP: 0.411, SLG: 0.440	B2-3			1B		P3		2H 1B		3	0	1	1	0	0	1											
Inning Stats	R: 0 E: 0 K: 0 S: 7	H: 0 LOB: 0 BB: 0 P: 10	R: 0 E: 0 K: 1 S: 6	H: 0 LOB: 0 BB: 0 P: 11	R: 0 E: 0 K: 0 S: 7	H: 1 LOB: 1 BB: 0 P: 9	R: 0 E: 0 K: 1 S: 5	H: 0 LOB: 0 BB: 0 P: 7	R: 0 E: 0 K: 3 S: 9	H: 0 LOB: 0 BB: 0 P: 12	R: 0 E: 0 K: 0 S: 12	H: 0 LOB: 1 BB: 0 P: 15	R: 0 E: 0 K: 2 S: 12	H: 1 LOB: 1 BB: 0 P: 15	R: 1 E: 0 K: 1 S: 11	H: 1 LOB: 1 BB: 1 P: 16	R: 1 E: 0 K: 1 S: 11	H: 1 LOB: 1 BB: 1 P: 16	1B: 3 2B: 0 3B: 0 HR: 0	SF: 0 SAC: 1 DP: 0 HBP: 0	WP: 0 PB: 0 SB: 0 CS: 0	PA: 28					
PITCHER	IP	WLS	BF	H	R	ER	SO	BB	IBB	HBP	BLK	WP	HR	S	P	ERA	WHIP										
36 Wade Miley, L (1,1) ERA: 2.39	7.2	L	27	3	1	1	8	1	0	0	0	0	0	67	93	1.17	0.522										
30 David Hernandez, R (8,1) ERA: 3.04	0.1		1	0	0	0	0	0	0	0	0	0	0	2	2	0.00	0.000										

Arizona Diamondbacks @ Texas Rangers
 Rangers Ballpark in Arlington, Arlington, TX
 Wed Jun 13 2012, 8:07 PM - 10:48 PM EDT
 Att: 45,866 - Partly Cloudy - 86 F

AB 26
R 1
H 3
RBI 1
BB 1
SO 8
LOB 6



Batter	1	2	3	4	5	6	7	8	9	AB	R	H	RBI	BB	SO	LOB	TOP
24 Chris Young, R OBP: 0.353, SLG: 0.452										4	1	1	0	1	1	3	
13 Jason Kubel, L OBP: 0.372, SLG: 0.483										5	1	3	1	0	0	0	
10 Justin Upton, R OBP: 0.348, SLG: 0.367										5	0	2	0	0	2	3	
26 Miguel Montero, L OBP: 0.355, SLG: 0.401										4	1	1	0	1	2	5	
2 Aaron Hill, R OBP: 0.352, SLG: 0.453										5	1	2	3	0	0	4	
37 Lyle Overbay, L OBP: 0.439, SLG: 0.571										3	1	1	0	0	1	2	
44 Paul Goldschmidt, R OBP: 0.358, SLG: 0.555										1	0	1	0	0	0	0	
14 Ryan Roberts, R OBP: 0.299, SLG: 0.361										4	0	1	1	0	1	2	
8 Gerardo Parra, L OBP: 0.330, SLG: 0.416										4	0	0	0	0	1	3	
16 John McDonald, R OBP: 0.313, SLG: 0.462										3	0	0	0	0	1	0	

Inning Stats	R: 1	H: 3	E: 0	LOB: 2	S: 14	R: 0	H: 0	E: 0	LOB: 0	S: 9	R: 0	H: 0	E: 0	LOB: 0	S: 9	R: 0	H: 1	E: 0	LOB: 1	S: 13	R: 0	H: 0	E: 0	LOB: 0	S: 6	R: 4	H: 4	E: 0	LOB: 1	S: 13	R: 0	H: 1	E: 0	LOB: 2	S: 15	R: 0	H: 2	E: 1	LOB: 3	S: 11	R: 0	H: 1	E: 0	LOB: 1	S: 7	1B: 7	SF: 0	2B: 4	SAC: 0	3B: 0	DP: 1	HR: 1	HBP: 0	WP: 0	PA: 41
PITCHER	IP	WLS	BF	H	R	ER	SO	BB	IBB	HBP	BLK	WP	HR	S	P	ERA	WHIP			IP	WLS	BF	H	R	ER	SO	BB	IBB	HBP	BLK	WP	HR	S	P	ERA	WHIP			IP	WLS	BF	H	R	ER	SO	BB	IBB	HBP	BLK	WP	HR	S	P	ERA	WHIP
24 Dan Haren, R ERA: 3.97	(1, 1)	6.1	L	28	8	5	5	5	1	1	0	0	0	1	107	7.11	1.421																																						
52 David Carpenter, R ERA: 5.23	(7, 1)	1.2		9	3	0	0	4	0	0	0	0	0	0	21	30	0.00	1.800																																					
35 David Pauley, R ERA: 4.35	(9, 1)	1.0		4	1	0	0	0	0	0	0	0	0	7	12	0.00	1.000																																						

Batter	1	2	3	4	5	6	7	8	9	AB	R	H	RBI	BB	SO	LOB	BOTTOM
27 Mike Trout, R OBP: 0.393, SLG: 0.529										4	0	0	0	0	2	3	
48 Torii Hunter, R OBP: 0.340, SLG: 0.448										4	0	0	0	0	1	1	
5 Albert Pujols, R OBP: 0.314, SLG: 0.433										4	0	0	0	0	1	0	
8 Kendrys Morales, S OBP: 0.326, SLG: 0.433										3	0	0	0	1	1	0	
44 Mark Trumbo, R OBP: 0.378, SLG: 0.610										4	0	0	0	0	3	1	
6 Alberto Callaspo, S OBP: 0.318, SLG: 0.335										3	0	1	0	0	0	0	
47 Howie Kendrick, R OBP: 0.297, SLG: 0.366										3	0	1	0	0	1	1	
2 Erick Aybar, S OBP: 0.256, SLG: 0.308										3	0	1	0	0	1	1	
16 Hank Conger, L OBP: 0.357, SLG: 0.273										1	0	0	0	1	0	0	

Inning Stats	R: 0	H: 0	E: 0	LOB: 0	S: 7	R: 0	H: 1	E: 0	LOB: 0	S: 10	R: 0	H: 0	E: 0	LOB: 0	S: 7	R: 0	H: 0	E: 0	LOB: 1	S: 11	R: 0	H: 0	E: 0	LOB: 0	S: 12	R: 0	H: 0	E: 0	LOB: 0	S: 4	R: 0	H: 1	E: 0	LOB: 1	S: 5	R: 0	H: 0	E: 0	LOB: 0	S: 5	R: 0	H: 0	E: 0	LOB: 0	S: 9	R: 0	H: 0	E: 0	LOB: 0	S: 9	1B: 1	SF: 0	2B: 2	SAC: 0	3B: 0	DP: 1	HR: 0	HBP: 1	WP: 0	PA: 32
PITCHER	IP	WLS	BF	H	R	ER	SO	BB	IBB	HBP	BLK	WP	HR	S	P	ERA	WHIP			IP	WLS	BF	H	R	ER	SO	BB	IBB	HBP	BLK	WP	HR	S	P	ERA	WHIP			IP	WLS	BF	H	R	ER	SO	BB	IBB	HBP	BLK	WP	HR	S	P	ERA	WHIP					
35 Trevor Cahill, R ERA: 3.08	(1, 1)	7.0	W	27	3	0	0	0	2	0	0	1	0	58	104	0.00	0.714																																											
29 Brad Ziegler, R ERA: 2.52	(8, 1)	1.0		2	0	0	0	0	0	0	0	0	0	3	5	0.00	0.000																																											
30 David Hernandez, R ERA: 2.93	(9, 1)	1.0		3	0	0	0	2	0	0	0	0	0	9	11	0.00	0.000																																											

Arizona Diamondbacks @ Los Angeles Angels
Angel Stadium of Anaheim, Anaheim, CA
Fri Jun 15 2012, 7:08 PM - 9:42 PM PDT
Att: 37,096 - Cloudy - 65 F

AB	38
R	5
H	12
RBI	5
BB	2
SO	9
LOB	22



Arizona Diamondbacks @ Los Angeles Angels
Angel Stadium of Anaheim, Anaheim, CA
Fri Jun 15 2012, 7:08 PM - 9:42 PM PDT
Att: 37,096 - Cloudy - 65 F

AB	29
R	0
H	3
RBI	0
BB	2
SO	10
LOB	7

Batter	1	2	3	4	5	6	7	8	9	AB	R	H	RBI	BB	SO	LOB	TOP					
24 Chris Young, R OBP: 0.343, SLG: 0.437	G5-3			F7			K		F7	4	0	0	0	0	1	1	Arizona Diamondbacks @ Los Angeles Angels Angel Stadium of Anaheim, Anaheim, CA Sat Jun 16 2012, 7:09 PM - 9:37 PM PDT Att: 42,483 - Clear - 69 F livebaseballscorecards.com					
18 Willie Bloomquist, R OBP: 0.321, SLG: 0.389	P3			G6-3			G4-3		F9	4	0	0	0	0	0	1						
10 Justin Upton, R OBP: 0.348, SLG: 0.366	F8			K						3	0	1	0	0	1	0						
44 Paul Goldschmidt, R OBP: 0.353, SLG: 0.497		K			G4-3				F8	3	0	0	0	0	1	1						
13 Jason Kubel, L OBP: 0.367, SLG: 0.477		F7			F7				F8	3	0	0	0	0	0	0						
2 Aaron Hill, R OBP: 0.348, SLG: 0.447		F7			F8				F7	3	0	0	0	0	0	0						
14 Ryan Roberts, R OBP: 0.355				G6-3					G5-3	3	0	0	0	0	0	0						
8 Gerardo Parra, L OBP: 0.325, SLG: 0.409				K					K	3	0	0	0	0	2	0						
12 Henry Blanco, R OBP: 0.184, SLG: 0.188				F7						2	0	0	0	0	0	0						
26 Miguel Montero, L (9, PH) OBP: 0.358, SLG: 0.401										0	0	0	0	1	0	0						
Inning Stats	R: 0 E: 0 K: 0 S: 5	H: 0 LOB: 0 BB: 0 P: 10	R: 0 E: 0 K: 1 S: 7	H: 0 LOB: 0 BB: 0 P: 12	R: 0 E: 0 K: 1 S: 9	H: 0 LOB: 0 BB: 0 P: 15	R: 0 E: 0 K: 1 S: 9	H: 0 LOB: 0 BB: 0 P: 13	R: 0 E: 0 K: 0 S: 5	H: 0 LOB: 0 BB: 0 P: 8	R: 0 E: 0 K: 0 S: 6	H: 0 LOB: 0 BB: 0 P: 11	R: 0 E: 0 K: 1 S: 9	H: 1 LOB: 0 BB: 0 P: 11	R: 0 E: 0 K: 0 S: 5	H: 0 LOB: 0 BB: 0 P: 9	R: 0 E: 0 K: 1 S: 6	H: 0 LOB: 1 BB: 1 P: 13	1B: 1 2B: 0 3B: 0 HR: 0	SF: 0 SAC: 0 DP: 0 HBP: 0	WP: 0 PB: 0 SB: 0 CS: 0	PA: 29
PITCHER 54 Ervin Santana, R ERA: 5.16	IP: 9.0 WLS: W BF: 29 H: 1 R: 0 ER: 0 SO: 5 BB: 1 IBB: 0 HBP: 0 BLK: 0 WP: 0 HR: 0 S: 61 P: 102 ERA: 0.00 WHIP: 0.222															PITCHER						

Batter	1	2	3	4	5	6	7	8	9	AB	R	H	RBI	BB	SO	LOB	BOTTOM			
27 Mike Trout, R OBP: 0.385, SLG: 0.517	P4			FC4			F9			4	0	0	0	0	1	5	Arizona Diamondbacks @ Los Angeles Angels Angel Stadium of Anaheim, Anaheim, CA Sat Jun 16 2012, 7:09 PM - 9:37 PM PDT Att: 42,483 - Clear - 69 F livebaseballscorecards.com			
48 Tori Hunter, R OBP: 0.348, SLG: 0.455		G5-3								4	1	3	0	0	0	1				
5 Albert Pujols, R OBP: 0.310, SLG: 0.426				L5			F9		G4-3	4	0	0	0	0	1	3				
44 Mark Trumbo, R OBP: 0.380, SLG: 0.620				G6-3			F7			3	1	1	2	1	0	1				
25 Peter Bourjos, R (7, PR) OBP: 0.274, SLG: 0.278										0	0	0	0	0	0	0				
8 Kendrys Morales, S OBP: 0.325, SLG: 0.429				F9			K		K	4	0	1	0	0	2	2				
47 Howie Kendrick, R OBP: 0.305, SLG: 0.382				G4-3						4	0	3	0	0	0	0				
13 Maicer Izturis, S OBP: 0.311, SLG: 0.252										3	0	1	0	0	1	3				
2 Erick Aybar, S OBP: 0.261, SLG: 0.308				F8						3	0	1	0	1	1	1				
41 John Hester, R OBP: 0.327, SLG: 0.326										3	0	0	0	1	2	5				
Inning Stats	R: 2 E: 0 K: 1 S: 17	H: 4 LOB: 2 BB: 0 P: 28	R: 0 E: 0 K: 1 S: 9	H: 0 LOB: 1 BB: 1 P: 17	R: 0 E: 0 K: 0 S: 8	H: 0 LOB: 0 BB: 0 P: 13	R: 0 E: 0 K: 0 S: 8	H: 2 LOB: 2 BB: 0 P: 15	R: 0 E: 0 K: 1 S: 8	H: 1 LOB: 1 BB: 0 P: 15	R: 0 E: 0 K: 1 S: 17	H: 1 LOB: 2 BB: 1 P: 27	R: 0 E: 0 K: 1 S: 9	H: 1 LOB: 1 BB: 1 P: 15	R: 0 E: 0 K: 3 S: 15	H: 1 LOB: 0 BB: 0 P: 21	1B: 7 2B: 2 3B: 0 HR: 1	SF: 0 SAC: 1 DP: 1 HBP: 0	WP: 0 PB: 0 SB: 0 CS: 0	PA: 36
PITCHER 34 Joe Saunders, L ERA: 3.44	IP: 6.0 WLS: L BF: 28 H: 8 R: 2 ER: 2 SO: 2 BB: 2 IBB: 0 HBP: 0 BLK: 0 WP: 0 HR: 1 S: 67 P: 115 ERA: 3.00 WHIP: 1.667															PITCHER				
29 Brad Ziegler, R ERA: 2.42	1.0	4	1	0	0	1	1	0	0	0	0	9	15	0.00	2.000					
39 Bryan Shaw, R ERA: 3.38	1.0	4	1	0	0	3	0	0	0	0	0	15	21	0.00	1.000					

Batter	1	2	3	4	5	6	7	8	9	AB	R	H	RBI	BB	SO	LOB	TOP					
18 Willie Bloomquist, R OBP: 0.319, SLG: 0.386										4	0	1	0	0	1	0	Arizona Diamondbacks @ Los Angeles Angels Angel Stadium of Anaheim, Anaheim, CA Sun Jun 17 2012, 12:40 PM - 3:05 PM PDT Att: 42,222 - Sunny - 76 F livebaseballscorecards.com					
13 Jason Kubel, L OBP: 0.369, SLG: 0.477										4	0	2	0	0	1	0						
10 Justin Upton, R OBP: 0.347, SLG: 0.364										4	0	1	0	0	0	3						
26 Miguel Montero, L OBP: 0.356, SLG: 0.395										3	0	0	0	1	2	1						
44 Paul Goldschmidt, R OBP: 0.351, SLG: 0.489										3	0	0	0	0	0	1						
24 Chris Young, R OBP: 0.340, SLG: 0.426										3	0	0	0	1	2	2						
2 Aaron Hill, R OBP: 0.342, SLG: 0.440										4	0	0	0	0	0	3						
8 Gerardo Parra, L OBP: 0.330, SLG: 0.407										1	0	0	0	2	0	0						
15 Josh Bell, S OBP: 0.233, SLG: 0.256										3	0	0	0	0	0	3						
Inning Stats	R: 0 E: 0 K: 1 S: 7	H: 1 LOB: 1 BB: 0 P: 11	R: 0 E: 0 K: 0 S: 7	H: 0 LOB: 2 BB: 1 P: 14	R: 0 E: 0 K: 1 S: 9	H: 1 LOB: 0 BB: 0 P: 11	R: 0 E: 0 K: 1 S: 9	H: 0 LOB: 1 BB: 1 P: 15	R: 0 E: 0 K: 0 S: 9	H: 0 LOB: 0 BB: 0 P: 13	R: 0 E: 0 K: 1 S: 8	H: 0 LOB: 0 BB: 0 P: 11	R: 0 E: 0 K: 1 S: 10	H: 0 LOB: 0 BB: 0 P: 13	R: 0 E: 0 K: 0 S: 8	H: 2 LOB: 2 BB: 0 P: 13	R: 0 E: 0 K: 1 S: 8	H: 0 LOB: 1 BB: 1 P: 14	1B: 4 2B: 0 3B: 0 HR: 0	SF: 0 SAC: 0 DP: 1 HBP: 1	WP: 0 PB: 0 SB: 1 CS: 1	PA: 35
PITCHER	IP WLS BF H R ER SO BB IBB HBP BLK WP HR S P ERA WHIP	IP WLS BF H R ER SO BB IBB HBP BLK WP HR S P ERA WHIP	IP WLS BF H R ER SO BB IBB HBP BLK WP HR S P ERA WHIP	IP WLS BF H R ER SO BB IBB HBP BLK WP HR S P ERA WHIP	IP WLS BF H R ER SO BB IBB HBP BLK WP HR S P ERA WHIP	IP WLS BF H R ER SO BB IBB HBP BLK WP HR S P ERA WHIP	IP WLS BF H R ER SO BB IBB HBP BLK WP HR S P ERA WHIP	IP WLS BF H R ER SO BB IBB HBP BLK WP HR S P ERA WHIP	IP WLS BF H R ER SO BB IBB HBP BLK WP HR S P ERA WHIP	IP WLS BF H R ER SO BB IBB HBP BLK WP HR S P ERA WHIP	IP WLS BF H R ER SO BB IBB HBP BLK WP HR S P ERA WHIP	IP WLS BF H R ER SO BB IBB HBP BLK WP HR S P ERA WHIP	IP WLS BF H R ER SO BB IBB HBP BLK WP HR S P ERA WHIP	IP WLS BF H R ER SO BB IBB HBP BLK WP HR S P ERA WHIP	IP WLS BF H R ER SO BB IBB HBP BLK WP HR S P ERA WHIP	IP WLS BF H R ER SO BB IBB HBP BLK WP HR S P ERA WHIP	IP WLS BF H R ER SO BB IBB HBP BLK WP HR S P ERA WHIP					
43 Garrett Richards, R ERA: 0.68	8.0	W	31	4	0	0	5	4	0	1	0	0	0	0	0	0	0	67	105	0.00	1.000	
49 Ernesto Frieri, R ERA: 0.87	1.0	S	3	0	0	0	1	0	0	0	0	0	0	0	0	0	0	8	10	0.00	0.000	
Batter	1	2	3	4	5	6	7	8	9	AB	R	H	RBI	BB	SO	LOB	BOTTOM					
27 Mike Trout, R OBP: 0.382, SLG: 0.516										4	0	1	1	0	0	2	Arizona Diamondbacks @ Los Angeles Angels Angel Stadium of Anaheim, Anaheim, CA Sun Jun 17 2012, 12:40 PM - 3:05 PM PDT Att: 42,222 - Sunny - 76 F livebaseballscorecards.com					
6 Alberto Callaspo, S OBP: 0.310, SLG: 0.327										4	0	0	0	0	0	3						
5 Albert Pujols, R OBP: 0.309, SLG: 0.435										4	1	1	1	0	1	0						
8 Kendrys Morales, S OBP: 0.318, SLG: 0.419										4	0	0	0	0	2	0						
44 Mark Trumbo, R OBP: 0.378, SLG: 0.613										4	0	1	0	0	2	1						
48 Torii Hunter, R OBP: 0.348, SLG: 0.455										0	0	0	0	0	0	0						
47 Howie Kendrick, R OBP: 0.301, SLG: 0.377										3	0	0	0	0	1	2						
2 Erick Aybar, S OBP: 0.270, SLG: 0.322										3	0	3	0	0	0	0						
16 Hank Conger, L OBP: 0.313, SLG: 0.231										2	0	0	0	0	0	3						
25 Peter Bourjos, R OBP: 0.275, SLG: 0.273										2	1	0	0	0	0	1						
Inning Stats	R: 0 E: 0 K: 0 S: 6	H: 0 LOB: 0 BB: 0 P: 7	R: 0 E: 0 K: 1 S: 9	H: 0 LOB: 0 BB: 0 P: 16	R: 0 E: 0 K: 0 S: 10	H: 1 LOB: 2 BB: 0 P: 15	R: 1 E: 1 K: 1 S: 19	H: 2 LOB: 2 BB: 0 P: 27	R: 0 E: 0 K: 2 S: 10	H: 1 LOB: 1 BB: 0 P: 12	R: 0 E: 0 K: 0 S: 6	H: 2 LOB: 1 BB: 0 P: 9	R: 1 E: 0 K: 0 S: 10	H: 2 LOB: 1 BB: 0 P: 14	R: 0 E: 0 K: 2 S: 10	H: 0 LOB: 0 BB: 0 P: 14	1B: 3 2B: 2 3B: 0 HR: 1	SF: 0 SAC: 1 DP: 0 HBP: 1	WP: 0 PB: 0 SB: 0 CS: 0	PA: 32		
PITCHER	IP WLS BF H R ER SO BB IBB HBP BLK WP HR S P ERA WHIP	IP WLS BF H R ER SO BB IBB HBP BLK WP HR S P ERA WHIP	IP WLS BF H R ER SO BB IBB HBP BLK WP HR S P ERA WHIP	IP WLS BF H R ER SO BB IBB HBP BLK WP HR S P ERA WHIP	IP WLS BF H R ER SO BB IBB HBP BLK WP HR S P ERA WHIP	IP WLS BF H R ER SO BB IBB HBP BLK WP HR S P ERA WHIP	IP WLS BF H R ER SO BB IBB HBP BLK WP HR S P ERA WHIP	IP WLS BF H R ER SO BB IBB HBP BLK WP HR S P ERA WHIP	IP WLS BF H R ER SO BB IBB HBP BLK WP HR S P ERA WHIP	IP WLS BF H R ER SO BB IBB HBP BLK WP HR S P ERA WHIP	IP WLS BF H R ER SO BB IBB HBP BLK WP HR S P ERA WHIP	IP WLS BF H R ER SO BB IBB HBP BLK WP HR S P ERA WHIP	IP WLS BF H R ER SO BB IBB HBP BLK WP HR S P ERA WHIP	IP WLS BF H R ER SO BB IBB HBP BLK WP HR S P ERA WHIP	IP WLS BF H R ER SO BB IBB HBP BLK WP HR S P ERA WHIP	IP WLS BF H R ER SO BB IBB HBP BLK WP HR S P ERA WHIP	IP WLS BF H R ER SO BB IBB HBP BLK WP HR S P ERA WHIP					
31 Ian Kennedy, R ERA: 4.13	8.0	L	32	6	2	2	6	0	0	0	1	0	0	0	0	0	0	78	112	2.25	0.750	

Batter	1	2	3	4	5	6	7	8	9	AB	R	H	RBI	BB	SO	LOB	TOP										
55 Michael Saunders, L (1.7)										4	0	0	0	0	2	1											
21 Franklin Gutierrez, R (1.8)										4	0	1	0	0	1	0											
15 Kyle Seager, L (1.5)										4	1	2	0	0	0	1											
63 Jesus Montero, R (1.2)										4	0	0	0	0	1	3											
33 Casper Wells, R (1.9)										4	0	2	1	0	1	0											
17 Justin Smoak, S (1.3)										4	0	1	0	0	0	2											
13 Dustin Ackley, L (1.4)										4	0	2	0	0	2	1											
26 Brendan Ryan, R (1.6)										3	0	1	0	0	0	3											
45 Hector Noesi, R (1.1)										2	0	0	0	0	2	2											
30 Miguel Olivo, R (7,PH)										1	0	0	0	0	0	1											
23 Shawn Kelley, R (7.1)										0	0	0	0	0	0	0											
36 Oliver Pérez, L (7.1)										0	0	0	0	0	0	0											
Inning Stats	R: 0 E: 0 K: 1 S: 7	H: 1 LOB: 1 BB: 0 P: 9	R: 0 E: 0 K: 1 S: 12	H: 2 LOB: 2 BB: 0 P: 19	R: 0 E: 0 K: 2 S: 10	H: 1 LOB: 1 BB: 0 P: 14	R: 0 E: 0 K: 2 S: 11	H: 1 LOB: 1 BB: 0 P: 16	R: 0 E: 0 K: 1 S: 6	H: 0 LOB: 0 BB: 0 P: 8	R: 1 E: 0 K: 0 S: 13	H: 3 LOB: 2 BB: 0 P: 19	R: 0 E: 0 K: 1 S: 7	H: 1 LOB: 0 BB: 0 P: 13	R: 0 E: 0 K: 0 S: 6	H: 0 LOB: 0 BB: 0 P: 9	R: 0 E: 0 K: 1 S: 6	H: 0 LOB: 0 BB: 0 P: 11	1B: 7 2B: 3 3B: 0 HR: 0	SF: 0 SAC: 0 DP: 1 HBP: 0	WP: 0 PB: 0 SB: 0 CS: 1	PA: 34					
PITCHER	IP	WLS	BF	H	R	ER	SO	BB	IBB	HBP	BLK	WP	HR	S	P	ERA	WHIP										
36 Wade Miley, L (1.1)	7.0	W	28	9	1	1	8	0	0	0	0	0	0	66	98	1.29	1.286										
55 Josh Collmenter, R (8.1)	1.0		3	0	0	0	0	0	0	0	0	0	0	6	9	0.00	0.000										
40 J.J. Putz, R (9.1)	1.0		3	0	0	0	1	0	0	0	0	0	0	6	11	0.00	0.000										

Seattle Mariners @ Arizona Diamondbacks
Chase Field, Phoenix, AZ
Mon Jun 18 2012, 6:40 PM - 9:03 PM MST
Att: 24,284 - Roof Closed - 82 F

AB 34
R 1
H 9
RBI 1
BB 0
SO 9
LOB 14

Batter	1	2	3	4	5	6	7	8	9	AB	R	H	RBI	BB	SO	LOB	BOTTOM										
18 Willie Bloomquist, R (1.6)										4	1	1	0	0	0	0											
2 Aaron Hill, R (1.4)										4	3	4	1	0	0	0											
10 Justin Upton, R (1.9)										3	1	1	2	0	0	1											
13 Jason Kubel, L (1.7)										2	1	1	1	1	0	0											
44 Paul Goldschmidt, R (1.3)										3	1	1	1	0	1	1											
26 Miguel Montero, L (1.2)										1	0	0	1	2	1	0											
24 Chris Young, R (1.8)										4	0	0	0	0	2	3											
15 Josh Bell, S (1.5)										4	0	2	1	0	1	0											
36 Wade Miley, L (1.1)										3	0	1	0	0	1	1											
55 Josh Collmenter, R (8.1)										0	0	0	0	0	0	0											
14 Ryan Roberts, R (8,PH)										1	0	0	0	0	0	2											
40 J.J. Putz, R (9.1)										0	0	0	0	0	0	0											
Inning Stats	R: 3 E: 1 K: 0 S: 19	H: 3 LOB: 1 BB: 1 P: 28	R: 0 E: 0 K: 0 S: 7	H: 1 LOB: 0 BB: 0 P: 11	R: 1 E: 0 K: 0 S: 6	H: 1 LOB: 0 BB: 1 P: 12	R: 0 E: 0 K: 3 S: 9	H: 0 LOB: 0 BB: 0 P: 12	R: 0 E: 0 K: 1 S: 8	H: 1 LOB: 1 BB: 0 P: 14	R: 2 E: 0 K: 1 S: 13	H: 3 LOB: 1 BB: 0 P: 19	R: 1 E: 0 K: 0 S: 9	H: 1 LOB: 0 BB: 0 P: 11	R: 0 E: 0 K: 1 S: 14	H: 1 LOB: 2 BB: 1 P: 19	1B: 6 2B: 3 3B: 1 HR: 1	SF: 4 SAC: 0 DP: 1 HBP: 0	WP: 0 PB: 0 SB: 0 CS: 0	PA: 36							
PITCHER	IP	WLS	BF	H	R	ER	SO	BB	IBB	HBP	BLK	WP	HR	S	P	ERA	WHIP										
45 Hector Noesi, R (1.1)	6.0	L	27	6	5	5	5	2	0	0	0	0	0	0	62	7.50	1.833										
23 Shawn Kelley, R (7.1)	0.2		3	1	1	1	0	0	0	0	0	0	1	5	6	13.50	1.500										
36 Oliver Pérez, L (7.1)	1.1		6	1	0	0	1	1	0	0	0	0	0	18	24	0.00	1.500										

Seattle Mariners @ Arizona Diamondbacks
Chase Field, Phoenix, AZ
Mon Jun 18 2012, 6:40 PM - 9:03 PM MST
Att: 24,284 - Roof Closed - 82 F

AB 29
R 7
H 11
RBI 7
BB 3
SO 6
LOB 8

Batter	1	2	3	4	5	6	7	8	9	10	AB	R	H	RBI	BB	SO	LOB	TOP																			
51 Ichiro Suzuki, L OBP: 0.290, SLG: 0.378											5	2	4	2	0	0	0	Seattle Mariners @ Arizona Diamondbacks Chase Field, Phoenix, AZ Tue Jun 19 2012, 6:41 PM - 10:40 PM MST Att: 21,568 - Roof Closed - 81 F																			
21 Franklin Gutierrez, R OBP: 0.261, SLG: 0.200											4	1	0	0	1	2	4																				
15 Kyle Seager, L OBP: 0.320, SLG: 0.456											6	1	2	4	0	1	1																				
63 Jesus Montero, R OBP: 0.301, SLG: 0.413											5	1	1	0	0	4	1																				
55 Michael Saunders, L OBP: 0.325, SLG: 0.438											5	1	1	0	0	0	1																				
17 Justin Smoak, S OBP: 0.281, SLG: 0.366											4	1	1	1	1	1	2																				
61 Munenori Kawasaki, L OBP: 0.299, SLG: 0.228											0	1	0	0	0	0	0																				
13 Dustin Ackley, L OBP: 0.326, SLG: 0.355											4	1	2	0	1	2																					
26 Brendan Ryan, R OBP: 0.286, SLG: 0.274											3	2	2	3	1	1	1																				
40 Erasmo Ramirez, R 18 Hisashi Iwakuma, R 23 Shawn Kelley, R 44 Lucas Luetge, L 43 Brandon League, R 27 Adam Wainwright, R 41 Charlie Furbush, L 43 Charlie Furbush, L 64 Tom Wilhelmsen, R											3	0	0	0	0	0	0																				
Inning Stats	R: 0 E: 0 K: 2 S: 9	H: 1 LOB: 0 BB: 0 P: 15	R: 1 E: 0 K: 1 S: 15	H: 2 LOB: 2 BB: 1 P: 22	R: 1 E: 0 K: 1 S: 10	H: 2 LOB: 1 BB: 0 P: 15	R: 0 E: 0 K: 2 S: 11	H: 1 LOB: 1 BB: 0 P: 19	R: 6 E: 0 K: 2 S: 20	H: 5 LOB: 0 BB: 1 P: 36	R: 0 E: 0 K: 1 S: 8	H: 0 LOB: 0 BB: 0 P: 16	R: 0 E: 0 K: 1 S: 10	H: 0 LOB: 0 BB: 0 P: 13	R: 1 E: 0 K: 2 S: 12	H: 1 LOB: 1 BB: 1 P: 19	R: 0 E: 0 K: 1 S: 7	H: 0 LOB: 0 BB: 0 P: 10	R: 3 E: 0 K: 0 S: 15	H: 3 LOB: 1 BB: 1 P: 27	1B: 10 2B: 3 3B: 0 HR: 3	SF: 1 SAC: 2 DP: 1 HBP: 0	WP: 2 PB: 0 SB: 0 CS: 1	PA: 48													
PITCHER	IP 4.0	WLS 23	BF 10	H 7	R 7	ER 6	SO 6	BB 2	IBB 0	HBP 0	BLK 0	WP 0	HR 2	S 55	P 90	ERA 15.75	WHIP 3.000	PITCHER	IP 1.0	WLS L	BF 5	H 1	R 2	ER 2	SO 1	BB 1	IBB 0	HBP 0	BLK 0	WP 0	HR 0	S 10	P 19	ERA 18.00	WHIP 2.000		
41 Daniel Hudson, R ERA: 6.6																		40 J.J. Putz, R ERA: 5.73																			
32 Craig Breslow, L ERA: 3.14																		29 Brad Ziegler, R ERA: 2.87																			
49 Mike Zagurski, L ERA: 4.2																																					
39 Bryan Shaw, R ERA: 3.25																																					
30 David Hernandez, R ERA: 3.14																																					

AB	41
R	12
H	15
RBI	12
BB	4
SO	11
LOB	15



Batter	1	2	3	4	5	6	7	8	9	10	AB	R	H	RBI	BB	SO	LOB	BOTTOM																		
18 Willie Bloomquist, R OBP: 0.318, SLG: 0.392											6	1	2	1	0	2	0	Seattle Mariners @ Arizona Diamondbacks Chase Field, Phoenix, AZ Tue Jun 19 2012, 6:41 PM - 10:40 PM MST Att: 21,568 - Roof Closed - 81 F																		
2 Aaron Hill, R OBP: 0.356, SLG: 0.492											4	1	2	2	1	1	0																			
10 Justin Upton, R OBP: 0.338, SLG: 0.356											5	1	0	0	0	3	4																			
13 Jason Kubel, L OBP: 0.372, SLG: 0.480											5	2	2	0	0	1	1																			
44 Paul Goldschmidt, R OBP: 0.359, SLG: 0.508											4	1	2	3	1	1	0																			
26 Miguel Montero, L OBP: 0.359, SLG: 0.393											5	0	2	1	0	1	1																			
15 Josh Bell, S OBP: 0.250, SLG: 0.292											5	1	1	0	0	2	4																			
8 Gerardo Parra, L OBP: 0.337, SLG: 0.425											4	2	2	1	1	1	1																			
41 Daniel Hudson, R 32 Craig Breslow, L 49 Mike Zagurski, L 39 Bryan Shaw, R 40 J.J. Putz, R 29 Brad Ziegler, R 24 Chris Young, R											2	0	0	0	0	0	1		2																	
Inning Stats	R: 0 E: 0 K: 0 S: 10	H: 1 LOB: 1 BB: 0 P: 16	R: 0 E: 0 K: 2 S: 12	H: 1 LOB: 2 BB: 1 P: 21	R: 3 E: 1 K: 1 S: 15	H: 3 LOB: 1 BB: 0 P: 24	R: 2 E: 0 K: 2 S: 12	H: 2 LOB: 0 BB: 0 P: 17	R: 3 E: 0 K: 1 S: 17	H: 5 LOB: 3 BB: 1 P: 34	R: 1 E: 0 K: 1 S: 12	H: 2 LOB: 1 BB: 1 P: 19	R: 0 E: 0 K: 0 S: 7	H: 0 LOB: 0 BB: 0 P: 10	R: 0 E: 0 K: 3 S: 10	H: 0 LOB: 0 BB: 0 P: 17	R: 0 E: 0 K: 1 S: 7		H: 0 LOB: 0 BB: 0 P: 10	R: 0 E: 0 K: 3 S: 9	H: 0 LOB: 0 BB: 0 P: 14	1B: 7 2B: 3 3B: 0 HR: 3	SF: 1 SAC: 0 DP: 1 HBP: 0	WP: 3 PB: 0 SB: 1 CS: 0	PA: 47											
PITCHER	IP 4.0	WLS 21	BF 7	H 5	R 3	ER 4	SO 5	BB 0	IBB 1	HBP 0	BLK 0	WP 0	HR 2	S 49	P 78	ERA 9.00	WHIP 1.750	PITCHER	IP 2.0	WLS S	BF 6	H 0	R 0	ER 0	SO 4	BB 0	IBB 0	HBP 0	BLK 0	WP 0	HR 0	S 17	P 27	ERA 0.00	WHIP 0.000	
50 Erasmo Ramirez, R ERA: 5.4																		41 Charlie Furbush, L ERA: 2.3																		
18 Hisashi Iwakuma, R ERA: 4.97																		54 Tom Wilhelmsen, R ERA: 3.0																		
23 Shawn Kelley, R ERA: 3.86																																				
44 Lucas Luetge, L ERA: 0.51																																				
43 Brandon League, R ERA: 3.77																																				

AB	43
R	9
H	14
RBI	9
BB	3
SO	14
LOB	13



Batter	1	2	3	4	5	6	7	8	9	AB	R	H	RBI	BB	SO	LOB	TOP					
51 Ichiro Suzuki, L (1.9) OBP: 0.288, SLG: 0.375	K2-3		F8 27 2B 33 1B		F8		L6	K		5	1	1	0	0	2	2						
27 John Jaso, L (1.2) OBP: 0.372, SLG: 0.436	K				K		G5-4-3		K	3	1	1	1	0	2	0						
30 Miguel Olivo, R (7.7, PH) OBP: 0.219, SLG: 0.363	K				K				K	2	0	0	0	0	1	1						
33 Casper Wells, R (1.7) OBP: 0.373, SLG: 0.471	FC6-4 15				K				K	4	2	2	2	1	2	0						
15 Kyle Seager, L (1.5) OBP: 0.326, SLG: 0.475	FC6-4				K				K2-3	5	2	3	2	0	1	1						
55 Michael Saunders, L (1.8) OBP: 0.327, SLG: 0.435	G3		F8		G3					4	1	1	1	0	0	1						
13 Dustin Ackley, L (1.3) OBP: 0.292, SLG: 0.351	P5		G4-3		G4-3					3	1	0	1	1	0	0						
26 Brendan Ryan, R (1.6) OBP: 0.290, SLG: 0.284	G6-3									4	0	2	0	0	1	2						
61 Munenori Kawasaki, L (1.4) OBP: 0.246, SLG: 0.196			G6-3		G3-6-3					3	0	0	0	0	1	2						
44 Lucas Luetge, L (6.1)										0	0	0	0	0	0	0						
18 Hisashi Iwakuma, R (6.1)										0	0	0	0	0	0	0						
21 Franklin Gutierrez, R (8. PH) OBP: 0.292, SLG: 0.381										1	1	1	3	0	0	0						
36 Oliver Pérez, L (8.1)										0	0	0	0	0	0	0						
38 Jason Vargas, L (1.1) OBP: 0.500, SLG: 0.400										2	1	1	0	0	0	0						
23 Shawn Kelley, R (5.1)										0	0	0	0	0	0	0						
9 Chone Figgins, S (6.5) OBP: 0.261, SLG: 0.302										2	0	2	0	0	0	0						
Inning Stats	R: 0 E: 0 K: 2 S: 9	H: 1 LOB: 1 BB: 0 P: 14	R: 0 E: 0 K: 0 S: 6	H: 0 LOB: 0 BB: 0 P: 9	R: 5 E: 0 K: 0 S: 16	H: 5 LOB: 0 BB: 0 P: 23	R: 0 E: 0 K: 0 S: 5	H: 1 LOB: 0 BB: 0 P: 10	R: 0 E: 0 K: 2 S: 10	H: 0 LOB: 0 BB: 0 P: 18	R: 1 E: 0 K: 1 S: 15	H: 2 LOB: 1 BB: 0 P: 24	R: 0 E: 0 K: 0 S: 7	H: 1 LOB: 0 BB: 0 P: 11	R: 4 E: 0 K: 2 S: 14	H: 4 LOB: 1 BB: 2 P: 25	R: 0 E: 0 K: 3 S: 9	H: 0 LOB: 0 BB: 0 P: 10	1B: 9 2B: 3 3B: 0 HR: 2	SF: 0 SAC: 0 DP: 2 HBP: 0	WP: 0 PB: 1 CS: 0	PA: 40
PITCHER	IP WLS BF H R ER SO BB IBB HBP BLK WP HR S P ERA WHIP																					
35 Trevor Cahill, R (1.1) ERA: 3.47	6.0 W 26 9 6 6 5 0 0 0 0 0 0 1 61 98 9.00 1.500																					
32 Craig Breslow, L (7.1) ERA: 3.03	1.0 3 1 0 0 0 0 0 0 0 0 0 7 11 0.00 1.000																					
49 Mike Zagurski, L (8.1) ERA: 6.32	0.2 6 3 4 4 1 2 0 0 0 0 0 1 10 21 54.00 7.500																					
39 Bryan Shaw, R (8.1) ERA: 3.21	0.1 2 1 0 0 1 0 0 0 0 0 0 4 4 0.00 3.000																					
30 David Hernandez, R (9.1) ERA: 3.03	1.0 3 0 0 0 3 0 0 0 0 0 0 9 10 0.00 0.000																					

Seattle Mariners @ Arizona Diamondbacks
Chase Field, Phoenix, AZ
Wed Jun 20 2012, 12:41 PM - 3:37 PM MST
Att: 29,630 - Roof Closed - 77 F

livebaseballscores.com

AB 38
R 10
H 14
RBI 10
BB 2
SO 10
LOB 9



Batter	1	2	3	4	5	6	7	8	9	AB	R	H	RBI	BB	SO	LOB	BOTTOM			
24 Chris Young, R (1.8) OBP: 0.325, SLG: 0.409	F8		F8				F7			5	1	1	0	0	3					
2 Aaron Hill, R (1.4) OBP: 0.360, SLG: 0.508	HR						G6-4-3			4	2	2	1	1	0	1				
10 Justin Upton, R (1.9) OBP: 0.344, SLG: 0.573	K									4	2	2	3	0	1	1				
32 Craig Breslow, L (7.1) ERA: 3.03										0	0	0	0	0	0	0				
49 Mike Zagurski, L (8.1) ERA: 6.32										0	0	0	0	0	0	0				
39 Bryan Shaw, R (8.1) ERA: 3.21										1	0	0	0	0	0	0				
30 David Hernandez, R (9.1) ERA: 3.03										0	0	0	0	0	0	0				
13 Jason Kubel, L (1.7) OBP: 0.373, SLG: 0.489	HR									4	2	1	1	1	2	1				
44 Paul Goldschmidt, R (1.3) OBP: 0.356, SLG: 0.510	G4-3									5	2	2	0	0	1	1				
26 Miguel Montero, L (1.2) OBP: 0.366, SLG: 0.415	G6-3									4	3	3	4	0	0	0				
14 Ryan Roberts, R (1.5) OBP: 0.295, SLG: 0.370	F9									4	1	2	3	0	0	0				
16 John McDonald, R (1.6) OBP: 0.322, SLG: 0.512	G4-3									4	1	2	2	0	0	0				
35 Trevor Cahill, R (1.1) OBP: 0.069, SLG: 0.069										3	0	0	0	0	1	2				
8 Gerardo Parra, L (7.9) OBP: 0.340, SLG: 0.428	G3									1	0	1	0	0	0	0				
Inning Stats	R: 2 E: 0 K: 1 S: 16	H: 2 LOB: 0 BB: 0 P: 27	R: 0 E: 0 K: 0 S: 7	H: 0 LOB: 0 BB: 0 P: 11	R: 0 E: 0 K: 0 S: 12	H: 1 LOB: 1 BB: 0 P: 20	R: 3 E: 0 K: 0 S: 9	H: 2 LOB: 1 BB: 1 P: 19	R: 5 E: 0 K: 2 S: 20	H: 6 LOB: 2 BB: 1 P: 38	R: 4 E: 0 K: 1 S: 17	H: 4 LOB: 0 BB: 0 P: 23	R: 0 E: 0 K: 0 S: 10	H: 1 LOB: 0 BB: 0 P: 14	R: 0 E: 0 K: 2 S: 8	H: 0 LOB: 0 BB: 0 P: 10	1B: 6 2B: 4 3B: 0 HR: 6	SF: 0 SAC: 0 DP: 1 HBP: 0	WP: 0 PB: 0 CS: 0	PA: 41
PITCHER	IP WLS BF H R ER SO BB IBB HBP BLK WP HR S P ERA WHIP																			
38 Jason Vargas, L (1.1) ERA: 4.66	4.1 L 24 9 10 10 2 0 0 0 0 0 0 5 55 20.77 2.538																			
23 Shawn Kelley, R (5.1) ERA: 4.12	1.0 6 3 1 1 1 0 0 0 0 0 0 14 17 9.00 3.000																			
44 Lucas Luetge, L (6.1) ERA: 1.5	0.1 3 2 1 1 1 0 0 0 0 0 0 8 13 27.00 6.000																			
18 Hisashi Iwakuma, R (6.1) ERA: 5.06	1.1 5 2 2 2 0 0 0 0 0 0 0 14 18 13.50 1.500																			
36 Oliver Pérez, L (8.1) ERA: 3.03	1.0 3 0 0 0 2 0 0 0 0 0 0 8 10 0.00 0.000																			

Seattle Mariners @ Arizona Diamondbacks
Chase Field, Phoenix, AZ
Wed Jun 20 2012, 12:41 PM - 3:37 PM MST
Att: 29,630 - Roof Closed - 77 F

livebaseballscores.com

AB 39
R 14
H 16
RBI 14
BB 2
SO 6
LOB 9



Batter	1	2	3	4	5	6	7	8	9	AB	R	H	RBI	BB	SO	LOB	TOP										
5 Reed Johnson, R OBP: 0.348, SLG: 0.413																											
13 Starlin Castro, R OBP: 0.314, SLG: 0.445																											
12 Alfonso Soriano, R OBP: 0.316, SLG: 0.482																											
3 Jeff Baker, R 51 Steve Clevenger, L (8, PH)																											
18 Geovany Soto, R OBP: 0.259, SLG: 0.362																											
15 Darwin Barney, R OBP: 0.314, SLG: 0.382																											
21 Joe Mather, R 37 Jairo Asencio, R 57 Scott Maine, L																											
6 Bryan LaHair, L 27 Casey Coleman, L																											
24 Luis Valbuena, L OBP: 0.286, SLG: 0.500																											
29 Jeff Samardzija, R OBP: 0.269, SLG: 0.208																											
54 Shawn Camp, R 9 David DeJesus, L OBP: 0.358, SLG: 0.388																											
Inning Stats	R: 0 E: 0 K: 2 S: 10	H: 1 LOB: 0 BB: 0 P: 16	R: 0 E: 0 K: 2 S: 17	H: 1 LOB: 3 BB: 2 P: 30	R: 0 E: 0 K: 1 S: 10	H: 0 LOB: 1 BB: 1 P: 21	R: 0 E: 0 K: 1 S: 11	H: 2 LOB: 2 BB: 0 P: 15	R: 0 E: 0 K: 2 S: 8	H: 0 LOB: 0 BB: 0 P: 12	R: 0 E: 0 K: 0 S: 13	H: 2 LOB: 2 BB: 0 P: 17	R: 0 E: 0 K: 0 S: 15	H: 2 LOB: 3 BB: 1 P: 26	R: 0 E: 0 K: 1 S: 7	H: 0 LOB: 0 BB: 0 P: 12	1B: 6 2B: 2 3B: 0 HR: 1	SF: 0 SAC: 0 DP: 0 HBP: 0	WP: 1 PB: 0 SB: 0 CS: 1	PA: 40							
PITCHER	IP	WLS	BF	H	R	ER	SO	BB	IBB	HBP	BLK	WP	HR	S	P	ERA	WHIP										
55 Josh Collmenter, R ERA: 5.27	4.0		17	3	1	1	6	3	0	0	0	0	0	48	85	2.25	1.500										
29 Brad Ziegler, R ERA: 2.48	2.0	W	8	2	0	0	3	0	0	0	0	0	0	20	27	0.00	1.000										
32 Craig Breslow, L ERA: 2.97	0.2		4	2	0	0	0	0	0	0	0	0	0	8	11	0.00	3.000										
39 Bryan Shaw, R ERA: 3.1	1.0	H	6	2	0	0	0	1	0	0	0	1	0	18	28	0.00	3.000										
30 David Hernandez, R ERA: 2.9	1.1	S	4	0	0	0	1	0	0	0	0	0	0	9	16	0.00	0.000										

Chicago Cubs @ Arizona Diamondbacks
Chase Field, Phoenix, AZ
Fri Jun 22 2012, 6:41 PM - 9:44 PM MST
Att: 34,654 - Roof Closed - 81 F

livebaseballscores.com

AB 35
R 1
H 9
RBI 1
BB 4
SO 10
LOB 20

Batter	1	2	3	4	5	6	7	8	9	AB	R	H	RBI	BB	SO	LOB	BOTTOM										
18 Willie Bloomquist, R OBP: 0.325, SLG: 0.394																											
2 Aaron Hill, R OBP: 0.357, SLG: 0.502																											
10 Justin Upton, R OBP: 0.343, SLG: 0.378																											
13 Jason Kubel, L OBP: 0.375, SLG: 0.500																											
44 Paul Goldschmidt, R OBP: 0.358, SLG: 0.505																											
26 Miguel Montero, L OBP: 0.368, SLG: 0.426																											
24 Chris Young, R OBP: 0.316, SLG: 0.397																											
14 Ryan Roberts, R OBP: 0.290, SLG: 0.362																											
55 Josh Collmenter, R 29 Brad Ziegler, R 15 Josh Bell, S 32 Craig Breslow, L 39 Bryan Shaw, S 30 David Hernandez, R OBP: 1.000, SLG: 1.000																											
Inning Stats	R: 0 E: 0 K: 1 S: 5	H: 0 LOB: 0 BB: 0 P: 8	R: 0 E: 0 K: 2 S: 12	H: 1 LOB: 1 BB: 0 P: 16	R: 0 E: 0 K: 1 S: 9	H: 0 LOB: 0 BB: 0 P: 12	R: 2 E: 0 K: 2 S: 10	H: 2 LOB: 0 BB: 0 P: 17	R: 1 E: 0 K: 0 S: 15	H: 3 LOB: 2 BB: 0 P: 18	R: 2 E: 0 K: 1 S: 15	H: 1 LOB: 1 BB: 2 P: 25	R: 1 E: 0 K: 1 S: 12	H: 1 LOB: 2 BB: 2 P: 24	R: 0 E: 0 K: 1 S: 15	H: 2 LOB: 2 BB: 0 P: 19	1B: 7 2B: 1 3B: 1 HR: 1	SF: 0 SAC: 0 DP: 0 HBP: 0	WP: 0 PB: 0 SB: 0 CS: 0	PA: 38							
PITCHER	IP	WLS	BF	H	R	ER	SO	BB	IBB	HBP	BLK	WP	HR	S	P	ERA	WHIP										
29 Jeff Samardzija, R ERA: 4.34	5.0	L	24	7	5	5	6	2	0	0	0	0	0	7	8	0.00	0.000										
54 Shawn Camp, R ERA: 3.35	1.0		3	0	0	0	1	0	0	0	0	0	0	7	8	0.00	0.000										
37 Jairo Asencio, R ERA: 5.29	0.1		3	1	1	1	0	1	0	0	0	0	0	5	9	27.00	6.000										
57 Scott Maine, L ERA: 8.59	0.2		3	0	0	0	1	1	0	0	0	0	0	7	15	0.00	1.500										
27 Casey Coleman, R ERA: 4.76	1.0		5	2	0	0	1	0	0	0	0	0	0	15	19	0.00	2.000										

Chicago Cubs @ Arizona Diamondbacks
Chase Field, Phoenix, AZ
Fri Jun 22 2012, 6:41 PM - 9:44 PM MST
Att: 34,654 - Roof Closed - 81 F

livebaseballscores.com

AB 34
R 6
H 10
RBI 6
BB 4
SO 9
LOB 12

Batter	1	2	3	4	5	6	7	8	9	AB	R	H	RBI	BB	SO	LOB	TOP	
9 David DeJesus, L (1, 8) OBP: 0.366, SLG: 0.401										5	0	4	0	0	1	1		
13 Starlin Castro, R (1, 6) OBP: 0.321, SLG: 0.451										5	0	4	0	0	0	1		
6 Bryan LaHair, L (1, 9) OBP: 0.367, SLG: 0.543										5	0	0	0	0	1	8		
12 Alfonso Soriano, R (1, 7) OBP: 0.317, SLG: 0.478										4	1	1	0	0	1	3		
24 Luis Valbuena, L (1, 5) OBP: 0.242, SLG: 0.419										5	0	0	0	0	1	6		
18 Geovany Soto, R (1, 2) OBP: 0.237, SLG: 0.349										4	1	0	0	1	1	0		
51 Steve Clevenger, L (1, 3) OBP: 0.270, SLG: 0.356										4	1	1	2	0	0	0		
45 Adrian Cardenas, L (1, 4) 15 Darwin Barney, R (7, PH) (7, 4)										3	1	2	0	0	1	1		
28 Paul Maholm, L (1, 1) 37 Jairo Asencio, R (5, PH) 3 Jeff Baker, R (5, PH) 27 Casey Coleman, L (5, 1) 57 Scott Maine, L (5, 1) 1 Tony Campana, L (8, PH) 49 Carlos Marmol, R (8, 1) 54 Shawn Camp, R (8, 1)										2	1	1	2	0	0	1		
Inning Stats	R: 0 H: 2 E: 0 LOB: 2 K: 1 BB: 0 S: 12 P: 20	R: 0 H: 1 E: 0 LOB: 1 K: 0 BB: 1 S: 12 P: 15	R: 0 H: 1 E: 0 LOB: 2 K: 1 BB: 0 S: 15 P: 26	R: 2 H: 4 E: 0 LOB: 2 K: 0 BB: 0 S: 16 P: 26	R: 3 H: 3 E: 0 LOB: 1 K: 2 BB: 1 S: 20 P: 32	R: 0 H: 1 E: 0 LOB: 1 K: 1 BB: 0 S: 15 P: 24	R: 0 H: 0 E: 0 LOB: 0 K: 0 BB: 0 S: 8 P: 13	R: 0 H: 2 E: 0 LOB: 1 K: 1 BB: 0 S: 7 P: 9	R: 0 H: 0 E: 0 LOB: 0 K: 1 BB: 0 S: 8 P: 13	1B: 11 SF: 0 2B: 2 SAC: 0 HR: 1 HBP: 1	WP: 0 PA: 42 PB: 1 SB: 0 CS: 0							
PITCHER	IP WLS BF H R ER SO BB IBB HBP BLK WP HR S P ERA WHIP	IP WLS BF H R ER SO BB IBB HBP BLK WP HR S P ERA WHIP	IP WLS BF H R ER SO BB IBB HBP BLK WP HR S P ERA WHIP	IP WLS BF H R ER SO BB IBB HBP BLK WP HR S P ERA WHIP	IP WLS BF H R ER SO BB IBB HBP BLK WP HR S P ERA WHIP	IP WLS BF H R ER SO BB IBB HBP BLK WP HR S P ERA WHIP	IP WLS BF H R ER SO BB IBB HBP BLK WP HR S P ERA WHIP	IP WLS BF H R ER SO BB IBB HBP BLK WP HR S P ERA WHIP	IP WLS BF H R ER SO BB IBB HBP BLK WP HR S P ERA WHIP	IP WLS BF H R ER SO BB IBB HBP BLK WP HR S P ERA WHIP	IP WLS BF H R ER SO BB IBB HBP BLK WP HR S P ERA WHIP	IP WLS BF H R ER SO BB IBB HBP BLK WP HR S P ERA WHIP	IP WLS BF H R ER SO BB IBB HBP BLK WP HR S P ERA WHIP	IP WLS BF H R ER SO BB IBB HBP BLK WP HR S P ERA WHIP	IP WLS BF H R ER SO BB IBB HBP BLK WP HR S P ERA WHIP	IP WLS BF H R ER SO BB IBB HBP BLK WP HR S P ERA WHIP	IP WLS BF H R ER SO BB IBB HBP BLK WP HR S P ERA WHIP	IP WLS BF H R ER SO BB IBB HBP BLK WP HR S P ERA WHIP

Chicago Cubs @ Arizona Diamondbacks
Chase Field, Phoenix, AZ
Sat Jun 23 2012, 7:12 PM - 10:41 PM MST
Att.: 38,542 - Roof Closed - 79 F

AB	40
R	5
H	14
RBI	5
BB	1
SO	7
LOB	21



Batter	1	2	3	4	5	6	7	8	9	AB	R	H	RBI	BB	SO	LOB	BOTTOM	
18 Willie Bloomquist, R (1, 6) 16 John McDonald, R (8, PH) (9, 6)										5	2	3	0	0	0	2		
2 Aaron Hill, R (1, 4) OBP: 0.355, SLG: 0.496										5	1	1	2	0	0	5		
10 Justin Upton, R (1, 9) OBP: 0.352, SLG: 0.394										3	2	2	2	1	0	1		
13 Jason Kubel, L (1, 7) OBP: 0.375, SLG: 0.502										5	1	2	2	0	1	2		
44 Paul Goldschmidt, R (1, 3) OBP: 0.363, SLG: 0.536										5	3	3	2	0	0	2		
26 Miguel Montero, L (1, 2) OBP: 0.373, SLG: 0.428										4	0	2	2	0	1	0		
24 Chris Young, R (1, 8) OBP: 0.313, SLG: 0.397										5	0	1	0	0	2	3		
14 Ryan Roberts, R (1, 5) OBP: 0.292, SLG: 0.363										5	1	2	0	0	0	2		
31 Ian Kennedy, R (1, 1) 32 Craig Breslow, L (5, 1) 49 Mike Zagurski, L (7, 1) 15 Josh Bell, S (7, PH) 39 Bryan Shaw, S (8, 1) 37 Lyle Overbay, L (8, PH) 40 J.J. Putz, R (9, 1)										0	0	0	0	0	0	0		
Inning Stats	R: 0 H: 1 E: 0 LOB: 2 K: 0 BB: 1 S: 15 P: 24	R: 0 H: 2 E: 0 LOB: 3 K: 0 BB: 1 S: 9 P: 16	R: 1 H: 1 E: 0 LOB: 1 K: 0 BB: 0 S: 13 P: 21	R: 6 H: 5 E: 1 LOB: 1 K: 0 BB: 1 S: 21 P: 37	R: 0 H: 1 E: 0 LOB: 1 K: 3 BB: 0 S: 12 P: 18	R: 1 H: 1 E: 0 LOB: 2 K: 1 BB: 0 S: 13 P: 19	R: 1 H: 2 E: 0 LOB: 2 K: 1 BB: 0 S: 23 P: 32	R: 1 H: 3 E: 0 LOB: 2 K: 2 BB: 0 S: 13 P: 32	R: 1 H: 0 E: 0 LOB: 0 K: 2 BB: 0 S: 11 P: 11	1B: 8 SF: 0 2B: 5 SAC: 0 3B: 1 DP: 0 HR: 2 HBP: 2	WP: 0 PA: 46 PB: 1 SB: 1 CS: 0							
PITCHER	IP WLS BF H R ER SO BB IBB HBP BLK WP HR S P ERA WHIP	IP WLS BF H R ER SO BB IBB HBP BLK WP HR S P ERA WHIP	IP WLS BF H R ER SO BB IBB HBP BLK WP HR S P ERA WHIP	IP WLS BF H R ER SO BB IBB HBP BLK WP HR S P ERA WHIP	IP WLS BF H R ER SO BB IBB HBP BLK WP HR S P ERA WHIP	IP WLS BF H R ER SO BB IBB HBP BLK WP HR S P ERA WHIP	IP WLS BF H R ER SO BB IBB HBP BLK WP HR S P ERA WHIP	IP WLS BF H R ER SO BB IBB HBP BLK WP HR S P ERA WHIP	IP WLS BF H R ER SO BB IBB HBP BLK WP HR S P ERA WHIP	IP WLS BF H R ER SO BB IBB HBP BLK WP HR S P ERA WHIP	IP WLS BF H R ER SO BB IBB HBP BLK WP HR S P ERA WHIP	IP WLS BF H R ER SO BB IBB HBP BLK WP HR S P ERA WHIP	IP WLS BF H R ER SO BB IBB HBP BLK WP HR S P ERA WHIP	IP WLS BF H R ER SO BB IBB HBP BLK WP HR S P ERA WHIP	IP WLS BF H R ER SO BB IBB HBP BLK WP HR S P ERA WHIP	IP WLS BF H R ER SO BB IBB HBP BLK WP HR S P ERA WHIP	IP WLS BF H R ER SO BB IBB HBP BLK WP HR S P ERA WHIP	IP WLS BF H R ER SO BB IBB HBP BLK WP HR S P ERA WHIP

Chicago Cubs @ Arizona Diamondbacks
Chase Field, Phoenix, AZ
Sat Jun 23 2012, 7:12 PM - 10:41 PM MST
Att.: 38,542 - Roof Closed - 79 F

AB	41
R	10
H	16
RBI	10
BB	3
SO	6
LOB	21




Batter	1	2	3	4	5	6	7	8	9	AB	R	H	RBI	BB	SO	LOB	TOP		
9 David DeJesus, L (1,8) OBP: 0.361, SLG: 0.394	G4-3		G4-3			K		G1-3		4	0	0	0	0	1	3			
5 Reed Johnson, R (1,9) OBP: 0.346, SLG: 0.403	K			G6-3			F7		BB 18 WP 12 1B	3	0	0	0	1	1	0			
13 Starlin Castro, R (1,6) OBP: 0.317, SLG: 0.445	G6-3			G6-3			F8		K	4	0	0	0	0	1	1			
12 Alfonso Soriano, R (1,7) OBP: 0.320, SLG: 0.490		G3			K				18 WP 1B	4	1	2	1	0	1	0			
3 Jeff Baker, R (1,3) OBP: 0.292, SLG: 0.338		F9																	
51 Steve Clevenger, L (9,PH) OBP: 0.267, SLG: 0.352					K														
18 Geovany Soto, R (1,2) OBP: 0.256, SLG: 0.339		F7																	
15 Darwin Barney, R (1,4) OBP: 0.317, SLG: 0.388																			
21 Joe Mather, R (1,5) OBP: 0.302, SLG: 0.379																			
22 Matt Garza, R (1,1) OBP: 0.080, SLG: 0.120																			
24 Luis Valbuena, L (8,PH) OBP: 0.235, SLG: 0.406																			
60 Manny Corpas, R (8,1) OBP: 0.267, SLG: 0.352																			
40 James Russell, L (8,1) OBP: 0.267, SLG: 0.352																			
Inning Stats	R: 0 H: 0 E: 0 K: 1 S: 9	H: 0 LOB: 0 BB: 0 P: 12	R: 0 H: 0 E: 0 K: 0 S: 5	H: 0 LOB: 0 BB: 0 P: 9	R: 0 H: 1 E: 0 K: 1 S: 8	H: 1 LOB: 1 BB: 0 P: 11	R: 0 H: 0 E: 0 K: 1 S: 13	H: 0 LOB: 0 BB: 0 P: 16	R: 0 H: 0 E: 0 K: 1 S: 8	H: 0 LOB: 0 BB: 0 P: 12	R: 1 H: 1 E: 0 K: 0 S: 14	H: 1 LOB: 0 BB: 0 P: 17	R: 0 H: 1 E: 0 K: 1 S: 17	H: 1 LOB: 2 BB: 1 P: 27	R: 0 H: 1 E: 0 K: 2 S: 13	H: 1 LOB: 2 BB: 1 P: 22	1B: 2 2B: 1 3B: 0 HR: 1	SF: 0 SAC: 0 DP: 0 HBP: 0	WP: 1 PA: 33 PB: 0 SB: 1 CS: 0
PITCHER	IP WLS BF H R ER SO BB IBB HBP BLK WP HR S P ERA WHIP	8.0 W 28 3 1 1 7 1 0 0 0 0 1 82 116 1.12 0.500	1.0 5 1 0 0 2 1 0 0 0 1 0 13 22 0.00 2.000																

Chicago Cubs @ Arizona Diamondbacks
Chase Field, Phoenix, AZ
Sun Jun 24 2012, 1:12 PM - 3:54 PM MST
Att: 33,448 - Roof Closed - 76 F

livebaseballscorecards.com

AB 31
R 1
H 4
RBI 1
BB 2
SO 9
LOB 14




Batter	1	2	3	4	5	6	7	8	9	AB	R	H	RBI	BB	SO	LOB	BOTTOM		
8 Gerardo Parra, L (1,8) OBP: 0.343, SLG: 0.437	BB 10 1B 2 G6-3		K							3	3	1	0	1	1	1			
2 Aaron Hill, R (1,4) OBP: 0.357, SLG: 0.496	G6-3			P6						4	0	2	1	0	0	1			
10 Justin Upton, R (1,9) OBP: 0.354, SLG: 0.396				F9						4	0	2	3	0	0	1			
13 Jason Kubel, L (1,7) OBP: 0.373, SLG: 0.510	K			F7						4	1	1	1	0	2	3			
26 Miguel Montero, L (1,2) OBP: 0.371, SLG: 0.425		F7								4	0	1	0	0	1	2			
37 Lyle Overbay, L (1,3) OBP: 0.425, SLG: 0.547		K								3	0	0	0	0	1	1			
14 Ryan Roberts, R (1,5) OBP: 0.288, SLG: 0.358										3	0	0	0	0	1	1			
16 John McDonald, R (1,6) OBP: 0.308, SLG: 0.488										3	0	0	0	0	1	1			
36 Wade Miley, L (1,1) ERA: 4.06										2	1	0	0	1	1	0			
40 J.J. Putz, R (9,1) ERA: 1.96										0	0	0	0	0	0	0			
40 James Russell, L (8,1) ERA: 2.45										2	1	0	0	1	1	0			
Inning Stats	R: 1 H: 1 E: 0 K: 1 S: 9	H: 1 LOB: 0 BB: 1 P: 17	R: 0 H: 0 E: 0 K: 2 S: 10	H: 0 LOB: 0 BB: 0 P: 16	R: 0 H: 0 E: 0 K: 2 S: 8	H: 0 LOB: 0 BB: 0 P: 11	R: 0 H: 0 E: 0 K: 0 S: 10	H: 0 LOB: 0 BB: 0 P: 13	R: 0 H: 0 E: 0 K: 1 S: 9	H: 0 LOB: 0 BB: 0 P: 13	R: 1 H: 2 E: 0 K: 1 S: 13	H: 2 LOB: 1 BB: 0 P: 19	R: 1 H: 2 E: 0 K: 0 S: 12	H: 2 LOB: 1 BB: 1 P: 23	R: 2 H: 2 E: 1 K: 1 S: 12	H: 2 LOB: 1 BB: 1 P: 23	1B: 5 2B: 0 3B: 1 HR: 1	SF: 0 SAC: 0 DP: 1 HBP: 0	WP: 0 PA: 32 PB: 0 SB: 0 CS: 1
PITCHER	IP WLS BF H R ER SO BB IBB HBP BLK WP HR S P ERA WHIP	7.0 L 26 5 3 3 7 1 0 0 0 0 0 6 13 4.06 0.857	0.0 4 2 2 1 0 1 0 0 0 0 0 0 6 13 -- --	1.0 2 0 0 0 1 0 0 0 0 0 0 0 6 10 0.00 0.000															

Chicago Cubs @ Arizona Diamondbacks
Chase Field, Phoenix, AZ
Sun Jun 24 2012, 1:12 PM - 3:54 PM MST
Att: 33,448 - Roof Closed - 76 F

livebaseballscorecards.com

AB 30
R 5
H 7
RBI 5
BB 2
SO 8
LOB 11



Batter	1	2	3	4	5	6	7	8	9	AB	R	H	RBI	BB	SO	LOB	TOP					
18 Willie Bloomquist, R OBP: 0.325, SLG: 0.400	G6-3	G6-3			F8			K		4	0	0	0	0	1	2						
2 Aaron Hill, R OBP: 0.355, SLG: 0.496	1B		K		F8			1B		4	0	2	0	0	1	0						
10 Justin Upton, R OBP: 0.352, SLG: 0.393	1B		K			G5-3		L9		4	0	1	0	0	1	1						
13 Jason Kubel, L OBP: 0.371, SLG: 0.518	K		HR			G4-3		G4-3		4	1	1	1	0	1	3						
44 Paul Goldschmidt, R OBP: 0.361, SLG: 0.531	K		G6-3			G6-3				4	0	1	0	0	1	2						
26 Miguel Montero, L OBP: 0.373, SLG: 0.426		14 G5-3 1B		14 G6-4-3 1B		K				4	0	2	0	0	2	1						
14 Ryan Roberts, R OBP: 0.283, SLG: 0.351		G5-3		G6-4-3		G5-3		G4-3		4	0	0	0	0	0	3						
8 Gerardo Parra, L OBP: 0.347, SLG: 0.438				G6-3						2	0	1	0	1	0	0						
41 Daniel Hudson, R OBP: 0.256, SLG: 0.152						G4-3				1	0	0	0	0	1	2						
55 Josh Collmenter, R ERA: 4.8										1	0	0	0	0	0	0						
49 Mike Zagurski, L ERA: 6.2										0	0	0	0	0	0	0						
15 Josh Bell, S ERA: 9.0										1	0	0	0	0	0	1						
63 Jonathan Albaladejo, R ERA: 9.0										0	0	0	0	0	0	0						
32 Craig Breslow, L ERA: 3.0										0	0	0	0	0	0	0						
Inning Stats	R: 0 E: 0 K: 2 S: 17	H: 2 LOB: 2 BB: 0 P: 22	R: 0 E: 0 K: 1 S: 13	H: 1 LOB: 2 BB: 1 P: 19	R: 1 E: 0 K: 2 S: 9	H: 1 LOB: 0 BB: 0 P: 11	R: 0 E: 0 K: 0 S: 6	H: 1 LOB: 0 BB: 0 P: 6	R: 0 E: 0 K: 0 S: 6	H: 0 LOB: 0 BB: 0 P: 8	R: 0 E: 0 K: 0 S: 4	H: 0 LOB: 0 BB: 0 P: 5	R: 0 E: 0 K: 1 S: 10	H: 1 LOB: 1 BB: 0 P: 13	R: 0 E: 0 K: 1 S: 12	H: 1 LOB: 0 BB: 0 P: 17	R: 0 E: 0 K: 1 S: 8	H: 1 LOB: 0 BB: 0 P: 12	1B: 7 2B: 0 3B: 0 HR: 1	SF: 0 SAC: 0 DP: 2 HBP: 0	WP: 0 PB: 0 SB: 0 CS: 0	PA: 34
PITCHER	IP WLS BF H R ER SO BB IBB HBP BLK WP HR S P ERA WHIP																					
15 Tim Hudson, R ERA: 3.58	8.0 W 31 7 1 1 7 1 0 0 0 0 0 1 77 101 1.12 1.000																					
38 Anthony Varvaro, R ERA: 7.11	1.0 3 1 0 0 1 0 0 0 0 0 0 0 8 12 0.00 1.000																					

Arizona Diamondbacks @ Atlanta Braves
Turner Field, Atlanta, GA
Tue Jun 26 2012, 7:13 PM - 10:12 PM EDT
Att: 23,513 - Clear - 88 F

AB 33
R 1
H 8
RBI 1
BB 1
SO 8
LOB 15





Batter	1	2	3	4	5	6	7	8	9	AB	R	H	RBI	BB	SO	LOB	BOTTOM			
24 Michael Bourn, L OBP: 0.357, SLG: 0.449	HR	14 1B 16 1B	G4-3			K	G3			5	2	2	1	0	1	4				
22 Jason Heyward, L OBP: 0.352, SLG: 0.510	1B	SF9		L9		P6		14 G4-3 16 1B		4	1	2	1	0	0	1				
14 Martin Prado, R OBP: 0.378, SLG: 0.459	K	16 1B		G5-3				G4-3		5	0	2	0	0	1	2				
16 Brian McCann, L OBP: 0.310, SLG: 0.404	F7			G3						5	0	2	2	0	1	3				
26 Dan Uggla, R OBP: 0.367, SLG: 0.422	K	F9				F7		10 F7 5 FC6 10 BLK		4	1	0	0	0	2	4				
10 Chipper Jones, S OBP: 0.363, SLG: 0.437		5 2B	5 1B		5 1B		F7			4	1	3	0	1	0	1				
5 Freddie Freeman, L OBP: 0.301, SLG: 0.436		19 1B			19 G6-4-3			FC6 19 2B 15 SF8		5	2	3	2	0	1	2				
19 Andrelton Simmons, R OBP: 0.375, SLG: 0.514		24 1B	22 SF9		G5-3		G6-4-3			4	1	2	1	0	0	3				
15 Tim Hudson, R OBP: 0.167, SLG: 0.143										2	0	1	1	1	1	1				
38 Anthony Varvaro, R ERA: 7.11										0	0	0	0	0	0	0				
Inning Stats	R: 1 E: 0 K: 2 S: 14	H: 2 LOB: 1 BB: 0 P: 21	R: 4 E: 0 K: 1 S: 23	H: 6 LOB: 2 BB: 0 P: 38	R: 0 E: 0 K: 0 S: 12	H: 2 LOB: 2 BB: 1 P: 22	R: 0 E: 0 K: 0 S: 6	H: 0 LOB: 0 BB: 0 P: 8	R: 0 E: 0 K: 0 S: 5	H: 1 LOB: 1 BB: 1 P: 12	R: 0 E: 0 K: 2 S: 16	H: 2 LOB: 2 BB: 0 P: 23	R: 2 E: 0 K: 0 S: 17	H: 1 LOB: 1 BB: 0 P: 25	R: 1 E: 0 K: 2 S: 21	H: 3 LOB: 2 BB: 0 P: 32	1B: 13 2B: 3 3B: 0 HR: 1	SF: 2 SAC: 0 DP: 1 HBP: 1	WP: 0 PB: 0 SB: 0 CS: 0	PA: 43
PITCHER	IP WLS BF H R ER SO BB IBB HBP BLK WP HR S P ERA WHIP																			
41 Daniel Hudson, R ERA: 7.35	1.2 L 12 7 5 5 3 0 0 0 0 0 0 0 33 51 27.00 4.200																			
55 Josh Collmenter, R ERA: 4.8	4.0 18 6 0 0 1 2 0 0 0 0 0 0 39 67 0.00 2.000																			
49 Mike Zagurski, L ERA: 4.8	0.1 1 0 0 0 1 0 0 0 0 0 0 0 4 6 0.00 0.000																			
63 Jonathan Albaladejo, R ERA: 9.0	1.0 6 1 2 2 0 0 0 0 1 1 0 0 17 25 18.00 1.000																			
32 Craig Breslow, L ERA: 3.0	1.0 6 3 1 1 2 0 0 0 0 0 0 0 21 32 9.00 3.000																			

Arizona Diamondbacks @ Atlanta Braves
Turner Field, Atlanta, GA
Tue Jun 26 2012, 7:13 PM - 10:12 PM EDT
Att: 23,513 - Clear - 88 F

AB 38
R 8
H 17
RBI 8
BB 2
SO 7
LOB 21



Batter	1	2	3	4	5	6	7	8	9	AB	R	H	RBI	BB	SO	LOB	TOP										
8 Gerardo Parra, L (1, 8) OBP: 0.347, SLG: 0.436 24 Chris Young, R (7, PH) OBP: 0.317, SLG: 0.423	G6-3		G4-3							3	0	1	0	0	0	0	Arizona Diamondbacks @ Atlanta Braves Turner Field, Atlanta, GA Wed Jun 27 2012, 7:11 PM - 9:45 PM EDT Att: 20,039 - Clear - 89 F										
6 Stephen Drew, L (1, 6) OBP: 0.250, SLG: 0.250	G4-3		E9 G4-3			F8				4	0	1	0	0	1												
10 Justin Upton, R (1, 9) OBP: 0.358, SLG: 0.401			G4-3							3	0	2	0	1	0												
13 Jason Kubel, L (1, 7) OBP: 0.366, SLG: 0.510	K		G4-3			K				4	0	0	0	0	3	4											
44 Paul Goldschmidt, R (1, 3) OBP: 0.360, SLG: 0.523	G5-3		F9			G5-3				3	0	0	0	1	0	1											
26 Miguel Montero, L (1, 2) OBP: 0.371, SLG: 0.423	F9									4	1	1	0	0	1	2											
2 Aaron Hill, R (1, 4) OBP: 0.361, SLG: 0.500	F8									4	1	2	0	0	1	0											
14 Ryan Roberts, R (1, 5) OBP: 0.283, SLG: 0.363			F9							4	1	1	3	0	1	1											
35 Trevor Cahill, R (1, 1) OBP: 0.066, SLG: 0.066 39 Bryan Shaw, S (6, 1) 18 Willie Bloomquist, R (7, PH) 49 Mike Zagurski, L (7, 1) 30 David Hernandez, R (8, 1) 37 Lyle Overbay, L (8, PH) OBP: 0.420, SLG: 0.536			K							2	0	0	0	0	2	1											
Inning Stats	R: 0 E: 0 K: 1 S: 8	H: 0 LOB: 1 BB: 1 P: 17	R: 0 E: 0 K: 0 S: 7	H: 0 LOB: 0 BB: 0 P: 9	R: 0 E: 0 K: 1 S: 7	H: 0 LOB: 0 BB: 0 P: 8	R: 0 E: 1 K: 0 S: 8	H: 1 LOB: 1 BB: 0 P: 12	R: 0 E: 0 K: 2 S: 8	H: 1 LOB: 1 BB: 0 P: 13	R: 0 E: 0 K: 1 S: 11	H: 2 LOB: 1 BB: 0 P: 18	R: 4 E: 0 K: 1 S: 17	H: 4 LOB: 0 BB: 0 P: 23	R: 0 E: 0 K: 1 S: 9	H: 1 LOB: 1 BB: 1 P: 17			R: 0 E: 0 K: 3 S: 10	H: 0 LOB: 0 BB: 0 P: 12	1B: 5 2B: 2 3B: 0 HR: 2	SF: 0 SAC: 0 DP: 1 HBP: 0	WP: 1 PB: 0 SB: 1 CS: 1	PA: 36			
PITCHER	IP	WLS	BF	H	R	ER	SO	BB	IBB	HBP	BLK	WP	HR	S	P	ERA	WHIP	PITCHER									
48 Tommy Hanson, R (1, 1) ERA: 3.59	6.1	W	26	7	3	3	5	1	0	0	0	1	1	58	90	4.26	1.263										
39 Jonny Venters, L (7, 1) ERA: 4.03	0.2	H	3	1	1	1	1	0	0	0	0	0	1	8	10	13.50	1.500										
34 Eric O'Flaherty, L (8, 1) ERA: 3.33	1.0	H	4	1	0	0	1	1	0	0	0	0	0	9	17	0.00	2.000										
46 Craig Kimbrel, R (9, 1) ERA: 1.29	1.0	S	3	0	0	0	3	0	0	0	0	0	0	10	12	0.00	0.000										

Batter	1	2	3	4	5	6	7	8	9	AB	R	H	RBI	BB	SO	LOB	BOTTOM										
24 Michael Bourn, L (1, 8) OBP: 0.353, SLG: 0.445	L1		G6-3			SF8				3	0	0	1	0	0	1	Arizona Diamondbacks @ Atlanta Braves Turner Field, Atlanta, GA Wed Jun 27 2012, 7:11 PM - 9:45 PM EDT Att: 20,039 - Clear - 89 F										
22 Jason Heyward, L (1, 9) OBP: 0.354, SLG: 0.520			P4							3	1	1	1	1	0	0											
14 Martin Prado, R (1, 7) OBP: 0.377, SLG: 0.461										3	0	1	1	0	0	0											
16 Brian McCann, L (1, 2) OBP: 0.305, SLG: 0.396	F7		G1-3			P2				4	0	0	0	0	3												
26 Dan Uggla, R (1, 4) OBP: 0.366, SLG: 0.418	K		K							3	1	0	0	1	2	1											
10 Chipper Jones, S (1, 5) OBP: 0.366, SLG: 0.455			F7							3	2	1	2	1	1	0											
5 Freddie Freeman, L (1, 3) OBP: 0.304, SLG: 0.439			F8							4	1	2	0	0	1	0											
19 Andrelton Simmons, R (1, 6) OBP: 0.361, SLG: 0.494			P6							3	1	0	0	0	1	2											
48 Tommy Hanson, R (1, 1) OBP: 0.311, SLG: 0.040 39 Jonny Venters, L (7, 1) 34 Eric O'Flaherty, L (8, 1) 46 Craig Kimbrel, R (9, 1)			K							2	0	0	0	1	2	1											
Inning Stats	R: 1 E: 0 K: 1 S: 10	H: 2 LOB: 1 BB: 0 P: 17	R: 0 E: 0 K: 0 S: 6	H: 0 LOB: 0 BB: 0 P: 9	R: 0 E: 0 K: 1 S: 12	H: 0 LOB: 0 BB: 0 P: 16	R: 0 E: 0 K: 1 S: 12	H: 0 LOB: 0 BB: 0 P: 18	R: 3 E: 1 K: 0 S: 18	H: 1 LOB: 2 BB: 3 P: 31	R: 2 E: 0 K: 2 S: 12	H: 2 LOB: 1 BB: 1 P: 18	R: 0 E: 0 K: 0 S: 6	H: 0 LOB: 0 BB: 0 P: 9	R: 0 E: 0 K: 2 S: 9	H: 0 LOB: 0 BB: 0 P: 14			1B: 2 2B: 1 3B: 0 HR: 2	SF: 2 SAC: 0 DP: 0 HBP: 0	WP: 0 PB: 0 SB: 1 CS: 0	PA: 34					
PITCHER	IP	WLS	BF	H	R	ER	SO	BB	IBB	HBP	BLK	WP	HR	S	P	ERA	WHIP	PITCHER									
35 Trevor Cahill, R (1, 1) ERA: 3.67	5.0	L	24	4	6	4	3	4	0	0	0	0	0	11	13	0.00	1.000										
39 Bryan Shaw, R (6, 1) ERA: 2.5	1.0		4	1	0	0	2	0	0	0	0	0	0	6	9	0.00	0.000										
49 Mike Zagurski, L (7, 1) ERA: 5.5	1.0		3	0	0	0	0	0	0	0	0	0	0	6	9	0.00	0.000										
30 David Hernandez, R (8, 1) ERA: 2.81	1.0		3	0	0	0	2	0	0	0	0	0	0	9	14	0.00	0.000										

Batter	1	2	3	4	5	6	7	8	9	AB	R	H	RBI	BB	SO	LOB	TOP			
18 Willie Bloomquist, R OBP: 0.324, SLG: 0.402										5	0	1	0	0	0	2	Arizona Diamondbacks @ Milwaukee Brewers Miller Park, Milwaukee, WI Sun Jul 01 2012, 1:12 PM - 4:28 PM CDT Att: 38,605 - Cloudy - 82 F			
6 Stephen Drew, L OBP: 0.235, SLG: 0.133										3	0	0	0	1	2	0				
10 Justin Upton, R OBP: 0.359, SLG: 0.392										4	0	0	0	0	2	3				
13 Jason Kubel, L OBP: 0.369, SLG: 0.521										3	1	2	1	1	0	0				
26 Miguel Montero, L OBP: 0.377, SLG: 0.430										2	0	0	0	2	1	1				
2 Aaron Hill, R OBP: 0.360, SLG: 0.512										4	0	1	0	0	0	4				
37 Lyle Overbay, L OBP: 0.404, SLG: 0.506										3	0	0	0	1	0	0				
8 Gerardo Parra, L OBP: 0.341, SLG: 0.426										4	0	1	0	0	2	2				
55 Josh Collmenter, R ERA: 4.11										1	0	0	0	0	1	0				
24 Chris Young, R OBP: 0.289, SLG: 0.416										0	0	0	0	1	0	0				
39 Bryan Shaw, S ERA: 3.78										0	0	0	0	0	0	0				
30 David Hernandez, R ERA: 4.11										0	0	0	0	0	0	0				
44 Paul Goldschmidt, R OBP: 0.340, SLG: 0.545										0	0	0	0	0	0	0				
46 Patrick Corbin, L OBP: 0.100, SLG: 0.100										0	0	0	0	0	1	0				
										0	0	0	0	0	0	0				
Inning Stats	R: 0 E: 0 K: 2 S: 8	H: 0 LOB: 0 BB: 0 P: 16	R: 0 E: 0 K: 2 S: 16	H: 1 LOB: 2 BB: 1 P: 26	R: 0 E: 0 K: 2 S: 7	H: 0 LOB: 0 BB: 0 P: 10	R: 0 E: 0 K: 0 S: 8	H: 1 LOB: 1 BB: 0 P: 11	R: 0 E: 0 K: 0 S: 11	H: 0 LOB: 3 BB: 2 P: 21	R: 0 E: 1 K: 1 S: 11	H: 0 LOB: 3 BB: 2 P: 23	R: 1 E: 0 K: 0 S: 11	H: 1 LOB: 0 BB: 1 P: 18	R: 0 E: 0 K: 2 S: 11	H: 1 LOB: 0 BB: 0 P: 17	1B: 4 2B: 0 3B: 0 HR: 1	SF: 0 SAC: 1 DP: 1 HBP: 0	WP: 1 PB: 0 SB: 0 CS: 1	PA: 38
PITCHER	IP WLS BF H R ER SO	IP WLS BF H R ER SO	IP WLS BF H R ER SO	IP WLS BF H R ER SO	IP WLS BF H R ER SO	IP WLS BF H R ER SO	IP WLS BF H R ER SO	IP WLS BF H R ER SO	IP WLS BF H R ER SO	IP WLS BF H R ER SO	IP WLS BF H R ER SO	IP WLS BF H R ER SO	IP WLS BF H R ER SO	IP WLS BF H R ER SO	IP WLS BF H R ER SO	IP WLS BF H R ER SO	ERA WHIP	ERA WHIP		
49 Yovani Gallardo, R ERA: 3.87	6.2	29	3	0	0	6	5	0	0	0	1	0	66	117	0.00	1.200				
40 Jose Veras, R ERA: 3.78	0.1	H	1	0	0	1	0	0	0	0	0	4	6	0.00	0.000					
57 Francisco Rodriguez, R ERA: 4.11	1.0	B	4	1	1	1	0	0	0	0	1	11	18	9.00	2.000					
59 John Axford, R ERA: 5.04	1.0	W	3	1	0	0	0	0	0	0	0	11	17	0.00	1.000					

Batter	1	2	3	4	5	6	7	8	9	AB	R	H	RBI	BB	SO	LOB	BOTTOM			
7 Norichika Aoki, L OBP: 0.357, SLG: 0.443										4	1	2	0	0	1	0	Arizona Diamondbacks @ Milwaukee Brewers Miller Park, Milwaukee, WI Sun Jul 01 2012, 1:12 PM - 4:28 PM CDT Att: 38,605 - Cloudy - 82 F			
2 Nyjer Morgan, L OBP: 0.305, SLG: 0.290										3	0	0	1	1	1	1				
8 Ryan Braun, R OBP: 0.389, SLG: 0.602										4	0	0	0	0	1	2				
16 Aramis Ramirez, R OBP: 0.339, SLG: 0.463										3	0	1	0	1	1	0				
27 Carlos Gómez, R OBP: 0.291, SLG: 0.429										0	1	0	0	0	0	0				
1 Corey Hart, R OBP: 0.309, SLG: 0.495										4	0	0	0	0	0	2				
23 Rickie Weeks Jr., R OBP: 0.303, SLG: 0.310										4	0	1	0	0	0	1				
21 Cody Ransom, R OBP: 0.311, SLG: 0.400										2	0	0	0	1	1	1				
12 Martin Maldonado, R OBP: 0.319, SLG: 0.442										3	0	0	0	0	0	3				
49 Yovani Gallardo, R OBP: 0.091, SLG: 0.121										2	0	0	0	0	1	0				
40 Jose Veras, R ERA: 2.73										0	0	0	0	0	0	0				
57 Francisco Rodriguez, R ERA: 2.65										0	0	0	0	0	0	0				
9 Geogre Kottaras, L OBP: 0.431, SLG: 0.400										1	0	0	0	0	1	0				
59 John Axford, R ERA: 4.7										0	0	0	0	0	0	0				
Inning Stats	R: 0 E: 0 K: 2 S: 8	H: 0 LOB: 0 BB: 0 P: 11	R: 0 E: 0 K: 0 S: 7	H: 0 LOB: 0 BB: 0 P: 8	R: 0 E: 0 K: 1 S: 10	H: 1 LOB: 0 BB: 0 P: 15	R: 0 E: 0 K: 0 S: 18	H: 1 LOB: 1 BB: 0 P: 27	R: 0 E: 0 K: 0 S: 12	H: 1 LOB: 2 BB: 1 P: 17	R: 0 E: 0 K: 0 S: 9	H: 1 LOB: 2 BB: 1 P: 18	R: 0 E: 0 K: 2 S: 10	H: 0 LOB: 1 BB: 1 P: 17	R: 1 E: 1 K: 0 S: 4	H: 0 LOB: 1 BB: 1 P: 12	1B: 2 2B: 2 3B: 0 HR: 0	SF: 0 SAC: 0 DP: 0 HBP: 0	WP: 1 PB: 1 SB: 1 CS: 0	PA: 33
PITCHER	IP WLS BF H R ER SO	IP WLS BF H R ER SO	IP WLS BF H R ER SO	IP WLS BF H R ER SO	IP WLS BF H R ER SO	IP WLS BF H R ER SO	IP WLS BF H R ER SO	IP WLS BF H R ER SO	IP WLS BF H R ER SO	IP WLS BF H R ER SO	IP WLS BF H R ER SO	IP WLS BF H R ER SO	IP WLS BF H R ER SO	IP WLS BF H R ER SO	IP WLS BF H R ER SO	IP WLS BF H R ER SO	ERA WHIP	ERA WHIP		
55 Josh Collmenter, R ERA: 4.41	6.0	21	3	1	1	0	0	0	0	0	0	9	18	0.00	2.000					
39 Bryan Shaw, R ERA: 2.73	1.0	5	1	0	0	0	1	0	0	0	0	10	17	0.00	1.000					
30 David Hernandez, R ERA: 2.65	1.0	L	3	0	1	0	0	1	0	0	0	4	12	0.00	3.000					

Batter	1	2	3	4	5	6	7	8	9	AB	R	H	RBI	BB	SO	LOB	TOP									
25 Will Venable, L OBP: 0.325, SLG: 0.429	P5		G3-1			G3		K		3	1	0	0	1	1	0	San Diego Padres @ Arizona Diamondbacks Chase Field, Phoenix, AZ Mon Jul 02 2012, 6:41 PM - 9:26 PM MST Att: 19,633 - Roof Closed - 82 F									
5 Alexi Amarista, L OBP: 0.315, SLG: 0.534	HR		1B			G3		F8		5	1	3	3	0	0	1										
7 Chase Headley, S OBP: 0.374, SLG: 0.417	1B		K			F9		BB		3	1	1	0	2	1	2										
18 Carlos Quentin, R OBP: 0.440, SLG: 0.602	F8		BB			F8		P3		3	0	0	0	1	0	3										
13 Chris Denorfia, R OBP: 0.354, SLG: 0.427	F8		BB			F8		HBP		0	0	0	0	0	0	0										
12 Yasmani Grandal, S OBP: 0.286, SLG: 0.929	F8		G4-3			P5		HR		5	1	2	1	0	0	5										
23 Yonder Alonso, L OBP: 0.323, SLG: 0.338	G3-1		K			G3-1		P6		4	0	0	1	1	1	0										
24 Cameron Maybin, R OBP: 0.287, SLG: 0.307	G6-3		2B			HR		BB		4	1	2	1	1	0	3										
2 Everth Cabrera, S OBP: 0.329, SLG: 0.377	G6-3		1B			E1		G4-3		4	1	1	0	0	0	1										
33 Clayton Richard, L OBP: 0.147, SLG: 0.152	G3		F9			K		K		4	0	0	0	0	2	3										
54 Joe Thatcher, L OBP: 0.147, SLG: 0.152	G3		F9			K		K		0	0	0	0	0	0	0										
Inning Stats	R: 1 E: 0 K: 0 S: 9	H: 2 LOB: 1 BB: 0 P: 14	R: 0 E: 0 K: 0 S: 11	H: 1 LOB: 1 BB: 0 P: 14	R: 0 E: 0 K: 1 S: 11	H: 1 LOB: 2 BB: 1 P: 20	R: 0 E: 0 K: 1 S: 8	H: 1 LOB: 1 BB: 0 P: 14	R: 0 E: 0 K: 0 S: 4	H: 0 LOB: 2 BB: 2 P: 13	R: 3 E: 1 K: 1 S: 16	H: 2 LOB: 1 BB: 0 P: 27	R: 1 E: 0 K: 0 S: 10	H: 1 LOB: 0 BB: 1 P: 18	R: 0 E: 0 K: 2 S: 9	H: 0 LOB: 0 BB: 0 P: 12	R: 1 E: 0 K: 0 S: 9	H: 1 LOB: 2 BB: 2 P: 22	1B: 4 2B: 3 3B: 0 HR: 3	SF: 0 2B: 3 3B: 0 HBP: 2	WP: 0 PB: 0 SB: 1 CS: 1	PA: 44				
PITCHER	IP	WLS	BF	H	R	ER	SO	BB	IBB	HBP	BLK	WP	HR	S	P	ERA	WHIP	PITCHER								
35 Trevor Cahill, R ERA: 3.63	6.0	L	30	7	4	2	3	3	0	1	0	0	2	59	102	3.00	1.667									
49 Mike Zagurski, L ERA: 5.4	1.0		4	1	1	1	0	1	0	0	0	0	1	10	18	9.00	2.000									
32 Craig Breslow, L ERA: 3.0	1.0		3	0	0	0	2	0	0	0	0	0	0	9	12	0.00	0.000									
29 Brad Ziegler, R ERA: 2.56	0.1		5	1	1	1	0	2	0	1	0	0	0	7	18	27.00	9.000									
39 Bryan Shaw, R ERA: 2.67	0.2		1	0	0	0	0	0	0	0	0	0	0	2	4	0.00	0.000									
Batter	1	2	3	4	5	6	7	8	9	AB	R	H	RBI	BB	SO	LOB	BOTTOM									
18 Willie Bloomquist, R OBP: 0.327, SLG: 0.402	G3		G4-3			G4-3		BB		3	1	1	0	1	0	1	San Diego Padres @ Arizona Diamondbacks Chase Field, Phoenix, AZ Mon Jul 02 2012, 6:41 PM - 9:26 PM MST Att: 19,633 - Roof Closed - 82 F									
2 Aaron Hill, R OBP: 0.356, SLG: 0.512	G5-3		F9			F9		F8		4	0	1	0	0	0	2										
10 Justin Upton, R OBP: 0.354, SLG: 0.386	K		G6-3			F9		FC6-4		4	0	0	0	0	1	3										
44 Paul Goldschmidt, R OBP: 0.369, SLG: 0.546	2B		1B			SF9		F8		3	0	2	1	0	0	1										
26 Miguel Montero, L OBP: 0.371, SLG: 0.422	L6		K			G6-3		G6-3		4	0	0	0	0	1	3										
24 Chris Young, R OBP: 0.307, SLG: 0.430	F8		F8			G6-3		G5-3		4	1	1	1	0	0	2										
14 Ryan Roberts, R OBP: 0.281, SLG: 0.357	F9		F9			HR		G5-3		4	0	1	0	0	0	1										
8 Gerardo Parra, L OBP: 0.343, SLG: 0.427	G4-3		1B			F7		F8		4	0	2	0	0	0	0										
35 Trevor Cahill, R ERA: 3.63			K			G3		G4-3		2	0	0	0	0	1	1										
49 Mike Zagurski, L ERA: 5.4			K			G3		G4-3		0	0	0	0	0	0	0										
6 Stephen Drew, L ERA: 2.56			K			G3		G4-3		1	0	0	0	0	0	0										
32 Craig Breslow, L ERA: 3.0			K			G3		G4-3		0	0	0	0	0	0	0										
29 Brad Ziegler, R ERA: 2.56			K			G3		G4-3		0	0	0	0	0	0	0										
39 Bryan Shaw, S ERA: 2.67			K			G3		G4-3		0	0	0	0	0	0	0										
13 Jason Kubel, L OBP: 0.266, SLG: 0.339			K			G3		G4-3		1	0	0	0	0	1	2										
Inning Stats	R: 0 E: 0 K: 1 S: 7	H: 0 LOB: 0 BB: 0 P: 8	R: 0 E: 0 K: 0 S: 9	H: 1 LOB: 1 BB: 0 P: 15	R: 0 E: 0 K: 1 S: 8	H: 1 LOB: 1 BB: 0 P: 13	R: 0 E: 0 K: 1 S: 10	H: 1 LOB: 1 BB: 0 P: 14	R: 0 E: 0 K: 0 S: 5	H: 0 LOB: 0 BB: 0 P: 6	R: 1 E: 0 K: 0 S: 7	H: 1 LOB: 1 BB: 1 P: 12	R: 1 E: 0 K: 0 S: 8	H: 1 LOB: 0 BB: 0 P: 14	R: 0 E: 0 K: 0 S: 5	H: 1 LOB: 1 BB: 0 P: 11	R: 0 E: 0 K: 1 S: 18	H: 2 LOB: 2 BB: 0 P: 29	1B: 5 2B: 2 3B: 0 HR: 1	SF: 1 2B: 2 3B: 0 HBP: 0	WP: 0 PB: 0 SB: 1 CS: 0	PA: 36				
PITCHER	IP	WLS	BF	H	R	ER	SO	BB	IBB	HBP	BLK	WP	HR	S	P	ERA	WHIP	PITCHER								
33 Clayton Richard, L ERA: 3.64	8.2		35	8	2	2	3	1	0	0	0	0	1	73	115	2.08	1.038									
54 Joe Thatcher, L ERA: 3.05	0.1	S	1	0	0	0	1	0	0	0	0	0	0	4	7	0.00	0.000									

Batter	1	2	3	4	5	6	7	8	9	AB	R	H	RBI	BB	SO	LOB	TOP			
13 Chris Denorfia, R OBP: 0.365, SLG: 0.443 										5	3	4	0	0	1	0	San Diego Padres @ Arizona Diamondbacks Chase Field, Phoenix, AZ Wed Jul 04 2012, 6:41 PM - 9:37 PM MST Att: 48,819 - Roof Closed - 74 F livebaseballscores.com			
5 Alexi Amarista, L OBP: 0.317, SLG: 0.515 										4	2	1	1	0	0	2				
7 Chase Headley, S OBP: 0.372, SLG: 0.421 										4	0	1	1	1	0	2				
23 Yonder Alonso, L OBP: 0.339, SLG: 0.359 										5	0	2	2	0	1	1				
24 Cameron Maybin, R OBP: 0.285, SLG: 0.304 										5	0	0	0	0	2	4				
11 Logan Forsythe, R OBP: 0.337, SLG: 0.408 										4	1	2	0	0	0	1				
21 John Baker, L OBP: 0.321, SLG: 0.307										3	0	0	0	0	0	2				
12 Yasmani Grandal, S OBP: 0.300, SLG: 0.900 										3	1	0	0	1	2	1				
2 Everth Cabrera, S OBP: 0.331, SLG: 0.368 										3	0	1	1	0	0	0				
Inning Stats	R: 1 E: 0 K: 1 S: 11	H: 2 LOB: 1 BB: 0 P: 18	R: 0 E: 0 K: 1 S: 7	H: 0 LOB: 0 BB: 0 P: 10	R: 1 E: 0 K: 0 S: 10	H: 2 LOB: 2 BB: 1 P: 19	R: 1 E: 0 K: 0 S: 7	H: 2 LOB: 1 BB: 0 P: 11	R: 0 E: 0 K: 1 S: 7	H: 1 LOB: 1 BB: 0 P: 9	R: 1 E: 0 K: 1 S: 9	H: 2 LOB: 1 BB: 0 P: 10	R: 2 E: 0 K: 1 S: 13	H: 1 LOB: 1 BB: 1 P: 21	R: 2 E: 0 K: 0 S: 14	H: 2 LOB: 1 BB: 0 P: 19		1B: 7 2B: 3 3B: 1 HR: 1	SF: 0 SAC: 1 DP: 0 HBP: 1	WP: 0 PB: 0 SB: 1 CS: 0
PITCHER	IP WLS BF H R ER SO	IP WLS BF H R ER SO	IP WLS BF H R ER SO	IP WLS BF H R ER SO	IP WLS BF H R ER SO	IP WLS BF H R ER SO	IP WLS BF H R ER SO	IP WLS BF H R ER SO	IP WLS BF H R ER SO	IP WLS BF H R ER SO	IP WLS BF H R ER SO	IP WLS BF H R ER SO	IP WLS BF H R ER SO	IP WLS BF H R ER SO	IP WLS BF H R ER SO	IP WLS BF H R ER SO	ERA WHIP	ERA WHIP	ERA WHIP	ERA WHIP
31 Ian Kennedy, R ERA: 4.26	7.0	L	30	9	4	4	5										5.14	1.429		
30 David Hernandez, R ERA: 3.95	1.0	L	6	1	2	2	1										18.00	2.000		
39 Bryan Shaw, R ERA: 3.12	1.0	L	6	2	2	2	0										18.00	2.000		

San Diego Padres @ Arizona Diamondbacks
Chase Field, Phoenix, AZ
Wed Jul 04 2012, 6:41 PM - 9:37 PM MST
Att: 48,819 - Roof Closed - 74 F

AB	38
R	8
H	12
RBI	7
BB	2
SO	6
LOB	14



Batter	1	2	3	4	5	6	7	8	9	AB	R	H	RBI	BB	SO	LOB	BOTTOM					
18 Willie Bloomquist, R OBP: 0.332, SLG: 0.406 										5	1	3	1	0	1	1	San Diego Padres @ Arizona Diamondbacks Chase Field, Phoenix, AZ Wed Jul 04 2012, 6:41 PM - 9:37 PM MST Att: 48,819 - Roof Closed - 74 F livebaseballscores.com					
2 Aaron Hill, R OBP: 0.357, SLG: 0.512 										5	1	1	1	0	1	3						
10 Justin Upton, R OBP: 0.346, SLG: 0.376 										5	0	0	0	0	1	5						
13 Jason Kubel, L OBP: 0.367, SLG: 0.533 										3	1	1	3	1	1	0						
44 Paul Goldschmidt, R OBP: 0.372, SLG: 0.542 										4	0	0	0	0	1	1						
26 Miguel Montero, L OBP: 0.374, SLG: 0.416 										3	0	1	0	1	1	1						
24 Chris Young, R OBP: 0.299, SLG: 0.412 										4	0	0	0	0	2	3						
14 Ryan Roberts, R OBP: 0.283, SLG: 0.358 										4	1	2	0	0	1	0						
31 Ian Kennedy, R OBP: 0.267, SLG: 0.043										1	0	0	0	0	1	0						
Inning Stats	R: 3 E: 0 K: 2 S: 15	H: 4 LOB: 1 BB: 0 P: 22	R: 0 E: 0 K: 0 S: 12	H: 2 LOB: 2 BB: 0 P: 17	R: 0 E: 0 K: 1 S: 8	H: 0 LOB: 1 BB: 1 P: 17	R: 0 E: 0 K: 3 S: 9	H: 0 LOB: 0 BB: 0 P: 15	R: 0 E: 0 K: 0 S: 4	H: 0 LOB: 0 BB: 0 P: 6	R: 0 E: 0 K: 1 S: 8	H: 0 LOB: 1 BB: 0 P: 13	R: 1 E: 0 K: 2 S: 13	H: 2 LOB: 1 BB: 0 P: 19	R: 0 E: 0 K: 1 S: 10	H: 0 LOB: 1 BB: 1 P: 19		R: 2 E: 0 K: 0 S: 13	H: 2 LOB: 0 BB: 0 P: 17	1B: 7 2B: 2 3B: 0 HR: 1	SF: 0 SAC: 1 DP: 0 HBP: 0	WP: 0 PB: 0 SB: 2 CS: 0
PITCHER	IP WLS BF H R ER SO	IP WLS BF H R ER SO	IP WLS BF H R ER SO	IP WLS BF H R ER SO	IP WLS BF H R ER SO	IP WLS BF H R ER SO	IP WLS BF H R ER SO	IP WLS BF H R ER SO	IP WLS BF H R ER SO	IP WLS BF H R ER SO	IP WLS BF H R ER SO	IP WLS BF H R ER SO	IP WLS BF H R ER SO	IP WLS BF H R ER SO	IP WLS BF H R ER SO	IP WLS BF H R ER SO	ERA WHIP	ERA WHIP	ERA WHIP	ERA WHIP		
38 Jason Marquis, R ERA: 5.82	1.1	W	28	8	4	4	7										5.68	1.421				
57 Luke Gregerson, R ERA: 3.65	0.2	W	2	0	0	0	2										0.00	0.000				
54 Joe Thatcher, L ERA: 2.91	0.0	L	1	0	0	0	0										∞	∞				
55 Dale Thayer, R ERA: 4.81	1.0	H	3	0	0	0	1										0.00	0.000				
50 Nick Vincent, R ERA: 7.71	0.0	L	2	2	2	2	0										∞	∞				

San Diego Padres @ Arizona Diamondbacks
Chase Field, Phoenix, AZ
Wed Jul 04 2012, 6:41 PM - 9:37 PM MST
Att: 48,819 - Roof Closed - 74 F

AB	36
R	6
H	10
RBI	6
BB	2
SO	10
LOB	14



Batter	1	2	3	4	5	6	7	8	9	AB	R	H	RBI	BB	SO	LOB	TOP				
37 Elian Herrera, S OBP: 0.330, SLG: 0.340										4	1	1	1	1	1	0					
14 Mark Ellis, R OBP: 0.380, SLG: 0.375										4	1	2	0	1	0	2					
6 Jerry Hairston, R OBP: 0.368, SLG: 0.411										4	1	1	0	0	1	2					
21 Juan Rivera, R OBP: 0.293, SLG: 0.349										4	0	1	1	0	0	0					
47 Luis Alfonso Cruz, R OBP: 0.429, SLG: 0.553										4	0	2	1	0	1	0					
17 A.J. Ellis, R OBP: 0.394, SLG: 0.402										4	0	0	0	0	1	3					
33 Scott Van Slyke, R OBP: 0.212, SLG: 0.340										3	1	1	1	0	0	3	AB 34				
7 James Loney, L OBP: 0.313, SLG: 0.333										1	0	1	0	0	0	0	R 4				
10 Tony Gwynn Jr., L OBP: 0.291, SLG: 0.315										2	0	0	0	2	0	1	H 9				
50 Nathan Eovaldi, R ERA: 2.73										2	0	0	0	0	2	1	RBI 4				
57 Scott Elbert, L ERA: 2.73										2	0	0	0	0	0	1	BB 4				
51 Ronald Belisario, R ERA: 0.95										2	0	0	0	0	0	0	SO 6				
23 Bobby Abreu, L OBP: 0.349, SLG: 0.399										2	0	0	0	0	0	0	LOB 14				
74 Kenley Jansen, S ERA: 2.11										2	0	0	0	0	0	0					
Inning Stats	R: 2 H: 4 E: 0 K: 2 S: 16	H: 4 R: 0 ER: 0 LOB: 2 BB: 0 P: 25	R: 0 H: 0 E: 0 K: 1 S: 11	H: 0 R: 0 ER: 0 LOB: 0 BB: 0 P: 15	R: 0 H: 1 E: 0 K: 0 S: 7	H: 1 R: 0 ER: 0 LOB: 1 BB: 0 P: 11	R: 1 H: 1 E: 0 K: 1 S: 14	H: 1 R: 0 ER: 0 LOB: 1 BB: 0 P: 23	R: 0 H: 0 E: 0 K: 0 S: 9	H: 1 R: 0 ER: 0 LOB: 1 BB: 0 P: 11	R: 1 H: 1 E: 0 K: 1 S: 13	H: 1 R: 0 ER: 0 LOB: 1 BB: 0 P: 24	R: 0 H: 0 E: 0 K: 1 S: 7	H: 0 R: 0 ER: 0 LOB: 0 BB: 0 P: 10	R: 0 H: 1 E: 0 K: 0 S: 13	H: 1 R: 0 ER: 0 LOB: 2 BB: 1 P: 20	1B: 5 2B: 2 3B: 0 HR: 2	SF: 0 SAC: 0 DP: 2 HBP: 0	WP: 0 PB: 0 SB: 0 CS: 0	PA: 38	
PITCHER	IP: 6.2 WLS: L BF: 28	H: 8 R: 4 ER: 4 SO: 4	BB: 2 IBB: 0 HBP: 0 BLK: 0	WP: 0 HR: 2 S: 71 P: 110	ERA: 5.40 WHIP: 1.500	IP: 1.1 WLS: 5 BF: 5	H: 0 R: 0 ER: 0 SO: 2	BB: 1 IBB: 0 HBP: 0 BLK: 0	WP: 0 HR: 0 S: 13 P: 21	ERA: 0.00 WHIP: 0.750	IP: 0.9 WLS: 5 BF: 5	H: 1 R: 0 ER: 0 SO: 0	BB: 1 IBB: 0 HBP: 0 BLK: 0	WP: 0 HR: 0 S: 13 P: 20	ERA: 0.00 WHIP: 2.000						

Los Angeles Dodgers @ Arizona Diamondbacks
Chase Field, Phoenix, AZ
Thu Jul 05 2012, 6:41 PM - 9:25 PM MST
Att: 23,002 - Roof Closed - 78 F

Batter	1	2	3	4	5	6	7	8	9	AB	R	H	RBI	BB	SO	LOB	BOTTOM				
8 Gerardo Parra, L OBP: 0.345, SLG: 0.427										4	0	1	0	0	2	0					
18 Willie Bloomquist, R OBP: 0.327, SLG: 0.399										4	0	0	0	0	0	1					
10 Justin Upton, R OBP: 0.348, SLG: 0.378										4	0	2	0	0	1	0					
13 Jason Kubel, L OBP: 0.365, SLG: 0.527										3	0	0	0	1	2	2					
44 Paul Goldschmidt, R OBP: 0.370, SLG: 0.541										4	1	1	0	0	2	1					
26 Miguel Montero, L OBP: 0.377, SLG: 0.414										1	0	0	0	2	0	0					
2 Aaron Hill, R OBP: 0.354, SLG: 0.507										3	0	0	0	0	1	4	AB 29				
6 Stephen Drew, L OBP: 0.259, SLG: 0.240										3	0	1	1	0	0	1	H 5				
36 Wade Miley, L OBP: 0.344, SLG: 0.387										2	0	0	0	0	0	2	RBI 1				
29 Brad Ziegler, R OBP: 0.333, SLG: 0.333										0	0	0	0	0	0	0	BB 3				
14 Ryan Roberts, R OBP: 0.282, SLG: 0.357										1	0	0	0	0	0	0	SO 8				
32 Craig Breslow, L ERA: 0.95										0	0	0	0	0	0	0	LOB 11				
Inning Stats	R: 0 H: 0 E: 0 K: 0 S: 8	H: 0 R: 1 ER: 0 LOB: 2 BB: 2 P: 13	R: 0 H: 1 E: 0 K: 1 S: 10	H: 1 R: 0 ER: 0 LOB: 1 BB: 0 P: 15	R: 0 H: 0 E: 0 K: 1 S: 9	H: 0 R: 0 ER: 0 LOB: 0 BB: 1 P: 19	R: 0 H: 1 E: 0 K: 0 S: 8	H: 1 R: 0 ER: 0 LOB: 0 BB: 0 P: 10	R: 0 H: 0 E: 0 K: 1 S: 6	H: 0 R: 0 ER: 0 LOB: 0 BB: 0 P: 10	R: 0 H: 0 E: 0 K: 1 S: 10	H: 0 R: 0 ER: 0 LOB: 0 BB: 0 P: 12	R: 0 H: 0 E: 0 K: 3 S: 9	H: 0 R: 0 ER: 0 LOB: 0 BB: 0 P: 11	1B: 4 2B: 1 3B: 0 HR: 0	SF: 0 SAC: 0 DP: 3 HBP: 0	WP: 0 PB: 0 SB: 0 CS: 0	PA: 32			
PITCHER	IP: 6.0 WLS: W BF: 23	H: 5 R: 1 ER: 1 SO: 1	BB: 3 IBB: 0 HBP: 0 BLK: 0	WP: 0 HR: 0 S: 63 P: 102	ERA: 1.50 WHIP: 1.333	IP: 1.0 WLS: H BF: 3	H: 0 R: 0 ER: 0 SO: 1	BB: 0 IBB: 0 HBP: 0 BLK: 0	WP: 0 HR: 0 S: 10 P: 10	ERA: 0.00 WHIP: 0.000	IP: 1.0 WLS: H BF: 3	H: 0 R: 0 ER: 0 SO: 1	BB: 0 IBB: 0 HBP: 0 BLK: 0	WP: 0 HR: 0 S: 10 P: 12	ERA: 0.00 WHIP: 0.000						

Los Angeles Dodgers @ Arizona Diamondbacks
Chase Field, Phoenix, AZ
Thu Jul 05 2012, 6:41 PM - 9:25 PM MST
Att: 23,002 - Roof Closed - 78 F

Batter	1	2	3	4	5	6	7	8	9	AB	R	H	RBI	BB	SO	LOB	TOP						
10 Tony Gwynn Jr., L OBP: 0.294, SLG: 0.314											4	2	1	0	1	0	4	Los Angeles Dodgers @ Arizona Diamondbacks Chase Field, Phoenix, AZ Fri Jul 06 2012, 6:42 PM - 10:03 PM MST Att: 24,891 - Roof Closed - 79 F					
14 Mark Ellis, R OBP: 0.380, SLG: 0.371 38 Shawn Tolleson, R											4	0	1	0	1	3	3						
23 Bobby Abreu, L OBP: 0.355, SLG: 0.371											5	0	3	1	0	0	2						
21 Juan Rivera, R OBP: 0.291, SLG: 0.345											5	0	1	1	0	0	4						
3 Adam Kennedy, L OBP: 0.317, SLG: 0.317 6 Jerry Hairston, R OBP: 0.369, SLG: 0.412											3	1	1	1	0	0	2						
7 James Loney, L OBP: 0.314, SLG: 0.339											5	0	2	0	0	0	4						
47 Luis Alfonso Cruz, R OBP: 0.389, SLG: 0.563											4	0	1	0	0	2	2						
17 A.J. Ellis, R OBP: 0.399, SLG: 0.406											3	0	2	0	1	1	0						
22 Clayton Kershaw, L OBP: 0.207, SLG: 0.185 28 Jamey Wright, R 54 Javy Guerra, R 37 Elian Herrera, S OBP: 0.328, SLG: 0.337											2	0	0	0	0	1	2						
											0	0	0	0	0	0	0						
											1	0	0	0	0	1	2						
Inning Stats	R: 0 E: 0 K: 0 S: 13	H: 1 LOB: 2 BB: 1 P: 23	R: 0 E: 0 K: 2 S: 12	H: 0 LOB: 0 BB: 0 P: 18	R: 1 E: 1 K: 1 S: 13	H: 1 LOB: 1 BB: 0 P: 20	R: 1 E: 0 K: 1 S: 13	H: 2 LOB: 2 BB: 1 P: 23	R: 0 E: 0 K: 1 S: 8	H: 0 LOB: 0 BB: 0 P: 11	R: 0 E: 0 K: 1 S: 13	H: 2 LOB: 2 BB: 1 P: 16	R: 1 E: 0 K: 1 S: 17	H: 3 LOB: 2 BB: 1 P: 28	R: 0 E: 0 K: 2 S: 10	H: 2 LOB: 1 BB: 0 P: 14	R: 0 E: 0 K: 0 S: 12	H: 2 LOB: 0 BB: 0 P: 18	1B: 9 2B: 4 3B: 0 HR: 1	SF: 0 SAC: 1 DP: 2 HBP: 0	WP: 1 PB: 0 SB: 1 CS: 0	PA: 42	
PITCHER	IP WLS BF H R ER SO BB IBB HBP BLK WP HR S P ERA WHIP	6.0 W 27 6 2 1 6 2 0 0 0 0 1 72 111 1.50 1.333	7.1 0.0 4 3 1 1 0 1 0 0 0 0 0 9 17 ∞ ∞	7.1 1.0 H 2 0 0 1 0 0 0 0 0 8 11 0.00 0.000	8.1 1.0 H 5 2 0 0 2 0 0 0 0 1 10 14 0.00 2.000	9.1 1.0 S 4 2 0 0 0 0 0 0 0 0 12 18 0.00 2.000																	

AB	38
R	3
H	13
RBI	3
BB	3
SO	9
LOB	28



BOTTOM

AB	28
R	5
H	6
RBI	4
BB	4
SO	7
LOB	9



Batter	1	2	3	4	5	6	7	8	9	AB	R	H	RBI	BB	SO	LOB	TOP			
37 Elian Herrera, S OBP: 0.326, SLG: 0.335	G3		K		FC6-4 1B			K		4	0	1	0	0	2	0	Los Angeles Dodgers @ Arizona Diamondbacks Chase Field, Phoenix, AZ Sat Jul 07 2012, 7:11 PM - 9:40 PM MST Att: 36,903 - Roof Closed - 79 F			
47 Luis Alfonso Cruz, R OBP: 0.469, SLG: 0.579	HR 2B		F7		FC6-4			BB		3	1	1	0	1	0	1				
6 Jerry Hairston, R OBP: 0.372, SLG: 0.429	HR 2H				17 1B BB			F9		3	1	1	2	1	0	1				
7 James Loney, L OBP: 0.309, SLG: 0.333	K				F7			K		4	0	0	0	0	3	2				
3 Adam Kennedy, L OBP: 0.315, SLG: 0.309	F7				K			K		3	0	0	0	1	2	1				
17 A.J. Ellis, R OBP: 0.404, SLG: 0.425					SAFE 33 FC6-4 1B			HR		4	1	3	1	0	0	1				
33 Scott Van Slyke, R OBP: 0.280, SLG: 0.321					SAFE 33 FC6-4 1B			G6-4-3		3	0	0	0	0	0	3				
23 Bobby Abreu, L OBP: 0.359, SLG: 0.374	G5-4-3				FC6-4			G5-3		1	0	1	0	0	0	0				
5 Juan Uribe, R OBP: 0.252, SLG: 0.271								F7		3	0	0	0	0	1	0				
52 Josh Lindblom, R OBP: 0.289, SLG: 0.353	K							K		0	0	0	0	0	0	0				
21 Juan Rivera, R OBP: 0.289, SLG: 0.343								K		1	0	0	0	0	1	1				
58 Chad Billingsley, R OBP: 0.233, SLG: 0.267								F9		2	0	0	0	0	0	0				
10 Tony Gwynn Jr., L OBP: 0.252, SLG: 0.312								G1-3		1	0	0	0	0	0	0				
Inning Stats	R: 2 H: 2 E: 0 K: 1 S: 13	H: 2 LOB: 0 BB: 0 P: 22	R: 0 H: 1 E: 0 K: 1 S: 8	H: 1 LOB: 0 BB: 0 P: 13	R: 0 H: 0 E: 0 K: 1 S: 8	H: 0 LOB: 0 BB: 0 P: 9	R: 0 H: 1 E: 0 K: 1 S: 14	H: 1 LOB: 2 BB: 1 P: 23	R: 0 H: 0 E: 0 K: 2 S: 7	H: 0 LOB: 0 BB: 0 P: 12	R: 1 H: 1 E: 0 K: 0 S: 6	H: 1 LOB: 0 BB: 0 P: 12	R: 0 H: 0 E: 0 K: 2 S: 10	H: 0 LOB: 1 BB: 1 P: 18	R: 0 H: 1 E: 0 K: 1 S: 10	H: 1 LOB: 1 BB: 1 P: 15	1B: 4 2B: 1 3B: 0 HR: 2	SF: 0 SAC: 0 DP: 2 HBP: 0	WP: 0 PB: 0 SB: 0 CS: 0	PA: 35
PITCHER	IP WLS BF H R ER SO BB IBB HBP BLK WP HR S P ERA WHIP	IP WLS BF H R ER SO BB IBB HBP BLK WP HR S P ERA WHIP	IP WLS BF H R ER SO BB IBB HBP BLK WP HR S P ERA WHIP	IP WLS BF H R ER SO BB IBB HBP BLK WP HR S P ERA WHIP	IP WLS BF H R ER SO BB IBB HBP BLK WP HR S P ERA WHIP	IP WLS BF H R ER SO BB IBB HBP BLK WP HR S P ERA WHIP	IP WLS BF H R ER SO BB IBB HBP BLK WP HR S P ERA WHIP	IP WLS BF H R ER SO BB IBB HBP BLK WP HR S P ERA WHIP	IP WLS BF H R ER SO BB IBB HBP BLK WP HR S P ERA WHIP	IP WLS BF H R ER SO BB IBB HBP BLK WP HR S P ERA WHIP	IP WLS BF H R ER SO BB IBB HBP BLK WP HR S P ERA WHIP	IP WLS BF H R ER SO BB IBB HBP BLK WP HR S P ERA WHIP	IP WLS BF H R ER SO BB IBB HBP BLK WP HR S P ERA WHIP	IP WLS BF H R ER SO BB IBB HBP BLK WP HR S P ERA WHIP	IP WLS BF H R ER SO BB IBB HBP BLK WP HR S P ERA WHIP	IP WLS BF H R ER SO BB IBB HBP BLK WP HR S P ERA WHIP				
35 Trevor Cahill, R ERA: 3.64	7.0	W	27	6	3	3	6	1	0	0	0	0	0	0	0	0	3.86	1.000		
30 David Hernandez, R ERA: 2.59	1.0	H	4	0	0	0	2	1	0	0	0	0	0	0	0	0	0.00	1.000		
40 J.J. Putz, R ERA: 4.5	1.0	S	4	1	0	0	1	1	0	0	0	0	0	0	0	0	0.00	2.000		


Batter	1	2	3	4	5	6	7	8	9	AB	R	H	RBI	BB	SO	LOB	BOTTOM			
6 Stephen Drew, L OBP: 0.226, SLG: 0.214	F7		K		SF7			F9		3	0	0	1	0	1	1	Los Angeles Dodgers @ Arizona Diamondbacks Chase Field, Phoenix, AZ Sat Jul 07 2012, 7:11 PM - 9:40 PM MST Att: 36,903 - Roof Closed - 79 F			
2 Aaron Hill, R OBP: 0.357, SLG: 0.510	F7				G6-3			G5-3		4	0	1	0	0	0	0				
10 Justin Upton, R OBP: 0.349, SLG: 0.386	G6-3				G6-3			K		4	1	1	0	0	1	1				
13 Jason Kubel, L OBP: 0.365, SLG: 0.535					K			F8		4	1	1	1	0	1	2				
44 Paul Goldschmidt, R OBP: 0.363, SLG: 0.534					K			HR		3	0	1	1	0	1	1				
26 Miguel Montero, L OBP: 0.376, SLG: 0.417					K			G1-3		3	1	1	0	0	1	1				
27 Geoff Blum, S OBP: 0.227, SLG: 0.158	F9							G4-3		3	1	1	0	0	0	1				
8 Gerardo Parra, L OBP: 0.345, SLG: 0.430								P5		3	1	1	0	0	0	1				
35 Trevor Cahill, R OBP: 0.057, SLG: 0.057								F7		3	1	1	2	0	0	0				
14 Ryan Roberts, R OBP: 0.286, SLG: 0.353								G4-3		2	0	0	0	0	1	0				
30 David Hernandez, R OBP: 1.000, SLG: 1.000								BB		0	0	0	0	0	0	0				
40 J.J. Putz, R										0	0	0	0	0	0	0				
Inning Stats	R: 0 H: 0 E: 0 K: 0 S: 7	H: 0 LOB: 0 BB: 0 P: 12	R: 0 H: 1 E: 0 K: 1 S: 11	H: 1 LOB: 1 BB: 0 P: 19	R: 0 H: 0 E: 0 K: 2 S: 8	H: 0 LOB: 0 BB: 0 P: 9	R: 0 H: 1 E: 0 K: 2 S: 9	H: 1 LOB: 1 BB: 0 P: 13	R: 3 H: 3 E: 0 K: 0 S: 13	H: 3 LOB: 0 BB: 0 P: 19	R: 1 H: 1 E: 0 K: 0 S: 7	H: 1 LOB: 0 BB: 0 P: 12	R: 0 H: 0 E: 0 K: 0 S: 10	H: 0 LOB: 1 BB: 1 P: 20	R: 1 H: 1 E: 0 K: 1 S: 9	H: 1 LOB: 0 BB: 0 P: 10	1B: 1 2B: 5 3B: 0 HR: 1	SF: 2 SAC: 0 DP: 0 HBP: 0	WP: 0 PB: 0 SB: 0 CS: 0	PA: 32
PITCHER	IP WLS BF H R ER SO BB IBB HBP BLK WP HR S P ERA WHIP	IP WLS BF H R ER SO BB IBB HBP BLK WP HR S P ERA WHIP	IP WLS BF H R ER SO BB IBB HBP BLK WP HR S P ERA WHIP	IP WLS BF H R ER SO BB IBB HBP BLK WP HR S P ERA WHIP	IP WLS BF H R ER SO BB IBB HBP BLK WP HR S P ERA WHIP	IP WLS BF H R ER SO BB IBB HBP BLK WP HR S P ERA WHIP	IP WLS BF H R ER SO BB IBB HBP BLK WP HR S P ERA WHIP	IP WLS BF H R ER SO BB IBB HBP BLK WP HR S P ERA WHIP	IP WLS BF H R ER SO BB IBB HBP BLK WP HR S P ERA WHIP	IP WLS BF H R ER SO BB IBB HBP BLK WP HR S P ERA WHIP	IP WLS BF H R ER SO BB IBB HBP BLK WP HR S P ERA WHIP	IP WLS BF H R ER SO BB IBB HBP BLK WP HR S P ERA WHIP	IP WLS BF H R ER SO BB IBB HBP BLK WP HR S P ERA WHIP	IP WLS BF H R ER SO BB IBB HBP BLK WP HR S P ERA WHIP	IP WLS BF H R ER SO BB IBB HBP BLK WP HR S P ERA WHIP	IP WLS BF H R ER SO BB IBB HBP BLK WP HR S P ERA WHIP				
58 Chad Billingsley, R ERA: 4.3	6.0	L	24	6	4	4	5	0	0	0	0	0	0	0	0	0	6.00	1.000		
52 Josh Lindblom, R ERA: 3.07	2.0		8	1	1	1	1	1	0	0	0	0	0	0	0	0	4.50	1.000		



Batter	1	2	3	4	5	6	7	8	9	AB	R	H	RBI	BB	SO	LOB	TOP					
10 Tony Gwynn Jr., L (1,8) OBP: 0.288, SLG: 0.307	G3		F7			G3-1		FC3-6		4	0	0	0	0	0	2						
14 Mark Ellis, R (1,4) OBP: 0.371, SLG: 0.361	F8		P4			K		F8		4	0	0	0	0	1	2						
23 Bobby Abreu, L (1,7) OBP: 0.356, SLG: 0.371	K		G3			G3				4	1	1	0	0	1	1						
21 Juan Rivera, R (1,3) OBP: 0.294, SLG: 0.352		G4-3 2B		G6-3		G1-3				4	0	2	0	0	0	0						
6 Jerry Hairston, R (1,5) OBP: 0.369, SLG: 0.424		G4-3		F9		K				4	0	1	0	0	1	1						
37 Elian Herrera, S (1,9) OBP: 0.328, SLG: 0.331		L5		K						2	0	0	0	1	1	1						
51 Ronald Belisario, R (7,1)										0	0	0	0	0	0	0						
74 Kenley Jansen, S (8,1)										0	0	0	0	0	0	0						
5 Juan Uribe, R (9,PH) OBP: 0.250, SLG: 0.271										0	0	0	1	0	0	0						
47 Luis Alfonso Cruz, R (1,6) OBP: 0.385, SLG: 0.550						G5-3				3	0	0	0	1	0	3						
18 Matt Treanor, R (1,2) OBP: 0.299, SLG: 0.397						K				3	0	0	0	1	3	4						
35 Chris Capuano, L (1,1) OBP: 0.148, SLG: 0.192										2	0	1	0	0	1	0						
54 Javy Guerra, R (6,1)										0	0	0	0	0	0	0						
33 Scott Van Slyke, R (7,9) OBP: 0.196, SLG: 0.315						K				1	0	0	0	0	0	1						
Inning Stats	R: 0 E: 0 K: 1 S: 7	H: 0 LOB: 0 BB: 0 P: 13	R: 0 E: 0 K: 1 S: 14	H: 1 LOB: 2 BB: 1 P: 24	R: 0 E: 0 K: 0 S: 14	H: 1 LOB: 0 BB: 0 P: 18	R: 0 E: 0 K: 1 S: 9	H: 0 LOB: 0 BB: 0 P: 12	R: 0 E: 0 K: 1 S: 9	H: 0 LOB: 0 BB: 0 P: 16	R: 0 E: 0 K: 1 S: 7	H: 0 LOB: 0 BB: 0 P: 13	R: 0 E: 0 K: 1 S: 11	H: 0 LOB: 1 BB: 1 P: 19	R: 0 E: 0 K: 0 S: 6	H: 0 LOB: 1 BB: 1 P: 13	R: 1 E: 0 K: 1 S: 19	H: 3 LOB: 2 BB: 0 P: 26	1B: 3 2B: 2 3B: 0 HR: 0	SF: 1 DP: 0 HBP: 0	WP: 0 PB: 0 SB: 0 CS: 0	PA: 35
PITCHER	IP WLS BF H R ER SO BB IBB HBP BLK WP HR S P ERA WHIP																					
17 Trevor Bauer, R (1,1) ERA: 5.4	6.0 W 21 2 0 0 6 1 0 0 0 0 0 0 60 96 0.00 0.500																					
46 Patrick Corbin, L (7,1) ERA: 4.25	3.0 S 14 3 1 1 2 2 0 0 0 0 0 0 36 58 3.00 1.667																					

Los Angeles Dodgers @ Arizona Diamondbacks
Chase Field, Phoenix, AZ
Sun Jul 08 2012, 1:11 PM - 4:07 PM MST
Att: 30,523 - Roof Closed - 76 F


AB 31
R 1
H 5
RBI 1
BB 3
SO 8
LOB 15



Batter	1	2	3	4	5	6	7	8	9	AB	R	H	RBI	BB	SO	LOB	BOTTOM			
18 Willie Bloomquist, R (1,6) OBP: 0.324, SLG: 0.393	10 3B	G6-3				P6		G4-3		5	1	1	0	0	1	1				
2 Aaron Hill, R (1,4) OBP: 0.355, SLG: 0.505	F7		P6			K				5	1	1	0	0	1	1				
10 Justin Upton, R (1,9) OBP: 0.353, SLG: 0.401	44 2B		G5-3			13 1B		44 HR		4	3	3	1	0	0	0				
13 Jason Kubel, L (1,7) OBP: 0.367, SLG: 0.533			F9			44 HR		26 1B		3	1	1	0	1	1	1				
44 Paul Goldschmidt, R (1,3) OBP: 0.368, SLG: 0.552						24 1B		26 1B		3	1	2	4	1	1	3				
26 Miguel Montero, L (1,2) OBP: 0.376, SLG: 0.419						F9		1H 2H HR		4	0	2	2	0	1	2				
24 Chris Young, R (1,8) OBP: 0.297, SLG: 0.401			F8					F8		4	0	1	0	0	1	3				
14 Ryan Roberts, R (1,5) OBP: 0.285, SLG: 0.352										4	0	1	0	0	3	4				
17 Trevor Bauer, R (1,1) ERA: 2.91										1	0	0	0	0	1	2				
27 Geoff Blum, S (6,PH) ERA: 1.53										1	0	0	0	0	0	0				
46 Patrick Corbin, L (7,1) ERA: 2.06										1	0	0	0	0	1	0				
Inning Stats	R: 2 E: 0 K: 2 S: 16	H: 3 LOB: 1 BB: 0 P: 27	R: 0 E: 0 K: 0 S: 5	H: 1 LOB: 1 BB: 0 P: 6	R: 0 E: 0 K: 0 S: 7	H: 0 LOB: 0 BB: 0 P: 9	R: 0 E: 0 K: 2 S: 12	H: 1 LOB: 2 BB: 1 P: 20	R: 3 E: 0 K: 1 S: 15	H: 4 LOB: 1 BB: 0 P: 20	R: 0 E: 0 K: 1 S: 7	H: 0 LOB: 0 BB: 0 P: 10	R: 2 E: 0 K: 3 S: 14	H: 3 LOB: 2 BB: 1 P: 23	R: 0 E: 0 K: 2 S: 10	H: 0 LOB: 0 BB: 0 P: 16	1B: 8 2B: 2 3B: 1 HR: 1	SF: 0 DP: 0 HBP: 0	WP: 0 PB: 0 SB: 0 CS: 0	PA: 38
PITCHER	IP WLS BF H R ER SO BB IBB HBP BLK WP HR S P ERA WHIP																			
35 Chris Capuano, L (1,1) ERA: 2.91	5.0 L 25 3 0 0 0 1 0 0 0 0 0 0 55 82 9.00 2.000																			
54 Javy Guerra, R (6,1) ERA: 3.12	1.0 3 0 0 0 0 1 0 0 0 0 0 0 7 10 0.00 0.000																			
51 Ronald Belisario, R (7,1) ERA: 1.53	1.0 7 3 2 2 3 0 1 0 0 0 0 0 14 23 18.00 3.000																			
74 Kenley Jansen, R (8,1) ERA: 2.06	1.0 3 0 0 0 0 2 0 0 0 0 0 0 10 16 0.00 0.000																			

Los Angeles Dodgers @ Arizona Diamondbacks
Chase Field, Phoenix, AZ
Sun Jul 08 2012, 1:11 PM - 4:07 PM MST
Att: 30,523 - Roof Closed - 76 F

AB 35
R 7
H 12
RBI 7
BB 2
SO 11
LOB 17



Batter	1	2	3	4	5	6	7	8	9	AB	R	H	RBI	BB	SO	LOB	TOP					
18 Willie Bloomquist, R OBP: 0.323, SLG: 0.395 (1.5)										4	1	1	0	0	0	3	Arizona Diamondbacks @ Chicago Cubs Wrigley Field, Chicago, IL Fri Jul 13 2012, 5:03 PM - 7:38 PM CDT Att: 36,878 - Cloudy - 81 F					
2 Aaron Hill, R OBP: 0.354, SLG: 0.502 (1.4)										4	0	1	0	0	0	1						
10 Justin Upton, R OBP: 0.349, SLG: 0.396 (1.9)										4	0	0	0	0	1	1						
13 Jason Kubel, L OBP: 0.367, SLG: 0.531 8 Gerardo Parra, L OBP: 0.347, SLG: 0.433 (1.7)										3	0	1	0	0	2	0						
44 Paul Goldschmidt, R OBP: 0.367, SLG: 0.547 (1.3)									4	0	1	0	0	0	2							
26 Miguel Montero, L OBP: 0.373, SLG: 0.412 (1.2)										4	0	0	0	0	1	2						
24 Chris Young, R OBP: 0.293, SLG: 0.394 (1.8)										3	0	0	0	0	1	0						
6 Stephen Drew, L OBP: 0.265, SLG: 0.290 46 Patrick Corbin, L OBP: 0.321, SLG: 0.167 (1.6)										3	0	2	0	0	0	0						
31 Ian Kennedy, R OBP: 0.281, SLG: 0.042 49 Mike Zagurski, L (6.1)										0	0	0	0	0	0	0						
29 Brad Ziegler, R OBP: 0.333, SLG: 0.333 27 Geoff Blum, S OBP: 0.208, SLG: 0.143 (8.5)										1	0	0	0	1	1	1						
Inning Stats	R: 1 E: 0 K: 1 S: 9	H: 2 LOB: 0 BB: 0 P: 15	R: 0 E: 0 K: 0 S: 5	H: 1 LOB: 0 BB: 0 P: 8	R: 0 E: 0 K: 1 S: 13	H: 1 LOB: 1 BB: 0 P: 21	R: 0 E: 0 K: 1 S: 9	H: 0 LOB: 0 BB: 0 P: 11	R: 0 E: 0 K: 2 S: 15	H: 1 LOB: 2 BB: 1 P: 26	R: 0 E: 0 K: 0 S: 9	H: 1 LOB: 1 BB: 0 P: 12	R: 0 E: 0 K: 0 S: 5	H: 0 LOB: 0 BB: 0 P: 8	R: 0 E: 0 K: 0 S: 11	H: 0 LOB: 0 BB: 0 P: 15	R: 0 E: 0 K: 1 S: 9	H: 1 LOB: 1 BB: 0 P: 14	1B: 5 2B: 2 3B: 0 HR: 0	SF: 0 SAC: 0 DP: 2 HBP: 0	WP: 0 PB: 0 SB: 0 CS: 0	PA: 33
PITCHER	IP WLS BF H R ER SO BB IBB HBP BLK WP HR S P ERA WHIP																					
28 Paul Maholm, L ERA: 4.33 60 Manny Corpas, R ERA: 1.59 54 Shawn Camp, R ERA: 2.74	7.0 W 26 6 1 1 5 1 0 0 0 0 0 0 65 101 1.29 1.000																					

Batter	1	2	3	4	5	6	7	8	9	AB	R	H	RBI	BB	SO	LOB	BOTTOM			
9 David DeJesus, L OBP: 0.357, SLG: 0.381 (1.8)										4	1	0	0	1	0	2	Arizona Diamondbacks @ Chicago Cubs Wrigley Field, Chicago, IL Fri Jul 13 2012, 5:03 PM - 7:38 PM CDT Att: 36,878 - Cloudy - 81 F			
13 Starlin Castro, R OBP: 0.313, SLG: 0.418 (1.6)										5	1	1	0	0	1	1				
44 Anthony Rizzo, L OBP: 0.377, SLG: 0.673 (1.3)									4	2	2	0	0	1	0					
12 Alfonso Soriano, R OBP: 0.331, SLG: 0.503 (1.7)									4	3	4	5	0	0	0					
6 Bryan LaHair, L OBP: 0.358, SLG: 0.511 54 Shawn Camp, R (9.1)									4	0	0	1	0	0	2					
18 Geovany Soto, R OBP: 0.265, SLG: 0.347 (1.2)										3	1	1	0	0	3					
15 Darwin Barney, R OBP: 0.307, SLG: 0.364 (1.4)										4	0	2	0	0	1	3				
24 Luis Valbuena, L OBP: 0.253, SLG: 0.410 (1.5)										3	0	0	0	1	2	5				
28 Paul Maholm, L OBP: 0.088, SLG: 0.152 60 Manny Corpas, R (8.1)										2	0	0	1	0	1	2				
21 Joe Mather, R OBP: 0.290, SLG: 0.376 (9.9)										0	0	0	0	0	0	0				
Inning Stats	R: 0 E: 0 K: 1 S: 7	H: 0 LOB: 0 BB: 0 P: 12	R: 1 E: 0 K: 0 S: 12	H: 2 LOB: 2 BB: 1 P: 19	R: 0 E: 0 K: 0 S: 9	H: 0 LOB: 0 BB: 0 P: 13	R: 1 E: 0 K: 2 S: 11	H: 2 LOB: 1 BB: 0 P: 18	R: 3 E: 0 K: 1 S: 12	H: 2 LOB: 0 BB: 1 P: 18	R: 2 E: 0 K: 0 S: 13	H: 3 LOB: 2 BB: 0 P: 19	R: 0 E: 0 K: 1 S: 9	H: 0 LOB: 0 BB: 0 P: 11	R: 0 E: 0 K: 1 S: 9	H: 0 LOB: 0 BB: 0 P: 11	1B: 5 2B: 3 3B: 0 HR: 2	SF: 0 SAC: 1 DP: 1 HBP: 1	WP: 2 PB: 0 SB: 1 CS: 0	PA: 38
PITCHER	IP WLS BF H R ER SO BB IBB HBP BLK WP HR S P ERA WHIP																			
31 Ian Kennedy, R ERA: 4.55 49 Mike Zagurski, L ERA: 4.91 29 Brad Ziegler, R ERA: 2.91 46 Patrick Corbin, L ERA: 4.15	5.0 L 25 7 0 0 6 4 2 0 0 0 0 0 0 8 88 10.80 1.800																			




Batter	1	2	3	4	5	6	7	8	9	AB	R	H	RBI	BB	SO	LOB	TOP					
8 Gerardo Parra, L (1,7) OBP: 0.346, SLG: 0.429	G4-3		1B		G3-6-3		L6			4	0	1	0	0	0	2	Arizona Diamondbacks @ Chicago Cubs Wrigley Field, Chicago, IL Sat Jul 14, 2012, 12:07 PM - 2:44 PM CDT Att: 38,068 - Sunny - 83 F					
2 Aaron Hill, R (1,4) OBP: 0.352, SLG: 0.498	G6-3		1B		F7		G4-3			4	0	1	0	0	0	0						
10 Justin Upton, R (1,9) OBP: 0.351, SLG: 0.393			G3				K		44 FC6-4 BB	2	0	0	0	2	1	2						
26 Miguel Montero, L (1,2) OBP: 0.368, SLG: 0.406	K				F7		K		K	4	0	0	0	0	3	2						
44 Paul Goldschmidt, R (1,3) OBP: 0.389, SLG: 0.550		24 G6-4-3 1B					P4		FC6-4	4	0	2	0	0	0	1						
6 Stephen Drew, L (1,6) OBP: 0.263, SLG: 0.314	L7				K		K			4	0	1	0	0	2	2						
24 Chris Young, R (1,8) OBP: 0.302, SLG: 0.412	G6-4-3						HR		13 G3-6-4 BB	2	1	1	1	2	0	1						
27 Geoff Blum, S (1,5) OBP: 0.179, SLG: 0.120			P6		K		F9		F9	4	0	0	0	0	1	4						
34 Joe Saunders, L (1,1) OBP: 0.160, SLG: 0.091			G4-3							1	0	0	0	1	0	0						
14 Ryan Roberts, R (7,PH) OBP: 0.288, SLG: 0.354										1	0	1	0	0	0	0						
39 Bryan Shaw, S (7,1) OBP: 0.100, SLG: 1.000										0	0	0	0	0	0	0						
30 David Hernandez, R (8,1) OBP: 1.000, SLG: 1.000										0	0	0	0	0	0	0						
13 Jason Kubel, L (9,PH) OBP: 0.366, SLG: 0.529										1	0	0	0	0	0	2						
Inning Stats	R: 0 E: 0 K: 1 S: 12	H: 0 LOB: 1 BB: 1 P: 21	R: 0 E: 0 K: 0 S: 9	H: 1 LOB: 0 BB: 0 P: 11	R: 0 E: 0 K: 0 S: 13	H: 2 LOB: 2 BB: 0 P: 17	R: 0 E: 0 K: 2 S: 9	H: 1 LOB: 2 BB: 1 P: 17	R: 0 E: 0 K: 0 S: 6	H: 0 LOB: 0 BB: 0 P: 13	R: 0 E: 0 K: 2 S: 7	H: 0 LOB: 0 BB: 0 P: 10	R: 1 E: 0 K: 1 S: 13	H: 2 LOB: 1 BB: 0 P: 21	R: 0 E: 0 K: 1 S: 10	H: 0 LOB: 1 BB: 1 P: 14	R: 0 E: 0 K: 0 S: 8	H: 1 LOB: 1 BB: 1 P: 17	1B: 4 2B: 2 3B: 0 HR: 1	SF: 0 SAC: 0 DP: 3 HBP: 0	WP: 0 PB: 0 SB: 0 CS: 0	PA: 36
PITCHER	IP WLS BF H R ER SO BB IBB HBP BLK WP HR S P ERA WHIP																					
46 Ryan Dempster, R (1,1) ERA: 1.86	6.0 W 23 4 0 0 5 3 0 0 0 0 0 0 56 89 0.00 1.167																					
40 James Russell, L (7,1) ERA: 2.53	1.0 5 2 1 1 1 0 0 0 0 0 1 13 21 9.00 2.000																					
54 Shawn Camp, R (8,1) ERA: 2.68	1.0 H 4 0 0 0 1 1 0 0 0 0 0 0 10 14 0.00 1.000																					
49 Carlos Marmol, R (9,1) ERA: 5.4	1.0 S 4 1 0 0 0 1 0 0 0 0 0 0 8 17 0.00 2.000																					

Batter	1	2	3	4	5	6	7	8	9	AB	R	H	RBI	BB	SO	LOB	BOTTOM			
5 Reed Johnson, R (1,8) OBP: 0.358, SLG: 0.458	K		13 FC4-6 1B		13 F8 2B		F9			4	0	2	0	0	1	0	Arizona Diamondbacks @ Chicago Cubs Wrigley Field, Chicago, IL Sat Jul 14, 2012, 12:07 PM - 2:44 PM CDT Att: 38,068 - Sunny - 83 F			
13 Starlin Castro, R (1,6) OBP: 0.312, SLG: 0.415	G5-3		FC4-6		F8		44 WP 44 1B BB			3	0	0	1	1	0	2				
44 Anthony Rizzo, L (1,3) OBP: 0.388, SLG: 0.643	G5-3		F8		G3					4	0	1	0	0	0	2				
12 Alfonso Soriano, R (1,7) OBP: 0.330, SLG: 0.500			K		18 WP 15 2B 1B		K		F8	4	1	1	0	0	2	1				
3 Jeff Baker, R (1,9) OBP: 0.304, SLG: 0.434	G6-3						E6 18 1B 15 G6-4-3		G4-3	3	1	0	0	0	1	1				
54 Shawn Camp, R (8,1) OBP: 0.357, SLG: 0.508										0	0	0	0	0	0	0				
6 Bryan LaHair, L (8,PH) OBP: 0.357, SLG: 0.508										1	0	0	0	0	0	0				
49 Carlos Marmol, R (9,1) ERA: 5.4										0	0	0	0	0	0	0				
18 Geovany Soto, R (1,2) OBP: 0.288, SLG: 0.351							15 G6-4-3 1B		K	4	0	2	0	0	1	1				
15 Darwin Barney, R (1,4) OBP: 0.307, SLG: 0.367	G4-3									3	1	1	1	0	0	2				
24 Luis Valbuena, L (1,5) OBP: 0.267, SLG: 0.419			5 1B 13 FC4-6 46 SH1-3 1B				G1-3			3	1	2	1	0	0	0				
46 Ryan Dempster, R (1,1) OBP: 0.107, SLG: 0.179										1	0	0	0	0	0	1				
40 James Russell, L (7,1) ERA: 3.28			SH1-3		G5-3					0	0	0	0	0	0	0				
9 David DeJesus, L (7,PH) OBP: 0.356, SLG: 0.380										1	0	0	0	0	0	0				
Inning Stats	R: 0 E: 0 K: 1 S: 10	H: 0 LOB: 0 BB: 0 P: 14	R: 0 E: 0 K: 1 S: 8	H: 1 LOB: 1 BB: 0 P: 12	R: 1 E: 0 K: 0 S: 9	H: 2 LOB: 1 BB: 0 P: 12	R: 2 E: 0 K: 1 S: 12	H: 3 LOB: 1 BB: 0 P: 19	R: 0 E: 0 K: 1 S: 11	H: 1 LOB: 1 BB: 0 P: 17	R: 1 E: 1 K: 0 S: 9	H: 1 LOB: 0 BB: 0 P: 16	R: 0 E: 0 K: 0 S: 8	H: 1 LOB: 2 BB: 1 P: 13	R: 0 E: 0 K: 1 S: 10	H: 0 LOB: 0 BB: 0 P: 11	1B: 7 2B: 2 3B: 0 HR: 0	SF: 0 SAC: 1 DP: 1 HBP: 0	WP: 2 PB: 0 SB: 0 CS: 0	PA: 33
PITCHER	IP WLS BF H R ER SO BB IBB HBP BLK WP HR S P ERA WHIP																			
34 Joe Saunders, L (1,1) ERA: 3.52	6.0 L 26 8 4 3 4 0 0 0 0 0 1 0 59 90 4.50 1.333																			
39 Bryan Shaw, R (7,1) ERA: 3.28	1.0 4 1 0 0 0 1 0 0 0 0 1 0 8 13 0.00 2.000																			
30 David Hernandez, R (8,1) ERA: 2.82	1.0 3 0 0 0 0 1 0 0 0 0 0 0 10 11 0.00 0.000																			





Batter	1	2	3	4	5	6	7	8	9	AB	R	H	RBI	BB	SO	LOB	TOP								
18 Willie Bloomquist, R OBP: 0.319, SLG: 0.389	G4-3		K		FC6-4 G5-4-3			G4-3		4	0	0	0	0	1	2	Arizona Diamondbacks @ Chicago Cubs Wrigley Field, Chicago, IL Sun Jul 15 2012, 1:24 PM - 4:09 PM CDT Att: 36,659 - Partly Cloudy - 84 F								
2 Aaron Hill, R OBP: 0.357, SLG: 0.509	1B		BB					HR		3	1	2	1	1	0	1									
10 Justin Upton, R OBP: 0.347, SLG: 0.388	FC6-4		K					F8		4	0	0	0	0	1	3									
6 Stephen Drew, L OBP: 0.238, SLG: 0.282	K				L8			F8		4	0	0	0	0	1	1									
44 Paul Goldschmidt, R OBP: 0.367, SLG: 0.544	G6-3		K					26 1B		3	0	0	0	1	2	0									
26 Miguel Montero, L OBP: 0.370, SLG: 0.407	G6-3		1B					1B		4	0	2	0	0	1	0									
24 Chris Young, R 27 Geoff Blum, S OBP: 0.172, SLG: 0.115	G6-3		1B					P5		3	0	1	0	0	0	0									
8 Gerardo Parra, L OBP: 0.340, SLG: 0.422	G4-3		K					G4-3		4	0	0	0	0	1	4									
35 Trevor Cahill, R 32 Craig Breslow, L 39 Bryan Shaw, S 14 Ryan Roberts, R 40 J.J. Putz, R	1B		1B					F8		2	0	2	0	0	0	0									
Inning Stats	R: 0 E: 0 K: 1 S: 9	H: 1 LOB: 1 BB: 0 P: 11	R: 0 E: 0 K: 0 S: 9	H: 0 LOB: 0 BB: 0 P: 16	R: 0 E: 0 K: 2 S: 15	H: 1 LOB: 2 BB: 1 P: 29	R: 0 E: 0 K: 2 S: 11	H: 2 LOB: 2 BB: 0 P: 16	R: 0 E: 0 K: 0 S: 7	H: 1 LOB: 0 BB: 0 P: 11	R: 0 E: 0 K: 1 S: 8	H: 0 LOB: 0 BB: 0 P: 13	R: 0 E: 0 K: 1 S: 8	H: 0 LOB: 0 BB: 0 P: 12	R: 1 E: 0 K: 0 S: 11	H: 1 LOB: 0 BB: 0 P: 16		R: 0 E: 0 K: 1 S: 8	H: 1 LOB: 2 BB: 1 P: 16	1B: 6 2B: 0 3B: 0 HR: 1	SF: 0 SAC: 0 DP: 1 HBP: 0	WP: 0 PB: 0 SB: 0 CS: 0	PA: 35		
PITCHER	IP	WLS	BF	H	R	ER	SO	BB	IBB	HBP	BLK	WP	HR	S	P	ERA	WHIP								
22 Matt Garza, R ERA: 4.02	7.0	W	26	5	0	0	7	1	0	0	0	0	0	67	108	0.00	0.857								
54 Shawn Camp, R ERA: 2.51	1.0	H	4	1	1	1	0	0	0	0	0	0	1	11	16	9.00	1.000								
40 James Russell, L ERA: 2.51	0.1	H	1	0	0	0	0	0	0	0	0	0	0	1	3	0.00	0.000								
49 Carlos Marmol, R ERA: 5.27	0.2	S	4	1	0	0	1	1	0	0	0	0	0	7	13	0.00	3.000								

Batter	1	2	3	4	5	6	7	8	9	AB	R	H	RBI	BB	SO	LOB	BOTTOM								
9 David DeJesus, L OBP: 0.354, SLG: 0.375	44 WP 1B BB		G4-3		F8			G3		3	1	0	0	1	0	0	Arizona Diamondbacks @ Chicago Cubs Wrigley Field, Chicago, IL Sun Jul 15 2012, 1:24 PM - 4:09 PM CDT Att: 36,659 - Partly Cloudy - 84 F								
13 Starlin Castro, R OBP: 0.309, SLG: 0.410	P3		G6-3				F8	G6-3		4	0	0	0	0	1										
44 Anthony Rizzo, L OBP: 0.377, SLG: 0.627	1B		G3				6 1B 12 1B BB	G4-3		3	0	1	1	1	0	0									
12 Alfonso Soriano, R OBP: 0.330, SLG: 0.498	K				F7					3	0	1	0	0	1	0									
6 Bryan LaHair, L 54 Shawn Camp, R 40 James Russell, L 49 Carlos Marmol, R	15 HR BB									2	1	1	0	1	0	2									
51 Steve Clevenger, L OBP: 0.281, SLG: 0.369	G3-1		G6-3					K		3	0	0	0	0	1	4									
15 Darwin Barney, R OBP: 0.307, SLG: 0.376	HR		G6-3					G5-3		3	1	1	2	0	0	1									
24 Luis Valbuena, L OBP: 0.258, SLG: 0.404	F8				K			F8		3	0	0	0	0	1	0									
22 Matt Garza, R 5 Reed Johnson, R	K				G6-3			K		2	0	0	0	0	1	0									
Inning Stats	R: 1 E: 0 K: 1 S: 12	H: 1 LOB: 1 BB: 1 P: 21	R: 2 E: 0 K: 1 S: 15	H: 1 LOB: 1 BB: 1 P: 24	R: 0 E: 0 K: 0 S: 5	H: 0 LOB: 0 BB: 0 P: 9	R: 0 E: 0 K: 0 S: 9	H: 1 LOB: 1 BB: 0 P: 18	R: 0 E: 0 K: 1 S: 6	H: 0 LOB: 0 BB: 0 P: 10	R: 0 E: 0 K: 1 S: 13	H: 1 LOB: 2 BB: 1 P: 24	R: 0 E: 0 K: 1 S: 12	H: 0 LOB: 0 BB: 0 P: 16	R: 0 E: 0 K: 0 S: 5	H: 0 LOB: 0 BB: 0 P: 6		1B: 3 2B: 0 3B: 0 HR: 1	SF: 0 SAC: 0 DP: 0 HBP: 0	WP: 1 PB: 0 SB: 0 CS: 0	PA: 30				
PITCHER	IP	WLS	BF	H	R	ER	SO	BB	IBB	HBP	BLK	WP	HR	S	P	ERA	WHIP								
35 Trevor Cahill, R ERA: 3.71	5.1	L	22	4	3	3	3	3	0	0	0	0	0	54	96	5.06	1.312								
32 Craig Breslow, L ERA: 2.87	0.2		2	0	0	0	1	0	0	0	0	0	0	6	10	0.00	0.000								
39 Bryan Shaw, R ERA: 3.19	1.0		3	0	0	0	1	0	0	0	0	0	0	12	16	0.00	0.000								
40 J.J. Putz, R ERA: 4.34	1.0		3	0	0	0	0	0	0	0	0	0	0	5	6	0.00	0.000								



Batter	1	2	3	4	5	6	7	8	9	AB	R	H	RBI	BB	SO	LOB	TOP			
6 Stephen Drew, L (1.6)										4	1	2	0	1	1	1	Arizona Diamondbacks @ Cincinnati Reds Great American Ball Park, Cincinnati, OH Mon Jul 16 2012, 7:10 PM - 10:10 PM EDT Att: 27,735 - Partly Cloudy - 91 F			
18 Willie Bloomquist, R (1.5)										5	1	3	0	0	1	1				
2 Aaron Hill, R (1.4)										5	1	1	0	0	1	5				
26 Miguel Montero, L (1.2)										4	2	3	4	1	1	0				
10 Justin Upton, R (1.9)										4	0	3	1	1	1	0				
37 Lyle Overbay, L (1.3)										5	0	0	0	0	2	6				
24 Chris Young, R (1.8)										2	0	0	0	2	1	0				
8 Gerardo Parra, L (1.7)										4	0	1	0	0	0	2				
36 Wade Miley, L (1.1)										2	0	0	0	1	0	1				
29 Brad Ziegler, R (6.1)										0	0	0	0	0	0	0				
27 Geoff Blum, S (6. PH)										1	0	0	0	0	0	0				
30 David Hernandez, R (8.1)										0	0	0	0	0	0	0				
40 J.J. Putz, R (9.1)										0	0	0	0	0	0	0				
Inning Stats	R: 4 H: 5 E: 0 K: 1 S: 17	H: 5 LOB: 0 BB: 0 P: 22	R: 0 H: 2 E: 0 K: 0 S: 6	H: 2 LOB: 2 BB: 1 P: 11	R: 1 H: 1 E: 0 K: 1 S: 10	H: 1 LOB: 0 BB: 0 P: 15	R: 0 H: 2 E: 0 K: 0 S: 12	H: 2 LOB: 2 BB: 1 P: 15	R: 0 H: 0 E: 0 K: 2 S: 8	H: 0 LOB: 1 BB: 3 P: 18	R: 0 H: 0 E: 0 K: 1 S: 7	H: 0 LOB: 0 BB: 0 P: 12	R: 0 H: 2 E: 0 K: 3 S: 18	H: 2 LOB: 2 BB: 0 P: 26	1B: 10 2B: 4 3B: 0 HR: 1	SF: 0 SAC: 0 DP: 3 HBP: 0	WP: 0 PB: 0 SB: 1 CS: 0	PA: 42		
PITCHER	IP WLS BF H R ER SO BB IBB HBP BLK WP HR S P ERA WHIP	PITCHER																		
61 Bronson Arroyo, R (1.1)	3.0 L 16 8 5 5 2 1 0 0 0 0 0 1 33 48 15.00 3.000																			
31 Alfredo Simon, R (4.1)	3.0 14 3 0 0 2 2 0 0 0 0 0 0 27 46 0.00 1.667																			
45 Bill Bray, L (7.1)	1.0 4 0 0 0 0 3 0 0 0 0 0 0 5 18 0.00 3.000																			
33 Jose Arredondo, R (8.1)	1.0 3 0 0 0 1 0 0 0 0 0 0 0 7 12 0.00 0.000																			
66 Logan Ondrusek, R (9.1)	1.0 5 2 0 0 3 0 0 0 0 0 0 0 18 26 0.00 2.000																			
Batter	1	2	3	4	5	6	7	8	9	AB	R	H	RBI	BB	SO	LOB	BOTTOM			
6 Drew Stubbs, R (1.8)										3	0	2	2	1	0	0	Arizona Diamondbacks @ Cincinnati Reds Great American Ball Park, Cincinnati, OH Mon Jul 16 2012, 7:10 PM - 10:10 PM EDT Att: 27,735 - Partly Cloudy - 91 F			
2 Zack Cozart, R (1.6)										4	0	0	0	0	2	3				
21 Todd Frazier, R (1.3)										4	1	1	0	0	0	0				
4 Brandon Phillips, R (1.4)										4	0	2	1	0	1	0				
32 Jay Bruce, L (1.9)										4	0	0	0	0	1	2				
27 Scott Rolen, R (1.5)										4	0	1	0	0	1	0				
28 Chris Heisey, R (1.7)										4	1	2	0	0	0	2				
29 Ryan Hanigan, R (1.2)										4	1	1	0	0	2	1				
61 Bronson Arroyo, R (1.1)										0	0	0	0	0	0	0				
31 Alfredo Simon, R (4.1)										1	0	0	0	0	0	0				
45 Bill Bray, L (7.1)										0	0	0	0	0	0	0				
43 Miguel Cairo, R (7. PH)										1	0	0	0	0	0	0				
33 Jose Arredondo, R (8.1)										0	0	0	0	0	0	0				
66 Logan Ondrusek, R (9.1)										0	0	0	0	0	0	0				
86 Ryan Ludwick, R (9. PH)										1	0	0	0	0	1	1				
Inning Stats	R: 1 H: 3 E: 0 K: 0 S: 9	H: 3 LOB: 1 BB: 0 P: 18	R: 2 H: 3 E: 0 K: 1 S: 14	H: 3 LOB: 1 BB: 0 P: 20	R: 0 H: 0 E: 0 K: 2 S: 9	H: 0 LOB: 0 BB: 0 P: 12	R: 0 H: 0 E: 0 K: 1 S: 13	H: 0 LOB: 0 BB: 0 P: 16	R: 0 H: 2 E: 0 K: 0 S: 11	H: 2 LOB: 2 BB: 0 P: 17	R: 0 H: 0 E: 0 K: 1 S: 11	H: 0 LOB: 1 BB: 1 P: 20	R: 0 H: 0 E: 0 K: 0 S: 4	H: 0 LOB: 0 BB: 0 P: 7	R: 0 H: 1 E: 0 K: 2 S: 11	H: 1 LOB: 1 BB: 0 P: 15	1B: 7 2B: 2 3B: 0 HR: 0	SF: 0 SAC: 1 DP: 1 HBP: 0	WP: 0 PB: 0 SB: 0 CS: 0	PA: 36
PITCHER	IP WLS BF H R ER SO BB IBB HBP BLK WP HR S P ERA WHIP	PITCHER																		
36 Wade Miley, L (1.1)	5.2 W 24 8 3 3 6 1 0 0 0 0 0 0 65 97 4.76 1.412																			
29 Brad Ziegler, R (6.1)	1.1 H 5 0 0 0 1 1 0 0 0 0 0 0 13 22 0.00 0.750																			
30 David Hernandez, R (8.1)	1.0 H 3 0 0 0 0 0 0 0 0 0 0 0 4 7 0.00 0.000																			
40 J.J. Putz, R (9.1)	1.0 S 4 1 0 0 2 0 0 0 0 0 0 0 11 15 0.00 1.000																			

Batter	1	2	3	4	5	6	7	8	9	AB	R	H	RBI	BB	SO	LOB	TOP										
6 Stephen Drew, L OBP: 0.269, SLG: 0.277	G1-3			K			P6		K	4	0	0	0	1	2	2	Arizona Diamondbacks @ Cincinnati Reds Great American Ball Park, Cincinnati, OH Tue Jul 17 2012, 7:13 PM - 10:36 PM EDT Att: 19,142 - Partly Cloudy - 96 F AB 34 R 0 H 8 RBI 0 BB 4 SO 9 LOB 20 										
18 Willie Bloomquist, R OBP: 0.324, SLG: 0.355	G6-3			1B			K		1B	5	0	2	0	0	1	4											
2 Aaron Hill, R OBP: 0.355, SLG: 0.502	P3			BB			G5-3		K	4	0	1	0	1	1	3											
26 Miguel Montero, L OBP: 0.372, SLG: 0.425	G4-3			E5			F9		G1-3	4	0	0	0	0	0	2											
10 Justin Upton, R OBP: 0.355, SLG: 0.394	P4			FC6-4			1B		1B	4	0	2	0	0	0	2											
44 Paul Goldschmidt, R OBP: 0.352, SLG: 0.535	F8			BB			K		K	4	0	0	0	0	2	3											
24 Chris Young, R OBP: 0.310, SLG: 0.411	F8			SH1-4			BB		K	3	0	1	0	1	1	1											
8 Gerardo Parra, L OBP: 0.337, SLG: 0.413	G4-3			BB			K		K	3	0	0	0	1	2	3											
17 Trevor Bauer, R 55 Josh Collmenter, R 27 Geoff Blum, S 32 Craig Breslow, L 49 Mike Zagurski, L 14 Ryan Roberts, R	F8			SH1-4			1B		1B	1	0	0	0	0	0	0											
Inning Stats	R: 0 E: 0 K: 0 S: 10	H: 0 LOB: 0 BB: 0 P: 15	R: 0 E: 0 K: 0 S: 7	H: 0 LOB: 0 BB: 0 P: 13	R: 0 E: 0 K: 0 S: 5	H: 0 LOB: 0 BB: 0 P: 9	R: 0 E: 1 K: 1 S: 12	H: 1 LOB: 2 BB: 1 P: 23	R: 0 E: 0 K: 2 S: 16	H: 1 LOB: 3 BB: 2 P: 20	R: 0 E: 0 K: 2 S: 16	H: 2 LOB: 3 BB: 1 P: 26	R: 0 E: 0 K: 1 S: 14	H: 1 LOB: 1 BB: 0 P: 19	R: 0 E: 0 K: 2 S: 10	H: 1 LOB: 1 BB: 0 P: 14		R: 0 E: 0 K: 3 S: 18	H: 2 LOB: 2 BB: 0 P: 25	1B: 7 2B: 1 3B: 0 HR: 0	SF: 0 2B: 1 SAC: 1 DP: 0 HBP: 0	WP: 0 PB: 0 SB: 0 CS: 1	PA: 39				
PITCHER	IP	WLS	BF	H	R	ER	SO	BB	IBB	HBP	BLK	WP	HR	S	P	ERA	WHIP										
47 Johnny Cueto, R ERA: 2.28	6.0	W	26	4	0	0	3	4	0	0	0	0	0	60	106	0.00	1.333										
33 Jose Arredondo, R ERA: 2.13	1.0		4	1	0	0	1	0	0	0	1	0	0	14	19	0.00	1.000										
63 Sam LeCure, R ERA: 3.62	1.0		4	1	0	0	2	0	0	0	0	0	0	14	14	0.00	1.000										
51 Sean Marshall, L ERA: 2.86	0.2	S	4	2	0	0	2	0	0	0	0	0	0	14	21	0.00	3.000										
54 Aroldis Chapman, L ERA: 1.69	0.1	S	1	0	0	0	1	0	0	0	0	0	0	4	4	0.00	0.000										

Batter	1	2	3	4	5	6	7	8	9	AB	R	H	RBI	BB	SO	LOB	BOTTOM										
6 Drew Stubbs, R OBP: 0.290, SLG: 0.361	BB		G5-3	K			1B			3	1	1	0	1	1	1	Arizona Diamondbacks @ Cincinnati Reds Great American Ball Park, Cincinnati, OH Tue Jul 17 2012, 7:13 PM - 10:36 PM EDT Att: 19,142 - Partly Cloudy - 96 F AB 27 R 4 H 5 RBI 3 BB 6 SO 11 LOB 16 										
2 Zack Cozart, R OBP: 0.290, SLG: 0.393	FC6		BB			1B	SH1-3			2	1	1	0	1	0	1											
4 Brandon Phillips, R OBP: 0.331, SLG: 0.433	K		BB			F8	K			3	1	0	0	1	2	4											
48 Ryan Ludwick, R OBP: 0.310, SLG: 0.495	BB		HR			K	G5-3			3	1	1	3	1	1	2											
27 Scott Rolen, R OBP: 0.272, SLG: 0.315	L1-4-6-3		BB			BB				2	0	1	0	2	0	2											
21 Todd Frazier, R OBP: 0.340, SLG: 0.555	K		K			K				4	0	0	0	0	4	4											
28 Chris Heisey, R OBP: 0.318, SLG: 0.391	K		K			F7	F8			4	0	0	0	0	2	1											
29 Ryan Hanigan, R OBP: 0.351, SLG: 0.354	G3					G5-3	CS			3	0	1	0	0	0	0											
47 Johnny Cueto, R 44 Mike Leake, R 33 Jose Arredondo, R 63 Sam LeCure, R 51 Sean Marshall, L 54 Aroldis Chapman, L	G1-3					F9				2	0	0	0	0	0	1											
Inning Stats	R: 1 E: 1 K: 1 S: 10	H: 0 LOB: 1 BB: 2 P: 20	R: 0 E: 0 K: 2 S: 7	H: 0 LOB: 0 BB: 0 P: 12	R: 3 E: 1 K: 1 S: 24	H: 1 LOB: 1 BB: 3 P: 41	R: 0 E: 0 K: 2 S: 12	H: 1 LOB: 1 BB: 0 P: 15	R: 0 E: 0 K: 1 S: 7	H: 0 LOB: 0 BB: 0 P: 10	R: 0 E: 0 K: 1 S: 14	H: 1 LOB: 1 BB: 0 P: 24	R: 0 E: 0 K: 1 S: 8	H: 1 LOB: 0 BB: 0 P: 9	R: 0 E: 0 K: 3 S: 18	H: 1 LOB: 2 BB: 0 P: 25		1B: 3 2B: 2 3B: 0 HR: 1	SF: 0 2B: 2 SAC: 1 DP: 1 HBP: 0	WP: 2 PB: 0 SB: 0 CS: 1	PA: 35						
PITCHER	IP	WLS	BF	H	R	ER	SO	BB	IBB	HBP	BLK	WP	HR	S	P	ERA	WHIP										
17 Trevor Bauer, R ERA: 6.06	3.0	L	15	1	4	3	4	5	0	0	0	0	0	34	50	0.00	1.000										
55 Josh Collmenter, R ERA: 3.5	3.0		12	2	0	0	5	1	0	0	0	0	0	34	50	0.00	1.000										
32 Craig Breslow, L ERA: 2.79	1.0		4	1	0	0	1	0	0	0	0	0	0	14	24	0.00	1.000										
49 Mike Zagurski, L ERA: 4.7	1.0		3	1	0	0	1	0	0	0	0	0	0	8	9	0.00	1.000										

Batter	1	2	3	4	5	6	7	8	9	AB	R	H	RBI	BB	SO	LOB	TOP					
6 Stephen Drew, L (1.6) OBP: 0.246, SLG: 0.250	G4-3		F9		F7		G3	G3		5	0	0	0	0	0	4	Arizona Diamondbacks @ Cincinnati Reds Great American Ball Park, Cincinnati, OH Wed Jul 18 2012, 7:14 PM - 10:01 PM EDT Att: 26,077 - Overcast - 74 F livebaseballscorecards.com					
2 Aaron Hill, R (1.4) OBP: 0.356, SLG: 0.503	13 HR		K		26 BB		G1-3	G5-3		5	1	2	1	0	1	0						
13 Jason Kubel, L (1.7) OBP: 0.369, SLG: 0.549	1-H				26 BB		K	K		4	2	2	3	1	2	0						
26 Miguel Montero, L (1.2) OBP: 0.369, SLG: 0.419	G3		F9		1-2 2-H		K	K		4	0	0	1	1	2	0						
10 Justin Upton, R (1.9) OBP: 0.354, SLG: 0.395	G5-3		P4		F9		44 2B			4	1	1	0	0	0	3						
44 Paul Goldschmidt, R (1.3) OBP: 0.351, SLG: 0.535		F7		F8		F9	8 14 2B			4	1	1	1	0	0	0						
8 Gerardo Parra, L (1.8) OBP: 0.340, SLG: 0.415		K			31 FC1-5		G4-3	14 PB		4	0	2	0	0	1	0						
14 Ryan Roberts, R (1.5) OBP: 0.297, SLG: 0.360	G4-3				2 31 FC1-5					3	1	2	0	1	0	0						
31 Ian Kennedy, R (1.1) OBP: 0.250, SLG: 0.036					2 2B					4	1	0	0	0	3	5						
29 Brad Ziegler, R (9.1) OBP: 0.333, SLG: 0.333			K		2 2B		K			0	0	0	0	0	0	0						
Inning Stats	R: 2 E: 0 K: 0 S: 12	H: 2 LOB: 0 BB: 0 P: 19	R: 0 E: 0 K: 1 S: 7	H: 0 LOB: 0 BB: 0 P: 10	R: 0 E: 0 K: 2 S: 9	H: 0 LOB: 0 BB: 0 P: 11	R: 1 E: 0 K: 0 S: 9	H: 1 LOB: 0 BB: 0 P: 10	R: 2 E: 0 K: 0 S: 15	H: 3 LOB: 3 BB: 2 P: 29	R: 0 E: 0 K: 1 S: 12	H: 1 LOB: 1 BB: 0 P: 15	R: 0 E: 0 K: 1 S: 8	H: 0 LOB: 0 BB: 0 P: 8	R: 2 E: 0 K: 2 S: 19	H: 3 LOB: 2 BB: 1 P: 29	R: 0 E: 0 K: 2 S: 9	H: 0 LOB: 0 BB: 0 P: 14	1B: 5 2B: 3 3B: 0 HR: 2	SF: 0 SAC: 0 DP: 0 HBP: 0	WP: 0 PB: 1 CS: 0	PA: 40
PITCHER	IP WLS BF H R ER SO BB IBB HBP BLK WP HR S P ERA WHIP																					
55 Mat Latos, R (1.1) ERA: 4.33	4.2 L 22 6 5 5 3 1 1 0 0 0 0 2 50 75 9.64 1.500																					
63 Sam LeCure, R (5.1) ERA: 3.45	1.1 5 1 0 0 1 0 0 0 0 0 0 14 19 0.00 0.750																					
45 Bill Bray, L (7.1) ERA: 7.11	1.0 3 0 0 0 1 0 0 0 0 0 0 8 8 0.00 0.000																					
33 Jose Arredondo, R (8.1) ERA: 2.33	0.2 6 3 2 1 2 1 0 0 0 0 0 18 26 13.50 6.000																					
66 Logan Ondrusek, R (8.1) ERA: 2.91	1.1 4 0 0 0 2 0 0 0 0 0 0 10 17 0.00 0.000																					

Batter	1	2	3	4	5	6	7	8	9	AB	R	H	RBI	BB	SO	LOB	BOTTOM					
6 Drew Stubbs, R (1.8) OBP: 0.293, SLG: 0.367	4 1B				K		F9			4	0	2	1	0	1	1	Arizona Diamondbacks @ Cincinnati Reds Great American Ball Park, Cincinnati, OH Wed Jul 18 2012, 7:14 PM - 10:01 PM EDT Att: 26,077 - Overcast - 74 F livebaseballscorecards.com					
2 Zack Cozart, R (1.6) OBP: 0.287, SLG: 0.389	B1				K		G6-3			4	0	0	0	0	2	3						
66 Logan Ondrusek, R (8.1)		K								0	0	0	0	0	0	0						
4 Brandon Phillips, R (1.4) OBP: 0.330, SLG: 0.431			G4-3		F9		F9			4	0	1	0	0	0	0						
32 Jay Bruce, L (1.9) OBP: 0.318, SLG: 0.489	P5		P4		F8		K			4	0	0	0	0	1	2						
48 Ryan Ludwick, R (1.7) OBP: 0.313, SLG: 0.498	L6						K			3	0	1	0	0	1	2						
27 Scott Rolen, R (1.5) OBP: 0.265, SLG: 0.306	F8		G4-3				K			4	0	0	0	0	1	2						
21 Todd Frazier, R (1.3) OBP: 0.343, SLG: 0.554					F9					4	0	2	0	0	0	0						
29 Ryan Hanigan, R (1.2) OBP: 0.350, SLG: 0.351					K		F7			4	1	1	0	0	2	1						
55 Mat Latos, R (1.1) ERA: 4.33										2	0	1	0	0	0	2						
63 Sam LeCure, R (5.1) ERA: 3.45										0	0	0	0	0	0	0						
45 Bill Bray, L (7.1) ERA: 7.11										0	0	0	0	0	0	0						
26 Xavier Paul, L (7.9) ERA: 2.33										1	0	0	0	0	0	0						
33 Jose Arredondo, R (8.1) ERA: 2.91										0	0	0	0	0	0	0						
15 Wilson Valdez, R (8.6) ERA: 2.91										1	0	0	0	0	0	0						
Inning Stats	R: 0 E: 0 K: 0 S: 8	H: 2 LOB: 2 BB: 0 P: 10	R: 1 E: 0 K: 1 S: 17	H: 3 LOB: 0 BB: 0 P: 24	R: 0 E: 0 K: 0 S: 11	H: 1 LOB: 1 BB: 0 P: 16	R: 0 E: 0 K: 2 S: 9	H: 1 LOB: 0 BB: 0 P: 13	R: 0 E: 0 K: 1 S: 7	H: 0 LOB: 0 BB: 0 P: 13	R: 0 E: 0 K: 2 S: 10	H: 1 LOB: 1 BB: 0 P: 13	R: 0 E: 0 K: 0 S: 5	H: 0 LOB: 0 BB: 0 P: 6	R: 0 E: 0 K: 1 S: 6	H: 0 LOB: 1 BB: 0 P: 10	R: 0 E: 0 K: 1 S: 9	H: 0 LOB: 0 BB: 0 P: 13	1B: 5 2B: 3 3B: 0 HR: 0	SF: 0 SAC: 0 DP: 0 HBP: 1	WP: 0 PB: 0 CS: 0	PA: 36
PITCHER	IP WLS BF H R ER SO BB IBB HBP BLK WP HR S P ERA WHIP																					
31 Ian Kennedy, R (1.1) ERA: 4.33	8.0 W 33 8 1 1 1 0 0 0 0 0 0 73 105 1.12 1.000																					
29 Brad Ziegler, R (9.1) ERA: 2.72	1.0 3 0 0 0 1 0 0 0 0 0 0 9 13 0.00 0.000																					



Batter	1	2	3	4	5	6	7	8	9	AB	R	H	RBI	BB	SO	LOB	TOP			
18 Willie Bloomquist, R OBP: 0.357, SLG: 0.536										5	2	2	0	0	0	3	Arizona Diamondbacks @ Cincinnati Reds Great American Ball Park, Cincinnati, OH Thu Jul 19 2012, 1:22 PM - 4:13 PM EDT Att: 21,620 - Overcast - 76 F			
2 Aaron Hill, R OBP: 0.357, SLG: 0.510										5	1	2	2	0	1	1				
13 Jason Kubel, L OBP: 0.367, SLG: 0.543										5	0	1	0	0	1	2				
44 Paul Goldschmidt, R OBP: 0.361, SLG: 0.533										5	0	2	1	0	1	1				
10 Justin Upton, R OBP: 0.353, SLG: 0.397										4	1	1	0	0	0	2				
24 Chris Young, R OBP: 0.309, SLG: 0.413										4	1	1	1	0	0	0				
14 Ryan Roberts, R OBP: 0.296, SLG: 0.355										3	0	0	0	1	0	1				
12 Henry Blanco, R OBP: 0.220, SLG: 0.281										3	1	2	2	0	1	1				
26 Miguel Montero, L OBP: 0.371, SLG: 0.421										1	0	1	0	0	0	0				
34 Joe Saunders, L OBP: 0.179, SLG: 0.150										3	0	1	0	0	0	1				
39 Bryan Shaw, S ERA: 3.65										0	0	0	0	0	0	0				
49 Mike Zagurski, L ERA: 4.63										0	0	0	0	0	0	0				
29 Brad Ziegler, R ERA: 2.7										0	0	0	0	0	0	0				
37 Lyle Overbay, L OBP: 0.369, SLG: 0.523										1	0	1	0	0	0	0				
30 David Hernandez, R OBP: 1.000, SLG: 1.000										0	0	0	0	0	0	0				
Inning Stats	R: 1 E: 0 K: 1 S: 12	H: 2 LOB: 1 BB: 0 P: 18	R: 0 E: 0 K: 0 S: 8	H: 1 LOB: 1 BB: 0 P: 15	R: 1 E: 0 K: 0 S: 7	H: 2 LOB: 0 BB: 0 P: 12	R: 0 E: 0 K: 1 S: 10	H: 0 LOB: 1 BB: 1 P: 16	R: 1 E: 0 K: 0 S: 13	H: 2 LOB: 1 BB: 0 P: 23	R: 3 E: 0 K: 0 S: 11	H: 4 LOB: 1 BB: 0 P: 15	R: 0 E: 0 K: 0 S: 9	H: 2 LOB: 2 BB: 0 P: 15	R: 0 E: 0 K: 2 S: 9	H: 0 LOB: 0 BB: 0 P: 14	1B: 9 2B: 3 3B: 0 HR: 2	SF: 0 SAC: 0 DP: 0 HBP: 0	WP: 0 PB: 0 CS: 1 SB: 2	PA: 41
PITCHER	IP WLS BF H R ER SO BB IBB HBP BLK WP HR S P ERA WHIP																			
44 Mike Leake, R ERA: 4.25	5.1	W 5	BF 27	H 11	R 6	ER 6	SO 2	BB 1	IBB 0	HBP 0	BLK 0	WP 0	HR 2	S 57	P 93	ERA 10.12	WHIP 2.250			
31 Alfredo Simon, R ERA: 1.46	1.2	H 2	BF 5	H 1	R 0	ER 0	SO 0	BB 0	IBB 0	HBP 0	BLK 0	WP 0	HR 0	S 13	P 21	ERA 0.00	WHIP 0.600			
66 Logan Ondrusek, R ERA: 2.86	0.2	H 2	BF 2	H 0	R 0	ER 0	SO 0	BB 0	IBB 0	HBP 0	BLK 0	WP 0	HR 6	S 7	P 7	ERA 0.00	WHIP 0.000			
51 Sean Marshall, L ERA: 2.83	0.1	H 3	BF 2	H 2	R 0	ER 0	SO 0	BB 0	IBB 0	HBP 0	BLK 0	WP 0	HR 5	S 8	P 8	ERA 0.00	WHIP 6.000			
54 Aroldis Chapman, L ERA: 1.65	1.0	S 3	BF 3	H 0	R 0	ER 0	SO 2	BB 0	IBB 0	HBP 0	BLK 0	WP 0	HR 9	S 14	P 14	ERA 0.00	WHIP 0.000			
Batter	1	2	3	4	5	6	7	8	9	AB	R	H	RBI	BB	SO	LOB	BOTTOM			
6 Drew Stubbs, R OBP: 0.296, SLG: 0.366										3	2	1	0	1	1	0	Arizona Diamondbacks @ Cincinnati Reds Great American Ball Park, Cincinnati, OH Thu Jul 19 2012, 1:22 PM - 4:13 PM EDT Att: 21,620 - Overcast - 76 F			
15 Wilson Valdez, R OBP: 0.256, SLG: 0.267										3	2	1	0	1	1					
4 Brandon Phillips, R OBP: 0.332, SLG: 0.444										4	2	2	5	0	0	1				
32 Jay Bruce, L OBP: 0.314, SLG: 0.483										4	0	0	0	0	1	2				
21 Todd Frazier, R OBP: 0.345, SLG: 0.551										3	0	1	1	1	1	0				
28 Chris Heisey, R OBP: 0.317, SLG: 0.386										3	0	0	0	1	0	2				
51 Sean Marshall, L OBP: 0.350, SLG: 0.351										0	0	0	0	0	0	0				
43 Miguel Cairo, R OBP: 0.160, SLG: 0.205										4	0	0	0	0	0	2				
39 Devin Mesoraco, R OBP: 0.299, SLG: 0.383										4	0	1	0	0	1	0				
54 Aroldis Chapman, L ERA: 1.65										0	0	0	0	0	0	0				
44 Mike Leake, R OBP: 0.314, SLG: 0.514										2	0	0	0	0	1	2				
26 Xavier Paul, L ERA: 4.63										0	0	0	0	0	0	0				
66 Logan Ondrusek, R ERA: 2.86										0	1	0	0	1	0	0				
48 Ryan Ludwick, R OBP: 0.312, SLG: 0.496										1	0	0	0	0	0	0				
Inning Stats	R: 0 E: 0 K: 2 S: 8	H: 0 LOB: 0 BB: 0 P: 11	R: 0 E: 0 K: 0 S: 7	H: 0 LOB: 0 BB: 0 P: 10	R: 0 E: 0 K: 0 S: 6	H: 0 LOB: 0 BB: 0 P: 9	R: 0 E: 0 K: 0 S: 8	H: 0 LOB: 1 BB: 1 P: 16	R: 0 E: 0 K: 2 S: 10	H: 1 LOB: 1 BB: 1 P: 17	R: 3 E: 0 K: 1 S: 14	H: 3 LOB: 1 BB: 1 P: 23	R: 4 E: 1 K: 0 S: 14	H: 2 LOB: 1 BB: 2 P: 27	R: 0 E: 0 K: 1 S: 7	H: 0 LOB: 0 BB: 0 P: 11	1B: 4 2B: 1 3B: 0 HR: 1	SF: 0 SAC: 0 DP: 0 HBP: 0	WP: 0 PB: 0 CS: 0	PA: 36
PITCHER	IP WLS BF H R ER SO BB IBB HBP BLK WP HR S P ERA WHIP																			
34 Joe Saunders, L ERA: 3.58	6.0	L 5	BF 25	H 4	R 3	ER 3	SO 5	BB 3	IBB 0	HBP 0	BLK 0	WP 0	HR 8	S 19	P 19	ERA 54.00	WHIP 9.000			
39 Bryan Shaw, R ERA: 3.65	0.1	L 1	BF 1	H 0	R 0	ER 0	SO 0	BB 0	IBB 0	HBP 0	BLK 0	WP 0	HR 2	S 3	P 3	ERA 0.00	WHIP 0.000			
49 Mike Zagurski, L ERA: 4.63	0.1	L 2	BF 1	H 1	R 0	ER 0	SO 0	BB 0	IBB 0	HBP 0	BLK 0	WP 0	HR 4	S 5	P 5	ERA 0.00	WHIP 3.000			
29 Brad Ziegler, R ERA: 2.7	0.1	L 2	BF 1	H 1	R 0	ER 0	SO 0	BB 0	IBB 0	HBP 0	BLK 0	WP 0	HR 4	S 5	P 5	ERA 0.00	WHIP 3.000			
30 David Hernandez, R ERA: 2.88	1.0	S 3	BF 3	H 0	R 0	ER 0	SO 1	BB 0	IBB 0	HBP 0	BLK 0	WP 0	HR 7	S 11	P 11	ERA 0.00	WHIP 0.000			

Batter	1	2	3	4	5	6	7	8	9	AB	R	H	RBI	BB	SO	LOB	TOP			
1 Jordan Schafer, L (1,8) OBP: 0.313, SLG: 0.315										4	1	2	0	1	2	3	<p>Houston Astros @ Arizona Diamondbacks</p> <p>Chase Field, Phoenix, AZ</p> <p>Fri Jul 20 2012, 6:42 PM - 10:20 PM MST</p> <p>Att: 23,567 - Roof Closed - 80 F</p>			
9 Marvin Gonzalez, S (1,6) OBP: 0.327, SLG: 0.367										5	2	2	1	0	1	3				
16 Matt Downs, R (1,3) OBP: 0.248, SLG: 0.418										4	0	2	0	0	0	1				
14 J.D. Martinez, R (1,7) OBP: 0.317, SLG: 0.389										5	1	1	0	0	0	3				
19 Brian Bogusevic, L (1,9) OBP: 0.305, SLG: 0.332										4	1	1	0	1	1	3				
23 Chris Johnson, R (1,5) OBP: 0.312, SLG: 0.388										3	0	1	0	0	0	2				
46 Scott Moore, L (6,5) OBP: 0.258, SLG: 0.474										2	1	1	3	0	0	0				
12 Brian Bixler, R (1,4) OBP: 0.300, SLG: 0.700										5	1	0	1	0	2	1				
22 Carlos Corporan, S (1,2) OBP: 0.300, SLG: 0.700										4	1	2	2	0	1	1				
20 Ryan Norris, R (1,1) OBP: 0.194, SLG: 0.300										2	0	1	0	0	1	1				
66 Eneido Del Rosario, R (5,1) ERA: 2.63										0	0	0	0	0	0	0				
44 Justin Maxwell, R (6,PH) ERA: 4.29										0	0	0	0	0	0	0				
58 Fernando Abad, L (6,1) ERA: 4.29										0	0	0	0	0	0	0				
55 Rhiner Cruz, R (7,1) ERA: 6.82										0	0	0	0	0	0	0				
53 Wesley Wright, R (7,1) ERA: 3.67										0	0	0	0	0	0	0				
3 Ben Francisco, R (8,PH) ERA: 4.28										1	0	1	0	0	0	0				
37 Francisco Cordero, R (8,1) ERA: 5.6										0	0	0	0	0	0	0				
Inning Stats	R: 2 E: 0 K: 0 S: 12	H: 4 LOB: 1 BB: 0 P: 14	R: 0 E: 0 K: 2 S: 14	H: 2 LOB: 1 BB: 0 P: 18	R: 0 E: 1 K: 1 S: 8	H: 0 LOB: 1 BB: 0 P: 11	R: 0 E: 0 K: 1 S: 10	H: 1 LOB: 1 BB: 0 P: 17	R: 2 E: 0 K: 2 S: 22	H: 1 LOB: 2 BB: 2 P: 42	R: 0 E: 0 K: 0 S: 5	H: 0 LOB: 0 BB: 0 P: 7	R: 1 E: 0 K: 1 S: 11	H: 2 LOB: 1 BB: 0 P: 18	R: 3 E: 0 K: 2 S: 16	H: 3 LOB: 0 BB: 0 P: 22	1B: 7 2B: 5 3B: 0 HR: 2	SF: 0 SAC: 1 DP: 1 HBP: 0	WP: 1 PA: 44 PB: 0 SB: 0 CS: 2	
PITCHER	IP WLS BF H R ER SO BB IBB HBP BLK WP HR S P ERA WHIP	5.1 W 26 9 4 3 3 2 0 0 0 0 1 0 66 102 5.06 2.062	0.2 3 0 0 0 2 1 0 0 0 0 0 0 8 17 0.00 1.500	1.0 3 0 0 0 0 0 0 0 0 0 0 5 7 0.00 0.000	1.0 5 2 1 1 1 0 0 0 0 0 1 11 18 9.00 2.000	1.0 6 3 3 3 2 0 0 0 0 0 1 16 22 27.00 3.000														

Batter	1	2	3	4	5	6	7	8	9	AB	R	H	RBI	BB	SO	LOB	BOTTOM		
8 Gerardo Parra, L (1,8) OBP: 0.345, SLG: 0.424										4	2	2	1	1	0	2	<p>Houston Astros @ Arizona Diamondbacks</p> <p>Chase Field, Phoenix, AZ</p> <p>Fri Jul 20 2012, 6:42 PM - 10:20 PM MST</p> <p>Att: 23,567 - Roof Closed - 80 F</p>		
6 Stephen Drew, L (1,6) OBP: 0.274, SLG: 0.286										4	1	2	3	1	0	2			
2 Aaron Hill, R (1,4) OBP: 0.362, SLG: 0.516										4	2	3	0	1	1	2			
13 Jason Kubel, L (1,7) OBP: 0.394, SLG: 0.536										4	1	0	1	1	3	6			
63 Jonathan Albaladejo, R (8,1) ERA: 9.0										0	0	0	0	0	0	0			
39 Bryan Shaw, S (9,1) ERA: 4.28										0	0	0	0	0	0	0			
10 Justin Upton, R (1,9) OBP: 0.353, SLG: 0.404										4	2	1	3	1	0	2			
26 Miguel Montero, L (1,2) OBP: 0.372, SLG: 0.420										5	1	2	2	0	2	2			
44 Paul Goldschmidt, R (1,3) OBP: 0.362, SLG: 0.532										4	2	1	1	1	0	0			
21 Ryan Wheeler, L (1,5) OBP: 0.250, SLG: 0.250										4	1	1	0	0	2	2			
35 Trevor Cahill, R (1,1) ERA: 5.33										3	0	1	1	0	1	0			
32 Craig Breslow, L (6,1) ERA: 4.29										0	0	0	0	0	0	0			
29 Brad Ziegler, R (7,1) OBP: 0.333, SLG: 0.333										0	0	0	0	0	0	0			
14 Ryan Roberts, R (7,PH) OBP: 0.299, SLG: 0.358										1	1	1	1	0	0	0			
Inning Stats	R: 1 E: 1 K: 2 S: 14	H: 2 LOB: 2 BB: 1 P: 28	R: 0 E: 0 K: 3 S: 11	H: 0 LOB: 0 BB: 0 P: 15	R: 3 E: 0 K: 1 S: 17	H: 2 LOB: 0 BB: 1 P: 27	R: 0 E: 0 K: 1 S: 7	H: 0 LOB: 0 BB: 0 P: 8	R: 5 E: 0 K: 0 S: 18	H: 4 LOB: 2 BB: 3 P: 35	R: 0 E: 0 K: 1 S: 11	H: 2 LOB: 1 BB: 0 P: 18	R: 4 E: 0 K: 2 S: 22	H: 4 LOB: 2 BB: 1 P: 38	R: 0 E: 0 K: 0 S: 6	H: 0 LOB: 0 BB: 0 P: 10	1B: 8 2B: 5 3B: 0 HR: 1	SF: 0 SAC: 0 DP: 0 HBP: 0	WP: 1 PA: 43 PB: 0 SB: 1 CS: 1
PITCHER	IP WLS BF H R ER SO BB IBB HBP BLK WP HR S P ERA WHIP	4.1 L 24 6 2 0 0 0 5 0 0 0 0 0 0 8 10 0.00 3.000	0.2 3 2 0 0 0 0 0 0 0 0 0 0 0 10 0.00 3.000	1.0 4 2 0 0 0 1 0 0 0 0 0 0 11 18 0.00 2.000	0.1 5 3 4 4 0 0 1 0 0 0 0 0 0 12 23 108.00 12.000	0.2 4 1 0 0 2 0 0 0 0 0 0 0 10 15 0.00 1.500													

AB	39
R	8
H	14
RBI	7
BB	3
SO	8
LOB	18




Batter	1	2	3	4	5	6	7	8	9	AB	R	H	RBI	BB	SO	LOB	TOP		
27 Jose Altuve, R OBP: 0.333, SLG: 0.418	F9		F9		G6-3			44 E 12 G5-3 1B		4	1	2	0	1	0	0			
12 Brian Dixler, R OBP: 0.250, SLG: 0.337	K		F9		G6-3			G5-3	K	5	0	0	0	0	2	4			
44 Justin Maxwell, R OBP: 0.315, SLG: 0.441	K								K	4	1	2	1	0	2	0			
14 J.D. Martinez, R OBP: 0.316, SLG: 0.385		K			18 BB 23 1B			F9		3	0	0	0	1	2	1			
3 Ben Francisco, R OBP: 0.288, SLG: 0.364		G4-3			F4			G4-3	L8	4	0	0	0	0	0	3			
16 Matt Downs, R OBP: 0.248, SLG: 0.413					K				F8	4	0	1	0	0	2	2			
23 Chris Johnson, R OBP: 0.315, SLG: 0.393								G5-3		4	1	2	1	0	1	1			
18 Chris Snyder, R OBP: 0.293, SLG: 0.294					G5-3			F9	G5-3	3	0	0	0	1	0	1			
60 Dallas Keuchel, L 43 Fernando Rodriguez Jr., R 66 Eneiro Del Rosario, R 9 Marwin Gonzalez, S 59 Wilton Lopez, R 55 Rhiner Cruz, R 22 Carlos Corporan, S								G5-3		2	0	0	0	0	1	3			
Inning Stats	R: 0 E: 0 K: 2 S: 8	H: 0 LOB: 0 BB: 0 P: 14	R: 0 E: 0 K: 2 S: 12	H: 1 LOB: 1 BB: 0 P: 16	R: 0 E: 0 K: 1 S: 10	H: 1 LOB: 1 BB: 0 P: 15	R: 1 E: 0 K: 1 S: 13	H: 2 LOB: 2 BB: 0 P: 28	R: 0 E: 0 K: 2 S: 9	H: 0 LOB: 0 BB: 0 P: 10	R: 0 E: 0 K: 0 S: 14	H: 0 LOB: 1 BB: 0 P: 23	R: 1 E: 0 K: 1 S: 18	H: 3 LOB: 2 BB: 0 P: 30	1B: 5 2B: 3 3B: 0 HR: 0	SF: 0 SAC: 0 DP: 0 HBP: 0	WP: 0 PB: 0 SB: 0 CS: 0	PA: 38	
PITCHER	IP WLS BF H R ER SO BB IBB HBP BLK WP HR S P ERA WHIP	IP WLS BF H R ER SO BB IBB HBP BLK WP HR S P ERA WHIP	IP WLS BF H R ER SO BB IBB HBP BLK WP HR S P ERA WHIP	IP WLS BF H R ER SO BB IBB HBP BLK WP HR S P ERA WHIP	IP WLS BF H R ER SO BB IBB HBP BLK WP HR S P ERA WHIP	IP WLS BF H R ER SO BB IBB HBP BLK WP HR S P ERA WHIP	IP WLS BF H R ER SO BB IBB HBP BLK WP HR S P ERA WHIP	IP WLS BF H R ER SO BB IBB HBP BLK WP HR S P ERA WHIP	IP WLS BF H R ER SO BB IBB HBP BLK WP HR S P ERA WHIP	IP WLS BF H R ER SO BB IBB HBP BLK WP HR S P ERA WHIP	IP WLS BF H R ER SO BB IBB HBP BLK WP HR S P ERA WHIP	IP WLS BF H R ER SO BB IBB HBP BLK WP HR S P ERA WHIP	IP WLS BF H R ER SO BB IBB HBP BLK WP HR S P ERA WHIP	IP WLS BF H R ER SO BB IBB HBP BLK WP HR S P ERA WHIP	IP WLS BF H R ER SO BB IBB HBP BLK WP HR S P ERA WHIP	IP WLS BF H R ER SO BB IBB HBP BLK WP HR S P ERA WHIP	IP WLS BF H R ER SO BB IBB HBP BLK WP HR S P ERA WHIP	IP WLS BF H R ER SO BB IBB HBP BLK WP HR S P ERA WHIP	IP WLS BF H R ER SO BB IBB HBP BLK WP HR S P ERA WHIP

Houston Astros @ Arizona Diamondbacks
Chase Field, Phoenix, AZ
Sat Jul 21 2012, 5:11 PM - 8:22 PM MST
Att: 35,665 - Roof Closed - 79 F

livebaseballscorecards.com

AB 35
R 3
H 8
RBI 3
BB 3
SO 10
LOB 15




Batter	1	2	3	4	5	6	7	8	9	AB	R	H	RBI	BB	SO	LOB	BOTTOM		
18 Willie Bloomquist, R OBP: 0.330, SLG: 0.401	G4-3				SF9					4	0	3	3	0	0	0			
2 Aaron Hill, R OBP: 0.364, SLG: 0.514										3	2	1	1	1	0	2			
21 Ryan Wheeler, L OBP: 0.200, SLG: 0.200	13 HR BB									1	0	0	0	0	0	1			
13 Jason Kubel, L OBP: 0.368, SLG: 0.566										5	3	3	6	0	2	1			
44 Paul Goldschmidt, R OBP: 0.366, SLG: 0.534										3	1	1	0	2	0	0			
10 Justin Upton, R OBP: 0.358, SLG: 0.411										2	0	1	0	2	0	0			
8 Gerardo Parra, L OBP: 0.343, SLG: 0.423	P4									1	0	0	0	0	0	1			
26 Miguel Montero, L OBP: 0.367, SLG: 0.414										4	0	0	0	0	0	6			
12 Henry Blanco, R OBP: 0.233, SLG: 0.310										1	1	1	1	0	0	0			
24 Chris Young, R OBP: 0.315, SLG: 0.425										4	2	2	1	1	0	1			
14 Ryan Roberts, R OBP: 0.304, SLG: 0.357										3	2	1	0	2	0	1			
36 Wade Miley, L OBP: 0.342, SLG: 0.361										3	1	1	0	0	1	2			
48 Takashi Saito, L										0	0	0	0	0	0	0			
32 Craig Breslow, L										0	0	0	0	0	0	0			
Inning Stats	R: 2 E: 0 K: 0 S: 17	H: 1 LOB: 0 BB: 1 P: 29	R: 0 E: 0 K: 0 S: 10	H: 2 LOB: 1 BB: 0 P: 15	R: 0 E: 0 K: 1 S: 11	H: 1 LOB: 3 BB: 2 P: 21	R: 5 E: 1 K: 0 S: 13	H: 4 LOB: 1 BB: 1 P: 23	R: 2 E: 0 K: 0 S: 11	H: 1 LOB: 1 BB: 2 P: 20	R: 1 E: 0 K: 0 S: 16	H: 1 LOB: 1 BB: 0 P: 29	R: 0 E: 0 K: 1 S: 9	H: 3 LOB: 1 BB: 0 P: 20	1B: 6 2B: 4 3B: 1 HR: 3	SF: 1 SAC: 1 DP: 2 HBP: 0	WP: 0 PB: 0 SB: 4 CS: 0	PA: 44	
PITCHER	IP WLS BF H R ER SO BB IBB HBP BLK WP HR S P ERA WHIP	IP WLS BF H R ER SO BB IBB HBP BLK WP HR S P ERA WHIP	IP WLS BF H R ER SO BB IBB HBP BLK WP HR S P ERA WHIP	IP WLS BF H R ER SO BB IBB HBP BLK WP HR S P ERA WHIP	IP WLS BF H R ER SO BB IBB HBP BLK WP HR S P ERA WHIP	IP WLS BF H R ER SO BB IBB HBP BLK WP HR S P ERA WHIP	IP WLS BF H R ER SO BB IBB HBP BLK WP HR S P ERA WHIP	IP WLS BF H R ER SO BB IBB HBP BLK WP HR S P ERA WHIP	IP WLS BF H R ER SO BB IBB HBP BLK WP HR S P ERA WHIP	IP WLS BF H R ER SO BB IBB HBP BLK WP HR S P ERA WHIP	IP WLS BF H R ER SO BB IBB HBP BLK WP HR S P ERA WHIP	IP WLS BF H R ER SO BB IBB HBP BLK WP HR S P ERA WHIP	IP WLS BF H R ER SO BB IBB HBP BLK WP HR S P ERA WHIP	IP WLS BF H R ER SO BB IBB HBP BLK WP HR S P ERA WHIP	IP WLS BF H R ER SO BB IBB HBP BLK WP HR S P ERA WHIP	IP WLS BF H R ER SO BB IBB HBP BLK WP HR S P ERA WHIP	IP WLS BF H R ER SO BB IBB HBP BLK WP HR S P ERA WHIP	IP WLS BF H R ER SO BB IBB HBP BLK WP HR S P ERA WHIP	IP WLS BF H R ER SO BB IBB HBP BLK WP HR S P ERA WHIP

Houston Astros @ Arizona Diamondbacks
Chase Field, Phoenix, AZ
Sat Jul 21 2012, 5:11 PM - 8:22 PM MST
Att: 35,665 - Roof Closed - 79 F

livebaseballscorecards.com

AB 34
R 12
H 14
RBI 12
BB 8
SO 3
LOB 15



Batter	1	2	3	4	5	6	7	8	9	AB	R	H	RBI	BB	SO	LOB	TOP								
27 Jose Altuve, R OBP: 0.338, SLG: 0.423										3	0	2	0	1	0	0	Houston Astros @ Arizona Diamondbacks Chase Field, Phoenix, AZ Sun Jul 22 2012, 1:11 PM - 3:47 PM MST Att: 20,951 - Roof Closed - 77 F								
9 Marwin Gonzalez, S OBP: 0.320, SLG: 0.376										4	0	1	0	0	1	3									
46 Scott Moore, L OBP: 0.273, SLG: 0.508										4	1	2	0	0	0	2									
23 Chris Johnson, R OBP: 0.314, SLG: 0.394										4	0	1	1	0	0	2									
19 Brian Bogusevic, L OBP: 0.304, SLG: 0.331										4	0	1	0	0	1	1									
44 Justin Maxwell, R OBP: 0.315, SLG: 0.459										3	1	1	1	0	1	1									
53 Wesley Wright, R										0	0	0	0	0	0	0									
58 Fernando Abad, L										0	0	0	0	0	0	0									
16 Matt Downs, R										1	0	0	0	0	0	1									
1 Jordan Schafer, L OBP: 0.313, SLG: 0.313										2	0	0	0	1	0	0									
22 Carlos Corporan, S OBP: 0.357, SLG: 0.643										3	0	1	0	0	0	1									
18 Jordan Lyles, R OBP: 0.150, SLG: 0.105										2	0	0	0	0	1	1									
3 Ben Francisco, R OBP: 0.283, SLG: 0.357										1	0	0	0	0	0	0									
Inning Stats	R: 0 E: 0 K: 0 S: 12	H: 1 LOB: 1 BB: 0 P: 20	R: 1 E: 0 K: 0 S: 12	H: 2 LOB: 1 BB: 0 P: 16	R: 0 E: 0 K: 0 S: 15	H: 1 LOB: 1 BB: 1 P: 23	R: 0 E: 0 K: 2 S: 9	H: 0 LOB: 0 BB: 0 P: 12	R: 0 E: 0 K: 2 S: 12	H: 1 LOB: 1 BB: 0 P: 18	R: 1 E: 0 K: 0 S: 13	H: 2 LOB: 0 BB: 0 P: 18	R: 0 E: 0 K: 0 S: 10	H: 0 LOB: 0 BB: 1 P: 18	R: 0 E: 0 K: 0 S: 7	H: 1 LOB: 0 BB: 0 P: 10	R: 0 E: 0 K: 0 S: 4	H: 1 LOB: 0 BB: 0 P: 7	1B: 4 2B: 5 3B: 0 HR: 1	SF: 0 SAC: 0 DP: 4 HBP: 0	WP: 0 PB: 0 SB: 0 CS: 1	PA: 33			
PITCHER	IP WLS BF H R ER SO BB IBB HBP BLK WP HR S P ERA WHIP	IP WLS BF H R ER SO BB IBB HBP BLK WP HR S P ERA WHIP	IP WLS BF H R ER SO BB IBB HBP BLK WP HR S P ERA WHIP	IP WLS BF H R ER SO BB IBB HBP BLK WP HR S P ERA WHIP	IP WLS BF H R ER SO BB IBB HBP BLK WP HR S P ERA WHIP	IP WLS BF H R ER SO BB IBB HBP BLK WP HR S P ERA WHIP	IP WLS BF H R ER SO BB IBB HBP BLK WP HR S P ERA WHIP	IP WLS BF H R ER SO BB IBB HBP BLK WP HR S P ERA WHIP	IP WLS BF H R ER SO BB IBB HBP BLK WP HR S P ERA WHIP	IP WLS BF H R ER SO BB IBB HBP BLK WP HR S P ERA WHIP	IP WLS BF H R ER SO BB IBB HBP BLK WP HR S P ERA WHIP	IP WLS BF H R ER SO BB IBB HBP BLK WP HR S P ERA WHIP	IP WLS BF H R ER SO BB IBB HBP BLK WP HR S P ERA WHIP	IP WLS BF H R ER SO BB IBB HBP BLK WP HR S P ERA WHIP	IP WLS BF H R ER SO BB IBB HBP BLK WP HR S P ERA WHIP	IP WLS BF H R ER SO BB IBB HBP BLK WP HR S P ERA WHIP	IP WLS BF H R ER SO BB IBB HBP BLK WP HR S P ERA WHIP	IP WLS BF H R ER SO BB IBB HBP BLK WP HR S P ERA WHIP	IP WLS BF H R ER SO BB IBB HBP BLK WP HR S P ERA WHIP	IP WLS BF H R ER SO BB IBB HBP BLK WP HR S P ERA WHIP	IP WLS BF H R ER SO BB IBB HBP BLK WP HR S P ERA WHIP	IP WLS BF H R ER SO BB IBB HBP BLK WP HR S P ERA WHIP	IP WLS BF H R ER SO BB IBB HBP BLK WP HR S P ERA WHIP	IP WLS BF H R ER SO BB IBB HBP BLK WP HR S P ERA WHIP	IP WLS BF H R ER SO BB IBB HBP BLK WP HR S P ERA WHIP



Batter	1	2	3	4	5	6	7	8	9	AB	R	H	RBI	BB	SO	LOB	BOTTOM								
8 Gerardo Parra, L OBP: 0.349, SLG: 0.426										3	0	2	2	0	0	0	Houston Astros @ Arizona Diamondbacks Chase Field, Phoenix, AZ Sun Jul 22 2012, 1:11 PM - 3:47 PM MST Att: 20,951 - Roof Closed - 77 F								
6 Stephen Drew, L OBP: 0.273, SLG: 0.283										4	1	1	0	0	2	2									
2 Aaron Hill, R OBP: 0.363, SLG: 0.511										4	1	1	0	0	0	0									
13 Jason Kubel, L OBP: 0.372, SLG: 0.585										4	2	3	1	0	1	0									
26 Miguel Montero, L OBP: 0.366, SLG: 0.412										4	1	1	1	0	0	2									
24 Chris Young, R OBP: 0.314, SLG: 0.437										4	1	1	3	0	0	1									
37 Lyle Overbay, L OBP: 0.381, SLG: 0.467										4	0	1	0	0	1	1									
21 Ryan Wheeler, L OBP: 0.222, SLG: 0.222										4	1	1	0	0	0	2									
55 Josh Collmenter, R										2	0	0	0	0	0	1									
14 Ryan Roberts, R										1	1	1	0	0	0	0									
49 Mike Zagurski, L										0	0	0	0	0	0	0									
52 Brad Bergesen, L										0	0	0	0	0	0	0									
40 J.J. Putz, R										0	0	0	0	0	0	0									
Inning Stats	R: 0 E: 0 K: 0 S: 6	H: 1 LOB: 0 BB: 0 P: 10	R: 1 E: 0 K: 0 S: 10	H: 2 LOB: 1 BB: 0 P: 16	R: 0 E: 0 K: 1 S: 8	H: 0 LOB: 0 BB: 0 P: 13	R: 0 E: 0 K: 1 S: 9	H: 0 LOB: 0 BB: 0 P: 13	R: 0 E: 0 K: 0 S: 8	H: 1 LOB: 1 BB: 0 P: 14	R: 7 E: 1 K: 0 S: 21	H: 7 LOB: 0 BB: 0 P: 32	R: 0 E: 0 K: 1 S: 11	H: 1 LOB: 1 BB: 0 P: 14	R: 0 E: 0 K: 1 S: 8	H: 0 LOB: 0 BB: 0 P: 12	1B: 9 2B: 0 3B: 1 HR: 2	SF: 0 SAC: 0 DP: 1 HBP: 1	WP: 0 PB: 1 SB: 0 CS: 2	PA: 36					
PITCHER	IP WLS BF H R ER SO BB IBB HBP BLK WP HR S P ERA WHIP	IP WLS BF H R ER SO BB IBB HBP BLK WP HR S P ERA WHIP	IP WLS BF H R ER SO BB IBB HBP BLK WP HR S P ERA WHIP	IP WLS BF H R ER SO BB IBB HBP BLK WP HR S P ERA WHIP	IP WLS BF H R ER SO BB IBB HBP BLK WP HR S P ERA WHIP	IP WLS BF H R ER SO BB IBB HBP BLK WP HR S P ERA WHIP	IP WLS BF H R ER SO BB IBB HBP BLK WP HR S P ERA WHIP	IP WLS BF H R ER SO BB IBB HBP BLK WP HR S P ERA WHIP	IP WLS BF H R ER SO BB IBB HBP BLK WP HR S P ERA WHIP	IP WLS BF H R ER SO BB IBB HBP BLK WP HR S P ERA WHIP	IP WLS BF H R ER SO BB IBB HBP BLK WP HR S P ERA WHIP	IP WLS BF H R ER SO BB IBB HBP BLK WP HR S P ERA WHIP	IP WLS BF H R ER SO BB IBB HBP BLK WP HR S P ERA WHIP	IP WLS BF H R ER SO BB IBB HBP BLK WP HR S P ERA WHIP	IP WLS BF H R ER SO BB IBB HBP BLK WP HR S P ERA WHIP	IP WLS BF H R ER SO BB IBB HBP BLK WP HR S P ERA WHIP	IP WLS BF H R ER SO BB IBB HBP BLK WP HR S P ERA WHIP	IP WLS BF H R ER SO BB IBB HBP BLK WP HR S P ERA WHIP	IP WLS BF H R ER SO BB IBB HBP BLK WP HR S P ERA WHIP	IP WLS BF H R ER SO BB IBB HBP BLK WP HR S P ERA WHIP	IP WLS BF H R ER SO BB IBB HBP BLK WP HR S P ERA WHIP	IP WLS BF H R ER SO BB IBB HBP BLK WP HR S P ERA WHIP	IP WLS BF H R ER SO BB IBB HBP BLK WP HR S P ERA WHIP	IP WLS BF H R ER SO BB IBB HBP BLK WP HR S P ERA WHIP	IP WLS BF H R ER SO BB IBB HBP BLK WP HR S P ERA WHIP



Batter	1	2	3	4	5	6	7	8	9	AB	R	H	RBI	BB	SO	LOB	TOP				
Dexter Fowler, S OBP: 0.396, SLG: 0.526	F8		F8			1B		1B		4	0	2	1	0	0	1	Colorado Rockies @ Arizona Diamondbacks Chase Field, Phoenix, AZ Mon Jul 23 2012, 6:42 PM - 9:24 PM MST Att: 20,056 - Roof Closed - 79 F				
19 Marco Scutaro, R OBP: 0.323, SLG: 0.359	L9		F8			L6		G5-3		4	0	0	0	0	0	2					
5 Carlos González, L OBP: 0.391, SLG: 0.584	K		K			K			HR	4	1	1	1	0	3	1					
3 Michael Cuddyer, R OBP: 0.319, SLG: 0.469	G3		K			F9			BB	3	0	0	0	1	1	0					
21 Tyler Colvin, L OBP: 0.316, SLG: 0.562	K					G1-3			P5	4	0	0	0	0	1	1					
55 Ramon Hernandez, R OBP: 0.236, SLG: 0.339	G6-3					L6			K	4	0	0	0	0	1	1					
14 Josh Rutledge, R OBP: 0.390, SLG: 0.684			F9			HR			K	4	2	2	1	0	1	1					
9 DJ LeMahieu, R OBP: 0.292, SLG: 0.311						G6-3				2	0	1	0	0	0	0					
59 Carlos Torres, R										0	0	0	0	0	0	0					
1 Eric Young Jr., S OBP: 0.330, SLG: 0.340										1	0	0	0	0	1	1					
47 Mike Ekstrom, R										0	0	0	0	0	0	0					
35 Jonathan Sánchez, L										1	0	0	0	0	1	1					
22 Jordan Pacheco, R OBP: 0.329, SLG: 0.353										2	0	0	0	0	0	1					
Inning Stats	R: 0 E: 0 K: 1 S: 8	H: 0 LOB: 0 BB: 0 P: 12	R: 0 E: 0 K: 1 S: 8	H: 0 LOB: 0 BB: 0 P: 13	R: 0 E: 0 K: 2 S: 9	H: 0 LOB: 0 BB: 0 P: 13	R: 1 E: 0 K: 0 S: 6	H: 1 LOB: 0 BB: 0 P: 8	R: 0 E: 0 K: 1 S: 13	H: 1 LOB: 1 BB: 0 P: 20	R: 0 E: 0 K: 0 S: 4	H: 0 LOB: 0 BB: 0 P: 6	R: 1 E: 0 K: 1 S: 13	H: 2 LOB: 1 BB: 0 P: 21	R: 1 E: 0 K: 2 S: 11	H: 1 LOB: 1 BB: 1 P: 19	1B: 2 2B: 2 3B: 0 HR: 2	SF: 0 SAC: 0 DP: 0 HBP: 0	WP: 0 PB: 0 SB: 0 CS: 0	PA: 34	
PITCHER	IP WLS BF H R ER SO BB IBB HBP BLK WP HR S P ERA WHIP	8.0 W 29 5 2 2 7 0 0 0 0 0 1 69 104 2.25 0.625	0.0 2 1 1 0 1 0 0 0 0 0 1 2 7 ∞ ∞	1.0 S 3 0 0 0 2 0 0 0 0 0 0 9 12 0.00 0.000											IP WLS BF H R ER SO BB IBB HBP BLK WP HR S P ERA WHIP						
31 Ian Kennedy, R ERA: 4.2											8.0 W 29 5 2 2 7 0 0 0 0 0 1 69 104 2.25 0.625										
49 Mike Zagurski, L ERA: 4.91											0.0 2 1 1 0 1 0 0 0 0 0 1 2 7 ∞ ∞										
40 J.J. Putz, R ERA: 3.94											1.0 S 3 0 0 0 2 0 0 0 0 0 0 9 12 0.00 0.000										

Batter	1	2	3	4	5	6	7	8	9	AB	R	H	RBI	BB	SO	LOB	BOTTOM				
18 Willie Bloomquist, R OBP: 0.332, SLG: 0.406	G4-6-3		K			F9				4	0	2	1	0	1	0	Colorado Rockies @ Arizona Diamondbacks Chase Field, Phoenix, AZ Mon Jul 23 2012, 6:42 PM - 9:24 PM MST Att: 20,056 - Roof Closed - 79 F				
2 Aaron Hill, R OBP: 0.359, SLG: 0.506	G4-6-3		P4			F8				4	0	0	0	0	1	2					
13 Jason Kubel, L OBP: 0.368, SLG: 0.577	K		K			K				4	0	0	0	0	3	0					
44 Paul Goldschmidt, R OBP: 0.367, SLG: 0.542	HR					P4			K	3	2	1	1	1	1	0					
10 Justin Upton, R OBP: 0.362, SLG: 0.412	G3					G4-3				2	2	1	0	2	0	0					
26 Miguel Montero, L OBP: 0.370, SLG: 0.415	G3					G4-3				3	0	2	0	1	0	1					
24 Chris Young, R OBP: 0.317, SLG: 0.435						1B				3	0	1	0	1	1	3					
14 Ryan Roberts, R OBP: 0.306, SLG: 0.357						P3				2	1	0	1	1	1	3					
31 Ian Kennedy, R OBP: 0.256, SLG: 0.129						1B				3	1	1	3	0	1	3					
37 Lyle Overbay, L OBP: 0.377, SLG: 0.462										1	0	0	0	0	1	2					
49 Mike Zagurski, L										0	0	0	0	0	0	0					
40 J.J. Putz, R										0	0	0	0	0	0	0					
Inning Stats	R: 0 E: 0 K: 1 S: 8	H: 1 LOB: 0 BB: 0 P: 9	R: 1 E: 0 K: 1 S: 11	H: 2 LOB: 1 BB: 1 P: 19	R: 0 E: 0 K: 2 S: 11	H: 0 LOB: 0 BB: 0 P: 17	R: 4 E: 0 K: 1 S: 17	H: 3 LOB: 1 BB: 3 P: 37	R: 0 E: 0 K: 0 S: 10	H: 0 LOB: 0 BB: 0 P: 16	R: 0 E: 0 K: 2 S: 12	H: 0 LOB: 1 BB: 1 P: 21	R: 0 E: 0 K: 1 S: 9	H: 0 LOB: 0 BB: 0 P: 13	R: 1 E: 0 K: 2 S: 14	H: 2 LOB: 2 BB: 1 P: 27	1B: 5 2B: 1 3B: 1 HR: 1	SF: 1 SAC: 0 DP: 1 HBP: 0	WP: 1 PB: 0 SB: 1 CS: 0	PA: 36	
PITCHER	IP WLS BF H R ER SO BB IBB HBP BLK WP HR S P ERA WHIP	4.0 L 20 6 5 5 3 1 0 0 0 0 1 47 82 11.25 2.250	3.0 0 0 0 3 1 0 0 0 0 1 0 31 50 0.00 0.333	1.0 2 1 1 2 1 0 0 0 0 0 0 14 27 9.00 3.000											IP WLS BF H R ER SO BB IBB HBP BLK WP HR S P ERA WHIP						
35 Jonathan Sánchez, L ERA: 8.01											4.0 L 20 6 5 5 3 1 0 0 0 0 1 47 82 11.25 2.250										
59 Carlos Torres, R ERA: 1.76											3.0 0 0 0 3 1 0 0 0 0 1 0 31 50 0.00 0.333										
47 Mike Ekstrom, R ERA: 6.4											1.0 2 1 1 2 1 0 0 0 0 0 0 14 27 9.00 3.000										

Batter	1	2	3	4	5	6	7	8	9	AB	R	H	RBI	BB	SO	LOB	TOP				
Dexter Fowler, S (1, 8) OBP: 0.381, SLG: 0.519										4	0	0	0	0	1	1	Colorado Rockies @ Arizona Diamondbacks Chase Field, Phoenix, AZ Tue Jul 24 2012, 6:41 PM - 9:28 PM MST Att: 20,432 - Roof Closed - 79 F livebaseballscorecards.com AB 31 R 2 H 3 RBI 2 BB 1 SO 10 LOB 5 WP: 0 PA: 32 RB: 0 SB: 0 CS: 0				
19 Marco Scutaro, R (1, 4) OBP: 0.320, SLG: 0.355										4	0	0	0	0	0	0					
5 Carlos González, L (1, 7) OBP: 0.387, SLG: 0.578										4	0	0	0	0	2	0					
3 Michael Cuddyer, R (1, 3) OBP: 0.321, SLG: 0.488										4	2	2	2	0	1	0					
12 Andrew Brown, R (1, 9) OBP: 0.267, SLG: 0.308										3	0	0	0	1	1	1					
20 Wilin Rosario, R (1, 2) OBP: 0.286, SLG: 0.525										3	0	0	0	0	2	2					
14 Josh Rutledge, R (1, 6) OBP: 0.364, SLG: 0.634										3	0	0	0	0	3	1					
9 DJ LeMahieu, R (1, 5) OBP: 0.275, SLG: 0.292										3	0	0	0	0	1	0					
46 Edwar Cabrera, L (1, 1)										1	0	0	0	0	1	0					
30 Josh Roenicke, R (4, 1) OBP: 0.250, SLG: 0.143										1	0	1	0	0	0	0					
49 Rex Brothers, L (7, 1)										0	0	0	0	0	0	0					
1 Eric Young Jr., S (8, PH) OBP: 0.327, SLG: 0.337										1	0	0	0	0	0	0					
51 Matt Reynolds, L (8, 1)										0	0	0	0	0	0	0					
Inning Stats	R: 0 E: 0 K: 2 S: 9	H: 0 LOB: 0 BB: 0 P: 13	R: 0 E: 1 K: 2 S: 10	H: 0 LOB: 1 BB: 0 P: 15	R: 0 E: 0 K: 1 S: 8	H: 0 LOB: 0 BB: 0 P: 10	R: 1 E: 0 K: 1 S: 13	H: 1 LOB: 1 BB: 0 P: 22	R: 0 E: 0 K: 1 S: 8	H: 1 LOB: 1 BB: 0 P: 12	R: 1 E: 0 K: 0 S: 10	H: 1 LOB: 0 BB: 0 P: 16	R: 0 E: 0 K: 2 S: 7	H: 0 LOB: 0 BB: 0 P: 14	R: 0 E: 0 K: 0 S: 5	H: 0 LOB: 0 BB: 0 P: 9		R: 0 E: 0 K: 1 S: 9	H: 0 LOB: 0 BB: 0 P: 14	1B: 1 2B: 0 3B: 0 HR: 2	SF: 0 SAC: 0 DP: 0 HBP: 0
PITCHER	IP WLS BF H R ER SO BB IBB HBP BLK WP HR S P ERA WHIP	IP WLS BF H R ER SO BB IBB HBP BLK WP HR S P ERA WHIP	IP WLS BF H R ER SO BB IBB HBP BLK WP HR S P ERA WHIP	IP WLS BF H R ER SO BB IBB HBP BLK WP HR S P ERA WHIP	IP WLS BF H R ER SO BB IBB HBP BLK WP HR S P ERA WHIP	IP WLS BF H R ER SO BB IBB HBP BLK WP HR S P ERA WHIP	IP WLS BF H R ER SO BB IBB HBP BLK WP HR S P ERA WHIP	IP WLS BF H R ER SO BB IBB HBP BLK WP HR S P ERA WHIP	IP WLS BF H R ER SO BB IBB HBP BLK WP HR S P ERA WHIP	IP WLS BF H R ER SO BB IBB HBP BLK WP HR S P ERA WHIP	IP WLS BF H R ER SO BB IBB HBP BLK WP HR S P ERA WHIP	IP WLS BF H R ER SO BB IBB HBP BLK WP HR S P ERA WHIP	IP WLS BF H R ER SO BB IBB HBP BLK WP HR S P ERA WHIP	IP WLS BF H R ER SO BB IBB HBP BLK WP HR S P ERA WHIP	IP WLS BF H R ER SO BB IBB HBP BLK WP HR S P ERA WHIP	IP WLS BF H R ER SO BB IBB HBP BLK WP HR S P ERA WHIP	IP WLS BF H R ER SO BB IBB HBP BLK WP HR S P ERA WHIP	IP WLS BF H R ER SO BB IBB HBP BLK WP HR S P ERA WHIP	IP WLS BF H R ER SO BB IBB HBP BLK WP HR S P ERA WHIP	IP WLS BF H R ER SO BB IBB HBP BLK WP HR S P ERA WHIP	
34 Joe Saunders, L (1, 1) ERA: 3.51	7.0	W	26	3	2	2	9	1	0	0	0	0	0	0	0	0	2.57	0.571			
48 Takashi Saito, R (8, 1) ERA:	1.0		3	0	0	0	0	0	0	0	0	0	0	0	0	0	0.00	0.000			
30 David Hernandez, R (9, 1) ERA: 2.61	1.0		3	0	0	0	1	0	0	0	0	0	0	0	0	0	0.00	0.000			

Batter	1	2	3	4	5	6	7	8	9	AB	R	H	RBI	BB	SO	LOB	BOTTOM			
18 Willie Bloomquist, R (1, 5) OBP: 0.330, SLG: 0.406										5	0	1	1	0	0	3	Colorado Rockies @ Arizona Diamondbacks Chase Field, Phoenix, AZ Tue Jul 24 2012, 6:41 PM - 9:28 PM MST Att: 20,432 - Roof Closed - 79 F livebaseballscorecards.com AB 33 R 6 H 9 RBI 6 BB 7 SO 6 LOB 22 WP: 0 PA: 40 RB: 0 SB: 2 CS: 0			
2 Aaron Hill, R (1, 4) OBP: 0.355, SLG: 0.503										4	0	1	0	1	1	1				
13 Jason Kubel, L (1, 7) OBP: 0.368, SLG: 0.578										5	1	2	0	0	1	3				
44 Paul Goldschmidt, R (1, 3) OBP: 0.362, SLG: 0.533										5	0	0	0	0	1	4				
10 Justin Upton, R (1, 9) OBP: 0.366, SLG: 0.410										1	2	0	0	3	0	0				
26 Miguel Montero, L (1, 2) OBP: 0.372, SLG: 0.416										4	0	2	2	0	0	3				
24 Chris Young, R (1, 8) OBP: 0.329, SLG: 0.455										2	2	2	2	2	0	0				
6 Stephen Drew, L (1, 6) OBP: 0.286, SLG: 0.302										3	1	1	1	1	1	2				
34 Joe Saunders, L (1, 1) OBP: 0.161, SLG: 0.107										3	0	0	0	0	2	4				
16 John McDonald, R (7, PH) OBP: 0.304, SLG: 0.483										1	0	0	0	0	2	0				
48 Takashi Saito, L (8, 1) ERA: 3.99										0	0	0	0	0	0	0				
30 David Hernandez, R (9, 1) OBP: 1.000, SLG: 1.000										0	0	0	0	0	0	0				
Inning Stats	R: 0 E: 0 K: 2 S: 11	H: 0 LOB: 1 BB: 1 P: 20	R: 0 E: 0 K: 1 S: 19	H: 2 LOB: 3 BB: 1 P: 33	R: 0 E: 0 K: 0 S: 8	H: 1 LOB: 2 BB: 1 P: 15	R: 2 E: 0 K: 1 S: 12	H: 2 LOB: 1 BB: 1 P: 19	R: 2 E: 0 K: 0 S: 10	H: 1 LOB: 0 BB: 1 P: 19	R: 0 E: 0 K: 0 S: 8	H: 0 LOB: 0 BB: 0 P: 11	R: 2 E: 0 K: 1 S: 12	H: 2 LOB: 2 BB: 2 P: 24	R: 0 E: 0 K: 1 S: 8	H: 1 LOB: 1 BB: 0 P: 13		1B: 5 2B: 3 3B: 0 HR: 1	SF: 0 SAC: 0 DP: 0 HBP: 0	WP: 0 PA: 40 RB: 0 SB: 2 CS: 0
PITCHER	IP WLS BF H R ER SO BB IBB HBP BLK WP HR S P ERA WHIP	IP WLS BF H R ER SO BB IBB HBP BLK WP HR S P ERA WHIP	IP WLS BF H R ER SO BB IBB HBP BLK WP HR S P ERA WHIP	IP WLS BF H R ER SO BB IBB HBP BLK WP HR S P ERA WHIP	IP WLS BF H R ER SO BB IBB HBP BLK WP HR S P ERA WHIP	IP WLS BF H R ER SO BB IBB HBP BLK WP HR S P ERA WHIP	IP WLS BF H R ER SO BB IBB HBP BLK WP HR S P ERA WHIP	IP WLS BF H R ER SO BB IBB HBP BLK WP HR S P ERA WHIP	IP WLS BF H R ER SO BB IBB HBP BLK WP HR S P ERA WHIP	IP WLS BF H R ER SO BB IBB HBP BLK WP HR S P ERA WHIP	IP WLS BF H R ER SO BB IBB HBP BLK WP HR S P ERA WHIP	IP WLS BF H R ER SO BB IBB HBP BLK WP HR S P ERA WHIP	IP WLS BF H R ER SO BB IBB HBP BLK WP HR S P ERA WHIP	IP WLS BF H R ER SO BB IBB HBP BLK WP HR S P ERA WHIP	IP WLS BF H R ER SO BB IBB HBP BLK WP HR S P ERA WHIP	IP WLS BF H R ER SO BB IBB HBP BLK WP HR S P ERA WHIP		IP WLS BF H R ER SO BB IBB HBP BLK WP HR S P ERA WHIP	IP WLS BF H R ER SO BB IBB HBP BLK WP HR S P ERA WHIP	IP WLS BF H R ER SO BB IBB HBP BLK WP HR S P ERA WHIP
46 Edwar Cabrera, L (1, 1) ERA: 11.12	3.1	L	18	4	2	2	4	3	1	0	0	0	0	0	0	0	5.40	2.100		
30 Josh Roenicke, R (4, 1) ERA: 2.5	2.2		11	2	2	2	0	1	0	0	0	0	0	1	23	36	6.75	1.125		
49 Rex Brothers, L (7, 1) ERA: 3.99	1.0		7	2	2	2	1	1	1	0	0	0	0	0	12	24	18.00	3.000		
51 Matt Reynolds, L (8, 1) ERA: 3.84	1.0		4	1	0	0	1	0	0	0	0	0	0	0	8	13	0.00	1.000		

Batter	1	2	3	4	5	6	7	8	9	AB	R	H	RBI	BB	SO	LOB	TOP					
Dexter Fowler, S OBP: 0.384, SLG: 0.527										5	2	3	0	0	1	1						
19 Marco Scutaro, R OBP: 0.324, SLG: 0.359										1	0	1	3	2	0	0						
3 Michael Cuddyer, R OBP: 0.318, SLG: 0.482										4	0	0	0	0	0	4						
12 Andrew Brown, R OBP: 0.211, SLG: 0.235										4	0	0	0	0	2	2						
21 Tyler Colvin, L OBP: 0.311, SLG: 0.552										4	0	0	0	0	2	0						
22 Jordan Pacheco, R OBP: 0.328, SLG: 0.381										4	0	1	0	0	2	0						
9 DJ LeMahieu, R OBP: 0.275, SLG: 0.292										4	1	1	1	0	1	1						
20 Wilin Rosario, R OBP: 0.285, SLG: 0.534										4	0	2	0	0	0	0						
14 Josh Rutledge, R OBP: 0.375, SLG: 0.622										3	1	0	0	0	1	2						
26 Jeff Francis, L										0	0	0	0	0	0	0						
37 Adam Ottavino, S										0	0	0	0	0	0	0						
34 Matt Belisle, R										0	0	0	0	0	0	0						
1 Eric Young Jr., S										1	0	1	0	0	0	0						
63 Rafael Betancourt, R										0	0	0	0	0	0	0						
Inning Stats	R: 1 E: 0 K: 0 S: 5	H: 1 LOB: 0 BB: 0 P: 6	R: 0 E: 0 K: 3 S: 10	H: 0 LOB: 0 BB: 0 P: 15	R: 2 E: 0 K: 1 S: 18	H: 3 LOB: 1 BB: 0 P: 25	R: 1 E: 0 K: 1 S: 9	H: 2 LOB: 1 BB: 0 P: 14	R: 0 E: 0 K: 0 S: 9	H: 1 LOB: 0 BB: 1 P: 16	R: 0 E: 0 K: 0 S: 8	H: 1 LOB: 2 BB: 1 P: 22	R: 0 E: 0 K: 2 S: 12	H: 0 LOB: 0 BB: 0 P: 17	R: 0 E: 0 K: 1 S: 11	H: 1 LOB: 1 BB: 0 P: 14	1B: 6 2B: 1 3B: 1 HR: 1	SF: 1 SAC: 0 DP: 1 HBP: 0	WP: 1 PB: 0 SB: 2 CS: 0	PA: 37		
PITCHER	IP WLS BF ERA WHIP	IP WLS BF ERA WHIP	IP WLS BF ERA WHIP	IP WLS BF ERA WHIP	IP WLS BF ERA WHIP	IP WLS BF ERA WHIP	IP WLS BF ERA WHIP	IP WLS BF ERA WHIP	IP WLS BF ERA WHIP	IP WLS BF ERA WHIP	IP WLS BF ERA WHIP	IP WLS BF ERA WHIP	IP WLS BF ERA WHIP	IP WLS BF ERA WHIP	IP WLS BF ERA WHIP	IP WLS BF ERA WHIP	IP WLS BF ERA WHIP	IP WLS BF ERA WHIP	IP WLS BF ERA WHIP	IP WLS BF ERA WHIP	IP WLS BF ERA WHIP	
35 Trevor Cahill, R ERA: 3.86	6.2 L 29 5.40 1.500																					
29 Brad Ziegler, R ERA: 2.51	0.1 1 0 0.00 0.000																					
52 Brad Bergesen, R ERA:	2.0 7 1 0.00 0.500																					

Colorado Rockies @ Arizona Diamondbacks
Chase Field, Phoenix, AZ
Wed Jul 25 2012, 6:41 PM - 9:29 PM MST
Att: 23,385 - Roof Closed - 79 F

livebaseballscorecards.com

AB 34
R 4
H 9
RBI 4
BB 2
SO 9
LOB 10

Batter	1	2	3	4	5	6	7	8	9	AB	R	H	RBI	BB	SO	LOB	BOTTOM					
6 Stephen Drew, L OBP: 0.270, SLG: 0.284										4	0	0	0	0	1	1						
18 Willie Bloomquist, R OBP: 0.320, SLG: 0.451										4	0	0	0	0	1	1						
13 Jason Kubel, L OBP: 0.367, SLG: 0.583										4	1	1	1	0	0	0						
44 Paul Goldschmidt, R OBP: 0.357, SLG: 0.525										4	0	0	0	0	1	0						
10 Justin Upton, R OBP: 0.365, SLG: 0.407										3	0	0	0	1	1	0						
26 Miguel Montero, L OBP: 0.379, SLG: 0.432										3	1	3	1	1	0	0						
24 Chris Young, R OBP: 0.324, SLG: 0.447										4	0	0	0	0	2	4						
16 John McDonald, R OBP: 0.305, SLG: 0.478										3	0	1	0	0	0	1						
35 Trevor Cahill, R OBP: 0.122, SLG: 0.122										1	0	0	0	0	1	0						
29 Brad Ziegler, R OBP: 0.333, SLG: 0.333										0	0	0	0	0	0	0						
37 Lyle Overbay, L OBP: 0.374, SLG: 0.457										1	0	0	0	0	1	0						
52 Brad Bergesen, L										0	0	0	0	0	0	0						
Inning Stats	R: 1 E: 0 K: 2 S: 14	H: 1 LOB: 0 BB: 0 P: 18	R: 0 E: 0 K: 1 S: 7	H: 1 LOB: 1 BB: 0 P: 15	R: 0 E: 0 K: 1 S: 11	H: 0 LOB: 0 BB: 0 P: 17	R: 0 E: 0 K: 0 S: 12	H: 1 LOB: 2 BB: 1 P: 20	R: 0 E: 0 K: 0 S: 10	H: 1 LOB: 1 BB: 0 P: 12	R: 0 E: 0 K: 0 S: 8	H: 0 LOB: 0 BB: 0 P: 13	R: 1 E: 0 K: 1 S: 9	H: 1 LOB: 0 BB: 0 P: 11	R: 0 E: 0 K: 1 S: 11	H: 0 LOB: 0 BB: 0 P: 16	R: 0 E: 0 K: 2 S: 14	H: 0 LOB: 1 BB: 1 P: 21	1B: 3 2B: 0 3B: 0 HR: 2	SF: 0 SAC: 1 DP: 0 HBP: 0	WP: 0 PB: 0 SB: 0 CS: 0	PA: 34
PITCHER	IP WLS BF ERA WHIP	IP WLS BF ERA WHIP	IP WLS BF ERA WHIP	IP WLS BF ERA WHIP	IP WLS BF ERA WHIP	IP WLS BF ERA WHIP	IP WLS BF ERA WHIP	IP WLS BF ERA WHIP	IP WLS BF ERA WHIP	IP WLS BF ERA WHIP	IP WLS BF ERA WHIP	IP WLS BF ERA WHIP	IP WLS BF ERA WHIP	IP WLS BF ERA WHIP	IP WLS BF ERA WHIP	IP WLS BF ERA WHIP	IP WLS BF ERA WHIP	IP WLS BF ERA WHIP	IP WLS BF ERA WHIP	IP WLS BF ERA WHIP	IP WLS BF ERA WHIP	
26 Jeff Francis, L ERA: 4.97	6.0 W 24 3.00 1.000																					
37 Adam Ottavino, R ERA: 4.58	1.0 H 3 0.00 0.000																					
34 Matt Belisle, R ERA: 2.25	1.0 H 3 0.00 0.000																					
63 Rafael Betancourt, R ERA: 3.0	1.0 S 4 0.00 1.000																					

Colorado Rockies @ Arizona Diamondbacks
Chase Field, Phoenix, AZ
Wed Jul 25 2012, 6:41 PM - 9:29 PM MST
Att: 23,385 - Roof Closed - 79 F

livebaseballscorecards.com


AB 31
R 2
H 5
RBI 2
BB 2
SO 8
LOB 7

Batter	1	2	3	4	5	6	7	8	9	AB	R	H	RBI	BB	SO	LOB	TOP			
11 Rubén Tejada, R OBP: 0.361, SLG: 0.378	G6-3		5 HR				G5-3		L4	5	1	2	0	0	0	1				
1 Jordany Valdespin, L OBP: 0.311, SLG: 0.559	G4-3		5 HR				K			4	1	1	0	0	1	3				
5 David Wright, R OBP: 0.424, SLG: 0.564	F8						G1-3			4	1	1	3	0	0	1				
46 Manny Acosta, R OBP: 0.272, SLG: 0.330			1-H 2-H	HR			F9			0	0	0	0	0	0	0				
29 Ike Davis, L OBP: 0.342, SLG: 0.414			G4-3				F9		G6-3	4	1	1	1	0	0	0				
28 Daniel Murphy, L OBP: 0.342, SLG: 0.431			56 1B	G4-3			K		44 FC6-4	3	1	1	0	1	1	0				
44 Jason Bay, R OBP: 0.246, SLG: 0.330	P2		K				K		FC6-4	4	0	0	0	0	2	2				
30 Josh Thole, L OBP: 0.323, SLG: 0.332	F7						K		K	4	0	0	0	0	2	2				
56 Andres Torres, S OBP: 0.341, SLG: 0.310							K		G4-3	3	0	1	1	1	1	0				
49 Jonathon Niese, L OBP: 0.324, SLG: 0.194	G4-3								G4-3	2	0	0	0	0	0	2				
9 Kirk Nieuwenhuis, L OBP: 0.319, SLG: 0.351										0	0	0	0	1	0	0				
62 Elvin Ramirez, R OBP: 0.310, SLG: 0.349										1	0	0	0	0	0	0				
Justin Turner, R OBP: 0.310, SLG: 0.349										1	0	0	0	0	0	0				
Inning Stats	R: 0 E: 0 K: 0 S: 8	H: 0 LOB: 0 BB: 0 P: 12	R: 2 E: 0 K: 0 S: 15	H: 3 LOB: 1 BB: 1 P: 24	R: 3 E: 0 K: 1 S: 12	H: 3 LOB: 0 BB: 0 P: 20	R: 0 E: 0 K: 0 S: 11	H: 1 LOB: 2 BB: 1 P: 17	R: 0 E: 0 K: 3 S: 9	H: 0 LOB: 0 BB: 0 P: 12	R: 0 E: 0 K: 1 S: 9	H: 0 LOB: 1 BB: 1 P: 14	R: 0 E: 0 K: 1 S: 9	H: 0 LOB: 1 BB: 0 P: 16	R: 0 E: 0 K: 0 S: 5	H: 0 LOB: 0 BB: 0 P: 10	1B: 4 2B: 1 3B: 0 HR: 2	SF: 0 SAC: 0 DP: 0 HBP: 0	WP: 0 PA: 37 PB: 0 SB: 0 CS: 0	
PITCHER	IP	WLS	BF	H	R	ER	SO	BB	IBB	HBP	BLK	WP	HR	S	P	ERA	WHIP			
55 Josh Collmenter, R ERA: 4.13	6.0	W	26	7	5	5	5	1	0	0	0	0	2	60	94	7.50	1.333			
29 Brad Ziegler, R ERA: 2.5	1.0	H	4	0	0	0	1	1	0	0	0	0	0	9	14	0.00	1.000			
32 Craig Breslow, L ERA: 2.76	2.0		7	0	0	0	1	1	0	0	0	0	0	14	26	0.00	0.500			

New York Mets @ Arizona Diamondbacks
Chase Field, Phoenix, AZ
Fri Jul 27 2012, 6:40 PM - 9:15 PM MST
Att: 23,150 - Roof Closed - 79 F

livebaseballscorecards.com

AB 34
R 5
H 7
RBI 5
BB 3
SO 7
LOB 11




Batter	1	2	3	4	5	6	7	8	9	AB	R	H	RBI	BB	SO	LOB	BOTTOM			
18 Willie Bloomquist, R OBP: 0.325, SLG: 0.398	F9	E1					F9	F8		5	1	2	2	0	0	0				
2 Aaron Hill, R OBP: 0.355, SLG: 0.499	K	SF8								3	1	1	1	0	1	1				
16 John McDonald, R OBP: 0.305, SLG: 0.478										0	0	0	0	0	0	0				
13 Jason Kubel, L OBP: 0.369, SLG: 1.580	K									4	1	1	0	0	2	1				
8 Gerardo Parra, R OBP: 0.343, SLG: 0.417										0	0	0	0	0	0	0				
44 Paul Goldschmidt, R OBP: 0.358, SLG: 0.525		G6-3	P3							4	1	2	1	0	0	0				
10 Justin Upton, R OBP: 0.365, SLG: 0.405										4	2	2	1	0	0	1				
24 Chris Young, R OBP: 0.325, SLG: 0.450										4	1	2	2	0	1	1				
6 Stephen Drew, L OBP: 0.288, SLG: 0.292										4	2	2	0	0	2	1				
12 Henry Blanco, R OBP: 0.234, SLG: 0.295										3	1	0	1	1	0	1				
55 Josh Collmenter, R OBP: 0.143, SLG: 0.077										1	1	1	1	0	0	0				
37 Lyle Overbay, L OBP: 0.367, SLG: 0.448										1	0	0	0	0	1	0				
29 Brad Ziegler, R OBP: 0.333, SLG: 0.333										0	0	0	0	0	0	0				
32 Craig Breslow, L ERA: 10.88										1	0	0	0	0	1	0				
Inning Stats	R: 0 E: 0 K: 2 S: 9	H: 0 LOB: 0 BB: 0 P: 13	R: 6 E: 1 K: 0 S: 27	H: 5 LOB: 0 BB: 1 P: 44	R: 0 E: 0 K: 1 S: 8	H: 0 LOB: 0 BB: 0 P: 9	R: 1 E: 0 K: 0 S: 10	H: 2 LOB: 1 BB: 0 P: 14	R: 1 E: 0 K: 0 S: 12	H: 2 LOB: 0 BB: 0 P: 19	R: 0 E: 0 K: 2 S: 11	H: 0 LOB: 0 BB: 0 P: 14	R: 3 E: 0 K: 2 S: 15	H: 4 LOB: 1 BB: 0 P: 25	R: 0 E: 0 K: 1 S: 7	H: 0 LOB: 0 BB: 0 P: 10	1B: 11 2B: 2 3B: 0 HR: 0	SF: 1 SAC: 1 DP: 0 HBP: 0	WP: 0 PA: 38 PB: 0 SB: 0 CS: 1	
PITCHER	IP	WLS	BF	H	R	ER	SO	BB	IBB	HBP	BLK	WP	HR	S	P	ERA	WHIP			
49 Jonathon Niese, L ERA: 3.86	6.0	L	27	9	8	6	5	1	0	0	0	0	0	15	25	9.00	1.667			
62 Elvin Ramirez, R ERA: 8.18	1.0		7	4	3	3	2	0	0	0	0	0	0	7	10	0.00	0.000			
46 Manny Acosta, R ERA: 10.88	1.0		3	0	0	0	1	0	0	0	0	0	0	7	10	0.00	0.000			

New York Mets @ Arizona Diamondbacks
Chase Field, Phoenix, AZ
Fri Jul 27 2012, 6:40 PM - 9:15 PM MST
Att: 23,150 - Roof Closed - 79 F

livebaseballscorecards.com

AB 34
R 11
H 13
RBI 9
BB 1
SO 8
LOB 6



Batter	1	2	3	4	5	6	7	8	9	AB	R	H	RBI	BB	SO	LOB	TOP										
11 Rubén Tejada, R OBP: 0.365, SLG: 0.380										4	0	2	0	1	2	1	New York Mets @ Arizona Diamondbacks Chase Field, Phoenix, AZ Sat Jul 28 2012, 5:12 PM - 8:09 PM MST Att: 33,759 - Roof Closed - 78 F										
1 Jordany Valdespin, L 52 Ramon E Ramirez, R Justin Turner, R 46 Manny Acosta, R 66 Josh Edgin, R 12 Scott Hairston, R										3	0	0	0	0	0	3											
5 David Wright, R OBP: 0.421, SLG: 0.558										4	0	0	0	1	2	4											
29 Ike Davis, L OBP: 0.281, SLG: 0.448										4	3	4	3	0	0	0											
28 Daniel Murphy, L OBP: 0.341, SLG: 0.429										4	0	1	0	0	0	2											
44 Jason Bay, R OBP: 0.238, SLG: 0.318										4	0	0	0	0	2	3											
9 Kirk Nieuwenhuis, L OBP: 0.315, SLG: 0.376										4	0	0	0	0	3	3											
30 Josh Thole, L OBP: 0.322, SLG: 0.335										4	0	1	0	0	2	0											
55 Chris Young, R OBP: 0.200, SLG: 0.214										1	0	0	0	0	1	0											
56 Andres Torres, S OBP: 0.341, SLG: 0.310										3	0	1	0	0	2	1											
Inning Stats	R: 0 E: 0 K: 1 S: 9	H: 0 LOB: 0 BB: 0 P: 14	R: 1 E: 0 K: 2 S: 11	H: 1 LOB: 0 BB: 0 P: 17	R: 0 E: 0 K: 2 S: 10	H: 1 LOB: 1 BB: 0 P: 12	R: 1 E: 0 K: 1 S: 15	H: 2 LOB: 1 BB: 0 P: 20	R: 0 E: 0 K: 1 S: 11	H: 1 LOB: 0 BB: 1 P: 19	R: 1 E: 0 K: 2 S: 14	H: 1 LOB: 2 BB: 0 P: 21	R: 0 E: 0 K: 2 S: 16	H: 1 LOB: 2 BB: 1 P: 23	R: 0 E: 0 K: 3 S: 13	H: 1 LOB: 0 BB: 0 P: 20	1B: 5 2B: 1 3B: 0 HR: 3	SF: 0 SAC: 0 DP: 0 HBP: 0	WP: 1 PB: 0 SB: 1 CS: 0	PA: 39							
PITCHER	IP	WLS	BF	H	R	ER	SO	BB	IBB	HBP	BLK	WP	HR	S	P	ERA	WHIP										
31 Ian Kennedy, R ERA: 4.2	6.1	W	27	7	3	3	9	1	0	0	0	0	3	73	107	4.26	1.263										
48 Takashi Saito, R ERA: 2.49	0.2	H	2	0	0	0	1	0	0	0	0	0	0	6	9	0.00	0.000										
30 David Hernandez, R ERA: 3.82	1.0	H	5	1	0	0	2	1	0	0	0	1	0	16	23	0.00	2.000										
40 J.J. Putz, R ERA: 3.82	1.0	S	5	1	0	0	3	0	0	0	0	1	0	13	20	0.00	1.000										

Batter	1	2	3	4	5	6	7	8	9	AB	R	H	RBI	BB	SO	LOB	BOTTOM										
8 Gerardo Parra, L OBP: 0.349, SLG: 0.422										4	1	3	2	0	0	1	New York Mets @ Arizona Diamondbacks Chase Field, Phoenix, AZ Sat Jul 28 2012, 5:12 PM - 8:09 PM MST Att: 33,759 - Roof Closed - 78 F										
2 Aaron Hill, R OBP: 0.356, SLG: 0.499									4	0	1	1	0	1	2												
13 Jason Kubel, L OBP: 0.367, SLG: 0.574										3	0	0	0	1	1												
44 Paul Goldschmidt, R OBP: 0.354, SLG: 0.518										4	0	0	0	0	2	3											
10 Justin Upton, R OBP: 0.364, SLG: 0.404										4	1	1	0	0	1	1											
26 Miguel Montero, L OBP: 0.382, SLG: 0.443									3	2	1	2	1	1	0												
6 Stephen Drew, L OBP: 0.286, SLG: 0.280										3	0	0	0	1	1												
21 Ryan Wheeler, L OBP: 0.313, SLG: 0.286										2	2	1	1	1	0	1											
31 Ian Kennedy, R OBP: 0.250, SLG: 0.125										1	0	0	0	0	1	1											
48 Takashi Saito, L ERA: 4.25										0	0	0	0	0	0	0											
18 Willie Bloomquist, R OBP: 0.327, SLG: 0.460										1	0	1	0	0	0	0											
30 David Hernandez, R OBP: 1.000, SLG: 1.000										1	0	1	0	0	0	0											
40 J.J. Putz, R ERA: 2.89										0	0	0	0	0	0	0											
Inning Stats	R: 1 E: 0 K: 1 S: 15	H: 2 LOB: 1 BB: 0 P: 17	R: 2 E: 0 K: 1 S: 13	H: 2 LOB: 1 BB: 1 P: 24	R: 0 E: 0 K: 0 S: 5	H: 0 LOB: 0 BB: 0 P: 6	R: 3 E: 0 K: 0 S: 12	H: 3 LOB: 1 BB: 1 P: 21	R: 0 E: 0 K: 0 S: 10	H: 0 LOB: 0 BB: 0 P: 17	R: 0 E: 0 K: 0 S: 7	H: 0 LOB: 0 BB: 1 P: 13	R: 0 E: 0 K: 2 S: 12	H: 1 LOB: 2 BB: 1 P: 17	R: 0 E: 0 K: 3 S: 10	H: 0 LOB: 0 BB: 0 P: 15	1B: 5 2B: 2 3B: 0 HR: 1	SF: 0 SAC: 1 DP: 1 HBP: 0	WP: 0 PB: 0 SB: 0 CS: 0	PA: 34							
PITCHER	IP	WLS	BF	H	R	ER	SO	BB	IBB	HBP	BLK	WP	HR	S	P	ERA	WHIP										
55 Chris Young, R ERA: 4.58	4.0	L	20	7	6	6	2	2	0	0	0	0	0	45	68	13.50	2.250										
52 Ramon E Ramirez, R ERA: 4.25	2.0		6	0	0	0	1	1	0	0	0	0	0	17	30	0.00	0.500										
46 Manny Acosta, R ERA: 10.3	1.1		6	1	0	0	3	1	0	0	0	0	0	16	22	0.00	1.500										
66 Josh Edgin, L ERA: 2.89	0.2		2	0	0	0	2	0	0	0	0	0	0	6	10	0.00	0.000										

AB	37
R	3
H	9
RBI	3
BB	2
SO	15
LOB	20



AB	29
R	6
H	8
RBI	6
BB	4
SO	8
LOB	11



Batter	1	2	3	4	5	6	7	8	9	AB	R	H	RBI	BB	SO	LOB	TOP
24 Chris Young, R OBP: 0.317, SLG: 0.441										5	1	1	0	0	1	0	
2 Aaron Hill, R OBP: 0.356, SLG: 0.491										5	0	0	0	0	1	1	
13 Jason Kubel, L OBP: 0.365, SLG: 0.563										3	2	0	0	2	1	0	
30 David Hernandez, R OBP: 1.000, SLG: 1.000										0	0	0	0	0	0	0	
44 Paul Goldschmidt, R OBP: 0.365, SLG: 0.539										4	2	3	2	1	0	0	
10 Justin Upton, R OBP: 0.334, SLG: 0.396										5	2	1	1	0	2	3	
26 Miguel Montero, L OBP: 0.393, SLG: 0.451										3	1	1	3	2	0	1	
28 Chris Johnson, R OBP: 0.334, SLG: 0.441										4	0	3	2	1	0	1	
6 Stephen Drew, L OBP: 0.271, SLG: 0.247										2	0	0	0	2	0	1	
36 Wade Miley, L OBP: 0.295, SLG: 0.310										2	0	0	0	2	0	1	
8 Gerardo Parra, L OBP: 0.355, SLG: 0.429										4	0	0	0	0	3	6	
Inning Stats	R: 2 H: 1 E: 0 K: 1 S: 14	H: 1 LOB: 0 BB: 1 P: 22	R: 0 H: 0 E: 0 K: 1 S: 8	H: 0 LOB: 1 BB: 1 P: 14	R: 0 H: 0 E: 0 K: 2 S: 10	H: 1 LOB: 1 BB: 0 P: 15	R: 0 H: 0 E: 0 K: 1 S: 11	H: 0 LOB: 0 BB: 0 P: 15	R: 0 H: 0 E: 0 K: 1 S: 7	H: 4 LOB: 2 BB: 1 P: 24	R: 0 H: 0 E: 0 K: 0 S: 16	H: 1 LOB: 3 BB: 2 P: 25	R: 3 H: 2 E: 1 K: 0 S: 12	H: 2 LOB: 3 BB: 3 P: 27	1B: 5 2B: 2 3B: 0 HR: 2	SF: 0 SAC: 0 DP: 0 HBP: 0	WP: 0 PA: 43 PB: 0 CS: 0
PITCHER	IP WLS BF H R ER SO BB IBB HBP BLK WP HR S P ERA WHIP																
35 Chris Capuano, R ERA: 3.33	(1, 1) 6.0 L 27 6 5 5 6 2 1 0 0 0 0 2 64 103 7.50 1.333																
38 Shawn Tolleson, R ERA: 4.11	(7, 1) 1.2 6 0 0 0 1 1 0 0 0 0 0 0 17 27 0.00 0.600																
28 Jamey Wright, R ERA: 4.04	(8, 1) 0.2 6 2 2 2 1 1 1 0 0 0 0 0 11 21 27.00 4.500																
51 Ronald Belisario, R ERA: 3.2	(9, 1) 0.2 4 1 1 1 0 2 0 0 0 0 0 0 7 17 13.50 4.500																

Arizona Diamondbacks @ Los Angeles Dodgers
Dodger Stadium, Los Angeles, CA
Tue Jul 31 2012, 7:13 PM - 10:07 PM PDT
Att: 52,832 - Partly Cloudy - 75 F

AB	35
R	8
H	9
RBI	8
BB	8
SO	8
LOB	13



Batter	1	2	3	4	5	6	7	8	9	AB	R	H	RBI	BB	SO	LOB	BOTTOM				
6 Jerry Hairston, R OBP: 0.357, SLG: 0.410										4	0	0	0	2	0						
14 Mark Ellis, R OBP: 0.347, SLG: 0.356										4	1	1	1	0	0						
27 Matt Kemp, R OBP: 0.422, SLG: 0.655										4	1	2	0	0	1	0					
16 Andre Ethier, L OBP: 0.361, SLG: 0.475										4	0	1	0	0	1	1					
13 Hanley Ramirez, R OBP: 0.321, SLG: 0.429										4	0	0	1	0	0	1					
21 Juan Rivera, R OBP: 0.292, SLG: 0.369										3	0	0	0	0	1	0					
28 Jamey Wright, R ERA: 4.04										0	0	0	0	0	0	0					
51 Ronald Belisario, R ERA: 3.2										1	0	0	0	0	1	1					
23 Bobby Abreu, L OBP: 0.347, SLG: 0.340										0	0	0	0	0	0	0					
47 Luis Alfonso Cruz, R OBP: 0.295, SLG: 0.427										3	0	1	0	0	0	0					
18 Matt Treanor, R OBP: 0.286, SLG: 0.342										2	0	0	0	1	1	0					
35 Chris Capuano, L OBP: 0.108, SLG: 0.143										2	0	0	0	0	1	2					
38 Shawn Tolleson, R ERA: 2.98										0	0	0	0	0	0	0					
7 James Loney, L OBP: 0.307, SLG: 0.336										1	0	0	0	0	0	0					
Inning Stats	R: 1 H: 1 E: 0 K: 1 S: 9	H: 1 LOB: 0 BB: 0 P: 16	R: 0 H: 1 E: 0 K: 0 S: 10	H: 1 LOB: 2 BB: 1 P: 16	R: 0 H: 0 E: 0 K: 2 S: 8	H: 0 LOB: 0 BB: 0 P: 12	R: 0 H: 0 E: 0 K: 2 S: 10	H: 0 LOB: 0 BB: 0 P: 14	R: 0 H: 0 E: 0 K: 2 S: 7	H: 0 LOB: 0 BB: 0 P: 8	R: 0 H: 1 E: 0 K: 0 S: 10	H: 1 LOB: 1 BB: 0 P: 15	R: 0 H: 0 E: 0 K: 0 S: 9	H: 0 LOB: 0 BB: 0 P: 15	R: 0 H: 0 E: 0 K: 0 S: 7	H: 0 LOB: 0 BB: 0 P: 14	R: 1 H: 2 E: 0 K: 1 S: 15	H: 2 LOB: 1 BB: 0 P: 23	1B: 3 2B: 1 3B: 0 HR: 1	SF: 0 SAC: 0 DP: 0 HBP: 0	WP: 0 PA: 33 PB: 0 CS: 0
PITCHER	IP WLS BF H R ER SO BB IBB HBP BLK WP HR S P ERA WHIP																				
36 Wade Miley, L ERA: 2.98	(1, 1) 8.0 W 28 3 1 1 1 1 0 0 0 0 0 0 1 70 110 1.12 0.500																				
30 David Hernandez, R ERA: 2.64	(9, 1) 1.0 5 2 1 1 1 0 0 0 0 0 0 0 15 23 9.00 2.000																				

Arizona Diamondbacks @ Los Angeles Dodgers
Dodger Stadium, Los Angeles, CA
Tue Jul 31 2012, 7:13 PM - 10:07 PM PDT
Att: 52,832 - Partly Cloudy - 75 F

AB	32
R	2
H	5
RBI	2
BB	1
SO	8
LOB	5



Batter	1	2	3	4	5	6	7	8	9	AB	R	H	RBI	BB	SO	LOB	TOP					
8 Gerardo Parra, L (1.8) OBP: 0.349, SLG: 0.420										5	0	0	0	0	3	1						
2 Aaron Hill, R (1.4) OBP: 0.356, SLG: 0.487										5	0	1	0	0	1	0						
13 Jason Kubel, L (1.7) OBP: 0.363, SLG: 0.557										4	0	0	0	1	2	1						
44 Paul Goldschmidt, R (1.3) OBP: 0.372, SLG: 0.543										3	1	3	0	0	0	0						
10 Justin Upton, R (1.9) OBP: 0.357, SLG: 0.394										4	1	1	0	0	0	4						
26 Miguel Montero, L (1.2) OBP: 0.394, SLG: 0.461										4	1	2	3	0	0	3						
28 Chris Johnson, R (1.5) OBP: 0.339, SLG: 0.452										3	1	2	1	1	0	0						
6 Stephen Drew, L (1.6) OBP: 0.280, SLG: 0.261										3	0	1	0	1	0	1						
46 Patrick Corbin, L (1.1) OBP: 0.200, SLG: 0.143										2	0	0	0	0	2	2						
29 Brad Ziegler, R (7.1) OBP: 0.333, SLG: 0.333										0	0	0	0	0	0	0						
21 Ryan Wheeler, L (6. PH) OBP: 0.263, SLG: 0.235										1	0	0	0	0	1	1						
30 David Hernandez, R (8.1) OBP: 1.000, SLG: 1.000										0	0	0	0	0	0	0						
40 J.J. Putz, R (9.1)										0	0	0	0	0	0	0						
Inning Stats	R: 0 E: 0 K: 1 S: 6	H: 0 LOB: 0 BB: 0 P: 9	R: 1 E: 0 K: 1 S: 11	H: 3 LOB: 2 BB: 1 P: 19	R: 0 E: 0 K: 1 S: 12	H: 2 LOB: 1 BB: 0 P: 18	R: 1 E: 0 K: 1 S: 11	H: 1 LOB: 1 BB: 1 P: 20	R: 0 E: 0 K: 0 S: 7	H: 1 LOB: 2 BB: 1 P: 15	R: 0 E: 0 K: 1 S: 8	H: 0 LOB: 0 BB: 0 P: 12	R: 0 E: 0 K: 1 S: 6	H: 0 LOB: 0 BB: 0 P: 9	R: 2 E: 0 K: 1 S: 15	H: 3 LOB: 1 BB: 0 P: 27	R: 0 E: 0 K: 2 S: 7	H: 0 LOB: 0 BB: 0 P: 9	1B: 7 2B: 1 3B: 0 HR: 2	SF: 0 SAC: 1 DP: 1 HBP: 1	WP: 0 PB: 0 SB: 0 CS: 0	PA: 39
PITCHER	IP WLS BF H R ER SO BB IBB HBP BLK WP HR S P ERA WHIP																					
56 Stephen Fife, R (1.1) ERA: 2.16	4.1 L 21 6 2 2 4 3 0 0 0 0 0 1 44 74 4.15 2.077																					
54 Javy Guerra, R (5.1) ERA: 3.09	2.2 9 1 0 0 2 0 0 0 1 0 0 0 17 28 0.00 0.375																					
31 Brandon League, R (8.1) ERA: 3.8	0.1 2 1 1 1 0 0 0 0 0 0 0 5 11 27.00 3.000																					
50 Randy Choate, L (8.1) ERA: 2.48	0.2 4 2 1 1 1 0 0 0 0 0 0 1 10 16 13.50 3.000																					
74 Kenley Jansen, R (9.1) ERA: 1.85	1.0 3 0 0 0 2 0 0 0 0 0 0 0 7 9 0.00 0.000																					
Batter	1	2	3	4	5	6	7	8	9	AB	R	H	RBI	BB	SO	LOB	BOTTOM					
8 Shane Victorino, S (1.7) OBP: 0.321, SLG: 0.396										4	0	0	0	0	1	2						
16 Andre Ethier, L (1.9) OBP: 0.357, SLG: 0.470										4	0	0	0	0	2	0						
27 Matt Kemp, R (1.8) OBP: 0.419, SLG: 0.647										4	0	1	0	0	1	0						
13 Hanley Ramirez, R (1.5) OBP: 0.323, SLG: 0.427										2	0	0	0	1	1	0						
21 Juan Rivera, R (1.3) OBP: 0.287, SLG: 0.363										4	0	0	0	0	0	3						
6 Jerry Hairston, R (1.4) OBP: 0.356, SLG: 0.406										2	0	0	0	1	1	0						
14 Mark Ellis, R (9.4) OBP: 0.347, SLG: 0.356										0	0	0	0	0	0	0						
47 Luis Alfonso Cruz, R (1.6) OBP: 0.296, SLG: 0.415										2	0	0	0	0	1	1						
54 Javy Guerra, R (5.1) ERA: 3.09										0	0	0	0	0	0	0						
10 Tony Gwynn Jr., L (7. PH) OBP: 0.333, SLG: 0.333										1	0	0	0	0	0	0						
50 Randy Choate, L (8.1) ERA: 2.48										0	0	0	0	0	0	0						
74 Kenley Jansen, S (9.1) ERA: 1.85										0	0	0	0	0	0	0						
17 A.J. Ellis, R (1.2) OBP: 0.389, SLG: 0.409										3	0	0	0	0	0	1						
56 Stephen Fife, R (1.1) OBP: 0.333, SLG: 0.500										1	0	1	0	0	0	0						
5 Juan Uribe, R (5.5) OBP: 0.252, SLG: 0.293										2	0	0	0	0	1	0						
Inning Stats	R: 0 E: 0 K: 0 S: 9	H: 1 LOB: 2 BB: 1 P: 15	R: 0 E: 0 K: 1 S: 19	H: 1 LOB: 2 BB: 0 P: 27	R: 0 E: 0 K: 2 S: 10	H: 0 LOB: 1 BB: 0 P: 16	R: 0 E: 0 K: 0 S: 6	H: 0 LOB: 0 BB: 1 P: 10	R: 0 E: 0 K: 2 S: 8	H: 0 LOB: 0 BB: 0 P: 10	R: 0 E: 0 K: 0 S: 8	H: 0 LOB: 0 BB: 0 P: 11	R: 0 E: 0 K: 1 S: 11	H: 0 LOB: 0 BB: 0 P: 18	R: 0 E: 0 K: 1 S: 6	H: 0 LOB: 0 BB: 0 P: 8	R: 0 E: 0 K: 1 S: 6	H: 0 LOB: 0 BB: 0 P: 9	1B: 2 2B: 0 3B: 0 HR: 0	SF: 0 SAC: 0 DP: 1 HBP: 1	WP: 0 PB: 0 SB: 0 CS: 0	PA: 32
PITCHER	IP WLS BF H R ER SO BB IBB HBP BLK WP HR S P ERA WHIP																					
46 Patrick Corbin, L (1.1) ERA: 3.6	6.0 W 23 2 0 0 1 2 0 0 0 0 0 0 60 89 0.00 0.667																					
29 Brad Ziegler, R (7.1) ERA: 2.38	1.0 H 3 0 0 0 1 0 0 0 0 0 0 0 11 18 0.00 0.000																					
30 David Hernandez, R (8.1) ERA: 2.58	1.0 3 0 0 0 1 0 0 0 0 0 0 0 6 8 0.00 0.000																					
40 J.J. Putz, R (9.1) ERA: 3.71	1.0 3 0 0 0 1 0 0 0 0 0 0 0 6 9 0.00 0.000																					

Arizona Diamondbacks @ Los Angeles Dodgers
Dodger Stadium, Los Angeles, CA
Wed Aug 01 2012, 12:11 PM - 3:02 PM PDT
Att: 36,596 - Sunny - 79 F

AB	34
R	4
H	10
RBI	4
BB	3
SO	9
LOB	13



Arizona Diamondbacks @ Los Angeles Dodgers
Dodger Stadium, Los Angeles, CA
Wed Aug 01 2012, 12:11 PM - 3:02 PM PDT
Att: 36,596 - Sunny - 79 F

AB	29
R	0
H	2
RBI	0
BB	2
SO	8
LOB	7



Batter	1	2	3	4	5	6	7	8	9	AB	R	H	RBI	BB	SO	LOB	TOP								
6 Stephen Drew, L (1,6) OBP: 0.269, SLG: 0.250	F9		G1-3		K			G6-3		4	0	0	0	0	1	1									
2 Aaron Hill, R (1,4) OBP: 0.355, SLG: 0.487	F9				G6-4-3			K		4	1	1	0	0	1	1									
13 Jason Kubel, L (1,7) OBP: 0.361, SLG: 0.562	K				F8			K		4	1	1	1	0	2	1									
44 Paul Goldschmidt, R (1,3) OBP: 0.368, SLG: 0.538		K			SF7			G6-3		3	0	0	1	0	2	0									
10 Justin Upton, R (1,9) OBP: 0.359, SLG: 0.404		HR			G4-3			G4-3		4	2	2	1	0	0	0									
26 Miguel Montero, L (1,2) OBP: 0.392, SLG: 0.459	F7				E6			K		4	0	1	0	0	1	0									
28 Chris Johnson, R (1,5) OBP: 0.339, SLG: 0.451	G4-3				G4-3			F8		3	0	1	1	0	0	0									
24 Chris Young, R (1,8) OBP: 0.314, SLG: 0.435			P5		F8			K		3	0	0	0	0	1	2									
31 Ian Kennedy, R (1,1) OBP: 0.262, SLG: 0.121			G6-3					P3		1	0	0	0	1	0	0									
48 Takashi Saito, L (7,1)										0	0	0	0	0	0	0									
16 John McDonald, R (6, PH) OBP: 0.302, SLG: 0.473										1	0	0	0	0	0	0									
30 David Hernandez, R (8,1) OBP: 1.000, SLG: 1.000										0	0	0	0	0	0	0									
40 J.J. Putz, R (9,1)										0	0	0	0	0	0	0									
Inning Stats	R: 0 E: 0 K: 1 S: 7	H: 0 LOB: 0 BB: 0 P: 10	R: 1 E: 0 K: 1 S: 11	H: 1 LOB: 0 BB: 0 P: 17	R: 0 E: 0 K: 0 S: 7	H: 0 LOB: 0 BB: 0 P: 12	R: 2 E: 1 K: 0 S: 17	H: 4 LOB: 2 BB: 0 P: 24	R: 0 E: 0 K: 1 S: 5	H: 0 LOB: 0 BB: 1 P: 10	R: 0 E: 0 K: 1 S: 7	H: 0 LOB: 0 BB: 0 P: 10	R: 0 E: 0 K: 2 S: 7	H: 0 LOB: 0 BB: 0 P: 10	R: 0 E: 0 K: 1 S: 9	H: 0 LOB: 0 BB: 0 P: 14	R: 1 E: 0 K: 1 S: 6	H: 1 LOB: 0 BB: 0 P: 6	1B: 3 2B: 1 3B: 0 HR: 2	SF: 1 SAC: 0 DP: 1 HBP: 0	WP: 0 PB: 0 SB: 0 CS: 0	PA: 33			
PITCHER	IP WLS BF H R ER SO BB IBB HBP BLK WP HR S P ERA WHIP	4.0 L 17 5 3 2 2 0 0 0 0 0 0 1 42 63 4.50 1.250	1.0 3 0 0 0 1 1 0 0 0 0 0 0 5 10 0.00 1.000	2.0 6 0 0 0 3 0 0 0 0 0 0 0 14 20 0.00 0.000	1.0 3 0 0 0 1 0 0 0 0 0 0 0 9 14 0.00 0.000	1.0 4 1 1 1 1 0 0 0 0 0 0 1 6 6 9.00 1.000																			

Arizona Diamondbacks @ Philadelphia Phillies
Citizens Bank Park, Philadelphia, PA
Fri Aug 03 2012, 7:08 PM - 9:48 PM EDT
Att: 43,766 - Cloudy - 79 F

livebaseballscores.com

AB 31
R 4
H 6
RBI 4
BB 1
SO 8
LOB 5




Batter	1	2	3	4	5	6	7	8	9	AB	R	H	RBI	BB	SO	LOB	BOTTOM							
11 Jimmy Rollins, S (1,6) OBP: 0.308, SLG: 0.410	F7		P6-3		BB			P5		3	0	0	0	1	0	2								
22 Nate Schierholz, L (1,9) OBP: 0.325, SLG: 0.432	G3-1				SF7			P5		3	0	1	1	0	0	1								
26 Chase Utley, L (1,4) OBP: 0.362, SLG: 0.490	F8-6-3				G4-3			BB		3	1	1	1	1	0	3								
6 Ryan Howard, L (1,3) OBP: 0.304, SLG: 0.397	L9				P6			F7		4	0	0	0	0	0	1								
15 John Mayberry Jr., R (1,8) OBP: 0.275, SLG: 0.390	F9				1B			K		4	0	2	0	0	1	1								
9 Dornic Brown, L (1,7) OBP: 0.250, SLG: 0.182	1B				K			P6		4	0	1	0	0	1	3								
28 Kevin Frandsen, R (1,5) OBP: 0.316, SLG: 0.444	G4-3				HBP			G6-3		3	1	1	0	0	0	1								
23 Brian Schneider, L (1,2) OBP: 0.308, SLG: 0.357	G3				BB			L4		1	0	0	0	1	0	0								
24 Ty Wigington, R (9, PH) OBP: 0.236, SLG: 0.363					BB			K		1	0	0	0	0	0	0								
38 Kyle Kendrick, R (1,1) OBP: 0.211, SLG: 0.115					SH1-3			SH5-3		1	0	1	0	0	0	0								
47 Jeremy Horst, L (5,1)										0	0	0	0	0	0	0								
7 Michael Martinez, S (5, PH)										0	0	0	0	0	0	0								
53 B.J. Rosenberg, R (8,1)										0	0	0	0	0	0	0								
10 Juan Pierre, L (7, PH) OBP: 0.390, SLG: 0.372										0	0	0	0	0	0	0								
37 Antonio Bastardo, R (8,1)										0	0	0	0	0	0	0								
43 Josh Lindblom, R (8,1)										0	0	0	0	0	0	0								
19 Laynce Nix, L (9, PH) OBP: 0.336, SLG: 0.483										1	0	0	0	0	1	0								
Inning Stats	R: 0 E: 0 K: 0 S: 9	H: 1 LOB: 0 BB: 0 P: 11	R: 0 E: 0 K: 0 S: 12	H: 1 LOB: 0 BB: 0 P: 19	R: 0 E: 0 K: 0 S: 9	H: 1 LOB: 0 BB: 0 P: 12	R: 1 E: 0 K: 1 S: 14	H: 2 LOB: 1 BB: 0 P: 21	R: 1 E: 0 K: 0 S: 15	H: 0 LOB: 2 BB: 2 P: 31	R: 0 E: 0 K: 0 S: 9	H: 2 LOB: 2 BB: 0 P: 14	R: 0 E: 0 K: 0 S: 7	H: 0 LOB: 1 BB: 0 P: 12	R: 0 E: 0 K: 1 S: 8	H: 0 LOB: 1 BB: 1 P: 13	R: 0 E: 0 K: 1 S: 5	H: 0 LOB: 0 BB: 0 P: 7	1B: 5 2B: 3 3B: 0 HR: 1	SF: 1 SAC: 2 DP: 2 HBP: 2	WP: 0 PB: 0 SB: 0 CS: 0	PA: 36		
PITCHER	IP WLS BF H R ER SO BB IBB HBP BLK WP HR S P ERA WHIP	6.0 W 25 7 2 2 2 2 0 0 1 0 0 0 7 68 3.00 1.500	1.0 H 4 0 0 0 0 0 0 0 1 0 0 0 0 7 12 0.00 0.000	1.0 H 4 0 0 0 1 1 0 0 0 0 0 0 8 13 0.00 1.000	1.0 S 3 0 0 0 1 0 0 0 0 0 0 0 5 7 0.00 0.000																			

Arizona Diamondbacks @ Philadelphia Phillies
Citizens Bank Park, Philadelphia, PA
Fri Aug 03 2012, 7:08 PM - 9:48 PM EDT
Att: 43,766 - Cloudy - 79 F

livebaseballscores.com

AB 28
R 2
H 7
RBI 2
BB 3
SO 3
LOB 12



Batter	1	2	3	4	5	6	7	8	9	AB	R	H	RBI	BB	SO	LOB	TOP					
24 Chris Young, R OBP: 0.313, SLG: 0.432										4	0	1	0	0	0	0						
2 Aaron Hill, R OBP: 0.354, SLG: 0.485										4	0	1	0	0	0	0						
13 Jason Kubel, L OBP: 0.357, SLG: 0.552										4	0	1	0	0	1	2						
44 Paul Goldschmidt, R OBP: 0.365, SLG: 0.541										4	1	1	1	0	0	1						
10 Justin Upton, R OBP: 0.364, SLG: 0.407										4	1	3	0	0	0	0						
28 Chris Johnson, R OBP: 0.353, SLG: 0.453										4	1	1	2	0	1	2						
6 Stephen Drew, L OBP: 0.286, SLG: 0.303										3	1	1	1	1	0	0						
12 Henry Blanco, R OBP: 0.224, SLG: 0.281										3	0	0	0	0	2	0						
26 Miguel Montero, R OBP: 0.386, SLG: 0.453										1	0	0	0	0	0	1						
35 Trevor Cahill, R OBP: 0.106, SLG: 0.106										3	0	0	0	0	1	0						
30 David Hernandez, R OBP: 1.000, SLG: 1.000										0	0	0	0	0	0	0						
48 Takashi Saito, L										0	0	0	0	0	0	0						
8 Gerardo Parra, L OBP: 0.347, SLG: 0.414										1	0	0	0	0	0	2						
55 Josh Collmenter, R OBP: 0.143, SLG: 0.077										0	0	0	0	0	0	0						
Inning Stats	R: 0 E: 0 K: 0 S: 8	H: 1 LOB: 1 BB: 0 P: 12	R: 3 E: 0 K: 0 S: 20	H: 5 LOB: 2 BB: 0 P: 26	R: 0 E: 0 K: 1 S: 7	H: 0 LOB: 0 BB: 0 P: 7	R: 0 E: 0 K: 1 S: 6	H: 0 LOB: 0 BB: 0 P: 8	R: 0 E: 0 K: 1 S: 8	H: 0 LOB: 0 BB: 0 P: 10	R: 1 E: 0 K: 0 S: 7	H: 2 LOB: 0 BB: 0 P: 11	R: 0 E: 0 K: 2 S: 10	H: 0 LOB: 0 BB: 0 P: 13	R: 0 E: 0 K: 0 S: 10	H: 0 LOB: 0 BB: 0 P: 15	R: 0 E: 1 K: 0 S: 10	H: 1 LOB: 2 BB: 1 P: 17	1B: 6 2B: 0 3B: 0 HR: 3	SF: 0 SAC: 0 DP: 2 HBP: 0	WP: 0 PB: 0 CS: 0	PA: 36
PITCHER	IP WLS BF H R ER SO BB IBB HBP BLK WP HR S P ERA WHIP																					
33 Cliff Lee, L ERA: 3.76	8.0	31	8	4	4	5	0	0	0	0	0	3	76	102	4.50	1.000						
58 Jonathan Papelbon, R ERA: 3.0	1.0	W	5	1	0	0	0	1	0	0	0	0	0	10	17	0.00	2.000					

Arizona Diamondbacks @ Philadelphia Phillies
Citizens Bank Park, Philadelphia, PA
Sun Aug 05 2012, 1:39 PM - 4:38 PM EDT
Att: 43,741 - Cloudy - 94 F

livebaseballscorecards.com

AB 35
R 4
H 9
RBI 4
BB 1
SO 5
LOB 8

Batter	1	2	3	4	5	6	7	8	9	AB	R	H	RBI	BB	SO	LOB	BOTTOM						
22 Nate Schierholz, L OBP: 0.319, SLG: 0.421										4	0	0	0	0	1	2							
28 Kevin Frandsen, R OBP: 0.286, SLG: 0.385										4	0	1	0	0	1	0							
19 Lavnce Nix, L OBP: 0.348, SLG: 0.492										4	1	2	1	1	0	0							
26 Chase Utley, L OBP: 0.368, SLG: 0.509										5	0	1	1	0	3	2							
6 Ryan Howard, L OBP: 0.307, SLG: 0.390										3	2	1	0	1	0	2							
15 John Mayberry Jr., R OBP: 0.276, SLG: 0.391										4	1	2	0	0	0	0							
9 Dominic Brown, L OBP: 0.350, SLG: 0.333										4	1	2	0	0	0	0							
31 Erik Kratz, R OBP: 0.438, SLG: 0.931										3	0	2	1	1	1	0							
7 Michael Martinez, S OBP: 0.185, SLG: 0.196										3	0	0	0	0	1	2							
11 Jimmy Rollins, S OBP: 0.304, SLG: 0.405										1	0	0	0	0	0	2							
33 Cliff Lee, L OBP: 0.205, SLG: 0.231										3	0	1	0	0	0	1							
58 Jonathan Papelbon, R ERA: 3.0										0	0	0	0	0	0	0							
10 Juan Pierre, L OBP: 0.353, SLG: 0.379										1	1	1	0	0	0	0							
Inning Stats	R: 0 E: 0 K: 1 S: 7	H: 0 LOB: 0 BB: 0 P: 11	R: 2 E: 0 K: 2 S: 17	H: 2 LOB: 1 BB: 1 P: 27	R: 0 E: 0 K: 1 S: 7	H: 2 LOB: 2 BB: 0 P: 12	R: 0 E: 0 K: 1 S: 9	H: 1 LOB: 2 BB: 1 P: 18	R: 1 E: 0 K: 0 S: 7	H: 1 LOB: 0 BB: 0 P: 11	R: 0 E: 0 K: 1 S: 8	H: 0 LOB: 0 BB: 0 P: 10	R: 0 E: 0 K: 0 S: 6	H: 0 LOB: 0 BB: 0 P: 9	R: 1 E: 1 K: 1 S: 16	H: 3 LOB: 2 BB: 0 P: 24	R: 1 E: 0 K: 0 S: 10	H: 3 LOB: 3 BB: 1 P: 19	1B: 9 2B: 2 3B: 0 HR: 1	SF: 0 SAC: 1 DP: 0 HBP: 0	WP: 3 PB: 0 CS: 0	PA: 40	
PITCHER	IP WLS BF H R ER SO BB IBB HBP BLK WP HR S P ERA WHIP																						
35 Trevor Cahill, R ERA: 3.76	7.0	29	6	3	3	6	0	0	0	0	0	0	0	0	0	0	3.86	1.143					
30 David Hernandez, R ERA: 2.68	0.2	B	5	3	1	1	1	0	0	0	0	2	0	13	21	13.50	4.500						
48 Takashi Saito, R ERA: 1.5	0.1		1	0	0	0	0	0	0	0	0	0	0	3	3	0.00	0.000						
55 Josh Collmenter, R ERA: 4.23	0.1	L	5	3	1	1	0	0	1	0	0	0	0	10	19	27.00	9.000						

Arizona Diamondbacks @ Philadelphia Phillies
Citizens Bank Park, Philadelphia, PA
Sun Aug 05 2012, 1:39 PM - 4:38 PM EDT
Att: 43,741 - Cloudy - 94 F

livebaseballscorecards.com

AB 36
R 5
H 12
RBI 3
BB 3
SO 7
LOB 11

Batter	1	2	3	4	5	6	7	8	9	AB	R	H	RBI	BB	SO	LOB	TOP										
18 Willie Bloomquist, R OBP: 0.319, SLG: 0.390										4	0	0	0	0	1	0											
2 Aaron Hill, R OBP: 0.352, SLG: 0.481										3	0	0	0	0	0	0											
13 Jason Kubel, L OBP: 0.354, SLG: 0.548										3	0	0	0	0	1	0											
44 Paul Goldschmidt, R OBP: 0.368, SLG: 0.545										3	0	2	0	0	0	0											
10 Justin Upton, R OBP: 0.361, SLG: 0.404										3	0	0	0	0	0	1											
26 Miguel Montero, L OBP: 0.385, SLG: 0.449										3	0	0	0	0	2	1											
28 Chris Johnson, R OBP: 0.332, SLG: 0.449										3	0	0	0	0	1	1											
24 Chris Young, R OBP: 0.309, SLG: 0.426										3	0	0	0	0	0	0											
36 Wade Miley, L OBP: 0.283, SLG: 0.295										2	0	0	0	0	2	0											
32 Matt Albers, L OBP: 0.333, SLG: 0.333										0	0	0	0	0	0	0											
29 Brad Ziegler, R OBP: 0.333, SLG: 0.333										0	0	0	0	0	0	0											
49 Mike Zagurski, L OBP: 0.346, SLG: 0.413										1	0	0	0	0	0	0											
Inning Stats	R: 0 E: 0 K: 0 S: 9	H: 0 LOB: 0 BB: 0 P: 12	R: 0 E: 0 K: 1 S: 9	H: 1 LOB: 1 BB: 0 P: 15	R: 0 E: 0 K: 1 S: 8	H: 0 LOB: 0 BB: 0 P: 12	R: 0 E: 0 K: 0 S: 7	H: 0 LOB: 0 BB: 0 P: 11	R: 0 E: 0 K: 1 S: 10	H: 0 LOB: 2 BB: 0 P: 15	R: 0 E: 0 K: 1 S: 6	H: 0 LOB: 0 BB: 0 P: 9	R: 0 E: 0 K: 1 S: 8	H: 1 LOB: 1 BB: 0 P: 10	R: 0 E: 0 K: 1 S: 6	H: 0 LOB: 0 BB: 0 P: 8	R: 0 E: 0 K: 1 S: 9	H: 0 LOB: 0 BB: 0 P: 12	1B: 1 2B: 1 3B: 0 HR: 0	SF: 0 SAC: 0 DP: 0 HBP: 0	WP: 0 PB: 0 SB: 0 CS: 0	PA: 28					
PITCHER	IP	WLS	BF	H	R	ER	SO	BB	IBB	HBP	BLK	WP	HR	S	P	ERA	WHIP										
45 Erik Bedard, L ERA: 4.53	7.0	W	22	2	0	0	5	0	0	0	0	0	0	57	84	0.00	0.286										
39 Jason Grilli, R ERA: 1.77	1.0	H	3	0	0	0	1	0	0	0	0	0	0	6	8	0.00	0.000										
32 Chad Qualls, R ERA: 4.65	1.0		3	0	0	0	1	0	0	0	0	0	0	9	12	0.00	0.000										

Arizona Diamondbacks @ Pittsburgh Pirates
PNC Park, Pittsburgh, PA
Mon Aug 06 2012, 7:08 PM - 9:39 PM EDT
Att: 24,213 - Partly Cloudy - 81 F

livebaseballscorecards.com

AB 28
R 0
H 2
RBI 0
BB 0
SO 7
LOB 3

Batter	1	2	3	4	5	6	7	8	9	AB	R	H	RBI	BB	SO	LOB	BOTTOM										
6 Starling Marte, R OBP: 0.271, SLG: 0.422										3	0	1	0	1	1	2											
5 Josh Harrison, R OBP: 0.294, SLG: 0.397										4	0	0	0	0	1	5											
22 Andrew McCutchen, R OBP: 0.429, SLG: 0.626										4	2	2	0	0	0	0											
14 Gaby Sanchez, R OBP: 0.257, SLG: 0.306										4	1	2	1	0	0	0											
18 Neil Walker, S OBP: 0.358, SLG: 0.447										4	1	1	1	0	1	1											
46 Garrett Jones, L OBP: 0.296, SLG: 0.507										3	0	0	0	0	0	1											
23 Travis Snider, L OBP: 0.305, SLG: 0.462										1	0	1	1	0	0	0											
26 Rod Barajas, R OBP: 0.281, SLG: 0.350										3	0	1	1	0	0	0											
12 Clint Barmes, R OBP: 0.239, SLG: 0.299										3	0	1	0	0	0	1											
45 Erik Bedard, L OBP: 0.097, SLG: 0.097										2	0	1	0	0	0	2											
7 Alex Presley, L OBP: 0.276, SLG: 0.388										0	0	0	0	1	0	0											
39 Jason Grilli, R ERA: 2.2										0	0	0	0	0	0	0											
32 Chad Qualls, R ERA: 5.13										0	0	0	0	0	0	0											
Inning Stats	R: 0 E: 0 K: 1 S: 8	H: 0 LOB: 0 BB: 0 P: 14	R: 0 E: 0 K: 0 S: 11	H: 0 LOB: 0 BB: 0 P: 15	R: 0 E: 0 K: 0 S: 15	H: 2 LOB: 2 BB: 0 P: 22	R: 1 E: 1 K: 0 S: 11	H: 1 LOB: 0 BB: 0 P: 18	R: 0 E: 0 K: 0 S: 16	H: 2 LOB: 2 BB: 1 P: 26	R: 0 E: 0 K: 1 S: 12	H: 1 LOB: 1 BB: 0 P: 17	R: 0 E: 0 K: 0 S: 5	H: 0 LOB: 1 BB: 1 P: 9	R: 3 E: 0 K: 1 S: 17	H: 4 LOB: 1 BB: 0 P: 23	R: 0 E: 0 K: 1 S: 17	H: 0 LOB: 1 BB: 0 P: 23	1B: 9 2B: 1 3B: 0 HR: 0	SF: 1 SAC: 1 DP: 2 HBP: 0	WP: 0 PB: 0 SB: 0 CS: 0	PA: 35					
PITCHER	IP	WLS	BF	H	R	ER	SO	BB	IBB	HBP	BLK	WP	HR	S	P	ERA	WHIP										
36 Wade Miley, L ERA: 2.85	6.0	L	24	6	1	0	2	1	0	0	0	0	0	73	112	0.00	1.167										
32 Matt Albers, R ERA: 2.2	1.0		4	0	0	0	0	1	0	0	0	0	0	5	9	0.00	1.000										
29 Brad Ziegler, R ERA: 2.74	0.1		3	2	2	2	1	0	0	0	0	0	0	6	7	54.00	6.000										
49 Mike Zagurski, L ERA: 5.13	0.2		4	2	1	1	0	0	0	0	0	0	0	11	16	13.50	3.000										

Arizona Diamondbacks @ Pittsburgh Pirates
PNC Park, Pittsburgh, PA
Mon Aug 06 2012, 7:08 PM - 9:39 PM EDT
Att: 24,213 - Partly Cloudy - 81 F

livebaseballscorecards.com

AB 31
R 4
H 10
RBI 4
BB 2
SO 3
LOB 12

Batter	1	2	3	4	5	6	7	8	9	AB	R	H	RBI	BB	SO	LOB	TOP	
6 Stephen Drew, L OBP: 0.320, SLG: 0.358	0-1 C FF 91 X SI 91 18 1B 28 1B 2B		2-0 B FF 92 B CH 87 X SI 91 G1-3		4-1 C FF 91 B CH 87 B SI 92 B SI 88 18 2B 44 E BB		4-2 B FF 92 B CH 87 B SI 92 B SI 93 B FF 93 B SI 94 18 E 44 SF8 BB	3-2 F SI 93 B SI 94 C SI 92 D SI 93 X SI 91 G4-3		3	3	1	0	2	0	1	Arizona Diamondbacks @ Pittsburgh Pirates PNC Park, Pittsburgh, PA Wed Aug 08 2012, 7:06 PM - 10:20 PM EDT Att: 25,175 - Partly Cloudy - 86 F	
18 Willie Bloomquist, R OBP: 0.323, SLG: 0.396	0-0 X SI 92 28 1B 44 SF9 2-3 1B		0-2 C SL 89 F FF 92 X CU 78 P6		0-0 X SL 89 44 E 1-3 2-H 2B		0-0 X FF 89 26 E 10 E 1-3 2B	1-1 C SI 92 B SI 94 X SI 93 1B		5	1	3	2	0	0	1		
28 Chris Johnson, R OBP: 0.332, SLG: 0.461	2-2 C SL 87 B FC 89 F FF 92 B SI 93 B SI 89 X SL 88 1-3 1B		1-3 B SI 88 F SI 88 C CU 77 K		1-3 F SI 92 B SI 89 S CU 78 K		0-3 F FF 93 S CU 84 K	0-2 F SI 86 B SI 87 X SI 85 P6		5	0	1	1	0	3	5		
44 Paul Goldschmidt, R OBP: 0.369, SLG: 0.549	0-1 F SI 92 X CU 77 SF9		1-2 C SL 87 X SL 87 10 F9-4-3 1B		2-0 B SI 88 X SL 88 E5		2-2 1 SAFE C CU 84 X CU 78 SF8		1-3 S FF 96 B SI 87 S SL 88 K	3	0	1	2	0	1	1		
10 Justin Upton, R OBP: 0.358, SLG: 0.398	2-2 B SL 89 B FF 91 C SI 90 F SI 92 X SI 92 F8		0-0 X SL 89 F9-4-3		1-3 B CU 76 F SI 92 S CU 77 K		3-H X FF 92 E6 26 E 1-2 2B		2-3 S FF 97 B SI 87 B SI 88 S SL 88 K	2	4	0	0	0	0	1		5
13 Jason Kubel, L OBP: 0.352, SLG: 0.542	2-2 C FC 90 X FF 91 G4-1		4-2 B SI 91 B CH 86 B SI 90 S SI 86 F FF 93 B SI 91 BB		1-3 B CU 76 X FF 92 K		2-2 S SL 82 D SI 83 X SL 83 E3		1-3 F FF 97 B SI 87 S SL 88 K2-3	3	4	0	0	0	1	3		
24 Chris Young, R OBP: 0.307, SLG: 0.421	0-1 C FC 91 X FF 91 P4		0-1 B SL 87 X SI 91 F8		1-0 B CU 76 X FF 92 1B		0-1 F SI 90 C CU 78 FC4		2-2 B SI 91 F SI 90 B SI 90 F SI 92 X SI 92 G4-3 16 G6-3 18 1B 1B	1	4	0	1	0	1	4		
2 Aaron Hill, R OBP: 0.348, SLG: 0.475	1-0 B SL 87 X SI 91 G6-3		1-3 C SI 90 C CU 77 C CU 77 K		4-1 B CU 78 B SI 91 C SI 90 B SI 90 SH1-4		0-1 F SI 90 C CU 78 FC4-6		0-1 1 SAFE C SI 92 X SI 93 G6-3	1	3	2	1	0	1	1		
8 Gerardo Parra, L OBP: 0.345, SLG: 0.408	1-3 C SI 90 C CU 77 C CU 77 K		1-1 B SI 90 S SI 90 X FC 88 SH1-4		0-2 S CH 85 X CU 76 FC4-6		0-1 1 SAFE C SI 92 X SI 93 G6-3		1-2 F FF 97 B SI 87 S SL 88 K	1	1	0	0	0	0	1		
31 Ian Kennedy, R ERA: 4.26, SLG: 0.119	1-1 E: 0 LOB: 1 K: 0 S: 14 R: 2 H: 3 W: 18	0-1 E: 0 LOB: 0 K: 1 S: 6 R: 0 H: 0 W: 8	0-0 E: 0 LOB: 0 K: 1 S: 7 R: 0 H: 0 W: 10	0-1 E: 0 LOB: 1 K: 0 S: 10 R: 0 H: 1 W: 15	1-1 E: 1 LOB: 2 K: 2 S: 13 R: 2 H: 1 W: 26	0-1 E: 0 LOB: 3 K: 1 S: 10 R: 0 H: 1 W: 13	0-1 E: 0 LOB: 3 K: 2 S: 18 R: 1 H: 0 W: 27	2-2 E: 0 LOB: 1 K: 0 S: 15 R: 1 H: 2 W: 21	0-0 E: 0 LOB: 0 K: 3 S: 9 R: 0 H: 0 W: 13	1B: 6 2B: 3 3B: 0 HR: 0 SF: 2 SAC: 1 DP: 1 HBP: 0	WP: 0 PB: 0 CS: 0 PA: 42							
PITCHER	IP	WLS	BF	H	R	ER	SO	BB	IBB	HBP	BLK	WP	HR	S	P	ERA	WHIP	
29 Kevin Correia, R ERA: 4.49	6.0	W	27	6	4	3	5	3	0	0	0	0	0	60	90	4.50	1.500	
30 Chris Resop, R ERA: 3.61	0.2	H	5	0	1	0	1	1	0	0	0	0	0	11	17	0.00	1.500	
44 Tony Watson, L ERA: 4.15	0.1	H	2	0	0	0	1	0	0	0	0	0	0	7	10	0.00	0.000	
32 Chad Qualls, R ERA: 4.75	1.0	H	5	2	1	1	0	0	0	0	0	0	0	15	21	9.00	2.000	
52 Joel Hanrahan, R ERA: 2.68	1.0	S	3	0	0	0	3	0	0	0	0	0	0	9	13	0.00	0.000	

Batter	1	2	3	4	5	6	7	8	9	AB	R	H	RBI	BB	SO	LOB	BOTTOM	
6 Starling Marte, R OBP: 0.298, SLG: 0.528	1-3 C FF 89 B FF 90 C FC 90 F FF 90 S CH 89 K		2-1 C FF 89 B FF 87 X FC 85 HR		0-0 X FF 89 B1-3		1-1 C FC 88 B CH 79 X CH 79 G6-3			4	1	1	1	0	1	0	Arizona Diamondbacks @ Pittsburgh Pirates PNC Park, Pittsburgh, PA Wed Aug 08 2012, 7:06 PM - 10:20 PM EDT Att: 25,175 - Partly Cloudy - 86 F	
23 Travis Snider, L OBP: 0.338, SLG: 0.492	1-3 F FF 90 B FF 90 S KC 79 K		0-1 F FF 88 X CH 78 22 FC5-4 1B		0-0 X FF 87 46 1B 22 E 18 2B 1B		1-3 C FC 88 F FF 87 B FC 88 S FC 88 K			4	1	2	0	0	2	0		
22 Andrew McCutchen, R OBP: 0.430, SLG: 0.625	3-2 C FF 89 B FF 87 B CH 81 B FF 92 X FF 92 46 1B 18 HR 1B		0-1 C FF 87 1 SAFE X FF 87 FC5-4 24 BB 46 BB 1-2 1B		0-1 C FF 87 X FF 88 FC6 46 1B 18 2B 1B		0-3 C FC 87 C FC 88 C FC 88 K			4	2	1	0	0	1	2		
46 Garrett Jones, L OBP: 0.304, SLG: 0.508	1-2 S FF 90 1 SAFE F FF 90 B FF 90 X KC 79 K		4-2 B FF 87 1 SAFE B FC 86 F FC 87 R CH 79 B FF 89 24 BB BB		0-1 C FF 88 X FF 88 18 2B 26 K 1B		1-2 F FC 89 B FC 88 B FC 86 F FC 88 X FF 81 G4-3			3	1	2	0	1	0	0		
32 Chad Qualls, R ERA: 4.75	1-3 F FF 89 B FF 90 F FF 92 X CH 80 18 HR 1B		1-2 X FF 88 24 BB BB		1-0 B FF 89 X FF 88 F5		2-2 B FC 89 F CH 80 F CH 81 X FC 90 G6-3			4	1	2	5	0	0	2		
18 Neil Walker, S OBP: 0.357, SLG: 0.454	2-2 F FF 89 B FF 89 D FF 87 F FF 92 X CH 80 HR		0-0 X FF 88 F5		1-0 B FF 89 X FF 88 1-3 2-H 2-H 2B		2-2 B FC 89 F CH 80 F CH 81 X FC 90 G6-3			4	1	2	5	0	0	2		
24 Pedro Alvarez, L OBP: 0.301, SLG: 0.464	1-2 S CH 80 B FF 90 X CH 78 G3		4-2 B FF 88 B FF 88 B FF 84 C FF 90 S CH 79 B FF 90 1-2 2-3 BB		2-3 C SI 94 S FF 94 B SI 95 D CU 89 S CH 79 K		0-1 C SI 84 X SI 85 G4-3			3	0	0	0	1	1	2		
26 Rod Barajas, R OBP: 0.277, SLG: 0.343	0-2 C FF 85 F FF 87 X FF 89 F9		1-3 C FF 90 B FF 89 S CH 78 K		2-3 S SI 92 D CU 89 S SI 94 K		0-1 F SI 86 X SI 86 L4			4	0	0	0	0	2	5		
69 Jordy Mercer, R OBP: 0.276, SLG: 0.519	0-1 C FF 87 X FF 90 F9		0-1 C FC 84 X FF 87 F8		1-2 B FC 88 B FF 88 X FC 88 HR		1-3 C SI 86 S SI 86 C CU 78 K			4	1	1	1	0	1	0		
12 Clint Barmes, R OBP: 0.239, SLG: 0.301	2-2 C FF 88 B FF 89 S FF 90 X FF 90 F9		2-2 C SI 88 B FF 88 S FF 89 F FF 90 X FF 90 P1		0-3 C FC 88 B FC 89 C CU 73 K					3	0	0	0	0	1	0		
29 Kevin Correia, R OBP: 0.129, SLG: 0.129	2-2 C FF 88 B FF 89 S FF 90 X FF 90 F9		2-2 C SI 88 B FF 88 S FF 89 F FF 90 X FF 90 P1		0-3 C FC 88 B FC 89 C CU 73 K					3	0	0	0	0	1	0		
30 Chris Resop, R ERA: 4.24	2-2 C FF 88 B FF 89 S FF 90 X FF 90 F9		2-2 C SI 88 B FF 88 S FF 89 F FF 90 X FF 90 P1		0-3 C FC 88 B FC 89 C CU 73 K					3	0	0	0	0	0	0		
44 Tony Watson, L ERA: 4.24	2-2 C FF 88 B FF 89 S FF 90 X FF 90 F9		2-2 C SI 88 B FF 88 S FF 89 F FF 90 X FF 90 P1		0-3 C FC 88 B FC 89 C CU 73 K					3	0	0	0	0	0	0		
14 Gaby Sanchez, R OBP: 0.254, SLG: 0.302	2-2 C FF 88 B FF 89 S FF 90 X FF 90 F9		2-2 C SI 88 B FF 88 S FF 89 F FF 90 X FF 90 P1		0-3 C FC 88 B FC 89 C CU 73 K					3	0	0	0	0	0	0		
Inning Stats	R: 3 E: 0 K: 2 S: 22 H: 3 LOB: 0 BB: 0 P: 31	R: 0 E: 0 K: 0 S: 8 H: 0 LOB: 0 BB: 0 P: 10	R: 1 E: 0 K: 1 S: 15 H: 2 LOB: 3 BB: 2 P: 26	R: 0 E: 0 K: 0 S: 8 H: 0 LOB: 0 BB: 0 P: 10	R: 2 E: 1 K: 2 S: 13 H: 3 LOB: 2 BB: 0 P: 18	R: 1 E: 0 K: 2 S: 11 H: 1 LOB: 0 BB: 0 P: 14	R: 0 E: 0 K: 1 S: 13 H: 0 LOB: 0 BB: 0 P: 16	R: 0 E: 0 K: 1 S: 7 H: 0 LOB: 0 BB: 0 P: 8	1B: 5 2B: 1 3B: 0 HR: 3 SF: 0 SAC: 0 DP: 0 HBP: 0	WP: 0 PB: 0 CS: 0 PA: 35								
PITCHER	IP	WLS	BF	H	R	ER	SO	BB	IBB	HBP	BLK	WP	HR	S	P	ERA	WHIP	
31 Ian Kennedy, R ERA: 4.34	4.0	L	23	2	0	0	2	2	0	0	0	0	0	7	84	11.25	2.500	
32 Matt Albers, R ERA: 2.14	1.0	2	0	0	0	0	2	0	0	0	0	0	0	7	11	0.00	0.000	
55 Josh Collmenter, R ERA: 4.24	2.0	7	1	1	1	3	0	0	0	0	0	0	1	24	30	4.50	0.500	
29 Brad Ziegler, R ERA: 2.84	1.0	3	0	0	0	1	0	0	0	0	0	0	0	7	8	0.00	0.000	



Batter	1	2	3	4	5	6	7	8	9	AB	R	H	RBI	BB	SO	LOB	TOP					
6 Stephen Drew, L (1,6) OBP: 0.307, SLG: 0.342										5	0	0	0	0	1	3	Arizona Diamondbacks @ Pittsburgh Pirates PNC Park, Pittsburgh, PA Thu Aug 09 2012, 4:10 PM - 7:02 PM EDT Att: 20,568 - Partly Cloudy - 81 F livebaseballscorecards.com					
2 Aaron Hill, R (1,4) OBP: 0.350, SLG: 0.479										5	2	3	0	0	1	0						
13 Jason Kubel, L (1,7) OBP: 0.352, SLG: 0.556										5	2	2	4	0	0	1						
44 Paul Goldschmidt, R (1,3) OBP: 0.365, SLG: 0.543										4	0	0	0	0	1	1						
10 Justin Upton, R (1,9) OBP: 0.359, SLG: 0.400										3	0	1	0	1	0	1						
28 Chris Johnson, R (1,5) OBP: 0.333, SLG: 0.462										4	1	2	0	0	0	2						
24 Chris Young, R (1,8)										4	0	0	0	0	1	2						
27 Wil Nieves, R (1,2)										4	1	2	2	0	0	0						
34 Joe Saunders, L (1,1) OBP: 0.158, SLG: 0.088										2	0	0	0	1	0	2						
21 Ryan Wheeler, L (8,PH) OBP: 0.261, SLG: 0.239										1	0	0	0	0	0	0						
30 David Hernandez, R (8,1) OBP: 1.000, SLG: 1.000										0	0	0	0	0	0	0						
40 J.J. Putz, R (9,1)										0	0	0	0	0	0	0						
Inning Stats	R: 2 H: 2 E: 0 K: 1 S: 12	H: 2 LOB: 1 BB: 1 P: 23	R: 0 H: 0 E: 0 K: 1 S: 7	H: 0 LOB: 1 BB: 1 P: 14	R: 0 H: 1 E: 0 K: 0 S: 7	LOB: 1 BB: 0 P: 10	R: 0 H: 2 E: 0 K: 0 S: 13	H: 2 LOB: 2 BB: 0 P: 18	R: 0 H: 0 E: 0 K: 0 S: 6	LOB: 0 BB: 0 P: 10	R: 2 H: 2 E: 0 K: 0 S: 13	H: 2 LOB: 0 BB: 0 P: 18	R: 2 H: 3 E: 0 K: 1 S: 17	H: 3 LOB: 1 BB: 0 P: 26	R: 0 H: 0 E: 0 K: 0 S: 8	LOB: 0 BB: 0 P: 12	R: 0 H: 0 E: 0 K: 1 S: 10	LOB: 0 BB: 0 P: 19	1B: 5 2B: 2 3B: 0 HR: 3	SF: 0 SAC: 0 DP: 0 HBP: 0	WP: 0 PB: 0 SB: 0 CS: 0	PA: 39
PITCHER	IP WLS BF H R ER SO BB IBB HBP BLK WP HR S P ERA WHIP																					
51 Wandy Rodriguez, L (1,1) ERA: 3.91	6.0 L 27 7 4 4 2 2 0 0 0 0 0 2 58 93 6.00 1.500																					
48 Jared Hughes, R (7,1) ERA: 2.92	0.2 5 3 2 2 1 0 0 0 0 0 0 1 13 20 27.00 4.500																					
49 Jeff Locke, L (7,1) ERA:	2.1 7 0 0 0 1 0 0 0 0 0 0 0 22 37 0.00 0.000																					

Batter	1	2	3	4	5	6	7	8	9	AB	R	H	RBI	BB	SO	LOB	BOTTOM					
6 Starling Marte, R (1,7) OBP: 0.311, SLG: 0.561										4	0	2	1	0	1	0	Arizona Diamondbacks @ Pittsburgh Pirates PNC Park, Pittsburgh, PA Thu Aug 09 2012, 4:10 PM - 7:02 PM EDT Att: 20,568 - Partly Cloudy - 81 F livebaseballscorecards.com					
5 Josh Harrison, R (1,5) OBP: 0.286, SLG: 0.385										4	0	0	0	0	1	3						
22 Andrew McCutchen, R (1,8) OBP: 0.423, SLG: 0.621										4	0	1	0	0	0	0						
14 Gaby Sanchez, R (1,3) OBP: 0.263, SLG: 0.310										4	1	3	0	0	0	0						
18 Neil Walker, S (1,4) OBP: 0.356, SLG: 0.452										4	1	1	0	0	2	3						
55 Michael McKenry, R (1,2) OBP: 0.348, SLG: 0.579										4	1	1	1	0	0	3						
23 Travis Snider, L (1,9) OBP: 0.324, SLG: 0.489										3	0	0	0	0	0	4						
49 Jeff Locke, L (7,1) ERA: 2.97										0	0	0	0	0	0	0						
12 Clint Barmes, R (9,PH) OBP: 0.239, SLG: 0.300										1	0	0	0	0	1	0						
69 Jordy Mercer, R (1,6) OBP: 0.242, SLG: 0.467										3	0	0	1	0	1	0						
51 Wandy Rodriguez, S (1,1) ERA: 3.52										2	0	0	0	0	0	1						
48 Jared Hughes, R (7,1) ERA: 2.97										0	0	0	0	0	0	0						
46 Garrett Jones, L (7,9) OBP: 0.303, SLG: 0.505										2	0	0	0	0	0	0						
Inning Stats	R: 0 H: 0 E: 0 K: 0 S: 8	H: 0 LOB: 0 BB: 0 P: 13	R: 3 H: 4 E: 1 K: 1 S: 21	H: 4 LOB: 2 BB: 0 P: 30	R: 0 H: 2 E: 0 K: 1 S: 12	H: 2 LOB: 2 BB: 0 P: 15	R: 0 H: 0 E: 0 K: 1 S: 10	H: 0 LOB: 0 BB: 0 P: 16	R: 0 H: 0 E: 0 K: 0 S: 5	LOB: 0 BB: 0 P: 8	R: 0 H: 0 E: 0 K: 0 S: 7	LOB: 0 BB: 0 P: 11	R: 0 H: 1 E: 0 K: 0 S: 14	H: 1 LOB: 1 BB: 0 P: 22	R: 0 H: 1 E: 0 K: 1 S: 15	LOB: 1 BB: 0 P: 22	R: 0 H: 0 E: 0 K: 2 S: 13	LOB: 0 BB: 0 P: 15	1B: 7 2B: 0 3B: 1 HR: 0	SF: 1 SAC: 0 DP: 0 HBP: 0	WP: 0 PB: 0 SB: 0 CS: 0	PA: 36
PITCHER	IP WLS BF H R ER SO BB IBB HBP BLK WP HR S P ERA WHIP																					
34 Joe Saunders, L (1,1) ERA: 3.52	7.0 W 29 7 3 2 3 0 0 0 0 0 0 0 77 115 2.57 1.000																					
30 David Hernandez, R (8,1) ERA: 2.97	1.0 H 4 1 0 0 1 0 0 0 0 0 0 0 15 22 0.00 1.000																					
40 J.J. Putz, R (9,1) ERA: 3.41	1.0 S 3 0 0 0 2 0 0 0 0 0 0 0 13 15 0.00 0.000																					

Batter	1	2	3	4	5	6	7	8	9	AB	R	H	RBI	BB	SO	LOB	TOP										
1 Steve Lombardozzi, S OBP: 0.317, SLG: 0.553	G3		34 SF9 3B		34 HR 1B		34 BB 1B		25 SF9 1B	5	4	4	0	0	0	0	Washington Nationals @ Arizona Diamondbacks Chase Field, Phoenix, AZ Fri Aug 10 2012, 6:40 PM - 9:53 PM MST Att: 29,362 - Roof Closed - 82 F										
34 Bryce Harper, L OBP: 0.329, SLG: 0.409	K		SF9		G4-3		25 FC3-6 BB		SF9	2	0	0	2	1	1	1											
11 Ryan Zimmerman, R OBP: 0.317, SLG: 0.463	K		25 BB		HR		F9		25 BB 2B	3	2	1	2	2	1	2											
25 Adam LaRoche, L OBP: 0.344, SLG: 0.511		G4-3			G6-3		FC3-6 3B FC6-4		28 BB 2B	4	1	1	1	1	0	1											
38 Michael Morse, R OBP: 0.319, SLG: 0.473		G5-3			G1		FC6-4		K	5	1	1	1	0	1	5											
2 Roger Bernadina, L OBP: 0.373, SLG: 0.388							HR		K	0	0	0	0	0	0	0											
28 Jayson Werth, R OBP: 0.403, SLG: 0.453									K	5	0	3	2	0	1	0											
35 Craig Stammen, R									2B	0	0	0	0	0	0	0											
8 Danny Espinosa, S OBP: 0.314, SLG: 0.396									L6	4	0	0	0	1	1	2											
24 Kurt Suzuki, R OBP: 0.253, SLG: 0.280									F8	4	0	0	0	0	1	3											
37 Stephen Strasburg, R OBP: 0.381, SLG: 0.500									1B 34 SF9 2B	3	0	0	0	0	0	1											
17 Sean Burnett, L ERA: 3.85										0	0	0	0	0	0	0											
52 Ryan Mattheus, R ERA: 2.09										0	0	0	0	0	0	0											
57 Tyler Moore, R OBP: 0.361, SLG: 0.519										1	1	1	0	0	0	0											
Inning Stats	R: 0 E: 0 K: 2 S: 8	H: 0 LOB: 0 BB: 0 P: 10	R: 0 E: 0 K: 0 S: 13	H: 1 LOB: 2 BB: 1 P: 24	R: 1 E: 0 K: 0 S: 14	H: 1 LOB: 2 BB: 2 P: 26	R: 0 E: 0 K: 1 S: 11	H: 0 LOB: 0 BB: 0 P: 14	R: 2 E: 0 K: 0 S: 11	H: 2 LOB: 0 BB: 0 P: 18	R: 1 E: 0 K: 1 S: 9	H: 2 LOB: 1 BB: 0 P: 13	R: 1 E: 1 K: 0 S: 9	H: 1 LOB: 1 BB: 1 P: 18	R: 0 E: 0 K: 1 S: 12	H: 0 LOB: 0 BB: 0 P: 16	R: 4 E: 0 K: 1 S: 19	H: 4 LOB: 1 BB: 1 P: 38	1B: 4 2B: 4 3B: 1 HR: 2	SF: 2 SAC: 0 DP: 0 HBP: 0	WP: 0 PB: 0 SB: 0 CS: 0	PA: 43					
PITCHER	IP	WLS	BF	H	R	ER	SO	BB	IBB	HBP	BLK	WP	HR	S	P	ERA	WHIP										
35 Trevor Cahill, R	6.0	L	27	6	4	4	4	3	0	0	0	0	2	66	105	6.00	1.500										
32 Matt Albers, R	1.0		5	1	1	0	0	1	0	0	0	0	0	9	18	0.00	2.000										
48 Takashi Saito, R	1.0		3	0	0	0	1	0	0	0	0	0	0	12	16	0.00	0.000										
49 Mike Zagurski, L	1.0		8	4	4	4	1	1	0	0	0	0	0	19	38	36.00	5.000										

Batter	1	2	3	4	5	6	7	8	9	AB	R	H	RBI	BB	SO	LOB	BOTTOM										
6 Stephen Drew, L OBP: 0.305, SLG: 0.333	F7								G5-3	3	0	0	0	1	1	0	Washington Nationals @ Arizona Diamondbacks Chase Field, Phoenix, AZ Fri Aug 10 2012, 6:40 PM - 9:53 PM MST Att: 29,362 - Roof Closed - 82 F										
2 Aaron Hill, R OBP: 0.347, SLG: 0.475	F9								L6	4	0	0	0	0	2	1											
13 Jason Kubel, L OBP: 0.351, SLG: 0.555	K								27 G4-3 2B	4	0	1	0	0	1	0											
44 Paul Goldschmidt, R OBP: 0.361, SLG: 0.537		G5-3							P4	4	0	0	0	0	0	1											
10 Justin Upton, R OBP: 0.359, SLG: 0.398									27 G4-3 1B	2	1	0	0	1	1	0											
16 John McDonald, R OBP: 0.297, SLG: 0.458									G4-3	1	0	0	0	0	0	2											
26 Miguel Montero, L OBP: 0.388, SLG: 0.450									G6-3	4	0	1	1	0	1	3											
27 Wil Nieves, R OBP: 0.339, SLG: 0.462										2	0	0	0	1	1	0											
28 Chris Johnson, R OBP: 0.333, SLG: 0.460									G6-3	4	0	1	1	0	1	3											
8 Gerardo Parra, L OBP: 0.342, SLG: 0.404										3	0	0	0	0	0	2											
35 Trevor Cahill, R OBP: 0.102, SLG: 0.102										2	0	0	0	0	1	0											
32 Matt Albers, L										0	0	0	0	0	0	0											
48 Takashi Saito, L										0	0	0	0	0	0	0											
21 Ryan Wheeler, L OBP: 0.250, SLG: 0.227										1	0	0	0	0	1	0											
49 Mike Zagurski, L										0	0	0	0	0	0	0											
Inning Stats	R: 0 E: 0 K: 1 S: 8	H: 0 LOB: 0 BB: 0 P: 15	R: 0 E: 0 K: 1 S: 12	H: 0 LOB: 1 BB: 1 P: 23	R: 0 E: 0 K: 1 S: 6	H: 0 LOB: 1 BB: 1 P: 13	R: 1 E: 0 K: 0 S: 16	H: 1 LOB: 2 BB: 2 P: 27	R: 0 E: 0 K: 3 S: 9	H: 0 LOB: 0 BB: 0 P: 15	R: 0 E: 0 K: 0 S: 7	H: 0 LOB: 0 BB: 0 P: 11	R: 0 E: 0 K: 1 S: 6	H: 0 LOB: 0 BB: 0 P: 9	R: 0 E: 0 K: 1 S: 9	H: 0 LOB: 0 BB: 0 P: 12	R: 0 E: 0 K: 0 S: 14	H: 2 LOB: 2 BB: 0 P: 21	1B: 2 2B: 1 3B: 0 HR: 0	SF: 0 SAC: 0 DP: 0 HBP: 0	WP: 0 PB: 0 SB: 0 CS: 0	PA: 34					
PITCHER	IP	WLS	BF	H	R	ER	SO	BB	IBB	HBP	BLK	WP	HR	S	P	ERA	WHIP										
37 Stephen Strasburg, R	6.0	W	23	1	1	1	6	4	0	0	0	0	0	58	104	1.50	0.833										
17 Sean Burnett, L	1.0		3	0	0	0	1	0	0	0	0	0	0	6	9	0.00	0.000										
52 Ryan Mattheus, R	1.0		3	0	0	0	1	0	0	0	0	0	0	9	12	0.00	0.000										
35 Craig Stammen, R	1.0		5	2	0	0	0	0	0	0	0	0	0	14	21	0.00	2.000										

AB	36
R	9
H	11
RBI	8
BB	5
SO	6
LOB	15



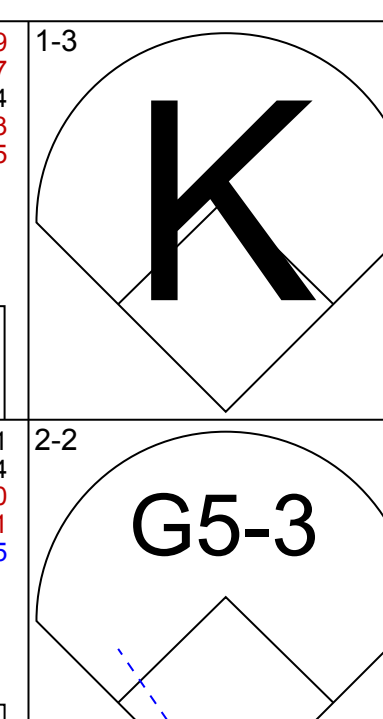
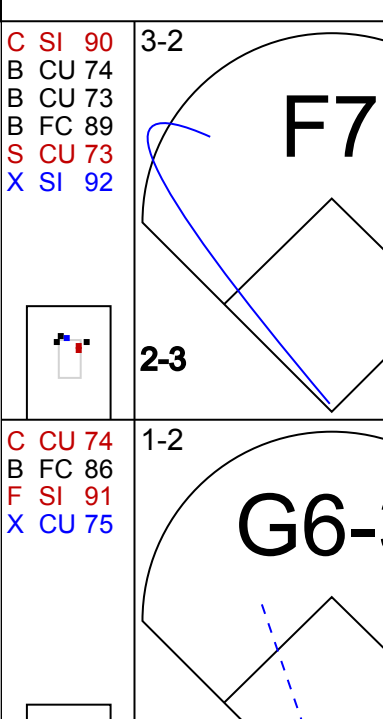
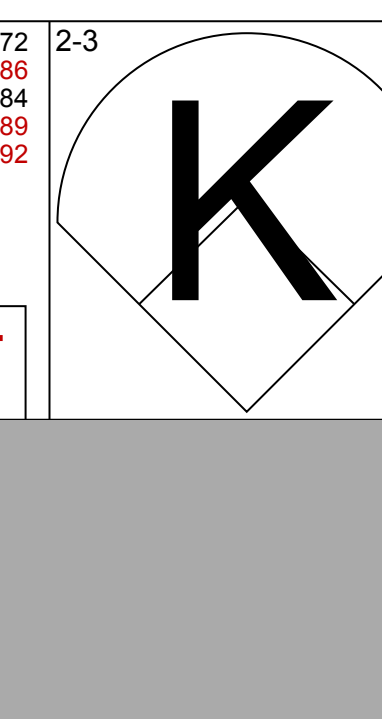
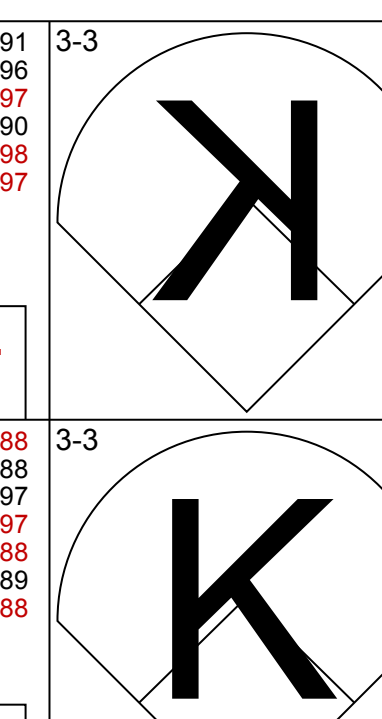
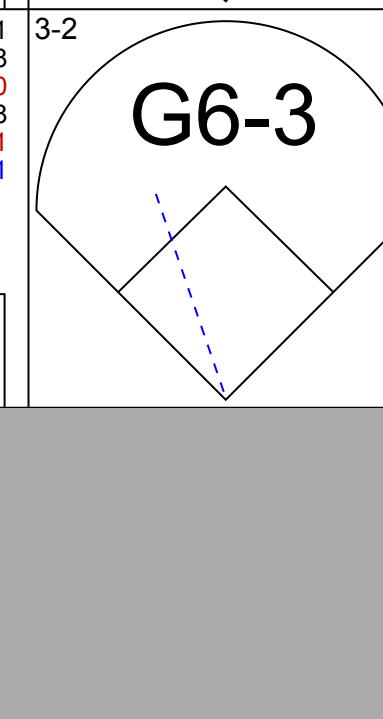

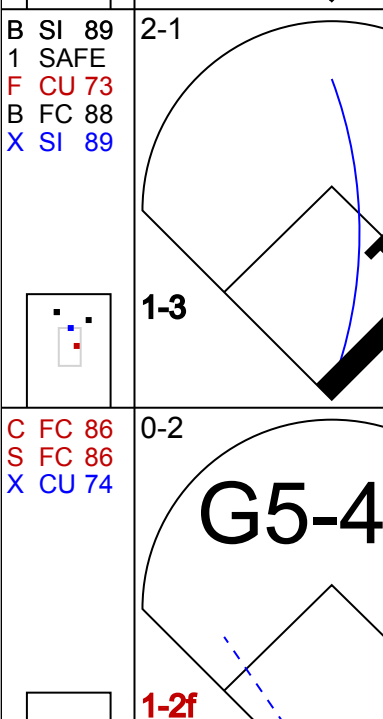


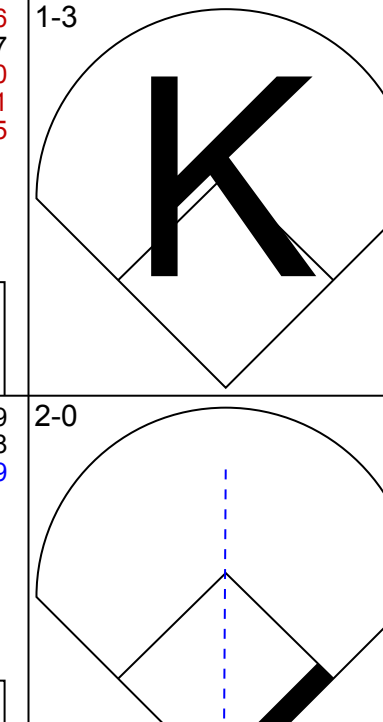
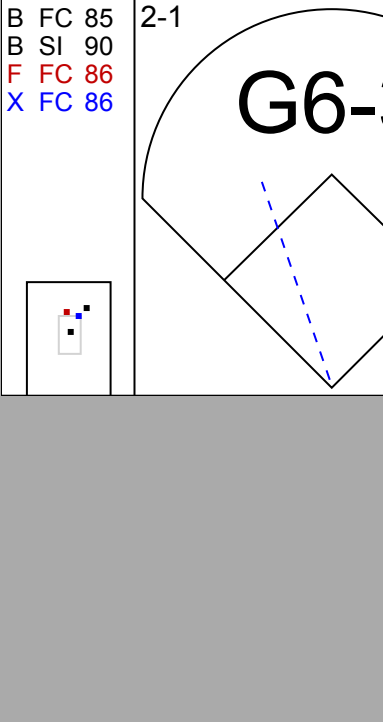
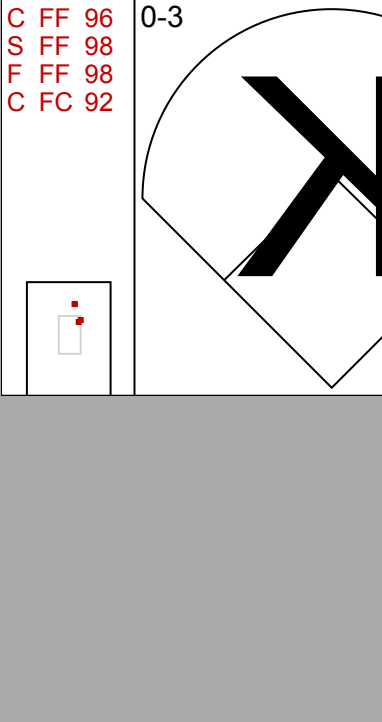
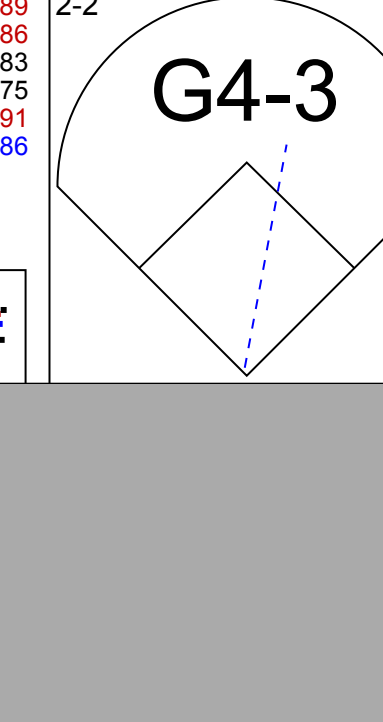





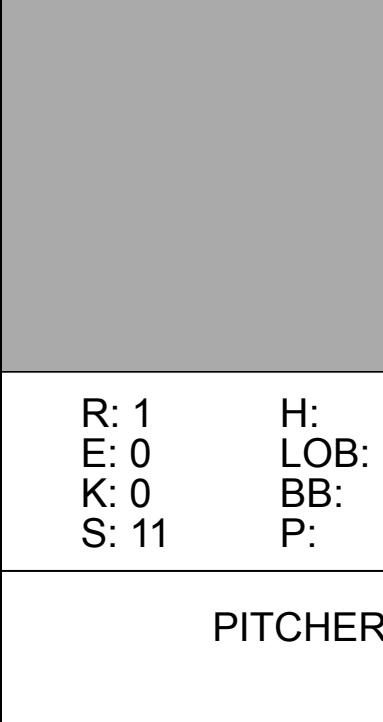
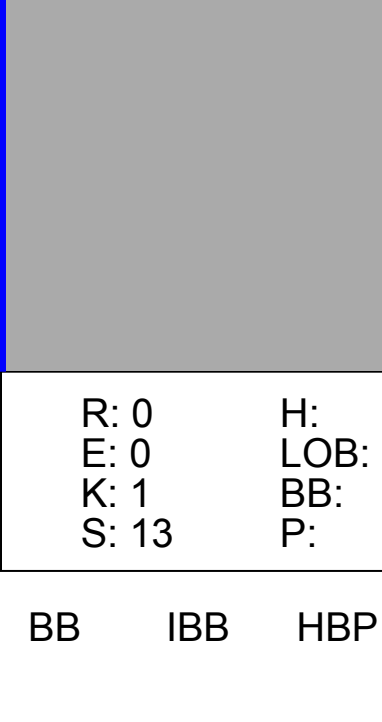
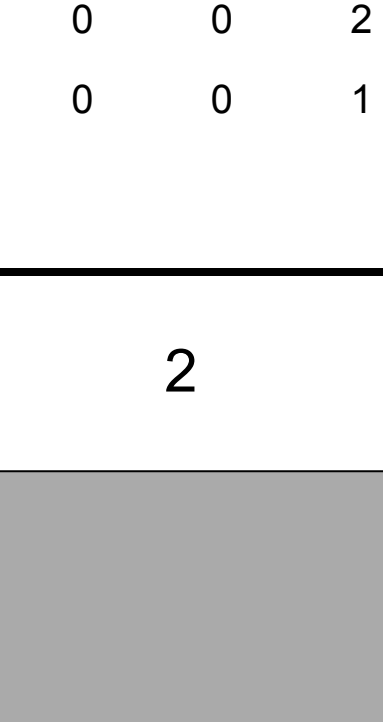
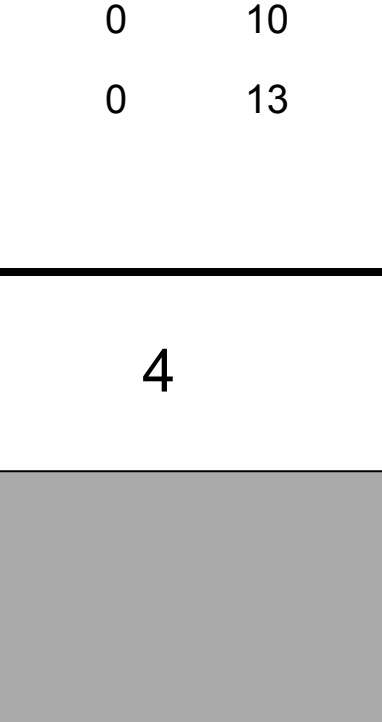
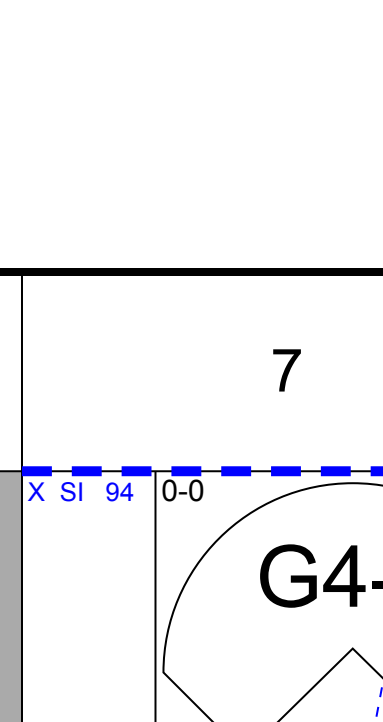
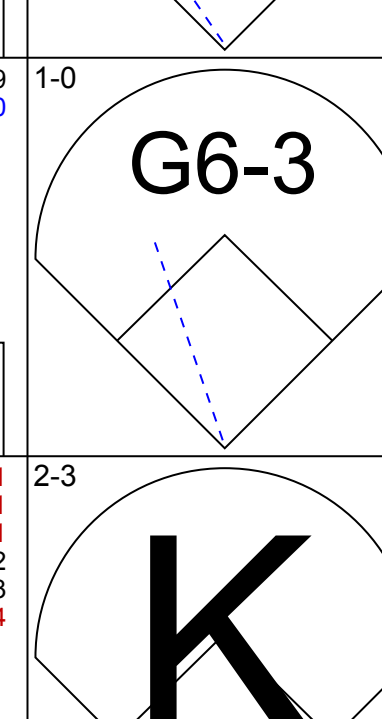
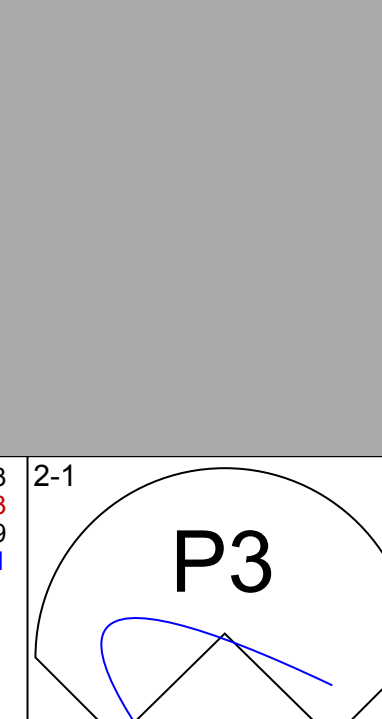
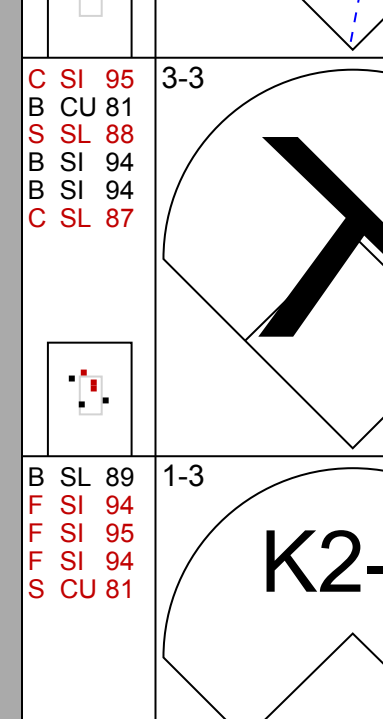


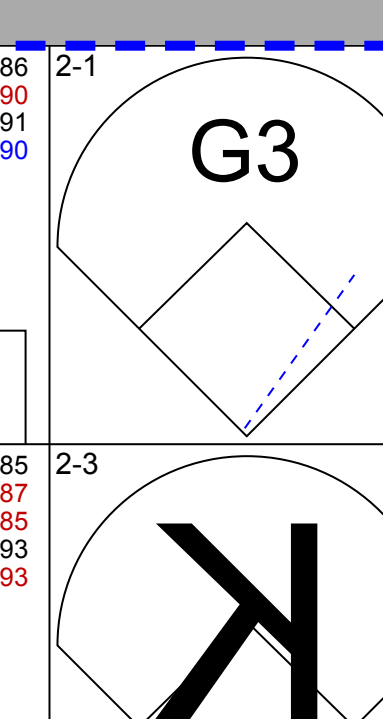
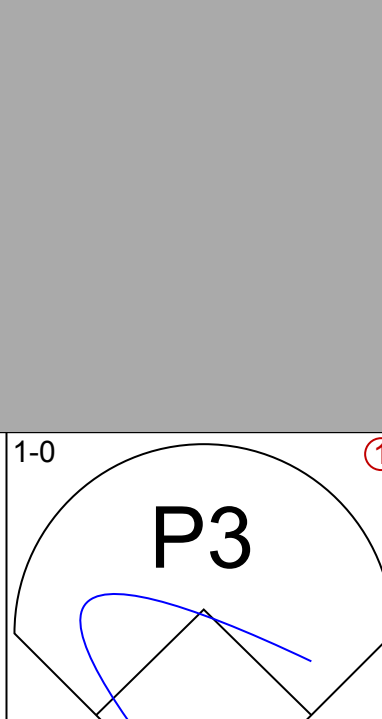

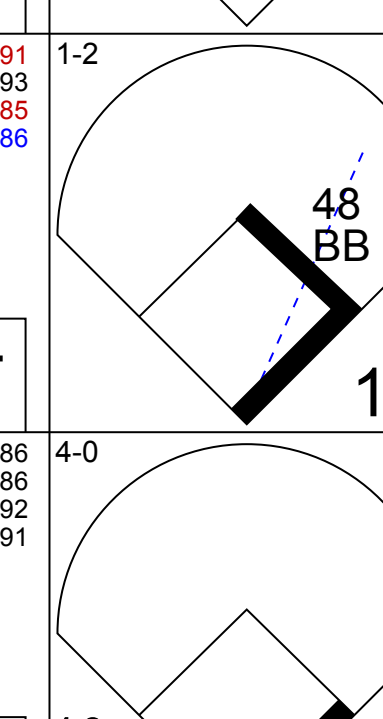
AB	30
R	1
H	3
RBI	1
BB	4
SO	8
LOB	9

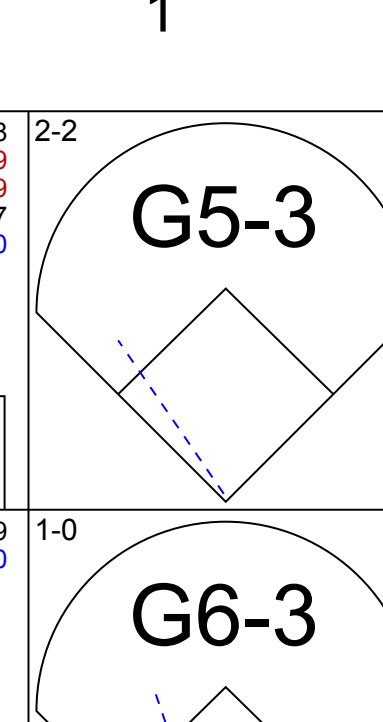
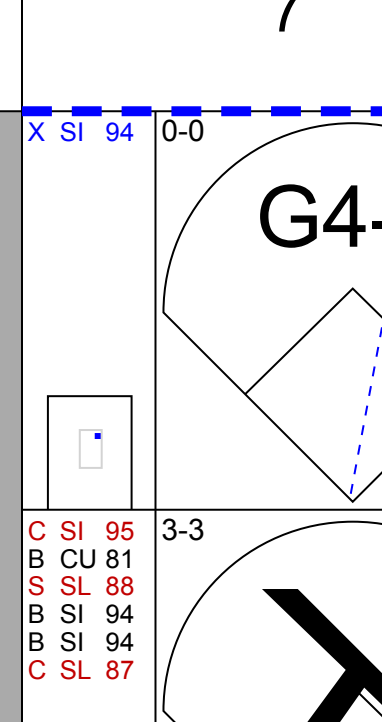
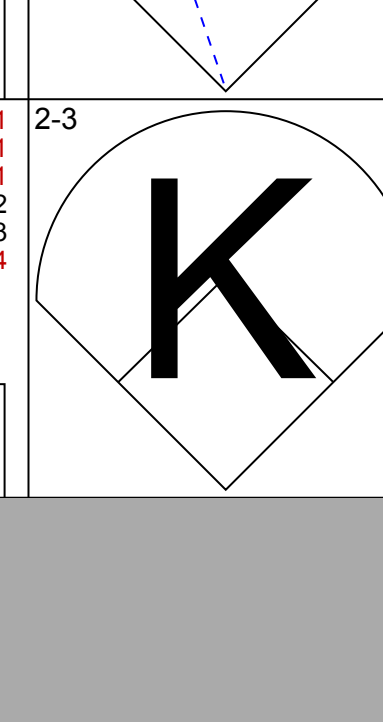



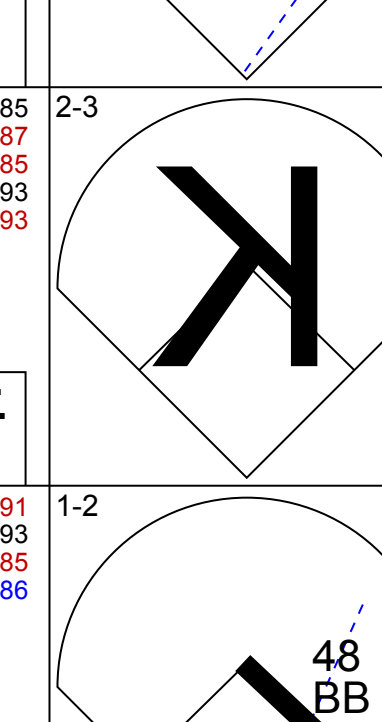

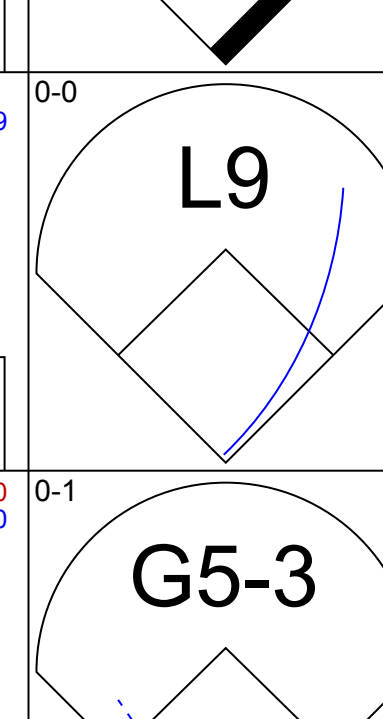

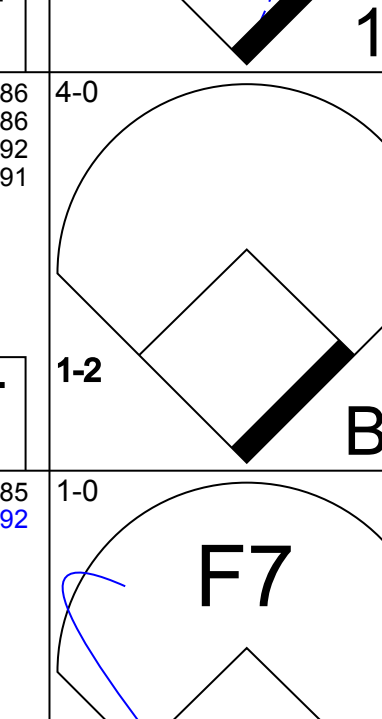
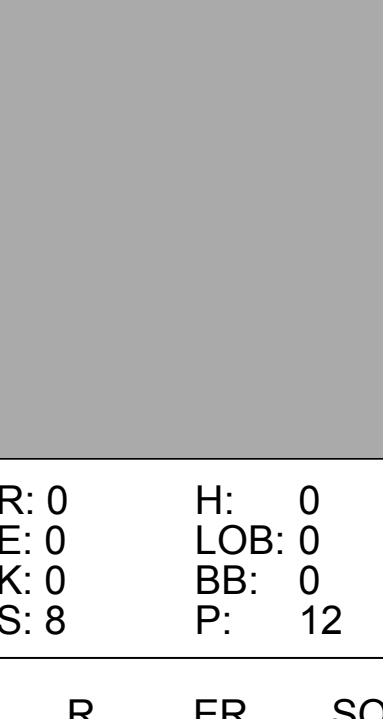
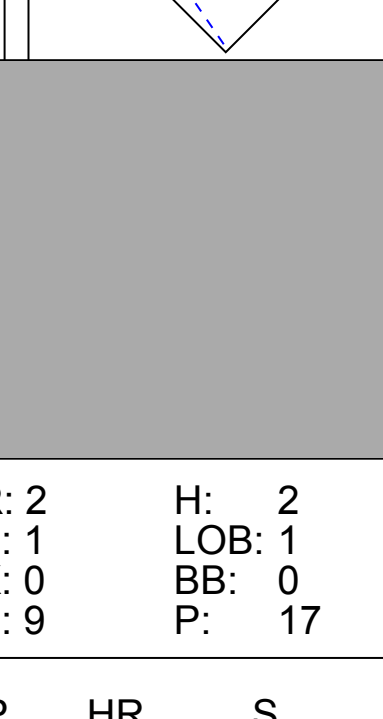
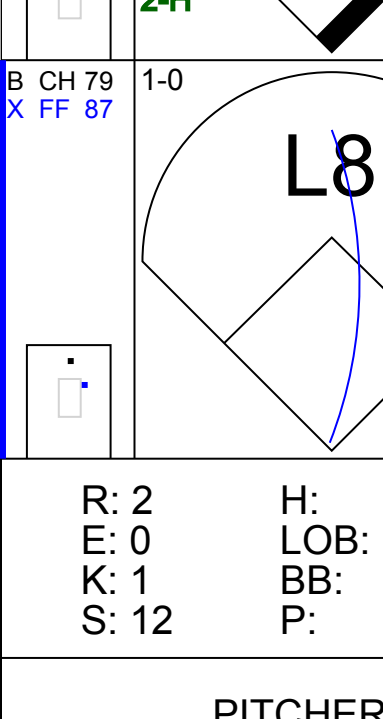
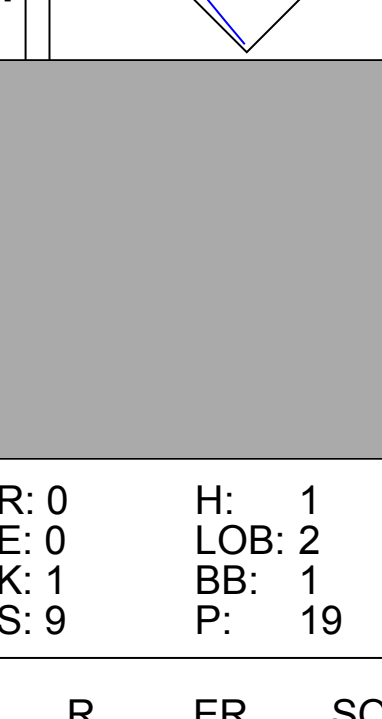






Batter	1	2	3	4	5	6	7	8	9	AB	R	H	RBI	BB	SO	LOB	TOP
28 Javson Werth, R OBP: 0.409, SLG: 0.462	F8		G4-6-3 1B			E 11 1B 2B			G4-3	4	1	2	1	1	0	0	Washington Nationals @ Arizona Diamondbacks Chase Field, Phoenix, AZ Sat Aug 11 2012, 5:10 PM - 8:17 PM MST Att: 34,030 - Roof Closed - 79 F
8 Danny Espinosa, S OBP: 0.315, SLG: 0.393	11 2B E				E5 11 1B	G3		G4-3	5	2	1	0	0	1	3		
11 Ryan Zimmerman, R (1,5) OBP: 0.348, SLG: 0.465	E9		G4-6-3			G4-3		G4-3	5	1	2	2	0	0	2		
38 Michael Morse, R (1,9) OBP: 0.318, SLG: 0.473	F7				G4-3	26 1B 2B		K	4	1	1	1	0	1	1		
25 Adam LaRoche, L (1,3)	F8				L9	26 1B BB		K	3	0	0	0	1	1	1		
57 Tyler Moore, R (1,7) OBP: 0.358, SLG: 0.509	G4-3					F8		K	4	0	1	0	0	1	2		
52 Ryan Mattheus, R (7,1)									0	0	0	0	0	0	0		
51 Michael Gonzalez, R (8,1)									0	0	0	0	0	0	0		
36 Tyler Clippard, R (9,1)									0	0	0	0	0	0	0		
26 Jesus Flores, R (1,2) OBP: 0.256, SLG: 0.318	F9				F9			P3	4	0	1	1	0	0	1		
1 Steve Lombardozzi, S (1,4) OBP: 0.320, SLG: 0.354								K	4	1	2	0	0	1	2		
33 Edwin Jackson, R (1,1) OBP: 0.238, SLG: 0.200									2	0	0	0	0	1	1		
32 Tom Gorzelanny, R (6,1) OBP: 0.400, SLG: 0.500									0	0	0	0	0	0	0		
34 Bryce Harper, L (7,8) OBP: 0.328, SLG: 0.408	K				SH2-3			K	1	0	0	0	0	1	0		
Inning Stats	R: 1 H: 2 E: 1 K: 0 S: 14	H: 2 R: 0 ER: 0 BB: 0 P: 21	R: 0 H: 1 E: 0 K: 1 S: 9	R: 0 H: 1 E: 0 K: 1 S: 5	R: 0 H: 1 E: 0 K: 0 S: 6	R: 5 H: 5 E: 1 K: 0 S: 18	R: 0 H: 0 E: 0 K: 0 S: 10	R: 0 H: 0 E: 0 K: 3 S: 11	R: 0 H: 0 E: 0 K: 2 S: 10	R: 0 H: 0 E: 0 K: 0 S: 8	R: 0 H: 0 E: 0 K: 0 S: 8	R: 0 H: 0 E: 0 K: 0 S: 11	1B: 7 2B: 3 3B: 0 HR: 0	SF: 0 SAC: 1 DP: 1 HBP: 0	WP: 1 PB: 0 CS: 0	PA: 39	
PITCHER	IP WLS BF H R ER SO BB IBB HBP BLK WP HR S P ERA WHIP	PITCHER															
36 Wade Miley, L (1,1) ERA: 3.02	4.1 L 23 9 6 4 2 1 0 0 0 0 1 0 46 68 8.31 2.308																
52 Brad Bergesen, R (5,1) ERA: 1.35	1.2 7 1 0 0 0 1 0 0 0 0 0 0 16 23 0.00 1.200																
39 Bryan Shaw, R (7,1) ERA: 4.15	1.0 3 0 0 0 3 0 0 0 0 0 0 0 11 16 0.00 0.000																
30 David Hernandez, R (8,1) ERA: 2.52	1.0 3 0 0 0 2 0 0 0 0 0 0 0 10 14 0.00 0.000																
29 Brad Ziegler, R (9,1) ERA: 2.58	1.0 3 0 0 0 0 0 0 0 0 0 0 0 8 11 0.00 0.000																
Batter	1	2	3	4	5	6	7	8	9	AB	R	H	RBI	BB	SO	LOB	BOTTOM
6 Stephen Drew, L (1,6) OBP: 0.309, SLG: 0.331	K					K			K2-3	4	0	1	1	1	3	3	Washington Nationals @ Arizona Diamondbacks Chase Field, Phoenix, AZ Sat Aug 11 2012, 5:10 PM - 8:17 PM MST Att: 34,030 - Roof Closed - 79 F
2 Aaron Hill, R (1,4) OBP: 0.346, SLG: 0.483		FC6-4 1B							F9	5	1	2	1	0	0	3	
13 Jason Kubel, L (1,7) OBP: 0.349, SLG: 0.550	G5-3					L8			F8	5	1	1	0	0	1	1	
44 Paul Goldschmidt, R (1,3) OBP: 0.357, SLG: 0.529	K					K			F8	5	0	0	0	0	2	2	
10 Justin Upton, R (1,9) OBP: 0.361, SLG: 0.404						K			F8	4	1	2	0	0	1	1	
26 Miguel Montero, L (1,2) OBP: 0.391, SLG: 0.456						K			F8	2	1	1	1	2	1	0	
28 Chris Johnson, R (1,5) OBP: 0.329, SLG: 0.456						K			F9	3	0	0	1	0	0	2	
8 Gerardo Parra, L (1,8) OBP: 0.345, SLG: 0.404									F9	2	1	1	0	1	0	2	
24 Chris Young, R (8,PH) OBP: 0.305, SLG: 0.414									F9	0	0	0	0	1	0	0	
36 Wade Miley, L (1,1) ERA: 3.74										2	0	0	0	0	1	2	
52 Brad Bergesen, L (5,PH) ERA: 3.35										0	0	0	0	0	0	0	
21 Ryan Wheeler, L (6,PH) ERA: 2.68										1	0	1	0	0	0	0	
39 Bryan Shaw, S (7,1) ERA: 2.31										0	0	0	0	0	0	0	
30 David Hernandez, R (8,1) ERA: 2.52										0	0	0	0	0	0	0	
14 Jake Elmore, R (8,PH) ERA: 3.00										1	0	0	0	0	0	2	
29 Brad Ziegler, R (9,1) ERA: 2.58										0	0	0	0	0	0	0	
Inning Stats	R: 1 H: 1 E: 0 K: 2 S: 12	H: 3 R: 2 ER: 0 BB: 1 P: 19	R: 2 H: 3 E: 0 K: 1 S: 14	R: 1 H: 2 E: 0 K: 0 S: 10	R: 0 H: 0 E: 0 K: 0 S: 9	R: 0 H: 0 E: 0 K: 2 S: 10	R: 0 H: 2 E: 0 K: 2 S: 14	R: 0 H: 1 E: 0 K: 1 S: 10	R: 0 H: 0 E: 0 K: 1 S: 8	R: 0 H: 0 E: 0 K: 0 S: 4	R: 0 H: 0 E: 0 K: 0 S: 8	R: 0 H: 0 E: 0 K: 0 S: 11	R: 0 H: 0 E: 0 K: 0 S: 4	1B: 3 2B: 4 3B: 1 HR: 1	SF: 1 SAC: 0 DP: 0 HBP: 0	WP: 0 PB: 0 CS: 1	PA: 40
PITCHER	IP WLS BF H R ER SO BB IBB HBP BLK WP HR S P ERA WHIP	PITCHER															
33 Edwin Jackson, R (1,1) ERA: 3.74	5.2 W 27 8 5 5 6 2 1 0 0 0 0 0 0 9 14 0.00 1.500																
32 Tom Gorzelanny, L (6,1) ERA: 3.35	0.2 H 3 1 0 0 2 0 0 0 0 0 0 0 4 5 0.00 0.000																
52 Ryan Mattheus, R (7,1) ERA: 2.68	0.2 H 2 0 0 0 0 0 0 0 0 0 0 0 8 23 0.00 2.000																
51 Michael Gonzalez, L (8,1) ERA: 2.31	1.0 H 5 0 0 0 1 2 0 0 0 0 0 0 4 5 0.00 0.000																
36 Tyler Clippard, R (9,1) ERA: 3.04	1.0 S 3 0 0 0 0 0 0 0 0 0 0 0 4 5 0.00 0.000																

Batter	1	2	3	4	5	6	7	8	9	AB	R	H	RBI	BB	SO	LOB	TOP			
8 Danny Espinosa, S (1,6) OBP: 0.313, SLG: 0.395 18 Chad Tracy, L (7,5) OBP: 0.344, SLG: 0.500	G4-3			P3			11 1B 2B			3	1	1	0	0	0	0	Washington Nationals @ Arizona Diamondbacks Chase Field, Phoenix, AZ Sun Aug 12 2012, 1:11 PM - 4:01 PM MST Att: 27,345 - Roof Closed - 77 F			
34 Bryce Harper, L (1,8) OBP: 0.328, SLG: 0.406	11 CS 1B			G3-1			K			4	0	1	0	0	1	3				
11 Ryan Zimmerman, R (1,5) OBP: 0.348, SLG: 0.464 6 Cesar Izturis, S (7,PR) OBP: 0.257, SLG: 0.348	G6-3			K			38 1B 25 SF7 1B			3	0	1	1	0	1	1				
38 Michael Morse, R (1,9) OBP: 0.320, SLG: 0.477				K			1B			4	1	2	0	0	1	0				
25 Adam LaRoche, L (1,3) OBP: 0.341, SLG: 0.505 22 Drew Storen, S (8,1)				K			1B			2	0	0	1	0	1	0				
28 Jayson Werth, R (9,PH) OBP: 0.406, SLG: 0.459							SF7			1	0	0	1	0	0	1				
57 Tyler Moore, R (1,7) OBP: 0.354, SLG: 0.500							3-H K			4	0	1	1	0	1	1				
24 Kurt Suzuki, R (1,2) OBP: 0.250, SLG: 0.276				G5-3						4	0	0	0	0	0	1				
1 Steve Lombardozzi, S (1,4) OBP: 0.319, SLG: 0.351				F9			G6-3			3	0	0	0	1	0	1				
48 Ross Detwiler, R (1,1) OBP: 0.100, SLG: 0.069 35 Craig Stammen, R (5,1)				K			K			1	0	0	0	0	1	0				
2 Roger Bernadina, L (8,PH) OBP: 0.369, SLG: 0.383										2	0	0	0	0	1	3				
Inning Stats	R: 0 E: 0 K: 0 S: 7	H: 1 LOB: 0 BB: 0 P: 8	R: 0 E: 0 K: 2 S: 8	H: 0 LOB: 0 BB: 0 P: 13	R: 0 E: 0 K: 1 S: 6	H: 0 LOB: 0 BB: 0 P: 7	R: 0 E: 0 K: 1 S: 10	H: 0 LOB: 0 BB: 0 P: 15	R: 0 E: 0 K: 1 S: 9	H: 0 LOB: 0 BB: 0 P: 13	R: 2 E: 0 K: 2 S: 16	H: 3 LOB: 1 BB: 0 P: 20	R: 0 E: 1 K: 0 S: 7	H: 0 LOB: 2 BB: 1 P: 15	R: 2 E: 0 K: 1 S: 20	H: 3 LOB: 2 BB: 1 P: 28	1B: 4 2B: 3 3B: 0 HR: 0	SF: 1 SAC: 0 DP: 0 HBP: 0	WP: 0 PB: 0 SB: 0 CS: 1	PA: 36
PITCHER	IP WLS BF H R ER SO BB IBB HBP BLK WP HR S P ERA WHIP																			
46 Patrick Corbin, L (1,1) ERA: 3.41 32 Matt Albers, R (8,1) ERA: 2.05 48 Takashi Saito, R (9,1) ERA: 6.14 40 J.J. Putz, R (9,1) ERA: 3.35	7.0 W 24 4 2 2 7 0 0 0 0 0 0 0 0 0 0 64 88 2.57 0.571																			

Batter	1	2	3	4	5	6	7	8	9	AB	R	H	RBI	BB	SO	LOB	BOTTOM			
24 Chris Young, R (1,8) OBP: 0.312, SLG: 0.419	L8			44 2B 2B			2 2B BB			2	2	1	0	2	0	0	Washington Nationals @ Arizona Diamondbacks Chase Field, Phoenix, AZ Sun Aug 12 2012, 1:11 PM - 4:01 PM MST Att: 27,345 - Roof Closed - 77 F			
2 Aaron Hill, R (1,4) OBP: 0.347, SLG: 0.483	F8			F9			44 1B 2B			4	1	1	1	0	0	2				
13 Jason Kubel, L (1,7) OBP: 0.349, SLG: 0.546	K			44 2B HBP			L1			3	1	0	0	0	2	1				
44 Paul Goldschmidt, R (1,3) OBP: 0.358, SLG: 0.532				E5 10 E			10 2B 1B			4	2	2	3	0	0	0				
10 Justin Upton, R (1,9) OBP: 0.360, SLG: 0.405				L9			26 2B 2B			4	1	1	1	0	0	1				
26 Miguel Montero, L (1,2) OBP: 0.393, SLG: 0.458				F7			28 WP 2B			3	0	1	1	0	1	0				
28 Chris Johnson, R (1,5) OBP: 0.326, SLG: 0.451				HBP			F8			4	0	0	0	0	2	2				
16 John McDonald, R (1,6) OBP: 0.286, SLG: 0.440				K			K			4	0	0	0	0	2	2				
46 Patrick Corbin, L (1,1) ERA: 3.18 32 Matt Albers, L (8,1) ERA: 2.48 22 Drew Storen, R (8,1) ERA: 2.0				G4-3			G6-3			4	0	0	0	0	1	1				
46 Patrick Corbin, L (1,1) ERA: 3.18 32 Matt Albers, L (8,1) 48 Takashi Saito, L (9,1) 40 J.J. Putz, R (9,1)				B1-3			F7			3	0	0	0	0	1	0				
Inning Stats	R: 0 E: 0 K: 1 S: 9	H: 0 LOB: 0 BB: 0 P: 16	R: 1 E: 1 K: 1 S: 18	H: 0 LOB: 1 BB: 0 P: 24	R: 2 E: 0 K: 0 S: 15	H: 2 LOB: 1 BB: 0 P: 26	R: 0 E: 0 K: 0 S: 8	H: 0 LOB: 0 BB: 0 P: 12	R: 4 E: 0 K: 1 S: 14	H: 4 LOB: 1 BB: 1 P: 29	R: 0 E: 0 K: 2 S: 12	H: 0 LOB: 1 BB: 1 P: 17	R: 0 E: 0 K: 1 S: 5	H: 0 LOB: 0 BB: 0 P: 8	R: 0 E: 0 K: 1 S: 5	H: 0 LOB: 0 BB: 0 P: 9	1B: 1 2B: 5 3B: 0 HR: 0	SF: 0 SAC: 0 DP: 0 HBP: 2	WP: 1 PB: 0 SB: 1 CS: 0	PA: 35
PITCHER	IP WLS BF H R ER SO BB IBB HBP BLK WP HR S P ERA WHIP																			
48 Ross Detwiler, L (1,1) ERA: 3.18 35 Craig Stammen, R (5,1) ERA: 2.48 22 Drew Storen, R (8,1) ERA: 2.0	4.2 L 21 3 5 4 2 1 0 0 0 0 0 0 0 0 55 93 7.71 0.857																			

Batter	1	2	3	4	5	6	7	8	9	AB	R	H	RBI	BB	SO	LOB	TOP					
6 Stephen Drew, L (1, 6) OBP: 0.299, SLG: 0.333										4	0	0	0	0	3	1	Arizona Diamondbacks @ St. Louis Cardinals Busch Stadium, St. Louis, MO Wed Aug 15 2012, 7:17 PM - 9:48 PM CDT Att: 33,572 - Clear - 91 F					
2 Aaron Hill, R (1, 4) OBP: 0.345, SLG: 0.478										4	1	1	0	0	1	1						
13 Jason Kubel, L (1, 7) OBP: 0.347, SLG: 0.543										4	0	1	0	0	1	0						
44 Paul Goldschmidt, R (1, 3) OBP: 0.354, SLG: 0.531										4	1	1	1	0	0	1						
10 Justin Upton, R (1, 9) OBP: 0.358, SLG: 0.402										4	0	0	0	0	2	0						
26 Miguel Montero, L (1, 2) OBP: 0.396, SLG: 0.468										3	0	2	0	0	0	0						
28 Chris Johnson, R (1, 5) OBP: 0.324, SLG: 0.448										3	0	0	0	0	1	2						
24 Chris Young, R (1, 8) OBP: 0.312, SLG: 0.416										2	0	0	0	1	1	0						
34 Joe Saunders, L (1, 1) OBP: 0.154, SLG: 0.086										1	0	0	0	0	0	0						
32 Matt Albers, L (7, 1)										0	0	0	0	0	0	0						
21 Ryan Wheeler, L (8, PH) OBP: 0.267, SLG: 0.286										1	0	0	0	0	0	0						
52 Brad Bergesen, L (8, 1)										0	0	0	0	0	0	0						
Inning Stats	R: 0 E: 0 K: 1 S: 10	H: 0 LOB: 0 BB: 0 P: 16	R: 0 E: 0 K: 0 S: 11	H: 1 LOB: 1 BB: 0 P: 15	R: 0 E: 0 K: 0 S: 11	H: 0 LOB: 1 BB: 1 P: 19	R: 1 E: 0 K: 3 S: 12	H: 2 LOB: 1 BB: 0 P: 20	R: 0 E: 0 K: 1 S: 7	H: 0 LOB: 0 BB: 0 P: 11	R: 1 E: 0 K: 0 S: 11	H: 2 LOB: 0 BB: 0 P: 17	R: 0 E: 0 K: 1 S: 8	H: 0 LOB: 0 BB: 0 P: 13	R: 0 E: 0 K: 2 S: 10	H: 0 LOB: 0 BB: 0 P: 17		R: 0 E: 0 K: 1 S: 13	H: 0 LOB: 0 BB: 0 P: 15	1B: 4 2B: 0 3B: 0 HR: 1	SF: 0 SAC: 1 DP: 1 HBP: 0	WP: 0 PB: 0 SB: 0 CS: 0
PITCHER	IP	WLS	BF	H	R	ER	SO	BB	IBB	HBP	BLK	WP	HR	S	P	ERA	WHIP					
50 Adam Wainwright, R (1, 1) ERA: 3.87	6.0	W	23	5	2	2	5	1	0	0	0	0	1	62	98	3.00	1.000					
44 Edward Mujica, R (7, 1) ERA: 3.74	1.0	H	3	0	0	0	1	0	0	0	0	0	0	8	13	0.00	0.000					
41 Mitchell Boggs, R (8, 1) ERA: 2.21	1.0	H	3	0	0	0	2	0	0	0	0	0	0	10	17	0.00	0.000					
30 Jason Motte, R (9, 1) ERA: 2.52	1.0	S	3	0	0	0	1	0	0	0	0	0	0	13	15	0.00	0.000					

Batter	1	2	3	4	5	6	7	8	9	AB	R	H	RBI	BB	SO	LOB	BOTTOM				
19 Jon Jay, L (1, 8) OBP: 0.390, SLG: 0.416										3	0	0	0	1	1	0	Arizona Diamondbacks @ St. Louis Cardinals Busch Stadium, St. Louis, MO Wed Aug 15 2012, 7:17 PM - 9:48 PM CDT Att: 33,572 - Clear - 91 F				
21 Allen Craig, R (1, 3) OBP: 0.361, SLG: 0.576										4	1	1	1	0	1	2					
7 Matt Holliday, R (1, 7) OBP: 0.392, SLG: 0.539										4	0	0	0	0	2	0					
3 Carlos Beltrán, S (1, 9) OBP: 0.350, SLG: 0.540										4	1	1	0	0	1	0					
23 David Freese, R (1, 5) OBP: 0.364, SLG: 0.478										4	1	1	2	0	1	0					
33 Daniel Descalso, L (1, 4) OBP: 0.316, SLG: 0.337										4	1	2	0	0	0	0					
48 Tony Cruz, R (1, 2) OBP: 0.236, SLG: 0.368										3	1	1	0	1	0	1					
15 Rafael Furcal, S (1, 6) OBP: 0.334, SLG: 0.351										4	0	2	2	0	0	3					
50 Adam Wainwright, R (1, 1) OBP: 0.143, SLG: 0.167										2	0	0	0	0	2	1					
43 Shane Robinson, R (6, PH) OBP: 0.306, SLG: 0.333										1	0	0	0	0	0	1					
44 Edward Mujica, R (7, 1)										0	0	0	0	0	0	0					
41 Mitchell Boggs, R (8, 1)										0	0	0	0	0	0	0					
30 Jason Motte, R (9, 1)										0	0	0	0	0	0	0					
Inning Stats	R: 0 E: 0 K: 1 S: 8	H: 0 LOB: 0 BB: 0 P: 13	R: 0 E: 0 K: 0 S: 8	H: 0 LOB: 0 BB: 0 P: 12	R: 0 E: 0 K: 1 S: 7	H: 1 LOB: 2 BB: 1 P: 17	R: 2 E: 1 K: 0 S: 9	H: 2 LOB: 1 BB: 0 P: 17	R: 1 E: 0 K: 2 S: 10	H: 1 LOB: 0 BB: 0 P: 14	R: 2 E: 0 K: 1 S: 12	H: 3 LOB: 1 BB: 0 P: 19	R: 0 E: 0 K: 2 S: 8	H: 0 LOB: 0 BB: 0 P: 12	R: 0 E: 0 K: 1 S: 9	H: 1 LOB: 2 BB: 1 P: 19	1B: 3 2B: 2 3B: 1 HR: 2	SF: 0 SAC: 0 DP: 0 HBP: 0	WP: 0 PB: 0 SB: 0 CS: 0	PA: 35	
PITCHER	IP	WLS	BF	H	R	ER	SO	BB	IBB	HBP	BLK	WP	HR	S	P	ERA	WHIP				
34 Joe Saunders, L (1, 1) ERA: 3.7	6.0	L	27	7	5	5	5	1	0	0	0	0	2	54	92	7.50	1.333				
32 Matt Albers, R (7, 1) ERA: 2.0	1.0		3	0	0	0	2	0	0	0	0	0	0	8	12	0.00	0.000				
52 Brad Bergesen, R (8, 1) ERA: 1.17	1.0		5	1	0	0	1	1	0	0	0	0	0	9	19	0.00	2.000				

AB	30
R	2
H	5
RBI	1
BB	1
SO	9
LOB	5



Batter	1	2	3	4	5	6	7	8	9	AB	R	H	RBI	BB	SO	LOB	TOP							
8 Gerardo Parra, L (1.7) OBP: 0.343, SLG: 0.406	F9		K				G1-3			6	1	2	0	0	2	2	Arizona Diamondbacks @ Houston Astros Minute Maid Park, Houston, TX Sat Aug 18 2012, 6:06 PM - 9:04 PM CDT Att: 20,838 - Roof Closed - 73 F livebaseballscorecards.com							
2 Aaron Hill, R (1.4) OBP: 0.345, SLG: 0.484 14 Jake Elmore, R (9. PH) OBP: 0.300, SLG: 0.333	L7		E5							4	2	2	3	1	0	0								
10 Justin Upton, R (1.9) OBP: 0.353, SLG: 0.394	K									6	1	2	1	0	1	4								
44 Paul Goldschmidt, R (1.3) OBP: 0.357, SLG: 0.537	L9									4	1	1	1	1	2	0								
26 Miguel Montero, L (1.2) OBP: 0.397, SLG: 0.467 52 Brad Bergesen, L (8.1) 49 Mike Zagurski, L (9.1)										3	2	1	0	2	0	3								
24 Chris Young, R (1.8) OBP: 0.318, SLG: 0.449										0	0	0	0	0	0	0								
6 Stephen Drew, L (1.6) OBP: 0.293, SLG: 0.321										0	0	0	0	0	0	0								
21 Ryan Wheeler, L (1.5) OBP: 0.275, SLG: 0.333										5	2	4	3	0	0	1								
46 Patrick Corbin, L (1.1) OBP: 0.130, SLG: 0.091 27 Wil Nieves, R (8.2) OBP: 0.333, SLG: 0.446										4	1	0	1	1	1	3								
										4	2	1	1	1	0	3								
										4	0	0	0	0	3	3								
										1	0	0	0	0	1	1								
Inning Stats	R: 0 E: 0 K: 1 S: 7	H: 0 LOB: 0 BB: 0 P: 10	R: 1 E: 0 K: 0 S: 9	H: 2 LOB: 1 BB: 0 P: 16	R: 0 E: 1 K: 2 S: 13	H: 1 LOB: 3 BB: 1 P: 21	R: 0 E: 0 K: 1 S: 8	H: 1 LOB: 1 BB: 0 P: 12	R: 9 E: 1 K: 2 S: 28	H: 5 LOB: 3 BB: 3 P: 50	R: 0 E: 0 K: 1 S: 14	H: 0 LOB: 1 BB: 1 P: 22	R: 1 E: 0 K: 0 S: 11	H: 2 LOB: 1 BB: 0 P: 18	R: 1 E: 0 K: 2 S: 10	H: 1 LOB: 2 BB: 0 P: 17	R: 0 E: 0 K: 1 S: 9	H: 1 LOB: 2 BB: 2 P: 17	1B: 6 2B: 4 3B: 0 HR: 3	SF: 0 SAC: 0 DP: 1 HBP: 0	WP: 1 PB: 0 SB: 0 CS: 0	PA: 48		
PITCHER	IP WLS BF H R ER SO BB IBB HBP BLK WP HR S P ERA WHIP	IP WLS BF H R ER SO BB IBB HBP BLK WP HR S P ERA WHIP	IP WLS BF H R ER SO BB IBB HBP BLK WP HR S P ERA WHIP	IP WLS BF H R ER SO BB IBB HBP BLK WP HR S P ERA WHIP	IP WLS BF H R ER SO BB IBB HBP BLK WP HR S P ERA WHIP	IP WLS BF H R ER SO BB IBB HBP BLK WP HR S P ERA WHIP	IP WLS BF H R ER SO BB IBB HBP BLK WP HR S P ERA WHIP	IP WLS BF H R ER SO BB IBB HBP BLK WP HR S P ERA WHIP	IP WLS BF H R ER SO BB IBB HBP BLK WP HR S P ERA WHIP	IP WLS BF H R ER SO BB IBB HBP BLK WP HR S P ERA WHIP	IP WLS BF H R ER SO BB IBB HBP BLK WP HR S P ERA WHIP	IP WLS BF H R ER SO BB IBB HBP BLK WP HR S P ERA WHIP	IP WLS BF H R ER SO BB IBB HBP BLK WP HR S P ERA WHIP	IP WLS BF H R ER SO BB IBB HBP BLK WP HR S P ERA WHIP	IP WLS BF H R ER SO BB IBB HBP BLK WP HR S P ERA WHIP	IP WLS BF H R ER SO BB IBB HBP BLK WP HR S P ERA WHIP	IP WLS BF H R ER SO BB IBB HBP BLK WP HR S P ERA WHIP	IP WLS BF H R ER SO BB IBB HBP BLK WP HR S P ERA WHIP	IP WLS BF H R ER SO BB IBB HBP BLK WP HR S P ERA WHIP	IP WLS BF H R ER SO BB IBB HBP BLK WP HR S P ERA WHIP	IP WLS BF H R ER SO BB IBB HBP BLK WP HR S P ERA WHIP	IP WLS BF H R ER SO BB IBB HBP BLK WP HR S P ERA WHIP	IP WLS BF H R ER SO BB IBB HBP BLK WP HR S P ERA WHIP	IP WLS BF H R ER SO BB IBB HBP BLK WP HR S P ERA WHIP
18 Jordan Lyles, R (1.1) ERA: 5.7	4.0	L	24	8	7	6	4	3	0	0	0	0	0	0	0	0	1	0	48	80	13.50	2.750		
63 Xavier Cedeño, L (5.1) ERA: 3.79	0.2		4	0	0	0	2	1	0	0	0	0	0	0	0	0	0	0	11	21	0.00	1.500		
28 C.J. Fick, R (5.1) ERA: 4.5	2.1		11	3	4	1	1	1	0	0	0	1	0	2	31	48	3.86	1.714						
55 Rhiner Cruz, R (8.1) ERA: 7.02	2.0		9	2	1	1	3	2	0	0	0	0	0	1	19	34	4.50	2.000						

Batter	1	2	3	4	5	6	7	8	9	AB	R	H	RBI	BB	SO	LOB	BOTTOM							
27 Jose Altuve, R (1.4) OBP: 0.359, SLG: 0.424 55 Rhiner Cruz, R (8.1)										3	1	1	0	1	1	0	Arizona Diamondbacks @ Houston Astros Minute Maid Park, Houston, TX Sat Aug 18 2012, 6:06 PM - 9:04 PM CDT Att: 20,838 - Roof Closed - 73 F livebaseballscorecards.com							
23 Tyler Greene, R (1.6) OBP: 0.283, SLG: 0.398										4	1	2	2	0	0	1								
13 Steve Pearce, R (1.3) OBP: 0.345, SLG: 0.411										4	0	1	0	0	0	2								
44 Justin Maxwell, R (1.7) OBP: 0.313, SLG: 0.459										4	0	0	0	0	0	2								
3 Ben Francisco, R (1.9) OBP: 0.298, SLG: 0.375										4	0	0	0	0	1	0								
29 Brett Wallace, L (1.5) OBP: 0.388, SLG: 0.517										4	1	2	0	0	1	0								
2 Brandon Barnes, R (1.8) OBP: 0.167, SLG: 0.292										4	0	0	0	0	2	2								
18 Chris Snyder, R (1.2) OBP: 0.297, SLG: 0.313										3	1	1	2	0	0	1								
18 Jordan Lyles, R (1.1) OBP: 0.143, SLG: 0.111 63 Xavier Cedeño, L (5.1) 28 C.J. Fick, R (5.1) 21 Fernando Martinez, L (7. PH) OBP: 0.116, SLG: 0.235 46 Scott Moore, L (8.4) OBP: 0.307, SLG: 0.472										2	0	0	0	0	1	0								
										0	0	0	0	0	0	0								
										0	0	0	0	0	0	0								
										1	0	0	0	0	0	0								
										0	0	0	0	0	0	0								
Inning Stats	R: 0 E: 0 K: 0 S: 8	H: 0 LOB: 1 BB: 1 P: 15	R: 0 E: 0 K: 0 S: 7	H: 1 LOB: 0 BB: 0 P: 11	R: 1 E: 0 K: 1 S: 8	H: 2 LOB: 1 BB: 0 P: 10	R: 2 E: 0 K: 1 S: 11	H: 2 LOB: 0 BB: 0 P: 19	R: 1 E: 0 K: 0 S: 6	H: 2 LOB: 0 BB: 0 P: 10	R: 0 E: 0 K: 2 S: 9	H: 0 LOB: 0 BB: 0 P: 11	R: 0 E: 0 K: 1 S: 7	H: 0 LOB: 0 BB: 0 P: 12	R: 0 E: 0 K: 0 S: 7	H: 0 LOB: 0 BB: 0 P: 10	R: 0 E: 0 K: 1 S: 8	H: 0 LOB: 0 BB: 0 P: 10	1B: 4 2B: 1 3B: 0 HR: 2	SF: 0 SAC: 0 DP: 0 HBP: 0	WP: 0 PB: 0 SB: 0 CS: 0	PA: 34		
PITCHER	IP WLS BF H R ER SO BB IBB HBP BLK WP HR S P ERA WHIP	IP WLS BF H R ER SO BB IBB HBP BLK WP HR S P ERA WHIP	IP WLS BF H R ER SO BB IBB HBP BLK WP HR S P ERA WHIP	IP WLS BF H R ER SO BB IBB HBP BLK WP HR S P ERA WHIP	IP WLS BF H R ER SO BB IBB HBP BLK WP HR S P ERA WHIP	IP WLS BF H R ER SO BB IBB HBP BLK WP HR S P ERA WHIP	IP WLS BF H R ER SO BB IBB HBP BLK WP HR S P ERA WHIP	IP WLS BF H R ER SO BB IBB HBP BLK WP HR S P ERA WHIP	IP WLS BF H R ER SO BB IBB HBP BLK WP HR S P ERA WHIP	IP WLS BF H R ER SO BB IBB HBP BLK WP HR S P ERA WHIP	IP WLS BF H R ER SO BB IBB HBP BLK WP HR S P ERA WHIP	IP WLS BF H R ER SO BB IBB HBP BLK WP HR S P ERA WHIP	IP WLS BF H R ER SO BB IBB HBP BLK WP HR S P ERA WHIP	IP WLS BF H R ER SO BB IBB HBP BLK WP HR S P ERA WHIP	IP WLS BF H R ER SO BB IBB HBP BLK WP HR S P ERA WHIP	IP WLS BF H R ER SO BB IBB HBP BLK WP HR S P ERA WHIP	IP WLS BF H R ER SO BB IBB HBP BLK WP HR S P ERA WHIP	IP WLS BF H R ER SO BB IBB HBP BLK WP HR S P ERA WHIP	IP WLS BF H R ER SO BB IBB HBP BLK WP HR S P ERA WHIP	IP WLS BF H R ER SO BB IBB HBP BLK WP HR S P ERA WHIP	IP WLS BF H R ER SO BB IBB HBP BLK WP HR S P ERA WHIP	IP WLS BF H R ER SO BB IBB HBP BLK WP HR S P ERA WHIP	IP WLS BF H R ER SO BB IBB HBP BLK WP HR S P ERA WHIP	IP WLS BF H R ER SO BB IBB HBP BLK WP HR S P ERA WHIP
46 Patrick Corbin, L (1.1) ERA: 3.6	7.0	W	28	7	4	4	5	1	0	0	0	0	0	0	0	0	0	0	2	56	88	5.14	1.143	
52 Brad Bergesen, R (8.1) ERA: 1.04	1.0		3	0	0	0	0	0	0	0	0	7	10	0.00	0.000									
49 Mike Zagurski, L (9.1) ERA: 5.97	1.0		3	0	0	0	1	0	0	0	0	8	10	0.00	0.000									



Batter	1	2	3	4	5	6	7	8	9	AB	R	H	RBI	BB	SO	LOB	TOP					
1 Emilio Bonifacio, S (1, 8) OBP: 0.331, SLG: 0.317 2 Gorkys Hernández, R (7, 8) OBP: 0.229, SLG: 0.189	G6-3		G6-3	17 1B 7 2B 1B		F7		G4-3		4	1	1	0	0	0	0						
17 Donovan Solano, R (1, 4) OBP: 0.325, SLG: 0.333	G6-3					F9		G3-4-1 7 WP BB		4	2	2	1	1	0	0						
7 José Reyes, S (1, 6) OBP: 0.351, SLG: 0.440								G3-4-1		5	2	4	2	0	0	1						
45 Carlos Lee, R (1, 3) OBP: 0.354, SLG: 0.399								G1-3		5	1	3	2	0	0	2						
27 Giancarlo Stanton, R (1, 9) OBP: 0.362, SLG: 0.595										5	2	2	4	0	2	1						
20 Justin Ruggiano, R (1, 7) OBP: 0.390, SLG: 0.613 11 Bryan Petersen, L (9, PH) OBP: 0.282, SLG: 0.256										4	1	2	1	0	0	0						
14 John Buck, R (1, 2) OBP: 0.308, SLG: 0.352										1	0	0	0	0	1	1						
22 Donnie Murphy, R (1, 5) OBP: 0.277, SLG: 0.419										5	3	4	1	0	0	2						
56 Mark Buehrle, L (1, 1) OBP: 0.054, SLG: 0.071 39 Chris Hatcher, R (8, 1)										5	0	2	1	0	0	3						
										4	0	0	0	0	2	3						
										0	0	0	0	0	0	0						
Inning Stats	R: 0 E: 0 K: 0 S: 6	H: 1 LOB: 1 BB: 0 P: 10	R: 0 E: 0 K: 1 S: 8	H: 2 LOB: 1 BB: 0 P: 13	R: 0 E: 0 K: 1 S: 7	H: 0 LOB: 0 BB: 0 P: 11	R: 9 E: 0 K: 0 S: 24	H: 10 LOB: 1 BB: 0 P: 38	R: 1 E: 0 K: 2 S: 12	H: 2 LOB: 1 BB: 0 P: 16	R: 0 E: 0 K: 0 S: 7	H: 1 LOB: 1 BB: 0 P: 12	R: 2 E: 0 K: 0 S: 10	H: 3 LOB: 0 BB: 0 P: 14	R: 0 E: 0 K: 0 S: 9	H: 0 LOB: 1 BB: 1 P: 16	R: 0 E: 1 K: 1 S: 8	H: 1 LOB: 1 BB: 0 P: 11	1B: 12 2B: 3 HR: 4	SF: 0 SAC: 0 HBP: 0	WP: 1 PB: 0 SB: 0 CS: 0	PA: 44
PITCHER	IP WLS BF H R ER SO BB IBB HBP BLK WP HR S P ERA WHIP																					
34 Joe Saunders, L (1, 1) ERA: 4.22	3.2 L 21 12 9 9 2 0 0 0 0 0 2 43 69 22.09 3.273																					
52 Brad Bergesen, R (4, 1) ERA: 3.0	3.1 15 7 3 3 2 0 0 0 0 0 0 31 45 8.10 2.100																					
39 Bryan Shaw, R (8, 1) ERA: 4.5	1.0 4 0 0 0 0 1 0 0 0 0 1 0 16 0.00 1.000																					
29 Brad Ziegler, R (9, 1) ERA: 2.37	1.0 4 1 0 0 1 0 0 0 0 0 0 8 11 0.00 1.000																					

Miami Marlins @ Arizona Diamondbacks
Chase Field, Phoenix, AZ
Mon Aug 20 2012, 6:41 PM - 9:11 PM MST
Att: 17,707 - Roof Closed - 81 F


AB 43
R 12
H 20
RBI 12
BB 1
SO 5
LOB 13



Batter	1	2	3	4	5	6	7	8	9	AB	R	H	RBI	BB	SO	LOB	BOTTOM					
24 Chris Young, R (1, 8) OBP: 0.319, SLG: 0.449	F8									4	1	1	0	0	1	1						
2 Aaron Hill, R (1, 4) OBP: 0.350, SLG: 0.498	G4-3									4	0	0	0	0	0	2						
13 Jason Kubel, L (1, 7) OBP: 0.344, SLG: 0.542										4	1	1	2	0	2	0						
44 Paul Goldschmidt, R (1, 3) OBP: 0.359, SLG: 0.534 21 Ryan Wheeler, L (8, 3) OBP: 0.289, SLG: 0.325										3	1	1	0	0	0	0						
10 Justin Upton, R (1, 9) OBP: 0.355, SLG: 0.395										1	0	1	0	0	0	0						
26 Miguel Montero, L (1, 2) OBP: 0.395, SLG: 0.462 39 Bryan Shaw, S (8, 1) 29 Brad Ziegler, R (9, 1) OBP: 0.333, SLG: 0.333 8 Gerardo Parra, L (9, PH) OBP: 0.340, SLG: 0.405										3	0	0	0	0	0	0						
28 Chris Johnson, R (1, 5) OBP: 0.321, SLG: 0.440										4	0	2	0	0	0	1						
14 Jake Elmore, R (1, 6) OBP: 0.357, SLG: 0.385										4	0	2	0	0	0	2						
34 Joe Saunders, L (1, 1) OBP: 0.154, SLG: 0.086 52 Brad Bergesen, L (4, 1) 27 Wil Nieves, R (7, PH) OBP: 0.333, SLG: 0.441										0	0	0	0	0	0	0						
										1	0	0	0	0	0	0						
										2	0	0	0	0	0	1						
Inning Stats	R: 1 E: 0 K: 0 S: 11	H: 1 LOB: 0 BB: 0 P: 18	R: 0 E: 0 K: 0 S: 7	H: 0 LOB: 0 BB: 0 P: 11	R: 0 E: 0 K: 1 S: 12	H: 1 LOB: 1 BB: 0 P: 16	R: 1 E: 0 K: 2 S: 18	H: 3 LOB: 2 BB: 0 P: 26	R: 0 E: 0 K: 0 S: 7	H: 0 LOB: 0 BB: 0 P: 10	R: 0 E: 0 K: 1 S: 10	H: 1 LOB: 1 BB: 0 P: 16	R: 0 E: 0 K: 0 S: 7	H: 0 LOB: 0 BB: 0 P: 10	R: 1 E: 0 K: 0 S: 12	H: 2 LOB: 1 BB: 0 P: 20	R: 0 E: 0 K: 0 S: 9	H: 1 LOB: 1 BB: 0 P: 14	1B: 7 2B: 1 3B: 0 HR: 1	SF: 0 SAC: 1 DP: 3 HBP: 0	WP: 0 PB: 0 SB: 0 CS: 0	PA: 36
PITCHER	IP WLS BF H R ER SO BB IBB HBP BLK WP HR S P ERA WHIP																					
56 Mark Buehrle, L (1, 1) ERA: 3.69	7.0 W 27 12 2 2 4 0 0 0 0 0 1 72 107 2.57 0.857																					
39 Chris Hatcher, R (8, 1) ERA: 4.66	2.0 9 3 1 1 0 0 0 0 0 0 0 21 34 4.50 1.500																					

Miami Marlins @ Arizona Diamondbacks
Chase Field, Phoenix, AZ
Mon Aug 20 2012, 6:41 PM - 9:11 PM MST
Att: 17,707 - Roof Closed - 81 F

AB 35
R 3
H 9
RBI 3
BB 0
SO 4
LOB 10



Batter	1	2	3	4	5	6	7	8	9	AB	R	H	RBI	BB	SO	LOB	TOP										
2 Gorkys Hernández, R (1, 8) OBP: 0.231, SLG: 0.194 29 Greg Dobbs, L (7, 7) OBP: 0.322, SLG: 0.391										3	0	0	0	0	2	0											
17 Donovan Solano, R (1, 4) OBP: 0.350, SLG: 0.355										3	0	2	0	1	1	0											
7 José Reyes, S (1, 6) OBP: 0.350, SLG: 0.435										3	0	0	0	1	1	2											
45 Carlos Lee, R (1, 3) OBP: 0.351, SLG: 0.391											4	0	0	0	0	3											
27 Giancarlo Stanton, R (1, 9) OBP: 0.363, SLG: 0.591										3	1	0	0	1	0	1											
20 Justin Ruggiano, R (1, 7) OBP: 0.390, SLG: 0.621										3	1	1	2	1	1	0											
14 John Buck, R (1, 2) OBP: 0.307, SLG: 0.350										4	0	1	0	0	0	1											
22 Donnie Murphy, R (1, 5) OBP: 0.273, SLG: 0.397										3	0	0	0	1	1	1											
33 Jacob Turner, R (1, 1) 26 Austin Kearns, R (7, PH) 38 Carlos Zambrano, S (7, 1) OBP: 0.176, SLG: 0.265										2	0	0	0	0	1	0											
Inning Stats	R: 0 H: 1 E: 0 K: 1 S: 10	H: 1 LOB: 0 BB: 0 P: 13	R: 2 H: 1 E: 0 K: 0 S: 7	H: 1 LOB: 0 BB: 1 P: 16	R: 0 H: 1 E: 0 K: 0 S: 5	H: 1 LOB: 0 BB: 0 P: 8	R: 0 H: 0 E: 0 K: 0 S: 9	H: 0 LOB: 1 BB: 1 P: 19	R: 0 H: 0 E: 0 K: 3 S: 12	H: 0 LOB: 0 BB: 2 P: 15	R: 0 H: 1 E: 0 K: 1 S: 13	H: 1 LOB: 2 BB: 1 P: 25	R: 0 H: 0 E: 0 K: 2 S: 8	H: 0 LOB: 0 BB: 0 P: 9	R: 0 H: 1 E: 0 K: 1 S: 9	H: 1 LOB: 0 BB: 0 P: 15	1B: 4 2B: 0 3B: 0 HR: 1	SF: 0 SAC: 0 DP: 1 HBP: 0	WP: 0 PB: 0 SB: 0 CS: 1	PA: 36							
PITCHER	IP	WLS	BF	H	R	ER	SO	BB	IBB	HBP	BLK	WP	HR	S	P	ERA	WHIP										
37 Tyler Skaggs, L (1, 1) ERA: 2.7	6.2	W	26	3	2	2	4	5	0	0	0	0	1	54	99	2.70	1.200										
29 Brad Ziegler, R (7, 1) ERA: 2.31	0.1	H	2	1	0	0	1	0	0	0	0	0	0	6	9	0.00	3.000										
30 David Hernandez, R (8, 1) ERA: 2.33	1.0	H	3	0	0	0	2	0	0	0	0	0	0	8	9	0.00	0.000										
40 J.J. Putz, R (9, 1) ERA: 3.02	1.0	S	4	1	0	0	1	0	0	0	0	0	0	9	15	0.00	1.000										

Miami Marlins @ Arizona Diamondbacks
Chase Field, Phoenix, AZ
Wed Aug 22 2012, 12:42 PM - 3:01 PM MST
Att: 17,239 - Roof Closed - 77 F

livebaseballscorecards.com

AB 30
R 2
H 5
RBI 2
BB 5
SO 8
LOB 10

Batter	1	2	3	4	5	6	7	8	9	AB	R	H	RBI	BB	SO	LOB	BOTTOM										
8 Gerardo Parra, L (1, 9) OBP: 0.338, SLG: 0.401										4	2	2	0	0	0	0											
2 Aaron Hill, R (1, 4) OBP: 0.357, SLG: 0.510										3	1	2	3	0	0	0											
13 Jason Kubel, L (1, 7) OBP: 0.344, SLG: 0.536										3	0	0	0	0	2	0											
44 Paul Goldschmidt, R (1, 3) OBP: 0.355, SLG: 0.524										3	0	0	0	0	0	0											
26 Miguel Montero, L (1, 2) OBP: 0.394, SLG: 0.459										3	0	1	0	0	1	0											
24 Chris Young, R (1, 8) OBP: 0.314, SLG: 0.438										3	0	0	0	0	1	1											
21 Ryan Wheeler, L (1, 5) OBP: 0.302, SLG: 0.326										3	0	0	0	0	0	1											
14 Jake Elmore, R (1, 6) OBP: 0.273, SLG: 0.250										3	0	0	0	0	0	0											
37 Tyler Skaggs, L (1, 1) 29 Brad Ziegler, R (7, 1) 30 David Hernandez, R (8, 1) 28 Chris Johnson, R (8, PH) 40 J.J. Putz, R (9, 1)										2	0	0	0	0	1	0											
Inning Stats	R: 2 H: 2 E: 0 K: 1 S: 15	H: 2 LOB: 0 BB: 0 P: 21	R: 0 H: 0 E: 0 K: 1 S: 8	H: 0 LOB: 0 BB: 0 P: 13	R: 1 H: 2 E: 0 K: 2 S: 10	H: 2 LOB: 0 BB: 0 P: 16	R: 0 H: 0 E: 0 K: 0 S: 6	H: 0 LOB: 0 BB: 0 P: 8	R: 0 H: 0 E: 0 K: 1 S: 5	H: 0 LOB: 0 BB: 2 P: 10	R: 0 H: 1 E: 0 K: 0 S: 9	H: 1 LOB: 0 BB: 0 P: 15	R: 0 H: 0 E: 0 K: 0 S: 9	H: 0 LOB: 0 BB: 0 P: 13	1B: 4 2B: 0 3B: 0 HR: 1	SF: 0 SAC: 0 DP: 1 HBP: 0	WP: 0 PB: 0 SB: 1 CS: 0	PA: 28									
PITCHER	IP	WLS	BF	H	R	ER	SO	BB	IBB	HBP	BLK	WP	HR	S	P	ERA	WHIP										
33 Jacob Turner, R (1, 1) ERA: 6.87	6.0	L	21	4	3	3	5	0	0	0	0	0	0	18	28	6.87	0.667										
38 Carlos Zambrano, R (7, 1) ERA: 4.22	2.0		7	1	0	0	0	0	0	0	0	0	0	18	28	0.00	0.500										

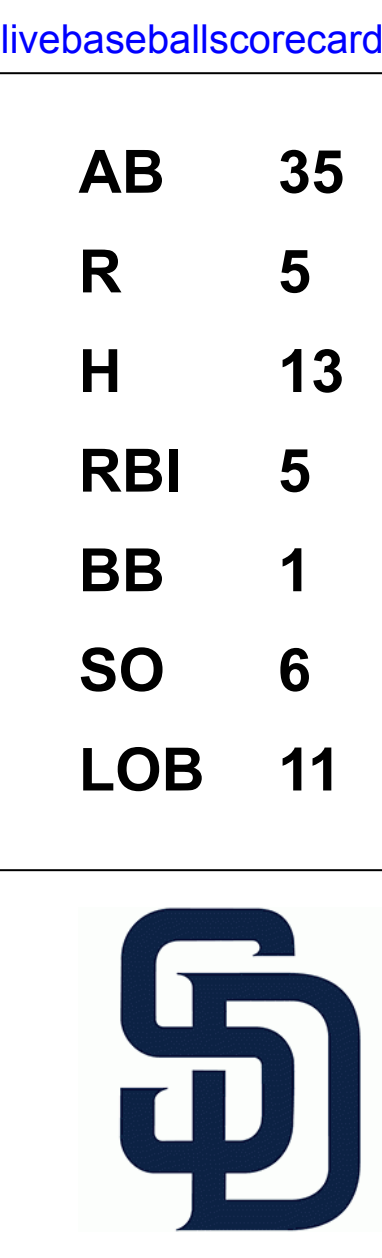
Miami Marlins @ Arizona Diamondbacks
Chase Field, Phoenix, AZ
Wed Aug 22 2012, 12:42 PM - 3:01 PM MST
Att: 17,239 - Roof Closed - 77 F

livebaseballscorecards.com

AB 28
R 3
H 5
RBI 3
BB 0
SO 5
LOB 2

Batter	1	2	3	4	5	6	7	8	9	AB	R	H	RBI	BB	SO	LOB	TOP								
13 Chris Denorfia, R OBP: 0.347, SLG: 0.445										4	1	2	2	0	1	1	<p>San Diego Padres @ Arizona Diamondbacks Chase Field, Phoenix, AZ Fri Aug 24 2012, 6:42 PM - 9:17 PM MST Att: 32,726 - Roof Closed - 78 F</p> <p>livebaseballscorecards.com</p>								
11 Logan Forsythe, R OBP: 0.341, SLG: 0.360										5	0	1	0	0	0	1									
7 Chase Headley, S OBP: 0.367, SLG: 0.465										4	0	2	0	0	1	0									
18 Carlos Quentin, R OBP: 0.378, SLG: 0.498										4	0	1	0	0	0	2									
12 Yasmani Grandal, S OBP: 0.337, SLG: 0.505									4	1	1	0	0	1	2										
23 Yonder Alonso, L OBP: 0.341, SLG: 0.388									4	1	2	0	0	1	0										
24 Cameron Maybin, R OBP: 0.302, SLG: 0.332									4	1	1	0	0	1	3										
2 Everth Cabrera, S OBP: 0.326, SLG: 0.343									3	1	1	0	1	1	2										
53 Eric Stults, L OBP: 0.375, SLG: 0.500									2	0	2	3	0	0	0										
50 Nick Vincent, R ERA: 3.0									0	0	0	0	0	0	0										
5 Alexi Amarista, L OBP: 0.289, SLG: 0.407									0	0	0	0	0	0	0										
40 Tommy Layne, L ERA: 2.08									0	0	0	0	0	0	0										
Inning Stats	R: 0 E: 0 K: 0 S: 8	H: 1 LOB: 0 BB: 0 P: 11	R: 2 E: 0 K: 1 S: 12	H: 3 LOB: 2 BB: 1 P: 21	R: 1 E: 0 K: 0 S: 11	H: 3 LOB: 1 BB: 0 P: 17	R: 1 E: 0 K: 1 S: 13	H: 2 LOB: 1 BB: 0 P: 21	R: 0 E: 0 K: 2 S: 12	H: 0 LOB: 0 BB: 0 P: 17	R: 0 E: 0 K: 2 S: 12	H: 0 LOB: 0 BB: 0 P: 17	R: 1 E: 0 K: 0 S: 9	H: 3 LOB: 2 BB: 0 P: 11	R: 0 E: 0 K: 0 S: 10	H: 1 LOB: 1 BB: 0 P: 16	R: 0 E: 0 K: 1 S: 6	H: 0 LOB: 0 BB: 0 P: 6	1B: 9 2B: 4 3B: 0 HR: 1	SF: 1 SAC: 1 DP: 2 HBP: 0	WP: 0 PB: 0 SB: 1 CS: 0	PA: 38			
PITCHER	IP WLS BF H R ER SO BB IBB HBP BLK WP HR S P ERA WHIP	IP WLS BF H R ER SO BB IBB HBP BLK WP HR S P ERA WHIP	IP WLS BF H R ER SO BB IBB HBP BLK WP HR S P ERA WHIP	IP WLS BF H R ER SO BB IBB HBP BLK WP HR S P ERA WHIP	IP WLS BF H R ER SO BB IBB HBP BLK WP HR S P ERA WHIP	IP WLS BF H R ER SO BB IBB HBP BLK WP HR S P ERA WHIP	IP WLS BF H R ER SO BB IBB HBP BLK WP HR S P ERA WHIP	IP WLS BF H R ER SO BB IBB HBP BLK WP HR S P ERA WHIP	IP WLS BF H R ER SO BB IBB HBP BLK WP HR S P ERA WHIP	IP WLS BF H R ER SO BB IBB HBP BLK WP HR S P ERA WHIP	IP WLS BF H R ER SO BB IBB HBP BLK WP HR S P ERA WHIP	IP WLS BF H R ER SO BB IBB HBP BLK WP HR S P ERA WHIP	IP WLS BF H R ER SO BB IBB HBP BLK WP HR S P ERA WHIP	IP WLS BF H R ER SO BB IBB HBP BLK WP HR S P ERA WHIP	IP WLS BF H R ER SO BB IBB HBP BLK WP HR S P ERA WHIP	IP WLS BF H R ER SO BB IBB HBP BLK WP HR S P ERA WHIP	IP WLS BF H R ER SO BB IBB HBP BLK WP HR S P ERA WHIP	IP WLS BF H R ER SO BB IBB HBP BLK WP HR S P ERA WHIP	IP WLS BF H R ER SO BB IBB HBP BLK WP HR S P ERA WHIP	IP WLS BF H R ER SO BB IBB HBP BLK WP HR S P ERA WHIP	IP WLS BF H R ER SO BB IBB HBP BLK WP HR S P ERA WHIP	IP WLS BF H R ER SO BB IBB HBP BLK WP HR S P ERA WHIP	IP WLS BF H R ER SO BB IBB HBP BLK WP HR S P ERA WHIP	IP WLS BF H R ER SO BB IBB HBP BLK WP HR S P ERA WHIP	IP WLS BF H R ER SO BB IBB HBP BLK WP HR S P ERA WHIP

Batter	1	2	3	4	5	6	7	8	9	AB	R	H	RBI	BB	SO	LOB	BOTTOM								
24 Chris Young, R OBP: 0.315, SLG: 0.436										4	0	2	0	0	1	2	<p>San Diego Padres @ Arizona Diamondbacks Chase Field, Phoenix, AZ Fri Aug 24 2012, 6:42 PM - 9:17 PM MST Att: 32,726 - Roof Closed - 78 F</p> <p>livebaseballscorecards.com</p>								
2 Aaron Hill, R OBP: 0.355, SLG: 0.504									4	0	0	0	0	1	2										
13 Jason Kubel, L OBP: 0.341, SLG: 0.531									4	0	0	0	0	1	1										
44 Paul Goldschmidt, R OBP: 0.356, SLG: 0.523									3	0	0	0	1	1	1										
26 Miguel Montero, L OBP: 0.391, SLG: 0.454									4	0	0	0	0	0	1										
28 Chris Johnson, R OBP: 0.320, SLG: 0.437										3	0	1	0	0	0	0									
8 Gerardo Parra, L OBP: 0.335, SLG: 0.396										3	0	1	0	0	1	0									
14 Jake Elmore, R OBP: 0.240, SLG: 0.217										3	0	0	0	0	1	2									
46 Patrick Corbin, L OBP: 0.125, SLG: 0.087										1	0	0	0	0	0	0									
52 Brad Bergesen, L ERA: 3.27									0	0	0	0	0	0	0										
39 Bryan Shaw, S OBP: 0.296, SLG: 0.319									0	0	0	0	0	0	0										
21 Ryan Wheeler, L OBP: 0.296, SLG: 0.319									0	0	0	0	0	0	0										
32 Matt Albers, L ERA: 2.08									0	0	0	0	0	0	0										
Inning Stats	R: 0 E: 0 K: 1 S: 9	H: 1 LOB: 1 BB: 0 P: 16	R: 0 E: 0 K: 1 S: 7	H: 0 LOB: 0 BB: 0 P: 12	R: 0 E: 0 K: 0 S: 6	H: 0 LOB: 0 BB: 0 P: 8	R: 0 E: 0 K: 1 S: 8	H: 0 LOB: 1 BB: 1 P: 17	R: 0 E: 0 K: 1 S: 14	H: 2 LOB: 2 BB: 0 P: 20	R: 0 E: 0 K: 0 S: 10	H: 0 LOB: 0 BB: 0 P: 15	R: 0 E: 0 K: 0 S: 9	H: 0 LOB: 0 BB: 0 P: 15	R: 0 E: 0 K: 1 S: 9	H: 1 LOB: 1 BB: 0 P: 17	R: 0 E: 0 K: 1 S: 6	H: 0 LOB: 0 BB: 0 P: 11	1B: 4 2B: 0 3B: 0 HR: 0	SF: 0 SAC: 1 DP: 0 HBP: 0	WP: 0 PB: 0 SB: 1 CS: 0	PA: 32			
PITCHER	IP WLS BF H R ER SO BB IBB HBP BLK WP HR S P ERA WHIP	IP WLS BF H R ER SO BB IBB HBP BLK WP HR S P ERA WHIP	IP WLS BF H R ER SO BB IBB HBP BLK WP HR S P ERA WHIP	IP WLS BF H R ER SO BB IBB HBP BLK WP HR S P ERA WHIP	IP WLS BF H R ER SO BB IBB HBP BLK WP HR S P ERA WHIP	IP WLS BF H R ER SO BB IBB HBP BLK WP HR S P ERA WHIP	IP WLS BF H R ER SO BB IBB HBP BLK WP HR S P ERA WHIP	IP WLS BF H R ER SO BB IBB HBP BLK WP HR S P ERA WHIP	IP WLS BF H R ER SO BB IBB HBP BLK WP HR S P ERA WHIP	IP WLS BF H R ER SO BB IBB HBP BLK WP HR S P ERA WHIP	IP WLS BF H R ER SO BB IBB HBP BLK WP HR S P ERA WHIP	IP WLS BF H R ER SO BB IBB HBP BLK WP HR S P ERA WHIP	IP WLS BF H R ER SO BB IBB HBP BLK WP HR S P ERA WHIP	IP WLS BF H R ER SO BB IBB HBP BLK WP HR S P ERA WHIP	IP WLS BF H R ER SO BB IBB HBP BLK WP HR S P ERA WHIP	IP WLS BF H R ER SO BB IBB HBP BLK WP HR S P ERA WHIP	IP WLS BF H R ER SO BB IBB HBP BLK WP HR S P ERA WHIP	IP WLS BF H R ER SO BB IBB HBP BLK WP HR S P ERA WHIP	IP WLS BF H R ER SO BB IBB HBP BLK WP HR S P ERA WHIP	IP WLS BF H R ER SO BB IBB HBP BLK WP HR S P ERA WHIP	IP WLS BF H R ER SO BB IBB HBP BLK WP HR S P ERA WHIP	IP WLS BF H R ER SO BB IBB HBP BLK WP HR S P ERA WHIP	IP WLS BF H R ER SO BB IBB HBP BLK WP HR S P ERA WHIP	IP WLS BF H R ER SO BB IBB HBP BLK WP HR S P ERA WHIP	IP WLS BF H R ER SO BB IBB HBP BLK WP HR S P ERA WHIP



Batter	1	2	3	4	5	6	7	8	9	AB	R	H	RBI	BB	SO	LOB	TOP						
2 Everth Cabrera, S OBP: 0.327, SLG: 0.339										3	1	0	0	2	1	0	San Diego Padres @ Arizona Diamondbacks Chase Field, Phoenix, AZ Sat Aug 25 2012, 5:14 PM - 7:40 PM MST Att: 27,619 - Roof Closed - 77 F						
25 Will Venable, L OBP: 0.330, SLG: 0.435										4	1	1	0	0	0	0							
7 Chase Headley, S OBP: 0.367, SLG: 0.470										3	2	1	2	1	0	0							
18 Carlos Quentin, R OBP: 0.383, SLG: 0.513										3	3	2	1	0	1	0							
13 Chris Denorfia, R OBP: 0.347, SLG: 0.445										0	0	0	0	0	0	0							
12 Yasmani Grandal, S OBP: 0.343, SLG: 0.500										3	1	1	1	1	1	0							
23 Yonder Alonso, L OBP: 0.344, SLG: 0.397										3	1	2	3	1	0	0							
24 Cameron Maybin, R OBP: 0.302, SLG: 0.329										3	0	0	1	1	0	2							
5 Alexi Amarista, L OBP: 0.284, SLG: 0.402										3	0	0	1	0	1	0							
33 Clayton Richard, L OBP: 0.098, SLG: 0.119										4	0	0	0	0	2	2							
61 Cory Burns, R										0	0	0	0	0	0	0							
Inning Stats	R: 1 E: 0 K: 2 S: 14	H: 1 LOB: 0 BB: 0 P: 20	R: 0 E: 0 K: 1 S: 7	H: 0 LOB: 0 BB: 0 P: 9	R: 0 E: 0 K: 2 S: 12	H: 0 LOB: 0 BB: 1 P: 18	R: 1 E: 0 K: 0 S: 15	H: 1 LOB: 0 BB: 0 P: 22	R: 1 E: 0 K: 1 S: 10	H: 1 LOB: 0 BB: 0 P: 12	R: 3 E: 0 K: 0 S: 13	H: 1 LOB: 1 BB: 3 P: 30	R: 0 E: 0 K: 0 S: 4	H: 0 LOB: 0 BB: 0 P: 5	R: 3 E: 0 K: 0 S: 16	H: 3 LOB: 2 BB: 2 P: 29	R: 0 E: 0 K: 0 S: 4	H: 0 LOB: 0 BB: 0 P: 4	1B: 3 2B: 0 3B: 1 HR: 3	SF: 2 SAC: 1 DP: 0 HBP: 1	WP: 0 PB: 0 SB: 0 CS: 1	PA: 41	
PITCHER	IP WLS BF H R ER SO BB IBB HBP BLK WP HR S P ERA WHIP	IP WLS BF H R ER SO BB IBB HBP BLK WP HR S P ERA WHIP	IP WLS BF H R ER SO BB IBB HBP BLK WP HR S P ERA WHIP	IP WLS BF H R ER SO BB IBB HBP BLK WP HR S P ERA WHIP	IP WLS BF H R ER SO BB IBB HBP BLK WP HR S P ERA WHIP	IP WLS BF H R ER SO BB IBB HBP BLK WP HR S P ERA WHIP	IP WLS BF H R ER SO BB IBB HBP BLK WP HR S P ERA WHIP	IP WLS BF H R ER SO BB IBB HBP BLK WP HR S P ERA WHIP	IP WLS BF H R ER SO BB IBB HBP BLK WP HR S P ERA WHIP	IP WLS BF H R ER SO BB IBB HBP BLK WP HR S P ERA WHIP	IP WLS BF H R ER SO BB IBB HBP BLK WP HR S P ERA WHIP	IP WLS BF H R ER SO BB IBB HBP BLK WP HR S P ERA WHIP	IP WLS BF H R ER SO BB IBB HBP BLK WP HR S P ERA WHIP	IP WLS BF H R ER SO BB IBB HBP BLK WP HR S P ERA WHIP	IP WLS BF H R ER SO BB IBB HBP BLK WP HR S P ERA WHIP	IP WLS BF H R ER SO BB IBB HBP BLK WP HR S P ERA WHIP	IP WLS BF H R ER SO BB IBB HBP BLK WP HR S P ERA WHIP	IP WLS BF H R ER SO BB IBB HBP BLK WP HR S P ERA WHIP	IP WLS BF H R ER SO BB IBB HBP BLK WP HR S P ERA WHIP	IP WLS BF H R ER SO BB IBB HBP BLK WP HR S P ERA WHIP	IP WLS BF H R ER SO BB IBB HBP BLK WP HR S P ERA WHIP	IP WLS BF H R ER SO BB IBB HBP BLK WP HR S P ERA WHIP	IP WLS BF H R ER SO BB IBB HBP BLK WP HR S P ERA WHIP

AB 29
R 9
H 7
RBI 9
BB 6
SO 6
LOB 4



Batter	1	2	3	4	5	6	7	8	9	AB	R	H	RBI	BB	SO	LOB	BOTTOM						
24 Chris Young, R OBP: 0.312, SLG: 0.430										4	0	0	0	0	1	3	San Diego Padres @ Arizona Diamondbacks Chase Field, Phoenix, AZ Sat Aug 25 2012, 5:14 PM - 7:40 PM MST Att: 27,619 - Roof Closed - 77 F						
2 Aaron Hill, R OBP: 0.354, SLG: 0.509										4	1	1	1	0	1	2							
13 Jason Kubel, L OBP: 0.338, SLG: 0.526										4	0	0	0	0	0	1							
44 Paul Goldschmidt, R OBP: 0.355, SLG: 0.519										3	1	0	0	1	1	0							
10 Justin Upton, R OBP: 0.357, SLG: 0.405										4	1	2	2	0	0	0							
26 Miguel Montero, L OBP: 0.390, SLG: 0.454										4	0	1	0	0	1	1							
28 Chris Johnson, R OBP: 0.320, SLG: 0.436										3	0	1	0	0	0	1							
16 John McDonald, R OBP: 0.277, SLG: 0.415										3	0	0	0	0	0	3							
29 Brad Ziegler, R OBP: 0.333, SLG: 0.333										0	0	0	0	0	0	0							
39 Bryan Shaw, S										0	0	0	0	0	0	0							
31 Ian Kennedy, R OBP: 0.245, SLG: 0.128										1	0	1	0	0	0	0							
32 Matt Albers, L										0	0	0	0	0	0	0							
8 Gerardo Parra, L OBP: 0.337, SLG: 0.401										1	0	1	0	0	0	0							
49 Mike Zagurski, L										0	0	0	0	0	0	0							
14 Jake Elmore, R OBP: 0.269, SLG: 0.217										0	0	0	0	0	1	0							
Inning Stats	R: 0 E: 0 K: 1 S: 8	H: 0 LOB: 0 BB: 0 P: 12	R: 2 E: 0 K: 0 S: 11	H: 1 LOB: 0 BB: 1 P: 18	R: 0 E: 0 K: 0 S: 7	H: 1 LOB: 0 BB: 0 P: 11	R: 0 E: 0 K: 0 S: 4	H: 0 LOB: 0 BB: 0 P: 7	R: 0 E: 0 K: 0 S: 7	H: 1 LOB: 0 BB: 0 P: 10	R: 0 E: 0 K: 1 S: 7	H: 1 LOB: 1 BB: 0 P: 9	R: 0 E: 0 K: 2 S: 13	H: 2 LOB: 2 BB: 0 P: 20	R: 1 E: 0 K: 0 S: 7	H: 1 LOB: 0 BB: 1 P: 14	R: 0 E: 0 K: 0 S: 6	H: 0 LOB: 0 BB: 0 P: 8	1B: 3 2B: 4 3B: 0 HR: 2	SF: 0 SAC: 0 DP: 3 HBP: 0	WP: 0 PB: 0 SB: 0 CS: 0	PA: 33	
PITCHER	IP WLS BF H R ER SO BB IBB HBP BLK WP HR S P ERA WHIP	IP WLS BF H R ER SO BB IBB HBP BLK WP HR S P ERA WHIP	IP WLS BF H R ER SO BB IBB HBP BLK WP HR S P ERA WHIP	IP WLS BF H R ER SO BB IBB HBP BLK WP HR S P ERA WHIP	IP WLS BF H R ER SO BB IBB HBP BLK WP HR S P ERA WHIP	IP WLS BF H R ER SO BB IBB HBP BLK WP HR S P ERA WHIP	IP WLS BF H R ER SO BB IBB HBP BLK WP HR S P ERA WHIP	IP WLS BF H R ER SO BB IBB HBP BLK WP HR S P ERA WHIP	IP WLS BF H R ER SO BB IBB HBP BLK WP HR S P ERA WHIP	IP WLS BF H R ER SO BB IBB HBP BLK WP HR S P ERA WHIP	IP WLS BF H R ER SO BB IBB HBP BLK WP HR S P ERA WHIP	IP WLS BF H R ER SO BB IBB HBP BLK WP HR S P ERA WHIP	IP WLS BF H R ER SO BB IBB HBP BLK WP HR S P ERA WHIP	IP WLS BF H R ER SO BB IBB HBP BLK WP HR S P ERA WHIP	IP WLS BF H R ER SO BB IBB HBP BLK WP HR S P ERA WHIP	IP WLS BF H R ER SO BB IBB HBP BLK WP HR S P ERA WHIP	IP WLS BF H R ER SO BB IBB HBP BLK WP HR S P ERA WHIP	IP WLS BF H R ER SO BB IBB HBP BLK WP HR S P ERA WHIP	IP WLS BF H R ER SO BB IBB HBP BLK WP HR S P ERA WHIP	IP WLS BF H R ER SO BB IBB HBP BLK WP HR S P ERA WHIP	IP WLS BF H R ER SO BB IBB HBP BLK WP HR S P ERA WHIP	IP WLS BF H R ER SO BB IBB HBP BLK WP HR S P ERA WHIP	IP WLS BF H R ER SO BB IBB HBP BLK WP HR S P ERA WHIP

AB 31
R 3
H 7
RBI 3
BB 2
SO 4
LOB 11



Batter	1	2	3	4	5	6	7	8	9	AB	R	H	RBI	BB	SO	LOB	TOP										
2 Zack Cozart, R OBP: 0.287, SLG: 0.402										5	0	0	0	0	3	1	Cincinnati Reds @ Arizona Diamondbacks Chase Field, Phoenix, AZ Tue Aug 28 2012, 6:40 PM - 9:20 PM MST Att: 20,550 - Roof Closed - 78 F										
6 Drew Stubbs, R OBP: 0.288, SLG: 0.364										5	0	0	0	0	1	1											
4 Brandon Phillips, R OBP: 0.336, SLG: 0.453										4	1	2	0	0	0	0											
48 Ryan Ludwick, R OBP: 0.344, SLG: 0.556										4	1	1	0	0	1	1											
21 Todd Frazier, R OBP: 0.355, SLG: 0.555										4	1	2	2	0	1	0											
27 Scott Rolen, R OBP: 0.332, SLG: 0.409										3	1	0	0	1	0	1											
28 Chris Heisey, R OBP: 0.318, SLG: 0.404										4	1	2	0	0	0	1											
29 Ryan Hanigan, R OBP: 0.382, SLG: 0.359										4	0	2	2	0	0	3											
47 Johnny Cueto, R OBP: 0.107, SLG: 0.125										2	0	0	0	0	0	1											
50 Jonathan Broxton, R OBP: 0.358, SLG: 0.435										0	0	0	0	0	0	0											
26 Xavier Paul, L OBP: 0.358, SLG: 0.435										1	0	0	0	0	0	0											
54 Aroldis Chapman, L OBP: 0.358, SLG: 0.435										0	0	0	0	0	0	0											
Inning Stats	R: 0 H: 1 E: 0 K: 1 S: 12	H: 1 LOB: 0 BB: 0 P: 21	R: 3 H: 3 E: 0 K: 0 S: 23	H: 3 LOB: 1 BB: 1 P: 33	R: 0 H: 0 E: 0 K: 0 S: 5	H: 0 LOB: 0 BB: 0 P: 8	R: 0 H: 1 E: 0 K: 0 S: 8	H: 1 LOB: 1 BB: 0 P: 8	R: 0 H: 0 E: 0 K: 0 S: 4	H: 0 LOB: 0 BB: 0 P: 7	R: 0 H: 1 E: 1 K: 2 S: 17	H: 1 LOB: 2 BB: 0 P: 21	R: 0 H: 0 E: 0 K: 2 S: 9	H: 0 LOB: 0 BB: 0 P: 9	R: 2 H: 3 E: 0 K: 0 S: 12	H: 3 LOB: 1 BB: 0 P: 19	R: 0 H: 0 E: 0 K: 1 S: 5	H: 0 LOB: 0 BB: 0 P: 8	1B: 7 2B: 1 3B: 1 HR: 0	SF: 0 SAC: 1 DP: 0 HBP: 0	WP: 1 PB: 0 SB: 1 CS: 0	PA: 38					
PITCHER	IP	WLS	BF	H	R	ER	SO	BB	IBB	HBP	BLK	WP	HR	S	P	ERA	WHIP										
36 Wade Miley, L ERA: 2.85	7.0	L	29	6	3	3	5	1	0	0	0	1	0	78	107	3.86	1.000										
22 Matt Lindstrom, R ERA: 3.13	1.0		6	3	2	2	0	0	0	0	0	0	0	12	19	18.00	3.000										
52 Brad Bergesen, R ERA: 2.81	1.0		3	0	0	0	1	0	0	0	0	0	0	5	8	0.00	0.000										

Batter	1	2	3	4	5	6	7	8	9	AB	R	H	RBI	BB	SO	LOB	BOTTOM										
8 Gerardo Parra, L OBP: 0.336, SLG: 0.404										4	1	2	1	0	0	0	Cincinnati Reds @ Arizona Diamondbacks Chase Field, Phoenix, AZ Tue Aug 28 2012, 6:40 PM - 9:20 PM MST Att: 20,550 - Roof Closed - 78 F										
2 Aaron Hill, R OBP: 0.350, SLG: 0.506										4	0	0	0	0	0	2											
13 Jason Kubel, L OBP: 0.338, SLG: 0.523										2	0	0	1	1	0	0											
10 Justin Upton, R OBP: 0.357, SLG: 0.410										4	0	0	0	0	2	1											
26 Miguel Montero, L OBP: 0.382, SLG: 0.444										4	0	0	0	0	1	1											
28 Chris Johnson, R OBP: 0.314, SLG: 0.428										4	0	0	0	0	2	1											
21 Ryan Wheeler, L OBP: 0.295, SLG: 0.333										3	0	2	0	0	0	0											
16 John McDonald, R OBP: 0.278, SLG: 0.407										2	1	0	0	1	1	1											
36 Wade Miley, L OBP: 0.241, SLG: 0.250										2	0	0	0	0	0	3											
22 Matt Lindstrom, R ERA: 2.82										0	0	0	0	0	0	0											
14 Jake Elmore, R OBP: 0.235, SLG: 0.194										1	0	0	0	0	0	0											
52 Brad Bergesen, L ERA: 1.27										0	0	0	0	0	0	0											
Inning Stats	R: 1 H: 1 E: 0 K: 0 S: 13	H: 1 LOB: 0 BB: 0 P: 18	R: 0 H: 1 E: 0 K: 1 S: 16	H: 1 LOB: 2 BB: 1 P: 25	R: 0 H: 0 E: 0 K: 0 S: 8	H: 0 LOB: 0 BB: 0 P: 12	R: 0 H: 0 E: 0 K: 1 S: 7	H: 0 LOB: 0 BB: 0 P: 10	R: 1 H: 2 E: 0 K: 0 S: 9	H: 2 LOB: 1 BB: 0 P: 11	R: 0 H: 0 E: 0 K: 1 S: 11	H: 0 LOB: 0 BB: 0 P: 13	R: 0 H: 0 E: 0 K: 2 S: 12	H: 0 LOB: 0 BB: 0 P: 16	R: 0 H: 0 E: 0 K: 0 S: 11	H: 0 LOB: 0 BB: 0 P: 15	R: 0 H: 0 E: 0 K: 1 S: 8	H: 0 LOB: 1 BB: 1 P: 14	1B: 1 2B: 3 3B: 0 HR: 0	SF: 1 SAC: 0 DP: 0 HBP: 0	WP: 1 PB: 0 SB: 0 CS: 0	PA: 33					
PITCHER	IP	WLS	BF	H	R	ER	SO	BB	IBB	HBP	BLK	WP	HR	S	P	ERA	WHIP										
47 Johnny Cueto, R ERA: 2.48	7.0	W	26	4	2	2	5	1	0	0	0	1	0	76	105	2.57	0.714										
50 Jonathan Broxton, R ERA: 2.82	1.0	H	3	0	0	0	0	0	0	0	0	0	0	11	15	0.00	0.000										
54 Aroldis Chapman, L ERA: 1.27	1.0	S	4	0	0	0	1	1	0	0	0	0	0	8	14	0.00	1.000										

Batter	1	2	3	4	5	6	7	8	9	AB	R	H	RBI	BB	SO	LOB	TOP					
2 Aaron Hill, R OBP: 0.352, SLG: 0.505	L7		14 1B	14 G4-6-3			G5-3		1-3 2B	4	0	2	0	1	0	0	Arizona Diamondbacks @ Los Angeles Dodgers Dodger Stadium, Los Angeles, CA Thu Aug 30 2012, 7:11 PM - 10:15 PM PDT Att: 54,621 - Clear - 80 F					
14 Jake Elmore, R OBP: 0.256, SLG: 0.250	F7		1B	G4-6-3			G6-3		G5-3	5	0	1	0	0	0	5						
10 Justin Upton, R OBP: 0.357, SLG: 0.410	2B		1B				F8			4	0	1	0	0	1	2						
44 Paul Goldschmidt, R OBP: 0.353, SLG: 0.506	BB		L9				K		G5-3	3	0	0	0	1	1	2						
26 Miguel Montero, L OBP: 0.381, SLG: 0.444	K2-3			24 HR			K		G3-1	4	1	1	0	0	2	2						
24 Chris Young, R OBP: 0.312, SLG: 0.437	K			2H			8 CS		G6-3	4	1	2	2	0	1	0						
8 Gerardo Parra, L OBP: 0.338, SLG: 0.405	K		31 SH5-4	16 BLK			16 CS		L6	4	0	2	0	0	1	0						
16 John McDonald, R OBP: 0.286, SLG: 0.405	K2-3			31 SH5-4					G6-3	3	0	1	0	1	1	0						
31 Ian Kennedy, R OBP: 0.235, SLG: 0.122										2	0	0	0	0	2	1						
29 Brad Ziegler, R OBP: 0.333, SLG: 0.333										0	0	0	0	0	0	0						
30 David Hernandez, R OBP: 1.000, SLG: 1.000										0	0	0	0	0	0	0						
13 Jason Kubel, L OBP: 0.337, SLG: 0.519									2 2B	0	0	0	0	0	0	0						
40 J.J. Putz, R OBP: 0.337, SLG: 0.519										0	0	0	0	0	0	0						
Inning Stats	R: 0 E: 0 K: 1 S: 9	H: 1 LOB: 2 BB: 1 P: 18	R: 0 E: 0 K: 3 S: 10	H: 0 LOB: 0 BB: 0 P: 16	R: 0 E: 0 K: 2 S: 15	H: 2 LOB: 2 BB: 0 P: 22	R: 2 E: 0 K: 0 S: 13	H: 4 LOB: 2 BB: 1 P: 22	R: 0 E: 0 K: 2 S: 9	H: 0 LOB: 0 BB: 0 P: 13	R: 0 E: 0 K: 1 S: 12	H: 2 LOB: 1 BB: 1 P: 19	R: 0 E: 0 K: 0 S: 6	H: 0 LOB: 0 BB: 0 P: 10	R: 0 E: 0 K: 0 S: 9	H: 0 LOB: 0 BB: 0 P: 12	R: 0 E: 0 K: 0 S: 7	H: 1 LOB: 2 BB: 1 P: 14	1B: 6 2B: 3 3B: 0 HR: 1	SF: 0 SAC: 1 DP: 1 HBP: 0	WP: 0 PB: 0 SB: 0 CS: 2	PA: 38
PITCHER	IP WLS BF H R ER SO BB IBB HBP BLK WP HR S P ERA WHIP																					
22 Clayton Kershaw, L ERA: 2.85	6.0 L 27 9 2 2 9 2 1 0 1 0 1 68 110 3.00 1.833																					
28 Jamey Wright, R ERA: 4.02	2.0 6 0 0 0 0 0 0 0 0 0 0 15 22 0.00 0.000																					
31 Brandon League, R ERA: 3.95	1.0 5 1 0 0 0 0 1 0 0 0 0 7 14 0.00 2.000																					


Batter	1	2	3	4	5	6	7	8	9	AB	R	H	RBI	BB	SO	LOB	BOTTOM					
7 Nick Punto, S OBP: 0.304, SLG: 0.261	K		K							4	0	0	0	0	2	2	Arizona Diamondbacks @ Los Angeles Dodgers Dodger Stadium, Los Angeles, CA Thu Aug 30 2012, 7:11 PM - 10:15 PM PDT Att: 54,621 - Clear - 80 F					
31 Brandon League, R										0	0	0	0	0	0	0						
8 Shane Victorino, S	P6			13 G5-3						4	0	1	0	0	1	1						
23 Adrián González, L OBP: 0.343, SLG: 0.465	K			P5						4	0	1	0	0	1	1						
13 Hanley Ramirez, R OBP: 0.325, SLG: 0.454	P5			G5-3						4	0	1	0	0	1	1						
16 Andre Ethier, L OBP: 0.358, SLG: 0.461	K			P4						3	0	0	0	1	1	3						
47 Luis Alfonso Cruz, R OBP: 0.333, SLG: 0.452	L7									3	0	1	0	0	0	2						
21 Juan Rivera, R OBP: 0.279, SLG: 0.358	G6-3									4	0	0	0	0	1	5						
17 A.J. Ellis, R OBP: 0.385, SLG: 0.431				22 FC2-6						2	0	0	0	1	0	1						
22 Clayton Kershaw, L OBP: 0.250, SLG: 0.245										2	0	0	0	0	1	2						
28 Jamey Wright, R ERA: 2.52										0	0	0	0	0	0	0						
3 Adam Kennedy, L OBP: 0.349, SLG: 0.348				FC2-6						1	0	1	0	0	0	0						
Inning Stats	R: 0 E: 0 K: 2 S: 8	H: 0 LOB: 0 BB: 0 P: 9	R: 0 E: 0 K: 1 S: 8	H: 0 LOB: 0 BB: 0 P: 11	R: 0 E: 0 K: 1 S: 9	H: 0 LOB: 1 BB: 1 P: 16	R: 0 E: 0 K: 0 S: 14	H: 1 LOB: 1 BB: 0 P: 21	R: 0 E: 0 K: 2 S: 15	H: 1 LOB: 0 BB: 0 P: 19	R: 0 E: 0 K: 0 S: 9	H: 0 LOB: 0 BB: 0 P: 11	R: 0 E: 0 K: 1 S: 7	H: 0 LOB: 1 BB: 1 P: 16	R: 0 E: 0 K: 1 S: 8	H: 1 LOB: 2 BB: 0 P: 13	R: 0 E: 0 K: 0 S: 15	H: 2 LOB: 2 BB: 0 P: 19	1B: 5 2B: 0 3B: 0 HR: 0	SF: 0 SAC: 0 DP: 1 HBP: 1	WP: 0 PB: 0 SB: 0 CS: 0	PA: 34
PITCHER	IP WLS BF H R ER SO BB IBB HBP BLK WP HR S P ERA WHIP																					
31 Ian Kennedy, R ERA: 4.27	6.1 W 24 6 1 0 0 0 2 0 1 0 0 0 0 2 4 0.00 0.632																					
29 Brad Ziegler, R	0.2 H 1 0 0 0 0 0 0 0 0 0 0 0 2 4 0.00 0.000																					
30 David Hernandez, R ERA: 2.21	1.0 H 4 1 0 0 1 0 0 0 0 0 0 0 8 13 0.00 1.000																					
40 J.J. Putz, R ERA: 2.82	1.0 S 5 2 0 0 0 0 0 0 0 0 0 0 15 19 0.00 2.000																					

Batter	1	2	3	4	5	6	7	8	9	10	11	AB	R	H	RBI	BB	SO	LOB	TOP					
24 Chris Young, R OBP: 0.307, SLG: 0.430	(1,8) C FF 90 2-3 B FF 88 S FF 92 K		X FF 91 0-0 F8		S SL 85 2-2 B FF 93 F FF 92 F SL 82 X SL 84 G5-3		F FF 93 1-3 B FF 92 S SL 86 K		F FF 96 0-3 F FS 86 S FS 86 K			5	0	0	0	0	3	1						
2 Aaron Hill, R OBP: 0.354, SLG: 0.507	(1,4) H FF 92 1-0 K		B FF 90 2-3 C FF 91 D SL 84 F FF 92 F SL 82 X SL 84 K		X SL 82 0-0 K		B FF 95 1-1 C FF 94 D SL 88 F FF 95 X FF 96 13 BB 1B		B FS 86 2-3 C FF 95 F FS 87 B FS 86 C FF 96 K			4	0	2	1	0	2	0						
13 Jason Kubel, L OBP: 0.337, SLG: 0.523	(1,7) C FF 92 2-2 B FF 92 D SL 84 F FF 92 F SL 82 X SL 84 K		C CU 73 0-0 F9		B FF 89 1-2 C FF 91 D SL 83 F FF 92 X SL 84 P5						B CU 77 1-1 F FF 91 X FF 91 HR		4	1	1	1	1	0	2					
44 Paul Goldschmidt, R OBP: 0.354, SLG: 0.502	(1,3) B SL 82 4-0 B SL 83 B FF 88 10 BB G6-4-3		B FF 91 4-2 C FF 92 B SL 83 B FF 92 BB		F FF 84 2-3 B FF 94 C FF 94 D SL 83 F FF 93 K						C FF 90 1-3 B CU 76 S FS 85 K		3	0	0	0	2	3	2					
10 Justin Upton, R OBP: 0.353, SLG: 0.405	(1,9) C FF 91 0-1 1 SAFE X CU 74 G6-4-3		1 SAME B SL 83 X FF 92 F9		B FF 93 1-1 C FF 93 X FF 93 P4						F FF 95 0-2 B FF 95 C FF 95 X FF 96 G4-6-3		5	0	0	0	0	1	4					
26 Miguel Montero, L OBP: 0.353, SLG: 0.446	(1,2) X FF 90 0-0 28 BB 1B		C FF 92 1-3 1 SAFE B SL 92 1 SAFE S FF 91 K		F FF 85 2-1 B FF 94 C CH 84 X FF 94 1B						B FF 95 1-0 X FF 95 28 BB G5-4-3 1B		5	1	3	0	0	1	1					
28 Chris Johnson, R OBP: 0.315, SLG: 0.434	(1,5) C FF 92 3-2 D SL 85 B FF 94 B FF 92 X FF 94 1H 3B		B SL 81 3-1 B FF 91 C FF 92 X FF 92 35 BB 1B		F FF 93 1-2 C FF 93 D SL 85 X FF 93 F9						C FF 94 0-1 X FF 95 G5-4-3		4	1	2	1	0	0	2					
14 Jake Elmore, R OBP: 0.234, SLG: 0.227	(1,6) C FF 92 0-1 X FF 92 P3		C FF 91 1-2 F FF 88 F FF 88 X SL 82 L3		C FF 91 1-2 B FF 91 F FF 91 F FF 91 X SL 81 L5							4	0	0	0	0	1	2						
52 Brad Bergesen, L (9,1)												0	0	0	0	0	0	0						
40 J.J. Putz, R (11,1)												0	0	0	0	0	0	0						
35 Trevor Cahill, R OBP: 0.307, SLG: 0.404	(1,1)											2	1	1	1	0	0	0						
49 Mike Zagurski, L OBP: 0.287, SLG: 0.399	(8,1)											0	0	0	0	0	0	0						
39 Bryan Shaw, S OBP: 0.319, SLG: 0.367	(1,7)											1	0	0	0	0	0	0						
8 Gerardo Parra, L OBP: 0.249, SLG: 0.244	(7,1)											0	0	0	0	0	0	0						
29 Brad Ziegler, R OBP: 0.247, SLG: 0.333	(7,1)											0	0	0	0	0	0	0						
30 David Hernandez, R OBP: 0.247, SLG: 0.333	(8,1)											0	0	0	0	0	0	0						
16 John McDonald, R OBP: 0.247, SLG: 0.333	(8,1)											1	0	0	0	0	0	0						
Inning Stats	R: 0 E: 0 K: 1 S: 8	H: 0 LOB: 0 BB: 0 P: 13	R: 1 E: 0 K: 0 S: 9	H: 2 LOB: 1 BB: 1 P: 16	R: 0 E: 0 K: 1 S: 8	H: 0 LOB: 0 BB: 0 P: 11	R: 0 E: 0 K: 1 S: 7	H: 0 LOB: 1 BB: 1 P: 13	R: 2 E: 0 K: 0 S: 19	H: 3 LOB: 1 BB: 0 P: 29	R: 0 E: 0 K: 2 S: 11	H: 0 LOB: 0 BB: 0 P: 13	R: 0 E: 0 K: 1 S: 10	H: 1 LOB: 1 BB: 0 P: 16	R: 0 E: 0 K: 1 S: 7	H: 1 LOB: 0 BB: 0 P: 10	R: 0 E: 0 K: 3 S: 9	H: 0 LOB: 0 BB: 0 P: 12	R: 1 E: 0 K: 2 S: 10	H: 1 LOB: 0 BB: 0 P: 13	1B: 5 2B: 2 3B: 1 HR: 1	SF: 0 SAC: 0 DP: 4 HBP: 1	WP: 0 PB: 0 SB: 0 CS: 0	PA: 42
PITCHER	IP ERA WHS BF H R ER SO BB IBB HBP BLK WP HR S P ERA WHIP	44 Aaron Harang, R ERA: 3.76	38 Shawn Tolleson, R ERA: 4.50	51 Ronald Belisario, R ERA: 2.65	31 Brandon League, R ERA: 3.88	55 Matt Guerrier, R ERA: 3.52	PITCHER	IP ERA WHS BF H R ER SO BB IBB HBP BLK WP HR S P ERA WHIP	44 Aaron Harang, R ERA: 3.76	38 Shawn Tolleson, R ERA: 4.50	51 Ronald Belisario, R ERA: 2.65	31 Brandon League, R ERA: 3.88	55 Matt Guerrier, R ERA: 3.52	44 Aaron Harang, R ERA: 3.76	38 Shawn Tolleson, R ERA: 4.50	51 Ronald Belisario, R ERA: 2.65	31 Brandon League, R ERA: 3.88	55 Matt Guerrier, R ERA: 3.52	44 Aaron Harang, R ERA: 3.76	38 Shawn Tolleson, R ERA: 4.50	51 Ronald Belisario, R ERA: 2.65	31 Brandon League, R ERA: 3.88	55 Matt Guerrier, R ERA: 3.52	

Arizona Diamondbacks @ Los Angeles Dodgers
Dodger Stadium, Los Angeles, CA
Fri Aug 31 2012, 7:11 PM - 11:01 PM PDT
Att. 37,622 - Clear - 77 F

livebaseballscorecards.com

AB 38
R 4
H 9
RBI 4
BB 3
SO 13
LOB 14




Batter	1	2	3	4	5	6	7	8	9	10	11	AB	R	H	RBI	BB	SO	LOB	BOTTOM					
14 Mark Ellis, R OBP: 0.351, SLG: 0.367	(1,4) C FF 90 0-1 X FF 90 G5-3		C FF 91 1-1 1 SAFE X FF 90 G5-4-3		F FF 91 2-2 C FF 91 D SL 82 F FF 92 X FF 91 1B		B SL 88 2-1 B SL 88 R CU 76 X SL 88 G1-3		B SL 88 1-3 B SL 85 T SL 85 C FF 83 K			5	0	1	2	0	1	1						
8 Shane Victorino, S OBP: 0.319, SLG: 0.367	(1,7) B SL 92 2-0 B FF 91 X FF 90 G4-3		B FF 90 2-1 B SL 88 C FF 91 X FF 91 G4-3		C FF 91 1-1 B SL 88 X FF 91 P6							4	0	0	0	1	1	2						
23 Adrián González, L OBP: 0.340, SLG: 0.480	(1,3) B SL 88 2-2 C FF 91 B SL 88 C CH 84 T FF 92 K		B CH 84 1-0 X SL 88 F8		C CH 78 2-1 B SL 88 B FF 89 X FF 90 P5							5	0	0	0	0	1	1						
27 Matt Kemp, R OBP: 0.401, SLG: 0.576	(1,8) C CH 82 2-3 F FF 91 B SL 88 S CH 81 K		S FF 90 1-2 C FF 91 B SL 88 X SL 82 G6-3		C FF 88 4-2 B CH 80 B FF 89 B FF 90 13 BB 13 S BB							4	1	0	0	1	3	0						
13 Hanley Ramirez, R OBP: 0.326, SLG: 0.451	(1,6) C SL 88 4-2 B FF 88 F FF 91 B FF 89 B CH 82 B CH 83 BB		B SL 87 3-2 B FF 93 C FF 91 B SL 87 B SL 87 X FF 93 G6-3		C FF 90 1-1 B SL 88 X SL 83 F9							3	0	0	0	2	0	1						
16 Andre Ethier, L OBP: 0.359, SLG: 0.459	(1,9) C FF 91 2-3 B FF 90 1 SAFE B SL 89 F SL 88 S FF 93 K		B SL 92 3-2 B FF 90 B SL 88 X SL 92 G4-3		B SL 87 3-2 B CH 83 S CH 82 B FF 92 B SL 92 X SL 92 1B							4	0	1	1	1	2	2						
47 Luis Alfonso Cruz, R OBP: 0.335, SLG: 0.451	(1,5) X SL 91 0-0 G5-3		C SL 87 3-2 B CH 83 S CH 82 B FF 92 B SL 92 X SL 92 7 BB 14 HBP 1B		B SL 86 1-2 B SL 86 F FF 92 F FF 92 X SL 87 K							5	1	2	0	0	1	3						
17 A.J. Ellis, R OBP: 0.385, SLG: 0.429	(1,2) B FF 90 1-2 C FF 91 C SL 86 X KC 80 14 BB G5-4-3 1B		H FF 90 1-0 G1-3		B SL 87 3-2 B SL 86 B SL 86 B SL 86 X SL 87 G1-3							4	1	1	0	0	1	3						
44 Aaron Harang, R ERA: 4.02	(1,1)		L SL 90 2-3 D CH 83 B SL 90 C FF 89 M SL 87 K		F FF 88 2-2 B SL 88 B SL 88 X CH 81 14 BB 1B							1	0	0	0	0	1	1						
49 Mike Zagurski, L ERA: 5.57	(6,1)											1	0	0	0	0	0	0						
39 Bryan Shaw, R ERA: 4.15	(6,1)											0	0	0	0	0	0	0						
29 Brad Ziegler, R ERA: 2.47	(7,1)											0	0	0	0	0	0	0						
31 Brandon League, R ERA: 3.88	(10,1)											0	0	0	0	0	0	0						
21 Juan Rivera, R ERA: 2.17	(10,1)											0	0	0	0	0	0	0						
Inning Stats	R: 0 E: 0 K: 1 S: 6	H: 0 LOB: 0 BB: 0 P: 10	R: 0 E: 0 K: 2 S: 10	H: 1 LOB: 1 BB: 1 P: 18	R: 0 E: 0 K: 1 S: 9	H: 1 LOB: 0 BB: 0 P: 13	R: 0 E: 0 K: 0 S: 6	H: 0 LOB: 0 BB: 0 P: 10	R: 2 E: 0 K: 0 S: 17	H: 3 LOB: 2 BB: 0 P: 32	R: 1 E: 0 K: 1 S: 12	H: 1 LOB: 1 BB: 1 P: 21	R: 0 E: 0 K: 0 S: 8	H: 0 LOB: 0 BB: 0 P: 15	R: 0 E: 0 K: 2 S: 10	H: 0 LOB: 0 BB: 0 P: 13	R: 0 E: 0 K: 1 S: 10	H: 0 LOB: 1 BB: 1 P: 17	R: 0 E: 0 K: 2 S: 7	H: 1 LOB: 2 BB: 1 P: 26	1B: 6 2B: 0 3B: 0 HR: 0	SF: 0 SAC: 0 DP: 1 HBP: 1	WP: 0 PB: 0 SB: 1 CS: 0	PA: 44
PITCHER	IP ERA WHS BF H R ER SO BB IBB HBP BLK WP HR S P ERA WHIP	35 Trevor Cahill, R ERA: 4.02	49 Mike Zagurski, L ERA: 5.57	39 Bryan Shaw, R ERA: 4.15	29 Brad Ziegler, R ERA: 2.47	30 David Hernandez, R ERA: 2.17	PITCHER	IP ERA WHS BF H R ER SO BB IBB HBP BLK WP HR S P ERA WHIP	52 Brad Bergesen, R ERA: 2.5	40 J.J. Putz, R ERA: 2.76	44 Aaron Harang, R ERA: 3.76	38 Shawn Tolleson, R ERA: 4.50	51 Ronald Belisario, R ERA: 2.65	31 Brandon League, R ERA: 3.88	55 Matt Guerrier, R ERA: 3.52	44 Aaron Harang, R ERA: 3.76	38 Shawn Tolleson, R ERA: 4.50	51 Ronald Belisario, R ERA: 2.65	31 Brandon League, R ERA: 3.88	55 Matt Guerrier, R ERA: 3.52				

Arizona Diamondbacks @ Los Angeles Dodgers
Dodger Stadium, Los Angeles, CA
Fri Aug 31 2012, 7:11 PM - 11:01 PM PDT
Att. 37,622 - Clear - 77 F

livebaseballscorecards.com

AB 38
R 3
H 6
RBI 3
BB 5
SO 12
LOB 14

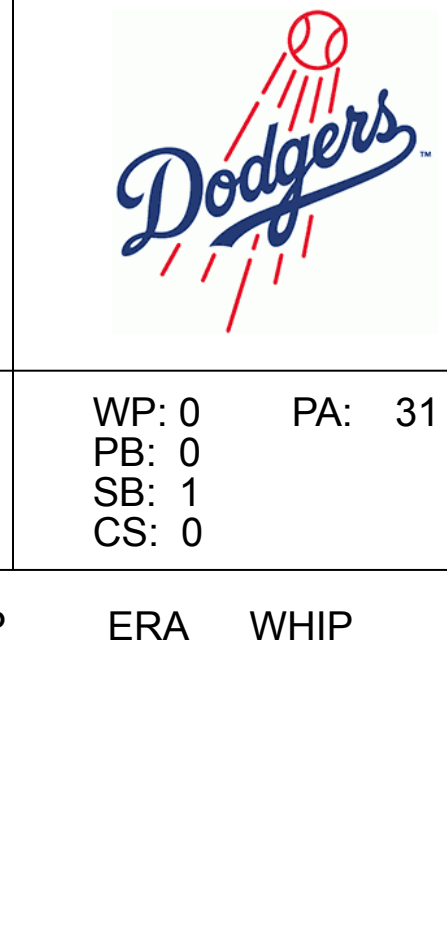


Batter	1	2	3	4	5	6	7	8	9	AB	R	H	RBI	BB	SO	LOB	TOP										
8 Gerardo Parra, L (1,7) OBP: 0.333, SLG: 0.399	L1-3		G3-1		K			G3-1		4	0	0	0	0	1	1	Arizona Diamondbacks @ Los Angeles Dodgers Dodger Stadium, Los Angeles, CA Sat Sep 01 2012, 6:12 PM - 9:14 PM PDT Att: 35,992 - Clear - 81 F										
2 Aaron Hill, R (1,4) OBP: 0.353, SLG: 0.505	K				FC6-4			G5-3		4	0	1	0	0	1	1											
10 Justin Upton, R (1,9) OBP: 0.352, SLG: 0.411	K				HR			G1-3		4	1	1	1	0	1	0											
44 Paul Goldschmidt, R (1,3) OBP: 0.353, SLG: 0.500		K			G5-3					4	0	1	0	0	2	0											
26 Miguel Montero, L (1,2) OBP: 0.382, SLG: 0.444										4	0	1	0	0	2	1											
24 Chris Young, R (1,8) OBP: 0.306, SLG: 0.430										4	0	1	0	0	2	1											
21 Ryan Wheeler, L (1,5) OBP: 0.275, SLG: 0.306										4	0	1	0	0	1	3											
16 John McDonald, R (1,6) OBP: 0.293, SLG: 0.404										2	0	1	0	1	0	1											
37 Tyler Skaggs, L (1,1)										2	0	0	0	0	1	4											
32 Matt Albers, L (6,1)										0	0	0	0	0	0	0											
13 Jason Kubel, L (7,PH) OBP: 0.337, SLG: 0.522										1	0	0	0	0	0	1											
22 Matt Lindstrom, R (7,1)										0	0	0	0	0	0	0											
39 Bryan Shaw, S (8,1)										0	0	0	0	0	0	0											
Inning Stats	R: 0 E: 0 K: 2 S: 7	H: 0 LOB: 0 BB: 0 P: 9	R: 0 E: 0 K: 1 S: 8	H: 2 LOB: 3 BB: 1 P: 16	R: 1 E: 0 K: 0 S: 12	H: 2 LOB: 0 BB: 0 P: 18	R: 0 E: 0 K: 3 S: 15	H: 0 LOB: 0 BB: 0 P: 22	R: 0 E: 0 K: 2 S: 14	H: 1 LOB: 1 BB: 0 P: 18	R: 0 E: 0 K: 1 S: 7	H: 0 LOB: 0 BB: 0 P: 10	R: 0 E: 0 K: 0 S: 10	H: 1 LOB: 1 BB: 0 P: 14	R: 0 E: 0 K: 0 S: 12	H: 0 LOB: 0 BB: 0 P: 20	R: 0 E: 0 K: 2 S: 10	H: 1 LOB: 1 BB: 0 P: 15	1B: 5 2B: 1 3B: 0 HR: 1	SF: 0 SAC: 0 DP: 0 HBP: 0	WP: 0 PB: 0 SB: 0 CS: 1	PA: 34					
PITCHER	IP	WLS	BF	H	R	ER	SO	BB	IBB	HBP	BLK	WP	HR	S	P	ERA	WHIP										
61 Josh Beckett, R (1,1) ERA: 5.03	6.2	W	26	6	1	1	9	1	0	0	0	0	1	70	102	1.35	1.050										
50 Randy Choate, L (7,1) ERA: 2.73	0.1	H	1	0	0	0	0	0	0	0	0	0	0	3	5	0.00	0.000										
28 Jamey Wright, R (8,1) ERA: 3.95	1.0	H	3	0	0	0	0	0	0	0	0	0	0	12	20	0.00	0.000										
31 Brandon League, R (9,1) ERA: 3.81	1.0	S	4	1	0	0	2	0	0	0	0	0	0	10	15	0.00	1.000										

Batter	1	2	3	4	5	6	7	8	9	AB	R	H	RBI	BB	SO	LOB	BOTTOM										
14 Mark Ellis, R (1,4) OBP: 0.347, SLG: 0.362	P4		P6		K			K2-3		4	0	0	0	0	2	0	Arizona Diamondbacks @ Los Angeles Dodgers Dodger Stadium, Los Angeles, CA Sat Sep 01 2012, 6:12 PM - 9:14 PM PDT Att: 35,992 - Clear - 81 F										
8 Shane Victorino, S (1,7) OBP: 0.320, SLG: 0.387	F8		G6-3							3	0	1	0	1	0	0											
23 Adrián González, L (1,3) OBP: 0.337, SLG: 0.456	L8		G4-3		F8					4	0	0	0	0	2												
27 Matt Kemp, R (1,8) OBP: 0.399, SLG: 0.572		F7								4	0	1	0	0	1	1											
13 Hanley Ramirez, R (1,6) OBP: 0.328, SLG: 0.457										2	1	1	1	1	1	0											
16 Andre Ethier, L (1,9) OBP: 0.360, SLG: 0.467										3	1	2	1	0	0	2											
47 Luis Alfonso Cruz, R (1,5) OBP: 0.335, SLG: 0.449										3	0	1	0	0	1	2											
17 A.J. Ellis, R (1,2) OBP: 0.383, SLG: 0.425										3	0	0	0	0	0	4											
61 Josh Beckett, R (1,1) OBP: 0.111, SLG: 0.111										2	0	0	0	0	2	2											
50 Randy Choate, L (7,1) ERA: 2.63										0	0	0	0	0	0	0											
3 Adam Kennedy, L (7,PH) OBP: 0.346, SLG: 0.344										1	0	0	0	0	1	0											
28 Jamey Wright, R (8,1)										0	0	0	0	0	0	0											
31 Brandon League, R (9,1)										0	0	0	0	0	0	0											
Inning Stats	R: 0 E: 0 K: 0 S: 12	H: 0 LOB: 0 BB: 0 P: 17	R: 1 E: 0 K: 1 S: 22	H: 3 LOB: 2 BB: 0 P: 30	R: 0 E: 0 K: 0 S: 7	H: 0 LOB: 0 BB: 0 P: 11	R: 0 E: 0 K: 0 S: 7	H: 1 LOB: 2 BB: 1 P: 15	R: 0 E: 0 K: 2 S: 12	H: 1 LOB: 1 BB: 0 P: 18	R: 1 E: 0 K: 3 S: 13	H: 1 LOB: 0 BB: 0 P: 19	R: 0 E: 0 K: 2 S: 9	H: 0 LOB: 0 BB: 0 P: 12	R: 0 E: 0 K: 0 S: 7	H: 0 LOB: 0 BB: 1 P: 15	1B: 4 2B: 1 3B: 0 HR: 2	SF: 0 SAC: 0 DP: 1 HBP: 0	WP: 0 PB: 0 SB: 1 CS: 0	PA: 31							
PITCHER	IP	WLS	BF	H	R	ER	SO	BB	IBB	HBP	BLK	WP	HR	S	P	ERA	WHIP										
37 Tyler Skaggs, L (1,1) ERA: 2.6	5.0	L	21	5	1	1	3	1	0	0	0	0	1	60	91	1.80	1.200										
32 Matt Albers, R (6,1) ERA: 2.63	1.0	L	4	1	1	1	3	0	0	0	0	0	1	13	19	9.00	1.000										
22 Matt Lindstrom, R (7,1) ERA: 3.05	1.0		3	0	0	0	2	0	0	0	0	0	0	9	12	0.00	0.000										
39 Bryan Shaw, R (8,1) ERA: 4.1	1.0		3	0	0	0	0	1	0	0	0	0	0	7	15	0.00	1.000										

AB	33
R	1
H	7
RBI	1
BB	1
SO	11
LOB	13

AB	29
R	2
H	6
RBI	2
BB	2
SO	8
LOB	13



Batter	1	2	3	4	5	6	7	8	9	AB	R	H	RBI	BB	SO	LOB	TOP					
24 Chris Young, R OBP: 0.306, SLG: 0.431										4	0	1	0	0	0	2	Arizona Diamondbacks @ Los Angeles Dodgers Dodger Stadium, Los Angeles, CA Sun Sep 02 2012, 1:13 PM - 4:14 PM PDT Att: 31,607 - Sunny - 89 F					
2 Aaron Hill, R OBP: 0.353, SLG: 0.503										2	0	0	0	1	1	0						
10 Justin Upton, R OBP: 0.350, SLG: 0.407										4	0	0	0	0	0	2						
13 Jason Kubel, L OBP: 0.334, SLG: 0.517										4	0	0	0	0	1	2						
44 Paul Goldschmidt, R OBP: 0.354, SLG: 0.500										4	2	2	0	0	1	0						
26 Miguel Montero, L OBP: 0.383, SLG: 0.452										4	1	2	2	0	1	0						
28 Chris Johnson, R OBP: 0.315, SLG: 0.436										3	0	1	0	0	1	0						
16 John McDonald, R OBP: 0.299, SLG: 0.432										4	1	2	2	0	2	1						
36 Wade Miley, L OBP: 0.228, SLG: 0.236										3	0	0	0	0	1	2						
29 Brad Ziegler, R OBP: 0.333, SLG: 0.333										0	0	0	0	0	0	0						
30 David Hernandez, R OBP: 1.000, SLG: 1.000										0	0	0	0	0	0	0						
40 J.J. Putz, R										0	0	0	0	0	0	0						
Inning Stats	R: 0 E: 0 K: 0 S: 10	H: 1 LOB: 1 BB: 0 P: 16	R: 0 E: 0 K: 0 S: 7	H: 0 LOB: 0 BB: 0 P: 10	R: 1 E: 0 K: 1 S: 10	H: 1 LOB: 0 BB: 0 P: 15	R: 2 E: 0 K: 2 S: 14	H: 2 LOB: 0 BB: 0 P: 23	R: 0 E: 0 K: 1 S: 11	H: 0 LOB: 0 BB: 0 P: 14	R: 0 E: 0 K: 0 S: 6	H: 0 LOB: 0 BB: 1 P: 15	R: 1 E: 0 K: 0 S: 9	H: 3 LOB: 2 BB: 0 P: 12	R: 0 E: 0 K: 1 S: 7	H: 0 LOB: 0 BB: 0 P: 9	R: 0 E: 0 K: 3 S: 14	H: 1 LOB: 1 BB: 0 P: 19	1B: 4 2B: 2 3B: 0 HR: 2	SF: 0 SAC: 2 DP: 1 HBP: 0	WP: 0 PB: 0 SB: 0 CS: 0	PA: 35
PITCHER	IP WLS BF H R ER SO BB IBB HBP BLK WP HR S P ERA WHIP																					
35 Chris Capuano, L ERA: 3.63	5.0 19 4 3 3 4 0 0 0 0 0 2 52 78 5.40 0.800																					
54 Jany Guerra, R ERA: 2.6	1.0 3 0 0 0 0 1 0 0 0 0 0 6 15 0.00 1.000																					
38 Shawn Tolleson, R ERA: 4.73	1.0 6 3 1 1 0 0 0 0 0 0 0 9 12 9.00 3.000																					
55 Matt Guerrier, R ERA: 3.12	1.0 3 0 0 0 1 0 0 0 0 0 0 7 9 0.00 0.000																					
51 Ronald Belisario, R ERA: 2.6	1.0 W 4 1 0 0 3 0 0 0 0 0 0 14 19 0.00 1.000																					

Batter	1	2	3	4	5	6	7	8	9	AB	R	H	RBI	BB	SO	LOB	BOTTOM					
14 Mark Ellis, R OBP: 0.348, SLG: 0.363										5	1	2	0	0	0	1	Arizona Diamondbacks @ Los Angeles Dodgers Dodger Stadium, Los Angeles, CA Sun Sep 02 2012, 1:13 PM - 4:14 PM PDT Att: 31,607 - Sunny - 89 F					
8 Shane Victorino, S OBP: 0.321, SLG: 0.386										4	1	1	1	1	0	2						
23 Adrián González, L OBP: 0.338, SLG: 0.460											5	0	2	2	0	2						
27 Matt Kemp, R OBP: 0.401, SLG: 0.579											3	2	1	1	0	2						
13 Hanley Ramirez, R OBP: 0.329, SLG: 0.460										4	0	2	0	0	0	0						
16 Andre Ethier, L OBP: 0.361, SLG: 0.466											3	0	1	1	0	2						
47 Luis Alfonso Cruz, R OBP: 0.333, SLG: 0.444										4	0	1	0	0	0	2						
18 Matt Treanor, R OBP: 0.264, SLG: 0.284											2	0	0	0	1	2						
3 Adam Kennedy, L OBP: 0.344, SLG: 0.341										1	0	0	0	0	0	1						
52 Tim Federowicz, R										0	0	0	0	0	0	0						
35 Chris Capuano, L ERA: 3.63	6.2 30 9 3 3 3 2 0 0 0 0 0 76 102 4.05 1.650																					
29 Brad Ziegler, R ERA: 2.9	0.1 H 1 0 0 0 0 0 0 0 0 0 1 3 0.00 0.000																					
30 David Hernandez, R ERA: 2.14	1.0 H 4 0 0 0 0 1 0 0 0 0 0 9 13 0.00 1.000																					
40 J.J. Putz, R ERA: 3.13	0.1 L 4 2 2 2 1 1 0 0 0 0 0 0 10 17 54.00 9.000																					
Inning Stats	R: 0 E: 0 K: 1 S: 8	H: 3 LOB: 2 BB: 0 P: 10	R: 1 E: 0 K: 0 S: 13	H: 3 LOB: 2 BB: 0 P: 17	R: 0 E: 0 K: 0 S: 7	H: 0 LOB: 0 BB: 0 P: 8	R: 0 E: 0 K: 0 S: 9	H: 1 LOB: 0 BB: 0 P: 12	R: 0 E: 0 K: 0 S: 10	H: 1 LOB: 2 BB: 1 P: 15	R: 1 E: 0 K: 1 S: 18	H: 1 LOB: 1 BB: 1 P: 28	R: 1 E: 0 K: 1 S: 12	H: 3 LOB: 2 BB: 0 P: 15	R: 0 E: 0 K: 0 S: 9	H: 0 LOB: 1 BB: 1 P: 13	R: 2 E: 0 K: 1 S: 10	H: 2 LOB: 1 BB: 1 P: 17	1B: 6 2B: 4 3B: 0 HR: 1	SF: 0 SAC: 0 DP: 1 HBP: 0	WP: 0 PB: 0 SB: 0 CS: 0	PA: 39
PITCHER	IP WLS BF H R ER SO BB IBB HBP BLK WP HR S P ERA WHIP																					
36 Wade Miley, L ERA: 2.9	6.2 30 9 3 3 3 2 0 0 0 0 0 76 102 4.05 1.650																					
29 Brad Ziegler, R ERA: 2.9	0.1 H 1 0 0 0 0 0 0 0 0 0 1 3 0.00 0.000																					
30 David Hernandez, R ERA: 2.14	1.0 H 4 0 0 0 0 1 0 0 0 0 0 9 13 0.00 1.000																					
40 J.J. Putz, R ERA: 3.13	0.1 L 4 2 2 2 1 1 0 0 0 0 0 0 10 17 54.00 9.000																					


Batter	1	2	3	4	5	6	7	8	9	10	AB	R	H	RBI	BB	SO	LOB	TOP						
24 Chris Young, R OBP: 0.307, SLG: 0.434 8 Gerardo Parra, L OBP: 0.352, SLG: 0.388	G6-3		F7					FC5-2-5		G5-3	5	0	2	1	0	0	3							
2 Aaron Hill, R OBP: 0.352, SLG: 0.500	K		G5-3					L5			5	0	1	1	0	1	4							
10 Justin Upton, R OBP: 0.350, SLG: 0.407	K			P4							5	1	2	1	0	1	2							
13 Jason Kubel, L OBP: 0.335, SLG: 0.518		K		G4-3				F8			5	1	2	0	0	1	2							
44 Paul Goldschmidt, R OBP: 0.397, SLG: 0.505				G6-3							4	1	2	1	1	0	0							
26 Miguel Montero, L OBP: 0.311, SLG: 0.449		K									5	1	1	0	0	2	5							
28 Chris Johnson, R OBP: 0.314, SLG: 0.441											4	1	1	3	0	1	3							
1 Cody Ransom, R OBP: 0.311, SLG: 0.399											3	1	1	0	2	1	0							
46 Pietera Corpuz, L 18 Willie McClellan, R 26 Matty McIntyre, L 29 Brad Ziegler, R 21 Ryan Whorley, R 14 Jake Johnson, R 40 J.J. Putz, R 17 Craig Kimbrel, R 38 Bryan Stines, R			SH1-4								1	0	0	0	0	0	0							
Inning Stats	R: 0 E: 0 K: 2 S: 10	H: 0 LOB: 0 BB: 0 P: 13	R: 0 E: 0 K: 3 S: 12	H: 1 LOB: 1 BB: 0 P: 20	R: 0 E: 0 K: 0 S: 8	H: 1 LOB: 1 BB: 0 P: 12	R: 0 E: 0 K: 0 S: 6	H: 0 LOB: 0 BB: 0 P: 9	R: 2 E: 0 K: 1 S: 16	H: 3 LOB: 1 BB: 1 P: 26	R: 5 E: 0 K: 2 S: 26	H: 6 LOB: 2 BB: 1 P: 43	R: 0 E: 0 K: 0 S: 17	H: 1 LOB: 1 BB: 1 P: 27	R: 1 E: 0 K: 0 S: 10	H: 2 LOB: 2 BB: 1 P: 19	R: 0 E: 0 K: 0 S: 8	H: 0 LOB: 0 BB: 0 P: 11	1B: 9 2B: 5 3B: 0 HR: 1	SF: 1 SAC: 1 DP: 1 HBP: 0	WP: 0 PB: 0 SB: 1 CS: 0	PA: 46		
PITCHER	IP	WLS	BF	H	R	ER	SO	BB	IBB	HBP	BLK	WP	HR	S	P	ERA	WHIP							
75 Barry Zito, L ERA: 4.51	5.0		22	7	4	4	6	0	0	0	0	0	0	1	59	89	7.20	1.400						
59 Guillermo Mota, R ERA: 6.75	0.2	B	5	2	1	1	1	0	0	0	0	0	0	0	12	22	13.50	4.500						
70 George Kontos, R ERA: 2.19	0.1		3	2	2	0	0	0	0	0	0	0	0	7	12	54.00	6.000							
31 Brad Penny, R ERA: 6.55	1.0		4	1	0	0	1	0	0	0	0	0	0	17	27	0.00	2.000							
61 Shane Loux, R ERA: 5.82	1.0		6	2	1	1	0	1	0	0	0	0	0	10	19	9.00	3.000							
PITCHER	IP	WLS	BF	H	R	ER	SO	BB	IBB	HBP	BLK	WP	HR	S	P	ERA	WHIP							
63 Jean Machi, R ERA: 1.9	1.0	W	3	0	0	0	2	0	0	0	0	0	0	10	14	0.00	0.000							
54 Sergio Romo, R ERA: 1.9	1.0	W	3	0	0	0	2	0	0	0	0	0	0	10	14	0.00	0.000							

Arizona Diamondbacks @ San Francisco Giants
AT&T Park, San Francisco, CA
Mon Sep 03 2012, 1:07 PM - 4:57 PM PDT
Att. 42,045 - Sunny - 68 F

livebaseballscores.com

AB 41
R 8
H 14
RBI 8
BB 3
SO 9
LOB 19

WP: 0 PA: 46
PB: 0
SB: 1
CS: 0




Batter	1	2	3	4	5	6	7	8	9	10	AB	R	H	RBI	BB	SO	LOB	BOTTOM					
16 Angel Pagán, S OBP: 0.340, SLG: 0.435	L7			K				FC4-6		G3	6	1	0	0	0	2	5						
19 Marco Scutaro, R OBP: 0.329, SLG: 0.379		P6						G5-3			6	2	3	1	0	1	1						
48 Pablo Sandoval, S OBP: 0.339, SLG: 0.446			G5-3								5	1	3	1	0	0	1						
28 Buster Posey, R OBP: 0.405, SLG: 0.533											5	1	2	2	0	1	2						
8 Hunter Pence, R OBP: 0.326, SLG: 0.429											4	1	1	2	1	2	1						
12 Xavier Nady, R OBP: 0.240, SLG: 0.297	L1-4										4	0	0	0	0	2	3						
29 Héctor Sánchez, S OBP: 0.279, SLG: 0.369 54 Sergio Romo, R											5	1	2	1	0	2	3						
35 Brandon Crawford, L OBP: 0.300, SLG: 0.347											0	0	0	0	0	0	0						
75 Barry Zito, L 59 Guillermo Mota, R 70 George Kontos, R 31 Brad Penny, R 61 Shane Loux, R 46 Pietera Corpuz, L 18 Willie McClellan, R 26 Matty McIntyre, L 29 Brad Ziegler, R 21 Ryan Whorley, R 14 Jake Johnson, R 40 J.J. Putz, R 17 Craig Kimbrel, R 38 Bryan Stines, R											5	2	3	1	0	1	1						
Inning Stats	R: 4 E: 0 K: 1 S: 16	H: 5 LOB: 1 BB: 0 P: 25	R: 0 E: 0 K: 1 S: 7	H: 0 LOB: 0 BB: 0 P: 9	R: 0 E: 0 K: 1 S: 10	H: 0 LOB: 0 BB: 0 P: 15	R: 0 E: 0 K: 1 S: 9	H: 1 LOB: 2 BB: 0 P: 13	R: 0 E: 0 K: 2 S: 11	H: 0 LOB: 1 BB: 0 P: 16	R: 0 E: 0 K: 2 S: 8	H: 0 LOB: 0 BB: 0 P: 13	R: 1 E: 0 K: 0 S: 9	H: 2 LOB: 1 BB: 0 P: 13	R: 2 E: 0 K: 1 S: 13	H: 3 LOB: 1 BB: 0 P: 19	R: 1 E: 0 K: 2 S: 13	H: 2 LOB: 2 BB: 1 P: 25	1B: 10 2B: 5 3B: 1 HR: 0	SF: 0 SAC: 2 DP: 0 HBP: 1	WP: 0 PB: 0 SB: 0 CS: 0	PA: 47	
PITCHER	IP	WLS	BF	H	R	ER	SO	BB	IBB	HBP	BLK	WP	HR	S	P	ERA	WHIP						
46 Patrick Corbin, L ERA: 4.13	5.0		23	0	0	0	2	0	0	0	0	0	0	53	78	7.20	1.400						
32 Matt Albers, R ERA: 2.56	1.0	H	3	0	0	0	2	0	0	0	0	0	0	8	13	0.00	0.000						
29 Brad Ziegler, R ERA: 2.57	1.0	H	5	2	1	1	0	0	0	0	0	0	0	9	13	9.00	2.000						
30 David Hernandez, R ERA: 2.4	1.0	H	6	3	2	2	1	0	0	0	0	0	0	13	19	18.00	3.000						
40 J.J. Putz, R ERA: 3.20	1.0	B	6	2	1	1	2	0	1	0	0	0	0	13	25	9.00	2.000						
PITCHER	IP	WLS	BF	H	R	ER	SO	BB	IBB	HBP	BLK	WP	HR	S	P	ERA	WHIP						
39 Bryan Shaw, R ERA: 4.22	0.2	L	4	2	1	1	0	0	0	0	0	0	0	10	19	13.50	3.000						

Arizona Diamondbacks @ San Francisco Giants
AT&T Park, San Francisco, CA
Mon Sep 03 2012, 1:07 PM - 4:57 PM PDT
Att. 42,045 - Sunny - 68 F

livebaseballscores.com

AB 43
R 9
H 16
RBI 9
BB 1
SO 11
LOB 17



Batter	1	2	3	4	5	6	7	8	9	10	11	AB	R	H	RBI	BB	SO	LOB	TOP				
6 Adam Eaton, L OBP: 0.333, SLG: 0.500	(1,8) C SI 82 S CH 85 F FF 92 X CH 85	1-3 K	1-2 C CH 85 F SI 92 B FF 92 X CH 85	G3	X SI 91 0-0	2B	F SI 91 0-1 X CH 85	G4-3	1-2 C SI 80 S SI 91 B SI 91 X CH 76	1-3 E1	X SI 86 0-0	F7	6	1	2	0	0	1	1				
2 Aaron Hill, R OBP: 0.369, SLG: 0.513	B FF 93 C SI 92 S CH 78 X CU 78	2-1 2B	C FF 93 B SI 91 X FF 92	1-1 10 44 2B	X CU 76 0-0	1B	C FF 92 B SI 87 S CH 78 X FF 92	2-2 10 FC6-4	1-3 1B	I IN 79 I IN 81 I IN 82	4-0	13 3B	5	3	5	2	1	0	0				
10 Justin Upton, R OBP: 0.350, SLG: 0.405	F CU 77 B FF 92 D CU 78 B FF 93 B FF 92	4-2 BB	X SI 91 0-0	0-0 44 2B 16 1B	C SI 89 B SI 92 B SI 92 X FF 89	1B	1-2 FC6-4	1B	1-2 FC6-4	S SI 88 X SI 94	1-2	F3	5	1	1	0	1	0	5				
13 Jason Kubel, L OBP: 0.335, SLG: 0.519	B CH 86 F SI 82 T FF 93	2-2 K	C CU 79 B SI 91 S FF 92	1-3 K	C FF 91 X SI 88	1-1 L9	C SI 89 B SI 92 B SI 92 X FF 89	3-1 44 FC9-6	BB	X FF 95 0-0	3	P3	5	1	1	1	1	2	7				
44 Paul Goldschmidt, R OBP: 0.358, SLG: 0.556	B FF 92 C SI 91 S CH 77 S FF 92	3-3 K	C FF 92 X FF 92	0-2 16 1B	1-3 2B	B FF 89 C SI 92 X SI 90	1-1 21 G4-3	1B	C SI 89 B SI 92 B SI 92 X FF 92	2-2 1-2	1	FC9-6	5	1	2	1	1	1	3				
26 Miguel Montero, L OBP: 0.363, SLG: 0.449	C CU 78 B FF 92 B FF 93 F SI 92 T FF 90	2-2 K	C CU 78 B SI 91 I IN 82	4-1 16 1B	IBB	X CH 81 0-0	F7	C FF 89 B SI 91 B SI 92 S CH 84 X FF 90	3-2 21 G6-3	1-3 1B	B CH 81 X SI 87	1-0	G4-3	5	0	2	1	1	1				
21 Ryan Wheeler, L OBP: 0.276, SLG: 0.319	C CU 77 B CU 78 B CH 84 B FF 94 X SI 92	3-1 31 E	C FF 92 X FF 92	2-2 F5	1-3 2B	1 SAFE X CH 81	0-1 G4-3	2	C FF 93 B SI 82 B SI 82 X SI 85	1-2 1-2	3	G6-3	6	1	1	0	0	0	8				
16 John McDonald, R OBP: 0.301, SLG: 0.423	C FF 90 F CU 76 C SI 90	1-3 K	C CU 79 B SI 91 X FF 92	1-1 1B	1-3 2B	B FF 93 C SI 83 S CH 83 X SI 90	1-3 K	B FF 93 B SI 82 B SI 82 X SI 85	4-1 6 E 6 B	BB	C FF 89 F SI 92 C SI 86 X SI 87	1-3	K	5	0	1	2	1	3	4			
31 Ian Kennedy, R ERA: 3.196			B CU 79 C SI 91 X FF 92	2-1 E9	C FF 91 C CU 76 C CU 77	1-3 K	C SI 89 B SI 92 X FF 92	0-1 F8	X FF 92 0-0	B5	D SI 86 X SI 87	1-0	G4-3	3	0	1	1	0	1	0			
52 Brad Bergesen, L ERA: 2.79																							
32 Matt Albers, R ERA: 2.65																							
49 Mike Zagurski, L ERA: 5.4																							
22 Matt Lindstrom, R ERA: 2.97																							
8 Gerardo Parra, L ERA: 3.457																							
55 Josh Collmenter, R ERA: 4.12																							
Inning Stats	R: 0 E: 0 K: 3 S: 13	H: 1 LOB: 2 BB: 1 P: 25	R: 1 H: 2 ER: 1 K: 2 S: 17	H: 2 LOB: 1 BB: 0 P: 26	R: 3 H: 4 ER: 0 K: 1 S: 15	H: 4 LOB: 2 BB: 1 P: 24	R: 2 H: 2 ER: 0 K: 1 S: 9	H: 2 LOB: 0 BB: 0 P: 14	R: 0 H: 1 ER: 0 K: 1 S: 8	H: 1 LOB: 1 BB: 2 P: 10	R: 0 H: 1 ER: 0 K: 0 S: 13	H: 1 LOB: 3 BB: 2 P: 23	R: 0 H: 0 ER: 0 K: 0 S: 5	H: 0 LOB: 0 BB: 0 P: 8	R: 0 H: 0 ER: 0 K: 1 S: 6	H: 0 LOB: 0 BB: 0 P: 8	R: 2 H: 3 ER: 0 K: 0 S: 11	H: 3 LOB: 2 BB: 1 P: 21	1B: 10 2B: 4 3B: 1 HR: 1	SF: 0 SAC: 0 DP: 1 HBP: 0	WP: 0 PB: 0 SB: 1 CS: 0	PA: 53	
PITCHER	IP 3.1	WLS 20.9	BF 6	H 1	R 0	ER 0	SO 7	BB 1	IBB 0	HBP 0	BLK 0	WP 0	HR 0	S 50	P 81	ERA 16.20	WHIP 3.000						
70 George Kontos, R ERA: 3.41	(11, 5)	0.1	L	2	1	1	0	0	0	0	0	0	12	18	0.00	0.600							
49 Javier López, L ERA: 2.41	(11, 5)	0.1	L	4	2	1	0	0	0	0	0	0	8	16	27.00	6.000							
59 Guillermo Mota, R ERA: 6.95	(11, 5)	0.1	L	1	0	0	0	0	0	0	0	0	0	1	0.00	0.000							

Arizona Diamondbacks @ San Francisco Giants
AT&T Park, San Francisco, CA
Tue Sep 04 2012, 7:17 PM - 11:35 PM PDT
Att. 41,038 - Overcast - 57 F

livebaseballscorecards.com

AB 47
R 8
H 16
RBI 8
BB 6
SO 9
LOB 30



Batter	1	2	3	4	5	6	7	8	9	10	11	AB	R	H	RBI	BB	SO	LOB	BOTTOM							
16 Ángel Pagán, S OBP: 0.338, SLG: 0.433	C FF 87 X SI 89 X FF 89	1-1 G5-3	B FC 88 C FF 88 B SI 87 X FF 90	3-1 G4-3	B FF 89 C CH 79 F FF 89 X KC 77	2-2 L8	C SI 89 0-1 X SI 91	19 SH1-3 48 1B	2B	C FF 83 S SI 84 B SI 84 X CH 78	1-3 K	6	1	1	0	0	1	3								
19 Marco Scutaro, R OBP: 0.330, SLG: 0.394	B FF 87 X FF 88	1-0 48 G4-3	B FF 91 X FF 90	1-0 28 E	B FF 92 C SI 81 X FF 90	2-1 G6-3	B SI 90 X FF 91	1-0 SH1-3	2-3 2B	C FF 96 S SI 96 X SI 96	1-2 F9	5	1	2	1	0	0	2								
48 Pablo Sandoval, S OBP: 0.342, SLG: 0.448	B FF 90 B FF 89 F FF 90 B FF 91 X CH 79	3-2 G4-3	F FF 91 C FF 88 D CH 80	4-1 28 E	B FF 89 B SI 89 C SI 81 X KC 76	2-2 BB	F FF 89 B SI 92 S SI 92 X SI 86	2-2 28 G4-6-3	1B	B SI 96 X SI 94	3-0 F9	5	1	2	2	1	0	2								
28 Buster Posey, R OBP: 0.401, SLG: 0.527	X FF 89 0-0	L6	B FF 90 B FF 90 C SI 81 X KC 76	2-2 E5	B FF 92 C SI 81 X KC 76	2-2 E5	C KC 77 B FF 91 B FF 90 X FF 90	1-2 G6-3	C SI 89 X SI 85	1-1 G4-6-3	3 1-2	5	0	0	0	0	0	4								
8 Hunter Pence, R OBP: 0.327, SLG: 0.430	C FF 88 X KC 77	0-1 G6-3	C CH 80 S CH 80 D CH 82 X FF 91	1-2 L9	C SI 89 B SI 92 X FF 92	0-0 9 HR	2B	X CH 80 0-0	B SI 94 B SI 94 B SI 94 X SI 94	4-2 9 1B	BB	4	1	1	1	1	0	3								
9 Brandon Belt, L OBP: 0.365, SLG: 0.418	S FF 89 F FF 90 B KC 78 B FF 91 S FF 92	3-3 K	B SI 88 S FF 88 S FF 88 S FF 90	2-3 K	B SI 88 S FF 88 S FF 88 S FF 90	2-3 K	F FF 89 C FF 89 B SI 90 X FF 89	0-2 2B	B SI 94 B SI 94 B SI 94 X SI 94	2-0 12 BB	1B	5	1	3	2	0	2	0								
7 Grégor Blanco, L OBP: 0.328, SLG: 0.333	X FF 90 0-0	F7	C FF 88 C KC 77 S FF 91	2-3 K	B FF 88 C KC 77 S FF 91	2-3 K	X FF 89 0-0	F9	C SI 80 B SI 92 B SI 92 X SI 86	2-3 K	3 0	0	0	0	0	1	0									
13 Joaquín Arias, R OBP: 0.313, SLG: 0.402																										
49 Javier López, L ERA: 2.65																										
59 Guillermo Mota, R ERA: 6.95																										
35 Brandon Crawford, L OBP: 0.303, SLG: 0.352																										
12 Xavier Nady, R OBP: 0.252, SLG: 0.304																										
30 Ryan Vogelsong, R ERA: 4.39																										
17 Aubrey Huff, L ERA: 4.39																										
41 Ryan Theriot, R ERA: 4.39																										
60 Juan Martínez, L ERA: 5.4																										
41 Jeremy Affeldt, L ERA: 2.79																										
40 Santiago Casilla, R ERA: 2.42																										
20 Héctor Sánchez, S ERA: 4.39																										
46 Sergio Romo, R ERA: 4.12																										
Inning Stats	R: 0 E: 0 K: 0 S: 7	H: 1 LOB: 0 BB: 0 P: 12	R: 0 H: 0 ER: 0 K: 1 S: 6	H: 0 LOB: 0 BB: 0 P: 9	R: 1 H: 2 ER: 1 K: 0 S: 15	H: 3 LOB: 3 BB: 1 P: 26	R: 0 H: 0 ER: 0 K: 3 S: 12	H: 0 LOB: 0 BB: 0 P: 19	R: 0 H: 0 ER: 0 K: 1 S: 8	H: 0 LOB: 0 BB: 0 P: 13	R: 3 H: 4 ER: 0 K: 0 S: 16	H: 1 LOB: 1 BB: 2 P: 24	R: 1 H: 2 ER: 0 K: 0 S: 9	H: 2 LOB: 2 BB: 0 P: 13	R: 0 H: 1 ER: 0 K: 1 S: 15	H: 1 LOB: 1 BB: 0 P: 28	R: 0 H: 0 ER: 0 K: 1 S: 7	H: 0 LOB: 0 BB: 0 P: 12	R: 0 H: 1 ER: 0 K: 1 S: 7	H: 1 LOB: 1 BB: 0 P: 12	R: 0 H: 2 ER: 0 K: 0 S: 16	H: 2 LOB: 2 BB: 0 P: 23	1B: 6 2B: 5 3B: 1 HR: 1	SF: 0 SAC: 2 DP: 2 HBP: 0	WP: 0 PB: 0 SB: 0 CS: 0	PA: 48
PITCHER	IP 5.2	WLS 5	BF 26	H 7	R 5	ER 5	SO 0	BB 1	IBB 0	HBP 0	BLK 0	WP 0	HR 1	S 63	P 100	ERA 7.94	WHIP 1.412									
55 Josh Collmenter, R ERA: 4.13	(10, 1)	2.0	W	9	3	0	0	0	0	0	0	0	0	1	23	0.00	1.500									

Arizona Diamondbacks @ San Francisco Giants
AT&T Park, San Francisco, CA
Tue Sep 04 2012, 7:17 PM - 11:35 PM PDT
Att. 41,038 - Overcast - 57 F

livebaseballscorecards.com

AB 43
R 6
H 13
RBI 6
BB 3
SO 8
LOB 21



Batter	1	2	3	4	5	6	7	8	9	AB	R	H	RBI	BB	SO	LOB	TOP			
6 Adam Eaton, L (1,8) OBP: 0.364, SLG: 0.455										5	2	2	0	0	0	2	Arizona Diamondbacks @ San Francisco Giants AT&T Park, San Francisco, CA Wed Sep 05 2012, 7:16 PM - 10:06 PM PDT Att: 41,035 - Overcast - 60 F			
2 Aaron Hill, R (1,4) OBP: 0.356, SLG: 0.516										5	1	2	1	0	0	3				
10 Justin Upton, R (1,9) OBP: 0.350, SLG: 0.403										4	0	1	0	1	1	4				
44 Paul Goldschmidt, R (1,3) OBP: 0.361, SLG: 0.506										4	1	2	1	1	0	3				
26 Miguel Montero, L (1,2) OBP: 0.383, SLG: 0.448										5	1	2	1	0	1	3				
28 Chris Johnson, R (1,5) OBP: 0.317, SLG: 0.449										4	1	2	2	1	2	2				
8 Gerardo Parra, L (1,7) OBP: 0.327, SLG: 0.391										5	0	0	0	0	3	4				
16 John McDonald, R (1,6) OBP: 0.304, SLG: 0.422										5	0	2	1	0	0	2				
35 Trevor Cahill, R (1,1) OBP: 0.102, SLG: 0.102										3	0	0	0	0	0	1				
49 Mike Zagurski, L (7,1) ERA: 2.85										0	0	0	0	0	0	0				
21 Ryan Wheeler, L (8,PH) OBP: 0.286, SLG: 0.329										1	0	1	0	0	0	0				
29 Brad Ziegler, R (8,1) OBP: 0.333, SLG: 0.333										0	0	0	0	0	0	0				
22 Matt Lindstrom, R (9,1) ERA: 2.9										0	0	0	0	0	0	0				
Inning Stats	R: 1 E: 0 K: 1 S: 13	H: 2 LOB: 1 BB: 1 P: 22	R: 0 E: 0 K: 1 S: 11	H: 0 LOB: 0 BB: 0 P: 14	R: 0 E: 0 K: 0 S: 10	H: 1 LOB: 1 BB: 0 P: 15	R: 1 E: 0 K: 1 S: 14	H: 2 LOB: 1 BB: 1 P: 15	R: 0 E: 0 K: 0 S: 6	H: 0 LOB: 0 BB: 0 P: 13	R: 4 E: 1 K: 1 S: 15	H: 5 LOB: 1 BB: 0 P: 20	R: 0 E: 0 K: 0 S: 10	H: 2 LOB: 2 BB: 0 P: 16	R: 0 E: 0 K: 1 S: 9	H: 1 LOB: 1 BB: 1 P: 19	1B: 10 2B: 3 3B: 1 HR: 0	SF: 0 SAC: 0 DP: 0 HBP: 0	WP: 0 PB: 0 SB: 1 CS: 1	PA: 44
PITCHER	IP WLS BF H R ER SO	IP WLS BF H R ER SO	IP WLS BF H R ER SO	IP WLS BF H R ER SO	IP WLS BF H R ER SO	IP WLS BF H R ER SO	IP WLS BF H R ER SO	IP WLS BF H R ER SO	IP WLS BF H R ER SO	IP WLS BF H R ER SO	IP WLS BF H R ER SO	IP WLS BF H R ER SO	IP WLS BF H R ER SO	IP WLS BF H R ER SO	IP WLS BF H R ER SO	IP WLS BF H R ER SO	ERA WHIP	ERA WHIP		
40 Madison Bumgarner, L (1,1) ERA: 3.15	6.1	L	29	8	4	4	5	1	1	0	0	0	0	0	0	0	5.68	1.421		
63 Jean Machi, R (7,1) ERA: 10.8	0.1		4	3	2	2	1	0	0	0	0	0	0	0	0	0	54.00	9.000		
50 Jose Mijares, L (7,1) ERA: 2.85	0.1		1	0	0	0	0	0	0	0	0	0	0	0	0	0	0.00	0.000		
31 Brad Penny, R (8,1) ERA: 6.26	1.0		5	2	0	0	0	0	0	0	0	0	0	0	0	0	0.00	2.000		
45 Dan Runzler, L (9,1) ERA:	0.2		4	1	0	0	1	0	1	0	0	0	0	0	0	0	0.00	1.500		

Batter	1	2	3	4	5	6	7	8	9	AB	R	H	RBI	BB	SO	LOB	BOTTOM			
16 Angel Pagán, S (1,8) OBP: 0.336, SLG: 0.430										4	0	0	0	0	0	2	Arizona Diamondbacks @ San Francisco Giants AT&T Park, San Francisco, CA Wed Sep 05 2012, 7:16 PM - 10:06 PM PDT Att: 41,035 - Overcast - 60 F			
19 Marco Scutaro, R (1,4) OBP: 0.331, SLG: 0.385										4	1	2	0	0	0	0				
48 Pablo Sandoval, S (1,5) OBP: 0.338, SLG: 0.443										4	0	0	0	0	1	2				
28 Buster Posey, R (1,2) OBP: 0.400, SLG: 0.525										4	1	1	0	0	2	1				
8 Hunter Pence, R (1,9) OBP: 0.327, SLG: 0.427										3	0	0	0	1	2	1				
9 Brandon Belt, L (1,3) OBP: 0.365, SLG: 0.417										3	0	1	2	0	0	0				
12 Xavier Nady, R (1,7) OBP: 0.249, SLG: 0.298										2	0	0	0	0	1	0				
7 Grégor Blanco, L (7,7) OBP: 0.328, SLG: 0.333										0	0	0	0	0	0	0				
5 Ryan Theriot, R (7,PH) OBP: 0.314, SLG: 0.313										1	0	0	0	0	0	2				
35 Brandon Crawford, L (1,6) OBP: 0.303, SLG: 0.350										2	0	0	0	1	1	0				
40 Madison Bumgarner, R (1,1) ERA: 3.98										1	0	0	0	0	1	0				
63 Jean Machi, R (7,1) ERA: 10.8										0	0	0	0	0	0	0				
50 Jose Mijares, L (7,1) ERA: 2.85										0	0	0	0	0	0	0				
31 Brad Penny, R (8,1) ERA: 6.26										0	0	0	0	0	0	0				
17 Aubrey Huff, L (2,30) OBP: 0.296, SLG: 0.296										0	0	0	0	0	0	0				
45 Dan Runzler, L (9,1) ERA:										0	0	0	0	0	0	0				
43 Dan Otero, R (9,1) ERA:										0	0	0	0	0	0	0				
Inning Stats	R: 0 E: 0 K: 0 S: 7	H: 0 LOB: 0 BB: 0 P: 10	R: 0 E: 0 K: 2 S: 7	H: 0 LOB: 0 BB: 0 P: 10	R: 0 E: 0 K: 3 S: 9	H: 0 LOB: 0 BB: 0 P: 15	R: 0 E: 0 K: 0 S: 9	H: 0 LOB: 0 BB: 0 P: 13	R: 0 E: 0 K: 0 S: 7	H: 0 LOB: 0 BB: 0 P: 11	R: 2 E: 0 K: 0 S: 12	H: 3 LOB: 1 BB: 1 P: 21	R: 0 E: 0 K: 0 S: 8	H: 0 LOB: 0 BB: 1 P: 17	R: 0 E: 0 K: 3 S: 13	H: 1 LOB: 1 BB: 0 P: 15	1B: 4 2B: 0 3B: 0 HR: 0	SF: 0 SAC: 1 DP: 2 HBP: 0	WP: 0 PB: 0 SB: 0 CS: 0	PA: 32
PITCHER	IP WLS BF H R ER SO	IP WLS BF H R ER SO	IP WLS BF H R ER SO	IP WLS BF H R ER SO	IP WLS BF H R ER SO	IP WLS BF H R ER SO	IP WLS BF H R ER SO	IP WLS BF H R ER SO	IP WLS BF H R ER SO	IP WLS BF H R ER SO	IP WLS BF H R ER SO	IP WLS BF H R ER SO	IP WLS BF H R ER SO	IP WLS BF H R ER SO	IP WLS BF H R ER SO	IP WLS BF H R ER SO	ERA WHIP	ERA WHIP		
35 Trevor Cahill, R (1,1) ERA: 3.98	6.1	W	23	2	2	2	5	2	0	0	0	0	0	0	0	0	2.84	0.632		
49 Mike Zagurski, L (7,1) ERA: 5.29	0.2		2	1	0	0	0	0	0	0	0	0	0	0	0	0	0.00	1.500		
29 Brad Ziegler, R (8,1) ERA: 2.53	1.0		3	0	0	0	0	1	0	0	0	0	0	0	0	0	0.00	1.000		
22 Matt Lindstrom, R (9,1) ERA: 2.9	1.0		4	1	0	0	3	0	0	0	0	0	0	0	0	0	0.00	1.000		



Batter	1	2	3	4	5	6	7	8	9	AB	R	H	RBI	BB	SO	LOB	TOP									
6 Adam Eaton, L (1.8) OBP: 0.313, SLG: 0.375	G4-3			K2-3	G3-1			G1-3		5	1	1	0	0	1	2	Arizona Diamondbacks @ San Diego Padres Petco Park, San Diego, CA Fri Sep 07 2012, 7:07 PM - 9:53 PM PDT Att: 25,403 - Partly Cloudy - 71 F									
2 Aaron Hill, R (1.4) OBP: 0.356, SLG: 0.512	F7			K	F7			F8		4	0	0	0	0	1											
13 Jason Kubel, L (1.7) OBP: 0.336, SLG: 0.520	K				G3-1			BB		3	1	1	0	1	0											
10 Justin Upton, R (1.9) OBP: 0.348, SLG: 0.400		E6 26 G6-3			F8			L9		4	0	0	0	0	3											
26 Miguel Montero, L (1.2) OBP: 0.384, SLG: 0.451		G6-3								4	2	2	0	1	1											
28 Chris Johnson, R (1.5) OBP: 0.316, SLG: 0.447		K								4	1	1	0	0	2											
21 Ryan Wheeler, L (1.3) OBP: 0.296, SLG: 0.365				G3						4	0	2	3	0	1											
16 John McDonald, R (1.6) OBP: 0.296, SLG: 0.409				G6-3	L7					4	0	0	0	0	2											
37 Tyler Skaggs, L 52 Brad Bergesen, L 33 Konner Schmitt, R 95 Josh Collmenter, R 8 Garrett Padilla, L 44 Paul Goldschmidt, R 48 Takashi Saito, L 30 David Hernandez, R 24 David Villar, R 19 Tyler Graham, R				K	G6-3			G6-3		1	0	0	0	0	0											
Inning Stats	R: 0 H: 0 E: 0 K: 1 S: 9	H: 0 LOB: 0 BB: 0 P: 12	R: 0 H: 1 E: 1 K: 1 S: 9	H: 0 LOB: 0 BB: 0 P: 16	R: 0 H: 0 E: 0 K: 1 S: 6	H: 0 LOB: 0 BB: 0 P: 8	R: 0 H: 1 E: 0 K: 2 S: 12	H: 1 LOB: 1 BB: 0 P: 17	R: 2 H: 3 E: 0 K: 0 S: 11	H: 3 LOB: 1 BB: 0 P: 15	R: 0 H: 0 E: 0 K: 0 S: 5	H: 0 LOB: 0 BB: 0 P: 6	R: 1 H: 1 E: 0 K: 1 S: 13	H: 1 LOB: 1 BB: 0 P: 19	R: 2 H: 2 E: 0 K: 1 S: 15	H: 2 LOB: 1 BB: 1 P: 23	R: 0 H: 1 E: 0 K: 1 S: 11	H: 1 LOB: 1 BB: 0 P: 13	1B: 4 2B: 4 3B: 0 HR: 0	SF: 0 SAC: 0 DP: 1 HBP: 0	WP: 0 PB: 1 SB: 0 CS: 0	PA: 37				
PITCHER	IP WLS BF H R ER SO BB IBB HBP BLK WP HR S P ERA WHIP	IP WLS BF H R ER SO BB IBB HBP BLK WP HR S P ERA WHIP	IP WLS BF H R ER SO BB IBB HBP BLK WP HR S P ERA WHIP	IP WLS BF H R ER SO BB IBB HBP BLK WP HR S P ERA WHIP	IP WLS BF H R ER SO BB IBB HBP BLK WP HR S P ERA WHIP	IP WLS BF H R ER SO BB IBB HBP BLK WP HR S P ERA WHIP	IP WLS BF H R ER SO BB IBB HBP BLK WP HR S P ERA WHIP	IP WLS BF H R ER SO BB IBB HBP BLK WP HR S P ERA WHIP	IP WLS BF H R ER SO BB IBB HBP BLK WP HR S P ERA WHIP	IP WLS BF H R ER SO BB IBB HBP BLK WP HR S P ERA WHIP	IP WLS BF H R ER SO BB IBB HBP BLK WP HR S P ERA WHIP	IP WLS BF H R ER SO BB IBB HBP BLK WP HR S P ERA WHIP	IP WLS BF H R ER SO BB IBB HBP BLK WP HR S P ERA WHIP	IP WLS BF H R ER SO BB IBB HBP BLK WP HR S P ERA WHIP	IP WLS BF H R ER SO BB IBB HBP BLK WP HR S P ERA WHIP	IP WLS BF H R ER SO BB IBB HBP BLK WP HR S P ERA WHIP	IP WLS BF H R ER SO BB IBB HBP BLK WP HR S P ERA WHIP	IP WLS BF H R ER SO BB IBB HBP BLK WP HR S P ERA WHIP	IP WLS BF H R ER SO BB IBB HBP BLK WP HR S P ERA WHIP	IP WLS BF H R ER SO BB IBB HBP BLK WP HR S P ERA WHIP	IP WLS BF H R ER SO BB IBB HBP BLK WP HR S P ERA WHIP	IP WLS BF H R ER SO BB IBB HBP BLK WP HR S P ERA WHIP	IP WLS BF H R ER SO BB IBB HBP BLK WP HR S P ERA WHIP	IP WLS BF H R ER SO BB IBB HBP BLK WP HR S P ERA WHIP	IP WLS BF H R ER SO BB IBB HBP BLK WP HR S P ERA WHIP	IP WLS BF H R ER SO BB IBB HBP BLK WP HR S P ERA WHIP

AB	36
R	5
H	8
RBI	5
BB	1
SO	8
LOB	13



Batter	1	2	3	4	5	6	7	8	9	AB	R	H	RBI	BB	SO	LOB	BOTTOM									
13 Chris Denorfia, R (1.9) OBP: 0.351, SLG: 0.448	K 11 1B				K 12 BB					3	2	2	0	1	1	0	Arizona Diamondbacks @ San Diego Padres Petco Park, San Diego, CA Fri Sep 07 2012, 7:07 PM - 9:53 PM PDT Att: 25,403 - Partly Cloudy - 71 F									
11 Logan Forsythe, R (1.4) OBP: 0.356, SLG: 0.375	K 12 1B				F8					4	2	2	0	0	1											
7 Chase Headley, S (1.5) OBP: 0.370, SLG: 0.488	K				K					4	2	2	4	0	2	3										
12 Yasmani Grandal, C (1.2) OBP: 0.373, SLG: 0.504					K HR					3	0	1	2	1	2	0										
15 Jesus Guzman, R (1.7) OBP: 0.313, SLG: 0.426										3	0	0	0	0	2	3										
45 Anthony Bass, R (8.1) ERA: 2.66										0	0	0	0	0	0	0										
54 Josh Collmenter, R (5.1) ERA: 4.02										0	0	0	0	0	0	0										
48 Takashi Saito, R (7.1) ERA: 5.4										0	0	0	0	0	0	0										
30 David Hernandez, R (8.1) ERA: 2.51										0	0	0	0	0	0	0										
23 Yonder Alonso, L (1.3) OBP: 0.342, SLG: 0.385	G4-3				F9					4	0	0	0	0	1											
24 Cameron Maybin, R (1.8) OBP: 0.306, SLG: 0.332					G4-3					3	0	0	0	0	1	0										
2 Everth Cabrera, S (1.6) OBP: 0.314, SLG: 0.317					L6					3	0	0	0	0	1	0										
34 Andrew Cashner, R (1.1) ERA: 2.66										2	0	0	0	0	1	0										
25 Will Venable, L (6.9) OBP: 0.339, SLG: 0.443					G4-3					1	0	0	0	0	0	0										
Inning Stats	R: 2 H: 3 E: 0 K: 1 S: 15	H: 3 LOB: 1 BB: 0 P: 19	R: 0 H: 0 E: 0 K: 2 S: 7	H: 0 LOB: 0 BB: 0 P: 11	R: 3 H: 2 E: 0 K: 2 S: 20	H: 2 LOB: 1 BB: 0 P: 34	R: 0 H: 0 E: 0 K: 0 S: 9	H: 0 LOB: 0 BB: 0 P: 10	R: 0 H: 1 E: 0 K: 2 S: 14	H: 1 LOB: 2 BB: 1 P: 24	R: 0 H: 0 E: 0 K: 1 S: 6	H: 0 LOB: 0 BB: 0 P: 9	R: 0 H: 0 E: 0 K: 1 S: 6	H: 0 LOB: 0 BB: 0 P: 10	R: 1 H: 1 E: 0 K: 1 S: 12	H: 1 LOB: 0 BB: 0 P: 20	1B: 4 2B: 1 3B: 0 HR: 2	SF: 0 SAC: 0 DP: 0 HBP: 0	WP: 0 PB: 0 SB: 0 CS: 0	PA: 33						
PITCHER	IP WLS BF H R ER SO BB IBB HBP BLK WP HR S P ERA WHIP	IP WLS BF H R ER SO BB IBB HBP BLK WP HR S P ERA WHIP	IP WLS BF H R ER SO BB IBB HBP BLK WP HR S P ERA WHIP	IP WLS BF H R ER SO BB IBB HBP BLK WP HR S P ERA WHIP	IP WLS BF H R ER SO BB IBB HBP BLK WP HR S P ERA WHIP	IP WLS BF H R ER SO BB IBB HBP BLK WP HR S P ERA WHIP	IP WLS BF H R ER SO BB IBB HBP BLK WP HR S P ERA WHIP	IP WLS BF H R ER SO BB IBB HBP BLK WP HR S P ERA WHIP	IP WLS BF H R ER SO BB IBB HBP BLK WP HR S P ERA WHIP	IP WLS BF H R ER SO BB IBB HBP BLK WP HR S P ERA WHIP	IP WLS BF H R ER SO BB IBB HBP BLK WP HR S P ERA WHIP	IP WLS BF H R ER SO BB IBB HBP BLK WP HR S P ERA WHIP	IP WLS BF H R ER SO BB IBB HBP BLK WP HR S P ERA WHIP	IP WLS BF H R ER SO BB IBB HBP BLK WP HR S P ERA WHIP	IP WLS BF H R ER SO BB IBB HBP BLK WP HR S P ERA WHIP	IP WLS BF H R ER SO BB IBB HBP BLK WP HR S P ERA WHIP	IP WLS BF H R ER SO BB IBB HBP BLK WP HR S P ERA WHIP	IP WLS BF H R ER SO BB IBB HBP BLK WP HR S P ERA WHIP	IP WLS BF H R ER SO BB IBB HBP BLK WP HR S P ERA WHIP	IP WLS BF H R ER SO BB IBB HBP BLK WP HR S P ERA WHIP	IP WLS BF H R ER SO BB IBB HBP BLK WP HR S P ERA WHIP	IP WLS BF H R ER SO BB IBB HBP BLK WP HR S P ERA WHIP	IP WLS BF H R ER SO BB IBB HBP BLK WP HR S P ERA WHIP	IP WLS BF H R ER SO BB IBB HBP BLK WP HR S P ERA WHIP	IP WLS BF H R ER SO BB IBB HBP BLK WP HR S P ERA WHIP	IP WLS BF H R ER SO BB IBB HBP BLK WP HR S P ERA WHIP

AB	31
R	6
H	7
RBI	6
BB	2
SO	10
LOB	8



Batter	1	2	3	4	5	6	7	8	9	AB	R	H	RBI	BB	SO	LOB	TOP					
6 Adam Eaton, L OBP: 0.381, SLG: 0.429 (1, 8)	 1B	 1B		 1B		 1B		 1B		5	1	3	0	0	1	1						
2 Aaron Hill, R OBP: 0.355, SLG: 0.514 (1, 4)	 1B		 HR	 1-2		 1B		 1B		5	1	1	1	0	1	4						
13 Jason Kubel, L OBP: 0.338, SLG: 0.533 (1, 7)	 HR		 HR			 1B		 BB		4	2	2	3	1	2	1						
22 Matt Lindstrom, R OBP: 0.335, SLG: 0.514 (8, 1)										0	0	0	0	0	0	0						
40 J.J. Putz, R (9, 1)										0	0	0	0	0	0	0						
44 Paul Goldschmidt, R OBP: 0.358, SLG: 0.501 (1, 3)	 1B		 1B			 1B		 1B	 1B	5	1	1	0	0	1	3						
26 Miguel Montero, L OBP: 0.382, SLG: 0.447 (1, 2)	 1B		 1B			 1B		 1B	 BB	4	0	0	1	1	3	1						
10 Justin Upton, R OBP: 0.352, SLG: 0.411 (1, 9)		 1B	 1B			 HR		 1B	 1B	5	2	4	1	0	0	3						
28 Chris Johnson, R OBP: 0.319, SLG: 0.448 (1, 5)		 2B	 1B			 BB		 BB	 1B	3	0	1	0	2	0	2						
14 Jake Elmore, R OBP: 0.241, SLG: 0.255 (1, 6)		 2B	 2B			 1B		 1B	 1B	5	0	2	2	0	0	3						
36 Wade Miley, L OBP: 0.217, SLG: 0.224 (6, 1)	 2B		 2B			 1B			 1B	3	0	0	0	0	1	3						
39 Bryan Shaw, S ERA: 3.9 (6, 1)						 1B				0	0	0	0	0	0	0						
29 Brad Ziegler, R OBP: 0.333, SLG: 0.333 (7, 1)										0	0	0	0	0	0	0						
8 Gerardo Parra, L OBP: 0.328, SLG: 0.392 (8, 7)								 1B	 1B	2	1	1	0	0	1	0						
Inning Stats	R: 2 E: 0 K: 1 S: 12	H: 2 LOB: 0 BB: 0 P: 17	R: 1 E: 0 K: 0 S: 11	H: 2 LOB: 1 BB: 0 P: 18	R: 3 E: 0 K: 1 S: 17	H: 5 LOB: 2 BB: 0 P: 24	R: 0 E: 0 K: 2 S: 11	H: 1 LOB: 1 BB: 0 P: 15	R: 1 E: 0 K: 1 S: 11	H: 2 LOB: 2 BB: 1 P: 19	R: 0 E: 0 K: 2 S: 11	H: 0 LOB: 0 BB: 0 P: 17	R: 0 E: 0 K: 0 S: 12	H: 1 LOB: 2 BB: 1 P: 19	R: 1 E: 0 K: 2 S: 15	H: 2 LOB: 3 BB: 2 P: 27	R: 0 E: 0 K: 1 S: 8	H: 0 LOB: 0 BB: 0 P: 9	1B: 9 2B: 2 3B: 0 HR: 4	SF: 0 SAC: 0 DP: 0 HBP: 0	WP: 0 PB: 0 SB: 1 CS: 0	PA: 45
PITCHER	IP WLS BF H R ER SO BB IBB HBP BLK WP HR S P ERA WHIP	IP WLS BF H R ER SO BB IBB HBP BLK WP HR S P ERA WHIP																	IP WLS BF H R ER SO BB IBB HBP BLK WP HR S P ERA WHIP			
49 Casey Kelly, R ERA: 7.07 (1, 1)	2.1 L 15 8 6 6 2 0 0 0 0 0 3 37 54 23.14 3.429																					
39 Miles Mikolas, R ERA: 3.9 (3, 1)	2.2 12 4 1 1 3 1 0 0 0 0 1 25 39 3.38 1.875																					
29 Brad Boxberger, R ERA: 3.06 (6, 1)	1.0 3 0 0 0 2 0 0 0 0 0 11 17 0.00 0.000																					
61 Cory Burns, R ERA: 4.09 (7, 1)	1.1 9 3 1 1 1 2 0 0 0 0 0 21 34 6.75 3.750																					
50 Nick Vincent, R ERA: 2.0 (8, 1)	1.2 6 0 0 0 2 1 0 0 0 0 0 14 21 0.00 0.600																					

Arizona Diamondbacks @ San Diego Padres
Petco Park, San Diego, CA
Sat Sep 08 2012, 5:37 PM - 8:46 PM PDT
Att: 25,514 - Partly Cloudy - 71 F

AB	41
R	8
H	15
RBI	8
BB	4
SO	10
LOB	21



Batter	1	2	3	4	5	6	7	8	9	AB	R	H	RBI	BB	SO	LOB	BOTTOM					
13 Chris Denorria, R OBP: 0.355, SLG: 0.452 (1, 9)	 1B	 BB		 1B		 2B		 1B		4	1	2	1	1	1	1						
11 Logan Forsythe, R OBP: 0.357, SLG: 0.388 (1, 4)	 1B	 1B		 HR		 1B		 1B		5	2	2	2	0	2	4						
7 Chase Headley, S OBP: 0.369, SLG: 0.485 (1, 5)	 1B		 BB	 1B		 1B		 1B		4	0	0	0	1	1	4						
12 Yasmani Grandal, S OBP: 0.368, SLG: 0.489 (1, 2)	 1B		 BB			 1B		 1B	 1B	4	0	0	0	1	1	2						
15 Jesus Guzman, R OBP: 0.314, SLG: 0.408 (7, PH)	 2B		 1B			 1B		 1B		3	0	1	2	0	1	2						
5 Alexi Amarista, L OBP: 0.298, SLG: 0.407 (7, PH)	 2B		 2B			 1B		 1B		1	0	0	0	0	0	0						
23 Yonder Alonso, L OBP: 0.342, SLG: 0.382 (1, 3)	 1B		 1B			 1B		 BB		3	0	0	0	1	1	3						
24 Cameron Maybin, R OBP: 0.305, SLG: 0.331 (8, 1)	 1B		 1B			 1B		 1B		4	1	1	0	0	0	3						
2 Everth Cabrera, S OBP: 0.316, SLG: 0.319 (1, 6)	 1B	 1B		 1B		 1B		 1B		4	1	2	0	0	2	1						
49 Casey Kelly, R ERA: 7.07 (1, 1)	5.1 W 27 8 5 5 6 3 0 0 0 0 0 5 6 0.00 1.500																					
39 Bryan Shaw, R ERA: 4.17 (6, 1)	0.2 H 3 1 0 0 0 0 0 0 0 0 9 17 0.00 1.000																					
29 Brad Ziegler, R ERA: 2.48 (7, 1)	1.0 H 4 0 0 0 0 1 0 0 0 0 9 17 0.00 1.000																					
22 Matt Lindstrom, R ERA: 2.83 (8, 1)	1.0 H 3 0 0 0 2 0 0 0 0 0 10 14 0.00 0.000																					
40 J.J. Putz, R ERA: 3.19 (9, 1)	1.0 S 3 0 0 0 3 0 0 0 0 0 9 15 0.00 0.000																					
Inning Stats	R: 2 E: 0 K: 0 S: 17	H: 3 LOB: 1 BB: 0 P: 25	R: 0 E: 0 K: 2 S: 14	H: 1 LOB: 2 BB: 1 P: 22	R: 0 E: 0 K: 1 S: 7	H: 0 LOB: 2 BB: 2 P: 17	R: 2 E: 0 K: 1 S: 13	H: 2 LOB: 0 BB: 0 P: 19	R: 0 E: 0 K: 1 S: 5	H: 0 LOB: 0 BB: 0 P: 6	R: 1 E: 0 K: 1 S: 13	H: 3 LOB: 2 BB: 0 P: 18	R: 0 E: 0 K: 0 S: 9	H: 0 LOB: 1 BB: 1 P: 17	R: 0 E: 0 K: 2 S: 10	H: 0 LOB: 0 BB: 0 P: 14	R: 0 E: 0 K: 3 S: 9	H: 0 LOB: 0 BB: 0 P: 15	1B: 6 2B: 2 3B: 0 HR: 1	SF: 0 SAC: 0 DP: 0 HBP: 0	WP: 0 PB: 0 SB: 2 CS: 0	PA: 40
PITCHER	IP WLS BF H R ER SO BB IBB HBP BLK WP HR S P ERA WHIP	IP WLS BF H R ER SO BB IBB HBP BLK WP HR S P ERA WHIP																	IP WLS BF H R ER SO BB IBB HBP BLK WP HR S P ERA WHIP			
36 Wade Miley, L ERA: 3.07 (1, 1)	5.1 W 27 8 5 5 6 3 0 0 0 0 0 5 6 0.00 1.500																					
39 Bryan Shaw, R ERA: 4.17 (6, 1)	0.2 H 3 1 0 0 0 0 0 0 0 0 9 17 0.00 1.000																					
29 Brad Ziegler, R ERA: 2.48 (7, 1)	1.0 H 4 0 0 0 0 1 0 0 0 0 9 17 0.00 1.000																					
22 Matt Lindstrom, R ERA: 2.83 (8, 1)	1.0 H 3 0 0 0 2 0 0 0 0 0 10 14 0.00 0.000																					
40 J.J. Putz, R ERA: 3.19 (9, 1)	1.0 S 3 0 0 0 3 0 0 0 0 0 9 15 0.00 0.000																					

Arizona Diamondbacks @ San Diego Padres
Petco Park, San Diego, CA
Sat Sep 08 2012, 5:37 PM - 8:46 PM PDT
Att: 25,514 - Partly Cloudy - 71 F

AB	36
R	5
H	9
RBI	5
BB	4
SO	11
LOB	22

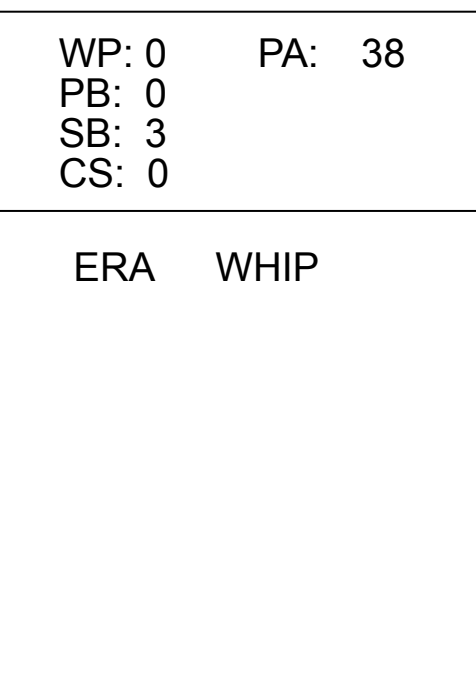


Batter	1	2	3	4	5	6	7	8	9	AB	R	H	RBI	BB	SO	LOB	TOP					
6 Adam Eaton, L OBP: 0.423, SLG: 0.480	G3		G3		G4-3			G4-3		G6-3							4 1 2 0 1 0 0					
2 Aaron Hill, R OBP: 0.357, SLG: 0.512	BB		BB		G4-3			BB		BB							2 0 0 0 3 0 2					
13 Jason Kubel, L OBP: 0.336, SLG: 0.528	K		G3		G6-3			K		K							4 0 0 1 0 2 4					
44 Paul Goldschmidt, R OBP: 0.358, SLG: 0.498	G6-3		BB		G6-3			K		K							3 0 0 0 1 1 3					
10 Justin Upton, R OBP: 0.349, SLG: 0.407	K		K		G6-3			FC6-4									4 0 0 0 0 2 4					
26 Miguel Montero, L OBP: 0.383, SLG: 0.447	BB		K		K			BB		BB							4 1 2 0 0 1 0					
28 Chris Johnson, R OBP: 0.323, SLG: 0.450	BB		K		K			BB		BB							3 0 2 0 1 1 0					
16 John McDonald, R OBP: 0.288, SLG: 0.397	G4-6-3		P4		P4			F8		FC4-6							4 0 0 0 0 0 5					
46 Patrick Corbin, L ERA: 3.07, SLG: 0.071			K		G4-3			K		G4-3							2 0 0 0 0 0 1 0					
32 Matt Albers, L ERA: 2.55																	0 0 0 0 0 0 0 0					
21 Ryan Wheeler, L OBP: 0.240, SLG: 0.350																	1 0 0 0 0 0 0 1 1					
49 Mike Zagurski, L ERA: 5.24																	0 0 0 0 0 0 0 0 0					
48 Takashi Saito, L ERA: 5.19																	0 0 0 0 0 0 0 0 0					
39 Bryan Shaw, R ERA: 4.14																	0 0 0 0 0 0 0 0 0					
52 Brad Bergesen, L ERA: 2.53																	1 0 0 0 0 0 0 0 1					
8 Gerardo Parra, L OBP: 0.327, SLG: 0.329																	1 0 0 1 0 0 0 0 1					
Inning Stats	R: 0 H: 0 E: 0 K: 1 S: 11	H: 0 LOB: 1 BB: 1 P: 21	R: 0 H: 2 E: 0 K: 1 S: 9	H: 2 LOB: 1 BB: 0 P: 12	R: 1 H: 1 E: 0 K: 2 S: 14	H: 1 LOB: 2 BB: 2 P: 29	R: 0 H: 0 E: 0 K: 2 S: 8	H: 0 LOB: 0 BB: 0 P: 9	R: 0 H: 0 E: 0 K: 0 S: 5	H: 0 LOB: 0 BB: 0 P: 7	R: 0 H: 0 E: 0 K: 0 S: 11	H: 0 LOB: 1 BB: 0 P: 14	R: 0 H: 1 E: 0 K: 1 S: 17	H: 1 LOB: 1 BB: 0 P: 22	R: 0 H: 1 E: 0 K: 2 S: 14	H: 1 LOB: 2 BB: 2 P: 22	R: 1 H: 1 E: 0 K: 0 S: 11	H: 1 LOB: 2 BB: 2 P: 22	1B: 5 2B: 1 3B: 0 HR: 0	SF: 0 SAC: 0 DP: 1 HBP: 0	WP: 0 PB: 0 SB: 3 CS: 0	PA: 38
PITCHER	IP	WLS	BF	H	R	ER	SO	BB	IBB	HBP	BLK	WP	HR	S	P	ERA	WHIP					
41 Andrew Werner, L ERA: 2.59	6.1	W	25	4	1	1	6	3	0	0	0	0	0	64	99	1.42	1.105					
58 Brad Brach, R ERA: 4.11	0.2	H	2	0	0	0	1	0	0	0	0	0	0	11	15	0.00	0.000					
40 Tommy Layne, L ERA: 1.69	0.1		3	1	0	0	1	1	0	0	0	0	0	7	14	0.00	6.000					
29 Brad Boxberger, R ERA: 2.95	0.2		2	0	0	0	1	0	0	0	0	0	0	7	8	0.00	0.000					
45 Anthony Bass, R ERA: 4.66	1.0		6	1	1	1	0	2	0	0	0	0	0	11	22	9.00	3.000					
13 Chris Denorria, R OBP: 0.354, SLG: 0.459	G6-3		G6-3		G4-3			HR		E4							4 2 1 1 0 0 1					
11 Logan Forsythe, R OBP: 0.359, SLG: 0.388	F9		F9		G4-3			HR		BB							3 1 1 0 1 0 0					
7 Chase Headley, S OBP: 0.368, SLG: 0.489	G5-3		K		G4-3			F9		HR							4 1 1 4 0 1 1					
18 Carlos Quentin, R OBP: 0.370, SLG: 0.511			BB		G4-3			HR		HR							3 2 2 1 1 0 0					
25 Will Venable, L OBP: 0.336, SLG: 0.442			BB		G4-3			HR		HR							0 0 0 0 0 0 0 0					
15 Jesus Guzman, R OBP: 0.319, SLG: 0.411			BB		G4-3			BB		HR							1 1 1 0 1 0 0					
23 Yonder Alonso, L OBP: 0.340, SLG: 0.381			BB		G4-3			F8		F7							2 0 0 0 0 0 2					
24 Cameron Maybin, R OBP: 0.307, SLG: 0.335			BB		G2-4-3			K		FC6-4							4 0 2 1 0 1 3					
3 Andy Parrino, S OBP: 0.282, SLG: 0.260	SF7		SF7		G2-4-3			K		FC6-4							3 0 1 1 0 0 1					
21 John Baker, L OBP: 0.313, SLG: 0.278	K		K		F8-3			F9		F7							3 1 0 0 1 1 3					
41 Andrew Werner, L ERA: 4.19			G6-3		G6-3			K		K							2 0 0 0 0 0 1 1					
32 Matt Albers, R ERA: 2.55																	0 0 0 0 0 0 0 0					
49 Mike Zagurski, L ERA: 5.24																	1 0 0 0 0 0 0 1 1					
48 Takashi Saito, R ERA: 5.19																	0 0 0 0 0 0 0 0 0					
39 Bryan Shaw, R ERA: 4.14																	0 0 0 0 0 0 0 0 0					
5 Alexi Amarista, L OBP: 0.297, SLG: 0.265																	1 0 0 0 0 0 1 1 1					
45 Anthony Bass, R ERA: 4.66																	0 0 0 0 0 0 0 0 0					
Inning Stats	R: 0 H: 0 E: 0 K: 0 S: 4	H: 0 LOB: 0 BB: 0 P: 6	R: 2 H: 2 E: 0 K: 1 S: 14	H: 2 LOB: 1 BB: 1 P: 21	R: 0 H: 0 E: 0 K: 1 S: 8	H: 0 LOB: 0 BB: 0 P: 12	R: 0 H: 1 E: 0 K: 0 S: 6	H: 1 LOB: 0 BB: 0 P: 9	R: 0 H: 1 E: 0 K: 1 S: 8	H: 1 LOB: 0 BB: 0 P: 11	R: 1 H: 2 E: 0 K: 1 S: 17	H: 2 LOB: 2 BB: 1 P: 30	R: 5 H: 2 E: 1 K: 1 S: 17	H: 2 LOB: 0 BB: 2 P: 33	R: 0 H: 1 E: 0 K: 1 S: 14	H: 1 LOB: 1 BB: 0 P: 19	R: 1 H: 1 E: 0 K: 0 S: 11	H: 1 LOB: 2 BB: 2 P: 22	1B: 4 2B: 3 3B: 0 HR: 3	SF: 1 SAC: 0 DP: 2 HBP: 0	WP: 0 PB: 0 SB: 0 CS: 0	PA: 36
PITCHER	IP	WLS	BF	H	R	ER	SO	BB	IBB	HBP	BLK	WP	HR	S	P	ERA	WHIP					
46 Patrick Corbin, L ERA: 3.07, SLG: 0.071	5.1	L	22	6	3	3	3	2	0	0	0	0	0	5	11	5.06	1.500					
52 Brad Bergesen, R ERA: 2.53	1.0		4	1	0	0	1	0	0	0	0	0	0	3	7	0.00	3.000					
49 Mike Zagurski, L ERA: 5.24	0.1		2	0	1	0	0	1	0	0	0	0	0	3	7	0.00	3.000					
48 Takashi Saito, R ERA: 5.19	0.1		5	2	4	0	1	1	0	0	0	0	2	13	23	0.00	9.000					
39 Bryan Shaw, R ERA: 4.14	0.1		1	0	0	0	0	0	0	0	0	0	0	1	3	0.00	0.000					

Arizona Diamondbacks @ San Diego Padres
Petco Park, San Diego, CA
Sun Sep 09 2012, 1:09 PM - 4:14 PM PDT
Att: 21,037 - Partly Cloudy - 75 F

livebaseballscores.com

AB	32
R	2
H	6
RBI	2
BB	6
SO	9
LOB	20



Arizona Diamondbacks @ San Diego Padres
Petco Park, San Diego, CA
Sun Sep 09 2012, 1:09 PM - 4:14 PM PDT
Att: 21,037 - Partly Cloudy - 75 F

livebaseballscores.com

AB	31
R	8
H	9
RBI	8
BB	4
SO	6
LOB	14



Batter	1	2	3	4	5	6	7	8	9	AB	R	H	RBI	BB	SO	LOB	TOP			
14 Mark Ellis, R OBP: 0.349, SLG: 0.368	G6-3	G4-3			G5-3			G4-3		4	0	0	0	0	0	1	Los Angeles Dodgers @ Arizona Diamondbacks Chase Field, Phoenix, AZ Wed Sep 12 2012, 6:40 PM - 9:06 PM MST Att: 25,048 - Roof Closed - 75 F			
8 Shane Victorino, S OBP: 0.320, SLG: 0.381	27 HBP 23 2B 1B		G3		F7			G4-3		4	1	1	0	0	0	0				
27 Matt Kemp, R OBP: 0.380, SLG: 0.544	23 HBP 1-2 1B		P3		G6-3			G3		3	1	0	0	0	0	0				
23 Adrián González, L OBP: 0.336, SLG: 0.455	2H 2B		K		K			K		4	0	1	2	0	3	0				
13 Hanley Ramirez, R OBP: 0.321, SLG: 0.449	F9		K		G6-3			G3		4	0	0	0	0	1	1				
16 Andre Ethier, L OBP: 0.355, SLG: 0.464	K		F9		G6-3			G6-3		3	0	0	0	0	1	1				
47 Luis Alfonso Cruz, R OBP: 0.339, SLG: 0.433			44 SH1-3 1B		17 FC6-4 1B			P2		3	0	2	0	0	0	0				
17 A.J. Ellis, R OBP: 0.383, SLG: 0.417			K		FC6-4			K		3	0	0	0	0	2	2				
44 Aaron Harang, R 50 Randy Choate, L 38 Shawn Tolleson, R 28 Jamey Wright, R 12 Bobby Abreu, L 51 Ronald Belisario, R			SH1-3		K			G6-3		1	0	0	0	0	0	0				
Inning Stats	R: 2 E: 0 K: 1 S: 11	H: 2 LOB: 0 BB: 0 P: 16	R: 0 E: 0 K: 1 S: 9	H: 1 LOB: 1 BB: 0 P: 12	R: 0 E: 0 K: 1 S: 10	H: 0 LOB: 0 BB: 0 P: 14	R: 0 E: 0 K: 1 S: 7	H: 1 LOB: 1 BB: 0 P: 11	R: 0 E: 0 K: 1 S: 8	H: 0 LOB: 0 BB: 0 P: 13	R: 0 E: 0 K: 1 S: 8	H: 0 LOB: 0 BB: 0 P: 16	R: 0 E: 0 K: 1 S: 6	H: 0 LOB: 0 BB: 0 P: 10	R: 0 E: 0 K: 1 S: 6	H: 0 LOB: 0 BB: 0 P: 10		1B: 3 2B: 1 3B: 0 HR: 0	SF: 0 SAC: 1 DP: 0 HBP: 1	WP: 0 PB: 0 SB: 0 CS: 0
PITCHER	IP WLS BF H R ER SO BB IBB HBP BLK WP HR S P ERA WHIP	IP WLS BF H R ER SO BB IBB HBP BLK WP HR S P ERA WHIP	IP WLS BF H R ER SO BB IBB HBP BLK WP HR S P ERA WHIP	IP WLS BF H R ER SO BB IBB HBP BLK WP HR S P ERA WHIP	IP WLS BF H R ER SO BB IBB HBP BLK WP HR S P ERA WHIP	IP WLS BF H R ER SO BB IBB HBP BLK WP HR S P ERA WHIP	IP WLS BF H R ER SO BB IBB HBP BLK WP HR S P ERA WHIP	IP WLS BF H R ER SO BB IBB HBP BLK WP HR S P ERA WHIP	IP WLS BF H R ER SO BB IBB HBP BLK WP HR S P ERA WHIP	IP WLS BF H R ER SO BB IBB HBP BLK WP HR S P ERA WHIP	IP WLS BF H R ER SO BB IBB HBP BLK WP HR S P ERA WHIP	IP WLS BF H R ER SO BB IBB HBP BLK WP HR S P ERA WHIP	IP WLS BF H R ER SO BB IBB HBP BLK WP HR S P ERA WHIP	IP WLS BF H R ER SO BB IBB HBP BLK WP HR S P ERA WHIP	IP WLS BF H R ER SO BB IBB HBP BLK WP HR S P ERA WHIP	IP WLS BF H R ER SO BB IBB HBP BLK WP HR S P ERA WHIP	IP WLS BF H R ER SO BB IBB HBP BLK WP HR S P ERA WHIP			

AB	30
R	2
H	4
RBI	2
BB	0
SO	8
LOB	5



BOTTOM

AB	27
R	3
H	5
RBI	3
BB	4
SO	5
LOB	9




WP	1	PA	32
PB	0		
SB	1		
CS	0		

Batter	1	2	3	4	5	6	7	8	9	AB	R	H	RBI	BB	SO	LOB	TOP										
16 Angel Pagán, S OBP: 0.338, SLG: 0.435	P5		L8	L8			1B		K	5	0	1	0	0	1	1											
19 Marco Scutaro, R OBP: 0.336, SLG: 0.389	G5-3		1B		L5		F7-3		1B	5	1	2	0	0	0	1											
48 Pablo Sandoval, S 35 Brandon Crawford, L OBP: 0.305, SLG: 0.348	P6		1B		1B		2B		FC3-6	4	1	3	0	0	0	0											
28 Buster Posey, R OBP: 0.404, SLG: 0.536		L7	FC5		G6-4-3		FC1-3		G4-3	5	2	0	1	0	0	5											
8 Hunter Pence, R OBP: 0.325, SLG: 0.434		1B	HR				L3			3	1	2	4	0	0	2											
13 Joaquin Arias, R OBP: 0.314, SLG: 0.398		1B	G6-3				F9		FC6-5	4	0	1	0	0	0	3											
9 Brandon Belt, L OBP: 0.359, SLG: 0.414		F7	K				F7		HBP	3	0	0	0	0	1	3											
7 Grégor Blanco, L 41 Jeremy Affeldt, L 46 Santiago Casilla, R 49 Javier López, L 54 Sergio Romo, R		F8			F8		G4-3		FC5	3	0	0	0	0	0	3											
18 Matt Cain, R 50 Jose Mijares, L 59 Guillermo Mota, R 51 Justin Christian, R			BB		K		F7		FC5	1	1	0	0	1	1	0											
Inning Stats	R: 0 H: 0 E: 0 K: 0 S: 5	H: 0 LOB: 0 BB: 0 P: 10	R: 0 H: 2 E: 0 K: 0 S: 13	H: 2 LOB: 2 BB: 0 P: 18	R: 5 H: 3 E: 0 K: 1 S: 21	H: 3 LOB: 0 BB: 1 P: 34	R: 0 H: 0 E: 0 K: 1 S: 5	H: 0 LOB: 0 BB: 0 P: 8	R: 0 H: 1 E: 0 K: 0 S: 8	H: 1 LOB: 0 BB: 0 P: 10	R: 0 H: 0 E: 0 K: 0 S: 7	H: 0 LOB: 1 BB: 0 P: 15	R: 0 H: 1 E: 0 K: 0 S: 7	H: 1 LOB: 0 BB: 0 P: 10	R: 1 H: 2 E: 0 K: 0 S: 19	H: 2 LOB: 2 BB: 0 P: 25	R: 0 H: 1 E: 0 K: 1 S: 11	H: 1 LOB: 1 BB: 0 P: 15	1B: 8 2B: 2 3B: 0 HR: 1	SF: 0 SAC: 0 DP: 2 HBP: 2	WP: 1 PA: 40 CS: 0						
PITCHER	IP	WLS	BF	H	R	ER	SO	BB	IBB	HBP	BLK	WP	HR	S	P	ERA	WHIP										
37 Tyler Skaggs, L 52 Brad Bergesen, R 39 Bryan Shaw, R 22 Matt Lindstrom, R 32 Matt Albers, R	4.0	L	19	5	5	5	2	1	0	0	0	0	1	44	70	11.25	1.500										
	2.0		7	1	0	0	0	0	0	1	0	0	0	15	25	0.00	0.500										
	1.0		3	1	0	0	0	0	0	0	0	0	7	10	0.00	1.000											
	1.0		7	2	1	1	0	0	0	1	0	0	0	19	25	9.00	2.000										
	1.0		4	1	0	0	1	0	0	0	0	0	0	11	15	0.00	1.000										

San Francisco Giants @ Arizona Diamondbacks
Chase Field, Phoenix, AZ
Fri Sep 14, 2012, 6:41 PM - 10:13 PM MST
Att: 31,856 - Clear - 93 F

livebaseballscorecards.com

AB 37
R 6
H 10
RBI 6
BB 1
SO 3
LOB 22




Batter	1	2	3	4	5	6	7	8	9	AB	R	H	RBI	BB	SO	LOB	BOTTOM										
6 Adam Eaton, L OBP: 0.385, SLG: 0.353	F7				BB	FC1-2		L7		3	0	0	0	2	0	7											
2 Aaron Hill, R OBP: 0.356, SLG: 0.507	BB	G5-3			BB	K		FC5-4		5	0	2	0	0	1	7											
13 Jason Kubel, L OBP: 0.330, SLG: 0.518	K		F7		L4-3		K		L7	5	0	0	0	0	2	4											
44 Paul Goldschmidt, R OBP: 0.361, SLG: 0.495	BB	BB	G2-3		F9		G6-3		1B	4	1	1	0	1	0	1											
26 Miguel Montero, L OBP: 0.392, SLG: 0.450	BB				BB	HBP	BB		1B	1	1	1	0	3	0	0											
10 Justin Upton, R OBP: 0.346, SLG: 0.403	P3		F8		FC1-2		FC5-4		K	5	0	1	0	0	1	7											
21 Ryan Wheeler, L 28 Chris Johnson, R OBP: 0.284, SLG: 0.346		G6-3				FC1-2		G6-3		2	0	1	0	0	0	0											
16 John McDonald, R OBP: 0.280, SLG: 0.377		FC5			F7		HBP		K	4	0	0	0	0	1	4											
37 Tyler Skaggs, L 8 Gerardo Parra, L 52 Brad Bergesen, L 24 Chris Young, R 39 Bryan Shaw, S 22 Matt Lindstrom, R 14 Jake Elmore, R 32 Matt Albers, L		SH5-4			K		L5		BB	0	0	0	0	0	0	0											
Inning Stats	R: 0 H: 1 E: 1 K: 1 S: 18	H: 1 LOB: 3 BB: 3 P: 34	R: 0 H: 1 E: 1 K: 0 S: 11	H: 1 LOB: 2 BB: 0 P: 14	R: 0 H: 0 E: 0 K: 1 S: 9	H: 0 LOB: 0 BB: 1 P: 18	R: 0 H: 1 E: 0 K: 0 S: 12	H: 1 LOB: 1 BB: 1 P: 19	R: 1 H: 2 E: 0 K: 1 S: 13	H: 2 LOB: 3 BB: 0 P: 23	R: 0 H: 0 E: 0 K: 1 S: 9	H: 0 LOB: 1 BB: 1 P: 15	R: 0 H: 1 E: 0 K: 0 S: 7	H: 1 LOB: 2 BB: 0 P: 17	R: 1 H: 3 E: 0 K: 2 S: 18	H: 3 LOB: 2 BB: 0 P: 30	1B: 8 2B: 2 3B: 0 HR: 0	SF: 0 SAC: 1 DP: 1 HBP: 2	WP: 0 PA: 44 CS: 2								
PITCHER	IP	WLS	BF	H	R	ER	SO	BB	IBB	HBP	BLK	WP	HR	S	P	ERA	WHIP										
18 Matt Cain, R 50 Jose Mijares, L 59 Guillermo Mota, R 41 Jeremy Affeldt, L 46 Santiago Casilla, R	5.0	W	24	4	1	1	2	5	0	1	0	0	0	2	3	1.80	1.800										
	0.0		1	1	0	0	0	0	0	0	0	0	0	3	8	0.00	0.000										
	0.1	H	2	0	0	0	0	0	0	1	0	0	0	3	8	0.00	0.000										
	1.1	H	5	0	0	0	2	1	0	0	0	0	0	12	19	0.00	0.750										
	1.1		6	1	0	0	0	1	0	0	0	0	0	8	18	0.00	1.500										
	0.1		3	2	1	0	2	0	0	0	0	0	0	10	15	0.00	1.500										

San Francisco Giants @ Arizona Diamondbacks
Chase Field, Phoenix, AZ
Fri Sep 14, 2012, 6:41 PM - 10:13 PM MST
Att: 31,856 - Clear - 93 F

livebaseballscorecards.com

AB 34
R 2
H 9
RBI 2
BB 7
SO 6
LOB 33



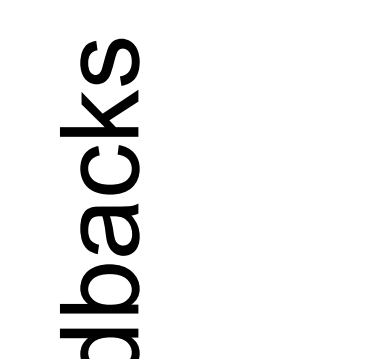
Batter	1	2	3	4	5	6	7	8	9	AB	R	H	RBI	BB	SO	LOB	TOP								
16 Angel Pagan, S OBP: 0.341, SLG: 0.440 34 Clay Hensley, R 70 George Kontos, R 45 Dan Runzler, L 43 Dan Otero, R 5 Ryan Theriot, R OBP: 0.316, SLG: 0.334	1-1 SH1-3 2B		1-0 G1-6-3 1B		0-0 G4-3			1-2 19 2B		3	1	2	0	0	0	0	San Francisco Giants @ Arizona Diamondbacks Chase Field, Phoenix, AZ Sun Sep 16 2012, 1:11 PM - 4:10 PM MST Att: 29,051 - Roof Closed - 72 F								
19 Marco Scutaro, R OBP: 0.337, SLG: 0.391 22 Eli Whiteside, R OBP: 0.300, SLG: 0.250	0-0 SH1-3 2-3		0-0 G1-6-3		2-2 F9			1-0 1-3 2B		3	0	1	0	0	0	1									
48 Pablo Sandoval, S OBP: 0.327, SLG: 0.420	0-0 F9		0-2 G6-3		2-2 G5-3			1-3 K		4	0	0	0	0	1	3									
28 Buster Posey, R OBP: 0.407, SLG: 0.545 2 Emmanuel Burrell, S OBP: 0.278, SLG: 0.227	1-1 8 WP 1B		4-1 13 9 2B BB		0-0 L3			2-3 K		3	1	1	1	1	2	0									
8 Hunter Pence, R OBP: 0.326, SLG: 0.432 63 Jean Machi, R	1-0 3-H F8 1B		1-1 13 G5-4-3 HBP		1-0 1-2 HBP			2-1 F7		3	0	1	0	0	0	3									
13 Joaquin Arias, R OBP: 0.312, SLG: 0.397		0-2 51 G6-3 2B		0-0 G5-4-3		2-1 FC4-6			0-0 F8		4	0	1	0	0	3									
9 Brandon Belt, L OBP: 0.358, SLG: 0.415		2-3 K		0-1 2B		0-1 F7			0-1 G4-3		4	0	1	1	0	1									
51 Justin Christian, R OBP: 0.186, SLG: 0.130		0-1 G6-3		1-2 F8		0-0 L7			4-2 BB		3	0	0	0	1	0									
32 Ryan Vogelsong, R OBP: 0.135, SLG: 0.102 61 Shane Loux, R		2-3 K		1-0 G5-3		0-3 K			1-3 K		1	0	0	0	1	1									
6 Brett Pill, R OBP: 0.280, SLG: 0.363 31 Brad Penny, R 14 Francisco Peguero, R		2-3 K									0	0	0	0	0	0									
Inning Stats	R: 1 H: 2 E: 0 K: 0 S: 7	H: 2 LOB: 1 BB: 0 P: 10	R: 0 H: 1 E: 0 K: 2 S: 11	H: 1 LOB: 1 BB: 0 P: 15	R: 0 H: 1 E: 0 K: 0 S: 5	H: 1 LOB: 1 BB: 0 P: 6	R: 1 H: 1 E: 0 K: 0 S: 9	H: 1 LOB: 1 BB: 0 P: 15	R: 0 H: 0 E: 0 K: 0 S: 5	H: 0 LOB: 0 BB: 0 P: 8	R: 0 H: 1 E: 0 K: 0 S: 7	H: 1 LOB: 1 BB: 0 P: 12	R: 0 H: 0 E: 0 K: 1 S: 7	H: 0 LOB: 0 BB: 0 P: 7	R: 0 H: 2 E: 0 K: 2 S: 13	H: 2 LOB: 2 BB: 0 P: 20	R: 0 H: 0 E: 0 K: 1 S: 10	H: 0 LOB: 1 BB: 1 P: 15	1B: 4 2B: 4 3B: 0 HR: 0	SF: 0 SAC: 1 DP: 2 HBP: 1	WP: 1 PB: 0 SB: 0 CS: 0	PA: 36			
PITCHER	IP WLS BF H R ER SO BB IBB HBP BLK WP HR S P ERA WHIP	8.0 W 32 8 2 2 5 1 0 1 0 1 0 64 93 2.25 1.125	1.0 4 0 0 0 1 1 0 0 0 0 0 0 10 15 0.00 1.000																						

Batter	1	2	3	4	5	6	7	8	9	AB	R	H	RBI	BB	SO	LOB	BOTTOM								
6 Adam Eaton, L OBP: 0.396, SLG: 0.325	2-2 2 CS 1B		4-2 10 2B BB		4-0 2 2B BB		0-1 F7		4-1 2 HBP BB		2	2	1	0	3	0	San Francisco Giants @ Arizona Diamondbacks Chase Field, Phoenix, AZ Sun Sep 16 2012, 1:11 PM - 4:10 PM MST Att: 29,051 - Roof Closed - 72 F								
2 Aaron Hill, R OBP: 0.361, SLG: 0.509	3-3 K		0-2 10 2B		0-0 26 G3 2B		2-2 L6		2-2 HBP		4	1	2	2	0	1									
10 Justin Upton, R OBP: 0.348, SLG: 0.417 19 Tyler Graham, R	3-0 F7		1-0 1H 2H 2B		4-2 26 G3 BB		2-0 HR		0-3 K		4	1	2	3	1	3									
26 Miguel Montero, L OBP: 0.393, SLG: 0.447 55 Josh Collmenter, R OBP: 0.143, SLG: 0.077		4-2 BB	1-0 P6		1-2 G3		0-3 K		1-3 K		4	0	0	0	1	2									
44 Paul Goldschmidt, R OBP: 0.357, SLG: 0.488 27 Wil Nieves, R OBP: 0.320, SLG: 0.412		2-2 K		E6 F7		2-2 G6-3		1-0 G4-3		4	1	0	0	0	1	3									
21 Ryan Wheeler, L OBP: 0.277, SLG: 0.326		0-3 K		1-3 K		0-1 L7		2-0 L8		4	1	0	0	1	2	2									
1 Cody Ransom, R OBP: 0.310, SLG: 0.401		1-2 K		3-2 46 3B 2B		0-0 G5-3		0-3 K		4	1	1	0	0	2	2									
8 Gerardo Parra, L OBP: 0.332, SLG: 0.390			2-2 G6-3		4-0 46 3B IBB		0-0 1B		4-2 46 E 6 PB BB		2	2	1	0	2	0									
46 Patrick Corbin, L OBP: 0.152, SLG: 0.188 14 Jake Elmore, R OBP: 0.250, SLG: 0.250			2-3 K		1-2 2 2B 3B		1-3 K		0-0 E8 6 PB 1B		4	1	2	4	0	2									
Inning Stats	R: 0 H: 1 E: 0 K: 1 S: 9	H: 1 LOB: 0 BB: 0 P: 17	R: 0 H: 0 E: 0 K: 3 S: 13	H: 0 LOB: 1 BB: 1 P: 20	R: 2 H: 2 E: 0 K: 1 S: 16	H: 2 LOB: 1 BB: 1 P: 26	R: 5 H: 3 E: 0 K: 1 S: 19	H: 3 LOB: 3 BB: 3 P: 38	R: 0 H: 1 E: 0 K: 1 S: 9	H: 1 LOB: 1 BB: 0 P: 13	R: 2 H: 1 E: 1 K: 2 S: 16	H: 1 LOB: 3 BB: 3 P: 32	R: 0 H: 0 E: 0 K: 1 S: 7	H: 0 LOB: 0 BB: 0 P: 11	1B: 4 2B: 4 3B: 1 HR: 1	SF: 0 SAC: 0 DP: 1 HBP: 1		WP: 0 PB: 1 SB: 0 CS: 1	PA: 42						
PITCHER	IP WLS BF H R ER SO BB IBB HBP BLK WP HR S P ERA WHIP	3.1 L 19 5 7 6 6 3 1 0 0 0 0 7 13 0.00 3.000																							



Batter	1	2	3	4	5	6	7	8	9	AB	R	H	RBI	BB	SO	LOB	TOP
2 Everth Cabrera, S OBP: 0.317, SLG: 0.330	F8	F7			B4-3					4	0	1	0	0	0	1	San Diego Padres @ Arizona Diamondbacks Chase Field, Phoenix, AZ Tue Sep 18 2012, 6:40 PM - 9:10 PM MST Att: 20,811 - Clear - 99 F
11 Logan Forsythe, R OBP: 0.365, SLG: 0.419	12 BB 23 SF7 1B		F9		G5-3		F7			4	1	1	0	0	0	1	
7 Chase Headley, S OBP: 0.371, SLG: 0.488	12 BB		G4-3					K		3	0	1	0	1	1	0	
12 Yasmani Grandal, S OBP: 0.383, SLG: 0.467	1B		K					K		4	0	1	0	0	3	1	
23 Yonder Alonso, L OBP: 0.351, SLG: 0.394	SF7							F9		3	0	2	1	0	0	0	
13 Chris Denorfia, R OBP: 0.354, SLG: 0.455	G1-3									4	1	1	0	0	0	4	
25 Will Venable, L OBP: 0.328, SLG: 0.429		K								3	0	0	1	0	1	1	
15 Jesus Guzman, R OBP: 0.324, SLG: 0.419		53 SH5-3 1B								3	0	1	0	1	0	0	
53 Eric Stults, L OBP: 0.292, SLG: 0.375										1	0	0	0	0	1	2	
5 Alexi Amarista, L OBP: 0.284, SLG: 0.392										1	0	0	0	0	0	0	
58 Brad Brach, R (7, PH)										0	0	0	0	0	0	0	
40 Tommy Layne, L (8, 1)										0	0	0	0	0	0	0	
14 Mark Kotsay, L OBP: 0.314, SLG: 0.323										1	0	0	0	0	0	0	
Inning Stats	R: 1 H: 2 E: 0 K: 0 S: 18	H: 2 LOB: 2 BB: 1 P: 30	R: 0 H: 1 E: 0 K: 1 S: 12	H: 1 LOB: 2 BB: 0 P: 19	R: 0 H: 0 E: 0 K: 1 S: 8	H: 0 LOB: 0 BB: 0 P: 14	R: 0 H: 1 E: 0 K: 1 S: 8	H: 1 LOB: 1 BB: 0 P: 10	R: 0 H: 0 E: 0 K: 2 S: 9	H: 0 LOB: 0 BB: 0 P: 17	R: 1 H: 1 E: 1 K: 0 S: 6	H: 1 LOB: 0 BB: 0 P: 7	1B: 6 2B: 1 3B: 1 HR: 0	SF: 2 SAC: 1 DP: 1 HBP: 0	WP: 0 PB: 0 SB: 0 CS: 0	PA: 36	
PITCHER	IP WLS BF H R ER SO BB IBB HBP BLK WP HR S P ERA WHIP																
31 Ian Kennedy, R ERA: 4.08	8.0 W 32 7 1 1 6 1 1 0 0 0 0 73 121 1.12 1.000																
40 J.J. Putz, R ERA: 3.06	1.0 S 4 1 1 0 0 0 0 0 0 0 0 6 7 0.00 1.000																

Batter	1	2	3	4	5	6	7	8	9	AB	R	H	RBI	BB	SO	LOB	BOTTOM			
6 Adam Eaton, L OBP: 0.423, SLG: 0.317	10 S 44 BB 1B				G3-1					1	1	0	0	2	0	1	San Diego Padres @ Arizona Diamondbacks Chase Field, Phoenix, AZ Tue Sep 18 2012, 6:40 PM - 9:10 PM MST Att: 20,811 - Clear - 99 F			
2 Aaron Hill, R OBP: 0.356, SLG: 0.505	K	P5								4	0	0	0	0	1	4				
10 Justin Upton, R OBP: 0.349, SLG: 0.416	K									3	1	1	0	1	1	1				
44 Paul Goldschmidt, R OBP: 0.358, SLG: 0.487	26 BB 2B									3	1	1	1	1	0	3				
26 Miguel Montero, L OBP: 0.393, SLG: 0.452	2B									4	0	2	2	0	1	1				
24 Chris Young, R OBP: 0.307, SLG: 0.433	K									0	0	0	0	0	0	0				
8 Gerardo Parra, L OBP: 0.329, SLG: 0.385	K									4	0	0	0	0	2	3				
28 Chris Johnson, R OBP: 0.322, SLG: 0.447		G4-3								4	0	1	0	0	2	0				
16 John McDonald, R OBP: 0.288, SLG: 0.388		31 SH3-4 1B								3	0	1	0	0	0	1				
31 Ian Kennedy, R OBP: 0.228, SLG: 0.128		SH3-4								1	0	0	0	0	1	0				
40 J.J. Putz, R (9, 1)										0	0	0	0	0	0	0				
Inning Stats	R: 2 H: 2 E: 0 K: 3 S: 16	H: 2 LOB: 1 BB: 1 P: 25	R: 0 H: 1 E: 0 K: 0 S: 15	H: 1 LOB: 2 BB: 0 P: 18	R: 0 H: 0 E: 0 K: 0 S: 13	H: 0 LOB: 1 BB: 1 P: 21	R: 0 H: 1 E: 0 K: 0 S: 8	H: 1 LOB: 1 BB: 0 P: 11	R: 1 H: 1 E: 0 K: 1 S: 11	H: 1 LOB: 1 BB: 1 P: 19	R: 0 H: 0 E: 0 K: 2 S: 7	H: 0 LOB: 0 BB: 0 P: 8	R: 0 H: 1 E: 0 K: 0 S: 7	H: 1 LOB: 1 BB: 1 P: 13	R: 0 H: 0 E: 0 K: 2 S: 12	H: 0 LOB: 0 BB: 0 P: 18	1B: 4 2B: 2 3B: 0 HR: 0	SF: 0 SAC: 2 DP: 1 HBP: 1	WP: 0 PB: 0 SB: 1 CS: 0	PA: 34
PITCHER	IP WLS BF H R ER SO BB IBB HBP BLK WP HR S P ERA WHIP																			
53 Eric Stults, L ERA: 2.69	6.0 L 27 5 3 3 6 3 0 1 0 0 0 70 102 4.50 1.333																			
58 Brad Brach, R ERA: 3.99	1.0 4 1 0 0 0 1 0 0 0 0 0 7 13 0.00 2.000																			
40 Tommy Layne, L ERA: 2.84	1.0 3 0 0 0 2 0 0 0 0 0 0 12 18 0.00 0.000																			



Batter	1	2	3	4	5	6	7	8	9	AB	R	H	RBI	BB	SO	LOB	TOP			
2 Everth Cabrera, S OBP: 0.314, SLG: 0.326	G4-3		G3		G4-3		G4-3			4	0	0	0	0	0	0	San Diego Padres @ Arizona Diamondbacks Chase Field, Phoenix, AZ Wed Sep 19 2012, 6:40 PM - 9:22 PM MST Att: 21,013 - Clear - 104 F			
11 Logan Forsythe, R OBP: 0.361, SLG: 0.412	F8		G1-3		G4-3		G4-3			4	0	0	0	0	0					
7 Chase Headley, S OBP: 0.372, SLG: 0.487	K			L3			18 FC6-4 BB			3	0	1	0	1	1	0				
18 Carlos Quentin, R OBP: 0.373, SLG: 0.509																				
13 Chris Denorfia, R OBP: 0.353, SLG: 0.453																				
23 Yonder Alonso, L OBP: 0.329, SLG: 0.394																				
14 Mark Kotsay, L OBP: 0.313, SLG: 0.328																				
25 Will Venable, L OBP: 0.329, SLG: 0.428																				
21 John Baker, L OBP: 0.319, SLG: 0.283																				
37 Edinson Volquez, R OBP: 0.093, SLG: 0.094																				
3 Andy Parrino, S OBP: 0.293, SLG: 0.284																				
50 Nick Vincent, R OBP: 0.293, SLG: 0.385																				
29 Brad Boxberger, R OBP: 0.287, SLG: 0.385																				
Inning Stats	R: 0 E: 0 K: 1 S: 8	H: 0 LOB: 0 BB: 0 P: 12	R: 0 E: 0 K: 0 S: 7	H: 2 LOB: 2 BB: 1 P: 16	R: 0 E: 0 K: 1 S: 9	H: 0 LOB: 0 BB: 0 P: 12	R: 2 E: 0 K: 1 S: 19	H: 2 LOB: 2 BB: 2 P: 31	R: 0 E: 0 K: 1 S: 8	H: 1 LOB: 0 BB: 1 P: 14	R: 0 E: 0 K: 0 S: 4	H: 1 LOB: 1 BB: 0 P: 5	R: 0 E: 0 K: 0 S: 11	H: 1 LOB: 1 BB: 0 P: 15	R: 0 E: 0 K: 0 S: 6	H: 0 LOB: 0 BB: 0 P: 9	1B: 6 2B: 2 3B: 0 HR: 0	SF: 0 SAC: 0 DP: 3 HBP: 0	WP: 2 PB: 0 SB: 0 CS: 0	PA: 35
PITCHER	IP WLS BF H R ER SO BB IBB HBP BLK WP HR S P ERA WHIP	IP WLS BF H R ER SO BB IBB HBP BLK WP HR S P ERA WHIP	IP WLS BF H R ER SO BB IBB HBP BLK WP HR S P ERA WHIP	IP WLS BF H R ER SO BB IBB HBP BLK WP HR S P ERA WHIP	IP WLS BF H R ER SO BB IBB HBP BLK WP HR S P ERA WHIP	IP WLS BF H R ER SO BB IBB HBP BLK WP HR S P ERA WHIP	IP WLS BF H R ER SO BB IBB HBP BLK WP HR S P ERA WHIP	IP WLS BF H R ER SO BB IBB HBP BLK WP HR S P ERA WHIP	IP WLS BF H R ER SO BB IBB HBP BLK WP HR S P ERA WHIP	IP WLS BF H R ER SO BB IBB HBP BLK WP HR S P ERA WHIP	IP WLS BF H R ER SO BB IBB HBP BLK WP HR S P ERA WHIP	IP WLS BF H R ER SO BB IBB HBP BLK WP HR S P ERA WHIP	IP WLS BF H R ER SO BB IBB HBP BLK WP HR S P ERA WHIP	IP WLS BF H R ER SO BB IBB HBP BLK WP HR S P ERA WHIP	IP WLS BF H R ER SO BB IBB HBP BLK WP HR S P ERA WHIP	IP WLS BF H R ER SO BB IBB HBP BLK WP HR S P ERA WHIP	IP WLS BF H R ER SO BB IBB HBP BLK WP HR S P ERA WHIP			

AB 31
R 2
H 7
RBI 2
BB 4
SO 4
LOB 12



Batter	1	2	3	4	5	6	7	8	9	AB	R	H	RBI	BB	SO	LOB	BOTTOM			
6 Adam Eaton, L OBP: 0.411, SLG: 0.356	G6-3		K				G4-3			4	1	1	1	0	1	0	San Diego Padres @ Arizona Diamondbacks Chase Field, Phoenix, AZ Wed Sep 19 2012, 6:40 PM - 9:22 PM MST Att: 21,013 - Clear - 104 F			
2 Aaron Hill, R OBP: 0.356, SLG: 0.504			G5-3				L8			4	0	1	0	0	0					
10 Justin Upton, R OBP: 0.350, SLG: 0.421										4	2	2	0	0	2	1				
26 Miguel Montero, L OBP: 0.396, SLG: 0.455										2	1	1	1	0	0	1				
44 Paul Goldschmidt, R OBP: 0.358, SLG: 0.487										4	0	1	1	0	0	2				
13 Jason Kubel, L OBP: 0.325, SLG: 0.509										4	0	0	0	0	0	4				
8 Gerardo Parra, L OBP: 0.329, SLG: 0.385										0	0	0	0	0	0	0				
21 Ryan Wheeler, L OBP: 0.286, SLG: 0.356										4	1	2	1	0	2	1				
16 John McDonald, R OBP: 0.287, SLG: 0.385										4	1	1	0	0	2	1				
35 Trevor Cahill, R OBP: 0.113, SLG: 0.113										1	0	0	0	0	0	0				
34 Mike Jacobs, L OBP: 0.333, SLG: 0.333										1	0	0	0	0	0	0				
29 Brad Ziegler, R OBP: 0.333, SLG: 0.333										0	0	0	0	0	0	0				
30 David Hernandez, R OBP: 1.000, SLG: 1.000										0	0	0	0	0	0	0				
22 Matt Lindstrom, R OBP: 0.287, SLG: 0.385										0	0	0	0	0	0	0				
Inning Stats	R: 0 E: 0 K: 1 S: 13	H: 1 LOB: 1 BB: 0 P: 18	R: 0 E: 0 K: 1 S: 9	H: 1 LOB: 1 BB: 0 P: 16	R: 0 E: 0 K: 1 S: 7	H: 0 LOB: 0 BB: 0 P: 10	R: 1 E: 0 K: 1 S: 13	H: 2 LOB: 1 BB: 0 P: 22	R: 3 E: 0 K: 0 S: 19	H: 4 LOB: 2 BB: 0 P: 31	R: 0 E: 0 K: 1 S: 10	H: 0 LOB: 0 BB: 0 P: 16	R: 0 E: 0 K: 1 S: 7	H: 0 LOB: 0 BB: 0 P: 12	R: 2 E: 1 K: 1 S: 9	H: 1 LOB: 0 BB: 0 P: 18	1B: 3 2B: 4 3B: 2 HR: 0	SF: 0 SAC: 1 DP: 0 HBP: 2	WP: 0 PB: 0 SB: 0 CS: 0	PA: 35
PITCHER	IP WLS BF H R ER SO BB IBB HBP BLK WP HR S P ERA WHIP	IP WLS BF H R ER SO BB IBB HBP BLK WP HR S P ERA WHIP	IP WLS BF H R ER SO BB IBB HBP BLK WP HR S P ERA WHIP	IP WLS BF H R ER SO BB IBB HBP BLK WP HR S P ERA WHIP	IP WLS BF H R ER SO BB IBB HBP BLK WP HR S P ERA WHIP	IP WLS BF H R ER SO BB IBB HBP BLK WP HR S P ERA WHIP	IP WLS BF H R ER SO BB IBB HBP BLK WP HR S P ERA WHIP	IP WLS BF H R ER SO BB IBB HBP BLK WP HR S P ERA WHIP	IP WLS BF H R ER SO BB IBB HBP BLK WP HR S P ERA WHIP	IP WLS BF H R ER SO BB IBB HBP BLK WP HR S P ERA WHIP	IP WLS BF H R ER SO BB IBB HBP BLK WP HR S P ERA WHIP	IP WLS BF H R ER SO BB IBB HBP BLK WP HR S P ERA WHIP	IP WLS BF H R ER SO BB IBB HBP BLK WP HR S P ERA WHIP	IP WLS BF H R ER SO BB IBB HBP BLK WP HR S P ERA WHIP	IP WLS BF H R ER SO BB IBB HBP BLK WP HR S P ERA WHIP	IP WLS BF H R ER SO BB IBB HBP BLK WP HR S P ERA WHIP	IP WLS BF H R ER SO BB IBB HBP BLK WP HR S P ERA WHIP			

AB 32
R 6
H 9
RBI 4
BB 0
SO 7
LOB 10



Batter	1	2	3	4	5	6	7	8	9	AB	R	H	RBI	BB	SO	LOB	TOP								
6 Adam Eaton, L OBP: 0.411, SLG: 0.475										4	2	1	0	2	2	2	Arizona Diamondbacks @ Colorado Rockies Coors Field, Denver, CO Sat Sep 22 2012, 6:12 PM - 9:35 PM MDT Att: 33,689 - Partly Cloudy - 75 F livebaseballscorecards.com								
2 Aaron Hill, R OBP: 0.356, SLG: 0.511										4	1	1	4	2	0	2									
10 Justin Upton, R OBP: 0.356, SLG: 0.431										4	2	1	0	1	0	4									
26 Miguel Montero, L OBP: 0.397, SLG: 0.455										4	0	1	0	1	1	1									
44 Paul Goldschmidt, R OBP: 0.361, SLG: 0.488										5	1	2	1	0	2	4									
13 Jason Kubel, L OBP: 0.327, SLG: 0.509										4	0	2	2	0	0	2									
28 Chris Johnson, R OBP: 0.328, SLG: 0.458										5	0	2	1	0	2	3									
16 John McDonald, R OBP: 0.305, SLG: 0.400										5	1	2	0	0	0	4									
48 Patrick Corbin, L ERA: 4.73										1	0	0	0	0	0	0									
Inning Stats	R: 3 E: 0 K: 0 S: 15	H: 4 LOB: 1 BB: 0 P: 19	R: 0 E: 0 K: 0 S: 13	H: 0 LOB: 2 BB: 0 P: 28	R: 0 E: 0 K: 1 S: 14	H: 1 LOB: 0 BB: 0 P: 15	R: 0 E: 0 K: 1 S: 11	H: 1 LOB: 1 BB: 0 P: 16	R: 5 E: 0 K: 1 S: 20	H: 3 LOB: 2 BB: 4 P: 39	R: 0 E: 0 K: 1 S: 8	H: 0 LOB: 1 BB: 1 P: 16	R: 0 E: 0 K: 2 S: 11	H: 1 LOB: 1 BB: 0 P: 14	R: 0 E: 0 K: 1 S: 11	H: 1 LOB: 1 BB: 0 P: 14		1B: 8 2B: 3 3B: 2 HR: 0	SF: 1 SAC: 0 DP: 0 HBP: 0	WP: 1 PB: 0 SB: 0 CS: 0	PA: 47				
PITCHER	IP: 4.0 WLS: 0 BF: 21 ERA: 4.73	H: 7 R: 3 ER: 3 SO: 2	BB: 2 IBB: 0 HBP: 0 BLK: 0	WP: 1 HR: 0 S: 52 P: 84	ERA: 6.75 WHIP: 2.250	IP: 5.1 WLS: 1 BF: 19 ERA: 8.75	H: 3 R: 3 ER: 5 SO: 5	BB: 3 IBB: 0 HBP: 0 BLK: 0	WP: 0 HR: 0 S: 19 P: 37	ERA: 45.00 WHIP: 6.000	IP: 6.1 WLS: 1 BF: 27 ERA: 4.02	H: 3 R: 3 ER: 3 SO: 2	BB: 2 IBB: 0 HBP: 0 BLK: 0	WP: 0 HR: 0 S: 16 P: 27	ERA: 0.00 WHIP: 1.200	IP: 0.1 WLS: 0 BF: 1 ERA: 3.24	H: 0 R: 0 ER: 0 SO: 1	BB: 0 IBB: 0 HBP: 0 BLK: 0	WP: 0 HR: 0 S: 3 P: 3	ERA: 0.00 WHIP: 0.000	IP: 9.1 WLS: 1 BF: 41 ERA: 2.33	H: 10 R: 1 ER: 0 SO: 1	BB: 0 IBB: 0 HBP: 0 BLK: 0	WP: 0 HR: 0 S: 11 P: 14	ERA: 0.00 WHIP: 1.000

Batter	1	2	3	4	5	6	7	8	9	AB	R	H	RBI	BB	SO	LOB	BOTTOM			
Dexter Fowler, S OBP: 0.389, SLG: 0.474										5	0	1	0	0	1	1	Arizona Diamondbacks @ Colorado Rockies Coors Field, Denver, CO Sat Sep 22 2012, 6:12 PM - 9:35 PM MDT Att: 33,689 - Partly Cloudy - 75 F livebaseballscorecards.com			
14 Josh Rutledge, R OBP: 0.318, SLG: 0.513										5	2	1	0	0	1	2				
22 Jordan Pacheco, R OBP: 0.341, SLG: 0.414										4	0	3	2	0	1	0				
20 Wilin Rosario, R OBP: 0.307, SLG: 0.532										4	1	3	1	0	0	1				
10 Chris Nelson, R OBP: 0.348, SLG: 0.464										4	0	1	0	0	1	3				
12 Andrew Brown, R OBP: 0.302, SLG: 0.434										4	1	1	1	0	1	1				
21 Tyler Colvin, L OBP: 0.324, SLG: 0.532										4	1	1	0	0	1	1				
9 DJ LeMahieu, R OBP: 0.302, SLG: 0.358										4	1	1	0	0	1	2				
45 Jhoulys Chacin, R ERA: 4.36										2	0	1	1	0	0	0				
Inning Stats	R: 0 E: 0 K: 1 S: 17	H: 2 LOB: 2 BB: 0 P: 22	R: 4 E: 0 K: 0 S: 14	H: 5 LOB: 1 BB: 0 P: 23	R: 1 E: 0 K: 1 S: 11	H: 2 LOB: 1 BB: 0 P: 15	R: 0 E: 0 K: 1 S: 6	H: 0 LOB: 0 BB: 0 P: 7	R: 0 E: 0 K: 0 S: 6	H: 1 LOB: 0 BB: 0 P: 7	R: 1 E: 0 K: 0 S: 7	H: 2 LOB: 0 BB: 0 P: 9	R: 0 E: 0 K: 2 S: 9	H: 0 LOB: 0 BB: 0 P: 11	R: 0 E: 0 K: 2 S: 8	H: 0 LOB: 0 BB: 0 P: 14		1B: 9 2B: 2 3B: 1 HR: 2	SF: 0 SAC: 0 DP: 2 HBP: 0	WP: 1 PB: 0 SB: 0 CS: 0
PITCHER	IP: 3.0 WLS: 0 BF: 17 ERA: 4.36	H: 9 R: 5 ER: 5 SO: 2	BB: 0 IBB: 0 HBP: 0 BLK: 0	WP: 0 HR: 0 S: 42 P: 60	ERA: 15.00 WHIP: 3.000	IP: 1.0 WLS: 0 BF: 3 ERA: 3.0	H: 0 R: 0 ER: 0 SO: 2	BB: 0 IBB: 0 HBP: 0 BLK: 0	WP: 0 HR: 0 S: 8 P: 14	ERA: 0.00 WHIP: 0.000	IP: 9.1 WLS: 1 BF: 41 ERA: 2.33	H: 10 R: 1 ER: 0 SO: 1	BB: 0 IBB: 0 HBP: 0 BLK: 0	WP: 0 HR: 0 S: 11 P: 14	ERA: 0.00 WHIP: 1.000					

Batter	1	2	3	4	5	6	7	8	9	AB	R	H	RBI	BB	SO	LOB	TOP					
6 Adam Eaton, L (1.8)	F7	F8			K	G4-3		K	G4-3	6	0	0	0	0	2	7	Arizona Diamondbacks @ Colorado Rockies Coors Field, Denver, CO Sun Sep 23 2012, 1:11 PM - 5:09 PM MDT Att: 32,448 - Partly Cloudy - 82 F					
2 Aaron Hill, R (1.4)	G1-3		G4-3		10 1B 21 BB	1B	44 G4-3 2B	HR		5	2	3	3	0	0	0						
10 Justin Upton, R (1.9)	G5-3		F7		21 BB 44 WP	1B	L4	K		5	0	1	0	0	1	1						
44 Paul Goldschmidt, R (1.3)		G6-3			21 BB	BB	G4-3		16 SH1-4 13 BB	4	1	2	0	1	0	1						
13 Jason Kubel, L (1.7)			G6-3			BB				4	2	1	0	1	1	5						
48 Takashi Saito, L (9.1)										0	0	0	0	0	0	0						
40 J.J. Putz, R (9.1)										0	0	0	0	0	0	0						
28 Chris Johnson, R (1.5)										0	0	0	0	0	0	0						
21 Ryan Wheeler, L (2. PR)										1	1	0	1	1	0	0						
16 John McDonald, R (6. PH)										1	1	1	0	0	0	0						
1 Cody Ransom, R (1.6)										3	0	2	1	0	1	3						
26 Miguel Montero, L (6. PH)										1	0	0	0	0	1	1						
14 Jake Elmore, R (6.6)										1	1	1	2	0	0	0						
27 Wil Nieves, R (1.2)										5	1	4	1	0	0	1						
31 Ian Kennedy, R (7.1)										2	0	0	0	0	0	1						
32 Matt Albers, L (7.1)										0	0	0	0	0	0	0						
34 Mike Jacobs, L (6. PH)										1	1	1	1	0	0	0						
22 Matt Lindstrom, R (6. PH)										0	0	0	1	0	0	0						
11 AJ Pollock, R (9. PH)										1	0	0	1	0	0	1						
Inning Stats	R: 0 E: 0 K: 0 S: 6	H: 0 LOB: 0 BB: 0 P: 10	R: 2 E: 0 K: 0 S: 20	H: 3 LOB: 3 BB: 0 P: 33	R: 0 E: 0 K: 0 S: 10	H: 1 LOB: 1 BB: 0 P: 16	R: 0 E: 0 K: 0 S: 9	H: 1 LOB: 1 BB: 0 P: 10	R: 1 E: 0 K: 3 S: 21	H: 2 LOB: 3 BB: 2 P: 34	R: 0 E: 0 K: 1 S: 10	H: 1 LOB: 1 BB: 0 P: 12	R: 0 E: 0 K: 0 S: 10	H: 1 LOB: 1 BB: 0 P: 14	R: 4 E: 0 K: 3 S: 22	H: 4 LOB: 0 BB: 0 P: 30	R: 3 E: 0 K: 0 S: 16	H: 3 LOB: 1 BB: 1 P: 28	1B: 12 2B: 3 HR: 1	SF: 0 SAC: 2 DP: 0 HBP: 1	WP: 1 PB: 0 CS: 0 SB: 1	PA: 46
PITCHER	IP WLS BF H R ER SO ERA WHIP	IP WLS BF H R ER SO ERA WHIP	IP WLS BF H R ER SO ERA WHIP	IP WLS BF H R ER SO ERA WHIP	IP WLS BF H R ER SO ERA WHIP	IP WLS BF H R ER SO ERA WHIP	IP WLS BF H R ER SO ERA WHIP	IP WLS BF H R ER SO ERA WHIP	IP WLS BF H R ER SO ERA WHIP	IP WLS BF H R ER SO ERA WHIP	IP WLS BF H R ER SO ERA WHIP	IP WLS BF H R ER SO ERA WHIP	IP WLS BF H R ER SO ERA WHIP	IP WLS BF H R ER SO ERA WHIP	IP WLS BF H R ER SO ERA WHIP	IP WLS BF H R ER SO ERA WHIP						
26 Jeff Francis, L (1.1)	4.0	18	5	2	2	0	0	0	0	0	0	45	75	4.50	1.250							
37 Adam Ottavino, R (5.1)	1.0	7	2	1	1	3	2	0	0	1	0	21	34	9.00	4.000							
62 Rob Scallion, R (6.1)	1.2	6	2	0	0	1	0	0	0	0	0	16	21	0.00	1.200							
49 Rex Brothers, L (7.1)	0.1	H	2	1	1	0	0	0	0	0	0	6	8	27.00	3.000							
34 Matt Belisle, R (8.1)	1.0	L	6	3	3	3	0	0	0	1	20	27	27.00	3.000								

Batter	1	2	3	4	5	6	7	8	9	AB	R	H	RBI	BB	SO	LOB	BOTTOM					
14 Josh Rutledge, R (1.6)	SH2-3 HBP		FC5-4		8 E 22 1B	8 1B BB				3	1	2	0	1	0	1	Arizona Diamondbacks @ Colorado Rockies Coors Field, Denver, CO Sun Sep 23 2012, 1:11 PM - 5:09 PM MDT Att: 32,448 - Partly Cloudy - 82 F					
8 Charlie Blackmon, L (1.7)	SH2-3		K		22 1B 20 2B	1B	L3			4	1	2	2	0	1	3						
22 Jordan Pacheco, R (1.3)	F9		G4-3		20 2B	1B	P5		10 2B 21 BB	5	1	2	1	0	0	2						
20 Wilin Rosario, R (1.2)										4	0	3	1	1	1	1						
10 Chris Nelson, R (1.5)	F9									5	1	1	0	0	1	6						
21 Tyler Colvin, L (1.8)	K									5	1	1	2	0	2	4						
12 Andrew Brown, R (1.9)	K									5	0	0	0	0	2	2						
9 DJ LeMahieu, R (1.4)	P6									5	1	3	1	0	0	0						
28 Jeff Francis, L (1.1)										1	0	0	0	0	0	0						
37 Adam Ottavino, R (5.1)										0	0	0	0	0	0	0						
62 Rob Scallion, R (6.1)										0	0	0	0	0	0	0						
49 Rex Brothers, L (7.1)										0	0	0	0	0	0	0						
34 Mike Jacobs, L (6. PH)										0	0	0	0	0	0	0						
22 Matt Lindstrom, R (6. PH)										0	0	0	0	0	0	0						
11 AJ Pollock, R (9. PH)										0	0	0	0	0	0	0						
Inning Stats	R: 0 E: 0 K: 0 S: 10	H: 0 LOB: 2 BB: 1 P: 21	R: 0 E: 0 K: 2 S: 10	H: 0 LOB: 0 BB: 0 P: 15	R: 0 E: 0 K: 1 S: 11	H: 1 LOB: 1 BB: 0 P: 14	R: 0 E: 0 K: 1 S: 7	H: 1 LOB: 1 BB: 0 P: 9	R: 3 E: 1 K: 2 S: 25	H: 5 LOB: 2 BB: 0 P: 35	R: 1 E: 0 K: 0 S: 14	H: 2 LOB: 1 BB: 1 P: 23	R: 0 E: 0 K: 0 S: 7	H: 1 LOB: 1 BB: 0 P: 11	R: 0 E: 0 K: 0 S: 14	H: 2 LOB: 2 BB: 0 P: 21		R: 3 E: 0 K: 1 S: 15	H: 4 LOB: 1 BB: 0 P: 21	1B: 12 2B: 4 HR: 0	SF: 0 SAC: 1 DP: 0 HBP: 1	WP: 0 PB: 0 CS: 0
PITCHER	IP WLS BF H R ER SO ERA WHIP	IP WLS BF H R ER SO ERA WHIP	IP WLS BF H R ER SO ERA WHIP	IP WLS BF H R ER SO ERA WHIP	IP WLS BF H R ER SO ERA WHIP	IP WLS BF H R ER SO ERA WHIP	IP WLS BF H R ER SO ERA WHIP	IP WLS BF H R ER SO ERA WHIP	IP WLS BF H R ER SO ERA WHIP	IP WLS BF H R ER SO ERA WHIP	IP WLS BF H R ER SO ERA WHIP	IP WLS BF H R ER SO ERA WHIP	IP WLS BF H R ER SO ERA WHIP	IP WLS BF H R ER SO ERA WHIP	IP WLS BF H R ER SO ERA WHIP	IP WLS BF H R ER SO ERA WHIP						
31 Ian Kennedy, R (1.1)	6.0	29	9	4	4	0	0	0	0	0	0	77	117	6.00	1.833							
32 Matt Albers, R (7.1)	1.0	W	4	1	0	0	0	0	0	0	7	11	0.00	1.000								
22 Matt Lindstrom, R (8.1)	1.0	H	5	2	0	0	0	0	0	0	14	21	0.00	2.000								
48 Takashi Saito, R (9.1)	0.2	6	4	3	3	1	0	0	0	0	14	19	40.50	6.000								
40 J.J. Putz, R (9.1)	0.1	S	1	0	0	0	0	0	0	1	2	0.00	0.000									

AB 40
R 10
H 16
RBI 10
BB 3
SO 7
LOB 22

AB 41
R 7
H 16
RBI 7
BB 2
SO 7
LOB 22



Batter	1	2	3	4	5	6	7	8	9	AB	R	H	RBI	BB	SO	LOB	TOP										
6 Adam Eaton, L (1,8) OBP: 0.361, SLG: 0.406	L1		G4-3		K			F7		4	0	0	0	0	1	0	Arizona Diamondbacks @ Colorado Rockies Coors Field, Denver, CO Mon Sep 24 2012, 6:42 PM - 9:12 PM MDT Att: 22,277 - Cloudy - 72 F										
14 Jake Elmore, R (1,4) OBP: 0.250, SLG: 0.250	G6-3		F9			G6-3		F9		4	0	0	0	0	0	0											
10 Justin Upton, R (1,9) OBP: 0.354, SLG: 0.426	G6-3			G6-3			FC4-6 BB	F9		3	0	0	0	1	0	0											
26 Miguel Montero, L (1,2) OBP: 0.395, SLG: 0.452		2-2 FC5-3 1B		G6-3		FC4-6 4B 1B		F7		4	0	1	0	0	0	1											
44 Paul Goldschmidt, R (1,3) OBP: 0.364, SLG: 0.487		2-1 G5-3 1-2		4-0 BB			1-2 1B	K		3	1	1	0	1	1	1											
13 Jason Kubel, L (1,7) OBP: 0.329, SLG: 0.513		1-3 K		1-1 HR			2-3 K	21 1B		4	1	2	2	0	2	3											
21 Ryan Wheeler, L (1,5) OBP: 0.283, SLG: 0.340		0-0 E1 FC6-4		3-1 G1-4-3			3-1 G6-3			4	0	1	0	0	0	1											
19 Tyler Graham, R (9, PR)		2-3 1B						1-2 1B		0	0	0	0	0	0	0											
16 John McDonald, R (1,6) OBP: 0.302, SLG: 0.394		1-1 FC6-4 1-2		1-1 B1-3			0-0 P6	F9		4	0	0	0	0	0	4											
35 Trevor Cahill, R (1,1) OBP: 0.109, SLG: 0.109				1-1 G4-3			2-2 F9			2	0	0	0	0	1	0											
34 Mike Jacobs, L (7, PH) OBP: 0.333, SLG: 0.200										1	0	0	0	0	0	0											
39 Bryan Shaw, S (7, 1)										0	0	0	0	0	0	0											
29 Brad Ziegler, R (8, 1) OBP: 0.250, SLG: 0.250										0	0	0	0	0	0	0											
Inning Stats	R: 0 E: 0 K: 0 S: 11	H: 0 LOB: 0 BB: 0 P: 14	R: 0 E: 1 K: 1 S: 12	H: 1 LOB: 2 BB: 0 P: 18	R: 0 E: 0 K: 0 S: 6	H: 0 LOB: 0 BB: 0 P: 10	R: 2 E: 0 K: 0 S: 7	H: 1 LOB: 0 BB: 1 P: 16	R: 0 E: 0 K: 2 S: 8	H: 0 LOB: 0 BB: 0 P: 12	R: 0 E: 0 K: 1 S: 11	H: 1 LOB: 2 BB: 1 P: 20	R: 0 E: 0 K: 0 S: 6	H: 0 LOB: 0 BB: 0 P: 11	R: 0 E: 0 K: 0 S: 6	H: 2 LOB: 2 BB: 0 P: 14	1B: 4 2B: 0 3B: 0 HR: 1	SF: 0 SAC: 0 DP: 0 HBP: 0	WP: 0 PA: 35 PB: 0 SB: 0 CS: 0								
PITCHER	IP	WLS	BF	H	R	ER	SO	BB	IBB	HBP	BLK	WP	HR	S	P	ERA	WHIP										
32 Tyler Chatwood, R (1, 1) ERA: 5.49	5.2	W	23	3	2	2	3	2	0	0	0	0	1	52	85	3.18	0.882										
88 Josh Outman, L (6, 1) ERA: 8.59	0.2	H	2	0	0	0	1	0	0	0	0	0	0	5	10	0.00	0.000										
56 Guillermo Moscoso, R (7, 1) ERA: 9.26	1.2	H	5	0	0	0	0	0	0	0	0	0	0	10	17	0.00	0.000										
63 Rafael Betancourt, R (9, 1) ERA: 2.29	1.0	S	5	2	0	0	1	0	0	0	0	0	0	10	14	0.00	2.000										

Batter	1	2	3	4	5	6	7	8	9	AB	R	H	RBI	BB	SO	LOB	BOTTOM											
14 Josh Rutledge, R (1,6) OBP: 0.327, SLG: 0.511	L9		G5-3		K					4	0	1	0	0	1	3	Arizona Diamondbacks @ Colorado Rockies Coors Field, Denver, CO Mon Sep 24 2012, 6:42 PM - 9:12 PM MDT Att: 22,277 - Cloudy - 72 F											
8 Charlie Blackmon, L (1,7) OBP: 0.310, SLG: 0.373	22 E 22 FC1 1B HBP		22 G6-4-3 1B		22 1B		G6-3			3	1	2	0	0	0	0												
22 Jordan Pacheco, R (1,2) OBP: 0.340, SLG: 0.413	21 1B FC1		G6-4-3				G4-3			4	0	1	0	0	0	3												
21 Tyler Colvin, L (1,8) OBP: 0.324, SLG: 0.530	10 G4-6-3 1B		10 BB FC4-6 1B				K			4	1	2	1	0	2	2												
10 Chris Nelson, R (1,5) OBP: 0.345, SLG: 0.459	G4-6-3		12 FC4-6 9 1B BB		F9		K			3	1	0	0	1	1	4												
7 Matt McBride, R (1,3) OBP: 0.241, SLG: 0.298	L8		12 FC4-6 1B		K		G6-3			4	0	1	0	0	1	2												
12 Andrew Brown, R (1,9) OBP: 0.286, SLG: 0.308	K		32 SH1-4 9 1B							4	1	2	2	0	1	2												
Dexter Fowler, S (9, 8) OBP: 0.389, SLG: 0.474	K		1-2 3H 1B							0	0	0	0	0	0	0												
9 DJ LeMahieu, R (1,4) OBP: 0.308, SLG: 0.366	K		32 SH1-4 1B				FC1-6-5-6 88 G3	F8		4	0	1	1	0	1	1												
32 Tyler Chatwood, R (1, 1) ERA: 3.86	6.0	L	28	9	3	2	6	1	0	1	0	1	0	0	0	0												
88 Josh Outman, L (6, 1) OBP: 0.152, SLG: 0.100	1.0		3	0	0	0	1	0	0	0	0	0	0	0	0	0												
56 Guillermo Moscoso, R (7, 1) OBP: 0.222, SLG: 0.333	1.0		4	1	1	1	1	0	0	0	0	0	0	0	0	0												
63 Rafael Betancourt, R (9, 1) ERA: 2.53	1.0		4	1	1	1	1	0	0	0	0	0	0	0	0	0												
Inning Stats	R: 1 E: 1 K: 0 S: 9	H: 1 LOB: 1 BB: 0 P: 11	R: 0 E: 0 K: 2 S: 8	H: 0 LOB: 0 BB: 0 P: 13	R: 0 E: 0 K: 1 S: 6	H: 2 LOB: 1 BB: 0 P: 10	R: 2 E: 0 K: 0 S: 10	H: 3 LOB: 2 BB: 1 P: 20	R: 0 E: 0 K: 2 S: 15	H: 2 LOB: 0 BB: 0 P: 22	R: 0 E: 0 K: 1 S: 9	H: 1 LOB: 1 BB: 0 P: 11	R: 0 E: 0 K: 1 S: 9	H: 0 LOB: 0 BB: 0 P: 15	R: 1 E: 0 K: 1 S: 7	H: 1 LOB: 0 BB: 0 P: 10	1B: 8 2B: 1 3B: 0 HR: 1	SF: 0 SAC: 1 DP: 2 HBP: 1	WP: 0 PA: 35 PB: 0 SB: 0 CS: 0									
PITCHER	IP	WLS	BF	H	R	ER	SO	BB	IBB	HBP	BLK	WP	HR	S	P	ERA	WHIP											
35 Trevor Cahill, R (1, 1) ERA: 3.86	6.0	L	28	9	3	2	6	1	0	1	0	1	0	0	0	0	1.667											
39 Bryan Shaw, R (7, 1) ERA: 3.83	1.0		3	0	0	0	1	0	0	0	0	0	0	9	15	0.00	0.000											
29 Brad Ziegler, R (8, 1) ERA: 2.53	1.0		4	1	1	1	1	0	0	0	0	0	0	1	7	10	9.00	1.000										

AB	33
R	2
H	5
RBI	2
BB	2
SO	5
LOB	10


AB	32
R	4
H	10
RBI	4
BB	1
SO	8
LOB	18




Batter	1	2	3	4	5	6	7	8	9	AB	R	H	RBI	BB	SO	LOB	TOP			
6 Adam Eaton, L OBP: 0.359, SLG: 0.382	E6		FC1-6		G1-3					4	0	1	0	0	0	2	Arizona Diamondbacks @ San Francisco Giants AT&T Park, San Francisco, CA Wed Sep 26 2012, 7:16 PM - 10:14 PM PDT Att. 41,516 - Clear - 59 F			
2 Aaron Hill, R OBP: 0.361, SLG: 0.516	G4-3		G5-3			F9		L7		4	0	0	0	0	0	3				
10 Justin Upton, R OBP: 0.355, SLG: 0.424	F9					F8		K		4	0	1	0	0	1	1				
26 Miguel Montero, L OBP: 0.397, SLG: 0.451		K				K				4	0	2	0	0	2	0				
44 Paul Goldschmidt, R OBP: 0.362, SLG: 0.493		F9						FC6-4		4	0	1	0	0	1	4				
8 Gerardo Parra, L OBP: 0.335, SLG: 0.391					G3-6-1					3	0	2	0	1	0	2				
1 Cody Ransom, R OBP: 0.306, SLG: 0.397						E3		K		4	0	0	0	0	2	4				
16 John McDonald, R OBP: 0.289, SLG: 0.376					E6			F7		4	0	0	0	0	1	4				
36 Wade Miley, L OBP: 0.144, SLG: 0.200										1	0	0	0	0	0	1				
34 Mike Sweeney, L OBP: 0.290, SLG: 0.443										1	0	0	0	0	0	1				
52 Brad Bergesen, L ERA: 5.03										0	0	0	0	0	0	0				
13 Jason Kubel, L OBP: 0.327, SLG: 0.400										0	0	0	0	0	0	2				
29 Brad Ziegler, R OBP: 0.297, SLG: 0.350										0	0	0	0	0	0	0				
49 Mike Zagurski, L ERA: 5.7										0	0	0	0	0	0	0				
48 Takashi Saito, L ERA: 6.55										1	0	0	0	0	0	1				
21 Ryan Wheeler, L ERA: 5.84										1	0	0	0	0	0	1				
Inning Stats	R: 0 E: 1 K: 0 S: 3	H: 0 LOB: 0 BB: 0 P: 4	R: 0 E: 0 K: 1 S: 8	H: 0 LOB: 1 BB: 1 P: 15	R: 0 E: 1 K: 0 S: 9	H: 0 LOB: 1 BB: 0 P: 13	R: 0 E: 0 K: 1 S: 10	H: 2 LOB: 1 BB: 0 P: 12	R: 0 E: 1 K: 1 S: 12	H: 0 LOB: 1 BB: 0 P: 15	R: 0 E: 0 K: 1 S: 8	H: 0 LOB: 2 BB: 0 P: 13	R: 0 E: 0 K: 2 S: 17	H: 2 LOB: 2 BB: 0 P: 19	R: 0 E: 0 K: 1 S: 15	H: 1 LOB: 1 BB: 0 P: 13	1B: 5 2B: 2 3B: 0 HR: 0	SF: 0 SAC: 0 DP: 2 HBP: 0	WP: 1 PB: 0 SB: 0 CS: 0	PA: 36
PITCHER	IP WLS BF H R ER SO BB IBB HBP BLK WP HR S P ERA WHIP																			
18 Matt Cain, R ERA: 2.77	7.0 W 27 4 0 0 6 1 0 0 0 0 1 0 67 91 0.00 0.714																			
59 Guillermo Mota, R ERA: 5.03	0.2 3 1 0 0 1 0 0 0 0 0 0 0 10 16 0.00 1.500																			
41 Jeremy Affeldt, L ERA: 2.82	0.1 2 1 0 0 0 0 0 0 0 0 0 0 5 8 0.00 3.000																			
43 Dan Otero, R ERA: 5.84	1.0 4 1 0 0 1 0 0 0 0 0 0 0 9 13 0.00 1.000																			

Batter	1	2	3	4	5	6	7	8	9	AB	R	H	RBI	BB	SO	LOB	BOTTOM			
16 Angel Pagán, S OBP: 0.341, SLG: 0.443	K							F9		4	1	0	0	1	1	5	Arizona Diamondbacks @ San Francisco Giants AT&T Park, San Francisco, CA Wed Sep 26 2012, 7:16 PM - 10:14 PM PDT Att. 41,516 - Clear - 59 F			
14 Francisco Peguero, R OBP: 0.167, SLG: 0.167										0	0	0	0	0	0	0				
19 Marco Scutaro, R OBP: 0.337, SLG: 0.400	F9									4	1	2	1	0	0	0				
2 Emmanuel Burriss, S OBP: 0.272, SLG: 0.222										0	0	0	0	0	0	0				
48 Pablo Sandoval, S OBP: 0.343, SLG: 0.456	F8									4	0	2	2	1	0	2				
43 Dan Otero, R										0	0	0	0	0	0	0				
28 Buster Posey, R OBP: 0.405, SLG: 0.539										5	0	1	1	0	0	4				
22 Eli Whiteside, R OBP: 0.250, SLG: 0.222										0	0	0	0	0	0	0				
8 Hunter Pence, R OBP: 0.323, SLG: 0.420										4	1	1	0	1	1	2				
12 Xavier Nady, R OBP: 0.259, SLG: 0.304										3	0	0	0	1	2	3				
7 Gregor Blanco, L OBP: 0.326, SLG: 0.342										1	0	0	0	0	1	2				
9 Brandon Belt, L OBP: 0.362, SLG: 0.429										4	1	3	0	0	1	2				
35 Brandon Crawford, L OBP: 0.305, SLG: 0.351										3	1	1	0	1	0	4				
18 Matt Cain, R OBP: 0.203, SLG: 0.250										2	1	2	1	0	0	0				
17 Aubrey Huff, L OBP: 0.322, SLG: 0.292										1	0	0	0	0	0	2				
59 Guillermo Mota, R ERA: 2.54										0	0	0	0	0	0	0				
41 Jeremy Affeldt, L ERA: 2.49										0	0	0	0	0	0	0				
13 Joaquin Arias, R OBP: 0.310, SLG: 0.392										0	0	0	0	0	0	0				
Inning Stats	R: 0 E: 0 K: 1 S: 8	H: 0 LOB: 0 BB: 0 P: 10	R: 0 E: 0 K: 1 S: 14	H: 1 LOB: 2 BB: 1 P: 27	R: 2 E: 0 K: 1 S: 10	H: 3 LOB: 2 BB: 1 P: 19	R: 2 E: 1 K: 0 S: 12	H: 2 LOB: 2 BB: 1 P: 19	R: 1 E: 1 K: 1 S: 15	H: 2 LOB: 2 BB: 0 P: 19	R: 0 E: 0 K: 0 S: 11	H: 1 LOB: 0 BB: 0 P: 14	R: 0 E: 0 K: 1 S: 9	H: 2 LOB: 2 BB: 0 P: 16	R: 1 E: 0 K: 1 S: 13	H: 1 LOB: 2 BB: 2 P: 29	1B: 10 2B: 1 3B: 1 HR: 0	SF: 0 SAC: 2 DP: 1 HBP: 0	WP: 2 PB: 0 SB: 0 CS: 0	PA: 42
PITCHER	IP WLS BF H R ER SO BB IBB HBP BLK WP HR S P ERA WHIP																			
36 Wade Miley, L ERA: 3.32	4.0 L 22 6 4 3 3 3 0 0 0 0 0 0 44 75 6.75 2.250																			
52 Brad Bergesen, R ERA: 2.54	2.0 9 3 1 0 1 0 0 0 0 0 0 0 26 33 0.00 1.500																			
29 Brad Ziegler, R ERA: 2.49	1.0 5 2 0 0 1 0 0 0 0 0 0 0 9 16 0.00 2.000																			
49 Mike Zagurski, L ERA: 5.7	0.1 3 1 1 1 0 1 0 0 0 0 1 0 6 14 27.00 6.000																			
48 Takashi Saito, R ERA: 6.55	0.2 3 0 0 0 1 1 0 0 0 0 1 0 7 15 0.00 1.500																			

AB 35
 R 0
 H 7
 RBI 0
 BB 1
 SO 8
 LOB 25



AB 35
 R 6
 H 12
 RBI 5
 BB 5
 SO 6
 LOB 26



Batter	1	2	3	4	5	6	7	8	9	AB	R	H	RBI	BB	SO	LOB	TOP					
11 AJ Pollock, R OBP: 0.292, SLG: 0.344 (1, 8)										4	0	1	0	1	1	2	<p>Arizona Diamondbacks @ San Francisco Giants AT&T Park, San Francisco, CA Thu Sep 27 2012, 12:47 PM - 3:22 PM PDT Att: 41,128 - Partly Cloudy - 66 F</p> <p>livebaseballscores.com</p> <p>AB 33 R 3 H 7 RBI 3 BB 4 SO 6 LOB 16</p>					
2 Aaron Hill, R OBP: 0.356, SLG: 0.512 (1, 4)										4	0	0	0	0	0	2						
10 Justin Upton, R OBP: 0.352, SLG: 0.421 (1, 9)										4	0	0	0	0	0	1						
44 Paul Goldschmidt, R OBP: 0.363, SLG: 0.493 (1, 3)										4	1	2	0	0	0	1						
26 Miguel Montero, L OBP: 0.394, SLG: 0.447 (1, 2)										4	0	0	0	0	1	2						
13 Jason Kubel, L OBP: 0.327, SLG: 0.509 (1, 7)										4	0	1	0	0	2	2						
1 Cody Ransom, R OBP: 0.313, SLG: 0.402 (1, 5)										2	2	1	0	2	0	1						
14 Jake Elmore, R OBP: 0.265, SLG: 0.270 (1, 6)										3	0	1	1	1	1	2						
46 Patrick Corbin, L OBP: 0.143, SLG: 0.176 24 Chris Young, R OBP: 0.299, SLG: 0.456 39 Bryan Shaw, S ERA: 3.63 27 Wil Nieves, R ERA: 2.77 32 Matt Albers, R ERA: 2.29 22 Matt Lindstrom, R ERA: 2.76 29 Brad Ziegler, R ERA: 2.57 6 Adam Eaton, L ERA: 3.95, SLG: 0.377 (1, 1)										1	0	0	0	0	0	1						
Inning Stats	R: 0 E: 0 K: 0 S: 9	H: 1 LOB: 1 BB: 0 P: 10	R: 0 E: 0 K: 2 S: 13	H: 1 LOB: 2 BB: 1 P: 21	R: 0 E: 0 K: 0 S: 7	H: 0 LOB: 0 BB: 0 P: 9	R: 2 E: 0 K: 1 S: 17	H: 2 LOB: 1 BB: 2 P: 33	R: 0 E: 0 K: 0 S: 5	H: 0 LOB: 0 BB: 0 P: 9	R: 1 E: 0 K: 0 S: 12	H: 2 LOB: 1 BB: 0 P: 20	R: 0 E: 0 K: 0 S: 2	H: 0 LOB: 0 BB: 1 P: 7	R: 0 E: 0 K: 1 S: 9	H: 1 LOB: 1 BB: 0 P: 16	R: 0 E: 0 K: 2 S: 15	H: 0 LOB: 0 BB: 0 P: 21	1B: 3 2B: 3 3B: 1 HR: 0	SF: 0 SAC: 0 DP: 1 HBP: 0	WP: 0 PB: 0 SB: 2 CS: 0	PA: 37
PITCHER	IP WLS BF H R ER SO BB IBB HBP BLK WP HR S P ERA WHIP																	PITCHER	IP WLS BF H R ER SO BB IBB HBP BLK WP HR S P ERA WHIP			
75 Barry Zito, L ERA: 4.19 70 George Kontos, R ERA: 2.61 46 Santiago Casilla, R ERA: 2.77 54 Sergio Romo, R ERA: 1.86 (1, 1)	6.0 W 27 6 3 3 3 3 0 0 0 0 0 0 63 102 4.50 1.500																					

Batter	1	2	3	4	5	6	7	8	9	AB	R	H	RBI	BB	SO	LOB	BOTTOM		
16 Angel Pagán, S OBP: 0.342, SLG: 0.445 (1, 8)										4	0	2	0	0	0	1	<p>Arizona Diamondbacks @ San Francisco Giants AT&T Park, San Francisco, CA Thu Sep 27 2012, 12:47 PM - 3:22 PM PDT Att: 41,128 - Partly Cloudy - 66 F</p> <p>livebaseballscores.com</p> <p>AB 34 R 7 H 12 RBI 6 BB 1 SO 1 LOB 12</p>		
19 Marco Scutaro, R OBP: 0.346, SLG: 0.404 (1, 4)										4	1	1	2	0	0	3			
48 Pablo Sandoval, S OBP: 0.342, SLG: 0.452 (1, 5)										3	0	0	0	1	0	0			
28 Buster Posey, R OBP: 0.405, SLG: 0.539 46 Santiago Casilla, R ERA: 2.77 54 Sergio Romo, R ERA: 1.86 (1, 3)										4	1	2	0	0	0	3			
8 Hunter Pence, R OBP: 0.322, SLG: 0.424 (1, 9)										4	1	1	2	0	0	1			
9 Brandon Belt, L OBP: 0.363, SLG: 0.430 (8, 3)										4	1	2	0	0	0	1			
29 Héctor Sánchez, S OBP: 0.286, SLG: 0.383 (1, 2)										4	2	2	2	0	0	2			
13 Joaquin Arias, R OBP: 0.306, SLG: 0.387 (1, 6)										4	0	0	0	0	1	1			
75 Barry Zito, L OBP: 0.179, SLG: 0.080 70 George Kontos, R ERA: 2.61 7 Grégor Blanco, L OBP: 0.328, SLG: 0.344 (7, PH)										2	1	1	0	0	0	0			
Inning Stats	R: 0 E: 0 K: 0 S: 4	H: 0 LOB: 0 BB: 0 P: 6	R: 6 E: 0 K: 0 S: 16	H: 6 LOB: 0 BB: 0 P: 19	R: 0 E: 0 K: 0 S: 6	H: 1 LOB: 1 BB: 0 P: 10	R: 0 E: 0 K: 0 S: 11	H: 1 LOB: 1 BB: 0 P: 15	R: 0 E: 0 K: 1 S: 7	H: 0 LOB: 0 BB: 0 P: 6	R: 0 E: 0 K: 1 S: 9	H: 1 LOB: 2 BB: 1 P: 13	R: 1 E: 0 K: 0 S: 8	H: 1 LOB: 0 BB: 0 P: 14	1B: 7 2B: 2 3B: 0 HR: 3	SF: 0 SAC: 0 DP: 2 HBP: 0	WP: 0 PB: 1 SB: 2 CS: 0	PA: 35	
PITCHER	IP WLS BF H R ER SO BB IBB HBP BLK WP HR S P ERA WHIP																	PITCHER	IP WLS BF H R ER SO BB IBB HBP BLK WP HR S P ERA WHIP
46 Patrick Corbin, L ERA: 4.77 39 Bryan Shaw, R ERA: 3.63 32 Matt Albers, R ERA: 2.29 22 Matt Lindstrom, R ERA: 2.76 29 Brad Ziegler, R ERA: 2.57 (1, 1)	3.0 L 16 7 1 0 0 0 0 0 0 0 0 0 15 21 0.00 0.500																		

Batter	1	2	3	4	5	6	7	8	9	AB	R	H	RBI	BB	SO	LOB	TOP					
9 David DeJesus, L (1.8)										3	1	0	0	2	0	0	Chicago Cubs @ Arizona Diamondbacks Chase Field, Phoenix, AZ Fri Sep 28 2012, 6:42 PM - 9:44 PM MST Att: 28,463 - Clear - 98 F					
17 Dave Sappelt, R (1.9)										5	1	1	2	0	1	1						
44 Anthony Rizzo, L (1.3)										4	0	0	0	1	1	1						
12 Alfonso Soriano, R (1.7)										1	1	1	0	3	0	0						
13 Starlin Castro, R (1.6)										4	0	3	1	0	0	1						
24 Luis Valbuena, L (1.5)										4	0	1	0	0	2	7						
53 Welington Castillo, R (1.2)										4	0	0	0	0	1	2						
15 Darwin Barney, R (1.4)										3	0	0	0	1	1	0						
37 Travis Wood, R (1.1)										2	0	0	0	0	2	0						
45 Adrian Cardenas, L (6. PH)										1	0	0	0	0	2	0						
60 Manny Corpas, R (6.1)										0	0	0	0	0	0	0						
40 James Russell, L (7.1)										0	0	0	0	0	0	0						
6 Bryan LaHair, L (8. PH)										1	0	0	0	0	1	0						
37 Jaye Chapman, R (8.1)										0	0	0	0	0	0	0						
16 Jeff Beliveau, L (8.1)										0	0	0	0	0	0	0						
Inning Stats	R: 0 E: 0 K: 2 S: 16	H: 1 LOB: 3 BB: 2 P: 28	R: 0 E: 0 K: 2 S: 8	H: 0 LOB: 0 BB: 0 P: 9	R: 0 E: 0 K: 0 S: 8	H: 0 LOB: 0 BB: 0 P: 11	R: 0 E: 0 K: 0 S: 5	H: 1 LOB: 1 BB: 1 P: 11	R: 2 E: 0 K: 1 S: 15	H: 1 LOB: 0 BB: 1 P: 22	R: 1 E: 0 K: 0 S: 11	H: 1 LOB: 2 BB: 2 P: 25	R: 0 E: 0 K: 1 S: 10	H: 2 LOB: 3 BB: 1 P: 19	R: 0 E: 0 K: 2 S: 7	H: 0 LOB: 0 BB: 0 P: 9	R: 0 E: 0 K: 1 S: 7	H: 0 LOB: 0 BB: 0 P: 11	1B: 3 2B: 2 3B: 0 HR: 1	SF: 0 SAC: 0 DP: 1 HBP: 0	WP: 0 PB: 0 SB: 0 CS: 0	PA: 39
PITCHER	IP WLS BF H R ER SO BB IBB HBP BLK WP HR S P ERA WHIP																					
31 Ian Kennedy, R (1.1)	5.2 W 26 4 3 3 5 6 0 0 0 0 0 1 62 104 4.76 1.765																					
32 Matt Albers, R (6.1)	1.0 H 6 2 0 0 0 1 0 0 0 0 0 0 8 15 0.00 3.000																					
22 Matt Lindstrom, R (7.1)	0.1 H 1 0 0 0 1 0 0 0 0 0 0 0 3 6 0.00 0.000																					
30 David Hernandez, R (8.1)	1.0 H 3 0 0 0 2 0 0 0 0 0 0 0 7 9 0.00 0.000																					
40 J.J. Putz, R (9.1)	1.0 3 0 0 0 1 0 0 0 0 0 0 0 7 11 0.00 0.000																					

Chicago Cubs @ Arizona Diamondbacks
Chase Field, Phoenix, AZ
Fri Sep 28 2012, 6:42 PM - 9:44 PM MST
Att: 28,463 - Clear - 98 F

AB 32
R 3
H 6
RBI 3
BB 7
SO 9
LOB 14



Batter	1	2	3	4	5	6	7	8	9	AB	R	H	RBI	BB	SO	LOB	BOTTOM			
6 Adam Eaton, L (1.8)										4	1	3	1	0	0	1	Chicago Cubs @ Arizona Diamondbacks Chase Field, Phoenix, AZ Fri Sep 28 2012, 6:42 PM - 9:44 PM MST Att: 28,463 - Clear - 98 F			
11 AJ Pollock, R (1.7)										4	0	1	1	0	1	5				
2 Aaron Hill, R (1.4)										4	2	2	2	0	0	1				
10 Justin Upton, R (1.9)										4	1	1	1	0	2	2				
1 Cody Ransom, R (1.5)										4	1	1	1	0	2	2				
27 Wil Nieves, R (1.2)										4	0	0	0	0	0	1				
34 Mike Jacobs, L (1.3)										2	1	0	0	2	1	0				
16 John McDonald, R (1.6)										4	0	1	1	0	1	1				
31 Ian Kennedy, R (1.1)										0	1	0	0	2	0	0				
32 Matt Albers, R (6.1)										0	0	0	0	0	0	0				
22 Matt Lindstrom, R (7.1)										0	0	0	0	0	0	0				
8 Gerardo Parra, L (7. PH)										1	0	0	0	0	0	0				
30 David Hernandez, R (8.1)										0	0	0	0	0	0	0				
21 Ryan Wheeler, L (8. PH)										0	0	0	0	0	0	0				
24 Chris Young, R (8. PH)										0	0	0	0	1	0	0				
40 J.J. Putz, R (9.1)										0	0	0	0	0	0	0				
Inning Stats	R: 1 E: 0 K: 0 S: 12	H: 2 LOB: 1 BB: 0 P: 17	R: 0 E: 0 K: 1 S: 7	H: 0 LOB: 0 BB: 0 P: 9	R: 0 E: 0 K: 0 S: 10	H: 0 LOB: 1 BB: 1 P: 14	R: 1 E: 0 K: 0 S: 13	H: 1 LOB: 1 BB: 1 P: 20	R: 3 E: 0 K: 1 S: 11	H: 2 LOB: 0 BB: 1 P: 17	R: 0 E: 0 K: 1 S: 8	H: 0 LOB: 0 BB: 0 P: 10	R: 0 E: 0 K: 0 S: 6	H: 1 LOB: 0 BB: 0 P: 9	R: 3 E: 1 K: 2 S: 24	H: 4 LOB: 3 BB: 2 P: 39	1B: 4 2B: 4 3B: 0 HR: 2	SF: 0 SAC: 2 DP: 0 HBP: 0	WP: 0 PB: 0 SB: 1 CS: 1	PA: 38
PITCHER	IP WLS BF H R ER SO BB IBB HBP BLK WP HR S P ERA WHIP																			
37 Travis Wood, L (1.1)	5.0 L 23 5 5 5 2 3 0 0 0 0 0 0 2 53 7 9.00 1.600																			
60 Manny Corpas, R (6.1)	1.0 3 0 0 0 1 0 0 0 0 0 0 0 8 10 0.00 0.000																			
40 James Russell, L (7.1)	1.0 3 1 0 0 0 0 0 0 0 0 0 0 6 9 0.00 1.000																			
37 Jaye Chapman, R (8.1)	0.2 6 3 3 3 1 0 1 0 0 0 0 0 15 24 40.50 4.500																			
16 Jeff Beliveau, L (8.1)	0.1 3 1 0 0 1 1 0 0 0 0 0 0 9 15 0.00 6.000																			

Chicago Cubs @ Arizona Diamondbacks
Chase Field, Phoenix, AZ
Fri Sep 28 2012, 6:42 PM - 9:44 PM MST
Att: 28,463 - Clear - 98 F

AB 31
R 8
H 10
RBI 7
BB 5
SO 5
LOB 13



Batter	1	2	3	4	5	6	7	8	9	AB	R	H	RBI	BB	SO	LOB	TOP					
9 David DeJesus, L (1,9) OBP: 0.351, SLG: 0.399										4	0	1	0	0	1	2	Chicago Cubs @ Arizona Diamondbacks Chase Field, Phoenix, AZ Sat Sep 29 2012, 5:11 PM - 8:07 PM MST Att: 29,084 - Roof Closed - 75 F					
24 Luis Valbuena, L (1,4) OBP: 0.318, SLG: 0.353										4	0	1	0	0	1	2						
44 Anthony Rizzo, L (1,3) OBP: 0.344, SLG: 0.460										3	1	0	0	1	1	2						
12 Alfonso Soriano, R (1,7) OBP: 0.323, SLG: 0.505										4	1	1	2	0	2	1						
13 Starlin Castro, R (1,6) OBP: 0.323, SLG: 0.431										4	0	0	0	0	1	0						
53 Wellington Castillo, R (1,2) OBP: 0.350, SLG: 0.436											3	0	0	0	0	1		0				
48 Rafael Dolis, R (7,1)										0	0	0	0	0	0	0						
6 Bryan LaHair, L (9,PH) OBP: 0.332, SLG: 0.440										1	0	0	0	0	0	0						
7 Brett Jackson, L (1,8) OBP: 0.303, SLG: 0.357										3	0	1	0	0	1	0						
5 Josh Vitters, R (1,5) OBP: 0.171, SLG: 0.196										1	0	0	0	1	1	0						
Lendy Castillo, S (5,1)										0	0	0	0	0	0	0						
16 Jeff Beliveau, L (7,1)										0	0	0	0	0	0	0						
51 Steve Clevenger, L (7,2) OBP: 0.262, SLG: 0.276										1	0	0	0	0	0	1						
41 Justin Germano, R (1,1) OBP: 0.111, SLG: 0.059										0	0	0	0	0	0	0						
45 Adrian Cardenas, L (5,4) OBP: 0.262, SLG: 0.304										1	0	0	0	1	0	0						
Inning Stats	R: 0 E: 0 K: 1 S: 10	H: 1 LOB: 1 BB: 0 P: 16	R: 0 E: 0 K: 2 S: 9	H: 0 LOB: 0 BB: 0 P: 12	R: 0 E: 0 K: 0 S: 7	H: 0 LOB: 1 BB: 1 P: 15	R: 0 E: 0 K: 3 S: 9	H: 0 LOB: 0 BB: 0 P: 11	R: 0 E: 0 K: 1 S: 11	H: 0 LOB: 0 BB: 0 P: 16	R: 0 E: 0 K: 0 S: 8	H: 1 LOB: 1 BB: 0 P: 12	R: 0 E: 0 K: 0 S: 5	H: 0 LOB: 0 BB: 0 P: 11	R: 0 E: 0 K: 1 S: 8	H: 1 LOB: 1 BB: 1 P: 13	R: 2 E: 0 K: 1 S: 14	H: 1 LOB: 0 BB: 1 P: 20	1B: 3 2B: 0 3B: 0 HR: 1	SF: 0 SAC: 1 DP: 0 HBP: 0	WP: 0 PB: 0 SB: 0 CS: 0	PA: 33
PITCHER	IP WLS BF H R ER SO BB IBB HBP BLK WP HR S P ERA WHIP																ERA WHIP					
35 Trevor Cahill, R (1,1) ERA: 3.78	9.0 W 33 4 2 2 9 3 0 0 0 0 1 81 126 2.00 0.778																					

AB	29
R	2
H	4
RBI	2
BB	3
SO	9
LOB	8



Batter	1	2	3	4	5	6	7	8	9	AB	R	H	RBI	BB	SO	LOB	BOTTOM			
6 Adam Eaton, L (1,8) OBP: 0.382, SLG: 0.412										4	2	2	0	0	1	3	Chicago Cubs @ Arizona Diamondbacks Chase Field, Phoenix, AZ Sat Sep 29 2012, 5:11 PM - 8:07 PM MST Att: 29,084 - Roof Closed - 75 F			
19 Tyler Graham, R (9,8)										0	0	0	0	0	0	0				
8 Gerardo Parra, L (1,7) OBP: 0.326, SLG: 0.391										4	0	2	0	0	0	1				
2 Aaron Hill, R (1,4) OBP: 0.362, SLG: 0.519										4	2	3	2	0	0	1				
14 Jake Elmore, R (7,PH) OBP: 0.261, SLG: 0.266										1	0	0	0	0	0	3				
10 Justin Upton, R (1,9) OBP: 0.354, SLG: 0.433										4	2	2	3	0	2	2				
11 AJ Pollock, R (8,9) OBP: 0.299, SLG: 0.377										1	0	1	0	0	0	0				
26 Miguel Montero, L (1,2) OBP: 0.394, SLG: 0.444										3	1	0	0	1	1	2				
21 Ryan Wheeler, L (1,5) OBP: 0.284, SLG: 0.336										5	0	2	0	0	1	2				
34 Mike Jacobs, L (1,3) OBP: 0.412, SLG: 0.308										4	1	2	1	1	2	1				
16 John McDonald, R (1,6) OBP: 0.283, SLG: 0.366										4	0	0	0	0	1	6				
35 Trevor Cahill, R (1,1) OBP: 0.132, SLG: 0.119										3	0	1	2	1	1	0				
Inning Stats	R: 3 E: 0 K: 1 S: 19	H: 5 LOB: 2 BB: 0 P: 26	R: 1 E: 0 K: 1 S: 14	H: 2 LOB: 0 BB: 0 P: 18	R: 0 E: 0 K: 1 S: 8	H: 0 LOB: 0 BB: 0 P: 14	R: 0 E: 0 K: 2 S: 9	H: 0 LOB: 0 BB: 0 P: 11	R: 3 E: 0 K: 0 S: 9	H: 3 LOB: 3 BB: 2 P: 21	R: 0 E: 0 K: 1 S: 12	H: 1 LOB: 1 BB: 0 P: 15	R: 1 E: 0 K: 2 S: 21	H: 3 LOB: 3 BB: 0 P: 35	R: 0 E: 0 K: 1 S: 10	H: 1 LOB: 1 BB: 1 P: 18	1B: 11 2B: 3 3B: 0 HR: 1	SF: 0 SAC: 1 DP: 1 HBP: 2	WP: 0 PB: 0 SB: 0 CS: 0	PA: 43
PITCHER	IP WLS BF H R ER SO BB IBB HBP BLK WP HR S P ERA WHIP																ERA WHIP			
41 Justin Germano, R (1,1) ERA: 6.2	4.1 L 25 10 7 7 0 1 1 0 0 0 0 0 0 16 25 0.00 1.200																			
Lendy Castillo, R (5,1) ERA: 7.95	1.2 7 1 0 0 1 1 0 0 0 0 0 0 16 25 0.00 1.200																			
16 Jeff Beliveau, L (7,1) ERA: 4.76	0.2 5 2 1 1 2 0 0 0 1 0 0 0 18 29 13.50 3.000																			
48 Rafael Dolis, R (7,1) ERA: 6.39	1.1 6 2 0 0 1 1 0 0 0 0 0 0 13 24 0.00 2.250																			

AB	37
R	8
H	15
RBI	8
BB	3
SO	9
LOB	21



Batter	1	2	3	4	5	6	7	8	9	AB R H RBI BB SO LOB	TOP														
9 David DeJesus, L OBP: 0.351, SLG: 0.407										5 2 2 1 0 0 1	Chicago Cubs @ Arizona Diamondbacks Chase Field, Phoenix, AZ Sun Sep 30 2012, 1:13 PM - 4:15 PM MST Att: 35,535 - Roof Closed - 73 F livebaseballscorecards.com														
15 Darwin Barney, R OBP: 0.347, SLG: 0.359										5 0 0 0 0 0 2															
44 Anthony Rizzo, L OBP: 0.347, SLG: 0.468										5 2 3 1 0 1 1															
12 Alfonso Soriano, R OBP: 0.322, SLG: 0.503										4 1 1 0 0 1 1															
1 Tony Campana, L OBP: 0.306, SLG: 0.296										0 0 0 0 0 0 0															
13 Starlin Castro, R OBP: 0.324, SLG: 0.431										4 1 2 0 0 0 3															
24 Luis Valbuena, L OBP: 0.314, SLG: 0.347										4 0 0 0 0 1 6															
7 Brett Jackson, L OBP: 0.299, SLG: 0.351										2 0 0 0 0 0 0															
17 Dave Sappelt, R OBP: 0.382, SLG: 0.500										1 1 1 1 1 0 0															
20 Anthony Recker, R OBP: 0.245, SLG: 0.255										3 0 1 1 0 0 1															
18 Chris Rusin, L OBP: 0.147, SLG: 0.333										2 0 0 0 0 1 1															
6 Bryant Lambert, L OBP: 0.375, SLG: 0.442										1 0 1 2 0 0 0															
28 Michael Bowden, R OBP: 0.303, SLG: 0.333										0 0 0 0 0 0 0															
40 James Russell, L OBP: 0.298, SLG: 0.298										0 0 0 0 0 0 0															
54 Shawn Camp, R OBP: 0.298, SLG: 0.298										0 0 0 0 0 0 0															
45 Adrian Cardenas, L OBP: 0.298, SLG: 0.298										1 0 0 0 0 0 0															
49 Carlos Marmol, R OBP: 0.298, SLG: 0.298										0 0 0 0 0 0 0															
Inning Stats	R: 1 E: 0 K: 0 S: 13	H: 3 LOB: 2 BB: 0 P: 21	R: 0 E: 0 K: 1 S: 12	H: 0 LOB: 0 BB: 0 P: 16	R: 0 E: 0 K: 1 S: 9	H: 1 LOB: 0 BB: 0 P: 13	R: 0 E: 0 K: 1 S: 10	H: 1 LOB: 0 BB: 0 P: 15	R: 0 E: 0 K: 2 S: 9	H: 1 LOB: 1 BB: 0 P: 11	R: 4 E: 1 K: 1 S: 14	H: 4 LOB: 2 BB: 0 P: 22	R: 1 E: 2 K: 0 S: 7	H: 0 LOB: 1 BB: 0 P: 10	R: 0 E: 0 K: 0 S: 4	H: 0 LOB: 0 BB: 1 P: 8	R: 1 E: 0 K: 1 S: 12	H: 1 LOB: 0 BB: 0 P: 20	1B: 7 2B: 3 3B: 0 HR: 1	SF: 0 SAC: 0 DP: 2 HBP: 1	WP: 0 PB: 0 SB: 0 CS: 0	PA: 40			
PITCHER	IP WLS BF H R ER SO BB IBB HBP BLK WP HR S P ERA WHIP	5.0 0.1 L 4 2 3 1 0 0 0 0 0 0 0 0 53 76 1.80 1.200	6.1 0.1 H 1 0 0 0 1 0 0 0 0 0 0 7 12 27.00 6.000	6.1 0.1 B 3 2 1 0 0 0 0 0 1 0 0 4 7 0.00 6.000	7.1 1.0 5 0 1 0 0 0 0 0 0 0 7 10 0.00 0.000	8.1 1.0 3 0 0 0 0 1 0 0 0 0 4 8 0.00 1.000	9.1 1.0 4 1 1 1 1 0 0 0 0 0 1 12 20 9.00 1.000	6.75	6.75	6.75	6.75	6.75	6.75	6.75	6.75	6.75	6.75	6.75	6.75	6.75	6.75	6.75	6.75	6.75	6.75

Chicago Cubs @ Arizona Diamondbacks
 Chase Field, Phoenix, AZ
 Sun Sep 30 2012, 1:13 PM - 4:15 PM MST
 Att: 35,535 - Roof Closed - 73 F
livebaseballscorecards.com

AB 37
 R 7
 H 11
 RBI 6
 BB 1
 SO 4
 LOB 16



Batter	1	2	3	4	5	6	7	8	9	AB R H RBI BB SO LOB	BOTTOM													
11 AJ Pollock, R OBP: 0.309, SLG: 0.384										4 0 2 0 0 0 1	Chicago Cubs @ Arizona Diamondbacks Chase Field, Phoenix, AZ Sun Sep 30 2012, 1:13 PM - 4:15 PM MST Att: 35,535 - Roof Closed - 73 F livebaseballscorecards.com													
14 Jake Elmore, R OBP: 0.247, SLG: 0.250										4 0 0 0 0 1 2														
2 Aaron Hill, R OBP: 0.363, SLG: 0.518										3 1 1 0 1 0 0														
10 Justin Upton, R OBP: 0.353, SLG: 0.432										4 1 1 0 0 0 3														
13 Jason Kubel, L OBP: 0.327, SLG: 0.506										3 0 0 0 1 1 3														
1 Cody Ransom, R OBP: 0.312, SLG: 0.411										3 0 1 1 0 1 1														
21 Ryan Wheeler, L OBP: 0.291, SLG: 0.336										0 0 0 0 1 0 0														
34 Mike Jacobs, L OBP: 0.381, SLG: 0.294										4 0 1 0 0 2 3														
27 Wil Nieves, R OBP: 0.330, SLG: 0.410										4 0 0 0 0 2 2														
45 Josh Colton, R OBP: 0.298, SLG: 0.298										1 0 0 0 0 0 0														
19 Tyler Graham, R OBP: 0.298, SLG: 0.298										0 0 0 0 0 0 0														
39 Bryan Shaw, S OBP: 0.298, SLG: 0.298										0 0 0 0 0 0 0														
49 Mike Coppins, L OBP: 0.298, SLG: 0.298										0 0 0 0 0 0 0														
32 Matt Albers, R OBP: 0.298, SLG: 0.298										0 0 0 0 0 0 0														
42 Brian Bergesen, L OBP: 0.298, SLG: 0.298										0 0 0 0 0 0 0														
24 Chris Young, R OBP: 0.298, SLG: 0.298										0 0 0 0 0 0 0														
32 Matt Lindstrom, R OBP: 0.298, SLG: 0.298										1 0 0 0 0 0 0														
49 Gerardo Parra, L OBP: 0.298, SLG: 0.298										0 0 0 0 0 0 0														
Inning Stats	R: 2 E: 1 K: 0 S: 12	H: 2 LOB: 2 BB: 2 P: 28	R: 0 E: 0 K: 0 S: 8	H: 1 LOB: 1 BB: 0 P: 11	R: 0 E: 0 K: 1 S: 6	H: 0 LOB: 0 BB: 0 P: 11	R: 0 E: 0 K: 1 S: 6	H: 0 LOB: 0 BB: 0 P: 8	R: 0 E: 0 K: 2 S: 7	H: 0 LOB: 0 BB: 0 P: 10	R: 0 E: 0 K: 1 S: 12	H: 1 LOB: 1 BB: 0 P: 22	R: 0 E: 0 K: 2 S: 11	H: 1 LOB: 0 BB: 0 P: 14	R: 0 E: 1 K: 0 S: 11	H: 1 LOB: 1 BB: 0 P: 17	R: 0 E: 0 K: 2 S: 11	H: 0 LOB: 1 BB: 1 P: 21	1B: 6 2B: 0 3B: 0 HR: 0	SF: 0 SAC: 0 DP: 1 HBP: 0	WP: 0 PB: 0 SB: 0 CS: 0	PA: 36		
PITCHER	IP WLS BF H R ER SO BB IBB HBP BLK WP HR S P ERA WHIP	5.0 1.0 H 4 1 0 0 1 0 0 0 0 0 0 12 22 0.00 1.000	6.1 1.0 4 1 0 0 2 0 0 0 0 0 0 11 14 0.00 1.000	7.1 1.0 4 1 0 0 0 0 0 0 0 0 0 11 17 0.00 1.000	8.1 1.0 4 1 0 0 0 0 0 0 0 0 0 11 17 0.00 1.000	9.1 1.0 4 0 0 0 2 1 0 0 0 0 0 11 21 0.00 1.000	6.75	6.75	6.75	6.75	6.75	6.75	6.75	6.75	6.75	6.75	6.75	6.75	6.75	6.75	6.75	6.75	6.75	6.75

Chicago Cubs @ Arizona Diamondbacks
 Chase Field, Phoenix, AZ
 Sun Sep 30 2012, 1:13 PM - 4:15 PM MST
 Att: 35,535 - Roof Closed - 73 F
livebaseballscorecards.com

AB 33
 R 2
 H 6
 RBI 1
 BB 3
 SO 9
 LOB 17



Batter	1	2	3	4	5	6	7	8	9	10	11	12	13	AB	R	H	RBI	BB	SO	LOB	TOP						
14 Josh Rutledge, R OBP: 0.313, SLG: 0.463														7	1	1	1	0	4	5							
21 Tyler Colvin, L OBP: 0.326, SLG: 0.532														6	1	2	1	0	1	0							
10 Chris Nelson, R OBP: 0.362, SLG: 0.468														6	1	3	1	0	1	1							
20 Wilin Rosario, R OBP: 0.316, SLG: 0.539														5	1	1	1	1	1	2							
12 Andrew Brown, R OBP: 0.314, SLG: 0.482														4	0	1	0	0	1	0							
Dexter Fowler, S OBP: 0.389, SLG: 0.474														0	0	0	0	0	0	0							
9 DJ LeMahieu, R OBP: 0.326, SLG: 0.398														1	1	0	0	1	0	2							
7 Matt McBride, R OBP: 0.225, SLG: 0.312														5	1	0	0	1	1	1							
8 Charlie Blackmon, L OBP: 0.333, SLG: 0.429														6	1	4	1	0	0	0							
18 Jonathan Herrera, S OBP: 0.302, SLG: 0.335														4	0	1	1	1	1	3							
43 Drew Pomeranz, R ERA: 3.33														1	0	0	0	0	0	0							
41 Wade Miley, L ERA: 3.33														1	0	0	0	0	0	0							
30 David Hernandez, R ERA: 2.31														1	0	0	0	0	0	0							
29 Brad Ziegler, R ERA: 2.53														1	0	0	0	0	0	0							
40 J.J. Putz, R ERA: 2.87														1	0	0	0	0	0	0							
39 Bryan Shaw, R ERA: 3.49														1	0	0	0	0	0	0							
Inning Stats	R: 0 E: 0 K: 2 S: 12	H: 1 LOB: 1 BB: 0 P: 19	R: 0 E: 0 K: 1 S: 13	H: 0 LOB: 0 BB: 0 P: 19	R: 0 E: 0 K: 1 S: 9	H: 0 LOB: 0 BB: 0 P: 9	R: 0 E: 0 K: 1 S: 7	H: 0 LOB: 0 BB: 0 P: 10	R: 1 E: 0 K: 1 S: 9	H: 1 LOB: 0 BB: 0 P: 15	R: 2 E: 0 K: 2 S: 11	H: 3 LOB: 1 BB: 0 P: 14	R: 0 E: 0 K: 0 S: 7	H: 1 LOB: 0 BB: 0 P: 10	R: 0 E: 0 K: 1 S: 12	H: 1 LOB: 1 BB: 1 P: 20	R: 0 E: 0 K: 1 S: 8	H: 1 LOB: 2 BB: 1 P: 13	R: 4 E: 0 K: 1 S: 22	H: 3 LOB: 2 BB: 2 P: 36	1B: 7 2B: 5 3B: 0 HR: 1	SF: 0 SAC: 3 DP: 2 HBP: 0	WP: 2 PB: 0 SB: 0 CS: 0	PA: 55			
PITCHER	IP 7.2	WLS 29	BF 6	H 3	R 3	ER 3	SO 10	BB 0	IBB 0	HBP 0	BLK 0	WP 0	HR 1	S 75	P 104	ERA 3.52	WHIP 0.783										
PITCHER	IP 0.1	WLS L	BF 5	H 2	R 4	ER 4	SO 0	BB 2	IBB 0	HBP 0	BLK 0	WP 1	HR 0	S 8	P 17	ERA 108.00	WHIP 12.000										
PITCHER	IP 0.2	WLS L	BF 4	H 1	R 0	ER 0	SO 1	BB 0	IBB 0	HBP 0	BLK 0	WP 0	HR 0	S 14	P 19	ERA 0.00	WHIP 1.500										

Colorado Rockies @ Arizona Diamondbacks
Chase Field, Phoenix, AZ
Mon Oct 01 2012, 6:41 PM - 10:54 PM MST
Att: 24,123 - Clear - 93 F

AB 48
R 7
H 13
RBI 6
BB 4
SO 14
LOB 18

Batter	1	2	3	4	5	6	7	8	9	10	11	12	13	AB	R	H	RBI	BB	SO	LOB	BOTTOM						
11 AJ Pollock, R OBP: 0.290, SLG: 0.359														5	1	0	0	1	2	3							
2 Aaron Hill, R OBP: 0.361, SLG: 0.519														6	1	1	1	0	1	4							
10 Justin Upton, R OBP: 0.352, SLG: 0.428														5	1	0	0	1	2	0							
44 Paul Goldschmidt, R OBP: 0.330, SLG: 0.467														6	1	2	1	0	3	0							
26 Miguel Montero, L OBP: 0.395, SLG: 0.444														3	0	1	0	1	1	0							
19 Tyler Graham, R ERA: 2.77														0	0	0	0	0	0	0							
33 Konrad Schmidt, R ERA: 10.2														1	0	0	1	1	0	0							
28 Chris Johnson, R OBP: 0.326, SLG: 0.453														5	0	0	1	0	1	2							
8 Gerardo Parra, L OBP: 0.333, SLG: 0.394														6	1	1	1	0	3	3							
16 John McDonald, R OBP: 0.291, SLG: 0.368														4	0	2	0	1	0	0							
30 Drew Pomeranz, L ERA: 4.93														0	0	0	0	0	0	0							
37 Adam Ottavino, R ERA: 4.58														0	0	0	0	0	0	0							
34 Matt Balshaw, R ERA: 3.75														0	0	0	0	0	0	0							
63 Rafael Betancourt, R ERA: 2.77														0	0	0	0	0	0	0							
49 Rex Brothers, L ERA: 3.99														0	0	0	0	0	0	0							
Inning Stats	R: 1 E: 0 K: 2 S: 10	H: 1 LOB: 0 BB: 0 P: 16	R: 0 E: 0 K: 2 S: 9	H: 0 LOB: 0 BB: 0 P: 12	R: 0 E: 0 K: 1 S: 9	H: 1 LOB: 1 BB: 1 P: 17	R: 0 E: 0 K: 1 S: 7	H: 0 LOB: 0 BB: 0 P: 8	R: 0 E: 0 K: 2 S: 9	H: 0 LOB: 0 BB: 0 P: 11	R: 0 E: 0 K: 1 S: 6	H: 0 LOB: 0 BB: 0 P: 10	R: 1 E: 0 K: 0 S: 7	H: 2 LOB: 1 BB: 0 P: 13	R: 0 E: 0 K: 1 S: 12	H: 1 LOB: 1 BB: 0 P: 20	R: 0 E: 0 K: 1 S: 8	H: 1 LOB: 1 BB: 1 P: 13	R: 0 E: 0 K: 1 S: 14	H: 1 LOB: 1 BB: 0 P: 20	R: 2 E: 0 K: 2 S: 15	H: 1 LOB: 2 BB: 3 P: 30	1B: 5 2B: 0 3B: 0 HR: 3	SF: 1 SAC: 2 DP: 0 HBP: 0	WP: 1 PB: 0 SB: 0 CS: 0	PA: 52	
PITCHER	IP 5.0	WLS 20	BF 6	H 3	R 2	ER 2	SO 2	BB 0	IBB 0	HBP 0	BLK 0	WP 0	HR 2	S 51	P 80	ERA 3.60	WHIP 1.000										
PITCHER	IP 1.2	WLS L	BF 4	H 1	R 0	ER 0	SO 0	BB 2	IBB 0	HBP 0	BLK 0	WP 0	HR 0	S 8	P 23	ERA 0.00	WHIP 0.600										
PITCHER	IP 0.2	WLS W	BF 4	H 0	R 2	ER 2	SO 2	BB 2	IBB 0	HBP 0	BLK 0	WP 1	HR 0	S 19	P 16	ERA 27.00	WHIP 3.000										
PITCHER	IP 0.2	WLS S	BF 4	H 1	R 0	ER 0	SO 1	BB 1	IBB 0	HBP 0	BLK 0	WP 0	HR 0	S 16	P 16	ERA 0.00	WHIP 3.000										

Colorado Rockies @ Arizona Diamondbacks
Chase Field, Phoenix, AZ
Mon Oct 01 2012, 6:41 PM - 10:54 PM MST
Att: 24,123 - Clear - 93 F

AB 44
R 5
H 8
RBI 5
BB 5
SO 15
LOB 13

Batter	1	2	3	4	5	6	7	8	9	AB	R	H	RBI	BB	SO	LOB	TOP										
14 Josh Rutledge, R OBP: 0.311, SLG: 0.478										5	1	1	0	0	3	1	Colorado Rockies @ Arizona Diamondbacks Chase Field, Phoenix, AZ Tue Oct 02 2012, 6:41 PM - 9:31 PM MST Att: 22,466 - Clear - 100 F										
21 Tyler Colvin, L OBP: 0.330, SLG: 0.536										4	1	2	0	0	1	0											
22 Jordan Pacheco, R OBP: 0.338, SLG: 0.418										4	0	2	2	0	0	1											
20 Wilin Rosario, R OBP: 0.313, SLG: 0.533										4	0	0	0	0	1	3											
12 Andrew Brown, R OBP: 0.311, SLG: 0.444 Dexter Fowler, S OBP: 0.389, SLG: 0.474										4	1	1	0	0	1	1											
9 DJ LeMahieu, R OBP: 0.329, SLG: 0.409										4	0	2	0	0	0	1											
8 Charlie Blackmon, L OBP: 0.322, SLG: 0.413										4	0	0	0	0	1	2											
18 Jonathan Herrera, S OBP: 0.310, SLG: 0.344										3	0	2	0	1	0	0											
45 Jhoulys Chacin, R OBP: 0.320, SLG: 0.375 56 Guillermo Moscoso, R OBP: 0.152, SLG: 0.273 49 Rex Brothers, L										2	0	0	0	0	0	1											
7 Matt McBride, R OBP: 0.222, SLG: 0.308 63 Rafael Betancourt, R										1	0	0	0	0	1	2											
Inning Stats	R: 0 E: 0 K: 1 S: 7	H: 1 LOB: 1 BB: 0 P: 12	R: 1 E: 1 K: 0 S: 7	H: 3 LOB: 1 BB: 0 P: 11	R: 0 E: 0 K: 2 S: 8	H: 0 LOB: 0 BB: 0 P: 11	R: 0 E: 0 K: 0 S: 8	H: 0 LOB: 0 BB: 0 P: 14	R: 0 E: 0 K: 1 S: 10	H: 1 LOB: 1 BB: 0 P: 16	R: 0 E: 0 K: 2 S: 10	H: 1 LOB: 2 BB: 1 P: 19	R: 2 E: 0 K: 1 S: 12	H: 3 LOB: 1 BB: 0 P: 15	R: 0 E: 0 K: 2 S: 12	H: 1 LOB: 1 BB: 0 P: 17	1B: 5 2B: 4 3B: 1 HR: 0	SF: 0 SAC: 0 DP: 1 HBP: 0	WP: 0 PB: 0 SB: 1 CS: 0	PA: 37							
PITCHER	IP	WLS	BF	H	R	ER	SO	BB	IBB	HBP	BLK	WP	HR	S	P	ERA	WHIP										
46 Patrick Corbin, L ERA: 4.54	7.0		27	6	1	1	6	0	1	0	0	0	0	56	91	1.29	0.857										
30 David Hernandez, R ERA: 2.54	1.0	B	6	3	2	2	1	0	0	0	0	0	0	12	15	18.00	3.000										
29 Brad Ziegler, R ERA: 2.49	1.0	W	4	1	0	0	2	0	0	0	0	0	0	12	17	0.00	1.000										

Batter	1	2	3	4	5	6	7	8	9	AB	R	H	RBI	BB	SO	LOB	BOTTOM										
8 Gerardo Parra, L OBP: 0.333, SLG: 0.393										4	1	1	0	1	1	0	Colorado Rockies @ Arizona Diamondbacks Chase Field, Phoenix, AZ Tue Oct 02 2012, 6:41 PM - 9:31 PM MST Att: 22,466 - Clear - 100 F										
2 Aaron Hill, R OBP: 0.363, SLG: 0.526										5	1	3	3	0	2												
10 Justin Upton, R OBP: 0.353, SLG: 0.427										3	0	1	0	1	0	3											
26 Miguel Montero, L OBP: 0.394, SLG: 0.442										4	0	1	0	0	0	3											
44 Paul Goldschmidt, R OBP: 0.360, SLG: 0.493										4	0	0	0	0	0	2											
13 Jason Kubel, L OBP: 0.327, SLG: 0.506										3	1	1	0	1	0	0											
28 Chris Johnson, R OBP: 0.325, SLG: 0.452										4	0	1	0	0	1	3											
16 John McDonald, R OBP: 0.295, SLG: 0.387 19 Tyler Graham, R										4	1	2	2	0	1	1											
46 Patrick Corbin, L OBP: 0.135, SLG: 0.167 21 Ryan Wheeler, L OBP: 0.294, SLG: 0.339 30 David Hernandez, R OBP: 1.000, SLG: 1.000 29 Brad Ziegler, R OBP: 0.250, SLG: 0.250 34 Mike Jacobs, L OBP: 0.394, SLG: 0.278										2	0	0	0	0	2	0											
										1	0	1	0	0	0	0											
Inning Stats	R: 0 E: 0 K: 1 S: 9	H: 0 LOB: 1 BB: 1 P: 16	R: 0 E: 0 K: 1 S: 12	H: 1 LOB: 1 BB: 0 P: 18	R: 0 E: 0 K: 1 S: 9	H: 1 LOB: 1 BB: 1 P: 17	R: 0 E: 0 K: 0 S: 9	H: 1 LOB: 1 BB: 0 P: 13	R: 0 E: 0 K: 0 S: 11	H: 2 LOB: 1 BB: 0 P: 13	R: 2 E: 0 K: 0 S: 15	H: 3 LOB: 2 BB: 1 P: 27	R: 0 E: 0 K: 0 S: 6	H: 0 LOB: 0 BB: 0 P: 6	R: 3 E: 0 K: 1 S: 15	H: 3 LOB: 1 BB: 0 P: 16	1B: 7 2B: 2 3B: 0 HR: 2	SF: 0 SAC: 0 DP: 2 HBP: 0	WP: 0 PB: 0 SB: 0 CS: 0	PA: 38							
PITCHER	IP	WLS	BF	H	R	ER	SO	BB	IBB	HBP	BLK	WP	HR	S	P	ERA	WHIP										
45 Jhoulys Chacin, R ERA: 4.43	5.0		19	3	0	0	4	2	0	0	0	0	0	46	75	9.00	1.000										
56 Guillermo Moscoso, R ERA: 6.12	2.0	B	11	5	2	2	0	1	0	0	0	0	1	26	40	9.00	3.000										
49 Rex Brothers, L ERA: 3.93	1.0	H	3	0	0	0	0	0	0	0	0	0	0	6	6	0.00	0.000										
63 Rafael Betancourt, R ERA: 2.81	0.2	L	5	3	3	3	1	0	0	0	0	0	1	15	16	40.50	4.500										



