Arizona Diamondbacks - 2014

Batter	1	2	3	4	5	6	7	8	9	AB	R	H	RBI	BB	SO	LOB
18 Chone Figgins, S (1, 6) 72 Miguel Rojas, R (6, 6)	L7		B3		F7 (1-0, 1-2)		L9			3 1	0 0	0 0	0 0	0 0	0 0	1 2
25 Carl Crawford, L (1, 7) OBP: 0.333, SLG: 0.333 37 Mike Baxter, L (6, 7)	G4-3		66 2B 1B		K			K		3 1	1 0	1 0	0 0	0 0	1 1	1 0
66 Yasiel Puig, R (1, 9) OBP: 0.667, SLG: 1.000 89 Jeremy Hazelbaker, L (6, 9) OBP: 1.000, SLG: 1.000	1B		1-H 2B			G5-3		1B		3 1	0 0	2 1	1 0	0 0	0 0	0 0
5 Juan Uribe, R (1, 5) 35 Brendan Harris, R (6, 5)	G5-3		G1-3			P4		K		3 1	0 0	0 0	0 0	0 0	0 1	2 1
65 Joc Pederson, L (1, 8) 41 Nick Buss, L (6, PH) (6, 8)		G6-3		K		L8		K		2 2	0 0	0 0	0 0	0 0	1 1	0 1
33 Scott Van Slyke, R (1, 3) OBP: 1.000, SLG: 1.000 73 Clint Robinson, L (6, 3) OBP: 0.500, SLG: 0.500		1B		26 G4-6-3 BB			10 2B 1B		F8	1 2	0 0	1 1	0 0	1 0	0 0	0 0
26 Tim Federowicz, R (1, 2) 31 Drew Butera, R (6, 2)	P3			G4-6-3			K		F7	2 2	0 0	0 0	0 0	0 0	0 1	2 1
7 Alex Guerrero, R (1, 4) 9 Dee Strange-Gordon, L (6, 4)	K			G4-3			K		F9	2 2	0 0	0 0	0 0	0 0	1 1	1 1
10 Justin Turner, R (1, 10) OBP: 0.667, SLG: 1.000			F9	18 WP BB			1-3 2B			2	0	1	0	1	0	0
Inning Stats	R: 0 E: 0 K: 0 S: 4 H: 1 LOB: 1 BB: 0 P: 4	R: 0 E: 0 K: 1 S: 6 H: 1 LOB: 1 BB: 0 P: 6	R: 1 E: 0 K: 0 S: 5 H: 2 LOB: 0 BB: 0 P: 5	R: 0 E: 0 K: 1 S: 4 H: 0 LOB: 0 BB: 1 P: 8	R: 0 E: 0 K: 1 S: 5 H: 0 LOB: 1 BB: 1 P: 10	R: 0 E: 0 K: 0 S: 3 H: 0 LOB: 0 BB: 0 P: 3	R: 0 E: 0 K: 2 S: 9 H: 2 LOB: 2 BB: 0 P: 9	R: 0 E: 0 K: 3 S: 10 H: 1 LOB: 1 BB: 0 P: 10	R: 0 E: 0 K: 0 S: 3 H: 0 LOB: 0 BB: 0 P: 3	1B: 5 2B: 2 3B: 0 HR: 0 SF: 0 SAC: 0 DP: 1 HBP: 0						

TOP

Los Angeles Dodgers @ Arizona Diamondbacks
Salt River Fields at Talking Stick, Scottsdale, AZ
Wed Feb 26 2014, 3:12 PM - 5:48 PM EST
Att. 10,306 - Partly Cloudy - 73 F

livebaseballscorecards.com

AB	33
R	1
H	7
RBI	1
BB	2
SO	8
LOB	13

WP: 1 PB: 0 SB: 0 CS: 0 PA: 35

PITCHER		IP	WLS	BF	H	R	ER	SO	BB	IBB	HBP	BLK	WP	HR	S	P	ERA	WHIP
32 Brandon McCarthy, R ERA: 2.25	(1, 1)	4.0	W	16	4	1	1	2	1	0	0	0	0	0	19	23	2.25	1.250
40 J.J. Putz, R ERA:	(5, 1)	1.0	H	4	0	0	0	1	1	0	0	0	1	0	5	10	0.00	1.000
29 Brad Ziegler, R ERA:	(6, 1)	1.0	H	3	0	0	0	0	0	0	0	0	0	0	3	3	0.00	0.000
43 Addison Reed, R ERA:	(7, 1)	1.0	H	5	2	0	0	2	0	0	0	0	0	0	9	9	0.00	2.000
54 Joe Thatcher, L ERA:	(8, 1)	1.0	H	4	1	0	0	3	0	0	0	0	0	0	10	10	0.00	1.000

PITCHER		IP	WLS	BF	H	R	ER	SO	BB	IBB	HBP	BLK	WP	HR	S	P	ERA	WHIP
55 Josh Collmenter, R ERA:	(9, 1)	1.0	S	3	0	0	0	0	0	0	0	0	0	0	3	3	0.00	0.000

Batter	1	2	3	4	5	6	7	8	9	AB	R	H	RBI	BB	SO	LOB
11 AJ Pollock, R (1, 8) OBP: 0.333, SLG: 1.000	F8	2 1B 3B		K			FC5-4 63 1B			3	1	1	1	0	1	1
17 Alfredo Marte, R (6, 7)		3-H					1-2f			1	0	0	0	0	0	1
2 Aaron Hill, R (1, 4) OBP: 0.667, SLG: 0.667	14 2B 1B				K					3	1	2	1	0	1	0
63 Ender Inciarte, L (6, 9) OBP: 1.000, SLG: 1.000		3-H 1B					1-2 1B			1	0	1	0	0	0	0
44 Paul Goldschmidt, R (1, 3)	F9	K			K		G6-3			3	0	0	0	0	2	2
24 Henry Blanco, R (6, 2)										1	0	0	0	0	0	2
14 Martín Prado, R (1, 5) OBP: 0.667, SLG: 1.000			26 G6-4-3		K			K		3	0	2	1	0	1	0
19 Tony Campana, L (6, 8)	1-H 2B		1B							1	0	0	0	0	1	0
15 Mark Trumbo, R (1, 7)	BB		K			K		49 1B 1B		1	0	0	0	1	1	1
16 Chris Owings, R (6, 4) OBP: 0.500, SLG: 0.500										2	1	1	0	0	1	0
26 Miguel Montero, L (1, 2)	K		G6-4-3			G6-3		49 1B		2	0	0	0	0	1	3
1 Didi Gregorius, L (6, 6) OBP: 0.500, SLG: 0.500			1-2f					1-2 1B		2	0	1	0	0	0	0
27 Matt Tuiasosopo, R (1, 10)		G6-3				K				2	0	0	0	0	1	0
49 Shelley Duncan, R (6, PH) OBP: 0.500, SLG: 0.500 (7, 10)								21 G6-4-3 1B		2	0	1	1	0	1	0
8 Gerardo Parra, L (1, 9) OBP: 0.500, SLG: 1.000		E8								2	1	1	0	0	0	0
21 Mike Jacobs, L (6, 3) OBP: 0.500, SLG: 0.500		11 3B 2B					17 FC5-4 1B			2	0	1	0	0	0	2
4 Cliff Pennington, S (1, 6) OBP: 0.500, SLG: 0.500		F9					F8			2	0	1	0	0	0	1
76 Andy Marte, R (6, 5)										1	0	0	0	0	0	1
Inning Stats	R: 1 E: 0 K: 1 S: 7 H: 2 LOB: 2 BB: 1 P: 11	R: 2 E: 1 K: 1 S: 8 H: 3 LOB: 1 BB: 0 P: 8	R: 0 E: 0 K: 1 S: 5 H: 1 LOB: 0 BB: 0 P: 5	R: 0 E: 0 K: 2 S: 8 H: 1 LOB: 1 BB: 0 P: 8	R: 0 E: 0 K: 3 S: 9 H: 0 LOB: 0 BB: 0 P: 9	R: 0 E: 0 K: 2 S: 7 H: 0 LOB: 0 BB: 0 P: 7	R: 0 E: 0 K: 0 S: 5 H: 2 LOB: 2 BB: 0 P: 5	R: 1 E: 0 K: 1 S: 7 H: 3 LOB: 1 BB: 0 P: 7		1B: 9 2B: 2 3B: 1 HR: 0 SF: 0 SAC: 0 DP: 2 HBP: 0						

BOTTOM

Los Angeles Dodgers @ Arizona Diamondbacks

Salt River Fields at Talking Stick, Scottsdale, AZ

Wed Feb 26 2014, 3:12 PM - 5:48 PM EST

Att. 10,306 - Partly Cloudy - 73 F

livebaseballscorecards.com

AB	34
R	4
H	12
RBI	4
BB	1
SO	11
LOB	14

WP: 0 PB: 0 SB: 0 CS: 0 PA: 35

PITCHER	IP	WLS	BF	H	R	ER	SO	BB	IBB	HBP	BLK	WP	HR	S	P	ERA	WHIP
22 Clayton Kershaw, L (1, 1) ERA: 13.5	2.0	L	12	5	3	3	2	1	0	0	0	0	0	15	19	13.50	3.000
52 Javy Guerra, R (3, 1) ERA:	1.0		3	1	0	0	1	0	0	0	0	0	0	5	5	0.00	1.000
71 Seth Rosin, R (4, 1) ERA:	2.0		7	1	0	0	5	0	0	0	0	0	0	17	17	0.00	0.500
60 José Domínguez, R (6, 1) ERA:	1.0		3	0	0	0	2	0	0	0	0	0	0	7	7	0.00	0.000
68 Ross Stripling, R (7, 1) ERA: 4.5	2.0		10	5	1	1	1	0	0	0	0	0	0	12	12	4.50	2.500

PITCHER	IP	WLS	BF	H	R	ER	SO	BB	IBB	HBP	BLK	WP	HR	S	P	ERA	WHIP

Batter	1	2	3	4	5	6	7	8	9	AB	R	H	RBI	BB	SO	LOB
8 Gerardo Parra, L (1, 9) OBP: 0.667, SLG: 0.667	BBB 4-0 44 F9 14 1B BB		X 0-0 ② L7		H 1-0 14 2B HBP	H 1-0 44 1B 1-2 2-3 HBP		SSC 0-3 ② K		1	1	0	0	1	0	0
71 Nick Evans, R (6, 3)										1	0	0	0	0	1	1
14 Martín Prado, R (1, 5) OBP: 0.714, SLG: 1.000	X 0-0 1-2 1B		X 0-0 44 FC5-4 1B		X 0-0 1-H 12 HR 2B	SSS 0-3 ② K		SSS 0-3 ③ K		4	1	3	1	0	1	3
75 Nick Ahmed, R (6, 4)										1	0	0	0	0	1	1
(8, 6)																
44 Paul Goldschmidt, R (1, 3) OBP: 0.143, SLG: 0.143	X 0-0 ① F9 2-3		X 0-0 ③ FC5-4 1-2f		SSC 0-3 ① K	X 0-0 2 FC6-4 1-3 2-H 3-H 1B			X 0-0 ① G5-3	4	0	1	2	0	1	4
78 Justin Greene, R (6, 7)										1	0	0	0	0	0	0
2 Aaron Hill, R (1, 4) OBP: 0.429, SLG: 0.333	CCS 0-3 ② K			BBBB 4-0 11 BB 15 1B BB	SSS 0-3 ② K	X 0-0 ③ FC6-4 1-2f			X 0-0 80 CS 1B	3	0	0	0	1	2	5
25 Breland Almadova, R (6, 9) OBP: 1.000, SLG: 1.000										1	0	1	0	0	0	0
12 Eric Chavez, L (1, 10) OBP: 0.333, SLG: 1.333	CCS 0-3 ③ K			SSS 0-3 ① K	BFBBSX 3-2 2-H HR		X 0-0 ① L8		X 0-0 ② F7	3	1	1	2	0	2	3
34 Rudy Flores, L (7, PH)										2	0	0	0	0	0	1
(7, 10)																
15 Mark Trumbo, R (1, 7) OBP: 0.400, SLG: 0.250		X 0-0 ① G3-1		X 0-0 11 BB 1-2 1B	X 0-0 ③ G5-3		X 0-0 ② F7		0-0 ③ CS 1-2	3	0	1	0	0	0	0
80 Evan Marzilli, L (6, 8)										1	0	0	0	0	0	0
26 Miguel Montero, L (1, 2) OBP: 0.250, SLG: 0.250		X 0-0 11 G6-4-3 1B		X 0-0 ② L6		BBBB 4-0 8 HBP 11 1B 44 1B BB	X 0-0 ③ F9			2	0	1	0	0	0	2
18 Bobby Wilson, R (5, 2)										1	1	0	0	1	0	0
11 AJ Pollock, R (1, 8) OBP: 0.500, SLG: 0.800		X 0-0 ②③ G6-4-3 1-2f		BBBB 4-0 1-2 2-3 BB	X 0-0 8 HBP 44 1B 1-2 1B			SSS 0-3 ① K		2	1	1	0	1	0	1
23 Brandon Drury, R (6, 5)										1	0	0	0	0	1	0
1 Didi Gregorius, L (1, 6) OBP: 0.333, SLG: 0.500			STT 0-2 ① K	X 0-0 ③ G4-3		X 0-0 ① F6		X 0-0 2B		4	0	1	0	0	1	5
3 Gerson Montilla, R (8, 4)										0	0	0	0	0	0	0
Inning Stats	R: 0 E: 0 K: 2 S: 8 H: 1 LOB: 2 BB: 1 P: 12	R: 0 E: 0 K: 0 S: 3 H: 1 LOB: 0 BB: 0 P: 3	R: 0 E: 0 K: 1 S: 6 H: 1 LOB: 1 BB: 0 P: 6	R: 0 E: 0 K: 1 S: 6 H: 1 LOB: 3 BB: 2 P: 14	R: 3 E: 0 K: 2 S: 11 H: 2 LOB: 0 BB: 0 P: 15	R: 2 E: 0 K: 1 S: 7 H: 2 LOB: 2 BB: 1 P: 12	R: 0 E: 0 K: 0 S: 3 H: 0 LOB: 0 BB: 0 P: 3	R: 0 E: 0 K: 3 S: 10 H: 1 LOB: 1 BB: 0 P: 10	R: 0 E: 0 K: 0 S: 3 H: 1 LOB: 0 BB: 0 P: 3	1B: 7 2B: 2 3B: 0 HR: 1 SF: 0 SAC: 0 DP: 1 HBP: 2						

PITCHER		IP	WLS	BF	H	R	ER	SO	BB	IBB	HBP	BLK	WP	HR	S	P	ERA	WHIP
29 Jeff Samardzija, R	(1, 1)	2.0		8	2	0	0	2	1	0	0	0	0	0	11	15	0.00	1.500
ERA:																		
52 Justin Grimm, R	(3, 1)	1.0	H	4	1	0	0	1	0	0	0	0	0	0	6	6	0.00	1.000
ERA:																		
46 Pedro Strop, R	(4, 1)	1.0	H	6	1	0	0	1	2	0	0	0	0	0	6	14	0.00	3.000
ERA:																		
53 Wesley Wright, L	(5, 1)	1.0	L	6	2	3	3	2	0	0	1	0	0	1	11	15	27.00	2.000
ERA: 27.0																		
41 Jose Veras, R	(6, 1)	1.0		7	2	2	2	1	1	0	1	0	0	0	7	12	18.00	3.000
ERA: 18.0																		

PITCHER		IP	WLS	BF	H	R	ER	SO	BB	IBB	HBP	BLK	WP	HR	S	P	ERA	WHIP
50 Blake Parker, R	(7, 1)	1.0		3	0	0	0	0	0	0	0	0	0	0	3	3	0.00	0.000
ERA:																		
56 Héctor Rondón, R	(8, 1)	1.0		4	1	0	0	3	0	0	0	0	0	0	10	10	0.00	1.000
ERA:																		
62 Alberto Cabrera, R	(9, 1)	1.0		3	1	0	0	0	0	0	0	0	0	0	3	3	0.00	1.000
ERA:																		

TOP

Arizona Diamondbacks @ Chicago Cubs

Cubs Park, Mesa, AZ

Thu Feb 27 2014, 3:11 PM - 6:06 PM EST

Att. 14,486 - Sunny - 75 F

livebaseballscorecards.com

AB	35
R	5
H	10
RBI	5
BB	4
SO	10
LOB	26

PA: 42

WP: 0
PB: 0
SB: 0
CS: 1

Batter	1	2	3	4	5	6	7	8	9	AB	R	H	RBI	BB	SO	LOB
43 Emilio Bonifácio, S (1, 4) OBP: 0.500, SLG: 1.500	24 G3 3B		G6-3		L8			P5		2	1	1	0	0	0	0
22 Logan Watkins, L (5, 4)										2	0	0	0	0	0	0
24 Luis Valbuena, L (1, 5)	G3 3-H		K 13 2B		G6-3			L9		2	1	0	1	0	1	0
61 Christian Villanueva, R (5, 5)										2	0	0	0	0	0	0
13 Starlin Castro, R (1, 6) OBP: 1.000, SLG: 1.500	44 G3-6-3 1B		1-H 2B			4 CS 1B		G6-3		2	0	2	1	0	0	0
76 Jeudy Valdez, R (5, 6) OBP: 0.500, SLG: 0.500										2	0	1	0	0	0	0
44 Anthony Rizzo, L (1, 3)	G3-6-3 1-2f		P2			F7 1-2			83 WP 2B	2	0	0	0	0	0	2
4 Ryan Roberts, R (5, 3) OBP: 0.500, SLG: 1.000										2	0	1	0	0	0	1
21 Junior Lake, R (1, 8)		P3		L9		G6-3			K	2	0	0	0	0	0	0
72 Matt Szczur, R (5, 8)										2	0	0	0	0	1	1
5 Welington Castillo, R (1, 2)		20 FC6-4 BB		G6-3			51 FC4-6 BB		K 2-3	1	0	0	0	1	0	0
32 Eli Whiteside, R (5, 2)										0	0	0	0	1	0	0
83 Luis Flores, R (9, 2)										1	0	0	0	0	1	1
20 Justin Ruggiano, R (1, 7)	FC6-4 1-2f			BB		FC4-6 48 G4-3 1-2f			L4	1	0	0	0	1	0	1
51 Ryan Kalish, L (5, 7)										2	0	0	0	0	0	2
30 Mike Olt, R (1, 10)	P4			K			G4-3 1-2			2	0	0	0	0	1	2
48 Aaron Cunningham, R (7, PH) (8, 10)										1	0	0	0	0	0	1
54 Darnell McDonald, R (1, 9)			G6-3		G5-3		K			2	0	0	0	0	0	0
66 Casper Wells, R (6, 9)										1	0	0	0	0	1	1
Inning Stats	R: 1 E: 0 K: 0 S: 4 H: 2 LOB: 0 BB: 0 P: 4	R: 0 E: 0 K: 0 S: 3 H: 0 LOB: 1 BB: 1 P: 7	R: 1 E: 0 K: 1 S: 7 H: 1 LOB: 1 BB: 0 P: 7	R: 0 E: 0 K: 1 S: 5 H: 0 LOB: 1 BB: 1 P: 9	R: 0 E: 0 K: 0 S: 3 H: 0 LOB: 0 BB: 0 P: 3	R: 0 E: 0 K: 0 S: 3 H: 1 LOB: 0 BB: 0 P: 3	R: 0 E: 0 K: 1 S: 5 H: 0 LOB: 1 BB: 1 P: 9	R: 0 E: 0 K: 0 S: 3 H: 0 LOB: 0 BB: 0 P: 3	R: 0 E: 0 K: 2 S: 7 H: 1 LOB: 1 BB: 0 P: 7	1B: 2 2B: 2 3B: 1 HR: 0	SF: 0 SAC: 0 DP: 1 HBP: 0						

PITCHER	IP	WLS	BF	H	R	ER	SO	BB	IBB	HBP	BLK	WP	HR	S	P	ERA	WHIP
61 Bronson Arroyo, R (1, 1)	3.0		13	3	2	1	1	1	0	0	0	0	0	14	18	3.00	1.333
ERA: 3.0																	
38 Will Harris, R (4, 1)	1.0	W	4	0	0	0	1	1	0	0	0	0	0	5	9	0.00	1.000
ERA:																	
47 Joe Paterson, L (5, 1)	1.0	H	3	0	0	0	0	0	0	0	0	0	0	3	3	0.00	0.000
ERA:																	
59 Adam Russell, R (6, 1)	1.0	H	3	1	0	0	0	0	0	0	0	0	0	3	3	0.00	1.000
ERA:																	
12 Matt Stites, R (7, 1)	1.0	H	4	0	0	0	1	1	0	0	0	0	0	5	9	0.00	1.000
ERA:																	

PITCHER	IP	WLS	BF	H	R	ER	SO	BB	IBB	HBP	BLK	WP	HR	S	P	ERA	WHIP
30 David Hernandez, R (8, 1)	1.0	H	3	0	0	0	0	0	0	0	0	0	0	3	3	0.00	0.000
ERA:																	
43 Jake Barrett, R (9, 1)	1.0	S	4	1	0	0	2	0	0	0	0	1	0	7	7	0.00	1.000
ERA:																	

BOTTOM

Arizona Diamondbacks @ Chicago Cubs

Cubs Park, Mesa, AZ

Thu Feb 27 2014, 3:11 PM - 6:06 PM EST

Att. 14,486 - Sunny - 75 F

livebaseballscorecards.com

AB	31
R	2
H	5
RBI	2
BB	3
SO	5
LOB	12

1B: 2 2B: 2 3B: 1 HR: 0 SF: 0 SAC: 0 DP: 1 HBP: 0

WP: 1 PB: 1 SB: 0 CS: 1 PA: 34

Batter	1	2	3	4	5	6	7	8	9	AB	R	H	RBI	BB	SO	LOB
19 Tony Campana, L (1, 8)	F7	FC6-4 1-2f 2-3 3-H			G4-3		G4-3			4	0	0	1	0	0	3
63 Ender Inciarte, L (7, 8) OBP: 1.000, SLG: 1.000										0	0	0	0	0	0	0
4 Cliff Pennington, S (1, 4) OBP: 0.400, SLG: 0.400	F8	K			1B			L5		3	0	1	0	0	1	2
1 Mike Freeman, L (6, 4)										1	0	0	0	0	0	0
16 Chris Owings, R (1, 6) OBP: 0.400, SLG: 0.250	BB		F7		K2-3			G5-3		2	0	0	0	1	1	1
73 Sean Jamieson, R (7, 6)										1	0	0	0	0	0	0
21 Mike Jacobs, L (1, 3) OBP: 0.200, SLG: 0.200	P6		G5-3			K		K		3	0	0	0	0	1	1
Jon Griffin, R (7, 3)										1	0	0	0	0	1	0
27 Matt Tuiasosopo, R (1, 9)		74 1B 49 2B BB	K			K			K	2	1	0	0	1	2	0
19 Sócrates Brito, L (7, 9)										1	0	0	0	0	1	0
74 Jake Lamb, L (1, 5) OBP: 0.333, SLG: 0.333		49 2B 19 FC6-4 1-3 1B		G3		K2-3			49 WP 79 2B 2B	3	1	1	0	0	1	0
76 Andy Marte, R (7, 5) OBP: 0.500, SLG: 1.000										1	1	1	0	0	0	0
49 Shelley Duncan, R (1, 10) OBP: 0.333, SLG: 0.500		19 FC6-4 1-3 3-H 2B		G5-3			L6		F7 2-3	4	0	1	1	0	0	1
79 Danny Dorn, L (1, 7) OBP: 0.500, SLG: 0.667		BB 19 FC6-4		G4-3			F7		3-H 2B	3	0	1	1	1	0	0
9 Tuffy Gosewisch, R (1, 2)		K			F9		1B		L9	2	0	0	0	0	1	3
60 Blake Lalli, L (5, 2) OBP: 0.500, SLG: 0.500										2	0	1	0	0	0	1
Inning Stats	R: 0 E: 0 K: 0 S: 4 H: 0 LOB: 1 BB: 1 P: 9	R: 2 E: 0 K: 2 S: 9 H: 2 LOB: 2 BB: 2 P: 17	R: 0 E: 0 K: 1 S: 5 H: 0 LOB: 0 BB: 0 P: 5	R: 0 E: 0 K: 0 S: 3 H: 0 LOB: 0 BB: 0 P: 3	R: 0 E: 0 K: 1 S: 6 H: 1 LOB: 1 BB: 0 P: 6	R: 0 E: 0 K: 3 S: 9 H: 0 LOB: 0 BB: 0 P: 9	R: 0 E: 0 K: 0 S: 4 H: 1 LOB: 1 BB: 0 P: 4	R: 0 E: 0 K: 1 S: 5 H: 0 LOB: 0 BB: 0 P: 5	R: 1 E: 0 K: 1 S: 7 H: 2 LOB: 1 BB: 0 P: 8	1B: 3 2B: 3 3B: 0 HR: 0	SF: 0 SAC: 0 DP: 0 HBP: 0						

PITCHER	IP	WLS	BF	H	R	ER	SO	BB	IBB	HBP	BLK	WP	HR	S	P	ERA	WHIP
21 Zack Greinke, R (1, 1) ERA:	0.1		1	0	0	0	0	0	0	0	0	0	0	1	1	0.00	0.000
44 Chris Withrow, R (1, 1) ERA: 13.5	1.1		9	2	2	2	1	3	0	0	0	0	0	9	22	13.50	3.750
78 Red Patterson, R (2, 1) ERA:	2.1		7	0	0	0	2	0	0	0	0	0	0	11	11	0.00	0.000
38 Sam Demel, R (5, 1) ERA:	1.0		4	1	0	0	1	0	0	0	0	0	0	6	6	0.00	1.000
47 Daniel Moskos, L (6, 1) ERA:	1.0		3	0	0	0	3	0	0	0	0	0	0	9	9	0.00	0.000

PITCHER	IP	WLS	BF	H	R	ER	SO	BB	IBB	HBP	BLK	WP	HR	S	P	ERA	WHIP
62 Pedro Báez, R (7, 1) ERA:	1.0	W	4	1	0	0	0	0	0	0	0	0	0	4	4	0.00	1.000
76 Jarret Martin, L (8, 1) ERA:	1.0	H	3	0	0	0	1	0	0	0	0	0	0	5	5	0.00	0.000
77 Carlos Frías, R (9, 1) ERA: 9.0	1.0	S	5	2	1	1	1	0	0	0	0	1	0	7	8	9.00	2.000

TOP

Arizona Diamondbacks @ Los Angeles Dodgers
Camelback Ranch, Glendale, AZ
Thu Feb 27 2014, 3:07 PM - 6:07 PM EST
Att. 5,285 - Sunny - 79 F

livebaseballscorecards.com

AB	33
R	3
H	6
RBI	3
BB	3
SO	9
LOB	12

1B: 3 SF: 0
2B: 3 SAC: 0
3B: 0 DP: 0
HR: 0 HBP: 0

WP: 1 PA: 36
PB: 0
SB: 0
CS: 0

BOTTOM

Arizona Diamondbacks @ Los Angeles Dodgers
Camelback Ranch, Glendale, AZ
Thu Feb 27 2014, 3:07 PM - 6:07 PM EST
Att. 5,285 - Sunny - 79 F

livebaseballscorecards.com

Batter	1	2	3	4	5	6	7	8	9	AB	R	H	RBI	BB	SO	LOB
9 Dee Strange-Gordon, L (1, 4)	F7		G3		FC3-6 13 L7-4 16 1B 1-2f		41 WP 35 1B 1B	G4-3		3	0	0	0	0	0	1
72 Miguel Rojas, R (6, 4) OBP: 0.333, SLG: 0.333										2	1	1	0	0	0	2
16 Andre Ethier, L (1, 8) OBP: 0.667, SLG: 0.667	F7		1B		1-2 1B		35 1B 1-2 HBP			3	0	2	0	0	0	0
41 Nick Buss, L (5, PR) (6, 8)										0	0	0	0	0	0	0
13 Hanley Ramirez, R (1, 6)	K		F9		L7-4 2-2		1-3 2-H 1B			3	0	0	0	0	1	3
35 Brendan Harris, R (6, 6) OBP: 0.500, SLG: 0.500										1	0	1	1	0	0	0
23 Adrián González, L (1, 3) OBP: 0.500, SLG: 1.000		37 1B 5 1B 2B	G3			P5	F9			2	1	1	0	0	0	1
73 Clint Robinson, L (6, 3) OBP: 0.250, SLG: 0.250										2	0	0	0	0	0	2
66 Yasiel Puig, R (1, 9) OBP: 0.400, SLG: 0.600	K			G1-3		65 S BB		F7		2	0	0	0	0	1	1
33 Scott Van Slyke, R (6, 9) OBP: 0.750, SLG: 0.500										1	0	0	0	1	0	0
37 Mike Baxter, L (1, 7) OBP: 0.333, SLG: 0.333	5 1B 2-3 1B		G3-1			K 1-2		P6		2	0	1	0	0	0	0
65 Joc Pederson, L (6, 7)										2	0	0	0	0	1	1
5 Juan Uribe, R (1, 5) OBP: 0.400, SLG: 1.000	1-2 3-H 1B		HR			G4-3		30 BB 7 E 1B		2	1	2	2	0	0	0
10 Justin Turner, R (6, 5) OBP: 0.600, SLG: 0.750										2	1	1	0	0	0	1
26 Tim Federowicz, R (1, 2)	F9		K				F8	7 E 1-2 BB		2	0	0	0	0	1	2
30 Miguel Olivo, R (5, 2)										1	0	0	0	1	0	0
7 Alex Guerrero, R (1, 10) OBP: 0.333, SLG: 0.333	G1-3				9 FC3-6 1B		K	E8 1-3 2-H 1B		4	0	2	1	0	1	2
Inning Stats	R: 0 E: 0 K: 1 S: 5 H: 0 LOB: 0 BB: 0 P: 5	R: 1 E: 0 K: 1 S: 8 H: 3 LOB: 2 BB: 0 P: 8	R: 0 E: 0 K: 0 S: 4 H: 1 LOB: 1 BB: 0 P: 4	R: 1 E: 0 K: 1 S: 6 H: 1 LOB: 0 BB: 0 P: 7	R: 0 E: 0 K: 0 S: 4 H: 2 LOB: 1 BB: 0 P: 4	R: 0 E: 0 K: 1 S: 5 H: 0 LOB: 1 BB: 1 P: 9	R: 1 E: 0 K: 1 S: 7 H: 2 LOB: 2 BB: 0 P: 9	R: 1 E: 1 K: 0 S: 5 H: 2 LOB: 2 BB: 1 P: 9		1B: 9 2B: 2 3B: 0 HR: 1	SF: 0 SAC: 0 DP: 1 HBP: 1			WP: 1 PB: 0 SB: 1 CS: 0	PA: 37		

	AB	34
	R	4
	H	11
	RBI	4
	BB	2
	SO	5
	LOB	16

PITCHER	IP	WLS	BF	H	R	ER	SO	BB	IBB	HBP	BLK	WP	HR	S	P	ERA	WHIP
48 Randall Delgado, R (1, 1) ERA: 2.45	3.2		15	4	1	1	2	0	0	0	0	0	0	19	19	2.46	1.091
66 RJ Hively, R (4, 1) ERA: 6.75	1.1	B	6	3	1	1	1	0	0	0	0	0	1	8	9	6.75	2.250
77 Charles Brewer, R (6, 1) ERA:	1.0		4	0	0	0	1	1	0	0	0	0	0	5	9	0.00	1.000
81 Marcos Mateo, R (7, 1) ERA: 9.0	1.0	L	6	2	1	1	1	0	0	1	0	1	0	7	9	9.00	2.000
56 Eury De La Rosa, L (8, 1) ERA: 9.0	1.0		6	2	1	1	0	1	0	0	0	0	0	5	9	9.00	3.000

PITCHER	IP	WLS	BF	H	R	ER	SO	BB	IBB	HBP	BLK	WP	HR	S	P	ERA	WHIP

Batter	1	2	3	4	5	6	7	8	9	AB	R	H	RBI	BB	SO	LOB
9 DJ LeMahieu, R (1, 4) 23 Charlie Culberson, R (4, 4) OBP: 0.333, SLG: 0.667	G5-3		G1-3		6 2B 2B 3-H	G5-4-3 1-2f		G5-3		2 3	0 1	0 1	0 1	0 0	0 0	0 1
3 Michael Cuddyer, R (1, 9) 26 Jason Pridie, L (4, 9) OBP: 0.667, SLG: 2.000	G5-3		G6-3		6 2B BB BBBB		K CFS	HR SSFX		2 2	0 2	0 1	0 1	0 1	0 1	0 0
5 Carlos González, L (1, 7) OBP: 1.000, SLG: 1.000 6 Corey Dickerson, L (3, 7) OBP: 0.667, SLG: 1.000	1B		BB BBBB		36 G4-3 4 2B 2B 1-H 2-H		4 1B 72 1B 1B	P4		1 3	0 2	1 2	0 2	1 0	0 0	0 0
2 Troy Tulowitzki, R (1, 6) 36 Ben Paulsen, L (4, 3)	K CFS		G1-3		G4-3 2-3		K FFT		F9	2 3	0 0	0 0	0 0	0 0	1 1	2 2
20 Wilin Rosario, R (1, 2) OBP: 0.500, SLG: 0.500 4 Ryan Wheeler, L (4, 5) OBP: 0.667, SLG: 1.000		G5-3		33 G4-6-3 1B	72 E 2B 3-H		72 1B 10 E 1B 1-3		G4-3	2 3	0 2	1 2	0 1	0 0	0 0	0 0
33 Justin Morneau, L (1, 3) 72 Jackson Williams, R (4, 2) OBP: 0.500, SLG: 0.500 50 Dustin Garneau, R (8, 2) 7 Matt McBride, R (8, 2)	K CCT			G4-6-3 1-2f	E6 2-H		10 E 16 2-1 1B 1-2 3-H		BB BBBB	2 2 0 0	0 0 0 0	0 1 0 0	0 1 0 0	0 0 0 1	1 0 0 0	1 0 0 0
28 Nolan Arenado, R (1, 5) 10 Paul Janish, R (4, 6) OBP: 0.500, SLG: 0.500 65 Cristhian Adames, S (8, 6)	F9			F8	F8		E7 1-3 2-H		K CSFX	2 2 1	0 0 0	0 1 0	0 1 0	0 0 0	0 0 1	0 1 1
1 Brandon Barnes, R (1, 8) OBP: 0.500, SLG: 0.500 49 Rex Brothers, L (5, 1) 66 Rafael Ynoa, S (6, PH) OBP: 1.000, SLG: 1.000 16 Tim Wheeler, L (6, 8)			41 HR 1B		E8 19 G4-3 23 2B	19 FC5-4 1B	2-1 3-H	G6-3		2 0 1 1	2 0 0 0	1 0 1 0	0 0 0 0	0 0 0 0	0 0 0 0	0 0 0 0
56 Franklin Morales, L (1, 1) 41 Ryan Casteel, R (3, PH) OBP: 1.000, SLG: 1.000 54 Tommy Kahnle, R (3, 1) 47 Chris Martin, R (4, 1) 19 Charlie Blackmon, L (5, PH) (5, 8) 0 Adam Ottavino, S (6, 1) 46 Greg Burke, R (7, 1) 70 Tom Murphy, R (8, PH) OBP: 1.000, SLG: 1.000 64 Tyler Matzek, L (8, 1)			1-H HR		G4-3 2-3	FC5-4 23 G5-4-3 1-2f		HR CFBBX		0 1 0 0 2 0 0 0 1 0	0 1 0 0 0 0 0 0 1 0	0 1 0 0 0 0 0 0 1 0	0 2 0 0 0 0 0 0 1 0	0 0 0 0 0 0 0 0 0 0	0 0 0 0 0 0 0 0 0 0	0 0 0 0 2 0 0 0 0 0
Inning Stats	R: 0 E: 0 K: 1 S: 6 H: 1 LOB: 1 BB: 0 P: 6	R: 0 E: 0 K: 1 S: 5 H: 0 LOB: 0 BB: 0 P: 5	R: 2 E: 0 K: 0 S: 5 H: 2 LOB: 1 BB: 1 P: 10	R: 0 E: 0 K: 0 S: 3 H: 1 LOB: 0 BB: 0 P: 3	R: 5 E: 2 K: 0 S: 8 H: 3 LOB: 1 BB: 1 P: 12	R: 0 E: 0 K: 0 S: 3 H: 1 LOB: 0 BB: 0 P: 3	R: 2 E: 1 K: 2 S: 10 H: 4 LOB: 2 BB: 0 P: 11	R: 2 E: 0 K: 0 S: 10 H: 2 LOB: 0 BB: 0 P: 12	R: 0 E: 0 K: 1 S: 5 H: 0 LOB: 1 BB: 1 P: 9	1B: 8 2B: 3 3B: 0 HR: 3	SF: 0 SAC: 0 DP: 2 HBP: 0			WP: 0 PB: 0 SB: 0 CS: 0	PA: 43		

PITCHER		IP	WLS	BF	H	R	ER	SO	BB	IBB	HBP	BLK	WP	HR	S	P	ERA	WHIP
46 Patrick Corbin, L ERA: 4.5	(1, 1)	4.0	L	16	4	2	2	2	1	0	0	0	0	1	19	24	4.50	1.250
68 Seth Simmons, R ERA: 54.0	(5, 1)	0.1		5	2	4	2	0	1	0	0	0	0	0	4	8	54.00	9.000
50 Ryan Rowland-Smith, L ERA:	(5, 1)	0.2		4	1	1	0	0	0	0	0	0	0	0	4	4	0.00	1.500
65 A.J. Schugel, R ERA: 10.8	(6, 1)	1.2		9	5	2	2	2	0	0	0	0	0	0	13	13	10.80	3.000
28 Alex Sanabia, R ERA: 13.5	(7, 1)	1.1		6	2	2	2	0	0	0	0	0	0	2	10	13	13.50	1.500

PITCHER		IP	WLS	BF	H	R	ER	SO	BB	IBB	HBP	BLK	WP	HR	S	P	ERA	WHIP
57 Jess Todd, R ERA:	(9, 1)	1.0		4	0	0	0	1	1	0	0	0	0	0	5	9	0.00	1.000

TOP

Colorado Rockies @ Arizona Diamondbacks

Salt River Fields at Talking Stick, Scottsdale, AZ

Fri Feb 28 2014, 3:12 PM - 6:12 PM EST
Att. 10,126 - Cloudy - 73 F

livebaseballscorecards.com

AB	40
R	11
H	14
RBI	10
BB	3
SO	5
LOB	10

Colorado Rockies @ Arizona Diamondbacks

Salt River Fields at Talking Stick, Scottsdale, AZ

Fri Feb 28 2014, 3:12 PM - 6:12 PM EST

Att. 10,126 - Cloudy - 73 F

BOTTOM

Batter	1	2	3	4	5	6	7	8	9	AB	R	H	RBI	BB	SO	LOB
11 AJ Pollock, R (1, 8) OBP: 0.375, SLG: 0.571	F7		F9			BB (21 FC6)		K		2	0	0	0	0	0	0
1 Didi Gregorius, L (6, 6) OBP: 0.375, SLG: 0.429										1	0	0	0	1	1	1
8 Gerardo Parra, L (1, 9) OBP: 0.625, SLG: 0.500	BB (16 G4-6-3)		K			F8		1B (1-2)		1	0	0	0	1	1	0
17 Alfredo Marte, R (6, 7) OBP: 0.333, SLG: 0.333										2	0	1	0	0	0	1
16 Chris Owings, R (1, 6) OBP: 0.286, SLG: 0.167	G4-6-3 (1-2f)			F9		FC6 (1-2f)		G4-3		2	0	0	0	0	0	1
21 Mike Jacobs, L (6, 3) OBP: 0.143, SLG: 0.143										2	0	0	0	0	0	3
12 Eric Chavez, L (1, 5) OBP: 0.200, SLG: 0.800		K		P5			E5 (18 DI)		L4	2	0	0	0	0	1	0
76 Andy Marte, R (5, 5) OBP: 0.250, SLG: 0.500										2	0	0	0	0	0	0
27 Matt Tuiasosopo, R (1, 3) OBP: 0.286, SLG: 0.333		2B		L6			P6		K	2	0	1	0	0	0	0
80 Evan Marzilli, L (6, 9)										2	0	0	0	0	1	1
49 Shelley Duncan, R (1, 7) OBP: 0.250, SLG: 0.375		F7			G1-3		F8 (1-2)		K	2	0	0	0	0	0	1
18 Bobby Wilson, R (6, 2)										1	0	0	0	0	0	1
70 Steve Rodriguez, L (9, 2)										1	0	0	0	0	1	0
4 Cliff Pennington, S (1, 4) OBP: 0.429, SLG: 0.333		BB			K		K			1	0	0	0	1	1	0
75 Nick Ahmed, R (6, 4)										1	0	0	0	0	1	1
24 Henry Blanco, R (1, 2)		G4-3			P3			G4-3		2	0	0	0	0	0	2
65 A.J. Schugel, R (6, 1)										0	0	0	0	0	0	0
28 Alex Sanabia, R (7, 1)										0	0	0	0	0	0	0
71 Nick Evans, R (8, PH)										1	0	0	0	0	0	0
57 Jess Todd, R (9, 1)										0	0	0	0	0	0	0
46 Patrick Corbin, L (1, 1)			G1-3			G3-1		BB (17 1B)		1	0	0	0	0	0	0
68 Seth Simmons, R (5, 1)										0	0	0	0	0	0	0
50 Ryan Rowland-Smith, L (5, 1)										0	0	0	0	0	0	0
63 Ender Inciarte, L (6, 8) OBP: 0.667, SLG: 0.500										1	0	0	0	1	0	0

Totals	
AB	29
R	0
H	2
RBI	0
BB	4
SO	7
LOB	12

Inning Stats	1	2	3	4	5	6	7	8	9
R	0	0	0	0	0	0	0	0	0
E	0	0	0	0	0	0	1	0	0
K	0	1	1	0	1	0	1	1	2
S	2	6	5	3	5	3	6	6	7
H	0	1	0	0	0	0	0	1	0
LOB	0	2	0	0	0	1	1	2	0
BB	1	1	0	0	0	1	0	1	0
P	6	10	5	3	5	7	7	10	7

1B: 1 SF: 0
2B: 1 SAC: 0
3B: 0 DP: 1
HR: 0 HBP: 0

WP: 0 PA: 33
PB: 0
SB: 0
CS: 0

PITCHER		IP	WLS	BF	H	R	ER	SO	BB	IBB	HBP	BLK	WP	HR	S	P	ERA	WHIP
56 Franklin Morales, L ERA:	(1, 1)	2.0	W	8	1	0	0	1	2	0	0	0	0	0	8	16	0.00	1.500
54 Tommy Kahnle, R ERA:	(3, 1)	1.0	H	3	0	0	0	1	0	0	0	0	0	0	5	5	0.00	0.000
47 Chris Martin, R ERA:	(4, 1)	1.0	H	3	0	0	0	0	0	0	0	0	0	0	3	3	0.00	0.000
49 Rex Brothers, L ERA:	(5, 1)	1.0		3	0	0	0	1	0	0	0	0	0	0	5	5	0.00	0.000
0 Adam Ottavino, R ERA:	(6, 1)	1.0		4	0	0	0	0	1	0	0	0	0	0	3	7	0.00	1.000

PITCHER		IP	WLS	BF	H	R	ER	SO	BB	IBB	HBP	BLK	WP	HR	S	P	ERA	WHIP
46 Greg Burke, R ERA:	(7, 1)	1.0		4	0	0	0	1	0	0	0	0	0	0	6	7	0.00	0.000
64 Tyler Matzek, L ERA:	(8, 1)	2.0		8	1	0	0	3	1	0	0	0	0	0	13	17	0.00	1.000

livebaseballscorecards.com

Batter	1	2	3	4	5	6	7	8	9	AB R H RBI BB SO LOB
Inning Stats										1B: 0 SF: 0 2B: 0 SAC: 0 3B: 0 DP: 0 HR: 0 HBP: 0

Chicago Cubs @ Arizona Diamondbacks

Salt River Fields at Talking Stick, Scottsdale, AZ

Sat Mar 01 2014, 9:10 PM EST

TOP

livebaseballscorecards.com

AB	0
R	0
H	0
RBI	0
BB	0
SO	0
LOB	0

WP: 0 PA: 0
PB: 0
SB: 0
CS: 0

PITCHER	IP	WLS	BF	H	R	ER	SO	BB	IBB	HBP	BLK	WP	HR	S	P	ERA	WHIP

PITCHER	IP	WLS	BF	H	R	ER	SO	BB	IBB	HBP	BLK	WP	HR	S	P	ERA	WHIP

Batter	1	2	3	4	5	6	7	8	9	AB	R	H	RBI	BB	SO	LOB
Inning Stats																

BOTTOM

Chicago Cubs @ Arizona Diamondbacks

Salt River Fields at Talking Stick, Scottsdale, AZ

Sat Mar 01 2014, 9:10 PM EST

livebaseballscorecards.com

AB	**0**
R	**0**
H	**0**
RBI	**0**
BB	**0**
SO	**0**
LOB	**0**

1B: 0
2B: 0
3B: 0
HR: 0

SF: 0
SAC: 0
DP: 0
HBP: 0

WP: 0
PB: 0
SB: 0
CS: 0

PA: 0

PITCHER	IP	WLS	BF	H	R	ER	SO	BB	IBB	HBP	BLK	WP	HR	S	P	ERA	WHIP

PITCHER	IP	WLS	BF	H	R	ER	SO	BB	IBB	HBP	BLK	WP	HR	S	P	ERA	WHIP

Batter	1	2	3	4	5	6	7	8	9	AB	R	H	RBI	BB	SO	LOB
9 Jean Segura, R (1, 6) OBP: 0.833, SLG: 1.000	L5		BB		1B					2	0	1	0	1	0	0
2 Scooter Gennett, L (1, 4) OBP: 0.167, SLG: 0.167	G4-3		K		K					3	0	0	0	0	2	2
1 Logan Schafer, L (1, 7) OBP: 0.400, SLG: 0.750	7 1B 3B		G4-3							2	1	1	0	0	0	1
7 Mark Reynolds, R (1, 5) OBP: 0.500, SLG: 0.200	3-H 1B			HBP						1	0	1	1	0	0	0
11 Sean Halton, R (1, 3)	G5-3			K						2	0	0	0	0	1	2
12 Martín Maldonado, R (1, 2)		P4		K						2	0	0	0	0	1	1
66 Robinzon Diaz, R (1, 10)		K		P6						2	0	0	0	0	1	1
73 Kentrail Davis, L (1, 9) OBP: 0.250, SLG: 0.250		K			L4					2	0	0	0	0	1	0
76 Kevin Mattison, L (1, 8) OBP: 0.167, SLG: 0.500			B2-3		F9					2	0	0	0	0	0	0
Inning Stats	R: 1 E: 0 K: 0 S: 5 H: 2 LOB: 1 BB: 0 P: 5	R: 0 E: 0 K: 2 S: 7 H: 0 LOB: 0 BB: 0 P: 7	R: 0 E: 0 K: 1 S: 5 H: 0 LOB: 1 BB: 1 P: 9	R: 0 E: 0 K: 2 S: 7 H: 0 LOB: 1 BB: 0 P: 8	R: 0 E: 0 K: 1 S: 6 H: 1 LOB: 1 BB: 0 P: 6					1B: 2 2B: 0 3B: 1 HR: 0 SF: 0 SAC: 0 DP: 0 HBP: 1							

TOP

Milwaukee Brewers @ Arizona Diamondbacks

Salt River Fields at Talking Stick, Scottsdale, AZ

Sat Mar 01 2014, 3:47 PM - 5:37 PM EST

Att. 8,198 - Partly Cloudy - 61 F

livebaseballscorecards.com

AB	18
R	1
H	3
RBI	1
BB	1
SO	6
LOB	7

WP: 0 PA: 20
PB: 0
SB: 1
CS: 0

PITCHER		IP	WLS	BF	H	R	ER	SO	BB	IBB	HBP	BLK	WP	HR	S	P	ERA	WHIP
35 Trevor Cahill, R ERA: 2.7	(1, 1)	3.1	W	14	2	1	1	4	1	0	1	0	0	0	20	25	2.70	0.900
55 Josh Collmenter, R ERA:	(4, 1)	1.2	S	6	1	0	0	2	0	0	0	0	0	0	10	10	0.00	0.600

PITCHER	IP	WLS	BF	H	R	ER	SO	BB	IBB	HBP	BLK	WP	HR	S	P	ERA	WHIP

Batter	1	2	3	4	5	6	7	8	9	AB	R	H	RBI	BB	SO	LOB
19 Tony Campana, L (1, 8) OBP: 0.125, SLG: 0.125	G3		16 G6-3 1B	G3 2-3						3	0	1	0	0	0	2
16 Chris Owings, R (1, 6) OBP: 0.400, SLG: 0.444	26 FC4 44 BB 1B		G6-3 1-2f		26 G6-3 2B					3	0	2	0	0	0	1
44 Paul Goldschmidt, R (1, 3) OBP: 0.400, SLG: 0.143	26 FC4 1-2 BB		26 2B BB		26 G6-3 BB					0	1	0	0	3	0	0
26 Miguel Montero, L (1, 2) OBP: 0.286, SLG: 0.429	FC4 1-2f 2-3		1-H 2B		G6-3 1-2 2-3					3	0	1	1	0	0	4
2 Aaron Hill, R (1, 4) OBP: 0.333, SLG: 0.250	K		L7							3	0	0	0	0	1	5
15 Mark Trumbo, R (1, 7) OBP: 0.429, SLG: 0.833		1-2 HR		0-3 K						2	1	1	1	0	1	0
74 Jake Lamb, L (1, 5) OBP: 0.400, SLG: 0.400		G4-3		79 BB 63 1B 1B						2	0	1	0	0	0	0
63 Ender Inciarte, L (1, 9) OBP: 0.600, SLG: 0.500		G1-3		19 S 79 BB 1-2 1B						2	0	1	0	0	0	0
79 Danny Dorn, L (1, 10) OBP: 0.500, SLG: 0.500		G5-3		SAFE 1-2 2-3 BB						1	0	0	0	1	0	0
Inning Stats	R: 0 E: 0 K: 1 S: 6 H: 1 LOB: 2 BB: 1 P: 10	R: 1 E: 0 K: 0 S: 6 H: 1 LOB: 0 BB: 0 P: 7	R: 1 E: 0 K: 0 S: 4 H: 2 LOB: 1 BB: 1 P: 8	R: 0 E: 0 K: 1 S: 8 H: 2 LOB: 2 BB: 1 P: 12	R: 0 E: 0 K: 0 S: 2 H: 1 LOB: 2 BB: 1 P: 6					1B: 4 2B: 2 3B: 0 HR: 1	SF: 0 SAC: 0 DP: 1 HBP: 0						

BOTTOM

Milwaukee Brewers @ Arizona Diamondbacks

Salt River Fields at Talking Stick, Scottsdale, AZ

Sat Mar 01 2014, 3:47 PM - 5:37 PM EST

Att. 8,198 - Partly Cloudy - 61 F

livebaseballscorecards.com

AB	19
R	2
H	7
RBI	2
BB	4
SO	2
LOB	12

WP: 0 PA: 23
PB: 0
SB: 1
CS: 0

PITCHER	IP	WLS	BF	H	R	ER	SO	BB	IBB	HBP	BLK	WP	HR	S	P	ERA	WHIP
46 Hiram Burgos, R (1, 1) ERA: 4.5	2.0		9	2	1	1	1	1	0	0	0	0	1	12	17	4.50	1.500
74 Michael Olmsted, R (3, 1) ERA: 9.0	1.0	L	5	2	1	1	0	1	0	0	0	0	0	4	8	9.00	3.000
92 Brad Mills, L (4, 1) ERA:	1.1		8	3	0	0	1	2	0	0	0	0	0	10	18	0.00	3.750
97 Johnnie Lowe, R (5, 1) ERA:	0.0		1	0	0	0	0	0	0	0	0	0	0	0	0	∞	∞

PITCHER	IP	WLS	BF	H	R	ER	SO	BB	IBB	HBP	BLK	WP	HR	S	P	ERA	WHIP

Batter	1	2	3	4	5	6	7	8	9	AB	R	H	RBI	BB	SO	LOB
8 Gerardo Parra, L (1, 9) OBP: 0.455, SLG: 0.333 60 Blake Lalli, L (6, 2) OBP: 0.333, SLG: 0.333	S S C 0-3 ① K			X 0-0 ① G3-1	X 0-0 ② SF7 3-H			X 0-0 ① G3		2 0 0 1 0 1 0 1 0 0 0 0 0 0						
14 Martín Prado, R (1, 10) OBP: 0.667, SLG: 0.889 49 Shelley Duncan, R (6, PH) OBP: 0.200, SLG: 0.300 (6, 10)	X 0-0 ② F9			X 0-0 1B	S 0-1 ③ CS 1-2	X 0-0 ① G4-3		X 0-0 ② G4-3		2 0 1 0 0 0 0 2 0 0 0 0 0 0						
44 Paul Goldschmidt, R (1, 3) OBP: 0.308, SLG: 0.100 78 Justin Greene, R (6, 7)	X 0-0 ③ F9			X 0-0 ② F8		X 0-0 ② G4-3		B H 2-0 HBP		3 0 0 0 0 0 1 0 0 0 0 0 0 0						
12 Eric Chavez, L (1, 5) OBP: 0.125, SLG: 0.500 1 Mike Freeman, L (6, 4)		X 0-0 E3 26 G3-4-1		X 0-0 ③ G4-3		X 0-0 ③ P5		S S C 0-3 ③ K		3 0 0 0 0 0 1 1 0 0 0 0 1 1						
15 Mark Trumbo, R (1, 7) OBP: 0.444, SLG: 0.875 16 Chris Owings, R (6, 6) OBP: 0.333, SLG: 0.364		X 0-0 ① F8			X 0-0 26 1B 2B		X 0-0 ① F8		X 0-0 ① G4-3	2 1 1 0 0 0 1 2 0 0 0 0 0 0						
26 Miguel Montero, L (1, 2) OBP: 0.333, SLG: 0.444 63 Ender Inciarte, L (6, 8) OBP: 0.571, SLG: 0.500		X 0-0 ② ③ G3-4-1 1-2f			X 0-0 4 BB 11 HBP 8 SF7 2-H 1B		S S S 0-3 ② K		X 0-0 27 S 21 2B 1B	2 1 1 1 0 0 1 2 1 1 0 0 1 0						
1 Didi Gregorius, L (1, 6) OBP: 0.300, SLG: 0.333 27 Matt Tuiasosopo, R (6, 9) OBP: 0.333, SLG: 0.286			X 0-0 ① P6	X 0-0 ① F9		B B B B 4-0 21 BB BB		S X 0-1 ② P3 1-2		2 0 0 0 0 0 1 1 0 0 0 1 0 1						
11 AJ Pollock, R (1, 8) OBP: 0.500, SLG: 0.625 21 Mike Jacobs, L (6, 3) OBP: 0.333, SLG: 0.375			X 0-0 4 G4-6-3 1B	B H 2-0 4 BB 1-2 HBP		B B B B 4-0 1-2 BB		X 0-0 2-H 2B		1 0 1 0 0 0 0 1 0 1 1 1 0 0						
4 Cliff Pennington, S (1, 4) OBP: 0.444, SLG: 0.286 76 Andy Marte, R (6, 5) OBP: 0.167, SLG: 0.333			X 0-0 ② ③ G4-6-3 1-2f	B B B B 4-0 14 CS 1-2 2-3 BB			S S S 0-3 ③ K		X 0-0 ③ G5-3	1 0 0 0 1 0 1 2 0 0 0 0 1 3						
Inning Stats	R: 0 E: 0 K: 1 S: 5 H: 0 LOB: 0 BB: 0 P: 5	R: 0 E: 1 K: 0 S: 3 H: 0 LOB: 0 BB: 0 P: 3	R: 0 E: 0 K: 0 S: 3 H: 1 LOB: 0 BB: 0 P: 3	R: 0 E: 0 K: 0 S: 4 H: 1 LOB: 1 BB: 0 P: 4	R: 2 E: 0 K: 0 S: 5 H: 2 LOB: 1 BB: 1 P: 11	R: 0 E: 0 K: 0 S: 3 H: 0 LOB: 0 BB: 0 P: 3	R: 0 E: 0 K: 2 S: 7 H: 0 LOB: 2 BB: 2 P: 15	R: 0 E: 0 K: 1 S: 5 H: 0 LOB: 1 BB: 0 P: 7	R: 1 E: 0 K: 0 S: 6 H: 2 LOB: 1 BB: 0 P: 6	1B: 4 2B: 2 3B: 0 HR: 0 SF: 1 SAC: 0 DP: 2 HBP: 2							

TOP

Arizona Diamondbacks @ San Francisco Giants
Scottsdale Stadium, Scottsdale, AZ
Sun Mar 02 2014, 3:05 PM - 5:52 PM EST
Att. 10,830 - Sunny - 61 F

livebaseballscorecards.com

AB	30
R	3
H	6
RBI	3
BB	3
SO	4
LOB	11

PITCHER		IP	WLS	BF	H	R	ER	SO	BB	IBB	HBP	BLK	WP	HR	S	P	ERA	WHIP
17 Tim Hudson, R ERA:	(1, 1)	2.0		6	0	0	0	1	0	0	0	0	0	0	8	8	0.00	0.000
49 Javier López, L ERA:	(3, 1)	1.0	H	3	1	0	0	0	0	0	0	0	0	0	3	3	0.00	1.000
73 Kameron Loe, R ERA: 4.5	(4, 1)	2.0	W	10	3	2	2	0	1	0	1	0	0	0	9	15	9.00	2.000
34 Jose De Paula, L ERA:	(6, 1)	1.0	H	3	0	0	0	0	0	0	0	0	0	0	3	3	0.00	0.000
57 Juan Gutierrez, R ERA:	(7, 1)	1.0	H	5	0	0	0	2	2	0	0	0	0	0	7	15	0.00	2.000

PITCHER		IP	WLS	BF	H	R	ER	SO	BB	IBB	HBP	BLK	WP	HR	S	P	ERA	WHIP
61 Rafael Dolis, R ERA:	(8, 1)	1.0	H	4	0	0	0	1	0	0	1	0	0	0	5	7	0.00	0.000
63 Jean Machi, R ERA: 4.5	(9, 1)	1.0	S	5	2	1	1	0	0	0	0	0	0	0	6	6	9.00	2.000

BOTTOM

Arizona Diamondbacks @ San Francisco Giants
Scottsdale Stadium, Scottsdale, AZ
Sun Mar 02 2014, 3:05 PM - 5:52 PM EST
Att. 10,830 - Sunny - 61 F

livebaseballscorecards.com

Batter	1	2	3	4	5	6	7	8	9	AB	R	H	RBI	BB	SO	LOB
16 Ángel Pagán, S (1, 8) OBP: 0.500, SLG: 0.600 7 Grégor Blanco, L (6, 8) OBP: 0.400, SLG: 0.667 (7, 7)	1B	G5-3			28 1B; 71 FC5; 1-2; 1B	2B		G4-3		3 2	1 0	2 1	0 0	0 0	0 0	1 2
9 Brandon Belt, L (1, 3) OBP: 0.571, SLG: 0.714 71 Mark Minicozzi, R (4, 3) OBP: 0.600, SLG: 1.333	F8		G5-3		FC5; 8 G6-3; 28 1B; 29 1B; 1-2; 2-3f	K				2 2	0 1	0 0	0 0	0 0	0 1	0 3
28 Buster Posey, R (1, 2) OBP: 0.400, SLG: 0.400 88 Tyler Colvin, L (5, PR) (6, 9)	8 BB; 48 1B; 1B		G6-3		8 G6-3; 29 1B; 1-2; 2-H; 1B		K			3 1	1 1	2 0	1 0	0 0	0 1	0 0
8 Hunter Pence, R (1, 9) OBP: 0.429, SLG: 0.400 12 Guillermo Quiroz, R (6, 2) OBP: 0.250, SLG: 0.250	48 1B; 1-2; BB		K		G6-3; 1-2; 2-3		G3-1			2 1	0 0	0 0	0 0	1 0	1 0	2 0
48 Pablo Sandoval, S (1, 5) OBP: 0.250, SLG: 0.167 81 Adam Duvall, R (6, 5) OBP: 0.250, SLG: 1.000	38 FC4-6; 1-3; 2-H; 1B			G6-3	29 1B; 13 1B; BB		F8			2 1	1 0	1 0	1 0	1 0	0 0	0 0
38 Michael Morse, R (1, 10) 29 Héctor Sánchez, S (5, PH) (6, 10) OBP: 0.375, SLG: 0.500	FC4-6; 1-2f			G5-3	13 1B; 1-2; 2-H; 3-H; 1B			K2-3		2 2	0 0	0 1	0 2	0 0	0 1	2 0
13 Joaquin Arias, R (1, 4) OBP: 0.600, SLG: 0.600 14 Brandon Hicks, R (6, 4) OBP: 0.400, SLG: 0.500		G6-3			1B	1-3; 2-H; 1B		2B		3 1	0 0	2 1	1 0	0 0	0 0	0 0
35 Brandon Crawford, L (1, 6) OBP: 0.125, SLG: 0.375 6 Ehire Adrianza, S (7, 6) OBP: 0.333, SLG: 1.167		F8			K	P6		K		3 1	0 0	0 0	0 0	0 0	1 1	1 1
2 Juan Carlos Perez, R (1, 7) OBP: 0.556, SLG: 0.875 56 Gary Brown, R (7, 8) OBP: 0.750, SLG: 0.500		2B			71 FC5; 16 1B; 1B	G4-3		BB		3 0	0 0	2 0	0 0	0 0	0 1	0 0
Inning Stats	R: 1 E: 0 K: 0 S: 5 H: 3 LOB: 2 BB: 1 P: 9	R: 0 E: 0 K: 0 S: 4 H: 1 LOB: 1 BB: 0 P: 4	R: 0 E: 0 K: 1 S: 5 H: 0 LOB: 0 BB: 0 P: 5	R: 0 E: 0 K: 1 S: 6 H: 1 LOB: 1 BB: 0 P: 6	R: 4 E: 0 K: 0 S: 7 H: 5 LOB: 2 BB: 1 P: 11	R: 0 E: 0 K: 1 S: 6 H: 1 LOB: 1 BB: 0 P: 6	R: 0 E: 0 K: 1 S: 5 H: 0 LOB: 0 BB: 0 P: 5	R: 0 E: 0 K: 2 S: 8 H: 1 LOB: 2 BB: 1 P: 12		1B: 9 2B: 3 3B: 0 HR: 0	SF: 0 SAC: 0 DP: 0 HBP: 0						

	AB	34
	R	5
	H	12
	RBI	5
	BB	3
	SO	6
	LOB	12

WP: 0 PB: 0 SB: 0 CS: 0 PA: 37

PITCHER	IP	WLS	BF	H	R	ER	SO	BB	IBB	HBP	BLK	WP	HR	S	P	ERA	WHIP
36 Wade Miley, L (1, 1) ERA: 2.25	4.0		17	5	1	1	2	1	0	0	0	0	0	20	24	2.25	1.500
29 Brad Ziegler, R (5, 1) ERA: 21.6	0.2	L	7	4	4	4	0	1	0	0	0	0	0	6	10	54.00	7.500
59 Adam Russell, R (5, 1) ERA:	0.1		1	1	0	0	0	0	0	0	0	0	0	1	1	0.00	3.000
43 Addison Reed, R (6, 1) ERA:	1.0		4	1	0	0	1	0	0	0	0	0	0	6	6	0.00	1.000
30 David Hernandez, R (7, 1) ERA:	1.0		3	0	0	0	1	0	0	0	0	0	0	5	5	0.00	0.000

PITCHER	IP	WLS	BF	H	R	ER	SO	BB	IBB	HBP	BLK	WP	HR	S	P	ERA	WHIP
38 Will Harris, R (8, 1) ERA:	1.0		5	1	0	0	2	1	0	0	0	0	0	8	12	0.00	2.000

Batter	1	2	3	4	5	6	7	8	9	AB	R	H	RBI	BB	SO	LOB
13 Drew Stubbs, R (1, 8) OBP: 0.333, SLG: 0.200 66 Rafael Ynoa, S (6, 6) OBP: 0.500, SLG: 0.500 80 Christian Bergman, R (8, 1)	C C C 0-3 ① K		C C C 0-3 ① K			B B B B 4-0 3 G5-4-3 BB		x 0-0 ① G1-3		2 0 0 0 1 2 0 1 0 0 0 0 0 1 0 0 0 0 0 0 0						
3 Michael Cuddyer, R (1, 9) 26 Jason Pridie, L (6, 8) OBP: 0.500, SLG: 0.833	S S S 0-3 ② K		x 0-0 ② G6-3			x 0-0 ① ② G5-4-3 1-2f		x 0-0 ② P5		3 0 0 0 0 1 1 1 0 0 0 0 0 1						
5 Carlos González, L (1, 7) OBP: 0.571, SLG: 0.667 16 Tim Wheeler, L (6, PR) OBP: 0.333, SLG: 0.400 (6, 7)	x 0-0 ③ G6-3		S S S 0-3 ③ K			x 0-0 E5 2 BB		x 0-0 ③ G3-1		3 0 0 0 0 1 0 1 0 0 0 0 0 1						
2 Troy Tulowitzki, R (1, 6) 67 Kent Matthes, R (6, PR) (6, 9)		B B B B 4-0 71 G4-3 20 1B BB		x 0-0 ① F9		B B B B 4-0 1-2 BB			S S S 0-3 ① K	1 0 0 0 2 0 0 1 0 0 0 0 1 0						
20 Wilin Rosario, R (1, 2) OBP: 0.500, SLG: 0.500 72 Jackson Williams, R (5, 2) OBP: 0.400, SLG: 0.400 41 Ryan Casteel, R (8, 2) OBP: 0.667, SLG: 1.667		x 0-0 71 G4-3 1-2 1B		x 0-0 ② L9		x 0-0 ③ G5-3			x 0-0 1B	2 0 1 0 0 0 0 1 0 0 0 0 0 2 1 0 1 0 0 0 0						
28 Nolan Arenado, R (1, 5) OBP: 0.429, SLG: 0.429 78 Angelys Nina, R (5, 4)		S S S 0-3 ① K		x 0-0 ③ G1-3			x 0-0 ① G6-3		x 0-0 ② F9	2 0 0 0 0 1 2 2 0 0 0 0 0 1						
71 Kyle Parker, R (1, 3) OBP: 0.125, SLG: 0.125		x 0-0 ② G4-3 1-2 2-3			S S S 0-3 ① K		x 0-0 ② P5		C C C 0-3 ③ K	4 0 0 0 0 2 3						
9 DJ LeMahieu, R (1, 4) 10 Paul Janish, R (5, 5) OBP: 0.600, SLG: 0.500		B B B B 4-0 BB			x 0-0 ② G4-3		x 0-0 ③ F9			1 0 0 0 1 0 0 1 0 0 0 0 0 0						
53 Christian Friedrich, R (1, 1) 47 Chris Martin, R (2, 1) 61 Brooks Brown, L (4, 1) 50 Dustin Garneau, R (5, PH) 31 Eddie Butler, R (5, 1) 76 Rosell Herrera, S (8, PH) OBP: 1.000, SLG: 3.000 (8, 6)		C C C 0-3 ③ K			x 0-0 ③ G4-3			x 0-0 3B		1 0 0 0 0 1 3 0 0 0 0 0 0 0 0 0 0 0 0 0 0 1 0 0 0 0 0 0 0 0 0 0 0 0 0 1 0 1 0 0 0 0						
Inning Stats	R: 0 H: 0 E: 0 LOB: 0 K: 2 BB: 0 S: 7 P: 7	R: 0 H: 1 E: 0 LOB: 3 K: 2 BB: 2 S: 8 P: 16	R: 0 H: 0 E: 0 LOB: 0 K: 2 BB: 0 S: 7 P: 7	R: 0 H: 0 E: 0 LOB: 0 K: 0 BB: 0 S: 3 P: 3	R: 0 H: 0 E: 0 LOB: 0 K: 1 BB: 0 S: 5 P: 5	R: 0 H: 0 E: 1 LOB: 2 K: 0 BB: 2 S: 3 P: 11	R: 0 H: 0 E: 0 LOB: 0 K: 0 BB: 0 S: 3 P: 3	R: 0 H: 1 E: 0 LOB: 1 K: 0 BB: 0 S: 4 P: 4	R: 0 H: 1 E: 0 LOB: 1 K: 2 BB: 0 S: 8 P: 8	1B: 2 SF: 0 2B: 0 SAC: 0 3B: 1 DP: 1 HR: 0 HBP: 0						

TOP

Colorado Rockies @ Arizona Diamondbacks

Salt River Fields at Talking Stick, Scottsdale, AZ

Mon Mar 03 2014, 9:11 PM - 12:04 AM EST

Att. 7,566 - Clear - 70 F

livebaseballscorecards.com

AB	30
R	0
H	3
RBI	0
BB	4
SO	9
LOB	15

WP: 0 PA: 34
PB: 0
SB: 0
CS: 0

PITCHER		IP	WLS	BF	H	R	ER	SO	BB	IBB	HBP	BLK	WP	HR	S	P	ERA	WHIP
25 Archie Bradley, R ERA:	(1, 1)	3.0	W	12	1	0	0	6	2	0	0	0	0	0	22	30	0.00	1.000
58 Bo Schultz, R ERA:	(4, 1)	2.0	H	6	0	0	0	1	0	0	0	0	0	0	8	8	0.00	0.000
52 Zeke Spruill, R ERA:	(6, 1)	1.0	H	5	0	0	0	0	2	0	0	0	0	0	3	11	0.00	2.000
54 Joe Thatcher, L ERA:	(7, 1)	1.0	H	3	0	0	0	0	0	0	0	0	0	0	3	3	0.00	0.000
47 Joe Paterson, L ERA:	(8, 1)	1.0	H	4	1	0	0	0	0	0	0	0	0	0	4	4	0.00	1.000

PITCHER		IP	WLS	BF	H	R	ER	SO	BB	IBB	HBP	BLK	WP	HR	S	P	ERA	WHIP
66 RJ Hively, R ERA: 3.86	(9, 1)	1.0		4	1	0	0	2	0	0	0	0	0	0	8	8	0.00	1.000

Batter	1	2	3	4	5	6	7	8	9	AB	R	H	RBI	BB	SO	LOB
11 AJ Pollock, R (1, 8) OBP: 0.462, SLG: 0.500	S S S 0-3 ① K	B B B B 4-0 1-2 BB		S S S 0-3 ③ K			X 0-0 1-7 G3 80 SF8 1-H 2B	S S S 0-3 ③ K		2	0	0	0	1	2	1
21 Mike Jacobs, L (7, 3) OBP: 0.364, SLG: 0.500										2	1	1	1	0	1	1
8 Gerardo Parra, L (1, 9) OBP: 0.500, SLG: 0.500	X 0-0 15 1B 2B	X 0-0 ③ F9			B B B B 4-0 15 FC5-4 BB		X 0-0 ① G3 2-3			2	1	1	0	1	0	2
17 Alfredo Marte, R (7, 7) OBP: 0.250, SLG: 0.250										1	0	0	0	0	0	1
16 Chris Owings, R (1, 6) OBP: 0.333, SLG: 0.308	B B B B 4-0 15 1B BB		X 0-0 E6 15 G4-6-3		X 0-0 ① F9		X 0-0 ② SF8 3-H			2	0	0	0	1	0	1
80 Evan Marzilli, L (7, 8)										0	0	0	1	0	0	0
15 Mark Trumbo, R (1, 7) OBP: 0.417, SLG: 0.727	X 0-0 1-3 2-H 1B		X 0-0 ① ② G4-6-3 1-2f		X 0-0 ② FC5-4 1-2f		X 0-0 ③ F9			3	0	1	1	0	0	2
78 Justin Greene, R (7, 9)										1	0	0	0	0	0	0
76 Andy Marte, R (1, 5) OBP: 0.222, SLG: 0.333	X 0-0 ② P6		X 0-0 1B		X 0-0 ③ G6-3			X 0-0 1 1B 2B		3	0	1	0	0	0	3
73 Sean Jamieson, R (7, 6) OBP: 0.500, SLG: 1.000										1	1	1	0	0	0	0
71 Nick Evans, R (1, 3)	C C C 0-3 ③ K	X 0-0 ③ G3			X 0-0 ① G4-3			S S S 0-3 ① K		2	0	0	0	0	1	3
74 Jake Lamb, L (6, PH) OBP: 0.286, SLG: 0.286										2	0	0	0	0	1	1
(7, 5)																
4 Cliff Pennington, S (1, 4) OBP: 0.333, SLG: 0.200		X 0-0 ① L8		X 0-0 ① L8			X 0-0 ② L7	X 0-0 23 1B 2-H 1B		3	0	0	0	0	0	0
1 Mike Freeman, L (7, 4) OBP: 0.333, SLG: 0.333										1	1	1	1	0	0	0
24 Henry Blanco, R (1, 2) OBP: 0.200, SLG: 0.200		X 0-0 11 BB 1B		X 0-0 ② G6-3			X 0-0 ③ F8	S S S 0-3 ② K		2	0	1	0	0	0	0
70 Steve Rodriguez, L (6, PH)										2	0	0	0	0	1	1
(7, 2)																
25 Archie Bradley, R (1, 1)		C C C 0-3 ② K		X 0-0 1B			B B B B 4-0 21 2B BB	X 0-0 2-H 1B		1	0	0	0	0	1	1
58 Bo Schultz, R (4, 1) OBP: 1.000, SLG: 1.000										1	0	1	0	0	0	0
52 Zeke Spruill, R (6, 1)										0	0	0	0	0	0	0
54 Joe Thatcher, L (7, 1)										0	0	0	0	0	0	0
49 Shelley Duncan, R (7, PH) OBP: 0.373, SLG: 0.300										0	1	0	0	1	0	0
47 Joe Paterson, R (8, 1)										0	0	0	0	0	0	0
23 Brandon Drury, R (8, PH) OBP: 0.500, SLG: 0.500										1	0	1	1	0	0	0
66 RJ Hively, R (9, 1)										0	0	0	0	0	0	0
Inning Stats	R: 1 E: 0 K: 2 S: 9 H: 2 LOB: 2 BB: 1 P: 13	R: 0 E: 0 K: 1 S: 6 H: 1 LOB: 2 BB: 1 P: 10	R: 0 E: 1 K: 0 S: 4 H: 1 LOB: 1 BB: 0 P: 4	R: 0 E: 0 K: 1 S: 6 H: 1 LOB: 1 BB: 0 P: 6	R: 0 E: 1 K: 0 S: 3 H: 0 LOB: 1 BB: 1 P: 7	R: 0 E: 0 K: 0 S: 3 H: 0 LOB: 0 BB: 0 P: 3	R: 2 E: 0 K: 0 S: 4 H: 1 LOB: 0 BB: 1 P: 8	R: 2 E: 0 K: 3 S: 12 H: 3 LOB: 1 BB: 0 P: 12		1B: 6 2B: 3 3B: 0 HR: 0 SF: 1 SAC: 0 DP: 1 HBP: 0						

PITCHER		IP	WLS	BF	H	R	ER	SO	BB	IBB	HBP	BLK	WP	HR	S	P	ERA	WHIP
53 Christian Friedrich, L ERA: 5.4	(1, 1)	1.2	L	10	3	1	1	3	2	0	0	0	0	0	14	22	5.40	3.000
47 Chris Martin, R ERA:	(2, 1)	1.1		5	1	0	0	0	0	0	0	0	0	0	5	5	0.00	0.750
61 Brooks Brown, R ERA:	(4, 1)	1.0		4	1	0	0	1	0	0	0	0	0	0	6	6	0.00	1.000
31 Eddie Butler, R ERA: 6.0	(5, 1)	3.0		12	1	2	2	0	2	0	0	0	0	0	10	18	6.00	1.000
80 Christian Bergman, R ERA: 18.0	(8, 1)	1.0		6	3	2	2	3	0	0	0	0	0	0	12	12	18.00	3.000

PITCHER	IP	WLS	BF	H	R	ER	SO	BB	IBB	HBP	BLK	WP	HR	S	P	ERA	WHIP

BOTTOM

Colorado Rockies @ Arizona Diamondbacks

Salt River Fields at Talking Stick, Scottsdale, AZ

Mon Mar 03 2014, 9:11 PM - 12:04 AM EST

Att. 7,566 - Clear - 70 F

livebaseballscorecards.com

AB	32
R	5
H	9
RBI	5
BB	4
SO	7
LOB	17

WP: 0 PA: 37
PB: 0
SB: 0
CS: 0

Los Angeles Angels @ Arizona Diamondbacks

Salt River Fields at Talking Stick, Scottsdale, AZ

Mon Mar 03 2014, 3:12 PM - 6:04 PM EST

Att. 7,377 - Sunny - 66 F

livebaseballscorecards.com

TOP

Batter	1	2	3	4	5	6	7	8	9
56 Kole Calhoun, L (1, 9) OBP: 0.455, SLG: 0.250; 0 Brennan Boesch, L (9, PH) OBP: 0.500, SLG: 0.625; 57 Andy Workman, R (9, 8)	0-0 G1-3		4-0 BB			4-0 BB; 3 E; 3 SF9		0-0 G6-3	0-0 F7
3 JB Shuck, L (1, 7) OBP: 0.444, SLG: 0.750; 25 Roberto Lopez, R (9, 3)	0-0 G4-3		0-0 G3			1 SAFE; 0-0 SF9; 1-H		0-0 1B; 22 E; 22 1B	
16 Hank Conger, L (1, 2); 22 John Hester, R (6, 2) OBP: 1.000, SLG: 1.000	0-0 G4-3			0-0 G4-3		0-3 K		1 SAFE; 0-0 1B; 1-H	
77 Carlos Pena, L (1, 10); 10 Grant Green, R (7, PH) OBP: 0.667, SLG: 1.167 (7, 10)		0-0 G4-3		0-3 K			0-0 2B; 13 G1-3	0-0 L7	
13 Luis Jimenez, R (1, 5) OBP: 0.333, SLG: 0.333		0-0 1B; 0 CS		0-0 F8			0-0 G1-3; 2-3		0-0 1B; 84 1B; 0 G3; 7 1B
0 Collin Cowgill, R (1, 8) OBP: 0.333, SLG: 0.455 (9, 9)		1-0 2B; 1-2			0-0 1B; 7 G6-4-3		4-0 BB; 7 FC5-4		0-0 G3; 1-2
19 Efren Navarro, L (1, 3); 84 C.J. Cron, R (7, PH) OBP: 0.333, SLG: 0.500 (7, 3); 59 Kyle Hudson, L (9, PR) (9, 7)		0-0 G6-3			0-3 K		0-3 K		0-0 1B; 7 1B; 2-3
7 Andrew Romine, S (1, 4) OBP: 0.125, SLG: 0.125			0-0 G5-3		0-0 G6-4-3; 1-2f		0-0 FC5-4; 1-2f		0-0 1B; 1-2; 3-H
18 John McDonald, R (1, 6) OBP: 0.400, SLG: 0.250; 85 Shawn O'Malley, S (7, 6)			0-0 G5-3			0-0 G6-3		0-0 G3	0-0 L7

Batter	AB	R	H	RBI	BB	SO	LOB
56 Kole Calhoun, L	2	1	0	0	2	0	0
0 Brennan Boesch, L	1	0	0	0	0	0	2
57 Andy Workman, R	0	0	0	0	0	0	0
3 JB Shuck, L	3	1	1	1	0	0	1
25 Roberto Lopez, R	0	0	0	0	0	0	0
16 Hank Conger, L	3	0	0	0	0	1	0
22 John Hester, R	1	0	1	1	0	0	0
77 Carlos Pena, L	2	0	0	0	0	1	0
10 Grant Green, R	2	0	1	0	0	0	1
13 Luis Jimenez, R	4	1	2	0	0	0	1
0 Collin Cowgill, R	3	0	2	0	1	0	1
19 Efren Navarro, L	2	0	0	0	0	1	2
84 C.J. Cron, R	2	0	1	0	0	1	2
59 Kyle Hudson, L	0	0	0	0	0	0	0
7 Andrew Romine, S	4	0	1	1	0	0	3
18 John McDonald, R	2	0	0	0	0	0	0
85 Shawn O'Malley, S	2	0	0	0	0	0	2

AB	33
R	3
H	9
RBI	3
BB	3
SO	4
LOB	15

Inning Stats

Inning	R	E	K	S	H	LOB	BB	P
1	0	0	0	3	0	0	0	3
2	0	0	0	4	2	1	0	5
3	0	0	0	3	0	1	1	7
4	0	0	1	5	0	0	0	5
5	0	0	1	5	1	0	0	5
6	1	1	1	5	0	0	1	9
7	0	0	1	6	1	2	1	10
8	1	1	0	5	2	1	0	5
9	1	0	0	6	3	2	0	6

1B: 7 SF: 1
2B: 2 SAC: 0
3B: 0 DP: 1
HR: 0 HBP: 0

WP: 0 PA: 37
PB: 0
SB: 0
CS: 1

PITCHER		IP	WLS	BF	H	R	ER	SO	BB	IBB	HBP	BLK	WP	HR	S	P	ERA	WHIP
32 Brandon McCarthy, R (ERA: 1.0)	(1, 1)	5.0		17	3	0	0	2	1	0	0	0	0	0	20	25	0.00	0.800
56 Eury De La Rosa, L (ERA: 4.5)	(6, 1)	1.0	L	4	0	1	0	1	1	0	0	0	0	0	5	9	0.00	1.000
50 Ryan Rowland-Smith, L (ERA:)	(7, 1)	1.0		5	1	0	0	1	1	0	0	0	0	0	6	10	0.00	2.000
81 Marcos Mateo, R (ERA: 4.5)	(8, 1)	1.0		5	2	1	0	0	0	0	0	0	0	0	5	5	0.00	2.000
43 Jake Barrett, R (ERA: 4.5)	(9, 1)	1.0		6	3	1	1	0	0	0	0	0	0	0	6	6	9.00	3.000

PITCHER	IP	WLS	BF	H	R	ER	SO	BB	IBB	HBP	BLK	WP	HR	S	P	ERA	WHIP

Batter	1	2	3	4	5	6	7	8	9	AB	R	H	RBI	BB	SO	LOB
1 Didi Gregorius, L (1, 6) OBP: 0.231, SLG: 0.250 11 Tyler Bortnick, R (7, 4) OBP: 1.000, SLG: 1.000	G4-3		G1-3			G4-3			19 1B 19 S 75 SF8 1B	3 1	0 1	0 1	0 0	0 0	0 0	1 0
2 Aaron Hill, R (1, 4) OBP: 0.273, SLG: 0.200 19 Sócrates Brito, L (7, 8) OBP: 0.333, SLG: 0.333	K			L5			F8		1-3 34 2B 1B	2 2	0 1	0 1	0 0	0 0	1 0	0 0
44 Paul Goldschmidt, R (1, 3) OBP: 0.267, SLG: 0.083 75 Nick Ahmed, R (7, 6)	G6-3			G6-3			L7		SF8 3-H	2 1	0 0	0 0	0 1	0 0	0 0	0 0
12 Eric Chavez, L (1, 10) OBP: 0.091, SLG: 0.364 34 Rudy Flores, L (9, PH) OBP: 0.333, SLG: 0.667 32 Colin Bray, S (9, PR)		G4-3		L9			P4		1-H 2B	3 1 0	0 0 0	0 1 0	0 1 0	0 0 0	0 0 0	0 0 0
14 Martín Prado, R (1, 5) OBP: 0.636, SLG: 0.818 79 Danny Dorn, L (7, 7) OBP: 0.500, SLG: 0.500 44 Brandon Jacobs, R (8, PH) (9, 7)		27 G1-4-3 1B			G5-3			K	K	2 0 2	0 0 0	1 0 0	0 0 0	0 0 0	0 0 2	0 0 1
27 Matt Tuiasosopo, R (1, 7) OBP: 0.273, SLG: 0.222 60 Blake Lalli, L (7, 2) OBP: 0.250, SLG: 0.250		G1-4-3 1-2f			F8			G6-3		2 1	0 0	0 0	0 0	0 0	0 0	1 0
63 Ender Inciarte, L (1, 9) OBP: 0.556, SLG: 0.500 Jon Griffin, R (7, 3)			19 G3 18 WP 1B		G4-3			BB		2 0	0 0	1 0	0 0	0 1	0 0	0 0
18 Bobby Wilson, R (1, 2) 25 Breland Almadova, R (7, 9) OBP: 0.500, SLG: 0.500			K 1-2			F9		K		2 1	0 0	0 0	0 0	0 0	1 1	1 1
19 Tony Campana, L (1, 8) OBP: 0.100, SLG: 0.100 43 Ryan Court, R (7, 5)			G3 2-3			G3-1			K	2 1	0 0	0 0	0 0	0 0	0 1	1 0
Inning Stats	R: 0 E: 0 K: 1 S: 5 H: 0 LOB: 0 BB: 0 P: 5	R: 0 E: 0 K: 0 S: 3 H: 1 LOB: 0 BB: 0 P: 3	R: 0 E: 0 K: 1 S: 6 H: 1 LOB: 1 BB: 0 P: 6	R: 0 E: 0 K: 0 S: 3 H: 0 LOB: 0 BB: 0 P: 3	R: 0 E: 0 K: 0 S: 3 H: 0 LOB: 0 BB: 0 P: 3	R: 0 E: 0 K: 0 S: 3 H: 0 LOB: 0 BB: 0 P: 3	R: 0 E: 0 K: 0 S: 3 H: 0 LOB: 0 BB: 0 P: 3	R: 0 E: 0 K: 2 S: 7 H: 0 LOB: 1 BB: 1 P: 11	R: 2 E: 0 K: 2 S: 10 H: 3 LOB: 1 BB: 0 P: 11	1B: 4 2B: 1 3B: 0 HR: 0	SF: 1 SAC: 0 DP: 1 HBP: 0						

PITCHER	IP	WLS	BF	H	R	ER	SO	BB	IBB	HBP	BLK	WP	HR	S	P	ERA	WHIP
Garrett Richards, R (1, 1) ERA:	3.0		10	2	0	0	2	0	0	0	0	1	0	14	14	0.00	0.667
49 Ernesto Frieri, R (4, 1) ERA:	1.0		3	0	0	0	0	0	0	0	0	0	0	3	3	0.00	0.000
52 Matt Shoemaker, R (5, 1) ERA:	2.0	W	6	0	0	0	0	0	0	0	0	0	0	6	6	0.00	0.000
46 Cory Rasmus, R (7, 1) ERA:	1.0	H	3	0	0	0	0	0	0	0	0	0	0	3	3	0.00	0.000
63 Nick Maronde, L (8, 1) ERA:	1.0	H	4	0	0	0	2	1	0	0	0	0	0	7	11	0.00	1.000

PITCHER	IP	WLS	BF	H	R	ER	SO	BB	IBB	HBP	BLK	WP	HR	S	P	ERA	WHIP
35 Josh Wall, R (9, 1) ERA: 9.0	1.0	S	6	3	2	2	2	0	0	0	0	0	0	10	11	18.00	3.000

BOTTOM

Los Angeles Angels @ Arizona Diamondbacks

Salt River Fields at Talking Stick, Scottsdale, AZ

Mon Mar 03 2014, 3:12 PM - 6:04 PM EST

Att. 7,377 - Sunny - 66 F

livebaseballscorecards.com

AB	30
R	2
H	5
RBI	2
BB	1
SO	6
LOB	6

1B: 4	SF: 1	WP: 1	PA: 32
2B: 1	SAC: 0	PB: 0	
3B: 0	DP: 1	SB: 1	
HR: 0	HBP: 0	CS: 0	

Arizona Diamondbacks @ San Diego Padres

Peoria Stadium, Peoria, AZ

Tue Mar 04 2014, 3:08 PM - 6:26 PM EST

Att. 3,412 - Sunny - 68 F

TOP

livebaseballscorecards.com

Batter	1	2	3	4	5	6	7	8	9	AB	R	H	RBI	BB	SO	LOB
11 AJ Pollock, R (1, 8) OBP: 0.529, SLG: 0.714 16 Chris Owings, R (7, 4) OBP: 0.375, SLG: 0.429	C FF 84 B SL 80 X FF 87 1-1 2 F8 14 2B 2B	B CU 75 B SI 90 F SI 90 C FA 88 F SI 90 B SI 90 X FF 90 3-2 ② G5-3		B CU 76 B SI 89 C SI 89 X FF 89 2-1 2-H 2B			C SI 90 C SI 91 B SI 89 F SI 91 B SI 90 B FF 86 F SI 90 F SI 91 F FF 88 3-2 F SI 90 X FF 88 2 2B 1B	C SL 82 X SL 82 0-1 2B		4 1	2 0	3 1	1 0	0 0	0 0	0 0
2 Aaron Hill, R (1, 4) OBP: 0.267, SLG: 0.286 63 Ender Inciarte, L (7, 8) OBP: 0.500, SLG: 0.444	B FF 86 B FF 84 F FF 86 X FF 86 2-1 ① F8 2-3	C CU 77 X CU 76 0-1 ③ L7		B SI 89 C FF 88 X SI 89 1-1 ③ G1			B SI 90 X SI 90 1-0 44 2B 1-H 2B	C SI 91 C SI 90 B SI 92 F CH 86 B SI 91 T CH 84 2-2 ③ K		4 1	1 0	1 0	1 0	0 0	0 1	2 1
44 Paul Goldschmidt, R (1, 3) OBP: 0.368, SLG: 0.267 49 Shelley Duncan, R (7, 7) OBP: 0.250, SLG: 0.273	C SL 80 B CH 79 B FF 87 B SL 80 B FF 87 4-1 14 2B 27 1B BB		B SI 88 C SI 88 X FF 89 1-1 14 1B 15 G6-3 1B		B FF 95 B FF 94 C FF 92 F FF 93 X FF 96 2-2 ① L9		B FF 88 X SI 90 1-0 14 1B 27 SF9 2-H 2B		F FF 88 B SL 75 F SL 74 B FF 91 X SL 79 2-2 E5 27 L4 74 1B	3 1	3 0	2 0	1 0	1 0	0 0	0 0
14 Martín Prado, R (1, 5) OBP: 0.667, SLG: 0.867 74 Jake Lamb, L (7, 5) OBP: 0.375, SLG: 0.375	B FF 86 C FF 87 F FF 88 B FF 89 F SL 80 F FF 88 1 SAFE X FF 88 2-2 27 1B 1-3 3-H 2B	B FA 88 D FA 88 X FF 90 2-0 15 G6-3 1-3 1B		B FF 94 B FF 93 C FF 92 B FF 93 X FF 91 3-1 ② F8		C SI 89 B FF 88 2 SAFE F FF 88 F SI 90 X SI 90 1-2 2-3 1B	B FF 91 C FF 91 D SL 80 B FF 90 X FF 90 3-1 1-2 1B	4 1	1 0	3 1	1 0	0 0	0 0	0 0
15 Mark Trumbo, R (1, 7) OBP: 0.438, SLG: 0.643 21 Mike Jacobs, L (7, 3) OBP: 0.333, SLG: 0.455	B CH 79 B CH 79 C FF 86 B FF 88 F FF 86 B FF 88 4-2 27 1B BB	B CU 76 X SI 88 1-0 ①② G6-3 1-2f 3-H		B FF 95 B SL 79 X FF 94 2-0 1B			C SI 90 S SI 90 X SI 89 0-2 ① F7		C FF 91 B SL 81 S SL 79 B SL 80 C FF 90 2-3 ① K	3 1	0 0	1 0	0 0	1 0	0 1	3 2
27 Matt Tuiasosopo, R (1, 9) OBP: 0.250, SLG: 0.231	C FF 88 B FF 89 B FF 89 C FF 88 D SI 82 X FF 87 3-2 4 S 1-3 2-H 3-H 1B	C CU 75 C CU 76 S CH 84 0-3 ③ K		C CU 79 C CU 80 S SL 83 0-3 ③ K			S FF 87 B SI 89 S FF 87 X SI 90 1-2 ② SF9 3-H		C FF 90 C SL 79 X FF 90 0-2 ②③ L4 2-2	4	0	1	3	0	2	3
26 Miguel Montero, L (1, 2) OBP: 0.231, SLG: 0.308 40 J.J. Putz, R (7, 1) 30 David Hernandez, R (8, 1) 55 Josh Collmenter, R (9, 1)	B CU 68 B FF 88 C FF 86 F SL 79 S SL 80 2-3 ② K			F FA 88 S FA 88 F CH 83 B CH 84 B FF 88 X CH 84 2-2 ① G4-3		C SL 78 B FF 88 B FF 87 X SL 78 2-1 ① G2-3 B FF 86 C FF 86 X FF 87 1-1 ③ F7			4 0 0 0	0 0 0 0	0 0 0 0	0 0 0 0	1 0 0 0	0 0 0 0	3 0 0 0
4 Cliff Pennington, S (1, 6) OBP: 0.357, SLG: 0.250 1 Didi Gregorius, L (5, 6) OBP: 0.267, SLG: 0.286	S SL 77 F FF 88 B SL 79 B FF 88 F SI 82 B FF 88 X CH 79 3-2 ③ G6-3 1-2			B CH 84 B FS 88 X FF 89 2-0 48 SH1-3 11 2B 1B		B FF 88 F FF 88 S SL 79 B SL 80 F SL 79 F FF 89 B FF 88 X SL 79 3-2 17 CS 1B	F SI 91 X SL 83 0-1 ① L9		2 2	1 0	1 1	0 0	0 0	0 0	2 0
48 Randall Delgado, R (1, 1) 62 Mike Bolsinger, R (4, 1) 17 Alfredo Marte, R (6, PH) OBP: 0.200, SLG: 0.200 43 Addison Reed, L (6, 1) 60 Blake Lalli, L (7, 2) OBP: 0.200, SLG: 0.200		C SI 89 B SI 90 C SI 90 S SI 90 1-3 ① K		M FF 88 M CH 87 B CH 86 X CH 88 1-2 ② SH1-3 1-2		C CH 87 1 SAFE X SL 78 0-1 ②③ G3 1-2	B SI 91 X SI 91 1-0 ② L7		1 0 1 0 1	0 0 0 0 0	0 0 0 0 0	0 0 0 0 0	1 0 0 0 0	0 0 1 0 0	0 0 1 0 0
Inning Stats	R: 3 H: 3 E: 0 LOB: 2 K: 1 BB: 2 S: 22 P: 43	R: 0 H: 0 E: 0 LOB: 0 K: 1 BB: 0 S: 9 P: 13	R: 1 H: 2 E: 0 LOB: 0 K: 0 BB: 0 S: 7 P: 11	R: 1 H: 2 E: 0 LOB: 1 K: 0 BB: 0 S: 12 P: 20	R: 0 H: 1 E: 0 LOB: 1 K: 1 BB: 0 S: 9 P: 16	R: 0 H: 1 E: 0 LOB: 0 K: 0 BB: 0 S: 9 P: 14	R: 3 H: 4 E: 0 LOB: 1 K: 0 BB: 0 S: 22 P: 30	R: 0 H: 1 E: 0 LOB: 1 K: 1 BB: 0 S: 9 P: 12	R: 0 H: 1 E: 1 LOB: 1 K: 1 BB: 0 S: 11 P: 18	1B: 9 2B: 7 3B: 0 HR: 0	SF: 1 SAC: 1 DP: 2 HBP: 0						

	AB	38
	R	8
	H	15
	RBI	7
	BB	2
	SO	6
	LOB	17

PITCHER		IP	WLS	BF	H	R	ER	SO	BB	IBB	HBP	BLK	WP	HR	S	P	ERA	WHIP
53 Eric Stults, L ERA: 18.0	(1, 1)	1.0		8	3	3	3	1	2	0	0	0	0	0	22	43	27.00	5.000
39 Donn Roach, R ERA: 3.6	(2, 1)	3.0		12	4	2	2	2	0	0	0	0	0	0	28	44	6.00	1.333
65 Adys Portillo, R ERA: 13.5	(5, 1)	1.0		4	1	0	0	1	0	0	0	0	0	0	9	16	0.00	1.000
57 Patrick Schuster, L ERA: 3.0	(6, 1)	1.0		3	1	0	0	0	0	0	0	0	0	0	9	14	0.00	1.000
50 Nick Vincent, R ERA: 33.75	(7, 1)	0.2	L	6	4	3	3	0	0	0	0	0	0	0	20	27	40.50	6.000

PITCHER		IP	WLS	BF	H	R	ER	SO	BB	IBB	HBP	BLK	WP	HR	S	P	ERA	WHIP
93 Jason Lane, L ERA:	(7, 1)	0.1		1	0	0	0	0	0	0	0	0	0	0	2	3	0.00	0.000
33 Dale Thayer, R ERA:	(8, 1)	1.0		4	1	0	0	1	0	0	0	0	0	0	9	12	0.00	1.000
40 Tony Sipp, L ERA:	(9, 1)	1.0		4	1	0	0	1	0	0	0	0	0	0	11	18	0.00	1.000

Batter	1	2	3	4	5	6	7	8	9	AB	R	H	RBI	BB	SO	LOB
2 Everth Cabrera, S (1, 6) OBP: 0.333, SLG: 0.500	C SI 92 B CU 78 B SI 94 F SI 93 S SI 94 2-3 K ①		X FF 92 0-0 13 WP 13 G6-3 2B	C CU 79 C CU 81 D CU 82 X CU 81 1-2 1-3 2-H 2B		S SL 83 D SL 85 C FF 92 D SL 85 X SL 81 2-2 P3 ③			X FF 87 0-0 G4-3 ①	3	1	2	1	0	1	0
64 Rymer Liriano, R (6, PH) OBP: 0.083, SLG: 0.083										1	0	0	0	0	0	1
83 Rocky Gale, R (7, 2) OBP: 1.000, SLG: 1.000										0	0	0	0	0	0	0
82 Daniel Robertson, R (9, PH)										1	0	0	0	0	0	0
13 Chris Denorfia, R (1, 8) OBP: 0.167, SLG: 0.167	B SI 96 F SI 93 B CU 78 F SI 93 B SI 95 X SI 94 3-2 G6-3 ②		B FF 92 B CH 83 X SI 93 2-0 G6-3 ① 2-H	B FF 90 C FF 89 C FC 90 F CU 82 B CU 82 F FC 90 X CU 82 2-2 G5-3 ③			C FF 89 X FF 90 0-1 68 FC4-6 1B		C FF 86 B CH 77 F FF 87 B FF 88 B FF 88 S FF 88 3-3 K ②	3	0	0	1	0	0	2
57 Patrick Schuster, R (6, 1)										0	0	0	0	0	0	0
67 Jonathan Galvez, R (7, 5) OBP: 0.286, SLG: 0.167										2	0	1	0	0	1	0
23 Yonder Alonso, L (1, 3) OBP: 0.333, SLG: 0.583	X SI 95 0-0 P6 ③		B SI 92 C SI 93 X SI 92 1-1 HR		S FF 89 B CH 82 X CU 79 1-1 14 G6-4-3 1B		B FF 89 X FF 89 1-0 FC4-6 ① 14 1B 73 G4-3 1-2f		L FF 87 B CH 79 F CH 77 B FF 88 F FF 88 H FF 89 3-2 14 DI HBP	3	1	2	1	0	0	0
68 Rico Noel, R (5, PR) OBP: 0.300, SLG: 0.444										1	1	0	0	0	0	1
(6, 8)																
18 Carlos Quentin, R (1, 7) OBP: 0.500, SLG: 2.000		B SI 95 B FF 94 B SI 94 X SI 93 3-0 HR	C CH 83 B SI 92 X SI 94 1-1 G4-3 ②		1 SAFE S CH 87 X FC 89 0-1 G6-4-3 ① ② 1-2f		X FF 88 0-0 73 G4-3 1-3 1B		B FF 87 X FF 87 1-0 G6-3 ③ 1-2	2	1	1	1	0	0	0
65 Adys Portillo, R (5, 1)										0	0	0	0	0	0	0
14 Tommy Medica, R (5, PH) OBP: 0.643, SLG: 1.000										3	0	1	0	0	0	2
(6, 3)																
9 Jedd Gyorko, R (1, 4) OBP: 0.250, SLG: 0.273		C SI 94 B SI 93 B SI 93 F CH 84 B SI 95 D CH 84 4-2 12 1B BB	C CH 84 B CH 84 B CH 82 B CH 81 X SI 94 3-1 F9 ③		C CU 79 C FF 91 S CU 81 0-3 K ③		C SL 80 B FS 84 B FF 88 1 SAFE X FS 84 2-1 G4-3 ② 1-2 3-H			2	0	0	0	1	1	1
73 Cory Spangenberg, L (6, 4) OBP: 0.571, SLG: 0.500										1	0	0	1	0	0	1
12 Seth Smith, L (1, 9) OBP: 0.444, SLG: 0.286		D SI 93 S CH 82 B SI 92 X SI 92 2-1 1-2 1B		B CH 83 B CH 83 F SI 92 C SI 93 B FF 93 S CH 82 3-3 K ①		C FF 94 B FF 94 B SL 84 B FF 93 F FF 93 F FF 94 B FF 94 4-2 74 G6-3 44 S 78 1B BB	B FF 88 B FF 90 X FF 90 2-0 G6-3 ③			2	0	1	0	1	1	0
27 Rey Fuentes, L (6, PR) OBP: 0.182, SLG: 0.100										1	1	0	0	0	0	1
(7, 9)																
44 René Rivera, R (1, 2) OBP: 0.333, SLG: 0.333		C SI 94 X SI 92 0-1 P4 ①	C CU 78 F SI 93 B SI 94 F SI 90 F CU 78 F CH 84 B SI 84 B SI 86 X SI 94 3-2 78 BB 2 2B 1B		S FF 93 F FF 93 S SL 83 0-3 K ① 1-2			B SI 94 X SI 94 1-0 L5 ①		3	1	1	0	0	1	3
3 Alberto Gonzalez, R (7, 6)										1	0	0	0	0	0	0
74 Jace Peterson, L (1, 5)		B SI 92 D CH 82 C SI 94 B SI 93 F SI 93 X FF 94 3-2 F7 ②	B SI 92 D CH 84 F SI 92 F SI 91 B SI 93 F CH 81 X SI 92 3-2 F7 ②			X FF 94 0-0 G6-3 ② 2-3		B CU 80 C SI 94 B SI 94 X SI 94 2-1 P6 ②		3	0	0	0	0	0	5
50 Nick Vincent, R (7, 1)										0	0	0	0	0	0	0
93 Jason Lane, R (7, 1)										0	0	0	0	0	0	0
33 Dale Thayer, R (8, 1)										0	0	0	0	0	0	0
70 Austin Hedges, R (8, PH) OBP: 0.333, SLG: 0.200										1	0	0	0	0	0	0
40 Tony Sipp, L (9, 1)										0	0	0	0	0	0	0
53 Eric Stults, L (1, 1)		F SI 93 D SI 93 X SI 93 1-1 G4-3 ③		F FF 90 B FF 90 B FF 89 T FC 88 F FF 91 F CU 82 B CU 81 B FF 91 4-2 2 2B 1-2 BB		F FF 95 T FF 94 X FF 94 0-2 3-H 1B		C CU 81 C CU 82 B SI 95 F CU 82 S CU 82 1-3 K ③		0	0	0	0	0	0	0
39 Donn Roach, R (2, 1)										1	0	0	0	0	0	2
78 Alex Dickerson, L (4, PH) OBP: 0.231, SLG: 0.250										2	0	1	1	1	1	0
(5, 7)																
Inning Stats	R: 0 E: 0 K: 1 S: 7 H: 0 LOB: 0 BB: 0 P: 12	R: 1 E: 0 K: 0 S: 12 H: 2 LOB: 2 BB: 1 P: 25	R: 2 E: 0 K: 0 S: 8 H: 2 LOB: 0 BB: 0 P: 15	R: 1 E: 0 K: 1 S: 25 H: 2 LOB: 2 BB: 1 P: 41	R: 0 E: 0 K: 1 S: 7 H: 1 LOB: 1 BB: 0 P: 8	R: 1 E: 0 K: 1 S: 13 H: 1 LOB: 1 BB: 1 P: 19	R: 1 E: 0 K: 0 S: 7 H: 2 LOB: 0 BB: 0 P: 12	R: 0 E: 0 K: 1 S: 7 H: 0 LOB: 0 BB: 0 P: 11	R: 0 E: 0 K: 1 S: 8 H: 0 LOB: 1 BB: 0 P: 15							

PITCHER	IP	WLS	BF	H	R	ER	SO	BB	IBB	HBP	BLK	WP	HR	S	P	ERA	WHIP
48 Randall Delgado, R (1, 1) ERA: 6.14	3.2		17	5	4	4	2	1	0	0	0	1	2	40	74	9.82	1.636
62 Mike Bolsinger, R (4, 1) ERA:	1.1	H	6	2	0	0	1	1	0	0	0	0	0	19	27	0.00	2.250
43 Addison Reed, R (6, 1) ERA: 3.0	1.0	W	5	1	1	1	1	1	0	0	0	0	0	13	19	9.00	2.000
40 J.J. Putz, R (7, 1) ERA: 4.5	1.0	H	5	2	1	1	0	0	0	0	0	0	0	7	12	9.00	2.000
30 David Hernandez, R (8, 1) ERA:	1.0	H	3	0	0	0	1	0	0	0	0	0	0	7	11	0.00	0.000

PITCHER	IP	WLS	BF	H	R	ER	SO	BB	IBB	HBP	BLK	WP	HR	S	P	ERA	WHIP
55 Josh Collmenter, R (9, 1) ERA:	1.0	S	4	0	0	0	1	0	0	1	0	0	0	8	15	0.00	0.000

BOTTOM

Arizona Diamondbacks @ San Diego Padres

Peoria Stadium, Peoria, AZ

Tue Mar 04 2014, 3:08 PM - 6:26 PM EST

Att. 3,412 - Sunny - 68 F

livebaseballscorecards.com

AB	36
R	6
H	10
RBI	6
BB	3
SO	6
LOB	19

1B: 6	SF: 0	WP: 1	PA: 40
2B: 2	SAC: 0	PB: 0	
3B: 0	DP: 1	SB: 1	
HR: 2	HBP: 1	CS: 0	

Kansas City Royals @ Arizona Diamondbacks

Salt River Fields at Talking Stick, Scottsdale, AZ

Wed Mar 05 2014, 3:11 PM - 6:08 PM EST

Att. 7,886 - Partly Cloudy - 73 F

TOP

livebaseballscorecards.com

Batter	1	2	3	4	5	6	7	8	9	AB	R	H	RBI	BB	SO	LOB
1 Jarrod Dyson, L (1, 8) OBP: 0.500, SLG: 0.455	G1-3	K		L9		G3-1		G4-3		3	0	0	0	0	1	3
54 Gorkys Hernández, R (6, PH) OBP: 0.286, SLG: 0.200 (6, 8)						2-3				2	0	0	0	0	0	1
14 Omar Infante, R (1, 10) OBP: 0.429, SLG: 0.500	13 1B 8 1B 1B		G6-3		13 1B 8 HR 2B	BBBB 19 G5-4-3 BB			L6	4	2	2	0	1	0	0
35 Eric Hosmer, L (1, 3) OBP: 0.444, SLG: 0.765	K	K	K		G6-3	G5-4-3 1-2f			12 1B 24 E 1B	3	0	0	0	0	2	2
19 Danny Valencia, R (6, PH) OBP: 0.267, SLG: 0.429 (6, 3)										2	1	1	0	0	0	2
13 Salvador Perez, R (1, 2) OBP: 0.500, SLG: 0.846	8 1B 1-3 1B		L9		8 HR 2-3 1B		K		75 FC5 24 E 1-3 1B	3	1	2	0	0	0	0
12 Brett Hayes, R (5, 2) OBP: 0.333, SLG: 0.250										2	0	1	0	0	1	0
8 Mike Moustakas, L (1, 5) OBP: 0.529, SLG: 1.200	6 FC4-6 1-2 3-H 1B			K	1-H 3-H HR		G1-3		E6 75 E 1-2 3-H	3	1	2	4	0	1	0
24 Christian Colón, R (6, 5) OBP: 0.231, SLG: 0.308										2	0	0	1	0	0	1
6 Lorenzo Cain, R (1, 9) OBP: 0.438, SLG: 0.467	FC4-6 1-2f			63 PB 9 SH1-3 37 1B 1B	F9		BBBB BB		FC5 1-3 2-3f	3	1	1	0	0	0	2
75 Jorge Bonifacio, R (6, 9) OBP: 0.375, SLG: 0.714										1	0	0	0	1	0	2
9 Johnny Giavotella, R (1, 4) OBP: 0.385, SLG: 0.692		G6-3		SH1-3 1-2	63 FC6-4 1B		G4-3		G4-3	2	0	1	0	0	0	0
64 Jimmy Paredes, S (6, 4)										2	0	0	0	0	0	3
63 Lane Adams, R (1, 7) OBP: 0.429, SLG: 0.200	BBBB 37 G4-3 37 S BB			BBBB 37 1B 2-3 BB	FC6-4 1-2f			G6-3		2	0	0	0	2	0	1
37 Pedro Ciriaco, R (1, 6) OBP: 0.500, SLG: 0.667	B 1-3	G4-3		1-3 3-H 1B		54 G3-1 2B		G4-3		3	0	2	1	0	0	1
45 Jason Donald, R (6, 6) OBP: 0.533, SLG: 0.462										1	0	0	0	0	0	0
Inning Stats	R: 1 H: 3 E: 0 LOB: 2 K: 1 BB: 0 S: 8 P: 8	R: 0 H: 0 E: 0 LOB: 1 K: 1 BB: 1 S: 5 P: 10	R: 0 H: 0 E: 0 LOB: 0 K: 1 BB: 0 S: 5 P: 5	R: 1 H: 2 E: 0 LOB: 2 K: 1 BB: 1 S: 7 P: 11	R: 3 H: 4 E: 0 LOB: 1 K: 0 BB: 0 S: 8 P: 8	R: 0 H: 1 E: 0 LOB: 1 K: 0 BB: 1 S: 3 P: 7	R: 0 H: 0 E: 0 LOB: 1 K: 1 BB: 1 S: 5 P: 9	R: 0 H: 0 E: 0 LOB: 0 K: 0 BB: 0 S: 3 P: 3	R: 1 H: 2 E: 2 LOB: 2 K: 0 BB: 0 S: 6 P: 6	1B: 9 SF: 0 2B: 2 SAC: 1 3B: 0 DP: 1 HR: 1 HBP: 0						

	AB	38
	R	6
	H	12
	RBI	6
	BB	4
	SO	5
	LOB	18

	WP: 0	PA: 43
	PB: 1	
	SB: 1	
	CS: 0	

PITCHER		IP	WLS	BF	H	R	ER	SO	BB	IBB	HBP	BLK	WP	HR	S	P	ERA	WHIP
46 Patrick Corbin, L ERA: 4.5	(1, 1)	4.0		19	5	2	2	4	2	0	0	0	0	0	25	34	4.50	1.750
47 Joe Paterson, L ERA: 9.0	(5, 1)	1.0	L	7	4	3	3	0	0	0	0	0	0	1	8	8	27.00	4.000
81 Marcos Mateo, R ERA: 3.0	(6, 1)	1.0		4	1	0	0	0	1	0	0	0	0	0	3	7	0.00	2.000
56 Eury De La Rosa, L ERA: 3.0	(7, 1)	1.0		4	0	0	0	1	1	0	0	0	0	0	5	9	0.00	1.000
12 Matt Stites, R ERA:	(8, 1)	1.0		3	0	0	0	0	0	0	0	0	0	0	3	3	0.00	0.000

PITCHER		IP	WLS	BF	H	R	ER	SO	BB	IBB	HBP	BLK	WP	HR	S	P	ERA	WHIP
38 Will Harris, R ERA: 3.0	(9, 1)	1.0		6	2	1	1	0	0	0	0	0	0	0	6	6	9.00	2.000

Batter	1	2	3	4	5	6	7	8	9	AB	R	H	RBI	BB	SO	LOB
8 Gerardo Parra, L (1, 9) OBP: 0.412, SLG: 0.364	L7		G4-3	G3			K		K 1-2	3	0	0	0	0	0	3
24 Henry Blanco, R (6, 2) OBP: 0.143, SLG: 0.143										2	0	0	0	0	2	1
2 Aaron Hill, R (1, 4) OBP: 0.278, SLG: 0.250	L8			44 1B 12 1B BB	L5			1B		2	1	0	0	1	0	0
17 Alfredo Marte, R (6, 7) OBP: 0.333, SLG: 0.333										1	0	1	0	0	0	0
44 Paul Goldschmidt, R (1, 3) OBP: 0.381, SLG: 0.294	G5-3			12 1B 15 2B 1-3 1B	G4-3			P6		2	1	1	0	0	0	0
21 Mike Jacobs, L (5, 3) OBP: 0.286, SLG: 0.385										2	0	0	0	0	0	1
12 Eric Chavez, L (1, 5) OBP: 0.143, SLG: 0.357		F7		15 2B 1 BB 1-2 3-H 1B	K			F8		3	1	1	1	0	1	0
81 Marcos Mateo, R (6, 1)										0	0	0	0	0	0	0
56 Eury De La Rosa, L (7, 1)										0	0	0	0	0	0	0
12 Matt Stites, L (8, 1)										0	0	0	0	0	0	0
60 Blake Lalli, L (8, PH) OBP: 0.167, SLG: 0.167										1	0	0	0	0	0	1
38 Will Harris, R (9, 1)										0	0	0	0	0	0	0
15 Mark Trumbo, R (1, 7) OBP: 0.444, SLG: 0.688		K		1 BB 46 G3 1-3 2-H 2B		K		G5-3		2	1	1	1	0	1	0
16 Chris Owings, R (6, 6) OBP: 0.333, SLG: 0.375										2	0	0	0	0	1	1
26 Miguel Montero, L (1, 2) OBP: 0.200, SLG: 0.267		K		K		K			F8	2	0	0	0	0	2	2
4 Cliff Pennington, S (6, 4) OBP: 0.313, SLG: 0.214										2	0	0	0	0	1	0
11 AJ Pollock, R (1, 8) OBP: 0.579, SLG: 0.733			46 SH1-4 1B	46 G3 1 BB BB		K			76 F9 19 1B 2B	1	0	1	0	1	0	0
63 Ender Inciarte, L (6, 9) OBP: 0.500, SLG: 0.545										2	1	1	0	0	1	0
1 Didi Gregorius, L (1, 6) OBP: 0.294, SLG: 0.267			K	46 G3 1-2 2-3 3-H BB			F9		F9 2-3	1	0	0	1	1	1	1
76 Andy Marte, R (6, 5) OBP: 0.182, SLG: 0.273										2	0	0	0	0	0	1
46 Patrick Corbin, L (1, 1)			SH1-4 1-2	G3 1-2 2-3 3-H			K		24 S 1B 3-H	1	0	0	1	0	0	2
47 Joe Paterson, R (5, 1)										0	0	0	0	0	0	0
19 Tony Campana, L (6, 8) OBP: 0.167, SLG: 0.167										2	0	1	1	0	1	0
Inning Stats	R: 0 E: 0 K: 0 S: 3 H: 0 LOB: 0 BB: 0 P: 3	R: 0 E: 0 K: 2 S: 7 H: 0 LOB: 0 BB: 0 P: 7	R: 0 E: 0 K: 1 S: 6 H: 1 LOB: 1 BB: 0 P: 6	R: 4 E: 0 K: 1 S: 8 H: 3 LOB: 2 BB: 3 P: 20	R: 0 E: 0 K: 1 S: 5 H: 0 LOB: 0 BB: 0 P: 5	R: 0 E: 0 K: 3 S: 9 H: 0 LOB: 0 BB: 0 P: 9	R: 0 E: 0 K: 2 S: 7 H: 0 LOB: 0 BB: 0 P: 7	R: 0 E: 0 K: 0 S: 4 H: 1 LOB: 1 BB: 0 P: 4	R: 1 E: 0 K: 1 S: 7 H: 2 LOB: 1 BB: 0 P: 7	1B: 5 2B: 2 3B: 0 HR: 0 SF: 0 SAC: 1 DP: 0 HBP: 0						

PITCHER		IP	WLS	BF	H	R	ER	SO	BB	IBB	HBP	BLK	WP	HR	S	P	ERA	WHIP
33 James Shields, R ERA:	(1, 1)	3.0		10	1	0	0	3	0	0	0	0	0	0	16	16	0.00	0.333
36 Chris Dwyer, L ERA: 15.43	(4, 1)	0.1	B	7	3	4	4	1	3	0	0	0	0	0	6	18	108.00	18.000
67 Francisley Bueno, L ERA:	(4, 1)	1.2	W	5	0	0	0	1	0	0	0	0	0	0	7	7	0.00	0.000
55 Tim Collins, L ERA: 3.38	(6, 1)	1.0	H	3	0	0	0	3	0	0	0	0	0	0	9	9	0.00	0.000
66 Jason Adam, R ERA: 3.0	(7, 1)	1.0	H	3	0	0	0	2	0	0	0	0	0	0	7	7	0.00	0.000

PITCHER		IP	WLS	BF	H	R	ER	SO	BB	IBB	HBP	BLK	WP	HR	S	P	ERA	WHIP
70 Aaron Brooks, R ERA:	(8, 1)	1.0	H	4	1	0	0	0	0	0	0	0	0	0	4	4	0.00	1.000
48 Michael Mariot, R ERA: 3.0	(9, 1)	1.0	S	5	2	1	1	1	0	0	0	0	0	0	7	7	9.00	2.000

BOTTOM

Kansas City Royals @ Arizona Diamondbacks

Salt River Fields at Talking Stick, Scottsdale, AZ

Wed Mar 05 2014, 3:11 PM - 6:08 PM EST

Att. 7,886 - Partly Cloudy - 73 F

livebaseballscorecards.com

AB	33
R	5
H	7
RBI	5
BB	3
SO	11
LOB	13

Batter	1	2	3	4	5	6	7	8	9	10	AB	R	H	RBI	BB	SO	LOB
4 Coco Crisp, S (1, 8) Alden Carrithers, L (6, 5) OBP: 0.167, SLG: 0.167	G3	G3		8 G5-3, 16 2B, BB		1 SAFE, G6-3, 1-2		G6-3			3 1	1 0	0 0	0 0	1 0	0 0	1 0
8 Jed Lowrie, S (1, 6) OBP: 0.267, SLG: 0.385 17 Addison Russell, R (6, 6) OBP: 0.263, SLG: 0.421	52 1B, 2B	F7		G5-3, 1-2			35 BB, 2B		22 SF8, 3B		3 2	1 1	1 2	0 0	0 0	0 0	1 0
16 Josh Reddick, L (1, 9) OBP: 0.471, SLG: 0.625 23 Michael Taylor, R (6, 9) OBP: 0.375, SLG: 0.545	K	K		2-H, 2B			1-0, 35 BB, HBP		K		3 1	0 0	1 0	1 0	0 0	2 1	1 1
52 Yoenis Cespedes, R (1, 10) OBP: 0.235, SLG: 0.375 22 Luke Montz, R (7, PH) OBP: 0.333, SLG: 0.600 (7, 10)	2-H, 20 1B, 37 1B, 1B		37 HR, 2B	F7			K		SF8, 3-H		3 1	2 0	2 0	1 1	0 0	0 1	1 2
37 Brandon Moss, L (1, 3) OBP: 0.571, SLG: 0.750 7 Nate Freiman, R (7, 3) OBP: 0.176, SLG: 0.133	1-2, 20 1B, 5 1B, 1B		2-H, HR		K		K		K		4 1	2 0	2 0	2 0	0 0	2 1	2 0
20 Josh Donaldson, R (1, 5) OBP: 0.294, SLG: 0.143 35 Chris Gimenez, R (6, 2) OBP: 0.417, SLG: 0.222	1-3, 2-H, 5 1B, 1B	K			G6-3		1-2, 2-3, BB			K	3 1	0 0	1 0	1 0	0 1	1 1	0 0
5 John Jaso, L (1, 2) OBP: 0.286, SLG: 0.462 38 Jose Martinez, R (6, 4) OBP: 0.214, SLG: 0.214	1-2, 3-H, 1 FC6-4, 1B	K			G3-1		F8			G6-3	3 2	0 0	1 0	1 0	0 0	1 0	0 3
1 Nick Punto, S (1, 4) OBP: 0.444, SLG: 0.400 19 Billy Burns, S (6, PR) OBP: 0.393, SLG: 0.292 (6, 8)	1-2f, FC6-4	G6-3				4 CS, 1B		K		G1-3	3 2	0 0	1 0	0 0	0 0	0 1	2 0
29 Sam Fuld, L (1, 7) OBP: 0.400, SLG: 0.667 32 Shane Peterson, L (8, 7) OBP: 0.357, SLG: 0.182		HR		G3		L6		G6-3			4 0	1 0	1 0	1 0	0 0	0 0	1 0
Inning Stats	R: 3 E: 0 K: 1 S: 10 H: 5 LOB: 2 BB: 0 P: 10	R: 1 E: 0 K: 1 S: 6 H: 1 LOB: 0 BB: 0 P: 6	R: 2 E: 0 K: 2 S: 9 H: 2 LOB: 0 BB: 0 P: 9	R: 1 E: 0 K: 0 S: 4 H: 1 LOB: 1 BB: 1 P: 8	R: 0 E: 0 K: 1 S: 5 H: 0 LOB: 0 BB: 0 P: 5	R: 0 E: 0 K: 0 S: 3 H: 1 LOB: 1 BB: 0 P: 3	R: 0 E: 0 K: 2 S: 8 H: 1 LOB: 3 BB: 1 P: 13	R: 0 E: 0 K: 1 S: 5 H: 0 LOB: 0 BB: 0 P: 5	R: 1 E: 0 K: 2 S: 8 H: 1 LOB: 0 BB: 0 P: 8	R: 0 E: 0 K: 1 S: 5 H: 0 LOB: 0 BB: 0 P: 5	1B: 5 2B: 4 3B: 1 HR: 2	SF: 1 SAC: 0 DP: 0 HBP: 1					

PITCHER		IP	WLS	BF	H	R	ER	SO	BB	IBB	HBP	BLK	WP	HR	S	P	ERA	WHIP
35 Trevor Cahill, R ERA: 9.95	(1, 1)	3.0		17	8	6	6	4	0	0	0	0	0	2	25	25	18.00	2.667
54 Joe Thatcher, L ERA: 3.38	(4, 1)	0.2		4	1	1	1	0	1	0	0	0	0	0	3	7	13.50	3.000
55 Josh Collmenter, R ERA:	(4, 1)	1.1		4	0	0	0	1	0	0	0	0	0	0	6	6	0.00	0.000
50 Ryan Rowland-Smith, L ERA:	(6, 1)	1.0		3	1	0	0	0	0	0	0	0	0	0	3	3	0.00	1.000
40 J.J. Putz, R ERA: 3.0	(7, 1)	1.0		6	1	0	0	2	1	0	1	0	0	0	8	13	0.00	2.000
52 Zeke Spruill, R ERA:	(8, 1)	1.0		3	0	0	0	1	0	0	0	0	0	0	5	5	0.00	0.000
43 Jake Barrett, R ERA: 6.0	(9, 1)	1.0	B	4	1	1	1	2	0	0	0	0	0	0	8	8	9.00	1.000
33 Evan Marshall, R ERA:	(10, 1)	1.0		3	0	0	0	1	0	0	0	0	0	0	5	5	0.00	0.000

TOP

Oakland Athletics @ Arizona Diamondbacks

Salt River Fields at Talking Stick, Scottsdale, AZ

Thu Mar 06 2014, 3:14 PM - 6:28 PM EST

Att. 8,185 - Sunny - 74 F

livebaseballscorecards.com

AB	40
R	8
H	12
RBI	8
BB	2
SO	11
LOB	15

1B: 5 SF: 1
2B: 4 SAC: 0
3B: 1 DP: 0
HR: 2 HBP: 1

WP: 0 PA: 44
PB: 0
SB: 0
CS: 1

Batter	1	2	3	4	5	6	7	8	9	10	AB	R	H	RBI	BB	SO	LOB
19 Tony Campana, L (1, 8) OBP: 0.294, SLG: 0.250	16 1B 8 1B 1B	1B			BBBB 4-0 16 S 8 1B BB		G4-3 ②	G4-3 ②			4	2	2	0	1	0	0
16 Chris Owings, R (1, 6) OBP: 0.318, SLG: 0.350 Mike Freeman, L (8, 4) OBP: 0.500, SLG: 0.500	8 1B 14 2B 1-3 1B	B3 ②			B X 1-0 ① F8 1-2		0-0 ③ F9		0-0 49 BB 1B		4	1	1	0	0	0	2
											1	0	1	0	0	0	0
8 Gerardo Parra, L (1, 9) OBP: 0.450, SLG: 0.429 49 Shelley Duncan, R (7, 9) OBP: 0.286, SLG: 0.250	14 2B 1-2 3-H 1B	F7 ③			0-0 71 S 2-H 1B			0-0 F7 ①	BBBB 4-0 1-2 BB		3	1	2	2	0	0	1
											1	0	0	0	1	0	0
14 Martín Prado, R (1, 5) OBP: 0.611, SLG: 0.833 74 Jake Lamb, L (6, 5) OBP: 0.400, SLG: 0.700	12 G3-1 27 G6-3 1-H 2-H 2B		0-0 ① G4-3		0-0 ② F8			C X 0-1 HR	S S S 0-3 K ③		3	1	1	2	0	0	1
											2	1	1	1	0	1	2
12 Eric Chavez, L (1, 3) OBP: 0.125, SLG: 0.313 71 Nick Evans, R (4, 3) OBP: 0.167, SLG: 0.167 19 Socrates Brito, L (8, PR) OBP: 0.333, SLG: 0.333 43 Jake Barrett, R (9, 1) 33 Evan Marshall, R (10, 1) 63 Ender Inciarte, L (10, PH) OBP: 0.462, SLG: 0.500	G3-1 ① 2-3		0-0 ② G3		B X 1-0 ③ G5-3 1-2			0-0 17 HR 1B		0-0 F8 ①	2	0	0	0	0	0	1
											2	0	1	0	0	0	1
											0	1	0	0	0	0	0
											0	0	0	0	0	0	0
											0	0	0	0	0	0	0
											1	0	0	0	0	0	0
27 Matt Tuiasosopo, R (1, 7) OBP: 0.211, SLG: 0.188 17 Alfredo Marte, R (7, 7) OBP: 0.375, SLG: 0.750	G6-3 ② 3-H		0-0 ③ G5-3		0-0 ① F9			B X 1-0 1-H HR	S S S 0-3 K ②		3	0	0	1	0	0	0
											2	1	1	2	0	1	0
26 Miguel Montero, L (1, 2) OBP: 0.235, SLG: 0.294 18 Bobby Wilson, R (5, 2)	1B		C C C 0-3 K ①		S S S 0-3 K ②			S S S 0-3 K ②		X 0-0 G6-3 ③	2	0	1	0	0	1	0
											3	0	0	0	0	2	1
75 Nick Ahmed, R (1, 4) OBP: 0.125, SLG: 0.143 (8, 6)	P4 ③		0-0 ② G4-3		0-0 ③ F8			0-0 21 CS 1B			4	0	1	0	0	0	1
35 Trevor Cahill, R (1, 1) 54 Joe Thatcher, L (4, 1) 55 Josh Collmenter, R (4, 1) 50 Ryan Rowland-Smith, L (6, 1) 40 J.J. Putz, R (7, 1) 11 AJ Pollock, R (7, PH) OBP: 0.000, SLG: 0.000 52 Zeke Spruill, R (8, 1) 21 Mike Jacobs, L (8, PH) OBP: 0.267, SLG: 0.357		G5-3 ①		S S S 0-3 K ③			F9 ①	B 1-0 CS ③ 1-2	G4-3 ①		1	0	0	0	0	0	0
											0	0	0	0	0	0	0
											1	0	0	0	1	0	0
											0	0	0	0	0	0	0
											0	0	0	0	0	0	0
											1	0	0	0	0	0	0
											0	0	0	0	0	0	0
											1	0	0	0	0	0	0
Inning Stats	R: 4 E: 0 K: 0 S: 8 H: 5 LOB: 1 BB: 0 P: 8	R: 0 E: 0 K: 0 S: 4 H: 1 LOB: 1 BB: 0 P: 4	R: 0 E: 0 K: 0 S: 3 H: 0 LOB: 0 BB: 0 P: 3	R: 0 E: 0 K: 2 S: 7 H: 0 LOB: 0 BB: 0 P: 7	R: 1 E: 0 K: 0 S: 4 H: 1 LOB: 1 BB: 1 P: 10	R: 0 E: 0 K: 1 S: 5 H: 0 LOB: 0 BB: 0 P: 5	R: 0 E: 0 K: 0 S: 3 H: 0 LOB: 0 BB: 0 P: 3	R: 3 E: 0 K: 1 S: 9 H: 4 LOB: 1 BB: 0 P: 11	R: 0 E: 0 K: 1 S: 6 H: 1 LOB: 2 BB: 1 P: 10	R: 0 E: 0 K: 1 S: 5 H: 0 LOB: 0 BB: 0 P: 5	1B: 9 2B: 1 3B: 0 HR: 2	SF: 0 SAC: 0 DP: 0 HBP: 0					

PITCHER		IP	WLS	BF	H	R	ER	SO	BB	IBB	HBP	BLK	WP	HR	S	P	ERA	WHIP
54 Sonny Gray, R	(1, 1)	1.0		8	5	4	4	0	0	0	0	0	0	0	8	8	36.00	5.000
ERA: 12.0																		
31 Andrew Werner, L	(2, 1)	1.0		4	1	0	0	0	0	0	0	0	0	0	4	4	0.00	1.000
ERA:																		
61 Dan Otero, R	(3, 1)	2.0	H	6	0	0	0	2	0	0	0	0	0	0	10	10	0.00	0.000
ERA: 3.86																		
45 Jim Johnson, R	(5, 1)	1.0	H	5	1	1	1	0	1	0	0	0	0	0	4	10	9.00	2.000
ERA: 6.0																		
62 Sean Doolittle, L	(6, 1)	1.0	H	3	0	0	0	1	0	0	0	0	0	0	5	5	0.00	0.000
ERA:																		

PITCHER		IP	WLS	BF	H	R	ER	SO	BB	IBB	HBP	BLK	WP	HR	S	P	ERA	WHIP
56 Fernando Abad, L	(7, 1)	1.1	H	6	2	2	2	0	0	0	0	0	0	1	7	7	13.50	1.500
ERA: 4.15																		
53 Jeremy McBryde, R	(8, 1)	0.2	B	3	2	1	1	1	0	0	0	0	0	1	5	7	13.50	3.000
ERA: 3.38																		
Seth Frankoff, R	(9, 1)	1.0		5	1	0	0	1	1	0	0	0	0	0	6	10	0.00	2.000
ERA:																		
55 Matt Buschmann, R	(10, 1)	1.0		3	0	0	0	1	0	0	0	0	0	0	5	5	0.00	0.000
ERA: 6.75																		

BOTTOM

Oakland Athletics @ Arizona Diamondbacks

Salt River Fields at Talking Stick, Scottsdale, AZ

Thu Mar 06 2014, 3:14 PM - 6:28 PM EST

Att. 8,185 - Sunny - 74 F

livebaseballscorecards.com

AB	41
R	8
H	12
RBI	8
BB	2
SO	6
LOB	10

1B: 9	SF: 0	WP: 0	PA: 44
2B: 1	SAC: 0	PB: 0	
3B: 0	DP: 0	SB: 2	
HR: 2	HBP: 0	CS: 1	

Arizona Diamondbacks @ Oakland Athletics

Phoenix Municipal Stadium, Phoenix, AZ

Fri Mar 07 2014, 3:08 PM - 5:39 PM EST

Att. 5,686 - Sunny - 75 F

TOP

livebaseballscorecards.com

Batter	1	2	3	4	5	6	7	8	9	AB	R	H	RBI	BB	SO	LOB
11 AJ Pollock, R (1, 8) OBP: 0.478, SLG: 0.579	G6-3		P4			K			16 FC6-4 1B 1-2	3	0	0	0	0	1	1
76 Andy Marte, R (6, 5) OBP: 0.250, SLG: 0.333										1	0	1	0	0	0	0
8 Gerardo Parra, L (1, 9) OBP: 0.455, SLG: 0.438	G5-3			15 G6-4-3 1B			K		F7	2	0	1	0	0	0	0
19 Tony Campana, L (6, 8) OBP: 0.263, SLG: 0.222										2	0	0	0	0	1	2
14 Martín Prado, R (1, 5) OBP: 0.550, SLG: 0.750	G3			F8			G5-3		FC6-4 1-2f 2-3	2	0	0	0	0	0	1
16 Chris Owings, R (6, 6) OBP: 0.292, SLG: 0.318										2	0	0	0	0	0	2
15 Mark Trumbo, R (1, 7) OBP: 0.400, SLG: 0.611		G6-3		G6-4-3 1-2f			G6-3		F7	2	0	0	0	0	0	1
63 Ender Inciarte, L (6, 9) OBP: 0.400, SLG: 0.429										2	0	0	0	0	0	2
2 Aaron Hill, R (1, 4) OBP: 0.250, SLG: 0.222		K			G5-3			BB		2	0	0	0	0	1	0
17 Alfredo Marte, R (6, 7) OBP: 0.444, SLG: 0.750										0	0	0	0	1	0	0
27 Matt Tuiasosopo, R (1, 10) OBP: 0.190, SLG: 0.167		K			K				L4	2	0	0	0	0	2	0
49 Shelley Duncan, R (8, PH) OBP: 0.267, SLG: 0.231										1	0	0	0	0	0	1
(8, 10)																
71 Nick Evans, R (1, 3) OBP: 0.222, SLG: 0.222			1 G4-6-3 24 1B 1B		K			K		3	0	1	0	0	2	1
24 Henry Blanco, R (1, 2) OBP: 0.222, SLG: 0.222			1 G4-6-3 1-2 1B			K		K		2	0	1	0	0	1	0
60 Blake Lalli, L (6, 2) OBP: 0.143, SLG: 0.143										1	0	0	0	0	1	1
1 Didi Gregorius, L (1, 6) OBP: 0.263, SLG: 0.235			G4-6-3 1-2f 2-3			F7			16 76 FC6-4 1B 1B	2	0	0	0	0	0	2
4 Cliff Pennington, S (6, 4) OBP: 0.353, SLG: 0.267										1	0	1	0	0	0	0

	AB	30
	R	0
	H	5
	RBI	0
	BB	1
	SO	9
	LOB	14

Inning Stats																																
	R: 0	H: 0		R: 0	H: 0		R: 0	H: 2		R: 0	H: 1		R: 0	H: 0		R: 0	H: 0		R: 0	H: 0		R: 0	H: 0		R: 0	H: 2		1B: 5	SF: 0		WP: 0	PA: 31	
	E: 0	LOB: 0		E: 0	LOB: 0		E: 0	LOB: 1		E: 0	LOB: 0		E: 0	LOB: 0		E: 0	LOB: 0		E: 0	LOB: 1		E: 0	LOB: 2		2B: 0	SAC: 0		PB: 0		
	K: 0	BB: 0		K: 2	BB: 0		K: 0	BB: 0		K: 0	BB: 0		K: 2	BB: 0		K: 1	BB: 0		K: 2	BB: 1		K: 0	BB: 0		3B: 0	DP: 2		SB: 0		
	S: 3	P: 3		S: 7	P: 7		S: 4	P: 4		S: 3	P: 3		S: 7	P: 7		S: 7	P: 7		S: 5	P: 5		S: 7	P: 11		S: 5	P: 5		HR: 0	HBP: 0		CS: 0		

PITCHER		IP	WLS	BF	H	R	ER	SO	BB	IBB	HBP	BLK	WP	HR	S	P	ERA	WHIP
26 Scott Kazmir, L	(1, 1)	3.0		10	2	0	0	2	0	0	0	0	0	0	14	14	0.00	0.667
ERA:																		
60 Jesse Chavez, R	(4, 1)	4.0	W	12	1	0	0	5	0	0	0	0	0	0	22	22	0.00	0.250
ERA:																		
50 Joe Savery, L	(8, 1)	1.0	H	4	0	0	0	2	1	0	0	0	0	0	7	11	0.00	1.000
ERA:																		
49 Fernando Nieve, R	(9, 1)	1.0	S	5	2	0	0	0	0	0	0	0	0	0	5	5	0.00	2.000
ERA: 4.5																		

PITCHER	IP	WLS	BF	H	R	ER	SO	BB	IBB	HBP	BLK	WP	HR	S	P	ERA	WHIP

Arizona Diamondbacks @ Oakland Athletics

Phoenix Municipal Stadium, Phoenix, AZ

Fri Mar 07 2014, 3:08 PM - 5:39 PM EST

Att. 5,686 - Sunny - 75 F

livebaseballscorecards.com

BOTTOM

Batter	1	2	3	4	5	6	7	8	9	AB	R	H	RBI	BB	SO	LOB
19 Billy Burns, S (1, 8) OBP: 0.406, SLG: 0.321	G6-3		8 CS 2-3 1B		B1-3			10 1B 1-2 2-3 1B		4	0	2	0	0	0	1
8 Jed Lowrie, S (1, 6) OBP: 0.294, SLG: 0.400	20 G1-3 1B		K 1-2			G3		F7		2	0	1	0	0	1	2
29 Sam Fuld, L (6, 9) OBP: 0.364, SLG: 0.600 (7, 7)										2	0	0	0	0	0	3
20 Josh Donaldson, R (1, 5) OBP: 0.263, SLG: 0.125	G1-3 1-2			K		52 G5-4-3 BB		1-2 2-3 3-H 1B		2	0	0	0	0	1	1
10 Daric Barton, L (6, 3) OBP: 0.692, SLG: 0.750										1	0	1	1	1	0	0
52 Yoenis Cespedes, R (1, 7) OBP: 0.200, SLG: 0.316	F9			F8		G5-4-3 1-2f		K		3	0	0	0	0	0	2
23 Michael Taylor, R (7, 9) OBP: 0.360, SLG: 0.522										1	0	0	0	0	1	3
18 Alberto Callaspo, S (1, 3) OBP: 0.200, SLG: 0.200		G5-3		G5-3			F8	K		2	0	0	0	0	0	0
28 Eric Sogard, L (6, 4) OBP: 0.105, SLG: 0.056										2	0	0	0	0	1	3
16 Josh Reddick, L (1, 9) OBP: 0.474, SLG: 0.588	K				21 S 22 G4-3 21 E BB		G1-3			1	1	0	0	1	1	0
17 Addison Russell, R (6, 6) OBP: 0.250, SLG: 0.400										1	0	0	0	0	0	0
22 Luke Montz, R (1, 10) OBP: 0.286, SLG: 0.500	K				G4-3 1-2		K			2	0	0	0	0	1	1
73 Bruce Maxwell, L (7, PH) OBP: 0.250, SLG: 0.500 (8, 10)										1	0	0	0	0	1	0
15 Jake Elmore, R (1, 4) OBP: 0.250, SLG: 0.250 (6, 5)			19 1B 21 G3 1B		G5-3			19 1B 21 BB 10 1B 1B		3	1	2	0	0	0	1
21 Stephen Vogt, L (1, 2) OBP: 0.529, SLG: 0.667			G3 1-2		E6 2-H			10 1B 19 1B 1-2 BB		2	0	0	0	1	0	1
Inning Stats	R: 0 H: 1 E: 0 LOB: 1 K: 0 BB: 0 S: 4 P: 4	R: 0 H: 0 E: 0 LOB: 0 K: 2 BB: 0 S: 7 P: 7	R: 0 H: 2 E: 0 LOB: 2 K: 1 BB: 0 S: 6 P: 6	R: 0 H: 0 E: 0 LOB: 0 K: 1 BB: 0 S: 5 P: 5	R: 1 H: 0 E: 1 LOB: 1 K: 0 BB: 1 S: 4 P: 9	R: 0 H: 0 E: 0 LOB: 0 K: 0 BB: 1 S: 2 P: 6	R: 0 H: 0 E: 0 LOB: 0 K: 1 BB: 0 S: 5 P: 5	R: 1 H: 3 E: 0 LOB: 3 K: 2 BB: 1 S: 10 P: 14		1B: 6 SF: 0 2B: 1 SAC: 0 3B: 0 DP: 2 HR: 0 HBP: 0						

	AB	29
	R	2
	H	6
	RBI	1
	BB	3
	SO	7
	LOB	18

PITCHER	IP	WLS	BF	H	R	ER	SO	BB	IBB	HBP	BLK	WP	HR	S	P	ERA	WHIP
36 Wade Miley, L (1, 1) ERA: 1.0	5.0	L	19	3	1	0	4	1	0	0	0	0	0	26	31	0.00	0.800
29 Brad Ziegler, R (6, 1) ERA: 13.5	1.0		3	0	0	0	0	1	0	0	0	0	0	2	6	0.00	1.000
43 Addison Reed, R (7, 1) ERA: 2.25	1.0		3	0	0	0	1	0	0	0	0	0	0	5	5	0.00	0.000
30 David Hernandez, R (8, 1) ERA: 2.25	1.0		7	3	1	1	2	1	0	0	0	0	0	10	14	9.00	4.000

PITCHER	IP	WLS	BF	H	R	ER	SO	BB	IBB	HBP	BLK	WP	HR	S	P	ERA	WHIP

WP: 0 PB: 0 SB: 1 CS: 1 PA: 32

Batter	1	2	3	4	5	6	7	8	9	AB	R	H	RBI	BB	SO	LOB
11 AJ Pollack, R (1, 8) OBP: 0.500, SLG: 0.727	0-0 16 1B 8 1B 49 SF9 1B	0-3 K			B X 1-0 HR		0-0 G4-3		0-0 F8	3	2	2	1	0	1	0
11 Tyler Bortnick, R (6, 4) OBP: 0.333, SLG: 0.333										2	0	0	0	0	0	1
8 Gerardo Parra, L (1, 9) OBP: 0.480, SLG: 0.474	0-0 49 SF9 16 1B 76 2B 1-2 1B		0-0 F8		0-0 27 FC6-4 1B			0-0 G4-3		3	1	2	0	0	0	0
74 Jake Lamb, L (6, 5) OBP: 0.364, SLG: 0.636										1	0	0	0	0	0	0
16 Chris Owings, R (1, 6) OBP: 0.296, SLG: 0.320	0-0 49 SF9 76 2B 1-2 2-3 1B		0-0 G6-3		0-0 F9			0-0 G6-3		3	1	1	0	0	0	1
75 Nick Ahmed, R (7, 6) OBP: 0.111, SLG: 0.125										1	0	0	0	0	0	0
27 Matt Tuiasosopo, R (1, 3) OBP: 0.160, SLG: 0.136	S S C 0-3 K		S S S 0-3 K		0-0 FC6-4 1-2f			0-0 P4		4	0	0	0	0	2	4
Jon Griffin, R (8, 3)										0	0	0	0	0	0	0
49 Shelley Duncan, R (1, 10) OBP: 0.278, SLG: 0.333	0-0 SF9 1-2 2-3 3-H			0-0 2B		S S S 0-3 K			S S C 0-3 K	2	0	1	1	0	1	0
34 Rudy Flores, L (9, PH) (9, 10) OBP: 0.250, SLG: 0.500										1	0	0	0	0	1	0
76 Andy Marte, R (1, 5) OBP: 0.333, SLG: 0.429	0-0 2-H 3-H 2B			B B B B 4-0 24 G6-4-3 BB		0-0 G3-1			0-0 19 1B 9 2B 1B	2	0	1	2	1	0	0
Evan Marzilli, L (6, 8) OBP: 0.200, SLG: 0.250										1	1	1	0	0	0	0
4 Cliff Pennington, S (1, 4) OBP: 0.300, SLG: 0.222	0-0 G3			S S S 0-3 K		0-0 G5-3			0-0 9 2B 1-3 1B	3	0	0	0	0	1	3
19 Sócrates Brito, L (6, 9) OBP: 0.500, SLG: 0.500										1	1	1	0	0	0	0
24 Henry Blanco, R (1, 2) OBP: 0.182, SLG: 0.182		S S C 0-3 K		0-0 G6-4-3 1-2f			0-0 P4		0-0 2-H 3-H 2B	2	0	0	0	0	1	2
9 Tuffy Gosewisch, R (6, 2) OBP: 0.250, SLG: 0.500										2	0	1	2	0	0	0
Justin Greene, R (1, 7)		S S C 0-3 K			0-0 G5-3		S S S 0-3 K		S S C 0-3 K	3	0	0	0	0	2	0
11 Tom Belza, L (7, 7)										1	0	0	0	0	1	1
Inning Stats	R: 3 E: 0 K: 1 S: 9 H: 4 LOB: 1 BB: 0 P: 9	R: 0 E: 0 K: 3 S: 9 H: 0 LOB: 0 BB: 0 P: 9	R: 0 E: 0 K: 1 S: 5 H: 0 LOB: 0 BB: 0 P: 5	R: 0 E: 0 K: 1 S: 5 H: 1 LOB: 1 BB: 1 P: 9	R: 1 E: 0 K: 0 S: 5 H: 2 LOB: 1 BB: 0 P: 6	R: 0 E: 0 K: 1 S: 5 H: 0 LOB: 0 BB: 0 P: 5	R: 0 E: 0 K: 1 S: 5 H: 0 LOB: 0 BB: 0 P: 5	R: 0 E: 0 K: 0 S: 3 H: 0 LOB: 0 BB: 0 P: 3	R: 2 E: 0 K: 2 S: 10 H: 3 LOB: 1 BB: 0 P: 10	1B: 6 2B: 3 3B: 0 HR: 1 SF: 1 SAC: 0 DP: 1 HBP: 0							

TOP

Arizona Diamondbacks @ Chicago White Sox

Camelback Ranch, Glendale, AZ

Sat Mar 08 2014, 3:07 PM - 5:39 PM EST

Att. 6,106 - Sunny - 77 F

livebaseballscorecards.com

AB	35
R	6
H	10
RBI	6
BB	1
SO	10
LOB	12

PITCHER		IP	WLS	BF	H	R	ER	SO	BB	IBB	HBP	BLK	WP	HR	S	P	ERA	WHIP
62 Jose Quintana, L ERA: 12.0	(1, 1)	0.0		2	2	2	2	0	0	0	0	0	0	0	2	2	∞	∞
64 André Rienzo, R ERA: 1.8	(1, 1)	3.0		11	2	1	1	5	0	0	0	0	0	0	21	21	3.00	0.667
65 Nate Jones, R ERA:	(4, 1)	1.0		4	1	0	0	1	1	0	0	0	0	0	5	9	0.00	2.000
37 Scott Downs, L ERA: 9.0	(5, 1)	1.0		5	2	1	1	0	0	0	0	0	0	1	5	6	9.00	2.000
43 Mitchell Boggs, R ERA: 6.0	(6, 1)	1.0		3	0	0	0	1	0	0	0	0	0	0	5	5	0.00	0.000

PITCHER		IP	WLS	BF	H	R	ER	SO	BB	IBB	HBP	BLK	WP	HR	S	P	ERA	WHIP
46 Donnie Veal, L ERA:	(7, 1)	1.0		3	0	0	0	1	0	0	0	0	0	0	5	5	0.00	0.000
66 Frank De Los Santos, L ERA: 9.0	(8, 1)	1.0		3	0	0	0	0	0	0	0	0	0	0	3	3	0.00	0.000
54 Deunte Heath, R ERA: 7.36	(9, 1)	1.0	L	6	3	2	2	2	0	0	0	0	0	0	10	10	18.00	3.000

BOTTOM

Arizona Diamondbacks @ Chicago White Sox

Camelback Ranch, Glendale, AZ

Sat Mar 08 2014, 3:07 PM - 5:39 PM EST

Att. 6,106 - Sunny - 77 F

livebaseballscorecards.com

Batter	1	2	3	4	5	6	7	8	9	AB	R	H	RBI	BB	SO	LOB
30 Alejandro De Aza, L (1, 7) OBP: 0.400, SLG: 0.429	G3		12 CS, 1B 2-3 3-H		G4-6-3 1-2f		F8			4	0	1	1	0	0	1
29 Jared Mitchell, L (8, 7) OBP: 0.300, SLG: 0.222										0	0	0	0	0	0	0
12 Conor Gillaspie, L (1, 5) OBP: 0.278, SLG: 0.500	F8		K 1-2 3-H			K		76 CS, 1B		4	0	1	0	0	2	2
82 Keenyn Walker, S (8, PR) OBP: 0.125, SLG: 0.250										0	0	0	0	0	0	0
Alex Liddi, R (9, 5) OBP: 0.250, SLG: 0.625										0	0	0	0	0	0	0
79 José Abreu, R (1, 3) OBP: 0.214, SLG: 0.462	G6-3		G4-3			G5-3		75 G4-6-3 1-2 1B		3	0	0	0	0	0	1
76 Andy Wilkins, L (7, 3) OBP: 0.700, SLG: 1.000										1	0	1	0	0	0	0
26 Avisaíl García, R (1, 9) OBP: 0.294, SLG: 0.438		G6-3		K		10 1B, 3B		G4-6-3 1-2f		3	1	1	0	0	1	0
75 Trayce Thompson, R (7, 9) OBP: 0.250, SLG: 0.182										1	0	0	0	0	0	1
14 Paul Konerko, R (1, 10) OBP: 0.357, SLG: 0.308		G3-1		F9		10 1B, 20 1B, BB			F8	3	1	0	0	1	0	0
10 Alexei Ramirez, R (1, 6) OBP: 0.353, SLG: 0.471		G1-3		3B		21 CS, 20 1B 1-2 3-H			17 E, HBP	3	0	2	1	0	0	0
28 Leury García, S (6, PR) OBP: 0.500, SLG: 0.333										0	0	0	0	0	0	0
(7, 6)																
20 Jordan Danks, L (1, 8) OBP: 0.412, SLG: 0.688			21 1B, 77 2B, 1B	G4-3						3	1	2	1	0	0	1
18 Blake Tekotte, L (7, 8) OBP: 0.182, SLG: 0.100						1-2 2-H				1	0	0	0	0	1	1
21 Tyler Flowers, R (1, 2) OBP: 0.235, SLG: 0.375			77 2B, 30 1B 1-2 1B		G6-3	CS 2-3	G6-3			3	1	1	0	0	0	0
17 Adrian Nieto, S (8, 2) OBP: 0.143, SLG: 0.143										1	0	0	0	0	1	1
77 Yolmer Sánchez, S (1, 4) OBP: 0.545, SLG: 0.636			30 1B, 12 CS 1-3 2-H 2B		30 G4-6-3 1B		P2			3	0	2	1	0	0	0
83 Micah Johnson, L (8, 4) OBP: 0.500, SLG: 0.500										0	0	0	0	0	0	0

	AB	R	H	RBI	BB	SO	LOB
	33	4	11	4	1	5	8

Inning Stats	1	2	3	4	5	6	7	8	9
R	0	0	2	0	0	2	0	0	0
E	0	0	0	0	0	0	0	0	1
K	0	0	1	1	0	1	0	0	2
S	3	3	8	6	3	7	3	3	7
H	0	0	4	1	1	3	0	2	0
LOB	0	0	1	1	0	1	0	1	1
BB	0	0	0	0	0	1	0	0	1
P	3	3	8	6	3	12	3	4	8

	1B	SF	PA	WP	HBP
	8	0	36	0	1
	2	0		0	
	2	0		0	
	0	3		4	

PITCHER		IP	WLS	BF	H	R	ER	SO	BB	IBB	HBP	BLK	WP	HR	S	P	ERA	WHIP
32 Brandon McCarthy, R ERA: 1.93	(1, 1)	5.0		19	6	2	2	2	0	0	0	0	0	0	23	23	3.60	1.200
40 J.J. Putz, R ERA: 6.75	(6, 1)	1.0	B	6	3	2	2	1	1	0	0	0	0	0	7	12	18.00	4.000
54 Joe Thatcher, L ERA: 2.45	(7, 1)	1.0		3	0	0	0	0	0	0	0	0	0	0	3	3	0.00	0.000
38 Will Harris, R ERA: 2.25	(8, 1)	1.0	W	3	2	0	0	0	0	0	0	0	0	0	3	4	0.00	2.000
81 Marcos Mateo, R ERA: 2.25	(9, 1)	1.0	S	4	0	0	0	2	0	0	1	0	0	0	7	8	0.00	0.000

PITCHER	IP	WLS	BF	H	R	ER	SO	BB	IBB	HBP	BLK	WP	HR	S	P	ERA	WHIP

Batter	1	2	3	4	5	6	7	8	9	AB	R	H	RBI	BB	SO	LOB
1 Didi Gregorius, L (1, 6) OBP: 0.273, SLG: 0.300	G3-1		2B	G6-3			K		K	3	0	1	2	0	0	1
32 Colin Bray, S (6, 8)										2	0	0	0	0	2	1
14 Martín Prado, R (1, 5) OBP: 0.522, SLG: 0.696	G6-3		44 2B 1B		F9		HBP			3	1	1	0	0	0	0
23 Brandon Drury, R (6, 5) OBP: 0.667, SLG: 0.500										0	0	0	0	0	0	0
44 Paul Goldschmidt, R (1, 10) OBP: 0.360, SLG: 0.333	K		2B		L4		F9			4	0	1	1	0	1	1
26 Miguel Montero, L (1, 2) OBP: 0.250, SLG: 0.350		G6-3	G3-1		2B			18 G5-4-3 BB		3	0	1	0	0	0	1
7 David Peralta, L (6, 9)										0	0	0	0	1	0	0
2 Aaron Hill, R (1, 4) OBP: 0.261, SLG: 0.238		G6-3		17 3B 1B	K			G5-4-3		3	1	1	0	0	1	1
18 Bobby Wilson, R (6, 2)								1-2f		1	0	0	0	0	0	1
21 Mike Jacobs, L (1, 3) OBP: 0.211, SLG: 0.278		F9		K		G4-3		F9		4	0	0	0	0	1	1
17 Alfredo Marte, R (1, 7) OBP: 0.500, SLG: 0.909			19 1B 63 G4-3 1 2B 1B			K			BB FC4-6	3	2	2	1	0	1	0
3 Gerson Montilla, R (6, 4)				63 1B 3B						0	0	0	0	1	0	0
63 Ender Inciarte, L (1, 9) OBP: 0.389, SLG: 0.412			G4-3 1-2	3-H 1B		G6-3			K	3	0	1	1	0	0	1
41 Zach Esquerra, R (6, 7)										1	0	0	0	0	1	1
19 Tony Campana, L (1, 8) OBP: 0.286, SLG: 0.250			1 2B 1B 2-3	K			G6-3		FC4-6 1-2f	2	1	1	0	0	1	1
Sean Jamieson, R (6, 6) OBP: 0.250, SLG: 0.500										2	0	0	0	0	0	1
Inning Stats	R: 0 E: 0 K: 1 S: 5 H: 0 LOB: 0 BB: 0 P: 5	R: 0 E: 0 K: 0 S: 3 H: 0 LOB: 0 BB: 0 P: 3	R: 3 E: 0 K: 0 S: 7 H: 5 LOB: 1 BB: 0 P: 7	R: 2 E: 0 K: 2 S: 10 H: 3 LOB: 1 BB: 0 P: 10	R: 0 E: 0 K: 1 S: 6 H: 1 LOB: 1 BB: 0 P: 6	R: 0 E: 0 K: 1 S: 5 H: 0 LOB: 0 BB: 0 P: 5	R: 0 E: 0 K: 1 S: 5 H: 0 LOB: 1 BB: 0 P: 6	R: 0 E: 0 K: 0 S: 2 H: 0 LOB: 0 BB: 1 P: 6	R: 0 E: 0 K: 2 S: 7 H: 0 LOB: 1 BB: 1 P: 11	1B: 5 2B: 3 3B: 1 HR: 0 SF: 0 SAC: 0 DP: 1 HBP: 1						

TOP

Arizona Diamondbacks @ Los Angeles Angels

Tempe Diablo Stadium, Tempe, AZ

Sat Mar 08 2014, 3:10 PM - 6:03 PM EST

Att. 9,580 - Sunny - 75 F

livebaseballscorecards.com

AB	34
R	5
H	9
RBI	5
BB	2
SO	8
LOB	11

WP: 0 PB: 0 SB: 0 CS: 0 PA: 37

PITCHER		IP	WLS	BF	H	R	ER	SO	BB	IBB	HBP	BLK	WP	HR	S	P	ERA	WHIP
Garrett Richards, R ERA: 6.43	(1, 1)	4.0	L	19	8	5	5	3	0	0	0	0	0	0	25	25	11.25	2.000
40 Kevin Jepsen, R ERA:	(5, 1)	1.0		4	1	0	0	1	0	0	0	0	0	0	6	6	0.00	1.000
63 Nick Maronde, L ERA: 3.0	(6, 1)	1.0		3	0	0	0	1	0	0	0	0	0	0	5	5	0.00	0.000
59 Fernando Salas, R ERA:	(7, 1)	1.0		4	0	0	0	1	0	0	1	0	0	0	5	6	0.00	0.000
75 Justin Thomas, L ERA:	(8, 1)	2.0		7	0	0	0	2	2	0	0	0	0	0	9	17	0.00	1.000

PITCHER		IP	WLS	BF	H	R	ER	SO	BB	IBB	HBP	BLK	WP	HR	S	P	ERA	WHIP

BOTTOM

Arizona Diamondbacks @ Los Angeles Angels

Tempe Diablo Stadium, Tempe, AZ

Sat Mar 08 2014, 3:10 PM - 6:03 PM EST

Att. 9,580 - Sunny - 75 F

livebaseballscorecards.com

Batter	1	2	3	4	5	6	7	8	9	AB	R	H	RBI	BB	SO	LOB
56 Kole Calhoun, L (1, 10) OBP: 0.400, SLG: 0.211	G6-3		87 1B BB		87 2B BB		F8		G6-3	1	1	0	0	2	0	0
16 Hank Conger, L (7, PH) OBP: 0.077, SLG: 0.077 (8, 10)										2	0	0	0	0	0	0
87 Matt Long, L (1, 9) OBP: 0.467, SLG: 0.571 (6, 8) (9, 9)	G3		1-3 1B		1-H 5 1B 2B		L7		K	4	1	2	1	0	0	0
98 Jett Bandy, R (9, PH) OBP: 0.333, SLG: 1.333										1	0	0	0	0	1	0
5 Albert Pujols, R (1, 3) OBP: 0.222, SLG: 0.125	K		G6-3		3-H 28 BB 1B		K			3	0	1	1	0	1	2
85 Shawn O'Malley, S (6, 7) OBP: 0.400, SLG: 0.250										1	0	0	0	0	1	0
28 Raul Ibanez, L (1, 7) OBP: 0.294, SLG: 0.400		G3		K	1-2 BB			G6-3		2	0	0	0	1	1	0
Brennan Gowens, L (5, PR) (6, 9)										0	0	0	0	0	0	0
48 Chad Tracy, L (8, PH) OBP: 0.214, SLG: 0.214										1	0	0	0	0	0	0
Riley Good, L (9, 8)										0	0	0	0	0	0	0
17 Chris Iannetta, R (1, 2) OBP: 0.583, SLG: 1.000		10 1B BB		HBP	G6-3			G6-3		1	0	0	0	1	0	2
41 Luis Martinez, R (8, 2)										1	0	0	0	0	0	0
44 Ian Stewart, L (1, 4) OBP: 0.286, SLG: 0.231		F8		K		F7		71 1B		3	0	0	0	0	1	2
18 John McDonald, R (7, 4) OBP: 0.500, SLG: 0.444										1	0	1	0	0	0	0
10 Grant Green, R (1, 6) OBP: 0.412, SLG: 0.647		1-3 0 CS 1B		K		G4-3		1-2 1B		3	0	1	0	0	1	1
71 Kaleb Cowart, S (7, 5) OBP: 0.286, SLG: 0.167										1	0	1	0	0	0	0
0 Collin Cowgill, R (1, 8) OBP: 0.333, SLG: 0.526	1 SAFE 1-2 CS		G5-3		G5-3	13 WP 1B		G3-1		2	0	0	0	0	0	0
19 Efren Navarro, L (6, 3) OBP: 0.100, SLG: 0.100										2	0	1	0	0	0	2
13 Luis Jimenez, R (1, 5) OBP: 0.154, SLG: 0.154			K		P3	1-2 G6-3			K	3	0	0	0	0	1	1
74 Eric Stamets, R (7, 6)										1	0	0	0	0	1	0
Inning Stats	R: 0 E: 0 K: 1 S: 5 H: 0 LOB: 0 BB: 0 P: 5	R: 0 E: 0 K: 0 S: 4 H: 1 LOB: 1 BB: 1 P: 8	R: 0 E: 0 K: 1 S: 6 H: 1 LOB: 2 BB: 1 P: 10	R: 0 E: 0 K: 3 S: 9 H: 0 LOB: 1 BB: 0 P: 10	R: 2 E: 0 K: 0 S: 5 H: 2 LOB: 2 BB: 2 P: 13	R: 0 E: 0 K: 0 S: 4 H: 1 LOB: 1 BB: 0 P: 5	R: 0 E: 0 K: 1 S: 5 H: 0 LOB: 0 BB: 0 P: 5	R: 0 E: 0 K: 2 S: 5 H: 2 LOB: 2 BB: 0 P: 5	R: 0 E: 0 K: 2 S: 7 H: 0 LOB: 0 BB: 0 P: 7	1B: 6 2B: 1 3B: 0 HR: 0	SF: 0 SAC: 0 DP: 0 HBP: 1						

AB	33
R	2
H	7
RBI	2
BB	4
SO	8
LOB	10

WP: 1 PB: 0 SB: 0 CS: 1 PA: 39

PITCHER		IP	WLS	BF	H	R	ER	SO	BB	IBB	HBP	BLK	WP	HR	S	P	ERA	WHIP
25 Archie Bradley, R ERA:	(1, 1)	3.1	W	14	2	0	0	3	2	0	1	0	0	0	18	27	0.00	1.200
56 Eury De La Rosa, L ERA: 2.45	(4, 1)	0.2		2	0	0	0	2	0	0	0	0	0	0	6	6	0.00	0.000
12 Matt Stites, R ERA: 6.75	(5, 1)	0.2		6	2	2	2	0	2	0	0	0	0	0	4	12	27.00	6.000
52 Zeke Spruill, R ERA:	(5, 1)	1.1	H	5	1	0	0	0	0	0	0	0	1	0	5	6	0.00	0.750
59 Adam Russell, R ERA:	(7, 1)	1.0	H	3	0	0	0	1	0	0	0	0	0	0	5	5	0.00	0.000

PITCHER		IP	WLS	BF	H	R	ER	SO	BB	IBB	HBP	BLK	WP	HR	S	P	ERA	WHIP
43 Jake Barrett, R ERA: 4.5	(8, 1)	1.0	H	5	2	0	0	0	0	0	0	0	0	0	5	5	0.00	2.000
47 Joe Paterson, L ERA: 6.75	(9, 1)	1.0	S	3	0	0	0	2	0	0	0	0	0	0	7	7	0.00	0.000

Batter	1	2	3	4	5	6	7	8	9	10	AB	R	H	RBI	BB	SO	LOB
5 Alexi Amarista, L (1, 6) OBP: 0.350, SLG: 0.474	E9 12 G4-3 9 1B		F9		L8		G6-3		K		3	1	0	0	0	0	0
67 Jonathan Galvez, R (7, PH) OBP: 0.385, SLG: 0.417 (7, 5)											2	0	0	0	0	1	0
12 Seth Smith, L (1, 9) OBP: 0.389, SLG: 0.375	G4-3 2-3		9 G4-6-3 1B		2B			78 S 78 2B 1B		L4	3	0	2	0	0	0	1
74 Jace Peterson, L (7, 6) OBP: 0.263, SLG: 0.125											2	1	1	0	0	0	0
9 Jedd Gyorko, R (1, 4) OBP: 0.286, SLG: 0.300	14 1B 1B 3-H		G4-6-3 1-2f		F8			1-H 2B	K		3	0	1	1	0	0	2
78 Alex Dickerson, L (7, 7) OBP: 0.286, SLG: 0.474											2	0	1	1	0	1	0
18 Carlos Quentin, R (1, 7) OBP: 0.125, SLG: 0.500	K			G5-3		G6-3		F8		G4-3	3	0	0	0	0	1	1
64 Rymer Liriano, R (6, 7) OBP: 0.200, SLG: 0.250 (7, 9)											2	0	0	0	0	0	1
14 Tommy Medica, R (1, 3) OBP: 0.556, SLG: 0.840	1-2 1B			G5-3		4 S BB		BB			2	0	1	0	1	0	0
79 Cody Decker, R (8, PH) OBP: 0.429, SLG: 1.000 (8, 3)											0	0	0	0	1	0	0
4 Nick Hundley, R (1, 2) OBP: 0.250, SLG: 0.563	G1-3			11 1B 2B		P3 1-2		F9			3	0	1	0	0	0	3
54 Alex Torres, L (7, 1)											0	0	0	0	0	0	0
27 Rey Fuentes, L (8, PH) OBP: 0.118, SLG: 0.063											1	0	0	0	0	0	2
56 Joaquin Benoit, R (8, 1)											0	0	0	0	0	0	0
46 Tim Stauffer, R (9, 1)											0	0	0	0	0	0	0
76 Dennis O'Grady, R (10, 1)											0	0	0	0	0	0	0
11 Alex Castellanos, R (1, 8) OBP: 0.333, SLG: 0.357	K			3 FC5-4 2-3 1B		G2-3		G4-3			3	0	1	0	0	1	1
(4, 5)											1	0	0	0	0	0	2
83 Rocky Gale, R (7, 2) OBP: 0.750, SLG: 1.000																	
3 Alberto Gonzalez, R (1, 5)	G4-3			FC5-4 1-2f			P6		K		2	0	0	0	0	0	2
39 Donn Roach, R (4, 1)											0	0	0	0	0	0	0
73 Cory Spangenberg, L (7, PH) OBP: 0.368, SLG: 0.250 (7, 4)											2	0	0	0	0	1	0
53 Eric Stults, L (1, 1)	K				B1-3		F9		G4-3		1	0	0	0	0	1	0
68 Rico Noel, R (4, 8) OBP: 0.211, SLG: 0.444											3	0	0	0	0	0	0
Inning Stats	R: 1 H: 2 E: 1 LOB: 2 K: 1 BB: 0 S: 8 P: 9	R: 0 H: 0 E: 0 LOB: 0 K: 2 BB: 0 S: 7 P: 7	R: 0 H: 1 E: 0 LOB: 0 K: 0 BB: 0 S: 3 P: 3	R: 0 H: 2 E: 0 LOB: 2 K: 0 BB: 0 S: 5 P: 5	R: 0 H: 1 E: 0 LOB: 1 K: 0 BB: 0 S: 4 P: 4	R: 0 H: 0 E: 0 LOB: 1 K: 0 BB: 1 S: 3 P: 8	R: 0 H: 0 E: 0 LOB: 0 K: 0 BB: 0 S: 3 P: 3	R: 1 H: 2 E: 0 LOB: 2 K: 0 BB: 1 S: 6 P: 10	R: 0 H: 0 E: 0 LOB: 0 K: 2 BB: 0 S: 7 P: 7	R: 0 H: 0 E: 0 LOB: 0 K: 1 BB: 0 S: 5 P: 5	1B: 5 SF: 0 2B: 3 SAC: 0 3B: 0 DP: 1 HR: 0 HBP: 0						

PITCHER		IP	WLS	BF	H	R	ER	SO	BB	IBB	HBP	BLK	WP	HR	S	P	ERA	WHIP
58 Bo Schultz, R ERA:	(1, 1)	3.0		12	3	1	0	3	0	0	0	0	0	0	18	19	0.00	1.000
30 David Hernandez, R ERA: 1.8	(4, 1)	1.0	H	5	2	0	0	0	0	0	0	0	0	0	5	5	0.00	2.000
55 Josh Collmenter, R ERA:	(5, 1)	2.0	H	8	1	0	0	0	1	0	0	0	0	0	7	12	0.00	1.000
50 Ryan Rowland-Smith, L ERA:	(7, 1)	1.0	H	3	0	0	0	0	0	0	0	0	0	0	3	3	0.00	0.000
29 Brad Ziegler, R ERA: 12.27	(8, 1)	1.0	B	6	2	1	1	0	1	0	0	0	0	0	6	10	9.00	3.000

PITCHER		IP	WLS	BF	H	R	ER	SO	BB	IBB	HBP	BLK	WP	HR	S	P	ERA	WHIP
43 Addison Reed, R ERA: 1.8	(9, 1)	1.0		3	0	0	0	2	0	0	0	0	0	0	7	7	0.00	0.000
33 Evan Marshall, R ERA:	(10, 1)	1.0		3	0	0	0	1	0	0	0	0	0	0	5	5	0.00	0.000

TOP

San Diego Padres @ Arizona Diamondbacks

Salt River Fields at Talking Stick, Scottsdale, AZ

Sun Mar 09 2014, 4:11 PM - 7:14 PM EDT

Att. 12,466 - Sunny - 74 F

livebaseballscorecards.com

AB	38
R	2
H	8
RBI	2
BB	2
SO	6
LOB	15

1B: 5 SF: 0
2B: 3 SAC: 0
3B: 0 DP: 1
HR: 0 HBP: 0

WP: 0 PA: 40
PB: 0
SB: 2
CS: 0

Batter	1	2	3	4	5	6	7	8	9	10	AB	R	H	RBI	BB	SO	LOB
11 AJ Pollock, R (1, 8) OBP: 0.483, SLG: 0.760	G6-3				G6-3			K		E5	3	0	1	2	0	0	0
4 Cliff Pennington, S (7, 4) OBP: 0.273, SLG: 0.200		1-H 3-H 3B									2	0	0	0	0	1	0
16 Chris Owings, R (1, 6) OBP: 0.281, SLG: 0.300	44 G3 1B	G5-3			G5-3			K 49 CS		K	5	0	1	0	0	2	2
44 Paul Goldschmidt, R (1, 3) OBP: 0.321, SLG: 0.292	G3 1-2		G6-3			P3		CS 1-2	F8		3	0	0	0	0	0	1
49 Shelley Duncan, R (7, 3) OBP: 0.263, SLG: 0.313											1	0	0	0	0	0	0
12 Eric Chavez, L (1, 5) OBP: 0.211, SLG: 0.333	BB		2 G6-4-3 1B			F7			E8 60 G3 1B		2	0	1	0	1	0	0
7 David Peralta, L (7, 9) OBP: 1.000, SLG: 1.000											1	0	1	0	0	0	0
2 Aaron Hill, R (1, 4) OBP: 0.231, SLG: 0.208	F7		G6-4-3 1-2f			G1-3			CI 60 G3		3	0	0	0	0	0	3
76 Andy Marte, R (7, 5) OBP: 0.333, SLG: 0.429											0	0	0	0	0	0	0
8 Gerardo Parra, L (1, 9) OBP: 0.444, SLG: 0.429		G4-3		G4-3			G5-3		G3 1-2 2-3		2	0	0	0	0	0	0
55 Josh Collmenter, R (5, 1)											0	0	0	0	0	0	0
50 Ryan Rowland-Smith, L (7, 1)											0	0	0	0	0	0	0
26 Miguel Montero, L (7, PH) OBP: 0.238, SLG: 0.333											1	0	0	0	0	0	0
60 Blake Lalli, L (8, 2) OBP: 0.125, SLG: 0.125											1	0	0	0	0	0	2
27 Matt Tuiasosopo, R (1, 7) OBP: 0.143, SLG: 0.120		G5-3		G6-3			K		F7		3	0	0	0	0	1	0
19 Sócrates Brito, L (8, 7) OBP: 0.400, SLG: 0.400											1	0	0	0	0	0	2
9 Tuffy Gosewisch, R (1, 2) OBP: 0.286, SLG: 0.571		58 1B 11 3B 2B		L8			G5-3			F9	3	1	1	0	0	0	0
29 Brad Ziegler, R (8, 1)											0	0	0	0	0	0	0
43 Addison Reed, L (9, 1)											0	0	0	0	0	0	0
33 Evan Marshall, R (10, 1)											0	0	0	0	0	0	0
1 Didi Gregorius, L (10, PH) OBP: 0.261, SLG: 0.286											1	0	0	0	0	0	0
58 Bo Schultz, R (1, 1) OBP: 1.000, SLG: 1.000		11 3B 2-3 1B			G4-3			K2-3		G4-3	1	1	1	0	0	0	0
30 David Hernandez, R (4, 1)											0	0	0	0	0	0	0
19 Tony Campana, L (5, 9) OBP: 0.250, SLG: 0.217											3	0	0	0	0	1	0
(7, 8)																	
Inning Stats	R: 0 H: 1 E: 0 LOB: 2 K: 0 BB: 1 S: 4 P: 8	R: 2 H: 3 E: 0 LOB: 1 K: 0 BB: 0 S: 6 P: 6	R: 0 H: 1 E: 0 LOB: 0 K: 0 BB: 0 S: 3 P: 3	R: 0 H: 0 E: 0 LOB: 0 K: 0 BB: 0 S: 3 P: 3	R: 0 H: 0 E: 0 LOB: 0 K: 0 BB: 0 S: 3 P: 3	R: 0 H: 0 E: 0 LOB: 0 K: 0 BB: 0 S: 3 P: 3	R: 0 H: 0 E: 0 LOB: 0 K: 1 BB: 0 S: 5 P: 5	R: 0 H: 0 E: 0 LOB: 0 K: 3 BB: 0 S: 9 P: 10	R: 0 H: 1 E: 2 LOB: 2 K: 0 BB: 0 S: 5 P: 5	R: 0 H: 0 E: 1 LOB: 1 K: 1 BB: 0 S: 6 P: 6	1B: 4 SF: 0 2B: 1 SAC: 0 3B: 1 DP: 1 HR: 0 HBP: 0						

PITCHER	IP	WLS	BF	H	R	ER	SO	BB	IBB	HBP	BLK	WP	HR	S	P	ERA	WHIP
53 Eric Stults, L (1, 1) ERA: 11.37	3.1		15	5	2	2	0	1	0	0	0	0	0	14	18	5.40	1.800
39 Donn Roach, R (4, 1) ERA: 2.35	2.2		8	0	0	0	0	0	0	0	0	0	0	8	8	0.00	0.000
54 Alex Torres, L (7, 1) ERA: 27.0	1.0		3	0	0	0	1	0	0	0	0	0	0	5	5	0.00	0.000
56 Joaquín Benoit, R (8, 1) ERA:	1.0		3	0	0	0	3	0	0	0	0	1	0	9	10	0.00	0.000
46 Tim Stauffer, R (9, 1) ERA: 1.8	1.0		5	1	0	0	0	0	0	0	0	0	0	5	5	0.00	1.000

PITCHER	IP	WLS	BF	H	R	ER	SO	BB	IBB	HBP	BLK	WP	HR	S	P	ERA	WHIP
76 Dennis O'Grady, R (10, 1) ERA: 7.36	1.0		4	0	0	0	1	0	0	0	0	0	0	6	6	0.00	0.000

BOTTOM

San Diego Padres @ Arizona Diamondbacks

Salt River Fields at Talking Stick, Scottsdale, AZ

Sun Mar 09 2014, 4:11 PM - 7:14 PM EDT

Att. 12,466 - Sunny - 74 F

livebaseballscorecards.com

AB	36
R	2
H	6
RBI	2
BB	1
SO	5
LOB	10

WP: 1 PA: 39
PB: 0
SB: 0
CS: 1

Batter	1	2	3	4	5	6	7	8	9	AB	R	H	RBI	BB	SO	LOB
5 Brad Miller, L (1, 6) OBP: 0.385, SLG: 0.652	G3	1-2 1B			7 G2-3 3B		G3			4	1	2	0	0	0	0
81 Ketel Marte, S (7, 6) OBP: 0.417, SLG: 0.300										0	0	0	0	0	0	0
8 Willie Bloomquist, R (1, 4) OBP: 0.300, SLG: 0.350	L4	F9			L6		G4-3			4	0	0	0	0	0	3
78 Jack Reinheimer, R (7, 4)										0	0	0	0	0	0	0
7 Stefen Romero, R (1, 7) OBP: 0.222, SLG: 0.556	2B		1B		G2-3 3-H			K		4	0	2	1	0	1	0
79 Dario Pizzano, L (8, 7)										0	0	0	0	0	0	0
20 Logan Morrison, L (1, 3) OBP: 0.333, SLG: 0.370	L7		K		G4-3			F7		4	0	0	0	0	1	2
66 Ji Man Choi, L (8, 3) OBP: 0.417, SLG: 0.455										0	0	0	0	0	0	0
63 Jesus Montero, R (1, 10) OBP: 0.360, SLG: 0.652		K	K			BB		K		3	0	0	0	1	3	1
55 Michael Saunders, L (1, 9) OBP: 0.409, SLG: 0.556		3 2B 9 FC4 1B	K			K			G6-3	3	1	1	0	0	2	2
(6, 8)										1	0	0	0	0	0	0
78 Leon Landry, L (8, 8) OBP: 0.400, SLG: 0.400																
3 Mike Zunino, R (1, 2) OBP: 0.316, SLG: 0.529		9 FC4 1 SF8 1-3 2B		F7	K	K			G6-3	3	1	1	0	0	1	1
2 Jesús Sucre, R (6, 2) OBP: 0.286, SLG: 0.429										1	0	0	0	0	0	0
9 Endy Chavez, L (1, 8) OBP: 0.222, SLG: 0.222		FC4 5 1B 2-3 3-H		G6-3	K	K			69 CS BB	3	0	0	1	0	1	2
97 Jabari Blash, R (6, 9) OBP: 1.000, SLG: 1.000										0	0	0	0	1	0	0
1 Carlos Triunfel, R (1, 5) OBP: 0.227, SLG: 0.167		SF8 3-H		G5-3			K		CS 1-2	2	0	0	1	0	1	0
69 Ty Kelly, S (7, 5) OBP: 0.231, SLG: 0.182										0	0	0	0	0	0	0
Inning Stats	R: 0 E: 0 K: 0 S: 4 H: 1 LOB: 1 BB: 0 P: 4	R: 2 E: 0 K: 1 S: 9 H: 3 LOB: 2 BB: 0 P: 9	R: 0 E: 0 K: 3 S: 10 H: 1 LOB: 1 BB: 0 P: 10	R: 0 E: 0 K: 0 S: 3 H: 0 LOB: 0 BB: 0 P: 3	R: 1 E: 0 K: 0 S: 4 H: 1 LOB: 0 BB: 0 P: 4	R: 0 E: 0 K: 3 S: 9 H: 0 LOB: 1 BB: 1 P: 13	R: 0 E: 0 K: 1 S: 5 H: 0 LOB: 0 BB: 0 P: 5	R: 0 E: 0 K: 2 S: 7 H: 0 LOB: 0 BB: 0 P: 7	R: 0 E: 0 K: 0 S: 2 H: 0 LOB: 0 BB: 1 P: 6	1B: 3 2B: 2 3B: 1 HR: 0	SF: 1 SAC: 0 DP: 0 HBP: 0						

TOP

Seattle Mariners @ Arizona Diamondbacks

Salt River Fields at Talking Stick, Scottsdale, AZ

Mon Mar 10 2014, 10:11 PM - 1:08 AM EDT

Att. 11,071 - Clear - 77 F

livebaseballscorecards.com

AB	32
R	3
H	6
RBI	3
BB	2
SO	10
LOB	11

WP: 0 PB: 0 SB: 0 CS: 1 PA: 36

PITCHER		IP	WLS	BF	H	R	ER	SO	BB	IBB	HBP	BLK	WP	HR	S	P	ERA	WHIP
46 Patrick Corbin, L ERA: 4.85	(1, 1)	5.0		22	6	3	3	4	0	0	0	0	0	0	30	30	5.40	1.200
38 Will Harris, R ERA: 1.5	(6, 1)	2.0		7	0	0	0	4	1	0	0	0	0	0	14	18	0.00	0.500
54 Joe Thatcher, L ERA: 1.93	(8, 1)	1.0		3	0	0	0	2	0	0	0	0	0	0	7	7	0.00	0.000
47 Joe Paterson, L ERA: 5.4	(9, 1)	1.0		3	0	0	0	0	1	0	0	0	0	0	2	6	0.00	1.000

PITCHER	IP	WLS	BF	H	R	ER	SO	BB	IBB	HBP	BLK	WP	HR	S	P	ERA	WHIP

Seattle Mariners @ Arizona Diamondbacks

Salt River Fields at Talking Stick, Scottsdale, AZ

Mon Mar 10 2014, 10:11 PM - 1:08 AM EDT

Att. 11,071 - Clear - 77 F

BOTTOM

Batter	1	2	3	4	5	6	7	8	9	AB	R	H	RBI	BB	SO	LOB
11 AJ Pollock, R (1, 8) OBP: 0.469, SLG: 0.750 19 Tony Campana, L (7, 8) OBP: 0.269, SLG: 0.208	K2-3		FC6-4		2 PB, 44 SF8, 2B		1 G4-3, 1 S, BB		K	3 1	1 0	1 0	0 0	0 1	1 1	1 0
2 Aaron Hill, R (1, 4) OBP: 0.310, SLG: 0.308 1 Didi Gregorius, L (7, 6) OBP: 0.250, SLG: 0.273	2B		44 G4-6-3, 1B		BB		G4-3			2 1	0 0	2 0	0 0	1 0	0 0	0 1
44 Paul Goldschmidt, R (1, 10) OBP: 0.290, SLG: 0.269 27 Matt Tuiasosopo, R (7, PH) OBP: 0.138, SLG: 0.115 (8, 10)	G1-3		G4-6-3		SF8		K			2 1	0 0	0 0	1 0	0 0	0 1	3 1
14 Martín Prado, R (1, 5) OBP: 0.500, SLG: 0.692 21 Mike Jacobs, L (7, 3) OBP: 0.200, SLG: 0.263	G4-3			12 G6-3, 15 G5-3, 2B	K		P3			3 1	1 0	1 0	0 0	0 0	1 0	2 1
12 Eric Chavez, L (1, 3) OBP: 0.182, SLG: 0.286 76 Andy Marte, R (7, 5) OBP: 0.313, SLG: 0.400		G6-3		G6-3	K			L5		3 1	0 0	0 0	0 0	0 0	1 0	1 0
15 Mark Trumbo, R (1, 7) OBP: 0.391, SLG: 0.571 7 David Peralta, L (7, 7) OBP: 0.667, SLG: 0.500		26 WP, 1B		G5-3	K			G4-3		3 1	0 0	1 0	1 0	0 0	1 0	0 0
26 Miguel Montero, L (1, 2) OBP: 0.250, SLG: 0.333 24 Henry Blanco, R (7, 2) OBP: 0.167, SLG: 0.167	K			G3-1	8 BB, 1B			K		3 1	0 0	1 0	0 0	0 0	1 1	1 0
8 Gerardo Parra, L (1, 9) OBP: 0.467, SLG: 0.435 25 Breland Almadova, R (7, 9) OBP: 0.333, SLG: 0.333	G3-1				11 2B, 2 PB, 1B	BB			G1-3	2 1	1 0	1 0	0 0	1 0	0 0	1 0
4 Cliff Pennington, S (1, 6) OBP: 0.280, SLG: 0.217 (7, 4) 4 Kevin Medrano, L (8, 4)			11 FC6-4, 1B		K	G3-1			G4-3	3 1	0 0	1 0	0 0	0 0	1 0	3 0

Inning Stats	1	2	3	4	5	6	7	8	9
	R: 0 H: 1 E: 0 LOB: 1 K: 1 BB: 0 S: 6 P: 6	R: 0 H: 1 E: 0 LOB: 1 K: 1 BB: 0 S: 6 P: 7	R: 0 H: 2 E: 0 LOB: 1 K: 0 BB: 0 S: 4 P: 4	R: 1 H: 1 E: 0 LOB: 0 K: 0 BB: 0 S: 4 P: 4	R: 2 H: 2 E: 0 LOB: 1 K: 2 BB: 1 S: 9 P: 13	R: 0 H: 1 E: 0 LOB: 2 K: 2 BB: 1 S: 8 P: 12	R: 0 H: 0 E: 0 LOB: 1 K: 1 BB: 1 S: 5 P: 10	R: 0 H: 0 E: 0 LOB: 0 K: 1 BB: 0 S: 5 P: 5	R: 0 H: 0 E: 0 LOB: 0 K: 1 BB: 0 S: 5 P: 5

1B: 5	SF: 1	WP: 1 PA: 37
2B: 3	SAC: 0	PB: 1
3B: 0	DP: 1	SB: 1
HR: 0	HBP: 0	CS: 0

livebaseballscorecards.com

AB	33
R	3
H	8
RBI	2
BB	3
SO	9
LOB	15

PITCHER		IP	WLS	BF	H	R	ER	SO	BB	IBB	HBP	BLK	WP	HR	S	P	ERA	WHIP
65 James Paxton, L ERA: 1.0	(1, 1)	4.0		16	5	1	1	2	0	0	0	0	1	0	20	21	2.25	1.250
James Gillheeney, L ERA: 3.86	(5, 1)	0.1	H	4	2	2	1	1	1	0	0	0	0	0	5	9	27.00	9.000
73 Carson Smith, R ERA:	(5, 1)	1.2	B	7	1	0	0	3	1	0	0	0	0	0	12	16	0.00	1.200
Chance Ruffin, R ERA:	(7, 1)	1.0		4	0	0	0	1	1	0	0	0	0	0	5	10	0.00	1.000
71 Dominic Leone, R ERA:	(8, 1)	2.0		6	0	0	0	2	0	0	0	0	0	0	10	10	0.00	0.000

PITCHER	IP	WLS	BF	H	R	ER	SO	BB	IBB	HBP	BLK	WP	HR	S	P	ERA	WHIP

Cleveland Indians @ Arizona Diamondbacks

Salt River Fields at Talking Stick, Scottsdale, AZ

Tue Mar 11 2014, 4:11 PM - 6:55 PM EDT

Att. 11,087 - Sunny - 72 F

livebaseballscorecards.com

TOP

Batter	1	2	3	4	5	6	7	8	9	AB	R	H	RBI	BB	SO	LOB
24 Michael Bourn, L (1, 8) OBP: 0.250, SLG: 0.211 72 Tyler Naquin, L (6, 8) OBP: 0.474, SLG: 0.462	0-0 22 G4-6-3 13 1B 1B		0-0 13 BB 1B		0-0 ① G4-3 1-2		0-0 ② G4-3		H 1-0 40 1B 87 2B HBP	3 0 2 0 0 0 1 1 1 0 0 0 0 0						
13 Asdrúbal Cabrera, S (1, 6) OBP: 0.478, SLG: 0.579 40 Justin Sellers, R (6, 6) OBP: 0.600, SLG: 0.625 (7, 4)	0-0 22 G4-6-3 1-2 1B		BBBB 4-0 22 G4-6-3 1-2 BB		0-0 22 G3-1 23 1B 2-H 2B		BBBB 4-0 BB		0-0 87 2B 1-2 1B	2 1 2 1 1 0 0 1 1 1 0 1 0 0						
22 Jason Kipnis, L (1, 4) OBP: 0.417, SLG: 0.500 87 Dorssys Paulino, R (7, 6) OBP: 1.000, SLG: 2.000	0-0 ①② G4-6-3 1-2f 2-3		0-0 ②③ G4-6-3 1-2f		0-0 ② G3-1 2-3		0-0 ③ G4-3		0-0 1-H 2-H 2B	4 0 0 0 0 0 6 1 0 1 2 0 0 0						
23 Michael Brantley, L (1, 7) OBP: 0.571, SLG: 0.722 26 Matt Carson, R (6, 9) OBP: 0.304, SLG: 0.250	0-0 ③ F7			0-0 ① L8	0-0 3-H 1B			0-0 57 G6-3 1B	CFS 0-3 ③ K	3 0 1 1 0 0 1 2 0 1 0 0 1 1						
10 Yan Gomes, R (1, 2) OBP: 0.273, SLG: 0.333 57 Luke Carlin, S (7, 2) OBP: 0.111, SLG: 0.111		0-0 11 1B 1 SF9-4-3 1B		0-0 8 HR 1B	0-0 ③ P6			0-0 ①② G6-3 1-2f		3 2 2 0 0 0 1 1 0 0 0 0 0 1						
8 Lonnie Chisenhall, L (1, 5) OBP: 0.385, SLG: 0.409 Gio Urshela, R (8, 5)		CCC 0-3 ① K		0-0 1-H HR		0-0 ① G4-3		0-0 1B		4 1 2 2 0 1 1 0 0 0 0 0 0 0						
11 Jeff Francoeur, R (1, 9) OBP: 0.300, SLG: 0.278 6 Nyjer Morgan, L (6, 7) OBP: 0.320, SLG: 0.200		0-0 1 SF9-4-3 1-3 1B		CST 0-2 ② K		0-0 ② P6		0-0 ③ F7		3 0 1 0 0 1 0 1 0 0 0 0 0 1						
1 David Adams, R (1, 3) OBP: 0.250, SLG: 0.211 46 David Cooper, L (9, PH) OBP: 0.273, SLG: 0.111 (9, 3)		0-0 ②③ SF9-4-3 1-1 3-H		0-0 ③ G6-3		0-0 ③ G5-3			0-0 ① G4-3	2 0 0 1 0 0 0 1 0 0 0 0 0 0						
67 Francisco Lindor, S (1, 10) OBP: 0.267, SLG: 0.533 92 Jordan Smith, L (9, PH) (9, 10)			0-0 ① G3-1		0-0 24 G4-3 13 2B 1B		0-0 ① G4-3		CFS 0-3 ② K	3 1 1 0 0 0 0 1 0 0 0 0 1 0						
Inning Stats	R: 0 H: 2 E: 0 LOB: 1 K: 0 BB: 0 S: 4 P: 4	R: 1 H: 2 E: 0 LOB: 0 K: 1 BB: 0 S: 6 P: 6	R: 0 H: 1 E: 0 LOB: 1 K: 0 BB: 1 S: 3 P: 7	R: 2 H: 2 E: 0 LOB: 0 K: 1 BB: 0 S: 7 P: 7	R: 2 H: 3 E: 0 LOB: 1 K: 0 BB: 0 S: 6 P: 6	R: 0 H: 0 E: 0 LOB: 0 K: 0 BB: 0 S: 3 P: 3	R: 0 H: 0 E: 0 LOB: 1 K: 0 BB: 1 S: 3 P: 7	R: 0 H: 2 E: 0 LOB: 1 K: 0 BB: 0 S: 4 P: 4	R: 2 H: 2 E: 0 LOB: 1 K: 2 BB: 0 S: 9 P: 10	1B: 11 SF: 1 2B: 3 SAC: 0 3B: 0 DP: 4 HR: 1 HBP: 1						

AB	36
R	7
H	14
RBI	7
BB	2
SO	4
LOB	13

PITCHER	IP	WLS	BF	H	R	ER	SO	BB	IBB	HBP	BLK	WP	HR	S	P	ERA	WHIP
35 Trevor Cahill, R (1, 1) ERA: 9.82	4.2	L	21	9	5	5	2	1	0	0	0	0	1	24	28	9.64	2.143
30 David Hernandez, R (5, 1) ERA: 1.42	1.1		5	1	0	0	0	0	0	0	0	0	0	5	5	0.00	0.750
40 J.J. Putz, R (7, 1) ERA: 5.4	1.0		4	0	0	0	0	1	0	0	0	0	0	3	7	0.00	1.000
55 Josh Collmenter, R (8, 1) ERA:	1.0		4	2	0	0	0	0	0	0	0	0	0	4	4	0.00	2.000
RJ Hively, R (9, 1) ERA: 8.1	1.0		6	2	2	2	2	0	0	1	0	0	0	9	10	18.00	2.000

PITCHER	IP	WLS	BF	H	R	ER	SO	BB	IBB	HBP	BLK	WP	HR	S	P	ERA	WHIP

WP: 0	PB: 0	SB: 0	CS: 0
PA: 40			

BOTTOM

Cleveland Indians @ Arizona Diamondbacks

Salt River Fields at Talking Stick, Scottsdale, AZ

Tue Mar 11 2014, 4:11 PM - 6:55 PM EDT

Att. 11,087 - Sunny - 72 F

livebaseballscorecards.com

Batter	1	2	3	4	5	6	7	8	9	AB	R	H	RBI	BB	SO	LOB
19 Tony Campana, L (1, 8) OBP: 0.276, SLG: 0.192	G4-3			BB 1 L9-3		K		F8 2-3		2	0	0	0	1	1	0
(7, 7)																
39 Jordan Parraz, R (8, PH)										1	0	0	0	0	0	2
(9, 9)																
1 Didi Gregorius, L (1, 6) OBP: 0.231, SLG: 0.250	G5-3			L9-3 1-1		1B		L6		2	0	0	0	0	0	1
16 Chris Owings, R (5, 6) OBP: 0.294, SLG: 0.313										2	0	1	0	0	0	2
44 Paul Goldschmidt, R (1, 3) OBP: 0.273, SLG: 0.250	F8			K		F8		FC5-4 1-2f		2	0	0	0	0	1	0
4 Cliff Pennington, S (6, 4) OBP: 0.259, SLG: 0.200										2	0	0	0	0	0	3
14 Martín Prado, R (1, 4) OBP: 0.536, SLG: 0.704		26 F9-4-6 15 G6-3 HBP			26 BB 27 1B 1B	G4-3			F9	1	1	1	0	0	0	0
21 Mike Jacobs, L (6, 3) OBP: 0.182, SLG: 0.238										2	0	0	0	0	0	1
15 Mark Trumbo, R (1, 10) OBP: 0.346, SLG: 0.500		G6-3 1-2			K		K		32 WP 2B	3	0	0	0	0	2	2
34 Rudy Flores, L (9, PH) OBP: 0.400, SLG: 0.800										1	0	1	0	0	0	0
26 Miguel Montero, L (1, 2) OBP: 0.269, SLG: 0.320		F9-4-6 2-2			27 1B BB 1-2		G6-3		K	1	0	0	0	1	0	1
9 Tuffy Gosewisch, R (6, 2) OBP: 0.222, SLG: 0.444										2	0	0	0	0	1	1
49 Shelley Duncan, R (1, 7) OBP: 0.286, SLG: 0.294			CS HBP		K		F9		K 2-3	1	0	0	0	0	1	2
32 Colin Bray, S (7, 8)										2	0	0	0	0	1	1
27 Matt Tuiasosopo, R (1, 5) OBP: 0.161, SLG: 0.143			F9		1B 1-2 2-H			39 F8 8 BB 1B		2	0	1	1	0	0	1
76 Andy Marte, R (6, 5) OBP: 0.353, SLG: 0.438										1	0	1	0	0	0	0
Evan Marzilli, L (1, 9) OBP: 0.143, SLG: 0.167			G6-3 1-2		K			4 FC5-4 BB 1-2		2	0	0	0	0	1	3
8 Chuck Taylor, S (8, PH)										0	0	0	0	1	0	0
(9, 7)																
Inning Stats	R: 0 E: 0 K: 0 S: 3 H: 0 LOB: 0 BB: 0 P: 3	R: 0 E: 0 K: 0 S: 2 H: 0 LOB: 0 BB: 0 P: 3	R: 0 E: 0 K: 0 S: 3 H: 0 LOB: 0 BB: 0 P: 4	R: 0 E: 0 K: 1 S: 4 H: 0 LOB: 0 BB: 1 P: 8	R: 1 E: 0 K: 3 S: 11 H: 2 LOB: 2 BB: 1 P: 15	R: 0 E: 0 K: 1 S: 6 H: 1 LOB: 1 BB: 0 P: 6	R: 0 E: 0 K: 1 S: 5 H: 0 LOB: 0 BB: 0 P: 5	R: 0 E: 0 K: 0 S: 4 H: 1 LOB: 2 BB: 1 P: 8	R: 0 E: 0 K: 2 S: 8 H: 1 LOB: 1 BB: 0 P: 9	1B: 4 2B: 3 3B: 0 HR: 0	SF: 0 SAC: 0 DP: 2 HBP: 2						

AB	29
R	1
H	5
RBI	1
BB	3
SO	8
LOB	20

WP: 1 PB: 0 SB: 0 CS: 1 PA: 34

PITCHER		IP	WLS	BF	H	R	ER	SO	BB	IBB	HBP	BLK	WP	HR	S	P	ERA	WHIP
63 Justin Masterson, R ERA:	(1, 1)	4.0	W	12	0	0	0	1	1	0	2	0	0	0	12	18	0.00	0.250
37 Cody Allen, R ERA: 4.5	(5, 1)	1.0		6	2	1	1	3	1	0	0	0	0	0	11	15	9.00	3.000
27 Bryan Shaw, R ERA:	(6, 1)	1.0		4	1	0	0	1	0	0	0	0	0	0	6	6	0.00	1.000
53 David Aardsma, R ERA: 4.5	(7, 1)	1.0		3	0	0	0	1	0	0	0	0	0	0	5	5	0.00	0.000
51 Scott Barnes, L ERA: 1.8	(8, 1)	1.0		5	1	0	0	0	1	0	0	0	0	0	4	8	0.00	2.000

PITCHER		IP	WLS	BF	H	R	ER	SO	BB	IBB	HBP	BLK	WP	HR	S	P	ERA	WHIP
73 Austin Adams, R ERA:	(9, 1)	1.0		4	1	0	0	2	0	0	0	0	1	0	8	9	0.00	1.000

Batter	1	2	3	4	5	6	7	8	9	AB	R	H	RBI	BB	SO	LOB
8 Gerardo Parra, L (1, 9) OBP: 0.441, SLG: 0.407	G6-3		G1-3		44 F9-4-6 1B		K	G3		4	0	1	0	0	1	0
32 Colin Bray, S (7, 8)										1	0	0	0	0	0	2
2 Aaron Hill, R (1, 4) OBP: 0.364, SLG: 0.500	44 F9 2B		F B X 1-2 HR		K		0-0 1B		C F C K	4	1	3	1	0	1	1
11 Tyler Bortnick, R (7, 4) OBP: 0.250, SLG: 0.250										1	0	0	0	0	1	0
44 Paul Goldschmidt, R (1, 3) OBP: 0.243, SLG: 0.219	F9 2-3		S S S K		F9-4-6 1-2		G6-3		F C C K	4	0	0	0	0	1	3
Jimmie Sherfy, R (7, 1)										0	0	0	0	0	0	0
29 Brad Ziegler, R (7, 1)										0	0	0	0	0	0	0
43 Addison Reed, L (8, 1)										0	0	0	0	0	0	0
36 Stryker Trahan, L (9, PH)										1	0	0	0	0	1	0
33 Evan Marshall, R (9, 1)										0	0	0	0	0	0	0
14 Martín Prado, R (1, 5) OBP: 0.516, SLG: 0.667	G5-3			15 HBP 16 1B 1B		G5-3		G5-3	S C C K	3	1	1	0	0	0	1
19 Sócrates Brito, L (7, 9) OBP: 0.286, SLG: 0.286										2	0	0	0	0	1	0
15 Mark Trumbo, R (1, 7) OBP: 0.379, SLG: 0.577		F9		H 1-0 16 1B 1-2 HBP		26 HR 3B		23 WP 26 WP 23 2B 1B		2	1	1	0	0	0	0
23 Taylor Ratliff, L (6, 7) OBP: 1.000, SLG: 1.000										1	1	1	0	0	0	0
26 Miguel Montero, L (1, 2) OBP: 0.300, SLG: 0.429		F7		F6		3-H HR		B B B B 4-0 23 WP 1-2 23 2B BB		3	2	1	2	1	0	2
9 Tuffy Gosewisch, R (9, 2) OBP: 0.222, SLG: 0.444										0	0	0	0	0	0	0
11 AJ Pollock, R (1, 8) OBP: 0.457, SLG: 0.774		3B	S C S K		G6-3			B X 1-0 16 1B 1-H 2-H 2B		3	0	1	0	0	1	2
23 Brandon Drury, R (7, 5) OBP: 0.750, SLG: 1.000										1	0	1	2	0	0	0
16 Chris Owings, R (1, 6) OBP: 0.316, SLG: 0.333		F8		1-2 2-H 1B		G5-3		2-3 1B		4	0	2	1	0	0	1
36 Wade Miley, L (1, 1)			G6-3				S S C K	K		2	0	0	0	0	0	2
54 Joe Thatcher, L (6, 1)				G5-3						0	0	0	0	0	0	0
Steve McQuail, R (7, PH)										1	0	0	0	0	1	0
43 Ryan Court, R (7, 3)										1	0	0	0	0	1	2
Inning Stats	R: 0 E: 0 K: 0 S: 4 H: 1 LOB: 1 BB: 0 P: 4	R: 0 E: 0 K: 0 S: 4 H: 1 LOB: 1 BB: 0 P: 4	R: 1 E: 0 K: 1 S: 8 H: 1 LOB: 0 BB: 0 P: 9	R: 1 E: 0 K: 1 S: 7 H: 2 LOB: 2 BB: 0 P: 8	R: 0 E: 0 K: 1 S: 5 H: 1 LOB: 0 BB: 0 P: 5	R: 2 E: 0 K: 0 S: 5 H: 2 LOB: 0 BB: 0 P: 5	R: 0 E: 0 K: 2 S: 8 H: 1 LOB: 1 BB: 0 P: 8	R: 2 E: 0 K: 1 S: 8 H: 3 LOB: 2 BB: 1 P: 13	R: 0 E: 0 K: 3 S: 9 H: 0 LOB: 0 BB: 0 P: 9	1B: 6 2B: 3 3B: 2 HR: 2	SF: 0 SAC: 0 DP: 1 HBP: 1	WP: 2 PB: 0 SB: 0 CS: 0	PA: 40				

TOP

Arizona Diamondbacks @ Colorado Rockies

Salt River Fields at Talking Stick, Scottsdale, AZ

Wed Mar 12 2014, 10:12 PM - 1:04 AM EDT
Att. 9,646 - Partly Cloudy - 75 F

livebaseballscorecards.com

AB	38
R	6
H	12
RBI	6
BB	1
SO	9
LOB	16

PITCHER		IP	WLS	BF	H	R	ER	SO	BB	IBB	HBP	BLK	WP	HR	S	P	ERA	WHIP
43 Pedro Hernandez, L ERA: 1.29	(1, 1)	3.0		12	3	1	1	1	0	0	0	0	0	1	16	17	3.00	1.000
54 Tommy Kahnle, R ERA: 2.08	(4, 1)	1.0		6	2	1	1	1	0	0	1	0	0	0	7	8	9.00	2.000
35 Chad Bettis, R ERA:	(5, 1)	1.0		3	1	0	0	1	0	0	0	0	0	0	5	5	0.00	1.000
59 Wilton Lopez, R ERA: 3.18	(6, 1)	1.0		5	2	2	2	0	0	0	0	0	0	1	5	5	18.00	2.000
46 Greg Burke, R ERA: 3.6	(7, 1)	1.0		4	1	0	0	2	0	0	0	0	0	0	8	8	0.00	1.000
77 Raul Fernandez, R ERA: 6.0	(8, 1)	1.0	L	7	3	2	2	1	1	0	0	0	2	0	8	13	18.00	4.000
75 Kraig Sitton, L ERA: 7.71	(9, 1)	1.0		3	0	0	0	3	0	0	0	0	0	0	9	9	0.00	0.000

BOTTOM

Arizona Diamondbacks @ Colorado Rockies

Salt River Fields at Talking Stick, Scottsdale, AZ

Wed Mar 12 2014, 10:12 PM - 1:04 AM EDT

Att. 9,646 - Partly Cloudy - 75 F

livebaseballscorecards.com

Batter	1	2	3	4	5	6	7	8	9	AB	R	H	RBI	BB	SO	LOB
13 Drew Stubbs, R (1, 8) OBP: 0.391, SLG: 0.333 83 Brian Humphries, L (8, 7)	0-0 5 G4-6-3 1B		0-0 G6-3		BBBB 4-0 28 BLK BB		BBX 2-0 E8 1-H 2-H 1B			3 0	0 0	2 0	1 0	1 0	0 0	1 0
28 Nolan Arenado, R (1, 5) OBP: 0.429, SLG: 0.654 75 Kraig Sitton, L (9, 1)	0-0 F8			0-0 G5-3	FFS 0-3 K 1-2 2-3		SSS 0-3 K			4 0	0 0	0 0	0 0	0 0	2 0	4 0
5 Carlos González, L (1, 7) OBP: 0.421, SLG: 0.529 36 Ben Paulsen, L (7, 3) OBP: 0.333, SLG: 0.483	0-0 G4-6-3 1-2f			FCS 0-3 K		0-0 G5-3	0-0 G4-3			3 1	0 0	0 0	0 0	0 0	1 0	1 1
2 Troy Tulowitzki, R (1, 6) OBP: 0.389, SLG: 0.769 65 Cristhian Adames, S (4, PR) OBP: 0.250, SLG: 0.250 (5, 6)		0-0 L8		H 1-0 HBP		0-0 F9		0-0 G6-3		1 2	0 0	0 0	0 0	0 0	0 0	0 0
33 Justin Morneau, L (1, 3) 46 Greg Burke, R (7, 1) 77 Raul Fernandez, R (8, 1) 4 Ryan Wheeler, L (8, PH) OBP: 0.360, SLG: 0.583 (9, 5)		0-0 G5-3		0-0 F9		0-0 G6-3		0-0 G4-3		3 0 0 1	0 0 0 0	0 0 0 0	0 0 0 0	0 0 0 0	0 0 0 0	1 0 0 0
71 Kyle Parker, R (1, 9) OBP: 0.292, SLG: 0.522 16 Tim Wheeler, L (7, PH) OBP: 0.435, SLG: 0.474 (8, 9)	SSS 0-3 K				0-0 G5-3		0-0 L4	0-0 82 CS 1B		2 2	0 0	0 1	0 0	1 0	0 0	0 0
10 Paul Janish, R (1, 4) OBP: 0.500, SLG: 0.600 82 Drew Garcia, S (8, 4)	SSS 0-3 K				0-0 72 G4-3 8 2B 1B		0-0 HR	C 0-1 CS 1-2	FCS 0-3 K	3 1	2 0	2 0	1 0	0 0	1 1	0 0
72 Jackson Williams, R (1, 2) OBP: 0.500, SLG: 0.455 59 Wilton Lopez, R (6, 1) 6 Corey Dickerson, L (7, 7) OBP: 0.379, SLG: 0.607 (8, 8)			0-0 2B		0-0 G4-3 1-2		0-0 8 HBP 13 WP 1B		0-0 G3-1	2 0 2	0 0 1	1 0 1	0 0 0	0 0 0	0 0 0	1 0 0
43 Pedro Hernandez, L (1, 1) 54 Tommy Kahnle, R (4, 1) 35 Chad Bettis, R (5, 1) 8 Michael McKenry, R (5, PH) OBP: 0.333, SLG: 0.647 (6, 2)			SFS 0-3 K		0-0 28 BLK 2-H 2B		H 1-0 13 WP 13 E 1-2 HBP		SSS 0-3 K	1 0 0 2	0 0 0 1	0 0 0 1	0 0 0 1	0 0 0 0	1 0 0 0	1 0 0 0
Inning Stats	R: 0 E: 0 K: 0 S: 3 H: 1 LOB: 0 BB: 0 P: 3	R: 0 E: 0 K: 1 S: 5 H: 0 LOB: 0 BB: 0 P: 5	R: 0 E: 0 K: 2 S: 8 H: 1 LOB: 1 BB: 0 P: 8	R: 0 E: 0 K: 1 S: 5 H: 0 LOB: 1 BB: 0 P: 6	R: 1 E: 0 K: 1 S: 7 H: 2 LOB: 2 BB: 1 P: 11	R: 0 E: 0 K: 0 S: 3 H: 0 LOB: 0 BB: 0 P: 3	R: 3 E: 1 K: 1 S: 8 H: 3 LOB: 1 BB: 0 P: 11	R: 0 E: 0 K: 0 S: 4 H: 1 LOB: 0 BB: 0 P: 4	R: 0 E: 0 K: 2 S: 7 H: 0 LOB: 0 BB: 0 P: 7	1B: 5 2B: 2 3B: 0 HR: 1	SF: 0 SAC: 0 DP: 1 HBP: 2						

	AB	33
	R	4
	H	8
	RBI	3
	BB	1
	SO	8
	LOB	10

WP: 2 PA: 37
PB: 0
SB: 0
CS: 1

PITCHER		IP	WLS	BF	H	R	ER	SO	BB	IBB	HBP	BLK	WP	HR	S	P	ERA	WHIP
36 Wade Miley, L ERA: 1.29	(1, 1)	5.0		20	4	1	1	5	1	0	1	1	0	0	28	33	1.80	1.000
54 Joe Thatcher, L ERA: 1.59	(6, 1)	1.0	H	3	0	0	0	0	0	0	0	0	0	0	3	3	0.00	0.000
Jimmie Sherfy, R ERA: 81.0	(7, 1)	0.1	B	5	3	3	3	0	0	0	1	0	1	1	4	7	81.00	9.000
29 Brad Ziegler, R ERA: 10.38	(7, 1)	0.2	W	2	0	0	0	1	0	0	0	0	0	0	4	4	0.00	0.000
43 Addison Reed, R ERA: 1.5	(8, 1)	1.0	H	3	1	0	0	0	0	0	0	0	0	0	4	4	0.00	1.000

PITCHER		IP	WLS	BF	H	R	ER	SO	BB	IBB	HBP	BLK	WP	HR	S	P	ERA	WHIP
33 Evan Marshall, R ERA:	(9, 1)	1.0	S	3	0	0	0	2	0	0	0	0	0	0	7	7	0.00	0.000

Arizona Diamondbacks @ Los Angeles Dodgers

Camelback Ranch, Glendale, AZ

Wed Mar 12 2014, 4:06 PM - 7:11 PM EDT

Att. 9,282 - Sunny - 79 F

TOP

Batter	1	2	3	4	5	6	7	8	9	AB R H RBI BB SO LOB
19 Tony Campana, L (1, 8) OBP: 0.303, SLG: 0.207 Justin Greene, R (7, 7)	G3	1B			K2-3	BB		K		3 1 1 1 1 1 0 1 0 0 0 0 1 0
4 Cliff Pennington, S (1, 4) OBP: 0.323, SLG: 0.393 Mike Freeman, L (6, 4) OBP: 0.400, SLG: 0.400	1B	SF8			2B	3B			G4-3	3 2 3 2 0 0 0 1 0 0 0 0 0 0
1 Didi Gregorius, L (1, 6) OBP: 0.300, SLG: 0.321 34 Rudy Flores, L (7, 3) OBP: 0.333, SLG: 0.667	1B	P6			1B	1B			K	4 1 3 1 0 0 1 1 0 0 0 0 1 0
21 Mike Jacobs, L (1, 3) OBP: 0.192, SLG: 0.208 Nick Ahmed, R (7, 6) OBP: 0.100, SLG: 0.111	K		L4		IBB	K			G6-3	3 1 0 0 1 2 3 1 0 0 0 0 0 0
27 Matt Tuiasosopo, R (1, 7) OBP: 0.171, SLG: 0.129 Evan Marzilli, L (7, 8) OBP: 0.143, SLG: 0.167	K		L4		BB		G6-3			3 1 0 1 1 1 2 0 0 0 0 0 0 0
76 Andy Marte, R (1, 5) OBP: 0.350, SLG: 0.579 Jake Lamb, L (7, PH) (7, 5) OBP: 0.333, SLG: 0.583		HR	K		K		G4-3			3 1 1 1 0 2 3 1 0 0 0 0 0 0
49 Shelley Duncan, R (1, 9) OBP: 0.333, SLG: 0.350 44 Brandon Jacobs, R (7, PH) (7, 9)		1B		G5-3	E8 1B		G4-3			3 1 2 2 0 0 0 1 0 0 0 0 0 0
24 Henry Blanco, R (1, 2) OBP: 0.200, SLG: 0.200 60 Blake Lalli, L (6, 2) OBP: 0.111, SLG: 0.111		1B		F7	G2-3			K		3 1 1 0 0 0 1 1 0 0 0 0 1 0
54 Michael Lee, R (1, 1) 11 Tom Belza, L (4, PH) 14 Cesar Carrillo, R (4, 1) 50 Ryan Rowland-Smith, L (7, 1) 39 Jordan Parraz, R (8, PH) 47 Joe Paterson, R (8, 1) Jess Todd, R (9, 1)		G4		K		G1-3		K		1 0 0 0 0 0 2 1 0 0 0 0 1 0 1 0 0 0 0 0 0 0 0 0 0 0 0 0 1 0 0 0 0 1 0 0 0 0 0 0 0 0 0 0 0 0 0 0 0
Inning Stats	R: 0 E: 0 K: 2 S: 9 H: 2 LOB: 2 BB: 0 P: 9	R: 3 E: 0 K: 0 S: 7 H: 4 LOB: 1 BB: 0 P: 10	R: 0 E: 0 K: 1 S: 5 H: 0 LOB: 0 BB: 0 P: 5	R: 0 E: 0 K: 1 S: 5 H: 0 LOB: 0 BB: 0 P: 5	R: 4 E: 1 K: 2 S: 10 H: 3 LOB: 2 BB: 2 P: 18	R: 2 E: 0 K: 1 S: 6 H: 2 LOB: 1 BB: 1 P: 11	R: 0 E: 0 K: 0 S: 3 H: 0 LOB: 0 BB: 0 P: 3	R: 0 E: 0 K: 3 S: 9 H: 0 LOB: 0 BB: 0 P: 9	R: 0 E: 0 K: 1 S: 5 H: 0 LOB: 0 BB: 0 P: 5	1B: 8 2B: 2 3B: 1 HR: 1 SF: 1 SAC: 0 DP: 1 HBP: 0

WP: 0 PB: 0 SB: 2 CS: 1 PA: 40

AB	36
R	9
H	11
RBI	8
BB	3
SO	11
LOB	12

livebaseballscorecards.com

PITCHER		IP	WLS	BF	H	R	ER	SO	BB	IBB	HBP	BLK	WP	HR	S	P	ERA	WHIP
21 Zack Greinke, R ERA: 11.57	(1, 1)	2.0	L	12	6	3	3	2	0	0	0	0	0	1	16	19	13.50	3.000
64 Zach Lee, R ERA: 5.79	(3, 1)	2.2		13	3	4	3	4	1	1	0	0	0	0	19	27	10.12	1.500
54 Chris Perez, R ERA: 4.15	(5, 1)	0.2		4	1	2	2	0	1	0	0	0	0	0	3	8	27.00	3.000
56 J.P. Howell, L ERA: 4.15	(6, 1)	0.2		2	1	0	0	1	0	0	0	0	0	0	4	4	0.00	1.500
44 Chris Withrow, R ERA: 5.06	(7, 1)	1.0		3	0	0	0	0	0	0	0	0	0	0	3	3	0.00	0.000

PITCHER		IP	WLS	BF	H	R	ER	SO	BB	IBB	HBP	BLK	WP	HR	S	P	ERA	WHIP
74 Kenley Jansen, R ERA:	(8, 1)	1.0		3	0	0	0	3	0	0	0	0	0	0	9	9	0.00	0.000
Romulo Sanchez, R ERA:	(9, 1)	1.0		3	0	0	0	1	0	0	0	0	0	0	5	5	0.00	0.000

BOTTOM

Arizona Diamondbacks @ Los Angeles Dodgers
Camelback Ranch, Glendale, AZ
Wed Mar 12 2014, 4:06 PM - 7:11 PM EDT
Att. 9,282 - Sunny - 79 F

livebaseballscorecards.com

Batter	1	2	3	4	5	6	7	8	9	AB	R	H	RBI	BB	SO	LOB
66 Yasiel Puig, R (1, 9) OBP: 0.188, SLG: 0.276	F8		K		25 FC4-6 1B		G4-3			3	0	1	0	0	1	0
37 Mike Baxter, L (6, 7) OBP: 0.313, SLG: 0.345										1	0	0	0	0	0	0
25 Carl Crawford, L (1, 7) OBP: 0.321, SLG: 0.136	G1-3		1B		FC4-6 1-2f			G4-3		3	0	1	0	0	0	1
65 Joc Pederson, L (5, PR) (6, 9) OBP: 0.429, SLG: 0.571										1	0	0	0	0	0	0
13 Hanley Ramirez, R (1, 6) OBP: 0.276, SLG: 0.370	16 2B		P4		K			BB		3	1	1	0	0	1	2
72 Miguel Rojas, R (6, 6) OBP: 0.429, SLG: 0.368										0	0	0	0	1	0	0
23 Adrián González, L (1, 3) OBP: 0.448, SLG: 0.583	16 2B BB		F8			16 F8 2B		F8		2	1	1	0	1	0	1
33 Scott Van Slyke, R (7, 3) OBP: 0.355, SLG: 0.440										1	0	0	0	0	0	1
16 Andre Ethier, L (1, 8) OBP: 0.379, SLG: 0.500	1-H 2-H 2B			17 G6-4-3 18 BB 1B		F8 2-3		K		3	0	2	2	0	0	1
90 Scott Schebler, L (7, 8) OBP: 0.375, SLG: 0.571										1	0	0	0	0	1	1
18 Chone Figgins, S (1, 5) OBP: 0.368, SLG: 0.207	K			17 G6-4-3 1-2 BB		G5-3			F8	2	0	0	0	1	1	2
88 Daniel Mayora, R (7, 5)										1	0	0	0	0	0	0
17 A.J. Ellis, R (1, 2) OBP: 0.214, SLG: 0.083		F9		G6-4-3 1-2f 2-3		G5-3			G6-3	3	0	0	0	0	0	3
44 Chris Withrow, R (7, 1)										0	0	0	0	0	0	0
74 Kenley Jansen, S (8, 1)										0	0	0	0	0	0	0
Romulo Sanchez, R (9, 1)										0	0	0	0	0	0	0
10 Justin Turner, R (9, PH) OBP: 0.481, SLG: 0.500										1	0	0	0	0	0	0
9 Dee Strange-Gordon, L (1, 4) OBP: 0.250, SLG: 0.310		L4		G4-3			F8		G4-3	2	0	0	0	0	0	1
54 Chris Perez, R (5, 1)										0	0	0	0	0	0	0
56 J.P. Howell, L (6, 1)										0	0	0	0	0	0	0
30 Miguel Olivo, R (7, 2) OBP: 0.263, SLG: 0.333										2	0	0	0	0	0	0
21 Zack Greinke, R (1, 1)		G5-3			P6		P3			0	0	0	0	0	0	0
26 Tim Federowicz, R (2, PH) OBP: 0.174, SLG: 0.143										1	0	0	0	0	0	0
64 Zach Lee, R (3, 1)										0	0	0	0	0	0	0
87 Darnell Sweeney, S (5, 4) OBP: 0.273, SLG: 0.364										2	0	0	0	0	0	0
Inning Stats	R: 2 E: 0 K: 1 S: 7 H: 2 LOB: 1 BB: 1 P: 11	R: 0 E: 0 K: 0 S: 3 H: 0 LOB: 0 BB: 0 P: 3	R: 0 E: 0 K: 1 S: 6 H: 1 LOB: 1 BB: 0 P: 6	R: 0 E: 0 K: 0 S: 3 H: 1 LOB: 1 BB: 1 P: 7	R: 0 E: 0 K: 1 S: 6 H: 1 LOB: 1 BB: 0 P: 6	R: 0 E: 0 K: 0 S: 4 H: 1 LOB: 1 BB: 0 P: 4	R: 0 E: 0 K: 0 S: 3 H: 0 LOB: 0 BB: 0 P: 3	R: 0 E: 0 K: 1 S: 5 H: 0 LOB: 1 BB: 1 P: 9	R: 0 E: 0 K: 0 S: 3 H: 0 LOB: 0 BB: 0 P: 3	1B: 3 2B: 3 3B: 0 HR: 0 SF: 0 SAC: 0 DP: 1 HBP: 0							

	AB	32
	R	2
	H	6
	RBI	2
	BB	3
	SO	4
	LOB	13

WP: 0 PB: 0 SB: 0 CS: 0 PA: 35

PITCHER		IP	WLS	BF	H	R	ER	SO	BB	IBB	HBP	BLK	WP	HR	S	P	ERA	WHIP
54 Michael Lee, R ERA: 6.0	(1, 1)	3.0	W	13	3	2	2	2	1	0	0	0	0	0	16	20	6.00	1.333
14 Cesar Carrillo, R ERA:	(4, 1)	3.0	H	12	3	0	0	1	1	0	0	0	0	0	13	17	0.00	1.333
50 Ryan Rowland-Smith, L ERA:	(7, 1)	1.0		3	0	0	0	0	0	0	0	0	0	0	3	3	0.00	0.000
47 Joe Paterson, L ERA: 4.5	(8, 1)	1.0		4	0	0	0	1	1	0	0	0	0	0	5	9	0.00	1.000
Jess Todd, R ERA:	(9, 1)	1.0		3	0	0	0	0	0	0	0	0	0	0	3	3	0.00	0.000

PITCHER		IP	WLS	BF	H	R	ER	SO	BB	IBB	HBP	BLK	WP	HR	S	P	ERA	WHIP

Batter	1	2	3	4	5	6	7	8	9	AB	R	H	RBI	BB	SO	LOB
9 Endy Chavez, L (1, 8) OBP: 0.273, SLG: 0.238	BBBB 4-0 8 E 22 G3 BB	x 0-0 ② FC4-6 8 22 1B 1B 1-2f 2-3		x 0-0 ② FC3-6 8 FC6-4 1-2f		x 0-0 1-2 2-H 1B			x 0-0 ① L6	3	2	1	1	1	0	3
99 James Jones, L (6, PR) OBP: 0.265, SLG: 0.353 (6, 8)										1	0	0	0	0	0	1
8 Willie Bloomquist, R (1, 5) OBP: 0.296, SLG: 0.333	BX 1-0 ① F9 1-3	x 0-0 22 1B 1-2 3-H 1B		x 0-0 ③ FC6-4 1-2f		x 0-0 ②③ L3-6 2-2			x 0-0 ② FC3-6 78 1B 1-2f	4	0	1	1	0	0	4
69 Ty Kelly, S (6, 5) OBP: 0.294, SLG: 0.214										1	0	0	0	0	0	1
22 Robinson Canó, L (1, 4) OBP: 0.654, SLG: 0.696	x 0-0 ② G3 3-H	x 0-0 1-2 2-H 1B			x 0-0 ① G6-3		x 0-0 20 G6-4-3 1B		x 0-0 84 FC6-4 1-2 1B	4	0	2	2	0	0	0
78 Jack Reinheimer, R (7, PR) OBP: 0.600, SLG: 0.600 (7, 4)										1	0	1	0	0	0	0
17 Justin Smoak, S (1, 10) OBP: 0.351, SLG: 0.484	x 0-0 2B	x 0-0 ③ G4-3			SFS 0-3 ② K		x 0-0 ① L7		x 0-0 ③ FC6-4 1-2f	4	0	1	0	0	1	3
84 Patrick Kivlehan, R (9, PH) (9, 10)										1	0	0	0	0	0	2
20 Logan Morrison, L (1, 3) OBP: 0.368, SLG: 0.455	SFC 0-3 ③ K		x 0-0 6 G4-6-3 1B		x 0-0 HR		x 0-0 ②③ G6-4-3 1-2f			4	1	2	1	0	1	2
63 Jesus Montero, R (7, 3) OBP: 0.355, SLG: 0.621										0	0	0	0	0	0	0
6 Nick Franklin, S (1, 6) OBP: 0.345, SLG: 0.500		BBBB 4-0 13 1B 55 1B BB	x 0-0 ①② G4-6-3 1-2f		x 0-0 ③ G3-1			SSS 0-3 ① K		3	1	0	0	1	1	1
74 Chris Taylor, R (8, 6) OBP: 0.238, SLG: 0.368										0	0	0	0	0	0	0
13 Dustin Ackley, L (1, 7) OBP: 0.485, SLG: 0.774		x 0-0 9 FC4-6 55 1B 8 1B 1-3 1B	x 0-0 ③ F8			x 0-0 E1 55 G1-3 9 1B		x 0-0 ② G4-3		3	2	1	0	0	0	0
39 Xavier Avery, L (7, 7) OBP: 0.345, SLG: 0.240										1	0	0	0	0	0	0
55 Michael Saunders, L (1, 9) OBP: 0.393, SLG: 0.542		x 0-0 9 FC4-6 1-2 3-H 1B		x 0-0 ① L7		x 0-0 ① G1-3 1-2		x 0-0 ③ G6-3		3	0	1	1	0	0	1
16 Cole Gillespie, R (7, 9) OBP: 0.556, SLG: 0.688										1	0	0	0	0	0	0
3 Mike Zunino, R (1, 2) OBP: 0.375, SLG: 0.500		x 0-0 ① F4		x 0-0 9 FC3-6 1B		BBBB 4-0 8 L3-6 9 1B BB			x 0-0 69 FC3-6 1B	2	0	1	0	1	0	2
35 Humberto Quintero, R (6, 2) OBP: 0.286, SLG: 0.357										1	0	1	0	0	0	0
Inning Stats	R: 1 E: 0 K: 1 S: 6 H: 1 LOB: 1 BB: 1 P: 11	R: 3 E: 0 K: 0 S: 7 H: 4 LOB: 2 BB: 1 P: 11	R: 0 E: 0 K: 0 S: 3 H: 1 LOB: 0 BB: 0 P: 3	R: 0 E: 0 K: 0 S: 4 H: 1 LOB: 1 BB: 0 P: 4	R: 1 E: 0 K: 1 S: 6 H: 1 LOB: 0 BB: 0 P: 6	R: 1 E: 1 K: 0 S: 4 H: 1 LOB: 1 BB: 1 P: 8	R: 0 E: 0 K: 0 S: 3 H: 1 LOB: 1 BB: 0 P: 3	R: 0 E: 0 K: 1 S: 5 H: 0 LOB: 0 BB: 0 P: 5	R: 0 E: 0 K: 0 S: 5 H: 2 LOB: 2 BB: 0 P: 5	1B: 10 2B: 2 3B: 0 HR: 1 SF: 0 SAC: 0 DP: 3 HBP: 0						

PITCHER		IP	WLS	BF	H	R	ER	SO	BB	IBB	HBP	BLK	WP	HR	S	P	ERA	WHIP
25 Archie Bradley, R ERA: 4.32	(1, 1)	2.0	L	13	5	4	4	1	2	0	0	0	0	0	13	22	18.00	3.500
24 Bryan Woodall, R ERA: 3.0	(3, 1)	3.0		11	3	1	1	1	0	0	0	0	0	1	13	13	3.00	1.000
Willy Paredes, R ERA:	(6, 1)	1.0		5	1	1	0	0	1	0	0	0	0	0	4	8	0.00	2.000
59 Oliver Pérez, L ERA:	(7, 1)	1.0		3	1	0	0	0	0	0	0	0	0	0	3	3	0.00	1.000
38 Will Harris, R ERA: 1.29	(8, 1)	1.0		3	0	0	0	1	0	0	0	0	0	0	5	5	0.00	0.000

PITCHER		IP	WLS	BF	H	R	ER	SO	BB	IBB	HBP	BLK	WP	HR	S	P	ERA	WHIP
30 David Hernandez, R ERA: 1.23	(9, 1)	1.0		5	2	0	0	0	0	0	0	0	0	0	5	5	0.00	2.000

TOP

Seattle Mariners @ Arizona Diamondbacks

Salt River Fields at Talking Stick, Scottsdale, AZ

Thu Mar 13 2014, 4:11 PM - 7:01 PM EDT

Att. 12,611 - Cloudy - 76 F

livebaseballscorecards.com

AB	37
R	6
H	12
RBI	6
BB	3
SO	3
LOB	20

1B: 10 SF: 0
2B: 2 SAC: 0
3B: 0 DP: 3
HR: 1 HBP: 0

WP: 0 PA: 40
PB: 0
SB: 0
CS: 0

Batter	1	2	3	4	5	6	7	8	9	AB	R	H	RBI	BB	SO	LOB
8 Gerardo Parra, L (1, 9) OBP: 0.405, SLG: 0.367	G3		K		F8		FC5-4 1-2f		G5-3	3	0	0	0	0	1	1
49 Shelley Duncan, R (7, 7) OBP: 0.308, SLG: 0.318										2	0	0	0	0	0	2
2 Aaron Hill, R (1, 10) OBP: 0.361, SLG: 0.485	K		1B		F9			7 G6-3 76 G6-3 2B		3	0	1	0	0	1	1
34 Rudy Flores, L (8, PH) OBP: 0.429, SLG: 0.857 (9, 10)										1	1	1	0	0	0	0
44 Paul Goldschmidt, R (1, 3) OBP: 0.250, SLG: 0.229	1B		K			G5-3		G6-3 2-3		3	0	1	0	0	1	1
7 David Peralta, L (7, 9) OBP: 0.500, SLG: 0.333										1	0	0	0	0	0	1
12 Eric Chavez, L (1, 5) OBP: 0.200, SLG: 0.333	F9			15 F9 11 G5-3 2B		K		G6-3 3-H		3	1	1	0	0	1	1
76 Andy Marte, R (7, 5) OBP: 0.333, SLG: 0.550										1	0	0	1	0	0	0
15 Mark Trumbo, R (1, 7) OBP: 0.344, SLG: 0.517		K		F9 2-3		K		1B		3	0	0	0	0	2	1
Nick Ahmed, R (7, 4) OBP: 0.182, SLG: 0.200										1	0	1	0	0	0	0
11 AJ Pollock, R (1, 8) OBP: 0.459, SLG: 0.788	2B		G5-3 3-H				L7	G3		2	0	1	1	0	0	0
19 Tony Campana, L (7, 8) OBP: 0.286, SLG: 0.194										2	0	0	0	0	0	1
1 Didi Gregorius, L (1, 6) OBP: 0.281, SLG: 0.300	P5		G4-3				9 1B BB		9 G6-3 3B	2	0	0	0	0	0	1
16 Chris Owings, R (7, 6) OBP: 0.350, SLG: 0.405										1	1	1	0	1	0	0
9 Tuffy Gosewisch, R (1, 2) OBP: 0.308, SLG: 0.462	L3				4 FC3-6 1B		49 FC5-4 1-2 1B		G6-3 3-H	4	0	2	1	0	0	1
4 Cliff Pennington, S (1, 4) OBP: 0.303, SLG: 0.367			F9		FC3-6 1-2f		F6		G3	2	0	0	0	0	0	1
21 Mike Jacobs, L (7, 3) OBP: 0.179, SLG: 0.192										2	0	0	0	0	0	2
Inning Stats	R: 0 E: 0 K: 1 S: 6 H: 1 LOB: 1 BB: 0 P: 6	R: 0 E: 0 K: 1 S: 6 H: 1 LOB: 1 BB: 0 P: 6	R: 0 E: 0 K: 2 S: 8 H: 1 LOB: 1 BB: 0 P: 8	R: 1 E: 0 K: 0 S: 4 H: 1 LOB: 0 BB: 0 P: 4	R: 0 E: 0 K: 0 S: 4 H: 1 LOB: 1 BB: 0 P: 4	R: 0 E: 0 K: 2 S: 7 H: 0 LOB: 0 BB: 0 P: 7	R: 0 E: 0 K: 0 S: 4 H: 1 LOB: 2 BB: 1 P: 8	R: 1 E: 0 K: 0 S: 5 H: 2 LOB: 1 BB: 0 P: 5	R: 1 E: 0 K: 0 S: 4 H: 1 LOB: 0 BB: 0 P: 4	1B: 5 2B: 3 3B: 1 HR: 0	SF: 0 SAC: 0 DP: 0 HBP: 0						

PITCHER	IP	WLS	BF	H	R	ER	SO	BB	IBB	HBP	BLK	WP	HR	S	P	ERA	WHIP
49 Blake Beavan, R (1, 1) ERA: 2.13	4.2	W	19	5	1	1	4	0	0	0	0	0	0	27	27	1.93	1.071
45 Hector Noesí, R (5, 1) ERA: 2.25	2.1		9	1	0	0	2	1	0	0	0	0	0	12	16	0.00	0.857
31 Yoervis Medina, R (8, 1) ERA: 1.5	1.0		5	2	1	1	0	0	0	0	0	0	0	5	5	9.00	2.000
83 Zach Miner, R (9, 1) ERA: 3.38	1.0		4	1	1	1	0	0	0	0	0	0	0	4	4	9.00	1.000

PITCHER	IP	WLS	BF	H	R	ER	SO	BB	IBB	HBP	BLK	WP	HR	S	P	ERA	WHIP

BOTTOM

Seattle Mariners @ Arizona Diamondbacks

Salt River Fields at Talking Stick, Scottsdale, AZ

Thu Mar 13 2014, 4:11 PM - 7:01 PM EDT

Att. 12,611 - Cloudy - 76 F

livebaseballscorecards.com

AB	36
R	3
H	9
RBI	3
BB	1
SO	6
LOB	14

WP: 0 PA: 37
PB: 0
SB: 0
CS: 0

Batter	1	2	3	4	5	6	7	8	9	10	AB	R	H	RBI	BB	SO	LOB
1 Didi Gregorius, L (1, 6) OBP: 0.270, SLG: 0.286	K	F7			G1	2-3 1B		G2-3			5	0	1	0	0	1	0
2 Aaron Hill, R (1, 4) 49 Shelley Duncan, R (6, 7) OBP: 0.296, SLG: 0.304	14 G5-3 44 1B 8 1B 1B		K		K	P4		P2			4 1	1 0	1 0	0 0	0 0	2 0	2 0
44 Paul Goldschmidt, R (1, 3) OBP: 0.295, SLG: 0.263 76 Andy Marte, R (6, 5) OBP: 0.318, SLG: 0.524	14 G5-3 8 1B 1-2 1B		14 1B 8 SF9 1B		8 BB 14 1B 11 1B BB	G5-3			G5-3		3 1	3 0	2 0	0 0	1 0	0 0	2 0
14 Martín Prado, R (1, 5) OBP: 0.529, SLG: 0.667 16 Chris Owings, R (6, 4) OBP: 0.333, SLG: 0.385	G5-3 1-2 2-3		8 SF9 1-3 1B		11 1B 8 BB 19 1B 1-2 1B		F8		G6-3		3 2	1 0	2 0	0 0	0 0	0 0	2 0
8 Gerardo Parra, L (1, 9) OBP: 0.425, SLG: 0.387 Evan Marzilli, L (6, 8) OBP: 0.111, SLG: 0.125	11 1B 19 FC5-4-2 2-H 3-H 1B		SF9 1-2 3-H		11 1B 19 1B 1-2 2-3 BB		K		K		1 2	1 0	1 0	3 0	1 0	0 2	0 0
11 AJ Pollock, R (1, 8) OBP: 0.475, SLG: 0.778 21 Mike Jacobs, L (6, 3) OBP: 0.167, SLG: 0.179	19 FC6-4-2 1-2 1B		G5-3		19 1B 1-2 2-3 3-H 1B		K			G6-3	3 2	0 0	2 0	1 0	0 0	0 1	1 0
19 Tony Campana, L (1, 7) OBP: 0.289, SLG: 0.206 27 Matt Tuiasosopo, R (6, 9) OBP: 0.189, SLG: 0.152	FC6-4-2 1-2 2-H			B5-3	1-3 2-H 3-H 1B			K		1B	3 2	0 0	1 1	2 0	0 0	0 1	2 0
24 Henry Blanco, R (1, 2) OBP: 0.222, SLG: 0.222 9 Tuffy Gosewisch, R (6, 2) OBP: 0.333, SLG: 0.667		P6		F8		1 1B 55 SH3-4 1B		HR		1B	3 2	0 1	1 1	0 1	0 0	0 1	0 1
48 Randall Delgado, R (1, 1) 55 Josh Collmenter, R (5, 1) 40 J.J. Putz, R (6, 1) 29 Brad Ziegler, R (7, 1) 34 Rudy Flores, L (8, PH) OBP: 0.500, SLG: 1.250 43 Addison Reed, L (8, 1) 58 Bo Schultz, R (9, 1) OBP: 0.667, SLG: 0.667		G4-3		F9		SH3-4 1-2		HR		K	2 0 0 0 1 0 1	0 0 0 0 1 0 0	0 0 0 0 1 0 0	0 0 0 0 1 0 0	0 0 0 0 0 0 0	0 0 0 0 0 0 1	0 0 0 0 0 0 1
Inning Stats	R: 2 E: 0 K: 1 S: 9 H: 4 LOB: 2 BB: 0 P: 9	R: 0 E: 0 K: 0 S: 3 H: 0 LOB: 0 BB: 0 P: 3	R: 1 E: 0 K: 1 S: 7 H: 2 LOB: 1 BB: 0 P: 7	R: 0 E: 0 K: 0 S: 3 H: 0 LOB: 0 BB: 0 P: 3	R: 3 E: 0 K: 1 S: 7 H: 3 LOB: 2 BB: 2 P: 15	R: 0 E: 0 K: 0 S: 5 H: 2 LOB: 2 BB: 0 P: 5	R: 0 E: 0 K: 2 S: 7 H: 0 LOB: 0 BB: 0 P: 7	R: 2 E: 0 K: 1 S: 9 H: 2 LOB: 0 BB: 0 P: 9	R: 0 E: 0 K: 1 S: 5 H: 0 LOB: 0 BB: 0 P: 5	R: 0 E: 0 K: 2 S: 8 H: 1 LOB: 1 BB: 0 P: 8	1B: 12 2B: 0 3B: 0 HR: 2	SF: 1 SAC: 1 DP: 0 HBP: 0					

PITCHER	IP	WLS	BF	H	R	ER	SO	BB	IBB	HBP	BLK	WP	HR	S	P	ERA	WHIP
38 Wily Peralta, R (1, 1) ERA: 4.15	4.2		20	6	3	3	3	0	0	0	0	0	0	26	26	5.79	1.286
54 Michael Blazek, R (5, 1) ERA: 10.8	0.0		4	2	1	1	0	2	0	0	0	0	0	2	10	∞	∞
59 Zach Duke, L (5, 1) ERA: 1.59	0.1		1	1	2	2	0	0	0	0	0	0	0	1	1	54.00	3.000
29 Jim Henderson, R (6, 1) ERA: 4.5	1.0		5	2	0	0	0	0	0	0	0	0	0	5	5	0.00	2.000
Hiram Burgos, R (7, 1) ERA: 8.1	2.0	B	8	2	2	2	3	0	0	0	0	0	2	16	16	9.00	1.000

PITCHER	IP	WLS	BF	H	R	ER	SO	BB	IBB	HBP	BLK	WP	HR	S	P	ERA	WHIP
45 Alfredo Figaro, R (9, 1) ERA: 2.57	2.0	W	7	1	0	0	3	0	0	0	0	0	0	13	13	0.00	0.500

TOP

Arizona Diamondbacks @ Milwaukee Brewers

Maryvale Baseball Park, Phoenix, AZ

Fri Mar 14 2014, 4:09 PM - 7:26 PM EDT

Att. 8,720 - Partly Cloudy - 76 F

livebaseballscorecards.com

AB	41
R	8
H	14
RBI	8
BB	2
SO	9
LOB	11

1B: 12 SF: 1 PA: 45
2B: 0 SAC: 1
3B: 0 DP: 0
HR: 2 HBP: 0

WP: 0
PB: 0
SB: 0
CS: 0

Arizona Diamondbacks @ Milwaukee Brewers

Maryvale Baseball Park, Phoenix, AZ

Fri Mar 14 2014, 4:09 PM - 7:26 PM EDT

Att. 8,720 - Partly Cloudy - 76 F

livebaseballscorecards.com

BOTTOM

Batter	1	2	3	4	5	6	7	8	9	10	AB	R	H	RBI	BB	SO	LOB
9 Jean Segura, R (1, 6) OBP: 0.371, SLG: 0.344	0-0 20 HR 1B		0-0 ① F7		0-0 ② G6-3		4-0 66 G6-3 3 1B 1B BB		0-0 2B 2B		3	1	1	0	0	0	0
76 Kevin Mattison, L (7, 8) OBP: 0.300, SLG: 0.412											1	2	1	0	1	0	0
2 Scooter Gennett, L (1, 4) OBP: 0.242, SLG: 0.387	0-0 ① F8		0-0 2B		0-3 ③ K		0-0 66 G6-3 3 1B 1-2 1B		0-0 2-H 2B		3	0	1	0	0	1	1
Sean Halton, R (7, 7) OBP: 0.433, SLG: 0.304											2	1	2	1	0	0	0
(8, 3)																	
20 Jonathan Lucroy, R (1, 2) OBP: 0.313, SLG: 0.379	0-1 1-H HR		0-0 ② P4			0-0 ① F9	0-0 ② G6-3 1-2 2-3		0-0 ② F8		3	1	1	2	0	0	1
66 Robinzon Diaz, R (7, 2) OBP: 0.333, SLG: 0.200											2	0	0	0	0	0	3
16 Aramis Ramirez, R (1, 5) OBP: 0.545, SLG: 0.900	0-0 3B		0-0 ③ G6-3			0-0 1 E 2B	0-0 90 1B 2-H 3-H 1B		4-0 BB		3	0	2	0	0	0	1
3 Elian Herrera, S (6, PR) OBP: 0.393, SLG: 0.600											1	2	1	2	1	0	0
(7, 6)																	
27 Carlos Gómez, R (1, 8) OBP: 0.423, SLG: 0.545	0-0 ② G5-3			0-3 ① K		0-0 ② G6-3	0-0 ③ 1 2-H 1B		0-0 ③ G6-3		3	0	0	0	0	1	2
90 Brandon Macias, R (7, 5) OBP: 0.500, SLG: 0.500											2	0	1	1	0	0	2
1 Logan Schafer, L (1, 7) OBP: 0.455, SLG: 0.517	0-3 ③ K			0-0 24 WP 1B		0-0 E6 2-H 3B	0-3 ① K		0-0 79 SH1-3 15 FC6 2B		3	1	2	1	0	1	1
Hiram Burgos, R (7, 1)											0	0	0	0	0	0	0
21 Juan Francisco, L (8, PH) OBP: 0.391, SLG: 0.667											1	0	0	0	0	1	0
45 Alfredo Figaro, R (9, 1)											0	0	0	0	0	0	0
18 Khris Davis, R (10, PH) OBP: 0.212, SLG: 0.344											1	1	1	0	0	0	0
24 Lyle Overbay, L (1, 3) OBP: 0.423, SLG: 0.211		0-3 ① K		1-0 ② F9 1-2		4-0 15 S BB	0-0 ② F9		0-0 ① SH1-3 2-3		2	0	0	0	1	1	1
79 Michael Ratterree, R (8, 7)											1	0	0	0	0	0	0
15 Caleb Gindl, L (1, 9) OBP: 0.156, SLG: 0.226		0-0 ② G3-1		0-0 ③ F9		1-0 ③ G4-3 1-2	0-0 ③ P5		0-0 FC6 3-H		5	0	0	1	0	0	3
38 Wily Peralta, R (1, 1)											1	0	0	0	0	0	0
54 Michael Blazek, R (5, 1)											0	0	0	0	0	0	0
59 Zach Duke, L (5, 1)											0	0	0	0	0	0	0
12 Martin Maldonado, R (5, PH) OBP: 0.200, SLG: 0.231											1	0	0	0	0	0	0
29 Jim Henderson, L (6, 1)											0	0	0	0	0	0	0
65 Irving Falu, S (7, 4) OBP: 0.368, SLG: 0.444		0-0 ③ G1-3			0-0 ① P5		0-0 ① G4-3		0-3 ① K		2	0	0	0	0	1	0
Inning Stats	R: 2 E: 0 K: 1 S: 9 H: 3 LOB: 1 BB: 0 P: 9	R: 0 E: 0 K: 1 S: 5 H: 0 LOB: 0 BB: 0 P: 5	R: 0 E: 0 K: 0 S: 4 H: 1 LOB: 1 BB: 0 P: 4	R: 0 E: 0 K: 1 S: 6 H: 1 LOB: 1 BB: 0 P: 7	R: 0 E: 0 K: 1 S: 5 H: 0 LOB: 0 BB: 0 P: 5	R: 2 E: 1 K: 0 S: 5 H: 2 LOB: 1 BB: 1 P: 10	R: 3 E: 0 K: 0 S: 5 H: 3 LOB: 1 BB: 1 P: 9	R: 0 E: 0 K: 1 S: 5 H: 0 LOB: 0 BB: 0 P: 5	R: 1 E: 0 K: 1 S: 7 H: 2 LOB: 2 BB: 1 P: 11	R: 1 E: 0 K: 0 S: 3 H: 1 LOB: 1 BB: 0 P: 3	1B: 5 2B: 5 3B: 2 HR: 1 SF: 0 SAC: 1 DP: 0 HBP: 0	WP: 1 PB: 0 SB: 1 CS: 0 PA: 44					

	AB	40
	R	9
	H	13
	RBI	8
	BB	3
	SO	6
	LOB	15

PITCHER		IP	WLS	BF	H	R	ER	SO	BB	IBB	HBP	BLK	WP	HR	S	P	ERA	WHIP
48 Randall Delgado, R ERA: 5.56	(1, 1)	4.0		17	5	2	2	3	0	0	0	0	1	1	24	25	4.50	1.250
55 Josh Collmenter, R ERA:	(5, 1)	1.1		4	0	0	0	1	0	0	0	0	0	0	6	6	0.00	0.000
40 J.J. Putz, R ERA: 6.35	(6, 1)	0.2		5	2	2	1	0	1	0	0	0	0	0	4	9	13.50	4.500
29 Brad Ziegler, R ERA: 13.5	(7, 1)	1.0	B	6	3	3	3	0	1	0	0	0	0	0	5	9	27.00	4.000
43 Addison Reed, R ERA: 1.29	(8, 1)	1.0	H	3	0	0	0	1	0	0	0	0	0	0	5	5	0.00	0.000

PITCHER		IP	WLS	BF	H	R	ER	SO	BB	IBB	HBP	BLK	WP	HR	S	P	ERA	WHIP
58 Bo Schultz, R ERA: 2.84	(9, 1)	1.1	L	9	3	2	2	1	1	0	0	0	0	0	10	14	13.50	3.000

Arizona Diamondbacks @ Cleveland Indians

Goodyear Ballpark, Goodyear, AZ

Sat Mar 15 2014, 4:09 PM - 6:52 PM EDT

Att. 8,808 - Sunny - 79 F

livebaseballscorecards.com

TOP

Batter	1	2	3	4	5	6	7	8	9	AB R H RBI BB SO LOB
8 Gerardo Parra, L (1, 9) OBP: 0.432, SLG: 0.429 21 Mike Jacobs, L (7, 3) OBP: 0.161, SLG: 0.172	0-0 16 F9 44 HR 2B	0-0 G3-1 ③		0-0 1-2 1B		0-0 F7 ②			0-0 F8 ①	4 1 2 0 0 0 2 1 0 0 0 0 0 0
16 Chris Owings, R (1, 6) OBP: 0.326, SLG: 0.372 76 Andy Marte, R (7, 5) OBP: 0.304, SLG: 0.500	0-0 F9 ① 2-3		0-0 44 2B 1B	0-0 G4-3 ③		0-3 K ③			0-0 F7 ②	4 1 1 0 0 1 5 1 0 0 0 0 0 0
44 Paul Goldschmidt, R (1, 3) OBP: 0.333, SLG: 0.390 49 Shelley Duncan, R (7, 7) OBP: 0.286, SLG: 0.292	3-1 3-H HR		0-0 14 G3 1-H 2B		4-0 14 S BB		0-3 K ①		0-0 F8 ③	3 1 2 3 1 1 0 1 0 0 0 0 0 0
14 Martín Prado, R (1, 5) OBP: 0.500, SLG: 0.703 11 Tyler Bortnick, R (7, 4) OBP: 0.250, SLG: 0.250	3-2 HR		0-0 G3 ① 2-3		1-0 G6-3 ① 1-2		0-3 K ②			4 1 1 1 0 1 2 0 0 0 0 0 0 0
12 Eric Chavez, L (1, 10) OBP: 0.207, SLG: 0.321	0-0 P6 ②		0-3 K ②		0-0 G5-3 ②		0-0 15 FC6-4 1B			4 0 1 0 0 1 2
15 Mark Trumbo, R (1, 7) OBP: 0.333, SLG: 0.485 27 Matt Tuiasosopo, R (7, 9) OBP: 0.189, SLG: 0.152	0-0 26 S 1B		0-0 G1-3 ③		0-3 K ③		0-0 FC6-4 ③ 1-2f			4 0 1 0 0 1 3 0 0 0 0 0 0 0
26 Miguel Montero, L (1, 2) OBP: 0.303, SLG: 0.419 1 Didi Gregorius, L (7, 6) OBP: 0.263, SLG: 0.278	1-3 K ③ 1-2			0-0 G4-3 ①		0-0 11 SH1-3 1B		0-0 G4-3 ①		3 0 1 0 0 1 1 1 0 0 0 0 0 0
11 AJ Pollock, R (1, 8) OBP: 0.452, SLG: 0.737 19 Tony Campana, L (7, 8) OBP: 0.282, SLG: 0.200		0-0 P4 ①		0-0 P4 ②		0-0 SH1-3 ① 1-2		0-3 K ②		2 0 0 0 0 0 0 1 0 0 0 0 1 0
4 Cliff Pennington, S (1, 4) OBP: 0.333, SLG: 0.355 9 Tuffy Gosewisch, R (7, 2) OBP: 0.313, SLG: 0.625		0-0 L5 ②		4-0 8 1B BB		4-0 BB		0-0 P5 ③		1 0 0 0 2 0 0 1 0 0 0 0 0 0

Inning Stats	1	2	3	4	5	6	7	8	9
R	3	0	1	0	0	0	0	0	0
E	0	0	0	0	0	0	0	0	0
K	1	0	1	0	1	1	2	1	0
S	12	3	7	4	5	6	8	5	3
H	4	0	2	1	0	1	1	0	0
LOB	1	0	1	2	1	2	1	0	0
BB	0	0	0	1	1	1	0	0	0
P	19	3	7	8	10	10	8	5	3

1B: 5, SF: 0, 2B: 2, SAC: 1, 3B: 0, DP: 0, HR: 2, HBP: 0

WP: 0, PA: 39, PB: 0, SB: 2, CS: 0

AB	35
R	4
H	9
RBI	4
BB	3
SO	7
LOB	15

PITCHER		IP	WLS	BF	H	R	ER	SO	BB	IBB	HBP	BLK	WP	HR	S	P	ERA	WHIP
56 Frank Herrmann, R (ERA: 32.4)	(1, 1)	0.2	L	6	4	3	3	0	0	0	0	0	0	2	9	15	40.50	6.000
50 Nick Hagadone, L (ERA: 2.57)	(1, 1)	2.1		9	2	1	1	2	0	0	0	0	0	0	13	14	3.86	0.857
52 Vinnie Pestano, R (ERA: 1.8)	(4, 1)	1.0		5	1	0	0	0	1	0	0	0	0	0	4	8	0.00	2.000
44 John Axford, R (ERA: 1.8)	(5, 1)	1.0		4	0	0	0	1	1	0	0	0	0	0	5	10	0.00	1.000
49 Blake Wood, R (ERA: 1.29)	(6, 1)	1.0		5	1	0	0	1	1	0	0	0	0	0	6	10	0.00	2.000

PITCHER		IP	WLS	BF	H	R	ER	SO	BB	IBB	HBP	BLK	WP	HR	S	P	ERA	WHIP
35 Marc Rzepczynski, L (ERA: 1.8)	(7, 1)	1.0		4	1	0	0	2	0	0	0	0	0	0	8	8	0.00	1.000
88 Josh Outman, L (ERA:)	(8, 1)	1.0		3	0	0	0	1	0	0	0	0	0	0	5	5	0.00	0.000
51 Scott Barnes, L (ERA: 1.5)	(9, 1)	1.0		3	0	0	0	0	0	0	0	0	0	0	3	3	0.00	0.000

BOTTOM

Arizona Diamondbacks @ Cleveland Indians

Goodyear Ballpark, Goodyear, AZ

Sat Mar 15 2014, 4:09 PM - 6:52 PM EDT

Att. 8,808 - Sunny - 79 F

livebaseballscorecards.com

Batter	1	2	3	4	5	6	7	8	9	AB	R	H	RBI	BB	SO	LOB
13 Asdrúbal Cabrera, S (1, 6) OBP: 0.500, SLG: 0.520 1 David Adams, R (6, 4) OBP: 0.300, SLG: 0.250	F7	K			K		P4			3 1	0 0	0 0	0 0	0 0	2 0	3 1
33 Nick Swisher, S (1, 3) OBP: 0.269, SLG: 0.136 46 David Cooper, L (6, 3) OBP: 0.389, SLG: 0.429	K		F9		P4		F8			3 1	0 0	0 0	0 0	0 0	1 0	1 1
11 Jeff Francoeur, R (1, 10) OBP: 0.310, SLG: 0.269 Juan Romero, R (8, PH) (9, 10)	F9		F9			L6		G5-3		3 1	0 0	0 0	0 0	0 0	0 0	0 0
41 Carlos Santana, S (1, 5) OBP: 0.172, SLG: 0.286 76 Ryan Rohlinger, R (7, 5) OBP: 0.643, SLG: 0.667		E3 4 2B	K			K		G5-4-3 1B		3 1	1 0	0 1	0 0	0 0	2 0	0 0
4 Mike Aviles, R (1, 7) OBP: 0.417, SLG: 0.652 Bryson Myles, R (6, PR) (7, 7)		1-H 7 2B 2B		G3-6-3 7 1B		7 1B 1B		G5-4-3 1-2f		3 1	0 0	3 0	1 0	0 0	0 0	0 1
7 David Murphy, L (1, 9) OBP: 0.276, SLG: 0.308 Anthony Gallas, R (6, PR) (7, 9)		30 1B 57 1B 2-H 2B	G3-6-3 1-2f			1-3 1B			P2	3 1	1 0	2 0	0 0	0 0	0 0	1 0
30 Elliot Johnson, S (1, 8) OBP: 0.429, SLG: 0.778 Josh McAdams, R (7, 8)		57 1B 2-3 1B	40 CS 1B			K			K	3 1	0 0	2 0	0 0	0 0	1 1	2 0
40 Justin Sellers, R (1, 4) OBP: 0.600, SLG: 0.688 (6, 6) 85 Robel García, S (7, PR) (8, 6)	P3		CS 1-2		B2-3		1B		K	3 1	0 0	1 0	0 0	0 0	0 1	2 0
57 Luke Carlin, S (1, 2) OBP: 0.250, SLG: 0.313 84 Eric Haase, R (8, 2)	1-2 3-H 1B				1B		K			3 0	0 0	2 0	1 0	0 0	1 0	1 0
Inning Stats	R: 0 E: 0 K: 1 S: 5 H: 0 LOB: 0 BB: 0 P: 5	R: 2 E: 1 K: 1 S: 9 H: 4 LOB: 2 BB: 0 P: 9	R: 0 E: 0 K: 1 S: 5 H: 0 LOB: 0 BB: 0 P: 5	R: 0 E: 0 K: 0 S: 3 H: 2 LOB: 0 BB: 0 P: 4	R: 0 E: 0 K: 1 S: 6 H: 1 LOB: 1 BB: 0 P: 6	R: 0 E: 0 K: 2 S: 9 H: 2 LOB: 2 BB: 0 P: 9	R: 0 E: 0 K: 1 S: 8 H: 1 LOB: 1 BB: 0 P: 10	R: 0 E: 0 K: 0 S: 3 H: 1 LOB: 0 BB: 0 P: 3	R: 0 E: 0 K: 2 S: 7 H: 0 LOB: 0 BB: 0 P: 7	1B: 9 2B: 2 3B: 0 HR: 0 SF: 0 SAC: 0 DP: 2 HBP: 0						

	AB	35
	R	2
	H	11
	RBI	2
	BB	0
	SO	9
	LOB	13

WP: 0 PA: 36
PB: 0
SB: 0
CS: 1

PITCHER		IP	WLS	BF	H	R	ER	SO	BB	IBB	HBP	BLK	WP	HR	S	P	ERA	WHIP
46 Patrick Corbin, L ERA: 3.26	(1, 1)	6.1	W	27	10	2	0	7	0	0	0	0	0	0	41	42	0.00	1.579
59 Oliver Pérez, L ERA:	(7, 1)	0.2	H	2	0	0	0	0	0	0	0	0	0	0	4	6	0.00	0.000
54 Joe Thatcher, L ERA: 1.35	(8, 1)	1.0	H	3	1	0	0	0	0	0	0	0	0	0	3	3	0.00	1.000
50 Ryan Rowland-Smith, L ERA:	(9, 1)	0.2	H	2	0	0	0	1	0	0	0	0	0	0	4	4	0.00	0.000
47 Joe Paterson, L ERA: 4.26	(9, 1)	0.1	S	1	0	0	0	1	0	0	0	0	0	0	3	3	0.00	0.000

PITCHER	IP	WLS	BF	H	R	ER	SO	BB	IBB	HBP	BLK	WP	HR	S	P	ERA	WHIP

Batter	1	2	3	4	5	6	7	8	9	AB	R	H	RBI	BB	SO	LOB
1 Logan Schafer, L (1, 8) OBP: 0.421, SLG: 0.471	0-0 20 CS 1B	0-0 F8			0-0 L8		0-3 K		0-0 G6-4-3 1-2f	4	0	1	0	0	1	2
94 Tyrone Taylor, R (7, 8)										1	0	0	0	0	0	1
2 Scooter Gennett, L (1, 4) OBP: 0.270, SLG: 0.429	0-0 F7		0-0 18 WP 20 S 18 G4-3 1B		0-0 20 WP 20 F8-2 2B		0-3 K2-3		0-3 K	4	1	2	0	0	1	1
12 Martín Maldonado, R (8, 2) OBP: 0.171, SLG: 0.194										1	0	0	0	0	1	0
20 Jonathan Lucroy, R (1, 2) OBP: 0.306, SLG: 0.364	0-3 K 1-2		0-3 K 1-2		1-0 F8-2 2-H			0-0 21 1B 18 HBP 14 WP 1B		4	1	1	0	0	2	3
D' Vontrey Richardson, R (8, 7)										0	0	0	0	0	0	0
18 Khris Davis, R (1, 7) OBP: 0.275, SLG: 0.459		1-2 HR	1-0 G4-3 2-H			0-0 P2		1-0 65 L6-4 21 1B 1-2 HBP		3	1	1	2	0	0	0
59 Zach Duke, L (8, 1)										0	0	0	0	0	0	0
21 Juan Francisco, L (1, 5) OBP: 0.407, SLG: 0.625	0-3 K	0-3 K				4-0 BB		0-0 14 WP 1-2 2-3 1B		3	0	1	0	1	2	0
24 Lyle Overbay, L (1, 3) OBP: 0.379, SLG: 0.182	0-3 K	0-3 K			0-3 K		0-0 L6-4 2-2		3	0	0	0	0	3	1
13 Will Smith, R (6, 1)										0	0	0	0	0	0	0
65 Irving Falu, S (8, PH) OBP: 0.318, SLG: 0.381										1	0	0	0	0	0	3
(8, 6)																
14 Jeff Bianchi, R (1, 6) OBP: 0.355, SLG: 0.448	0-0 15 E 15 1B 49 1B 1B			0-0 G5-3		0-0 G5-3		4-0 1-2 3-H BB		3	1	1	0	1	0	1
(8, 4)																
15 Caleb Gindl, L (1, 9) OBP: 0.237, SLG: 0.361	0-0 E8 49 1B 1-3 1B			4-0 BB			0-0 HR	0-0 F8		3	1	2	1	1	0	2
49 Yovani Gallardo, R (1, 1) OBP: 0.500, SLG: 0.500	0-0 1-2 3-H 1B			0-3 K			0-3 K2-3		0-3 K 94 G6-4-3	2	0	1	1	0	1	1
96 Nick Ramirez, L (6, 3) OBP: 0.200, SLG: 0.200										2	0	0	0	0	2	0
Inning Stats	R: 0 H: 1 E: 0 LOB: 1 K: 1 BB: 0 S: 5 P: 5	R: 2 H: 4 E: 1 LOB: 2 K: 2 BB: 0 S: 13 P: 14	R: 1 H: 1 E: 0 LOB: 0 K: 2 BB: 0 S: 8 P: 9	R: 0 H: 0 E: 0 LOB: 1 K: 2 BB: 1 S: 7 P: 11	R: 0 H: 1 E: 0 LOB: 0 K: 0 BB: 0 S: 3 P: 4	R: 0 H: 0 E: 0 LOB: 1 K: 1 BB: 1 S: 5 P: 9	R: 1 H: 1 E: 0 LOB: 0 K: 3 BB: 0 S: 10 P: 10	R: 1 H: 2 E: 0 LOB: 2 K: 0 BB: 1 S: 4 P: 9	R: 0 H: 0 E: 0 LOB: 0 K: 2 BB: 0 S: 7 P: 7	1B: 7 SF: 0 2B: 4 SAC: 0 3B: 0 DP: 4 HR: 2 HBP: 1						
										WP: 4 PA: 38 PB: 0 SB: 1 CS: 1						

PITCHER		IP	WLS	BF	H	R	ER	SO	BB	IBB	HBP	BLK	WP	HR	S	P	ERA	WHIP
35 Trevor Cahill, R ERA: 7.88	(1, 1)	5.0		21	7	3	2	7	1	0	0	0	2	1	36	43	3.60	1.600
59 Oliver Pérez, L ERA:	(6, 1)	0.2		3	0	0	0	1	1	0	0	0	0	0	4	8	0.00	1.500
Joe Paterson, L ERA: 4.05	(6, 1)	0.1		1	0	0	0	0	0	0	0	0	0	0	1	1	0.00	0.000
38 Will Harris, R ERA: 2.25	(7, 1)	1.0		4	1	1	1	3	0	0	0	0	0	1	10	10	9.00	1.000
Jess Todd, R ERA: 3.0	(8, 1)	1.0		6	2	1	1	0	1	0	1	0	1	0	4	9	9.00	3.000

PITCHER		IP	WLS	BF	H	R	ER	SO	BB	IBB	HBP	BLK	WP	HR	S	P	ERA	WHIP
22 Kyle Winkler, R ERA:	(9, 1)	1.0	W	3	0	0	0	2	0	0	0	0	1	0	7	7	0.00	0.000

TOP

Milwaukee Brewers @ Arizona Diamondbacks

Salt River Fields at Talking Stick, Scottsdale, AZ

Sun Mar 16 2014, 4:12 PM - 7:10 PM EDT

Att. 12,871 - Sunny - 73 F

livebaseballscorecards.com

AB	34
R	5
H	10
RBI	4
BB	3
SO	13
LOB	15

Milwaukee Brewers @ Arizona Diamondbacks

Salt River Fields at Talking Stick, Scottsdale, AZ

Sun Mar 16 2014, 4:12 PM - 7:10 PM EDT

Att. 12,871 - Sunny - 73 F

livebaseballscorecards.com

BOTTOM

Batter	1	2	3	4	5	6	7	8	9	AB	R	H	RBI	BB	SO	LOB
8 Gerardo Parra, L (1, 9) OBP: 0.426, SLG: 0.421	G6-3	2-H 1B			G1-3		G1-3		1-2 2-3 3-H 1B	3	0	1	1	0	0	0
19 Tony Campana, L (6, 8) OBP: 0.293, SLG: 0.216										2	0	1	1	0	0	0
2 Aaron Hill, R (1, 4) OBP: 0.349, SLG: 0.450	14 2B 1B	F9			F8			G5-3		3	1	1	0	0	0	1
76 Andy Marte, R (6, 5) OBP: 0.292, SLG: 0.478										1	0	0	0	0	0	0
44 Paul Goldschmidt, R (1, 3) OBP: 0.333, SLG: 0.386	F9		F8					G3		3	0	1	0	0	0	1
21 Mike Jacobs, L (6, 3) OBP: 0.156, SLG: 0.167					1B					1	0	0	0	0	0	0
14 Martín Prado, R (1, 5) OBP: 0.488, SLG: 0.700	1-H 26 1B 2B		G6-3		G3			F9		3	1	1	1	0	0	1
24 Henry Blanco, R (6, 2) OBP: 0.211, SLG: 0.211										1	0	0	0	0	0	0
26 Miguel Montero, L (1, 2) OBP: 0.314, SLG: 0.424	2-H 1B		G4-3			G6-3			1B 49 1B 16 WP 1B	2	0	1	1	0	0	0
4 Cliff Pennington, S (6, 4) OBP: 0.342, SLG: 0.364										2	1	1	0	0	0	0
15 Mark Trumbo, R (1, 7) OBP: 0.308, SLG: 0.444	K			C S C K		G6-3			16 WP 1B 1-2 16 FC4 1B	3	0	0	0	0	2	1
49 Shelley Duncan, R (7, 7) OBP: 0.310, SLG: 0.320										1	1	1	0	0	0	0
11 AJ Pollock, R (1, 8) OBP: 0.477, SLG: 0.750		35 SH3-4 8 1B 1B		E5		S S S K			16 FC4 16 WP 19 1B 1-2 2-3 1B	2	1	2	0	0	0	0
59 Oliver Perez, L (6, 1)										0	0	0	0	0	0	0
Joe Paterson, R (6, 1)										0	0	0	0	0	0	0
7 Cody Ross, R (6, PH)										1	0	0	0	0	1	0
38 Will Harris, R (7, 1)										0	0	0	0	0	0	0
Jess Todd, R (8, 1)										0	0	0	0	0	0	0
22 Kyle Winkler, R (9, 1)										0	0	0	0	0	0	0
Steve McQuail, R (9, PH) OBP: 0.500, SLG: 0.500										1	1	1	0	0	0	0
1 Didi Gregorius, L (1, 6) OBP: 0.244, SLG: 0.256		F8		F7			F7		B X 1-3 2-H 3-H FC4 19 1B	3	0	0	0	0	0	2
16 Chris Owings, R (8, 6) OBP: 0.319, SLG: 0.364										1	0	0	1	0	0	1
35 Trevor Cahill, R (1, 1)		SH3-4 1-2		G1-4-3			C C C K		B B B B 19 1B BB	1	0	0	0	0	0	1
27 Matt Tuiasosopo, R (6, 9) OBP: 0.205, SLG: 0.147										1	0	0	0	1	1	0
Inning Stats	R: 2 E: 0 K: 1 S: 8 H: 3 LOB: 1 BB: 0 P: 8	R: 1 E: 0 K: 0 S: 5 H: 2 LOB: 1 BB: 0 P: 5	R: 0 E: 0 K: 0 S: 3 H: 0 LOB: 0 BB: 0 P: 3	R: 0 E: 1 K: 1 S: 6 H: 1 LOB: 1 BB: 0 P: 6	R: 0 E: 0 K: 0 S: 4 H: 1 LOB: 1 BB: 0 P: 4	R: 0 E: 0 K: 1 S: 5 H: 0 LOB: 0 BB: 0 P: 5	R: 0 E: 0 K: 1 S: 5 H: 0 LOB: 0 BB: 0 P: 5	R: 0 E: 0 K: 0 S: 3 H: 0 LOB: 0 BB: 0 P: 3	R: 3 E: 0 K: 0 S: 5 H: 4 LOB: 3 BB: 1 P: 10	1B: 10 2B: 1 3B: 0 HR: 0 SF: 0 SAC: 1 DP: 0 HBP: 0							

	AB	
	R	6
	H	11
	RBI	5
	BB	1
	SO	4
	LOB	8

WP: 1 PB: 0 SB: 0 CS: 0 PA: 37

PITCHER		IP	WLS	BF	H	R	ER	SO	BB	IBB	HBP	BLK	WP	HR	S	P	ERA	WHIP
49 Yovani Gallardo, R ERA: 2.77	(1, 1)	5.0		22	7	3	3	2	0	0	0	0	0	0	26	26	5.40	1.400
13 Will Smith, L ERA: 0.96	(6, 1)	2.0		6	0	0	0	2	0	0	0	0	0	0	10	10	0.00	0.000
59 Zach Duke, L ERA: 5.4	(8, 1)	1.0	L	9	4	3	3	0	1	0	0	0	1	0	8	13	27.00	5.000

PITCHER		IP	WLS	BF	H	R	ER	SO	BB	IBB	HBP	BLK	WP	HR	S	P	ERA	WHIP

Batter	1	2	3	4	5	6	7	8	9	AB	R	H	RBI	BB	SO	LOB
8 Gerardo Parra, L (1, 9) OBP: 0.400, SLG: 0.400	B F X 1-1 2 1B 1B		C X 0-1 ② L7		C C B B B F X 3-2 ② L7		X 0-0 ① F8		C B B B X 3-1 4 DI 1B	5	0	2	0	0	0	2
2 Aaron Hill, R (1, 4) OBP: 0.333, SLG: 0.333 4 Cliff Pennington, S (6, 4)	B C S 1 SAFE D 1 SAFE X 2-2 14 G1-6-3 1-2 1B		B B C X 2-1 ③ L5		S X 0-1 ③ G5-3		B B B C T X 3-2 ② F9		B S F F S 1-3 ③ K2-3 1-2	3 2	0 0	1 0	0 0	0 0	0 1	0 3
44 Paul Goldschmidt, R (1, 3)	B S S B F C 2-3 ① K			B B C C X 2-2 ① G1-3		C B B B B F F F X 3-2 ① G4-3	C B X 2-1 ③ L7			4	0	0	0	0	1	4
14 Martín Prado, R (1, 5) OBP: 0.500, SLG: 0.667	B C C X 1-2 ② ③ G1-6-3 1-2f			C B B C B B 4-2 15 S 12 1B BB		C C X 0-2 2B		C F C 0-3 ① K		3	0	1	0	1	1	2
12 Eric Chavez, L (1, 10) OBP: 0.500, SLG: 0.500		C B X 1-1 ① F8		C B F X 1-2 26 BB 1-2 1B		F F F B X 1-2 ② P3		X 0-0 15 G1-3 1B		4	0	2	0	0	0	1
15 Mark Trumbo, R (1, 7) OBP: 0.500, SLG: 0.333		B B S X 2-1 1B		S S B B F F S 2-3 ② K 2-3		B B C D D 4-1 BB		T B S X 1-2 ② G1-3 1-2		3	0	1	0	1	1	3
26 Miguel Montero, L (1, 2) 9 Tuffy Gosewisch, R (7, 2)		B X 1-0 ② F8		B B S D F F B 4-2 11 FC6-4 1-2 BB		C F B X 1-2 ③ G6-3		C B X 1-1 ③ G1-3		2 1	0 0	0 0	0 0	1 0	0 0	3 1
11 AJ Pollock, R (1, 8) OBP: 0.250, SLG: 0.250		B M F S 1-3 ③ K		B C B X 2-1 ③ FC6-4 1-2f			C C B X 1-2 16 1B 1B		C B X 1-1 ① F9	4	0	1	0	0	1	4
1 Didi Gregorius, L (1, 6) 16 Chris Owings, R (5, 6) OBP: 0.500, SLG: 0.500			B S X 1-1 ① F9		B F F X 1-2 ① F9		B X 1-0 1-2 1B		B C F B X 2-2 ② G1-3	2 2	0 0	0 1	0 0	0 0	0 0	0 0
Inning Stats	R: 0 H: 2 E: 0 LOB: 1 K: 1 BB: 0 S: 12 P: 18	R: 0 H: 1 E: 0 LOB: 1 K: 1 BB: 0 S: 8 P: 13	R: 0 H: 0 E: 0 LOB: 0 K: 0 BB: 0 S: 6 P: 9	R: 0 H: 1 E: 0 LOB: 3 K: 1 BB: 2 S: 18 P: 33	R: 0 H: 0 E: 0 LOB: 0 K: 0 BB: 0 S: 9 P: 13	R: 0 H: 1 E: 0 LOB: 2 K: 0 BB: 1 S: 16 P: 25	R: 0 H: 2 E: 0 LOB: 2 K: 0 BB: 0 S: 10 P: 17	R: 0 H: 1 E: 0 LOB: 1 K: 1 BB: 0 S: 9 P: 11	R: 0 H: 1 E: 0 LOB: 1 K: 1 BB: 0 S: 11 P: 18	1B: 8 SF: 0 2B: 1 SAC: 0 3B: 0 DP: 1 HR: 0 HBP: 0						WP: 0 PA: 38 PB: 0 SB: 1 CS: 0

PITCHER		IP	WLS	BF	H	R	ER	SO	BB	IBB	HBP	BLK	WP	HR	S	P	ERA	WHIP
37 Tim Atherton, R ERA:	(1, 1)	3.0	W	11	3	0	0	2	0	0	0	0	0	0	26	40	0.00	1.000
31 Craig Anderson, L ERA:	(4, 1)	1.0	H	6	1	0	0	1	2	0	0	0	0	0	18	33	0.00	3.000
41 Wayne Lundgren, R ERA:	(5, 1)	1.0	H	3	0	0	0	0	0	0	0	0	0	0	9	13	0.00	0.000
13 Richard Olson, R ERA:	(6, 1)	1.0		5	1	0	0	0	1	0	0	0	0	0	16	25	0.00	2.000
35 Scott Mitchinson, R ERA:	(7, 1)	1.0		5	2	0	0	0	0	0	0	0	0	0	10	17	0.00	2.000

PITCHER		IP	WLS	BF	H	R	ER	SO	BB	IBB	HBP	BLK	WP	HR	S	P	ERA	WHIP
21 Todd Van Steensel, R ERA:	(8, 1)	1.0		4	1	0	0	1	0	0	0	0	0	0	9	11	0.00	1.000
Brad Thomas, L ERA:	(9, 1)	1.0		4	1	0	0	1	0	0	0	0	0	0	11	18	0.00	1.000

TOP

Arizona Diamondbacks @ Australia

Sydney Cricket Ground, Sydney

Fri Mar 21 2014, 4:10 AM - 7:18 AM EDT

Att. 16,897 - Partly Cloudy - 75 F

livebaseballscorecards.com

AB	35
R	0
H	9
RBI	0
BB	3
SO	5
LOB	23

BOTTOM

Arizona Diamondbacks @ Australia

Sydney Cricket Ground, Sydney

Fri Mar 21 2014, 4:10 AM - 7:18 AM EDT

Att. 16,897 - Partly Cloudy - 75 F

livebaseballscorecards.com

Batter	1	2	3	4	5	6	7	8	9	AB	R	H	RBI	BB	SO	LOB
Mitchell Dening, L (1, 8) OBP: 0.750, SLG: 1.000 45 Ben Lodge, R (8, PH) (9, 8)	B B B C B 4-1 G3 S 1B BB		B B X 2-0 1-3 1B 2B	F B B B B 4-1 1-2 BB	S B B C S 2-3 K ③			B F C F B C 2-3 K ②		2 1	1 0	1 0	0 0	2 0	1 1	3 0
Brad Harman, R (1, 6)	C X 0-1 P2 ①		B S S S B B F B 4-2 1B BB	B C S S 1-3 K ③		C S B B S 2-3 K ①		C F S 0-3 K ③		4	0	0	0	1	3	3
Stefan Welch, L (1, 5) OBP: 0.500, SLG: 0.750	B B C X 2-1 G3 ② 1-3		C D X 1-1 ① 1-2 2-H 3-H 1B		B C F X 1-2 1B 2B	C B X 1-1 F7 ②				4	1	2	1	0	0	1
Luke Hughes, R (1, 7) OBP: 0.750, SLG: 0.667	B C X 1-1 3-H 1B		S S S 0-3 K ②		X 0-0 1B 2-H 1B 1B	B F F B H 3-2 HBP				3	1	2	2	0	1	2
Mike Walker, L (1, 3)	C F B F B X 2-2 G3 ③		C O S 2 SAFE B C 2-3 K ③		C F S 0-3 K ①	C S 0-3 K ③				4	0	0	0	0	3	5
Justin Huber, R (1, 10) OBP: 0.500, SLG: 0.500		B X 1-0 G4-6-3 1B		C X 0-1 G5-3 ①	C 1 SAFE X 0-1 33 BB 1B 1-3 1B		B F B F B X 3-2 G6-3 ①			4	0	2	0	0	0	0
Tim Kennelly, R (1, 9) OBP: 0.500, SLG: 1.250 Joshua Roberts, L (8, 9)	C B 1 SAFE F B X 2-2 G4-6-3 ① ② 1-2f		B B X 2-0 HR	D C X 1-1 33 BB 1-2 3-H 1B		C S X 0-2 F7 ②				4 0	1 0	2 0	2 0	0 0	0 0	1 0
33 Guy Edmonds, R (1, 2)	B B S X 2-1 G5-3 ③		F B S B B F F B 4-2 BB BB	B F B F B B 4-2 1-2 2-3 BB		C S F S 0-3 K ③				2	0	0	0	2	1	0
15 Logan Wade, S (1, 4) OBP: 0.250, SLG: 0.250		B S X 1-1 2B 1B 1B	F B S F F B S 2-3 K ②	S F B F B S 2-3 K ②				B F B F B X 3-2 G1-3 ①		4	1	1	0	0	2	4
Inning Stats	R: 1 H: 1 E: 0 LOB: 1 K: 0 BB: 1 S: 11 P: 20	R: 0 H: 1 E: 0 LOB: 0 K: 0 BB: 0 S: 6 P: 11	R: 1 H: 3 E: 0 LOB: 2 K: 2 BB: 1 S: 14 P: 24	R: 1 H: 1 E: 0 LOB: 2 K: 2 BB: 2 S: 16 P: 29	R: 2 H: 4 E: 0 LOB: 3 K: 3 BB: 1 S: 21 P: 31	R: 0 H: 0 E: 0 LOB: 1 K: 2 BB: 0 S: 10 P: 16	R: 0 H: 0 E: 0 LOB: 0 K: 1 BB: 0 S: 10 P: 13	R: 0 H: 0 E: 0 LOB: 0 K: 2 BB: 0 S: 10 P: 15		1B: 7 2B: 2 3B: 0 HR: 1	SF: 0 SAC: 0 DP: 1 HBP: 1			WP: 0 PB: 0 SB: 1 CS: 0	PA: 38	

	AB	32
	R	5
	H	10
	RBI	5
	BB	5
	SO	12
	LOB	19

PITCHER		IP	WLS	BF	H	R	ER	SO	BB	IBB	HBP	BLK	WP	HR	S	P	ERA	WHIP
25 Archie Bradley, R ERA: 7.36	(1, 1)	3.2	L	18	6	3	3	3	3	0	0	0	0	1	43	75	7.36	2.455
Charles Brewer, R ERA: 7.71	(4, 1)	2.1		14	4	2	2	6	2	0	1	0	0	0	35	56	7.71	2.571
Zeke Spruill, R ERA:	(7, 1)	2.0		6	0	0	0	3	0	0	0	0	0	0	20	28	0.00	0.000

PITCHER	IP	WLS	BF	H	R	ER	SO	BB	IBB	HBP	BLK	WP	HR	S	P	ERA	WHIP

Batter	1	2	3	4	5	6	7	8	9	AB	R	H	RBI	BB	SO	LOB
9 Dee Strange-Gordon, L (1, 4) OBP: 0.667, SLG: 1.000	G1-3		66 1B, 23 SF8, 2B	66 HBP, 1B		E2, 66 2B, 1B	SF8		HBP	4	2	3	1	0	0	0
66 Yasiel Puig, R (1, 9) OBP: 0.364, SLG: 0.400	23 BB, 16 1B, 1B		1 SAFE, 1 SAFE B, 1 SAFE FH, 1B	HBP		16 L4, 2B	FC6-4		K	5	1	3	2	0	1	4
60 José Domínguez, R (9, 1)										0	0	0	0	0	0	0
47 Paul Maholm, L (9, 1)										0	0	0	0	0	0	0
74 Kenley Jansen, S (9, 1)										0	0	0	0	0	0	0
13 Hanley Ramirez, R (1, 6) OBP: 0.333, SLG: 0.143	L9		16 1B, BB	P6		16 L4, BB		23 G4-3, 1B		3	0	1	0	2	0	4
23 Adrián González, L (1, 3) OBP: 0.444, SLG: 0.400	16 1B, BB		SF8		16 E, 16 S, 37 G6-4-3, BB	K		G4-3		2	1	0	1	2	1	3
16 Andre Ethier, L (1, 8) OBP: 0.333, SLG: 0.250	1B		1B		37 G6-4-3, 17 BB, 5 2B, BB	L4		L7		4	1	2	1	1	0	3
17 A.J. Ellis, R (1, 2)		K	F9		37 G6-4-3, BB	E4, 18 BB, 5 1B, 9 SF8		G6-3		4	1	0	0	1	1	3
37 Mike Baxter, L (1, 7)		G4-3	G4-3	G6-4-3		K		5 WP, BB		4	0	0	0	1	1	3
5 Juan Uribe, R (1, 5) OBP: 0.333, SLG: 0.444		L5	9 1B, 99 SH3-4, 1B	2B		18 BB, 1B		K		5	0	3	1	0	1	1
99 Hyun Jin Ryu, R (1, 1) OBP: 0.500, SLG: 0.500			9 2B, 66 1B, 1B	SH3-4	K	66 FC6-4, BB		K		2	1	1	0	0	1	1
44 Chris Withrow, R (6, 1)										0	0	0	0	0	0	0
18 Chone Figgins, S (7, PH)										0	0	0	0	1	0	0
75 Paco Rodríguez, L (7, 1)										0	0	0	0	0	0	0
28 Jamey Wright, R (7, 1)										0	0	0	0	0	0	0
56 J.P. Howell, L (8, 1)										0	0	0	0	0	0	0
7 Alex Guerrero, R (9, PH)										1	0	0	0	0	1	1
33 Scott Van Slyke, R (9, 9) OBP: 0.750, SLG: 2.000										0	0	0	0	0	0	0
Inning Stats	R: 1 E: 0 K: 0 S: 7 H: 2 LOB: 2 BB: 1 P: 14	R: 0 E: 0 K: 1 S: 8 H: 0 LOB: 0 BB: 0 P: 14	R: 2 E: 0 K: 0 S: 15 H: 4 LOB: 2 BB: 1 P: 28	R: 0 E: 0 K: 0 S: 10 H: 2 LOB: 3 BB: 0 P: 17	R: 2 E: 0 K: 1 S: 16 H: 1 LOB: 1 BB: 3 P: 30	R: 1 E: 1 K: 1 S: 9 H: 2 LOB: 2 BB: 1 P: 15	R: 1 E: 1 K: 1 S: 14 H: 1 LOB: 2 BB: 1 P: 23	R: 0 E: 0 K: 0 S: 5 H: 1 LOB: 1 BB: 0 P: 9	R: 0 E: 0 K: 3 S: 11 H: 0 LOB: 2 BB: 1 P: 21	1B: 10 2B: 3 3B: 0 HR: 0	SF: 2 SAC: 1 DP: 1 HBP: 2						

PITCHER		IP	WLS	BF	H	R	ER	SO	BB	IBB	HBP	BLK	WP	HR	S	P	ERA	WHIP
35 Trevor Cahill, R ERA: 11.25	(1, 1)	4.0	L	23	8	5	5	1	4	0	1	0	0	0	48	89	11.25	3.000
55 Josh Collmenter, R ERA: 9.0	(5, 1)	1.0		7	3	1	1	1	2	0	0	0	0	0	10	21	9.00	5.000
54 Joe Thatcher, L ERA:	(6, 1)	1.1		4	0	1	0	2	0	0	0	0	0	0	13	17	0.00	0.000
48 Randall Delgado, R ERA:	(7, 1)	0.2		4	1	0	0	0	1	0	0	0	0	0	8	14	0.00	3.000
58 Bo Schultz, R ERA:	(8, 1)	1.0		4	1	0	0	0	0	0	0	0	0	0	5	9	0.00	1.000

PITCHER		IP	WLS	BF	H	R	ER	SO	BB	IBB	HBP	BLK	WP	HR	S	P	ERA	WHIP
43 Addison Reed, R ERA:	(9, 1)	1.0		5	0	0	0	3	1	0	1	0	1	0	11	21	0.00	1.000

TOP

Los Angeles Dodgers @ Arizona Diamondbacks

Sydney Cricket Ground, Sydney

Sat Mar 22 2014, 10:15 PM - 2:15 AM EDT

Att. 38,079 - Partly Cloudy - 79 F

livebaseballscorecards.com

AB	34
R	7
H	13
RBI	6
BB	8
SO	7
LOB	23

WP: 1 PB: 0 SB: 1 CS: 0 PA: 47

Batter	1	2	3	4	5	6	7	8	9	AB	R	H	RBI	BB	SO	LOB
11 AJ Pollock, R (1, 8)	X 0-0 F9 ①		C B B S X 2-2 L9 ②		C B B S X 2-2 G6-3 ② ③ 1-2f		B B B 4-0 1-2 2-3 BB		B C B B B 4-1 44 F8 2 DI 14 1B BB	3	1	0	0	2	0	1
2 Aaron Hill, R (1, 4) OBP: 0.444, SLG: 0.167	C F B B B X 3-2 F9 ②		B B B B C X 3-2 F7 ③			B B B B 4-0 14 G6-3 44 1B BB	C X 0-1 L9 ③		B C B B B 4-1 14 DI 14 1B 1-2 BB	3	1	0	0	2	0	3
44 Paul Goldschmidt, R (1, 3) OBP: 0.444, SLG: 0.556	B B C B C X 3-2 1B			C B F X 1-2 E4 26 FC6		B C B S X 2-2 14 G6-3 1-2 1B		C X 0-1 ① F9	C X 0-1 ① F8 2-3	5	0	2	0	0	0	2
14 Martín Prado, R (1, 5) OBP: 0.222, SLG: 0.125	1 SAFE C C B S 1-3 ③ K			B C C B C 2-3 ① K		C X 0-1 ① ② G6-3 1-2f 2-3		B B B C B 4-1 26 1B 15 1B BB	C B F B B X 3-2 15 HR 1-H 3-H 1B	4	2	1	2	1	2	4
26 Miguel Montero, L (1, 2) OBP: 0.222, SLG: 0.222		C B X 1-2 ① L3		S B X 1-1 FC6 1-2		X 0-0 ③ G6-3		C B X 1-1 15 1B 1-2 1B	C D C S 1-3 ② K	5	0	1	0	0	1	3
15 Mark Trumbo, R (1, 7) OBP: 0.222, SLG: 0.556		B C F B B F X 3-2 ② F7		F D F X 1-2 ② F9			C B C X 1-2 ① G6-3	F X 0-1 1 BB 1-3 2-H 1B	X 0-0 1-H HR	5	1	2	3	0	0	2
8 Gerardo Parra, L (1, 9) OBP: 0.333, SLG: 0.250	C X 0-1 1B			F F B F C 1-3 ③ K			B C B F B F B 4-2 ② 11 BB 16 1B BB	C B F F D C 2-3 ② K	F B F S 1-3 ③ K	4	0	1	0	1	3	4
1 Didi Gregorius, L (1, 6)	F B S 1 SAFE S 1-3 ③ K				B X 1-0 ① L8		B B S B X 3-1 ② F8	S F B B F F B B 4-2 1-2 BB		3	0	0	0	1	1	2
35 Trevor Cahill, R (1, 1)			B C C B S 2-3 ① K		C S F B F F F B B B 4-2 11 G6-3 BB		B X 1-0 11 BB 1-2 1B	C F D X 1-2 ③ F7		1	0	0	0	0	1	0
55 Josh Collmenter, R (5, 1)										0	0	0	0	1	0	0
54 Joe Thatcher, L (6, 1)										0	0	0	0	0	0	0
48 Randall Delgado, R (7, 1)										0	0	0	0	0	0	0
16 Chris Owings, R (7, PH) OBP: 0.400, SLG: 0.250										1	0	1	0	0	0	0
58 Bo Schultz, R (8, 1)										0	0	0	0	0	0	0
9 Tuffy Gosewisch, R (8, PH)										1	0	0	0	0	0	3
43 Addison Reed, L (9, 1)										0	0	0	0	0	0	0
Inning Stats	R: 0 E: 0 K: 1 S: 10 H: 1 LOB: 1 BB: 0 P: 17	R: 0 E: 0 K: 1 S: 12 H: 1 LOB: 1 BB: 0 P: 17	R: 0 E: 0 K: 1 S: 9 H: 0 LOB: 0 BB: 0 P: 16	R: 0 E: 1 K: 2 S: 15 H: 0 LOB: 2 BB: 0 P: 21	R: 0 E: 0 K: 0 S: 9 H: 0 LOB: 0 BB: 1 P: 16	R: 0 E: 0 K: 0 S: 6 H: 1 LOB: 1 BB: 1 P: 12	R: 0 E: 0 K: 0 S: 11 H: 1 LOB: 3 BB: 2 P: 24	R: 1 E: 0 K: 1 S: 18 H: 2 LOB: 3 BB: 2 P: 30	R: 4 E: 0 K: 2 S: 14 H: 2 LOB: 0 BB: 2 P: 27	1B: 7 2B: 0 3B: 0 HR: 1 SF: 0 SAC: 0 DP: 2 HBP: 0						

BOTTOM

Los Angeles Dodgers @ Arizona Diamondbacks

Sydney Cricket Ground, Sydney

Sat Mar 22 2014, 10:15 PM - 2:15 AM EDT

Att. 38,079 - Partly Cloudy - 79 F

livebaseballscorecards.com

AB	35
R	5
H	8
RBI	5
BB	8
SO	8
LOB	24

WP: 0 PA: 43
PB: 0
SB: 0
CS: 0

PITCHER		IP	WLS	BF	H	R	ER	SO	BB	IBB	HBP	BLK	WP	HR	S	P	ERA	WHIP
99 Hyun Jin Ryu, L ERA:	(1, 1)	5.0	W	19	2	0	0	5	1	0	0	0	0	0	55	87	0.00	0.600
44 Chris Withrow, R ERA:	(6, 1)	1.0		4	1	0	0	0	1	0	0	0	0	0	6	12	0.00	2.000
75 Paco Rodríguez, L ERA:	(7, 1)	0.2		4	1	0	0	0	1	0	0	0	0	0	9	18	0.00	3.000
28 Jamey Wright, R ERA: 13.5	(7, 1)	0.2		6	2	1	1	0	2	0	0	0	0	0	9	18	13.50	6.000
56 J.P. Howell, L ERA:	(8, 1)	0.2		3	0	0	0	1	1	0	0	0	0	0	11	18	0.00	1.500

PITCHER		IP	WLS	BF	H	R	ER	SO	BB	IBB	HBP	BLK	WP	HR	S	P	ERA	WHIP
60 José Domínguez, R ERA: 81.0	(9, 1)	0.1		4	1	3	3	0	2	0	0	0	0	0	7	18	81.00	9.000
47 Paul Maholm, L ERA:	(9, 1)	0.1		1	0	0	0	1	0	0	0	0	0	0	3	4	0.00	0.000
74 Kenley Jansen, R ERA: 6.75	(9, 1)	0.1		2	1	1	1	1	0	0	0	0	0	1	4	5	27.00	3.000

Batter	1	2	3	4	5	6	7	8	9	AB	R	H	RBI	BB	SO	LOB
21 Junior Lake, R (1, 8) OBP: 0.255, SLG: 0.521	B X 1-0 G6-3 ①		C C C 0-3 K ③			X 0-0 G5-3 ①		X 0-0 P6 ①		4	0	0	0	0	1	0
28 Chris Coghlan, L (1, 7) OBP: 0.304, SLG: 0.419	C C C 0-3 K ②			X 0-0 19 1B 30 G5-3 2B		S S S 0-3 K ②		B B B C X 3-1 HR		4	2	2	1	0	2	0
19 Nate Schierholtz, L (1, 9) OBP: 0.358, SLG: 0.413	X 0-0 1B			X 0-0 30 G5-3 5 1B 2-3 1B		X 0-0 30 2B 2B		X 0-0 F8 ②		4	2	3	0	0	0	0
30 Mike Olt, R (1, 5) OBP: 0.321, SLG: 0.608 52 Justin Grimm, R (8, 1)	X 0-0 G6-3 ③			X 0-0 G5-3 ① 1-2 3-H		X 0-0 2-H 2B		S S S 0-3 K ③		4 0	0 0	1 0	2 0	0 0	1 0	2 0
5 Welington Castillo, R (1, 2) OBP: 0.382, SLG: 0.345		X 0-0 G6-3 ①		X 0-0 G5-4-3 2-H 1B		B B B B 4-0 FC6-4 BB			X 0-0 G3 ①	3	0	1	1	1	0	0
Javier Báez, R (1, 6) OBP: 0.294, SLG: 0.640		S S S 0-3 K ②		X 0-0 G5-4-3 ②③ 1-2f		X 0-0 FC6-4 ③ 1-2f			B B B B 4-0 BB	3	0	0	0	1	1	3
4 Ryan Roberts, R (1, 4) OBP: 0.310, SLG: 0.342 62 Alberto Cabrera, R (7, 1) Jeudy Valdez, R (8, 5) OBP: 0.250, SLG: 0.143 38 John Baker, L (9, PH) OBP: 0.280, SLG: 0.400		X 0-0 F9 ③			X 0-0 F9 ①		X 0-0 F9 ①		S S S 0-3 K ②	3 0 0 1	0 0 0 0	0 0 0 0	0 0 0 0	0 0 0 1	0 0 0 1	0 0 0 1
92 Lars Anderson, L (1, 3) 86 Jonathan Mota, R (7, PH) OBP: 0.200, SLG: 0.800 (7, 3)			S S S 0-3 K ①		X 0-0 G6-3 ②		S S S 0-3 K ②		S S S 0-3 K ③	2 2	0 0	0 0	0 0	0 0	1 2	0 1
29 Jeff Samardzija, R (1, 1) 18 Chris Rusin, L (4, 1) Marcos Mateo, R (6, 1) Arismendy Alcántara, S (7, PH) OBP: 0.316, SLG: 0.375 (7, 4)			C C C 0-3 K ②		X 0-0 G4-3 ③		X 0-0 P3 ③			1 1 0 1	0 0 0 0	0 0 0 0	0 0 0 0	1 0 0 0	0 0 0 0	0 0 0 0

TOP

Chicago Cubs @ Arizona Diamondbacks

Salt River Fields at Talking Stick, Scottsdale, AZ

Wed Mar 26 2014, 4:12 PM - 6:58 PM EDT

Att. 12,755 - Sunny - 74 F

livebaseballscorecards.com

AB	33
R	4
H	7
RBI	4
BB	2
SO	10
LOB	7

Inning Stats	1	2	3	4	5	6	7	8	9
	R: 0 E: 0 K: 1 S: 6	H: 1 LOB: 1 BB: 0 P: 7	R: 0 E: 0 K: 1 S: 5	H: 0 LOB: 0 BB: 0 P: 5	R: 0 E: 0 K: 3 S: 9	H: 0 LOB: 0 BB: 0 P: 9	R: 2 E: 0 K: 0 S: 5	H: 3 LOB: 0 BB: 0 P: 5	R: 0 E: 0 K: 0 S: 3	H: 0 LOB: 0 BB: 0 P: 3	R: 1 E: 0 K: 1 S: 7	H: 2 LOB: 2 BB: 1 P: 11	R: 0 E: 0 K: 1 S: 5	H: 0 LOB: 0 BB: 0 P: 5	R: 1 E: 0 K: 1 S: 7	H: 1 LOB: 0 BB: 0 P: 10	R: 0 E: 0 K: 2 S: 7	H: 0 LOB: 1 BB: 1 P: 11

1B: 3	SF: 0	WP: 0
2B: 3	SAC: 0	PB: 0
3B: 0	DP: 1	SB: 0
HR: 1	HBP: 0	CS: 0

PA: 35

PITCHER		IP	WLS	BF	H	R	ER	SO	BB	IBB	HBP	BLK	WP	HR	S	P	ERA	WHIP
32 Brandon McCarthy, R ERA: 2.7	(1, 1)	6.0	W	24	6	3	3	6	1	0	0	0	0	0	35	40	4.50	1.167
59 Oliver Pérez, L ERA:	(7, 1)	0.2		2	0	0	0	1	0	0	0	0	0	0	4	4	0.00	0.000
38 Will Harris, R ERA: 2.16	(7, 1)	0.1		1	0	0	0	0	0	0	0	0	0	0	1	1	0.00	0.000
30 David Hernandez, R ERA: 2.16	(8, 1)	1.0		4	1	1	1	1	0	0	0	0	0	1	7	10	9.00	1.000
40 J.J. Putz, R ERA: 5.4	(9, 1)	1.0		4	0	0	0	2	1	0	0	0	0	0	7	11	0.00	1.000

PITCHER		IP	WLS	BF	H	R	ER	SO	BB	IBB	HBP	BLK	WP	HR	S	P	ERA	WHIP

BOTTOM

Chicago Cubs @ Arizona Diamondbacks

Salt River Fields at Talking Stick, Scottsdale, AZ

Wed Mar 26 2014, 4:12 PM - 6:58 PM EDT

Att. 12,755 - Sunny - 74 F

livebaseballscorecards.com

Batter	1	2	3	4	5	6	7	8	9	AB	R	H	RBI	BB	SO	LOB
8 Gerardo Parra, L (1, 9) OBP: 0.420, SLG: 0.415	F7		2 1B 1B		G6-3	HR	K			3	0	1	0	0	0	0
39 Jordan Parraz, R (6, 9) OBP: 0.250, SLG: 1.000										2	1	1	1	0	1	0
2 Aaron Hill, R (1, 4) OBP: 0.370, SLG: 0.488	K		44 G4-6-3 1-3 1B		44 2B 2B	G6-3	F9			3	1	2	0	0	1	0
Andy Marte, R (6, 5) OBP: 0.269, SLG: 0.440										2	0	0	0	0	0	0
44 Paul Goldschmidt, R (1, 3) OBP: 0.333, SLG: 0.404	G4-3		G4-6-3 1-2f		14 1B 2-H 2B	HR	G3			3	1	1	1	0	0	2
44 Brandon Jacobs, R (6, 3) OBP: 0.200, SLG: 0.800										2	1	1	1	0	0	0
14 Martín Prado, R (1, 5) OBP: 0.500, SLG: 0.698		26 2B 11 SF9 1B		G1-3	2-H 1B	24 2B 1B		F7		3	1	2	1	0	0	0
19 Tony Campana, L (6, 8) OBP: 0.302, SLG: 0.231										2	1	1	0	0	0	0
26 Miguel Montero, L (1, 2) OBP: 0.342, SLG: 0.472		1-3 2B		15 HR 1B	F7	1-H 2B		K		3	1	2	0	0	0	1
24 Henry Blanco, R (6, PH) OBP: 0.238, SLG: 0.286 (7, 2)										2	0	1	1	0	1	0
15 Mark Trumbo, R (1, 7) OBP: 0.317, SLG: 0.526		K		1-H HR		4 1B 16 HR 1B		2-1 HR		2	1	1	2	0	1	2
Aaron Cunningham, R (6, 7) OBP: 0.375, SLG: 0.600						BB				2	2	2	1	1	0	0
11 AJ Pollock, R (1, 8) OBP: 0.457, SLG: 0.732	SF9		G5-3		16 HR 1B 1-2			16 FC6 1B		1	0	0	1	0	0	0
4 Cliff Pennington, S (6, 4) OBP: 0.366, SLG: 0.389	3-H				K					3	1	2	0	0	1	2
1 Didi Gregorius, L (1, 6) OBP: 0.233, SLG: 0.244	F8		G4-3			1-H 2-H HR		FC6 1-2f		2	0	0	0	0	0	1
16 Chris Owings, R (6, 6) OBP: 0.340, SLG: 0.468							34 HR 2B			3	2	2	3	0	0	1
32 Brandon McCarthy, R (1, 1)										2	0	0	0	0	0	0
11 Tyler Bortnick, R (6, PH) OBP: 0.200, SLG: 0.200										1	0	0	0	0	0	0
59 Oliver Perez, L (7, 1)										0	0	0	0	0	0	0
38 Will Harris, R (7, 1)										0	0	0	0	0	0	0
34 Rudy Flores, L (7, PH) OBP: 0.556, SLG: 1.556										1	1	1	2	0	0	0
30 David Hernandez, R (8, 1)										0	0	0	0	0	0	0
40 J.J. Putz, R (9, 1)			G1-3		G3-1	F9	2-H HR			0	0	0	0	0	0	0
Inning Stats	R: 0 E: 0 K: 1 S: 5 H: 0 LOB: 0 BB: 0 P: 5	R: 1 E: 0 K: 1 S: 7 H: 2 LOB: 1 BB: 0 P: 7	R: 0 E: 0 K: 0 S: 4 H: 2 LOB: 1 BB: 0 P: 4	R: 2 E: 0 K: 0 S: 5 H: 2 LOB: 0 BB: 0 P: 5	R: 2 E: 0 K: 0 S: 6 H: 3 LOB: 1 BB: 0 P: 6	R: 6 E: 0 K: 1 S: 12 H: 7 LOB: 2 BB: 1 P: 17	R: 2 E: 0 K: 1 S: 8 H: 2 LOB: 0 BB: 0 P: 10	R: 1 E: 0 K: 1 S: 8 H: 2 LOB: 1 BB: 0 P: 10		1B: 9 2B: 5 3B: 0 HR: 6 SF: 1 SAC: 0 DP: 1 HBP: 0						

	AB	42
	R	14
	H	20
	RBI	14
	BB	1
	SO	5
	LOB	9

PITCHER		IP	WLS	BF	H	R	ER	SO	BB	IBB	HBP	BLK	WP	HR	S	P	ERA	WHIP
29 Jeff Samardzija, R ERA: 5.14	(1, 1)	3.0		12	4	1	1	2	0	0	0	0	0	0	16	16	3.00	1.333
18 Chris Rusin, L ERA: 7.45	(4, 1)	2.2	L	18	10	9	9	0	0	0	0	0	0	4	18	19	30.38	3.750
Marcos Mateo, R ERA: 4.76	(6, 1)	0.1		4	2	1	1	1	1	0	0	0	0	0	5	9	27.00	9.000
62 Alberto Cabrera, R ERA: 6.97	(7, 1)	1.0		5	2	2	2	1	0	0	0	0	0	1	8	10	18.00	2.000
52 Justin Grimm, R ERA: 8.64	(8, 1)	1.0		5	2	1	1	1	0	0	0	0	0	1	8	10	9.00	2.000

PITCHER	IP	WLS	BF	H	R	ER	SO	BB	IBB	HBP	BLK	WP	HR	S	P	ERA	WHIP

Batter	1	2	3	4	5	6	7	8	9	AB	R	H	RBI	BB	SO	LOB
Justin Greene, R (1, 8) OBP: 0.182, SLG: 0.100	S S S 0-3 ① K		X 0-0 ③ F9			X 0-0 G6-4-3 1B			X 0-0 ① F8	4	0	1	0	0	1	1
Aaron Cunningham, R (1, 7) OBP: 0.400, SLG: 0.529	B B B B 4-0 K BB			X 0-0 ① P3		X 0-0 ① F8			B B B B 4-0 WP BB	2	0	0	0	2	0	1
Nick Evans, R (1, 3) OBP: 0.231, SLG: 0.462	1 SAFE S S S 0-3 ② ③ K 1-2			B S S X 1-2 HR		X 0-0 ② ③ G6-4-3 1-2f			C C C 0-3 ② K	4	1	1	1	0	2	3
Andy Marte, R (1, 5) OBP: 0.300, SLG: 0.448		X 0-0 39 G6-4-3 1B		X 0-0 1B			X 0-0 ① F8		B S S S 1-3 ③ K 1-2	4	0	2	0	0	1	1
15 Garrett Weber, R (1, 4) Mike Freeman, L (7, 4) OBP: 0.400, SLG: 0.400		S S S 0-3 ① K		S S S 0-3 ② K			X 0-0 ② P6			3 0	0 0	0 0	0 0	0 0	2 0	2 0
39 Jordan Parraz, R (1, 9) OBP: 0.143, SLG: 0.571		X 0-0 ② ③ G6-4-3 1-2f		C C C 0-3 ③ K			C C C 0-3 ③ K			3	0	0	0	0	2	2
18 Bobby Wilson, R (1, 2) OBP: 0.167, SLG: 0.091 22 Lars Davis, L (8, 2)			X 0-0 ① P6		X 0-0 ① L9			X 0-0 G6-4-3 1B		3 0	0 0	1 0	0 0	0 0	0 0	0 0
Nick Ahmed, R (1, 6) OBP: 0.286, SLG: 0.333			X 0-0 2B		B B B B 4-0 11 CS BB			X 0-0 ① ② G6-4-3 1-2f		2	0	1	0	1	0	1
48 Randall Delgado, R (1, 1) 11 Tyler Bortnick, R (5, PH) OBP: 0.167, SLG: 0.167 50 Ryan Rowland-Smith, L (5, 1) 14 Cesar Carrillo, R (7, 1) 33 Evan Marshall, R (7, 1) Mike Jacobs, L (8, PH) OBP: 0.152, SLG: 0.161 Jess Todd, R (8, 1) 18 Mark Serrano, L (8, 1)			X 0-0 ② F8		1 SAFE X 0-0 ② ③ F7 1-2			X 0-0 ③ G6-3		1 1 0 0 0 1 0 0	0 0 0 0 0 0 0 0	0 0 0 0 0 0 0 0	0 0 0 0 0 0 0 0	0 0 0 0 0 0 0 0	0 0 0 0 0 0 0 0	1 1 0 0 0 0 0 0
Inning Stats	R: 0 E: 0 K: 2 S: 6 H: 0 LOB: 0 BB: 1 P: 10	R: 0 E: 0 K: 1 S: 5 H: 1 LOB: 0 BB: 0 P: 5	R: 0 E: 0 K: 0 S: 4 H: 1 LOB: 1 BB: 0 P: 4	R: 1 E: 0 K: 2 S: 11 H: 2 LOB: 1 BB: 0 P: 12	R: 0 E: 0 K: 0 S: 2 H: 0 LOB: 0 BB: 1 P: 6	R: 0 E: 0 K: 0 S: 3 H: 1 LOB: 0 BB: 0 P: 3	R: 0 E: 0 K: 1 S: 5 H: 0 LOB: 0 BB: 0 P: 5	R: 0 E: 0 K: 0 S: 3 H: 1 LOB: 0 BB: 0 P: 3	R: 0 E: 0 K: 2 S: 7 H: 0 LOB: 1 BB: 1 P: 12	1B: 4 2B: 1 3B: 0 HR: 1 SF: 0 SAC: 0 DP: 3 HBP: 0						

PITCHER		IP	WLS	BF	H	R	ER	SO	BB	IBB	HBP	BLK	WP	HR	S	P	ERA	WHIP
52 Tony Cingrani, L ERA: 4.81	(1, 1)	7.0	W	24	5	1	1	6	2	0	0	0	0	1	36	45	1.29	1.000
Chien-Ming Wang, R ERA: 3.38	(8, 1)	1.0		3	1	0	0	0	0	0	0	0	0	0	3	3	0.00	1.000
Lee Hyde, L ERA: 2.0	(9, 1)	1.0		4	0	0	0	2	1	0	0	0	1	0	7	12	0.00	1.000

PITCHER	IP	WLS	BF	H	R	ER	SO	BB	IBB	HBP	BLK	WP	HR	S	P	ERA	WHIP

TOP

Arizona Diamondbacks @ Cincinnati Reds

Goodyear Ballpark, Goodyear, AZ

Thu Mar 27 2014, 3:07 PM - 5:54 PM EDT

Att. 4,037 - Partly Cloudy - 68 F

livebaseballscorecards.com

AB	28
R	1
H	6
RBI	1
BB	3
SO	8
LOB	13

WP: 1 PA: 31
PB: 0
SB: 0
CS: 1

Batter	1	2	3	4	5	6	7	8	9	AB	R	H	RBI	BB	SO	LOB
6 Billy Hamilton, S (1, 8) OBP: 0.381, SLG: 0.527	4 G5-3 3B	4 1B 2-H 1B		3B		G6-3		F9		4	1	3	1	0	0	1
Ryan LaMarre, R (8, 8) OBP: 0.364, SLG: 0.222										1	0	0	0	0	0	1
4 Brandon Phillips, R (1, 4) OBP: 0.288, SLG: 0.528	G5-3 3-H	1-3 1B		G5-3			91 HR 1B	BBBB	91 BB 2B BB	3	0	1	1	0	0	1
91 Ruben Gotay, S (6, 4) OBP: 0.800, SLG: 1.250										1	2	1	0	1	0	0
19 Joey Votto, L (1, 3) OBP: 0.322, SLG: 0.358	G6-3	G4-3			P4		1-H HR	BBBB	2B 1B 1-2 2-3 BB	1	0	0	0	0	0	0
91 Mike Costanzo, L (2, 3) OBP: 0.222, SLG: 0.500										3	2	1	2	1	0	2
48 Ryan Ludwick, R (1, 7) OBP: 0.276, SLG: 0.339	BBBB		28 G5-3 2B		BBBB		90 2B 1B	1B 1-3 2-H 3-H 2B		1	0	1	0	1	0	0
Mike Wilson, R (4, 7) OBP: 1.000, SLG: 1.500	28 1B BB				BB					2	1	2	2	1	0	0
28 Chris Heisey, R (1, 9) OBP: 0.322, SLG: 0.741	1-2 1B		G5-3 2-3		P4		1-H 1B 2B	G4-3		3	0	1	0	0	0	2
90 Felix Perez, L (6, 9) OBP: 0.250, SLG: 0.500										2	1	1	1	0	0	2
21 Todd Frazier, R (1, 5) OBP: 0.302, SLG: 0.449	G6-3	G5-3			L8		G4-6-3 2-H 1B	2-3 3-H 1B		3	0	0	0	0	0	4
Ray Chang, R (6, 5) OBP: 0.667, SLG: 0.667										2	0	2	2	0	0	0
2 Zack Cozart, R (1, 6) OBP: 0.224, SLG: 0.281		52 SH5-4 6 1B 1B	SSS K			G6-3	SSS K	SSS K		3	1	1	0	0	1	1
Argenis Diaz, R (7, 6) OBP: 0.174, SLG: 0.304										2	0	0	0	0	2	3
Tucker Barnhart, L (1, 2) OBP: 0.316, SLG: 0.389		SSS K		SSS K		52 SH5-3 1B	G4-6-3 1-2f			4	0	1	0	0	2	2
Max Ramirez, R (8, 2) OBP: 0.182, SLG: 0.200										0	0	0	0	0	0	0
52 Tony Cingrani, L (1, 1)		SH5-4 1-2		G1-3		SH5-3 1-2		91 BB 2B 2B		1	0	0	0	0	0	0
Chien-Ming Wang, R (8, 1)										0	0	0	0	0	0	0
Thomas Neal, R (8, PH) OBP: 1.000, SLG: 2.000										1	1	1	0	0	0	0
Lee Hyde, R (9, 1)										0	0	0	0	0	0	0
Inning Stats	R: 1 E: 0 K: 0 S: 5 H: 2 LOB: 2 BB: 1 P: 9	R: 1 E: 0 K: 1 S: 8 H: 3 LOB: 2 BB: 0 P: 8	R: 0 E: 0 K: 1 S: 6 H: 1 LOB: 1 BB: 0 P: 6	R: 0 E: 0 K: 1 S: 6 H: 1 LOB: 1 BB: 0 P: 6	R: 0 E: 0 K: 0 S: 3 H: 0 LOB: 1 BB: 1 P: 7	R: 0 E: 0 K: 0 S: 4 H: 1 LOB: 1 BB: 0 P: 4	R: 4 E: 0 K: 1 S: 9 H: 5 LOB: 0 BB: 0 P: 9	R: 3 E: 0 K: 1 S: 8 H: 3 LOB: 2 BB: 2 P: 16		1B: 9 2B: 4 3B: 2 HR: 1 SF: 0 SAC: 2 DP: 1 HBP: 0						

BOTTOM

Arizona Diamondbacks @ Cincinnati Reds

Goodyear Ballpark, Goodyear, AZ

Thu Mar 27 2014, 3:07 PM - 5:54 PM EDT

Att. 4,037 - Partly Cloudy - 68 F

livebaseballscorecards.com

AB	37
R	9
H	16
RBI	9
BB	4
SO	5
LOB	19

PITCHER		IP	WLS	BF	H	R	ER	SO	BB	IBB	HBP	BLK	WP	HR	S	P	ERA	WHIP
48 Randall Delgado, R ERA: 5.28	(1, 1)	4.0	L	20	7	2	2	3	1	0	0	0	0	0	25	29	4.50	2.000
50 Ryan Rowland-Smith, L ERA:	(5, 1)	2.0		8	1	0	0	0	1	0	0	0	0	0	7	11	0.00	1.000
14 Cesar Carrillo, R ERA: 12.0	(7, 1)	0.0		5	5	4	4	0	0	0	0	0	0	1	5	5	∞	∞
33 Evan Marshall, R ERA:	(7, 1)	1.0		2	0	0	0	1	0	0	0	0	0	0	4	4	0.00	0.000
Jess Todd, R ERA: 9.82	(8, 1)	0.2		7	3	3	3	0	2	0	0	0	0	0	5	13	40.50	7.500

PITCHER		IP	WLS	BF	H	R	ER	SO	BB	IBB	HBP	BLK	WP	HR	S	P	ERA	WHIP
18 Mark Serrano, R ERA:	(8, 1)	0.1		1	0	0	0	1	0	0	0	0	0	0	3	3	0.00	0.000

Cleveland Indians @ Arizona Diamondbacks

Salt River Fields at Talking Stick, Scottsdale, AZ

Thu Mar 27 2014, 4:13 PM - 6:34 PM EDT

Att. 11,929 - Sunny - 68 F

livebaseballscorecards.com

TOP

Batter	1	2	3	4	5	6	7	8	9	AB	R	H	RBI	BB	SO	LOB
30 Elliot Johnson, S (1, 6) OBP: 0.397, SLG: 0.611	SSS 0-3 ① K		X 0-0 33 BB 22 1B 1B	H 1-0 HBP			CCC 0-3 ① K		CCC 0-3 ③ K	4	1	1	0	0	3	2
33 Nick Swisher, S (1, 3) OBP: 0.414, SLG: 0.521	X 0-0 ② P3		BBBB 4-0 22 1B 1-2 BB	X 0-0 ③ P6			X 0-0 ② F8			2	0	0	0	1	0	1
91 Jerrud Sabourin, L (4, 3) OBP: 0.500, SLG: 1.500										1	0	0	0	0	0	1
22 Jason Kipnis, L (1, 4) OBP: 0.441, SLG: 0.510	X 0-0 41 WP 1B		X 0-0 1-2 2-H 1B		CCC 0-3 ① K		X 0-0 ③ F9			3	0	2	1	0	1	0
76 Ryan Rohlinger, R (5, 4) OBP: 0.407, SLG: 0.455										1	0	0	0	0	0	1
41 Carlos Santana, S (1, 5) OBP: 0.270, SLG: 0.321	BX 1-0 ③ G5-3 1-2		X 0-0 ① P2		X 0-0 ② G5-3			X 0-0 8 G3-6-3 1B		4	0	1	0	0	0	3
84 Ronny Rodríguez, R (8, PR) OBP: 0.167, SLG: 0.167 (8, 6)										0	0	0	0	0	0	0
9 Ryan Raburn, R (1, 10) OBP: 0.375, SLG: 0.714		X 0-0 ① G5-3	X 0-0 ② F9		SSS 0-3 ③ K			X 0-0 ①② G3-6-3 1-2f		3	0	0	0	0	1	2
8 Lonnie Chisenhall, L (8, PH) OBP: 0.391, SLG: 0.561 (8, 10)										1	0	0	0	0	0	1
26 Matt Carson, R (1, 7) OBP: 0.304, SLG: 0.366		X 0-0 10 G3 6 1B 2B	X 0-0 ③ F7			X 0-0 ① F8		X 0-0 ③ G5-3		4	1	1	0	0	0	3
10 Yan Gomes, R (1, 2) OBP: 0.259, SLG: 0.373		X 0-0 ② G3 2-3	X 0-0 ① F9			X 0-0 ② F7			BBBB 4-0 6 G1-3 BB	3	0	0	0	0	0	1
Tony Wolters, L (8, 2) OBP: 0.625, SLG: 0.400										0	0	0	0	1	0	0
6 Nyjer Morgan, L (1, 8) OBP: 0.340, SLG: 0.326		X 0-0 3-H 1B	X 0-0 7 2B 1B			X 0-0 ③ F8			X 0-0 ① G1-3 1-2	4	1	2	1	0	0	1
7 David Murphy, L (1, 9) OBP: 0.259, SLG: 0.306		X 0-0 ③ F8	X 0-0 ② 1-H 2B				BBBB 4-0 BB		SSS 0-3 ② K	2	0	1	1	0	0	1
86 Tyler Holt, R (4, 9) OBP: 0.545, SLG: 0.556										1	0	0	0	1	1	1
Inning Stats	R: 0 H: 1 E: 0 LOB: 1 K: 1 BB: 0 S: 6 P: 7	R: 1 H: 2 E: 0 LOB: 1 K: 0 BB: 0 S: 5 P: 5	R: 1 H: 2 E: 0 LOB: 2 K: 0 BB: 1 S: 5 P: 9	R: 1 H: 2 E: 0 LOB: 1 K: 0 BB: 0 S: 4 P: 5	R: 0 H: 0 E: 0 LOB: 0 K: 2 BB: 0 S: 7 P: 7	R: 0 H: 0 E: 0 LOB: 0 K: 0 BB: 0 S: 3 P: 3	R: 0 H: 0 E: 0 LOB: 1 K: 1 BB: 1 S: 5 P: 9	R: 0 H: 1 E: 0 LOB: 1 K: 0 BB: 0 S: 3 P: 3	R: 0 H: 0 E: 0 LOB: 1 K: 2 BB: 1 S: 7 P: 11	1B: 6 2B: 2 3B: 0 HR: 0	SF: 0 SAC: 0 DP: 1 HBP: 1						

	AB	33
	R	3
	H	8
	RBI	3
	BB	3
	SO	6
	LOB	18

WP: 1 PA: 37
PB: 0
SB: 0
CS: 0

PITCHER		IP	WLS	BF	H	R	ER	SO	BB	IBB	HBP	BLK	WP	HR	S	P	ERA	WHIP
36 Wade Miley, L	(1, 1)	4.2	L	22	7	3	3	2	1	0	1	0	1	0	24	30	5.79	1.714
ERA: 2.41																		
55 Josh Collmenter, R	(5, 1)	2.1		8	0	0	0	2	1	0	0	0	0	0	11	15	0.00	0.429
ERA:																		
29 Brad Ziegler, R	(8, 1)	1.0		3	1	0	0	0	0	0	0	0	0	0	3	3	0.00	1.000
ERA: 11.37																		
54 Joe Thatcher, L	(9, 1)	0.1		2	0	0	0	0	1	0	0	0	0	0	1	5	0.00	3.000
ERA: 1.29																		
43 Addison Reed, R	(9, 1)	0.2		2	0	0	0	2	0	0	0	0	0	0	6	6	0.00	0.000
ERA: 1.17																		

PITCHER	IP	WLS	BF	H	R	ER	SO	BB	IBB	HBP	BLK	WP	HR	S	P	ERA	WHIP

Cleveland Indians @ Arizona Diamondbacks

Salt River Fields at Talking Stick, Scottsdale, AZ

Thu Mar 27 2014, 4:13 PM - 6:34 PM EDT

Att. 11,929 - Sunny - 68 F

livebaseballscorecards.com

BOTTOM

Batter	1	2	3	4	5	6	7	8	9	AB	R	H	RBI	BB	SO	LOB
8 Gerardo Parra, L (1, 9) OBP: 0.404, SLG: 0.395	F8			G4-3		F8		G5-3		2	0	0	0	0	0	0
4 Cliff Pennington, S (6, 6) OBP: 0.349, SLG: 0.368										2	0	0	0	0	0	1
2 Aaron Hill, R (1, 4) OBP: 0.375, SLG: 0.489	L4			1B		L4		G1-3		2	0	1	0	0	0	0
19 Sócrates Brito, L (6, 9) OBP: 0.222, SLG: 0.222										2	0	0	0	0	0	1
44 Paul Goldschmidt, R (1, 3) OBP: 0.321, SLG: 0.388	K			K			3 2B BB		K	2	0	0	0	0	2	1
43 Ryan Court, R (6, 3)										1	0	0	0	1	1	0
14 Martín Prado, R (1, 5) OBP: 0.478, SLG: 0.667		F9		K			34 1B 1-H 2B		K2-3	2	0	0	0	0	1	1
3 Gerson Montilla, R (6, 5) OBP: 0.667, SLG: 1.000										2	1	1	0	0	1	0
12 Eric Chavez, L (1, 10) OBP: 0.194, SLG: 0.300	K				K		19 FC4-6 2-H 1B		G4-3	2	0	0	0	0	2	0
34 Rudy Flores, L (7, PH) OBP: 0.545, SLG: 1.364										2	0	1	1	0	0	0
(8, 10)																
15 Mark Trumbo, R (1, 7) OBP: 0.310, SLG: 0.513	F9				F8		FC4-6 S 1B 1-2f			1	0	0	0	0	0	0
19 Tony Campana, L (4, 7) OBP: 0.289, SLG: 0.220										2	1	0	0	0	0	1
(7, 8)																
16 Chris Owings, R (1, 6) OBP: 0.327, SLG: 0.449		L7			G5-3		1B 1-H			2	0	0	0	0	0	0
Sean Jamieson, R (6, 4) OBP: 0.400, SLG: 0.600										1	0	1	1	0	0	0
11 AJ Pollock, R (1, 8) OBP: 0.438, SLG: 0.698		K				G6-3	K			2	0	0	0	0	1	0
24 Henry Blanco, R (7, 2) OBP: 0.227, SLG: 0.273										1	0	0	0	0	1	1
9 Tuffy Gosewisch, R (1, 2) OBP: 0.333, SLG: 0.611		F8				1B		K		2	0	1	0	0	0	0
11 Tom Belza, L (7, 7)										1	0	0	0	0	1	0
Inning Stats	R: 0 E: 0 K: 1 S: 5 H: 0 LOB: 0 BB: 0 P: 5	R: 0 E: 0 K: 1 S: 5 H: 0 LOB: 0 BB: 0 P: 5	R: 0 E: 0 K: 1 S: 5 H: 0 LOB: 0 BB: 0 P: 5	R: 0 E: 0 K: 2 S: 8 H: 1 LOB: 1 BB: 0 P: 8	R: 0 E: 0 K: 1 S: 5 H: 0 LOB: 0 BB: 0 P: 5	R: 0 E: 0 K: 0 S: 4 H: 1 LOB: 1 BB: 0 P: 4	R: 2 E: 0 K: 1 S: 7 H: 3 LOB: 1 BB: 1 P: 12	R: 0 E: 0 K: 1 S: 5 H: 0 LOB: 0 BB: 0 P: 5	R: 0 E: 0 K: 2 S: 7 H: 0 LOB: 0 BB: 0 P: 7	1B: 4 2B: 1 3B: 0 HR: 0 SF: 0 SAC: 0 DP: 0 HBP: 0						

	AB	31
	R	2
	H	5
	RBI	2
	BB	1
	SO	10
	LOB	6

PITCHER		IP	WLS	BF	H	R	ER	SO	BB	IBB	HBP	BLK	WP	HR	S	P	ERA	WHIP
28 Corey Kluber, R ERA: 5.6	(1, 1)	7.0	W	26	5	2	2	7	1	0	0	0	0	0	39	44	2.57	0.857
35 Marc Rzepczynski, L ERA: 1.17	(8, 1)	1.0	H	3	0	0	0	1	0	0	0	0	0	0	5	5	0.00	0.000
48 Scott Atchison, R ERA: 2.0	(9, 1)	1.0	S	3	0	0	0	2	0	0	0	0	0	0	7	7	0.00	0.000

PITCHER	IP	WLS	BF	H	R	ER	SO	BB	IBB	HBP	BLK	WP	HR	S	P	ERA	WHIP

Chicago Cubs @ Arizona Diamondbacks

Chase Field, Phoenix, AZ

Fri Mar 28 2014, 6:41 PM - 9:37 PM MST

Att. 16,361 - Partly Cloudy - 77 F

livebaseballscorecards.com

Batter	1	2	3	4	5	6	7	8	9	AB	R	H	RBI	BB	SO	LOB
43 Emilio Bonifácio, S (1, 6) OBP: 0.300, SLG: 0.418 Javier Báez, R (6, 6) OBP: 0.288, SLG: 0.627	C SI 90 X SI 88 0-1 21 G6-3 44 G5-3 2B		1 SAFE C SI 90 B FF 90 X SI 88 1-1 ② G1-6-3 1-2		C SI 87 B SI 89 X CH 81 1-1 ① F7	X FF 89 0-0 ③ L7			S FF 91 S CU 79 X CU 81 0-2 ① G6-3	4 1	1 0	1 0	0 0	0 0	0 0	2 0
21 Junior Lake, R (1, 7) OBP: 0.255, SLG: 0.490 Brett Jackson, L (7, 7) OBP: 0.310, SLG: 0.440	C SI 88 D SI 89 X SI 91 1-1 ① G6-3 2-3		X SI 90 0-0 ③ G6-3		B CU 78 C CU 78 S CH 79 B SI 90 B CH 79 F SI 90 B SI 90 4-2 44 FC3-6 BB		B FF 91 C FF 91 B FF 91 S SI 90 S SL 79 2-3 ① K		C FC 91 F FC 92 B FC 92 B CU 80 B FC 92 S FC 91 3-3 ② K	3 1	0 0	0 0	0 0	1 0	1 1	2 0
44 Anthony Rizzo, L (1, 3) OBP: 0.364, SLG: 0.529 85 Daniel Vogelbach, L (6, 3) OBP: 0.357, SLG: 0.538	B SI 91 X SI 89 1-0 ② G5-3 3-H			B FF 90 C CH 81 X FF 90 1-1 19 1B 6 1B 1B	B SI 89 S CH 81 B SI 88 X SI 89 2-1 ② FC3-6 30 1B 19 1B 1-2f		S SL 78 C SL 78 X SI 91 0-2 ② G4-3		B FC 91 B FC 92 B FC 90 B FC 90 4-0 BB	3 1	2 0	1 0	1 0	0 1	0 0	1 0
30 Mike Olt, R (1, 5) OBP: 0.317, SLG: 0.569 Christian Villanueva, R (6, 5) OBP: 0.290, SLG: 0.222	B SI 91 C SI 90 F SI 92 B SI 91 S CH 83 2-3 ③ K			C CU 78 B SI 89 C CU 78 1 SAFE 1 SAFE D CU 79 S CH 80 2-3 ① K	X SI 88 0-0 19 1B 1-2 1B		B FF 89 C FF 90 F SL 79 B FF 91 F SI 91 F FF 92 X SL 80 2-2 ③ P3		C FC 91 C FC 91 D CU 79 S CU 80 1-3 ③ K	3 2	0 0	1 0	0 0	0 0	2 1	1 1
19 Nate Schierholtz, L (1, 9) OBP: 0.368, SLG: 0.420 94 Rubi Silva, L (8, 9) OBP: 0.167, SLG: 0.333		C SI 88 S SI 89 X SI 90 0-2 ① G5-3		B CU 77 X SI 86 1-0 15 BB 6 1B 1-3 1B	S CH 81 D CH 80 X CH 81 1-1 1-3 2-H 1B			X FF 89 0-0 ① F7		4 0	0 0	2 0	1 0	0 0	0 0	0 0
6 Ryan Sweeney, L (1, 8) OBP: 0.220, SLG: 0.250 Matt Szczur, R (6, 8) OBP: 0.222, SLG: 0.188		C SI 91 B SI 89 X CU 79 1-1 38 L6-3 1B		B SI 86 X SI 89 1-0 15 BB 1-2 3-H 1B	C FF 91 X FF 90 0-1 ③ G4-3			C FF 90 B FF 90 B SL 82 X SL 83 2-1 WP 2B		3 1	0 0	2 1	1 0	0 0	0 0	2 0
38 John Baker, L (1, 2) OBP: 0.258, SLG: 0.355 32 Eli Whiteside, R (8, 2) OBP: 0.105, SLG: 0.056		F SI 89 B SI 89 F SI 90 B SI 91 X CH 84 2-2 ②③ L6-3 1-1		S SI 90 B SI 90 C CH 82 C SI 90 1-3 ② K	C CU 76 X SI 88 0-1 G3 15 G5-3 1B			D FF 89 T FS 85 D FS 84 F FF 90 C FF 90 2-3 ② K		4 0	0 0	1 0	0 0	0 0	2 0	4 0
15 Darwin Barney, R (1, 4) OBP: 0.389, SLG: 0.400 Arismendy Alcántara, S (6, 4) OBP: 0.350, SLG: 0.375			C SI 90 B SI 89 B SI 90 B SI 90 B SI 89 4-1 43 G1-6-3 BB	B CU 78 C CU 79 B SI 89 D CH 82 B SI 89 4-1 1-2 2-3 BB	B SI 89 F SI 88 X SI 90 1-1 ① G5-3 1-2			B FS 85 B FF 90 B FF 88 B FF 90 4-0 2-3 BB		1 0	0 0	0 0	0 0	2 1	0 0	1 0
36 Edwin Jackson, R (1, 1) 56 Héctor Rondón, R (5, 1) Chris Coghlan, L (6, PH) OBP: 0.292, SLG: 0.400 Zac Rosscup, R (6, 1) Chris Valaika, R (8, PH) OBP: 0.216, SLG: 0.243 46 Pedro Strop, R (8, 1) Armando Rivero, R (8, 1) 41 Jose Veras, R (9, 1)			B SI 90 F SI 88 B SI 90 B SI 90 L SI 88 L SI 90 3-3 ① K	C SI 90 D SI 90 F SI 91 B CU 78 C CU 78 2-3 ③ K	B CU 79 X CH 80 1-0 ② G3 2-3			S SL 82 B FF 88 S FF 89 1 SAFE X FS 83 1-2 ③ F8		2 0 1 0 1 0 0 0 0	0 0 0 0 0 0 0 0 0	0 0 0 0 0 0 0 0 0	0 0 0 0 0 0 0 0 0	2 0 0 0 0 0 0 0 0	4 0 1 0 2 0 0 0 0

TOP	
AB	35
R	3
H	9
RBI	3
BB	5
SO	9
LOB	21

Inning Stats	1	2	3	4	5	6	7	8	9
	R: 1 E: 0 K: 1 S: 8	R: 0 E: 0 K: 0 S: 8	R: 0 E: 0 K: 1 S: 7	R: 1 E: 0 K: 3 S: 14	R: 1 E: 0 K: 0 S: 12	R: 0 E: 0 K: 0 S: 6	R: 0 E: 0 K: 1 S: 11	R: 0 E: 0 K: 1 S: 9	R: 0 E: 0 K: 2 S: 9
	H: 1 LOB: 0 BB: 0 P: 12	H: 1 LOB: 0 BB: 0 P: 11	H: 0 LOB: 1 BB: 1 P: 15	H: 3 LOB: 3 BB: 1 P: 26	H: 2 LOB: 2 BB: 1 P: 20	H: 1 LOB: 1 BB: 0 P: 8	H: 0 LOB: 0 BB: 0 P: 15	H: 1 LOB: 2 BB: 1 P: 18	H: 0 LOB: 1 BB: 1 P: 17

1B: 7	SF: 0	WP: 1	PA: 40
2B: 3	SAC: 0	PB: 0	
3B: 0	DP: 1	SB: 0	
HR: 0	HBP: 0	CS: 0	

PITCHER		IP	WLS	BF	H	R	ER	SO	BB	IBB	HBP	BLK	WP	HR	S	P	ERA	WHIP
35 Trevor Cahill, R ERA: 6.95	(1, 1)	6.0	L	28	8	3	3	5	3	0	0	0	0	0	55	92	4.50	1.833
59 Oliver Pérez, L ERA:	(7, 1)	1.0		3	0	0	0	1	0	0	0	0	0	0	11	15	0.00	0.000
40 J.J. Putz, R ERA: 4.7	(8, 1)	1.0		5	1	0	0	1	1	0	0	0	1	0	9	18	0.00	2.000
38 Will Harris, R ERA: 1.93	(9, 1)	1.0		4	0	0	0	2	1	0	0	0	0	0	9	17	0.00	1.000

PITCHER	IP	WLS	BF	H	R	ER	SO	BB	IBB	HBP	BLK	WP	HR	S	P	ERA	WHIP

Chicago Cubs @ Arizona Diamondbacks

Chase Field, Phoenix, AZ

Fri Mar 28 2014, 6:41 PM - 9:37 PM MST

Att. 16,361 - Partly Cloudy - 77 F

livebaseballscorecards.com

BOTTOM

Batter	1	2	3	4	5	6	7	8	9	AB	R	H	RBI	BB	SO	LOB
8 Gerardo Parra, L (1, 9) OBP: 0.382, SLG: 0.370 4 Cliff Pennington, S (7, 4) OBP: 0.356, SLG: 0.425	C FF 94 X SI 94 0-1 G4-3 ①			B CU 74 C CU 75 X SI 91 1-1 L9 ①		B FF 90 C FF 92 F SL 80 T FF 93 1-2 K ①		F SI 96 B SL 86 B SL 81 X SI 95 2-1 2B 3B	F SI 92 X FS 83 0-1 G3-1 ③	3 0 0 0 0 1 0 2 1 1 0 0 0 2						
2 Aaron Hill, R (1, 4) OBP: 0.373, SLG: 0.479 Evan Marzilli, L (7, 9) OBP: 0.200, SLG: 0.333	B FF 94 B FF 93 F FF 94 S SL 88 F SL 87 B FF 95 F SL 86 X FF 94 3-2 F8 ②			C SL 84 F SL 84 B FF 92 F SL 84 F SI 92 X FF 94 1-2 1B		X FF 92 0-0 F9 ②		F SI 96 X SI 96 0-1 BB 3-H 2B		3 0 1 0 0 0 0 1 0 1 1 0 0 0						
44 Paul Goldschmidt, R (1, 3) OBP: 0.305, SLG: 0.365 Mike Jacobs, L (7, 3) OBP: 0.176, SLG: 0.161	C CU 80 C SL 88 B FF 95 X FF 94 1-2 G1-3 ③			C FF 93 B FF 92 1 SAFE X FF 93 1-1 L8 ②		B SL 81 X FF 93 1-0 F9 ③		B SL 81 F SL 82 D CH 89 2 SAFE D SL 83 C SL 86 F CH 86 D SL 83 4-2 BB BB		3 0 0 0 0 0 1 0 0 0 0 1 0 0						
14 Martín Prado, R (1, 5) OBP: 0.469, SLG: 0.646 Aaron Cunningham, R (7, PR) OBP: 0.429, SLG: 0.529 (8, 7)		B FF 92 B CH 88 C FF 93 X SL 85 2-1 L7 ①		C SI 92 C FF 92 X SI 93 0-2 G5-3 ③			B FF 92 X FF 91 1-0 26 G1-6-3 1B	B FF 96 C FF 95 S FF 96 B CU 83 B FF 96 B FF 95 4-2 1-2 2-3 BB		3 0 1 0 0 0 1 0 0 0 0 1 0 0						
26 Miguel Montero, L (1, 2) OBP: 0.341, SLG: 0.462 9 Tuffy Gosewisch, R (8, 2) OBP: 0.316, SLG: 0.579		X SI 93 0-0 F7 ②			C FF 94 C FF 96 B FF 95 X SI 96 1-2 15 G4-6-3 1B		B FF 92 F FF 92 1 SAFE 1 SAFE S FF 92 X SI 92 1-2 G1-6-3 1-2f	B CU 82 F FF 95 F FF 97 B CU 82 S FF 96 2-3 K ③		3 0 1 0 0 0 1 1 0 0 0 0 1 3						
15 Mark Trumbo, R (1, 7) OBP: 0.311, SLG: 0.488 23 Brandon Drury, R (7, PR) OBP: 0.600, SLG: 0.750 (8, 5)		C FF 93 X SL 86 0-1 G6-3 ③			F FF 94 C SL 82 X FF 95 0-2 G4-6-3 1-2f		B FF 92 B FF 92 B FF 92 C FF 93 B FF 92 4-1 BB		B SI 92 F SI 92 F FS 82 C CU 75 1-3 K ①	2 0 0 0 1 0 1 1 0 0 0 0 1 0							
1 Didi Gregorius, L (1, 6) OBP: 0.255, SLG: 0.267			B CU 76 X FF 92 1-0 G1-3 ①		B FF 95 C SL 82 B SL 83 X FF 95 2-1 11 BB 1B		C FF 91 B SL 79 1 SAFE B FF 91 S FF 90 B SL 82 C FF 92 3-3 K ③		C SI 92 T FS 82 F CU 76 B SI 92 F FS 82 X CU 76 1-2 16 HBP 1B	4 0 2 0 0 1 1							
11 AJ Pollock, R (1, 8) OBP: 0.440, SLG: 0.682 19 Tony Campana, L (8, 8) OBP: 0.277, SLG: 0.209			B SL 83 B SL 83 C FF 94 S SL 85 S SL 86 2-3 K ②		1 SAFE B FF 92 B FF 88 B FF 91 B FF 91 4-0 1-2 BB			B SI 95 C FF 94 S SL 84 X SI 94 1-2 G5-3 ①	C SI 93 1 SAFE T SI 92 B SI 92 F SI 92 C CU 75 1-3 K ②	1 0 0 0 1 1 0 2 0 0 0 0 1 1							
35 Trevor Cahill, R (1, 1) 59 Oliver Pérez, L (7, 1) 40 J.J. Putz, R (8, 1) 12 Eric Chavez, L (8, PH) OBP: 0.188, SLG: 0.290 38 Will Harris, R (9, 1) 16 Chris Owings, R (9, PH) OBP: 0.340, SLG: 0.449			B FF 94 S FF 92 F FF 93 S SL 87 1-3 K ③		B FF 91 C FF 92 X FF 91 1-1 G4-3 ③			B SI 96 S SL 87 S SL 82 F SL 82 S SL 83 1-3 K ②	H CU 73 1-0 1-2 HBP	2 0 0 0 0 1 2 0 0 0 0 0 0 0 0 0 0 0 0 0 0 1 0 0 0 0 1 0 0 0 0 0 0 0 0 0 0 0 0 0 0 0							
Inning Stats	R: 0 E: 0 K: 0 S: 10 H: 0 LOB: 0 BB: 0 P: 14	R: 0 E: 0 K: 0 S: 5 H: 0 LOB: 0 BB: 0 P: 7	R: 0 E: 0 K: 2 S: 7 H: 0 LOB: 0 BB: 0 P: 11	R: 0 E: 0 K: 0 S: 12 H: 1 LOB: 1 BB: 0 P: 15	R: 0 E: 0 K: 0 S: 10 H: 2 LOB: 2 BB: 1 P: 18	R: 0 E: 0 K: 1 S: 5 H: 0 LOB: 0 BB: 0 P: 7	R: 0 E: 0 K: 1 S: 8 H: 1 LOB: 1 BB: 1 P: 17	R: 1 E: 0 K: 2 S: 19 H: 2 LOB: 3 BB: 2 P: 33	R: 0 E: 0 K: 2 S: 14 H: 1 LOB: 2 BB: 0 P: 18	1B: 5 2B: 1 3B: 1 HR: 0 SF: 0 SAC: 0 DP: 2 HBP: 1	WP: 0 PB: 0 SB: 0 CS: 0 PA: 37						

	AB	32
	R	1
	H	7
	RBI	1
	BB	4
	SO	8
	LOB	13

PITCHER		IP	WLS	BF	H	R	ER	SO	BB	IBB	HBP	BLK	WP	HR	S	P	ERA	WHIP
36 Edwin Jackson, R ERA: 4.0	(1, 1)	4.0	W	13	1	0	0	2	0	0	0	0	0	0	34	47	0.00	0.250
56 Héctor Rondón, R ERA: 7.71	(5, 1)	1.0	H	5	2	0	0	0	1	0	0	0	0	0	10	18	0.00	3.000
Zac Rosscup, L ERA: 5.14	(6, 1)	2.0	H	7	1	0	0	2	1	0	0	0	0	0	13	24	0.00	1.000
46 Pedro Strop, R ERA: 4.7	(8, 1)	0.2	H	5	2	1	1	1	1	0	0	0	0	0	14	22	13.50	4.500
Armando Rivero, R ERA: 12.6	(8, 1)	0.1	H	2	0	0	0	1	1	0	0	0	0	0	5	11	0.00	3.000

PITCHER		IP	WLS	BF	H	R	ER	SO	BB	IBB	HBP	BLK	WP	HR	S	P	ERA	WHIP
41 Jose Veras, R ERA: 7.0	(9, 1)	1.0	S	5	1	0	0	2	0	0	1	0	0	0	14	18	0.00	1.000

Chicago Cubs @ Arizona Diamondbacks

Chase Field, Phoenix, AZ

Sat Mar 29 2014, 1:11 PM - 4:28 PM MST

Att. 16,528 - Sunny - 78 F

livebaseballscorecards.com

Batter	1	2	3	4	5	6	7	8	9	AB	R	H	RBI	BB	SO	LOB
43 Emilio Bonifácio, S (1, 8) OBP: 0.290, SLG: 0.404 Matt Szczur, R (4, 8) OBP: 0.238, SLG: 0.167	B CU 71 S CH 73 C SL 75 X SI 86 1-2 P6 ①	B SI 85 B CH 77 F SL 74 C SI 86 B SI 86 F SI 86 X SI 86 3-2 G4-3 ③			X CU 70 0-0 FC5-4 ② 13 BB 1-2f 1B	B SI 86 F SI 85 F SI 85 B CU 72 B CU 73 B SI 85 4-2 BB		B FF 91 L FF 92 C FF 93 L FF 92 1-3 K ①		2 2	0 1	0 0	0 1	0 1	0 1	2 3
13 Starlin Castro, R (1, 6) OBP: 0.667, SLG: 0.750 Javier Báez, R (5, PR) OBP: 0.278, SLG: 0.604 (5, 6)	T CH 76 F SL 76 B SL 79 B SI 87 X SI 87 2-2 G5-3 ②		B CH 76 B SI 83 F CH 74 C SL 74 X SL 78 2-2 F8 ①		B SI 87 B CH 80 B SL 79 B CU 68 4-0 1B 1-2 BB	B SL 83 B FF 90 X SI 90 2-0 F9 ②		B SL 83 S SL 81 B C FF 93 S FF 92 2-3 K ②		2 2	0 0	0 0	0 0	1 1	0 3	0 3
44 Anthony Rizzo, L (1, 3) OBP: 0.368, SLG: 0.528 Chris Valaika, R (4, 3) OBP: 0.225, SLG: 0.250	C SI 85 C SI 87 F SL 80 X CH 75 0-2 FC6-4 1B		C SL 73 B SI 86 F CH 75 T SI 87 1-2 K ②		B SI 86 C CH 79 C SL 76 X SL 76 1-2 1-3 2-H 1B	F FF 92 X FF 92 0-1 F8 ③		B FF 92 X FF 92 1-0 F8 ③		2 3	0 0	1 1	0 1	0 0	1 0	0 3
Chris Coghlan, L (1, 7) OBP: 0.269, SLG: 0.367 Brett Jackson, L (7, 7) OBP: 0.333, SLG: 0.462	B SL 74 C CU 70 X SI 84 1-1 FC6-4 ③ 1-2f		X CH 80 0-0 G6-3 ③		C FF 86 B FF 86 B FF 85 C FF 85 F SL 77 B SL 78 F FF 85 F FF 85 X SL 79 3-2 G5-3 ③		B SI 92 C CH 86 B CH 85 S FF 92 X FF 91 2-2 G3 ①		C FF 94 B FF 97 S SL 87 B SL 89 X FF 94 2-2 98 HBP 94 BB 1B	4 1	0 1	0 1	0 0	0 0	0 0	3 0
6 Ryan Sweeney, L (1, 10) OBP: 0.231, SLG: 0.260 85 Daniel Vogelbach, L (6, PH) OBP: 0.438, SLG: 0.538 (6, 10) 94 Wes Darvill, L (9, PH) OBP: 0.333, SLG: 0.200		C CU 72 B SL 73 X SI 84 1-1 51 1B 15 1B 1B		B SI 83 C SL 73 C SL 76 B SI 87 X CH 76 2-2 P3 ①		B SI 86 C SI 85 C CH 76 B CH 78 B CU 73 B SI 85 4-2 32 2B 24 SF8 BB	B FF 91 B FF 90 B SI 91 B FF 91 4-0 32 1B BB		B FF 94 B FF 94 B FF 93 B FF 94 4-0 98 HBP 1-2 1B BB	2 0 0	1 1 1	1 0 0	0 0 0	0 2 1	0 0 0	0 0 0
5 Welington Castillo, R (1, 2) OBP: 0.395, SLG: 0.364 32 Eli Whiteside, R (5, 2) OBP: 0.190, SLG: 0.200 98 Chadd Krist, R (8, 2)		X CH 77 0-0 F9 ①		C SI 86 B CH 77 B SL 74 X SL 75 2-1 G5-3 ②		X SI 85 0-0 24 SF8 51 1B 1-3 2B	D SL 84 B SI 92 X SI 90 2-0 G6-4-3 1-2 1B		C FF 95 B FF 95 H FF 95 2-1 1B 94 SF7 1-2 2-3 HBP	2 2 0	0 1 1	0 2 0	0 0 0	0 0 0	0 0 0	1 0 0
24 Luis Valbuena, L (1, 5) OBP: 0.333, SLG: 0.780 Christian Villanueva, R (6, 5) OBP: 0.303, SLG: 0.241		C SI 84 F SI 85 S SL 78 0-3 K ②		C CH 72 X SI 85 0-1 G3-1 ③		S F X SI 86 0-2 SF8 ① 2-3 3-H	B SI 92 C FF 92 D FF 92 X FF 92 2-1 G6-4-3 ② ③ 1-2f		C CH 77 B FC 87 F FF 86 B FC 88 B CH 78 F FC 87 X FC 87 3-2 L8-4 1-3 2-H 3-H 1B	2 2	0 0	0 1	1 2	0 0	1 0	1 2
51 Ryan Kalish, L (1, 9) OBP: 0.385, SLG: 0.326 94 Rubi Silva, L (6, PR) OBP: 0.250, SLG: 0.429 (6, 9)		B SI 84 C SL 75 C SI 85 B SI 87 F SI 86 1 SAFE B CH 80 X SL 77 3-2 15 E 15 1B 1-2 1B			C CU 72 C SI 85 B CH 80 X SL 77 1-2 FC5-4 1B	B CH 77 B CH 77 X SI 86 2-0 HR 3-H 1B		C FF 92 F FF 93 X SL 84 0-2 CI 1B	S CH 78 B CH 77 X FC 87 1-1 SF7 ① 3-H	3 1	0 1	3 1	1 1	0 0	0 0	0 0
15 Darwin Barney, R (1, 4) OBP: 0.393, SLG: 0.404 Arismendy Alcántara, S (5, 4) OBP: 0.364, SLG: 0.556		C CU 71 F SL 76 X SL 76 0-2 E7 1-3 2-H 1B			1 SAFE C SI 85 B SI 86 X SI 86 1-1 P6 ① 1-H	B SI 84 X SI 84 1-0 HR		B FF 92 C FF 91 C SL 82 1 SAFE X FF 92 1-2 CI 1-2	C CH 77 X FC 86 0-1 L8-4 ② ③ 2-2	2 2	0 1	1 1	1 2	0 0	0 1	1 1
Inning Stats	R: 0 E: 0 K: 0 S: 12 H: 1 LOB: 1 BB: 0 P: 16	R: 1 E: 1 K: 1 S: 17 H: 3 LOB: 2 BB: 0 P: 24	R: 0 E: 0 K: 1 S: 7 H: 0 LOB: 0 BB: 0 P: 10	R: 0 E: 0 K: 0 S: 7 H: 0 LOB: 0 BB: 0 P: 11	R: 1 E: 0 K: 0 S: 15 H: 2 LOB: 2 BB: 1 P: 25	R: 4 E: 0 K: 0 S: 13 H: 3 LOB: 1 BB: 2 P: 26	R: 0 E: 0 K: 0 S: 6 H: 1 LOB: 1 BB: 1 P: 16	R: 0 E: 1 K: 2 S: 13 H: 1 LOB: 2 BB: 0 P: 18	R: 3 E: 0 K: 0 S: 12 H: 2 LOB: 0 BB: 1 P: 24	1B: 11 2B: 2 3B: 0 HR: 1 SF: 2 SAC: 0 DP: 2 HBP: 1						WP: 0 PB: 0 SB: 0 CS: 0 PA: 45	

PITCHER		IP	WLS	BF	H	R	ER	SO	BB	IBB	HBP	BLK	WP	HR	S	P	ERA	WHIP
61 Bronson Arroyo, R ERA: 3.52	(1, 1)	4.2		21	6	2	2	2	1	0	0	0	0	0	52	77	3.86	1.500
54 Joe Thatcher, L ERA: 1.23	(5, 1)	0.1		1	0	0	0	0	0	0	0	0	0	0	6	9	0.00	0.000
29 Brad Ziegler, R ERA: 16.2	(6, 1)	0.1		6	3	4	4	0	2	0	0	0	0	1	10	21	108.00	15.000
Willy Paredes, R ERA:	(6, 1)	1.2		6	1	0	0	0	1	0	0	0	0	0	9	21	0.00	1.200
43 Addison Reed, R ERA: 1.04	(8, 1)	1.0	H	5	1	0	0	2	0	0	0	0	0	0	13	18	0.00	1.000

PITCHER		IP	WLS	BF	H	R	ER	SO	BB	IBB	HBP	BLK	WP	HR	S	P	ERA	WHIP
Enrique Burgos, R ERA:	(9, 1)	0.0	L	3	1	3	3	0	1	0	1	0	0	0	4	12	∞	∞
55 Josh Collmenter, R ERA:	(9, 1)	1.0	B	3	1	0	0	0	0	0	0	0	0	0	8	12	0.00	1.000

AB	36
R	9
H	13
RBI	9
BB	5
SO	4
LOB	20

Batter	1	2	3	4	5	6	7	8	9	AB	R	H	RBI	BB	SO	LOB
8 Gerardo Parra, L (1, 9) OBP: 0.368, SLG: 0.354 4 Cliff Pennington, S (6, 4) OBP: 0.375, SLG: 0.442	C SI 93 F SI 93 F SL 83 B CU 77 S SL 84 1-3 K ①			B CU 75 B CU 75 F SI 92 B SI 93 X SI 93 3-1 F7 ①		C CH 85 X SL 81 0-1 24 1B 1-3 2-H 1B	C FA 89 B FF 90 X FF 91 1-1 24 SH5-4 44 E 34 1B 1-2 2-3 3-H 1B	C FF 90 B FS 85 C FF 92 1-2 K ③ 1-2		2 0 0 0 0 1 0 3 1 2 2 0 1 1						
2 Aaron Hill, R (1, 4) OBP: 0.377, SLG: 0.480 44 Brandon Jacobs, R (6, 3) OBP: 0.125, SLG: 0.500	C SI 94 B SI 94 B SL 85 F SI 92 F SL 83 B SI 94 X SI 93 3-2 44 CS 1B			X FF 92 0-0 P4 ②		C SL 83 C SI 88 X SL 82 0-2 L6 ①	C SL 84 X SI 93 0-1 FC3 24 SH5-4 34 1B 1-2 2-H 3-H		B FF 93 X FF 93 1-0 G6-3 ①	2 0 1 0 0 0 0 3 1 0 1 0 0 3						
44 Paul Goldschmidt, R (1, 3) OBP: 0.311, SLG: 0.370 24 Henry Blanco, R (6, 2) OBP: 0.250, SLG: 0.292	B SI 93 B SL 85 F SI 93 S SI 93 B SI 93 S SI 94 3-3 K ② ③ 1-2			B SI 92 X SI 93 1-0 1B		B SI 88 F SI 88 X SI 89 1-1 1B 1-2 3-H	X 0-0 SH5-4 ① 1-2 2-3		S FF 95 X FF 95 0-1 P6 ②	2 0 1 0 0 1 1 2 0 1 1 0 0 0						
12 Eric Chavez, L (1, 5) OBP: 0.176, SLG: 0.273 Jake Lamb, L (6, 5) OBP: 0.333, SLG: 0.500		C CU 77 X SI 92 0-1 G6-3 ①		C SI 92 B CU 77 C SI 92 S SL 83 1-3 K ③		B SI 87 C SL 84 S CU 78 C SI 89 1-3 K ②	I I I I IN 70 4-0 34 1B IBB		B FF 94 F FF 93 S CH 87 B FA 89 F SI 88 S FF 94 2-3 K ③	2 0 0 0 0 1 1 2 0 0 0 1 2 2						
14 Martín Prado, R (1, 10) OBP: 0.451, SLG: 0.620 34 Rudy Flores, L (6, PH) OBP: 0.538, SLG: 1.231		B SI 92 C FF 92 C SI 93 B SL 85 S CU 77 2-3 K ②			C FF 93 F FF 94 F FF 93 B SL 86 C FF 94 1-3 K ①	S SL 82 S SL 84 S SL 84 0-3 K ③	X 0-0 39 G6-3 1-2 2-H 3-H 1B			2 0 0 0 0 2 0 2 0 1 2 0 1 2						
15 Mark Trumbo, R (1, 7) OBP: 0.298, SLG: 0.465 39 Jordan Parraz, R (6, 7) OBP: 0.222, SLG: 0.667		B SI 92 C SI 94 X SL 85 1-1 F9 ③			S SL 87 F FF 95 B CU 81 T SL 87 1-2 K ②		2-0 25 16 1B 2B 2-1 G6-3 1-2			2 0 0 0 0 1 0 2 1 1 0 0 0 2						
26 Miguel Montero, L (1, 2) OBP: 0.326, SLG: 0.439 25 Breland Almadova, R (6, 9) OBP: 0.400, SLG: 0.400			B CU 76 C CU 75 X SI 92 1-1 G6-3 ①		C SL 88 B FF 95 B FF 93 S SL 88 F FF 94 S SL 89 2-3 K ③		S FC 92 S FF 91 B FF 92 B SI 79 F FF 92 X SI 88 2-2 19 1B 16 1B 4 1B 2-3 1B	C FF 91 C CU 76 S CU 77 0-3 K ①		2 0 0 0 0 1 0 2 1 1 0 0 1 0						
16 Chris Owings, R (1, 6) OBP: 0.351, SLG: 0.442			B FF 92 X FF 92 1-0 G6-3 ②			B FF 92 B FF 92 B FF 92 B FF 92 4-0 19 1B 4 1B BB	F FC 88 F FF 90 B FC 92 X CH 79 1-2 4 1B 19 1B 44 FC3 1-2 3-H 1B	C FF 91 S FF 91 S FF 91 0-3 K ②		3 2 1 1 1 1 0						
11 AJ Pollock, R (1, 8) OBP: 0.431, SLG: 0.667 19 Tony Campana, L (6, 8) OBP: 0.320, SLG: 0.261			C FF 92 C SL 84 T CU 76 0-2 K ③			B FF 91 C CH 85 X CH 86 1-1 4 1B 24 1B 1-2 1B	B CH 87 C SI 88 X SI 88 1-1 44 FC3 4 1B 44 E 1-2 2-3 1B	X FF 91 0-0 4 S 1B		1 0 0 0 0 1 0 3 2 3 0 0 0 0						
Inning Stats	R: 0 E: 0 K: 2 S: 11 H: 1 LOB: 1 BB: 0 P: 18	R: 0 E: 0 K: 1 S: 7 H: 0 LOB: 0 BB: 0 P: 10	R: 0 E: 0 K: 1 S: 6 H: 0 LOB: 0 BB: 0 P: 8	R: 0 E: 0 K: 1 S: 7 H: 1 LOB: 1 BB: 0 P: 12	R: 0 E: 0 K: 3 S: 11 H: 0 LOB: 0 BB: 0 P: 15	R: 2 E: 0 K: 2 S: 15 H: 3 LOB: 2 BB: 1 P: 22	R: 6 E: 1 K: 0 S: 18 H: 6 LOB: 1 BB: 1 P: 31	R: 0 E: 0 K: 3 S: 9 H: 1 LOB: 1 BB: 0 P: 10	R: 0 E: 0 K: 1 S: 7 H: 0 LOB: 0 BB: 0 P: 10	1B: 11 2B: 2 3B: 0 HR: 0 SF: 0 SAC: 1 DP: 2 HBP: 0						

PITCHER		IP	WLS	BF	H	R	ER	SO	BB	IBB	HBP	BLK	WP	HR	S	P	ERA	WHIP
39 Jason Hammel, R ERA: 3.24	(1, 1)	4.0		13	2	0	0	5	0	0	0	0	0	0	31	48	0.00	0.500
Neil Ramírez, R ERA:	(5, 1)	1.0	H	3	0	0	0	3	0	0	0	0	0	0	11	15	0.00	0.000
Jonathan Sánchez, L ERA: 9.72	(6, 1)	0.0		3	2	2	2	0	1	0	0	0	0	0	4	9	∞	∞
53 Wesley Wright, L ERA: 5.59	(6, 1)	1.0		4	1	0	0	2	0	0	0	0	0	0	11	13	0.00	1.000
Marcus Hatley, R ERA: 11.12	(7, 1)	0.0		5	5	5	5	0	0	0	0	0	0	0	12	19	∞	∞

PITCHER		IP	WLS	BF	H	R	ER	SO	BB	IBB	HBP	BLK	WP	HR	S	P	ERA	WHIP
63 Brian Schlitter, R ERA: 2.79	(7, 1)	1.0	B	5	1	1	1	0	0	1	0	0	0	0	6	12	9.00	1.000
Blake Parker, R ERA: 7.0	(8, 1)	1.0	W	4	1	0	0	3	0	0	0	0	0	0	9	10	0.00	1.000
90 Lendy Castillo, R ERA:	(9, 1)	1.0	S	3	0	0	0	1	0	0	0	0	0	0	7	10	0.00	0.000

BOTTOM

Chicago Cubs @ Arizona Diamondbacks

Chase Field, Phoenix, AZ

Sat Mar 29 2014, 1:11 PM - 4:28 PM MST

Att. 16,528 - Sunny - 78 F

livebaseballscorecards.com

AB	37
R	8
H	12
RBI	7
BB	2
SO	14
LOB	12

WP: 0 PA: 40
PB: 0
SB: 1
CS: 1

TOP

San Francisco Giants @ Arizona Diamondbacks
Chase Field, Phoenix, AZ
Mon Mar 31 2014, 6:44 PM - 10:07 PM MST
Att. 48,541 - Clear - 80 F

Batter	1	2	3	4	5	6	7	8	9	AB R H RBI BB SO LOB
16 Ángel Pagán, S (1, 8) OBP: 0.400, SLG: 0.600	C SI 91, C SI 92, B SI 93, F SI 93, B SI 93, S CU 80; 2-3; K; ①		C SI 93, D CU 82, F SI 94, B SI 93, X FF 93; 2-2; E9; 2-H; 1B		C SI 92, X SI 94; 0-1; L7; ③		F FF 92, X SL 77; 0-1; 9 1B; 48 1B; 2-H; 2B		B FF 93, S FF 93, B SL 86, X FF 93; 2-1; L8; ①	5 1 2 2 0 1 1
9 Brandon Belt, L (1, 3) OBP: 0.600, SLG: 1.200	C SI 93, B SI 93, S SI 94, F SI 94, B CU 81, B CU 80, C SI 94; 3-3; ꓘ; ②		C SI 94, B SI 93, S SI 94, S SI 93; 1-3; K; ③			C SI 92, B FC 90, X SI 92; 1-1; HR	X FF 90; 0-0; 28 1B; 48 1B; 8 BB; 2-3; 1B		F FF 93, F SL 85, B SL 85, X FF 94; 1-2; 28 HR; 1B	5 3 3 1 0 2 1
48 Pablo Sandoval, S (1, 5) OBP: 0.200, SLG: 0.200	B SI 94, C CU 81, F FC 92, B FF 92, F CU 81, S SI 94; 2-3; K; ③			C CU 80, X SI 92; 0-1; L7; ①		S SI 93, B CU 80, B CU 80, F SI 94, X CU 81; 2-2; G4-3; ①	F FF 91, X FF 91; 0-1; 8 BB; 28 1B; 1-2; 3-H; 1B		B FF 94, S SL 82, S SL 83, S SL 84; 1-3; K; ②	5 0 1 1 0 2 1
28 Buster Posey, R (1, 2) OBP: 0.400, SLG: 1.000		F SI 92, X SI 92; 0-1; G4-3; ①		C SI 94, B SI 94, B FF 93, C CU 81, B FC 91, F CU 82, X CU 82; 3-2; L8; ②		X SI 94; 0-0; F8; ②	B SI 86, X SI 85; 1-0; 8 BB; 1-2; 2-3; 1B		B SL 83, X FF 92; 1-0; 1-H; HR	5 1 2 2 0 0 0
8 Hunter Pence, R (1, 9)		B SI 92, F CU 81, X SI 94; 1-1; G5-3; ②		C SI 94, B CU 81, S CU 81, B SI 95, F SI 95, X SI 94; 2-2; G6-3; ③		B SI 94, X SI 93; 1-0; P5; ③	B CU 73, C SI 87, B CU 74, B SI 86, B SI 86; 4-1; 1-2; 2-3; 3-H; BB		B SL 84, B SL 80, C FF 92, B SL 83, S FF 92, F FF 92, X SL 85; 3-2; P5; ③	4 0 0 1 1 0 0
38 Michael Morse, R (1, 7) OBP: 0.500, SLG: 0.333 49 Javier López, L (7, 1) 63 Jean Machi, R (7, 1) 54 Sergio Romo, R (9, 1)		C CU 79, X SI 94; 0-1; G5-3; ③			B SI 92, C CU 81, F SI 93, B FC 90, F SI 93, B CU 81, B CU 81; 4-2; 35 2B; 7 G4-3; BB		B CU 78, C CU 79, X SI 91; 1-1; 13 FC5-4; 1B F SI 87, C SI 85, B CU 74, S CU 74; 1-3; K; ③			3 1 1 0 1 1 3 0 0 0 0 0 0 0 0 0 0 0 0 0 0 0 0 0 0 0 0 0
35 Brandon Crawford, L (1, 6) OBP: 0.500, SLG: 0.750			X CU 80; 0-0; 40 SH3-4; 16 E; 1B		X SI 93; 0-0; 7 G4-3; 1-3; 2B		C SI 92, X SI 92; 0-1; F7; ①	C FC 86, F FC 86, B FC 86, B FC 87, X FC 88; 2-2; G5-3; ①		4 1 2 0 0 0 1
13 Joaquin Arias, R (1, 4) 2 Juan Carlos Perez, R (7, 7)			B SI 92, X SI 93; 1-0; F8; ①		B SI 93, X SI 94; 1-0; G6-3; ①		B SI 91, C CU 79, X SI 92; 1-1; FC5-4; 6 2B; 1-2f; ②	X FC 86; 0-0; P4; ②		3 1 0 0 0 0 4 1 0 0 0 0 0 0
40 Madison Bumgarner, R (1, 1) 7 Grégor Blanco, L (5, PH) 52 Yusmeiro Petit, R (5, 1) 6 Ehire Adrianza, S (7, PH) OBP: 0.500, SLG: 1.000 (7, 4)			C FF 93, X SI 93; 0-1; SH3-4; 1-2; ②		C SI 93, X SI 94; 0-1; G4-3; 2-3; 3-H; ②		F SI 92, B SI 92, F SI 93, B SI 93, B CU 79, X SI 93; 3-2; 16 2B; 1-H; 2B	C CH 78, F FC 86, F FC 86, X CH 78; 0-2; F9; ③		0 0 0 0 0 0 0 1 0 0 1 0 0 1 0 0 0 0 0 0 0 2 1 1 1 0 0 0
Inning Stats	R: 0 H: 0 E: 0 LOB: 0 K: 3 BB: 0 S: 12 P: 19	R: 0 H: 0 E: 0 LOB: 0 K: 0 BB: 0 S: 6 P: 7	R: 1 H: 2 E: 1 LOB: 1 K: 1 BB: 0 S: 10 P: 14	R: 0 H: 0 E: 0 LOB: 0 K: 0 BB: 0 S: 10 P: 15	R: 1 H: 1 E: 0 LOB: 1 K: 0 BB: 1 S: 9 P: 14	R: 1 H: 1 E: 0 LOB: 0 K: 0 BB: 0 S: 7 P: 11	R: 4 H: 6 E: 0 LOB: 3 K: 1 BB: 1 S: 19 P: 30	R: 0 H: 0 E: 0 LOB: 0 K: 0 BB: 0 S: 8 P: 10	R: 2 H: 2 E: 0 LOB: 0 K: 1 BB: 0 S: 13 P: 21	1B: 7 SF: 0 2B: 3 SAC: 1 3B: 0 DP: 0 HR: 2 HBP: 0

AB	38
R	9
H	12
RBI	9
BB	2
SO	6
LOB	12

WP: 0 PA: 41
PB: 0
SB: 0
CS: 0

livebaseballscorecards.com

PITCHER		IP	WLS	BF	H	R	ER	SO	BB	IBB	HBP	BLK	WP	HR	S	P	ERA	WHIP
32 Brandon McCarthy, R ERA: 6.75	(1, 1)	6.2		27	6	5	5	4	1	0	0	0	0	1	63	94	6.75	1.050
59 Oliver Pérez, L ERA: 54.0	(7, 1)	0.0		3	3	1	1	0	0	0	0	0	0	0	5	5	∞	∞
29 Brad Ziegler, R ERA:	(7, 1)	0.1	B	3	1	1	1	1	1	0	0	0	0	0	5	11	27.00	6.000
55 Josh Collmenter, R ERA: 4.5	(8, 1)	1.0		3	0	0	0	0	0	0	0	0	0	0	8	10	0.00	0.000
43 Addison Reed, R ERA: 9.0	(9, 1)	1.0	L	5	2	2	2	1	0	0	0	0	0	1	13	21	18.00	2.000

PITCHER	IP	WLS	BF	H	R	ER	SO	BB	IBB	HBP	BLK	WP	HR	S	P	ERA	WHIP

BOTTOM

San Francisco Giants @ Arizona Diamondbacks
Chase Field, Phoenix, AZ
Mon Mar 31 2014, 6:44 PM - 10:07 PM MST
Att. 48,541 - Clear - 80 F

livebaseballscorecards.com

Batter	1	2	3	4	5	6	7	8	9	AB	R	H	RBI	BB	SO	LOB
11 AJ Pollock, R (1, 8)	C FF 92 B FC 89 F FC 90 B FF 92 S FC 88 2-3 **K** ①		X CH 81 0-0 **F8** ①	B FF 91 C FC 87 C CU 76 S FC 87 1-3 **K** ②	F SL 85 S CU 79 B FF 89 B FF 89 S SL 86 2-3 **K** ②		B FF 92 1 SAFE C FF 94 B CH 85 F FF 93 1 SAFE B CH 87 F FF 93 S CH 86 3-3 **K** ② ③ 1-2		C SL 79 X FF 89 0-1 **P6** ③	6	0	0	0	0	4	7
2 Aaron Hill, R (1, 4) OBP: 0.500, SLG: 0.400	B FF 91 B FF 91 F FC 87 S FF 92 F CU 76 B CU 69 F FF 92 F FC 89 B FC 87 4-2 **BB**		B FC 87 C CH 82 X FC 87 1-1 **F8** ②	C FF 91 X CU 76 0-1 **2B** 2-H 3-H	C FF 89 X SL 85 0-1 **FC6-4** ③ 1-2f			B CU 83 F CU 81 X FF 93 1-1 15 WP **1B**		4	0	2	2	1	0	3
44 Paul Goldschmidt, R (1, 3) OBP: 0.429, SLG: 0.571	B FF 90 F FC 87 B CH 82 X FF 90 2-1 **P3** ②		B FF 92 C FF 91 F CU 75 F FF 92 X FF 92 1-2 **2B**	B FF 91 C FC 87 B CU 73 F CU 75 B FC 88 X CU 78 3-2 **G5-3** ③		C FF 88 C SL 85 B CU 77 X FF 89 1-2 15 S 15 1B **1B**		C CH 86 F FF 93 S CH 88 0-3 **K** ①		5	1	2	0	0	1	3
14 Martín Prado, R (1, 5) OBP: 0.214, SLG: 0.231	C FF 90 X CU 75 0-1 **G4-3** ③		B FC 86 F FC 88 X CU 75 1-1 **F9** ③		B FF 89 C FF 88 X FF 89 1-1 15 1B **2B**	1 SAFE C FF 88 B SL 84 1 SAFE F CU 77 S CU 78 1-3 **K** ①		X FF 93 0-0 **L9** ②		5	1	1	0	0	1	4
15 Mark Trumbo, R (1, 7) OBP: 0.357, SLG: 0.571		B FC 88 B CH 83 X FC 89 2-0 26 1B **1B**		F FC 88 B CU 74 X CH 84 1-1 E3 16 1B 26 E 8 1B	B CU 76 B FF 85 X SL 86 2-0 16 1B 26 1B 8 FC4 2-H **1B**	B SL 84 1 SAFE X SL 85 1-0 26 BB 1-H **1B**		B CH 88 S CH 88 S CH 87 S CH 88 1-3 **K** ③ 1-2		5	2	3	2	0	1	1
26 Miguel Montero, L (1, 2) OBP: 0.429, SLG: 0.615		B FF 90 F FC 86 B FF 90 X FC 87 2-1 8 BB ① 1-3 **1B**		B FF 89 F FF 90 X FC 87 1-1 FC5 16 1B 8 1B 1-2 **1B**	B FF 89 X CH 82 1-0 8 FC4 16 1B 32 FC4-2 1-2 **1B**	S FF 89 B FC 88 B FF 88 B FF 89 B FF 89 4-1 16 G6-4-3 1-2 **BB**			F SI 89 B CH 82 C SI 88 F CH 83 B FF 90 F SL 80 X SL 78 2-2 **HR**	4	2	3	1	1	0	1
16 Chris Owings, R (1, 6) OBP: 0.500, SLG: 0.444	C FF 90 X CH 82 0-1 **F9** ②			S FC 87 B FC 86 X FC 88 1-1 8 1B 2 2B 1-2 2-3 **1B**	C CU 76 X FF 89 0-1 32 FC4-2 8 FC4 1-2 2-3 **1B**	C FF 89 B SL 85 B SL 85 X FF 90 2-1 **G6-4-3** ② ③ 1-2f			X FF 89 0-0 8 SH2-3 **1B**	5	1	3	0	0	0	3
8 Gerardo Parra, L (1, 9) OBP: 0.385, SLG: 0.273		B FF 90 B FF 89 B FC 86 C FF 91 B FF 91 4-1 **BB** 1-2		B CU 77 B FC 87 X FC 87 2-0 2 2B **1B** 1-3 2-H 3-H	B CH 81 F FF 89 D CU 78 X FF 90 2-1 **FC4** 32 FC4-2 1-2 2-3 3-H		B SI 86 X SI 86 1-0 **G4-3** ① **1B**		X FF 88 0-0 **SH2-3** ① 1-2	3	1	1	3	1	0	2
32 Brandon McCarthy, R (1, 1) 59 Oliver Pérez, L (7, 1) 29 Brad Ziegler, R (7, 1) 4 Cliff Pennington, S (7, PH) OBP: 1.000, SLG: 1.000 55 Josh Collmenter, R (8, 1) 43 Addison Reed, L (9, 1) 12 Eric Chavez, L (9, PH)	B FF 90 C FF 90 S FC 88 B FC 89 F FF 91 S CU 76 2-3 **K** ③		C FF 91 X FC 88 0-1 **G4-3** ①	C FC 90 C FF 89 F CU 78 F CU 79 F FF 90 B FC 87 X SL 84 1-2 **FC4-2** 2 FC6-4 ① 1-2 2-3 3-Hf		F SL 79 B SI 86 B SI 85 F SI 84 F CU 73 X CH 78 2-2 11 CS **1B**		C SL 80 B FF 88 F FF 88 B CH 82 S CH 82 2-3 **K** ②	3 0 0 1 0 0 1	0 0 0 0 0 0 0	0 0 0 1 0 0 0	0 0 0 0 0 0 0	0 0 0 0 0 0 0	1 0 0 0 0 0 1	7 0 0 0 0 0 1
Inning Stats	R: 0 E: 0 K: 1 S: 12 H: 0 LOB: 1 BB: 1 P: 20	R: 0 E: 0 K: 1 S: 10 H: 2 LOB: 2 BB: 1 P: 20	R: 0 E: 0 K: 0 S: 9 H: 1 LOB: 1 BB: 0 P: 12	R: 4 E: 2 K: 1 S: 17 H: 3 LOB: 1 BB: 0 P: 26	R: 2 E: 0 K: 1 S: 19 H: 4 LOB: 3 BB: 0 P: 28	R: 1 E: 0 K: 1 S: 10 H: 2 LOB: 1 BB: 1 P: 19	R: 0 E: 0 K: 1 S: 9 H: 1 LOB: 1 BB: 0 P: 15	R: 0 E: 0 K: 2 S: 9 H: 1 LOB: 1 BB: 0 P: 11	R: 1 E: 0 K: 1 S: 12 H: 2 LOB: 1 BB: 0 P: 16	1B: 12 2B: 4 3B: 0 HR: 1 SF: 0 SAC: 1 DP: 2 HBP: 0						

	AB	42
	R	8
	H	16
	RBI	8
	BB	3
	SO	9
	LOB	32

WP: 1 PA: 46
PB: 0
SB: 1
CS: 1

PITCHER		IP	WLS	BF	H	R	ER	SO	BB	IBB	HBP	BLK	WP	HR	S	P	ERA	WHIP
40 Madison Bumgarner, L ERA:	(1, 1)	4.0		21	6	4	0	3	2	0	0	0	0	0	48	78	0.00	2.000
52 Yusmeiro Petit, R ERA: 13.5	(5, 1)	2.0		13	6	3	3	2	1	0	0	0	0	0	29	47	13.50	3.500
49 Javier López, L ERA:	(7, 1)	0.1		2	1	0	0	0	0	0	0	0	0	0	5	8	0.00	3.000
63 Jean Machi, R ERA:	(7, 1)	1.2	W	5	1	0	0	3	0	0	0	0	1	0	13	18	0.00	0.600
54 Sergio Romo, R ERA: 9.0	(9, 1)	1.0	S	5	2	1	1	1	0	0	0	0	0	1	12	16	9.00	2.000

PITCHER		IP	WLS	BF	H	R	ER	SO	BB	IBB	HBP	BLK	WP	HR	S	P	ERA	WHIP

Batter	1	2	3	4	5	6	7	8	9	AB	R	H	RBI	BB	SO	LOB
16 Ángel Pagán, S (1, 8) OBP: 0.333, SLG: 0.444	C FF 92 B FF 91 C FF 92 X SL 81 1-2 48 1B 28 1B 1B	F SI 91 F CH 83 X SI 93 0-2 ③ G4-3			B SI 92 F CH 83 B FF 90 X FF 92 2-1 ③ G4-3		X CH 83 0-0 ③ P4			4	1	1	0	0	0	2
8 Hunter Pence, R (1, 9)	C FF 90 B FF 91 S FF 91 B FF 90 X SL 82 2-2 ① P4		C CH 82 S SI 92 B SI 92 X SL 84 1-2 ① G6-3			B SL 83 C CH 81 C FF 91 C FF 90 1-3 ① K		X CU 80 0-0 ① G5-3		4	0	0	0	0	1	1
48 Pablo Sandoval, S (1, 5) OBP: 0.333, SLG: 0.250	C FF 90 1 SAFE X FF 91 0-1 9 WP 28 1B 9 HR 1-2 1B		F SI 91 B SL 84 X SL 83 1-1 ② G5-3			C FF 90 B SL 85 B SL 81 X CH 81 2-1 ② L6		B FC 93 B CU 80 B FF 91 S FC 91 C FF 91 B FC 92 4-2 BB		3	1	1	0	1	0	0
28 Buster Posey, R (1, 2) OBP: 0.444, SLG: 0.750	B SI 91 D CH 82 C CU 76 X FF 91 2-1 9 WP 9 HR 1-2 2-H 1B		C CU 75 X CH 80 0-1 ③ G5-3			B FF 92 B FF 91 B CU 77 C CH 81 B FF 91 4-1 BB		C FC 91 B FF 91 F FF 91 C FF 92 1-3 ② K		3	1	1	1	1	1	1
38 Michael Morse, R (1, 7) OBP: 0.286, SLG: 0.167 57 Juan Gutierrez, R (6, 1) 7 Grégor Blanco, L (8, PH) 46 Santiago Casilla, R (8, 1)	C FF 92 S SL 82 F SL 84 S FF 92 0-3 ② K			X CU 75 0-0 ① G6-3		X FF 91 0-0 ③ F9		B FF 92 1 SAFE C FF 92 B FF 92 F FF 91 F FF 92 C FF 92 2-3 ③ K		3 0 1 0	0 0 0 0	0 0 0 0	0 0 0 0	0 0 0 0	1 0 1 0	3 0 1 0
9 Brandon Belt, L (1, 3) OBP: 0.556, SLG: 1.222	B FF 91 X SL 82 1-0 1-H 2-H HR			B SI 89 F SI 90 F FF 90 C FF 92 1-3 ② K			S FF 90 B SL 84 S SL 83 B SL 82 X FF 92 2-2 35 2B 1B		S FF 93 S FF 94 F FF 94 B SL 88 F FF 94 T FF 94 1-2 ① K	4	1	2	3	0	2	0
13 Joaquin Arias, R (1, 4) 29 Héctor Sánchez, S (9, PH) OBP: 1.000, SLG: 2.000 6 Ehire Adrianza, S (9, PR) OBP: 0.500, SLG: 1.000	B FF 92 F FF 92 S FF 91 B SL 81 F SL 82 F FF 92 X FF 91 2-2 ③ L1			X SL 83 0-0 ③ F9			X FF 91 0-0 ① F9		C FF 93 X FF 94 0-1 2B	3 1 0	0 0 0	0 1 0	0 0 0	0 0 0	0 0 0	1 0 0
35 Brandon Crawford, L (1, 6) OBP: 0.375, SLG: 0.625		B SI 88 X FF 90 1-0 ① G3			C CU 74 S SL 84 F SL 82 X FF 92 0-2 ① G5-3		1 SAFE S SL 83 X FF 91 0-1 1-3 2B		C FF 94 X FF 94 0-1 ② P2	4	0	1	0	0	0	1
18 Matt Cain, R (1, 1) 2 Juan Carlos Perez, R (6, 7)		C FF 90 S SI 90 B FF 91 S SL 83 1-3 ② K			B FF 91 S FF 92 F FF 91 X SL 80 1-2 ② G6-3		B SL 83 C SL 81 F SL 81 B FF 92 C FF 91 2-3 ② K		C FF 94 F SL 84 B SL 86 C FF 93 1-3 ③ K	2 2	0 0	0 0	0 0	0 0	1 2	0 3
Inning Stats	R: 4 H: 4 E: 0 LOB: 0 K: 1 BB: 0 S: 20 P: 28	R: 0 H: 0 E: 0 LOB: 0 K: 1 BB: 0 S: 7 P: 9	R: 0 H: 0 E: 0 LOB: 0 K: 0 BB: 0 S: 7 P: 9	R: 0 H: 0 E: 0 LOB: 0 K: 1 BB: 0 S: 5 P: 6	R: 0 H: 0 E: 0 LOB: 0 K: 0 BB: 0 S: 9 P: 12	R: 0 H: 0 E: 0 LOB: 1 K: 1 BB: 1 S: 7 P: 14	R: 0 H: 2 E: 0 LOB: 2 K: 1 BB: 0 S: 10 P: 14	R: 0 H: 0 E: 0 LOB: 1 K: 2 BB: 1 S: 10 P: 17	R: 0 H: 1 E: 0 LOB: 1 K: 2 BB: 0 S: 12 P: 14	1B: 4 SF: 0 2B: 2 SAC: 0 3B: 0 DP: 0 HR: 1 HBP: 0						WP: 1 PA: 36 PB: 0 SB: 0 CS: 0

PITCHER		IP	WLS	BF	H	R	ER	SO	BB	IBB	HBP	BLK	WP	HR	S	P	ERA	WHIP
36 Wade Miley, L ERA: 5.25	(1, 1)	7.0	W	28	6	4	4	5	1	0	0	0	1	1	65	92	5.14	1.000
38 Will Harris, R ERA:	(8, 1)	1.0	H	4	0	0	0	2	1	0	0	0	0	0	10	17	0.00	1.000
43 Addison Reed, R ERA: 6.0	(9, 1)	1.0	S	4	1	0	0	2	0	0	0	0	0	0	12	14	0.00	1.000

PITCHER	IP	WLS	BF	H	R	ER	SO	BB	IBB	HBP	BLK	WP	HR	S	P	ERA	WHIP

TOP

San Francisco Giants @ Arizona Diamondbacks

Chase Field, Phoenix, AZ

Tue Apr 01 2014, 6:42 PM - 9:27 PM MST

Att. 18,974 - Clear - 74 F

livebaseballscorecards.com

AB	34
R	4
H	7
RBI	4
BB	2
SO	9
LOB	13

Batter	1	2	3	4	5	6	7	8	9	AB	R	H	RBI	BB	SO	LOB
8 Gerardo Parra, L (1, 9) OBP: 0.412, SLG: 0.429	B FF 88 C FF 89 B FF 90 X FF 89 2-1 44 2B 1B	B CH 83 B SL 85 C SL 84 B CH 83 C SL 85 F SL 83 F FF 91 X SL 85 3-2 ② G3-1 1-2 2-3		1 SAFE C SL 81 B CH 84 1 SAFE X CH 83 1-1 2 PB 1-3 2B		B CU 81 D SI 95 X SI 95 2-0 ② SF7 1-2 3-H				3	1	2	1	0	0	2
2 Aaron Hill, R (1, 4) OBP: 0.389, SLG: 0.286	B SL 82 X CU 74 1-0 ① P6	B CH 85 X CH 86 1-0 ③ G6-3		C FF 89 B FF 90 D SL 86 F FF 92 B CH 86 X SL 83 3-2 ③ L5 2-3 3-H		C CU 84 S FF 95 B FF 95 F SI 94 B CU 85 T FF 95 2-2 ③ K				4	0	0	0	0	1	5
44 Paul Goldschmidt, R (1, 3) OBP: 0.444, SLG: 0.611	C FF 90 X FF 91 0-1 14 1B 1-H 2B		B CU 75 B CU 75 B SL 84 C FF 91 F FF 92 F SI 92 F FF 93 S CH 86 3-3 ① K		B SL 85 C SL 84 S FF 90 B SL 85 B FF 91 S SL 86 3-3 ① K		C CU 81 B CU 85 X FF 95 1-1 14 G6-3 1B			4	1	2	1	0	2	0
14 Martín Prado, R (1, 5) OBP: 0.222, SLG: 0.235	C CU 76 F FF 89 D SL 85 F CU 77 B CH 86 B SL 85 F CH 85 X FF 92 3-2 26 BB 2-H 1B		B FF 92 C FF 92 F CU 77 X SI 92 1-2 ② G1-3		B SI 91 F FF 91 B CH 85 B SL 85 X SI 91 3-1 ② F8		B FF 94 C FF 94 1 SAFE S SI 95 X SI 95 1-2 ① G6-3 1-2			4	0	1	1	0	0	1
26 Miguel Montero, L (1, 2) OBP: 0.500, SLG: 0.571	C CH 84 1 SAFE B CU 75 B SL 86 B CH 84 B SL 84 4-1 15 G4-6-3 1-2 BB		B CH 86 B CU 76 B CH 86 B FF 91 4-0 BB		X CU 77 0-0 ③ G6-3		I IN 75 I IN 81 I IN 79 I IN 82 4-0 15 G4-6-3 IBB			1	0	0	0	3	0	0
15 Mark Trumbo, R (1, 7) OBP: 0.278, SLG: 0.444	B CU 77 D SL 85 C SL 87 B FF 91 F FF 93 F FF 93 X SL 88 3-2 ②③ G4-6-3 1-2f		F CH 85 B FF 90 S FF 91 D CH 86 B CH 86 X FF 91 3-2 ③ P2			X SI 95 0-0 ① L8	B CU 86 B CU 85 F SI 95 S SI 94 X SI 95 2-2 ②③ G4-6-3 1-2f			4	0	0	0	0	0	5
16 Chris Owings, R (1, 6) OBP: 0.500, SLG: 0.462		B FF 91 C SL 85 C SL 84 X SL 86 1-2 36 FC6-5 11 1B 1B		F FF 89 C FF 89 F FF 90 B FF 90 B CU 78 X SL 83 2-2 ① G5-3		C SI 94 C CU 86 X CU 85 0-2 11 S 11 2B 1B		C FF 94 F SI 94 B SL 89 X SI 94 1-2 ① P5		4	1	2	0	0	0	0
11 AJ Pollock, R (1, 8) OBP: 0.263, SLG: 0.235		C CU 76 X FF 90 0-1 8 G3-1 36 FC6-5 1-2 1B		B FF 89 C FF 91 S SL 86 X SL 86 1-2 8 2B 2 PB 1B		B FF 95 B FF 94 B FF 94 C FF 95 F FF 94 X CU 85 3-2 36 1B 8 SF7 1-H 2B		C KC 80 F SL 89 B KC 79 C FF 94 1-3 ② K		4	2	3	1	0	1	0
36 Wade Miley, L (1, 1) 38 Will Harris, R (8, 1) 12 Eric Chavez, L (8, PH) 43 Addison Reed, L (9, 1) OBP: 0.250, SLG: 0.250		X CH 83 0-0 ① FC6-5 8 G3-1 1-2 2-3f		X CH 84 0-0 ② B3		F SI 96 X SI 96 0-1 8 SF7 2-3 1B		B KC 81 S SI 95 X CH 89 1-1 ③ G4-3		3 0 1 0	0 0 0 0	1 0 0 0	0 0 0 0	0 0 0 0	0 0 0 0	3 0 0 0
Inning Stats	R: 2 E: 0 K: 0 S: 15 H: 3 LOB: 1 BB: 1 P: 28	R: 0 E: 0 K: 0 S: 12 H: 2 LOB: 2 BB: 0 P: 17	R: 0 E: 0 K: 1 S: 11 H: 0 LOB: 1 BB: 1 P: 22	R: 1 E: 0 K: 0 S: 13 H: 2 LOB: 1 BB: 0 P: 20	R: 0 E: 0 K: 1 S: 6 H: 0 LOB: 0 BB: 0 P: 12	R: 2 E: 0 K: 1 S: 14 H: 3 LOB: 1 BB: 0 P: 21	R: 0 E: 0 K: 0 S: 8 H: 1 LOB: 1 BB: 1 P: 16	R: 0 E: 0 K: 1 S: 8 H: 0 LOB: 0 BB: 0 P: 11		1B: 8 2B: 3 3B: 0 HR: 0 SF: 1 SAC: 0 DP: 2 HBP: 0				WP: 0 PB: 1 SB: 1 CS: 0 PA: 36		

PITCHER		IP	WLS	BF	H	R	ER	SO	BB	IBB	HBP	BLK	WP	HR	S	P	ERA	WHIP
18 Matt Cain, R ERA: 3.6	(1, 1)	5.0		23	7	3	2	2	2	0	0	0	0	0	57	99	3.60	1.800
57 Juan Gutierrez, R ERA: 9.0	(6, 1)	2.0	L	10	4	2	2	1	0	1	0	0	0	0	22	37	9.00	2.000
46 Santiago Casilla, R ERA:	(8, 1)	1.0		3	0	0	0	1	0	0	0	0	0	0	8	11	0.00	0.000

PITCHER	IP	WLS	BF	H	R	ER	SO	BB	IBB	HBP	BLK	WP	HR	S	P	ERA	WHIP

BOTTOM

San Francisco Giants @ Arizona Diamondbacks

Chase Field, Phoenix, AZ

Tue Apr 01 2014, 6:42 PM - 9:27 PM MST

Att. 18,974 - Clear - 74 F

livebaseballscorecards.com

AB	32
R	5
H	11
RBI	4
BB	3
SO	4
LOB	16

Batter	1	2	3	4	5	6	7	8	9	AB	R	H	RBI	BB	SO	LOB
16 Ángel Pagán, S (1, 8) OBP: 0.357, SLG: 0.429	C SI 89 X SI 90 0-1 L4		B SI 87 X SI 86 1-0 P4		X CH 81 0-0 2-H 1B		C FF 85 S SL 78 F FF 84 B FF 85 X SL 78 1-2 9 S 1B		C SI 89 F SI 89 B SI 89 B SI 88 C SI 88 2-3 K	5	0	2	1	0	1	2
9 Brandon Belt, L (1, 3) OBP: 0.385, SLG: 0.846	B FF 91 B FF 91 X SI 87 2-0 G3-1		C KC 77 B CH 80 B CH 81 B FF 90 S SL 87 X SI 90 3-2 L9		B SI 88 X SI 86 1-0 G4-3		B SL 77 C FF 83 S SL 77 S SL 78 1-3 K 1-2			4	0	0	0	0	1	2
48 Pablo Sandoval, S (1, 5) OBP: 0.308, SLG: 0.182	B SI 86 B SL 88 B SI 88 B SI 90 4-0 28 1B BB		B CH 81 X SI 90 1-0 F7			B CH 83 C CH 80 F FF 89 F SI 89 X SL 87 1-2 G3		C FC 83 S FF 83 F FF 84 S SL 78 0-3 K		3	0	0	0	1	1	0
28 Buster Posey, R (1, 2) OBP: 0.462, SLG: 0.667	C CH 82 X SI 91 0-1 1-2 1B			C SI 87 B CH 80 C CH 82 B SI 90 X SI 90 2-2 L8		B SI 88 C KC 77 X SI 87 1-1 8 FC4-6 1B		B FF 89 X FF 91 1-0 G6-3		4	0	2	0	0	0	0
8 Hunter Pence, R (1, 9)	D SI 88 B SI 91 B KC 76 C SI 90 X SI 89 3-1 F7			B KC 78 C KC 79 X SI 90 1-1 G6-3		B SL 84 F CH 81 B SI 89 D SI 89 C KC 75 X SI 89 3-2 FC4-6 1-2f 38 2B		C FF 91 X FS 87 0-1 G5-3		4	1	0	0	0	0	3
38 Michael Morse, R (1, 7) OBP: 0.300, SLG: 0.333 7 Grégor Blanco, L (6, PR) (6, 7)		B SI 89 S KC 78 F SI 90 S SI 90 1-3 K		B SI 88 F SI 90 B FF 90 C KC 78 X SI 91 2-2 G6-3		F SI 86 1 SAFE F SI 88 X FF 89 0-2 1-H 2B			C SI 88 B SI 89 C SI 89 F CU 75 X CU 74 1-2 L8	3 1	0 0	1 0	1 0	0 0	1 0	0 0
35 Brandon Crawford, L (1, 6) OBP: 0.417, SLG: 0.545		C FF 90 B FF 91 C CH 82 F SI 91 F SI 91 B CH 81 B CH 82 B SI 91 4-2 6 L3-1 BB			X CH 80 0-0 P2	F FF 90 S CH 81 D CH 81 F SI 88 S CH 81 1-3 K			B SI 89 B CU 74 F SI 88 B SI 89 X SI 88 3-1 14 WP 1B	3	0	1	0	1	1	1
6 Ehire Adrianza, S (1, 4) OBP: 0.333, SLG: 0.400		S SI 89 X FF 90 0-1 L3-1 1-2			C SI 85 B CH 79 F SI 87 F CH 80 B SI 88 B SI 90 B CH 83 4-2 17 SH3-4 16 1B BB		C FF 86 B FF 86 B FF 86 F FF 85 F FF 86 F FF 85 F FF 85 F SL 77 B FF 86 3-2 F FF 84 X FC 84 F8		B SI 87 X SI 88 1-0 F8	3	1	0	0	1	0	2
17 Tim Hudson, R (1, 1) 49 Javier López, L (8, 1) 14 Brandon Hicks, R (9, PH) 54 Sergio Romo, R (9, 1)		B SI 89 C SI 90 D SI 89 C SI 90 B SI 91 S SI 90 3-3 K			X SI 87 0-0 SH3-4 1-2		B FF 85 T FF 84 F FF 84 F SL 77 X FC 85 1-2 G4-3		B CU 74 C CU 73 1 SAFE S SI 88 B CU 75 B SI 89 B SI 89 4-2 1-2 BB	2 0 0 0	0 0 0 0	0 0 0 0	0 0 0 1	0 0 0 0	1 0 0 0	1 0 0 0

Inning Stats	1	2	3	4	5	6	7	8	9
	R: 0 E: 0 K: 0 S: 7 H: 1 LOB: 2 BB: 1 P: 16	R: 0 E: 0 K: 2 S: 12 H: 0 LOB: 1 BB: 1 P: 20	R: 0 E: 0 K: 0 S: 5 H: 0 LOB: 0 BB: 0 P: 10	R: 0 E: 0 K: 0 S: 8 H: 0 LOB: 0 BB: 0 P: 13	R: 1 E: 0 K: 0 S: 7 H: 1 LOB: 1 BB: 1 P: 12	R: 1 E: 0 K: 1 S: 16 H: 2 LOB: 1 BB: 0 P: 22	R: 0 E: 0 K: 1 S: 19 H: 1 LOB: 1 BB: 0 P: 25	R: 0 E: 0 K: 1 S: 7 H: 0 LOB: 0 BB: 0 P: 8	R: 0 E: 0 K: 1 S: 12 H: 1 LOB: 2 BB: 1 P: 23

1B: 5 SF: 0 WP: 1 PA: 37
2B: 1 SAC: 1 PB: 0
3B: 0 DP: 0 SB: 1
HR: 0 HBP: 0 CS: 0

PITCHER	IP	WLS	BF	H	R	ER	SO	BB	IBB	HBP	BLK	WP	HR	S	P	ERA	WHIP
35 Trevor Cahill, R (1, 1) ERA: 6.3	6.0	L	25	4	2	2	3	3	0	0	0	0	0	55	93	3.00	1.167
54 Joe Thatcher, L (7, 1) ERA:	1.1		5	1	0	0	2	0	0	0	0	0	0	23	29	0.00	0.750
40 J.J. Putz, R (8, 1) ERA:	0.2		2	0	0	0	0	0	0	0	0	0	0	3	4	0.00	0.000
50 Ryan Rowland-Smith, L (9, 1) ERA:	1.0		5	1	0	0	1	1	0	0	0	1	0	12	23	0.00	2.000

PITCHER	IP	WLS	BF	H	R	ER	SO	BB	IBB	HBP	BLK	WP	HR	S	P	ERA	WHIP

TOP

San Francisco Giants @ Arizona Diamondbacks
Chase Field, Phoenix, AZ
Wed Apr 02 2014, 6:41 PM - 9:30 PM MST
Att. 19,357 - Partly Cloudy - 65 F

livebaseballscorecards.com

AB	32
R	2
H	6
RBI	2
BB	4
SO	6
LOB	11

Batter	1	2	3	4	5	6	7	8	9	AB	R	H	RBI	BB	SO	LOB
8 Gerardo Parra, L (1, 9) OBP: 0.429, SLG: 0.500	S SI 88 C CU 75 F FS 80 X FS 80 0-2 ① G4-3			C FS 80 X SI 89 0-1 2 WP 1B		C SI 88 B FS 80 B CU 75 L SI 87 X FC 84 2-2 2B		C SI 86 B SL 80 B SI 85 X SI 85 2-1 ③ FC4-6 1-2f		4	0	2	0	0	0	1
2 Aaron Hill, R (1, 4) OBP: 0.318, SLG: 0.222	C SI 88 F FC 83 B SI 88 F FC 83 B SI 89 S FS 80 2-3 ② K			B FC 82 1 SAFE F SI 88 B SI 86 D FC 84 X SI 89 3-1 ① G5-3 1-2		F SI 89 F SI 89 D FS 80 F FS 81 S FC 84 1-3 ③ K			B SL 79 C SL 78 F SL 77 B SL 77 F SL 78 B FF 89 X FF 88 3-2 ① P5	4	0	0	0	0	2	2
44 Paul Goldschmidt, R (1, 3) OBP: 0.409, SLG: 0.591	C SI 87 S FS 80 B CU 76 B FS 80 X SI 88 2-2 ③ F9			F FS 81 F SI 89 S FC 83 0-3 ② K			B CU 75 C FC 83 F FS 79 B SI 88 B SI 89 X SI 90 3-2 2B		C FF 88 B CH 82 C SL 77 B SL 78 C SL 79 2-3 ② K	4	0	1	0	0	2	1
14 Martín Prado, R (1, 5) OBP: 0.182, SLG: 0.190		B SI 88 X SI 87 1-0 ① G6-3		C SI 88 F FC 82 F SI 89 X CU 75 0-2 ③ L8			B FC 85 C FC 84 F SI 89 X FS 80 1-2 ① L9		C FF 88 F FF 88 B SL 78 X FF 89 1-2 ③ F8	4	0	0	0	0	0	2
26 Miguel Montero, L (1, 2) OBP: 0.429, SLG: 0.471		C SI 87 F FS 80 B FF 88 X FS 82 1-2 ② F8			B CU 74 B FC 82 F SI 88 X SI 88 2-1 ① F8		X SI 88 0-0 ② F7			3	0	0	0	0	0	1
15 Mark Trumbo, R (1, 7) OBP: 0.238, SLG: 0.381		C FC 83 S FS 80 B SI 89 X SI 89 1-2 ③ G6-3			F FC 84 X SI 89 0-1 ② G4-3		C FC 83 F CU 75 F SI 90 D FC 84 S FS 81 1-3 ③ K			3	0	0	0	0	1	1
4 Cliff Pennington, S (1, 6) OBP: 0.250, SLG: 0.250			C SI 88 F FC 84 S FS 80 0-3 ① K		B SI 89 C FC 84 B FS 80 F SI 88 C FC 84 2-3 ③ K			S FS 77 X SI 88 0-1 E4 8 FC4-6		3	0	0	0	0	2	0
19 Tony Campana, L (1, 8) 54 Joe Thatcher, L (7, 1) 40 J.J. Putz, R (8, 1) 16 Chris Owings, R (8, PH) OBP: 0.467, SLG: 0.429 50 Ryan Rowland-Smith, L (9, 1)			B SI 89 B SI 88 C FF 88 B SI 89 C SI 87 X SI 89 3-2 ② G4-3			B FS 77 X SI 88 1-0 ① L7		B SI 88 B FC 80 F SI 86 1 SAFE S FC 82 B FS 80 F FC 80 S SI 88 3-3 ① K		2 0 0 1 0	0 0 0 0 0	0 0 0 0 0	0 0 0 0 0	0 0 0 1 0	0 0 0 1 0	0 0 0 1 0
35 Trevor Cahill, R (1, 1) 11 AJ Pollock, R (6, PH) OBP: 0.238, SLG: 0.211 (7, 8)			C SI 89 S FC 83 X FC 83 0-2 ③ G5-3			C SI 88 X SI 89 0-1 ② G5-3		C SI 88 1 SAFE X SI 88 0-1 ② F8		1 2	0 0	0 0	0 0	0 0	0 0	0 1
Inning Stats	R: 0 E: 0 K: 1 S: 11 H: 0 LOB: 0 BB: 0 P: 15	R: 0 E: 0 K: 0 S: 7 H: 0 LOB: 0 BB: 0 P: 10	R: 0 E: 0 K: 1 S: 9 H: 0 LOB: 0 BB: 0 P: 12	R: 0 E: 0 K: 1 S: 11 H: 1 LOB: 1 BB: 0 P: 14	R: 0 E: 0 K: 1 S: 7 H: 0 LOB: 0 BB: 0 P: 11	R: 0 E: 0 K: 1 S: 10 H: 1 LOB: 1 BB: 0 P: 14	R: 0 E: 0 K: 1 S: 11 H: 1 LOB: 1 BB: 0 P: 16	R: 0 E: 1 K: 1 S: 10 H: 0 LOB: 1 BB: 0 P: 15	R: 0 E: 0 K: 1 S: 10 H: 0 LOB: 0 BB: 0 P: 16	1B: 1 2B: 2 3B: 0 HR: 0 SF: 0 SAC: 0 DP: 0 HBP: 0						

PITCHER		IP	WLS	BF	H	R	ER	SO	BB	IBB	HBP	BLK	WP	HR	S	P	ERA	WHIP
17 Tim Hudson, R ERA:	(1, 1)	7.2	W	27	3	0	0	7	0	0	0	0	1	0	74	103	0.00	0.391
49 Javier López, L ERA:	(8, 1)	0.1	H	1	0	0	0	0	0	0	0	0	0	0	2	4	0.00	0.000
54 Sergio Romo, R ERA: 4.5	(9, 1)	1.0	S	3	0	0	0	1	0	0	0	0	0	0	10	16	0.00	0.000

PITCHER	IP	WLS	BF	H	R	ER	SO	BB	IBB	HBP	BLK	WP	HR	S	P	ERA	WHIP

BOTTOM

San Francisco Giants @ Arizona Diamondbacks

Chase Field, Phoenix, AZ

Wed Apr 02 2014, 6:41 PM - 9:30 PM MST

Att. 19,357 - Partly Cloudy - 65 F

livebaseballscorecards.com

AB	31
R	0
H	3
RBI	0
BB	0
SO	8
LOB	10

WP: 1 PA: 31
PB: 0
SB: 0
CS: 0

Batter	1	2	3	4	5	6	7	8	9	AB	R	H	RBI	BB	SO	LOB
16 Ángel Pagán, S (1, 8) OBP: 0.421, SLG: 0.684	B CH 73 C SL 73 X SL 77 1-1 ① F8		B SI 89 B SI 88 C SI 88 X SI 89 2-1 1B		F SI 85 B SL 77 X CH 77 1-1 7 SH1-3 2B		C FC 86 X CH 79 0-1 ② G4-3	X FF 92 0-0 1-H 2-H HR		5	1	3	3	0	0	0
7 Grégor Blanco, L (1, 7) 46 Santiago Casilla, R (8, 1) 49 Javier López, L (9, 1)	C CH 76 B SL 73 F SL 76 X SI 87 1-2 ② G3		C CU 72 X SI 87 0-1 ② F9		X CH 79 0-0 ① SH1-3 2-3		B FC 86 B FC 87 B CH 78 C FC 85 C FC 88 B CH 80 4-2 BB	B SI 86 X SI 86 1-0 ③ F7		3 0 0	0 0 0	0 0 0	0 0 0	1 0 0	0 0 0	2 0 0
9 Brandon Belt, L (1, 3) OBP: 0.333, SLG: 0.833	C CU 67 B SI 87 F SI 88 B SI 88 B SL 78 X SL 77 3-2 HR		X SI 87 0-0 ③ G1-3		S SL 79 S FF 91 X SL 79 0-2 ② P6		F CH 78 X FC 87 0-1 ③ G4-3		F SL 79 F SL 79 F SI 87 B SL 80 C SI 89 1-3 ① K	5	1	1	1	0	1	3
48 Pablo Sandoval, S (1, 5) OBP: 0.278, SLG: 0.250	C SI 88 S CH 81 X SI 87 0-2 ③ G6-3			B CU 70 B SI 85 X SI 86 2-0 8 1B 29 SF8 2B	S SL 77 B FF 91 X FF 91 1-1 ③ P4			F FF 92 S FF 91 S CU 81 0-3 ① K	B CU 71 F CU 73 T B X 2-2 ② G5-3	5	1	1	0	0	1	1
8 Hunter Pence, R (1, 9) OBP: 0.167, SLG: 0.063		B SI 86 X CH 77 1-0 ① G5-3		X SI 87 0-0 6 F8 35 BB 2-3 1B		S CH 77 B FC 86 X CH 76 1-1 ① F8		C FF 92 B CU 80 B FF 92 B FC 92 F FC 91 B FC 92 4-2 29 2B BB	B SI 84 C SI 85 X CH 77 1-1 ③ G6-3	4	1	1	0	1	0	0
29 Héctor Sánchez, S (1, 2) OBP: 0.400, SLG: 1.000 2 Juan Carlos Perez, R (8, PR) (8, 7)		C SL 76 S CH 79 B SI 88 F SI 89 F CH 76 B CH 82 F SI 89 B SL 78 X CH 78 3-2 ② G1-3		C SI 87 F CH 82 B SI 87 F SL 75 F CH 80 D FF 83 X SI 88 2-2 ① SF8 3-H		X FC 86 0-0 ② G3-1		X FF 90 0-0 1-H 38 1B 2B		3 0	0 1	1 0	2 0	0 0	0 0	0 0
35 Brandon Crawford, L (1, 6) OBP: 0.438, SLG: 0.462		B SI 87 B CH 81 B SL 77 B CH 79 4-0 BB		C SL 74 C SL 76 F SI 85 B CH 81 B SI 86 F SI 88 F SL 77 B SI 85 F SL 77 B SI 88 4-2 55 S 1-2 BB		C FC 87 C FC 87 B FC 88 X CH 78 1-2 ③ G4-3		C FF 92 F FF 92 B FF 93 X FF 92 1-2 ② F8		2	0	0	0	2	0	1
6 Ehire Adrianza, S (1, 4) OBP: 0.222, SLG: 0.250 28 Buster Posey, R (8, PH) OBP: 0.500, SLG: 0.667 (8, 2)		B SI 87 C SI 85 T SI 85 B CH 79 B SL 77 C SL 77 3-3 ③ K		B CH 76 F SI 82 X SI 84 1-1 ② F8 2-3			B FC 85 C FC 86 B CH 78 F CH 78 X FC 87 2-2 ① G6-3	B FF 92 B FF 93 I IN 60 I IN 60 4-0 38 1B 16 HR IBB		3 0	0 1	0 0	0 0	0 1	1 0	3 0
55 Tim Lincecum, L (1, 1) 14 Brandon Hicks, R (7, PH) OBP: 1.000, SLG: 4.000 34 David Huff, S (7, 1) 63 Jean Machi, R (7, 1) 38 Michael Morse, R (8, PH) OBP: 0.364, SLG: 0.400 13 Joaquin Arias, R (8, 4)			C CH 79 C SL 77 F SI 87 B SL 76 F SI 88 C SL 79 1-3 ① K	C SI 87 C SL 78 B SI 87 B SI 87 T SL 76 2-2 ③ K 1-2		B FC 86 C FC 86 S FC 88 B FC 88 B FC 88 X FC 88 3-2 HR		B CU 80 B FF 92 C CU 80 X CU 80 2-1 1-2 2-H 16 HR 1B		2 1 0 0 1 0	0 1 0 0 1 0	0 1 0 0 1 0	0 1 0 0 0 0	2 0 0 0 0 0	2 0 0 0 0 0	2 0 0 0 0 0
Inning Stats	R: 1 H: 1 E: 0 LOB: 0 K: 0 BB: 0 S: 11 P: 16	R: 0 H: 0 E: 0 LOB: 1 K: 1 BB: 1 S: 10 P: 21	R: 0 H: 1 E: 0 LOB: 1 K: 1 BB: 0 S: 10 P: 13	R: 1 H: 2 E: 0 LOB: 2 K: 1 BB: 1 S: 17 P: 28	R: 0 H: 1 E: 0 LOB: 1 K: 0 BB: 0 S: 8 P: 10	R: 0 H: 0 E: 0 LOB: 0 K: 0 BB: 0 S: 6 P: 8	R: 1 H: 1 E: 0 LOB: 1 K: 0 BB: 1 S: 12 P: 21	R: 5 H: 3 E: 0 LOB: 1 K: 1 BB: 2 S: 13 P: 25	R: 0 H: 0 E: 0 LOB: 0 K: 1 BB: 0 S: 9 P: 13	1B: 3 SF: 1 2B: 3 SAC: 1 3B: 0 DP: 0 HR: 3 HBP: 0						

PITCHER		IP	WLS	BF	H	R	ER	SO	BB	IBB	HBP	BLK	WP	HR	S	P	ERA	WHIP
61 Bronson Arroyo, R ERA: 4.15	(1, 1)	4.1		20	5	2	2	3	2	0	0	0	0	1	51	82	4.15	1.615
59 Oliver Pérez, L ERA: 18.0	(5, 1)	0.2		2	0	0	0	0	0	0	0	0	0	0	5	6	0.00	0.000
55 Josh Collmenter, R ERA: 4.5	(6, 1)	2.0		8	1	1	1	0	1	0	0	0	0	1	18	29	4.50	1.000
38 Will Harris, R ERA: 12.27	(8, 1)	0.2	L	7	3	5	5	1	1	1	0	0	0	1	12	23	67.50	6.000
50 Ryan Rowland-Smith, L ERA:	(8, 1)	1.0		3	0	0	0	1	0	0	0	0	0	0	8	12	0.00	0.000

PITCHER		IP	WLS	BF	H	R	ER	SO	BB	IBB	HBP	BLK	WP	HR	S	P	ERA	WHIP
29 Brad Ziegler, R ERA:	(9, 1)	0.1		1	0	0	0	0	0	0	0	0	0	0	2	3	0.00	0.000

TOP

San Francisco Giants @ Arizona Diamondbacks
Chase Field, Phoenix, AZ
Thu Apr 03 2014, 12:41 PM - 3:52 PM MST
Att. 19,131 - Sunny - 64 F

livebaseballscorecards.com

AB	34
R	8
H	9
RBI	8
BB	5
SO	5
LOB	12

Batter	1	2	3	4	5	6	7	8	9	AB	R	H	RBI	BB	SO	LOB
8 Gerardo Parra, L (1, 9) OBP: 0.360, SLG: 0.409	B SI 89 C FF 90 X CH 83 1-1 ① G3		B SI 89 L CH 81 F CH 83 B FF 90 F FF 91 F CH 83 X CH 83 2-2 ① G3		C SI 89 F FF 92 B CH 84 B CH 85 C CH 83 2-3 ③ K		1 SAFE F FC 85 B FF 90 1 SAFE 1 SAFE D SL 80 F FF 90 B FC 87 X FF 90 3-2 ② FC3-6 2 2B 1-2f			4	1	0	0	0	1	1
2 Aaron Hill, R (1, 4) OBP: 0.385, SLG: 0.364	C FF 90 X SI 90 0-1 44 HR 1B		B CH 83 C CH 82 B FF 90 S FF 91 F FF 90 B CH 83 S CH 83 3-3 ② K			B FF 90 C SI 89 F SL 82 B CU 76 X FF 91 2-2 14 G3-1 14 S 15 HR 1B	1 SAFE B CU 80 B CH 84 S SI 92 X CH 85 2-1 1-H 2B			4	2	3	1	0	1	0
44 Paul Goldschmidt, R (1, 3) OBP: 0.423, SLG: 0.692	X FF 91 0-0 1-H HR		B CU 74 B CU 75 C CH 82 B CH 83 C CH 82 X CH 83 3-2 ③ 1B			B CH 82 B FF 90 F CH 81 B FF 90 X SL 82 3-1 ① F9	C CU 82 S CH 86 X CH 87 0-2 ③ G1-3			4	1	2	2	0	0	2
14 Martín Prado, R (1, 5) OBP: 0.154, SLG: 0.160	C SI 89 B CH 82 X SI 90 1-1 ② G4-3			C SI 88 C CH 81 B CH 82 X CH 82 1-2 ① G5-3		C FF 90 S CH 82 X CH 81 0-2 ② G3-1 1-3		B FF 94 B FF 94 C FF 93 X SI 94 2-1 ① G5-3		4	0	0	0	0	0	1
15 Mark Trumbo, R (1, 7) OBP: 0.280, SLG: 0.560	C CH 83 X SL 81 0-1 2B			F SI 89 X CH 82 0-1 ② G6-3		F CH 82 B FF 91 B SL 81 X CH 82 2-1 3-H HR		B FF 95 B SI 95 B SI 95 C FF 93 F SI 94 C FF 96 3-3 ② K		4	1	2	2	0	1	0
16 Chris Owings, R (1, 6) OBP: 0.474, SLG: 0.444	C FF 90 F SI 89 B CH 83 F CH 82 F FF 91 S SL 81 1-3 ③ K			C FF 90 F SL 82 F FF 90 X CH 83 0-2 1B		F FF 91 C FF 90 X FF 89 0-2 11 S 1B		B FF 95 F SI 94 F SL 90 X SI 95 1-2 ③ G5-3		4	0	2	0	0	1	1
11 AJ Pollock, R (1, 8) OBP: 0.200, SLG: 0.174		B CU 75 F CH 82 X FF 90 1-1 ① G1-3		C SI 89 1 SAFE 1 SAFE F CH 82 P PO 86 S CH 82 1-3 ③ K		C SL 80 F CU 77 B FF 89 X CU 77 1-2 ③ L5 1-2			B FF 94 C SI 94 S SL 88 B SL 88 B FF 93 X SI 94 3-2 ① P1	4	0	0	0	0	1	2
9 Tuffy Gosewisch, R (1, 2)		C FF 90 F CH 83 S CH 82 0-3 ② K			F FF 90 B SL 80 F CH 83 X CH 81 1-2 ① G5-3		B FC 89 F CH 82 S CH 80 B SL 78 B FF 91 X CH 81 3-2 ① G6-3		C SI 93 B SL 88 S FF 95 C KC 80 1-3 ② K	4	0	0	0	0	2	0
61 Bronson Arroyo, R (1, 1) 59 Oliver Pérez, L (6, 1) 19 Tony Campana, L (6, PH) 55 Josh Collmenter, R (8, 1) 4 Cliff Pennington, S (7, PH) AVG .000, SEC .226 38 Will Harris, R (8, 1) 50 Ryan Rowland-Smith, L (8, 1) 29 Brad Ziegler, R (8, 1) 12 Eric Chavez, L (9, PH)		B FF 89 F SI 90 C SL 82 B CU 77 S CH 84 2-3 ③ K			C CU 75 C CU 76 S CU 76 0-3 ② K2-3		B FC 86 B FF 90 F FC 89 B FC 89 B FC 89 4-1 8 FC3-6 BB		B SI 84 B SI 84 C SI 83 X SI 85 2-1 ③ G3-1	1 0 0 0 0 1 0 0 0 0 0 0 0 0 1 0 0 0 0 1 0 0 0 0 0 0 0 0 0 0 0 0 1 0 0 0 0 0 0 0 0 0 0 0 0 0 0 0 0 0 0 0 0 0 0 0 1 0 0 0 0 0 0						
Inning Stats	R: 2 E: 0 K: 1 S: 14 H: 3 LOB: 1 BB: 0 P: 17	R: 0 E: 0 K: 2 S: 8 H: 0 LOB: 0 BB: 0 P: 11	R: 0 E: 0 K: 1 S: 12 H: 1 LOB: 1 BB: 0 P: 20	R: 0 E: 0 K: 1 S: 13 H: 1 LOB: 1 BB: 0 P: 14	R: 0 E: 0 K: 2 S: 9 H: 0 LOB: 0 BB: 0 P: 12	R: 2 E: 0 K: 0 S: 16 H: 3 LOB: 1 BB: 0 P: 24	R: 1 E: 0 K: 0 S: 12 H: 1 LOB: 1 BB: 1 P: 24	R: 0 E: 0 K: 1 S: 8 H: 0 LOB: 0 BB: 0 P: 14	R: 0 E: 0 K: 1 S: 8 H: 0 LOB: 0 BB: 0 P: 14	1B: 5 2B: 2 3B: 0 HR: 2 SF: 0 SAC: 0 DP: 0 HBP: 0						WP: 0 PB: 0 SB: 2 CS: 0 PA: 36

PITCHER		IP	WLS	BF	H	R	ER	SO	BB	IBB	HBP	BLK	WP	HR	S	P	ERA	WHIP
55 Tim Lincecum, R ERA: 6.0	(1, 1)	6.0		25	8	4	4	7	0	0	0	0	0	2	72	98	6.00	1.333
34 David Huff, L ERA: 13.5	(7, 1)	0.2		3	0	1	1	0	1	0	0	0	0	0	7	17	13.50	1.500
63 Jean Machi, R ERA:	(7, 1)	0.1	W	2	1	0	0	0	0	0	0	0	0	0	5	7	0.00	3.000
46 Santiago Casilla, R ERA:	(8, 1)	1.2	H	5	0	0	0	2	0	0	0	0	0	0	14	24	0.00	0.000
49 Javier López, L ERA:	(9, 1)	0.1		1	0	0	0	0	0	0	0	0	0	0	2	4	0.00	0.000

PITCHER	IP	WLS	BF	H	R	ER	SO	BB	IBB	HBP	BLK	WP	HR	S	P	ERA	WHIP

BOTTOM

San Francisco Giants @ Arizona Diamondbacks

Chase Field, Phoenix, AZ

Thu Apr 03 2014, 12:41 PM - 3:52 PM MST

Att. 19,131 - Sunny - 64 F

livebaseballscorecards.com

AB	35
R	5
H	9
RBI	5
BB	1
SO	9
LOB	7

Batter	1	2	3	4	5	6	7	8	9	AB	R	H	RBI	BB	SO	LOB
8 Gerardo Parra, L (1, 9) OBP: 0.300, SLG: 0.333	B FF 91 X FF 91 1-0 ① G4-3		C SL 81 F FF 93 X SL 85 0-2 ③ G3			C FF 90 X SL 85 0-1 ① G6-3		C FF 94 S CH 90 B FF 96 S CH 88 1-3 K 2 2B 44 1B	F FF 90 F FS 84 F FF 91 X SL 83 0-2 ③ G1-3	5	1	0	0	0	1	2
2 Aaron Hill, R (1, 4) OBP: 0.400, SLG: 0.462	B FF 93 B FF 92 C FF 92 F FF 92 C FF 94 2-3 ② K			C FF 91 X CH 86 0-1 ① F8		C FF 89 B CH 85 F FF 91 F SL 85 X FF 92 1-2 2B		B FF 94 S FF 92 B FF 93 X FF 91 2-1 44 1B 1-3 2B		4	0	2	0	0	1	0
44 Paul Goldschmidt, R (1, 3) OBP: 0.433, SLG: 0.655	C FF 93 B SL 83 B FF 94 B FF 93 B FF 92 4-1 BB			B SL 85 X FF 92 1-0 ② G5-3		S FF 94 F SL 84 X SI 92 0-2 ② F7		S FF 94 X SL 90 0-1 2-3 3-H 1B		3	0	1	1	1	0	1
14 Martín Prado, R (1, 5) OBP: 0.172, SLG: 0.179 12 Eric Chavez, L (6, 5)	1 SAFE C FF 90 F FF 91 X SL 84 0-2 ③ F9			C FF 92 B SL 86 B FF 93 S SL 85 X FF 94 2-2 1B		X FF 93 0-0 ③ G4-3		B FF 92 C FF 91 S SL 88 X SL 87 1-2 ② F7		3 1	0 0	1 0	0 0	0 0	0 0	2 2
26 Miguel Montero, L (1, 2) OBP: 0.360, SLG: 0.381		B FF 91 F FF 91 C FF 92 B FF 92 B FF 92 F FF 93 X FF 93 3-2 ① G4-3		B FF 92 C CH 84 B FF 91 X FF 90 2-1 ③ F8			C CH 88 B SL 82 S SL 81 B FF 91 X SL 83 2-2 ① G3	B FF 93 F FF 92 C FF 94 B FF 95 F CH 89 F FF 93 X FF 94 2-2 ③ F7		4	0	0	0	0	0	3
15 Mark Trumbo, R (1, 7) OBP: 0.310, SLG: 0.655		C FF 93 S FF 93 B FF 94 X FF 92 1-2 ② F8			F SL 82 C FF 92 X SL 84 0-2 HR		F FF 92 S SL 84 B FF 93 B FF 92 S SL 85 2-3 ② K2-3		C SI 89 B SI 90 B SI 89 X FF 89 2-1 11 1B 1B	4	1	2	1	0	1	0
16 Chris Owings, R (1, 6) OBP: 0.435, SLG: 0.409		F FF 93 B FF 94 S SL 85 S SL 85 1-3 ③ K			C FF 92 X SL 84 0-1 ① G4-3		X SL 84 0-0 1B		B SI 88 F FF 88 X FS 82 1-1 ① L7	4	0	1	0	0	1	1
11 AJ Pollock, R (1, 8) OBP: 0.207, SLG: 0.185			C FF 92 B SL 86 C FF 92 S SL 87 1-3 ① K		S FF 92 S SL 82 S SL 83 0-3 ② K2-3		B FF 91 C FF 91 X SL 84 1-1 ③ G6-3		C SI 89 B SL 84 X SL 82 1-1 1-2 1B	4	0	1	0	0	2	1
48 Randall Delgado, R (1, 1) 40 J.J. Putz, R (5, 1) 54 Joe Thatcher, L (6, 1) 29 Brad Ziegler, R (7, 1) 19 Tony Campana, L (8, PH) 59 Oliver Pérez, L (8, 1) 4 Cliff Pennington, S (9, PH) OBP: 0.333, SLG: 0.200			C FF 93 S FF 94 F FF 93 S SL 86 0-3 ② K		X FF 94 0-0 ③ G5-3			B FF 92 C FF 90 X FF 90 1-1 ① G6-3	X FF 91 0-0 ② L7	2 0 0 0 1 0 1	0 0 0 0 0 0 0	0 0 0 0 0 0 0	0 0 0 0 0 0 0	1 0 0 0 0 0 0	0 0 0 0 0 0 0	0 0 0 0 0 0 2
Inning Stats	R: 0 E: 0 K: 1 S: 8 H: 0 LOB: 1 BB: 1 P: 15	R: 0 E: 0 K: 1 S: 10 H: 0 LOB: 0 BB: 0 P: 15	R: 0 E: 0 K: 2 S: 10 H: 0 LOB: 0 BB: 0 P: 11	R: 0 E: 0 K: 0 S: 8 H: 1 LOB: 1 BB: 0 P: 13	R: 1 E: 0 K: 1 S: 9 H: 1 LOB: 0 BB: 0 P: 9	R: 0 E: 0 K: 0 S: 10 H: 1 LOB: 1 BB: 0 P: 11	R: 0 E: 0 K: 1 S: 9 H: 1 LOB: 1 BB: 0 P: 14	R: 1 E: 0 K: 1 S: 17 H: 2 LOB: 2 BB: 0 P: 24	R: 0 E: 0 K: 0 S: 11 H: 2 LOB: 2 BB: 0 P: 15	1B: 5 2B: 2 3B: 0 HR: 1	SF: 0 SAC: 0 DP: 0 HBP: 0					

PITCHER		IP	WLS	BF	H	R	ER	SO	BB	IBB	HBP	BLK	WP	HR	S	P	ERA	WHIP
12 Juan Nicasio, R ERA: 1.29	(1, 1)	7.0	W	26	4	1	1	6	1	0	0	0	0	1	64	88	1.29	0.714
35 Chad Bettis, R ERA: 18.0	(8, 1)	1.0		6	2	1	1	1	0	0	0	0	1	0	17	24	9.00	2.000
59 Wilton Lopez, R ERA: 4.91	(9, 1)	1.0		5	2	0	0	0	0	0	0	0	0	0	11	15	0.00	2.000

PITCHER	IP	WLS	BF	H	R	ER	SO	BB	IBB	HBP	BLK	WP	HR	S	P	ERA	WHIP

TOP

Arizona Diamondbacks @ Colorado Rockies

Coors Field, Denver, CO

Fri Apr 04 2014, 2:12 PM - 5:24 PM MDT

Att. 49,130 - Partly Cloudy - 48 F

livebaseballscorecards.com

AB	36
R	2
H	8
RBI	2
BB	1
SO	7
LOB	14

WP: 1 PA: 37
PB: 0
SB: 0
CS: 0

Batter	1	2	3	4	5	6	7	8	9	AB	R	H	RBI	BB	SO	LOB
19 Charlie Blackmon, L (1, 8) (8, 7) OBP: 0.588, SLG: 0.938	C FF 93 B FF 94 X CH 87 1-1 3 1B 2B		B FF 93 B FF 93 X FF 93 2-0 3 1B 5 3B 1B	1 SAFE M SI 89 1 SAFE X SI 89 0-1 1-H HR		C FF 85 X FF 86 0-1 3 CS 2B	F SI 84 X CH 77 0-1 5 BB 23 HBP 3-H 1B	B SI 90 F SL 80 B SL 79 C SI 91 X FF 91 2-2 1-H 2-H 2B		6	4	6	5	0	0	0
3 Michael Cuddyer, R (1, 9) OBP: 0.435, SLG: 0.636 13 Drew Stubbs, R (8, 8)	F FF 92 F CH 88 B FF 92 D CU 80 B FF 93 X FF 92 3-2 5 G4-6-3 2-H 1B		B FF 92 F FF 91 S SI 92 1 SAFE F FF 92 B FF 92 1 SAFE B SI 92 X FF 92 3-2 5 3B 1-3 1B	B CH 84 F CH 84 B FF 93 S CU 79 B SL 83 C FF 92 3-3 ②		C FF 87 X FF 84 0-1 ① E6 5 HR 2-3	F SI 84 X CH 77 0-1 23 HBP 5 BB 1-2 1B	C FF 91 X SI 90 0-1 ③ G1-3		5 1	2 0	3 0	1 0	0 0	1 0	1 1
5 Carlos González, L (1, 7) OBP: 0.455, SLG: 0.895 35 Chad Bettis, R (8, 1) 59 Wilton Lopez, R (9, 1)	B FF 93 B FF 92 1 SAFE S CH 81 F FF 93 X FF 93 2-2 ① ② G4-6-3 1-2f		B SI 92 S CH 82 S SI 91 B SI 91 D CH 81 X FF 92 3-2 1-H 3-H 2 1B 3B	X CU 78 0-0 ③ F9		S SL 78 S SL 79 F SL 78 X SL 78 0-2 1-H HR	B SI 84 B CH 77 D SI 84 B SI 85 4-0 23 HBP 1-2 2-3 BB			4 0 0	2 0 0	2 0 0	4 0 0	1 0 0	0 0 0	1 0 0
2 Troy Tulowitzki, R (1, 6) OBP: 0.429, SLG: 0.500 23 Charlie Culberson, R (7, PH) OBP: 0.400, SLG: 0.250 (8, 6)	C FF 93 B FF 94 C FF 94 B FF 93 B CH 88 X FF 94 3-2 ③ G5-3		F SI 91 B FF 91 S CH 84 F SI 91 X SI 92 1-2 20 1B 3-H 1B		B CU 76 S CU 77 C SI 90 B CU 76 B CH 84 F CH 85 B FF 90 4-2 20 FC6-4 33 1B BB	B FF 86 C FF 84 B SL 78 B FF 85 C FF 85 X FC 85 3-2 1B	H SI 84 1-0 1-2 2-3 3-H HBP			3 0	0 0	2 0	1 1	1 0	0 0	0 0
33 Justin Morneau, L (1, 3) OBP: 0.389, SLG: 0.353		C SI 92 B SI 92 B CU 77 B SI 92 B SI 92 4-1 BB	B CH 83 S CH 82 X FF 90 1-1 ② L8		F CH 83 B FF 89 C SI 90 B FF 90 X FF 92 2-2 20 FC6-4 1-2 1B	B FF 84 B FF 85 X FF 84 2-0 ② F7	F SI 85 C CU 72 X CU 73 0-2 ③ G1-3			4	0	1	0	1	0	5
20 Wilin Rosario, R (1, 2) OBP: 0.294, SLG: 0.214		C FF 93 C SI 91 X SL 81 0-2 ① P5	S CU 79 D CU 78 S CH 82 X CH 82 1-2 1-2 1B		S FS 83 X FS 84 0-1 ① FC6-4 9 IBB 1-2f 2-3	B SL 77 B FF 84 X FF 84 2-0 ③ L8		C SL 79 X FF 92 0-1 ① G6-3		5	0	1	0	0	0	4
28 Nolan Arenado, R (1, 5) OBP: 0.143, SLG: 0.143		X FF 92 0-0 ② F7	C SI 90 D CU 78 D CU 79 C SI 90 F SI 90 S SI 91 2-3 ③ K		C SI 89 B FS 85 F FS 83 S FF 91 1-3 ② K		X SI 84 0-0 ① G6-3	X SI 91 0-0 ② F8		5	0	0	0	0	2	5
9 DJ LeMahieu, R (1, 4) OBP: 0.294, SLG: 0.200		B FF 92 C SI 92 X SI 93 1-1 ③ G5-3		B CU 76 F FF 89 C FF 90 F CU 80 X SI 90 1-2 19 HR 1B	B SI 90 B FS 85 I IN 79 I IN 75 4-0 1-2 IBB		C SI 84 B SI 84 B CH 76 C SI 85 X CU 72 2-2 ② F8	B FF 91 B SL 81 C FF 91 C FF 92 B FF 93 B FF 94 4-2 1 BLK 19 2B BB		3	2	1	0	2	0	1
12 Juan Nicasio, R (1, 1) 1 Brandon Barnes, R (7, PH) OBP: 0.286, SLG: 0.500 (8, 9)			B FF 90 C FF 92 X SI 93 1-1 ① G4-3	M CH 79 M CH 81 B SI 91 L CH 82 1-3 ① K	F SI 90 B FF 91 B FF 92 C SI 92 F SI 92 B FF 92 X FF 92 3-2 ③ G4-3		F SI 85 B CH 78 X SI 85 1-1 19 1B 3B	B FF 92 S SL 79 B SL 79 F SI 92 B FF 91 F FF 92 B SL 79 4-2 1-2 19 2B BB		3 1	0 2	0 1	0 0	1 1	4 0	
Inning Stats	R: 1 E: 0 K: 0 S: 11 H: 2 LOB: 0 BB: 0 P: 20	R: 0 E: 0 K: 0 S: 7 H: 0 LOB: 1 BB: 1 P: 12	R: 3 E: 0 K: 1 S: 23 H: 5 LOB: 2 BB: 0 P: 37	R: 2 E: 0 K: 2 S: 13 H: 2 LOB: 0 BB: 0 P: 18	R: 0 E: 0 K: 1 S: 15 H: 1 LOB: 3 BB: 2 P: 29	R: 2 E: 1 K: 0 S: 13 H: 3 LOB: 1 BB: 0 P: 20	R: 2 E: 0 K: 0 S: 13 H: 3 LOB: 3 BB: 1 P: 21	R: 2 E: 0 K: 0 S: 13 H: 1 LOB: 1 BB: 2 P: 23		1B: 10 2B: 3 3B: 2 HR: 2 SF: 0 SAC: 0 DP: 1 HBP: 1					WP: 0 PB: 0 SB: 0 CS: 1 PA: 47	

PITCHER	IP	WLS	BF	H	R	ER	SO	BB	IBB	HBP	BLK	WP	HR	S	P	ERA	WHIP
48 Randall Delgado, R (1, 1) ERA: 11.57	4.0	L	23	10	6	6	3	2	0	0	0	0	1	60	99	13.50	3.000
40 J.J. Putz, R (5, 1) ERA:	1.0		4	0	0	0	1	0	1	0	0	0	0	9	17	0.00	0.000
54 Joe Thatcher, L (6, 1) ERA: 2.45	1.0		6	3	2	1	0	0	0	0	0	0	1	13	20	9.00	3.000
29 Brad Ziegler, R (7, 1) ERA: 6.75	1.0		8	3	2	2	0	1	0	1	0	0	0	13	21	18.00	4.000
59 Oliver Pérez, L (8, 1) ERA: 18.0	1.0		6	1	2	2	0	2	0	0	1	0	0	13	23	18.00	3.000

PITCHER	IP	WLS	BF	H	R	ER	SO	BB	IBB	HBP	BLK	WP	HR	S	P	ERA	WHIP

BOTTOM

Arizona Diamondbacks @ Colorado Rockies

Coors Field, Denver, CO

Fri Apr 04 2014, 2:12 PM - 5:24 PM MDT

Att. 49,130 - Partly Cloudy - 48 F

livebaseballscorecards.com

AB	40
R	12
H	17
RBI	12
BB	6
SO	4
LOB	22

Batter	1	2	3	4	5	6	7	8	9	AB	R	H	RBI	BB	SO	LOB
11 AJ Pollock, R (1, 8) OBP: 0.206, SLG: 0.219	B FF 93 C FF 95 S FF 94 F FF 95 S FC 88 1-3 K ①	C FS 83 F FS 83 F FF 94 X FC 89 0-2 FC5-4 ② 1-2f		F FC 87 B FS 83 C FC 88 X FF 92 1-2 G6-3 ③			C ST 81 C FF 93 X ST 85 0-2 2B		C FF 93 B FF 91 X FF 93 1-1 E5 2 DI	5	0	1	0	0	1	1
2 Aaron Hill, R (1, 4) OBP: 0.343, SLG: 0.387	C FF 95 B FS 85 S FS 84 F FF 94 F FC 87 B FF 96 B FF 94 C FF 94 3-3 K ②	B FS 82 C FC 88 1 SAFE S FS 82 F FC 89 1 SAFE F FS 84 X CU 75 1-2 F7 ③			C FF 89 B FC 87 F FC 85 X FF 92 1-2 F8 ①		L FF 92 D FF 93 F ST 84 S ST 81 1-3 K ①		F FF 92 B SL 87 X SL 88 1-1 L7 ③ 1-2	5	0	0	0	0	2	3
44 Paul Goldschmidt, R (1, 3) OBP: 0.441, SLG: 0.613	C CU 76 F FS 85 B FF 95 B FF 95 B FC 86 B FS 86 4-2 14 2B BB		B CU 71 C FS 82 B FC 88 X FS 82 2-1 L9 ①		B FC 87 C FF 88 F FC 87 B FC 84 B FF 92 B FS 84 4-2 15 S BB		B FF 93 C ST 83 D ST 83 S FF 93 F FF 94 B ST 84 C ST 83 3-3 K ②			2	1	0	0	2	1	1
14 Martín Prado, R (1, 5) OBP: 0.212, SLG: 0.250	B FF 95 1 SAFE 1 SAFE C FF 94 C FS 84 B FF 94 D FC 88 F FF 95 X FF 95 3-2 1-H 2B		C FF 92 B FC 88 F FS 83 X FS 83 1-2 15 HR 1B		B FF 95 X FF 94 1-0 L9 ②		C FF 94 B ST 84 T ST 84 B ST 84 S ST 84 2-3 K ③			4	1	2	1	0	1	2
15 Mark Trumbo, R (1, 7) OBP: 0.333, SLG: 0.719	S FS 84 F FF 93 D FS 85 B FC 89 B FS 85 B FS 85 4-2 BB		D FC 88 B FS 83 S FS 83 X FS 84 2-1 1-H HR		B SI 94 F FF 94 B FF 95 C FF 96 F FF 96 X SL 82 2-2 G3-1 ③ 1-2			C FF 90 B CH 89 S SL 84 B SL 85 F SL 85 C FF 92 2-3 K ①		3	1	1	2	1	1	1
26 Miguel Montero, L (1, 2) OBP: 0.310, SLG: 0.320	F FC 89 B FC 89 B FF 95 F FF 95 F FF 94 F FF 94 B FF 95 F FF 95 F FF 95 3-3 S FS 86 K ③		C FF 94 B FC 86 X FS 84 1-1 F8 ②			F FF 94 B FF 94 C FF 93 F SL 82 F FF 94 X CH 88 1-2 L8 ①		C FF 91 B FF 92 B FF 92 S SL 84 F FF 91 F SL 86 X FF 94 2-2 F8 ②		4	0	0	0	0	1	2
16 Chris Owings, R (1, 6) OBP: 0.407, SLG: 0.385		C FC 87 B FS 82 B FS 82 X FS 82 2-1 8 S 32 E 1B	B CU 71 B FC 89 X FF 93 2-0 G4-3 ③			B FF 94 B SL 81 F FF 93 F FF 94 F FF 94 B SL 80 X SI 93 3-2 F9 ②		B FF 90 T FF 91 B SL 85 B FF 91 F FF 93 X FF 94 3-2 G4-3 ③		4	1	1	0	0	0	0
8 Gerardo Parra, L (1, 9) OBP: 0.294, SLG: 0.323		F FC 86 S FF 92 B FC 86 S FS 84 1-3 K ① 1-2		B FC 85 F FS 82 F FF 93 F FC 85 X FC 86 1-2 L7 ①		B FF 92 C FF 93 X FF 93 1-1 1B			C FF 91 X FF 92 0-1 G5-3 ①	4	0	1	0	0	1	1
32 Brandon McCarthy, R (1, 1) 50 Ryan Rowland-Smith, L (7, 1) 38 Will Harris, R (8, 1) 4 Cliff Pennington, S (9, PH) OBP: 0.286, SLG: 0.167		X FF 93 0-0 E3 11 FC5-4 2-H		B FF 92 C FF 92 X FF 93 1-1 G3 ②		1 SAFE 1 SAFE B FF 91 B FF 92 X FF 92 2-0 G4-3 ③			C FF 92 B FF 92 X FF 92 1-1 L7 ②	3 0 0 1	0 0 0 0	0 0 0 0	0 0 0 0	0 0 0 0	0 0 0 0	1 0 0 0

TOP

Arizona Diamondbacks @ Colorado Rockies

Coors Field, Denver, CO

Sat Apr 05 2014, 6:13 PM - 9:20 PM MDT

Att. 33,078 - Cloudy - 53 F

livebaseballscorecards.com

AB	35
R	4
H	6
RBI	3
BB	3
SO	8
LOB	12

Inning Stats	1	2	3	4	5	6	7	8	9						
	R: 1 E: 0 K: 3 S: 24	H: 1 LOB: 2 BB: 2 P: 42	R: 1 E: 1 K: 1 S: 15	H: 1 LOB: 1 BB: 0 P: 19	R: 2 E: 0 K: 0 S: 10	H: 2 LOB: 0 BB: 0 P: 18	R: 0 E: 0 K: 0 S: 9	H: 0 LOB: 0 BB: 0 P: 12	R: 0 E: 0 K: 0 S: 10	H: 0 LOB: 1 BB: 1 P: 18	R: 0 E: 0 K: 0 S: 12	H: 1 LOB: 1 BB: 0 P: 19	R: 0 E: 0 K: 3 S: 13	H: 1 LOB: 1 BB: 0 P: 19	R: 0 E: 0 K: 1 S: 12	H: 0 LOB: 0 BB: 0 P: 19	R: 0 E: 1 K: 0 S: 8	H: 0 LOB: 1 BB: 0 P: 11	1B: 3 2B: 2 3B: 0 HR: 1	SF: 0 SAC: 0 DP: 0 HBP: 0	WP: 0 PB: 0 SB: 2 CS: 0	PA: 38

PITCHER		IP	WLS	BF	H	R	ER	SO	BB	IBB	HBP	BLK	WP	HR	S	P	ERA	WHIP
29 Jorge De La Rosa, L ERA: 8.31	(1, 1)	4.1		21	4	4	3	4	3	0	0	0	0	1	63	101	6.23	1.615
54 Tommy Kahnle, R ERA: 2.7	(5, 1)	1.2	W	6	1	0	0	0	0	0	0	0	0	0	17	27	0.00	0.600
0 Adam Ottavino, R ERA:	(7, 1)	1.0	H	4	1	0	0	3	0	0	0	0	0	0	13	19	0.00	1.000
49 Rex Brothers, L ERA:	(8, 1)	1.0	H	3	0	0	0	1	0	0	0	0	0	0	12	19	0.00	0.000
32 LaTroy Hawkins, R ERA: 4.5	(9, 1)	1.0		4	0	0	0	0	0	0	0	0	0	0	8	11	0.00	0.000

PITCHER	IP	WLS	BF	H	R	ER	SO	BB	IBB	HBP	BLK	WP	HR	S	P	ERA	WHIP

BOTTOM

Arizona Diamondbacks @ Colorado Rockies

Coors Field, Denver, CO

Sat Apr 05 2014, 6:13 PM - 9:20 PM MDT

Att. 33,078 - Cloudy - 53 F

livebaseballscorecards.com

Batter	1	2	3	4	5	6	7	8	9	AB	R	H	RBI	BB	SO	LOB
19 Charlie Blackmon, L (1, 8) OBP: 0.619, SLG: 0.900	B SI 90 C SI 91 F FC 90 X CU 80 1-2 9 G5-3 1B		C SI 94 X FC 91 0-1 ③ G3-1		C CU 80 X CU 80 0-1 9 S 9 1B 1B		1 SAFE B SI 87 1 SAFE F SI 86 1 SAFE 1 SAFE X SI 87 1-1 9 SF8-4-3 1-3 1B			4	1	3	0	0	0	0
9 DJ LeMahieu, R (1, 4) OBP: 0.286, SLG: 0.222	X SI 91 0-0 ① G5-3 1-2			B SI 91 C CU 80 F CU 81 C SI 93 1-3 ① K	1 SAFE 1 SAFE B CU 80 C SI 91 X CU 82 1-1 5 5 1B 1B 1-H 1B		L SI 88 1 SAFE F CU 72 F SI 87 1 SAFE P PO 76 F SL 82 F SL 80 F SI 88 3-2 ①② SF8-4-3 1-1 3-H			3	1	1	2	0	1	1
5 Carlos González, L (1, 7) OBP: 0.462, SLG: 0.818	C SI 91 B FC 90 B SI 93 F SI 93 F CU 80 B SI 93 S CU 80 3-3 ② K			B CU 79 B CU 79 B FC 90 B SI 92 4-0 3 HR BB	B SI 92 C SI 92 X SI 93 1-1 3 FC6-4 1-H 1B		S CU 72 B CU 74 C SI 87 S CU 74 1-3 ③ K			3	1	1	1	1	2	1
3 Michael Cuddyer, R (1, 9) OBP: 0.407, SLG: 0.692	B SI 93 C CU 81 B SI 92 B FC 91 X SI 93 3-1 ③ G6-3			X SI 93 0-0 1-H HR	X SI 93 0-0 ③ FC6-4 1-2f			C CU 78 S FC 91 S CU 80 0-3 ① K		4	1	1	2	0	1	2
33 Justin Morneau, L (1, 3) OBP: 0.364, SLG: 0.381		X SI 91 0-0 ① L8		B CU 79 B CU 79 X SI 94 2-0 ② G4-3		B CU 78 X SI 91 1-0 ① G3-1		C CU 79 B CU 79 B CU 79 X FC 90 2-1 28 2B 2B		4	1	1	0	0	0	0
28 Nolan Arenado, R (1, 5) OBP: 0.240, SLG: 0.520		C SI 91 X SI 92 0-1 ② G6-3		B FC 91 S CU 82 X SI 93 1-1 HR		X SI 92 0-0 HR		C CU 78 B FC 90 B FC 90 S CU 79 X CU 80 2-2 58 2B 2-H 2B		4	3	3	3	0	0	0
58 Jordan Pacheco, R (1, 2) OBP: 0.500, SLG: 0.625		C SI 91 C SI 93 X FF 93 0-2 ③ G6-3		B FC 90 C SI 94 C SI 94 X CU 81 1-2 ③ P6		X CU 79 0-0 ② L7		C FC 90 B FC 91 X FC 90 1-1 2-H 2B		4	0	1	1	0	0	0
23 Charlie Culberson, R (1, 6) OBP: 0.222, SLG: 0.125			C SI 90 X SI 92 0-1 ① G3		C CU 79 S SI 92 F SI 93 F CU 80 X SI 94 0-2 ① G4-3	X SI 92 0-0 ③ G5-3		C CU 79 S FC 92 S FC 93 0-3 ② K		4	0	0	0	0	1	1
29 Jorge De La Rosa, L (1, 1) 54 Tommy Kahnle, R (5, 1) 0 Adam Ottavino, S (7, 1) 1 Brandon Barnes, R (7, PH) OBP: 0.375, SLG: 0.571 49 Rex Brothers, L (8, 1) 6 Corey Dickerson, L (8, PH) OBP: 0.333, SLG: 0.200 32 LaTroy Hawkins, R (9, 1)			C SI 91 T SI 93 B SI 93 C SI 93 1-3 ② K		C SI 92 X SI 93 0-1 ② G3-1		S CU 73 S CU 73 X CU 74 0-2 19 1B 9 SF8-4-3 1B	B FF 92 C CU 80 X FF 92 1-1 ③ G1-3		1 1 0 1 0 1 0	0 0 0 1 0 0 0	0 0 0 1 0 0 0	0 0 0 0 0 0 0	0 0 0 0 0 0 0	1 0 0 0 0 0 1	0 0 0 0 0 1 0
Inning Stats	R: 0 E: 0 K: 1 S: 10 H: 1 LOB: 1 BB: 0 P: 17	R: 0 E: 0 K: 0 S: 6 H: 0 LOB: 0 BB: 0 P: 6	R: 0 E: 0 K: 1 S: 7 H: 0 LOB: 0 BB: 0 P: 8	R: 3 E: 0 K: 1 S: 10 H: 2 LOB: 0 BB: 1 P: 19	R: 2 E: 0 K: 0 S: 14 H: 3 LOB: 1 BB: 0 P: 16	R: 1 E: 0 K: 0 S: 4 H: 1 LOB: 0 BB: 0 P: 5	R: 1 E: 0 K: 1 S: 18 H: 2 LOB: 0 BB: 0 P: 22	R: 2 E: 0 K: 2 S: 15 H: 3 LOB: 1 BB: 0 P: 21		1B: 6 2B: 4 3B: 0 HR: 3 SF: 1 SAC: 0 DP: 1 HBP: 0				WP: 0 PB: 0 SB: 1 CS: 0 PA: 36		

	AB	34
	R	9
	H	12
	RBI	9
	BB	1
	SO	6
	LOB	6

PITCHER		IP	WLS	BF	H	R	ER	SO	BB	IBB	HBP	BLK	WP	HR	S	P	ERA	WHIP
32 Brandon McCarthy, R ERA: 7.82	(1, 1)	6.0	L	26	7	6	6	3	1	0	0	0	0	3	51	71	9.00	1.333
50 Ryan Rowland-Smith, L ERA: 3.0	(7, 1)	1.0		4	2	1	1	1	0	0	0	0	0	0	18	22	9.00	2.000
38 Will Harris, R ERA: 13.5	(8, 1)	1.0		6	3	2	2	2	0	0	0	0	0	0	15	21	18.00	3.000

PITCHER	IP	WLS	BF	H	R	ER	SO	BB	IBB	HBP	BLK	WP	HR	S	P	ERA	WHIP

Arizona Diamondbacks @ Colorado Rockies

Coors Field, Denver, CO

Sun Apr 06 2014, 2:11 PM - 4:40 PM MDT

Att. 29,779 - Partly Cloudy - 45 F

livebaseballscorecards.com

Batter	1	2	3	4	5	6	7	8	9	AB	R	H	RBI	BB	SO	LOB
11 AJ Pollock, R (1, 8) OBP: 0.211, SLG: 0.222	G5-3		44 E 2 1B 1B	L8		SH2-3 1-2		FC6-4 1-2f		4	1	1	0	0	0	2
2 Aaron Hill, R (1, 4) OBP: 0.350, SLG: 0.389	F9		44 E 44 E 1-2 1B	P6		2-3 1B		L7		5	1	2	0	0	0	2
44 Paul Goldschmidt, R (1, 3) OBP: 0.462, SLG: 0.600	14 2B 1B		E5 14 G4-3 1-H 2-H		L9	IBB			15 G4-3 14 G4-6-3 1B	4	0	2	0	1	0	0
14 Martín Prado, R (1, 5) OBP: 0.237, SLG: 0.297	1-3 2B		G4-3 2-3		15 HR 1B	G6-3			G4-6-3 1-2	5	1	2	0	0	0	5
15 Mark Trumbo, R (1, 7) OBP: 0.368, SLG: 0.771	BB		26 G4-6-3 IBB		1-H HR	G6-3			G4-3 2-3	3	1	1	2	2	0	1
26 Miguel Montero, L (1, 2) OBP: 0.294, SLG: 0.300	K		G4-6-3 1-2f		G3	16 L5-3 1B			L6	5	0	1	0	0	1	6
16 Chris Owings, R (1, 6) OBP: 0.387, SLG: 0.400		F9		36 1B 2B	G6-3		L5-3 1-1			4	1	1	0	0	0	1
8 Gerardo Parra, L (1, 9) OBP: 0.263, SLG: 0.286		G5-3		F7		G3		F8		4	0	0	0	0	0	1
36 Wade Miley, L (1, 1) OBP: 0.500, SLG: 0.500 43 Addison Reed, L (9, 1)		G4-3		2-H 1B		2 1B 11 SH2-3 1B		11 FC6-4 1B		4 0	0 0	3 0	1 0	0 0	0 0	0 0
Inning Stats	R: 0 E: 0 K: 1 S: 12 H: 2 LOB: 3 BB: 1 P: 19	R: 0 E: 0 K: 0 S: 7 H: 0 LOB: 0 BB: 0 P: 10	R: 2 E: 1 K: 0 S: 11 H: 2 LOB: 1 BB: 1 P: 19	R: 1 E: 0 K: 0 S: 7 H: 2 LOB: 1 BB: 0 P: 11	R: 2 E: 0 K: 0 S: 9 H: 2 LOB: 0 BB: 0 P: 12	R: 0 E: 0 K: 0 S: 8 H: 2 LOB: 3 BB: 1 P: 19	R: 0 E: 0 K: 0 S: 5 H: 1 LOB: 0 BB: 0 P: 9	R: 0 E: 0 K: 0 S: 8 H: 1 LOB: 1 BB: 0 P: 12	R: 0 E: 0 K: 0 S: 10 H: 1 LOB: 1 BB: 0 P: 15	1B: 10 2B: 3 3B: 0 HR: 1 SF: 0 SAC: 1 DP: 2 HBP: 0							

	AB	38
	R	5
	H	13
	RBI	3
	BB	3
	SO	1
	LOB	18

WP: 0 PB: 0 SB: 0 CS: 0 PA: 42

PITCHER		IP	WLS	BF	H	R	ER	SO	BB	IBB	HBP	BLK	WP	HR	S	P	ERA	WHIP
30 Brett Anderson, L ERA: 4.5	(1, 1)	6.0	L	31	10	5	3	1	1	2	0	0	0	1	54	90	4.50	1.833
59 Wilton Lopez, R ERA: 3.18	(7, 1)	2.0		7	2	0	0	0	0	0	0	0	0	0	13	21	0.00	1.000
34 Matt Belisle, R ERA: 12.0	(9, 1)	1.0		4	1	0	0	0	0	0	0	0	0	0	10	15	0.00	1.000

BOTTOM

Arizona Diamondbacks @ Colorado Rockies

Coors Field, Denver, CO

Sun Apr 06 2014, 2:11 PM - 4:40 PM MDT

Att. 29,779 - Partly Cloudy - 45 F

livebaseballscorecards.com

Batter	1	2	3	4	5	6	7	8	9	AB	R	H	RBI	BB	SO	LOB
19 Charlie Blackmon, L (1, 9) OBP: 0.560, SLG: 0.792	B FF 89 C FF 88 F CU 75 X SL 83 1-2 3 G6-3 1B			B FF 92 C FF 92 S SI 91 B SL 84 B FF 93 X SL 83 3-2 ① G3		F SL 83 B SL 85 X SL 84 1-1 ② G3		B FF 92 C FF 92 B SI 91 C FF 93 F FF 92 X SL 83 2-2 ② F7		4	0	1	0	0	0	0
3 Michael Cuddyer, R (1, 3) OBP: 0.419, SLG: 0.700	1 SAFE 1 SAFE C SI 88 F FF 90 X SI 90 0-2 ①② G6-3 1-2f			X CH 84 0-0 5 G4-3 2B		B FF 92 B SI 91 F SI 93 X SI 93 2-1 1B		X SI 91 0-0 ③ G4-3		4	0	2	0	0	0	1
5 Carlos González, L (1, 7) OBP: 0.433, SLG: 0.731	C SL 83 X SI 91 0-1 ③ G5-3			B SI 90 X SL 85 1-0 ② G4-3 2-3		F SL 84 X SL 82 0-1 ③ G4-3			B FF 94 F FF 92 X FF 94 1-1 2 E 2 S 20 G5-4-3 1B	4	1	1	0	0	0	2
2 Troy Tulowitzki, R (1, 6) OBP: 0.440, SLG: 0.476		C SI 90 X SI 90 0-1 ① G4-3		X SL 84 0-0 ③ G6-3			B SI 89 X CU 75 1-0 20 2B 28 SF8 1B		C FF 93 B FF 93 B SL 86 F FF 94 B FF 95 F FF 94 B FF 96 4-2 20 G5-4-3 1-3 BB	3	1	1	0	1	0	1
20 Wilin Rosario, R (1, 2) OBP: 0.381, SLG: 0.412		C SI 90 B FF 91 B SL 82 B CU 76 B SI 92 4-1 28 G6-4-3 BB			F CU 76 X SL 81 0-1 28 WP 13 SF9 2B		B SI 90 B FF 90 X CH 82 2-0 13 G6-3 1-3 2B		F SL 83 C FF 93 D SL 86 B FF 95 X SL 84 2-2 ①② G5-4-3 1-2f 3-H	3	1	2	0	1	0	1
28 Nolan Arenado, R (1, 5) OBP: 0.241, SLG: 0.481		F SI 91 B CH 82 1 SAFE D CH 83 B SI 91 F SI 91 F SL 83 X SI 92 3-2 ②③ G6-4-3 1-2f			C CH 84 B SI 92 B SL 84 B SI 93 B SI 94 4-1 9 G4-6-3 2-3 BB		X FF 90 0-0 ① SF8 3-H		B FF 94 C FF 94 F FF 94 B FF 95 X SL 83 2-2 ③ F7	2	0	0	1	1	0	1
13 Drew Stubbs, R (1, 8) OBP: 0.100, SLG: 0.111			B SI 90 X SI 90 1-0 9 G1-6-3 1B		C SI 92 B SI 89 X FF 92 1-1 ① SF9 3-H		C SL 83 B FF 91 B SI 91 X SI 91 2-1 ② G6-3 2-3			2	0	1	1	0	0	1
9 DJ LeMahieu, R (1, 4) OBP: 0.250, SLG: 0.190			B SI 89 B SI 89 X SI 90 2-0 ①② G1-6-3 1-2f		1 SAFE B SI 92 S CH 84 F SI 92 D SL 83 X SI 92 2-2 ②③ G4-6-3 1-2f		F SI 93 B FF 93 B SI 91 X SI 92 2-1 ③ G4-3			3	0	0	0	0	0	3
30 Brett Anderson, L (1, 1) OBP: 0.333, SLG: 0.667 1 Brandon Barnes, R (6, PH) OBP: 0.333, SLG: 0.500 59 Wilton Lopez, R (7, 1) 23 Charlie Culberson, R (8, PH) OBP: 0.200, SLG: 0.111 34 Matt Belisle, R (9, 1)			C FF 90 C FF 91 S SL 84 0-3 ③ K			C SI 89 B SI 92 X SI 92 1-1 ① G4-3		C SI 90 F SI 90 B SI 91 S SL 84 1-3 ① K2-3		1 1 0 1 0	0 0 0 0 0	0 0 0 0 0	0 0 0 0 0	0 0 0 0 0	1 0 0 1 0	0 0 0 0 0
Inning Stats	R: 0 E: 0 K: 0 S: 8 H: 1 LOB: 0 BB: 0 P: 9	R: 0 E: 0 K: 0 S: 7 H: 0 LOB: 0 BB: 1 P: 14	R: 0 E: 0 K: 1 S: 5 H: 1 LOB: 0 BB: 0 P: 8	R: 0 E: 0 K: 0 S: 6 H: 1 LOB: 1 BB: 0 P: 10	R: 1 E: 0 K: 0 S: 8 H: 1 LOB: 0 BB: 1 P: 15	R: 0 E: 0 K: 0 S: 8 H: 1 LOB: 1 BB: 0 P: 12	R: 1 E: 0 K: 0 S: 7 H: 2 LOB: 1 BB: 0 P: 14	R: 0 E: 0 K: 1 S: 8 H: 0 LOB: 0 BB: 0 P: 11	R: 1 E: 0 K: 0 S: 11 H: 1 LOB: 0 BB: 1 P: 20	1B: 5 2B: 3 3B: 0 HR: 0 SF: 2 SAC: 0 DP: 5 HBP: 0			WP: 1 PB: 0 SB: 1 CS: 0		PA: 33	

	AB	28
	R	3
	H	8
	RBI	2
	BB	3
	SO	2
	LOB	10

PITCHER		IP	WLS	BF	H	R	ER	SO	BB	IBB	HBP	BLK	WP	HR	S	P	ERA	WHIP
36 Wade Miley, L ERA: 4.05	(1, 1)	8.0	W	29	7	2	2	2	2	0	0	0	1	0	57	93	2.25	1.125
43 Addison Reed, R ERA: 4.5	(9, 1)	1.0	S	4	1	1	0	0	1	0	0	0	0	0	11	20	0.00	2.000

PITCHER	IP	WLS	BF	H	R	ER	SO	BB	IBB	HBP	BLK	WP	HR	S	P	ERA	WHIP

Batter	1	2	3	4	5	6	7	8	9	AB	R	H	RBI	BB	SO	LOB
8 Gerardo Parra, L (1, 9) OBP: 0.262, SLG: 0.282	B FF 89 C SI 89 S FS 80 B SI 90 X SI 90 2-2 2 CS 1B		B SI 89 B FS 80 F SI 89 X FF 90 2-1 ② F7		S FS 81 S FS 82 X SI 90 0-2 ② F8			X FC 84 0-0 ① G4-3 3-H		4	0	1	1	0	0	1
2 Aaron Hill, R (1, 4) OBP: 0.318, SLG: 0.350	S SI 88 S SI 88 B FC 86 S FS 80 1-3 ①② K 1-2		B FF 90 B FC 85 F SI 91 B FF 90 S SI 90 S FC 85 3-3 ③ K		B SI 90 F SI 90 B SI 91 B SI 90 X FC 83 3-1 ③ FC6-4 1-2f			B CU 78 C FC 83 B FC 83 C SI 90 S FS 82 2-3 ② K		4	0	0	0	0	3	2
44 Paul Goldschmidt, R (1, 3) OBP: 0.442, SLG: 0.590	B SI 90 F SI 90 X SI 89 1-1 ③ G6-3			C CU 74 X FC 83 0-1 14 1B 26 SF8 2B		C FF 88 B CU 75 C SI 90 X FC 84 1-2 ① G2-3		C SI 89 X FC 86 0-1 ③ G4-3		4	1	1	0	0	0	0
14 Martín Prado, R (1, 5) OBP: 0.286, SLG: 0.341		B SI 89 X SI 88 1-0 26 HBP 15 E 1B		C SI 89 B SI 90 X SI 91 1-1 2-3 1B		B SI 90 C FC 84 F FS 79 F SI 89 B FC 85 B SI 90 X FC 84 3-2 26 L4-3 1B			C FF 93 B FF 94 X FF 93 1-1 ① L8	4	1	3	0	0	0	0
26 Miguel Montero, L (1, 2) OBP: 0.289, SLG: 0.281		D SI 89 F SI 88 1 SAFE S SI 89 D FS 81 H FS 82 3-2 15 FC5-4 1-2 HBP		F FS 80 S FC 84 B FF 89 F SI 90 X SI 91 1-2 ① SF8 3-H		F FS 79 X FF 90 0-1 ②③ L4-3 1-1			C FF 94 B CH 89 F CH 88 X KC 81 1-2 ② G1-3	2	0	0	1	0	0	1
15 Mark Trumbo, R (1, 7) OBP: 0.333, SLG: 0.692		X SI 90 0-0 ① FC5-4 1-2f 2-H		C SI 88 B SI 89 B FC 84 X SI 90 2-1 ② F7			F FS 80 X SI 89 0-1 ① G5-3		C FF 94 B SL 89 S SL 88 S SI 94 1-3 ③ K	4	0	0	0	0	1	2
16 Chris Owings, R (1, 6) OBP: 0.353, SLG: 0.364		C FC 85 D CU 76 B FS 80 C SI 90 F SI 89 X FS 82 2-2 ② P3		X FF 89 0-0 ③ L8			C SI 89 X FS 82 0-1 ② G4-3			3	0	0	0	0	0	2
11 AJ Pollock, R (1, 8) OBP: 0.220, SLG: 0.231		C SI 89 X FC 84 0-1 ③ F8			C FC 82 B FS 79 F SI 90 X FS 79 1-2 2 FC6-4 1B		C FF 89 B FF 89 X FC 85 1-1 ③ G5-3			3	0	1	0	0	0	1
35 Trevor Cahill, R (1, 1) 50 Ryan Rowland-Smith, L (4, 1) 59 Oliver Pérez, L (6, 1) 29 Brad Ziegler, R (7, 1) 19 Tony Campana, L (8, PH) OBP: 0.200, SLG: 0.600 40 J.J. Putz, R (8, 1)			C SI 88 X SI 89 0-1 ① G1-3		C SI 89 M SI 88 M SI 90 0-3 ① K			C SI 87 B FS 78 X FF 89 1-1 8 G4-3 3B		1 1 0 0 1 0	0 0 0 0 1 0	0 0 0 0 1 0	0 0 0 0 0 0	0 1 0 0 0 0	0 1 0 0 0 0	0 1 0 0 0 0
Inning Stats	R: 0 E: 0 K: 1 S: 8 H: 1 LOB: 0 BB: 0 P: 12	R: 1 E: 1 K: 0 S: 10 H: 1 LOB: 1 BB: 0 P: 16	R: 0 E: 0 K: 1 S: 7 H: 0 LOB: 0 BB: 0 P: 12	R: 1 E: 0 K: 0 S: 11 H: 2 LOB: 1 BB: 0 P: 15	R: 0 E: 0 K: 1 S: 11 H: 1 LOB: 1 BB: 0 P: 15	R: 0 E: 0 K: 0 S: 9 H: 1 LOB: 0 BB: 0 P: 13	R: 0 E: 0 K: 0 S: 6 H: 0 LOB: 0 BB: 0 P: 7	R: 1 E: 0 K: 1 S: 8 H: 1 LOB: 0 BB: 0 P: 11	R: 0 E: 0 K: 1 S: 8 H: 0 LOB: 0 BB: 0 P: 11	1B: 5 2B: 2 3B: 1 HR: 0 SF: 1 SAC: 0 DP: 1 HBP: 1						

PITCHER		IP	WLS	BF	H	R	ER	SO	BB	IBB	HBP	BLK	WP	HR	S	P	ERA	WHIP
17 Tim Hudson, R ERA: 1.15	(1, 1)	8.0	W	30	7	3	2	4	0	0	1	0	0	0	70	101	2.25	0.875
46 Santiago Casilla, R ERA:	(9, 1)	1.0		3	0	0	0	1	0	0	0	0	0	0	8	11	0.00	0.000

PITCHER	IP	WLS	BF	H	R	ER	SO	BB	IBB	HBP	BLK	WP	HR	S	P	ERA	WHIP

TOP

Arizona Diamondbacks @ San Francisco Giants

AT&T Park, San Francisco, CA

Tue Apr 08 2014, 1:38 PM - 4:15 PM PDT

Att. 42,166 - Partly Cloudy - 73 F

livebaseballscorecards.com

AB	31
R	3
H	7
RBI	2
BB	0
SO	5
LOB	10

WP: 0 PA: 33
PB: 0
SB: 0
CS: 1

Batter	1	2	3	4	5	6	7	8	9	AB	R	H	RBI	BB	SO	LOB
16 Ángel Pagán, S (1, 8) OBP: 0.486, SLG: 0.647	B SI 90 C SI 88 F SI 86 F CH 81 B SI 91 B CH 83 B SI 92 4-2 9 HR BB		B SI 90 B SI 90 C SI 88 X SI 89 2-1 9 1B 28 1B 2B	C SI 87 B CH 81 X CH 83 1-1 1B		C FF 92 F FF 92 S FF 92 0-3 ① K				3	2	2	0	1	1	0
9 Brandon Belt, L (1, 3) OBP: 0.343, SLG: 0.771	B FF 90 F SI 91 B FF 92 X SI 89 2-1 1-H HR		X CH 83 0-0 8 FC5-4 38 1B 28 1B 2-3 1B	1 SAFE 1 SAFE B CU 74 B SI 88 B SI 88 C SI 88 C SI 88 X SI 89 3-2 ③ F9		C SL 79 B SL 77 F SI 91 B FF 92 X SL 80 2-2 ② P5				4	2	2	2	0	0	1
48 Pablo Sandoval, S (1, 5) OBP: 0.278, SLG: 0.290	B SI 88 B SI 90 B SI 89 C SI 90 X FF 90 3-1 28 G5-4-3 1B		B FF 90 X CH 82 1-0 ① F7		B CH 81 B SI 87 C SI 88 S SI 88 X SI 87 2-2 ① L9	B FF 90 S FF 91 B FF 93 C FF 92 F FF 93 F SL 79 B SI 90 T FF 93 3-2 ③ K				4	0	1	0	0	1	2
28 Buster Posey, R (1, 2) OBP: 0.355, SLG: 0.552	B SI 90 B KC 77 C SI 90 B SI 90 X SI 90 3-1 ①② G5-4-3 1-2f		F CH 80 C SI 92 B SI 91 F KC 80 X SI 91 1-2 8 FC5-4 1-2 3-H 1B		C SI 88 B CU 75 B CU 74 B SL 80 F SI 88 F SI 88 F SI 88 F SI 89 X SI 89 3-2 ② L8		B SI 84 C SI 83 X SI 84 1-1 ① G1-3			4	0	1	1	0	0	1
8 Hunter Pence, R (1, 9) OBP: 0.222, SLG: 0.281	C SI 92 B KC 81 S KC 78 B SI 91 C CH 82 2-3 ③ K		B SI 90 B KC 75 F SI 89 B SI 90 X SL 87 3-1 ② FC5-4 38 S 38 1B 1-2f 2-3		B SI 88 B CH 79 B SI 87 B SI 87 4-0 38 2B 35 1B BB		B SI 85 B SI 84 C SI 85 F SI 85 S CU 75 2-3 ② K			3	2	0	0	1	2	2
38 Michael Morse, R (1, 7) OBP: 0.440, SLG: 0.609 7 Grégor Blanco, L (5, PR) (6, 7)		C SI 89 B SI 90 B SI 90 S SI 90 S KC 79 2-3 ① K	S SI 89 B SI 90 B KC 78 F SI 90 X SL 86 2-2 1-H 3-H 1B		X SI 87 0-0 35 1B 1-3 2B		B SI 86 C SI 86 X CH 78 1-1 ③ G6-3			3 1	0 1	2 0	2 0	0 0	1 0	0 0
35 Brandon Crawford, L (1, 6) OBP: 0.393, SLG: 0.348		X FF 90 0-0 17 FC6-4 1B	B CH 81 C CH 82 B SI 89 F SI 87 C SI 90 2-3 ③ K		B CU 73 C CU 73 F SI 87 F SI 90 B CU 76 X SI 89 2-2 2-H 3-H 1B			C FS 85 S FS 86 S FF 91 0-3 ① K		4	0	2	2	0	2	1
14 Brandon Hicks, R (1, 4) OBP: 0.429, SLG: 0.750		C SI 89 B KC 79 S KC 77 B KC 80 C SI 90 2-3 ② K	B SI 87 S KC 77 B KC 79 S SI 89 F KC 80 B KC 79 F SI 89 C SI 90 3-3 ① K	I IN 63 I IN 66 I IN 67 4-0 IBB				B FF 91 C FS 85 C FF 92 F FS 85 B FS 86 B FS 87 S FS 86 3-3 ② K		3	0	0	0	1	3	1
17 Tim Hudson, R (1, 1) 6 Ehire Adrianza, S (8, PH) OBP: 0.143, SLG: 0.154 46 Santiago Casilla, R (9, 1)		B SI 91 X SI 89 1-0 ③ FC6-4 1-2f	C SI 90 C SI 91 X KC 80 0-2 ② G1-3	C SI 88 S SI 88 F FF 88 C SI 89 0-3 ③ K				C SI 91 S FS 86 S FS 86 0-3 ③ K		3 1 0	0 0 0	0 0 0	0 0 0	0 0 0	1 1 0	3 0 0
Inning Stats	R: 2 E: 0 K: 1 S: 12 H: 2 LOB: 0 BB: 1 P: 26	R: 0 E: 0 K: 2 S: 8 H: 1 LOB: 1 BB: 0 P: 13	R: 3 E: 0 K: 1 S: 16 H: 4 LOB: 1 BB: 0 P: 27	R: 0 E: 0 K: 1 S: 13 H: 1 LOB: 1 BB: 0 P: 20	R: 2 E: 0 K: 1 S: 18 H: 2 LOB: 2 BB: 2 P: 33	R: 0 E: 0 K: 1 S: 11 H: 0 LOB: 0 BB: 0 P: 16	R: 0 E: 0 K: 1 S: 7 H: 0 LOB: 0 BB: 0 P: 11	R: 0 E: 0 K: 3 S: 10 H: 0 LOB: 0 BB: 0 P: 13		1B: 7 2B: 2 3B: 0 HR: 1 SF: 0 SAC: 0 DP: 1 HBP: 0						

PITCHER		IP	WLS	BF	H	R	ER	SO	BB	IBB	HBP	BLK	WP	HR	S	P	ERA	WHIP
35 Trevor Cahill, R ERA: 7.9	(1, 1)	3.2	L	19	8	5	5	5	1	0	0	0	0	1	46	80	12.27	2.455
50 Ryan Rowland-Smith, L ERA: 6.23	(4, 1)	1.1		8	2	2	2	1	1	1	0	0	0	0	21	39	13.50	2.250
59 Oliver Pérez, L ERA: 12.0	(6, 1)	1.0		3	0	0	0	2	0	0	0	0	0	0	11	16	0.00	0.000
29 Brad Ziegler, R ERA: 4.91	(7, 1)	1.0		3	0	0	0	1	0	0	0	0	0	0	7	11	0.00	0.000
40 J.J. Putz, R ERA:	(8, 1)	1.0		3	0	0	0	3	0	0	0	0	0	0	10	13	0.00	0.000

PITCHER	IP	WLS	BF	H	R	ER	SO	BB	IBB	HBP	BLK	WP	HR	S	P	ERA	WHIP

BOTTOM

Arizona Diamondbacks @ San Francisco Giants

AT&T Park, San Francisco, CA

Tue Apr 08 2014, 1:38 PM - 4:15 PM PDT

Att. 42,166 - Partly Cloudy - 73 F

livebaseballscorecards.com

AB	33
R	7
H	10
RBI	7
BB	3
SO	12
LOB	11

WP: 0	PB: 0	SB: 1	CS: 0	PA:	36	

Batter	1	2	3	4	5	6	7	8	9	AB	R	H	RBI	BB	SO	LOB
8 Gerardo Parra, L (1, 9) OBP: 0.298, SLG: 0.432	B FF 89 B FF 89 C FF 90 B FF 89 X FF 90 3-1 44 HR 3B		C CU 76 X CH 82 0-1 14 1B 44 SF9 1B	D CH 83 X CH 82 1-0 1-H HR		C FF 88 F FF 89 D CU 78 D CU 79 C FF 91 2-3 ③ K			F FF 90 B FC 86 X FC 85 1-1 ① G6-3	5	3	3	2	0	1	2
14 Martín Prado, R (1, 4) OBP: 0.319, SLG: 0.356	D FF 91 B SL 83 D FF 91 B FF 90 4-0 44 HR BB		C FF 90 X SL 80 0-1 1-3 12 3B 1B	B FF 90 D CU 76 B FF 89 C FF 89 X FF 89 3-1 ③ L4			B FF 94 B SI 95 F FF 94 B FF 94 F FF 94 F FF 94 F FF 95 F FF 95 X FF 94 3-2 ① F9		C FF 90 B CH 82 X FF 91 1-1 12 L9 44 BB 1B	4	2	2	0	1	0	0
44 Paul Goldschmidt, R (1, 3) OBP: 0.438, SLG: 0.643	C CU 76 D SL 83 X FF 90 1-1 1-H 3-H HR		X CH 82 0-0 ① SF9 3-H		C FF 88 B CH 84 S FC 89 S CU 77 1-3 ① K		B CU 84 S FF 94 X SI 94 1-1 ② G4-3		C CH 79 B CH 80 B FC 85 B FF 90 B FF 91 4-1 1-2 BB	3	1	1	4	1	1	0
12 Eric Chavez, L (1, 5) OBP: 0.100, SLG: 0.300	C CH 84 B CH 83 B FF 90 S FF 90 F CH 82 B FF 90 F CH 83 S CH 83 3-3 ① K		F SI 90 1 SAFE B FF 90 X CH 82 1-1 1-H 3B		C FF 88 F CH 81 C FF 88 0-3 ② K		B CH 85 B SI 94 C SI 95 S SI 95 F SI 94 C CU 81 2-3 ③ K		X FC 85 0-0 ② L9 2-3	5	0	1	1	0	3	2
15 Mark Trumbo, R (1, 7) OBP: 0.298, SLG: 0.614 19 Tony Campana, L (9, 7) OBP: 0.200, SLG: 0.600	C SL 82 B SI 89 B SI 90 X SL 79 2-1 ② F8		D SL 81 D SL 82 B CH 82 C FF 90 C FF 91 S CH 83 3-3 ② K		C FF 88 X FF 90 0-1 ③ L9			C SI 93 C CU 81 S CH 86 0-3 ① K	C FF 92 B CH 82 B FF 90 F FC 89 1 SAFE F FC 87 X FF 91 2-2 ③ G6-3	5 0	0 0	0 0	0 0	0 0	2 0	3 0
26 Miguel Montero, L (1, 2) OBP: 0.286, SLG: 0.278	B SI 90 X CH 82 1-0 ③ G3		F CH 83 X CH 83 0-1 ③ F9			C FF 86 B FF 88 X CH 82 1-1 ① F9		C FF 92 B FF 92 X CH 83 1-1 16 FC5-4 1B		4	0	1	0	0	0	1
16 Chris Owings, R (1, 6) OBP: 0.316, SLG: 0.324		F FF 90 C CU 76 S SL 81 0-3 ① K		C CU 76 F CH 80 F FF 90 F CH 83 F FF 90 S SL 82 0-3 ① K		S SL 83 B CU 77 C SL 83 B CU 78 C FF 89 2-3 ② K		C CH 83 S SI 93 B SI 94 X FF 93 1-2 ② FC5-4 11 1B 1-2f		4	0	0	0	0	3	1
11 AJ Pollock, R (1, 8) OBP: 0.244, SLG: 0.279		X FF 90 0-0 ② L8		C FF 90 B SI 90 X SL 81 1-1 ② G6-3		C SL 84 X FF 87 0-1 2 1B 2B		1 SAFE C SI 92 1 SAFE B SI 92 S FF 92 1 SAFE X CH 87 1-2 1-2 1B		4	0	2	0	0	0	0
61 Bronson Arroyo, R (1, 1) OBP: 0.333, SLG: 0.333 2 Aaron Hill, R (6, PH) OBP: 0.333, SLG: 0.366 55 Josh Collmenter, R (6, 1)		C FF 89 B SL 80 C SL 80 B CH 83 S FF 90 2-3 ③ K		B FF 90 F FF 89 B SL 82 X FF 91 2-1 8 HR 1B		C FF 89 X SL 85 0-1 2-3 1B		C FF 92 B CU 82 X FF 92 1-1 ③ G6-3		2 1 1	1 0 0	1 1 0	0 0 0	0 0 0	1 0 0	0 0 2
Inning Stats	R: 3 E: 0 K: 1 S: 12 H: 2 LOB: 0 BB: 1 P: 26	R: 0 E: 0 K: 2 S: 7 H: 0 LOB: 0 BB: 0 P: 9	R: 2 E: 0 K: 1 S: 12 H: 3 LOB: 1 BB: 0 P: 16	R: 2 E: 0 K: 1 S: 13 H: 2 LOB: 0 BB: 0 P: 20	R: 0 E: 0 K: 2 S: 8 H: 0 LOB: 0 BB: 0 P: 9	R: 0 E: 0 K: 2 S: 12 H: 2 LOB: 2 BB: 0 P: 17	R: 0 E: 0 K: 1 S: 12 H: 0 LOB: 0 BB: 0 P: 18	R: 0 E: 0 K: 1 S: 13 H: 2 LOB: 2 BB: 0 P: 17	R: 0 E: 0 K: 0 S: 10 H: 1 LOB: 2 BB: 1 P: 18	1B: 7 2B: 1 3B: 2 HR: 2 SF: 1 SAC: 0 DP: 0 HBP: 0						

PITCHER		IP	WLS	BF	H	R	ER	SO	BB	IBB	HBP	BLK	WP	HR	S	P	ERA	WHIP
55 Tim Lincecum, R ERA: 9.9	(1, 1)	4.0	L	20	7	7	7	5	1	0	0	0	0	2	44	71	15.75	2.000
52 Yusmeiro Petit, R ERA: 5.4	(5, 1)	2.0		8	2	0	0	4	0	0	0	0	0	0	20	26	0.00	1.000
57 Juan Gutierrez, R ERA: 3.38	(7, 1)	1.0		3	0	0	0	1	0	0	0	0	0	0	12	18	0.00	0.000
63 Jean Machi, R ERA:	(8, 1)	1.0		5	2	0	0	1	0	0	0	0	0	0	13	17	0.00	2.000
34 David Huff, L ERA: 4.15	(9, 1)	1.0		5	1	0	0	0	1	0	0	0	0	0	10	18	0.00	2.000

PITCHER	IP	WLS	BF	H	R	ER	SO	BB	IBB	HBP	BLK	WP	HR	S	P	ERA	WHIP

TOP

Arizona Diamondbacks @ San Francisco Giants

AT&T Park, San Francisco, CA

Wed Apr 09 2014, 7:16 PM - 10:06 PM PDT

Att. 41,157 - Partly Cloudy - 59 F

livebaseballscorecards.com

AB	38
R	7
H	12
RBI	7
BB	2
SO	11
LOB	11

D-backs™

Batter	1	2	3	4	5	6	7	8	9	AB	R	H	RBI	BB	SO	LOB
16 Ángel Pagán, S (1, 8) OBP: 0.500, SLG: 0.641	B SI 84 B SI 86 B SL 75 C CH 79 C SL 75 F SI 87 F SI 88 X SI 88 3-2 9 S 1B	C SI 87 F SI 87 B SI 88 D SL 76 X SL 78 2-2 ③ P5		F SI 86 X SI 84 0-1 ③ G6-3			B FC 86 X FC 86 1-0 1B		C FC 86 B FC 87 X FC 87 1-1 9 G4-6-3 1B	5	0	3	0	0	0	2
9 Brandon Belt, L (1, 3) OBP: 0.325, SLG: 0.700	B SL 75 B CU 70 F SL 73 F SI 87 B SI 83 S SI 88 3-3 ① K 1-2		C CH 77 B SI 85 F SI 86 F SI 81 B CH 79 F SI 87 B SL 78 X CH 78 3-2 48 FC5-4 1B		B CH 79 F SL 77 F SI 86 F SI 87 B SI 86 X SI 86 2-2 ① G4-3		X FC 85 0-0 ① F7		C FC 87 X FC 87 0-1 ② ③ G4-6-3 1-2f	5	0	1	0	0	1	3
48 Pablo Sandoval, S (1, 5) OBP: 0.250, SLG: 0.257	C SI 87 B SI 87 F SI 87 X SL 76 1-2 ② F8		C SL 77 F SI 86 X SI 85 0-2 ① FC5-4 8 WP 28 1B 8 G4-3 1-2f		C CU 70 B CH 78 B SI 85 X SL 75 2-1 ② P6		C FC 86 X FC 86 0-1 ② P3			4	1	0	0	0	0	3
28 Buster Posey, R (1, 2) OBP: 0.400, SLG: 0.656	B SL 76 F SL 77 B SI 89 B CH 76 B SL 76 4-1 BB		D SI 87 C CU 69 X SI 87 1-1 8 G4-3 8 WP 1-2 1B		B CH 74 C SI 83 X SL 73 1-1 HR		B FC 86 B FC 86 C FC 87 X FC 87 2-1 ③ L9			3	1	2	1	1	0	1
8 Hunter Pence, R (1, 9) OBP: 0.200, SLG: 0.250	B SL 76 X CU 72 1-0 ③ P3		C SL 76 S SL 76 B SL 76 B SI 86 X SI 87 2-2 ② G4-3 1-3 2-H		B SI 88 F CH 78 X SI 86 1-1 ③ G6-3			S CH 77 X FC 86 0-1 ① G5-3		4	0	0	1	0	0	3
38 Michael Morse, R (1, 7) OBP: 0.448, SLG: 0.692		X CH 74 0-0 HR	D SL 77 C SI 86 F SI 86 F SI 86 B SL 76 F SL 75 X SI 85 2-2 ③ G6-3			B FC 86 B FC 86 F FC 84 B FC 85 B FC 86 4-1 BB		T FC 87 T FC 87 B FC 88 F FC 88 B FC 88 F FC 88 B FC 89 S CH 79 3-3 ② K		3	1	1	1	1	1	1
35 Brandon Crawford, L (1, 6) OBP: 0.406, SLG: 0.346		X CH 78 0-0 ① G4-3		B CU 66 C CU 72 B SI 83 C SL 74 B SI 86 F SI 87 H CH 79 4-2 6 G6-3 HBP		C FC 85 C FC 86 B FC 85 B FC 87 S CH 77 2-3 ① K		S CH 78 F FC 87 B FC 88 F FC 88 X FC 88 1-2 1B		3	0	1	0	0	1	1
13 Joaquin Arias, R (1, 4) OBP: 0.214, SLG: 0.154		C SL 73 X SL 77 0-1 55 SH1 1B		C CU 69 F SI 84 S SL 78 0-3 ① K		B FC 85 C FC 86 T FC 87 F CU 74 F FC 87 S FC 87 1-3 ② K		X FC 87 0-0 ③ P3		4	0	1	0	0	2	3
55 Tim Lincecum, L (1, 1) 6 Ehire Adrianza, S (4, PH) OBP: 0.133, SLG: 0.143 52 Yusmeiro Petit, R (5, 1) 7 Grégor Blanco, L (6, PH) 57 Juan Gutierrez, R (7, 1) 63 Jean Machi, R (8, 1) 34 David Huff, S (9, 1) 29 Héctor Sánchez, S (9, PH) OBP: 0.250, SLG: 0.571		X CH 82 0-0 ② SH1 1-2		X CH 78 0-0 ② G6-3 1-2		B FC 86 B FC 86 F FC 86 X FC 86 2-1 ③ F7			C FC 85 F FC 86 S FC 86 0-3 ① K	0 1 0 1 0 0 0 1	0 0 0 0 0 0 0 0	0 0 0 0 0 0 0 1	0 0 0 0 0 0 0 0	0 0 0 0 0 0 0 0	0 1 0 1 0 0 0 1	0 1 0 0 0 0 0 0
Inning Stats	R: 0 E: 0 K: 1 S: 13 H: 1 LOB: 2 BB: 1 P: 25	R: 1 E: 0 K: 0 S: 8 H: 2 LOB: 1 BB: 0 P: 10	R: 1 E: 0 K: 0 S: 18 H: 2 LOB: 1 BB: 0 P: 26	R: 0 E: 0 K: 1 S: 9 H: 0 LOB: 1 BB: 0 P: 13	R: 1 E: 0 K: 0 S: 10 H: 1 LOB: 0 BB: 0 P: 16	R: 0 E: 0 K: 2 S: 11 H: 0 LOB: 1 BB: 1 P: 20	R: 0 E: 0 K: 0 S: 6 H: 1 LOB: 1 BB: 0 P: 9	R: 0 E: 0 K: 1 S: 12 H: 1 LOB: 1 BB: 0 P: 16	R: 0 E: 0 K: 1 S: 7 H: 1 LOB: 0 BB: 0 P: 8	1B: 7 2B: 0 3B: 0 HR: 2 SF: 0 SAC: 1 DP: 1 HBP: 1						

PITCHER		IP	WLS	BF	H	R	ER	SO	BB	IBB	HBP	BLK	WP	HR	S	P	ERA	WHIP
61 Bronson Arroyo, R ERA: 4.82	(1, 1)	5.0	W	23	6	3	3	2	1	0	1	0	1	2	58	90	5.40	1.400
55 Josh Collmenter, R ERA: 2.25	(6, 1)	4.0	S	15	3	0	0	4	1	0	0	0	0	0	36	53	0.00	1.000

PITCHER	IP	WLS	BF	H	R	ER	SO	BB	IBB	HBP	BLK	WP	HR	S	P	ERA	WHIP

BOTTOM

Arizona Diamondbacks @ San Francisco Giants

AT&T Park, San Francisco, CA

Wed Apr 09 2014, 7:16 PM - 10:06 PM PDT

Att. 41,157 - Partly Cloudy - 59 F

livebaseballscorecards.com

AB	34
R	3
H	9
RBI	3
BB	2
SO	6
LOB	19

Batter	1	2	3	4	5	6	7	8	9	10	AB	R	H	RBI	BB	SO	LOB
19 Tony Campana, L (1, 8) OBP: 0.455, SLG: 0.636	C SI 90 X SI 91 0-1 14 CS 1B	C CU 76 D CH 82 F CH 82 C SL 89 1-3 ③ K		F FF 90 B CU 77 B CH 84 F FF 90 F SL 88 S CH 82 2-3 ② K			C CH 82 B FF 91 B CH 82 F FF 91 B CH 85 X FF 92 3-2 2 2B 14 G1-2-3 1B	C KC 80 C KC 81 X KC 81 0-2 E5 1-3 2-H 1B		C FF 88 B FF 88 C FF 88 1 SAFE D CU 81 B CH 83 F CU 80 F FF 90 X FF 90 3-2 2 S 1-H 1B	6	0	4	1	0	2	2
2 Aaron Hill, R (1, 4) OBP: 0.314, SLG: 0.362	X FF 90 0-0 F9 ①		C FF 91 X SL 89 0-1 ① F8	B CH 83 F FF 90 X SL 88 1-1 ③ P2			1 SAFE C CU 80 X FF 92 0-1 14 G1-2-3 1-3 2B	C FF 94 X SL 89 0-1 ③ L5		1 SAFE 1 SAFE F FF 90 P PO 84 X SL 85 1-1 ③ F8 1-2	6	0	1	0	0	0	4
44 Paul Goldschmidt, R (1, 3) OBP: 0.434, SLG: 0.630	C FF 90 C FF 90 F FF 89 1 SAFE C FF 91 0-3 ② K		B FF 90 X FF 92 1-0 14 1B 26 2B 2B		C CH 83 C CU 76 B CU 78 B SL 88 B FF 90 F CU 76 S FF 92 3-3 ① K		C FF 92 B CH 86 B CH 87 I IN 79 I IN 77 4-1 14 G1-2-3 IBB		B SL 79 F SL 78 X SL 76 1-1 ① G3-1		4	1	1	0	1	2	1
14 Martín Prado, R (1, 5) OBP: 0.327, SLG: 0.347	B FF 90 1-0 ③ CS 1-2	C FF 90 B CH 82 X CU 75 1-1 ① G6-3	C CH 84 B CU 77 B CH 85 C CH 85 B CH 83 X FF 91 3-2 26 2B 2-3 1B		C CU 76 B FF 89 B CU 76 H FF 90 3-1 26 G4-6-3 HBP		C CH 87 B CU 82 X CH 86 1-1 ① ② G1-2-3 1-2 2-3 3-Hf		C FF 88 S SL 77 S SL 79 0-3 ② K		4	1	1	0	0	1	3
26 Miguel Montero, L (1, 2) OBP: 0.298, SLG: 0.300		C FF 91 H FF 92 1-1 8 1B 15 BB 4 1B HBP	B SI 90 F SL 88 X CH 83 1-1 15 E 1-H 3-H 2B		B CH 83 B SI 89 F SI 89 F SL 86 X CU 76 2-2 ② ③ G4-6-3 1-2f		B SI 87 F SI 86 S SI 87 S SI 86 1-3 ③ K		X FF 88 0-0 E8		4	1	1	2	0	1	3
15 Mark Trumbo, R (1, 7) OBP: 0.308, SLG: 0.604		F SI 90 B SL 87 B FF 91 F CH 82 B CU 77 F FF 92 B SI 90 4-2 8 1B 4 1B 1-2 BB	F SL 88 F CH 83 F FF 90 B FF 90 B FF 91 B CH 85 X FF 91 3-2 E4 2-3			C SL 86 B SL 86 B FF 88 B FF 90 S CU 76 X CH 82 3-2 8 G4-3 2B		B KC 81 F FF 94 B FF 95 S FF 94 X SL 90 2-2 ① G6-3	X SL 78 0-0 ③ G3-1	4	1	1	0	1	0	2
8 Gerardo Parra, L (1, 9) OBP: 0.308, SLG: 0.417		B CH 83 C FF 91 C SL 87 X CH 83 1-2 4 1B 48 FC3-5 1-2 2-3 1B	F FF 90 B FF 91 X CU 78 1-1 ② P3			D FC 86 F FF 91 F FF 91 X FC 88 1-2 ① G4-3 2-3		F SI 96 B SI 95 B SL 89 B FF 94 F SI 94 F FF 95 B FF 95 4-2 19 1B 4 1B 19 E BB		X CH 81 0-0 ① G4-3	4	1	1	0	1	0	3
4 Cliff Pennington, S (1, 6) OBP: 0.417, SLG: 0.364		X CU 76 0-0 48 FC3-5 1-3 2-H 3-H 1B	D CH 83 C SI 90 C FF 91 X FF 91 1-2 ③ F9			B CH 82 S FF 90 T FF 91 F FF 91 S FF 92 1-3 ② K		1 SAFE B SI 93 B SI 93 C FF 94 X SI 95 2-1 19 E 1-2 1B		C FF 88 B FF 88 X CH 81 1-1 19 S 19 1B 1B	5	1	3	2	0	1	3
48 Randall Delgado, R (1, 1) 59 Oliver Pérez, L (4, 1) 38 Will Harris, R (5, 1) 11 AJ Pollock, R (8, PH) OBP: 0.364, SLG: 0.571 29 Brad Ziegler, R (6, 1) 12 Eric Chavez, L (6, PH) OBP: 0.364, SLG: 0.571 54 Joe Thatcher, L (6, 1) 40 J.J. Putz, R (9, 1) 16 Chris Owings, R (10, PH) OBP: 0.364, SLG: 0.571 43 Addison Reed, L (10, 1)		C FF 91 X FF 91 0-1 ② FC3-5 1-2 3-H		C FF 90 F SL 87 B FF 90 S CU 76 1-3 ① K		F SI 94 B FF 95 B SI 95 F SI 95 B CU 82 S CU 83 3-3 ③ K		S KC 82 B SI 96 X SI 94 1-1 ② F7		F FF 89 1 SAFE S CU 78 D CU 79 B SL 84 X CU 78 2-2 ② F9	2 0 0 0 0 1 2 0 0 0 0 0 0 0 0 0 0 0 0 0 0 1 0 0 0 0 1 1 0 0 0 0 0 0 0 1 0 0 0 0 0 2 0 0 0 0 0 0 0 0 0 0 0 0 0 0 1 0 0 0 0 0 1 0 0 0 0 0 0 0						
Inning Stats	R: 0 H: 1 E: 0 LOB: 0 K: 1 BB: 0 S: 7 P: 8	R: 2 H: 2 E: 0 LOB: 2 K: 1 BB: 1 S: 15 P: 23	R: 2 H: 3 E: 1 LOB: 2 K: 0 BB: 0 S: 17 P: 27	R: 0 H: 0 E: 0 LOB: 0 K: 2 BB: 0 S: 9 P: 13	R: 0 H: 0 E: 0 LOB: 0 K: 1 BB: 0 S: 8 P: 16	R: 0 H: 1 E: 0 LOB: 1 K: 2 BB: 0 S: 13 P: 21	R: 0 H: 2 E: 0 LOB: 2 K: 1 BB: 1 S: 11 P: 20	R: 1 H: 2 E: 1 LOB: 2 K: 0 BB: 1 S: 15 P: 24	R: 0 H: 0 E: 1 LOB: 1 K: 1 BB: 0 S: 7 P: 8	R: 1 H: 2 E: 0 LOB: 1 K: 0 BB: 0 S: 14 P: 20	1B: 9 2B: 4 3B: 0 HR: 0	SF: 0 SAC: 0 DP: 2 HBP: 2					

PITCHER		IP	WLS	BF	H	R	ER	SO	BB	IBB	HBP	BLK	WP	HR	S	P	ERA	WHIP
32 Ryan Vogelsong, R ERA: 8.0	(1, 1)	5.0		24	7	4	4	5	1	0	2	0	0	0	59	93	7.20	1.600
34 David Huff, L ERA: 3.6	(6, 1)	0.2	H	2	0	0	0	1	0	0	0	0	0	0	7	9	0.00	0.000
57 Juan Gutierrez, R ERA: 3.18	(6, 1)	0.1	H	1	0	0	0	1	0	0	0	0	0	0	3	6	0.00	0.000
63 Jean Machi, R ERA:	(7, 1)	0.2	H	4	2	0	0	0	0	1	0	0	0	0	8	16	0.00	3.000
49 Javier López, L ERA:	(7, 1)	0.1	H	1	0	0	0	1	0	0	0	0	0	0	3	4	0.00	0.000

PITCHER		IP	WLS	BF	H	R	ER	SO	BB	IBB	HBP	BLK	WP	HR	S	P	ERA	WHIP
46 Santiago Casilla, R ERA:	(8, 1)	1.0	B	6	2	1	0	0	1	0	0	0	0	0	15	24	0.00	3.000
54 Sergio Romo, R ERA: 3.0	(9, 1)	1.0		4	0	0	0	1	0	0	0	0	0	0	7	8	0.00	0.000
52 Yusmeiro Petit, R ERA: 6.0	(10, 1)	1.0	L	5	2	1	1	0	0	0	0	0	0	0	14	20	9.00	2.000

TOP

Arizona Diamondbacks @ San Francisco Giants

AT&T Park, San Francisco, CA

Thu Apr 10 2014, 7:16 PM - 11:26 PM PDT

Att. 41,577 - Partly Cloudy - 59 F

livebaseballscorecards.com

AB	42
R	6
H	13
RBI	5
BB	3
SO	9
LOB	27

WP: 0 PA: 48
PB: 0
SB: 2
CS: 1

BOTTOM

Batter	1	2	3	4	5	6	7	8	9	10	AB	R	H	RBI	BB	SO	LOB
16 Ángel Pagán, S (1, 8) OBP: 0.489, SLG: 0.605	C FF 93 B FF 94 C FF 93 X FF 94 1-2 ① **P6**		B FF 88 B FF 93 C FF 93 S FF 94 F FF 94 F FF 92 F FF 94 F FF 94 X CH 86 2-2 48 G4-6-3 28 1B 9 BB **1B**	F FF 91 B SI 91 X SI 92 1-1 ②③ **G6-4-3** 1-2f		B SI 84 B SI 85 X SI 85 2-0 ③ **F7**		I IN 81 I IN 80 I IN 79 I IN 79 4-0 **IBB**			4	1	1	0	1	0	2
9 Brandon Belt, L (1, 3) OBP: 0.311, SLG: 0.636	S FF 95 C CH 85 B FF 94 F FF 94 B CH 85 X CH 85 2-2 ② **F9**		B FF 93 S CH 83 F FF 92 B FF 91 B FF 92 4-2 48 G4-6-3 **BB** 1-2		C SL 79 B SL 80 S SL 80 B FF 90 X SI 90 2-2 ① **P5**		F SI 84 S CH 76 B CH 77 X CU 74 1-2 ① **P2**	X FF 85 0-0 ② **F7**			4	0	0	0	1	0	3
48 Pablo Sandoval, S (1, 5) OBP: 0.267, SLG: 0.237	B FF 93 X CH 85 1-0 ③ **P2**		D CH 84 X CH 81 1-0 ①② **G4-6-3** 1-2f 2-3		B FF 92 S FF 91 B SI 91 T FF 93 F FF 93 B SL 80 B FF 93 4-2 28 1B 38 2B **BB**		B SI 85 B CH 78 B SI 84 B SI 85 4-0 8 1B **BB**	S FF 85 S FF 85 B FF 86 F FF 87 X FF 86 1-2 ③ **F9**			3	1	0	0	2	0	5
28 Buster Posey, R (1, 2) OBP: 0.400, SLG: 0.622		B FF 92 C FF 94 B FF 93 B FF 94 X FF 93 3-1 ① **F9**	B CU 80 X CH 84 1-0 **1B** 3-H		C CU 81 C FC 92 X CU 80 0-2 38 2B **1B** 1-2		F SI 84 X SI 84 0-1 ② **P4**		C FF 90 B FF 90 S FS 85 F FF 90 B FF 89 B FF 91 F FS 84 S FS 85 3-3 ① **K**		5	1	2	1	0	1	1
8 Hunter Pence, R (1, 9) OBP: 0.222, SLG: 0.293		B FF 94 C FF 94 B CH 86 X CH 85 2-1 14 1B **2B**	B FF 91 X FF 92 1-0 ③ **F8**		C FF 91 C CU 81 F CU 80 C FF 92 0-3 ② **K**		X SI 85 0-0 **1B** 1-2		F FS 84 F FS 86 C FS 84 0-3 ② **K2-3**		5	1	2	0	0	2	3
38 Michael Morse, R (1, 7) OBP: 0.455, SLG: 0.733 46 Santiago Casilla, R (8, 1) 54 Sergio Romo, R (9, 1) 13 Joaquin Arias, R (9, PH) OBP: 0.200, SLG: 0.143 52 Yusmeiro Petit, R (10, 1)		X FF 93 0-0 ② **F9**		C CU 78 X FF 91 0-1 35 2B **2B**	C CU 80 B FF 91 B FC 91 B FF 92 X CU 80 3-1 1-H 2-H **2B**		F SI 85 S SI 86 F CU 73 B SI 85 B CU 73 B CU 75 X SI 86 3-2 ③ **G6-3**		C FF 90 F FS 84 X FF 88 0-2 ③ **G1-3**		4 0 0 1 0	1 0 0 0 0	2 0 0 0 0	2 0 0 0 0	0 0 0 0 0	0 0 0 0 0	3 0 0 0 0
35 Brandon Crawford, L (1, 6) OBP: 0.432, SLG: 0.433		D FF 93 F CH 84 B FF 92 B FF 93 S CH 83 F FF 94 B FF 93 4-2 14 1B **BB**	B SI 91 C FF 92 B CH 81 D CH 83 T FF 93 X FF 92 3-2 32 FC1-5 **2B** 2-H	C FC 92 F FF 92 B FC 92 X FC 92 1-2 ③ **G4-3**			C FF 85 B FF 86 B FF 85 F FF 85 X SL 78 2-2 2 SH3-4 **2B**	F FF 92 X FF 93 0-1 ① **P6**		4	0	2	1	1	0	1
14 Brandon Hicks, R (1, 4) OBP: 0.474, SLG: 0.667		X FF 93 0-0 **1B** 1-2 2-H	B CU 77 S CU 78 S CU 79 D CU 79 B FF 92 B CH 84 4-2 32 FC1-5 **BB**			B SI 83 F SI 84 C SI 83 B CU 73 F CU 73 S CU 73 2-3 ① **K**		B FF 86 B FF 86 B FF 85 B FF 85 4-0 2 SH3-4 **BB**	S FF 94 S SL 85 S SL 86 0-3 ② **K**		3	0	1	1	2	2	0
32 Ryan Vogelsong, R (1, 1) OBP: 0.200, SLG: 0.200 34 David Huff, S (6, 1) 57 Juan Gutierrez, R (6, 1) 6 Ehire Adrianza, S (6, PH) OBP: 0.125, SLG: 0.133 63 Jean Machi, R (7, 1) 49 Javier López, L (7, 1) 2 Juan Carlos Perez, R (8, 7) 29 Héctor Sánchez, S (10, PH) OBP: 0.222, SLG: 0.500		C FF 93 C FF 92 X FF 93 0-2 ③ **G3**	B SI 90 L FF 90 D CU 77 X FF 88 2-1 **FC1-5** 16 G6-4-3 1-2 2-3f			B SI 84 X SI 84 1-0 ② **G3**		X FF 85 0-0 ① **SH3-4** 1-2 2-3	F FF 94 B FF 93 T FF 94 X FF 94 1-2 ③ **G4-3**		2 0 0 1 0 0 0 0 1	0 0 0 0 0 0 0 0 0	0 0 0 0 0 0 0 0 0	0 0 0 0 0 0 0 0 0	0 0 0 0 0 0 0 0 0	0 0 0 0 0 0 0 0 0	4 0 0 0 0 0 0 0 0
Inning Stats	R: 0 E: 0 K: 0 S: 8 H: 0 LOB: 0 BB: 0 P: 12	R: 1 E: 0 K: 0 S: 12 H: 2 LOB: 2 BB: 1 P: 21	R: 1 E: 0 K: 0 S: 12 H: 2 LOB: 1 BB: 1 P: 21	R: 1 E: 0 K: 0 S: 11 H: 2 LOB: 1 BB: 1 P: 21	R: 2 E: 0 K: 1 S: 18 H: 2 LOB: 1 BB: 1 P: 28	R: 0 E: 0 K: 1 S: 6 H: 0 LOB: 0 BB: 0 P: 11	R: 0 E: 0 K: 0 S: 10 H: 1 LOB: 2 BB: 1 P: 18	R: 0 E: 0 K: 0 S: 9 H: 1 LOB: 3 BB: 2 P: 20	R: 0 E: 0 K: 2 S: 11 H: 0 LOB: 0 BB: 0 P: 14	R: 0 E: 0 K: 1 S: 8 H: 0 LOB: 0 BB: 0 P: 9	1B: 5 2B: 5 3B: 0 HR: 0 SF: 0 SAC: 1 DP: 2 HBP: 0	WP: 0 PB: 0 SB: 0 CS: 0 PA: 45					

PITCHER		IP	WLS	BF	H	R	ER	SO	BB	IBB	HBP	BLK	WP	HR	S	P	ERA	WHIP
48 Randall Delgado, R ERA: 10.13	(1, 1)	3.1		18	6	3	3	0	3	0	0	0	0	0	41	72	8.10	2.700
59 Oliver Pérez, L ERA: 11.25	(4, 1)	1.0		3	0	1	1	0	1	0	0	0	0	0	8	15	9.00	1.000
38 Will Harris, R ERA: 13.5	(5, 1)	0.2	B	4	2	1	1	1	0	0	0	0	0	0	12	16	13.50	3.000
29 Brad Ziegler, R ERA: 3.18	(6, 1)	2.0		8	1	0	0	1	1	0	0	0	0	0	16	29	0.00	1.000
54 Joe Thatcher, L ERA: 1.93	(8, 1)	1.0		6	1	0	0	0	1	1	0	0	0	0	9	20	0.00	2.000

PITCHER		IP	WLS	BF	H	R	ER	SO	BB	IBB	HBP	BLK	WP	HR	S	P	ERA	WHIP
40 J.J. Putz, R ERA:	(9, 1)	1.0	W	3	0	0	0	2	0	0	0	0	0	0	11	14	0.00	0.000
43 Addison Reed, R ERA: 3.6	(10, 1)	1.0	S	3	0	0	0	1	0	0	0	0	0	0	8	9	0.00	0.000

Arizona Diamondbacks @ San Francisco Giants

AT&T Park, San Francisco, CA

Thu Apr 10 2014, 7:16 PM - 11:26 PM PDT

Att. 41,577 - Partly Cloudy - 59 F

livebaseballscorecards.com

AB	37
R	5
H	10
RBI	5
BB	7
SO	5
LOB	22

Batter	1	2	3	4	5	6	7	8	9	AB	R	H	RBI	BB	SO	LOB
3 Carl Crawford, L (1, 7) OBP: 0.324, SLG: 0.417	C SI 91 F SI 92 F FF 93 T SI 92 0-2 K		S SI 92 X SI 94 0-1 66 FC4-6 1B		C SI 92 X SI 93 0-1 G4-3		C SI 94 B SI 94 F CU 82 F FF 93 B CU 82 X SI 94 2-2 G6-3			4	0	1	0	0	1	1
66 Yasiel Puig, R (1, 9) OBP: 0.313, SLG: 0.414	F SI 93 B SI 93 B SI 94 X CU 81 2-1 G6-3		C CU 80 B SI 94 X SI 94 1-1 FC4-6 13 2B 23 1B 1-2f		B SI 92 X CU 81 1-0 G4-3			F SI 92 B SI 93 X CU 81 1-1 13 2B 2B		4	2	1	0	0	0	1
13 Hanley Ramirez, R (1, 6) OBP: 0.383, SLG: 0.595	B SI 93 B CU 81 F CU 81 S SI 94 B SI 94 X SI 94 3-2 23 HR 1B		B SI 94 1 SAFE X SI 94 1-0 23 1B 1-3 2B		B FC 92 F SI 94 C CU 80 S SI 94 1-3 K			X SI 93 0-0 23 1B 2-H 2B		4	3	3	1	0	1	0
23 Adrián González, L (1, 3) OBP: 0.304, SLG: 0.561	X SI 93 0-0 1-H HR		B FC 92 S SI 93 X SI 94 1-1 16 BB 2-H 3-H 1B			F CU 79 F CU 78 X FC 92 0-2 G3		F SI 92 B SI 93 S FC 91 X FC 92 1-2 5 G5-4-3 2-H 1B		4	1	3	5	0	0	0
16 Andre Ethier, L (1, 8) OBP: 0.310, SLG: 0.306	X SI 93 0-0 L9		B CU 80 C CU 81 D FC 92 B FC 92 B CU 82 4-1 5 G6-3 1-2 BB			B FC 92 B SI 94 X SI 94 2-0 G4-3		B CU 78 C CU 79 B FC 89 C FF 90 S FC 90 2-3 K		3	0	0	0	1	1	1
5 Juan Uribe, R (1, 5) OBP: 0.341, SLG: 0.455		B CU 79 X SI 93 1-0 G5-3	X SI 95 0-0 G6-3 1-2f			C CU 81 B CU 80 X CU 80 1-1 G5-3		B FC 90 S FC 89 X FC 90 1-1 G5-4-3 1-2f		4	0	0	0	0	0	3
26 Tim Federowicz, R (1, 2) OBP: 0.091, SLG: 0.182		B SI 92 S CU 82 F SI 93 X SI 94 1-2 G6-3		B CU 80 C CU 80 C CU 79 B SI 95 X SI 94 2-2 G1-3			X FC 90 0-0 G4-3		B SL 82 S SI 88 F SI 89 B SI 90 X CU 75 2-2 F8	4	0	0	0	0	0	0
9 Dee Strange-Gordon, L (1, 4) OBP: 0.439, SLG: 0.541		B SI 94 B SI 94 X SI 94 2-0 1B	C SI 92 F FC 91 B SI 94 S CU 82 1-3 K				B SI 93 C SI 93 F CU 82 X SI 94 1-2 99 G6-3 99 S 1B		B SI 89 S SL 83 X SL 82 1-1 G4-3	4	0	2	0	0	1	0
99 Hyun Jin Ryu, R (1, 1) OBP: 0.125, SLG: 0.125 28 Jamey Wright, R (8, 1)		C SI 93 X SI 92 0-1 L3	F SI 94 S SI 93 B SI 94 F SI 94 S FF 94 1-3 K				1 SAFE 1 SAFE P PO 89 S SI 92 X SI 93 1-1 G6-3 1-3		S SI 87 B SI 89 F SI 88 T CU 75 1-2 K	3 1	0 0	0 0	0 0	0 0	1 1	2 0
Inning Stats	R: 2 E: 0 K: 1 S: 11 H: 2 LOB: 0 BB: 0 P: 16	R: 0 E: 0 K: 0 S: 7 H: 1 LOB: 1 BB: 0 P: 11	R: 2 E: 0 K: 0 S: 9 H: 3 LOB: 1 BB: 1 P: 16	R: 0 E: 0 K: 2 S: 10 H: 0 LOB: 0 BB: 0 P: 14	R: 0 E: 0 K: 1 S: 6 H: 0 LOB: 0 BB: 0 P: 8	R: 0 E: 0 K: 0 S: 6 H: 0 LOB: 0 BB: 0 P: 9	R: 0 E: 0 K: 0 S: 11 H: 1 LOB: 1 BB: 0 P: 14	R: 2 E: 0 K: 1 S: 11 H: 3 LOB: 0 BB: 0 P: 16	R: 0 E: 0 K: 1 S: 8 H: 0 LOB: 0 BB: 0 P: 12	1B: 6 2B: 3 3B: 0 HR: 1 SF: 0 SAC: 0 DP: 2 HBP: 0						WP: 0 PB: 0 SB: 1 CS: 0 PA: 36

PITCHER		IP	WLS	BF	H	R	ER	SO	BB	IBB	HBP	BLK	WP	HR	S	P	ERA	WHIP
32 Brandon McCarthy, R ERA: 7.78	(1, 1)	7.0	L	31	10	6	6	4	1	0	0	0	0	1	66	96	7.71	1.571
38 Will Harris, R ERA: 11.37	(8, 1)	1.0		2	0	0	0	1	0	0	0	0	0	0	5	8	0.00	0.000
50 Ryan Rowland-Smith, L ERA: 5.06	(9, 1)	1.0		3	0	0	0	1	0	0	0	0	0	0	8	12	0.00	0.000

PITCHER	IP	WLS	BF	H	R	ER	SO	BB	IBB	HBP	BLK	WP	HR	S	P	ERA	WHIP

TOP

Los Angeles Dodgers @ Arizona Diamondbacks

Chase Field, Phoenix, AZ

Fri Apr 11 2014, 6:42 PM - 9:06 PM MST

Att. 33,349 - Partly Cloudy - 92 F

livebaseballscorecards.com

AB	35
R	6
H	10
RBI	6
BB	1
SO	6
LOB	8

Batter	1	2	3	4	5	6	7	8	9	AB	R	H	RBI	BB	SO	LOB
11 AJ Pollock, R (1, 8) OBP: 0.260, SLG: 0.261	B FF 89 C FF 90 B FF 90 B CH 83 C FF 90 F FF 92 F FF 92 B CH 84 4-2 2 FC5-4 BB		C CU 72 B FF 90 B SL 82 X SI 91 2-1 ② F9			X FF 88 0-0 ① F8			B SI 89 B FC 88 C SI 89 B SI 89 C FC 87 B FC 88 4-2 44 G5-4-3 BB	2	0	0	0	2	0	0
2 Aaron Hill, R (1, 4) OBP: 0.291, SLG: 0.333	C SI 90 T SL 85 1 SAFE X SL 86 0-2 ① FC5-4 1-2f		B SL 83 C FF 91 B SI 91 B CH 85 C SI 92 S CH 83 3-3 ③ K			C FF 88 B FF 89 X SL 83 1-1 ② P4			B FC 88 C SI 90 F FC 87 F CH 82 X CU 79 1-2 ① F7	4	0	0	0	0	1	2
44 Paul Goldschmidt, R (1, 3) OBP: 0.404, SLG: 0.580	D CH 84 B CU 74 C FF 90 C SI 91 B FF 90 T SL 86 3-2 ② K			C SL 81 F FF 90 B FF 91 F FF 91 F CH 82 X SL 86 1-2 ① F8		B CU 70 F SI 90 S CH 83 B SL 86 C SI 92 2-3 ③ K			C FC 88 X CH 83 0-1 ②③ G5-4-3 1-2f	4	0	0	0	0	2	2
14 Martín Prado, R (1, 5) OBP: 0.309, SLG: 0.327	B FF 90 C SI 90 X SL 83 1-1 ③ G6-3			C SI 91 X SL 84 0-1 ② G5-3			C CH 80 C SI 89 F SI 89 X SI 90 0-2 ① G1-3			3	0	0	0	0	0	1
26 Miguel Montero, L (1, 2) OBP: 0.320, SLG: 0.326		B FF 89 S CH 82 C SI 90 B SL 83 X SL 83 2-2 1B		S CH 81 B FF 91 S SI 91 X SI 92 1-2 1B			B SI 88 X CH 79 1-0 ② G3-1			3	0	2	0	0	0	0
15 Mark Trumbo, R (1, 7) OBP: 0.291, SLG: 0.569		C SI 91 B SI 89 F SL 83 S SI 90 1-3 ① K		C CU 71 F FF 89 X CH 79 0-2 ③ F9			B FF 89 F SL 81 F SI 90 B FF 89 B CH 81 S CH 83 3-3 ③ K			3	0	0	0	0	2	2
16 Chris Owings, R (1, 6) OBP: 0.286, SLG: 0.293		C FF 90 X CH 82 0-1 ② F9			B FF 89 F FF 90 F CU 72 F SI 90 B SI 91 F CU 74 F SL 83 F FF 92 S SL 84 2-3 ① K			C SI 89 F SL 83 B CU 77 S FC 88 1-3 ① K		3	0	0	0	0	2	1
8 Gerardo Parra, L (1, 9) OBP: 0.291, SLG: 0.392		X CH 83 0-0 ③ F8			C SL 82 F SI 90 B SI 90 X SL 85 1-2 ② G5-3			B CU 77 B SI 90 S FC 87 S CH 83 S CU 79 2-3 ② K		3	0	0	0	0	1	1
32 Brandon McCarthy, R (1, 1) 38 Will Harris, R (8, 1) 19 Tony Campana, L (8, PH) OBP: 0.417, SLG: 0.583 50 Ryan Rowland-Smith, L (9, 1)			B SI 87 C SI 88 F SI 89 C CU 72 1-3 ① K		C FF 89 C CU 70 S CH 79 0-3 ③ K			F SI 90 F CH 83 C CU 78 0-3 ③ K		2 0 1 0	0 0 0 0	0 0 0 0	0 0 0 0	0 0 1 0	2 0 0 0	0 0 0 0
Inning Stats	R: 0 E: 0 K: 1 S: 13 H: 0 LOB: 1 BB: 1 P: 21	R: 0 E: 0 K: 1 S: 9 H: 1 LOB: 1 BB: 0 P: 12	R: 0 E: 0 K: 2 S: 8 H: 0 LOB: 0 BB: 0 P: 14	R: 0 E: 0 K: 0 S: 13 H: 1 LOB: 1 BB: 0 P: 15	R: 0 E: 0 K: 2 S: 13 H: 0 LOB: 0 BB: 0 P: 16	R: 0 E: 0 K: 1 S: 6 H: 0 LOB: 0 BB: 0 P: 9	R: 0 E: 0 K: 1 S: 8 H: 0 LOB: 0 BB: 0 P: 12	R: 0 E: 0 K: 3 S: 9 H: 0 LOB: 0 BB: 0 P: 12	R: 0 E: 0 K: 0 S: 8 H: 0 LOB: 0 BB: 1 P: 13	1B: 2 2B: 0 3B: 0 HR: 0	SF: 0 SAC: 0 DP: 1 HBP: 0						

PITCHER	IP	WLS	BF	H	R	ER	SO	BB	IBB	HBP	BLK	WP	HR	S	P	ERA	WHIP
99 Hyun Jin Ryu, L (1, 1) ERA: 2.57	7.0	W	24	2	0	0	8	1	0	0	0	0	0	70	99	0.00	0.429
28 Jamey Wright, R (8, 1) ERA: 1.59	2.0		6	0	0	0	3	1	0	0	0	0	0	17	25	0.00	0.500

PITCHER	IP	WLS	BF	H	R	ER	SO	BB	IBB	HBP	BLK	WP	HR	S	P	ERA	WHIP

BOTTOM

Los Angeles Dodgers @ Arizona Diamondbacks

Chase Field, Phoenix, AZ

Fri Apr 11 2014, 6:42 PM - 9:06 PM MST

Att. 33,349 - Partly Cloudy - 92 F

livebaseballscorecards.com

AB	28
R	0
H	2
RBI	0
BB	2
SO	11
LOB	9

WP: 0	PA: 30		
PB: 0			
SB: 0			
CS: 0			

Los Angeles Dodgers @ Arizona Diamondbacks

Chase Field, Phoenix, AZ

Sat Apr 12 2014, 5:11 PM - 8:57 PM MST

Att. 38,374 - Clear - 87 F

livebaseballscorecards.com

Batter	1	2	3	4	5	6	7	8	9	AB	R	H	RBI	BB	SO	LOB
66 Yasiel Puig, R (1, 9) OBP: 0.342, SLG: 0.412	BB		1B	1B		P3		P3 ②	F8 ③	5	1	2	1	1	0	5
27 Matt Kemp, R (1, 8) OBP: 0.269, SLG: 0.455	G4-6-3 ① ②		L9 ①	L8 ③		E5		BB		4	0	0	0	1	0	3
13 Hanley Ramirez, R (1, 6) OBP: 0.365, SLG: 0.543	G5-3 ③		F8 ②		K ①	L5 ③		BB		4	0	0	1	1	1	2
23 Adrián González, L (1, 3) OBP: 0.333, SLG: 0.622		BB	HR		1B		G3 ①	K ③		4	2	2	2	1	1	3
33 Scott Van Slyke, R (1, 7) OBP: 0.467, SLG: 0.750		2B	BB		F8 ②		G6-3 ②		K ①	4	1	1	0	1	1	1
5 Juan Uribe, R (1, 5) OBP: 0.367, SLG: 0.510		1B	L5 ③		2B		L8 ③		2B	5	1	3	2	0	0	1
10 Justin Turner, R (1, 4) OBP: 0.188, SLG: 0.267		K ①	2B	G6-3 ③				K ①	E5	5	1	1	0	0	2	4
31 Drew Butera, R (1, 2) OBP: 0.375, SLG: 0.286		K ②	K ①			BB		1B	1B	4	2	2	0	1	2	2
21 Zack Greinke, R (1, 1) OBP: 0.167, SLG: 0.333		FC6-4 ③	G6-3 ②			SH2-4 ①		1B	FC3-6 ②	2	0	0	0	0	0	2
75 Paco Rodriguez, L (6, 1)										0	0	0	0	0	0	0
44 Chris Withrow, R (7, 1)										0	0	0	0	0	0	0
18 Chone Figgins, S (8, PH) OBP: 0.667, SLG: 0.333										1	0	1	0	0	0	0
47 Paul Maholm, L (8, 1)										0	0	0	0	0	0	0
16 Andre Ethier, L (9, PH) OBP: 0.302, SLG: 0.297										1	0	0	1	0	0	2
43 Brandon League, R (9, 1)										0	0	0	0	0	0	0
74 Kenley Jansen, S (9, 1)										0	0	0	0	0	0	0
Inning Stats	R: 0 E: 0 K: 0 S: 7 H: 0 LOB: 0 BB: 0 P: 14	R: 2 E: 0 K: 2 S: 15 H: 2 LOB: 1 BB: 1 P: 25	R: 2 E: 0 K: 0 S: 13 H: 2 LOB: 1 BB: 1 P: 25	R: 1 E: 0 K: 1 S: 8 H: 2 LOB: 1 BB: 0 P: 12	R: 0 E: 0 K: 1 S: 17 H: 2 LOB: 2 BB: 0 P: 26	R: 1 E: 1 K: 0 S: 8 H: 0 LOB: 1 BB: 1 P: 16	R: 0 E: 0 K: 0 S: 4 H: 0 LOB: 0 BB: 0 P: 5	R: 1 E: 0 K: 2 S: 21 H: 2 LOB: 3 BB: 2 P: 38	R: 1 E: 1 K: 1 S: 12 H: 2 LOB: 2 BB: 0 P: 16	1B: 7 2B: 4 3B: 0 HR: 1 SF: 0 SAC: 1 DP: 1 HBP: 0						

TOP	
AB	39
R	8
H	12
RBI	7
BB	6
SO	7
LOB	25

WP: 2 PB: 0 SB: 0 CS: 0 PA: 46

PITCHER		IP	WLS	BF	H	R	ER	SO	BB	IBB	HBP	BLK	WP	HR	S	P	ERA	WHIP
36 Wade Miley, L ERA: 5.04	(1, 1)	5.0	L	25	8	5	5	4	3	0	0	0	1	1	60	102	9.00	2.200
59 Oliver Pérez, L ERA: 8.44	(6, 1)	1.1		6	0	1	0	0	1	0	0	0	0	0	10	18	0.00	0.750
29 Brad Ziegler, R ERA: 2.84	(7, 1)	0.2		2	0	0	0	0	0	0	0	0	0	0	2	3	0.00	0.000
40 J.J. Putz, R ERA: 1.8	(8, 1)	0.2		6	2	1	1	1	2	0	0	0	1	0	17	34	13.50	6.000
54 Joe Thatcher, L ERA: 1.8	(8, 1)	0.1		1	0	0	0	1	0	0	0	0	0	0	4	4	0.00	0.000

PITCHER		IP	WLS	BF	H	R	ER	SO	BB	IBB	HBP	BLK	WP	HR	S	P	ERA	WHIP
43 Addison Reed, R ERA: 3.0	(9, 1)	1.0		6	2	1	0	1	0	0	0	0	0	0	12	16	0.00	2.000

BOTTOM

Los Angeles Dodgers @ Arizona Diamondbacks
Chase Field, Phoenix, AZ
Sat Apr 12 2014, 5:11 PM - 8:57 PM MST
Att. 38,374 - Clear - 87 F

livebaseballscorecards.com

Batter	1	2	3	4	5	6	7	8	9	AB	R	H	RBI	BB	SO	LOB
19 Tony Campana, L (1, 8) OBP: 0.400, SLG: 0.533 59 Oliver Perez, L (6, 1) 29 Brad Ziegler, R (7, 1) 16 Chris Owings, R (7, PH) OBP: 0.302, SLG: 0.293 40 J.J. Putz, R (8, 1) 54 Joe Thatcher, L (8, 1) 43 Addison Reed, L (9, 1) 12 Eric Chavez, L (9, PH) OBP: 0.167, SLG: 0.333	C FF 90 X FF 91 0-1 2 F9 2 WP 1B		B CH 86 S CH 86 S CH 87 B CH 84 F SI 93 B FF 92 T CH 84 3-2 ② K		C FF 88 C CU 68 B CU 65 B SL 88 X CH 80 2-2 ① G4-3		B FF 94 C FF 94 B CU 78 F FF 94 B FF 94 D FF 94 4-2 44 S BB		B SI 94 C SI 94 X SI 94 1-1 44 F9 2 HBP 26 SF8 1B	3 0 0 0 0 0 0 1	0 0 0 0 0 0 0 1	1 0 0 0 0 0 0 1	0 0 0 0 1 0 0 0	0 0 0 0 0 0 0 0	1 0 0 0 0 0 0 0	1 0 0 0 0 0 0 0
2 Aaron Hill, R (1, 4) OBP: 0.300, SLG: 0.345	C FF 91 B SL 84 S SL 83 X SL 82 1-2 ① F9 1-3		B FF 92 C FF 92 D SL 85 S SL 85 X FF 92 2-2 1-3 2B		X SL 82 0-0 ② L5		B FC 91 F FF 94 F FF 95 B FC 90 S FC 90 2-3 ① K		C SI 92 H SI 93 1-1 26 SF8 14 DI 15 2B 1-2 HBP	4	1	1	0	0	1	2
44 Paul Goldschmidt, R (1, 3) OBP: 0.387, SLG: 0.564	F CU 72 B FF 92 S SL 84 B SL 85 S FF 93 2-3 ② K		D SL 87 B FF 93 B SL 87 C FF 92 C FF 93 X SL 89 3-2 ③ P3		B FF 89 C FF 90 B SI 90 X CU 72 2-1 14 1B 2B		B FF 94 B FC 90 B FC 90 C FF 93 F FF 93 C FF 94 3-3 ② K 1-2		B SI 94 C SI 93 C SI 94 X FS 85 1-2 ① F9 2-3	5	0	1	0	0	2	6
14 Martín Prado, R (1, 5) OBP: 0.317, SLG: 0.321	C FF 92 B SL 83 F SL 86 S SL 85 1-3 ③ K			C CU 71 B FF 89 C SI 90 F SL 84 B SL 85 C SI 90 2-3 ① K	B SL 82 X SL 90 1-0 2-3 1B		D FC 91 F FF 94 F FF 94 F FC 92 D FC 90 B FF 95 C FC 92 3-3 ③ K		B SI 92 B SI 94 B SI 93 D SI 94 4-0 15 DI 15 2B 1-2 BB	4	1	1	0	1	3	2
26 Miguel Montero, L (1, 2) OBP: 0.309, SLG: 0.319		B CU 69 B FF 91 B FF 90 C FF 88 X FF 91 3-1 ① G4-3		S FF 91 B FF 92 X CU 72 1-1 15 FC4-6 1B	C CU 71 B FF 90 T FF 91 B FF 92 S CU 70 2-3 ③ K			F SI 88 B SI 89 X CU 72 1-1 ① F8	F SI 95 F SI 93 F FS 86 X FS 85 0-2 ② SF8 2-3 3-H	4	0	1	1	0	1	2
15 Mark Trumbo, R (1, 7) OBP: 0.300, SLG: 0.564		C FF 92 B SL 84 B FF 93 S SL 85 F FF 92 B FF 93 S SL 85 3-3 ② K		C SI 89 C FF 90 X SL 85 0-2 ② FC4-6 8 1B 1-2f		S SL 84 B SL 84 S SL 83 S FF 91 1-3 ① K		B SI 88 F SI 89 C SI 88 H CU 68 2-2 8 G4-3 8 WP 4 1B HBP	B SI 94 B SI 95 X SI 94 2-0 1-H 3-H 2B	4	1	1	2	0	2	1
8 Gerardo Parra, L (1, 9) OBP: 0.283, SLG: 0.375	C FF 92 B SL 84 B SL 86 X CH 87 2-1 ③ G1-3			C CH 84 F CH 86 X CH 85 0-2 1-2 1B		C SL 85 B CU 78 F CU 80 F CU 79 X SI 90 1-2 ② G4-3		B CU 72 C SI 88 F SL 78 B CU 73 X SL 80 2-2 ② G4-3 1-3	C FC 93 S FF 96 F FF 98 S FC 98 0-3 ③ K	5	0	1	0	0	1	2
4 Cliff Pennington, S (1, 6) OBP: 0.438, SLG: 0.400			B FF 90 C CH 85 C FF 91 F SL 84 F SL 83 S CH 87 1-3 ① K	B CU 71 F CH 85 B FF 92 C FF 91 F SL 85 X CH 85 2-2 ③ F8		X SL 86 0-0 11 PB 1B		D CU 74 B FF 88 X SI 88 2-0 3-H 1B		4	0	2	1	0	1	2
36 Wade Miley, L (1, 1) OBP: 0.556, SLG: 0.556 11 AJ Pollock, R (5, PH) OBP: 0.264, SLG: 0.327 (6, 8)			C FF 91 F CU 69 X SL 81 0-2 2 2B 1B		B FF 88 B CU 69 X FF 88 2-0 HR		C SI 89 C CU 80 B CU 79 F CU 79 B SL 86 F SL 86 B FF 87 X CU 79 3-2 ③ F8 1-2		B CH 82 X SI 88 1-0 ③ G4-3	1 3	0 1	1 1	0 1	0 0	0 0	0 2

Inning Stats																																		
	R: 0 E: 0 K: 2 S: 11		H: 1 LOB: 1 BB: 0 P: 15		R: 0 E: 0 K: 1 S: 8		H: 0 LOB: 0 BB: 0 P: 16		R: 0 E: 0 K: 2 S: 18		H: 2 LOB: 2 BB: 0 P: 27		R: 0 E: 0 K: 1 S: 16		H: 2 LOB: 2 BB: 0 P: 21		R: 1 E: 0 K: 1 S: 11		H: 3 LOB: 2 BB: 0 P: 20		R: 0 E: 0 K: 1 S: 13		H: 1 LOB: 1 BB: 0 P: 18		R: 0 E: 0 K: 3 S: 12		H: 0 LOB: 1 BB: 1 P: 24		R: 1 E: 0 K: 0 S: 9		H: 1 LOB: 1 BB: 0 P: 17		R: 3 E: 0 K: 1 S: 15		H: 2 LOB: 1 BB: 1 P: 24		1B: 8 2B: 3 3B: 0 HR: 1		SF: 1 SAC: 0 DP: 0 HBP: 2		WP: 2 PB: 1 SB: 1 CS: 0		PA: 43

PITCHER	IP	WLS	BF	H	R	ER	SO	BB	IBB	HBP	BLK	WP	HR	S	P	ERA	WHIP
21 Zack Greinke, R (1, 1) ERA: 2.76	5.1	W	24	8	1	1	8	0	0	0	0	1	1	67	103	1.69	1.500
75 Paco Rodríguez, L (6, 1) ERA: 1.69	0.2		3	1	0	0	0	0	0	0	0	0	0	10	14	0.00	1.500
44 Chris Withrow, R (7, 1) ERA:	1.0		4	0	0	0	3	1	0	0	0	0	0	12	24	0.00	1.000
47 Paul Maholm, L (8, 1) ERA: 8.1	1.0		5	1	1	1	0	0	0	1	0	1	0	9	17	9.00	1.000
43 Brandon League, R (9, 1) ERA: 5.79	0.2		6	2	3	3	0	1	0	1	0	0	0	11	20	40.50	4.500

PITCHER	IP	WLS	BF	H	R	ER	SO	BB	IBB	HBP	BLK	WP	HR	S	P	ERA	WHIP
74 Kenley Jansen, R (9, 1) ERA: 4.5	0.1	S	1	0	0	0	1	0	0	0	0	0	0	4	4	0.00	0.000

AB	38
R	5
H	12
RBI	5
BB	2
SO	12
LOB	20

Batter	1	2	3	4	5	6	7	8	9	AB	R	H	RBI	BB	SO	LOB
9 Dee Strange-Gordon, L (1, 4) OBP: 0.457, SLG: 0.525	B SI 91 C SI 90 B SI 90 B SI 91 B SI 90 4-1 66 S BB		C SI 90 B CH 83 B CH 85 B SI 89 B SI 89 4-1 66 S 13 1B BB	B SI 92 X SI 91 1-0 ② G6-3		B FF 96 X FF 94 1-0 66 S 1B		C FC 91 C CU 81 S FC 92 0-3 ② K		3	1	1	0	2	1	0
66 Yasiel Puig, R (1, 9) OBP: 0.326, SLG: 0.368	F SI 87 1 SAFE 1 SAFE S CH 81 B SI 90 S KC 79 1-3 ① K 1-2		1 SAFE B SI 86 1 SAFE 1 SAFE B CH 82 B SI 90 B SI 91 4-0 13 1B 13 S 23 HR 1-3 BB	B KC 80 S SI 92 C SI 92 C KC 81 1-3 ③ K		B SL 80 B SI 92 S CH 84 B CH 85 F CH 84 F FF 95 F FF 94 S CH 85 3-3 ② K 1-2		B CU 80 X CU 80 1-0 ③ G6-3		4	1	0	0	1	3	2
13 Hanley Ramirez, R (1, 6) OBP: 0.386, SLG: 0.531	S KC 80 B SI 92 B CH 82 S KC 79 C SI 92 2-3 ② K		B SI 89 S KC 78 B SI 90 B CH 83 S KC 78 X SI 92 3-2 23 HR 1-3 3-H 1B		B SI 91 F KC 78 B KC 78 B SI 92 C SI 90 B SI 90 4-2 23 2B 16 G3 BB	B FF 94 B CH 84 B CU 79 B FF 94 4-0 BB			C SI 85 F CH 77 S CU 73 0-3 ① K	3	2	1	1	2	2	1
23 Adrián González, L (1, 3) OBP: 0.339, SLG: 0.680	X SI 88 0-0 ③ F7		C KC 79 B FF 92 X CH 85 1-1 1-H 3-H HR		B FF 90 B FF 91 X SI 87 2-0 16 G3 5 E 1-3 2B	S SL 79 F FF 85 B FF 86 S SL 79 1-3 ③ K			B SI 84 B SI 85 F CH 77 F CU 73 X CH 78 1-2 ② F7	5	2	2	3	0	1	3
27 Matt Kemp, R (1, 8) OBP: 0.290, SLG: 0.538		C SI 87 B SI 89 S CH 82 F SI 90 B KC 81 X SI 91 2-2 HR	B SI 90 C SI 87 B KC 77 B KC 78 C SI 87 B SI 90 4-2 16 1B BB		C CH 82 B FF 94 S FF 95 S FF 94 1-3 ① K		B FF 91 F FC 92 S CU 81 B FF 93 B CU 82 S CU 81 3-3 ① K		C SI 86 B SI 85 F CH 77 B CU 73 S CU 72 2-3 ③ K	4	1	1	1	1	3	2
16 Andre Ethier, L (1, 7) OBP: 0.298, SLG: 0.293		C KC 79 B CH 81 B SI 90 X SI 87 2-1 ① G4-3	X SI 88 0-0 1-2 1B		B FF 94 C FF 94 C FF 94 F FF 94 X CH 84 1-2 ② G3 2-3 3-H		C FC 92 X CU 82 0-1 ② G3			4	0	1	1	0	0	1
5 Juan Uribe, R (1, 5) OBP: 0.358, SLG: 0.547	B SI 90 B CH 82 C SI 90 F SL 86 F SI 91 S CH 83 2-3 ② K		C SI 88 S FF 92 D KC 79 F KC 78 B SI 91 F CH 82 F SI 92 S KC 80 2-3 ② K		F FF 95 B CU 80 B SL 81 B CU 80 F FF 94 F FF 95 X FF 95 3-2 E3 26 FC4-6 3-H		B FF 92 X FC 92 1-0 HR			4	1	1	1	0	2	2
26 Tim Federowicz, R (1, 2) OBP: 0.067, SLG: 0.133	C SI 93 B SI 91 S SI 92 S KC 80 1-3 ③ K		B KC 79 S SI 89 F SI 91 S KC 80 1-3 ③ K		X FF 94 0-0 ③ FC4-6 1-2f		X FC 92 0-0 ③ L9			4	0	0	0	0	2	3
14 Dan Haren, R (1, 1) 75 Paco Rodríguez, L (6, 1) 28 Jamey Wright, R (7, 1) 18 Chone Figgins, S (8, PH) OBP: 0.571, SLG: 0.250 56 J.P. Howell, L (8, 1) 54 Chris Perez, R (8, 1) 74 Kenley Jansen, S (9, 1)			B SI 90 F SI 87 C SI 91 F KC 78 B SI 90 X SI 91 2-2 ① G9-3	C SI 91 C SI 92 F SL 86 B KC 79 S KC 80 1-3 ① K		B FF 93 B FF 92 C SI 90 S FF 94 F FF 95 X FF 94 2-2 ① L9		B FC 91 C FC 90 C FF 92 C CU 80 1-3 ① K		3 0 0 1 0 0 0 0	0 0 0 0 0 0 0 0	0 0 0 0 0 0 0 0	0 0 0 0 0 0 0 0	1 0 0 1 0 0 0 0	0 0 0 0 0 0 0 0
Inning Stats	R: 0 E: 0 K: 2 S: 8 H: 0 LOB: 1 BB: 1 P: 15	R: 1 E: 0 K: 2 S: 13 H: 1 LOB: 0 BB: 0 P: 20	R: 4 E: 0 K: 2 S: 22 H: 3 LOB: 2 BB: 3 P: 43	R: 0 E: 0 K: 2 S: 8 H: 0 LOB: 0 BB: 0 P: 11	R: 2 E: 1 K: 1 S: 15 H: 1 LOB: 1 BB: 1 P: 26	R: 0 E: 0 K: 2 S: 13 H: 1 LOB: 2 BB: 1 P: 24	R: 1 E: 0 K: 1 S: 7 H: 1 LOB: 0 BB: 0 P: 11	R: 0 E: 0 K: 2 S: 7 H: 0 LOB: 0 BB: 0 P: 9	R: 0 E: 0 K: 2 S: 10 H: 0 LOB: 0 BB: 0 P: 13	1B: 3 2B: 1 3B: 0 HR: 3 SF: 0 SAC: 0 DP: 0 HBP: 0						

PITCHER		IP	WLS	BF	H	R	ER	SO	BB	IBB	HBP	BLK	WP	HR	S	P	ERA	WHIP
35 Trevor Cahill, R ERA: 9.17	(1, 1)	4.0	L	22	5	7	6	8	5	0	0	0	0	2	54	98	13.50	2.500
48 Randall Delgado, R ERA: 8.38	(5, 1)	1.2		8	1	0	0	2	1	0	0	0	0	0	22	37	0.00	1.200
54 Joe Thatcher, L ERA: 1.69	(6, 1)	0.1		1	0	0	0	1	0	0	0	0	0	0	3	4	0.00	0.000
38 Will Harris, R ERA: 9.72	(7, 1)	2.0		7	1	1	1	3	0	0	0	0	0	1	14	20	4.50	0.500
29 Brad Ziegler, R ERA: 2.45	(9, 1)	1.0		3	0	0	0	2	0	0	0	0	0	0	10	13	0.00	0.000

PITCHER	IP	WLS	BF	H	R	ER	SO	BB	IBB	HBP	BLK	WP	HR	S	P	ERA	WHIP

TOP

Los Angeles Dodgers @ Arizona Diamondbacks

Chase Field, Phoenix, AZ

Sun Apr 13 2014, 1:11 PM - 4:49 PM MST

Att. 31,757 - Roof Closed - 75 F

livebaseballscorecards.com

AB	35
R	8
H	7
RBI	7
BB	6
SO	16
LOB	14

WP	0
PB	0
SB	5
CS	0
PA	41

Batter	1	2	3	4	5	6	7	8	9	AB	R	H	RBI	BB	SO	LOB
8 Gerardo Parra, L (1, 9) OBP: 0.308, SLG: 0.410	F FF 86 B FF 87 B FC 84 B FC 85 F FF 87 X FS 81 3-2 2 S 1B		B FF 85 F FC 83 F FC 84 X FS 81 1-2 2 3B 2B B FC 85 F FC 85 F FC 84 S FC 85 1-3 ③ K			1 SAFE 0-0 ③ PO 1-2	B SL 86 C CU 81 F CU 80 X FF 88 1-2 44 1B 15 HR 1B	B SI 86 C SI 86 1 SAFE 1 SAFE C KC 79 1 SAFE S KC 79 1-3 ① K		5	2	3	0	0	2	2
2 Aaron Hill, R (1, 4) OBP: 0.292, SLG: 0.367	B FF 88 C FF 87 1 SAFE C FC 82 D FS 82 D FS 80 F FC 84 X FF 88 3-2 ① G5-3 1-2		C SI 87 B FF 88 X FC 83 1-1 44 G6-3 2-H 3B		C FF 87 B FS 81 F FF 88 X FC 85 1-2 ① G4-3		F SI 89 1 SAFE X FC 88 0-1 ① P3	C FF 94 C FF 95 B SL 84 S SL 83 1-3 ② K 1-2		5	1	1	1	0	1	3
44 Paul Goldschmidt, R (1, 3) OBP: 0.373, SLG: 0.533	B FF 87 B FC 84 F FS 80 B FC 85 X FF 88 3-1 ② F9		B KC 78 B FF 87 B FF 88 X FF 87 3-0 ① G6-3 3-H		C FS 82 T FF 88 X FC 85 0-2 ② G1-3		B FC 87 X CH 84 1-0 15 HR 1B 1-2	F FF 96 F SL 85 F FF 96 F SL 84 X SL 83 0-2 ③ G6-3		5	1	1	1	0	0	2
12 Eric Chavez, L (1, 5) OBP: 0.294, SLG: 0.625	B FC 85 B FF 87 B FC 84 C FF 87 S FS 81 F FF 88 B FS 81 4-2 BB		X FC 85 0-0 HR		C KC 76 B FC 85 B FC 84 X FS 81 2-1 2B		C FC 89 S CU 78 F FC 88 D CU 79 B FC 86 S CU 78 2-3 ② K		B FC 96 C FC 94 B FC 95 X FC 93 2-1 ① G4-3	4	1	2	1	1	1	2
15 Mark Trumbo, R (1, 7) OBP: 0.292, SLG: 0.583	C FF 89 S FC 86 B FC 85 F FC 81 B FF 89 B FC 84 C FF 89 3-3 ③ K		F FF 88 F FF 88 B KC 81 B FC 85 B FC 86 T FC 86 3-2 ② K		B SI 88 X KC 78 1-0 ③ F8		S SI 91 C SI 90 B CU 78 X CU 78 1-2 1-H 2-H HR		C FC 96 F FC 96 F FC 99 S FC 99 0-3 ② K	5	1	1	3	0	3	3
11 AJ Pollock, R (1, 8) OBP: 0.276, SLG: 0.352		C FF 86 C KC 77 B FF 88 B KC 80 S KC 79 2-3 ① K	C FF 89 X KC 79 0-1 ③ G6-3			X FF 87 0-0 2B	C SI 91 X FC 87 0-1 16 BB 1B		C FC 96 B FC 97 B FC 98 F FC 95 S FC 98 2-3 ③ K	5	0	2	0	0	2	0
16 Chris Owings, R (1, 6) OBP: 0.362, SLG: 0.341		C KC 78 B FF 88 B FF 88 C FF 88 F FC 86 X FF 88 2-2 9 G6-3 1B	C FF 88 B KC 79 X KC 80 1-1 9 G1-4-3 1B			C KC 77 F FF 87 F FC 85 F FC 85 B FF 88 F FC 84 X KC 78 1-2 8 PO 1B	1 SAFE 1 SAFE B SI 90 B SI 90 B FC 88 B SI 90 4-0 1-2 BB			3	0	3	0	1	0	0
9 Tuffy Gosewisch, R (1, 2)		B FC 84 C FC 84 F FF 87 B KC 78 F FC 84 X KC 79 2-2 ② G6-3 1-2	C FF 88 X FC 84 0-1 ① ② G1-4-3 1-2f			X FC 84 0-0 ① F7	C FC 87 F CU 77 D CU 79 F SL 83 B SI 90 S CU 78 2-3 ③ K			4	0	0	0	0	1	6
35 Trevor Cahill, R (1, 1) OBP: 0.200, SLG: 0.400 48 Randall Delgado, R (5, 1) 54 Joe Thatcher, L (6, 1) 14 Martin Prado, R (6, PH) OBP: 0.311, SLG: 0.316 38 Will Harris, R (7, 1) 19 Tony Campana, L (8, PH) OBP: 0.438, SLG: 0.533 29 Brad Ziegler, R (9, 1)		S FC 84 B FC 84 C FF 88 B FF 88 X FF 88 2-2 ③ G6-3	B FF 87 X FF 87 1-0 2B			C FF 87 F FC 85 C FC 84 0-3 ② K		F SI 86 C SI 86 B KC 78 H KC 78 2-2 2 S HBP		2 0 0 0 1 0 0 0 0	0 0 0 0 0 0 0 0 0	1 0 0 0 0 0 0 0 0	0 0 0 0 0 0 0 0 0	0 0 0 0 0 0 0 0 0	0 0 0 0 1 0 0 0 0	1 0 0 0 2 0 0 0 0
Inning Stats	R: 0 E: 0 K: 1 S: 16 H: 1 LOB: 2 BB: 1 P: 32	R: 0 E: 0 K: 1 S: 14 H: 1 LOB: 1 BB: 0 P: 22	R: 3 E: 0 K: 1 S: 12 H: 3 LOB: 0 BB: 0 P: 20	R: 0 E: 0 K: 1 S: 8 H: 2 LOB: 1 BB: 0 P: 11	R: 0 E: 0 K: 0 S: 9 H: 1 LOB: 1 BB: 0 P: 13	R: 0 E: 0 K: 1 S: 11 H: 2 LOB: 1 BB: 0 P: 12	R: 3 E: 0 K: 2 S: 19 H: 4 LOB: 2 BB: 1 P: 30	R: 0 E: 0 K: 2 S: 13 H: 0 LOB: 1 BB: 0 P: 17	R: 0 E: 0 K: 2 S: 9 H: 0 LOB: 0 BB: 0 P: 13	1B: 7 2B: 4 3B: 1 HR: 2	SF: 0 SAC: 0 DP: 1 HBP: 1					

PITCHER		IP	WLS	BF	H	R	ER	SO	BB	IBB	HBP	BLK	WP	HR	S	P	ERA	WHIP
14 Dan Haren, R ERA: 2.04	(1, 1)	5.2	W	27	10	3	3	5	1	0	0	0	0	1	70	110	4.76	1.941
75 Paco Rodríguez, L ERA: 3.18	(6, 1)	0.1	H	1	1	1	1	0	0	0	0	0	0	0	3	4	27.00	3.000
28 Jamey Wright, R ERA: 4.05	(7, 1)	1.0		7	3	2	2	2	1	0	0	0	0	1	16	26	18.00	4.000
56 J.P. Howell, L ERA:	(8, 1)	0.1	H	2	0	0	0	1	0	0	1	0	0	0	5	8	0.00	0.000
54 Chris Perez, R ERA:	(8, 1)	0.2	H	2	0	0	0	1	0	0	0	0	0	0	8	9	0.00	0.000

PITCHER		IP	WLS	BF	H	R	ER	SO	BB	IBB	HBP	BLK	WP	HR	S	P	ERA	WHIP
74 Kenley Jansen, R ERA: 3.86	(9, 1)	1.0	S	3	0	0	0	2	0	0	0	0	0	0	9	13	0.00	0.000

BOTTOM

Los Angeles Dodgers @ Arizona Diamondbacks

Chase Field, Phoenix, AZ

Sun Apr 13 2014, 1:11 PM - 4:49 PM MST

Att. 31,757 - Roof Closed - 75 F

livebaseballscorecards.com

AB	39
R	6
H	14
RBI	6
BB	2
SO	11
LOB	21

WP: 0 PA: 43
PB: 0
SB: 2
CS: 0

Batter	1	2	3	4	5	6	7	8	9	AB	R	H	RBI	BB	SO	LOB
22 Eric Young Jr., S (1, 7) (7, 8) OBP: 0.315, SLG: 0.283	B FC 85 C FC 86 B FC 86 F FC 86 F FC 88 B FC 88 F FC 86 B FC 87 4-2 5 S BB		F FC 85 F FC 85 X FC 86 0-2 E6 28 2B 5 G5-3 1B		C FC 89 B FC 89 F FC 90 C CU 82 1-3 ① K	B FC 89 F FF 88 F FF 88 F CU 81 B CU 80 F CU 80 F FF 89 F FC 90 B FC 90 3-2 F FF 88 X FC 89 28 FC1-6 1-2 1B		X SI 86 0-0 SH 28 SF8 5 1B 1-3		3	2	2	0	1	1	0
28 Daniel Murphy, L (1, 4) OBP: 0.300, SLG: 0.340	F FC 86 1 SAFE 1 SAFE P PO 80 B FC 86 F CH 78 F FC 85 X FC 86 2-2 ① P5		X FC 86 0-0 21 1B 2-3 2B		B CU 78 X FC 89 1-0 5 BB 3 1B 1B	F FC 88 D FF 90 F CU 79 B FF 90 F CU 80 X CU 81 2-2 ② FC1-6 1-2f 2-3		C SI 88 X CU 74 0-1 ① SF8 2-3 3-H		4	2	2	1	0	0	3
5 David Wright, R (1, 5) OBP: 0.305, SLG: 0.308	C FC 86 1 SAFE F FC 86 B FC 88 1 SAFE B FC 87 C FC 87 2-3 ② K 1-2		B FC 86 B FC 86 X FC 86 2-0 ① G5-3 3-H		B CU 78 D CU 79 B FC 89 C FF 89 B CU 78 4-1 3 1B 21 1B 1-2 BB	C FF 90 C FF 90 D CU 83 S FC 89 1-3 ③ K		F CU 74 B SI 88 X SI 88 1-1 1B 3-H		4	1	1	2	1	2	4
3 Curtis Granderson, L (1, 9) OBP: 0.291, SLG: 0.319 30 Andrew Brown, R (6, 9) OBP: 0.222, SLG: 0.313	C FC 88 B FC 87 X FC 87 1-1 ③ G1-3		B CH 79 S FC 86 S FC 86 2 SAFE B FC 86 F FC 87 F CH 79 S CH 80 2-3 ② K		C FC 89 F FC 89 B CU 82 C SB 78 X FF 89 2-2 21 1B 1-2 2-H 1B		B CU 79 B FC 88 B FC 87 C FC 88 X FC 87 3-1 ① G5-3	C SI 88 B SI 88 B CU 74 B CU 74 C SI 87 C SI 88 3-3 ② K		3 2	0 0	1 0	1 0	0 0	1 1	2 1
21 Lucas Duda, L (1, 3) (7, 7) OBP: 0.359, SLG: 0.556		F FC 84 C FC 85 B FC 87 B FC 86 B CH 78 F CH 79 X FC 86 3-2 12 2B 11 G6-3 1B	C CH 79 X FC 86 0-1 2-H 1B		C FC 90 X FC 89 0-1 1-2 2-H 1B		C CU 79 B CU 80 B CU 80 B FF 89 F FF 88 X CU 80 3-2 12 FC4-6 1B	C CU 74 S SL 80 B SL 80 S SL 81 1-3 ③ K		5	1	4	2	0	1	1
12 Juan Lagares, R (1, 8) OBP: 0.345, SLG: 0.471 29 Ike Davis, L (7, PR) (7, 3) OBP: 0.360, SLG: 0.400		C FC 86 X CH 78 0-1 11 G6-3 1-3 2B	B FC 85 C FC 86 F FC 86 X FC 87 1-2 ③ F9		C CU 80 X FC 88 0-1 ② F9		F FF 88 D FC 87 X FC 88 1-1 ② FC4-6 15 1B 1-2f		C SL 80 F SI 88 C SI 89 0-3 ① K	4 1	0 0	1 0	0 0	0 0	0 1	4 0
15 Travis d'Arnaud, R (1, 2) OBP: 0.225, SLG: 0.270 52 Carlos Torres, R (7, 1)		B FC 86 F FC 87 B FC 87 X CH 80 2-1 ① L5	F CH 76 B FC 83 X FC 83 1-1 ① F9		B FF 90 F FC 89 F FC 90 X FF 90 1-2 ③ F9		B FF 89 C CU 79 X FF 89 1-1 1-2 1B		B FF 86 C SI 86 X SI 87 1-1 ② G3	4 1	0 0	1 0	0 0	0 0	0 0	4 0
11 Rubén Tejada, R (1, 6) OBP: 0.267, SLG: 0.220		B FC 87 X CH 79 1-0 ② G6-3 2-3 3-H	C FC 84 B FC 85 F FC 85 F CU 72 F FC 86 X FC 87 1-2 ② F8			X FC 87 0-0 ① P3	B FF 88 B CU 80 C CU 81 B FC 89 F FC 88 F FC 89 C CU 81 3-3 ③ K		C SI 87 B SI 88 B SI 88 X SI 88 2-1 1B	5	0	1	1	0	1	3
45 Zack Wheeler, L (1, 1) 20 Anthony Recker, R (7, 2) OBP: 0.333, SLG: 0.500		B FC 87 C FC 87 C FC 87 B FC 88 S FC 88 2-3 ③ K	C FC 84 X FC 85 0-1 ③ G4-3			C FC 87 B FF 88 B FC 88 B FC 87 C FC 87 B FC 87 4-2 28 FC1-6 22 1B BB		B CU 73 B CU 73 B SI 87 C SI 87 B SI 87 4-1 22 SH 28 SF8 BB	C SI 87 T SL 79 F SI 89 C SL 80 0-3 ③ K	2 1	0 1	0 1	0 1	1 1	1 1	1 1

Inning Stats																								
	R: 0	H: 0	R: 1	H: 2	R: 2	H: 3	R: 0	H: 0	R: 2	H: 3	R: 0	H: 1	R: 0	H: 2	R: 2	H: 1	R: 0	H: 1	1B: 11	SF: 1	WP: 0	PA: 45		
	E: 0	LOB: 1	E: 0	LOB: 1	E: 1	LOB: 1	E: 0	LOB: 0	E: 0	LOB: 2	E: 0	LOB: 2	E: 0	LOB: 2	E: 1	LOB: 1	E: 0	LOB: 1	2B: 2	SAC: 1	PB: 0			
	K: 1	BB: 1	K: 1	BB: 0	K: 1	BB: 0	K: 0	BB: 0	K: 1	BB: 1	K: 1	BB: 1	K: 1	BB: 0	K: 2	BB: 0	K: 2	BB: 0	3B: 0	DP: 0	SB: 1			
	S: 14	P: 22	S: 12	P: 20	S: 15	P: 20	S: 9	P: 11	S: 15	P: 24	S: 18	P: 28	S: 13	P: 24	S: 12	P: 21	S: 11	P: 14	HR: 0	HBP: 0	CS: 0			

PITCHER	IP	WLS	BF	H	R	ER	SO	BB	IBB	HBP	BLK	WP	HR	S	P	ERA	WHIP
55 Josh Collmenter, R (1, 1) ERA: 3.75	4.0	L	18	5	3	3	3	1	0	0	0	0	0	50	73	6.75	1.500
49 Mike Bolsinger, R (5, 1) ERA: 6.0	3.0		17	6	2	2	3	2	0	0	0	0	0	46	76	6.00	2.667
50 Ryan Rowland-Smith, L (8, 1) ERA: 4.91	2.0		10	2	2	1	4	1	0	0	0	0	0	23	35	4.50	1.500

PITCHER	IP	WLS	BF	H	R	ER	SO	BB	IBB	HBP	BLK	WP	HR	S	P	ERA	WHIP

TOP

New York Mets @ Arizona Diamondbacks

Chase Field, Phoenix, AZ

Mon Apr 14 2014, 6:42 PM - 9:49 PM MST

Att. 18,099 - Clear - 86 F

livebaseballscorecards.com

AB	39
R	7
H	13
RBI	7
BB	4
SO	10
LOB	24

New York Mets @ Arizona Diamondbacks

Chase Field, Phoenix, AZ

Mon Apr 14 2014, 6:42 PM - 9:49 PM MST

Att. 18,099 - Clear - 86 F

livebaseballscorecards.com

BOTTOM

Batter	1	2	3	4	5	6	7	8	9	AB	R	H	RBI	BB	SO	LOB
8 Gerardo Parra, L (1, 9) OBP: 0.300, SLG: 0.385	B FF 95 X FF 94 1-0 ① L8		B CU 76 B CU 77 F FF 93 B CH 87 B SI 94 4-1 44 BB 2 1B 26 SF7-5-6 BB		B CU 77 B CH 86 C CH 87 C CU 77 X SI 94 2-2 ③ L7		F FF 93 X FC 89 0-1 ③ F7		B FF 93 B FC 91 S FC 89 X FF 92 2-1 ③ G3	4	1	0	0	1	0	3
2 Aaron Hill, R (1, 4) OBP: 0.290, SLG: 0.359	C FF 96 B FF 96 X SI 94 1-1 ② P6		X SI 93 0-0 26 SF7-5-6 44 BB 1-2 1B			C FF 94 B FC 87 B FC 86 X SI 95 2-1 ① G5-3		C FC 87 S FF 92 B CU 82 B FF 91 S FC 88 2-3 ① K		4	0	1	0	0	1	0
44 Paul Goldschmidt, R (1, 3) OBP: 0.394, SLG: 0.540	C FC 88 C FC 88 B SI 94 X FF 94 1-2 26 2B 1B		B FF 95 C FF 95 B FF 94 B FC 87 S FF 94 F FF 94 F SI 93 B FC 87 4-2 1-2 2-3 BB			X FF 93 0-0 ② F8		C FF 92 X FF 93 0-1 26 WP 26 1B 1B		3	2	2	0	1	0	0
26 Miguel Montero, L (1, 2) OBP: 0.339, SLG: 0.380	1 SAFE B SI 94 X CH 87 1-0 1-H 2B		X FF 95 0-0 ② ③ SF7-5-6 2-3 3-H			B SI 94 B CU 76 X CH 87 2-0 1B		B FF 89 S FC 88 B FF 91 S FC 87 B FC 91 X FC 88 3-2 14 FC4-6 1-H 1B		3	0	3	3	0	0	0
14 Martín Prado, R (1, 5) OBP: 0.292, SLG: 0.295	C FF 94 B FC 87 B FC 87 X FF 94 2-1 ③ G6-3			C FF 94 C FC 87 S CU 77 0-3 ① K		C FC 86 B FC 86 B CU 77 X FF 94 2-1 ③ G6-3		1 SAFE C FC 89 X FC 88 0-1 ② FC4-6 1-2f		4	0	0	0	0	1	3
15 Mark Trumbo, R (1, 7) OBP: 0.275, SLG: 0.547		F FF 94 F SI 94 F FC 88 B FF 93 X FC 86 1-2 ① G4-3		C FF 95 B CH 88 F FF 94 B FF 94 X FF 94 2-2 ② G6-3			X FF 93 0-0 ① F9	C FF 92 S FC 89 S FC 90 0-3 ③ K		4	0	0	0	0	1	1
16 Chris Owings, R (1, 6) OBP: 0.373, SLG: 0.375		C CU 77 C CU 76 F FF 95 X FC 85 0-2 ② G5-3		B FC 86 X FC 86 1-0 11 PO 1B			B FF 94 S CU 77 C FF 96 B CU 77 X CU 77 2-2 19 G3-1 2B		F FF 89 C FF 92 X FC 89 0-2 ① G4-3	4	0	2	0	0	0	0
11 AJ Pollock, R (1, 8) OBP: 0.290, SLG: 0.351		C FF 94 B FF 93 B CU 77 X FF 93 2-1 ③ F9		C FF 94 1 SAFE 1 SAFE F FF 94 B FF 94 1 SAFE 1-2 ③ PO 1-2	C CU 76 X CU 76 0-1 ① G5-3		C FF 93 B FF 93 B CU 76 B FF 94 D SI 94 4-1 19 G3-1 BB		B FF 92 X FC 88 1-0 4 G4-3 1B	3	0	1	0	1	0	0
55 Josh Collmenter, R (1, 1) 49 Mike Bolsinger, R (5, 1) 19 Tony Campana, L (7, PH) OBP: 0.412, SLG: 0.500 50 Ryan Rowland-Smith, L (8, 1) 4 Cliff Pennington, S (9, PH) OBP: 0.412, SLG: 0.375			B FF 94 B FF 95 C FF 93 C SI 94 C SI 94 2-3 ① K		C FF 92 B FF 93 F FF 94 S FF 92 B SI 94 S SI 93 3-3 ② K		F FF 90 X FC 90 0-1 ② G3-1 1-2 2-3		C FF 90 B FC 91 B FC 90 X FC 88 2-1 ② G4-3 1-2	1 1 1 0 1	0 0 0 0 0	0 0 0 0 0	0 0 0 0 0	0 1 0 0 0	1 0 0 0 0	0 0 2 0 1
Inning Stats	R: 1 H: 2 E: 0 LOB: 1 K: 0 BB: 0 S: 9 P: 15	R: 0 H: 0 E: 0 LOB: 0 K: 0 BB: 0 S: 10 P: 13	R: 1 H: 1 E: 0 LOB: 1 K: 1 BB: 2 S: 10 P: 20	R: 0 H: 1 E: 0 LOB: 0 K: 1 BB: 0 S: 9 P: 13	R: 0 H: 0 E: 0 LOB: 0 K: 1 BB: 0 S: 8 P: 13	R: 0 H: 1 E: 0 LOB: 1 K: 0 BB: 0 S: 6 P: 12	R: 0 H: 1 E: 0 LOB: 2 K: 0 BB: 1 S: 9 P: 15	R: 1 H: 2 E: 0 LOB: 1 K: 2 BB: 0 S: 13 P: 18	R: 0 H: 1 E: 0 LOB: 1 K: 0 BB: 0 S: 8 P: 13	1B: 7 2B: 3 3B: 0 HR: 0	SF: 1 SAC: 0 DP: 1 HBP: 0			WP: 1 PB: 0 SB: 0 CS: 0	PA: 38		

	AB
AB	33
R	3
H	9
RBI	3
BB	3
SO	5
LOB	10

PITCHER		IP	WLS	BF	H	R	ER	SO	BB	IBB	HBP	BLK	WP	HR	S	P	ERA	WHIP
45 Zack Wheeler, R ERA: 4.67	(1, 1)	6.1	W	26	6	2	2	3	3	0	0	0	0	0	57	97	2.84	1.421
52 Carlos Torres, R ERA: 2.08	(7, 1)	2.2	S	11	3	1	1	2	0	0	0	0	1	0	25	35	3.38	1.125

PITCHER	IP	WLS	BF	H	R	ER	SO	BB	IBB	HBP	BLK	WP	HR	S	P	ERA	WHIP

Batter	1	2	3	4	5	6	7	8	9	AB	R	H	RBI	BB	SO	LOB
22 Eric Young Jr., S (1, 7) OBP: 0.339, SLG: 0.314	C SL 73 S CU 66 X SI 86 0-2 5 1B 28 1B 21 FC3-6 1B	X FF 86 0-0 ③ L7		C SI 86 X SL 76 0-1 28 1B 28 E 2-H 3-H 1B	B FF 92 S CH 83 B FF 92 F CH 83 C FF 93 2-3 ③ K			C SI 89 B FF 89 B SI 90 X FF 89 2-1 5 FC6-4 1B		5	2	3	2	0	1	1
28 Daniel Murphy, L (1, 4) OBP: 0.309, SLG: 0.346	X SI 85 0-0 21 FC3-6 5 1B 30 SF8 1-2 1B		F FF 86 C SL 75 B CH 75 F CH 79 X SI 88 1-2 ① G6-3	B SL 74 C SL 74 C CH 78 B CH 79 B SI 87 F SL 76 X SI 87 3-2 E8 21 HBP 5 1B 30 FC6-4 1-H 1B		F FF 92 C SL 80 B SL 80 B SI 92 C SL 79 2-3 ① K		C FS 84 D FS 85 C FF 89 F FF 89 B FF 89 X FS 84 2-2 ② F7		5	2	2	0	0	1	1
5 David Wright, R (1, 5) OBP: 0.313, SLG: 0.316	X SI 86 0-0 21 FC3-6 1-2 2-3 1B		X SI 88 0-0 ② L5	C SI 87 B CH 81 X SL 77 1-1 30 FC6-4 21 HBP 1-2 1B		C SL 78 C SI 91 B SL 80 S FF 91 1-3 ② K		C FF 89 X FF 88 0-1 ③ FC6-4 1-2f		5	0	2	0	0	1	1
21 Lucas Duda, L (1, 3) OBP: 0.341, SLG: 0.500	X SI 85 0-0 ① FC3-6 30 SF8 9 1B 1-2f 2-3 3-H		B SI 88 C SL 75 X CH 77 1-1 ③ G3-1	C FF 93 C FF 93 H FF 91 1-2 30 FC6-4 1-2 2-3 HBP		C FF 89 B SL 81 X FF 91 1-1 ③ F8			C FF 93 B SL 85 X FF 92 1-1 ① F8	4	1	0	1	0	0	2
30 Andrew Brown, R (1, 9) OBP: 0.217, SLG: 0.300	F CU 70 B CH 78 D SL 76 X CU 71 2-1 ② SF8 1-2 3-H			X FF 86 0-0 9 HR 1B B CU 77 B FF 92 X FF 93 2-0 ② FC6-4 1-2f 2-3 3-H B SL 73 B CH 78 C SL 74 X CH 82 X CH 75 2-2 1-H HR C FF 93 B FF 92 B FF 92 B FF 92 X CH 83 2-2 ③ G1-3		C SL 76 B SL 80 T SL 79 S FF 92 1-3 ① K		C FF 93 F FF 94 C FF 95 0-3 ② K	4	1	1	2	0	2	2
9 Kirk Nieuwenhuis, L (1, 8) OBP: 0.600, SLG: 1.200	C CU 71 B CH 78 F SI 85 X SI 87 1-2 15 FC5-4 2-H 1B						C SI 90 S SL 80 B SL 80 X SI 92 1-2 1B		B FF 95 B FF 93 B FF 94 C FF 92 F FF 93 S FF 94 3-3 ③ K	5	1	3	3	0	1	2
15 Travis d'Arnaud, R (1, 2) OBP: 0.250, SLG: 0.256	F CU 70 S SL 77 X SL 77 0-2 ③ FC5-4 1-2f			B SL 75 B CH 77 C CU 72 B CH 78 B SL 78 4-1 0 2B 22 1B BB	B CU 76 B CU 77 B FF 94 C FF 92 B FF 94 4-1 BB		B SI 91 B FF 91 S FF 91 T SL 78 C SI 91 2-3 ② K			2	1	0	0	2	1	2
0 Omar Quintanilla, L (1, 6) OBP: 0.333, SLG: 0.417		B SI 84 B CH 76 C SL 73 F CH 74 X SI 86 2-2 ① G4-3		F SL 74 F SL 79 X SI 88 0-2 22 1B 1-3 2B	C FF 92 C FF 91 B FF 92 X FF 93 1-2 ① L7		B SL 79 X SI 90 1-0 ③ G4-3			4	1	1	0	0	0	2
58 Jenrry Mejia, R (1, 1) 71 Gonzalez Germen, R (6, 1) 44 Kyle Farnsworth, R (9, 1)		B SI 86 C SI 84 C SL 73 S SL 76 1-3 ② K		C CU 71 X SL 75 0-1 ① F7	L FF 90 L FF 92 B FF 92 L FF 91 1-3 ② K			B FF 88 C FF 88 C FF 89 C FF 89 1-3 ① K		3 1 0	0 0 0	0 0 0	0 0 0	2 1 0	0 0 0	3 0 0
Inning Stats	R: 3 H: 4 E: 0 LOB: 1 K: 0 BB: 0 S: 14 P: 17	R: 0 H: 0 E: 0 LOB: 0 K: 1 BB: 0 S: 7 P: 10	R: 0 H: 0 E: 0 LOB: 0 K: 0 BB: 0 S: 7 P: 9	R: 6 H: 6 E: 1 LOB: 2 K: 0 BB: 1 S: 24 P: 39	R: 0 H: 0 E: 0 LOB: 1 K: 2 BB: 1 S: 10 P: 18	R: 0 H: 0 E: 0 LOB: 0 K: 2 BB: 0 S: 8 P: 12	R: 0 H: 1 E: 0 LOB: 1 K: 2 BB: 0 S: 10 P: 15	R: 0 H: 1 E: 0 LOB: 1 K: 1 BB: 0 S: 11 P: 16	R: 0 H: 0 E: 0 LOB: 0 K: 2 BB: 0 S: 8 P: 12	1B: 10 SF: 1 2B: 1 SAC: 0 3B: 0 DP: 0 HR: 1 HBP: 1						

TOP

New York Mets @ Arizona Diamondbacks

Chase Field, Phoenix, AZ

Tue Apr 15 2014, 6:41 PM - 9:29 PM MST

Att. 21,969 - Partly Cloudy - 87 F

livebaseballscorecards.com

AB	38
R	9
H	12
RBI	8
BB	2
SO	10
LOB	16

PITCHER		IP	WLS	BF	H	R	ER	SO	BB	IBB	HBP	BLK	WP	HR	S	P	ERA	WHIP
61 Bronson Arroyo, R ERA: 9.95	(1, 1)	3.1	L	21	10	9	9	1	1	0	0	0	0	1	46	64	24.30	3.300
48 Randall Delgado, R ERA: 7.15	(4, 1)	1.2		7	0	0	0	2	1	0	1	0	0	0	16	29	0.00	0.600
59 Oliver Pérez, L ERA: 6.14	(6, 1)	2.0		7	1	0	0	4	0	0	0	0	0	0	18	27	0.00	0.500
40 J.J. Putz, R ERA: 1.5	(8, 1)	1.0		4	1	0	0	1	0	0	0	0	0	0	11	16	0.00	1.000
43 Addison Reed, R ERA: 2.57	(9, 1)	1.0		3	0	0	0	2	0	0	0	0	0	0	8	12	0.00	0.000

PITCHER	IP	WLS	BF	H	R	ER	SO	BB	IBB	HBP	BLK	WP	HR	S	P	ERA	WHIP

BOTTOM

New York Mets @ Arizona Diamondbacks

Chase Field, Phoenix, AZ

Tue Apr 15 2014, 6:41 PM - 9:29 PM MST

Att. 21,969 - Partly Cloudy - 87 F

livebaseballscorecards.com

Batter	1	2	3	4	5	6	7	8	9	AB	R	H	RBI	BB	SO	LOB
8 Gerardo Parra, L (1, 9) OBP: 0.297, SLG: 0.368	C FF 90 X CH 86 0-1 ① L9			B FC 88 B FC 90 C FC 92 F FC 90 B CU 76 B FC 91 4-2 44 1B BB	C CU 77 B CU 78 X CH 87 1-1 ③ G3			C FF 92 B CH 82 X FF 92 1-1 ② G3		3	0	0	0	1	0	2
14 Martín Prado, R (1, 5) OBP: 0.275, SLG: 0.277	B FC 91 S FF 92 B FF 92 X FC 91 2-1 ② G4-3			C FC 91 F FF 93 F FC 92 C SL 87 0-3 ① K		C FF 91 C FF 92 B FF 92 X SL 85 1-2 ① G4-3		B FF 93 F SL 85 C FF 92 B FF 92 B SL 86 S CH 83 3-3 ③ K		4	0	0	0	0	2	1
44 Paul Goldschmidt, R (1, 3) OBP: 0.387, SLG: 0.522	C FC 92 B SL 84 X SL 86 1-1 ③ L4			C FF 92 F FC 93 F FF 92 F FF 94 X CU 80 0-2 1-3 1B		C FF 91 S CH 82 T CH 83 0-2 ② K			F FF 94 F FF 95 B FF 95 B FF 94 X FF 94 2-2 ① L5	4	0	1	0	0	1	0
26 Miguel Montero, L (1, 2) OBP: 0.317, SLG: 0.352		C FF 92 B CU 80 B CH 86 B FC 92 X FC 92 3-1 ① L7		B FC 90 B FF 91 F CH 88 B FC 92 S CH 87 X SL 85 3-2 ② F7		X FF 92 0-0 ③ F7			F SI 91 X FF 94 0-1 ② L7	4	0	0	0	0	0	2
2 Aaron Hill, R (1, 4) OBP: 0.274, SLG: 0.338		C SL 82 B SL 85 X FC 92 1-1 ② G5-3		C SL 83 B FF 93 B FF 93 S SL 83 S SL 84 2-3 ③ K			B FF 91 C FF 92 S FF 92 X FF 92 1-2 ① F8		C SI 93 F FF 94 F FF 95 F FF 94 B SI 94 F FF 93 S SL 84 1-3 ③ K	4	0	0	0	0	2	2
15 Mark Trumbo, R (1, 7) OBP: 0.264, SLG: 0.522		S FF 93 F FF 92 F CU 79 X FF 93 0-2 ③ F9			B FF 91 F FC 92 B FC 93 X FC 91 2-1 ① L8		C SL 84 C SL 84 X FF 92 0-2 ② G5-3			3	0	0	0	0	0	0
16 Chris Owings, R (1, 6) OBP: 0.389, SLG: 0.380			C FF 92 B SL 85 S FC 92 B FC 93 F SL 85 S FC 93 2-3 ① K		B CU 76 C FC 92 B FC 92 B FF 92 B FC 90 4-1 12 G4-3 11 1B BB		C FF 93 C FF 92 B CH 83 X CH 84 1-2 1B			2	0	1	0	1	1	0
11 AJ Pollock, R (1, 8) OBP: 0.292, SLG: 0.350			C FF 94 B FC 94 B SL 84 X FC 92 2-1 ② F9		C FC 91 X SL 84 0-1 12 G4-3 1-2 1B		B FF 93 F SI 92 B SL 85 S SL 86 X FF 93 2-2 ③ F8			3	0	1	0	0	0	1
61 Bronson Arroyo, R (1, 1) OBP: 0.250, SLG: 0.250 48 Randall Delgado, R (4, 1) 12 Eric Chavez, L (5, PH) OBP: 0.278, SLG: 0.588 59 Oliver Perez, L (6, 1) 40 J.J. Putz, R (8, 1) 19 Tony Campana, L (8, PH) OBP: 0.389, SLG: 0.471 43 Addison Reed, L (9, 1)			B FC 93 X FC 93 1-0 ③ G5-3		B FC 90 S FC 90 S FC 92 X FC 93 1-2 ② G4-3 1-2 2-3			X FF 92 0-0 ① L7		1 0 1 0 0 1 0	0 0 0 0 0 0 0	0 0 0 0 0 0 0	0 0 0 0 0 0 0	0 0 0 0 0 0 0	0 0 2 0 0 0 0	0 0 0 0 0 0 0
Inning Stats	R: 0 E: 0 K: 0 S: 6 H: 0 LOB: 0 BB: 0 P: 9	R: 0 E: 0 K: 0 S: 8 H: 0 LOB: 0 BB: 0 P: 12	R: 0 E: 0 K: 1 S: 7 H: 0 LOB: 0 BB: 0 P: 12	R: 0 E: 0 K: 2 S: 17 H: 1 LOB: 2 BB: 1 P: 26	R: 0 E: 0 K: 0 S: 10 H: 1 LOB: 2 BB: 1 P: 18	R: 0 E: 0 K: 1 S: 7 H: 0 LOB: 0 BB: 0 P: 8	R: 0 E: 0 K: 0 S: 12 H: 1 LOB: 1 BB: 0 P: 16	R: 0 E: 0 K: 1 S: 6 H: 0 LOB: 0 BB: 0 P: 10	R: 0 E: 0 K: 1 S: 11 H: 0 LOB: 0 BB: 0 P: 14	1B: 3 2B: 0 3B: 0 HR: 0 SF: 0 SAC: 0 DP: 0 HBP: 0						

	AB	30
	R	0
	H	3
	RBI	0
	BB	2
	SO	6
	LOB	10

PITCHER	IP	WLS	BF	H	R	ER	SO	BB	IBB	HBP	BLK	WP	HR	S	P	ERA	WHIP
58 Jenrry Mejia, R (1, 1) ERA: 2.81	5.0	W	19	2	0	0	3	2	0	0	0	0	0	48	77	0.00	0.800
71 Gonzalez Germen, R (6, 1) ERA: 0.87	3.0	H	10	1	0	0	2	0	0	0	0	0	0	25	34	0.00	0.333
44 Kyle Farnsworth, R (9, 1) ERA: 1.35	1.0		3	0	0	0	1	0	0	0	0	0	0	11	14	0.00	0.000

PITCHER	IP	WLS	BF	H	R	ER	SO	BB	IBB	HBP	BLK	WP	HR	S	P	ERA	WHIP

New York Mets @ Arizona Diamondbacks

Chase Field, Phoenix, AZ

Wed Apr 16 2014, 12:42 PM - 3:27 PM MST

Att. 19,673 - Roof Closed - 73 F

TOP

livebaseballscorecards.com

Batter	1	2	3	4	5	6	7	8	9	AB	R	H	RBI	BB	SO	LOB
22 Eric Young Jr., S (1, 7) OBP: 0.344, SLG: 0.309	B FC 90 C FC 91 B FC 91 B SI 92 C FF 93 F SI 89 B FC 90 4-2 5 F9 28 S BB		B SI 93 C CU 81 F CU 80 B FF 94 X SI 92 2-2 5 S 1B		C CU 80 B CU 79 X CU 79 1-1 ① G5-3	B FF 86 B FF 86 T FF 86 F FF 86 C FF 86 2-3 ③ K			X FF 92 0-0 E1 28 1B	4	1	1	0	1	1	2
28 Daniel Murphy, L (1, 4) OBP: 0.317, SLG: 0.351	C SI 92 F FC 91 S FF 92 0-3 ① K 1-2		1 SAFE B FC 91 1 SAFE X FC 91 1-0 ② F7		B CU 78 C SI 90 B SI 93 B FC 90 X SI 92 3-1 1B		C SI 90 X FF 92 0-1 ① G6-3		F SL 85 B FF 95 F FF 93 X FF 94 1-2 5 E 5 S 5 1B 3-H 1B	5	1	2	1	0	1	2
5 David Wright, R (1, 5) OBP: 0.319, SLG: 0.323	X FF 92 0-0 ② F9 2-3		1 SAFE 1 SAFE P PO 89 C SI 93 B SI 93 D CU 82 C CU 81 X SI 93 3-2 ③ L6 1-2		B SI 92 1 SAFE F FC 90 B SI 93 B SI 92 C FC 90 C CU 82 1 SAFE 3-3 ② K		C SL 75 B SL 81 X FF 91 1-1 29 S 1B		F SL 83 D SL 84 B SL 84 X SL 85 2-1 30 G4-3 1-H 1B	5	0	2	1	0	1	3
29 Ike Davis, L (1, 3) OBP: 0.367, SLG: 0.375	X FC 90 0-0 ③ G4-3			B FC 90 C SI 92 B SI 94 X CU 82 2-1 30 2B 9 SF8 1B	1 SAFE X FC 90 0-0 ③ F8		C SL 78 B SL 78 F SI 90 B SL 80 B SL 78 B SL 79 4-2 1-2 BB		D FF 92 X FF 91 1-0 ① F7	4	1	1	0	1	0	3
30 Andrew Brown, R (1, 9) OBP: 0.250, SLG: 0.360		X SI 92 0-0 ① G6-3		B CU 81 B CU 82 F SI 93 B SI 94 S SI 93 F SI 94 F SI 93 F SI 94 X SI 94 3-2 9 SF8 1-3 2B		C SI 91 B SI 91 S SI 92 B SI 92 X CU 82 2-2 20 2B 35 G3-4-3 1B	B FF 91 X SI 91 1-0 ② F8		B FF 92 X SL 83 1-0 ② G4-3 1-2	5	1	2	0	0	0	3
9 Kirk Nieuwenhuis, L (1, 8) OBP: 0.300, SLG: 0.667		C SI 92 C FC 90 S FF 93 0-3 ② K		C CU 81 S CU 82 B CU 81 F FF 94 D CU 82 X CU 82 2-2 ① SF8 2-3 3-H		D CU 80 X SI 92 1-0 ① L7	C SL 79 B SL 80 C SL 79 C SL 80 1-3 ③ K		B SL 83 X FF 92 1-0 ③ L8	4	0	0	1	0	2	4
20 Anthony Recker, R (1, 2) OBP: 0.375, SLG: 0.786		C SI 93 B SI 93 B SI 93 B CU 81 X FC 90 3-1 HR		S FF 93 S FC 93 S SI 94 0-3 ② K		B SI 92 1 SAFE B SI 92 F SI 92 F SI 93 F SI 93 X CU 82 2-2 35 G3-4-3 1-3 2B		S SI 86 F SI 85 B CU 73 S CU 72 1-3 ① K		4	1	2	1	0	2	1
11 Rubén Tejada, R (1, 6) OBP: 0.286, SLG: 0.209		C SI 93 F SI 94 F FF 94 B SI 94 B FC 91 S CU 82 2-3 ③ K		D CU 82 B CU 82 B CU 82 I IN 80 4-0 IBB		I IN 70 I IN 72 I IN 72 I IN 72 4-0 35 G3-4-3 IBB		C SI 86 X SI 84 0-1 ② G1-3		2	0	0	0	2	1	0
35 Dillon Gee, R (1, 1) 3 Curtis Granderson, L (8, PH) OBP: 0.286, SLG: 0.313 44 Kyle Farnsworth, R (8, 1) 56 Scott Rice, L (8, 1) 47 Jose Valverde, R (9, 1)			C SI 92 X SI 93 0-1 ① G5-3	C SI 93 X SI 93 0-1 ③ L7		C SI 92 X SI 92 0-1 ② G3-4-3 1-2 2-3 3-H		X SI 86 0-0 ③ G4-3		3 1 0 0 0	0 0 0 0 0	0 0 0 0 0	1 0 0 0 0	0 0 0 0 0	0 0 0 0 0	4 0 0 0 0

	AB	37
	R	5
	H	10
	RBI	5
	BB	4
	SO	8
	LOB	22

Inning Stats	1	2	3	4	5	6	7	8	9
	R: 0 E: 0 K: 1 S: 8	H: 0 LOB: 1 BB: 1 P: 12	R: 1 E: 0 K: 2 S: 10	H: 1 LOB: 0 BB: 0 P: 15	R: 0 E: 0 K: 0 S: 10	H: 1 LOB: 1 BB: 0 P: 15	R: 1 E: 0 K: 1 S: 17	H: 2 LOB: 2 BB: 1 P: 28	R: 0 E: 0 K: 1 S: 8	H: 1 LOB: 1 BB: 0 P: 15	R: 1 E: 0 K: 1 S: 13	H: 2 LOB: 2 BB: 1 P: 24	R: 0 E: 0 K: 1 S: 10	H: 1 LOB: 1 BB: 1 P: 17	R: 0 E: 0 K: 1 S: 6	H: 0 LOB: 0 BB: 0 P: 7	R: 2 E: 1 K: 0 S: 9	H: 2 LOB: 1 BB: 0 P: 15

1B: 7	SF: 1
2B: 2	SAC: 0
3B: 0	DP: 0
HR: 1	HBP: 0

WP: 0	PA: 42
PB: 0	
SB: 4	
CS: 0	

PITCHER		IP	WLS	BF	H	R	ER	SO	BB	IBB	HBP	BLK	WP	HR	S	P	ERA	WHIP
32 Brandon McCarthy, R ERA: 7.11	(1, 1)	5.2	L	27	7	3	3	5	1	2	0	0	0	1	63	104	4.76	1.412
54 Joe Thatcher, L ERA: 1.59	(6, 1)	0.1		1	0	0	0	1	0	0	0	0	0	0	3	5	0.00	0.000
59 Oliver Pérez, L ERA: 5.4	(7, 1)	1.0		5	1	0	0	1	1	0	0	0	0	0	10	17	0.00	2.000
29 Brad Ziegler, R ERA: 2.16	(8, 1)	1.0		3	0	0	0	1	0	0	0	0	0	0	6	7	0.00	0.000
43 Addison Reed, R ERA: 3.38	(9, 1)	1.0		6	2	2	1	0	0	0	0	0	0	0	9	15	9.00	2.000

PITCHER		IP	WLS	BF	H	R	ER	SO	BB	IBB	HBP	BLK	WP	HR	S	P	ERA	WHIP

Batter	1	2	3	4	5	6	7	8	9	AB	R	H	RBI	BB	SO	LOB
8 Gerardo Parra, L (1, 9) OBP: 0.295, SLG: 0.361	X FF 87 0-0 ① G4-3			C FF 87 F CH 80 B SL 83 X FF 89 1-2 ① G1-3		C FF 89 S CH 83 X CH 83 0-2 ③ 1B		B SI 88 B SI 89 X SI 89 2-0 ③ G4-3		4	0	1	0	0	0	2
2 Aaron Hill, R (1, 4) OBP: 0.273, SLG: 0.375	C FF 89 B FF 88 B SL 82 X SI 90 2-1 ② F9			C KC 73 X SI 90 0-1 ② P3			B FF 88 B FF 88 B SL 82 C FF 88 X SI 88 3-1 ① L5		B FF 92 F FF 92 X FF 92 1-1 HR	4	1	1	1	0	0	0
44 Paul Goldschmidt, R (1, 3) OBP: 0.392, SLG: 0.577	C FF 90 C KC 76 S FF 90 0-3 ③ K			B FF 90 B SL 83 C SL 84 B KC 75 X SI 90 3-1 ③ F7			X FF 89 0-0 2B		B FF 93 X FF 92 1-0 HR	4	1	2	1	0	1	0
26 Miguel Montero, L (1, 2) OBP: 0.299, SLG: 0.328		B FF 88 X FF 89 1-0 ① G1-3			C KC 72 B KC 71 B FF 90 B CH 82 X FF 89 3-1 ① F8		C FF 89 X FF 89 0-1 ② F9		B FF 95 C FF 92 X FF 92 1-1 ① G3	4	0	0	0	0	0	1
15 Mark Trumbo, R (1, 7) OBP: 0.250, SLG: 0.493		B FF 89 F FF 89 F SI 90 X KC 75 1-2 ② G6-3			C KC 74 B FF 90 B SL 82 X SL 82 2-1 ② F8		X SL 84 0-0 ③ G6-3		B FF 94 C FS 83 C FF 93 S FF 93 1-3 ② K	4	0	0	0	0	1	1
14 Martín Prado, R (1, 5) OBP: 0.301, SLG: 0.319		B FF 90 B FF 90 C SI 90 C KC 73 F FF 90 C SL 84 2-3 ③ K			C FF 90 B SI 90 X CH 82 1-1 2B			C FF 93 B SL 85 B SL 84 X CH 88 2-1 19 1B	B FF 92 X FF 92 1-0 1B	4	0	3	0	0	1	0
4 Cliff Pennington, S (1, 6) OBP: 0.333, SLG: 0.300			X FF 88 0-0 ① F7		X SI 90 0-0 ③ F7			X SI 92 0-0 ① F7	C FF 92 F FS 84 F FS 84 B FS 82 X FF 93 1-2 ③ L7	4	0	0	0	0	0	3
19 Tony Campana, L (1, 8) OBP: 0.381, SLG: 0.450			C FF 88 B FF 89 X CH 82 1-1 ② G1-3			B FF 87 B FF 87 C FF 87 X FF 88 2-1 ① P6		1 SAFE B CH 90 X CH 89 1-0 1-2 1B		3	0	1	0	0	0	0
32 Brandon McCarthy, R (1, 1) 54 Joe Thatcher, L (6, 1) 11 AJ Pollock, R (6, PH) OBP: 0.288, SLG: 0.344 59 Oliver Perez, L (7, 1) 29 Brad Ziegler, R (8, 1) 12 Eric Chavez, L (8, PH) OBP: 0.263, SLG: 0.556 43 Addison Reed, L (9, 1)			B FF 89 C SI 89 F SI 90 C KC 75 1-3 ③ K			C FF 88 C KC 73 B SI 89 X SL 82 1-2 ② G6-3		B FF 92 C CH 90 S FF 95 B FF 94 B SL 85 C CH 87 3-3 ② K		1 0 1 0 0 1 0	0 0 0 0 0 0 0	0 0 0 0 0 1 0	0 0 0 0 0 0 0	1 0 0 0 0 1 0	0 0 0 0 0 1 0	0 0 0 0 0 2 0
Inning Stats	R: 0 E: 0 K: 1 S: 6 H: 0 LOB: 0 BB: 0 P: 8	R: 0 E: 0 K: 1 S: 8 H: 0 LOB: 0 BB: 0 P: 12	R: 0 E: 0 K: 1 S: 6 H: 0 LOB: 0 BB: 0 P: 8	R: 0 E: 0 K: 0 S: 7 H: 0 LOB: 0 BB: 0 P: 11	R: 0 E: 0 K: 0 S: 7 H: 1 LOB: 1 BB: 0 P: 13	R: 0 E: 0 K: 0 S: 8 H: 1 LOB: 1 BB: 0 P: 11	R: 0 E: 0 K: 0 S: 6 H: 1 LOB: 1 BB: 0 P: 9	R: 0 E: 0 K: 1 S: 8 H: 2 LOB: 2 BB: 0 P: 16	R: 2 E: 0 K: 1 S: 13 H: 3 LOB: 1 BB: 0 P: 19	1B: 4 2B: 2 3B: 0 HR: 2	SF: 0 SAC: 0 DP: 0 HBP: 0			WP: 0 PB: 0 SB: 0 CS: 0	PA: 34		

PITCHER		IP	WLS	BF	H	R	ER	SO	BB	IBB	HBP	BLK	WP	HR	S	P	ERA	WHIP
35 Dillon Gee, R ERA: 3.71	(1, 1)	7.0	W	23	3	0	0	3	0	0	0	0	0	0	48	72	0.00	0.429
44 Kyle Farnsworth, R ERA: 1.23	(8, 1)	0.2	H	4	2	0	0	1	0	0	0	0	0	0	7	13	0.00	3.000
56 Scott Rice, L ERA: 12.0	(8, 1)	0.1	H	1	0	0	0	0	0	0	0	0	0	0	1	3	0.00	0.000
47 Jose Valverde, R ERA: 6.14	(9, 1)	1.0		6	3	2	2	1	0	0	0	0	0	2	13	19	18.00	3.000

PITCHER	IP	WLS	BF	H	R	ER	SO	BB	IBB	HBP	BLK	WP	HR	S	P	ERA	WHIP

BOTTOM

New York Mets @ Arizona Diamondbacks

Chase Field, Phoenix, AZ

Wed Apr 16 2014, 12:42 PM - 3:27 PM MST

Att. 19,673 - Roof Closed - 73 F

livebaseballscorecards.com

AB	34
R	2
H	8
RBI	2
BB	0
SO	5
LOB	9

Batter	1	2	3	4	5	6	7	8	9	10	11	12	AB	R	H	RBI	BB	SO	LOB
8 Gerardo Parra, L (1, 9) OBP: 0.313, SLG: 0.377	B SI 91 B SI 91 F FF 90 F FF 91 X CU 72 2-2 2 G5-4-3 1B		C SL 83 X FF 90 0-1 1B		C CU 70 1 SAFE S SI 90 B SI 91 X CH 87 1-2 ③ G1-3			C FC 93 F FC 88 F FF 93 X FC 88 0-2 ① L8		X SI 92 0-0 44 CI 1B		F SL 81 X SL 83 0-1 ① SH5-3 1-2 2-3	5	0	3	0	0	0	1
2 Aaron Hill, R (1, 4) OBP: 0.265, SLG: 0.359	C SI 92 X CH 85 0-1 ① ② G5-4-3 1-2f		1 SAFE B FF 91 1 SAFE X SI 92 1-0 ② P3			C FF 89 B CU 73 B SI 91 F SL 83 C SI 90 2-3 ①		S FC 89 S FC 88 X FC 90 0-2 ② G6-3		C SI 92 1 SAFE B SI 93 C SI 92 B SI 93 F SI 93 C FS 86 2-3 ①		F FF 93 3 SAFE X FF 93 0-1 44 FC9-6 2-H 3-H 1B	6	0	1	2	0	2	3
44 Paul Goldschmidt, R (1, 3) OBP: 0.381, SLG: 0.547	F SI 92 B SI 91 B SL 86 B FF 92 C FF 93 B SI 92 4-2 26 BB BB		F FF 91 D CU 72 S SL 84 D CH 87 C SI 92 2-3 ③			C CH 85 C FF 91 B FF 92 C SI 91 1-3 ②		B FF 94 S FF 94 S FC 89 B FF 95 S CU 78 2-3 ③		S SI 93 0-1 CI 9 G6-4-3 1-2		C SL 83 1 SAFE F SL 82 B FF 93 1 SAFE F FF 94 F SL 83 X SL 82 1-2 ② FC9-6 9 CS 1-2f	4	0	0	0	1	3	2
26 Miguel Montero, L (1, 2) OBP: 0.324, SLG: 0.383 19 Tony Campana, L (9, PR) OBP: 0.381, SLG: 0.450 9 Tuffy Gosewisch, R (9, 2)	B CU 75 B FF 90 C SI 92 B CH 86 F FF 91 F FF 91 B FF 91 4-2 1-2 BB			B SL 83 F FF 91 F FF 92 B FF 91 F CU 74 F CH 85 B FF 92 F FF 91 3-2 ① G3-1		S CU 76 B FF 90 B FF 91 X CU 74 2-1 HR		B FC 88 B FC 88 B FF 94 B FF 93 4-0 7 G4-3 7 S 14 WP BB	C SI 93 X SI 94 0-1 ② ③ G6-4-3 1-2f		B SL 82 C FF 93 1-1 ③ CS 1-2	2 0 1	1 1 0	1 0 0	1 0 0	2 0 0	0 0 2	0 0 0
7 Cody Ross, R (1, 7)	X FF 91 0-0 ③ G4-3			C CU 72 B SI 90 B CU 72 X SI 91 2-1 ② G1-3		C SI 91 C SI 90 S SL 84 0-3 ③			C FC 89 X FC 89 0-1 ① G4-3 1-3		F FF 94 C SL 83 X FF 94 0-2 ① F8		5	0	0	0	0	1	3
14 Martin Prado, R (1, 5)		B SI 90 C FF 90 B SI 90 F SI 91 F SL 85 X CU 78 2-2 ① F9		B SI 91 B SI 92 C CH 84 B CH 86 F FF 91 F FF 90 F SL 84 C FF 89 3-3 ③			C SI 89 C SI 90 F FC 87 F SL 82 B CU 79 X SI 91 1-2 ① G6-3		B FC 90 B FC 91 I B FF 95 4-0 11 G1-3 16 WP 3-H BB		B FF 94 X FF 94 1-0 ② G6-3		4	0	0	0	1	1	0
16 Chris Owings, R (1, 6) OBP: 0.373, SLG: 0.352		F FF 90 C FF 92 B SL 83 S CU 66 1-3 ② K			B FF 89 B FF 90 C SI 89 C SI 90 X CU 73 2-2 ① G6-3		B CU 77 C SI 90 S FC 87 F CH 83 B CU 78 C SI 91 2-3 ② K		B FF 94 B FC 89 B FC 90 B FF 95 4-0 11 G1-3 1-2 BB		C FF 93 B FF 94 B FF 93 X FF 91 2-1 ③ F8		4	0	0	0	1	2	0
11 AJ Pollock, R (1, 8) OBP: 0.296, SLG: 0.364		C SI 90 B CH 84 S CU 72 B CU 64 F SI 92 B CU 71 F SI 92 C FF 91 3-3 ③			X CU 74 0-0 E5		B CH 83 X SI 90 1-0 1B		X SI 93 0-0 ② G1-3 1-2 2-3			C SL 82 F FF 93 B SL 84 X SL 82 1-2 8 SH5-3 2 1B 2B	5	1	2	0	0	1	2
36 Wade Miley, L (1, 1) SIP: 6 H: 7 R: 3 ER: 3 BB: 1 SO: 7 40 J.J. Putz, R (7, 1) SIP: 1 H: 0 R: 0 ER: 0 BB: 0 SO: 1 29 Brad Ziegler, R (8, 1) SIP: 1 H: 0 R: 0 ER: 0 BB: 0 SO: 1 12 Eric Chavez, L (9, PH) SIP: 0 H: 0 R: 0 ER: 0 BB: 0 SO: 0 43 Addison Reed, L (8, 1) SIP: 1 H: 0 R: 0 ER: 0 BB: 0 SO: 1 48 Randall Delgado, R (10, 1) SIP: 1 H: 0 R: 0 ER: 0 BB: 0 SO: 1 54 Joe Thatcher, L (10, 1) SIP: 1 H: 0 R: 0 ER: 0 BB: 0 SO: 1 4 Cliff Pennington, S (12, PH) SIP: 0 H: 0 R: 0 ER: 0 BB: 0 SO: 0 35 Trevor Cahill, R (10, 1) SIP: 1 H: 0 R: 0 ER: 0 BB: 0 SO: 1			B FF 89 F FF 88 F FF 90 F CU 69 S CH 84 1-3 ① K		B EP 58 X CH 87 1-0 ② L6		1 SAFE S FC 87 X CH 83 0-1 ③ G4-3		B SI 94 S SI 94 D FS 84 F SI 93 X FS 86 2-2 ③ G4-3			H SL 84 1-0 8 SH5-3 2 1B HBP	3 0 0 1 0 0 0 0 0	0 0 0 0 0 0 0 1 0	0 0 0 0 0 0 0 0 0	0 0 0 0 0 0 0 0 0	1 0 0 0 0 0 0 0 0	2 0 0 3 0 0 0 0 0

Inning Stats	1	2	3	4	5	6	7	8	9	10	11	12
R:	0	0	0	0	0	1	0	0	1	0	0	2
E:	0	0	0	0	1	0	0	0	0	1	0	0
K:	0	2	2	1	0	3	1	1	0	1	0	0
S:	11	12	10	16	8	11	12	10	6	8	6	13
H:	1	0	1	0	0	1	1	0	1	1	0	2
LOB:	2	0	1	0	1	0	1	0	3	1	0	0
BB:	2	0	0	0	0	0	0	0	3	0	0	0
P:	21	18	14	24	12	16	16	12	20	10	9	17

PITCHER	IP	WLS	BF	H	R	ER	SO	BB	IBB	HBP	BLK	WP	HR	S	P	ERA	WHIP
21 Zack Greinke, R (1, 1) ERA: 2.42	6.0		23	3	1	1	8	2	0	0	0	0	1	68	105	1.50	0.833
28 Jamey Wright, R (7, 1) ERA: 2.79	1.0		4	1	0	0	1	0	0	0	0	0	0	12	16	0.00	1.000
44 Chris Withrow, R (8, 1) ERA: 0.96	1.1		7	0	1	1	1	3	0	0	0	2	0	12	26	6.75	2.250
43 Brandon League, R (9, 1) ERA: 4.5	1.2		6	1	0	0	1	0	0	0	0	0	0	12	16	0.00	0.600
54 Chris Perez, R (11, 1) ERA: 2.16	2.0	L	8	2	2	2	0	0	0	1	0	0	0	19	26	9.00	1.000

PITCHER	IP	WLS	BF	H	R	ER	SO	BB	IBB	HBP	BLK	WP	HR	S	P	ERA	WHIP

TOP

Arizona Diamondbacks @ Los Angeles Dodgers

Dodger Stadium, Los Angeles, CA

Fri Apr 18 2014, 7:13 PM - 11:24 PM PDT

Att. 47,680 - Partly Cloudy - 65 F

livebaseballscorecards.com

AB	40
R	4
H	7
RBI	3
BB	5
SO	11
LOB	18

1B:	5	SF:	0	WP:	2	PA: 49
2B:	1	SAC:	1	PB:	0	
3B:	0	DP:	2	SB:	1	
HR:	1	HBP:	1	CS:	1	

Batter	1	2	3	4	5	6	7	8	9	10	11	12	AB	R	H	RBI	BB	SO	LOB
66 Yasiel Puig, R (1, 9) OBP: 0.350, SLG: 0.373	L FF 90 B SL 81 B FF 92 B FF 93 F FF 93 B FF 94 4-2 13 G6-4-3 10 BB BB		B FF 93 B FF 93 C FF 93 B FF 94 B FF 93 4-1 BB		L FF 91 F FF 91 C FF 91 0-3 ③ K			F SI 87 B SI 86 B SI 85 S SI 86 F CU 75 B SI 87 B SI 87 4-2 13 G2-3 BB		B FF 96 S FF 94 B FF 95 C FF 95 S FF 95 2-3 ① K		S SI 92 B SI 92 C SI 93 B KC 79 F SI 92 S KC 78 2-3 ② K	3	0	0	0	3	3	0
10 Justin Turner, R (1, 4) OBP: 0.233, SLG: 0.259	B FF 92 C FF 92 B FF 92 F FF 93 F FF 92 F FF 93 B SL 82 B SL 83 4-2 13 G6-4-3 1-2 BB		1 SAFE 1 SAFE F FF 91 C FF 92 F FF 93 S SL 86 0-3 ③ K			C FF 91 B FF 91 S SL 85 B FF 91 X FF 92 2-2 ① G1-3		L SI 86 B SI 85 1 SAFE L SI 87 B SI 87 S SI 86 1 SAFE 2-3 ① K		S FF 95 C FF 95 B FF 94 F FF 94 S FF 94 1-3 ② K		B SI 92 B SI 91 X SI 91 2-0 ③ L6	5	0	0	0	1	3	2
13 Hanley Ramirez, R (1, 6) OBP: 0.380, SLG: 0.492	X FF 93 0-0 ① ② G6-4-3 1-2f 2-3			F CH 84 B SL 84 S SL 85 B FF 92 C FF 92 2-3 ① K		S SL 85 B SL 84 B SL 84 B FF 92 D SL 85 4-1 BB		D SI 86 B SI 85 S SI 84 X SI 85 2-1 ② G2-3 1-2		S FF 94 F FF 95 X FF 94 0-2 23 1B 1B			4	0	1	0	1	1	3
23 Adrián González, L (1, 3) OBP: 0.347, SLG: 0.597	D FF 92 F FF 92 B FF 92 S SL 84 S SL 86 2-3 ③ K			C FF 92 F FF 93 B SL 86 F SL 83 F FF 93 F FF 92 C FF 93 1-3 ② K		F FF 90 B SL 84 F SL 85 S SL 85 1-3 ② K		I IN 65 I IN 66 I IN 61 I IN 63 4-0 27 FC6-4 IBB		X FC 86 0-0 9 FC6-4 1-2 1B			4	0	1	0	1	3	2
27 Matt Kemp, R (1, 8) OBP: 0.304, SLG: 0.462 43 Brandon League, R (9, 1) 9 Dee Strange-Gordon, L (10, PH) OBP: 0.414, SLG: 0.500 54 Chris Perez, R (11, 1)		S FF 91 F FF 92 F FF 92 F FF 93 X SL 85 0-2 ① G4-3		B SL 84 F SL 85 X FF 93 1-1 33 WP 1B		F SL 84 X SL 83 0-1 ③ F9		B CU 74 C SI 86 X SI 86 1-1 ③ FC6-4 1-2f		F FF 86 F FF 86 X FF 85 0-2 ③ FC6-4 1-2f			4 0 1 0	0 0 0 0	1 0 0 0	0 0 0 0	0 0 0 0	0 0 2 0	3 0 0 0
33 Scott Van Slyke, R (1, 7) OBP: 0.478, SLG: 0.833 3 Carl Crawford, L (9, PH) (10, 7)		C FF 92 B FF 92 C FF 93 B FF 93 S FF 93 2-3 ② K		1 SAFE S FF 92 C FF 92 B FF 92 B SL 85 B SL 85 B FF 92 4-2 1-2 BB			B FF 90 X FF 92 1-0 HR		C FF 93 C FF 93 B FF 92 B FF 94 F FF 93 B FF 96 X FF 93 3-2 ① F9			X FC 85 0-0 ① L8	2 2	1 0	1 0	1 0	1 0	1 0	0 0
5 Juan Uribe, R (1, 5) OBP: 0.371, SLG: 0.609	S FF 93 B FF 93 F FF 93 F SL 85 B FF 93 F FF 93 B FF 92 X SL 85 3-2 ③ F8		D FF 92 X SL 85 1-0 ③ F8				C SI 90 F FF 90 X FF 90 0-2 ① G6-3		B FF 96 F FF 95 B SL 87 S FF 94 F FF 94 F FF 95 X SL 86 2-2 HR			C FF 86 B FC 86 F FF 86 B FC 86 B FF 86 F FF 85 X FF 86 3-2 ② F8	5	1	1	1	0	0	2
26 Tim Federowicz, R (1, 2) OBP: 0.107, SLG: 0.111			S FF 92 B FF 92 F FF 92 X FF 92 1-2 ① P4		F FF 91 B SL 85 S FF 91 F FF 92 B SL 84 B SL 84 F SL 83 X FF 91 3-2 ① F7		X FF 90 0-0 ② F8		C FF 94 X FF 92 0-1 ② F9			C FF 85 F FC 86 B FC 84 X SL 78 1-2 ③ G5-3	5	0	0	0	0	0	0
21 Zack Greinke, R (1, 1) OBP: 0.125, SLG: 0.250 28 Jamey Wright, R (7, 1) 18 Chone Figgins, S (7, PH) OBP: 0.444, SLG: 0.167 44 Chris Withrow, R (8, 1) 16 Andre Ethier, L (9, 8) OBP: 0.276, SLG: 0.269			X FF 92 0-0 ② F7		C FF 92 F SL 84 B SL 81 S SL 82 1-3 ② K		C FF 90 B FF 90 F FS 85 B FF 89 F FF 91 B FS 86 X FF 91 3-2 ③ G3		B FF 94 F FF 93 X FF 93 1-1 ③ F7			B SI 91 X SI 90 1-0 ① G3	2 0 1 0 2	0 0 0 0 0	0 0 0 0 0	0 0 0 0 0	1 0 0 0 0	0 0 0 0 0	0 0 0 0 0
Inning Stats	R: 0 H: 0 E: 0 LOB: 1 K: 1 BB: 2 S: 10 P: 20	R: 0 H: 0 E: 0 LOB: 0 K: 1 BB: 0 S: 13 P: 18	R: 0 H: 0 E: 0 LOB: 1 K: 1 BB: 1 S: 9 P: 14	R: 0 H: 1 E: 0 LOB: 2 S: 14 BB: 1 P: 23	R: 0 H: 0 E: 0 LOB: 0 K: 2 BB: 0 S: 11 P: 15	R: 0 H: 0 E: 0 LOB: 1 K: 1 BB: 1 S: 9 P: 16	R: 1 H: 1 E: 0 LOB: 0 K: 0 BB: 0 S: 9 P: 13	R: 0 H: 0 E: 0 LOB: 2 K: 1 BB: 2 S: 10 P: 23	R: 1 H: 1 E: 0 LOB: 0 K: 0 BB: 0 S: 13 P: 19	R: 0 H: 2 E: 0 LOB: 2 K: 2 BB: 0 S: 14 P: 17	R: 0 H: 0 E: 0 LOB: 0 K: 0 BB: 0 S: 8 P: 12	R: 0 H: 0 E: 0 LOB: 0 K: 1 BB: 0 S: 6 P: 11	1B: 3 2B: 0 3B: 0 HR: 2	SF: 0 SAC: 0 DP: 1 HBP: 0	WP: 1 PB: 0 SB: 0 CS: 0	PA: 47			

PITCHER	IP	WLS	BF	H	R	ER	SO	BB	IBB	HBP	BLK	WP	HR	S	P	ERA	WHIP
36 Wade Miley, L (1, 1) ERA: 4.35	6.0		24	2	1	1	8	5	0	0	0	1	1	67	108	1.50	1.167
40 J.J. Putz, R (7, 1) ERA: 1.29	1.0		3	0	0	0	0	0	0	0	0	0	0	8	11	0.00	0.000
29 Brad Ziegler, R (8, 1) ERA: 1.93	1.0		5	0	0	0	1	1	1	0	0	0	0	10	23	0.00	1.000
43 Addison Reed, R (9, 1) ERA: 4.0	1.0	B	4	1	1	1	0	0	0	0	0	0	1	13	19	9.00	1.000
48 Randall Delgado, R (10, 1) ERA: 6.75	0.2		3	1	0	0	2	0	0	0	0	0	0	10	13	0.00	1.500

PITCHER	IP	WLS	BF	H	R	ER	SO	BB	IBB	HBP	BLK	WP	HR	S	P	ERA	WHIP
54 Joe Thatcher, L (10, 1) ERA: 1.29	1.1	W	5	1	0	0	0	0	0	0	0	0	0	12	16	0.00	0.750
35 Trevor Cahill, R (12, 1) ERA: 8.68	1.0	S	3	0	0	0	1	0	0	0	0	0	0	6	11	0.00	0.000

BOTTOM

Arizona Diamondbacks @ Los Angeles Dodgers

Dodger Stadium, Los Angeles, CA

Fri Apr 18 2014, 7:13 PM - 11:24 PM PDT

Att. 47,680 - Partly Cloudy - 65 F

livebaseballscorecards.com

AB	40
R	2
H	5
RBI	2
BB	7
SO	12
LOB	14

Batter	1	2	3	4	5	6	7	8	9	AB	R	H	RBI	BB	SO	LOB
8 Gerardo Parra, L (1, 8) OBP: 0.295, SLG: 0.354	B FF 87 X FC 84 1-0 ① G4-3		X FC 85 0-0 E6 2 HBP 44 1B 1-2 3-H		C FS 83 X FC 83 0-1 E5 44 G6-4-3		X FS 82 0-0 ③ G1-3		C FC 92 X SL 83 0-1 ② G6-3	5	1	0	1	0	0	1
2 Aaron Hill, R (1, 4) OBP: 0.284, SLG: 0.366	C FF 88 X FC 84 0-1 ② G5-3		F FF 88 B FS 83 H FF 87 2-1 44 1B HBP 1-2 2-3		F FF 86 1 SAFE X SI 87 0-1 ① P6			B SI 86 C SI 87 X FS 82 1-1 44 FC4-6 1B	B FC 92 C FC 90 F FC 94 X FC 92 1-2 44 DI 1B	4	0	2	0	0	0	1
44 Paul Goldschmidt, R (1, 3) OBP: 0.371, SLG: 0.525	B FC 85 C SI 88 B FS 85 F SI 88 C SI 88 2-3 ③ K		F FC 85 X FF 89 0-1 ② 26 2B 1B 1-3 2-H 3-H		S FF 87 B FC 84 X FF 86 1-1 ②③ G6-4-3 1-2f			F FF 87 1 SAFE B FF 87 F FC 84 X FF 88 1-2 ① FC4-6 26 DI 14 2B 1-2f	S FC 92 F FC 96 F FC 97 S SL 83 0-3 ③ K 1-2	5	2	1	2	0	2	3
26 Miguel Montero, L (1, 2) OBP: 0.333, SLG: 0.397		C SI 87 B FC 84 S FC 85 S FS 83 1-3 ① K	1 SAFE B KC 74 X FC 83 1-0 2B 1-H			C SI 86 C KC 76 B FF 87 X FS 83 1-2 ① G4-3		C SL 90 B FF 92 B SL 88 B SL 89 B FF 93 4-1 14 2B BB 1-2		3	1	1	1	1	1	0
7 Cody Ross, R (1, 9)		B FF 88 C FF 88 B FF 88 S FC 84 S FC 86 2-3 ② K	B FC 83 F SI 87 B FF 86 S FS 82 F FS 82 X FC 84 2-2 ③ F9			B KC 76 F KC 77 F FF 88 X SI 88 1-2 ② G4-3		B SL 90 B FF 94 S SL 90 F SL 91 B FF 94 F SL 90 F SL 90 C SL 90 3-3 ② K		4	0	0	0	0	2	3
14 Martín Prado, R (1, 5) OBP: 0.305, SLG: 0.325		C FF 89 X FC 86 0-1 ③ F8		B FF 87 B FF 87 F SI 87 F FC 84 F FC 84 B FF 88 F FC 85 X SI 88 3-2 ① F8		B SI 88 X FS 84 1-0 1B		C SL 89 B FF 92 B SI 94 F SL 90 B SL 90 X SL 90 3-2 15 1B 2B 1-H 2-H		4	0	2	2	0	0	0
15 Mark Trumbo, R (1, 7) OBP: 0.263, SLG: 0.493			B FC 84 C FF 87 F FS 82 X FS 82 1-2 49 1B 16 SH5-3 8 E 1B	C FF 89 B FC 86 C FF 86 C FF 89 1-3 ② K	B FC 85 B SI 88 C FF 87 C FF 87 B SI 88 X FF 87 3-2 ③ P2			X FF 94 0-0 16 FC4-6 1B 2-3		4	1	2	0	0	1	1
16 Chris Owings, R (1, 6) OBP: 0.371, SLG: 0.368			X FF 87 0-0 ① SH5-3 1-2	C KC 79 B FF 88 F FF 88 X FF 88 1-2 2B		B SI 86 B KC 76 X SI 85 2-0 ① P5		B SL 90 B SL 91 X SI 93 2-0 ③ FC4-6 1-2f		3	0	1	0	0	0	2
49 Mike Bolsinger, R (1, 1) OBP: 0.333, SLG: 0.333 59 Oliver Pérez, L (5, 1) 35 Trevor Cahill, R (6, 1) OBP: 0.167, SLG: 0.333 19 Tony Campana, L (9, PH) OBP: 0.364, SLG: 0.429			C SI 88 X FC 84 0-1 2 HBP 8 E 44 1B 2-3	B SI 88 S FF 88 F FF 88 S FS 82 1-3 ③ K		C FC 84 B FF 86 C SI 88 B FC 85 X SI 87 2-2 ② G6-3			B FC 89 C FC 90 B FC 92 C FC 92 B FC 93 X FC 93 3-2 ① G4-3	2 0 1 1	1 0 0 0	1 0 0 0	0 0 0 0	0 0 0 0	1 0 0 0	1 0 0 0
Inning Stats	R: 0 E: 0 K: 1 S: 6 H: 0 LOB: 0 BB: 0 P: 9	R: 0 E: 0 K: 2 S: 8 H: 0 LOB: 0 BB: 0 P: 11	R: 4 E: 1 K: 0 S: 15 H: 4 LOB: 1 BB: 0 P: 21	R: 0 E: 0 K: 2 S: 14 H: 1 LOB: 1 BB: 0 P: 20	R: 0 E: 1 K: 0 S: 6 H: 0 LOB: 0 BB: 0 P: 7	R: 0 E: 0 K: 0 S: 10 H: 1 LOB: 1 BB: 0 P: 16	R: 0 E: 0 K: 0 S: 5 H: 0 LOB: 0 BB: 0 P: 9	R: 2 E: 0 K: 1 S: 16 H: 3 LOB: 2 BB: 1 P: 30	R: 0 E: 0 K: 1 S: 12 H: 1 LOB: 1 BB: 0 P: 16	1B: 7 2B: 3 3B: 0 HR: 0 SF: 0 SAC: 1 DP: 1 HBP: 1						

PITCHER	IP	WLS	BF	H	R	ER	SO	BB	IBB	HBP	BLK	WP	HR	S	P	ERA	WHIP
14 Dan Haren, R (1, 1) ERA: 2.16	7.1	W	30	7	5	2	5	0	0	1	0	0	0	69	100	2.46	0.955
0 Brian Wilson, R (8, 1) ERA: 10.13	0.2		5	2	1	1	1	1	0	0	0	0	0	11	23	13.50	4.500
74 Kenley Jansen, R (9, 1) ERA: 4.5	1.0	S	4	1	0	0	1	0	0	0	0	0	0	12	16	0.00	1.000

PITCHER	IP	WLS	BF	H	R	ER	SO	BB	IBB	HBP	BLK	WP	HR	S	P	ERA	WHIP

TOP

Arizona Diamondbacks @ Los Angeles Dodgers

Dodger Stadium, Los Angeles, CA

Sat Apr 19 2014, 5:11 PM - 7:59 PM PDT

Att. 48,541 - Partly Cloudy - 68 F

livebaseballscorecards.com

AB	36
R	6
H	10
RBI	6
BB	1
SO	7
LOB	12

WP: 0 PA: 39
PB: 0
SB: 0
CS: 0

Batter	1	2	3	4	5	6	7	8	9	AB	R	H	RBI	BB	SO	LOB
9 Dee Strange-Gordon, L (1, 4) OBP: 0.419, SLG: 0.500	C FC 86 X FF 88 0-1 ① G5-3		C FF 88 C CU 80 F CU 82 B CU 80 X FF 88 1-2 1-2 1B		X FC 88 0-0 13 E, 3 1B, 23 E 1-2 1B	B KC 77 B SI 90 F SI 89 F SI 87 X CH 82 2-2 ② L4				4	1	2	0	0	0	0
3 Carl Crawford, L (1, 7) OBP: 0.250, SLG: 0.314	F FC 87 X FF 88 0-1 ② G4-3		B CU 78 F CU 79 F FF 90 B FC 88 F FF 89 C FF 88 2-3 ③ K		X CU 79 0-0 13 E, 23 E 1-2 2-3 1B	S SI 89 B CH 82 X CH 80 1-1 ③ G3				4	1	1	0	0	1	2
13 Hanley Ramirez, R (1, 6) OBP: 0.360, SLG: 0.462	X FC 89 0-0 ③ G4-3			B CU 77 X FF 87 1-0 ① G5-3	B CU 79 C FC 87 C FC 87 B FF 88 F FF 88 X CU 80 2-2 E5, 23 E, 27 2B 1-2 2-3 3-H		C SL 84 F KC 78 B KC 79 B SI 92 C SI 92 2-3 ① K			4	1	0	1	0	1	2
23 Adrián González, L (1, 3) OBP: 0.354, SLG: 0.592		C FF 87 B FF 89 F FC 89 B FF 88 F CU 79 S FF 88 2-3 ① K		F FF 87 B FC 87 F FC 88 B FC 87 X CU 80 2-2 27 1B, 16 HR 1B	B SI 92 X FF 91 1-0 E3, 27 2B 1B 1-3 2-H 3-H		C CH 83 S SI 91 X FF 91 0-2 ② F8			4	2	2	2	0	1	0
27 Matt Kemp, R (1, 8) OBP: 0.320, SLG: 0.488		C FF 87 C CU 79 F CU 79 B FF 88 C FF 88 1-3 ② K		F CU 78 B CU 77 X CU 77 1-1 16 HR 1-2 1B	X FF 92 0-0 5 S 2-H 3-H 2B		B KC 78 S SL 85 B SI 93 C SI 91 C SI 92 2-3 ③ K			4	1	2	2	0	2	0
16 Andre Ethier, L (1, 9) OBP: 0.274, SLG: 0.321		C FF 87 C FF 89 B FF 89 F CU 81 X CU 79 1-2 ③ G6-3		F FF 87 X FF 87 0-1 1-H 2-H HR	C SL 79 S SL 80 S SL 80 0-3 ① K			X SI 86 0-0 ① F8		4	1	1	3	0	1	1
5 Juan Uribe, R (1, 5) OBP: 0.351, SLG: 0.575			B FF 86 S FC 88 F FF 88 B FF 87 S FF 88 2-3 ① K	X FC 87 0-0 ② P6	D SL 80 C FF 91 F SL 79 F FF 92 B FF 92 F FF 92 X FF 92 2-2 ② L8 2-3			F KC 78 B SI 88 B SI 87 C SI 90 B SI 90 F KC 75 S KC 78 3-3 ② K		4	0	0	0	0	2	1
31 Drew Butera, R (1, 2) OBP: 0.200, SLG: 0.143			C FF 87 S FF 89 B FF 89 C FF 89 1-3 ② K	X FF 88 0-0 ③ F7	C SL 80 S SL 81 S FF 94 0-3 ③ K			B KC 79 C SI 90 C KC 79 B SI 91 C SI 91 2-3 ③ K		4	0	0	0	0	3	1
14 Dan Haren, R (1, 1) OBP: 0.182, SLG: 0.100 0 Brian Wilson, R (8, 1) 74 Kenley Jansen, S (9, 1)			B FF 87 B FF 86 C FF 88 B FF 88 C FF 88 B FF 88 4-2 9 1B BB		F FC 85 C FC 87 X FC 85 0-2 3 1B, 9 1B, 13 E 1B	C SI 89 B KC 78 X SI 91 1-1 ① G4-3				2 0 0	1 0 0	1 0 0	0 0 0	1 0 0	0 0 0	0 0 0
Inning Stats	R: 0 E: 0 K: 0 S: 5 H: 0 LOB: 0 BB: 0 P: 5	R: 0 E: 0 K: 2 S: 12 H: 0 LOB: 0 BB: 0 P: 16	R: 0 E: 0 K: 3 S: 16 H: 1 LOB: 2 BB: 1 P: 26	R: 3 E: 0 K: 0 S: 10 H: 3 LOB: 0 BB: 0 P: 14	R: 5 E: 2 K: 2 S: 23 H: 5 LOB: 1 BB: 0 P: 28	R: 0 E: 0 K: 0 S: 7 H: 0 LOB: 0 BB: 0 P: 11	R: 0 E: 0 K: 2 S: 9 H: 0 LOB: 0 BB: 0 P: 13	R: 0 E: 0 K: 2 S: 8 H: 0 LOB: 0 BB: 0 P: 13		1B: 7 2B: 1 3B: 0 HR: 1 SF: 0 SAC: 0 DP: 0 HBP: 0				WP: 0 PB: 0 SB: 1 CS: 0 PA: 35	

PITCHER		IP	WLS	BF	H	R	ER	SO	BB	IBB	HBP	BLK	WP	HR	S	P	ERA	WHIP
49 Mike Bolsinger, R ERA: 10.29	(1, 1)	4.0	L	21	7	7	6	5	1	0	0	0	0	1	53	73	13.50	2.000
59 Oliver Pérez, L ERA: 4.82	(5, 1)	1.0		5	2	1	0	2	0	0	0	0	0	0	13	16	0.00	2.000
35 Trevor Cahill, R ERA: 7.48	(6, 1)	3.0		9	0	0	0	4	0	0	0	0	0	0	24	37	0.00	0.000

PITCHER	IP	WLS	BF	H	R	ER	SO	BB	IBB	HBP	BLK	WP	HR	S	P	ERA	WHIP

BOTTOM

Arizona Diamondbacks @ Los Angeles Dodgers

Dodger Stadium, Los Angeles, CA

Sat Apr 19 2014, 5:11 PM - 7:59 PM PDT

Att. 48,541 - Partly Cloudy - 68 F

livebaseballscorecards.com

AB	34
R	8
H	9
RBI	8
BB	1
SO	11
LOB	7

Batter	1	2	3	4	5	6	7	8	9	AB	R	H	RBI	BB	SO	LOB
8 Gerardo Parra, L (1, 9) OBP: 0.283, SLG: 0.337	B FF 92 F SI 92 F FF 92 S CU 74 1-3 ① K		C CH 88 1 SAFE X CU 74 0-1 ③ G3			C CU 75 F FC 86 B CU 76 X CU 76 1-2 ② G3		L CH 83 F KC 78 B KC 77 B KC 77 B KC 79 T SI 85 3-2 ② K		4	0	0	0	0	2	1
4 Cliff Pennington, S (1, 6) OBP: 0.385, SLG: 0.273	C SI 92 B CH 85 X CH 86 1-1 ② P4			B FF 90 B FF 90 S SI 92 B FF 91 F FF 92 B FF 92 4-2 26 G3-6-1 44 CI BB		X FC 86 0-0 ③ G4-3		B SI 84 C SL 77 B SI 85 F SI 85 B KC 77 D KC 79 4-2 44 FC6-4 BB		2	0	0	0	2	0	0
44 Paul Goldschmidt, R (1, 3) OBP: 0.370, SLG: 0.518	C FC 91 F FF 92 F FF 93 B CU 78 B CU 73 B CU 74 X FF 93 3-2 ③ F8			F CH 87 B FF 91 B SI 93 C CU 74 F FF 93 2-2 CI 26 G3-6-1 1-2			C CU 76 F FC 86 X CU 78 0-2 26 BB 12 2B 1B	B SI 86 C KC 79 B SI 84 B SI 87 X SI 87 3-1 ③ FC6-4 1-2f		3	1	1	0	0	0	1
26 Miguel Montero, L (1, 2) OBP: 0.342, SLG: 0.394		F FF 90 B CU 72 C CU 72 B CU 79 F FF 91 X CH 87 2-2 ① 1B		B CH 88 B FF 92 F FC 90 F FF 91 X CH 87 2-2 ① ② G3-6-1 1-2f 2-3			B FC 86 C FC 87 B CH 81 C SI 89 B FC 87 F FC 86 B CU 78 4-2 12 2B 1-2 BB		C FC 93 B FC 94 F FC 95 S FF 97 1-3 ① K	3	0	1	0	1	1	2
2 Aaron Hill, R (1, 4) OBP: 0.272, SLG: 0.349		C CU 72 X FF 91 0-1 ② L5		C FF 92 S CU 75 S CU 74 0-3 ③ K			B SL 82 X FF 94 1-0 ① F7		C FC 95 F FC 94 S SL 81 0-3 ② K	4	0	0	0	0	2	3
12 Eric Chavez, L (1, 5) OBP: 0.250, SLG: 0.522		B FC 89 C FC 90 B FF 91 B CH 86 S FF 92 F FF 92 S SI 94 3-3 ③ K			C SI 92 F FC 88 B CU 73 S CU 78 1-3 ① K		X FF 93 0-0 1-3 2-H 2B		F FC 95 B FC 96 F FC 94 S FF 98 1-3 ③ K	4	0	1	1	0	3	0
15 Mark Trumbo, R (1, 7) OBP: 0.265, SLG: 0.481			F FF 92 B CH 87 F FC 90 B FF 88 F FF 93 B CU 74 F FF 92 B FF 92 4-2 BB		B FF 93 B FC 91 C FF 92 F FF 92 B CU 79 X CU 73 3-2 ② P2		F FF 94 C FF 95 B FF 95 T SL 83 1-2 ② K			2	0	0	0	1	1	2
11 AJ Pollock, R (1, 8) OBP: 0.288, SLG: 0.353 19 Tony Campana, L (6, 8) OBP: 0.348, SLG: 0.409			C CU 73 1 SAFE C CU 74 S CU 75 0-3 ① K		C CH 87 B CH 87 F CU 74 B CH 87 F CH 86 B CU 80 F FF 94 C FF 92 3-3 ③ K		C SL 81 B SL 84 C FF 94 D SL 83 B FF 94 S FF 94 3-3 ③ K			2	0	0	0	0	2	1
55 Josh Collmenter, R (1, 1) 48 Randall Delgado, R (7, 1) 16 Chris Owings, R (8, PH) OBP: 0.365, SLG: 0.362 54 Joe Thatcher, L (8, 1)			B FF 92 C FF 92 L FF 92 M CU 75 1-3 ② K			C SI 88 F FC 86 C CU 75 0-3 ① K		B FF 94 F FF 93 B SL 83 F FF 93 X FF 94 2-2 ① G1-3		1 0 1 0	0 0 0 0	0 0 0 0	0 0 0 0	0 0 0 0	2 0 0 0	1 0 0 0
Inning Stats	R: 0 E: 0 K: 1 S: 9 H: 0 LOB: 0 BB: 0 P: 14	R: 0 E: 0 K: 1 S: 10 H: 1 LOB: 0 BB: 0 P: 15	R: 0 E: 0 K: 2 S: 12 H: 0 LOB: 1 BB: 1 P: 17	R: 0 E: 1 K: 1 S: 11 H: 0 LOB: 1 BB: 1 P: 19	R: 0 E: 0 K: 2 S: 11 H: 0 LOB: 0 BB: 0 P: 18	R: 0 E: 0 K: 1 S: 7 H: 0 LOB: 0 BB: 0 P: 8	R: 1 E: 0 K: 2 S: 14 H: 2 LOB: 2 BB: 1 P: 23	R: 0 E: 0 K: 1 S: 10 H: 0 LOB: 1 BB: 1 P: 22	R: 0 E: 0 K: 3 S: 9 H: 0 LOB: 0 BB: 0 P: 11	1B: 2 2B: 1 3B: 0 HR: 0 SF: 0 SAC: 0 DP: 1 HBP: 0						

TOP

Arizona Diamondbacks @ Los Angeles Dodgers

Dodger Stadium, Los Angeles, CA

Sun Apr 20 2014, 1:11 PM - 3:55 PM PDT

Att. 37,447 - Sunny - 74 F

livebaseballscorecards.com

AB	28
R	1
H	3
RBI	1
BB	4
SO	14
LOB	13

WP: 0 PA: 33
PB: 0
SB: 0
CS: 0

PITCHER		IP	WLS	BF	H	R	ER	SO	BB	IBB	HBP	BLK	WP	HR	S	P	ERA	WHIP
61 Josh Beckett, R ERA: 2.57	(1, 1)	5.0		17	1	0	0	7	2	0	0	0	0	0	53	83	0.00	0.600
28 Jamey Wright, R ERA: 3.38	(6, 1)	1.0	W	5	1	1	1	1	1	0	0	0	0	0	13	18	9.00	2.000
54 Chris Perez, R ERA: 1.86	(7, 1)	1.1	H	5	1	0	0	2	0	0	0	0	0	0	11	18	0.00	0.750
56 J.P. Howell, L ERA: 1.13	(8, 1)	0.2	H	3	0	0	0	1	1	0	0	0	0	0	7	17	0.00	1.500
74 Kenley Jansen, R ERA: 4.09	(9, 1)	1.0	S	3	0	0	0	3	0	0	0	0	0	0	9	11	0.00	0.000

PITCHER	IP	WLS	BF	H	R	ER	SO	BB	IBB	HBP	BLK	WP	HR	S	P	ERA	WHIP

Batter	1	2	3	4	5	6	7	8	9	AB	R	H	RBI	BB	SO	LOB
9 Dee Strange-Gordon, L (1, 4) OBP: 0.409, SLG: 0.483	C FC 86 C FC 88 B FC 88 X FC 88 1-2 G1-3 ①		C FC 87 B FC 86 X FC 87 1-1 G4-3 ②			C FC 87 X FC 87 0-1 3 3B 1B		B FC 86 X FF 85 1-0 P6 ①		4	1	1	0	0	0	0
3 Carl Crawford, L (1, 7) OBP: 0.250, SLG: 0.345	F FC 88 S FC 88 B FC 88 F FC 87 F FC 88 S CH 79 1-3 K ②		X FC 88 0-0 B2-3 ③			1 SAFE 1 SAFE 1 SAFE F FC 87 1 SAFE 1 SAFE P PO 82 F FC 88 D CH 81 2-2 X CH 80 66 HR 1-H 3B		C SL 78 C FF 86 F SL 80 F FC 86 X SL 79 0-2 L9 ②		4	1	1	1	0	1	0
13 Hanley Ramirez, R (1, 6) OBP: 0.342, SLG: 0.435	B FC 88 F FC 87 F FC 87 C CU 75 1-3 K ③			F FC 86 B FC 87 B FC 86 F FF 88 X FC 89 2-2 F8 ①		X CH 80 0-0 P5 ②		B FC 86 B FC 85 X FF 85 2-0 L6 ③		4	0	0	0	0	1	1
23 Adrián González, L (1, 3) OBP: 0.366, SLG: 0.603		B FC 85 F FC 87 X FC 87 1-1 2B		C FC 86 C FC 86 B FC 87 F FC 87 F FF 89 S CH 80 1-3 K ②		D FC 89 I IN 61 I IN 63 I IN 62 4-0 66 HR IBB				2	1	1	0	1	1	0
66 Yasiel Puig, R (1, 9) OBP: 0.349, SLG: 0.426		B FC 87 C FC 87 F FC 87 B FC 88 F FC 88 S FC 88 2-3 K ①		X FC 88 0-0 F8 ③		C FC 87 X FC 88 0-1 1-H 3-H HR				3	1	1	3	0	1	1
16 Andre Ethier, L (1, 8) OBP: 0.277, SLG: 0.322 56 J.P. Howell, L (8, 1) 74 Kenley Jansen, S (9, 1)		C FC 87 F FC 87 B FC 87 B FC 88 F CH 78 X FC 88 2-2 F7 ②			C FC 86 B FC 86 X CH 78 1-1 26 G1-6-3 1B	S CH 79 B CH 79 S CH 79 F CH 80 F FC 87 F FC 88 B CH 79 X FF 89 2-2 F8 ③				3 0 0	0 0 0	1 0 0	0 0 0	0 0 0	0 0 0	1 0 0
5 Juan Uribe, R (1, 5) OBP: 0.351, SLG: 0.560		B FC 87 B FC 88 B FC 86 B FC 86 4-0 BB			F FC 87 T FC 87 X FC 87 0-2 P4 ①		F FF 95 B FF 95 F FF 94 B FF 95 B FF 94 F CH 86 S CH 87 3-3 K ①			2	0	0	0	1	1	1
26 Tim Federowicz, R (1, 2) OBP: 0.097, SLG: 0.100		C FC 86 X FC 87 0-1 P3 ③			B FC 87 B FC 88 X FC 87 2-0 G1-6-3 1-2f ② ③		B FF 95 F FF 95 S FF 94 B SL 85 X FF 96 2-2 L8 ②			3	0	0	0	0	0	3
61 Josh Beckett, R (1, 1) 28 Jamey Wright, R (6, 1) 54 Chris Perez, R (7, 1) 27 Matt Kemp, R (7, 8) OBP: 0.314, SLG: 0.477			C FC 84 C FC 86 C FF 87 0-3 K ①			F FC 84 B FC 86 S FC 86 S FC 87 1-3 K ①		C FF 94 B SL 84 B SL 84 F FF 95 B FF 94 S FF 95 3-3 K ③		1 1 0 1	0 0 0 0	0 0 0 0	0 0 0 0	0 0 0 0	1 1 0 1	0 0 0 0
Inning Stats	R: 0 E: 0 K: 2 S: 11 H: 0 LOB: 0 BB: 0 P: 14	R: 0 E: 0 K: 1 S: 12 H: 1 LOB: 2 BB: 1 P: 21	R: 0 E: 0 K: 1 S: 6 H: 0 LOB: 0 BB: 0 P: 7	R: 0 E: 0 K: 1 S: 9 H: 0 LOB: 0 BB: 0 P: 12	R: 0 E: 0 K: 0 S: 6 H: 1 LOB: 0 BB: 0 P: 9	R: 4 E: 0 K: 1 S: 18 H: 3 LOB: 0 BB: 1 P: 26	R: 0 E: 0 K: 2 S: 10 H: 0 LOB: 0 BB: 0 P: 18	R: 0 E: 0 K: 0 S: 7 H: 0 LOB: 0 BB: 0 P: 10		1B: 2 2B: 1 3B: 1 HR: 1	SF: 0 SAC: 0 DP: 1 HBP: 0					

PITCHER	IP	WLS	BF	H	R	ER	SO	BB	IBB	HBP	BLK	WP	HR	S	P	ERA	WHIP
55 Josh Collmenter, R (1, 1) ERA: 4.5	6.0	L	24	5	4	4	6	1	1	0	0	0	1	62	89	6.00	1.000
48 Randall Delgado, R (7, 1) ERA: 6.23	1.0		3	0	0	0	2	0	0	0	0	0	0	10	18	0.00	0.000
54 Joe Thatcher, L (8, 1) ERA: 1.13	1.0		3	0	0	0	0	0	0	0	0	0	0	7	10	0.00	0.000

PITCHER	IP	WLS	BF	H	R	ER	SO	BB	IBB	HBP	BLK	WP	HR	S	P	ERA	WHIP

BOTTOM

Arizona Diamondbacks @ Los Angeles Dodgers

Dodger Stadium, Los Angeles, CA

Sun Apr 20 2014, 1:11 PM - 3:55 PM PDT

Att. 37,447 - Sunny - 74 F

livebaseballscorecards.com

AB	28
R	4
H	5
RBI	4
BB	2
SO	8
LOB	7

WP: 0 PA: 30
PB: 0
SB: 0
CS: 0

Arizona Diamondbacks @ Chicago Cubs

Wrigley Field, Chicago, IL

Mon Apr 21 2014, 8:08 PM - 10:46 PM CDT

Att. 32,439 - Cloudy - 59 F

livebaseballscorecards.com

TOP

Batter	1	2	3	4	5	6	7	8	9	AB	R	H	RBI	BB	SO	LOB
16 Chris Owings, R (1, 6) OBP: 0.358, SLG: 0.355	B FF 88 F FF 88 F SI 89 S FF 90 1-3 ① **K**		B SI 89 F FF 89 F FC 86 F FF 88 X SL 78 1-2 ③ **L4**			C SI 88 F FC 83 B FF 89 X FC 86 1-2 **1B**		F FF 94 S SI 95 F FF 95 B SI 95 S SI 95 1-3 ① **K**		4	0	1	0	0	2	0
2 Aaron Hill, R (1, 4) OBP: 0.260, SLG: 0.333	B FF 89 F SI 89 B FC 87 X CH 79 2-1 ② **G6-3**			B FF 87 X FC 85 1-0 ① **G5-3**		B FF 88 B FF 88 C FC 85 C FF 89 S FF 90 2-3 ① **K**		B SI 96 X FF 91 1-0 ② **G3-1**		4	0	0	0	0	1	2
44 Paul Goldschmidt, R (1, 3) OBP: 0.385, SLG: 0.529	B FF 89 B FF 89 X FC 86 2-0 **1B**			C SL 77 B FC 85 C SL 78 B FF 89 B FF 91 X FC 87 3-2 **1B**		X FC 86 0-0 ② **F9**		B FF 92 S SI 94 F FF 95 F SI 96 X SL 84 1-2 **1B**		4	0	3	0	0	0	2
14 Martín Prado, R (1, 5) OBP: 0.291, SLG: 0.309	1 SAFE C SI 87 F FF 88 S FC 86 0-3 ③ **K**			C SI 87 B FC 85 X FC 85 1-1 ② **F7**		B FC 85 C SI 88 F FC 86 F FF 90 X SL 79 1-2 ③ **P3**		B SI 92 X SI 93 1-0 ③ **G6-3**		4	0	0	0	0	1	5
7 Cody Ross, R (1, 9)		X FF 87 0-0 ① **F9**		C SI 86 C FF 88 C FF 89 0-3 ③ **K**			B FC 85 C SI 87 F FC 85 F FF 90 F SL 79 T FF 89 1-2 ① **K**		B FF 94 B SI 95 C SI 94 C SL 81 S SL 83 2-3 ① **K**	4	0	0	0	0	3	1
15 Mark Trumbo, R (1, 7) OBP: 0.264, SLG: 0.506		C FC 85 S FC 86 B FF 90 B FF 90 C FF 90 2-3 ② **K**			B SL 76 F FC 85 S FF 89 S FF 90 1-3 ① **K**		X SL 79 0-0 **HR**		C SI 96 X SI 95 0-1 ② **G5-3**	4	1	1	1	0	2	0
26 Miguel Montero, L (1, 2) OBP: 0.349, SLG: 0.406		B SL 79 C FC 86 C SL 79 B FF 91 S FF 91 2-3 ③ **K**			X SL 79 0-0 ② **G4-3**		B CU 73 F FC 86 F SL 78 F FF 89 B FC 86 B FF 89 X FC 85 3-2 19 G6-3 **2B**		B FF 95 B SL 82 C SL 80 B SI 96 B SI 96 4-1 **BB**	3	0	1	0	1	1	0
19 Tony Campana, L (1, 8) OBP: 0.296, SLG: 0.346			B SL 76 C FF 88 F SL 78 X FC 86 1-2 ① **F8**		C FC 85 B CU 73 S SL 79 C FF 91 1-3 ③ **K**		F FF 87 L SL 78 D SL 79 B FF 89 X FF 88 2-2 ② **G6-3** **2-3**		C SI 94 X SI 96 0-1 ③ **G6-3**	4	0	0	0	0	1	2
61 Bronson Arroyo, R (1, 1) OBP: 0.333, SLG: 0.333 40 J.J. Putz, R (6, 1) 4 Cliff Pennington, S (7, PH) OBP: 0.370, SLG: 0.261 59 Oliver Pérez, L (7, 1) 29 Brad Ziegler, R (8, 1)			B FF 87 S FF 88 C FF 88 B FF 90 B FF 90 X FC 87 3-2 ② **G5-3**			B FC 86 C FC 86 B FF 87 X FF 87 2-1 16 1B **1B**	C FF 88 B FF 88 B FC 85 F FC 85 B FF 90 X FF 90 3-2 ③ **P3**			2 0 1 0 0	0 0 0 0 0	1 0 0 0 0	0 0 0 0 0	0 0 0 0 0	0 0 0 0 0	0 0 1 0 0
Inning Stats	R: 0 E: 0 K: 2 S: 9 H: 1 LOB: 1 BB: 0 P: 14	R: 0 E: 0 K: 2 S: 7 H: 0 LOB: 0 BB: 0 P: 11	R: 0 E: 0 K: 0 S: 10 H: 0 LOB: 0 BB: 0 P: 15	R: 0 E: 0 K: 1 S: 9 H: 1 LOB: 1 BB: 0 P: 14	R: 0 E: 0 K: 2 S: 7 H: 0 LOB: 0 BB: 0 P: 9	R: 0 E: 0 K: 1 S: 13 H: 2 LOB: 2 BB: 0 P: 19	R: 1 E: 0 K: 1 S: 16 H: 2 LOB: 1 BB: 0 P: 25	R: 0 E: 0 K: 1 S: 10 H: 1 LOB: 1 BB: 0 P: 14	R: 0 E: 0 K: 1 S: 8 H: 0 LOB: 1 BB: 1 P: 14	1B: 5 2B: 1 3B: 0 HR: 1 SF: 0 SAC: 0 DP: 0 HBP: 0						WP: 0 PB: 0 SB: 0 CS: 0 PA: 35

PITCHER		IP	WLS	BF	H	R	ER	SO	BB	IBB	HBP	BLK	WP	HR	S	P	ERA	WHIP
37 Travis Wood, L ERA: 2.52	(1, 1)	7.0	W	27	6	1	1	9	0	0	0	0	0	1	71	107	1.29	0.857
56 Héctor Rondón, R ERA: 0.84	(8, 1)	1.0		4	1	0	0	1	0	0	0	0	0	0	10	14	0.00	1.000
46 Pedro Strop, R ERA: 3.52	(9, 1)	1.0		4	0	0	0	1	1	0	0	0	0	0	8	14	0.00	1.000

PITCHER	IP	WLS	BF	H	R	ER	SO	BB	IBB	HBP	BLK	WP	HR	S	P	ERA	WHIP

AB	34
R	1
H	7
RBI	1
BB	1
SO	11
LOB	13

Arizona Diamondbacks @ Chicago Cubs

Wrigley Field, Chicago, IL

Mon Apr 21 2014, 8:08 PM - 10:46 PM CDT

Att. 32,439 - Cloudy - 59 F

livebaseballscorecards.com

BOTTOM

Batter	1	2	3	4	5	6	7	8	9	AB	R	H	RBI	BB	SO	LOB
64 Emilio Bonifácio, S (1, 4) OBP: 0.407, SLG: 0.405	C CH 80 B SI 83 C SL 75 X SI 86 1-2 ① G5-3	F SI 82 C SI 85 B SL 74 F SI 86 B SI 84 B SI 86 F CH 79 B SI 86 4-2 BB		C CH 77 X SL 74 0-1 ③ G4-3			C FF 92 C FF 92 X FF 93 0-2 ① F9			3	0	0	0	1	0	1
24 Luis Valbuena, L (1, 5) OBP: 0.404, SLG: 0.278	B SL 76 F SI 85 X SI 86 1-1 ② F8	X SI 84 0-0 ③ F8			C SL 74 B SI 83 X SI 84 1-1 ① G4-3		C SL 79 C SL 79 B SL 82 X SI 93 1-2 44 K 2B			4	0	1	0	0	0	1
44 Anthony Rizzo, L (1, 3) OBP: 0.430, SLG: 0.485	T CH 78 F SI 86 B SI 88 B SI 86 B SI 86 X SL 77 3-2 ③ L8		S CU 72 B SI 85 B SI 84 B CH 79 B CU 73 4-1 19 G6-3 BB		S SI 84 B CH 80 B SI 83 B SL 75 C SL 74 S SI 84 3-3 ② K		C SL 78 C SI 91 F SL 77 B SL 78 S FF 92 1-3 ② K 2-3			3	0	0	0	1	2	1
19 Nate Schierholtz, L (1, 9) OBP: 0.238, SLG: 0.279		B SL 73 B CU 72 C CU 69 X CH 78 2-1 ① P5	S CH 79 F SI 85 F SI 86 B SI 86 X SI 85 1-2 ①② G6-3 1-2f		C SI 85 F SI 85 B SI 86 S CH 75 1-3 ③ K		B SL 78 C SL 80 F SI 92 S SL 80 1-3 ③ K			4	0	0	0	0	2	2
13 Starlin Castro, R (1, 6) OBP: 0.316, SLG: 0.397		C SI 85 F SI 85 X SL 75 0-2 6 G4-3 5 1B 1B	C SL 74 F SI 84 B SI 87 X SI 86 1-2 ③ G6-3			B SI 85 B SI 85 B SI 85 B CH 78 4-0 5 1B 6 1B 51 FC4-2 BB		F SI 82 X SI 83 0-1 ① G6-3		3	1	1	0	1	0	0
6 Ryan Sweeney, L (1, 8) OBP: 0.255, SLG: 0.214		C SI 85 B SI 85 F SI 83 B SI 86 D SI 86 F CU 72 X SI 85 3-2 ② G4-3 1-2		C CU 72 X SI 84 0-1 ① G6-3		B SI 85 C SI 84 X SI 84 1-1 51 FC4-2 5 1B 37 G1-2-3 1-2 1B		C SI 83 X SI 83 0-1 ② L4		4	0	1	0	0	0	1
5 Welington Castillo, R (1, 2) OBP: 0.305, SLG: 0.455		F SI 87 X SL 76 0-1 51 1B 37 HR 2-H 1B		F CH 77 B SI 86 B SI 86 X CU 70 2-1 ② F8		C SI 85 X SI 85 0-1 51 FC4-2 1-2 2-3 1B		B SI 83 B SI 84 B SI 84 C SI 83 T SI 82 B SI 84 4-2 BB		3	1	2	1	1	0	0
51 Ryan Kalish, L (1, 7) OBP: 0.314, SLG: 0.355		X CU 71 0-0 37 HR 1-2 1B		C SL 73 B SI 85 B CH 78 X SI 85 2-1 37 2B 1B		C SI 85 B SI 85 S CH 79 B SI 85 X SI 85 2-2 ① FC4-2 1-2 2-3 3-Hf		B SI 82 F SI 82 B CH 75 S CH 75 B CU 73 C SI 84 3-3 ③ K		4	2	2	0	0	1	4
37 Travis Wood, R (1, 1) OBP: 0.429, SLG: 1.000 56 Héctor Rondón, R (8, 1) 46 Pedro Strop, R (9, 1)		B SI 87 X SL 73 1-0 1-H 2-H HR		B SL 76 S SI 85 B SI 86 F SI 85 X SL 75 2-2 1-H 2B		S FF 87 S FF 87 F FF 87 F FF 88 X FS 83 0-2 ②③ G1-2-3 3-Hf				3 0 0	1 0 0	2 0 0	4 0 0	0 0 0	0 0 0	3 0 0
Inning Stats	R: 0 E: 0 K: 0 S: 8 H: 0 LOB: 0 BB: 0 P: 13	R: 4 E: 0 K: 0 S: 18 H: 4 LOB: 1 BB: 1 P: 28	R: 0 E: 0 K: 0 S: 8 H: 0 LOB: 0 BB: 1 P: 14	R: 1 E: 0 K: 0 S: 11 H: 2 LOB: 1 BB: 0 P: 17	R: 0 E: 0 K: 2 S: 8 H: 0 LOB: 0 BB: 0 P: 13	R: 0 E: 0 K: 2 S: 12 H: 2 LOB: 2 BB: 1 P: 19	R: 0 E: 0 K: 2 S: 13 H: 1 LOB: 1 BB: 0 P: 16	R: 0 E: 0 K: 1 S: 9 H: 0 LOB: 1 BB: 1 P: 16		1B: 6 2B: 2 3B: 0 HR: 1 SF: 0 SAC: 0 DP: 2 HBP: 0				WP: 0 PB: 0 SB: 0 CS: 0 PA: 35		

PITCHER		IP	WLS	BF	H	R	ER	SO	BB	IBB	HBP	BLK	WP	HR	S	P	ERA	WHIP
61 Bronson Arroyo, R ERA: 9.5	(1, 1)	5.1	L	26	8	5	5	2	3	0	0	0	0	1	60	99	8.44	2.062
40 J.J. Putz, R ERA: 1.17	(6, 1)	0.2		1	0	0	0	0	0	0	0	0	0	0	5	5	0.00	0.000
59 Oliver Pérez, L ERA: 4.35	(7, 1)	1.0		4	1	0	0	2	0	0	0	0	0	0	13	16	0.00	1.000
29 Brad Ziegler, R ERA: 1.74	(8, 1)	1.0		4	0	0	0	1	1	0	0	0	0	0	9	16	0.00	1.000

PITCHER	IP	WLS	BF	H	R	ER	SO	BB	IBB	HBP	BLK	WP	HR	S	P	ERA	WHIP

AB	31
R	5
H	9
RBI	5
BB	4
SO	5
LOB	13

Batter	1	2	3	4	5	6	7	8	9	AB	R	H	RBI	BB	SO	LOB
19 Tony Campana, L (1, 8) OBP: 0.258, SLG: 0.300	B FF 92 C SI 91 X FF 91 1-1 ① G6-3			B CU 75 C CU 74 B SI 90 F FF 90 X SI 90 2-2 ① G5-3		B CU 74 B CU 74 F SI 90 X FF 90 2-1 ② G4-3			B FF 89 C FF 89 B CU 78 B FF 88 C SI 90 X FF 89 3-2 ① G3 1-2	4	0	0	0	0	0	1
14 Martín Prado, R (1, 4) OBP: 0.289, SLG: 0.306	B FF 92 X FF 92 1-0 ② L9			B FF 92 C CU 75 B SL 83 B FF 91 X SI 91 3-1 44 L6-3 1B		B CU 75 B SL 81 F FF 90 C FF 91 F FF 90 X SL 81 2-2 ③ P3			B FF 89 B FF 89 X FF 88 2-0 ② P3	4	0	1	0	0	0	1
44 Paul Goldschmidt, R (1, 3) OBP: 0.380, SLG: 0.516	B FF 92 C SI 92 S SL 84 B SL 84 F FF 92 B FF 93 S SI 92 3-3 ③ K			1 SAFE F FF 90 F SI 91 B FF 92 B SI 92 1 SAFE B SL 83 X SI 92 3-2 ② ③ L6-3 1-1			B SL 83 C SL 82 B FF 92 C SL 83 B FF 92 F SI 91 X SI 91 3-2 ① G6-3		C FF 90 D FF 91 F FF 90 B FF 89 B CU 76 X FF 91 3-2 ② 1B 2-H	4	0	1	1	0	1	1
12 Eric Chavez, L (1, 5) OBP: 0.214, SLG: 0.444		F FF 90 C SL 82 F FF 90 B SL 81 B SL 82 B SL 82 X FF 91 3-2 ① G4-3			C SI 90 B SI 91 T SL 83 S SL 82 1-3 ① K		B SI 91 C SI 90 B SI 91 F SL 84 F FF 91 B SL 81 F FF 91 X FF 91 3-2 ② F7		S FF 89 X FF 90 0-1 ③ F7	4	0	0	0	0	1	1
7 Cody Ross, R (1, 7)		B FF 92 B FF 92 F SI 90 S SL 84 B SL 84 X FF 91 3-2 ② F9			C SL 83 F FF 91 B SL 83 B SL 83 C FF 92 2-3 ② K		B SL 85 B SL 83 C SI 91 F FF 91 F FF 92 F SL 82 S SI 92 2-3 ③ K			3	0	0	0	0	2	0
8 Gerardo Parra, L (1, 9) OBP: 0.284, SLG: 0.337		B SL 83 F SI 91 X SL 83 1-1 ③ L5			B SI 91 C SI 91 B SI 92 F CU 76 F FF 91 X SL 82 2-2 16 FC6-4 1B			B FF 94 F FF 93 F FF 94 S SI 94 1-3 ① K		3	0	1	0	0	1	0
16 Chris Owings, R (1, 6) OBP: 0.357, SLG: 0.354			C FF 90 B SL 82 X SI 91 1-1 9 G6-4-3 1B	1 SAFE 1 SAFE X FF 91 0-0 ③ FC6-4 1-2f				C FF 94 B CU 81 C FF 94 B CU 82 F CU 80 F SL 85 X FF 94 2-2 ② G6-3		3	0	1	0	0	0	1
9 Tuffy Gosewisch, R (1, 2) OBP: 0.077, SLG: 0.308			B SI 90 1 SAFE S FF 90 1 SAFE F FF 91 X SL 82 1-2 ① ② G6-4-3 1-2f		X FF 89 0-0 HR			B SL 84 C FF 94 B FF 94 F FF 94 F FF 93 X FF 93 3-2 ③ G6-3		3	1	1	1	0	0	1
32 Brandon McCarthy, R (1, 1) 2 Aaron Hill, R (6, PH) OBP: 0.258, SLG: 0.330 48 Randall Delgado, R (6, 1) 40 J.J. Putz, R (8, 1) 54 Joe Thatcher, L (8, 1) 4 Cliff Pennington, S (9, PH) OBP: 0.393, SLG: 0.292			C FF 92 C SI 91 B FF 91 B SL 84 X FF 91 2-2 ③ G6-3		C FF 90 F SL 82 B SL 81 X SL 82 1-2 ① F9				C FF 90 B CU 76 B FF 89 B FF 90 F FF 90 X FF 90 3-2 19 G3 44 1B 1B	1 1 0 0 0 0 1	0 0 0 0 0 0 1	0 0 0 0 0 0 1	0 0 0 0 0 0 1	0 0 0 0 0 0 0	0 0 0 0 0 0 0	0 0 0 0 0 0 0

TOP

Arizona Diamondbacks @ Chicago Cubs

Wrigley Field, Chicago, IL

Tue Apr 22 2014, 7:07 PM - 10:12 PM CDT

Att. 35,381 - Clear - 41 F

livebaseballscorecards.com

AB	31
R	2
H	6
RBI	2
BB	0
SO	5
LOB	6

Inning Stats	1	2	3	4	5	6	7	8	9
	R: 0 E: 0 K: 1 S: 7	H: 0 LOB: 0 BB: 0 P: 12	R: 0 E: 0 K: 0 S: 9	H: 0 LOB: 0 BB: 0 P: 16	R: 0 E: 0 K: 0 S: 8	H: 1 LOB: 0 BB: 0 P: 12	R: 0 E: 0 K: 0 S: 8	H: 1 LOB: 0 BB: 0 P: 16	R: 0 E: 0 K: 2 S: 11	H: 1 LOB: 1 BB: 0 P: 16	R: 1 E: 0 K: 0 S: 10	H: 1 LOB: 0 BB: 0 P: 15	R: 0 E: 0 K: 1 S: 14	H: 0 LOB: 0 BB: 0 P: 22	R: 0 E: 0 K: 1 S: 12	H: 0 LOB: 0 BB: 0 P: 18	R: 1 E: 0 K: 0 S: 12	H: 2 LOB: 1 BB: 0 P: 23

1B: 5	SF: 0
2B: 1	SAC: 0
3B: 0	DP: 2
HR: 1	HBP: 0

WP: 0	PA: 31
PB: 0	
SB: 0	
CS: 0	

PITCHER		IP	WLS	BF	H	R	ER	SO	BB	IBB	HBP	BLK	WP	HR	S	P	ERA	WHIP
39 Jason Hammel, R ERA: 2.6	(1, 1)	7.0	W	23	4	1	1	4	0	0	0	0	0	1	67	109	1.29	0.571
52 Justin Grimm, R ERA: 0.84	(8, 1)	1.0		3	0	0	0	1	0	0	0	0	0	0	12	18	0.00	0.000
50 Blake Parker, R ERA: 16.2	(9, 1)	1.0		5	2	1	1	0	0	0	0	0	0	0	12	23	9.00	2.000

PITCHER	IP	WLS	BF	H	R	ER	SO	BB	IBB	HBP	BLK	WP	HR	S	P	ERA	WHIP

Batter	1	2	3	4	5	6	7	8	9	AB	R	H	RBI	BB	SO	LOB
24 Luis Valbuena, L (1, 4) OBP: 0.423, SLG: 0.325	C SI 90 S FC 88 F FF 92 F FC 88 B FF 92 B CU 80 F SI 91 B SI 91 F FC 89 3-2 F FF 92 X FC 90 F7 ①		B CU 79 C FC 89 C SI 92 B CU 80 B FC 88 X SI 92 3-2 19 1B 2B		B SI 89 F SI 89 F FC 87 F FC 89 F SI 91 F FC 91 F FC 89 B FC 92 F SI 92 2-2 X FC 91 44 E 20 G5-3 19 SF9 1B	C FF 92 B CH 83 S CH 82 B FF 88 S FF 92 2-3 K ③		C FF 87 S FS 84 F FS 83 B FS 86 B FF 89 D FS 85 F FS 83 B FS 83 4-2 20 1B 44 1B 1-2 2-3 3-H BB	4	3	2	1	1	1	0
20 Justin Ruggiano, R (1, 8) OBP: 0.314, SLG: 0.258	X SI 90 0-0 19 FC4-6 44 BB 1B		B CU 79 X FC 90 1-0 P4 ②		X SI 91 0-0 G5-3 ① 1-2		C FF 90 F FF 89 B FF 90 B CH 83 S CH 85 2-3 K ①	X SI 88 0-0 44 1B 1-3 2-H 3-H 1B		5	0	2	2	0	1	2
44 Anthony Rizzo, L (1, 3) OBP: 0.440, SLG: 0.478	B SI 90 F FC 89 S CU 80 B FF 92 B FC 90 B SI 92 4-2 19 FC4-6 1-2 BB		B FF 92 C FC 90 F FC 90 B SI 93 B FC 90 F SI 92 B CU 80 4-2 19 1B BB		C FC 88 F SI 91 F FC 90 X SI 91 0-2 E4 13 1B 30 HR 2-3		B FF 90 C FF 92 B FF 92 S CH 84 B CH 84 F CH 84 X CH 84 3-2 L8 ②	B FF 84 C FF 85 D SL 76 T FF 84 F FF 84 B SL 79 F FF 84 F FF 85 F FF 85 3-2 X FF 85 1-3 3-H 1B ③		3	1	1	1	2	0	1
19 Nate Schierholtz, L (1, 9) OBP: 0.239, SLG: 0.281	X SI 92 0-0 FC4-6 ② 13 FC6-4 1-2f 2-3		B SI 92 C FC 90 B CU 81 X SI 92 2-1 1-3 2-H 1B		B SI 90 X FC 89 1-0 SF9 ② 3-H		S FF 92 F FF 91 B FF 91 B FF 92 X FF 92 2-2 G6-3 ③			3	0	1	2	0	0	2
13 Starlin Castro, R (1, 6) OBP: 0.325, SLG: 0.416	C SI 91 B SI 92 C FC 89 B FC 90 F FC 90 X SI 92 2-2 FC6-4 ③ 1-2f		X CU 82 0-0 F8 ③		B SI 91 C SI 91 B SI 91 X SI 91 2-1 30 HR 1-2 1B			B FF 90 B FF 90 S FF 92 X CH 83 2-1 51 1B 24 BB 2B		4	2	2	0	0	0	4
30 Mike Olt, R (1, 5) OBP: 0.250, SLG: 0.512	C SI 90 B SI 91 S FC 89 F SI 91 T CU 81 1-2 K ①		X FC 88 0-0 F8 ①		B CU 79 B SI 92 B SI 92 C SI 91 X SI 92 3-1 1-H 2-H HR			B CH 82 D FF 91 B CH 82 C FF 90 C CH 83 S CH 84 3-3 K ①		4	1	1	3	0	2	1
21 Junior Lake, R (1, 7) OBP: 0.283, SLG: 0.440	B CU 81 S SI 92 C SI 94 S SI 92 1-3 K ②		C CU 78 X CU 78 0-1 12 S 1B		X SI 91 0-0 F8 ③			D FS 82 C FS 82 B FF 89 B SI 89 F FF 88 S FS 82 3-3 K ②		4	0	1	0	0	2	1
12 John Baker, L (1, 2)	B FF 92 B FC 89 F SI 91 C SI 92 S FC 89 2-3 K ③		B FC 88 S SI 90 C SI 90 S FC 89 1-3 K ② 1-2			B FF 90 C FF 91 B FF 90 X FF 92 2-1 F7 ①		B SI 89 D FS 83 B SI 88 C FS 87 B FF 88 4-1 24 BB 51 1B 20 1B BB		3	1	0	0	1	2	1
39 Jason Hammel, R (1, 1) 52 Justin Grimm, R (8, 1) 51 Ryan Kalish, L (8, PH) OBP: 0.333, SLG: 0.375 50 Blake Parker, R (9, 1)			C SI 91 S SI 91 S SI 91 0-3 K ①		F SI 91 F SI 91 S SI 92 0-3 K ③	C FF 89 B FF 90 S FF 90 F FF 91 S FF 90 1-3 K ②		D SI 89 C FF 88 F FS 84 X FF 88 1-2 24 BB 20 1B 1-2 2-3 1B		3 0 1 0	0 0 1 0	0 0 1 0	0 0 1 0	3 0 0 0	1 0 0 0	1 0 0 0
Inning Stats	R: 0 E: 0 K: 0 S: 16 H: 1 LOB: 2 BB: 1 P: 25	R: 0 E: 0 K: 3 S: 10 H: 0 LOB: 0 BB: 0 P: 14	R: 1 E: 0 K: 1 S: 13 H: 2 LOB: 2 BB: 1 P: 23	R: 0 E: 0 K: 2 S: 9 H: 1 LOB: 1 BB: 0 P: 10	R: 4 E: 1 K: 0 S: 19 H: 3 LOB: 0 BB: 0 P: 27	R: 0 E: 0 K: 2 S: 9 H: 0 LOB: 0 BB: 0 P: 14	R: 0 E: 0 K: 1 S: 10 H: 0 LOB: 0 BB: 0 P: 17	R: 4 E: 0 K: 2 S: 24 H: 4 LOB: 2 BB: 2 P: 44		1B: 8 2B: 2 3B: 0 HR: 1 SF: 1 SAC: 0 DP: 0 HBP: 0						

PITCHER		IP	WLS	BF	H	R	ER	SO	BB	IBB	HBP	BLK	WP	HR	S	P	ERA	WHIP
32 Brandon McCarthy, R ERA: 6.23	(1, 1)	5.0	L	25	7	5	1	6	2	0	0	0	0	1	67	99	1.80	1.800
48 Randall Delgado, R ERA: 5.87	(6, 1)	2.1		8	1	1	1	4	0	0	0	0	0	0	24	41	3.86	0.429
40 J.J. Putz, R ERA: 4.5	(8, 1)	0.1		5	2	2	2	1	2	0	0	0	0	0	12	24	54.00	12.000
54 Joe Thatcher, L ERA: 1.08	(8, 1)	0.1		1	1	1	1	0	0	0	0	0	0	0	7	10	27.00	3.000

PITCHER	IP	WLS	BF	H	R	ER	SO	BB	IBB	HBP	BLK	WP	HR	S	P	ERA	WHIP

BOTTOM

Arizona Diamondbacks @ Chicago Cubs

Wrigley Field, Chicago, IL

Tue Apr 22 2014, 7:07 PM - 10:12 PM CDT

Att. 35,381 - Clear - 41 F

livebaseballscorecards.com

AB	34
R	9
H	11
RBI	9
BB	4
SO	11
LOB	13

WP: 0	PB: 0	SB: 1	CS: 0
PA: 39			

Batter	1	2	3	4	5	6	7	8	9	AB	R	H	RBI	BB	SO	LOB
8 Gerardo Parra, L (1, 9) OBP: 0.280, SLG: 0.330	B X 1-0 ① F7		B SL 84 C SI 94 B FC 92 F SI 94 B FS 86 F FC 93 F SI 94 F SL 83 F SI 96 3-2 X SI 94 14 E 1B		C FF 95 F SI 96 F SI 95 B FS 87 S FS 84 1-3 ③ K		F FS 83 F SI 95 B FS 85 F FF 96 X FS 85 1-2 ③ G2-3		F SI 94 B SI 94 F SI 95 B SI 94 F SI 94 F SL 82 F SL 82 F SI 94 F SL 82 2-3 ① S SL 82 K	5	0	1	0	0	2	3
14 Martín Prado, R (1, 5) OBP: 0.284, SLG: 0.300	B FF 93 X FF 92 1-0 ② F9		1 SAFE C SI 93 X SI 92 0-1 ② F8 1-2			B FF 95 C SI 95 S FF 96 F FF 96 B FS 86 F FF 97 S FS 85 2-3 ① K		C FF 94 F FC 92 X SI 95 0-2 ① G4-3	B SI 94 X SI 94 1-0 26 1B 2 3B 1-3 2-H 3-H 1B	5	1	1	2	0	1	1
44 Paul Goldschmidt, R (1, 3) OBP: 0.381, SLG: 0.521	B FF 92 B FC 92 X FF 92 2-0 ③ G4-3		X FF 94 0-0 ③ G6-3			S FF 97 F FF 97 X FF 96 0-2 7 2 1B 1B		C FF 97 B FF 94 B FF 97 X SI 95 2-1 2 FC5 2B	C SI 94 F SI 94 S SL 82 0-3 ② K	5	1	2	0	0	1	3
26 Miguel Montero, L (1, 2) OBP: 0.364, SLG: 0.403		C FC 91 B SL 81 F FF 93 B SI 95 F SI 94 B FF 94 F SI 94 B FF 94 4-2 7 2 FC1-4 1B 16 FC6-4 BB		C SL 81 X FC 91 0-1 ① G4-3		C SI 94 F SL 85 B FS 86 B FF 96 S FS 85 2-3 ② K		B FS 83 B FF 93 B SI 93 C SI 93 B SI 93 4-1 2 FC5 BB	T FF 88 D SL 79 B SL 78 C FC 85 F SL 80 B FF 88 X FF 89 3-2 2 3B 1-3 3-H 1B	3	2	1	1	2	1	1
2 Aaron Hill, R (1, 4) OBP: 0.284, SLG: 0.385		C FF 94 B FF 94 B SL 85 B FF 93 X FF 94 3-1 7 FC1-4 1-2 1B		X SL 85 0-0 7 G6-3 2B		C FF 95 B SI 95 X SI 95 1-1 7 1B 1-2 1B		F FF 93 C SI 96 B SI 96 F FF 95 X SI 93 1-2 ② FC5 1-2 2-3f	F FF 90 X FF 92 0-1 1-H 3-H 3B	5	0	4	2	0	0	2
7 Cody Ross, R (1, 7) OBP: 0.048, SLG: 0.048		F SI 94 F SI 93 X SI 94 0-2 ① FC1-4 16 FC6-4 1-2f 2-3		C SI 94 B FF 93 X SI 94 1-1 ② G6-3 2-3		X SI 95 0-0 1-2 2-H 1B		X FF 94 0-0 ③ F8	C FF 91 X FF 92 0-1 ③ F9	5	0	1	1	0	0	7
16 Chris Owings, R (1, 6) OBP: 0.351, SLG: 0.338		C SI 94 X FF 94 0-1 ② FC6-4 1-2f 3-H		X FF 94 0-0 ③ G5-3		C SI 94 F FF 94 F FF 95 D FS 86 X SI 94 1-2 ③ P4			B FF 94 B SI 94 B SI 92 B FF 93 4-0 12 BB 19 E 14 1B BB	3	1	0	1	1	0	4
19 Tony Campana, L (1, 8) OBP: 0.229, SLG: 0.265		1 SAFE X FF 94 0-0 ③ G6-3			C FF 94 X FF 94 0-1 ① F8		C FF 94 C SL 84 F FF 95 B FS 84 B FS 85 X FF 96 2-2 ① G5-3		B SL 78 B FF 94 B SI 94 C FF 94 X FF 93 3-1 FC6 12 BB 14 1B 1-2	4	1	0	0	0	0	2
36 Wade Miley, L (1, 1) OBP: 0.357, SLG: 0.357 29 Brad Ziegler, R (6, 1) 4 Cliff Pennington, S (7, PH) OBP: 0.379, SLG: 0.280 35 Trevor Cahill, R (7, 1) OBP: 0.167, SLG: 0.333 12 Eric Chavez, L (9, PH) OBP: 0.241, SLG: 0.444 11 AJ Pollock, R (9, PR) OBP: 0.288, SLG: 0.353 43 Addison Reed, L (9, 1)			C SI 92 S SI 93 C SI 94 0-3 ① K		B FF 94 F FF 95 F FF 95 B FF 95 X SI 95 2-2 ② G5-3		F SL 83 B SL 85 B FS 85 F FF 94 C SI 95 2-3 ② K		B SL 81 C SI 95 F SI 94 F SI 94 B SL 81 B SI 94 B SL 82 4-2 14 1B 26 1B 1-2 2-3 BB	2 0 0 1 0 0 0 0	0 0 0 0 0 0 1 0	0 0 0 0 0 1 0 0	0 0 0 0 0 0 0 0	1 0 0 0 0 0 0 0	0 0 0 0 0 0 0 0	0 0 0 0 0 0 0 0
Inning Stats	R: 0 E: 0 K: 0 S: 3 H: 0 LOB: 0 BB: 0 P: 7	R: 1 E: 0 K: 0 S: 12 H: 1 LOB: 1 BB: 1 P: 19	R: 0 E: 1 K: 1 S: 13 H: 1 LOB: 1 BB: 0 P: 16	R: 0 E: 0 K: 0 S: 6 H: 1 LOB: 1 BB: 0 P: 7	R: 0 E: 0 K: 1 S: 9 H: 0 LOB: 0 BB: 0 P: 12	R: 1 E: 0 K: 2 S: 18 H: 3 LOB: 2 BB: 0 P: 24	R: 0 E: 0 K: 1 S: 11 H: 0 LOB: 0 BB: 0 P: 16	R: 0 E: 0 K: 0 S: 11 H: 1 LOB: 2 BB: 1 P: 18	R: 5 E: 1 K: 2 S: 25 H: 3 LOB: 2 BB: 2 P: 42	1B: 7 2B: 2 3B: 1 HR: 0 SF: 0 SAC: 0 DP: 0 HBP: 0						WP: 0 PB: 0 SB: 0 CS: 0 PA: 42

PITCHER		IP	WLS	BF	H	R	ER	SO	BB	IBB	HBP	BLK	WP	HR	S	P	ERA	WHIP
29 Jeff Samardzija, R ERA: 1.53	(1, 1)	7.1		31	7	2	2	5	2	0	0	0	0	0	78	113	2.46	1.227
56 Héctor Rondón, R ERA: 0.79	(8, 1)	0.2	H	2	0	0	0	0	0	0	0	0	0	0	5	6	0.00	0.000
46 Pedro Strop, R ERA: 4.32	(9, 1)	0.2	L	6	1	4	2	2	2	0	0	0	0	0	17	31	27.00	4.500
40 James Russell, L ERA: 4.76	(9, 1)	0.0	B	1	1	0	0	0	0	0	0	0	0	0	4	7	∞	∞
52 Justin Grimm, R ERA: 0.82	(9, 1)	0.1		2	1	1	0	0	0	0	0	0	0	0	4	4	0.00	3.000

PITCHER	IP	WLS	BF	H	R	ER	SO	BB	IBB	HBP	BLK	WP	HR	S	P	ERA	WHIP

TOP

Arizona Diamondbacks @ Chicago Cubs

Wrigley Field, Chicago, IL

Wed Apr 23 2014, 1:31 PM - 4:41 PM CDT

Att. 32,323 - Partly Cloudy - 40 F

livebaseballscorecards.com

AB	38
R	7
H	10
RBI	7
BB	4
SO	7
LOB	23

Batter	1	2	3	4	5	6	7	8	9	AB	R	H	RBI	BB	SO	LOB
64 Emilio Bonifácio, S (1, 8) OBP: 0.412, SLG: 0.416	C SI 87 B SI 88 B SI 88 B FF 88 C SI 88 F FF 90 D FF 90 4-2 44 L1-4 21 1B BB		C CH 86 1 SAFE D SL 81 F SI 88 F FF 87 B FF 88 S SL 81 2-3 ② K		X SL 83 0-0 ② G6-3 3-H		S SI 90 B SI 89 S SI 88 B CH 82 X SI 91 2-2 2B			3	0	1	1	1	1	1
21 Junior Lake, R (1, 7) OBP: 0.281, SLG: 0.426	1 SAFE B SL 88 S SL 83 X FF 89 1-1 1-2 1B		S SL 81 D FF 88 1 SAFE B SL 80 S CU 80 S SL 80 2-3 ③ K		M SL 82 F SL 81 S SL 80 0-3 ③ K		B SI 89 C SL 83 S SI 90 X KC 78 1-2 ③ G6-3			4	0	1	0	0	2	2
44 Anthony Rizzo, L (1, 3) OBP: 0.432, SLG: 0.458	C FF 88 B CH 88 B SL 82 C SL 83 X FF 87 2-2 ① ② L1-4 2-3			X CU 80 0-0 ① F8		B FF 87 B SL 81 B FF 86 C CH 86 B SI 87 4-1 20 HR BB		C SI 86 B CH 81 X CH 83 1-1 ① G6-3		3	1	0	0	1	0	2
20 Justin Ruggiano, R (1, 9) OBP: 0.308, SLG: 0.343 51 Ryan Kalish, L (9, 9) OBP: 0.333, SLG: 0.375	1 SAFE B CH 87 S SL 82 D SL 81 B FF 87 S CH 82 C FF 90 3-3 ③ K			B SI 87 S CH 81 B SL 81 F SI 87 X FF 89 2-2 ② G5-3		B SI 87 D SI 88 T CH 82 X SI 88 2-1 1-H HR		C KC 75 B SI 89 B SI 90 C KC 76 S SI 90 2-3 ② K		4 0	1 0	1 0	2 0	0 0	2 0	1 0
13 Starlin Castro, R (1, 6) OBP: 0.310, SLG: 0.395		B SI 86 T SI 88 C FF 88 B FF 88 B SL 82 S SL 83 3-3 ① K		T CH 80 B SL 82 B SL 82 C CH 82 B SI 91 X FF 90 3-2 ③ L8		C SI 83 B SI 82 F SI 83 S CU 71 1-3 ① K		B SL 86 C SI 90 C SI 91 S KC 81 1-3 ③ K		4	0	0	0	0	3	0
30 Mike Olt, R (1, 5) OBP: 0.250, SLG: 0.489		B SL 87 C FF 89 C FF 89 B SL 80 B FF 90 X FF 90 3-2 ② G4-3			C SL 86 X FF 88 0-1 5 1B 5 WP 15 SH 1B	C SI 83 B CU 71 F SI 82 B CU 72 S CU 73 2-3 ② K			C FF 92 F FF 93 X SL 88 0-2 ① G6-3	4	1	1	0	0	1	0
5 Welington Castillo, R (1, 2) OBP: 0.302, SLG: 0.441		C FF 88 B CH 82 B CH 83 S SI 89 C FF 90 2-3 ③ K			C CH 82 F SI 88 B SL 83 X SL 83 1-2 15 SH 29 SF8 1-3 1B	C SI 85 X CH 77 0-1 ③ F7			B FF 93 T FF 92 F FF 92 C FF 92 1-3 ② K	4	1	1	0	0	2	0
15 Darwin Barney, R (1, 4) OBP: 0.282, SLG: 0.219 24 Luis Valbuena, L (9, PH) OBP: 0.415, SLG: 0.317			B CH 86 B SI 87 C SI 88 B FF 88 C SI 88 F SI 89 B SI 88 4-2 BB		D CH 83 F CH 83 X FF 91 1-1 SH 29 SF8 64 G6-3 1-3 3-H		C SI 90 B SI 91 X KC 78 1-1 ① G5-3		C FF 93 C FF 92 X FF 94 0-2 ③ L9	1 1	1 0	0 0	1 0	1 0	0 0	0 0
29 Jeff Samardzija, R (1, 1) OBP: 0.083, SLG: 0.091 56 Héctor Rondón, R (8, 1) 46 Pedro Strop, R (9, 1) 40 James Russell, L (9, 1) 52 Justin Grimm, R (9, 1)			L SL 87 M SL 80 L CU 79 0-3 ① K		B FF 90 C FF 90 B FF 89 F FF 90 X FF 90 2-2 ① SF8 2-3 3-H		B SI 90 C SI 90 S KC 78 C SI 92 1-3 ② K			2 0 0 0 0	0 0 0 0 0	0 0 0 0 0	1 0 0 0 0	0 0 0 0 0	2 0 0 0 0	1 0 0 0 0
Inning Stats	R: 0 E: 0 K: 1 S: 11 H: 1 LOB: 1 BB: 1 P: 21	R: 0 E: 0 K: 2 S: 9 H: 0 LOB: 0 BB: 0 P: 17	R: 0 E: 0 K: 3 S: 13 H: 0 LOB: 1 BB: 1 P: 21	R: 0 E: 0 K: 0 S: 7 H: 0 LOB: 0 BB: 0 P: 12	R: 3 E: 1 K: 1 S: 14 H: 2 LOB: 0 BB: 0 P: 18	R: 2 E: 0 K: 2 S: 11 H: 1 LOB: 0 BB: 1 P: 20	R: 0 E: 0 K: 1 S: 11 H: 1 LOB: 1 BB: 0 P: 16	R: 0 E: 0 K: 2 S: 8 H: 0 LOB: 0 BB: 0 P: 12	R: 0 E: 0 K: 1 S: 9 H: 0 LOB: 0 BB: 0 P: 10	1B: 3 2B: 2 3B: 0 HR: 1		SF: 1 SAC: 1 DP: 1 HBP: 0		WP: 1 PB: 0 SB: 0 CS: 0		PA: 35

PITCHER		IP	WLS	BF	H	R	ER	SO	BB	IBB	HBP	BLK	WP	HR	S	P	ERA	WHIP
36 Wade Miley, L ERA: 4.5	(1, 1)	5.0		22	4	5	3	7	3	0	0	0	1	1	57	98	5.40	1.400
29 Brad Ziegler, R ERA: 1.59	(6, 1)	1.0		3	0	0	0	2	0	0	0	0	0	0	8	11	0.00	0.000
35 Trevor Cahill, R ERA: 6.85	(7, 1)	2.0	W	7	1	0	0	3	0	0	0	0	0	0	19	28	0.00	0.500
43 Addison Reed, R ERA: 3.6	(9, 1)	1.0	S	3	0	0	0	1	0	0	0	0	0	0	9	10	0.00	0.000

PITCHER	IP	WLS	BF	H	R	ER	SO	BB	IBB	HBP	BLK	WP	HR	S	P	ERA	WHIP

BOTTOM

Arizona Diamondbacks @ Chicago Cubs

Wrigley Field, Chicago, IL

Wed Apr 23 2014, 1:31 PM - 4:41 PM CDT

Att. 32,323 - Partly Cloudy - 40 F

livebaseballscorecards.com

AB	30
R	5
H	5
RBI	5
BB	3
SO	13
LOB	7

Arizona Diamondbacks @ Chicago Cubs

Wrigley Field, Chicago, IL

Thu Apr 24 2014, 1:22 PM - 4:12 PM CDT

Att. 33,085 - Cloudy - 55 F

TOP

livebaseballscorecards.com

Batter	1	2	3	4	5	6	7	8	9	AB	R	H	RBI	BB	SO	LOB
8 Gerardo Parra, L (1, 9) OBP: 0.298, SLG: 0.340	F FF 90 B FF 92 X SL 82 1-1 26 2B 1B	C CU 77 X FF 93 0-1 ① ② G1-6-3 1-2f			B SI 90 B CU 77 X FF 91 2-0 1B			B SI 91 C SI 91 F FS 82 B CU 74 B CU 76 F SI 91 B SI 92 4-2 14 G6-3 44 2B BB		3	2	2	0	1	0	1
14 Martín Prado, R (1, 5) OBP: 0.273, SLG: 0.287	C FF 89 1 SAFE X FF 90 0-1 ① L7	C CU 78 B FF 92 X CU 78 1-1 ③ G4-3			1 SAFE C FF 90 X FF 89 0-1 ② F9			1 SAFE B CU 74 1 SAFE X CU 75 1-0 ① G6-3 1-2		4	0	0	0	0	0	3
44 Paul Goldschmidt, R (1, 3) OBP: 0.376, SLG: 0.520	1 SAFE 1 SAFE B FF 89 C FF 89 X FF 90 1-1 ② P6		C FF 92 B FF 93 F FF 93 X FF 93 1-2 ① G3		C FF 91 D FF 92 X FF 92 1-1 ③ G5-3			C SI 92 F SI 93 D CU 77 X CU 76 1-2 26 1B 2-H 2B		4	1	1	1	0	0	2
26 Miguel Montero, L (1, 2) OBP: 0.370, SLG: 0.421	B FF 90 C FF 90 B FF 90 B FF 92 F FF 90 X FF 92 3-2 1-H 2B		B CU 77 B SI 93 C FF 93 B SL 84 X FF 91 3-1 ② G4-3			B CU 76 B FF 91 S CU 82 F SI 91 B SL 83 X SL 83 3-2 ① G1-3		X FS 84 0-0 2 G6-4-3 2-H 1B		4	0	2	2	0	0	0
2 Aaron Hill, R (1, 4) OBP: 0.283, SLG: 0.374	B FF 91 B SL 84 F FF 91 B FF 91 B SL 84 4-1 BB		C FF 92 F FF 92 B SL 87 B FF 94 F SL 85 F FF 91 X SL 85 2-2 ③ G4-3			B CU 78 B FF 92 C SL 83 F FF 92 F SL 85 X FF 92 2-2 ② F8		B SI 92 X SI 92 1-0 ② ③ G6-4-3 1-2f		3	0	0	0	1	0	1
27 Roger Kieschnick, L (1, 7)	C CU 78 C SL 82 S SL 85 0-3 ③ K			C SL 82 S SL 83 B SL 84 F SL 83 F FF 94 S SL 86 1-3 ① K		X FF 92 0-0 ③ G1			S SL 84 C SL 85 B SL 84 S FF 89 1-3 ① K	4	0	0	0	0	3	2
4 Cliff Pennington, S (1, 6) OBP: 0.394, SLG: 0.321		B CU 75 B CU 75 B FF 91 C FF 89 B FF 91 4-1 19 E BB		C CU 78 F FF 93 B SI 93 X SL 85 1-2 ② F7			B CH 87 C FF 89 F FF 89 B FF 91 C CH 88 2-3 ① K		X SI 88 0-0 19 FC1-5 2B	3	1	1	0	1	1	0
19 Tony Campana, L (1, 8) OBP: 0.231, SLG: 0.289		B FF 90 B FF 90 B FF 91 C FF 90 C FF 92 X FF 91 3-2 E7 49 1B 1-H 2B		B SI 93 B SL 83 L FF 92 X SI 92 2-1 ③ G5-3			X CH 87 0-0 ② G3		X FF 88 0-0 ② FC1-5 7 S 2-3	4	1	1	1	0	0	1
49 Mike Bolsinger, R (1, 1) 59 Oliver Pérez, L (7, 1) 29 Brad Ziegler, R (8, 1) 7 Cody Ross, R (9, PH) OBP: 0.045, SLG: 0.045 43 Addison Reed, L (9, 1)		C FF 90 X FF 90 0-1 8 G1-6-3 3-H 1B			B FF 90 X FF 91 1-0 ① F8		B CH 88 B FF 89 S FF 89 F FF 90 C SL 84 2-3 ③ K		1 SAFE C FF 88 X FF 89 0-1 ③ F8 1-2	3 0 0 1 0	0 0 0 0 0	1 0 0 0 0	1 0 0 0 0	0 0 0 0 0	1 0 0 1 0	0 0 0 1 0
Inning Stats	R: 1 E: 0 K: 1 S: 13 H: 2 LOB: 2 BB: 1 P: 22	R: 2 E: 1 K: 0 S: 10 H: 2 LOB: 0 BB: 1 P: 18	R: 0 E: 0 K: 0 S: 10 H: 0 LOB: 0 BB: 0 P: 16	R: 0 E: 0 K: 1 S: 10 H: 0 LOB: 0 BB: 0 P: 14	R: 0 E: 0 K: 0 S: 6 H: 1 LOB: 1 BB: 0 P: 10	R: 0 E: 0 K: 0 S: 8 H: 0 LOB: 0 BB: 0 P: 13	R: 0 E: 0 K: 2 S: 7 H: 0 LOB: 0 BB: 0 P: 11	R: 2 E: 0 K: 0 S: 9 H: 2 LOB: 0 BB: 1 P: 16	R: 0 E: 0 K: 1 S: 7 H: 1 LOB: 1 BB: 0 P: 8	1B: 4 2B: 4 3B: 0 HR: 0 SF: 0 SAC: 0 DP: 2 HBP: 0						

	AB	33
	R	5
	H	8
	RBI	5
	BB	3
	SO	5
	LOB	11

WP: 0 PB: 0 SB: 1 CS: 0 PA: 36

PITCHER		IP	WLS	BF	H	R	ER	SO	BB	IBB	HBP	BLK	WP	HR	S	P	ERA	WHIP
36 Edwin Jackson, R ERA: 5.02	(1, 1)	7.0	L	27	5	3	3	4	2	0	0	0	0	0	64	104	3.86	1.000
41 Jose Veras, R ERA: 15.88	(8, 1)	1.0		5	2	2	2	0	1	0	0	0	0	0	9	16	18.00	3.000
53 Wesley Wright, L ERA: 2.7	(9, 1)	1.0		4	1	0	0	1	0	0	0	0	0	0	7	8	0.00	1.000

PITCHER	IP	WLS	BF	H	R	ER	SO	BB	IBB	HBP	BLK	WP	HR	S	P	ERA	WHIP

Arizona Diamondbacks @ Chicago Cubs

Wrigley Field, Chicago, IL

Thu Apr 24 2014, 1:22 PM - 4:12 PM CDT

Att. 33,085 - Cloudy - 55 F

BOTTOM

Batter	1	2	3	4	5	6	7	8	9	AB R H RBI BB SO LOB
64 Emilio Bonifácio, S (1, 8) OBP: 0.416, SLG: 0.432	C FF 86 F FF 87 B FC 87 F CU 78 F CU 78 B FF 87 X CU 78 2-2 44 E 2B	C FC 87 X FC 88 0-1 1B			C FF 88 S FC 87 X FF 88 0-2 ① G4-3 2-3		T FF 92 C FF 91 F FF 92 X SI 92 0-2 ③ F9			4 1 2 0 0 0 2
24 Luis Valbuena, L (1, 4) OBP: 0.411, SLG: 0.302 15 Darwin Barney, R (8, PH) OBP: 0.275, SLG: 0.212 (9, 4)	B CH 84 B FF 86 B FC 86 C FF 86 F FF 87 B FC 87 4-2 13 BB 44 E BB	1 SAFE C FF 88 X FF 88 0-1 ③ P6			F FF 88 F FF 87 C CU 80 0-3 ② K			C FF 91 F FF 90 B SI 91 F FF 92 B FF 90 S FF 92 2-3 ① K		2 0 0 0 1 1 2 1 0 0 0 0 1 0
44 Anthony Rizzo, L (1, 3) OBP: 0.424, SLG: 0.487	X FF 87 0-0 E7 13 BB 1-2 2-H		B FC 86 X FF 87 1-0 ① G3-1		B FC 87 C CU 78 C FF 89 F CU 79 X FF 89 1-2 ③ G1-3			B SL 79 B FF 91 C FF 91 B SI 92 X FF 91 3-1 HR		4 1 1 1 0 0 2
19 Nate Schierholtz, L (1, 9) OBP: 0.225, SLG: 0.265	B CU 78 C FF 87 C FC 88 S FC 88 1-3 ① K		F FC 87 B CU 76 S CU 78 B FF 88 C CU 78 2-3 ② K			C CU 76 X CU 77 0-1 ① G6-3		F FF 91 C SL 80 B SI 91 S SL 79 1-3 ② K		4 0 0 0 0 3 2
13 Starlin Castro, R (1, 6) OBP: 0.307, SLG: 0.381	D CU 78 C CU 79 D FF 88 B FF 87 B CU 78 4-1 1-2 2-3 BB		B CU 77 B FC 87 X FC 88 2-0 ③ G6-3			X CU 76 0-0 ② F7		B SI 85 C SI 84 X SI 84 1-1 ③ G6-3		3 0 0 0 1 0 0
30 Mike Olt, R (1, 5) OBP: 0.231, SLG: 0.449	C FF 88 B FF 88 S FF 88 C CU 79 1-3 ② K			B CU 75 S CU 74 C FC 87 F CU 78 X FC 87 1-2 ① F7		B FF 86 C FF 87 F CU 77 F FC 86 X FF 87 1-2 ③ F8			C FF 92 F FF 92 C FF 93 0-3 ① K	4 0 0 0 0 2 3
5 Welington Castillo, R (1, 2) OBP: 0.299, SLG: 0.429	D FF 88 X FF 89 1-0 ③ F8			C FF 87 B FC 87 F FC 87 C FC 88 1-3 ② K			F FC 86 X FF 87 0-1 51 G3 1B		C FF 92 C FF 93 X SL 86 0-2 ② P4	4 0 1 0 0 1 3
51 Ryan Kalish, L (1, 7) OBP: 0.300, SLG: 0.333		C FC 87 X FF 87 0-1 ① G3		C FF 87 X CH 83 0-1 ③ G3-1			C FC 86 B FC 87 D FC 88 F FC 87 X FC 88 2-2 ① G3 1-2		B SI 93 B FF 92 C FF 92 X FF 92 2-1 ③ G4-3	4 0 0 0 0 0 1
36 Edwin Jackson, R (1, 1) OBP: 0.100, SLG: 0.200 21 Junior Lake, R (7, PH) OBP: 0.276, SLG: 0.418 41 Jose Veras, R (8, 1) 53 Wesley Wright, R (9, 1)		B FF 85 B FF 87 C FF 87 F FF 87 S CU 78 2-3 ② K			S FC 85 B CU 74 B FC 86 S FC 86 X FF 86 2-2 64 G4-3 2B		C CU 78 S CU 80 D CU 79 B FF 89 S FC 90 2-3 ② K			2 0 1 0 0 1 0 1 0 0 0 0 1 1 0 0 0 0 0 0 0 0 0 0 0 0 0 0
Inning Stats	R: 1 H: 1 E: 1 LOB: 3 K: 2 BB: 2 S: 16 P: 29	R: 0 H: 1 E: 0 LOB: 1 K: 1 BB: 0 S: 9 P: 11	R: 0 H: 0 E: 0 LOB: 0 K: 1 BB: 0 S: 5 P: 10	R: 0 H: 0 E: 0 LOB: 0 K: 1 BB: 0 S: 9 P: 11	R: 0 H: 1 E: 0 LOB: 1 K: 1 BB: 0 S: 13 P: 16	R: 0 H: 0 E: 0 LOB: 0 K: 0 BB: 0 S: 7 P: 8	R: 0 H: 1 E: 0 LOB: 1 K: 1 BB: 0 S: 12 P: 16	R: 1 H: 1 E: 0 LOB: 0 K: 2 BB: 0 S: 11 P: 18	R: 0 H: 0 E: 0 LOB: 0 K: 1 BB: 0 S: 8 P: 10	1B: 2 SF: 0 2B: 2 SAC: 0 3B: 0 DP: 0 HR: 1 HBP: 0

WP: 0 PA: 35
PB: 0
SB: 0
CS: 0

livebaseballscorecards.com

AB	33
R	2
H	5
RBI	1
BB	2
SO	10
LOB	16

PITCHER		IP	WLS	BF	H	R	ER	SO	BB	IBB	HBP	BLK	WP	HR	S	P	ERA	WHIP
49 Mike Bolsinger, R ERA: 5.27	(1, 1)	6.2	W	27	4	1	0	7	2	0	0	0	0	0	67	97	0.00	0.900
59 Oliver Pérez, L ERA: 4.76	(7, 1)	1.0	H	4	1	1	1	2	0	0	0	0	0	1	13	19	9.00	1.000
29 Brad Ziegler, R ERA: 1.54	(8, 1)	0.1	H	1	0	0	0	0	0	0	0	0	0	0	2	3	0.00	0.000
43 Addison Reed, R ERA: 3.27	(9, 1)	1.0	S	3	0	0	0	1	0	0	0	0	0	0	8	10	0.00	0.000

PITCHER	IP	WLS	BF	H	R	ER	SO	BB	IBB	HBP	BLK	WP	HR	S	P	ERA	WHIP

TOP

Philadelphia Phillies @ Arizona Diamondbacks

Chase Field, Phoenix, AZ

Fri Apr 25 2014, 6:41 PM - 10:02 PM MST
Att. 28,168 - Partly Cloudy - 89 F

livebaseballscorecards.com

Batter	1	2	3	4	5	6	7	8	9	AB R H RBI BB SO LOB
2 Ben Revere, L (1, 8) OBP: 0.314, SLG: 0.321	2-1; 6 S; 1B		3-2; L4-3; 1-1			2-3; K	3-2; FC6-4; 1-2f 2-3		1-0; 11 DI; 11 1B; 1B	5 1 2 0 0 1 3
11 Jimmy Rollins, S (1, 6) OBP: 0.337, SLG: 0.440	1-1; L4			2-2; 26 FC6-4; 1B		2-3; K	3-2; F7		0-1; 26 S; 1-H; 1B	5 0 2 1 0 1 3
26 Chase Utley, L (1, 4) OBP: 0.411, SLG: 0.593	1-2; P4			0-1; FC6-4; 1-2f		1-1; G4-3		3-2; F7	4-1; 1-2; IBB	4 0 0 0 1 0 2
6 Ryan Howard, L (1, 3) OBP: 0.347, SLG: 0.482 / 15 John Mayberry Jr., R (8, PR) (8, 3) OBP: 0.292, SLG: 0.381	3-2; G3; 1-2			3-2; L9			3-3; K	3-2; 9 G3-1; 3 1B; 1B	1-3; K	4 0 1 0 0 1 2 / 1 0 0 0 0 1 2
3 Marlon Byrd, R (1, 9) OBP: 0.301, SLG: 0.404		0-3; K		1-1; L8			0-1; 51 1B; 9 1B; 25 BB; 1B	1-0; 9 G3-1; 1-2; 1B		4 1 2 0 0 1 1
9 Domonic Brown, L (1, 7) OBP: 0.337, SLG: 0.341		3-2; G4-3			2-2; 1B		0-0; 25 BB; 51 1B; 19 E; 1-2; 1B	1-0; G3-1; 1-2 2-3		4 1 2 0 0 0 2
51 Carlos Ruiz, R (1, 2) OBP: 0.388, SLG: 0.463		3-1; P3			2-1; F9		1-2; 25 BB; 19 E; 1-2 2-3; 1B	1-1; G3-1		4 1 1 0 0 0 4
25 Cody Asche, L (1, 5) OBP: 0.279, SLG: 0.291			2-2; 2 L4-3; 1B		2-2; L7		4-2; 2 FC6-4; 19 E; 1-2 2-3 3-H; BB		2-2; G4-3	3 0 1 1 1 0 1
27 Roberto Hernandez, R (1, 1) / 19 Tony Gwynn Jr., L (7, PH) OBP: 0.333, SLG: 0.258 / 63 Jake Diekman, R (7, 1) / 7 Jayson Nix, R (9, PH) OBP: 0.207, SLG: 0.286			1-3; K		1-3; K		0-1; E6; 2 FC6-4; 1-2 2-H 3-H		1-3; K	2 0 0 0 0 2 2 / 1 0 0 1 0 0 1 / 0 0 0 0 0 0 0 / 1 0 0 0 0 1 0

Inning Stats	1	2	3	4	5	6	7	8	9
R	0	0	0	0	0	0	3	0	1
E	0	0	0	0	0	0	1	0	0
K	0	1	1	0	1	2	1	0	2
S	10	10	9	10	12	10	27	10	16
H	1	0	1	1	1	0	3	2	2
LOB	1	0	0	1	1	0	2	3	2
BB	0	0	0	0	0	0	1	0	1
P	17	16	15	16	19	15	41	19	25

1B: 11	SF: 0
2B: 1	SAC: 0
3B: 0	DP: 1
HR: 0	HBP: 0

WP: 0	PA: 40
PB: 0	
SB: 2	
CS: 0	

AB	38
R	4
H	11
RBI	3
BB	2
SO	8
LOB	23

PITCHER		IP	WLS	BF	H	R	ER	SO	BB	IBB	HBP	BLK	WP	HR	S	P	ERA	WHIP
55 Josh Collmenter, R (ERA: 3.38)	(1, 1)	6.0	W	21	4	0	0	5	0	0	0	0	0	0	61	98	0.00	0.667
54 Joe Thatcher, L (ERA: 3.12)	(7, 1)	0.1		3	2	2	2	1	0	0	0	0	0	0	9	12	54.00	6.000
48 Randall Delgado, R (ERA: 5.63)	(7, 1)	0.2	H	5	1	1	0	0	1	0	0	0	0	0	18	29	0.00	3.000
59 Oliver Pérez, L (ERA: 4.63)	(8, 1)	0.1	H	2	1	0	0	0	0	0	0	0	0	0	6	12	0.00	3.000
29 Brad Ziegler, R (ERA: 1.46)	(8, 1)	0.2	H	3	1	0	0	0	0	0	0	0	0	0	4	7	0.00	1.500

PITCHER		IP	WLS	BF	H	R	ER	SO	BB	IBB	HBP	BLK	WP	HR	S	P	ERA	WHIP
43 Addison Reed, R (ERA: 3.75)	(9, 1)	1.0	S	6	2	1	1	2	0	1	0	0	0	0	16	25	9.00	2.000

BOTTOM

Philadelphia Phillies @ Arizona Diamondbacks
Chase Field, Phoenix, AZ
Fri Apr 25 2014, 6:41 PM - 10:02 PM MST
Att. 28,168 - Partly Cloudy - 89 F

livebaseballscorecards.com

Batter	1	2	3	4	5	6	7	8	9	AB	R	H	RBI	BB	SO	LOB
8 Gerardo Parra, L (1, 9) OBP: 0.296, SLG: 0.337	C FF 90 B SI 91 F CH 83 F SI 91 B CH 82 F CH 81 B SI 92 F SI 90 X CH 80 3-2 ① L6		B FF 90 C SI 90 X SL 79 1-1 ② G5-3		C CH 84 B SL 84 B SI 91 B CH 83 X SI 90 3-1 14 G6-3, 14 S, 44 1B, 1B		F SL 84 S SI 97 F SI 98 B SL 86 S SI 96 1-3 ① K			4	1	1	0	0	1	0
14 Martín Prado, R (1, 5) OBP: 0.282, SLG: 0.296	C FF 91 B SI 90 B SI 91 C SI 90 B SI 90 S CH 80 3-3 ② K		B SL 82 C SI 91 X SI 90 1-1 1B		1 SAFE C CH 84 X CH 84 0-1 ② G6-3 1-3		C SI 98 X SI 97 0-1 1B			4	0	2	0	0	1	1
44 Paul Goldschmidt, R (1, 3) OBP: 0.372, SLG: 0.510	B SI 92 C SL 84 B CH 81 B FF 91 S SI 90 F SI 91 X CH 83 3-2 ③ F9		C SI 90 D SI 89 B SI 91 C SI 90 S CH 82 2-3 ③ K		B SL 84 B CH 84 C SI 90 X SI 91 2-1 26 BB, 2 2B, 1B 3-H		D SI 98 D SI 97 1 SAFE C SI 95 F SL 85 B SI 99 1 SAFE F SI 98 X SI 98 3-2 ② F9			4	1	1	1	0	1	2
26 Miguel Montero, L (1, 2) OBP: 0.375, SLG: 0.410		T FF 91 B SI 91 B CH 84 X CH 84 2-1 ① L9		B SI 92 C SI 90 B SI 91 F SI 90 B FF 91 B SL 84 4-2 2 HR, BB	1 SAFE B SI 90 B SI 90 B SI 90 C SI 90 B SI 90 4-1 2 2B 1-2 BB		F SI 96 X SI 95 0-1 ③ G4-3			2	1	0	0	2	0	1
2 Aaron Hill, R (1, 4) OBP: 0.291, SLG: 0.417		B SL 85 B FF 92 F FF 90 B SI 90 C SL 83 X SI 90 3-2 ② G6-3		B SI 90 X SI 89 1-0 1-H HR	X SI 91 0-0 1-3 2-H 2B			B SI 95 X SI 96 1-0 ① G6-3		4	1	2	3	0	0	0
11 AJ Pollock, R (1, 8) OBP: 0.299, SLG: 0.403		C CH 82 X SI 90 0-1 4 1B, 1B		X FF 90 0-0 ① L6	C SL 84 B SI 90 B CH 82 X SL 82 2-1 ③ G5-3			C SI 96 S SL 84 B SI 97 F SI 97 B SL 84 X SL 83 2-2 HR		4	1	2	1	0	0	2
4 Cliff Pennington, S (1, 6) OBP: 0.378, SLG: 0.313		B FF 90 F SI 90 1 SAFE L FF 90 1 SAFE X CH 82 1-2 1-2 1B		B SI 90 B CH 84 X SI 90 2-0 ② L8		X FF 89 0-0 ① P6		C SI 96 F SI 97 B SI 96 B SL 85 X SI 96 2-2 ② L9		4	0	1	0	0	0	0
19 Tony Campana, L (1, 7) OBP: 0.209, SLG: 0.262		F SI 91 X FF 91 0-1 ③ G3		C FF 91 M FF 91 B SL 84 B SI 90 C SI 90 2-3 ③ K		C FF 89 X FF 90 0-1 ② G4-3		X SI 95 0-0 ③ B1-3		4	0	0	0	0	1	2
55 Josh Collmenter, R (1, 1) 27 Roger Kieschnick, L (6, PH) 54 Joe Thatcher, L (7, 1) 48 Randall Delgado, R (7, 1) 59 Oliver Pérez, L (8, 1) 29 Brad Ziegler, R (8, 1) 43 Addison Reed, L (9, 1)			B SI 90 B FF 89 C FF 88 X FF 89 2-1 ① G6-3		S FF 89 B SI 91 S CH 82 B SL 82 S SI 89 2-3 ① K		F FF 90 B CH 82 S SL 83 C SI 90 1-3 ③ K			2 1 0 0 0 0 0	0 0 0 0 0 0 0	0 0 0 0 0 0 0	0 0 0 0 0 0 0	0 0 0 0 0 0 0	1 1 0 0 0 0 0	0 0 0 0 0 0 0
Inning Stats	R: 0 E: 0 K: 1 S: 13 H: 0 LOB: 0 BB: 0 P: 22	R: 0 E: 0 K: 0 S: 12 H: 2 LOB: 2 BB: 0 P: 18	R: 0 E: 0 K: 1 S: 9 H: 1 LOB: 1 BB: 0 P: 15	R: 2 E: 0 K: 1 S: 8 H: 1 LOB: 0 BB: 1 P: 17	R: 2 E: 0 K: 1 S: 13 H: 3 LOB: 2 BB: 1 P: 26	R: 0 E: 0 K: 1 S: 6 H: 0 LOB: 0 BB: 0 P: 7	R: 0 E: 0 K: 1 S: 12 H: 1 LOB: 1 BB: 0 P: 16	R: 1 E: 0 K: 0 S: 9 H: 1 LOB: 0 BB: 0 P: 14		1B: 6 2B: 1 3B: 0 HR: 2	SF: 0 SAC: 0 DP: 0 HBP: 0			WP: 0 PB: 0 SB: 1 CS: 0	PA: 35	

PITCHER		IP	WLS	BF	H	R	ER	SO	BB	IBB	HBP	BLK	WP	HR	S	P	ERA	WHIP
27 Roberto Hernandez, R ERA: 5.81	(1, 1)	6.0	L	27	7	4	4	5	2	0	0	0	0	1	61	105	6.00	1.500
63 Jake Diekman, L ERA: 7.3	(7, 1)	2.0		8	2	1	1	1	0	0	0	0	0	1	21	30	4.50	1.000

PITCHER	IP	WLS	BF	H	R	ER	SO	BB	IBB	HBP	BLK	WP	HR	S	P	ERA	WHIP

Batter	1	2	3	4	5	6	7	8	9	AB	R	H	RBI	BB	SO	LOB
2 Ben Revere, L (1, 8) OBP: 0.319, SLG: 0.326	C CH 75 C SI 85 S SI 86 0-3 K		C SL 74 X SI 85 0-1 E6 1-2		B FF 84 X SI 85 1-0 G6-3		B FF 86 B FF 85 F FF 86 B FF 86 F FF 86 X FF 86 3-2 E7 11 G4-3 2-3 1B	B SI 91 F CH 82 X CH 82 1-1 11 S 2-3 3-H 1B		5	0	2	1	0	1	1
11 Jimmy Rollins, S (1, 6) OBP: 0.330, SLG: 0.427	X SL 73 0-0 G3-1		C SI 86 D CH 81 X SI 86 1-1 L6-4 2-2		B SI 86 C SI 85 B CH 78 B CU 71 X CU 69 3-1 26 FC6-4 1B		B FF 87 F FC 86 X FF 87 1-1 G4-3 2-3 3-H	B CH 81 1 SAFE B CH 81 F SI 90 C FF 92 1 SAFE B SI 90 S CH 82 3-3 K 1-2		5	0	1	1	0	1	5
26 Chase Utley, L (1, 4) OBP: 0.411, SLG: 0.576	B SI 82 C SL 74 F SI 84 B CH 78 X SI 86 2-2 1B		B SI 86 C SL 76 1 SAFE 1 SAFE S CH 79 F SI 82 F SI 87 B SI 88 X CH 81 2-2 G3		B CH 79 X SI 85 1-0 FC6-4 1-2f		C FF 86 B SL 78 S SL 78 B SL 79 F FF 87 X SL 78 2-2 G4-3	B CH 82 B CH 80 I IN 70 I IN 75 4-0 IBB		4	0	1	0	1	0	3
6 Ryan Howard, L (1, 3) OBP: 0.330, SLG: 0.456	S CU 72 S SI 86 B SI 86 X SL 76 1-2 G6-3			C CU 69 X SL 75 0-1 P5		S CU 68 F CU 69 B SI 85 B SI 86 T CH 78 2-2 K		X SL 78 0-0 E5 9 1B 3 BB 51 1B B FF 92 X FF 91 1-0 F7		5	1	0	0	0	1	4
3 Marlon Byrd, R (1, 9) OBP: 0.306, SLG: 0.398		C CH 75 X SL 75 0-1 F8		F CU 69 F SI 86 X SL 78 0-2 51 BB 1B		C CH 75 F SI 86 B SI 86 F SI 86 B SL 74 X SI 86 2-2 F7		C SI 91 B SI 91 B SI 91 S KC 78 D KC 80 B SI 91 4-2 51 1B 9 1B 25 2B 1-2 BB	C FF 89 C FF 90 X FF 89 0-2 G4-3	4	1	1	0	1	0	0
9 Domonic Brown, L (1, 7) OBP: 0.340, SLG: 0.345		C SI 84 B SI 85 B CH 80 B SL 75 X CU 71 3-1 P6		S CH 78 C SI 86 B SI 86 B SI 87 X CH 79 2-2 L6		B SI 87 B CH 79 C CH 77 S SI 87 F SI 86 B CH 75 F CH 80 X SI 81 3-2 G3		X SI 90 0-0 51 1B 25 2B 1-2 2-3 1B	B FS 86 B FF 90 X FF 91 2-0 51 G5-3 1B	5	1	2	0	0	0	1
51 Carlos Ruiz, R (1, 2) OBP: 0.412, SLG: 0.479		C SI 87 C SI 87 X SL 79 0-2 1B		D SI 87 C CH 81 B SI 85 B SI 86 B CU 67 4-1 1-2 BB			B SI 84 C CH 76 B CH 75 X CH 79 2-1 13 G3-4-3 19 2B 1B	B SI 91 C KC 76 C SI 91 F KC 80 X KC 79 1-2 25 2B 2 1B 1-2 2-3 3-H 1B	D FF 88 C FF 89 X FF 90 1-1 G5-3 1-2	4	2	3	1	1	0	1
13 Freddy Galvis, S (1, 5) OBP: 0.091, SLG: 0.033		B SI 86 B CH 80 C SL 74 B SI 86 C CH 80 X SL 75 3-2 L8		C CU 72 F SI 86 X SI 86 0-2 G4-3			X SI 85 0-0 G3-4-3 1-2	S SI 88 F SI 90 B SI 90 D CH 80 C SI 90 2-3 K	C FS 86 F FS 85 F FS 86 F FF 90 S FS 86 0-3 K	5	0	0	0	0	2	8
33 Cliff Lee, L (1, 1) OBP: 0.250, SLG: 0.250 19 Tony Gwynn Jr., L (7, PH) OBP: 0.357, SLG: 0.313 52 Jeff Manship, R (7, 1) 25 Cody Asche, L (8, PH) OBP: 0.290, SLG: 0.321 59 Antonio Bastardo, R (8, 1) 37 Mike Adams, R (8, 1) 58 Jonathan Papelbon, R (9, 1)			X CH 76 0-0 11 L6-4 2 E 1B		B CU 70 X SI 82 1-0 F7		C SI 85 X CH 80 0-1 2 E 11 G4-3 2-H 2B	B SI 90 X SI 88 1-0 2 1B 1-3 2-H 3-H 2B		2 1 0 1 0 0 0	0 1 0 0 0 0 0	1 1 0 1 0 0 0	0 1 0 2 0 0 0	0 0 0 0 0 0 0	0 0 0 0 0 0 0	0 0 0 0 0 0 0

Inning Stats	1	2	3	4	5	6	7	8	9
	R: 0 E: 0 K: 1 S: 10 H: 1 LOB: 1 BB: 0 P: 13	R: 0 E: 0 K: 0 S: 10 H: 1 LOB: 1 BB: 0 P: 16	R: 0 E: 1 K: 0 S: 10 H: 1 LOB: 1 BB: 0 P: 13	R: 0 E: 0 K: 0 S: 12 H: 1 LOB: 2 BB: 1 P: 18	R: 0 E: 0 K: 0 S: 5 H: 1 LOB: 1 BB: 0 P: 11	R: 0 E: 0 K: 1 S: 12 H: 0 LOB: 0 BB: 0 P: 19	R: 2 E: 1 K: 0 S: 14 H: 3 LOB: 1 BB: 0 P: 22	R: 4 E: 1 K: 2 S: 18 H: 4 LOB: 3 BB: 2 P: 35	R: 0 E: 0 K: 1 S: 11 H: 1 LOB: 1 BB: 0 P: 14

1B: 11 SF: 0 WP: 0 PA: 44
2B: 3 SAC: 0 PB: 0
3B: 0 DP: 1 SB: 1
HR: 0 HBP: 0 CS: 0

PITCHER		IP	WLS	BF	H	R	ER	SO	BB	IBB	HBP	BLK	WP	HR	S	P	ERA	WHIP
61 Bronson Arroyo, R ERA: 7.77	(1, 1)	6.1		27	7	2	2	2	1	0	0	0	0	0	64	97	2.84	1.263
54 Joe Thatcher, L ERA: 2.89	(7, 1)	0.2		4	1	1	1	0	0	0	0	0	0	0	10	16	13.50	1.500
35 Trevor Cahill, R ERA: 7.66	(8, 1)	1.0	L	9	4	3	2	2	1	1	0	0	0	0	17	34	18.00	5.000
40 J.J. Putz, R ERA: 4.0	(9, 1)	1.0		4	1	0	0	1	0	0	0	0	0	0	11	14	0.00	1.000

PITCHER IP WLS BF H R ER SO BB IBB HBP BLK WP HR S P ERA WHIP

TOP

Philadelphia Phillies @ Arizona Diamondbacks
Chase Field, Phoenix, AZ
Sat Apr 26 2014, 5:11 PM - 8:15 PM MST
Att. 35,462 - Partly Cloudy - 72 F

livebaseballscorecards.com

AB	41
R	6
H	13
RBI	6
BB	3
SO	5
LOB	23

BOTTOM

Philadelphia Phillies @ Arizona Diamondbacks
Chase Field, Phoenix, AZ
Sat Apr 26 2014, 5:11 PM - 8:15 PM MST
Att. 35,462 - Partly Cloudy - 72 F

livebaseballscorecards.com

Batter	1	2	3	4	5	6	7	8	9	AB	R	H	RBI	BB	SO	LOB
11 AJ Pollock, R (1, 8) OBP: 0.317, SLG: 0.455	X FF 89 0-0 14 G4-3 14 CS 44 SF9 1B	C SI 89 X CU 73 0-1 14 FC6-2 2-H 3B		C SI 88 X CH 82 0-1 ① F8			C CU 83 B SI 92 X CU 84 1-1 2 BB 2B	C FF 89 F FF 90 B FF 90 X SL 87 1-2 ③ F9		5	1	3	1	0	0	1
14 Martín Prado, R (1, 5) OBP: 0.278, SLG: 0.291	B SI 89 B SI 89 1 SAFE B SI 90 C CH 82 F FC 86 X SI 89 3-2 ① G4-3 1-3	B FC 88 B FC 86 S CH 84 C SI 90 X SI 91 2-2 ② FC6-2 44 CS 3-H		C SI 88 B FF 89 F CH 82 X CH 82 1-2 ② P3			C SI 91 X CH 85 0-1 ① F8		S SL 80 X FF 91 0-1 44 A4 D8 1B	5	0	1	0	0	0	3
44 Paul Goldschmidt, R (1, 3) OBP: 0.364, SLG: 0.495	X SI 90 0-0 ② SF9 3-H	F CH 83 D CU 75 B SI 90 2-1 ③ CS 1-2	C FF 89 B FC 86 B FF 89 B SI 89 S CH 82 B CH 84 4-2 2 2B 7 1B BB	X CH 82 0-0 ③ L4			C FF 93 X SI 90 0-1 ② G5-3		B FF 91 C FF 91 S FF 90 B FF 91 C FF 90 2-3 ①② K 1-2	3	1	0	1	1	1	2
26 Miguel Montero, L (1, 2) OBP: 0.376, SLG: 0.402	C FC 87 B CH 84 F SI 90 X SI 91 1-2 2 1B 7 1B 1B		C SI 90 B SI 91 X SI 90 1-1 ① F7		X FF 88 0-0 ① G3		I IN 77 I IN 81 I IN 81 I IN 81 4-0 2 BB IBB		X FF 91 0-0 ③ F7	4	1	1	0	1	0	1
2 Aaron Hill, R (1, 4) OBP: 0.307, SLG: 0.434	B CH 82 C SI 90 C FF 90 B SI 90 X CH 83 2-2 7 1B 1-2 1B		B FC 86 B FC 87 C SI 89 F SI 90 X SI 90 2-2 7 1B 1-3 2B		B SI 88 C SI 89 X SI 89 1-1 ② G3-1		B CU 85 B CU 83 B SI 91 F FF 92 B CU 85 4-1 1-2 2-3 BB			3	1	2	0	1	0	0
7 Cody Ross, R (1, 7) OBP: 0.115, SLG: 0.115	X SI 90 0-0 1-2 2-H 1B	D CH 84 X FC 86 1-0 16 BB 2-H 3-H 1B			F CH 82 B SI 90 B CH 83 C FF 89 F SL 82 F SI 90 X CH 84 2-2 ③ F9		C SI 92 C SI 92 X CU 84 0-2 ③ L8			4	0	2	3	0	0	3
8 Gerardo Parra, L (1, 9) OBP: 0.295, SLG: 0.327	B SI 90 B CH 83 C FC 86 X SI 90 2-1 ③ G6-3		X FC 86 0-0 ② L8			C FF 88 F CH 81 X CH 82 0-2 ① G3-1		B FF 90 B FF 90 F FF 90 B SL 80 D FF 90 4-1 BB		3	0	0	0	1	0	3
16 Chris Owings, R (1, 6) OBP: 0.359, SLG: 0.338		C SI 90 X SI 90 0-1 61 SH1-4 11 3B 1B	B CH 82 B CH 81 F SI 89 B FC 86 C CH 82 F FF 89 D FC 86 4-2 1-2 BB			S CH 82 X CH 83 0-1 ② F7		B FF 89 B SL 81 X FF 89 2-0 ① F9		3	1	1	0	1	0	1
61 Bronson Arroyo, R (1, 1) OBP: 0.250, SLG: 0.250 54 Joe Thatcher, L (7, 1) 35 Trevor Cahill, R (8, 1) OBP: 0.167, SLG: 0.333 4 Cliff Pennington, S (8, PH) OBP: 0.368, SLG: 0.303 40 J.J. Putz, R (9, 1)		L SI 90 X FC 87 0-1 ① SH1-4 1-2	F FF 88 C SI 90 S CH 83 0-3 ③ K			C FF 89 C SI 90 C SI 91 0-3 ③ K		C FF 89 C FF 89 C FF 90 0-3 ② K		2 0 0 1 0	0 0 0 0 0	0 0 0 0 0	0 0 0 0 0	0 0 0 1 0	2 0 0 1 0	2 0 0 1 0
Inning Stats	R: 2 E: 0 K: 0 S: 14 H: 4 LOB: 2 BB: 0 P: 22	R: 1 E: 0 K: 0 S: 10 H: 2 LOB: 0 BB: 0 P: 14	R: 2 E: 0 K: 1 S: 15 H: 2 LOB: 2 BB: 2 P: 27	R: 0 E: 0 K: 0 S: 6 H: 0 LOB: 0 BB: 0 P: 7	R: 0 E: 0 K: 0 S: 8 H: 0 LOB: 0 BB: 0 P: 11	R: 0 E: 0 K: 1 S: 8 H: 0 LOB: 0 BB: 0 P: 8	R: 0 E: 0 K: 0 S: 10 H: 1 LOB: 3 BB: 2 P: 19	R: 0 E: 0 K: 1 S: 8 H: 0 LOB: 1 BB: 1 P: 15	R: 0 E: 0 K: 1 S: 6 H: 1 LOB: 0 BB: 0 P: 8	1B: 7 2B: 2 3B: 1 HR: 0	SF: 1 SAC: 1 DP: 0 HBP: 0			WP: 0 PB: 0 SB: 0 CS: 2	PA: 41		

	AB	33
	R	5
	H	10
	RBI	5
	BB	5
	SO	4
	LOB	17

PITCHER		IP	WLS	BF	H	R	ER	SO	BB	IBB	HBP	BLK	WP	HR	S	P	ERA	WHIP
33 Cliff Lee, L ERA: 3.29	(1, 1)	6.0		27	8	5	3	2	2	0	0	0	0	0	61	89	4.50	1.667
52 Jeff Manship, R ERA: 6.75	(7, 1)	1.0	W	6	1	0	0	0	1	1	0	0	0	0	10	19	0.00	2.000
59 Antonio Bastardo, L ERA: 4.09	(8, 1)	0.2	H	3	0	0	0	1	1	0	0	0	0	0	5	11	0.00	1.500
37 Mike Adams, R ERA: 2.08	(8, 1)	0.1	H	1	0	0	0	0	0	0	0	0	0	0	3	4	0.00	0.000
58 Jonathan Papelbon, R ERA: 2.61	(9, 1)	1.0	S	3	1	0	0	1	0	0	0	0	0	0	6	8	0.00	1.000

PITCHER	IP	WLS	BF	H	R	ER	SO	BB	IBB	HBP	BLK	WP	HR	S	P	ERA	WHIP

Batter	1	2	3	4	5	6	7	8	9	AB	R	H	RBI	BB	SO	LOB
2 Ben Revere, L (1, 8) OBP: 0.326, SLG: 0.333	B FC 89 B SI 90 C SI 90 X SI 91 2-1 11 S 26 1B 1B		B CU 81 M CU 81 B FC 90 C SI 94 B FC 91 X SI 94 3-2 ② G4-3		B FC 91 C FC 92 X SI 94 1-1 1-2 1B		C FC 90 F CU 82 C SI 94 0-3 ③ K			4	1	2	0	0	1	0
11 Jimmy Rollins, S (1, 6) OBP: 0.327, SLG: 0.413	F SI 91 1 SAFE F FC 90 B FC 90 F SI 93 1 SAFE B FF 92 F CU 79 F FF 92 2-3 ① F CU 80 S CU 80 K 1-2		C CU 82 B SI 94 F SI 95 B SI 95 B SI 94 B CU 83 4-2 26 CS BB		S FC 92 X FC 92 0-1 ③ G3			B SL 78 S SL 78 X FF 91 1-1 ① F9		3	0	0	0	1	1	3
26 Chase Utley, L (1, 4) OBP: 0.414, SLG: 0.584	X SI 92 0-0 2-H 1B		C SI 93 F SI 93 F SI 94 1 SAFE 0-2 ③ CS 1-2	C CU 81 F CU 81 B FC 91 F SI 94 X SI 95 1-2 ① L6		X SI 93 0-0 3 E 2B		C FF 91 B SI 91 F SL 78 B SL 78 X SL 79 2-2 ② L9		4	1	2	1	0	0	0
6 Ryan Howard, L (1, 3) OBP: 0.327, SLG: 0.457	F SI 93 X SI 94 0-1 ② F7			B SI 94 F SI 95 X CU 82 1-1 2B		B SI 93 X SI 93 1-0 ① F7		X FF 90 0-0 ③ G4-3		4	0	1	0	0	0	2
3 Marlon Byrd, R (1, 9) OBP: 0.314, SLG: 0.402	C CU 81 F SI 94 F FF 94 S CU 81 0-3 ③ K2-3			S SI 93 B SI 94 F SI 95 S FF 95 1-3 ② K		S SI 93 T SI 93 X SI 94 0-2 E6 9 G6-3 2-H 1B			B SI 85 X SI 83 1-0 21 G4-3 9 G1-3 1B	4	0	2	0	0	2	2
9 Domonic Brown, L (1, 7) OBP: 0.327, SLG: 0.330		F CU 79 B FC 90 X FC 90 1-1 ① G4-3		F FF 93 F CU 82 F CU 82 T FF 94 0-2 ③ K		X FC 92 0-0 ② G6-3 2-3			C SI 84 D CH 77 B SI 85 X SI 83 2-1 ① G1-3 1-2	4	0	0	0	0	1	3
21 Wil Nieves, R (1, 2) OBP: 0.263, SLG: 0.368		C SI 93 B SI 92 C SI 93 S FF 94 1-3 ② K			B CU 79 S CU 80 X SI 93 1-1 2 1B 1B	C SI 93 B SI 93 X SI 93 1-1 ③ G1-3			S SI 85 X SI 84 0-1 ② G4-3 2-3	4	0	1	0	0	1	2
25 Cody Asche, L (1, 5) OBP: 0.273, SLG: 0.300 58 Jonathan Papelbon, R (9, 1)		C SI 94 S FC 91 C SI 95 0-3 ③ K			B FC 91 F SI 93 F SI 94 B SI 95 D CU 82 S CU 83 3-3 ① K		F CU 80 B CU 80 F FC 90 T SI 94 1-2 ① K		F SI 85 C SI 84 C CU 70 0-3 ③ K	4 0	0 0	0 0	0 0	0 0	4 0	2 0
34 A.J. Burnett, R (1, 1) OBP: 0.333, SLG: 0.333 13 Freddy Galvis, S (9, 5) OBP: 0.091, SLG: 0.033			B SI 92 C SI 92 T SI 93 C SI 93 1-3 ① K		L CU 80 C CU 81 M CU 82 0-3 ② K		C SI 92 C SI 93 F CU 80 C SI 94 0-3 ② K			3 0	0 0	0 0	0 0	0 0	3 0	1 0
Inning Stats	R: 1 E: 0 K: 2 S: 16 H: 2 LOB: 1 BB: 0 P: 20	R: 0 E: 0 K: 2 S: 8 H: 0 LOB: 0 BB: 0 P: 10	R: 0 E: 0 K: 1 S: 11 H: 0 LOB: 0 BB: 1 P: 19	R: 0 E: 0 K: 2 S: 13 H: 1 LOB: 1 BB: 0 P: 16	R: 0 E: 0 K: 2 S: 12 H: 2 LOB: 2 BB: 0 P: 17	R: 1 E: 1 K: 0 S: 8 H: 2 LOB: 1 BB: 0 P: 10	R: 0 E: 0 K: 3 S: 10 H: 0 LOB: 0 BB: 0 P: 11	R: 0 E: 0 K: 0 S: 6 H: 0 LOB: 0 BB: 0 P: 9	R: 0 E: 0 K: 1 S: 8 H: 1 LOB: 1 BB: 0 P: 11	1B: 6 2B: 2 3B: 0 HR: 0 SF: 0 SAC: 0 DP: 0 HBP: 0						

PITCHER		IP	WLS	BF	H	R	ER	SO	BB	IBB	HBP	BLK	WP	HR	S	P	ERA	WHIP
32 Brandon McCarthy, R ERA: 5.54	(1, 1)	7.0	L	28	7	2	2	12	1	0	0	0	0	0	78	103	2.57	1.143
59 Oliver Pérez, L ERA: 4.26	(8, 1)	1.0		3	0	0	0	0	0	0	0	0	0	0	6	9	0.00	0.000
29 Brad Ziegler, R ERA: 1.35	(9, 1)	1.0		4	1	0	0	1	0	0	0	0	0	0	8	11	0.00	1.000

PITCHER	IP	WLS	BF	H	R	ER	SO	BB	IBB	HBP	BLK	WP	HR	S	P	ERA	WHIP

TOP

Philadelphia Phillies @ Arizona Diamondbacks
Chase Field, Phoenix, AZ
Sun Apr 27 2014, 1:13 PM - 3:50 PM MST
Att. 30,022 - Sunny - 72 F

livebaseballscorecards.com

AB	34
R	2
H	8
RBI	1
BB	1
SO	13
LOB	15

BOTTOM

Philadelphia Phillies @ Arizona Diamondbacks
Chase Field, Phoenix, AZ
Sun Apr 27 2014, 1:13 PM - 3:50 PM MST
Att. 30,022 - Sunny - 72 F

livebaseballscorecards.com

Batter	1	2	3	4	5	6	7	8	9	AB	R	H	RBI	BB	SO	LOB
8 Gerardo Parra, L (1, 9) OBP: 0.293, SLG: 0.333	B SI 91 B SI 89 C SI 90 F SI 90 T SI 90 2-2 ① K		B SI 91 C KC 79 S KC 82 X SI 91 1-2 ②③ G4-6-3 1-2f		X KC 81 0-0 ③ F7			X SI 90 0-0 2B		4	0	1	0	0	1	3
14 Martín Prado, R (1, 5) OBP: 0.268, SLG: 0.280	C SI 90 B CH 81 X FF 91 1-1 ② L8			B FF 89 C CH 88 C KC 79 S KC 81 1-3 ① K		B CH 80 B SI 90 B SI 90 C SI 90 X SI 91 3-1 ① G6-3		D KC 81 B SI 91 F SI 91 F SI 91 X KC 83 2-2 ③ G5-3		4	0	0	0	0	1	1
44 Paul Goldschmidt, R (1, 3) OBP: 0.352, SLG: 0.477	C FF 91 S SI 91 F SI 92 F KC 81 B FF 91 S KC 81 1-3 ③ K			C KC 81 B SI 90 T FF 91 S KC 82 1-3 ② K		C SI 91 B SI 91 F FF 91 X SI 91 1-2 ② G6-3			C B B F FF 90 X FF 90 2-2 ① G5-3	4	0	0	0	0	2	0
26 Miguel Montero, L (1, 2) OBP: 0.381, SLG: 0.400		C SI 90 B CH 85 B SI 91 C SI 90 F SI 91 B KC 81 X SI 90 3-2 ① F7		C SI 91 C KC 81 F KC 81 B FF 91 B FF 91 H KC 83 3-2 2 1B HBP		X KC 80 0-0 ③ F8			F FS 84 X FS 84 0-1 1B	3	0	1	0	0	0	0
2 Aaron Hill, R (1, 4) OBP: 0.305, SLG: 0.427		B FF 90 C FF 91 B KC 81 C SI 90 B KC 81 T SI 91 3-2 ② K		B SI 92 X FF 92 1-0 1-3 1B			B KC 81 B SI 90 X SI 90 2-0 ① F8		B SI 90 S SL 82 B FF 90 C FF 90 X SL 81 2-2 ② L8	4	0	1	0	0	1	1
7 Cody Ross, R (1, 7) OBP: 0.100, SLG: 0.100		C SI 91 F SI 91 S KC 82 0-3 ③ K		F KC 82 X SI 93 0-1 ③ G3			C SI 90 F SI 90 T KC 81 0-2 ② K		F FF 92 B SL 82 B SL 82 F FF 92 B SL 82 X FF 92 3-2 ③ G6-3	4	0	0	0	0	2	3
11 AJ Pollock, R (1, 8) OBP: 0.318, SLG: 0.450			B SI 89 X SI 90 1-0 32 FC2-5 16 1B 1B		B SI 89 B SI 90 X SI 90 2-0 ① G6-3		C CH 82 X KC 82 0-1 ③ G4-3			3	0	1	0	0	0	0
16 Chris Owings, R (1, 6) OBP: 0.370, SLG: 0.378			F SI 90 1 SAFE 1 SAFE X KC 81 0-1 32 FC2-5 1-2 1B		X FF 90 0-0 3B			B CH 88 S KC 80 C SI 88 F KC 80 S KC 83 1-3 ① K		3	0	2	0	0	1	0
32 Brandon McCarthy, R (1, 1) 59 Oliver Pérez, L (8, 1) 4 Cliff Pennington, S (8, PH) OBP: 0.359, SLG: 0.294 29 Brad Ziegler, R (9, 1)			B SI 89 C SI 90 L SI 89 X KC 81 1-2 ① FC2-5 8 G4-6-3 1-2 2-3f		B SI 90 X SI 90 1-0 ② G1-3			B SI 90 C SI 90 B KC 79 B SI 91 F SI 91 X SI 90 3-2 ② G3		2 0 1 0	0 0 0 0	0 0 0 0	0 0 0 0	0 0 0 0	0 0 0 0	3 0 0 0

Inning Stats	1	2	3	4	5	6	7	8	9
	R: 0 E: 0 K: 2 S: 10 H: 0 LOB: 0 BB: 0 P: 14	R: 0 E: 0 K: 2 S: 10 H: 0 LOB: 0 BB: 0 P: 16	R: 0 E: 0 K: 0 S: 9 H: 2 LOB: 1 BB: 0 P: 12	R: 0 E: 0 K: 2 S: 12 H: 1 LOB: 2 BB: 0 P: 18	R: 0 E: 0 K: 0 S: 4 H: 1 LOB: 1 BB: 0 P: 7	R: 0 E: 0 K: 0 S: 6 H: 0 LOB: 0 BB: 0 P: 10	R: 0 E: 0 K: 1 S: 6 H: 0 LOB: 0 BB: 0 P: 8	R: 0 E: 0 K: 1 S: 11 H: 1 LOB: 1 BB: 0 P: 17	R: 0 E: 0 K: 0 S: 11 H: 1 LOB: 1 BB: 0 P: 18

	AB	32
	R	0
	H	6
	RBI	0
	BB	0
	SO	8
	LOB	11

1B: 4 SF: 0
2B: 1 SAC: 0
3B: 1 DP: 1
HR: 0 HBP: 1

WP: 0 PA: 33
PB: 0
SB: 0
CS: 0

PITCHER		IP	WLS	BF	H	R	ER	SO	BB	IBB	HBP	BLK	WP	HR	S	P	ERA	WHIP
34 A.J. Burnett, R ERA: 2.15	(1, 1)	8.0	W	29	5	0	0	8	0	0	1	0	0	0	68	102	0.00	0.625
58 Jonathan Papelbon, R ERA: 2.38	(9, 1)	1.0	S	4	1	0	0	0	0	0	0	0	0	0	11	18	0.00	1.000

PITCHER	IP	WLS	BF	H	R	ER	SO	BB	IBB	HBP	BLK	WP	HR	S	P	ERA	WHIP

Batter	1	2	3	4	5	6	7	8	9	AB	R	H	RBI	BB	SO	LOB
19 Charlie Blackmon, L (1, 8) OBP: 0.436, SLG: 0.644	B FF 90 C FF 91 X SL 84 1-1 P5 ①		X SL 85 0-0 SH1-3 ② 1-2		F SL 88 B SL 82 F SL 88 X FF 91 1-2 G4-3 ②		C CH 85 S CH 85 B FF 92 X CH 85 1-2 F8 ①		X FF 86 0-0 SF9 ① 1-2 3-H	3	0	0	1	0	0	0
1 Brandon Barnes, R (1, 9) OBP: 0.410, SLG: 0.407	X SI 90 0-0 G4-3 ②		C SL 85 D FF 91 F FF 90 B SI 92 B SL 85 B FF 92 4-2 2 2B BB		B SI 91 X SI 91 1-0 F9 ③		F FF 95 B SL 84 B FF 94 B FF 94 F FF 95 C FF 96 3-3 K ②		C FF 88 B FF 88 S FS 85 S FF 89 1-3 K ②	4	1	0	0	1	2	1
2 Troy Tulowitzki, R (1, 6) OBP: 0.476, SLG: 0.720	B FF 90 X CH 84 1-0 5 2B 2B		X SI 92 0-0 1-H 2-H 2B			B FF 90 F CH 82 S SL 86 B FF 92 F FF 92 X FF 93 2-2 HR	B FF 95 C FF 95 B SL 85 B CH 86 B CH 85 4-1 BB		D FS 85 F FS 84 F FS 84 B FF 89 B FF 89 B FS 84 4-2 BB	3	2	3	3	2	0	0
5 Carlos González, L (1, 7) OBP: 0.283, SLG: 0.424	B SI 90 B SL 85 B FF 90 C FF 90 F SI 92 X SL 85 3-2 2-H 2B ③		C SL 87 B SI 91 X FF 92 1-1 G5-3 ③			B SL 87 X SL 87 1-0 P4 ①	B SI 94 X FF 94 1-0 G4-3 ③		B FF 90 B FS 82 C FF 90 S FF 90 F FS 84 B FS 84 S FS 85 3-3 K ③	5	0	1	1	0	1	4
28 Nolan Arenado, R (1, 5) OBP: 0.319, SLG: 0.481		X SI 88 0-0 P3 ①		F FF 89 B CH 82 X CH 82 1-1 33 G4-3 58 2B 2B		C SL 87 F FF 91 B SI 90 X SL 84 1-2 33 HR 1B		S FF 95 B FF 94 F FF 94 B SL 85 X CH 86 2-2 F8 ①		4	2	2	0	0	0	0
33 Justin Morneau, L (1, 3) OBP: 0.376, SLG: 0.628		B FF 90 B SL 85 S SI 89 B FF 90 S SI 90 F SI 91 F FF 92 X SL 85 3-2 G3 ②		S SI 91 X SL 87 0-1 G4-3 ① 2-3		X SL 86 0-0 1-H HR		C FF 94 S CH 86 B FF 91 B FF 94 F FF 94 B CH 85 S CH 87 3-3 K ②		4	1	1	2	0	1	1
58 Jordan Pacheco, R (1, 2) OBP: 0.357, SLG: 0.480		C FF 91 B SI 92 F FF 91 F FF 92 F FF 92 C FF 92 1-3 K ③		T SL 88 X SL 86 0-1 9 G6-3 56 2 3-H 2B		B FF 92 C SI 92 F SI 92 X SL 86 1-2 G5-3 ②		C FF 94 B FF 93 T FF 94 B FF 94 S FF 94 2-3 K ③		4	0	1	1	0	2	0
9 DJ LeMahieu, R (1, 4) OBP: 0.372, SLG: 0.364			C FF 90 X FF 91 0-1 G4-3 ① 2-3	F SI 91 B SI 92 X SL 87 1-1 G6-3 ② 2-3		X FF 90 0-0 E4 1B			X FF 93 0-0 6 1B 19 SF9 2B	4	1	2	0	0	0	1
56 Franklin Morales, L (1, 1) OBP: 0.167, SLG: 0.091 23 Charlie Culberson, R (6, PH) OBP: 0.120, SLG: 0.125 54 Tommy Kahnle, R (6, 1) 0 Adam Ottavino, S (7, 1) 48 Boone Logan, R (8, 1) 6 Corey Dickerson, L (9, PH) OBP: 0.407, SLG: 0.680 32 LaTroy Hawkins, R (9, 1)			C FF 91 L SL 84 F SL 84 X SL 84 0-2 19 SH1-3 2 2B 1B	B FF 91 C SI 91 D SI 92 2-1 2 3-H	C FF 90 S SI 90 X FF 92 0-2 G5-3 ①	D SL 86 S SL 85 S FF 91 B FF 91 S SL 85 2-3 K ③			L FF 86 L FF 87 F SL 80 B FF 87 X SL 78 1-2 19 E 2-3 1B	2 1 0 0 0 0 1 0	1 0 0 0 0 0 0 0	1 0 0 0 0 1 0 0	0 0 0 0 0 0 0 0	0 0 0 0 0 0 0 0	0 1 0 0 0 0 0 0	0 1 0 0 0 0 0 0
Inning Stats	R: 1 E: 0 K: 0 S: 7 H: 2 LOB: 1 BB: 0 P: 12	R: 0 E: 0 K: 1 S: 11 H: 0 LOB: 0 BB: 0 P: 15	R: 2 E: 0 K: 0 S: 12 H: 2 LOB: 1 BB: 1 P: 17	R: 1 E: 0 K: 0 S: 9 H: 2 LOB: 1 BB: 0 P: 13	R: 0 E: 0 K: 0 S: 7 H: 0 LOB: 0 BB: 0 P: 9	R: 3 E: 1 K: 1 S: 16 H: 4 LOB: 1 BB: 0 P: 23	R: 0 E: 0 K: 1 S: 8 H: 0 LOB: 1 BB: 1 P: 17	R: 0 E: 0 K: 2 S: 10 H: 0 LOB: 0 BB: 0 P: 17	R: 1 E: 1 K: 2 S: 15 H: 2 LOB: 2 BB: 1 P: 24	1B: 4 2B: 6 3B: 0 HR: 2 SF: 1 SAC: 1 DP: 0 HBP: 0						

PITCHER	IP	WLS	BF	H	R	ER	SO	BB	IBB	HBP	BLK	WP	HR	S	P	ERA	WHIP
36 Wade Miley, L (1, 1) ERA: 5.36	6.0	L	28	10	7	7	2	1	0	0	0	0	2	62	89	10.50	1.833
48 Randall Delgado, R (7, 1) ERA: 5.5	2.0		8	1	1	1	3	1	0	0	0	0	0	19	35	4.50	1.000
54 Joe Thatcher, L (9, 1) ERA: 2.79	0.1		2	1	0	0	0	0	0	0	0	0	0	5	6	0.00	3.000
40 J.J. Putz, R ERA: 3.72	0.2		3	0	0	0	2	1	0	0	0	0	0	9	17	0.00	1.500

PITCHER	IP	WLS	BF	H	R	ER	SO	BB	IBB	HBP	BLK	WP	HR	S	P	ERA	WHIP

TOP

Colorado Rockies @ Arizona Diamondbacks

Chase Field, Phoenix, AZ

Mon Apr 28 2014, 6:41 PM - 9:44 PM MST

Att. 17,127 - Clear - 79 F

livebaseballscorecards.com

AB	35
R	8
H	12
RBI	8
BB	3
SO	7
LOB	8

WP: 0 PA: 40
PB: 0
SB: 0
CS: 0

Colorado Rockies @ Arizona Diamondbacks

Chase Field, Phoenix, AZ

Mon Apr 28 2014, 6:41 PM - 9:44 PM MST

Att. 17,127 - Clear - 79 F

livebaseballscorecards.com

BOTTOM

Batter	1	2	3	4	5	6	7	8	9	AB	R	H	RBI	BB	SO	LOB
11 AJ Pollock, R (1, 8) OBP: 0.300, SLG: 0.424	B FF 90 B FF 90 C FF 91 F FF 91 X FF 91 2-2 ① F9		B CU 73 F FF 91 B SL 82 X CH 83 2-1 ① P6 B SI 92 C SL 86 F SI 91 F SL 85 B FF 93 C SL 82 2-3 ③ K				C FF 92 C ST 82 B FF 93 F FF 93 X ST 81 1-2 ① G5-3		C FF 93 B SL 90 F FF 94 X SL 89 1-2 ② G5-3	5	0	0	0	0	1	1
14 Martín Prado, R (1, 5) OBP: 0.291, SLG: 0.309	C FF 91 B SL 86 B FF 91 X FF 91 2-1 44 1B 1B		B FF 89 B FF 92 B FF 91 C FF 90 F SL 86 B SL 85 4-2 44 2B 26 SF8 BB		C SL 85 B FF 92 X SL 82 1-1 44 G5-3 3B		B ST 82 B FF 92 B ST 83 C FF 93 C ST 80 B ST 81 4-2 44 1B 26 1B BB		B FF 92 C FF 93 C FF 94 F FF 93 B SL 88 S FF 94 2-3 ③ K	3	3	2	0	2	1	0
44 Paul Goldschmidt, R (1, 3) OBP: 0.365, SLG: 0.496	C FF 92 B FF 92 X SL 88 1-1 1-2 1B		C FF 90 F SI 92 B SI 93 X SL 82 1-2 1-3 2 1B 2B		F FF 92 S FF 94 F FF 94 X FF 92 0-2 ① G5-3 3-H		B FF 92 B ST 83 X FF 91 2-0 26 1B 1-3 1B			4	1	3	1	0	0	0
26 Miguel Montero, L (1, 2) OBP: 0.376, SLG: 0.398	C FF 91 B FF 92 X SL 86 1-1 ② F4		B FF 94 B SI 92 X SL 87 2-0 ② SF8 3-H		B FF 92 F FF 91 S CU 74 B FF 92 F FF 92 X CU 74 2-2 ② P2		S SI 94 X FF 94 0-1 2 G5-4-3 1-2 1B 3-H			3	0	1	2	0	0	2
2 Aaron Hill, R (1, 4) OBP: 0.311, SLG: 0.425	C SI 93 T FF 92 F FF 92 B SI 93 B CU 75 B SL 85 F FF 92 X FF 91 3-2 ③ P2		B SL 87 X SI 92 1-0 2-H 1B		B CU 74 B FF 91 B SI 91 C FF 91 B FF 91 4-1 BB		B FF 93 B ST 82 X FF 93 2-0 ②③ G5-4-3 1-2f			3	0	1	1	1	0	4
7 Cody Ross, R (1, 7) OBP: 0.088, SLG: 0.088		B FF 90 F FF 92 X CH 83 1-1 ① G6-3 1 SAFE B SI 91 C SI 93 X SL 82 1-1 ③ L9		B SL 82 1 SAFE X FF 91 1-0 ③ L8			B SI 91 X FF 91 1-0 ① F8			4	0	0	0	0	0	2
8 Gerardo Parra, L (1, 9) OBP: 0.308, SLG: 0.375		B FF 90 B FF 90 B SL 87 C FF 91 X FF 90 3-1 HR	C FF 92 F FF 92 B CU 75 B FF 93 F FF 92 B CU 76 X FF 92 3-2 36 SH1-3 1B		B FF 96 C FF 95 X SI 96 1-1 16 G6-4-3 1B		C FF 92 S SL 82 S SL 81 0-3 ② K		4	1	3	1	0	1	0
16 Chris Owings, R (1, 6) OBP: 0.353, SLG: 0.359	C FF 92 F SL 87 S FF 92 0-3 ② K		B SI 91 B SL 86 X FF 93 2-0 ① F7		X SI 95 0-0 ①② G6-4-3 1-2f		C FF 93 S SL 81 C SL 80 0-3 ③ K		4	0	0	0	0	2	2
36 Wade Miley, L (1, 1) OBP: 0.333, SLG: 0.333 27 Roger Kieschnick, L (6, PH) 48 Randall Delgado, R (7, 1) 54 Joe Thatcher, L (9, 1) 40 J.J. Putz, R (9, 1) 19 Tony Campana, L (9, PH) OBP: 0.205, SLG: 0.256		C FF 91 B FF 91 B FF 90 F FF 91 B FF 92 X FF 92 3-2 ③ P6		X FF 90 0-0 ② SH1-3 1-2		X FF 95 0-0 ③ F8		C FF 91 F FF 93 X SL 88 0-2 ① G4-3	1 1 0 0 0 1	0 0 0 0 0 0	0 0 0 0 0 0	0 0 0 0 0 0	0 0 0 0 0 0	0 0 0 0 0 0	0 0 0 0 0 0
Inning Stats	R: 0 E: 0 K: 0 S: 14 H: 2 LOB: 2 BB: 0 P: 23	R: 1 E: 0 K: 1 S: 10 H: 1 LOB: 0 BB: 0 P: 17	R: 2 E: 0 K: 0 S: 11 H: 2 LOB: 1 BB: 1 P: 22	R: 0 E: 0 K: 1 S: 10 H: 1 LOB: 1 BB: 0 P: 17	R: 1 E: 0 K: 0 S: 12 H: 1 LOB: 1 BB: 1 P: 20	R: 0 E: 0 K: 0 S: 4 H: 1 LOB: 0 BB: 0 P: 5	R: 1 E: 0 K: 0 S: 10 H: 2 LOB: 1 BB: 1 P: 19	R: 0 E: 0 K: 2 S: 7 H: 0 LOB: 0 BB: 0 P: 8	R: 0 E: 0 K: 1 S: 10 H: 0 LOB: 0 BB: 0 P: 13	1B: 7 2B: 1 3B: 1 HR: 1	SF: 1 SAC: 1 DP: 2 HBP: 0	WP: 0 PB: 0 SB: 0 CS: 0	PA: 38			

	AB	33
	R	5
	H	10
	RBI	5
	BB	3
	SO	5
	LOB	11

PITCHER		IP	WLS	BF	H	R	ER	SO	BB	IBB	HBP	BLK	WP	HR	S	P	ERA	WHIP
56 Franklin Morales, L ERA: 4.4	(1, 1)	5.0	W	24	7	4	4	2	2	0	0	0	0	1	57	99	7.20	1.800
54 Tommy Kahnle, R ERA: 1.29	(6, 1)	1.0	H	3	1	0	0	0	0	0	0	0	0	0	4	5	0.00	1.000
0 Adam Ottavino, R ERA: 0.73	(7, 1)	1.0	H	5	2	1	1	0	1	0	0	0	0	0	10	19	9.00	3.000
48 Boone Logan, L ERA: 2.16	(8, 1)	1.0	H	3	0	0	0	2	0	0	0	0	0	0	7	8	0.00	0.000
32 LaTroy Hawkins, R ERA: 2.61	(9, 1)	1.0	S	3	0	0	0	1	0	0	0	0	0	0	10	13	0.00	0.000

PITCHER	IP	WLS	BF	H	R	ER	SO	BB	IBB	HBP	BLK	WP	HR	S	P	ERA	WHIP

Colorado Rockies @ Arizona Diamondbacks

Chase Field, Phoenix, AZ

Tue Apr 29 2014, 6:41 PM - 9:51 PM MST

Att. 19,702 - Clear - 83 F

livebaseballscorecards.com

TOP

Batter	1	2	3	4	5	6	7	8	9	AB	R	H	RBI	BB	SO	LOB
19 Charlie Blackmon, L (1, 9) OBP: 0.425, SLG: 0.621	C FC 86 C CU 78 B CU 82 S FC 88 1-3 ① K		B CU 78 B CU 78 B FC 88 C FC 86 X FC 87 3-1 ③ G3		C CU 78 C FC 88 B FF 88 X FC 87 1-2 1B		C FF 86 B SL 78 F FF 86 X SL 79 1-2 ① P4		B FF 93 X FF 92 1-0 ① F7	5	0	1	0	0	1	0
9 DJ LeMahieu, R (1, 4) OBP: 0.363, SLG: 0.354	C FC 87 S FC 87 B FC 85 T CU 80 1-2 ② K			X FC 86 0-0 ① G5-3	C FC 88 D CU 78 1 SAFE F CU 80 C FC 89 1-3 ③ K		C FF 86 B FF 86 F SL 77 X FF 87 1-2 2 BB 1B		B FF 92 B FC 91 S FF 92 S FC 91 F FF 92 C FF 92 2-3 ② K	5	0	1	0	0	3	1
5 Carlos González, L (1, 7) OBP: 0.288, SLG: 0.433	X FC 89 0-0 2 FC5-4 1B			C FC 88 C FC 87 B CU 80 B FC 87 B CU 79 X FC 89 3-2 ② G4-3		B FC 86 C FC 86 F FC 87 X FC 88 1-2 2 HR 2B	S SL 79 1 SAFE T FF 86 1 SAFE S FF 85 0-3 ② K		F FF 93 B FF 93 B SL 86 F FF 91 X FF 92 2-2 ③ P4	5	1	2	0	0	1	1
2 Troy Tulowitzki, R (1, 6) OBP: 0.486, SLG: 0.753	C CU 79 D FC 86 X FC 88 1-1 ③ FC5-4 1-2f			S FC 88 F FC 88 X CU 80 0-2 33 3B 1B		T FC 89 X FC 89 0-1 2-H HR	1 SAFE B FF 86 C SL 76 B FF 84 B FF 86 B FF 86 4-1 1-2 BB			3	2	2	2	1	0	1
33 Justin Morneau, L (1, 3) OBP: 0.381, SLG: 0.643		B FC 88 C FC 87 X FC 88 1-1 ① G3-1		D FC 88 X FC 87 1-0 1-H 28 1B 3B		X FC 88 0-0 28 1B 1B	X FC 86 0-0 ③ G6-3			4	1	2	1	0	0	2
28 Nolan Arenado, R (1, 5) OBP: 0.325, SLG: 0.482		C CU 78 B FC 87 C FC 87 B FC 88 X CU 81 2-2 ② G5-3		C CU 79 X CU 81 0-1 3-H 1B		B FC 87 C FC 86 S FC 87 F FC 87 B FC 87 D CU 79 X CU 80 3-2 1-2 1B		X SI 84 0-0 ① G5-3		4	0	2	1	0	0	0
6 Corey Dickerson, L (1, 8) OBP: 0.355, SLG: 0.586 48 Boone Logan, R (8, 1) 32 LaTroy Hawkins, R (9, 1)		C CU 78 F CU 79 X FC 88 0-2 ③ G1-3		C FC 88 C FC 88 B FF 90 C FC 90 1-3 ③ K		B FF 85 C FF 88 2 SAFE 2 SAFE F SI 88 X FF 90 1-2 ① P6		F SI 83 X CH 76 0-1 ② G1-3		4 0 0	0 0 0	0 0 0	0 0 0	0 0 0	1 0 0	3 0 0
58 Jordan Pacheco, R (1, 2) OBP: 0.313, SLG: 0.414			C FC 87 X FC 88 0-1 ① F9		B CU 76 B CU 76 C FC 87 B FC 88 F FC 88 X FC 88 3-2 ① G4-3	B SI 88 C SL 78 C SI 91 B SI 91 S FF 92 2-3 ② K		B SI 84 F SI 83 X CH 77 1-1 ③ P6		4	0	0	0	0	1	2
27 Tyler Chatwood, R (1, 1) OBP: 0.100, SLG: 0.100 47 Chris Martin, R (6, 1) 49 Rex Brothers, L (7, 1) 13 Drew Stubbs, R (8, 8) OBP: 0.298, SLG: 0.349			B FC 88 F FC 88 X FC 87 1-1 ② B2-3		C FC 86 B CU 77 C FC 88 F CU 78 F FC 87 X CU 78 1-2 ② L6	B FF 91 B FF 91 C FF 91 S SI 91 S FF 92 2-3 ③ K			C FF 92 F FF 92 B FF 94 B FF 92 X SL 85 2-2 HR	3 0 0 1	0 0 0 1	0 0 0 1	0 0 0 1	1 0 0 0	2 0 0 0	2 0 0 0

Inning Stats	1	2	3	4	5	6	7	8	9	1B: 7	SF: 0	WP: 0	PA: 39
R:	0	0	0	2	0	2	0	0	1	2B: 1	SAC: 0	PB: 0	
E:	0	0	0	0	0	0	0	0	0	3B: 1	DP: 0	SB: 0	
K:	2	0	0	1	1	2	1	0	1	HR: 2	HBP: 0	CS: 0	
S:	9	8	6	13	14	19	11	5	11				
H:	1	0	0	3	1	4	1	0	1				
LOB:	1	0	0	1	1	2	2	0	0				
BB:	0	0	0	0	0	0	1	0	0				
P:	12	11	10	18	20	28	17	6	18				

	AB	38
	R	5
	H	11
	RBI	5
	BB	1
	SO	8
	LOB	12

PITCHER		IP	WLS	BF	H	R	ER	SO	BB	IBB	HBP	BLK	WP	HR	S	P	ERA	WHIP
49 Mike Bolsinger, R ERA: 5.79	(1, 1)	5.0		24	9	4	4	4	0	0	0	0	0	1	60	85	7.20	1.800
59 Oliver Pérez, L ERA: 3.95	(6, 1)	1.0		3	0	0	0	2	0	0	0	0	0	0	9	14	0.00	0.000
54 Joe Thatcher, L ERA: 2.53	(7, 1)	1.0		5	1	0	0	1	1	0	0	0	0	0	11	17	0.00	2.000
29 Brad Ziegler, R ERA: 1.26	(8, 1)	1.0		3	0	0	0	0	0	0	0	0	0	0	5	6	0.00	0.000
43 Addison Reed, R ERA: 4.15	(9, 1)	1.0	L	4	1	1	1	1	0	0	0	0	0	1	11	18	9.00	1.000

PITCHER		IP	WLS	BF	H	R	ER	SO	BB	IBB	HBP	BLK	WP	HR	S	P	ERA	WHIP

BOTTOM

Colorado Rockies @ Arizona Diamondbacks
Chase Field, Phoenix, AZ
Tue Apr 29 2014, 6:41 PM - 9:51 PM MST
Att. 19,702 - Clear - 83 F

livebaseballscorecards.com

Batter	1	2	3	4	5	6	7	8	9	AB	R	H	RBI	BB	SO	LOB
19 Tony Campana, L (1, 7) OBP: 0.188, SLG: 0.234 7 Cody Ross, R (8, PH) OBP: 0.086, SLG: 0.086 (9, 7)	C FF 91 B FF 91 X FF 90 1-1 G5-3 ①		B FF 90 B FF 91 X FF 90 2-0 F8 ①		B SI 90 X FF 91 1-0 B5 ②	X FF 93 0-0 G3-1 ③		C SL 80 F SI 91 S SL 81 0-3 K2-3 ③		4 1	0 0	0 0	0 0	0 0	0 1	3 2
8 Gerardo Parra, L (1, 9) OBP: 0.304, SLG: 0.368	C FF 91 B SI 92 X SI 92 1-1 G6-3 ②		X CU 79 0-0 G4-3 ②		C SI 91 C SI 92 B FF 93 X SL 85 2-2 44 HBP 1B		C SL 83 F SL 85 B FF 92 B SL 84 X SL 84 2-2 G4-3 ①		B FF 90 B FF 91 X FF 91 2-0 L8 ①	5	0	1	0	0	0	0
44 Paul Goldschmidt, R (1, 3) OBP: 0.366, SLG: 0.487	B FF 92 B FF 92 X SI 93 2-0 G5-3 ③		B SI 93 C SI 94 F SI 93 B SI 93 X SI 93 2-2 L9 ③		H SI 92 1-0 1-2 HBP		S SL 86 B FF 93 B FF 90 C FF 92 S SL 87 2-3 K ②		B FF 92 X FF 94 1-0 26 1B 1B	4	0	1	0	0	1	0
26 Miguel Montero, L (1, 2) OBP: 0.377, SLG: 0.409 4 Cliff Pennington, S (9, PR) OBP: 0.359, SLG: 0.294		C FF 91 B SI 92 B SI 91 C FF 92 X FF 93 2-2 2 E 2 SF7 2B		B SI 90 F CU 78 F SI 93 F FF 94 X FF 94 1-2 F8 ①	F SI 93 B SI 93 B SI 92 D CU 80 F FF 93 X FF 94 3-2 G6-3 ③		S SL 84 S SL 85 B SL 86 S SL 85 1-3 K ③		B FF 91 F FF 92 X FF 92 1-1 1-2 1B	5 0	1 0	2 0	0 0	0 0	1 0	2 0
2 Aaron Hill, R (1, 4) OBP: 0.315, SLG: 0.431		2 SAFE X SI 92 0-0 2-H SF7 ①		B SI 94 B SI 93 B SI 92 X FF 93 3-0 12 1B 2B	B CU 76 B SI 89 B SI 89 C FF 90 B SI 90 4-1 11 BB 12 1B 16 FC5-2 BB			C FF 91 B SI 91 T SI 91 C SL 80 1-3 K ①	X SL 86 0-0 F8 ②	3	1	1	1	1	1	2
12 Eric Chavez, L (1, 5) OBP: 0.294, SLG: 0.452		B SI 92 B SI 91 F SI 91 B SI 92 B FF 93 4-1 16 2B BB		C SI 93 D SI 93 B SI 93 X FF 94 2-1 2-H 1B	D SI 90 B SI 92 X SI 91 2-0 16 FC5-2 11 BB 1-2 1B			C FF 93 B SL 82 F SI 92 F SI 93 B SL 80 B SL 82 S SL 81 3-3 K ②	X FF 92 0-0 F8 ③	4	1	2	1	1	1	2
11 AJ Pollock, R (1, 8) OBP: 0.309, SLG: 0.455		C SI 93 F SI 92 F FF 94 S SI 94 0-3 K ②		B SL 85 S SI 93 S SL 86 S SL 86 1-3 K ②	C SI 93 S SI 93 B SL 85 B SL 86 D SI 94 B SI 93 4-2 16 FC5-2 1-2 2-3 BB			S SI 92 X FF 92 0-1 HR		3	1	1	1	1	2	2
16 Chris Owings, R (1, 6) OBP: 0.360, SLG: 0.378		B SI 93 X SI 93 1-0 1-H 2B		C SI 93 B SI 93 B SL 85 C SI 92 B SL 83 S SL 86 3-3 K ③	B SI 92 X SI 94 1-0 FC5-2 ① 1-2 2-3 3-Hf			B FF 93 B SI 92 X SI 90 2-0 14 BB 1B		4	0	2	1	0	1	4
49 Mike Bolsinger, R (1, 1) OBP: 0.250, SLG: 0.250 59 Oliver Perez, L (6, 1) 27 Roger Kieschnick, L (6, PH) 54 Joe Thatcher, L (7, 1) 29 Brad Ziegler, R (8, 1) 14 Martin Prado, R (8, PH) OBP: 0.297, SLG: 0.309 43 Addison Reed, L (9, 1)		C SI 92 S SI 93 C FF 94 0-3 K ③			B SI 90 F SI 88 X SI 90 1-1 G5-3 ①	C SI 93 F SI 94 B FF 95 S FF 94 1-3 K ②		B FF 90 B SI 89 1 SAFE B FF 90 B SI 90 4-0 1-2 BB		2 0 1 0 0 0 0 0	0 0 0 0 0 0 0 0	0 0 0 0 0 0 0 0	0 0 0 0 0 0 1 0	0 0 0 0 0 0 0 0	1 0 1 0 0 0 0 0	1 0 3 0 0 0 0 0
Inning Stats	R: 0 E: 0 K: 0 S: 5 H: 0 LOB: 0 BB: 0 P: 9	R: 2 E: 1 K: 2 S: 13 H: 2 LOB: 1 BB: 1 P: 20	R: 0 E: 0 K: 0 S: 5 H: 0 LOB: 0 BB: 0 P: 9	R: 1 E: 0 K: 2 S: 13 H: 2 LOB: 1 BB: 0 P: 23	R: 0 E: 0 K: 0 S: 9 H: 1 LOB: 2 BB: 0 P: 17	R: 0 E: 0 K: 1 S: 9 H: 1 LOB: 3 BB: 2 P: 21	R: 0 E: 0 K: 2 S: 9 H: 0 LOB: 0 BB: 0 P: 14	R: 1 E: 0 K: 3 S: 13 H: 2 LOB: 2 BB: 1 P: 23	R: 0 E: 0 K: 0 S: 6 H: 2 LOB: 2 BB: 0 P: 10	1B: 6 2B: 3 3B: 0 HR: 1		SF: 1 SAC: 0 DP: 0 HBP: 1		WP: 0 PB: 0 SB: 0 CS: 0		PA: 42

	AB	36
	R	4
	H	10
	RBI	4
	BB	4
	SO	10
	LOB	21

PITCHER		IP	WLS	BF	H	R	ER	SO	BB	IBB	HBP	BLK	WP	HR	S	P	ERA	WHIP
27 Tyler Chatwood, R ERA: 4.5	(1, 1)	5.0		25	6	3	3	4	3	0	1	0	0	0	49	92	5.40	1.800
47 Chris Martin, R ERA:	(6, 1)	1.0	H	3	0	0	0	1	0	0	0	0	0	0	5	7	0.00	0.000
49 Rex Brothers, L ERA: 3.09	(7, 1)	1.0	H	3	0	0	0	2	0	0	0	0	0	0	9	14	0.00	0.000
48 Boone Logan, L ERA: 2.89	(8, 1)	1.0	W	6	2	1	1	3	1	0	0	0	0	1	13	23	9.00	3.000
32 LaTroy Hawkins, R ERA: 2.38	(9, 1)	1.0	S	5	2	0	0	0	0	0	0	0	0	0	6	10	0.00	2.000

PITCHER	IP	WLS	BF	H	R	ER	SO	BB	IBB	HBP	BLK	WP	HR	S	P	ERA	WHIP

Batter	1	2	3	4	5	6	7	8	9	10	AB	R	H	RBI	BB	SO	LOB
19 Charlie Blackmon, L (1, 9) OBP: 0.418, SLG: 0.616	C FC 84 C FC 85 F FC 85 F FC 86 S CH 78 0-3 ① **K**		F CH 76 C FC 84 X FC 84 0-2 13 SH1-3 2 WP **2B**		C CU 70 X CH 75 0-1 ① **G1-3**		X CH 77 0-0 ② **P5**			B FF 92 X FF 90 1-0 ① **SH5-3** 2-3	4	1	1	0	0	1	1
13 Drew Stubbs, R (1, 8) OBP: 0.294, SLG: 0.340	C FC 84 C FC 85 B FC 86 X FC 85 1-2 5 HR **1B**		X FC 85 0-0 ① **SH1-3** 2-3		C CU 71 X FC 85 0-1 ② **F8**		B FC 84 1 SAFE X CH 76 1-0 ③ **FC5-4** 1-2f			C FF 92 S FF 93 S FF 92 0-3 ② **K**	4	1	1	0	0	1	2
5 Carlos González, L (1, 7) OBP: 0.293, SLG: 0.454	X FC 84 0-0 1-H **HR**		B FC 86 B FC 87 B CH 79 C CH 80 B FC 87 4-1 2 WP **BB**		B CH 78 S FC 86 B FC 87 S CH 78 B FC 87 X CH 79 3-2 ③ **P4**			C CH 82 X SL 88 0-1 ① **G3**		F FF 93 C FF 93 F FF 93 X FF 94 0-2 ③ **L8**	4	1	1	2	1	0	1
2 Troy Tulowitzki, R (1, 6) OBP: 0.477, SLG: 0.727	B CH 78 B CH 78 T FC 84 F FC 85 X FC 85 2-2 ② **F7**		B FC 86 S FC 86 C FC 86 1 SAFE F FC 87 B CH 79 B CH 78 B FC 87 4-2 1-2 3-H **BB**			B FC 84 C CU 72 X CH 79 1-1 ① **G1-3**		B SI 90 X SL 86 1-0 ② **P4**			3	0	0	0	1	0	0
33 Justin Morneau, L (1, 3) OBP: 0.367, SLG: 0.618	C FC 84 B CH 77 B CH 78 S CH 77 F FC 86 X FC 86 2-2 ③ **G3**		X CH 79 0-0 ② **L9**			S FC 85 F CU 70 S CH 77 0-3 ② **K**		X SI 87 0-0 ③ **G4-3**			4	0	0	0	0	1	2
28 Nolan Arenado, R (1, 5) OBP: 0.322, SLG: 0.474		B FC 82 S CH 77 X FC 85 1-1 ① **F8**	C FC 85 X FC 86 0-1 ③ **F7**			B CU 70 B CH 77 S CH 78 F FC 85 F CU 74 F FC 88 X FC 88 2-2 **1B**			C KC 78 B SI 89 B SI 91 C CH 82 S KC 77 2-3 ① **K**		4	0	1	0	0	1	2
58 Jordan Pacheco, R (1, 2) OBP: 0.306, SLG: 0.424		B FC 84 C FC 84 F FC 85 B FC 87 X FC 87 2-2 9 WP 9 F9-2-5 **2B**	B CU 68 X CH 77 1-0 ① **G5-3**			B FC 85 C FC 85 X FC 87 1-1 ③ **F9**			B SL 85 B KC 77 F SI 89 B SI 92 C SI 91 X SI 92 3-2 ② **G5-3**		4	0	1	0	0	0	1
9 DJ LeMahieu, R (1, 4) OBP: 0.347, SLG: 0.337	C FC 84 F FC 85 F FC 85 D CU 72 B FC 86 B FC 86 X CH 79 3-2 ② ③ ~~F9-2-5~~ 2-3		C FC 84 X CU 71 0-1 ② **G6-3**				X CU 70 0-0 ① **G6-3**		C KC 78 B KC 80 S KC 79 B SI 92 B FF 93 S KC 80 3-3 ③ **K**		4	0	0	0	0	1	1
24 Jordan Lyles, R (1, 1) OBP: 0.333, SLG: 0.571 1 Brandon Barnes, R (7, PH) OBP: 0.419, SLG: 0.419 34 Matt Belisle, R (7, 1) 0 Adam Ottavino, S (8, 1) 49 Rex Brothers, L (9, 1) 6 Corey Dickerson, L (10, PH) OBP: 0.375, SLG: 0.633 54 Tommy Kahnle, R (10, 1)			C FC 83 B FC 84 C FC 84 B FC 86 F FC 86 X FC 86 2-2 **HR**	B FC 85 B FC 86 X FC 86 2-0 ③ **G6-3**			S CH 75 X CH 77 0-1 13 FC5-4 **1B**			F FF 92 S FF 93 F FF 94 B FF 92 X FF 93 1-2 19 SH5-3 **2B**	2 1 0 0 0 1 0	1 0 0 0 0 0 0	1 1 0 0 0 0 0	1 0 0 0 0 0 0	0 0 0 0 0 0 0	0 0 0 0 0 0 0	0 0 0 0 0 0 0
Inning Stats	R: 2 E: 0 K: 1 S: 16 H: 2 LOB: 0 BB: 0 P: 21	R: 0 E: 0 K: 0 S: 9 H: 1 LOB: 0 BB: 0 P: 15	R: 2 E: 0 K: 0 S: 15 H: 2 LOB: 2 BB: 2 P: 25	R: 0 E: 0 K: 0 S: 4 H: 0 LOB: 0 BB: 0 P: 7	R: 0 E: 0 K: 0 S: 7 H: 0 LOB: 0 BB: 0 P: 10	R: 0 E: 0 K: 1 S: 12 H: 1 LOB: 1 BB: 0 P: 16	R: 0 E: 0 K: 0 S: 5 H: 1 LOB: 1 BB: 0 P: 6	R: 0 E: 0 K: 0 S: 4 H: 0 LOB: 0 BB: 0 P: 5	R: 0 E: 0 K: 2 S: 9 H: 0 LOB: 0 BB: 0 P: 17	R: 0 E: 0 K: 1 S: 12 H: 1 LOB: 1 BB: 0 P: 14	1B: 3 2B: 4 3B: 0 HR: 2	SF: 0 SAC: 2 DP: 1 HBP: 0	WP: 2 PB: 0 SB: 0 CS: 0	PA: 39			

PITCHER	IP	WLS	BF	H	R	ER	SO	BB	IBB	HBP	BLK	WP	HR	S	P	ERA	WHIP
55 Josh Collmenter, R (1, 1) ERA: 3.77	7.0		29	7	4	4	2	2	0	0	0	2	2	68	100	5.14	1.286
35 Trevor Cahill, R (8, 1) ERA: 7.09	2.0		6	0	0	0	2	0	0	0	0	0	0	13	22	0.00	0.000
43 Addison Reed, R (10, 1) ERA: 3.86	1.0	W	4	1	0	0	1	0	0	0	0	0	0	12	14	0.00	1.000

PITCHER	IP	WLS	BF	H	R	ER	SO	BB	IBB	HBP	BLK	WP	HR	S	P	ERA	WHIP

TOP

Colorado Rockies @ Arizona Diamondbacks

Chase Field, Phoenix, AZ

Wed Apr 30 2014, 6:41 PM - 9:38 PM MST

Att. 19,135 - Clear - 84 F

livebaseballscorecards.com

AB	35
R	4
H	8
RBI	3
BB	2
SO	5
LOB	10

Colorado Rockies @ Arizona Diamondbacks

Chase Field, Phoenix, AZ

Wed Apr 30 2014, 6:41 PM - 9:38 PM MST

Att. 19,135 - Clear - 84 F

BOTTOM

Batter	1	2	3	4	5	6	7	8	9	10	AB	R	H	RBI	BB	SO	LOB
8 Gerardo Parra, L (1, 9) OBP: 0.300, SLG: 0.355	F8		G1-3			F8	K		HBP		4	0	0	0	0	1	1
14 Martín Prado, R (1, 5) OBP: 0.317, SLG: 0.342	44 FC5-2 3B		BB			44 2B 2 FC6-4 1B		K	1-2 2-H 3-H 1B		4	1	3	2	1	1	0
44 Paul Goldschmidt, R (1, 3) OBP: 0.368, SLG: 0.516	FC5-2 3-H		G5-3			2 FC6-4 1-3 2B		HR	K		5	1	2	1	0	1	4
26 Miguel Montero, L (1, 2) OBP: 0.378, SLG: 0.433	F8			L7		2 FC6-4 HBP		P6		HR	4	1	1	1	0	0	1
2 Aaron Hill, R (1, 4) OBP: 0.305, SLG: 0.417		L8		L6		FC6-4 1-2f 2-3 3-H		F7			4	0	0	1	0	0	2
7 Cody Ross, R (1, 7) OBP: 0.103, SLG: 0.103		K		L3		G1-3			11 FC4-6 1B		4	0	1	0	0	1	2
4 Cliff Pennington, S (1, 6) OBP: 0.372, SLG: 0.278		BB			F8		BB		P6		2	0	0	0	2	0	1
19 Tony Campana, L (1, 8)		G1-3			G5-3		K		FC4-6 16 2B 14 1B 1-2f		3	0	0	0	0	1	2
11 AJ Pollock, R (9, PH) (10, 8) OBP: 0.305, SLG: 0.449											1	1	0	0	0	0	1
55 Josh Collmenter, R (1, 1)			G4-3		G5-3		K		14 1B 2B 1-3		2	0	0	0	0	0	0
12 Eric Chavez, L (7, PH) OBP: 0.286, SLG: 0.438											1	0	0	0	0	1	1
35 Trevor Cahill, R (8, 1) OBP: 0.167, SLG: 0.333											0	0	0	0	0	0	0
16 Chris Owings, R (9, PH) OBP: 0.367, SLG: 0.398											1	1	1	0	0	0	0
43 Addison Reed, L (10, 1)											0	0	0	0	0	0	0
Inning Stats	R: 0 E: 0 K: 0 S: 12 H: 1 LOB: 1 BB: 0 P: 20	R: 0 E: 0 K: 1 S: 8 H: 0 LOB: 1 BB: 1 P: 16	R: 0 E: 0 K: 0 S: 8 H: 0 LOB: 1 BB: 1 P: 18	R: 0 E: 0 K: 0 S: 8 H: 0 LOB: 0 BB: 0 P: 13	R: 0 E: 0 K: 0 S: 7 H: 0 LOB: 0 BB: 0 P: 10	R: 1 E: 0 K: 0 S: 16 H: 2 LOB: 2 BB: 0 P: 22	R: 0 E: 0 K: 3 S: 9 H: 0 LOB: 1 BB: 1 P: 14	R: 1 E: 0 K: 1 S: 11 H: 1 LOB: 0 BB: 0 P: 18	R: 2 E: 0 K: 1 S: 16 H: 3 LOB: 2 BB: 0 P: 24	R: 1 E: 0 K: 0 S: 3 H: 1 LOB: 0 BB: 0 P: 4	1B: 3 2B: 2 3B: 1 HR: 2	SF: 0 SAC: 0 DP: 0 HBP: 2	WP: 0 PB: 0 SB: 0 CS: 0	PA: 40			

livebaseballscorecards.com

	AB	35
	R	5
	H	8
	RBI	5
	BB	3
	SO	6
	LOB	15

PITCHER	IP	WLS	BF	H	R	ER	SO	BB	IBB	HBP	BLK	WP	HR	S	P	ERA	WHIP
24 Jordan Lyles, R (1, 1) ERA: 2.7	6.0		24	3	1	1	1	2	0	1	0	0	0	59	99	1.50	0.833
34 Matt Belisle, R (7, 1) ERA: 6.0	1.0	H	4	0	0	0	3	1	0	0	0	0	0	9	14	0.00	1.000
0 Adam Ottavino, R (8, 1) ERA: 1.35	1.0	H	4	1	1	1	1	0	0	0	0	0	1	11	18	9.00	1.000
49 Rex Brothers, L (9, 1) ERA: 4.26	1.0	B	7	3	2	2	1	0	0	1	0	0	0	16	24	18.00	3.000
54 Tommy Kahnle, R (10, 1) ERA: 1.93	0.0	L	1	1	1	1	0	0	0	0	0	0	1	3	4	∞	∞

PITCHER	IP	WLS	BF	H	R	ER	SO	BB	IBB	HBP	BLK	WP	HR	S	P	ERA	WHIP

Arizona Diamondbacks @ San Diego Padres

Petco Park, San Diego, CA

Fri May 02 2014, 7:11 PM - 9:35 PM PDT

Att. 27,032 - Clear - 82 F

TOP

livebaseballscorecards.com

Batter	1	2	3	4	5	6	7	8	9	AB	R	H	RBI	BB	SO	LOB
8 Gerardo Parra, L (1, 9) OBP: 0.306, SLG: 0.355	C FF 95 X SI 95 0-1 44 S 1B		C CH 86 B SL 85 B SI 94 B SI 94 B FF 96 4-1 44 1B 2 1B BB		C CU 79 C SI 94 S SL 82 0-3 K 14 CS		B CU 73 B SL 86 X FF 90 2-0 ③ G1-3			3	1	1	0	1	1	0
14 Martín Prado, R (1, 5) OBP: 0.315, SLG: 0.339	1 SAFE C FF 94 X SI 94 0-1 ① L8		B FF 96 1 SAFE C FF 96 1 SAFE B FF 96 1 SAFE X SI 94 2-1 ② L9		B FF 95 B SI 94 X SI 93 2-0 ① ② G6-3 1-2			C FF 88 X SI 89 0-1 44 G6-3 1B		4	0	1	0	0	0	3
44 Paul Goldschmidt, R (1, 3) OBP: 0.364, SLG: 0.508	B FF 96 B FF 97 C SI 94 S SI 94 C FF 96 X FF 98 3-2 ② P6 1-2		1 SAFE 1 SAFE C FF 96 C FF 95 1 SAFE X FF 98 0-2 26 BB 2 1B 1-3 1B		B SL 84 C SI 94 B FF 94 X SI 93 2-1 ③ G5-3			C CH 78 B SI 88 C SI 88 X CH 80 1-2 ① ② G6-3 1-2f		4	1	1	0	0	0	2
26 Miguel Montero, L (1, 2) OBP: 0.374, SLG: 0.420	D CH 87 B SI 96 F CH 86 C FF 97 X SL 86 2-2 ③ G4-3		B CH 86 F FF 96 1 SAFE B SI 95 B SI 94 B SI 95 4-1 2 1B 1-2 BB			B CU 80 C SI 91 F SL 83 X FF 94 1-2 ① G4-3		B SI 90 B CU 72 S CH 79 S FF 90 B FF 91 S FF 91 3-3 ③ K		3	0	0	0	1	1	1
2 Aaron Hill, R (1, 4) OBP: 0.311, SLG: 0.419		C FF 93 B SI 93 X SI 94 1-1 ① F7	C SI 95 X SL 85 0-1 1-2 2-H 3-H 1B			C FF 93 B CH 86 S CH 86 X SI 94 1-2 ② G4-3			C SL 84 B SL 81 X SI 94 1-1 16 FC6-4 1B	4	0	2	2	0	0	0
7 Cody Ross, R (1, 7) OBP: 0.140, SLG: 0.119		C FF 95 B SL 84 B SL 84 F FF 96 B SI 88 B FF 95 4-2 16 G4-3 BB	C FF 97 B FF 97 X SI 96 1-1 ③ G1-3			C FF 93 B FF 94 B CH 87 B SI 94 X FF 94 3-1 1B			1 SAFE C FF 93 S FF 93 B FF 92 T FF 94 1-2 ① K	3	0	1	0	1	1	3
16 Chris Owings, R (1, 6) OBP: 0.351, SLG: 0.379		C FF 95 C FF 96 X SI 96 0-2 ② G4-3 1-2		C SI 93 C FF 92 B SL 83 F SI 95 X FF 96 1-2 ① G1-3		1 SAFE B SI 94 C SI 93 X SI 95 1-1 ③ F9			1 SAFE 1 SAFE F FF 93 X FF 92 0-1 ② FC6-4 5 1B 1-2f	4	0	0	0	0	0	3
5 Ender Inciarte, L (1, 8) OBP: 0.250, SLG: 0.250		C FF 96 B SI 96 D CH 87 F FF 97 B FF 98 X FF 98 3-2 ③ G1-3		B SI 94 F SI 95 F CH 86 X FF 95 1-2 ② L7			C SL 84 X CH 79 0-1 ① G6-3		X FF 93 0-0 1-3 1B	4	0	1	0	0	0	1
61 Bronson Arroyo, R (1, 1) OBP: 0.182, SLG: 0.182 29 Brad Ziegler, R (8, 1) 12 Eric Chavez, L (9, PH) OBP: 0.278, SLG: 0.424 43 Addison Reed, L (9, 1)			F FF 94 C SL 81 B SL 82 X SI 95 1-2 ① G2-3	F SI 94 B FF 96 X FF 94 1-1 ③ G5-3			C SI 90 C CU 73 B FF 92 C SI 91 1-3 ② K		S FF 94 C FF 93 F FF 93 B FF 93 F FF 94 X FF 94 1-2 ③ P6	3 0 1 0	0 0 0 0	0 0 0 0	0 0 0 0	1 0 0 0	0 0 2 0	0 0 0 0

Inning Stats																																			
	R: 0	H: 1	E: 0	LOB: 1	K: 0	BB: 0	S: 10	P: 15	R: 0	H: 0	E: 0	LOB: 1	K: 0	BB: 1	S: 10	P: 18	R: 2	H: 2	E: 0	LOB: 2	K: 0	BB: 2	S: 14	P: 26	R: 0	H: 0	E: 0	LOB: 0	K: 0	BB: 0	S: 9	P: 12	R: 0	H: 0	E: 0	LOB: 0	K: 1	BB: 0	S: 6	P: 10
	R: 0	H: 1	E: 0	LOB: 1	K: 0	BB: 0	S: 10	P: 16	R: 0	H: 0	E: 0	LOB: 0	K: 1	BB: 0	S: 6	P: 9	R: 0	H: 1	E: 0	LOB: 0	K: 1	BB: 0	S: 8	P: 12	R: 0	H: 2	E: 0	LOB: 2	K: 1	BB: 0	S: 13	P: 16	1B: 7	SF: 0	2B: 0	SAC: 0	3B: 0	DP: 1	HR: 0	HBP: 0
	WP: 1	PA: 36	PB: 0	SB: 1	CS: 1																														
	AB 33	R 2	H 7	RBI 2	BB 3	SO 4	LOB 15																												

PITCHER		IP	WLS	BF	H	R	ER	SO	BB	IBB	HBP	BLK	WP	HR	S	P	ERA	WHIP
34 Andrew Cashner, R ERA: 2.33	(1, 1)	6.0	L	25	4	2	2	1	3	0	0	0	1	0	59	97	3.00	1.167
46 Tim Stauffer, R ERA: 1.98	(7, 1)	2.0		6	1	0	0	2	0	0	0	0	0	0	14	21	0.00	0.500
33 Dale Thayer, R ERA: 0.6	(9, 1)	1.0		5	2	0	0	1	0	0	0	0	0	0	13	16	0.00	2.000

PITCHER	IP	WLS	BF	H	R	ER	SO	BB	IBB	HBP	BLK	WP	HR	S	P	ERA	WHIP

BOTTOM

Arizona Diamondbacks @ San Diego Padres

Petco Park, San Diego, CA

Fri May 02 2014, 7:11 PM - 9:35 PM PDT

Att. 27,032 - Clear - 82 F

livebaseballscorecards.com

Batter	1	2	3	4	5	6	7	8	9	AB	R	H	RBI	BB	SO	LOB
2 Everth Cabrera, S (1, 6) OBP: 0.298, SLG: 0.358	C FF 86 B SI 85 B CH 80 B SL 76 C CU 71 X SI 88 3-2 E1 12 G6-5-3			B SL 73 C CU 69 L CU 68 B CH 79 X SI 88 2-2 ① G4-3		B CH 80 F CH 80 B SI 86 X CH 81 2-1 ② F7		B SI 86 X SI 84 1-0 ③ G5-3		4	0	0	0	0	0	1
25 Will Venable, L (1, 9) OBP: 0.229, SLG: 0.260	B SI 86 B CH 81 X SL 76 2-0 ① F7			C CH 78 F SI 87 T SI 88 0-2 ② K		F CH 80 S CH 81 X SI 87 0-2 ③ L7			B FF 92 F FF 91 T FF 93 T FF 94 1-2 ① K	4	0	0	0	0	2	2
12 Seth Smith, L (1, 7) OBP: 0.345, SLG: 0.378	C SI 86 1 SAFE X SI 86 0-1 ②③ G6-5-3 1-2f			B SL 76 C CU 71 B SI 88 F CH 80 B SI 89 T CH 81 3-2 ③ K			B SL 74 B CH 77 C CH 79 L SI 86 C SI 88 2-3 ① K		C FF 93 B FF 93 B FF 93 F FF 93 X FF 92 2-2 ② G4-3	4	0	0	0	0	2	1
9 Jedd Gyorko, R (1, 4) OBP: 0.222, SLG: 0.216		B FF 84 C CU 68 B SL 73 X SI 87 2-1 ① G6-3			F CU 68 S SL 78 F SI 87 C SL 78 0-3 ① K		C SI 88 X CU 71 0-1 23 G1 23 PB 1B		X SL 81 0-0 ③ F9	4	0	1	0	0	1	0
23 Yonder Alonso, L (1, 3) OBP: 0.202, SLG: 0.232		X SL 74 0-0 ② G3			B FF 88 B CH 78 F CH 79 B SI 88 X SL 75 3-1 5 FC4-6 1B		S CH 78 X CH 78 0-1 ② G1 1-3			3	0	1	0	0	0	1
5 Alexi Amarista, L (1, 8) OBP: 0.275, SLG: 0.283		B FF 87 C SI 87 X SI 86 1-1 ③ G3			X CH 80 0-0 ② FC4-6 3 WP 1-2f		B SL 74 B CH 78 C CH 78 B SI 87 C CH 80 B SI 85 4-2 BB			2	0	0	0	1	0	1
3 Jace Peterson, L (1, 5) OBP: 0.211, SLG: 0.211		C CU 72 F SL 74 F SI 87 F SI 87 B CH 79 B SI 88 X SI 88 2-2 ① F9			C SI 87 S CH 81 B CH 81 1 SAFE B SL 76 B CH 79 X SI 87 3-2 ③ G3-1 1-3		C SI 86 X CH 79 0-1 ③ G4-3			3	0	0	0	0	0	3
44 René Rivera, R (1, 2) OBP: 0.242, SLG: 0.344		B CU 71 C CU 73 F CU 69 C SI 90 1-3 ② K				X SL 75 0-0 ① F8		C SI 83 C SI 84 B CU 72 B CU 72 C SI 86 2-3 ① K		2	0	0	0	0	1	0
46 Tim Stauffer, R (7, 1)										0	0	0	0	0	0	0
24 Cameron Maybin, R (8, PH) OBP: 0.294, SLG: 0.438										1	0	0	0	0	1	0
33 Dale Thayer, R (9, 1)										0	0	0	0	0	0	0
34 Andrew Cashner, R (1, 1) OBP: 0.182, SLG: 0.182		S CU 70 C SI 89 S SL 78 0-3 ③ K				C CU 70 S CU 72 X SI 87 0-2 1B		B SI 85 F SI 84 B CH 78 B SI 85 F SI 84 X SI 85 3-2 ② G1-3		1	0	0	0	0	1	0
4 Nick Hundley, R (6, PH) OBP: 0.333, SLG: 0.500										2	0	1	0	0	0	0
(7, 2)																
Inning Stats	R: 0 E: 1 K: 0 S: 6 H: 0 LOB: 0 BB: 0 P: 11	R: 0 E: 0 K: 0 S: 5 H: 0 LOB: 0 BB: 0 P: 8	R: 0 E: 0 K: 2 S: 11 H: 0 LOB: 0 BB: 0 P: 14	R: 0 E: 0 K: 2 S: 9 H: 0 LOB: 0 BB: 0 P: 14	R: 0 E: 0 K: 1 S: 10 H: 1 LOB: 1 BB: 0 P: 16	R: 0 E: 0 K: 0 S: 9 H: 1 LOB: 1 BB: 0 P: 11	R: 0 E: 0 K: 1 S: 11 H: 1 LOB: 2 BB: 1 P: 17	R: 0 E: 0 K: 1 S: 7 H: 0 LOB: 0 BB: 0 P: 13	R: 0 E: 0 K: 1 S: 7 H: 0 LOB: 0 BB: 0 P: 10	1B: 3 2B: 0 3B: 0 HR: 0 SF: 0 SAC: 0 DP: 1 HBP: 0						

	AB	30
	R	0
	H	3
	RBI	0
	BB	1
	SO	8
	LOB	9

WP: 1 PA: 31
PB: 1
SB: 0
CS: 0

PITCHER		IP	WLS	BF	H	R	ER	SO	BB	IBB	HBP	BLK	WP	HR	S	P	ERA	WHIP
61 Bronson Arroyo, R ERA: 6.03	(1, 1)	7.0	W	25	3	0	0	6	1	0	0	0	1	0	61	91	0.00	0.571
29 Brad Ziegler, R ERA: 1.17	(8, 1)	1.0	H	3	0	0	0	1	0	0	0	0	0	0	7	13	0.00	0.000
43 Addison Reed, R ERA: 3.6	(9, 1)	1.0	S	3	0	0	0	1	0	0	0	0	0	0	7	10	0.00	0.000

PITCHER		IP	WLS	BF	H	R	ER	SO	BB	IBB	HBP	BLK	WP	HR	S	P	ERA	WHIP

TOP

Arizona Diamondbacks @ San Diego Padres

Petco Park, San Diego, CA

Sat May 03 2014, 5:43 PM - 8:51 PM PDT

Att. 35,213 - Clear - 81 F

livebaseballscorecards.com

Batter	1	2	3	4	5	6	7	8	9	AB	R	H	RBI	BB	SO	LOB
8 Gerardo Parra, L (1, 9) OBP: 0.302, SLG: 0.349	F FF 93 B FF 93 F FF 94 F KC 80 B FF 94 B FF 95 S FF 95 3-3 ① **K**		B KC 76 B FF 91 C FF 92 C FF 92 T KC 80 2-2 ① **K**	D CH 84 F FF 92 B CH 83 X FF 93 2-1 1-2 1B		B SI 90 B SI 89 X SI 89 2-0 ② **G4-3**		L FF 95 S CH 85 B SI 95 F CH 86 S SL 89 1-3 ② **K**		5	0	1	0	0	3	0
14 Martín Prado, R (1, 5) OBP: 0.311, SLG: 0.333	B FF 91 C FF 92 B KC 81 C FF 93 X KC 80 2-2 44 G4-6-3 1B		C FF 89 B SL 86 B FF 93 B SL 85 X FF 91 3-1 ② **G6-3**	C CH 84 X CH 83 0-1 ③ **F8**		C CU 77 B SI 90 B SI 90 X SI 90 2-1 ③ **G5-3**		C SI 96 B SL 89 X CH 85 1-1 ③ **F9**		5	0	1	0	0	0	2
44 Paul Goldschmidt, R (1, 3) OBP: 0.366, SLG: 0.504	C FF 92 X SL 85 0-1 ②③ **G4-6-3** 1-2f		C SL 86 B CH 84 X FF 92 1-1 2 BB 26 1B 1B		B CH 82 C FF 90 X CH 81 1-1 ① **F8**		C SI 89 B FS 85 C SI 89 B SI 87 F CU 77 S FS 85 2-3 ① **K**		X FF 92 0-0 26 FC4-6 1B	5	0	2	0	0	1	1
26 Miguel Montero, L (1, 2) OBP: 0.383, SLG: 0.457		F FF 90 C KC 76 B FF 93 F KC 79 X CH 84 1-2 **HR**	1 SAFE X FF 90 0-0 2 BB 1-2 1B		B KC 76 B KC 77 B CH 84 C FF 90 X KC 78 3-1 2 1B 16 1B 1B		X CU 76 0-0 ② **G4-3**		B FF 93 F FF 92 C FF 94 X CH 85 1-2 ① **FC4-6** 1-2f	5	2	3	1	0	0	1
2 Aaron Hill, R (1, 4) OBP: 0.321, SLG: 0.417		B FF 92 B FF 92 C FF 93 X FF 92 2-1 ① **F7**	D KC 79 B CH 84 D FF 92 C FF 91 F FF 92 B CH 85 4-2 16 FC6-4 1-2 2-3 BB		F FF 93 B SL 85 S CH 84 D SL 85 X FF 93 2-2 16 1B 1-2 1B		B CU 76 B SI 89 F SI 89 C SI 90 B FS 86 F SI 89 F FS 86 B SI 86 4-2 16 1B 17 1B BB		B SI 94 C FF 94 B FF 94 S CH 86 B CH 84 S CH 86 3-3 ② **K**	3	1	1	0	2	1	1
16 Chris Owings, R (1, 6) OBP: 0.364, SLG: 0.402		C KC 78 B SL 86 S FF 91 X FF 94 1-2 17 2B 2B	X FF 93 0-0 ③ **FC6-4** 1-2f		C KC 77 C FF 92 B FF 91 X KC 78 1-2 1-2 2-H 1B		1 SAFE C SI 90 S CU 76 1 SAFE D FS 86 B CU 76 X FS 84 2-2 17 1B 1-3 1B		B CH 85 B CH 83 C SI 93 S CH 86 S FF 94 2-3 ③ **K**	5	1	3	1	0	1	4
17 Alfredo Marte, R (1, 7) OBP: 0.500, SLG: 0.750		C FF 91 X FF 91 0-1 2-H 2B	C FF 92 B KC 79 B FF 92 B CH 83 S FF 92 C FF 93 3-3 ① **K**	B FF 91 S FF 92 F KC 77 S CH 83 1-3 ② **K**		F SI 90 X CU 76 0-1 1-2 3-H 1B				4	0	2	2	0	2	2
5 Ender Inciarte, L (1, 8) OBP: 0.125, SLG: 0.125		C FF 91 T FF 92 B CH 82 F FF 92 S KC 78 1-3 ② **K2-3**	L FF 91 X FF 92 0-1 ② **F9**	F FF 91 S CH 84 D CH 84 B FF 92 T FF 91 2-2 ③ **K**		C SI 90 B SI 89 F SI 88 S SI 86 1-3 ③ **K2-3**				4	0	0	0	0	3	5
32 Brandon McCarthy, R (1, 1) OBP: 0.067, SLG: 0.067 4 Cliff Pennington, S (8, PH) OBP: 0.364, SLG: 0.270 54 Joe Thatcher, L (8, 1) 29 Brad Ziegler, R (8, 1) 40 J.J. Putz, R (9, 1) 43 Addison Reed, L (9, 1)		C FF 91 C FF 92 F KC 79 C FF 93 0-3 ③ **K**	C FF 92 T FF 93 X FF 94 0-2 8 1B 1B		B FS 86 B FS 85 B SI 88 C SI 87 C SI 88 S SI 88 3-3 ① **K**		B FF 94 B SI 94 X FF 95 2-0 ① **G3**			3 1 0 0 0 0	0 0 0 0 0 0	1 0 0 0 0 0	0 0 0 0 0 0	0 0 0 0 0 0	2 0 0 0 0 0	1 0 0 0 0 0
Inning Stats	R: 0 E: 0 K: 1 S: 9 H: 1 LOB: 0 BB: 0 P: 14	R: 2 E: 0 K: 2 S: 19 H: 3 LOB: 1 BB: 0 P: 24	R: 0 E: 0 K: 1 S: 11 H: 2 LOB: 3 BB: 1 P: 21	R: 0 E: 0 K: 1 S: 12 H: 2 LOB: 2 BB: 0 P: 17	R: 1 E: 0 K: 2 S: 16 H: 3 LOB: 2 BB: 0 P: 26	R: 0 E: 0 K: 1 S: 6 H: 0 LOB: 0 BB: 0 P: 13	R: 1 E: 0 K: 2 S: 17 H: 2 LOB: 2 BB: 1 P: 26	R: 0 E: 0 K: 1 S: 7 H: 0 LOB: 0 BB: 0 P: 11	R: 0 E: 0 K: 2 S: 10 H: 1 LOB: 1 BB: 0 P: 16	1B: 11 2B: 2 3B: 0 HR: 1 SF: 0 SAC: 0 DP: 1 HBP: 0	WP: 0 PB: 0 SB: 0 CS: 0 PA: 42					

	AB	40
	R	4
	H	14
	RBI	4
	BB	2
	SO	13
	LOB	17

PITCHER		IP	WLS	BF	H	R	ER	SO	BB	IBB	HBP	BLK	WP	HR	S	P	ERA	WHIP
22 Ian Kennedy, R ERA: 3.43	(1, 1)	5.0	L	26	11	3	3	7	1	0	0	0	0	1	67	102	5.40	2.400
39 Donn Roach, R ERA: 3.07	(6, 1)	2.0		9	2	1	1	3	1	0	0	0	0	0	23	39	4.50	1.500
56 Joaquín Benoit, R ERA: 2.31	(8, 1)	1.0		3	0	0	0	1	0	0	0	0	0	0	7	11	0.00	0.000
54 Alex Torres, L ERA: 0.75	(9, 1)	1.0		4	1	0	0	2	0	0	0	0	0	0	10	16	0.00	1.000

PITCHER	IP	WLS	BF	H	R	ER	SO	BB	IBB	HBP	BLK	WP	HR	S	P	ERA	WHIP

Batter	1	2	3	4	5	6	7	8	9	AB	R	H	RBI	BB	SO	LOB
2 Everth Cabrera, S (1, 6) OBP: 0.289, SLG: 0.347	C FC 92 C SI 92 F FF 94 B SI 93 S FC 91 1-3 K ①		B FF 94 C CU 83 C FF 92 D CU 83 S SI 94 2-3 K ③			X SI 93 0-0 G4-3 ②		D SI 84 B SI 83 X SI 83 2-0 G3 ③		4	0	0	0	0	2	2
13 Chris Denorfia, R (1, 9) OBP: 0.330, SLG: 0.411	C SI 92 B SI 93 X SI 93 1-1 G5-3 ②			C CU 83 B CU 82 C CU 82 B SI 94 C SI 95 2-3 K ①		C CU 82 B SI 94 X SI 94 1-1 F9 ③			B FF 90 B FF 90 B FF 89 C FF 90 F FF 89 X FF 90 3-2 G4-3 ①	4	0	0	0	0	1	0
12 Seth Smith, L (1, 7) OBP: 0.363, SLG: 0.423	X SI 93 0-0 G3-1 ③			B SI 94 B CU 82 C CU 84 B FC 91 X SI 95 3-1 8 G3 2B			C CU 79 F CU 79 F FF 92 B SI 93 B FC 90 X SI 93 3-2 2B		C FF 90 B FS 85 S SL 84 B FF 89 F FS 83 X FS 84 2-2 8 2B 1B	4	1	3	0	0	0	0
8 Yasmani Grandal, S (1, 2) OBP: 0.338, SLG: 0.429		C SI 92 B CU 82 B CU 81 X SI 94 2-1 G2-3 ①		B CU 83 X SI 94 1-0 G3 ② 2-3			S SI 93 B SI 94 B CU 82 F SI 93 S SI 93 2-3 K ①		B SI 89 F FF 88 X FF 89 1-1 1-H 9 HR 2B	4	1	1	1	0	1	2
9 Jedd Gyorko, R (1, 4) OBP: 0.223, SLG: 0.248		C CU 81 B SI 93 X SI 94 1-1 L3 ②		B FF 94 T FF 93 B CU 84 C CU 84 X SI 95 2-2 G4-3 ③			B CU 81 C CU 81 B SI 94 X FF 93 2-1 L7 ②		B FF 93 X FF 91 1-0 2-H HR	4	1	1	2	0	0	2
23 Yonder Alonso, L (1, 3) OBP: 0.194, SLG: 0.223 (9, 5)		B SI 95 F SI 95 C SI 95 F FF 94 B FF 96 S CU 84 2-3 K ③			X SI 93 0-0 G3 ①		X SI 93 0-0 G1 ③		C FF 92 F FF 92 F FF 93 F SL 86 B FF 94 F FF 93 X FF 94 1-2 G3-1 ②	4	0	0	0	0	1	1
24 Cameron Maybin, R (1, 8) OBP: 0.381, SLG: 0.526			C SI 93 B CU 83 B CU 82 C SI 93 B FC 90 B SI 94 4-2 3 F7-4-3 BB		C FF 93 X SI 93 0-1 G3-1 ②			C FF 87 X FF 88 0-1 21 G4-6-3 4 1B 1B	X FC 92 0-0 2B	3	0	2	0	1	0	0
3 Jace Peterson, L (1, 5) OBP: 0.190, SLG: 0.190 39 Donn Roach, R (6, 1) OBP: 1.000, SLG: 2.000 56 Joaquin Benoit, R (8, 1) 4 Nick Hundley, R (8, PH) OBP: 0.351, SLG: 0.514 54 Alex Torres, L (9, 1) 25 Will Venable, L (9, PH) OBP: 0.236, SLG: 0.260			B SI 93 X SI 94 1-0 F7-4-3 ①② 1-1		C SI 93 F FC 91 C SI 94 0-3 K ③			1 SAFE 1 SAFE B FC 86 X FF 86 1-0 21 G4-6-3 1B 1-2	B FF 94 B FF 93 B FF 93 B FC 91 4-0 BB	2 0 0 1 0 0	0 0 0 0 0 0	0 0 0 1 0 0	0 0 0 0 0 0	1 0 0 0 0 0	1 0 0 0 0 0
22 Ian Kennedy, R (1, 1) OBP: 0.083, SLG: 0.083 5 Alexi Amarista, L (6, 5) OBP: 0.271, SLG: 0.279 21 Xavier Nady, R (8, PH) OBP: 0.244, SLG: 0.417 (9, 3)			C SI 93 F SI 95 X FF 94 0-2 1B			B SI 93 C FF 92 F FC 90 B FF 94 B SI 95 X FF 94 3-2 F8 ①		S SI 84 F SI 83 B CU 72 X SI 84 1-2 G4-6-3 1-2f 2-3	S FF 92 S FF 93 X FF 94 0-2 F9 ③	1 1 2	0 0 0	1 0 0	0 0 0	0 0 0	0 0 1	0 0 4
Inning Stats	R: 0 E: 0 K: 1 S: 7 H: 0 LOB: 0 BB: 0 P: 9	R: 0 E: 0 K: 1 S: 8 H: 0 LOB: 0 BB: 0 P: 13	R: 0 E: 0 K: 1 S: 9 H: 1 LOB: 1 BB: 1 P: 16	R: 0 E: 0 K: 1 S: 9 H: 1 LOB: 1 BB: 0 P: 17	R: 0 E: 0 K: 1 S: 6 H: 0 LOB: 0 BB: 0 P: 6	R: 0 E: 0 K: 0 S: 6 H: 0 LOB: 0 BB: 0 P: 10	R: 0 E: 0 K: 1 S: 10 H: 1 LOB: 1 BB: 0 P: 17	R: 0 E: 0 K: 0 S: 7 H: 2 LOB: 1 BB: 0 P: 11	R: 3 E: 0 K: 0 S: 20 H: 4 LOB: 2 BB: 1 P: 32	1B: 4 2B: 5 3B: 0 HR: 1	SF: 0 SAC: 0 DP: 2 HBP: 0	WP: 0 PB: 0 SB: 0 CS: 0	PA: 36			

PITCHER		IP	WLS	BF	H	R	ER	SO	BB	IBB	HBP	BLK	WP	HR	S	P	ERA	WHIP
32 Brandon McCarthy, R ERA: 4.67	(1, 1)	7.0	W	24	3	0	0	6	1	0	0	0	0	0	55	88	0.00	0.571
54 Joe Thatcher, L ERA: 2.53	(8, 1)	0.0		2	2	0	0	0	0	0	0	0	0	0	3	4	∞	∞
29 Brad Ziegler, R ERA: 1.1	(8, 1)	1.0	H	2	0	0	0	0	0	0	0	0	0	0	4	7	0.00	0.000
40 J.J. Putz, R ERA: 5.4	(9, 1)	0.1		3	2	2	2	0	0	0	0	0	0	0	9	15	54.00	6.000
43 Addison Reed, R ERA: 4.02	(9, 1)	0.2	S	5	2	1	1	0	1	0	0	0	0	1	11	17	13.50	4.500

PITCHER	IP	WLS	BF	H	R	ER	SO	BB	IBB	HBP	BLK	WP	HR	S	P	ERA	WHIP

BOTTOM

Arizona Diamondbacks @ San Diego Padres

Petco Park, San Diego, CA

Sat May 03 2014, 5:43 PM - 8:51 PM PDT

Att. 35,213 - Clear - 81 F

livebaseballscorecards.com

AB	34
R	3
H	9
RBI	3
BB	2
SO	6
LOB	12

Arizona Diamondbacks @ San Diego Padres

Petco Park, San Diego, CA

Sun May 04 2014, 1:12 PM - 4:08 PM PDT

Att. 32,657 - Sunny - 70 F

livebaseballscorecards.com

TOP

Batter	1	2	3	4	5	6	7	8	9	AB	R	H	RBI	BB	SO	LOB
8 Gerardo Parra, L (1, 9) OBP: 0.306, SLG: 0.351	B SI 91 X FF 92 1-0 G4-3		F SI 92 X SL 86 0-1 14 CS 1B		X SI 89 0-0 F7		B SL 85 C CH 85 B CH 86 X SL 84 2-1 1B		B SI 89 C CH 82 X CH 82 1-1 G3	5	0	2	0	0	0	2
14 Martín Prado, R (1, 5) OBP: 0.301, SLG: 0.323	B FF 91 B SI 91 X SI 91 2-0 F8		1 SAFE B SI 89 D SI 90 C SL 84 F SI 91 1 SAFE F SI 90 S SL 86 2-3 1-2 K		C FF 92 B SL 85 X CH 86 1-1 G6-3		B SL 82 1 SAFE B FF 93 1 SAFE C SL 83 S SL 85 B SL 85 X SL 84 3-2 G4-3			4	0	0	0	0	1	2
44 Paul Goldschmidt, R (1, 3) OBP: 0.376, SLG: 0.529	B FF 93 C SL 85 B SI 93 B SL 87 X FF 94 3-1 2 S 1B			C SL 85 X SL 86 0-1 HR	B SI 92 C CH 85 B SI 93 B CH 86 B SI 91 4-1 2 WP BB			X FF 93 0-0 E3 2 CS		3	1	2	1	1	0	0
2 Aaron Hill, R (1, 4) OBP: 0.313, SLG: 0.405	1 SAFE B SL 86 B SL 84 C SI 92 F SI 91 X SI 92 2-2 G6-3 1-2			C SI 91 X SI 93 0-1 G6-3	B SI 92 C SL 84 D SL 86 C SL 86 S SL 86 2-3 1-2 K			C SI 93 B FF 93 F SL 87 B CH 82 F CH 84 F FF 94 B CH 85 F SL 88 S FF 94 3-3 1-2 K		4	0	0	0	0	2	3
16 Chris Owings, R (1, 6) OBP: 0.359, SLG: 0.396		B SI 91 X SI 91 1-0 5 E 1B		S SL 84 C SI 92 B SL 86 X SI 93 1-2 G4-3		B SL 85 C SL 84 S SI 91 X SL 86 1-2 P4		B FF 94 B SL 88 F SI 94 S SL 88 B SL 88 X SI 95 3-2 G5-3		4	0	1	0	0	0	0
7 Cody Ross, R (1, 7) OBP: 0.149, SLG: 0.130 11 AJ Pollock, R (9, PR) OBP: 0.305, SLG: 0.449 (9, 7)		C SL 84 S SI 91 S SL 86 0-3 K		S SL 86 X SI 94 0-1 E6 9 PB 5 1B 9 1B		S SL 86 S SL 86 B FF 93 B SL 86 B FF 93 S SL 85 3-3 K			S SI 88 B SI 90 X SL 81 1-1 12 BB 1B	4 0	1 0	1 0	0 0	0 0	2 0	1 0
5 Ender Inciarte, L (1, 8) OBP: 0.167, SLG: 0.167		1 SAFE X SI 91 0-0 E5 9 G6-4-3 1-2		D SI 90 X SI 91 1-0 9 PB 9 1B 1-2 1B		B FF 92 C SL 84 X SL 88 1-1 G4-3			1 SAFE B CH 84 F SI 87 1 SAFE L SI 87 F SI 88 F CH 80 F CH 81 F SI 89 1-2 F CH 82 F CH 82 1 SAFE 1 SAFE X SI 89 F8	4	1	1	0	0	0	2
9 Tuffy Gosewisch, R (1, 2) OBP: 0.125, SLG: 0.313 26 Miguel Montero, L (9, PH) OBP: 0.380, SLG: 0.453 (9, 2)		C SL 86 S SL 85 X SL 86 0-2 G6-4-3 1-2f		D SI 91 B SI 91 F SL 85 X SL 85 2-1 36 FC6-4 1-H 2-H 1B			C SL 84 C SI 89 B SL 84 X SL 85 1-2 F9		C SI 89 S SI 89 B SI 88 S SI 89 1-3 K	3 1	0 0	1 0	2 0	0 0	0 1	2 1
36 Wade Miley, L (1, 1) OBP: 0.278, SLG: 0.278 48 Randall Delgado, R (8, 1) 12 Eric Chavez, L (9, PH) OBP: 0.297, SLG: 0.424 59 Oliver Pérez, L (9, 1)			B CH 89 C SL 90 F SI 90 B SI 92 T SI 91 2-2 K	X SI 90 0-0 FC6-4 1-2f			B SI 91 C SI 91 X SI 91 1-1 G1-3		B CH 82 S CH 82 F SI 89 B SI 90 B SL 83 F SI 90 F SI 89 B CH 82 4-2 1-2 BB	3 0 0 0	0 0 0 0	0 0 0 0	0 0 0 0	1 0 1 0	0 0 0 0	1 0 0 0
Inning Stats	R: 0 E: 0 K: 0 S: 7 H: 1 LOB: 1 BB: 0 P: 15	R: 0 E: 1 K: 1 S: 8 H: 1 LOB: 1 BB: 0 P: 9	R: 0 E: 0 K: 2 S: 9 H: 1 LOB: 0 BB: 0 P: 13	R: 3 E: 1 K: 0 S: 13 H: 3 LOB: 1 BB: 0 P: 17	R: 0 E: 0 K: 1 S: 7 H: 0 LOB: 1 BB: 1 P: 14	R: 0 E: 0 K: 1 S: 8 H: 0 LOB: 0 BB: 0 P: 13	R: 0 E: 0 K: 0 S: 10 H: 1 LOB: 1 BB: 0 P: 17	R: 0 E: 1 K: 1 S: 10 H: 0 LOB: 0 BB: 0 P: 16	R: 0 E: 0 K: 1 S: 20 H: 1 LOB: 2 BB: 1 P: 28	1B: 7 2B: 1 3B: 0 HR: 1 SF: 0 SAC: 0 DP: 2 HBP: 0						

	AB	35
	R	3
	H	8
	RBI	3
	BB	2
	SO	7
	LOB	14

WP: 1 PB: 1 SB: 1 CS: 2 PA: 37

PITCHER		IP	WLS	BF	H	R	ER	SO	BB	IBB	HBP	BLK	WP	HR	S	P	ERA	WHIP
38 Tyson Ross, R ERA: 3.3	(1, 1)	7.0		29	7	3	1	5	1	0	0	0	1	1	62	98	1.29	1.143
56 Joaquín Benoit, R ERA: 2.13	(8, 1)	1.0		3	0	0	0	1	0	0	0	0	0	0	10	16	0.00	0.000
16 Huston Street, R ERA: 0.75	(9, 1)	1.0	W	5	1	0	0	1	1	0	0	0	0	0	20	28	0.00	2.000

PITCHER		IP	WLS	BF	H	R	ER	SO	BB	IBB	HBP	BLK	WP	HR	S	P	ERA	WHIP

BOTTOM

Arizona Diamondbacks @ San Diego Padres

Petco Park, San Diego, CA

Sun May 04 2014, 1:12 PM - 4:08 PM PDT

Att. 32,657 - Sunny - 70 F

livebaseballscorecards.com

Batter	1	2	3	4	5	6	7	8	9	AB	R	H	RBI	BB	SO	LOB
13 Chris Denorfia, R (1, 7) OBP: 0.327, SLG: 0.404	B FF 90 B SI 91 C SI 91 F FF 91 X FF 93 2-2 ① L9		B SI 91 C CH 84 X SI 91 1-1 2-H 1B		C SL 84 X FF 91 0-1 ② F9		C FF 91 X SI 92 0-1 ③ F9			4	0	1	1	0	0	0
2 Everth Cabrera, S (1, 6) OBP: 0.280, SLG: 0.336	C SI 92 F FF 91 F FF 92 B SL 84 X SI 92 1-2 ② G1-3		1 SAFE X SL 84 0-0 ③ F7		B SI 90 B SI 92 F SI 91 B CH 84 F FF 93 C CH 83 3-3 ③ K			C FF 94 B CH 84 X CH 84 1-1 ① G3-1		4	0	0	0	0	1	1
9 Jedd Gyorko, R (1, 4) OBP: 0.224, SLG: 0.248	B SI 92 B CH 86 B SI 92 C SI 92 F SI 92 X FF 92 3-2 ③ F8			F SI 91 X SL 83 0-1 8 G6-4-3 1B		B CH 83 B SI 92 B SI 91 C SI 91 X SI 92 3-1 ① F8		B FF 94 C FF 93 S FF 93 B FF 91 B FF 93 F CH 83 S FF 94 3-3 ② K		4	0	1	0	0	1	0
8 Yasmani Grandal, S (1, 3) OBP: 0.333, SLG: 0.433 16 Huston Street, R (9, 1)		B SI 89 X SI 89 1-0 ① F9		C FF 91 F SI 92 B SI 92 D SL 84 X SL 84 2-2 ①② G6-4-3 1-2f		B SI 91 B SI 92 X CH 84 2-0 24 G4-3 2B		B FF 92 S CH 85 B FF 92 F CH 84 S CH 84 2-3 ③ K		4 0	0 0	1 0	0 0	0 0	1 0	1 0
24 Cameron Maybin, R (1, 8) OBP: 0.400, SLG: 0.522		F SI 90 F FF 90 X SI 91 0-2 ② G6-3		C CH 83 B CH 84 C SL 85 F FF 92 X FF 91 1-2 25 1B 44 2B 1B		X SI 92 0-0 ② G4-3 2-3			B SL 77 F SL 80 C FF 92 X SI 93 1-2 44 2B 23 FC3 1B	4	2	2	0	0	0	1
25 Will Venable, L (1, 9) OBP: 0.245, SLG: 0.262		F FF 91 F SI 91 S SL 84 0-3 ③ K		1 SAFE B SL 87 C SL 85 B FF 92 F FF 92 1 SAFE X SI 91 2-2 44 2B 1-3 1B		B SL 86 B SL 87 S FF 93 F FF 92 B FF 95 B FF 94 4-2 BB			C FF 90 B SI 89 1 SAFE M SI 91 C FF 91 1-3 ① K	3	1	1	0	1	2	1
44 René Rivera, R (1, 2) OBP: 0.270, SLG: 0.417			T SI 90 B FF 90 F CH 82 B CH 82 B CH 85 F SI 90 X FF 92 3-2 ① G5-3	B CH 84 B SI 93 C CH 86 S SI 94 B SI 93 X SL 86 3-2 1-H 3-H 2B		X SI 93 0-0 ③ F8			C FF 92 D SI 91 1 SAFE X FF 92 1-1 23 FC3 1-3 2B	4	0	2	2	0	0	2
3 Jace Peterson, L (1, 5) OBP: 0.217, SLG: 0.182 21 Xavier Nady, R (7, PH) OBP: 0.238, SLG: 0.405 56 Joaquín Benoit, R (8, 1) 23 Yonder Alonso, L (9, 3) OBP: 0.193, SLG: 0.221			C SL 86 H SI 89 1-1 38 SH2-4 13 1B HBP	C FF 94 B FF 93 C FF 94 S FF 88 1-3 ③ K			B SI 90 S SI 92 B SI 90 F SI 92 F SI 92 F SL 84 S SI 91 2-3 ① K	X SI 92 0-0 FC3 2-3 3-H	1 1 0 1	1 0 0 0	0 0 0 0	0 0 0 1	1 0 0 0	1 0 0 1	1 0 0 1
38 Tyson Ross, R (1, 1) OBP: 0.091, SLG: 0.091 4 Nick Hundley, R (7, PH) OBP: 0.342, SLG: 0.500 5 Alexi Amarista, L (8, 5) OBP: 0.271, SLG: 0.279			X SI 88 0-0 ② SH2-4 1-2		C SI 88 X SI 89 0-1 ① B1-3		B SI 93 S SI 92 F SI 93 B SI 92 F SI 92 F SI 92 X SI 92 2-2 ② L4		1 1 0	0 0 0	0 0 0	0 0 0	0 0 0	0 0 0	0 0 0
Inning Stats	R: 0 E: 0 K: 0 S: 10 H: 0 LOB: 0 BB: 0 P: 16	R: 0 E: 0 K: 1 S: 7 H: 0 LOB: 0 BB: 0 P: 8	R: 1 E: 0 K: 0 S: 9 H: 1 LOB: 1 BB: 0 P: 14	R: 2 E: 0 K: 1 S: 18 H: 4 LOB: 1 BB: 0 P: 27	R: 0 E: 0 K: 1 S: 7 H: 0 LOB: 0 BB: 0 P: 10	R: 0 E: 0 K: 0 S: 7 H: 1 LOB: 2 BB: 1 P: 16	R: 0 E: 0 K: 1 S: 12 H: 0 LOB: 0 BB: 0 P: 16	R: 0 E: 0 K: 2 S: 9 H: 0 LOB: 0 BB: 0 P: 15	R: 1 E: 0 K: 1 S: 9 H: 2 LOB: 2 BB: 0 P: 12	1B: 5 2B: 3 3B: 0 HR: 0 SF: 0 SAC: 1 DP: 1 HBP: 1						WP: 0 PB: 0 SB: 0 CS: 0 PA: 35	

	AB	32
	R	4
	H	8
	RBI	4
	BB	1
	SO	7
	LOB	8

PITCHER		IP	WLS	BF	H	R	ER	SO	BB	IBB	HBP	BLK	WP	HR	S	P	ERA	WHIP
36 Wade Miley, L ERA: 5.14	(1, 1)	7.0		28	6	3	3	4	1	0	1	0	0	0	70	107	3.86	1.000
48 Randall Delgado, R ERA: 5.21	(8, 1)	1.0		3	0	0	0	2	0	0	0	0	0	0	9	15	0.00	0.000
59 Oliver Pérez, L ERA: 4.5	(9, 1)	0.1	L	4	2	1	1	1	0	0	0	0	0	0	9	12	27.00	6.000

PITCHER		IP	WLS	BF	H	R	ER	SO	BB	IBB	HBP	BLK	WP	HR	S	P	ERA	WHIP

Arizona Diamondbacks @ Milwaukee Brewers

Miller Park, Milwaukee, WI

Mon May 05 2014, 7:14 PM - 10:32 PM CDT

Att. 27,220 - Roof Closed - 63 F

livebaseballscorecards.com

TOP

Batter	1	2	3	4	5	6	7	8	9	AB	R	H	RBI	BB	SO	LOB
8 Gerardo Parra, L (1, 9) OBP: 0.315, SLG: 0.362	C FF 92 B SI 92 X FF 92 1-1 26 BB 2 1B 1B		C SI 91 C CU 74 B FF 91 H SL 86 2-2 44 1B 26 1B HBP	B CU 74 B SI 90 X SI 91 2-0 ② L7		C SI 92 S CU 75 B FF 92 X SL 84 1-2 2B		B SI 89 X SI 88 1-0 ③ F8		4	2	2	0	0	0	1
14 Martín Prado, R (1, 5) OBP: 0.298, SLG: 0.318	X FF 92 0-0 ① F9		C FF 91 C SI 93 F SI 93 B SL 84 C SI 92 1-3 ① K	C FF 91 X FF 90 0-1 1B		F FF 92 F SI 92 X SL 83 0-2 ③ F8			C SI 88 F SL 83 B SL 84 C SI 89 1-3 ① K	5	0	1	0	0	2	3
44 Paul Goldschmidt, R (1, 3) OBP: 0.377, SLG: 0.525	C FF 93 S SL 84 D SL 85 B SI 92 B FF 93 F FF 94 F FF 94 1 SAFE F SL 84 3-2 ② T SL 86 K		X FF 93 0-0 26 1B 2 1B 1-3 1B	F FF 91 B FF 92 X SL 83 1-1 ③ G6-3			C SI 89 C FF 91 S SL 82 0-3 ① K		C SI 88 B SL 82 X SI 89 1-1 2 1B 1B	5	1	2	0	0	2	2
26 Miguel Montero, L (1, 2) OBP: 0.381, SLG: 0.445	S FF 93 B FF 93 B SI 93 D SL 84 B FF 92 4-1 2 1B 1-2 BB		C SI 92 B FF 92 T FF 92 X FF 91 1-2 16 BB 2 1B 1-2 3-H 1B		X SI 91 0-0 ① F8		C SL 79 F SL 81 B FF 93 S SL 82 1-3 ② K		B CU 76 C SI 87 B SL 81 C FF 88 T CU 76 2-2 ② K	4	0	1	1	1	2	1
2 Aaron Hill, R (1, 4) OBP: 0.336, SLG: 0.422	F SL 83 X FF 93 0-1 1-3 2-H 1B		C SL 83 D SL 84 S FF 93 X SL 83 1-2 16 BB 1-2 2-H 1B		B FF 91 X FF 91 1-0 1B		F SI 90 B SI 90 B SL 82 B FF 92 B FF 92 4-1 BB		C SI 89 X SI 89 0-1 1-2 1B	4	0	4	2	1	0	0
16 Chris Owings, R (1, 6) OBP: 0.355, SLG: 0.384 35 Trevor Cahill, R (7, 1) OBP: 0.167, SLG: 0.333 7 Cody Ross, R (9, PH) OBP: 0.146, SLG: 0.128	B FF 91 F FF 92 B SL 84 B FF 93 X FF 93 3-1 ③ F9		B FF 93 F FF 93 B SL 83 B SL 82 C FF 93 F FF 93 B FF 92 4-2 1-2 2-3 BB		B SL 82 X SL 83 1-0 ② L7		C SI 89 B FF 92 B FF 92 F CU 78 F FF 92 F SL 82 S SL 82 2-3 ③ K		B SI 89 X SI 89 1-0 ③ F9	3 0 1	0 0 0	0 0 0	0 0 0	1 0 0	1 0 0	4 0 2
17 Alfredo Marte, R (1, 7) OBP: 0.250, SLG: 0.375		B SL 82 X FF 90 1-0 ① P4	S SL 84 D SL 84 T FF 94 F FF 93 C SL 84 1-3 ② K		D SL 84 B SI 92 S SL 83 F FF 92 F SL 83 S SL 83 2-3 ③ K			C SL 82 B SI 89 X SL 83 1-1 ① G6-3		4	0	0	0	0	2	4
5 Ender Inciarte, L (1, 8) OBP: 0.125, SLG: 0.125		C FF 91 X FF 92 0-1 ② G4-3	F FF 92 F SL 82 S SL 84 0-3 ③ K			B SI 90 X SI 91 1-0 ① G4-3		C SI 88 X SL 84 0-1 ② G4-3		4	0	0	0	0	1	3
49 Mike Bolsinger, R (1, 1) OBP: 0.200, SLG: 0.200 11 AJ Pollock, R (6, PH) OBP: 0.302, SLG: 0.444 48 Randall Delgado, R (6, 1) 4 Cliff Pennington, S (7, 6) OBP: 0.378, SLG: 0.270		C FF 91 B FF 92 X FF 92 1-1 ③ G6-3		C FF 92 X FF 92 0-1 ① G6-3		C FF 92 C FF 92 X SI 93 0-2 ② G6-3		C SI 88 C SI 88 B FS 85 B FS 85 F SI 88 F SL 83 F CU 74 B SI 89 B SI 88 4-2 BB		2 1 0 0	0 0 0 0	0 0 0 0	0 0 0 1	0 0 0 0	0 0 0 0	0 0 0 0
Inning Stats	R: 1 E: 0 K: 1 S: 14 H: 2 LOB: 2 BB: 1 P: 25	R: 0 E: 0 K: 0 S: 5 H: 0 LOB: 0 BB: 0 P: 7	R: 2 E: 0 K: 3 S: 23 H: 3 LOB: 3 BB: 1 P: 33	R: 0 E: 0 K: 0 S: 7 H: 1 LOB: 1 BB: 0 P: 10	R: 0 E: 0 K: 1 S: 7 H: 1 LOB: 1 BB: 0 P: 11	R: 0 E: 0 K: 0 S: 10 H: 1 LOB: 1 BB: 0 P: 12	R: 0 E: 0 K: 3 S: 12 H: 0 LOB: 1 BB: 1 P: 19	R: 0 E: 0 K: 0 S: 10 H: 0 LOB: 1 BB: 1 P: 16	R: 0 E: 0 K: 2 S: 11 H: 2 LOB: 2 BB: 0 P: 16	1B: 9 2B: 1 3B: 0 HR: 0	SF: 0 SAC: 0 DP: 0 HBP: 1					

	AB	37
	R	3
	H	10
	RBI	3
	BB	4
	SO	10
	LOB	20

PITCHER		IP	WLS	BF	H	R	ER	SO	BB	IBB	HBP	BLK	WP	HR	S	P	ERA	WHIP
22 Matt Garza, R ERA: 4.93	(1, 1)	6.0	W	29	8	3	3	5	2	0	1	0	0	0	66	98	4.50	1.667
13 Will Smith, L ERA: 0.63	(7, 1)	1.0		4	0	0	0	3	1	0	0	0	0	0	12	19	0.00	1.000
47 Rob Wooten, R ERA: 5.14	(8, 1)	1.1		6	1	0	0	1	1	0	0	0	0	0	15	23	0.00	1.500
59 Zach Duke, L ERA: 1.26	(9, 1)	0.2		3	1	0	0	1	0	0	0	0	0	0	6	9	0.00	1.500

PITCHER		IP	WLS	BF	H	R	ER	SO	BB	IBB	HBP	BLK	WP	HR	S	P	ERA	WHIP

WP: 0 PA: 42
PB: 0
SB: 0
CS: 0

Batter	1	2	3	4	5	6	7	8	9	AB	R	H	RBI	BB	SO	LOB
27 Carlos Gómez, R (1, 8) OBP: 0.360, SLG: 0.567	X FC 86 0-0 HR	B FC 89 B FC 88 S CU 80 B CU 81 F FC 89 B FC 88 4-2 BB		B CU 79 C FF 88 F FC 89 B FC 89 B FF 89 F CU 80 D CU 82 4-2 BB		B FF 92 F CH 84 B CH 83 F FF 93 B FF 93 X FF 93 3-2 9 HR 1-H 2-H 1B		C SI 89 F CH 79 B SI 91 B KC 78 F CH 80 B SI 90 B SI 91 4-2 9 G4-6-3 BB		2	2	2	3	3	0	0
9 Jean Segura, R (1, 6) OBP: 0.274, SLG: 0.358	B FC 87 X FC 87 1-0 16 G6-4-3 2 S 1B	1 SAFE 1 SAFE S FC 87 B FF 88 1 SAFE B FC 87 F CU 79 X FF 88 2-2 ③ L7		C CU 78 C FC 88 F FC 89 X FF 87 0-2 ③ P3		1 SAFE X FF 90 1-0 1-H HR		C SI 90 D SI 89 F CH 80 X SI 90 1-2 ② ③ G4-6-3 1-2f		5	1	2	2	0	0	4
2 Scooter Gennett, L (1, 4) OBP: 0.306, SLG: 0.381	B FF 86 B FF 87 D FC 87 B FC 88 4-0 16 G6-4-3 1-2 BB		C FC 86 F FF 86 F CU 80 S CU 79 0-3 ① K		C CU 77 C FF 88 B CU 80 X CU 80 1-2 16 L8 18 SF8 2B	B CH 84 S CH 83 S CH 84 B FF 89 F FF 93 B CH 84 S CH 84 3-3 ② K				3	1	1	0	1	2	0
16 Aramis Ramirez, R (1, 5) OBP: 0.310, SLG: 0.372	B CU 78 C FC 87 B FF 88 F CU 79 F CU 79 X FC 88 2-2 ① ② G6-4-3 1-2f 2-3		C FC 87 X FF 88 0-1 18 G5-3 1B		X FC 89 0-0 ① L8 2-3	C FF 93 B SL 83 B CH 85 X CH 86 2-1 ③ P3				4	0	1	0	0	0	3
18 Khris Davis, R (1, 7) OBP: 0.256, SLG: 0.422	B CU 78 C CU 78 X CU 80 1-1 ③ F8		S FC 88 B FF 88 X FC 88 1-1 ② G5-3 1-2		D CU 80 F CU 80 C FC 88 F CU 81 X CU 80 1-2 ② SF8 3-H		C SI 89 B SI 90 S KC 77 C SI 91 1-3 ① K			3	0	0	1	0	1	2
7 Mark Reynolds, R (1, 3) OBP: 0.309, SLG: 0.512		B CU 75 C CU 76 X CU 78 1-1 12 HR 1B	C CU 79 C FC 89 S CU 81 0-3 ③ K2-3		X CU 79 0-0 ③ G6-3		B SI 90 B KC 75 S KC 78 B SI 91 B SI 90 4-1 BB			3	1	1	0	1	1	1
15 Caleb Gindl, L (1, 9) 47 Rob Wooten, R (8, 1) 59 Zach Duke, L (9, 1)		B FC 88 X FC 88 1-0 ① L7		C FC 88 C FC 88 B FC 86 B FF 90 F CU 80 X FC 89 2-2 ① P4		F FF 93 X FF 92 0-1 ① F8		C KC 77 B SI 89 B SI 88 S CH 82 B SI 91 S CH 82 3-3 ② K		4 0 0	0 0 0	0 0 0	0 0 0	1 0 0	2 0 0
12 Martín Maldonado, R (1, 2) OBP: 0.500, SLG: 0.600		C CU 78 X CU 80 0-1 1-H HR		B FC 88 B CU 78 S FC 88 C FC 89 X FC 88 2-2 2B		B FF 94 B CH 85 B FF 93 C FF 92 F FF 93 B CH 86 4-2 27 WP BB 27 1B BB		B SI 90 D SI 90 C SI 89 C KC 78 F SI 90 F CH 81 S CH 80 2-3 ③ K		3	2	2	2	1	1	1
22 Matt Garza, R (1, 1) Rickie Weeks Jr., R (6, PH) OBP: 0.297, SLG: 0.242 13 Will Smith, R (7, 1) 1 Logan Schafer, L (8, 9) OBP: 0.229, SLG: 0.303		B FC 88 C FC 86 X FC 88 1-1 ② G4-3		F FF 88 B CU 78 C CU 77 F CU 79 B FC 86 C CU 77 2-3 ② K		B FF 91 F CU 78 B FF 91 C FF 93 B SI 91 F CH 84 F FF 93 F FF 94 B SI 92 4-2 27 WP 27 1B 1-2 BB			C SI 85 F SL 86 B SI 89 B SI 90 F CH 81 F KC 78 B SI 90 S CH 81 3-3 ① K	2 0 0 1	0 1 0 0	0 0 0 0	0 1 0 0	1 0 0 1	1 0 0 0
Inning Stats	R: 1 E: 0 K: 0 S: 8 H: 2 LOB: 1 BB: 1 P: 16	R: 2 E: 0 K: 0 S: 12 H: 2 LOB: 1 BB: 1 P: 21	R: 0 E: 0 K: 2 S: 11 H: 1 LOB: 1 BB: 0 P: 12	R: 0 E: 0 K: 1 S: 18 H: 1 LOB: 2 BB: 1 P: 28	R: 1 E: 0 K: 0 S: 9 H: 1 LOB: 0 BB: 0 P: 11	R: 4 E: 0 K: 1 S: 19 H: 2 LOB: 0 BB: 2 P: 36	R: 0 E: 0 K: 3 S: 12 H: 0 LOB: 1 BB: 1 P: 22	R: 0 E: 0 K: 1 S: 11 H: 0 LOB: 0 BB: 1 P: 19		1B: 4 2B: 2 3B: 0 HR: 3 SF: 1 SAC: 0 DP: 2 HBP: 0					

PITCHER	IP	WLS	BF	H	R	ER	SO	BB	IBB	HBP	BLK	WP	HR	S	P	ERA	WHIP
49 Mike Bolsinger, R (1, 1) ERA: 6.08	5.0	L	24	7	4	4	3	3	0	0	0	0	2	58	88	7.20	2.000
48 Randall Delgado, R (6, 1) ERA: 6.75	1.0		7	2	4	4	1	2	0	0	0	1	1	19	36	36.00	4.000
35 Trevor Cahill, R (7, 1) ERA: 6.59	2.0		7	0	0	0	4	2	0	0	0	0	0	23	41	0.00	1.000

PITCHER	IP	WLS	BF	H	R	ER	SO	BB	IBB	HBP	BLK	WP	HR	S	P	ERA	WHIP

BOTTOM

Arizona Diamondbacks @ Milwaukee Brewers

Miller Park, Milwaukee, WI

Mon May 05 2014, 7:14 PM - 10:32 PM CDT
Att. 27,220 - Roof Closed - 63 F

livebaseballscorecards.com

AB	30
R	8
H	9
RBI	8
BB	7
SO	8
LOB	14

WP: 1 PA: 38
PB: 0
SB: 1
CS: 0

Batter	1	2	3	4	5	6	7	8	9	AB	R	H	RBI	BB	SO	LOB
8 Gerardo Parra, L (1, 9) OBP: 0.318, SLG: 0.359	B FF 88 B FF 89 X FF 88 2-0 44 HR 1B		C CU 77 X CH 76 0-1 ① G3-1		C FF 88 F CU 77 F CH 77 F CH 75 B FF 89 X FF 90 1-2 ③ G6-3		B FF 92 B FF 93 X FF 92 2-0 ③ F7		B CU 78 D CU 75 B FF 93 B FF 90 4-0 44 1B 1-2 BB	4	1	1	0	1	0	1
16 Chris Owings, R (1, 6) OBP: 0.348, SLG: 0.404	B FF 88 F CH 76 S FF 88 S FF 88 1-3 ① K		B CU 77 B CU 77 C FF 89 F FF 89 S FF 89 2-3 ② K			C FF 88 B FF 88 F FF 89 X FF 89 1-2 HR		C SI 92 S SI 91 X SI 92 0-2 ① G5-3	C FF 92 X FF 92 0-1 ② P1	5	1	1	1	0	2	3
44 Paul Goldschmidt, R (1, 3) OBP: 0.384, SLG: 0.555	C FF 89 1 SAFE B FF 88 B FF 88 1 SAFE B CH 77 X CH 77 3-1 1-H HR		B FF 89 C FF 89 B FF 89 T FF 90 C FF 90 2-3 ③ K			C CU 78 B FF 88 X FF 89 1-1 ① G6-3		F SI 93 C SI 92 F SI 93 F FF 92 X SI 93 0-2 26 1B 2B	C CH 84 F FF 92 X CH 85 0-2 1-2 2-3 1B	5	2	3	2	0	1	0
26 Miguel Montero, L (1, 2) OBP: 0.381, SLG: 0.439	C CU 75 B FF 88 B FF 88 B FF 89 S FF 89 X FF 89 3-2 ② F8			C FF 88 B FF 88 T FF 89 B CH 75 B FF 89 X FF 89 3-2 ① G6-3		B FF 89 B CH 78 B FF 88 B FF 88 4-0 BB		X SI 92 0-0 2 HR 2-H 1B	F CU 78 B FF 94 S FF 92 S FF 92 1-3 ③ K	4	1	1	1	1	1	3
2 Aaron Hill, R (1, 4) OBP: 0.333, SLG: 0.439	X FF 88 0-0 ③ F8			B CU 77 B CU 78 F FF 89 F FF 89 F CU 79 X CH 76 2-2 ② L4		C FF 90 F FF 89 F FF 89 D CH 78 X FF 88 1-2 ② P6		B SI 92 X SI 91 1-0 1-H HR		4	1	1	2	0	0	1
14 Martín Prado, R (1, 5) OBP: 0.292, SLG: 0.311 50 Evan Marshall, R (6, 1) 7 Cody Ross, R (8, PH) OBP: 0.143, SLG: 0.125 29 Brad Ziegler, R (8, 1) 43 Addison Reed, L (9, 1)		C FF 88 B FF 89 C CU 77 X FF 89 1-2 ① G6-3		C FF 89 X CU 78 0-1 ③ G6-3		S CU 78 D CU 80 S FF 89 X FF 89 1-2 ③ G6-3		X SI 91 0-0 ② G5-3		3 0 1 0 0	0 0 0 0 0	0 0 0 0 0	0 0 0 0 0	0 0 0 0 0	0 0 0 0 0	1 0 0 0 0
11 AJ Pollock, R (1, 7) OBP: 0.310, SLG: 0.452		B FF 89 C FF 88 X FF 89 1-1 2B			C CU 78 F FF 89 B CU 78 F FF 90 F FF 89 F FF 90 B CH 76 F FF 90 B CU 78 4-2 B CH 77 55 S 5 SH1-3 55 G6-3 BB		B CU 74 B FF 93 F FF 92 X FF 95 2-1 ① F9	B SI 92 C SI 92 C SI 92 S SI 92 1-3 ③ K		3	1	1	0	1	1	0
5 Ender Inciarte, L (1, 8) OBP: 0.105, SLG: 0.105		B FF 89 C FF 88 X FF 90 1-1 ② G6-3			C FF 89 1 SAFE X FF 87 0-1 ① SH1-3 1-2		X FF 94 0-0 ② G6-3		C FF 91 B FF 91 X FF 91 1-1 ① F7	3	0	0	0	0	0	1
55 Josh Collmenter, R (1, 1) 12 Eric Chavez, L (6, 5) OBP: 0.333, SLG: 0.457		C FF 88 B CU 77 B FF 88 B FF 88 F FF 88 C FF 89 3-3 ③ K			S FF 87 B FF 87 C FF 88 X FF 89 1-2 ② G6-3 2-H		C CU 72 B FF 94 B FF 93 X FF 92 2-1 1B		S CU 79 X FF 91 0-1 44 1B 8 BB 1B	2 2	0 0	0 2	1 0	0 0	1 0	1 0
Inning Stats	R: 2 E: 0 K: 1 S: 10 H: 2 LOB: 0 BB: 0 P: 19	R: 0 E: 0 K: 1 S: 10 H: 1 LOB: 1 BB: 0 P: 16	R: 0 E: 0 K: 2 S: 8 H: 0 LOB: 0 BB: 0 P: 12	R: 0 E: 0 K: 0 S: 9 H: 0 LOB: 0 BB: 0 P: 14	R: 1 E: 0 K: 0 S: 16 H: 0 LOB: 0 BB: 1 P: 22	R: 1 E: 0 K: 0 S: 12 H: 1 LOB: 1 BB: 1 P: 20	R: 0 E: 0 K: 0 S: 6 H: 1 LOB: 1 BB: 0 P: 12	R: 3 E: 0 K: 1 S: 14 H: 3 LOB: 0 BB: 0 P: 16	R: 0 E: 0 K: 1 S: 12 H: 2 LOB: 3 BB: 1 P: 18	1B: 5 2B: 2 3B: 0 HR: 3 SF: 0 SAC: 1 DP: 0 HBP: 0						

PITCHER		IP	WLS	BF	H	R	ER	SO	BB	IBB	HBP	BLK	WP	HR	S	P	ERA	WHIP
41 Marco Estrada, R ERA: 3.53	(1, 1)	6.0		24	4	4	4	4	2	0	0	0	0	2	65	103	6.00	1.000
30 Tyler Thornburg, R ERA: 2.08	(7, 1)	1.0	H	4	1	0	0	0	0	0	0	0	0	0	6	12	0.00	1.000
53 Brandon Kintzler, R ERA: 4.35	(8, 1)	1.0	L	6	3	3	3	1	0	0	0	0	0	1	14	16	27.00	3.000
51 Wei-Chung Wang, L ERA: 12.86	(9, 1)	1.0		6	2	0	0	1	1	0	0	0	0	0	12	18	0.00	3.000

PITCHER		IP	WLS	BF	H	R	ER	SO	BB	IBB	HBP	BLK	WP	HR	S	P	ERA	WHIP

TOP

Arizona Diamondbacks @ Milwaukee Brewers

Miller Park, Milwaukee, WI

Tue May 06 2014, 7:11 PM - 10:16 PM CDT

Att. 27,497 - Roof Closed - 65 F

livebaseballscorecards.com

AB	36
R	7
H	10
RBI	7
BB	3
SO	6
LOB	11

WP: 0	PA: 40		
PB: 0			
SB: 1			
CS: 0			

Batter	1	2	3	4	5	6	7	8	9	AB	R	H	RBI	BB	SO	LOB
27 Carlos Gómez, R (1, 8) OBP: 0.348, SLG: 0.547	C FC 84 B FC 85 B FC 85 F CH 77 B FC 86 S FC 85 3-3 K ①	B CU 71 S CH 78 S FC 87 B FC 87 F FC 86 B CU 74 F CH 80 C FC 88 3-3 K ①		X CH 76 0-0 G5-3 ③		F SI 95 X SI 95 0-1 G6-3 ③			S FF 92 F FF 93 B FF 92 X FF 92 1-2 P2 ③	5	0	0	0	0	2	2
2 Scooter Gennett, L (1, 4) OBP: 0.313, SLG: 0.385	C FC 85 X FC 86 0-1 20 BB 24 1B 1B	C FC 87 B FC 86 X CU 73 1-1 F8 ②			X CU 72 0-0 1B		B SI 94 B SI 94 F SI 94 C SI 93 F CH 85 F SI 95 F SI 95 S SI 95 2-3 K ①			4	1	2	0	0	1	0
20 Jonathan Lucroy, R (1, 2) OBP: 0.376, SLG: 0.429	B FC 85 C FC 85 D CU 72 F CH 78 1 SAFE B FC 84 B FC 86 4-2 24 1B 18 E 1-2 BB	B CU 72 C FC 87 B FC 87 F FC 87 F FC 87 X FC 88 2-2 P3 ③			X FC 84 0-0 L4 ①		B SL 82 C FF 95 S CH 86 B CH 86 F CH 86 S SI 95 2-3 K ②			3	1	0	0	1	1	1
16 Aramis Ramirez, R (1, 5) OBP: 0.300, SLG: 0.359	X FC 86 0-0 F9 ②		C FC 85 B CU 73 B CH 78 B FC 87 F CH 78 X FC 86 3-2 F9 ①		X FC 85 0-0 F9 ②		S CH 86 S CH 86 X CH 87 0-2 G1-3 ③			4	0	0	0	0	0	3
24 Lyle Overbay, L (1, 3) OBP: 0.343, SLG: 0.339	X FC 85 0-0 18 E 9 1B 1-3 2-H 1B		X FC 87 0-0 1B		B CH 79 S CH 78 1 SAFE 1 SAFE B FC 84 X FC 87 2-1 F8 ③			F SI 85 B SI 83 S CH 76 C CU 73 1-3 K ①		4	1	2	1	0	1	1
18 Khris Davis, R (1, 7) OBP: 0.248, SLG: 0.408	C CU 71 D CH 79 X CH 80 1-1 E6 9 1B 1 2B 2-3 3-H		C CH 80 B CH 79 F FC 87 F FC 87 B FC 88 X FC 88 2-2 F9 ②			C CU 71 C CH 76 B FC 86 F FC 87 X CH 77 1-2 G4-3 ①		C SI 84 B SI 84 X SI 85 1-1 G6-3 ②		4	1	0	0	0	0	2
9 Jean Segura, R (1, 6) OBP: 0.274, SLG: 0.354	C CH 78 X CH 79 0-1 1 2B 1-2 3-H 1B		C FC 86 F FC 86 C FC 88 0-3 K ③			S CU 73 B FC 86 B FC 85 X FC 85 2-1 L3 ②		C SI 85 S SI 84 B SI 86 B CU 72 S SI 86 2-3 K ③		4	1	1	1	0	2	1
1 Logan Schafer, L (1, 9) OBP: 0.256, SLG: 0.351	B CH 78 C FC 85 S FC 85 F FC 86 X CH 80 1-2 1-H 2-H 2B			M CH 78 F FC 86 B FC 85 B FC 87 F CH 78 X FC 88 2-2 G5-3 ①		C FC 85 B FC 86 C FC 86 B FC 87 F FC 88 X FC 88 2-2 1B 1B			C FF 91 B SL 85 F FF 90 S FF 92 1-3 K ①	4	0	2	2	0	1	0
41 Marco Estrada, R (1, 1) Rickie Weeks Jr., R (6, PH) OBP: 0.316, SLG: 0.265 30 Tyler Thornburg, R (7, 1) 53 Brandon Kintzler, R (8, 1) 51 Wei-Chung Wang, L (9, 1) 15 Caleb Gindl, L (9, PH) OBP: 0.133, SLG: 0.071	B FC 85 B FC 85 C FC 86 F FC 86 X FC 87 2-2 P3 ③			X FC 85 0-0 P3 ②		B FC 87 B FC 87 C FC 85 F FC 86 X FC 88 2-2 1-2 1B			B SL 86 F FF 92 F FF 91 B FF 92 C FF 93 2-3 K ②	2 1 0 0 0 0	0 0 0 0 0 0	0 1 0 0 0 0	0 0 0 0 0 0	0 0 0 0 0 0	0 0 0 0 0 0	1 0 0 0 0 0
Inning Stats	R: 5 E: 1 K: 1 S: 20 H: 4 LOB: 1 BB: 1 P: 31	R: 0 E: 0 K: 1 S: 11 H: 0 LOB: 0 BB: 0 P: 17	R: 0 E: 0 K: 1 S: 11 H: 1 LOB: 1 BB: 0 P: 16	R: 0 E: 0 K: 0 S: 6 H: 0 LOB: 0 BB: 0 P: 8	R: 0 E: 0 K: 0 S: 5 H: 1 LOB: 1 BB: 0 P: 7	R: 0 E: 0 K: 2 S: 15 H: 2 LOB: 2 BB: 0 P: 22	R: 0 E: 0 K: 2 S: 13 H: 0 LOB: 0 BB: 0 P: 17	R: 0 E: 0 K: 2 S: 8 H: 0 LOB: 0 BB: 0 P: 12	R: 0 E: 0 K: 2 S: 9 H: 0 LOB: 0 BB: 0 P: 13	1B: 7 2B: 1 3B: 0 HR: 0	SF: 0 SAC: 0 DP: 0 HBP: 0			WP: 0 PB: 0 SB: 0 CS: 0	PA: 37		

PITCHER		IP	WLS	BF	H	R	ER	SO	BB	IBB	HBP	BLK	WP	HR	S	P	ERA	WHIP
55 Josh Collmenter, R ERA: 3.44	(1, 1)	5.2		27	8	5	1	3	1	0	0	0	0	0	66	99	1.59	1.588
50 Evan Marshall, R ERA:	(6, 1)	1.1	W	4	0	0	0	2	0	0	0	0	0	0	15	19	0.00	0.000
29 Brad Ziegler, R ERA: 1.04	(8, 1)	1.0	H	3	0	0	0	2	0	0	0	0	0	0	8	12	0.00	0.000
43 Addison Reed, R ERA: 3.78	(9, 1)	1.0	S	3	0	0	0	2	0	0	0	0	0	0	9	13	0.00	0.000

PITCHER	IP	WLS	BF	H	R	ER	SO	BB	IBB	HBP	BLK	WP	HR	S	P	ERA	WHIP

BOTTOM

Arizona Diamondbacks @ Milwaukee Brewers

Miller Park, Milwaukee, WI

Tue May 06 2014, 7:11 PM - 10:16 PM CDT

Att. 27,497 - Roof Closed - 65 F

livebaseballscorecards.com

AB	36
R	5
H	8
RBI	4
BB	1
SO	9
LOB	11

TOP

Arizona Diamondbacks @ Milwaukee Brewers

Miller Park, Milwaukee, WI

Wed May 07 2014, 12:11 PM - 2:54 PM CDT

Att. 24,013 - Roof Closed - 70 F

livebaseballscorecards.com

Batter	1	2	3	4	5	6	7	8	9	AB	R	H	RBI	BB	SO	LOB
8 Gerardo Parra, L (1, 9) OBP: 0.321, SLG: 0.361	X FF 94 0-0 ① G4-3	C SL 86 B SL 87 F SL 86 B SL 87 X FF 96 2-2 ③ G4-3		C SL 82 F CH 84 X SL 88 0-2 1B		C SI 96 X SL 87 0-1 1B		B SL 80 F FF 93 S FF 92 D SL 81 X FF 94 2-2 E3 44 FC6-4 1-H		5	0	2	0	0	0	2
14 Martín Prado, R (1, 4) OBP: 0.289, SLG: 0.307	C FF 92 C FF 95 X FF 95 0-2 ② L4		C FF 92 F SI 95 X SI 95 0-2 44 HR 1B	B SL 82 1 SAFE X FF 93 1-0 ③ P4		1 SAFE X SL 84 0-0 ③ P4		B FF 93 X SI 89 1-0 ② L7		5	1	1	0	0	0	3
44 Paul Goldschmidt, R (1, 3) OBP: 0.384, SLG: 0.570	C FF 94 X SI 95 0-1 26 1B 1B		B FF 95 X SI 95 1-0 1-H HR		B FF 94 C FF 94 F SL 83 B FF 94 X FF 94 2-2 ① G5-3		B FF 95 B CU 77 B FF 94 C FF 94 F FF 94 F FF 93 C CU 76 3-3 ① K	D CU 78 B FF 91 X CH 84 2-0 ③ FC6-4 1-2f		5	1	2	2	0	1	1
26 Miguel Montero, L (1, 2) OBP: 0.382, SLG: 0.445	1 SAFE F FF 93 D SL 85 F SI 96 1 SAFE F SL 88 X FF 96 1-2 7 FC6-4 1B 1-3		F SL 85 B FF 95 B CH 84 B FF 96 F FF 95 F SL 84 X SI 96 3-2 ① G5-3		X SI 94 0-0 ② G5-3		C CU 76 F FF 96 X FF 96 0-2 7 F9 2B		B CU 74 X CH 81 1-0 ① L9	5	0	2	0	0	0	0
7 Cody Ross, R (1, 7) OBP: 0.151, SLG: 0.135 5 Ender Inciarte, L (8, 7) OBP: 0.100, SLG: 0.100	F SL 86 X SI 95 0-1 ③ FC6-4 1-2f		F SI 95 C SL 84 B SL 87 C SL 84 1-3 ② K		B FF 94 C FF 94 C FF 94 F FF 95 B FF 95 X FF 96 3-2 12 1B 1B		B FF 95 B FF 94 X FF 94 2-0 ② F9 2-3		C SI 90 F CH 84 C FF 91 0-3 ② K	4 1	0 0	1 0	0 0	0 0	1 1	3 0
12 Eric Chavez, L (1, 5) OBP: 0.386, SLG: 0.487		S SI 94 B FF 95 B SL 83 X FF 95 2-1 ① G4-3	F FF 95 F SL 88 B FF 96 B SL 88 B SL 88 X FF 96 3-2 11 FC5-4 1B		X SI 94 0-0 1-2 1B		B CU 79 S CH 84 B FF 93 F FF 94 D CU 78 B CH 81 4-2 BB		B CU 75 C CU 75 C FF 90 F CH 85 B CH 82 X CH 82 2-2 11 S 1B	4	0	3	0	1	0	0
11 AJ Pollock, R (1, 8) OBP: 0.305, SLG: 0.449		C FF 95 B SL 85 F SI 95 B FF 96 X FF 96 2-2 4 1B 2B	X FF 96 0-0 ③ FC5-4 1-2f		C SL 83 X SL 84 0-1 ③ F8		C FF 94 C CU 78 T CU 80 0-2 ③ K		B SI 91 C SI 91 C CU 75 F CU 76 B CH 84 S CH 85 2-3 ③ K2-3 1-2	5	0	1	0	0	2	6
4 Cliff Pennington, S (1, 6) OBP: 0.367, SLG: 0.268		B FF 95 B SI 95 X SI 95 2-0 61 SH1-4 1B 2-3	B SL 82 F SI 94 B FF 93 F SI 93 S FF 94 2-3 ① K		F SL 83 B CH 81 F FF 95 B SL 86 F SL 86 F SI 95 X SL 84 2-2 ① F7		C FF 91 X CU 78 0-1 ① F9	4	0	1	0	0	1	0
61 Bronson Arroyo, R (1, 1) OBP: 0.214, SLG: 0.214 29 Brad Ziegler, R (8, 1) 43 Addison Reed, L (9, 1)		B SI 95 S SI 94 X SI 93 1-1 ② SH1-4 1-2	X SI 94 0-0 ② P4		B SI 95 C SI 95 C SI 95 B SI 94 S SI 95 2-3 ② K		C FF 91 C SI 90 B FF 92 B FF 91 B FF 91 F FF 91 X FF 92 3-2 8 WP 8 E 1B	3 0 0	1 0 0	1 0 0	0 0 0	0 0 0	1 0 0	0 0 0

Inning Stats																								
	R: 0	H: 2	R: 0	H: 2	R: 2	H: 3	R: 0	H: 1	R: 0	H: 2	R: 0	H: 1	R: 0	H: 1	R: 1	H: 1	R: 0	H: 1	1B: 11	SF: 0	WP: 2	PA: 43
	E: 0	LOB: 2	E: 0	LOB: 2	E: 0	LOB: 1	E: 0	LOB: 1	E: 0	LOB: 2	E: 0	LOB: 2	E: 0	LOB: 2	E: 1	LOB: 1	E: 0	LOB: 1	2B: 2	SAC: 1	PB: 0	
	K: 0	BB: 0	K: 0	BB: 0	K: 1	BB: 0	K: 1	BB: 0	K: 0	BB: 0	K: 1	BB: 1	K: 2	BB: 0	K: 0	BB: 0	K: 2	BB: 0	3B: 0	DP: 0	SB: 1	
	S: 12	P: 13	S: 11	P: 20	S: 15	P: 23	S: 8	P: 11	S: 10	P: 15	S: 11	P: 15	S: 13	P: 22	S: 11	P: 19	S: 12	P: 17	HR: 1	HBP: 0	CS: 0	

PITCHER		IP	WLS	BF	H	R	ER	SO	BB	IBB	HBP	BLK	WP	HR	S	P	ERA	WHIP
38 Wily Peralta, R ERA: 2.17	(1, 1)	6.0	L	29	11	2	2	3	0	0	0	0	0	1	67	97	3.00	1.833
30 Tyler Thornburg, R ERA: 1.96	(7, 1)	1.0		5	1	0	0	2	1	0	0	0	0	0	13	22	0.00	2.000
13 Will Smith, L ERA: 0.59	(8, 1)	1.0		5	1	1	0	0	0	0	0	0	1	0	11	19	0.00	1.000
57 Francisco Rodríguez, R ERA:	(9, 1)	1.0		4	1	0	0	2	0	0	0	0	0	0	12	17	0.00	1.000

PITCHER		IP	WLS	BF	H	R	ER	SO	BB	IBB	HBP	BLK	WP	HR	S	P	ERA	WHIP

AB	41
R	3
H	14
RBI	2
BB	1
SO	7
LOB	15

Batter	1	2	3	4	5	6	7	8	9	AB	R	H	RBI	BB	SO	LOB
27 Carlos Gómez, R (1, 8) OBP: 0.352, SLG: 0.545	X CU 68 0-0 2 E 2 FC4 20 G4-3 1B		S SI 87 S SL 77 B SL 77 F SI 87 S SL 78 1-3 ③ K			X CU 69 0-0 2 G3-6-1 1B		X SI 85 0-0 ②③ G6-4-3 1-2f		4	1	2	0	0	1	3
2 Scooter Gennett, L (1, 4) OBP: 0.319, SLG: 0.398	D CH 77 B SI 83 F CU 72 X SI 82 2-1 FC4 20 G4-3 1-3			C SI 86 X CH 79 0-1 20 G6-4-3 1B		X SI 86 0-0 ②③ G3-6-1 1-2f			C SI 92 F FF 91 B FF 93 X FF 92 1-2 20 L9 24 SF8 2B	4	1	2	0	0	0	2
20 Jonathan Lucroy, R (1, 2) OBP: 0.364, SLG: 0.414	C SL 76 X SI 85 0-1 ①② G4-3 1-2f 3-H			C SI 86 B SI 87 X SI 87 1-1 ①② G6-4-3 1-2f			C SI 86 B SI 86 S SL 77 S SI 86 1-3 ① K		C FF 92 F FF 93 X FF 92 0-2 ① L9 2-3	4	0	0	0	0	1	3
24 Lyle Overbay, L (1, 3) OBP: 0.324, SLG: 0.323	B SI 85 X CH 78 1-0 ③ G4-3			F SI 88 X SI 82 0-1 ③ G1-3			B SL 74 B CH 80 C CU 68 F SI 86 X CH 79 2-2 ② L8		B FF 93 B FF 92 F FF 92 S FF 93 F FF 93 X FF 93 2-2 ② SF8 3-H	3	0	0	1	0	0	0
7 Mark Reynolds, R (1, 5) OBP: 0.297, SLG: 0.489		C SI 87 B SL 76 F SI 86 B SI 87 F SL 76 B SL 78 X SI 89 3-2 ① G6-3			X CH 76 0-0 ① P3		B SL 79 F SI 87 B SL 77 S SL 77 2-3 ③ K		S SL 85 B SL 84 C SL 83 S FF 91 1-3 ③ K	4	0	0	0	0	2	0
15 Caleb Gindl, L (1, 9) OBP: 0.222, SLG: 0.125		B SL 74 B CH 79 X CH 80 2-0 ② G3			B FF 86 B CH 81 C SL 76 B CH 80 B CU 70 4-1 1 FC4-6 BB			B SI 85 F CH 78 X SI 86 1-1 1B 1 BB 1B		2	0	1	0	1	0	0
9 Jean Segura, R (1, 6) OBP: 0.275, SLG: 0.353		B FF 88 X CU 68 1-0 1 CS 1B			X SI 87 0-0 ② F8			B SL 73 F SL 76 X SI 86 1-1 ① P4		3	0	1	0	0	0	2
1 Logan Schafer, L (1, 7) OBP: 0.262, SLG: 0.333		B SI 83 1-0 ③ CS 1-2	C SL 75 B SI 86 B CH 78 B CH 77 C SL 75 S CU 72 3-3 ① K		S SI 81 B SI 86 X SI 87 1-1 ③ FC4-6 1-2f			B SI 85 C CU 72 B CH 79 B CH 80 B CH 78 4-1 1B 1-2 BB		2	0	0	0	1	1	1
38 Wily Peralta, R (1, 1) OBP: 0.167, SLG: 0.333 18 Khris Davis, R (6, PH) OBP: 0.246, SLG: 0.405 30 Tyler Thornburg, R (7, 1) 13 Will Smith, R (8, 1) Rickie Weeks Jr., R (8, PH) OBP: 0.333, SLG: 0.286 57 Francisco Rodríguez, R (9, 1)			S SI 87 S SL 74 X SL 76 0-2 ② G1-3			B CH 78 B CU 67 C CH 78 B SI 86 F CU 71 X CH 79 3-2 ① L8		B SI 84 B SI 83 X SI 83 2-0 27 G6-4-3 1-2 2-3 1B		1 0 0 0 0 0 0 1 0 0 0 0 0 0 0 0 0 0 0 0 0 0 0 0 0 0 0 0 1 0 1 0 0 0 0 0 0 0 0 0 0 0						
Inning Stats	R: 1 H: 1 E: 1 LOB: 0 K: 0 BB: 0 S: 6 P: 9	R: 0 H: 1 E: 0 LOB: 0 K: 0 BB: 0 S: 6 P: 13	R: 0 H: 0 E: 0 LOB: 0 K: 2 BB: 0 S: 10 P: 14	R: 0 H: 1 E: 0 LOB: 0 K: 0 BB: 0 S: 6 P: 7	R: 0 H: 0 E: 0 LOB: 1 K: 0 BB: 1 S: 5 P: 10	R: 0 H: 1 E: 0 LOB: 0 K: 0 BB: 0 S: 5 P: 8	R: 0 H: 0 E: 0 LOB: 0 K: 2 BB: 0 S: 9 P: 14	R: 0 H: 2 E: 0 LOB: 2 K: 0 BB: 1 S: 7 P: 15	R: 1 H: 1 E: 0 LOB: 0 K: 1 BB: 0 S: 13 P: 17	1B: 6 SF: 1 2B: 1 SAC: 0 3B: 0 DP: 4 HR: 0 HBP: 0						

PITCHER		IP	WLS	BF	H	R	ER	SO	BB	IBB	HBP	BLK	WP	HR	S	P	ERA	WHIP
61 Bronson Arroyo, R ERA: 4.89	(1, 1)	7.1	W	26	5	1	0	4	2	0	0	0	0	0	52	86	0.00	0.955
29 Brad Ziegler, R ERA: 1.0	(8, 1)	0.2	H	2	1	0	0	0	0	0	0	0	0	0	2	4	0.00	1.500
43 Addison Reed, R ERA: 4.08	(9, 1)	1.0	S	4	1	1	1	1	0	0	0	0	0	0	13	17	9.00	1.000

PITCHER	IP	WLS	BF	H	R	ER	SO	BB	IBB	HBP	BLK	WP	HR	S	P	ERA	WHIP

BOTTOM

Arizona Diamondbacks @ Milwaukee Brewers

Miller Park, Milwaukee, WI

Wed May 07 2014, 12:11 PM - 2:54 PM CDT
Att. 24,013 - Roof Closed - 70 F

livebaseballscorecards.com

AB	29
R	2
H	7
RBI	1
BB	2
SO	5
LOB	11

WP: 0 PA: 33
PB: 0
SB: 0
CS: 1

Arizona Diamondbacks @ Chicago White Sox

U.S. Cellular Field, Chicago, IL

Fri May 09 2014, 8:11 PM - 10:55 PM EDT

Att. 19,118 - Partly Cloudy - 67 F

TOP

livebaseballscorecards.com

Batter	1	2	3	4	5	6	7	8	9	AB	R	H	RBI	BB	SO	LOB
8 Gerardo Parra, L (1, 9) OBP: 0.319, SLG: 0.377	C SI 92 F FC 90 B FF 90 F SI 93 X CU 82 1-2 ① F7		F SI 91 B FC 85 1 SAFE F FC 87 1 SAFE D CU 78 X SI 92 2-2 1-H HR		D FC 88 F SI 91 B SI 90 B FC 88 S FC 87 F FC 87 X FC 88 3-2 1-2 E6		B FS 84 B FS 84 X FS 83 2-0 ② 1-3 G4-3			4	1	1	2	0	0	2
16 Chris Owings, R (1, 6) OBP: 0.336, SLG: 0.389	C FC 88 F SI 92 X SI 89 0-2 ② F9		B FC 86 X FC 86 1-0 ③ F8		X FC 87 0-0 ③ F8		B FS 84 F FC 88 F SI 90 X FS 85 1-2 ③ L7			4	0	0	0	0	0	3
44 Paul Goldschmidt, R (1, 3) OBP: 0.375, SLG: 0.555	B FF 89 C FC 88 F FF 93 B FF 93 B CU 80 X FC 88 3-2 ③ G6-3			C FF 91 B SI 91 S FC 88 B FC 88 X SI 92 2-2 ① G1-3		B CU 76 C FC 84 C FC 86 F FF 90 B CU 79 X FC 85 2-2 ① G5-3		B SI 93 C SI 92 X SI 94 1-1 ① G5-3		4	0	0	0	0	0	0
26 Miguel Montero, L (1, 2) OBP: 0.372, SLG: 0.431		C FC 86 B CH 84 F CU 78 X CU 81 1-2 ① F7		F SI 91 X CH 83 0-1 ② G4-3		C CH 82 X CU 73 0-1 ② F7		B SI 94 C SI 93 X SL 83 1-1 ② L9		4	0	0	0	0	0	0
2 Aaron Hill, R (1, 4) OBP: 0.331, SLG: 0.430		C SI 92 B FF 93 B SI 92 F FC 88 F FF 93 C FF 93 2-3 ② K		B SI 90 F FC 88 F FC 87 B CU 81 X FC 88 2-2 ③ F8		B SI 88 B FC 86 B FC 83 C SI 90 F FC 85 F FC 87 F FC 85 F FC 87 B CH 84 4-2 12 BLK BB		B SI 95 C SI 95 B SL 90 X SI 94 2-1 ③ F8		3	0	0	0	1	1	0
12 Eric Chavez, L (1, 10) OBP: 0.375, SLG: 0.452		S FC 88 C CU 77 B CU 78 X SI 93 1-2 ③ L8			X FF 88 0-0 ① P4	B CU 72 B CH 82 F FC 85 F FC 83 D CU 79 B CU 78 4-2 1-2 BB			X SI 93 0-0 ① F7	3	0	0	0	1	0	0
14 Martín Prado, R (1, 5) OBP: 0.281, SLG: 0.299			B FF 91 C FC 88 F FC 86 B CU 81 X SI 92 2-2 ① G4-3		B FF 89 C FC 87 C FC 89 B CU 79 S FC 87 2-3 ② K	S FS 84 S FS 84 S FS 84 0-3 ③ K			B SI 93 C SI 95 S SI 94 B SL 86 B SL 88 F FF 94 X FF 94 3-2 ② F9	4	0	0	0	0	2	2
7 Cody Ross, R (1, 7) OBP: 0.175, SLG: 0.179			C FC 85 C CU 77 B CU 80 B FC 87 F FC 86 X SI 92 2-2 8 HR 1B		C FC 84 X FF 91 0-1 11 1B 2B		B FF 89 C FS 84 X FC 89 1-1 ① P4		B SI 95 S SL 86 B SL 83 S SL 86 C FF 94 2-3 ③ K	4	2	2	0	0	1	0
11 AJ Pollock, R (1, 8) OBP: 0.306, SLG: 0.446			B FC 86 S SI 89 1 SAFE B FC 86 S FC 86 S FC 85 2-3 ② K		B FC 87 X FC 85 1-0 8 E 2-H 1B		F FF 90 X FC 88 0-1 E6 8 8 G4-3 S			3	0	1	1	0	1	1
Inning Stats	R: 0 E: 0 K: 0 S: 10 H: 0 LOB: 0 BB: 0 P: 14	R: 0 E: 0 K: 1 S: 10 H: 0 LOB: 0 BB: 0 P: 14	R: 2 E: 0 K: 1 S: 14 H: 2 LOB: 0 BB: 0 P: 23	R: 0 E: 0 K: 0 S: 8 H: 0 LOB: 0 BB: 0 P: 12	R: 1 E: 1 K: 1 S: 12 H: 2 LOB: 2 BB: 0 P: 18	R: 0 E: 0 K: 1 S: 16 H: 0 LOB: 2 BB: 2 P: 26	R: 0 E: 1 K: 0 S: 8 H: 0 LOB: 1 BB: 0 P: 12	R: 0 E: 0 K: 0 S: 6 H: 0 LOB: 0 BB: 0 P: 10	R: 0 E: 0 K: 1 S: 8 H: 0 LOB: 0 BB: 0 P: 13	1B: 2 2B: 1 3B: 0 HR: 1 SF: 0 SAC: 0 DP: 0 HBP: 0						

	AB	33
	R	3
	H	4
	RBI	3
	BB	2
	SO	5
	LOB	8

WP: 0 PB: 0 SB: 1 CS: 0 PA: 35

PITCHER		IP	WLS	BF	H	R	ER	SO	BB	IBB	HBP	BLK	WP	HR	S	P	ERA	WHIP
64 André Rienzo, R ERA: 4.56	(1, 1)	5.2	W	24	4	3	3	3	2	0	0	1	0	1	67	104	4.76	1.059
57 Zach Putnam, R ERA: 1.23	(6, 1)	1.1	H	5	0	0	0	1	0	0	0	0	0	0	11	15	0.00	0.000
54 Ronald Belisario, R ERA: 5.03	(8, 1)	1.0		3	0	0	0	0	0	0	0	0	0	0	6	10	0.00	0.000
27 Matt Lindstrom, R ERA: 2.81	(9, 1)	1.0		3	0	0	0	1	0	0	0	0	0	0	8	13	0.00	0.000

PITCHER		IP	WLS	BF	H	R	ER	SO	BB	IBB	HBP	BLK	WP	HR	S	P	ERA	WHIP

BOTTOM

Arizona Diamondbacks @ Chicago White Sox

U.S. Cellular Field, Chicago, IL

Fri May 09 2014, 8:11 PM - 10:55 PM EDT

Att. 19,118 - Partly Cloudy - 67 F

livebaseballscorecards.com

Batter	1	2	3	4	5	6	7	8	9	AB	R	H	RBI	BB	SO	LOB
30 Alejandro De Aza, L (1, 8) OBP: 0.259, SLG: 0.336	C SI 92 F FC 91 S FF 93 0-3 ① K			1-2 15 1B 2B 1-0 15 G5-4-3 1-2 3-H 1B		B SI 90 F SI 87 B SI 89 B SI 88 F SI 90 X CH 83 3-2 15 FC1-4 1B		F FF 86 C FF 86 S FF 87 0-3 ① K		5	1	3	1	0	2	0
15 Gordon Beckham, R (1, 4) OBP: 0.281, SLG: 0.367	C SI 93 F CU 81 X SI 93 0-2 ② G5-3			S SI 94 1-0 12 79 1B 1B 2-H G5-4-3 1-2f		1 SAFE B SI 88 C SI 89 X SI 91 1-1 ② FC1-4 1-2f		X FF 86 0-0 ② F8		5	1	1	1	0	0	3
12 Conor Gillaspie, L (1, 5) OBP: 0.366, SLG: 0.408	C SI 92 B FC 91 C SI 94 B CU 82 F FF 95 F CU 81 C CU 81 2-3 ③ K			X SI 95 0-0 24 1B 79 1B 10 HR 1-2 1B	C SI 90 B SI 90 B CH 81 B SI 89 4-1 24 1B 79 1B 10 FC3-2 BB	B SI 88 X SI 90 1-0 ③ F9		F FF 86 B SL 78 S SL 78 F SL 78 S SL 78 1-3 ③ K		4	1	1	0	1	2	1
79 José Abreu, R (1, 10) OBP: 0.333, SLG: 0.633		B SI 93 F SI 94 X SI 93 1-1 ① G5-3		X CU 83 0-0 24 1B 10 HR 1-2 2-H 1B	X SI 91 0-0 10 FC3-2 24 1B 1-2 1B		B SI 91 B KC 80 B SI 89 X SI 91 3-0 HR			4	2	3	2	0	0	0
44 Adam Dunn, L (1, 3) OBP: 0.392, SLG: 0.465		C CU 82 X FC 91 0-1 ② P4		C SI 95 F SI 94 F FF 95 D CU 83 S CU 83 1-3 ① K	B CH 82 X CH 80 1-0 ① F9		F SI 90 S CH 80 S CH 79 0-3 ① K			4	0	0	0	0	2	4
24 Dayan Viciedo, R (1, 7) OBP: 0.370, SLG: 0.463		B SI 94 X SI 94 1-0 ③ F8		C CU 82 B SI 95 B SI 94 S CU 84 X SI 95 2-2 10 HR 1-2 2-3 1B	C KC 78 S KC 78 D KC 79 X SI 90 1-2 10 FC3-2 1-2 2-3 1B		C SI 90 B SI 90 S KC 79 S KC 78 1-3 ② K			4	1	2	0	0	1	0
10 Alexei Ramirez, R (1, 6) OBP: 0.370, SLG: 0.521			B CU 82 C CU 82 C SI 93 F FC 90 S SI 94 1-3 ① K	B SI 95 B CU 84 B CU 84 X SI 95 3-0 1-H 2-H 3-H HR	X CH 81 0-0 ② FC3-2 1-2 2-3 3-Hf		B SI 91 B SI 90 B SI 87 C SI 89 X SI 89 3-1 3B			4	1	2	4	0	1	3
25 Moisés Sierra, R (1, 9) OBP: 0.192, SLG: 0.196			C CU 82 F SI 94 F FF 95 X CU 82 0-2 ② F8	B CU 82 X SI 95 1-0 21 1B 30 1B 1B	B KC 80 B CH 82 C SI 89 S SI 91 F CH 81 F SI 92 B KC 78 X CH 81 3-2 ③ P4		C SI 90 C SI 90 C SI 91 0-3 ③ K			4	1	1	0	0	1	4
21 Tyler Flowers, R (1, 2) OBP: 0.378, SLG: 0.417			C SI 94 F SI 94 F FF 95 T SI 95 0-2 ③ K	X FC 91 0-0 30 1B 1-3 1B		C SI 90 B SI 91 B KC 79 F SI 89 X SI 91 2-2 ① G6-3		X SL 78 0-0 HR		4	1	2	1	0	1	0
Inning Stats	R: 0 E: 0 K: 2 S: 11 H: 0 LOB: 0 BB: 0 P: 13	R: 0 E: 0 K: 0 S: 5 H: 0 LOB: 0 BB: 0 P: 7	R: 0 E: 0 K: 2 S: 12 H: 0 LOB: 0 BB: 0 P: 13	R: 7 E: 0 K: 1 S: 24 H: 9 LOB: 1 BB: 0 P: 35	R: 0 E: 0 K: 0 S: 12 H: 2 LOB: 3 BB: 1 P: 21	R: 0 E: 0 K: 0 S: 9 H: 1 LOB: 1 BB: 0 P: 16	R: 1 E: 0 K: 3 S: 12 H: 2 LOB: 1 BB: 0 P: 19	R: 1 E: 0 K: 2 S: 9 H: 1 LOB: 0 BB: 0 P: 10		1B: 10 2B: 1 3B: 1 HR: 3 SF: 0 SAC: 0 DP: 1 HBP: 0						

	AB	38
	R	9
	H	15
	RBI	9
	BB	1
	SO	10
	LOB	15

WP: 0 PB: 0 SB: 0 CS: 0 PA: 39

PITCHER		IP	WLS	BF	H	R	ER	SO	BB	IBB	HBP	BLK	WP	HR	S	P	ERA	WHIP
32 Brandon McCarthy, R ERA: 5.66	(1, 1)	3.1	L	19	9	7	7	5	0	0	0	0	0	1	49	64	18.90	2.700
35 Trevor Cahill, R ERA: 6.12	(4, 1)	3.2		16	5	1	1	3	1	0	0	0	0	1	36	60	2.46	1.636
54 Joe Thatcher, L ERA: 3.09	(8, 1)	1.0		4	1	1	1	2	0	0	0	0	0	1	9	10	9.00	1.000

PITCHER	IP	WLS	BF	H	R	ER	SO	BB	IBB	HBP	BLK	WP	HR	S	P	ERA	WHIP

Batter	1	2	3	4	5	6	7	8	9	AB	R	H	RBI	BB	SO	LOB
11 AJ Pollock, R (1, 8) OBP: 0.319, SLG: 0.467	C FF 91 C CH 86 F FF 92 B CH 87 F FF 92 F CU 80 B CH 85 F FF 92 X FF 93 2-2 ① F8		X FF 91 0-0 ② L6		X FF 89 0-0 44 S 2-3 3-H 1B		B FS 84 B FS 84 S FS 84 B SI 90 B 4-1 44 BB 14 1B 26 1B BB		B FF 95 F CH 86 B CH 85 B CH 86 C FF 95 X FF 95 3-2 3B	4	1	2	1	1	0	0
14 Martín Prado, R (1, 5) OBP: 0.285, SLG: 0.304	C SI 92 C FF 93 B CU 80 B FF 91 X CU 81 2-2 1B		B FF 92 B FF 91 C FF 90 X FF 91 2-1 ③ L8		1 SAFE B FF 91 B FF 90 X FF 91 2-0 ② SF8 3-H		C SI 90 S FS 83 1 SAFE X FF 90 0-2 26 1B 44 BB 1-2 1B		B FF 96 S CH 86 S FF 98 D CH 89 F FF 98 X SL 88 2-2 ② G1-3	4	0	2	1	0	0	1
44 Paul Goldschmidt, R (1, 3) OBP: 0.376, SLG: 0.544	F FF 92 C FF 92 B FF 92 B CH 87 F FF 93 C FF 93 2-3 ② K			B CU 80 B CH 84 B FF 91 X FF 90 3-0 ① G5-3	1 SAFE B FF 90 B FF 91 B CU 80 I IN 61 4-0 1-2 IBB		B SI 90 B FS 85 B SI 91 B FS 84 4-0 26 1B 1-2 2-3 BB		S FF 98 B FF 96 F FF 97 X FF 97 1-2 ③ G6-3	3	0	0	0	2	1	2
26 Miguel Montero, L (1, 2) OBP: 0.368, SLG: 0.425	S FF 93 C FF 93 F FF 92 S CU 82 0-3 ③ K			C FF 92 C FF 92 B FF 91 B FF 92 F FF 92 F FF 91 X CU 79 2-2 ② F8	F CU 81 D CU 80 S CU 80 B CU 80 F CU 81 F FF 92 B FF 91 C FF 92 3-3 ③ K		B FS 83 B SI 90 X FS 84 2-0 2 G6-4-3 1-2 2-3 3-H 1B			4	0	1	1	0	2	3
2 Aaron Hill, R (1, 4) OBP: 0.323, SLG: 0.418		B FF 91 X CH 85 1-0 ① F8		B FF 92 B SI 91 C FF 91 S FF 91 C FF 93 2-3 ③ K		B FF 89 F FF 88 C FF 89 B FF 90 X CH 83 2-2 ① F8	S FS 85 D FS 86 F FS 84 X FS 84 1-2 ② ③ G6-4-3 1-2f			4	0	0	0	0	1	3
7 Cody Ross, R (1, 7) OBP: 0.213, SLG: 0.217 5 Ender Inciarte, L (8, 7) OBP: 0.100, SLG: 0.100		C FF 91 C FF 92 B CU 81 X CH 86 1-2 8 FC4-6 1B			C FF 91 F CU 81 B CU 79 B CU 79 F FF 91 B CU 81 X FF 92 3-2 8 FC5-4 1B	X CH 84 0-0 1B		B FF 95 X FF 94 1-0 ① F8		4 0	0 0	3 0	0 0	0 0	0 0	0 0
8 Gerardo Parra, L (1, 9) OBP: 0.317, SLG: 0.374		C FF 92 B CU 81 1 SAFE F CU 83 X CU 81 1-2 ② FC4-6 1-2f			1 SAFE X CU 81 0-0 ① FC5-4 17 2B 1-2f	1 SAFE C FF 91 B FF 90 1 SAFE C FF 91 D CU 81 1 SAFE F CU 81 F FF 91 3-2 ② D FF 91 F FF 92 F CU 80 1 SAFE X FF 91 P4		X SI 95 0-0 12 G4-5-3 1B		4	1	1	0	0	0	3
17 Alfredo Marte, R (1, 10) OBP: 0.273, SLG: 0.455 12 Eric Chavez, L (8, PH) OBP: 0.367, SLG: 0.442 (8, 10)		B CH 86 S FF 92 1 SAFE X FF 93 1-1 ③ G4-3			S CH 85 B FF 93 1 SAFE X CH 86 1-1 16 2B 11 1B 1-H 2B	C FF 92 F FF 93 P PO 85 S FF 92 1-3 ③ K		F CH 83 F FF 96 B CH 86 1 SAFE X CH 86 1-2 ② ③ G4-5-3 1-2f		3 1	1 0	1 0	1 0	0 0	1 0	2 1
16 Chris Owings, R (1, 6) OBP: 0.342, SLG: 0.411			C FF 91 X FF 91 0-1 ① G1-3		F SI 92 X CU 81 0-1 11 1B 14 SF8 2-3 2B		B FS 82 C SI 90 S FS 83 X 1-2 ① 2B		C FF 94 B FF 96 B SL 86 B FF 94 X FF 93 3-1 ① F8	4	1	2	0	0	0	0
Inning Stats	R: 0 E: 0 K: 2 S: 18 H: 1 LOB: 1 BB: 0 P: 24	R: 0 E: 0 K: 0 S: 9 H: 1 LOB: 1 BB: 0 P: 13	R: 0 E: 0 K: 0 S: 5 H: 0 LOB: 0 BB: 0 P: 7	R: 0 E: 0 K: 1 S: 9 H: 0 LOB: 0 BB: 0 P: 16	R: 3 E: 0 K: 1 S: 16 H: 4 LOB: 2 BB: 1 P: 29	R: 0 E: 0 K: 1 S: 15 H: 1 LOB: 1 BB: 0 P: 20	R: 1 E: 0 K: 0 S: 11 H: 3 LOB: 2 BB: 2 P: 23	R: 0 E: 0 K: 0 S: 5 H: 1 LOB: 0 BB: 0 P: 7	R: 0 E: 0 K: 0 S: 12 H: 1 LOB: 1 BB: 0 P: 21	1B: 8 2B: 3 3B: 1 HR: 0 SF: 1 SAC: 0 DP: 2 HBP: 0						

PITCHER		IP	WLS	BF	H	R	ER	SO	BB	IBB	HBP	BLK	WP	HR	S	P	ERA	WHIP
62 Jose Quintana, L ERA: 3.67	(1, 1)	6.0	L	26	7	3	3	5	0	1	0	0	0	0	72	109	4.50	1.167
57 Zach Putnam, R ERA: 1.72	(7, 1)	1.0		6	3	1	1	0	2	0	0	0	0	0	11	23	9.00	5.000
40 Daniel Webb, R ERA: 2.25	(8, 1)	2.0		7	2	0	0	0	0	0	0	0	0	0	17	28	0.00	1.000

PITCHER	IP	WLS	BF	H	R	ER	SO	BB	IBB	HBP	BLK	WP	HR	S	P	ERA	WHIP

TOP

Arizona Diamondbacks @ Chicago White Sox

U.S. Cellular Field, Chicago, IL

Sat May 10 2014, 7:16 PM - 10:10 PM EDT

Att. 24,634 - Partly Cloudy - 70 F

livebaseballscorecards.com

AB	35
R	4
H	12
RBI	4
BB	3
SO	5
LOB	15

WP: 0	PA: 39		
PB: 0			
SB: 1			
CS: 0			

BOTTOM

Arizona Diamondbacks @ Chicago White Sox

U.S. Cellular Field, Chicago, IL

Sat May 10 2014, 7:16 PM - 10:10 PM EDT

Att. 24,634 - Partly Cloudy - 70 F

livebaseballscorecards.com

Batter	1	2	3	4	5	6	7	8	9	AB	R	H	RBI	BB	SO	LOB
15 Gordon Beckham, R (1, 4) OBP: 0.279, SLG: 0.359	C FF 89 X FF 90 0-1 ① G6-3			C CH 83 C CH 83 B FF 92 F FF 92 F SL 86 F FF 93 F CH 83 X CH 83 1-2 5 G6-4-3 1B		F FF 92 F FF 91 B FF 93 B FF 92 X FF 91 2-2 ② L8		F SI 85 X SI 85 0-1 ③ FC6-4 1-2f		4	0	1	0	0	0	1
5 Marcus Semien, R (1, 5) OBP: 0.286, SLG: 0.348 12 Conor Gillaspie, L (9, PH) OBP: 0.373, SLG: 0.417	C FF 90 B FF 91 B FF 91 F FF 91 B SL 84 X FF 91 3-2 ② F9			1 SAFE X CH 83 0-0 ①② G6-4-3 1-2f		B SL 85 B FF 90 F FF 92 B FF 92 F FF 93 F CH 84 F FF 93 X SL 86 3-2 79 FC6-4 1B			C FF 94 X FF 94 0-1 24 WP 10 1B 1B	3 1	0 1	1 1	0 0	0 0	0 0	1 0
79 José Abreu, R (1, 10) OBP: 0.325, SLG: 0.616	C FF 92 C SL 83 B FF 93 S SL 83 1-3 ③ K			B CH 84 C CH 84 B SL 84 S SL 86 C FF 93 2-3 ③ K		1 SAFE 1 SAFE X SL 84 0-0 ③ FC6-4 1-2f			C FF 94 F FF 94 C FF 95 0-3 ① K	4	0	0	0	0	3	2
24 Dayan Viciedo, R (1, 7) OBP: 0.367, SLG: 0.456 (9, 9)		C SI 90 F SL 85 B FF 92 B FF 91 B SL 86 F FF 92 S FF 92 3-3 ① K			C CH 82 X CH 81 0-1 14 HR 1B		B FF 90 C SL 84 F FF 91 B FF 92 B FF 92 X SL 84 3-2 ① L6		C FF 95 B SL 89 S SL 86 S FF 94 1-3 ② K 1-2	4	1	1	0	0	2	1
10 Alexei Ramirez, R (1, 6) OBP: 0.367, SLG: 0.513		X FF 91 0-0 ② F9			1 SAFE B CH 81 B FF 92 C CH 83 B FF 91 X FF 92 3-1 ① P3		B CH 83 C CH 84 S SL 86 B SL 85 C FF 92 2-3 ② K		F SL 84 B FF 94 B FF 94 F FF 94 F SL 88 X FF 93 2-2 14 S 2-H 1B	4	0	1	1	0	1	1
14 Paul Konerko, R (1, 3) OBP: 0.302, SLG: 0.410		C FF 91 F FF 91 X FF 92 0-2 ③ F8			C FF 91 X FF 91 0-1 1-H HR		B FF 91 C SL 85 C FF 92 F FF 93 B FF 93 X CH 83 2-2 ③ P5		C FF 92 C FF 92 F FF 94 D SL 87 X FF 95 1-2 ③ G4-3 1-2	4	1	1	2	0	0	1
25 Moisés Sierra, R (1, 9) OBP: 0.185, SLG: 0.189 44 Adam Dunn, L (8, PH) OBP: 0.389, SLG: 0.461 (9, 7)			F FF 91 F FF 91 F FF 90 B FF 91 S SL 85 1-3 ① K		B SL 86 B FF 93 X FF 90 2-0 ② G6-3			B SI 84 C SI 84 F CH 76 B CH 77 B CU 73 F SI 86 C SI 86 3-3 ① K		2 1	0 0	0 0	0 0	0 0	1 1	0 0
21 Tyler Flowers, R (1, 2) OBP: 0.377, SLG: 0.425			B SL 86 S FF 92 B FF 92 X CH 84 2-1 ② F9		B CH 84 B SL 85 C SL 86 F SL 85 F FF 94 F FF 92 C FF 92 2-3 ③ K			B SI 85 S SI 84 B SI 85 X SI 84 2-1 30 FC6-5 2B		3	0	1	0	0	1	0
30 Alejandro De Aza, L (1, 8) OBP: 0.254, SLG: 0.328			X FF 92 0-0 ③ G4-3			C SL 83 X FF 91 0-1 ① B1		X SI 84 0-0 ② FC6-5 15 FC6-4 2-3		3	0	0	0	0	0	1

	AB	33
	R	3
	H	7
	RBI	3
	BB	0
	SO	9
	LOB	8

Inning Stats	1	2	3	4	5	6	7	8	9
	R: 0 E: 0 K: 1 S: 8	H: 0 LOB: 0 BB: 0 P: 12	R: 0 E: 0 K: 1 S: 8	H: 0 LOB: 0 BB: 0 P: 11	R: 0 E: 0 K: 1 S: 7	H: 0 LOB: 0 BB: 0 P: 10	R: 0 E: 0 K: 1 S: 11	H: 1 LOB: 0 BB: 0 P: 14	R: 2 E: 0 K: 1 S: 12	H: 2 LOB: 0 BB: 0 P: 19
	R: 0 E: 0 K: 0 S: 11	H: 1 LOB: 1 BB: 0 P: 16	R: 0 E: 0 K: 1 S: 10	H: 0 LOB: 0 BB: 0 P: 17	R: 0 E: 0 K: 1 S: 9	H: 1 LOB: 1 BB: 0 P: 14	R: 1 E: 0 K: 2 S: 16	H: 2 LOB: 1 BB: 0 P: 20		

	1B: 5	SF: 0	WP: 1	PA: 33
	2B: 1	SAC: 0	PB: 0	
	3B: 0	DP: 1	SB: 1	
	HR: 1	HBP: 0	CS: 0	

PITCHER		IP	WLS	BF	H	R	ER	SO	BB	IBB	HBP	BLK	WP	HR	S	P	ERA	WHIP
36 Wade Miley, L ERA: 4.82	(1, 1)	7.0	W	24	4	2	2	6	0	0	0	0	0	1	67	99	2.57	0.571
29 Brad Ziegler, R ERA: 0.95	(8, 1)	1.0	H	4	1	0	0	1	0	0	0	0	0	0	9	14	0.00	1.000
43 Addison Reed, R ERA: 4.34	(9, 1)	1.0	S	5	2	1	1	2	0	0	0	0	1	0	16	20	9.00	2.000

PITCHER	IP	WLS	BF	H	R	ER	SO	BB	IBB	HBP	BLK	WP	HR	S	P	ERA	WHIP

Batter	1	2	3	4	5	6	7	8	9	AB	R	H	RBI	BB	SO	LOB
8 Gerardo Parra, L (1, 9) OBP: 0.320, SLG: 0.406	F FF 92 F FF 93 F FF 94 B FF 94 X CH 88 1-2 14 1B 3B		B CH 87 D CH 87 F FF 92 X FF 93 2-1 ① F7 2-3		1 SAFE 1 SAFE S CH 84 X FF 92 0-1 1-H HR		C SI 93 X SL 87 0-1 ① G6-3	C CU 76 X FS 82 0-1 ③ G6-3		5	2	2	2	0	0	3
14 Martín Prado, R (1, 5) OBP: 0.288, SLG: 0.307	C SI 92 F FF 93 B SL 88 B SL 88 X FF 92 2-2 26 1B 3-H 1B		F FF 93 B FF 92 X CH 86 1-1 ② G5-3		C SI 92 F FF 92 X CH 87 0-2 44 G5-3 1B		C SI 94 X CH 84 0-1 ② G6-3		B FF 93 B FF 92 C FF 93 F FF 92 X FS 82 2-2 ① F9	5	0	2	1	0	0	1
44 Paul Goldschmidt, R (1, 3) OBP: 0.371, SLG: 0.531	C FF 92 F SL 87 1 SAFE F SL 87 B FF 92 S FF 92 1-3 ① K		C FF 94 F FF 94 B FF 94 D CH 88 S CH 87 2-3 ③ K		F FF 91 B FF 92 F CH 85 D CH 86 D CH 86 X CH 86 3-2 ② G5-3 1-2		C SI 95 B SI 95 T CH 85 B SL 87 B SI 94 B SI 95 4-2 26 HBP BB		B FF 94 C FS 83 S FF 94 F FF 94 F FS 84 X CU 76 1-2 E3 26 HR	4	1	0	0	1	2	3
26 Miguel Montero, L (1, 2) OBP: 0.389, SLG: 0.457	1 SAFE B FF 92 1 SAFE F CH 86 S FF 92 B FF 92 F FF 93 X CH 88 2-2 2 G6-4-3 1-2 1B			S SI 91 F SL 88 B FF 93 F FF 94 B CH 88 B CH 90 F CH 89 B FF 94 4-2 2 G6-4-3 BB	I IN 72 I IN 74 I IN 75 I IN 75 4-0 IBB		F CH 84 F CH 85 H SL 88 1-2 HBP		C FF 94 F FF 94 1 SAFE D FS 84 F FS 82 D CU 80 F FS 82 X FS 82 2-2 1-H HR	2	1	2	2	2	0	0
2 Aaron Hill, R (1, 4) OBP: 0.313, SLG: 0.404	X FF 92 0-0 ② ③ G6-4-3 1-2f			B SI 90 1 SAFE F CH 85 X CH 85 1-1 ① ② G6-4-3 1-2f	S SL 86 B CH 86 F CH 86 X SL 88 1-2 ③ L9		F SI 93 T SI 94 0-2 ③ K		C FF 92 S FF 93 F FF 93 B FS 84 C FF 94 1-3 ② K	5	0	0	0	0	2	7
12 Eric Chavez, L (1, 10) OBP: 0.352, SLG: 0.417		B FF 91 C CH 86 C CH 87 B FF 94 B CH 88 X CH 88 3-2 ① L4		C CU 80 B CU 81 C CH 86 X CH 88 1-2 1B		X CH 85 0-0 ① G3		B FF 92 S FF 90 C FF 92 F FF 93 C FF 94 1-3 ① K	B SL 80 C SI 86 B CU 74 F SI 87 X SI 88 2-2 ③ G6-3	5	0	1	0	0	1	0
7 Cody Ross, R (1, 7) OBP: 0.203, SLG: 0.206 5 Ender Inciarte, L (7, 7) OBP: 0.143, SLG: 0.100		B FF 94 F SL 89 B SL 88 F FF 93 X FF 93 2-2 ② F7		F SI 90 F FF 92 D CH 87 S CH 87 1-3 ③ K		B SL 86 S CH 86 C SL 88 X SI 94 1-2 ② G1-3		B FF 92 B FF 92 C FF 93 B FF 92 C FF 92 F FF 92 B FF 94 4-2 4 S 11 1B BB		3 0	0 0	0 0	0 0	1 1	0 0	1 0
11 AJ Pollock, R (1, 8) OBP: 0.333, SLG: 0.472		C CH 86 B SL 88 F FF 93 B FF 93 S CH 87 2-3 ③ K			F CH 89 S CH 87 B SI 94 X FF 94 1-2 8 HR 1B	B CH 86 S CH 88 C FF 93 F SL 89 B FF 93 B CH 88 F CH 87 B FF 95 4-2 4 S BB		X FF 94 0-0 4 S 1-2 1B		3	1	2	0	1	1	0
4 Cliff Pennington, S (1, 6) OBP: 0.358, SLG: 0.289			B FF 91 B FF 92 C FF 93 X FF 93 2-1 8 F7 2B		B FF 90 1 SAFE X CH 85 1-0 ① P4		F SI 92 B FF 92 1 SAFE F CH 86 B SI 91 B SI 92 X CH 86 3-2 ③ F8 1-2		B FF 93 S FS 84 B FF 92 F FF 91 F FS 84 F FF 94 F CU 78 D FS 84 S FS 84 3-3 ② K 1-2 2-3	4	0	1	0	0	1	4

TOP

Arizona Diamondbacks @ Chicago White Sox

U.S. Cellular Field, Chicago, IL

Sun May 11 2014, 2:12 PM - 5:20 PM EDT

Att. 18,612 - Partly Cloudy - 77 F

livebaseballscorecards.com

	AB	36
	R	5
	H	10
	RBI	5
	BB	5
	SO	8
	LOB	19

Inning Stats																																
	R: 1	H: 3	R: 0	H: 0	R: 0	H: 1	R: 0	H: 1	R: 2	H: 3	R: 0	H: 0	R: 0	H: 0	R: 0	H: 1	R: 2	H: 1	1B: 6	SF: 0	WP: 0	PA: 42
	E: 0	LOB: 1	E: 0	LOB: 0	E: 0	LOB: 1	E: 0	LOB: 1	E: 0	LOB: 2	E: 0	LOB: 1	E: 0	LOB: 2	E: 0	LOB: 1	E: 1	LOB: 0	2B: 1	SAC: 0	PB: 0	
	K: 1	BB: 0	K: 1	BB: 0	K: 1	BB: 1	K: 1	BB: 1	K: 0	BB: 1	K: 0	BB: 1	K: 1	BB: 1	K: 2	BB: 1	K: 1	BB: 0	3B: 1	DP: 2	SB: 3	
	S: 16	P: 22	S: 9	P: 16	S: 9	P: 16	S: 12	P: 19	S: 15	P: 25	S: 11	P: 19	S: 11	P: 16	S: 16	P: 24	S: 20	P: 28	HR: 2	HBP: 1	CS: 0	

PITCHER	IP	WLS	BF	H	R	ER	SO	BB	IBB	HBP	BLK	WP	HR	S	P	ERA	WHIP
48 Hector Noesí, R (1, 1) ERA: 7.25	6.0	L	27	8	3	3	4	2	1	0	0	0	1	72	117	4.50	1.667
52 Jake Petricka, R (7, 1) ERA: 1.99	1.0		5	0	0	0	1	1	0	1	0	0	0	11	16	0.00	1.000
43 Frank Francisco, R (8, 1) ERA: 5.4	1.2		9	2	2	1	3	1	0	0	0	0	1	33	47	5.40	1.800
37 Scott Downs, L (9, 1) ERA: 5.02	0.1		1	0	0	0	0	0	0	0	0	0	0	3	5	0.00	0.000

PITCHER	IP	WLS	BF	H	R	ER	SO	BB	IBB	HBP	BLK	WP	HR	S	P	ERA	WHIP

Batter	1	2	3	4	5	6	7	8	9	AB	R	H	RBI	BB	SO	LOB
30 Alejandro De Aza, L (1, 8) OBP: 0.248, SLG: 0.321	C SI 92 B FF 93 F FF 93 X FF 94 1-2 ① L3			S SI 91 L CH 82 B FF 90 B FF 92 S CH 82 2-3 ① K		B FF 86 1 SAFE F FF 85 S FC 86 S SL 80 1-3 ② K			C FF 89 B FF 89 S SL 78 S FF 90 1-3 ① K	3	0	0	0	0	2	1
28 Leury García, S (9, PH) OBP: 0.314, SLG: 0.344										1	0	0	0	0	1	0
15 Gordon Beckham, R (1, 4) OBP: 0.292, SLG: 0.368	C FF 93 B FF 93 B CU 79 X FF 94 2-1 ② F9			F CU 78 F CH 82 B FF 91 F FF 92 X SI 93 1-2 ② F9		X FF 87 0-0 12 WP 1-2 1B			B SI 88 B FF 89 C FF 91 X SI 89 2-1 14 G5-4-3 1B	4	0	2	0	0	0	0
12 Conor Gillaspie, L (1, 5) OBP: 0.360, SLG: 0.400	C SI 93 B CU 80 B CH 84 X CH 84 2-1 ③ P3			X CU 79 0-0 ③ G3		B SL 77 X FF 86 1-0 ③ G4-3 1-2 2-3			C SL 78 F FF 90 X SI 90 0-2 ② ③ G5-4-3 1-2f	3	0	0	0	0	0	2
14 Paul Konerko, R (9, PH) OBP: 0.295, SLG: 0.400										1	0	0	0	0	0	1
79 José Abreu, R (1, 10) OBP: 0.325, SLG: 0.610		F FF 92 X FF 92 0-1 ① 1B			B CU 77 C CH 80 B CH 81 X SI 91 2-1 ① G6-3		B CH 84 F SI 93 F SI 93 F SI 94 F CH 85 S CH 86 1-3 ① K			3	0	1	0	0	1	0
44 Adam Dunn, L (1, 3) OBP: 0.380, SLG: 0.448		F SI 94 B SI 93 C SI 93 B CH 83 S CH 83 2-3 ② K			X SI 91 0-0 ② G3-1		B CH 84 C CH 85 S CH 84 F SI 94 S SI 95 1-3 ② K			3	0	0	0	0	2	0
24 Dayan Viciedo, R (1, 7) OBP: 0.359, SLG: 0.445		C CU 78 B FF 93 F SI 94 S CU 80 1-3 ③ K			B FF 91 F FF 91 C SI 92 F CH 80 S CH 81 1-3 ③ K		B FF 94 S SI 95 F SI 94 B FF 94 X CH 86 2-2 ③ G1-3			3	0	0	0	0	2	0
10 Alexei Ramirez, R (1, 6) OBP: 0.360, SLG: 0.503			B CU 77 S CH 81 F SI 92 B FF 92 S FF 92 2-3 ① K		S CH 80 B SI 90 X FF 92 1-1 ① L9			C SI 84 B SI 84 F CH 77 X CU 73 1-2 ① G5-3		3	0	0	0	0	1	0
25 Moisés Sierra, R (1, 9) OBP: 0.193, SLG: 0.250			X FF 93 0-0 ② G1-3		C FF 91 F FF 90 B CU 80 F CH 82 F SI 92 B SI 91 F FF 91 F CU 78 F CH 82 3-2 F CH 82 B FF 92 X CH 81 HR			B SI 84 C SI 84 X SI 84 1-1 ② G4-3		3	1	1	1	0	0	0
21 Tyler Flowers, R (1, 2) OBP: 0.376, SLG: 0.417			C FF 93 F FF 92 B FF 93 F CH 82 C CH 82 1-3 ③ K		B CU 78 B FF 91 B CH 82 B FF 91 4-0 12 WP 15 1B BB			B SI 86 B SI 84 F SI 85 B SI 84 X SI 85 3-1 ③ G4-3		2	0	0	0	1	1	0
Inning Stats	R: 0 E: 0 K: 0 S: 7 H: 0 LOB: 0 BB: 0 P: 12	R: 0 E: 0 K: 2 S: 8 H: 1 LOB: 0 BB: 0 P: 11	R: 0 E: 0 K: 2 S: 8 H: 0 LOB: 0 BB: 0 P: 11	R: 0 E: 0 K: 1 S: 8 H: 0 LOB: 0 BB: 0 P: 11	R: 0 E: 0 K: 1 S: 7 H: 0 LOB: 0 BB: 0 P: 10	R: 1 E: 0 K: 1 S: 16 H: 2 LOB: 2 BB: 1 P: 26	R: 0 E: 0 K: 2 S: 12 H: 0 LOB: 0 BB: 0 P: 16	R: 0 E: 0 K: 0 S: 7 H: 0 LOB: 0 BB: 0 P: 12	R: 0 E: 0 K: 1 S: 8 H: 1 LOB: 0 BB: 0 P: 11	1B: 3 2B: 0 3B: 0 HR: 1	SF: 0 SAC: 0 DP: 1 HBP: 0			WP: 1 PB: 0 SB: 0 CS: 0	PA: 30		

PITCHER		IP	WLS	BF	H	R	ER	SO	BB	IBB	HBP	BLK	WP	HR	S	P	ERA	WHIP
57 Chase Anderson, R ERA: 1.69	(1, 1)	5.1	W	18	2	1	1	6	1	0	0	0	0	1	49	74	1.69	0.562
54 Joe Thatcher, L ERA: 2.92	(6, 1)	0.2	H	3	1	0	0	1	0	0	0	0	1	0	5	7	0.00	1.500
50 Evan Marshall, R ERA:	(7, 1)	1.0	H	3	0	0	0	2	0	0	0	0	0	0	12	16	0.00	0.000
29 Brad Ziegler, R ERA: 0.9	(8, 1)	1.0	H	3	0	0	0	0	0	0	0	0	0	0	7	12	0.00	0.000
59 Oliver Pérez, L ERA: 4.2	(9, 1)	1.0		3	1	0	0	1	0	0	0	0	0	0	8	11	0.00	1.000

PITCHER	IP	WLS	BF	H	R	ER	SO	BB	IBB	HBP	BLK	WP	HR	S	P	ERA	WHIP

BOTTOM

Arizona Diamondbacks @ Chicago White Sox

U.S. Cellular Field, Chicago, IL

Sun May 11 2014, 2:12 PM - 5:20 PM EDT

Att. 18,612 - Partly Cloudy - 77 F

livebaseballscorecards.com

AB	29
R	1
H	4
RBI	1
BB	1
SO	10
LOB	4

Batter	1	2	3	4	5	6	7	8	9	AB	R	H	RBI	BB	SO	LOB
2 Denard Span, L (1, 8) OBP: 0.295, SLG: 0.349	C FC 85 F FC 86 B FC 85 F FC 86 X CH 78 1-2 6 SF8 3B		B FC 86 B FC 86 B FC 88 X FC 87 3-1 ② G3-1		C CH 77 C FC 86 B FC 87 B FC 87 F FC 87 B FC 88 X FC 88 3-2 ② G4-3		B SI 93 X SI 93 1-0 1-3 2B		B FF 91 B FF 90 F FF 91 C FF 90 F FF 91 X FF 91 2-2 1B	5	1	3	0	0	0	0
6 Anthony Rendon, R (1, 5) OBP: 0.315, SLG: 0.484	C FC 86 F CU 73 X FC 87 0-2 ① SF8 3-H		B FC 85 F FC 87 F FC 87 B FC 87 F FC 88 F CU 75 X FC 87 2-2 1B		B CU 74 S CH 79 B FC 88 B FC 87 X FC 88 3-1 ③ F8		B SI 93 B CH 83 F FF 93 C FF 94 X SL 84 2-2 ③ G6-3		1 SAFE X FF 89 0-0 ③ F8	4	0	1	1	0	0	3
28 Jayson Werth, R (1, 9) OBP: 0.385, SLG: 0.433	C FC 85 B FC 85 C CU 73 S CH 77 1-3 ② K		C FC 86 B FC 86 C FC 87 F FC 88 F FC 88 F FC 88 X FC 88 1-2 ③ L8			C FF 95 B SL 80 X CH 86 1-1 40 G5-3 1B		F SI 84 X SI 83 0-1 ① G4-3		4	0	1	0	0	1	1
40 Wilson Ramos, R (1, 2) OBP: 0.263, SLG: 0.200	B CU 72 B CH 77 C CH 78 F FC 85 B FC 87 X FC 88 3-2 ③ L8			B FC 85 B FC 85 B FC 85 B FC 86 4-0 20 HR BB		X FF 94 0-0 ① G5-3 1-2		T SI 85 B CH 76 F SI 85 S CU 73 1-3 ② K		3	1	0	0	1	1	1
20 Ian Desmond, R (1, 6) OBP: 0.270, SLG: 0.354		B FC 84 B FC 86 S FC 85 C FC 86 S FC 87 2-3 ① K		B FC 86 C CH 79 F FC 87 F FC 87 D CU 74 D CH 78 X CH 80 3-2 1-H HR		S FF 94 D FF 92 X FF 93 1-1 ② P3		B SI 85 F SI 84 F CH 78 B CU 71 S CU 73 2-3 ③ K		4	1	1	2	0	2	1
8 Danny Espinosa, S (1, 4) OBP: 0.285, SLG: 0.461		B FC 85 C CH 78 X FC 85 1-1 ② G4-3		B FC 86 F FC 85 X CH 78 1-1 ① G3		S CH 85 B FF 94 F FF 94 C FF 95 1-3 ③ K			B FF 92 X FF 92 1-0 HR	4	1	1	1	0	1	1
12 Tyler Moore, R (1, 3) OBP: 0.250, SLG: 0.459		C CU 72 B FC 86 B FC 87 X CH 79 2-1 HR		C FC 85 B FC 86 B FC 86 X FC 86 2-1 ② G6-3			B FF 94 X SI 93 1-0 ① F8		X FF 92 0-0 ① F9	4	1	1	1	0	0	0
15 Nate McLouth, L (1, 7) OBP: 0.254, SLG: 0.164		C FC 87 B FC 86 B FC 87 X FC 86 2-1 ③ G3		C CH 80 C FC 87 X FC 88 0-2 ③ P6			C SI 93 X CH 83 0-1 2 2B 1B		B SL 85 C FF 91 B FF 91 F FF 91 C FF 91 2-3 ② K	4	0	1	0	0	1	0
27 Jordan Zimmermann, R (1, 1) OBP: 0.364, SLG: 0.364 13 Jerry Blevins, L (6, 1) 4 Zach Walters, S (7, PH) OBP: 0.286, SLG: 0.583 30 Aaron Barrett, R (7, 1) 36 Tyler Clippard, R (8, 1) 19 Kevin Frandsen, R (9, PH) OBP: 0.333, SLG: 0.367 29 Rafael Soriano, R (9, 1)			B FC 84 B FC 84 C FC 84 F FC 84 X FC 87 2-2 ① L9		C FC 84 X FC 86 0-1 ① L9		F SI 92 F SI 93 1 SAFE B CH 84 B SI 92 X CH 85 2-2 ② F7		B SL 86 B SL 83 X FF 90 2-0 HR	2 0 1 0 0 1 0	0 0 0 0 0 1 0	0 0 0 0 0 1 0	0 0 0 0 0 1 0	0 0 0 0 0 0 0	0 0 1 0 0 0 0	0 0 1 0 0 0 0
Inning Stats	R: 1 E: 0 K: 1 S: 13 H: 1 LOB: 0 BB: 0 P: 18	R: 1 E: 0 K: 1 S: 9 H: 1 LOB: 0 BB: 0 P: 16	R: 0 E: 0 K: 0 S: 16 H: 1 LOB: 1 BB: 0 P: 24	R: 2 E: 0 K: 0 S: 11 H: 1 LOB: 0 BB: 1 P: 21	R: 0 E: 0 K: 0 S: 8 H: 0 LOB: 0 BB: 0 P: 14	R: 0 E: 0 K: 1 S: 8 H: 1 LOB: 1 BB: 0 P: 11	R: 0 E: 0 K: 0 S: 10 H: 2 LOB: 2 BB: 0 P: 16	R: 0 E: 0 K: 2 S: 8 H: 0 LOB: 0 BB: 0 P: 11	R: 2 E: 0 K: 1 S: 11 H: 3 LOB: 1 BB: 0 P: 18	1B: 4 2B: 1 3B: 1 HR: 4 SF: 1 SAC: 0 DP: 0 HBP: 0						

TOP

Washington Nationals @ Arizona Diamondbacks
Chase Field, Phoenix, AZ
Mon May 12 2014, 6:42 PM - 9:33 PM MST
Att. 16,555 - Clear - 86 F

livebaseballscorecards.com

AB	36
R	6
H	10
RBI	6
BB	1
SO	6
LOB	8

PITCHER		IP	WLS	BF	H	R	ER	SO	BB	IBB	HBP	BLK	WP	HR	S	P	ERA	WHIP
55 Josh Collmenter, R ERA: 3.89	(1, 1)	5.0		20	4	4	4	2	1	0	0	0	0	2	57	93	7.20	1.000
48 Randall Delgado, R ERA: 6.43	(6, 1)	1.0		4	1	0	0	1	0	0	0	0	0	0	8	11	0.00	1.000
50 Evan Marshall, R ERA:	(7, 1)	1.0	H	5	2	0	0	0	0	0	0	0	0	0	10	16	0.00	2.000
29 Brad Ziegler, R ERA: 0.86	(8, 1)	1.0	H	3	0	0	0	2	0	0	0	0	0	0	8	11	0.00	0.000
43 Addison Reed, R ERA: 5.03	(9, 1)	1.0	L	6	3	2	2	1	0	0	0	0	0	2	11	18	18.00	3.000

PITCHER	IP	WLS	BF	H	R	ER	SO	BB	IBB	HBP	BLK	WP	HR	S	P	ERA	WHIP

WP: 0 PA: 38
PB: 0
SB: 0
CS: 0

BOTTOM

Batter	1	2	3	4	5	6	7	8	9	AB	R	H	RBI	BB	SO	LOB
8 Gerardo Parra, L (1, 9) OBP: 0.316, SLG: 0.406	C FF 92 X FF 94 0-1 G4-3 ①		C CU 77 F FF 94 F FF 94 B FF 95 S SL 89 1-3 K ② X FF 95 0-0 L1 ③			D SL 88 X SI 90 1-0 G4-3 ③			S SI 91 B FF 92 B FF 91 X FF 91 2-1 2B	5	0	1	0	0	1	3
14 Martín Prado, R (1, 5) OBP: 0.292, SLG: 0.316	C FF 92 X FF 94 0-1 G6-3 ②		D SL 89 S SL 87 X FF 94 1-1 44 2B 2-H 2B		C FF 94 X FF 94 0-1 L9 ①		C SI 94 B SI 94 B SL 86 C SI 93 B SL 86 X SI 94 3-2 26 G4-6-3 1B		C SL 85 F FF 92 X SL 86 0-2 G6-3 ③	5	1	2	1	0	0	1
44 Paul Goldschmidt, R (1, 3) OBP: 0.368, SLG: 0.530	C FF 94 F SL 88 B FF 95 B FF 94 F SL 88 B SL 89 S SL 88 3-3 K ③		S FF 94 D SL 88 B FF 93 X SL 88 2-1 26 1B 2-H 2B		C CU 79 X FF 95 0-1 F9 ②		C SI 94 S SI 93 F SI 95 D SL 86 B SL 86 C SI 95 2-3 K ①			4	1	1	1	0	2	1
26 Miguel Montero, L (1, 2) OBP: 0.385, SLG: 0.451		F FF 94 B FF 94 B CU 79 X FF 93 2-1 G6-3 ①	B FF 94 X CU 78 1-0 2 1B 2-H 1B		C FF 95 F CH 87 B FF 95 S FF 94 1-3 K ③		B SI 94 C SI 93 B SL 83 X SI 94 2-1 G4-6-3 ②③ 1-2f			4	0	1	1	0	1	1
2 Aaron Hill, R (1, 4) OBP: 0.324, SLG: 0.419		C FF 94 F FF 94 F SL 88 X FF 95 0-2 1B	X FF 94 0-0 16 FC6-4 1B 1-2			X FF 94 0-0 11 HR 2B		S CH 79 X FF 91 0-1 P5 ①		4	1	3	0	0	0	0
16 Chris Owings, R (1, 6) OBP: 0.331, SLG: 0.397		B FF 93 C FF 94 F SL 88 F FF 94 F SL 87 F FF 94 1 SAFE F FF 94 B CU 79 2-2 F9 ② X FF 94	F SL 87 X FF 94 0-1 FC6-4 ③ 1-2f			L FF 94 B SL 87 F FF 93 S FF 94 1-3 K ①		C FF 90 B CH 80 S CH 80 S FF 91 1-3 K ②		4	0	0	0	0	2	4
11 AJ Pollock, R (1, 8) OBP: 0.339, SLG: 0.500		X FF 94 0-0 G4-3 ③		C FF 93 B FF 93 X CU 80 1-1 55 G4-3 5 G4-3 1B		B SL 89 X FF 94 1-0 2-H HR		C CH 80 S CH 80 B FF 91 S CH 81 1-3 K ③		4	1	2	2	0	1	1
5 Ender Inciarte, L (1, 7) OBP: 0.160, SLG: 0.125			C FF 93 X FF 94 0-1 G6-3 ① 1 SAFE C FF 93 B FF 93 B FF 94 X FF 94 2-1 G4-3 ① 1-2		C FF 96 S FF 94 B FF 95 B SL 90 F FF 94 X FF 95 2-2 G5-3 ②				X SI 92 0-0 12 G4-6-3 1B	4	0	1	0	0	0	1
55 Josh Collmenter, R (1, 1) OBP: 0.154, SLG: 0.167 48 Randall Delgado, R (6, 1) 17 Alfredo Marte, R (6, PH) OBP: 0.333, SLG: 0.583 50 Evan Marshall, R (7, 1) 29 Brad Ziegler, R (8, 1) 43 Addison Reed, L (9, 1) 12 Eric Chavez, L (9, PH) OBP: 0.345, SLG: 0.408			C FF 93 X FF 94 0-1 14 2B 2B B FF 93 B SL 87 B FF 94 C FF 93 F FF 94 F FF 94 X FF 93 3-2 G4-3 ② 2-3			B FF 95 S FF 94 S SL 88 B SL 86 X FF 95 2-2 2B			C FF 91 X FF 92 0-1 G4-6-3 ①② 1-2f	2 0 1 0 0 0 0 1	1 0 0 0 0 0 0 0	1 0 1 0 0 0 0 0	0 0 0 0 0 0 0 0	0 0 0 0 0 0 0 0	0 0 0 0 0 0 0 0	1 0 0 0 0 0 0 1
Inning Stats	R: 0 E: 0 K: 1 S: 8 H: 0 LOB: 0 BB: 0 P: 11	R: 0 E: 0 K: 0 S: 14 H: 1 LOB: 1 BB: 0 P: 18	R: 3 E: 0 K: 1 S: 16 H: 5 LOB: 2 BB: 0 P: 21	R: 0 E: 0 K: 0 S: 10 H: 1 LOB: 1 BB: 0 P: 16	R: 0 E: 0 K: 1 S: 7 H: 0 LOB: 0 BB: 0 P: 8	R: 2 E: 0 K: 1 S: 13 H: 3 LOB: 1 BB: 0 P: 20	R: 0 E: 0 K: 1 S: 9 H: 1 LOB: 0 BB: 0 P: 16	R: 0 E: 0 K: 2 S: 8 H: 0 LOB: 0 BB: 0 P: 10	R: 0 E: 0 K: 0 S: 8 H: 2 LOB: 1 BB: 0 P: 10	1B: 6 2B: 6 3B: 0 HR: 1 SF: 0 SAC: 0 DP: 2 HBP: 0						

PITCHER		IP	WLS	BF	H	R	ER	SO	BB	IBB	HBP	BLK	WP	HR	S	P	ERA	WHIP
27 Jordan Zimmermann, R ERA: 3.59	(1, 1)	5.2		27	10	5	5	4	0	0	0	0	0	1	67	92	7.94	1.765
13 Jerry Blevins, L ERA: 3.78	(6, 1)	0.1		1	0	0	0	0	0	0	0	0	0	0	1	2	0.00	0.000
30 Aaron Barrett, R ERA: 0.64	(7, 1)	1.0		3	1	0	0	1	0	0	0	0	0	0	9	16	0.00	1.000
36 Tyler Clippard, R ERA: 2.2	(8, 1)	1.0	W	3	0	0	0	2	0	0	0	0	0	0	8	10	0.00	0.000
29 Rafael Soriano, R ERA: 1.2	(9, 1)	1.0	S	4	2	0	0	0	0	0	0	0	0	0	8	10	0.00	2.000

PITCHER	IP	WLS	BF	H	R	ER	SO	BB	IBB	HBP	BLK	WP	HR	S	P	ERA	WHIP

Washington Nationals @ Arizona Diamondbacks
Chase Field, Phoenix, AZ
Mon May 12 2014, 6:42 PM - 9:33 PM MST
Att. 16,555 - Clear - 86 F

livebaseballscorecards.com

AB	38
R	5
H	13
RBI	5
BB	0
SO	7
LOB	14

WP: 0 PA: 38
PB: 0
SB: 0
CS: 0

Batter	1	2	3	4	5	6	7	8	9	AB	R	H	RBI	BB	SO	LOB
2 Denard Span, L (1, 8) OBP: 0.287, SLG: 0.338	C CU 68 B SI 84 F CH 76 B SI 86 T SI 87 2-2 ① **K**		F SI 84 F CH 76 B SI 86 X CH 77 1-2 ② **G3**		C SL 76 F SL 76 S SI 88 0-3 ③ **K**			L SI 84 D SI 86 C SI 86 X SL 77 1-2 ② **L6**		4	0	0	0	0	2	3
6 Anthony Rendon, R (1, 5) OBP: 0.314, SLG: 0.478	B CH 76 C CU 68 C SL 76 B SL 78 X SI 87 2-2 ② **G5-3**		B CH 74 X SL 76 1-0 ③ **F7**			C CU 69 F SL 75 X SL 75 0-2 ① **F9**		C CU 71 B SL 74 T CU 71 F SI 87 B SL 75 X CU 72 2-2 1-2 1B		4	0	1	0	0	0	0
28 Jayson Werth, R (1, 9) OBP: 0.382, SLG: 0.428	C SI 87 F SI 88 S SL 79 0-3 ③ **K**			S SL 74 F SL 76 B SI 86 S SL 77 1-3 ① **K**		X SI 87 0-0 40 G6-4-3 1B		B SL 72 C CU 70 X SL 75 1-1 ③ **F7**		4	0	1	0	0	2	2
40 Wilson Ramos, R (1, 2) OBP: 0.261, SLG: 0.211		F SI 86 X SL 77 0-1 20 3B 1B		S SL 76 B SI 87 X SI 87 1-1 ② **L4**		B SI 86 F SI 86 B SI 86 X SL 73 2-1 ② ③ **G6-4-3** 1-2f			F CH 79 B SL 74 F SI 85 X SL 77 1-2 ① **F9**	4	1	1	0	0	0	1
20 Ian Desmond, R (1, 6) OBP: 0.270, SLG: 0.364		C SI 86 X SI 87 0-1 1-H 3B		B SI 88 C CH 77 C SL 77 F SL 76 X SI 87 1-2 ③ **G6-3**			B CH 76 C CU 71 B SI 87 F CH 76 F SL 77 F SL 76 T SI 85 2-2 ① **K**		F CH 77 B SI 86 B SL 76 F SL 74 X SI 88 2-2 ② **G5-3**	4	0	1	1	0	1	0
8 Danny Espinosa, S (1, 4) OBP: 0.276, SLG: 0.445		C SL 75 S SL 76 S SI 86 0-3 ① **K**			X SI 85 0-0 ① **G3**		C CH 77 B CH 79 F SL 74 C SI 87 1-3 ② **K**		X CH 76 0-0 ③ **G4-3**	4	0	0	0	0	2	1
12 Tyler Moore, R (1, 3) OBP: 0.279, SLG: 0.462		B SL 76 C CU 69 B SL 75 D CU 70 B CU 70 4-1 19 G6-3 BB			C SL 74 X CU 71 0-1 19 E 19 1B 1B		C SI 87 B SI 87 F SI 87 B SL 79 X SI 87 2-2 ③ **G4-3**			2	0	1	0	1	0	0
19 Kevin Frandsen, R (1, 7) OBP: 0.333, SLG: 0.365		B SI 86 X SI 86 1-0 ② ③ **G6-3** 1-2f			X CU 71 0-0 **E5** 37 SH1-4 1-3 1B			B CU 67 F CU 71 B SL 76 X CU 68 2-1 ① **F7**		3	0	1	0	0	0	2
37 Stephen Strasburg, R (1, 1) 15 Nate McLouth, L (8, PH) OBP: 0.265, SLG: 0.179 22 Drew Storen, S (8, 1)			C CH 79 X CU 70 0-1 ① **G5-3**		D SL 75 C SL 73 X SI 86 1-1 ② **SH1-4** 1-2			C CU 72 X SI 84 0-1 6 1B 1B		1 1 0	0 0 0	0 1 0	0 0 0	0 0 0	0 0 0	0 0 0
Inning Stats	R: 0 E: 0 K: 2 S: 9 H: 0 LOB: 0 BB: 0 P: 13	R: 1 E: 0 K: 1 S: 9 H: 2 LOB: 1 BB: 1 P: 14	R: 0 E: 0 K: 0 S: 6 H: 0 LOB: 0 BB: 0 P: 8	R: 0 E: 0 K: 1 S: 9 H: 0 LOB: 0 BB: 0 P: 12	R: 0 E: 1 K: 1 S: 9 H: 2 LOB: 2 BB: 0 P: 10	R: 0 E: 0 K: 0 S: 6 H: 1 LOB: 0 BB: 0 P: 8	R: 0 E: 0 K: 2 S: 11 H: 0 LOB: 0 BB: 0 P: 16	R: 0 E: 0 K: 0 S: 13 H: 2 LOB: 2 BB: 0 P: 19	R: 0 E: 0 K: 0 S: 7 H: 0 LOB: 0 BB: 0 P: 10	1B: 6 2B: 0 3B: 1 HR: 0	SF: 0 SAC: 1 DP: 2 HBP: 0					

PITCHER	IP	WLS	BF	H	R	ER	SO	BB	IBB	HBP	BLK	WP	HR	S	P	ERA	WHIP
61 Bronson Arroyo, R (1, 1) ERA: 4.15	9.0	W	33	7	1	1	7	1	0	0	0	0	0	79	110	1.00	0.889

PITCHER	IP	WLS	BF	H	R	ER	SO	BB	IBB	HBP	BLK	WP	HR	S	P	ERA	WHIP

TOP

Washington Nationals @ Arizona Diamondbacks
Chase Field, Phoenix, AZ
Tue May 13 2014, 6:42 PM - 9:01 PM MST
Att. 19,025 - Clear - 87 F

livebaseballscorecards.com

AB	31
R	1
H	7
RBI	1
BB	1
SO	7
LOB	9

1B: 6	SF: 0	WP: 0	PA: 33
2B: 0	SAC: 1	PB: 0	
3B: 1	DP: 2	SB: 0	
HR: 0	HBP: 0	CS: 0	

Batter	1	2	3	4	5	6	7	8	9	AB	R	H	RBI	BB	SO	LOB
8 Gerardo Parra, L (1, 9) OBP: 0.309, SLG: 0.396	X FF 94 0-0 ① F8		F FF 93 C CH 87 F FF 95 F CU 80 F CH 88 B SI 95 B CU 81 C FF 94 2-3 ② K		B CU 78 X FF 92 1-0 ① F8		T CH 87 B FF 92 X CH 88 1-1 ② L7			4	0	0	0	0	1	2
14 Martín Prado, R (1, 5) OBP: 0.291, SLG: 0.315	C FF 94 C CU 80 B SI 94 X FF 95 1-2 ② G3		C FF 94 X CH 87 0-1 ③ FC6-4 1-2f		B FF 92 C CH 86 B CH 85 B SI 91 S SI 92 F FF 93 X FF 94 3-2 44 2B 1-2 1B		B FF 94 C CU 82 B CH 87 B FF 94 X FF 94 3-1 ③ G4-3			4	1	1	0	0	0	1
44 Paul Goldschmidt, R (1, 3) OBP: 0.371, SLG: 0.541	C FF 95 X FF 95 0-1 ③ G6-3			C CU 80 S CH 88 X FF 96 0-2 26 1B 2B	B CH 86 B SI 92 C CH 86 F SI 93 X CU 79 2-2 1-H 2-H 2B			C SL 82 B SL 83 F FF 94 X SL 84 1-2 ① G5-3		4	1	2	2	0	0	0
26 Miguel Montero, L (1, 2) OBP: 0.382, SLG: 0.445		B FF 94 F FF 95 B CU 79 X FF 94 2-1 ① F8		X FF 94 0-0 11 1B 2-H 1B	B CH 84 S CH 86 B FF 93 X SI 94 2-1 ② L7			C CH 87 B SL 83 F CH 87 S SL 84 1-3 ② K2-3		4	0	1	1	0	1	1
2 Aaron Hill, R (1, 4) OBP: 0.322, SLG: 0.415		B FF 95 X SI 95 1-0 E6 1B		C FF 93 B FF 93 F FF 92 S CU 81 1-3 ① K	D CU 79 C FF 93 F CH 86 B FF 94 X CU 80 2-2 ③ G1			B FF 93 B FF 92 X FF 93 2-0 ③ G4-3		4	0	1	0	0	1	2
7 Cody Ross, R (1, 7) OBP: 0.194, SLG: 0.197 5 Ender Inciarte, L (7, 7) OBP: 0.160, SLG: 0.125		X FF 94 0-0 ② G6-3		1 SAFE B FF 94 C CU 80 F CH 88 D CU 81 C CU 81 2-3 ② K		B CU 78 F FF 93 X CH 87 1-1 ① G5-3				3 0	0 0	0 0	0 0	0 0	1 0	2 0
11 AJ Pollock, R (1, 8) OBP: 0.339, SLG: 0.496		C FF 92 S CU 80 C FF 94 0-3 ③ K		X FF 94 0-0 1-2 1B		C FF 94 X CH 87 0-1 ② G5-3				3	0	1	0	0	1	1
16 Chris Owings, R (1, 6) OBP: 0.323, SLG: 0.387			C CU 80 C CU 80 X FF 95 0-2 ① G6-3	C FF 94 D CH 88 B FF 93 F CH 88 C CU 80 2-3 ③ K		F FF 94 C FF 95 S CH 88 0-3 ③ K				3	0	0	0	0	2	2
61 Bronson Arroyo, R (1, 1) OBP: 0.294, SLG: 0.294			B FF 95 S FF 95 C CU 80 B FF 96 X CU 79 2-2 14 FC6-4 1B		C FF 93 B FF 94 X FF 94 1-1 14 1B 44 2B 1B		B FF 95 X FF 93 1-0 ① F8			3	1	2	0	0	0	0
Inning Stats	R: 0 E: 0 K: 0 S: 6 H: 0 LOB: 0 BB: 0 P: 7	R: 0 E: 1 K: 1 S: 7 H: 1 LOB: 1 BB: 0 P: 10	R: 0 E: 0 K: 1 S: 14 H: 1 LOB: 1 BB: 0 P: 18	R: 1 E: 0 K: 3 S: 14 H: 3 LOB: 2 BB: 0 P: 19	R: 2 E: 0 K: 0 S: 15 H: 3 LOB: 1 BB: 0 P: 26	R: 0 E: 0 K: 1 S: 7 H: 0 LOB: 0 BB: 0 P: 8	R: 0 E: 0 K: 0 S: 5 H: 0 LOB: 0 BB: 0 P: 10	R: 0 E: 0 K: 1 S: 7 H: 0 LOB: 0 BB: 0 P: 11		1B: 6 2B: 2 3B: 0 HR: 0 SF: 0 SAC: 0 DP: 0 HBP: 0						

PITCHER		IP	WLS	BF	H	R	ER	SO	BB	IBB	HBP	BLK	WP	HR	S	P	ERA	WHIP
37 Stephen Strasburg, R ERA: 3.48	(1, 1)	7.0	L	29	8	3	3	6	0	0	0	0	0	0	68	98	3.86	1.143
22 Drew Storen, R ERA: 1.46	(8, 1)	1.0		3	0	0	0	1	0	0	0	0	0	0	7	11	0.00	0.000

PITCHER	IP	WLS	BF	H	R	ER	SO	BB	IBB	HBP	BLK	WP	HR	S	P	ERA	WHIP

BOTTOM

Washington Nationals @ Arizona Diamondbacks

Chase Field, Phoenix, AZ

Tue May 13 2014, 6:42 PM - 9:01 PM MST

Att. 19,025 - Clear - 87 F

livebaseballscorecards.com

AB	32
R	3
H	8
RBI	3
BB	0
SO	7
LOB	11

WP: 0	PA: 32		
PB: 0			
SB: 0			
CS: 0			

Batter	1	2	3	4	5	6	7	8	9	AB	R	H	RBI	BB	SO	LOB
2 Denard Span, L (1, 8) OBP: 0.286, SLG: 0.331	C SI 91 C FC 90 B SI 93 F FF 92 B FC 91 X SI 93 2-2 L6			B SI 91 X FS 86 1-0 L7		X FC 92 0-0 G4-3			C SI 85 B CH 77 S CH 79 B CU 73 B SI 87 F SI 85 F SI 85 F SI 85 F SI 85 4-2 B SI 85 6 2B 20 1B BB	3	1	0	0	1	0	1
6 Anthony Rendon, R (1, 5) OBP: 0.312, SLG: 0.479	C FF 92 B SI 92 B SI 93 C CU 82 X SI 94 2-2 G4-3			B CU 81 F SI 92 X SI 93 1-1 G4-3		D CU 83 B SI 93 B SI 93 C SI 93 F SI 94 X CU 84 3-2 G4-3			C SI 84 1 SAFE X SI 85 0-1 1-3 20 1B 2B	4	1	1	0	0	0	1
28 Jayson Werth, R (1, 9) OBP: 0.385, SLG: 0.446	B SI 93 S CU 81 F SI 93 X FF 94 1-2 L8			C SI 93 B SI 93 C FF 94 S CU 83 1-3 K			B SI 92 B SI 93 X FC 91 2-0 HR		I IN 61 I IN 64 I IN 62 I IN 64 4-0 8 G4-3 20 1B 12 1B IBB	3	2	1	1	1	1	0
20 Ian Desmond, R (1, 6) OBP: 0.275, SLG: 0.368		B SI 92 X CU 82 1-0 G6-3			X SI 91 0-0 1B		F CU 81 C SI 93 S CU 82 0-3 K		X SI 84 0-0 8 G4-3 12 1B 1-2 2-H 3-H 1B	4	1	2	2	0	1	0
8 Danny Espinosa, S (1, 4) OBP: 0.267, SLG: 0.431		B FC 90 C FS 87 S FC 92 F FF 94 F CU 82 C SI 94 1-3 K			C FC 90 1 SAFE S SI 92 S FF 93 0-3 K		B FS 84 S CU 81 S FC 91 F FF 94 X FC 92 1-2 G4-3		S SI 84 S CH 76 B CH 76 X SI 84 1-2 G4-3 1-2 2-3	4	0	0	0	0	2	3
12 Tyler Moore, R (1, 3) OBP: 0.277, SLG: 0.442		B CU 83 C CU 81 X SI 94 1-1 G5-3			B SI 92 B CU 83 C CU 82 C SI 93 F CU 83 1 SAFE X SI 93 2-2 P6		C CU 82 T SI 93 B FF 95 B CU 84 S SI 94 2-3 K		B CU 71 S SI 85 X SI 84 1-1 15 1B 2-H 3-H 1B	4	0	1	2	0	1	1
59 Jose Lobaton, S (1, 2) OBP: 0.310, SLG: 0.354			T SI 91 C FC 91 B SI 94 B SI 94 F FF 93 S CU 82 2-3 K		1 SAFE C CU 82 B FF 93 B SI 93 S FC 92 S FF 95 2-3 K			X FC 89 0-0 F9	S SL 77 X FF 90 0-1 L8	4	0	0	0	0	2	2
15 Nate McLouth, L (1, 7) OBP: 0.264, SLG: 0.183			B CU 81 C CU 82 X SI 92 1-1 G4-3			C SI 91 X SI 92 0-1 E6 58 SH5-4 58 S		C CU 80 B SI 92 X SI 91 1-1 G3	B SL 78 C SL 77 B SL 79 X FF 91 2-1 1-2 1B	4	0	1	0	0	0	0
58 Doug Fister, L (1, 1) 19 Kevin Frandsen, R (8, PH) OBP: 0.329, SLG: 0.359 36 Tyler Clippard, R (8, 1) 7 Scott Hairston, R (9, PH) OBP: 0.400, SLG: 0.467 29 Rafael Soriano, R (9, 1)			C SI 93 S SI 94 B FF 94 F SI 94 B SI 94 X SI 94 2-2 G6-3			C SI 91 M CU 82 X FF 94 0-2 SH5-4 1-3		C SI 91 S SI 92 B SI 92 X SI 95 1-2 G4-3	C SL 78 B SL 79 D SL 80 C FF 91 X FF 92 2-2 P3	1 1 0 1 0	0 0 0 0 0	0 0 0 0 0	0 0 0 0 0	0 0 0 0 0	0 0 0 2 0	0 0 0 0 0

Inning Stats										
	R: 0 E: 0 K: 0 S: 10	H: 0 LOB: 0 BB: 0 P: 15	R: 0 E: 0 K: 1 S: 8	H: 0 LOB: 0 BB: 0 P: 11	R: 0 E: 0 K: 1 S: 10	H: 0 LOB: 0 BB: 0 P: 15	R: 0 E: 0 K: 1 S: 6	H: 0 LOB: 0 BB: 0 P: 9	R: 0 E: 0 K: 2 S: 11	H: 1 LOB: 1 BB: 0 P: 15
	R: 0 E: 1 K: 0 S: 9	H: 0 LOB: 1 BB: 0 P: 12	R: 1 E: 0 K: 2 S: 11	H: 1 LOB: 0 BB: 0 P: 16	R: 0 E: 0 K: 0 S: 6	H: 0 LOB: 0 BB: 0 P: 8	R: 4 E: 0 K: 0 S: 21	H: 4 LOB: 2 BB: 2 P: 35	1B: 4 2B: 1 3B: 0 HR: 1	SF: 0 SAC: 1 DP: 0 HBP: 0

PITCHER	IP	WLS	BF	H	R	ER	SO	BB	IBB	HBP	BLK	WP	HR	S	P	ERA	WHIP
32 Brandon McCarthy, R (1, 1) ERA: 5.01	8.0		27	2	1	1	7	0	0	0	0	0	1	71	101	1.12	0.250
29 Brad Ziegler, R (9, 1) ERA: 2.53	0.1	L	6	3	4	4	0	1	1	0	0	0	0	14	24	108.00	12.000
59 Oliver Pérez, L (9, 1) ERA: 4.02	0.2		3	1	0	0	0	0	0	0	0	0	0	7	11	0.00	1.500

PITCHER	IP	WLS	BF	H	R	ER	SO	BB	IBB	HBP	BLK	WP	HR	S	P	ERA	WHIP

TOP

Washington Nationals @ Arizona Diamondbacks
Chase Field, Phoenix, AZ
Wed May 14 2014, 12:42 PM - 3:13 PM MST
Att. 18,325 - Roof Closed - 77 F

livebaseballscorecards.com

AB	33
R	5
H	6
RBI	5
BB	2
SO	7
LOB	10

WP: 0 PA: 36
PB: 0
SB: 1
CS: 0

Batter	1	2	3	4	5	6	7	8	9	AB	R	H	RBI	BB	SO	LOB
8 Gerardo Parra, L (1, 9) OBP: 0.314, SLG: 0.399	B SI 87 X SI 89 1-0 14 FC9-6 1B		B FF 89 C CH 83 X FC 86 1-1 14 CS 1B		C SI 86 X SI 88 0-1 ② F7			C CH 80 B CU 76 B FF 91 B CH 81 C FF 91 F FF 92 T CH 81 3-2 ② K		4	0	2	0	0	1	1
14 Martín Prado, R (1, 5) OBP: 0.284, SLG: 0.307	B SI 87 X SI 88 1-0 ① FC9-6 1-2f		1 SAFE 1 SAFE B SI 89 C SI 89 B CH 83 F SI 90 S SI 90 2-3 ① ② K 1-2		C CU 72 F SI 87 S CU 72 0-3 ③ K			B FF 91 C FF 91 B CH 80 F CH 79 B FF 91 F FF 91 T FF 92 3-2 ③ K		4	0	0	0	0	3	3
44 Paul Goldschmidt, R (1, 3) OBP: 0.363, SLG: 0.529	B SI 88 C FC 83 1 SAFE C FF 87 B SI 88 S FF 89 2-3 ② K		C FC 84 B SI 89 B CU 75 S SI 90 F SI 90 X SI 90 2-2 ③ F7			B CU 73 B SI 88 C CH 82 B FC 83 C CH 81 X SI 89 3-2 ① G4-3			B FF 89 X SL 82 1-0 ① L8	4	0	0	0	0	1	1
26 Miguel Montero, L (1, 2) OBP: 0.385, SLG: 0.443	C FF 89 B CH 80 1 SAFE B CH 79 F SI 88 S FC 85 2-3 ③ K			F SI 87 C CU 74 X CH 81 0-2 ① P2		H SI 86 1-0 2 G5-4-3 HBP			C SL 82 X FF 89 0-1 2 G6-3 1B	3	0	1	0	0	1	1
2 Aaron Hill, R (1, 4) OBP: 0.326, SLG: 0.436		C SI 88 C SI 89 B FC 86 B SI 89 X FC 86 2-2 16 FC5 11 E 1B		B CH 79 B SI 88 B SI 88 X SI 87 3-0 HR		C SI 86 X CH 81 0-1 ② ③ G5-4-3 1-2f			C SL 84 B SL 84 F FF 90 X SL 84 1-2 ② ③ G6-3 1-2f	4	1	2	1	0	0	2
7 Cody Ross, R (1, 7) OBP: 0.186, SLG: 0.188		B SI 89 S SI 88 C SI 89 1 SAFE C SI 89 1-3 ① K		B FC 85 X SI 89 1-0 ② G5-3			C SI 85 B FC 84 X CH 80 1-1 ① G5-3			3	0	0	0	0	1	1
11 AJ Pollock, R (1, 8) OBP: 0.331, SLG: 0.483		B FF 89 C SI 89 X FC 86 1-1 FC6 16 FC5 1-2		B CU 74 B CU 74 C SI 89 C CH 81 B SI 89 T SI 89 3-2 ③ K			S CU 73 B CU 72 C CH 81 F SI 88 X CU 73 1-2 ② G6-3			3	0	0	0	0	1	1
16 Chris Owings, R (1, 6) OBP: 0.315, SLG: 0.377		B SI 88 C SI 88 B SI 90 B SI 90 X SI 88 3-1 ② FC5 1-2 2-3f			F SI 87 C SI 87 X CU 73 0-2 ① G6-3		C CH 79 X FC 83 0-1 ③ P2			3	0	0	0	0	0	2
32 Brandon McCarthy, R (1, 1) OBP: 0.118, SLG: 0.118 12 Eric Chavez, L (8, PH) OBP: 0.339, SLG: 0.400 29 Brad Ziegler, R (9, 1) 59 Oliver Pérez, L (9, 1)		C FF 90 B SI 89 S SI 89 F FF 89 F SI 90 B SI 89 X SI 88 2-2 ③ G3			B SI 87 C SI 88 B SI 88 B SI 88 F SI 88 X SI 87 3-2 1B			B FF 90 S CH 79 S CH 81 X FF 91 1-2 ① G4-3		2 1 0 0	0 0 0 0	1 0 0 0	0 0 0 0	0 0 0 0	0 0 0 0	2 0 0 0
Inning Stats	R: 0 H: 1 E: 0 LOB: 1 K: 2 BB: 0 S: 8 P: 14	R: 0 H: 1 E: 1 LOB: 2 K: 1 BB: 0 S: 15 P: 24	R: 0 H: 1 E: 0 LOB: 0 K: 1 BB: 0 S: 9 P: 14	R: 1 H: 1 E: 0 LOB: 0 K: 1 BB: 0 S: 8 P: 15	R: 0 H: 1 E: 0 LOB: 1 K: 1 BB: 0 S: 11 P: 14	R: 0 H: 0 E: 0 LOB: 0 K: 0 BB: 0 S: 5 P: 9	R: 0 H: 0 E: 0 LOB: 0 K: 0 BB: 0 S: 8 P: 10	R: 0 H: 0 E: 0 LOB: 0 K: 2 BB: 0 S: 11 P: 18	R: 0 H: 1 E: 0 LOB: 0 K: 0 BB: 0 S: 6 P: 8	1B: 5 SF: 0 2B: 0 SAC: 0 3B: 0 DP: 2 HR: 1 HBP: 1						

PITCHER		IP	WLS	BF	H	R	ER	SO	BB	IBB	HBP	BLK	WP	HR	S	P	ERA	WHIP
58 Doug Fister, R ERA: 4.76	(1, 1)	7.0		26	5	1	1	6	0	0	1	0	0	1	64	100	1.29	0.714
36 Tyler Clippard, R ERA: 2.08	(8, 1)	1.0	W	3	0	0	0	2	0	0	0	0	0	0	11	18	0.00	0.000
29 Rafael Soriano, R ERA: 1.13	(9, 1)	1.0		3	1	0	0	0	0	0	0	0	0	0	6	8	0.00	1.000

PITCHER	IP	WLS	BF	H	R	ER	SO	BB	IBB	HBP	BLK	WP	HR	S	P	ERA	WHIP

BOTTOM

Washington Nationals @ Arizona Diamondbacks

Chase Field, Phoenix, AZ

Wed May 14 2014, 12:42 PM - 3:13 PM MST
Att. 18,325 - Roof Closed - 77 F

livebaseballscorecards.com

AB	31
R	1
H	6
RBI	1
BB	0
SO	8
LOB	14

Batter	1	2	3	4	5	6	7	8	9	AB	R	H	RBI	BB	SO	LOB
9 Dee Strange-Gordon, L (1, 4) OBP: 0.353, SLG: 0.420	C SI 90 B FF 89 B SI 90 X FF 91 2-1 G4-3 ①		C FF 91 B FF 89 B FF 91 F FF 92 F FF 91 S FF 92 2-3 K ①	B FF 92 C FF 91 F FF 90 X SL 87 1-2 66 FC6-4 2-3 1B		X FF 89 0-0 L3 ③		X FF 93 0-0 FC6 66 2B 1-2f ②		5	1	1	0	0	1	2
66 Yasiel Puig, R (1, 9) OBP: 0.422, SLG: 0.590	X FF 91 0-0 P3 ②		B FF 92 C CH 84 B SL 83 C FF 92 X FF 92 2-2 HR	1 SAFE C SL 84 B FF 91 X FF 91 1-1 FC6-4 ③ 1-2f			X FF 94 0-0 13 2B 1B	X FF 91 0-0 2-H 2B		5	2	3	2	0	0	2
13 Hanley Ramirez, R (1, 6) OBP: 0.333, SLG: 0.442	B SI 90 C CH 82 B SI 91 F SI 91 B CH 83 B CH 84 4-2 23 BB BB		C CH 83 B SL 85 B SL 84 F FF 92 X FF 92 2-2 L9 ②		B CH 80 B SL 82 F CH 82 B FF 91 X FF 92 3-1 G6-3 ①		F SL 83 B FF 94 X CH 87 1-1 23 WP 27 FC4-6 1-H 2B	F SL 83 S SL 82 D CU 80 D SL 81 F FF 91 B FF 94 T FF 94 3-2 K ③		4	1	1	1	1	1	1
23 Adrián González, L (1, 3) OBP: 0.337, SLG: 0.491	B FF 91 B FF 91 B FF 92 C FF 93 C FF 92 B FF 92 4-2 1-2 BB		B SL 84 F FF 91 X FF 90 1-1 G6-3 ③		B FF 91 C SL 85 S SL 84 X SI 91 1-2 G4-3 ②		F FF 95 B FF 94 B FF 94 F FF 93 B FF 94 F FF 94 F FF 94 B FF 95 4-2 27 FC4-6 2-3 BB		C SL 77 B FF 90 F SI 90 S SL 79 1-3 K ①	3	0	0	0	2	1	0
27 Matt Kemp, R (1, 8) OBP: 0.338, SLG: 0.461	C SI 92 X FF 91 0-1 F9 ③			X CH 80 0-0 L6 ①	C SL 84 F FF 92 B SL 84 B FF 92 C FF 92 2-3 K ③		D SL 86 X FF 94 1-0 FC4-6 5 WP 1-2f 3-H		B SL 76 C SL 79 F FF 91 X SL 79 1-2 L7 ②	5	0	0	1	0	1	3
33 Scott Van Slyke, R (1, 7) OBP: 0.377, SLG: 0.635		B SI 88 F SI 89 X FF 91 1-1 F8 ①		C SI 91 B SL 82 B SL 83 X CH 82 2-1 17 1B 2B		X FF 89 0-0 HR	C FF 94 C FF 92 B FF 93 C FF 93 1-3 K ②		B SL 78 B SL 79 S FF 92 S SI 91 B FF 92 X FF 93 3-2 P3 ③	5	2	2	1	0	1	1
5 Juan Uribe, R (1, 5) OBP: 0.333, SLG: 0.460		F SL 81 B FF 90 C FF 90 F FF 91 X FF 90 1-2 F9 ②		D FF 91 X CH 82 1-0 F7 ②		C SL 84 B SI 91 F FF 90 S SL 84 1-3 K ① C FF 94 C FF 93 B FF 92 S FF 93 1-3 K ③ 1-2				4	0	0	0	0	2	2
17 A.J. Ellis, R (1, 2) OBP: 0.324, SLG: 0.167		B SI 90 C CH 81 B SI 91 F SI 91 F FF 92 B SL 83 B FF 92 4-2 21 FC6-4 BB		X SI 91 0-0 21 2B 2-H 1B		B FF 90 C SI 90 B SL 84 B CH 82 X SI 90 3-1 F7 ②		B FF 92 B FF 92 C FF 94 B CH 86 B FF 94 4-1 9 FC6 BB		2	1	1	1	2	0	0
21 Zack Greinke, R (1, 1) OBP: 0.333, SLG: 0.438 0 Brian Wilson, R (9, 1)		S FF 92 B SL 83 T SL 82 X FF 92 1-2 FC6-4 ③ 1-2f		C SI 90 B FF 91 S SL 85 F SL 84 X FF 91 1-2 9 1B 1-H 2B		X SI 91 0-0 1B		C FF 93 D SL 82 L FF 94 B FF 94 B FF 93 F FF 94 T FF 92 3-2 K ①		4 0	0 0	2 0	1 0	0 0	1 0	2 0

Inning Stats	1	2	3	4	5	6	7	8	9
	R: 0 E: 0 K: 0 S: 9	R: 0 E: 0 K: 0 S: 12	R: 1 E: 0 K: 1 S: 12	R: 2 E: 0 K: 0 S: 14	R: 0 E: 0 K: 1 S: 8	R: 1 E: 0 K: 1 S: 8	R: 2 E: 0 K: 2 S: 14	R: 1 E: 1 K: 2 S: 11	R: 0 E: 0 K: 1 S: 9
	H: 0 LOB: 2 BB: 2 P: 19	H: 0 LOB: 1 BB: 1 P: 19	H: 1 LOB: 0 BB: 0 P: 19	H: 4 LOB: 2 BB: 0 P: 20	H: 0 LOB: 0 BB: 0 P: 14	H: 2 LOB: 1 BB: 0 P: 12	H: 2 LOB: 1 BB: 1 P: 22	H: 1 LOB: 1 BB: 1 P: 21	H: 0 LOB: 0 BB: 0 P: 14

PITCHER		IP	WLS	BF	H	R	ER	SO	BB	IBB	HBP	BLK	WP	HR	S	P	ERA	WHIP
36 Wade Miley, L ERA: 4.94	(1, 1)	6.0	L	28	7	4	4	3	3	0	0	0	0	2	63	103	6.00	1.667
48 Randall Delgado, R ERA: 6.65	(7, 1)	2.0		11	3	3	2	4	2	0	0	0	2	0	25	43	9.00	2.500
59 Oliver Pérez, L ERA: 3.78	(9, 1)	1.0		3	0	0	0	1	0	0	0	0	0	0	9	14	0.00	0.000

PITCHER	IP	WLS	BF	H	R	ER	SO	BB	IBB	HBP	BLK	WP	HR	S	P	ERA	WHIP

TOP

Los Angeles Dodgers @ Arizona Diamondbacks

Chase Field, Phoenix, AZ

Fri May 16 2014, 6:41 PM - 9:34 PM MST

Att. 31,154 - Overcast - 100 F

livebaseballscorecards.com

AB	37
R	7
H	10
RBI	7
BB	5
SO	8
LOB	13

1B: 4 2B: 4 3B: 0 HR: 2	SF: 0 SAC: 0 DP: 0 HBP: 0	WP: 2 PB: 0 SB: 0 CS: 0	PA: 42

BOTTOM

Los Angeles Dodgers @ Arizona Diamondbacks
Chase Field, Phoenix, AZ
Fri May 16 2014, 6:41 PM - 9:34 PM MST
Att. 31,154 - Overcast - 100 F

livebaseballscorecards.com

Batter	1	2	3	4	5	6	7	8	9	AB	R	H	RBI	BB	SO	LOB
8 Gerardo Parra, L (1, 9) OBP: 0.312, SLG: 0.395	C FF 90 B FF 91 F CU 72 F CU 73 X FF 93 1-2 ① L7		B CH 84 B CH 85 C SI 91 X CU 74 2-1 44 WP 1B			C CU 72 F FF 90 B SL 84 X FF 92 1-2 ① G3		X CU 69 0-0 ②③ G3-6-1 1-2f		4	0	1	0	0	0	1
14 Martín Prado, R (1, 5) OBP: 0.289, SLG: 0.308	C FF 91 X CU 72 0-1 1B		C FF 91 1 SAFE D SL 86 B SL 84 X SL 85 2-1 ② F8			X FF 90 0-0 ② F9			B FF 90 B FF 91 B SL 88 C FF 92 B SL 89 4-1 26 G3 44 DI BB	3	0	1	0	1	0	1
44 Paul Goldschmidt, R (1, 3) OBP: 0.361, SLG: 0.520	S FF 92 F SI 91 S FF 94 0-3 ② K		F FF 91 C SL 84 B CH 88 D CH 88 B SL 87 S FF 93 3-3 ③ K 1-2			B CU 73 C SL 82 B FF 91 B FF 91 F FF 91 B SL 85 4-2 BB			S FF 93 F FF 93 B FF 94 S FF 94 1-3 ① K 1-2	3	0	0	0	1	3	3
26 Miguel Montero, L (1, 2) OBP: 0.376, SLG: 0.431	F FF 92 F FF 92 1 SAFE D CH 88 D SL 86 F CU 72 S CH 88 2-3 ③ K			C SI 91 C SI 91 S SL 82 0-3 ① K		D CH 87 X FF 91 1-0 ③ G4-3			B SL 90 F SL 90 B FF 93 F SL 89 X FF 94 2-2 ② G3 2-3	4	0	0	0	0	2	3
2 Aaron Hill, R (1, 4) OBP: 0.324, SLG: 0.431		X FF 89 0-0 11 BB 1B		S FF 91 B SL 84 B SL 84 B SI 92 X SI 91 3-1 ② G5-3			C FF 89 B CH 85 B SI 91 F CU 73 F SI 92 F CH 86 F FF 91 C SI 92 2-3 ① K		C FF 94 F FF 94 B SI 93 C FF 95 1-3 ③ K	4	0	1	0	0	2	1
11 AJ Pollock, R (1, 8) OBP: 0.338, SLG: 0.483		B SI 92 F SI 92 F CU 73 B SI 93 B SI 92 F CU 75 1 SAFE B SI 93 4-2 5 G4-6-3 1-2 BB		S FF 92 S SI 92 B SI 93 F CU 74 S SL 85 1-3 ③ K			C CU 73 X CU 68 0-1 16 G5-4-3 1B			2	0	1	0	1	1	0
16 Chris Owings, R (1, 6) OBP: 0.308, SLG: 0.368		C SI 92 B SI 92 X SI 89 1-1 ① B5			F FF 90 B SI 90 X CU 70 1-1 ① G5-3		B SI 91 X SI 91 1-0 ②③ G5-4-3 1-2f			3	0	0	0	0	0	3
5 Ender Inciarte, L (1, 7) OBP: 0.143, SLG: 0.111		F CU 72 B FF 92 B FF 92 F CH 88 X CH 88 2-2 ②③ G4-6-3 1-2f			B SI 90 F CH 85 X FF 92 1-1 ② G4-3			B CH 84 X CH 85 1-0 ① P4		3	0	0	0	0	0	2
36 Wade Miley, L (1, 1) 48 Randall Delgado, R (7, 1) 17 Alfredo Marte, R (8, PH) OBP: 0.385, SLG: 0.615 59 Oliver Pérez, L (9, 1) OBP: 0.250, SLG: 0.250			C SI 90 X CH 84 0-1 ① G1-3		B CH 85 C FF 90 F FF 92 B CH 86 B FF 91 X SI 90 3-2 ③ G4-3			C SL 83 B SL 83 S FF 89 F FF 90 X CU 69 1-2 8 G3-6-1 1B		2 0 1 0	0 0 0 0	0 0 1 0	0 0 0 0	0 0 0 0	0 0 0 0	0 0 0 0

Inning Stats	1	2	3	4	5	6	7	8	9
	R: 0 E: 0 K: 2 S: 13 H: 1 LOB: 1 BB: 0 P: 16	R: 0 E: 0 K: 0 S: 9 H: 1 LOB: 1 BB: 1 P: 16	R: 0 E: 0 K: 1 S: 9 H: 1 LOB: 1 BB: 0 P: 16	R: 0 E: 0 K: 2 S: 9 H: 0 LOB: 0 BB: 0 P: 13	R: 0 E: 0 K: 0 S: 7 H: 0 LOB: 1 BB: 1 P: 13	R: 0 E: 0 K: 0 S: 7 H: 0 LOB: 1 BB: 1 P: 13	R: 0 E: 0 K: 1 S: 9 H: 1 LOB: 0 BB: 0 P: 12	R: 0 E: 0 K: 0 S: 6 H: 1 LOB: 0 BB: 0 P: 8	R: 0 E: 0 K: 2 S: 10 H: 0 LOB: 1 BB: 1 P: 18

	AB	29
	R	0
	H	5
	RBI	0
	BB	3
	SO	8
	LOB	14

1B: 5 SF: 0
2B: 0 SAC: 0
3B: 0 DP: 3
HR: 0 HBP: 0

WP: 1 PA: 32
PB: 0
SB: 0
CS: 0

PITCHER		IP	WLS	BF	H	R	ER	SO	BB	IBB	HBP	BLK	WP	HR	S	P	ERA	WHIP
21 Zack Greinke, R ERA: 2.03	(1, 1)	8.0	W	28	5	0	0	6	2	0	0	0	1	0	69	106	0.00	0.875
0 Brian Wilson, R ERA: 9.45	(9, 1)	1.0		4	0	0	0	2	1	0	0	0	0	0	10	18	0.00	1.000

PITCHER	IP	WLS	BF	H	R	ER	SO	BB	IBB	HBP	BLK	WP	HR	S	P	ERA	WHIP

Batter	1	2	3	4	5	6	7	8	9	AB	R	H	RBI	BB	SO	LOB
9 Dee Strange-Gordon, L (1, 4) OBP: 0.354, SLG: 0.416	C SI 91 X FF 92 0-1 66 WP 1B		C SI 89 C FF 90 B CU 76 B FF 90 B FF 90 B FF 91 4-2 66 HR BB		C CU 76 S CU 78 B FF 92 F FF 91 B CU 79 F CH 81 F FF 91 X FF 92 2-2 ② P6 2-3	L SI 94 S SI 94 X SI 95 0-2 ② F7		F SI 84 B CH 77 S CH 76 B CU 72 F CH 77 X CU 72 2-2 ② F7		4	1	1	0	1	0	3
66 Yasiel Puig, R (1, 9) OBP: 0.415, SLG: 0.597 33 Scott Van Slyke, R (8, 9) OBP: 0.377, SLG: 0.635	B FF 90 2 SAFE D FF 90 C FF 90 S CU 77 D CU 77 S CH 82 3-3 ① K 1-2		1 SAFE X FF 90 0-0 1-H HR		B CH 82 S CH 82 F SI 92 B CH 81 S CH 80 2-3 ③ K	X SI 94 0-0 ③ G6-3		B CH 76 C CH 76 C CU 72 B CU 73 S CU 72 2-3 ③ K		5 0	1 0	1 0	2 0	0 0	3 0	4 0
13 Hanley Ramirez, R (1, 6) OBP: 0.330, SLG: 0.435	S CU 75 C SI 92 X SI 92 0-2 ② L5		B CU 77 B FF 91 X FF 91 2-0 ② L8			C FF 88 B SI 89 F CU 76 X SI 90 1-2 ① F9	B SI 92 C FF 92 F FF 94 X SL 84 1-2 27 F8 23 1B 1B		C FF 92 X SL 85 0-1 ① P6	5	0	1	0	0	0	1
23 Adrián González, L (1, 3) OBP: 0.344, SLG: 0.491	D CU 76 B CU 76 B SI 91 D CH 81 4-0 27 FC6-4 BB		B CH 81 F SI 91 X CH 81 1-1 ③ F7			B SI 88 S CH 80 B FF 91 S FF 90 B SI 90 X FF 90 3-2 27 2B 3 HR 1B	C FF 86 C SL 77 B FF 87 F FF 87 X SL 78 1-2 1-2 1B		B FF 94 F FF 92 F CH 85 F FF 93 X FF 93 1-2 ② L7	4	1	2	0	1	0	0
27 Matt Kemp, R (1, 8) OBP: 0.340, SLG: 0.466	B FF 91 X FF 90 1-0 ③ FC6-4 1-2f			X FF 90 0-0 ① G6-3	C FF 90 C CH 80 F CH 80 B FF 89 D CU 77 F CH 80 F SI 90 X FF 91 2-2 3 HR 1-3 2B	B FF 86 F FF 86 B FF 86 B FC 86 F FF 86 F FF 87 X FF 87 3-2 ① F8 2-3			C FF 93 B SL 87 S SL 84 X FF 93 1-2 1B	5	1	2	0	0	0	4
3 Carl Crawford, L (1, 7)		C FF 90 B FF 90 F SI 90 B CU 79 X SI 91 2-2 ① G4-3		B SI 90 S CH 81 F CH 81 B FF 91 X CH 80 2-2 ② F9		X CU 75 0-0 2-H 3-H HR	B FF 87 T FC 86 F SL 78 S FF 87 1-3 ② K		C FF 92 D CH 86 F CH 86 S FF 92 1-3 ③ K	5	1	1	3	0	2	3
5 Juan Uribe, R (1, 5) OBP: 0.338, SLG: 0.462 54 Chris Perez, R (7, 1) 31 Drew Butera, R (8, 1) OBP: 0.300, SLG: 0.385		B FF 91 S CU 77 B FF 92 S FF 90 X FF 92 2-2 17 G6-4-3 1B		X CU 76 0-0 ③ P2		X SI 93 0-0 17 E 16 2B 1B	C CU 72 B SI 84 B CH 77 S SI 84 S CU 72 2-3 ③ K			4 0 0	1 0 0	2 0 0	0 0 0	0 0 0	1 0 0	2 0 0
17 A.J. Ellis, R (1, 2) OBP: 0.317, SLG: 0.206		C CU 76 C SI 91 B FF 90 X SI 91 1-2 ②③ G6-4-3 1-2f			C FF 89 B SI 90 B FF 90 X FF 91 2-1 9 WP 2B	C SI 94 F SI 94 F CH 84 B FF 94 X SI 95 1-2 E9 16 2B 1-3		C SI 84 B SI 84 B CH 76 F SI 83 C CU 72 2-3 ① K		4	1	1	0	0	1	2
22 Clayton Kershaw, L (1, 1) OBP: 0.286, SLG: 0.286 28 Jamey Wright, R (2, 1) 18 Chone Figgins, S (5, PH) OBP: 0.423, SLG: 0.263 43 Brandon League, R (5, 1) 16 Andre Ethier, L (6, PH) OBP: 0.326, SLG: 0.368 44 Chris Withrow, R (6, 1) 10 Justin Turner, R (7, 5) OBP: 0.284, SLG: 0.288			X FF 89 0-0 ① L5		B SI 90 C SI 91 S CH 81 B FF 91 B CH 80 F FF 91 X SI 91 3-2 ① F8	X SI 95 0-0 2-H 3-H 2B		F SI 84 B SI 86 X SI 85 1-1 2B		0 1 1 0 1 0 1 0	0 0 0 0 0 0 0 1	0 0 0 0 1 0 0 0	0 0 0 0 2 0 0 0	0 0 0 0 0 0 0 0	0 0 1 0 0 0 0 0	0 1 1 0 0 0 0 0
Inning Stats	R: 0 E: 0 K: 1 S: 9 H: 1 LOB: 2 BB: 1 P: 17	R: 0 E: 0 K: 0 S: 9 H: 1 LOB: 0 BB: 0 P: 14	R: 2 E: 0 K: 0 S: 7 H: 1 LOB: 0 BB: 1 P: 14	R: 0 E: 0 K: 0 S: 5 H: 0 LOB: 0 BB: 0 P: 7	R: 0 E: 0 K: 1 S: 15 H: 1 LOB: 1 BB: 0 P: 24	R: 5 E: 1 K: 0 S: 23 H: 5 LOB: 1 BB: 0 P: 30	R: 0 E: 0 K: 2 S: 17 H: 2 LOB: 2 BB: 0 P: 25	R: 0 E: 0 K: 2 S: 12 H: 1 LOB: 1 BB: 0 P: 19	R: 0 E: 0 K: 1 S: 12 H: 1 LOB: 1 BB: 0 P: 15	1B: 7 2B: 4 3B: 0 HR: 2 SF: 0 SAC: 0 DP: 1 HBP: 0						

PITCHER	IP	WLS	BF	H	R	ER	SO	BB	IBB	HBP	BLK	WP	HR	S	P	ERA	WHIP
57 Chase Anderson, R (1, 1) ERA: 5.06	5.1	W	24	7	5	5	2	2	0	0	0	2	2	58	95	8.44	1.688
50 Evan Marshall, R (6, 1) ERA:	0.2		6	3	2	0	0	0	0	0	0	0	0	13	15	0.00	4.500
54 Joe Thatcher, L (7, 1) ERA: 2.77	0.2	H	3	1	0	0	1	0	0	0	0	0	0	11	16	0.00	1.500
29 Brad Ziegler, R (7, 1) ERA: 2.38	1.1	H	5	1	0	0	3	0	0	0	0	0	0	15	24	0.00	0.750
43 Addison Reed, R (9, 1) ERA: 4.79	1.0		4	1	0	0	1	0	0	0	0	0	0	12	15	0.00	1.000

PITCHER	IP	WLS	BF	H	R	ER	SO	BB	IBB	HBP	BLK	WP	HR	S	P	ERA	WHIP

TOP

Los Angeles Dodgers @ Arizona Diamondbacks

Chase Field, Phoenix, AZ

Sat May 17 2014, 5:11 PM - 9:05 PM MST

Att. 36,688 - Roof Closed - 78 F

livebaseballscorecards.com

AB	40
R	7
H	13
RBI	7
BB	2
SO	7
LOB	20

WP: 2	PB: 0	SB: 0	CS: 0
PA: 42			

BOTTOM

Los Angeles Dodgers @ Arizona Diamondbacks
Chase Field, Phoenix, AZ
Sat May 17 2014, 5:11 PM - 9:05 PM MST
Att. 36,688 - Roof Closed - 78 F

livebaseballscorecards.com

Batter	1	2	3	4	5	6	7	8	9	AB	R	H	RBI	BB	SO	LOB
11 AJ Pollock, R (1, 8) OBP: 0.353, SLG: 0.532	X FF 92 0-0 ① F8	C SL 87 B SL 88 F SL 87 B FF 94 F FF 94 X SL 88 2-2 16 3B 2-H 3B	C SI 91 B SI 90 X SI 91 1-1 ② ③ G6-3 1-2f		B SL 86 X SI 94 1-0 1B		F FF 95 B CU 77 C CU 78 F FF 94 X CH 87 1-2 16 S 44 HR 1B	C FF 94 F FF 93 B FF 92 B FF 93 B SL 83 X FF 93 3-2 HR		6	3	4	2	0	0	2
16 Chris Owings, R (1, 6) OBP: 0.324, SLG: 0.423	C FF 92 B SL 88 S SL 87 S CU 75 1-3 ② K2-3	F FF 93 B FF 94 B FF 93 F FF 94 B FF 93 X FF 93 3-2 44 2B 3-H 3B		X SI 89 0-0 HR	C SI 94 1 SAFE X SI 93 0-1 ③ G5-3		P PO 87 B FF 95 B FF 94 C FF 94 B FF 94 4-1 44 HR 1-2 BB	F CH 80 C CH 84 B FF 92 F KN 75 X FF 87 1-2 44 HR 2B		5	4	3	2	1	1	1
44 Paul Goldschmidt, R (1, 3) OBP: 0.375, SLG: 0.571	C FF 93 B CU 75 F FF 93 B FF 93 S FF 94 2-3 ③ K	B FF 92 S SL 88 B SL 85 F FF 93 X CU 74 2-2 7 BLK 14 1B 3-H 2B		B SI 90 B SL 82 C FC 88 B CU 77 B SI 91 4-1 7 1B 14 FC4-6 BB		X FF 93 0-0 14 2B 2B	B FF 94 B FC 91 C FC 92 C FF 94 F CU 80 D CU 80 F FC 92 X CH 89 3-2 1-H 2-H HR	F CH 84 B FF 86 B CH 82 X CH 82 2-1 2-H HR		5	5	4	6	1	1	0
7 Cody Ross, R (1, 7) OBP: 0.227, SLG: 0.197 5 Ender Inciarte, L (7, PR) OBP: 0.138, SLG: 0.107 (8, 7)	B FF 92 B SL 88 B FF 93 B FF 92 4-0 14 1B 4 3B BB B FF 94 B CH 88 B FF 93 B FF 93 4-0 14 1B 2-3 BB			C SI 91 B FC 89 B CH 84 X FC 89 2-1 14 FC4-6 1-3 1B		F FF 94 C FF 95 F CU 79 B FF 95 S FF 94 1-3 ① K	B FF 95 B FF 91 F FF 95 B FF 95 B FF 94 4-1 14 BB 8 2B BB	F CH 84 B CH 76 X CH 76 1-1 ② G3		2 1	1 1	1 0	0 0	3 0	1 0	1 0
14 Martín Prado, R (1, 5) OBP: 0.301, SLG: 0.322	F FF 94 1 SAFE B FF 93 1 SAFE F FF 93 F FF 94 X FF 94 2-2 1-3 4 3B 1B C FC 87 X FC 87 1-2 3-H 17 FC6-4 1B			C SI 90 X SI 92 0-1 ① FC4-6 17 FC5-4 1-2f 3-H		C FF 95 X FF 94 0-1 2-H 2B	B FF 94 C FF 95 B SL 83 B SL 83 B FF 95 4-1 8 2B 1-2 BB	C CH 81 C FF 86 C FF 92 0-3 ③ K		5	1	3	3	1	1	1
17 Alfredo Marte, R (1, 9) OBP: 0.313, SLG: 0.500 8 Gerardo Parra, L (6, PH) OBP: 0.314, SLG: 0.402 (7, 9)	F FF 94 B FF 94 B FF 93 B CU 74 S CU 75 2-3 ① K O SI 90 X SI 90 1-0 ③ 1-2f FC6-4			C FC 88 F CU 78 B CU 78 F SI 92 X FC 87 1-2 ② FC5-4 4 S 1-2f		B FC 91 X FF 94 1-0 ② P3	B FF 94 B FF 94 T FF 94 X FF 95 2-1 1-3 2-H 2B			3 2	0 0	0 1	0 1	0 0	1 0	5 1
4 Cliff Pennington, S (1, 4) OBP: 0.362, SLG: 0.340		C FF 94 C FF 94 1 SAFE X CU 75 0-2 9 1B 1-H 3-H 3B C SI 89 B CH 82 X FC 87 1-1 57 FC1-5 9 1B 1B		B SI 89 F FC 88 B CH 82 X FC 89 2-1 ③ G4-3 1-2		F CU 80 B FF 95 S FC 91 C FC 92 1-3 ③ K	C FF 95 C FF 94 D SL 85 S SL 83 1-3 ③ K			5	1	2	2	0	2	5
9 Tuffy Gosewisch, R (1, 2) OBP: 0.190, SLG: 0.333		X FF 94 0-0 57 SH3-4 11 3B 3-H 1B C FC 87 B SL 80 C SI 89 B CU 79 X FC 88 2-2 57 FC1-5 1-2 1B			B SI 93 X SI 92 1-0 ① G5-3		C FC 86 S CU 77 X FC 88 0-2 ① G4-3	B SL 81 B FF 93 C FF 93 F FF 93 S SL 83 2-3 ① K		5	1	2	1	0	1	0
57 Chase Anderson, R (1, 1) 50 Evan Marshall, R (6, 1) 54 Joe Thatcher, L (7, 1) 29 Brad Ziegler, R (7, 1) 12 Eric Chavez, L (8, PH) OBP: 0.351, SLG: 0.471 43 Addison Reed, L (9, 1)		X FF 92 0-0 ② SH3-4 1-2 L SI 88 X FC 86 0-1 ① FC1-5 11 G6-3 1-2 2-3f			B SI 94 B SI 93 C SI 92 X SI 94 2-1 ② G3		C FF 94 S FF 93 S FF 95 0-3 ② K	B SL 81 X FF 94 1-0 HR		2 0 0 1 1 0	0 0 0 0 1 0	0 0 0 0 1 0	0 0 0 0 0 0	0 0 0 0 0 0	0 0 0 1 0 0	2 0 0 0 0 0
Inning Stats	R: 0 E: 0 K: 2 S: 7 H: 0 LOB: 0 BB: 0 P: 10	R: 7 E: 0 K: 1 S: 24 H: 7 LOB: 2 BB: 2 P: 45	R: 0 E: 0 K: 0 S: 9 H: 2 LOB: 1 BB: 0 P: 13	R: 2 E: 0 K: 0 S: 12 H: 2 LOB: 1 BB: 1 P: 21	R: 0 E: 0 K: 0 S: 6 H: 1 LOB: 1 BB: 0 P: 10	R: 1 E: 0 K: 2 S: 11 H: 2 LOB: 3 BB: 0 P: 14	R: 4 E: 0 K: 2 S: 24 H: 3 LOB: 3 BB: 3 P: 42	R: 4 E: 0 K: 2 S: 18 H: 4 LOB: 0 BB: 0 P: 28		1B: 8 2B: 5 3B: 3 HR: 5 SF: 0 SAC: 1 DP: 1 HBP: 0				WP: 0 PB: 0 SB: 2 CS: 0 PA: 50		

	AB	43
	R	18
	H	21
	RBI	18
	BB	6
	SO	9
	LOB	18

PITCHER		IP	WLS	BF	H	R	ER	SO	BB	IBB	HBP	BLK	WP	HR	S	P	ERA	WHIP
22 Clayton Kershaw, L ERA: 4.43	(1, 1)	1.2	L	13	6	7	7	3	2	0	0	1	0	0	28	50	37.80	4.800
28 Jamey Wright, R ERA: 3.28	(2, 1)	2.1		12	5	2	2	0	1	0	0	0	0	1	24	39	7.71	2.571
43 Brandon League, R ERA: 1.52	(5, 1)	1.0		4	1	0	0	0	0	0	0	0	0	0	6	10	0.00	1.000
44 Chris Withrow, R ERA: 3.05	(6, 1)	1.2		11	4	5	5	3	2	0	0	0	0	1	29	43	27.00	3.600
54 Chris Perez, R ERA: 5.09	(7, 1)	0.2		6	3	2	2	2	1	0	0	0	0	2	13	26	27.00	6.000

PITCHER		IP	WLS	BF	H	R	ER	SO	BB	IBB	HBP	BLK	WP	HR	S	P	ERA	WHIP
31 Drew Butera, R ERA: 10.8	(8, 1)	0.2		4	2	2	2	1	0	0	0	0	0	1	11	15	27.00	3.000

TOP

Los Angeles Dodgers @ Arizona Diamondbacks
Chase Field, Phoenix, AZ

Sun May 18 2014, 1:15 PM - 4:03 PM MST
Att. 35,406 - Roof Closed - 74 F

livebaseballscorecards.com

Batter	1	2	3	4	5	6	7	8	9	AB	R	H	RBI	BB	SO	LOB
9 Dee Strange-Gordon, L (1, 4) OBP: 0.344, SLG: 0.404	B FC 85 C FC 86 B FC 86 X FC 86 2-1 G4-3		B FC 86 X FC 86 1-0 G4-3		B FC 86 X FC 87 1-0 L4			X SI 83 0-0 G4-3	B FF 92 C FF 92 X FF 91 1-1 F7	5	0	0	0	0	0	1
66 Yasiel Puig, R (1, 9) OBP: 0.411, SLG: 0.586	B FC 86 F FC 87 X CH 80 1-1 F8		B FC 87 S CH 80 S CH 80 B FC 88 B FC 87 X FC 88 3-2 G5-3		C CH 80 B FC 88 X FC 87 1-1 G3			B SI 83 F SI 83 H CH 77 2-1 13 FC6-4 HBP		3	0	0	0	0	0	0
13 Hanley Ramirez, R (1, 6) OBP: 0.333, SLG: 0.450	B FC 86 B FC 86 F FC 87 F FC 87 X CU 74 2-2 HR		B FC 87 F FC 87 B CH 79 B CH 78 B FC 87 4-1 23 HR BB			C CH 79 F FC 86 F FC 86 F FC 87 B CH 79 S CH 79 1-3 K		F SI 84 B SI 85 F SI 85 X SI 85 1-2 FC6-4 16 1B 23 1B 1-2f		3	2	1	1	1	1	1
23 Adrián González, L (1, 3) OBP: 0.353, SLG: 0.515	B FC 86 F FC 86 X FC 87 1-1 F8		X FC 85 0-0 1-H HR			C FC 87 F CU 72 F CH 80 F FC 87 X FC 88 0-2 16 BB 1B		S CH 77 B SI 84 X SI 84 1-1 16 1B 1-2 1B		4	1	3	2	0	0	0
16 Andre Ethier, L (1, 8) (6, 7) OBP: 0.331, SLG: 0.367		C FC 84 F FC 86 X FC 85 0-2 P4	B CH 78 S CH 79 F FC 86 X FC 87 1-2 G6-3			B SL 79 C SL 76 B SL 79 B SI 91 B SI 90 4-1 27 G6-4-3 1-2 BB		X SI 84 0-0 1-2 2-3 1B		3	0	1	0	1	0	0
3 Carl Crawford, L (1, 7) OBP: 0.294, SLG: 0.405 27 Matt Kemp, R (6, PH) (6, 8) OBP: 0.336, SLG: 0.459		C FC 86 B FC 86 B FC 86 F FC 86 F FC 88 X FC 87 2-2 5 S 1B		C FC 84 B FC 85 X FC 85 1-1 G3-1		B SL 78 X SI 90 1-0 G6-4-3 1-2f		B SI 85 X SI 85 1-0 L4		2	0	1	0	0	0	0
5 Juan Uribe, R (1, 5) OBP: 0.329, SLG: 0.449		1 SAFE B FC 85 F FC 85 F FC 85 S FC 86 1-3 K 1-2		C CU 72 B FC 86 B FC 86 S FC 87 X FC 87 2-2 P4			F CH 85 B FF 94 F FF 94 S FF 93 1-3 K		B SL 86 F FF 91 S FF 92 F FF 92 S FF 92 1-3 K	4	0	0	0	0	3	1
31 Drew Butera, R (1, 2) OBP: 0.297, SLG: 0.364		B FC 85 B CH 79 F CH 79 B FC 86 B FC 86 4-1 BB		B CH 81 B CH 79 C FC 86 C FC 87 C FC 88 2-3 K			F FF 94 X SI 94 0-1 G4-3		C FF 92 B SL 86 S SL 84 F FF 92 C FF 94 1-3 K	3	0	0	0	1	2	0
14 Dan Haren, R (1, 1) OBP: 0.250, SLG: 0.167 10 Justin Turner, R (7, PH) OBP: 0.280, SLG: 0.284 43 Brandon League, R (7, 1) 33 Scott Van Slyke, R (9, PH) OBP: 0.387, SLG: 0.642		X FC 86 0-0 G1-6-3			C FC 85 B FC 85 X FC 86 1-1 F9		C SL 84 S FF 93 B CH 84 X CH 84 1-2 G6-3		F FF 92 S FF 93 F FF 93 B SL 88 X SL 85 1-2 1B	2 1 0 1	0 0 0 0	0 0 0 1	0 0 0 0	0 0 0 0	0 0 0 0	2 0 0 0
Inning Stats	R: 1 E: 0 K: 0 S: 9 H: 1 LOB: 0 BB: 0 P: 15	R: 0 E: 0 K: 1 S: 12 H: 1 LOB: 2 BB: 1 P: 19	R: 2 E: 0 K: 0 S: 9 H: 1 LOB: 0 BB: 1 P: 18	R: 0 E: 0 K: 1 S: 8 H: 0 LOB: 0 BB: 0 P: 13	R: 0 E: 0 K: 0 S: 5 H: 0 LOB: 0 BB: 0 P: 8	R: 0 E: 0 K: 1 S: 12 H: 1 LOB: 1 BB: 1 P: 18	R: 0 E: 0 K: 1 S: 8 H: 0 LOB: 0 BB: 0 P: 10	R: 0 E: 1 K: 0 S: 9 H: 2 LOB: 3 BB: 0 P: 14	R: 0 E: 0 K: 2 S: 14 H: 1 LOB: 1 BB: 0 P: 18	1B: 5 2B: 0 3B: 0 HR: 2 SF: 0 SAC: 0 DP: 1 HBP: 1						

	AB	33
	R	3
	H	7
	RBI	3
	BB	3
	SO	6
	LOB	10

WP: 0 PA: 37
PB: 0
SB: 1
CS: 0

PITCHER		IP	WLS	BF	H	R	ER	SO	BB	IBB	HBP	BLK	WP	HR	S	P	ERA	WHIP
55 Josh Collmenter, R ERA: 4.02	(1, 1)	5.1	W	22	4	3	3	3	2	0	0	0	0	2	53	84	5.06	1.125
59 Oliver Pérez, L ERA: 3.63	(6, 1)	0.2	H	2	0	0	0	0	1	0	0	0	0	0	2	7	0.00	1.500
50 Evan Marshall, R ERA:	(7, 1)	1.0	H	3	0	0	0	1	0	0	0	0	0	0	8	10	0.00	0.000
29 Brad Ziegler, R ERA: 2.28	(8, 1)	1.0	H	6	2	0	0	0	0	0	1	0	0	0	9	14	0.00	2.000
43 Addison Reed, R ERA: 4.57	(9, 1)	1.0	S	4	1	0	0	2	0	0	0	0	0	0	14	18	0.00	1.000

PITCHER		IP	WLS	BF	H	R	ER	SO	BB	IBB	HBP	BLK	WP	HR	S	P	ERA	WHIP

Batter	1	2	3	4	5	6	7	8	9	AB	R	H	RBI	BB	SO	LOB
8 Gerardo Parra, L (1, 9) OBP: 0.313, SLG: 0.399	C FF 87 B FC 84 S FC 84 B FS 81 X SI 88 2-2 ① G3-1		B KC 79 X FS 81 1-0 16 WP 16 1B 1B	B FC 86 B FC 85 T FS 82 F FC 84 S KC 82 2-3 ③ K		C KC 81 F FC 83 B FC 83 X FC 84 1-2 ③ G3				4	1	1	0	0	1	2
16 Chris Owings, R (1, 6) OBP: 0.336, SLG: 0.433	F FC 83 B FF 87 F FS 82 X SI 89 1-2 1B		C FC 84 B FC 85 S FS 82 B FF 88 F FS 81 F FC 86 X FC 85 2-2 26 S 1-H 1B		F FC 83 C FF 87 B FF 87 X FC 84 1-2 12 S 12 HR 1B		C SI 93 S SI 93 S FS 86 0-3 ① K2-3			4	1	3	1	0	1	0
44 Paul Goldschmidt, R (1, 3) OBP: 0.368, SLG: 0.559	B FC 85 B FF 87 F FS 82 F FF 87 X FS 81 2-2 ② L8		X FC 85 0-0 ① F7		C FF 88 B FC 85 F FS 81 1 SAFE X FF 87 1-2 ① L9		X SI 94 0-0 ② G5-3			4	0	0	0	0	0	3
26 Miguel Montero, L (1, 2) OBP: 0.373, SLG: 0.426	F FC 84 B FC 85 F FF 87 S FC 83 1-3 ③ K		1 SAFE B FS 81 F FC 85 B FC 85 B FS 82 F FS 82 S FS 82 3-3 ② K 1-2		X FS 81 0-0 ② F7		B SI 94 B SI 94 F SI 94 X SI 93 2-1 1B			4	0	1	0	0	2	3
14 Martín Prado, R (1, 5) OBP: 0.298, SLG: 0.318 12 Eric Chavez, L (4, 5) OBP: 0.356, SLG: 0.528		C SI 86 B FS 81 X FC 84 1-1 ① L4	C FF 88 X FS 81 0-1 ③ G3-1		C FC 85 B FC 84 F FC 85 B FF 89 B FF 88 F FC 85 X FF 88 3-2 1-H HR		F SI 94 D FS 85 X SI 93 1-1 ③ G4-3			2 2	0 1	0 1	0 2	0 0	0 1	1 1
7 Cody Ross, R (1, 7) OBP: 0.244, SLG: 0.270 5 Ender Inciarte, L (8, 7) OBP: 0.133, SLG: 0.103		C FC 84 B FC 84 B FF 88 F FS 82 F FF 88 X FF 90 2-2 4 E 2B		C FF 87 B FC 84 B FC 85 B FC 82 T FF 88 X FF 89 3-2 HR	F FC 85 B FF 87 X KC 82 1-1 ③ G4-3			X SI 93 0-0 ① B2-3		3 1	2 0	2 0	1 0	0 0	0 0	0 0
11 AJ Pollock, R (1, 8) OBP: 0.364, SLG: 0.546		C KC 81 B FF 88 X FS 81 1-1 4 FC3-6 1B	C FC 84 B FC 83 B FF 87 X FS 82 2-1 4 G3-1 2B			B KC 76 C KC 77 X KC 75 1-1 4 G4-3 1B		C SI 93 S FS 84 B FS 86 B SI 94 X SI 94 2-2 ② G4-3		4	0	3	0	0	0	0
4 Cliff Pennington, S (1, 4) OBP: 0.339, SLG: 0.315		B FF 88 D FS 82 X FC 85 2-0 ② FC3-6 1-2f 2-H	C FC 85 X FS 82 0-1 ① G3-1 2-3			1 SAFE C FS 79 B FC 81 X FS 80 1-1 ① G4-3 1-2		C SI 94 B FS 86 C SI 94 B SI 94 X SI 94 3-2 ③ G4-3		4	0	0	0	0	0	3
55 Josh Collmenter, R (1, 1) OBP: 0.133, SLG: 0.143 59 Oliver Pérez, L (6, 1) 17 Alfredo Marte, R (6, PH) OBP: 0.294, SLG: 0.471 50 Evan Marshall, R (7, 1) 29 Brad Ziegler, R (8, 1) 43 Addison Reed, L (9, 1)		B FF 87 S FC 84 B FC 84 C FF 88 X FC 85 2-2 ③ G1-3		S FC 84 D FS 82 X FC 84 1-1 ② G1-4-3		2 SAFE S FC 82 B FC 85 S FS 81 D FS 81 X FC 85 2-2 ② L8				2 0 1 0 0 0	0 0 0 0 0 0	0 0 0 0 0 0	0 0 0 0 0 0	0 0 0 0 0 0	0 0 0 0 0 0	2 0 1 0 0 0
Inning Stats	R: 0 E: 0 K: 1 S: 12 H: 1 LOB: 1 BB: 0 P: 18	R: 1 E: 1 K: 0 S: 12 H: 2 LOB: 1 BB: 0 P: 20	R: 1 E: 0 K: 1 S: 12 H: 2 LOB: 1 BB: 0 P: 18	R: 1 E: 0 K: 1 S: 12 H: 2 LOB: 1 BB: 0 P: 20	R: 2 E: 0 K: 0 S: 13 H: 2 LOB: 0 BB: 0 P: 19	R: 0 E: 0 K: 0 S: 10 H: 1 LOB: 1 BB: 0 P: 15	R: 0 E: 0 K: 1 S: 8 H: 1 LOB: 1 BB: 0 P: 11	R: 0 E: 0 K: 0 S: 7 H: 0 LOB: 0 BB: 0 P: 12		1B: 7 2B: 2 3B: 0 HR: 2 SF: 0 SAC: 0 DP: 0 HBP: 0				WP: 1 PB: 0 SB: 2 CS: 0 PA: 35		

PITCHER	IP	WLS	BF	H	R	ER	SO	BB	IBB	HBP	BLK	WP	HR	S	P	ERA	WHIP
14 Dan Haren, R (1, 1) ERA: 3.18	6.0	L	28	10	5	4	3	0	0	0	0	1	2	71	110	6.00	1.667
43 Brandon League, R (7, 1) ERA: 1.4	2.0		7	1	0	0	1	0	0	0	0	0	0	15	23	0.00	0.500

PITCHER	IP	WLS	BF	H	R	ER	SO	BB	IBB	HBP	BLK	WP	HR	S	P	ERA	WHIP

BOTTOM

Los Angeles Dodgers @ Arizona Diamondbacks

Chase Field, Phoenix, AZ

Sun May 18 2014, 1:15 PM - 4:03 PM MST

Att. 35,406 - Roof Closed - 74 F

livebaseballscorecards.com

AB	35
R	5
H	11
RBI	4
BB	0
SO	4
LOB	16

Batter	1	2	3	4	5	6	7	8	9	AB	R	H	RBI	BB	SO	LOB
8 Gerardo Parra, L (1, 9) OBP: 0.307, SLG: 0.390	B FF 89 F SI 89 B FC 87 F SI 90 X CU 74 2-2 ① G4-3			B FC 86 C SI 88 S SI 89 B CU 73 X CU 74 2-2 ① G1-3		B SI 90 C SI 88 F FC 86 T SI 92 1-2 ③ K			F SI 92 X CU 74 0-1 ③ G1-3	4	0	0	0	0	1	0
16 Chris Owings, R (1, 6) OBP: 0.329, SLG: 0.423	C SI 91 F FC 86 C CU 73 0-3 ② K			C FC 85 F CU 73 F SI 91 B FC 83 F SI 90 B FC 84 F CU 74 F CU 69 F FF 92 2-2 ② F CU 71 X FC 85 P4			F FC 84 X CU 71 0-1 ① F9			3	0	0	0	0	1	0
44 Paul Goldschmidt, R (1, 3) OBP: 0.367, SLG: 0.561	F SI 90 F FC 86 B CU 74 C SI 93 1-3 ③ K			B SI 88 C CU 73 F FC 86 B FC 86 X CU 76 2-2 2B			B CU 74 B FC 84 X FC 84 2-0 ② F9			3	0	1	0	0	1	0
26 Miguel Montero, L (1, 2) OBP: 0.367, SLG: 0.417		B SI 87 X SI 89 1-0 ① F8		B FC 88 C SI 90 S CU 74 F FC 84 S CU 74 1-3 ③ K			C SI 87 B FF 89 F CH 81 B FC 82 F CU 74 B SI 91 F SI 91 F FF 91 F CU 73 3-2 X CU 74 F8			3	0	0	0	0	1	1
14 Martín Prado, R (1, 5) OBP: 0.293, SLG: 0.313		C SI 89 X CU 72 0-1 ② G6-3			B SI 89 C FC 85 F SI 88 X SI 91 1-2 ① G3-1			B SI 89 C FF 89 B CU 72 S FC 84 B CU 75 F FC 85 F SI 90 X SI 90 3-2 ① G4-3		3	0	0	0	0	0	0
11 AJ Pollock, R (1, 8) OBP: 0.357, SLG: 0.534		C CU 70 B FC 86 B CU 71 F FC 87 C SI 90 2-3 ③ K			S CU 71 B FC 86 F FC 86 C SI 91 1-3 ② K			C FC 84 B SI 88 X CU 73 1-1 ② F8		3	0	0	0	0	2	0
7 Cody Ross, R (1, 7) OBP: 0.235, SLG: 0.260			C SI 89 B FC 86 F FC 87 F CU 74 X SI 92 1-2 ① G4-3		C SI 89 X SI 88 0-1 ③ P6			F SI 89 X FC 84 0-1 ③ L4		3	0	0	0	0	0	0
4 Cliff Pennington, S (1, 4) OBP: 0.323, SLG: 0.298			X SI 89 0-0 ② F7			C FC 85 F CU 70 C SI 90 0-3 ① K			B SI 87 F FF 88 X CU 72 1-1 ① G3-1	3	0	0	0	0	1	0
61 Bronson Arroyo, R (1, 1) OBP: 0.263, SLG: 0.263 35 Trevor Cahill, R (8, 1) OBP: 0.167, SLG: 0.333 17 Alfredo Marte, R (9, PH) OBP: 0.278, SLG: 0.444			C CU 69 C CU 70 S FC 86 0-3 ③ K			C CU 70 C FF 89 B CU 74 F FC 85 C SI 91 1-3 ② K			C FC 83 S CU 73 B SI 92 X CU 76 1-2 ② G6-3	2 0 1	0 0 0	0 0 0	0 0 0	0 0 0	2 0 0	0 0 0
Inning Stats	R: 0 E: 0 K: 2 S: 9 H: 0 LOB: 0 BB: 0 P: 12	R: 0 E: 0 K: 1 S: 6 H: 0 LOB: 0 BB: 0 P: 9	R: 0 E: 0 K: 1 S: 8 H: 0 LOB: 0 BB: 0 P: 9	R: 0 E: 0 K: 1 S: 19 H: 1 LOB: 1 BB: 0 P: 26	R: 0 E: 0 K: 1 S: 8 H: 0 LOB: 0 BB: 0 P: 10	R: 0 E: 0 K: 3 S: 10 H: 0 LOB: 0 BB: 0 P: 12	R: 0 E: 0 K: 0 S: 10 H: 0 LOB: 0 BB: 0 P: 15	R: 0 E: 0 K: 0 S: 9 H: 0 LOB: 0 BB: 0 P: 13	R: 0 E: 0 K: 0 S: 7 H: 0 LOB: 0 BB: 0 P: 9	1B: 0 2B: 1 3B: 0 HR: 0	SF: 0 SAC: 0 DP: 0 HBP: 0			WP: 0 PB: 0 SB: 0 CS: 0	PA: 28	

PITCHER	IP	WLS	BF	H	R	ER	SO	BB	IBB	HBP	BLK	WP	HR	S	P	ERA	WHIP
50 Adam Wainwright, R (1, 1) ERA: 1.85	9.0	W	28	1	0	0	9	0	0	0	0	0	0	86	115	0.00	0.111

PITCHER	IP	WLS	BF	H	R	ER	SO	BB	IBB	HBP	BLK	WP	HR	S	P	ERA	WHIP

TOP

Arizona Diamondbacks @ St. Louis Cardinals

Busch Stadium, St. Louis, MO

Tue May 20 2014, 7:18 PM - 9:36 PM CDT

Att. 42,252 - Clear - 87 F

livebaseballscorecards.com

AB	28
R	0
H	1
RBI	0
BB	0
SO	9
LOB	1

Batter	1	2	3	4	5	6	7	8	9	AB	R	H	RBI	BB	SO	LOB
13 Matt Carpenter, L (1, 5) OBP: 0.369, SLG: 0.328	C CU 67 F CH 74 B SI 85 C SI 86 1-3 ① K		B SI 85 C CU 70 B SL 75 F CU 69 B CU 70 F CU 70 X SL 76 3-2 ① G4-3		C SI 85 F CH 76 X SI 87 0-2 ② G4-3		B CU 69 C CU 70 B SI 86 X SI 87 2-1 16 G3 2B			4	0	1	0	0	1	0
16 Kolten Wong, L (1, 4) OBP: 0.312, SLG: 0.314	X CH 75 0-0 ② G4-3		B CU 72 C CU 70 B SI 84 X CH 80 2-1 ② G4-3		B CH 76 C CH 71 X SI 86 1-1 7 1B 2B		X CH 77 0-0 ② G3 2-3			4	1	1	0	0	0	1
7 Matt Holliday, R (1, 7) OBP: 0.364, SLG: 0.373	C CH 79 X SL 74 0-1 HR 1B		B SI 85 B CH 77 B SI 87 C CH 75 F CH 81 S SI 88 3-3 ③ K		X SI 86 0-0 2-H 1B		F SI 88 X CH 78 0-1 ③ G5-3			4	1	2	1	0	1	1
Matt Adams, L (1, 3) OBP: 0.314, SLG: 0.458	B CH 78 X CU 72 1-0 1-H HR			C SI 84 X SI 85 0-1 ① L8	B SI 86 B SI 87 C CH 76 S SI 87 F SI 87 F SI 86 F SI 86 X SI 88 2-2 ③ F7			C CH 83 X SI 93 0-1 ① G1-3		4	1	1	2	0	0	1
4 Yadier Molina, R (1, 2) OBP: 0.357, SLG: 0.469	B CU 66 F SI 82 X SI 85 1-1 ③ G5-3			X CU 66 0-0 21 G5-3 27 2B 2B		X SL 74 0-0 ① F8		F SI 93 B SI 93 C KC 79 F SI 94 F CH 82 B KC 79 F CH 83 F SI 92 X SI 92 2-2 27 FC6-4 1B		4	1	2	0	0	0	0
21 Allen Craig, R (1, 9) OBP: 0.275, SLG: 0.345		C SI 85 X SI 84 0-1 ① G4-3		B SI 85 X SI 84 1-0 ② G5-3 2-3	C SL 75 B SL 77 B SI 88 B CH 80 C SI 88 F CH 80 C SL 76 3-3 ② K			C SI 90 B KC 79 C SI 93 S KC 80 1-3 ② K		4	0	0	0	0	2	2
27 Jhonny Peralta, R (1, 6) OBP: 0.335, SLG: 0.484		C CU 69 C SL 75 S SL 76 0-3 ② K		X SI 86 0-0 3-H 2B	S SL 75 C SI 87 X SL 76 0-2 HR			D KC 79 F KC 78 X SI 92 1-1 ③ FC6-4 1-2f		4	1	2	2	0	1	1
19 Jon Jay, L (1, 8) OBP: 0.343, SLG: 0.382		C SI 86 B CH 80 X CH 78 1-1 2B		F CU 70 C SI 87 T SI 87 0-2 ③ K	X CH 79 0-0 ③ L8					3	0	1	0	0	1	1
50 Adam Wainwright, R (1, 1) OBP: 0.385, SLG: 0.417		F SI 86 X SL 74 0-1 ③ G5-3			X CU 70 0-0 ① P3		C SI 85 B SI 84 F SI 82 F SI 88 S CH 77 1-3 ① K			3	0	0	0	0	1	1
Inning Stats	R: 2 E: 0 K: 1 S: 9 H: 2 LOB: 0 BB: 0 P: 12	R: 0 E: 0 K: 1 S: 9 H: 1 LOB: 1 BB: 0 P: 10	R: 0 E: 0 K: 1 S: 9 H: 0 LOB: 0 BB: 0 P: 17	R: 1 E: 0 K: 1 S: 8 H: 2 LOB: 1 BB: 0 P: 9	R: 1 E: 0 K: 0 S: 13 H: 2 LOB: 1 BB: 0 P: 16	R: 1 E: 0 K: 1 S: 9 H: 1 LOB: 0 BB: 0 P: 12	R: 0 E: 0 K: 1 S: 9 H: 1 LOB: 1 BB: 0 P: 12	R: 0 E: 0 K: 1 S: 14 H: 1 LOB: 1 BB: 0 P: 18		1B: 3 2B: 5 3B: 0 HR: 2 SF: 0 SAC: 0 DP: 0 HBP: 0						

PITCHER		IP	WLS	BF	H	R	ER	SO	BB	IBB	HBP	BLK	WP	HR	S	P	ERA	WHIP
61 Bronson Arroyo, R ERA: 4.45	(1, 1)	7.0	L	30	9	5	5	6	0	0	0	0	0	2	66	88	6.43	1.286
35 Trevor Cahill, R ERA: 5.94	(8, 1)	1.0		4	1	0	0	1	0	0	0	0	0	0	14	18	0.00	1.000

PITCHER	IP	WLS	BF	H	R	ER	SO	BB	IBB	HBP	BLK	WP	HR	S	P	ERA	WHIP

BOTTOM

Arizona Diamondbacks @ St. Louis Cardinals

Busch Stadium, St. Louis, MO

Tue May 20 2014, 7:18 PM - 9:36 PM CDT

Att. 42,252 - Clear - 87 F

livebaseballscorecards.com

AB	34
R	5
H	10
RBI	5
BB	0
SO	7
LOB	8

Batter	1	2	3	4	5	6	7	8	9	10	11	12	AB	R	H	RBI	BB	SO	LOB
8 Gerardo Parra, L (1, 9) OBP: 0.302, SLG: 0.399	X FF 93 0-0 L3		C FF 94 F FF 95 S CH 86 0-3 K		F CH 85 B FF 94 X CU 73 1-1 G3-1			B SI 95 X FF 97 1-0 1-H HR		L SI 84 1 SAFE 1 SAFE F SI 94 F SL 74 B SL 75 X SL 74 1-2 L9		C SI 90 X CH 83 0-1 L8	6	1	1	2	0	1	4
16 Chris Owings, R (1, 6) OBP: 0.318, SLG: 0.408	C FF 94 B FF 95 S FF 93 T FF 96 1-2 K			B CU 73 B FC 89 C FF 91 X FF 93 2-1 L9		F FF 92 B FC 88 F CU 75 B FF 91 F FF 95 F FF 95 F FF 95 F CH 87 F CH 87 2-2 X FC 81 L8		B FF 99 C FF 100 B CU 87 C CU 89 X CU 87 2-2 G1-3		B FF 93 B FF 93 B FF 93 C FF 92 C FF 93 X FF 92 3-2 F9			5	0	0	0	0	1	2
44 Paul Goldschmidt, R (1, 3) OBP: 0.368, SLG: 0.560	B FF 95 C FF 94 C FF 96 X FC 89 1-2 L9			B CU 74 FC 89 B CU 74 B CU 72 4-0 BB		B FC 90 B FF 94 C FF 94 F FF 95 F FF 95 S FF 96 2-3 K		C CU 87 F SI 98 F CU 88 X FF 100 0-2 F8		X FC 86 0-0 1-H 2B			4	0	1	0	1	1	1
26 Miguel Montero, L (1, 2) OBP: 0.368, SLG: 0.409		B FF 93 FC 89 B FF 93 C FF 93 S FF 94 B FF 95 4-2 14 CS BB		S FC 88 X CH 85 0-1 F7		B FF 92 B CU 74 F CH 86 X CH 86 2-1 G3		B FF 100 B CH 89 B SI 97 C FF 97 B FF 99 4-1 BB			F FF 92 X SI 86 0-1 P5		3	0	0	0	2	0	1
2 Aaron Hill, R (1, 4) OBP: 0.316, SLG: 0.419 35 Trevor Cahill, R (11, 1) OBP: 0.167, SLG: 0.333		X FF 93 0-0 F9		D FF 94 C FF 93 F FF 94 1 SAFE X FC 90 1-2 F9			C SL 82 B SI 91 F SI 91 B SL 83 X SL 83 2-2 L8	C FF 99 B CU 89 S SI 97 S CU 88 1-3 K			X FF 93 0-0 G6-3		5 0	0 0	0 0	0 0	0 0	1 0	3 0
14 Martin Prado, R (1, 5) OBP: 0.291, SLG: 0.310		B FF 94 B FF 94 C FF 93 F FF 94 F FC 91 X FF 96 2-2 1-2 1B			C FF 92 B FF 94 B FC 90 F FC 91 B CH 86 X FF 95 3-2 L1		C SI 91 C SL 83 X SL 85 0-2 G4-3		B FF 92 B FF 93 C FF 95 X FF 96 2-1 G4-3		C FF 92 C FF 91 B FC 86 B FC 88 S FC 86 2-3 K		5	0	1	0	0	1	0
7 Cody Ross, R (1, 7) OBP: 0.250, SLG: 0.266 54 Joe Thatcher, L (8, 1) 29 Brad Ziegler, R (8, 1) 17 Alfredo Marte, R (9, PH) OBP: 0.263, SLG: 0.421 50 Evan Marshall, R (9, 1) 4 Cliff Pennington, S (11, 4) OBP: 0.318, SLG: 0.293	F FF 92 1 SAFE X FC 90 0-1 P4		C CU 73 B FC 91 F CU 74 B FF 95 F FF 93 B CH 86 S FF 92 3-3 K		C CU 75 B CU 77 B FC 90 B FF 94 C FF 94 F FF 96 B FF 95 4-2 11 1B 32 FC1-2 BB		C SI 92 C SI 93 F SI 93 X SL 85 0-2 11 FC5-4 1B		C FF 95 B CU 79 S FF 95 S FF 95 1-3 K		C SI 89 F CH 84 F SI 90 F SI 89 B CU 79 B CH 84 B SI 89 F SI 89 X SI 90 3-2 G4-3	2 0 0 0 1 0 0 1	0 0 0 0 0 0 0 0	1 0 0 0 0 0 0 0	0 0 0 0 1 0 0 0	1 0 0 0 0 0 0 0	0 0 0 0 0 0 0 0	1 0 0 0 0 0 0 0
11 AJ Pollock, R (1, 8) OBP: 0.351, SLG: 0.522			C CU 73 X FF 93 0-1 G1-3		X FF 93 0-0 32 FC1-2 1-3 1B		B SL 83 F SL 82 S SL 83 B SI 92 1 SAFE F SL 83 F SI 91 1 SAFE X SI 92 2-2 FC5-4 1-2f		S FF 95 B CU 82 X CU 80 1-1 G5-3		F SI 90 B SL 83 B SL 83 X CH 83 2-1 G5-3	5	0	1	0	0	1	1
32 Brandon McCarthy, R (1, 1) OBP: 0.105, SLG: 0.105 59 Oliver Pérez, L (7, 1) 12 Eric Chavez, L (8, PH) OBP: 0.367, SLG: 0.537 5 Ender Inciarte, L (8, PR) OBP: 0.156, SLG: 0.129 (8, 7)			C FF 93 X FF 94 0-1 G1-3		X FF 94 0-0 FC1-2 1-2 3-H			X FF 97 0-0 8 HR 1B		B SI 84 B SI 83 C SI 82 L SI 84 F SI 84 X SI 83 2-2 E1 44 2B		B SI 90 X SI 91 1-0 1B	2 0 1 2	0 0 0 1	0 0 1 1	0 0 0 0	0 0 0 0	0 0 0 0	2 0 0 0
Inning Stats	R: 0 E: 0 K: 1 S: 7 H: 0 LOB: 0 BB: 0 P: 9	R: 0 E: 0 K: 0 S: 9 H: 1 LOB: 1 BB: 1 P: 15	R: 0 E: 0 K: 2 S: 9 H: 0 LOB: 0 BB: 0 P: 12	R: 0 E: 0 K: 0 S: 7 H: 0 LOB: 1 BB: 1 P: 14	R: 0 E: 0 K: 0 S: 10 H: 1 LOB: 2 BB: 1 P: 18	R: 0 E: 0 K: 1 S: 14 H: 0 LOB: 0 BB: 0 P: 20	R: 0 E: 0 K: 0 S: 15 H: 1 LOB: 1 BB: 0 P: 19	R: 2 E: 0 K: 1 S: 13 H: 2 LOB: 1 BB: 1 P: 21	R: 0 E: 0 K: 1 S: 7 H: 0 LOB: 0 BB: 0 P: 11	R: 0 E: 1 K: 0 S: 12 H: 1 LOB: 2 BB: 0 P: 18	R: 0 E: 0 K: 1 S: 6 H: 0 LOB: 0 BB: 0 P: 8	R: 0 E: 0 K: 0 S: 11 H: 1 LOB: 1 BB: 0 P: 17	1B: 5 2B: 1 3B: 0 HR: 1 SF: 0 SAC: 0 DP: 0 HBP: 0	WP: 0 PB: 0 SB: 0 CS: 1 PA: 46					

PITCHER	IP	WLS	BF	H	R	ER	SO	BB	IBB	HBP	BLK	WP	HR	S	P	ERA	WHIP
52 Michael Wacha, R (1, 1) ERA: 2.54	6.0		22	2	0	0	4	3	0	0	0	0	0	56	88	0.00	0.833
37 Pat Neshek, R (7, 1) ERA: 0.95	1.0	H	4	1	0	0	0	0	0	0	0	0	0	15	19	0.00	1.000
44 Carlos Martinez, R (8, 1) ERA: 4.5	1.0	B	6	2	2	2	1	1	0	0	0	0	1	13	21	18.00	3.000
26 Trevor Rosenthal, R (9, 1) ERA: 4.76	1.0		3	0	0	0	1	0	0	0	0	0	0	7	11	0.00	0.000
36 Randy Choate, L (10, 1) ERA: 6.23	0.1		2	0	0	0	0	0	0	0	0	0	0	8	11	0.00	0.000

PITCHER	IP	WLS	BF	H	R	ER	SO	BB	IBB	HBP	BLK	WP	HR	S	P	ERA	WHIP
30 Jason Motte, R (10, 1) ERA:	1.2		5	1	0	0	1	0	0	0	0	0	0	10	15	0.00	0.600
43 Seth Maness, R (12, 1) ERA: 2.55	1.0	W	4	1	0	0	0	0	0	0	0	0	0	11	17	0.00	1.000

TOP

Arizona Diamondbacks @ St. Louis Cardinals

Busch Stadium, St. Louis, MO

Wed May 21 2014, 7:17 PM - 11:18 PM CDT

Att. 40,542 - Partly Cloudy - 82 F

livebaseballscorecards.com

AB	42
R	2
H	7
RBI	2
BB	4
SO	7
LOB	15

Batter	1	2	3	4	5	6	7	8	9	10	11	12	AB	R	H	RBI	BB	SO	LOB
13 Matt Carpenter, L (1, 5) OBP: 0.368, SLG: 0.328	C SI 90 B SI 92 X SI 93 1-1 G1-3 ①		C CU 81 B FC 91 F SI 94 B SI 94 B SI 94 X SI 95 3-2 16 G3-6-3 1B		B SI 92 C CU 82 X SI 92 1-1 1B		C SL 80 X SI 92 0-1 G4-3 ②		S SI 94 B CH 85 X CH 86 1-1 F8 ②		C SI 88 X SI 91 0-1 G6-3 ②		6	0	2	0	0	0	0
16 Kolten Wong, L (1, 4) OBP: 0.303, SLG: 0.304 43 Seth Maness, R (12, 1)	C SI 91 B FC 90 C SI 90 F SI 93 F SI 94 B CU 80 F CU 82 B SI 93 S SI 92 3-3 K ②		B SI 92 B SI 93 F SI 93 B FF 92 X SI 94 3-1 G3-6-3 ②③ 1-2f		1 SAFE B SI 90 X SI 91 1-0 F8 ②		C FF 93 F SI 93 B FF 94 X SL 80 1-2 1B		F CH 85 B SI 93 B SI 94 S CH 85 C CH 85 2-3 K ③		X SI 88 0-0 F9 ③		6 0	0 0	1 0	0 0	0 0	2 0	2 0
7 Matt Holliday, R (1, 7) OBP: 0.368, SLG: 0.376	C CU 81 X SI 93 0-1 G6-3 ③			C SI 93 B SI 93 F SI 94 F SI 94 B SI 94 H SI 94 3-2 4 G5-4-3 21 1B 1B HBP	B SI 93 D CU 83 C CU 81 B SI 94 S SI 94 X SI 94 3-2 G4-3 ③		B SL 78 B FF 92 B SL 80 C SL 79 C SI 94 F FF 93 1 SAFE X SI 93 3-2 G3 ③			X SI 93 0-0 4 SH2-3 2B		B CH 78 C KC 76 B CH 79 B SI 92 F CH 82 B KC 80 4-2 2B 21 E BB	4	2	1	0	1	0	2
Matt Adams, L (1, 3) OBP: 0.326, SLG: 0.474		C SI 91 B FC 90 F FC 92 S SI 93 1-3 K ①		C CU 82 B FC 91 X SI 93 1-1 4 G5-4-3 1-2 1B	F CU 79 F SI 89 F SI 92 F CU 80 X SI 94 0-2 21 S 2B			C FF 86 X SL 78 0-1 P6 ①		I IN 75 I IN 80 I IN 81 I IN 82 4-0 4 SH2-3 IBB		B SI 88 X SI 90 1-0 21 E 1-3 2B	5	0	3	0	1	1	0
4 Yadier Molina, R (1, 2) OBP: 0.364, SLG: 0.476		F SI 92 C SI 93 F SI 94 B FF 95 X SI 94 1-2 21 1B 1B		F SI 93 C SI 93 X CU 82 0-2 G5-4-3 ①② 1-2f 2-3	X SI 93 0-0 L4 ①			F SI 84 F SI 84 B CU 72 F CU 73 F CU 72 F CU 73 X SI 86 1-2 21 1B 19 SF8 2B		X CH 82 0-0 SH2-3 ① 1-2 2-3		I IN 81 I IN 84 I IN 82 I IN 81 4-0 21 E IBB	4	1	2	0	1	0	3
21 Allen Craig, R (1, 9) OBP: 0.293, SLG: 0.355		B CU 82 X SI 94 1-0 1-2 1B		C SI 94 B SI 93 B SI 93 X CU 84 2-1 8 WP 3-H 1B		B SI 91 D SI 92 B SI 92 B SI 92 4-0 2-3 BB		B SI 86 F SI 85 X CU 72 1-1 2-3 1B		B SI 94 B SI 94 B CH 85 B CH 87 4-0 BB		D SI 90 S SI 91 F SI 90 F SI 91 B SI 91 X KC 79 2-2 E6 1-2 2-3 3-H	4	0	3	1	2	0	2
8 Peter Bourjos, R (1, 8) OBP: 0.310, SLG: 0.348 19 Jon Jay, L (8, PH) OBP: 0.337, SLG: 0.378 (9, 8)		B SI 93 X SI 93 1-0 F8 ②		B CU 83 C SI 94 F SI 94 B SI 93 B CU 81 B CU 81 4-2 1-2 BB	X SI 92 0-0 P6 ②			F SI 85 X SI 85 0-1 SF8 ② 3-H		F CH 86 B SI 93 F SI 93 F FF 93 S CH 85 1-3 K ②			2	0	0	0	1	0	4
													1	0	0	1	0	1	3
33 Daniel Descalso, L (1, 6) OBP: 0.188, SLG: 0.217 (12, 4)		C CU 82 X SI 93 0-1 L8 ③		F SI 93 B FC 90 F FC 91 C SI 93 1-3 K ③	B FC 91 F FC 92 X SI 93 1-1 G1-3 ③			B SI 85 X SI 85 1-0 L8 ③		B CH 85 F CH 85 B FF 94 S SI 94 B SI 93 F SI 93 X SI 94 3-2 G1-3 ③			5	0	0	0	0	1	10
52 Michael Wacha, R (1, 1) ERA: 0.00, WHIP: 0.000 37 Pat Neshek, R (7, 1) ERA: 0.00, WHIP: 0.000 43 Shane Robinson, R (7, PH) ERA: 45.00, WHIP: 6.000 44 Carlos Martinez, R (8, 1) ERA: 0.00, WHIP: 0.000 26 Trevor Rosenthal, R (9, 1) ERA: 0.00, WHIP: 0.000 3 Mark Ellis, R (8, PH) ERA: 27.00, WHIP: 4.500 36 Randy Choate, L (10, 1) ERA: 0.00, WHIP: 0.000 30 Jason Motte, R (10, 1) ERA: 0.00, WHIP: 0.000 27 Jhonny Peralta, R (11, PH) ERA: 0.00, WHIP: 0.000 (12, 8)			C SI 92 F SI 93 B CU 82 B SI 93 X SI 93 2-2 G6-3 ①		C SI 91 C SI 91 X SI 92 0-2 G6-3 ①		C SL 78 B SL 79 F SL 79 F FF 92 B FF 92 F SI 92 F FF 94 B SL 80 X FF 93 3-2 F9 ①		C SL 82 B FF 94 B FF 94 F FF 94 F FF 94 X CH 85 2-2 G6-3 ①		C KC 77 B SI 93 B SI 90 C KC 77 S CH 81 2-3 K ①		2 0 1 0 0 0 1 0	0 0 0 0 0 0 0 0	0 0 0 0 0 0 0 0	0 0 0 0 0 0 0 0	0 0 0 0 0 0 0 0	0 0 0 0 0 0 0 0	0 0 0 0 0 0 0 0
Inning Stats	R: 0 E: 0 K: 1 S: 10 H: 0 LOB: 0 BB: 0 P: 14	R: 0 E: 0 K: 1 S: 11 H: 2 LOB: 2 BB: 0 P: 15	R: 0 E: 0 K: 0 S: 8 H: 1 LOB: 0 BB: 0 P: 16	R: 1 E: 0 K: 1 S: 15 H: 2 LOB: 2 BB: 1 P: 26	R: 0 E: 0 K: 0 S: 9 H: 1 LOB: 1 BB: 0 P: 14	R: 0 E: 0 K: 0 S: 9 H: 1 LOB: 2 BB: 1 P: 14	R: 0 E: 0 K: 0 S: 15 H: 1 LOB: 1 BB: 0 P: 22	R: 1 E: 0 K: 0 S: 13 H: 2 LOB: 1 BB: 0 P: 16	R: 0 E: 0 K: 1 S: 9 H: 0 LOB: 0 BB: 0 P: 14	R: 0 E: 0 K: 1 S: 10 H: 1 LOB: 3 BB: 2 P: 22	R: 0 E: 0 K: 1 S: 6 H: 0 LOB: 0 BB: 0 P: 8	R: 1 E: 1 K: 0 S: 7 H: 1 LOB: 3 BB: 2 P: 18	1B: 8 2B: 4 3B: 0 HR: 0 SF: 1 SAC: 1 DP: 2 HBP: 1	WP: 1 PB: 0 SB: 1 CS: 0 PA: 51					

PITCHER		IP	WLS	BF	H	R	ER	SO	BB	IBB	HBP	BLK	WP	HR	S	P	ERA	WHIP
32 Brandon McCarthy, R ERA: 4.67	(1, 1)	6.0		26	7	1	1	3	2	0	1	0	1	0	62	99	1.50	1.500
59 Oliver Pérez, L ERA: 3.44	(7, 1)	1.0		4	1	0	0	0	0	0	0	0	0	0	15	22	0.00	1.000
54 Joe Thatcher, L ERA: 2.7	(8, 1)	0.1	H	1	0	0	0	0	0	0	0	0	0	0	2	2	0.00	0.000
29 Brad Ziegler, R ERA: 2.59	(8, 1)	0.2	B	4	2	1	1	0	0	0	0	0	0	0	11	14	13.50	3.000
50 Evan Marshall, R ERA:	(9, 1)	2.0		9	1	0	0	2	1	1	0	0	0	0	19	36	0.00	1.000

PITCHER		IP	WLS	BF	H	R	ER	SO	BB	IBB	HBP	BLK	WP	HR	S	P	ERA	WHIP
35 Trevor Cahill, R ERA: 5.77	(11, 1)	1.0	L	7	1	1	0	1	1	1	0	0	0	0	13	26	0.00	2.000

BOTTOM

Arizona Diamondbacks @ St. Louis Cardinals

Busch Stadium, St. Louis, MO

Wed May 21 2014, 7:17 PM - 11:18 PM CDT

Att. 40,542 - Partly Cloudy - 82 F

livebaseballscorecards.com

AB	42
R	3
H	12
RBI	2
BB	6
SO	6
LOB	26

Batter	1	2	3	4	5	6	7	8	9	AB	R	H	RBI	BB	SO	LOB
8 Gerardo Parra, L (1, 9) OBP: 0.301, SLG: 0.396	C FF 91 B SI 91 B CU 80 X SI 91 2-1 14 BB 44 1B 1B	C SI 90 B CU 79 S FF 92 X CU 80 1-2 ③ G6-3		X SI 94 0-0 ③ G3-1			C SI 89 F SI 92 S SI 92 0-3 ② K			4	1	1	0	0	1	2
14 Martín Prado, R (1, 5) OBP: 0.295, SLG: 0.310	1 SAFE B FF 93 B FF 93 B FF 93 C FF 92 F FF 92 B FF 93 4-2 44 1B 2 SF9 1-2 BB		X FF 91 0-0 1B		B FF 92 B SI 92 C FF 92 B SI 93 F FF 93 X SI 92 3-2 ① G6-3		C SI 89 B SL 85 B SL 84 B SL 83 F SI 90 F SL 83 X SL 82 3-2 ③ P3			3	1	1	0	1	0	0
44 Paul Goldschmidt, R (1, 3) OBP: 0.366, SLG: 0.553	B FF 94 X SI 92 1-0 4 1B 1-3 2-H 1B		X FF 92 0-0 ① F9		F FF 94 C CU 81 B FF 95 S SI 93 1-3 ② K			B SL 83 S SI 91 C SL 85 S SL 86 1-3 ① K		4	0	1	1	0	2	1
2 Aaron Hill, R (1, 4) OBP: 0.309, SLG: 0.411	B FF 89 F SI 92 S FF 93 F FF 94 X FF 90 1-2 ① SF9 3-H		C FF 93 X FF 94 0-2 ② F8		C FF 95 B CU 82 F FF 90 X FF 95 1-2 ③ G3-1			X SI 89 0-0 ② G5-3		3	0	0	1	0	0	1
11 AJ Pollock, R (1, 8) OBP: 0.349, SLG: 0.514	1 SAFE C FF 93 F SL 88 F SI 92 B CU 80 B CU 82 X SI 92 2-2 ② P5		1 SAFE B SL 84 F FF 93 C FF 93 C FF 93 1-3 ③ K			X CU 78 0-0 ① G5-3		C SI 90 X SI 91 0-1 1B		4	0	1	0	0	1	2
4 Cliff Pennington, S (1, 6) OBP: 0.329, SLG: 0.323	B FF 92 F FF 92 X FF 92 1-1 1-2 1B			C CH 85 X SI 92 0-1 9 1B 2B		C SI 90 B SI 90 F CU 79 F SI 92 X CU 80 1-2 ② G3-1		B SI 89 X SI 88 1-0 ③ F8		4	0	2	0	0	0	1
9 Tuffy Gosewisch, R (1, 2) OBP: 0.240, SLG: 0.360	C FF 94 F FF 94 B FF 94 S FF 90 1-3 ③ K			B FF 93 X SL 87 1-0 2-3 1B		B FF 92 B SL 86 X FF 93 2-0 1B			C FF 96 F FF 96 X FF 98 0-2 ① L8	4	0	2	0	0	1	2
5 Ender Inciarte, L (1, 7) OBP: 0.139, SLG: 0.114		C SI 90 B FF 91 X SI 90 1-1 ① G6-3		B FF 93 F FF 92 F FF 93 B FF 94 T FF 94 2-2 ① K		F SI 92 F SI 90 T FF 95 0-2 ③ K			B FF 96 F FF 95 X FF 97 1-1 ② B5-3	4	0	0	0	0	2	3
36 Wade Miley, L (1, 1) OBP: 0.217, SLG: 0.217 48 Randall Delgado, R (7, 1) 54 Joe Thatcher, L (8, 1) 12 Eric Chavez, L (9, PH) OBP: 0.361, SLG: 0.527		B SI 90 X FF 92 1-0 ② G4-3		L FF 93 B SI 94 M SI 92 3 SAFE B SI 94 S SI 94 2-3 ② K			C SI 87 B CH 71 F SI 90 X CH 74 1-2 ① G3-1		B CU 83 F FF 97 B CH 87 S CH 88 C FF 98 2-3 ③ K	3 0 0 1	0 0 0 0	0 0 0 0	0 0 0 0	0 0 0 0	1 0 0 1	2 0 0 0
Inning Stats	R: 2 E: 0 K: 1 S: 18 H: 3 LOB: 2 BB: 1 P: 30	R: 0 E: 0 K: 0 S: 6 H: 0 LOB: 0 BB: 0 P: 9	R: 0 E: 0 K: 1 S: 8 H: 1 LOB: 1 BB: 0 P: 9	R: 0 E: 0 K: 2 S: 10 H: 2 LOB: 2 BB: 0 P: 15	R: 0 E: 0 K: 1 S: 9 H: 0 LOB: 0 BB: 0 P: 14	R: 0 E: 0 K: 1 S: 9 H: 1 LOB: 1 BB: 0 P: 12	R: 0 E: 0 K: 1 S: 10 H: 0 LOB: 0 BB: 0 P: 14	R: 0 E: 0 K: 1 S: 7 H: 1 LOB: 1 BB: 0 P: 9	R: 0 E: 0 K: 1 S: 8 H: 0 LOB: 0 BB: 0 P: 11	1B: 7 2B: 1 3B: 0 HR: 0 SF: 1 SAC: 0 DP: 0 HBP: 0						

PITCHER		IP	WLS	BF	H	R	ER	SO	BB	IBB	HBP	BLK	WP	HR	S	P	ERA	WHIP
31 Lance Lynn, R ERA: 3.6	(1, 1)	6.0		26	7	2	2	6	1	0	0	0	0	0	60	89	3.00	1.333
37 Pat Neshek, R ERA: 0.86	(7, 1)	2.0	W	7	1	0	0	2	0	0	0	0	0	0	17	23	0.00	0.500
26 Trevor Rosenthal, R ERA: 4.56	(9, 1)	1.0	S	3	0	0	0	1	0	0	0	0	0	0	8	11	0.00	0.000

PITCHER	IP	WLS	BF	H	R	ER	SO	BB	IBB	HBP	BLK	WP	HR	S	P	ERA	WHIP

TOP

Arizona Diamondbacks @ St. Louis Cardinals

Busch Stadium, St. Louis, MO

Thu May 22 2014, 6:17 PM - 8:56 PM CDT

Att. 40,787 - Clear - 80 F

livebaseballscorecards.com

AB	34
R	2
H	8
RBI	2
BB	1
SO	9
LOB	14

PA: 36

WP: 0
PB: 0
SB: 0
CS: 0

Batter	1	2	3	4	5	6	7	8	9	AB	R	H	RBI	BB	SO	LOB
13 Matt Carpenter, L (1, 5) OBP: 0.369, SLG: 0.326	B FF 89 C FF 90 H FF 90 2-1 8 G4-6-3 HBP		C FF 89 X SL 85 0-1 ① G3		C FF 92 B SL 85 X FF 93 1-1 ② G6-3		B FF 90 X SL 83 1-0 ① G4-3	C FC 85 X SL 76 0-1 2-H 1B		4	0	1	1	0	0	0
8 Peter Bourjos, R (1, 8) OBP: 0.305, SLG: 0.351	C FF 91 X FF 90 0-1 ① ② G4-6-3 1-2f		B FF 91 F FF 92 F SL 82 B SL 85 X SL 85 2-2 2B		X FF 91 0-0 ③ L9		C FF 90 X CH 82 0-1 ② B2-3	S FC 86 1 SAFE F FC 84 S FC 86 0-3 ③ K		5	0	1	0	0	1	2
7 Matt Holliday, R (1, 7) OBP: 0.366, SLG: 0.369	S FF 91 F FF 92 B FF 92 X FF 92 1-2 ③ G4-3		C SL 84 X FF 91 0-1 ② G6-3			F FF 90 B CH 81 F FF 91 F SL 84 B SL 83 X FF 93 2-2 ① L9	F FF 91 B SL 84 B FF 92 C FF 92 B SL 84 B SL 84 4-2 21 2B BB			3	1	0	0	1	0	1
21 Allen Craig, R (1, 3) OBP: 0.297, SLG: 0.364		X FF 88 0-0 ① F8	C FF 91 B SL 83 F FF 91 B FF 92 B FF 92 C SL 85 3-3 ③ K			B FF 91 F FF 92 X SL 82 1-1 27 2B 43 2B 1B	X FF 93 0-0 1-H 2B			4	1	2	1	0	1	1
4 Yadier Molina, R (1, 2) OBP: 0.361, SLG: 0.467		X SI 90 0-0 ② G5-3		C FF 91 C FF 91 X FF 91 0-2 ① G4-3		F FF 91 F FF 91 F FF 92 F SL 85 F SL 84 S SL 85 0-3 ② K	F SI 93 B SI 92 F FF 93 B SI 92 F CH 84 B FF 94 B FF 94 4-2 BB			3	0	0	0	1	1	1
27 Jhonny Peralta, R (1, 6) OBP: 0.342, SLG: 0.491		B FF 90 B FF 91 C FF 92 C FF 92 F FF 92 B SL 84 F FF 93 F FF 93 B FF 93 4-2 3 BB 43 1B BB		S CH 82 B CH 82 C FF 92 F CH 84 X FF 92 1-2 43 FC1-6 1B		B FF 91 C FF 92 X CH 82 1-1 43 2B 1-3 2B	B FF 94 F FF 94 B CH 86 X CH 85 2-1 ③ G1-3			3	1	2	0	1	0	2
43 Shane Robinson, R (1, 9) OBP: 0.286, SLG: 0.240		1 SAFE C FF 91 X FF 91 0-1 3 BB 1-2 1B		C FF 92 B FF 92 B CH 83 X FF 93 2-1 ② FC1-6 1-2f		C CH 83 X FF 92 0-1 2-H 3-H 2B		B FF 92 F SI 93 B FF 92 S CH 83 X SI 93 2-2 3 G1-3 13 1B 1B		4	1	3	2	0	0	1
3 Mark Ellis, R (1, 4) OBP: 0.278, SLG: 0.206		C SL 84 B FF 92 B SL 84 F FF 93 F FF 93 B FF 93 B FF 94 4-2 31 FC6-4 1-2 2-3 BB		X FF 91 0-0 ③ F9		I IN 69 I IN 69 I IN 69 I IN 70 4-0 IBB		B SI 93 1 SAFE F CH 83 1 SAFE 1 SAFE L CH 84 1 SAFE B CH 84 X SI 91 2-2 ① G1-3 1-2		2	0	0	0	2	0	2
31 Lance Lynn, S (1, 1) OBP: 0.105, SLG: 0.111 19 Jon Jay, L (6, PH) OBP: 0.333, SLG: 0.374 37 Pat Neshek, S (7, 1) Matt Adams, L (8, PH) OBP: 0.324, SLG: 0.471 26 Trevor Rosenthal, R (9, 1)		S FF 92 C FF 94 F FF 94 X SL 83 0-2 ③ FC6-4 1-2f			C SI 90 B FF 90 S FF 91 S FF 92 1-3 ① K	C SL 84 X SL 85 0-1 ③ G3		B SL 77 X FF 86 1-0 ② P5		2 1 0 1 0	0 0 0 0 0	0 0 0 0 0	0 0 0 0 0	0 0 0 0 0	1 0 0 0 0	3 2 0 1 0
Inning Stats	R: 0 E: 0 K: 0 S: 6 H: 0 LOB: 0 BB: 0 P: 9	R: 0 E: 0 K: 0 S: 16 H: 1 LOB: 3 BB: 2 P: 24	R: 0 E: 0 K: 1 S: 10 H: 1 LOB: 1 BB: 0 P: 15	R: 0 E: 0 K: 0 S: 9 H: 1 LOB: 1 BB: 0 P: 12	R: 0 E: 0 K: 1 S: 6 H: 0 LOB: 0 BB: 0 P: 8	R: 2 E: 0 K: 1 S: 18 H: 3 LOB: 2 BB: 1 P: 26	R: 1 E: 0 K: 0 S: 11 H: 1 LOB: 2 BB: 2 P: 22	R: 1 E: 0 K: 1 S: 12 H: 2 LOB: 1 BB: 0 P: 17			1B: 5 2B: 4 3B: 0 HR: 0	SF: 0 SAC: 0 DP: 1 HBP: 1		WP: 0 PB: 0 SB: 0 CS: 0	PA: 38		

PITCHER		IP	WLS	BF	H	R	ER	SO	BB	IBB	HBP	BLK	WP	HR	S	P	ERA	WHIP
36 Wade Miley, L ERA: 4.85	(1, 1)	6.2	L	31	7	3	3	3	3	1	1	0	0	0	71	105	4.05	1.500
48 Randall Delgado, R ERA: 6.85	(7, 1)	0.2		4	1	1	1	0	1	0	0	0	0	0	11	21	13.50	3.000
54 Joe Thatcher, L ERA: 2.57	(8, 1)	0.2		3	1	0	0	1	0	0	0	0	0	0	6	7	0.00	1.500

PITCHER	IP	WLS	BF	H	R	ER	SO	BB	IBB	HBP	BLK	WP	HR	S	P	ERA	WHIP

BOTTOM

Arizona Diamondbacks @ St. Louis Cardinals

Busch Stadium, St. Louis, MO

Thu May 22 2014, 6:17 PM - 8:56 PM CDT

Att. 40,787 - Clear - 80 F

livebaseballscorecards.com

AB	32
R	4
H	9
RBI	4
BB	5
SO	4
LOB	16

Arizona Diamondbacks @ New York Mets

Citi Field, Flushing, NY

Sat May 24 2014, 4:11 PM - 7:29 PM EDT

Att. 24,551 - Cloudy - 66 F

TOP

livebaseballscorecards.com

Batter	1	2	3	4	5	6	7	8	9	AB	R	H	RBI	BB	SO	LOB
8 Gerardo Parra, L (1, 9) OBP: 0.304, SLG: 0.396	G3-1	F9		1B			44 G4-3 16 SH1-3 1B		K	5	0	2	0	0	1	3
16 Chris Owings, R (1, 6) OBP: 0.310, SLG: 0.397	K		K	G4-3			SH1-3 1-2		F7	4	0	0	0	0	2	2
44 Paul Goldschmidt, R (1, 3) OBP: 0.359, SLG: 0.542	G5-3		E6 2 HBP 14 1B		K		G4-3 2-3			4	1	0	0	0	1	1
26 Miguel Montero, L (1, 2) OBP: 0.365, SLG: 0.401		BB 2 2B 14 1B	K		K		G2			3	1	0	0	1	2	2
2 Aaron Hill, R (1, 4) OBP: 0.313, SLG: 0.416		2B 14 1B 7 1B	HBP 14 1B		L7			G6-3		3	1	1	0	0	0	0
14 Martin Prado, R (1, 5) OBP: 0.304, SLG: 0.316		1B 55 SH1-4 7 1B	1B			HBP 11 FC5-4		K		3	0	2	2	0	1	0
7 Cody Ross, R (1, 7) OBP: 0.250, SLG: 0.265		1B 55 SH1-4	K			K		G4-3		4	0	1	1	0	2	3
5 Ender Inciarte, L (8, 7) OBP: 0.139, SLG: 0.114										0	0	0	0	0	0	0
11 AJ Pollock, R (1, 8) OBP: 0.340, SLG: 0.500		F5		G5-3		FC5-4			G6-3	4	0	0	0	0	0	3
55 Josh Collmenter, R (1, 1) OBP: 0.118, SLG: 0.125										2	0	0	0	0	0	1
50 Evan Marshall, R (7, 1)										0	0	0	0	0	0	0
29 Brad Ziegler, R (8, 1)										0	0	0	0	0	0	0
12 Eric Chavez, L (9, PH) OBP: 0.371, SLG: 0.527										0	0	0	0	1	0	0
57 Chase Anderson, R (9, PR)										0	0	0	0	0	0	0
43 Addison Reed, L (9, 1)										0	0	0	0	0	0	0
Inning Stats	R: 0 E: 0 K: 1 S: 11 H: 0 LOB: 0 BB: 0 P: 16	R: 2 E: 0 K: 0 S: 16 H: 3 LOB: 2 BB: 1 P: 26	R: 1 E: 1 K: 3 S: 16 H: 1 LOB: 2 BB: 0 P: 26	R: 0 E: 0 K: 0 S: 10 H: 1 LOB: 1 BB: 0 P: 15	R: 0 E: 0 K: 2 S: 9 H: 0 LOB: 0 BB: 0 P: 14	R: 0 E: 0 K: 1 S: 6 H: 0 LOB: 1 BB: 0 P: 8	R: 0 E: 0 K: 0 S: 10 H: 1 LOB: 1 BB: 0 P: 16	R: 0 E: 0 K: 1 S: 6 H: 0 LOB: 0 BB: 0 P: 11	R: 0 E: 0 K: 1 S: 10 H: 0 LOB: 1 BB: 1 P: 16	1B: 5 2B: 1 3B: 0 HR: 0	SF: 0 SAC: 2 DP: 0 HBP: 2					

	AB	32
	R	3
	H	6
	RBI	3
	BB	2
	SO	9
	LOB	15

WP: 0 PB: 0 SB: 0 CS: 0 PA: 38

PITCHER	IP	WLS	BF	H	R	ER	SO	BB	IBB	HBP	BLK	WP	HR	S	P	ERA	WHIP
45 Zack Wheeler, R (1, 1) ERA: 4.63	6.2	L	30	6	3	2	7	1	0	2	0	0	0	76	118	2.70	1.050
66 Josh Edgin, L (7, 1) ERA: 3.86	0.1		1	0	0	0	0	0	0	0	0	0	0	2	3	0.00	0.000
52 Carlos Torres, R (8, 1) ERA: 2.93	1.1		4	0	0	0	1	0	0	0	0	0	0	8	14	0.00	0.000
56 Scott Rice, L (9, 1) ERA: 5.06	0.1		2	0	0	0	1	1	0	0	0	0	0	5	9	0.00	3.000
47 Jose Valverde, R ERA: 4.19	0.1		1	0	0	0	0	0	0	0	0	0	0	3	4	0.00	0.000

BOTTOM

Batter	1	2	3	4	5	6	7	8	9	AB	R	H	RBI	BB	SO	LOB
12 Juan Lagares, R (1, 8) OBP: 0.346, SLG: 0.462	C FC 85 B CU 73 X FC 86 1-1 G1-3 ①		C FC 82 B FC 83 F FC 85 B CU 73 S CH 80 2-3 K ①		X CH 76 0-0 G5-3 ①		1 SAFE 1 SAFE B FF 92 C FF 94 C FF 93 D CH 86 B CH 86 F FF 93 F FF 94 4-2 28 G1-6-3 BB 1-2		C FF 93 B FF 92 B SL 85 X FF 92 2-1 F9 ③	4	0	0	0	1	1	0
28 Daniel Murphy, L (1, 4) OBP: 0.346, SLG: 0.419	B FC 85 C FC 86 B FC 86 F FC 86 F FC 87 F FC 86 X FC 87 2-2 F7 ②		X FC 85 0-0 5 1B 3 2B 1B		X FC 86 0-0 F8 ②		C CH 86 F FF 94 F SI 93 X CH 86 0-2 G1-6-3 ②③ 1-2f			4	1	1	0	0	0	2
5 David Wright, R (1, 5) OBP: 0.346, SLG: 0.412	B CU 71 F CH 79 B FC 85 B FC 87 X FC 87 3-1 1 1B 2B		S FC 86 B FC 85 F FC 85 B FC 86 X FC 87 1-2 3 2B 1B 1-2		B FC 85 B FC 85 X CH 78 2-0 HR			X SI 85 0-0 G4-3 ①		4	1	3	1	0	0	0
3 Curtis Granderson, L (1, 9) OBP: 0.314, SLG: 0.395	C FC 85 B FC 85 B FC 85 D CH 80 D CH 79 4-1 1 1B BB		D CH 80 X CH 79 1-0 2B 1-3 2-H		C FC 87 B FC 86 B FC 86 F FC 88 X FC 88 2-2 P5 ③			B SI 84 S SI 84 S CH 77 F CH 78 B CU 72 X CH 79 2-2 1 BB 1B		3	0	2	1	1	0	0
1 Chris Young, R (1, 7) OBP: 0.291, SLG: 0.362	B FC 86 B FC 86 C FC 86 B FC 87 X CH 80 3-1 1B 1-2 2-3		B FC 86 C FC 86 F FC 87 B FC 88 S FC 88 2-3 K ②			B FC 85 F FC 85 X FC 86 1-1 F8 ①		C SI 84 B SI 84 B SI 84 S SI 85 B SI 86 B SI 85 4-2 BB 1-2		3	0	1	0	1	1	2
21 Lucas Duda, L (1, 3) OBP: 0.315, SLG: 0.389	C FC 88 C FC 88 B FC 88 S FC 89 1-3 K ③		C FC 87 B FC 87 X FC 88 1-1 F8 ③			S CH 80 X FC 87 0-1 F9 ②		B CH 79 B SI 85 S SI 85 B CH 78 F SI 84 X SI 85 3-2 F7 ②		4	0	0	0	0	1	7
4 Wilmer Flores, R (1, 6) OBP: 0.333, SLG: 0.267		C FC 84 B CU 72 F FC 84 X CH 80 1-2 P4 ①		C CU 71 X CH 78 0-1 P3 ①		B FC 85 B FC 85 C FC 84 C FC 87 F FC 88 X FC 88 2-2 G5-3 ③		F CU 72 X CU 72 0-1 F7 ③		4	0	0	0	0	0	2
20 Anthony Recker, R (1, 2) OBP: 0.242, SLG: 0.355 53 Bobby Abreu, L (9, PH) OBP: 0.314, SLG: 0.400		B FC 86 C FC 86 B FC 87 C CH 81 X FC 88 2-2 F9 ②		C FC 84 B CU 74 X CH 78 1-1 F8 ②			C SL 83 S FF 94 B SI 95 F SI 94 S CH 85 1-3 K ①		C FF 92 T FF 92 F FF 94 B FF 94 B FF 92 B FF 94 F FF 93 X FF 94 3-2 L6 ①	3 1	0 0	0 0	0 0	0 0	1 0	0 0
45 Zack Wheeler, L (1, 1) 66 Josh Edgin, R (7, 1) 22 Eric Young Jr., S (7, PH) OBP: 0.315, SLG: 0.305 52 Carlos Torres, R (8, 1) 56 Scott Rice, L (9, 1) 47 Jose Valverde, R (9, 1) 29 Eric Campbell, R (9, PH) OBP: 0.348, SLG: 0.600		C FC 86 C FC 86 S FC 88 0-3 K ③		F FC 86 X FC 84 0-1 P6 ③			B SI 94 S SI 94 B SI 94 B SI 94 F SI 94 F SI 93 B SI 94 4-2 12 S BB		S SL 85 S FF 93 X FF 93 0-2 F9 ②	2 0 0 0 0 0 0 1	0 0 0 0 0 0 0 0	0 0 0 0 0 0 0 0	0 0 1 0 0 0 0 0	1 0 0 0 0 0 0 0	0 0 0 0 0 0 0 0	0 0 0 0 0 0 0 0
Inning Stats	R: 0 H: 2 E: 0 LOB: 3 K: 1 BB: 1 S: 15 P: 29	R: 0 H: 0 E: 0 LOB: 0 K: 1 BB: 0 S: 9 P: 12	R: 1 H: 3 E: 0 LOB: 2 K: 2 BB: 0 S: 14 P: 21	R: 0 H: 0 E: 0 LOB: 0 K: 0 BB: 0 S: 6 P: 7	R: 1 H: 1 E: 0 LOB: 0 K: 0 BB: 0 S: 6 P: 10	R: 0 H: 0 E: 0 LOB: 0 K: 0 BB: 0 S: 8 P: 11	R: 0 H: 0 E: 0 LOB: 1 K: 1 BB: 2 S: 15 P: 24	R: 0 H: 1 E: 0 LOB: 2 K: 0 BB: 1 S: 12 P: 21	R: 0 H: 0 E: 0 LOB: 0 K: 0 BB: 0 S: 10 P: 15	1B: 4 2B: 2 3B: 0 HR: 1	SF: 0 SAC: 0 DP: 1 HBP: 0			WP: 0 PB: 0 SB: 1 CS: 0	PA: 37		

PITCHER	IP	WLS	BF	H	R	ER	SO	BB	IBB	HBP	BLK	WP	HR	S	P	ERA	WHIP
55 Josh Collmenter, R (1, 1) ERA: 3.91	6.0	W	25	6	2	2	4	1	0	0	0	0	1	58	90	3.00	1.167
50 Evan Marshall, R (7, 1) ERA:	1.0	H	4	0	0	0	1	2	0	0	0	0	0	15	24	0.00	2.000
29 Brad Ziegler, R (8, 1) ERA: 2.49	1.0	H	5	1	0	0	0	1	0	0	0	0	0	12	21	0.00	2.000
43 Addison Reed, R (9, 1) ERA: 4.37	1.0	S	3	0	0	0	0	0	0	0	0	0	0	10	15	0.00	0.000

PITCHER	IP	WLS	BF	H	R	ER	SO	BB	IBB	HBP	BLK	WP	HR	S	P	ERA	WHIP

Arizona Diamondbacks @ New York Mets

Citi Field, Flushing, NY

Sat May 24 2014, 4:11 PM - 7:29 PM EDT

Att. 24,551 - Cloudy - 66 F

livebaseballscorecards.com

AB	33
R	2
H	7
RBI	2
BB	4
SO	5
LOB	13

Arizona Diamondbacks @ New York Mets

Citi Field, Flushing, NY

Sun May 25 2014, 1:12 PM - 4:19 PM EDT

Partly Cloudy - 77 F

TOP

livebaseballscorecards.com

Batter	1	2	3	4	5	6	7	8	9	AB	R	H	RBI	BB	SO	LOB
8 Gerardo Parra, L (1, 9) OBP: 0.306, SLG: 0.390	C FF 91 B SI 92 B SI 92 F FF 93 B CH 87 X FF 93 3-2 ① F7		C SI 92 S CH 87 X SI 92 0-2 ② G6-3		B SI 91 B CH 87 B SI 92 B FF 90 4-0 BB			F FF 92 C FF 93 F SL 84 B SL 82 B FF 92 X SL 86 2-2 ① G6-3	I I I 4-0 16 E IBB	3	0	0	0	2	0	0
16 Chris Owings, R (1, 6) OBP: 0.313, SLG: 0.413	X SI 92 0-0 HR		B SL 83 C FF 92 B SI 91 B CH 85 C FF 92 F SI 91 F SI 92 B CH 86 4-2 44 1B BB		S FF 91 F FF 92 B SI 91 1 SAFE B SL 82 S SL 83 2-3 ③ K			S FF 91 X FF 94 0-1 ② F9	C SL 82 X FF 93 0-1 1-2 3-H E4	4	1	1	1	1	1	2
44 Paul Goldschmidt, R (1, 3) OBP: 0.360, SLG: 0.544	B FF 92 B SL 84 C FF 92 B FF 92 S FF 92 F FF 92 S FF 92 3-3 ② K		1 SAFE S SI 92 1 SAFE S SI 91 X FF 92 0-2 1-3 1B			B SI 90 B FF 90 C FF 91 X SL 83 2-1 ① G6-3		C FF 95 B FS 84 F FF 94 F FF 96 X FS 80 1-2 2 BB 2B	B FF 94 D SL 83 F FF 94 X FF 92 2-1 ③ P6	5	0	2	0	0	1	2
26 Miguel Montero, L (1, 2) OBP: 0.363, SLG: 0.394	B FF 93 B CH 88 S FF 92 F FF 92 S FF 92 2-3 ③ K		F SI 91 B SI 91 F SI 91 B SI 92 B FF 92 X FF 92 3-2 ③ G4-3			X SI 90 0-0 ② L8		I IN 65 I IN 63 I IN 62 I IN 62 4-0 2 BB IBB		3	0	0	0	1	1	2
2 Aaron Hill, R (1, 4) OBP: 0.317, SLG: 0.411		B FF 91 B FF 91 B SI 91 C SI 91 B SI 91 4-1 BB	B SL 81 S SL 82 B SI 90 C FF 92 B SI 91 S FF 92 3-3 ① K			F FF 91 B SI 89 B FF 92 F SI 91 B SL 80 X FF 91 3-2 ③ F8		D FF 93 B FF 94 B FF 93 B FF 94 4-0 1-2 2-3 BB		2	0	0	0	2	1	0
12 Eric Chavez, L (1, 5) OBP: 0.364, SLG: 0.525		C FF 92 F CH 87 X FF 93 0-2 ① P5	B FF 92 C SI 92 B SI 91 F FF 92 F SI 92 S FF 92 2-3 ② K				B FF 96 X SI 96 1-0 11 G6-3 2B	B FS 80 B FF 96 C FF 93 B FF 94 F FF 95 F FF 94 X FF 94 3-2 ③ F8		4	0	1	0	0	1	4
11 AJ Pollock, R (1, 8) OBP: 0.338, SLG: 0.500		B FF 93 B FF 92 C FF 92 F FF 91 F SL 83 C FF 92 2-3 ② K	F FF 93 S SL 81 F SL 81 B SI 91 F FF 92 B SL 82 F SI 91 F FF 92 B SI 92 3-3 ③ S SI 92 K				B FF 97 C SI 96 S SL 86 X SL 87 1-2 ① G6-3 2-3			C SI 92 X FF 92 0-1 5 SH1-4 16 E 2B	4	1	1	0	0	2	2
17 Alfredo Marte, R (1, 7) OBP: 0.227, SLG: 0.364 5 Ender Inciarte, L (9, PH) OBP: 0.139, SLG: 0.114 (9, 7)		C FF 92 D SL 83 S SI 92 B FF 92 S SI 92 2-3 ③ K			S SI 90 F SI 91 B SL 81 F SI 90 B SI 90 B FF 91 F SI 92 F FF 92 S CH 86 3-3 ① K		B SI 96 S SI 97 S SL 85 S SL 85 1-3 ② K		B FF 92 C FF 91 X CU 81 1-1 ① SH1-4 2-3	3 0	0 0	0 0	0 0	0 0	3 0	2 0
61 Bronson Arroyo, R (1, 1) OBP: 0.238, SLG: 0.238 7 Cody Ross, R (7, PH) OBP: 0.247, SLG: 0.262 59 Oliver Perez, L (7, 1) 50 Evan Marshall, R (8, 1) 14 Martin Prado, R (9, PH) OBP: 0.302, SLG: 0.314 43 Addison Reed, L (9, 1)			S SI 91 C SI 90 C SI 91 0-3 ① K		X SI 91 0-0 ② B2-3		C SI 86 B SI 98 F SL 85 S SL 87 1-3 ③ K		B FF 93 B CU 81 F CU 80 F FF 93 F FC 94 S SL 84 2-3 ② K	2 1 0 0 1 0	0 0 0 0 0 0	0 0 0 0 0 0	0 0 0 0 0 0	0 1 0 0 1 0	1 1 0 0 1 0	0 1 0 0 1 0
Inning Stats	R: 1 E: 0 K: 2 S: 11 H: 1 LOB: 0 BB: 0 P: 19	R: 0 E: 0 K: 2 S: 11 H: 0 LOB: 1 BB: 1 P: 19	R: 0 E: 0 K: 1 S: 16 H: 1 LOB: 2 BB: 1 P: 23	R: 0 E: 0 K: 3 S: 14 H: 0 LOB: 0 BB: 0 P: 22	R: 0 E: 0 K: 2 S: 10 H: 0 LOB: 1 BB: 1 P: 19	R: 0 E: 0 K: 0 S: 6 H: 0 LOB: 0 BB: 0 P: 11	R: 0 E: 0 K: 2 S: 10 H: 1 LOB: 1 BB: 0 P: 14	R: 0 E: 0 K: 0 S: 14 H: 1 LOB: 3 BB: 2 P: 28	R: 1 E: 1 K: 1 S: 12 H: 1 LOB: 2 BB: 1 P: 21	1B: 1 2B: 3 3B: 0 HR: 1	SF: 0 SAC: 1 DP: 0 HBP: 0					

	AB	32
	R	2
	H	5
	RBI	1
	BB	6
	SO	13
	LOB	16

WP: 0 PA: 39
PB: 0
SB: 0
CS: 0

PITCHER		IP	WLS	BF	H	R	ER	SO	BB	IBB	HBP	BLK	WP	HR	S	P	ERA	WHIP
50 Rafael Montero, R ERA: 4.96	(1, 1)	6.0		23	2	1	1	10	3	0	0	0	0	1	68	113	1.50	0.833
27 Jeurys Familia, R ERA: 3.27	(7, 1)	1.0		4	1	0	0	2	0	0	0	0	0	0	10	14	0.00	1.000
66 Josh Edgin, L ERA: 3.38	(8, 1)	0.1		1	0	0	0	0	0	0	0	0	0	0	4	6	0.00	0.000
47 Jose Valverde, R ERA: 4.05	(8, 1)	0.2		5	1	0	0	0	1	1	0	0	0	0	10	22	0.00	3.000
58 Jenrry Mejia, R ERA: 4.33	(9, 1)	1.0	L	6	1	1	0	1	0	1	0	0	0	0	12	21	0.00	1.000

PITCHER		IP	WLS	BF	H	R	ER	SO	BB	IBB	HBP	BLK	WP	HR	S	P	ERA	WHIP

BOTTOM

Batter	1	2	3	4	5	6	7	8	9	AB	R	H	RBI	BB	SO	LOB
12 Juan Lagares, R (1, 8) OBP: 0.341, SLG: 0.452	C CH 72 L CU 71 B SL 75 X SL 74 1-2 28 1B 5 1B 1B	C CU 70 C SI 85 X SL 75 0-2 ②③ G6-4-3 1-2f			B CH 75 B SI 84 C CH 77 X SI 84 2-1 ② G3		B FF 93 B FF 92 S SL 78 F SI 92 S FF 93 2-3 ③ K		C SL 84 F FF 93 C FF 94 0-3 ② K	5	1	1	0	0	2	5
28 Daniel Murphy, L (1, 4) OBP: 0.347, SLG: 0.418	C CH 77 X SI 82 0-1 5 1B 1-2 1B		C SI 85 B CH 78 X SL 76 1-1 ① G3-1		X SI 84 0-0 ③ G4-3			X SL 78 0-0 3 L9 5 BB 21 G3-2-3 1B	B FF 95 X FF 93 1-0 ③ F7	5	0	2	0	0	0	2
5 David Wright, R (1, 5) OBP: 0.353, SLG: 0.416	F SI 83 B SI 84 B CU 71 X SI 84 2-1 1-2 2-H 1B		B SL 73 C SL 73 B CU 71 C CH 76 B SI 84 X SI 85 3-2 3 HBP 1B			C SI 84 B SL 74 F SI 84 X FF 87 1-2 E6 1 G5-3 3 BB		B SI 89 B FF 92 B SI 90 C FF 91 B SL 78 4-1 53 BB 1-2 BB		3	0	2	1	1	0	0
3 Curtis Granderson, L (1, 9) OBP: 0.317, SLG: 0.390 (9, 7)	C CU 72 B SI 82 F CH 77 S SI 85 1-3 ① K		D CH 79 1 SAFE B SI 86 F CH 80 B SI 86 H SL 77 4-1 1 G6-4-3 1-2 HBP			B CH 79 C SL 73 1 SAFE B SI 83 B CH 81 B SI 85 4-1 1 G5-3 1-2 BB		B FF 92 B SI 91 X SI 91 2-0 ① L9 2-3		2	0	0	0	1	1	4
1 Chris Young, R (1, 7) OBP: 0.283, SLG: 0.352 53 Bobby Abreu, L (8, PH) OBP: 0.333, SLG: 0.400 (9, 9)	X SI 84 0-0 ② P2		C SL 73 S SL 75 X SL 76 0-2 ②③ G6-4-3 1-2f			F SI 86 S CU 70 F SL 74 B SL 76 F SL 73 B SL 75 B SI 87 X SI 86 3-2 ①② G5-3 1-2 2-3f		B SI 93 B SI 94 B CH 86 B SI 93 4-0 1-2 BB		3 0	0 0	0 0	0 0	0 1	0 0	6 0
21 Lucas Duda, L (1, 3) OBP: 0.307, SLG: 0.378	X CH 76 0-0 ③ G2-3		C SI 85 X SI 84 0-1 ① G3-1			X CH 78 0-0 ③ F7		X CH 88 0-0 ②③ G3-2-3 3-Hf		4	0	0	0	0	0	6
11 Rubén Tejada, R (1, 6) OBP: 0.305, SLG: 0.223		H SI 83 1-0 50 FC2-5 36 1B HBP	C CU 67 S SL 77 X SI 86 0-2 36 G5-4-3 1B				B FF 92 F FF 92 F FF 92 X SI 93 1-2 ① F8		C FF 92 F FF 93 B FF 93 F FF 93 S SL 86 1-3 ① K	3	0	1	0	0	1	0
36 Juan Centeno, L (1, 2) OBP: 0.400, SLG: 0.357 20 Anthony Recker, R (9, PR) OBP: 0.242, SLG: 0.355		C CH 72 B SI 83 B SI 82 F CH 77 B SI 86 X SI 86 3-2 50 FC2-5 1-2 1B	X SI 85 0-0 ②③ G5-4-3 1-2f				C SI 93 F SL 80 S SL 79 0-3 ② K2-3		C FF 93 F FF 94 B FF 93 X FF 93 1-2 4 1B 1B	4 0	0 0	2 0	0 0	0 0	1 0	1 0
50 Rafael Montero, R (1, 1) 27 Jeurys Familia, R (7, 1) 29 Eric Campbell, R (7, PH) OBP: 0.375, SLG: 0.600 66 Josh Edgin, R (8, 1) 47 Jose Valverde, R (8, 1) 58 Jenrry Mejia, R (9, 1) 4 Wilmer Flores, R (9, PH) OBP: 0.353, SLG: 0.290		X CU 72 0-0 ① FC2-5 12 G6-4-3 1-2 2-3f			C CU 70 X SL 74 0-1 ① G6-3		B SL 79 B SL 79 H SL 81 3-0 HBP		S FF 91 X SI 92 0-1 1-2 1B	2 0 0 0 0 0 0 1	0 0 0 0 0 0 0 0	0 0 0 0 0 0 0 1	0 0 0 0 0 0 0 0	0 0 0 0 0 0 0 0	0 0 0 0 0 0 0 0	2 0 0 0 0 0 0 0
Inning Stats	R: 1 H: 3 E: 0 LOB: 2 K: 1 BB: 0 S: 12 P: 16	R: 0 H: 1 E: 0 LOB: 1 K: 0 BB: 0 S: 7 P: 11	R: 0 H: 1 E: 0 LOB: 1 K: 0 BB: 0 S: 9 P: 17	R: 0 H: 1 E: 0 LOB: 0 K: 0 BB: 0 S: 6 P: 6	R: 0 H: 0 E: 0 LOB: 0 K: 0 BB: 0 S: 5 P: 7	R: 0 H: 0 E: 1 LOB: 1 K: 0 BB: 1 S: 10 P: 18	R: 0 H: 0 E: 0 LOB: 1 K: 2 BB: 0 S: 9 P: 15	R: 0 H: 1 E: 0 LOB: 2 K: 0 BB: 2 S: 4 P: 14	R: 0 H: 2 E: 0 LOB: 2 K: 2 BB: 0 S: 13 P: 16	1B: 9 2B: 0 3B: 0 HR: 0	SF: 0 SAC: 0 DP: 5 HBP: 3					

PITCHER	IP	WLS	BF	H	R	ER	SO	BB	IBB	HBP	BLK	WP	HR	S	P	ERA	WHIP
61 Bronson Arroyo, R (1, 1) ERA: 4.15	6.0		24	6	1	1	1	1	0	2	0	0	0	49	75	1.50	1.167
59 Oliver Pérez, L (7, 1) ERA: 3.2	1.1		7	1	0	0	2	1	0	1	0	0	0	12	24	0.00	1.500
50 Evan Marshall, R (8, 1) ERA:	0.2	W	2	0	0	0	0	1	0	0	0	0	0	1	5	0.00	1.500
43 Addison Reed, R (9, 1) ERA: 4.18	1.0	S	5	2	0	0	2	0	0	0	0	0	0	13	16	0.00	2.000

PITCHER	IP	WLS	BF	H	R	ER	SO	BB	IBB	HBP	BLK	WP	HR	S	P	ERA	WHIP

Arizona Diamondbacks @ New York Mets

Citi Field, Flushing, NY

Sun May 25 2014, 1:12 PM - 4:19 PM EDT

Partly Cloudy - 77 F

livebaseballscorecards.com

AB	32
R	1
H	9
RBI	1
BB	3
SO	5
LOB	26

PA: 38

WP: 0
PB: 0
SB: 0
CS: 0

Arizona Diamondbacks @ New York Mets

Citi Field, Flushing, NY

Sun May 25 2014, 4:57 PM - 8:03 PM EDT

Att. 30,785 - Partly Cloudy - 80 F

TOP

livebaseballscorecards.com

Batter	1	2	3	4	5	6	7	8	9	AB	R	H	RBI	BB	SO	LOB
11 AJ Pollock, R (1, 8) OBP: 0.329, SLG: 0.487	C SI 90 C CU 76 S SL 84 0-3 K ①		B FF 92 B SI 91 B FC 91 C FF 91 F SI 91 X FC 92 3-2 F7 ②		B CU 72 F FF 91 X FF 91 1-1 F9 ③		B FC 91 C FF 92 X FC 91 1-1 F9 ③			4	0	0	0	0	1	2
8 Gerardo Parra, L (1, 9) OBP: 0.309, SLG: 0.389	B SI 89 B FS 77 S FF 90 F CU 76 F SI 92 F FC 92 S SL 84 2-3 K ②		F FF 91 F FC 90 X SI 92 0-2 44 S 1B			B FF 86 B CU 74 B FF 88 B FF 87 4-0 14 HBP BB		M FF 91 B SL 82 F CU 79 F FF 92 B FF 92 X CU 79 2-2 G1 ①		3	0	1	0	1	1	0
44 Paul Goldschmidt, R (1, 3) OBP: 0.354, SLG: 0.533	C FF 93 F SI 92 B SL 86 F SI 93 X FC 92 1-2 G6-3 ③		1 SAFE F FF 92 S SI 92 1 SAFE B FC 89 B FF 92 S SL 85 2-3 K ③ 1-2			C SL 81 1 SAFE C SL 79 F FC 89 D SL 83 S FC 90 1-3 K ①		F SI 97 C SL 86 B FF 98 F SL 86 B SL 86 X SL 87 2-2 L8 ②		4	0	0	0	0	2	2
2 Aaron Hill, R (1, 4) OBP: 0.317, SLG: 0.410 4 Cliff Pennington, S (7, 4) OBP: 0.324, SLG: 0.317		B CU 74 X SI 90 1-0 14 3B 1B	F SI 88 F SI 89 F SL 81 X SI 92 0-2 L8 ①			X SL 82 0-0 P6 ②		C SI 98 S FF 98 F FF 99 X FF 99 0-2 G3 ③		3 1	1 0	1 0	0 0	0 0	0 0	1 0
14 Martín Prado, R (1, 5) OBP: 0.306, SLG: 0.325		C SI 90 B SI 89 X SL 82 1-1 7 G6-3 1-H 3B	B SI 92 B CU 75 B FF 90 C SI 90 F FF 90 F FF 92 X SI 90 3-2 G4-3 ②			C FC 90 H SI 89 1-1 1-2 HBP			B FF 92 C FC 91 B CU 75 X FF 93 2-1 F8 ①	3	1	1	1	0	0	0
7 Cody Ross, R (1, 7) OBP: 0.239, SLG: 0.253 35 Trevor Cahill, R (6, 1) OBP: 0.167, SLG: 0.333 54 Joe Thatcher, L (8, 1) 26 Miguel Montero, L (9, PH) OBP: 0.361, SLG: 0.391		F SI 91 X SI 92 0-1 G6-3 ① 3-H	B CU 76 B FF 91 X FF 91 2-0 P6 ③			C SL 82 X SL 83 0-1 F8 ③			C SI 93 S CU 79 S CH 89 0-3 K2-3 ②	3 0 0 1	0 0 0 0	0 0 0 0	1 0 0 0	0 0 0 0	0 0 0 1	2 0 0 0
16 Chris Owings, R (1, 6) OBP: 0.311, SLG: 0.409		B FF 89 C SI 91 X SI 90 1-1 G3 ②	C FF 86 B SI 88 B FF 88 F FF 90 X SL 82 2-2 F8 ①				B FC 88 X FC 88 1-0 L9 ①		X SI 94 0-0 1B	4	0	1	0	0	0	0
9 Tuffy Gosewisch, R (1, 2) OBP: 0.250, SLG: 0.393 12 Eric Chavez, L (9, PH) OBP: 0.358, SLG: 0.517		C SI 91 B CU 76 B CU 76 S SI 91 F SI 92 F SI 91 B SL 84 F FC 91 F FF 91 3-3 F SL 83 F FC 90 S FF 92 K ③	F SI 88 F SI 90 B SL 82 B FF 90 X FF 83 2-2 E5				C FF 91 B FC 90 B FC 88 X FC 88 2-1 2B		F SI 92 B CH 87 B CU 77 X CH 86 2-1 F9 ③	3 1	0 0	1 0	0 0	0 0	1 0	0 1
52 Zeke Spruill, R (1, 1) 5 Ender Inciarte, L (6, 7) OBP: 0.135, SLG: 0.111			B FF 89 S FF 90 X SI 90 1-1 G4-3 ①		L FF 87 C CU 73 L FF 90 0-3 K ②		F FC 89 B CU 75 X FC 89 1-1 P5 ②			2 1	0 0	0 0	0 0	0 0	1 0	1 1

Inning Stats	1	2	3	4	5	6	7	8	9
	R: 0 E: 0 K: 2 S: 12	H: 0 LOB: 0 BB: 0 P: 15	R: 2 E: 0 K: 1 S: 16	H: 2 LOB: 0 BB: 0 P: 22	R: 0 E: 0 K: 1 S: 11	H: 1 LOB: 1 BB: 0 P: 17	R: 0 E: 0 K: 0 S: 9	H: 0 LOB: 0 BB: 0 P: 14	R: 0 E: 1 K: 1 S: 11	H: 0 LOB: 1 BB: 0 P: 16	R: 0 E: 0 K: 1 S: 8	H: 0 LOB: 2 BB: 1 P: 14	R: 0 E: 0 K: 0 S: 7	H: 1 LOB: 1 BB: 0 P: 12	R: 0 E: 0 K: 0 S: 12	H: 0 LOB: 0 BB: 0 P: 16	R: 0 E: 0 K: 1 S: 8	H: 1 LOB: 1 BB: 0 P: 12

AB	33	
R	2	
H	5	
RBI	2	
BB	1	
SO	7	
LOB	10	

1B: 3	SF: 0	WP: 0
2B: 1	SAC: 0	PB: 0
3B: 1	DP: 0	SB: 1
HR: 0	HBP: 1	CS: 0

PA: 35

PITCHER		IP	WLS	BF	H	R	ER	SO	BB	IBB	HBP	BLK	WP	HR	S	P	ERA	WHIP
16 Daisuke Matsuzaka, R ERA: 2.33	(1, 1)	6.0	W	24	3	2	2	6	1	0	1	0	0	0	67	98	3.00	0.667
52 Carlos Torres, R ERA: 2.83	(7, 1)	1.0	H	4	1	0	0	0	0	0	0	0	0	0	7	12	0.00	1.000
66 Josh Edgin, L ERA: 3.0	(8, 1)	0.1	H	1	0	0	0	0	0	0	0	0	0	0	4	6	0.00	0.000
27 Jeurys Familia, R ERA: 3.18	(8, 1)	0.2	H	2	0	0	0	0	0	0	0	0	0	0	8	10	0.00	0.000
58 Jenrry Mejia, R ERA: 4.23	(9, 1)	1.0	S	4	1	0	0	1	0	0	0	0	0	0	8	12	0.00	1.000

PITCHER		IP	WLS	BF	H	R	ER	SO	BB	IBB	HBP	BLK	WP	HR	S	P	ERA	WHIP

BOTTOM

Batter	1	2	3	4	5	6	7	8	9	AB	R	H	RBI	BB	SO	LOB
12 Juan Lagares, R (1, 8) OBP: 0.331, SLG: 0.438	C FF 93 F FF 94 B FF 94 B FF 94 X FF 94 2-2 ① G4-3	X CU 77 0-0 ③ FC6-4 1-2f		B SL 81 S SI 91 B SI 91 F SL 81 X SI 92 2-2 ② FC6-4 1-2f 2-3		1 SAFE L CU 75 X SI 90 0-1 ① P5		B KC 78 1 SAFE 1 SAFE B SI 89 X SI 90 2-0 ① SH1-3 1-2		4	0	0	0	0	0	5
28 Daniel Murphy, L (1, 4) OBP: 0.358, SLG: 0.425	X SI 93 0-0 1B		C SI 91 B SI 92 B CH 84 B CH 85 F SI 91 B SI 92 4-2 53 1B BB	F SI 92 B FF 92 X CU 77 1-1 ③ G4-3		X CU 74 0-0 3 BB 5 1B 1-2 1B		C SI 88 B SI 90 X CH 83 1-1 5 BB 2-H 1B		4	0	3	1	1	0	2
5 David Wright, R (1, 5) OBP: 0.354, SLG: 0.413	S FF 93 C FF 93 B FF 93 C SL 83 1-3 ② K		C CU 75 1 SAFE S FF 91 S SI 93 0-3 ① K		B FF 92 B FF 93 C SL 82 B FF 92 X FF 92 3-1 ① F9	B SI 90 C SI 91 B KC 79 X SI 92 2-1 ② 3 BB 1-2 2-H 1B		B KC 79 B KC 78 B SI 88 B SI 88 4-0 1-2 BB		4	0	1	0	1	2	2
3 Curtis Granderson, L (1, 7) OBP: 0.320, SLG: 0.383 (7, 9)	1 SAFE B SI 94 B SI 93 F SI 92 S SI 92 B FF 93 C SI 93 3-3 ③ K		X SI 92 0-0 ② F8		C CU 76 B SI 92 B SI 92 B SI 93 B SI 92 4-1 53 2B BB	B D CH 84 F SI 90 B SI 89 B SI 90 4-1 1-2 2-3 BB		C FF 86 B SL 77 S FF 87 S FF 87 1-3 ② K		3	1	0	0	2	2	4
53 Bobby Abreu, L (1, 9) OBP: 0.350, SLG: 0.441 52 Carlos Torres, R (7, 1) 66 Josh Edgin, R (8, 1) 27 Jeurys Familia, R (8, 1) 21 Lucas Duda, L (8, PH) OBP: 0.305, SLG: 0.375 58 Jenrry Mejia, R (9, 1)		B SI 92 C FF 92 X FF 94 1-1 ① G4-3	C FF 91 X SL 82 0-1 29 FC6-4 1-3 1B		X FF 90 0-0 29 G4-3 1-H 2B	B SI 92 C KC 77 B CH 83 X SI 92 2-1 ③ P6		S FF 86 B SL 78 B SL 77 F FF 87 F SL 78 F FF 87 X SL 80 2-2 ③ F7		4 0 0 0 1 0	0 0 0 0 0 0	2 0 0 0 0 0	1 0 0 0 0 0	0 0 0 0 0 0	0 0 0 0 0 0	3 0 0 0 2 0
29 Eric Campbell, R (1, 3) OBP: 0.357, SLG: 0.542		C FF 94 F SI 94 B SI 94 F SL 82 B FF 93 F FF 93 F SI 94 X FF 94 2-2 4 FC5-4 1B	B CU 75 S SI 92 X SI 93 1-1 ③ FC6-4 1-2f		X SI 91 0-0 ② G4-3 2-3		C SI 91 X SI 90 0-1 ① F7		4	0	1	0	0	0	3
4 Wilmer Flores, R (1, 6) OBP: 0.316, SLG: 0.257		S SL 83 X FF 92 0-1 ② FC5-4 20 1B 16 1B 1-2f		C SI 92 X SI 92 0-1 ① G1-3	B CU 75 C SL 83 B SI 91 S SI 91 X SL 82 2-2 ③ G6-3		B KC 78 B SI 91 B SI 90 C SI 92 X SI 90 3-1 ② G5-3		4	1	0	0	0	0	2
20 Anthony Recker, R (1, 2) OBP: 0.286, SLG: 0.409		X SI 93 0-0 16 1B 1-2 1B		B SL 82 X SL 82 1-0 12 FC6-4 16 SH 1B		C SL 80 X SI 91 0-1 11 1B 2B	C SI 93 B KC 81 B SI 90 B SI 91 C SI 91 X SI 91 3-2 1 CS 1B			4	1	4	0	0	0	0
16 Daisuke Matsuzaka, R (1, 1) OBP: 0.500, SLG: 0.500 11 Rubén Tejada, R (6, PH) OBP: 0.311, SLG: 0.230 1 Chris Young, R (7, 7) OBP: 0.289, SLG: 0.352		C FF 92 X FF 92 0-1 12 FC6-4 1-2 2-H 1B		B SI 91 L FF 91 B FF 91 B FF 90 X FF 91 3-1 SH 12 FC6-4 1-2		C SI 90 D SL 80 F SI 91 B FF 90 B SI 90 X FF 88 3-2 28 1B 5 1B 2-H 1B	C SI 91 C SI 92 0-2 ③ CS 1-2	B SI 91 B SI 88 B SI 86 B SI 89 4-0 12 SH1-3 28 1B BB		1 1 0	0 0 1	1 1 0	1 1 0	0 0 1	0 0 0	0 0 0
Inning Stats	R: 0 E: 0 K: 2 S: 10 H: 1 LOB: 1 BB: 0 P: 16	R: 1 E: 0 K: 0 S: 14 H: 3 LOB: 2 BB: 0 P: 17	R: 0 E: 0 K: 1 S: 10 H: 1 LOB: 2 BB: 1 P: 15	R: 0 E: 0 K: 0 S: 10 H: 1 LOB: 2 BB: 0 P: 17	R: 1 E: 0 K: 0 S: 8 H: 1 LOB: 1 BB: 1 P: 17	R: 1 E: 0 K: 0 S: 13 H: 4 LOB: 3 BB: 1 P: 24	R: 0 E: 0 K: 0 S: 9 H: 1 LOB: 0 BB: 0 P: 15	R: 1 E: 0 K: 1 S: 11 H: 1 LOB: 2 BB: 2 P: 25		1B: 11 2B: 2 3B: 0 HR: 0 SF: 0 SAC: 2 DP: 0 HBP: 0						

PITCHER		IP	WLS	BF	H	R	ER	SO	BB	IBB	HBP	BLK	WP	HR	S	P	ERA	WHIP
52 Zeke Spruill, R ERA: 5.06	(1, 1)	5.1	L	29	10	3	3	3	2	0	0	0	0	0	60	93	5.06	2.250
35 Trevor Cahill, R ERA: 5.7	(6, 1)	2.0		10	3	1	1	0	3	0	0	0	0	0	17	42	4.50	3.000
54 Joe Thatcher, L ERA: 2.45	(8, 1)	0.2		2	0	0	0	1	0	0	0	0	0	0	8	11	0.00	0.000

PITCHER	IP	WLS	BF	H	R	ER	SO	BB	IBB	HBP	BLK	WP	HR	S	P	ERA	WHIP

Arizona Diamondbacks @ New York Mets

Citi Field, Flushing, NY

Sun May 25 2014, 4:57 PM - 8:03 PM EDT

Att. 30,785 - Partly Cloudy - 80 F

livebaseballscorecards.com

AB	34
R	4
H	13
RBI	4
BB	5
SO	4
LOB	23

WP: 0 PB: 0 SB: 0 CS: 1 PA: 42

San Diego Padres @ Arizona Diamondbacks

Chase Field, Phoenix, AZ

Mon May 26 2014, 5:10 PM - 8:10 PM MST

Att. 35,580 - Roof Closed - 77 F

livebaseballscorecards.com

TOP

Batter	1	2	3	4	5	6	7	8	9	AB	R	H	RBI	BB	SO	LOB
2 Everth Cabrera, S (1, 6) OBP: 0.276, SLG: 0.346	X SI 92 0-0 ① G4-3		C FC 92 B FC 91 B SI 93 S FC 91 X SI 94 2-2 ③ G5-3 2-3		B CU 81 X SI 91 1-0 1-H 2-H HR		B FF 87 B FF 86 C FF 86 C FF 86 F FF 88 F FF 87 B FF 87 X FF 87 3-2 12 S 2-H 2B			4	1	2	4	0	0	1
12 Seth Smith, L (1, 9) OBP: 0.413, SLG: 0.568	B SI 92 X SI 92 1-0 E3 18 G6-4-3			B FS 82 B CU 80 C CU 81 X SI 92 2-1 ① 2B	C SI 94 C SI 94 F FF 94 B CU 83 B SI 94 S FF 95 2-3 ③ K		C FF 86 X SL 79 0-1 ③ L9 2-3			4	0	1	0	0	1	1
18 Carlos Quentin, R (1, 7) OBP: 0.476, SLG: 0.722 24 Cameron Maybin, R (8, 8) OBP: 0.321, SLG: 0.377	C SI 92 S SI 93 B FF 94 B SI 93 X SI 94 2-2 ② ③ G6-4-3 1-2f			X SI 91 0-0 ② G6-3		X SI 93 0-0 7 G1-6-3 1B		B SI 84 X SI 86 1-0 ① G5-3		4 0	0 0	1 0	0 0	0 0	0 0	1 0
7 Chase Headley, S (1, 5) OBP: 0.294, SLG: 0.350		X SI 91 0-0 ① F7		B FC 89 B FS 85 C FC 89 X SI 92 2-1 ③ L8		B CU 82 B CU 82 F SI 93 C SI 93 B FF 94 X CU 83 3-2 ① ② G1-6-3 1-2f		B SI 83 X SI 85 1-0 9 1B 1B		4	0	1	0	0	0	1
23 Yonder Alonso, L (1, 3) OBP: 0.249, SLG: 0.329		C SI 92 B SI 92 F SI 92 X FF 93 1-2 ② G4-3			X SI 92 0-0 HR	C SI 93 X SI 88 0-1 2B		F SI 84 B CH 78 B SI 84 C SI 86 T CU 72 2-2 ② K		4	1	2	1	0	1	1
9 Jedd Gyorko, R (1, 4) OBP: 0.218, SLG: 0.291		C CU 81 B SI 92 X SI 93 1-1 ③ F9			F SI 93 F SI 92 F FF 93 B CU 82 B CU 82 B CU 81 C SI 93 3-3 ① K	X SI 93 0-0 ③ G5-3		1 SAFE 1 SAFE 1 SAFE S SI 86 X SI 84 0-1 ③ 1-3 1B		4	0	1	0	0	1	1
44 René Rivera, R (1, 2) OBP: 0.246, SLG: 0.429			X CU 80 0-0 ① G4-3		B SI 94 C CU 83 B SI 94 S SI 92 B SI 95 F CU 82 X SI 95 3-2 ② G6-3		C CU 79 X CU 79 0-1 ① F9		S SI 84 S CH 78 B CU 75 S CU 73 1-3 ① K	4	0	0	0	0	1	0
5 Alexi Amarista, L (1, 8) (8, 7) OBP: 0.282, SLG: 0.290			C SI 92 X FC 90 0-1 2 WP 2B		C CU 81 C CU 81 B FC 92 X SI 95 1-2 38 1B 2 HR 1B		C SI 91 S SI 91 S FC 91 0-3 ② K		B SI 85 F SI 85 X CH 78 1-1 ② G3-1	4	1	2	0	0	1	0
38 Tyson Ross, R (1, 1) OBP: 0.100, SLG: 0.100 50 Nick Vincent, R (6, 1) 14 Tommy Medica, R (7, PH) OBP: 0.250, SLG: 0.353 33 Dale Thayer, R (7, 1) 56 Joaquín Benoit, R (8, 1) 8 Yasmani Grandal, S (9, PH) OBP: 0.286, SLG: 0.400 59 Kevin Quackenbush, R (9, 1)			S SI 92 S SI 93 C FC 92 0-3 ② K		X SI 93 0-0 2 HR 1-2 1B		B CU 81 F CU 82 X SI 94 1-1 2 2B 2B		C SI 87 F CH 79 F CU 74 F CH 79 B SI 88 B CH 79 F CH 79 S CU 74 2-3 ③ K	2 0 1 0 0 1 0	1 0 1 0 0 0 0	1 0 1 0 0 0 0	0 0 0 0 0 0 0	0 0 0 0 0 1 0	1 0 0 0 0 0 0	1 0 0 0 0 0 0
Inning Stats	R: 0 E: 1 K: 0 S: 5 H: 0 LOB: 0 BB: 0 P: 8	R: 0 E: 0 K: 0 S: 6 H: 0 LOB: 0 BB: 0 P: 8	R: 0 E: 0 K: 1 S: 9 H: 1 LOB: 1 BB: 0 P: 11	R: 0 E: 0 K: 0 S: 5 H: 1 LOB: 0 BB: 0 P: 9	R: 4 E: 0 K: 2 S: 18 H: 4 LOB: 0 BB: 0 P: 28	R: 0 E: 0 K: 0 S: 7 H: 2 LOB: 1 BB: 0 P: 10	R: 1 E: 0 K: 1 S: 14 H: 2 LOB: 1 BB: 0 P: 18	R: 0 E: 0 K: 1 S: 7 H: 2 LOB: 2 BB: 0 P: 11	R: 0 E: 0 K: 2 S: 11 H: 0 LOB: 0 BB: 0 P: 15	1B: 5 2B: 5 3B: 0 HR: 2 SF: 0 SAC: 0 DP: 2 HBP: 0						

	AB	36
	R	5
	H	12
	RBI	5
	BB	0
	SO	7
	LOB	7

WP: 1 PB: 0 SB: 1 CS: 0 PA: 36

PITCHER		IP	WLS	BF	H	R	ER	SO	BB	IBB	HBP	BLK	WP	HR	S	P	ERA	WHIP
32 Brandon McCarthy, R ERA: 4.87	(1, 1)	6.2		27	9	5	5	4	0	0	0	0	1	2	57	82	6.75	1.350
54 Joe Thatcher, L ERA: 2.4	(7, 1)	0.1	B	2	1	0	0	0	0	0	0	0	0	0	7	10	0.00	3.000
29 Brad Ziegler, R ERA: 2.3	(8, 1)	2.0	W	7	2	0	0	3	0	0	0	0	0	0	18	26	0.00	1.000

PITCHER		IP	WLS	BF	H	R	ER	SO	BB	IBB	HBP	BLK	WP	HR	S	P	ERA	WHIP

BOTTOM

San Diego Padres @ Arizona Diamondbacks

Chase Field, Phoenix, AZ

Mon May 26 2014, 5:10 PM - 8:10 PM MST

Att. 35,580 - Roof Closed - 77 F

livebaseballscorecards.com

Batter	1	2	3	4	5	6	7	8	9	AB	R	H	RBI	BB	SO	LOB
11 AJ Pollock, R (1, 8) OBP: 0.337, SLG: 0.509	B SI 89 B SI 90 C SL 85 X SI 90 2-1 ① G5-3		L SL 86 B SL 88 C SI 92 B SI 91 X SI 92 2-2 44 G5-4-3 1B			B SL 85 F FF 92 X SI 91 1-1 8 1B 44 1B 1B	C FF 93 F SL 84 B FF 93 X FF 94 1-2 ② G6-3		X FF 91 0-0 1-H HR	5	2	3	2	0	0	0
8 Gerardo Parra, L (1, 9) OBP: 0.308, SLG: 0.387	C SI 91 F SI 92 S SL 87 0-3 ② K		1 SAFE X FF 90 0-0 ① F8			1 SAFE X SI 91 0-0 44 1B 26 1B 1-2 1B	B CH 85 X FF 92 1-0 ③ L1-3			4	1	1	0	0	1	1
44 Paul Goldschmidt, R (1, 3) OBP: 0.352, SLG: 0.528	C SI 93 X SI 92 0-1 ③ F9		1 SAFE 1 SAFE S SL 86 S SL 87 1 SAFE B FF 94 B FF 92 X SL 86 2-2 ②③ G5-4-3 1-2f			C CH 84 B SI 92 D SL 86 D SL 86 X SI 92 3-1 26 1B 14 2B 1-2 2-H 1B		B CH 83 B SI 94 B SL 87 S SI 96 C SI 96 S FF 95 3-3 ① K		4	1	1	1	0	1	1
26 Miguel Montero, L (1, 2) OBP: 0.359, SLG: 0.388		F SI 90 F SI 92 F FF 93 X SL 87 0-2 ① G4-3		C SL 84 C FF 92 X SI 93 0-2 ① F8		B SL 85 C SI 92 X SI 92 1-1 14 2B 1-3 2-H 1B		S FF 96 F SI 96 S CH 86 0-3 ② K2-3		4	0	1	1	0	1	0
14 Martín Prado, R (1, 5) OBP: 0.315, SLG: 0.335		C FF 92 B SI 92 X SI 91 1-1 7 1B 4 1B 1B		C FF 91 B SL 86 F SI 92 B SI 94 F SL 87 B CH 85 C SL 86 3-3 ② K		B SL 85 B SL 84 X FF 92 2-0 1-3 3-H 2B		B SI 95 B SL 90 B CH 84 B FF 95 4-0 BB		3	1	2	1	1	1	0
7 Cody Ross, R (1, 7) OBP: 0.240, SLG: 0.253		X SL 85 0-0 4 1B 4 E 1-3 1B		C SI 92 B SI 94 B SI 93 B SL 88 S FF 94 S SL 88 3-3 ③ K		B SL 88 C FF 90 X SL 88 1-1 ① G6-3		B SI 94 B FF 94 C SI 94 C FF 95 B SI 95 F SI 96 F CH 84 X CH 85 3-2 ③ F8		4	1	1	0	0	1	3
16 Chris Owings, R (1, 6) OBP: 0.304, SLG: 0.399		B SL 86 C SI 92 S SL 86 D SL 88 C SI 92 2-3 ② K	B SI 90 X FF 92 1-0 ① F9			F SL 88 B SL 88 S SL 88 F FF 91 F FF 90 F SL 87 B SL 88 B SL 88 X SL 89 3-2 ② P3			C SL 80 B CU 76 C FF 91 B FF 92 F CU 75 F FF 91 B FF 92 F FF 92 C FF 93 3-3 ① K	4	0	0	0	0	2	4
4 Cliff Pennington, S (1, 4) OBP: 0.333, SLG: 0.318		C SL 86 B SI 93 X SI 92 1-1 1-H 3-H E8 1B	X SI 91 0-0 ② G1-3			B SL 88 C FF 90 F SL 88 C SI 90 1-3 ③ K			F CU 76 H SL 82 1-1 12 FC4-6 HBP	3	0	1	1	0	1	2
32 Brandon McCarthy, R (1, 1) OBP: 0.095, SLG: 0.095 54 Joe Thatcher, L (7, 1) 2 Aaron Hill, R (7, PH) OBP: 0.315, SLG: 0.408 29 Brad Ziegler, R (8, 1) 12 Eric Chavez, L (9, PH) OBP: 0.353, SLG: 0.508 5 Ender Inciarte, L (9, PR) OBP: 0.135, SLG: 0.111		S FF 93 C SI 91 X SL 88 0-2 ③ G4-3	B SI 92 B SI 90 C FF 92 X FF 92 2-1 ③ L9				B FF 93 C FF 92 X FF 93 1-1 ① F8		C FF 91 1 SAFE B FF 90 C FF 92 X FF 91 1-2 ② FC4-6 1-2f 11 HR	2 0 1 0 0 1 0	0 0 0 0 0 0 1	0 0 0 0 0 0 0	0 0 0 0 0 0 0	0 0 0 0 0 0 0	0 0 0 0 0 1 0	1 0 0 0 0 1 0
Inning Stats	R: 0 E: 0 K: 1 S: 7 H: 0 LOB: 0 BB: 0 P: 9	R: 2 E: 1 K: 1 S: 15 H: 3 LOB: 1 BB: 0 P: 19	R: 0 E: 0 K: 0 S: 7 H: 1 LOB: 0 BB: 0 P: 11	R: 0 E: 0 K: 2 S: 10 H: 0 LOB: 0 BB: 0 P: 16	R: 0 E: 0 K: 0 S: 4 H: 0 LOB: 0 BB: 0 P: 7	R: 3 E: 0 K: 1 S: 19 H: 5 LOB: 2 BB: 0 P: 31	R: 0 E: 0 K: 0 S: 6 H: 0 LOB: 0 BB: 0 P: 9	R: 0 E: 0 K: 2 S: 11 H: 0 LOB: 1 BB: 1 P: 21	R: 2 E: 0 K: 1 S: 11 H: 1 LOB: 1 BB: 0 P: 16	1B: 8 2B: 1 3B: 0 HR: 1 SF: 0 SAC: 0 DP: 1 HBP: 1						

	AB	35
	R	7
	H	10
	RBI	6
	BB	1
	SO	8
	LOB	13

PITCHER		IP	WLS	BF	H	R	ER	SO	BB	IBB	HBP	BLK	WP	HR	S	P	ERA	WHIP
38 Tyson Ross, R ERA: 2.97	(1, 1)	5.0		23	9	5	4	4	0	0	0	0	0	0	51	77	7.20	1.800
50 Nick Vincent, R ERA: 3.22	(6, 1)	1.0		3	0	0	0	1	0	0	0	0	0	0	11	16	0.00	0.000
33 Dale Thayer, R ERA: 2.28	(7, 1)	1.0		3	0	0	0	0	0	0	0	0	0	0	6	9	0.00	0.000
56 Joaquín Benoit, R ERA: 1.9	(8, 1)	1.0		4	0	0	0	2	1	0	0	0	0	0	11	21	0.00	1.000
59 Kevin Quackenbush, R ERA: 5.4	(9, 1)	0.2	L	4	1	2	2	1	0	0	1	0	0	1	11	16	27.00	1.500

PITCHER	IP	WLS	BF	H	R	ER	SO	BB	IBB	HBP	BLK	WP	HR	S	P	ERA	WHIP

San Diego Padres @ Arizona Diamondbacks

Chase Field, Phoenix, AZ

Tue May 27 2014, 6:42 PM - 9:34 PM MST

Att. 17,862 - Clear - 103 F

livebaseballscorecards.com

TOP

Batter	1	2	3	4	5	6	7	8	9	AB	R	H	RBI	BB	SO	LOB
2 Everth Cabrera, S (1, 6) OBP: 0.279, SLG: 0.352	B SI 90 C SI 90 B SI 92 S SI 91 B SI 92 X SI 92 3-2 13 G4-3 2B		C FF 91 B FF 90 X FF 89 1-1 E2 13 1B 1B	C FF 92 C FF 92 B SL 86 B FF 93 X FF 93 2-2 ③ L9			C SI 89 B FF 89 F SI 89 B FF 91 F SL 87 F FF 92 C FF 92 2-3 ① K		C SL 80 B FF 92 C FF 92 X SI 92 1-2 ② G5-3	5	1	2	0	0	1	0
13 Chris Denorfia, R (1, 9) OBP: 0.311, SLG: 0.383	D FF 89 D FF 90 S SI 91 F FF 91 X FF 91 2-2 ① G4-3 2-3		D FF 89 C CH 82 X FF 91 1-1 18 1B 7 1B 2-H 1B		C CH 82 X CH 81 0-1 ① F7		T FF 88 B SI 92 B FF 93 C SL 87 X SL 86 2-2 ② G4-3		C FF 92 B SI 93 S FF 93 F FF 94 X FF 93 1-2 ③ F9	5	1	1	1	0	0	1
18 Carlos Quentin, R (1, 7) OBP: 0.440, SLG: 0.636 5 Alexi Amarista, L (7, 7) OBP: 0.282, SLG: 0.290	S SL 88 B SL 84 B SL 85 B FF 92 C CH 83 C FF 92 3-3 ② K		1 SAFE X SI 90 0-0 7 1B 14 1B 1-2 1B		B SI 90 S FF 90 F CH 82 S SL 87 1-3 ② K		B SL 87 F SL 84 B SL 82 F FF 92 B SI 93 F SL 88 C FF 93 3-3 ③ K			4 0	1 0	1 0	0 0	0 0	3 0	1 0
7 Chase Headley, S (1, 5) OBP: 0.300, SLG: 0.350	B SI 92 S CH 84 F FF 90 D SL 82 B SI 92 F CH 84 B SL 84 4-2 BB		B FF 91 B SI 91 X CH 83 2-0 14 1B 1-3 2-H 1B		S CH 83 F FF 92 F SL 87 B FF 92 C FF 92 1-3 ③ K			S CH 85 X CH 85 0-1 ① G4-3		3	0	1	1	1	1	0
9 Jedd Gyorko, R (1, 4) OBP: 0.214, SLG: 0.285	X FF 92 0-0 ③ F9		B SI 92 S CH 82 C FF 92 C FF 91 1-3 ② K			S CH 83 X SI 92 0-1 ① G6-3		C SL 82 C SI 93 B CH 86 S FF 95 1-3 ② K		4	0	0	0	0	2	4
14 Tommy Medica, R (1, 3) OBP: 0.300, SLG: 0.474		C SI 89 C FF 89 C FF 90 0-3 ① K	X FF 91 0-0 1-2 3-H 1B			B SI 92 B SL 88 F CH 83 X FF 92 2-1 24 1B 1B		F SL 84 X SL 84 0-1 HR		4	1	3	2	0	1	0
24 Cameron Maybin, R (1, 8) OBP: 0.329, SLG: 0.395		C SL 84 B SI 90 X FF 91 1-1 ② G6-3	F SL 88 B SL 83 S SL 86 S SL 86 1-3 ③ K			1 SAFE B SI 92 B SL 87 X SI 91 2-0 1-3 1B		B SI 94 C FF 93 B CH 86 X CH 86 2-1 2B		4	0	2	0	0	1	2
8 Yasmani Grandal, S (1, 2) OBP: 0.279, SLG: 0.389 44 René Rivera, R (7, 2) OBP: 0.242, SLG: 0.422		B SI 91 X FF 89 1-0 ③ G3		B FF 89 C FF 91 B FF 91 F CH 82 S FF 92 2-3 ① K		B FF 91 1 SAFE S FF 92 B FF 92 F FF 93 F SL 87 1 SAFE S FF 93 2-3 ② K		F FF 94 B FF 94 S FF 93 F FF 94 S CH 86 1-3 ③ K		3 1	0 0	0 0	0 0	0 0	2 1	2 1
53 Eric Stults, L (1, 1) OBP: 0.071, SLG: 0.143 33 Dale Thayer, R (7, 1) 54 Alex Torres, L (7, 1) 59 Kevin Quackenbush, R (7, 1) 23 Yonder Alonso, L (9, PH) OBP: 0.242, SLG: 0.327 16 Huston Street, R (9, 1)			B FF 90 C FF 89 F FF 90 C FF 92 1-3 ① K	C FF 90 X SL 86 0-1 ② G4-3		X SL 86 0-0 ③ G4-3			C SL 79 S SL 79 S SL 80 0-3 ① K	3 0 0 0 1 0	0 0 0 0 0 0	0 0 0 0 0 0	0 0 0 0 0 0	0 0 0 0 1 0	1 0 0 0 0 0	2 0 0 0 0 0
Inning Stats	R: 0 E: 0 K: 1 S: 13 H: 1 LOB: 2 BB: 1 P: 25	R: 0 E: 0 K: 1 S: 6 H: 0 LOB: 0 BB: 0 P: 8	R: 3 E: 1 K: 3 S: 16 H: 5 LOB: 2 BB: 0 P: 23	R: 0 E: 0 K: 1 S: 8 H: 0 LOB: 0 BB: 0 P: 12	R: 0 E: 0 K: 2 S: 9 H: 0 LOB: 0 BB: 0 P: 11	R: 0 E: 0 K: 1 S: 10 H: 2 LOB: 2 BB: 0 P: 16	R: 0 E: 0 K: 2 S: 12 H: 0 LOB: 0 BB: 0 P: 19	R: 1 E: 0 K: 2 S: 13 H: 2 LOB: 1 BB: 0 P: 17	R: 0 E: 0 K: 1 S: 10 H: 0 LOB: 0 BB: 0 P: 12	1B: 7 2B: 2 3B: 0 HR: 1	SF: 0 SAC: 0 DP: 0 HBP: 0				WP: 0 PB: 0 SB: 0 CS: 0	PA: 38	

PITCHER		IP	WLS	BF	H	R	ER	SO	BB	IBB	HBP	BLK	WP	HR	S	P	ERA	WHIP
36 Wade Miley, L ERA: 4.76	(1, 1)	7.0		30	8	3	3	11	1	0	0	0	0	0	74	114	3.86	1.286
50 Evan Marshall, R ERA: 0.93	(8, 1)	1.0	L	5	2	1	1	2	0	0	0	0	0	1	13	17	9.00	2.000
59 Oliver Pérez, L ERA: 3.05	(9, 1)	1.0		3	0	0	0	1	0	0	0	0	0	0	10	12	0.00	0.000

PITCHER	IP	WLS	BF	H	R	ER	SO	BB	IBB	HBP	BLK	WP	HR	S	P	ERA	WHIP

AB	37
R	4
H	10
RBI	4
BB	1
SO	14
LOB	13

San Diego Padres @ Arizona Diamondbacks

Chase Field, Phoenix, AZ

Tue May 27 2014, 6:42 PM - 9:34 PM MST

Att. 17,862 - Clear - 103 F

livebaseballscorecards.com

BOTTOM

Batter	1	2	3	4	5	6	7	8	9	AB	R	H	RBI	BB	SO	LOB
11 AJ Pollock, R (1, 8) OBP: 0.339, SLG: 0.500	B FF 85 B FF 85 C FF 86 F CH 78 B FF 88 D FF 86 4-2 8 G4-6-3 BB		B FF 87 B FF 86 D CH 80 C FF 86 B FF 85 4-1 8 F8 BB		S CH 79 X CU 72 0-1 ② F7		C SL 83 B FF 93 F FF 93 S SL 83 1-3 ② K 2-3		C SL 83 C SL 83 X SI 90 0-2 ② F9	3	0	0	0	2	1	1
8 Gerardo Parra, L (1, 9) OBP: 0.306, SLG: 0.382	X SI 87 0-0 ① ② G4-6-3 1-2f		B FF 88 C FF 87 X FF 89 1-1 ② F8 1-2 2-3		B CU 68 C CH 79 B CU 70 B FF 89 X CH 79 3-1 ③ G3		B FC 84 B FF 93 X FF 93 2-0 26 BB 44 CI 1B 3-H		B CH 80 B CH 82 C SI 89 T SI 90 C CH 82 2-3 ③	5	0	1	1	0	1	3
44 Paul Goldschmidt, R (1, 3) OBP: 0.356, SLG: 0.526	C CU 66 B CU 71 F CH 80 S CU 72 1-3 ③ K		I IN 74 I IN 75 I IN 74 I IN 74 4-0 IBB			B FF 84 B CH 77 B FF 86 B FF 85 4-0 26 2B BB	C FF 94 S FF 93 0-2 CI 26 BB 1-2			1	1	0	0	2	1	0
26 Miguel Montero, L (1, 2) OBP: 0.361, SLG: 0.393		C FF 85 X CU 71 0-1 ① G4-3	C CH 80 X SL 84 0-1 ③ G4-3			X CU 67 0-0 14 G4-3 1-H 2B	B FF 93 D FF 94 B CH 82 B FF 94 4-0 14 FC4-6 1-2 2-3 BB			3	0	1	1	1	0	3
14 Martín Prado, R (1, 5) OBP: 0.313, SLG: 0.348		B FF 86 C FF 86 C SL 84 B CU 73 X FF 88 2-2 HR		C FF 85 C CU 71 B CH 79 X CH 80 1-2 G6-3		C CU 68 X FF 87 0-1 ① G4-3 2-3	C FF 90 B CU 75 C CU 76 X CU 76 1-2 ③ FC4-6 1-2f			4	1	1	1	0	0	4
2 Aaron Hill, R (1, 4) OBP: 0.314, SLG: 0.404		C FF 87 X CU 70 0-1 ② L5		C CH 78 F SL 83 X FF 88 0-2 4 FC6-4 1B		D CH 80 B FF 90 S FF 89 C FF 89 X CH 81 2-2 ② L8		C CU 75 X FF 90 0-1 ① L8		4	0	1	0	0	0	1
7 Cody Ross, R (1, 7) OBP: 0.230, SLG: 0.242		C CU 68 X FF 87 0-1 ③ F9		C CU 67 X FF 88 0-1 ② F9		B CH 80 B CH 80 X FF 88 2-0 ③ F9		B FF 91 B FF 91 B CU 76 C FF 91 X FF 91 3-1 ② F9		4	0	0	0	0	0	2
4 Cliff Pennington, S (1, 6) OBP: 0.342, SLG: 0.343			B FF 84 C FF 84 F CU 69 B FF 88 B CU 72 F FF 87 X CH 81 3-2 8 F8 36 SH3 1B	X FF 86 0-0 ③ FC6-4 1-2f			C CH 79 X CH 80 0-1 11 S 8 1B 2B	B FF 92 X FF 92 1-0 ③ L7		4	1	2	0	0	0	1
36 Wade Miley, L (1, 1) OBP: 0.208, SLG: 0.208 17 Alfredo Marte, R (7, PH) OBP: 0.227, SLG: 0.364 12 Eric Chavez, L (7, PH) OBP: 0.348, SLG: 0.500 50 Evan Marshall, R (8, 1) 59 Oliver Pérez, L (9, 1) 16 Chris Owings, R (9, PH) OBP: 0.302, SLG: 0.396			D SI 87 B CH 77 B FF 86 C FF 85 L CH 84 1 SAFE X FF 86 3-2 ① SH3 1-2		C FF 85 B FF 87 X SL 78 1-1 ① G1-3		B FF 92 T FF 92 F FF 93 F FF 93 F FF 92 S FF 93 1-3 ① K		C SI 89 B SL 82 X SL 83 1-1 ① G6-3	1 0 1 0 0 1	0 0 0 0 0 0	0 0 0 0 0 0	0 0 1 0 0 0	0 0 0 0 0 0	0 0 1 0 0 0	0 0 1 0 0 0
Inning Stats	R: 0 E: 0 K: 1 S: 6 H: 0 LOB: 0 BB: 1 P: 11	R: 1 E: 0 K: 0 S: 9 H: 1 LOB: 0 BB: 0 P: 11	R: 0 E: 0 K: 0 S: 12 H: 1 LOB: 3 BB: 2 P: 27	R: 0 E: 0 K: 0 S: 9 H: 1 LOB: 1 BB: 0 P: 10	R: 0 E: 0 K: 0 S: 6 H: 0 LOB: 0 BB: 0 P: 10	R: 1 E: 0 K: 0 S: 7 H: 1 LOB: 1 BB: 1 P: 15	R: 1 E: 1 K: 2 S: 16 H: 2 LOB: 3 BB: 1 P: 25	R: 0 E: 0 K: 0 S: 5 H: 0 LOB: 0 BB: 0 P: 9	R: 0 E: 0 K: 1 S: 8 H: 0 LOB: 0 BB: 0 P: 11	1B: 3 2B: 2 3B: 0 HR: 1 SF: 0 SAC: 1 DP: 1 HBP: 0						

	AB	31
	R	3
	H	6
	RBI	3
	BB	5
	SO	4
	LOB	16

PITCHER		IP	WLS	BF	H	R	ER	SO	BB	IBB	HBP	BLK	WP	HR	S	P	ERA	WHIP
53 Eric Stults, L ERA: 4.92	(1, 1)	6.0		26	5	3	3	1	3	1	0	0	0	1	51	86	4.50	1.333
33 Dale Thayer, R ERA: 2.22	(7, 1)	0.2	H	2	0	0	0	2	0	0	0	0	0	0	8	10	0.00	0.000
54 Alex Torres, L ERA: 0.86	(7, 1)	0.0	B	3	1	0	0	0	1	0	0	0	0	0	3	9	∞	∞
59 Kevin Quackenbush, R ERA: 4.66	(7, 1)	1.1	W	4	0	0	0	0	0	0	0	0	0	0	8	13	0.00	0.000
16 Huston Street, R ERA: 1.35	(9, 1)	1.0	S	3	0	0	0	1	0	0	0	0	0	0	8	11	0.00	0.000

PITCHER	IP	WLS	BF	H	R	ER	SO	BB	IBB	HBP	BLK	WP	HR	S	P	ERA	WHIP

WP: 0 PB: 0 SB: 1 CS: 0 PA: 38

TOP

San Diego Padres @ Arizona Diamondbacks

Chase Field, Phoenix, AZ

Wed May 28 2014, 6:41 PM - 10:10 PM MST

Att. 22,233 - Cloudy - 100 F

livebaseballscorecards.com

Batter	1	2	3	4	5	6	7	8	9	AB	R	H	RBI	BB	SO	LOB
2 Everth Cabrera, S (1, 6) OBP: 0.282, SLG: 0.353	B SI 90 C SI 90 X SI 91 1-1 ① L8		C SI 89 X SI 89 0-1 ① G5-3		F SI 88 F FF 90 B FF 91 X FF 90 1-2 12 E 23 1B 1B	C FF 92 S CH 83 S CH 84 0-3 ③ K		B CH 83 X CH 82 1-0 18 HBP 1-2 2-3 1B		5	1	2	0	0	1	0
12 Seth Smith, L (1, 9) OBP: 0.409, SLG: 0.557 18 Carlos Quentin, R (8, PH) OBP: 0.462, SLG: 0.636 (8, 7)	B SI 90 B FF 91 B SI 90 B FF 91 4-0 7 G3-6-1 BB		B CH 81 C CH 81 B FF 91 C CU 76 X CH 81 2-2 ② G4-3		B CH 81 X CH 81 1-0 FC1 23 1B 14 2B 1-2		C CH 82 B SI 90 C FF 92 F CH 84 B CH 84 X CH 83 2-2 ① P5	H SL 78 1-0 1-2 2-3 3-H HBP		3 0	1 0	0 0	0 1	1 0	0 0	1 0
7 Chase Headley, S (1, 5) OBP: 0.290, SLG: 0.336 5 Alexi Amarista, L (8, 5) OBP: 0.282, SLG: 0.290	C CH 81 F FF 91 B FF 91 1 SAFE X CH 82 1-2 ②③ G3-6-1 1-2f		C CU 77 B CU 78 B CU 78 S CH 81 B FF 92 C FF 92 3-3 ③ K		B SI 90 X FF 91 1-0 ② L7		C CH 82 S CH 82 B CH 83 B SI 93 X SI 93 2-2 ② F7	F FF 87 F FF 88 S FF 88 0-3 ③ K		5 0	0 0	0 0	0 0	0 0	2 0	6 0
23 Yonder Alonso, L (1, 3) OBP: 0.247, SLG: 0.326 29 Troy Patton, S (7, 1) 44 René Rivera, R (9, PH) OBP: 0.239, SLG: 0.415		B SI 89 C SI 90 B CU 76 X CH 81 2-1 ① F9		B CU 76 X SI 89 1-0 ① F7	C CH 83 F CH 81 B CH 80 X FF 92 1-2 14 2B 2-H 1B		X CH 83 0-0 ③ F8		F SI 92 B SI 93 C KC 80 F KC 80 B SI 92 F CH 83 S SL 88 2-3 ① K	4 0 1	1 0 0	1 0 0	1 0 0	0 0 0	0 0 1	0 0 0
14 Tommy Medica, R (1, 7) OBP: 0.333, SLG: 0.628 (7, 3)		B FF 90 B FF 91 X FF 91 2-0 E5 24 1B 9 1B		C FF 90 B FF 90 X FF 91 1-1 9 G6-3 3B	B CU 78 B SI 91 C CH 80 X SI 89 2-1 9 1B 1-H 2-H 2B			C SI 90 B CU 79 F CU 78 B CH 82 B SI 92 F CH 84 F CH 83 X FF 92 3-2 HR	C KC 80 C SI 92 B KC 79 B SI 91 X SL 87 2-2 ② F8	5	2	3	3	0	0	0
9 Jedd Gyorko, R (1, 4) OBP: 0.218, SLG: 0.288		C CU 76 S FF 91 B CU 77 B SI 91 X CH 80 2-2 24 1B 1-2 1B		F FF 90 X FF 91 0-1 ② G6-3 3-H	F FF 90 X SI 91 0-1 2-3 1B			B SI 92 F SI 92 F SI 92 B CU 80 T CU 79 2-2 ① K	C KC 79 S KC 79 B KC 78 B KC 79 B SI 93 F SI 92 C KC 79 3-3 ③ K	5	0	2	1	0	2	0
24 Cameron Maybin, R (1, 8) OBP: 0.341, SLG: 0.429 54 Alex Torres, L (5, 1) 13 Chris Denorfia, R (7, 7) OBP: 0.309, SLG: 0.380 (8, 9)		B CU 77 C FF 91 X SI 92 1-1 1-2 2-3 1B		C FF 91 B CU 77 C CU 78 B FF 92 X FF 91 2-2 3B	F CH 80 C CH 80 B CU 78 X CH 81 1-2 ③ G3			X FF 92 0-0 ② L9		3 0 1	0 0 0	2 0 0	0 0 0	0 0 0	0 0 0	2 0 0
8 Yasmani Grandal, S (1, 2) OBP: 0.278, SLG: 0.378		C FF 91 F FF 92 X FF 92 0-2 ② F5		F CH 82 B SI 90 C FF 91 S FF 91 1-3 ③ K		C FF 90 B SI 88 B CH 82 B FF 92 X FF 91 3-1 ① L8		B SI 92 B FF 92 B SI 91 C FF 92 B SI 91 4-1 2 1B 25 1B 18 HBP BB		3	1	0	0	1	1	4
46 Tim Stauffer, R (1, 1) OBP: 0.250, SLG: 0.250 39 Donn Roach, R (1, 1) OBP: 0.250, SLG: 0.500 25 Will Venable, L (5, 8) OBP: 0.270, SLG: 0.263		B FF 91 X FF 91 1-0 ③ L9			C FF 88 B CU 75 C CU 74 B FF 89 F FF 89 S CU 77 2-3 ① K		B FF 92 F FF 92 C FF 91 F FF 90 B FF 92 F FF 91 X CH 84 2-2 ② G6-3	B SI 90 S CH 84 X SI 92 1-1 18 HBP 2 1B 1-2 1B		0 2 2	0 0 0	0 0 1	0 0 0	0 1 0	0 3 0	0 0 0
Inning Stats	R: 0 H: 0 E: 0 LOB: 0 K: 0 BB: 1 S: 5 P: 11	R: 0 H: 2 E: 1 LOB: 3 K: 0 BB: 0 S: 12 P: 20	R: 0 H: 0 E: 0 LOB: 0 K: 1 BB: 0 S: 8 P: 13	R: 1 H: 2 E: 0 LOB: 1 K: 1 BB: 0 S: 11 P: 16	R: 3 H: 4 E: 1 LOB: 2 K: 1 BB: 0 S: 19 P: 28	R: 0 H: 0 E: 0 LOB: 0 K: 1 BB: 0 S: 10 P: 15	R: 0 H: 0 E: 0 LOB: 0 K: 0 BB: 0 S: 8 P: 12	R: 2 H: 3 E: 0 LOB: 3 K: 2 BB: 1 S: 16 P: 28	R: 0 H: 0 E: 0 LOB: 0 K: 2 BB: 0 S: 13 P: 20	1B: 7 2B: 1 3B: 2 HR: 1	SF: 0 SAC: 0 DP: 1 HBP: 1			WP: 0 PB: 0 SB: 0 CS: 0	PA: 42		

	AB	39
	R	6
	H	11
	RBI	6
	BB	2
	SO	8
	LOB	16

PITCHER		IP	WLS	BF	H	R	ER	SO	BB	IBB	HBP	BLK	WP	HR	S	P	ERA	WHIP
57 Chase Anderson, R ERA: 4.02	(1, 1)	5.0	W	25	8	4	1	3	1	0	0	0	0	0	55	88	1.80	1.800
48 Randall Delgado, R ERA: 6.84	(6, 1)	2.2		12	3	2	2	2	1	0	0	0	0	1	31	51	6.75	1.500
54 Joe Thatcher, L ERA: 2.35	(8, 1)	0.1		2	0	0	0	1	0	0	1	0	0	0	3	4	0.00	0.000
35 Trevor Cahill, R ERA: 5.54	(9, 1)	1.0		3	0	0	0	2	0	0	0	0	0	0	13	20	0.00	0.000

PITCHER	IP	WLS	BF	H	R	ER	SO	BB	IBB	HBP	BLK	WP	HR	S	P	ERA	WHIP

Batter	1	2	3	4	5	6	7	8	9	AB	R	H	RBI	BB	SO	LOB
11 AJ Pollock, R (1, 8) OBP: 0.352, SLG: 0.518	8 1B 44 2B 1B 8 2B 2B		C CU 74 C SI 88 B CU 76 X SI 89 1-2 G6-3 ①		H SI 88 1-0 44 1B HBP		C SI 89 X CH 86 0-1 44 HR 2B			4	3	3	2	0	0	0
8 Gerardo Parra, L (1, 9) OBP: 0.308, SLG: 0.387	44 2B 14 1B 1B 44 WP 2B		B SI 90 B CU 76 S SI 89 F SI 89 S CU 75 2-3 K ②		F FF 90 S FF 91 B FC 85 S FC 84 1-3 K ②		B SI 90 C SI 88 B CU 79 F SI 89 F CU 77 S CH 84 2-3 K ①			5	1	2	1	0	3	2
44 Paul Goldschmidt, R (1, 3) OBP: 0.361, SLG: 0.545 28 Nick Evans, R (8, 3)	14 1B 16 1B 2B G4-3 ③		B SI 89 C CU 76 F CU 76 S CU 76 1-3 K ③		C FF 93 F CH 85 F FF 93 X CH 81 0-2 1-3 1B		B CU 77 X SI 90 1-0 2-H HR			5 0	2 0	3 0	3 0	0 0	1 0	1 0
26 Miguel Montero, L (1, 2) OBP: 0.367, SLG: 0.395	B FF 90 D CU 73 S FF 90 B FF 90 F SI 89 D CH 80 4-2 16 1B 14 1B 5 1B BB	B CU 74 X FF 88 1-0 14 HR 1B		C CU 74 B CU 76 B FS 85 X SI 89 2-1 16 WP 2 WP 1B	S CH 85 B CH 82 B FF 92 B FF 93 S CH 85 T CH 85 3-2 K ③		F CU 78 X SL 83 0-1 P5 ②			4	2	2	0	1	1	2
14 Martín Prado, R (1, 5) OBP: 0.315, SLG: 0.364	C SI 90 D CH 81 C FF 90 F CH 81 X SL 86 1-2 16 1B 5 1B 1-2 2-3 3-H 1B	B SI 88 C SI 89 S CU 74 D FS 84 B CU 76 X SI 89 3-2 1-H HR		C SI 88 B SI 89 F CU 76 D FS 84 X CU 76 2-2 F7 ①		B FF 92 C FF 92 C FF 93 F FF 93 F FF 94 F FC 86 F CH 83 F CH 83 B CH 84 3-2 E1 ①	B SI 90 B SI 89 C SI 89 C CU 76 B SL 84 X SI 90 3-2 F9 ③			5	2	2	3	0	0	1
2 Aaron Hill, R (1, 4) OBP: 0.307, SLG: 0.394	C SI 92 S CU 75 F CH 81 S SI 90 0-3 K ① 1-2 F8 ①	F SI 89 B CU 75 S CU 74 X CU 75		B SI 89 F SI 88 X CU 76 1-1 G5-3 ② 1-2		C FF 90 B FC 87 S CH 83 B FF 91 B CH 85 C CH 83 3-3 K ②		F CH 84 F SI 89 F CU 76 B CU 77 X SI 90 1-2 G4-3 ①		5	0	0	0	0	2	4
16 Chris Owings, R (1, 6) OBP: 0.322, SLG: 0.411	C SI 90 D CU 74 C CU 74 B SI 92 F SL 86 X SI 89 2-2 57 SH5-4 5 1B 11 2B 1-2 2-3 3-H 1B	C SI 88 S CU 74 B CU 76 F FS 83 X SI 89 1-2 1B		B SI 88 D CU 74 B SI 88 B FS 84 4-0 2-3 BB		X FF 92 0-0 5 WP 1B		C CU 76 F CH 85 X CU 77 0-2 5 FC6-4 1B		4	1	4	1	1	0	0
5 Ender Inciarte, L (1, 7) OBP: 0.167, SLG: 0.125	X SI 91 0-0 57 SH5-4 11 2B 1-2 2-H 3-H 1B	C SI 89 X SI 89 0-1 L7 ②		X SI 88 0-0 G1-3 ③		B FF 93 B FF 92 B FF 94 B FF 91 4-0 1-2 BB		X CU 77 0-0 FC6-4 ② 1-2f		4	1	1	2	1	0	4
57 Chase Anderson, R (1, 1) 7 Cody Ross, R (5, PH) OBP: 0.228, SLG: 0.240 48 Randall Delgado, R (6, 1) 54 Joe Thatcher, L (8, 1) 9 Tuffy Gosewisch, R (8, PH) OBP: 0.241, SLG: 0.379 35 Trevor Cahill, R (9, 1) OBP: 0.167, SLG: 0.333	X FS 86 0-0 SH5-4 ② 1-2 2-3	C SI 88 S SI 88 C SI 88 0-3 K ③			B FS 85 B SI 88 F SI 88 C CU 75 C CU 75 2-3 K ①		D FF 92 X FF 92 1-0 L9 ③	X SI 89 0-0 G4-3 ③		1 1 1 0 1 0	0 0 0 0 0 0	0 0 0 0 0 0	0 0 0 0 0 0	1 0 0 0 0 0	1 0 2 0 1 0	1 0 0 0 1 0
Inning Stats	R: 8 E: 0 K: 1 S: 33 H: 8 LOB: 1 BB: 1 P: 45	R: 2 E: 0 K: 1 S: 16 H: 3 LOB: 1 BB: 0 P: 22	R: 0 E: 0 K: 2 S: 9 H: 0 LOB: 0 BB: 0 P: 13	R: 0 E: 0 K: 0 S: 8 H: 1 LOB: 2 BB: 1 P: 17	R: 0 E: 0 K: 3 S: 13 H: 1 LOB: 2 BB: 0 P: 20	R: 0 E: 1 K: 1 S: 15 H: 1 LOB: 2 BB: 1 P: 26	R: 2 E: 0 K: 1 S: 12 H: 2 LOB: 0 BB: 0 P: 18	R: 0 E: 0 K: 0 S: 9 H: 1 LOB: 1 BB: 0 P: 10		1B: 11 2B: 4 3B: 0 HR: 2 SF: 0 SAC: 1 DP: 0 HBP: 1					

PITCHER		IP	WLS	BF	H	R	ER	SO	BB	IBB	HBP	BLK	WP	HR	S	P	ERA	WHIP
46 Tim Stauffer, R ERA: 4.5	(1, 1)	0.1	L	8	6	7	7	1	1	0	0	0	0	0	26	37	189.00	21.000
39 Donn Roach, R ERA: 4.03	(1, 1)	4.0		20	6	3	3	4	1	0	1	0	3	1	43	66	6.75	1.750
54 Alex Torres, L ERA: 0.79	(5, 1)	1.2		8	2	0	0	3	1	0	0	0	1	0	25	40	0.00	1.800
29 Troy Patton, L ERA: 8.31	(7, 1)	2.0		9	3	2	2	1	0	0	0	0	0	1	21	28	9.00	1.500

PITCHER	IP	WLS	BF	H	R	ER	SO	BB	IBB	HBP	BLK	WP	HR	S	P	ERA	WHIP

BOTTOM

San Diego Padres @ Arizona Diamondbacks

Chase Field, Phoenix, AZ

Wed May 28 2014, 6:41 PM - 10:10 PM MST

Att. 22,233 - Cloudy - 100 F

livebaseballscorecards.com

AB	40
R	12
H	17
RBI	12
BB	3
SO	9
LOB	18

WP: 4 PA: 45
PB: 0
SB: 0
CS: 0

Cincinnati Reds @ Arizona Diamondbacks

Chase Field, Phoenix, AZ

Thu May 29 2014, 6:41 PM - 9:11 PM MST

Att. 18,457 - Clear - 97 F

TOP

livebaseballscorecards.com

Batter	1	2	3	4	5	6	7	8	9	AB	R	H	RBI	BB	SO	LOB
6 Billy Hamilton, S (1, 8) OBP: 0.287, SLG: 0.340	C FC 86 B FC 86 B FC 86 C CH 80 T FC 89 2-2 ① K			C CU 73 B FC 86 S FC 87 F FC 88 X FC 89 1-2 21 G4-6-3 1B			F FC 86 S CH 79 S CH 80 0-3 ① K			3	0	1	0	0	2	0
21 Todd Frazier, R (1, 5) OBP: 0.336, SLG: 0.481	C FC 85 S FC 86 B FC 88 C CU 75 1-3 ② K			1 SAFE 1 SAFE 1 SAFE X CH 79 0-0 ①② G4-6-3 1-2f			B FC 85 C FC 85 B CH 80 S CH 79 X FC 89 2-2 ② G4-3			3	0	0	0	0	1	1
4 Brandon Phillips, R (1, 4) OBP: 0.296, SLG: 0.399	B FC 86 X FC 87 1-0 ③ F8			B FC 88 T FC 88 B FC 88 X CH 80 2-1 ③ G5-3			B FC 86 X CH 79 1-0 ③ F7			3	0	0	0	0	0	0
32 Jay Bruce, L (1, 9) OBP: 0.311, SLG: 0.320		X FC 85 0-0 ① L9			B CU 72 C CH 77 S CH 79 B FC 87 F FC 89 F CH 79 S FC 90 2-3 ① K			B CH 80 X CH 80 1-0 ① G3-1		3	0	0	0	0	1	0
39 Devin Mesoraco, R (1, 2) OBP: 0.398, SLG: 0.640		B FC 84 X FC 85 1-0 ② F9			B FC 87 F CH 79 F FC 89 X FC 88 1-2 ② G4-3			B CU 72 B CH 79 X FC 86 2-0 ② F9		3	0	0	0	0	0	0
48 Ryan Ludwick, R (1, 7) OBP: 0.310, SLG: 0.340		C FC 84 C FC 87 B FC 87 B FC 88 F FC 89 C FC 88 2-3 ③ K			B CU 73 S CH 80 B FC 88 F FC 86 X CH 81 2-2 ③ F7			X FC 86 0-0 ③ F8		3	0	0	0	0	1	0
29 Brayan Peña, S (1, 3) OBP: 0.323, SLG: 0.440			B FC 86 X FC 86 1-0 2 F8-5 2B			C CH 78 X CH 78 0-1 2 G5-4-3 1B			C CH 80 S FC 87 F FC 87 B FC 90 X FC 89 1-2 ① G4-3	3	0	2	0	0	0	0
2 Zack Cozart, R (1, 6) OBP: 0.257, SLG: 0.293			D FC 86 C CH 80 C FC 87 X FC 87 1-2 ①② F8-5 2-3			B FC 85 F FC 86 X CU 74 1-1 ①② G5-4-3 1-2f			C FC 88 B FF 82 B FC 88 F FC 89 F FC 90 X FC 90 2-2 ② G4-3	3	0	0	0	0	0	2
52 Tony Cingrani, L (1, 1) OBP: 0.125, SLG: 0.125 60 J.J. Hoover, R (6, 1) 45 Sean Marshall, L (8, 1) 25 Skip Schumaker, L (9, PH) OBP: 0.295, SLG: 0.339			C FC 86 X FC 88 0-1 ③ B4-3			C FC 87 F CH 79 X FC 88 0-2 ③ G1-3			C FC 89 B CH 81 B CH 80 F FC 89 X FC 90 2-2 ③ G1-3	2 0 0 1	0 0 0 0	0 0 0 0	0 0 0 0	0 0 0 0	0 0 0 0	0 0 0 0

	AB	27
	R	0
	H	3
	RBI	0
	BB	0
	SO	5
	LOB	3

Inning Stats	1	2	3	4	5	6	7	8	9	1B	SF	WP	PA
R	0	0	0	0	0	0	0	0	0	2	0	0	27
E	0	0	0	0	0	0	0	0	0	2B	SAC	0	
K	2	1	0	0	1	0	1	0	0	3B	DP	0	
S	7	6	6	7	11	7	7	3	11	HR	HBP	0	
H	0	0	1	1	0	1	0	0	0	0	0	PB	0
LOB	0	0	0	0	0	0	0	0	0			SB	0
BB	0	0	0	0	0	0	0	0	0			CS	0
P	11	9	8	10	16	8	10	6	16				

PITCHER	IP	WLS	BF	H	R	ER	SO	BB	IBB	HBP	BLK	WP	HR	S	P	ERA	WHIP
55 Josh Collmenter, R (1, 1) ERA: 3.34	9.0	W	27	3	0	0	5	0	0	0	0	0	0	65	94	0.00	0.333

PITCHER	IP	WLS	BF	H	R	ER	SO	BB	IBB	HBP	BLK	WP	HR	S	P	ERA	WHIP

BOTTOM

Cincinnati Reds @ Arizona Diamondbacks

Chase Field, Phoenix, AZ

Thu May 29 2014, 6:41 PM - 9:11 PM MST

Att. 18,457 - Clear - 97 F

livebaseballscorecards.com

Batter	1	2	3	4	5	6	7	8	9	AB	R	H	RBI	BB	SO	LOB
11 AJ Pollock, R (1, 8) OBP: 0.355, SLG: 0.535	B FF 91 F FF 90 B FF 93 F CH 88 F FF 93 X SL 80 2-2 16 E 2B		B FF 91 C CH 87 C FF 92 X FF 93 1-2 ① G6-3		C CU 76 X CH 87 0-1 ① G5-3		X FF 94 0-0 14 1B 3B			4	2	2	0	0	0	0
16 Chris Owings, R (1, 6) OBP: 0.320, SLG: 0.413	C FF 91 C FF 92 F FF 92 F FF 93 S SL 81 0-3 ① K 2-H		B SL 78 F CH 88 B FF 91 F CH 86 F FF 92 B FF 92 X FF 93 3-2 2B		B CH 87 X CH 86 1-0 ② G5-3		C CU 75 B CU 75 X FF 94 1-1 ② F9			4	0	1	0	0	1	1
44 Paul Goldschmidt, R (1, 3) OBP: 0.359, SLG: 0.538	B SL 78 C FF 92 F FF 92 B SL 81 F FF 94 B FF 93 S FF 94 3-3 ② K		X FF 90 0-0 ② G6-3		C FF 91 X SL 79 0-1 ③ F8		I IN 76 I IN 75 I IN 73 I IN 75 4-0 14 1B IBB			3	0	0	0	1	1	1
14 Martín Prado, R (1, 5) OBP: 0.319, SLG: 0.371	C FF 93 X FF 92 0-1 ③ F9		B FF 91 C FF 91 X FF 92 1-1 ③ G6-3			B CH 85 B CH 87 B FF 92 C FF 92 X FF 92 3-1 2 1B 2B	X FF 93 0-0 1-3 3-H 1B			4	1	2	1	0	0	1
2 Aaron Hill, R (1, 4) OBP: 0.315, SLG: 0.416		C FF 90 X CH 87 0-1 9 BB 7 1B 1B	B FF 90 B SL 77 F FF 90 B FF 90 X FF 92 3-1 HR			X FF 88 0-0 2-H 1B	B CU 76 X FF 93 1-0 ③ F9			4	1	3	2	0	0	2
7 Cody Ross, R (1, 7) OBP: 0.231, SLG: 0.242 5 Ender Inciarte, L (7, 7) OBP: 0.186, SLG: 0.146		C FF 91 1 SAFE 1 SAFE B FF 91 S FF 92 B FF 93 X FF 92 2-2 9 BB 1-2 1B	C FF 90 S FF 92 F FF 92 F FF 92 B SL 80 B SL 80 X FF 92 2-2 ① P6			F FF 92 B FF 93 B CU 74 X FF 93 2-1 ① P3		M CU 74 X CU 73 0-1 1B		3 1	0 0	1 1	0 0	0 0	0 0	1 0
8 Gerardo Parra, L (1, 9) OBP: 0.307, SLG: 0.382		C FF 91 F FF 92 B FF 91 D SL 80 F SL 80 F FF 92 X FF 92 2-2 ① L6	C CU 76 S SL 79 B FF 90 B FF 93 B FF 92 B FF 93 4-2 BB			B CU 75 T FF 93 F CU 75 F FF 94 B FF 94 S FF 94 2-3 ② K		1 SAFE C SI 88 F CU 74 F CU 74 D CU 74 1 SAFE B SL 83 F CU 73 S CU 74 2-3 ① K		3	0	0	0	1	2	4
9 Tuffy Gosewisch, R (1, 2) OBP: 0.242, SLG: 0.344		C FF 92 B FF 92 B CH 87 B FF 92 C CH 87 B FF 93 4-2 55 G6-4-3 1-2 2-3 BB	B CH 87 B FF 91 B FF 90 C FF 90 F FF 90 1 SAFE F FF 91 X FF 91 3-2 ② F8			C FF 94 S FF 93 F FF 94 B SL 87 B SL 87 B FF 96 X FF 94 3-2 ③ F8		D SL 84 B SI 88 B SL 84 C FF 87 X SI 87 3-1 ② L7		3	0	0	0	1	0	3
55 Josh Collmenter, R (1, 1) OBP: 0.095, SLG: 0.100		S FF 92 C FF 91 X FF 90 0-2 ② ③ G6-4-3 1-2f	S FF 90 S FF 89 C FF 89 0-3 ③ K				B FF 92 B FF 92 F FF 92 X FF 93 2-1 ① L8	D CU 74 X FF 87 1-0 ③ L8		4	0	0	0	0	1	5
Inning Stats	R: 1 E: 0 K: 2 S: 15 H: 1 LOB: 0 BB: 0 P: 20	R: 0 E: 0 K: 0 S: 15 H: 2 LOB: 2 BB: 1 P: 23	R: 0 E: 0 K: 0 S: 10 H: 1 LOB: 1 BB: 0 P: 15	R: 1 E: 0 K: 1 S: 16 H: 1 LOB: 1 BB: 1 P: 28	R: 0 E: 0 K: 0 S: 5 H: 0 LOB: 0 BB: 0 P: 6	R: 1 E: 0 K: 1 S: 14 H: 2 LOB: 1 BB: 0 P: 24	R: 1 E: 0 K: 0 S: 7 H: 2 LOB: 2 BB: 1 P: 15	R: 0 E: 0 K: 1 S: 10 H: 1 LOB: 1 BB: 0 P: 16		1B: 5 2B: 3 3B: 1 HR: 1 SF: 0 SAC: 0 DP: 1 HBP: 0						

	AB	33
	R	4
	H	10
	RBI	3
	BB	3
	SO	5
	LOB	18

PITCHER		IP	WLS	BF	H	R	ER	SO	BB	IBB	HBP	BLK	WP	HR	S	P	ERA	WHIP
52 Tony Cingrani, L ERA: 4.01	(1, 1)	5.0	L	23	7	3	2	3	2	0	0	0	0	1	64	98	3.60	1.800
60 J.J. Hoover, R ERA: 5.82	(6, 1)	2.0		9	2	1	1	1	0	1	0	0	0	0	18	33	4.50	1.000
45 Sean Marshall, L ERA: 9.28	(8, 1)	1.0		4	1	0	0	1	0	0	0	0	0	0	10	16	0.00	1.000

PITCHER	IP	WLS	BF	H	R	ER	SO	BB	IBB	HBP	BLK	WP	HR	S	P	ERA	WHIP

Batter	1	2	3	4	5	6	7	8	9	AB	R	H	RBI	BB	SO	LOB
6 Billy Hamilton, S (1, 8) OBP: 0.287, SLG: 0.337	C CU 71 B CU 70 C CU 71 B SI 84 X CH 77 2-2 ① G3-1	B SI 86 S CU 70 C SL 74 X SL 75 1-2 25 E 25 S 1B			C SI 86 B CH 77 C CU 71 B SI 86 X SI 82 2-2 ① L7		B SI 84 B SL 75 B CH 79 C CH 79 C CU 71 X CU 68 3-2 ③ P2			4	0	1	0	0	0	0
25 Skip Schumaker, L (1, 7) OBP: 0.292, SLG: 0.333	C SI 82 C CH 75 B SI 82 F SI 84 X CH 77 1-2 4 G6-3 1B	1 SAFE P PO 79 C SI 86 X SI 86 1-1 ③ F7 1-3			B CU 68 X SL 75 1-0 ② G6-3			C CH 84 C SI 93 F FF 94 F SI 93 B CH 85 B CH 84 X CH 85 2-2 ① F7		4	0	1	0	0	0	1
4 Brandon Phillips, R (1, 4) OBP: 0.295, SLG: 0.396	B SI 85 X SI 85 1-0 ②③ G6-3 1-2f		C SL 75 F SI 85 X SL 76 0-2 21 1B 1B		X CU 69 0-0 ③ P3			B SL 84 F SL 85 F SI 94 F FF 95 X FF 94 1-2 ② P4		4	0	1	0	0	0	1
32 Jay Bruce, L (1, 9) OBP: 0.309, SLG: 0.318		C CU 70 B SI 82 X CH 79 1-1 15 1B 21 1B 39 HR 1B	X SI 84 0-0 ① L7		B CU 70 X CU 72 1-0 ① F8			C SL 82 C CH 86 B CH 86 S CH 85 1-3 ③ K		4	1	1	0	0	1	1
21 Todd Frazier, R (1, 5) OBP: 0.344, SLG: 0.484 (8, 3)		B SI 86 X SI 86 1-0 15 1B 39 HR 1-2 1B	C SI 87 X SI 84 0-1 15 G4-6-3 1-2 1B		F SL 74 B SL 76 B SL 75 S SL 74 B SI 88 B SI 86 4-2 15 2B BB				S FF 93 C FF 94 F FC 93 B CH 86 F CH 86 F FF 94 B SL 85 X CH 88 2-2 ① G6-3	3	2	2	0	1	0	0
15 Roger Bernadina, L (1, 3) OBP: 0.311, SLG: 0.235 51 Jonathan Broxton, R (8, 1) 28 Chris Heisey, R (9, PH) OBP: 0.296, SLG: 0.352 54 Aroldis Chapman, L (9, 1)		X CH 78 0-0 39 HR 1-2 2-3 1B	C CH 79 F SI 86 B SI 85 2 SAFE X SL 76 1-2 ②③ G4-6-3 1-2f		F CU 71 C SL 74 B SI 84 F SL 75 X SI 87 1-2 39 CS 1-H 2B				S SL 84 C SI 94 T FF 94 0-2 ② K	3 0 1 0	1 0 0 0	2 0 0 0	1 0 0 0	0 0 1 0	0 0 0 0	2 0 0 0
39 Devin Mesoraco, R (1, 2) OBP: 0.402, SLG: 0.699		X CU 69 0-0 1-H 2-H 3-H HR	B SL 74 B SL 75 X CU 71 2-0 ① F8		B SI 87 B CH 78 X SI 84 2-0 ②③ G4-3 2-3				X FF 93 0-0 HR	4	2	2	5	0	0	1
7 Ramon Santiago, S (1, 6) OBP: 0.282, SLG: 0.229 (8, 5)		B SI 83 F CH 79 C SI 84 B SL 74 B SI 85 C SL 74 3-3 ① K	C SL 73 C SI 84 B SL 75 X SI 86 1-2 ② G1-3				F CH 77 B CH 82 X SL 73 1-1 ① B2		X SI 94 0-0 1B	4	0	1	0	0	1	0
44 Mike Leake, R (1, 1) OBP: 0.125, SLG: 0.292 23 Donald Lutz, L (7, PH) OBP: 0.400, SLG: 0.600 63 Sam LeCure, R (7, 1) 2 Zack Cozart, R (8, 6) OBP: 0.255, SLG: 0.291		B SI 84 F SI 86 S SL 75 T SL 77 1-2 ② K	F CU 70 B SI 86 C SI 87 B SI 87 F SL 76 S SL 76 2-3 ③ K				B CU 67 B CU 72 C CU 72 S CH 77 B SI 85 X CH 80 3-2 ② P6		1 SAFE X SI 93 0-0 ③ L8	2 1 0 1	0 0 0 0	0 0 0 0	0 0 0 0	2 0 0 0	0 0 0 0	0 0 0 1
Inning Stats	R: 0 H: 1 E: 0 LOB: 0 K: 0 BB: 0 S: 8 P: 12	R: 4 H: 5 E: 0 LOB: 1 K: 2 BB: 0 S: 17 P: 24	R: 0 H: 2 E: 0 LOB: 1 K: 0 BB: 0 S: 9 P: 10	R: 0 H: 0 E: 0 LOB: 0 K: 1 BB: 0 S: 8 P: 13	R: 0 H: 0 E: 0 LOB: 0 K: 0 BB: 0 S: 5 P: 8	R: 1 H: 1 E: 0 LOB: 0 K: 0 BB: 1 S: 8 P: 16	R: 0 H: 0 E: 0 LOB: 0 K: 0 BB: 0 S: 8 P: 15	R: 0 H: 0 E: 0 LOB: 0 K: 1 BB: 0 S: 12 P: 16	R: 1 H: 2 E: 0 LOB: 1 K: 1 BB: 0 S: 12 P: 14	1B: 8 SF: 0 2B: 1 SAC: 0 3B: 0 DP: 2 HR: 2 HBP: 0						WP: 0 PA: 36 PB: 0 SB: 1 CS: 1

TOP

Cincinnati Reds @ Arizona Diamondbacks

Chase Field, Phoenix, AZ

Fri May 30 2014, 6:41 PM - 9:20 PM MST

Att. 19,826 - Clear - 102 F

livebaseballscorecards.com

AB	35
R	6
H	11
RBI	6
BB	1
SO	5
LOB	7

PITCHER		IP	WLS	BF	H	R	ER	SO	BB	IBB	HBP	BLK	WP	HR	S	P	ERA	WHIP
61 Bronson Arroyo, R ERA: 4.39	(1, 1)	7.0	L	28	9	5	5	3	1	0	0	0	0	1	63	98	6.43	1.429
50 Evan Marshall, R ERA: 1.54	(8, 1)	2.0		8	2	1	1	2	0	0	0	0	0	1	24	30	4.50	1.000

PITCHER	IP	WLS	BF	H	R	ER	SO	BB	IBB	HBP	BLK	WP	HR	S	P	ERA	WHIP

BOTTOM

Cincinnati Reds @ Arizona Diamondbacks

Chase Field, Phoenix, AZ

Fri May 30 2014, 6:41 PM - 9:20 PM MST

Att. 19,826 - Clear - 102 F

livebaseballscorecards.com

Batter	1	2	3	4	5	6	7	8	9	AB	R	H	RBI	BB	SO	LOB
11 AJ Pollock, R (1, 8) OBP: 0.364, SLG: 0.552	C SI 89 S SI 90 X FC 91 0-2 8 G6-3 8 S 44 G6-3 1B		C SI 91 X KC 80 0-1 8 1B 2B		C SI 91 F SI 91 B SL 82 F SL 82 X SL 83 1-2 ② G1-3		B SL 81 C FF 89 X KC 74 1-1 2B			4	2	3	0	0	0	1
8 Gerardo Parra, L (1, 9) OBP: 0.306, SLG: 0.380	1 SAFE B SI 90 1 SAFE F SI 90 D KC 79 B KC 80 X SI 90 3-1 ① G6-3 1-3		B KC 79 X KC 80 1-0 44 E 2-H 1B		B KC 80 S SI 92 F SI 92 F SL 82 D SL 84 X FC 92 2-2 ③ G5-3		X KC 73 0-0 ② G6-3			4	1	1	1	0	0	3
44 Paul Goldschmidt, R (1, 3) OBP: 0.357, SLG: 0.533	B KC 80 X SI 91 1-0 ② G6-3 3-H		X KC 80 0-0 E5 2-H			B SI 90 B SI 90 C SI 90 S FC 90 F FC 90 B FC 91 X FC 91 3-2 14 BB 2 1B 1B	B KC 74 C SI 88 C SI 89 B SI 90 F SI 89 C SI 90 2-3 ③ K			4	1	1	1	0	1	1
26 Miguel Montero, L (1, 2) OBP: 0.360, SLG: 0.386	C SI 91 X FF 90 0-1 ③ L1		F FF 90 B KC 82 B SI 91 B SI 91 X SI 92 3-1 ③ G1-3			X SI 91 0-0 ① L6		X SI 91 0-0 ① G1-4-3		4	0	0	0	0	0	2
14 Martín Prado, R (1, 5) OBP: 0.317, SLG: 0.366		C SI 88 C SI 90 X SI 92 0-2 ① G4-3		C SI 89 B SI 89 X SI 90 1-1 ① L7		1 SAFE B SI 91 B SI 91 C SI 91 F SI 92 B FC 91 B SI 90 4-2 2 1B 1-2 BB		B FF 92 C FF 91 B SL 87 B FF 92 X FF 92 3-1 ② F8		3	0	0	0	1	0	0
2 Aaron Hill, R (1, 4) OBP: 0.314, SLG: 0.413		C KC 78 S CH 84 B SL 82 S SL 81 1-3 ② K		C SI 91 B CH 85 X CH 86 1-1 ② G6-3		X CH 85 0-0 1-3 2-H 1B		B FF 92 C FF 91 B FF 92 X FF 92 2-1 ③ F8		4	0	1	1	0	1	0
16 Chris Owings, R (1, 6) OBP: 0.313, SLG: 0.404		F SI 91 B SL 81 F SI 92 S SL 84 1-3 ③ K		C KC 78 B SL 80 X SL 81 1-1 ③ F9		B SI 91 C KC 80 S SL 82 S SL 82 1-3 ② K			C FF 98 B CH 87 S CH 87 B FF 100 F FF 100 B SL 87 X SL 89 3-2 ① G5-3	4	0	0	0	0	2	2
5 Ender Inciarte, L (1, 7) OBP: 0.196, SLG: 0.182 7 Cody Ross, R (9, PH) OBP: 0.229, SLG: 0.240			C SI 89 X SI 90 0-1 ① G4-3		B KC 78 F SI 89 F SI 92 B FC 90 B SI 91 X SI 92 3-2 61 SH3 2B	F SI 92 B FF 90 C KC 81 B FC 92 X KC 82 2-2 ③ G4-1			C FF 98 C SL 90 S FF 101 0-3 ② K	3 1	0 0	1 0	0 0	0 0	0 1	2 0
61 Bronson Arroyo, R (1, 1) OBP: 0.227, SLG: 0.227 12 Eric Chavez, L (7, PH) OBP: 0.343, SLG: 0.492 50 Evan Marshall, R (8, 1) 28 Nick Evans, R (9, PH)			F SI 91 C KC 81 S SL 82 0-3 ② K		2 SAFE L SI 88 X KC 77 0-1 ① SH3 2-3		B KC 71 S KC 73 C KC 74 B SI 87 S KC 75 2-3 ① K		C SL 89 S SL 91 S FF 99 0-3 ③ K	1 1 0 1	0 0 0 0	0 0 0 0	0 0 0 0	1 1 0 1	0 0 0 0	0 0 0 0
Inning Stats	R: 1 H: 1 E: 0 LOB: 0 K: 0 BB: 0 S: 8 P: 12	R: 0 H: 0 E: 0 LOB: 0 K: 2 BB: 0 S: 9 P: 11	R: 2 H: 2 E: 1 LOB: 1 K: 1 BB: 0 S: 11 P: 15	R: 0 H: 0 E: 0 LOB: 0 K: 0 BB: 0 S: 6 P: 9	R: 0 H: 1 E: 0 LOB: 1 K: 0 BB: 0 S: 13 P: 19	R: 1 H: 2 E: 0 LOB: 2 K: 1 BB: 1 S: 14 P: 24	R: 0 H: 1 E: 0 LOB: 1 K: 2 BB: 0 S: 10 P: 15	R: 0 H: 0 E: 0 LOB: 0 K: 0 BB: 0 S: 5 P: 10	R: 0 H: 0 E: 0 LOB: 0 K: 2 BB: 0 S: 10 P: 13	1B: 4 SF: 0 2B: 3 SAC: 1 3B: 0 DP: 0 HR: 0 HBP: 0					WP: 0 PA: 36 PB: 0 SB: 1 CS: 0	

	AB	34
	R	4
	H	7
	RBI	3
	BB	1
	SO	8
	LOB	11

PITCHER		IP	WLS	BF	H	R	ER	SO	BB	IBB	HBP	BLK	WP	HR	S	P	ERA	WHIP
44 Mike Leake, R ERA: 2.92	(1, 1)	6.0	W	26	6	4	3	4	1	0	0	0	0	0	61	90	4.50	1.167
63 Sam LeCure, R ERA: 1.23	(7, 1)	1.0	H	4	1	0	0	2	0	0	0	0	0	0	10	15	0.00	1.000
51 Jonathan Broxton, R ERA: 0.57	(8, 1)	1.0	H	3	0	0	0	0	0	0	0	0	0	0	5	10	0.00	0.000
54 Aroldis Chapman, L ERA: 2.0	(9, 1)	1.0	S	3	0	0	0	2	0	0	0	0	0	0	10	13	0.00	0.000

PITCHER	IP	WLS	BF	H	R	ER	SO	BB	IBB	HBP	BLK	WP	HR	S	P	ERA	WHIP

Batter	1	2	3	4	5	6	7	8	9	AB	R	H	RBI	BB	SO	LOB
6 Billy Hamilton, S (1, 8) OBP: 0.290, SLG: 0.339	B SI 89 C SI 92 C CU 81 S FF 93 1-3 ① K			B CU 81 B CU 81 C SI 92 F SI 93 X SI 94 2-2 25 1B 4 1B 1B	X SI 92 0-0 25 S 25 1B 1B	C SI 90 B SI 90 B SI 89 X SI 91 2-1 ③ P6			C FF 91 F FF 91 F FF 90 D SL 85 S SL 85 1-3 ② K2-3	5	2	2	0	0	2	2
25 Skip Schumaker, L (1, 7) OBP: 0.300, SLG: 0.338	C SI 93 C SI 93 F FF 94 F SI 93 X SI 94 0-2 ② G4-3			1 SAFE C FC 88 1 SAFE 1 SAFE X FC 90 0-1 4 1B 21 1B 1-3 1B	1 SAFE 1 SAFE B SI 90 B SI 91 B SI 92 C SI 92 X FC 90 3-1 4 2B 1-H 1B		B CH 79 F SI 86 B SI 90 C KC 78 B CH 82 F SI 91 X SI 90 3-2 ① G6-3		X FF 92 0-0 ③ G6-3	5	2	2	1	0	0	1
4 Brandon Phillips, R (1, 4) OBP: 0.299, SLG: 0.403	C SI 93 C CU 81 B FF 95 T FC 91 1-2 ③ K			B FC 90 F CU 82 S SI 93 B FF 94 B SI 94 F CU 82 X FC 92 3-2 21 1B 29 2B 1-3 3-H 1B	X SI 92 0-0 ① 1-H 2B		C SI 91 C SI 92 S SL 86 0-3 ② K			4	1	2	2	0	2	0
32 Jay Bruce, L (1, 9) OBP: 0.314, SLG: 0.318		C CU 80 X SI 93 0-1 29 G6-3 1B		C SI 94 B SI 93 B SI 94 S FC 91 1 SAFE F FC 92 B FC 92 S FC 92 3-3 ① K	C SL 77 S FF 86 H FF 87 1-2 HBP		C CH 80 S SI 90 B KC 77 S CH 79 1-3 ③ K			3	0	1	0	0	2	2
21 Todd Frazier, R (1, 5) OBP: 0.342, SLG: 0.480		F SI 92 B SI 92 S CU 82 S CU 80 1-3 ① K		B SI 93 1 SAFE X SI 94 1-0 29 2B 1-2 3-H 1B	X FF 85 0-0 ② P6			B SL 79 S FF 93 C SI 92 F FF 93 X SL 80 1-2 ① L5		4	0	1	1	0	1	2
29 Brayan Peña, S (1, 2) OBP: 0.320, SLG: 0.442		X SI 93 0-0 ② ③ G6-3 1-2f		B SI 94 X CU 82 1-0 23 FC6-2-5-1-2-5 1-3 2-H 2B	C FF 86 F FF 86 F FF 87 B FF 85 X SL 77 1-2 ③ F7			S FF 93 X FF 92 0-1 ② F9		4	0	1	1	0	0	2
23 Donald Lutz, L (1, 3) OBP: 0.222, SLG: 0.333		S CU 80 B SI 94 X FC 90 1-1 ① G4-3	F SI 95 C FC 91 X FF 95 0-2 ② FC6-2-5-1-2-5 2-3			S SI 89 F SI 90 S CH 80 0-3 ① K		B SL 81 X FF 93 1-0 ③ P4		4	0	0	0	0	1	2
2 Zack Cozart, R (1, 6) OBP: 0.261, SLG: 0.292		B CU 82 F SI 93 C SI 94 B FC 92 F CU 82 F SI 94 X SI 94 2-2 ② G5-3	I IN 75 I IN 74 I IN 78 I IN 77 4-0 47 FC4-6 IBB			C SI 91 B SI 92 C KC 79 B KC 79 F SI 91 X CH 82 2-2 47 SH3-4 1B			C FF 90 X SL 82 0-1 ① G5-3	3	0	1	0	1	0	0
47 Johnny Cueto, R (1, 1) OBP: 0.143, SLG: 0.143 43 Manny Parra, L (8, 1) 51 Jonathan Broxton, R (8, 1) 48 Ryan Ludwick, R (9, PH) OBP: 0.314, SLG: 0.352 60 J.J. Hoover, R (9, 1)		X SI 94 0-0 ③ G4-3	C SI 93 S CU 82 D CU 83 B SI 94 F SI 94 F CU 82 X CU 83 2-2 ③ FC4-6 1-2f			X KC 76 0-0 ② SH3-4 1-2			B SL 84 F FF 90 F FF 91 B FF 92 X SL 84 2-2 2B	2 0 0 1 0	0 0 0 0 0	0 0 0 1 0	0 0 0 0 0	0 0 0 0 0	0 0 0 0 0	3 0 0 0 0
Inning Stats	R: 0 E: 0 K: 2 S: 11 H: 0 LOB: 0 BB: 0 P: 13	R: 0 E: 0 K: 1 S: 6 H: 1 LOB: 0 BB: 0 P: 7	R: 0 E: 0 K: 0 S: 8 H: 0 LOB: 0 BB: 0 P: 11	R: 3 E: 0 K: 1 S: 23 H: 5 LOB: 3 BB: 1 P: 39	R: 2 E: 0 K: 0 S: 11 H: 3 LOB: 1 BB: 0 P: 16	R: 0 E: 0 K: 1 S: 10 H: 1 LOB: 1 BB: 0 P: 14	R: 0 E: 0 K: 2 S: 10 H: 0 LOB: 0 BB: 0 P: 14	R: 0 E: 0 K: 0 S: 7 H: 0 LOB: 0 BB: 0 P: 9	R: 0 E: 0 K: 1 S: 10 H: 1 LOB: 1 BB: 0 P: 13	1B: 8 2B: 3 3B: 0 HR: 0 SF: 0 SAC: 1 DP: 1 HBP: 1						

PITCHER		IP	WLS	BF	H	R	ER	SO	BB	IBB	HBP	BLK	WP	HR	S	P	ERA	WHIP
32 Brandon McCarthy, R ERA: 5.2	(1, 1)	4.1	L	21	9	5	5	4	0	1	0	0	0	0	52	77	10.38	2.077
54 Joe Thatcher, L ERA: 2.25	(5, 1)	0.2		3	0	0	0	0	0	0	1	0	0	0	7	9	0.00	0.000
35 Trevor Cahill, R ERA: 5.26	(6, 1)	2.0		7	1	0	0	3	0	0	0	0	0	0	20	28	0.00	0.500
59 Oliver Pérez, L ERA: 2.91	(8, 1)	1.0		3	0	0	0	0	0	0	0	0	0	0	7	9	0.00	0.000
43 Addison Reed, R ERA: 4.01	(9, 1)	1.0		4	1	0	0	1	0	0	0	0	0	0	10	13	0.00	1.000

PITCHER	IP	WLS	BF	H	R	ER	SO	BB	IBB	HBP	BLK	WP	HR	S	P	ERA	WHIP

TOP

Cincinnati Reds @ Arizona Diamondbacks

Chase Field, Phoenix, AZ

Sat May 31 2014, 7:11 PM - 10:07 PM MST

Att. 23,765 - Clear - 105 F

livebaseballscorecards.com

AB	35
R	5
H	11
RBI	5
BB	1
SO	8
LOB	14

WP: 0	PB: 0	SB: 1
CS: 0	PA: 38	

Cincinnati Reds @ Arizona Diamondbacks

Chase Field, Phoenix, AZ

Sat May 31 2014, 7:11 PM - 10:07 PM MST

Att. 23,765 - Clear - 105 F

livebaseballscorecards.com

BOTTOM

Batter	1	2	3	4	5	6	7	8	9	AB	R	H	RBI	BB	SO	LOB
11 AJ Pollock, R (1, 8) OBP: 0.366, SLG: 0.554 28 Nick Evans, R (8, PR) (9, 7)	B FF 91 F FF 91 C FC 86 B FF 92 X FC 87 2-2 ① F7		B SL 82 F CH 83 F SI 93 B FF 94 X CH 85 2-2 ② G1-3			X FF 93 0-0 44 F8 2B		C CH 83 H SI 92 1-1 8 1B 1-2 HBP		3 0	0 0	1 0	0 0	0 0	0 0	0 0
8 Gerardo Parra, L (1, 9) OBP: 0.313, SLG: 0.391 (9, 8)	B FF 91 X FF 92 1-0 26 G3-1 44 1B 1B		B FC 88 S CH 84 F FF 92 X FC 89 1-2 2B			F CH 82 B FC 90 B FF 90 C FF 93 S SI 94 2-3 ① K		B SL 82 X FF 92 1-0 1-2 2-3 1B		4	0	3	0	0	1	1
44 Paul Goldschmidt, R (1, 3) OBP: 0.356, SLG: 0.528	X FF 90 0-0 26 G3-1 1-2 1B		S SI 93 S FC 90 S FF 94 0-3 ③ K			B SI 94 C SI 93 B FF 95 D CH 86 C SL 83 F CH 85 X FC 88 3-2 ② F8 2-3		C FF 92 F FF 94 B FF 94 B FF 93 T SL 88 2-2 ② K		4	0	1	0	0	2	5
26 Miguel Montero, L (1, 2) OBP: 0.358, SLG: 0.383	C FF 90 X FC 88 0-1 ② G3-1 1-2 2-3			C CH 80 B FF 92 X FC 88 1-1 14 G6-4-3 1B		B CH 84 C FF 95 S FF 91 F FF 95 C FC 90 1-3 ③ K		T SI 92 B SI 93 X SI 92 1-1 ③ P6		4	0	1	0	0	1	6
14 Martín Prado, R (1, 5) OBP: 0.312, SLG: 0.359	C FF 93 B SI 93 B SI 93 B FF 94 C CH 83 F CH 86 X CH 85 3-2 ③ G1-3			C FC 87 F SI 93 F FF 93 X FC 86 0-2 ① ② G6-4-3 1-2f			C SL 81 S CH 83 B FC 89 B FF 93 B FC 88 F CH 83 X FC 88 3-2 ① F9		C FF 94 S SL 87 F FF 95 B FF 96 C SL 87 1-3 ① K	4	0	0	0	0	1	3
2 Aaron Hill, R (1, 4) OBP: 0.308, SLG: 0.405		C SL 83 B SI 93 X SI 92 1-1 ① G6-3		C SL 79 B FF 94 X FC 88 1-1 ③ F8			B CU 74 B CH 85 B SL 82 C SI 91 X FC 88 3-1 ② P5		C FF 95 B CU 78 B CU 76 X FF 95 2-1 ② F9	4	0	0	0	0	0	0
7 Cody Ross, R (1, 7) OBP: 0.229, SLG: 0.233 (9, 9)		B SL 82 F SI 91 X FF 90 1-1 ② L3			B SL 82 F FC 87 F SI 92 X FF 94 1-2 ① G4-3		C CH 84 F FF 94 B FF 94 T CH 87 1-2 ③ K		B FF 96 B FF 94 B FF 95 B FF 94 4-0 16 DI BB	3	0	0	0	1	1	0
16 Chris Owings, R (1, 6) OBP: 0.306, SLG: 0.394		C FC 88 B FC 86 F SI 92 S CH 85 1-3 ③ K			X FC 87 0-0 ② G6-3			C SL 82 X SI 92 0-1 ① G1-3	B FF 94 C FF 93 F SL 87 B SL 86 F FF 94 X CU 76 2-2 ③ G6-3 1-2	4	0	0	0	0	1	1
32 Brandon McCarthy, R (1, 1) OBP: 0.091, SLG: 0.091 54 Joe Thatcher, L (5, 1) 5 Ender Inciarte, L (5, PH) OBP: 0.191, SLG: 0.178 35 Trevor Cahill, R (6, 1) OBP: 0.167, SLG: 0.333 59 Oliver Pérez, L (8, 1) 12 Eric Chavez, L (8, PH) OBP: 0.352, SLG: 0.492 43 Addison Reed, L (9, 1)			B FF 89 C SI 90 C FF 91 C FC 88 1-3 ① K		C SI 92 F FC 89 B SL 82 C SI 93 1-3 ③ K			C CU 77 B FC 88 B FC 89 B CH 80 F FC 87 B SI 93 4-2 8 1B 11 HBP BB		1 0 1 0 0 0 0	0 0 0 0 0 0 0	0 0 0 0 0 0 0	0 0 0 0 0 0 1	0 0 0 0 0 0 0	1 0 1 0 0 0 0	0 0 0 0 0 0 0
Inning Stats	R: 0 E: 0 K: 0 S: 11 H: 2 LOB: 2 BB: 0 P: 17	R: 0 E: 0 K: 1 S: 7 H: 0 LOB: 0 BB: 0 P: 10	R: 0 E: 0 K: 2 S: 12 H: 1 LOB: 1 BB: 0 P: 16	R: 0 E: 0 K: 0 S: 8 H: 1 LOB: 0 BB: 0 P: 10	R: 0 E: 0 K: 1 S: 7 H: 0 LOB: 0 BB: 0 P: 9	R: 0 E: 0 K: 2 S: 12 H: 1 LOB: 1 BB: 0 P: 18	R: 0 E: 0 K: 1 S: 9 H: 0 LOB: 0 BB: 0 P: 16	R: 0 E: 0 K: 1 S: 11 H: 1 LOB: 3 BB: 1 P: 20	R: 0 E: 0 K: 1 S: 10 H: 0 LOB: 1 BB: 1 P: 19	1B: 4 2B: 2 3B: 0 HR: 0 SF: 0 SAC: 0 DP: 1 HBP: 1						

	AB	32
	R	0
	H	6
	RBI	0
	BB	2
	SO	9
	LOB	16

WP: 0 PB: 0 SB: 0 CS: 0 PA: 35

PITCHER		IP	WLS	BF	H	R	ER	SO	BB	IBB	HBP	BLK	WP	HR	S	P	ERA	WHIP
47 Johnny Cueto, R ERA: 1.68	(1, 1)	7.1	W	28	5	0	0	7	1	0	1	0	0	0	71	106	0.00	0.818
43 Manny Parra, L ERA: 5.5	(8, 1)	0.0		1	1	0	0	0	0	0	0	0	0	0	1	2	∞	∞
51 Jonathan Broxton, R ERA: 0.55	(8, 1)	0.2	H	2	0	0	0	1	0	0	0	0	0	0	5	8	0.00	0.000
60 J.J. Hoover, R ERA: 5.56	(9, 1)	1.0		4	0	0	0	1	1	0	0	0	0	0	10	19	0.00	1.000

PITCHER	IP	WLS	BF	H	R	ER	SO	BB	IBB	HBP	BLK	WP	HR	S	P	ERA	WHIP

Batter	1	2	3	4	5	6	7	8	9	AB	R	H	RBI	BB	SO	LOB
28 Chris Heisey, R (1, 9) (9, 7) OBP: 0.300, SLG: 0.376	B SI 88 F SI 88 S FF 90 F FF 91 C SL 86 1-3 ① K		S CH 82 S SL 87 B SL 88 F SL 88 B FF 92 S SI 91 2-3 ② K		F FF 92 X FF 92 0-1 HR		C SI 91 S SI 92 F FF 93 H SI 92 1-2 21 WP HBP		B SL 84 X FF 91 1-0 ② P6	4	1	1	1	0	2	3
21 Todd Frazier, R (1, 5) OBP: 0.339, SLG: 0.488	F SI 90 B CH 83 B CH 83 X FF 91 2-1 ② F9		B SL 87 X CH 83 1-0 HR		S SL 88 C FF 93 B FF 94 S FF 93 1-3 ② K		B FF 93 S FF 94 1 SAFE B CH 84 X SI 93 2-1 ③ L8 1-2		B FF 93 S FF 92 S FF 92 B FF 94 B FF 93 F FF 93 F FF 92 F FF 92 X FF 93 3-2 ③ F8	5	1	1	1	0	1	4
4 Brandon Phillips, R (1, 4) OBP: 0.293, SLG: 0.395	C SI 90 S SI 91 F FF 91 B FF 90 F FF 90 S SL 84 1-3 ③ K		F FF 90 F FF 92 S SI 91 0-3 ③ K		B FF 92 X SI 91 1-0 ③ G1-3			F SI 84 F SI 85 X CU 71 0-2 ① G5-3		4	0	0	0	0	2	0
39 Devin Mesoraco, R (1, 2) OBP: 0.396, SLG: 0.680		B CH 81 B FF 91 X FF 90 2-0 29 1B 25 CS 1B		C SL 84 F SI 90 B FF 92 X FF 93 1-2 ① F9		C SL 87 X SL 88 0-1 ① F8		B SI 84 C SI 85 S CH 77 B CU 72 F CU 71 S SI 86 2-3 ② K		4	0	1	0	0	1	0
29 Brayan Peña, S (1, 3) OBP: 0.318, SLG: 0.435		B SI 89 C SI 91 F FF 91 B SL 85 F FF 90 B FF 91 F FF 92 F SL 86 X FF 91 3-2 1-3 25 CS 1B		B FF 91 C SI 90 B FF 91 F FF 92 C FF 91 2-3 ② K		C SI 91 B FF 91 F SI 92 X FF 92 1-2 ② L7		S CH 78 F CH 78 S CU 72 0-3 ③ K		4	0	1	0	0	2	0
48 Ryan Ludwick, R (1, 7) OBP: 0.319, SLG: 0.377 54 Aroldis Chapman, L (9, 1)		B FF 91 C FF 91 B FF 91 F SL 86 C FF 91 2-3 ① K		B FF 91 B SL 85 F SL 88 X SL 82 2-1 HR		X SI 91 0-0 1B			B FF 88 B SI 89 B SL 78 C FF 90 F FF 90 F FF 90 C SL 78 3-3 ① K	4 0	1 0	2 0	1 0	0 0	2 0	2 0
25 Skip Schumaker, L (1, 8) OBP: 0.297, SLG: 0.333		L SL 88 C FF 93 D SL 88 F FF 92 D FF 91 B SI 92 X FF 89 3-2 ② ③ G3 1-2 3-H		F FF 91 B FF 91 C FF 90 X FF 91 1-2 1B		F FF 92 X SL 87 0-1 ③ L4			C SL 78 F FF 88 B SL 78 X SL 75 1-2 E1 15 HBP 2 1B	4	0	1	0	0	0	3
2 Zack Cozart, R (1, 6) OBP: 0.266, SLG: 0.313			X SI 89 0-0 HR	1 SAFE D CH 83 C CH 82 B FF 92 X FF 91 2-1 ③ P3			X FF 92 0-0 ① P6		C SL 75 X SI 90 0-1 15 HBP 1-2 1B	4	1	2	1	0	0	1
31 Alfredo Simon, R (1, 1) OBP: 0.087, SLG: 0.130 63 Sam LeCure, R (7, 1) 51 Jonathan Broxton, R (8, 1) 15 Roger Bernadina, L (9, PH) OBP: 0.323, SLG: 0.235 (9, 9)			T FF 89 C SI 90 S SL 85 0-3 ① K2-3		B SI 88 B SI 90 C SI 90 F SI 90 F FF 93 S SL 86 2-3 ① K		C FF 92 F FF 93 F FF 91 B SL 85 B SL 83 X FF 93 2-2 ② G4-3		S SI 90 H SI 90 1-1 1-2 2-3 HBP	3 0 0 0	0 0 0 0	0 0 0 0	0 0 0 0	0 0 0 0	2 0 0 0	0 0 0 0
Inning Stats	R: 0 E: 0 K: 2 S: 11 H: 0 LOB: 0 BB: 0 P: 15	R: 0 E: 0 K: 1 S: 14 H: 2 LOB: 1 BB: 0 P: 24	R: 2 E: 0 K: 3 S: 12 H: 2 LOB: 0 BB: 0 P: 15	R: 1 E: 0 K: 1 S: 13 H: 2 LOB: 1 BB: 0 P: 21	R: 1 E: 0 K: 2 S: 10 H: 1 LOB: 0 BB: 0 P: 14	R: 0 E: 0 K: 0 S: 8 H: 1 LOB: 1 BB: 0 P: 9	R: 0 E: 0 K: 0 S: 10 H: 0 LOB: 1 BB: 0 P: 15	R: 0 E: 0 K: 2 S: 10 H: 0 LOB: 0 BB: 0 P: 12	R: 0 E: 1 K: 1 S: 17 H: 1 LOB: 3 BB: 0 P: 26	1B: 5 2B: 0 3B: 0 HR: 4 SF: 0 SAC: 0 DP: 0 HBP: 2						

PITCHER		IP	WLS	BF	H	R	ER	SO	BB	IBB	HBP	BLK	WP	HR	S	P	ERA	WHIP
36 Wade Miley, L ERA: 4.85	(1, 1)	6.0	L	25	8	4	4	9	0	0	0	0	0	4	68	98	6.00	1.333
50 Evan Marshall, R ERA: 1.42	(7, 1)	1.0		4	0	0	0	0	0	0	1	0	1	0	10	15	0.00	0.000
29 Brad Ziegler, R ERA: 2.22	(8, 1)	1.0		3	0	0	0	2	0	0	0	0	0	0	10	12	0.00	0.000
59 Oliver Pérez, L ERA: 2.86	(9, 1)	0.1		4	1	0	0	1	0	0	1	0	0	0	10	15	0.00	3.000
43 Addison Reed, R ERA: 3.91	(9, 1)	0.2		2	0	0	0	0	0	0	0	0	0	0	7	11	0.00	0.000

PITCHER	IP	WLS	BF	H	R	ER	SO	BB	IBB	HBP	BLK	WP	HR	S	P	ERA	WHIP

TOP

Cincinnati Reds @ Arizona Diamondbacks

Chase Field, Phoenix, AZ

Sun Jun 01 2014, 1:12 PM - 4:09 PM MST

Att. 24,119 - Roof Closed - 75 F

livebaseballscorecards.com

AB	36
R	4
H	9
RBI	4
BB	0
SO	12
LOB	13

WP: 1	PA: 38		
PB: 0			
SB: 0			
CS: 2			

Cincinnati Reds @ Arizona Diamondbacks

Chase Field, Phoenix, AZ

Sun Jun 01 2014, 1:12 PM - 4:09 PM MST

Att. 24,119 - Roof Closed - 75 F

livebaseballscorecards.com

BOTTOM

Batter	1	2	3	4	5	6	7	8	9	AB	R	H	RBI	BB	SO	LOB
8 Gerardo Parra, L (1, 9) OBP: 0.312, SLG: 0.388	B SI 93 X SI 93 1-0 ① G3		C SI 94 B FS 81 C FS 83 X CU 76 1-2 ③ G3-1		X FS 83 0-0 ① G4-3		D CH 81 X SI 88 1-0 1-3 1B			4	0	1	0	0	0	1
4 Cliff Pennington, S (1, 6) OBP: 0.325, SLG: 0.324	C SI 94 B SI 94 T SI 93 F SI 94 B CU 79 F SI 94 F FC 88 X SI 95 2-2 ② G4-3			C SI 93 B FS 83 T SI 94 S FC 89 1-3 ① K	C SI 94 F FS 86 F CU 78 F FC 89 S CU 78 0-3 ② K		X KC 73 0-0 ③ L9			4	0	0	0	0	2	2
44 Paul Goldschmidt, R (1, 3) OBP: 0.354, SLG: 0.521	B FF 93 B FF 94 C SI 94 X FC 88 2-1 ③ F8			B CU 76 B FC 89 B SI 94 C FF 94 B SI 94 4-1 26 2B BB	B FF 94 F FF 94 S FC 90 B FC 90 S FC 89 2-3 ③ K			C FF 91 T FF 92 B FF 92 B FF 92 B SL 87 T SL 88 3-2 ① K		3	1	0	0	1	2	0
26 Miguel Montero, L (1, 2) OBP: 0.361, SLG: 0.391		B SI 93 B SI 93 C SI 94 B SI 94 X SI 94 3-1 14 G6-4-3 1B		B SI 94 B SI 94 B SI 94 X SI 94 3-0 14 1B 12 SF9 1-H 2B		B SI 93 B FS 84 F SI 94 C SI 94 B FS 82 X SI 95 3-2 ① F9		C SI 92 S SI 92 B FF 94 B SI 92 S SI 91 2-3 ② K		4	1	2	1	0	1	0
14 Martín Prado, R (1, 4) OBP: 0.315, SLG: 0.362		B SI 93 X SI 93 1-0 ① ② G6-4-3 1-2f		B FC 90 F SI 95 B FC 88 X SI 94 2-1 6 1B 5 1B 2-3 1B	B FF 94 C FC 88 C FC 88 F FC 89 F CU 77 B FC 91 F FC 90 F FC 90 X SI 95 2-2 ② G6-3			B FF 92 C FF 91 B SL 86 X FF 93 2-1 12 PB 1B		4	1	2	0	0	0	1
12 Eric Chavez, L (1, 5) OBP: 0.333, SLG: 0.470		X SI 94 0-0 ③ G4-3		1 SAFE C SI 95 B FS 83 S FS 82 D CU 77 1 SAFE X FS 84 2-2 ② SF9 3-H	B FS 88 B SI 95 B SI 94 C SI 95 X SI 94 3-1 ③ F8			C FF 92 F FF 90 F SI 94 B SI 94 X FF 93 1-2 ③ P6 1-2		3	0	0	1	0	0	1
6 David Peralta, L (1, 7) OBP: 0.500, SLG: 0.500			C SI 94 C FS 83 B SC 79 S CU 78 1-3 ① K	B FS 84 1 SAFE B SI 93 X SI 94 2-0 5 1B 1-3 1B			X FS 83 0-0 8 1B 1B		T FF 99 F FF 102 S FF 103 0-3 ① K	4	0	2	0	0	2	0
5 Ender Inciarte, L (1, 8) OBP: 0.196, SLG: 0.184			X SI 94 0-0 ② L8	X SI 94 0-0 1-3 3-H 1B			1 SAFE C SI 94 B CU 75 F SI 94 B CU 75 X FS 85 2-2 ① L9		C SL 89 X FF 102 0-1 ② G4-3	4	0	1	1	0	0	1
36 Wade Miley, L (1, 1) OBP: 0.231, SLG: 0.231 50 Evan Marshall, R (7, 1) 2 Aaron Hill, R (7, PH) OBP: 0.307, SLG: 0.403 29 Brad Ziegler, R (8, 1) 59 Oliver Pérez, L (9, 1) 43 Addison Reed, L (9, 1) 28 Nick Evans, R (9, PH)			B SI 94 C SI 94 B SI 94 X SI 94 2-1 1B	X SI 93 0-0 ③ L7			C KC 72 1 SAFE B SI 87 X KC 73 1-1 ② L7		S FF 101 B CH 89 S CH 90 S FF 102 1-3 ③ K	2 0 1 0 0 0 1	0 0 0 0 0 0 0	1 0 0 0 0 0 0	0 0 0 0 0 0 0	0 0 0 0 0 0 0	0 0 1 0 0 0 0	2 0 1 0 0 0 0
Inning Stats	R: 0 E: 0 K: 0 S: 9 H: 0 LOB: 0 BB: 0 P: 14	R: 0 E: 0 K: 0 S: 4 H: 1 LOB: 0 BB: 0 P: 8	R: 0 E: 0 K: 1 S: 9 H: 1 LOB: 1 BB: 0 P: 13	R: 3 E: 0 K: 1 S: 13 H: 4 LOB: 2 BB: 1 P: 27	R: 0 E: 0 K: 2 S: 9 H: 0 LOB: 0 BB: 0 P: 11	R: 0 E: 0 K: 0 S: 12 H: 0 LOB: 0 BB: 0 P: 20	R: 0 E: 0 K: 0 S: 8 H: 2 LOB: 2 BB: 0 P: 12	R: 0 E: 0 K: 2 S: 12 H: 1 LOB: 1 BB: 0 P: 20	R: 0 E: 0 K: 2 S: 8 H: 0 LOB: 0 BB: 0 P: 9	1B: 8 2B: 1 3B: 0 HR: 0 SF: 1 SAC: 0 DP: 1 HBP: 0						

	AB	34
	R	3
	H	9
	RBI	3
	BB	1
	SO	8
	LOB	9

WP: 0 PA: 36
PB: 1
SB: 0
CS: 0

PITCHER		IP	WLS	BF	H	R	ER	SO	BB	IBB	HBP	BLK	WP	HR	S	P	ERA	WHIP
31 Alfredo Simon, R ERA: 3.03	(1, 1)	6.1	W	26	7	3	3	4	1	0	0	0	0	0	60	99	4.26	1.263
63 Sam LeCure, R ERA: 1.19	(7, 1)	0.2	H	3	1	0	0	0	0	0	0	0	0	0	4	6	0.00	1.500
51 Jonathan Broxton, R ERA: 0.52	(8, 1)	1.0	H	4	1	0	0	2	0	0	0	0	0	0	12	20	0.00	1.000
54 Aroldis Chapman, L ERA: 1.8	(9, 1)	1.0	S	3	0	0	0	2	0	0	0	0	0	0	8	9	0.00	0.000

PITCHER	IP	WLS	BF	H	R	ER	SO	BB	IBB	HBP	BLK	WP	HR	S	P	ERA	WHIP

Batter	1	2	3	4	5	6	7	8	9	AB	R	H	RBI	BB	SO	LOB
8 Gerardo Parra, L (1, 9) OBP: 0.318, SLG: 0.388	B FF 91 B FF 93 B FF 93 B FF 92 4-0 2 1B BB		B FC 85 B FS 82 B FF 93 C FF 91 F FF 94 B FF 93 4-2 2 G5-4-3 BB	B FC 89 B FC 89 S FF 94 X FC 90 2-1 ② G4-3 2-H			B FC 83 B FC 84 C FF 90 X FC 84 2-1 2 G6-4-3 1B		B FF 93 C FF 93 X CU 79 1-1 ② G1-3	3	0	1	1	2	0	0
2 Aaron Hill, R (1, 4) OBP: 0.304, SLG: 0.398	C FF 93 X FC 89 0-1 7 FC5-4 1-2 1B		B FC 90 X FF 93 1-0 ① ② G5-4-3 1-2f	B FF 94 F FC 88 B FC 88 F FS 84 X FS 84 2-2 ③ G5-3			1 SAFE 1 SAFE C FF 90 X FF 90 0-1 ① ② G6-4-3 1-2f		B SL 87 F SL 88 F SL 86 B FF 93 X FF 93 2-2 ③ G6-3	5	0	1	0	0	0	2
14 Martín Prado, R (1, 5) OBP: 0.318, SLG: 0.366	C FF 94 B FC 88 X FC 90 1-1 ① L5		C FF 93 B FF 92 C FS 83 B FS 83 H FC 89 3-2 26 BB HBP		F FF 91 X FC 87 0-1 7 S 2B		B FF 92 S FS 82 B FC 86 X FS 82 2-1 ③ G5-3			3	0	1	0	0	0	2
26 Miguel Montero, L (1, 2) OBP: 0.359, SLG: 0.385	X FC 88 0-0 ② P5		B FF 95 C FF 94 B B S F FF 95 B FF 95 4-2 1-2 BB		X FC 88 0-0 ① F7			C FF 91 C FF 93 F SL 87 X FF 94 0-2 ① G5-3		3	0	0	0	1	0	3
7 Cody Ross, R (1, 7) OBP: 0.223, SLG: 0.226 6 David Peralta, L (7, 7) OBP: 0.600, SLG: 0.800	C FC 88 X FF 94 0-1 ③ FC5-4 1-2f		C FC 90 C FC 90 X FF 93 0-2 ③ G4-3		B FF 92 B FC 88 B FS 83 C FC 87 2 SAFE C FF 93 X FS 85 3-2 ② P6 2-3			B SL 85 B SL 87 B SL 92 C FF 92 X FF 93 3-1 16 2B 2B		3 1	0 1	0 1	0 0	0 0	0 0	5 0
28 Nick Evans, R (1, 3) OBP: 0.167, SLG: 0.667		B FF 91 B FS 82 B FF 93 C FF 92 X FF 93 3-1 ① G6-3		C FC 86 B FF 92 F FS 82 F FF 94 F FC 88 X FF 94 1-2 HR	X FC 89 0-0 ③ F7			C FF 93 B CH 84 F FF 94 B SL 88 S SL 88 2-3 ② K		4	1	1	1	0	1	2
16 Chris Owings, R (1, 6) OBP: 0.316, SLG: 0.436		C FF 93 X FS 83 0-1 5 FC3-2 3B		B FF 94 F FF 95 B FC 89 X FC 89 2-1 HR		B FF 91 X FF 91 1-0 ① L4		B FF 93 X FF 94 1-0 2-H 2B		4	1	3	2	0	0	0
5 Ender Inciarte, L (1, 8) OBP: 0.200, SLG: 0.189		F FF 93 X FF 94 0-1 ② FC3-2 3-H		X FF 94 0-0 8 WP 57 SH3 8 G4-3 1B		B FC 87 C FC 86 F FC 86 B FC 86 B FS 82 X FF 93 3-2 ② G1-3		D SL 86 F FF 94 C FF 94 F SL 88 B FF 95 F SL 88 F FF 95 F FF 95 D SL 88 3-2 ③ X FF 94 F7		4	1	1	0	0	0	2
57 Chase Anderson, R (1, 1) 50 Evan Marshall, R (7, 1) 29 Brad Ziegler, R (8, 1) 12 Eric Chavez, L (9, PH) OBP: 0.329, SLG: 0.463 43 Addison Reed, L (9, 1)		X FF 92 0-0 ③ G4-3		B FF 91 L FF 92 L FF 92 X FF 93 1-2 ① SH3 1-2		B FF 92 X FF 91 1-0 ③ F8			C CU 78 B SL 85 X FF 92 1-1 ① G3-1	2 0 0 1 0	0 0 0 0 0	0 0 0 0 0	0 0 0 0 0	0 0 0 0 0	0 0 0 0 0	1 0 0 0 0
Inning Stats	R: 0 E: 0 K: 0 S: 7 H: 1 LOB: 2 BB: 1 P: 12	R: 0 E: 0 K: 0 S: 7 H: 1 LOB: 1 BB: 0 P: 10	R: 0 E: 0 K: 0 S: 11 H: 0 LOB: 2 BB: 2 P: 23	R: 3 E: 0 K: 0 S: 16 H: 3 LOB: 0 BB: 0 P: 24	R: 0 E: 0 K: 0 S: 7 H: 1 LOB: 1 BB: 0 P: 10	R: 0 E: 0 K: 0 S: 5 H: 0 LOB: 0 BB: 0 P: 10	R: 0 E: 0 K: 0 S: 6 H: 1 LOB: 0 BB: 0 P: 10	R: 1 E: 0 K: 1 S: 17 H: 2 LOB: 1 BB: 0 P: 26	R: 0 E: 0 K: 0 S: 7 H: 0 LOB: 0 BB: 0 P: 11	1B: 3 2B: 3 3B: 1 HR: 2	SF: 0 SAC: 1 DP: 2 HBP: 1					

PITCHER		IP	WLS	BF	H	R	ER	SO	BB	IBB	HBP	BLK	WP	HR	S	P	ERA	WHIP
29 Jorge De La Rosa, L ERA: 3.68	(1, 1)	7.0	L	30	7	3	3	0	3	0	1	0	1	2	59	99	3.86	1.429
49 Rex Brothers, L ERA: 3.76	(8, 1)	1.0		5	2	1	1	1	0	0	0	0	0	0	17	26	9.00	2.000
32 LaTroy Hawkins, R ERA: 3.6	(9, 1)	1.0		3	0	0	0	0	0	0	0	0	0	0	7	11	0.00	0.000

PITCHER	IP	WLS	BF	H	R	ER	SO	BB	IBB	HBP	BLK	WP	HR	S	P	ERA	WHIP

TOP

Arizona Diamondbacks @ Colorado Rockies

Coors Field, Denver, CO

Tue Jun 03 2014, 6:45 PM - 9:47 PM MDT

Att. 29,682 - Clear - 87 F

livebaseballscorecards.com

AB	33
R	4
H	9
RBI	4
BB	3
SO	1
LOB	17

WP: 1	PA: 38						
PB: 0							
SB: 1							
CS: 0							

Batter	1	2	3	4	5	6	7	8	9	AB	R	H	RBI	BB	SO	LOB
19 Charlie Blackmon, L (1, 8) OBP: 0.344, SLG: 0.502	C SI 91 B SI 90 B SI 90 B CH 81 S FF 91 B FF 92 4-2 33 FC8-4 BB		B SI 89 C CU 75 B CH 81 F CH 81 X FF 91 2-2 ① G3-1		F SI 90 F SI 91 B SI 92 B SI 92 X CU 78 2-2 ② G3-1			B SI 87 B SI 84 X SI 84 2-0 ① G4-3		3	0	0	0	1	0	0
3 Michael Cuddyer, R (1, 9) OBP: 0.355, SLG: 0.486	B FF 91 B SI 91 C FF 90 1 SAFE 1 SAFE F FF 90 1 SAFE X FF 91 2-2 ① L9		C CU 76 F FF 91 X SI 91 0-2 ② G5-3		F FF 91 F FF 92 B FF 92 X FF 92 1-2 ③ G6-3			B SI 86 X SI 86 1-0 ② G5-3		4	0	0	0	0	0	1
33 Justin Morneau, L (1, 3) OBP: 0.338, SLG: 0.522	1 SAFE C SI 90 X SI 91 0-1 ② FC8-4 2 FC5-4 1-2f		B SI 92 B CH 82 F CH 81 B FF 91 X FF 93 3-1 ③ G4-3			B SI 90 C SI 91 X SI 91 1-1 ① L6		B SI 86 X SI 86 1-0 ③ F8		4	0	0	0	0	0	1
2 Troy Tulowitzki, R (1, 6) OBP: 0.451, SLG: 0.674	C FF 92 B FF 92 C SI 92 X SI 93 1-2 ③ FC5-4 1-2f			X CU 77 0-0 23 FC5-4 1B		F FF 91 C FF 91 F FF 92 F FF 92 X CH 82 0-2 ② F8			B FF 92 C FF 91 F SL 85 X FF 93 1-2 HR	4	1	2	1	0	0	1
5 Carlos González, L (1, 7) OBP: 0.307, SLG: 0.449 6 Corey Dickerson, L (6, 7) OBP: 0.394, SLG: 0.670		C SI 91 S SI 91 B FF 91 B CH 81 X CH 81 2-2 ① G1-3		B CH 81 B FF 91 F CH 82 F FF 91 S FF 92 2-3 ① K		B SI 92 C SI 92 F FF 92 F FF 91 X CH 81 1-2 ③ L9			C FF 93 X FF 92 0-1 1B	2 2	0 0	0 1	0 0	0 0	1 0	1 0
20 Wilin Rosario, R (1, 2) OBP: 0.268, SLG: 0.406		B CU 76 B CU 77 F CH 82 X FF 92 2-1 23 2B 1B		D SI 90 B CU 77 C CH 82 S CH 82 X FF 91 2-2 ② F9			X CH 85 0-0 2B		C SL 84 1 SAFE X SL 86 0-1 ① F8	4	0	2	0	0	0	2
23 Charlie Culberson, R (1, 5) OBP: 0.222, SLG: 0.290		B SI 91 C FF 92 C FF 91 F FF 92 B CH 81 X FF 92 2-2 ② 1-H 2B		C CU 76 S CU 77 F CU 76 X CH 81 0-2 ③ FC5-4 1-2f			B SI 94 X SI 94 1-0 ① G1-3		C FF 92 F FF 92 F FF 93 T SL 86 0-2 ② K	4	0	1	0	0	1	3
9 DJ LeMahieu, R (1, 4) OBP: 0.339, SLG: 0.370		B FF 92 B FF 92 I I 4-0 IBB			C FF 89 B CU 75 X CU 76 1-1 HR		B SI 95 C SI 94 B SI 95 S FF 96 S FF 95 2-3 ② K		C FF 92 F FF 92 B FF 93 F FF 92 C FF 92 1-3 ③ K	3	1	1	1	1	2	2
29 Jorge De La Rosa, L (1, 1) OBP: 0.105, SLG: 0.105 1 Brandon Barnes, R (7, PH) OBP: 0.348, SLG: 0.400 49 Rex Brothers, L (8, 1) 32 LaTroy Hawkins, R (9, 1)		T SI 91 F SI 92 F CH 81 F FF 92 F CU 77 S FF 90 0-3 ③ K			B SI 90 C FF 90 F SI 90 S FF 92 1-3 ① K		C FF 96 S FF 94 B FF 94 S FF 96 1-3 ③ K			2 1 0 0	0 0 0 0	0 0 0 0	0 0 0 0	0 0 0 0	2 1 0 0	2 1 0 0
Inning Stats	R: 0 H: 0 E: 0 LOB: 1 K: 0 BB: 1 S: 10 P: 17	R: 0 H: 2 E: 0 LOB: 2 K: 1 BB: 1 S: 15 P: 25	R: 0 H: 0 E: 0 LOB: 0 K: 0 BB: 0 S: 8 P: 13	R: 0 H: 1 E: 0 LOB: 1 K: 1 BB: 0 S: 11 P: 15	R: 1 H: 1 E: 0 LOB: 0 K: 1 BB: 0 S: 11 P: 16	R: 0 H: 0 E: 0 LOB: 0 K: 0 BB: 0 S: 11 P: 13	R: 0 H: 1 E: 0 LOB: 1 K: 2 BB: 0 S: 8 P: 12	R: 0 H: 0 E: 0 LOB: 0 K: 0 BB: 0 S: 3 P: 7	R: 1 H: 2 E: 0 LOB: 1 K: 2 BB: 0 S: 15 P: 17	1B: 3 2B: 2 3B: 0 HR: 2	SF: 0 SAC: 0 DP: 0 HBP: 0			WP: 0 PB: 0 SB: 0 CS: 0	PA: 35		

PITCHER		IP	WLS	BF	H	R	ER	SO	BB	IBB	HBP	BLK	WP	HR	S	P	ERA	WHIP
57 Chase Anderson, R ERA: 3.32	(1, 1)	6.0	W	23	4	1	1	3	1	1	0	0	0	1	66	99	1.50	0.833
50 Evan Marshall, R ERA: 1.32	(7, 1)	1.0	H	4	1	0	0	2	0	0	0	0	0	0	8	12	0.00	1.000
29 Brad Ziegler, R ERA: 2.15	(8, 1)	1.0	H	3	0	0	0	0	0	0	0	0	0	0	3	7	0.00	0.000
43 Addison Reed, R ERA: 4.1	(9, 1)	1.0	S	5	2	1	1	2	0	0	0	0	0	1	15	17	9.00	2.000

PITCHER	IP	WLS	BF	H	R	ER	SO	BB	IBB	HBP	BLK	WP	HR	S	P	ERA	WHIP

BOTTOM

Arizona Diamondbacks @ Colorado Rockies

Coors Field, Denver, CO

Tue Jun 03 2014, 6:45 PM - 9:47 PM MDT

Att. 29,682 - Clear - 87 F

livebaseballscorecards.com

AB	33
R	2
H	7
RBI	2
BB	2
SO	7
LOB	14

Arizona Diamondbacks @ Colorado Rockies

Coors Field, Denver, CO

Wed Jun 04 2014, 6:45 PM - 10:41 PM MDT

Att. 26,199 - Partly Cloudy - 73 F

livebaseballscorecards.com

Batter	1	2	3	4	5	6	7	8	9	AB	R	H	RBI	BB	SO	LOB
1 Didi Gregorius, L (1, 6) (7, 4) OBP: 0.364, SLG: 0.600	HR	L3		G4-3			K	8 BB 44 2B 1B 1-2 2-3	8 2B 1B	6	3	3	1	0	1	0
8 Gerardo Parra, L (1, 9) OBP: 0.330, SLG: 0.402	44 BB 1B		44 F8 14 1B 2B		L7		14 HBP 26 1B BB	44 2B BB 1-2 2-3 3-H	44 1B 2B 1-H	4	4	3	2	2	0	0
44 Paul Goldschmidt, R (1, 3) OBP: 0.361, SLG: 0.527	14 E 14 FC5 26 SF8 BB 1-2		F8 2-3		14 1B 1B		K 1-H 2-H 3-H	14 G4-3 26 SF8 2B	26 HR 1B 2-H	5	3	3	4	1	1	2
14 Martín Prado, R (1, 5) OBP: 0.327, SLG: 0.371	FC5 26 SF8 2 WP 1-3		26 1B 1B 3-H		26 G3-6-1 1B 1-2		26 1B HBP 1-2	G4-3 2-3	26 HR 1B 1-2	5	2	3	1	0	0	2
26 Miguel Montero, L (1, 2) OBP: 0.362, SLG: 0.408	SF8 2-3 3-H		1B 1-2		G3-6-1 1-2f		1B 1-3 2-H	SF8 3-H	HR 1-H 2-H	4	1	3	6	0	0	2
2 Aaron Hill, R (1, 4) OBP: 0.308, SLG: 0.400 29 Brad Ziegler, R (7, 1) 12 Eric Chavez, L (8, PH) OBP: 0.338, SLG: 0.463 59 Oliver Pérez, L (8, 1) 28 Nick Evans, R (9, PH) OBP: 0.143, SLG: 0.571 35 Trevor Cahill, R (9, 1) OBP: 0.167, SLG: 0.333	6 FC6 1B 3-H		K	1B	1B		K	B FS 87 F SI 94 F FC 92 F CU 79 F FC 89 B SI 95 F SI 93 B CU 78 6 S BB	K	4 0 0 0 1 0 0	0 0 0 0 0 0 0	2 0 0 0 0 0 0	0 0 0 0 0 0 0	0 0 0 0 0 0 0	2 0 0 0 0 0 0	4 0 0 0 0 0 0
6 David Peralta, L (1, 7) OBP: 0.400, SLG: 0.500	FC6 1-2f		G3-1			L8		5 1B 16 1B 1B 1-3 K		5	1	1	0	0	1	5
5 Ender Inciarte, L (1, 8) OBP: 0.217, SLG: 0.207		1B		L7		F8		1 1B 16 1B 8 BB 1B 1-2	G4-3	5	1	2	0	0	0	1
55 Josh Collmenter, R (1, 1) OBP: 0.087, SLG: 0.091 7 Cody Ross, R (6, PH) OBP: 0.221, SLG: 0.224 48 Randall Delgado, R (6, 1) 54 Joe Thatcher, L (7, 1) 16 Chris Owings, R (7, 6) OBP: 0.318, SLG: 0.436		K		K		F8		8 BB 1 1B 44 2B 1B 1-2 2-H	P5	2 1 0 0 2	0 0 0 0 1	0 0 0 0 1	0 0 0 0 1	0 0 0 0 0	2 0 0 0 0	0 1 0 0 0
Inning Stats	R: 3 H: 3 E: 1 LOB: 1 K: 0 BB: 1 S: 17 P: 30	R: 0 H: 1 E: 0 LOB: 0 K: 1 BB: 0 S: 10 P: 13	R: 1 H: 3 E: 0 LOB: 2 K: 1 BB: 0 S: 12 P: 19	R: 0 H: 0 E: 0 LOB: 0 K: 1 BB: 0 S: 7 P: 10	R: 0 H: 2 E: 0 LOB: 1 K: 0 BB: 0 S: 7 P: 9	R: 0 H: 1 E: 0 LOB: 1 K: 0 BB: 0 S: 12 P: 16	R: 1 H: 1 E: 0 LOB: 2 K: 3 BB: 1 S: 13 P: 25	R: 6 H: 5 E: 0 LOB: 1 K: 1 BB: 2 S: 21 P: 33	R: 5 H: 5 E: 0 LOB: 0 K: 1 BB: 0 S: 24 P: 36	1B: 16 SF: 2 2B: 3 SAC: 0 3B: 0 DP: 1 HR: 2 HBP: 1						

TOP	
AB	44
R	16
H	21
RBI	15
BB	4
SO	8
LOB	17

PITCHER		IP	WLS	BF	H	R	ER	SO	BB	IBB	HBP	BLK	WP	HR	S	P	ERA	WHIP
24 Jordan Lyles, R ERA: 3.52	(1, 1)	4.0		19	7	4	2	3	1	0	0	0	1	1	46	72	4.50	2.000
56 Franklin Morales, L ERA: 5.85	(5, 1)	2.0		8	3	0	0	0	0	0	0	0	0	0	19	25	0.00	1.500
48 Boone Logan, L ERA: 5.87	(7, 1)	0.1		2	0	1	1	1	1	0	0	0	0	0	3	8	27.00	3.000
0 Adam Ottavino, R ERA: 2.42	(7, 1)	0.2		4	1	0	0	2	0	0	1	0	0	0	10	17	0.00	1.500
49 Rex Brothers, L ERA: 5.47	(8, 1)	0.0	L	5	4	5	5	0	1	0	0	0	0	0	9	15	∞	∞

PITCHER		IP	WLS	BF	H	R	ER	SO	BB	IBB	HBP	BLK	WP	HR	S	P	ERA	WHIP
37 Nick Masset, R ERA: 4.05	(8, 1)	1.0	B	5	1	1	1	1	1	0	0	0	0	0	12	18	9.00	2.000
34 Matt Belisle, R ERA: 5.48	(9, 1)	1.0		8	5	5	5	1	0	0	0	0	0	1	24	36	45.00	5.000

BOTTOM

Arizona Diamondbacks @ Colorado Rockies

Coors Field, Denver, CO

Wed Jun 04 2014, 6:45 PM - 10:41 PM MDT

Att. 26,199 - Partly Cloudy - 73 F

livebaseballscorecards.com

Batter	1	2	3	4	5	6	7	8	9	AB	R	H	RBI	BB	SO	LOB
19 Charlie Blackmon, L (1, 8) OBP: 0.349, SLG: 0.502	B FC 84 B FC 83 B FC 85 C FC 84 C FC 85 B FC 88 4-2 BB		B FC 86 X FC 86 1-0 6 1B 1B		L FC 88 C FC 88 B FC 89 X FC 89 1-2 6 1B 2 2B 1-2 1B	F CH 83 B FF 92 X FF 93 1-1 ② P4	B SI 85 1 SAFE C SI 85 X CH 77 1-1 ③ F9			4	1	2	0	1	0	1
6 Corey Dickerson, L (1, 7) OBP: 0.394, SLG: 0.656	C FC 87 F FC 85 B FC 87 B FC 87 S CH 79 2-3 ① K		F FC 86 1 SAFE B FC 87 C FC 88 B FC 88 F FC 89 X CH 80 2-2 1-2 1B		D CH 81 X CH 82 1-0 2 2B 3 1B 1-2 2-3 1B	C FF 93 F FF 92 B FF 93 B FF 93 F FF 94 X FF 94 2-2 ③ F8		B FF 90 C SI 91 F FF 92 B FF 92 S SL 80 2-3 ① K		5	1	2	0	0	2	1
2 Troy Tulowitzki, R (1, 6) OBP: 0.450, SLG: 0.672	B FC 85 F CH 81 1 SAFE F CH 80 X FC 87 1-2 ② L8		X FC 88 0-0 ② F9		B FC 89 X FC 88 1-0 3 1B 1-3 2-H 3-H 2B		B CH 82 S CH 83 B FF 91 B FF 94 F CH 84 X FF 93 3-2 3 2B 44 FC4-2 1B	B FF 92 X SI 92 1-0 ② G6-3		5	1	2	2	0	0	3
3 Michael Cuddyer, R (1, 9) OBP: 0.365, SLG: 0.496	1 SAFE B FC 85 B FC 86 X FC 85 2-0 ③ F8		F CH 79 X FC 88 0-1 ③ L8		X FC 87 0-0 23 FC6-4 20 1B 2-H 3-H 1B		S FF 92 X FF 93 0-1 44 FC4-2 9 1B 1-3 2B	B FF 91 B SL 79 C SL 81 B SI 93 C FF 93 B SI 92 4-2 BB		4	1	2	2	1	0	3
33 Justin Morneau, L (1, 3) OBP: 0.335, SLG: 0.514		B FC 86 X FC 87 1-0 ① G3		F CH 79 F CH 80 X FC 89 0-2 ① 23 G5-3 1B	X CH 81 0-0 ① L8		F FF 85 F FC 86 B FF 86 F FC 86 F SL 80 F SL 79 B FC 86 F FF 86 X SL 78 2-2 ① F7	C FF 92 B SI 93 B FF 94 F SI 92 B SL 81 X FF 93 3-2 ③ P4		5	0	1	0	0	0	4
20 Wilin Rosario, R (1, 2) OBP: 0.279, SLG: 0.416		C FC 86 X CH 81 0-1 2B		B FC 87 X FC 88 1-0 ① L8	F FC 87 F FC 87 X CU 76 0-2 23 FC6-4 1-2 1B		I IN 69 I IN 72 I IN 71 I IN 72 4-0 9 1B 44 FC4-2 9 E IBB		C SI 91 B SI 92 F FF 91 B KC 79 B CH 81 C SI 91 3-3 ① K	4	1	2	0	1	1	1
23 Charlie Culberson, R (1, 5) OBP: 0.213, SLG: 0.278 44 Ryan Wheeler, L (7, PH) OBP: 0.333, SLG: 0.833 (8, 5)	C FC 86 F FC 87 F FC 88 X FF 86 0-2 ② F8		C CH 81 S CH 81 F CH 82 F FC 89 B FF 83 X CH 81 1-2 ② G5-3 1-2		F FC 88 B FC 87 X CH 80 1-1 ② FC6-4 9 FC6-4 1-2f 2-3		B SI 86 B SI 84 X SI 85 2-0 ② FC4-2 9 E 13 1B 1-2 2-3 3-Hf		B SI 92 X SI 89 1-0 ② G3-1	3 2	0 1	0 0	0 0	0 0	0 0	4 3
9 DJ LeMahieu, R (1, 4) OBP: 0.335, SLG: 0.365		B FC 87 F FC 87 X FC 88 1-1 ③ G4-3		X FC 87 0-0 ③ G6-3	X FC 87 0-0 ③ FC6-4 1-2f		B SI 85 B SI 87 C SI 85 F SI 85 X SI 86 2-2 E6 13 1B 1-3 2-H 3-H 1B		B SI 91 C SI 91 X SI 92 1-1 ③ G4-3	5	1	1	1	0	0	4
24 Jordan Lyles, R (1, 1) 56 Franklin Morales, L (6, 1) 1 Brandon Barnes, R (6, PH) 48 Boone Logan, R (7, 1) 0 Adam Ottavino, S (7, 1) 13 Drew Stubbs, R (7, PH) 49 Rex Brothers, L (8, 1) 37 Nick Masset, R (8, 1) 34 Matt Belisle, R (9, 1)			C FC 85 B FC 85 M FC 86 M FC 87 1-3 ① K		B FC 86 C FC 86 T CH 79 F CH 80 B FC 88 F FC 89 B CH 80 B FC 89 4-2 6 1B 19 1B 2 2B BB	C FF 92 F FF 92 F FF 92 S CU 80 0-3 ① K	B SI 86 X SI 85 1-0 2-H 3-H 1B			1 0 1 0 0 0 1 0 0 0	0 1 0 0 0 0 0 0 0 0	0 0 0 0 0 0 2 0 0 0	0 0 0 0 0 0 0 0 0 0	0 1 1 0 0 0 0 0 0 0	1 0 0 0 0 0 0 0 0 0	0 0 0 0 0 0 0 0 0 0
Inning Stats	R: 0 E: 0 K: 1 S: 9 H: 0 LOB: 1 BB: 1 P: 18	R: 0 E: 0 K: 0 S: 9 H: 1 LOB: 1 BB: 0 P: 11	R: 0 E: 0 K: 1 S: 11 H: 2 LOB: 2 BB: 0 P: 15	R: 0 E: 0 K: 0 S: 10 H: 1 LOB: 1 BB: 0 P: 12	R: 4 E: 0 K: 0 S: 17 H: 5 LOB: 2 BB: 1 P: 25	R: 0 E: 0 K: 1 S: 10 H: 0 LOB: 0 BB: 0 P: 13	R: 4 E: 1 K: 0 S: 19 H: 4 LOB: 1 BB: 1 P: 34	R: 0 E: 0 K: 1 S: 9 H: 0 LOB: 1 BB: 1 P: 19	R: 0 E: 0 K: 1 S: 6 H: 0 LOB: 0 BB: 0 P: 11	1B: 10 2B: 3 3B: 0 HR: 0	SF: 0 SAC: 0 DP: 0 HBP: 0					WP: 0 PB: 0 SB: 0 CS: 0	PA: 44

PITCHER	IP	WLS	BF	H	R	ER	SO	BB	IBB	HBP	BLK	WP	HR	S	P	ERA	WHIP
55 Josh Collmenter, R (1, 1) ERA: 3.63	5.0		26	9	4	4	2	2	0	0	0	0	0	56	81	7.20	2.200
48 Randall Delgado, R (6, 1) ERA: 7.24	1.0		5	2	2	2	1	0	0	0	0	0	0	15	21	18.00	2.000
54 Joe Thatcher, L (7, 1) ERA: 2.2	0.1	H	1	0	0	0	0	0	0	0	0	0	0	7	9	0.00	0.000
29 Brad Ziegler, R (7, 1) ERA: 2.4	0.2	W	5	2	2	1	0	0	1	0	0	0	0	7	17	13.50	3.000
59 Oliver Pérez, L (8, 1) ERA: 2.74	1.0	H	4	0	0	0	1	1	0	0	0	0	0	9	19	0.00	1.000

PITCHER	IP	WLS	BF	H	R	ER	SO	BB	IBB	HBP	BLK	WP	HR	S	P	ERA	WHIP
35 Trevor Cahill, R (9, 1) ERA: 5.13	1.0		3	0	0	0	1	0	0	0	0	0	0	6	11	0.00	0.000

AB	40
R	8
H	13
RBI	7
BB	4
SO	5
LOB	24

Batter	1	2	3	4	5	6	7	8	9	AB	R	H	RBI	BB	SO	LOB
8 Gerardo Parra, L (1, 9) OBP: 0.333, SLG: 0.410	B FF 90 C FF 91 B FF 91 B FF 91 X FF 91 3-1 16 1B 44 1B 2B	C SL 86 C CH 85 X SL 86 0-2 ③ L7		C FF 91 B CH 85 F SL 82 B FF 93 B FF 93 D SL 85 4-2 16 2B 2-3 BB		B FF 97 X FF 98 1-0 16 SF8 1-3 3-H 2B		B FF 94 F FC 89 T SI 92 C SI 92 1-3 ② K	D ST 82 C FF 94 X FF 94 1-1 ② G3-1 1-2 2-3	5	1	2	1	1	1	3
16 Chris Owings, R (1, 6) OBP: 0.323, SLG: 0.462	B FF 91 C FF 92 S SL 84 X FF 92 1-2 26 1B 44 1B 14 SF9 2-3 1B		C FF 92 F CH 85 B SL 85 B FF 92 S SL 85 2-3 ① K2-3	1 SAFE F FF 93 X SL 85 0-1 ③ 1-H 3-H 2B		B FF 96 B CH 89 B FF 97 C FF 96 F FF 97 F FF 96 X FF 96 3-2 ② SF8 2-3 3-H		B FF 94 X FC 88 1-0 1-H HR	D ST 83 X FF 94 1-0 ③ L3	5	2	3	4	0	1	2
44 Paul Goldschmidt, R (1, 3) OBP: 0.362, SLG: 0.537	B FF 92 C SL 84 B FF 93 1 SAFE 1 SAFE F FF 92 X FF 92 2-2 26 1B 1-2 3-H 1B		C SL 86 C CH 84 X SL 85 0-2 ② G5-3		C FF 91 B SL 84 F FF 91 F SL 85 X FF 93 1-2 HR	C FF 96 C SL 88 B FF 96 S CH 91 1-3 ③ K		C CU 82 B FF 94 F CU 82 S FC 88 1-3 ③ K		5	1	2	2	0	2	1
26 Miguel Montero, L (1, 2) OBP: 0.368, SLG: 0.429	X FF 91 0-0 6 FC6 1-2 2-3 1B		F FF 93 B SL 84 X FF 93 1-1 HR		C FF 91 B FF 91 B CH 86 B FF 90 X FF 91 3-1 ① G3		B FF 95 C CH 87 C CH 88 F FF 96 X CH 89 1-2 ① G4-3		C ST 80 S FF 93 B FF 94 F FF 94 B ST 80 X FF 95 2-2 14 1B 2 1B 1B	5	2	3	1	0	0	0
14 Martín Prado, R (1, 5) OBP: 0.332, SLG: 0.378	C FF 93 X SL 86 0-1 ① SF9 3-H		C FF 94 B SL 86 B FF 92 X SL 85 2-1 1B		B SL 83 C FF 94 C SL 84 B SL 84 F SL 85 X FF 94 2-2 ② G4-3		C FF 96 X FF 96 0-1 6 FC6 1B		C FF 94 B ST 82 S ST 82 X ST 83 1-2 2 1B 5 1B 1-2 1B	4	1	3	1	0	0	0
2 Aaron Hill, R (1, 4) OBP: 0.305, SLG: 0.395	X PO 85 0-0 ② F7		B FF 90 C FF 91 X SL 86 1-1 ③ G4-3		C FF 95 F FF 95 B FF 94 X SL 84 1-2 ③ L6		F FC 96 C CH 88 S SL 87 0-3 ② K		X ST 82 0-0 5 1B 7 1B 1-3 2-H 1B	5	1	1	1	0	1	4
6 David Peralta, L (1, 7) OBP: 0.400, SLG: 0.533	C FF 91 B CH 85 B FF 91 B FF 92 X FF 92 3-1 ③ FC6 1-2f			S SL 83 X CH 84 0-1 8 WP 61 SH1-4 16 2B 1B		B FF 92 X SL 83 1-0 61 1B 8 2B 2B	X FF 96 0-0 ③ FC6 1-2f		B FF 94 F FF 93 X ST 82 1-1 ① F7	5	2	2	0	0	0	5
5 Ender Inciarte, L (1, 8) OBP: 0.215, SLG: 0.206		C FF 92 B SL 84 C FF 92 X FF 94 1-2 ① G1-3		X FF 90 0-0 ① L7		S FF 92 F FF 92 B FF 92 D SL 84 B FF 90 T SL 83 3-2 ① K		B FF 93 X FC 89 1-0 ① G4-3	B FF 94 1 SAFE L FF 93 F FF 94 X ST 84 1-2 8 G3-1 7 1B 1-2 3-H 1B	5	0	1	1	0	1	2
61 Bronson Arroyo, R (1, 1) OBP: 0.250, SLG: 0.250 54 Joe Thatcher, L (7, 1) 35 Trevor Cahill, R (7, 1) OBP: 0.167, SLG: 0.333 59 Oliver Pérez, L (7, 1) 12 Eric Chavez, L (8, PH) OBP: 0.346, SLG: 0.463 29 Brad Ziegler, R (8, 1) 7 Cody Ross, R (9, PH) OBP: 0.228, SLG: 0.231 43 Addison Reed, L (9, 1)		F FF 93 C SL 85 S SL 85 0-3 ② K	X SL 83 0-0 ② SH1-4 1-2		B SL 81 L FF 89 F SL 82 X SL 84 1-2 8 2B 16 SF8 2-3 1B		B FF 93 B FF 93 S FC 89 C CU 80 F FF 94 F SI 93 F CU 80 F FC 89 B FF 94 4-2 B FF 93 16 HR BB	C FF 93 S ST 82 X ST 83 0-2 8 G3-1 1-2 2-H 1B	2 0 0 0 0 0 0 1	1 0 0 0 1 0 0 0	1 0 0 0 0 0 0 1	0 0 0 0 1 0 0 1	0 0 0 0 0 0 0 0	1 0 0 0 0 0 0 0	0 0 0 0 0 0 0 0
Inning Stats	R: 2 E: 0 K: 0 S: 14 H: 4 LOB: 2 BB: 0 P: 23	R: 0 E: 0 K: 1 S: 9 H: 0 LOB: 0 BB: 0 P: 10	R: 1 E: 0 K: 1 S: 12 H: 2 LOB: 1 BB: 0 P: 18	R: 1 E: 0 K: 0 S: 8 H: 2 LOB: 2 BB: 1 P: 12	R: 1 E: 0 K: 0 S: 13 H: 1 LOB: 0 BB: 0 P: 20	R: 2 E: 0 K: 2 S: 15 H: 3 LOB: 1 BB: 0 P: 25	R: 0 E: 0 K: 1 S: 10 H: 1 LOB: 1 BB: 0 P: 11	R: 2 E: 0 K: 2 S: 14 H: 1 LOB: 0 BB: 1 P: 22	R: 3 E: 0 K: 0 S: 19 H: 5 LOB: 2 BB: 0 P: 26	1B: 12 2B: 4 3B: 0 HR: 3 SF: 2 SAC: 1 DP: 0 HBP: 0						WP: 1 PB: 0 SB: 0 CS: 0 PA: 47

PITCHER		IP	WLS	BF	H	R	ER	SO	BB	IBB	HBP	BLK	WP	HR	S	P	ERA	WHIP
12 Juan Nicasio, R ERA: 4.68	(1, 1)	5.1	L	27	11	7	7	3	1	0	0	0	1	2	63	95	11.81	2.250
54 Tommy Kahnle, R ERA: 2.01	(6, 1)	1.2		7	2	0	0	2	0	0	0	0	0	0	18	24	0.00	1.200
47 Chris Martin, R ERA: 5.59	(8, 1)	1.0		5	1	2	2	2	1	0	0	0	0	1	14	22	18.00	2.000
0 Adam Ottavino, R ERA: 3.33	(9, 1)	1.0		8	5	3	3	0	0	0	0	0	0	0	19	26	27.00	5.000

PITCHER	IP	WLS	BF	H	R	ER	SO	BB	IBB	HBP	BLK	WP	HR	S	P	ERA	WHIP

TOP

Arizona Diamondbacks @ Colorado Rockies

Coors Field, Denver, CO

Thu Jun 05 2014, 6:48 PM - 10:22 PM MDT

Att. 26,521 - Partly Cloudy - 65 F

livebaseballscorecards.com

AB	42
R	12
H	19
RBI	12
BB	2
SO	7
LOB	17

Batter	1	2	3	4	5	6	7	8	9	AB	R	H	RBI	BB	SO	LOB
19 Charlie Blackmon, L (1, 9) OBP: 0.350, SLG: 0.512	B CU 72 B CU 72 C CU 72 B SI 83 X FF 83 3-1 HR		C FF 85 F CH 79 B SI 87 B SI 86 B SI 86 X CU 71 3-2 ③ F8		B FF 87 B CH 79 B CH 81 I IN 61 4-0 13 S IBB		F FC 86 F FC 86 X FF 86 0-2 ② G6-3 2-3	B SI 83 C SI 84 X CH 76 1-1 ② G3-1		4	1	1	1	1	0	1
13 Drew Stubbs, R (1, 8) OBP: 0.358, SLG: 0.464	X CH 82 0-0 ① G5-3			C SI 85 F SL 73 B FF 86 F FF 87 X CH 73 1-2 ① G5-3	C SI 86 C SI 85 B SI 87 B FF 87 X SI 85 2-2 ③ L5 1-2 2-3		C FF 86 B FF 86 B FF 86 X FF 86 2-1 2 S 3 1B 1B 3-H	C SI 85 B SI 83 B SI 84 F SI 85 C CU 73 2-3 ③ K		5	1	1	1	0	1	2
2 Troy Tulowitzki, R (1, 6) OBP: 0.453, SLG: 0.689	C CH 80 B CH 77 B CH 78 X SI 85 2-1 ② G4-3			C FF 85 B SI 86 X SI 86 1-1 2B		F CH 76 B CU 70 F SI 86 X SI 86 1-2 HR	1 SAFE C SL 87 B SI 92 B SI 91 S SL 88 B KC 81 B CH 82 4-2 3 1B 6 1B 1-2 BB		C FF 90 X SL 89 0-1 ① L7	4	2	2	1	1	0	0
3 Michael Cuddyer, R (1, 3) (8, 5) OBP: 0.366, SLG: 0.500	C CH 82 S SI 84 B SI 84 B SI 84 F SI 85 X SI 88 2-2 ③ P4			F FF 86 B SI 87 S SI 85 C SL 77 1-3 ② K		S SL 74 B CU 72 F SI 86 B SI 87 X SL 77 2-2 6 G6-3 2B	C SI 90 B SI 92 B SI 91 X SI 90 2-1 6 1B 1B 1-2 2-H		B FF 91 F FC 90 X FF 91 1-1 ② G3	5	0	2	1	0	1	1
6 Corey Dickerson, L (1, 7) OBP: 0.385, SLG: 0.633		X FF 83 0-0 ① P6		C SI 85 B CH 78 X SI 86 1-1 ③ L8		B CH 78 C SI 84 F SI 87 X SI 86 1-2 ① G6-3 2-3	X CH 82 0-0 20 S 1-3 2-H 1B		C FF 90 B SL 84 S SL 84 X SL 83 1-2 E3	5	0	1	1	0	0	2
20 Wilin Rosario, R (1, 2) OBP: 0.276, SLG: 0.404		C FF 84 C SI 85 B SI 86 F SI 86 S SI 86 1-3 ② K			B CH 76 C SI 83 X SI 85 1-1 ① G6-3	B CH 83 F FF 86 F SI 85 B SL 78 S SL 79 2-3 ② K	F SI 92 B SI 92 B SI 90 B KC 80 B KC 80 4-1 1-2 BB		C SL 84 B SL 85 X SL 83 1-1 ③ F8	4	0	0	0	1	2	2
23 Charlie Culberson, R (1, 5) OBP: 0.218, SLG: 0.293 33 Justin Morneau, L (7, PH) OBP: 0.333, SLG: 0.512 (8, 3)	C CU 70 C SL 76 S SL 76 0-3 ③ K				C FF 83 X SI 85 0-1 9 1B 2B	X SL 78 0-0 ③ P6	F FF 92 X SI 92 0-1 ③ G3			3 1	1 0	1 0	0 0	0 0	1 0	1 3
9 DJ LeMahieu, R (1, 4) OBP: 0.338, SLG: 0.365			C B SI 86 X SI 85 1-1 ① F8		X FF 86 0-0 13 S 12 G3-1 2-H 1B		C FF 83 B CU 72 B SI 84 B CH 77 B FF 83 4-1 19 G6-3 44 G1-3 13 1B BB	X SI 83 0-0 ① G5-3		3	1	1	1	1	0	0
12 Juan Nicasio, R (1, 1) OBP: 0.045, SLG: 0.048 54 Tommy Kahnle, R (6, 1) 44 Ryan Wheeler, L (7, PH) OBP: 0.286, SLG: 0.714 47 Chris Martin, R (8, 1) 1 Brandon Barnes, R (8, PH) OBP: 0.351, SLG: 0.430 0 Adam Ottavino, S (9, 1)			C FF 84 S SL 76 X SL 76 0-2 ② L8		B SL 74 1 SAFE X SI 86 1-0 ② G3-1 1-2		B SL 73 F CH 80 F SI 84 X SI 86 1-2 ① G1-3 1-2	F SI 83 B SI 83 B SI 84 X SI 84 2-1 IHR		2 0 1 0 1 0	0 0 0 0 1 0	0 0 0 0 1 0	0 0 0 0 0 0	0 0 0 0 0 0	0 0 1 0 0 0	1 0 1 0 0 0
Inning Stats	R: 1 E: 0 K: 0 S: 9 H: 1 LOB: 0 BB: 0 P: 16	R: 0 E: 0 K: 2 S: 8 H: 0 LOB: 0 BB: 0 P: 9	R: 0 E: 0 K: 0 S: 8 H: 0 LOB: 0 BB: 0 P: 12	R: 0 E: 0 K: 1 S: 11 H: 1 LOB: 1 BB: 0 P: 15	R: 1 E: 0 K: 0 S: 9 H: 2 LOB: 2 BB: 1 P: 17	R: 1 E: 0 K: 1 S: 13 H: 2 LOB: 1 BB: 0 P: 19	R: 3 E: 0 K: 0 S: 17 H: 3 LOB: 3 BB: 3 P: 34	R: 1 E: 0 K: 1 S: 8 H: 1 LOB: 0 BB: 0 P: 13	R: 0 E: 1 K: 0 S: 9 H: 0 LOB: 1 BB: 0 P: 12	1B: 4 2B: 3 3B: 0 HR: 3 SF: 0 SAC: 0 DP: 0 HBP: 0						

PITCHER		IP	WLS	BF	H	R	ER	SO	BB	IBB	HBP	BLK	WP	HR	S	P	ERA	WHIP
61 Bronson Arroyo, R ERA: 4.5	(1, 1)	6.1	W	27	6	4	4	4	1	1	0	0	0	2	62	97	5.68	1.105
54 Joe Thatcher, L ERA: 2.7	(7, 1)	0.1		2	1	0	0	0	0	0	0	0	0	0	5	7	0.00	3.000
35 Trevor Cahill, R ERA: 5.36	(7, 1)	0.0		4	2	2	2	0	2	0	0	0	0	0	6	16	∞	∞
59 Oliver Pérez, L ERA: 2.7	(7, 1)	0.1	H	1	0	0	0	0	0	0	0	0	0	0	2	2	0.00	0.000
29 Brad Ziegler, R ERA: 2.61	(8, 1)	1.0	H	4	1	1	1	1	0	0	0	0	0	0	8	13	9.00	1.000

PITCHER		IP	WLS	BF	H	R	ER	SO	BB	IBB	HBP	BLK	WP	HR	S	P	ERA	WHIP
43 Addison Reed, R ERA: 3.95	(9, 1)	1.0		4	0	0	0	0	0	0	0	0	0	0	9	12	0.00	0.000

BOTTOM

Arizona Diamondbacks @ Colorado Rockies

Coors Field, Denver, CO

Thu Jun 05 2014, 6:48 PM - 10:22 PM MDT

Att. 26,521 - Partly Cloudy - 65 F

livebaseballscorecards.com

AB	38
R	7
H	10
RBI	7
BB	4
SO	5
LOB	14

WP: 0 PA: 42
PB: 0
SB: 4
CS: 0

Batter	1	2	3	4	5	6	7	8	9	AB	R	H	RBI	BB	SO	LOB
22 Jason Heyward, L (1, 9) OBP: 0.347, SLG: 0.386	C SI 92 B SI 92 B FC 90 X SI 93 2-1 5 FC4-6 1B		X SI 92 0-0 ① G3-1		C CU 81 B SI 94 X FF 94 1-1 2-H HR		C SI 93 C SI 93 B FF 94 B FC 90 B FF 94 F CU 82 B SI 93 4-2 19 2B BB		F SI 91 B SI 92 X SI 90 1-1 5 1B 8 1B 3-H 1B	4	3	3	3	1	0	0
19 Andrelton Simmons, R (1, 6) OBP: 0.290, SLG: 0.386	B SI 92 1 SAFE F SI 92 F SI 93 1 SAFE S FF 94 1-3 ① K		C SI 93 T FF 94 B CU 82 B FF 94 X FF 94 2-2 ② F8		X SI 92 0-0 ② G6-3		1 SAFE 1 SAFE X SI 92 0-0 1-H 2B		M KC 79 1 SAFE B SI 92 B SI 90 X SL 88 2-1 ② L9	5	0	1	1	0	1	2
5 Freddie Freeman, L (1, 3) OBP: 0.379, SLG: 0.491	F SI 92 B SI 93 B FC 92 B SI 93 X SI 93 3-1 ② FC4-6 1-2f		B SI 93 B SI 94 C CU 82 S CU 81 X SI 95 2-2 ③ L8		B SI 93 F CU 81 B FC 90 C SI 94 B CU 82 S FF 94 3-3 ③ K		C FF 86 F FF 86 B FF 86 B SL 77 S FF 86 2-3 ② K		B SI 89 B SI 87 X SI 87 2-0 8 1B 1-3 1B	5	0	1	0	0	2	2
8 Justin Upton, R (1, 7) OBP: 0.368, SLG: 0.549	C SI 94 C FF 94 C SI 94 0-3 ③ K			F SI 93 B SI 93 F SI 94 B FC 92 S FF 94 2-3 ① K		B SI 92 S CU 81 C SI 93 S FF 94 1-3 ① K	S CU 78 B FF 94 X FF 93 1-1 ③ F9		S SI 91 F CH 81 X KC 82 0-2 24 FC6-4 1-3 1B 3-H	5	0	1	1	0	3	2
24 Evan Gattis, R (1, 2) OBP: 0.310, SLG: 0.535		C SI 92 B SI 92 B SI 93 F SI 93 S FF 95 2-3 ① K		S FC 92 X FC 91 0-1 23 FC6-4 2B		X SI 93 0-0 ② G6-3		C SL 82 F SI 94 B FF 95 S CH 84 1-3 ① K2-3	B SI 91 B SI 90 B CH 80 X SI 90 3-0 ③ FC6-4 1-2f	5	0	1	0	0	2	2
23 Chris Johnson, R (1, 5) OBP: 0.274, SLG: 0.335		X SI 94 0-0 ② G5-3		C SI 94 X CU 81 0-1 ② FC6-4 7 FC6 2-3		B SI 93 S SI 94 B SI 94 X SI 93 2-1 7 1B 1B		B FF 94 C FF 94 B SL 85 S CH 85 X FF 95 2-2 ② L9		4	0	1	0	0	0	1
7 Tommy La Stella, L (1, 4) OBP: 0.464, SLG: 0.423 40 Alex Wood, R (8, 1) 59 Shae Simmons, R (8, 1) 46 Craig Kimbrel, R (8, 1)		B SI 93 F SI 93 B FC 91 B SI 94 X SI 93 3-1 17 1B 1B		B FF 93 F SI 94 D CU 80 1 SAFE F CU 81 X FF 95 2-2 ③ FC6 1-2f		C SI 91 B SI 92 C CU 81 B SI 91 F FF 95 X CU 80 2-2 1-2 1B		X SI 94 0-0 ③ G6-3		4 0 0 0	0 0 0 0	2 0 0 0	0 0 0 0	0 0 0 0	0 0 0 0	1 0 0 0
17 Jordan Schafer, L (1, 8) OBP: 0.263, SLG: 0.286		C CU 80 1 SAFE X SI 93 0-1 1-2 1B			X SI 92 0-0 22 HR 2B	X SI 94 0-0 ③ G4-3			B SI 89 B KC 78 X SI 90 2-0 14 G3 14 S 22 1B 1B	4	2	3	0	0	0	2
49 Julio Teheran, R (1, 1) OBP: 0.129, SLG: 0.161 14 Ramiro Pena, S (8, 4) OBP: 0.265, SLG: 0.316		S SI 93 D SI 94 S SI 94 D SI 94 F SI 93 C FF 95 2-3 ③ K			L SI 92 C CU 79 C SI 93 0-3 ① K		B SI 89 C SI 92 B CU 79 B SI 92 S SI 91 S SI 92 3-3 ① K		C SI 90 M SI 90 F KC 81 X KC 79 0-2 ① G3 1-3	3 1	0 0	0 0	0 0	0 0	3 0	3 1
Inning Stats	R: 0 E: 0 K: 2 S: 10 H: 1 LOB: 1 BB: 0 P: 16	R: 0 E: 0 K: 2 S: 12 H: 2 LOB: 2 BB: 0 P: 19	R: 0 E: 0 K: 0 S: 7 H: 0 LOB: 0 BB: 0 P: 11	R: 0 E: 0 K: 1 S: 10 H: 1 LOB: 1 BB: 0 P: 14	R: 2 E: 0 K: 2 S: 10 H: 2 LOB: 0 BB: 0 P: 14	R: 0 E: 0 K: 1 S: 11 H: 2 LOB: 2 BB: 0 P: 16	R: 1 E: 0 K: 2 S: 12 H: 1 LOB: 1 BB: 1 P: 22	R: 0 E: 0 K: 1 S: 7 H: 0 LOB: 0 BB: 0 P: 10	R: 2 E: 0 K: 0 S: 14 H: 4 LOB: 2 BB: 0 P: 24	1B: 9 2B: 3 3B: 0 HR: 1	SF: 0 SAC: 0 DP: 0 HBP: 0				WP: 0 PB: 0 SB: 1 CS: 0	PA: 41	

TOP

Atlanta Braves @ Arizona Diamondbacks

Chase Field, Phoenix, AZ

Fri Jun 06 2014, 6:41 PM - 9:44 PM MST

Att. 24,504 - Roof Closed - 80 F

livebaseballscorecards.com

AB	40
R	5
H	13
RBI	5
BB	1
SO	11
LOB	16

PITCHER		IP	WLS	BF	H	R	ER	SO	BB	IBB	HBP	BLK	WP	HR	S	P	ERA	WHIP
32 Brandon McCarthy, R ERA: 5.13	(1, 1)	6.1	L	29	9	3	3	9	1	0	0	0	0	1	67	104	4.26	1.579
54 Joe Thatcher, L ERA: 2.65	(7, 1)	0.1		1	0	0	0	1	0	0	0	0	0	0	3	5	0.00	0.000
48 Randall Delgado, R ERA: 7.16	(7, 1)	0.1		1	0	0	0	0	0	0	0	0	0	0	2	3	0.00	0.000
50 Evan Marshall, R ERA: 1.23	(8, 1)	1.0		3	0	0	0	1	0	0	0	0	0	0	7	10	0.00	0.000
35 Trevor Cahill, R ERA: 5.66	(9, 1)	1.0		7	4	2	2	0	0	0	0	0	0	0	14	24	18.00	4.000

PITCHER	IP	WLS	BF	H	R	ER	SO	BB	IBB	HBP	BLK	WP	HR	S	P	ERA	WHIP

BOTTOM

Atlanta Braves @ Arizona Diamondbacks

Chase Field, Phoenix, AZ

Fri Jun 06 2014, 6:41 PM - 9:44 PM MST

Att. 24,504 - Roof Closed - 80 F

livebaseballscorecards.com

Batter	1	2	3	4	5	6	7	8	9	AB	R	H	RBI	BB	SO	LOB
1 Didi Gregorius, L (1, 6) OBP: 0.429, SLG: 0.833 16 Chris Owings, R (8, PH) OBP: 0.322, SLG: 0.460 (9, 6)	C FF 90 B FF 90 F SI 88 B FF 92 X FF 92 2-2 HR		B FF 93 B CH 81 B SI 89 B FF 92 4-0 BB		B FF 91 S CU 74 B CH 80 S SI 88 S CH 82 2-3 ③ K			C SI 91 F SI 91 F KC 82 B KC 82 S KC 82 1-3 ① K		2 1	1 0	1 0	1 0	1 0	1 1	1 0
8 Gerardo Parra, L (1, 9) OBP: 0.332, SLG: 0.405	B FF 91 C SI 87 B CU 73 S SI 88 S SL 82 2-3 ① K		B SI 87 1 SAFE B SI 87 F FF 91 1 SAFE X CH 81 2-1 ③ G4-3			B CH 79 B SI 89 F SI 85 S FF 89 B FF 92 S CH 78 3-3 ① K		L KC 80 B KC 82 B KC 81 B KC 80 B KC 80 4-1 14 WP BB		3	0	0	0	1	2	1
44 Paul Goldschmidt, R (1, 3) OBP: 0.357, SLG: 0.528	C FF 93 C SI 89 F FF 94 B SL 83 S SL 82 1-3 ② K			X FF 91 0-0 ① P4		B CH 78 C SL 82 B FF 90 S SI 88 X SL 81 2-2 ② F9		X FF 94 0-0 ② F8		4	0	0	0	0	1	1
14 Martín Prado, R (1, 5) OBP: 0.331, SLG: 0.376	C FF 93 F CH 80 F FF 93 X SL 83 0-2 ③ F9			B FF 90 C SL 81 B SI 88 X SI 90 2-1 ② G6-3		C SI 88 C SI 88 X SL 82 0-2 1B		B FF 95 C FF 95 B KC 84 F FF 96 C FF 97 2-3 ③ K 1-2		4	0	1	0	0	1	1
2 Aaron Hill, R (1, 4) OBP: 0.300, SLG: 0.388		C SL 80 X FF 92 0-1 ① F7		C SL 81 B SL 82 F CU 73 B SL 82 X SL 82 2-2 ③ F8		C FF 92 1 SAFE F SI 85 F SI 88 S SL 81 0-3 ③ K			C FF 96 B FF 96 C FF 96 B KC 85 X FF 97 2-2 ① L8	4	0	0	0	0	1	1
6 David Peralta, L (1, 7) OBP: 0.421, SLG: 0.579		B SI 88 X SI 88 1-0 ② G6-3			C CU 72 B CH 79 S CH 79 X SL 82 1-2 32 1B 2B		C SI 85 X CH 80 0-1 1B		C KC 84 X FF 96 0-1 ② L7	4	1	2	0	0	0	0
9 Tuffy Gosewisch, R (1, 2) OBP: 0.216, SLG: 0.306		B FF 91 C SI 89 F CU 72 X SL 82 1-2 ③ G5-3			C CU 73 F FF 93 X SL 83 0-2 ① P3		1 SAFE X FF 91 0-0 ① P5		C FF 96 S FF 98 X FF 98 0-2 ③ P6	4	0	0	0	0	0	2
5 Ender Inciarte, L (1, 8) OBP: 0.206, SLG: 0.197			B SI 87 C FF 90 X CU 73 1-1 ① F7		B FF 91 B SI 88 S SI 90 S CU 76 F FF 93 S CU 76 2-3 ② K2-3		X SI 85 0-0 ② F8			3	0	0	0	0	1	2
32 Brandon McCarthy, R (1, 1) OBP: 0.125, SLG: 0.125 54 Joe Thatcher, L (7, 1) 48 Randall Delgado, R (7, 1) 12 Eric Chavez, L (7, PH) OBP: 0.342, SLG: 0.456 50 Evan Marshall, R (8, 1) 35 Trevor Cahill, R (9, 1) OBP: 0.167, SLG: 0.333			C FF 91 X SI 88 0-1 ② G1-3		C FF 91 X SL 80 0-1 2-H 1B		B SI 88 B CH 79 C SI 87 C SI 86 S SL 80 2-3 ③ K			2 0 0 1 0 0	0 0 0 0 0 0	1 0 0 0 0 0	1 0 0 0 1 0	0 0 0 0 1 0	0 0 0 0 0 0	0 0 0 1 0 0
Inning Stats	R: 1 E: 0 K: 2 S: 14 H: 1 LOB: 0 BB: 0 P: 19	R: 0 E: 0 K: 0 S: 6 H: 0 LOB: 0 BB: 0 P: 8	R: 0 E: 0 K: 0 S: 6 H: 0 LOB: 1 BB: 1 P: 13	R: 0 E: 0 K: 0 S: 6 H: 0 LOB: 0 BB: 0 P: 10	R: 1 E: 0 K: 2 S: 15 H: 2 LOB: 1 BB: 0 P: 20	R: 0 E: 0 K: 2 S: 13 H: 1 LOB: 1 BB: 0 P: 18	R: 0 E: 0 K: 1 S: 7 H: 1 LOB: 1 BB: 0 P: 9	R: 0 E: 0 K: 2 S: 9 H: 0 LOB: 1 BB: 1 P: 16	R: 0 E: 0 K: 0 S: 8 H: 0 LOB: 0 BB: 0 P: 10	1B: 3 2B: 1 3B: 0 HR: 1	SF: 0 SAC: 0 DP: 0 HBP: 0	WP: 1 PB: 0 SB: 0 CS: 0	PA: 34			

PITCHER		IP	WLS	BF	H	R	ER	SO	BB	IBB	HBP	BLK	WP	HR	S	P	ERA	WHIP
49 Julio Teheran, R ERA: 1.89	(1, 1)	7.0	W	27	5	2	2	7	1	0	0	0	0	1	67	97	2.57	0.857
40 Alex Wood, L ERA: 3.49	(8, 1)	0.1	H	2	0	0	0	1	1	0	0	0	0	0	5	10	0.00	3.000
59 Shae Simmons, R ERA:	(8, 1)	0.1	H	1	0	0	0	0	0	0	0	0	0	0	1	1	0.00	0.000
46 Craig Kimbrel, R ERA: 1.66	(8, 1)	1.1	S	4	0	0	0	1	0	0	0	0	1	0	11	15	0.00	0.000

PITCHER	IP	WLS	BF	H	R	ER	SO	BB	IBB	HBP	BLK	WP	HR	S	P	ERA	WHIP

AB	32
R	2
H	5
RBI	2
BB	2
SO	9
LOB	10

Batter	1	2	3	4	5	6	7	8	9	10	11	AB	R	H	RBI	BB	SO	LOB
22 Jason Heyward, L (1, 9) OBP: 0.345, SLG: 0.395	X FF 91 0-0 ① G4-3		B FF 92 S SL 83 B FF 91 F FF 92 X SI 93 2-2 ① FC5 3-H		C SL 82 X FF 90 0-1 ③ G4-3		1 SAFE 0-0 ③ CS 1-2	C FF 92 B SI 93 X FF 92 1-1 ① F8		C FF 92 X FF 91 0-1 HR		5	1	1	2	0	0	0
2 B.J. Upton, R (1, 8) OBP: 0.284, SLG: 0.341	B SI 90 X SI 90 1-0 ② G4-3		1 SAFE X CH 81 0-0 ② P3			C SI 89 S SL 85 B SL 86 B FF 91 S CU 78 2-3 ① K		X FF 92 0-0 ② L7		B FF 92 F FF 91 X SL 86 1-1 ③ L7		5	0	0	0	0	1	1
5 Freddie Freeman, L (1, 3) OBP: 0.379, SLG: 0.487	X FF 91 0-0 ③ L4		X SL 82 0-0 ③ G4-3			F SI 90 F SI 90 X SL 86 0-2 ② F7		C SL 79 B SI 92 X FF 92 1-1 ① 1B			F CH 84 B CH 84 S FF 94 B CH 85 B CH 84 F CH 85 B FF 95 4-2 ① BB	4	0	1	0	1	0	1
8 Justin Upton, R (1, 7) OBP: 0.364, SLG: 0.540		B SI 90 B CH 81 F FF 91 B FF 92 X FF 92 3-1 ① G6-3		X CH 82 0-0 ① F9		B SI 92 X FF 91 1-0 24 2B 1B		S SI 84 S CH 76 B CU 72 B CU 72 S CU 74 2-3 ③ K			F FF 94 B FF 95 F FF 94 B FF 95 F SL 86 F FF 94 F FF 95 S SL 86 2-3 ① K	5	1	1	0	0	2	2
24 Evan Gattis, R (1, 2) OBP: 0.318, SLG: 0.550		B FF 92 B FF 91 F FF 91 X SL 87 2-1 1B		F CH 82 B FF 91 B FF 92 B FF 92 X CH 82 3-1 23 G4-3 2B		1 SAFE T FF 91 B FF 92 B FF 92 B SL 86 X SL 86 3-1 1-H 2B			X SI 84 0-0 ① G6-3		C FF 95 C FF 93 D SL 86 1 SAFE S CU 79 1-3 ② K	5	0	3	1	0	1	1
23 Chris Johnson, R (1, 5) OBP: 0.268, SLG: 0.327		C SI 89 B SI 92 S CH 82 S CH 83 1-3 ② K		F SI 91 F FF 92 X FF 91 0-2 ② G4-3 2-3		B CH 82 S CH 82 X CH 82 1-1 ③ L9			X SI 83 0-0 ② G4-3		B CU 78 C FF 95 F FF 95 S FF 94 1-3 ③ K	5	0	0	0	0	2	4
26 Dan Uggla, R (1, 4) OBP: 0.244, SLG: 0.246		C FF 92 B FF 92 C SL 86 B FF 92 X FF 92 2-2 ③ F8		S CH 82 S SL 88 B SL 88 D SL 84 S SL 85 2-3 ③ K			B SI 90 S SI 90 B FF 90 B CH 82 S CH 83 F FF 92 F FF 92 X FF 92 3-2 ① F9		C SI 84 B SI 84 S CH 77 B CU 74 B CU 74 X SI 85 3-2 ③ G6-3			4	0	0	0	0	1	2
19 Andrelton Simmons, R (1, 6) OBP: 0.294, SLG: 0.393			C SI 90 B SI 92 X FF 91 1-1 ① E9 22 FC5 2B		T CH 81 B FF 91 B FF 91 X SL 85 2-1 ① L8		B SI 92 B SI 93 B CH 83 C SI 92 X SI 92 3-1 22 CS 1B			C FF 90 F FF 90 B FF 92 X FF 92 1-2 ① G5-3		4	1	2	0	0	0	0
30 Ervin Santana, R (1, 1) OBP: 0.111, SLG: 0.111 59 Shae Simmons, R (8, 1) 46 Craig Kimbrel, R (9, 1) 4 Ryan Doumit, S (10, PH) OBP: 0.217, SLG: 0.269 38 Anthony Varvaro, R (10, 1) 43 Luis Avilán, L (10, 1) 48 David Carpenter, R (10, 1)			S FF 91 X SL 87 0-1 ① G4-3		B SI 89 B FF 91 C FF 92 F FF 91 S FF 92 2-3 ② K		1 SAFE C CH 80 1 SAFE M CH 82 M SL 83 0-3 ② K			B FF 91 B FF 90 X FF 90 2-0 ② L9		3 0 0 1 0 0 0	0 0 0 0 0 0 0	0 0 0 0 0 0 0	0 0 0 0 0 0 0	0 0 0 0 0 0 0	2 0 0 0 0 0 0	2 0 0 0 0 0 0
Inning Stats	R: 0 E: 0 K: 0 S: 3 H: 0 LOB: 0 BB: 0 P: 4	R: 0 E: 0 K: 1 S: 10 H: 1 LOB: 1 BB: 0 P: 18	R: 1 E: 1 K: 0 S: 9 H: 1 LOB: 1 BB: 0 P: 12	R: 0 E: 0 K: 1 S: 9 H: 1 LOB: 1 BB: 0 P: 14	R: 0 E: 0 K: 1 S: 7 H: 0 LOB: 0 BB: 0 P: 11	R: 1 E: 0 K: 1 S: 11 H: 2 LOB: 1 BB: 0 P: 18	R: 0 E: 0 K: 1 S: 10 H: 1 LOB: 0 BB: 0 P: 16	R: 0 E: 0 K: 1 S: 8 H: 1 LOB: 1 BB: 0 P: 12	R: 0 E: 0 K: 0 S: 5 H: 0 LOB: 0 BB: 0 P: 8	R: 1 E: 0 K: 0 S: 8 H: 1 LOB: 0 BB: 0 P: 12	R: 0 E: 0 K: 3 S: 15 H: 0 LOB: 1 BB: 1 P: 23	1B: 4 2B: 3 3B: 0 HR: 1 SF: 0 SAC: 0 DP: 0 HBP: 0			WP: 0 PB: 0 SB: 0 CS: 1	PA: 43		

PITCHER	IP	WLS	BF	H	R	ER	SO	BB	IBB	HBP	BLK	WP	HR	S	P	ERA	WHIP
36 Wade Miley, L (1, 1) ERA: 4.57	7.0		27	6	2	1	5	0	0	0	0	0	0	59	93	1.29	0.857
59 Oliver Pérez, L (8, 1) ERA: 2.63	0.2		3	1	0	0	0	0	0	0	0	0	0	5	7	0.00	1.500
29 Brad Ziegler, R (8, 1) ERA: 2.51	1.1		4	0	0	0	1	0	0	0	0	0	0	8	13	0.00	0.000
43 Addison Reed, R (10, 1) ERA: 4.13	1.0		4	1	1	1	0	0	0	0	0	0	1	8	12	9.00	1.000
48 Randall Delgado, R (11, 1) ERA: 6.91	1.0	W	4	0	0	0	3	1	0	0	0	0	0	15	23	0.00	1.000

PITCHER	IP	WLS	BF	H	R	ER	SO	BB	IBB	HBP	BLK	WP	HR	S	P	ERA	WHIP

TOP

Atlanta Braves @ Arizona Diamondbacks

Chase Field, Phoenix, AZ

Sat Jun 07 2014, 7:11 PM - 10:42 PM MST

Att. 29,278 - Roof Closed - 76 F

livebaseballscorecards.com

AB	41
R	3
H	8
RBI	3
BB	1
SO	9
LOB	13

Batter	1	2	3	4	5	6	7	8	9	10	11	AB	R	H	RBI	BB	SO	LOB
1 Didi Gregorius, L (1, 4) OBP: 0.450, SLG: 0.688	C FF 92 B FF 91 S SL 80 F SL 84 X FF 94 1-2 8 SH5-3 1B		C FF 91 C CH 85 B FF 93 F SL 83 B FF 92 X CH 83 2-2 E4 8 G3 8 S		D SL 81 D CH 85 C SL 81 B CH 84 B FF 93 4-1 44 BB BB		C SL 81 B CH 84 C CH 82 F SL 80 B FF 92 X SL 83 2-2 ② G3-1		C KC 84 S FF 97 B FF 97 S FF 97 1-3 ② K		B FF 96 B FF 96 F FF 97 B FF 97 C FF 96 F FF 97 F FF 97 1 SAFE B FF 97 4-2 8 1B 1-2 BB	4	0	1	0	2	1	1
8 Gerardo Parra, L (1, 9) OBP: 0.330, SLG: 0.401	B FF 90 X FF 91 1-0 ① SH5-3 1-2		C SL 84 1 SAFE S CH 82 1 SAFE 1 SAFE D SL 83 1 SAFE B FF 91 D CH 84 3-2 X CH 84 G3 1-3 ①		F FF 91 D SL 84 B CH 86 B FF 94 X FF 92 3-1 ② F8 2-3		C FF 93 F SL 84 B SL 83 X FF 93 1-2 ③ G4-3		C KC 85 B KC 85 F FF 96 F FF 96 S KC 87 1-3 ③ K 2-3		C SL 85 B SL 86 C FF 95 F FF 97 F SL 86 X FF 98 1-2 1-2 2-H 1B	5	0	1	1	0	1	4
44 Paul Goldschmidt, R (1, 3) OBP: 0.357, SLG: 0.524	X FF 92 0-0 ② L7		S SL 84 B SL 85 B FF 90 X SL 86 2-1 ② G1-3		D SL 86 B FF 91 B CH 86 C CH 87 D SL 85 4-1 1-2 BB			B SL 83 C FF 96 B SL 85 T FF 95 B FF 96 X FF 95 3-2 26 WP 1B		B FF 93 C CH 84 F CU 80 B CH 86 B CU 82 S CH 86 3-3 ① K		4	0	1	0	1	1	2
26 Miguel Montero, L (1, 2) OBP: 0.364, SLG: 0.438	F SL 83 F SL 85 B FF 94 F SL 84 D CH 85 B FF 94 S CH 86 3-3 ③ K		B FF 93 F SL 85 X FF 94 1-1 ③ G6-3		B FF 91 X SL 83 1-0 ③ G3			B FS 85 X FF 95 1-0 ① G5-3 1-2		F CU 81 B FF 94 B CU 81 X FF 92 2-1 HR		5	1	1	1	0	1	6
14 Martín Prado, R (1, 5) OBP: 0.336, SLG: 0.380		C FF 92 X SL 81 0-1 6 1B 5 E 1B		C FF 91 B FF 89 B SL 83 B FF 92 X FF 90 3-1 6 G1-6-3 1B		B FF 91 B FF 90 X FF 92 2-0 ① L3		C FF 95 X FF 96 0-1 ② L9		F FF 92 F FF 94 B CH 86 X CH 86 1-2 6 G4-3 1B		5	1	3	0	0	0	1
6 David Peralta, L (1, 7) OBP: 0.417, SLG: 0.542 48 Randall Delgado, R (11, 1)		C FF 90 X SL 81 0-1 5 FC6-4 1-2 1B		B FF 89 B SI 89 X CH 84 2-0 ①② G1-6-3 1-2f	C CH 81 X FF 91 0-1 1B			C FF 95 F FF 95 B SL 85 X FF 95 1-2 ③ G4-3		1 SAFE C SI 92 X SI 92 0-1 ② G4-3 1-2		5 0	0 0	2 0	0 0	0 0	0 0	3 0
16 Chris Owings, R (1, 6) OBP: 0.314, SLG: 0.448	X FF 92 0-0 ① L4		B FF 92 X FF 90 1-0 ③ F8		S SL 83 D SL 82 F FF 90 B SL 85 1 SAFE 1 SAFE X SL 83 2-2 ② P3				X FF 95 0-0 ① L9	C SL 84 X SL 85 0-1 ③ F8		5	0	0	0	0	0	4
5 Ender Inciarte, L (1, 8) OBP: 0.219, SLG: 0.200	B FF 90 X CH 84 1-0 ② FC6-4 1-2f 2-H				C SL 79 B CH 84 F SL 80 B FF 93 X CH 83 2-2 8 F8 36 SH1-4 1B	X FF 90 0-0 ③ F8			B FF 96 B FF 94 C FF 94 B FF 96 B FF 95 4-1 2 S 2 2B BB		F FF 96 X FF 96 0-1 ① B4-3	4	1	1	0	1	0	2
36 Wade Miley, L (1, 1) OBP: 0.222, SLG: 0.222 12 Eric Chavez, L (7, PH) OBP: 0.338, SLG: 0.449 59 Oliver Pérez, L (8, 1) 29 Brad Ziegler, R (8, 1) 2 Aaron Hill, R (9, PH) OBP: 0.303, SLG: 0.396 43 Addison Reed, L (10, 1) 7 Cody Ross, R (11, 7) OBP: 0.235, SLG: 0.239	X FF 92 0-0 ③ F8				X FF 90 0-0 ① SH1-4 1-2		C FF 91 F SL 84 B CH 86 X FF 92 1-2 ① G5-3		C FF 96 F FF 96 B KC 84 B KC 84 F FF 96 X FF 97 2-2 8 WP 1-H 2B		C FF 96 C FF 98 B SL 86 B FF 97 X FF 98 2-2 1 BB 8 1B 1B	1 1 0 0 0 1 0 1	0 0 0 0 0 1 0 1	0 0 0 0 0 1 0 1	0 0 0 0 0 1 0 0	0 0 0 0 0 0 0 0	0 0 0 0 0 0 0 0	1 0 0 0 0 0 0 1
Inning Stats	R: 0 E: 0 K: 1 S: 10 H: 1 LOB: 1 BB: 0 P: 15	R: 1 E: 1 K: 0 S: 7 H: 2 LOB: 1 BB: 0 P: 8	R: 0 E: 1 K: 0 S: 11 H: 0 LOB: 1 BB: 0 P: 19	R: 0 E: 0 K: 0 S: 4 H: 1 LOB: 0 BB: 0 P: 10	R: 0 E: 0 K: 0 S: 9 H: 1 LOB: 3 BB: 2 P: 23	R: 0 E: 0 K: 0 S: 7 H: 1 LOB: 1 BB: 0 P: 11	R: 0 E: 0 K: 0 S: 10 H: 0 LOB: 0 BB: 0 P: 14	R: 0 E: 0 K: 0 S: 9 H: 1 LOB: 1 BB: 0 P: 14	R: 1 E: 0 K: 2 S: 13 H: 1 LOB: 1 BB: 1 P: 21	R: 1 E: 0 K: 1 S: 12 H: 2 LOB: 1 BB: 0 P: 18	R: 1 E: 0 K: 0 S: 14 H: 2 LOB: 2 BB: 1 P: 21	1B: 10 2B: 1 3B: 0 HR: 1 SF: 0 SAC: 2 DP: 1 HBP: 0	WP: 2 PB: 0 SB: 2 CS: 0 PA: 47					

PITCHER	IP	WLS	BF	H	R	ER	SO	BB	IBB	HBP	BLK	WP	HR	S	P	ERA	WHIP
30 Ervin Santana, R (1, 1) ERA: 3.69	7.0		29	6	1	0	1	2	0	0	0	0	0	58	100	0.00	1.143
59 Shae Simmons, R (8, 1) ERA:	1.0	H	4	1	0	0	0	0	0	0	0	1	0	9	14	0.00	1.000
46 Craig Kimbrel, R (9, 1) ERA: 1.99	1.0	B	5	1	1	1	2	1	0	0	0	1	0	13	21	9.00	2.000
38 Anthony Varvaro, R (10, 1) ERA: 3.05	0.1	B	3	2	1	1	1	0	0	0	0	0	1	8	14	27.00	6.000
43 Luis Avilán, L (10, 1) ERA: 4.58	0.1		1	0	0	0	0	0	0	0	0	0	0	2	2	0.00	0.000

PITCHER	IP	WLS	BF	H	R	ER	SO	BB	IBB	HBP	BLK	WP	HR	S	P	ERA	WHIP
48 David Carpenter, R (10, 1) ERA: 4.01	0.2	L	5	2	1	1	0	1	0	0	0	0	0	16	23	13.50	4.500

BOTTOM

Atlanta Braves @ Arizona Diamondbacks

Chase Field, Phoenix, AZ

Sat Jun 07 2014, 7:11 PM - 10:42 PM MST

Att. 29,278 - Roof Closed - 76 F

livebaseballscorecards.com

AB	41
R	4
H	12
RBI	3
BB	4
SO	4
LOB	24

Atlanta Braves @ Arizona Diamondbacks

Chase Field, Phoenix, AZ

Sun Jun 08 2014, 1:12 PM - 4:17 PM MST

Att. 26,534 - Roof Closed - 76 F

TOP

livebaseballscorecards.com

Batter	1	2	3	4	5	6	7	8	9	AB	R	H	RBI	BB	SO	LOB
22 Jason Heyward, L (1, 9) OBP: 0.338, SLG: 0.387	C SI 90 B FF 89 F SI 90 B FF 89 F FF 91 X SI 91 2-2 ① G4-3	B CH 81 X CH 81 1-0 ③ G4-3			C CU 75 X CH 80 0-1 ① G1-3	B FF 87 B FC 86 C FF 86 F FF 86 S FF 87 2-3 ① K	B SI 85 C SI 84 S CH 76 X CH 78 1-2 ① G4-3	5	0	0	0	0	1	1
2 B.J. Upton, R (1, 8) OBP: 0.278, SLG: 0.333	B FF 91 F FF 91 B FF 92 S FF 91 F FF 91 B FF 91 X FF 91 3-2 ② P3			F CU 76 S CU 76 B CU 76 B FF 91 S CH 79 2-3 ① K		C FF 89 B FF 90 B FF 90 F CU 76 F SI 91 B FF 92 C FF 90 3-3 ② K		S FF 87 F FF 87 B FF 87 T FF 87 1-2 ② K	X SI 85 0-0 ② G6-3	5	0	0	0	0	3	0
5 Freddie Freeman, L (1, 3) OBP: 0.380, SLG: 0.498	F FF 90 B CH 81 B SI 90 B CH 82 X SI 90 3-1 ③ G4-3			X CH 81 0-0 ② L9		B CU 78 B CU 76 B SI 90 C CH 81 X FF 91 3-1 8 HR 1B		S SL 78 B SL 79 B FF 86 S FF 86 F SL 79 F FF 86 F SL 79 F SL 79 X FF 86 2-2 HR	S CH 78 S CH 78 B CH 79 S CU 73 1-3 ③ K	5	2	2	1	0	1	0
8 Justin Upton, R (1, 7) OBP: 0.370, SLG: 0.554		C FF 89 F CU 75 B CU 77 B CH 80 X SI 89 2-2 ① G6-3		B FF 90 B FF 90 B CH 80 B FF 90 4-0 BB		X SI 91 0-0 1-H HR		C FF 93 F SL 84 B CH 85 B CH 86 F CH 87 F FF 96 B FF 94 B FF 95 4-2 23 1B 7 1B BB		2	2	1	2	2	0	0
23 Chris Johnson, R (1, 5) OBP: 0.268, SLG: 0.326		C CU 76 B FF 90 B FF 90 F CH 80 F FF 91 B FF 91 F FF 91 X CH 81 3-2 ② F8		C FF 90 B FF 90 1 SAFE 1 SAFE F FF 90 F FF 90 S CU 77 1-3 ③ K		T FF 91 B FF 91 S CU 78 S CU 77 1-3 ③ K		B FF 94 F FF 94 F FF 93 X SL 86 1-2 7 1B 1-2 1B		4	0	1	0	0	2	1
7 Tommy La Stella, L (1, 4) OBP: 0.438, SLG: 0.400 17 Jordan Schafer, L (8, PR) OBP: 0.263, SLG: 0.286 40 Alex Wood, R (8, 1)		C SI 90 B FF 90 B SI 91 X CH 80 2-1 ③ F7			C CH 79 X FF 89 0-1 ① G4-3		C FF 87 X SI 88 0-1 ① G1-3	B SI 94 C SI 94 C SI 95 B SI 95 F SI 95 B CH 87 F SI 94 F SI 95 X FF 95 3-2 19 S 1-3 2-H 1B		4 0 0	0 0 0	1 0 0	1 0 0	0 0 0	0 0 0	0 0 0
19 Andrelton Simmons, R (1, 6) OBP: 0.297, SLG: 0.392			C CU 75 S FF 88 S CU 76 0-3 ① K2-3		B FF 88 B FF 89 F CH 80 C SI 90 X FF 90 2-2 11 G5-3 1B		B CU 75 B CU 75 B FF 90 X FF 90 3-0 ② F8	B FF 94 B FF 93 S FF 94 B FF 94 B FF 94 4-1 1-2 BB		3	0	1	0	1	1	0
11 Gerald Laird, R (1, 2) OBP: 0.329, SLG: 0.309			X FF 89 0-0 1B		X CU 76 0-0 ② G5-3 1-2		C FF 90 X FF 88 0-1 2B	C SL 87 B SL 85 S SL 86 F SL 85 F FF 94 F SI 95 D SL 87 S SL 87 2-3 ③ K		4	0	2	0	0	1	4
34 Aaron Harang, R (1, 1) OBP: 0.083, SLG: 0.043 43 Luis Avilán, L (7, 1) 57 David Hale, R (7, 1) 14 Ramiro Pena, S (8, 4) OBP: 0.274, SLG: 0.364			L CH 78 T CH 77 S CU 75 0-3 ② K		C FF 90 S CU 77 S CU 76 0-3 ③ K		S CU 74 S CU 76 S CU 75 0-3 ③ K		X SI 83 0-0 HR	3 0 0 1	0 0 0 1	0 0 0 1	0 0 0 1	3 0 0 0	3 0 0 0	3 0 0 0
Inning Stats	R: 0 E: 0 K: 0 S: 10 H: 0 LOB: 0 BB: 0 P: 18	R: 0 E: 0 K: 0 S: 10 H: 0 LOB: 0 BB: 0 P: 17	R: 0 E: 0 K: 2 S: 8 H: 1 LOB: 1 BB: 0 P: 9	R: 0 E: 0 K: 2 S: 8 H: 0 LOB: 1 BB: 1 P: 15	R: 0 E: 0 K: 1 S: 9 H: 1 LOB: 1 BB: 0 P: 11	R: 2 E: 0 K: 2 S: 12 H: 2 LOB: 0 BB: 0 P: 19	R: 0 E: 0 K: 1 S: 8 H: 1 LOB: 1 BB: 0 P: 11	R: 2 E: 0 K: 3 S: 33 H: 3 LOB: 3 BB: 2 P: 52	R: 1 E: 0 K: 1 S: 8 H: 1 LOB: 0 BB: 0 P: 10	1B: 5 2B: 1 3B: 0 HR: 3 SF: 0 SAC: 0 DP: 0 HBP: 0						

	AB	36
	R	5
	H	9
	RBI	5
	BB	3
	SO	12
	LOB	9

WP: 0 PB: 0 SB: 1 CS: 0 PA: 39

PITCHER		IP	WLS	BF	H	R	ER	SO	BB	IBB	HBP	BLK	WP	HR	S	P	ERA	WHIP
57 Chase Anderson, R ERA: 3.14	(1, 1)	7.0	W	27	5	2	2	8	1	0	0	0	0	1	65	100	2.57	0.857
54 Joe Thatcher, L ERA: 3.06	(8, 1)	0.2		3	1	1	1	2	0	0	0	0	0	1	13	18	13.50	1.500
50 Evan Marshall, R ERA: 1.8	(8, 1)	0.1	H	5	2	1	1	1	2	0	0	0	0	0	20	34	27.00	12.000
29 Brad Ziegler, R ERA: 2.7	(9, 1)	1.0	S	4	1	1	1	1	0	0	0	0	0	1	8	10	9.00	1.000

PITCHER		IP	WLS	BF	H	R	ER	SO	BB	IBB	HBP	BLK	WP	HR	S	P	ERA	WHIP

Batter	1	2	3	4	5	6	7	8	9	AB	R	H	RBI	BB	SO	LOB
8 Gerardo Parra, L (1, 9) OBP: 0.325, SLG: 0.395	B SI 88 C SI 88 B SL 79 X FF 88 2-1 ① F8		B SI 89 X FF 88 1-0 ② F7		X SI 91 0-0 ①② G1-2-3 1-2 2-3 3-Hf		B SI 88 F SI 92 X SI 89 1-1 ① SH5-4 1-2 2-3	B KC 79 X SI 91 1-0 ③ G6-3		4	0	0	0	0	0	4
16 Chris Owings, R (1, 6) OBP: 0.313, SLG: 0.444	B FF 89 X FF 88 1-0 ② F8		B SL 81 B FF 89 F FF 90 F FF 92 X SL 82 2-2 ③ G1-3		B SL 83 D SL 81 S FF 90 F FF 90 B SI 92 T FF 90 3-2 ③ K		S CU 81 B CU 79 X SI 92 1-1 44 HR 2-H 3-H 1B			4	1	1	2	0	1	2
44 Paul Goldschmidt, R (1, 3) OBP: 0.363, SLG: 0.535	C FF 90 C SI 89 B FF 90 B SL 80 B SI 90 D SL 83 4-2 14 WP 26 S BB			C FF 88 B SI 88 B SL 80 F FF 85 F FF 90 F CU 76 B SL 80 B FF 87 4-2 14 G4-6-3 26 BB BB		B SL 80 C FF 89 F CU 74 B FF 88 B FF 87 S FF 90 3-3 ① K	B FF 94 1 SAFE D CU 83 1 SAFE B FF 93 F FF 92 X FF 93 3-1 1-H HR			2	1	1	2	2	1	0
26 Miguel Montero, L (1, 2) OBP: 0.370, SLG: 0.443	T SI 90 B SI 87 F CU 73 1 SAFE F FF 88 B SI 91 1 SAFE F SI 90 F SL 80 4-2 D CU 73 B SL 80 1-2 BB			B SL 80 B SL 79 B CH 84 B SI 87 4-0 14 G4-6-3 1-2 BB		B SI 90 F FF 85 B FF 88 B SI 90 C SI 88 F FF 88 F SI 92 F SL 81 F SI 90 3-3 ② K	F SI 92 C CH 82 X CH 80 0-2 14 G4-3 2B			2	0	1	0	2	1	0
14 Martín Prado, R (1, 5) OBP: 0.331, SLG: 0.374	B FF 90 C FF 91 B CU 75 X SI 90 2-1 ③ L4 2-3			C FF 91 B FF 91 D SL 83 X SL 83 2-1 ①② G4-6-3 1-2f 2-3		F FF 90 X FF 90 0-1 ③ L9	F FF 93 B CU 81 B CH 79 X SI 91 2-1 ② G4-3 2-3			4	0	0	0	0	0	6
2 Aaron Hill, R (1, 4) OBP: 0.302, SLG: 0.393		C SL 78 X FF 88 0-1 ① L8		F FF 92 F FF 92 D SL 83 S SL 81 1-3 ③ K			B SL 81 S SI 90 X FF 89 1-1 6 HR 1B B FF 93 B FF 92 F FF 91 S FF 91 X FF 91 3-2 ③ G6-3			4	1	1	0	0	1	3
6 David Peralta, L (1, 8) (8, 7) OBP: 0.429, SLG: 0.643		C SI 89 S FF 88 B FF 87 B SI 90 X SL 80 2-2 ② G4-3			X CH 84 0-0 57 1B 7 BB 8 G1-2-3 1B		X SL 81 0-0 1-H HR	C KC 78 B SI 91 X SI 90 1-1 ① G4-3		4	1	2	2	0	0	0
7 Cody Ross, R (1, 7) OBP: 0.246, SLG: 0.236 5 Ender Inciarte, L (7, PR) OBP: 0.230, SLG: 0.211 (8, 8)		F FF 89 C CU 73 X FF 90 0-2 ③ F9			B SI 90 1 SAFE B SL 82 B SI 91 B SI 88 4-0 8 G1-2-3 57 1B 1-2 BB		C FF 90 B FF 90 C SI 91 B SL 82 B FF 90 B FF 89 4-2 8 SH5-4 12 BB 16 1B BB	X SI 91 0-0 E1 1B		1 1	0 1	0 1	0 0	2 0	0 0	0 0
57 Chase Anderson, R (1, 1) OBP: 0.143, SLG: 0.143 12 Eric Chavez, L (7, PH) OBP: 0.346, SLG: 0.449 61 Bronson Arroyo, R (7, PR) OBP: 0.250, SLG: 0.250 54 Joe Thatcher, L (8, 1) 50 Evan Marshall, R (8, 1) 28 Nick Evans, R (8, PH) OBP: 0.125, SLG: 0.500 29 Brad Ziegler, R (9, 1)			B FF 88 S FF 88 F FF 88 F FF 90 X SL 79 1-2 ① G1-3		L FF 90 X FF 90 0-1 8 G1-2-3 1-2 2-3 1B		1 SAFE B SI 90 B SI 93 B SI 91 B SI 92 4-0 8 SH5-4 16 1B 1-2 BB	S KC 80 B SI 92 D KC 80 S CH 82 B CH 82 F CH 83 C SI 92 3-3 ② K		2 0 0 0 0 1 0	0 0 1 0 0 0 0	1 0 0 0 0 0 0	0 1 0 0 0 0 0	0 0 0 0 0 1 0	0 0 0 0 0 1 0	0 0 0 0 0 0 0
Inning Stats	R: 0 E: 0 K: 0 S: 12 H: 0 LOB: 2 BB: 2 P: 25	R: 0 E: 0 K: 0 S: 8 H: 0 LOB: 0 BB: 0 P: 10	R: 0 E: 0 K: 0 S: 8 H: 0 LOB: 0 BB: 0 P: 12	R: 0 E: 0 K: 1 S: 9 H: 0 LOB: 1 BB: 2 P: 20	R: 0 E: 0 K: 1 S: 7 H: 2 LOB: 2 BB: 1 P: 14	R: 0 E: 0 K: 2 S: 12 H: 0 LOB: 0 BB: 0 P: 18	R: 6 E: 0 K: 0 S: 19 H: 5 LOB: 2 BB: 2 P: 38	R: 0 E: 1 K: 1 S: 8 H: 1 LOB: 1 BB: 0 P: 13		1B: 5 2B: 1 3B: 0 HR: 2	SF: 0 SAC: 1 DP: 2 HBP: 0		WP: 1 PB: 0 SB: 1 CS: 0	PA: 37	

PITCHER		IP	WLS	BF	H	R	ER	SO	BB	IBB	HBP	BLK	WP	HR	S	P	ERA	WHIP
34 Aaron Harang, R ERA: 3.33	(1, 1)	6.0	L	26	4	3	3	4	6	0	0	0	1	1	61	109	4.50	1.667
43 Luis Avilán, L ERA: 4.95	(7, 1)	0.1		2	0	0	0	0	1	0	0	0	0	0	2	7	0.00	3.000
57 David Hale, R ERA: 1.82	(7, 1)	0.2		5	3	3	3	0	0	0	0	0	0	1	12	21	40.50	4.500
40 Alex Wood, L ERA: 3.43	(8, 1)	1.0		4	1	0	0	1	0	0	0	0	0	0	8	13	0.00	1.000

PITCHER	IP	WLS	BF	H	R	ER	SO	BB	IBB	HBP	BLK	WP	HR	S	P	ERA	WHIP

BOTTOM

Atlanta Braves @ Arizona Diamondbacks

Chase Field, Phoenix, AZ

Sun Jun 08 2014, 1:12 PM - 4:17 PM MST

Att. 26,534 - Roof Closed - 76 F

livebaseballscorecards.com

AB	29
R	6
H	8
RBI	6
BB	7
SO	5
LOB	16

Batter	1	2	3	4	5	6	7	8	9	AB	R	H	RBI	BB	SO	LOB
21 Dexter Fowler, S (1, 8) OBP: 0.397, SLG: 0.404	C FC 84 B FC 85 X FC 86 1-1 21 FC3-6 27 1B 30 SF9 1B	C FC 84 X FC 85 0-1 27 2B 1B		C CU 70 B CU 73 S CH 79 B FC 87 B FC 88 S CH 80 3-3 ② K			B FC 84 C FC 84 B FC 85 X FC 86 2-1 ① F8		C FF 90 B FF 90 B FF 91 X SI 90 2-1 27 FC6-5 2B	5	2	3	0	0	1	0
27 Jose Altuve, R (1, 4) OBP: 0.360, SLG: 0.429	D FC 83 F FC 86 X FC 84 1-1 21 FC3-6 1-2 1B	1 SAFE 1 SAFE B FC 84 1 SAFE X CH 78 1-0 21 G3 15 2B 1-H 2B		X FC 86 0-0 1B			C FC 86 B CH 79 X CH 79 1-1 ② P6		C FF 88 C FF 90 D FS 85 F FF 89 X FS 84 1-2 ② FC6-5 21 S 21 1B 2-3	5	1	3	1	0	0	1
21 Jon Singleton, L (1, 3) OBP: 0.226, SLG: 0.433	B FC 86 B CH 79 F CH 80 X CH 78 2-1 ① FC3-6 30 SF9 15 HBP 19 E 1-2f 2-3	F CH 79 B FC 85 F FC 85 D CH 80 B CH 79 F CH 80 X FC 87 3-2 ② G3 2-3		X CH 80 0-0 ③ F9			B CH 76 C FC 87 F FC 87 B FC 88 C FC 88 2-3 ③ K		1 SAFE C FS 82 1 SAFE S FS 84 B FS 84 X FF 90 1-2 ③ 1-H 1B	5	1	1	0	0	1	4
15 Jason Castro, L (1, 2) OBP: 0.302, SLG: 0.374	C FC 86 1 SAFE B FC 85 B FC 86 1 SAFE S CH 80 F CH 80 H FC 87 3-2 8 BB 19 E 1-2 HBP	X FC 85 0-0 3-H 2B			X FC 84 0-0 ① F8			B CU 78 C CU 78 X FC 91 1-1 ① G4-3		3	0	1	1	0	0	0
30 Matt Dominguez, R (1, 5) OBP: 0.304, SLG: 0.407	B FC 86 X FC 86 1-0 ② SF9 2-3 3-H	X FC 85 0-0 ③ L9			B FC 84 C CU 72 F FC 86 X FC 87 1-2 19 G4-6-3 1B			B FC 93 C CU 78 B CU 80 C CU 78 B FC 91 F FC 92 X FC 92 3-2 19 1B 1B		3	0	2	1	0	0	1
19 Robbie Grossman, S (1, 7) OBP: 0.301, SLG: 0.333 36 Jerome Williams, R (8, 1) 9 Marwin Gonzalez, S (8, 7) OBP: 0.329, SLG: 0.395	B FC 86 C FC 86 1 SAFE C FC 86 X FC 87 1-2 E4 8 BB 1-2 3-H		C CU 71 S CH 77 B CH 78 C FC 86 1-3 ① K		X FC 84 0-0 ②③ G4-6-3 1-2f			X FC 91 0-0 1-2 1B		4 0 0	0 0 0	1 0 0	0 0 0	0 0 0	1 0 0	2 0 0
8 Alex Presley, L (1, 9) OBP: 0.280, SLG: 0.329 (8, 7) (8, 9)	B FC 85 B FC 86 B FC 86 C FC 86 B CH 79 4-1 1-2 2-3 BB		F FC 85 X CU 72 0-1 ② G4-3			B FC 86 C CU 72 B FC 86 B CH 79 X FC 87 3-1 ① P4		C FC 91 C FC 92 T FC 92 0-2 ② K		3	0	0	0	1	1	2
2 Jonathan Villar, S (1, 6) OBP: 0.263, SLG: 0.354	F FC 86 C FC 85 B CH 80 S CH 80 1-3 ③ K		F CH 78 C FC 86 B FC 86 F FC 86 C FC 87 1-3 ③ K			B FC 87 F CH 78 B FC 86 X FC 87 2-1 ② G5-3		F CU 79 B FC 91 2 SAFE X CU 80 1-1 ③ L8		4	0	0	0	0	2	5
48 Jarred Cosart, R (1, 1) 29 Tony Sipp, L (7, 1) (8, 9) (8, 1) 44 Kyle Farnsworth, R (8, 1) 23 Chris Carter, R (9, PH) OBP: 0.290, SLG: 0.422 50 Chad Qualls, R (9, 1)		C FC 83 B FC 82 F FC 84 X FC 86 1-2 ① G3		C FC 84 X FC 84 0-1 ① G4-3		B FC 86 F FC 86 C FC 86 B CU 73 X FC 88 2-2 ③ G3			F FS 85 F FF 90 B FF 90 B FS 85 X FS 84 2-2 ① L5	3 0 0 1 0	0 0 0 0 0	0 0 0 0 0	0 0 0 0 0	0 0 0 0 0	0 0 0 0 0	0 0 0 0 0
Inning Stats	R: 2 E: 1 K: 1 S: 17 H: 2 LOB: 3 BB: 1 P: 31	R: 2 E: 0 K: 0 S: 12 H: 3 LOB: 1 BB: 0 P: 17	R: 0 E: 0 K: 2 S: 9 H: 0 LOB: 0 BB: 0 P: 11	R: 0 E: 0 K: 1 S: 7 H: 1 LOB: 1 BB: 0 P: 10	R: 0 E: 0 K: 0 S: 5 H: 1 LOB: 0 BB: 0 P: 6	R: 0 E: 0 K: 0 S: 7 H: 0 LOB: 0 BB: 0 P: 14	R: 0 E: 0 K: 1 S: 7 H: 0 LOB: 0 BB: 0 P: 12	R: 0 E: 0 K: 1 S: 12 H: 2 LOB: 2 BB: 0 P: 17	R: 0 E: 0 K: 0 S: 12 H: 2 LOB: 2 BB: 0 P: 18	1B: 8 2B: 3 3B: 0 HR: 0 SF: 1 SAC: 0 DP: 1 HBP: 1						

PITCHER		IP	WLS	BF	H	R	ER	SO	BB	IBB	HBP	BLK	WP	HR	S	P	ERA	WHIP
55 Josh Collmenter, R ERA: 3.65	(1, 1)	7.0	L	30	7	4	3	5	1	0	1	0	0	0	64	101	3.86	1.143
38 Will Harris, R ERA: 8.68	(8, 1)	1.0		5	2	0	0	1	0	0	0	0	0	0	12	17	0.00	2.000
40 J.J. Putz, R ERA: 4.91	(9, 1)	1.0		4	2	0	0	0	0	0	0	0	0	0	12	18	0.00	2.000

PITCHER	IP	WLS	BF	H	R	ER	SO	BB	IBB	HBP	BLK	WP	HR	S	P	ERA	WHIP

TOP

Houston Astros @ Arizona Diamondbacks

Chase Field, Phoenix, AZ

Mon Jun 09 2014, 6:40 PM - 9:53 PM MST

Att. 18,805 - Roof Closed - 79 F

livebaseballscorecards.com

AB	36
R	4
H	11
RBI	3
BB	1
SO	6
LOB	15

WP: 0 PA: 39
PB: 0
SB: 1
CS: 0

Batter	1	2	3	4	5	6	7	8	9	AB	R	H	RBI	BB	SO	LOB
1 Didi Gregorius, L (1, 6) OBP: 0.417, SLG: 0.600	B FC 94 C FF 93 B FC 95 X FC 94 2-1 G1-3 ①			B FF 93 C FF 94 S KC 79 F KC 81 B CH 85 F KC 81 B FF 94 X FC 94 3-2 G6-3 ①		B FC 91 C FC 92 C KC 78 X FC 92 1-2 8 1B 8 E 1B	C FF 93 B FF 92 1 SAFE X SL 82 1-1 F9 ③			4	1	1	0	0	0	1
8 Gerardo Parra, L (1, 9) OBP: 0.328, SLG: 0.394	B FC 94 B FF 94 C FC 93 S FF 95 S KC 80 2-3 K ②			C KC 79 C KC 80 F FC 93 B CH 85 B FC 93 B FC 94 B FC 93 4-2 44 2B BB		B FC 92 C FC 93 X CH 84 1-1 E8 26 1B 1B 1-H		C FF 91 B SL 83 F FF 91 T SL 82 1-2 K ①		3	2	1	0	1	2	0
44 Paul Goldschmidt, R (1, 3) OBP: 0.368, SLG: 0.539	C FF 94 B FC 94 B KC 79 X FF 95 2-1 G3-1 ③			B KC 78 X FF 93 1-0 26 1B 2B 1-H		B KC 76 B KC 78 F FF 92 D KC 80 B FC 92 4-1 26 1B BB		B FC 90 B FC 91 B SI 93 C SI 92 D FC 90 4-1 BB		2	0	1	1	2	0	0
26 Miguel Montero, L (1, 2) OBP: 0.372, SLG: 0.444		C FF 94 C FF 94 F KC 78 B FF 95 B CH 86 C FC 94 2-3 K ①		C KC 78 C FC 94 B KC 78 X FF 93 1-2 14 G1-4-3 1B 2-3		B FC 92 C FC 92 F KC 79 X KC 79 1-2 2 FC6-4 1B 1-2 2-H		1 SAFE 1 SAFE B FF 90 B FF 91 S FF 91 F FF 92 F SL 82 1 SAFE S SL 82 2-3 K ②		4	0	2	1	0	2	1
14 Martín Prado, R (1, 5) OBP: 0.326, SLG: 0.368		C FF 94 X FC 94 0-1 G4-3 ②		C FF 93 X KC 80 0-1 G1-4-3 ②③ 1-2f		C KC 77 F FF 92 S FF 93 0-3 K ②		C SI 92 1 SAFE C SI 91 D SL 85 B SI 92 S SL 86 2-3 K ③		4	0	0	0	0	2	5
2 Aaron Hill, R (1, 4) OBP: 0.298, SLG: 0.386		B FF 94 C FC 94 B KC 79 F FC 94 S KC 80 2-3 K ③			C FC 92 S KC 78 B KC 80 S FF 92 1-3 K ①	B FC 93 B FF 93 X FF 92 2-0 FC6-4 ③ 1-2f			B SI 93 F SI 91 F SL 86 X SL 87 1-2 P4 ①	4	0	0	0	0	2	2
6 David Peralta, L (1, 7) OBP: 0.375, SLG: 0.563			B FC 93 C FF 94 S KC 78 F CH 84 S FF 94 1-3 K ①		C KC 79 B FC 92 S FC 93 B KC 81 C CH 84 2-3 K ②		F FF 92 S SL 82 S SL 84 0-3 K ①		C SI 92 X SI 92 0-1 G4-3 ②	4	0	0	0	0	3	0
5 Ender Inciarte, L (1, 8) OBP: 0.231, SLG: 0.227			B FF 94 X FF 93 1-0 G4-3 ②		B FF 93 C FF 93 B FF 92 F FF 92 F FC 92 B FC 93 F FF 93 X KC 80 3-2 G6-3 ③		F FF 92 F FF 92 B SL 83 X SL 81 1-2 G3 ②		X SI 92 0-0 2B	4	0	1	0	0	0	0
55 Josh Collmenter, R (1, 1) OBP: 0.080, SLG: 0.083 7 Cody Ross, R (7, PH) OBP: 0.252, SLG: 0.236 38 Will Harris, R (8, 1) 40 J.J. Putz, R (9, 1) 16 Chris Owings, R (9, PH) OBP: 0.311, SLG: 0.442			C FF 93 C FF 93 B FF 92 B FF 93 S FF 93 2-3 K ③			C FF 92 X FC 91 0-1 G1-3 ①	C FF 92 B SL 80 S SL 81 B CH 80 B SL 79 D FF 93 4-2 BB		B SL 86 B SI 95 F SI 94 F SL 88 S SL 89 2-3 K ③	2 0 0 0 1	0 0 0 0 0	0 0 0 0 1	0 0 0 0 1	0 1 0 0 0	1 0 0 0 1	0 0 0 0 1
Inning Stats	R: 0 E: 0 K: 1 S: 7 H: 0 LOB: 0 BB: 0 P: 13	R: 0 E: 0 K: 2 S: 9 H: 0 LOB: 0 BB: 0 P: 13	R: 0 E: 0 K: 2 S: 8 H: 0 LOB: 0 BB: 0 P: 12	R: 1 E: 0 K: 0 S: 14 H: 2 LOB: 1 BB: 1 P: 23	R: 0 E: 0 K: 2 S: 12 H: 0 LOB: 0 BB: 0 P: 18	R: 2 E: 1 K: 1 S: 15 H: 3 LOB: 2 BB: 1 P: 24	R: 0 E: 0 K: 1 S: 10 H: 0 LOB: 1 BB: 1 P: 16	R: 0 E: 0 K: 3 S: 11 H: 0 LOB: 1 BB: 1 P: 20	R: 0 E: 0 K: 1 S: 9 H: 1 LOB: 1 BB: 0 P: 12	1B: 4 2B: 2 3B: 0 HR: 0 SF: 0 SAC: 0 DP: 1 HBP: 0						WP: 0 PB: 0 SB: 0 CS: 0 PA: 36	

PITCHER		IP	WLS	BF	H	R	ER	SO	BB	IBB	HBP	BLK	WP	HR	S	P	ERA	WHIP
48 Jarred Cosart, R ERA: 4.19	(1, 1)	6.0	W	24	5	3	3	8	2	0	0	0	0	0	65	103	4.50	1.167
29 Tony Sipp, L ERA: 2.7	(7, 1)	1.2	H	6	0	0	0	3	1	0	0	0	0	0	17	26	0.00	0.600
36 Jerome Williams, R ERA: 5.3	(8, 1)	0.0		1	0	0	0	0	1	0	0	0	0	0	1	5	∞	∞
29 Tony Sipp, L ERA: 2.7	(8, 1)	1.2	H	6	0	0	0	3	1	0	0	0	0	0	17	26	0.00	0.600
44 Kyle Farnsworth, R ERA: 3.75	(8, 1)	0.1	H	1	0	0	0	1	0	0	0	0	0	0	3	5	0.00	0.000

PITCHER		IP	WLS	BF	H	R	ER	SO	BB	IBB	HBP	BLK	WP	HR	S	P	ERA	WHIP
50 Chad Qualls, R ERA: 2.08	(9, 1)	1.0	S	4	1	0	0	1	0	0	0	0	0	0	9	12	0.00	1.000

BOTTOM

Houston Astros @ Arizona Diamondbacks

Chase Field, Phoenix, AZ

Mon Jun 09 2014, 6:40 PM - 9:53 PM MST

Att. 18,805 - Roof Closed - 79 F

livebaseballscorecards.com

AB	32
R	3
H	6
RBI	2
BB	4
SO	13
LOB	10

Batter	1	2	3	4	5	6	7	8	9	AB	R	H	RBI	BB	SO	LOB
21 Dexter Fowler, S (1, 8) OBP: 0.399, SLG: 0.404	C CU 71 B CH 80 X CH 75 1-1 G4-3	1 SAFE B SI 85 B CH 79 B SL 74 B SI 85 4-0 27 FC5 1-2 BB			C FF 83 X CH 78 0-1 F7			F SI 83 B CH 76 F CH 77 B CU 73 X CH 77 2-2 27 G5-4-3 1B		3	0	1	0	1	0	0
27 Jose Altuve, R (1, 4) OBP: 0.355, SLG: 0.423	C CU 67 X SL 73 0-1 L5	C SI 86 S SI 84 B SI 85 B SL 76 X SI 85 2-2 FC5 1-2 2-3f			S CU 69 B SI 84 B SI 85 X CU 71 3-1 F9			X SI 84 0-0 G5-4-3 1-2f		4	0	0	0	0	0	4
21 Jon Singleton, L (1, 3) OBP: 0.286, SLG: 0.500	B CH 75 B SL 73 S SL 73 F SI 82 X SI 84 2-2 15 E 1B		C SI 83 B CU 65 X CH 82 1-1 15 CS 1B			B CU 70 C CU 69 B SI 84 F SI 85 F SI 86 F CH 71 X SI 86 2-2 15 G6-3 30 1B 2B		C SI 84 F CH 77 X CH 78 0-2 G1-5-3		4	1	3	0	0	0	0
15 Jason Castro, L (1, 2) OBP: 0.296, SLG: 0.366	B CH 81 F CH 78 F CH 81 B SL 73 X CH 77 2-2 E6 1-2		F FF 83 B SI 85 1 SAFE B SI 83 C SI 85 S SI 85 2-3 K 1-2			F CH 81 F SI 84 D CH 76 X CH 79 1-2 G6-3 2-3			B FF 93 F FF 92 C FF 93 C FF 94 1-3 K	4	0	0	0	0	2	3
30 Matt Dominguez, R (1, 5) OBP: 0.303, SLG: 0.404	C CH 82 X SL 74 0-1 G1-3		F CH 78 B SI 84 X SI 85 1-1 G3-1			S SL 76 X SL 76 0-1 19 G3-6-1 3-H 1B			B SL 87 B FF 93 C FF 91 X FF 91 2-1 G6-3	4	0	1	1	0	0	2
19 Robbie Grossman, S (1, 7) OBP: 0.299, SLG: 0.323		C CH 75 B CU 69 C CU 68 B SI 83 B SI 85 B CU 70 4-2 2 FC1-6 8 1B BB		X CU 71 0-0 F9		B CH 79 X CH 79 1-0 G3-6-1 1-2f			C FF 93 F FF 93 C FF 93 0-3 K	3	0	0	0	1	1	1
8 Alex Presley, L (1, 9) OBP: 0.287, SLG: 0.336		C CH 80 X CH 77 0-1 2 FC1-6 1-2 1B		B CU 72 B SI 83 C SI 84 S CH 71 C SI 85 2-3 K			F CU 67 X SI 83 0-1 2 FC4-6 1B			3	0	2	0	0	1	0
2 Jonathan Villar, S (1, 6) OBP: 0.259, SLG: 0.348		C CH 78 B CH 79 B CH 78 X SL 74 2-1 FC1-6 27 FC5 21 BB 1-2f 2-3		X CH 77 0-0 G1-3			1 SAFE L CH 79 L SI 84 B SI 83 1 SAFE B CH 78 X SI 84 2-2 FC4-6 14 CS 1-2f			3	0	0	0	0	0	3
41 Brad Peacock, R (1, 1) 14 Jesus Guzman, R (7, PH) OBP: 0.288, SLG: 0.286 35 Josh Fields, R (7, 1) 44 Kyle Farnsworth, R (8, 1)		B SL 73 M SL 74 C SI 85 L SL 74 1-3 K			C SI 84 S SL 74 S SL 76 0-3 K		C SL 75 B SL 76 1 SAFE 1 SAFE F CU 68 B SI 82 B SI 84 C CU 72 3-3 K 1-2			2 1 0 0	0 0 0 0	0 0 0 0	0 0 0 0	0 0 0 0	2 1 0 0	2 1 0 0

Inning Stats	1	2	3	4	5	6	7	8	9
	R: 0 E: 1 K: 0 S: 12	R: 0 E: 0 K: 1 S: 12	R: 0 E: 0 K: 1 S: 7	R: 0 E: 0 K: 1 S: 5	R: 0 E: 0 K: 1 S: 7	R: 1 E: 0 K: 0 S: 11	R: 0 E: 0 K: 1 S: 8	R: 0 E: 0 K: 0 S: 7	R: 0 E: 0 K: 2 S: 8
	H: 1 LOB: 2 BB: 0 P: 17	H: 1 LOB: 3 BB: 2 P: 25	H: 1 LOB: 0 BB: 0 P: 11	H: 0 LOB: 0 BB: 0 P: 7	H: 0 LOB: 0 BB: 0 P: 10	H: 2 LOB: 0 BB: 0 P: 15	H: 1 LOB: 1 BB: 0 P: 13	H: 1 LOB: 0 BB: 0 P: 9	H: 0 LOB: 0 BB: 0 P: 11

1B: 6 2B: 3 3B: 0 HR: 0 | SF: 0 SAC: 0 DP: 4 HBP: 0 | WP: 0 PB: 0 SB: 0 CS: 2 | PA: 33

PITCHER	IP	WLS	BF	H	R	ER	SO	BB	IBB	HBP	BLK	WP	HR	S	P	ERA	WHIP
61 Bronson Arroyo, R (1, 1) ERA: 4.22	7.0	W	27	6	1	1	5	2	0	0	0	0	0	62	98	1.29	1.143
29 Brad Ziegler, R (8, 1) ERA: 2.62	1.0	H	3	1	0	0	0	0	0	0	0	0	0	7	9	0.00	1.000
43 Addison Reed, R (9, 1) ERA: 3.99	1.0	S	3	0	0	0	2	0	0	0	0	0	0	8	11	0.00	0.000

PITCHER	IP	WLS	BF	H	R	ER	SO	BB	IBB	HBP	BLK	WP	HR	S	P	ERA	WHIP

TOP

Houston Astros @ Arizona Diamondbacks

Chase Field, Phoenix, AZ

Tue Jun 10 2014, 12:41 PM - 3:21 PM MST

Att. 17,667 - Roof Closed - 79 F

livebaseballscorecards.com

AB	31
R	1
H	7
RBI	1
BB	2
SO	7
LOB	16

BOTTOM

Batter	1	2	3	4	5	6	7	8	9	AB	R	H	RBI	BB	SO	LOB
8 Gerardo Parra, L (1, 9) OBP: 0.326, SLG: 0.390	C FF 91 B FF 92 C FF 90 B KC 77 C FF 92 2-3 ① **K**		B FF 91 X FF 91 1-0 ① **L4**			B KC 76 B FF 92 X FF 90 2-0 ① **P6**	I IN 64 I IN 66 I IN 67 I IN 62 4-0 16 PB **IBB**			3	0	0	0	1	1	0
16 Chris Owings, R (1, 6) OBP: 0.310, SLG: 0.435	B FF 92 C FF 90 S ST 84 S ST 83 1-3 ② **K**		C FF 90 F FF 92 F ST 82 B ST 83 B FF 92 B ST 83 B FF 91 4-2 44 **G5-4-3** **BB**			C FF 92 X ST 83 0-1 ② **G1-3**	C FF 94 B KC 80 F FF 95 D KC 82 X FF 96 2-2 ③ **F9** 1-2 2-3			3	0	0	0	1	1	2
44 Paul Goldschmidt, R (1, 3) OBP: 0.374, SLG: 0.556	B FF 93 F FF 92 B ST 84 X FF 92 2-1 **HR**		D KC 76 C FF 92 X ST 83 1-1 ② ③ **G5-4-3** 1-2f			B KC 75 C FF 91 B ST 84 B ST 83 B KC 77 4-1 26 WP **BB**		C FF 94 C SI 94 X SL 87 0-2 14 S 2 2B **2B**		3	2	2	1	1	0	1
26 Miguel Montero, L (1, 2) OBP: 0.371, SLG: 0.438	B FF 92 F FF 92 B CH 81 X FF 92 2-1 ③ **G4-3**			B KC 74 C FF 92 F CH 82 B FF 91 B KC 77 B FF 93 4-2 14 CS **BB**		F FF 92 B FF 92 B CH 79 F CH 80 1 SAFE B KC 80 X FF 91 3-2 ③ **G6-3** 1-2		B SI 92 X SI 92 1-0 ① **F7**		3	0	0	0	1	0	2
14 Martín Prado, R (1, 5) OBP: 0.325, SLG: 0.374		B FF 91 C FF 92 X KC 75 1-1 ① **P6**		B FF 90 C FF 91 X KC 75 1-1 ① ② **G4-3** 1-2			F FF 94 B FF 95 S KC 81 F FF 95 B KC 80 F FF 95 F FF 95 B KC 80 F FF 96 3-2 2 SF8 **3B**	C SI 92 C SL 87 S FF 94 0-3 ② **K** 2-3		4	1	1	0	0	1	2
2 Aaron Hill, R (1, 4) OBP: 0.297, SLG: 0.390		B FF 92 B FF 92 F FF 89 X ST 84 2-1 ② **F7**		B FF 92 C FF 92 F KC 76 B ST 84 X FF 92 2-2 ③ **F9**			C KC 79 X FF 95 0-1 ① **SF8** 3-H	B SI 94 F FF 96 F SL 86 X FF 96 1-2 **2B** 3-H		3	0	1	2	0	0	0
6 David Peralta, L (1, 7) OBP: 0.361, SLG: 0.528		C FF 92 C KC 78 B KC 77 B FF 92 F CH 82 F KC 76 X FF 93 2-2 5 1B **1B**			F FF 91 B KC 76 X CH 80 1-1 ① **G4-3**		F KC 79 F FF 95 X CH 84 0-2 ② **F7**	C FF 94 D SL 87 B FF 94 B FF 94 X FF 94 3-1 ③ **P6**		4	0	1	0	0	0	1
5 Ender Inciarte, L (1, 8) OBP: 0.235, SLG: 0.231		B FF 91 F FF 91 C KC 76 1 SAFE X KC 77 1-2 **1B**			C FF 92 C CH 82 B FF 90 F ST 80 S FF 91 1-3 ② **K**		X KC 80 0-0 7 2B 7 E **E6**			3	1	1	0	0	1	0
61 Bronson Arroyo, R (1, 1) OBP: 0.231, SLG: 0.231 7 Cody Ross, R (7, PH) OBP: 0.258, SLG: 0.252 29 Brad Ziegler, R (8, 1) 43 Addison Reed, L (9, 1)		B FF 89 S FF 88 C KC 73 F ST 81 S FF 91 1-3 ③ **K**			X CH 85 0-0 ③ **G4-3**		B KC 81 X FF 95 1-0 16 PB **E8** 1-H **2B**			2 1 0 0	0 0 0 0	0 1 0 0	0 0 0 0	0 0 0 0	1 0 0 0	2 0 0 0
Inning Stats	R: 1 E: 0 K: 2 S: 10 H: 1 LOB: 0 BB: 0 P: 17	R: 0 E: 0 K: 1 S: 16 H: 2 LOB: 2 BB: 0 P: 23	R: 0 E: 0 K: 0 S: 6 H: 0 LOB: 0 BB: 1 P: 12	R: 0 E: 0 K: 0 S: 7 H: 0 LOB: 0 BB: 1 P: 14	R: 0 E: 0 K: 1 S: 7 H: 0 LOB: 0 BB: 0 P: 9	R: 0 E: 0 K: 0 S: 7 H: 0 LOB: 1 BB: 1 P: 16	R: 2 E: 2 K: 0 S: 18 H: 2 LOB: 2 BB: 1 P: 28	R: 1 E: 0 K: 1 S: 12 H: 2 LOB: 1 BB: 0 P: 17		1B: 2 2B: 3 3B: 1 HR: 1 SF: 1 SAC: 0 DP: 1 HBP: 0						

PITCHER	IP	WLS	BF	H	R	ER	SO	BB	IBB	HBP	BLK	WP	HR	S	P	ERA	WHIP
41 Brad Peacock, R (1, 1) ERA: 4.5	6.0		22	3	1	1	4	3	0	0	0	1	1	53	91	1.50	1.000
35 Josh Fields, R (7, 1) ERA: 6.15	1.0	L	7	2	2	1	0	0	1	0	0	0	0	18	28	9.00	2.000
44 Kyle Farnsworth, R (8, 1) ERA: 3.96	1.0		5	2	1	1	1	0	0	0	0	0	0	12	17	9.00	2.000

PITCHER	IP	WLS	BF	H	R	ER	SO	BB	IBB	HBP	BLK	WP	HR	S	P	ERA	WHIP

Houston Astros @ Arizona Diamondbacks

Chase Field, Phoenix, AZ

Tue Jun 10 2014, 12:41 PM - 3:21 PM MST

Att. 17,667 - Roof Closed - 79 F

livebaseballscorecards.com

AB	29
R	4
H	7
RBI	3
BB	4
SO	5
LOB	10

WP: 1 PA: 34
PB: 1
SB: 1
CS: 1

Arizona Diamondbacks @ Houston Astros

Minute Maid Park, Houston, TX

Wed Jun 11 2014, 7:11 PM - 9:33 PM CDT

Att. 24,319 - Roof Closed - 73 F

livebaseballscorecards.com

Batter	1	2	3	4	5	6	7	8	9	AB	R	H	RBI	BB	SO	LOB
16 Chris Owings, R (1, 6) OBP: 0.309, SLG: 0.431	C FF 88 B FF 91 X SI 90 1-1 ① G4-3		X SI 90 0-0 ③ G1-3			C SI 90 S CH 80 X SL 80 0-2 1B		C SI 89 X CH 79 0-1 ③ P4		4	0	1	0	0	0	1
2 Aaron Hill, R (1, 4) OBP: 0.296, SLG: 0.400	C FF 90 B SI 90 C SI 90 F SL 80 B CH 80 X SI 90 2-2 ② G1-3			C SI 89 B CH 79 B FF 88 F CH 80 X SI 90 2-2 HR		C SI 88 1 SAFE X CH 79 0-1 ② L9			C SI 93 F SL 85 X SL 85 0-2 ① G6-3	4	1	1	1	0	0	1
44 Paul Goldschmidt, R (1, 3) OBP: 0.372, SLG: 0.551	C FF 89 B SL 80 C SI 90 C SI 91 1-3 ③ K			X SI 89 0-0 26 G6-4-3 1B		C CH 79 S SL 81 S SL 81 0-3 ③ K			C SI 94 B SL 86 X SL 84 1-1 ② G1-3	4	0	1	0	0	2	1
26 Miguel Montero, L (1, 2) OBP: 0.365, SLG: 0.430		C FF 88 B FC 87 X FF 90 1-1 ① G6-3		S SL 80 X SI 90 0-1 ①② G6-4-3 1-2f			F SL 78 B FC 86 T SI 88 B SL 81 X SL 80 2-2 ① L6		B SI 94 B SI 92 C SI 92 X SL 85 2-1 ③ F9	4	0	0	0	0	0	1
14 Martín Prado, R (1, 5) OBP: 0.325, SLG: 0.371		B SI 89 B SI 89 B SI 89 C SI 89 B SI 89 4-1 7 1B BB		C FF 90 B SI 90 C CH 81 X CH 80 1-2 ③ G5-3			B CH 80 C FF 89 X CH 79 1-1 ② P2			2	0	0	0	1	0	0
7 Cody Ross, R (1, 7) OBP: 0.260, SLG: 0.254		F SI 89 B CH 79 X SI 90 1-1 6 G6-3 1-2 1B			B SI 88 C CH 80 B SL 79 T SI 90 F SL 81 F CH 80 B FF 89 X SI 90 3-2 ① G4-3		C SI 89 S CH 79 B SL 80 X CH 80 1-2 ③ G6-3			3	0	1	0	0	0	0
6 David Peralta, L (1, 9) OBP: 0.333, SLG: 0.487		B SL 78 B SI 90 C SI 90 X SI 90 2-1 ②③ G6-3 1-2f			X SI 91 0-0 ② G1-3			C SI 88 S SL 79 B FF 90 S SL 79 1-3 ① K		3	0	0	0	0	1	2
28 Nick Evans, R (1, 10) OBP: 0.091, SLG: 0.364			B FF 89 C FF 89 C FF 89 B SL 80 B SI 90 F SI 90 S CH 80 3-3 ① K		B SL 78 T SI 89 S CH 80 B CH 78 F SL 79 S CH 79 2-3 ③ K			X CH 79 0-0 ② G5-3		3	0	0	0	0	2	0
5 Ender Inciarte, L (1, 8) OBP: 0.238, SLG: 0.235			B FF 90 X SI 90 1-0 ② G4-3			B SI 89 L SL 79 S SL 80 F SL 80 B SI 90 B SL 80 X SI 90 3-2 ① G5-3		C SI 89 X SI 90 0-1 1B		3	0	1	0	0	0	0
Inning Stats	R: 0 E: 0 K: 1 S: 9 H: 0 LOB: 0 BB: 0 P: 13	R: 0 E: 0 K: 0 S: 7 H: 1 LOB: 1 BB: 1 P: 15	R: 0 E: 0 K: 1 S: 6 H: 0 LOB: 0 BB: 0 P: 10	R: 1 E: 0 K: 0 S: 9 H: 2 LOB: 0 BB: 0 P: 12	R: 0 E: 0 K: 1 S: 10 H: 0 LOB: 0 BB: 0 P: 15	R: 0 E: 0 K: 1 S: 12 H: 1 LOB: 1 BB: 0 P: 15	R: 0 E: 0 K: 0 S: 8 H: 0 LOB: 0 BB: 0 P: 12	R: 0 E: 0 K: 1 S: 8 H: 1 LOB: 1 BB: 0 P: 9	R: 0 E: 0 K: 0 S: 7 H: 0 LOB: 0 BB: 0 P: 10	1B: 4 2B: 0 3B: 0 HR: 1 SF: 0 SAC: 0 DP: 2 HBP: 0						

TOP

AB	30
R	1
H	5
RBI	1
BB	1
SO	5
LOB	6

WP: 0 PA: 31
PB: 0
SB: 0
CS: 0

PITCHER		IP	WLS	BF	H	R	ER	SO	BB	IBB	HBP	BLK	WP	HR	S	P	ERA	WHIP
60 Dallas Keuchel, L ERA: 2.38	(1, 1)	8.0	W	28	5	1	1	5	1	0	0	0	0	1	69	101	1.12	0.750
50 Chad Qualls, R ERA: 1.99	(9, 1)	1.0		3	0	0	0	0	0	0	0	0	0	0	7	10	0.00	0.000

PITCHER		IP	WLS	BF	H	R	ER	SO	BB	IBB	HBP	BLK	WP	HR	S	P	ERA	WHIP

Batter	1	2	3	4	5	6	7	8	9	AB	R	H	RBI	BB	SO	LOB
21 Dexter Fowler, S (1, 8) OBP: 0.393, SLG: 0.397	B FC 90 X SI 90 1-0 ① F8		S FC 92 B SI 92 B FC 88 S CU 81 C FF 94 2-3 ① K		C FC 88 B FC 89 F CU 80 S FF 93 1-3 ② K		S FS 86 D FS 86 B FS 86 F FF 91 S FF 92 2-3 ① K			4	0	0	0	0	3	4
4 George Springer, R (1, 9) OBP: 0.349, SLG: 0.500	X SI 90 0-0 21 BB; 15 1B; 1B		X SI 92 0-0 21 G3-4-3; 21 WP; 1-2; 1B		X CU 81 0-0 ③ F9		D FS 86 F FF 91 X SL 85 1-1 ② SF8 3-H			3	1	2	1	0	0	0
21 Jon Singleton, L (1, 3) OBP: 0.282, SLG: 0.459	B SI 90 C SI 91 F FC 90 B FC 93 D CU 79 B SI 93 4-2 15 1B; 1-2; BB		B FC 88 X FC 90 1-0 ② G3-4-3 1-3 2-H			B FC 88 B CU 79 X CU 80 2-0 ① P3	B SL 78 B FC 86 X FF 86 2-0 ③ FC6 1-2f			3	0	0	1	1	0	3
15 Jason Castro, L (1, 2) OBP: 0.300, SLG: 0.366	B SI 92 D FC 88 X SI 92 2-0 ② 1-3 2-H 1B		F CU 80 B SI 93 B SI 92 X FC 90 2-1 ③ G3			X FC 88 0-0 ② G4-3		B CU 78 B FC 92 B FC 92 B FC 90 4-0 BB		3	0	1	1	1	0	1
30 Matt Dominguez, R (1, 5) OBP: 0.299, SLG: 0.398	C SI 92 B SI 93 S CU 82 D CU 80 B CU 78 S FC 93 3-3 ③ K			B CU 80 S CU 79 F SI 92 B FC 89 X FC 90 2-2 ① G5-3		B CU 80 C SI 93 X CU 82 1-1 ③ G5-3		C FC 91 B FC 91 B CU 79 F FC 90 F FC 91 B FC 90 X FC 92 3-2 ① P5		4	0	0	0	0	1	2
23 Chris Carter, R (1, 10) OBP: 0.294, SLG: 0.455		C CU 80 C SI 91 B CU 81 B FF 94 X CU 82 2-2 ① F9		X CU 80 0-0 HR			F SI 91 C SI 92 F FC 93 X FC 91 0-2 HR	C FC 91 X CU 80 0-1 ② F9		4	2	2	2	0	0	1
8 Alex Presley, L (1, 7) OBP: 0.292, SLG: 0.340		X SI 92 0-0 9 G5-4-3; 1B		B FC 89 B FC 88 X FC 87 2-0 ② F8			B FC 86 B FC 86 C CU 79 X SI 92 2-1 2 1B; 9 S; 4 SF8; 1B	C FC 92 X FC 92 0-1 ③ F8		4	1	2	0	0	0	1
9 Marwin Gonzalez, S (1, 4) OBP: 0.329, SLG: 0.385		1 SAFE C CU 79 1 SAFE B SI 91 B FC 89 F FC 90 X FC 94 2-2 ②③ G5-4-3 1-2f		B FC 88 F CU 81 S CU 80 F CU 80 F FF 95 B FF 94 S CU 80 2-3 ③ K			B CU 78 F CU 80 1 SAFE 1 SAFE P PO 88 B CU 81 B SI 92 4-1 2 1B 1-2; BB			2	0	0	0	1	1	1
2 Jonathan Villar, S (1, 6) OBP: 0.265, SLG: 0.354			X CU 80 0-0 21 WP; 4 1B; 21 G3-4-3; 1B		C SI 92 F SI 92 X SI 92 0-2 ① G4-3		X FF 88 0-0 21 FC6 1-2 2-3; 1B			3	1	2	0	0	0	0
Inning Stats	R: 1 E: 0 K: 1 S: 8 H: 2 LOB: 1 BB: 1 P: 18	R: 0 E: 0 K: 0 S: 7 H: 1 LOB: 0 BB: 0 P: 11	R: 1 E: 0 K: 1 S: 8 H: 2 LOB: 1 BB: 0 P: 13	R: 1 E: 0 K: 1 S: 10 H: 1 LOB: 0 BB: 0 P: 16	R: 0 E: 0 K: 1 S: 7 H: 0 LOB: 0 BB: 0 P: 8	R: 0 E: 0 K: 0 S: 4 H: 0 LOB: 0 BB: 0 P: 7	R: 2 E: 0 K: 1 S: 15 H: 3 LOB: 2 BB: 1 P: 25	R: 0 E: 0 K: 0 S: 8 H: 0 LOB: 1 BB: 1 P: 15		1B: 7 2B: 0 3B: 0 HR: 2	SF: 1 SAC: 0 DP: 1 HBP: 0			WP: 1 PB: 0 SB: 1 CS: 0	PA: 34	

BOTTOM

Arizona Diamondbacks @ Houston Astros

Minute Maid Park, Houston, TX

Wed Jun 11 2014, 7:11 PM - 9:33 PM CDT

Att. 24,319 - Roof Closed - 73 F

livebaseballscorecards.com

AB	30
R	5
H	9
RBI	5
BB	3
SO	5
LOB	13

PITCHER		IP	WLS	BF	H	R	ER	SO	BB	IBB	HBP	BLK	WP	HR	S	P	ERA	WHIP
32 Brandon McCarthy, R ERA: 5.29	(1, 1)	6.0	L	26	8	5	5	4	2	0	0	0	1	2	52	86	7.50	1.667
40 J.J. Putz, R ERA: 4.63	(7, 1)	0.2		3	1	0	0	1	0	0	0	0	0	0	6	9	0.00	1.500
54 Joe Thatcher, L ERA: 3.0	(7, 1)	0.1		1	0	0	0	0	0	0	0	0	0	0	1	3	0.00	0.000
38 Will Harris, R ERA: 7.84	(8, 1)	1.0		4	0	0	0	0	1	0	0	0	0	0	8	15	0.00	1.000

PITCHER	IP	WLS	BF	H	R	ER	SO	BB	IBB	HBP	BLK	WP	HR	S	P	ERA	WHIP

Batter	1	2	3	4	5	6	7	8	9	10	AB	R	H	RBI	BB	SO	LOB
1 Didi Gregorius, L (1, 4) OBP: 0.379, SLG: 0.522	B FF 88 C FC 87 X FC 88 1-1 F7 ①		B CU 75 F FC 87 1 SAFE B CU 74 B FC 87 F FC 88 X CU 75 3-2 SF7 ② 1-2 3-H			C FC 87 B SI 88 F CU 75 H FC 89 2-2 44 2B 26 WP HBP	1 SAFE X SI 90 0-0 L7 ③			C FF 93 S SL 83 F SL 84 B FF 94 B FF 95 S FF 94 2-3 K ①	3	1	0	1	0	1	1
8 Gerardo Parra, L (1, 9) OBP: 0.321, SLG: 0.382	C FC 87 B SI 90 F FC 88 S CU 75 1-3 K ②		C FC 88 B FC 87 X CU 76 1-1 G4-3 ③ 2-3			C CU 74 B FC 87 L CU 74 X SI 90 1-2 P6 ①		B SI 90 F FC 86 F FC 84 B SI 91 B SI 91 S SI 90 3-3 K ①		C SL 84 C SL 84 X SL 84 0-2 G4-3 ②	5	0	0	0	0	2	2
44 Paul Goldschmidt, R (1, 3) OBP: 0.374, SLG: 0.558	C FC 88 B SI 90 C SI 89 S SI 87 1-3 K ③			B CH 77 C CH 83 B CH 85 C FC 84 B CU 73 X CH 81 3-2 G5-3 ①		B FC 88 C CU 76 S FF 89 B SI 90 X CU 75 2-2 26 WP 1-3 2B		C KC 78 F FF 95 B FF 97 B FF 96 X FF 97 2-2 14 F9-6 2B		C CH 81 X SL 82 0-1 CI	4	0	2	0	0	1	0
14 Martín Prado, R (1, 5) OBP: 0.323, SLG: 0.368		B FC 86 X SI 88 1-0 G6-3 ①		C FC 86 B FF 91 C FC 89 F SI 90 X CH 86 1-2 1B		C FC 87 F FF 89 D CU 76 S CU 75 1-3 K ②		B KC 78 C KC 78 X KC 78 1-1 F9-6 ②③ 2-2		C CH 79 1 SAFE B FF 92 X SL 83 1-1 G3-1 ③	5	0	1	0	0	1	4
26 Miguel Montero, L (1, 2) OBP: 0.363, SLG: 0.440		X SI 88 0-0 L8 ②		C CU 75 B FC 88 F SI 89 C SI 91 1-3 K ②		B CU 78 C FC 88 D CU 76 B FC 87 S CU 75 S CU 78 3-3 K2-3 ③ 2-3 3-H			X SI 92 0-0 HR		4	1	1	1	0	2	2
2 Aaron Hill, R (1, 10) OBP: 0.292, SLG: 0.393		C FF 89 B CU 77 X CU 76 1-1 G5-3 ③		B FF 90 B FC 88 1 SAFE F FC 87 1 SAFE 1 SAFE B SI 90 F FC 88 F CU 77 3-2 X SI 91 L8 ③			S CU 75 B FC 87 C SI 89 B CU 76 X FC 88 2-2 G1-6-3 ①		B SI 93 B SI 91 X SI 92 2-0 L5 ①		4	0	0	0	0	0	1
16 Chris Owings, R (1, 6) OBP: 0.308, SLG: 0.442			L FC 86 X FF 89 0-1 L6 ① 1-2		B FC 86 B SI 88 F FC 87 X FC 88 2-1 F9 ①		B CU 74 B FC 86 X FC 87 2-0 HR		C SL 85 C SI 93 X SL 88 0-2 G4-3 ②		4	1	1	1	0	0	0
6 David Peralta, L (1, 7) (6, 8) OBP: 0.372, SLG: 0.512			B FC 87 C SI 89 X CH 85 1-1 5 E 1 SF7 1B		B CU 75 X FC 86 1-0 G4-3 ②		S SI 89 S FC 83 B FC 84 B FC 85 F SI 90 X FC 86 2-2 7 FC5-4 1B		X SI 92 0-0 7 FC6-4 1B		4	1	3	0	0	0	0
5 Ender Inciarte, L (1, 8) OBP: 0.233, SLG: 0.229 7 Cody Ross, R (6, 7) OBP: 0.256, SLG: 0.250			X SI 89 0-0 E4 8 S 1 S 1-3		C SI 88 S FC 87 S CU 76 0-3 K2-3 ③		B CH 84 X SI 89 1-0 FC5-4 ② 1-2f		1 SAFE F SI 92 B SI 91 B SI 92 C SL 84 X SL 87 2-2 FC6-4 ③ 1-2f		2 2	0 0	0 0	0 0	0 0	1 0	1 2
Inning Stats	R: 0 E: 0 K: 2 S: 8 H: 0 LOB: 0 BB: 0 P: 11	R: 0 E: 0 K: 0 S: 4 H: 0 LOB: 0 BB: 0 P: 6	R: 1 E: 1 K: 0 S: 10 H: 1 LOB: 1 BB: 0 P: 15	R: 0 E: 0 K: 1 S: 14 H: 1 LOB: 1 BB: 0 P: 22	R: 0 E: 0 K: 1 S: 6 H: 0 LOB: 0 BB: 0 P: 9	R: 1 E: 0 K: 2 S: 14 H: 1 LOB: 1 BB: 0 P: 23	R: 1 E: 0 K: 0 S: 10 H: 2 LOB: 1 BB: 0 P: 17	R: 0 E: 0 K: 1 S: 8 H: 1 LOB: 0 BB: 0 P: 14	R: 1 E: 0 K: 0 S: 9 H: 2 LOB: 1 BB: 0 P: 13	R: 0 E: 1 K: 1 S: 11 H: 0 LOB: 1 BB: 0 P: 14						

PITCHER		IP	WLS	BF	H	R	ER	SO	BB	IBB	HBP	BLK	WP	HR	S	P	ERA	WHIP
46 Scott Feldman, R ERA: 3.98	(1, 1)	6.1		25	4	3	2	6	0	0	1	0	1	1	60	94	2.84	0.632
38 Darin Downs, L ERA: 1.23	(7, 1)	1.0	H	4	1	0	0	1	0	0	0	0	0	0	9	15	0.00	1.000
35 Josh Fields, R ERA: 6.0	(8, 1)	0.2	H	2	1	0	0	0	0	0	0	0	0	0	5	8	0.00	1.500
50 Chad Qualls, R ERA: 2.28	(9, 1)	1.0	B	5	2	1	1	0	0	0	0	0	0	1	9	13	9.00	2.000
29 Tony Sipp, L ERA: 2.51	(10, 1)	1.0	W	4	0	0	0	1	0	0	0	0	0	0	11	14	0.00	0.000

PITCHER		IP	WLS	BF	H	R	ER	SO	BB	IBB	HBP	BLK	WP	HR	S	P	ERA	WHIP

TOP

Arizona Diamondbacks @ Houston Astros

Minute Maid Park, Houston, TX

Thu Jun 12 2014, 7:11 PM - 10:37 PM CDT
Att. 33,457 - Roof Closed - 73 F

livebaseballscorecards.com

AB	37
R	4
H	8
RBI	3
BB	0
SO	8
LOB	13

1B: 4	SF: 1	WP: 1	PA: 40
2B: 3	SAC: 0	PB: 0	
3B: 0	DP: 1	SB: 2	
HR: 2	HBP: 1	CS: 0	

BOTTOM

Arizona Diamondbacks @ Houston Astros

Minute Maid Park, Houston, TX

Thu Jun 12 2014, 7:11 PM - 10:37 PM CDT

Att. 33,457 - Roof Closed - 73 F

livebaseballscorecards.com

Batter	1	2	3	4	5	6	7	8	9	10	AB	R	H	RBI	BB	SO	LOB
21 Dexter Fowler, S (1, 8) OBP: 0.396, SLG: 0.401	B SI 91 F SI 92 B SI 92 C SI 93 X SI 93 2-2 27 2B 21 SF8 1B	B CH 83 S CH 84 B SI 91 B SI 91 F SI 92 X FF 92 3-2 1-2 1B		S SL 85 B SI 93 F SI 94 B SI 93 X FF 93 2-2 ② G1-3			B CH 83 X CH 84 1-0 4 BB 30 G1-2-3 1B		B SI 85 C SI 85 B SI 86 X SI 84 2-1 ① G4-3		5	1	3	0	0	0	0
27 Jose Altuve, R (1, 4) OBP: 0.361, SLG: 0.429 9 Marwin Gonzalez, S (7, PR) OBP: 0.337, SLG: 0.385 (8, 4)	B SI 90 S CH 82 X SI 92 1-1 21 SF8 1-3 2B	B SI 93 B SI 91 B SI 92 C SI 93 X SI 93 3-1 ③ F8		X SI 93 0-0 1B			H FF 92 1-0 4 BB HBP		B SI 85 B SI 85 B SI 86 C SI 85 B SI 85 4-1 4 1B BB		3 0	0 0	2 0	0 0	0 1	0 0	2 0
4 George Springer, R (1, 9) OBP: 0.355, SLG: 0.497	T SL 87 C SL 87 B SL 87 B FF 94 D SI 94 F SL 86 D SL 85 4-2 BB		S CH 81 X CH 81 0-1 ① G5-3	1 SAFE B CH 83 B CH 83 S CH 83 B SI 93 F SI 88 X CH 83 3-2 G5-3			B CU 75 B SL 82 S CH 83 S FF 94 B FF 94 B FF 92 4-2 1-2 2-3 BB		C SI 85 1 SAFE F CH 78 B CU 72 X SI 86 1-2 30 G5-3 21 IBB 1-3 1B		3	0	1	0	2	0	1
21 Jon Singleton, L (1, 3) OBP: 0.295, SLG: 0.525	S SL 88 B SL 81 C SI 93 X SI 93 1-2 ① SF8 2-3 3-H		X SI 90 0-0 HR		B SL 86 C SL 88 B SL 82 F SL 84 X SL 81 2-2 ① G4-3		C FF 86 S FF 86 B FF 86 X SL 79 1-2 ① F6		I IN 65 I IN 70 I IN 71 I IN 70 4-0 1-2 IBB		3	1	1	2	1	0	3
30 Matt Dominguez, R (1, 5) OBP: 0.293, SLG: 0.390	1 SAFE B SI 90 1 SAFE 1 SAFE F SI 91 F SI 93 C SI 92 1-3 ② K		C CH 82 B SL 85 F CH 83 F FF 93 C FF 92 1-3 ② K		F SI 92 F SI 93 B SL 85 B CU 79 S SI 88 2-3 ② K		F SI 94 X SI 94 0-1 ②③ G1-2-3 3-Hf		C SI 86 B SI 85 X SI 85 1-1 ②③ G5-3 2-3f		5	0	0	0	0	3	8
23 Chris Carter, R (1, 10) OBP: 0.291, SLG: 0.464	B SI 92 F SI 92 X SI 92 1-1 ③ F9		B CH 84 S CH 83 S SI 92 B SI 92 B SL 85 S CH 84 3-3 ③ K		C CH 83 B SI 92 S SI 92 S SI 92 1-3 ③ K			X FF 94 0-0 ① F7		C FF 90 B FF 89 B FF 90 F FF 90 X FF 90 2-2 HR	5	1	1	1	0	2	2
19 Robbie Grossman, S (1, 7) OBP: 0.297, SLG: 0.313		C SI 90 F CH 81 C FF 91 0-3 ① K		B CH 81 F CH 82 F SI 87 F CU 79 B SI 92 F FF 92 B CH 84 B CH 83 4-2 22 HR BB			B CH 83 B CH 84 S FF 92 F FF 93 B FF 94 F FF 94 X FF 92 3-2 ① F8		C SI 93 X SI 94 0-1 ② G3		3	1	0	0	1	1	0
22 Carlos Corporán, S (1, 2) OBP: 0.288, SLG: 0.451		B FF 91 X SI 91 1-0 21 1B 1B		B FF 92 1 SAFE T FF 92 X SI 92 1-1 1-H HR			B CH 85 B FF 94 F SI 91 B CH 83 X FF 91 3-1 ② F9		B SI 94 F CH 85 S CH 85 X SI 94 1-2 1B		4	1	3	2	0	0	0
2 Jonathan Villar, S (1, 6) OBP: 0.260, SLG: 0.346		L SI 91 B SL 87 1 SAFE D SL 81 F FF 92 C SI 92 2-3 ② K		S SI 93 F SI 93 B SL 88 S SI 94 1-3 ① K			C FF 94 B FF 92 X FF 93 1-1 ③ L8		B SI 94 F SI 94 B SI 94 S CH 86 S CH 85 2-3 ③ K		4	0	0	0	0	3	2
Inning Stats	R: 1 H: 2 E: 0 LOB: 2 K: 1 BB: 1 S: 16 P: 26	R: 0 H: 2 E: 0 LOB: 2 K: 2 BB: 0 S: 12 P: 21	R: 1 H: 1 E: 0 LOB: 0 K: 2 BB: 0 S: 10 P: 14	R: 2 H: 2 E: 0 LOB: 1 K: 1 BB: 1 S: 16 P: 27	R: 0 H: 0 E: 0 LOB: 0 K: 2 BB: 0 S: 9 P: 14	R: 0 H: 0 E: 0 LOB: 0 K: 0 BB: 0 S: 9 P: 16	R: 0 H: 1 E: 0 LOB: 2 K: 0 BB: 1 S: 8 P: 15	R: 0 H: 1 E: 0 LOB: 1 K: 1 BB: 0 S: 9 P: 12	R: 0 H: 1 E: 0 LOB: 2 K: 0 BB: 2 S: 8 P: 20	R: 1 H: 1 E: 0 LOB: 0 K: 0 BB: 0 S: 3 P: 5	1B: 7 SF: 1 2B: 1 SAC: 0 3B: 0 DP: 2 HR: 3 HBP: 1						

PITCHER		IP	WLS	BF	H	R	ER	SO	BB	IBB	HBP	BLK	WP	HR	S	P	ERA	WHIP
36 Wade Miley, L ERA: 4.71	(1, 1)	5.0		24	7	4	4	8	2	0	0	0	0	2	63	102	7.20	1.800
48 Randall Delgado, R ERA: 6.67	(6, 1)	1.0		6	1	0	0	0	1	0	1	0	0	0	12	25	0.00	2.000
54 Joe Thatcher, L ERA: 2.95	(7, 1)	0.1		1	0	0	0	0	0	0	0	0	0	0	3	4	0.00	0.000
50 Evan Marshall, R ERA: 1.62	(7, 1)	1.2		5	1	0	0	1	0	0	0	0	0	0	11	14	0.00	0.600
29 Brad Ziegler, R ERA: 2.55	(9, 1)	1.0		5	1	0	0	0	1	1	0	0	0	0	8	20	0.00	2.000

PITCHER		IP	WLS	BF	H	R	ER	SO	BB	IBB	HBP	BLK	WP	HR	S	P	ERA	WHIP
40 J.J. Putz, R ERA: 5.4	(10, 1)	0.0	L	1	1	1	1	0	0	0	0	0	0	1	3	5	∞	∞

AB	35
R	5
H	11
RBI	5
BB	5
SO	9
LOB	18

WP: 0		PA:	42
PB: 0			
SB: 0			
CS: 0			

Batter	1	2	3	4	5	6	7	8	9	AB	R	H	RBI	BB	SO	LOB
16 Chris Owings, R (1, 6) OBP: 0.305, SLG: 0.441	C FF 92 B CU 73 S SL 87 B SL 88 X SL 86 2-2 ① G5-3		X FF 92 0-0 2 2B 2B		B FF 92 B FF 93 S SL 87 F SL 88 C CU 74 2-3 ① K		B SL 87 F SL 87 X SL 86 1-1 ② L5		C FC 90 S FC 93 B FC 94 S SL 83 1-3 ① K2-3	5	1	1	0	0	2	0
8 Gerardo Parra, L (1, 9) OBP: 0.326, SLG: 0.386	X FF 94 0-0 44 1B 1B		C FF 94 S SL 87 F SL 86 B CU 74 X SL 88 1-2 ① G5-3		B FF 93 F SL 88 S SL 88 X CU 74 1-2 ② G4-3		C FF 94 X CU 74 0-1 1B		C FF 92 X SL 83 0-1 44 DI 2 1B 1B	5	1	3	0	0	0	1
44 Paul Goldschmidt, R (1, 3) OBP: 0.374, SLG: 0.554	F FF 94 B FF 94 D SL 89 X SL 87 2-1 1-2 1B		B FF 94 B FF 93 B FF 93 F FF 93 C SL 85 C SL 86 3-3 ② K		B FF 94 X CH 89 1-0 ③ G4-3		X FF 93 0-0 ③ L8		F FC 92 B FC 94 B FC 93 B FC 92 B FC 93 4-1 2 1B 1-2 BB	4	0	1	0	1	1	2
2 Aaron Hill, R (1, 4) OBP: 0.297, SLG: 0.402	C FF 93 F FF 94 B FF 93 C CU 74 1-3 ② K		F SL 86 B FF 92 F FF 92 X SL 86 1-2 14 WP 2-H 2B			B FF 92 F SL 86 X CU 73 1-1 ① G5-3		C FF 91 F SL 88 B SI 92 B SI 92 X SL 89 2-2 9 14 1B 1B	C FC 91 F FC 91 B FC 93 F FC 93 F FC 93 F FC 93 X FC 94 1-2 1-2 2-H 1B	5	1	3	2	0	1	2
14 Martín Prado, R (1, 5) OBP: 0.321, SLG: 0.365	C FF 93 D SL 85 D SL 89 B FF 93 F FF 93 X SL 86 3-2 ③ P3		C FF 92 C CU 75 B CU 76 S SL 88 1-3 ③ K2-3 2-3			B FF 92 X CH 87 1-0 ② G5-3		X SL 89 0-0 9 1B 1-2 1B	B FC 91 F FC 91 F FC 93 T FC 94 1-2 ② K	5	0	1	0	0	2	5
7 Cody Ross, R (1, 7) OBP: 0.254, SLG: 0.248		C FF 92 B SL 87 B SL 88 F FF 94 C SL 85 2-3 ① K		B SL 86 X SL 85 1-0 ① G3		B CU 74 B SL 85 F FF 93 S SL 88 F SL 89 F CU 74 X FF 93 2-2 9 1B 1B		B SI 92 S SI 91 D SI 92 B SI 93 S SL 91 X SL 88 3-2 ① F8	C FC 93 X FC 94 0-1 ③ F9	5	0	1	0	0	1	4
9 Tuffy Gosewisch, R (1, 2) OBP: 0.268, SLG: 0.350		X FF 93 0-0 1B		C CH 87 B CU 73 B FF 92 F SL 88 B FF 93 X SL 87 3-2 ② F8		B FF 93 1 SAFE X SL 85 1-0 6 FC6 1-2 1B		C SL 89 X SL 90 0-1 1-2 2-H 1B		4	0	3	1	0	0	0
6 David Peralta, L (1, 8) OBP: 0.362, SLG: 0.478		S FF 93 F FF 93 B CU 74 F FF 93 C SL 86 1-3 ② K		C SL 88 B SL 90 F FF 93 B CU 75 B FF 94 B FF 93 4-2 BB		X FF 93 0-0 ③ FC6 1-2f		B SI 87 B SI 86 F SI 86 S SI 86 S KC 79 2-3 ② K		3	0	0	0	1	2	5
57 Chase Anderson, R (1, 1) OBP: 0.111, SLG: 0.111 59 Oliver Pérez, L (6, 1) 31 Jordan Pacheco, R (7, PH) OBP: 0.296, SLG: 0.342 38 Will Harris, R (7, 1) 26 Miguel Montero, L (8, PH) OBP: 0.362, SLG: 0.438 50 Evan Marshall, R (8, 1)		1 SAFE F FF 93 F FF 93 C CU 74 0-3 ③ K		B FF 94 C FF 93 F FF 94 1 SAFE 1 SAFE B FF 93 X FF 93 2-2 ③ G2-3			X FF 93 0-0 ① G4-3	B SI 87 X SI 84 1-0 ③ F8		2 0 1 0 1 0	0 0 0 0 0 0	0 0 0 0 0 0	0 0 0 0 0 0	1 0 0 0 0 0	2 0 0 0 2 0	2 0 0 0 0 0
Inning Stats	R: 0 E: 0 K: 1 S: 12 H: 2 LOB: 2 BB: 0 P: 20	R: 0 E: 0 K: 3 S: 11 H: 1 LOB: 1 BB: 0 P: 14	R: 1 E: 0 K: 2 S: 14 H: 2 LOB: 1 BB: 0 P: 20	R: 0 E: 0 K: 0 S: 9 H: 0 LOB: 1 BB: 1 P: 19	R: 0 E: 0 K: 1 S: 7 H: 0 LOB: 0 BB: 0 P: 11	R: 0 E: 0 K: 0 S: 10 H: 2 LOB: 2 BB: 0 P: 15	R: 0 E: 0 K: 0 S: 6 H: 1 LOB: 1 BB: 0 P: 7	R: 1 E: 0 K: 1 S: 13 H: 3 LOB: 2 BB: 0 P: 21	R: 1 E: 0 K: 2 S: 17 H: 2 LOB: 2 BB: 1 P: 24	1B: 11 2B: 2 3B: 0 HR: 0 SF: 0 SAC: 0 DP: 0 HBP: 0						

PITCHER		IP	WLS	BF	H	R	ER	SO	BB	IBB	HBP	BLK	WP	HR	S	P	ERA	WHIP
22 Clayton Kershaw, L ERA: 2.93	(1, 1)	7.0	W	30	8	1	1	7	1	0	0	0	1	0	69	106	1.29	1.286
0 Brian Wilson, R ERA: 6.14	(8, 1)	0.1	H	4	3	1	1	0	0	0	0	0	0	0	9	14	27.00	9.000
56 J.P. Howell, L ERA: 1.48	(8, 1)	0.2	H	2	0	0	0	1	0	0	0	0	0	0	4	7	0.00	0.000
74 Kenley Jansen, R ERA: 3.67	(9, 1)	1.0	S	6	2	1	1	2	1	0	0	0	0	0	17	24	9.00	3.000

PITCHER	IP	WLS	BF	H	R	ER	SO	BB	IBB	HBP	BLK	WP	HR	S	P	ERA	WHIP

TOP

Arizona Diamondbacks @ Los Angeles Dodgers
Dodger Stadium, Los Angeles, CA
Fri Jun 13 2014, 7:11 PM - 10:42 PM PDT
Att. 42,831 - Clear - 67 F

livebaseballscorecards.com

AB	40
R	3
H	13
RBI	3
BB	2
SO	10
LOB	23

WP: 1 PA: 42
PB: 0
SB: 0
CS: 0

Batter	1	2	3	4	5	6	7	8	9	AB	R	H	RBI	BB	SO	LOB
9 Dee Strange-Gordon, L (1, 4) OBP: 0.325, SLG: 0.382	B SI 89 B SI 90 B SI 89 C FF 90 C SI 90 X SI 90 3-2 ① F8	B SI 91 C SI 91 B SI 91 F SI 91 F FF 92 F CU 77 S FF 91 2-3 ③ K			B SI 88 X SI 88 1-0 ① G3	C FF 92 B FF 94 X SI 92 1-1 ③ FC6-4 1-2f		X SI 94 0-0 1-2 1B		5	0	1	0	0	1	5
13 Hanley Ramirez, R (1, 6) OBP: 0.351, SLG: 0.462 72 Miguel Rojas, R (8, 6) OBP: 0.273, SLG: 0.273	F SI 91 X SI 90 0-1 ② F8		B CU 74 B FF 89 B FF 89 F FF 89 F FF 90 X FF 90 3-2 23 L6 1B		B CU 76 B CU 76 F FF 91 B CH 81 B FF 91 4-1 66 G3-1 BB		S CU 80 B FF 91 X CU 80 1-1 66 G3 23 1B 2B	M SL 84 F SL 85 B FF 93 S CH 86 1-3 ② K		3 1	1 0	2 0	0 0	1 0	0 1	0 2
66 Yasiel Puig, R (1, 9) OBP: 0.412, SLG: 0.557	S CU 75 B FF 91 F SI 90 B FF 91 S CH 80 2-3 ③ K		F CH 80 1 SAFE F FF 90 S CU 76 0-3 ① K		B FF 90 F CU 76 X SI 91 1-1 ② G3-1 1-2		B FF 92 C FF 92 S FF 92 X CU 80 1-2 ① G3 2-3	X SL 86 0-0 ③ G2		5	0	0	0	0	2	5
23 Adrián González, L (1, 3) OBP: 0.324, SLG: 0.454		B SI 90 F CH 80 F FF 90 F SI 92 F SI 91 B FF 92 B CH 80 F CH 82 B CH 82 4-2 27 HR BB	D CU 75 1 SAFE B SI 89 C SI 89 1 SAFE X CU 74 2-1 ②③ L6 1-1		B SI 90 C CH 80 F FF 90 X CH 82 1-2 ③ F8		B FF 92 B FF 93 F FF 93 X FF 92 2-1 3-H 1B			3	1	1	1	1	0	2
27 Matt Kemp, R (1, 7) OBP: 0.325, SLG: 0.439		B FF 91 C CU 76 B FF 91 X CH 82 2-1 1-H HR		C FF 90 C FF 91 B CU 76 X SI 90 1-2 17 G4-3 16 1B 1B		B FF 92 X FF 91 1-0 ① G5-3	C FF 91 X FF 90 0-1 ② F9			4	1	2	2	0	0	1
16 Andre Ethier, L (1, 8) OBP: 0.319, SLG: 0.381		B SI 92 F SI 91 F FF 91 H FF 90 2-2 22 SH3-4 17 BB HBP		B SI 90 X CH 82 1-0 17 G4-3 1-2 1B		B FF 92 S SL 81 C FF 92 X SL 81 1-2 ② G1-3	B FF 92 C FF 92 B CU 80 S FF 91 F FF 93 S FF 92 2-3 ③ K			3	0	1	0	0	1	1
17 A.J. Ellis, R (1, 2) OBP: 0.375, SLG: 0.224		B FF 89 C FF 90 B CU 77 1 SAFE B FF 90 B FF 90 4-1 22 SH3-4 1-2 BB		B CU 77 B FF 91 C FF 90 2 SAFE C FF 91 X SI 91 2-2 ①② G4-3 1-2f 2-3		B SL 79 B FF 92 B FF 92 B FF 92 4-0 22 1B 18 BB BB		F FF 92 X SI 94 0-1 18 SH5-4 10 1B 1B		2	1	1	0	2	0	2
18 Chone Figgins, S (1, 5) OBP: 0.373, SLG: 0.267		C FF 90 B SI 90 B FF 90 B CH 81 C FF 90 F SI 91 F FF 91 F SI 91 X FF 91 3-2 ① L9		B CH 82 B SI 91 B SI 91 C SI 90 B CU 78 4-1 BB		C FF 90 B SI 92 F FF 92 B FF 92 F FF 93 B FF 93 B SI 92 4-2 22 1B 1-2 BB		B SI 93 C SI 93 X SI 92 1-1 ① SH5-4 1-2		1	0	0	0	2	0	2
22 Clayton Kershaw, L (1, 1) OBP: 0.263, SLG: 0.263 0 Brian Wilson, R (8, 1) 56 J.P. Howell, L (8, 1) 10 Justin Turner, R (8, PH) OBP: 0.342, SLG: 0.406 35 Jamie Romak, R (8, PR) OBP: 0.214, SLG: 0.167 74 Kenley Jansen, S (9, 1)		X SI 90 0-0 ② SH3-4 1-2 2-3		B SI 91 S SI 92 B SI 92 C SI 91 S CH 81 2-3 ③ K		L FF 92 C SI 91 X FF 93 0-2 9 FC6-4 1-2 2-3 1B		B SI 92 C CH 83 C SI 94 B SI 93 D CH 86 F CH 85 X SI 94 3-2 9 1B 2-H 1B		2 0 0 0 1 0 0 0	0 0 0 0 0 0 0 0	1 0 0 0 1 0 0 0	0 0 0 0 1 0 0 0	1 0 0 0 0 0 0 0	2 0 0 0 0 0 0 0	0 0 0 0 0 0 0 0
Inning Stats	R: 0 E: 0 K: 1 S: 8 H: 0 LOB: 0 BB: 0 P: 13	R: 2 E: 0 K: 1 S: 22 H: 1 LOB: 2 BB: 2 P: 39	R: 0 E: 0 K: 1 S: 8 H: 1 LOB: 0 BB: 0 P: 13	R: 0 E: 0 K: 1 S: 11 H: 2 LOB: 2 BB: 1 P: 21	R: 0 E: 0 K: 0 S: 7 H: 0 LOB: 1 BB: 1 P: 14	R: 0 E: 0 K: 0 S: 12 H: 1 LOB: 3 BB: 2 P: 23	R: 1 E: 0 K: 1 S: 13 H: 2 LOB: 1 BB: 0 P: 19	R: 1 E: 0 K: 1 S: 13 H: 3 LOB: 2 BB: 0 P: 18		1B: 8 2B: 2 3B: 0 HR: 1	SF: 0 SAC: 2 DP: 2 HBP: 1		WP: 0 PB: 0 SB: 0 CS: 0	PA: 39	

PITCHER		IP	WLS	BF	H	R	ER	SO	BB	IBB	HBP	BLK	WP	HR	S	P	ERA	WHIP
57 Chase Anderson, R ERA: 3.21	(1, 1)	5.0	L	22	4	2	2	4	4	0	1	0	0	1	56	100	3.60	1.600
59 Oliver Pérez, L ERA: 2.52	(6, 1)	1.0		6	1	0	0	0	2	0	0	0	0	0	12	23	0.00	3.000
38 Will Harris, R ERA: 7.94	(7, 1)	1.0		5	2	1	1	1	0	0	0	0	0	0	13	19	9.00	2.000
50 Evan Marshall, R ERA: 2.04	(8, 1)	1.0		6	3	1	1	1	0	0	0	0	0	0	13	18	9.00	3.000

PITCHER	IP	WLS	BF	H	R	ER	SO	BB	IBB	HBP	BLK	WP	HR	S	P	ERA	WHIP

BOTTOM

Arizona Diamondbacks @ Los Angeles Dodgers

Dodger Stadium, Los Angeles, CA

Fri Jun 13 2014, 7:11 PM - 10:42 PM PDT

Att. 42,831 - Clear - 67 F

livebaseballscorecards.com

AB	30
R	4
H	10
RBI	4
BB	6
SO	6
LOB	22

Batter	1	2	3	4	5	6	7	8	9	AB	R	H	RBI	BB	SO	LOB
1 Didi Gregorius, L (1, 6) OBP: 0.394, SLG: 0.556	B FF 87 B KC 78 C FC 84 X FC 85 2-1 8 G4-3 44 HR 2B		B SI 88 B FS 82 C FF 87 B FC 84 X FC 85 3-1 ② F9		C SI 86 B FS 82 X SI 88 1-1 1B		F SI 85 B SI 87 B SI 85 B KC 80 X SI 86 3-1 ② G4-3 1-3			4	1	2	0	0	0	1
8 Gerardo Parra, L (1, 9) OBP: 0.321, SLG: 0.381	L SI 88 X SI 87 0-1 ① G4-3 2-3		C FS 83 X KC 77 0-1 ③ G6-3		X FC 84 0-0 ② F9		B KC 79 F KC 79 F KC 80 F KC 79 S KC 79 1-3 ③ K			4	0	0	0	0	1	3
44 Paul Goldschmidt, R (1, 3) OBP: 0.373, SLG: 0.560	S FF 86 D SI 88 B FF 88 X FC 83 2-1 3-H HR			B KC 78 B FS 82 C SI 88 C FF 88 B FF 88 X KC 79 3-2 ① L7	F FC 84 S FC 85 X FF 89 0-2 ③ L9			C CU 74 F FF 93 B SL 90 F FF 94 X FF 94 1-2 ① P2		4	1	1	2	0	0	1
26 Miguel Montero, L (1, 2) OBP: 0.360, SLG: 0.435	X SI 88 0-0 ② G4-3			C FS 82 X FS 82 0-1 2 1B 14 1B 1B		B KC 74 B KC 76 F FC 82 F FC 83 X FS 82 2-2 ① G3		B CH 81 C SL 89 C SL 90 B SL 90 C SL 91 2-3 ② K		4	1	1	0	0	1	0
2 Aaron Hill, R (1, 4) OBP: 0.297, SLG: 0.399	C FF 86 X KC 77 0-1 ③ G6-3			C FC 85 B FF 86 C FF 88 B FF 89 B FC 84 X FF 88 3-2 6 FC4-6 14 1B 1-2 1B		S FS 81 F KC 78 F FC 85 S FS 82 0-3 ② K		C CU 76 X CU 79 0-1 ③ P6		4	0	1	0	0	1	0
14 Martín Prado, R (1, 5) OBP: 0.326, SLG: 0.385		X FF 86 0-0 ① P6		C SI 88 D FS 81 B FS 82 X SI 88 2-1 6 FC4-6 1-2 2-H 1B		C FC 84 X FC 81 0-1 2B			B FC 89 X FC 89 1-0 HR	4	1	3	2	0	0	0
6 David Peralta, L (1, 7) OBP: 0.333, SLG: 0.440		C FC 84 B FS 81 B FC 84 C KC 78 C SI 89 2-3 ② K		C KC 78 F FC 84 F FF 88 X FC 85 0-2 ② FC4-6 1-2f 2-3		F FS 81 X KC 77 0-1 ③ L8			X FC 89 0-0 ① L3	4	0	0	0	0	1	3
19 Tony Campana, L (1, 8) OBP: 0.164, SLG: 0.204		C FC 85 B KC 79 C KC 76 F FC 85 B FF 88 B FC 84 X FC 84 3-2 ③ G3		F FF 87 F SI 88 B FC 84 X FF 87 1-2 ③ L5			B KC 75 B KC 75 X FF 86 2-0 ① G6-3		X FC 90 0-0 ② L6	4	0	0	0	0	0	2
55 Josh Collmenter, R (1, 1) OBP: 0.074, SLG: 0.077 31 Jordan Pacheco, R (7, PH) OBP: 0.305, SLG: 0.351 38 Will Harris, R (7, 1) 54 Joe Thatcher, L (8, 1) 16 Chris Owings, R (9, PH) OBP: 0.304, SLG: 0.439			C FC 83 B FS 83 C FF 87 B FC 83 B FF 87 X FF 87 3-2 ① G4-3		X SI 86 0-0 ① G5-3		C SI 86 C FS 82 B FS 82 F FS 81 B FC 84 X FF 88 2-2 1 G4-3 1 WP 1B		C FC 91 F FC 92 B FC 94 F SL 85 S FC 93 1-3 ③ K	2 1 0 0 1	0 0 0 0 0	0 1 0 0 0	0 0 0 0 0	0 0 0 0 1	0 0 0 0 0	0 0 0 0 0
Inning Stats	R: 2 E: 0 K: 0 S: 9 H: 2 LOB: 0 BB: 0 P: 13	R: 0 E: 0 K: 1 S: 8 H: 0 LOB: 0 BB: 0 P: 13	R: 0 E: 0 K: 0 S: 7 H: 0 LOB: 0 BB: 0 P: 13	R: 1 E: 0 K: 0 S: 17 H: 3 LOB: 2 BB: 0 P: 26	R: 0 E: 0 K: 0 S: 7 H: 1 LOB: 1 BB: 0 P: 8	R: 0 E: 0 K: 1 S: 11 H: 1 LOB: 1 BB: 0 P: 13	R: 0 E: 0 K: 1 S: 11 H: 1 LOB: 1 BB: 0 P: 19	R: 0 E: 0 K: 1 S: 9 H: 0 LOB: 0 BB: 0 P: 12	R: 1 E: 0 K: 1 S: 7 H: 1 LOB: 0 BB: 0 P: 9	1B: 5 2B: 2 3B: 0 HR: 2 SF: 0 SAC: 0 DP: 0 HBP: 0						

PITCHER		IP	WLS	BF	H	R	ER	SO	BB	IBB	HBP	BLK	WP	HR	S	P	ERA	WHIP
14 Dan Haren, R ERA: 3.54	(1, 1)	6.1	W	27	8	3	3	2	0	0	0	0	0	1	64	95	4.26	1.263
56 J.P. Howell, L ERA: 1.44	(7, 1)	0.2	H	2	0	0	0	1	0	0	0	0	1	0	6	10	0.00	0.000
0 Brian Wilson, R ERA: 5.87	(8, 1)	1.0	H	3	0	0	0	1	0	0	0	0	0	0	9	12	0.00	0.000
74 Kenley Jansen, R ERA: 3.86	(9, 1)	1.0	S	4	1	1	1	1	0	0	0	0	0	1	7	9	9.00	1.000

PITCHER	IP	WLS	BF	H	R	ER	SO	BB	IBB	HBP	BLK	WP	HR	S	P	ERA	WHIP

TOP

Arizona Diamondbacks @ Los Angeles Dodgers

Dodger Stadium, Los Angeles, CA

Sat Jun 14 2014, 7:11 PM - 9:49 PM PDT

Att. 51,422 - Partly Cloudy - 70 F

livebaseballscorecards.com

AB	36
R	4
H	9
RBI	4
BB	0
SO	5
LOB	10

WP: 1	PA: 36
PB: 0	
SB: 0	
CS: 0	

Batter	1	2	3	4	5	6	7	8	9	AB	R	H	RBI	BB	SO	LOB
9 Dee Strange-Gordon, L (1, 4) OBP: 0.324, SLG: 0.392	C FC 85 B FC 85 X FC 86 1-1 ① G6-3		C FC 87 X FC 86 0-1 2-H HR	B FC 87 S CH 80 X CH 80 1-1 ③ G4-3			B CU 78 C FF 91 C CU 79 X CU 78 1-2 ① G4-3			4	1	1	2	0	0	1
13 Hanley Ramirez, R (1, 6) OBP: 0.349, SLG: 0.459	X FC 86 0-0 ② L8		S CH 80 C FC 86 C FC 88 0-3 ③ K		B CU 73 B CU 73 B FC 86 X FC 86 3-0 23 G6-3 23 S 1B		B FF 92 F FC 91 X FF 93 1-1 ② F8			4	0	1	0	0	1	0
66 Yasiel Puig, R (1, 9) OBP: 0.414, SLG: 0.552	B FC 85 B FC 86 C CH 80 S CH 79 B FC 89 B CH 81 4-2 23 CS BB			B CH 79 C FC 86 B FC 87 F CH 80 B FC 89 B FC 89 4-2 23 1B 27 1B BB	B FC 86 S CH 80 F CH 80 S CH 81 1-3 ① K		B CU 80 B FC 92 C FC 91 S CU 80 B FC 92 C FF 93 3-3 ③ K			2	1	0	0	2	2	1
23 Adrián González, L (1, 3) OBP: 0.326, SLG: 0.455	C FC 85 B FC 86 C FC 87 1-2 ③ CS 1-2	B FC 86 B CU 71 C FC 86 F FC 85 X FC 87 2-2 16 L3 1B		S CH 80 C FC 87 B FC 87 1 SAFE B FC 88 B FC 89 F FC 88 X FC 88 3-2 16 G3-1 27 1B 14 2B 1-3 1B	C FC 85 X FC 86 0-1 ② G6-3 1-3			B FF 87 F FF 87 F SL 78 X FF 87 1-2 ① G6-3		4	1	2	0	0	0	1
27 Matt Kemp, R (1, 7) OBP: 0.323, SLG: 0.435		X FC 86 0-0 ① F9		X FF 88 0-0 16 G3-1 14 2B 1-2 3-H 1B	C CH 81 B CH 81 C FC 88 B FC 88 X FC 89 2-2 ③ L3			B SL 78 F FC 86 F FC 86 B FC 86 B SL 79 F FC 86 X FF 85 3-2 ② F9		4	1	1	1	0	0	2
16 Andre Ethier, L (1, 8) OBP: 0.313, SLG: 0.373		X FC 85 0-0 ② ③ L3 1-2		X CH 81 0-0 ① G3-1 1-2 2-3		B FF 85 F FC 86 F FC 87 X FC 88 1-2 ① G5-3		F SL 77 F SL 79 S FF 85 0-3 ③ K		4	0	0	0	0	1	3
17 A.J. Ellis, R (1, 2) OBP: 0.388, SLG: 0.235			C FC 85 B CU 73 X FC 86 1-1 ① F8	B CU 73 B CH 80 B CH 81 I IN 58 4-0 14 2B IBB		C CU 72 C CU 74 B CH 78 F FC 88 B FC 87 X FC 87 2-2 1B				2	1	1	0	1	0	0
72 Miguel Rojas, R (1, 5) OBP: 0.286, SLG: 0.286			B FC 85 X FC 87 1-0 14 SH3-4 9 HR 1B	B CH 80 C FF 82 B FC 89 X FC 89 2-1 ② F9		B FC 86 F FC 88 X FC 88 1-1 ② P3				3	1	1	0	0	0	4
14 Dan Haren, R (1, 1) OBP: 0.226, SLG: 0.179 56 J.P. Howell, L (7, 1) 0 Brian Wilson, R (8, 1) 74 Kenley Jansen, S (9, 1)			B CH 79 X FC 85 1-0 ② SH3-4 1-2	B FC 87 X FC 88 1-0 1-H 2-H 3-H 2B		F FC 85 C CU 72 C CU 73 0-3 ③ K				2 0 0 0	0 0 0 0	1 0 0 0	3 0 0 0	0 0 0 0	1 0 0 0	1 0 0 0
Inning Stats	R: 0 E: 0 K: 0 S: 7 H: 0 LOB: 0 BB: 1 P: 13	R: 0 E: 0 K: 0 S: 5 H: 1 LOB: 0 BB: 0 P: 7	R: 2 E: 0 K: 1 S: 9 H: 2 LOB: 0 BB: 0 P: 12	R: 4 E: 0 K: 0 S: 13 H: 3 LOB: 1 BB: 2 P: 28	R: 0 E: 0 K: 1 S: 9 H: 1 LOB: 1 BB: 0 P: 15	R: 0 E: 0 K: 1 S: 12 H: 1 LOB: 1 BB: 0 P: 16	R: 0 E: 0 K: 1 S: 8 H: 0 LOB: 0 BB: 0 P: 13	R: 0 E: 0 K: 1 S: 10 H: 0 LOB: 0 BB: 0 P: 14		1B: 6 2B: 2 3B: 0 HR: 1 SF: 0 SAC: 1 DP: 1 HBP: 0				WP: 0 PB: 0 SB: 1 CS: 1 PA: 34		

PITCHER		IP	WLS	BF	H	R	ER	SO	BB	IBB	HBP	BLK	WP	HR	S	P	ERA	WHIP
55 Josh Collmenter, R ERA: 4.05	(1, 1)	6.0	L	27	8	6	6	3	2	1	0	0	0	1	55	91	9.00	1.667
38 Will Harris, R ERA: 7.3	(7, 1)	1.0		3	0	0	0	1	0	0	0	0	0	0	8	13	0.00	0.000
54 Joe Thatcher, L ERA: 2.79	(8, 1)	1.0		3	0	0	0	1	0	0	0	0	0	0	10	14	0.00	0.000

PITCHER	IP	WLS	BF	H	R	ER	SO	BB	IBB	HBP	BLK	WP	HR	S	P	ERA	WHIP

BOTTOM

Arizona Diamondbacks @ Los Angeles Dodgers

Dodger Stadium, Los Angeles, CA

Sat Jun 14 2014, 7:11 PM - 9:49 PM PDT

Att. 51,422 - Partly Cloudy - 70 F

livebaseballscorecards.com

AB	29
R	6
H	8
RBI	6
BB	3
SO	5
LOB	13

Batter	1	2	3	4	5	6	7	8	9	AB	R	H	RBI	BB	SO	LOB
1 Didi Gregorius, L (1, 6) OBP: 0.342, SLG: 0.469	C FF 91 F FF 90 B CU 74 B CU 70 S CU 73 2-3 ① K		C CH 84 B CH 87 T SI 93 X CU 77 1-2 ③ F8			C CH 86 F FF 92 S CU 65 0-3 ② K2-3		C CU 73 X CU 74 0-1 ② F7	C FC 89 S FC 88 X CU 78 0-2 ③ G2	5	0	0	0	0	2	3
8 Gerardo Parra, L (1, 9) OBP: 0.317, SLG: 0.375	B CH 85 X FF 92 1-0 ② G3			B SI 91 C CH 85 X CU 73 1-1 ① G4-3		C FC 89 B CH 85 S CU 72 B SI 92 C SI 92 2-3 ③ K		C SL 77 C SI 88 S FF 89 0-3 ③ K		4	0	0	0	0	2	0
44 Paul Goldschmidt, R (1, 3) OBP: 0.374, SLG: 0.568	C FF 92 B FF 89 S CH 85 B CU 75 X CU 73 2-2 HR			C FF 89 C SI 92 B SI 93 S CH 85 1-3 ② K			C SI 92 B FC 90 B SI 92 X CH 83 2-1 ① F7		B FF 96 B FF 94 C FF 95 S FF 96 B FF 96 B FF 96 4-2 26 HR BB	3	2	1	1	1	1	0
26 Miguel Montero, L (1, 2) OBP: 0.362, SLG: 0.449	C SI 92 F FC 90 B CH 87 S CH 86 1-3 ③ K			X FC 90 0-0 ③ G4-3			C CU 70 S FC 89 B CU 73 X FF 90 1-2 2 1B 14 E 1B		C SL 85 1 SAFE S FF 96 1 SAFE X FF 95 0-2 1-H HR	4	2	2	2	0	1	0
2 Aaron Hill, R (1, 4) OBP: 0.300, SLG: 0.401		C CU 72 F CU 76 X FF 92 0-2 ① L7			B CU 69 C CH 84 B CH 83 B FF 92 C FF 92 X FF 92 3-2 ① P4		X SI 91 0-0 14 E 1B 1-3		B SL 86 C FF 95 C SL 86 X SL 85 1-2 16 1B 14 BB 19 FC6-2 1B	4	1	2	0	0	0	0
14 Martín Prado, R (1, 5) OBP: 0.325, SLG: 0.381		X FF 92 0-0 ② G4-3			B FF 92 X FF 92 1-0 ② L8		B FC 90 C CH 85 S CU 74 X CU 74 1-2 E4 7 FC6 2-H 3-H		B SL 85 C FF 94 C SL 84 B SL 85 B SL 84 B FF 94 4-2 19 FC6-2 16 1B 1-2 BB	3	0	0	0	1	0	0
6 David Peralta, L (1, 8) OBP: 0.327, SLG: 0.444 (8, 7)		C FF 91 C CU 68 B CU 76 X CU 75 1-2 ③ G4-3			C FF 92 S CH 86 X FF 93 0-2 7 S 7 WP 2B		B SI 93 X SI 93 1-0 ② F7		D FF 95 B SL 84 C FF 93 F FF 94 C SL 85 2-3 ① K	4	1	1	0	0	1	3
7 Cody Ross, R (1, 7) OBP: 0.256, SLG: 0.250 29 Brad Ziegler, R (8, 1) 16 Chris Owings, R (9, PH) OBP: 0.307, SLG: 0.442 43 Addison Reed, L (9, 1)			C FF 92 C CU 71 B FC 90 B CU 76 B CH 85 C FF 92 3-3 ① K		S CU 73 D CU 73 C CU 72 B CU 76 F CH 84 B CH 87 X FF 90 3-2 ③ 2-H 1B		X FF 92 0-0 ③ FC6 1-2f		C SL 84 F FF 94 X SL 86 0-2 19 FC6-2 1B 1-2 2-3	3 0 1 0	0 0 0 0	1 0 1 0	0 0 0 0	1 0 0 0	1 0 0 0	1 0 0 0
61 Bronson Arroyo, R (1, 1) OBP: 0.222, SLG: 0.222 31 Jordan Pacheco, R (6, PH) OBP: 0.301, SLG: 0.347 59 Oliver Pérez, L (6, 1) 50 Evan Marshall, R (7, 1) 19 Tony Campana, L (8, PH) OBP: 0.158, SLG: 0.196 (8, 8)		X FF 92 0-0 ② P4				B SI 92 C SI 91 S CH 85 X FC 88 1-2 ① F8		C SI 88 C CU 71 B SL 80 F SI 87 X SL 77 1-2 ① G4-3	B FC 87 X FC 88 1-0 ② FC6-2 1-2 2-3 3-Hf	1 1 0 0 0 2	0 0 0 0 0 0	0 0 0 0 0 0	0 0 0 0 0 0	0 0 0 0 0 0	0 0 0 0 0 3	0 0 0 0 0 3
Inning Stats	R: 1 E: 0 K: 2 S: 10 H: 1 LOB: 0 BB: 0 P: 16	R: 0 E: 0 K: 0 S: 7 H: 0 LOB: 0 BB: 0 P: 8	R: 0 E: 0 K: 1 S: 7 H: 0 LOB: 0 BB: 0 P: 11	R: 0 E: 0 K: 1 S: 6 H: 0 LOB: 0 BB: 0 P: 8	R: 1 E: 0 K: 0 S: 11 H: 2 LOB: 1 BB: 0 P: 18	R: 0 E: 0 K: 2 S: 9 H: 0 LOB: 0 BB: 0 P: 12	R: 2 E: 1 K: 0 S: 11 H: 2 LOB: 1 BB: 0 P: 16	R: 0 E: 0 K: 1 S: 9 H: 0 LOB: 0 BB: 0 P: 10	R: 2 E: 0 K: 1 S: 20 H: 3 LOB: 3 BB: 2 P: 32	1B: 5 2B: 1 3B: 0 HR: 2	SF: 0 SAC: 0 DP: 0 HBP: 0		WP: 1 PB: 0 SB: 1 CS: 0	PA: 37			

PITCHER		IP	WLS	BF	H	R	ER	SO	BB	IBB	HBP	BLK	WP	HR	S	P	ERA	WHIP
61 Josh Beckett, R ERA: 2.37	(1, 1)	7.0	L	26	5	4	2	6	0	0	0	0	1	1	61	89	2.57	0.714
47 Paul Maholm, L ERA: 4.74	(8, 1)	1.0		3	0	0	0	1	0	0	0	0	0	0	9	10	0.00	0.000
54 Chris Perez, R ERA: 5.61	(9, 1)	0.1		6	3	2	2	1	2	0	0	0	0	1	16	27	54.00	15.000
28 Jamey Wright, R ERA: 2.51	(9, 1)	0.2		2	0	0	0	0	0	0	0	0	0	0	4	5	0.00	0.000

PITCHER	IP	WLS	BF	H	R	ER	SO	BB	IBB	HBP	BLK	WP	HR	S	P	ERA	WHIP

TOP

Arizona Diamondbacks @ Los Angeles Dodgers

Dodger Stadium, Los Angeles, CA

Sun Jun 15 2014, 1:12 PM - 4:15 PM PDT

Att. 52,519 - Sunny - 74 F

livebaseballscorecards.com

AB	35
R	6
H	8
RBI	3
BB	2
SO	8
LOB	10

BOTTOM

Batter	1	2	3	4	5	6	7	8	9	AB	R	H	RBI	BB	SO	LOB
9 Dee Strange-Gordon, L (1, 4) OBP: 0.321, SLG: 0.386	C CH 70 S CH 78 B CH 79 X CH 75 1-2 ① G4-3		F CH 79 X CU 68 0-1 ② G4-3		B SI 83 B SL 74 X CH 78 2-0 ② G2-3 1-2		L SL 79 S FF 92 H FF 92 1-2 HBP		B FF 93 F FF 92 F FF 92 X SL 86 1-2 ② G3 1-2	4	0	0	0	0	0	2
13 Hanley Ramirez, R (1, 6) OBP: 0.346, SLG: 0.457	C CH 78 F CH 79 B CU 71 X CH 81 1-2 ② F7		B SI 84 C SL 74 X SI 83 1-1 ③ G6-3		B SI 85 C CH 77 B SI 84 F SI 85 F SI 86 X SI 85 2-2 ③ G5-3		F CH 86 B FF 95 B SI 93 C SI 94 F FF 96 S FF 96 2-3 ② K		X SL 85 0-0 2B 2-H	5	0	1	1	0	1	3
66 Yasiel Puig, R (1, 9) OBP: 0.413, SLG: 0.549	C CH 76 C CU 71 X SL 74 0-2 23 CS 1B			B CH 81 B CH 81 B CH 76 X CH 76 3-0 33 F8 27 1B 1B		F SL 78 X FF 91 0-1 ① G4-3	S CH 86 B CH 85 B CH 87 X SI 95 2-1 ③ G1-3		S FF 93 B SI 93 B FF 93 C FF 93 F FF 92 X FF 92 2-2 ③ F9	5	0	2	0	0	0	3
23 Adrián González, L (1, 3) OBP: 0.329, SLG: 0.453	C CH 78 B CH 76 1 SAFE B CH 80 C CU 68 F SI 82 B SI 83 3-2 ③ CS 1-2	C CU 67 F CH 80 B CU 72 F CU 71 B SI 82 F SI 83 B CH 76 B CH 81 4-2 33 1B 27 G2-3 35 G4-3 BB		F SI 82 X CH 82 0-1 ① P6		C SL 78 S SL 79 S SL 80 0-3 ② K		C SI 85 X CH 78 0-1 33 FC5 27 BB 1B		3	1	1	0	1	1	1
27 Matt Kemp, R (1, 7) OBP: 0.331, SLG: 0.439		C CH 79 X CU 70 0-1 ① G2-3 1-2		C CU 70 1 SAFE B SI 84 B SL 76 C SL 74 F SI 84 X SI 84 2-2 35 FC5-4 1-2 1B		B FF 91 B SL 80 C SL 79 B SL 78 C SL 80 X FF 92 3-2 1B		B SI 86 B SI 84 B SI 85 B SI 86 4-0 33 E 1-2 BB		3	0	2	0	1	0	1
33 Scott Van Slyke, R (1, 8) OBP: 0.420, SLG: 0.582		X CH 80 0-0 35 G4-3 1B 2-3		B CU 69 F CU 72 C SI 84 F SL 74 X SI 85 1-2 ② F8 2-3		C FF 91 X FF 91 0-1 ③ F9		F SI 86 B SI 86 B SI 87 F SI 85 X SI 87 2-2 ① FC5 35 G6-4-3 1-3 2-3f		4	0	1	0	0	0	5
35 Jamie Romak, R (1, 5) OBP: 0.167, SLG: 0.125		X CU 70 0-0 ② G4-3 1-2 3-H		B SI 85 C CH 78 X SI 83 1-1 ③ FC5-4 1-2f			F FF 92 B FF 91 B SL 80 X FF 91 2-1 E6 31 BB 10 2B	S SI 86 B SI 86 X SI 86 1-1 ② ③ G6-4-3 1-2f		4	1	0	1	0	0	5
31 Drew Butera, R (1, 2) OBP: 0.286, SLG: 0.314		C CU 70 S SL 73 F SL 73 X SI 82 0-2 ③ G4-3		C SI 84 C SI 82 X SI 84 0-2 ① G1-3			C SL 79 C SL 79 B FF 91 B FF 93 B SL 80 F FF 92 F FF 92 B FF 92 4-2 10 2B 1-2 BB		C FF 91 B SL 84 F FF 91 X SI 91 1-2 ① L9	3	0	0	0	1	0	1
61 Josh Beckett, R (1, 1) OBP: 0.154, SLG: 0.154 10 Justin Turner, R (7, PH) OBP: 0.346, SLG: 0.417 45 Carlos Triunfel, R (7, PR) 47 Paul Maholm, L (8, 1) 54 Chris Perez, R (9, 1) 28 Jamey Wright, R (9, 1) 16 Andre Ethier, L (9, PH) OBP: 0.316, SLG: 0.376			B CH 79 S CH 77 B SL 74 S CU 70 B SI 84 S CH 72 3-3 ① K		C CU 67 X SI 84 0-1 9 G2-3 1B		B SI 91 F FF 93 C FF 92 F FF 93 F FF 93 X FF 94 1-2 ① 1-3 2-H 2B		C FF 93 F SL 87 X SL 85 0-2 9 G3 13 2B 1B	2 1 0 0 0 0 1	0 0 0 0 0 0 1	1 1 0 0 0 0 0	0 0 0 0 0 0 1	1 0 0 0 0 0 0	0 0 0 0 0 0 0	0 0 0 0 0 0 0
Inning Stats	R: 0 E: 0 K: 0 S: 12 H: 1 LOB: 0 BB: 0 P: 17	R: 1 E: 0 K: 0 S: 12 H: 1 LOB: 1 BB: 1 P: 16	R: 0 E: 0 K: 1 S: 7 H: 0 LOB: 0 BB: 0 P: 11	R: 0 E: 0 K: 0 S: 13 H: 2 LOB: 2 BB: 0 P: 20	R: 0 E: 0 K: 0 S: 10 H: 1 LOB: 1 BB: 0 P: 14	R: 0 E: 0 K: 1 S: 10 H: 1 LOB: 1 BB: 0 P: 13	R: 1 E: 1 K: 1 S: 19 H: 1 LOB: 2 BB: 1 P: 31	R: 0 E: 1 K: 0 S: 7 H: 1 LOB: 1 BB: 1 P: 14	R: 1 E: 0 K: 0 S: 14 H: 2 LOB: 1 BB: 0 P: 18	1B: 8 2B: 2 3B: 0 HR: 0 SF: 0 SAC: 0 DP: 1 HBP: 1						

PITCHER		IP	WLS	BF	H	R	ER	SO	BB	IBB	HBP	BLK	WP	HR	S	P	ERA	WHIP
61 Bronson Arroyo, R ERA: 4.08	(1, 1)	5.0	W	20	5	1	1	1	1	0	0	0	0	0	54	78	1.80	1.200
59 Oliver Pérez, L ERA: 2.39	(6, 1)	1.1	H	8	2	1	0	1	1	0	1	0	0	0	23	34	0.00	2.250
50 Evan Marshall, R ERA: 1.96	(7, 1)	0.2	H	2	0	0	0	1	0	0	0	0	0	0	6	10	0.00	0.000
29 Brad Ziegler, R ERA: 2.48	(8, 1)	1.0	H	4	1	0	0	0	1	0	0	0	0	0	7	14	0.00	2.000
43 Addison Reed, R ERA: 4.15	(9, 1)	1.0		5	2	1	1	0	0	0	0	0	0	0	14	18	9.00	2.000

PITCHER	IP	WLS	BF	H	R	ER	SO	BB	IBB	HBP	BLK	WP	HR	S	P	ERA	WHIP

Arizona Diamondbacks @ Los Angeles Dodgers

Dodger Stadium, Los Angeles, CA

Sun Jun 15 2014, 1:12 PM - 4:15 PM PDT

Att. 52,519 - Sunny - 74 F

livebaseballscorecards.com

AB	35
R	3
H	10
RBI	3
BB	3
SO	3
LOB	21

Batter	1	2	3	4	5	6	7	8	9	AB	R	H	RBI	BB	SO	LOB
2 Scooter Gennett, L (1, 4) OBP: 0.336, SLG: 0.450	C SI 91 C CU 79 F CU 80 S CU 79 0-3 ① K		B FC 90 X FS 85 1-0 HR		C SI 93 F FC 92 F SI 94 X CU 81 0-2 ② L8			C FF 86 X FF 86 0-1 ② P6	F FF 91 C FF 91 B FF 89 D FS 85 X FS 85 2-2 8 WP 8 3B 1-2 2-H 1B	5	2	2	2	0	1	0
8 Ryan Braun, R (1, 9) OBP: 0.330, SLG: 0.509	B SI 91 X CU 79 1-0 ② L4		C SI 93 B SI 93 F SI 94 X SI 94 1-2 16 L9-6 20 1B 1B		F CU 81 F SI 94 B SI 93 X SI 94 1-2 ③ G6-3			B FF 92 B FF 92 B FF 93 B FC 93 4-0 16 WP 20 BB 16 2B BB	B FF 91 F FF 90 X FF 90 1-1 1-H 2-H 3B	4	1	2	2	1	0	0
20 Jonathan Lucroy, R (1, 2) OBP: 0.397, SLG: 0.512 59 Zach Duke, L (9, 1)	C SI 91 B SI 92 X SI 92 1-1 ③ G6-3		B CU 81 C CU 81 1 SAFE X CU 82 1-1 1-2 1B			C SI 92 C SI 93 B SI 94 X CU 82 1-2 ① G1-3		S FF 92 1 SAFE B FF 92 B FC 92 B FF 92 B FF 93 4-1 1-2 16 2B BB	C FF 90 F FS 86 B FF 90 B FF 91 F FF 92 X FS 85 2-2 ③ P4	4 0	1 0	1 0	0 0	1 0	0 0	1 0
16 Aramis Ramirez, R (1, 5) OBP: 0.322, SLG: 0.435		B CU 80 B CU 78 C CU 80 B SI 92 F SI 92 X SI 92 3-2 18 3B 1B	C SI 93 S CU 82 F SI 93 F FC 93 X FF 94 0-2 ①② L9-6 2-2			X SI 93 0-0 18 G5-4-3 1B		C FF 93 B FF 93 S FC 92 B CU 80 B CU 81 X CU 80 3-2 1-H 2-H 18 1B 2B		4	2	3	2	0	0	2
18 Khris Davis, R (1, 7) OBP: 0.313, SLG: 0.487		B SI 92 B SI 92 S CU 81 F SI 92 X CU 81 2-2 9 G3-6-3 1-H 3B	B SI 93 X SI 94 1-0 ③ G1-3			B CU 82 X SI 92 1-0 ②③ G5-4-3 1-2f		B CU 79 X CU 78 1-0 7 CS 2-H 1B		4	1	2	2	0	0	2
7 Mark Reynolds, R (1, 3) OBP: 0.298, SLG: 0.424		B SI 92 B CU 82 B SI 93 B SI 92 4-0 9 G3-6-3 BB		C CU 82 B SI 92 B CU 82 B CU 82 F SI 93 X CU 82 3-2 ① G6-3			F CU 82 B CU 82 F CU 81 F FF 94 X SI 93 1-2 ① G4-3	B FC 89 B FF 91 2-0 ③ CS 1-2	S FF 91 B FF 91 X FF 92 1-1 ① P4	3	0	0	0	1	0	0
9 Jean Segura, R (1, 6) OBP: 0.273, SLG: 0.309		C CU 81 B SI 93 1 SAFE X SI 93 1-1 ①② G3-6-3 1-2f 3-H		B SI 92 C SI 93 X SI 91 1-1 ② G6-3			F CU 82 B SI 93 B SI 93 B SI 93 X CU 82 3-1 ② L8		C FF 91 X FS 86 0-1 ② G5-3	4	0	0	0	0	0	1
3 Elian Herrera, S (1, 8) OBP: 0.254, SLG: 0.293		X SI 92 0-0 38 FC6-4 1B		X SI 93 0-0 ③ F7			B SI 93 F FC 91 F CU 83 C CU 82 1-3 ③ K		S FF 90 B FS 86 S FS 86 B FS 87 X FS 86 2-2 2 S 2 1B 2B	4	1	2	0	0	1	0
38 Wily Peralta, R (1, 1) OBP: 0.080, SLG: 0.160 24 Lyle Overbay, L (8, PH) OBP: 0.304, SLG: 0.313 Rickie Weeks Jr., R (8, PH) OBP: 0.355, SLG: 0.412 13 Will Smith, R (8, 1) 12 Martin Maldonado, R (9, PH) OBP: 0.404, SLG: 0.479 (9, 2)		B SI 93 F SI 93 B CU 82 X SI 93 2-1 ③ FC6-4 1-2f			X SI 91 0-0 ① G6-3			B FC 86 B FC 86 B FF 85 C FC 85 F FF 86 C FC 86 3-3 ① K	H FF 90 1-0 8 WP 2 1B 8 3B HBP	2 0 1 0 0	0 0 0 0 1	0 0 0 0 0	0 0 0 0 0	0 0 1 0 0	0 0 0 0 0	1 0 0 0 0
Inning Stats	R: 0 E: 0 K: 1 S: 7 H: 0 LOB: 0 BB: 0 P: 9	R: 2 E: 0 K: 0 S: 11 H: 3 LOB: 1 BB: 1 P: 23	R: 1 E: 0 K: 0 S: 12 H: 3 LOB: 1 BB: 0 P: 16	R: 0 E: 0 K: 0 S: 6 H: 0 LOB: 0 BB: 0 P: 10	R: 0 E: 0 K: 0 S: 8 H: 0 LOB: 0 BB: 0 P: 9	R: 0 E: 0 K: 0 S: 5 H: 1 LOB: 0 BB: 0 P: 7	R: 0 E: 0 K: 1 S: 9 H: 0 LOB: 0 BB: 0 P: 14	R: 3 E: 0 K: 1 S: 10 H: 2 LOB: 0 BB: 2 P: 27	R: 3 E: 0 K: 0 S: 16 H: 3 LOB: 1 BB: 0 P: 25	1B: 7 2B: 3 3B: 2 HR: 1 SF: 0 SAC: 0 DP: 3 HBP: 1						

PITCHER		IP	WLS	BF	H	R	ER	SO	BB	IBB	HBP	BLK	WP	HR	S	P	ERA	WHIP
32 Brandon McCarthy, R ERA: 5.18	(1, 1)	7.0		26	7	3	3	2	1	0	0	0	0	1	58	88	3.86	1.143
54 Joe Thatcher, L ERA: 2.7	(8, 1)	0.2		2	0	0	0	1	0	0	0	0	0	0	5	8	0.00	0.000
38 Will Harris, R ERA: 9.24	(8, 1)	0.1	L	4	2	3	3	0	2	0	0	0	1	0	5	19	81.00	12.000
40 J.J. Putz, R ERA: 7.11	(9, 1)	1.0		7	3	3	3	0	0	0	1	0	1	0	16	25	27.00	3.000

PITCHER	IP	WLS	BF	H	R	ER	SO	BB	IBB	HBP	BLK	WP	HR	S	P	ERA	WHIP

TOP

Milwaukee Brewers @ Arizona Diamondbacks

Chase Field, Phoenix, AZ

Mon Jun 16 2014, 6:41 PM - 9:41 PM MST

Att. 18,262 - Clear - 101 F

livebaseballscorecards.com

AB	35
R	9
H	12
RBI	8
BB	3
SO	3
LOB	7

WP: 2 PA: 40
PB: 0
SB: 1
CS: 1

Milwaukee Brewers @ Arizona Diamondbacks

Chase Field, Phoenix, AZ

Mon Jun 16 2014, 6:41 PM - 9:41 PM MST

Att. 18,262 - Clear - 101 F

livebaseballscorecards.com

BOTTOM

Batter	1	2	3	4	5	6	7	8	9	AB	R	H	RBI	BB	SO	LOB
8 Gerardo Parra, L (1, 9) OBP: 0.316, SLG: 0.372	C FF 93 B FF 94 X FF 96 1-1 ① G6-3	S FF 96 X SI 96 0-1 ①② G4-6-3 1-2f		B SL 83 X FF 95 1-0 ③ F8			H FF 95 1-0 14 G3-6-1 HBP			3	0	0	0	0	0	1
14 Martín Prado, R (1, 5) OBP: 0.324, SLG: 0.379	C FF 95 F FF 96 B SL 87 X FF 98 1-2 ② G6-3	X FF 97 0-0 1B			C SL 80 X FF 94 0-1 ① L9		B SL 84 C SL 83 X FF 96 1-1 ②③ G3-6-1 1-2f			4	0	1	0	0	0	2
44 Paul Goldschmidt, R (1, 3) OBP: 0.376, SLG: 0.567	B FF 94 B FF 96 X FF 94 2-0 26 1B 1B	S SL 86 B FF 96 B SL 87 1 SAFE X SL 87 2-1 ③ P4			C CH 83 B CH 82 S CH 81 F FF 96 B SL 86 B SL 87 C SL 86 3-3 ② K			B FF 94 B SL 81 C FF 93 X FF 94 2-1 2 C4-3 1B		4	0	2	0	0	1	1
26 Miguel Montero, L (1, 2) OBP: 0.360, SLG: 0.446	F FF 95 B FF 94 X CH 83 1-1 1-3 1B	S FF 95 F SI 94 B SL 87 B FF 95 S SL 86 2-3 ① K			S SL 84 B FF 94 S FF 95 B SL 88 B FF 96 F SL 87 X FF 96 3-2 ③ P5			S SL 82 B FF 94 S SL 83 S SL 84 1-3 ① K		4	0	1	0	0	2	1
2 Aaron Hill, R (1, 4) OBP: 0.295, SLG: 0.395	C SL 84 S SL 86 B SL 87 C SL 86 1-3 ③ K		C FF 94 S CH 83 B SL 89 F FF 95 X SL 86 1-2 ② L8			B SL 83 X SL 84 1-0 ① F8		C FF 94 B SL 82 X FF 95 1-1 ②③ G4-3 1-2f		4	0	0	0	0	1	3
6 David Peralta, L (1, 8) OBP: 0.339, SLG: 0.448		C FF 96 B FF 94 F FF 96 X FF 95 1-2 16 1B 27 1B 1B	S SL 84 F CH 84 B SL 87 B SL 88 X FF 97 2-2 1B			B FF 94 F FF 95 F SL 85 B FF 95 X SL 86 2-2 ② L8			B FF 88 C FF 89 C CU 77 B CU 78 B SI 91 S SI 90 3-3 ① K2-3	4	1	2	0	0	1	0
16 Chris Owings, R (1, 6) OBP: 0.310, SLG: 0.443		C FF 96 X FF 97 0-1 27 1B 32 1B 1-2 1B	C FF 97 D SL 86 X SI 94 1-1 ③ L8			C SL 84 C CH 82 S SL 85 0-3 ③ K			B SI 90 B SI 91 F SI 90 B SI 90 X SI 91 3-1 27 DI 1B	4	1	2	0	0	1	1
27 Roger Kieschnick, L (1, 7) OBP: 0.182, SLG: 0.182		B FF 97 F SL 84 B SL 84 T SI 96 B SL 86 X FF 97 3-2 32 1B 1-3 2-H 1B		C SL 82 B SL 83 B CH 82 F FF 96 B FF 94 S SL 84 3-3 ① K			B SL 84 B CH 82 X SI 95 2-0 32 SH3-4 1B		S SL 84 F CU 77 D CU 78 F SI 90 B CU 76 C SI 90 2-3 ② K 1-2	4	1	2	1	0	2	1
32 Brandon McCarthy, R (1, 1) OBP: 0.154, SLG: 0.154 54 Joe Thatcher, L (8, 1) 38 Will Harris, R (8, 1) 40 J.J. Putz, R (9, 1) 7 Cody Ross, R (9, PH) OBP: 0.254, SLG: 0.248		C SL 82 X SL 84 0-1 8 G4-6-3 2-H 3-H 1B		B FF 93 C FF 91 F FF 93 B FF 95 S SI 95 2-3 ② K			X SI 92 0-0 ① SH3-4 1-2		C CU 75 B SI 91 B SI 91 X FF 90 2-1 ③ L8	2 0 0 0 1	0 0 0 0 0	1 0 0 0 0	2 0 0 0 0	0 0 0 0 0	1 0 0 0 0	0 0 0 0 1

	AB	34
	R	3
	H	11
	RBI	3
	BB	0
	SO	9
	LOB	11

Inning Stats	1	2	3	4	5	6	7	8	9
	R: 0 E: 0 K: 1 S: 11	H: 2 LOB: 2 BB: 0 P: 17	R: 3 E: 0 K: 0 S: 15	H: 5 LOB: 1 BB: 0 P: 21	R: 0 E: 0 K: 1 S: 12	H: 1 LOB: 1 BB: 0 P: 18	R: 0 E: 0 K: 2 S: 7	H: 0 LOB: 0 BB: 0 P: 13	R: 0 E: 0 K: 1 S: 10	H: 0 LOB: 0 BB: 0 P: 16
	R: 0 E: 0 K: 1 S: 7	H: 0 LOB: 0 BB: 0 P: 10	R: 0 E: 0 K: 0 S: 4	H: 1 LOB: 1 BB: 0 P: 8	R: 0 E: 0 K: 1 S: 7	H: 1 LOB: 0 BB: 0 P: 11	R: 0 E: 0 K: 2 S: 11	H: 1 LOB: 1 BB: 0 P: 21	1B: 11 2B: 0 3B: 0 HR: 0	SF: 0 SAC: 1 DP: 3 HBP: 1

	WP: 0	PA: 36
	PB: 0	
	SB: 0	
	CS: 0	

PITCHER		IP	WLS	BF	H	R	ER	SO	BB	IBB	HBP	BLK	WP	HR	S	P	ERA	WHIP
38 Wily Peralta, R ERA: 2.98	(1, 1)	7.0	W	29	9	3	3	6	0	0	1	0	0	0	66	103	3.86	1.286
13 Will Smith, L ERA: 1.1	(8, 1)	1.0	H	3	1	0	0	1	0	0	0	0	0	0	7	11	0.00	1.000
59 Zach Duke, L ERA: 1.27	(9, 1)	1.0		4	1	0	0	2	0	0	0	0	0	0	11	21	0.00	1.000

PITCHER	IP	WLS	BF	H	R	ER	SO	BB	IBB	HBP	BLK	WP	HR	S	P	ERA	WHIP

Milwaukee Brewers @ Arizona Diamondbacks

Chase Field, Phoenix, AZ

Tue Jun 17 2014, 6:40 PM - 9:32 PM MST

Att. 18,148 - Clear - 100 F

livebaseballscorecards.com

TOP

Batter	1	2	3	4	5	6	7	8	9	AB	R	H	RBI	BB	SO	LOB
2 Scooter Gennett, L (1, 4) OBP: 0.342, SLG: 0.458	C FF 88 X FF 89 0-1 ① G5-3		C FC 90 X CU 81 0-1 ② G4-3		S CU 80 F CU 81 X CU 82 0-2 8 FC6 1B		X SI 94 0-0 20 HR 1-3 2B		C FF 94 X SL 84 0-1 E5 1B	5	1	3	0	0	0	0
8 Ryan Braun, R (1, 9) OBP: 0.332, SLG: 0.505	C FC 89 B FF 90 S FC 90 B CU 83 C CU 80 2-3 ② K		X CU 81 0-0 20 1B 1B		C FF 90 X FF 90 0-1 ③ FC6 1-2f		B FF 94 H FF 95 2-0 20 HR HBP		S SL 85 B FF 94 F FF 94 F FF 95 D SL 85 S CH 85 2-3 ② K	4	1	1	0	0	2	2
20 Jonathan Lucroy, R (1, 2) OBP: 0.401, SLG: 0.537	C FC 89 B FC 90 B FC 90 B FC 90 X FC 88 3-1 ③ F9		X FF 89 0-0 1-2 1B			C FC 89 B FC 86 B FC 88 B FF 88 X FC 88 3-1 HR	X SI 84 0-0 1-H 2-H 3-H HR		C SL 86 D SL 85 F SL 85 D SL 85 B CH 86 F FF 94 F FF 94 F CH 87 S CH 86 3-3 ③ K	5	2	3	5	0	1	1
16 Aramis Ramirez, R (1, 5) OBP: 0.321, SLG: 0.448		X FC 89 0-0 HR	C FF 90 X FC 90 0-1 ③ F8			B CU 81 F CU 80 C CU 82 B CU 82 S CU 83 2-3 ① K	F SI 85 S CH 77 C CU 72 0-3 ② K			4	1	1	1	0	2	2
18 Khris Davis, R (1, 7) OBP: 0.308, SLG: 0.479		B CU 78 C CU 77 B FF 89 X FF 89 2-1 ① G6-3		F CU 81 C CU 82 S CU 81 0-3 ① K		X CU 82 0-0 ② G6-3	C SI 84 S CH 77 C CU 73 0-3 ③ K			4	0	0	0	0	2	0
7 Mark Reynolds, R (1, 3) OBP: 0.293, SLG: 0.416		F CU 79 F CU 80 S CU 81 0-3 ② K		X CU 82 0-0 ② G1-3		C CU 82 B CU 82 C FC 91 B FC 90 X CU 82 2-2 ③ G5-3		C SL 80 B SL 81 F SL 80 B SL 83 S FF 94 2-3 ① K		4	0	0	0	0	2	0
9 Jean Segura, R (1, 6) OBP: 0.276, SLG: 0.327		B FC 89 F FC 89 B FC 88 F CU 80 X FF 90 2-2 3B		S FF 90 B FF 90 F FC 85 C FC 91 1-3 ③ K			C CU 80 X FF 90 0-1 3 SF8 3B	B FF 92 B FF 93 B CH 84 C FF 92 X FF 94 3-1 ② P4		4	1	2	0	0	1	0
3 Elian Herrera, S (1, 8) OBP: 0.238, SLG: 0.279		S CU 81 F CU 81 B FC 90 X FC 89 1-2 ③ G4-3			B CU 78 B CU 77 X FC 88 2-0 ① G4-3		B FF 88 B FF 88 B CU 79 C FF 89 X FF 89 3-1 ① SF8	B FF 93 S CH 84 B CH 85 F FF 93 S FF 94 2-3 ③ K		3	0	0	1	0	1	1
26 Kyle Lohse, R (1, 1) OBP: 0.229, SLG: 0.182 24 Lyle Overbay, L (7, PH) OBP: 0.309, SLG: 0.318 13 Will Smith, R (7, 1) 53 Brandon Kintzler, R (8, 1) Rickie Weeks Jr., R (9, PH) OBP: 0.352, SLG: 0.408 57 Francisco Rodríguez, R (9, 1)			X FF 88 0-0 ① G6-3		B FC 88 C FC 86 B CU 78 F FC 86 S CU 80 2-3 ② K		C CH 84 C FF 94 B FF 94 B FF 95 F CH 86 X SI 94 2-2 3-H 2 2B 20 HR 1B		S SL 82 B SL 81 S SL 85 B FF 93 C FF 94 2-3 ① K	2 1 0 0 1 0	0 1 0 0 0 0	0 1 0 0 0 0	0 0 0 0 0 0	0 0 0 0 0 0	1 0 0 0 1 0	0 0 0 0 0 0
Inning Stats	R: 0 E: 0 K: 1 S: 7 H: 0 LOB: 0 BB: 0 P: 12	R: 1 E: 0 K: 1 S: 12 H: 2 LOB: 1 BB: 0 P: 17	R: 0 E: 0 K: 0 S: 7 H: 2 LOB: 2 BB: 0 P: 7	R: 0 E: 0 K: 2 S: 7 H: 0 LOB: 0 BB: 0 P: 8	R: 0 E: 0 K: 1 S: 9 H: 1 LOB: 1 BB: 0 P: 13	R: 1 E: 0 K: 1 S: 9 H: 1 LOB: 0 BB: 0 P: 16	R: 5 E: 0 K: 2 S: 16 H: 4 LOB: 0 BB: 0 P: 23	R: 0 E: 0 K: 2 S: 8 H: 0 LOB: 0 BB: 0 P: 15	R: 0 E: 1 K: 3 S: 15 H: 1 LOB: 1 BB: 0 P: 22	1B: 5 2B: 1 3B: 2 HR: 3 SF: 1 SAC: 0 DP: 0 HBP: 1						

	AB	37
	R	7
	H	11
	RBI	7
	BB	0
	SO	13
	LOB	6

WP: 0 PB: 0 SB: 0 CS: 0 PA: 39

PITCHER		IP	WLS	BF	H	R	ER	SO	BB	IBB	HBP	BLK	WP	HR	S	P	ERA	WHIP
49 Mike Bolsinger, R ERA: 5.7	(1, 1)	6.1		26	7	3	3	6	0	0	0	0	0	2	55	80	4.26	1.105
50 Evan Marshall, R ERA: 3.44	(7, 1)	0.0	L	3	2	0	0	0	0	0	1	0	0	0	5	9	∞	∞
29 Brad Ziegler, R ERA: 2.68	(7, 1)	0.2	B	3	1	4	4	2	0	0	0	0	0	1	7	7	54.00	1.500
48 Randall Delgado, R ERA: 6.25	(8, 1)	2.0		7	1	0	0	5	0	0	0	0	0	0	23	37	0.00	0.500

PITCHER		IP	WLS	BF	H	R	ER	SO	BB	IBB	HBP	BLK	WP	HR	S	P	ERA	WHIP

Batter	1	2	3	4	5	6	7	8	9	AB	R	H	RBI	BB	SO	LOB
1 Didi Gregorius, L (1, 4) OBP: 0.326, SLG: 0.417	C SI 90 C SL 84 H SL 85 1-2 44 BB 8 1B 26 1B HBP	C CU 75 F FF 89 F SI 91 B CU 75 X SL 85 1-2 ③ L8			B CU 74 B SI 89 X CH 80 2-0 ① F8	1 SAFE F SL 83 F CU 74 B SI 89 D CU 75 F SL 83 S CH 79 2-3 ③ K			C SI 92 S CH 84 S CH 85 0-3 ① K	4	1	0	0	0	2	2
8 Gerardo Parra, L (1, 9) OBP: 0.318, SLG: 0.372	1 SAFE X SI 89 0-0 26 1B 44 BB 14 FC4-6 1-2 1B		C CU 75 B SI 90 F SI 91 F SI 90 X CH 82 1-2 ① G3		C SL 83 X CH 82 0-1 ② G1-6-3		C FF 94 X SL 80 0-1 ① G6-3		X CH 84 0-0 1-2 1B	5	1	2	0	0	0	0
44 Paul Goldschmidt, R (1, 3) OBP: 0.379, SLG: 0.563	C SL 85 F SI 90 B SL 85 B SL 85 B CH 81 B SL 86 4-2 14 FC4-6 26 1B 6 FC3-6 1-2 2-3 BB		C SI 89 F SI 90 B SL 85 B SI 91 B SI 91 B SI 92 4-2 BB		C CU 75 B SI 90 B SI 90 B SL 83 C SL 82 B SI 90 4-2 26 E 14 1B BB		B SI 90 C FF 92 B SI 90 X FF 94 2-1 ② L8		C CU 77 S CH 84 B FF 92 S CH 85 1-3 ② K	2	2	0	0	3	1	2
26 Miguel Montero, L (1, 2) OBP: 0.357, SLG: 0.441	D CU 76 C SL 85 T CU 76 D CU 76 B SI 91 F SL 85 X SL 85 3-2 14 FC4-6 1-2 2-3 3-H 1B		F CU 76 X SL 83 0-1 ② F9		D CU 74 C SL 83 B SI 90 1 SAFE X SL 82 2-1 E4 14 1B 1-2		S SL 82 F SL 81 T FF 95 0-2 ③ K		X CU 78 0-0 ③ G3	5	0	1	1	0	1	4
14 Martín Prado, R (1, 5) OBP: 0.323, SLG: 0.377	B SL 85 X SL 84 1-0 ① FC4-6 6 FC3-6 1-2f 2-3 3-H		X SI 91 0-0 ③ L9		C SL 83 X SL 83 0-1 1-3 2-H 1B			C SI 91 C SL 84 C SI 93 0-3 ① K		4	0	1	2	0	1	3
6 David Peralta, L (1, 8) OBP: 0.317, SLG: 0.419	1 SAFE B CH 80 B SL 85 X CH 80 2-0 ② FC3-6 16 FC6-4 1-2f 3-H			B SL 83 X CH 80 1-0 ① G3	F SI 89 T CH 80 S CH 78 0-3 ③ K			F SI 92 F CH 87 B SL 83 X SL 84 1-2 ② G3-1		4	0	0	1	0	1	3
16 Chris Owings, R (1, 6) OBP: 0.314, SLG: 0.446	C SI 90 B SL 84 D SL 84 F SI 90 X SL 83 2-2 ③ FC6-4 1-2f			C SI 90 B SL 85 C CU 75 X SL 84 1-2 27 G3 2B		F SL 83 H SI 88 1-1 HBP		C SI 92 C SI 92 X SI 94 0-2 ③ G6-3		3	0	1	0	0	0	1
27 Roger Kieschnick, L (1, 7) OBP: 0.200, SLG: 0.400		B SI 88 C SL 82 B CH 79 S SL 82 F SL 82 X SL 82 2-2 ① P6		B SL 84 X CH 79 1-0 ② G3 2-3		F CU 74 B CH 79 1 SAFE C SL 82 X SL 81 1-2 ① F8			B FF 90 X SI 90 1-0 HR	4	1	1	1	0	0	2
49 Mike Bolsinger, R (1, 1) OBP: 0.154, SLG: 0.154 50 Evan Marshall, R (7, 1) 29 Brad Ziegler, R (7, 1) 48 Randall Delgado, R (8, 1) 7 Cody Ross, R (9, PH) OBP: 0.259, SLG: 0.254		B SI 90 C SL 82 F SI 89 X SL 84 1-2 ② F9		S SL 84 S SL 83 X SL 83 0-2 ③ G5-3		B CU 78 M SL 81 M SL 80 M SL 80 1-3 ② K			B SI 92 X SI 91 1-0 8 1B 1B	3 0 0 0 1	0 0 0 0 0	0 0 0 0 1	0 0 0 0 0	1 0 0 0 0	2 0 0 0 0	0 0 0 0 0
Inning Stats	R: 3 H: 2 E: 0 LOB: 1 K: 0 BB: 1 S: 14 P: 27	R: 0 H: 0 E: 0 LOB: 0 K: 0 BB: 0 S: 11 P: 15	R: 0 H: 0 E: 0 LOB: 1 K: 0 BB: 1 S: 9 P: 14	R: 0 H: 1 E: 0 LOB: 1 K: 0 BB: 0 S: 8 P: 11	R: 1 H: 1 E: 1 LOB: 2 K: 1 BB: 1 S: 12 P: 20	R: 0 H: 0 E: 0 LOB: 1 K: 2 BB: 0 S: 11 P: 16	R: 0 H: 0 E: 0 LOB: 0 K: 1 BB: 0 S: 7 P: 9	R: 0 H: 0 E: 0 LOB: 0 K: 1 BB: 0 S: 9 P: 10	R: 1 H: 3 E: 0 LOB: 2 K: 2 BB: 0 S: 10 P: 13	1B: 5 SF: 0 2B: 1 SAC: 0 3B: 0 DP: 0 HR: 1 HBP: 2					WP: 0 PA: 40 PB: 0 SB: 0 CS: 0	

PITCHER	IP	WLS	BF	H	R	ER	SO	BB	IBB	HBP	BLK	WP	HR	S	P	ERA	WHIP
26 Kyle Lohse, R (1, 1) ERA: 3.09	6.0	W	28	4	4	3	3	3	0	2	0	0	0	65	103	4.50	1.167
13 Will Smith, L (7, 1) ERA: 1.07	1.0	H	3	0	0	0	1	0	0	0	0	0	0	7	9	0.00	0.000
53 Brandon Kintzler, R (8, 1) ERA: 2.84	1.0	H	3	0	0	0	1	0	0	0	0	0	0	9	10	0.00	0.000
57 Francisco Rodríguez, R (9, 1) ERA: 2.29	1.0	S	6	3	1	1	2	0	0	0	0	0	1	10	13	9.00	3.000

PITCHER	IP	WLS	BF	H	R	ER	SO	BB	IBB	HBP	BLK	WP	HR	S	P	ERA	WHIP

BOTTOM

Milwaukee Brewers @ Arizona Diamondbacks

Chase Field, Phoenix, AZ

Tue Jun 17 2014, 6:40 PM - 9:32 PM MST

Att. 18,148 - Clear - 100 F

livebaseballscorecards.com

AB	35
R	5
H	7
RBI	5
BB	3
SO	7
LOB	19

Batter	1	2	3	4	5	6	7	8	9	AB	R	H	RBI	BB	SO	LOB
Rickie Weeks Jr., R (1, 4) OBP: 0.339, SLG: 0.392	C SI 90 B FF 90 S SL 84 X FF 92 1-2 ① G3-1		F SI 90 S CH 81 B SL 82 C SL 87 1-3 ② K		C CH 81 B SL 87 S SL 87 D SL 86 X FF 93 2-2 ① FC1-4 1-2f			F SI 90 C FF 90 C FF 92 0-3 ① K		4	0	0	0	0	2	1
8 Ryan Braun, R (1, 9) OBP: 0.326, SLG: 0.495	F SI 90 B SL 84 S SL 85 X SL 87 1-2 ② F8		C SI 91 F SI 90 B SI 92 C FF 93 1-3 ③ K		X FF 91 0-0 ② L4			B SL 86 F SI 91 F CH 82 C FF 93 1-3 ② K		4	0	0	0	0	2	1
20 Jonathan Lucroy, R (1, 2) OBP: 0.405, SLG: 0.536	B SI 92 B SI 92 F SI 92 B SI 93 C SL 83 B FF 93 4-2 27 FC5-4 BB			B CH 78 C SI 89 X CH 81 1-1 27 1B 18 HR 1B	X FF 92 0-0 ③ F9			B SI 92 B SI 93 B SL 87 B CH 83 4-0 27 BB		2	1	1	0	2	0	1
27 Carlos Gómez, R (1, 8) OBP: 0.381, SLG: 0.544	F SL 85 D SL 84 X SL 87 1-1 ③ FC5-4 1-2f			X FF 90 0-0 18 HR 1-3 1B		X CH 80 0-0 ① G5-3		B CH 84 F SL 89 T SL 88 B FF 94 B FF 94 D SL 86 4-2 1-2 BB		3	1	1	0	1	0	1
16 Aramis Ramirez, R (1, 5) OBP: 0.319, SLG: 0.440		F SL 82 B SL 85 B CH 81 B SL 87 B SI 92 4-1 7 G4-3 18 1B BB		1 SAFE C FF 91 S FF 91 C FF 92 0-3 ① K		S CH 80 F SI 90 F SL 84 B CU 79 S SL 87 1-3 ② K		C CU 72 F CH 77 B CU 73 S CU 74 1-3 ③ K		3	0	0	0	1	3	4
18 Khris Davis, R (1, 7) OBP: 0.311, SLG: 0.492		C FF 91 B FF 92 X SL 85 1-1 7 G4-3 1-2 1B		X FF 93 0-0 1-H 3-H HR		C SI 91 B SI 92 X SL 87 1-1 ③ F8			F SI 84 B CH 77 F SI 85 S CH 78 1-3 ① K	4	1	2	3	0	1	0
7 Mark Reynolds, R (1, 3) OBP: 0.288, SLG: 0.408		F FF 92 X SI 92 0-1 ① ② G4-3 1-2f 2-3		B SL 87 S SL 85 B FF 93 C FF 92 X FF 92 2-2 ② G3			B SL 84 X FF 91 1-0 ① G5-3		X SI 86 0-0 ② F9	4	0	0	0	0	0	2
9 Jean Segura, R (1, 6) OBP: 0.272, SLG: 0.322		B SI 91 C SI 91 D SL 85 F SL 85 S SL 84 2-3 ③ K		C CH 82 B CH 83 F SI 92 X FF 93 1-2 ③ G1-3			C SI 91 B FF 90 C SI 90 B SI 92 B SL 84 F SL 88 X FF 93 3-2 ② G4-3		B CH 78 B SI 86 C SI 85 B SI 86 F SI 86 S CU 74 3-3 ③ K	4	0	0	0	0	2	1
22 Matt Garza, R (1, 1) OBP: 0.063, SLG: 0.094 13 Will Smith, R (8, 1) 53 Brandon Kintzler, R (9, 1)			C SI 88 S SI 90 T SL 82 0-2 ① K		X SI 89 0-0 FC1-4 1B		B SI 92 B FF 90 B FF 92 C FF 92 S SI 93 X SI 94 3-2 ③ G4-3			3 0 0	0 0 0	1 0 0	0 0 0	0 0 0	1 0 0	0 0 0
Inning Stats	R: 0 E: 0 K: 0 S: 10 H: 0 LOB: 1 BB: 1 P: 17	R: 0 E: 0 K: 1 S: 8 H: 1 LOB: 1 BB: 1 P: 15	R: 0 E: 0 K: 3 S: 9 H: 0 LOB: 0 BB: 0 P: 11	R: 3 E: 0 K: 1 S: 13 H: 3 LOB: 0 BB: 0 P: 17	R: 0 E: 0 K: 0 S: 6 H: 1 LOB: 1 BB: 0 P: 8	R: 0 E: 0 K: 1 S: 7 H: 0 LOB: 0 BB: 0 P: 9	R: 0 E: 0 K: 0 S: 8 H: 0 LOB: 0 BB: 0 P: 15	R: 0 E: 0 K: 3 S: 11 H: 0 LOB: 2 BB: 2 P: 21	R: 0 E: 0 K: 2 S: 7 H: 0 LOB: 0 BB: 0 P: 11	1B: 4 2B: 0 3B: 0 HR: 1	SF: 0 SAC: 0 DP: 1 HBP: 0			WP: 0 PB: 0 SB: 0 CS: 0	PA: 35	

PITCHER		IP	WLS	BF	H	R	ER	SO	BB	IBB	HBP	BLK	WP	HR	S	P	ERA	WHIP
36 Wade Miley, L ERA: 4.62	(1, 1)	7.2		31	5	3	3	8	4	0	0	0	0	1	69	109	3.52	1.174
29 Brad Ziegler, R ERA: 2.58	(8, 1)	1.1	W	4	0	0	0	3	0	0	0	0	0	0	10	15	0.00	0.000

PITCHER	IP	WLS	BF	H	R	ER	SO	BB	IBB	HBP	BLK	WP	HR	S	P	ERA	WHIP

TOP

Milwaukee Brewers @ Arizona Diamondbacks

Chase Field, Phoenix, AZ

Wed Jun 18 2014, 6:41 PM - 9:19 PM MST

Att. 19,711 - Clear - 97 F

livebaseballscorecards.com

AB	31
R	3
H	5
RBI	3
BB	4
SO	11
LOB	11

Milwaukee Brewers @ Arizona Diamondbacks

Chase Field, Phoenix, AZ

Wed Jun 18 2014, 6:41 PM - 9:19 PM MST

Att. 19,711 - Clear - 97 F

livebaseballscorecards.com

BOTTOM

Batter	1	2	3	4	5	6	7	8	9	AB	R	H	RBI	BB	SO	LOB
8 Gerardo Parra, L (1, 9) OBP: 0.317, SLG: 0.377	B FF 92 F FF 92 X FF 92 1-1 16 1B 3B	S CU 76 F CU 76 F FF 93 B FF 94 X SL 84 1-2 ③ G3-1 1-2			F CU 74 F FF 93 F SI 93 B SL 85 B SL 85 X FF 94 2-2 ① L9			F FF 91 X CU 75 0-1 ① G4-3		4	1	1	0	0	0	1
16 Chris Owings, R (1, 6) OBP: 0.321, SLG: 0.465	X SI 92 0-0 44 FC4-6 1B 3-H	C CU 74 B FF 93 F SI 94 X SI 94 1-2 44 1B 3B			B FF 94 B SL 84 C SI 94 X FF 94 2-1 ② L3			C CU 74 S SL 85 B SL 83 B SL 83 X FF 94 2-2 44 G4-3 2B		4	1	3	1	0	0	0
44 Paul Goldschmidt, R (1, 3) OBP: 0.378, SLG: 0.559	B SL 82 X FF 92 1-0 ① FC4-6 2 WP 26 E 2 FC6-4 1-2f	C SL 86 B SI 93 X FF 94 1-1 2 S 1B 3-H			C SI 94 S SL 86 F FF 94 X SI 94 0-2 ③ G4-3			C SL 84 B SI 93 C FF 93 X SL 84 1-2 ② G4-3 2-3		4	1	1	1	0	0	2
26 Miguel Montero, L (1, 2) OBP: 0.356, SLG: 0.438	C CU 75 1 SAFE F FF 92 X SL 83 0-2 FC4 2 FC6-4 1-2	B CU 75 B FF 93 F SL 85 F CU 76 F SL 84 C FF 93 2-3 ① K				X CU 73 0-0 14 G4-6-3 1B		C SL 81 C FF 94 D SL 82 T FF 94 1-2 ③ K		4	0	1	0	0	2	3
2 Aaron Hill, R (1, 4) OBP: 0.291, SLG: 0.389	C FF 91 B SL 84 C SL 84 X SI 92 1-2 ② FC6-4 1-2f 2-H	B FF 93 C FF 92 S SL 85 F FF 94 F SI 94 S SL 84 1-3 ② K 1-2				B SL 81 D FF 93 X FF 92 2-0 ① L7			B SI 91 X SI 91 1-0 ① G6-3	4	0	0	1	0	1	3
14 Martín Prado, R (1, 5) OBP: 0.322, SLG: 0.379	X FF 91 0-0 ③ G5-3	B FF 92 B SL 84 C SL 84 S FF 94 D SL 86 X FF 95 3-2 ③ G5-3				X FF 92 0-0 ②③ G4-6-3 1-2f			C SI 91 B SI 93 X SI 93 1-1 6 G3-1 19 1B 2B	4	1	1	0	0	0	3
6 David Peralta, L (1, 7) OBP: 0.313, SLG: 0.409		B SI 92 X CH 86 1-0 8 S 1B	C FF 92 B SL 85 C CU 74 B CU 75 X SL 84 2-2 ① G3-1				S CU 73 X FF 91 0-1 ① G4-3		X SL 83 0-0 ② G3-1 2-3	4	0	1	0	0	0	1
19 Tony Campana, L (1, 8) OBP: 0.164, SLG: 0.200		X FF 92 0-0 ① L8	C FF 93 C SL 83 F FF 93 F SL 84 S SL 86 0-3 ② K2-3				B FF 92 X FF 91 1-0 ② L8		B SL 84 X SI 92 1-0 3-H 1B	4	0	1	1	0	1	1
36 Wade Miley, L (1, 1) OBP: 0.200, SLG: 0.200 29 Brad Ziegler, R (8, 1)		C FF 91 S SL 83 M SL 85 0-3 ② K	C FF 92 X CU 76 0-1 ③ G1-3				C FF 93 S SL 83 B SL 85 F FF 93 B SL 82 B FF 93 X FF 95 3-2 ③ G3-1			3 0	0 0	0 0	0 0	0 0	1 0	1 0

	AB	35
	R	4
	H	9
	RBI	4
	BB	0
	SO	5
	LOB	15

Inning Stats	1	2	3	4	5	6	7	8	9	1B: 5	SF: 0	WP: 1	PA: 35
	R: 2 E: 1 K: 0 S: 11	R: 0 E: 0 K: 1 S: 9	R: 1 E: 0 K: 2 S: 17	R: 0 E: 0 K: 1 S: 10	R: 0 E: 0 K: 0 S: 10	R: 0 E: 0 K: 0 S: 3	R: 0 E: 0 K: 0 S: 7	R: 0 E: 0 K: 1 S: 11	R: 1 E: 0 K: 0 S: 5	2B: 2 3B: 2 HR: 0	SAC: 0 DP: 1 HBP: 0	PB: 0 SB: 2 CS: 0	
	H: 2 LOB: 1 BB: 0 P: 14	H: 1 LOB: 1 BB: 0 P: 11	H: 2 LOB: 1 BB: 0 P: 25	H: 0 LOB: 0 BB: 0 P: 12	H: 0 LOB: 0 BB: 0 P: 14	H: 1 LOB: 0 BB: 0 P: 5	H: 0 LOB: 0 BB: 0 P: 11	H: 1 LOB: 1 BB: 0 P: 15	H: 2 LOB: 1 BB: 0 P: 8				

PITCHER		IP	WLS	BF	H	R	ER	SO	BB	IBB	HBP	BLK	WP	HR	S	P	ERA	WHIP
22 Matt Garza, R ERA: 4.02	(1, 1)	7.2		30	7	3	2	4	0	0	0	0	1	0	75	103	2.35	0.913
13 Will Smith, L ERA: 1.06	(8, 1)	0.1		1	0	0	0	1	0	0	0	0	0	0	3	4	0.00	0.000
53 Brandon Kintzler, R ERA: 3.12	(9, 1)	0.2	L	4	2	1	1	0	0	0	0	0	0	0	5	8	13.50	3.000

PITCHER	IP	WLS	BF	H	R	ER	SO	BB	IBB	HBP	BLK	WP	HR	S	P	ERA	WHIP

Batter	1	2	3	4	5	6	7	8	9	AB	R	H	RBI	BB	SO	LOB
2 Scooter Gennett, L (1, 4) OBP: 0.340, SLG: 0.459	C SI 90 S SI 91 F FF 90 F FF 91 X FF 92 0-2 ① L5			C CU 75 B FF 90 X FF 90 1-1 ① P6		T SI 88 B CH 79 S CH 80 S CH 80 1-3 ① K		S SL 79 B SL 76 C SI 92 B SL 81 F SL 80 X SL 80 2-2 27 1B 2B		4	1	1	0	0	1	0
9 Jean Segura, R (1, 6) OBP: 0.272, SLG: 0.321	F FF 91 C SI 91 X SI 92 0-2 ② G1-3			F CU 76 S CU 76 F FF 90 B SI 92 X CH 81 1-2 ② F9		C CU 75 B FF 90 C SI 89 F CU 77 F CU 76 X SI 90 1-2 E1 16 1B 1B		S FF 96 X FF 96 0-1 ② F9		4	1	1	0	0	0	1
27 Carlos Gómez, R (1, 8) OBP: 0.379, SLG: 0.540	B FF 91 C FF 91 S CU 77 S CU 77 1-3 ③ K2-3			S CU 76 B FF 91 S FF 91 B CU 77 F FF 90 C FF 91 2-3 ③ K		F FF 91 F CH 81 S FF 89 0-3 ② K		X FF 97 0-0 ③ 2-H 1B		4	0	1	1	0	3	1
16 Aramis Ramirez, R (1, 5) OBP: 0.323, SLG: 0.447		S FF 90 B SI 89 F CU 75 X FF 91 1-2 ① L9			S FF 88 B CH 80 B CH 80 X FF 90 2-1 24 2B 2B	X CU 76 0-0 2-H 1B			B FF 90 B FF 90 B FF 91 C FF 90 C FF 90 S FF 91 3-3 ① K	4	1	2	1	0	1	0
18 Khris Davis, R (1, 7) OBP: 0.314, SLG: 0.494		C FF 90 B CU 76 F FF 91 B SI 91 H CH 81 3-2 24 G6-3 HBP			X SI 90 0-0 ① L9	C CU 77 B FF 91 D CH 80 X CH 79 2-1 ③ G1-3			B FF 91 X FF 91 1-0 24 1B 2B	3	0	1	0	0	0	2
24 Lyle Overbay, L (1, 3) OBP: 0.320, SLG: 0.333		C SI 91 B SI 90 B CH 80 F CH 80 1 SAFE X FF 91 2-2 ② ③ G6-3 1-2f			B SI 90 2 SAFE X CU 77 1-0 3 1B 2-H 2B		B SL 79 B SL 78 B SL 78 B FF 90 4-0 3 G4-3 BB		C FS 85 B FF 90 C FF 91 D FS 85 X FS 86 2-2 ② 2-H 1B	3	1	2	1	1	0	1
12 Martín Maldonado, R (1, 2) OBP: 0.377, SLG: 0.442			C FF 89 B SI 90 B FF 89 T CH 80 X SI 91 2-2 ① G5-3		B FF 90 X FF 90 1-0 ② F9		B FF 91 C FF 90 L SI 91 F SL 78 C SI 90 1-3 ① K		F FF 90 X FS 86 0-1 ③ P3	4	0	0	0	0	1	3
3 Elian Herrera, S (1, 9) OBP: 0.242, SLG: 0.281			B CU 76 B SI 90 X SI 90 2-0 ② F7		F CH 82 B FF 90 X CH 82 1-1 2-H 1B		1 SAFE B FF 92 X SI 91 1-0 ② ③ G4-3 1-2			3	0	1	1	0	0	1
49 Yovani Gallardo, R (1, 1) OBP: 0.154, SLG: 0.160 Rickie Weeks Jr., R (8, PH) OBP: 0.336, SLG: 0.388 59 Zach Duke, L (8, 1) 47 Rob Wooten, R (8, 1) 57 Francisco Rodríguez, R (9, 1)			C FF 91 C FF 91 B FF 91 B CU 77 F FF 91 F FF 90 X SI 90 2-2 ③ G6-3		1 SAFE C FF 90 D CU 77 1 SAFE X FF 91 1-1 ③ L4			C FF 88 S FF 92 B FF 92 X SI 90 1-2 ① L9		2 1 0 0 0	0 0 0 0 0	0 0 0 0 0	0 0 0 0 0	0 0 0 0 0	1 0 0 0 0
Inning Stats	R: 0 E: 0 K: 1 S: 11 H: 0 LOB: 0 BB: 0 P: 12	R: 0 E: 0 K: 0 S: 8 H: 0 LOB: 0 BB: 0 P: 14	R: 0 E: 0 K: 0 S: 9 H: 0 LOB: 0 BB: 0 P: 15	R: 0 E: 0 K: 1 S: 10 H: 0 LOB: 0 BB: 0 P: 14	R: 2 E: 0 K: 0 S: 9 H: 3 LOB: 1 BB: 0 P: 15	R: 1 E: 1 K: 2 S: 14 H: 2 LOB: 1 BB: 0 P: 18	R: 0 E: 0 K: 1 S: 5 H: 0 LOB: 0 BB: 1 P: 11	R: 1 E: 0 K: 0 S: 10 H: 2 LOB: 1 BB: 0 P: 13	R: 0 E: 0 K: 1 S: 9 H: 2 LOB: 1 BB: 0 P: 15	1B: 5 2B: 4 3B: 0 HR: 0	SF: 0 SAC: 0 DP: 1 HBP: 1					WP: 0 PB: 0 SB: 0 CS: 0	PA: 34

PITCHER		IP	WLS	BF	H	R	ER	SO	BB	IBB	HBP	BLK	WP	HR	S	P	ERA	WHIP
57 Chase Anderson, R ERA: 3.18	(1, 1)	6.0	L	23	5	3	2	4	0	0	1	0	0	0	61	88	3.00	0.833
59 Oliver Pérez, L ERA: 2.6	(7, 1)	1.1		5	1	1	1	1	1	0	0	0	0	0	12	21	6.75	1.500
37 Matt Stites, R ERA:	(8, 1)	0.2		2	1	0	0	0	0	0	0	0	0	0	3	3	0.00	1.500
40 J.J. Putz, R ERA: 6.59	(9, 1)	1.0		4	2	0	0	1	0	0	0	0	0	0	9	15	0.00	2.000

PITCHER	IP	WLS	BF	H	R	ER	SO	BB	IBB	HBP	BLK	WP	HR	S	P	ERA	WHIP

TOP

Milwaukee Brewers @ Arizona Diamondbacks

Chase Field, Phoenix, AZ

Thu Jun 19 2014, 12:42 PM - 3:37 PM MST

Att. 22,559 - Roof Closed - 75 F

livebaseballscorecards.com

AB	32
R	4
H	9
RBI	4
BB	1
SO	6
LOB	10

BOTTOM

Milwaukee Brewers @ Arizona Diamondbacks

Chase Field, Phoenix, AZ

Thu Jun 19 2014, 12:42 PM - 3:37 PM MST

Att. 22,559 - Roof Closed - 75 F

livebaseballscorecards.com

Batter	1	2	3	4	5	6	7	8	9	AB	R	H	RBI	BB	SO	LOB
8 Gerardo Parra, L (1, 9) OBP: 0.313, SLG: 0.372	B SI 90 X FF 90 1-0 L8 ①			C CU 78 X SL 86 0-1 G6-3 ①		C SL 88 S CU 79 B FF 91 F CU 80 X CU 80 1-2 G1-3 ①		C CU 76 B CU 78 S SI 90 B SL 85 C SI 91 2-3 K ①		4	0	0	0	0	1	1
16 Chris Owings, R (1, 6) OBP: 0.320, SLG: 0.461	C FF 91 X SL 88 0-1 G4-3 ②			C FF 91 C SI 91 B SL 86 X CU 79 1-2 2 E 2 S 1B		S SL 86 B SL 85 F SI 91 B SL 86 F SI 92 X SL 86 2-2 G4-3 ②		B SL 84 S SL 84 X SL 84 1-1 F8 ②		4	0	1	0	0	0	1
44 Paul Goldschmidt, R (1, 3) OBP: 0.376, SLG: 0.555	C SI 91 S SL 88 B SL 88 B SI 92 F SI 92 F CU 80 B SI 93 C SL 89 3-3 K ③			S SL 87 B SL 86 1 SAFE S SI 92 S SL 87 1-3 K ②		B CU 80 C SL 85 C SI 92 F SI 92 B SL 85 X SI 92 2-2 1B		F SL 85 C SI 91 C SI 90 0-3 K ③		4	0	1	0	0	3	2
2 Aaron Hill, R (1, 4) OBP: 0.287, SLG: 0.383		C SI 90 B SL 88 B SL 87 B SI 91 X FF 90 3-1 F7 ①		1 SAFE C FF 92 X SL 88 0-1 G6-3 ③ 1-3		D SL 88 X SI 92 1-0 G4-3 ③			C FF 92 F SI 92 B CH 84 F CH 84 B CU 78 S CH 86 2-3 K ①	4	0	0	0	0	1	2
6 David Peralta, L (1, 8) OBP: 0.324, SLG: 0.414		B CU 79 B CU 78 X FF 90 2-0 F8 ②			C CU 78 B SL 88 B SL 87 X FF 92 2-1 7 1B 1 FC4-6 1B		B CU 78 F CU 78 S FF 90 B CU 80 B SL 85 X SL 85 3-2 G3 ①		X CH 82 0-0 7 G6-4-3 1B	4	1	2	0	0	0	0
7 Cody Ross, R (1, 7) OBP: 0.266, SLG: 0.269		C FF 91 B CU 80 B SI 92 B SI 92 X SI 91 3-1 G5-3 ③			C SI 92 D SL 87 S SL 87 X CU 80 1-2 1 FC4-6 1-3 1B		B SI 92 C SI 92 X SL 84 1-1 2B		B SI 92 D SI 92 T SI 91 X SI 90 2-1 G6-4-3 ②③ 1-2f	4	0	2	0	0	0	1
1 Didi Gregorius, L (1, 5) OBP: 0.304, SLG: 0.385			C CU 78 B SI 91 F SI 92 B CU 79 X SL 88 2-2 F7 ①	F FF 92 F SI 92 B SL 87 B SL 86 F SL 88 1 SAFE F SI 93 X FF 92 2-2 FC4-6 9 FC1-6 1-2f 3-H		F SL 86 F FF 92 F CU 80 T SL 87 0-2 K ②			3	0	0	1	0	1	2
9 Tuffy Gosewisch, R (1, 2) OBP: 0.250, SLG: 0.326			C SL 89 B SL 88 B FF 92 C SI 92 B CU 80 F SL 87 X SL 87 3-2 G1-3 ②	1 SAFE F SL 87 B FF 91 X SI 91 1-1 FC1-6 1-2f		B CU 79 X SL 87 1-0 G4-3 ③			3	0	0	0	0	0	2
57 Chase Anderson, R (1, 1) OBP: 0.091, SLG: 0.091			B FF 92 B FF 92 C FF 90 X FF 91 2-1 L9 ③	C FF 91 S SL 88 S SL 86 0-3 K ③				B CU 73 C SI 90 B SI 89 F SL 85 X SI 90 2-2 1B		2	0	0	0	0	1	1
59 Oliver Pérez, L (7, 1)										0	0	0	0	0	0	0
37 Matt Stites, L (8, 1)										0	0	0	0	0	0	0
31 Jordan Pacheco, R (8, PH) OBP: 0.310, SLG: 0.355										1	0	1	0	0	0	0
40 J.J. Putz, R (9, 1)										0	0	0	0	0	0	0
Inning Stats	R: 0 E: 0 K: 1 S: 8 H: 0 LOB: 0 BB: 0 P: 12	R: 0 E: 0 K: 0 S: 5 H: 0 LOB: 0 BB: 0 P: 13	R: 0 E: 0 K: 0 S: 9 H: 0 LOB: 0 BB: 0 P: 16	R: 0 E: 0 K: 1 S: 10 H: 1 LOB: 1 BB: 0 P: 12	R: 1 E: 0 K: 1 S: 15 H: 2 LOB: 1 BB: 0 P: 21	R: 0 E: 0 K: 0 S: 13 H: 1 LOB: 1 BB: 0 P: 19	R: 0 E: 0 K: 1 S: 10 H: 1 LOB: 1 BB: 0 P: 15	R: 0 E: 0 K: 2 S: 11 H: 1 LOB: 1 BB: 0 P: 16	R: 0 E: 0 K: 1 S: 7 H: 1 LOB: 0 BB: 0 P: 11	1B: 6 2B: 1 3B: 0 HR: 0 SF: 0 SAC: 0 DP: 1 HBP: 0						

	AB	33
	R	1
	H	7
	RBI	1
	BB	0
	SO	7
	LOB	12

WP: 0 PB: 0 SB: 1 CS: 0 PA: 33

PITCHER	IP	WLS	BF	H	R	ER	SO	BB	IBB	HBP	BLK	WP	HR	S	P	ERA	WHIP
49 Yovani Gallardo, R (1, 1) ERA: 3.34	7.0	W	26	5	1	1	4	0	0	0	0	0	0	70	108	1.29	0.714
59 Zach Duke, L (8, 1) ERA: 1.26	0.1	H	2	1	0	0	1	0	0	0	0	0	0	6	10	0.00	3.000
47 Rob Wooten, R (8, 1) ERA: 4.84	0.2	H	2	0	0	0	1	0	0	0	0	0	0	5	6	0.00	0.000
57 Francisco Rodríguez, R (9, 1) ERA: 2.23	1.0	S	3	1	0	0	1	0	0	0	0	0	0	7	11	0.00	1.000

PITCHER	IP	WLS	BF	H	R	ER	SO	BB	IBB	HBP	BLK	WP	HR	S	P	ERA	WHIP

San Francisco Giants @ Arizona Diamondbacks

Chase Field, Phoenix, AZ

Fri Jun 20 2014, 6:41 PM - 9:33 PM MST

Att. 29,295 - Roof Closed - 78 F

TOP

livebaseballscorecards.com

Batter	1	2	3	4	5	6	7	8	9	AB	R	H	RBI	BB	SO	LOB
7 Grégor Blanco, L (1, 8) OBP: 0.343, SLG: 0.331	C FC 86 F FC 84 B FC 86 F FC 88 C CH 80 1-3 ① K		B FC 84 C CH 78 B FC 87 X FC 87 2-1 ① F7		B FC 84 B FC 86 B FC 85 B FC 86 4-0 28 S BB		F SI 95 X CH 84 0-1 ② G6-3			3	0	0	0	1	1	0
8 Hunter Pence, R (1, 9) OBP: 0.365, SLG: 0.478	S FC 86 B FC 86 C CU 73 B FC 88 F FC 87 F CH 80 F CH 78 B FC 88 X FC 88 3-2 ② P3		S CH 78 B FC 86 B FC 87 F CH 79 F CH 78 F FC 88 C CU 75 2-3 ② K		B CU 73 B CH 78 B FC 86 C FC 85 F FC 86 X FC 88 3-2 ① F8		B CH 86 S CH 85 B SI 94 X SI 94 2-1 ③ G4-3			4	0	0	0	0	1	1
28 Buster Posey, R (1, 3) OBP: 0.344, SLG: 0.427	B CU 73 C CU 73 C FC 86 X FC 88 1-2 48 3B 1B		B FC 86 B CH 79 F CH 80 C FC 87 F FC 89 X CU 76 2-2 48 BB 1B		B FC 87 B FC 87 B FC 86 B FC 86 4-0 1-2 BB			B SI 84 F SI 85 S CH 77 X CU 73 1-2 ① G6-3		3	1	2	0	1	0	0
48 Pablo Sandoval, S (1, 5) OBP: 0.314, SLG: 0.430	X CH 78 0-0 1-H 3B		B FC 86 B FC 87 S FC 86 S FC 86 B FC 88 F FC 89 F FC 88 D CH 79 4-2 1-2 BB		C FC 86 F FC 86 B FC 88 F CU 73 C FC 88 1-3 ② K			X SI 85 0-0 ② G5-3		3	0	1	1	1	1	2
38 Michael Morse, R (1, 7) OBP: 0.342, SLG: 0.527	B FC 85 F FC 85 F FC 87 B FC 87 F FC 88 F CH 80 B CH 79 F FC 88 B FC 88 4-2 BB		C FC 86 C FC 87 B FC 88 B FC 89 F FC 89 X CH 80 2-2 ③ F9		B FC 89 C FC 88 B FC 88 F FC 88 X FC 89 2-2 ③ F8			B SI 86 X SI 85 1-0 ③ G5-3		3	0	0	0	1	0	4
35 Brandon Crawford, L (1, 6) OBP: 0.330, SLG: 0.442	B FC 86 S FC 86 X FC 86 1-1 ③ L9			C CH 77 S CH 77 F CH 77 B FC 87 X FC 87 1-2 ① L9		B SI 90 X FF 91 1-0 ① G1-3			C FF 93 F CH 86 B FF 93 S SL 87 1-3 ① K	4	0	0	0	0	1	2
29 Héctor Sánchez, S (1, 2) OBP: 0.252, SLG: 0.344		C FC 84 B FC 84 F FC 85 F FC 86 X FC 87 1-2 ① P5		X FC 85 0-0 ② G3		S FF 91 F FF 91 B FF 91 X FF 92 1-2 6 G6-4-3 1B			B FF 94 B FF 93 S FF 93 S FF 92 F FF 93 F FF 92 S SL 88 2-3 ② K2-3	4	0	1	0	0	1	0
6 Ehire Adrianza, S (1, 4) OBP: 0.247, SLG: 0.250		C FC 85 B FC 85 X CH 77 1-1 ② G4-3		B FC 86 B CH 77 X CH 78 2-0 2B		B SI 90 B FF 91 C SI 89 C SI 90 F SI 90 X SL 78 2-2 ②③ G6-4-3 1-2f			B FF 95 S FF 92 C FF 93 B SL 87 B FF 92 S FF 92 3-3 ③ K	4	0	1	0	0	1	1
55 Tim Lincecum, L (1, 1) OBP: 0.125, SLG: 0.045 13 Joaquin Arias, R (7, PH) OBP: 0.216, SLG: 0.181 49 Javier López, L (7, 1) 57 Juan Gutierrez, R (8, 1)		C FC 85 X FC 84 0-1 ③ F7		B FC 86 C FC 86 C FC 86 S FC 88 1-3 ③ K			C SI 95 B SI 94 S SI 95 B SI 95 F CH 86 F FF 96 B FF 96 X FF 95 3-2 ① F8			2 1 0 0	0 0 0 0	0 0 0 0	0 0 0 0	1 0 0 0	1 0 0 0	1 0 0 0

	AB	31
	R	1
	H	5
	RBI	1
	BB	4
	SO	7
	LOB	11

Inning Stats									
	R: 1 E: 0 K: 1 S: 21	H: 2 LOB: 2 BB: 1 P: 31	R: 0 E: 0 K: 0 S: 8	H: 0 LOB: 0 BB: 0 P: 10	R: 0 E: 0 K: 1 S: 19	H: 1 LOB: 2 BB: 1 P: 31	R: 0 E: 0 K: 1 S: 9	H: 1 LOB: 1 BB: 0 P: 13	R: 0 E: 0 K: 1 S: 10	H: 0 LOB: 2 BB: 2 P: 24
	R: 0 E: 0 K: 0 S: 8	H: 1 LOB: 0 BB: 0 P: 12	R: 0 E: 0 K: 0 S: 9	H: 0 LOB: 0 BB: 0 P: 14	R: 0 E: 0 K: 0 S: 5	H: 0 LOB: 0 BB: 0 P: 7	R: 0 E: 0 K: 3 S: 11	H: 0 LOB: 0 BB: 0 P: 17	1B: 3 2B: 1 3B: 1 HR: 0	SF: 0 SAC: 0 DP: 1 HBP: 0

WP: 0 PB: 0 SB: 1 CS: 0 PA: 35

PITCHER		IP	WLS	BF	H	R	ER	SO	BB	IBB	HBP	BLK	WP	HR	S	P	ERA	WHIP
55 Josh Collmenter, R ERA: 3.92	(1, 1)	5.0	W	23	4	1	1	4	4	0	0	0	0	0	67	109	1.80	1.600
59 Oliver Pérez, L ERA: 2.51	(6, 1)	1.0	H	3	1	0	0	0	0	0	0	0	0	0	8	12	0.00	1.000
50 Evan Marshall, R ERA: 3.26	(7, 1)	1.0	H	3	0	0	0	0	0	0	0	0	0	0	9	14	0.00	0.000
29 Brad Ziegler, R ERA: 2.52	(8, 1)	1.0	H	3	0	0	0	0	0	0	0	0	0	0	5	7	0.00	0.000
43 Addison Reed, R ERA: 4.02	(9, 1)	1.0	S	3	0	0	0	3	0	0	0	0	0	0	11	17	0.00	0.000

PITCHER	IP	WLS	BF	H	R	ER	SO	BB	IBB	HBP	BLK	WP	HR	S	P	ERA	WHIP

BOTTOM

San Francisco Giants @ Arizona Diamondbacks
Chase Field, Phoenix, AZ
Fri Jun 20 2014, 6:41 PM - 9:33 PM MST
Att. 29,295 - Roof Closed - 78 F

livebaseballscorecards.com

Batter	1	2	3	4	5	6	7	8	9	AB	R	H	RBI	BB	SO	LOB
8 Gerardo Parra, L (1, 9) OBP: 0.309, SLG: 0.367	B SI 90 B SI 90 B SI 90 C SI 90 X SI 92 3-1 F7 ①		C CH 82 F SL 81 B CU 76 B FF 90 B SI 91 F CH 83 X FF 92 3-2 L7 ③		F CH 81 S FF 90 X CH 82 0-2 F9 ②			X SL 79 0-0 G4-3 ①		4	0	0	0	0	0	1
16 Chris Owings, R (1, 6) OBP: 0.319, SLG: 0.466	C FF 91 B FF 91 X CH 83 1-1 P6 ②			X SI 88 0-0 G3 ①	B FF 89 S SL 79 1 SAFE 1 SAFE B FF 89 B SL 80 1 SAFE X FF 89 3-1 1-H 3B ③			C FF 92 B CU 85 X SI 93 1-1 P3 ②		4	0	1	1	0	0	0
44 Paul Goldschmidt, R (1, 3) OBP: 0.381, SLG: 0.559	B FF 92 C CH 83 S CH 83 X SL 81 1-2 26 S 1B			B CH 82 B FF 92 B CH 82 C CH 83 S CU 76 B FF 91 4-2 26 G5-3 2 1B BB		C CH 84 B FF 88 B SL 80 S FF 91 B SL 80 F CH 82 F SI 92 X SL 81 3-2 26 G1-3 2 SF7 2B		B CU 85 C CU 85 F FF 93 S SI 93 1-3 K ③		3	2	2	0	1	1	0
26 Miguel Montero, L (1, 2) OBP: 0.352, SLG: 0.432	B FF 90 F CH 82 1 SAFE C FF 91 1 SAFE B SI 91 B CH 84 S CH 85 3-3 K ③ 1-2			1 SAFE 1 SAFE C SI 90 X SI 90 0-1 G5-3 ② 1-2		C CU 76 F CH 82 F FF 92 F CU 76 B CH 82 B FF 90 X CH 82 2-2 G1-3 ① 2-3				3	0	0	0	0	1	3
2 Aaron Hill, R (1, 4) OBP: 0.291, SLG: 0.387		B FF 89 S CH 81 F SI 91 B CU 76 X CH 83 2-2 14 G6-4-3 1B		F CU 74 F CU 77 X SL 79 0-2 14 2B 2-H 1B		X CH 81 0-0 SF7 ② 3-H				2	1	2	2	0	0	0
14 Martín Prado, R (1, 5) OBP: 0.323, SLG: 0.382		C FF 90 1 SAFE S SI 89 X CH 83 0-2 G6-4-3 ①② 1-2f		1 SAFE B FF 90 B CH 82 B FF 89 C FF 88 X SI 88 3-1 1-H 2B		B FF 90 C SL 79 X CH 82 1-1 G5-3 ③				3	0	1	1	0	0	1
6 David Peralta, L (1, 7) OBP: 0.311, SLG: 0.397		C CH 82 B SI 91 B FF 91 X CH 83 2-1 G1-3 ③		B CH 81 X CH 82 1-0 G6-3 ③			B SI 86 B SL 79 F SI 84 X SI 86 2-1 G4-3 ①			3	0	0	0	0	0	1
5 Ender Inciarte, L (1, 8) OBP: 0.236, SLG: 0.233			B SI 88 B CH 82 C SI 88 B FF 90 C FF 90 X FF 91 3-2 G6-3 ①		F SI 89 B CH 83 X CH 83 1-1 16 3B 1B		C SI 86 X SL 79 0-1 F7 ②			3	1	1	0	0	0	0
55 Josh Collmenter, R (1, 1) OBP: 0.071, SLG: 0.074 31 Jordan Pacheco, R (5, PH) OBP: 0.306, SLG: 0.351 59 Oliver Pérez, L (6, 1) 50 Evan Marshall, R (7, 1) 7 Cody Ross, R (7, PH) OBP: 0.264, SLG: 0.267 29 Brad Ziegler, R (8, 1) 43 Addison Reed, L (9, 1)			X FF 90 0-0 G6-3 ②		1 SAFE B FF 91 1 SAFE F CH 82 F SL 80 X FF 91 1-2 F8 ①		S SI 87 B CH 80 B CH 79 X SI 84 2-1 G6-3 ③			1 1 0 0 1 0 0	0 0 0 0 0 0 0	0 0 0 0 0 0 0	0 0 0 0 0 0 0	0 0 0 0 0 0 0	0 0 0 0 0 0 0	0 1 0 0 0 0 0
Inning Stats	R: 0 E: 0 K: 1 S: 10 H: 1 LOB: 1 BB: 0 P: 18	R: 0 E: 0 K: 0 S: 8 H: 1 LOB: 0 BB: 0 P: 12	R: 0 E: 0 K: 0 S: 8 H: 0 LOB: 0 BB: 0 P: 14	R: 2 E: 0 K: 0 S: 11 H: 2 LOB: 1 BB: 1 P: 19	R: 1 E: 0 K: 0 S: 10 H: 2 LOB: 1 BB: 0 P: 15	R: 1 E: 0 K: 0 S: 13 H: 1 LOB: 0 BB: 0 P: 19	R: 0 E: 0 K: 0 S: 6 H: 0 LOB: 0 BB: 0 P: 10	R: 0 E: 0 K: 1 S: 6 H: 0 LOB: 0 BB: 0 P: 8		1B: 4 2B: 2 3B: 1 HR: 0 SF: 1 SAC: 0 DP: 1 HBP: 0				WP: 0 PB: 0 SB: 1 CS: 0 PA: 30	

AB	28
R	4
H	7
RBI	4
BB	1
SO	2
LOB	7

PITCHER		IP	WLS	BF	H	R	ER	SO	BB	IBB	HBP	BLK	WP	HR	S	P	ERA	WHIP
55 Tim Lincecum, R ERA: 4.9	(1, 1)	6.0	L	24	7	4	4	1	1	0	0	0	0	0	60	97	6.00	1.333
49 Javier López, L ERA: 1.2	(7, 1)	1.1		4	0	0	0	0	0	0	0	0	0	0	7	11	0.00	0.000
57 Juan Gutierrez, R ERA: 3.48	(8, 1)	0.2		2	0	0	0	1	0	0	0	0	0	0	5	7	0.00	0.000

PITCHER	IP	WLS	BF	H	R	ER	SO	BB	IBB	HBP	BLK	WP	HR	S	P	ERA	WHIP

Batter	1	2	3	4	5	6	7	8	9	AB	R	H	RBI	BB	SO	LOB
7 Grégor Blanco, L (1, 8) OBP: 0.340, SLG: 0.328	B SI 92 F SI 92 B SI 93 F SI 92 X SI 94 2-2 ① F7	C CU 80 X FC 90 0-1 ① P6		B SI 92 B CU 81 F SI 94 X SI 93 2-1 48 1B 1B		C FF 92 B FF 92 S CH 84 X FF 93 1-2 ① F8		X FF 96 0-0 ① SH2-3 1-2 2-3		4	0	1	0	0	0	0
8 Hunter Pence, R (1, 9) OBP: 0.369, SLG: 0.488	C CU 81 B CU 81 B CU 81 X SI 93 2-1 28 1B 48 1B 1B	C SI 93 B CU 83 B SI 94 X SI 93 2-1 ② G5-3		1 SAFE C CU 80 C CU 81 F FF 93 F SI 92 B CU 81 S CU 82 1-3 ① K		S SL 82 B FF 88 B SL 82 X CH 85 2-1 HR		B SL 86 B CH 87 F CH 87 B FF 97 B FF 97 4-1 BB		4	2	2	1	1	1	1
28 Buster Posey, R (1, 2) OBP: 0.345, SLG: 0.430	C SI 93 B SI 93 S SI 93 F FF 94 B SI 94 X SI 94 2-2 48 E 48 1B 21 1B 1B 1-2	F SI 93 X CU 82 0-1 48 1B 2B		C CU 81 B SI 93 B SI 93 X SI 94 2-1 ② L8		C FF 93 B CU 78 C CU 77 X FF 93 1-2 ② G4-3		B SL 87 X FF 96 1-0 ② L6		5	2	2	0	0	0	4
48 Pablo Sandoval, S (1, 5) OBP: 0.319, SLG: 0.433	F SI 94 X FF 94 0-1 E7 38 G1-3 21 1B 1B 1-3 2-H	F CU 80 F SI 93 X SI 94 0-2 38 1B 1B 2-H		B SI 93 X FC 90 1-0 1B 1-2		B FF 91 X CH 85 1-0 ③ G6-3		X FF 97 0-0 ③ F7		5	1	3	2	0	0	3
38 Michael Morse, R (1, 3) OBP: 0.342, SLG: 0.524 13 Joaquin Arias, R (5, 3) OBP: 0.211, SLG: 0.176	C CU 82 S CU 81 X CU 81 0-2 ② G1-3 1-2	X SI 94 0-0 1B 1-2		S SI 93 S SI 94 F SI 94 S CU 82 0-3 ③ K			B SL 84 S SL 83 F FF 93 B CU 77 F CU 77 F FF 93 F FF 95 B FF 93 X FF 93 3-2 ① P2		F FF 87 F FF 87 F FF 88 X FF 87 0-2 ① F8	3 2	0 0	1 0	0 0	0 0	1 0	4 0
35 Brandon Crawford, L (1, 6) OBP: 0.331, SLG: 0.447	B CU 81 B SI 94 C CU 81 B FF 95 F FF 94 B CU 83 4-2 6 HBP 21 1B BB	X SI 94 0-0 ③ G3-1			X CU 81 0-0 21 G4-3 3B		B CH 85 S CH 84 B FF 94 X FF 94 2-1 ② L8		F FF 87 B SL 79 B SL 78 B FF 86 C FF 87 C FF 86 3-3 ② K	4	1	1	0	1	1	2
21 Tyler Colvin, L (1, 7) OBP: 0.315, SLG: 0.463	C SI 93 X SI 94 0-1 6 HBP 1B 1-2 2-H 3-H	B CU 81 F CU 80 X FC 90 1-1 ① G3		C FF 92 C SI 92 X SI 94 0-2 ① G4-3 3-H			B CH 85 S CH 85 B FF 94 C FF 94 C FF 95 2-3 ③ K		B SL 77 C FF 86 B FC 86 X FF 86 2-1 ③ F7	5	0	1	3	0	1	0
6 Ehire Adrianza, S (1, 4) OBP: 0.259, SLG: 0.267	B SI 93 H FC 92 2-0 32 FC4-6 HBP 1-2 2-3	B SI 93 X SI 93 1-0 ② G4-3		F SI 92 F SI 92 B SI 94 B CU 82 B SI 95 X SI 94 3-2 ② F7				X FF 95 0-0 7 SH2-3 2B		3	0	1	0	0	0	0
32 Ryan Vogelsong, R (1, 1) OBP: 0.133, SLG: 0.200 41 Jeremy Affeldt, L (6, 1) 63 Jean Machi, R (7, 1) 12 Joe Panik, L (8, PH) 46 Santiago Casilla, R (8, 1) 54 Sergio Romo, R (9, 1)	F SI 94 X CU 81 0-1 ③ FC4-6 1-2f	C SI 92 F SI 94 B CU 81 X CU 82 1-2 ③ G6-3		X SI 93 0-0 ③ G6-3				B CH 86 S CH 86 B FF 97 B FF 96 D FF 97 4-1 7 SH2-3 BB		3 0 0 0 0 0	0 0 0 0 0 0	0 0 0 0 0 0	0 0 0 0 1 0	0 0 0 0 0 0	0 0 0 0 0 0	3 0 0 0 0 0
Inning Stats	R: 3 E: 1 K: 0 S: 20 H: 4 LOB: 3 BB: 1 P: 32	R: 1 E: 0 K: 0 S: 11 H: 3 LOB: 2 BB: 0 P: 13	R: 0 E: 0 K: 0 S: 6 H: 0 LOB: 0 BB: 0 P: 9	R: 0 E: 0 K: 2 S: 14 H: 2 LOB: 2 BB: 0 P: 20	R: 1 E: 0 K: 0 S: 8 H: 1 LOB: 0 BB: 0 P: 11	R: 1 E: 0 K: 0 S: 9 H: 1 LOB: 0 BB: 0 P: 14	R: 0 E: 0 K: 1 S: 11 H: 0 LOB: 0 BB: 0 P: 18	R: 0 E: 0 K: 0 S: 6 H: 1 LOB: 3 BB: 2 P: 15	R: 0 E: 0 K: 1 S: 9 H: 0 LOB: 0 BB: 0 P: 14	1B: 8 2B: 2 3B: 1 HR: 1 SF: 0 SAC: 1 DP: 0 HBP: 1						

TOP

San Francisco Giants @ Arizona Diamondbacks

Chase Field, Phoenix, AZ

Sat Jun 21 2014, 7:12 PM - 10:25 PM MST

Att. 37,916 - Roof Closed - 79 F

livebaseballscorecards.com

AB	38
R	6
H	12
RBI	6
BB	3
SO	4
LOB	17

PITCHER		IP	WLS	BF	H	R	ER	SO	BB	IBB	HBP	BLK	WP	HR	S	P	ERA	WHIP
32 Brandon McCarthy, R ERA: 5.38	(1, 1)	5.0	L	27	10	5	5	2	1	0	1	0	0	0	59	85	9.00	2.200
48 Randall Delgado, R ERA: 6.15	(6, 1)	2.0		7	1	1	1	1	0	0	0	0	0	1	20	32	4.50	0.500
37 Matt Stites, R ERA:	(8, 1)	1.0		6	1	0	0	0	2	0	0	0	0	0	6	15	0.00	3.000
54 Joe Thatcher, L ERA: 2.57	(9, 1)	1.0		3	0	0	0	1	0	0	0	0	0	0	9	14	0.00	0.000

PITCHER	IP	WLS	BF	H	R	ER	SO	BB	IBB	HBP	BLK	WP	HR	S	P	ERA	WHIP

BOTTOM

San Francisco Giants @ Arizona Diamondbacks
Chase Field, Phoenix, AZ
Sat Jun 21 2014, 7:12 PM - 10:25 PM MST
Att. 37,916 - Roof Closed - 79 F

livebaseballscorecards.com

Batter	1	2	3	4	5	6	7	8	9	AB	R	H	RBI	BB	SO	LOB
1 Didi Gregorius, L (1, 6) OBP: 0.314, SLG: 0.372	B FF 92 B FF 92 C FF 92 F FF 92 X FF 92 2-2 ① F8		B CU 77 B CU 78 X FF 91 2-0 ① G3		C SL 86 S CU 79 B FF 90 B FF 91 B SL 88 B CU 78 4-2 44 BB, 2 1B BB		X CU 76 0-0 ② F8		B FF 88 C FF 88 B SI 87 C SL 78 F FF 88 F CH 82 B CH 82 X SL 78 3-2 8 G4-3 1B	4	1	1	0	1	0	1
8 Gerardo Parra, L (1, 9) OBP: 0.307, SLG: 0.365	B CH 84 C FF 92 C FF 92 S CU 79 1-3 ② K		F CH 86 F FF 92 X CU 77 0-2 ② G4-3		D CU 78 F CU 77 X CU 77 1-1 ② F7		C SI 91 F CU 75 B SI 92 B SI 92 F CU 77 X SI 92 2-2 1-2 44 BB 1B		S CH 84 B SL 78 X CH 84 1-1 1-2 2-3 ② G4-3	5	0	1	0	0	1	4
44 Paul Goldschmidt, R (1, 3) OBP: 0.384, SLG: 0.556	C FF 92 B FF 92 B CU 80 B FF 91 C SL 90 X FF 93 3-2 ③ L9		B SL 89 B FF 92 C SL 86 C FF 92 B FF 90 B FF 93 4-2 BB		C SL 88 B SL 88 C FF 91 B FF 91 B FF 93 4-2 2 1B 1-2 2-3 BB		S CH 87 B CH 87 F CH 87 B CH 88 D CH 89 B CH 88 4-2 1-2 2-3 BB		X SL 78 0-0 ③ L9	2	0	0	0	3	0	2
2 Aaron Hill, R (1, 4) OBP: 0.294, SLG: 0.393		B FF 91 C CH 84 B FF 92 F CH 86 X FF 93 2-2 26 2B 2B	C FF 90 D CU 78 F CH 85 X FF 90 1-2 ③ L7		B SL 88 F CH 84 X FF 90 1-1 1-3 2-H 3-H ③ 1B		X CH 85 0-0 ③ P5			4	1	2	2	0	0	4
26 Miguel Montero, L (1, 2) OBP: 0.351, SLG: 0.433		D CH 86 F FF 91 B SL 88 X CH 86 2-1 14 G4-3 6 2B 2-H 2B		B FF 91 B SL 88 F FF 91 X SL 88 2-1 ① G4-3		C SI 92 B CU 76 B SI 93 X SI 92 2-1 ① G6-3		B SI 95 F FF 95 F SI 95 B KC 83 S FF 94 2-3 ① K		4	1	1	1	0	1	0
14 Martín Prado, R (1, 5) OBP: 0.318, SLG: 0.377		C CU 78 X SL 88 0-1 ① G4-3 2-3		X FF 91 0-0 ② F8		C CU 76 F SI 92 C SI 93 0-3 ② K		C FF 95 X SL 90 0-1 ② G1-6-3		4	0	0	0	0	1	1
6 David Peralta, L (1, 7) OBP: 0.308, SLG: 0.403		C FF 91 F SL 89 B FF 92 B SL 89 B SL 89 X CU 80 3-2 5 G3 3-H 2B		C CU 79 S FF 91 B FF 91 B FF 91 B FF 90 S FF 90 3-3 ③ K		C SI 92 B SI 93 X SI 92 1-1 ③ G4-3		F SI 96 F SI 95 B FF 95 B KC 81 B KC 83 C SI 93 3-3 ③ K		4	0	1	1	0	2	0
5 Ender Inciarte, L (1, 8) OBP: 0.226, SLG: 0.222		X CU 78 0-0 ② G3 2-3			C FF 90 X CU 78 0-1 ① G1-3		B SI 91 X SI 90 1-0 ① G6-3		C SL 77 X FF 88 0-1 ① F8	4	0	0	0	0	0	1
32 Brandon McCarthy, R (1, 1) OBP: 0.148, SLG: 0.148 31 Jordan Pacheco, R (5, PH) OBP: 0.314, SLG: 0.372 48 Randall Delgado, R (6, 1) 7 Cody Ross, R (7, PH) OBP: 0.270, SLG: 0.273 37 Matt Stites, L (8, 1) 54 Joe Thatcher, L (9, 1) 27 Roger Kieschnick, L (9, PH) OBP: 0.250, SLG: 0.500		C FF 92 C FF 91 B FF 91 F SL 90 D CU 79 B FF 91 S FF 91 3-3 ③ K			C FF 91 B SL 89 C CU 78 B FF 90 F FF 92 F FF 91 X SL 89 2-2 44 BB, 2 1B 2B		C SI 90 B CH 88 X SI 91 1-1 44 BB, 8 1B 1B		C SL 78 X FF 88 0-1 8 G4-3 2B	1 1 0 1 0 0 1	0 1 0 0 0 0 0	0 1 0 1 0 0 1	0 0 0 0 0 0 0	1 0 0 0 0 0 0	1 0 0 0 0 0 0	1 0 0 0 0 0 0
Inning Stats	R: 0 E: 0 K: 1 S: 9 H: 0 LOB: 0 BB: 0 P: 15	R: 2 E: 0 K: 1 S: 15 H: 3 LOB: 1 BB: 0 P: 25	R: 0 E: 0 K: 0 S: 9 H: 0 LOB: 1 BB: 1 P: 16	R: 0 E: 0 K: 1 S: 6 H: 0 LOB: 0 BB: 0 P: 11	R: 2 E: 0 K: 0 S: 15 H: 2 LOB: 2 BB: 2 P: 27	R: 0 E: 0 K: 1 S: 7 H: 0 LOB: 0 BB: 0 P: 10	R: 0 E: 0 K: 0 S: 11 H: 2 LOB: 3 BB: 1 P: 19	R: 0 E: 0 K: 2 S: 8 H: 0 LOB: 0 BB: 0 P: 13	R: 0 E: 0 K: 0 S: 12 H: 2 LOB: 2 BB: 0 P: 16	1B: 4 2B: 5 3B: 0 HR: 0 SF: 0 SAC: 0 DP: 0 HBP: 0						

AB	35
R	4
H	9
RBI	4
BB	4
SO	6
LOB	14

PITCHER		IP	WLS	BF	H	R	ER	SO	BB	IBB	HBP	BLK	WP	HR	S	P	ERA	WHIP
32 Ryan Vogelsong, R ERA: 4.13	(1, 1)	5.0	W	22	5	4	4	3	3	0	0	0	0	0	54	94	7.20	1.600
41 Jeremy Affeldt, L ERA: 1.37	(6, 1)	1.2	H	7	2	0	0	1	0	0	0	0	0	0	15	22	0.00	1.200
63 Jean Machi, R ERA: 0.29	(7, 1)	0.1	H	2	0	0	0	0	1	0	0	0	0	0	3	7	0.00	3.000
46 Santiago Casilla, R ERA: 1.19	(8, 1)	1.0	H	3	0	0	0	2	0	0	0	0	0	0	8	13	0.00	0.000
54 Sergio Romo, R ERA: 4.75	(9, 1)	1.0	S	5	2	0	0	0	0	0	0	0	0	0	12	16	0.00	2.000

PITCHER	IP	WLS	BF	H	R	ER	SO	BB	IBB	HBP	BLK	WP	HR	S	P	ERA	WHIP

Batter	1	2	3	4	5	6	7	8	9	AB	R	H	RBI	BB	SO	LOB
7 Grégor Blanco, L (1, 8) OBP: 0.331, SLG: 0.318	C FC 86 B FC 88 X FF 88 1-1 ① G3			C FC 87 F CU 80 B FF 89 F FC 88 X CU 82 1-2 ① G4-3		C FC 89 C FC 88 B FC 86 X FF 90 1-2 ② L8		S SL 80 F FF 91 B SL 80 X SL 81 1-2 ③ G4-3		4	0	0	0	0	0	1
8 Hunter Pence, R (1, 9) OBP: 0.370, SLG: 0.488	C FC 90 B FC 87 X CU 80 1-1 ② G4-3			X CU 80 0-0 28 CS 1B		C CU 80 F CU 80 X CU 81 0-2 ③ F9			F CH 84 X SI 92 0-1 28 2B 1B	4	1	2	0	0	0	0
28 Buster Posey, R (1, 2) OBP: 0.343, SLG: 0.432	C FC 89 B FF 88 X FC 89 1-1 ③ L9			T FC 88 D FF 86 1 SAFE 1 SAFE S FC 88 B CU 82 D CU 81 C CU 81 3-3 ② ③ K 1-2			B CU 78 C CU 79 X FC 87 1-1 ① L8		B FF 93 F FF 93 X FF 93 1-1 1-H 35 1B 2B	4	1	1	1	0	1	1
48 Pablo Sandoval, S (1, 5) OBP: 0.314, SLG: 0.427		B CU 78 C CU 79 S FF 88 F CU 80 S FF 89 1-3 ① K			C CU 79 X CU 80 0-1 ① F8		S FC 88 S FC 88 B FC 87 B FC 89 F CU 81 B FF 89 F FC 89 X FC 88 3-2 ② G6-3		F FF 86 B FF 87 S FC 86 B FF 87 X FF 87 2-2 ① P4	4	0	0	0	0	1	1
35 Brandon Crawford, L (1, 6) OBP: 0.337, SLG: 0.458		B FC 88 C FC 89 B FC 89 B CU 80 C FC 88 X FC 88 3-2 ② F8			F FC 88 B FC 88 B FC 88 F CU 80 F FC 90 B FC 90 B CU 81 4-2 21 2B BB		X FC 88 0-0 3B		S SL 78 S SL 77 B FF 85 X SL 79 1-2 2-H 12 2B 1B	3	2	2	1	1	0	0
21 Tyler Colvin, L (1, 7) OBP: 0.312, SLG: 0.465		C CU 80 C CU 80 S CU 81 0-3 ③ K2-3			X FF 88 0-0 ② 1-H 2B		B FC 89 X CU 81 1-0 ③ G3-1		1 SAFE B FF 85 F FF 84 1 SAFE C FF 85 F SL 78 F SL 78 1 SAFE F FF 85 1-3 ② S SL 76 K	4	0	1	1	0	2	2
12 Joe Panik, L (1, 4) OBP: 0.500, SLG: 0.600			B FC 86 C FC 87 X CU 80 1-1 ① G3		B FC 89 X FC 88 1-0 E7 1B			B CU 78 B CU 76 X FC 87 2-0 ① L9	1 SAFE 1 SAFE 1 SAFE C FF 85 F SL 77 1 SAFE F FF 85 F FF 84 X FF 85 0-2 1-H 2B	4	0	2	1	0	0	0
13 Joaquin Arias, R (1, 3) OBP: 0.213, SLG: 0.180			C CU 80 S FC 88 X CU 82 0-2 ② G1-3		B CU 79 X CU 79 1-0 ③ G6-3			X FC 87 0-0 40 SH1-4 1B	X SL 85 0-0 ③ L5	4	0	1	0	0	0	2
40 Madison Bumgarner, R (1, 1) OBP: 0.263, SLG: 0.429 54 Sergio Romo, R (9, 1)			B FC 88 B FC 87 F FC 87 X FC 88 2-1 ③ G4-3			F FC 87 S CU 79 S CU 80 0-3 ① K		C CU 79 X CU 80 0-1 ② SH1-4 1-2		2 0	0 0	0 0	0 0	0 0	1 0	0 0
Inning Stats	R: 0 E: 0 K: 0 S: 6 H: 0 LOB: 0 BB: 0 P: 9	R: 0 E: 0 K: 2 S: 10 H: 0 LOB: 0 BB: 0 P: 14	R: 0 E: 0 K: 0 S: 7 H: 0 LOB: 0 BB: 0 P: 10	R: 0 E: 0 K: 1 S: 8 H: 1 LOB: 1 BB: 0 P: 12	R: 1 E: 1 K: 0 S: 8 H: 2 LOB: 1 BB: 1 P: 14	R: 0 E: 0 K: 1 S: 9 H: 0 LOB: 0 BB: 0 P: 10	R: 0 E: 0 K: 0 S: 9 H: 1 LOB: 1 BB: 0 P: 14	R: 0 E: 0 K: 0 S: 7 H: 1 LOB: 1 BB: 0 P: 10	R: 3 E: 0 K: 1 S: 22 H: 4 LOB: 1 BB: 0 P: 27	1B: 5 2B: 4 3B: 1 HR: 0 SF: 0 SAC: 1 DP: 1 HBP: 0						

PITCHER	IP	WLS	BF	H	R	ER	SO	BB	IBB	HBP	BLK	WP	HR	S	P	ERA	WHIP
49 Mike Bolsinger, R (1, 1) ERA: 4.78	7.2	L	27	5	1	1	4	1	0	0	0	0	0	61	89	1.17	0.783
59 Oliver Pérez, L (8, 1) ERA: 2.48	0.1		1	0	0	0	0	0	0	0	0	0	0	3	4	0.00	0.000
50 Evan Marshall, R (9, 1) ERA: 4.19	0.0		2	2	2	2	0	0	0	0	0	0	0	4	5	∞	∞
54 Joe Thatcher, L (9, 1) ERA: 2.91	0.2		4	2	1	1	1	0	0	0	0	0	0	17	21	13.50	3.000
37 Matt Stites, R (9, 1) ERA:	0.1		1	0	0	0	0	0	0	0	0	0	0	1	1	0.00	0.000

PITCHER	IP	WLS	BF	H	R	ER	SO	BB	IBB	HBP	BLK	WP	HR	S	P	ERA	WHIP

TOP

San Francisco Giants @ Arizona Diamondbacks

Chase Field, Phoenix, AZ

Sun Jun 22 2014, 1:11 PM - 3:49 PM MST

Att. 27,862 - Roof Closed - 76 F

livebaseballscorecards.com

AB	33
R	4
H	9
RBI	4
BB	1
SO	5
LOB	7

WP: 0 PA: 35
PB: 0
SB: 0
CS: 1

Batter	1	2	3	4	5	6	7	8	9	AB	R	H	RBI	BB	SO	LOB
5 Ender Inciarte, L (1, 8) OBP: 0.227, SLG: 0.223	C FF 92 B FF 93 C FF 93 F FF 93 F CU 77 B FC 90 B CU 80 X FF 93 3-2 ① **F7**		C FF 93 B FC 87 X FF 93 1-1 ③ **P5**			C FF 93 C FF 94 X CU 70 0-2 ③ **G4-3**			S FF 92 C FF 92 F FF 92 X CU 77 0-2 44 G6-4-3 14 1B 1-2 1B	4	0	1	0	0	0	0
14 Martín Prado, R (1, 5) OBP: 0.318, SLG: 0.375	C FC 90 B FC 89 B CH 86 S FC 90 F FC 89 B CU 80 X FC 89 3-2 ② **G1-3**			B CH 84 C FC 89 F CH 86 F FC 90 X CU 79 1-2 ① **G5-3**			C FC 89 X FC 89 0-1 ① **L9**		B SL 78 C FF 88 F SL 79 X FF 88 1-2 44 G6-4-3 1B 1-2 2-H	4	0	1	1	0	0	0
44 Paul Goldschmidt, R (1, 3) OBP: 0.385, SLG: 0.552	C CU 78 F FF 93 S FC 91 0-3 ③ **K**			F FC 90 C FC 90 B FC 90 B FC 91 B CU 78 B FF 93 4-2 2 L1-3 BB			B FC 89 C CH 86 B CU 78 C CU 78 B FF 93 B FC 90 4-2 **BB**		S SL 79 X SI 87 0-1 ①② **G6-4-3** 1-2f 2-3	2	0	0	0	2	1	2
2 Aaron Hill, R (1, 4) OBP: 0.290, SLG: 0.387		S FF 92 F FF 93 B FC 90 X FC 90 1-2 ① **G5-3**		B FC 88 X FC 89 1-0 ②③ **L1-3** 1-1			1 SAFE C FC 89 D CU 76 F FC 88 S CU 78 1-3 ② **K**		B SL 77 B SL 76 C SL 78 S SL 77 S SL 77 2-3 ③ **K**	4	0	0	0	0	2	3
26 Miguel Montero, L (1, 2) OBP: 0.347, SLG: 0.428		B FC 86 B FF 94 C FF 93 F FC 90 S CH 87 2-3 ② **K**			F FC 89 B FF 93 X FC 89 1-1 ① **G4-3**		X FC 89 0-0 ③ **G4-3**			3	0	0	0	0	1	1
7 Cody Ross, R (1, 7) OBP: 0.271, SLG: 0.274		F FF 93 S FC 90 B FF 93 X FF 94 1-2 **1B**			B FF 94 B CH 86 F FC 90 S FC 90 B FF 94 X FC 91 3-2 ② **G5-3**			C FC 89 B FC 87 F FC 90 B CU 78 X FF 93 2-2 ① **F8**		3	0	1	0	0	0	0
27 Roger Kieschnick, L (1, 9) OBP: 0.211, SLG: 0.421		C FF 93 B FC 89 S FF 93 S FF 93 1-3 ③ **K**			S FF 93 S FF 93 X FF 93 0-2 ③ **L8**			X FC 88 0-0 ② **G3-1**		3	0	0	0	0	1	1
1 Didi Gregorius, L (1, 6) OBP: 0.296, SLG: 0.348			C FF 93 B FF 93 B FF 93 F FC 91 S FF 93 2-3 ① **K**			F FF 93 C FC 88 B FF 93 B CU 79 S FF 93 2-3 ① **K**		B FC 88 X FC 89 1-0 ③ **G4-3**		3	0	0	0	0	2	0
49 Mike Bolsinger, R (1, 1) OBP: 0.133, SLG: 0.133 59 Oliver Pérez, L (8, 1) 50 Evan Marshall, R (9, 1) 54 Joe Thatcher, L (9, 1) 37 Matt Stites, L (9, 1) 31 Jordan Pacheco, R (9, PH) OBP: 0.310, SLG: 0.367			C FF 90 X FC 90 0-1 ② **G5-3**			F FF 92 B CU 77 F FC 89 S CU 79 1-3 ② **K**			B FF 92 B FC 88 C FF 92 X FF 91 2-1 5 E6 1B 14 1B	2 0 0 0 0 0 1	0 0 0 0 0 0 1	0 0 0 0 0 0 1	0 0 0 0 0 0 1	1 0 0 0 0 0 0	0 0 0 0 0 0 0	0 0 0 0 0 0 0
Inning Stats	R: 0 E: 0 K: 1 S: 12 H: 0 LOB: 0 BB: 0 P: 18	R: 0 E: 0 K: 2 S: 12 H: 1 LOB: 1 BB: 0 P: 17	R: 0 E: 0 K: 1 S: 7 H: 0 LOB: 0 BB: 0 P: 10	R: 0 E: 0 K: 0 S: 7 H: 0 LOB: 0 BB: 1 P: 13	R: 0 E: 0 K: 0 S: 8 H: 0 LOB: 0 BB: 0 P: 12	R: 0 E: 0 K: 2 S: 10 H: 0 LOB: 0 BB: 0 P: 13	R: 0 E: 0 K: 1 S: 8 H: 0 LOB: 1 BB: 1 P: 13	R: 0 E: 0 K: 0 S: 5 H: 0 LOB: 0 BB: 0 P: 8	R: 1 E: 1 K: 1 S: 14 H: 2 LOB: 1 BB: 0 P: 19	1B: 3 2B: 1 3B: 0 HR: 0	SF: 0 SAC: 0 DP: 2 HBP: 0			WP: 0 PB: 0 SB: 0 CS: 0	PA: 31	

PITCHER		IP	WLS	BF	H	R	ER	SO	BB	IBB	HBP	BLK	WP	HR	S	P	ERA	WHIP
40 Madison Bumgarner, L ERA: 2.63	(1, 1)	8.0	W	28	2	1	0	7	2	0	0	0	0	0	75	112	0.00	0.500
54 Sergio Romo, R ERA: 4.6	(9, 1)	1.0	S	3	1	0	0	1	0	0	0	0	0	0	8	11	0.00	1.000

PITCHER		IP	WLS	BF	H	R	ER	SO	BB	IBB	HBP	BLK	WP	HR	S	P	ERA	WHIP

BOTTOM

San Francisco Giants @ Arizona Diamondbacks

Chase Field, Phoenix, AZ

Sun Jun 22 2014, 1:11 PM - 3:49 PM MST

Att. 27,862 - Roof Closed - 76 F

livebaseballscorecards.com

AB	29
R	1
H	3
RBI	1
BB	2
SO	8
LOB	7

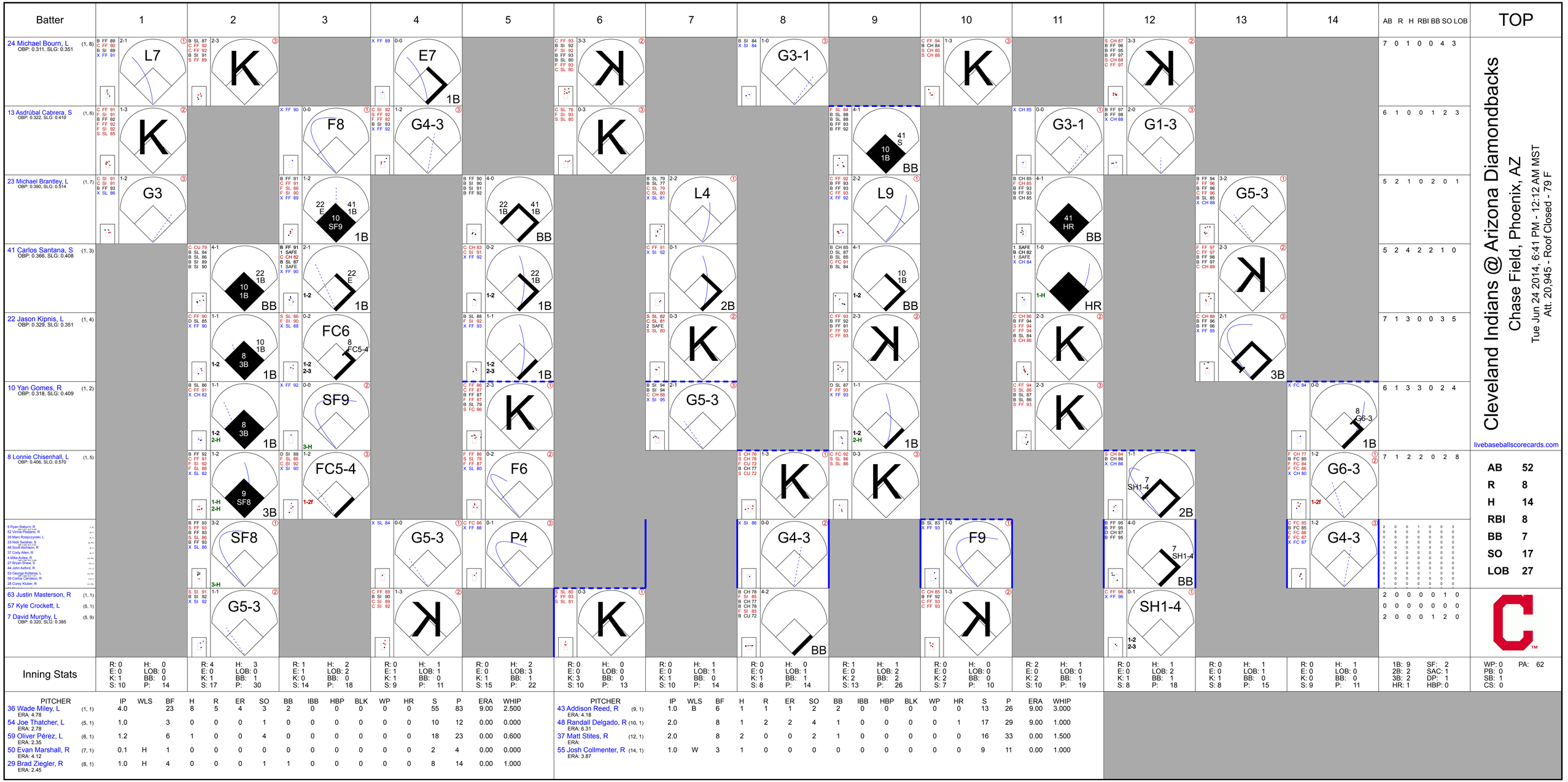
Batter
1
2
3
4
5
6
7
8
9
10
11
12
13
14
AB R H RBI BB SO LOB
TOP
24 Michael Bourn, L (1, 8) OBP: 0.311, SLG: 0.351
13 Asdrúbal Cabrera, S (1, 6) OBP: 0.322, SLG: 0.410
23 Michael Brantley, L (1, 7) OBP: 0.390, SLG: 0.514
41 Carlos Santana, S (1, 3) OBP: 0.366, SLG: 0.408
22 Jason Kipnis, L (1, 4) OBP: 0.329, SLG: 0.351
10 Yan Gomes, R (1, 2) OBP: 0.318, SLG: 0.409
8 Lonnie Chisenhall, L (1, 5) OBP: 0.406, SLG: 0.570
9 Ryan Raburn, R
52 Vinnie Pestano, R
35 Marc Rzepczynski, L
33 Nick Swisher, S
48 Scott Atchison, R
37 Cody Allen, R
4 Mike Aviles, R
27 Bryan Shaw, S
44 John Axford, R
53 George Kottaras, L
59 Carlos Carrasco, R
28 Corey Kluber, R
63 Justin Masterson, R (1, 1)
57 Kyle Crockett, L (5, 1)
7 David Murphy, L (5, 9) OBP: 0.320, SLG: 0.385
Cleveland Indians @ Arizona Diamondbacks
Chase Field, Phoenix, AZ
Tue Jun 24 2014, 6:41 PM - 12:12 AM MST
Att. 20,945 - Roof Closed - 79 F
livebaseballscorecards.com
AB 52
R 8
H 14
RBI 8
BB 7
SO 17
LOB 27
Inning Stats
PITCHER IP WLS BF H R ER SO BB IBB HBP BLK WP HR S P ERA WHIP
36 Wade Miley, L (1, 1) ERA: 4.78 4.0 23 8 5 4 3 2 0 0 0 0 0 55 83 9.00 2.500
54 Joe Thatcher, L (5, 1) ERA: 2.78 1.0 3 0 0 0 1 0 0 0 0 0 0 10 12 0.00 0.000
59 Oliver Pérez, L (6, 1) ERA: 2.35 1.2 6 1 0 0 4 0 0 0 0 0 0 18 23 0.00 0.600
50 Evan Marshall, R (7, 1) ERA: 4.12 0.1 H 1 0 0 0 0 0 0 0 0 0 0 2 4 0.00 0.000
29 Brad Ziegler, R (8, 1) ERA: 2.45 1.0 H 4 0 0 0 1 1 0 0 0 0 0 8 14 0.00 1.000
PITCHER IP WLS BF H R ER SO BB IBB HBP BLK WP HR S P ERA WHIP
43 Addison Reed, R (9, 1) ERA: 4.18 1.0 B 6 1 1 1 2 2 0 0 0 0 0 13 26 9.00 3.000
48 Randall Delgado, R (10, 1) ERA: 6.31 2.0 8 1 2 2 4 1 0 0 0 0 1 17 29 9.00 1.000
37 Matt Stites, R (12, 1) ERA: 2.0 8 2 0 0 2 1 0 0 0 0 0 0 16 33 0.00 1.500
55 Josh Collmenter, R (14, 1) ERA: 3.87 1.0 W 3 1 0 0 0 0 0 0 0 0 0 0 9 11 0.00 1.000
1B: 9 SF: 2
2B: 2 SAC: 1
3B: 2 DP: 1
HR: 1 HBP: 0
WP: 0 PA: 62
PB: 0
SB: 1
CS: 0

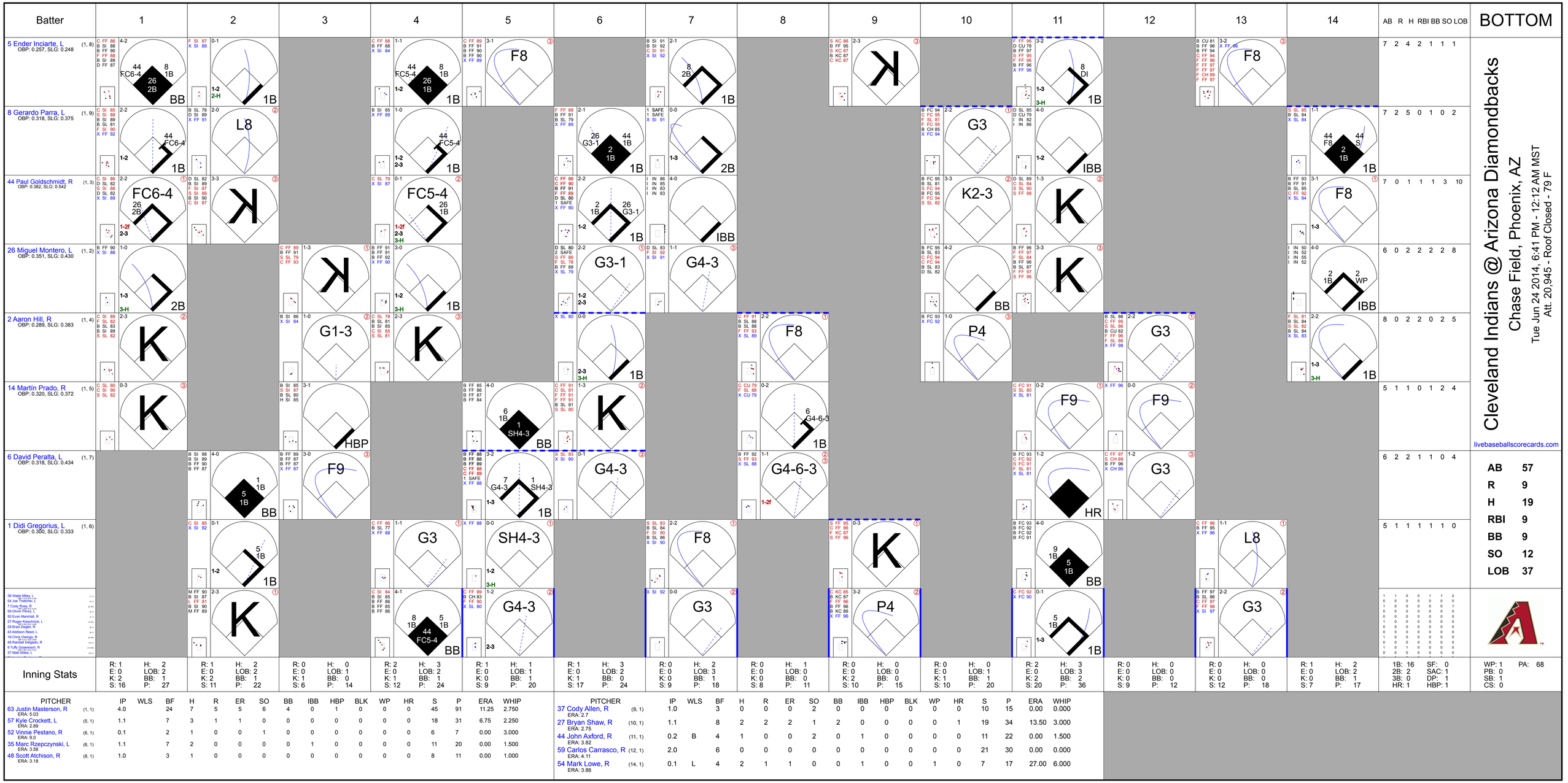
Batter
1
2
3
4
5
6
7
8
9
10
11
12
13
14
AB R H RBI BB SO LOB
BOTTOM
5 Ender Inciarte, L (1, 8) OBP: 0.257, SLG: 0.248
8 Gerardo Parra, L (1, 9) OBP: 0.318, SLG: 0.375
44 Paul Goldschmidt, R (1, 3) OBP: 0.382, SLG: 0.542
26 Miguel Montero, L (1, 2) OBP: 0.351, SLG: 0.430
2 Aaron Hill, R (1, 4) OBP: 0.289, SLG: 0.383
14 Martín Prado, R (1, 5) OBP: 0.320, SLG: 0.372
6 David Peralta, L (1, 7) OBP: 0.318, SLG: 0.434
1 Didi Gregorius, L (1, 6) OBP: 0.300, SLG: 0.333
Inning Stats
PITCHER IP WLS BF H R ER SO BB IBB HBP BLK WP HR S P ERA WHIP
63 Justin Masterson, R (1, 1) ERA: 5.03
57 Kyle Crockett, L (5, 1) ERA: 2.89
52 Vinnie Pestano, R (6, 1) ERA: 9.0
35 Marc Rzepczynski, L (6, 1) ERA: 3.58
48 Scott Atchison, R (8, 1) ERA: 3.18
37 Cody Allen, R (9, 1) ERA: 2.7
27 Bryan Shaw, R (10, 1) ERA: 2.75
44 John Axford, R (11, 1) ERA: 3.82
59 Carlos Carrasco, R (12, 1) ERA: 4.11
54 Mark Lowe, R (14, 1) ERA: 3.86
Cleveland Indians @ Arizona Diamondbacks
Chase Field, Phoenix, AZ
Tue Jun 24 2014, 6:41 PM - 12:12 AM MST
Att. 20,945 - Roof Closed - 79 F
livebaseballscorecards.com
AB 57
R 9
H 19
RBI 9
BB 9
SO 12
LOB 37
WP: 1 PB: 0 SB: 1 CS: 0
PA: 68
1B: 16 2B: 2 3B: 0 HR: 1
SF: 0 SAC: 1 DP: 1 HBP: 1

Cleveland Indians @ Arizona Diamondbacks

Chase Field, Phoenix, AZ

Wed Jun 25 2014, 6:43 PM - 9:42 PM MST

Att. 21,269 - Roof Closed - 79 F

livebaseballscorecards.com

TOP

Batter	1	2	3	4	5	6	7	8	9	AB	R	H	RBI	BB	SO	LOB
24 Michael Bourn, L (1, 8) OBP: 0.320, SLG: 0.373	B SI 91 X SI 90 1-0 13 SF8 3B		F SI 89 X FF 90 0-1 23 G3-1 3B	B CH 81 C CH 81 C CU 77 B CH 82 B CH 82 F CH 81 B FF 91 4-2 1-2 2-3 BB		C CU 78 B CU 77 X CH 84 1-1 ③ L5		B SI 93 F SI 92 X SI 93 1-1 13 FC6 1B		4	2	3	0	1	0	0
13 Asdrúbal Cabrera, S (1, 6) OBP: 0.317, SLG: 0.404	F SI 91 B FF 90 X FF 92 1-1 ① SF8 3-H		C CU 76 X CH 81 0-1 ① F8	S SI 92 B FF 92 S FF 92 X FF 93 1-2 ③ P5			X CU 78 0-0 ① B1-3	X SI 92 0-0 ③ FC6 1-2f		4	0	0	1	0	0	5
23 Michael Brantley, L (1, 7) OBP: 0.394, SLG: 0.524	B SI 90 X SI 91 1-0 1B		B FF 91 X CU 77 1-0 ② G3-1 3-H		B CU 75 X FF 89 1-0 HR		B SI 94 B CH 86 B SI 94 B SI 93 4-0 41 G4-3 22 2B BB		X SI 92 0-0 ① L8	4	2	2	2	1	0	0
41 Carlos Santana, S (1, 3) OBP: 0.363, SLG: 0.401	B FF 91 B FF 91 1 SAFE S CH 82 1 SAFE 1 SAFE F FF 91 F FF 92 3-3 ② B CH 80 S CH 82 K		C CU 76 B CU 77 B FF 92 B CU 77 F CH 82 B FF 92 4-2 BB		B FF 90 C CU 76 B CU 77 F CH 80 T SI 90 2-2 ① K		B CU 77 1 SAFE X FF 93 1-0 ② G4-3 1-2		C SL 83 X SL 82 0-1 ② L8	4	0	0	0	1	2	2
22 Jason Kipnis, L (1, 4) OBP: 0.330, SLG: 0.362	C CU 76 S CH 82 S CH 82 0-3 ③ K		B FF 91 X CH 81 1-0 ③ G6-3		B CU 76 C FF 90 X FF 89 1-1 8 G6-3 2B		C FF 92 X SI 92 0-1 8 1B 2-H 2B		C SL 82 B SL 82 B CU 77 S SL 83 B SL 82 C SI 91 3-3 ③ K	5	1	2	1	0	2	2
8 Lonnie Chisenhall, L (1, 5) OBP: 0.408, SLG: 0.567		B FF 90 C SI 90 F CU 76 B CU 78 X CH 82 2-2 ① G3		B CU 75 B CU 75 C SI 90 B FF 90 F SI 90 B SI 91 4-2 24 BB 28 1B BB	B FF 91 B CU 75 C CH 82 F SI 90 X CU 77 2-2 ② G6-3 2-3		B CU 76 C CU 77 F CU 77 F FF 93 X CU 78 1-2 2-H 1B			3	0	1	1	1	0	1
10 Yan Gomes, R (1, 2) OBP: 0.317, SLG: 0.418		B FF 90 X FF 90 1-0 HR	B SI 91 B FF 90 C CH 81 X FF 90 2-1 ① F8		C CU 77 X SI 90 0-1 ③ P3		C SL 83 F SL 83 F SL 82 S SI 92 0-3 ③ K			4	1	1	1	0	1	3
7 David Murphy, L (1, 9) OBP: 0.315, SLG: 0.379		C CU 77 X SI 91 0-1 ② G5-3	B SI 90 1 SAFE B SI 90 B SI 90 S CH 81 X FF 91 3-1 ② L8		B SI 93 F SI 94 X CU 76 1-1 ① L9			C CU 76 X CU 76 0-1 ① F8		4	0	0	0	0	0	1
28 Corey Kluber, R (1, 1) OBP: 0.250, SLG: 0.250 33 Nick Swisher, S (8, PH) OBP: 0.284, SLG: 0.326 48 Scott Atchison, R (8, 1) 35 Marc Rzepczynski, L (9, 1) 37 Cody Allen, R (9, 1)		C FF 91 C FF 90 B CU 77 C CU 77 1-3 ③ K	F FF 90 C FF 90 B FF 91 B CU 76 F FF 90 X FF 91 2-2 24 BB 1-2 1B		C FF 93 C FF 94 C FF 93 0-3 ② K			C CU 75 F SL 82 S SI 91 0-3 ② K		3 1 0 0 0	0 0 0 0 0	1 0 0 0 0	0 0 0 0 0	0 1 0 0 0	2 0 0 0 0	0 0 0 0 0

	AB	36
	R	6
	H	10
	RBI	6
	BB	4
	SO	8
	LOB	14

Inning Stats	1	2	3	4	5	6	7	8	9
	R: 1 E: 0 K: 2 S: 11	R: 1 E: 0 K: 1 S: 9	R: 1 E: 0 K: 0 S: 8	R: 0 E: 0 K: 0 S: 16	R: 1 E: 0 K: 1 S: 11	R: 0 E: 0 K: 1 S: 7	R: 2 E: 0 K: 1 S: 12	R: 0 E: 0 K: 1 S: 8	R: 0 E: 0 K: 1 S: 6
	H: 2 LOB: 1 BB: 0 P: 17	H: 1 LOB: 0 BB: 0 P: 13	H: 1 LOB: 1 BB: 1 P: 14	H: 1 LOB: 3 BB: 2 P: 32	H: 2 LOB: 1 BB: 0 P: 17	H: 0 LOB: 0 BB: 0 P: 9	H: 2 LOB: 1 BB: 1 P: 18	H: 1 LOB: 1 BB: 0 P: 9	H: 0 LOB: 0 BB: 0 P: 9

	1B: 4	SF: 1	WP: 0	PA: 41
	2B: 2	SAC: 0	PB: 0	
	3B: 2	DP: 0	SB: 0	
	HR: 2	HBP: 0	CS: 0	

PITCHER		IP	WLS	BF	H	R	ER	SO	BB	IBB	HBP	BLK	WP	HR	S	P	ERA	WHIP
57 Chase Anderson, R ERA: 3.63	(1, 1)	5.0	L	25	7	4	4	4	3	0	0	0	0	2	55	93	7.20	2.000
52 Zeke Spruill, R ERA: 4.82	(6, 1)	4.0		16	3	2	2	4	1	0	0	0	0	0	33	45	4.50	1.000

PITCHER	IP	WLS	BF	H	R	ER	SO	BB	IBB	HBP	BLK	WP	HR	S	P	ERA	WHIP

Batter	1	2	3	4	5	6	7	8	9	AB	R	H	RBI	BB	SO	LOB
5 Ender Inciarte, L (1, 8) OBP: 0.275, SLG: 0.269	C SI 90 B SI 93 B SL 89 B SI 94 C SI 93 F SI 94 F SI 95 F SL 91 X SI 95 3-2 8 1B 1B		B CU 82 F SI 94 X SL 90 1-1 8 CS 2B			B SL 88 C SI 94 B CH 86 C SL 87 X SI 94 2-2 ② F8			B SI 92 C SI 91 S SL 85 B SI 92 B SL 85 F SI 92 B SL 84 4-2 8 DI 26 1B BB	3	1	2	0	1	0	0
8 Gerardo Parra, L (1, 9) OBP: 0.317, SLG: 0.374	X SI 92 0-0 26 G4-6-3 1-2 1B		B CH 85 B SI 94 S SI 93 B SI 94 F SI 94 F SI 94 S SL 90 3-3 ②③ K 2-3			B SI 94 F SL 90 C CU 83 C SI 94 1-3 ③ K			F SI 93 F SL 85 D SL 86 B SL 85 T SI 92 2-2 ② K 1-2	4	0	1	0	0	3	2
44 Paul Goldschmidt, R (1, 3) OBP: 0.381, SLG: 0.537	B SL 90 F SI 94 D SL 91 C SI 94 F SL 90 C CU 84 2-3 ① K			C SI 92 C SI 92 B SL 89 C SI 95 1-3 ① K			B SI 92 S SI 92 S SL 90 B SL 90 F CU 84 S CU 84 2-3 ① K		S SI 94 S SL 86 B SL 86 F SL 86 B SI 93 D SL 86 B SL 84 4-2 26 1B BB	3	0	0	0	1	3	2
26 Miguel Montero, L (1, 2) OBP: 0.350, SLG: 0.427	F SL 88 X CU 82 0-1 ②③ G4-6-3 1-2f			B CU 82 X SL 88 1-0 ② G4-3			F SL 88 B SI 93 C SI 94 B FF 93 S CU 83 2-3 ② K		C SI 93 B SI 93 D SI 93 S SI 93 X SI 92 2-2 1-2 2-H 1B	4	0	1	1	0	1	2
2 Aaron Hill, R (1, 4) OBP: 0.288, SLG: 0.381		B SI 94 C SL 91 C SI 94 B CU 85 F CU 83 B SI 94 X SI 94 3-2 1B		C SI 92 F SL 89 F SI 94 B SL 89 B CU 83 F SI 95 B SI 94 F SL 90 F SI 95 3-2 X SI 94 ③ G4-3			B SI 93 C SL 89 S CU 81 X SI 94 1-2 ③ G6-3		C FF 95 B KC 86 B FF 95 F FF 95 T KC 87 2-2 ③ K	4	0	1	0	0	1	2
14 Martin Prado, R (1, 5) OBP: 0.320, SLG: 0.370		C SI 92 S SL 89 F CU 83 S SL 90 0-3 ① K		B SI 92 B SL 88 B SI 92 C SI 92 B SI 92 4-1 6 G3-6-3 BB				C SL 87 C FF 92 B SL 88 X SL 88 1-2 ① L9		2	0	0	0	1	1	1
6 David Peralta, L (1, 7) OBP: 0.307, SLG: 0.419		C SI 93 B SI 93 F SI 94 B SL 89 B SI 94 X SI 94 3-2 ② F7		D CU 80 F SI 92 C SI 93 X SL 89 1-2 ①② G3-6-3 1-2f				B FF 92 C FF 92 F SL 88 F CU 79 F SL 87 F FF 92 F CU 80 B SL 88 F FF 93 2-2 X SL 87 ② G3-1		3	0	0	0	0	0	2
16 Chris Owings, R (1, 6) OBP: 0.313, SLG: 0.458		C SL 89 C SI 94 B SL 90 S CU 83 1-3 ③ K2-3		S CU 82 B SI 93 B SI 92 S SL 90 X SL 90 2-2 ③ L9				X SL 86 0-0 ③ L9		3	0	0	0	0	1	1
57 Chase Anderson, R (1, 1) OBP: 0.083, SLG: 0.083 52 Zeke Spruill, R (6, 1) 7 Cody Ross, R (9, PH) OBP: 0.267, SLG: 0.270			B SI 92 B SI 92 C SI 92 C SI 93 X SI 94 2-2 ① L9			C SI 92 C SI 93 B SL 90 F SI 94 X SL 90 1-2 ① G4-3			X SI 90 0-0 ① G1-3	1 1 1	0 0 0	0 0 0	0 0 0	0 0 0	0 0 0	0 0 0
Inning Stats	R: 0 E: 0 K: 1 S: 13 H: 2 LOB: 1 BB: 0 P: 18	R: 0 E: 0 K: 2 S: 14 H: 1 LOB: 1 BB: 0 P: 21	R: 0 E: 0 K: 1 S: 9 H: 1 LOB: 0 BB: 0 P: 15	R: 0 E: 0 K: 1 S: 11 H: 0 LOB: 0 BB: 0 P: 16	R: 0 E: 0 K: 0 S: 7 H: 0 LOB: 0 BB: 1 P: 14	R: 0 E: 0 K: 1 S: 10 H: 0 LOB: 0 BB: 0 P: 14	R: 0 E: 0 K: 2 S: 10 H: 0 LOB: 0 BB: 0 P: 15	R: 0 E: 0 K: 0 S: 12 H: 0 LOB: 0 BB: 0 P: 15	R: 1 E: 0 K: 2 S: 16 H: 1 LOB: 2 BB: 2 P: 30	1B: 4 2B: 1 3B: 0 HR: 0 SF: 0 SAC: 0 DP: 2 HBP: 0						

PITCHER	IP	WLS	BF	H	R	ER	SO	BB	IBB	HBP	BLK	WP	HR	S	P	ERA	WHIP
28 Corey Kluber, R (1, 1) ERA: 3.09	7.0	W	23	4	0	0	8	1	0	0	0	0	0	74	113	0.00	0.714
48 Scott Atchison, R (8, 1) ERA: 3.09	1.0		3	0	0	0	0	0	0	0	0	0	0	12	15	0.00	0.000
35 Marc Rzepczynski, L (9, 1) ERA: 3.81	0.2		5	1	1	1	1	2	0	0	0	0	0	13	25	13.50	4.500
37 Cody Allen, R (9, 1) ERA: 2.67	0.1		1	0	0	0	1	0	0	0	0	0	0	3	5	0.00	0.000

PITCHER	IP	WLS	BF	H	R	ER	SO	BB	IBB	HBP	BLK	WP	HR	S	P	ERA	WHIP

BOTTOM

Cleveland Indians @ Arizona Diamondbacks

Chase Field, Phoenix, AZ

Wed Jun 25 2014, 6:43 PM - 9:42 PM MST

Att. 21,269 - Roof Closed - 79 F

livebaseballscorecards.com

AB	29
R	1
H	5
RBI	1
BB	3
SO	10
LOB	12

Batter	1	2	3	4	5	6	7	8	9	AB	R	H	RBI	BB	SO	LOB
5 Ender Inciarte, L (1, 8) OBP: 0.274, SLG: 0.269	C SI 92 F FF 96 B FF 93 X SL 87 1-2 G3		F SL 86 B SI 93 C SL 89 C SI 95 1-3 K		B SL 86 S SL 86 X FF 94 1-1 1B			B FF 90 X CH 83 1-0 G4-3 1-2		4	0	1	0	0	1	2
8 Gerardo Parra, L (1, 9) OBP: 0.313, SLG: 0.369	B SI 94 C FF 93 B FF 96 B SL 88 S SI 94 F SL 88 X SI 94 3-2 F8		X FF 95 0-0 L9		1 SAFE C FF 94 F SI 94 S FC 94 0-3 K			B FF 91 B FF 91 C FF 91 X FF 90 2-1 F7		4	0	0	0	0	1	3
44 Paul Goldschmidt, R (1, 3) OBP: 0.382, SLG: 0.534	C SI 93 B SL 89 C FF 94 B SL 89 S SL 89 2-3 K			B FF 95 B SL 87 B SI 94 B FF 95 4-0 2 WP 26 1B 6 1B BB		B SL 85 B SI 93 X SL 86 2-0 F9		I IN 58 I IN 61 I IN 64 I IN 63 4-0 IBB		2	1	0	0	2	1	0
26 Miguel Montero, L (1, 2) OBP: 0.349, SLG: 0.424		B FF 94 B SI 94 F SL 86 X SL 88 2-1 G3		B FF 93 B FF 95 D SL 85 C SI 92 X SI 94 3-1 2 WP 6 1B 1-2 1B		B SL 87 X FF 92 1-0 G3-1		B FF 92 D FF 90 F FF 91 S FC 85 F CH 84 S SI 92 2-3 K		4	1	1	0	0	1	2
2 Aaron Hill, R (1, 4) OBP: 0.291, SLG: 0.383		B SI 92 C SL 88 X SL 87 1-1 1B		C SI 94 S SL 89 F FF 95 F SL 88 B FC 94 F SI 94 F SL 88 F FF 95 B SL 90 3-3 F FF 85 B SL 89 C SI 94 1-2 2-3 K		B FF 94 F SI 92 X SI 94 1-1 G5-3			B FF 92 B FF 91 C FF 91 B FF 92 X FF 92 3-1 14 CS 1B	4	0	2	0	0	1	2
6 David Peralta, L (1, 7) OBP: 0.304, SLG: 0.411		C FF 95 S SI 94 B SL 90 F SI 95 C SI 95 1-3 K		B SI 94 S SL 88 B FF 95 X SI 95 2-1 14 G4-3 2-H 3-H 1B			S SL 84 F CH 86 B FF 93 X CH 87 1-2 G4-3		C FF 92 X FF 92 0-1 P6	4	0	1	2	0	1	2
14 Martín Prado, R (1, 5) OBP: 0.316, SLG: 0.365		1 SAFE B SI 93 C SI 94 F SL 88 1 SAFE B SL 89 F SL 88 X SI 94 2-2 G5-3		C SL 87 C SI 94 D SL 89 X SI 94 1-2 G4-3 1-2f			B FF 93 X SL 85 1-0 G5-3		1 SAFE C FF 91 D SL 83 1 SAFE C SL 82 D SL 83 B FF 92 X FF 92 3-2 F9 1-2	4	0	0	0	0	0	3
1 Didi Gregorius, L (1, 6) OBP: 0.302, SLG: 0.352			C SI 91 X FF 94 0-1 32 SH5-3 2B		C SI 92 X SL 86 0-1 L9		B SL 86 C SL 86 C FF 94 B CH 87 B SI 94 S SL 88 3-3 K2-3			3	0	1	0	0	1	0
32 Brandon McCarthy, R (1, 1) OBP: 0.143, SLG: 0.143 27 Roger Kieschnick, L (8, PH) OBP: 0.238, SLG: 0.429 29 Brad Ziegler, R (8, 1) 43 Addison Reed, L (9, 1)			C FF 92 X SI 93 0-1 SH5-3 2-3		B FF 92 C SI 90 C FF 92 S SL 86 1-3 K			B CH 83 B CU 73 B FF 90 F FF 90 X FF 91 3-1 5 G4-3 1B		1 1 0 0	0 0 0 0	0 1 0 0	0 0 0 0	0 0 0 0	1 0 0 0	0 0 0 0
Inning Stats	R: 0 E: 0 K: 1 S: 10 H: 0 LOB: 0 BB: 0 P: 16	R: 0 E: 0 K: 1 S: 12 H: 1 LOB: 1 BB: 0 P: 18	R: 0 E: 0 K: 1 S: 8 H: 1 LOB: 1 BB: 0 P: 9	R: 2 E: 0 K: 1 S: 16 H: 2 LOB: 0 BB: 1 P: 29	R: 0 E: 0 K: 2 S: 10 H: 1 LOB: 1 BB: 0 P: 12	R: 0 E: 0 K: 0 S: 4 H: 0 LOB: 0 BB: 0 P: 8	R: 0 E: 0 K: 1 S: 7 H: 0 LOB: 0 BB: 0 P: 12	R: 0 E: 0 K: 1 S: 9 H: 1 LOB: 2 BB: 1 P: 21	R: 0 E: 0 K: 0 S: 7 H: 1 LOB: 0 BB: 0 P: 13	1B: 6 2B: 1 3B: 0 HR: 0 SF: 0 SAC: 1 DP: 1 HBP: 0						

TOP

Arizona Diamondbacks @ San Diego Padres

Petco Park, San Diego, CA

Fri Jun 27 2014, 7:12 PM - 9:45 PM PDT

Att. 25,897 - Partly Cloudy - 68 F

livebaseballscorecards.com

AB	31
R	2
H	7
RBI	2
BB	2
SO	8
LOB	14

WP: 1 PA: 34
PB: 0
SB: 0
CS: 1

PITCHER		IP	WLS	BF	H	R	ER	SO	BB	IBB	HBP	BLK	WP	HR	S	P	ERA	WHIP
38 Tyson Ross, R ERA: 3.18	(1, 1)	7.0	L	26	5	2	2	7	1	0	0	0	1	0	67	104	2.57	0.857
59 Kevin Quackenbush, R ERA: 3.05	(8, 1)	0.2		4	1	0	0	0	0	1	0	0	0	0	5	15	0.00	1.500
54 Alex Torres, L ERA: 1.95	(8, 1)	0.1		1	0	0	0	1	0	0	0	0	0	0	4	6	0.00	0.000
33 Dale Thayer, R ERA: 1.85	(9, 1)	1.0		3	1	0	0	0	0	0	0	0	0	0	7	13	0.00	1.000

PITCHER	IP	WLS	BF	H	R	ER	SO	BB	IBB	HBP	BLK	WP	HR	S	P	ERA	WHIP

Batter	1	2	3	4	5	6	7	8	9	AB	R	H	RBI	BB	SO	LOB
2 Everth Cabrera, S (1, 6) OBP: 0.258, SLG: 0.294	C SI 91 X CU 80 0-1 ① G4-3		C CU 81 B CU 81 S CU 81 F FC 93 F SI 94 X CU 81 1-2 ③ G6-3		F CU 81 F CU 82 S FF 95 0-3 ② K			B SI 83 L SI 83 B CH 76 F CH 76 X CU 72 2-2 ② P6		4	0	0	0	0	1	2
12 Seth Smith, L (1, 7) OBP: 0.391, SLG: 0.507 33 Dale Thayer, R (9, 1)	C SI 92 C CU 80 F FC 82 X SI 93 0-2 ② P5			B CU 80 F CU 80 B CU 81 C SI 92 F FC 93 F FF 94 B CU 82 X SI 93 3-2 ① G4-3	C SI 93 F SI 94 X FF 94 0-2 ③ F7			C CH 78 X CH 77 0-1 ③ G3		4 0	0 0	0 0	0 0	0 0	0 0	1 0
7 Chase Headley, S (1, 5) OBP: 0.290, SLG: 0.332	B CU 79 C CU 80 B CU 79 B SI 92 S SI 93 C SI 93 3-3 ③ K			C CU 82 B CU 81 X SI 93 1-1 ① 8 1B 1B		C SI 92 B SI 92 B SI 92 B SI 93 C CU 83 X SI 93 3-2 ① E7 8 G4-3 25 FC4-2-5/6-4 1B			C SL 83 S SL 84 S SL 85 0-3 ① K	4	0	2	0	0	2	0
8 Yasmani Grandal, S (1, 2) OBP: 0.277, SLG: 0.357		F SI 91 C SI 92 B SI 92 S FF 93 1-3 ① K		B SI 93 X FC 92 1-0 ① 1-2 1B		F CU 82 B CU 82 X CU 82 1-1 ① G4-3 2-3			B FF 92 S FF 92 F FF 92 X SL 85 1-2 ② P6	4	0	1	0	0	1	1
25 Will Venable, L (1, 9) OBP: 0.257, SLG: 0.273		C CU 81 C CU 80 F FF 94 F CU 80 F SI 94 F FF 94 C FC 93 0-3 ② K		C CU 82 F CU 82 C SI 94 0-3 ② K		F SI 93 B SI 93 X SI 93 1-1 ② ③ FC4-2-5-6-4 3-H			S SL 86 S SL 87 B SL 86 S FC 92 1-3 ③ K	4	0	0	0	0	3	3
4 Jake Goebbert, L (1, 3) OBP: 0.417, SLG: 0.364		S SI 94 F SI 93 X FF 94 0-2 ③ P3		C SI 93 B SI 94 F CU 83 C SI 94 1-3 ③ K			F SI 91 X SI 91 0-1 ① G1-3			3	0	0	0	0	1	2
24 Cameron Maybin, R (1, 8) OBP: 0.310, SLG: 0.413			F CU 80 B SI 92 B SI 92 X CU 82 2-1 ① G5-3		C SI 93 F SI 92 X SI 93 0-2 5 1B 38 SF8 1B		F CU 82 F CU 82 B CU 82 X CU 82 1-2 ② F8			3	1	1	0	0	0	0
5 Alexi Amarista, L (1, 4) OBP: 0.274, SLG: 0.291			C SI 93 C SI 93 F FF 94 S CU 83 0-3 ② K		C SI 92 X SI 93 0-1 38 SF8 1-3 1B		F CU 81 X CU 81 0-1 ③ G4-3			3	0	1	0	0	1	0
38 Tyson Ross, R (1, 1) OBP: 0.143, SLG: 0.148 59 Kevin Quackenbush, R (8, 1) 54 Alex Torres, L (8, 1) 13 Chris Denorfia, R (8, PH) OBP: 0.299, SLG: 0.342 (9, 7)			F SI 92 X CU 82 0-1 1B		X CU 81 0-0 ① SF8 2-3 3-H			X SI 84 0-0 ① G1-3		1 0 0 1	0 0 0 0	1 0 0 0	1 0 0 0	0 0 0 0	0 0 0 0	0 0 0 0
Inning Stats	R: 0 E: 0 K: 1 S: 9 H: 0 LOB: 0 BB: 0 P: 12	R: 0 E: 0 K: 2 S: 13 H: 0 LOB: 0 BB: 0 P: 14	R: 0 E: 0 K: 1 S: 13 H: 1 LOB: 1 BB: 0 P: 16	R: 0 E: 0 K: 2 S: 14 H: 2 LOB: 2 BB: 0 P: 20	R: 1 E: 0 K: 1 S: 12 H: 2 LOB: 1 BB: 0 P: 12	R: 0 E: 1 K: 0 S: 7 H: 1 LOB: 0 BB: 0 P: 12	R: 0 E: 0 K: 0 S: 7 H: 0 LOB: 0 BB: 0 P: 8	R: 0 E: 0 K: 0 S: 6 H: 0 LOB: 0 BB: 0 P: 8	R: 0 E: 0 K: 2 S: 9 H: 0 LOB: 0 BB: 0 P: 11	1B: 6 2B: 1 3B: 0 HR: 0 SF: 1 SAC: 0 DP: 1 HBP: 0					WP: 0 PB: 0 SB: 0 CS: 0	PA: 32

PITCHER		IP	WLS	BF	H	R	ER	SO	BB	IBB	HBP	BLK	WP	HR	S	P	ERA	WHIP
32 Brandon McCarthy, R ERA: 5.11	(1, 1)	7.0	W	26	6	1	1	7	0	0	0	0	0	0	75	94	1.29	0.857
29 Brad Ziegler, R ERA: 2.4	(8, 1)	1.0	H	3	0	0	0	0	0	0	0	0	0	0	6	8	0.00	0.000
43 Addison Reed, R ERA: 4.05	(9, 1)	1.0	S	3	0	0	0	2	0	0	0	0	0	0	9	11	0.00	0.000

PITCHER	IP	WLS	BF	H	R	ER	SO	BB	IBB	HBP	BLK	WP	HR	S	P	ERA	WHIP

BOTTOM

Arizona Diamondbacks @ San Diego Padres

Petco Park, San Diego, CA

Fri Jun 27 2014, 7:12 PM - 9:45 PM PDT

Att. 25,897 - Partly Cloudy - 68 F

livebaseballscorecards.com

AB	31
R	1
H	6
RBI	1
BB	0
SO	9
LOB	9

Arizona Diamondbacks @ San Diego Padres

Petco Park, San Diego, CA

Sat Jun 28 2014, 7:12 PM - 10:18 PM PDT

Att. 31,527 - Cloudy - 68 F

livebaseballscorecards.com

TOP

Batter	1	2	3	4	5	6	7	8	9	AB	R	H	RBI	BB	SO	LOB
5 Ender Inciarte, L (1, 8) OBP: 0.271, SLG: 0.265	C FF 86 X CH 79 0-1 ① P6		C CU 67 S SL 84 B FF 91 X FF 91 1-2 44 E 44 S 14 SF9 1B		B SL 81 C FF 88 B CH 79 X CH 78 2-1 ② G4-3		C FF 91 B FF 94 X FF 92 1-1 ① G4-3		F FF 93 F FF 95 F FF 95 B CU 79 B FF 95 F FF 93 X FF 93 2-2 ③ L8	5	1	1	0	0	0	1
2 Aaron Hill, R (1, 4) OBP: 0.288, SLG: 0.378	C FF 88 B FF 90 B CH 80 S CH 80 F FF 90 X FF 90 2-2 ② P6		B CU 67 1 SAFE X CH 80 1-0 ① F7		B FF 88 F FF 87 B CU 68 S CU 66 X FF 90 2-2 ③ F9		X FF 90 0-0 ② F7			4	0	0	0	0	0	1
44 Paul Goldschmidt, R (1, 3) OBP: 0.386, SLG: 0.532	B CU 66 B CH 82 C FF 90 F FF 89 F FF 90 B FF 91 D CU 70 4-2 14 1B BB		1 SAFE B FF 89 B FF 88 1 SAFE B CH 81 B CH 81 4-0 1-3 BB		B CU 66 C CU 65 B CU 66 B FF 88 B CH 80 4-1 14 G5-4-3 26 HR BB		F FF 91 B CU 78 B FF 91 B CU 77 S FF 91 C FF 92 3-3 ③			1	1	0	0	3	1	0
14 Martín Prado, R (1, 5) OBP: 0.318, SLG: 0.368	1 SAFE X FF 87 0-0 1-2 1B		B CH 80 C CH 81 F FF 89 B FF 90 B CU 74 F CH 80 1 SAFE F FF 91 X FF 90 3-2 ② SF9 3-H			C FF 89 B FF 89 1 SAFE B CH 80 X CH 78 2-1 ① G5-4-3 1-2		X FF 94 0-0 26 G4-6-3 1B		3	0	2	1	0	0	1
26 Miguel Montero, L (1, 2) OBP: 0.347, SLG: 0.433	F CU 68 C FF 90 S FF 91 0-3 ③ K		X SL 83 0-0 ③ G3			C SL 83 F FF 90 F SL 78 D SL 80 X CH 80 1-2 2-H HR		C FF 93 X CH 85 0-1 ①② G4-6-3 1-2f		4	1	1	2	0	1	4
7 Cody Ross, R (1, 7) OBP: 0.268, SLG: 0.266 6 David Peralta, L (6, PR) (6, 7) OBP: 0.301, SLG: 0.407		C CH 78 F FF 90 B FF 91 B CH 79 X CH 81 2-2 ① G1-3		C CU 66 B FF 89 B FF 89 C CH 78 X CH 80 3-2 ① F8		C FF 89 B CU 68 F CU 68 H FF 88 2-2 8 G3-1 HBP		S CH 86 S FF 94 B CH 86 B CH 85 S CH 86 2-3 ③ K		2 1	0 0	0 0	0 0	0 0	0 1	0 0
8 Gerardo Parra, L (1, 9) OBP: 0.310, SLG: 0.365		C SI 87 B CU 69 S SL 84 F FF 92 F FF 92 F CH 82 B SL 84 F CU 72 F FF 92 2-2 ② X CH 83 G4-1		B FF 88 C CU 70 F FF 90 F SL 81 S SL 82 1-3 ② K		1 SAFE X FF 92 0-0 ② G3-1 1-2		X FF 92 0-0 ① L7	4	0	0	0	0	1	1
1 Didi Gregorius, L (1, 6) OBP: 0.313, SLG: 0.386		F FF 90 C FF 91 X SL 84 0-2 E6	B CU 66 S CH 80 X CH 81 1-1 ③ F8		I I IN 67 I IN 69 I IN 76 4-0 IBB				C FF 94 X FF 93 0-1 3B	3	0	1	0	1	0	0
55 Josh Collmenter, R (1, 1) OBP: 0.065, SLG: 0.067 37 Matt Stites, L (6, 1) 59 Oliver Pérez, L (7, 1) 29 Brad Ziegler, R (8, 1) 27 Roger Kieschnick, L (9, PH) OBP: 0.227, SLG: 0.409 43 Addison Reed, L (9, 1)		F FF 89 B FF 90 B FF 91 X FF 90 2-1 ③ G6-3			C FF 84 X FF 87 0-1 ① G1-3	F FF 93 X SI 92 0-1 ③ G3-1			F FF 95 F FF 95 F FF 94 F CU 77 S CU 79 0-3 ② K	3 0 0 0 1 0	0 0 0 0 0 0	0 0 0 0 0 0	0 0 0 0 0 0	0 0 0 0 1 0	0 0 0 0 1 0	3 0 0 0 1 0
Inning Stats	R: 0 E: 0 K: 1 S: 13 H: 1 LOB: 2 BB: 1 P: 19	R: 0 E: 1 K: 0 S: 16 H: 0 LOB: 1 BB: 0 P: 22	R: 1 E: 0 K: 0 S: 10 H: 1 LOB: 1 BB: 1 P: 19	R: 0 E: 0 K: 1 S: 9 H: 0 LOB: 0 BB: 0 P: 14	R: 0 E: 0 K: 0 S: 7 H: 0 LOB: 0 BB: 0 P: 11	R: 2 E: 0 K: 0 S: 12 H: 1 LOB: 2 BB: 2 P: 25	R: 0 E: 0 K: 1 S: 6 H: 0 LOB: 0 BB: 0 P: 10	R: 0 E: 0 K: 1 S: 6 H: 1 LOB: 0 BB: 0 P: 8	R: 0 E: 0 K: 1 S: 13 H: 1 LOB: 1 BB: 0 P: 15	1B: 3 2B: 0 3B: 1 HR: 1 SF: 1 SAC: 0 DP: 1 HBP: 1						

	AB	31
	R	3
	H	5
	RBI	3
	BB	4
	SO	5
	LOB	12

PITCHER		IP	WLS	BF	H	R	ER	SO	BB	IBB	HBP	BLK	WP	HR	S	P	ERA	WHIP
53 Eric Stults, L ERA: 5.36	(1, 1)	5.1	L	24	3	3	2	2	3	0	1	0	0	1	64	103	3.38	1.125
54 Alex Torres, L ERA: 1.89	(6, 1)	1.0		4	0	0	0	0	0	0	1	0	0	0	5	10	0.00	0.000
59 Kevin Quackenbush, R ERA: 2.95	(7, 1)	0.2		2	0	0	0	1	0	0	0	0	0	0	4	7	0.00	0.000
56 Joaquin Benoit, R ERA: 1.38	(8, 1)	1.0		3	1	0	0	1	0	0	0	0	0	0	6	8	0.00	1.000
58 Blaine Boyer, R ERA:	(9, 1)	1.0		4	1	0	0	1	0	0	0	0	0	0	13	15	0.00	1.000

PITCHER	IP	WLS	BF	H	R	ER	SO	BB	IBB	HBP	BLK	WP	HR	S	P	ERA	WHIP

Batter	1	2	3	4	5	6	7	8	9	AB	R	H	RBI	BB	SO	LOB
13 Chris Denorfia, R (1, 9) OBP: 0.302, SLG: 0.346	C FC 83 B FC 84 S FC 85 X FC 86 1-2 12 G3-1 14 SF8 2B		C CU 71 B CU 72 B CU 72 B CH 78 C FC 85 C FC 86 3-3 ② K			B FC 83 B CU 72 F FC 84 B FC 86 F FC 85 F CH 79 B CH 80 4-2 12 FC1-6 BB	C SL 79 S SL 82 B FF 94 C FF 93 1-3 ③ K		C SL 83 S SL 84 D SL 86 X SL 86 1-2 ③ FC6-4 1-2f	4	1	1	0	1	2	2
12 Seth Smith, L (1, 7) OBP: 0.385, SLG: 0.498	B FC 84 X FC 84 1-0 ① G3-1 2-3		B CU 72 S CH 77 S CH 78 F CH 78 F FC 87 B FC 87 X FC 87 2-2 ③ G5-3			B CH 78 X CH 79 1-0 ① FC1-6 24 BB 7 1B 1-2f		B SI 83 C SI 84 B CH 76 B SI 83 T SI 85 S SI 84 3-3 ① K		4	0	0	0	0	1	2
7 Chase Headley, S (1, 5) OBP: 0.294, SLG: 0.332	B FC 84 B FC 85 D CH 78 B FC 85 4-0 24 S BB			C CU 71 F CH 79 F FC 87 C CU 74 0-3 ① K		T FC 85 B FC 85 F FC 86 X FC 87 1-2 24 BB 1-2 1B		X SI 84 0-0 E4 14 E		3	0	1	0	1	1	0
14 Tommy Medica, R (1, 3) OBP: 0.290, SLG: 0.479	B CU 70 F FC 85 F CH 80 X FC 86 1-2 ② SF8 3-H			X CU 72 0-0 44 CS 1B		C FF 96 B FF 96 B FF 95 F SL 88 S FF 98 2-3 ② K		C SI 84 F SI 84 X SI 85 0-2 E1 1-2		3	0	1	1	0	1	3
24 Cameron Maybin, R (1, 8) OBP: 0.309, SLG: 0.404	D CU 70 C FC 83 F FC 83 B FC 86 F FC 86 B CH 77 F CH 78 X FC 86 3-2 ③ G4-3 1-2			B CU 71 1 SAFE B FC 83 S CH 79 C FC 86 F FC 86 S CH 79 2-3 ② K		B SL 87 S SL 87 B SL 87 B FF 98 B FF 97 4-1 1-2 2-3 BB		S SI 84 B SI 84 S SI 84 S CU 72 1-3 ② K		3	0	0	0	1	2	4
44 René Rivera, R (1, 2) OBP: 0.276, SLG: 0.424 56 Joaquín Benoit, R (8, 1) 4 Jake Goebbert, L (8, PH) OBP: 0.385, SLG: 0.333 58 Blaine Boyer, R (9, 1)		B CU 71 C FC 84 X FC 84 1-1 ① 1B		B FC 84 1-0 ③ CS 1-2	C CU 71 B CU 70 F CH 79 X FC 87 1-2 2 SH2-3 1B	F SL 88 F SL 87 S SL 87 0-3 ③ K		B CH 76 X SI 84 1-0 ③ G4-3		3 0 1	0 0 0	2 0 0	0 0 0	0 0 0	1 0 0	3 0 2
2 Everth Cabrera, S (1, 6) OBP: 0.255, SLG: 0.291		C FC 85 B CU 72 X CU 72 1-1 ② F7			X FC 84 0-0 ① SH2-3 1-2		C FF 93 F FF 93 F FF 94 S FF 94 0-3 ① K		C FC 92 F SL 84 X SL 86 0-2 ① G5-3	3	0	0	0	0	1	0
5 Alexi Amarista, L (1, 4) OBP: 0.271, SLG: 0.288 1 Irving Falu, S (7, PH) (8, 4)		C CU 70 C CU 71 F CH 77 B FC 86 B FC 85 F FC 86 X FC 87 2-2 ③ G4-3			X FC 84 0-0 ② F9		F FF 94 F FF 94 S SL 81 0-3 ② K		C FC 92 C FF 93 X SL 84 0-2 ② G4-3	2 2	0 0	0 0	0 0	0 0	0 1	1 0
53 Eric Stults, L (1, 1) OBP: 0.100, SLG: 0.150 54 Alex Torres, L (6, 1) 59 Kevin Quackenbush, R (7, 1) 8 Yasmani Grandal, S (7, PH) OBP: 0.286, SLG: 0.357 (8, 2)			C FC 83 B FC 85 B CU 71 X FC 85 2-1 ① L8		C CU 72 F FC 85 S FC 85 0-3 ③ K		C SL 81 B FF 94 B SI 92 B SL 81 B SI 93 4-1 BB		B SL 86 B FF 92 B FF 92 C FC 92 S FF 92 B FF 93 4-2 13 FC6-4 BB	2 0 0 0	0 0 0 0	0 0 0 0	0 0 0 2	0 0 0 0	1 0 0 0	1 0 0 0
Inning Stats	R: 1 E: 0 K: 0 S: 12 H: 1 LOB: 1 BB: 1 P: 22	R: 0 E: 0 K: 0 S: 9 H: 1 LOB: 0 BB: 0 P: 13	R: 0 E: 0 K: 1 S: 10 H: 0 LOB: 0 BB: 0 P: 17	R: 0 E: 0 K: 2 S: 9 H: 1 LOB: 0 BB: 0 P: 12	R: 0 E: 0 K: 1 S: 8 H: 1 LOB: 1 BB: 0 P: 9	R: 0 E: 0 K: 2 S: 14 H: 1 LOB: 3 BB: 2 P: 26	R: 0 E: 0 K: 3 S: 11 H: 0 LOB: 1 BB: 1 P: 16	R: 0 E: 2 K: 2 S: 11 H: 0 LOB: 2 BB: 0 P: 16	R: 0 E: 0 K: 0 S: 11 H: 0 LOB: 1 BB: 1 P: 16	1B: 4 2B: 1 3B: 0 HR: 0 SF: 1 SAC: 1 DP: 0 HBP: 0	WP: 0 PB: 0 SB: 1 CS: 1 PA: 38					

PITCHER		IP	WLS	BF	H	R	ER	SO	BB	IBB	HBP	BLK	WP	HR	S	P	ERA	WHIP
55 Josh Collmenter, R ERA: 3.74	(1, 1)	5.1	W	21	5	1	1	4	2	0	0	0	0	0	55	86	1.69	1.312
37 Matt Stites, R ERA:	(6, 1)	0.2	H	3	0	0	0	2	1	0	0	0	0	0	7	13	0.00	1.500
59 Oliver Pérez, L ERA: 2.27	(7, 1)	1.0	H	4	0	0	0	3	1	0	0	0	0	0	11	16	0.00	1.000
29 Brad Ziegler, R ERA: 2.34	(8, 1)	1.0	H	5	0	0	0	2	0	0	0	0	0	0	11	16	0.00	0.000
43 Addison Reed, R ERA: 3.93	(9, 1)	1.0	S	4	0	0	0	0	1	0	0	0	0	0	11	16	0.00	1.000

PITCHER	IP	WLS	BF	H	R	ER	SO	BB	IBB	HBP	BLK	WP	HR	S	P	ERA	WHIP

BOTTOM

Arizona Diamondbacks @ San Diego Padres

Petco Park, San Diego, CA

Sat Jun 28 2014, 7:12 PM - 10:18 PM PDT

Att. 31,527 - Cloudy - 68 F

livebaseballscorecards.com

AB	30
R	1
H	5
RBI	1
BB	5
SO	11
LOB	18

Arizona Diamondbacks @ San Diego Padres

Petco Park, San Diego, CA

Sun Jun 29 2014, 1:14 PM - 3:57 PM PDT

Att. 20,267 - Cloudy - 71 F

TOP

livebaseballscorecards.com

Batter	1	2	3	4	5	6	7	8	9	AB	R	H	RBI	BB	SO	LOB
5 Ender Inciarte, L (1, 8) OBP: 0.270, SLG: 0.265	C FF 88 B SL 86 F SL 85 B EP 66 F SI 89 X SL 88 2-2 44 S 26 1B 1B		B FC 87 B SL 87 C FC 87 F FC 87 X CH 72 2-2 ① F9		C EP 67 S SL 83 X CU 73 0-2 ③ G4-3			B CH 85 F FF 95 C CH 86 X CH 86 1-2 ① F7		4	1	1	0	0	0	1
8 Gerardo Parra, L (1, 9) OBP: 0.306, SLG: 0.360	X SI 90 0-0 ① F7		C EP 66 X SL 85 0-1 ② F7			B EP 64 F SI 86 F FC 90 X CU 72 1-2 ① G1-3		S SI 91 B CH 86 B CH 87 X FF 96 2-1 ② F9		4	0	0	0	0	0	1
44 Paul Goldschmidt, R (1, 3) OBP: 0.387, SLG: 0.529	B SL 88 1 SAFE 1 SAFE B SI 91 C SI 91 B CU 75 C FF 91 B CU 75 4-2 26 1B 1-2 BB		C SI 92 B SI 90 B CU 75 C SI 91 B CU 75 C CH 75 3-3 ③ K			B SI 92 B SL 86 B SI 92 B SI 90 4-0 26 G3-6-3 BB		B FF 96 B FF 96 S SL 91 C SL 91 B CH 87 X SI 97 3-2 ③ G6-3		2	0	0	0	2	1	0
26 Miguel Montero, L (1, 2) OBP: 0.346, SLG: 0.430	B EP 64 B SL 86 X SI 89 2-0 1-3 2-H 1B			X SI 88 0-0 ① G4-3		B FC 89 C SI 88 X CU 73 1-1 ② G3-6-3 ③ 1-2f			B SI 88 F SI 90 F SI 89 B SL 82 S CH 82 2-3 ① K	4	0	1	1	0	1	1
2 Aaron Hill, R (1, 4) OBP: 0.287, SLG: 0.374	B SI 92 B FC 91 X SI 91 2-0 ② F8			B EP 62 B SI 89 C SI 91 B SL 85 B FF 88 4-1 14 G6-3 BB			B SI 89 C SI 89 B SL 86 C SL 86 F CU 74 B EP 66 X SI 89 3-2 ① L3		C SI 90 X SL 83 0-1 ② F9	3	0	0	0	1	0	2
14 Martín Prado, R (1, 5) OBP: 0.315, SLG: 0.363	C FC 89 F SL 88 B CU 80 D CU 75 T SI 91 2-2 ③ K			C SI 88 X SI 91 0-1 ②③ G6-3 1-2f			C SL 83 B CU 73 B SI 91 B SL 84 C SI 91 X CH 73 3-2 ② F7		C SI 90 S SL 83 X SL 83 0-2 ③ G1-3	4	0	0	0	0	1	3
6 David Peralta, L (1, 7) OBP: 0.323, SLG: 0.419		B SL 88 C FC 87 F SL 84 B EP 66 B SL 85 B FC 89 4-2 13 G4-6-3 BB			C SL 87 F SL 84 X CH 73 0-2 49 SH5-4 1B		X FC 89 0-0 13 1B 1B			2	0	2	0	1	0	0
13 Nick Ahmed, R (1, 6) OBP: 0.333, SLG: 0.333		B FC 91 F FC 90 B SL 87 C SI 90 X SI 91 2-2 ①② G4-6-3 1-2f			C EP 67 B SL 86 1 SAFE F FC 89 B CU 77 F SI 90 1 SAFE X SI 91 2-2 ① L9		D SI 91 C SI 91 1 SAFE 1 SAFE B FF 91 1 SAFE F SI 90 1 SAFE X SI 91 2-2 1-2 1B			3	0	1	0	0	0	2
49 Mike Bolsinger, R (1, 1) OBP: 0.125, SLG: 0.125 27 Roger Kieschnick, L (7, PH) OBP: 0.217, SLG: 0.391 37 Matt Stites, L (7, 1) 54 Joe Thatcher, L (7, 1) 50 Evan Marshall, R (8, 1)		C FC 91 X SI 92 0-1 ③ G4-3			L SL 88 X SL 84 0-1 ② SH5-4 1-2		F FF 89 B FF 90 F FF 90 F CU 76 F FF 91 B CU 76 S FF 91 2-3 ③ K			1 1 0 0 0	0 0 0 0 0	0 0 0 0 0	0 0 0 0 0	0 1 0 0 0	0 0 0 0 0	0 2 0 0 0

	AB	R	H	RBI	BB	SO	LOB
	28	1	5	1	4	4	12

Inning Stats	1	2	3	4	5	6	7	8	9	1B	SF	WP	PA
R	1	0	0	0	0	0	0	0	0	5	0	0	33
E	0	0	0	0	0	0	0	0	0	2B 0	SAC 1	PB 0	
K	1	0	1	0	0	0	1	0	1	3B 0	DP 3	SB 1	
S	12	7	8	4	12	5	16	8	8	HR 0	HBP 0	CS 0	
H	2	0	0	0	1	0	2	0	0				
LOB	2	0	0	0	1	0	2	0	0				
BB	1	1	0	1	0	1	0	0	0				
P	24	13	13	8	14	11	26	14	10				

PITCHER		IP	WLS	BF	H	R	ER	SO	BB	IBB	HBP	BLK	WP	HR	S	P	ERA	WHIP
40 Odrisamer Despaigne, R ERA: 0.66	(1, 1)	6.2	W	26	5	1	1	2	4	0	0	0	0	0	59	102	1.35	1.350
59 Kevin Quackenbush, R ERA: 2.91	(7, 1)	0.1	H	1	0	0	0	1	0	0	0	0	0	0	5	7	0.00	0.000
56 Joaquín Benoit, R ERA: 1.34	(8, 1)	1.0	H	3	0	0	0	0	0	0	0	0	0	0	8	14	0.00	0.000
16 Huston Street, R ERA: 0.93	(9, 1)	1.0	S	3	0	0	0	1	0	0	0	0	0	0	8	10	0.00	0.000

PITCHER	IP	WLS	BF	H	R	ER	SO	BB	IBB	HBP	BLK	WP	HR	S	P	ERA	WHIP

Batter	1	2	3	4	5	6	7	8	9	AB	R	H	RBI	BB	SO	LOB
13 Chris Denorfia, R (1, 9) (8, 7) OBP: 0.301, SLG: 0.344	C FC 84 B CU 77 C FC 87 X FC 88 1-2 G4-3 ①		C CU 78 C CU 79 S CU 80 0-3 K ②		C FC 87 X FC 84 0-1 G1-3 ①		X SL 87 0-0 1B			4	0	1	0	0	1	0
12 Seth Smith, L (1, 7) OBP: 0.381, SLG: 0.491 18 Carlos Quentin, R (7, PH) OBP: 0.290, SLG: 0.318 56 Joaquín Benoit, R (8, 1) 16 Huston Street, R (9, 1)	F FC 88 C FC 90 B FC 89 B FC 88 X CU 80 2-2 G5-3 ②		B FC 91 S FC 88 S FC 88 B FC 88 S CU 80 2-3 K ③		C CU 77 B FC 86 F CU 87 B CU 80 F CU 79 C FF 91 2-3 K ②		B FF 87 F FF 88 S FF 88 1 SAFE B FF 88 F FF 87 F SL 80 F FF 86 1 SAFE 3-3 F FF 87 B FF 86 S FF 86 K ③			3 1 0 0	0 0 0 0	0 0 0 0	0 1 0 0	0 1 0 0	2 1 0 0	0 1 0 0
7 Chase Headley, S (1, 5) OBP: 0.293, SLG: 0.327	C CU 78 C FC 90 B CU 82 X CU 80 1-2 L9 ③			B FC 88 B FC 87 C FC 88 B CU 79 C FC 88 B FC 89 4-2 14 1B 24 2B BB	X CU 79 0-0 L8 ③			C CH 86 B CH 85 S SI 95 X CH 87 1-2 G6-3 ①		3	1	0	0	1	0	0
8 Yasmani Grandal, S (1, 2) OBP: 0.285, SLG: 0.354		B FC 87 F FC 86 X FC 88 1-1 24 BB 1B		S FC 88 B FC 89 F FC 88 B FC 89 B CU 80 C CU 79 3-3 K ①		B CU 76 C CU 76 F FC 88 X CU 79 1-2 G1-3 ①		F SI 95 B SI 95 B SI 95 F CH 86 T SI 96 2-2 K ②		4	0	1	0	0	2	1
14 Tommy Medica, R (1, 3) OBP: 0.298, SLG: 0.474		S CU 79 B FC 86 B FC 87 B CU 77 X FC 88 3-1 F9 ①		B FC 88 B FC 86 1 SAFE 1 SAFE X FC 87 2-0 24 2B 5 SF8 1-2 1B		B FC 86 B FC 87 B CU 77 C FC 87 S FC 87 B FC 89 4-2 24 G1-3 BB		X SI 95 0-0 G6-3 ③		3	1	1	0	1	0	1
24 Cameron Maybin, R (1, 8) OBP: 0.316, SLG: 0.413		B FC 89 C FC 87 B FC 87 B CU 80 B FC 87 4-1 1-2 BB		S CU 80 B CU 81 C CU 78 X CU 82 1-2 1-3 2-H 2B		F FC 89 X FC 87 0-1 G1-3 ② 1-2				2	0	1	1	1	0	1
5 Alexi Amarista, L (1, 6) OBP: 0.266, SLG: 0.284		C FF 89 B FC 89 S CU 81 T FC 90 1-2 K ②		X FC 90 0-0 SF8 ② 3-H		C FC 89 B FC 89 C FC 88 B FF 89 X CU 82 2-2 G3 ③				2	0	0	1	0	1	3
1 Irving Falu, S (1, 4)		C CU 80 X CU 81 0-1 G4-1 ③		I IN 70 I IN 70 I IN 71 I IN 73 4-0 IBB			X FF 94 0-0 B1-3 ①			2	0	0	0	1	0	2
40 Odrisamer Despaigne, R (1, 1) 59 Kevin Quackenbush, R (7, 1) 25 Will Venable, L (7, PH) (8, 9) OBP: 0.256, SLG: 0.272			C FC 87 F FC 87 S CU 77 0-3 K ①	X FC 87 0-0 G4-3 ③			B FF 95 S FF 95 C SL 84 S FF 97 1-3 K ②			2 0 1	0 0 0	0 0 0	0 0 0	0 0 1	1 0 0	2 0 0
Inning Stats	R: 0 E: 0 K: 0 S: 9 H: 0 LOB: 0 BB: 0 P: 13	R: 0 E: 0 K: 1 S: 10 H: 1 LOB: 2 BB: 1 P: 19	R: 0 E: 0 K: 3 S: 9 H: 0 LOB: 0 BB: 0 P: 11	R: 2 E: 0 K: 1 S: 11 H: 2 LOB: 2 BB: 2 P: 25	R: 0 E: 0 K: 1 S: 7 H: 0 LOB: 0 BB: 0 P: 9	R: 0 E: 0 K: 0 S: 10 H: 0 LOB: 1 BB: 1 P: 17	R: 0 E: 0 K: 2 S: 12 H: 1 LOB: 1 BB: 0 P: 16	R: 0 E: 0 K: 1 S: 7 H: 0 LOB: 0 BB: 0 P: 10		1B: 3 2B: 1 3B: 0 HR: 0 SF: 1 SAC: 0 DP: 0 HBP: 0						

PITCHER		IP	WLS	BF	H	R	ER	SO	BB	IBB	HBP	BLK	WP	HR	S	P	ERA	WHIP
49 Mike Bolsinger, R ERA: 4.53	(1, 1)	6.0	L	25	3	2	2	6	3	1	0	0	0	0	56	94	3.00	1.000
37 Matt Stites, R ERA:	(7, 1)	0.2		3	1	0	0	1	0	0	0	0	0	0	5	6	0.00	1.500
54 Joe Thatcher, L ERA: 2.74	(7, 1)	0.1		1	0	0	0	1	0	0	0	0	0	0	7	10	0.00	0.000
50 Evan Marshall, R ERA: 3.92	(8, 1)	1.0		3	0	0	0	1	0	0	0	0	0	0	7	10	0.00	0.000

PITCHER	IP	WLS	BF	H	R	ER	SO	BB	IBB	HBP	BLK	WP	HR	S	P	ERA	WHIP

BOTTOM

Arizona Diamondbacks @ San Diego Padres

Petco Park, San Diego, CA

Sun Jun 29 2014, 1:14 PM - 3:57 PM PDT

Att. 20,267 - Cloudy - 71 F

livebaseballscorecards.com

AB	27
R	2
H	4
RBI	2
BB	4
SO	9
LOB	11

Arizona Diamondbacks @ Pittsburgh Pirates

PNC Park, Pittsburgh, PA

Tue Jul 01 2014, 7:08 PM - 9:41 PM EDT

Att. 21,426 - Partly Cloudy - 88 F

TOP

livebaseballscorecards.com

Batter	1	2	3	4	5	6	7	8	9	AB	R	H	RBI	BB	SO	LOB
5 Ender Inciarte, L (1, 8) OBP: 0.268, SLG: 0.262	B SI 92 X SI 91 1-0 B5-3	B SI 92 D SI 91 C SI 90 S SI 90 X SI 91 2-2 P6			C SI 90 X SI 91 0-1 L7		F SI 89 X CH 79 0-1 L4		F FF 94 S FF 94 F FF 95 X FF 94 0-2 1-2 2-H 1B	5	0	1	0	0	0	2
14 Martín Prado, R (1, 5) OBP: 0.313, SLG: 0.361	C SI 92 X SI 92 0-1 44 1B 1B		B SI 89 B SI 90 C CH 78 X SI 90 2-1 F9		B SI 90 B CH 80 C CH 80 C CH 80 X SI 91 2-2 G5-3		C SI 90 B KC 76 B CH 79 X SI 90 2-1 L8		B FF 95 B SL 85 X FF 95 2-0 P3	5	0	1	0	0	0	2
44 Paul Goldschmidt, R (1, 3) OBP: 0.391, SLG: 0.530	X SI 91 0-0 1-3 1B		B SI 90 B SI 90 C SI 91 B SI 90 D CH 81 4-1 26 FC3-6 BB		B SI 91 B SI 91 B CH 80 X SI 90 3-0 26 S 26 1B 1B		C CH 79 B SI 91 B SI 91 X SI 92 2-1 F8			3	1	2	0	1	0	0
26 Miguel Montero, L (1, 2) OBP: 0.345, SLG: 0.428	C SI 92 F FF 90 1 SAFE F SI 91 S CH 80 0-3 K		B KC 74 X KC 75 1-0 FC3-6 2 FC5-4 1-2f		1 SAFE F SI 90 C SI 91 X SI 90 0-2 2 1B 1-H 1B			F SI 89 F SI 92 B KC 78 F KC 76 B KC 80 F SI 92 B SI 92 S SI 91 3-3 K		4	1	1	1	0	2	3
2 Aaron Hill, R (1, 4) OBP: 0.287, SLG: 0.373	B SI 91 1 SAFE X SI 90 1-0 G4-3		B CH 80 C CH 80 X SI 90 1-1 FC5-4 1-2f		B SI 90 D CH 80 X SI 88 2-0 2-H 1B			B SI 90 F SI 90 X KC 74 1-1 L9		4	0	1	1	0	0	3
6 David Peralta, L (1, 7) OBP: 0.330, SLG: 0.423		C SI 90 F KC 78 X SI 91 0-2 36 SH5-4 7 1B 1B		B SI 89 C SI 90 F CH 79 B KC 79 B SI 92 X CH 80 3-2 7 FC5-4 1B	X SI 91 0-0 G4-3			B SI 92 X SI 91 1-0 P6		4	0	2	0	0	0	1
7 Cody Ross, R (1, 9) OBP: 0.270, SLG: 0.268 8 Gerardo Parra, L (8, 9) OBP: 0.308, SLG: 0.362		B SI 89 X CH 80 1-0 36 SH5-4 1-2 1B		1 SAFE X SI 90 0-0 FC5-4 1-2f		C SI 89 F SI 89 B SI 89 F CH 79 S CH 78 1-3 K			B FF 94 F FF 95 S CH 85 B FF 94 F FF 94 F FF 94 B SL 81 X FF 95 3-2 13 1B 5 1B 1B	3 1	0 0	1 1	0 0	0 0	1 0	1 0
13 Nick Ahmed, R (1, 6) OBP: 0.286, SLG: 0.286		F SI 90 B SI 89 X CH 80 1-1 L5		B SI 90 X SI 89 1-0 F8	X SI 90 0-0 G5-3				1 SAFE F SL 80 1 SAFE 1 SAFE S FF 94 X FF 94 0-2 5 1B 1-2 1B	4	0	1	0	0	0	3
36 Wade Miley, L (1, 1) OBP: 0.200, SLG: 0.176 43 Addison Reed, L (9, 1)		C SI 89 D KC 79 C SI 91 X SI 91 1-2 SH5-4 1-2 2-3		C SI 90 B SI 90 X SI 90 1-1 G1-3		C SI 89 F SI 90 F KC 77 X SI 89 0-2 G4-3			S FF 95 C FF 93 F FF 94 B FF 94 T FF 93 1-2 K	3 0	0 0	0 0	0 0	0 0	1 0	3 0
Inning Stats	R: 0 E: 0 K: 1 S: 9 H: 2 LOB: 2 BB: 0 P: 11	R: 0 E: 0 K: 0 S: 12 H: 2 LOB: 2 BB: 0 P: 17	R: 0 E: 0 K: 0 S: 6 H: 0 LOB: 1 BB: 1 P: 14	R: 0 E: 0 K: 0 S: 7 H: 1 LOB: 1 BB: 0 P: 12	R: 2 E: 0 K: 0 S: 11 H: 3 LOB: 1 BB: 0 P: 18	R: 0 E: 0 K: 1 S: 9 H: 0 LOB: 0 BB: 0 P: 10	R: 0 E: 0 K: 0 S: 6 H: 0 LOB: 0 BB: 0 P: 10	R: 0 E: 0 K: 1 S: 8 H: 0 LOB: 0 BB: 0 P: 13	R: 0 E: 0 K: 1 S: 17 H: 3 LOB: 2 BB: 0 P: 23	1B: 11 2B: 0 3B: 0 HR: 0 SF: 0 SAC: 1 DP: 0 HBP: 0	WP: 0 PB: 0 SB: 1 CS: 0 PA: 38					

PITCHER		IP	WLS	BF	H	R	ER	SO	BB	IBB	HBP	BLK	WP	HR	S	P	ERA	WHIP
49 Jeff Locke, L ERA: 3.46	(1, 1)	8.0		33	8	2	2	3	1	0	0	0	0	0	68	105	2.25	1.125
29 Ernesto Frieri, R ERA: 6.0	(9, 1)	1.0	W	5	3	0	0	1	0	0	0	0	0	0	17	23	0.00	3.000

PITCHER	IP	WLS	BF	H	R	ER	SO	BB	IBB	HBP	BLK	WP	HR	S	P	ERA	WHIP

BOTTOM

Arizona Diamondbacks @ Pittsburgh Pirates

PNC Park, Pittsburgh, PA

Tue Jul 01 2014, 7:08 PM - 9:41 PM EDT

Att. 21,426 - Partly Cloudy - 88 F

livebaseballscorecards.com

Batter	1	2	3	4	5	6	7	8	9	AB	R	H	RBI	BB	SO	LOB
5 Josh Harrison, R (1, 9) OBP: 0.339, SLG: 0.457	F9			G6-3		L4			L8	4	0	0	0	0	0	2
6 Starling Marte, R (1, 7) OBP: 0.326, SLG: 0.387	K			G5-3			K		E6	4	1	1	2	0	2	0
22 Andrew McCutchen, R (1, 8) OBP: 0.416, SLG: 0.520	G5-3			F8			K		IBB	3	0	0	0	1	1	0
17 Gaby Sanchez, R (1, 3) OBP: 0.292, SLG: 0.452		G5-3			K		K		1B	3	0	0	0	0	2	0
15 Ike Davis, L (9, PH) OBP: 0.363, SLG: 0.368										1	0	1	1	0	0	0
55 Russell Martin, R (1, 2) OBP: 0.406, SLG: 0.383		K			K			18 CS 1B		3	0	1	0	0	2	0
10 Jordy Mercer, R (1, 6) OBP: 0.261, SLG: 0.340		L5			E1 1B			F9		3	0	1	0	0	0	1
24 Pedro Alvarez, L (1, 5) OBP: 0.327, SLG: 0.412			G6-3		K			K		3	0	0	0	0	2	2
18 Neil Walker, S (1, 4) OBP: 0.341, SLG: 0.432			F9			L7		CS 1-2	5 L8 25 1B 6 E 1B	3	1	1	0	0	0	0
49 Jeff Locke, L (1, 1) OBP: 0.154, SLG: 0.083			G6-3			K			6 E 1B	2	0	0	0	0	1	0
29 Ernesto Frieri, R (9, 1)										0	0	0	0	0	0	0
25 Gregory Polanco, L (9, PH) OBP: 0.380, SLG: 0.383										1	1	1	0	0	0	0
Inning Stats	R: 0 E: 0 K: 1 S: 11 H: 0 LOB: 0 BB: 0 P: 16	R: 0 E: 0 K: 1 S: 10 H: 0 LOB: 0 BB: 0 P: 16	R: 0 E: 0 K: 0 S: 7 H: 0 LOB: 0 BB: 0 P: 10	R: 0 E: 0 K: 0 S: 8 H: 0 LOB: 0 BB: 0 P: 12	R: 0 E: 1 K: 3 S: 10 H: 1 LOB: 1 BB: 0 P: 15	R: 0 E: 0 K: 1 S: 7 H: 0 LOB: 0 BB: 0 P: 10	R: 0 E: 0 K: 3 S: 11 H: 0 LOB: 0 BB: 0 P: 15	R: 0 E: 0 K: 1 S: 9 H: 1 LOB: 0 BB: 0 P: 12	R: 3 E: 1 K: 0 S: 10 H: 4 LOB: 2 BB: 1 P: 16	1B: 5 2B: 1 3B: 0 HR: 0 SF: 0 SAC: 0 DP: 0 HBP: 0	WP: 0 PB: 0 SB: 0 CS: 1 PA: 32					

PITCHER	IP	WLS	BF	H	R	ER	SO	BB	IBB	HBP	BLK	WP	HR	S	P	ERA	WHIP
36 Wade Miley, L (1, 1) ERA: 4.61	8.0		27	4	2	2	10	0	0	0	0	0	0	77	111	2.25	0.500
43 Addison Reed, R (9, 1) ERA: 4.15	0.1	L	4	2	1	1	0	0	1	0	0	0	0	6	11	27.00	6.000

PITCHER	IP	WLS	BF	H	R	ER	SO	BB	IBB	HBP	BLK	WP	HR	S	P	ERA	WHIP

AB	30
R	3
H	6
RBI	3
BB	1
SO	10
LOB	5

Arizona Diamondbacks @ Pittsburgh Pirates

PNC Park, Pittsburgh, PA

Wed Jul 02 2014, 7:07 PM - 10:20 PM EDT

Att. 24,161 - Partly Cloudy - 84 F

livebaseballscorecards.com

TOP

Batter	1	2	3	4	5	6	7	8	9	AB	R	H	RBI	BB	SO	LOB
5 Ender Inciarte, L (1, 8) OBP: 0.258, SLG: 0.252	B SI 89 C SI 91 X FF 92 1-1 ① L9	X SI 91 0-0 ③ G4-3			B SI 91 X SI 90 1-0 ① G3		X SI 93 0-0 ② L8		S FC 93 F FC 92 F FC 93 X KC 82 0-2 ② L7	5	0	0	0	0	0	5
8 Gerardo Parra, L (1, 9) OBP: 0.304, SLG: 0.357	C SI 89 C CU 77 S CU 76 0-3 ② K		C FF 91 C CU 77 X CU 77 0-2 ① G6-3		B CU 77 B SI 91 X SI 91 2-0 ② G5-3		F FC 89 B FC 88 S SI 95 F SI 96 B CU 77 F FF 96 F FF 96 X FC 90 2-2 ③ G4-3		D FC 93 X FC 92 1-0 ③ G4-3	5	0	0	0	0	1	3
44 Paul Goldschmidt, R (1, 3) OBP: 0.395, SLG: 0.536	B SI 89 B SI 90 F SI 91 X SI 89 2-1 2B		B X SI 92 1-0 26 G2-3 2 1B		B FF 93 X SI 91 1-0 1B			B SI 95 B CH 88 X SI 95 2-0 ① G5-3		4	1	3	0	0	0	0
26 Miguel Montero, L (1, 2) OBP: 0.347, SLG: 0.424	B CU 75 F SI 91 B CU 77 B SI 91 B CU 76 4-1 2 FC6-4 BB		1 SAFE D CU 78 C SI 90 B FS 84 1 SAFE B SI 90 X SI 91 3-1 ② G2-3 1-2		1 SAFE C CU 77 B FF 91 1 SAFE B SI 93 C SI 91 C SI 91 2-3 ③ K			B SL 84 F SI 95 B SI 95 C SI 95 B SL 83 H SI 94 4-2 HBP		2	0	0	0	1	1	2
2 Aaron Hill, R (1, 4) OBP: 0.286, SLG: 0.371	C SI 90 B CU 78 X SI 91 1-1 ③ FC6-4 1-2f		C CU 79 X CU 78 0-1 6 FC4-6 2-H 1B			B SI 90 B SI 91 B SI 90 C SI 91 X SI 92 3-1 ① F8		D CH 88 X SI 96 1-0 ② F8		4	0	1	1	0	0	3
6 David Peralta, L (1, 7) OBP: 0.337, SLG: 0.420		B SI 89 B SI 89 C SI 90 B SI 91 B SI 90 4-1 1 WP BB	C CU 78 X SI 90 0-1 ③ FC4-6 1-2f			B SI 90 X SI 91 1-0 14 G6-4-3 1B		S SI 95 X SI 95 0-1 ③ G3		3	0	1	0	1	0	2
14 Martín Prado, R (1, 5) OBP: 0.312, SLG: 0.359		C SI 91 C CU 78 C CU 77 0-3 ① K		B SI 91 C SI 91 X SI 90 1-1 ① G5-3		C SI 93 X SI 91 0-1 ②③ G6-4-3 1-2f			C FC 93 B FC 92 X FF 94 1-1 27 1B	4	0	1	0	0	1	2
1 Didi Gregorius, L (1, 6) OBP: 0.310, SLG: 0.367		1 SAFE C SI 90 1 SAFE C CU 77 F CU 77 F CU 77 F CU 77 B FF 91 F CU 77 4-2 F SI 91 1 SAFE D CU 76 B SI 93 B SI 92 1-2 BB	B SI 91 C SI 92 C CU 78 B CU 77 F SI 90 F CU 79 F FF 93 F SI 92 X CU 78 2-2 G6-3				S FF 94 C SI 94 B FF 96 C SI 94 1-3 ① K		C FC 93 F FC 92 S KC 82 0-3 ① K	3	0	0	0	1	2	1
57 Chase Anderson, R (1, 1) OBP: 0.071, SLG: 0.071 48 Randall Delgado, R (4, 1) 7 Cody Ross, R (7, PH) OBP: 0.275, SLG: 0.273 54 Joe Thatcher, L (7, 1) 37 Matt Stites, L (8, 1) 27 Roger Kieschnick, L (9, PH) OBP: 0.250, SLG: 0.417		C SI 91 M CU 78 D CU 78 C SI 91 1-3 ② K		B SI 91 C SI 92 C SI 91 C CU 79 1-3 ③ K			B FF 94 X SI 93 1-0 1B		F FC 92 B FC 93 C FF 93 F KC 82 B FC 92 X FF 94 2-2 1-2 1B	2 0 1 0 0 1	0 0 0 0 0 0	0 0 1 0 0 0	0 0 0 0 0 1	2 0 0 0 0 0	2 0 0 0 0 0	2 0 0 0 0 0

	AB	34
	R	1
	H	8
	RBI	1
	BB	3
	SO	7
	LOB	20

Inning Stats	1	2	3	4	5	6	7	8	9
	R: 0 E: 0 K: 1 S: 10 H: 1 LOB: 2 BB: 1 P: 18	R: 0 E: 0 K: 2 S: 15 H: 0 LOB: 2 BB: 2 P: 24	R: 1 E: 0 K: 0 S: 10 H: 2 LOB: 1 BB: 0 P: 14	R: 0 E: 0 K: 1 S: 12 H: 0 LOB: 0 BB: 0 P: 16	R: 0 E: 0 K: 1 S: 6 H: 1 LOB: 1 BB: 0 P: 12	R: 0 E: 0 K: 0 S: 5 H: 1 LOB: 0 BB: 0 P: 9	R: 0 E: 0 K: 1 S: 11 H: 1 LOB: 1 BB: 0 P: 15	R: 0 E: 0 K: 0 S: 6 H: 0 LOB: 1 BB: 0 P: 13	R: 0 E: 0 K: 1 S: 14 H: 2 LOB: 2 BB: 0 P: 18

	1B: 7	SF: 0	WP: 1	PA: 38
	2B: 1	SAC: 0	PB: 0	
	3B: 0	DP: 1	SB: 0	
	HR: 0	HBP: 1	CS: 0	

PITCHER		IP	WLS	BF	H	R	ER	SO	BB	IBB	HBP	BLK	WP	HR	S	P	ERA	WHIP
50 Charlie Morton, R ERA: 3.3	(1, 1)	6.0	W	25	5	1	1	5	3	0	0	0	1	0	58	93	1.50	1.333
37 Justin Wilson, L ERA: 4.55	(7, 1)	1.0	H	4	1	0	0	1	0	0	0	0	0	0	11	15	0.00	1.000
44 Tony Watson, L ERA: 0.93	(8, 1)	1.0	H	4	0	0	0	0	0	0	1	0	0	0	6	13	0.00	0.000
35 Mark Melancon, R ERA: 2.27	(9, 1)	1.0		5	2	0	0	1	0	0	0	0	0	0	14	18	0.00	2.000

PITCHER	IP	WLS	BF	H	R	ER	SO	BB	IBB	HBP	BLK	WP	HR	S	P	ERA	WHIP

BOTTOM

Arizona Diamondbacks @ Pittsburgh Pirates

PNC Park, Pittsburgh, PA

Wed Jul 02 2014, 7:07 PM - 10:20 PM EDT

Att. 24,161 - Partly Cloudy - 84 F

livebaseballscorecards.com

Batter	1	2	3	4	5	6	7	8	9	AB	R	H	RBI	BB	SO	LOB
25 Gregory Polanco, L (1, 9) OBP: 0.392, SLG: 0.435	B SI 90 C SI 90 S CU 76 X FF 91 1-2 E9 6 G6-3 2B	B CU 77 B CH 81 S CH 81 D SI 92 X CU 77 3-1 2-H HR		B SI 91 1 SAFE B FF 91 B SI 90 C SI 91 B SI 91 4-1 6 E 1-2 BB		B FF 94 C FF 94 C FF 95 S SI 93 1-3 ① K		B FF 97 X FF 97 1-0 ② F7		4	2	2	2	1	1	1
6 Starling Marte, R (1, 7) OBP: 0.327, SLG: 0.388 (9, 8)	F SI 92 X SI 92 0-1 ① G6-3 3-H	C CU 77 B FF 91 F FF 92 C SI 92 1-3 ③ K		B CU 77 S CH 81 X SI 91 1-1 ② FC5 1-3 2-3f		B SL 86 S SI 88 S SL 86 B SL 85 B SL 85 F FF 94 B FF 95 4-2 22 S BB		C SL 86 X FF 98 0-1 22 1B 2-H 2B		4	1	1	2	1	1	2
22 Andrew McCutchen, R (1, 8) OBP: 0.419, SLG: 0.519 35 Mark Melancon, R (9, 1)	C CU 78 C CH 81 B CH 82 F FF 92 F FF 93 S CH 81 1-3 ② K		F FF 90 B FF 91 F FF 91 X FF 91 1-2 55 BB 1B	C FF 92 B CU 78 D CH 83 B CH 80 B FF 91 4-1 BB		1 SAFE 1 SAFE F CH 84 1 SAFE 1 SAFE B CH 86 1 SAFE S CH 85 1 SAFE 2-3 ② K 1-2		S FF 98 C FF 98 F CH 88 X CH 87 0-2 2-H 1B		4 0	0 0	2 0	1 0	1 0	2 0	1 0
18 Neil Walker, S (1, 4) OBP: 0.339, SLG: 0.428	B SI 91 B CH 80 X SI 91 2-0 55 1B 1B		X FF 91 0-0 ① F9	C CH 87 B CH 86 S CH 86 S FF 95 1-3 ③ K		X FF 96 0-0 ③ L8		S CH 86 F CH 87 B CH 86 B FF 97 S FF 98 2-3 ③ K		5	0	1	0	0	2	6
55 Russell Martin, R (1, 2) OBP: 0.413, SLG: 0.395	B FF 90 B CH 81 C CH 80 B FF 91 S SI 91 F SI 90 X CH 81 3-2 1-2 1B		B SI 91 1 SAFE P PO 86 B FF 91 B FF 90 4-0 1-2 BB		B SL 83 F FF 95 B FF 95 F CH 86 B FF 94 X FF 95 3-2 15 G4-3 2B		X FF 85 0-0 ① L4			3	0	2	0	1	0	0
15 Ike Davis, L (1, 3) OBP: 0.359, SLG: 0.363 5 Josh Harrison, R (7, PH) OBP: 0.338, SLG: 0.455 (8, 5)	B CU 76 C SI 91 B SI 90 C CH 82 B CH 81 S CH 82 3-3 ③ K		2 SAFE C SI 90 F SI 91 B FF 91 B FF 91 X CH 82 2-2 ② F8		B FF 96 F FF 96 X FF 95 1-1 ① G4-3 2-3		C FF 85 S FF 87 B FF 86 F FF 86 X SL 79 1-2 ② G6-3			3 1	0 0	0 0	0 0	0 0	1 0	5 0
24 Pedro Alvarez, L (1, 5) OBP: 0.327, SLG: 0.411 17 Gaby Sanchez, R (7, PH) OBP: 0.290, SLG: 0.449 (8, 3)		B CU 77 B SI 90 S CH 81 X SI 92 2-1 50 10 B2-5-4 1B 1B	S CH 81 S CH 81 F FF 90 B CH 82 S CH 82 1-3 ③ K		S CH 86 B FF 95 S FF 95 S FF 94 1-3 ② K		B FF 86 C FF 86 F FF 86 B FF 87 X FC 86 2-2 ③ F9			3 1	0 0	1 0	0 0	0 0	2 0	3 0
10 Jordy Mercer, R (1, 6) OBP: 0.272, SLG: 0.348		C FF 91 X FF 91 0-1 50 B2-5-4 1-2 25 HR 1B		C FF 91 B CU 78 S CH 81 F CH 82 X SI 92 1-2 6 FC5 25 BB 1B	I IN 68 I IN 72 I IN 69 I IN 71 4-0 IBB			C SL 83 X SL 84 0-1 23 FC6 1B		3	1	3	0	1	0	0
50 Charlie Morton, R (1, 1) OBP: 0.077, SLG: 0.077 37 Justin Wilson, L (7, 1) 44 Tony Watson, L (8, 1) OBP: 1.000, SLG: 1.000 23 Travis Snider, L (8, PH) OBP: 0.309, SLG: 0.338 (9, 7)		M CH 79 1 SAFE L CU 77 F CU 78 B FF 91 X CU 77 1-2 ①② B2-5-4 1-2 2-3f		L CH 78 C CU 76 L CU 77 0-3 ① K	X FF 93 0-0 ③ F7			B FF 96 B FF 95 S CH 87 X FF 96 2-1 ① FC6 6 2B 1-2f		3 0 0 1	0 0 0 1	0 0 0 1	0 0 0 0	1 0 0 0	5 0 0 1	
Inning Stats	R: 1 E: 1 K: 2 S: 18 H: 3 LOB: 2 BB: 0 P: 28	R: 2 E: 0 K: 1 S: 13 H: 3 LOB: 0 BB: 0 P: 20	R: 0 E: 0 K: 1 S: 12 H: 1 LOB: 2 BB: 1 P: 19	R: 0 E: 1 K: 2 S: 14 H: 1 LOB: 3 BB: 2 P: 25	R: 0 E: 0 K: 1 S: 9 H: 1 LOB: 2 BB: 1 P: 18	R: 0 E: 0 K: 2 S: 11 H: 0 LOB: 1 BB: 1 P: 18	R: 0 E: 0 K: 0 S: 8 H: 0 LOB: 0 BB: 0 P: 11	R: 2 E: 1 K: 1 S: 14 H: 3 LOB: 1 BB: 0 P: 19		1B: 8 2B: 3 3B: 0 HR: 1	SF: 0 SAC: 0 DP: 1 HBP: 0			WP: 0 PB: 0 SB: 1 CS: 0	PA: 40	

	AB	35
	R	5
	H	12
	RBI	5
	BB	5
	SO	10
	LOB	24

PITCHER		IP	WLS	BF	H	R	ER	SO	BB	IBB	HBP	BLK	WP	HR	S	P	ERA	WHIP
57 Chase Anderson, R ERA: 3.91	(1, 1)	3.2	L	21	8	3	3	5	3	0	0	0	0	1	54	88	7.36	3.000
48 Randall Delgado, R ERA: 5.92	(4, 1)	2.1		10	1	0	0	4	1	1	0	0	0	0	23	40	0.00	0.857
54 Joe Thatcher, L ERA: 2.63	(7, 1)	1.0		3	0	0	0	0	0	0	0	0	0	0	8	11	0.00	0.000
37 Matt Stites, R ERA: 2.84	(8, 1)	1.0		6	3	2	2	1	0	0	0	0	0	0	14	19	18.00	3.000

PITCHER	IP	WLS	BF	H	R	ER	SO	BB	IBB	HBP	BLK	WP	HR	S	P	ERA	WHIP

Batter	1	2	3	4	5	6	7	8	9	AB	R	H	RBI	BB	SO	LOB
5 Ender Inciarte, L (1, 8) OBP: 0.263, SLG: 0.258	C SI 88 F SI 90 B SI 90 X SI 90 1-2 G1-3 ①			B SI 89 B SI 89 B SI 90 C FC 89 X FC 91 3-1 L4 ①		B SI 90 D SI 91 C SL 84 X FC 90 2-1 6 HR 2-H 1B		B SI 92 B SI 92 B SI 92 C FF 93 C SI 92 X SI 93 3-2 G4-3 ①	B FF 94 C SI 93 B SL 85 F FF 94 F FF 93 F CH 86 B SL 88 X FF 94 3-2 6 E 6 1B 44 3B 1-2 2-3 1B	5	2	2	1	0	0	0
6 David Peralta, L (1, 7) OBP: 0.349, SLG: 0.457	C SI 90 B SI 89 F SI 90 F SL 83 C SI 91 1-3 K ②			B SI 92 C KC 78 X SI 92 1-1 G4-3 ②		1 SAFE D KC 78 B SI 91 X SL 85 2-0 1-H HR		B SI 92 F SI 93 S SI 92 B SI 93 F SI 93 B SI 94 F SI 92 X SI 92 3-2 44 CS 1B	X SI 91 0-0 E8 44 3B 1-3 2-H 3-H 1B	5	2	3	4	0	1	0
44 Paul Goldschmidt, R (1, 3) OBP: 0.398, SLG: 0.545	B FC 92 C FC 91 T SL 86 C SI 91 1-3 K ③			C FF 92 X FF 92 0-1 F9 ③		X FF 92 0-0 2B		B SI 93 B SL 86 B SI 93 B SI 93 4-0 1-2 BB ②	C SI 91 B SI 92 F CH 84 F CH 85 F SI 92 D SL 86 B SI 92 X SI 92 3-2 26 1B 1-H 3-H 3B	4	1	2	2	1	1	0
26 Miguel Montero, L (1, 2) OBP: 0.348, SLG: 0.422		F SI 87 X SL 84 0-1 L3 ①			B FF 90 C SI 91 B SI 91 F SI 90 B SI 92 B SI 91 4-2 2 FC5-4 BB	S KC 78 S FF 91 C SI 92 0-3 K ②		1 SAFE F SI 93 1 SAFE S SI 93 F SI 94 B FF 95 S SL 86 1-3 K ③	X SI 91 0-0 2 G1-3 3-H 1B	4	0	1	1	1	2	2
2 Aaron Hill, R (1, 4) OBP: 0.285, SLG: 0.368		C FF 89 B SI 87 B SI 90 X FF 90 2-1 L6 ②			C FF 91 B SI 90 X SI 92 1-1 FC5-4 ① 1-2f	B SL 86 F SI 91 C FF 92 S SI 90 1-3 K ③			X FF 94 1-1 1 1B 7 2B 1B C SI 92 C CH 85 X CH 84 1-1 G1-3 ② 1-2	5	1	1	0	0	1	3
28 Nick Evans, R (1, 5) OBP: 0.071, SLG: 0.286 14 Martín Prado, R (8, 5) OBP: 0.313, SLG: 0.360		X FC 88 0-0 L9 ③			B SI 91 1 SAFE 1 SAFE X SI 90 1-0 P4 ②		C SI 90 F SI 89 C SI 90 0-3 K ①		3-2 7 2B 1 1B 1-3 1B B SI 91 C CH 84 F SL 86 X SI 92 2-2 G4-3 ③	3 2	0 1	0 1	0 0	0 0	1 0	1 1
27 Roger Kieschnick, L (1, 9) OBP: 0.222, SLG: 0.370 50 Evan Marshall, R (7, 1) 29 Brad Ziegler, R (8, 1) 7 Cody Ross, R (9, PH) OBP: 0.279, SLG: 0.285 37 Matt Stites, L (9, 1)		C SI 89 X SI 90 0-1 G1-3 ①			B KC 77 X SI 91 1-0 G1-3 ③		X SI 91 0-0 F7 ②		F FF 94 X FF 94 0-1 8 FC5 1-3 3-H 2B	3 0 0 1 0	0 0 0 0 0	0 0 0 1 0	0 0 0 1 0	0 0 0 0 0	0 0 0 0 0	1 0 0 0 0
1 Didi Gregorius, L (1, 6) OBP: 0.333, SLG: 0.381		C KC 76 F KC 77 F SI 91 X SI 91 0-2 G5-3 ②				B SI 89 B SI 90 B FF 91 C SI 88 B SL 83 4-1 32 SH2-4 5 1B BB	B SI 92 S CH 85 X FF 92 1-1 1B		F FF 94 B SI 94 X FF 94 1-1 5 1B 8 FC5 6 1B 3-H 1B	3	2	2	1	1	0	0
32 Brandon McCarthy, R (1, 1) OBP: 0.138, SLG: 0.138 59 Oliver Pérez, L (6, 1) 8 Gerardo Parra, L (7, PH) OBP: 0.302, SLG: 0.355 (7, 9)		C FC 87 S FF 88 C SI 88 0-3 K ③				L FC 87 L FF 90 X KC 76 0-2 SH2-4 ① 1-2	B KC 76 C KC 77 B KC 77 F SI 90 X SI 90 2-2 G5-3 ③		X FF 95 0-0 FC5 5 1B 6 1B 1-2 2-3f ①	1 0 2	0 0 1	0 0 0	0 0 0	0 0 0	1 0 0	0 0 3
Inning Stats	R: 0 E: 0 K: 2 S: 10 H: 0 LOB: 0 BB: 0 P: 13	R: 0 E: 0 K: 0 S: 5 H: 0 LOB: 0 BB: 0 P: 7	R: 0 E: 0 K: 1 S: 9 H: 0 LOB: 0 BB: 0 P: 9	R: 0 E: 0 K: 0 S: 6 H: 0 LOB: 0 BB: 0 P: 10	R: 0 E: 0 K: 0 S: 6 H: 0 LOB: 1 BB: 1 P: 13	R: 3 E: 0 K: 2 S: 14 H: 3 LOB: 1 BB: 1 P: 23	R: 0 E: 0 K: 1 S: 9 H: 1 LOB: 1 BB: 0 P: 12	R: 0 E: 0 K: 1 S: 12 H: 1 LOB: 1 BB: 1 P: 23	R: 7 E: 1 K: 0 S: 29 H: 8 LOB: 1 BB: 0 P: 43	1B: 9 2B: 2 3B: 1 HR: 1 SF: 0 SAC: 1 DP: 0 HBP: 0						

PITCHER	IP	WLS	BF	H	R	ER	SO	BB	IBB	HBP	BLK	WP	HR	S	P	ERA	WHIP
46 Vance Worley, R (1, 1) ERA: 2.28	7.0	L	27	4	3	3	6	2	0	0	0	0	1	59	87	3.86	0.857
48 Jared Hughes, R (8, 1) ERA: 2.27	1.0		4	1	0	0	1	1	0	0	0	0	0	12	23	0.00	2.000
29 Ernesto Frieri, R (9, 1) ERA: 7.29	0.1		6	5	5	5	0	0	0	0	0	0	0	15	23	135.00	15.000
30 Jeanmar Gómez, R (9, 1) ERA: 3.79	0.2		5	3	2	2	0	0	0	0	0	0	0	14	20	27.00	4.500

PITCHER	IP	WLS	BF	H	R	ER	SO	BB	IBB	HBP	BLK	WP	HR	S	P	ERA	WHIP

TOP

Arizona Diamondbacks @ Pittsburgh Pirates

PNC Park, Pittsburgh, PA

Thu Jul 03 2014, 7:08 PM - 10:24 PM EDT

Att. 27,473 - Partly Cloudy - 77 F

livebaseballscorecards.com

AB	38
R	10
H	13
RBI	10
BB	3
SO	7
LOB	11

1B: 9	SF: 0	WP: 0	PA: 42
2B: 2	SAC: 1	PB: 0	
3B: 1	DP: 0	SB: 0	
HR: 1	HBP: 0	CS: 1	

Batter	1	2	3	4	5	6	7	8	9	AB	R	H	RBI	BB	SO	LOB
25 Gregory Polanco, L (1, 9) OBP: 0.382, SLG: 0.422	C SI 91 X SI 92 0-1 G5-3 ①		S SI 92 F SI 94 B SI 93 F FF 93 X CU 82 1-2 G6-3 ② 3-H		B FC 90 B SI 92 F SI 92 F SI 92 B SI 92 X CU 82 3-2 18 CS 1B		C SI 94 B SI 93 B CH 87 X SI 95 2-1 G6-3 ③		S FF 96 F FF 97 T FF 98 0-2 K ③	5	0	1	1	0	1	2
6 Starling Marte, R (1, 7) OBP: 0.326, SLG: 0.386	B SI 92 C SI 93 B FC 82 L CU 82 F SI 92 X SI 93 2-2 G6-3 ②		C CU 81 S SI 93 B SI 94 X SI 93 1-2 22 S 1B		B SI 91 1 SAFE C CU 81 X CU 81 1-1 L7 ①			C SI 83 X SI 84 0-1 G1-3 ①		4	0	1	0	0	0	1
22 Andrew McCutchen, R (1, 8) OBP: 0.420, SLG: 0.519	C CU 81 F CU 82 B SI 94 B FC 90 F SI 93 B FF 94 X SI 94 3-2 1B		P PO 89 C SI 92 F SI 93 F SI 94 F CU 82 S CU 80 1-3 K ③ 1-2		S CU 81 F CU 80 S CU 81 0-3 K ②			B SI 84 C SI 84 B CH 77 B SI 86 F SI 85 X SI 84 3-2 18 G4-3 1B		4	0	2	0	0	2	2
18 Neil Walker, S (1, 4) OBP: 0.338, SLG: 0.429	C CU 80 D CU 80 C CU 82 F FF 93 C SI 93 1-3 K ③			C CU 80 F CU 81 X CU 79 0-2 55 1B 15 1B 2B	F SI 92 B SI 92 1-1 CS ③ 1-2	F SI 90 X SI 90 0-1 L6 ①		B SI 84 1 SAFE S CH 76 F SI 84 B CU 73 X CH 77 2-2 G4-3 ② 1-2		4	1	1	0	0	1	2
55 Russell Martin, R (1, 2) OBP: 0.410, SLG: 0.391		C SI 92 F SI 92 X FF 93 0-2 G6-3 ①		C CU 82 X SI 92 0-1 24 G5-3 15 1B 2-3 1B		C SI 92 B SI 91 F SI 91 S CU 82 1-3 K ②		C CU 71 B CU 70 B CH 76 F SI 85 S CU 72 2-3 K ③		4	0	1	0	0	2	1
15 Ike Davis, L (1, 3) OBP: 0.361, SLG: 0.363		B CU 83 B CU 81 C CU 81 B FF 93 C SI 93 C SI 93 3-3 K ②		X SI 92 0-0 24 G5-3 1-2 3-H 1B	B SI 91 B SI 92 C CU 81 B SI 92 B SI 91 4-1 5 FC6-4 BB				B FF 94 C FF 95 F FF 96 B FF 97 X FF 97 2-2 P5 ①	3	0	1	1	1	1	0
24 Pedro Alvarez, L (1, 5) OBP: 0.328, SLG: 0.412 5 Josh Harrison, R (6, PH) OBP: 0.339, SLG: 0.455 (7, 5)		B SI 93 B SI 94 X SI 94 2-0 10 CS 1B		T SI 92 X SI 92 0-1 G5-3 ①② 1-2 2-3f		X FF 90 0-0 FC6-4 ③ 1-2f			C FF 97 B FF 97 X FF 97 1-1 10 DI 1B	2 2	0 0	1 1	0 0	0 0	0 0	2 1
10 Jordy Mercer, R (1, 6) OBP: 0.279, SLG: 0.353		C CU 81 F SI 93 F SI 93 B SI 93 1-2 CS ③ 1-2	C CU 81 F CU 83 F FF 93 F SI 94 B CU 82 X CU 82 1-2 46 G3-4 25 G6-3 2B	I IN 77 I IN 77 I IN 80 I IN 79 4-0 IBB			C FF 95 B SI 94 F CH 86 F FF 95 F FF 95 F SI 94 S CH 85 1-3 K ①		B FF 96 D FF 95 B FF 96 B FF 95 4-0 BB 1-2	2	1	1	0	2	1	0
46 Vance Worley, R (1, 1) OBP: 0.111, SLG: 0.111 23 Travis Snider, L (7, PH) OBP: 0.307, SLG: 0.336 48 Jared Hughes, R (8, 1) 29 Ernesto Frieri, R (9, 1) 30 Jeanmar Gómez, R (9, 1) OBP: 1.000, SLG: 1.000 17 Gaby Sanchez, R (9, PH) OBP: 0.288, SLG: 0.445			B CU 82 T SI 92 X CU 81 1-1 G3-4 ① 2-3	S SI 91 T SI 92 S SI 93 0-3 K ③			B CH 84 C SI 94 B SI 95 C CH 85 S CH 86 2-3 K ②		C SL 86 X FF 95 0-1 L8 ②	2 1 0 0 0 1	0 0 0 0 0 0	0 0 0 0 0 0	0 0 0 0 0 0	1 1 0 0 0 0	0 0 0 0 0 0	3 0 0 0 0 2
Inning Stats	R: 0 E: 0 K: 1 S: 14 H: 1 LOB: 1 BB: 0 P: 20	R: 0 E: 0 K: 1 S: 10 H: 1 LOB: 0 BB: 0 P: 16	R: 1 E: 0 K: 1 S: 20 H: 2 LOB: 1 BB: 0 P: 24	R: 1 E: 0 K: 1 S: 11 H: 3 LOB: 2 BB: 1 P: 15	R: 0 E: 0 K: 1 S: 9 H: 1 LOB: 0 BB: 0 P: 14	R: 0 E: 0 K: 1 S: 7 H: 0 LOB: 1 BB: 1 P: 12	R: 0 E: 0 K: 2 S: 11 H: 0 LOB: 0 BB: 0 P: 16	R: 0 E: 0 K: 1 S: 11 H: 1 LOB: 1 BB: 0 P: 18	R: 0 E: 0 K: 1 S: 10 H: 1 LOB: 2 BB: 1 P: 17	1B: 8 2B: 2 3B: 0 HR: 0 SF: 0 SAC: 0 DP: 1 HBP: 0						WP: 0 PB: 0 SB: 1 CS: 2 PA: 39	

PITCHER		IP	WLS	BF	H	R	ER	SO	BB	IBB	HBP	BLK	WP	HR	S	P	ERA	WHIP
32 Brandon McCarthy, R ERA: 5.01	(1, 1)	5.2	W	24	8	2	2	6	1	1	0	0	0	0	70	100	3.18	1.588
59 Oliver Pérez, L ERA: 2.25	(6, 1)	0.1	H	1	0	0	0	0	0	0	0	0	0	0	1	1	0.00	0.000
50 Evan Marshall, R ERA: 3.74	(7, 1)	1.0	H	3	0	0	0	2	0	0	0	0	0	0	11	16	0.00	0.000
29 Brad Ziegler, R ERA: 2.28	(8, 1)	1.0	H	4	1	0	0	1	0	0	0	0	0	0	11	18	0.00	1.000
37 Matt Stites, R ERA: 2.45	(9, 1)	1.0		5	1	0	0	1	1	0	0	0	0	0	10	17	0.00	2.000

PITCHER	IP	WLS	BF	H	R	ER	SO	BB	IBB	HBP	BLK	WP	HR	S	P	ERA	WHIP

BOTTOM

Arizona Diamondbacks @ Pittsburgh Pirates

PNC Park, Pittsburgh, PA

Thu Jul 03 2014, 7:08 PM - 10:24 PM EDT

Att. 27,473 - Partly Cloudy - 77 F

livebaseballscorecards.com

AB	34
R	2
H	10
RBI	2
BB	3
SO	10
LOB	16

Batter	1	2	3	4	5	6	7	8	9	AB	R	H	RBI	BB	SO	LOB
5 Ender Inciarte, L (1, 8) OBP: 0.262, SLG: 0.257	C FF 91 B FF 93 F SL 79 B FF 94 F FF 94 S SL 84 2-3 K2-3		C FF 91 X CH 86 0-1 G4-6-3 1-2f		X FF 92 0-0 G4-3			B SL 78 F FF 91 F CH 83 B SL 83 B SL 83 X FF 93 3-2 6 FC3-6 1-3 1B		4	0	1	0	0	1	1
6 David Peralta, L (1, 7) OBP: 0.354, SLG: 0.459	C FF 94 X CH 86 0-1 44 FC6-4 1B		B CH 83 C CH 86 B FF 95 X SI 93 2-1 1B			C FF 91 B SL 82 C SL 80 X FF 92 1-2 G3-1		B CU 76 F SI 94 B SI 94 F FF 91 X SI 94 2-2 FC3-6 44 2B 1-2f 3-H		4	0	2	1	0	0	1
44 Paul Goldschmidt, R (1, 3) OBP: 0.396, SLG: 0.544	B SL 84 S FF 94 S FF 94 B FF 95 1 SAFE X SL 86 2-2 FC6-4 1-2f		S FF 94 1 SAFE F SL 85 S SL 85 0-3 K			B FF 88 C CH 86 B SL 85 S FF 94 B SL 85 S FF 95 3-3 K		B FF 95 X FF 93 1-0 1-3 2B		4	0	1	0	0	2	2
26 Miguel Montero, L (1, 2) OBP: 0.343, SLG: 0.416	B SL 81 C SL 80 1 SAFE X CH 87 1-1 G6-3			C CH 83 B FF 94 F SL 81 X CH 84 1-2 G4-3		B FF 93 B FF 93 S FF 94 B FF 88 C FF 95 S FF 96 3-3 K		B FF 95 B CH 86 S FF 96 F FF 96 T CH 87 2-2 K		4	0	0	0	0	2	3
14 Martín Prado, R (1, 5) OBP: 0.315, SLG: 0.360		B FF 90 B FF 92 B FF 92 C FF 91 X FF 93 3-1 13 G4-3 8 G3 1 WP 1B		B FF 92 B FF 94 B FF 94 B FF 94 4-0 BB			B FF 92 C SL 82 B SL 84 C SL 83 X FF 95 2-2 G6-3		B FF 96 F FF 95 B FF 98 F FF 96 C FF 98 2-3 K	3	1	1	0	1	1	0
8 Gerardo Parra, L (1, 9) OBP: 0.299, SLG: 0.351		B FF 92 C CH 86 C SL 84 B SL 83 F FF 93 D CH 87 F CH 87 X SL 83 3-2 G3 1-2		C SL 79 D CH 84 F CH 86 1 SAFE S SL 83 1-3 K			X FF 90 0-0 G4-3		C FF 96 T KC 85 X FF 98 0-2 G4-3	4	0	0	0	0	1	2
13 Nick Ahmed, R (1, 6) OBP: 0.182, SLG: 0.182		B FF 94 X SL 84 1-0 G4-3 2-3		X SL 82 0-0 G2-3			C FF 92 X CH 87 0-1 G6-3		B FF 98 F FF 96 B KC 85 X FF 96 2-1 F8	4	0	0	0	0	0	2
1 Didi Gregorius, L (1, 4) OBP: 0.333, SLG: 0.379		S SL 82 S SL 82 F SL 83 B FF 95 B SL 84 F FF 94 B FF 88 X FF 94 3-2 F7 3-H			B SL 77 F FF 90 B CH 86 X FF 94 2-1 F8			B FF 90 C FF 90 B SL 82 X SL 79 2-1 5 1B 6 FC3-6 1B		3	1	1	0	0	0	0
55 Josh Collmenter, R (1, 1) OBP: 0.091, SLG: 0.094 59 Oliver Pérez, L (7, 1) 27 Roger Kieschnick, L (8, PH) OBP: 0.214, SLG: 0.357 48 Randall Delgado, R (8, 1)			C FF 92 B FF 92 B FF 92 X FF 93 2-1 5 G4-6-3 1B		C FF 92 C SL 80 S SL 82 0-3 K			X FF 90 0-0 F8		2 0 1 0	0 0 0 0	1 0 0 0	0 0 0 0	1 0 0 0	0 0 1 0	0 0 1 0

Inning Stats	1	2	3	4	5	6	7	8	9
	R: 0 E: 0 K: 1 S: 11	R: 1 E: 0 K: 0 S: 13	R: 0 E: 0 K: 1 S: 9	R: 0 E: 0 K: 1 S: 7	R: 0 E: 0 K: 1 S: 6	R: 0 E: 0 K: 2 S: 9	R: 0 E: 0 K: 0 S: 6	R: 1 E: 0 K: 1 S: 13	R: 0 E: 0 K: 1 S: 8
	H: 1 LOB: 1 BB: 0 P: 16	H: 1 LOB: 0 BB: 0 P: 23	H: 2 LOB: 1 BB: 0 P: 13	H: 0 LOB: 1 BB: 1 P: 13	H: 0 LOB: 0 BB: 0 P: 8	H: 0 LOB: 0 BB: 0 P: 16	H: 0 LOB: 0 BB: 0 P: 8	H: 3 LOB: 2 BB: 0 P: 23	H: 0 LOB: 0 BB: 0 P: 12

PITCHER		IP	WLS	BF	H	R	ER	SO	BB	IBB	HBP	BLK	WP	HR	S	P	ERA	WHIP	PITCHER	IP	WLS	BF	H	R	ER	SO	BB	IBB	HBP	BLK	WP	HR	S	P	ERA	WHIP
30 Ervin Santana, R ERA: 3.93	(1, 1)	7.1	W	28	6	2	2	6	1	0	0	0	1	0	67	108	2.46	0.955																	
43 Luis Avilán, L ERA: 4.08	(8, 1)	0.1	H	1	0	0	0	0	0	0	0	0	0	0	3	5	0.00	0.000																	
52 Jordan Walden, R ERA: 2.66	(8, 1)	0.1	H	2	1	0	0	1	0	0	0	0	0	0	4	7	0.00	3.000																	
46 Craig Kimbrel, R ERA: 2.04	(9, 1)	1.0	S	3	0	0	0	1	0	0	0	0	0	0	8	12	0.00	0.000																	

TOP

Arizona Diamondbacks @ Atlanta Braves

Turner Field, Atlanta, GA

Fri Jul 04 2014, 7:38 PM - 10:31 PM EDT

Att. 48,815 - Partly Cloudy - 82 F

livebaseballscorecards.com

AB	33
R	2
H	7
RBI	1
BB	1
SO	8
LOB	12

1B: 6 2B: 1 3B: 0 HR: 0	SF: 0 SAC: 0 DP: 1 HBP: 0	WP: 1 PB: 0 SB: 0 CS: 0	PA: 34

Arizona Diamondbacks @ Atlanta Braves

Turner Field, Atlanta, GA

Fri Jul 04 2014, 7:38 PM - 10:31 PM EDT

Att. 48,815 - Partly Cloudy - 82 F

BOTTOM

livebaseballscorecards.com

Batter	1	2	3	4	5	6	7	8	9	AB	R	H	RBI	BB	SO	LOB
2 B.J. Upton, R (1, 8) OBP: 0.276, SLG: 0.339	C FC 83 X FC 84 0-1 19 SH1-3 19 S 5 1B 1B	X CH 78 0-0 8 BB 19 1B 1-2 2-3 1B		B FC 83 B CH 78 X CH 78 2-0 ① G5-3		S CH 79 B FC 85 S FC 86 F FC 87 B FC 87 B FC 87 C CH 80 3-3 ③ K				4	1	2	0	0	1	1
19 Andrelton Simmons, R (1, 6) OBP: 0.299, SLG: 0.362	B FC 84 X FC 84 1-0 ① SH1-3 1-3	B CU 69 B FC 85 X CH 78 2-0 8 BB 1-2 2-3 3-H 1B		C FC 84 C FC 84 B FC 85 X FC 85 1-2 ② G1-3			C CU 71 F CH 79 B FC 86 B FC 86 X FC 86 2-2 5 1B 2B			3	1	2	1	0	0	0
5 Freddie Freeman, L (1, 3) OBP: 0.386, SLG: 0.497	B CU 70 X CH 77 1-0 8 2B 22 G4-3 3-H 1B	F FC 86 B FC 86 S FC 86 B FC 86 F FC 87 X FC 87 2-2 ② F7		B CH 79 X CH 79 1-0 ③ G3			B SL 80 B SL 78 F FF 93 S SI 91 B SL 79 X FF 92 3-2 22 FC3-6 2-H 1B			4	1	2	2	0	0	3
8 Justin Upton, R (1, 7) OBP: 0.343, SLG: 0.495	C FC 84 B FC 83 C FC 84 X CU 71 1-2 22 G4-3 1-3 2B	F FC 87 B FC 86 C FC 87 B FC 88 F CH 80 D CH 82 B FC 88 4-2 1-2 2-3 3-H BB			B CH 78 B FC 84 F FC 83 C FC 84 C FC 86 2-3 ① K		B SL 79 S FF 91 C SI 90 B SL 81 B SL 79 S SI 90 3-3 ① K			3	0	1	1	1	2	1
22 Jason Heyward, L (1, 9) OBP: 0.339, SLG: 0.370	B FC 85 X FC 85 1-0 ② G4-3 2-3 3-H	B FC 86 X FC 86 1-0 ③ P6			C FC 85 B FC 85 X FC 85 1-1 23 G4-6-3 1B		C SL 80 S SI 90 X SL 82 0-2 ② FC3-6 1-2f			4	0	1	1	0	0	5
23 Chris Johnson, R (1, 5) OBP: 0.301, SLG: 0.361	X FC 85 0-0 ③ F9		C FC 85 X FC 84 0-1 ① L1		1 SAFE B FC 84 F FC 85 1 SAFE F FC 86 X FC 86 1-2 ②③ G4-6-3 1-2f		C SI 91 C FF 91 F SI 90 F SL 80 B SL 78 S FF 92 1-3 ③ K			4	0	0	0	0	1	3
7 Tommy La Stella, L (1, 4) OBP: 0.360, SLG: 0.345		C FC 83 F FC 84 F FC 84 B CH 76 F CH 78 X FC 86 1-2 30 FC3-5 11 1B 1B	C CH 78 X FC 86 0-1 ② F7			B FC 84 C CH 78 B CH 76 F FC 85 X FC 87 2-2 30 SH5-4 1B		C FF 95 C FF 94 X FF 95 0-2 ① G4-3		4	0	2	0	0	0	0
11 Gerald Laird, R (1, 2) OBP: 0.314, SLG: 0.298		C FC 84 F FC 84 1 SAFE F FC 85 X CH 77 0-2 2 1B 30 FC3-5 19 1B 1-2 1B	B CU 69 C CH 78 B CU 70 B FC 86 F CH 77 X FC 86 3-2 1B			X CH 79 0-0 ① F8		C SL 83 B SL 85 X SL 86 1-1 ② F8		4	1	2	0	0	0	1
30 Ervin Santana, R (1, 1) OBP: 0.108, SLG: 0.083 43 Luis Avilán, L (8, 1) 52 Jordan Walden, R (8, 1) 4 Ryan Doumit, S (8, PH) OBP: 0.247, SLG: 0.341 46 Craig Kimbrel, R (9, 1)		L CH 76 X FC 83 0-1 ① FC3-5 19 1B 2 1B 8 BB 1-2 2-3f	S FC 86 B FC 85 B FC 85 F FC 86 C FC 86 2-3 ③ K			F CH 79 X CH 78 0-1 ② SH5-4 1-2		C FF 95 F CH 85 B CH 85 B FF 95 F SI 96 S CH 87 2-3 ③ K		2 0 0 1 0	1 0 0 0 0	0 0 0 0 0	0 0 0 0 0	0 0 0 1 0	1 0 0 0 0	3 0 0 0 0
Inning Stats	R: 2 E: 0 K: 0 S: 9 H: 3 LOB: 1 BB: 0 P: 13	R: 2 E: 0 K: 0 S: 21 H: 4 LOB: 3 BB: 1 P: 31	R: 0 E: 0 K: 1 S: 10 H: 1 LOB: 1 BB: 0 P: 15	R: 0 E: 0 K: 0 S: 5 H: 0 LOB: 0 BB: 0 P: 9	R: 0 E: 0 K: 1 S: 8 H: 1 LOB: 0 BB: 0 P: 12	R: 0 E: 0 K: 1 S: 10 H: 1 LOB: 1 BB: 0 P: 15	R: 1 E: 0 K: 2 S: 17 H: 2 LOB: 1 BB: 0 P: 26	R: 0 E: 0 K: 1 S: 9 H: 0 LOB: 0 BB: 0 P: 12		1B: 10 2B: 2 3B: 0 HR: 0	SF: 0 SAC: 2 DP: 1 HBP: 0					

	AB	33
	R	5
	H	12
	RBI	5
	BB	1
	SO	6
	LOB	17

PITCHER	IP	WLS	BF	H	R	ER	SO	BB	IBB	HBP	BLK	WP	HR	S	P	ERA	WHIP
55 Josh Collmenter, R (1, 1) ERA: 3.98	6.0	L	29	11	5	5	3	1	0	0	0	0	0	66	100	7.50	2.000
59 Oliver Pérez, L (7, 1) ERA: 2.18	1.0		4	1	0	0	2	0	0	0	0	0	0	14	21	0.00	1.000
48 Randall Delgado, R (8, 1) ERA: 5.77	1.0		3	0	0	0	1	0	0	0	0	0	0	9	12	0.00	0.000

PITCHER	IP	WLS	BF	H	R	ER	SO	BB	IBB	HBP	BLK	WP	HR	S	P	ERA	WHIP

Arizona Diamondbacks @ Atlanta Braves

Turner Field, Atlanta, GA

Sat Jul 05 2014, 4:12 PM - 7:11 PM EDT

Att. 30,405 - Partly Cloudy - 86 F

livebaseballscorecards.com

TOP

Batter	1	2	3	4	5	6	7	8	9	AB	R	H	RBI	BB	SO	LOB
5 Ender Inciarte, L (1, 8) OBP: 0.262, SLG: 0.279	C FF 90 C SI 89 F FF 90 X SL 79 0-2 ① G4-3	C FF 88 B CU 73 F SI 89 F SL 81 B SI 92 X CU 74 2-2 ① G6-3			X SI 86 0-0 HR		B CU 72 X SI 89 1-0 ② G4-3			4	1	1	1	0	0	0
6 David Peralta, L (1, 7) OBP: 0.350, SLG: 0.451	B SI 90 C SI 90 B SI 85 X FF 90 2-1 ② 44 E 1B	B SI 89 F CH 84 C CU 73 F SI 90 F CU 72 X CH 84 1-2 ② G4-3			C FF 86 F SL 79 F CU 72 X FF 90 0-2 ① L7		B CH 83 B CU 72 X SI 89 2-0 ③ G6-3			4	1	1	0	0	0	0
44 Paul Goldschmidt, R (1, 3) OBP: 0.395, SLG: 0.544	B FF 90 B FF 90 X FF 90 2-0 ③ E6 26 1B 2B 1-H	B FF 89 C CU 75 X SL 81 1-1 ③ G4-3			B SL 81 C CU 74 C FF 90 X SL 79 1-2 ② G5-3			B FF 89 X CU 75 1-0 ① F9		4	1	1	1	0	0	0
26 Miguel Montero, L (1, 2) OBP: 0.348, SLG: 0.421	F SI 91 F FF 87 X FF 88 0-2 2 FC6-4 14 E 8 1B 1B 3-H	B SI 88 F SI 85 B CU 72 X FF 87 2-1 14 G6-4-3 1B			C CU 73 X SI 89 0-1 ③ G4-3			F SI 88 X SL 79 0-1 14 G4-6-3 1B		4	1	3	1	0	0	0
14 Martín Prado, R (1, 5) OBP: 0.315, SLG: 0.358	B FF 90 B SI 86 C SI 89 X FF 88 2-1 FC6 2 FC6-4 1-2	X FF 90 0-0 ① ② G6-4-3 1-2f				C FF 87 B SL 78 X SL 78 1-1 2 G6-4-3 1B		C SL 81 B FF 90 B SL 82 X FF 90 2-1 ② ③ G4-6-3 1-2f		4	0	1	0	0	0	3
2 Aaron Hill, R (1, 4) OBP: 0.282, SLG: 0.364	C FF 90 F CU 74 X SL 80 0-2 ② FC6-4 8 1B 1-2f 2-3	C FF 89 S SL 81 S SL 80 0-3 ③ K				B FF 89 F FF 89 C FF 88 X SL 79 1-2 ① ② G6-4-3 1-2f			C FF 94 B FF 95 X FF 94 1-1 ① F7	4	0	0	0	0	1	3
8 Gerardo Parra, L (1, 9) OBP: 0.304, SLG: 0.353	X CH 84 0-0 1 PB 1B 1-3 3-H			B SI 87 F CU 73 F SI 88 X SL 81 1-2 ① G4-3		F CU 72 F SI 89 B CU 72 B FF 89 B SI 91 X CU 74 3-2 1B			B FF 94 B FF 94 C FF 94 F FF 95 B SL 84 B FF 96 4-2 1 G6-4-3 BB	3	0	2	1	1	0	0
1 Didi Gregorius, L (1, 6) OBP: 0.329, SLG: 0.362	B FF 89 B FF 89 I IN 72 I IN 70 4-0 1-2 IBB			C CU 73 B CU 74 B FF 89 X FF 88 2-1 ② F8		F SI 90 C FF 91 F SL 81 X CU 74 0-2 ③ P6			C SI 95 F FF 95 X FF 95 0-2 ② ③ G6-4-3 1-2f	3	0	0	0	1	0	2
49 Mike Bolsinger, R (1, 1) OBP: 0.111, SLG: 0.111 48 Randall Delgado, R (4, 1) 37 Matt Stites, L (6, 1) 7 Cody Ross, R (7, PH) OBP: 0.277, SLG: 0.283 56 Eury De La Rosa, L (7, 1)	B FF 88 B FF 90 C FF 90 X FF 90 2-1 ③ G4-3			C FF 87 X FF 89 0-1 ③ F9			C CU 73 B SL 79 B SL 79 B FF 89 F SI 89 F SI 90 X SI 91 3-2 ① G6-3			2 0 0 1 0	0 0 0 0 0	0 0 0 0 0	0 0 0 0 0	0 0 0 0 0	0 0 0 0 0	3 0 0 0 0
Inning Stats	R: 3 E: 2 K: 0 S: 18 H: 4 LOB: 3 BB: 1 P: 30	R: 0 E: 0 K: 0 S: 11 H: 0 LOB: 0 BB: 0 P: 15	R: 0 E: 0 K: 1 S: 6 H: 1 LOB: 0 BB: 0 P: 8	R: 0 E: 0 K: 0 S: 7 H: 0 LOB: 0 BB: 0 P: 10	R: 1 E: 0 K: 0 S: 10 H: 1 LOB: 0 BB: 0 P: 11	R: 0 E: 0 K: 0 S: 12 H: 2 LOB: 1 BB: 0 P: 17	R: 0 E: 0 K: 0 S: 6 H: 0 LOB: 0 BB: 0 P: 12	R: 0 E: 0 K: 0 S: 5 H: 1 LOB: 0 BB: 0 P: 8	R: 0 E: 0 K: 0 S: 7 H: 0 LOB: 0 BB: 1 P: 12	1B: 7 2B: 1 3B: 0 HR: 1 SF: 0 SAC: 0 DP: 4 HBP: 0						

	AB	33
	R	4
	H	9
	RBI	4
	BB	2
	SO	1
	LOB	11

WP: 0 PB: 1 SB: 0 CS: 0 PA: 35

PITCHER		IP	WLS	BF	H	R	ER	SO	BB	IBB	HBP	BLK	WP	HR	S	P	ERA	WHIP
34 Aaron Harang, R ERA: 3.67	(1, 1)	8.0	W	32	9	4	3	1	0	1	0	0	0	1	75	111	3.38	1.125
59 Shae Simmons, R ERA: 1.15	(9, 1)	1.0		3	0	0	0	0	1	0	0	0	0	0	7	12	0.00	1.000

PITCHER	IP	WLS	BF	H	R	ER	SO	BB	IBB	HBP	BLK	WP	HR	S	P	ERA	WHIP

Batter	1	2	3	4	5	6	7	8	9	AB	R	H	RBI	BB	SO	LOB
2 B.J. Upton, R (1, 8) OBP: 0.278, SLG: 0.346	C FC 86 X FC 87 0-1 19 1B 3B	B FC 88 C FC 86 B FC 86 B CU 79 C CU 77 X FC 89 3-2 ③ F9		C FF 88 X FC 88 0-1 E6 19 2B 3-H	S SL 85 B SL 83 S SL 86 T FF 93 1-2 ③ K		C CH 77 X SL 84 0-1 19 G5-3 1-2 2-3 1B			5	2	2	1	0	1	3
19 Andrelton Simmons, R (1, 6) OBP: 0.301, SLG: 0.366	B CU 78 B CU 79 B FC 89 C FC 88 T FC 88 X FC 90 3-2 22 FC6-4 5 BLK 3-H 1B		B FC 86 F FC 86 L FC 86 S FC 88 1-3 ① K	F FC 88 X FC 88 0-1 5 3B 1-H 2-H 2B		C FF 95 B FF 95 B SL 84 F FF 96 X FF 97 2-2 E3 5 FC6	F CU 72 B SL 84 F CH 77 X FF 90 1-2 ② G5-3 1-2 2-3 3-H			5	1	2	4	0	1	2
5 Freddie Freeman, L (1, 3) OBP: 0.386, SLG: 0.505	S FC 87 F FC 87 B FC 87 1 SAFE D CU 82 B CU 79 S CU 79 3-3 ① K 1-2		C FC 87 B FC 86 X FC 87 1-1 22 1B 2B	B CU 78 X FF 89 1-0 8 SF8 2-H 3B		C FF 97 F FF 98 F FF 98 X SL 82 0-2 ① FC6 8 HR 1-2f	F SL 85 X FF 88 0-1 ③ F8			5	3	2	1	0	1	4
8 Justin Upton, R (1, 7) OBP: 0.347, SLG: 0.507	B FC 88 B FC 87 B CU 78 F FC 86 B FC 88 4-1 22 FC6-4 BB		B FC 87 B FC 87 C CU 78 F FC 89 X CU 80 2-2 22 1B 1B	B CU 79 F CU 79 X FC 88 1-1 ② SF8 3-H		B FF 97 C SL 84 S SL 85 X FF 97 1-2 1-H HR		S SL 84 F SL 85 B CH 77 X CU 73 1-2 ① L6		3	1	2	3	1	0	0
22 Jason Heyward, L (1, 9) OBP: 0.339, SLG: 0.369	C FC 88 B FF 87 B CU 79 C CU 78 X FC 90 2-2 ② FC6-4 1-2f 2-3		X FC 88 0-0 23 CS 1-3 2-H 1B	B FC 86 C FC 87 S FC 85 B CU 80 F CU 79 B FC 87 F CU 80 B FC 88 4-2 BB		F FF 96 S FF 95 X FF 96 0-2 ② G4-3		B SL 84 C CU 73 F FF 89 S FF 90 1-3 ② K		4	0	1	1	1	1	2
23 Chris Johnson, R (1, 5) OBP: 0.299, SLG: 0.357	C FC 90 S FC 90 B CH 82 S FC 89 1-3 ③ K		F FC 88 S FC 88 S FF 89 0-3 ②③ K 1-2	1 SAFE B SL 84 S FF 92 X FF 94 1-1 ③ F8		S FF 94 S FF 95 B FF 96 S SL 86 1-3 ③ K		B FF 88 F SL 83 B CH 78 F SL 84 B FF 89 4-2 7 2B BB		4	0	0	0	1	3	5
7 Tommy La Stella, L (1, 4) OBP: 0.376, SLG: 0.361		B FC 86 C FC 86 B FC 88 X FC 87 2-1 ① F7		B FC 86 B CU 75 S FC 86 F FC 86 B FC 88 X FC 87 3-2 34 SH5-4 2 E 25 1B 1B B CH 83 C FF 93 B SI 92 S CH 84 B FF 94 F FF 94 B FF 92 4-2 25 WP BB		B FF 88 B SI 88 B FF 87 C FF 88 F FF 88 B FF 88 4-2 2 1B 25 1B 19 G5-3 BB	B SL 82 X SL 83 1-0 1-3 2B		3	2	2	0	2	0	0
25 Christian Bethancourt, R (1, 2) OBP: 0.333, SLG: 0.350		C FC 88 B CU 79 X CU 78 1-1 2B	X FC 87 0-0 34 SH5-4 19 2B 1-2 1B	C FF 93 B SI 91 F FF 92 B SL 86 X SL 84 2-2 ① G6-3 1-2		C SI 86 X CH 76 0-1 19 G5-3 2 1B 1-2 1B	B SL 85 B SL 84 B FF 88 C FF 87 F SL 84 F FF 88 X SL 84 3-2 ③ G6-3		5	1	3	0	0	0	3
34 Aaron Harang, R (1, 1) OBP: 0.094, SLG: 0.065 59 Shae Simmons, R (9, 1)		F FC 86 C CU 77 S CU 78 0-3 K2-3 ②	B CU 78 X FC 87 1-0 ① SH5-4 1-2 2-3	C FF 93 B FF 94 S FF 93 C FF 94 1-3 ② K		L SI 85 B CH 75 F SI 85 B CU 70 F CU 70 C FF 88 2-3 ① K				3 0	0 0	0 0	0 0	0 0	3 0	4 0
Inning Stats	R: 1 E: 0 K: 2 S: 15 H: 2 LOB: 2 BB: 1 P: 28	R: 0 E: 0 K: 1 S: 10 H: 1 LOB: 1 BB: 0 P: 16	R: 1 E: 0 K: 2 S: 12 H: 3 LOB: 1 BB: 0 P: 16	R: 5 E: 1 K: 0 S: 18 H: 4 LOB: 1 BB: 1 P: 29	R: 0 E: 0 K: 2 S: 12 H: 0 LOB: 1 BB: 1 P: 20	R: 2 E: 1 K: 1 S: 16 H: 1 LOB: 0 BB: 0 P: 20	R: 1 E: 0 K: 1 S: 15 H: 2 LOB: 2 BB: 1 P: 22	R: 0 E: 0 K: 1 S: 13 H: 1 LOB: 2 BB: 1 P: 23		1B: 7 2B: 4 3B: 2 HR: 1 SF: 1 SAC: 1 DP: 0 HBP: 0			WP: 1 PB: 0 SB: 0 CS: 1 PA: 44	

PITCHER		IP	WLS	BF	H	R	ER	SO	BB	IBB	HBP	BLK	WP	HR	S	P	ERA	WHIP
49 Mike Bolsinger, R ERA: 5.13	(1, 1)	3.2	L	23	10	7	5	5	2	0	0	1	0	0	53	86	12.27	3.273
48 Randall Delgado, R ERA: 5.58	(4, 1)	1.1		5	0	0	0	2	1	0	0	0	1	0	14	23	0.00	0.750
37 Matt Stites, R ERA: 3.24	(6, 1)	1.0		5	1	2	1	1	0	0	0	0	0	1	16	20	9.00	1.000
56 Eury De La Rosa, L ERA: 4.5	(7, 1)	2.0		11	3	1	1	2	2	0	0	0	0	0	28	45	4.50	2.500

PITCHER	IP	WLS	BF	H	R	ER	SO	BB	IBB	HBP	BLK	WP	HR	S	P	ERA	WHIP

BOTTOM

Arizona Diamondbacks @ Atlanta Braves

Turner Field, Atlanta, GA

Sat Jul 05 2014, 4:12 PM - 7:11 PM EDT

Att. 30,405 - Partly Cloudy - 86 F

livebaseballscorecards.com

AB	37
R	10
H	14
RBI	10
BB	5
SO	10
LOB	23

Batter	1	2	3	4	5	6	7	8	9	AB	R	H	RBI	BB	SO	LOB
5 Ender Inciarte, L (1, 8) OBP: 0.262, SLG: 0.273	B SI 88 C SI 88 F KC 78 X KC 80 1-2 F7		C SI 89 X SI 88 0-1 F8		C KC 78 B SI 88 S SI 88 F SI 89 X KC 79 1-2 G6-3			B FF 96 F FF 96 B CH 85 F FF 95 F SL 84 B CH 86 B FF 95 4-2 BB		3	0	0	0	1	0	1
2 Aaron Hill, R (1, 4) OBP: 0.278, SLG: 0.359	B SI 89 X SI 88 1-0 P3		B CH 80 F CH 81 X SI 87 1-1 F9			C SI 88 X KC 78 0-1 F9		1 SAFE F FF 94 1 SAFE 1 SAFE X FF 96 0-1 F9		4	0	0	0	0	0	2
44 Paul Goldschmidt, R (1, 3) OBP: 0.398, SLG: 0.554	B SI 89 B SI 88 C SI 88 X CH 81 2-1 14 E 1B		C KC 78 X SI 89 0-1 1-H HR			B SI 88 B SI 88 B CH 81 B SI 87 4-0 14 G6-4-3 BB			B FF 92 B FF 92 C FF 91 C CU 78 B CU 79 F CH 84 S FF 93 3-3 K	3	1	2	2	1	1	0
14 Martín Prado, R (1, 5) OBP: 0.314, SLG: 0.357	1 SAFE B SI 88 F SI 88 X CH 81 1-1 F9 1-2		C SI 88 F SI 89 B CH 82 B SI 89 X CH 82 2-2 G5-3			B SI 88 F CH 82 F CH 82 X KC 79 1-2 G6-4-3 1-2f			B CU 78 B FF 92 C FF 90 X FF 90 2-1 6 S 28 2B 1B	4	1	1	0	0	0	2
6 David Peralta, L (1, 7) OBP: 0.347, SLG: 0.444		B SI 87 C SI 88 X KC 79 1-1 G3		C KC 77 X KC 78 0-1 7 G5-4-3 1B			X SI 87 0-0 F8		C CH 85 S CU 80 F FF 93 1 SAFE F CU 81 B CH 86 F FF 94 1 SAFE F CU 82 3-3 B FF 93 B CH 87 S CH 86 K 1-2	4	0	1	0	0	1	1
7 Cody Ross, R (1, 9) OBP: 0.278, SLG: 0.279 50 Evan Marshall, R (7, 1) 29 Brad Ziegler, R (8, 1) 27 Roger Kieschnick, L (9, PH) OBP: 0.214, SLG: 0.357 28 Nick Evans, R (9, PH) OBP: 0.133, SLG: 0.400 43 Addison Reed, L (9, 1)		B SI 88 B CH 81 B SI 87 C SI 87 B SI 89 4-1 BB	B SI 88 B SI 87 B SI 87 C SI 88 X SI 88 3-1 G5-4-3 1-2f			B SI 87 B SI 86 F SI 87 B CH 81 C KC 78 X KC 77 3-2 G6-3		D SI 94 X SI 94 1-0 2-H 2B	2 0 0 0 0 1 0	0 0 0 0 0 0 0	0 0 0 0 1 1 0	0 0 0 0 1 0 0	1 0 0 0 0 0 0	0 0 0 0 0 0 0	1 0 0 0 0 0 0
9 Tuffy Gosewisch, R (1, 2) OBP: 0.245, SLG: 0.313		C SI 88 X CH 81 0-1 F9	B SI 87 B CH 81 F SI 88 B SI 88 F CH 82 F SI 89 F KC 79 X SI 88 3-2 G6-3			B SI 86 F SI 88 C KC 78 T KC 77 1-2 K			F SI 94 B CH 80 X CH 81 1-1 F7	4	0	0	0	0	1	2
13 Nick Ahmed, R (1, 6) OBP: 0.143, SLG: 0.143		X SI 89 0-0 F9			C SI 88 B SI 88 B KC 78 X SI 88 2-1 P2			B FF 94 B FF 95 X FF 94 2-0 F9		3	0	0	0	0	0	1
36 Wade Miley, L (1, 1) OBP: 0.216, SLG: 0.171 8 Gerardo Parra, L (7, 9) OBP: 0.303, SLG: 0.352			B SI 88 B SI 88 B SI 88 C SI 87 B SI 87 4-1 44 HR BB		C SI 87 C SI 88 F SI 88 F SI 89 F KC 78 S KC 78 0-3 K			C FF 96 B CH 85 F CH 86 B SL 80 S FF 95 2-3 K		1 1	1 0	0 0	0 0	1 0	1 1	0 0
Inning Stats	R: 0 E: 1 K: 0 S: 8 H: 1 LOB: 1 BB: 0 P: 13	R: 0 E: 0 K: 0 S: 6 H: 0 LOB: 1 BB: 1 P: 11	R: 2 E: 0 K: 0 S: 10 H: 1 LOB: 0 BB: 1 P: 17	R: 0 E: 0 K: 0 S: 9 H: 1 LOB: 0 BB: 0 P: 15	R: 0 E: 0 K: 1 S: 12 H: 0 LOB: 0 BB: 0 P: 15	R: 0 E: 0 K: 0 S: 5 H: 0 LOB: 0 BB: 1 P: 10	R: 0 E: 0 K: 1 S: 7 H: 0 LOB: 0 BB: 0 P: 11	R: 0 E: 0 K: 1 S: 9 H: 0 LOB: 1 BB: 1 P: 17	R: 1 E: 0 K: 2 S: 16 H: 2 LOB: 1 BB: 0 P: 26	1B: 3 2B: 1 3B: 0 HR: 1 SF: 0 SAC: 0 DP: 2 HBP: 0						

PITCHER		IP	WLS	BF	H	R	ER	SO	BB	IBB	HBP	BLK	WP	HR	S	P	ERA	WHIP
40 Alex Wood, L ERA: 3.14	(1, 1)	7.0	L	25	3	2	2	2	3	0	0	0	0	1	57	92	2.57	0.857
52 Jordan Walden, R ERA: 2.55	(8, 1)	1.0		4	0	0	0	1	1	0	0	0	0	0	9	17	0.00	1.000
38 Anthony Varvaro, R ERA: 2.41	(9, 1)	0.2		3	1	1	1	2	0	0	0	0	0	0	13	21	13.50	1.500
43 Luis Avilán, L ERA: 4.03	(9, 1)	0.1		2	1	0	0	0	0	0	0	0	0	0	3	5	0.00	3.000

PITCHER	IP	WLS	BF	H	R	ER	SO	BB	IBB	HBP	BLK	WP	HR	S	P	ERA	WHIP

TOP

Arizona Diamondbacks @ Atlanta Braves

Turner Field, Atlanta, GA

Sun Jul 06 2014, 1:38 PM - 4:20 PM EDT

Att. 23,709 - Cloudy - 81 F

livebaseballscorecards.com

AB	30
R	3
H	5
RBI	3
BB	4
SO	5
LOB	10

WP: 0	PA: 34					
PB: 0						
SB: 1						
CS: 0						

Batter	1	2	3	4	5	6	7	8	9	AB	R	H	RBI	BB	SO	LOB
2 B.J. Upton, R (1, 8) OBP: 0.275, SLG: 0.342	X SI 88 0-0 ① F8		C SI 91 F FF 90 S SL 85 0-3 ① K		T SI 89 F CH 81 C FF 91 0-3 ② K		B FF 95 F CH 85 S CH 86 B FF 94 F CH 86 S CH 86 2-3 ③ K			4	0	0	0	0	3	2
19 Andrelton Simmons, R (1, 6) OBP: 0.303, SLG: 0.368	C SI 89 B SI 90 X CH 83 1-1 5 1B 1B		C SI 91 C FF 91 B FF 92 X SL 84 1-2 ② F8		X SI 91 0-0 ③ F9			X SI 83 0-0 22 G4-3 8 BB 1B		4	0	2	0	0	0	0
5 Freddie Freeman, L (1, 3) OBP: 0.385, SLG: 0.501	D SL 83 B SI 89 X SI 90 2-0 22 FC5-4 1-3 1B		F SI 90 B SI 90 F SL 85 S SL 86 1-3 ③ K			F SL 84 B SI 89 B SL 84 S SL 83 X FF 91 2-2 ① G4-3		X SI 84 0-0 ① L6		4	0	1	0	0	1	1
8 Justin Upton, R (1, 7) OBP: 0.349, SLG: 0.503	C SI 91 D FF 92 S SI 92 S SL 83 1-3 ② K			B CU 79 F SI 90 B FF 91 B FF 90 B SI 92 4-1 22 G3 23 1B BB		B SI 92 B SI 89 C SL 84 F SL 82 C FF 92 2-3 ② K		L SI 84 B SI 84 1 SAFE F CH 77 B CH 77 B CU 72 B SI 85 4-2 22 G4-3 1-2 BB		2	1	0	0	2	2	2
22 Jason Heyward, L (1, 9) OBP: 0.336, SLG: 0.364	B SI 91 C SL 83 X SL 88 1-1 ③ FC5-4 1-2f			C SL 84 F SI 91 X SI 90 0-2 ① G3 1-2		B SL 85 C SL 86 X SI 91 1-1 ③ G3		X SI 84 0-0 ② G4-3 1-2 2-3		4	0	0	0	0	0	5
23 Chris Johnson, R (1, 5) OBP: 0.299, SLG: 0.355		C SI 89 F SI 88 B FF 90 S CH 83 1-3 ① K		X SI 91 0-0 7 FC4-6 2-H 1B			B SI 91 S CH 80 S SI 91 B CH 80 X SL 83 2-2 ① L6	B CH 77 S CH 78 B CH 77 B CU 73 C SI 85 S CU 74 3-3 ③ K		4	0	1	1	0	2	2
7 Tommy La Stella, L (1, 4) OBP: 0.379, SLG: 0.365		C FF 92 C SI 90 F SL 83 F SL 83 F FF 92 B FF 93 B FF 92 X SL 85 2-2 25 G6-3 1B		C FF 89 B SI 91 S FF 92 F SL 85 F SL 86 1 SAFE X SL 86 1-2 ② FC4-6 1-2f			S SL 86 B SL 85 S FF 93 B FF 92 B FF 92 X SI 91 3-2 ② G3		C FF 90 B FF 90 F FF 91 X SL 83 1-2 4 G4-6-3 1B	4	0	2	0	0	0	1
25 Christian Bethancourt, R (1, 2) OBP: 0.320, SLG: 0.333		1 SAFE D SI 91 B SI 91 X SI 91 2-0 ② G6-3 1-2		B SI 91 X CH 82 1-0 ③ P4			F SI 91 F SL 88 F FF 91 X FF 91 0-2 26 BB 1B		S FF 91 C FF 92 T FF 92 0-2 ① K	4	0	1	0	0	1	3
40 Alex Wood, R (1, 1) 26 Dan Uggla, R (7, PH) OBP: 0.243, SLG: 0.233 52 Jordan Walden, R (8, 1) 38 Anthony Varvaro, R (9, 1) 43 Luis Avilán, L (9, 1) 4 Ryan Doumit, S (9, PH) OBP: 0.245, SLG: 0.337		S SI 92 C SI 92 S SI 92 0-3 ③ K			B SI 89 C SI 89 S SI 92 S SI 92 1-3 ① K		B SL 84 B FF 94 S FF 94 B FF 95 S FF 94 B FF 94 4-2 1-2 BB		C FF 92 C FF 91 X FF 92 0-2 ② ③ G4-6-3 1-2f	2 0 0 0 0 0 1	0 0 0 0 0 0 0	0 0 0 0 0 0 0	0 1 0 0 0 0 0	0 0 0 0 0 0 0	2 0 0 0 0 0 0	1 0 0 0 0 0 1
Inning Stats	R: 0 E: 0 K: 1 S: 9 H: 2 LOB: 2 BB: 0 P: 14	R: 0 E: 0 K: 2 S: 13 H: 1 LOB: 1 BB: 0 P: 18	R: 0 E: 0 K: 2 S: 9 H: 0 LOB: 0 BB: 0 P: 11	R: 1 E: 0 K: 0 S: 11 H: 1 LOB: 1 BB: 1 P: 17	R: 0 E: 0 K: 2 S: 7 H: 0 LOB: 0 BB: 0 P: 8	R: 0 E: 0 K: 1 S: 8 H: 0 LOB: 0 BB: 0 P: 13	R: 0 E: 0 K: 1 S: 16 H: 1 LOB: 2 BB: 1 P: 27	R: 0 E: 0 K: 1 S: 8 H: 1 LOB: 2 BB: 1 P: 15	R: 0 E: 0 K: 1 S: 9 H: 1 LOB: 0 BB: 0 P: 10	1B: 7 2B: 0 3B: 0 HR: 0	SF: 0 SAC: 0 DP: 1 HBP: 0			WP: 0 PB: 0 SB: 0 CS: 0	PA: 36	

PITCHER		IP	WLS	BF	H	R	ER	SO	BB	IBB	HBP	BLK	WP	HR	S	P	ERA	WHIP
36 Wade Miley, L ERA: 4.43	(1, 1)	6.2	W	26	5	1	1	8	1	0	0	0	0	0	67	96	1.35	0.900
50 Evan Marshall, R ERA: 3.68	(7, 1)	0.1	H	2	0	0	0	1	1	0	0	0	0	0	6	12	0.00	3.000
29 Brad Ziegler, R ERA: 2.23	(8, 1)	1.0	H	5	1	0	0	1	1	0	0	0	0	0	8	15	0.00	2.000
43 Addison Reed, R ERA: 4.04	(9, 1)	1.0	S	3	1	0	0	1	0	0	0	0	0	0	9	10	0.00	1.000

PITCHER	IP	WLS	BF	H	R	ER	SO	BB	IBB	HBP	BLK	WP	HR	S	P	ERA	WHIP

BOTTOM

Arizona Diamondbacks @ Atlanta Braves

Turner Field, Atlanta, GA

Sun Jul 06 2014, 1:38 PM - 4:20 PM EDT

Att. 23,709 - Cloudy - 81 F

livebaseballscorecards.com

AB	33
R	1
H	7
RBI	1
BB	3
SO	11
LOB	18

Miami Marlins @ Arizona Diamondbacks

Chase Field, Phoenix, AZ

Mon Jul 07 2014, 6:41 PM - 9:37 PM MST

Att. 17,103 - Roof Closed - 80 F

TOP

livebaseballscorecards.com

Batter	1	2	3	4	5	6	7	8	9	AB	R	H	RBI	BB	SO	LOB
21 Christian Yelich, L (1, 7) (7, 8) OBP: 0.349, SLG: 0.427	C SI 90 B SI 91 B SI 91 B SI 90 X FF 90 3-1 ① G4-3		T SI 90 B FF 90 B FF 90 F SI 90 X SI 91 2-2 ② G4-3		S SI 90 B CU 78 S CH 81 S CH 80 1-3 ② K		B FF 95 X FF 96 1-0 1B		B SL 85 C FF 89 X FF 89 1-1 17 G6-4-3 1B	5	0	2	0	0	1	0
17 Donovan Solano, R (1, 4) OBP: 0.290, SLG: 0.290	F FF 91 C CU 76 X CU 77 0-2 ② G5-3		C FF 90 B FF 91 B CU 78 B FF 90 B SI 90 4-1 BB		X FF 90 0-0 2B		C FF 96 B SL 85 C SL 86 F SL 85 F FF 96 C SL 84 1-3 ① K		X SL 84 0-0 ② ③ G6-4-3 1-2f	4	0	1	0	1	1	2
27 Giancarlo Stanton, R (1, 9) OBP: 0.402, SLG: 0.559 5 Reed Johnson, R (7, 7) OBP: 0.293, SLG: 0.397	C FF 91 B FF 92 B CH 81 C CH 82 F FF 92 F SI 92 S CH 82 2-3 ③ K		S CU 77 F SI 91 B FF 93 S CU 77 1-3 ③ K		C CU 77 F CH 81 B SI 92 B FF 92 D CU 79 S CH 82 3-3 ③ K		C FF 97 C FF 97 S SL 86 0-3 ② K			4 0	0 0	0 0	0 0	0 0	4 0	3 0
9 Casey McGehee, R (1, 5) OBP: 0.390, SLG: 0.395 43 Dan Jennings, L (7, 1)		X FF 89 0-0 ① P4		C FF 91 X SI 90 0-1 46 2B 1B		B CU 77 F CH 81 X FF 91 1-1 13 1B 3 SF9 1B	X SL 84 0-0 ③ L8			4 0	1 0	2 0	0 0	0 0	0 0	1 0
46 Garrett Jones, L (1, 3) OBP: 0.328, SLG: 0.432		C SI 89 B FF 90 B FF 91 S CH 81 X SI 90 2-2 13 1B 1B		F CH 81 X FF 92 0-1 1-3 2B		C SI 91 X SI 91 1-1 ① L7		B FF 91 B SI 90 C SI 90 X FF 91 2-1 2B		4	0	3	0	0	0	1
13 Marcell Ozuna, R (1, 8) (7, 9) OBP: 0.324, SLG: 0.455		X CU 76 0-0 1-2 1B		F FF 92 B SI 91 F FF 92 D CU 78 C CH 81 2-3 ① K		B CU 77 S CU 78 C SI 91 D SI 91 F CH 81 X FF 91 2-2 39 BB 1-3 1B		S SL 80 F SL 79 F SI 91 F FF 91 F SI 91 S SL 80 0-3 ① K		4	0	2	0	0	2	3
39 Jarrod Saltalamacchia, S (1, 2) OBP: 0.328, SLG: 0.410		C SI 90 B FF 91 S FF 91 B FF 91 B FF 92 S CH 81 3-3 ② K		B CU 77 X FF 92 1-0 ② G1-3		B CH 82 1 SAFE S CH 82 B CH 81 B FF 92 B CH 81 4-1 1-2 BB		B FF 92 F FF 91 B FF 92 C SL 78 B FF 91 S SL 78 3-3 ② K		3	0	0	0	1	2	5
3 Adeiny Hechavarría, R (1, 6) OBP: 0.294, SLG: 0.330		S CU 77 S CU 76 F CU 76 B CU 76 B CU 76 X CU 77 2-2 ③ L5		C SI 92 X CU 77 0-1 ③ L4		X SI 92 0-0 ② SF9 3-H		B SI 90 F FF 91 C FF 92 F SL 80 C FF 92 1-3 ③ K		3	0	0	1	0	1	5
34 Tom Koehler, R (1, 1) OBP: 0.103, SLG: 0.071 33 Jacob Turner, R (4, 1) OBP: 0.273, SLG: 0.300 48 Justin Bour, L (6, PH) OBP: 0.345, SLG: 0.280 41 Chris Hatcher, R (6, 1) 59 Ed Lucas, R (7, 5) OBP: 0.283, SLG: 0.290			C FF 88 S FF 88 S CU 76 0-3 ① K		B FF 88 B FF 89 C FF 88 C FF 88 X FF 90 2-2 ① G4-3	S FF 92 S FF 92 B CU 78 D CU 79 S CH 80 2-3 ③ K			C SI 88 B SL 87 S SL 85 B FF 89 X CH 78 2-2 ① G5-3	1 1 1 0 1	0 0 0 0 0	0 0 0 0 0	0 0 0 0 0	0 0 0 0 0	1 0 1 0 0	0 0 2 0 0
Inning Stats	R: 0 E: 0 K: 1 S: 10 H: 0 LOB: 0 BB: 0 P: 15	R: 0 E: 0 K: 1 S: 12 H: 2 LOB: 2 BB: 0 P: 19	R: 0 E: 0 K: 2 S: 10 H: 0 LOB: 1 BB: 1 P: 17	R: 0 E: 0 K: 1 S: 10 H: 2 LOB: 2 BB: 0 P: 13	R: 0 E: 0 K: 2 S: 10 H: 1 LOB: 1 BB: 0 P: 16	R: 1 E: 0 K: 1 S: 13 H: 2 LOB: 2 BB: 1 P: 23	R: 0 E: 0 K: 2 S: 10 H: 1 LOB: 1 BB: 0 P: 12	R: 0 E: 0 K: 3 S: 15 H: 1 LOB: 1 BB: 0 P: 21	R: 0 E: 0 K: 0 S: 6 H: 1 LOB: 0 BB: 0 P: 9	1B: 7 2B: 3 3B: 0 HR: 0	SF: 1 SAC: 0 DP: 1 HBP: 0			WP: 0 PB: 0 SB: 0 CS: 0	PA: 38	

	AB	35
	R	1
	H	10
	RBI	1
	BB	2
	SO	13
	LOB	22

PITCHER		IP	WLS	BF	H	R	ER	SO	BB	IBB	HBP	BLK	WP	HR	S	P	ERA	WHIP
57 Chase Anderson, R ERA: 3.64	(1, 1)	6.0	W	27	7	1	1	8	2	0	0	0	0	0	65	103	1.50	1.500
37 Matt Stites, R ERA: 2.89	(7, 1)	1.0		4	1	0	0	2	0	0	0	0	0	0	10	12	0.00	1.000
59 Oliver Pérez, L ERA: 2.12	(8, 1)	1.0		4	1	0	0	3	0	0	0	0	0	0	15	21	0.00	1.000
56 Eury De La Rosa, L ERA: 3.0	(9, 1)	1.0		3	1	0	0	0	0	0	0	0	0	0	6	9	0.00	1.000

PITCHER	IP	WLS	BF	H	R	ER	SO	BB	IBB	HBP	BLK	WP	HR	S	P	ERA	WHIP

BOTTOM

Miami Marlins @ Arizona Diamondbacks

Chase Field, Phoenix, AZ

Mon Jul 07 2014, 6:41 PM - 9:37 PM MST

Att. 17,103 - Roof Closed - 80 F

livebaseballscorecards.com

Batter	1	2	3	4	5	6	7	8	9	AB	R	H	RBI	BB	SO	LOB
5 Ender Inciarte, L (1, 8) OBP: 0.266, SLG: 0.277	C FF 92 F FF 93 B KC 78 X SL 87 1-2 G3 ①	X KC 77 0-0 6 2B 1-2 1B		B SI 92 S FF 91 X FF 93 1-1 6 3B 1B	B CH 88 B CH 88 B SI 94 C FF 94 X FF 93 3-1 L7 ③			F FF 90 C SL 82 B SL 83 F SL 83 X FF 93 1-2 G5-3 ①		5	2	2	0	0	0	0
6 David Peralta, L (1, 7) OBP: 0.357, SLG: 0.471	B FF 93 B SI 93 F FF 91 F FF 92 B SL 88 B FF 93 4-2 44 BB BB	D KC 78 X FF 93 1-0 44 1B 26 2B 1-H 2-H 2B		B KC 76 B FF 92 X FF 92 2-0 44 2B 1-H 3B		C FF 95 B FF 95 X SI 94 1-1 L7 ①		X FF 93 0-0 G6-3 ②		4	2	2	3	1	0	0
44 Paul Goldschmidt, R (1, 3) OBP: 0.402, SLG: 0.558 28 Nick Evans, R (8, PH) OBP: 0.125, SLG: 0.375 (9, 3)	B FF 94 B SL 85 B FF 93 B FF 93 4-0 1-2 BB	C SL 87 B SI 93 C FF 94 F KC 81 B SL 87 X SI 94 2-2 26 2B 2-3 1B		X FC 83 0-0 26 FC6 2 SF9 3-H 2B		C FF 95 B FF 95 B FS 89 B FS 87 X FF 95 3-1 L7 ②		B FF 93 S SL 84 C SL 84 B SL 84 X SL 84 2-2 F9 ③		3 1	2 0	2 0	1 0	1 0	0 0	0 0
26 Miguel Montero, L (1, 2) OBP: 0.347, SLG: 0.422	B FF 93 S KC 78 F KC 78 X SL 86 1-2 L9 ②	C KC 79 X CH 87 0-1 1-H 3-H 2B		B FF 92 B SI 92 X CH 86 2-0 FC6 2-3		C SI 93 B SI 95 X FS 87 1-1 G4-3 ③				4	0	1	2	0	0	3
2 Aaron Hill, R (1, 4) OBP: 0.275, SLG: 0.356	C FF 92 B SL 86 B FF 93 X FF 93 2-1 L9	F SL 85 S SL 86 S FF 94 0-3 K ③		D FC 83 X FF 92 1-0 SF9 ① 3-H			C FF 94 B SL 88 F SI 95 F FS 86 F FS 86 F FF 95 X SL 87 1-2 G6-3 ①			3	0	0	1	0	1	3
14 Martín Prado, R (1, 5) OBP: 0.313, SLG: 0.365		B FF 92 B FF 92 X FF 91 2-0 HR	B FF 91 C SL 86 X KC 79 1-1 G6-3 ① B FF 92 X FF 92 1-0 F9 ②				C FF 95 C SI 94 B SI 94 F FS 87 B SL 89 S FS 87 2-3 K ②			4	1	1	1	0	1	1
8 Gerardo Parra, L (1, 9) OBP: 0.305, SLG: 0.357		B FF 92 C SI 92 L KC 78 X SL 87 1-2 5 1B 6 2B 1B	B KC 79 B KC 78 X FF 92 2-0 F8 ② B SI 93 F FF 92 X FF 92 1-1 L8 ③				B SI 94 F SI 94 C FS 87 X SI 94 1-2 1 3B 2B			4	2	2	0	0	0	1
1 Didi Gregorius, L (1, 6) OBP: 0.337, SLG: 0.389		C SI 92 1 SAFE F FF 91 X FF 93 0-2 F8 ① F FF 94 F KC 79 H FF 94 1-2 57 FC6-4 HBP		B SI 92 F SI 93 B SI 93 S SI 94 B SI 93 X FF 93 3-2 L7 ①			C SI 95 B SI 94 X FS 87 1-1 2-H 3B			3	0	1	1	0	0	1
57 Chase Anderson, R (1, 1) OBP: 0.059, SLG: 0.059 37 Matt Stites, L (7, 1) 27 Roger Kieschnick, L (7, PH) OBP: 0.207, SLG: 0.345 59 Oliver Pérez, L (8, 1) 56 Eury De La Rosa, L (9, 1)		L FF 92 1 SAFE 1 SAFE L FF 92 M KC 79 0-3 K ②	X FF 91 0-0 FC6-4 ③ 1-2f	F SI 94 S FF 94 B FF 94 S FF 94 1-3 K ②			B SL 80 B FF 91 C FF 91 C FF 92 X SL 82 2-2 G3 ③			3 0 0 1 0 0	0 0 0 0 0 0	0 0 0 0 0 0	0 0 0 0 0 0	2 0 0 0 0 0	2 0 1 0 0 0	
Inning Stats	R: 0 E: 0 K: 0 S: 10 H: 0 LOB: 2 BB: 2 P: 22	R: 5 E: 0 K: 2 S: 21 H: 6 LOB: 1 BB: 0 P: 27	R: 0 E: 0 K: 0 S: 6 H: 0 LOB: 1 BB: 0 P: 10	R: 3 E: 0 K: 0 S: 9 H: 3 LOB: 1 BB: 0 P: 17	R: 0 E: 0 K: 1 S: 8 H: 0 LOB: 0 BB: 0 P: 15	R: 0 E: 0 K: 0 S: 6 H: 0 LOB: 0 BB: 0 P: 11	R: 1 E: 0 K: 1 S: 18 H: 2 LOB: 1 BB: 0 P: 25	R: 0 E: 0 K: 0 S: 8 H: 0 LOB: 0 BB: 0 P: 11		1B: 4 2B: 4 3B: 2 HR: 1 SF: 1 SAC: 0 DP: 0 HBP: 1				WP: 0 PB: 0 SB: 0 CS: 0 PA: 39	

	AB	35
	R	9
	H	11
	RBI	9
	BB	2
	SO	4
	LOB	12

PITCHER		IP	WLS	BF	H	R	ER	SO	BB	IBB	HBP	BLK	WP	HR	S	P	ERA	WHIP
34 Tom Koehler, R ERA: 3.98	(1, 1)	3.0	L	20	8	7	7	2	2	0	1	0	0	1	40	65	21.00	3.333
33 Jacob Turner, R ERA: 6.23	(4, 1)	2.0		8	1	1	1	1	0	0	0	0	0	0	14	26	4.50	0.500
41 Chris Hatcher, R ERA: 3.38	(6, 1)	1.2		7	2	1	1	1	0	0	0	0	0	0	21	31	5.40	1.200
43 Dan Jennings, L ERA: 1.03	(7, 1)	1.1		4	0	0	0	0	0	0	0	0	0	0	11	16	0.00	0.000

PITCHER	IP	WLS	BF	H	R	ER	SO	BB	IBB	HBP	BLK	WP	HR	S	P	ERA	WHIP

TOP

Miami Marlins @ Arizona Diamondbacks

Chase Field, Phoenix, AZ

Tue Jul 08 2014, 6:40 PM - 9:14 PM MST

Att. 18,319 - Roof Closed - 79 F

livebaseballscorecards.com

Batter	1	2	3	4	5	6	7	8	9	AB	R	H	RBI	BB	SO	LOB
21 Christian Yelich, L (1, 7) OBP: 0.348, SLG: 0.425	B FF 89 X FF 90 1-0 ① F8		B CU 78 B SL 85 F FF 91 F SL 84 B FF 91 T FF 92 3-2 ② K			B SL 81 C SL 84 B FF 89 B SL 83 F FF 88 X FF 91 3-2 1B		B SI 86 S CH 78 B CH 77 X CH 77 2-1 ③ G3		4	0	1	0	0	1	0
59 Ed Lucas, R (1, 4) OBP: 0.282, SLG: 0.284	B SI 89 C FF 91 F SL 86 X FF 90 1-2 ② F8		C SL 78 X FF 90 0-1 ③ G5-3			S CH 80 1 SAFE 1 SAFE F SL 84 S FF 90 0-3 ① K			B FF 90 C FF 91 B SL 84 B FF 90 C FF 91 B FF 92 4-2 13 HR BB	3	1	0	0	1	1	1
27 Giancarlo Stanton, R (1, 9) OBP: 0.401, SLG: 0.554	B CU 78 C SL 85 B FF 90 B CH 84 C SL 84 B FF 91 4-2 BB			B CU 76 X FF 89 1-0 ① L7		1 SAFE B SL 82 B CH 82 S SL 84 B FF 90 C FF 90 1 SAFE 1 SAFE X SL 84 3-2 ② F9			C FF 90 C FF 91 B FF 91 F SL 82 B FF 90 S FF 92 2-3 ① K	3	0	0	0	1	1	2
9 Casey McGehee, R (1, 5) OBP: 0.386, SLG: 0.390	B SL 84 X FF 90 1-0 ③ L8			C SI 88 B SL 82 X CH 83 1-1 ② F8		X CU 78 0-0 ③ F8			F FC 91 X FF 90 0-1 ② L8	4	0	0	0	0	0	3
13 Marcell Ozuna, R (1, 8) OBP: 0.326, SLG: 0.467		B FF 88 F SI 88 F SL 84 B CU 75 X SL 84 2-2 ① F8		B FF 90 F CU 77 F CH 82 F FF 89 X SI 89 1-2 2B			X CU 76 0-0 ① F9		B FF 91 B FF 91 C FF 90 F FF 90 X FF 92 2-2 1-H HR	4	1	2	2	0	0	0
10 Jeff Baker, R (1, 3) OBP: 0.297, SLG: 0.371 46 Garrett Jones, L (9, PH) OBP: 0.327, SLG: 0.431 (9, 3)		C FF 90 F FF 90 B FF 90 X SL 79 1-2 2B		C SL 84 F FF 90 B SL 83 F FF 90 C CH 82 1-3 ③ K			B SI 87 S FF 89 B CH 82 F FF 89 C SL 82 2-3 ② K		C FF 91 X FF 91 0-1 ③ F7	3 1	0 0	1 0	0 0	0 0	2 0	1 0
39 Jarrod Saltalamacchia, S (1, 2) OBP: 0.324, SLG: 0.404		F SL 84 F FF 89 B CH 84 B FF 90 F SL 83 C FF 90 2-3 ② K	C CU 74 X CH 81 0-1 ① F9				F CU 77 C FF 91 B SL 85 S FF 90 1-3 ③ K			3	0	0	0	0	2	1
3 Adeiny Hechavarría, R (1, 6) OBP: 0.294, SLG: 0.330		F CU 78 X SL 86 0-1 ③ G5-3	B SI 87 C FF 89 X CH 83 1-1 ② L8					F SI 83 F CH 78 F CU 74 X CH 78 0-2 5 G1-6-3 1B		3	0	1	0	0	0	1
52 Brad Hand, L (1, 1) 36 Sam Dyson, R (7, 1) 5 Reed Johnson, R (8, PH) OBP: 0.290, SLG: 0.393 57 Bryan Morris, L (8, 1) 40 Mike Dunn, L (8, 1) 31 Steve Cishek, R (9, 1)			C FF 90 F FF 91 X SL 85 0-2 ① G6-3		F FF 89 F SL 85 S FF 89 0-3 ③ K			X SI 84 0-0 ①② G1-6-3 1-2f		2 0 0 1 0 0 0	0 0 0 0 0 0 0	0 0 0 0 0 0 0	0 0 0 0 0 0 0	1 0 0 0 0 0 0	0 0 1 0 0 0 0	0 0 1 0 0 0 0

	AB	31
	R	2
	H	5
	RBI	2
	BB	2
	SO	8
	LOB	10

MIAMI

Inning Stats																																		
	R: 0	E: 0	K: 0	S: 7	H: 0	LOB: 1	BB: 1	P: 14	R: 0	E: 0	K: 1	S: 12	H: 1	LOB: 1	BB: 0	P: 17	R: 0	E: 0	K: 1	S: 8	H: 0	LOB: 0	BB: 0	P: 11	R: 0	E: 0	K: 1	S: 11	H: 1	LOB: 1	BB: 0	P: 15
	R: 0	E: 0	K: 1	S: 7	H: 0	LOB: 0	BB: 0	P: 8	R: 0	E: 0	K: 1	S: 10	H: 1	LOB: 1	BB: 0	P: 16	R: 0	E: 0	K: 2	S: 7	H: 0	LOB: 0	BB: 0	P: 10	R: 0	E: 0	K: 0	S: 7	H: 1	LOB: 0	BB: 0	P: 9
	R: 2	E: 0	K: 1	S: 13	H: 1	LOB: 0	BB: 1	P: 21	1B: 2	2B: 2	3B: 0	HR: 1	SF: 0	SAC: 0	DP: 1	HBP: 0	WP: 0	PB: 0	SB: 0	CS: 0	PA: 33													

PITCHER		IP	WLS	BF	H	R	ER	SO	BB	IBB	HBP	BLK	WP	HR	S	P	ERA	WHIP
54 Vidal Nuño, L ERA: 4.98	(1, 1)	7.0		25	3	0	0	7	1	0	0	0	0	0	62	91	0.00	0.571
29 Brad Ziegler, R ERA: 2.18	(8, 1)	1.0	H	3	1	0	0	0	0	0	0	0	0	0	7	9	0.00	1.000
43 Addison Reed, R ERA: 4.42	(9, 1)	1.0	L	5	1	2	2	1	1	0	0	0	0	1	13	21	18.00	2.000

PITCHER		IP	WLS	BF	H	R	ER	SO	BB	IBB	HBP	BLK	WP	HR	S	P	ERA	WHIP

Miami Marlins @ Arizona Diamondbacks

Chase Field, Phoenix, AZ

Tue Jul 08 2014, 6:40 PM - 9:14 PM MST

Att. 18,319 - Roof Closed - 79 F

livebaseballscorecards.com

BOTTOM

Batter	1	2	3	4	5	6	7	8	9	AB	R	H	RBI	BB	SO	LOB
5 Ender Inciarte, L (1, 8) OBP: 0.264, SLG: 0.275	B FF 91 C FF 90 F SI 92 X CU 80 1-2 ① F7	B CU 81 X SI 94 1-0 ③ G6-3			X FF 93 0-0 ① 44 G6-4-3 2 1B 1-2 1B	X CU 81 0-0 ③ L9			C SI 92 C SL 81 F SI 93 T SI 93 0-2 ① K	5	0	1	0	0	1	4
2 Aaron Hill, R (1, 4) OBP: 0.274, SLG: 0.353	C FF 94 S SI 93 F FF 93 B FF 89 S CU 82 1-3 ② K		B CU 79 S CH 86 X SI 92 1-1 ① G4-3		B SI 93 F FF 94 S CH 86 X CU 81 1-2 44 G6-4-3 1-2 2-H 1B		B CH 86 B CH 86 C SI 92 F SI 92 B FF 93 F FF 93 X SI 94 3-2 ① L7		C SL 82 B SI 94 C SI 93 B SI 93 F SL 81 X SI 94 2-2 ② G5-3	5	0	1	1	0	1	0
44 Paul Goldschmidt, R (1, 3) OBP: 0.402, SLG: 0.557	B FF 94 B CU 80 B FF 94 B FF 94 4-0 14 E 14 1B BB		F SI 93 X CU 82 0-1 ② F9		X CH 86 0-0 ① ② G6-4-3 1-2f 2-3		B SI 93 C SI 94 F SI 88 B CU 81 B SI 96 X CH 88 3-2 2B		B SL 82 B SI 93 B SI 93 X SI 94 3-0 ③ F9	4	0	1	0	1	0	2
14 Martín Prado, R (1, 5) OBP: 0.318, SLG: 0.367	B FF 92 B FF 92 X FF 91 2-0 E8 1-3 1B		C SI 92 B FF 94 X SI 94 1-1 7 FC6-4 1B		B CU 81 B CU 80 B CH 87 B FF 94 4-0 BB		F SI 94 C CU 82 B CU 84 F FF 97 F CU 83 T SI 94 1-2 ② K			3	0	2	0	1	1	1
7 Cody Ross, R (1, 7) OBP: 0.272, SLG: 0.272 6 David Peralta, L (8, 7) OBP: 0.357, SLG: 0.471	X FF 93 0-0 ③ G6-3		C FF 93 X SI 94 0-1 ③ FC6-4 1-2f		1 SAFE B SI 91 1 SAFE X CH 87 1-0 ③ G4-3		X SI 94 0-0 ③ G4-3			4 0	0 0	0 0	0 0	0 0	0 0	6 0
9 Tuffy Gosewisch, R (1, 2) OBP: 0.264, SLG: 0.346		B FF 91 X SI 93 1-0 E5 54 SH2-4 13 1B		X SI 92 0-0 ① G5-3		B SI 91 C SI 93 B CU 80 X FF 93 2-1 54 SH5-4 8 1B 1B		C SI 96 B FC 92 X FC 93 1-1 8 F8 2B		4	0	2	0	0	0	0
8 Gerardo Parra, L (1, 9) OBP: 0.305, SLG: 0.356		C FF 92 X FF 92 0-1 ① L8		C FF 93 B CU 81 X CU 81 1-1 ② L1		B FF 92 C SI 92 C CU 80 B SI 94 B CU 80 1 SAFE X FF 94 3-2 54 SH5-4 1-2 1B		X FC 90 0-0 ① F8 2-3		4	0	1	0	0	0	2
13 Nick Ahmed, R (1, 6) OBP: 0.167, SLG: 0.167		C FF 90 F FF 91 F CU 79 X FF 92 0-2 54 SH2-4 1-2 1B		B FF 93 F FF 93 X CH 88 1-1 ③ L7		B FF 93 D CH 86 S SI 93 F SI 92 S CH 88 2-3 ① K		B SI 97 B FC 91 F SI 97 S FC 91 X FC 89 2-2 ② G5-3		4	0	1	0	0	1	3
54 Vidal Nuño, L (1, 1) 29 Brad Ziegler, R (8, 1) 27 Roger Kieschnick, L (8, PH) OBP: 0.207, SLG: 0.345 28 Nick Evans, R (8, PH) OBP: 0.118, SLG: 0.353 43 Addison Reed, L (9, 1)		X FF 92 0-0 ② SH2-4 1-2 2-3			X FF 92 0-0 E5 5 1B 2 1B	X FF 92 0-0 ② SH5-4 1-2 2-3		C FF 95 B SL 87 C SL 87 S FF 96 1-3 ③ K		1 0 0 1 0	1 0 0 0 0	0 0 0 0 0	0 0 0 0 0	0 0 0 1 0	0 0 0 1 0	0 0 0 1 0
Inning Stats	R: 0 H: 1 E: 1 LOB: 2 K: 1 BB: 1 S: 9 P: 17	R: 0 H: 1 E: 1 LOB: 2 K: 0 BB: 0 S: 9 P: 11	R: 0 H: 1 E: 0 LOB: 1 K: 0 BB: 0 S: 8 P: 10	R: 0 H: 0 E: 0 LOB: 0 K: 0 BB: 0 S: 5 P: 7	R: 1 H: 2 E: 1 LOB: 2 K: 0 BB: 1 S: 7 P: 13	R: 0 H: 2 E: 0 LOB: 2 K: 1 BB: 0 S: 10 P: 17	R: 0 H: 1 E: 0 LOB: 1 K: 1 BB: 0 S: 13 P: 20	R: 0 H: 1 E: 0 LOB: 1 K: 1 BB: 0 S: 9 P: 13	R: 0 H: 0 E: 0 LOB: 0 K: 1 BB: 0 S: 9 P: 14							

AB	35
R	1
H	9
RBI	1
BB	2
SO	5
LOB	19

1B: 7 SF: 0 WP: 0 PA: 39
2B: 2 SAC: 2 PB: 0
3B: 0 DP: 1 SB: 0
HR: 0 HBP: 0 CS: 0

PITCHER		IP	WLS	BF	H	R	ER	SO	BB	IBB	HBP	BLK	WP	HR	S	P	ERA	WHIP
52 Brad Hand, L ERA: 5.09	(1, 1)	6.1		30	8	1	0	2	2	0	0	0	0	0	55	88	0.00	1.579
36 Sam Dyson, R ERA:	(7, 1)	0.2		2	0	0	0	1	0	0	0	0	0	0	6	7	0.00	0.000
57 Bryan Morris, R ERA: 2.05	(8, 1)	0.2		3	1	0	0	0	0	0	0	0	0	0	6	9	0.00	1.500
40 Mike Dunn, L ERA: 3.44	(8, 1)	0.1	W	1	0	0	0	1	0	0	0	0	0	0	3	4	0.00	0.000
31 Steve Cishek, R ERA: 3.05	(9, 1)	1.0	S	3	0	0	0	1	0	0	0	0	0	0	9	14	0.00	0.000

PITCHER	IP	WLS	BF	H	R	ER	SO	BB	IBB	HBP	BLK	WP	HR	S	P	ERA	WHIP

Batter	1	2	3	4	5	6	7	8	9	10	AB	R	H	RBI	BB	SO	LOB
21 Christian Yelich, L (1, 7) OBP: 0.351, SLG: 0.426	C FC 85 C FC 85 B FC 86 X FC 87 1-2 17 G4-6-3 1B			C FC 84 S CU 72 S CH 78 0-3 ① K		S CH 79 B CH 78 X CH 78 1-1 17 1B 27 SF8 1B		C CH 84 B FF 94 F FF 93 F FF 97 B FF 96 X SL 85 2-2 ① G4-3		B CH 78 B CH 77 I IN 64 I IN 65 4-0 17 2B IBB	4	2	2	0	1	1	0
17 Donovan Solano, R (1, 4) OBP: 0.295, SLG: 0.306	B FC 84 S FC 85 1 SAFE X FC 86 1-1 ①② G4-6-3 1-2f			C FC 85 C FC 86 B FC 86 B CH 79 X CH 79 2-2 ② G5-3		1 SAFE P PO 81 X CH 78 1-0 9 1B 1-3 1B		X FF 96 0-0 ② G4-3		C SI 85 X CH 77 0-1 1-H 2-H 2B	5	0	2	2	0	0	1
27 Giancarlo Stanton, R (1, 9) OBP: 0.396, SLG: 0.548	X FC 86 0-0 ③ P3			B CU 74 F CH 78 F FC 87 X FC 87 1-2 ③ L8		X FC 87 0-0 ② SF8 3-H		B SL 86 S SL 86 S SL 85 X FF 98 1-2 ③ G4-3		C SI 84 F SI 85 B CU 72 S CU 73 1-3 ③ K	4	0	0	1	0	1	1
9 Casey McGehee, R (1, 5) OBP: 0.387, SLG: 0.391		B FC 84 C CU 71 B FC 85 B CH 77 C FC 86 X CH 80 3-2 46 G3-5 1B			B CH 78 C CH 77 B CH 79 X FC 86 2-1 ① G6-3	C FC 85 B FC 84 B FC 86 X CH 79 2-1 1-2 1B			S SI 84 B CH 77 C SI 83 B CU 72 S CU 74 2-3 ① K		4	0	2	0	0	1	0
46 Garrett Jones, L (1, 3) OBP: 0.323, SLG: 0.425		B FC 85 C FC 86 F FC 85 B CH 78 X CH 80 2-2 ①② G3-5 1-2f			B CH 77 X CH 77 1-0 ② G3	B CH 78 T FC 86 B FC 86 F FC 88 B CH 79 X FC 89 3-2 ③ F8			B CH 77 B CH 77 C SI 85 X CH 77 2-1 ② G4-3		4	0	0	0	0	0	3
13 Marcell Ozuna, R (1, 8) OBP: 0.328, SLG: 0.469		B FC 85 C CU 72 B CH 78 X CH 78 2-1 ③ F7			B FC 87 F FC 86 F FC 87 F CH 81 B FC 88 B FC 87 F CH 81 B FC 88 4-2 3 1B BB		F CH 79 X FC 87 0-1 2B		B CH 77 F SI 84 S CH 78 B CU 73 S CU 74 2-3 ③ K		3	0	1	0	1	1	0
3 Adeiny Hechavarría, R (1, 6) OBP: 0.297, SLG: 0.332			C FC 84 B FC 84 X CU 72 1-1 ① F9		X CU 72 0-0 1-2 1B		B FC 85 B FC 86 F CH 80 S FC 86 B FC 87 F CH 80 S FC 88 3-3 ① K			M SI 84 X SI 84 0-1 6 SH1-4 17 2B 1B	4	1	2	0	0	1	1
6 Jeff Mathis, R (1, 2) OBP: 0.312, SLG: 0.302			C CU 70 T FC 86 S FC 85 0-3 ② K		S CH 77 B FC 86 F FC 87 F FC 87 S CH 80 1-3 ③ K		B FC 85 B FC 86 S FC 85 S FC 87 F FC 88 S FC 88 2-3 ② K			B SI 84 L SI 85 X SI 84 1-1 ① SH1-4 1-2	3	0	0	0	0	3	3
24 Nathan Eovaldi, R (1, 1) OBP: 0.053, SLG: 0.053 40 Mike Dunn, L (8, 1) 57 Bryan Morris, L (9, 1) 5 Reed Johnson, R (10, PH) OBP: 0.288, SLG: 0.390 31 Steve Cishek, R (10, 1)			C FC 85 B FC 86 X FC 85 1-1 ③ G6-3			B FC 84 C FC 85 T FC 85 B FC 88 F FC 86 C FC 86 2-3 ① K	B FC 86 X FC 87 1-0 ③ L3			B CU 74 C SI 83 S CH 77 T CU 74 1-2 ② K	3 0 0 1 0	0 0 0 0 0	0 0 0 0 0	0 0 0 0 0	0 0 0 0 0	1 0 0 1 0	1 0 0 1 0
Inning Stats	R: 0 E: 0 K: 0 S: 6 H: 1 LOB: 0 BB: 0 P: 8	R: 0 E: 0 K: 0 S: 8 H: 1 LOB: 0 BB: 0 P: 15	R: 0 E: 0 K: 1 S: 7 H: 0 LOB: 0 BB: 0 P: 9	R: 0 E: 0 K: 1 S: 9 H: 0 LOB: 0 BB: 0 P: 12	R: 0 E: 0 K: 1 S: 12 H: 1 LOB: 2 BB: 1 P: 20	R: 1 E: 0 K: 1 S: 14 H: 3 LOB: 2 BB: 0 P: 22	R: 0 E: 0 K: 2 S: 11 H: 1 LOB: 1 BB: 0 P: 17	R: 0 E: 0 K: 0 S: 8 H: 0 LOB: 0 BB: 0 P: 11	R: 0 E: 0 K: 2 S: 8 H: 0 LOB: 0 BB: 0 P: 14	R: 2 E: 0 K: 2 S: 12 H: 2 LOB: 1 BB: 1 P: 19	1B: 7 2B: 2 3B: 0 HR: 0 SF: 1 SAC: 1 DP: 2 HBP: 0						

PITCHER	IP	WLS	BF	H	R	ER	SO	BB	IBB	HBP	BLK	WP	HR	S	P	ERA	WHIP
55 Josh Collmenter, R (1, 1) ERA: 3.8	7.0		27	7	1	1	6	1	0	0	0	0	0	67	103	1.29	1.143
37 Matt Stites, R (8, 1) ERA: 2.61	1.0		3	0	0	0	0	0	0	0	0	0	0	8	11	0.00	0.000
29 Brad Ziegler, R (9, 1) ERA: 2.47	2.0	W	9	2	2	2	4	0	1	0	0	0	0	20	33	9.00	1.000

PITCHER	IP	WLS	BF	H	R	ER	SO	BB	IBB	HBP	BLK	WP	HR	S	P	ERA	WHIP

TOP

Miami Marlins @ Arizona Diamondbacks

Chase Field, Phoenix, AZ

Wed Jul 09 2014, 12:41 PM - 3:34 PM MST
Att. 18,268 - Roof Closed - 77 F

livebaseballscorecards.com

AB	35
R	3
H	9
RBI	3
BB	2
SO	10
LOB	11

MIAMI

WP: 0 PA: 39
PB: 0
SB: 0
CS: 0

Batter	1	2	3	4	5	6	7	8	9	10	AB	R	H	RBI	BB	SO	LOB
5 Ender Inciarte, L (1, 8) OBP: 0.264, SLG: 0.269	C FF 95 F FF 95 X FF 96 0-2 ① L9		C FF 95 S SL 87 D SL 86 X FF 93 1-2 ③ G4-3			F FF 95 T CU 76 X SL 86 0-2 ① L4		B FF 95 X FF 94 1-0 ① SH1-4 1-2 2-3		B SI 92 B SI 93 B SI 92 B SI 91 4-0 6 1B 44 2B 1-2 BB	3	1	0	0	1	0	1
6 David Peralta, L (1, 7) OBP: 0.351, SLG: 0.460	C FF 95 B SI 95 F FF 95 F SL 87 X FF 96 1-2 ② G6-3			C FF 94 B FF 94 B CH 89 B FF 95 X FF 94 3-1 ① F7		B CU 76 S CH 87 C CU 76 X SL 84 1-2 ② L9		S SL 89 C SL 88 X SL 88 0-2 ② P3		B SL 82 X SI 94 1-0 44 2B 1-3 2-H 1B	5	1	1	1	0	0	2
44 Paul Goldschmidt, R (1, 3) OBP: 0.404, SLG: 0.558	C FF 97 B SL 88 B FF 97 X SL 87 2-1 ③ L7			B FF 96 B SL 86 B FF 96 B FF 96 4-0 BB		C FF 96 B SL 88 S FF 96 S SL 87 1-3 ③ K		I IN 77 I IN 81 I IN 80 I IN 75 4-0 IBB		X SL 80 0-0 1-H 3-H 2B	3	0	1	2	2	1	0
26 Miguel Montero, L (1, 2) OBP: 0.346, SLG: 0.419		F FF 94 B SI 95 X CU 75 1-1 ① F9		B FF 93 C FF 95 1 SAFE B FF 94 F FF 94 X SL 86 2-2 ② F7			B FF 94 C FF 95 B SL 86 B FF 95 F FF 95 X SL 86 3-2 14 CS 1B	X SL 87 0-0 ③ G4-3			4	0	1	0	0	0	4
14 Martín Prado, R (1, 5) OBP: 0.317, SLG: 0.366		C SL 86 B SL 86 C SL 86 F FF 96 B FF 94 X SL 87 2-2 ② L9		B SL 85 1 SAFE C SL 86 C FF 96 X FF 95 1-2 ③ G2-3			S SL 85 F FF 97 X SL 87 0-2 ①② L4 1-2		B SI 96 B FC 91 B SI 96 X SI 95 3-0 1 G6-3 8 G2-3 1B		4	0	1	0	0	0	2
8 Gerardo Parra, L (1, 9) OBP: 0.302, SLG: 0.352		X FF 96 0-0 ③ G3-1			C FF 96 X FF 94 0-1 ① G5-3		B CU 76 X FF 95 1-0 ③ G4-3		F SI 94 F FC 90 F SI 96 1 SAFE X CU 84 0-2 ① G2-3 1-2		4	0	0	0	0	0	1
1 Didi Gregorius, L (1, 4) OBP: 0.344, SLG: 0.421			C FF 95 S CU 76 X CU 76 0-2 13 G4-3 1B		C FF 96 S SL 86 X FF 96 0-2 ② F7			C FF 95 S SL 85 X SL 86 0-2 13 1B 3B	C CU 83 B SI 95 F FC 91 X SI 95 1-2 ② G6-3 2-3		4	1	2	0	0	0	1
13 Nick Ahmed, R (1, 6) OBP: 0.182, SLG: 0.182			C FF 95 X FF 96 0-1 ① G4-3 1-2		B FF 96 C FF 96 B SL 87 F SI 95 X SL 85 2-2 E6			X SL 86 0-0 5 SH1-4 7 1B 3-H 1B	S FC 90 F CU 85 D FC 90 S SI 96 1-3 ③ K		4	0	1	1	0	1	2
55 Josh Collmenter, R (1, 1) OBP: 0.086, SLG: 0.068 37 Matt Stites, L (8, 1) 27 Roger Kieschnick, L (8, PH) OBP: 0.207, SLG: 0.345 7 Cody Ross, R (8, PH) OBP: 0.276, SLG: 0.276 29 Brad Ziegler, R (9, 1) 2 Aaron Hill, R (10, PH) OBP: 0.276, SLG: 0.355			C FF 95 C FF 97 S SI 96 0-3 ② K		B FF 96 X FF 96 1-0 ③ L9			B FF 94 B FF 94 T FF 95 B FF 95 X FF 96 3-1 5 SH1-4 1-2 1B		C SI 93 B SI 93 B SI 93 F SI 94 F SI 93 B SL 83 F SI 92 F SI 93 X SI 92 3-2 5 BB 6 1B 1B	2 0 0 0 1 0 0	0 0 0 0 0 0 0	0 0 0 0 1 0 0	0 0 0 0 0 0 0	1 0 0 0 0 0 0	2 0 0 0 0 0 0	2 0 0 0 0 0 0
Inning Stats	R: 0 E: 0 K: 0 S: 9 H: 0 LOB: 0 BB: 0 P: 12	R: 0 E: 0 K: 0 S: 7 H: 0 LOB: 0 BB: 0 P: 10	R: 0 E: 0 K: 1 S: 11 H: 1 LOB: 1 BB: 0 P: 12	R: 0 E: 0 K: 0 S: 8 H: 0 LOB: 1 BB: 1 P: 18	R: 0 E: 1 K: 0 S: 9 H: 0 LOB: 1 BB: 0 P: 12	R: 0 E: 0 K: 1 S: 9 H: 0 LOB: 0 BB: 0 P: 11	R: 0 E: 0 K: 0 S: 7 H: 1 LOB: 0 BB: 0 P: 11	R: 1 E: 0 K: 0 S: 11 H: 3 LOB: 3 BB: 1 P: 19	R: 0 E: 0 K: 1 S: 11 H: 1 LOB: 1 BB: 0 P: 16	R: 3 E: 0 K: 0 S: 8 H: 3 LOB: 1 BB: 1 P: 16	1B: 7 2B: 1 3B: 1 HR: 0 SF: 0 SAC: 1 DP: 0 HBP: 0	WP: 0 PB: 0 SB: 0 CS: 1 PA: 39					

PITCHER		IP	WLS	BF	H	R	ER	SO	BB	IBB	HBP	BLK	WP	HR	S	P	ERA	WHIP
24 Nathan Eovaldi, R ERA: 3.61	(1, 1)	7.0		26	4	1	1	2	1	0	0	0	0	0	64	90	1.29	0.714
40 Mike Dunn, L ERA: 3.34	(8, 1)	1.0		5	1	0	0	0	0	1	0	0	0	0	7	15	0.00	1.000
57 Bryan Morris, R ERA: 2.0	(9, 1)	1.0		4	1	0	0	1	0	0	0	0	0	0	11	16	0.00	1.000
31 Steve Cishek, R ERA: 3.76	(10, 1)	0.0	L	4	3	3	3	0	1	0	0	0	0	0	8	16	∞	∞

PITCHER	IP	WLS	BF	H	R	ER	SO	BB	IBB	HBP	BLK	WP	HR	S	P	ERA	WHIP

BOTTOM

Miami Marlins @ Arizona Diamondbacks

Chase Field, Phoenix, AZ

Wed Jul 09 2014, 12:41 PM - 3:34 PM MST

Att. 18,268 - Roof Closed - 77 F

livebaseballscorecards.com

AB	35
R	4
H	9
RBI	4
BB	3
SO	3
LOB	15

Batter	1	2	3	4	5	6	7	8	9	AB	R	H	RBI	BB	SO	LOB
2 Aaron Hill, R (1, 4) OBP: 0.273, SLG: 0.351	F FF 90 C FF 90 S CH 84 0-3 ① K		B CH 84 F CH 83 C FF 90 B SL 79 F CH 83 B SL 82 X FF 92 3-2 ③ G3-1			B CH 82 B CU 76 X FF 90 2-0 ② P3		S CU 82 B CU 82 F FF 94 F FF 96 D CU 81 F SI 95 X FF 96 2-2 ②③ G6-4-3 1-2f		4	0	0	0	0	1	1
6 David Peralta, L (1, 8) OBP: 0.341, SLG: 0.446	C SI 89 B SI 90 F CH 84 B SI 91 X SL 81 2-2 ② G3-1			L SI 90 F FF 91 X CH 84 0-2 ① F8		B SL 78 F CH 84 X SI 90 1-1 ③ F8			B FF 95 B CU 82 F SI 94 X FF 96 2-1 ① L8	4	0	0	0	0	0	0
44 Paul Goldschmidt, R (1, 3) OBP: 0.405, SLG: 0.556	C FF 90 B FF 90 B FF 90 S CH 84 F SI 91 X CH 86 2-2 ③ F9			B SL 80 B SI 90 B FF 91 C FF 90 B SI 90 4-1 26 CS BB			C SL 78 F SI 89 X SI 90 0-2 ① G4-3		C FF 95 X FF 95 0-1 15 DI 1B	3	0	1	0	1	0	0
26 Miguel Montero, L (1, 2) OBP: 0.345, SLG: 0.421		C SI 88 B SI 91 X CH 83 1-1 ① G1-3		B CH 82 1 SAFE B CH 83 F FF 91 F FF 90 X SL 81 2-2 ② 1-2 2B			C SI 90 F FF 90 S CH 84 0-3 ② K		X SI 91 0-0 ② L8	4	0	1	0	0	1	1
15 Mark Trumbo, R (1, 7) OBP: 0.264, SLG: 0.494		S FF 90 B SI 91 F FF 90 B SL 82 S CH 84 2-3 ② K		S CH 83 F SI 91 X FF 91 0-2 ③ F9			S CH 83 B CH 82 S CH 83 X CH 82 1-2 14 BB 1B		F SI 92 C CU 76 D CU 76 B SI 92 D CH 88 X SI 93 3-2 ③ 1-2 G5-3	4	0	1	0	0	1	2
14 Martín Prado, R (1, 5) OBP: 0.320, SLG: 0.370		C FF 90 C SI 90 F SL 81 F CH 85 X CH 82 0-2 2B			C SI 89 B CH 83 X SI 89 1-1 ① G5-3		D CU 76 B CH 83 D CH 83 B FF 88 4-0 1-2 BB			2	0	1	0	1	0	0
8 Gerardo Parra, L (1, 9) OBP: 0.299, SLG: 0.349		B SL 80 S CH 81 T SI 92 F SI 91 B SL 82 F CH 83 C SI 91 2-3 ③ K			X FF 89 0-0 ② G4-3		C CH 82 F SL 78 S SL 80 0-3 ③ K			3	0	0	0	0	2	3
1 Didi Gregorius, L (1, 6) OBP: 0.333, SLG: 0.405			B CH 83 S SL 78 S CH 83 B FF 92 X CH 84 2-2 ① F7		C FF 90 B CH 84 X SL 81 1-1 ③ G4-3			B SI 94 B SI 94 C SI 95 B FF 95 C SI 96 F SI 96 F SI 96 F CU 83 C SI 95 3-3 ① K		3	0	0	0	0	1	0
49 Mike Bolsinger, R (1, 1) OBP: 0.105, SLG: 0.105 5 Ender Inciarte, L (6, PH) OBP: 0.262, SLG: 0.268 48 Randall Delgado, R (6, 1) 7 Cody Ross, R (8, PH) OBP: 0.280, SLG: 0.281 56 Eury De La Rosa, L (8, 1)			C FF 92 B FF 92 S CH 83 B CH 83 S CH 84 2-3 ② K			C SI 89 C FF 88 B CH 83 X SL 80 1-2 ① G4-3		C CU 84 S FF 95 B FF 96 X FF 95 1-2 2 G6-4-3 1B		1 1 0 1 0	0 0 0 0 0	0 0 0 1 0	0 0 0 0 0	1 0 0 0 0	0 0 0 0 0	0 0 0 0 0
Inning Stats	R: 0 E: 0 K: 1 S: 10 H: 0 LOB: 0 BB: 0 P: 14	R: 0 E: 0 K: 2 S: 15 H: 1 LOB: 1 BB: 0 P: 20	R: 0 E: 0 K: 1 S: 10 H: 0 LOB: 0 BB: 0 P: 17	R: 0 E: 0 K: 0 S: 10 H: 1 LOB: 1 BB: 1 P: 16	R: 0 E: 0 K: 0 S: 5 H: 0 LOB: 0 BB: 0 P: 7	R: 0 E: 0 K: 0 S: 6 H: 0 LOB: 0 BB: 0 P: 10	R: 0 E: 0 K: 2 S: 12 H: 1 LOB: 2 BB: 1 P: 17	R: 0 E: 0 K: 1 S: 14 H: 1 LOB: 0 BB: 0 P: 20	R: 0 E: 0 K: 0 S: 8 H: 1 LOB: 1 BB: 0 P: 13	1B: 3 2B: 2 3B: 0 HR: 0	SF: 0 SAC: 0 DP: 1 HBP: 0			WP: 0 PB: 0 SB: 0 CS: 1	PA: 32		

PITCHER		IP	WLS	BF	H	R	ER	SO	BB	IBB	HBP	BLK	WP	HR	S	P	ERA	WHIP
55 Tim Lincecum, R ERA: 3.66	(1, 1)	7.0	W	25	3	0	0	6	2	0	0	0	0	0	68	101	0.00	0.714
57 Juan Gutierrez, R ERA: 3.15	(8, 1)	1.1		5	2	0	0	1	0	0	0	0	0	0	18	26	0.00	1.500
41 Jeremy Affeldt, L ERA: 1.57	(9, 1)	0.2		2	0	0	0	0	0	0	0	0	0	0	4	7	0.00	0.000

PITCHER	IP	WLS	BF	H	R	ER	SO	BB	IBB	HBP	BLK	WP	HR	S	P	ERA	WHIP

TOP

Arizona Diamondbacks @ San Francisco Giants

AT&T Park, San Francisco, CA

Fri Jul 11 2014, 7:16 PM - 9:50 PM PDT

Att. 41,647 - Partly Cloudy - 63 F

livebaseballscorecards.com

AB	30
R	0
H	5
RBI	0
BB	2
SO	7
LOB	7

BOTTOM

Batter	1	2	3	4	5	6	7	8	9	AB	R	H	RBI	BB	SO	LOB
8 Hunter Pence, R (1, 9) OBP: 0.359, SLG: 0.476	C FC 87 B CU 79 B FC 88 F CU 78 C FC 90 2-3 ① K	B CU 81 S CU 81 S CU 82 X FF 90 1-2 ② G5-3			C FC 86 X FC 87 0-1 9 1B 48 2B 1B	C SL 86 S SL 86 B SI 88 D CU 79 X SI 89 2-2 ③ FC5-4 1-2f		S CH 78 X SL 84 0-1 ③ G3		5	1	1	0	0	1	3
9 Brandon Belt, L (1, 3) OBP: 0.298, SLG: 0.459	C FF 90 C FF 90 X FC 89 0-2 48 HR 1B	C CU 81 C FC 89 S FF 89 0-3 ③ K			1 SAFE F CH 84 1 SAFE X CH 84 0-1 48 2B 1-3 1B		S CH 85 B CH 86 B CH 88 B SI 94 F FF 93 F FF 94 F FF 94 B FF 94 4-2 48 1B BB			3	1	2	0	1	1	1
48 Pablo Sandoval, S (1, 5) OBP: 0.318, SLG: 0.427	F FF 90 X FC 88 0-1 1-H HR		B FC 88 X CH 83 1-0 ① G6-3		X FF 85 0-0 1-3 3-H 2B		B FF 94 S FF 93 B FF 94 1 SAFE B FF 93 F FF 94 X CH 88 3-2 1-2 1B			4	1	3	3	0	0	0
38 Michael Morse, R (1, 7) OBP: 0.325, SLG: 0.493 57 Juan Gutierrez, R (8, 1) 41 Jeremy Affeldt, L (9, 1)	B FC 89 X FC 89 1-0 ② G1-3		C CU 82 X FF 90 0-1 29 G4-3 2B		C FC 88 X FC 89 0-1 ① L9		B FF 95 C FF 94 C FF 94 S SI 92 1-3 ① K			4 0 0	0 0 0	1 0 0	0 0 0	0 0 0	1 0 0	4 0 0
29 Héctor Sánchez, S (1, 2) OBP: 0.236, SLG: 0.315	S CU 80 B CU 81 C FC 89 X CU 82 1-2 ③ L9		C FC 88 X CH 84 0-1 ② G4-3 2-3		C FC 87 F FF 88 F CU 82 B FF 89 F FF 88 F CU 82 S CU 82 1-3 ② K2-3		B FF 95 F FF 94 F CU 94 S FF 94 1-3 ② K			4	0	0	0	0	2	5
21 Tyler Colvin, L (1, 8) OBP: 0.271, SLG: 0.413 (8, 7)		C FC 88 B FC 88 S CH 84 F FC 88 X CU 81 1-2 12 BB 35 1B 1B	C FC 88 C FF 90 B FF 88 B FF 89 S FF 86 2-3 ③ K		X FC 88 0-0 ③ L9		B SI 95 B FF 95 X FF 93 2-0 ③ P5			4	1	1	0	0	1	5
12 Joe Panik, L (1, 4) OBP: 0.281, SLG: 0.255		C FC 89 1 SAFE B FC 89 F FC 90 B FF 88 B CU 81 B CU 82 4-2 35 1B 55 SH1-4 1-2 BB	B FC 88 B CH 84 X FC 87 2-0 ① G4-3		B FF 94 C FF 94 X FF 93 1-1 ① L7			C SI 88 B SI 88 X SL 82 1-1 ① G6-3		3	1	0	0	1	0	0
35 Brandon Crawford, L (1, 6) OBP: 0.322, SLG: 0.410		X FC 89 0-0 55 SH1-4 1-3 2-H 1B	C FC 88 B FC 87 B FC 88 B FF 85 C FC 88 B FC 90 4-2 55 CS BB		S FF 94 F FF 92 X FF 95 0-2 ② G6-3			F SI 88 S SL 83 S CU 75 0-3 ② K		3	0	1	1	1	1	0
55 Tim Lincecum, L (1, 1) OBP: 0.194, SLG: 0.094 7 Grégor Blanco, L (8, 8) OBP: 0.299, SLG: 0.300		B FC 89 S FC 89 B CU 81 X FF 89 2-1 ① SH1-4 1-2 3-H	C FC 88 C FC 88 S CU 81 0-3 ②③ K 1-2		F FF 94 C FF 94 B FF 92 B FF 94 X FF 94 2-2 E5 8 FC5-4			B SI 89 C SI 89 F CU 76 F CU 76 X FF 89 1-2 1B		2 1	0 0	0 1	1 0	0 0	1 0	1 0
Inning Stats	R: 2 E: 0 K: 1 S: 12 H: 2 LOB: 0 BB: 0 P: 16	R: 2 E: 0 K: 1 S: 15 H: 2 LOB: 1 BB: 1 P: 23	R: 0 E: 0 K: 1 S: 8 H: 1 LOB: 1 BB: 0 P: 11	R: 0 E: 0 K: 1 S: 6 H: 0 LOB: 1 BB: 1 P: 12	R: 1 E: 0 K: 1 S: 14 H: 3 LOB: 2 BB: 0 P: 15	R: 0 E: 1 K: 0 S: 11 H: 0 LOB: 1 BB: 0 P: 16	R: 0 E: 0 K: 2 S: 14 H: 1 LOB: 2 BB: 1 P: 25	R: 0 E: 0 K: 1 S: 11 H: 1 LOB: 1 BB: 0 P: 13		1B: 7 2B: 3 3B: 0 HR: 1 SF: 0 SAC: 1 DP: 1 HBP: 0					WP: 0 PB: 0 SB: 0 CS: 1 PA: 37	

PITCHER	IP	WLS	BF	H	R	ER	SO	BB	IBB	HBP	BLK	WP	HR	S	P	ERA	WHIP
49 Mike Bolsinger, R (1, 1) ERA: 5.5	5.0	L	24	8	5	5	5	2	0	0	0	0	1	55	77	9.00	2.000
48 Randall Delgado, R (6, 1) ERA: 5.31	2.0		9	1	0	0	2	1	0	0	0	0	0	25	41	0.00	1.000
56 Eury De La Rosa, L (8, 1) ERA: 2.25	1.0		4	1	0	0	1	0	0	0	0	0	0	11	13	0.00	1.000

PITCHER	IP	WLS	BF	H	R	ER	SO	BB	IBB	HBP	BLK	WP	HR	S	P	ERA	WHIP

Arizona Diamondbacks @ San Francisco Giants

AT&T Park, San Francisco, CA

Fri Jul 11 2014, 7:16 PM - 9:50 PM PDT

Att. 41,647 - Partly Cloudy - 63 F

livebaseballscorecards.com

AB	33
R	5
H	10
RBI	5
BB	3
SO	8
LOB	19

Batter	1	2	3	4	5	6	7	8	9	AB	R	H	RBI	BB	SO	LOB
5 Ender Inciarte, L (1, 8) OBP: 0.260, SLG: 0.265	C FF 90 B FF 90 C FF 91 C SL 88 1-3 ① K		F CU 78 B CU 76 F CU 77 B FF 92 B FF 92 F SL 89 F SL 89 F CH 84 X FF 91 3-2 6 1B 1B		C FF 90 B CU 77 B CH 84 X FF 91 2-1 ③ G6-3		F SI 90 C SI 92 B CU 76 X CU 77 1-2 ③ G1-3		S SL 80 B SL 80 B SI 86 F SI 86 X SL 81 2-2 ③ G4-3	5	0	1	0	0	1	3
6 David Peralta, L (1, 7) OBP: 0.345, SLG: 0.455	C CU 78 B CH 83 X CH 84 1-1 ② F8		1 SAFE X FF 89 0-0 1-2 1B			B SL 88 F SI 90 X CH 84 1-1 ① P6		F CH 83 S CH 83 B FF 93 X CH 87 1-2 44 G3 2B		4	0	2	0	0	0	0
44 Paul Goldschmidt, R (1, 3) OBP: 0.404, SLG: 0.555	X FF 91 0-0 2B		B FF 91 C CU 78 B FF 92 F FF 92 F FF 92 X FF 90 2-2 ③ G5-3			C FF 91 C SL 88 B CU 77 F SL 88 T FF 91 1-2 ② K		B FF 93 C CU 81 F FF 93 B FF 93 B FF 93 X CU 81 3-2 ① G3 2-3		4	0	1	0	0	1	3
26 Miguel Montero, L (1, 2) OBP: 0.344, SLG: 0.416	F CH 83 B SL 87 B FF 90 S SL 87 F SL 87 X CU 77 2-2 ③ G4-3			C CU 77 B FF 91 B SL 88 F FF 90 B FF 91 F SL 89 F FF 92 X CH 85 3-2 ① L6		B SI 91 B SI 90 X SL 88 2-0 ③ G3		I IN 78 I IN 82 I IN 82 I IN 81 4-0 IBB		3	0	0	0	1	0	1
2 Aaron Hill, R (1, 4) OBP: 0.275, SLG: 0.365		C CU 77 X FF 90 0-1 ① L9		B SI 91 B SI 89 X CH 84 1-1 HR			F FF 90 C FF 90 X FF 90 0-2 14 G6-3 8 1B 2B	F FF 89 B FF 89 F SL 80 S SL 78 1-3 ② K		4	2	2	1	0	1	2
14 Martín Prado, R (1, 5) OBP: 0.317, SLG: 0.365		C FF 91 F FF 91 B CH 83 X FF 90 1-2 ② L9		C CU 77 B CU 77 B CU 77 X FF 92 2-1 ② G5-3			C CU 77 X FF 88 0-1 ① G6-3 2-3	C SL 79 C FF 88 B SL 79 S SL 78 1-3 ③ K		4	0	0	0	0	1	3
8 Gerardo Parra, L (1, 9) OBP: 0.301, SLG: 0.353		C FF 92 L FF 91 B SL 88 X CU 77 1-2 ③ G4-3		B CH 85 F CU 77 X CU 76 1-1 ③ L6			D CU 78 B SL 87 X CU 77 2-0 36 SH1-4 1 1B 1B 3-H		B CH 83 C FF 89 X CH 83 1-1 2B	4	0	2	1	0	0	0
1 Didi Gregorius, L (1, 6) OBP: 0.330, SLG: 0.398			X SI 91 0-0 ① F8		B FF 89 C CU 76 X CH 83 1-1 ① L6		1 SAFE 1 SAFE X SI 91 0-0 36 SH1-4 1-2 1B		X FF 89 0-0 ① P5	4	0	1	0	0	0	1
36 Wade Miley, L (1, 1) OBP: 0.205, SLG: 0.162 29 Brad Ziegler, R (8, 1) 15 Mark Trumbo, R (9, PH) OBP: 0.261, SLG: 0.488 43 Addison Reed, L (9, 1)			C SI 91 F FF 91 C SL 88 0-3 ② K		C FF 90 C CU 78 B FF 89 C SL 88 1-3 ② K		X SI 91 0-0 ② SH1-4 1-2 2-3		S SL 79 F SL 79 S SL 79 0-3 ② K	2 0 1 0	0 0 0 0	0 0 0 0	0 0 0 0	2 0 1 0	0 0 1 0	0 0 1 0
Inning Stats	R: 0 E: 0 K: 1 S: 10 H: 1 LOB: 1 BB: 0 P: 14	R: 0 E: 0 K: 0 S: 8 H: 0 LOB: 0 BB: 0 P: 10	R: 0 E: 0 K: 1 S: 15 H: 2 LOB: 2 BB: 0 P: 20	R: 1 E: 0 K: 0 S: 11 H: 1 LOB: 0 BB: 0 P: 18	R: 0 E: 0 K: 1 S: 7 H: 0 LOB: 0 BB: 0 P: 11	R: 0 E: 0 K: 1 S: 7 H: 0 LOB: 0 BB: 0 P: 11	R: 1 E: 0 K: 0 S: 11 H: 3 LOB: 2 BB: 0 P: 14	R: 0 E: 0 K: 2 S: 12 H: 1 LOB: 2 BB: 1 P: 22	R: 0 E: 0 K: 1 S: 9 H: 1 LOB: 1 BB: 0 P: 12	1B: 4 2B: 4 3B: 0 HR: 1 SF: 0 SAC: 1 DP: 0 HBP: 0						WP: 0 PB: 0 SB: 0 CS: 0 PA: 37

PITCHER		IP	WLS	BF	H	R	ER	SO	BB	IBB	HBP	BLK	WP	HR	S	P	ERA	WHIP
32 Ryan Vogelsong, R ERA: 3.86	(1, 1)	6.1	L	25	6	2	2	4	0	0	0	0	0	1	64	92	2.84	0.947
41 Jeremy Affeldt, L ERA: 1.54	(7, 1)	0.2		3	1	0	0	0	0	0	0	0	0	0	5	6	0.00	1.500
63 Jean Machi, R ERA: 1.64	(8, 1)	0.1		3	1	0	0	0	0	1	0	0	0	0	6	14	0.00	3.000
54 Sergio Romo, R ERA: 4.86	(8, 1)	1.1		5	1	0	0	3	0	0	0	0	0	0	12	15	0.00	0.750
49 Javier López, L ERA: 2.89	(9, 1)	0.1		1	0	0	0	0	0	0	0	0	0	0	3	5	0.00	0.000

PITCHER	IP	WLS	BF	H	R	ER	SO	BB	IBB	HBP	BLK	WP	HR	S	P	ERA	WHIP

TOP

Arizona Diamondbacks @ San Francisco Giants

AT&T Park, San Francisco, CA

Sat Jul 12 2014, 1:14 PM - 3:58 PM PDT

Att. 41,261 - Partly Cloudy - 66 F

livebaseballscorecards.com

AB	35
R	2
H	9
RBI	2
BB	1
SO	7
LOB	14

BOTTOM

Arizona Diamondbacks @ San Francisco Giants

AT&T Park, San Francisco, CA

Sat Jul 12 2014, 1:14 PM - 3:58 PM PDT

Att. 41,261 - Partly Cloudy - 66 F

livebaseballscorecards.com

Batter	1	2	3	4	5	6	7	8	9	AB	R	H	RBI	BB	SO	LOB
8 Hunter Pence, R (1, 9) OBP: 0.356, SLG: 0.471	C SI 87 S SL 83 B SL 85 X SL 86 1-2 ① G4-3		C CH 82 B FF 90 F FF 91 S FF 92 1-3 ② K		S CH 81 B SL 85 F SL 85 X SL 82 1-2 ③ G5-3			B SI 86 F SI 84 X CH 77 1-1 ① F7		4	0	0	0	0	1	0
19 Marco Scutaro, R (1, 4)	B SI 90 B SI 92 C SI 91 B FF 91 C SI 92 B SI 92 4-2 28 FC5-4 BB		C SI 90 X FF 91 0-1 ③ L7			B SI 89 B SI 90 C SI 89 X SI 91 2-1 ① G4-3		B SI 83 F SI 83 F CH 77 F CU 73 B CU 73 T SI 86 2-2 ② K		3	0	0	0	1	1	0
48 Pablo Sandoval, S (1, 5) OBP: 0.315, SLG: 0.422	X SI 92 0-0 ② F7			C CH 80 B SI 92 B SI 90 X CH 82 2-1 ① G4-3		X SL 85 0-0 ② F8		F CH 78 F CH 78 F CU 73 F SI 87 X CH 78 0-2 ③ L9		4	0	0	0	0	0	1
28 Buster Posey, R (1, 2) OBP: 0.335, SLG: 0.417	B SI 92 X SI 91 1-0 ③ FC5-4 1-2f			C SI 92 F SI 91 S SI 92 0-3 ② K		F SI 89 B SI 91 F SI 92 F SL 82 B SL 85 F CH 81 X SI 93 2-2 ③ G5-3			C FF 90 B SL 85 B SL 83 X FF 90 2-1 ① F7	4	0	0	0	0	1	1
38 Michael Morse, R (1, 7) OBP: 0.324, SLG: 0.490		F CU 80 B FF 89 X FF 89 1-1 ① G4-3		X SI 90 0-0 9 BB 1B			C SL 85 B SL 82 B SL 85 X FF 92 2-1 ① L8		B FF 92 C FF 91 X FF 91 1-1 ② P3	4	0	1	0	0	0	0
9 Brandon Belt, L (1, 3) OBP: 0.309, SLG: 0.459		B FF 90 X FF 91 1-0 13 FC9-6 1B		B SI 91 D SL 85 B SL 84 C FF 90 B SL 84 4-1 1-2 BB			C FF 91 B FF 91 B SI 89 B CH 81 B FF 91 4-1 7 G3-1 13 1B BB		C FF 91 X FF 92 0-1 ③ F7	2	0	1	0	2	0	0
13 Joaquin Arias, R (1, 6) OBP: 0.212, SLG: 0.195		D SL 84 F SL 82 B FF 91 X SI 90 2-1 ② FC9-6 1-2f		F SL 85 S SL 87 F SL 84 F FF 94 S SL 85 0-3 ③ K			C FF 91 D SL 85 S SL 85 X SL 86 1-2 7 G3-1 1B			3	0	1	0	0	1	3
7 Grégor Blanco, L (1, 8) OBP: 0.299, SLG: 0.301		C FF 89 B SI 90 X FF 91 1-1 ③ L8			X FF 92 0-0 32 K 1B		D SL 86 S SL 86 C SI 92 B SL 86 X SL 86 2-2 ② G3-1 1-2 2-3			3	0	1	0	0	0	3
32 Ryan Vogelsong, R (1, 1) OBP: 0.147, SLG: 0.182 41 Jeremy Affeldt, L (7, 1) 29 Héctor Sánchez, S (7, PH) OBP: 0.235, SLG: 0.313 63 Jean Machi, R (8, 1) 54 Sergio Romo, R (8, 1) 49 Javier López, L (9, 1)			C SI 89 B SL 83 X SI 91 1-1 ① G6-3		1 SAFE C SI 90 B SI 91 S SL 86 B FF 93 S FF 93 2-3 ① ② K 1-2		B FF 93 F SI 92 S FF 93 X FF 94 1-2 ③ L3			2 0 0 0 0 1 1 0 0 0 0 0 0 0 1 0 0 0 0 0 2 0 0 0 0 0 0 0 0 0 0 0 0 0 0 0 0 0 0 0 0 0						

Inning Stats	1	2	3	4	5	6	7	8	9
	R: 0 E: 0 K: 0 S: 7	H: 0 LOB: 1 BB: 1 P: 13	R: 0 E: 0 K: 0 S: 7	H: 1 LOB: 1 BB: 0 P: 12	R: 0 E: 0 K: 1 S: 7	H: 0 LOB: 0 BB: 0 P: 9	R: 0 E: 0 K: 2 S: 12	H: 1 LOB: 2 BB: 1 P: 18	R: 0 E: 0 K: 1 S: 7	H: 1 LOB: 0 BB: 0 P: 10
	R: 0 E: 0 K: 0 S: 8	H: 0 LOB: 0 BB: 0 P: 12	R: 0 E: 0 K: 0 S: 12	H: 1 LOB: 2 BB: 1 P: 22	R: 0 E: 0 K: 1 S: 11	H: 0 LOB: 0 BB: 0 P: 14	R: 0 E: 0 K: 0 S: 6	H: 0 LOB: 0 BB: 0 P: 9		

	1B: 4 2B: 0 3B: 0 HR: 0	SF: 0 SAC: 0 DP: 0 HBP: 0	WP: 0 PB: 0 SB: 0 CS: 0	PA: 33

	AB	30
	R	0
	H	4
	RBI	0
	BB	3
	SO	5
	LOB	11

PITCHER		IP	WLS	BF	H	R	ER	SO	BB	IBB	HBP	BLK	WP	HR	S	P	ERA	WHIP
36 Wade Miley, L ERA: 4.18	(1, 1)	7.0	W	27	4	0	0	4	3	0	0	0	0	0	60	96	0.00	1.000
29 Brad Ziegler, R ERA: 2.42	(8, 1)	1.0	H	3	0	0	0	1	0	0	0	0	0	0	11	14	0.00	0.000
43 Addison Reed, R ERA: 4.3	(9, 1)	1.0	S	3	0	0	0	0	0	0	0	0	0	0	6	9	0.00	0.000

PITCHER	IP	WLS	BF	H	R	ER	SO	BB	IBB	HBP	BLK	WP	HR	S	P	ERA	WHIP

Batter	1	2	3	4	5	6	7	8	9	AB	R	H	RBI	BB	SO	LOB
5 Ender Inciarte, L (1, 8) OBP: 0.266, SLG: 0.271	X FF 92 0-0 14 1B 1B		2 SAFE C FC 88 D CU 78 X FC 88 1-1 ② F7			B CU 76 C FF 91 X FC 88 1-1 44 CS 14 1B 1B	M SI 85 B SL 80 S CU 72 S SL 81 1-3 ② K			4	0	2	0	0	1	2
14 Martín Prado, R (1, 5) OBP: 0.321, SLG: 0.370	1 SAFE B FF 91 B FF 91 C FC 89 1 SAFE B FF 91 X FF 91 3-1 ① 15 WP 1-3 1B		B CH 83 B FC 90 B FC 88 C FF 92 F FC 90 X FC 90 3-2 44 FC5-4 2-H 1B			C CH 82 X CU 75 0-1 44 CS 1-2 1B	C CU 84 C CU 85 B FF 94 F FF 94 C SI 95 1-3 ③ K			4	0	3	1	0	1	1
44 Paul Goldschmidt, R (1, 3) OBP: 0.400, SLG: 0.549	F FF 92 F FC 89 B FC 88 S CU 77 1-3 ② K		C CH 83 C CU 78 B FC 90 X CU 79 1-2 ③ FC5-4 1-2f			C FC 87 C FC 89 B FF 93 F FC 89 2 SAFE X CU 77 1-2 ①② L9 1-2 2-3		X FF 88 0-0 ① G6-3		4	0	0	0	0	1	4
15 Mark Trumbo, R (1, 7) OBP: 0.250, SLG: 0.467	S FF 93 C CU 76 B CU 78 F CU 77 S FF 93 1-3 ③ K 1-2			B CU 78 X CU 78 1-0 ① G4-3		B FC 90 F FC 90 D CH 84 C CU 78 B FF 93 X CU 79 3-2 ③ G5-3		F FF 88 F FF 88 S SL 80 0-3 ② K		4	0	0	0	0	2	2
2 Aaron Hill, R (1, 4) OBP: 0.275, SLG: 0.363 48 Randall Delgado, R (8, 1)		B FC 88 F FF 91 B CU 77 F FF 92 B FC 88 S FC 88 3-3 ① K		C FC 90 F FC 90 B CU 77 B CU 79 F FC 90 X CU 78 2-2 ② G5-3			B FF 90 C FF 90 F FF 91 X CH 86 1-2 7 HR 1B	C FF 88 B SL 79 C SL 79 S SL 79 1-3 ③ K		4 0	1 0	1 0	0 0	0 0	2 0	0 0
7 Cody Ross, R (1, 9) OBP: 0.280, SLG: 0.299		X CH 85 0-0 ② G1-3		C FF 92 F FC 90 B CU 81 X CU 79 1-2 ③ L7			C FC 86 C FF 90 B FF 90 F FC 88 1 SAFE F FC 87 B FF 93 F CU 78 B CH 84 3-2 F FF 83 X FC 90 1-H HR		C FF 93 B FF 93 C SL 87 S KC 80 1-3 ① K	4	1	1	2	0	1	0
9 Tuffy Gosewisch, R (1, 2) OBP: 0.246, SLG: 0.321		C FF 92 F FC 88 C CU 77 0-3 ③ K			X CH 84 0-0 ① G4-3		C FF 91 B FC 88 S FF 91 X CU 76 1-2 ① G6-3		C FF 93 B SL 88 F SL 88 S FF 94 1-3 ② K	4	0	0	0	0	2	0
13 Nick Ahmed, R (1, 6) OBP: 0.231, SLG: 0.231			C FC 89 S CH 84 F FC 90 X FF 93 0-2 54 SH2-4 14 1B 1B		B FF 91 C FC 88 X FC 90 1-1 ② G5-3		B FF 91 X FC 88 1-0 28 2B 1B		B KC 79 C FF 94 B SL 88 C FF 94 X SI 93 2-2 ③ P3	4	2	2	0	0	0	0
54 Vidal Nuño, L (1, 1) 37 Matt Stites, L (6, 1) 50 Evan Marshall, R (6, 1) 28 Nick Evans, R (7, PH) OBP: 0.167, SLG: 0.444 59 Oliver Perez, L (7, 1) 1 Didi Gregorius, L (8, 4) OBP: 0.330, SLG: 0.398			X FC 88 0-0 ① SH2-4 1-2		B FF 92 C FF 92 C FF 92 S FF 92 1-3 ③ K		B FC 88 B FF 90 X FC 88 2-0 1-H 2B			1 0 0 1 0 0	0 0 0 0 0 0	0 0 0 1 0 0	0 0 0 1 0 0	0 0 0 0 0 0	1 0 0 0 0 0	0 0 0 0 0 0
Inning Stats	R: 0 E: 0 K: 2 S: 10 H: 2 LOB: 1 BB: 0 P: 15	R: 0 E: 0 K: 2 S: 7 H: 0 LOB: 0 BB: 0 P: 10	R: 1 E: 0 K: 0 S: 13 H: 2 LOB: 1 BB: 0 P: 18	R: 0 E: 0 K: 0 S: 8 H: 0 LOB: 0 BB: 0 P: 12	R: 0 E: 0 K: 1 S: 6 H: 0 LOB: 0 BB: 0 P: 8	R: 0 E: 0 K: 0 S: 11 H: 2 LOB: 1 BB: 0 P: 16	R: 3 E: 0 K: 2 S: 22 H: 4 LOB: 1 BB: 0 P: 32	R: 0 E: 0 K: 2 S: 7 H: 0 LOB: 0 BB: 0 P: 8	R: 0 E: 0 K: 2 S: 9 H: 0 LOB: 0 BB: 0 P: 13	1B: 8 2B: 1 3B: 0 HR: 1 SF: 0 SAC: 1 DP: 0 HBP: 0					WP: 1 PB: 0 SB: 0 CS: 2 PA: 35	

PITCHER		IP	WLS	BF	H	R	ER	SO	BB	IBB	HBP	BLK	WP	HR	S	P	ERA	WHIP
40 Madison Bumgarner, L ERA: 3.47	(1, 1)	6.1	W	27	10	4	4	5	0	0	0	0	1	1	70	102	5.68	1.579
49 Javier López, L ERA: 2.84	(7, 1)	0.1		1	0	0	0	1	0	0	0	0	0	0	3	4	0.00	0.000
57 Juan Gutierrez, R ERA: 3.12	(7, 1)	0.1		1	0	0	0	1	0	0	0	0	0	0	4	5	0.00	0.000
54 Sergio Romo, R ERA: 4.74	(8, 1)	1.0		3	0	0	0	2	0	0	0	0	0	0	7	8	0.00	0.000
46 Santiago Casilla, R ERA: 0.99	(9, 1)	1.0		3	0	0	0	2	0	0	0	0	0	0	9	13	0.00	0.000

PITCHER	IP	WLS	BF	H	R	ER	SO	BB	IBB	HBP	BLK	WP	HR	S	P	ERA	WHIP

TOP

Arizona Diamondbacks @ San Francisco Giants

AT&T Park, San Francisco, CA

Sun Jul 13 2014, 1:06 PM - 4:07 PM PDT

Att. 41,288 - Partly Cloudy - 64 F

livebaseballscorecards.com

AB	34
R	4
H	10
RBI	4
BB	0
SO	11
LOB	9

Batter	1	2	3	4	5	6	7	8	9	AB	R	H	RBI	BB	SO	LOB
8 Hunter Pence, R (1, 9) OBP: 0.354, SLG: 0.466	B SI 87 S FF 88 X SL 83 1-1 ① G5-3		F CU 75 X FF 88 0-1 ① F9		F SL 83 B FF 89 F SL 83 D SL 83 F SL 83 H SL 82 3-2 48 1B 28 HR HBP	C SL 86 B SL 87 B FF 96 C SL 86 S SL 86 2-3 ① K2-3		C FF 93 B CU 77 B CU 77 X SL 83 2-1 ① F8		4	1	0	0	0	1	0
7 Grégor Blanco, L (1, 8) OBP: 0.301, SLG: 0.299	B SI 88 B FF 88 X FF 88 2-0 ② P4		B SL 82 X SL 84 1-0 1B		B CU 76 X FF 89 1-0 ② F7	B FF 96 B CH 87 F FF 95 S CH 87 F CH 87 F FF 97 B FF 98 F FF 96 B SL 87 4-2 48 1B BB		X FF 94 0-0 ② B1-3		4	0	1	0	1	0	2
48 Pablo Sandoval, S (1, 5) OBP: 0.322, SLG: 0.426	C FF 90 B SL 85 F FF 88 B FF 90 X SL 84 2-2 1B		C CU 76 X SL 82 0-1 ② P6		S SL 84 F SL 83 D SL 84 F FF 90 X FF 90 1-2 28 HR 2-3 1B	B SI 94 F CH 86 X CH 88 1-1 1-3 38 BB 1B		B CU 78 C FF 94 B FF 94 B FF 94 B FF 94 4-1 BB		4	1	3	0	1	0	1
28 Buster Posey, R (1, 2) OBP: 0.333, SLG: 0.423	B SI 87 X FF 89 1-0 ③ L7		C FF 88 B CH 81 D CH 83 1 SAFE C FF 89 X FF 90 2-2 ③ G4-3		B CU 78 X SI 90 1-0 1-H 2-H 3-H HR	S SL 85 B SL 86 X SI 96 1-1 ② L6		B FF 94 X FF 94 1-0 ③ F9		5	1	1	4	0	0	5
38 Michael Morse, R (1, 7) OBP: 0.324, SLG: 0.486 (7, 3)		X FF 88 0-0 ① F8		B FF 88 F SL 83 F FF 90 F FF 89 B SL 79 F FF 90 B CH 81 S SL 84 3-3 ① K	S CH 84 F SI 90 B FF 89 B FF 89 F CH 83 F SL 83 B FF 90 S SL 82 3-3 ③ K	B FF 96 S FF 96 B FF 95 S CH 87 B CH 87 B CH 87 4-2 1-2 BB				3	0	0	0	1	2	0
13 Joaquin Arias, R (1, 3) OBP: 0.213, SLG: 0.197 21 Tyler Colvin, L (7, 7) OBP: 0.271, SLG: 0.413		C SI 87 F FF 88 X SL 83 0-2 ② G4-3		C SI 89 F SL 83 S SL 82 0-3 ② K		E8 35 BB 40 HR 1B L8				4 0	1 0	1 0	0 0	0 0	1 0	3 0
6 Ehire Adrianza, S (1, 4) OBP: 0.267, SLG: 0.288		B FF 89 X SI 87 1-0 2B		C SL 84 B FF 89 X SL 82 1-1 ③ G1-3		T FF 95 S FF 95 X SL 86 0-2 E6 35 BB 40 HR	C SL 78 C SL 79 S SL 80 0-3 ① K			4	1	1	0	0	1	1
35 Brandon Crawford, L (1, 6) OBP: 0.324, SLG: 0.407		F SL 81 B SL 82 B SL 82 S FF 88 B FF 89 F FF 89 B FF 89 4-2 40 FC5-4 BB		T FF 89 B SI 88 B FF 90 F SL 82 S FF 90 2-3 ① K	C SL 85 B SL 84 B FF 96 B FF 97 F FF 97 F FF 97 F SL 88 B FF 98 4-2 1-2 2-3 40 HR BB	F FF 92 B SL 80 C SL 80 B SI 92 B SL 80 X FF 92 3-2 ② L8				2	1	0	0	2	1	0
40 Madison Bumgarner, R (1, 1) OBP: 0.302, SLG: 0.550 49 Javier López, L (7, 1) 57 Juan Gutierrez, R (7, 1) 12 Joe Panik, L (7, PH) OBP: 0.278, SLG: 0.250 54 Sergio Romo, R (8, 1) 46 Santiago Casilla, R (9, 1)	C CU 76 B FF 90 S SL 83 X SL 83 1-2 ③ FC5-4 1-2f				C FF 90 X CH 83 0-1 48 1B 28 HR 2B	X FF 98 0-0 1-H 2-H 3-H HR	B FF 90 C SL 79 B SI 91 C FF 92 B SL 80 S SI 92 3-3 ③ K			3 0 0 1 0 0	2 0 0 0 0 0	2 0 0 0 0 0	4 0 0 0 0 0	0 0 0 0 0 0	0 0 0 1 0 0	2 0 0 0 0 0
Inning Stats	R: 0 E: 0 K: 0 S: 7 H: 1 LOB: 1 BB: 0 P: 13	R: 0 E: 0 K: 0 S: 11 H: 1 LOB: 2 BB: 1 P: 17	R: 0 E: 0 K: 0 S: 8 H: 1 LOB: 1 BB: 0 P: 11	R: 0 E: 0 K: 2 S: 10 H: 0 LOB: 0 BB: 0 P: 14	R: 4 E: 0 K: 2 S: 19 H: 3 LOB: 0 BB: 3 P: 30	R: 4 E: 2 K: 1 S: 24 H: 3 LOB: 3 BB: 3 P: 41	R: 0 E: 0 K: 2 S: 9 H: 0 LOB: 0 BB: 0 P: 15	R: 0 E: 0 K: 0 S: 5 H: 0 LOB: 1 BB: 1 P: 12		1B: 5 2B: 2 3B: 0 HR: 2 SF: 0 SAC: 0 DP: 0 HBP: 1		WP: 0 PB: 0 SB: 0 CS: 0 PA: 40		

PITCHER		IP	WLS	BF	H	R	ER	SO	BB	IBB	HBP	BLK	WP	HR	S	P	ERA	WHIP
54 Vidal Nuño, L ERA: 5.1	(1, 1)	5.0	L	23	6	4	4	4	1	0	1	0	0	1	55	85	7.20	1.400
37 Matt Stites, R ERA: 5.06	(6, 1)	0.1		6	2	4	3	1	2	0	0	0	0	1	17	28	81.00	12.000
50 Evan Marshall, R ERA: 3.57	(6, 1)	0.2		4	1	0	0	0	1	0	0	0	0	0	7	13	0.00	3.000
59 Oliver Pérez, L ERA: 2.06	(7, 1)	1.0		3	0	0	0	2	0	0	0	0	0	0	9	15	0.00	0.000
48 Randall Delgado, R ERA: 5.19	(8, 1)	1.0		4	0	0	0	0	1	0	0	0	0	0	5	12	0.00	1.000

PITCHER	IP	WLS	BF	H	R	ER	SO	BB	IBB	HBP	BLK	WP	HR	S	P	ERA	WHIP

BOTTOM

Arizona Diamondbacks @ San Francisco Giants

AT&T Park, San Francisco, CA

Sun Jul 13 2014, 1:06 PM - 4:07 PM PDT

Att. 41,288 - Partly Cloudy - 64 F

livebaseballscorecards.com

AB	34
R	8
H	9
RBI	8
BB	5
SO	7
LOB	14

Batter	1	2	3	4	5	6	7	8	9	AB	R	H	RBI	BB	SO	LOB
8 Chris Coghlan, L (1, 7) OBP: 0.353, SLG: 0.471	C SI 88 X SI 89 0-1 ① P6		X CH 82 0-0 ③ L8		C CH 85 B SI 89 X SI 86 1-1 ② F8			C SI 83 B CH 76 B CH 75 F SI 84 F CH 76 X CU 73 2-2 7 FC3-6 1B		4	0	1	0	0	0	1
7 Arismendy Alcántara, S (1, 4) OBP: 0.379, SLG: 0.654	X SI 90 0-0 ② G3			C SI 87 S SL 88 B SI 89 B CH 81 B CH 82 B SI 88 4-2 44 S 44 HR BB	X SI 89 0-0 ③ L9			X SI 84 0-0 ① FC3-6 13 S 1-2f		3	1	0	0	1	0	1
44 Anthony Rizzo, L (1, 3) OBP: 0.382, SLG: 0.516	C SI 86 B CH 81 F CH 81 B SI 90 X SI 91 2-2 ③ G4-3			B KC 76 S CH 82 B FF 89 X SI 89 2-1 1-H HR		B SL 85 F SL 83 B CU 74 C SI 88 X CU 74 2-2 HR		C SI 84 C SI 84 X CH 76 0-2 ② L8		4	2	2	3	0	0	1
13 Starlin Castro, R (1, 6) OBP: 0.325, SLG: 0.436		B SI 89 B SI 88 B SI 88 C SI 87 B SI 87 4-1 24 FC4-6 BB		C CH 79 B SI 91 B SI 88 S SI 90 S CH 81 2-3 ① K		B SI 87 B SI 88 B CH 77 X FF 88 3-0 ① P3		1 SAFE F SI 84 C SI 84 B CU 73 S CU 74 1-3 ③ K 1-2		3	0	0	0	1	2	1
24 Luis Valbuena, L (1, 5) OBP: 0.336, SLG: 0.414		C SI 88 B SI 88 S CH 82 X CH 81 1-2 ① FC4-6 20 CS 1-2f		B CH 83 X CH 83 1-0 20 G6-3 6 1B 2B		C SL 85 X SL 85 0-1 ② F7			C FF 92 S FF 93 B FF 92 F FF 94 B SL 88 F SL 88 B FF 94 F FF 93 X FF 93 3-2 ① L9	4	1	1	0	0	0	1
20 Justin Ruggiano, R (1, 8) OBP: 0.358, SLG: 0.446		B KC 76 B SI 88 B SI 89 C SI 90 F CH 82 S SI 89 3-3 ② ③ K 1-2		S SI 87 X SI 89 0-1 ② G6-3 2-3		B SL 85 F CH 77 B SL 84 B SI 88 X SL 83 3-1 ③ F7			C SL 85 B SL 87 B SL 86 B FF 92 B FF 92 4-1 6 E 6 S BB	3	0	0	0	1	1	2
6 Ryan Sweeney, L (1, 9) OBP: 0.260, SLG: 0.285			C SI 86 X FF 91 0-1 ① F9 C CH 81 F CH 80 B FF 91 X SI 89 1-2 3-H 1B				B SI 94 X SI 95 1-0 ① G4-3		C FF 92 1 SAFE B FF 93 X FF 92 1-1 ② P5 1-3	4	0	1	1	0	0	1
5 Welington Castillo, R (1, 2) OBP: 0.287, SLG: 0.368			F SI 89 B SI 91 F SI 88 S CH 78 1-3 ② K C SI 91 D KC 78 B SI 91 X SI 89 2-1 ③ G2-3				C FF 95 F SI 95 S SL 87 0-3 ② K		C FF 93 C FF 93 S FF 93 0-3 ③ K	4	0	0	0	0	3	2
36 Edwin Jackson, R (1, 1) OBP: 0.118, SLG: 0.147 40 James Russell, L (6, 1) 63 Brian Schlitter, R (6, 1) OBP: 1.000, SLG: 1.000 59 Zac Rosscup, R (6, 1) 19 Nate Schierholtz, L (7, PH) OBP: 0.249, SLG: 0.313 54 Neil Ramírez, R (7, 1) 52 Justin Grimm, R (8, 1)			C SI 88 C KC 76 B KC 78 X KC 77 1-2 1B		F SI 90 X SI 90 0-1 ① G4-3		S SI 94 B CH 86 S CH 88 B CH 88 F CH 89 X SI 95 2-2 ③ G4-3			2 0 0 0 1 0 0	0 0 0 0 0 0 0	1 0 0 0 0 0 0	0 0 0 0 0 0 0	0 0 0 0 0 0 0	0 0 0 0 0 0 0	0 0 0 0 0 0 0
Inning Stats	R: 0 E: 0 K: 0 S: 6 H: 0 LOB: 0 BB: 0 P: 8	R: 0 E: 0 K: 1 S: 7 H: 0 LOB: 1 BB: 1 P: 15	R: 0 E: 0 K: 1 S: 9 H: 1 LOB: 1 BB: 0 P: 11	R: 3 E: 0 K: 1 S: 15 H: 3 LOB: 1 BB: 1 P: 27	R: 0 E: 0 K: 0 S: 5 H: 0 LOB: 0 BB: 0 P: 6	R: 1 E: 0 K: 0 S: 8 H: 1 LOB: 0 BB: 0 P: 16	R: 0 E: 0 K: 1 S: 8 H: 0 LOB: 0 BB: 0 P: 11	R: 0 E: 0 K: 1 S: 11 H: 1 LOB: 1 BB: 0 P: 14	R: 0 E: 0 K: 1 S: 12 H: 0 LOB: 1 BB: 1 P: 20	1B: 3 2B: 2 3B: 0 HR: 2	SF: 0 SAC: 0 DP: 1 HBP: 0			WP: 0 PB: 0 SB: 3 CS: 1	PA: 35		

PITCHER		IP	WLS	BF	H	R	ER	SO	BB	IBB	HBP	BLK	WP	HR	S	P	ERA	WHIP
35 Trevor Cahill, R ERA: 5.63	(1, 1)	5.0		20	4	3	3	3	2	0	0	0	0	1	42	67	5.40	1.200
56 Eury De La Rosa, L ERA: 3.6	(6, 1)	1.0	W	4	1	1	1	0	0	0	0	0	0	1	8	16	9.00	1.000
50 Evan Marshall, R ERA: 3.42	(7, 1)	1.0	H	3	0	0	0	1	0	0	0	0	0	0	8	11	0.00	0.000
29 Brad Ziegler, R ERA: 2.37	(8, 1)	1.0	H	4	1	0	0	1	0	0	0	0	0	0	11	14	0.00	1.000
43 Addison Reed, R ERA: 4.19	(9, 1)	1.0	S	4	0	0	0	1	1	0	0	0	0	0	12	20	0.00	1.000

PITCHER	IP	WLS	BF	H	R	ER	SO	BB	IBB	HBP	BLK	WP	HR	S	P	ERA	WHIP

TOP

Chicago Cubs @ Arizona Diamondbacks

Chase Field, Phoenix, AZ

Fri Jul 18 2014, 6:41 PM - 9:55 PM MST

Att. 32,619 - Roof Closed - 79 F

livebaseballscorecards.com

AB	32
R	4
H	6
RBI	4
BB	3
SO	6
LOB	10

Batter	1	2	3	4	5	6	7	8	9	AB	R	H	RBI	BB	SO	LOB
2 Aaron Hill, R (1, 4) OBP: 0.275, SLG: 0.362	B FF 95 B FF 95 B FF 93 C FF 93 C FF 95 S FF 95 3-3 ① **K**		C FF 94 F SL 87 B FF 96 S FF 96 1-3 ③ **K**		S FF 95 B FF 95 B FF 95 F FF 96 D SL 88 X FF 94 3-2 ②③ **G6-3** **1-2** **3-H**		F FF 94 B SL 89 X SL 90 1-1 44 BB 1B			4	0	1	0	0	2	2
6 David Peralta, L (1, 8) (8, 7) OBP: 0.350, SLG: 0.464	B FF 94 C FF 93 B CU 82 F FF 95 X FF 95 2-2 44 G4-3 2B			B FF 94 S CH 86 X CU 79 1-1 44 G5-4-3 1B		C FF 93 B FF 92 X CH 85 1-1 ① **P5**	B FF 95 1 SAFE S FF 94 F FF 95 F FF 94 C CU 80 1-3 ① **K**			4	0	2	0	0	1	1
44 Paul Goldschmidt, R (1, 3) OBP: 0.401, SLG: 0.556	B FF 94 B FF 94 X FF 94 2-0 ② **G4-3** **2-3**			B CU 79 X FF 92 1-0 ① **G5-4-3** **1-2f** ②		C FF 93 C CU 82 F FF 92 B FF 95 B SL 87 X FF 94 2-2 **HR**	1 SAFE F FF 94 B FF 96 B FF 96 S FF 96 F FF 95 F FF 96 D SL 89 B FF 96 4-2 **1-2** BB			3	1	1	1	1	0	2
26 Miguel Montero, L (1, 2) OBP: 0.343, SLG: 0.414	F FF 95 S SL 87 B FF 95 S SL 87 1-3 ③ **K**			C FF 95 B SL 86 F FF 95 B SL 87 X SL 88 2-2 ③ **G5-3**		B FF 90 X SL 80 1-0 14 1B 15 1B 8 SF7 1B	B FF 95 S FF 95 S FF 95 D SL 88 F FF 94 F SL 90 X FF 94 2-2 ② **F7**			4	1	1	0	0	1	3
15 Mark Trumbo, R (1, 7) OBP: 0.250, SLG: 0.457 29 Brad Ziegler, R (8, 1) 43 Addison Reed, L (9, 1)		B FF 93 C FF 95 B CU 80 X FF 95 2-1 ① **G5-3**			F FF 94 B SL 85 F CH 87 B SL 86 F FF 94 F FF 95 X SL 87 2-2 ① **G6-3**	C SI 94 X SI 95 0-1 14 1B 1 1B **1-2** 1B	F FF 95 B SL 91 B SL 89 S FF 96 X FF 96 2-2 ③ **G5-3**			4 0 0	1 0 0	1 0 0	0 0 0	0 0 0	0 0 0	2 0 0
14 Martín Prado, R (1, 5) OBP: 0.323, SLG: 0.371 13 Nick Ahmed, R (9, 6) OBP: 0.231, SLG: 0.231		C FF 94 B CU 80 X SL 85 1-1 ② **G6-3**			B FF 95 C FF 96 F FF 94 F FF 95 X SL 87 1-2 8 1B 1 1B 1B	C SI 94 B SI 96 X SI 94 1-1 1 1B **1-2** **2-3** 1B		C FF 95 X CU 84 0-1 ① **G6-3**		4 0	1 0	2 0	0 0	0 0	0 0	0 0
8 Gerardo Parra, L (1, 9) OBP: 0.301, SLG: 0.353		C FF 96 X CU 79 0-1 ③ **G3-1**			C FF 95 X FF 94 0-1 1 1B 28 1B **1-3** 1B	B SI 95 X SI 95 1-0 ② **SF7** **3-H**		T FF 96 B CU 84 S CU 80 B CU 83 S FF 96 2-3 ② **K**		3	1	1	1	0	1	0
1 Didi Gregorius, L (1, 6) OBP: 0.337, SLG: 0.402 (9, 5)			B FF 93 B CU 78 C FF 93 B CH 87 X SI 94 3-1 ① **G4-3**		B FF 95 C FF 93 X CU 81 1-1 28 1B 2 G6-3 **1-2** **3-H** 1B	B FF 92 C FF 92 D SL 81 F FF 93 B FF 93 F FF 92 X FF 92 3-2 **1-3** **2-H** 1B		B FF 96 C FF 95 B FF 96 F FF 96 F CU 84 F FF 96 X FF 96 2-2 ③ **P5**		4	0	2	2	0	0	0
35 Trevor Cahill, R (1, 1) OBP: 0.143, SLG: 0.286 28 Nick Evans, R (5, PH) OBP: 0.211, SLG: 0.474 56 Eury De La Rosa, L (6, 1) 7 Cody Ross, R (6, PH) OBP: 0.278, SLG: 0.297 50 Evan Marshall, R (7, 1) 5 Ender Inciarte, L (8, 8) OBP: 0.286, SLG: 0.271			B FF 94 F FF 94 B FF 93 F FF 94 X FF 94 2-2 ② **G6-3**		B SL 86 B FF 92 F FF 94 S FF 95 X FF 95 2-2 **1-3** **2-H** 2 G6-3 1B	B FF 93 F FF 92 B FF 93 B FF 92 X FF 92 3-1 ③ **P3**				1 1 0 1 0 0	0 0 0 0 0 0	0 1 0 0 0 0	0 1 0 0 0 0	0 0 0 0 0 0	0 0 0 2 0 0	0 0 0 0 0 0
Inning Stats	R: 0 E: 0 K: 2 S: 10 H: 1 LOB: 1 BB: 0 P: 18	R: 0 E: 0 K: 0 S: 6 H: 0 LOB: 0 BB: 0 P: 9	R: 0 E: 0 K: 1 S: 8 H: 0 LOB: 0 BB: 0 P: 14	R: 0 E: 0 K: 0 S: 6 H: 1 LOB: 0 BB: 0 P: 10	R: 2 E: 0 K: 0 S: 19 H: 4 LOB: 2 BB: 0 P: 28	R: 3 E: 0 K: 0 S: 18 H: 5 LOB: 2 BB: 0 P: 30	R: 0 E: 0 K: 1 S: 18 H: 1 LOB: 2 BB: 1 P: 28	R: 0 E: 0 K: 1 S: 10 H: 0 LOB: 0 BB: 0 P: 14		1B: 10 2B: 1 3B: 0 HR: 1	SF: 1 SAC: 0 DP: 1 HBP: 0				

PITCHER		IP	WLS	BF	H	R	ER	SO	BB	IBB	HBP	BLK	WP	HR	S	P	ERA	WHIP
36 Edwin Jackson, R ERA: 5.61	(1, 1)	5.1		21	7	3	3	3	0	0	0	0	0	1	55	88	5.06	1.312
40 James Russell, L ERA: 2.86	(6, 1)	0.0		1	1	0	0	0	0	0	0	0	0	0	1	2	∞	∞
63 Brian Schlitter, R ERA: 3.16	(6, 1)	0.1	L	3	2	1	1	0	0	0	0	0	0	0	5	7	27.00	6.000
59 Zac Rosscup, L ERA: 5.4	(6, 1)	0.1		2	1	1	1	0	0	0	0	0	0	0	6	12	27.00	3.000
54 Neil Ramírez, R ERA: 1.01	(7, 1)	1.0		5	1	0	0	1	1	0	0	0	0	0	18	28	0.00	2.000

PITCHER		IP	WLS	BF	H	R	ER	SO	BB	IBB	HBP	BLK	WP	HR	S	P	ERA	WHIP
52 Justin Grimm, R ERA: 4.46	(8, 1)	1.0		3	0	0	0	1	0	0	0	0	0	0	10	14	0.00	0.000

BOTTOM

Chicago Cubs @ Arizona Diamondbacks

Chase Field, Phoenix, AZ

Fri Jul 18 2014, 6:41 PM - 9:55 PM MST

Att. 32,619 - Roof Closed - 79 F

livebaseballscorecards.com

AB	33
R	5
H	12
RBI	5
BB	1
SO	5
LOB	12

WP: 0	PA: 35		
PB: 0			
SB: 0			
CS: 0			

Batter	1	2	3	4	5	6	7	8	9	AB	R	H	RBI	BB	SO	LOB
7 Arismendy Alcántara, S (1, 8) OBP: 0.324, SLG: 0.548	C SI 90 C FF 90 B SL 83 S SL 84 1-3 K ①	1 SAFE 0-0 PO ③ 1-2	C FF 89 C FF 90 C FF 91 0-3 K ①		X FF 91 0-0 G4-3 ①		C FF 91 C FF 92 C FF 93 0-3 K ②		X FF 92 0-0 G3 ③	5	0	0	0	0	3	3
20 Justin Ruggiano, R (1, 9) OBP: 0.356, SLG: 0.441	S SI 92 B SL 83 S SL 85 X FF 91 1-2 44 1B 13 1B 1B		X CH 82 0-0 G5-3 ②		B SI 91 S CH 83 B CH 84 C FF 93 T FF 94 2-2 K ②		F FF 94 C FF 92 D FF 94 X SL 86 1-2 G5-3 ③			4	1	1	0	0	1	2
44 Anthony Rizzo, L (1, 3) OBP: 0.383, SLG: 0.514	B FF 92 X SI 91 1-0 5 F8 13 1B 1-3 1B		B SL 85 H SI 92 2-0 13 FC4 HBP		C SI 90 C SI 92 B SL 87 X SI 92 1-2 G5-3 ③			C SI 94 S SL 85 B CH 87 B CH 88 S SL 86 2-3 K ①		3	0	1	0	0	1	0
13 Starlin Castro, R (1, 6) OBP: 0.327, SLG: 0.437	B SI 92 D CH 84 F CH 83 B FF 91 X CH 83 3-1 1-2 3-H 1B		B SI 93 X FF 92 1-0 FC4 ③ 1-2f			B SI 92 B SI 92 C CH 83 F SL 84 F FF 93 B FF 93 S SL 86 3-3 K ①		C FF 95 B SI 94 X SI 94 1-1 5 1B 1B		4	0	2	1	0	1	1
5 Welington Castillo, R (1, 2) OBP: 0.291, SLG: 0.384	B SI 92 X SI 91 1-0 F8 ② 2-3			F SI 92 B FF 92 B FF 91 X CH 82 2-1 HR		B SI 94 C FF 93 C FF 93 F FF 94 B SL 84 X SL 88 2-2 F8 ②		X FF 94 0-0 19 G6-4-3 1-2 1B		4	1	2	1	0	0	2
21 Junior Lake, R (1, 7) OBP: 0.246, SLG: 0.385 33 Carlos Villanueva, R (6, 1) 19 Nate Schierholtz, L (8, PH) OBP: 0.248, SLG: 0.312 59 Zac Rosscup, R (8, 1)	D SL 83 S SL 82 C FF 90 B SL 83 F SL 83 X FF 91 2-2 F8 ③			S SL 86 X SL 80 0-1 30 SF9 3B		B FF 93 S FF 92 X FF 94 1-1 G5-3 ③		C SI 94 X SI 93 0-1 G6-4-3 ②③ 1-2f		3 0 1 0	1 0 0 0	1 0 0 0	0 0 0 0	0 0 0 0	0 0 0 0	2 0 2 0
30 Mike Olt, R (1, 5) OBP: 0.226, SLG: 0.361		C FF 88 C FF 88 C FF 89 0-3 K ①	B FF 92 X FF 91 1-0 SF9 ① 3-H				C FF 90 X SL 81 0-1 P4 ①		S FF 92 C FF 92 T FF 93 0-2 K ①	3	0	0	1	0	2	0
15 Darwin Barney, R (1, 4) OBP: 0.265, SLG: 0.328		X SI 90 0-0 G6-3 ②	B SI 93 X SI 93 1-0 G3 ②				C SI 90 B SI 92 B CH 83 X SI 92 2-1 8 BB 1B		F FF 93 B SI 92 B FF 92 F FF 93 B FF 92 F FF 91 F FF 92 X SI 92 3-2 3B	4	0	2	0	0	0	0
37 Travis Wood, R (1, 1) OBP: 0.282, SLG: 0.459 8 Chris Coghlan, L (6, 7) OBP: 0.354, SLG: 0.468		B SI 90 X SI 92 1-0 7 PO 1B	B SI 92 F FF 92 F FF 91 S SL 85 1-3 K ③				D SI 90 1 SAFE B FF 92 F FF 92 D SL 84 B FF 93 4-1 1-2 BB		C SL 80 S FF 92 X SL 80 0-2 P2 ②	2 1	0 0	1 0	0 0	0 1	1 0	0 1
Inning Stats	R: 1 E: 0 K: 1 S: 14 H: 3 LOB: 2 BB: 0 P: 23	R: 0 E: 0 K: 1 S: 5 H: 1 LOB: 0 BB: 0 P: 6	R: 0 E: 0 K: 1 S: 5 H: 0 LOB: 1 BB: 0 P: 8	R: 2 E: 0 K: 1 S: 9 H: 2 LOB: 0 BB: 0 P: 14	R: 0 E: 0 K: 1 S: 7 H: 0 LOB: 0 BB: 0 P: 10	R: 0 E: 0 K: 1 S: 10 H: 0 LOB: 0 BB: 0 P: 16	R: 0 E: 0 K: 1 S: 11 H: 1 LOB: 2 BB: 1 P: 18	R: 0 E: 0 K: 1 S: 8 H: 2 LOB: 1 BB: 0 P: 11	R: 0 E: 0 K: 1 S: 12 H: 1 LOB: 1 BB: 0 P: 15	1B: 7 2B: 0 3B: 2 HR: 1 SF: 1 SAC: 0 DP: 1 HBP: 1						

WP: 0 PB: 0 SB: 0 CS: 0 PA: 38

PITCHER		IP	WLS	BF	H	R	ER	SO	BB	IBB	HBP	BLK	WP	HR	S	P	ERA	WHIP
36 Wade Miley, L ERA: 4.16	(1, 1)	7.0	W	29	7	3	3	7	1	0	1	0	0	1	61	95	3.86	1.143
50 Evan Marshall, R ERA: 3.28	(8, 1)	1.0		4	2	0	0	1	0	0	0	0	0	0	8	11	0.00	2.000
59 Oliver Pérez, L ERA: 2.0	(9, 1)	1.0		4	1	0	0	1	0	0	0	0	0	0	12	15	0.00	1.000

PITCHER	IP	WLS	BF	H	R	ER	SO	BB	IBB	HBP	BLK	WP	HR	S	P	ERA	WHIP

TOP

Chicago Cubs @ Arizona Diamondbacks

Chase Field, Phoenix, AZ

Sat Jul 19 2014, 5:11 PM - 8:05 PM MST

Att. 32,528 - Roof Closed - 79 F

livebaseballscorecards.com

AB	34
R	3
H	10
RBI	3
BB	1
SO	9
LOB	13

Batter	1	2	3	4	5	6	7	8	9	AB	R	H	RBI	BB	SO	LOB
5 Ender Inciarte, L (1, 8) OBP: 0.266, SLG: 0.276	C FF 87 B FF 89 T FC 86 S SL 81 1-3 ① **K**	B FC 85 S FF 89 F SL 81 B FF 91 S SL 82 2-3 ③ **K2-3**			B CU 73 X SI 88 1-0 44 BB 26 2B **2B**	X FF 88 0-0 **SH** 44 2B 15 1B **2-3**		B FF 92 F FF 92 B SL 82 B FF 92 F FF 90 F FF 93 S SL 82 3-3 ② **K**		4	2	1	0	0	3	1
2 Aaron Hill, R (1, 4) OBP: 0.279, SLG: 0.366	X SI 89 0-0 15 F8 44 BB **1B**		C CH 81 X FC 85 0-1 ① **F9**		B FC 85 F FF 88 B FC 85 D CH 82 B FF 89 4-1 44 BB 26 2B **BB**	F FF 89 1 SAFE B FF 90 F FF 90 1 SAFE B FF 90 X FF 91 2-2 ② **P3**		B FF 92 F FF 92 X FF 92 1-1 44 HR **2B**		4	2	2	0	1	0	2
44 Paul Goldschmidt, R (1, 3) OBP: 0.408, SLG: 0.570	C FF 89 S FF 90 B FF 90 D FC 87 F FC 86 B FF 91 B FC 87 4-2 26 BB **1-2** **BB**		C FF 88 B FC 86 X FC 86 1-1 26 1B 26 E **1B**		B FC 85 C FF 88 B FF 88 F FF 88 B FF 90 B FF 89 4-2 26 2B **1-2** **2-3** **BB**	D CU 76 X CH 82 1-0 15 1B **1-3** **3-H** **2B**		B FF 91 B FF 91 X FF 91 2-0 **2-H** **HR**		3	3	3	3	2	0	0
15 Mark Trumbo, R (1, 7) OBP: 0.248, SLG: 0.444	F FC 86 X CH 83 0-1 ② **F8** **2-3**		B FC 85 X SI 89 1-0 ② **F8**		B FF 89 B FF 89 X SI 89 2-0 ① **L3**	C FF 91 X FF 91 0-1 **2-3** **3-H** **1B**		C FF 92 S SL 82 B SL 81 F FF 92 F SL 81 B SL 81 C FF 90 2-3 ③ **K**		5	0	1	1	0	1	6
26 Miguel Montero, L (1, 2) OBP: 0.347, SLG: 0.420	1 SAFE F FC 85 B FC 82 S SL 80 B FC 82 F FF 90 F SL 80 B FF 91 F SL 82 4-2 B FC 84 **1-2** **BB**		X FC 85 0-0 **E8** **1-H** **1B**		F FF 90 X SL 80 0-1 14 E 8 1B **1-H** **2-H** **3-H** **2B**	D CU 76 X SI 89 1-0 ③ **G5-3**				3	1	2	3	1	0	2
14 Martín Prado, R (1, 5) OBP: 0.320, SLG: 0.367	B FF 89 C FF 90 B CH 82 X FF 90 2-1 ③ **F7**		C FF 88 F FC 84 F FF 88 B SI 89 X FF 89 1-2 ③ **F8**		C FF 89 X FC 85 0-1 ② **L5** **2-3**		B FF 89 B FF 88 C FF 90 F FF 90 B FF 90 X SL 85 3-2 ① **G6-3**			4	0	0	0	0	0	5
7 Cody Ross, R (1, 9) OBP: 0.282, SLG: 0.302 8 Gerardo Parra, L (3, 9) OBP: 0.301, SLG: 0.353		C FF 88 B FC 86 F FC 86 B SL 80 X SI 90 2-2 36 SH1-4 **1B**		B FF 87 C FF 88 B SL 81 B FF 90 X FF 89 3-1 ① **G4-3**	C CU 73 F FC 86 X SI 87 0-2 13 CS **3-H** **1B**		X CH 83 0-0 ② **F7**			1 3	0 0	1 1	0 1	0 0	0 0	0 0
13 Nick Ahmed, R (1, 6) OBP: 0.233, SLG: 0.267		S FC 85 C FF 89 X FC 85 0-2 ① **F9**		X FC 86 0-0 ② **L7**	1 SAFE C FF 88 F FF 87 F FC 81 B FF 89 1-2 ③ **CS** **1-2**	F FC 84 B FF 89 X FF 88 1-1 5 SH 44 2B **2B**	C FF 91 S SL 84 S FF 91 0-3 ③ **K**			4	1	1	0	0	1	1
36 Wade Miley, L (1, 1) OBP: 0.195, SLG: 0.154 50 Evan Marshall, R (8, 1) 28 Nick Evans, R (8, PH) OBP: 0.200, SLG: 0.450 59 Oliver Pérez, L (9, 1)		L FF 89 D FC 84 X FF 88 1-1 ② **SH1-4** **1-2**		C FF 89 X FC 85 0-1 ③ **F8**		L FC 85 L FF 86 M SL 79 0-3 ① **K**		B FF 91 C FF 91 F FF 90 B SL 80 S FF 91 2-3 ① **K**		2 0 1 0	0 0 0 0	0 0 0 0	0 0 1 0	0 0 0 0	1 0 0 0	1 0 0 0
Inning Stats	R: 0 E: 0 K: 1 S: 16 H: 1 LOB: 3 BB: 2 P: 27	R: 0 E: 0 K: 1 S: 11 H: 1 LOB: 1 BB: 0 P: 16	R: 1 E: 1 K: 0 S: 10 H: 2 LOB: 1 BB: 0 P: 13	R: 0 E: 0 K: 0 S: 5 H: 0 LOB: 0 BB: 0 P: 8	R: 4 E: 1 K: 0 S: 15 H: 3 LOB: 0 BB: 2 P: 27	R: 2 E: 0 K: 1 S: 13 H: 3 LOB: 2 BB: 0 P: 18	R: 0 E: 0 K: 1 S: 7 H: 0 LOB: 0 BB: 0 P: 10	R: 2 E: 0 K: 3 S: 15 H: 2 LOB: 0 BB: 0 P: 25		1B: 6 2B: 5 3B: 0 HR: 1	SF: 0 SAC: 2 DP: 0 HBP: 0					

PITCHER		IP	WLS	BF	H	R	ER	SO	BB	IBB	HBP	BLK	WP	HR	S	P	ERA	WHIP
37 Travis Wood, L ERA: 5.12	(1, 1)	5.1	L	28	8	7	5	3	4	0	0	0	0	0	63	98	8.44	2.250
33 Carlos Villanueva, R ERA: 5.98	(6, 1)	1.2		7	2	0	0	1	0	0	0	0	0	0	14	21	0.00	1.200
59 Zac Rosscup, L ERA: 7.5	(8, 1)	1.0		5	2	2	2	3	0	0	0	0	0	1	15	25	18.00	2.000

PITCHER	IP	WLS	BF	H	R	ER	SO	BB	IBB	HBP	BLK	WP	HR	S	P	ERA	WHIP

BOTTOM

Chicago Cubs @ Arizona Diamondbacks

Chase Field, Phoenix, AZ

Sat Jul 19 2014, 5:11 PM - 8:05 PM MST

Att. 32,528 - Roof Closed - 79 F

livebaseballscorecards.com

AB	34
R	9
H	12
RBI	8
BB	4
SO	7
LOB	18

Chicago Cubs @ Arizona Diamondbacks

Chase Field, Phoenix, AZ

Sun Jul 20 2014, 1:12 PM - 4:01 PM MST

Att. 37,131 - Roof Closed - 76 F

livebaseballscorecards.com

Batter	1	2	3	4	5	6	7	8	9	AB	R	H	RBI	BB	SO	LOB
8 Chris Coghlan, L (1, 7) OBP: 0.358, SLG: 0.481	B FC 84 F FC 86 F FC 84 X FC 86 1-2 ① G6-3		C CU 71 B CH 77 F CH 78 X FF 86 1-2 2B		C FC 85 C FC 86 B FC 86 B FC 87 F FC 87 X CH 80 2-2 ③ L4			X SI 84 0-0 7 2B 2B		4	1	2	0	0	0	0
7 Arismendy Alcántara, S (1, 4) OBP: 0.316, SLG: 0.543	C FC 85 B FC 86 X FC 86 1-1 ② P3		B CH 77 C FC 86 S FC 85 F FC 85 B CH 78 F CH 77 B FC 87 C FC 89 3-3 ③ K			C CH 77 F FC 85 X FC 86 0-2 ① G6-3		B SI 84 B SI 84 B SI 84 C SI 84 X SI 83 3-1 44 G3 2-H 2B		4	0	1	1	0	1	1
44 Anthony Rizzo, L (1, 3) OBP: 0.384, SLG: 0.522	C FC 86 B FC 86 X FC 86 1-1 1B			F CU 71 F CU 73 B FC 88 X FC 87 1-2 ① L7		X CH 80 0-0 HR		B SI 84 F SI 83 B SI 86 X CH 77 2-1 ② G3 2-3		4	1	2	1	0	0	1
13 Starlin Castro, R (1, 6) OBP: 0.326, SLG: 0.433	B FC 85 B FC 84 C CH 78 F FC 84 F FC 86 X CU 74 2-2 ③ F9			B FC 86 B FC 86 B FC 86 B FC 87 4-0 6 1B BB		C FC 85 B FC 85 X CH 79 1-1 ② P4		S CU 73 B CU 73 X CU 73 1-1 ③ F8		3	0	0	0	1	0	2
24 Luis Valbuena, L (1, 5) OBP: 0.331, SLG: 0.408		F FC 84 X FC 85 0-1 ① F7		F CH 80 B FC 85 1 SAFE F FC 85 B FC 86 S CH 78 2-3 ② K		C FC 85 X FC 85 0-1 ③ P6			C FF 92 F FF 92 B FF 92 C FF 93 1-3 ① K	4	0	0	0	0	2	1
6 Ryan Sweeney, L (1, 8) OBP: 0.260, SLG: 0.284		B FC 85 C FC 86 C FC 86 B FC 87 F FC 87 S CH 79 2-3 ② K		B FC 85 X CH 79 1-0 1-2 1B			B FC 84 C FC 84 B FC 86 X FC 86 2-1 ① G4-3		F FF 93 X FF 92 0-1 ② F8	4	0	1	0	0	1	0
19 Nate Schierholtz, L (1, 9) OBP: 0.245, SLG: 0.308		B FC 85 F FC 85 B FC 86 S CH 79 X FC 88 2-2 ③ L5		B CH 79 F CH 79 B FC 86 B FC 87 X CH 80 3-1 ③ G6-3			C FC 85 F FC 85 F FC 88 F FC 86 X CH 79 0-2 ② G3-1		C FF 92 B FF 92 S FF 91 X FF 92 1-2 ③ F8	4	0	0	0	0	0	2
12 John Baker, L (1, 2) OBP: 0.308, SLG: 0.250			C CU 70 B FC 84 F FC 85 X FC 86 1-2 ① G3		X FC 84 0-0 ① P6		C FC 86 B FC 85 X FC 86 1-1 ③ G4-3			3	0	0	0	0	0	0
49 Jake Arrieta, R (1, 1) OBP: 0.182, SLG: 0.190 40 James Russell, L (7, 1) 54 Neil Ramírez, R (7, 1) 20 Justin Ruggiano, R (8, PH) OBP: 0.354, SLG: 0.438 46 Pedro Strop, R (8, 1)			C FC 85 C CU 72 B FC 86 F FC 86 C CU 74 1-3 ② K		X FC 84 0-0 ② P3			C SI 83 B SI 83 B SI 84 X SI 84 2-1 ① G4-3		2 0 0 1 0	0 0 0 0 0	0 0 0 0 0	0 0 0 0 0	1 0 0 0 0	0 0 0 0 0	0 0 0 0 0
Inning Stats	R: 0 E: 0 K: 0 S: 11 H: 1 LOB: 1 BB: 0 P: 16	R: 0 E: 0 K: 1 S: 9 H: 0 LOB: 0 BB: 0 P: 13	R: 0 E: 0 K: 2 S: 15 H: 1 LOB: 1 BB: 0 P: 21	R: 0 E: 0 K: 1 S: 9 H: 1 LOB: 2 BB: 1 P: 20	R: 0 E: 0 K: 0 S: 6 H: 0 LOB: 0 BB: 0 P: 8	R: 1 E: 0 K: 0 S: 8 H: 1 LOB: 0 BB: 0 P: 9	R: 0 E: 0 K: 0 S: 9 H: 0 LOB: 0 BB: 0 P: 12	R: 1 E: 0 K: 0 S: 9 H: 2 LOB: 1 BB: 0 P: 17	R: 0 E: 0 K: 1 S: 8 H: 0 LOB: 0 BB: 0 P: 10	1B: 2 2B: 3 3B: 0 HR: 1	SF: 0 SAC: 0 DP: 0 HBP: 0			WP: 0 PB: 0 SB: 0 CS: 0	PA: 34		

TOP	
AB	33
R	2
H	6
RBI	2
BB	1
SO	5
LOB	7

PITCHER		IP	WLS	BF	H	R	ER	SO	BB	IBB	HBP	BLK	WP	HR	S	P	ERA	WHIP
55 Josh Collmenter, R ERA: 3.64	(1, 1)	7.0	W	26	4	1	1	4	1	0	0	0	0	1	67	99	1.29	0.714
29 Brad Ziegler, R ERA: 2.5	(8, 1)	1.0	H	5	2	1	1	0	0	0	0	0	0	0	9	17	9.00	2.000
43 Addison Reed, R ERA: 4.08	(9, 1)	1.0	S	3	0	0	0	1	0	0	0	0	0	0	8	10	0.00	0.000

PITCHER		IP	WLS	BF	H	R	ER	SO	BB	IBB	HBP	BLK	WP	HR	S	P	ERA	WHIP

Batter	1	2	3	4	5	6	7	8	9	AB	R	H	RBI	BB	SO	LOB
5 Ender Inciarte, L (1, 8) OBP: 0.271, SLG: 0.287	C FF 93 L SL 91 B FF 95 B SL 92 X SL 90 2-2 ① G6-3		F SI 93 D SL 89 D CH 86 C SL 89 S CU 79 2-3 ② K			X FF 92 0-0 6 2B 2B	1 SAFE C FF 90 X SL 82 0-1 44 WP, 6 1B 1-3 1B			4	1	2	0	0	1	1
6 David Peralta, L (1, 7) OBP: 0.354, SLG: 0.472	C FF 95 S CU 80 T FF 95 0-2 ② K		B CU 77 S SL 88 S SI 93 B FF 94 S SL 88 2-3 ③ K 1-2			X FF 92 0-0 44 G4-3, 2 P3 2B 2-H	1 SAFE B SL 82 F FF 89 B CU 75 1 SAFE X FC 87 2-1 44 WP 1-2 3-H 1B			4	1	2	2	0	2	1
44 Paul Goldschmidt, R (1, 3) OBP: 0.404, SLG: 0.564	C CU 81 C FF 95 F SL 90 B SI 95 B SL 91 F CU 80 S SL 88 2-3 ③ K			C SI 92 S SL 90 B FF 93 C FF 92 1-3 ① K		B SL 89 F SL 88 X SL 88 1-1 ① G4-3 2-3	F FF 96 C CU 78 B FF 97 B CU 81 F FF 97 D SL 89 X FF 96 3-2 ③ L8 1-2 2-3			4	0	0	0	0	2	3
26 Miguel Montero, L (1, 2) OBP: 0.346, SLG: 0.416		B FF 92 F CU 78 F SL 90 B CH 86 B FF 93 S SL 90 3-3 ① K		B SL 89 B FF 94 X SL 89 2-0 ② G4-3		B SL 87 D SI 93 B SL 88 B SL 86 4-0 2 P3 BB		B SI 96 B SI 97 F SI 96 S SL 84 B SL 83 S SL 82 3-3 ① K2-3		3	0	0	0	1	2	0
2 Aaron Hill, R (1, 4) OBP: 0.282, SLG: 0.371		C FF 94 B CU 81 F SL 88 X FF 95 1-2 8 S 1B		C FF 93 B FF 93 B SL 89 F SL 89 X SL 88 2-2 2B		X FF 92 0-0 ② P3 1-2 3-H		C FF 96 B SL 84 B SI 96 S SL 82 S SL 83 2-3 ② K		4	0	2	1	0	1	1
8 Gerardo Parra, L (1, 9) OBP: 0.298, SLG: 0.349		S FF 93 S SL 90 B FF 94 1 SAFE F SL 90 F FF 93 1 SAFE B CH 86 S SL 89 2-3 ② K 1-2		D CU 79 X SL 88 1-0 ③ G3-1		B SL 87 B FF 91 S SL 86 F SL 86 X FF 91 2-2 ③ G4-3		X FF 96 0-0 ③ L7		4	0	0	0	0	1	3
14 Martín Prado, R (1, 5) OBP: 0.317, SLG: 0.364		X FF 93 0-0 ③ G1-3			C FF 92 X CU 77 0-1 ① P4		B CU 77 B SL 88 C FF 92 F SL 88 F SL 86 X FF 92 2-2 ① P4			3	0	0	0	0	0	1
1 Didi Gregorius, L (1, 6) OBP: 0.327, SLG: 0.389			B FF 93 B CU 78 X SI 93 2-0 ① F7		B FF 92 S SL 88 B CH 86 F SL 88 B SL 90 X SL 89 3-2 ② F8		C CU 78 B CH 86 X SL 88 1-1 ② F8			3	0	0	0	0	0	0
55 Josh Collmenter, R (1, 1) OBP: 0.108, SLG: 0.086 15 Mark Trumbo, R (7, PH) OBP: 0.255, SLG: 0.444 29 Brad Ziegler, R (8, 1) 43 Addison Reed, L (9, 1)			B FF 92 B FF 93 B FF 93 C FF 92 B FF 93 4-1 6 WP BB		C FF 93 C SI 93 S SL 89 0-3 ③ K		B SL 89 B FF 92 S SL 89 B SL 90 B SL 88 4-1 5 1B, 5 S, 6 1B BB			1 0 0 0	0 1 0 0	0 0 0 0	0 1 0 0	1 0 0 0	1 0 0 0	0 0 0 0
Inning Stats	R: 0 E: 0 K: 2 S: 11 H: 0 LOB: 0 BB: 0 P: 15	R: 0 E: 0 K: 2 S: 12 H: 1 LOB: 1 BB: 0 P: 18	R: 0 E: 0 K: 2 S: 8 H: 0 LOB: 1 BB: 1 P: 18	R: 0 E: 0 K: 1 S: 8 H: 1 LOB: 1 BB: 0 P: 14	R: 0 E: 0 K: 1 S: 8 H: 0 LOB: 0 BB: 0 P: 11	R: 2 E: 0 K: 0 S: 8 H: 2 LOB: 1 BB: 1 P: 15	R: 1 E: 0 K: 0 S: 15 H: 2 LOB: 2 BB: 1 P: 27	R: 0 E: 0 K: 2 S: 7 H: 0 LOB: 0 BB: 0 P: 12		1B: 3 2B: 3 3B: 0 HR: 0 SF: 0 SAC: 0 DP: 0 HBP: 0				WP: 2 PB: 0 SB: 2 CS: 0 PA: 33		

PITCHER		IP	WLS	BF	H	R	ER	SO	BB	IBB	HBP	BLK	WP	HR	S	P	ERA	WHIP
49 Jake Arrieta, R ERA: 2.12	(1, 1)	6.2	L	27	4	3	3	8	3	0	0	0	1	0	62	105	4.05	1.050
40 James Russell, L ERA: 2.86	(7, 1)	0.0		2	2	0	0	0	0	0	0	0	0	0	4	6	∞	∞
54 Neil Ramírez, R ERA: 1.0	(7, 1)	0.1		1	0	0	0	0	0	0	0	0	1	0	4	7	0.00	0.000
46 Pedro Strop, R ERA: 3.03	(8, 1)	1.0		3	0	0	0	2	0	0	0	0	0	0	7	12	0.00	0.000

PITCHER	IP	WLS	BF	H	R	ER	SO	BB	IBB	HBP	BLK	WP	HR	S	P	ERA	WHIP

BOTTOM

Chicago Cubs @ Arizona Diamondbacks

Chase Field, Phoenix, AZ

Sun Jul 20 2014, 1:12 PM - 4:01 PM MST

Att. 37,131 - Roof Closed - 76 F

livebaseballscorecards.com

AB	30
R	3
H	6
RBI	3
BB	3
SO	10
LOB	10

Batter	1	2	3	4	5	6	7	8	9	AB	R	H	RBI	BB	SO	LOB
14 Austin Jackson, R (1, 8) OBP: 0.328, SLG: 0.400	C SI 89 B FF 90 S SL 85 B FF 90 F FF 90 F CU 78 F FF 90 S SL 84 2-3 **K** ①		B CH 82 F CH 81 B SL 79 F CU 78 F FF 89 B SL 84 X SL 83 3-2 **HR**		C FF 88 B SL 82 C SL 85 X CU 80 1-2 **G6-3** ①		C CH 84 B SL 84 B SL 83 X FF 92 2-1 3 L8 24 1B **2B**		C FF 97 C FF 97 B SL 87 B SL 86 X SL 86 2-2 **G5-3** ③	5	2	2	1	0	1	0
3 Ian Kinsler, R (1, 4) OBP: 0.325, SLG: 0.451	B FF 91 X SI 90 1-0 **F9** ②		B SI 88 C CH 84 F FF 89 X SL 80 1-2 **L7** ①		C SL 83 X FF 90 0-1 41 1B **1B**		X FF 94 0-0 **L8** ① **2-3**			4	0	1	0	0	0	1
24 Miguel Cabrera, R (1, 5) OBP: 0.366, SLG: 0.532	C FF 91 S SI 89 S CU 80 0-3 **K** ③		C SL 84 F FF 89 B FF 90 X FF 90 1-2 48 FC5-4 **1B**		F CH 83 X CH 83 0-1 **F8** ②		D SL 84 S CH 87 X CH 85 1-1 **1B** **3-H**			4	0	2	1	0	1	1
41 Victor Martinez, S (1, 3) OBP: 0.383, SLG: 0.581		B FF 89 B SL 79 C SL 85 B SL 83 B FF 90 4-1 48 HR **BB**	C CH 83 B FF 89 X FF 88 1-1 **F8** ②		**1 SAFE** **B SL 78** **D CH 83** **F FF 89** **F FF 89** 1 SAFE 1 SAFE 1 SAFE F FF 90 2-2 X SL 83 **1-2** **1B**		C FF 93 B CU 78 C FF 94 B SL 84 X SL 83 2-2 **G4-3** ③			3	1	1	0	1	0	1
48 Torii Hunter, R (1, 9) OBP: 0.297, SLG: 0.470		X SI 88 0-0 **1-H** **HR**	C SL 83 S SL 83 B FF 90 F SL 81 X CU 78 1-2 **FC5-4** ③ **1-2f**		C SL 83 S SL 82 F FF 94 S SL 83 0-3 **K** ③			B FF 95 X SL 87 1-0 **G6-3** ①		4	1	1	2	0	1	3
30 Eugenio Suárez, R (1, 6) OBP: 0.333, SLG: 0.393		C FF 89 C SL 82 F CU 78 X FF 89 0-2 **P4** ①		X CH 84 0-0 **F7** ①	C FF 94 B FF 94 X FF 94 1-1 **G1-3** ①			C FF 96 B SL 83 C SL 84 X SL 83 1-2 **G6-3** ②		4	0	0	0	0	0	0
50 Bryan Holaday, R (1, 2) OBP: 0.312, SLG: 0.302		S SI 88 S CH 84 F SL 79 B SL 87 B SL 85 S SL 79 2-3 **K** ②		B FF 89 B FF 89 F SI 87 X SI 88 2-1 **G6-3** ②	B SL 84 F FF 93 F FF 95 B SL 87 F CH 88 C FF 94 2-3 **K** ②			S SL 84 L FF 96 B FF 97 B SL 86 B SL 84 X FF 97 3-2 **G5-3** ③		4	0	0	0	0	2	0
20 Rajai Davis, R (1, 7) OBP: 0.340, SLG: 0.433		F SL 83 X SL 85 0-1 **1B**		B CU 76 B CH 83 X CH 83 2-0 **2B**	F SL 84 B SL 85 B SL 84 F CH 85 F FF 94 F FF 95 B CU 77 F FF 94 B CH 86 4-2 **BB**				C FF 94 B FF 95 F FF 95 B SL 86 F FF 95 X FF 98 2-2 **G6-3** ①	3	0	2	0	1	0	0
35 Justin Verlander, R (1, 1) OBP: 0.333, SLG: 0.333 62 Al Alburquerque, R (7, 1) 44 Joba Chamberlain, R (8, 1) 28 J.D. Martinez, R (9, PH) OBP: 0.365, SLG: 0.613 36 Joe Nathan, R (9, 1)		X FF 88 0-0 **F7** ③		B FF 89 F FF 89 D SL 85 X FF 89 2-1 **G1-3** ③	1 SAFE C FF 94 B FF 93 B FF 94 X FF 92 2-1 **G5-3** ③				B SL 87 F SL 85 F FF 97 X FF 96 1-2 **G6-3** ②	3 0 0 1 0	0 0 0 0 0	0 0 0 0 0	0 0 0 0 0	0 0 0 0 0	0 0 0 0 0	3 0 0 0 0
Inning Stats	R: 0 E: 0 K: 2 S: 10 H: 0 LOB: 0 BB: 0 P: 13	R: 2 E: 0 K: 1 S: 13 H: 2 LOB: 1 BB: 1 P: 19	R: 1 E: 0 K: 0 S: 16 H: 2 LOB: 1 BB: 0 P: 23	R: 0 E: 0 K: 0 S: 6 H: 1 LOB: 1 BB: 0 P: 12	R: 0 E: 0 K: 1 S: 15 H: 2 LOB: 2 BB: 0 P: 18	R: 0 E: 0 K: 1 S: 13 H: 0 LOB: 1 BB: 1 P: 22	R: 1 E: 0 K: 0 S: 8 H: 2 LOB: 0 BB: 0 P: 13	R: 0 E: 0 K: 0 S: 7 H: 0 LOB: 0 BB: 0 P: 12	R: 0 E: 0 K: 0 S: 10 H: 0 LOB: 0 BB: 0 P: 15	1B: 5 2B: 2 3B: 0 HR: 2 SF: 0 SAC: 0 DP: 0 HBP: 0						

PITCHER	IP	WLS	BF	H	R	ER	SO	BB	IBB	HBP	BLK	WP	HR	S	P	ERA	WHIP
54 Vidal Nuño, L (1, 1) ERA: 5.13	4.2		22	7	3	3	3	1	0	0	0	0	2	56	81	5.79	1.714
48 Randall Delgado, R (5, 1) ERA: 5.12	2.1	L	9	2	1	1	2	1	0	0	0	0	0	25	39	3.86	1.286
37 Matt Stites, R (8, 1) ERA: 4.26	2.0		6	0	0	0	0	0	0	0	0	0	0	17	27	0.00	0.000

PITCHER	IP	WLS	BF	H	R	ER	SO	BB	IBB	HBP	BLK	WP	HR	S	P	ERA	WHIP

TOP

Detroit Tigers @ Arizona Diamondbacks

Chase Field, Phoenix, AZ

Mon Jul 21 2014, 6:42 PM - 9:50 PM MST

Att. 25,907 - Roof Closed - 80 F

livebaseballscorecards.com

AB	35
R	4
H	9
RBI	4
BB	2
SO	5
LOB	9

WP: 0 PA: 37
PB: 0
SB: 0
CS: 0

Batter	1	2	3	4	5	6	7	8	9	AB	R	H	RBI	BB	SO	LOB
6 David Peralta, L (1, 8) OBP: 0.349, SLG: 0.459	C FF 92 B FF 91 X CH 84 1-1 ① G1-3		B CU 77 F FF 93 B FF 94 X FF 94 2-1 ③ L5		C FF 91 S CU 77 B CU 79 B CU 79 X FF 92 2-2 ① G4-3		F FF 94 1 SAFE B FF 94 F FF 95 B FF 95 B CU 81 1 SAFE F FF 93 B FF 93 4-2 ② 2 1B 1-2 BB		F CU 82 1 SAFE F FF 90 D SL 88 1 SAFE 1 SAFE X CU 84 1-2 ③ G3	4	0	0	0	1	0	2
2 Aaron Hill, R (1, 4) OBP: 0.284, SLG: 0.372	X FF 92 0-0 ② P4			C FF 92 B CU 78 X FF 93 1-1 44 2B 26 L1-4-3 1B	B FF 92 C FF 92 B CH 84 B SL 86 F SL 86 F SL 88 X SL 87 3-2 ② F7		B SL 84 D SL 85 C SL 84 C SI 92 X SL 87 2-2 44 FC5-4 1-3 1B			4	1	2	0	0	0	0
44 Paul Goldschmidt, R (1, 3) OBP: 0.403, SLG: 0.563	C FF 91 C FF 92 S SL 86 0-3 ③ K			X FF 93 0-0 26 L1-4-3 15 1B 1-3 2B	C FF 91 B SL 85 F SL 86 S CU 80 1-3 ③ K2-3		B SI 94 X SL 85 1-0 ③ FC5-4 1-2f			4	1	1	0	0	2	2
26 Miguel Montero, L (1, 2) OBP: 0.342, SLG: 0.411		B CH 83 B FF 92 C FF 92 S FF 93 F FF 93 F CU 80 B FF 94 X CH 86 3-2 ① G6-3		B CU 79 X CH 86 1-0 ① L1-4-3 2-3 3-H		C CU 76 B FF 91 B FF 91 B SL 86 F FF 91 S FF 93 3-3 ① K		B CU 78 F CU 77 B FF 94 S SL 85 X FF 94 2-2 ① G6-3		4	0	0	1	0	1	1
15 Mark Trumbo, R (1, 7) OBP: 0.255, SLG: 0.437		B SL 86 S SL 87 B FF 93 C FF 94 C FF 95 2-3 ② K		B SL 86 B FF 94 X SL 87 2-0 14 2B 3-H 1B		C FF 92 B FF 91 S FF 93 B CU 80 B FF 94 X FF 95 3-2 ② F9		S SL 87 S SL 86 B SL 87 B SL 87 X SL 85 2-2 ② G5-3		4	0	1	1	0	1	0
8 Gerardo Parra, L (1, 9) OBP: 0.298, SLG: 0.356		B FF 92 X CH 84 1-0 ③ G1-3		B FF 94 F FF 94 C CU 79 F CU 82 B FF 95 1 SAFE S FF 95 2-3 ② K		B CH 83 B CH 83 X FF 92 2-0 HR		C FF 94 C FF 95 C FF 95 0-3 ③ K		4	1	1	1	0	2	1
14 Martín Prado, R (1, 5) OBP: 0.317, SLG: 0.366			C FF 90 C FF 91 X SL 85 0-2 ① L9	1 SAFE 1 SAFE C FF 93 1 SAFE F FF 92 F FF 93 F CU 81 D SL 87 F FF 94 2-2 1 SAFE F FF 94 1 SAFE B FF 92 X SL 87 1-3 2B		C SL 85 B SL 86 B SL 86 X SL 87 2-1 ③ F7			C FF 92 B SL 86 B SL 88 F FF 91 B FF 92 C SL 87 3-3 ① K	4	0	1	0	0	1	0
1 Didi Gregorius, L (1, 6) OBP: 0.333, SLG: 0.380			B FF 90 B FF 92 B FF 92 D FF 91 4-0 54 SH1-4 BB	I IN 73 I IN 76 I IN 77 I IN 79 4-0 IBB			B FF 91 C FF 92 B CU 79 F FF 93 X CU 81 2-2 ① G4-3		C FF 92 B CU 83 X CU 82 1-1 ② L8	2	0	0	0	2	0	0
54 Vidal Nuño, L (1, 1) 48 Randall Delgado, R (5, 1) 5 Ender Inciarte, L (7, PH) OBP: 0.275, SLG: 0.291 37 Matt Stites, L (8, 1) 7 Cody Ross, R (9, PH) OBP: 0.287, SLG: 0.306 13 Nick Ahmed, R (9, PR) OBP: 0.233, SLG: 0.267			X FF 92 0-0 ② SH1-4 1-2	F FF 95 X FF 96 0-1 ③ G4-3			B FF 92 S FF 93 F SL 86 B CH 84 X CU 81 2-2 6 BB 1B		S SL 88 X SL 87 0-1 1B	1 0 1 0 1 0	0 0 0 0 0 0	0 0 1 0 1 0	0 0 0 0 0 0	0 0 0 0 0 0	0 0 0 0 0 0	3 0 0 0 0 0
Inning Stats	R: 0 E: 0 K: 1 S: 6 H: 0 LOB: 0 BB: 0 P: 7	R: 0 E: 0 K: 1 S: 9 H: 0 LOB: 0 BB: 0 P: 15	R: 0 E: 0 K: 0 S: 6 H: 0 LOB: 1 BB: 1 P: 12	R: 2 E: 0 K: 1 S: 18 H: 4 LOB: 3 BB: 1 P: 30	R: 0 E: 0 K: 1 S: 10 H: 0 LOB: 0 BB: 0 P: 16	R: 1 E: 0 K: 1 S: 9 H: 1 LOB: 0 BB: 0 P: 19	R: 0 E: 0 K: 0 S: 13 H: 2 LOB: 2 BB: 1 P: 24	R: 0 E: 0 K: 1 S: 9 H: 0 LOB: 0 BB: 0 P: 13	R: 0 E: 0 K: 1 S: 10 H: 1 LOB: 1 BB: 0 P: 15	1B: 5 2B: 2 3B: 0 HR: 1	SF: 0 SAC: 1 DP: 0 HBP: 0						

PITCHER		IP	WLS	BF	H	R	ER	SO	BB	IBB	HBP	BLK	WP	HR	S	P	ERA	WHIP
35 Justin Verlander, R ERA: 4.84	(1, 1)	6.2	W	28	6	3	3	5	2	1	0	0	0	1	67	116	4.05	1.200
62 Al Alburquerque, R ERA: 3.34	(7, 1)	0.1	H	2	1	0	0	0	0	0	0	0	0	0	4	7	0.00	3.000
44 Joba Chamberlain, R ERA: 2.43	(8, 1)	1.0	H	3	0	0	0	1	0	0	0	0	0	0	9	13	0.00	0.000
36 Joe Nathan, R ERA: 5.89	(9, 1)	1.0	S	4	1	0	0	1	0	0	0	0	0	0	10	15	0.00	1.000

PITCHER	IP	WLS	BF	H	R	ER	SO	BB	IBB	HBP	BLK	WP	HR	S	P	ERA	WHIP

BOTTOM

Detroit Tigers @ Arizona Diamondbacks

Chase Field, Phoenix, AZ

Mon Jul 21 2014, 6:42 PM - 9:50 PM MST

Att. 25,907 - Roof Closed - 80 F

livebaseballscorecards.com

AB	33
R	3
H	8
RBI	3
BB	3
SO	7
LOB	9

WP: 0 PB: 0 SB: 0 CS: 0 PA: 37

Detroit Tigers @ Arizona Diamondbacks

Chase Field, Phoenix, AZ

Tue Jul 22 2014, 6:41 PM - 9:50 PM MST

Att. 29,515 - Roof Closed - 80 F

livebaseballscorecards.com

TOP

Batter	1	2	3	4	5	6	7	8	9	AB	R	H	RBI	BB	SO	LOB
14 Austin Jackson, R (1, 8) OBP: 0.329, SLG: 0.400	B FF 92 X FF 91 1-0 3 G6-3 24 1B 1B		B FF 92 C FF 91 C SI 92 B FF 93 X CU 79 2-2 24 G5-3 3 1B 28 WP 1B		B CU 76 B CU 76 C FF 91 X FF 90 2-1 ② G4-3		C SL 87 X SI 95 0-1 ③ G6-3		C FF 92 S FC 92 F FF 93 B SL 86 F FF 92 X FF 91 1-2 ① F8	5	2	2	0	0	0	1
3 Ian Kinsler, R (1, 4) OBP: 0.328, SLG: 0.452	C FF 92 S CH 83 B FF 92 F FF 92 B CH 82 1 SAFE F CH 82 F SI 91 1 SAFE 3-2 ① D CU 78 X CH 83 G6-3 1-2		1 SAFE D CU 78 F CH 82 X FF 92 1-1 28 WP 24 G5-3 1-2 1B		C FF 91 B FF 91 B SI 89 B FF 90 F FF 90 B FF 91 4-2 BB			C SI 83 F SI 84 B CU 72 B CU 73 X SI 86 2-2 24 1B 41 FC3-2-5-1-6-3 1B	B FF 92 F FF 92 X SL 85 1-1 ② P5	4	0	2	0	1	0	1
24 Miguel Cabrera, R (1, 5) (8, 3) OBP: 0.369, SLG: 0.531	B CU 76 D CU 77 X CU 77 2-0 2-H 1B		F FF 92 F FF 92 D CU 78 D CU 79 B CH 81 X SI 93 3-2 ② G5-3 1-2 2-3		S CU 78 B FF 91 C FF 92 T FF 92 1-2 ③ K			X SI 85 0-0 28 1B 41 FC3-2-5-1-6-3 48 1B 1-3 1B	B SL 86 B SL 85 B SL 86 B FF 90 4-0 BB	4	1	2	1	1	1	3
41 Victor Martinez, S (1, 3) OBP: 0.385, SLG: 0.579 32 Don Kelly, L (8, PR) OBP: 0.319, SLG: 0.294 (8, 5)	X SI 91 0-0 ② F7		D CH 80 I IN 64 I IN 65 I IN 65 4-0 28 WP IBB			B CU 76 B CH 81 B SI 90 C FF 89 X SI 90 3-1 48 G6-4-3 1B		B CH 78 S CH 76 X CU 73 1-1 ① FC3-2-5-1-6-3 28 1B 48 1B 1-2 3-H	X FF 92 0-0 ③ G4-3	3 1	0 1	1 0	0 0	1 0	0 0	3 1
28 J.D. Martinez, R (1, 7) OBP: 0.363, SLG: 0.606	B FF 91 S T FF 92 F FF 91 S CU 78 1-3 ③ K		B CU 78 S CU 78 X SI 89 1-1 ③ F9 1-2 2-3 3-H			X SI 90 0-0 ① F8		B SI 85 B SI 85 X SI 86 2-0 48 1B 1-2 2-3 1B		4	0	1	0	0	1	4
48 Torii Hunter, R (1, 9) OBP: 0.300, SLG: 0.469		B CU 76 C CU 77 B FF 91 B FF 91 S CH 82 T FF 92 3-2 ① K		B FF 91 B FF 91 B FF 91 B FF 92 4-0 30 CS BB		X CH 82 0-0 ②③ G6-4-3 1-2f		B SI 84 F SI 86 X SI 85 1-1 1-3 2-H 3-H 1B		3	0	1	2	1	1	1
13 Alex Avila, L (1, 2) OBP: 0.338, SLG: 0.375		C FF 90 F FF 92 B CH 83 B FF 92 X FF 92 2-2 ② F9		C CH 82 F FF 92 B FF 91 B CH 83 S CH 82 2-3 ① K			S SL 80 S SL 80 B SL 80 B SL 80 B SI 92 S SL 80 3-3 ① K	C SL 83 S SI 89 B SL 84 B SL 84 F CU 75 S FF 89 2-3 ② K		4	0	0	0	0	3	4
30 Eugenio Suárez, R (1, 6) OBP: 0.338, SLG: 0.391		B FF 91 X FF 91 1-0 ③ F9		F FF 90 C FF 90 B FF 92 B CU 78 1 SAFE 1 SAFE S CU 79 2-3 ②③ K 1-2			C FF 91 B FF 92 S SL 80 B FF 93 F FF 93 F SL 80 X SI 93 2-2 21 SH3-4 1B	I IN 77 I IN 78 I IN 79 I IN 80 4-0 IBB		3	0	1	0	1	1	1
21 Rick Porcello, R (1, 1) 20 Rajai Davis, R (8, PH) OBP: 0.339, SLG: 0.432 40 Phil Coke, L (8, 1) 62 Al Alburquerque, R (8, 1) 46 Ian Krol, L (8, 1) Corey Knebel, R (8, 1)			B FF 91 C FF 91 X SI 90 1-1 ① G5-3		C FF 90 X CU 75 0-1 ① G5-3		M SL 78 1 SAFE B FF 90 B SI 90 B FF 91 M FF 90 X FF 90 3-2 ② SH3-4 1-2	D SL 85 B SL 86 B CH 76 C FF 88 S SI 88 C FF 90 3-3 ③ K		2 1 0 0 0 0	0 0 0 0 0 0	0 0 0 0 0 0	0 0 0 0 0 0	0 1 0 0 0 0	0 3 0 0 0 0	0 0 0 0 0 0

	AB	34
	R	4
	H	10
	RBI	3
	BB	5
	SO	8
	LOB	22

Inning Stats																								
	R: 1	H: 2	R: 0	H: 0	R: 1	H: 2	R: 0	H: 0	R: 0	H: 0	R: 0	H: 1	R: 0	H: 1	R: 2	H: 4	R: 0	H: 0	1B: 10	SF: 0	WP: 1	PA: 40
	E: 0	LOB: 1	E: 0	LOB: 0	E: 0	LOB: 2	E: 0	LOB: 0	E: 0	LOB: 1	E: 0	LOB: 0	E: 0	LOB: 1	E: 0	LOB: 3	E: 0	LOB: 1	2B: 0	SAC: 1	PB: 0	
	K: 1	BB: 0	K: 1	BB: 0	K: 0	BB: 1	K: 2	BB: 1	K: 1	BB: 1	K: 0	BB: 0	K: 1	BB: 0	K: 2	BB: 1	K: 0	BB: 1	3B: 0	DP: 1	SB: 0	
	S: 12	P: 19	S: 7	P: 13	S: 12	P: 24	S: 6	P: 14	S: 9	P: 16	S: 4	P: 7	S: 13	P: 21	S: 16	P: 31	S: 8	P: 14	HR: 0	HBP: 0	CS: 1	

PITCHER		IP	WLS	BF	H	R	ER	SO	BB	IBB	HBP	BLK	WP	HR	S	P	ERA	WHIP
57 Chase Anderson, R ERA: 3.58	(1, 1)	6.0		24	5	2	2	5	2	1	0	0	1	0	50	93	3.00	1.167
59 Oliver Pérez, L ERA: 1.96	(7, 1)	0.2	H	3	1	0	0	1	0	0	0	0	0	0	11	19	0.00	1.500
50 Evan Marshall, R ERA: 3.24	(7, 1)	0.1	H	1	0	0	0	0	0	0	0	0	0	0	2	2	0.00	0.000
29 Brad Ziegler, R ERA: 2.84	(8, 1)	0.1	B	5	4	2	2	0	0	0	0	0	0	0	9	15	54.00	12.000
56 Eury De La Rosa, L ERA: 3.18	(8, 1)	0.2	W	3	0	0	0	2	0	1	0	0	0	0	7	16	0.00	0.000

PITCHER		IP	WLS	BF	H	R	ER	SO	BB	IBB	HBP	BLK	WP	HR	S	P	ERA	WHIP
43 Addison Reed, R ERA: 3.98	(9, 1)	1.0	S	4	0	0	0	0	1	0	0	0	0	0	8	14	0.00	1.000

BOTTOM

Detroit Tigers @ Arizona Diamondbacks

Chase Field, Phoenix, AZ

Tue Jul 22 2014, 6:41 PM - 9:50 PM MST

Att. 29,515 - Roof Closed - 80 F

Batter	1	2	3	4	5	6	7	8	9	AB	R	H	RBI	BB	SO	LOB
6 David Peralta, L (1, 8) (8, 7) OBP: 0.359, SLG: 0.490	C FF 90 B SI 90 F CU 78 S SI 92 1-3 ① K		C CU 77 S CH 82 B SL 85 F CU 78 X FF 92 1-2 2 SF9 3B			X CH 80 0-0 2 G6-3 3B		B SL 79 B FF 93 1 SAFE B FF 92 B FF 93 4-0 44 BB 26 1B 1-2 BB		3	3	2	0	1	1	0
2 Aaron Hill, R (1, 4) OBP: 0.284, SLG: 0.380	B FF 92 B FF 92 X SI 90 2-0 HR		X CU 78 0-0 ② SF9 3-H			F SL 85 B SI 90 B SI 90 F SL 85 X SL 83 2-2 ① G6-3 3-H		C SI 92 B SL 87 F SI 94 X SI 94 1-2 ② F7		3	1	1	3	0	0	2
44 Paul Goldschmidt, R (1, 3) OBP: 0.401, SLG: 0.559	C FF 91 F SL 87 B SI 91 X SI 92 1-2 ② G5-3		C CU 78 X SI 90 0-1 ③ L1			C CU 78 B FF 91 C FF 91 F CU 77 C SI 91 1-3 ② K		D SL 86 B SL 87 D SL 86 B FF 94 4-0 26 1B 1-2 2-3 BB		3	0	0	0	1	1	0
26 Miguel Montero, L (1, 2) OBP: 0.344, SLG: 0.412	C FF 91 C SI 91 B CU 79 B SL 87 B CU 78 S SI 91 3-3 ③ K			B CU 75 F CH 83 T SI 91 B SI 92 X CU 79 2-2 15 G4-6-3 1B		B FF 90 F SI 89 X SL 88 1-1 ③ G5-3		C FF 90 C FF 91 X FF 93 0-2 1-3 2-H 3-H 1B		4	0	2	2	0	1	0
15 Mark Trumbo, R (1, 7) OBP: 0.248, SLG: 0.425		X SI 90 0-0 ① G1-3		C SL 86 B SL 85 X SI 91 1-1 ①② G4-6-3 1-2f			B SI 90 B SL 86 X SI 90 2-0 ① G6-3	B KC 80 S FF 95 C FF 95 X KC 82 1-2 ③ P3		3	0	0	0	0	0	1
29 Brad Ziegler, R (8, 1)										0	0	0	0	0	0	0
56 Eury De La Rosa, L (8, 1)										0	0	0	0	0	0	0
17 Alfredo Marte, R (8, PH) OBP: 0.217, SLG: 0.348										1	0	0	0	0	0	2
43 Addison Reed, L (9, 1)										0	0	0	0	0	0	0
8 Gerardo Parra, L (1, 9) OBP: 0.295, SLG: 0.353		C FF 90 S CU 78 X FF 92 0-2 ② L8		C SI 91 X CH 83 0-1 ③ G4-3			X CH 80 0-0 ② G4-3			3	0	0	0	0	0	0
14 Martín Prado, R (1, 5) OBP: 0.317, SLG: 0.365		C FF 91 X SI 92 0-1 1B			C FF 89 B SI 90 X SI 90 1-1 ① L4		C FF 90 B CU 78 X SL 85 1-1 ③ G4-3			3	0	1	0	0	0	0
1 Didi Gregorius, L (1, 6) OBP: 0.324, SLG: 0.368		X SI 91 0-0 ③ F7			C FF 90 S CU 79 B CU 81 S CU 79 1-3 ② K2-3			X FF 93 0-0 ① L1-5-3		3	0	0	0	0	1	1
57 Chase Anderson, R (1, 1) OBP: 0.053, SLG: 0.053			B FF 89 F SI 89 S SI 90 S CU 78 1-3 ① K		B FF 90 C SI 90 X SI 90 1-1 ③ G4-3			B FF 92 B SI 92 B FF 93 C FF 94 F FF 94 B FF 94 4-2 44 BB 6 BB 26 1B BB		2	0	0	0	0	1	0
59 Oliver Pérez, L (7, 1)										0	0	0	0	0	0	0
50 Evan Marshall, R (7, 1)										0	0	0	0	0	0	0
5 Ender Inciarte, L (8, 8) OBP: 0.279, SLG: 0.291										0	1	0	0	1	0	0
Inning Stats	R: 1 E: 0 K: 2 S: 10 H: 1 LOB: 0 BB: 0 P: 17	R: 0 E: 0 K: 0 S: 7 H: 1 LOB: 1 BB: 0 P: 7	R: 1 E: 0 K: 1 S: 10 H: 1 LOB: 0 BB: 0 P: 12	R: 0 E: 0 K: 0 S: 7 H: 1 LOB: 0 BB: 0 P: 10	R: 0 E: 0 K: 1 S: 7 H: 0 LOB: 0 BB: 0 P: 10	R: 1 E: 0 K: 1 S: 10 H: 1 LOB: 0 BB: 0 P: 14	R: 0 E: 0 K: 0 S: 4 H: 0 LOB: 0 BB: 0 P: 7	R: 2 E: 0 K: 0 S: 12 H: 1 LOB: 2 BB: 3 P: 26		1B: 3 2B: 0 3B: 2 HR: 1 SF: 1 SAC: 0 DP: 1 HBP: 0					

livebaseballscorecards.com

AB	28
R	5
H	6
RBI	5
BB	3
SO	5
LOB	6

WP: 0 PA: 32
PB: 0
SB: 0
CS: 0

PITCHER		IP	WLS	BF	H	R	ER	SO	BB	IBB	HBP	BLK	WP	HR	S	P	ERA	WHIP
21 Rick Porcello, R ERA: 3.42	(1, 1)	7.0		25	5	3	3	5	0	0	0	0	0	1	55	77	3.86	0.714
40 Phil Coke, L ERA: 4.79	(8, 1)	0.1	L	3	0	2	2	0	2	0	0	0	0	0	3	11	54.00	6.000
62 Al Alburquerque, R ERA: 3.31	(8, 1)	0.1	H	2	0	0	0	0	1	0	0	0	0	0	3	8	0.00	3.000
46 Ian Krol, L ERA: 4.55	(8, 1)	0.0	B	1	1	0	0	0	0	0	0	0	0	0	3	3	∞	∞
Corey Knebel, R ERA: 6.23	(8, 1)	0.1		1	0	0	0	0	0	0	0	0	0	0	3	4	0.00	0.000

PITCHER	IP	WLS	BF	H	R	ER	SO	BB	IBB	HBP	BLK	WP	HR	S	P	ERA	WHIP

Detroit Tigers @ Arizona Diamondbacks

Chase Field, Phoenix, AZ

Wed Jul 23 2014, 12:41 PM - 3:51 PM MST

Att. 24,174 - Roof Closed - 79 F

livebaseballscorecards.com

TOP

Batter	1	2	3	4	5	6	7	8	9	AB	R	H	RBI	BB	SO	LOB
14 Austin Jackson, R (1, 8) OBP: 0.330, SLG: 0.406	G5-3		G5-3	20 1B 2B 1-H 2-H 3-H		L7		20 1B 3 1B 2B		5	2	2	3	0	0	0
20 Rajai Davis, R (1, 7) OBP: 0.344, SLG: 0.435	K	G6-3		3 S 1B 2-H			32 BB 24 F8 1B	3 1B 24 HR 1B 2-3		5	1	3	1	0	1	0
3 Ian Kinsler, R (1, 4) OBP: 0.326, SLG: 0.449	F7	G5-3	G5-3 1-2				L8 1-3 3-H	24 HR 1B		5	1	1	1	0	0	2
24 Miguel Cabrera, R (1, 5) OBP: 0.372, SLG: 0.539		G6-3	32 1B 41 1B 13 SF9 1B	BB			F8 1-2	1-H 3-H HR		4	2	2	3	1	0	1
41 Victor Martinez, S (1, 3) OBP: 0.388, SLG: 0.578		32 1B 13 2B 1B	17 E 32 1B 14 2B 1B 1-2	K			32 BB IBB	F9		4	2	2	0	1	1	1
32 Don Kelly, L (1, 9) OBP: 0.331, SLG: 0.302		13 2B 1B 1-3	17 E 14 2B 1B 1-2 2-3	K			BB 1-2 2-3		K	4	2	2	0	1	2	1
13 Alex Avila, L (1, 2) OBP: 0.336, SLG: 0.377		1-H 3-H 2B	SF9	K			K		K	4	0	1	3	0	3	4
17 Andrew Romine, S (1, 6) OBP: 0.270, SLG: 0.252		L9	E4 14 2B 1-2 2-3			G5-3		K	K	5	1	0	0	0	2	3
19 Aníbal Sánchez, R (1, 1) OBP: 0.200, SLG: 0.400 44 Joba Chamberlain, R (7, 1) 65 Blaine Hardy, L (8, 1)		K	K			L3		K		3 1 0	0 0 0	0 0 0	0 0 0	0 0 0	2 1 0	4 0 0
Inning Stats	R: 0 E: 0 K: 1 S: 7 H: 0 LOB: 0 BB: 0 P: 11	R: 2 E: 0 K: 1 S: 11 H: 3 LOB: 1 BB: 0 P: 16	R: 0 E: 0 K: 0 S: 9 H: 0 LOB: 0 BB: 0 P: 14	R: 5 E: 1 K: 1 S: 21 H: 5 LOB: 1 BB: 0 P: 34	R: 0 E: 0 K: 3 S: 9 H: 0 LOB: 1 BB: 1 P: 17	R: 0 E: 0 K: 0 S: 6 H: 0 LOB: 0 BB: 0 P: 9	R: 0 E: 0 K: 1 S: 7 H: 1 LOB: 3 BB: 2 P: 17	R: 4 E: 0 K: 2 S: 20 H: 4 LOB: 0 BB: 0 P: 31	R: 0 E: 0 K: 3 S: 9 H: 0 LOB: 0 BB: 0 P: 10	1B: 9 2B: 3 3B: 0 HR: 1 SF: 1 SAC: 0 DP: 0 HBP: 0						

AB	40
R	11
H	13
RBI	11
BB	3
SO	12
LOB	16

WP: 0 PB: 0 SB: 1 CS: 0 PA: 44

PITCHER	IP	WLS	BF	H	R	ER	SO	BB	IBB	HBP	BLK	WP	HR	S	P	ERA	WHIP
35 Trevor Cahill, R (1, 1) ERA: 5.72	4.0	L	21	8	7	3	3	0	0	0	0	0	0	48	75	6.75	2.000
56 Eury De La Rosa, L (5, 1) ERA: 2.08	3.0		13	1	0	0	4	2	1	0	0	0	0	22	43	0.00	1.000
37 Matt Stites, R (8, 1) ERA: 6.59	1.0		7	4	4	4	2	0	0	0	0	0	1	20	31	36.00	4.000
59 Oliver Pérez, L (9, 1) ERA: 1.91	1.0		3	0	0	0	3	0	0	0	0	0	0	9	10	0.00	0.000

Batter	1	2	3	4	5	6	7	8	9	AB	R	H	RBI	BB	SO	LOB
6 David Peralta, L (1, 8) OBP: 0.354, SLG: 0.481	F FF 92 F FF 92 C SI 94 0-3 ① K		B CU 78 B CU 79 S FS 86 F SL 86 X FF 94 2-2 ③ G6-3		C CU 78 B FS 87 X FF 93 1-1 ② G4-3		1 SAFE F FS 86 X FS 88 0-1 44 G6-4-3 1B 1-2 3-H		B FF 88 X FF 88 1-0 ② F7	5	0	1	1	0	1	0
2 Aaron Hill, R (1, 4) OBP: 0.285, SLG: 0.381	X FF 92 0-0 2B			B FF 91 B SL 85 C SL 84 F SL 86 F FF 93 B SL 90 B FS 87 4-2 26 G4-6-3 44 1B BB	X FC 92 0-0 ③ F9		L FF 92 S FF 93 X FC 93 0-2 ① F8		C FF 89 B CH 79 X CH 80 1-1 ③ F8	4	0	1	0	1	0	2
44 Paul Goldschmidt, R (1, 3) OBP: 0.402, SLG: 0.558	B FF 92 S FS 86 S FF 94 X FS 87 1-2 ② G6-3			S FS 88 S FS 88 X FS 88 0-2 26 G4-6-3 1-2 1B		C SL 85 F FC 93 B SI 93 X SL 87 1-2 26 S 8 1B 1B	X CU 78 0-0 ② ③ G6-4-3 1-2f			4	1	2	0	0	0	3
26 Miguel Montero, L (1, 2) OBP: 0.343, SLG: 0.410	X SL 86 0-0 ③ P3			B FF 93 S FS 89 C FF 94 X SL 87 1-2 ① ② G4-6-3 1-2f 2-3		B SI 92 1 SAFE C FF 92 B FF 93 F SI 93 B SI 94 S SL 87 3-3 ① K 1-2		C FF 89 X FC 86 0-1 14 1B 1B		4	0	1	0	0	1	4
15 Mark Trumbo, R (1, 7) OBP: 0.239, SLG: 0.409		C SL 85 B SL 86 C FF 92 B SL 88 C FF 94 2-3 ① K		B FF 94 S SL 87 B FF 95 B FF 94 S SL 88 X SL 87 3-2 ③ G5-3		T SL 86 S FS 88 F CH 73 B FF 94 B FF 93 F FS 88 X FF 94 2-2 ② F8		B FF 89 F FF 90 C CH 79 F CU 78 B CH 80 S CU 80 2-3 ① K		4	0	0	0	0	2	3
8 Gerardo Parra, L (1, 9) OBP: 0.300, SLG: 0.360		B FS 88 B SL 87 X FS 88 2-0 14 G5-4-3 1B			X FF 90 0-0 14 2B 2B	X SL 88 0-0 2-H 1B		C FC 83 B CU 78 D FF 91 F FC 84 D CU 78 C FF 90 3-3 ② K		4	1	3	1	0	1	1
14 Martín Prado, R (1, 5) OBP: 0.319, SLG: 0.369		1 SAFE C FC 92 1 SAFE F FS 88 B FF 95 X FS 88 1-2 ② ③ G5-4-3 1-2f			B FS 85 F FF 92 X FS 87 1-1 1 HR 2-H 2B	C FF 94 D SL 88 1 SAFE 1 SAFE 1 SAFE X SI 93 1-1 ③ G4-3		C FF 89 C FF 90 X FC 85 0-2 1-2 1B		4	1	2	1	0	0	2
1 Didi Gregorius, L (1, 6) OBP: 0.330, SLG: 0.404			B CU 78 C FF 93 T FS 88 F SL 88 B FF 94 F FS 85 X SI 94 2-2 ① F7		B FF 92 F SL 87 X SL 87 1-1 2-H HR		C FS 86 F FC 91 X FF 92 0-2 17 1B 17 S 6 1B 1B	T FC 84 S CU 77 S CU 78 0-3 ③ K2-3		4	2	2	2	0	1	2
35 Trevor Cahill, R (1, 1) OBP: 0.125, SLG: 0.250 56 Eury De La Rosa, L (5, 1) 17 Alfredo Marte, R (7, PH) OBP: 0.250, SLG: 0.375 37 Matt Stites, L (8, 1) 59 Oliver Pérez, L (9, 1) 13 Nick Ahmed, R (9, PH) OBP: 0.226, SLG: 0.258			X FF 92 0-0 ② P3		C FF 93 S SL 88 S FS 88 0-3 ① K		S SL 88 S SL 86 B FF 94 B SL 87 F FS 87 F SL 86 X SL 87 2-2 6 1B 1-3 1B		B FF 87 F FF 88 C CH 79 X CH 79 1-2 ① P4	1 1 1 0 0 0 1	0 0 0 0 0 0 0	0 0 1 0 0 0 0	0 0 0 0 0 0 0	0 1 0 0 0 0 0	0 0 0 0 0 0 0	0 0 0 0 0 0 0
Inning Stats	R: 0 E: 0 K: 1 S: 8 H: 1 LOB: 1 BB: 0 P: 9	R: 0 E: 0 K: 1 S: 7 H: 1 LOB: 0 BB: 0 P: 12	R: 0 E: 0 K: 0 S: 9 H: 0 LOB: 0 BB: 0 P: 13	R: 0 E: 0 K: 0 S: 12 H: 1 LOB: 1 BB: 1 P: 20	R: 3 E: 0 K: 1 S: 11 H: 3 LOB: 0 BB: 0 P: 14	R: 1 E: 0 K: 1 S: 14 H: 2 LOB: 1 BB: 0 P: 21	R: 1 E: 0 K: 0 S: 14 H: 3 LOB: 1 BB: 0 P: 16	R: 0 E: 0 K: 3 S: 15 H: 2 LOB: 2 BB: 0 P: 20	R: 0 E: 0 K: 0 S: 6 H: 0 LOB: 0 BB: 0 P: 9	1B: 9 2B: 3 3B: 0 HR: 1	SF: 0 SAC: 0 DP: 3 HBP: 0		WP: 0 PB: 0 SB: 2 CS: 0	PA: 38			

PITCHER		IP	WLS	BF	H	R	ER	SO	BB	IBB	HBP	BLK	WP	HR	S	P	ERA	WHIP
19 Aníbal Sánchez, R ERA: 3.45	(1, 1)	6.1	W	29	11	5	5	4	1	0	0	0	0	1	74	104	7.11	1.895
44 Joba Chamberlain, R ERA: 2.4	(7, 1)	0.2	H	1	0	0	0	0	0	0	0	0	0	0	1	1	0.00	0.000
65 Blaine Hardy, L ERA: 2.2	(8, 1)	2.0		8	2	0	0	3	0	0	0	0	0	0	21	29	0.00	1.000

PITCHER	IP	WLS	BF	H	R	ER	SO	BB	IBB	HBP	BLK	WP	HR	S	P	ERA	WHIP

BOTTOM

Detroit Tigers @ Arizona Diamondbacks

Chase Field, Phoenix, AZ

Wed Jul 23 2014, 12:41 PM - 3:51 PM MST

Att. 24,174 - Roof Closed - 79 F

livebaseballscorecards.com

AB	37
R	5
H	13
RBI	5
BB	1
SO	7
LOB	17

Batter	1	2	3	4	5	6	7	8	9	AB	R	H	RBI	BB	SO	LOB
6 David Peralta, L (1, 8) OBP: 0.349, SLG: 0.472	B SI 90 X SI 90 1-0 L8 ①	C FC 90 S CH 84 B FC 90 F SL 78 X SI 94 1-2 G4-3 ③			C FC 89 C FC 89 B CH 84 B FC 89 S CH 82 2-3 K		X SL 82 0-0 44 BB 1-2 1B		C SI 94 F SI 96 B SI 97 S SL 84 1-3 K ① 1-2	5	0	1	0	0	2	2
2 Aaron Hill, R (1, 4) OBP: 0.289, SLG: 0.390	C SI 92 B SI 92 X FC 90 1-1 44 1B 2B	C FC 88 B CH 81 B CH 81 F SI 91 X FC 88 2-2 44 CS 1B	B SI 89 B SI 91 C SI 90 B SI 91 F SI 91 F SI 92 F SI 92 X SI 91 3-2 14 1B 17 HR 2B	S SL 81 F FF 91 S FF 92 0-3 K ①	C SI 84 X SI 99 0-1 L7 ②	5	1	3	0	0	1	3
44 Paul Goldschmidt, R (1, 3) OBP: 0.404, SLG: 0.560	B SI 92 C SI 92 F SI 92 X SI 92 1-2 26 HBP 2-3 1B	B SI 92 B FC 89 C CH 84 B FC 90 C SI 92 S SI 93 3-3 K ① ② 1-2	B SL 79 F SI 91 B SI 92 C FC 88 F FC 90 D CH 83 C SI 92 3-3 K ①	B FF 90 C FF 91 T FF 92 B SL 83 B SL 83 F FF 91 F FF 92 F SL 82 F FF 92 4-2 F FF 92 F FF 93 B FF 92 1-2 2-3 BB	C SI 98 S SI 97 B SI 100 X SI 99 1-2 2B 2-H	4	0	2	1	1	2	2
26 Miguel Montero, L (1, 2) OBP: 0.344, SLG: 0.406	H FC 90 1-0 HBP 1-2	B FC 89 C FC 90 B SI 92 C FC 91 B CH 85 F SI 93 X FC 90 3-2 G3 ③	F CH 82 B CH 83 B SI 91 B SI 91 B SI 91 4-1 14 1B 17 HR BB	B FF 90 F SL 82 F FF 92 S SL 81 1-3 K ②	C SI 97 D SI 96 S SL 84 S SL 84 1-3 K ③	3	1	0	0	1	2	4
15 Mark Trumbo, R (1, 7) OBP: 0.231, SLG: 0.395	F SI 92 D SL 80 F CH 83 B FC 91 T SI 93 2-2 K ②	X FC 89 0-0 P3 ①	C SI 92 C SI 92 B FC 90 X SI 92 1-2 L7 ②	S FF 91 F SL 82 F SL 82 F SL 80 F FF 94 F SL 81 B FF 92 S FF 93 1-3 K ③		4	0	0	0	0	2	8
14 Martín Prado, R (1, 5) OBP: 0.320, SLG: 0.369	X FC 90 0-0 L9 ③		B SI 91 C SI 92 X SI 90 1-1 L8 ②	B FC 88 X SI 91 1-0 17 HR 1B 1-2 2-3	B SI 97 C SI 97 S SI 97 B SL 85 B SI 98 B SI 98 4-2 17 G4-6-3 BB	3	1	1	0	1	0	3
8 Gerardo Parra, L (1, 9) OBP: 0.301, SLG: 0.361 17 Alfredo Marte, R (6, PH) OBP: 0.269, SLG: 0.500 (6, 9)		C SI 90 B SL 77 F FC 89 X CH 82 1-2 36 G4-3 13 G4-1 1B	B SI 92 F SI 91 X SI 91 1-1 L8 ③	C FF 92 B FF 92 X SL 83 1-1 1-H 2-H 3-H HR	C SI 98 C SI 98 F SI 98 X SI 98 0-2 G4-6-3 ① ② 1-2f	2	0	1	0	0	0	0
						2	1	1	4	0	0	1
13 Nick Ahmed, R (1, 6) OBP: 0.200, SLG: 0.229		C FC 87 C SI 92 X SI 92 0-2 G4-1 ① 1-2	C SI 90 S CH 82 B CH 83 B SI 91 F FC 89 X SI 92 2-2 G6-3 ①	F FF 92 B FF 92 B FF 93 X FF 92 2-1 P4 ③	C SI 98 C SI 98 S SI 100 0-3 K ③	4	0	0	0	0	1	1
36 Wade Miley, L (1, 1) OBP: 0.186, SLG: 0.146 48 Randall Delgado, R (6, 1) 28 Nick Evans, R (7, PH) OBP: 0.238, SLG: 0.476 50 Evan Marshall, R (7, 1) 59 Oliver Pérez, L (8, 1) 9 Tuffy Gosewisch, R (9, PH) OBP: 0.259, SLG: 0.333		B SI 92 X FC 89 1-0 G4-3 ② 2-3	B SI 90 C SI 90 B SI 90 F SI 90 B FC 89 F SI 91 C SI 92 3-3 K ②	C FF 91 B SL 84 S FF 91 X FF 92 1-2 44 BB 6 1B 1B	F SI 96 B SI 96 F SI 96 B SL 83 X SI 98 2-2 6 DI 44 2B 1B	2	0	0	0	0	1	1
						0	0	0	0	0	0	0
						1	0	1	0	0	0	0
						0	0	0	0	0	0	0
						0	0	0	0	0	0	0
						1	1	1	0	0	0	0
Inning Stats	R: 0 E: 0 K: 1 S: 10 H: 2 LOB: 3 BB: 0 P: 16	R: 0 E: 0 K: 0 S: 11 H: 1 LOB: 1 BB: 0 P: 14	R: 0 E: 0 K: 1 S: 10 H: 1 LOB: 0 BB: 0 P: 18	R: 0 E: 0 K: 0 S: 5 H: 0 LOB: 0 BB: 0 P: 7	R: 0 E: 0 K: 2 S: 11 H: 0 LOB: 0 BB: 0 P: 18	R: 4 E: 0 K: 1 S: 18 H: 3 LOB: 0 BB: 1 P: 33	R: 0 E: 0 K: 3 S: 25 H: 2 LOB: 3 BB: 1 P: 32	R: 0 E: 0 K: 1 S: 9 H: 0 LOB: 0 BB: 1 P: 13	R: 1 E: 0 K: 2 S: 14 H: 2 LOB: 1 BB: 0 P: 19	1B: 7 2B: 4 3B: 0 HR: 1 SF: 0 SAC: 0 DP: 2 HBP: 1						

PITCHER		IP	WLS	BF	H	R	ER	SO	BB	IBB	HBP	BLK	WP	HR	S	P	ERA	WHIP
38 Kyle Kendrick, R ERA: 4.87	(1, 1)	5.2	W	24	6	3	3	5	1	0	1	0	0	0	61	99	4.76	1.235
59 Antonio Bastardo, L ERA: 3.45	(6, 1)	0.1		4	3	1	1	0	0	0	0	0	0	1	8	12	27.00	9.000
30 Justin De Fratus, R ERA: 2.51	(7, 1)	1.0	H	4	0	0	0	3	1	0	0	0	0	0	21	27	0.00	1.000
63 Jake Diekman, L ERA: 4.34	(8, 1)	2.0		8	2	1	1	3	1	0	0	0	0	0	23	32	4.50	1.500

PITCHER	IP	WLS	BF	H	R	ER	SO	BB	IBB	HBP	BLK	WP	HR	S	P	ERA	WHIP

TOP

Arizona Diamondbacks @ Philadelphia Phillies

Citizens Bank Park, Philadelphia, PA

Fri Jul 25 2014, 7:08 PM - 10:30 PM EDT

Att. 25,698 - Partly Cloudy - 83 F

livebaseballscorecards.com

AB	36
R	5
H	11
RBI	5
BB	3
SO	11
LOB	25

BOTTOM

Arizona Diamondbacks @ Philadelphia Phillies

Citizens Bank Park, Philadelphia, PA

Fri Jul 25 2014, 7:08 PM - 10:30 PM EDT

Att. 25,698 - Partly Cloudy - 83 F

livebaseballscorecards.com

Batter	1	2	3	4	5	6	7	8	9	AB	R	H	RBI	BB	SO	LOB
24 Grady Sizemore, L (1, 8) OBP: 0.305, SLG: 0.345	C FF 88 X SI 88 0-1 3 1B 26 BB 51 BB 1B	C FF 92 B FF 92 X FF 92 1-1 11 S 26 E 2B	S SL 80 B SI 91 D SL 82 B SL 81 F FF 92 X SL 82 3-2 ③ G4-3			C FF 94 B FF 94 B FF 94 F CH 85 B SI 94 X FF 95 3-2 ① L7		B SL 79 X FF 91 1-0 2-H 2B		5	2	3	1	0	0	1
11 Jimmy Rollins, S (1, 6) OBP: 0.322, SLG: 0.393	X FF 89 0-0 ① F7	B CH 82 C FF 93 B SL 87 B CH 84 T CH 84 X FF 92 3-2 ② G5-3 2-3		C CH 82 B SI 89 X SI 89 1-1 ① G5-3		C CU 79 S CH 87 B CH 87 B SI 95 F FF 95 X FF 93 2-2 ② P6		B SL 80 F FF 92 F FF 90 B SI 91 X FF 92 2-2 ① G6-3		5	0	0	0	0	0	3
26 Chase Utley, L (1, 4) OBP: 0.349, SLG: 0.430	1 SAFE B SL 87 B FF 90 B FF 90 B FF 90 4-0 51 BB 3 1B 9 G4-3 1-2 BB	C SI 91 B FF 91 X SL 87 1-1 E4 3-H 1B		B SL 82 C SL 84 F SI 89 B FF 92 B FF 93 S SL 82 3-3 ② K		C FF 94 C FF 93 F SI 93 B CH 87 F CH 87 F CH 87 B SI 94 F FF 94 S CU 80 2-3 ③ K		B FF 91 B SI 91 B SI 92 B FF 92 4-0 BB		3	1	1	1	2	2	0
3 Marlon Byrd, R (1, 9) OBP: 0.321, SLG: 0.480	D SL 84 X SI 90 1-0 9 G4-3 51 BB 1-2 2-3 1B	C FF 92 X FF 92 0-1 ③ G6-3		F CH 81 B CH 82 F CH 80 S SL 87 1-3 ③ K			C SL 83 X SI 95 0-1 51 G6-3 9 HR 2B	F FF 92 F SI 90 B SL 80 C SL 78 1-3 ② K		5	1	2	0	0	2	3
51 Carlos Ruiz, R (1, 2) OBP: 0.365, SLG: 0.359	B FF 93 C SI 92 D SI 93 C CH 84 F FF 94 D SL 86 B FF 94 4-2 9 G4-3 1-2 2-3 3-H BB		C CH 80 S SL 81 H SL 87 1-2 9 2B 18 SF8 HBP		C SI 88 B SL 88 B SI 89 F CH 82 C FF 91 2-3 ① K		B SI 95 F CH 86 X SI 95 1-2 ① G6-3 2-3	D SL 80 C SL 79 C SL 80 X FF 91 1-2 ③ P3		3	1	0	1	1	1	3
9 Domonic Brown, L (1, 7) OBP: 0.281, SLG: 0.341	B FF 94 B FF 95 S FF 95 F FF 95 X FF 95 2-2 ② G4-3 1-2 2-3 3-H		X FF 90 0-0 18 SF8 25 1B 1-3 2B		B SL 82 B SL 87 T SL 86 B FF 92 F SL 84 T SL 83 3-2 ② K		X CH 86 0-0 3-H HR			4	2	2	3	0	1	2
18 Darin Ruf, R (1, 3) OBP: 0.227, SLG: 0.368	D SL 84 B FF 93 C CH 85 B FF 94 C FF 95 F FF 94 B SL 85 4-2 BB		X FF 92 0-0 ① SF8 2-3 3-H		C SI 90 B CH 82 X CH 83 1-1 25 E 2B		C FF 95 B FF 95 S SL 85 B SL 87 S SI 94 2-3 ② K			2	1	1	1	1	1	0
25 Cody Asche, L (1, 5) OBP: 0.304, SLG: 0.390 63 Jake Diekman, R (8, 1)	X FF 94 0-0 ③ G4-1		X SL 86 0-0 3-H 1B		B FF 90 C SL 83 X SL 84 1-1 E1 2-H 1B		B SI 94 F SI 95 B SI 94 B CH 86 X SI 93 3-1 ③ G4-3			4 0 2 1 0 0 3 0 0 0 0 0 0 0						
38 Kyle Kendrick, R (1, 1) OBP: 0.091, SLG: 0.070 59 Antonio Bastardo, R (6, 1) 30 Justin De Fratus, S (7, 1) 4 Andrés Blanco, S (8, 5) OBP: 0.182, SLG: 0.273		C SI 90 S FF 92 B SL 86 F SL 84 X FF 92 1-2 ① F9	L CH 80 L SI 91 M CU 80 1 SAFE 0-3 ② K		F SI 91 D SL 85 F FF 92 S FF 92 1-3 ③ K			X FF 90 0-0 24 2B 2B		3 0 0 0 0 2 2 0 0 0 0 0 0 0 0 0 0 0 0 0 0 1 1 1 0 0 0 0						
Inning Stats	R: 2 E: 0 K: 0 S: 14 H: 2 LOB: 3 BB: 3 P: 29	R: 1 E: 1 K: 0 S: 13 H: 2 LOB: 1 BB: 0 P: 19	R: 2 E: 0 K: 1 S: 11 H: 2 LOB: 1 BB: 0 P: 15	R: 0 E: 0 K: 2 S: 8 H: 0 LOB: 0 BB: 0 P: 13	R: 1 E: 1 K: 3 S: 13 H: 2 LOB: 1 BB: 0 P: 21	R: 0 E: 0 K: 1 S: 14 H: 0 LOB: 0 BB: 0 P: 21	R: 2 E: 0 K: 1 S: 11 H: 2 LOB: 0 BB: 0 P: 17	R: 1 E: 0 K: 1 S: 11 H: 2 LOB: 2 BB: 1 P: 20		1B: 5 2B: 6 3B: 0 HR: 1 SF: 1 SAC: 0 DP: 0 HBP: 1						

	AB	35
	R	9
	H	12
	RBI	8
	BB	4
	SO	9
	LOB	17

WP: 0 PB: 0 SB: 1 CS: 0 PA: 41

PITCHER		IP	WLS	BF	H	R	ER	SO	BB	IBB	HBP	BLK	WP	HR	S	P	ERA	WHIP
36 Wade Miley, L ERA: 4.34	(1, 1)	5.0	L	27	8	6	5	6	3	0	1	0	0	0	59	97	9.00	2.200
48 Randall Delgado, R ERA: 5.01	(6, 1)	1.0		3	0	0	0	1	0	0	0	0	0	0	14	21	0.00	0.000
50 Evan Marshall, R ERA: 3.81	(7, 1)	1.0		5	2	2	2	1	0	0	0	0	0	1	11	17	18.00	2.000
59 Oliver Pérez, L ERA: 2.09	(8, 1)	1.0		6	2	1	1	1	1	0	0	0	0	0	11	20	9.00	3.000

PITCHER	IP	WLS	BF	H	R	ER	SO	BB	IBB	HBP	BLK	WP	HR	S	P	ERA	WHIP

Batter	1	2	3	4	5	6	7	8	9	10	AB	R	H	RBI	BB	SO	LOB
2 Aaron Hill, R (1, 4) OBP: 0.291, SLG: 0.389	C FF 90 B FF 90 F SL 80 X FC 86 1-2 14 BB 15 1B 1B	X SI 88 0-0 ②③ G6-4-3 1-2f		B CH 82 X CH 82 1-0 ② G6-3 2-3		L FF 90 S SL 81 D SL 81 D SL 82 B FF 92 H FF 92 4-2 14 2B HBP	B FF 97 S SL 86 X SL 87 1-1 ③ G4-3			C SL 82 1 SAFE C FF 91 1 SAFE X SL 84 0-2 14 SF8 28 HR 1-3 2B	3 2	2 1	1 1	0 0	0 0	0 0	2 1
14 Martín Prado, R (1, 5) OBP: 0.325, SLG: 0.383	C SI 88 B FF 88 B CH 83 F CH 83 B CH 84 B FF 90 4-2 15 1B 1-2 BB	C FF 88 C CU 73 X CU 73 0-2 HR	C SI 89 B SI 90 B SI 89 X SI 89 2-1 3-H 1B			C SL 80 B FF 90 F SL 80 F FF 91 X FF 91 1-2 44 G6-3 1-H 2-H 2B		C FF 96 F SL 86 S SL 87 0-3 ① K		D SL 84 C FF 92 X FF 92 1-1 ② SF8 2-3 3-H	4	1	3	5	1	1	0
44 Paul Goldschmidt, R (1, 3) OBP: 0.404, SLG: 0.554	B SI 89 C FC 86 B SI 90 B SI 90 S CH 84 S CH 84 3-3 ① K	B FF 89 B FF 90 B FF 90 B SI 89 4-0 17 1B 15 G5-3 BB	B CH 82 C FC 85 B FC 85 X SI 89 2-1 ③ G4-3			B FF 92 D SL 82 B SL 81 C SL 81 F SL 80 X CH 84 3-2 ① G6-3 2-3		S FF 98 S FF 99 B SL 89 C FF 98 1-3 ② K		I IN 71 I IN 73 I IN 74 I IN 71 4-0 28 HR IBB	4	1	0	0	2	2	4
15 Mark Trumbo, R (1, 7) OBP: 0.238, SLG: 0.395 29 Brad Ziegler, R (8, 1) 50 Evan Marshall, R (9, 1) 28 Nick Evans, R (10, PH) OBP: 0.273, SLG: 0.636 43 Addison Reed, L (10, 1)	S CH 82 X SI 89 0-1 8 HBP 1-3 2-H 1B	C SI 88 B FC 86 S CH 83 X CH 85 1-2 ① G5-3 1-2	B CH 82 B FC 84 X FF 89 2-0 9 F9 8 1B 1B	D CH 83 F CH 82 B FF 92 F FF 90 S SL 82 2-3 ② K		S SL 88 C SL 88 S SL 89 0-3 ③ K		B SL 82 F SL 84 B FF 91 D SL 83 F FF 91 X SL 84 3-2 1-H 3-H HR		5 0 0 0 1	0 0 0 0 1	2 0 0 0 1	1 0 0 3 1	0 0 0 0 0	2 0 0 0 0	2 0 0 0 0
17 Alfredo Marte, R (1, 9) OBP: 0.267, SLG: 0.467 59 Oliver Pérez, L (6, 1) 37 Matt Stites, L (7, 1) 6 David Peralta, L (8, 7) OBP: 0.345, SLG: 0.466	C SI 89 S CU 74 B FF 90 D CH 84 B FC 87 T CH 83 3-2 ② K	F SI 89 B SI 90 X FF 90 1-1 2-3 1B	F FC 85 F FC 83 C FF 89 0-3 ① K	C SL 81 S FF 92 B FF 94 F FF 91 F SL 79 S SL 80 1-3 ③ K		X FS 85 0-0 ① G3-1	X FF 90 0-0 ③ F7			4 0 0 2	0 0 0 0	1 0 0 0	0 0 0 0	0 0 0 0	3 0 0 0	4 0 0 0
8 Gerardo Parra, L (1, 8) OBP: 0.304, SLG: 0.362 (6, 9)	C SL 79 B CH 82 C FC 85 H CH 80 2-2 1-2 HBP	L FF 90 F FF 90 C SI 90 0-3 ② K	B FC 86 X FF 88 1-0 1-2 1B				C FF 92 F FF 93 B SL 83 B FF 95 X FF 94 2-2 13 SH2-4 9 1B 5 G6-3 1B		B FF 89 X FS 86 1-0 ② G4-3		4	1	2	0	0	1	2
9 Tuffy Gosewisch, R (1, 2) OBP: 0.254, SLG: 0.323	C CH 82 F FF 89 B CH 83 B FF 89 X SI 90 2-2 ③ P3	B SI 89 F SI 89 X CH 84 1-1 ③ F9	D CH 82 C SI 89 X FF 89 1-1 ② F9 2-3				1 SAFE X FF 93 0-0 5 G6-3 13 SH2-4 1-2 1B		C SL 80 F SL 79 C FF 91 0-3 ③ K		5	0	1	0	0	1	7
13 Nick Ahmed, R (1, 6) OBP: 0.205, SLG: 0.231		B FF 88 F FF 87 C SI 89 F CH 83 X SI 89 1-2 ① G6-3	X FF 88 0-0 2 G6-3 56 SH2-4 14 1B 1B	X CH 83 0-0 ③ F9			L SL 83 B SL 81 X FF 93 1-1 ① SH2-4 1-2 2-3			F FF 91 B FF 91 F FF 92 X FF 92 1-2 ① P6	4	1	1	0	0	0	2
55 Josh Collmenter, R (1, 1) OBP: 0.132, SLG: 0.111 56 Eury De La Rosa, L (3, 1) 5 Ender Inciarte, L (6, PH) OBP: 0.285, SLG: 0.303 (6, 8)		C FF 88 X FF 88 0-1 2 G6-4-3 1B	X FC 85 0-0 ① SH2-4 1-2			X FF 90 0-0 14 2B 2B	S SL 82 B SL 82 X SL 82 1-1 ② G6-3 2-3 3-H			X SL 82 0-0 1 2B 14 SF8 1B	1 0 3	0 0 2	1 0 2	0 0 1	0 0 0	0 0 0	0 0 1
Inning Stats	R: 1 E: 0 K: 2 S: 18 H: 2 LOB: 3 BB: 1 P: 33	R: 0 E: 0 K: 0 S: 7 H: 1 LOB: 0 BB: 0 P: 8	R: 1 E: 0 K: 1 S: 13 H: 2 LOB: 2 BB: 1 P: 20	R: 1 E: 0 K: 0 S: 7 H: 2 LOB: 1 BB: 0 P: 12	R: 0 E: 0 K: 1 S: 8 H: 2 LOB: 2 BB: 0 P: 12	R: 2 E: 0 K: 2 S: 18 H: 2 LOB: 1 BB: 0 P: 29	R: 1 E: 0 K: 0 S: 10 H: 2 LOB: 1 BB: 0 P: 15	R: 0 E: 0 K: 3 S: 9 H: 0 LOB: 0 BB: 0 P: 10	R: 0 E: 0 K: 1 S: 5 H: 0 LOB: 0 BB: 0 P: 6	R: 4 E: 0 K: 0 S: 13 H: 3 LOB: 0 BB: 1 P: 22	1B: 11 2B: 3 3B: 0 HR: 2 SF: 1 SAC: 2 DP: 1 HBP: 2						

TOP

Arizona Diamondbacks @ Philadelphia Phillies
Citizens Bank Park, Philadelphia, PA
Sat Jul 26 2014, 7:08 PM - 11:28 PM EDT
Att. 29,097 - Partly Cloudy - 83 F

livebaseballscorecards.com

AB	42
R	10
H	16
RBI	10
BB	3
SO	10
LOB	25

WP: 0 PB: 0 SB: 0 CS: 0 PA: 50

PITCHER		IP	WLS	BF	H	R	ER	SO	BB	IBB	HBP	BLK	WP	HR	S	P	ERA	WHIP
33 Cliff Lee, L ERA: 3.78	(1, 1)	5.0		26	9	3	3	4	2	0	1	0	0	1	53	85	5.40	2.200
30 Justin De Fratus, R ERA: 2.97	(6, 1)	1.0	H	6	2	2	2	2	0	0	1	0	0	0	18	29	18.00	2.000
43 Mario Hollands, L ERA: 3.71	(7, 1)	0.2	B	4	2	1	1	0	0	0	0	0	0	0	8	12	13.50	3.000
53 Ken Giles, R ERA: 1.04	(7, 1)	1.1		4	0	0	0	3	0	0	0	0	0	0	11	13	0.00	0.000
58 Jonathan Papelbon, R ERA: 1.87	(9, 1)	1.0		3	0	0	0	1	0	0	0	0	0	0	5	6	0.00	0.000

PITCHER		IP	WLS	BF	H	R	ER	SO	BB	IBB	HBP	BLK	WP	HR	S	P	ERA	WHIP
59 Antonio Bastardo, L ERA: 4.17	(10, 1)	1.0	L	7	3	4	4	0	0	1	0	0	0	1	13	22	36.00	3.000

BOTTOM

Arizona Diamondbacks @ Philadelphia Phillies

Citizens Bank Park, Philadelphia, PA

Sat Jul 26 2014, 7:08 PM - 11:28 PM EDT

Att. 29,097 - Partly Cloudy - 83 F

livebaseballscorecards.com

Batter	1	2	3	4	5	6	7	8	9	10	AB	R	H	RBI	BB	SO	LOB
24 Grady Sizemore, L (1, 8) (7, 7) OBP: 0.302, SLG: 0.341	B FC 83 B FC 83 C FC 84 F FC 84 F FC 85 S CH 78 ① 2-3 K	C CU 74 B FC 85 B FC 86 X FC 86 2-1 11 2B 26 1B 1-2 1B	B SL 82 B SI 87 F SI 88 B SI 87 F SI 87 X FF 89 ③ 3-2 F7		X FF 89 ② 0-0 FC3-2 1-2 3-H			B SI 85 B SI 85 X SI 86 ① 2-0 L1-6-3	B SI 94 D CH 86 X SI 94 ③ 2-0 G3-1		6	1	1	0	0	1	5
11 Jimmy Rollins, S (1, 6) OBP: 0.322, SLG: 0.397	B FC 85 C FC 84 F FC 84 B CU 74 X CH 78 2-2 26 1B 2B	B FC 85 C FC 86 D CU 75 C FC 86 X FC 87 2-2 26 1B 1-3 2-H 2B		C FF 88 F FF 89 X FF 89 ① 0-2 F8	C SI 89 F CH 76 F CH 76 F FF 90 S CU 75 ③ 0-3 K			C CH 78 B CH 78 F CH 78 F CU 74 X CU 75 ② 1-2 P3		C FF 90 C FF 90 B FF 90 S SL 85 ① 1-3 K	6	0	2	1	0	2	2
26 Chase Utley, L (1, 4) OBP: 0.355, SLG: 0.436	B FC 84 B CH 77 X FC 84 2-0 2-3 1B	C FC 85 B FC 84 X FC 86 1-1 6 G3-6-3 2-3 3-H 1B		B FF 89 B SL 84 B FF 89 B FF 90 4-0 6 1B BB		C SL 78 F FF 90 B SI 90 F SL 77 B SL 79 F SI 90 B FF 91 S SL 78 ① 3-3 K		B CH 78 B SI 86 C SI 85 F CH 78 B CU 74 H CU 74 4-2 6 BB HBP		C FF 92 B FF 92 S CH 84 F FF 92 F SL 84 F FF 92 B SL 86 B FF 92 X FF 91 3-2 2B	4	0	3	1	1	1	0
6 Ryan Howard, L (1, 3) OBP: 0.307, SLG: 0.378	C FF 84 B FC 84 B FC 84 F CH 79 S CH 79 ② 2-3 K	S CH 80 B CH 80 1 SAFE B FC 86 B FF 86 X CH 81 ② ③ 3-1 G3-6-3 1-2f		C FF 89 B FF 89 S CU 75 B CU 75 X SL 85 2-2 1-2 1B		B FF 91 X FF 90 1-0 1B		B SI 85 B SI 84 F SI 84 F CH 77 F CH 78 B CU 74 B CH 78 4-2 3 FC5-4 1-2 BB		F FF 91 C FF 92 D SL 83 F FF 92 F FF 92 F FF 91 S SL 84 ② 1-3 K	5	0	2	0	1	2	5
3 Marlon Byrd, R (1, 9) OBP: 0.319, SLG: 0.483	C FC 85 B FC 85 S FF 87 B FC 87 B FC 88 C CH 80 3-3 K		F CU 72 X FC 84 0-1 HR	F FF 89 B CH 76 S CH 77 X SL 85 1-2 F8		S SL 79 X FF 90 0-1 F8		S CU 73 B CU 73 X CH 77 1-1 FC5-4 1-2f		F FF 92 S SL 83 D SL 84 S SL 83 1-3 K	6	1	1	1	0	2	8
9 Domonic Brown, L (1, 7) OBP: 0.281, SLG: 0.340 53 Ken Giles, R (7, 1) 58 Jonathan Papelbon, R (9, 1) 17 Reid Brignac, L (9, PH) OBP: 0.347, SLG: 0.418 59 Antonio Bastardo, R (10, 1)		B FC 85 F FC 84 X FC 85 1-1 25 HR 1B	C CU 72 B CH 79 X CH 78 1-1 F9 ①	B SL 86 B CU 74 S SI 89 S SI 90 X SI 90 2-2 G4-3 ③		B SL 79 C SI 90 B SI 89 B SL 80 X SL 80 3-1 F8 ③			B SL 84 S SI 94 B SI 94 B SI 94 X SI 94 3-1 51 CS 1B		4 0 0 1 0	1 0 0 0 0	1 0 0 1 0	0 0 0 0 0	0 0 0 0 0	0 0 0 0 0	3 0 0 0 0
51 Carlos Ruiz, R (1, 2) OBP: 0.366, SLG: 0.368		B FF 85 C FC 85 X FC 85 1-1 P3 ①	B FC 85 X FC 85 1-0 33 1B 2B		C SI 88 X CH 76 0-1 25 G6-3 24 FC3-2 2B		B SL 85 F FF 94 X FF 94 1-1 F8 ①		S SL 85 B SI 94 X SI 94 1-1 G5-3 ① ② 1-2		5	1	2	0	0	0	2
25 Cody Asche, L (1, 5) OBP: 0.306, SLG: 0.400		1 SAFE 1 SAFE B FC 85 B FC 85 X CH 79 2-0 1-H HR	D CU 72 F FC 84 B FC 85 C FC 86 B FF 86 F FC 87 F FC 88 F FF 88 F CH 82 3-3 S CH 80 K ②		X SL 84 0-0 G6-3 2-3 ①		C FF 96 B FF 93 C FF 94 B SI 97 B SL 86 C FF 96 3-3 K ②		C SI 94 F SI 93 B SL 87 B SL 88 B CH 86 B CH 86 4-2 2 1B BB		4	1	1	2	1	2	2
33 Cliff Lee, L (1, 1) OBP: 0.261, SLG: 0.261 18 Darin Ruf, R (5, PH) OBP: 0.261, SLG: 0.368 30 Justin De Fratus, S (6, 1) 43 Mario Hollands, L (7, 1) 2 Ben Revere, L (7, 8) OBP: 0.316, SLG: 0.351		X FC 85 0-0 24 1B 11 2B 1B	X FC 88 0-0 2-H 1B		B SL 85 F SI 90 H SL 85 2-1 24 FC3-2 HBP		C FF 94 B FF 95 F FF 94 X FF 97 1-2 P6 ③		B SI 94 B SI 94 T SI 93 X SI 94 2-1 1-2 1B		2 0 0 0 2	1 0 0 0 0	2 0 0 0 1	1 0 0 0 0	0 0 0 0 0	0 0 0 0 0	0 0 0 0 0
Inning Stats	R: 0 E: 0 K: 3 S: 14 H: 2 LOB: 2 BB: 0 P: 25	R: 4 E: 0 K: 0 S: 15 H: 6 LOB: 1 BB: 0 P: 27	R: 2 E: 0 K: 1 S: 16 H: 3 LOB: 1 BB: 0 P: 24	R: 0 E: 0 K: 0 S: 12 H: 1 LOB: 2 BB: 1 P: 21	R: 0 E: 0 K: 1 S: 10 H: 1 LOB: 2 BB: 0 P: 12	R: 0 E: 0 K: 1 S: 10 H: 1 LOB: 1 BB: 0 P: 17	R: 0 E: 0 K: 1 S: 8 H: 0 LOB: 0 BB: 0 P: 13	R: 0 E: 0 K: 0 S: 12 H: 0 LOB: 2 BB: 1 P: 24	R: 0 E: 0 K: 0 S: 9 H: 2 LOB: 2 BB: 1 P: 21	R: 0 E: 0 K: 3 S: 18 H: 1 LOB: 1 BB: 0 P: 24	1B: 10 2B: 5 3B: 0 HR: 2	SF: 0 SAC: 0 DP: 1 HBP: 2					

	AB	45
	R	6
	H	17
	RBI	6
	BB	3
	SO	10
	LOB	27

WP: 0 PB: 0 SB: 0 CS: 1 PA: 50

PITCHER	IP	WLS	BF	H	R	ER	SO	BB	IBB	HBP	BLK	WP	HR	S	P	ERA	WHIP
55 Josh Collmenter, R (1, 1) ERA: 4.03	2.2		18	11	6	6	4	0	0	0	0	0	2	42	70	20.25	4.125
56 Eury De La Rosa, L (3, 1) ERA: 1.64	2.1		11	2	0	0	1	1	0	1	0	0	0	25	39	0.00	1.286
59 Oliver Pérez, L (6, 1) ERA: 2.04	1.0		4	1	0	0	1	0	0	0	0	0	0	10	17	0.00	1.000
37 Matt Stites, R (7, 1) ERA: 6.14	1.0		3	0	0	0	1	0	0	0	0	0	0	8	13	0.00	0.000
29 Brad Ziegler, R (8, 1) ERA: 2.79	1.0		5	0	0	0	0	1	0	1	0	0	0	12	24	0.00	1.000

PITCHER	IP	WLS	BF	H	R	ER	SO	BB	IBB	HBP	BLK	WP	HR	S	P	ERA	WHIP
50 Evan Marshall, R (9, 1) ERA: 3.67	1.0	W	5	2	0	0	0	1	0	0	0	0	0	9	21	0.00	3.000
43 Addison Reed, R (10, 1) ERA: 3.89	1.0		4	1	0	0	3	0	0	0	0	0	0	18	24	0.00	1.000

Batter	1	2	3	4	5	6	7	8	9	AB	R	H	RBI	BB	SO	LOB
5 Ender Inciarte, L (1, 8) OBP: 0.284, SLG: 0.308	C SI 88 X SI 91 0-1 ① L8		C CH 84 X FF 92 0-1 ① L8			X SI 92 0-0 6 G1-3 44 SF9 2B		D SL 87 X FF 96 1-0 ②③ G1-6-3 1-2f		4	1	1	0	0	0	1
6 David Peralta, L (1, 7) OBP: 0.349, SLG: 0.467	B SI 91 C CH 83 X CH 84 1-1 1B		B SI 92 B CH 84 X SI 92 2-0 ② G4-3			F SI 92 F SI 91 D SL 86 B SI 93 X CH 84 2-2 ① G1-3 2-3			C FS 85 X FF 88 0-1 26 1B 1B	4	0	2	0	0	0	1
44 Paul Goldschmidt, R (1, 3) OBP: 0.400, SLG: 0.550	B FF 89 X SI 88 1-0 ② F8		B SI 93 C SI 92 B SL 86 X SI 93 2-1 ③ G4-3			B SI 92 B SI 92 X SI 93 2-0 ② SF9 3-H			C FF 90 S SL 80 S FF 90 0-3 ① K	3	0	0	1	0	1	2
26 Miguel Montero, L (1, 2) OBP: 0.343, SLG: 0.404	B SI 89 X CH 82 1-0 ③ G1-4			B CH 84 S SI 92 F SI 92 S CH 85 1-3 ① K		S CH 84 B SI 92 X CH 85 1-1 ③ G3			C FF 90 B FS 84 S FF 90 X FF 91 1-2 14 G6-3 1-2 1B	4	0	1	0	0	1	1
14 Martín Prado, R (1, 5) OBP: 0.325, SLG: 0.382		C FF 90 B SL 86 F SI 91 B CH 85 X SI 91 2-2 8 FC3-6 1B		B SI 92 C SI 92 B SL 88 C SI 92 X CH 85 2-2 ② L8			B SI 91 X SI 90 1-0 ① F7		C FF 90 X SI 80 0-1 ②③ G6-3 1-2f	4	0	1	0	0	0	2
8 Gerardo Parra, L (1, 9) OBP: 0.302, SLG: 0.359		F SI 89 X CH 83 0-1 ① FC3-6 1 G2-3 13 2B 1-2f		B CH 86 F SI 93 F SI 93 X SL 86 1-2 ③ G6-3			S SI 92 X SI 92 0-1 ② G4-3			3	1	0	0	0	0	1
1 Didi Gregorius, L (1, 4) OBP: 0.325, SLG: 0.404		B SI 90 B SI 88 C SI 87 B CH 84 F SI 90 X CH 83 3-2 ② G2-3 1-2			C SI 91 B SI 92 F SI 92 X CH 84 1-2 ① G5-3		X SI 93 0-0 ③ G6-3			3	0	0	0	0	0	1
13 Nick Ahmed, R (1, 6) OBP: 0.214, SLG: 0.262		B SI 91 B CH 86 C SL 86 F SI 90 D CH 84 X SL 84 3-2 2-H 2B			F SI 90 X SI 92 0-1 ② G6-3			B FF 96 S FF 96 F FF 97 B SL 88 F FF 98 S SL 87 2-3 ① K		3	0	1	1	0	1	0
54 Vidal Nuño, L (1, 1) 37 Matt Stites, L (7, 1) 28 Nick Evans, R (8, PH) OBP: 0.304, SLG: 0.636 48 Randall Delgado, R (8, 1)		X SI 91 0-0 ③ G4-3			X SI 92 0-0 ③ F7			B SL 87 B FF 98 B FF 96 B FF 95 4-0 5 G1-6-3 BB		2 0 0 0	0 0 0 0	0 0 0 0	0 0 1 0	0 0 0 0	0 0 0 0	1 0 0 0
Inning Stats	R: 0 E: 0 K: 0 S: 6 H: 1 LOB: 1 BB: 0 P: 9	R: 1 E: 0 K: 0 S: 12 H: 2 LOB: 1 BB: 0 P: 20	R: 0 E: 0 K: 0 S: 5 H: 0 LOB: 0 BB: 0 P: 9	R: 0 E: 0 K: 1 S: 9 H: 0 LOB: 0 BB: 0 P: 13	R: 0 E: 0 K: 0 S: 6 H: 0 LOB: 0 BB: 0 P: 7	R: 1 E: 0 K: 0 S: 7 H: 1 LOB: 0 BB: 0 P: 12	R: 0 E: 0 K: 0 S: 4 H: 0 LOB: 0 BB: 0 P: 5	R: 0 E: 0 K: 1 S: 5 H: 0 LOB: 0 BB: 1 P: 12	R: 0 E: 0 K: 1 S: 10 H: 2 LOB: 1 BB: 0 P: 11	1B: 4 2B: 2 3B: 0 HR: 0 SF: 1 SAC: 0 DP: 2 HBP: 0						

PITCHER		IP	WLS	BF	H	R	ER	SO	BB	IBB	HBP	BLK	WP	HR	S	P	ERA	WHIP
27 Roberto Hernandez, R ERA: 4.14	(1, 1)	7.0	W	25	4	2	2	1	0	0	0	0	0	0	49	75	2.57	0.571
53 Ken Giles, R ERA: 0.98	(8, 1)	1.0	H	3	0	0	0	1	1	0	0	0	0	0	5	12	0.00	1.000
58 Jonathan Papelbon, R ERA: 1.83	(9, 1)	1.0	S	4	2	0	0	1	0	0	0	0	0	0	10	11	0.00	2.000

PITCHER	IP	WLS	BF	H	R	ER	SO	BB	IBB	HBP	BLK	WP	HR	S	P	ERA	WHIP

TOP

Arizona Diamondbacks @ Philadelphia Phillies

Citizens Bank Park, Philadelphia, PA

Sun Jul 27 2014, 1:38 PM - 4:08 PM EDT

Att. 31,514 - Partly Cloudy - 90 F

livebaseballscorecards.com

AB	30
R	2
H	6
RBI	2
BB	1
SO	3
LOB	10

1B: 4	SF: 1
2B: 2	SAC: 0
3B: 0	DP: 2
HR: 0	HBP: 0

WP: 0	PA: 32
PB: 0	
SB: 0	
CS: 0	

Batter	1	2	3	4	5	6	7	8	9	AB	R	H	RBI	BB	SO	LOB
2 Ben Revere, L (1, 8) OBP: 0.315, SLG: 0.352	B FF 89 C FF 89 F FF 89 B FF 92 X FF 90 2-2 ① F7		C SL 84 X CU 78 0-1 ② G3		C SL 85 B FF 89 X FF 90 1-1 ③ G6-3		S SL 82 F SL 85 B FF 91 X FF 91 1-2 E2 1-H 2B			4	0	1	0	0	0	0
11 Jimmy Rollins, S (1, 6) OBP: 0.321, SLG: 0.396	C SI 89 B CH 84 F SL 79 X FF 91 1-2 ② P4		B CH 83 B CH 84 C SI 90 C FF 91 F CU 77 B SL 84 X CU 78 3-2 1B			B SI 88 C CU 77 B FF 90 X SI 88 2-1 ① G5-3	B CH 86 B FF 92 B FF 93 C FF 94 X FF 94 3-1 ③ G3			4	0	1	0	0	0	1
26 Chase Utley, L (1, 4) OBP: 0.354, SLG: 0.433	B FF 91 B SL 86 C FF 91 B FF 91 B FF 91 4-1 6 HR BB		C SL 82 B FF 91 X FF 90 1-1 ③ F8			C FF 91 C FF 91 F SL 85 X FF 90 0-2 ② G3		F FF 94 F SI 94 B FF 95 B FF 95 S CH 88 2-3 ① K		3	1	0	0	1	1	1
6 Ryan Howard, L (1, 3) OBP: 0.309, SLG: 0.385	X FF 90 0-0 ① 1-H HR			X SL 82 0-0 ① G3-1		C FF 92 F FF 90 B FF 90 B SL 84 B SL 84 B SL 83 4-2 3 E BB		B FF 95 C FF 95 S FF 95 B SI 94 C FF 96 2-3 ② K		3	2	1	2	1	1	0
3 Marlon Byrd, R (1, 9) OBP: 0.316, SLG: 0.478	C FF 90 F CH 85 B CU 78 B SL 84 X CU 78 2-2 ③ F7			C FF 90 B FF 91 X SI 89 1-1 ② G6-3		S SL 84 T FF 88 B FF 90 D CU 76 B CU 77 F FF 90 X FF 90 3-2 E4 1-H		S SL 83 S SL 85 B SL 85 B SI 92 T FF 96 2-2 ③ K		4	0	0	0	0	1	0
18 Darin Ruf, R (1, 7) OBP: 0.269, SLG: 0.333 53 Ken Giles, R (8, 1) 58 Jonathan Papelbon, R (9, 1)		B FF 89 C SL 84 B SI 89 X CH 83 2-1 ① F8		B CU 78 B CH 84 B SL 83 B SI 88 4-0 BB			F SL 82 B FF 89 X FF 88 1-1 ③ G5-3			2 0 0	0 0 0	0 0 0	0 0 0	1 0 0	0 0 0	1 0 0
25 Cody Asche, L (1, 5) OBP: 0.302, SLG: 0.395		B SL 84 C SL 85 C FF 90 X FF 90 1-2 ② L8		X SL 85 0-0 ③ F7			C FF 89 C FF 89 C FF 89 0-3 ① K			3	0	0	0	0	1	1
21 Wil Nieves, R (1, 2) OBP: 0.302, SLG: 0.452		F SI 89 F SL 84 B SL 79 X CU 77 1-2 ③ G5-3			S CH 82 T FF 89 F FF 90 F SL 82 F CU 75 B FF 89 B FF 90 F CU 77 S CH 83 2-3 ① K		C CH 83 F FF 90 F FF 90 X FF 89 0-2 2 2B 2 E 1B			3	1	1	0	0	1	0
27 Roberto Hernandez, R (1, 1) OBP: 0.059, SLG: 0.059 9 Domonic Brown, L (7, PH) OBP: 0.280, SLG: 0.339 (8, 7)			C SI 89 S FF 90 F FF 90 S CU 76 0-3 ① K		F FF 90 S CU 72 B CU 73 S CU 75 1-3 ② K		F FF 90 B SL 82 1 SAFE B SL 83 S SL 82 F FF 89 B CU 78 1 SAFE F SL 83 3-3 ② K			2 1	0 0	0 0	0 0	0 0	2 1	0 1
Inning Stats	R: 2 E: 0 K: 0 S: 11 H: 1 LOB: 0 BB: 1 P: 20	R: 0 E: 0 K: 0 S: 8 H: 0 LOB: 0 BB: 0 P: 12	R: 0 E: 0 K: 1 S: 12 H: 1 LOB: 1 BB: 0 P: 16	R: 0 E: 0 K: 0 S: 4 H: 0 LOB: 1 BB: 1 P: 9	R: 0 E: 0 K: 2 S: 12 H: 0 LOB: 0 BB: 0 P: 16	R: 1 E: 1 K: 0 S: 14 H: 0 LOB: 1 BB: 1 P: 24	R: 1 E: 1 K: 2 S: 18 H: 2 LOB: 1 BB: 0 P: 25	R: 0 E: 0 K: 3 S: 9 H: 0 LOB: 0 BB: 0 P: 15		1B: 2 2B: 1 3B: 0 HR: 1 SF: 0 SAC: 0 DP: 0 HBP: 0						

PITCHER	IP	WLS	BF	H	R	ER	SO	BB	IBB	HBP	BLK	WP	HR	S	P	ERA	WHIP
54 Vidal Nuño, L (1, 1) ERA: 4.97	6.2	L	28	4	4	2	5	3	0	0	0	0	1	77	117	2.70	1.050
37 Matt Stites, R (7, 1) ERA: 6.0	0.1		1	0	0	0	0	0	0	0	0	0	0	2	5	0.00	0.000
48 Randall Delgado, R (8, 1) ERA: 4.91	1.0		3	0	0	0	3	0	0	0	0	0	0	9	15	0.00	0.000

PITCHER	IP	WLS	BF	H	R	ER	SO	BB	IBB	HBP	BLK	WP	HR	S	P	ERA	WHIP

BOTTOM

Arizona Diamondbacks @ Philadelphia Phillies

Citizens Bank Park, Philadelphia, PA

Sun Jul 27 2014, 1:38 PM - 4:08 PM EDT

Att. 31,514 - Partly Cloudy - 90 F

livebaseballscorecards.com

AB	29
R	4
H	4
RBI	2
BB	3
SO	8
LOB	5

PA: 32

WP: 0
PB: 0
SB: 0
CS: 0

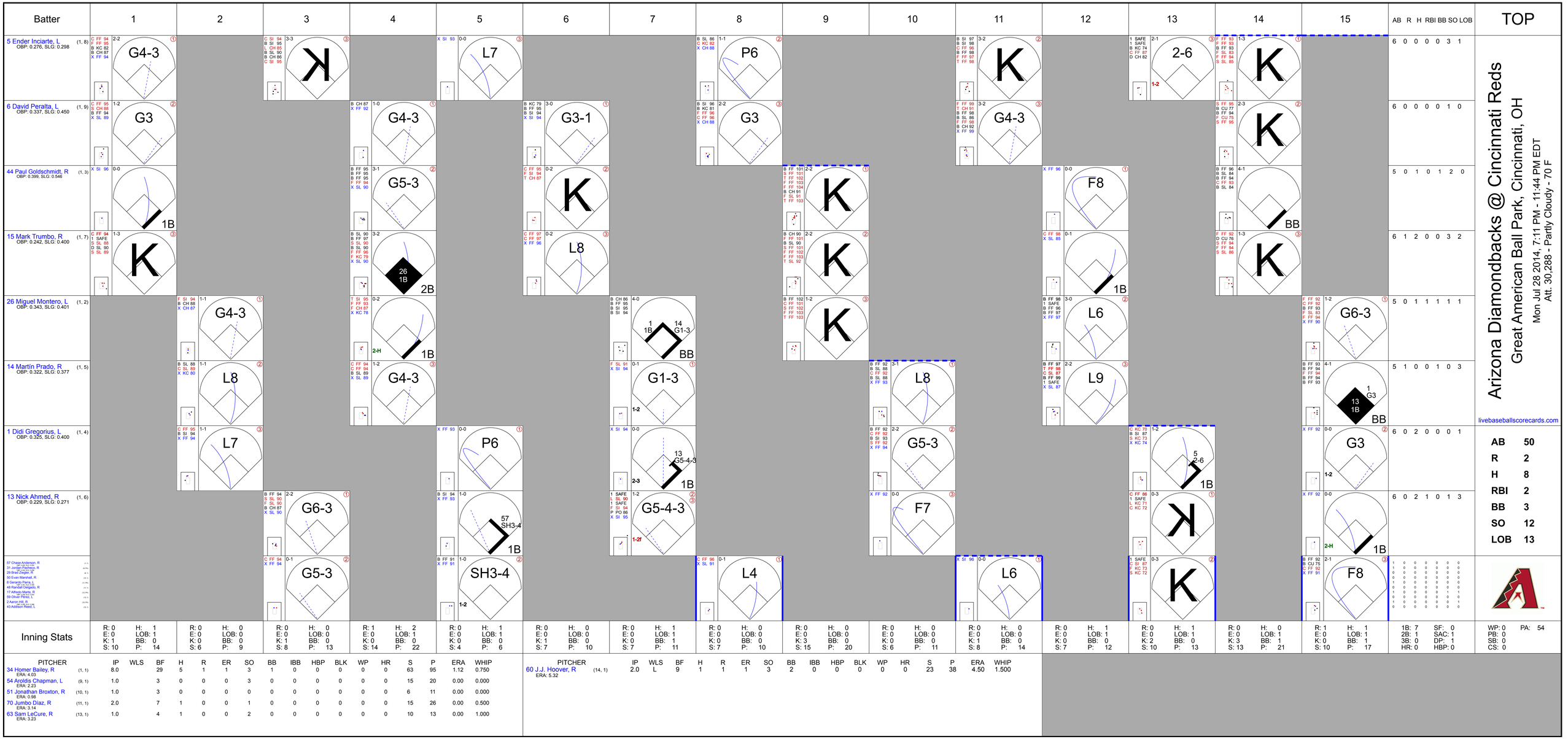
Batter
1
2
3
4
5
6
7
8
9
10
11
12
13
14
15
AB R H RBI BB SO LOB
TOP
5 Ender Inciarte, L (1, 8) OBP: 0.276, SLG: 0.298
6 David Peralta, L (1, 9) OBP: 0.337, SLG: 0.450
44 Paul Goldschmidt, R (1, 3) OBP: 0.399, SLG: 0.546
15 Mark Trumbo, R (1, 7) OBP: 0.242, SLG: 0.400
26 Miguel Montero, L (1, 2) OBP: 0.343, SLG: 0.401
14 Martin Prado, R (1, 5) OBP: 0.322, SLG: 0.377
1 Didi Gregorius, L (1, 4) OBP: 0.325, SLG: 0.400
13 Nick Ahmed, R (1, 6) OBP: 0.229, SLG: 0.271
57 Chase Anderson, R
31 Jordan Pacheco, R
29 Brad Ziegler, R
50 Evan Marshall, R
8 Gerardo Parra, L
49 Randall Delgado, R
17 Alfredo Marte, R
59 Oliver Perez, L
2 Aaron Hill, R
43 Addison Reed, L
Arizona Diamondbacks @ Cincinnati Reds
Great American Ball Park, Cincinnati, OH
Mon Jul 28 2014, 7:11 PM - 11:44 PM EDT
Att. 30,288 - Partly Cloudy - 70 F
livebaseballscorecards.com
AB 50
R 2
H 8
RBI 2
BB 3
SO 12
LOB 13
Inning Stats
PITCHER IP WLS BF H R ER SO BB IBB HBP BLK WP HR S P ERA WHIP
34 Homer Bailey, R (1, 1) ERA: 4.03 8.0 29 5 1 1 3 1 0 0 0 0 0 63 95 1.12 0.750
54 Aroldis Chapman, L (0, 1) ERA: 2.23 1.0 3 0 0 0 3 0 0 0 0 0 0 15 20 0.00 0.000
51 Jonathan Broxton, R (10, 1) ERA: 0.98 1.0 3 0 0 0 0 0 0 0 0 0 0 6 11 0.00 0.000
70 Jumbo Diaz, R (11, 1) ERA: 3.14 2.0 7 1 0 0 1 0 0 0 0 0 0 15 26 0.00 0.500
63 Sam LeCure, R (13, 1) ERA: 3.23 1.0 4 1 0 0 2 0 0 0 0 0 0 10 13 0.00 1.000
PITCHER IP WLS BF H R ER SO BB IBB HBP BLK WP HR S P ERA WHIP
60 J.J. Hoover, R (14, 1) ERA: 5.32 2.0 L 9 1 1 1 3 2 0 0 0 0 0 23 38 4.50 1.500
1B: 7 SF: 0 WP: 0 PA: 54
2B: 1 SAC: 1 PB: 0
3B: 0 DP: 1 SB: 0
HR: 0 HBP: 0 CS: 0

Arizona Diamondbacks @ Cincinnati Reds

Great American Ball Park, Cincinnati, OH

Mon Jul 28 2014, 7:11 PM - 11:44 PM EDT

Att. 30,288 - Partly Cloudy - 70 F

livebaseballscorecards.com

BOTTOM

Batter	1	2	3	4	5	6	7	8	9	10	11	12	13	14	15	AB	R	H	RBI	BB	SO	LOB
6 Billy Hamilton, S (1, 8) OBP: 0.301, SLG: 0.405	F8		G6-3			K		G5-3			SH1-4				K	6	0	0	0	0	3	3
32 Jay Bruce, L (1, 9) OBP: 0.300, SLG: 0.379	K		BB			K		K			IBB		G3			4	0	0	0	2	3	1
21 Todd Frazier, R (1, 5) OBP: 0.338, SLG: 0.474	G6-3		K			K		K			K			G4-3		6	0	0	0	0	4	3
39 Devin Mesoraco, R (1, 2) OBP: 0.366, SLG: 0.585		HR		BB			K	P6			P5			1B		5	1	2	1	1	1	2
28 Chris Heisey, R (1, 7) OBP: 0.276, SLG: 0.366		P6	K				F7		K			P4		FC5-4		6	0	0	0	0	2	2
29 Brayan Peña, S (1, 3) OBP: 0.287, SLG: 0.391		2B	L9-3				G4-3		1B			L9		F7		6	0	2	0	0	0	2
17 Kristopher Negrón, R (1, 4) OBP: 0.263, SLG: 0.556		1B			B1-3			2 SH3-4 1B	K			F9			K2-3	6	0	2	0	0	2	1
2 Zack Cozart, R (1, 6) OBP: 0.272, SLG: 0.289		F9			L7			SH3-4	K				7 SH3-4 HBP		F8	2	0	0	0	0	0	1
23 Donald Lutz, L (10, PH) OBP: 0.286, SLG: 0.286																1	0	0	0	0	1	1
70 Jumbo Díaz, R (11, 1)																0	0	0	0	0	0	0
63 Sam LeCure, R (13, 1)																0	0	0	0	0	0	0
48 Ryan Ludwick, R (13, PH) OBP: 0.335, SLG: 0.392																0	0	0	0	0	0	0
60 J.J. Hoover, R (14, 1)																0	0	0	0	0	0	0
9 Jack Hannahan, L (15, PH)																1	0	0	0	0	0	0
34 Homer Bailey, R (1, 1) OBP: 0.154, SLG: 0.132			K		G3			K			BB		SH3-4		BB	2	0	0	0	0	1	0
25 Skip Schumaker, L (8, PH) OBP: 0.286, SLG: 0.314																1	0	0	0	0	1	1
54 Aroldis Chapman, L (9, 1)																0	0	0	0	0	0	0
51 Jonathan Broxton, R (10, 1)																0	0	0	0	0	0	0
7 Ramon Santiago, S (11, 6) OBP: 0.357, SLG: 0.313																0	0	0	0	2	0	0

Inning Stats																1B: 4	SF: 0	WP: 0	PA: 55
	R: 0 E: 0 K: 1 S: 7	H: 0 LOB: 0 BB: 0 P: 10	R: 1 E: 0 K: 0 S: 12	H: 3 LOB: 1 BB: 0 P: 17	R: 0 E: 4 K: 2 S: 9	H: 0 LOB: 1 BB: 1 P: 17	R: 0 E: 2 K: 1 S: 7	H: 0 LOB: 0 BB: 1 P: 13	R: 0 E: 0 K: 0 S: 7	H: 0 LOB: 0 BB: 0 P: 8	R: 0 E: 0 K: 3 S: 9	H: 0 LOB: 0 BB: 0 P: 12	R: 0 E: 0 K: 1 S: 9	H: 0 LOB: 0 BB: 0 P: 12	R: 0 E: 0 K: 1 S: 6	H: 1 LOB: 1 BB: 0 P: 10	R: 0 E: 0 K: 2 S: 11	H: 0 LOB: 0 BB: 0 P: 17	R: 0 E: 0 K: 3 S: 10	H: 1 LOB: 1 BB: 0 P: 15	R: 0 E: 0 K: 1 S: 8	H: 0 LOB: 2 BB: 2 P: 19	R: 0 E: 0 K: 0 S: 6	H: 0 LOB: 0 BB: 0 P: 11	R: 0 E: 0 K: 1 S: 9	H: 0 LOB: 1 BB: 0 P: 14	R: 0 E: 0 K: 0 S: 13	H: 1 LOB: 1 BB: 0 P: 16	R: 0 E: 0 K: 2 S: 15	H: 0 LOB: 1 BB: 1 P: 26	2B: 2 3B: 0 HR: 1	SAC: 3 DP: 1 HBP: 1	PB: 0 SB: 0 CS: 0	

	AB	46
	R	1
	H	6
	RBI	1
	BB	5
	SO	18
	LOB	17

PITCHER	IP	WLS	BF	H	R	ER	SO	BB	IBB	HBP	BLK	WP	HR	S	P	ERA	WHIP
57 Chase Anderson, R (1, 1) ERA: 3.34	7.0		24	3	1	1	8	2	0	0	0	0	1	60	89	1.29	0.714
29 Brad Ziegler, R (8, 1) ERA: 2.68	2.0		7	1	0	0	3	0	0	0	0	0	0	17	27	0.00	0.500
50 Evan Marshall, R (10, 1) ERA: 3.54	1.0		4	1	0	0	3	0	0	0	0	0	0	10	15	0.00	1.000
48 Randall Delgado, R (11, 1) ERA: 4.71	2.0		8	0	0	0	1	1	1	0	0	0	0	14	30	0.00	0.500
59 Oliver Pérez, L (13, 1) ERA: 1.94	2.0	W	8	1	0	0	1	0	0	1	0	0	0	22	30	0.00	0.500

PITCHER	IP	WLS	BF	H	R	ER	SO	BB	IBB	HBP	BLK	WP	HR	S	P	ERA	WHIP
43 Addison Reed, R (15, 1) ERA: 3.8	1.0	S	4	0	0	0	2	1	0	0	0	0	0	15	26	0.00	1.000

Batter	1	2	3	4	5	6	7	8	9	AB	R	H	RBI	BB	SO	LOB
5 Ender Inciarte, L (1, 8) OBP: 0.275, SLG: 0.297	B SI 88 X SI 89 1-0 G3		T SI 93 F FC 91 F SL 82 B FF 92 F SL 82 X FC 91 1-2 G4-3			C KC 79 S FC 88 X FF 91 0-2 G1-3		X KC 78 0-0 26 HBP 1B		4	0	1	0	0	0	1
2 Aaron Hill, R (1, 4) OBP: 0.290, SLG: 0.385	B SI 89 C SI 90 C KC 80 F SL 80 C FC 90 1-3 K			X SI 90 0-0 E5 26 E 26 1B		B SI 92 B KC 80 F SI 90 H SI 91 3-1 44 FC5-4 HBP		D SI 92 B FF 91 F FF 90 C FC 90 F FC 89 S KC 81 2-3 K		3	0	0	0	0	2	1
44 Paul Goldschmidt, R (1, 3) OBP: 0.396, SLG: 0.540	C SI 91 S SI 90 B SI 92 S SL 81 1-3 K			X SI 90 0-0 P4		X SI 91 0-0 FC5-4 1-2f		B SI 91 C FC 89 B FC 88 B FC 89 S FC 89 C FC 90 3-3 K		4	0	0	0	0	2	3
26 Miguel Montero, L (1, 2) OBP: 0.344, SLG: 0.401		B SI 88 F CH 82 X FC 90 1-1 G4-3		B SI 90 B SI 91 C SI 91 1 SAFE F SI 91 X FC 90 2-2 E1 1-3 1B		B SI 92 1 SAFE X SI 91 1-0 F7		1 SAFE S SI 91 H FC 90 1-1 1-2 HBP		3	0	1	0	0	0	1
15 Mark Trumbo, R (1, 7) OBP: 0.235, SLG: 0.388		C SI 91 C SI 91 B FC 90 F SI 92 S SL 81 1-3 K		F SI 92 S SI 92 S SL 82 0-3 K			B SI 89 S KC 79 F SI 91 B SI 92 B SL 82 F SL 82 C FC 89 3-3 K	X FF 94 0-0 F8		4	0	0	0	0	3	4
14 Martín Prado, R (1, 5) OBP: 0.319, SLG: 0.373		C SI 91 X SI 91 0-1 G6-3		C SI 92 F SI 91 F SL 82 X FC 90 0-2 P4			C SI 91 F SI 90 X FC 91 0-2 G3-1		B FF 100 B FF 100 C FF 98 F FF 98 F FF 102 X FF 101 2-2 G1-3	4	0	0	0	0	0	2
8 Gerardo Parra, L (1, 9) OBP: 0.301, SLG: 0.360			B SI 89 F SI 90 B KC 80 S KC 80 X FC 90 2-2 G3		B KC 78 X CH 84 1-0 G4-3		B SI 92 L SI 90 X FC 89 1-1 1 1B 2B		C FF 101 B FF 102 B SL 88 C FF 101 X FF 102 2-2 G4-3	4	0	1	0	0	0	0
1 Didi Gregorius, L (1, 6) OBP: 0.331, SLG: 0.421			B SI 91 C SI 91 X CH 84 1-1 3B		C SI 90 B KC 79 S FC 90 B FC 90 X KC 81 2-2 G4-3		B KC 81 B FC 90 B SI 92 2 SAFE C SI 91 X SI 92 3-1 2-3 1B		B FF 101 C FF 100 B FF 101 C SL 89 S FF 103 2-3 K	4	0	2	0	0	1	0
35 Trevor Cahill, R (1, 1) OBP: 0.100, SLG: 0.200 6 David Peralta, L (7, PH) OBP: 0.335, SLG: 0.448 58 Bo Schultz, R (7, 1)			F SI 92 B SI 93 X SI 92 1-1 P5		C SI 90 F FC 90 B SL 82 C SI 92 1-3 K		C SI 91 B FC 90 X FF 92 1-1 L8			2 1 0	0 0 0	0 0 0	0 0 0	0 0 0	1 0 0	1 2 0
Inning Stats	R: 0 E: 0 K: 2 S: 8 H: 0 LOB: 0 BB: 0 P: 11	R: 0 E: 0 K: 1 S: 8 H: 0 LOB: 0 BB: 0 P: 10	R: 0 E: 0 K: 0 S: 12 H: 1 LOB: 1 BB: 0 P: 17	R: 0 E: 2 K: 1 S: 12 H: 1 LOB: 2 BB: 0 P: 14	R: 0 E: 0 K: 1 S: 7 H: 0 LOB: 0 BB: 0 P: 11	R: 0 E: 0 K: 0 S: 6 H: 0 LOB: 1 BB: 0 P: 10	R: 0 E: 0 K: 1 S: 13 H: 2 LOB: 2 BB: 0 P: 21	R: 0 E: 0 K: 2 S: 10 H: 1 LOB: 2 BB: 0 P: 16	R: 0 E: 0 K: 1 S: 10 H: 0 LOB: 0 BB: 0 P: 16	1B: 3 2B: 1 3B: 1 HR: 0	SF: 0 SAC: 0 DP: 0 HBP: 2			WP: 0 PB: 0 SB: 0 CS: 0	PA: 35	

PITCHER		IP	WLS	BF	H	R	ER	SO	BB	IBB	HBP	BLK	WP	HR	S	P	ERA	WHIP
44 Mike Leake, R ERA: 3.53	(1, 1)	7.2	W	31	5	0	0	8	0	0	2	0	0	0	75	109	0.00	0.652
51 Jonathan Broxton, R ERA: 0.97	(8, 1)	0.1	H	1	0	0	0	0	0	0	0	0	0	0	1	1	0.00	0.000
54 Aroldis Chapman, L ERA: 2.16	(9, 1)	1.0	S	3	0	0	0	1	0	0	0	0	0	0	10	16	0.00	0.000

PITCHER	IP	WLS	BF	H	R	ER	SO	BB	IBB	HBP	BLK	WP	HR	S	P	ERA	WHIP

TOP

Arizona Diamondbacks @ Cincinnati Reds

Great American Ball Park, Cincinnati, OH

Tue Jul 29 2014, 7:11 PM - 9:44 PM EDT

Att. 33,153 - Partly Cloudy - 72 F

livebaseballscorecards.com

AB	33
R	0
H	5
RBI	0
BB	0
SO	9
LOB	15

BOTTOM

Arizona Diamondbacks @ Cincinnati Reds

Great American Ball Park, Cincinnati, OH

Tue Jul 29 2014, 7:11 PM - 9:44 PM EDT

Att. 33,153 - Partly Cloudy - 72 F

livebaseballscorecards.com

Batter	1	2	3	4	5	6	7	8	9	AB	R	H	RBI	BB	SO	LOB
6 Billy Hamilton, S (1, 8) OBP: 0.301, SLG: 0.406	F SI 90 B SI 91 B SI 88 B SI 88 C SI 90 X SI 91 3-2 21 1B 2B	B CH 82 F SI 90 F FF 92 B CH 83 S CH 83 2-3 ③ K			B SI 88 C SI 89 F SI 91 B SI 92 B CH 83 X SI 91 3-2 ③ G3			X FF 94 0-0 ① B1		4	1	1	0	0	1	2
7 Ramon Santiago, S (1, 4) OBP: 0.345, SLG: 0.301	B SI 92 C SI 89 X SI 91 1-1 ① L8		X SI 87 0-0 ① G4-3			C SI 90 F SI 91 B SI 91 B SI 91 X CH 83 2-2 ① G3		C FF 94 F FF 95 B FF 95 F FF 95 B FF 95 B FF 95 X FF 94 3-2 ② F7		4	0	0	0	0	0	1
21 Todd Frazier, R (1, 5) OBP: 0.339, SLG: 0.474	B SI 90 S SI 90 X SI 91 1-1 39 G5-4-3 2-H 1B		X SI 90 0-0 ② G4-3			B KC 77 B KC 78 C SI 88 X SI 90 2-1 39 G6-3 39 S 29 1B		C SL 83 S SL 85 B FF 94 C FF 95 1-3 ③ K		4	1	2	1	0	1	0
39 Devin Mesoraco, R (1, 2) OBP: 0.362, SLG: 0.578	D SI 91 1 SAFE S SI 90 S CH 82 1 SAFE X CH 83 1-2 ②③ G5-4-3 1-2f		C SI 89 B SI 89 B SI 91 C CH 82 X SI 91 2-2 ③ G5-3			B SI 89 C SI 89 F SI 90 F CH 81 X SI 90 1-2 ② G6-3 1-3				3	0	0	0	0	0	2
29 Brayan Peña, S (1, 3) OBP: 0.288, SLG: 0.390		C SI 89 B FF 92 B SI 90 X CH 84 2-1 ① G3		B SI 87 X CH 81 1-0 ① L4		B SI 92 C SI 91 X SI 92 1-1 3-H 1B				3	0	1	1	0	0	0
23 Donald Lutz, L (1, 7) OBP: 0.265, SLG: 0.290		S SI 86 B SI 90 B SI 90 X CH 84 2-1 2 1B 2 WP 44 1B 1B		B SI 88 F SI 90 B CH 81 C CH 82 C SI 89 2-3 ② K		B SI 90 X SI 90 1-0 ③ G4-3				3	1	1	0	0	1	1
25 Skip Schumaker, L (1, 9) OBP: 0.282, SLG: 0.309		C SI 90 1 SAFE 1 SAFE S SI 91 B SI 90 1 SAFE F SI 90 S KC 80 1-3 ② K		B SI 87 B SI 87 F SI 88 B SI 90 X SI 88 3-1 ③ F8			B FF 97 B FF 96 C FF 95 C FF 96 F FF 98 F FF 97 X SL 86 2-2 ① G1-3			3	0	0	0	0	1	1
2 Zack Cozart, R (1, 6) OBP: 0.273, SLG: 0.289		B SI 92 F SI 90 B KC 79 C KC 78 B KC 77 X SI 90 3-2 44 1B 1-3 1B			B SI 91 X SI 88 1-0 ① F9		C FF 96 B SL 87 F SL 84 X FF 97 1-2 ② G4-3			3	0	1	0	0	0	0
44 Mike Leake, R (1, 1) OBP: 0.130, SLG: 0.217 51 Jonathan Broxton, R (8, 1) 54 Aroldis Chapman, L (9, 1)		S KC 78 1 SAFE D SI 90 F SI 89 F KC 78 X KC 79 1-2 1-2 3-H 1B			C SI 91 B SI 90 S CH 82 B CH 80 X SI 92 2-2 ② G6-3		B FF 96 S FF 95 F FF 94 S FF 97 1-3 ③ K			3 0 0	0 0 0	1 0 0	1 0 0	0 0 0	1 0 0	0 0 0
Inning Stats	R: 1 E: 0 K: 0 S: 10 H: 2 LOB: 0 BB: 0 P: 16	R: 1 E: 0 K: 2 S: 18 H: 3 LOB: 2 BB: 0 P: 29	R: 0 E: 0 K: 0 S: 5 H: 0 LOB: 0 BB: 0 P: 7	R: 0 E: 0 K: 1 S: 6 H: 0 LOB: 0 BB: 0 P: 12	R: 0 E: 0 K: 0 S: 7 H: 0 LOB: 0 BB: 0 P: 13	R: 1 E: 0 K: 0 S: 12 H: 2 LOB: 1 BB: 0 P: 19	R: 0 E: 0 K: 1 S: 11 H: 0 LOB: 0 BB: 0 P: 15	R: 0 E: 0 K: 1 S: 8 H: 0 LOB: 0 BB: 0 P: 12		1B: 6 2B: 1 3B: 0 HR: 0 SF: 0 SAC: 0 DP: 1 HBP: 0						

	AB	30
	R	3
	H	7
	RBI	3
	BB	0
	SO	5
	LOB	7

WP: 1 PA: 30
PB: 0
SB: 1
CS: 0

PITCHER		IP	WLS	BF	H	R	ER	SO	BB	IBB	HBP	BLK	WP	HR	S	P	ERA	WHIP
35 Trevor Cahill, R ERA: 5.59	(1, 1)	6.0	L	24	7	3	3	3	0	0	0	0	1	0	58	96	4.50	1.167
58 Bo Schultz, R ERA:	(7, 1)	2.0		6	0	0	0	2	0	0	0	0	0	0	19	27	0.00	0.000

PITCHER	IP	WLS	BF	H	R	ER	SO	BB	IBB	HBP	BLK	WP	HR	S	P	ERA	WHIP

Arizona Diamondbacks @ Cincinnati Reds

Great American Ball Park, Cincinnati, OH

Wed Jul 30 2014, 12:36 PM - 3:37 PM EDT

Att. 26,332 - Partly Cloudy - 75 F

TOP

Batter	1	2	3	4	5	6	7	8	9	AB	R	H	RBI	BB	SO	LOB
6 David Peralta, L (1, 8) OBP: 0.342, SLG: 0.460 (9, 7)	G4-3 (3-1)		F8 (0-1)			1B, 2 CS (0-0)		3B, 15 SF7 (0-0)	BB (4-0) 1-2	4	1	2	0	1	0	0
2 Aaron Hill, R (1, 4) OBP: 0.289, SLG: 0.383	L8 (3-1)		G6-3 (3-2)			1B, 44 HR (3-1) 1-2		P2 (0-0)	K (0-3)	5	1	1	0	0	1	3
44 Paul Goldschmidt, R (1, 3) OBP: 0.396, SLG: 0.545	L9 (1-1)			G5-3 (0-2)		HR (0-1) 1-H		IBB (4-0)	G4-3 (3-2)	4	1	1	2	1	0	2
15 Mark Trumbo, R (1, 7) OBP: 0.229, SLG: 0.379		P3 (0-1)		L8 (3-2)		F8 (0-2)		SF7 (1-1) 3-H		3	0	0	1	0	0	0
56 Eury De La Rosa, L (9, 1)										0	0	0	0	0	0	0
43 Addison Reed, L (9, 1)										0	0	0	0	0	0	0
Martín Prado, R (1, 5) OBP: 0.317, SLG: 0.370		G6-3 (0-1)		G4-3 (1-2)		F9 (0-0)		K (1-3)		4	0	0	0	0	1	1
Gerardo Parra, L (1, 9) OBP: 0.305, SLG: 0.362		1B, 9 BB (0-1)			L8 (1-2)		1B, 1 FC4-6 (2-2)		BB, 1 HR (4-2)	3	1	2	0	1	0	0
9 Tuffy Gosewisch, R (1, 2) OBP: 0.254, SLG: 0.308		BB (4-2) 1-2			G6-3 (3-2)		L9 (1-0)		L9 (0-0)	3	0	0	0	1	0	2
1 Didi Gregorius, L (1, 6) OBP: 0.336, SLG: 0.449		K2-3 (0-3)			1B (3-2)		FC4-6, 36 S (0-1) 1-2f		HR (2-0) 1-H	4	1	2	2	0	1	3
36 Wade Miley, L (1, 1) OBP: 0.174, SLG: 0.136			G1-3 (0-1)		G6-3 (0-2)		K (1-3) 1-2		BB, 6 BB (4-2)	3	0	0	0	0	1	2
50 Evan Marshall, R (7, 1)										0	0	0	0	0	0	0
29 Brad Ziegler, R (8, 1)										0	0	0	0	0	0	0
5 Ender Inciarte, L (9, PH) OBP: 0.279, SLG: 0.297 (9, 8)										0	0	0	0	1	0	0

	1	2	3	4	5	6	7	8	9
Inning Stats	R: 0 H: 0 E: 0 LOB: 0 K: 0 BB: 0 S: 6 P: 13	R: 0 H: 1 E: 0 LOB: 2 K: 1 BB: 1 S: 11 P: 15	R: 0 H: 0 E: 0 LOB: 0 K: 0 BB: 0 S: 7 P: 10	R: 0 H: 0 E: 0 LOB: 0 K: 0 BB: 0 S: 9 P: 13	R: 0 H: 1 E: 0 LOB: 1 K: 0 BB: 0 S: 19 P: 26	R: 2 H: 3 E: 0 LOB: 0 K: 0 BB: 0 S: 10 P: 13	R: 0 H: 1 E: 0 LOB: 1 K: 1 BB: 0 S: 11 P: 15	R: 1 H: 1 E: 0 LOB: 1 K: 1 BB: 1 S: 7 P: 13	R: 2 H: 1 E: 0 LOB: 2 K: 1 BB: 3 S: 13 P: 30

1B: 5 SF: 1
2B: 0 SAC: 0
3B: 1 DP: 0
HR: 2 HBP: 0

WP: 0 PA: 39
PB: 0
SB: 1
CS: 1

AB	33
R	5
H	8
RBI	5
BB	5
SO	4
LOB	13

livebaseballscorecards.com

PITCHER		IP	WLS	BF	H	R	ER	SO	BB	IBB	HBP	BLK	WP	HR	S	P	ERA	WHIP
31 Alfredo Simon, R ERA: 2.84	(1, 1)	7.0	L	27	6	2	2	2	1	0	0	0	0	1	73	105	2.57	1.000
60 J.J. Hoover, R ERA: 5.4	(8, 1)	1.0		5	1	1	1	1	0	1	0	0	0	0	7	13	9.00	1.000
53 Carlos Contreras, R ERA: 3.38	(9, 1)	0.1		5	1	2	2	0	3	0	0	0	0	1	7	21	54.00	12.000
46 Curtis Partch, R ERA:	(9, 1)	0.2		2	0	0	0	1	0	0	0	0	0	0	6	9	0.00	0.000

PITCHER	IP	WLS	BF	H	R	ER	SO	BB	IBB	HBP	BLK	WP	HR	S	P	ERA	WHIP

BOTTOM

Arizona Diamondbacks @ Cincinnati Reds

Great American Ball Park, Cincinnati, OH

Wed Jul 30 2014, 12:36 PM - 3:37 PM EDT

Att. 26,332 - Partly Cloudy - 75 F

livebaseballscorecards.com

Batter	1	2	3	4	5	6	7	8	9	AB	R	H	RBI	BB	SO	LOB
28 Chris Heisey, R (1, 8) OBP: 0.276, SLG: 0.364	B SI 87 F SI 88 F CH 81 X FF 90 1-2 ① G5-3		X SI 88 0-0 ① 1B		F FF 91 B FF 89 B CH 80 S CH 83 F FF 92 S CH 83 2-3 ① K		1 SAFE F FF 92 X CH 82 0-1 ① SH1-3 1-2		F SI 86 X SL 82 0-1 ① F8	4	0	1	0	0	1	1
7 Ramon Santiago, S (1, 4) (9, 6) OBP: 0.347, SLG: 0.299	B SI 89 X SI 90 1-0 ② G6-3		C SI 89 X CH 81 0-1 39 CS 21 BB 1B		C FF 92 B FF 92 X FF 93 1-1 ② G6-3		C SI 92 B SI 92 B SI 91 X CH 82 2-1 ② FC1-5-6-4-1-6-4 2-3		B SI 88 C SL 81 D CH 76 B SI 85 B SI 85 4-1 39 HR BB 1-2	4	1	1	0	1	0	1
21 Todd Frazier, R (1, 5) OBP: 0.340, SLG: 0.472	F SI 90 F FF 90 B FF 90 X FF 90 1-2 39 BB 1B		B SL 84 C SI 89 C FF 89 D SL 85 B SL 86 B SL 80 4-2 1-2 BB		S FF 93 F CH 83 B SI 92 X CH 83 1-2 ③ L9		C SL 84 X SI 93 0-1 ③ G6-3		X FF 91 0-0 ② F7	4	0	1	0	1	0	3
39 Devin Mesoraco, R (1, 2) OBP: 0.367, SLG: 0.589	D SL 81 1 SAFE B SI 89 B SI 90 B SI 90 4-0 1-2 BB		F SI 93 B SI 91 B SI 91 X SI 91 2-1 ② ③ F9 2-3			C FF 90 B FF 91 B CH 82 B CH 83 X FF 92 3-1 ① G6-3		C SI 85 B SI 83 B CH 78 F SI 84 F CU 72 X CH 78 2-2 48 G1-6-3 1B	S FF 91 B FF 91 B SL 82 C SL 82 X FF 92 2-2 1-H 2-H HR	4	1	2	3	1	0	2
48 Ryan Ludwick, R (1, 7) OBP: 0.326, SLG: 0.394	X SI 91 0-0 ③ L3			X CH 81 0-0 2 FC6-4 2B		B FF 91 B FF 92 F SI 92 B FF 93 D SI 93 4-1 25 FC4-6 29 1B BB		X SI 86 0-0 ① ② G1-6-3 1-2f	B FF 91 S FF 92 S FF 92 S FF 91 1-3 ③ K	4	0	1	0	1	1	3
29 Brayan Peña, S (1, 3) OBP: 0.291, SLG: 0.390		B SI 88 B SI 89 C SI 91 X FF 90 2-1 ① G6-3		F FF 91 X FF 90 0-1 ① G6-3		B SI 91 B FF 92 C FF 92 C FF 92 X FF 93 2-2 25 FC4-6 1-2 1B		C SI 85 B CH 78 B CH 78 B CH 77 C SI 85 B CU 74 4-2 25 2B BB		3	1	1	0	1	0	1
25 Skip Schumaker, L (1, 9) (9, 4) OBP: 0.286, SLG: 0.315		X FF 90 0-0 ② L7		B SL 87 C SL 86 B SI 90 S SI 92 D SL 86 F SI 92 F SI 92 B SI 93 4-2 2 FC6-4 BB		S SL 88 B SL 87 F SI 92 B SI 92 B SL 88 X SL 87 3-2 ② FC4-6 1-2f 2-3		F SI 84 X SI 86 0-1 1-H 2B	3	0	1	1	1	0	2
2 Zack Cozart, R (1, 6) OBP: 0.273, SLG: 0.289 23 Donald Lutz, L (8, PH) OBP: 0.257, SLG: 0.281 (9, 9)		C SI 89 C FF 90 B SL 85 X FF 91 1-2 1B	B SI 90 F SI 92 X SL 80 1-1 ② FC6-4 1-2f 2-3			X SI 92 0-0 ③ F9		C SI 85 X SI 84 0-1 ③ G3-1		3 1	0 0	1 0	0 0	0 0	0 0	4 1
31 Alfredo Simon, R (1, 1) OBP: 0.146, SLG: 0.150 17 Kristopher Negrón, R (7, PH) OBP: 0.300, SLG: 0.579 60 J.J. Hoover, R (8, 1) 53 Carlos Contreras, R (9, 1) 46 Curtis Partch, R (9, 1) 6 Billy Hamilton, S (9, PH) OBP: 0.303, SLG: 0.407		1 SAFE F SI 89 X SI 90 0-1 ③ G4-3		X SI 92 0-0 ③ L4			S SI 91 B SI 92 C CH 81 X FF 93 1-2 7 28 SH1-3 FC1-5-6-4-1-6-4 1B		F SI 87 B SI 88 B SI 88 X SI 87 2-1 7 BB 39 HR 1B	2 1 0 0 0 1	0 0 0 0 0 1	0 1 0 0 0 1	0 0 0 0 0 1	0 0 0 0 0 0	0 0 0 0 0 0	3 0 0 0 0 0
Inning Stats	R: 0 E: 0 K: 0 S: 8 H: 1 LOB: 2 BB: 1 P: 15	R: 0 E: 0 K: 0 S: 8 H: 1 LOB: 1 BB: 0 P: 11	R: 0 E: 0 K: 0 S: 7 H: 2 LOB: 1 BB: 1 P: 13	R: 0 E: 0 K: 0 S: 10 H: 1 LOB: 2 BB: 1 P: 15	R: 0 E: 0 K: 1 S: 9 H: 0 LOB: 0 BB: 0 P: 13	R: 0 E: 0 K: 0 S: 10 H: 1 LOB: 2 BB: 1 P: 22	R: 0 E: 0 K: 0 S: 9 H: 1 LOB: 1 BB: 0 P: 12	R: 1 E: 0 K: 0 S: 11 H: 2 LOB: 1 BB: 1 P: 17	R: 3 E: 0 K: 1 S: 12 H: 2 LOB: 0 BB: 1 P: 21	1B: 8 2B: 2 3B: 0 HR: 1	SF: 0 SAC: 1 DP: 1 HBP: 0					WP: 0 PB: 0 SB: 0 CS: 1	PA: 41

	AB	34
	R	4
	H	11
	RBI	4
	BB	6
	SO	2
	LOB	21

PITCHER		IP	WLS	BF	H	R	ER	SO	BB	IBB	HBP	BLK	WP	HR	S	P	ERA	WHIP
36 Wade Miley, L ERA: 4.14	(1, 1)	6.2	W	29	7	0	0	1	4	0	0	0	0	0	59	99	0.00	1.650
50 Evan Marshall, R ERA: 3.49	(7, 1)	0.1	H	1	0	0	0	0	0	0	0	0	0	0	2	2	0.00	0.000
29 Brad Ziegler, R ERA: 2.8	(8, 1)	1.0	H	5	2	1	1	0	1	0	0	0	0	0	11	17	9.00	3.000
56 Eury De La Rosa, L ERA: 3.18	(9, 1)	0.1		3	1	2	2	0	1	0	0	0	0	0	5	11	54.00	6.000
43 Addison Reed, R ERA: 3.95	(9, 1)	0.2	S	3	1	1	1	1	0	0	0	0	0	1	7	10	13.50	1.500

PITCHER	IP	WLS	BF	H	R	ER	SO	BB	IBB	HBP	BLK	WP	HR	S	P	ERA	WHIP

Batter	1	2	3	4	5	6	7	8	9	AB	R	H	RBI	BB	SO	LOB
5 Josh Harrison, R (1, 7) OBP: 0.333, SLG: 0.473	B FC 85 S FC 85 B FC 86 B CH 79 S FC 86 S FC 88 3-3 K ①	S FC 86 B FC 87 F FC 87 B FC 89 C FC 88 2-3 K ③			C FC 87 B CH 80 F FC 87 S FC 88 1-3 K ②		S FF 95 S FF 95 F FF 95 T SI 94 0-2 K ②		B FF 92 F FF 91 X FF 92 1-1 2B	5	0	1	0	0	4	2
25 Gregory Polanco, L (1, 9) OBP: 0.317, SLG: 0.348	C FC 87 C FC 87 B CH 80 X CH 79 1-2 L8 ②		B CH 78 S CH 79 B FC 85 F CH 80 X FC 86 2-2 18 G6-3 18 S 1B		C CH 80 X CH 79 0-1 G1-3 ③		B SI 95 C SI 94 B CH 87 X SI 93 2-1 22 1B 2B		B FF 92 C FF 91 F FF 92 F FF 92 S FF 91 1-3 K ③	5	1	2	0	0	1	1
22 Andrew McCutchen, R (1, 8) OBP: 0.404, SLG: 0.531	X FC 86 0-0 F8 ③		1 SAFE F CH 79 1 SAFE F FC 86 X FC 88 0-2 F9 ①			B CU 71 S CH 79 B FC 87 B FC 88 F FC 87 F FC 89 F CH 81 X CH 80 3-2 G5-3 ①	F SI 94 X SI 93 0-1 2-H 1B			4	0	1	1	0	0	1
18 Neil Walker, S (1, 4) OBP: 0.353, SLG: 0.466		C FC 85 X FC 85 0-1 15 BB 55 2B 1B	C FC 86 1 SAFE P PO 80 1 SAFE B CH 78 S CH 79 X FC 85 2-2 G6-3 ② 1-3			X CU 72 0-0 HR	C SI 94 B SI 94 F SI 94 F SI 94 D CH 86 S CH 86 2-3 K ③			4	2	2	1	0	1	2
15 Ike Davis, L (1, 3) OBP: 0.356, SLG: 0.373 17 Gaby Sanchez, R (6, PH) OBP: 0.302, SLG: 0.393 (6, 3)		C FC 86 B FC 85 1 SAFE B FC 86 B CH 80 B CH 80 4-1 55 2B 1-2 BB	C CU 74 X FC 86 0-1 F7 ③			B SL 79 B SL 79 B SL 78 C FF 91 F SI 90 B SL 79 4-2 55 FC6-4 BB		C SI 83 B CU 72 B CH 76 B SI 84 C SI 83 B SI 85 4-2 55 G4-6-3 BB		1 0	1 0	0 0	0 0	1 2	0 0	1 0
55 Russell Martin, R (1, 2) OBP: 0.408, SLG: 0.386		B FC 86 C CH 81 B FC 87 C FC 87 F FC 86 X FC 87 2-2 24 G3 1-H 2-H 2B		C CU 72 B CH 77 F CH 80 B CH 77 B CH 77 F FC 87 X FC 88 3-2 F9 ①		C FF 90 C SL 77 B FF 93 B SL 76 B FF 92 X SI 92 3-2 FC6-4 24 1B ② 1-2f		C SI 84 C SI 84 B CU 71 B SI 84 X SI 84 2-2 G4-6-3 ①② 1-2f		4	0	1	2	0	0	2
24 Pedro Alvarez, L (1, 5) OBP: 0.322, SLG: 0.401		C FC 86 B FC 86 C FC 86 X FC 86 1-2 G3 ① 2-3		C CH 79 S CH 78 B FC 85 X FC 86 1-2 P6 ②		B SL 79 C SL 81 B FF 91 F SI 92 X FF 93 2-2 1-2 1B		B SI 83 C SI 84 S CH 76 B CH 77 F CU 73 B CH 77 F SI 86 C SI 85 3-3 K ③		4	0	1	0	0	1	1
10 Jordy Mercer, R (1, 6) OBP: 0.296, SLG: 0.367		C CU 73 F CH 81 B FC 88 B FC 88 F FC 89 F FF 83 B FC 82 F FC 83 B FC 88 4-2 49 SH1-4 BB		B CH 77 X FC 86 1-0 P4 ③		C FF 91 B FF 91 F FF 92 B SL 81 X FF 92 2-2 F8 ③			C FF 91 X SL 82 0-1 G6-3 ①	3	0	0	0	1	0	2
49 Jeff Locke, L (1, 1) OBP: 0.182, SLG: 0.100 30 Jeanmar Gómez, R (6, 1) OBP: 1.000, SLG: 1.000 3 Michael Martinez, S (7, PH) OBP: 0.211, SLG: 0.118 38 Stolmy Pimentel, R (7, 1) 23 Travis Snider, L (9, PH) OBP: 0.333, SLG: 0.407		L FC 86 B CH 80 B CH 78 X FC 86 2-1 SH1-4 ② 1-2			C FC 86 C FC 86 C FC 87 0-3 K ①		C SI 94 C SI 93 B SI 94 B CH 87 B CH 87 X SI 94 3-2 G6-3 ①		C FC 92 B FF 92 F SL 85 S FF 92 1-3 K ②	1 0 0 1 0 1	0 0 0 0 0 0	0 0 0 0 0 0	0 0 0 0 0 0	0 0 0 0 0 0	1 0 0 0 0 1	0 0 0 0 0 0
Inning Stats	R: 0 E: 0 K: 1 S: 7 H: 0 LOB: 0 BB: 0 P: 11	R: 2 E: 0 K: 1 S: 20 H: 2 LOB: 2 BB: 2 P: 35	R: 0 E: 0 K: 0 S: 12 H: 1 LOB: 1 BB: 0 P: 15	R: 0 E: 0 K: 0 S: 8 H: 0 LOB: 0 BB: 0 P: 13	R: 0 E: 0 K: 2 S: 8 H: 0 LOB: 0 BB: 0 P: 9	R: 1 E: 0 K: 0 S: 17 H: 2 LOB: 2 BB: 1 P: 31	R: 1 E: 0 K: 2 S: 15 H: 2 LOB: 1 BB: 0 P: 22	R: 0 E: 0 K: 1 S: 10 H: 0 LOB: 0 BB: 1 P: 19	R: 0 E: 0 K: 2 S: 11 H: 1 LOB: 1 BB: 0 P: 14	1B: 4 2B: 3 3B: 0 HR: 1 SF: 0 SAC: 1 DP: 1 HBP: 0						

TOP

Pittsburgh Pirates @ Arizona Diamondbacks

Chase Field, Phoenix, AZ

Thu Jul 31 2014, 6:41 PM - 9:48 PM MST

Att. 20,145 - Roof Closed - 79 F

livebaseballscorecards.com

AB	33
R	4
H	8
RBI	4
BB	4
SO	9
LOB	12

WP: 0 PA: 38
PB: 0
SB: 1
CS: 0

PITCHER		IP	WLS	BF	H	R	ER	SO	BB	IBB	HBP	BLK	WP	HR	S	P	ERA	WHIP
55 Josh Collmenter, R ERA: 4.07	(1, 1)	5.1		22	4	3	3	4	2	0	0	0	0	1	61	92	5.06	1.125
59 Oliver Pérez, L ERA: 1.91	(6, 1)	0.2	W	4	1	0	0	0	1	0	0	0	0	0	11	22	0.00	3.000
50 Evan Marshall, R ERA: 3.68	(7, 1)	1.0	H	5	2	1	1	2	0	0	0	0	0	0	15	22	9.00	2.000
29 Brad Ziegler, R ERA: 2.75	(8, 1)	1.0	H	3	0	0	0	1	1	0	0	0	0	0	10	19	0.00	1.000
43 Addison Reed, R ERA: 3.86	(9, 1)	1.0	S	4	1	0	0	2	0	0	0	0	0	0	11	14	0.00	1.000

PITCHER	IP	WLS	BF	H	R	ER	SO	BB	IBB	HBP	BLK	WP	HR	S	P	ERA	WHIP

BOTTOM

Pittsburgh Pirates @ Arizona Diamondbacks

Chase Field, Phoenix, AZ

Thu Jul 31 2014, 6:41 PM - 9:48 PM MST

Att. 20,145 - Roof Closed - 79 F

livebaseballscorecards.com

Batter	1	2	3	4	5	6	7	8	9	AB	R	H	RBI	BB	SO	LOB
5 Ender Inciarte, L (1, 8) OBP: 0.277, SLG: 0.294	B SI 92 C SI 92 B KC 80 B SI 92 C SI 92 X SI 91 3-2 ① F7		X SI 92 0-0 2 BB 1-2 1B	B SI 91 C SI 91 X SI 91 1-1 ③ G3		B KC 78 X SI 91 1-0 ① L6		X FF 94 0-0 ② G4-3		5	0	1	0	0	0	2
2 Aaron Hill, R (1, 4) OBP: 0.290, SLG: 0.389	B SI 92 B CH 81 B SI 92 C SI 92 C SI 92 C SI 92 3-3 ② K		D KC 80 B SI 91 D CH 81 C SI 91 F SI 91 B SI 90 4-2 1-2 2-3 BB		F KC 78 F SI 90 S CH 80 0-3 ① K	B SI 91 B SI 91 B CH 82 F SI 90 S CH 81 X SI 90 3-2 HR		C FF 93 X FF 94 0-1 ③ L8		4	1	1	1	1	2	0
44 Paul Goldschmidt, R (1, 3) OBP: 0.395, SLG: 0.542	B KC 81 C KC 80 F SI 92 B SI 92 F CH 83 F KC 82 S CH 83 2-3 ③ K		D KC 80 B CH 81 F CH 81 B SI 91 C CH 80 F SI 91 S SI 91 3-3 ③ K		C KC 79 F KC 82 B CH 79 X KC 82 1-2 15 BB 31 1B 1B	B SI 91 F SI 92 S SL 83 X SI 91 1-2 ② F8				4	1	1	0	0	2	3
15 Mark Trumbo, R (1, 7) OBP: 0.236, SLG: 0.378		C SI 90 S KC 80 S CH 80 0-3 ① K		F SI 90 X SI 90 0-1 31 2B 55 E 1B	B CH 80 D CH 80 C CH 79 1 SAFE B SI 90 C SI 90 B SI 90 4-2 31 1B 1-2 BB	C SI 83 X SI 91 0-1 ③ F8				3	1	1	0	1	1	0
26 Miguel Montero, L (1, 2) OBP: 0.341, SLG: 0.396		B SI 91 X SI 92 1-0 ② G4-3		X SI 90 0-0 ① P4	B KC 77 X SI 90 1-0 ② P5		F FF 92 S SL 86 F SL 89 B FF 95 X FF 94 1-2 ① F8			4	0	0	0	0	0	3
31 Jordan Pacheco, R (1, 5) OBP: 0.312, SLG: 0.376		C SI 91 S CH 81 B SI 92 B CH 82 X SI 91 2-2 ③ L8		1 SAFE C KC 77 X CH 79 0-1 1-3 55 E 2B	B SI 90 X CH 79 1-0 1-2 2-H 1B		B FF 94 B FF 93 X FF 95 2-0 ② L9			4	1	2	1	0	0	0
6 David Peralta, L (1, 9) OBP: 0.340, SLG: 0.453			B KC 77 C SI 90 S KC 76 B KC 81 X KC 81 2-2 ① G3-1	S KC 78 H SI 90 1-1 55 E HBP	C SI 91 B SI 91 X SI 90 1-1 ③ G3		F FF 94 X SL 87 0-1 ③ L3			3	0	0	0	0	0	2
13 Nick Ahmed, R (1, 6) OBP: 0.250, SLG: 0.346			B SI 91 C CH 80 C KC 81 X CH 80 1-2 ② F7	C SI 90 X SI 91 0-1 ② F9		C SI 86 B KC 76 X SI 88 1-1 28 HR 1B		C FF 94 B FF 95 C SL 86 F SL 88 X SL 87 1-2 HR		4	2	2	1	0	0	3
55 Josh Collmenter, R (1, 1) OBP: 0.150, SLG: 0.132 59 Oliver Pérez, L (6, 1) 28 Andy Marte, R (6, PH) OBP: 1.000, SLG: 4.000 50 Evan Marshall, R (7, 1) 29 Brad Ziegler, R (8, 1) 27 Roger Kieschnick, L (8, PH) OBP: 0.200, SLG: 0.333 43 Addison Reed, L (9, 1)			C SI 90 X SI 91 0-1 2 BB 5 1B 1B	C SI 91 B KC 78 F SI 91 B CH 81 X SI 91 2-2 1-3 2-H 3-H E3		S SI 88 1 SAFE 1 SAFE X CH 79 0-1 1-H HR		B FF 95 F SL 88 S SL 87 S SL 88 1-3 ① K		2 0 1 0 0 0 1 0	0 0 1 0 0 0 0 0	1 0 1 0 0 0 0 0	0 0 1 0 0 0 0 0	0 0 0 0 0 0 1 0	0 0 0 0 0 0 0 0	1 0 1 0 0 0 0 0
Inning Stats	R: 0 E: 0 K: 2 S: 11 H: 0 LOB: 0 BB: 0 P: 19	R: 0 E: 0 K: 1 S: 7 H: 0 LOB: 0 BB: 0 P: 10	R: 0 E: 0 K: 1 S: 15 H: 2 LOB: 3 BB: 1 P: 25	R: 2 E: 1 K: 0 S: 13 H: 2 LOB: 2 BB: 0 P: 17	R: 1 E: 0 K: 1 S: 12 H: 2 LOB: 2 BB: 1 P: 20	R: 3 E: 0 K: 0 S: 13 H: 3 LOB: 0 BB: 0 P: 19	R: 0 E: 0 K: 0 S: 7 H: 0 LOB: 0 BB: 0 P: 10	R: 1 E: 0 K: 1 S: 10 H: 1 LOB: 0 BB: 0 P: 12		1B: 6 2B: 1 3B: 0 HR: 3 SF: 0 SAC: 0 DP: 0 HBP: 1				WP: 0 PB: 0 SB: 0 CS: 0 PA: 38	

	AB	35
	R	7
	H	10
	RBI	5
	BB	2
	SO	6
	LOB	14

PITCHER		IP	WLS	BF	H	R	ER	SO	BB	IBB	HBP	BLK	WP	HR	S	P	ERA	WHIP
49 Jeff Locke, L ERA: 3.77	(1, 1)	5.1	L	29	9	6	4	5	2	0	1	0	0	2	66	104	6.75	2.062
30 Jeanmar Gómez, R ERA: 3.49	(6, 1)	0.2		2	0	0	0	0	0	0	0	0	0	0	5	6	0.00	0.000
38 Stolmy Pimentel, R ERA: 4.28	(7, 1)	2.0		7	1	1	1	1	0	0	0	0	0	1	17	22	4.50	0.500

PITCHER	IP	WLS	BF	H	R	ER	SO	BB	IBB	HBP	BLK	WP	HR	S	P	ERA	WHIP

Pittsburgh Pirates @ Arizona Diamondbacks

Chase Field, Phoenix, AZ

Fri Aug 01 2014, 6:41 PM - 10:05 PM MST

Att. 22,766 - Roof Closed - 79 F

livebaseballscorecards.com

TOP

Batter	1	2	3	4	5	6	7	8	9	AB	R	H	RBI	BB	SO	LOB
5 Josh Harrison, R (1, 7) (7, 5) OBP: 0.334, SLG: 0.482	F FF 88 L SI 87 X CU 71 0-2 ① G5-3		X FF 88 0-0 ③ F8			B SI 86 C FF 89 C FF 90 S CU 75 1-3 ① K		X FF 95 0-0 22 2B 3B	C SL 85 X FF 97 0-1 10 2B 2B	5	2	2	0	0	1	0
10 Jordy Mercer, R (1, 6) OBP: 0.300, SLG: 0.374	C FF 88 B SI 87 X CH 83 1-1 ② F7			C SI 86 B FF 88 B FF 89 X CH 82 2-1 ① L7		C FF 89 B FF 90 F FF 90 X FF 91 1-2 17 1B 2B		C SL 84 D SL 84 S SL 83 B FF 92 B FF 95 F SI 93 F FF 96 B FF 94 4-2 22 2B 24 2B BB	F FF 98 X FF 96 0-1 2-H 3 1B 2B	4	3	2	1	1	0	0
22 Andrew McCutchen, R (1, 8) OBP: 0.406, SLG: 0.533	B FF 89 B SI 88 F SL 83 F CH 82 B FF 90 F SL 84 X FF 90 3-2 1B			C CU 76 B CU 77 X CU 77 1-1 ② G5-3		X FF 89 0-0 ② L7		X FF 93 0-0 1-3 3-H 24 2B 2B	I IN 68 I IN 70 I IN 69 I IN 71 4-0 3 1B 55 1B IBB	4	2	2	1	1	0	1
17 Gaby Sanchez, R (1, 3) OBP: 0.302, SLG: 0.392 37 Justin Wilson, L (6, 1) 24 Pedro Alvarez, L (8, PH) OBP: 0.324, SLG: 0.406 44 Tony Watson, L (8, 1) OBP: 1.000, SLG: 1.000 3 Michael Martinez, S (9, PH) OBP: 0.250, SLG: 0.167 (9, 7)	D SI 89 C SI 88 X SL 82 1-1 ③ F7			C FF 88 B SL 83 B SL 83 S CH 82 S SL 81 2-3 ③ K		C SI 89 D FF 89 X CU 77 1-1 2-H 1B		B SL 83 F SL 82 B SI 87 F SL 81 X FF 89 2-2 2-H 3-H 25 1B 2B	B FF 96 F FF 97 B FF 97 B FF 97 X FF 97 3-1 1-2 2-H 25 1B 55 1B 23 1B 1B	3 0 1 0 1	0 0 0 0 0	1 0 1 0 0	1 0 2 0 0	0 0 0 0 0	1 0 0 0 0	1 0 0 0 0
18 Neil Walker, S (1, 4) OBP: 0.348, SLG: 0.460		B SI 86 B CH 80 F SL 82 C FF 88 X SI 88 2-2 ① F9			C SI 86 B SL 84 X CU 76 1-1 ① F7	B CH 82 F SL 84 D FF 90 X FF 89 2-1 ③ F9		C SI 87 B CU 72 X SL 83 1-1 ② F8	F CH 85 B CH 85 B CH 86 B FF 96 C CH 84 S FF 97 3-3 ② K	5	0	0	0	0	1	4
55 Russell Martin, R (1, 2) OBP: 0.411, SLG: 0.385		C FF 88 C SI 87 B FF 89 B SI 88 C FF 90 2-3 ② K			B FF 88 C CH 82 B FF 89 B SL 79 B SI 89 4-1 36 FC5 25 BB BB		F FF 94 F FF 94 B FF 92 F FF 93 B CU 79 B CU 78 F FF 95 X FF 95 3-2 ① G6-3	I IN 78 I IN 79 I IN 77 I IN 79 4-0 25 1B IBB	C SL 84 S SL 86 F FF 96 X SL 85 0-2 1-2 2-H 25 1B 23 1B 1B	3	1	1	1	2	1	0
25 Gregory Polanco, L (1, 9) OBP: 0.324, SLG: 0.352		C SL 83 B CU 76 B CU 76 S SL 82 F FF 90 B CU 74 X SL 82 3-2 ③ P6			C SL 80 1 SAFE B FF 87 B FF 89 B SL 83 B FF 88 4-1 36 FC5 1-2 BB		C FF 94 B FF 94 B CH 85 B CH 87 T FF 94 X FF 95 3-2 ② L7	C SL 81 X CU 74 0-1 1-2 2-3 1B	C CH 84 F FF 96 B FF 95 F FF 96 X FF 96 1-2 1-2 2-3 23 1B 1B	4	0	2	0	1	0	0
59 Brent Morel, R (1, 5) OBP: 0.133, SLG: 0.071 23 Travis Snider, L (7, PH) OBP: 0.333, SLG: 0.406 (7, 7) 29 Ernesto Frieri, R (9, 1)			B SI 86 C SL 80 X CU 75 1-1 ① G6-3		B FF 87 S FF 88 F FF 89 C FF 90 1-3 ② K		B FF 94 F FF 94 F FF 94 C FF 95 1-3 ③ K	B SL 84 X SL 82 1-0 ③ P6	X SL 86 0-0 1-2 2-H 3-H 1B	2 3 0	0 0 0	0 1 0	0 2 0	0 0 0	1 1 0	2 3 0
36 Edinson Volquez, R (1, 1) OBP: 0.129, SLG: 0.036 15 Ike Davis, L (6, 3) OBP: 0.353, SLG: 0.368			C FF 88 B SI 86 C SI 87 C CU 74 1-3 ② K		C FF 90 B SI 89 C FF 89 B CU 76 X FF 90 2-2 ③ FC5 1-2 2-3f			C FF 93 B FF 93 B FF 93 C FF 94 F CH 86 C FF 95 2-3 ① K	1-2 G1-3 0-2 ③ K	2 3	0 0	0 0	0 0	0 0	1 2	2 2
Inning Stats	R: 0 E: 0 K: 0 S: 11 H: 1 LOB: 1 BB: 0 P: 16	R: 0 E: 0 K: 1 S: 10 H: 0 LOB: 0 BB: 0 P: 17	R: 0 E: 0 K: 1 S: 6 H: 0 LOB: 0 BB: 0 P: 8	R: 0 E: 0 K: 1 S: 7 H: 0 LOB: 0 BB: 0 P: 12	R: 0 E: 0 K: 1 S: 10 H: 0 LOB: 2 BB: 2 P: 22	R: 1 E: 0 K: 1 S: 11 H: 2 LOB: 1 BB: 0 P: 16	R: 0 E: 0 K: 1 S: 11 H: 0 LOB: 0 BB: 0 P: 18	R: 3 E: 0 K: 1 S: 18 H: 4 LOB: 3 BB: 2 P: 32	R: 5 E: 0 K: 2 S: 25 H: 6 LOB: 2 BB: 1 P: 39	1B: 7 2B: 5 3B: 1 HR: 0 SF: 0 SAC: 0 DP: 0 HBP: 0						WP: 0 PB: 0 SB: 0 CS: 0 PA: 45	

	AB	40
	R	9
	H	13
	RBI	9
	BB	5
	SO	9
	LOB	15

PITCHER		IP	WLS	BF	H	R	ER	SO	BB	IBB	HBP	BLK	WP	HR	S	P	ERA	WHIP
54 Vidal Nuño, L ERA: 4.78	(1, 1)	6.0		23	3	1	1	5	2	0	0	0	0	0	55	91	1.50	0.833
48 Randall Delgado, R ERA: 5.12	(7, 1)	1.1	H	7	2	3	3	2	1	0	0	0	0	0	21	34	20.25	2.250
56 Eury De La Rosa, L ERA: 2.92	(8, 1)	1.0	B	6	2	0	0	0	0	1	0	0	0	0	12	21	0.00	2.000
58 Bo Schultz, R ERA: 12.27	(9, 1)	0.2	L	9	6	5	5	2	0	1	0	0	0	0	21	34	67.50	9.000

PITCHER	IP	WLS	BF	H	R	ER	SO	BB	IBB	HBP	BLK	WP	HR	S	P	ERA	WHIP

BOTTOM

Pittsburgh Pirates @ Arizona Diamondbacks

Chase Field, Phoenix, AZ

Fri Aug 01 2014, 6:41 PM - 10:05 PM MST

Att. 22,766 - Roof Closed - 79 F

livebaseballscorecards.com

Batter	1	2	3	4	5	6	7	8	9	AB	R	H	RBI	BB	SO	LOB
5 Ender Inciarte, L (1, 8) OBP: 0.275, SLG: 0.307	B SI 93 X SI 93 1-0 ① G4-3		C SI 94 B KC 79 B CH 84 C FF 94 X CH 86 2-2 ② L8		B SI 93 X SI 93 1-0 1-H 2-H HR		B SI 93 C SI 93 B SI 94 F SI 94 C FF 95 2-3 ① K		S FF 94 C SI 94 F FF 95 B FF 94 F FF 94 F SL 84 X SI 94 1-2 ② P6 1-2	5	1	1	3	0	1	1
6 David Peralta, L (1, 9) OBP: 0.347, SLG: 0.454	C SI 94 X CH 83 0-1 1B		X CH 85 0-0 ③ G3		B SI 94 F KC 79 B SI 91 B SI 93 S FF 94 F CH 84 B SI 94 4-2 26 E 26 S 26 WP BB		X FF 94 0-0 1B		C CH 88 S FF 94 S FF 95 0-3 ③ K	4	1	2	0	1	1	1
2 Aaron Hill, R (1, 4) OBP: 0.287, SLG: 0.385	B SI 94 C FF 93 C SI 94 F KC 82 S KC 80 1-3 ② K			B KC 81 S KC 80 C KC 80 B KC 82 S CH 86 2-3 ① K	B SI 94 B SI 94 X SI 94 2-0 ② F7		C FF 94 F FF 96 C FF 93 0-3 ② K			4	0	0	0	0	3	3
26 Miguel Montero, L (1, 2) OBP: 0.340, SLG: 0.397	B SI 94 X SI 94 1-0 ③ F8			B SI 94 X KC 80 1-0 2B	F SI 94 B CH 85 B KC 81 S SI 96 B KC 81 F SI 95 F KC 81 F SI 95 X KC 80 3-2 ③ G3 1-H		C SI 94 B SI 95 X FF 94 1-1 ③ F9			4	0	1	0	0	0	2
15 Mark Trumbo, R (1, 7) OBP: 0.243, SLG: 0.381		B SI 93 C SI 92 B SI 93 X SI 94 2-1 31 FC5-4 1B		B SI 94 D KC 83 C CH 85 C KC 81 C KC 81 2-3 ② K	B FF 93 S KC 79 S SI 94 F KC 82 X CH 85 1-2 31 CS 1B			X SI 94 0-0 ① G4-3		4	0	2	0	0	1	1
31 Jordan Pacheco, R (1, 3) OBP: 0.299, SLG: 0.360 58 Bo Schultz, R (9, 1)		C SI 93 X FF 94 0-1 ① FC5-4 28 FC6-4 1-2f		C KC 80 T SI 93 X KC 82 0-2 ③ G6-3	1 SAFE D KC 81 B SI 94 S SI 95 X SI 95 2-1 ① ② G5-3 1-2			C SI 93 B SI 93 F SI 94 B SI 94 S CH 86 2-3 ② K		4 0	0 0	0 0	0 0	0 0	1 0	3 0
1 Didi Gregorius, L (1, 6) OBP: 0.341, SLG: 0.446	B SI 94 1 SAFE F SI 95 1 SAFE B KC 79 S CH 84 S KC 82 1 SAFE 2-3 ② K				C CH 84 B CH 86 X SI 93 1-1 54 HBP 5 HR 1B	B SI 95 B SI 94 B SI 94 C FF 94 F SI 94 B SI 94 4-2 28 1B BB		B SI 94 C SI 95 X SL 83 1-1 ③ F7		3	1	1	0	1	1	1
28 Andy Marte, R (1, 5) OBP: 0.400, SLG: 1.000	C KC 80 S KC 81 X FF 95 0-2 ③ FC6-4 1-2f				X FF 94 0-0 ① L7	F KC 78 B SI 94 1 SAFE F SI 94 D KC 79 F CH 85 F CH 85 X SI 93 2-2 1-2 1B			B FF 94 F FF 94 X FF 94 1-1 ① F8	4	0	1	0	0	0	2
54 Vidal Nuño, L (1, 1) 27 Roger Kieschnick, L (6, PH) OBP: 0.194, SLG: 0.323 48 Randall Delgado, R (7, 1) 56 Eury De La Rosa, L (8, 1) 44 Paul Goldschmidt, R (9, 3) OBP: 0.396, SLG: 0.542			B FF 93 C FF 93 F SI 92 S KC 80 1-3 ① K		L SI 94 M SI 93 H KC 79 1-2 5 HR 1-2 HBP	F SI 95 B SI 95 S SI 95 X FF 95 1-2 ③ G6-3			C FF 94 H FF 93 1-1 5 DI HBP	1 1 0 0 0	1 0 0 0 0	0 0 0 0 0	0 0 0 0 0	0 0 0 0 0	1 0 0 0 0	0 2 0 0 0
Inning Stats	R: 0 E: 0 K: 1 S: 8 H: 1 LOB: 1 BB: 0 P: 11	R: 0 E: 0 K: 1 S: 10 H: 1 LOB: 1 BB: 0 P: 14	R: 0 E: 0 K: 1 S: 7 H: 0 LOB: 0 BB: 0 P: 10	R: 0 E: 0 K: 2 S: 10 H: 1 LOB: 1 BB: 0 P: 15	R: 4 E: 0 K: 0 S: 16 H: 2 LOB: 0 BB: 1 P: 28	R: 0 E: 0 K: 0 S: 16 H: 2 LOB: 2 BB: 1 P: 26	R: 0 E: 0 K: 2 S: 9 H: 1 LOB: 1 BB: 0 P: 12	R: 0 E: 0 K: 1 S: 6 H: 0 LOB: 0 BB: 0 P: 9	R: 0 E: 0 K: 1 S: 12 H: 0 LOB: 1 BB: 0 P: 15	1B: 6 2B: 1 3B: 0 HR: 1	SF: 0 SAC: 0 DP: 0 HBP: 2						

	AB	34
	R	4
	H	8
	RBI	3
	BB	2
	SO	9
	LOB	16

WP: 1 PB: 0 SB: 1 CS: 1 PA: 38

PITCHER		IP	WLS	BF	H	R	ER	SO	BB	IBB	HBP	BLK	WP	HR	S	P	ERA	WHIP
36 Edinson Volquez, R ERA: 3.91	(1, 1)	5.2		26	7	4	3	5	2	0	1	0	1	1	64	100	4.76	1.588
37 Justin Wilson, L ERA: 4.57	(6, 1)	1.1		5	1	0	0	2	0	0	0	0	0	0	12	16	0.00	0.750
44 Tony Watson, L ERA: 1.58	(8, 1)	1.0	W	3	0	0	0	1	0	0	0	0	0	0	6	9	0.00	0.000
29 Ernesto Frieri, R ERA: 7.08	(9, 1)	1.0		4	0	0	0	1	0	0	1	0	0	0	12	15	0.00	0.000

PITCHER	IP	WLS	BF	H	R	ER	SO	BB	IBB	HBP	BLK	WP	HR	S	P	ERA	WHIP

Pittsburgh Pirates @ Arizona Diamondbacks

Chase Field, Phoenix, AZ

Sat Aug 02 2014, 5:12 PM - 8:40 PM MST

Att. 33,151 - Roof Closed - 78 F

livebaseballscorecards.com

TOP

Batter	1	2	3	4	5	6	7	8	9	AB	R	H	RBI	BB	SO	LOB
5 Josh Harrison, R (1, 4) OBP: 0.341, SLG: 0.498	C FF 91 B FF 91 F FF 91 F CU 78 X SI 92 1-2 2B		B CU 77 C CU 76 B CU 78 X FF 90 2-1 HR		C CU 76 F CU 77 D CU 78 B FF 91 S FF 92 2-3 ③ K			C SI 84 B SI 83 X CH 76 1-1 25 CI 22 1B 1B	B SI 91 C FF 93 S SL 83 B FF 94 F CU 77 F FF 95 F FF 94 B SL 84 D CH 87 4-2 25 2B 55 1B BB	4	3	3	1	1	1	1
25 Gregory Polanco, L (1, 9) OBP: 0.322, SLG: 0.355	C SI 90 B FF 91 X FF 92 1-1 ① F8		S CH 82 C CH 82 B FF 91 B CH 80 X CH 81 2-2 ② G3			C CH 80 F SI 90 F FF 91 X CH 80 0-2 ① F8		1 SAFE 1 SAFE P PO 83 F SI 83 B SI 85 1 SAFE F SI 84 B CH 77 F SI 84 3-2 X CI 15 G3 22 1B 55 E 1-2	B CH 85 B CH 86 B FF 94 C FF 92 X FF 93 3-1 55 1B 59 1B 1-3 2B	4	2	1	0	0	0	1
22 Andrew McCutchen, R (1, 8) OBP: 0.410, SLG: 0.534	B FF 92 C CH 81 B SI 92 B SI 92 D CU 77 4-1 BB		C CU 79 B CH 82 S CH 82 F FF 92 B CU 78 X FF 91 2-2 ③ G4-3			C CU 77 C SI 91 X CH 80 0-2 55 1B 1B		X SI 85 0-0 15 G3 55 E 1-2 2-H 1B	B FF 95 B SL 85 H SI 95 3-0 55 1B 59 1B HBP	3	2	2	1	1	0	0
15 Ike Davis, L (1, 3) OBP: 0.347, SLG: 0.361	F SI 92 B FF 90 B CH 80 C CH 80 B CH 80 F FF 92 S CH 81 3-3 ② K			X SI 90 0-0 ① G4-3		C SI 89 1 SAFE 1 SAFE X FF 90 0-1 ② F7		F SI 84 B CH 77 B CH 76 X SI 85 2-1 ① G3 1-2 2-3	B SL 82 F SI 87 C CU 72 B CU 74 S CU 73 2-3 ② K	5	0	0	0	0	2	8
55 Russell Martin, R (1, 2) OBP: 0.411, SLG: 0.385	B FF 91 F FF 91 B SI 91 D CU 78 C FF 91 X FF 91 3-2 ③ G5-3			C FF 88 B FF 91 B SI 90 B FF 91 F SI 91 X FF 90 3-2 ② P2		D CU 76 B FF 90 C FF 90 1 SAFE C FF 91 X FF 91 2-2 1-2 1B		B SI 86 B SI 86 C CU 72 B SI 84 F SI 85 X SI 86 3-2 E1 59 2B 2-H 3-H	B SL 84 B SL 83 F SI 87 X SI 87 2-1 59 1B 1-2 2-3 3-H 1B	5	1	2	2	0	0	2
24 Pedro Alvarez, L (1, 5) OBP: 0.322, SLG: 0.402 59 Brent Morel, R (6, 5) OBP: 0.235, SLG: 0.250		B SI 90 B CH 80 C CH 80 F SI 91 F FF 92 X CH 80 2-2 ① F8		C CH 82 B CH 80 X CH 80 1-1 ③ G3-1		B CH 79 B CH 80 S CH 80 S FF 91 S CH 81 2-3 ③ K		F SI 85 F SI 85 X SI 85 0-2 23 G6-3 1-H 2B	B SL 85 X CH 76 1-0 1-2 2-H 3-H 1B	3 2	0 0	0 2	0 3	0 0	1 0	2 0
23 Travis Snider, L (1, 7) OBP: 0.327, SLG: 0.397 44 Tony Watson, L (8, 1) OBP: 0.500, SLG: 0.500 29 Ernesto Frieri, R (9, 1)		B SI 91 X CU 76 1-0 ② G3		B SI 89 B SI 89 S CH 79 X FF 91 2-1 ① P6			C SL 76 F FF 92 B SI 90 S SL 78 1-3 ① K	C FF 93 S FF 93 B FF 95 F FF 95 B FF 96 B SL 86 X FF 95 3-2 ② G6-3 2-3	C SI 89 B FF 89 B SI 88 C SI 88 B SI 89 C FF 89 3-3 ③ K	4 1 0	0 0 0	0 0 0	0 0 0	0 0 0	1 1 0	1 2 0
10 Jordy Mercer, R (1, 6) OBP: 0.299, SLG: 0.373	C FF 92 X FF 91 0-1 ③ L4			B CU 76 X CH 80 1-0 46 SH1-4 1B			C SI 91 B SL 80 X FF 91 1-1 ② F8	B SL 86 F SL 86 B FF 95 X FF 94 2-1 ③ G6-3		4	0	1	0	0	0	1
46 Vance Worley, R (1, 1) OBP: 0.053, SLG: 0.053 17 Gaby Sanchez, R (7, PH) OBP: 0.300, SLG: 0.390 48 Jared Hughes, R (7, 1) 3 Michael Martinez, S (8, 7) OBP: 0.238, SLG: 0.158			C FF 89 C FF 90 F CU 76 F FF 91 X CU 76 0-2 ① G6-3		D CH 78 X CH 79 1-0 ② SH1-4 1-2		C FF 91 F SI 91 B FF 92 F SL 80 B SL 80 S SL 81 2-3 ③ K		X FF 93 0-0 ① G4-3	1 1 0 1	0 0 0 0	0 0 0 0	0 0 0 0	0 1 0 0	0 0 0 0	0 0 0 0

Inning Stats	1	2	3	4	5	6	7	8	9
R	0	0	1	0	0	0	0	4	3
E	0	0	0	0	0	0	0	0	0
K	1	0	0	0	0	1	2	0	2
S	14	7	14	7	7	15	9	22	17
H	1	0	1	0	1	2	0	3	3
LOB	2	0	0	0	1	2	0	0	2
BB	1	0	0	0	0	0	0	1	1
P	26	10	20	11	13	19	13	35	35

AB	38
R	8
H	11
RBI	7
BB	2
SO	7
LOB	18

1B: 7	SF: 0
2B: 3	SAC: 1
3B: 0	DP: 0
HR: 1	HBP: 1

WP: 0	PA: 43
PB: 0	
SB: 0	
CS: 0	

PITCHER		IP	WLS	BF	H	R	ER	SO	BB	IBB	HBP	BLK	WP	HR	S	P	ERA	WHIP
57 Chase Anderson, R ERA: 3.19	(1, 1)	6.0		24	5	1	1	3	1	0	0	0	0	1	64	99	1.50	1.000
59 Oliver Pérez, L ERA: 1.87	(7, 1)	1.0		3	0	0	0	2	0	0	0	0	0	0	9	13	0.00	0.000
29 Brad Ziegler, R ERA: 3.05	(8, 1)	0.1	L	6	3	4	2	0	0	0	0	0	0	0	16	24	54.00	9.000
37 Matt Stites, R ERA: 5.74	(8, 1)	0.2		2	0	0	0	0	0	0	0	0	0	0	6	11	0.00	0.000
48 Randall Delgado, R ERA: 5.61	(9, 1)	0.1		4	1	3	3	0	1	0	1	0	0	0	8	18	81.00	6.000

PITCHER		IP	WLS	BF	H	R	ER	SO	BB	IBB	HBP	BLK	WP	HR	S	P	ERA	WHIP
56 Eury De La Rosa, L ERA: 2.77	(9, 1)	0.2		4	2	0	0	2	0	0	0	0	0	0	9	17	0.00	3.000

Pittsburgh Pirates @ Arizona Diamondbacks

Chase Field, Phoenix, AZ

Sat Aug 02 2014, 5:12 PM - 8:40 PM MST

Att. 33,151 - Roof Closed - 78 F

livebaseballscorecards.com

BOTTOM

Batter	1	2	3	4	5	6	7	8	9	AB	R	H	RBI	BB	SO	LOB
5 Ender Inciarte, L (1, 8) OBP: 0.278, SLG: 0.306	B CH 86 B SI 87 C FF 87 C SI 89 X SI 90 2-2 ① G6-3	B SI 89 B SI 91 C SI 90 F SI 90 B SI 90 X SI 91 3-2 ① L9	X 0-0 2 G5-3 6 E 1B	B SI 91 B SI 91 B SI 91 B FF 92 4-0 2 1B BB	B FF 94 X SI 92 1-0 ① F8	4	1	1	0	1	0	0
2 Aaron Hill, R (1, 4) OBP: 0.291, SLG: 0.386	C SI 89 B SL 84 B SI 88 F SI 91 X SL 84 2-2 15 BB 1B	X SI 89 0-0 ② G5-3	1 SAFE B FF 89 C SI 90 B KC 76 X SI 90 2-1 ① G5-3 1-2	1 SAFE D SI 92 B SI 92 C SI 93 1 SAFE F SI 92 B SI 92 X SI 93 3-2 6 G3 1-3 1B	C FF 94 B SL 82 B SL 83 B FF 93 C FF 94 B FF 93 4-2 6 DI 6 HR BB	4	1	2	0	1	0	1
6 David Peralta, L (1, 9) OBP: 0.354, SLG: 0.479	B FF 90 B CH 85 F SI 90 X FF 89 2-1 ② L6	B SI 90 B SI 91 X SI 91 2-0 2B	F KC 77 2 SAFE X SI 90 0-1 E9 2-H 1B	F SI 93 X SI 93 0-1 ① G3 1-2	S FF 93 X FF 93 0-1 1-H HR	5	1	3	3	0	0	3
15 Mark Trumbo, R (1, 7) OBP: 0.242, SLG: 0.371	D SL 86 B FF 92 B SI 91 B SI 91 4-0 1-2 BB	F SI 89 X SI 89 0-1 ③ G6-3	X KC 78 0-0 ② P4	S SI 93 S SI 93 F SI 93 D SI 94 C SL 85 1-3 ② K	C FF 94 B SL 84 X SI 94 1-1 ② P2	4	0	0	0	1	1	4
26 Miguel Montero, L (1, 2) OBP: 0.338, SLG: 0.393	F SI 91 X SI 90 0-1 ③ G6-3	S FF 90 X FF 90 0-1 ① G3	B FF 91 F FF 90 C SI 89 X SI 90 1-2 ③ G6-3	I IN 76 I IN 77 I IN 78 I IN 77 4-0 IBB	F SI 94 F SL 85 B FF 93 F SL 84 B FF 93 B SL 84 X SL 83 3-2 ③ F9	4	0	0	0	1	0	3
31 Jordan Pacheco, R (1, 3) OBP: 0.297, SLG: 0.355	B FF 90 C SI 89 F SI 89 X SI 89 1-2 1B	B FC 90 X SI 90 1-0 ② G6-3	X SI 88 0-0 ① G6-3	B SI 92 B SI 92 C SI 92 S SI 91 F SI 93 S SI 92 2-3 ③ K	4	0	1	0	0	1	3
1 Didi Gregorius, L (1, 6) OBP: 0.338, SLG: 0.440	B SI 89 B FF 90 C FF 90 B FF 90 X SI 88 3-1 ① L7	C SI 90 B SI 90 B KC 79 F SI 92 F KC 80 X SI 92 2-2 28 E5 1B	C FF 90 B FF 90 C KC 78 F SI 90 X KC 76 1-2 1B	B SI 93 X SI 93 1-0 ① L6	4	0	1	0	0	0	1
28 Andy Marte, R (1, 5) OBP: 0.333, SLG: 0.667	X SI 89 0-0 ② L8	X SI 89 0-0 1-3 1B	X SI 90 0-0 ② F9	C SI 94 B CH 86 S CH 86 X CH 84 1-2 ② F8	4	0	1	0	0	0	2
57 Chase Anderson, R (1, 1) OBP: 0.045, SLG: 0.045 27 Roger Kieschnick, L (6, PH) OBP: 0.188, SLG: 0.313 59 Oliver Perez, L (7, 1) 29 Brad Ziegler, R (8, 1) 37 Matt Stites, L (8, 1) 17 Alfredo Marte, R (8, PH) OBP: 0.250, SLG: 0.438 48 Randall Delgado, R (9, 1) 56 Eury De La Rosa, L (9, 1)	F FF 88 C SI 86 C SI 88 0-3 ③ K	C FF 90 B SI 88 X FC 90 1-1 ③ G6-3	B SI 89 S KC 79 B SI 90 C KC 77 C SI 90 2-3 ③ K	C SI 94 S CH 86 S CH 86 0-3 ③ K	2 0 0 0 0 1 3 1 0 0 0 0 1 1 0 0 0 0 0 0 0 0 0 0 0 0 0 0 0 0 0 0 0 0 0 1 0 0 0 0 1 0 0 0 0 0 0 0 0 0 0 0 0 0 0 0							
Inning Stats	R: 0 H: 1 E: 0 LOB: 2 K: 0 BB: 1 S: 10 P: 20	R: 0 H: 1 E: 0 LOB: 1 K: 1 BB: 0 S: 9 P: 13	R: 0 H: 1 E: 0 LOB: 1 K: 0 BB: 0 S: 7 P: 12	R: 0 H: 1 E: 1 LOB: 2 K: 0 BB: 0 S: 10 P: 14	R: 1 H: 2 E: 1 LOB: 1 K: 0 BB: 0 S: 9 P: 12	R: 0 H: 1 E: 0 LOB: 1 K: 1 BB: 0 S: 9 P: 12	R: 0 H: 1 E: 0 LOB: 3 K: 2 BB: 2 S: 13 P: 27	R: 0 H: 0 E: 0 LOB: 0 K: 1 BB: 0 S: 7 P: 9	R: 2 H: 1 E: 0 LOB: 0 K: 0 BB: 1 S: 11 P: 20	1B: 7 SF: 0 2B: 1 SAC: 0 3B: 0 DP: 0 HR: 1 HBP: 0				WP: 0 PA: 41 PB: 0 SB: 0 CS: 0		

PITCHER		IP	WLS	BF	H	R	ER	SO	BB	IBB	HBP	BLK	WP	HR	S	P	ERA	WHIP
46 Vance Worley, R ERA: 2.43	(1, 1)	6.0		27	7	1	1	2	1	0	0	0	0	0	54	83	1.50	1.333
48 Jared Hughes, R ERA: 1.8	(7, 1)	1.0	W	6	1	0	0	2	1	1	0	0	0	0	13	27	0.00	2.000
44 Tony Watson, L ERA: 1.55	(8, 1)	1.0		3	0	0	0	1	0	0	0	0	0	0	7	9	0.00	0.000
29 Ernesto Frieri, R ERA: 7.34	(9, 1)	1.0		5	1	2	2	0	1	0	0	0	0	1	11	20	18.00	2.000

PITCHER	IP	WLS	BF	H	R	ER	SO	BB	IBB	HBP	BLK	WP	HR	S	P	ERA	WHIP

AB	37
R	3
H	9
RBI	3
BB	4
SO	5
LOB	21

Batter	1	2	3	4	5	6	7	8	9	10	AB	R	H	RBI	BB	SO	LOB
5 Josh Harrison, R (1, 5) OBP: 0.342, SLG: 0.497	B SI 92 B SI 90 C SI 90 S SI 90 X SI 92 2-2 ① F9		C KC 77 B CH 80 S SI 89 F SL 84 B SI 92 F KC 80 S SI 92 2-3 ① K		F SI 90 F SI 92 S SI 90 0-3 ② K			X SI 84 0-0 25 2B 22 SF7 1B		B SL 84 S SL 85 F SI 94 X SI 95 1-2 17 PB 25 E 1B	5	1	2	0	0	2	1
25 Gregory Polanco, L (1, 9) OBP: 0.329, SLG: 0.363	B SI 92 B CH 84 X SI 90 2-0 ② G1-3		B SI 87 X CH 84 1-0 22 CS 1B		C FF 91 X FF 92 0-1 ③ L8			B CH 77 B SI 84 L SI 85 X SI 85 2-1 1-3 55 G6-3-2 2B		1 SAFE 1 SAFE I IN 78 I IN 84 I IN 82 I IN 82 4-0 1-2 17 PB IBB	4	0	2	0	1	0	1
22 Andrew McCutchen, R (1, 8) OBP: 0.411, SLG: 0.536 44 Tony Watson, L (8, 1) OBP: 0.500, SLG: 0.500 37 Justin Wilson, L (9, 1) 17 Gaby Sanchez, R (10, PH) OBP: 0.299, SLG: 0.388 35 Mark Melancon, R (10, 1)	C SI 90 C SI 91 B SL 83 B CH 83 X SI 91 2-2 2B		D KC 79 C KC 76 B CH 78 B SI 89 B KC 76 4-1 ② 1-2 BB			X KC 76 0-0 ① P4		S CU 72 B CU 74 S CU 73 X CU 73 1-2 ① SF7 3-H		C SI 94 F SI 94 B SI 94 B FF 95 B SL 88 C SL 87 3-3 ② 1-2 2-3 K	2 0 0 1 0	0 0 0 0 0	1 0 0 0 0	1 0 0 0 0	1 0 0 1 0	0 0 0 2 0	0 0 0 2 0
23 Travis Snider, L (1, 7) OBP: 0.324, SLG: 0.388	B KC 79 B SI 90 F CH 84 B CH 83 X CH 84 3-1 ③ G4-3		X SI 88 0-0 ③ G4-3			C CH 80 C SI 90 B KC 79 B CH 79 F CH 84 X SI 91 2-2 ② F7		I IN 66 I IN 69 I IN 70 I IN 73 4-0 IBB		B SL 88 F CH 87 F CH 87 B SI 95 S CH 87 2-3 ③ K	4	0	0	0	1	1	4
55 Russell Martin, R (1, 2) OBP: 0.409, SLG: 0.383		C SI 89 B SI 90 B SI 90 X SI 88 2-1 15 2B 3 G4-3 1B	B SI 86 S CH 79 B SI 90 B KC 78 X SI 89 3-1 ① G6-3			B SI 87 B SI 89 C KC 77 C KC 77 B SI 91 S CH 81 3-3 ③ K		B SI 85 C SI 84 B SI 84 F SI 85 B CU 72 X SI 85 3-2 ②③ G6-3-2 2-Hf			4	1	1	0	0	1	2
15 Ike Davis, L (1, 3) OBP: 0.349, SLG: 0.367		S SI 88 B SI 90 C KC 78 X KC 79 1-2 3 G4-3 1-3 2B	C SI 85 X FF 91 0-1 ② P4				S CH 84 B SI 90 B CH 81 B CH 84 X SI 87 3-1 10 CS 1B		S SL 84 B SL 85 C FF 92 F FF 92 B SL 86 C FF 93 2-3 ① K		4	0	2	0	0	1	0
10 Jordy Mercer, R (1, 6) OBP: 0.296, SLG: 0.369		C CH 82 B SI 91 B SI 91 F CH 82 F SI 92 S KC 80 2-3 ① K	C SI 86 B SI 90 F CH 80 B SI 90 F KC 80 C SI 91 2-3 ③ K				B SI 90 1 SAFE S CH 80 S CH 79 B SI 89 B KC 79 F CH 81 S CH 81 3-3 ①② 1-2 K		S FF 93 F FF 94 B FF 91 C SL 83 1-3 ② K		4	0	0	0	0	4	3
3 Michael Martinez, S (1, 4) OBP: 0.280, SLG: 0.261 (8, 8)		X SI 90 0-0 ② G4-3 2-3 3-H			C SI 89 B SI 87 C CH 80 X SI 90 1-2 47 SH2-3 1B		X SI 88 0-0 2B		F FF 92 B SL 88 C FF 93 B FF 93 F FF 93 S SL 87 2-3 ③ K		4	0	2	1	0	1	1
47 Francisco Liriano, L (1, 1) OBP: 0.100, SLG: 0.100 24 Pedro Alvarez, L (7, PH) OBP: 0.321, SLG: 0.401 48 Jared Hughes, R (7, 1) 27 Jayson Nix, R (8, 4) OBP: 0.209, SLG: 0.225		S SI 91 X SI 91 0-1 ③ F7			1 SAFE M SI 90 X SI 90 0-1 ① SH2-3 1-2		B CH 80 B CH 81 S CH 82 S CH 82 S CH 82 2-3 ③ K			C FF 92 X SI 93 0-1 ① G5-3	1 1 0 1	0 0 0 0	0 0 0 0	0 0 0 0	0 1 0 0	0 1 0 0	1 1 0 0
Inning Stats	R: 0 E: 0 K: 0 S: 9 H: 1 LOB: 1 BB: 0 P: 18	R: 1 E: 0 K: 1 S: 12 H: 2 LOB: 1 BB: 0 P: 17	R: 0 E: 0 K: 1 S: 8 H: 1 LOB: 1 BB: 1 P: 15	R: 0 E: 0 K: 1 S: 8 H: 0 LOB: 0 BB: 0 P: 13	R: 0 E: 0 K: 1 S: 10 H: 1 LOB: 1 BB: 0 P: 11	R: 0 E: 0 K: 1 S: 8 H: 0 LOB: 0 BB: 0 P: 13	R: 0 E: 0 K: 2 S: 10 H: 2 LOB: 1 BB: 0 P: 18	R: 1 E: 0 K: 0 S: 9 H: 2 LOB: 1 BB: 1 P: 19	R: 0 E: 0 K: 3 S: 11 H: 0 LOB: 0 BB: 0 P: 16	R: 0 E: 1 K: 2 S: 11 H: 1 LOB: 2 BB: 1 P: 21	1B: 6 2B: 5 3B: 0 HR: 0	SF: 1 SAC: 1 DP: 1 HBP: 0					

PITCHER		IP	WLS	BF	H	R	ER	SO	BB	IBB	HBP	BLK	WP	HR	S	P	ERA	WHIP
35 Trevor Cahill, R ERA: 5.12	(1, 1)	7.0		27	7	1	1	7	1	0	0	0	0	0	65	105	1.29	1.143
29 Brad Ziegler, R ERA: 3.16	(8, 1)	1.0	B	5	2	1	1	0	0	1	0	0	0	0	9	19	9.00	2.000
43 Addison Reed, R ERA: 3.77	(9, 1)	1.0		3	0	0	0	3	0	0	0	0	0	0	11	16	0.00	0.000
50 Evan Marshall, R ERA: 3.56	(10, 1)	1.0	W	5	1	0	0	2	0	1	0	0	0	0	11	21	0.00	1.000

PITCHER	IP	WLS	BF	H	R	ER	SO	BB	IBB	HBP	BLK	WP	HR	S	P	ERA	WHIP

TOP

Pittsburgh Pirates @ Arizona Diamondbacks

Chase Field, Phoenix, AZ

Sun Aug 03 2014, 1:11 PM - 4:24 PM MST
Att. 26,913 - Roof Closed - 75 F

livebaseballscorecards.com

AB	35
R	2
H	10
RBI	2
BB	3
SO	12
LOB	16

WP: 0	PA: 40		
PB: 1			
SB: 0			
CS: 2			

Batter	1	2	3	4	5	6	7	8	9	10	AB	R	H	RBI	BB	SO	LOB
5 Ender Inciarte, L (1, 8) OBP: 0.282, SLG: 0.310	B SI 92 L SI 92 F SL 86 X SL 86 1-2 ① G6-3		X SL 87 0-0 ② G4-3 2-3 3-H			B SI 93 B SI 92 C SI 93 F SI 94 B SI 96 X SI 95 3-2 ① 1B		B SI 94 F SI 94 X SI 95 1-1 2-3 1B			4	0	2	1	0	0	1
31 Jordan Pacheco, R (1, 5) 43 Addison Reed, L (9, 1) 50 Evan Marshall, R (10, 1)	B SI 91 C SI 93 C SI 94 S SL 85 1-3 ② K		B FF 93 F SI 93 B CH 86 B CH 85 S SL 84 X SL 86 3-2 2 FC5-4 1B 3-H			B SI 92 F CH 87 B SI 94 X SI 94 2-1 ② F9		B SI 95 B SI 94 S CH 87 B SI 95 C SI 94 F SI 96 F SI 95 F SI 95 X SI 96 3-2 ③ P4			4 0 0	0 0 0	1 0 0	1 0 0	0 0 0	1 0 0	2 0 0
2 Aaron Hill, R (1, 4) OBP: 0.288, SLG: 0.383	B SI 92 C CH 86 B FF 93 F SI 92 X SL 83 2-2 ③ F9		C SI 93 D SI 92 X SI 94 1-1 ③ FC5-4 1-2f			S CH 87 B CH 87 F SL 85 C SI 95 1-3 ③ K			B FF 94 S FC 90 S FC 90 F FF 96 F FC 90 F FF 97 B FC 92 F FC 92 B FF 98 3-3 ① K S FC 93		4	0	0	0	0	2	1
15 Mark Trumbo, R (1, 3) OBP: 0.248, SLG: 0.381		B SI 92 B SL 82 S CH 85 F SI 93 F SL 84 S SL 84 2-3 ① K		B SI 93 C SI 92 X SI 93 1-1 17 L4 2B			B SI 91 C SI 91 B SI 92 X SI 92 2-1 ① G6-3			B FF 97 F FC 92 X FC 92 1-1 6 G6-3 1B	4	0	2	0	0	1	0
6 David Peralta, L (1, 9) OBP: 0.347, SLG: 0.469		C SL 84 F SL 86 B SL 87 T SL 86 1-2 ② K		F SI 93 S SL 86 B SL 88 S SL 85 1-3 ① K2-3			C SI 92 B SL 86 X SL 85 1-1 ② P5			F FF 96 X FC 92 0-1 ② ③ G6-3 1-2f	4	0	0	0	0	2	2
17 Alfredo Marte, R (1, 7) OBP: 0.222, SLG: 0.389		B SI 93 C CH 86 S CH 86 T CH 87 1-2 ③ K		X CH 86 0-0 ② ③ L4 2-2			B SI 92 X SI 92 1-0 ③ G6-3			F FC 91 X KC 81 0-1 ① L9	4	0	0	0	0	1	1
9 Tuffy Gosewisch, R (1, 2) OBP: 0.282, SLG: 0.338			C SI 92 F SL 83 X SL 84 0-2 35 SH1-4 13 BB 5 G4-3 1B		X CH 83 0-0 ① G4-3			B SI 93 B SI 93 B SI 92 B SI 93 4-0 5 1B 13 SH3-4 BB		F FC 90 F KC 81 F KC 80 B FF 91 B FC 92 X KC 81 2-2 13 WP 28 FC6-4 2B	3	2	2	0	1	0	0
13 Nick Ahmed, R (1, 6) OBP: 0.273, SLG: 0.340			B CH 85 B SI 92 B CH 85 B FF 92 4-0 5 G4-3 35 SH1-4 31 1B 1-2 BB		C SI 92 S CH 86 B CH 87 X SL 84 1-2 ② G5-3			L CH 86 X CH 86 0-1 ① SH3-4 1-2		D FC 92 S FC 91 F FC 91 D KC 81 B FC 91 B KC 81 4-2 28 FC6-4 2-3 BB	1	1	0	0	2	0	0
35 Trevor Cahill, R (1, 1) OBP: 0.091, SLG: 0.182 29 Brad Ziegler, R (8, 1) 28 Andy Marte, R (8, PH) OBP: 0.273, SLG: 0.545 (9, 5)			B FF 92 X FF 91 1-0 ① SH1-4 1-2 2-3		C SI 93 B CH 86 F FF 93 B SL 85 F CH 86 X FF 94 2-2 ③ G3			B SI 94 S SI 93 B SI 95 X SI 94 2-1 ② F9		F FC 91 B FC 91 B FF 92 X FC 91 2-1 ② FC6-4 1-2f 3-H	1 0 2	0 0 0	0 0 0	0 0 1	0 0 0	0 0 2	0 0 2
Inning Stats	R: 0 H: 0 E: 0 LOB: 0 K: 1 BB: 0 S: 9 P: 13	R: 0 H: 0 E: 0 LOB: 0 K: 3 BB: 0 S: 10 P: 14	R: 2 H: 2 E: 0 LOB: 1 K: 0 BB: 1 S: 10 P: 19	R: 0 H: 1 E: 0 LOB: 0 K: 1 BB: 0 S: 6 P: 8	R: 0 H: 0 E: 0 LOB: 0 K: 0 BB: 0 S: 8 P: 11	R: 0 H: 1 E: 0 LOB: 0 K: 1 BB: 0 S: 8 P: 14	R: 0 H: 0 E: 0 LOB: 0 K: 0 BB: 0 S: 5 P: 9	R: 0 H: 1 E: 0 LOB: 2 K: 0 BB: 1 S: 12 P: 22	R: 0 H: 1 E: 0 LOB: 0 K: 1 BB: 0 S: 11 P: 15	R: 1 H: 1 E: 0 LOB: 2 K: 0 BB: 1 S: 10 P: 18	1B: 5 SF: 0 2B: 3 SAC: 2 3B: 0 DP: 2 HR: 0 HBP: 0						

PITCHER		IP	WLS	BF	H	R	ER	SO	BB	IBB	HBP	BLK	WP	HR	S	P	ERA	WHIP
47 Francisco Liriano, L ERA: 3.91	(1, 1)	6.0		21	4	2	2	6	1	0	0	0	0	0	51	79	3.00	0.833
48 Jared Hughes, R ERA: 1.76	(7, 1)	1.0		3	0	0	0	0	0	0	0	0	0	0	5	9	0.00	0.000
44 Tony Watson, L ERA: 1.52	(8, 1)	1.0		5	1	0	0	0	1	0	0	0	0	0	12	22	0.00	2.000
37 Justin Wilson, L ERA: 4.46	(9, 1)	1.0		3	1	0	0	1	0	0	0	0	0	0	11	15	0.00	1.000
35 Mark Melancon, R ERA: 2.28	(10, 1)	0.2	L	4	1	1	1	0	1	0	0	0	1	0	10	18	13.50	3.000

PITCHER	IP	WLS	BF	H	R	ER	SO	BB	IBB	HBP	BLK	WP	HR	S	P	ERA	WHIP

BOTTOM

Pittsburgh Pirates @ Arizona Diamondbacks

Chase Field, Phoenix, AZ

Sun Aug 03 2014, 1:11 PM - 4:24 PM MST
Att. 26,913 - Roof Closed - 75 F

livebaseballscorecards.com

AB	31
R	3
H	7
RBI	3
BB	3
SO	7
LOB	9

WP: 1 PA: 36
PB: 0
SB: 0
CS: 0

Batter	1	2	3	4	5	6	7	8	9	AB	R	H	RBI	BB	SO	LOB
23 Norichika Aoki, L (1, 9) OBP: 0.334, SLG: 0.337	B FF 89 F SI 89 X FF 91 1-1 ① G4-3		C FF 91 B SL 84 D SL 82 B FF 92 B FF 92 4-1 13 HR BB		X FF 95 0-0 G4-3 X FF 95 0-0 1-H 2-H 3-H HR C SI 91 X CH 81 0-1 13 16 HR 1B 1B C FF 94 B SL 85 S SL 87 X FF 95 2-1 ③ L8			B FF 95 B CH 85 X FF 95 2-0 ① G4-3		4	2	1	4	1	0	0
14 Omar Infante, R (1, 4) OBP: 0.307, SLG: 0.366	C SI 89 X SI 90 0-1 ② F9		X SI 92 0-0 ② L8					B FF 95 X FF 95 1-0 13 G5-4-3 1B		5	1	2	0	0	0	2
13 Salvador Perez, R (1, 2) OBP: 0.314, SLG: 0.422	C SI 91 B FF 91 B FF 91 F SI 91 F FF 91 F SL 86 X SL 80 2-2 1B		B SL 87 B FF 92 X CH 83 2-0 1-H 2-H HR		1 SAFE X SI 90 0-0 16 HR 1B 1-2	C SL 84 T SL 85 S SL 85 0-3 ① K		S SL 86 X FF 95 0-1 ② ③ G5-4-3 1-2f		5	2	3	3	0	1	1
16 Billy Butler, R (1, 3) OBP: 0.325, SLG: 0.376	B SI 91 B SI 92 C CH 82 B FF 91 F FF 92 C FF 92 3-3 ③ K		F SI 93 B FF 93 X FF 93 1-1 1B		F SL 84 D SL 88 B SL 87 C CH 82 F SL 88 X FF 93 2-2 1-H 2-H HR	C FF 96 B FF 95 S FF 95 B SL 87 F SL 84 X FF 96 2-2 4 4 G4-6-3 1B			B FF 94 B SL 85 B FF 92 C FF 94 F FF 95 F FF 93 X FF 94 3-2 4 1B 6 SF9 2B	5	2	4	3	0	1	1
4 Alex Gordon, L (1, 7) OBP: 0.351, SLG: 0.416		C FF 88 B FF 89 S SI 88 B SI 89 B SL 86 F SL 86 F FF 92 X FF 93 3-2 ① G6-3	B FF 88 S SL 83 C FF 92 S SL 82 1-3 ③ K		C FF 94 B SI 92 B FF 92 C SL 81 X FF 90 2-2 8 F8 6 BB 2 WP 1B	C FF 95 F CH 84 D SL 86 B FF 94 X FF 94 2-2 ② ③ G4-6-3 1-2f			C SL 85 B FF 95 B FF 95 F CH 85 X FF 94 2-2 2-3 1B	5	1	2	0	0	1	2
6 Lorenzo Cain, R (1, 8) OBP: 0.340, SLG: 0.418		B FF 90 X FF 92 1-0 ② F8		C CH 82 B SL 87 F FF 88 X FF 92 1-2 8 S 1B	S CH 82 B SI 91 1 SAFE B CH 83 C CH 83 B SL 87 1 SAFE B CH 82 4-2 41 WP 2 WP 23 HR 1-2 BB		S SL 84 S SL 85 F SL 83 B SL 85 X FF 95 1-2 ① G1-3		B FF 94 X FF 94 1-0 ① SF9 3-H	3	1	1	1	1	0	0
8 Mike Moustakas, L (1, 5) OBP: 0.257, SLG: 0.379		X FF 90 0-0 ③ L7	B SL 87 B SL 85 F FF 90 C SI 89 X SL 87 2-2 ① F7 1-2		X SL 85 0-0 ② F8 2-3		B CH 84 F CH 84 X FF 94 1-1 1B		C FF 95 B FF 94 X CH 84 1-1 ② F8	5	0	1	0	0	0	4
2 Alcides Escobar, R (1, 6) OBP: 0.315, SLG: 0.375			C SI 88 C CH 80 B SL 86 F SL 85 X FF 92 1-2 41 SH1-4 13 HR 1B	X CH 82 0-0 ② G5-3	1 SAFE B CH 82 B CH 82 I IN 69 I IN 73 4-0 41 WP 23 HR 1-2 3-H IBB		B FF 94 X SL 84 1-0 ② F8		X FF 94 0-0 ③ G5-3	4	2	1	0	1	0	3
41 Danny Duffy, L (1, 1) 54 Jason Frasor, R (6, 1) 18 Raul Ibanez, L (7, PH) OBP: 0.256, SLG: 0.306 67 Francisley Bueno, L (7, 1) 43 Aaron Crow, R (9, 1)			1 SAFE M FF 89 M SL 84 B SL 83 X FF 91 1-2 ① SH1-4 1-2	B FF 90 B FF 92 C FF 92 C FF 92 C FF 92 2-3 ③ K	B FF 90 C FF 91 S FF 92 B SL 81 S SL 86 2-3 K 23 HR 1-2 2-3		C FF 94 B FF 93 S CH 85 F SL 86 X FF 95 1-2 ③ L7			2 0 1 0 0	1 0 0 0 0	0 0 0 0 0	0 0 0 0 0	2 0 0 0 0	0 0 0 0 0	3 0 1 0 0

Inning Stats	1	2	3	4	5	6	7	8	9
R:	0	0	3	0	8	0	0	0	1
E:	0	0	0	0	0	0	0	0	0
K:	1	0	1	1	1	1	0	0	0
S:	12	7	15	10	20	10	11	4	11
H:	1	0	3	1	5	1	1	1	2
LOB:	1	0	1	1	0	0	1	0	1
BB:	0	0	1	0	2	0	0	0	0
P:	18	11	25	15	36	14	15	7	18

1B:	11	SF:	1	WP:	2	PA:	44
2B:	1	SAC:	1	PB:	0		
3B:	0	DP:	2	SB:	1		
HR:	3	HBP:	0	CS:	0		

PITCHER		IP	WLS	BF	H	R	ER	SO	BB	IBB	HBP	BLK	WP	HR	S	P	ERA	WHIP
36 Wade Miley, L ERA: 4.61	(1, 1)	4.2	L	27	9	10	10	4	2	1	0	0	2	2	61	100	19.29	2.357
58 Bo Schultz, R ERA: 7.88	(5, 1)	4.1		17	6	2	2	1	0	0	0	0	0	1	39	59	4.15	1.385

PITCHER		IP	WLS	BF	H	R	ER	SO	BB	IBB	HBP	BLK	WP	HR	S	P	ERA	WHIP

TOP

Kansas City Royals @ Arizona Diamondbacks

Chase Field, Phoenix, AZ

Tue Aug 05 2014, 6:41 PM - 9:43 PM MST

Att. 16,677 - Roof Closed - 79 F

livebaseballscorecards.com

AB	39
R	12
H	15
RBI	11
BB	3
SO	5
LOB	17

Batter	1	2	3	4	5	6	7	8	9	AB	R	H	RBI	BB	SO	LOB
5 Ender Inciarte, L (1, 8) OBP: 0.281, SLG: 0.308	C FF 94 S FF 94 S FF 95 0-3 ① **K**		L FF 92 B FF 91 T FF 90 F CU 77 F FF 93 D CU 76 X FF 93 2-2 ① **L8**		B FF 91 F FF 92 C FF 93 F FF 94 B CU 77 B FF 94 S FF 93 3-3 ③ **K**			S SI 90 F SI 90 X SL 83 0-2 ① 31 L8 31 DI 1 G3 1B		4	1	1	0	0	2	1
31 Jordan Pacheco, R (1, 3) OBP: 0.294, SLG: 0.356	C FF 94 B CH 84 B CH 84 X FF 94 2-1 2 WP 15 1B 2B		D CH 85 X SI 93 1-0 ② **F9**			C FF 92 X SL 85 0-1 ① **G6-3**		C SI 89 C SI 90 B SL 82 X SL 82 1-2 ① **L8** 1-3		4	1	1	0	0	0	2
2 Aaron Hill, R (1, 4) OBP: 0.286, SLG: 0.380 1 Didi Gregorius, L (8, 4) OBP: 0.336, SLG: 0.437	C FF 94 B CU 77 D CU 78 X CH 84 2-1 ② **F8** 2-3		C SI 94 F FF 93 X SI 94 0-2 ③ **P6**			C FF 93 B FF 93 C FF 93 B CH 88 F FF 93 X FF 93 2-2 ② **L9**		S SI 90 X SI 90 0-1 ② **G3** 3-H		3 1	0 0	0 0	0 1	0 0	0 0	2 0
15 Mark Trumbo, R (1, 7) OBP: 0.261, SLG: 0.393	T FF 95 F CU 78 B FF 96 X CU 76 1-2 **1B** 3-H			S SI 92 X FF 93 0-1 ① **F8**		B SL 84 B FF 93 S SL 84 C FF 93 B FF 93 B FF 93 4-2 **BB**		B SI 90 C CH 85 B FF 91 X SI 90 2-1 **2B**		3	0	2	1	1	0	0
26 Miguel Montero, L (1, 2) OBP: 0.338, SLG: 0.395 9 Tuffy Gosewisch, R (8, 2) OBP: 0.278, SLG: 0.333	1 SAFE B FF 94 C FF 94 F FF 94 F FF 94 F CU 76 F FF 95 F FF 93 F CH 84 1-3 ③ **K**		F SI 94 C CU 78	X FF 92 0-0 **2B**		C FF 93 T FF 93 S FF 93 0-3 ③ **K**		C SI 89 X CH 85 0-1 ③ **L8**		3 1	0 0	1 0	0 0	0 0	2 0	2 1
17 Alfredo Marte, R (1, 9) OBP: 0.211, SLG: 0.368 58 Bo Schultz, R (5, 1) 6 David Peralta, L (9, PH) OBP: 0.345, SLG: 0.466		C SI 92 B FF 93 F CH 83 F CU 78 B FF 94 X FF 93 2-2 ① **G4-3**		S SI 93 B FF 94 B CU 77 F CH 83 F FF 94 F FF 93 F CH 83 D CH 80 F FF 95 3-3 ② S CU 78 **K**			B SI 90 B SI 89 F SI 89 C SI 89 X FF 90 2-2 ① **F9**		B FF 92 X FF 92 1-0 ① **L7**	2 1 1	0 0 0	0 0 0	0 0 0	0 0 0	1 0 0	1 0 0
28 Andy Marte, R (1, 5) OBP: 0.200, SLG: 0.400		C SI 93 F CH 85 B FF 94 F CU 78 S CH 84 1-3 ② **K**		C CU 79 B CH 83 F FF 94 D CH 83 F FF 94 X CU 80 2-2 ③ **G6-3**			B SI 90 X SI 90 1-0 ② **F9**		C FF 92 F FF 93 S SL 82 0-3 ② **K**	4	0	0	0	0	2	1
13 Nick Ahmed, R (1, 6) OBP: 0.254, SLG: 0.316		C FF 94 C CU 79 F FF 94 F CH 83 B CU 78 C CH 84 1-3 ③ **K**			C FF 91 X FF 92 0-1 ① **P4**		C SI 91 B SL 79 X CH 86 1-1 **E5**		B FF 92 B FF 92 X SI 92 2-0 ③ **G5-3**	4	0	0	0	0	1	0
36 Wade Miley, L (1, 1) OBP: 0.191, SLG: 0.136 27 Roger Kieschnick, L (5, 9) OBP: 0.176, SLG: 0.294			C FF 93 B FF 94 F FF 92 F FF 94 B CU 79 B FF 93 B FF 92 4-2 **BB**		C FF 92 B CU 77 S FF 91 B CU 77 S FF 92 2-3 ② **K**		F SI 88 B SL 80 B SI 90 S SI 89 C SL 78 2-3 ③ **K**			0 2	0 0	0 0	0 0	1 0	0 2	0 1
Inning Stats	R: 1 E: 0 K: 2 S: 19 H: 2 LOB: 1 BB: 0 P: 25	R: 0 E: 0 K: 2 S: 13 H: 0 LOB: 0 BB: 0 P: 17	R: 0 E: 0 K: 0 S: 12 H: 0 LOB: 1 BB: 1 P: 19	R: 0 E: 0 K: 1 S: 14 H: 1 LOB: 1 BB: 0 P: 19	R: 0 E: 0 K: 2 S: 9 H: 0 LOB: 0 BB: 0 P: 14	R: 0 E: 0 K: 1 S: 11 H: 0 LOB: 1 BB: 1 P: 17	R: 0 E: 1 K: 1 S: 9 H: 0 LOB: 1 BB: 0 P: 15	R: 1 E: 0 K: 0 S: 12 H: 2 LOB: 1 BB: 0 P: 15	R: 0 E: 0 K: 1 S: 5 H: 0 LOB: 0 BB: 0 P: 8	1B: 2 2B: 3 3B: 0 HR: 0	SF: 0 SAC: 0 DP: 0 HBP: 0			WP: 1 PB: 0 SB: 0 CS: 0	PA: 35		

PITCHER		IP	WLS	BF	H	R	ER	SO	BB	IBB	HBP	BLK	WP	HR	S	P	ERA	WHIP
41 Danny Duffy, L ERA: 2.39	(1, 1)	5.0	W	19	3	1	1	7	1	0	0	0	1	0	67	94	1.80	0.800
54 Jason Frasor, R ERA: 2.88	(6, 1)	1.0		4	0	0	0	1	1	0	0	0	0	0	11	17	0.00	1.000
67 Francisley Bueno, L ERA: 2.59	(7, 1)	2.0		9	2	1	1	1	0	0	0	0	0	0	21	30	4.50	1.000
43 Aaron Crow, R ERA: 3.06	(9, 1)	1.0		3	0	0	0	1	0	0	0	0	0	0	5	8	0.00	0.000

PITCHER	IP	WLS	BF	H	R	ER	SO	BB	IBB	HBP	BLK	WP	HR	S	P	ERA	WHIP

BOTTOM

Kansas City Royals @ Arizona Diamondbacks

Chase Field, Phoenix, AZ

Tue Aug 05 2014, 6:41 PM - 9:43 PM MST

Att. 16,677 - Roof Closed - 79 F

livebaseballscorecards.com

AB	33
R	2
H	5
RBI	2
BB	2
SO	10
LOB	11

Batter	1	2	3	4	5	6	7	8	9	AB	R	H	RBI	BB	SO	LOB
23 Norichika Aoki, L (1, 9) OBP: 0.331, SLG: 0.333	C FC 83 S CH 78 X CH 77 0-2 ① G4-3		B FC 85 S CH 78 B CH 78 X FC 86 2-1 ② G5-3		C CH 79 B FC 86 X CH 79 1-1 ② G1-3			C SI 91 B CH 86 X CH 87 1-1 ① G4-3		4	0	0	0	0	0	0
17 Wade Davis, R (8, 1)										0	0	0	0	0	0	0
56 Greg Holland, R (9, 1)										0	0	0	0	0	0	0
14 Omar Infante, R (1, 4) OBP: 0.304, SLG: 0.362	B FC 83 X FC 82 1-0 ② P5		B CU 72 C CU 72 B CH 79 F CH 79 X FC 86 2-2 ③ G5-3		L FC 85 B CU 74 S CH 80 X CH 79 1-2 ③ G6-3			B FF 94 F SI 93 X SI 94 1-1 ② F8		4	0	0	0	0	0	0
13 Salvador Perez, R (1, 2) OBP: 0.311, SLG: 0.418	C FC 83 F CU 72 B CH 78 F CH 78 X FC 85 1-2 ③ P4			C FC 83 S CH 77 S CH 79 0-3 ① K		B CH 79 F CU 73 B FC 87 F FC 85 B FC 87 S CH 80 3-3 ① K		C SL 85 B SI 93 F SI 94 F SL 86 S CH 87 1-3 ③ K		4	0	0	0	0	3	0
16 Billy Butler, R (1, 3) OBP: 0.324, SLG: 0.377		B CU 70 C CU 70 B CH 77 F FC 84 F FC 86 X CH 79 2-2 ① L9		B FC 85 F CH 79 F CH 80 S CH 80 1-3 ② K		X FC 86 0-0 ② L9			C FF 94 F SL 86 X FF 95 0-2 6 L8 8 FC4-6 2B	4	1	1	0	0	1	0
4 Alex Gordon, L (1, 7) OBP: 0.352, SLG: 0.414		B CH 77 C FC 84 X FC 84 1-1 ② G4-3		B FC 85 B FC 85 B CH 79 T FC 85 B FC 86 4-1 6 BB 8 1B BB		C FC 83 X CU 74 0-1 ③ G4-3			F FF 93 H FF 94 1-1 8 FC4-6 HBP	2	1	0	0	1	0	0
6 Lorenzo Cain, R (1, 8) OBP: 0.342, SLG: 0.417		C CU 71 X FC 85 0-1 8 HR 1B		D FC 84 B FC 84 B CH 80 C FC 84 B FC 86 4-1 8 1B 1-2 BB			C FF 93 B SL 84 X SL 85 1-1 ① G1-3		C SL 86 X FF 94 0-1 ① L8 2-3	3	1	1	0	1	0	2
(8, 9)																
8 Mike Moustakas, L (1, 5) OBP: 0.260, SLG: 0.391		B FC 83 1 SAFE 1 SAFE B FC 84 B CH 78 T FC 84 X FC 86 3-1 1-H HR		B FC 85 B CH 78 C CU 72 X FC 86 2-1 1-2 2-H 1B			C SI 94 X SI 95 0-1 ② G4-3		B SL 78 C SL 77 F SL 78 X FF 92 1-2 ② FC4-6 1-2f 3-H	4	1	2	4	0	0	1
2 Alcides Escobar, R (1, 6) OBP: 0.314, SLG: 0.374		X FC 84 0-0 ③ F9		B CU 71 S FC 86 B FC 86 F CH 79 C FC 86 2-3 ③ K			B FF 94 F FF 95 T SI 94 B SI 94 X SL 88 2-2 1B		X SI 89 0-0 ③ L9	4	0	1	0	0	1	3
30 Yordano Ventura, R (1, 1) OBP: 0.250, SLG: 0.250			C FC 84 C FC 84 F FC 85 S CU 71 0-3 ① K		C FC 84 B FC 85 F FC 85 S CU 72 1-3 ① K					2	0	0	0	0	2	0
18 Raul Ibanez, L (7, PH) OBP: 0.255, SLG: 0.304										1	0	0	0	0	0	1
40 Kelvin Herrera, R (7, 1)										0	0	0	0	0	0	0
1 Jarrod Dyson, L (8, 8) OBP: 0.325, SLG: 0.326							X SI 94 0-0 ③ G4-3			0	0	0	0	0	0	0
Inning Stats	R: 0 E: 0 K: 0 S: 8 H: 0 LOB: 0 BB: 0 P: 10	R: 2 E: 0 K: 0 S: 11 H: 2 LOB: 0 BB: 0 P: 17	R: 0 E: 0 K: 1 S: 9 H: 0 LOB: 0 BB: 0 P: 13	R: 1 E: 0 K: 3 S: 13 H: 1 LOB: 2 BB: 2 P: 26	R: 0 E: 0 K: 1 S: 8 H: 0 LOB: 0 BB: 0 P: 11	R: 0 E: 0 K: 1 S: 6 H: 0 LOB: 0 BB: 0 P: 9	R: 0 E: 0 K: 0 S: 8 H: 1 LOB: 1 BB: 0 P: 11	R: 0 E: 0 K: 1 S: 8 H: 0 LOB: 0 BB: 0 P: 11	R: 1 E: 0 K: 0 S: 10 H: 1 LOB: 1 BB: 0 P: 12	1B: 3 2B: 1 3B: 0 HR: 1 SF: 0 SAC: 0 DP: 0 HBP: 1						

PITCHER	IP	WLS	BF	H	R	ER	SO	BB	IBB	HBP	BLK	WP	HR	S	P	ERA	WHIP
55 Josh Collmenter, R (1, 1) ERA: 4.09	6.0	L	23	3	3	3	6	2	0	0	0	0	1	55	86	4.50	0.833
50 Evan Marshall, R (7, 1) ERA: 3.34	2.0		7	1	0	0	1	0	0	0	0	0	0	16	22	0.00	0.500
37 Matt Stites, R (9, 1) ERA: 6.19	0.1		3	1	1	1	0	0	0	1	0	0	0	6	7	27.00	3.000
59 Oliver Pérez, L (9, 1) ERA: 1.84	0.2		2	0	0	0	0	0	0	0	0	0	0	4	5	0.00	0.000

PITCHER	IP	WLS	BF	H	R	ER	SO	BB	IBB	HBP	BLK	WP	HR	S	P	ERA	WHIP

TOP

Kansas City Royals @ Arizona Diamondbacks

Chase Field, Phoenix, AZ

Wed Aug 06 2014, 6:41 PM - 9:43 PM MST

Att. 16,157 - Roof Closed - 79 F

livebaseballscorecards.com

AB	32
R	4
H	5
RBI	4
BB	2
SO	7
LOB	7

PA: 35

WP: 0
PB: 0
SB: 0
CS: 0

BOTTOM

Kansas City Royals @ Arizona Diamondbacks

Chase Field, Phoenix, AZ

Wed Aug 06 2014, 6:41 PM - 9:43 PM MST

Att. 16,157 - Roof Closed - 79 F

livebaseballscorecards.com

Batter	1	2	3	4	5	6	7	8	9	AB	R	H	RBI	BB	SO	LOB
5 Ender Inciarte, L (1, 8) OBP: 0.279, SLG: 0.315	C FF 95 X FF 97 0-1 ① L7		X FF 95 0-0 2 1B 3B	B FF 97 C CH 87 B CH 90 X FF 96 2-1 ③ G1			F SI 98 C CH 91 B FF 101 X CH 89 1-2 ① G4-3		L FF 96 B SL 88 X FF 96 1-1 ① G6-3	5	1	1	0	0	0	0
4 Cliff Pennington, S (1, 5) OBP: 0.330, SLG: 0.329	B FF 97 X SI 96 1-0 2 WP 1B		T SI 99 F CU 86 B FF 100 S FF 99 1-3 ① K		C CH 92 B CU 81 B CH 87 S FC 91 X FF 97 2-2 ① P5		C FF 100 B FF 100 B CH 91 S FF 98 F FF 100 X CH 91 2-2 ② G4-3		C FF 96 X SL 88 0-1 2 1B 15 SF7 1B	5	1	2	0	0	1	1
2 Aaron Hill, R (1, 4) OBP: 0.290, SLG: 0.381	C FF 98 F SI 95 B CU 85 B FC 94 S CU 83 2-3 ② K 1-2		B FF 96 B SI 98 X FF 98 2-0 15 1B 6 1B 1B 3-H		C FF 98 B FC 94 F SI 97 F FF 98 B CU 87 F CH 90 S FF 100 2-3 ② K		B CU 82 F FF 101 S FF 99 F FF 100 B CH 89 B FF 100 B FF 99 4-2 BB		C FF 97 B FF 96 C SL 85 X SL 87 1-2 1B 1-3	4	1	2	1	1	2	1
15 Mark Trumbo, R (1, 3) OBP: 0.259, SLG: 0.390	F SI 98 B FC 93 S SI 96 X FF 99 1-2 ③ F9		X FC 95 0-0 6 1B 1-3 1B		B CU 87 C FF 96 B FF 100 X SI 99 2-1 ③ G3-1		C FF 99 D FF 98 F SI 99 S FF 100 1-3 ③ K		S SL 85 F SL 84 X FF 98 0-2 ② SF7 3-H	4	0	1	1	0	1	2
26 Miguel Montero, L (1, 2) OBP: 0.342, SLG: 0.402 13 Nick Ahmed, R (8, PR) OBP: 0.254, SLG: 0.316 37 Matt Stites, L (9, 1) 59 Oliver Pérez, L (9, 1) 28 Andy Marte, R (9, PH) OBP: 0.188, SLG: 0.375		C FF 97 X FF 94 0-1 6 G3-1 2B	B CH 87 B CH 87 S FF 98 F CU 88 B FF 99 S FF 98 3-3 ② K			X CU 83 0-0 6 1B 1B		S FF 95 B FF 97 F FF 96 X FF 96 1-2 27 1B 1B	F FF 97 B SL 82 F SL 84 D SL 86 B FF 98 S SL 85 3-3 ③ K	4 0 0 0 1	0 0 0 0 0	3 0 0 0 0	0 0 0 0 0	0 0 0 0 0	1 0 0 0 1	2 0 0 0 1
6 David Peralta, L (1, 9) OBP: 0.348, SLG: 0.467		B FF 97 S CH 86 B FF 98 X FF 96 2-1 ① G3-1 2-3	F FF 96 F FF 98 B FF 99 X FF 98 1-2 1B 1-2 3-H			X FF 97 0-0 31 FC6-4 1B 1-2		F FC 92 B FF 96 B KC 85 X FF 96 2-1 ① P5		4	0	2	1	0	0	2
1 Didi Gregorius, L (1, 6) OBP: 0.333, SLG: 0.426		F FF 99 F FF 99 F CH 91 B FF 99 D CU 86 F CU 88 B FF 100 B FF 99 4-2 BB	B FF 95 F FF 94 T CH 88 X SI 97 1-2 ③ G3-1			F SI 97 D CH 90 D CH 88 T FF 96 S SI 96 2-3 ① K		B KC 84 F FC 91 B FF 96 X FC 93 2-1 ② P6		3	0	0	0	1	1	5
27 Roger Kieschnick, L (1, 7) OBP: 0.184, SLG: 0.289		B SI 96 S FF 96 C FF 97 B SI 98 F SI 98 S FF 99 2-3 ② K		C CU 80 S FF 94 B CH 88 B FF 97 B CU 84 S SI 97 3-3 ① K		F FF 96 F FF 95 B FF 99 B FF 99 B FF 96 X FF 96 3-2 ② L9		B FF 95 X FF 96 1-0 1-2 1B		4	0	1	0	0	2	4
55 Josh Collmenter, R (1, 1) OBP: 0.143, SLG: 0.125 31 Jordan Pacheco, R (6, PH) OBP: 0.291, SLG: 0.353 50 Evan Marshall, R (7, 1) 9 Tuffy Gosewisch, R (8, PH) OBP: 0.274, SLG: 0.329 (9, 2)		C FF 96 T SI 96 F FF 98 X SI 97 0-2 ③ F8		B FF 96 C SI 95 F SI 96 S CU 83 1-3 ② K		B FF 97 X SI 96 1-0 ③ FC6-4 1-2f		F FF 97 S FF 97 F FC 93 D FC 91 F KC 88 C FF 96 1-3 ③ K		2 1 0 1	0 0 0 0	0 0 0 0	0 0 0 0	0 0 0 0	1 0 0 1	2 2 0 2
Inning Stats	R: 0 H: 1 E: 0 LOB: 1 K: 1 BB: 0 S: 9 P: 13	R: 0 H: 1 E: 0 LOB: 2 K: 1 BB: 1 S: 16 P: 24	R: 2 H: 4 E: 0 LOB: 2 K: 2 BB: 0 S: 15 P: 23	R: 0 H: 0 E: 0 LOB: 0 K: 2 BB: 0 S: 8 P: 14	R: 0 H: 0 E: 0 LOB: 0 K: 1 BB: 0 S: 10 P: 16	R: 0 H: 2 E: 0 LOB: 2 K: 1 BB: 0 S: 9 P: 15	R: 0 H: 0 E: 0 LOB: 1 K: 1 BB: 1 S: 13 P: 21	R: 0 H: 2 E: 0 LOB: 2 K: 1 BB: 0 S: 13 P: 20	R: 1 H: 2 E: 0 LOB: 1 K: 1 BB: 0 S: 13 P: 18	1B: 10 2B: 1 3B: 1 HR: 0	SF: 1 SAC: 0 DP: 0 HBP: 0						

	AB	38
	R	3
	H	12
	RBI	3
	BB	2
	SO	11
	LOB	24

WP: 1 PA: 41
PB: 0
SB: 0
CS: 0

PITCHER	IP	WLS	BF	H	R	ER	SO	BB	IBB	HBP	BLK	WP	HR	S	P	ERA	WHIP
30 Yordano Ventura, R (1, 1) ERA: 3.47	6.0	W	27	8	2	2	8	1	0	0	0	1	0	67	105	3.00	1.500
40 Kelvin Herrera, R (7, 1) ERA: 1.69	1.0	H	4	0	0	0	1	1	0	0	0	0	0	13	21	0.00	1.000
17 Wade Davis, R (8, 1) ERA: 0.93	1.0	H	5	2	0	0	1	0	0	0	0	0	0	13	20	0.00	2.000
56 Greg Holland, R (9, 1) ERA: 1.85	1.0	S	5	2	1	1	1	0	0	0	0	0	0	13	18	9.00	2.000

PITCHER	IP	WLS	BF	H	R	ER	SO	BB	IBB	HBP	BLK	WP	HR	S	P	ERA	WHIP

Batter	1	2	3	4	5	6	7	8	9	AB	R	H	RBI	BB	SO	LOB
23 Norichika Aoki, L (1, 9) OBP: 0.332, SLG: 0.334	C FF 90 X SL 86 0-1 G5-3		X SL 85 0-0 13 S 14 1B 13 1B 1B	F SL 80 1 SAFE 1 SAFE 1 SAFE 0-1 CS 1-2	C FF 92 B CH 85 F CH 84 B FF 93 B FF 95 S FF 94 3-3 K		B FF 94 F FF 92 B SI 94 1 SAFE X CH 86 2-1 L9		C SL 84 C SL 81 B CU 75 X CU 75 1-2 1-3 2-H 1B	5	1	2	1	0	1	1
14 Omar Infante, R (1, 4) OBP: 0.303, SLG: 0.360	B SI 90 C FF 90 S CH 84 X CU 74 1-2 L5		1 SAFE C CH 82 B CH 82 X CH 82 1-1 13 S 13 1B 1-2 1B		B FF 94 C FF 94 C SL 85 B SL 84 B CU 77 X FF 94 3-2 F7			B SL 84 C FF 93 X FF 93 1-1 P3	B CH 74 X SI 87 1-0 G1-3	5	1	1	0	0	0	2
13 Salvador Perez, R (1, 2) OBP: 0.310, SLG: 0.416	F FF 91 F FF 90 F CU 77 X SL 87 0-2 G6-3		F SL 83 B FF 89 X FF 90 1-1 1-H 2-H 1B		B FF 95 F FF 95 F FF 95 B CU 79 B SL 84 X FF 95 3-2 L7			C FF 94 B SL 84 C SL 84 B SL 84 B SL 87 F FF 96 X FF 96 3-2 F8		4	0	1	2	0	0	0
16 Billy Butler, R (1, 3) OBP: 0.326, SLG: 0.379		C SL 84 C CU 76 X CU 76 0-2 4 HR 2B	S CH 83 B CH 84 F SI 89 X FF 90 1-2 F7			C SL 84 B FF 94 X FF 94 1-1 P3		B FF 94 B FF 95 B SL 86 F FF 94 C FF 95 B FF 95 4-2 BB		3	1	1	0	1	0	1
4 Alex Gordon, L (1, 7) OBP: 0.351, SLG: 0.420		X FF 90 0-0 2-H HR	F SL 83 B SL 79 F CU 78 X SL 81 1-2 L8			C CH 86 B CH 86 S CH 85 B FF 95 F SI 95 F CU 78 C FF 95 2-3 K		F SL 86 B FF 93 B FF 94 F FF 95 S SL 86 2-3 K		4	1	1	2	0	2	2
6 Lorenzo Cain, R (1, 8) OBP: 0.341, SLG: 0.418		X SI 89 0-0 F8		C CH 81 B CH 82 X CH 83 1-1 8 G3 2 1B 2B		C FF 95 B CU 78 S SL 85 B FF 94 B FF 93 S CH 86 3-3 K			B SI 89 F CH 76 F SL 84 S CU 74 1-3 K	4	1	1	0	0	2	0
8 Mike Moustakas, L (1, 5) OBP: 0.263, SLG: 0.395		C SL 84 X SL 85 0-1 F9		X SL 82 0-0 G3 2-3			S CH 86 B CH 85 F CH 85 F SI 94 X FF 94 1-2 1B		B SL 84 C CU 74 B SL 86 X CU 74 2-1 2 1B 2B	4	0	2	0	0	0	1
2 Alcides Escobar, R (1, 6) OBP: 0.316, SLG: 0.375		B SI 90 B SI 88 B SL 85 C SI 88 C SI 89 X FF 91 3-2 P3		F SL 81 S SL 83 B FF 89 B CU 75 F CU 76 X FF 90 2-2 23 CS 1B 3-H			B FF 95 D SL 83 X FF 95 2-0 F8		B SL 84 B CH 75 X CH 76 2-0 23 1B 2-H 1B	4	1	2	1	0	0	1
11 Jeremy Guthrie, R (1, 1)			C SI 90 B FF 91 B SI 90 F FF 90 X FF 91 2-2 G4-3	1 SAFE L FF 88 B CU 75 L CU 74 S CU 76 1-3 K			L FF 89 L CU 74 B FF 94 X CU 76 1-2 F7		F SI 88 F FF 89 H CU 73 1-2 23 1B HBP	3	0	0	0	0	1	2
Inning Stats	R: 0 E: 0 K: 0 S: 9 H: 0 LOB: 0 BB: 0 P: 10	R: 2 E: 0 K: 0 S: 10 H: 2 LOB: 0 BB: 0 P: 13	R: 2 E: 0 K: 0 S: 14 H: 3 LOB: 1 BB: 0 P: 20	R: 1 E: 0 K: 1 S: 11 H: 2 LOB: 0 BB: 0 P: 15	R: 0 E: 0 K: 1 S: 9 H: 0 LOB: 0 BB: 0 P: 18	R: 0 E: 0 K: 2 S: 10 H: 0 LOB: 0 BB: 0 P: 16	R: 0 E: 0 K: 0 S: 10 H: 1 LOB: 1 BB: 0 P: 16	R: 0 E: 0 K: 1 S: 11 H: 0 LOB: 1 BB: 1 P: 21	R: 1 E: 0 K: 1 S: 12 H: 3 LOB: 2 BB: 0 P: 20	1B: 7 2B: 3 3B: 0 HR: 1 SF: 0 SAC: 0 DP: 0 HBP: 1						

PITCHER		IP	WLS	BF	H	R	ER	SO	BB	IBB	HBP	BLK	WP	HR	S	P	ERA	WHIP
54 Vidal Nuño, L ERA: 5.01	(1, 1)	4.0	L	18	7	5	5	1	0	0	0	0	0	1	44	58	11.25	1.750
48 Randall Delgado, R ERA: 5.3	(5, 1)	3.0		10	1	0	0	3	0	0	0	0	0	0	29	50	0.00	0.333
37 Matt Stites, R ERA: 5.82	(8, 1)	1.0		4	0	0	0	1	1	0	0	0	0	0	11	21	0.00	1.000
56 Eury De La Rosa, L ERA: 3.21	(9, 1)	1.0		6	3	1	1	1	0	0	1	0	0	0	12	20	9.00	3.000

PITCHER	IP	WLS	BF	H	R	ER	SO	BB	IBB	HBP	BLK	WP	HR	S	P	ERA	WHIP

TOP

Kansas City Royals @ Arizona Diamondbacks

Chase Field, Phoenix, AZ

Thu Aug 07 2014, 6:41 PM - 9:15 PM MST
Att. 17,809 - Roof Closed - 79 F

livebaseballscorecards.com

AB	36
R	6
H	11
RBI	6
BB	1
SO	6
LOB	10

WP: 0 PA: 39
PB: 0
SB: 2
CS: 1

Batter	1	2	3	4	5	6	7	8	9	AB	R	H	RBI	BB	SO	LOB
5 Ender Inciarte, L (1, 8) OBP: 0.279, SLG: 0.314	F CH 88 B CH 84 X FC 88 1-1 6 F8 2 1B 15 SF8 1B	B FF 92 3 SAFE C SL 88 X FC 89 1-1 ③ G5-3		C FC 90 X SL 88 0-1 ③ P4			F SL 86 F FC 92 B CH 87 X SL 86 1-2 ③ L6			4	1	1	0	0	0	2
2 Aaron Hill, R (1, 4) OBP: 0.290, SLG: 0.380	B FC 90 F FF 90 B FF 90 F SL 87 B SI 92 F FC 88 F FC 92 X FC 89 3-2 6 F8 1-2 1B		C FC 90 B CH 84 B SL 87 F FF 92 C FF 92 2-3 ① K		C SL 86 F FF 90 X FC 92 0-2 ① F8			C SL 86 F CH 83 B FF 92 X CH 85 1-2 ① P5		4	0	1	0	0	1	0
6 David Peralta, L (1, 9) OBP: 0.341, SLG: 0.458	B FC 92 X CH 86 1-0 ① F8 1-2 2-3		B CU 78 B FC 92 X CH 89 2-0 ② G4-3		B SL 87 C FF 91 B SL 85 X SL 86 2-1 ② G4-3			B SL 88 B SL 87 X FF 92 2-0 ② L8		4	0	0	0	0	0	2
15 Mark Trumbo, R (1, 3) OBP: 0.259, SLG: 0.389	C FF 92 X FF 92 0-1 ② SF8 3-H		X SL 86 0-0 26 1B 19 1B 1B		B FF 92 C SL 85 X FF 92 1-1 ③ P6			S SL 88 F FC 92 B FC 88 B CH 87 F SL 86 X SI 93 2-2 ③ G6-3		3	1	1	1	0	0	0
26 Miguel Montero, L (1, 2) OBP: 0.341, SLG: 0.400	B FC 92 B FC 88 X CH 84 2-0 ③ G3-1		B SL 88 F SL 86 B FF 92 F SL 86 B FF 89 F FC 93 F FF 93 X SL 87 3-2 19 1B 1-3 1B			X CH 84 0-0 ① G4-3			C CH 89 B CH 85 B FF 90 X SL 86 2-1 ① F8	4	0	1	0	0	0	1
19 Jake Lamb, L (1, 5) OBP: 0.250, SLG: 0.250		C FC 90 X SL 88 0-1 ① P5	S SL 88 F FC 93 B FF 94 X SL 88 1-2 1-2 3-H 1B			C FC 91 C CH 83 S CH 85 0-3 ② K			C SL 87 X CH 86 0-1 ② G1-3	4	0	1	1	0	1	0
1 Didi Gregorius, L (1, 6) OBP: 0.331, SLG: 0.421		B FF 91 C CH 85 F SL 88 X CU 78 1-2 27 1B 1B	B CH 86 X FC 92 1-0 ③ P5			B FC 91 F FC 88 X CH 85 1-1 ③ G4-3			C FF 90 F FF 92 S FF 93 0-3 ③ K	4	0	1	0	0	1	2
27 Roger Kieschnick, L (1, 7) OBP: 0.195, SLG: 0.293		C CH 85 X CH 84 0-1 54 SH2-3 1-3 1B		B CU 73 F FC 90 X CU 74 1-1 ① G3			F FC 90 X CH 84 0-1 ① G6-3			3	0	1	0	0	0	0
54 Vidal Nuño, L (1, 1) 17 Alfredo Marte, R (4, PH) OBP: 0.205, SLG: 0.359 48 Randall Delgado, R (5, 1) 31 Jordan Pacheco, R (7, PH) OBP: 0.288, SLG: 0.350 37 Matt Stites, L (8, 1) 56 Eury De La Rosa, L (9, 1)		B FC 90 X FF 90 1-0 ② SH2-3 1-2		X SL 86 0-0 ② P5			B FF 91 C FF 91 S FF 91 S SL 88 1-3 ② K			0 1 0 1 0 0	0 0 0 0 0 0	0 0 0 0 0 0	0 0 0 0 0 0	0 0 0 1 0 0	0 0 0 0 0 0	0 0 0 0 0 0
Inning Stats	R: 1 H: 2 E: 0 LOB: 1 K: 0 BB: 0 S: 11 P: 18	R: 0 H: 2 E: 0 LOB: 2 K: 0 BB: 0 S: 10 P: 13	R: 1 H: 3 E: 0 LOB: 2 K: 1 BB: 0 S: 14 P: 23	R: 0 H: 0 E: 0 LOB: 0 K: 0 BB: 0 S: 5 P: 6	R: 0 H: 0 E: 0 LOB: 0 K: 0 BB: 0 S: 7 P: 10	R: 0 H: 0 E: 0 LOB: 0 K: 1 BB: 0 S: 6 P: 7	R: 0 H: 0 E: 0 LOB: 0 K: 1 BB: 0 S: 8 P: 10	R: 0 H: 0 E: 0 LOB: 0 K: 0 BB: 0 S: 8 P: 13	R: 0 H: 0 E: 0 LOB: 0 K: 1 BB: 0 S: 7 P: 9	1B: 7 SF: 1 2B: 0 SAC: 1 3B: 0 DP: 0 HR: 0 HBP: 0						WP: 0 PA: 34 PB: 0 SB: 0 CS: 0	

PITCHER	IP	WLS	BF	H	R	ER	SO	BB	IBB	HBP	BLK	WP	HR	S	P	ERA	WHIP
11 Jeremy Guthrie, R (1, 1) ERA: 4.35	9.0	W	34	7	2	2	4	0	0	0	0	0	0	76	109	2.00	0.778

PITCHER	IP	WLS	BF	H	R	ER	SO	BB	IBB	HBP	BLK	WP	HR	S	P	ERA	WHIP

BOTTOM

Kansas City Royals @ Arizona Diamondbacks

Chase Field, Phoenix, AZ

Thu Aug 07 2014, 6:41 PM - 9:15 PM MST

Att. 17,809 - Roof Closed - 79 F

livebaseballscorecards.com

AB	32
R	2
H	7
RBI	2
BB	0
SO	4
LOB	7

Batter	1	2	3	4	5	6	7	8	9	AB	R	H	RBI	BB	SO	LOB
19 Charlie Blackmon, L (1, 8) (7, 9) OBP: 0.334, SLG: 0.437	B SI 90 F FF 90 C FF 91 B CU 78 S CH 81 2-3 ① **K**		C CU 76 F CU 77 F CH 81 B FF 88 F SI 90 X FF 91 1-2 ② **F9**		B CH 80 B SI 90 X CH 81 2-0 ③ **F9**			X SI 85 0-0 ① **B1-3**	B FF 91 F FF 91 B FF 92 F FF 92 F FF 92 C FF 92 2-3 ③ **K**	5	0	0	0	0	2	2
14 Josh Rutledge, R (1, 6) OBP: 0.324, SLG: 0.424	C FF 91 B FF 91 B FF 91 F FF 91 F FF 91 B CU 79 F FF 91 F SI 90 B CH 81 4-2 33 FC5-4 **BB**		F FF 90 B FF 91 S FF 90 B CU 77 X CH 82 2-2 ③ **F7**			C CU 72 X CH 78 0-1 ① **P5**		C SI 84 F CH 76 B CU 71 S CU 72 1-3 ② **K**		3	0	0	0	1	1	0
33 Justin Morneau, L (1, 3) OBP: 0.349, SLG: 0.497	1 SAFE S SI 90 C SI 91 X SI 90 0-2 ② **FC5-4** 1-2f			B CH 79 B CH 80 S CH 80 X SI 90 2-1 **2B**		B FF 87 B FF 88 C FF 88 F SI 89 F CU 75 X CH 79 2-2 **1B**		X SI 85 0-0 ③ **G5-3**		4	0	2	0	0	0	1
28 Nolan Arenado, R (1, 5) OBP: 0.318, SLG: 0.471	C CU 76 D CU 78 X FF 92 1-1 ③ **F8**			F CH 80 F SI 90 B CH 80 F SI 90 F FF 91 X CU 77 1-2 ① **G1-3**		B CH 81 X FF 89 1-0 ② **F8**			C FF 92 F FF 92 X SL 85 0-2 ① **G1-3**	4	0	0	0	0	0	3
5 Carlos González, L (1, 9) OBP: 0.292, SLG: 0.431 49 Rex Brothers, L (7, 1) 0 Adam Ottavino, S (8, 1) 1 Brandon Barnes, R (9, PH) OBP: 0.303, SLG: 0.416		F SI 90 B FF 91 F FF 91 S CH 81 1-3 ① **K**		B FF 91 F FF 91 S CH 81 B CH 80 S CH 81 2-3 ② **K**		S CH 79 F CH 80 S CH 80 B FF 89 F FF 90 S FF 89 2-3 ③ **K**			S FF 93 S FF 93 B FF 91 X SL 85 1-2 **6 1B 3B**	3 0 0 1	0 0 0 1	0 0 0 1	0 0 0 0	0 0 0 0	3 0 0 0	2 0 0 0
6 Corey Dickerson, L (1, 7) OBP: 0.381, SLG: 0.560		F SI 91 X FF 91 0-1 ② **F9**		F CH 81 S FF 90 B FF 91 B SI 91 X CU 78 2-2 ③ **G1-3**			B SL 78 B SL 79 C SI 90 C FF 91 B SL 81 F FF 92 X SI 90 3-2 **1B**		C FF 93 F FF 93 B FF 92 F FF 92 F FF 93 F FC 92 X SL 87 1-2 **8 WP 9 1B** 3-H **1B**	4	1	2	1	0	0	1
8 Michael McKenry, R (1, 2) OBP: 0.422, SLG: 0.554		C FF 92 B CU 78 B CU 78 F FF 92 B FF 92 F FF 92 X FF 91 3-2 **1B**			X FF 88 0-0 **HR**		C SL 78 1 SAFE F SL 79 S FF 91 0-3 ① **K**		B SL 86 B FF 92 S FF 92 X FF 92 2-1 ② **L8** 1-3	4	1	2	1	0	1	2
9 DJ LeMahieu, R (1, 4) OBP: 0.323, SLG: 0.337		C CU 77 F FF 92 B FF 92 F CU 79 S CH 81 1-3 ③ **K**			C FF 89 C CH 81 B CH 80 F CH 81 B SI 90 X SI 90 2-2 ① **G6-3**		B SI 90 F FF 92 C SL 78 S SL 78 1-3 ② **K**		C FF 92 X FF 92 0-1 **13 1B** 3-H **1B**	4	0	1	1	0	2	2
46 Tyler Matzek, L (1, 1) OBP: 0.182, SLG: 0.143 37 Nick Masset, R (6, 1) 13 Drew Stubbs, R (7, PH) OBP: 0.344, SLG: 0.511 (7, 8)			C SI 88 B CU 75 B FF 89 X SI 89 2-1 ① **L8**		B SI 90 C SI 90 B SI 90 C SI 91 S SI 90 2-3 ② **K**		C SI 92 C SI 93 T SI 93 0-2 ③ **K**		X FF 92 0-0 1-2 **1B**	2 0 2	0 0 0	0 0 1	0 0 0	0 0 1	1 0 1	0 0 1
Inning Stats	R: 0 E: 0 K: 1 S: 13 H: 0 LOB: 1 BB: 1 P: 20	R: 0 E: 0 K: 2 S: 13 H: 1 LOB: 1 BB: 0 P: 18	R: 0 E: 0 K: 0 S: 10 H: 0 LOB: 0 BB: 0 P: 15	R: 0 E: 0 K: 1 S: 13 H: 1 LOB: 1 BB: 0 P: 20	R: 1 E: 0 K: 1 S: 9 H: 1 LOB: 0 BB: 0 P: 15	R: 0 E: 0 K: 1 S: 11 H: 1 LOB: 1 BB: 0 P: 16	R: 0 E: 0 K: 3 S: 13 H: 1 LOB: 1 BB: 0 P: 17	R: 0 E: 0 K: 1 S: 5 H: 0 LOB: 0 BB: 0 P: 6	R: 2 E: 0 K: 1 S: 21 H: 4 LOB: 2 BB: 0 P: 27	1B: 6 2B: 1 3B: 1 HR: 1 SF: 0 SAC: 0 DP: 0 HBP: 0						WP: 1 PB: 0 SB: 0 CS: 0 PA: 37	

TOP

Colorado Rockies @ Arizona Diamondbacks

Chase Field, Phoenix, AZ

Fri Aug 08 2014, 6:42 PM - 9:45 PM MST

Att. 21,782 - Roof Closed - 79 F

livebaseballscorecards.com

AB	36
R	3
H	9
RBI	3
BB	1
SO	11
LOB	14

PITCHER		IP	WLS	BF	H	R	ER	SO	BB	IBB	HBP	BLK	WP	HR	S	P	ERA	WHIP
57 Chase Anderson, R ERA: 3.06	(1, 1)	6.0	W	23	4	1	1	6	1	0	0	0	0	0	69	104	1.50	0.833
59 Oliver Pérez, L ERA: 1.81	(7, 1)	0.2	H	3	1	0	0	2	0	0	0	0	0	0	10	14	0.00	1.500
50 Evan Marshall, R ERA: 3.31	(7, 1)	0.1	H	1	0	0	0	1	0	0	0	0	0	0	3	3	0.00	0.000
29 Brad Ziegler, R ERA: 3.1	(8, 1)	1.0		3	0	0	0	1	0	0	0	0	0	0	5	6	0.00	0.000
43 Addison Reed, R ERA: 4.08	(9, 1)	1.0		7	4	2	2	1	0	0	0	0	1	0	21	27	18.00	4.000

PITCHER		IP	WLS	BF	H	R	ER	SO	BB	IBB	HBP	BLK	WP	HR	S	P	ERA	WHIP

Colorado Rockies @ Arizona Diamondbacks

Chase Field, Phoenix, AZ

Fri Aug 08 2014, 6:42 PM - 9:45 PM MST

Att. 21,782 - Roof Closed - 79 F

livebaseballscorecards.com

BOTTOM

Batter	1	2	3	4	5	6	7	8	9	AB	R	H	RBI	BB	SO	LOB
5 Ender Inciarte, L (1, 8) OBP: 0.282, SLG: 0.316	C FF 91 F FF 90 B FF 92 F CU 81 F FF 93 B CU 80 B FF 93 F FF 93 X FF 93 3-2 ① F7	X FF 94 0-0 ③ G6-3		C FF 91 B FF 91 C FF 92 X SL 82 1-2 ③ G3			X FF 92 0-0 6 3B 1B	1 SAFE 1 SAFE X FF 94 0-0 E7 1-3 1B		5	1	2	0	0	0	2
4 Cliff Pennington, S (1, 6) (9, 4) OBP: 0.323, SLG: 0.313	B FF 92 B FF 94 B FF 92 B FF 93 4-0 6 2B 26 HR BB	C FF 92 B FF 92 B SL 82 F FF 92 S SL 83 2-3 ① K2-3	C SL 82 B FF 90 F FF 91 B SL 83 X CU 80 2-2 ① L4				B FF 92 B FF 93 F FF 92 X FF 94 2-1 ① L4	C ST 83 S FF 96 X FF 94 0-2 ③ F7		4	1	0	0	1	1	3
6 David Peralta, L (1, 9) OBP: 0.349, SLG: 0.475	B SL 82 B FF 92 C FF 94 X SL 82 2-1 26 HR 1-3 2B	C FF 92 B FF 93 X FF 93 1-1 ② P6	B FF 92 B FF 90 B FF 91 B FF 92 4-0 26 BB 15 BB BB				X FF 93 0-0 31 S 1-H 3B			3	2	2	1	1	0	0
15 Mark Trumbo, R (1, 3) OBP: 0.264, SLG: 0.388	C FF 93 F FF 94 S CU 79 0-3 ② K	F FF 94 B FF 94 X SL 83 1-1 26 BB 1B	B FF 90 D FF 92 C FF 93 B FF 92 B CH 88 4-1 31 G6-5-3 26 BB 1-2 BB				F FF 93 S SL 87 S SL 87 0-3 ② K			3	0	1	0	1	2	3
26 Miguel Montero, L (1, 2) OBP: 0.348, SLG: 0.410	X CU 81 0-0 2-H 3-H HR	B FF 93 B FF 92 B FF 92 1 SAFE B FF 92 4-0 1-2 BB	B FF 91 B SL 81 B FF 91 B FF 93 4-0 1-2 2-3 BB				B SL 84 D SL 86 D SL 85 C FF 92 S SL 86 F SL 86 D SL 88 4-2 BB			1	1	1	3	3	0	0
31 Jordan Pacheco, R (1, 4) OBP: 0.278, SLG: 0.336 43 Addison Reed, L (9, 1)	B FF 93 X FF 93 1-0 ③ G6-3	C FF 92 B FF 92 F FF 92 F SL 82 X FF 94 1-2 ③ P3	B FF 92 X FF 91 1-0 ② ③ G6-5-3 2-3f				C FF 94 F SL 86 B FF 94 S SL 87 1-3 ③ K 3-H			4 0	0 0	0 0	0 0	0 0	1 0	6 0
19 Jake Lamb, L (1, 5) OBP: 0.125, SLG: 0.125		B FF 91 F FF 90 B FF 93 S FF 94 X FF 92 2-2 ① G3-1		X FF 90 0-0 ① P4			C SI 92 B FS 83 S SI 91 X CU 79 1-2 ① G4-3	B FF 94 C FF 94 S SI 94 F FF 95 B ST 84 B SI 95 C SI 96 3-3 ① K		4	0	0	0	0	1	0
17 Alfredo Marte, R (1, 7) OBP: 0.209, SLG: 0.395		X FF 93 0-0 3B		B FF 90 S CH 85 F CH 87 F SL 84 X CU 78 1-2 ② F9			B FF 90 C SI 92 S CU 77 B CU 81 X SI 92 2-2 ② F7	S ST 83 X ST 84 0-1 ② P4		4	0	1	0	0	0	0
57 Chase Anderson, R (1, 1) OBP: 0.083, SLG: 0.043 14 Xavier Paul, L (6, PH) 59 Oliver Pérez, L (7, 1) 50 Evan Marshall, R (7, 1) 29 Brad Ziegler, R (8, 1) 1 Didi Gregorius, L (8, PH) OBP: 0.336, SLG: 0.425 (9, 6)		F FF 92 B FF 92 X FF 93 1-1 ② G1-3		C FF 91 C FF 90 B CU 80 H FF 89 2-2 HBP			B SI 93 B CU 76 X SI 93 2-0 ③ F8	C ST 83 F FF 95 B FF 95 F SI 95 B ST 85 X FF 94 2-2 5 E 1B		1 1 0 0 0 1	0 0 0 0 0 0	0 0 0 0 0 1	0 0 0 0 0 0	0 0 0 0 0 0	0 0 0 0 0 0	1 0 0 0 0 0
Inning Stats	R: 3 H: 2 E: 0 LOB: 0 K: 1 BB: 1 S: 13 P: 23	R: 0 H: 1 E: 0 LOB: 1 K: 0 BB: 0 S: 7 P: 10	R: 0 H: 1 E: 0 LOB: 2 K: 1 BB: 1 S: 11 P: 20	R: 0 H: 0 E: 0 LOB: 1 K: 0 BB: 0 S: 10 P: 14	R: 0 H: 0 E: 0 LOB: 2 K: 0 BB: 3 S: 5 P: 20	R: 0 H: 0 E: 0 LOB: 0 K: 0 BB: 0 S: 7 P: 12	R: 2 H: 2 E: 0 LOB: 1 K: 2 BB: 1 S: 13 P: 20	R: 0 H: 2 E: 1 LOB: 2 K: 1 BB: 0 S: 14 P: 19		1B: 4 SF: 0 2B: 1 SAC: 0 3B: 2 DP: 1 HR: 1 HBP: 1				WP: 0 PA: 38 PB: 0 SB: 1 CS: 0		

	AB	31
	R	5
	H	8
	RBI	4
	BB	6
	SO	5
	LOB	15

PITCHER		IP	WLS	BF	H	R	ER	SO	BB	IBB	HBP	BLK	WP	HR	S	P	ERA	WHIP
46 Tyler Matzek, L ERA: 5.32	(1, 1)	5.0	L	24	4	3	3	2	5	0	1	0	0	1	46	87	5.40	1.800
37 Nick Masset, R ERA: 4.75	(6, 1)	1.0		3	0	0	0	0	0	0	0	0	0	0	7	12	0.00	0.000
49 Rex Brothers, L ERA: 4.82	(7, 1)	1.0		6	2	2	2	2	1	0	0	0	0	0	13	20	18.00	3.000
0 Adam Ottavino, R ERA: 3.88	(8, 1)	1.0		5	2	0	0	1	0	0	0	0	0	0	14	19	0.00	2.000

PITCHER	IP	WLS	BF	H	R	ER	SO	BB	IBB	HBP	BLK	WP	HR	S	P	ERA	WHIP

Colorado Rockies @ Arizona Diamondbacks

Chase Field, Phoenix, AZ

Sat Aug 09 2014, 5:12 PM - 8:21 PM MST

Att. 24,993 - Roof Closed - 79 F

livebaseballscorecards.com

TOP

Batter	1	2	3	4	5	6	7	8	9	AB	R	H	RBI	BB	SO	LOB
19 Charlie Blackmon, L (1, 9) OBP: 0.331, SLG: 0.433	C SI 89 B SI 89 S SL 88 B KC 78 T CH 81 2-2 ① **K**	X KC 77 0-0 ③ **L7**			C CH 84 S CH 77 X CH 75 0-2 ① **G3**		X CH 85 0-0 ② **L7**			4	0	0	0	0	1	1
14 Josh Rutledge, R (1, 6) OBP: 0.323, SLG: 0.426	B SI 90 C SI 91 F SI 91 S CH 80 1-3 ② **K**	X SI 87 0-0 33 1B 28 SF7 **2B**	B KC 78 B SI 90 C SI 92 X SI 90 2-1 ② **G6-3**	C SI 88 B KC 79 B CH 80 C KC 78 X SI 90 2-2 ③ **G6-3**						4	1	1	0	0	1	0
33 Justin Morneau, L (1, 3) OBP: 0.353, SLG: 0.501	C SI 86 F FF 90 B CH 78 B CH 81 H KC 79 3-2 28 2B **HBP**	X CH 80 0-0 **2-3** **1B**	B SI 86 B SI 89 X CH 81 2-0 **2B**					C SI 83 F CH 75 F CU 72 F SI 84 B CH 77 F CU 72 B CH 77 S SI 84 2-3 ① **K**		3	1	2	0	0	1	0
28 Nolan Arenado, R (1, 5) OBP: 0.320, SLG: 0.486	B SI 89 B SI 90 B SI 88 X SI 89 3-0 6 E **1-H** **2B**	B SI 89 S CH 81 B CH 80 F SI 90 X SI 91 2-2 ① **SF7** **3-H**	X SI 92 0-0 ③ **F7**					S CU 72 S CH 77 B CU 72 X CU 72 1-2 **HR**		3	2	2	3	0	0	1
6 Corey Dickerson, L (1, 7) OBP: 0.379, SLG: 0.555	C KC 77 B CH 82 F SI 89 X CH 81 1-2 **E1** 13 FC5-4 **2-H**	L KC 79 X SI 90 0-1 ② **F7**		B CH 81 S CH 83 B SI 90 X CH 82 2-1 ① **G5-3**			F SI 85 X SI 84 0-1 13 G4-6-3 **1B**			4	0	1	0	0	0	1
13 Drew Stubbs, R (1, 8) OBP: 0.339, SLG: 0.504	1 SAFE B SI 90 C SI 90 F SI 87 B KC 79 X SI 91 2-2 ③ **FC5-4** **1-2f**	C KC 78 F SI 90 D KC 79 S CH 81 1-3 ③ **K**		B SI 90 S CH 79 C SI 90 B CH 81 S CH 80 2-3 ② **K**		B SI 83 X SI 84 1-0 ②③ **G4-6-3** **1-2f**			4	0	0	0	0	2	3
20 Wilin Rosario, R (1, 2) OBP: 0.292, SLG: 0.405		X SI 86 0-0 ① **G6-3**		C SI 87 X CH 77 0-1 ① **G6-3**		B SI 90 B SI 91 S CH 83 B SI 92 B SI 88 4-1 **BB**			B FF 95 C FF 95 X SL 87 1-1 ① **G1-3**	3	0	0	0	1	0	0
23 Charlie Culberson, R (1, 4) OBP: 0.238, SLG: 0.288		C SI 88 F SI 88 B KC 80 B KC 79 B CH 80 B SI 91 4-2 **BB**		B SI 87 B SI 88 B SI 88 C CH 89 S SI 87 X SI 89 3-2 ② **G6-3**		B CH 80 C SI 90 B SI 91 C CH 82 C SI 91 2-3 ③ **K**			F FF 96 B FF 95 C FF 97 S SL 86 1-3 ② **K**	3	0	0	0	1	2	1
29 Jorge De La Rosa, L (1, 1) OBP: 0.190, SLG: 0.171 1 Brandon Barnes, R (7, PH) OBP: 0.301, SLG: 0.414 54 Tommy Kahnle, R (7, 1) 37 Nick Masset, R (8, 1) 8 Michael McKenry, R (9, PH) OBP: 0.417, SLG: 0.548		M CH 81 1 SAFE M SI 89 L CH 82 0-3 ② **K**		C SI 89 S SI 87 B KC 78 B SI 90 X SI 91 2-2 ③ **G6-3**			B KC 78 C SI 90 B CH 81 F CH 80 T SI 90 2-2 ① **K**		B FF 96 X FF 96 1-0 ③ **L9**	2 1 0 0 1	0 0 0 0 0	0 0 0 0 0	0 0 0 0 0	0 0 0 0 0	1 1 0 0 0	1 0 0 0 0

	AB	32
	R	4
	H	6
	RBI	3
	BB	2
	SO	9
	LOB	8

Inning Stats																				
	R: 2	H: 1	R: 0	H: 0	R: 1	H: 2	R: 0	H: 0	R: 0	H: 1	R: 0	H: 0	R: 0	H: 0	R: 1	H: 2	R: 0	H: 0	1B: 2	SF: 1	WP: 0	PA: 36
	E: 1	LOB: 1	E: 0	LOB: 1	E: 0	LOB: 1	E: 0	LOB: 0	E: 0	LOB: 1	E: 0	LOB: 1	E: 0	LOB: 0	E: 0	LOB: 0	E: 0	LOB: 0	2B: 3	SAC: 0	PB: 0	
	K: 2	BB: 0	K: 1	BB: 1	K: 1	BB: 0	K: 0	BB: 0	K: 0	BB: 0	K: 2	BB: 1	K: 1	BB: 0	K: 1	BB: 0	K: 1	BB: 0	3B: 0	DP: 1	SB: 0	
	S: 15	P: 27	S: 7	P: 11	S: 10	P: 13	S: 8	P: 13	S: 7	P: 11	S: 9	P: 19	S: 7	P: 11	S: 12	P: 16	S: 6	P: 9	HR: 1	HBP: 1	CS: 0	

PITCHER		IP	WLS	BF	H	R	ER	SO	BB	IBB	HBP	BLK	WP	HR	S	P	ERA	WHIP
35 Trevor Cahill, R ERA: 4.86	(1, 1)	7.0	W	29	4	3	2	7	2	0	1	0	0	0	63	105	2.57	0.857
29 Brad Ziegler, R ERA: 3.2	(8, 1)	1.0	H	4	2	1	1	1	0	0	0	0	0	1	12	16	9.00	2.000
37 Matt Stites, R ERA: 5.5	(9, 1)	1.0		3	0	0	0	1	0	0	0	0	0	0	6	9	0.00	0.000

PITCHER		IP	WLS	BF	H	R	ER	SO	BB	IBB	HBP	BLK	WP	HR	S	P	ERA	WHIP

BOTTOM

Colorado Rockies @ Arizona Diamondbacks

Chase Field, Phoenix, AZ

Sat Aug 09 2014, 5:12 PM - 8:21 PM MST

Att. 24,993 - Roof Closed - 79 F

livebaseballscorecards.com

Batter	1	2	3	4	5	6	7	8	9	AB	R	H	RBI	BB	SO	LOB
5 Ender Inciarte, L (1, 8) OBP: 0.288, SLG: 0.326	C FF 90 X FF 90 0-1 ① F7		C FC 84 B FC 83 B FC 85 B FF 91 X FF 93 3-1 4 2B 15 HR 1B		X FC 85 0-0 2B		B FF 94 S CH 86 S FF 94 C FF 94 1-3 ③ K	C CU 76 B SI 92 X CU 79 1-1 4 BB 6 HR 1B 1-2 2-3		5	2	3	0	0	1	0
4 Cliff Pennington, S (1, 5) OBP: 0.347, SLG: 0.345 37 Matt Stites, L (9, 1)	C FF 91 X FC 85 0-1 6 6 S 6 2B 1B		B FS 82 C FS 82 1 SAFE 1 SAFE B FF 91 B FS 82 F FS 83 X FF 93 3-2 15 HR 1-3 2B		F FS 81 X FS 81 0-1 ② G5-3			B FF 95 B CH 87 C SI 92 S FF 95 F FF 95 X FF 95 3-2 15 PB 6 1B 15 1B 1B B FS 86 B SI 85 C SI 92 S FS 88 D FS 89 B SI 93 4-2 6 HR 1-2 2-3 3-H BB		4 0	4 0	3 0	1 0	1 0	0 0	1 0
6 David Peralta, L (1, 9) OBP: 0.355, SLG: 0.498	D FF 92 B FF 91 B FC 85 C FF 91 F FF 93 X FS 83 3-2 1-H 2B		X FF 94 0-0 ② P5		B FF 91 S FC 86 S FF 92 B FC 85 B FF 91 X FS 83 3-2 ③ G3			1 SAFE X FF 94 0-0 15 PB 15 E 1B 1-2 C SI 94 F CU 79 F SI 94 X FS 88 0-2 1-H 2-H 3-H HR		5	2	3	5	0	0	3
15 Mark Trumbo, R (1, 3) OBP: 0.268, SLG: 0.406	C FF 93 B FC 88 B FS 85 F FF 92 F FC 88 D FC 88 S FC 88 3-3 ② K		B FF 93 3 SAFE C FC 89 B FF 93 B FC 90 F FF 94 X FC 89 3-2 2-H 3-H HR			C FS 80 C FF 89 X FF 91 0-2 ① L4		B FF 93 S CH 87 X CH 87 1-1 E5 2 WP 2 SF9 1B 1-H 2-H C FC 80 B FC 88 B SL 90 F FF 93 F FF 93 S CU 77 3-3 ③ K		5	2	2	4	0	2	1
2 Aaron Hill, R (1, 4) OBP: 0.287, SLG: 0.377	C FS 83 X FS 84 0-1 ③ L8		B FS 84 S FS 83 B FF 93 F FS 84 F FF 92 B FS 84 X FF 93 3-2 ③ F8			B CU 73 X FS 82 1-0 ② L7		C FF 94 F CH 86 B SL 88 F FF 94 F CH 87 D SL 86 F CH 86 B FF 93 X FF 94 3-2 ① SF9 2-H		3	0	0	1	0	0	1
9 Tuffy Gosewisch, R (1, 2) OBP: 0.273, SLG: 0.338		C FF 92 B FF 92 X FS 82 1-1 ① F9		C FS 81 F FF 90 B FF 90 X CU 74 1-2 ① G6-3		B CU 72 C FF 90 S FC 85 B FF 91 X FS 82 2-2 ③ F8		X FF 92 0-0 E8 1 1B 2B		4	1	1	0	0	0	0
17 Alfredo Marte, R (1, 7) OBP: 0.217, SLG: 0.457 29 Brad Ziegler, R (8, 1) 19 Jake Lamb, L (8, PH) OBP: 0.111, SLG: 0.111 (9, 5)		B FC 87 B FS 82 X FS 81 2-0 ② L5		B FC 85 C FC 84 X FF 91 1-1 ② G5-3			B FF 95 F FF 96 B SL 87 S FF 95 F FF 94 B SL 88 X FF 95 3-2 HR	C CU 77 X SI 92 0-1 ② P5		3 0 1	1 0 0	1 0 0	1 0 0	0 0 0	0 0 1	0 0 0
1 Didi Gregorius, L (1, 6) OBP: 0.333, SLG: 0.420		X FF 92 0-0 ③ F9		B FC 84 B FC 84 B FF 91 F FF 91 S FS 82 S FS 83 3-3 ③ K			B FF 96 B FF 96 B FF 94 F FF 95 X FF 94 3-1 ① F7	B FS 85 B SI 91 F SI 93 C CU 78 D CU 82 X SI 93 3-2 5 1B 14 1B 4 BB 3-H 1B		4	1	1	1	0	1	0
35 Trevor Cahill, R (1, 1) OBP: 0.077, SLG: 0.154 14 Xavier Paul, L (7, PH) OBP: 0.333, SLG: 0.333 (8, 7)			C FF 89 F FF 90 B CU 73 X CU 74 1-2 ① P4		C FF 89 F FF 90 B CU 74 B FF 90 B FF 92 X FF 91 3-2 ① F9		C FF 96 B FF 94 B FF 95 S CH 87 B FF 95 S CH 87 3-3 ② K	X SI 93 0-0 4 BB 5 1B 6 HR 1-2 1B		2 2	0 1	0 1	0 1	0 0	0 1	0 0
Inning Stats	R: 1 E: 0 K: 1 S: 13 H: 2 LOB: 1 BB: 0 P: 19	R: 0 E: 0 K: 0 S: 4 H: 0 LOB: 0 BB: 0 P: 7	R: 3 E: 0 K: 0 S: 16 H: 3 LOB: 0 BB: 0 P: 29	R: 0 E: 0 K: 1 S: 8 H: 0 LOB: 0 BB: 0 P: 13	R: 0 E: 0 K: 0 S: 9 H: 1 LOB: 1 BB: 0 P: 15	R: 0 E: 0 K: 0 S: 7 H: 0 LOB: 0 BB: 0 P: 10	R: 1 E: 0 K: 2 S: 12 H: 1 LOB: 0 BB: 0 P: 22	R: 9 E: 2 K: 1 S: 31 H: 8 LOB: 0 BB: 1 P: 49		1B: 8 2B: 4 3B: 0 HR: 3	SF: 1 SAC: 0 DP: 0 HBP: 0	WP: 1 PB: 1 SB: 1 CS: 0	PA: 40			

	AB	R	H	RBI	BB	SO	LOB
AB	**38**						
R	**14**						
H	**15**						
RBI	**13**						
BB	**1**						
SO	**5**						
LOB	**7**						

PITCHER		IP	WLS	BF	H	R	ER	SO	BB	IBB	HBP	BLK	WP	HR	S	P	ERA	WHIP
29 Jorge De La Rosa, L ERA: 4.34	(1, 1)	6.0	L	24	6	4	4	2	0	0	0	0	0	1	57	93	6.00	1.000
54 Tommy Kahnle, R ERA: 3.52	(7, 1)	1.1		8	4	4	4	2	0	0	0	0	1	1	25	42	27.00	3.000
37 Nick Masset, R ERA: 6.39	(8, 1)	0.2		8	5	6	6	1	1	0	0	0	0	1	18	29	81.00	9.000

PITCHER		IP	WLS	BF	H	R	ER	SO	BB	IBB	HBP	BLK	WP	HR	S	P	ERA	WHIP

Colorado Rockies @ Arizona Diamondbacks

Chase Field, Phoenix, AZ

Sun Aug 10 2014, 1:12 PM - 4:44 PM MST

Att. 22,104 - Roof Closed - 77 F

livebaseballscorecards.com

TOP

Batter	1	2	3	4	5	6	7	8	9	10	AB	R	H	RBI	BB	SO	LOB
6 Corey Dickerson, L (1, 7) OBP: 0.377, SLG: 0.559	F FF 91 S SI 90 F SI 90 F SL 84 X SL 83 — 0-2 — G4-3		B FF 91 C FF 89 B SL 85 S SL 86 C SI 92 — 2-3 — K		F SL 85 X SI 91 — 0-1 — G4-3			B SL 84 F SI 93 C SI 94 F CH 87 X CH 87 — 1-2 — G3-1		C SI 92 X SL 78 — 0-1 — HR	5	1	1	1	0	1	0
1 Brandon Barnes, R (1, 9) OBP: 0.308, SLG: 0.418	B SI 90 X FF 90 — 1-0 — G5-3		C CU 76 B FF 92 S CH 83 B FF 93 X FF 93 — 2-2 — 28 BB — 1B		C SI 92 B CU 76 S CH 82 S SL 88 — 1-3 — K			B FF 94 S FF 94 X SI 94 — 1-1 — 1B		C SL 78 X SI 90 — 0-1 — 28 HBP — 20 1B — 1B	5	1	3	0	0	1	0
28 Nolan Arenado, R (1, 5) OBP: 0.324, SLG: 0.484	S SI 91 F SI 91 F SI 91 X FF 92 — 0-2 — 1B		C SI 90 B SI 89 F SI 91 B SI 91 B SL 86 1 SAFE B SL 84 — 4-2 — 20 G4-6-3 — 1-2 — BB			C SI 91 F SI 90 B SI 90 X SI 92 — 1-2 — G6-3		1 SAFE B FF 94 1 SAFE B SL 86 F FF 93 F SL 86 S CH 86 — 2-3 — K		B FF 92 C SI 90 F FF 92 F FF 90 H SL 78 — 2-2 — 20 1B — 1-2 — HBP	3	0	1	0	1	1	1
20 Wilin Rosario, R (1, 2) OBP: 0.294, SLG: 0.415	B SI 90 B SI 91 S CH 83 F SI 91 B FF 91 F CH 83 S CH 83 — 3-3 — K		B CH 83 X SI 91 — 1-0 — G4-6-3 — 1-2f			X SI 92 — 0-0 — HR		S SL 85 B SL 86 F SI 94 B CH 88 X CH 87 — 2-2 — G5-3		S SL 79 B SL 80 F SL 81 X SL 79 — 1-2 — 1-3 2-H — 1B	5	1	2	2	0	1	4
13 Drew Stubbs, R (1, 8) OBP: 0.340, SLG: 0.498		B FF 90 B FF 89 B SI 89 C SI 91 B SI 91 — 4-1 — 4 HR — BB		C SI 89 B CH 81 B CH 82 F SI 91 X FF 92 — 2-2 — F9		C CU 77 B CH 83 B SI 92 C CU 77 S CU 77 — 2-3 — K			B SL 84 B FF 90 F FF 90 F FF 91 B SL 83 X FF 91 — 3-2 — P6	I IN 69 I IN 71 I IN 74 I IN 77 — 4-0 — IBB	3	1	0	0	2	1	0
4 Ben Paulsen, L (1, 3) OBP: 0.467, SLG: 0.679		B SI 90 1 SAFE 1 SAFE X SL 84 — 1-0 — 1-H — HR		C SI 90 C SI 90 B SL 87 F SI 91 S SL 89 — 1-3 — K		B FF 92 B FF 92 B FF 93 C FF 93 F FF 93 C SL 86 — 3-3 — K			X FF 92 — 0-0 — G6-3	S SI 90 B SL 78 S SL 79 F SL 80 X FF 91 — 1-2 — L7	5	1	1	2	0	2	3
23 Charlie Culberson, R (1, 6) OBP: 0.238, SLG: 0.288 34 Matt Belisle, R (9, 1) 32 LaTroy Hawkins, R (10, 1)		F SI 91 F FF 92 S SL 84 — 0-3 — K		F CU 77 F CU 76 B FF 92 B SL 84 X CH 82 — 2-2 — 1B			B CU 74 S FF 92 X SL 81 — 1-1 — G3		C FF 92 X FF 92 — 0-1 — F9		4 0 1 0 0 1 0 0 0 0 0 0 0 0 0 0 0 0 0 0 0						
9 DJ LeMahieu, R (1, 4) OBP: 0.320, SLG: 0.333		B SI 92 C SI 91 B FF 91 B CH 83 F SI 92 X SI 92 — 3-2 — G3		B CU 77 F CU 78 B SI 91 B CH 82 X CH 83 — 3-1 — F8			F FF 93 B SL 82 B SL 81 X FF 93 — 2-1 — F9			C FF 89 C FF 90 F SL 78 B SI 90 F SL 79 F FF 91 B SL 78 F SL 78 F FF 92 — 2-3 — C SI 91 — K	4	0	0	0	0	1	1
56 Franklin Morales, L (1, 1) OBP: 0.200, SLG: 0.130 19 Charlie Blackmon, L (7, PH) OBP: 0.330, SLG: 0.432 48 Boone Logan, R (7, 1) 0 Adam Ottavino, S (8, 1) 49 Rex Brothers, L (9, 1) 14 Josh Rutledge, R (9, 6) OBP: 0.321, SLG: 0.424		C FF 91 B FF 92 S FF 91 B FF 92 S FF 92 — 2-3 — K			B SI 90 X SL 88 — 1-0 — B2-3		B FF 93 B FF 94 X CH 85 — 2-0 — F9			C FF 90 B SL 78 B SL 80 C SL 78 B FF 92 S FF 92 — 3-3 — K	2 0 0 0 0 1 0 1 0 0 0 0 0 0 0 0 0 0 0 0 0 0 0 0 0 0 0 0 0 0 0 0 0 0 0 1 0 0 0 0 1 0						
Inning Stats	R: 0 E: 0 K: 1 S: 14 — H: 1 LOB: 1 BB: 0 P: 18	R: 2 E: 0 K: 2 S: 11 — H: 1 LOB: 0 BB: 1 P: 21	R: 0 E: 0 K: 1 S: 9 — H: 1 LOB: 1 BB: 1 P: 18	R: 0 E: 0 K: 1 S: 12 — H: 1 LOB: 1 BB: 0 P: 20	R: 0 E: 0 K: 1 S: 6 — H: 0 LOB: 0 BB: 0 P: 8	R: 1 E: 0 K: 2 S: 10 — H: 1 LOB: 0 BB: 0 P: 16	R: 0 E: 0 K: 0 S: 5 — H: 0 LOB: 0 BB: 0 P: 10	R: 0 E: 0 K: 1 S: 12 — H: 1 LOB: 1 BB: 0 P: 18	R: 0 E: 0 K: 0 S: 6 — H: 0 LOB: 0 BB: 0 P: 9	R: 2 E: 0 K: 2 S: 25 — H: 3 LOB: 3 BB: 1 P: 38	1B: 6 2B: 0 3B: 0 HR: 3 — SF: 0 SAC: 0 DP: 1 HBP: 1						

	AB	38
	R	5
	H	9
	RBI	5
	BB	3
	SO	11
	LOB	9

WP: 0 PA: 42
PB: 0
SB: 0
CS: 0

PITCHER		IP	WLS	BF	H	R	ER	SO	BB	IBB	HBP	BLK	WP	HR	S	P	ERA	WHIP
36 Wade Miley, L ERA: 4.61	(1, 1)	6.0		24	5	3	3	8	2	0	0	0	0	2	62	101	4.50	1.167
48 Randall Delgado, R ERA: 5.2	(7, 1)	1.0		3	0	0	0	0	0	0	0	0	0	0	5	10	0.00	0.000
50 Evan Marshall, R ERA: 3.21	(8, 1)	1.0		4	1	0	0	1	0	0	0	0	0	0	12	18	0.00	1.000
43 Addison Reed, R ERA: 3.99	(9, 1)	1.0		3	0	0	0	0	0	0	0	0	0	0	6	9	0.00	0.000
59 Oliver Pérez, L ERA: 2.17	(10, 1)	1.0	L	8	3	2	2	2	0	1	1	0	0	1	25	38	18.00	3.000

PITCHER	IP	WLS	BF	H	R	ER	SO	BB	IBB	HBP	BLK	WP	HR	S	P	ERA	WHIP

Colorado Rockies @ Arizona Diamondbacks

Chase Field, Phoenix, AZ

Sun Aug 10 2014, 1:12 PM - 4:44 PM MST

Att. 22,104 - Roof Closed - 77 F

livebaseballscorecards.com

BOTTOM

Batter	1	2	3	4	5	6	7	8	9	10	AB	R	H	RBI	BB	SO	LOB
5 Ender Inciarte, L (1, 8) OBP: 0.290, SLG: 0.325	C CH 87 F SI 88 B SI 89 B SL 87 X SI 90 2-2 2 BB 15 2B 1B	X SL 86 0-0 ③ G6-3		C FF 91 L FF 90 F SL 87 X FF 91 0-2 ③ F7			M SL 80 F FF 90 X SL 81 0-2 ① G3 1-2		B FF 90 1 SAFE B SL 82 B FF 92 B FF 92 4-0 6 FC6-2 2 1B 1-2 BB		4	1	1	0	1	0	4
2 Aaron Hill, R (1, 4) OBP: 0.288, SLG: 0.376	C FF 88 D CU 70 B CH 80 B FF 89 B FF 90 4-1 15 2B 1-2 BB	B CU 71 X FF 88 1-0 ① L6	B SI 87 S SL 85 B CH 82 B SL 85 F FF 90 X FF 90 3-2 ① F8			L FF 91 C FF 92 D SL 80 B SL 82 B SL 81 S SL 82 3-3 ② K 2-3		B SI 91 B CH 83 B FF 91 X FF 91 3-0 6 FC6-2 1-2 2-3 1B		4	1	1	0	1	1	1
6 David Peralta, L (1, 9) OBP: 0.347, SLG: 0.486	B SI 90 B SL 86 C FF 91 D SI 90 F FF 90 F SL 89 C FF 92 3-3 ① K	B FF 90 X SL 85 1-0 ② G4-3	B FF 90 C SL 86 F SL 88 F FF 90 X FF 91 1-2 ② L9			C FF 92 F SI 92 X SI 92 0-2 ③ G3		B SI 90 S SL 83 B SI 90 F SL 84 X SL 85 2-2 ② FC6-2 1-2 2-3 3-Hf		5	0	0	0	0	1	6
15 Mark Trumbo, R (1, 3) OBP: 0.266, SLG: 0.406	B FF 90 X FF 90 1-0 1-H 2-H 2B	C FF 90 B CU 72 S FF 90 B SI 89 X CU 75 2-2 ③ L8	X FF 90 0-0 ③ L5					C ST 81 B FF 94 T ST 82 F FF 94 C FF 94 1-3 ① K	X SL 84 0-0 ③ G3-1		5	0	1	2	0	1	3
17 Alfredo Marte, R (1, 7) OBP: 0.216, SLG: 0.431	C CU 74 X SL 87 0-1 ② F7			F CU 72 B SI 89 X FF 88 1-1 9 E 19 1B 36 FC1-2 1B		X SL 84 0-0 ① P6		C ST 82 B ST 83 B FF 95 C ST 81 C FF 96 2-3 ② K		C SL 86 F SL 87 F FF 94 B SL 88 F FF 94 B CU 80 F FF 93 C FF 95 2-3 ① K	5	0	1	0	0	2	1
19 Jake Lamb, L (1, 5) OBP: 0.214, SLG: 0.214	B SI 90 F FF 90 B CU 73 S FF 90 X SL 86 2-2 ③ G4-3			B SL 85 1 SAFE F FF 88 C FF 89 F SL 86 F FF 90 F CU 74 1 SAFE X FF 90 1-2 9 E 36 E 1-2 1B		C FF 88 B CU 73 S SL 82 B SL 84 S FF 89 2-3 ② K		X ST 81 0-0 1B		S FF 93 F FF 93 B FF 94 B SL 88 S FF 95 2-3 ② K	5	1	2	0	0	2	1
9 Tuffy Gosewisch, R (1, 2) OBP: 0.268, SLG: 0.329		B FF 89 C FF 89 F FF 89 F FF 91 X SL 85 1-2 ① L8		C CU 72 S FF 90 B CU 74 X FF 91 1-2 36 E 1-2 2-3 E1		F SL 85 B SI 89 B CU 72 X FF 89 2-1 1B		C ST 81 C FF 95 S ST 84 0-3 ③ K		F FF 94 C CU 77 B SL 87 B FF 93 F FF 94 S CU 77 2-3 ③ K	5	0	1	0	0	2	3
1 Didi Gregorius, L (1, 6) OBP: 0.338, SLG: 0.414		B FF 90 C SL 86 B SL 86 F FF 91 F SI 88 B CU 74 B SI 91 4-2 36 SH2-4 BB		B SL 86 B FF 90 X FF 91 2-0 ① P3		B CU 72 1 SAFE B SL 86 T FF 90 X SL 85 2-1 ③ L8			B SL 80 B SL 81 C CH 89 B FF 89 B FF 90 4-1 14 FC1-6 BB		2	0	0	0	2	0	4
36 Wade Miley, L (1, 1) OBP: 0.100, SLG: 0.133 48 Randall Delgado, R (7, 1) 31 Jordan Pacheco, R (7, PH) OBP: 0.284, SLG: 0.343 50 Evan Marshall, R (8, 1) 43 Addison Reed, L (9, 1) 14 Xavier Paul, L (9, PH) OBP: 0.250, SLG: 0.250 59 Oliver Perez, L (10, 1)		B FF 91 X SL 86 1-0 ② SH2-4 1-2		S SL 86 C FF 91 F SL 86 X FF 90 0-2 ② FC1-2 1-3 2-H 3-Hf			C FF 91 B SI 91 C SL 79 X SI 91 1-2 2 WP 5 G3 1B		B FF 91 X FF 92 1-0 ① FC1-6 2 1B 5 BB 6 FC6-2 1-2f		1 0 1 0 0 1 0	0 0 0 0 0 0 0	0 0 1 0 0 0 0	0 0 0 0 0 0 0	0 0 0 0 0 0 0	2 0 0 0 0 1 0	
Inning Stats	R: 2 H: 2 E: 0 LOB: 1 K: 1 BB: 1 S: 14 P: 26	R: 0 H: 0 E: 0 LOB: 1 K: 0 BB: 1 S: 9 P: 15	R: 0 H: 0 E: 0 LOB: 0 K: 0 BB: 0 S: 5 P: 9	R: 1 H: 2 E: 2 LOB: 2 K: 0 BB: 0 S: 20 P: 25	R: 0 H: 0 E: 0 LOB: 0 K: 0 BB: 0 S: 8 P: 12	R: 0 H: 1 E: 0 LOB: 1 K: 1 BB: 0 S: 8 P: 14	R: 0 H: 1 E: 0 LOB: 1 K: 1 BB: 0 S: 12 P: 16	R: 0 H: 1 E: 0 LOB: 1 K: 3 BB: 0 S: 11 P: 14	R: 0 H: 1 E: 0 LOB: 3 K: 0 BB: 2 S: 7 P: 21	R: 0 H: 0 E: 0 LOB: 0 K: 3 BB: 0 S: 13 P: 19	1B: 7 2B: 1 3B: 0 HR: 0	SF: 0 SAC: 1 DP: 0 HBP: 0		WP: 1 PB: 0 SB: 0 CS: 0	PA: 43			

PITCHER		IP	WLS	BF	H	R	ER	SO	BB	IBB	HBP	BLK	WP	HR	S	P	ERA	WHIP
56 Franklin Morales, L ERA: 4.97	(1, 1)	6.0		26	5	3	2	2	2	0	0	0	0	0	64	101	3.00	1.167
48 Boone Logan, L ERA: 5.24	(7, 1)	1.0		4	1	0	0	1	0	0	0	0	1	0	12	16	0.00	1.000
0 Adam Ottavino, R ERA: 3.81	(8, 1)	1.0		4	1	0	0	3	0	0	0	0	0	0	11	14	0.00	1.000
49 Rex Brothers, L ERA: 4.75	(9, 1)	0.2		5	1	0	0	0	2	0	0	0	0	0	6	20	0.00	4.500
34 Matt Belisle, R ERA: 4.99	(9, 1)	0.1	W	1	0	0	0	0	0	0	0	0	0	0	1	1	0.00	0.000

PITCHER		IP	WLS	BF	H	R	ER	SO	BB	IBB	HBP	BLK	WP	HR	S	P	ERA	WHIP
32 LaTroy Hawkins, R ERA: 2.93	(10, 1)	1.0	S	3	0	0	0	3	0	0	0	0	0	0	13	19	0.00	0.000

AB	38
R	3
H	8
RBI	2
BB	4
SO	9
LOB	26

Batter	1	2	3	4	5	6	7	8	9	AB	R	H	RBI	BB	SO	LOB
5 Ender Inciarte, L (1, 8) OBP: 0.290, SLG: 0.324	C FF 94 X FF 93 0-1 P5			B FC 87 C FF 94 B CH 82 T FF 94 S KC 79 2-3 K2-3		F FC 86 X CH 82 0-1 1 S 1B		B FF 94 F FF 94 B ST 80 X FF 94 2-1 L3		4	0	1	0	0	1	0
1 Didi Gregorius, L (1, 6) OBP: 0.329, SLG: 0.403	C FF 94 S CH 82 D KC 78 F FF 94 F KC 78 X FC 85 1-2 G4-3			B CH 82 C FC 88 C FF 94 F KC 79 X FF 96 1-2 F7		1 SAFE B FF 94 B FF 95 B CH 89 X FF 95 3-0 F8 1-2			X FF 95 0-0 P5	4	0	0	0	0	0	1
6 David Peralta, L (1, 9) OBP: 0.341, SLG: 0.477	C CH 87 F FC 86 S KC 78 0-3 K			B CH 82 F FC 89 F ST 81 B FF 95 S KC 79 2-3 K			B FF 94 C FC 86 B FF 94 F FC 85 B KC 78 C FF 95 3-3 K		C FF 96 F FF 96 B KC 87 F KC 87 S KC 88 1-3 K	4	0	0	0	0	4	0
15 Mark Trumbo, R (1, 10) OBP: 0.277, SLG: 0.407		C FF 92 B FC 84 B CH 89 B FF 93 B FF 93 4-1 2 CS BB			C FF 95 C FC 85 X KC 78 0-2 P4		S FF 94 X ST 80 0-1 26 2B 2 G6-3 1B		B KC 86 B FF 96 B FF 96 B FF 95 4-0 BB	2	1	1	0	2	0	0
26 Miguel Montero, L (1, 2) OBP: 0.347, SLG: 0.411		F CH 83 F CH 88 S KC 79 0-3 K			B FF 95 X FC 87 1-0 G4-3		B FF 94 S FF 95 S FF 95 X KC 78 1-2 2 G6-3 1-3 2B		C KC 86 B FF 95 S KC 86 B FF 94 C KC 87 2-3 K	4	0	1	0	0	2	2
2 Aaron Hill, R (1, 4)		C FC 86 1 SAFE X ST 81 0-1 L9 1-2			B FF 95 B FC 86 C FF 95 F FF 95 B KC 82 F FF 96 S FC 88 3-3 K		F FC 86 B FF 96 C FF 96 D KC 81 X FF 96 2-2 G6-3 2-3 3-H			3	0	0	1	0	1	2
19 Jake Lamb, L (1, 5) OBP: 0.235, SLG: 0.188			X FF 93 0-0 F9			B FF 94 B FC 86 F FF 93 B FF 94 B FF 94 4-1 14 1B 31 G6-4-3 BB	C FF 97 B FC 88 F CH 83 B FF 97 S KC 80 2-3 K			2	1	0	0	1	1	1
14 Xavier Paul, L (1, 7) OBP: 0.286, SLG: 0.286			B FF 93 C CH 82 S ST 81 S KC 80 1-3 K			B FF 93 F CH 88 C CH 82 X KC 78 1-2 31 G6-4-3 1-3 1B		F FF 92 B CH 80 F KC 78 B KC 79 X FF 95 2-2 G4-3		3	0	1	0	0	1	0
31 Jordan Pacheco, R (1, 3) OBP: 0.277, SLG: 0.333			C FF 94 C FC 85 B FF 96 B KC 78 C FF 96 2-3 K			B FC 87 F FF 94 S ST 81 X KC 79 1-2 G6-4-3 1-2f 3-H		C ST 79 X FF 95 0-1 G6-3		3	0	0	0	0	1	1
Inning Stats	R: 0 E: 0 K: 1 S: 10 H: 0 LOB: 0 BB: 0 P: 11	R: 0 E: 0 K: 1 S: 6 H: 0 LOB: 0 BB: 1 P: 10	R: 0 E: 0 K: 2 S: 7 H: 0 LOB: 0 BB: 0 P: 10	R: 0 E: 0 K: 2 S: 10 H: 0 LOB: 0 BB: 0 P: 15	R: 0 E: 0 K: 1 S: 8 H: 0 LOB: 0 BB: 0 P: 12	R: 1 E: 0 K: 0 S: 10 H: 2 LOB: 1 BB: 1 P: 19	R: 1 E: 0 K: 2 S: 14 H: 2 LOB: 1 BB: 0 P: 22	R: 0 E: 0 K: 0 S: 8 H: 0 LOB: 0 BB: 0 P: 12	R: 0 E: 0 K: 2 S: 8 H: 0 LOB: 1 BB: 1 P: 15	1B: 3 2B: 1 3B: 0 HR: 0	SF: 0 SAC: 0 DP: 1 HBP: 0					

Arizona Diamondbacks @ Cleveland Indians

Progressive Field, Cleveland, OH

Wed Aug 13 2014, 4:08 PM - 6:58 PM EDT

Clear - 72 F

TOP

livebaseballscorecards.com

AB	29
R	2
H	4
RBI	1
BB	3
SO	11
LOB	7

PITCHER		IP	WLS	BF	H	R	ER	SO	BB	IBB	HBP	BLK	WP	HR	S	P	ERA	WHIP
47 Trevor Bauer, R ERA: 4.18	(1, 1)	8.0		28	4	2	2	9	2	0	0	0	0	0	73	111	2.25	0.750
37 Cody Allen, R ERA: 1.93	(9, 1)	1.0	W	4	0	0	0	2	1	0	0	0	0	0	8	15	0.00	1.000

PITCHER	IP	WLS	BF	H	R	ER	SO	BB	IBB	HBP	BLK	WP	HR	S	P	ERA	WHIP

Batter	1	2	3	4	5	6	7	8	9	AB	R	H	RBI	BB	SO	LOB
22 Jason Kipnis, L (1, 4) OBP: 0.328, SLG: 0.359	B FF 90 C FF 90 B SI 90 B SL 84 F SI 89 T FF 90 3-2 ① **K**		1 SAFE B SL 82 C CU 78 S FF 89 F FF 89 X CU 76 1-2 ③ **G4-3**			X SL 83 0-0 **E9** 23 1B 1-3 1B	C SI 90 B SL 79 B SL 79 T SI 91 S FF 93 2-3 ③ **K**			4	1	1	0	0	2	3
4 Mike Aviles, R (1, 6) OBP: 0.279, SLG: 0.327	C SI 88 B CH 83 X CU 77 1-1 ② **G6-3**			C CU 77 X CU 76 0-1 23 L3-6 2B		B SL 81 X SL 80 1-0 ② **P2**		B SL 77 F SI 89 B FF 91 B FF 90 C SL 79 X FF 92 3-2 ① **G3**		4	0	1	0	0	0	2
23 Michael Brantley, L (1, 8) OBP: 0.383, SLG: 0.516	C FF 90 C SL 82 B FF 91 F CU 78 B FF 90 F FF 90 F SL 79 C SL 79 2-3 ③ **K**			B FF 90 F FF 89 F CU 76 D SL 84 B SL 84 F FF 90 F FF 91 X CU 77 3-2 ① ② **L3-6** 2-2		F SL 84 X SL 83 0-1 41 2B 2-H 3-H 1B		B FF 92 X SI 92 1-0 **E4** 10 1B		4	0	1	2	0	1	1
41 Carlos Santana, S (1, 3) OBP: 0.366, SLG: 0.429		C CU 76 C SL 80 S CU 78 0-3 ① **K**		B FF 91 X SI 89 1-0 ③ **P3**		1 SAFE X SI 89 0-0 1-3 2B		B SI 84 F SI 84 1 SAFE C SI 84 B CH 76 F CU 72 1 SAFE F CU 72 F CH 77 2-2 ② **P5** X SI 85		4	0	1	0	0	1	1
10 Yan Gomes, R (1, 2) OBP: 0.327, SLG: 0.479		B SI 88 C CU 75 S FF 90 F FF 89 F SI 89 B SL 84 S CU 75 2-3 ② **K**			X CH 83 0-0 ① **L8**	B SI 93 X SI 94 1-0 ③ **G5-3**		1 SAFE X CU 71 0-0 1-2 1B		4	0	1	0	0	1	2
9 Ryan Raburn, R (1, 10) OBP: 0.249, SLG: 0.287 38 Chris Dickerson, L (7, PH) OBP: 0.325, SLG: 0.366 (8, 10)		C CU 76 C CU 75 D CU 77 S FF 90 1-3 ③ **K**			C SI 90 B SI 90 F SL 83 B FF 90 X FF 90 2-2 ② **P6**		B SI 94 T SI 93 B SI 93 F CH 85 B SI 94 B SI 94 4-2 6 FC4-6 8 BB BB	B CH 76 X SI 84 1-0 ③ **G4-3**		2 1	0 0	0 0	0 0	0 1	1 0	0 2
8 Lonnie Chisenhall, L (1, 5) OBP: 0.357, SLG: 0.455			C SL 80 S CU 77 X CU 76 0-2 ① **P4**		B FF 90 T CH 82 S SI 90 F SI 90 X CH 77 1-2 ③ **L8**		1 SAFE B SI 93 F FF 94 1 SAFE B FF 94 B SI 93 F SI 94 F SI 94 B CH 86 4-2 6 FC4-6 1-2 BB		S CH 84 C CH 85 T CH 84 0-2 ① **K**	3	0	0	0	1	1	0
6 Zach Walters, S (1, 7) OBP: 0.294, SLG: 0.500			B SI 88 F CH 82 B FF 89 X FF 89 2-1 ② **L7**			F SL 84 C SI 90 B FF 89 F SI 91 F CU 78 F CU 76 B FF 89 F SI 91 X SI 92 2-2 22 E 23 1B 1B	L SI 93 B SI 93 2 SAFE M SI 92 2 SAFE X SI 93 1-2 ① ② **FC4-6** 62 1B 1-2f 2-3		B FF 93 S FF 94 S FF 94 X FF 94 1-2 **HR**	4	2	2	1	0	0	2
62 Tyler Holt, R (1, 9) OBP: 0.600, SLG: 0.500			B SI 91 S FF 90 C FF 90 X FF 90 1-2 1B			B FF 91 C CU 77 F FF 90 S SI 89 1-3 ① **K**	X SI 93 0-0 1-2 1B			3	0	2	0	0	1	1
Inning Stats	R: 0 E: 0 K: 2 S: 11 H: 0 LOB: 0 BB: 0 P: 17	R: 0 E: 0 K: 3 S: 11 H: 0 LOB: 0 BB: 0 P: 14	R: 0 E: 0 K: 0 S: 12 H: 1 LOB: 1 BB: 0 P: 16	R: 0 E: 0 K: 0 S: 8 H: 1 LOB: 0 BB: 0 P: 12	R: 0 E: 0 K: 0 S: 8 H: 0 LOB: 0 BB: 0 P: 11	R: 2 E: 1 K: 1 S: 16 H: 4 LOB: 2 BB: 0 P: 21	R: 0 E: 0 K: 1 S: 12 H: 1 LOB: 2 BB: 2 P: 23	R: 0 E: 1 K: 0 S: 12 H: 1 LOB: 2 BB: 0 P: 19	R: 1 E: 0 K: 1 S: 6 H: 1 LOB: 0 BB: 0 P: 7	1B: 6 2B: 3 3B: 0 HR: 1 SF: 0 SAC: 0 DP: 1 HBP: 0	WP: 0 PB: 0 SB: 0 CS: 0 PA: 35					

PITCHER		IP	WLS	BF	H	R	ER	SO	BB	IBB	HBP	BLK	WP	HR	S	P	ERA	WHIP
54 Vidal Nuño, L ERA: 4.92	(1, 1)	5.2		22	6	2	2	6	0	0	0	0	0	0	65	89	3.18	1.059
50 Evan Marshall, R ERA: 3.12	(6, 1)	1.0		5	1	0	0	0	2	0	0	0	0	0	10	20	0.00	3.000
59 Oliver Pérez, L ERA: 2.14	(7, 1)	0.2		3	0	0	0	1	0	0	0	0	0	0	7	13	0.00	0.000
29 Brad Ziegler, R ERA: 3.17	(8, 1)	0.2		3	1	0	0	0	0	0	0	0	0	0	8	11	0.00	1.500
48 Randall Delgado, R ERA: 5.34	(9, 1)	0.1	L	2	1	1	1	1	0	0	0	0	0	1	6	7	27.00	3.000

PITCHER	IP	WLS	BF	H	R	ER	SO	BB	IBB	HBP	BLK	WP	HR	S	P	ERA	WHIP

BOTTOM

Arizona Diamondbacks @ Cleveland Indians

Progressive Field, Cleveland, OH

Wed Aug 13 2014, 4:08 PM - 6:58 PM EDT

Clear - 72 F

livebaseballscorecards.com

AB	33
R	3
H	9
RBI	3
BB	2
SO	8
LOB	14

Batter	1	2	3	4	5	6	7	8	9	10	11	12	AB	R	H	RBI	BB	SO	LOB
5 Ender Inciarte, L (1, 8) OBP: 0.291, SLG: 0.324	X FF 90 0-0 L4-3			C CH 83 X FC 85 0-1 1B		B CH 85 B FF 89 C FF 88 C FC 86 B FF 90 X FC 86 3-2 6 L9 4 G1-3 1B		S SI 92 B SI 92 F SI 93 D SL 85 S SI 93 2-3 K		C SL 78 F FF 91 S FF 91 0-3 K		C SI 93 S SI 92 B SI 93 X CU 84 1-2 FC4-6 4 1B 1-2f	6	0	2	0	0	2	2
4 Cliff Pennington, S (1, 4) OBP: 0.346, SLG: 0.337	B FF 91 F FF 91 B FF 91 B CH 84 X FF 90 3-1 G4-3			1 SAFE X FF 87 0-0 P5		B FF 88 1 SAFE X CU 76 1-0 G1-3 1-2		B SI 94 S SL 83 B SL 82 B SL 84 B SL 82 4-1 26 FC5 15 BB BB		B SL 78 B FF 88 X FF 90 2-0 F9		C SI 93 C SI 91 X SI 94 0-2 1-2 1B	5	0	1	0	1	0	2
6 David Peralta, L (1, 9) OBP: 0.332, SLG: 0.464	X SI 90 0-0 F7			1 SAFE 1 SAFE X FF 87 0-0 L8		X FF 95 0-0 L9 2-3		B SI 93 F SI 93 F SI 92 F SL 85 S SL 85 1-3 K		X SL 79 0-0 G1-3		C SI 83 X SI 92 0-1 F7	6	0	0	0	0	1	6
15 Mark Trumbo, R (1, 3) OBP: 0.280, SLG: 0.400		C FF 90 X FC 87 0-1 L3		1 SAFE C FF 90 T FF 89 1 SAFE S CU 77 0-3 K		I IN 72 I IN 73 I IN 73 I IN 71 4-0 IBB		B FC 96 B SL 82 B FC 95 F FC 95 F FC 95 B FC 96 4-2 26 FC5 1-2 BB			C FF 89 F FF 90 B SL 80 F FF 91 F FF 91 B SL 79 F SL 80 S CH 84 2-3 K		3	0	0	0	2	2	1
26 Miguel Montero, L (1, 10) OBP: 0.345, SLG: 0.408		X SI 90 0-0 G1-3			C SI 88 X CH 85 0-1 19 1B 1B	S FF 96 S FF 96 X FF 96 0-2 G6-3		D SL 82 S FC 95 C FC 95 F FC 97 F FC 97 B FC 96 X FC 96 2-2 FC5 1-2 2-3f				C FF 90 B SL 81 S FF 90 X SL 80 1-2 G2-3	5	0	1	0	0	0	5
19 Jake Lamb, L (1, 5) OBP: 0.273, SLG: 0.238		C FF 90 C FC 88 S FF 91 0-3 K			X SI 86 0-0 1-2 1B		F FF 95 S FF 96 B FF 96 S SL 80 1-3 K2-3		C FC 94 B FC 92 C FC 93 B SL 84 F FC 94 B SL 81 F FC 93 X FC 94 3-2 17 SH1-3 1B		C FF 90 S FF 91 S FF 92 0-3 K		5	0	2	0	0	3	0
17 Alfredo Marte, R (1, 7) 14 Xavier Paul, L (12, PR) (12, 7) OBP: 0.286, SLG: 0.286			C FC 84 B FF 88 B FF 89 S FC 85 B FF 90 X FC 85 3-2 P5		S FC 85 B FC 85 F FC 85 S CU 77 1-3 K		T SL 88 C SL 87 B CU 80 X SL 89 1-2 G4-3		X FC 93 0-0 SH1-3 1-2		C SI 94 B SI 95 B SI 94 C SI 94 F CU 84 B SI 94 F SI 94 B CU 84 4-2 1 SH3-4 9 1B BB	3 0	0 1	0 0	0 0	1 0	1 0	2 0
1 Didi Gregorius, L (1, 6) OBP: 0.321, SLG: 0.392			C CH 83 F CU 77 F FF 90 B FF 90 C FF 89 1-3 K		C FC 84 X FF 88 0-1 F8		C SL 88 X CU 80 0-1 G4-3		F FC 93 F SL 82 X FC 84 0-2 P6		B SI 92 X SI 92 1-0 SH3-4 1-2	4	0	0	0	0	1	3
9 Tuffy Gosewisch, R (1, 2) OBP: 0.276, SLG: 0.345			C FF 90 X CU 77 0-1 G5-3		X FC 86 0-0 G5-3			B SL 88 X SL 87 1-0 E9 2B	C SL 82 X SL 82 0-1 F7		C SI 94 X CU 84 0-1 5 FC4-6 2-H 1B	5	0	2	1	0	0	3
Inning Stats	R: 0 H: 0 E: 0 LOB: 0 K: 0 BB: 0 S: 4 P: 7	R: 0 H: 0 E: 0 LOB: 0 K: 1 BB: 0 S: 6 P: 6	R: 0 H: 0 E: 0 LOB: 0 K: 1 BB: 0 S: 9 P: 13	R: 0 H: 1 E: 0 LOB: 1 K: 1 BB: 0 S: 7 P: 7	R: 0 H: 2 E: 0 LOB: 2 K: 1 BB: 0 S: 9 P: 10	R: 0 H: 1 E: 0 LOB: 2 K: 0 BB: 1 S: 8 P: 16	R: 0 H: 0 E: 0 LOB: 0 K: 1 BB: 0 S: 8 P: 10	R: 0 H: 1 E: 1 LOB: 3 K: 2 BB: 2 S: 16 P: 30	R: 0 H: 1 E: 0 LOB: 1 K: 0 BB: 0 S: 11 P: 14	R: 0 H: 0 E: 0 LOB: 0 K: 1 BB: 0 S: 5 P: 7	R: 0 H: 0 E: 0 LOB: 0 K: 2 BB: 0 S: 12 P: 15	R: 1 H: 2 E: 0 LOB: 2 K: 0 BB: 1 S: 16 P: 22	1B: 7 SF: 0 2B: 1 SAC: 2 3B: 0 DP: 0 HR: 0 HBP: 0						

PITCHER		IP	WLS	BF	H	R	ER	SO	BB	IBB	HBP	BLK	WP	HR	S	P	ERA	WHIP
43 Josh Tomlin, R ERA: 4.42	(1, 1)	5.1		20	4	0	0	4	0	0	0	0	0	0	39	51	0.00	0.750
50 Nick Hagadone, L ERA: 1.72	(6, 1)	1.0		4	0	0	0	1	0	1	0	0	0	0	7	12	0.00	0.000
48 Scott Atchison, R ERA: 3.12	(7, 1)	0.2		3	1	0	0	0	0	0	0	0	0	0	6	8	0.00	1.500
35 Marc Rzepczynski, L ERA: 3.15	(8, 1)	0.2		3	0	0	0	2	1	0	0	0	0	0	8	15	0.00	1.500
27 Bryan Shaw, R ERA: 2.62	(8, 1)	1.1		6	1	0	0	0	1	0	0	0	0	0	18	27	0.00	1.500

PITCHER		IP	WLS	BF	H	R	ER	SO	BB	IBB	HBP	BLK	WP	HR	S	P	ERA	WHIP
57 Kyle Crockett, L ERA: 1.19	(10, 1)	2.0		6	0	0	0	3	0	0	0	0	0	0	17	22	0.00	0.000
20 C.C. Lee, R ERA: 3.78	(12, 1)	1.0	L	6	2	1	1	0	1	0	0	0	0	0	16	22	9.00	3.000

TOP

Arizona Diamondbacks @ Cleveland Indians

Progressive Field, Cleveland, OH

Wed Aug 13 2014, 7:38 PM - 11:53 PM EDT

Att. 17,562 - Clear - 71 F

livebaseballscorecards.com

AB	42
R	1
H	8
RBI	1
BB	4
SO	10
LOB	24

PA: 48

WP: 0
PB: 0
SB: 0
CS: 0

Batter	1	2	3	4	5	6	7	8	9	10	11	12	AB	R	H	RBI	BB	SO	LOB
22 Jason Kipnis, L (1, 4) OBP: 0.325, SLG: 0.354	C SI 92 B SI 92 F SI 93 B SL 83 F SL 82 B SI 92 X SI 92 3-2 ① G1-3		C SL 79 B SL 79 B SI 90 C FF 89 B SI 89 F FF 90 F SL 80 X SI 91 3-2 ① G4-3		1 SAFE 1 SAFE L FF 88 1 SAFE S SL 79 S SL 78 0-3 ① K			C CU 73 X FF 89 0-1 ① G3		I IN 81 I IN 81 I IN 81 I IN 80 4-0 4 G4-6-3 IBB		C FF 93 B FF 94 S FF 93 F FF 94 S FF 94 1-3 ③ K	5	0	0	0	1	2	2
4 Mike Aviles, R (1, 5) OBP: 0.274, SLG: 0.321	C SI 92 B SI 92 B FF 92 C CH 86 X FF 92 2-2 E3 23 G3		C FF 91 B SL 82 F SL 81 B SI 91 F SI 91 F SI 91 X CH 84 2-2 ② G6-3		X SI 90 0-0 ②③ G6-4-3 1-2f			B SI 86 F SL 80 F SL 85 F FF 91 X SL 85 1-2 ② L5		C SL 87 F SL 84 X SL 85 0-2 ②③ G4-6-3 1-2f			5	0	0	0	0	0	3
23 Michael Brantley, L (1, 10) OBP: 0.383, SLG: 0.517	B SI 91 C FF 92 1 SAFE X SL 82 1-1 ② G3 1-2		F SL 81 B SI 91 S SI 90 B SI 91 F FF 91 B SL 81 F SI 91 X SL 80 3-2 ③ G3			B SI 89 B SI 89 F SI 88 C SI 89 F CU 75 X SL 83 2-2 ① G6-3		B SL 83 C SI 90 X CU 76 1-1 41 WP 1B			B SI 93 B SI 93 C FF 94 B CH 85 F FF 95 F FF 95 F CH 86 X CH 87 3-2 2B		5	0	2	0	0	0	1
41 Carlos Santana, S (1, 3) OBP: 0.365, SLG: 0.425	B SI 92 B CH 83 X SI 92 2-0 ③ G4-3			B SI 89 F SI 90 B FF 89 X CH 82 2-1 ① P6		B SI 88 B SI 88 B CH 78 B SI 87 4-0 9 G5-4-3 BB		1 SAFE 1 SAFE 1 SAFE B SI 87 S SI 87 B CH 76 F SL 84 1 SAFE B FF 90 3-2 ③ F CU 75 F CH 78 X SI 89 L7 1-2			B SI 94 B SI 93 F FF 95 B CH 87 S CH 88 F CH 87 F CH 86 S CH 86 3-3 ① K		4	0	0	0	1	1	3
9 Ryan Raburn, R (1, 9) 38 Chris Dickerson, L (9, PH) (10, 8) OBP: 0.245, SLG: 0.283 OBP: 0.317, SLG: 0.356		C SI 92 B SI 91 F FF 92 B FF 91 F SL 82 B SI 92 X SI 91 3-2 ① G6-3		S SL 79 B CH 81 C CH 83 B SI 90 X SL 80 2-2 ② G6-3		C SI 81 C SI 89 B CU 75 F SL 84 B CU 75 X SI 90 2-2 ②③ G5-4-3 1-2f			T FF 94 C FF 96 B FF 96 B FF 97 B FF 99 F FF 98 T FF 98 3-2 ① K		S CH 86 B CH 87 B FF 95 F FF 95 B CH 86 S FF 96 3-3 ② K		3 2	0 0	0 0	0 0	0 0	0 2	1 1
6 Zach Walters, S (1, 7) OBP: 0.286, SLG: 0.460		C SI 92 F SL 82 B SI 92 C SI 91 1-3 ② K		B FF 91 S SI 90 B SI 91 S SI 90 B SI 91 F SI 92 B CH 83 4-2 55 E 62 1B BB			B SI 88 F SI 88 S SL 84 T FF 89 1-2 ① K		B FF 98 X FF 98 1-0 ② F7		S SI 95 T SI 95 X FF 95 0-2 ③ G3-1		4	0	0	0	1	2	1
62 Tyler Holt, R (1, 8) (10, 9) OBP: 0.500, SLG: 0.444		F SI 92 B FF 92 X FF 91 1-1 55 BB 1B		D SL 80 X SI 90 1-0 55 WP 1B 1-2			C SL 81 C SI 88 F FF 90 F CH 77 X CH 78 0-2 ② G4-3		C SL 89 C FF 88 F SL 88 S SL 85 0-3 ③ K			B SL 83 X FF 91 1-0 ① P3	5	0	2	0	0	1	0
55 Roberto Pérez, R (1, 2) OBP: 0.333, SLG: 0.419 10 Yan Gomes, R (10, PH) (11, 2) OBP: 0.327, SLG: 0.480		C SI 90 B FF 90 B SI 90 B CH 83 B CH 83 4-1 1-2 BB		F CH 82 B FF 90 1 SAFE S FF 90 B SI 90 F FF 89 B SL 81 S CH 82 3-3 ③ K 1-2 2-3			C SI 87 B CH 76 C SL 84 X FF 92 1-2 1B			B FF 96 B SL 86 X FF 96 2-0 11 SH1-3 1B		S FF 93 B FF 92 B SL 85 F FF 92 S FF 93 2-3 ② K	2 2	0 0	1 1	0 0	1 0	1 0	2 0
11 José Ramírez, S (1, 6) OBP: 0.262, SLG: 0.266 8 Lonnie Chisenhall, L (12, PH) OBP: 0.358, SLG: 0.460		C SL 80 F FF 90 D SL 81 B SI 92 B SI 91 X SI 92 3-2 ③ G4-3			C SL 77 F SL 77 F SI 90 B SL 79 B SI 90 X CH 82 2-2 4 G6-4-3 1B		C SI 88 X CH 77 0-1 ③ G5-3			X FF 97 0-0 ① SH1-3 1-2		B FF 93 F FF 92 C FF 94 X SL 87 1-2 2B	3 1	0 0	1 1	0 0	0 0	0 0	3 0

Inning Stats																								
	R: 0	H: 0	R: 0	H: 1	R: 0	H: 0	R: 0	H: 1	R: 0	H: 0	R: 0	H: 1	R: 0	H: 1	R: 0	H: 0	R: 0	H: 1	R: 0	H: 1	R: 0	H: 1	1B: 6	SF: 0
	E: 1	LOB: 1	E: 0	LOB: 2	K: 0	LOB: 0	E: 1	LOB: 3	E: 0	LOB: 0	E: 0	LOB: 0	K: 1	LOB: 1	E: 0	LOB: 1	K: 0	LOB: 0	E: 0	LOB: 1	E: 0	LOB: 1	2B: 2	SAC: 1
	K: 0	BB: 0	K: 1	BB: 1	BB: 0	BB: 0	K: 1	BB: 1	K: 1	BB: 1	K: 0	BB: 0	BB: 0	BB: 0	K: 0	BB: 1	K: 2	BB: 0	K: 0	BB: 1	K: 2	BB: 0	3B: 0	DP: 3
	S: 10	P: 18	S: 13	P: 25	S: 15	P: 23	S: 13	P: 25	S: 8	P: 10	S: 8	P: 16	S: 13	P: 15	S: 13	P: 18	S: 9	P: 13	S: 5	P: 11	S: 16	P: 25	HR: 0	HBP: 0

PITCHER	IP	WLS	BF	H	R	ER	SO	BB	IBB	HBP	BLK	WP	HR	S	P	ERA	WHIP
40 Andrew Chafin, L (1, 1) ERA:	5.0		20	3	0	0	3	2	0	0	0	1	0	59	101	0.00	1.000
56 Eury De La Rosa, L (6, 1) ERA: 2.65	3.0		11	2	0	0	1	1	0	0	0	1	0	34	49	0.00	1.000
37 Matt Stites, R (9, 1) ERA: 4.95	2.0		7	1	0	0	2	0	1	0	0	0	0	14	24	0.00	0.500
48 Randall Delgado, R (11, 1) ERA: 5.24	1.0	W	4	1	0	0	2	0	0	0	0	0	0	16	25	0.00	1.000
43 Addison Reed, R (12, 1) ERA: 3.91	1.0	S	4	1	0	0	2	0	0	0	0	0	0	11	16	0.00	1.000

PITCHER	IP	WLS	BF	H	R	ER	SO	BB	IBB	HBP	BLK	WP	HR	S	P	ERA	WHIP

BOTTOM

Arizona Diamondbacks @ Cleveland Indians

Progressive Field, Cleveland, OH

Wed Aug 13 2014, 7:38 PM - 11:53 PM EDT

Att. 17,562 - Clear - 71 F

livebaseballscorecards.com

AB	41
R	0
H	8
RBI	0
BB	4
SO	10
LOB	17

WP: 2 PA: 46
PB: 0
SB: 0
CS: 0

Arizona Diamondbacks @ Miami Marlins

Marlins Park, Miami, FL

Thu Aug 14 2014, 7:12 PM - 10:42 PM EDT

Att. 17,074 - Roof Closed - 74 F

livebaseballscorecards.com

TOP

Batter	1	2	3	4	5	6	7	8	9	10	AB	R	H	RBI	BB	SO	LOB
5 Ender Inciarte, L (1, 8) OBP: 0.293, SLG: 0.323	B FF 90 B FC 90 B FF 91 B FF 90 4-0 6 L9 4 S 15 1B BB		M SI 90 B CU 78 X CU 77 1-1 ② G6-3		C CU 78 B SI 92 F FF 92 F FS 85 X CU 79 1-2 ② G4-3		X FF 91 0-0 4 BB 1B		S SL 88 B CU 78 B FF 95 S FF 95 S FF 96 2-3 ② K		4	1	1	0	1	1	0
4 Cliff Pennington, S (1, 4) OBP: 0.358, SLG: 0.358	C FF 90 B SI 89 1 SAFE S SI 88 S FS 85 1-3 ① K 1-2		C FF 91 B FF 92 B SI 92 F SI 92 B FS 85 F SI 92 F SI 91 B SI 92 4-2 6 3B BB		B FF 92 C SI 90 X CU 78 1-1 3B		B FF 91 1 SAFE B SI 89 B FF 89 B FF 90 4-0 1-2 BB		S FF 95 B SI 95 B FF 95 X FF 95 2-1 ③ F9		3	1	1	0	2	1	1
6 David Peralta, L (1, 9) OBP: 0.329, SLG: 0.467	B FC 91 B SI 90 X SI 90 2-0 ② L9 2-3		C SI 90 B FF 92 1 SAFE 1 SAFE 1 SAFE B SI 91 X SI 90 2-1 1-H 15 1B 3B		B SI 91 B CU 80 B SI 91 C SI 91 X SI 90 3-1 ③ G4-3		F FF 87 S FF 90 F SL 81 S CH 85 0-3 ① K			B SL 86 F FF 94 S FF 94 S SL 87 1-3 ① K	5	1	1	1	0	2	4
15 Mark Trumbo, R (1, 3) OBP: 0.288, SLG: 0.402	C FF 92 B FF 93 F FF 93 X SI 88 1-2 3-H 1B		B FF 92 B FF 92 F SI 92 X SI 92 2-1 3-H 1B			C SI 90 B CU 78 B SI 90 B SI 91 F SI 91 B SI 91 4-2 26 S 26 2B BB	B FF 91 X FF 89 1-0 ② F9			F FF 95 F FF 94 S SL 88 0-3 ② K	4	1	2	2	1	1	2
26 Miguel Montero, L (1, 2) OBP: 0.343, SLG: 0.408	B FF 92 B FF 92 B FF 90 X SI 90 3-0 ③ G4-3		B SI 90 B SI 90 X SI 89 2-0 ③ G4-3			1 SAFE B SI 88 1 SAFE B SI 89 C SI 88 1 SAFE B SI 88 X SI 90 3-1 1-H 2B	B FF 90 S CH 84 B FF 91 X CH 82 2-1 ③ L9			C SL 85 B SL 87 B FF 95 C FF 94 F FF 94 B FF 95 X SL 87 3-2 ③ F9	5	0	1	1	0	0	4
19 Jake Lamb, L (1, 5) OBP: 0.231, SLG: 0.200		C FF 90 F FF 91 F CU 79 B FS 85 C SI 92 1-3 ① K		F FF 90 B FF 92 T FS 83 X FS 87 1-2 ① G3		X SI 95 0-0 ① L7		C FF 92 S CH 85 F CH 85 B FF 93 B FF 91 S CH 83 2-3 ① K			4	0	0	0	0	2	1
1 Didi Gregorius, L (1, 6) OBP: 0.314, SLG: 0.382		B FF 91 F SI 90 C CU 78 X CU 79 1-2 ② G3		B FF 91 C SI 90 F SI 91 X SI 89 1-2 ② F8		F SI 94 B FF 95 B FF 96 F SL 87 F FF 96 S FS 86 2-3 ② K2-3		C CU 76 F FF 92 B CH 85 B CH 84 X FF 91 2-2 ② P6			4	0	0	0	0	1	1
14 Xavier Paul, L (1, 7) OBP: 0.273, SLG: 0.200		B FF 91 B FF 92 X FF 92 2-0 ③ G4-3		B SI 91 C SI 91 B FS 84 C SI 91 S CU 79 2-3 ③ K		I IN 75 I IN 76 I IN 77 I IN 76 4-0 IBB		C FC 91 C SI 92 S CH 86 0-3 ③ K			3	0	0	0	1	2	0
57 Chase Anderson, R (1, 1) OBP: 0.074, SLG: 0.038			B FF 91 C FF 91 X FF 91 1-1 ① G1-3		B FF 91 C FF 91 X SI 90 1-1 ① G5-3	D FF 95 C FF 94 S FF 95 C FF 94 1-3 ③ K			F FF 95 B SI 95 B FF 95 B FF 95 X FF 95 3-1 ① P4		3	0	0	0	0	1	2
50 Evan Marshall, R (7, 1)											0	0	0	0	0	0	0
29 Brad Ziegler, R (8, 1)											0	0	0	0	0	0	0
31 Jordan Pacheco, R (9, PH) OBP: 0.275, SLG: 0.330											1	0	0	0	0	0	0
60 Bradin Hagens, R (9, 1)											0	0	0	0	0	0	0
Inning Stats	R: 1 E: 0 K: 1 S: 8 H: 1 LOB: 1 BB: 1 P: 19	R: 0 E: 0 K: 1 S: 8 H: 0 LOB: 0 BB: 0 P: 12	R: 2 E: 0 K: 0 S: 13 H: 2 LOB: 1 BB: 1 P: 25	R: 0 E: 0 K: 1 S: 9 H: 0 LOB: 0 BB: 0 P: 13	R: 0 E: 0 K: 0 S: 10 H: 1 LOB: 1 BB: 0 P: 16	R: 1 E: 0 K: 2 S: 12 H: 1 LOB: 2 BB: 2 P: 26	R: 0 E: 0 K: 1 S: 8 H: 1 LOB: 2 BB: 1 P: 15	R: 0 E: 0 K: 2 S: 10 H: 0 LOB: 0 BB: 0 P: 14	R: 0 E: 0 K: 1 S: 7 H: 0 LOB: 0 BB: 0 P: 14	R: 0 E: 0 K: 2 S: 10 H: 0 LOB: 0 BB: 0 P: 14	1B: 3 2B: 1 3B: 2 HR: 0 SF: 0 SAC: 0 DP: 0 HBP: 0	WP: 0 PB: 0 SB: 2 CS: 0 PA: 41					

PITCHER	IP	WLS	BF	H	R	ER	SO	BB	IBB	HBP	BLK	WP	HR	S	P	ERA	WHIP
33 Brad Penny, R (1, 1) ERA: 4.5	5.0		23	5	4	4	3	3	0	0	0	0	0	52	96	7.20	1.600
41 Chris Hatcher, R (6, 1) ERA: 3.32	1.0		4	0	0	0	2	0	1	0	0	0	0	8	15	0.00	0.000
44 AJ Ramos, R (7, 1) ERA: 1.84	2.0		8	1	0	0	3	1	0	0	0	0	0	18	29	0.00	1.000
40 Mike Dunn, L (9, 1) ERA: 3.65	2.0	W	6	0	0	0	3	0	0	0	0	0	0	17	28	0.00	0.000

PITCHER	IP	WLS	BF	H	R	ER	SO	BB	IBB	HBP	BLK	WP	HR	S	P	ERA	WHIP

AB	36
R	4
H	6
RBI	4
BB	5
SO	11
LOB	15

Batter	1	2	3	4	5	6	7	8	9	10	AB	R	H	RBI	BB	SO	LOB
21 Christian Yelich, L (1, 7) OBP: 0.354, SLG: 0.414	B SI 88 B SI 88 C FF 88 B SI 89 F FF 88 X FF 90 3-2 G6-3 ①		C SI 90 C SI 90 F FF 90 B CU 78 X CU 77 1-2 G3 ② 2-3		S CH 80 C SI 90 B CH 81 X CH 81 1-2 27 1B 1B		M SI 91 B SI 91 C SI 93 S CH 84 1-3 K ①		B SI 89 C FF 89 B CH 83 C FF 90 X FF 88 2-2 17 SH1-4 1B		5	0	2	0	0	1	1
17 Donovan Solano, R (1, 4) OBP: 0.305, SLG: 0.340	C FF 90 F SI 90 B SI 90 F FF 91 B CU 76 C CU 77 2-3 K ②		F SI 91 X SI 91 0-1 27 1B 3-H 2B		X FF 90 0-0 F7 ②		B FF 93 F FF 92 C SL 83 F SL 84 B CH 84 F CH 84 F FF 93 F SL 85 F FF 92 2-3 C FF 93 K ②		B FF 89 M FC 88 X CU 78 1-1 SH1-4 ① 1-2		4	1	1	1	0	2	1
27 Giancarlo Stanton, R (1, 9) OBP: 0.395, SLG: 0.563	B CU 78 B FF 91 C FF 91 X SI 91 2-1 1B		X FF 91 0-0 9 1B 2-H 1B		C FF 91 1 SAFE D CU 77 D CU 77 X CH 81 2-1 1-3 1B		B SL 85 C SL 84 F SL 85 B SL 87 B CH 86 C FF 94 3-3 K ③		I IN 72 I IN 73 I IN 71 I IN 68 4-0 9 G4-6-3 IBB		4	0	3	1	1	1	0
9 Casey McGehee, R (1, 5) OBP: 0.372, SLG: 0.386	C SI 90 B SI 91 F SI 90 C FF 91 1-3 K ③		B CU 77 B CU 77 C FF 90 X CH 81 2-1 1-2 1B		B SI 91 D CU 78 C CH 82 B SI 90 F FF 92 X FF 92 3-2 G4-3 ③			C SI 84 B CH 76 B CH 77 X SI 84 2-1 G4-3 ①	B FC 87 S FF 86 X FC 86 1-1 G4-6-3 ②③ 1-2f		5	0	1	0	0	1	5
46 Garrett Jones, L (1, 3) OBP: 0.311, SLG: 0.404		C SI 89 B SI 90 F FF 91 F FF 90 X CH 82 1-2 F9 ①	C CH 81 B SI 91 F SI 91 D CU 78 S CH 81 2-3 K ③			C CU 75 B FF 90 F SI 89 B CU 76 F FF 90 B SI 90 B CH 81 4-2 3 3B BB		S SI 84 X SI 84 0-1 G1-3 ②		B CH 81 B SI 87 B FC 85 B FC 86 4-0 6 1B 13 2B BB	3	2	0	0	2	1	2
39 Jarrod Saltalamacchia, S (1, 2) OBP: 0.331, SLG: 0.380 1 Jordany Valdespin, L (8, PR) OBP: 0.280, SLG: 0.371 6 Jeff Mathis, R (9, 2) OBP: 0.275, SLG: 0.287		B SI 90 B CH 80 S CH 81 B FF 91 F FF 91 B FF 92 4-2 13 G6-4-3 BB	S CH 81 S CH 80 B CH 80 B FF 89 B SI 91 X CH 81 3-2 P3 ①			B FF 90 F SI 90 F SI 89 B CH 80 X CH 80 2-2 P6 ①		B SI 85 B SI 84 B SI 84 B SI 86 4-0 13 BB 3 1B BB	B FF 85 X FF 87 1-0 13 2B 1-2 1B	2 0 1	0 1 0	0 0 1	0 0 0	2 0 0	0 0 0	1 0 0
13 Marcell Ozuna, R (1, 8) OBP: 0.312, SLG: 0.424	C CU 77 F CU 77 X CH 81 0-2 G6-4-3 ②③ 1-2f		S CU 77 F CU 77 X CU 77 0-2 3 G5-4-3 1B			F CU 76 F FF 90 F FF 92 S CH 80 0-3 K ②		C SI 85 D SI 85 B CH 76 B SI 85 C SI 84 B SI 84 4-2 3 1B 1-2 BB	D CU 78 D FC 86 D FF 86 C FF 88 C FF 88 X FF 90 3-2 1-3 2-H 2B	4	0	2	1	1	1	2
3 Adeiny Hechavarría, R (1, 6) OBP: 0.305, SLG: 0.352			B FF 90 B FF 89 C FF 90 C FF 90 X FF 90 2-2 L6 ① 1 SAFE X CU 77 0-0 G5-4-3 ②③ 1-2f			C FF 91 X FF 90 0-1 1-H 3B		X SI 85 0-0 10 FC6-4 1-3 2-H 1B		4	0	2	2	0	0	1
33 Brad Penny, R (1, 1) OBP: 0.333, SLG: 0.667 41 Chris Hatcher, R (6, 1) 5 Reed Johnson, R (6, PH) OBP: 0.260, SLG: 0.345 44 AJ Ramos, R (7, 1) 10 Jeff Baker, R (8, PH) OBP: 0.299, SLG: 0.379 40 Mike Dunn, L (9, 1)			F FF 90 B FF 90 T FF 90 X CU 77 1-2 21 G3 17 2B 2B		C FF 89 F FF 90 F FF 90 S CU 77 0-3 K ①	B CU 76 X CH 80 1-0 G5-3 ③		B SI 84 X SI 83 1-0 FC6-4 ③ 1-2f		2 0 1 0 1 0	1 0 0 0 0 0	1 0 0 0 0 0	0 0 0 0 0 0	1 0 0 0 0 0	0 0 1 0 3 0	0 0 0 0 0 0
Inning Stats	R: 0 E: 0 K: 2 S: 12 H: 1 LOB: 1 BB: 0 P: 20	R: 0 E: 0 K: 0 S: 9 H: 0 LOB: 0 BB: 1 P: 14	R: 2 E: 0 K: 1 S: 18 H: 4 LOB: 2 BB: 0 P: 26	R: 0 E: 0 K: 0 S: 7 H: 1 LOB: 0 BB: 0 P: 10	R: 0 E: 0 K: 1 S: 13 H: 2 LOB: 2 BB: 0 P: 19	R: 1 E: 0 K: 1 S: 13 H: 1 LOB: 1 BB: 1 P: 20	R: 0 E: 0 K: 3 S: 14 H: 0 LOB: 0 BB: 0 P: 20	R: 1 E: 0 K: 0 S: 8 H: 1 LOB: 3 BB: 2 P: 19	R: 0 E: 0 K: 0 S: 7 H: 1 LOB: 1 BB: 1 P: 15	R: 1 E: 0 K: 0 S: 4 H: 2 LOB: 2 BB: 1 P: 12	1B: 9 2B: 3 3B: 1 HR: 0	SF: 0 SAC: 1 DP: 3 HBP: 0	WP: 0 PB: 0 SB: 0 CS: 0	PA: 43					

PITCHER		IP	WLS	BF	H	R	ER	SO	BB	IBB	HBP	BLK	WP	HR	S	P	ERA	WHIP
57 Chase Anderson, R ERA: 3.16	(1, 1)	6.0		27	9	3	3	5	2	0	0	0	0	0	72	109	4.50	1.833
50 Evan Marshall, R ERA: 3.03	(7, 1)	1.0	H	3	0	0	0	3	0	0	0	0	0	0	14	20	0.00	0.000
29 Brad Ziegler, R ERA: 3.26	(8, 1)	1.0	B	6	1	1	1	0	2	0	0	0	0	0	8	19	9.00	3.000
60 Bradin Hagens, R ERA: 9.0	(9, 1)	1.0	L	7	3	1	1	0	1	1	0	0	0	0	11	27	9.00	4.000

PITCHER	IP	WLS	BF	H	R	ER	SO	BB	IBB	HBP	BLK	WP	HR	S	P	ERA	WHIP

BOTTOM

Arizona Diamondbacks @ Miami Marlins

Marlins Park, Miami, FL

Thu Aug 14 2014, 7:12 PM - 10:42 PM EDT

Att. 17,074 - Roof Closed - 74 F

livebaseballscorecards.com

AB	36
R	5
H	13
RBI	5
BB	6
SO	8
LOB	17

MIAMI

Batter	1	2	3	4	5	6	7	8	9	AB	R	H	RBI	BB	SO	LOB
5 Ender Inciarte, L (1, 8) OBP: 0.296, SLG: 0.323	C FF 89 X FF 91 0-1 ① L7		B FF 92 B CU 77 C FF 92 B FF 92 F FF 93 B FF 93 4-2 4 FC4-6 BB		L FF 92 F FF 90 B CU 78 F CU 78 X FF 93 1-2 4 G3-1 1-2 1B		X SI 90 0-0 ③ F8			3	0	1	0	1	0	0
4 Cliff Pennington, S (1, 5) OBP: 0.363, SLG: 0.394	C FF 91 B FF 91 B SI 90 F SI 92 F FF 92 X CH 86 2-2 HR		C SI 92 B CU 78 1 SAFE 1 SAFE X SI 91 1-1 ① FC4-6 1-2f		D CU 78 C SI 94 B SI 93 B SI 93 X SI 92 3-1 ② G3-1 1-2 2-3			C SI 95 X SI 95 0-1 15 G4-3 6 SH2-3 1B		4	1	2	1	0	0	3
6 David Peralta, L (1, 9) OBP: 0.325, SLG: 0.461	C FF 92 B FF 90 C FF 92 S CU 78 1-3 ② K2-3		B CU 76 S SI 92 1 SAFE F FF 92 F CU 77 S FF 92 1-3 ② K		D SI 92 S SI 93 F FF 93 D FF 93 B SI 90 X SI 93 3-2 ③ G4-3			X SI 94 0-0 ① SH2-3 1-2		3	0	0	0	0	2	3
15 Mark Trumbo, R (1, 3) OBP: 0.287, SLG: 0.399	B FF 92 F SI 92 X SI 92 1-1 2 HR 1B		1 SAFE 1 SAFE B FF 92 B SI 92 B SI 93 X SI 92 3-0 ③ F9			B CH 83 X SI 91 1-0 ① L8		S FC 92 D FC 91 S SI 97 B FC 92 X SI 95 2-2 ② G4-3 2-3		4	1	1	0	0	0	2
2 Aaron Hill, R (1, 4) OBP: 0.286, SLG: 0.379	X FF 90 0-0 1-H HR			B SI 91 C SI 90 B CH 84 B SI 92 X SI 91 3-1 ① G6-3		X FF 89 0-0 ② G5-3		B SI 96 X FC 91 1-0 ③ G6-3		4	1	1	2	0	0	1
17 Alfredo Marte, R (1, 7) OBP: 0.220, SLG: 0.386	B SI 91 X CH 86 1-0 ③ G1-3			C CU 77 B FF 93 F CH 86 B CU 78 B FF 92 X SI 92 3-2 ② G4-3		C FF 89 B FF 89 B CH 83 C CH 84 B SI 92 B SI 90 4-2 BB			F FF 97 B FF 96 B SI 95 F FF 94 F FF 96 T CU 80 2-2 ① K	3	0	0	0	1	1	0
9 Tuffy Gosewisch, R (1, 2) OBP: 0.264, SLG: 0.330		B FF 90 F FF 90 C CU 77 X CU 77 1-2 ① L6		B SI 91 C SI 91 F SI 90 S SI 92 1-3 ③ K		F SI 89 D SI 90 X SI 90 1-1 ③ G6-3			F SI 95 C SI 96 B CU 83 F FF 97 B SI 94 X FF 95 2-2 ② L9	4	0	0	0	0	1	1
1 Didi Gregorius, L (1, 6) OBP: 0.307, SLG: 0.372		B FF 92 C FF 92 X FF 92 1-1 ② G4-3			B CU 77 C FF 91 S FF 90 B CU 78 F FF 93 X FF 93 2-2 ① L4		F CH 88 S FF 89 B FF 90 X CU 76 1-2 ① F9		X SI 94 0-0 ③ G1	4	0	0	0	0	0	0
35 Trevor Cahill, R (1, 1) OBP: 0.125, SLG: 0.188 37 Matt Stites, L (7, 1) 59 Oliver Pérez, L (8, 1) 43 Addison Reed, L (9, 1)		B FF 91 X FF 90 1-0 ③ G4-3			C FF 90 B SI 91 C FF 91 X SI 92 1-2 4 G3-1 5 1B 1B		B FF 90 B SI 89 C FF 89 X FF 89 2-1 ② F8			3 0 0 0	0 0 0 0	1 0 0 0	0 0 0 0	0 0 0 0	0 0 0 0	0 0 0 0
Inning Stats	R: 3 E: 0 K: 1 S: 13 H: 3 LOB: 0 BB: 0 P: 18	R: 0 E: 0 K: 0 S: 6 H: 0 LOB: 0 BB: 0 P: 9	R: 0 E: 0 K: 1 S: 9 H: 0 LOB: 1 BB: 1 P: 18	R: 0 E: 0 K: 1 S: 8 H: 0 LOB: 0 BB: 0 P: 15	R: 0 E: 0 K: 0 S: 16 H: 2 LOB: 2 BB: 0 P: 26	R: 0 E: 0 K: 0 S: 6 H: 0 LOB: 1 BB: 1 P: 12	R: 0 E: 0 K: 0 S: 6 H: 0 LOB: 0 BB: 0 P: 9	R: 0 E: 0 K: 0 S: 7 H: 1 LOB: 1 BB: 0 P: 10	R: 0 E: 0 K: 1 S: 9 H: 0 LOB: 0 BB: 0 P: 13	1B: 4 2B: 0 3B: 0 HR: 2 SF: 0 SAC: 1 DP: 0 HBP: 0						

PITCHER		IP	WLS	BF	H	R	ER	SO	BB	IBB	HBP	BLK	WP	HR	S	P	ERA	WHIP
52 Brad Hand, L ERA: 4.58	(1, 1)	7.0	L	28	5	3	3	3	2	0	0	0	0	2	64	107	3.86	1.000
57 Bryan Morris, R ERA: 1.84	(8, 1)	1.0		4	1	0	0	0	0	0	0	0	0	0	7	10	0.00	1.000
36 Sam Dyson, R ERA: 1.5	(9, 1)	1.0		3	0	0	0	1	0	0	0	0	0	0	9	13	0.00	0.000

PITCHER	IP	WLS	BF	H	R	ER	SO	BB	IBB	HBP	BLK	WP	HR	S	P	ERA	WHIP

TOP

Arizona Diamondbacks @ Miami Marlins

Marlins Park, Miami, FL

Fri Aug 15 2014, 7:10 PM - 10:05 PM EDT

Att. 18,286 - Roof Closed - 73 F

livebaseballscorecards.com

AB	32
R	3
H	6
RBI	3
BB	2
SO	4
LOB	10

BOTTOM

Arizona Diamondbacks @ Miami Marlins

Marlins Park, Miami, FL

Fri Aug 15 2014, 7:10 PM - 10:05 PM EDT

Att. 18,286 - Roof Closed - 73 F

livebaseballscorecards.com

Batter	1	2	3	4	5	6	7	8	9	AB	R	H	RBI	BB	SO	LOB
21 Christian Yelich, L (1, 7) OBP: 0.355, SLG: 0.413	C SI 87 B SI 91 X SI 85 1-1 17 1B 27 1B 1B		B SI 85 X SI 88 1-0 ① L8		B KC 78 C CH 80 F SL 88 B KC 79 S CH 82 2-3 ② K		C FF 94 B FF 94 B CH 85 B FF 95 B FF 95 4-1 17 FC6-4 1-2 2-3 BB			3	1	1	0	1	1	0
17 Donovan Solano, R (1, 4) OBP: 0.310, SLG: 0.340	1 SAFE C SI 90 1 SAFE D KC 78 C SI 90 D CH 82 B SI 91 X SI 90 3-2 9 F8 27 1B 46 1B 1-3 1B		B SI 88 B CH 82 C SI 86 B SI 90 B SI 87 4-1 27 BB BB		C SI 91 F SL 88 B SI 90 X KC 77 1-2 ③ G6-3		F FF 96 X FF 96 0-1 ③ FC6-4 1-2f			3	1	1	0	1	0	3
27 Giancarlo Stanton, R (1, 9) OBP: 0.397, SLG: 0.562	S KC 78 B SI 90 D KC 76 X CH 82 2-1 46 1B 1-2 3-H 1B		D CH 80 B SI 89 B SI 89 D SI 87 4-0 9 G5-4-3 1-2 BB			B KC 75 B SI 86 C SI 87 B SI 88 B CH 81 4-1 9 G6-4-3 BB		C SL 86 B FF 96 C FF 95 F FF 97 F FF 97 B SL 88 X FF 97 2-2 ① G4-3		2	0	1	1	2	0	0
9 Casey McGehee, R (1, 5) OBP: 0.371, SLG: 0.384	B SI 88 X SI 90 1-0 ① F8 2-3		B KC 79 B SL 85 X SI 90 2-0 ②③ G5-4-3 1-2f			1 SAFE C SI 89 B SL 86 B SI 90 F CH 82 X SI 90 2-2 ①② G6-4-3 1-2f		F FF 96 B FF 96 X FF 94 1-1 10 BB 1B		4	0	1	0	0	0	5
46 Garrett Jones, L (1, 3) OBP: 0.311, SLG: 0.403 10 Jeff Baker, R (8, PH) OBP: 0.304, SLG: 0.379 (9, 3)	C SI 88 X SI 89 0-1 39 G1-6-3 1-2 3-H 1B			F CH 79 B SI 88 B SI 88 F CH 82 X CH 82 2-2 ① L8		B CH 85 B SL 87 F KC 78 X SI 87 2-1 ③ G6-3		B SL 77 B SL 77 C SI 88 B FF 90 B SI 89 4-1 39 G6-4-3 1-2 BB		3 0	0 0	1 0	1 0	0 1	0 0	0 0
39 Jarrod Saltalamacchia, S (1, 2) OBP: 0.330, SLG: 0.378	B CH 84 C SI 89 F SI 91 D KC 81 B CH 82 X SI 90 3-2 ②③ G1-6-3 1-2f			B SI 85 X SI 86 1-0 1B			C KC 73 S CH 78 B CH 82 S CH 77 1-3 ① K	C SL 77 F FF 90 B SI 89 F SL 78 X SI 90 1-2 ②③ G6-4-3 1-2f		4	0	1	0	0	1	4
13 Marcell Ozuna, R (1, 8) OBP: 0.309, SLG: 0.420		B KC 78 C SI 89 X KC 78 1-1 ① G5-3		B SI 88 C CH 82 B SI 89 B KC 78 S KC 78 X KC 79 3-2 ② F8			S KC 73 B SI 90 X CH 78 1-1 ② G5-3		B SL 84 B FF 92 C SL 85 X SL 84 2-1 ① L7	4	0	0	0	0	0	1
3 Adeiny Hechavarría, R (1, 6) OBP: 0.305, SLG: 0.351		F SI 89 B SI 89 S KC 79 C SI 90 1-3 ② K		X CH 83 0-0 ③ G1-3			B SI 90 B KC 79 C SL 86 X SL 86 2-1 21 WP 5 WP 1B		S FF 92 F FF 93 F FF 93 X SL 86 0-2 ② L6	4	0	1	0	0	1	1
52 Brad Hand, L (1, 1) OBP: 0.056, SLG: 0.056 5 Reed Johnson, R (7, PH) OBP: 0.265, SLG: 0.345 57 Bryan Morris, L (8, 1) 36 Sam Dyson, R (9, 1) 1 Jordany Valdespin, L (9, PH) OBP: 0.276, SLG: 0.366		X SI 90 0-0 ③ F8			C SI 86 B SI 89 B SI 89 X SI 89 2-1 ① G3-1		C KC 78 F KC 78 1 SAFE B KC 74 F CH 80 1 SAFE B KC 78 F CH 80 H SI 90 3-2 21 WP 1-2 HBP		B FF 92 C FF 93 C FF 93 B FF 92 B FF 93 X FF 93 3-2 ③ F8	2 0 0 0 1	0 0 0 0 0	0 0 0 0 0	0 0 0 0 0	0 0 0 0 0	0 0 0 0 0	0 0 0 0 0
Inning Stats	R: 2 H: 4 E: 0 LOB: 1 K: 0 BB: 0 S: 13 P: 23	R: 0 H: 0 E: 0 LOB: 0 K: 1 BB: 0 S: 6 P: 8	R: 0 H: 0 E: 0 LOB: 1 K: 0 BB: 2 S: 3 P: 14	R: 0 H: 1 E: 0 LOB: 1 K: 0 BB: 0 S: 8 P: 14	R: 0 H: 0 E: 0 LOB: 0 K: 1 BB: 0 S: 8 P: 13	R: 0 H: 0 E: 0 LOB: 0 K: 0 BB: 1 S: 6 P: 14	R: 0 H: 1 E: 0 LOB: 3 K: 1 BB: 1 S: 14 P: 25	R: 0 H: 1 E: 0 LOB: 1 K: 0 BB: 1 S: 12 P: 20	R: 0 H: 0 E: 0 LOB: 0 K: 0 BB: 0 S: 9 P: 14	1B: 7 SF: 0 2B: 0 SAC: 0 3B: 0 DP: 4 HR: 0 HBP: 1						WP: 2 PA: 36 PB: 0 SB: 0 CS: 0

	AB	30
	R	2
	H	7
	RBI	2
	BB	5
	SO	3
	LOB	14

PITCHER	IP	WLS	BF	H	R	ER	SO	BB	IBB	HBP	BLK	WP	HR	S	P	ERA	WHIP
35 Trevor Cahill, R (1, 1) ERA: 4.68	6.2	W	27	6	2	2	3	3	0	1	0	1	0	55	104	2.70	1.350
37 Matt Stites, R (7, 1) ERA: 4.79	0.2	H	4	1	0	0	0	1	0	0	0	1	0	10	17	0.00	3.000
59 Oliver Pérez, L (8, 1) ERA: 2.11	0.2	H	2	0	0	0	0	1	0	0	0	0	0	5	10	0.00	1.500
43 Addison Reed, R (9, 1) ERA: 3.83	1.0	S	3	0	0	0	0	0	0	0	0	0	0	9	14	0.00	0.000

PITCHER	IP	WLS	BF	H	R	ER	SO	BB	IBB	HBP	BLK	WP	HR	S	P	ERA	WHIP

Arizona Diamondbacks @ Miami Marlins

Marlins Park, Miami, FL

Sat Aug 16 2014, 7:12 PM - 9:36 PM EDT

Att. 19,563 - Roof Closed - 74 F

livebaseballscorecards.com

TOP

Batter	1	2	3	4	5	6	7	8	9	AB	R	H	RBI	BB	SO	LOB
5 Ender Inciarte, L (1, 8) OBP: 0.299, SLG: 0.326	B FF 95 X SI 93 1-0 4 1B 6 1B 1B		L FF 94 C FF 94 B FF 94 T CH 89 1-2 ② K		B FF 92 C SI 91 X FF 92 1-1 ② G4-3			C SL 86 X SL 88 0-1 4 G6-4-3 1B		4	0	2	0	0	1	0
4 Cliff Pennington, S (1, 6) OBP: 0.368, SLG: 0.392	B SI 94 S SI 93 1 SAFE C SI 94 B SI 93 F SI 94 B CH 89 X SI 94 3-2 15 S 6 1B 15 SF8 1-2 1B		B FF 94 B SI 93 B SI 93 C SI 93 B SI 94 4-1 BB		B CH 87 C FF 93 X EP 58 1-1 ③ F7			B FF 95 B FF 94 B SL 86 C FF 94 X FF 96 3-1 ② ③ G6-4-3 1-2f		3	1	1	0	1	0	1
6 David Peralta, L (1, 9) OBP: 0.324, SLG: 0.458	F SI 95 S CH 89 B CH 90 X CH 90 1-2 ① 15 SF8 15 S 1-2 2-H 1B		1 SAFE C SI 94 1 SAFE S SI 95 B SI 94 1 SAFE B FF 94 F SI 94 1 SAFE 3-3 ③ K			X CH 88 0-0 ① G3			B SL 83 B SI 92 F SI 91 C SL 82 F SL 82 B SL 81 S SL 83 3-3 ① K	4	0	1	0	0	2	1
15 Mark Trumbo, R (1, 3) OBP: 0.286, SLG: 0.398	C FF 95 B SL 82 X FF 90 1-1 ② SF8 1-3 2-H			B FF 91 B FF 92 X FF 92 2-0 19 2B 1B		C FF 92 S SI 91 S SI 90 0-3 ② K			B SI 92 C SL 82 S SL 83 B SL 83 X SL 83 2-2 ② G6-3	3	0	1	1	0	1	0
26 Miguel Montero, L (1, 2) OBP: 0.340, SLG: 0.404	B CH 89 B FF 94 C SI 94 X CH 89 2-1 ③ G4-3			F FF 93 S SI 93 X SI 92 0-2 ① L7		B CH 90 F CH 89 C CU 70 S SI 90 1-3 ③ K			C SI 93 B SI 92 S SL 82 F SI 92 B SI 92 B SL 81 S SL 81 3-3 ③ K	4	0	0	0	0	2	2
2 Aaron Hill, R (1, 4) OBP: 0.284, SLG: 0.376		C FF 92 B SL 84 B SL 80 X SI 92 2-1 ① G4-3		B FF 94 1 SAFE C FF 93 B SI 92 B FF 94 F SI 94 S CH 89 3-3 ② K			F SL 80 X FF 91 0-1 ① G4-3			3	0	0	0	0	1	1
19 Jake Lamb, L (1, 5) OBP: 0.241, SLG: 0.250		C SI 94 F SI 94 B SI 94 S CH 89 1-3 ② K		B SI 92 X SI 93 1-0 1-3 2B			X FF 92 0-0 ② G4-3			3	0	1	0	0	1	0
14 Xavier Paul, L (1, 7) OBP: 0.214, SLG: 0.154		C FF 94 X SI 93 0-1 ③ L7		D SI 91 S CH 89 B SI 93 X SI 91 2-1 ③ G4-3			C SI 92 B SI 92 X CH 88 1-1 ③ G3			3	0	0	0	0	0	2
36 Wade Miley, L (1, 1) OBP: 0.180, SLG: 0.128 31 Jordan Pacheco, R (8, PH) OBP: 0.273, SLG: 0.327 50 Evan Marshall, R (8, 1)			C FF 91 S SI 93 X SI 93 0-2 ① G6-3		X CH 90 0-0 ① G4-3			T FF 95 B FF 94 F FF 95 X FF 96 1-2 ① G4-3		2 1 0	0 0 0	0 0 0	0 0 0	0 0 0	0 0 0	0 0 0
Inning Stats	R: 1 E: 0 K: 0 S: 12 H: 3 LOB: 1 BB: 0 P: 20	R: 0 E: 0 K: 1 S: 7 H: 0 LOB: 0 BB: 0 P: 10	R: 0 E: 0 K: 2 S: 12 H: 0 LOB: 1 BB: 1 P: 20	R: 0 E: 0 K: 1 S: 10 H: 2 LOB: 2 BB: 0 P: 18	R: 0 E: 0 K: 0 S: 5 H: 0 LOB: 0 BB: 0 P: 7	R: 0 E: 0 K: 2 S: 7 H: 0 LOB: 0 BB: 0 P: 8	R: 0 E: 0 K: 0 S: 5 H: 0 LOB: 0 BB: 0 P: 6	R: 0 E: 0 K: 0 S: 7 H: 1 LOB: 0 BB: 0 P: 11	R: 0 E: 0 K: 2 S: 11 H: 0 LOB: 0 BB: 0 P: 19	1B: 5 2B: 1 3B: 0 HR: 0 SF: 1 SAC: 0 DP: 1 HBP: 0						

	AB	30
	R	1
	H	6
	RBI	1
	BB	1
	SO	8
	LOB	7

WP: 0 PA: 32
PB: 0
SB: 2
CS: 0

PITCHER		IP	WLS	BF	H	R	ER	SO	BB	IBB	HBP	BLK	WP	HR	S	P	ERA	WHIP
37 Henderson Alvarez III, R ERA: 2.43	(1, 1)	7.0	W	26	5	1	1	6	1	0	0	0	0	0	58	89	1.29	0.857
40 Mike Dunn, L ERA: 3.57	(8, 1)	1.0	H	3	1	0	0	0	0	0	0	0	0	0	7	11	0.00	1.000
31 Steve Cishek, R ERA: 3.78	(9, 1)	1.0	S	3	0	0	0	2	0	0	0	0	0	0	11	19	0.00	0.000

PITCHER		IP	WLS	BF	H	R	ER	SO	BB	IBB	HBP	BLK	WP	HR	S	P	ERA	WHIP

BOTTOM

Arizona Diamondbacks @ Miami Marlins

Marlins Park, Miami, FL

Sat Aug 16 2014, 7:12 PM - 9:36 PM EDT

Att. 19,563 - Roof Closed - 74 F

livebaseballscorecards.com

Batter	1	2	3	4	5	6	7	8	9	AB	R	H	RBI	BB	SO	LOB
21 Christian Yelich, L (1, 7) OBP: 0.354, SLG: 0.412	C FF 88 F SI 89 B SI 90 C FF 91 1-3 ① K		C FF 92 X CU 76 0-1 ② G3		F SL 87 S SL 88 F SL 88 C FF 88 0-3 ② K			C SI 93 F CH 83 B CH 83 F CH 86 X FF 94 1-2 27 G6-4-3 1B		4	0	1	0	0	2	0
17 Donovan Solano, R (1, 4) OBP: 0.303, SLG: 0.331	B SI 89 C SI 90 S SI 91 X CH 84 2-1 ② G4-3		B CH 82 C SI 91 S SI 91 S FF 92 1-3 ③ K		F SI 91 B FF 92 L CH 84 B FF 93 T FF 89 2-2 ③ K			1 SAFE B SI 93 S SL 84 1 SAFE B SL 85 F FF 94 C FF 94 2-3 ① K		4	0	0	0	0	3	1
27 Giancarlo Stanton, R (1, 9) OBP: 0.396, SLG: 0.559	B FF 92 C SI 91 B CH 84 B CH 84 X FF 92 3-1 ③ G6-3			X CH 81 0-0 10 3B 1B		B FF 90 B SL 85 X CH 82 2-0 ① G1-3		B SI 93 B SI 93 X SL 86 2-0 ②③ G6-4-3 1-2f		4	1	1	0	0	0	1
9 Casey McGehee, R (1, 5) OBP: 0.369, SLG: 0.382		B SI 88 B SI 89 C FF 90 S SL 84 C FF 93 2-3 ① K		X CH 81 0-0 ① L8		B SI 91 C SI 89 F FF 90 X FF 92 1-2 ② F7				3	0	0	0	0	1	1
10 Jeff Baker, R (1, 3) OBP: 0.304, SLG: 0.391		B SI 91 F CH 83 B CH 83 X CH 83 2-1 E5 3 E 3 E		C SI 89 B SI 92 1 SAFE X FF 91 1-1 1-H 3B		C SI 91 X CH 83 0-1 ③ G3-1				3	0	1	1	0	0	0
13 Marcell Ozuna, R (1, 8) OBP: 0.312, SLG: 0.421		B FF 92 C CH 84 S SL 88 B FF 92 B FF 92 S SL 87 3-3 ② K		B CH 84 D CH 83 D FF 88 C FF 92 B CH 82 4-1 BB			C CH 82 B SL 88 B FF 89 C CH 84 B FF 93 X FF 93 3-2 3 G4-3 3 E 6 FC6 1B			2	1	1	0	1	1	1
3 Adeiny Hechavarría, R (1, 6) OBP: 0.305, SLG: 0.351		1 SAFE F SL 85 F SI 90 F SL 86 X FF 92 0-2 E8 1-3 1B		1 SAFE F SL 87 1 SAFE S SL 87 F SL 88 D SL 85 F FF 90 S SI 93 1-3 ② K			1 SAFE F SL 86 F SL 88 B FF 93 B FF 92 X FF 94 2-2 ① G4-3 1-3			3	0	1	0	0	1	3
6 Jeff Mathis, R (1, 2) OBP: 0.270, SLG: 0.281		C SL 86 C FF 89 B SI 92 B FF 92 S SL 86 2-3 ③ K		1 SAFE C FF 91 B FF 92 B SI 93 S SL 87 B SL 88 S SL 87 3-3 ③ K			X SL 88 0-0 FC6 5 F9-3 3-H			3	0	0	1	0	2	4
37 Henderson Alvarez III, R (1, 1) OBP: 0.244, SLG: 0.227 5 Reed Johnson, R (7, PH) OBP: 0.264, SLG: 0.343 40 Mike Dunn, L (8, 1) 31 Steve Cishek, R (9, 1)			C FF 89 T SI 91 X SL 84 0-2 ① G6-3		C SI 91 X SI 91 0-1 ① G1-3		1 SAFE C CH 81 B FF 92 F FF 92 F SL 87 X CH 81 1-2 ②③ F9-3 1-2			2 1 0 0	0 0 0 0	0 0 0 0	0 0 0 0	0 0 0 0	0 1 0 0	0 1 0 0
Inning Stats	R: 0 E: 0 K: 1 S: 7 H: 0 LOB: 0 BB: 0 P: 13	R: 0 E: 3 K: 3 S: 15 H: 1 LOB: 2 BB: 0 P: 24	R: 0 E: 0 K: 1 S: 8 H: 0 LOB: 0 BB: 0 P: 9	R: 1 E: 0 K: 2 S: 13 H: 2 LOB: 2 BB: 1 P: 22	R: 0 E: 0 K: 2 S: 9 H: 0 LOB: 0 BB: 0 P: 11	R: 0 E: 0 K: 0 S: 6 H: 0 LOB: 0 BB: 0 P: 9	R: 1 E: 1 K: 0 S: 11 H: 1 LOB: 0 BB: 0 P: 17	R: 0 E: 0 K: 1 S: 8 H: 1 LOB: 0 BB: 0 P: 13		1B: 4 2B: 1 3B: 1 HR: 0	SF: 0 SAC: 0 DP: 2 HBP: 0				WP: 0 PB: 0 SB: 0 CS: 0	PA: 30	

PITCHER		IP	WLS	BF	H	R	ER	SO	BB	IBB	HBP	BLK	WP	HR	S	P	ERA	WHIP
36 Wade Miley, L ERA: 4.46	(1, 1)	7.0	L	27	4	2	1	9	1	0	0	0	0	0	69	105	1.29	0.714
50 Evan Marshall, R ERA: 2.95	(8, 1)	1.0		3	1	0	0	1	0	0	0	0	0	0	8	13	0.00	1.000

PITCHER	IP	WLS	BF	H	R	ER	SO	BB	IBB	HBP	BLK	WP	HR	S	P	ERA	WHIP

AB	29
R	2
H	5
RBI	2
BB	1
SO	10
LOB	12

Batter	1	2	3	4	5	6	7	8	9	AB	R	H	RBI	BB	SO	LOB
5 Ender Inciarte, L (1, 8) OBP: 0.301, SLG: 0.327	B FF 92 F FF 93 F FF 94 X KC 80 1-2 ① G6-3		S FF 92 F KC 79 F FF 94 F SL 88 X FF 94 0-2 ① G6-3			C KC 77 X FF 92 0-1 4 1B 15 2B 1B	X FF 92 0-0 ③ G3		X FF 95 0-0 1-3 2-H 1B	5	1	2	1	0	0	0
4 Cliff Pennington, S (1, 4) OBP: 0.369, SLG: 0.393	C FF 94 C FF 94 S SL 88 0-3 ② K		F SI 94 X CH 86 0-1 ② F7			1 SAFE 1 SAFE X FF 91 0-0 15 2B 19 1B 1-2 1B		B FF 95 B FF 95 C FF 95 F FF 95 F FF 95 X FS 86 2-2 6 FC6-4 1B	S FS 87 B SI 96 B FF 96 B FS 87 C FF 96 X FF 95 3-2 ③ G4-3	5	1	2	0	0	1	2
6 David Peralta, L (1, 9) OBP: 0.323, SLG: 0.454	B KC 77 X KC 79 1-0 26 WP 15 S 1B		B FF 94 C SI 93 X CH 87 1-1 ③ G4-3			F KC 78 F SL 86 B FF 93 D SL 87 F SI 94 F FF 94 F KC 81 F FF 94 C FF 94 2-3 ① K		F FF 96 F FS 87 X FS 86 0-2 ① FC6-4 1-2f		4	0	1	0	0	1	3
15 Mark Trumbo, R (1, 3) OBP: 0.295, SLG: 0.407	C FF 93 B FF 94 F FF 93 B FF 95 B SL 87 B FF 94 4-2 26 WP 1-2 BB			C FF 92 X SI 93 0-1 19 G4-6-3 1B		B FF 92 C FF 93 X FF 93 1-1 19 1B 1-3 2-H 2B		T FF 95 B FF 96 C SL 86 S SL 85 1-3 ② K		3	0	2	1	1	1	1
26 Miguel Montero, L (1, 2) OBP: 0.339, SLG: 0.401	F KC 79 C FF 94 B FF 94 B FF 94 B KC 80 B FF 94 4-2 1-2 2-3 BB			B FF 92 B SI 92 1 SAFE F FF 91 B FF 92 X FF 91 3-1 ① F7		C SI 93 C SI 92 C KC 81 0-3 ② K		X SI 96 0-0 ③ F7		3	0	0	0	1	1	4
19 Jake Lamb, L (1, 5) OBP: 0.242, SLG: 0.250	B FF 93 C FF 91 F KC 78 B KC 81 D SL 88 S FF 93 3-3 ③ K			X KC 80 0-0 ②③ G4-6-3 1-2f		B KC 78 B FF 93 T FF 91 F FF 93 F FF 94 X KC 79 2-2 2-3 3-H 1B			B SI 94 S FF 95 F SI 94 C SI 95 1-3 ① K	4	0	1	1	0	2	4
17 Alfredo Marte, R (1, 7) OBP: 0.222, SLG: 0.377		B FF 89 C FF 91 T FF 91 B SL 87 C FF 92 2-3 ① K			C FF 92 F SI 91 S SL 86 0-3 ① K	C KC 78 1 SAFE B FF 93 B FF 92 X FF 92 2-1 ③ L8			C FF 96 B FF 96 B SL 87 X SI 95 2-1 1 BB 5 1B 1B	4	1	1	0	0	2	2
1 Didi Gregorius, L (1, 6) OBP: 0.306, SLG: 0.365		C FF 93 B SI 93 S FF 92 S FF 93 1-3 ② K			C KC 78 X SI 93 0-1 ② G4-3		C FF 93 F FF 93 X CH 86 0-2 ① G4-3		B FF 94 D FS 86 C FF 95 B SI 95 B FF 94 4-1 5 1B 1-2 BB	3	0	0	0	1	1	0
55 Josh Collmenter, R (1, 1) OBP: 0.140, SLG: 0.122 14 Xavier Paul, L (5, PH) OBP: 0.200, SLG: 0.143 56 Eury De La Rosa, L (5, 1) 31 Jordan Pacheco, R (7, PH) OBP: 0.270, SLG: 0.325 48 Randall Delgado, R (7, 1) 60 Bradin Hagens, R (7, 1) 9 Tuffy Gosewisch, R (9, PH) OBP: 0.261, SLG: 0.326		C FF 92 X FF 92 0-1 ③ G6-3			X FF 93 0-0 ③ F7		C FF 95 F FF 94 B FF 96 B SL 83 X FC 92 2-2 ② F7		S FF 96 F FS 87 D FS 87 C FF 96 1-3 ② K	1 1 0 1 0 0 1	0 0 0 0 0 0 0	0 0 0 0 0 0 0	0 0 0 0 0 0 0	0 0 0 0 0 0 0	0 0 0 0 0 0 1	0 0 0 0 0 0 2
Inning Stats	R: 0 E: 0 K: 2 S: 14 H: 1 LOB: 3 BB: 2 P: 27	R: 0 E: 0 K: 2 S: 8 H: 0 LOB: 0 BB: 0 P: 11	R: 0 E: 0 K: 0 S: 9 H: 0 LOB: 0 BB: 0 P: 10	R: 0 E: 0 K: 0 S: 5 H: 1 LOB: 0 BB: 0 P: 8	R: 0 E: 0 K: 1 S: 6 H: 0 LOB: 0 BB: 0 P: 6	R: 2 E: 0 K: 2 S: 21 H: 4 LOB: 2 BB: 0 P: 28	R: 0 E: 0 K: 0 S: 7 H: 0 LOB: 0 BB: 0 P: 9	R: 0 E: 0 K: 1 S: 11 H: 1 LOB: 1 BB: 0 P: 14	R: 1 E: 0 K: 2 S: 13 H: 2 LOB: 2 BB: 1 P: 24	1B: 8 2B: 1 3B: 0 HR: 0 SF: 0 SAC: 0 DP: 1 HBP: 0						WP: 1 PB: 0 SB: 1 CS: 0 PA: 38

PITCHER		IP	WLS	BF	H	R	ER	SO	BB	IBB	HBP	BLK	WP	HR	S	P	ERA	WHIP
34 Tom Koehler, R ERA: 3.82	(1, 1)	6.0	W	25	6	2	2	7	2	0	0	0	1	0	63	90	3.00	1.333
44 AJ Ramos, R ERA: 1.8	(7, 1)	1.0	H	3	0	0	0	0	0	0	0	0	0	0	7	9	0.00	0.000
41 Chris Hatcher, R ERA: 3.38	(8, 1)	2.0		10	3	1	1	3	1	0	0	0	0	0	24	38	4.50	2.000

PITCHER	IP	WLS	BF	H	R	ER	SO	BB	IBB	HBP	BLK	WP	HR	S	P	ERA	WHIP

TOP

Arizona Diamondbacks @ Miami Marlins

Marlins Park, Miami, FL

Sun Aug 17 2014, 1:13 PM - 4:08 PM EDT

Att. 19,296 - Roof Closed - 77 F

livebaseballscorecards.com

AB	35
R	3
H	9
RBI	3
BB	3
SO	10
LOB	18

BOTTOM

Arizona Diamondbacks @ Miami Marlins

Marlins Park, Miami, FL

Sun Aug 17 2014, 1:13 PM - 4:08 PM EDT

Att. 19,296 - Roof Closed - 77 F

livebaseballscorecards.com

Batter	1	2	3	4	5	6	7	8	9	AB	R	H	RBI	BB	SO	LOB
21 Christian Yelich, L (1, 7) OBP: 0.357, SLG: 0.419	C FC 81 B FC 82 B FC 82 X FC 83 2-1 27 HR 2B	C FC 85 F FC 85 B FC 84 X FC 85 1-2 ② F7		S CH 78 S CH 76 B CH 78 B FC 85 B FC 85 X CH 77 3-2 2-H 2B			B FF 95 F FF 95 F FF 95 X FF 94 1-2 27 S, 10 E 27 1B 1B	B SI 88 C FF 88 B FF 87 C FC 86 B FC 87 S FC 87 3-3 ① K		5	2	3	1	0	1	0
10 Jeff Baker, R (1, 4) OBP: 0.303, SLG: 0.384 17 Donovan Solano, R (8, 4) OBP: 0.301, SLG: 0.329	C FC 82 C CU 69 D CH 75 B FC 83 B CH 76 B CH 77 4-2 27 HR BB	C CH 77 B FC 85 F FC 84 F FC 86 X CH 78 1-2 ③ G5-3		F CH 78 D CH 78 F FC 84 X FC 84 1-2 ③ L4			1 SAFE C SL 84 F SL 84 F CU 80 C FF 95 0-3 ① K 1-2	C FC 88 F CU 78 B CU 78 X CU 78 1-2 ② F8		3 1	1 0	0 0	0 0	1 0	1 0	2 0
27 Giancarlo Stanton, R (1, 9) OBP: 0.398, SLG: 0.566 1 Jordany Valdespin, L (8, PR) OBP: 0.276, SLG: 0.366 (9, 9)	B FC 83 C FC 82 B CU 70 B FC 82 X CH 77 3-1 1-H 2-H HR	B FC 83 C FC 84 B FC 84 F FC 86 X FC 85 2-2 ① G5-3			C CH 76 B SL 84 B SI 87 B SL 83 X SL 84 3-1 ① L7		B FF 94 F FF 95 B FF 95 X FF 95 2-1 46 BB, 9 WP 13 2B 1B 2-H	B FC 88 C FC 87 F FC 87 F CU 80 B FC 88 B FF 91 D FF 87 4-2 BB		4 0	2 0	2 0	4 0	1 0	0 0	0 0
9 Casey McGehee, R (1, 5) OBP: 0.367, SLG: 0.379	C FC 82 B FC 82 T FC 82 F FC 82 X CH 76 1-2 ① L7	B CU 70 B CU 69 B CH 77 C FC 84 X FC 84 3-1 ② F9			C SI 84 B SL 82 X SL 84 1-1 ② G6-3		S SL 85 S SL 86 D SL 84 B FF 94 F FF 95 F CU 79 B SL 85 B CH 85 4-2 46 BB 13 2B 1-2 BB	B FC 88 B FF 89 X FC 88 2-0 ③ G4-3		4	1	0	0	1	0	1
46 Garrett Jones, L (1, 3) OBP: 0.315, SLG: 0.413	C FC 81 X CU 69 0-1 HR	C FC 84 F FC 84 B FC 84 X FC 84 1-2 13 PB 1B			B SL 82 F SL 81 S FF 88 S FF 90 1-3 ③ K		B FF 94 B FF 94 S FF 94 S FF 95 B SI 93 F FF 95 B FF 95 4-2 13 2B, 39 1B 1-2 2-3 BB			3	2	2	1	1	1	0
13 Marcell Ozuna, R (1, 8) OBP: 0.311, SLG: 0.421	B CU 70 F FC 82 C FC 83 B FC 83 T CH 76 2-2 ② K	D CH 77 B FC 84 X CH 77 2-0 ③ P6 1-2				C SI 85 B SL 82 B CH 77 B CH 76 C SI 87 C SL 86 3-3 ① K	B FF 95 F FF 95 X SL 84 1-1 39 1B 2B 1-3 2-H 3-H			4	1	1	2	0	2	1
39 Jarrod Saltalamacchia, S (1, 2) OBP: 0.332, SLG: 0.379	B CH 75 B CH 74 B FC 82 C FC 82 S FC 84 F FC 85 X FC 84 3-2 1B			C FC 82 C FC 82 F FC 82 F FC 82 S CH 78 0-3 ① K			B SL 84 X SI 88 1-0 ② F8	B CH 85 X FF 88 1-0 2-H 3-H 1B		4	0	2	2	0	1	0
3 Adeiny Hechavarría, R (1, 6) OBP: 0.307, SLG: 0.353	F FC 82 F FC 82 S CH 76 0-3 ③ K			L FC 82 B CU 72 X CH 77 1-1 34 SH1-4 21 2B 1B			C SI 87 X SI 87 0-1 1B	C FF 87 S FC 88 F FC 87 B CU 79 S CU 80 1-3 ② K		4	1	2	0	0	2	2
34 Tom Koehler, R (1, 1) OBP: 0.077, SLG: 0.053 59 Ed Lucas, R (6, PH) OBP: 0.273, SLG: 0.274 44 AJ Ramos, R (7, 1) 5 Reed Johnson, R (7, PH) OBP: 0.262, SLG: 0.340 41 Chris Hatcher, R (8, 1)		C FC 83 B FC 84 B FC 84 S FC 84 S FC 85 2-3 ① K		X CH 77 0-0 ② SH1-4 1-2		C SI 86 1 SAFE X SL 82 0-1 ③ F7	X FC 88 0-0 ③ G6-3			1 1 0 1 0	0 0 0 0 0	0 0 0 0 0	0 0 0 0 0	0 0 0 0 0	1 0 0 0 0	0 1 0 1 0
Inning Stats	R: 4 H: 4 E: 0 LOB: 1 K: 2 BB: 1 S: 22 P: 37	R: 0 H: 0 E: 0 LOB: 0 K: 1 BB: 0 S: 10 P: 14	R: 0 H: 1 E: 0 LOB: 1 K: 0 BB: 0 S: 10 P: 18	R: 1 H: 2 E: 0 LOB: 1 K: 1 BB: 0 S: 14 P: 19	R: 0 H: 0 E: 0 LOB: 0 K: 1 BB: 0 S: 7 P: 12	R: 0 H: 1 E: 0 LOB: 1 K: 1 BB: 0 S: 8 P: 12	R: 5 H: 4 E: 1 LOB: 1 K: 2 BB: 2 S: 24 P: 38	R: 0 H: 0 E: 0 LOB: 1 K: 1 BB: 1 S: 10 P: 20		1B: 7 SF: 0 2B: 3 SAC: 1 3B: 0 DP: 0 HR: 2 HBP: 0						WP: 1 PA: 40 PB: 1 SB: 1 CS: 0	

PITCHER	IP	WLS	BF	H	R	ER	SO	BB	IBB	HBP	BLK	WP	HR	S	P	ERA	WHIP
55 Josh Collmenter, R (1, 1) ERA: 4.31	4.0	L	20	7	5	5	4	1	0	0	0	0	2	56	88	11.25	2.000
56 Eury De La Rosa, L (5, 1) ERA: 2.37	2.0		7	1	0	0	2	0	0	0	0	0	0	15	24	0.00	0.500
48 Randall Delgado, R (7, 1) ERA: 6.0	0.1		6	3	5	5	1	2	0	0	0	1	0	18	30	135.00	15.000
60 Bradin Hagens, R (7, 1) ERA: 3.38	1.2		7	1	0	0	2	1	0	0	0	0	0	16	28	0.00	1.200

PITCHER	IP	WLS	BF	H	R	ER	SO	BB	IBB	HBP	BLK	WP	HR	S	P	ERA	WHIP

AB	35
R	10
H	12
RBI	10
BB	4
SO	9
LOB	8

TOP

Arizona Diamondbacks @ Washington Nationals
Nationals Park, Washington, DC
Mon Aug 18 2014, 7:08 PM - 10:23 PM EDT
Att. 21,292 - Partly Cloudy - 81 F

livebaseballscorecards.com

Batter	1	2	3	4	5	6	7	8	9	10	11	AB	R	H	RBI	BB	SO	LOB
5 Ender Inciarte, L (1, 8) OBP: 0.302, SLG: 0.330	B FF 94 F FF 94 B FF 96 B FF 95 B FF 94 4-1 6 G3-6-3 BB			X FF 93 0-0 ① F7		C FF 95 C CU 80 X FF 95 0-2 ② L8		B FF 96 L SI 96 B SI 95 X FF 96 2-1 ② G6-3		B SI 92 X FF 94 1-0 2 S 2B		4	0	1	0	1	0	0
2 Aaron Hill, R (1, 4) OBP: 0.283, SLG: 0.373	1 SAFE X FF 94 0-0 ① P4			C FF 94 B FF 94 F SL 88 B FF 94 F FF 94 F SL 88 F FF 95 X FF 95 2-2 ② G5-3		B FF 95 B SL 89 C FF 95 X FF 95 2-1 ③ G6-3		B SI 95 C FC 90 F SI 96 B FC 90 X FF 96 2-2 ③ F9		D SL 84 B SI 94 B SI 94 B FF 95 4-0 2-3 BB		4	0	0	0	1	0	1
6 David Peralta, L (1, 9) OBP: 0.320, SLG: 0.461	1 SAFE B FF 94 S FF 94 X FF 95 1-1 ②③ G3-6-3 1-2f			C CU 78 B FF 95 B FF 94 X FF 95 2-1 ③ L3			C FF 92 X FF 94 0-1 ① P3		C CU 74 C CH 80 X FS 82 0-2 HR	C CH 86 F FF 95 X CH 87 0-2 ③ G4-3		5	1	1	1	0	0	3
15 Mark Trumbo, R (1, 7) OBP: 0.298, SLG: 0.404		C FF 94 B FF 94 X FF 95 1-1 ① P4			C FF 94 B FF 94 B FF 94 S SL 88 B FF 94 F SL 89 B FF 95 4-2 31 SH1-3 26 1B 19 SF8 BB		C FF 94 X FF 94 0-1 ② P3		X FF 93 0-0 ① F9		C SI 92 B SI 93 B FC 88 F SI 93 X SI 94 2-2 31 1B 26 BB 1B	4	1	1	0	1	0	0
26 Miguel Montero, L (1, 2) OBP: 0.344, SLG: 0.404		B FF 94 L FF 95 F FF 95 F FF 96 S FF 96 1-3 ② K			B FF 94 B FF 94 X FF 95 2-0 19 SF8 31 SH1-3 1-2 1B		C FF 94 B CU 78 F FF 95 B FF 94 X FF 95 2-2 1B		X CH 80 0-0 1B		B SI 92 1 SAFE B FC 86 B SI 91 B SI 92 4-0 31 1B 1-2 BB	4	0	3	0	1	1	0
31 Jordan Pacheco, R (1, 3) OBP: 0.270, SLG: 0.322		C FF 94 F FF 95 B FF 95 X FF 96 1-2 ③ L7			X SL 88 0-0 ① SH1-3 1-2 2-3		B FF 94 X FF 93 1-0 ③ L8		X FF 91 0-0 ② F8		C SI 92 B SI 92 S FC 88 B SI 92 F FC 87 B SI 93 X FC 88 3-2 1-2 2-3 1B	4	0	1	0	0	0	2
19 Jake Lamb, L (1, 5) OBP: 0.237, SLG: 0.229			X FF 93 0-0 ① G4-3		C FF 94 S SL 88 F FF 95 B FF 95 X SL 89 1-2 ② SF8 2-3 3-H			B FF 92 B FF 94 B FF 94 C FF 93 B FF 94 4-1 1 HR BB	B FF 92 B FF 91 B CH 80 C FF 91 S FF 92 F CH 80 X FF 92 3-2 ③ G4-3		C SI 93 S FC 87 D FC 87 S FC 87 1-3 ① K	3	1	0	1	1	1	4
1 Didi Gregorius, L (1, 6) OBP: 0.308, SLG: 0.384			B FF 93 C FF 94 X FF 95 1-1 54 B5-6-4 1B		S SL 90 F FF 95 B FF 96 F FF 95 X SL 89 1-2 ③ G6-3			1 SAFE B FF 94 B C FF 93 F FF 93 F FF 95 1 SAFE D SL 90 F FF 94 3-2 X FF 95 1-H HR		C SI 93 S CH 86 X CH 86 0-2 ① G1-3	S SI 92 F SI 92 S FC 86 0-3 ② K	5	1	2	2	0	1	4
54 Vidal Nuño, L (1, 1) 14 Xavier Paul, L (8, PH) OBP: 0.188, SLG: 0.133 29 Brad Ziegler, R (8, 1) 59 Oliver Pérez, L (9, 1) 17 Alfredo Marte, R (10, PH) OBP: 0.219, SLG: 0.371 37 Matt Stites, L (10, 1) 4 Cliff Pennington, S (11, PH) OBP: 0.366, SLG: 0.389 38 Will Harris, R (11, 1)			X FF 93 0-0 ②③ B5-6-4 1-2f			B FF 92 S FF 93 F FF 94 S SL 90 1-3 ① K		S FF 95 S FF 96 B FF 95 B FF 96 C FF 95 2-3 ① K		C SL 82 S SL 83 B FF 96 C CH 87 1-3 ② K	X SI 93 0-0 ③ G4-3	2 0 0 0 0 1 1 1 0 0 0 0 1 0 0 0 0 0 0 0 0 0 0 0 0 0 0 0 1 0 0 0 0 1 0 0 0 0 0 0 0 0 1 0 0 0 0 0 3 0 0 0 0 0 0 0						

Inning Stats	1	2	3	4	5	6	7	8	9	10	11
	R: 0 E: 0 K: 0 S: 4	H: 0 LOB: 0 BB: 1 P: 9	R: 0 E: 0 K: 1 S: 9	H: 0 LOB: 0 BB: 0 P: 12	R: 0 E: 0 K: 0 S: 4	H: 1 LOB: 0 BB: 0 P: 5	R: 0 E: 0 K: 0 S: 9	H: 0 LOB: 0 BB: 0 P: 13	R: 1 E: 0 K: 0 S: 13	H: 1 LOB: 1 BB: 1 P: 21	R: 0 E: 0 K: 1 S: 8	H: 0 LOB: 0 BB: 0 P: 11	R: 0 E: 0 K: 0 S: 8	H: 1 LOB: 1 BB: 0 P: 11	R: 2 E: 0 K: 1 S: 14	H: 1 LOB: 0 BB: 1 P: 27	R: 1 E: 0 K: 0 S: 10	H: 2 LOB: 1 BB: 0 P: 13	R: 0 E: 0 K: 1 S: 10	H: 1 LOB: 2 BB: 1 P: 16	R: 0 E: 0 K: 2 S: 14	H: 2 LOB: 3 BB: 1 P: 24

1B: 6	SF: 1
2B: 1	SAC: 1
3B: 0	DP: 2
HR: 2	HBP: 0

WP: 0 PA: 45
PB: 0
SB: 1
CS: 0

PITCHER		IP	WLS	BF	H	R	ER	SO	BB	IBB	HBP	BLK	WP	HR	S	P	ERA	WHIP
27 Jordan Zimmermann, R ERA: 2.97	(1, 1)	7.0		26	4	3	3	2	3	0	0	0	0	1	61	95	3.86	1.000
46 Matt Thornton, L ERA: 2.1	(8, 1)	1.0		3	0	0	0	1	0	0	0	0	0	0	8	14	0.00	0.000
36 Tyler Clippard, R ERA: 1.64	(9, 1)	1.0	B	5	2	1	1	0	0	0	0	0	0	1	10	13	9.00	2.000
22 Drew Storen, R ERA: 1.56	(10, 1)	1.0		5	1	0	0	1	1	0	0	0	0	0	10	16	0.00	2.000
35 Craig Stammen, R ERA: 3.53	(11, 1)	1.0	W	6	2	0	0	2	1	0	0	0	0	0	14	24	0.00	3.000

PITCHER	IP	WLS	BF	H	R	ER	SO	BB	IBB	HBP	BLK	WP	HR	S	P	ERA	WHIP

AB	38
R	4
H	9
RBI	4
BB	5
SO	6
LOB	18

Batter	1	2	3	4	5	6	7	8	9	10	11	AB	R	H	RBI	BB	SO	LOB
2 Denard Span, L (1, 8) OBP: 0.355, SLG: 0.405	B SL 87 B FF 88 C FF 88 B SI 88 C FF 89 B FF 90 4-2 6 CS BB		C SL 81 X SL 79 0-1 G4-3			F FF 88 F SI 89 S SL 83 0-3 K	C SI 85 X SI 85 0-1 6 3B 2B	B SI 98 C FF 98 F FF 98 X FF 98 1-2 G6-3			4	1	1	0	1	1	1
6 Anthony Rendon, R (1, 5) OBP: 0.330, SLG: 0.461	C SI 88 1 SAFE B SL 80 B FF 88 1 SAFE X FF 90 2-1 F9 1-2			B FF 89 B FF 88 C SI 88 X SL 82 2-1 P4		B FF 90 F CU 77 F CH 84 F SL 83 B SL 82 X CU 74 2-2 G6-3	B SI 84 X SI 84 1-0 28 SF7 2-H 3B		B FF 92 X FF 92 1-0 L9		5	1	1	1	0	0	1
28 Jayson Werth, R (1, 9) OBP: 0.370, SLG: 0.432	C SI 90 B FF 90 S CH 83 B CH 84 S SL 84 2-3 K			C FF 88 F FF 90 X CH 85 0-2 1B		C SI 90 C FF 90 C FF 90 0-3 K	B CU 73 C SI 84 B CH 77 X CU 73 2-1 SF7 3-H		B FF 92 C FC 92 B CU 80 B FF 92 F FF 92 S FF 91 3-3 K		4	0	1	1	0	3	0
25 Adam LaRoche, L (1, 3) OBP: 0.376, SLG: 0.471		B FF 89 S SL 82 X FF 89 1-1 F8		S SL 81 C SL 81 C SI 90 0-3 K			C SL 80 X SL 81 0-1 L4	B SI 85 B SI 84 F SI 85 F SI 85 S CU 73 2-3 K		C FC 92 B CU 80 B CU 80 B FF 92 X CU 78 3-1 HR	5	1	1	1	0	2	1
20 Ian Desmond, R (1, 6) OBP: 0.303, SLG: 0.422		X SI 87 0-0 F9		B CU 76 B CH 82 X CH 83 2-0 P3			B SI 87 B SI 89 S SL 83 B SL 83 B SL 84 4-1 40 HR BB		B SL 78 S SL 79 B FF 91 F FF 91 B FF 93 S FF 93 3-3 K		3	1	0	0	1	1	1
34 Bryce Harper, L (1, 7) OBP: 0.336, SLG: 0.381		S SL 80 X CU 74 0-1 G4-3			S SL 80 B SL 81 B SL 82 X SL 79 2-1 1B		D SL 80 S SL 82 C FF 90 S FF 90 1-3 K		C SL 80 S SL 80 S FF 93 0-3 K		4	0	1	0	0	2	1
40 Wilson Ramos, R (1, 2) OBP: 0.339, SLG: 0.421			C SI 86 S CH 83 B SL 80 S SL 80 1-3 K		S CH 82 X FF 90 0-1 3 G6-3 1B		F CU 75 F FF 88 B FF 90 1 SAFE X SL 82 1-2 1-H HR		F SL 81 X SI 92 0-1 G4-3		4	1	2	2	0	1	0
3 Asdrúbal Cabrera, S (1, 4) OBP: 0.310, SLG: 0.387			X SI 89 0-0 27 FC1-6 1B		B CH 82 C CH 82 S SL 84 X SL 83 1-2 G6-3 1-2		B CH 83 X CH 84 1-0 G6-3			B SL 86 B FF 96 C FF 97 F FF 96 B FF 98 F SI 98 X FF 97 3-2 L8	4	0	1	0	0	0	1
27 Jordan Zimmermann, R (1, 1) OBP: 0.255, SLG: 0.171 46 Matt Thornton, L (8, 1) 19 Kevin Frandsen, R (8, PH) OBP: 0.291, SLG: 0.396 36 Tyler Clippard, R (9, 1) 22 Drew Storen, S (10, 1) 7 Scott Hairston, R (10, PH) OBP: 0.254, SLG: 0.317 35 Craig Stammen, R (11, 1) OBP: 0.286, SLG: 0.429			B FF 88 1 SAFE X FF 88 1-0 FC1-6 1-2f		C FF 90 B SI 89 C FF 90 F CU 77 S CU 76 1-3 K			F SI 84 F SI 85 X CU 73 0-2 F7		B SL 88 C SL 86 S SL 88 S SL 86 1-3 K2-3	2 0 1 0 0 1 0	0 0 0 0 0 0 0	0 0 0 0 0 0 0	0 0 0 0 0 1 0	0 0 0 0 0 0 0	1 0 0 0 0 0 0	2 0 0 0 0 0 0
Inning Stats	R: 0 E: 0 K: 1 S: 7 H: 0 LOB: 0 BB: 1 P: 15	R: 0 E: 0 K: 0 S: 5 H: 0 LOB: 0 BB: 0 P: 6	R: 0 E: 0 K: 1 S: 7 H: 1 LOB: 1 BB: 0 P: 9	R: 0 E: 0 K: 1 S: 9 H: 1 LOB: 1 BB: 0 P: 13	R: 0 E: 0 K: 1 S: 11 H: 2 LOB: 1 BB: 0 P: 15	R: 0 E: 0 K: 2 S: 10 H: 0 LOB: 0 BB: 0 P: 12	R: 2 E: 0 K: 1 S: 10 H: 1 LOB: 0 BB: 1 P: 17	R: 2 E: 0 K: 1 S: 11 H: 2 LOB: 0 BB: 0 P: 16	R: 0 E: 0 K: 2 S: 8 H: 0 LOB: 0 BB: 0 P: 11	R: 0 E: 0 K: 1 S: 10 H: 0 LOB: 0 BB: 0 P: 15	R: 1 E: 0 K: 1 S: 6 H: 1 LOB: 0 BB: 0 P: 13	1B: 4 2B: 1 3B: 1 HR: 2 SF: 1 SAC: 0 DP: 0 HBP: 0	WP: 0 PB: 0 SB: 0 CS: 1 PA: 40					

PITCHER		IP	WLS	BF	H	R	ER	SO	BB	IBB	HBP	BLK	WP	HR	S	P	ERA	WHIP
54 Vidal Nuño, L ERA: 4.79	(1, 1)	7.0		26	5	2	2	7	2	0	0	0	0	1	59	87	2.57	1.000
29 Brad Ziegler, R ERA: 3.5	(8, 1)	1.0	B	5	2	2	2	1	0	0	0	0	0	0	11	16	18.00	2.000
59 Oliver Pérez, L ERA: 2.06	(9, 1)	1.0		3	0	0	0	2	0	0	0	0	0	0	8	11	0.00	0.000
37 Matt Stites, R ERA: 4.57	(10, 1)	1.0		3	0	0	0	1	0	0	0	0	0	0	10	15	0.00	0.000
38 Will Harris, R ERA: 9.45	(11, 1)	0.2	L	3	1	1	1	1	0	0	0	0	0	1	6	13	13.50	1.500

PITCHER	IP	WLS	BF	H	R	ER	SO	BB	IBB	HBP	BLK	WP	HR	S	P	ERA	WHIP

BOTTOM

Arizona Diamondbacks @ Washington Nationals

Nationals Park, Washington, DC

Mon Aug 18 2014, 7:08 PM - 10:23 PM EDT
Att. 21,292 - Partly Cloudy - 81 F

livebaseballscorecards.com

AB	37
R	5
H	8
RBI	5
BB	2
SO	12
LOB	8

Batter	1	2	3	4	5	6	7	8	9	AB	R	H	RBI	BB	SO	LOB
5 Ender Inciarte, L (1, 8) OBP: 0.298, SLG: 0.325	C FF 94 X SI 94 0-1 ① F8		B CU 80 X FF 96 1-0 ③ F7			B FF 95 B SI 96 F FF 95 C FF 96 X FF 95 2-2 ② G6-3			B SI 91 X SI 91 1-0 ② G4-3	4	0	0	0	0	0	0
2 Aaron Hill, R (1, 4) OBP: 0.283, SLG: 0.374	B FF 94 C FF 95 X CH 88 1-1 ② L7			C FF 92 B FF 94 B SI 94 B FF 95 X SI 94 3-1 2B		C CU 79 B CH 88 C FF 95 B FF 95 X CH 88 2-2 ③ F8			C SI 92 B SL 89 C SI 92 F SI 92 S CU 76 1-3 ③ K	4	0	1	0	0	1	0
6 David Peralta, L (1, 9) OBP: 0.324, SLG: 0.474	C SI 94 F FF 95 B FF 96 F SI 96 B CH 89 X FF 96 2-2 HR			B SI 95 C CU 80 X SI 94 1-1 ① F8			B SI 94 B SI 94 B FF 96 B FF 94 4-0 15 G6-4-3 BB			2	1	1	1	1	0	1
15 Mark Trumbo, R (1, 7) OBP: 0.294, SLG: 0.398	F FF 96 F SI 95 B FF 96 S CU 82 1-3 ③ K			S CU 80 C FF 94 B SI 94 S CU 80 1-3 ② K			D CU 82 B FF 95 X SI 96 2-0 ① ② G6-4-3 1-2f			3	0	0	0	0	2	2
26 Miguel Montero, L (1, 2) OBP: 0.342, SLG: 0.401 43 Addison Reed, L (8, 1)		C FF 92 B FF 93 F CU 81 X FF 96 1-2 ① L6		X FF 94 0-0 ③ G1-3			S CU 82 S CH 89 B FF 96 B CU 82 X FF 96 2-2 ③ F8			3 0	0 0	0 0	0 0	0 0	0 0	1 0
31 Jordan Pacheco, R (1, 3) OBP: 0.271, SLG: 0.322		C SI 94 S CH 88 B CH 87 X CU 82 1-2 19 G4-6-3 1B			B FF 94 X SI 94 1-0 ① L6			C FF 94 X SI 93 0-1 ① L9		3	0	1	0	0	0	0
19 Jake Lamb, L (1, 5) OBP: 0.220, SLG: 0.211		B FF 94 1 SAFE X FF 92 1-0 ② ③ G4-6-3 1-2f			C SI 93 S CH 87 X CU 81 0-2 ② G3-1			C SI 93 B CH 88 S CH 88 F FF 96 C CU 81 1-3 ② K		3	0	0	0	0	1	1
1 Didi Gregorius, L (1, 6) OBP: 0.303, SLG: 0.377			C FF 93 B SI 94 S CH 88 F FF 95 X FF 96 1-2 ① G3		C CH 88 S CH 88 B FF 97 X SI 96 1-2 ③ F8			B SI 93 B SI 94 X SI 96 2-0 ③ L8		3	0	0	0	0	0	0
57 Chase Anderson, R (1, 1) OBP: 0.071, SLG: 0.037 56 Eury De La Rosa, L (3, 1) 38 Will Harris, R (7, 1) 9 Tuffy Gosewisch, R (8, 2) OBP: 0.258, SLG: 0.322			F FF 95 B FF 95 B FF 96 X FF 95 2-1 ② G4-3			C FF 93 F SI 94 F SI 96 B CU 80 S FF 96 1-3 ① K			S SI 91 S CH 86 F CH 84 F SI 92 F CH 84 B SI 92 S CU 74 1-3 ① K	1 1 0 1	0 0 0 0	0 0 0 0	0 0 0 0	0 0 0 0	0 1 0 1	0 0 0 0

TOP

Arizona Diamondbacks @ Washington Nationals
Nationals Park, Washington, DC
Tue Aug 19 2014, 7:08 PM - 9:58 PM EDT
Att. 26,827 - Partly Cloudy - 80 F

livebaseballscorecards.com

AB	28
R	1
H	3
RBI	1
BB	1
SO	6
LOB	5

Inning Stats	1	2	3	4	5	6	7	8	9
	R: 1 E: 0 K: 1 S: 11	R: 0 E: 0 K: 0 S: 7	R: 0 E: 0 K: 0 S: 7	R: 0 E: 0 K: 1 S: 8	R: 0 E: 0 K: 0 S: 7	R: 0 E: 0 K: 1 S: 10	R: 0 E: 0 K: 0 S: 4	R: 0 E: 0 K: 1 S: 7	R: 0 E: 0 K: 2 S: 11
	H: 1 LOB: 0 BB: 0 P: 15	H: 1 LOB: 0 BB: 0 P: 10	H: 0 LOB: 0 BB: 0 P: 11	H: 1 LOB: 1 BB: 0 P: 13	H: 0 LOB: 0 BB: 0 P: 9	H: 0 LOB: 0 BB: 0 P: 15	H: 0 LOB: 0 BB: 1 P: 12	H: 0 LOB: 0 BB: 0 P: 10	H: 0 LOB: 0 BB: 0 P: 14

1B: 1	SF: 0	WP: 0	PA: 29
2B: 1	SAC: 0	PB: 0	
3B: 0	DP: 2	SB: 0	
HR: 1	HBP: 0	CS: 0	

PITCHER		IP	WLS	BF	H	R	ER	SO	BB	IBB	HBP	BLK	WP	HR	S	P	ERA	WHIP
37 Stephen Strasburg, R ERA: 3.41	(1, 1)	8.0	W	26	3	1	1	4	1	0	0	0	0	1	61	95	1.12	0.500
13 Jerry Blevins, L ERA: 4.87	(9, 1)	1.0		3	0	0	0	2	0	0	0	0	0	0	11	14	0.00	0.000

PITCHER		IP	WLS	BF	H	R	ER	SO	BB	IBB	HBP	BLK	WP	HR	S	P	ERA	WHIP

Batter	1	2	3	4	5	6	7	8	9	AB	R	H	RBI	BB	SO	LOB
2 Denard Span, L (1, 8) OBP: 0.355, SLG: 0.404	C SI 90 B FF 92 B FF 90 B SI 91 C FF 92 B FF 92 4-2 BB		B SI 90 X SI 91 1-0 6 1B 6 S 28 1B 1B S SL 85 C SL 84 F CU 74 B SL 85 F SL 84 B CU 74 S SL 84 1-3 ③ K			C FF 88 X FF 90 0-1 ① G4-3		X FF 92 0-0 ① G4-3		4	1	1	0	1	1	1
6 Anthony Rendon, R (1, 5) OBP: 0.332, SLG: 0.461	1 SAFE B FF 90 T FF 91 1 SAFE B SI 91 X FF 90 2-1 ① L7		B FF 91 C CH 82 F SI 92 F SI 92 X SI 92 1-2 25 BB 28 1B 20 1B 1-3 1B	B SI 87 B SI 87 B SI 87 B FF 88 4-0 BB		B SL 85 X SL 87 1-0 20 BLK 28 1B 20 1B 1B		B FF 92 X FF 92 1-0 ② F9		4	2	2	0	1	0	1
28 Jayson Werth, R (1, 9) OBP: 0.373, SLG: 0.434	1 SAFE B FF 91 C FF 92 F FF 91 B FF 92 B CH 82 F CH 80 X CH 80 3-2 ② L7		F FF 92 X SI 92 0-1 25 BB 20 1B 1-2 3-H 1B	B SI 87 C SI 87 X SL 84 1-1 ① F9		C CH 78 X SI 90 0-1 20 BLK 20 1B 1-2 1B		C FF 93 S SL 85 X FF 93 0-2 1B		5	2	3	1	0	0	2
25 Adam LaRoche, L (1, 3) OBP: 0.374, SLG: 0.466	C SI 90 B SI 91 X SI 91 1-1 ③ F8		S CH 82 B CH 81 D CH 81 F CH 82 B CH 81 F FF 92 F FF 92 B CH 82 4-2 34 1B 20 1B 3 2B 1-2 2-3 BB	C SL 84 C SL 84 B SL 83 S SI 90 1-3 ② K		C SL 86 B CU 74 F CU 74 X SL 86 1-2 ② L8		B FF 93 X FF 92 1-0 ③ F8		4	1	0	0	1	1	5
20 Ian Desmond, R (1, 6) OBP: 0.307, SLG: 0.425		C FF 90 X SI 91 0-1 3 S 1B	X CU 77 0-0 34 1B 3 2B 1-2 2-H 3-H 1B	B SI 88 X SL 82 1-0 ③ P4		C B SL 87 X SL 87 1-1 1-H 2-H 1B				4	1	3	4	0	0	1
34 Bryce Harper, L (1, 7) OBP: 0.338, SLG: 0.380		B SI 90 B CH 81 C CH 80 F SI 91 S CH 82 2-3 ① K	F SI 91 F SI 91 X CH 82 0-2 3 2B 1-2 2-3 1B		C SL 84 B SL 84 C CU 74 B FF 89 F CU 75 B SL 85 F SL 84 B FF 90 4-2 59 1B 3 G5-3 BB	C SL 86 B SL 85 S CU 75 B CU 74 X CU 75 2-2 ③ L9				3	1	1	0	1	1	2
3 Asdrúbal Cabrera, S (1, 4) OBP: 0.311, SLG: 0.389		C CU 77 1 SAFE B CH 82 B FF 91 B SI 92 C CU 76 B CH 81 4-2 1-2 BB	F SL 83 B SL 84 B CH 77 F SI 88 F SL 83 B CH 78 X SI 89 3-2 1-H 2-H 3-H 2B	X SL 84 0-0 ① G5-3 1-2			B FF 92 X FF 92 1-0 ① P5			3	0	1	3	1	0	1
59 Jose Lobaton, S (1, 2) OBP: 0.272, SLG: 0.284		B SI 89 C SI 91 2 SAFE S CH 82 F CH 82 S SI 92 1-3 ② K	B SI 88 B SI 87 S SL 83 F SL 86 S CU 72 2-3 ① K	X SL 84 0-0 37 B1-6-4 2-3 1B			B FC 92 B CH 84 C FF 92 F FC 91 F FF 92 B CU 80 F FF 92 X FF 92 3-2 ② G4-3			4	0	1	0	0	2	3
37 Stephen Strasburg, R (1, 1) OBP: 0.179, SLG: 0.100 13 Jerry Blevins, L (9, 1)		C FF 91 B CU 78 C CU 76 B CU 78 X FF 92 2-2 ③ L9	C SI 88 F SL 84 B CU 73 S CU 73 1-3 ② K	B SL 83 X FF 88 1-0 ② ③ B1-6-4 1-2f			B FF 91 C FF 91 C FC 92 C FF 93 1-3 ③ K			4 0	0 0	0 0	0 0	0 0	2 0	5 0
Inning Stats	R: 0 E: 0 K: 0 S: 10 H: 0 LOB: 1 BB: 1 P: 20	R: 0 E: 0 K: 2 S: 14 H: 1 LOB: 2 BB: 1 P: 23	R: 6 E: 0 K: 3 S: 30 H: 6 LOB: 1 BB: 1 P: 43	R: 0 E: 0 K: 1 S: 6 H: 0 LOB: 1 BB: 1 P: 13	R: 0 E: 0 K: 0 S: 7 H: 1 LOB: 1 BB: 1 P: 12	R: 2 E: 0 K: 0 S: 13 H: 3 LOB: 1 BB: 0 P: 18	R: 0 E: 0 K: 1 S: 9 H: 0 LOB: 0 BB: 0 P: 14	R: 0 E: 0 K: 0 S: 6 H: 1 LOB: 1 BB: 0 P: 8		1B: 11 2B: 1 3B: 0 HR: 0 SF: 0 SAC: 0 DP: 1 HBP: 0	WP: 0 PB: 0 SB: 2 CS: 0 PA: 40						

PITCHER		IP	WLS	BF	H	R	ER	SO	BB	IBB	HBP	BLK	WP	HR	S	P	ERA	WHIP
57 Chase Anderson, R ERA: 3.71	(1, 1)	2.0	L	15	6	6	6	2	3	0	0	0	0	0	39	64	27.00	4.500
56 Eury De La Rosa, L ERA: 2.74	(3, 1)	4.0		18	5	2	2	4	2	0	0	1	0	0	41	65	4.50	1.750
38 Will Harris, R ERA: 8.79	(7, 1)	1.0		3	0	0	0	1	0	0	0	0	0	0	9	14	0.00	0.000
43 Addison Reed, R ERA: 3.75	(8, 1)	1.0		4	1	0	0	0	0	0	0	0	0	0	6	8	0.00	1.000

PITCHER	IP	WLS	BF	H	R	ER	SO	BB	IBB	HBP	BLK	WP	HR	S	P	ERA	WHIP

BOTTOM

Arizona Diamondbacks @ Washington Nationals

Nationals Park, Washington, DC

Tue Aug 19 2014, 7:08 PM - 9:58 PM EDT

Att. 26,827 - Partly Cloudy - 80 F

livebaseballscorecards.com

AB	35
R	8
H	12
RBI	8
BB	5
SO	7
LOB	21

TOP

Arizona Diamondbacks @ Washington Nationals
Nationals Park, Washington, DC
Wed Aug 20 2014, 7:18 PM - 10:21 PM EDT
Att. 24,113 - Cloudy - 74 F

livebaseballscorecards.com

Batter	1	2	3	4	5	6	7	8	9	AB	R	H	RBI	BB	SO	LOB
5 Ender Inciarte, L (1, 8) OBP: 0.301, SLG: 0.338	C SI 88, F SI 89, F SI 90, X SI 91; 0-2; F7 ①		F SI 91, F CH 82, B SI 90, X SL 84; 1-2; 1B; 4 BB		B CH 81, F SI 91, F SI 91, B SI 91, S SI 91; 2-3; K ③			B FF 93, C CH 80, X FF 92; 1-1; HR; 1-H		4	1	2	2	0	1	0
4 Cliff Pennington, S (1, 5) OBP: 0.378, SLG: 0.396	B SI 89, B SI 90, S SI 89, B SI 91, X SI 90; 3-1; F8 ②		1 SAFE, B SI 91, 1 SAFE, 1 SAFE, F SI 90, C SI 91, 1 SAFE, B SI 92, B SI 92; 4-2; 1 SAFE, B SI 92; BB; 15 FC3-6; 1-2			C SI 89, X CH 81; 0-1; 1B; 15 1B		B CH 81, C FF 93, B CH 81, B FF 92, C FF 93, F CH 81, X CH 81; 3-2; 1B; 15 G3; 15 S		3	0	2	0	1	0	0
6 David Peralta, L (1, 9) OBP: 0.323, SLG: 0.470	B SI 90, B SI 90, B SI 91, C SI 90, X SI 91; 3-1; 1B		C SI 92, S CH 84, B SI 93, B SI 92, B SI 93, X CH 83; 3-2; F9 ②			C SI 91, B SI 91, 1 SAFE, F SI 91, B SI 91, F SI 92, X SI 91; 2-2; P5 ①		S FF 92, S FF 92, F FF 93, 1 SAFE, S CH 80; 0-3; K ①		4	0	1	0	0	1	4
15 Mark Trumbo, R (1, 3) OBP: 0.293, SLG: 0.395	B SI 92, 1 SAFE, 1 SAFE, C SI 91, B SL 83, X SI 92; 2-1; P3 ③		B SL 84, C SI 92, X SI 92; 1-1; FC3-6 ③; 1-2f			S SI 92, B SI 91, 1 SAFE, X SI 90; 1-1; 1B; 26 G1-6-3; 1-3		F SI 93, D SL 83, 1 SAFE, B CH 86, X FF 94; 2-1; G3 ②; 1-3		4	0	1	0	0	0	4
26 Miguel Montero, L (1, 2) OBP: 0.341, SLG: 0.398		B SI 90, B SI 90, X SI 91; 2-0; F7 ①		B CH 82, C SI 90, S CH 82, X SI 91; 1-2; G4-3 ①		B SI 92, X SI 91; 1-0; G1-6-3 ② ③; 1-2f		B CH 86, B FF 94, I IN 82, I IN 81; 4-0; IBB		3	0	0	0	1	0	2
2 Aaron Hill, R (1, 4) OBP: 0.281, SLG: 0.370		C SI 91, X CU 75; 0-1; L6 ②		C SI 91, F SI 92, X SI 92; 0-2; L8 ②			C SI 88, B SL 83, F SL 82, X SI 90; 1-2; G5-3 ①	B FF 95, C CH 86, X FF 94; 1-1; F9 ③		4	0	0	0	0	0	2
17 Alfredo Marte, R (1, 7) OBP: 0.221, SLG: 0.364		B SI 92, C SL 85, X SL 84; 1-1; 1B		F SI 91, X SI 92; 0-1; G5-3 ③			C SI 90, B SL 82, X SI 90; 1-1; L9 ②		B FF 92, S FF 92, X SL 85; 1-1; F8 ①	4	0	1	0	0	0	0
1 Didi Gregorius, L (1, 6) OBP: 0.297, SLG: 0.368		C SI 91, X CH 83; 0-1; G3 ③			B SI 89, S CH 81, F CH 82, B SI 90, X SI 91; 2-2; F7 ①		C SI 89, B SI 90, B SI 90, X SI 90; 2-1; L8 ③		C FF 92, C FF 92, F FF 93, F FF 93, B SL 88, X SL 86; 1-2; F7 ②	4	0	0	0	0	0	1
35 Trevor Cahill, R (1, 1) OBP: 0.111, SLG: 0.167; 59 Oliver Pérez, L (7, 1); 31 Jordan Pacheco, R (8, PH) OBP: 0.277, SLG: 0.322; 29 Brad Ziegler, R (8, 1); 14 Xavier Paul, L (9, PH) OBP: 0.176, SLG: 0.125; 50 Evan Marshall, R (9, 1)			C SI 90, F SI 90, B SL 83, C SI 90; 1-3; ꓘ ①		C SI 90, B SI 90, C SI 90, B SL 83, X SI 90; 2-2; G1-3 ②			B FF 91, B FF 91, C FF 92, S CH 80, B FF 92, B FF 91; 4-2; BB; 5 HR	B FF 92, S SL 85, S SL 85, S FF 92; 1-3; K ③	2 / 0 / 0 / 0 / 1 / 0	0 / 0 / 1 / 0 / 0 / 0	0 / 0 / 0 / 0 / 0 / 0	0 / 0 / 0 / 0 / 0 / 0	0 / 0 / 1 / 0 / 0 / 0	1 / 0 / 0 / 0 / 1 / 0	0 / 0 / 0 / 0 / 0 / 0

Inning Stats	1	2	3	4	5	6	7	8	9
R	0	0	0	0	0	0	0	2	0
E	0	0	0	0	0	0	0	0	0
K	0	0	1	0	1	0	0	1	1
S	10	7	13	8	9	9	7	16	10
H	1	1	1	0	0	2	0	2	0
LOB	1	1	2	0	0	1	0	2	0
BB	0	0	1	0	0	0	0	2	0
P	18	10	23	9	15	13	11	31	13

1B: 6, 2B: 0, 3B: 0, HR: 1, SF: 0, SAC: 0, DP: 1, HBP: 0

WP: 0, PB: 0, SB: 1, CS: 0, PA: 36

AB	R	H	RBI	BB	SO	LOB
33	2	7	2	3	4	13

PITCHER		IP	WLS	BF	H	R	ER	SO	BB	IBB	HBP	BLK	WP	HR	S	P	ERA	WHIP
57 Tanner Roark, R ERA: 2.8	(1, 1)	7.0		26	5	0	0	2	1	0	0	0	0	0	63	99	0.00	0.857
36 Tyler Clippard, R ERA: 1.95	(8, 1)	0.1	B	4	2	2	2	1	1	0	0	0	0	1	12	20	54.00	9.000
22 Drew Storen, R ERA: 1.54	(8, 1)	0.2		3	0	0	0	0	0	1	0	0	0	0	4	11	0.00	0.000
29 Rafael Soriano, R ERA: 2.54	(9, 1)	1.0	W	3	0	0	0	1	0	0	0	0	0	0	10	13	0.00	0.000

PITCHER	IP	WLS	BF	H	R	ER	SO	BB	IBB	HBP	BLK	WP	HR	S	P	ERA	WHIP

Batter	1	2	3	4	5	6	7	8	9	AB	R	H	RBI	BB	SO	LOB
2 Denard Span, L (1, 8) OBP: 0.352, SLG: 0.401	C SI 92 X FF 93 0-1 L8		C SI 88 B KC 79 C CH 84 X CH 82 1-2 G3		C CH 82 B SI 93 B SI 89 X CH 82 2-1 G4-3		C SL 79 F SL 78 X FF 92 0-2 G6-4-3 1-2f			4	0	0	0	0	0	1
3 Asdrúbal Cabrera, S (1, 4) OBP: 0.313, SLG: 0.390	B SI 90 B SI 88 C SI 88 B SI 92 B SI 88 4-1 28 G6-4-3 BB		S KC 79 S CH 82 B SI 93 X SI 92 1-2 G4-3			X CH 81 0-0 28 2B 2B		B SI 85 C SI 84 L CH 77 B CH 78 F SI 86 B CU 74 X SI 86 3-2 F9		3	1	1	0	1	0	0
28 Jayson Werth, R (1, 9) OBP: 0.372, SLG: 0.435	B SI 92 B SI 89 X SI 92 2-0 G6-4-3 1-2f		B SI 93 C SI 89 X KC 80 1-1 G5-3			C SI 89 B SI 91 B SI 92 B KC 79 X SI 91 3-1 34 FC4-6 2-H 2B		C SI 86 F SI 87 B CU 73 F CU 74 F CH 79 S CU 73 1-3 K		4	0	1	1	0	1	1
25 Adam LaRoche, L (1, 3) OBP: 0.377, SLG: 0.466		X SI 87 0-0 L4		X SI 87 0-0 34 1B 1B		B CH 82 F CH 81 B SI 89 B SI 88 F CH 81 F CH 82 B SI 90 4-2 34 FC4-6 BB		C SI 87 B CH 78 B SI 86 B SI 86 B SI 84 4-1 BB		2	0	1	0	2	0	0
20 Ian Desmond, R (1, 6) OBP: 0.306, SLG: 0.422		C SI 92 B SI 92 B SI 92 B SI 90 B SI 89 4-1 40 S 34 1B 40 FC6-4 BB		C SI 90 F SI 92 B SI 92 S CH 82 1-3 K		S SI 88 B SI 91 X CH 81 1-1 F9		F SI 85 B CH 76 X SI 85 1-1 G4-3		3	1	0	0	1	1	4
34 Bryce Harper, L (1, 7) OBP: 0.345, SLG: 0.386		1 SAFE B SI 90 D SI 88 X SI 89 2-0 40 FC6-4 1-2 1B		C CH 82 B CH 81 B CH 81 C SI 91 X SI 91 2-2 40 G6-4-3 1-2 1B		C CH 81 B SI 90 B SI 90 F CH 84 F SI 89 F SI 90 X CH 83 2-2 FC4-6 1-2f 2-3			B SI 94 B SI 94 B CH 86 C SI 95 S SI 94 X SI 95 3-2 19 1B 6 1B 1B	4	1	3	0	0	0	2
40 Wilson Ramos, R (1, 2) OBP: 0.333, SLG: 0.414		C SI 91 B SI 93 X KC 79 1-1 FC6-4 19 1B 1-2f 2-H		X SI 91 0-0 G6-4-3 1-2f		B KC 80 D CH 82 F CH 79 F SI 91 F SI 91 X SI 91 2-2 G5-3			C SI 94 F SI 95 S FF 95 0-3 K	4	0	0	1	0	1	6
19 Kevin Frandsen, R (1, 5) OBP: 0.301, SLG: 0.312		X SI 91 0-0 1-2 1B		F SI 86 B SI 90 F SI 91 S CH 81 1-3 K			B SI 91 C KC 78 B SI 90 B SI 91 S SI 90 B SI 91 4-2 2 G6-4-3 BB		F FF 94 X FF 94 0-1 6 1B 1-3 1B	3	0	2	0	1	1	0
57 Tanner Roark, R (1, 1) OBP: 0.102, SLG: 0.102 8 Danny Espinosa, S (7, PH) OBP: 0.276, SLG: 0.349 36 Tyler Clippard, R (8, 1) 22 Drew Storen, S (8, 1) 29 Rafael Soriano, R (9, 1) 6 Anthony Rendon, R (9, PH) OBP: 0.333, SLG: 0.462		F SI 92 B SI 92 F SI 92 F KC 80 S CH 85 1-3 K		C SI 91 C SI 90 F SL 83 B CH 80 S SI 93 1-3 K			1 SAFE S SI 90 B SI 89 S CH 81 1 SAFE D CH 81 1 SAFE S CH 82 2-3 K		B SI 94 X SI 94 1-0 1-2 3-H 1B	2 1 0 0 0 0 1	0 0 0 0 0 0 0	0 0 0 0 0 1 1	0 0 0 0 0 0 0	2 1 0 0 0 0 0	2 1 0 0 0 0 0	2 1 0 0 0 0 0
Inning Stats	R: 0 E: 0 K: 0 S: 4 H: 0 LOB: 0 BB: 1 P: 10	R: 1 E: 0 K: 1 S: 10 H: 2 LOB: 2 BB: 1 P: 18	R: 0 E: 0 K: 0 S: 8 H: 0 LOB: 0 BB: 0 P: 11	R: 0 E: 0 K: 1 S: 8 H: 2 LOB: 1 BB: 0 P: 11	R: 0 E: 0 K: 2 S: 9 H: 0 LOB: 0 BB: 0 P: 13	R: 1 E: 0 K: 0 S: 17 H: 2 LOB: 2 BB: 1 P: 29	R: 0 E: 0 K: 1 S: 8 H: 0 LOB: 0 BB: 1 P: 14	R: 0 E: 0 K: 1 S: 12 H: 0 LOB: 1 BB: 1 P: 21	R: 1 E: 0 K: 1 S: 9 H: 3 LOB: 2 BB: 0 P: 13	1B: 7 2B: 2 3B: 0 HR: 0 SF: 0 SAC: 0 DP: 3 HBP: 0						

PITCHER		IP	WLS	BF	H	R	ER	SO	BB	IBB	HBP	BLK	WP	HR	S	P	ERA	WHIP
35 Trevor Cahill, R ERA: 4.54	(1, 1)	6.1		27	6	2	2	5	4	0	0	0	0	0	61	103	2.84	1.579
59 Oliver Pérez, L ERA: 2.03	(7, 1)	0.2		1	0	0	0	0	0	0	0	0	0	0	3	3	0.00	0.000
29 Brad Ziegler, R ERA: 3.45	(8, 1)	1.0		4	0	0	0	1	1	0	0	0	0	0	12	21	0.00	1.000
50 Evan Marshall, R ERA: 3.16	(9, 1)	0.1	L	4	3	1	1	1	0	0	0	0	0	0	9	13	27.00	9.000

PITCHER	IP	WLS	BF	H	R	ER	SO	BB	IBB	HBP	BLK	WP	HR	S	P	ERA	WHIP

BOTTOM

Arizona Diamondbacks @ Washington Nationals

Nationals Park, Washington, DC

Wed Aug 20 2014, 7:18 PM - 10:21 PM EDT

Att. 24,113 - Cloudy - 74 F

livebaseballscorecards.com

AB	31
R	3
H	9
RBI	3
BB	5
SO	7
LOB	17

Batter	1	2	3	4	5	6	7	8	9	AB	R	H	RBI	BB	SO	LOB
5 Ender Inciarte, L (1, 8) OBP: 0.300, SLG: 0.335	C FF 90 B FF 92 B FF 92 B FF 92 C SI 92 F FF 92 F FF 93 F FF 92 F FF 92 3-2 X SI 93 G4-3		B FF 93 X CU 77 1-0 L6		B FF 93 F FF 93 C FF 93 D CU 79 D CH 81 B FF 92 4-2 BB			B SI 97 L FF 97 T FF 97 F SI 97 X FC 90 1-2 G3-1		3	0	0	0	1	0	2
4 Cliff Pennington, S (1, 6) OBP: 0.366, SLG: 0.383	C SI 92 X CH 83 0-1 B5-3		F CH 84 D FF 94 B FF 93 F CH 85 X FF 94 2-2 F9		D FF 93 X CH 82 1-0 P3			B FF 96 B FF 96 X FF 96 2-0 F8		4	0	0	0	0	0	5
6 David Peralta, L (1, 9) OBP: 0.318, SLG: 0.463	B FF 93 B FF 92 X SI 92 2-0 G3			C CU 75 F SI 90 S CU 78 0-3 K		C FF 90 C SI 89 B SI 91 S CU 77 1-3 K			X FF 90 0-0 G4-3	4	0	0	0	0	2	0
15 Mark Trumbo, R (1, 3) OBP: 0.296, SLG: 0.391		C SI 90 B FF 92 B CH 82 F FF 93 F CU 78 B CH 84 S CH 82 3-3 K		B SI 92 B CH 84 X CH 83 2-0 G6-3		C FF 91 B FF 92 B FF 93 B FF 94 B CH 83 4-1 31 CS BB			B FF 92 B FF 92 B FF 91 C FF 92 S FF 92 B FF 92 4-2 2 G6-4-3 BB	2	0	0	0	2	1	0
2 Aaron Hill, R (1, 4) OBP: 0.280, SLG: 0.369		B SI 92 C FF 93 F FF 93 X FF 93 1-2 31 G5-4-3 1B		B FF 93 X CH 84 1-0 G6-3		D CH 81 1 SAFE F SI 90 X SI 90 1-1 F8			F FF 93 X FF 92 1-1 G6-4-3 1-2f	4	0	1	0	0	0	2
31 Jordan Pacheco, R (1, 5) OBP: 0.271, SLG: 0.315		C FF 92 X CH 83 0-1 G5-4-3 1-2f			B SI 90 C FF 91 S FF 92 S CU 79 1-3 K	B FF 93 S CH 84 F FF 92 B CH 82 2-2 CS 1-2	S CH 82 F FF 93 C CU 78 0-3 K			3	0	0	0	0	2	1
17 Alfredo Marte, R (1, 7) OBP: 0.239, SLG: 0.368			C SI 91 B FF 92 B CH 82 B FF 93 B FF 93 4-1 36 SH3-4 9 1B BB		S CH 82 F FF 94 X CU 78 0-2 36 E 36 1B 1B		S CH 82 X CH 81 0-1 L9			2	0	1	0	1	0	0
9 Tuffy Gosewisch, R (1, 2) OBP: 0.260, SLG: 0.323			C SI 92 X SI 91 0-1 36 SH3-4 1-2 1B		1 SAFE S CH 83 F FF 92 C FF 93 0-3 K		B SI 91 B FF 91 X SI 91 2-0 G6-3			3	0	1	0	0	1	1
36 Wade Miley, L (1, 1) OBP: 0.196, SLG: 0.146 37 Matt Stites, L (7, 1) 14 Xavier Paul, L (8, PH) OBP: 0.167, SLG: 0.118 59 Oliver Pérez, L (8, 1) 50 Evan Marshall, R (9, 1)			L FF 90 X CU 74 0-1 SH3-4 1-2 2-3		B FF 92 B FF 91 X FF 92 2-0 E7 1-3 1B			C FF 96 B FF 96 C FF 95 B FF 96 F FF 96 X FF 97 2-2 G6-3		1 0 1 0 0	0 0 0 0 0	1 0 0 0 0	0 0 0 0 0	0 0 0 0 0	0 0 0 0 0	0 0 0 0 0
Inning Stats	R: 0 E: 0 K: 0 S: 10 H: 0 LOB: 0 BB: 0 P: 15	R: 0 E: 0 K: 1 S: 9 H: 1 LOB: 0 BB: 0 P: 13	R: 0 E: 0 K: 0 S: 9 H: 1 LOB: 2 BB: 1 P: 16	R: 0 E: 0 K: 1 S: 5 H: 0 LOB: 0 BB: 0 P: 8	R: 0 E: 1 K: 2 S: 13 H: 2 LOB: 3 BB: 1 P: 21	R: 0 E: 0 K: 1 S: 8 H: 0 LOB: 0 BB: 1 P: 16	R: 0 E: 0 K: 1 S: 6 H: 0 LOB: 0 BB: 0 P: 8	R: 0 E: 0 K: 0 S: 9 H: 0 LOB: 0 BB: 0 P: 14	R: 0 E: 0 K: 0 S: 5 H: 0 LOB: 0 BB: 1 P: 10	1B: 4 2B: 0 3B: 0 HR: 0		SF: 0 SAC: 1 DP: 2 HBP: 0		WP: 0 PB: 0 SB: 0 CS: 1		PA: 33

TOP

Arizona Diamondbacks @ Washington Nationals

Nationals Park, Washington, DC

Thu Aug 21 2014, 4:09 PM - 6:58 PM EDT

Att. 32,311 - Overcast - 87 F

livebaseballscorecards.com

AB	27
R	0
H	4
RBI	0
BB	4
SO	6
LOB	11

PITCHER		IP	WLS	BF	H	R	ER	SO	BB	IBB	HBP	BLK	WP	HR	S	P	ERA	WHIP
47 Gio González, L ERA: 3.83	(1, 1)	7.0		26	4	0	0	6	3	0	0	0	0	0	60	97	0.00	1.000
46 Matt Thornton, L ERA: 2.03	(8, 1)	1.0		3	0	0	0	0	0	0	0	0	0	0	9	14	0.00	0.000
29 Rafael Soriano, R ERA: 2.49	(9, 1)	1.0	W	3	0	0	0	0	1	0	0	0	0	0	5	10	0.00	1.000

PITCHER	IP	WLS	BF	H	R	ER	SO	BB	IBB	HBP	BLK	WP	HR	S	P	ERA	WHIP

BOTTOM

Arizona Diamondbacks @ Washington Nationals
Nationals Park, Washington, DC
Thu Aug 21 2014, 4:09 PM - 6:58 PM EDT
Att. 32,311 - Overcast - 87 F

livebaseballscorecards.com

Batter	1	2	3	4	5	6	7	8	9	AB	R	H	RBI	BB	SO	LOB
2 Denard Span, L (1, 8) OBP: 0.355, SLG: 0.402	C FF 89 B FF 90 X FF 90 1-1 28 BB 1B		B FF 91 F SL 88 B SL 88 B FF 92 C FF 92 F SL 88 B FF 91 4-2 28 F9 6 1B BB		B SL 88 C SI 89 B FF 93 C FF 89 T FF 93 2-2 ② K		X SL 86 0-0 ① SH2-3 1-2		B SL 80 X SL 79 1-0 6 S 6 E 1B	3	1	2	0	1	1	1
6 Anthony Rendon, R (1, 5) OBP: 0.336, SLG: 0.463	C SI 89 B CH 82 X SI 90 1-1 F8 ①		1 SAFE 1 SAFE B SI 91 B CH 83 1 SAFE X FF 93 2-0 25 G6-3 1-2 1B		B SL 88 B FF 92 B FF 90 I IN 62 4-0 28 BB IBB		D FF 88 C SL 88 B SL 88 B FF 92 X FF 89 3-1 ② F9		B SL 84 1 SAFE F SI 94 B SL 84 C SI 94 X CH 87 2-2 E5 1-H 1B	4	0	2	0	1	0	2
28 Jayson Werth, R (1, 9) OBP: 0.375, SLG: 0.434	1 SAFE C SI 88 B SI 90 B SI 90 D CH 82 F CH 84 1 SAFE B FF 90 4-2 25 G4-6-3 1-2 BB		C SL 89 B FF 93 X CU 76 1-1 ① F9 2-3		C FF 92 D SL 87 F FF 93 F FF 89 B SI 89 F SL 88 B FF 91 4-2 1-2 2-3 BB		B SL 88 C SL 87 B FF 92 B SI 92 B SL 90 4-1 25 BB BB			1	0	0	0	3	0	2
25 Adam LaRoche, L (1, 3) OBP: 0.376, SLG: 0.463	X SL 86 0-0 ②③ G4-6-3 1-2f		D FF 89 B FF 93 X FF 90 2-0 ②③ G6-3 1-2f		C FF 92 C FF 93 B SL 91 B SL 86 B SL 88 S SL 87 3-3 ③ K		B FF 88 F SL 90 C FF 94 B FF 94 B FF 94 B FF 89 4-2 1-2 2-3 BB			3	0	0	0	1	1	7
40 Wilson Ramos, R (1, 2) OBP: 0.336, SLG: 0.415		C FF 90 B FF 91 X FF 92 1-1 34 1B 1B		X FF 92 0-0 ① F8		X SI 89 0-0 34 1B 1B	T FF 97 S FF 98 F FF 99 F FF 98 B FF 97 X FF 98 1-2 ③ F9			4	0	2	0	0	0	3
34 Bryce Harper, L (1, 7) OBP: 0.347, SLG: 0.388		C SI 91 B FF 91 B SI 88 B FF 89 X FF 92 3-1 1-2 1B		S SL 90 B SI 92 B FF 90 B FF 91 S SL 88 F SL 89 X FF 91 3-2 ② G1-3		C SL 87 X SL 89 0-1 8 G6-4-3 1-2 1B		C SI 90 F SL 79 S SL 80 0-3 ① K		4	0	2	0	0	1	0
3 Asdrúbal Cabrera, S (1, 4) OBP: 0.310, SLG: 0.387		B FF 90 B SL 87 C SI 92 X CH 83 2-1 ① F9		B FF 92 B SL 88 X SI 91 2-0 ③ G6-3		F SI 90 B SI 92 F SL 88 F SL 89 C FF 92 1-3 ① K		S SL 79 X FF 92 0-1 ② G6-3		4	0	0	0	0	1	4
8 Danny Espinosa, S (1, 6) OBP: 0.276, SLG: 0.348		B SI 92 C FF 92 B SI 92 D CH 85 S CH 83 S SL 88 3-3 ② K			X SL 87 0-0 28 BB 47 SH3-4 1B	X SI 93 0-0 ②③ G6-4-3 1-2f		B SI 90 S SL 80 X FF 92 1-1 ③ F9		4	0	1	0	0	1	4
47 Gio González, R (1, 1) OBP: 0.094, SLG: 0.188 19 Kevin Frandsen, R (7, PH) OBP: 0.305, SLG: 0.316 46 Matt Thornton, L (8, 1) 29 Rafael Soriano, R (9, 1) 7 Scott Hairston, R (9, PH) OBP: 0.250, SLG: 0.311		F SL 86 X FF 92 0-1 ③ P3			X FF 88 0-0 ① SH3-4 1-2		B SL 86 B SI 90 X SL 87 2-0 25 BB 2 SH2-3 1B		X SI 89 0-0 ① F7	1 1 0 0 1	0 0 0 0 0	0 1 0 0 0	0 0 0 0 0	0 0 0 0 0	0 0 0 0 0	2 0 0 0 0
Inning Stats	R: 0 H: 1 E: 0 LOB: 1 K: 0 BB: 1 S: 7 P: 13	R: 0 H: 2 E: 0 LOB: 2 K: 1 BB: 0 S: 11 P: 20	R: 0 H: 1 E: 0 LOB: 1 K: 0 BB: 1 S: 7 P: 16	R: 0 H: 0 E: 0 LOB: 0 K: 0 BB: 0 S: 6 P: 11	R: 0 H: 1 E: 0 LOB: 3 K: 2 BB: 2 S: 12 P: 25	R: 0 H: 2 E: 0 LOB: 1 K: 1 BB: 0 S: 8 P: 9	R: 0 H: 1 E: 0 LOB: 3 K: 0 BB: 2 S: 12 P: 26	R: 0 H: 0 E: 0 LOB: 0 K: 1 BB: 0 S: 7 P: 8	R: 1 H: 2 E: 1 LOB: 1 K: 0 BB: 0 S: 5 P: 8	1B: 10 2B: 0 3B: 0 HR: 0	SF: 0 SAC: 2 DP: 3 HBP: 0						

	AB	30
	R	1
	H	10
	RBI	0
	BB	6
	SO	5
	LOB	25

PITCHER		IP	WLS	BF	H	R	ER	SO	BB	IBB	HBP	BLK	WP	HR	S	P	ERA	WHIP
36 Wade Miley, L ERA: 4.29	(1, 1)	6.2		31	8	0	0	4	5	1	0	0	0	0	58	114	0.00	1.950
37 Matt Stites, R ERA: 4.5	(7, 1)	0.1		1	0	0	0	0	0	0	0	0	0	0	5	6	0.00	0.000
59 Oliver Pérez, L ERA: 1.98	(8, 1)	1.1	L	5	1	1	0	1	0	0	0	0	0	0	9	11	0.00	0.750
50 Evan Marshall, R ERA: 3.16	(9, 1)	0.0		1	1	0	0	0	0	0	0	0	0	0	3	5	∞	∞

PITCHER	IP	WLS	BF	H	R	ER	SO	BB	IBB	HBP	BLK	WP	HR	S	P	ERA	WHIP

San Diego Padres @ Arizona Diamondbacks

Chase Field, Phoenix, AZ

Fri Aug 22 2014, 6:40 PM - 9:01 PM MST

Att. 24,835 - Roof Closed - 77 F

livebaseballscorecards.com

TOP

Batter	1	2	3	4	5	6	7	8	9	AB	R	H	RBI	BB	SO	LOB
27 Yangervis Solarte, S (1, 5) OBP: 0.341, SLG: 0.383	C FC 85 X FC 84 0-1 ① L1		B FC 86 1 SAFE 1 SAFE X CH 77 1-0 ③ 1-3 1B			C FC 87 C FC 87 B FC 87 F FC 88 S CH 79 1-3 ③ K			B FC 86 B FC 86 X CH 79 2-0 ① 16 FC3-6 1-2 1B	4	0	2	0	0	1	0
16 Abraham Almonte, S (1, 7) OBP: 0.268, SLG: 0.335	F FC 86 B FC 85 S CH 77 S CH 76 1-3 ② K			X CU 72 0-0 ① G3			C FC 86 C FC 86 C FC 86 0-3 ① K		X FF 94 0-0 ② FC3-6 12 PB 1-2f 2-3	4	0	0	0	0	2	2
12 Seth Smith, L (1, 9) OBP: 0.389, SLG: 0.496	C FC 85 T FC 86 B FC 86 B FC 86 F FC 87 F CU 73 X CH 77 2-2 ③ F7			C FC 84 B CU 72 S CU 74 B FC 87 S FC 87 2-3 ② K			C CU 73 B FC 87 X FC 87 1-1 ② F8		B FF 95 X FF 94 1-0 ③ F7 1-2 3-H	4	0	0	0	0	1	1
9 Jedd Gyorko, R (1, 4) OBP: 0.256, SLG: 0.334		B FC 84 X FC 85 1-0 ① F8		B CH 77 C CH 78 C FC 86 B FC 87 X FC 87 2-2 ③ P4			B FC 86 B FC 87 X FC 87 2-0 ③ G6-3			3	0	0	0	0	0	0
8 Yasmani Grandal, S (1, 2) OBP: 0.300, SLG: 0.365		C FC 86 C FC 86 B FC 84 X FC 86 1-2 ② F8			B FC 85 C FC 87 C FC 88 B FC 87 X FC 88 2-2 ① G5-3			B CH 77 B CH 77 C FC 86 F FC 87 S FC 88 2-3 ① K		3	0	0	0	0	1	0
4 Jake Goebbert, L (1, 3) OBP: 0.347, SLG: 0.403		B FC 87 C FC 86 C FC 86 X FC 87 1-2 ③ F8			B CH 78 B CH 78 X FC 87 2-0 ② F7			B FC 86 C FC 88 B CU 75 S CH 79 X FC 88 2-2 ② F8		3	0	0	0	0	0	0
25 Will Venable, L (1, 8) OBP: 0.285, SLG: 0.316			C FC 85 X FC 85 0-1 ① F8		B FC 87 B FC 87 S CH 78 F FC 87 X FC 88 2-2 ③ G3			F FC 87 F FC 87 C FC 88 0-3 ③ K		3	0	0	0	0	1	0
5 Alexi Amarista, L (1, 6) OBP: 0.286, SLG: 0.307			C FC 85 F CU 74 B FC 86 X CH 77 1-2 27 1B 1B			C FC 85 B CU 72 X CU 74 1-1 ① G6-3			F FC 84 C FC 88 X FC 88 0-2 16 FC3-6 27 1B 12 PB 1B	3	1	2	0	0	0	0
40 Odrisamer Despaigne, R (1, 1) 24 Cameron Maybin, R (6, PH) OBP: 0.280, SLG: 0.360 60 Frank Garces, L (6, 1) 54 Alex Torres, L (8, 1) 14 Tommy Medica, R (9, PH) OBP: 0.300, SLG: 0.428			M FC 84 S FC 84 X FC 85 0-2 ② L8			B FC 85 T FC 86 B FC 86 B FC 87 S FC 87 S FC 88 3-3 ② K			C FC 86 S FC 86 D FC 86 D CH 81 F CH 79 S FC 88 2-3 ① K	1 1 0 0 1	0 0 0 0 0	0 0 0 0 0	0 0 0 0 0	0 0 0 0 0	0 1 0 0 1	1 0 0 0 1
Inning Stats	R: 0 E: 0 K: 1 S: 10 H: 0 LOB: 0 BB: 0 P: 13	R: 0 E: 0 K: 0 S: 7 H: 0 LOB: 0 BB: 0 P: 10	R: 0 E: 0 K: 0 S: 9 H: 2 LOB: 2 BB: 0 P: 11	R: 0 E: 0 K: 1 S: 7 H: 0 LOB: 0 BB: 0 P: 11	R: 0 E: 0 K: 0 S: 7 H: 0 LOB: 0 BB: 0 P: 13	R: 0 E: 0 K: 2 S: 9 H: 0 LOB: 0 BB: 0 P: 14	R: 0 E: 0 K: 1 S: 6 H: 0 LOB: 0 BB: 0 P: 9	R: 0 E: 0 K: 2 S: 9 H: 0 LOB: 0 BB: 0 P: 13	R: 1 E: 0 K: 1 S: 10 H: 2 LOB: 1 BB: 0 P: 15	1B: 4 2B: 0 3B: 0 HR: 0 SF: 0 SAC: 0 DP: 0 HBP: 0						

	AB	30
	R	1
	H	4
	RBI	0
	BB	0
	SO	8
	LOB	5

WP: 0 PB: 1 SB: 0 CS: 0 PA: 30

PITCHER		IP	WLS	BF	H	R	ER	SO	BB	IBB	HBP	BLK	WP	HR	S	P	ERA	WHIP
55 Josh Collmenter, R ERA: 4.05	(1, 1)	8.1	W	28	4	1	0	8	0	0	0	0	0	0	72	106	0.00	0.480
37 Matt Stites, R ERA: 4.37	(9, 1)	0.2		2	0	0	0	0	0	0	0	0	0	0	2	3	0.00	0.000

PITCHER	IP	WLS	BF	H	R	ER	SO	BB	IBB	HBP	BLK	WP	HR	S	P	ERA	WHIP

Batter	1	2	3	4	5	6	7	8	9	AB	R	H	RBI	BB	SO	LOB
5 Ender Inciarte, L (1, 8) OBP: 0.296, SLG: 0.330	G4-3	E4 4 S 3-H		G4-3			F8			4	0	0	0	0	0	1
4 Cliff Pennington, S (1, 4) OBP: 0.356, SLG: 0.370	G4-3	K 1-2			E4 15 FC6-4		G6-3			4	0	0	0	0	1	1
6 David Peralta, L (1, 9) OBP: 0.317, SLG: 0.467	15 1B 3B		F8		K		G3			4	1	1	0	0	1	1
15 Mark Trumbo, R (1, 3) OBP: 0.296, SLG: 0.388	26 HR 3-H 1B		G5-3		FC6-4 1-2f			K		4	1	1	1	0	1	1
26 Miguel Montero, L (1, 2) OBP: 0.345, SLG: 0.410	1-H HR		BB		K			17 1B 19 FC4-6 2B		3	2	2	2	1	1	1
17 Alfredo Marte, R (1, 7) OBP: 0.240, SLG: 0.361	G1-3		L8			L4		19 FC4-6 2-3 1B		4	0	1	0	0	0	1
19 Jake Lamb, L (1, 5) OBP: 0.222, SLG: 0.214		55 G4-3 5 E 1 G3 1B		K		K		FC4-6 1-2f 3-H		4	1	1	1	0	2	1
1 Didi Gregorius, L (1, 6) OBP: 0.296, SLG: 0.362		G3 1-2		G1-3		BB		F8		3	0	0	0	1	0	2
55 Josh Collmenter, R (1, 1) OBP: 0.152, SLG: 0.136 37 Matt Stites, L (9, 1)		G4-3 2-3		1B		F8				3 0	0 0	1 0	0 0	0 0	0 0	2 0
Inning Stats	R: 3 E: 0 K: 0 S: 15 H: 3 LOB: 0 BB: 0 P: 22	R: 1 E: 1 K: 1 S: 13 H: 1 LOB: 1 BB: 0 P: 19	R: 0 E: 0 K: 0 S: 8 H: 0 LOB: 1 BB: 1 P: 16	R: 0 E: 0 K: 1 S: 11 H: 1 LOB: 1 BB: 0 P: 15	R: 0 E: 1 K: 2 S: 11 H: 0 LOB: 1 BB: 0 P: 12	R: 0 E: 0 K: 1 S: 6 H: 0 LOB: 1 BB: 1 P: 12	R: 0 E: 0 K: 0 S: 8 H: 0 LOB: 0 BB: 0 P: 13	R: 1 E: 0 K: 1 S: 12 H: 2 LOB: 1 BB: 0 P: 19		1B: 4 2B: 1 3B: 1 HR: 1 SF: 0 SAC: 0 DP: 0 HBP: 0						

PITCHER		IP	WLS	BF	H	R	ER	SO	BB	IBB	HBP	BLK	WP	HR	S	P	ERA	WHIP
40 Odrisamer Despaigne, R ERA: 3.44	(1, 1)	5.0	L	23	5	4	3	4	1	0	0	0	0	1	58	84	5.40	1.200
60 Frank Garces, L ERA:	(6, 1)	2.0		7	0	0	0	1	1	0	0	0	0	0	14	25	0.00	0.500
54 Alex Torres, L ERA: 2.78	(8, 1)	1.0		5	2	1	1	1	0	0	0	0	0	0	12	19	9.00	2.000

PITCHER	IP	WLS	BF	H	R	ER	SO	BB	IBB	HBP	BLK	WP	HR	S	P	ERA	WHIP

BOTTOM

San Diego Padres @ Arizona Diamondbacks

Chase Field, Phoenix, AZ

Fri Aug 22 2014, 6:40 PM - 9:01 PM MST

Att. 24,835 - Roof Closed - 77 F

livebaseballscorecards.com

AB	33
R	5
H	7
RBI	4
BB	2
SO	6
LOB	11

Batter	1	2	3	4	5	6	7	8	9	AB	R	H	RBI	BB	SO	LOB
27 Yangervis Solarte, S (1, 4) OBP: 0.340, SLG: 0.382	C SI 87 C FF 88 B SL 82 X CU 78 1-2 G5-3		F SI 87 X FF 88 0-1 G5-3			X CH 79 0-0 G5-3		C SI 92 C FF 93 X SI 92 0-2 16 FC6-4 1-2 2-H 3-H 1B		4	0	1	2	0	0	1
16 Abraham Almonte, S (1, 7) OBP: 0.262, SLG: 0.327	X SI 88 0-0 F8			C CH 86 S SI 89 S CU 77 0-3 K			B SI 87 X CH 81 1-0 G4-3	X FF 92 0-0 FC6-4 1-2f		4	0	0	0	0	1	2
14 Tommy Medica, R (1, 3) OBP: 0.299, SLG: 0.421	B SI 87 X SI 86 1-0 F9			B SI 86 B FF 88 B FF 88 B SI 86 4-0 44 L1-3 BB			X SI 88 0-0 F9		C FF 91 B FF 91 S SL 84 F FF 92 F SL 85 B SL 85 S SL 87 2-3 K	3	0	0	0	1	1	0
44 René Rivera, R (1, 2) OBP: 0.303, SLG: 0.417		B CH 84 C CH 79 S CU 74 B FF 89 S CU 71 2-3 K		B SI 86 B CH 80 X SI 87 2-0 L1-3 1-1			C FF 88 C FF 89 X FF 89 0-2 G6-3		S FF 91 F FF 92 F FF 92 B SL 87 S SL 88 1-3 K	4	0	0	0	0	2	1
7 Rymer Liriano, R (1, 9) OBP: 0.366, SLG: 0.344		C FF 87 B FF 88 B SL 82 F SL 80 X FF 88 2-2 P4			B CH 82 X CH 83 1-0 F8			F FF 89 C FF 89 B FF 90 H FF 90 2-2 5 BB 24 1B 27 1B HBP	B SL 86 X FF 92 1-0 F8	3	1	0	0	0	0	0
1 Chris Nelson, R (1, 5) OBP: 0.296, SLG: 0.281		C CU 74 F FF 88 B CU 75 B SL 83 X CU 76 2-2 G6-3			X SI 87 0-0 F9			B CH 81 F CH 81 S SI 88 X CU 76 1-2 L4		3	0	0	0	0	0	1
24 Cameron Maybin, R (1, 8) OBP: 0.286, SLG: 0.365			X FF 88 0-0 5 G4-3 1B		C FF 88 F CU 75 X FF 89 0-2 P6			B CH 80 B CH 81 C CH 81 C CU 77 1 SAFE B CU 75 X SI 89 3-2 5 BB 27 1B 1-2 1B		3	1	2	0	0	0	0
5 Alexi Amarista, L (1, 6) OBP: 0.287, SLG: 0.305			F FF 87 B CH 87 X SI 87 1-1 G4-3 1-2			C SL 80 B SI 87 F SL 82 B FF 89 S SI 89 2-3 K		B SL 80 F SI 87 B SI 86 S SL 79 B FF 88 B SL 81 4-2 27 1B 1-2 2-3 BB		2	0	0	0	1	1	1
34 Andrew Cashner, R (1, 1) OBP: 0.100, SLG: 0.100			B FF 86 B SI 87 F SI 85 C FF 88 F CU 75 F FF 89 B CU 73 F FF 88 S FF 88 3-3 K			F SL 89 B SI 88 B SL 80 C SL 79 F FF 90 F CU 78 X FF 89 2-2 F8		F FF 91 S FF 92 B SI 92 T FF 92 1-2 K		1	0	0	0	0	1	1
4 Jake Goebbert, L (6, PH) OBP: 0.342, SLG: 0.397										1	0	0	0	0	0	0
46 Tim Stauffer, R (6, 1) OBP: 0.200, SLG: 0.200										0	0	0	0	0	0	0
9 Jedd Gyorko, R (8, PH) OBP: 0.256, SLG: 0.333										1	0	0	0	0	1	3
59 Kevin Quackenbush, R (8, 1)										0	0	0	0	0	0	0
Inning Stats	R: 0 E: 0 K: 0 S: 5 H: 0 LOB: 0 BB: 0 P: 7	R: 0 E: 0 K: 1 S: 9 H: 0 LOB: 0 BB: 0 P: 15	R: 0 E: 0 K: 1 S: 11 H: 1 LOB: 1 BB: 0 P: 15	R: 0 E: 0 K: 1 S: 4 H: 0 LOB: 0 BB: 1 P: 10	R: 0 E: 0 K: 0 S: 5 H: 0 LOB: 0 BB: 0 P: 6	R: 0 E: 0 K: 1 S: 9 H: 0 LOB: 0 BB: 0 P: 13	R: 0 E: 0 K: 0 S: 5 H: 0 LOB: 0 BB: 0 P: 6	R: 2 E: 0 K: 1 S: 17 H: 2 LOB: 2 BB: 1 P: 28	R: 0 E: 0 K: 2 S: 10 H: 0 LOB: 0 BB: 0 P: 14	1B: 3 2B: 1 3B: 0 HR: 0 SF: 0 SAC: 0 DP: 1 HBP: 1						

PITCHER		IP	WLS	BF	H	R	ER	SO	BB	IBB	HBP	BLK	WP	HR	S	P	ERA	WHIP
54 Vidal Nuño, L ERA: 4.66	(1, 1)	7.1		26	2	2	2	4	2	0	1	0	0	0	58	92	2.46	0.545
59 Oliver Pérez, L ERA: 1.95	(8, 1)	0.2	W	3	1	0	0	1	0	0	0	0	0	0	7	8	0.00	1.500
43 Addison Reed, R ERA: 3.68	(9, 1)	1.0	S	3	0	0	0	2	0	0	0	0	0	0	10	14	0.00	0.000

PITCHER	IP	WLS	BF	H	R	ER	SO	BB	IBB	HBP	BLK	WP	HR	S	P	ERA	WHIP

TOP

San Diego Padres @ Arizona Diamondbacks

Chase Field, Phoenix, AZ

Sat Aug 23 2014, 5:11 PM - 7:41 PM MST

Att. 30,583 - Roof Closed - 77 F

livebaseballscorecards.com

AB	29
R	2
H	3
RBI	2
BB	2
SO	7
LOB	10

1B: 3	SF: 0	WP: 0	PA: 32
2B: 1	SAC: 0	PB: 0	
3B: 0	DP: 1	SB: 0	
HR: 0	HBP: 1	CS: 0	

Batter	1	2	3	4	5	6	7	8	9	AB	R	H	RBI	BB	SO	LOB
5 Ender Inciarte, L (1, 8) OBP: 0.298, SLG: 0.334	B SI 92 B SI 91 B FF 92 C FF 91 X FF 92 3-1 4 1B 2B	X SI 94 0-0 ② F8		C SL 83 B SL 80 X SI 92 1-1 ③ P6			C CU 72 X SI 88 0-1 4 G3 1B	C CU 76 B CU 76 S CU 76 F CU 77 B FF 90 X CU 77 2-2 ③ G3-1		5	1	2	0	0	0	1
4 Cliff Pennington, S (1, 4) OBP: 0.353, SLG: 0.366	B SI 94 S CH 86 B CH 86 B FF 96 X FF 94 3-1 15 G3 2-H 1B	C SI 94 L FF 94 F SL 84 F FF 96 X SI 94 0-2 ③ G6-3			B SL 82 C SI 92 S CH 84 B FF 95 S FF 93 2-3 ① K		X SI 87 0-0 ① G3 1-2			4	0	1	1	0	1	2
6 David Peralta, L (1, 9) OBP: 0.316, SLG: 0.464	X FF 94 0-0 ① F8		C FF 91 B FF 93 X FF 92 1-1 26 1B 1B		C FF 92 X FF 93 0-1 ② F8		B FF 89 X SL 83 1-0 ② P3			4	0	1	0	0	0	2
15 Mark Trumbo, R (1, 3) OBP: 0.295, SLG: 0.395	B SI 95 B SI 94 C SI 95 C FF 96 1 SAFE X FF 97 2-2 ② G3 1-2		1 SAFE S FF 92 C SI 94 X SI 96 0-2 ① L9		B SI 93 S SL 85 C FF 95 B SL 84 F FF 94 X FF 95 2-2 3B		B SI 89 B SI 90 S SI 89 F SI 89 S SI 91 2-3 ③ K			4	0	1	0	0	1	3
26 Miguel Montero, L (1, 2) OBP: 0.348, SLG: 0.410	B FF 96 S SL 84 D SL 85 F SI 94 D SL 86 F SI 97 B SI 96 4-2 BB		F SI 95 X FF 92 0-1 1-2 1B		I IN 59 I IN 60 I IN 66 I IN 64 4-0 IBB			B SL 79 X FF 89 1-0 ① P5		2	0	1	0	2	0	0
17 Alfredo Marte, R (1, 7) OBP: 0.241, SLG: 0.347	B SL 86 C FF 94 C SI 94 D SL 86 X FF 94 2-2 ③ G5-3		B SI 94 C FF 93 X SL 84 1-1 ② L6		F SL 83 X SL 84 0-1 ③ G4-3			F FF 91 B FF 90 F FF 91 B CU 79 B FF 91 F FF 91 F FF 92 B FF 91 4-2 19 1B 1 HR BB		3	1	0	0	1	0	6
19 Jake Lamb, L (1, 5) OBP: 0.245, SLG: 0.304		B CH 89 F FF 92 X CH 85 1-1 HR	F FF 96 C FF 96 B FF 96 X FF 96 1-2 ③ L8				B SI 92 X SI 89 1-0 ① G4-3	S FF 91 1 SAFE F FF 91 B FF 90 1 SAFE B FF 90 1 SAFE 1 SAFE F FF 89 2-2 X FF 90 1-2 1 HR 1B		4	2	2	1	0	0	2
1 Didi Gregorius, L (1, 6) OBP: 0.295, SLG: 0.376		C FF 94 C SI 93 F FF 95 B SL 86 X SI 95 1-2 ① G4-3		B SI 90 F FF 91 X SL 83 1-1 ① F7			B SI 91 F SL 85 X SI 90 1-1 ② L8	F FF 91 F FF 91 F CU 76 X FF 90 0-2 1-H 2-H HR		4	1	1	3	0	0	0
54 Vidal Nuño, L (1, 1) OBP: 0.167, SLG: 0.091 59 Oliver Pérez, L (8, 1) 14 Xavier Paul, L (8, PH) OBP: 0.158, SLG: 0.111 43 Addison Reed, L (9, 1)		F FF 92 S SI 94 F FF 96 X SL 84 0-2 1B		F FF 92 X SI 94 0-1 ② L7			B SI 89 X SI 89 1-0 ③ G4-3	C CU 76 F FF 91 S CU 77 0-3 ② K		3 0 1 0	0 0 0 0	1 0 0 0	0 0 0 0	0 0 1 0	0 0 0 0	0 0 0 0
Inning Stats	R: 1 E: 0 K: 0 S: 14 H: 2 LOB: 2 BB: 1 P: 28	R: 1 E: 0 K: 0 S: 16 H: 2 LOB: 1 BB: 0 P: 18	R: 0 E: 0 K: 0 S: 12 H: 2 LOB: 2 BB: 0 P: 15	R: 0 E: 0 K: 0 S: 6 H: 0 LOB: 0 BB: 0 P: 8	R: 0 E: 0 K: 1 S: 11 H: 1 LOB: 2 BB: 1 P: 19	R: 0 E: 0 K: 0 S: 4 H: 0 LOB: 0 BB: 0 P: 7	R: 0 E: 0 K: 1 S: 7 H: 1 LOB: 1 BB: 0 P: 10	R: 3 E: 0 K: 1 S: 20 H: 2 LOB: 0 BB: 1 P: 29		1B: 6 2B: 1 3B: 1 HR: 2 SF: 0 SAC: 0 DP: 0 HBP: 0				WP: 0 PB: 0 SB: 0 CS: 0 PA: 37	

PITCHER		IP	WLS	BF	H	R	ER	SO	BB	IBB	HBP	BLK	WP	HR	S	P	ERA	WHIP
34 Andrew Cashner, R ERA: 2.43	(1, 1)	5.0		24	7	2	2	1	1	1	0	0	0	1	59	88	3.60	1.600
46 Tim Stauffer, R ERA: 3.71	(6, 1)	2.0		7	1	0	0	1	0	0	0	0	0	0	11	17	0.00	0.500
59 Kevin Quackenbush, R ERA: 2.9	(8, 1)	1.0	L	6	2	3	3	1	1	0	0	0	0	1	20	29	27.00	3.000

PITCHER	IP	WLS	BF	H	R	ER	SO	BB	IBB	HBP	BLK	WP	HR	S	P	ERA	WHIP

BOTTOM

San Diego Padres @ Arizona Diamondbacks

Chase Field, Phoenix, AZ

Sat Aug 23 2014, 5:11 PM - 7:41 PM MST

Att. 30,583 - Roof Closed - 77 F

livebaseballscorecards.com

AB	34
R	5
H	10
RBI	5
BB	3
SO	3
LOB	16

Batter	1	2	3	4	5	6	7	8	9	AB	R	H	RBI	BB	SO	LOB
27 Yangervis Solarte, S (1, 4) OBP: 0.341, SLG: 0.380	C SI 90 X SI 90 0-1 12 PB 7 1B 12 G6-3 1B	B CU 76 C CH 82 X CH 80 1-1 ③ F9			B SI 90 B SI 91 B FF 90 B FF 90 4-0 7 G6-4-3 1-2 BB		C FF 95 B FF 95 S FF 95 X FF 95 1-2 ① L7		C FF 88 B CH 77 F CH 77 X SL 85 1-2 ① P3	4	1	1	0	1	0	2
7 Rymer Liriano, R (1, 9) OBP: 0.348, SLG: 0.324	B FF 90 F FF 91 X FF 91 1-1 12 G6-3 12 PB 8 SF8 1-2 1B	C CU 76 C SI 91 B CU 78 C SI 91 1-3 ① K	B FF 91 C CU 77 X CU 76 1-1 ① ② G6-4-3 1-2f 2-3			X FF 96 0-0 ② G4-3	B SL 83 X SL 85 1-0 ② P3		5	1	1	0	0	1	2
12 Seth Smith, L (1, 7) OBP: 0.390, SLG: 0.492	B SI 91 B SI 91 B CH 82 C FF 91 C CU 77 X CH 80 3-2 ① G6-3 1-3 2-H	C SI 91 F SI 92 D CU 79 B CU 79 X CH 81 2-2 ② G3	B CH 83 B CH 82 C CH 81 B CU 78 B SI 91 4-1 8 HR BB			B SL 86 C FF 96 B FF 96 B FF 96 X FF 97 3-1 ③ F7	B SL 84 B SL 82 B SI 88 B FF 87 4-0 BB		3	1	0	1	2	0	1
8 Yasmani Grandal, S (1, 3) OBP: 0.302, SLG: 0.376	X SI 91 0-0 ② SF8 3-H	B CH 81 F CH 81 S CH 82 B FF 92 F FF 92 B CU 79 F FF 92 B FF 93 4-2 BB			F FF 92 X FF 92 0-1 1-H 3-H HR			F FF 95 B SL 85 C SL 85 S SL 86 1-3 ① K2-3	B SI 87 C CH 76 B SL 86 B SL 84 S FF 89 C FF 90 3-3 ③ K	3	1	1	4	1	2	1
44 René Rivera, R (1, 2) OBP: 0.306, SLG: 0.416	X FF 91 0-0 ③ L8	C CU 77 C CU 77 D CU 79 F CH 82 S FF 92 1-3 ③ K			X CU 78 0-0 1B			S SL 87 B SL 87 F SL 84 F SL 85 B FF 98 B FF 97 D FF 97 4-2 25 HR BB		3	1	1	0	1	1	1
24 Cameron Maybin, R (1, 8) OBP: 0.287, SLG: 0.364 25 Will Venable, L (8, PH) OBP: 0.287, SLG: 0.327 (8, 8)	S FF 90 X CU 76 0-1 22 SH5-4 5 1B 1B	C CU 77 B CU 77 F CH 80 F FF 92 S FF 92 1-3 ① K	S FF 90 B FF 91 F CH 82 S FF 92 1-3 ③ K					B FF 98 S FF 96 X FF 96 1-1 1-H HR		3 1	0 1	1 1	0 2	0 0	2 0	1 0
1 Chris Nelson, R (1, 5) OBP: 0.280, SLG: 0.265	1 SAFE C FF 90 C SI 90 C FF 91 0-3 ① K	B FF 91 F FF 90 X FF 91 1-1 ② L4				S FF 92 B FF 92 T FF 92 S CU 80 1-3 ① K2-3		C FF 98 S FF 96 F FF 97 F SL 87 S SL 87 0-3 ② K		4	0	0	0	0	3	1
5 Alexi Amarista, L (1, 6) OBP: 0.289, SLG: 0.307	F SI 90 1 SAFE S CU 76 X CU 77 0-2 22 SH5-4 1-2 1B	C SI 90 B FF 90 F FF 91 F FF 92 X CU 78 1-2 ③ G1-3				B FF 92 C CU 80 F FF 92 F FF 93 F CU 80 F FC 92 F FC 91 S CU 80 1-3 ② K		X FF 96 0-0 1B		4	0	2	0	0	1	0
22 Ian Kennedy, R (1, 1) OBP: 0.174, SLG: 0.167 50 Nick Vincent, R (6, 1) 54 Alex Torres, L (7, 1) 33 Dale Thayer, R (7, 1) 56 Joaquín Benoit, R (9, 1)	L FF 90 2 SAFE L CU 77 X CU 76 0-2 ② SH5-4 1-2 2-3			C FF 90 L CU 76 B FF 90 B CU 77 B FF 90 B FF 90 4-2 7 27 G6-4-3 BB 8 HR BB	B FC 91 C FC 91 C FF 91 X FF 92 1-2 ③ B5-3		C FF 96 S FF 96 S FF 97 0-3 ③ K		1 0 0 1 0	1 0 0 0 0	0 0 0 0 0	0 0 0 0 0	1 0 0 0 0	0 0 0 1 0	0 0 0 1 0
Inning Stats	R: 2 E: 0 K: 0 S: 9 H: 2 LOB: 0 BB: 0 P: 13	R: 0 E: 0 K: 1 S: 13 H: 2 LOB: 2 BB: 0 P: 14	R: 0 E: 0 K: 2 S: 14 H: 0 LOB: 1 BB: 1 P: 22	R: 0 E: 0 K: 1 S: 10 H: 0 LOB: 0 BB: 0 P: 13	R: 3 E: 0 K: 1 S: 11 H: 2 LOB: 1 BB: 3 P: 25	R: 0 E: 0 K: 2 S: 13 H: 0 LOB: 0 BB: 0 P: 16	R: 0 E: 0 K: 0 S: 6 H: 0 LOB: 0 BB: 0 P: 10	R: 2 E: 0 K: 3 S: 17 H: 2 LOB: 1 BB: 1 P: 23	R: 0 E: 0 K: 1 S: 7 H: 0 LOB: 1 BB: 1 P: 16	1B: 6 2B: 0 3B: 0 HR: 2		SF: 1 SAC: 1 DP: 1 HBP: 0			WP: 0 PB: 1 SB: 0 CS: 0	PA: 40

PITCHER	IP	WLS	BF	H	R	ER	SO	BB	IBB	HBP	BLK	WP	HR	S	P	ERA	WHIP
57 Chase Anderson, R (1, 1) ERA: 3.9	5.0	L	24	6	5	4	5	4	0	0	0	0	1	57	87	7.20	2.000
38 Will Harris, R (6, 1) ERA: 8.22	1.0		3	0	0	0	2	0	0	0	0	0	0	13	16	0.00	0.000
37 Matt Stites, R (7, 1) ERA: 4.74	2.0		9	2	2	2	3	1	0	0	0	0	1	23	33	9.00	1.500
56 Eury De La Rosa, L (9, 1) ERA: 2.63	1.0		4	0	0	0	1	1	0	0	0	0	0	7	16	0.00	1.000

PITCHER	IP	WLS	BF	H	R	ER	SO	BB	IBB	HBP	BLK	WP	HR	S	P	ERA	WHIP

TOP

San Diego Padres @ Arizona Diamondbacks

Chase Field, Phoenix, AZ

Sun Aug 24 2014, 1:11 PM - 4:21 PM MST
Att. 20,852 - Roof Closed - 75 F

livebaseballscorecards.com

AB	32
R	7
H	8
RBI	7
BB	6
SO	11
LOB	10

BOTTOM

San Diego Padres @ Arizona Diamondbacks

Chase Field, Phoenix, AZ

Sun Aug 24 2014, 1:11 PM - 4:21 PM MST

Att. 20,852 - Roof Closed - 75 F

livebaseballscorecards.com

Batter	1	2	3	4	5	6	7	8	9	AB	R	H	RBI	BB	SO	LOB
5 Ender Inciarte, L (1, 8) OBP: 0.296, SLG: 0.336	C FF 91 B KC 78 S KC 78 S FF 92 1-3 ① K	B CH 82 B CH 82 X FF 91 2-0 ① L7	S CH 84 B CH 85 C CH 84 S KC 78 1-3 ② K	B FF 91 X CH 84 1-0 2 WP 1-H 2B	F SL 82 X SL 81 0-1 ② G4-3			5	0	1	1	0	2	0
2 Aaron Hill, R (1, 4) OBP: 0.282, SLG: 0.370	C FF 92 X FF 93 0-1 1B	B SL 85 B FF 91 C FF 91 C FF 92 B FF 93 C FF 93 3-3 ② K	X FF 92 0-0 15 BB 6 1B 26 1B 1B	C SL 87 F SL 88 F FF 91 B SL 88 B SL 87 B FF 91 X SL 88 3-2 ③ P4 2-3	C FF 91 C SL 81 B SL 81 F FF 91 F SL 81 B SL 81 F SL 82 S SL 81 2-3 ③ K			5	1	2	0	0	2	1
6 David Peralta, L (1, 9) OBP: 0.318, SLG: 0.463	C FF 93 B FF 92 F KC 77 D KC 78 1 SAFE T CH 84 2-2 ② K	C KC 78 X FF 93 0-1 ③ P5	C KC 78 S FF 92 F KC 79 B FF 94 X FF 92 1-2 15 BB 26 1B 1-2 1B	L SL 86 F SL 88 X FF 90 0-2 17 1B 1B	C FF 94 B CH 83 B CH 84 B FF 95 X FF 95 3-1 ① P4			5	1	2	0	0	1	1
15 Mark Trumbo, R (1, 3) OBP: 0.297, SLG: 0.393	X FF 92 0-0 ③ F9	C FF 92 B FF 91 C FF 91 F FF 93 X FF 91 1-2 17 FC5-4 1B	B FF 92 B SL 85 B FF 91 B FF 91 4-0 26 1B 1-2 2-3 BB	F FF 90 B SL 88 X FF 91 1-1 ① F8	X SI 94 0-0 ② P6			4	0	1	0	1	0	2
26 Miguel Montero, L (1, 2) OBP: 0.349, SLG: 0.409	B KC 78 B CH 83 B FF 92 C FF 91 B FF 92 4-1 1 2B BB	F FF 92 B FF 92 X KC 78 1-1 ① P5	C FF 94 X FF 94 0-1 17 FC6-4 1-2 2-H 3-H 1B	F FF 91 F FF 90 B FF 91 F CH 82 S FF 92 1-3 ② K	B FF 94 F CH 83 B CH 84 C CH 82 B FF 95 S FF 94 3-3 ③ K			4	0	1	2	1	2	2
17 Alfredo Marte, R (1, 7) OBP: 0.241, SLG: 0.342	X FF 92 0-0 ① F9	C SL 85 B FF 92 T FF 92 B SL 86 X SL 86 2-2 ② FC5-4 19 BB 1-2f	S SL 85 D SL 87 C FF 92 X SL 84 1-2 ③ FC6-4 1-2f	B FF 92 B FF 92 1 SAFE F FF 92 C FF 92 F FF 93 B FF 92 F FF 92 F SL 82 3-2 F FF 92 X FF 92 1-3 1B				4	0	1	0	0	0	4
19 Jake Lamb, L (1, 5) OBP: 0.264, SLG: 0.306	F FF 91 B FF 92 B FF 91 X FF 92 2-1 ② F7	C SI 92 B FF 92 T FF 92 B FF 93 B FF 92 D KC 79 4-2 1-2 BB	B KC 74 X FF 90 1-0 5 2B 1B	X FF 92 0-0 ③ G4-3				3	1	1	0	1	0	3
1 Didi Gregorius, L (1, 6) OBP: 0.294, SLG: 0.379	D CH 84 F FF 92 S FF 93 D KC 79 X FF 93 2-2 1-3 2B	B CH 84 X FF 92 1-0 ③ L8	F FF 90 F FF 91 S KC 78 0-3 ① K	C SL 81 B SL 81 X FF 91 1-1 ① F8				4	0	1	0	0	1	3
57 Chase Anderson, R (1, 1) OBP: 0.069, SLG: 0.036 14 Xavier Paul, L (5, PH) OBP: 0.150, SLG: 0.105 38 Will Harris, R (6, 1) 31 Jordan Pacheco, R (6, PH) OBP: 0.269, SLG: 0.312 37 Matt Stites, L (7, 1) 4 Cliff Pennington, S (8, PH) OBP: 0.357, SLG: 0.395 56 Eury De La Rosa, L (9, 1)	C FF 93 B FF 92 F FF 93 B KC 79 S KC 78 2-3 ③ K	B FF 89 S CH 84 X CH 84 1-1 ① G4-1	X SL 84 0-0 ② F8	C FF 90 B CH 84 F FF 90 B FF 91 X FF 90 2-2 HR				1 1 0 1 0 1 0	0 0 0 0 0 1 0	0 0 0 0 0 0 0	0 0 0 0 0 0 0	1 0 0 0 0 0 0	2 0 0 1 0 0 0
Inning Stats	R: 0 E: 0 K: 2 S: 9 H: 1 LOB: 1 BB: 0 P: 12	R: 0 E: 0 K: 1 S: 10 H: 1 LOB: 2 BB: 1 P: 20	R: 0 E: 0 K: 1 S: 6 H: 0 LOB: 0 BB: 0 P: 11	R: 0 E: 0 K: 0 S: 12 H: 1 LOB: 2 BB: 1 P: 21	R: 2 E: 0 K: 1 S: 15 H: 3 LOB: 2 BB: 1 P: 23	R: 1 E: 0 K: 1 S: 10 H: 2 LOB: 1 BB: 0 P: 15	R: 0 E: 0 K: 1 S: 17 H: 2 LOB: 2 BB: 0 P: 22	R: 1 E: 0 K: 1 S: 13 H: 1 LOB: 0 BB: 0 P: 18	R: 0 E: 0 K: 1 S: 6 H: 0 LOB: 0 BB: 0 P: 12	1B: 8 2B: 2 3B: 0 HR: 1	SF: 0 SAC: 0 DP: 0 HBP: 0		WP: 1 PB: 0 SB: 0 CS: 0	PA: 41			

	AB	38
	R	4
	H	11
	RBI	4
	BB	3
	SO	9
	LOB	19

PITCHER		IP	WLS	BF	H	R	ER	SO	BB	IBB	HBP	BLK	WP	HR	S	P	ERA	WHIP
22 Ian Kennedy, R ERA: 3.75	(1, 1)	5.2	W	28	8	3	3	6	3	0	0	0	0	0	58	95	4.76	1.941
50 Nick Vincent, R ERA: 3.73	(6, 1)	0.2	H	3	1	0	0	0	0	0	0	0	1	0	9	13	0.00	1.500
54 Alex Torres, L ERA: 2.76	(7, 1)	0.1	H	1	0	0	0	1	0	0	0	0	0	0	4	5	0.00	0.000
33 Dale Thayer, R ERA: 2.17	(7, 1)	1.1	H	6	2	1	1	1	0	0	0	0	0	1	21	29	6.75	1.500
56 Joaquín Benoit, R ERA: 1.61	(9, 1)	1.0	S	3	0	0	0	1	0	0	0	0	0	0	6	12	0.00	0.000

PITCHER	IP	WLS	BF	H	R	ER	SO	BB	IBB	HBP	BLK	WP	HR	S	P	ERA	WHIP

Los Angeles Dodgers @ Arizona Diamondbacks

Chase Field, Phoenix, AZ

Tue Aug 26 2014, 6:41 PM - 10:03 PM MST
Att. 21,758 - Roof Closed - 78 F

TOP

Batter	1	2	3	4	5	6	7	8	9	AB R H RBI BB SO LOB
9 Dee Strange-Gordon, L (1, 4) OBP: 0.337, SLG: 0.389	B SI 89, F SI 91, C SI 90, B CH 82, X SI 91 2-2 G4-3 ①		F SI 90, X KC 80 0-1 G3-1 ②	F SI 90, S CH 81, X CH 82 0-2 23 SF8 66 BB 1-2 2-H 1B		X FF 92 0-0 23 1B 1-2 1B		F FF 91, X FC 92 0-1 23 G5-4-3 1B		5 0 3 1 0 0 0
66 Yasiel Puig, R (1, 8) OBP: 0.388, SLG: 0.498	C SI 91, B FF 91, B SI 92, C SI 91, B SI 92, B SI 91 4-2 23 FC4-6 BB		B SI 90, S KC 78, B SI 91, C SI 90, S SI 92 2-3 K ③	B FF 92, D SL 83, C FF 93, S FF 94, B FF 94, B FF 93 4-2 27 S 1-2 2-3 BB		X SL 83 0-0 P3 ②		B FC 90, C FC 90, F FF 91, F FC 92, B FF 92, C CU 79 2-3 ꓘ ①		3 0 0 0 2 2 3
23 Adrián González, L (1, 3) OBP: 0.334, SLG: 0.460	C SI 88, X SI 90 0-1 FC4-6 27 PB 27 HR 1-2f ②			B KC 77, B KC 80, B SI 86, C SI 89, B SI 90 4-1 27 BB 3 1B BB — B FF 94, X FF 93 1-0 SF8 2-3 3-H ②		C CH 85, B FF 92, X FF 94 1-1 1-2 2-H 1B ③		X CH 85 0-0 G5-4-3 1-2f ② ③		3 2 1 1 1 0 2
27 Matt Kemp, R (1, 9) OBP: 0.341, SLG: 0.465	B SI 88, B SI 90, F SI 91, X SI 91 2-1 1-H HR			C SI 87, B SI 92, D KC 79, F CH 82, D CH 78, B SI 90 4-2 3 1B 10 1B 1-2 BB — D SL 84, S SL 83, C FF 94, X CU 77 1-2 G6-3 1-2 ③			B CU 76, C FF 94, S FF 94, F CH 86, B SL 84, B SL 85, F FF 94, F FF 94, F SL 84, X FF 95 3-2 F9 ①		B SI 87, F SL 85, S CH 78, B FF 89, B CU 73, F FF 91, X CH 80 3-2 72 G4-6-3 1B	4 2 2 2 1 0 2
13 Hanley Ramirez, R (1, 6) OBP: 0.362, SLG: 0.448 72 Miguel Rojas, R (7, 6) OBP: 0.263, SLG: 0.252	X SI 92 0-0 F9 ③			F SI 88, B SI 91, F SI 90, F CH 81, C SI 91 1-3 ꓘ ①	F SL 84, B FF 94, X FF 93 1-1 L9 ①		B SI 92, F FF 94, B FF 94, C SL 84, X CU 77 2-2 3 1B 10 1B 1B		C FF 90, X SL 87 0-1 G4-6-3 1-2f ① ②	4 1 1 0 0 1 2 1 0 0 0 0 0 1
3 Carl Crawford, L (1, 7) OBP: 0.309, SLG: 0.367		C SI 87, X SI 88 0-1 G4-3 ①		F CH 83, T CH 82, D CH 82, B SI 92, X SI 92 2-2 10 1B 17 1B 1-3 2-H 1B	F FF 94, T CH 85, B CH 86, B SL 82, B CH 88, S CH 85 3-3 K ②		1 SAFE, B FF 92, X FF 91 1-0 10 1B 1-2 1B		S CU 74, X FF 90 0-1 F7 ③	5 1 2 1 0 1 0
10 Justin Turner, R (1, 5) OBP: 0.387, SLG: 0.442		B SI 89, F SI 88, B CH 82, F SI 90, B SI 91, S CH 81 3-3 K ②		B KC 78, C SI 90, X SI 91 1-1 17 1B 55 1B 1-2 3-H 1B	B SL 82, C SL 82, F CU 77, B SL 84, S SL 84 2-3 K2-3 ③		B SL 83, B SL 82, X SL 82 2-0 1-3 2-H 1B			4 1 2 2 0 2 0
17 A.J. Ellis, R (1, 2) OBP: 0.320, SLG: 0.243		B SI 91, C SI 91, B SI 91, S SI 89, X KC 78 2-2 G5-3 ③		X SI 90 0-0 55 1B 9 1B 1-3 2-H 1B		C FF 93, X SL 82 0-1 9 1B 23 1B 1B	B CU 77, B FC 91, F FC 90, F FC 91, S FC 92, 1 SAFE 2-3 K ②			4 1 2 1 0 1 2
55 Roberto Hernandez, R (1, 1) OBP: 0.091, SLG: 0.091 16 Andre Ethier, L (7, PH) OBP: 0.312, SLG: 0.371 56 J.P. Howell, L (7, 1) 43 Brandon League, R (8, 1) 28 Jamey Wright, R (8, 1) 52 Pedro Báez, R (9, 1)			C SI 91, X SI 92 0-1 G1-3 ①	M SI 90, X SI 89 0-1 66 BB 9 1B 23 SF8 1-2 3-H 1B		L FF 88, L SL 82, B CU 75, L CU 74 1-3 K ①	B CH 82, C FF 92, X CH 83 1-1 G5-3 ③			3 1 1 1 0 1 1 1 0 0 0 0 0 2 0 0 0 0 0 0 0 0 0 0 0 0 0 0 0 0 0 0 0 0 0 0 0 0 0 0 0 0
Inning Stats	R: 2 H: 1 E: 0 LOB: 0 K: 0 BB: 1 S: 10 P: 18	R: 0 H: 0 E: 0 LOB: 0 K: 1 BB: 0 S: 8 P: 13	R: 0 H: 0 E: 0 LOB: 0 K: 1 BB: 0 S: 7 P: 9	R: 6 H: 5 E: 0 LOB: 2 K: 1 BB: 3 S: 24 P: 42	R: 0 H: 0 E: 0 LOB: 0 K: 2 BB: 0 S: 8 P: 14	R: 0 H: 3 E: 0 LOB: 2 K: 1 BB: 0 S: 9 P: 11	R: 1 H: 3 E: 0 LOB: 2 K: 1 BB: 0 S: 17 P: 28	R: 0 H: 1 E: 0 LOB: 0 K: 1 BB: 0 S: 7 P: 9	R: 0 H: 1 E: 0 LOB: 0 K: 0 BB: 0 S: 8 P: 11	1B: 13 SF: 1 2B: 0 SAC: 0 3B: 0 DP: 2 HR: 1 HBP: 0

AB	37
R	9
H	14
RBI	9
BB	4
SO	8
LOB	15

WP: 0 PA: 42
PB: 1
SB: 1
CS: 0

livebaseballscorecards.com

PITCHER	IP	WLS	BF	H	R	ER	SO	BB	IBB	HBP	BLK	WP	HR	S	P	ERA	WHIP
35 Trevor Cahill, R (1, 1) ERA: 5.19	3.1	L	19	6	8	8	3	3	0	0	0	0	1	43	70	21.60	2.700
48 Randall Delgado, R (4, 1) ERA: 5.85	3.0		15	6	1	1	3	1	0	0	0	0	0	35	57	3.00	2.333
38 Will Harris, R (7, 1) ERA: 7.41	1.2		5	1	0	0	2	0	0	0	0	0	0	12	17	0.00	0.600
56 Eury De La Rosa, L (9, 1) ERA: 2.52	1.0		3	1	0	0	0	0	0	0	0	0	0	8	11	0.00	1.000

PITCHER	IP	WLS	BF	H	R	ER	SO	BB	IBB	HBP	BLK	WP	HR	S	P	ERA	WHIP

Batter	1	2	3	4	5	6	7	8	9	AB	R	H	RBI	BB	SO	LOB
5 Ender Inciarte, L (1, 8) OBP: 0.298, SLG: 0.337	B SI 88 C SI 90 L CH 84 X CH 83 1-2 G4-3 ①	X CH 84 0-0 2-H 3-H 1B		F SI 90 D CH 85 X CH 84 1-1 2-H 2 S 1B			C SI 84 B SI 84 B SI 84 F SI 85 X SI 86 2-2 G3-1 ①		X FF 93 0-0 F7 ①	5	0	2	3	0	0	0
2 Aaron Hill, R (1, 4) OBP: 0.283, SLG: 0.369	B SL 86 B FF 91 B SI 89 C SI 90 F FF 90 X CH 83 3-2 6 1B 1B	B SI 91 X FF 91 1-0 L6 ③		1 SAFE B SL 85 B SI 91 C SL 84 X SI 92 2-1 G4-3 ③ 1-2			X SI 86 0-0 F8 ②		C FF 95 B FF 95 B SL 86 B FF 96 B FF 95 4-1 6 DI 15 1B BB	4	1	1	0	1	0	2
6 David Peralta, L (1, 9) OBP: 0.323, SLG: 0.463	B FF 90 C FF 91 X CH 84 1-1 1-2 1B		B SI 90 B SI 90 C CH 83 X SL 83 2-1 17 FC5-4 1B		B SI 90 B CH 83 B SI 90 C FF 89 D CH 84 4-1 17 PB 26 G3 BB		B SI 87 F SI 86 S KC 80 C KC 79 1-3 K ③		B FF 94 C FF 96 S FF 95 F FF 97 S CH 88 1-3 K ② 1-2	4	0	2	0	1	2	1
15 Mark Trumbo, R (1, 3) OBP: 0.299, SLG: 0.393	C FF 90 C FF 91 D FF 91 B SI 92 F FF 90 F SI 90 C SL 85 2-3 K ②		X SI 89 0-0 F8 ①	C SI 89 X SL 86 0-1 L9 ①				B SL 86 F SI 93 B SL 88 F SI 93 B SI 94 F SI 94 X SI 95 3-2 26 G4-3 26 WP 17 2B 1B	X FF 95 0-0 2-H 26 DI 1B	5	1	2	1	0	1	4
26 Miguel Montero, L (1, 2) OBP: 0.345, SLG: 0.404	D SI 91 B SI 90 S FF 90 S CH 83 X FF 91 2-2 L9 ③		C SI 90 B SI 89 X CH 83 1-1 F8 ②	S CH 85 X CH 83 0-1 G3 ② 1-2				C SI 94 S SI 94 B FS 85 X SI 93 1-2 G4-3 ① 1-3	C FF 96 F CH 88 S FF 95 0-3 K ③ 1-2	5	0	0	0	0	1	6
17 Alfredo Marte, R (1, 7) OBP: 0.253, SLG: 0.354		B SI 91 B SL 86 H SI 89 3-0 1 1B 5 1B HBP	1 SAFE X SI 90 0-0 FC5-4 ③ 1-2f		B SL 86 C SL 86 C SI 89 X SI 91 1-2 G4-3 ③ 2-3			F SI 94 X SI 94 0-1 1 FC4-6 3-H 2B		3	1	1	1	0	0	2
19 Jake Lamb, L (1, 5) OBP: 0.281, SLG: 0.294		C SI 89 F FF 89 S CH 83 0-3 K ①		B FF 89 B SI 90 B SI 89 C FF 90 F SI 89 B SI 90 4-2 1 FC1-6-4 BB		X SI 89 0-0 F8 ①		F SI 93 B SI 94 F SI 93 D FS 84 B SI 94 F SI 94 B SI 94 4-2 1 FC4-6 BB		2	0	0	0	2	1	1
1 Didi Gregorius, L (1, 6) OBP: 0.293, SLG: 0.376		B SI 90 1 SAFE B CH 84 D SI 90 C FF 90 X SI 89 3-1 35 SH3-4 5 1B 1-3 1B		C SI 90 X CH 83 0-1 FC1-6-4 ① 48 SH2-4 5 1B 1-2f		C SI 90 F CH 84 B CH 85 F CH 83 B FF 90 B CH 83 S CH 84 3-3 K ②		X FC 89 0-0 FC4-6 ② 1-2f 2-3	4	2	1	0	0	1	3
35 Trevor Cahill, R (1, 1) OBP: 0.111, SLG: 0.167 48 Randall Delgado, R (4, 1) 38 Will Harris, R (7, 1) 4 Cliff Pennington, S (8, PH) OBP: 0.355, SLG: 0.392 56 Eury De La Rosa, L (9, 1)		B SI 89 B SI 88 X SI 89 2-0 SH3-4 ② 1-2		L FF 90 L SI 91 X SL 84 0-2 SH2-4 ② 1-2		C SL 85 B SL 85 X SI 89 1-1 P5 ③		C FC 88 S CU 79 1 SAFE X CU 80 0-2 G4-3 ③	0 0 0 0 0 0 0 1 0 0 0 0 0 0 0 0 0 0 0 0 0 1 0 0 0 0 0 2 0 0 0 0 0 0 0						
Inning Stats	R: 0 H: 2 E: 0 LOB: 2 K: 1 BB: 0 S: 16 P: 25	R: 2 H: 2 E: 0 LOB: 1 K: 1 BB: 0 S: 8 P: 17	R: 0 H: 1 E: 0 LOB: 1 K: 0 BB: 0 S: 6 P: 9	R: 1 H: 1 E: 0 LOB: 1 K: 0 BB: 1 S: 11 P: 18	R: 0 H: 0 E: 0 LOB: 1 K: 0 BB: 1 S: 8 P: 13	R: 0 H: 0 E: 0 LOB: 0 K: 1 BB: 0 S: 7 P: 11	R: 0 H: 0 E: 0 LOB: 0 K: 1 BB: 0 S: 7 P: 10	R: 1 H: 2 E: 0 LOB: 2 K: 0 BB: 1 S: 16 P: 24	R: 1 H: 1 E: 0 LOB: 1 K: 2 BB: 1 S: 10 P: 15	1B: 8 SF: 0 2B: 1 SAC: 2 3B: 0 DP: 0 HR: 0 HBP: 1					WP: 1 PA: 41 PB: 1 SB: 1 CS: 0	

PITCHER		IP	WLS	BF	H	R	ER	SO	BB	IBB	HBP	BLK	WP	HR	S	P	ERA	WHIP
55 Roberto Hernandez, R ERA: 3.81	(1, 1)	6.0	W	27	6	3	3	3	2	0	1	0	0	0	56	93	4.50	1.333
56 J.P. Howell, L ERA: 1.27	(7, 1)	1.0		3	0	0	0	1	0	0	0	0	0	0	7	10	0.00	0.000
43 Brandon League, R ERA: 2.6	(8, 1)	0.1		4	2	1	1	0	1	0	0	0	1	0	12	20	27.00	9.000
28 Jamey Wright, R ERA: 3.86	(8, 1)	0.2		2	0	0	0	0	0	0	0	0	0	0	4	4	0.00	0.000
52 Pedro Báez, R ERA: 2.31	(9, 1)	1.0		5	1	1	1	2	1	0	0	0	0	0	10	15	9.00	2.000

PITCHER	IP	WLS	BF	H	R	ER	SO	BB	IBB	HBP	BLK	WP	HR	S	P	ERA	WHIP

BOTTOM

Los Angeles Dodgers @ Arizona Diamondbacks

Chase Field, Phoenix, AZ

Tue Aug 26 2014, 6:41 PM - 10:03 PM MST

Att. 21,758 - Roof Closed - 78 F

livebaseballscorecards.com

AB	34
R	5
H	9
RBI	5
BB	4
SO	6
LOB	21

Batter	1	2	3	4	5	6	7	8	9	AB	R	H	RBI	BB	SO	LOB
9 Dee Strange-Gordon, L (1, 4) OBP: 0.336, SLG: 0.387	B FF 91 B FF 90 C FF 92 S SI 91 B SI 93 C FF 93 3-3 K ①		C FF 90 B SL 88 X FF 89 1-1 66 S 27 2B 1B		X SI 87 0-0 G4-3 ①		X SI 89 0-0 P4 ①		C SI 84 T SI 84 B CH 77 F SI 84 B CH 77 X SI 83 2-2 G4-3 ②	5	1	1	0	0	1	1
66 Yasiel Puig, R (1, 8) OBP: 0.388, SLG: 0.495	B SI 92 C CH 84 B FF 93 S SI 93 B FF 94 B FF 94 4-2 BB		1 SAFE B SL 87 B FF 92 B SL 87 D SI 91 4-0 27 2B 1-2 BB		C SI 91 B CU 76 X SL 87 1-1 G6-3 ②		F FF 90 X SI 89 0-1 G5-3 1-2 ②		S SI 85 C SI 84 B SI 85 X CU 74 1-2 P6 ③	3	1	0	0	2	0	1
27 Matt Kemp, R (1, 9) OBP: 0.342, SLG: 0.467	1 SAFE B SI 92 S SI 92 D CU 78 S CH 84 D SI 93 1 SAFE 1 SAFE F FF 89 3-3 S CH 83 K ②		C CH 83 S SL 88 X FF 92 0-2 1-H 2-H 2B ①		B CU 76 C CH 82 F SL 87 B SL 87 S SL 88 2-3 K ③		B SL 86 B SL 87 B SL 86 B FF 95 4-0 BB			3	0	1	2	1	2	1
13 Hanley Ramirez, R (1, 6) OBP: 0.359, SLG: 0.443 23 Adrián González, L (8, 3) OBP: 0.334, SLG: 0.460	B FF 92 X FF 91 1-0 G5-3 ③		C FF 91 S SL 89 B SL 84 S FF 90 1-3 K ②			X SI 90 0-0 L8 ①	S SI 94 B SI 94 F CH 86 F CH 87 F SI 94 C SL 87 1-3 K ③			4 0	0 0	0 0	0 0	0 0	2 0	3 0
33 Scott Van Slyke, R (1, 7) OBP: 0.377, SLG: 0.517 3 Carl Crawford, L (4, 7) OBP: 0.310, SLG: 0.368		B SI 90 B CH 82 C FF 92 B FF 92 S CH 84 X FF 93 3-2 G4-3 ①	X FF 93 0-0 HR			C SL 84 B SI 89 X SL 87 1-1 17 CS 10 1B 1B		X SI 84 0-0 G4-3 ①		2 2	1 0	1 1	1 0	0 0	0 0	0 0
10 Justin Turner, R (1, 3) OBP: 0.392, SLG: 0.444 (8, 5)		B FF 92 C SL 86 B FF 90 B CH 84 B FF 93 4-1 72 FC6-4 17 1B BB	C SI 92 B SI 92 C CH 83 F FF 90 F SL 87 C SI 93 1-3 K ③			1 SAFE B SI 91 B SL 87 C FF 91 1 SAFE B FF 90 F SL 88 X SI 87 3-2 17 BB 1-2 1B		C SI 85 F CH 77 B CU 73 X CU 72 1-2 17 FC6-4 1B		3	0	2	0	1	1	0
17 A.J. Ellis, R (1, 2) OBP: 0.327, SLG: 0.249		C FF 92 B FF 92 X SL 88 1-1 72 FC6-4 1-2 1B	C FF 88 C FF 89 F SL 86 B SL 86 F SI 92 F SI 94 B SL 86 X CH 83 2-2 72 G4-6-3 1B			2 SAFE B CU 75 B SL 86 C FF 88 B FF 92 B SL 88 4-1 72 FC6-4 1-2 2-3 BB		C SI 84 B SI 84 1 SAFE S SI 84 B SI 84 X SI 85 2-2 FC6-4 1-2f		3	0	2	0	1	0	1
72 Miguel Rojas, R (1, 5) OBP: 0.255, SLG: 0.244 (8, 6)		X FF 89 0-0 FC6-4 1-2f 2-3	B SI 92 B SL 87 C SI 92 1 SAFE X FF 92 2-1 G4-6-3 1-2f			B FF 92 C FF 92 X CH 82 1-1 FC6-4 1-2f		T SI 84 B SI 84 X SI 84 1-1 G5-3		4	0	0	0	0	0	6
22 Clayton Kershaw, L (1, 1) OBP: 0.236, SLG: 0.160 16 Andre Ethier, L (9, PH) OBP: 0.311, SLG: 0.370 74 Kenley Jansen, S (9, 1)		1 SAFE X SL 88 0-0 G3	C FF 90 C FF 92 C FF 94 0-3 K				B SI 89 F FF 90 S SL 77 B SL 79 B FF 90 F SI 89 B SI 89 4-2 66 G5-3 BB		X SI 84 0-0 G3	2 1 0	0 0 0	0 0 0	0 0 0	1 0 0	1 0 0	2 0 0
Inning Stats	R: 0 E: 0 K: 2 S: 10 H: 0 LOB: 1 BB: 1 P: 21	R: 0 E: 0 K: 0 S: 8 H: 1 LOB: 2 BB: 1 P: 16	R: 3 E: 0 K: 2 S: 14 H: 3 LOB: 0 BB: 1 P: 21	R: 0 E: 0 K: 1 S: 11 H: 1 LOB: 0 BB: 0 P: 15	R: 0 E: 0 K: 1 S: 6 H: 0 LOB: 0 BB: 0 P: 9	R: 0 E: 0 K: 0 S: 9 H: 2 LOB: 2 BB: 1 P: 18	R: 0 E: 0 K: 1 S: 11 H: 0 LOB: 2 BB: 2 P: 20	R: 0 E: 0 K: 0 S: 9 H: 1 LOB: 1 BB: 0 P: 13	R: 0 E: 0 K: 0 S: 8 H: 0 LOB: 0 BB: 0 P: 11	1B: 6 2B: 1 3B: 0 HR: 1	SF: 0 SAC: 0 DP: 1 HBP: 0					WP: 0 PB: 0 SB: 1 CS: 1	PA: 38

PITCHER	IP	WLS	BF	H	R	ER	SO	BB	IBB	HBP	BLK	WP	HR	S	P	ERA	WHIP
36 Wade Miley, L (1, 1) ERA: 4.3	6.0	L	26	7	3	3	6	4	0	0	0	0	1	58	100	4.50	1.833
59 Oliver Pérez, L (7, 1) ERA: 1.93	0.2		3	0	0	0	0	1	0	0	0	0	0	6	10	0.00	1.500
50 Evan Marshall, R (7, 1) ERA: 3.13	0.1		2	0	0	0	1	1	0	0	0	0	0	5	10	0.00	3.000
29 Brad Ziegler, R (8, 1) ERA: 3.34	2.0		7	1	0	0	0	0	0	0	0	0	0	17	24	0.00	0.500

PITCHER	IP	WLS	BF	H	R	ER	SO	BB	IBB	HBP	BLK	WP	HR	S	P	ERA	WHIP

TOP

Los Angeles Dodgers @ Arizona Diamondbacks

Chase Field, Phoenix, AZ

Wed Aug 27 2014, 6:41 PM - 9:36 PM MST

Att. 28,394 - Roof Closed - 77 F

livebaseballscorecards.com

AB	32
R	3
H	8
RBI	3
BB	6
SO	7
LOB	15

BOTTOM

Los Angeles Dodgers @ Arizona Diamondbacks
Chase Field, Phoenix, AZ
Wed Aug 27 2014, 6:41 PM - 9:36 PM MST
Att. 28,394 - Roof Closed - 77 F

livebaseballscorecards.com

Batter	1	2	3	4	5	6	7	8	9	AB	R	H	RBI	BB	SO	LOB
5 Ender Inciarte, L (1, 8) OBP: 0.304, SLG: 0.347	B FF 92 B FF 92 B FF 92 B FF 92 4-0 15 S BB		F FF 94 F SL 89 X CU 75 0-2 4 BB 2-3 1B		X FF 92 0-0 3B		C SL 89 F SL 89 S FF 94 0-3 ③ K			3	0	2	0	1	1	0
4 Cliff Pennington, S (1, 5) OBP: 0.352, SLG: 0.383	C FF 93 B FF 93 1 SAFE C SL 88 F FF 93 F SL 88 S CU 74 1-3 ① K		B FF 93 B FF 93 F FF 94 B SL 88 B FF 93 4-1 1-2 BB		C FF 92 F SL 88 B FF 93 S CU 75 1-3 ① K			X FF 91 0-0 ① G4-3		3	0	0	0	1	2	2
2 Aaron Hill, R (1, 4) OBP: 0.280, SLG: 0.365	1 SAFE B FF 93 X FF 93 1-0 ② L7		X FF 94 0-0 ② F4		B FF 92 S SL 88 D SL 89 X SL 87 2-1 ② P6			C FF 92 X CU 72 0-1 ② G5-3		4	0	0	0	0	0	5
15 Mark Trumbo, R (1, 7) OBP: 0.298, SLG: 0.390	F FF 93 S FF 92 1 SAFE B FF 93 D SL 88 S SL 86 2-3 ③ K2-3 1-2		B FF 94 B FF 94 F FF 94 X FF 93 2-1 ③ F7		B FF 94 S SL 87 F FF 93 B FF 94 S CU 74 2-3 ③ K			C FF 92 X SL 87 0-1 1B		4	0	1	0	0	2	5
17 Alfredo Marte, R (1, 9) OBP: 0.253, SLG: 0.360		X FF 92 0-0 ① P3		C FF 92 B SL 85 X SL 85 1-1 31 E 2B		S FF 92 F CU 73 C FF 92 0-3 ①		B FF 92 B FF 93 F FF 92 S FF 93 1 SAFE F CU 74 S CU 74 2-3 ③ K		4	1	1	0	0	2	1
31 Jordan Pacheco, R (1, 3) OBP: 0.270, SLG: 0.313 6 David Peralta, L (9, PH) OBP: 0.322, SLG: 0.462		C FF 92 C CU 74 B CU 75 B SL 88 X SL 87 2-2 ② P6		B FF 93 X FF 93 1-0 E7 2-H 1B		B SL 86 B SL 87 F FF 92 F FF 93 X CU 73 2-2 ② F8			B FC 93 C FC 91 X FC 91 1-1 ① P5	3 1	0 0	1 0	0 0	0 0	0 0	0 0
9 Tuffy Gosewisch, R (1, 2) OBP: 0.250, SLG: 0.309		C FF 93 B CH 88 B CU 75 F SL 87 X CU 73 2-2 ③ G6-3		C SL 87 B FF 93 F FF 92 S SL 89 1-3 ① K		B CH 86 X SL 88 1-0 ③ L5			C FC 91 B FC 94 F FC 93 F FC 95 T FC 93 1-2 ② K	4	0	0	0	0	2	1
1 Didi Gregorius, L (1, 6) OBP: 0.292, SLG: 0.374			C FF 93 S SL 87 B SL 88 B FF 94 B SL 89 X FF 94 3-2 5 1B 36 SH1-4 1B	B FF 93 X FF 93 1-0 ② F9			C SL 87 S SL 88 S SL 90 0-3 ① K2-3		C FC 93 B FC 94 S FC 92 C FC 95 1-3 ③ K	4	0	1	0	0	2	1
36 Wade Miley, L (1, 1) OBP: 0.192, SLG: 0.143 59 Oliver Pérez, L (7, 1) 50 Evan Marshall, R (7, 1) 14 Xavier Paul, L (7, PH) OBP: 0.143, SLG: 0.100 29 Brad Ziegler, R (8, 1)			X FF 93 0-0 ① SH1-4 1-2	C FF 93 F FF 93 D CU 76 F FF 94 X SL 87 1-2 ③ G1-3			F FF 93 S SL 89 F CU 74 S SL 88 0-3 ② K			1 0 0 1 0	0 0 0 0 0	0 0 0 0 0	0 0 0 0 0	0 0 0 1 0	0 0 0 0 0	1 0 0 0 0

	AB	32
	R	1
	H	6
	RBI	0
	BB	2
	SO	12
	LOB	16

Inning Stats	1	2	3	4	5	6	7	8	9	1B: 4	SF: 0	WP: 0	PA: 35
	R: 0 E: 0 K: 2 S: 9 H: 0 LOB: 1 BB: 1 P: 17	R: 0 E: 0 K: 0 S: 7 H: 0 LOB: 0 BB: 0 P: 11	R: 0 E: 0 K: 0 S: 11 H: 2 LOB: 3 BB: 1 P: 20	R: 1 E: 1 K: 1 S: 11 H: 2 LOB: 1 BB: 0 P: 16	R: 0 E: 0 K: 2 S: 9 H: 1 LOB: 1 BB: 0 P: 14	R: 0 E: 0 K: 1 S: 7 H: 0 LOB: 0 BB: 0 P: 10	R: 0 E: 0 K: 3 S: 10 H: 0 LOB: 0 BB: 0 P: 10	R: 0 E: 0 K: 1 S: 9 H: 1 LOB: 1 BB: 0 P: 11	R: 0 E: 0 K: 2 S: 9 H: 0 LOB: 0 BB: 0 P: 12	2B: 1 3B: 1 HR: 0	SAC: 1 DP: 0 HBP: 0	PB: 0 SB: 1 CS: 0	

PITCHER	IP	WLS	BF	H	R	ER	SO	BB	IBB	HBP	BLK	WP	HR	S	P	ERA	WHIP
22 Clayton Kershaw, L (1, 1) ERA: 1.73	8.0	W	32	6	1	0	10	2	0	0	0	0	0	73	109	0.00	1.000
74 Kenley Jansen, R (9, 1) ERA: 2.82	1.0	S	3	0	0	0	2	0	0	0	0	0	0	9	12	0.00	0.000

PITCHER	IP	WLS	BF	H	R	ER	SO	BB	IBB	HBP	BLK	WP	HR	S	P	ERA	WHIP

Colorado Rockies @ Arizona Diamondbacks

Chase Field, Phoenix, AZ

Fri Aug 29 2014, 6:41 PM - 9:34 PM MST

Att. 22,585 - Roof Closed - 78 F

livebaseballscorecards.com

TOP

Batter	1	2	3	4	5	6	7	8	9	AB	R	H	RBI	BB	SO	LOB
19 Charlie Blackmon, L (1, 9) OBP: 0.334, SLG: 0.429	C FC 84 B FC 85 S FC 86 X FC 85 1-2 13 CS 1B			B FC 86 S CH 79 F FC 87 X FC 88 1-2 ① G6-3			C CH 77 B CH 78 F CH 78 X CH 79 1-2 ① P5	B SI 84 X SI 84 1-0 ② SF7 1-2 2-3 3-H		3	0	1	1	0	0	0
13 Drew Stubbs, R (1, 8) OBP: 0.336, SLG: 0.488	1 SAFE C FC 85 1 SAFE B FC 84 S FC 85 D CH 79 F FC 86 B FC 86 F CH 79 3-3 ①② S FC 87 K 1-2			X CH 79 0-0 ② G5-3			C FC 86 X FC 87 0-1 ② 28 2B 1B	F SI 84 C CU 71 B CU 71 X CU 72 1-2 ③ F7		4	1	1	0	0	1	3
33 Justin Morneau, L (1, 3) OBP: 0.354, SLG: 0.491	X FC 86 0-0 ③ G4-3			C FC 87 B FC 87 X FC 88 1-1 ③ G4-3			F SI 88 S FF 91 F SI 91 S SL 81 0-3 ② K		C FF 93 S FF 93 B FF 93 S FF 93 1-3 ① K	4	0	0	0	0	2	1
28 Nolan Arenado, R (1, 5) OBP: 0.340, SLG: 0.504		F FC 84 C FC 85 X FC 86 0-2 ① G4-3			X FC 85 0-0 ① P6		S SL 86 B SI 94 B SI 93 B SL 86 C SL 86 X FF 94 3-2 6 WP 1-H 2B		F FF 94 F SL 87 B SL 89 X SL 88 1-2 ② G6-3	4	0	1	1	0	0	0
6 Corey Dickerson, L (1, 7) OBP: 0.364, SLG: 0.570		B FC 86 B FC 86 S CH 77 B FC 86 C FC 86 F FC 87 F FC 88 X FC 88 3-2 ② G4-3			C FC 86 X FC 86 0-1 ② G6-3		S SI 94 F SI 93 B SI 94 F CH 86 X SI 94 1-2 ③ P4 2-3		S FF 92 C FF 94 S FF 94 0-3 ③ K	4	0	0	0	0	1	1
8 Michael McKenry, R (1, 2) OBP: 0.386, SLG: 0.484		B CU 72 B CU 72 B CH 78 C FC 87 X FC 87 3-1 ③ P6			C FC 86 C FC 87 B FC 87 C FC 87 1-3 ③ K			B SI 84 S SI 85 F SI 84 S CU 73 1-3 ① K		3	0	0	0	0	2	0
14 Josh Rutledge, R (1, 6) OBP: 0.298, SLG: 0.377			F FC 85 X FC 86 0-1 ① F8			B FC 86 C FC 86 F FC 87 F FC 88 B FC 87 B FC 88 F FC 89 S CH 81 3-3 ① K		F SI 84 B SI 84 S SI 85 X SI 86 1-2 1 1B 9 1B 19 SF7 1B		3	1	1	0	0	1	0
9 DJ LeMahieu, R (1, 4) OBP: 0.317, SLG: 0.337			C FC 86 B FC 86 C FC 86 F FC 87 B FC 87 B CH 80 X CH 80 3-2 ② G6-3			B FC 87 F CH 79 B FC 86 F FC 88 C FC 88 2-3 ② K		X SI 84 0-0 19 SF7 1 1B 1-2 1B		3	0	1	0	0	1	0
36 Christian Bergman, R (1, 1) OBP: 0.111, SLG: 0.111 53 Christian Friedrich, R (6, 1) OBP: 0.200, SLG: 0.200 1 Brandon Barnes, R (8, PH) OBP: 0.291, SLG: 0.418 49 Rex Brothers, L (8, 1) 0 Adam Ottavino, S (8, 1)			B FC 86 C FC 86 F FC 87 T CU 75 1-2 ③ K			B FC 87 S FC 87 F FC 87 F FC 89 X FC 88 1-2 ③ G5-3		B SI 85 C SI 85 B SI 85 X SI 84 2-1 19 SF7 1-2 2-3 1B		2 0 1 0 0	0 0 0 0 0	0 0 1 0 0	0 0 0 0 0	0 0 0 0 0	1 0 0 0 0	0 0 0 0 0
Inning Stats	R: 0 H: 1 E: 0 LOB: 0 K: 1 BB: 0 S: 9 P: 13	R: 0 H: 0 E: 0 LOB: 0 K: 0 BB: 0 S: 10 P: 16	R: 0 H: 0 E: 0 LOB: 0 K: 1 BB: 0 S: 9 P: 13	R: 0 H: 0 E: 0 LOB: 0 K: 0 BB: 0 S: 6 P: 8	R: 0 H: 0 E: 0 LOB: 0 K: 1 BB: 0 S: 6 P: 7	R: 0 H: 0 E: 0 LOB: 0 K: 2 BB: 0 S: 12 P: 18	R: 1 H: 2 E: 0 LOB: 1 K: 1 BB: 0 S: 16 P: 21	R: 1 H: 3 E: 0 LOB: 2 K: 1 BB: 0 S: 13 P: 19	R: 0 H: 0 E: 0 LOB: 0 K: 2 BB: 0 S: 9 P: 11	1B: 5 SF: 1 2B: 2 SAC: 0 3B: 0 DP: 1 HR: 0 HBP: 0						

AB	31
R	2
H	6
RBI	2
BB	0
SO	9
LOB	5

WP: 1 PA: 32
PB: 0
SB: 0
CS: 1

PITCHER		IP	WLS	BF	H	R	ER	SO	BB	IBB	HBP	BLK	WP	HR	S	P	ERA	WHIP
55 Josh Collmenter, R ERA: 3.94	(1, 1)	6.1		20	2	1	1	5	0	0	0	0	0	0	57	81	1.42	0.316
59 Oliver Pérez, L ERA: 1.92	(7, 1)	0.1	H	1	0	0	0	1	0	0	0	0	0	0	4	4	0.00	0.000
50 Evan Marshall, R ERA: 3.11	(7, 1)	0.1	B	2	1	0	0	0	0	0	0	0	1	0	7	11	0.00	3.000
29 Brad Ziegler, R ERA: 3.43	(8, 1)	1.0	W	6	3	1	1	1	0	0	0	0	0	0	13	19	9.00	3.000
43 Addison Reed, R ERA: 3.61	(9, 1)	1.0	S	3	0	0	0	2	0	0	0	0	0	0	9	11	0.00	0.000

PITCHER	IP	WLS	BF	H	R	ER	SO	BB	IBB	HBP	BLK	WP	HR	S	P	ERA	WHIP

Batter	1	2	3	4	5	6	7	8	9	AB	R	H	RBI	BB	SO	LOB
5 Ender Inciarte, L (1, 8) OBP: 0.303, SLG: 0.343	B FF 86 X SI 87 1-0 ① F8		C SI 89 F SL 86 B FF 90 X CH 82 1-2 ③ F7		F SL 86 B FF 88 F CH 81 F FF 89 X SI 89 1-2 ③ L7			B FF 93 B FF 94 B FF 94 C FF 95 B FF 95 4-1 6 WP, 4 BB, 15 FC1-2 BB		3	0	0	0	1	0	1
4 Cliff Pennington, S (1, 4) OBP: 0.362, SLG: 0.380	B FF 88 B CH 82 B SI 88 C FF 87 S SI 89 B FF 88 4-2 BB			C FF 86 B FF 89 B CH 81 B FF 89 B CH 80 4-1 26 F8, 6 G4-3 BB		F CH 80 B SL 84 F FF 89 B FF 88 B SI 89 F CH 81 C FF 89 3-3 ① K		B FF 94 B FF 93 1 SAFE D CH 87 C FF 94 B FF 95 4-1 15 FC1-2, 6 WP, 19 HR 1-2 BB		1	1	0	0	3	1	0
6 David Peralta, L (1, 9) OBP: 0.324, SLG: 0.467	B FF 88 C FF 88 B FF 89 X FF 88 2-1 ② F8			C FF 89 B SL 85 X CH 80 1-1 ① G4-3 1-2		B FF 88 F SL 85 B SI 90 F FF 89 X FF 90 2-2 19 WP, 3B		S SL 86 F SL 88 B SL 90 D SL 87 D SL 87 F FF 95 D SL 88 4-2 15 FC1-2, 19 HR 1-2 2-3 BB		3	2	1	0	1	0	2
15 Mark Trumbo, R (1, 3) OBP: 0.302, SLG: 0.387	D SL 85 B FF 88 X SL 85 2-0 ③ F9			F SI 87 B SL 84 B SI 86 B SL 85 S CH 79 2 SAFE F CH 80 B FF 88 4-2 BB		I IN 71 I IN 70 I IN 68 I IN 68 4-0 19 WP, 26 PB, IBB		B ST 82 S ST 82 F FF 97 X ST 83 1-2 ① FC1-2, 19 HR 1-2 2-3 3-Hf		2	1	0	0	2	0	4
26 Miguel Montero, L (1, 2) OBP: 0.344, SLG: 0.401		C FF 88 B FF 88 B CH 81 B FF 89 B SI 88 4-1 19 CS, BB		F FF 88 F FF 89 X CH 82 0-2 ② F8 2-3		S SL 88 S SL 86 T SL 89 0-2 ② K 1-2		F FF 99 S FF 97 F FF 97 F FF 97 B FF 97 S ST 85 1-3 ② K		3	0	0	0	1	2	7
19 Jake Lamb, L (1, 5) OBP: 0.279, SLG: 0.345		B FF 88 F FF 88 B CH 81 B CH 80 S FF 87 S FF 89 3-3 ① ② K 1-2		F FF 89 F FF 89 S FF 89 0-3 ③ K		B SL 88 B FF 95 X FF 94 2-0 ③ G3-1 2-3 3-H		B FF 98 F FF 97 B FF 97 X FF 97 2-1 1-H, 2-H, 3-H HR		4	1	1	4	0	2	4
17 Alfredo Marte, R (1, 7) OBP: 0.242, SLG: 0.344		C CU 75 S SL 86 X SL 85 0-2 ③ L4			F SL 84 B SI 89 S SI 87 F SI 86 B CU 75 X SL 86 2-2 ① L8		B CU 78 S FF 94 S SL 87 S SL 85 1-3 ① K	B ST 82 C ST 82 S ST 83 C FF 97 1-3 ③ K		4	0	0	0	0	2	0
1 Didi Gregorius, L (1, 6) OBP: 0.288, SLG: 0.368			C FF 88 B CH 80 F SI 89 C FF 88 1-3 ① K		F CH 81 F FF 89 B FF 90 S FF 90 1-3 ② K		X FF 94 0-0 ② G1-3			3	0	0	0	0	2	0
55 Josh Collmenter, R (1, 1) OBP: 0.167, SLG: 0.174 59 Oliver Perez, L (7, 1) 50 Evan Marshall, R (7, 1) 31 Jordan Pacheco, R (7, PH) OBP: 0.268, SLG: 0.310 29 Brad Ziegler, R (8, 1) 43 Addison Reed, L (9, 1)			B FF 87 C FF 86 X FF 86 1-1 ② G6-3		C FF 88 F FF 86 X FF 90 0-2 2B		F FF 94 B FF 93 C FF 89 X SL 87 1-2 ③ L8			2 0 0 1 0 0	0 0 0 0 0 0	1 0 0 0 0 0	0 0 0 0 0 0	0 0 0 0 0 0	0 0 0 0 0 0	0 0 0 0 0 0
Inning Stats	R: 0 E: 0 K: 0 S: 6 H: 0 LOB: 1 BB: 1 P: 15	R: 0 E: 0 K: 1 S: 7 H: 0 LOB: 0 BB: 1 P: 14	R: 0 E: 0 K: 1 S: 8 H: 0 LOB: 0 BB: 0 P: 11	R: 0 E: 0 K: 1 S: 12 H: 0 LOB: 2 BB: 2 P: 21	R: 0 E: 0 K: 1 S: 14 H: 1 LOB: 1 BB: 0 P: 18	R: 1 E: 0 K: 2 S: 11 H: 1 LOB: 1 BB: 1 P: 22	R: 0 E: 0 K: 1 S: 7 H: 0 LOB: 0 BB: 0 P: 9	R: 4 E: 0 K: 2 S: 18 H: 1 LOB: 0 BB: 3 P: 35		1B: 0 2B: 2 3B: 1 HR: 1	SF: 0 SAC: 0 DP: 1 HBP: 0			WP: 2 PB: 1 SB: 0 CS: 1	PA: 34	

PITCHER		IP	WLS	BF	H	R	ER	SO	BB	IBB	HBP	BLK	WP	HR	S	P	ERA	WHIP
36 Christian Bergman, R ERA: 5.74	(1, 1)	5.1		22	2	1	1	5	4	1	0	0	0	0	54	95	1.69	1.125
53 Christian Friedrich, L ERA: 7.64	(6, 1)	1.2		5	0	0	0	2	0	0	0	0	1	0	11	15	0.00	0.000
49 Rex Brothers, L ERA: 5.86	(8, 1)	0.0	L	3	0	3	3	0	3	0	0	0	1	0	5	17	∞	∞
0 Adam Ottavino, R ERA: 3.81	(8, 1)	1.0	B	4	1	1	1	2	0	0	0	0	0	1	13	18	9.00	1.000

PITCHER	IP	WLS	BF	H	R	ER	SO	BB	IBB	HBP	BLK	WP	HR	S	P	ERA	WHIP

BOTTOM

Colorado Rockies @ Arizona Diamondbacks

Chase Field, Phoenix, AZ

Fri Aug 29 2014, 6:41 PM - 9:34 PM MST

Att. 22,585 - Roof Closed - 78 F

livebaseballscorecards.com

AB	26
R	5
H	3
RBI	4
BB	8
SO	9
LOB	18

Batter	1	2	3	4	5	6	7	8	9	AB	R	H	RBI	BB	SO	LOB
19 Charlie Blackmon, L (1, 9) OBP: 0.333, SLG: 0.434	C FF 89 S SL 82 B SL 82 F CU 74 B FF 90 S SL 78 2-3 K		C CU 75 X CU 75 0-1 L1			C SL 81 B FF 89 S FF 90 B SL 82 X CU 76 2-2 F8			B FF 92 X FF 92 1-0 HR	4	1	1	1	0	1	0
13 Drew Stubbs, R (1, 8) OBP: 0.332, SLG: 0.482	C FF 89 B SL 79 B CH 83 F FF 88 F FF 90 C CU 73 2-3 K		F CH 81 X SL 80 0-1 P6			C CH 80 F SL 84 B FF 89 B FF 90 S SL 80 2-3 K			B SL 85 C SL 85 B SL 84 S FF 94 B FF 96 X FF 95 3-2 G6-3	4	0	0	0	0	2	0
28 Nolan Arenado, R (1, 5) OBP: 0.339, SLG: 0.501	F SI 90 X SI 87 0-1 1B		C CH 79 F FF 88 F FF 89 F FF 88 X SL 81 0-2 P4				S CH 80 X CH 80 0-1 F8		B SL 86 X FF 95 1-0 F8	4	0	1	0	0	0	0
6 Corey Dickerson, L (1, 7) OBP: 0.362, SLG: 0.565	F SL 79 S FF 89 B FF 89 S FF 89 1-3 K			C SL 81 X SL 80 0-1 G6-3			S FF 89 B FF 90 S FF 88 F FF 90 X SL 80 1-2 F7			3	0	0	0	0	1	1
8 Michael McKenry, R (1, 2) OBP: 0.378, SLG: 0.472		C CU 75 F SL 80 F FF 88 B FF 88 B FF 88 F CU 75 C SI 89 2-3 K		B FF 88 F FF 88 B FF 88 B CH 82 C SL 81 X SI 88 3-2 G5-3			X CH 82 0-0 F7			3	0	0	0	0	1	0
7 Matt McBride, R (1, 3) OBP: 0.313, SLG: 0.667		F FF 88 X CU 74 0-1 HR			X FF 87 0-0 F9			C FF 88 F FF 90 B SL 84 T FF 89 1-2 K		3	1	1	1	0	1	0
14 Josh Rutledge, R (1, 6) OBP: 0.294, SLG: 0.372		C SI 85 F SI 87 B FF 89 X CH 81 1-2 F8			B SI 86 B SI 87 F FF 88 B FF 88 F FF 88 X SL 82 3-2 P4			C SI 88 F SI 89 B SI 89 X FF 90 1-2 L8		3	0	0	0	0	0	0
9 DJ LeMahieu, R (1, 4) OBP: 0.315, SLG: 0.335		B SI 86 S SL 82 F SL 82 F SL 79 B FF 89 B SL 80 F SL 82 C SI 89 3-3 K			F SI 88 C FF 89 B FF 89 F SL 82 X CH 81 1-2 L9			F SI 90 X SL 83 0-1 G5-3		3	0	0	0	0	1	0
46 Tyler Matzek, L (1, 1) OBP: 0.219, SLG: 0.167 51 Brooks Brown, L (8, 1) 53 Christian Friedrich, R (8, 1) OBP: 0.200, SLG: 0.200 0 Adam Ottavino, S (8, 1) 1 Brandon Barnes, R (9, PH) OBP: 0.289, SLG: 0.417 32 LaTroy Hawkins, R (9, 1)			C FF 88 S FF 89 B FF 90 X CU 74 1-2 G5-3			B CH 87 F FF 87 X SL 82 1-1 G4-3			F FF 93 X FF 93 0-1 G6-3	2 0 0 0 1 0	0 0 0 0 0 0	0 0 0 0 0 0	0 0 0 0 0 0	0 0 0 0 0 0	0 0 0 0 0 0	0 0 0 0 0 0
Inning Stats	R: 0 E: 0 K: 3 S: 13 H: 1 LOB: 1 BB: 0 P: 18	R: 1 E: 0 K: 2 S: 15 H: 1 LOB: 0 BB: 0 P: 21	R: 0 E: 0 K: 0 S: 7 H: 0 LOB: 0 BB: 0 P: 8	R: 0 E: 0 K: 0 S: 10 H: 0 LOB: 0 BB: 0 P: 13	R: 0 E: 0 K: 0 S: 8 H: 0 LOB: 0 BB: 0 P: 12	R: 0 E: 0 K: 1 S: 8 H: 0 LOB: 0 BB: 0 P: 13	R: 0 E: 0 K: 0 S: 7 H: 0 LOB: 0 BB: 0 P: 8	R: 0 E: 0 K: 1 S: 8 H: 0 LOB: 0 BB: 0 P: 10	R: 1 E: 0 K: 0 S: 7 H: 1 LOB: 0 BB: 0 P: 12	1B: 1 2B: 0 3B: 0 HR: 2	SF: 0 SAC: 0 DP: 0 HBP: 0					

PITCHER		IP	WLS	BF	H	R	ER	SO	BB	IBB	HBP	BLK	WP	HR	S	P	ERA	WHIP
54 Vidal Nuño, L ERA: 4.46	(1, 1)	8.0	L	26	2	1	1	7	0	0	0	0	0	1	76	103	1.12	0.250
37 Matt Stites, R ERA: 4.91	(9, 1)	1.0		4	1	1	1	0	0	0	0	0	0	1	7	12	9.00	1.000

PITCHER	IP	WLS	BF	H	R	ER	SO	BB	IBB	HBP	BLK	WP	HR	S	P	ERA	WHIP

TOP

Colorado Rockies @ Arizona Diamondbacks

Chase Field, Phoenix, AZ

Sat Aug 30 2014, 5:12 PM - 7:48 PM MST

Att. 27,272 - Roof Closed - 78 F

livebaseballscorecards.com

AB	30
R	2
H	3
RBI	2
BB	0
SO	7
LOB	1

PA: 30

WP: 0
PB: 0
SB: 0
CS: 0

BOTTOM

Colorado Rockies @ Arizona Diamondbacks

Chase Field, Phoenix, AZ

Sat Aug 30 2014, 5:12 PM - 7:48 PM MST

Att. 27,272 - Roof Closed - 78 F

livebaseballscorecards.com

Batter	1	2	3	4	5	6	7	8	9	AB	R	H	RBI	BB	SO	LOB
5 Ender Inciarte, L (1, 8) OBP: 0.302, SLG: 0.342	C FF 91 B FF 90 X FF 89 1-1 ① G3		B SL 83 S FF 92 B FF 93 B SL 82 C FF 92 F FF 93 F FF 94 F SL 84 F FF 93 3-2 ① X SL 84 G3		X FF 92 0-0 ③ G3-4-3			M SL 86 F SL 86 X CU 79 0-2 4 WP 1B		4	0	1	0	0	0	0
4 Cliff Pennington, S (1, 6) OBP: 0.366, SLG: 0.379	C FF 92 B CH 88 F SL 82 F FF 94 B SL 85 B FF 93 B FF 92 4-2 15 S BB		B CH 89 B FF 92 C CH 90 X SL 83 2-1 ② G3			B FF 91 F CH 88 F FF 92 X SL 84 1-2 6 G4-6-3 1B		B FF 93 B SL 86 X SL 85 2-0 E1 1-2		3	0	1	0	1	0	1
6 David Peralta, L (1, 9) OBP: 0.323, SLG: 0.464	B SL 84 X FF 92 1-0 ② F7		C FF 94 X FF 94 0-1 1B			C SL 84 1 SAFE F FF 93 F SL 84 F FF 92 1 SAFE X SL 83 0-2 ①② G4-6-3 1-2f		D SL 86 S FF 92 S SL 86 S SL 86 1-3 ② K		4	0	1	0	0	1	4
15 Mark Trumbo, R (1, 3) OBP: 0.301, SLG: 0.382	B CH 88 B FF 93 D SL 83 B FF 93 4-0 1-2 BB		C SL 83 1 SAFE X FF 92 0-1 ③ F8			C FF 93 B CH 89 B SL 84 B CH 90 C SL 83 S SL 84 3-3 ③ K		X ST 81 0-0 ③ G5-3		3	0	0	0	1	1	3
26 Miguel Montero, L (1, 2) OBP: 0.342, SLG: 0.397	C SL 84 F SL 82 X SL 83 0-2 ③ F8			F FF 91 B SL 83 B SL 82 B FF 92 F FF 92 X SL 83 3-2 ① G4-3			C SL 84 B SL 84 B FF 92 X SL 82 2-1 ① G3		F FF 92 B FF 93 B FF 93 F FF 94 B SL 90 S FF 93 3-3 ① K	4	0	0	0	0	1	2
2 Aaron Hill, R (1, 4) OBP: 0.280, SLG: 0.363		C SL 81 B FF 93 F CH 88 X SL 81 1-2 ① F7		B CH 88 X CH 88 1-0 ② P4			B FF 92 B CH 87 C SL 82 B CH 89 B SL 83 4-1 BB		C FF 92 F SL 88 B FF 93 B FF 94 F FF 94 X FF 95 2-2 ② G4-3	3	0	0	0	1	0	0
19 Jake Lamb, L (1, 5) OBP: 0.277, SLG: 0.328		B FF 92 C SL 82 S FF 93 S SL 85 1-3 ② K		C FF 93 B FF 93 X SL 82 1-1 ③ G4-3			F FF 92 D SL 83 B SL 83 C SL 82 B FF 93 F SL 83 F SL 84 1 SAFE X SL 83 3-2 ② L9		F FF 93 B FF 94 B FF 93 F FF 93 B FF 94 B FF 95 4-2 12 1B BB	3	0	0	0	1	1	1
12 Nolan Reimold, R (1, 7) OBP: 0.297, SLG: 0.411		X FF 92 0-0 1B			C SL 82 B CH 88 B FF 91 S SL 83 S SL 84 2-3 ① K		D SL 84 X CH 88 1-0 ③ G5-3		X FF 95 0-0 1-2 1B	4	0	2	0	0	1	1
54 Vidal Nuño, L (1, 1) OBP: 0.143, SLG: 0.077 31 Jordan Pacheco, R (8, PH) OBP: 0.266, SLG: 0.308 37 Matt Stites, L (9, 1) 1 Didi Gregorius, L (9, PH) OBP: 0.287, SLG: 0.366		B FF 92 1 SAFE F FF 91 F FF 92 S SL 81 1-3 ③ K			C FF 91 X FF 90 0-1 ② G6-3			B SI 95 C SL 89 B SL 88 C SI 94 X SL 84 2-2 ① F7	S FF 94 B FF 94 S FF 95 S FF 94 1-3 ③ K	2 1 0 1	0 0 0 0	0 0 0 0	0 0 0 0	1 0 0 1	1 0 0 2	1 0 0 2
Inning Stats	R: 0 E: 0 K: 0 S: 9 H: 0 LOB: 2 BB: 0 P: 19	R: 0 E: 0 K: 2 S: 10 H: 1 LOB: 1 BB: 0 P: 13	R: 0 E: 0 K: 0 S: 13 H: 1 LOB: 1 BB: 0 P: 18	R: 0 E: 0 K: 0 S: 6 H: 0 LOB: 0 BB: 0 P: 11	R: 0 E: 0 K: 1 S: 6 H: 0 LOB: 0 BB: 0 P: 8	R: 0 E: 0 K: 1 S: 11 H: 1 LOB: 0 BB: 0 P: 15	R: 0 E: 0 K: 0 S: 9 H: 0 LOB: 1 BB: 1 P: 19	R: 0 E: 1 K: 1 S: 11 H: 1 LOB: 2 BB: 0 P: 16	R: 0 E: 0 K: 2 S: 13 H: 1 LOB: 2 BB: 1 P: 23	1B: 5 2B: 0 3B: 0 HR: 0	SF: 0 SAC: 0 DP: 1 HBP: 0			WP: 1 PB: 0 SB: 1 CS: 0	PA: 36		

PITCHER	IP	WLS	BF	H	R	ER	SO	BB	IBB	HBP	BLK	WP	HR	S	P	ERA	WHIP
46 Tyler Matzek, L (1, 1) ERA: 4.75	7.0	W	26	3	0	0	4	3	0	0	0	0	0	64	103	0.00	0.857
51 Brooks Brown, R (8, 1) ERA: 4.08	0.1	H	1	0	0	0	0	0	0	0	0	0	0	3	5	0.00	0.000
53 Christian Friedrich, L (8, 1) ERA: 7.5	0.1	H	3	1	0	0	1	0	0	0	0	1	0	7	10	0.00	3.000
0 Adam Ottavino, R (8, 1) ERA: 3.79	0.1	H	1	0	0	0	0	0	0	0	0	0	0	1	1	0.00	0.000
32 LaTroy Hawkins, R (9, 1) ERA: 2.68	1.0	S	5	1	0	0	2	1	0	0	0	0	0	13	23	0.00	2.000

PITCHER	IP	WLS	BF	H	R	ER	SO	BB	IBB	HBP	BLK	WP	HR	S	P	ERA	WHIP

AB	32
R	0
H	5
RBI	0
BB	4
SO	7
LOB	15

Colorado Rockies @ Arizona Diamondbacks

Chase Field, Phoenix, AZ

Sun Aug 31 2014, 1:12 PM - 4:14 PM MST

Att. 22,948 - Roof Closed - 75 F

livebaseballscorecards.com

TOP

Batter	1	2	3	4	5	6	7	8	9	AB	R	H	RBI	BB	SO	LOB
19 Charlie Blackmon, L (1, 8) OBP: 0.335, SLG: 0.440	B FF 91 S CH 81 F FF 92 F SI 93 X FF 94 1-2 ① L6			B CU 78 X CH 80 1-0 ① HR	F FF 93 X FF 94 0-1 ③ P4			C FF 93 X FC 92 0-1 1B		4	1	2	1	0	0	2
9 DJ LeMahieu, R (1, 4) OBP: 0.312, SLG: 0.332	B FF 93 B FF 93 C FF 92 F CH 83 C FF 93 2-3 ② K			B FF 91 F FF 90 F SI 92 X SI 92 1-2 ① F9		X CU 77 0-0 ① G5-3		B FF 92 C FF 92 F FC 92 D CU 80 X FF 92 2-2 ② F8		4	0	0	0	0	1	1
33 Justin Morneau, L (1, 3) OBP: 0.353, SLG: 0.488 37 Nick Masset, R (8, 1)	C SI 92 B FF 93 X CH 82 1-1 ③ G3-1			F SI 92 B CU 78 X SI 92 1-1 1B		B FF 91 S CH 81 F CH 81 F FF 92 B CH 81 X CH 81 2-2 ② F9		B FC 92 C FF 93 F FF 92 F CU 80 S FC 92 1-3 ③ K		4 0	0 0	1 0	0 0	0 0	1 0	1 0
28 Nolan Arenado, R (1, 5) OBP: 0.338, SLG: 0.499		B FF 91 B FF 91 X CH 82 2-0 ① P6		C CU 78 B CU 79 F FF 91 D CH 82 F CH 83 T FF 93 2-2 ② K		X FF 91 0-0 6 WP 1B			B FF 95 B SL 86 X FF 96 2-0 ① F8	4	0	1	0	0	1	1
6 Corey Dickerson, L (1, 7) OBP: 0.360, SLG: 0.560		C CU 77 B FF 92 B FF 93 B CH 82 F SI 91 S FF 93 3-3 ② K		C SI 92 T SI 92 S CU 79 0-3 ③ K		C CU 78 F FF 91 B SI 91 B CU 78 B CH 83 X CH 82 3-2 ③ F7 1-2			B FF 96 S FF 96 B FF 96 B FF 96 C FF 96 F FF 97 B FF 97 4-2 1 2B 23 SF8 BB	3	1	0	0	1	2	2
1 Brandon Barnes, R (1, 9) OBP: 0.289, SLG: 0.418		S FF 92 B FF 93 S CU 79 F SI 92 S FF 94 1-3 ③ K			X FF 91 0-0 ① G6-3		C SI 93 F SL 84 B FF 94 B SI 94 X SI 93 2-2 ① G5-3		X SL 88 0-0 1-3 2B	4	0	1	0	0	1	0
23 Charlie Culberson, R (1, 6) OBP: 0.256, SLG: 0.301		C FF 91 C SI 92 S CU 79 0-3 ① K			C FF 92 B CU 78 B FF 93 B FF 92 F FF 92 X FF 93 3-2 15 1B 1B		S SL 85 B SI 94 S SL 85 X SL 85 1-2 ② P6		D SL 86 B FF 97 C FF 96 B FF 97 X FF 97 3-1 ② SF8 3-H	3	0	1	1	0	1	0
15 Jackson Williams, R (1, 2) OBP: 0.429, SLG: 0.333		C FF 92 B CU 78 B FF 93 F FF 93 F SI 92 B CU 80 F FF 92 S FF 93 3-3 ② K			F CU 78 X SI 91 0-1 29 SH1-4 1B 1-3		B SL 85 B SL 86 C FF 93 C SI 94 B SL 87 S SI 92 3-3 ③ K		B SL 87 X FF 97 1-0 ③ G4-3	4	0	1	0	0	2	1
29 Jorge De La Rosa, L (1, 1) OBP: 0.157, SLG: 0.140 34 Matt Belisle, R (7, 1) 7 Matt McBride, R (8, PH) OBP: 0.294, SLG: 0.625 (8, 3)		C FF 92 F FF 92 S FF 93 0-3 ③ K		B CU 78 X SI 91 1-0 ② SH1-4 1-2			B FC 91 C FC 91 B FC 92 T FF 92 F FC 92 B FF 93 F FF 93 S FC 92 3-3 ① K			1 0 1	0 0 0	0 0 0	0 0 0	0 0 0	1 0 1	0 0 0

Inning Stats																																			
	R: 0 E: 0 K: 1 S: 9	H: 0 LOB: 0 BB: 0 P: 13		R: 0 E: 0 K: 2 S: 8	H: 0 LOB: 0 BB: 0 P: 14		R: 0 E: 0 K: 3 S: 11	H: 0 LOB: 0 BB: 0 P: 14		R: 1 E: 0 K: 2 S: 13	H: 2 LOB: 1 BB: 0 P: 18		R: 0 E: 0 K: 0 S: 9	H: 2 LOB: 2 BB: 0 P: 13		R: 0 E: 0 K: 0 S: 9	H: 1 LOB: 1 BB: 0 P: 14		R: 0 E: 0 K: 1 S: 9	H: 0 LOB: 0 BB: 0 P: 15		R: 0 E: 0 K: 2 S: 15	H: 1 LOB: 1 BB: 0 P: 21		R: 1 E: 0 K: 0 S: 8	H: 1 LOB: 1 BB: 1 P: 18		1B: 5 2B: 1 3B: 0 HR: 1	SF: 1 SAC: 1 DP: 0 HBP: 0		WP: 1 PB: 0 SB: 0 CS: 0	PA: 35

PITCHER		IP	WLS	BF	H	R	ER	SO	BB	IBB	HBP	BLK	WP	HR	S	P	ERA	WHIP
57 Chase Anderson, R ERA: 3.75	(1, 1)	6.0	W	23	5	1	1	8	0	0	0	0	1	1	59	86	1.50	0.833
50 Evan Marshall, R ERA: 3.03	(7, 1)	1.0	H	3	0	0	0	1	0	0	0	0	0	0	9	15	0.00	0.000
38 Will Harris, R ERA: 7.0	(8, 1)	1.0		4	1	0	0	2	0	0	0	0	0	0	15	21	0.00	1.000
37 Matt Stites, R ERA: 5.06	(9, 1)	1.0		5	1	1	1	0	1	0	0	0	0	0	8	18	9.00	2.000

PITCHER	IP	WLS	BF	H	R	ER	SO	BB	IBB	HBP	BLK	WP	HR	S	P	ERA	WHIP

AB	32
R	2
H	7
RBI	2
BB	1
SO	11
LOB	8

Colorado Rockies @ Arizona Diamondbacks

Chase Field, Phoenix, AZ

Sun Aug 31 2014, 1:12 PM - 4:14 PM MST

Att. 22,948 - Roof Closed - 75 F

livebaseballscorecards.com

BOTTOM

Batter	1	2	3	4	5	6	7	8	9	AB	R	H	RBI	BB	SO	LOB
5 Ender Inciarte, L (1, 8) OBP: 0.307, SLG: 0.344	C FF 90 B FF 92 B FF 92 B FF 91 B FF 91 4-1 4 WP 4 S 2 1B BB		C FF 92 B FC 86 S FS 82 B FC 86 X FS 83 2-2 ① G3		B FF 91 F FF 91 B FC 86 C FF 92 X FS 83 2-2 4 SH5-3 1B		F CH 87 F FF 88 B SL 87 X FF 89 1-2 4 G4-3 2 E 1B	B FF 92 D SI 94 C SI 94 S CU 78 S CU 80 2-3 ③ K		4	2	2	0	1	1	1
4 Cliff Pennington, S (1, 5) OBP: 0.359, SLG: 0.370	F FF 91 B FS 82 S FF 93 B FC 88 S FS 83 2-3 ① K 1-3		C CU 74 S FS 82 S FF 93 0-3 ② K		B FF 92 C FF 91 1 SAFE X FS 82 1-1 ① SH5-3 1-2		1 SAFE 1 SAFE B FF 88 B FF 88 1 SAFE X SL 87 2-0 ① G4-3 1-2			3	0	0	0	0	2	2
2 Aaron Hill, R (1, 4) OBP: 0.284, SLG: 0.373	F FF 93 F FF 93 X FS 84 0-2 15 1B 3-H 1B		B FS 83 B FS 83 C FS 81 X FF 93 2-1 31 1B 3B		X FS 81 0-0 ② F8		X FF 91 0-0 E6 15 1B 2-H 2B			4	2	3	2	0	0	1
15 Mark Trumbo, R (1, 7) OBP: 0.308, SLG: 0.385	B FF 92 1 SAFE D FC 88 S FF 93 X FS 82 2-1 1-2 1B		C FC 88 F FF 93 B FF 93 B FF 93 B FF 93 F FF 93 D CU 78 4-2 31 1B BB		B FF 91 C FF 92 S FC 87 F FF 92 D FC 88 B FC 88 X FS 85 3-2 ③ L6		S FF 89 F SL 88 X FC 89 0-2 31 G4-3 3-H 1B			3	0	2	1	1	0	1
31 Jordan Pacheco, R (1, 3) OBP: 0.266, SLG: 0.306	C FF 93 B FC 88 X FF 93 1-1 ② F9		D FS 83 X FF 94 1-0 1-2 3-H 1B			C FF 91 X FC 84 0-1 ① G4-3	C SL 85 T SL 87 X SL 87 0-2 ② G4-3 1-2			4	0	1	1	0	0	3
6 David Peralta, L (1, 9) OBP: 0.322, SLG: 0.461	S FC 86 X FF 91 0-1 ③ F7		B FC 87 C FF 93 F FS 84 2 SAFE X FF 93 1-2 ③ G4-3			S FC 82 X FF 90 0-1 9 G4-6-3 1B	B FF 89 F SL 88 C SL 84 X FF 90 1-2 ③ P6			4	0	1	0	0	0	5
9 Tuffy Gosewisch, R (1, 2) OBP: 0.240, SLG: 0.297		C CU 71 F FF 92 S FC 84 0-3 ① K		C FF 91 F FS 82 B FC 84 X FC 85 1-2 ① G5-3		C FC 85 B FF 90 1 SAFE B FS 81 X FC 86 2-1 ②③ G4-6-3 1-2f		S SI 91 B CU 79 B SI 92 X FF 92 2-1 ① F9		4	0	0	0	0	1	1
1 Didi Gregorius, L (1, 6) OBP: 0.291, SLG: 0.371		C FC 84 C FC 86 B FC 83 B FC 85 B FS 84 S FS 84 3-3 ② K		B CU 72 B FS 82 C FF 92 X FS 82 2-1 ② G3			B FC 83 F FS 80 B FC 83 S FF 91 B FC 83 B FF 92 4-2 12 HR BB	X SI 93 0-0 2B		3	1	1	0	1	1	0
57 Chase Anderson, R (1, 1) OBP: 0.065, SLG: 0.033 50 Evan Marshall, R (7, 1) 12 Nolan Reimold, R (7, PH) OBP: 0.308, SLG: 0.474 38 Will Harris, R (8, 1) 17 Alfredo Marte, R (8, PH) OBP: 0.240, SLG: 0.341 37 Matt Stites, L (9, 1)		C FF 91 F FF 92 S CU 76 0-3 ③ K		B FF 92 X FF 92 1-0 ③ G4-3			B FC 86 F FC 86 F FC 87 B FC 86 F FS 82 B FS 83 X FS 84 3-2 1-H HR	X FC 92 0-0 ② P4		2 0 0 1 0 0 1 0	0 0 1 0 0 0 0 0	0 0 1 0 0 0 0 0	0 0 1 2 0 0 0 0	1 0 0 0 0 0 0 0	0 0 0 0 0 0 1 0	0 0 0 0 0 0 1 0
Inning Stats	R: 1 E: 0 K: 1 S: 13 H: 2 LOB: 2 BB: 1 P: 22	R: 0 E: 0 K: 3 S: 9 H: 0 LOB: 0 BB: 0 P: 12	R: 1 E: 0 K: 1 S: 15 H: 2 LOB: 2 BB: 1 P: 25	R: 0 E: 0 K: 0 S: 6 H: 0 LOB: 0 BB: 0 P: 10	R: 0 E: 0 K: 0 S: 10 H: 1 LOB: 1 BB: 0 P: 16	R: 0 E: 0 K: 0 S: 6 H: 1 LOB: 0 BB: 0 P: 8	R: 4 E: 1 K: 0 S: 20 H: 4 LOB: 1 BB: 1 P: 31	R: 0 E: 0 K: 1 S: 7 H: 1 LOB: 1 BB: 0 P: 11		1B: 7 2B: 2 3B: 1 HR: 1 SF: 0 SAC: 1 DP: 1 HBP: 0						

PITCHER		IP	WLS	BF	H	R	ER	SO	BB	IBB	HBP	BLK	WP	HR	S	P	ERA	WHIP
29 Jorge De La Rosa, L ERA: 4.26	(1, 1)	6.0	L	27	7	4	4	5	3	0	0	0	1	1	65	106	6.00	1.667
34 Matt Belisle, R ERA: 4.78	(7, 1)	1.0		6	3	2	2	0	0	0	0	0	0	0	14	18	18.00	3.000
37 Nick Masset, R ERA: 5.68	(8, 1)	1.0		4	1	0	0	1	0	0	0	0	0	0	7	11	0.00	1.000

PITCHER	IP	WLS	BF	H	R	ER	SO	BB	IBB	HBP	BLK	WP	HR	S	P	ERA	WHIP

AB	33
R	6
H	11
RBI	6
BB	3
SO	6
LOB	15

WP: 1 PA: 37
PB: 0
SB: 1
CS: 0

Arizona Diamondbacks @ San Diego Padres

Petco Park, San Diego, CA

Mon Sep 01 2014, 1:12 PM - 4:14 PM PDT

Att. 18,564 - Sunny - 74 F

livebaseballscorecards.com

TOP

Batter	1	2	3	4	5	6	7	8	9	AB	R	H	RBI	BB	SO	LOB
5 Ender Inciarte, L (1, 8) OBP: 0.309, SLG: 0.346	C SI 94 S SL 87 B SI 96 B SL 88 X SI 95 2-2 15 FC5-4 2 S 1B		C SL 87 B SI 92 S SI 96 X SL 88 1-2 ② G3-1		C SL 87 X SI 95 0-1 1-2 1B		X SL 86 0-0 ② G5-3			4	0	2	0	0	0	0
2 Aaron Hill, R (1, 4) OBP: 0.282, SLG: 0.370	1 SAFE D SL 88 1 SAFE B FF 94 1 SAFE C FF 93 X SL 88 2-1 ① P4 1-2		B FF 95 B FF 95 C SL 88 S SL 89 X SL 87 2-2 ③ G5-3		C SL 88 B SL 89 F SL 87 X SL 87 1-2 ③ G5-3		B SL 87 F SL 86 B SL 87 B FF 90 C FF 89 F FF 89 S FF 90 3-3 ③ K			4	0	0	0	0	1	3
6 David Peralta, L (1, 9) OBP: 0.325, SLG: 0.460	B SI 95 B FF 95 B SL 88 C FF 96 F SI 95 D SI 94 4-2 15 FC5-4 BB			L SI 93 S SL 87 B SL 87 B SI 94 S SL 86 2-3 ① K		B SL 85 B SI 94 C SL 86 B SL 87 X FF 94 3-1 15 1B 26 1B 1B		C FF 92 X FF 92 0-1 ① L8		3	1	1	0	1	1	0
15 Mark Trumbo, R (1, 3) OBP: 0.307, SLG: 0.383	B SL 89 S FF 96 F FF 96 B SL 89 X SL 88 2-2 ② FC5-4 1-2f 2-3			F FF 96 X SI 94 0-1 ② F8		C SL 86 D SL 89 X SI 93 1-1 26 1B 1-3 1B		C FF 92 B FF 92 X FF 92 1-1 ② P5		4	0	1	0	0	0	2
26 Miguel Montero, L (1, 2) OBP: 0.343, SLG: 0.398	C SL 87 F SL 88 B FF 96 F FF 95 X SL 87 1-2 ③ P6			B SI 96 B SI 94 X SL 86 2-0 1B		B SI 94 C SL 86 X SL 88 1-1 1-3 3-H 1B		X 0-0 ③ F7		4	0	2	1	0	0	2
19 Jake Lamb, L (1, 5) OBP: 0.261, SLG: 0.306		F SI 94 C SI 94 S SL 86 0-3 ① K		C FF 95 B FF 96 B FF 94 S SI 96 B SI 95 S SL 89 3-3 ③ K		F SI 93 B SI 94 B SI 94 B SL 88 C SL 86 S SL 87 3-3 ① K			C FF 93 B CU 78 S FF 92 S FF 93 1-3 ① K	4	0	0	0	0	4	3
12 Nolan Reimold, R (1, 7) OBP: 0.290, SLG: 0.443		C SL 85 F SI 95 S SI 96 0-3 ② K			B SI 93 C SL 86 S SI 94 C SL 88 1-3 ① K	B SL 87 B SL 88 B SI 95 S SL 86 C SL 87 C SL 87 3-3 ② K			C SL 83 B SL 83 F SL 83 S FF 92 1-3 ② K	4	0	0	0	0	4	2
1 Didi Gregorius, L (1, 6) OBP: 0.286, SLG: 0.363		B SI 96 X SI 94 1-0 ③ G4-3			B SI 94 C SI 89 B SI 95 C FF 94 F SL 87 X FF 94 2-2 ② G1-3	C SI 94 S SL 87 F SL 86 S SL 88 0-3 ③ K			C CU 78 B CU 78 C CU 78 B FF 92 S FF 94 2-3 ③ K	4	0	0	0	0	2	2
35 Trevor Cahill, R (1, 1) OBP: 0.150, SLG: 0.158 56 Eury De La Rosa, L (5, 1) 31 Jordan Pacheco, R (7, PH) OBP: 0.264, SLG: 0.304 59 Oliver Pérez, L (7, 1) 38 Will Harris, R (8, 1)			B FF 94 F FF 92 S SL 87 X SL 88 1-2 ① G6-3		B FF 93 C FF 94 C FF 94 F FF 95 B FF 94 B SL 88 F FF 95 F FF 94 F SL 87 4-2 B SI 94 5 1B BB		C FF 89 S FF 89 C FF 89 0-3 ① K			1 0 0 1 0 0	0 0 0 0 0 0	0 0 0 0 0 0	0 0 0 0 0 0	1 0 1 0 0 0	0 0 0 0 0 0	0 0 0 0 0 0
Inning Stats	R: 0 E: 0 K: 0 S: 14 H: 1 LOB: 2 BB: 1 P: 25	R: 0 E: 0 K: 2 S: 7 H: 0 LOB: 0 BB: 0 P: 8	R: 0 E: 0 K: 0 S: 9 H: 0 LOB: 0 BB: 0 P: 13	R: 0 E: 0 K: 2 S: 9 H: 1 LOB: 1 BB: 0 P: 16	R: 0 E: 0 K: 1 S: 18 H: 1 LOB: 2 BB: 1 P: 26	R: 1 E: 0 K: 3 S: 16 H: 3 LOB: 2 BB: 0 P: 27	R: 0 E: 0 K: 2 S: 8 H: 0 LOB: 0 BB: 0 P: 11	R: 0 E: 0 K: 0 S: 5 H: 0 LOB: 0 BB: 0 P: 6	R: 0 E: 0 K: 3 S: 9 H: 0 LOB: 0 BB: 0 P: 13	1B: 6 2B: 0 3B: 0 HR: 0	SF: 0 SAC: 0 DP: 0 HBP: 0			WP: 0 PB: 0 SB: 1 CS: 0	PA: 35		

	AB	33
	R	1
	H	6
	RBI	1
	BB	2
	SO	13
	LOB	14

PITCHER		IP	WLS	BF	H	R	ER	SO	BB	IBB	HBP	BLK	WP	HR	S	P	ERA	WHIP
38 Tyson Ross, R ERA: 2.6	(1, 1)	6.0	W	26	6	1	1	8	2	0	0	0	0	0	73	115	1.50	1.333
50 Nick Vincent, R ERA: 3.35	(7, 1)	1.0	H	3	0	0	0	2	0	0	0	0	0	0	8	11	0.00	0.000
33 Dale Thayer, R ERA: 2.17	(8, 1)	1.0	H	3	0	0	0	0	0	0	0	0	0	0	5	6	0.00	0.000
59 Kevin Quackenbush, R ERA: 2.64	(9, 1)	1.0	S	3	0	0	0	3	0	0	0	0	0	0	9	13	0.00	0.000

PITCHER	IP	WLS	BF	H	R	ER	SO	BB	IBB	HBP	BLK	WP	HR	S	P	ERA	WHIP

Batter	1	2	3	4	5	6	7	8	9	AB	R	H	RBI	BB	SO	LOB
16 Abraham Almonte, S (1, 8) OBP: 0.282, SLG: 0.341	C SI 88 B SI 89 S CH 82 B CH 81 B SI 90 S CH 84 3-3 **K** ①		B SI 87 B SI 89 C SI 88 B SI 88 B SI 91 4-1 8 F8, 12 BB, **BB**	S CH 82 S CH 81 D CH 80 D CH 82 B SL 84 B FF 92 4-2 5 1B, 1-2 **BB**	C SL 83 B CH 77 B CH 79 X SL 85 2-1 **P2** ③			C X 0-1 12 G4-3, 5 SH1-3, **1B**		3	0	1	0	2	1	2
5 Alexi Amarista, L (1, 6) OBP: 0.294, SLG: 0.311	C SI 90 B SI 88 B SI 91 B SI 90 X SI 90 3-1 **G3** ②		1 SAFE B SI 91 C FF 93 X FF 93 1-1 **P5** ①	B FF 93 C SI 93 F FF 93 B FF 93 X CH 84 2-2 1-2, 2-3, 3-H, **1B**		C SL 83 L SI 90 C SI 90 0-3 **K** ①		X 0-0 **SH1-3** ① 1-2		4	0	1	1	0	1	1
12 Seth Smith, L (1, 7) OBP: 0.382, SLG: 0.467	B SI 88 C KC 77 B CH 84 B SI 90 B SI 91 4-1 8 1B, **BB**		B CH 81 B CH 84 B SI 91 B SI 90 4-0 1-2, **BB**	C CH 82 B CH 83 F SI 91 S KC 79 1-3 **K** ③		C SL 86 B SL 86 C CU 73 X SL 87 1-2 **G6-3** ②		C B D CU 80 D CH 84 S FC 92 X FC 92 3-2 **G4-3** ② 2-3		3	0	0	0	2	1	4
8 Yasmani Grandal, S (1, 3) OBP: 0.306, SLG: 0.370	S SI 90 F SI 91 X CH 83 0-2 9 FC5-4, 1-3, **1B**		X CH 84 0-0 **F8** ② 2-3		C CH 81 B SI 89 X SI 86 1-1 9 2B, 15 1B, **1B**	C CH 79 C CU 71 X FF 90 0-2 **F9** ③		C CH 83 C FC 93 S FC 92 0-3 **K** ③		5	1	2	0	0	1	3
9 Jedd Gyorko, R (1, 4) OBP: 0.257, SLG: 0.325	X SI 92 0-0 **FC5-4** ③ 1-2f		B SI 92 S CH 83 F SI 92 S CH 83 1-3 **K** ③		L SI 90 X SI 92 0-1 15 1B, 1-3, **2B**		C SL 79 B FF 92 B SI 91 C SL 80 X SL 79 2-2 24 BLK, 25 SH2-3, **1B**			4	1	2	0	0	1	4
25 Will Venable, L (1, 9) OBP: 0.282, SLG: 0.319		B SI 87 C FF 92 X FF 92 1-1 **F8** ①		C CH 82 F FF 91 B FF 90 X SI 89 1-2 15 F8, 44 S, 5 1B, **1B**	C SL 84 B SL 84 S SL 84 S SI 85 1-3 **K** ①		B X 1-0 **SH2-3** ① 1-2			3	1	1	0	0	1	2
44 René Rivera, R (1, 2) OBP: 0.325, SLG: 0.440		C SI 91 B KC 79 S KC 78 B SI 93 B SI 92 B SI 92 4-2 15 FC6-4, **BB**		B KC 79 S KC 77 1 SAFE D SI 91 B SI 90 C SI 90 D CH 82 4-2 5 1B, 16 BB, 1-2, **BB**	I IN 78 I IN 78 I IN 78 I IN 77 4-0 15 1B, **IBB**		I IN 67 I IN 73 I IN 75 I IN 75 4-0 24 BLK, **IBB**			0	0	0	0	4	0	0
15 Cory Spangenberg, L (1, 5) OBP: 0.250, SLG: 0.250		C SI 90 X SI 91 0-1 **FC6-4** ② 1-2f		B SI 90 B CH 82 X SI 91 2-0 **F8** ① 2-3	F SL 84 C SI 90 B SL 86 X CU 73 1-2 1-2, 2-H, 3-H, **1B**		S SL 81 F SL 80 B SL 80 S FF 92 1-3 **K** ②			4	0	1	2	0	1	5
38 Tyson Ross, R (1, 1) OBP: 0.224, SLG: 0.204 50 Nick Vincent, R (7, 1) 24 Cameron Maybin, R (7, PH) OBP: 0.281, SLG: 0.354 33 Dale Thayer, R (8, 1) 59 Kevin Quackenbush, R (9, 1)		B SI 93 B SI 91 F SI 91 C SI 91 F SI 91 F KC 76 F KC 79 F SI 93 S SL 84 2-3 **K** ③		L SI 90 C KC 77 C KC 77 0-3 **K** ②	B FF 89 2 SAFE L FF 88 F CU 72 C CU 73 1-3 **K** ②		F FF 92 X SI 93 0-1 **G4-3** ③ 1-2 2-3			3 0 1 0 0	0 0 0 0 0	0 0 0 0 0	0 0 0 0 0	3 0 0 0 0	5 0 2 0 0	
Inning Stats	R: 0 E: 0 K: 1 S: 10 H: 1 LOB: 2 BB: 1 P: 20	R: 0 E: 0 K: 1 S: 13 H: 0 LOB: 1 BB: 1 P: 20	R: 0 E: 0 K: 1 S: 7 H: 0 LOB: 2 BB: 2 P: 17	R: 1 E: 0 K: 2 S: 17 H: 2 LOB: 3 BB: 2 P: 31	R: 2 E: 0 K: 2 S: 15 H: 3 LOB: 2 BB: 1 P: 25	R: 0 E: 0 K: 1 S: 9 H: 0 LOB: 0 BB: 0 P: 10	R: 0 E: 0 K: 1 S: 9 H: 1 LOB: 2 BB: 1 P: 17	R: 0 E: 0 K: 1 S: 9 H: 1 LOB: 1 BB: 0 P: 12		1B: 7 2B: 1 3B: 0 HR: 0 SF: 0 SAC: 2 DP: 0 HBP: 0			WP: 0 PB: 0 SB: 1 CS: 0 PA: 40			

PITCHER		IP	WLS	BF	H	R	ER	SO	BB	IBB	HBP	BLK	WP	HR	S	P	ERA	WHIP
35 Trevor Cahill, R ERA: 5.26	(1, 1)	4.0	L	23	5	3	3	5	6	0	0	0	0	0	51	93	6.75	2.750
56 Eury De La Rosa, L ERA: 2.33	(5, 1)	2.0		8	1	0	0	3	0	1	0	0	0	0	20	30	0.00	0.500
59 Oliver Pérez, L ERA: 1.88	(7, 1)	1.0		5	1	0	0	1	0	1	0	1	0	0	9	17	0.00	1.000
38 Will Harris, R ERA: 6.63	(8, 1)	1.0		4	1	0	0	1	0	0	0	0	0	0	9	12	0.00	1.000

PITCHER	IP	WLS	BF	H	R	ER	SO	BB	IBB	HBP	BLK	WP	HR	S	P	ERA	WHIP

BOTTOM

Arizona Diamondbacks @ San Diego Padres

Petco Park, San Diego, CA

Mon Sep 01 2014, 1:12 PM - 4:14 PM PDT

Att. 18,564 - Sunny - 74 F

livebaseballscorecards.com

AB	30
R	3
H	8
RBI	3
BB	8
SO	10
LOB	28

Batter	1	2	3	4	5	6	7	8	9	AB	R	H	RBI	BB	SO	LOB
5 Ender Inciarte, L (1, 7) OBP: 0.306, SLG: 0.342	C FC 88 F SI 90 F EP 70 X CH 78 0-2 ① G3		C EP 68 X CH 76 0-1 ③ B1-3		X CH 75 0-0 ③ L8			C SL 88 X SL 87 0-1 ③ G4-3		4	0	0	0	0	0	0
4 Cliff Pennington, S (1, 4) OBP: 0.356, SLG: 0.367	C FC 90 B CH 74 B SL 85 S FC 89 X FF 90 2-2 ② G4-3			B SI 87 C SL 88 S SI 88 X EP 70 1-2 6 1B 26 1B 1B		C SL 88 F EP 69 F CH 76 X FC 90 0-2 ① G6-3			C CU 74 F FF 91 F FF 92 S FF 91 0-3 ① K	4	1	1	0	0	1	0
6 David Peralta, L (1, 9) OBP: 0.327, SLG: 0.460	B FC 90 B SL 85 C FC 88 F SL 86 X CH 76 2-2 E3 15 CS			C SI 89 S CH 74 B SI 91 F SL 87 B SI 90 1 SAFE F CH 76 B SL 86 F CH 75 3-2 X FC 90 11 FC6-4 26 1B 1-3 1B		B SL 85 B CH 75 F SL 85 X SL 85 2-1 ② G6-3			B CU 77 C CU 75 S FF 92 X CU 78 1-2 15 G1-3 1B	4	0	2	0	0	0	0
15 Mark Trumbo, R (1, 3) OBP: 0.306, SLG: 0.381	C FC 91 B SI 92 F SI 91 B FC 93 1 SAFE 2-2 ③ CS 1-2	B SI 89 F SI 89 F EP 68 F CU 78 B SI 92 X FC 93 2-2 11 FC4-6 1B		S CU 79 S CU 77 B SI 92 B SI 92 B FC 91 F CU 79 F FF 90 1 SAFE S CU 76 3-3 ① K		C SI 89 X SI 89 0-1 ③ F8			1 SAFE B FF 92 1 SAFE 1 SAFE C FF 91 C FF 92 1 SAFE X FF 92 1-2 ② G1-3 1-2	4	0	1	0	0	1	3
26 Miguel Montero, L (1, 2) OBP: 0.344, SLG: 0.398		S SL 87 F SL 86 B FF 90 B CH 76 X SL 87 2-2 ① L7		S SL 86 B SI 90 X SL 86 1-1 11 FC6-4 1-2 3-H 1B			B EP 66 X SL 82 1-0 ① L7		I IN 64 I IN 62 I IN 66 I IN 64 4-0 IBB	3	0	1	1	1	0	1
11 AJ Pollock, R (1, 8) OBP: 0.359, SLG: 0.541		C SI 90 C CU 75 B FC 92 X SI 91 1-2 ② FC4-6 1-2f		C FF 90 X SL 85 0-1 ② FC6-4 1-2f 2-3			C EP 66 B CU 72 F SI 87 B SI 89 C FC 88 2-3 ② K		B CU 77 B FF 91 B FF 92 C FF 91 X FF 92 3-1 ③ F8	4	0	0	0	0	1	5
19 Jake Lamb, L (1, 5) OBP: 0.250, SLG: 0.292		1 SAFE B SL 85 1 SAFE 1 SAFE C FC 89 B SI 89 X SL 86 2-1 ③ G3-4-3		F SI 89 C FC 90 1 SAFE B SI 90 B SI 89 S CH 76 2-3 ③ K			C SI 89 F SL 84 B CH 78 B CH 76 X FC 90 2-2 ③ G4-3			3	0	0	0	0	1	3
1 Didi Gregorius, L (1, 6) OBP: 0.282, SLG: 0.358			B SI 87 C CH 73 X SI 89 1-1 ① G4-3		C CH 73 B EP 69 B SL 84 F FC 88 B SI 90 F FC 89 C FC 89 3-3 ① K			B CH 82 C FF 90 B SL 87 X SL 88 2-1 ① F7		3	0	0	0	0	1	0
36 Wade Miley, L (1, 1) OBP: 0.185, SLG: 0.137 16 Chris Owings, R (8, PH) OBP: 0.312, SLG: 0.456 50 Evan Marshall, R (8, 1) 29 Brad Ziegler, R (9, 1)			C SI 89 X SI 89 0-1 ② G6-3		C SI 90 C EP 68 B SI 90 X EP 70 1-2 ② G3-1			B SL 88 X SL 87 1-0 ② G6-3		2 1 0 0	0 0 0 0	0 0 0 0	0 0 0 0	0 0 0 0	0 0 0 0	0 0 0 0
Inning Stats	R: 0 E: 1 K: 0 S: 12 H: 0 LOB: 0 BB: 0 P: 18	R: 0 E: 0 K: 0 S: 12 H: 1 LOB: 1 BB: 0 P: 19	R: 0 E: 0 K: 0 S: 6 H: 0 LOB: 0 BB: 0 P: 7	R: 1 E: 0 K: 2 S: 21 H: 3 LOB: 2 BB: 0 P: 31	R: 0 E: 0 K: 1 S: 8 H: 0 LOB: 0 BB: 0 P: 12	R: 0 E: 0 K: 0 S: 8 H: 0 LOB: 0 BB: 0 P: 10	R: 0 E: 0 K: 1 S: 7 H: 0 LOB: 0 BB: 0 P: 12	R: 0 E: 0 K: 0 S: 5 H: 0 LOB: 0 BB: 0 P: 8	R: 0 E: 0 K: 1 S: 12 H: 1 LOB: 2 BB: 1 P: 21	1B: 5 2B: 0 3B: 0 HR: 0 SF: 0 SAC: 0 DP: 0 HBP: 0						

PITCHER	IP	WLS	BF	H	R	ER	SO	BB	IBB	HBP	BLK	WP	HR	S	P	ERA	WHIP
40 Odrisamer Despaigne, R (1, 1) ERA: 3.06	7.0		25	4	1	1	4	0	0	0	0	0	0	74	109	1.29	0.571
50 Nick Vincent, R (8, 1) ERA: 3.28	1.0		3	0	0	0	0	0	0	0	0	0	0	5	8	0.00	0.000
59 Kevin Quackenbush, R (9, 1) ERA: 2.58	1.0	W	5	1	0	0	1	0	1	0	0	0	0	12	21	0.00	1.000

PITCHER	IP	WLS	BF	H	R	ER	SO	BB	IBB	HBP	BLK	WP	HR	S	P	ERA	WHIP

TOP

Arizona Diamondbacks @ San Diego Padres

Petco Park, San Diego, CA

Tue Sep 02 2014, 7:12 PM - 9:40 PM PDT

Att. 14,316 - Clear - 73 F

livebaseballscorecards.com

AB	32
R	1
H	5
RBI	1
BB	1
SO	5
LOB	12

WP: 0 PB: 0 SB: 0 CS: 1 PA: 34

BOTTOM

Arizona Diamondbacks @ San Diego Padres

Petco Park, San Diego, CA

Tue Sep 02 2014, 7:12 PM - 9:40 PM PDT

Att. 14,316 - Clear - 73 F

livebaseballscorecards.com

Batter	1	2	3	4	5	6	7	8	9	AB	R	H	RBI	BB	SO	LOB
27 Yangervis Solarte, S (1, 5) OBP: 0.344, SLG: 0.375	0-1 F9		1-3 K		1-1 G3			0-0 1B		4	0	1	0	0	1	2
16 Abraham Almonte, S (1, 7) OBP: 0.286, SLG: 0.341	4-1 BB			0-2 G6-3		1-3 K		0-2 1B		3	0	1	0	1	1	0
9 Jedd Gyorko, R (1, 4) OBP: 0.256, SLG: 0.324	0-2 1B			0-3 K		1-0 G6-3		2-3 K		4	0	1	0	0	2	2
8 Yasmani Grandal, S (1, 3) OBP: 0.305, SLG: 0.368	2-1 L7			2-2 G1-3		3-1 1B		2-3 K		4	0	1	0	0	1	3
44 René Rivera, R (1, 2) OBP: 0.328, SLG: 0.441		0-1 1B			0-2 1B	3-2 P4		1-3 K		4	1	2	0	0	1	3
7 Rymer Liriano, R (1, 9) OBP: 0.313, SLG: 0.309		0-1 G6-3			0-0 2B		1-1 1B		0-2 L9	4	0	2	0	0	0	1
24 Cameron Maybin, R (1, 8) OBP: 0.282, SLG: 0.351		0-0 G4-3			0-3 K		4-1 BB			2	0	0	0	1	1	2
15 Cory Spangenberg, L (9, PH) OBP: 0.400, SLG: 1.000									0-0 HR	1	1	1	1	0	0	0
5 Alexi Amarista, L (1, 6) OBP: 0.295, SLG: 0.311			1-0 G4-3		2-1 1B		1-2 G1-4-3			3	0	1	1	0	0	1
40 Odrisamer Despaigne, R (1, 1)			0-3 K		0-0 SH1-4					1	0	0	0	0	1	0
14 Tommy Medica, R (7, PH) OBP: 0.290, SLG: 0.407							0-0 F9			1	0	0	0	0	0	1
50 Nick Vincent, R (8, 1)										0	0	0	0	0	0	0
59 Kevin Quackenbush, R (9, 1)										0	0	0	0	0	0	0

Inning Stats	1	2	3	4	5	6	7	8	9
R	0	0	0	0	1	0	0	0	1
E	0	0	0	0	0	0	0	0	0
K	0	0	2	1	1	1	0	3	0
S	8	5	7	9	12	10	7	13	4
H	1	1	0	0	3	1	1	2	1
LOB	1	0	0	0	2	1	1	2	0
BB	1	0	0	0	0	0	1	0	0
P	14	5	9	11	15	18	13	18	4

1B: 8 SF: 0
2B: 1 SAC: 1
3B: 0 DP: 1
HR: 1 HBP: 0

WP: 0 PA: 34
PB: 0
SB: 0
CS: 1

AB	31
R	2
H	10
RBI	2
BB	2
SO	8
LOB	15

PITCHER		IP	WLS	BF	H	R	ER	SO	BB	IBB	HBP	BLK	WP	HR	S	P	ERA	WHIP
36 Wade Miley, L ERA: 4.18	(1, 1)	7.0		27	7	1	1	5	2	0	0	0	0	0	58	85	1.29	1.286
50 Evan Marshall, R ERA: 2.95	(8, 1)	1.0		5	2	0	0	3	0	0	0	0	0	0	13	18	0.00	2.000
29 Brad Ziegler, R ERA: 3.55	(9, 1)	0.1	L	2	1	1	1	0	0	0	0	0	0	1	4	4	27.00	3.000

PITCHER	IP	WLS	BF	H	R	ER	SO	BB	IBB	HBP	BLK	WP	HR	S	P	ERA	WHIP

Batter	1	2	3	4	5	6	7	8	9	AB	R	H	RBI	BB	SO	LOB
5 Ender Inciarte, L (1, 8) OBP: 0.307, SLG: 0.341	B FF 92 C SI 92 B SI 94 S FF 94 B FF 94 S FF 95 3-3 ① **K**		B SL 84 F CH 85 C SI 94 X SL 85 1-2 ② **L8**		D SL 84 X CH 85 1-0 **FC3** 16 FC6 1-3 3-H		B FF 94 X SL 84 1-0 **1B**		B FF 94 B FF 95 B FF 94 C FF 94 F FF 95 F FF 95 B FF 94 4-2 **BB** 1-2 2-3	4	0	1	0	1	1	1
16 Chris Owings, R (1, 4) OBP: 0.310, SLG: 0.453	B FF 93 X FF 93 1-0 **1B** 6 3B		C FF 94 X SL 84 0-1 ③ **G6-3**		D SL 85 F FF 95 X FF 96 1-1 ② **FC6** 6 1B 2-3		1 SAFE X FF 93 0-0 ③ **F9**		F FF 95 X FF 95 0-1 ② **SF8** 3-H	4	1	1	1	0	0	3
6 David Peralta, L (1, 9) OBP: 0.328, SLG: 0.466	C FF 95 X SI 95 0-1 **3B** 1-H			B SI 91 C CH 83 B SL 82 B FF 93 X CH 85 3-1 ① **F8**	B SL 86 F FF 96 B FF 96 X FF 97 2-1 **1B** 1-2 3-H			B C FF 92 C CU 76 S FF 93 1-3 ① **K**	C FC 84 B FC 85 2 SAFE B CH 84 S CH 85 T FF 94 2-2 ③ **K**	5	0	2	2	0	2	2
15 Mark Trumbo, R (1, 3) OBP: 0.305, SLG: 0.383	F FF 97 F FF 97 X FF 97 0-2 ② **F9**			X FF 94 0-0 ② **P4**	B SL 85 F SI 96 F SI 96 S FF 98 1-3 ③ **K**			X FF 92 0-0 **2B** 26 1B		4	1	1	0	0	1	3
26 Miguel Montero, L (1, 2) OBP: 0.343, SLG: 0.396	F FF 96 F FF 96 F FF 97 F SL 83 F FF 97 F SI 96 B SL 82 S SL 83 1-3 ③ **K**			S SL 83 S SL 84 X FF 96 0-2 ③ **G6-3**		X CU 76 0-0 ① **G3**		C CU 79 X CU 79 0-1 **1B** 17 G6-3 2-H		4	0	1	1	0	1	1
17 Alfredo Marte, R (1, 7) OBP: 0.240, SLG: 0.330		X FF 91 0-0 ① **P5**			C SI 90 B SL 82 B SL 82 F SI 93 F SL 83 B SL 82 B SI 93 4-2 **BB** 1 2B 55 FC4	B FF 93 C CH 90 F FF 93 X FF 96 1-2 ② **L9**		F FF 93 X SL 85 0-1 ②③ **G6-3** 1-2f		3	1	0	0	1	0	1
4 Cliff Pennington, S (1, 5) OBP: 0.354, SLG: 0.359		C CH 90 B CH 84 B CH 84 C FF 93 B FF 96 X SI 96 3-2 ② **G6-3**			F FF 93 B SI 93 C SI 93 F FF 96 1 SAFE F FF 95 S SI 95 1-3 ① **K**	C CU 77 B SL 84 B CH 85 B SI 94 X FF 93 3-1 ③ **P6**			B FF 95 F FF 96 T FF 96 B SL 86 F FF 96 B FF 96 F FF 96 F FF 96 F FF 96 4-2 **BB** 1 FC1-6 B SL 87	3	0	0	0	1	1	1
1 Didi Gregorius, L (1, 6) OBP: 0.281, SLG: 0.361		C CH 85 F FF 95 X SL 84 0-2 ③ **P6**			X CH 84 0-0 **2B** 55 FC4 5 E 1-3		B SL 80 B CH 90 X FF 92 2-0 ① **L7**		C FF 96 F FF 95 F CH 88 X CH 89 0-2 ① **FC1-6** 5 BB 7 1B 16 SF8 1-2f	4	2	1	0	0	0	1
55 Josh Collmenter, R (1, 1) OBP: 0.157, SLG: 0.163 41 Daniel Hudson, R (8, 1) 7 Cody Ross, R (9, PH) OBP: 0.291, SLG: 0.311 43 Addison Reed, L (9, 1)			C CH 90 S SL 82 C SI 94 0-3 ① **K**		X SL 86 0-0 **2B** FC4 5 E 6 1B 2-3 3-H		C FF 91 C FF 93 X FF 95 0-2 ② **G4-3**		S FF 95 F FF 95 B SL 86 X SL 85 1-2 **1B** 5 BB 1-2	3 0 1 0	1 0 0 0	0 0 1 0	1 0 0 0	0 0 0 0	1 0 0 0	1 0 0 0
Inning Stats	R: 1 H: 2 E: 0 LOB: 1 K: 2 BB: 0 S: 16 P: 21	R: 0 H: 0 E: 0 LOB: 0 K: 0 BB: 0 S: 7 P: 10	R: 0 H: 0 E: 0 LOB: 0 K: 1 BB: 0 S: 8 P: 9	R: 0 H: 0 E: 0 LOB: 0 K: 0 BB: 0 S: 6 P: 9	R: 3 H: 2 E: 1 LOB: 2 K: 2 BB: 1 S: 18 P: 28	R: 0 H: 0 E: 0 LOB: 0 K: 0 BB: 0 S: 6 P: 10	R: 0 H: 1 E: 0 LOB: 1 K: 0 BB: 0 S: 6 P: 9	R: 1 H: 2 E: 0 LOB: 0 K: 1 BB: 0 S: 8 P: 9	R: 1 H: 1 E: 0 LOB: 2 K: 1 BB: 2 S: 21 P: 32	1B: 5 2B: 2 3B: 1 HR: 0	SF: 1 SAC: 0 DP: 1 HBP: 0						

PITCHER	IP	WLS	BF	H	R	ER	SO	BB	IBB	HBP	BLK	WP	HR	S	P	ERA	WHIP
34 Andrew Cashner, R (1, 1) ERA: 2.39	7.0	L	29	5	4	2	5	1	0	0	0	0	0	67	96	2.57	0.857
60 Frank Garces, L (8, 1) ERA: 2.7	0.1		3	2	1	1	1	0	0	0	0	0	0	6	7	27.00	6.000
57 Leonel Campos, R (8, 1) ERA:	0.2		1	0	0	0	0	0	0	0	0	0	0	2	2	0.00	0.000
61 R.J. Alvarez, R (9, 1) ERA: 13.5	0.2		5	1	1	1	0	2	0	0	0	0	0	18	27	13.50	4.500
54 Alex Torres, L (9, 1) ERA: 3.38	0.1		1	0	0	0	1	0	0	0	0	0	0	3	5	0.00	0.000

PITCHER	IP	WLS	BF	H	R	ER	SO	BB	IBB	HBP	BLK	WP	HR	S	P	ERA	WHIP

TOP

Arizona Diamondbacks @ San Diego Padres

Petco Park, San Diego, CA

Wed Sep 03 2014, 7:09 PM - 9:51 PM PDT

Att. 16,335 - Partly Cloudy - 72 F

livebaseballscorecards.com

AB	35
R	6
H	8
RBI	5
BB	3
SO	7
LOB	14

BOTTOM

Arizona Diamondbacks @ San Diego Padres

Petco Park, San Diego, CA

Wed Sep 03 2014, 7:09 PM - 9:51 PM PDT

Att. 16,335 - Partly Cloudy - 72 F

livebaseballscorecards.com

Batter	1	2	3	4	5	6	7	8	9	AB	R	H	RBI	BB	SO	LOB
27 Yangervis Solarte, S (1, 5) OBP: 0.343, SLG: 0.374	X FC 83 0-0 12 1B 1B		B FC 86 C CH 78 X FC 85 1-1 ② G4-3		B CH 77 X CH 77 1-0 ③ F9			C CH 84 F SL 87 X FF 95 0-2 ② L7		4	0	1	0	0	0	0
5 Alexi Amarista, L (1, 6) OBP: 0.297, SLG: 0.314	B FC 83 C FC 83 X FC 83 1-1 ① P6		X FC 85 0-0 12 2B 1B			B FC 85 C FC 85 B FC 84 C CU 74 X CU 74 2-2 12 G4-6-3 1B		B SI 95 F FF 95 F FF 94 B FF 96 X CH 84 2-2 ③ G4-3		4	1	2	0	0	0	1
12 Seth Smith, L (1, 7) OBP: 0.383, SLG: 0.470	B FC 84 B FC 84 X FC 84 2-0 1-3 1B		1 SAFE D CH 77 1 SAFE 1 SAFE B FC 86 X CH 78 2-0 1-H 2B			B FC 86 B FC 86 X FC 86 2-0 ① ② G4-6-3 1-2f			C FF 92 X SL 85 0-1 ① F8	4	0	2	1	0	0	1
8 Yasmani Grandal, S (1, 3) OBP: 0.304, SLG: 0.365	C FC 84 B FC 83 B FC 84 C CH 76 X CH 77 2-2 ② P4		B CH 78 C CH 76 S CH 77 X CH 78 1-2 ③ G4-3			B CH 78 B CH 77 T FC 86 B FC 87 S CH 76 B FC 87 4-2 BB			C FF 93 F FF 92 X FF 93 0-2 ② G5-3	3	0	0	0	1	0	3
44 René Rivera, R (1, 2) OBP: 0.323, SLG: 0.434	F FC 85 S FC 86 S FC 85 0-3 ③ K			C CU 71 B CH 77 F CH 78 F FC 86 F CH 79 B FC 87 X FC 87 2-2 ① F9		C FC 85 B FC 86 S FC 85 F FC 87 D FC 87 F FC 87 S CH 80 2-3 ③ K			F FF 92 S SL 87 X SL 87 0-2 ③ L1	4	0	0	0	0	2	3
25 Will Venable, L (1, 8) OBP: 0.282, SLG: 0.317		X FC 84 0-0 ① G4-3		B FC 86 B FC 84 C FC 86 F CH 77 B FC 87 X FC 87 3-2 ② L8			B CH 76 B CH 80 B CH 80 C FC 87 B FC 88 4-1 7 FC6-4 BB			2	0	0	0	1	0	0
7 Rymer Liriano, R (1, 9) OBP: 0.299, SLG: 0.293		B FC 85 X FC 85 1-0 ② G3	S CH 77 B FC 87 X FC 86 1-1 ③ F8				F FC 87 D CH 80 1 SAFE S CH 80 X CH 81 1-2 ① FC6-4 15 G6-3 1-2f			3	0	0	0	0	0	1
15 Cory Spangenberg, L (1, 4) OBP: 0.250, SLG: 0.625		C FC 86 F FC 86 B CH 77 X CH 76 1-2 ③ G3			C FC 84 S CH 75 B FC 85 F FC 86 B FC 87 S CH 78 2-3 ① K		S CH 80 X CH 80 0-1 ② ③ G6-3 1-2f			3	0	0	0	0	1	1
34 Andrew Cashner, R (1, 1) OBP: 0.125, SLG: 0.125 60 Frank Garces, L (8, 1) 57 Leonel Campos, R (8, 1) 16 Abraham Almonte, S (8, PH) OBP: 0.285, SLG: 0.339 61 R.J. Alvarez, R (9, 1) 54 Alex Torres, L (9, 1)			X FC 85 0-0 ① G6-3		B FC 86 X CH 78 1-0 ② B1-3			B FF 94 C FF 95 C CH 84 B FF 95 X FF 95 2-2 ① G6-3		2 0 0 1 0 0	0 0 0 0 0 0	0 0 0 0 0 0	0 0 0 0 0 0	0 0 0 0 0 0	0 0 0 0 0 0	0 0 0 0 0 0
Inning Stats	R: 0 E: 0 K: 1 S: 10 H: 2 LOB: 2 BB: 0 P: 15	R: 0 E: 0 K: 0 S: 5 H: 0 LOB: 0 BB: 0 P: 7	R: 1 E: 0 K: 0 S: 8 H: 2 LOB: 1 BB: 0 P: 12	R: 0 E: 0 K: 0 S: 10 H: 0 LOB: 0 BB: 0 P: 16	R: 0 E: 0 K: 1 S: 6 H: 0 LOB: 0 BB: 0 P: 10	R: 0 E: 0 K: 1 S: 11 H: 1 LOB: 1 BB: 1 P: 21	R: 0 E: 0 K: 0 S: 6 H: 0 LOB: 0 BB: 1 P: 11	R: 0 E: 0 K: 0 S: 9 H: 0 LOB: 0 BB: 0 P: 13	R: 0 E: 0 K: 0 S: 8 H: 0 LOB: 0 BB: 0 P: 8	1B: 4 2B: 1 3B: 0 HR: 0 SF: 0 SAC: 0 DP: 2 HBP: 0						

	AB	30
	R	1
	H	5
	RBI	1
	BB	2
	SO	3
	LOB	10

PITCHER		IP	WLS	BF	H	R	ER	SO	BB	IBB	HBP	BLK	WP	HR	S	P	ERA	WHIP
55 Josh Collmenter, R ERA: 3.81	(1, 1)	7.0	W	26	5	1	1	3	2	0	0	0	0	0	56	92	1.29	1.000
41 Daniel Hudson, R ERA:	(8, 1)	1.0		3	0	0	0	0	0	0	0	0	0	0	9	13	0.00	0.000
43 Addison Reed, R ERA: 3.54	(9, 1)	1.0		3	0	0	0	0	0	0	0	0	0	0	8	8	0.00	0.000

PITCHER	IP	WLS	BF	H	R	ER	SO	BB	IBB	HBP	BLK	WP	HR	S	P	ERA	WHIP

Batter	1	2	3	4	5	6	7	8	9	AB	R	H	RBI	BB	SO	LOB
5 Ender Inciarte, L (1, 7) OBP: 0.308, SLG: 0.345	X FF 91 0-0 ① F8	F T FF 92 F F FF 92 F FF 94 X SL 85 0-2 15 CS 16 1B 1B 3-H		C CH 82 F FF 90 X KC 76 0-2 ① G3		B CU 78 C FF 91 B FF 93 S CU 76 S FF 91 2-3 ② K		B FC 84 B FC 84 F SI 92 B SI 93 X SI 91 3-1 2B		5	0	2	1	0	1	2
16 Chris Owings, R (1, 4) OBP: 0.312, SLG: 0.452	C FF 92 B FF 92 X SL 86 1-1 E7 6 G4-3 1B	C FF 90 C FF 91 1 SAFE 1 SAFE X FF 91 0-2 1-2 1B		B KC 74 X FF 91 1-0 ② F8		C SL 85 S SL 85 S SL 87 0-3 ③ K		C CH 84 X SI 93 0-1 ③ G6-3		5	0	2	0	0	1	3
6 David Peralta, L (1, 9) OBP: 0.326, SLG: 0.462	C FF 92 X CH 85 0-1 ② G4-3 2-3	C KC 76 S KC 77 C KC 76 0-3 ② K		X FF 89 0-0 ③ F7			C CU 73 X FF 92 0-1 2 2B 1B		B CH 80 B SL 84 X SI 89 2-0 ① G3	5	1	1	0	0	1	3
15 Mark Trumbo, R (1, 3) OBP: 0.307, SLG: 0.385	B FF 93 B FF 92 B FF 93 B FF 92 4-0 BB	C FF 91 0-1 ③ CS 2-3	S FF 88 X FF 91 0-1 26 1B 2B		C FF 90 C FF 91 B FF 92 B FF 92 X KC 76 2-2 ① F8		S FF 91 X FF 92 0-1 ① P4		F FF 91 F FF 91 X FF 92 0-2 ② G4-3	4	1	1	0	1	0	1
26 Miguel Montero, L (1, 2) OBP: 0.342, SLG: 0.394	F SL 86 C SL 85 X FF 92 0-2 ③ G4-3		B FF 91 F SL 85 B SL 85 X FF 91 2-1 11 1B 2-H 1B		S FF 92 C FF 92 B FF 92 B CH 83 F SL 84 X KC 77 2-2 ② G6-3		X SL 85 0-0 ② F8		F CH 81 F SL 86 F FF 92 F FF 92 B FF 91 F FF 91 X FF 92 1-2 ③ G6-3	5	0	1	1	0	0	3
2 Aaron Hill, R (1, 5) OBP: 0.283, SLG: 0.373		C FF 91 X FF 92 0-1 11 2B 1 1B 1B	D KC 77 X FF 91 1-0 ① F9	B KC 76 S CH 83 B CH 84 B SL 84 C FF 92 X KC 77 3-2 ③ L7			C SL 84 D SL 86 X FF 92 1-1 1-H 2B			4	1	2	1	0	0	1
11 AJ Pollock, R (1, 8) OBP: 0.367, SLG: 0.551		B FF 92 B KC 76 C FF 92 F FF 92 X FF 94 2-2 1 E 1-3 2B	B FF 91 C SL 83 1 SAFE C SL 84 F FF 92 B KC 76 F KC 76 X FF 91 2-2 1-2 1B			C FF 88 B CH 83 X FF 90 1-1 31 S 1B	C SL 86 X FF 91 0-1 ③ G4-3			4	1	3	0	0	0	1
1 Didi Gregorius, L (1, 6) OBP: 0.281, SLG: 0.358		S CH 84 F CH 84 B FF 93 F FF 94 X KC 78 1-2 E5 48 SH2-3 5 1B 2-H 3-H 1B	B KC 76 D CH 83 F FF 91 X FF 91 2-1 ② L9			F FF 90 1 SAFE X FF 90 0-1 ① F8		S FC 84 S SI 91 B FF 92 X FC 84 1-2 ① L8		4	1	1	1	0	0	3
48 Randall Delgado, R (1, 1) 31 Jordan Pacheco, R (6, PH) OBP: 0.269, SLG: 0.304 38 Will Harris, R (6, 1) 7 Cody Ross, R (8, PH) OBP: 0.289, SLG: 0.309 37 Matt Stites, L (8, 1) 59 Oliver Pérez, L (8, 1) 29 Brad Ziegler, R (9, 1)		C FF 91 L SL 84 X 0-2 ① SH2-3 2-3	S SL 84 B SL 84 B FF 90 S FF 91 C FF 91 2-3 ③ K			B FF 92 1 SAFE 1 SAFE B FF 91 F FF 91 B FF 92 F SL 82 B FF 94 4-2 1-2 BB		F CH 84 F CH 84 B SI 93 B SI 92 C SI 92 2-3 ② K		1 0 0 1 0 0 0	0 0 0 0 0 0 0	0 0 0 0 0 0 0	0 1 0 0 0 0 0	0 0 0 0 0 0 0	1 0 0 1 0 0 0	2 0 0 0 0 0 0
Inning Stats	R: 0 E: 1 K: 0 S: 8 H: 1 LOB: 2 BB: 1 P: 13	R: 3 E: 1 K: 1 S: 25 H: 5 LOB: 1 BB: 0 P: 28	R: 1 E: 0 K: 1 S: 15 H: 3 LOB: 2 BB: 0 P: 24	R: 0 E: 0 K: 0 S: 5 H: 0 LOB: 0 BB: 0 P: 6	R: 0 E: 0 K: 0 S: 10 H: 0 LOB: 0 BB: 0 P: 17	R: 0 E: 0 K: 2 S: 12 H: 1 LOB: 2 BB: 1 P: 19	R: 1 E: 0 K: 0 S: 9 H: 2 LOB: 1 BB: 0 P: 10	R: 0 E: 0 K: 1 S: 10 H: 1 LOB: 1 BB: 0 P: 16	R: 0 E: 0 K: 0 S: 10 H: 0 LOB: 0 BB: 0 P: 13	1B: 9 2B: 4 3B: 0 HR: 0	SF: 0 SAC: 1 DP: 0 HBP: 0					

TOP

Arizona Diamondbacks @ San Diego Padres

Petco Park, San Diego, CA

Thu Sep 04 2014, 6:11 PM - 9:09 PM PDT

Att. 16,025 - Clear - 73 F

livebaseballscorecards.com

AB	38
R	5
H	13
RBI	4
BB	2
SO	5
LOB	19

PITCHER		IP	WLS	BF	H	R	ER	SO	BB	IBB	HBP	BLK	WP	HR	S	P	ERA	WHIP
22 Ian Kennedy, R ERA: 3.75	(1, 1)	5.1	L	27	10	4	4	2	2	0	0	0	0	0	69	99	6.75	2.250
60 Frank Garces, L ERA: 2.45	(6, 1)	0.1		1	0	0	0	1	0	0	0	0	0	0	3	5	0.00	0.000
58 Blaine Boyer, R ERA: 3.05	(6, 1)	1.1		6	2	1	1	1	0	0	0	0	0	0	12	13	6.75	1.500
54 Alex Torres, L ERA: 3.31	(8, 1)	1.0		4	1	0	0	1	0	0	0	0	0	0	10	16	0.00	1.000
46 Tim Stauffer, R ERA: 3.48	(9, 1)	1.0		3	0	0	0	0	0	0	0	0	0	0	10	13	0.00	0.000

PITCHER	IP	WLS	BF	H	R	ER	SO	BB	IBB	HBP	BLK	WP	HR	S	P	ERA	WHIP

WP: 0	PA: 42																
PB: 0																	
SB: 1																	
CS: 1																	

BOTTOM

Arizona Diamondbacks @ San Diego Padres

Petco Park, San Diego, CA

Thu Sep 04 2014, 6:11 PM - 9:09 PM PDT

Att. 16,025 - Clear - 73 F

livebaseballscorecards.com

Batter	1	2	3	4	5	6	7	8	9	AB	R	H	RBI	BB	SO	LOB
16 Abraham Almonte, S (1, 8) OBP: 0.279, SLG: 0.332 46 Tim Stauffer, R (9, 1) OBP: 0.200, SLG: 0.200	X FF 93 0-0 ① F7		B CH 85 2 SAFE D CH 84 X FF 94 2-0 ③ G3-1			B CH 84 S FC 92 S CH 85 B CH 84 B CU 80 X FC 91 3-2 ② L6		C SI 91 S FF 93 F FF 92 F FF 92 B SI 94 B SL 81 S SL 81 2-3 ② K		4 0	0 0	0 0	0 0	0 0	1 0	3 0
5 Alexi Amarista, L (1, 6) OBP: 0.295, SLG: 0.311 7 Rymer Liriano, R (8, PH) OBP: 0.294, SLG: 0.288 (9, 9)	B FF 95 B FF 95 B FF 94 C FF 94 X FF 94 3-1 ② F7			B FF 92 S CH 84 X FF 95 1-1 ① L6		F FC 92 X FC 91 0-1 ③ F7		S FF 94 S FF 93 C SI 93 0-3 ③ K		3 1	0 0	0 0	0 0	0 0	0 1	0 2
27 Yangervis Solarte, S (1, 7) OBP: 0.340, SLG: 0.370 (9, 6)	B FF 96 X FF 94 1-0 ③ P4			C SI 91 C FF 93 X FF 95 0-2 ② G1-3			C FF 91 C FC 92 S FC 91 0-3 ① K		C SI 85 X CH 76 0-1 ① G4-3	4	0	0	0	0	1	0
12 Seth Smith, L (1, 9) OBP: 0.382, SLG: 0.470 (9, 7)		B FF 92 X SI 93 1-0 ① P6		B CH 85 S CH 86 B FF 95 B FF 95 X FF 94 3-1 2B			C CU 79 B CH 83 B FC 91 S CU 80 X FC 91 2-2 ② G6-3		B SI 85 C SI 84 B CH 76 B SI 85 X SI 84 3-1 ② G5-3	4	0	1	0	0	0	0
9 Jedd Gyorko, R (1, 4) OBP: 0.254, SLG: 0.320		C FF 93 B FF 92 C FF 93 X SL 84 1-2 ② F8		S SL 83 F SL 84 X FF 92 0-2 ③ P6			T CU 79 C FF 91 B CU 80 B CU 81 X CU 80 2-2 ③ G5-3		S SI 84 B CH 77 S CU 73 S CU 74 1-3 ③ K	4	0	0	0	0	1	1
4 Jake Goebbert, L (1, 3) OBP: 0.337, SLG: 0.368 58 Blaine Boyer, R (6, 1) 54 Alex Torres, L (8, 1) 25 Will Venable, L (8, PH) OBP: 0.284, SLG: 0.319 (9, 8)		F FF 96 B CH 86 S CH 86 F FF 95 F FF 94 S CH 86 1-3 ③ K			S CH 82 B FF 94 B FF 95 S CH 84 S CH 86 2-3 ① K			C SL 86 X SL 83 0-1 44 1B 8 WP 1B		2 0 0 1	0 0 0 1	0 0 0 1	0 0 0 0	0 0 0 0	2 0 0 0	0 0 0 0
44 René Rivera, R (1, 2) OBP: 0.323, SLG: 0.432			B FF 92 X FF 92 1-0 ① F8		S SL 82 C SL 83 B SL 84 B SL 83 X SL 84 2-2 ② L5			S FF 96 B FF 96 F FF 96 B FF 98 D SL 88 X FF 99 3-2 8 WP 15 BB 1-3 1B		3	0	1	0	0	0	0
15 Cory Spangenberg, L (1, 5) OBP: 0.364, SLG: 0.600			F FF 92 X CH 86 0-1 22 SH1-4 1B		B FF 90 F FF 91 B FF 95 S CH 85 X FF 94 2-2 ③ G6-3			B FF 96 B FF 96 F FF 98 B FF 97 B FF 97 4-1 8 WP 1-2 BB		2	0	1	0	1	0	0
22 Ian Kennedy, R (1, 1) OBP: 0.188, SLG: 0.205 60 Frank Garces, L (6, 1) 14 Tommy Medica, R (6, 3) OBP: 0.288, SLG: 0.405 8 Yasmani Grandal, S (8, PH) OBP: 0.304, SLG: 0.363 (9, 3)			C FF 91 B FF 93 C FF 90 B SL 82 X FF 94 2-2 ② SH1-4 1-2			B FC 91 C FC 91 B FC 91 F FC 91 B FC 91 S FC 91 3-3 ① K		S SL 79 D SL 80 B SL 80 B FF 92 F FF 92 T SI 92 3-2 ① K 1-2 2-3 3-H		0 0 1 1	0 0 0 0	0 0 0 0	0 0 0 0	0 0 0 0	0 0 1 1	0 0 0 2

Inning Stats	1	2	3	4	5	6	7	8	9
	R: 0 E: 0 K: 0 S: 4	H: 0 LOB: 0 BB: 0 P: 8	R: 0 E: 0 K: 1 S: 9	H: 0 LOB: 0 BB: 0 P: 12	R: 0 E: 0 K: 0 S: 7	H: 1 LOB: 1 BB: 0 P: 12	R: 0 E: 0 K: 0 S: 10	H: 1 LOB: 1 BB: 0 P: 14	R: 0 E: 0 K: 1 S: 9	H: 0 LOB: 0 BB: 0 P: 15	R: 0 E: 0 K: 1 S: 8	H: 0 LOB: 0 BB: 0 P: 14	R: 0 E: 0 K: 1 S: 9	H: 0 LOB: 0 BB: 0 P: 13	R: 1 E: 0 K: 3 S: 17	H: 2 LOB: 2 BB: 1 P: 29	R: 0 E: 0 K: 1 S: 7	H: 0 LOB: 0 BB: 0 P: 11

	AB	R	H	RBI	BB	SO	LOB
	30	1	4	0	1	8	8

	1B	SF	WP	PA
	3	0	1	32
	2B	1	SAC	1	PB	0
	3B	0	DP	0	SB	0
	HR	0	HBP	0	CS	0

PITCHER		IP	WLS	BF	H	R	ER	SO	BB	IBB	HBP	BLK	WP	HR	S	P	ERA	WHIP
48 Randall Delgado, R ERA: 5.4	(1, 1)	5.0	W	17	2	0	0	2	0	0	0	0	0	0	39	61	0.00	0.400
38 Will Harris, R ERA: 6.0	(6, 1)	2.0		6	0	0	0	2	0	0	0	0	0	0	17	27	0.00	0.000
37 Matt Stites, R ERA: 5.4	(8, 1)	0.0		3	2	1	1	0	1	0	0	0	0	0	6	13	∞	∞
59 Oliver Pérez, L ERA: 1.84	(8, 1)	1.0	H	3	0	0	0	3	0	0	0	0	1	0	11	16	0.00	0.000
29 Brad Ziegler, R ERA: 3.49	(9, 1)	1.0		3	0	0	0	1	0	0	0	0	0	0	7	11	0.00	0.000

PITCHER	IP	WLS	BF	H	R	ER	SO	BB	IBB	HBP	BLK	WP	HR	S	P	ERA	WHIP

Batter	1	2	3	4	5	6	7	8	9	AB	R	H	RBI	BB	SO	LOB
5 Ender Inciarte, L (1, 7) OBP: 0.308, SLG: 0.341	B SI 87 C SI 88 B FC 85 F FC 86 F FC 86 F SI 89 X FC 86 2-2 ① L4		B FS 82 C FS 82 X FC 86 1-1 ③ F9		F KC 76 F FC 84 F FC 83 F FF 88 B FC 85 B FC 84 B SI 88 B FC 86 4-2 16 FC6-4 BB			B KC 80 X SI 87 1-0 ② G4-3		3	0	0	0	1	0	0
16 Chris Owings, R (1, 4) OBP: 0.311, SLG: 0.446	B FF 89 X FF 87 1-0 ② G6-3			F SI 87 F FF 87 B FF 87 S FC 86 1-3 ① K	C SI 88 B FF 88 S FC 86 1 SAFE X SI 89 1-2 ③ FC6-4 1-2f			B KC 80 B SI 87 B SI 88 C SI 85 F SI 87 B SI 87 4-2 BB		3	0	0	0	1	1	2
6 David Peralta, L (1, 9) OBP: 0.326, SLG: 0.461 7 Cody Ross, R (8, PH) OBP: 0.287, SLG: 0.307 (8, 9)	C FF 86 F FF 87 B FC 86 B FF 89 F FF 87 B FF 89 X FC 86 3-2 1B			B FC 87 X FS 83 1-0 ② P6		C KC 76 F FC 84 B FC 84 B SI 88 B FF 88 X FC 85 3-2 ① P5		B SL 87 B SI 90 1 SAFE C SL 88 B SL 88 X SL 89 3-1 ③ F8		3 1	0 0	1 0	0 0	0 0	0 0	0 1
15 Mark Trumbo, R (1, 3) OBP: 0.306, SLG: 0.386	D SI 89 B FF 88 B SI 89 X FF 88 3-0 ③ F8			C FC 86 X SI 87 0-1 2B		C KC 78 B FS 83 B FS 84 F FC 86 X FF 89 2-2 ② L7			X FC 95 0-0 ① P3	4	0	1	0	0	0	1
26 Miguel Montero, L (1, 2) OBP: 0.339, SLG: 0.390		C FS 82 B FC 84 C FS 82 B FF 88 F FC 85 F SI 88 F FS 84 F FC 86 S FC 85 2-3 ① K		F FF 86 F FC 86 B FS 84 B FF 89 F FS 84 B FF 88 S FC 87 3-3 ③ K		F FF 86 S FC 85 X FC 86 0-2 ③ L4			C FC 93 X FC 93 0-1 ② G3-1	4	0	0	0	0	2	1
11 AJ Pollock, R (1, 8) OBP: 0.365, SLG: 0.545		C KC 79 S SI 88 X SI 87 0-2 ② P6			C FS 82 C FF 87 B FC 85 B FF 88 F FC 85 X KC 76 2-2 19 2B 1 SF8 1B		B FF 93 F FF 93 B FF 94 X FF 94 2-1 ① L7		B FC 92 C FC 92 C FC 93 X FC 95 1-2 ③ G5-3	4	1	1	0	0	0	0
19 Jake Lamb, L (1, 5) OBP: 0.253, SLG: 0.309		B FC 86 C KC 78 S FC 85 F SI 89 B FF 87 C SI 89 2-3 ③ K			B FC 84 X KC 77 1-0 1 SF8 1-3 2B		B SI 94 X FF 93 1-0 ② G3-1			3	0	1	0	0	1	0
1 Didi Gregorius, L (1, 6) OBP: 0.277, SLG: 0.355			B FC 84 C KC 77 X FS 82 1-1 ① G4-3		B FC 85 B FF 88 C FC 85 B FF 88 F FC 85 X FS 83 3-2 ① SF8 2-3 3-H		X FF 94 0-0 ③ G1-3			2	0	0	1	0	0	0
54 Vidal Nuño, L (1, 1) OBP: 0.125, SLG: 0.067 4 Cliff Pennington, S (8, PH) OBP: 0.352, SLG: 0.357 50 Evan Marshall, R (8, 1)			F SI 88 C KC 76 S KC 77 0-3 ② K		F FC 85 S FC 84 F KC 79 F FC 84 S KC 77 0-3 ② K			B SI 92 F FF 94 F CH 89 F FF 94 C FF 96 1-3 ① K		2 1 0	0 0 0	0 0 0	0 0 0	0 0 0	2 1 0	1 0 0
Inning Stats	R: 0 E: 0 K: 0 S: 11 H: 1 LOB: 1 BB: 0 P: 20	R: 0 E: 0 K: 2 S: 14 H: 0 LOB: 0 BB: 0 P: 18	R: 0 E: 0 K: 1 S: 7 H: 0 LOB: 0 BB: 0 P: 9	R: 0 E: 0 K: 2 S: 10 H: 1 LOB: 1 BB: 0 P: 15	R: 1 E: 0 K: 1 S: 20 H: 2 LOB: 2 BB: 1 P: 31	R: 0 E: 0 K: 0 S: 9 H: 0 LOB: 0 BB: 0 P: 14	R: 0 E: 0 K: 0 S: 4 H: 0 LOB: 0 BB: 0 P: 7	R: 0 E: 0 K: 1 S: 9 H: 0 LOB: 1 BB: 1 P: 18	R: 0 E: 0 K: 0 S: 6 H: 0 LOB: 0 BB: 0 P: 7	1B: 2 2B: 2 3B: 0 HR: 0	SF: 1 SAC: 0 DP: 0 HBP: 0	WP: 0 PB: 0 SB: 0 CS: 0	PA: 33			

TOP

Arizona Diamondbacks @ Los Angeles Dodgers
Dodger Stadium, Los Angeles, CA
Fri Sep 05 2014, 7:12 PM - 9:54 PM PDT
Att. 43,074 - Clear - 77 F

livebaseballscorecards.com

AB	30
R	1
H	4
RBI	1
BB	2
SO	7
LOB	6

PITCHER		IP	WLS	BF	H	R	ER	SO	BB	IBB	HBP	BLK	WP	HR	S	P	ERA	WHIP
14 Dan Haren, R ERA: 4.17	(1, 1)	6.0	W	23	4	1	1	6	1	0	0	0	0	0	71	107	1.50	0.833
52 Pedro Báez, R ERA: 1.56	(7, 1)	1.1	H	4	0	0	0	1	0	0	0	0	0	0	8	12	0.00	0.000
56 J.P. Howell, L ERA: 1.2	(8, 1)	0.1	H	2	0	0	0	0	1	0	0	0	0	0	3	8	0.00	3.000
0 Brian Wilson, R ERA: 4.85	(8, 1)	0.1	H	1	0	0	0	0	0	0	0	0	0	0	2	5	0.00	0.000
74 Kenley Jansen, R ERA: 3.14	(9, 1)	1.0	S	3	0	0	0	0	0	0	0	0	0	0	6	7	0.00	0.000

PITCHER	IP	WLS	BF	H	R	ER	SO	BB	IBB	HBP	BLK	WP	HR	S	P	ERA	WHIP

Batter	1	2	3	4	5	6	7	8	9	AB	R	H	RBI	BB	SO	LOB
66 Yasiel Puig, R (1, 8) OBP: 0.382, SLG: 0.481	S SI 87 B SL 81 C FF 89 B SL 81 H CU 78 3-2 13 G4-6-3 HBP	C FF 89 X FF 88 0-1 ② L9		F CH 81 B FF 90 B SI 89 F FF 89 S SL 80 2-3 ③ K			F CH 79 B FF 90 F FF 89 B SI 89 F CU 73 B CH 81 D CU 75 4-2 13 1B BB			2	0	0	0	1	1	2
13 Hanley Ramirez, R (1, 6) OBP: 0.351, SLG: 0.435 72 Miguel Rojas, R (8, 6) OBP: 0.259, SLG: 0.242	X SI 88 0-0 ①② G4-6-3 1-2f	C CH 82 F SI 90 X SI 88 0-2 1-2 2-H 1B			S CH 81 X SL 82 0-1 ① P6		1 SAFE C CH 80 1 SAFE X CU 77 0-1 1-2 1B			4 0	0 0	2 0	1 0	0 0	0 0	1 0
23 Adrián González, L (1, 3) OBP: 0.336, SLG: 0.457	C FF 89 B SL 81 S SL 83 B FF 91 B SL 85 F SL 81 X FF 91 3-2 33 1B 27 1B 1B	B SL 82 S SL 79 B FF 89 C FF 90 B SL 80 X SL 80 3-2 ③ G1-3			T FF 88 F SL 80 S SL 80 0-3 ② K		X SL 83 0-0 ③ F7			4	0	1	0	0	1	4
27 Matt Kemp, R (1, 9) OBP: 0.348, SLG: 0.482	F FF 90 B CH 82 S CH 83 F SL 84 X FF 90 1-2 33 1B 1-2 1B		C SI 88 X FF 89 0-1 HR		C CU 72 S SL 82 B SL 80 B SL 81 F FF 90 X SL 79 2-2 ③ G6-3			C SL 86 B SL 86 S SL 86 S SL 86 1-3 ① K		4	1	2	1	0	1	0
33 Scott Van Slyke, R (1, 7) OBP: 0.377, SLG: 0.505 52 Pedro Báez, R (7, 1) 56 J.P. Howell, L (8, 1) 0 Brian Wilson, R (8, 1) 65 Joc Pederson, L (8, PH) OBP: 0.364, SLG: 0.222 74 Kenley Jansen, S (9, 1)	X SI 89 0-0 1-2 2-3 1B		F CH 82 F CH 83 B FF 90 B SI 89 F SL 79 S CU 75 2-3 ① K			B CH 84 B SL 80 X CH 80 2-0 ① G1-3		X SI 94 0-0 ② F7		3 0 0 0 0 1 0	0 0 0 0 0 0 0	1 0 0 0 0 0 0	0 0 0 0 0 0 0	1 0 0 0 0 0 0	0 0 0 0 0 0 0	0 0 0 0 0 0 0
10 Justin Turner, R (1, 4) OBP: 0.388, SLG: 0.451 30 Darwin Barney, R (9, 4) OBP: 0.277, SLG: 0.324	C CH 81 F CH 82 F FF 89 F CU 75 D CU 76 F CH 83 X FF 91 1-2 ③ F9		C CU 75 X CH 82 0-1 ② G6-3			F SI 88 X CU 73 0-1 ② G5-3		C FF 94 B SI 93 X SI 94 1-1 ③ L9		4 0	0 0	0 0	0 0	0 0	0 0	3 0
5 Juan Uribe, R (1, 5) OBP: 0.320, SLG: 0.418		C CH 80 S SL 82 B FF 89 X FF 90 1-2 ① G4-3	X CH 83 0-0 ③ G5-3			B SL 80 B CU 77 S CH 80 B CU 75 X FF 90 3-1 ③ G5-3				3	0	0	0	0	0	0
17 A.J. Ellis, R (1, 2) OBP: 0.333, SLG: 0.245		C SI 90 B FF 90 B SI 88 B CH 82 B FF 90 4-1 14 1B 13 1B BB		C FF 88 B SL 81 F SL 82 B FF 90 X CH 82 2-2 ① G6-3			B CH 79 F CH 79 F CH 79 B FF 89 X CH 79 2-2 ① F8			2	1	0	0	1	0	0
14 Dan Haren, R (1, 1) OBP: 0.220, SLG: 0.191 3 Carl Crawford, L (7, 7) OBP: 0.312, SLG: 0.377		L FF 89 L SL 78 X CU 69 0-2 13 1B 1-2 1B		F FF 90 F FF 90 F FF 89 S SL 82 0-3 ② K			C SL 79 F SL 85 S SL 80 0-3 ② K			2 1	0 0	1 0	0 0	0 0	1 1	0 0
Inning Stats	R: 0 E: 0 K: 0 S: 18 H: 3 LOB: 3 BB: 0 P: 26	R: 1 E: 0 K: 0 S: 15 H: 2 LOB: 2 BB: 1 P: 23	R: 1 E: 0 K: 1 S: 9 H: 1 LOB: 0 BB: 0 P: 11	R: 0 E: 0 K: 2 S: 10 H: 0 LOB: 0 BB: 0 P: 14	R: 0 E: 0 K: 1 S: 9 H: 0 LOB: 0 BB: 0 P: 11	R: 0 E: 0 K: 0 S: 5 H: 0 LOB: 0 BB: 0 P: 10	R: 0 E: 0 K: 1 S: 12 H: 1 LOB: 2 BB: 1 P: 18	R: 0 E: 0 K: 1 S: 6 H: 0 LOB: 0 BB: 0 P: 8		1B: 6 2B: 0 3B: 0 HR: 1	SF: 0 SAC: 0 DP: 1 HBP: 1		WP: 0 PB: 0 SB: 0 CS: 0	PA: 33	

PITCHER		IP	WLS	BF	H	R	ER	SO	BB	IBB	HBP	BLK	WP	HR	S	P	ERA	WHIP
54 Vidal Nuño, L ERA: 4.37	(1, 1)	7.0	L	30	7	2	2	5	2	0	1	0	0	1	78	113	2.57	1.286
50 Evan Marshall, R ERA: 2.88	(8, 1)	1.0		3	0	0	0	1	0	0	0	0	0	0	6	8	0.00	0.000

PITCHER	IP	WLS	BF	H	R	ER	SO	BB	IBB	HBP	BLK	WP	HR	S	P	ERA	WHIP

BOTTOM

Arizona Diamondbacks @ Los Angeles Dodgers

Dodger Stadium, Los Angeles, CA

Fri Sep 05 2014, 7:12 PM - 9:54 PM PDT

Att. 43,074 - Clear - 77 F

livebaseballscorecards.com

AB	30
R	2
H	7
RBI	2
BB	2
SO	6
LOB	10

Arizona Diamondbacks @ Los Angeles Dodgers

Dodger Stadium, Los Angeles, CA

Sat Sep 06 2014, 6:11 PM - 9:13 PM PDT

Att. 50,823 - Clear - 86 F

TOP

livebaseballscorecards.com

Batter	1	2	3	4	5	6	7	8	9	AB	R	H	RBI	BB	SO	LOB
5 Ender Inciarte, L (1, 8) OBP: 0.307, SLG: 0.340	C SI 90 X FF 88 0-1 16 L9-3 1B		X CU 68 0-0 ① B5-3		B FF 93 X CU 72 1-0 ③ G4-3		B FC 90 1 SAFE X FC 89 1-0 ③ G4-3			4	0	1	0	0	0	2
4 Cliff Pennington, S (1, 6) OBP: 0.349, SLG: 0.354	F SI 90 F FF 90 1 SAFE F CU 71 F SL 87 C FF 91 0-3 ① K		C FF 91 C FF 91 F CU 74 B FF 92 S SL 86 1-3 ② K			C CH 81 B CU 70 B FF 90 B FF 91 X FF 90 3-1 ① G4-3		B FC 90 S CH 84 C FC 88 B CU 79 B CU 78 F FC 89 F FC 90 X FC 89 3-2 1B		4	0	1	0	0	2	1
16 Chris Owings, R (1, 4) OBP: 0.306, SLG: 0.439	B CU 70 1 SAFE B CH 79 F CH 80 F FF 91 F CU 73 B FF 91 X FF 92 3-2 ②③ L9-3 1-1		B CH 82 B CH 81 F FF 92 F SL 87 B FF 93 X FF 93 3-2 ③ G6-3			B FF 91 B CH 83 C FF 92 F SL 87 C CU 74 2-3 ② K		X SL 85 0-0 ① F8		4	0	0	0	0	1	2
15 Mark Trumbo, R (1, 3) OBP: 0.305, SLG: 0.388		B FF 86 X FF 89 1-0 2 1B 2B		B CH 80 B FF 90 X CH 81 2-0 ① G6-3		F FF 93 T FF 92 S FF 92 0-3 ③ K		S SL 86 S SL 86 S SL 87 0-3 ② K		4	0	1	0	0	2	1
2 Aaron Hill, R (1, 5) OBP: 0.285, SLG: 0.374		C FF 88 F CU 70 D SL 85 X FF 90 1-2 7 BB 2-3 1B		C CH 81 B SL 87 S CU 73 X SL 86 1-2 ② G5-3			C CU 70 X SL 85 0-1 7 2B 1B	1 SAFE B SL 87 B FF 90 F SL 88 C SL 87 X SL 88 2-2 ③ F8		4	1	2	0	0	0	1
7 Cody Ross, R (1, 9) OBP: 0.292, SLG: 0.313		B SI 92 F CU 72 S CH 83 F CU 75 B FF 92 B FF 91 D CH 85 4-2 1-2 BB		C FF 90 F FF 90 B CU 73 F SL 87 X FF 92 1-2 ③ G6-3			F FF 91 F FF 92 B FF 92 D CH 84 F FF 92 X CU 74 2-2 9 G5-3 11 1B 1-H 2B		C FC 94 S FC 93 B FC 95 X FC 94 1-2 ① L8	3	1	1	1	1	0	0
12 Nolan Reimold, R (1, 7) OBP: 0.288, SLG: 0.446		B CU 72 S FF 93 F FF 94 F SL 90 B SI 94 D CU 76 C FF 95 3-3 ① K			F FF 88 B CU 72 S CH 80 B SL 82 C FF 91 2-3 ① K		C FF 92 B CH 85 B FF 91 B FF 91 S CH 85 C FF 93 3-3 ① K		C FC 94 F FC 93 X SL 83 0-2 9 G4-3 2B	4	0	1	0	0	3	4
9 Tuffy Gosewisch, R (1, 2) OBP: 0.241, SLG: 0.305		C FF 94 X CH 84 0-1 ② L7			X FF 91 0-0 2B		C CU 72 X CU 73 0-1 ② G5-3 2-3		C FC 92 B FC 95 F FC 95 X FC 97 1-2 ② G4-3 2-3	4	0	1	0	0	0	5
57 Chase Anderson, R (1, 1) OBP: 0.061, SLG: 0.031 11 AJ Pollock, R (7, PH) OBP: 0.368, SLG: 0.547 59 Oliver Pérez, L (7, 1) 41 Daniel Hudson, R (8, 1) 38 Will Harris, R (8, 1) 19 Jake Lamb, L (9, PH) OBP: 0.250, SLG: 0.304		B FF 94 C FF 94 C FF 94 T FF 94 1-2 ③ K			F FF 90 S CU 71 B FF 92 F CU 72 F FF 92 B FF 91 C FF 92 2-3 ② K		C FF 94 B FF 93 F FF 93 B FF 95 X FF 94 2-2 3-H 1B		B FC 96 B FC 95 X FC 93 2-0 ③ F8	2 1 0 0 0 1	0 0 0 0 0 0	0 1 0 0 0 0	0 1 0 0 0 0	0 0 0 0 0 0	2 0 0 0 0 0	4 0 0 0 0 1
Inning Stats	R: 0 E: 0 K: 1 S: 11 H: 1 LOB: 0 BB: 0 P: 14	R: 0 E: 0 K: 2 S: 16 H: 2 LOB: 3 BB: 1 P: 26	R: 0 E: 0 K: 1 S: 8 H: 0 LOB: 0 BB: 0 P: 12	R: 0 E: 0 K: 0 S: 8 H: 0 LOB: 0 BB: 0 P: 12	R: 0 E: 0 K: 2 S: 11 H: 1 LOB: 1 BB: 0 P: 16	R: 0 E: 0 K: 2 S: 8 H: 0 LOB: 0 BB: 0 P: 13	R: 2 E: 0 K: 1 S: 15 H: 3 LOB: 1 BB: 0 P: 23	R: 0 E: 0 K: 1 S: 12 H: 1 LOB: 1 BB: 0 P: 17	R: 0 E: 0 K: 0 S: 10 H: 1 LOB: 1 BB: 0 P: 14	1B: 5 2B: 5 3B: 0 HR: 0 SF: 0 SAC: 0 DP: 1 HBP: 0						

	AB	35
	R	2
	H	9
	RBI	2
	BB	1
	SO	10
	LOB	21

WP: 0 PB: 0 SB: 0 CS: 0 PA: 36

PITCHER		IP	WLS	BF	H	R	ER	SO	BB	IBB	HBP	BLK	WP	HR	S	P	ERA	WHIP
99 Hyun Jin Ryu, L ERA: 3.16	(1, 1)	6.2		27	7	2	2	9	1	0	0	0	0	0	76	114	2.70	1.200
28 Jamey Wright, R ERA: 3.76	(7, 1)	0.1		2	1	0	0	0	0	0	0	0	0	0	6	10	0.00	3.000
0 Brian Wilson, R ERA: 4.74	(8, 1)	1.0	W	3	0	0	0	1	0	0	0	0	0	0	7	9	0.00	0.000
74 Kenley Jansen, R ERA: 3.09	(9, 1)	1.0	S	4	1	0	0	0	0	0	0	0	0	0	10	14	0.00	1.000

PITCHER	IP	WLS	BF	H	R	ER	SO	BB	IBB	HBP	BLK	WP	HR	S	P	ERA	WHIP

Batter	1	2	3	4	5	6	7	8	9	AB	R	H	RBI	BB	SO	LOB
9 Dee Strange-Gordon, L (1, 4) OBP: 0.329, SLG: 0.378	C SI 91 B SI 92 F CH 83 F FF 93 F FF 93 F CH 82 B SI 90 X CH 82 2-2 23 HR 2B		C CU 77 B FF 93 T SI 91 X FF 93 1-2 23 CS 1B			C CU 78 C CH 81 C FF 92 0-3 ②		D SI 95 C CH 85 B SI 96 S SI 95 B FF 95 F SI 97 F FF 96 F CH 85 X CH 85 3-2 13 2B 1-3 2-H 1B		4	2	3	1	0	1	0
13 Hanley Ramirez, R (1, 6) OBP: 0.350, SLG: 0.436 72 Miguel Rojas, R (9, 6) OBP: 0.259, SLG: 0.242	C CU 79 2 SAFE B CU 78 X FF 93 1-1 ① P3		1 SAFE 1 SAFE B FF 92 F FF 92 1 SAFE F CH 83 F FF 92 S CU 79 1-3 ② K			X SI 92 0-0 ③ F8		B FC 92 X CU 80 1-0 1-H 3-H 2B		4 0	0 0	1 0	2 0	0 0	1 0	2 0
23 Adrián González, L (1, 3) OBP: 0.337, SLG: 0.462	X SI 93 0-0 2-H HR		1 SAFE D CU 78 S CH 82 C CH 84 B CH 82 2-2 ③ CS 1-2	S CH 81 X FF 92 0-1 ① F9			B SL 80 F FF 92 C SI 92 S SL 82 1-3 ① K	I IN 67 I IN 58 I IN 58 I IN 56 4-0 IBB		3	1	1	2	1	1	0
27 Matt Kemp, R (1, 9) OBP: 0.347, SLG: 0.480	F CU 78 X SI 93 0-1 3 L9-3 1B			C FF 92 B SI 93 B SI 92 X CU 78 2-1 ② L9			C FF 92 S FF 93 B SI 93 F FF 94 S FF 93 1-3 ② K	F FF 91 X FF 92 0-1 ③ L4		4	0	1	0	0	1	2
3 Carl Crawford, L (1, 7) OBP: 0.309, SLG: 0.373	1 SAFE F SI 91 B FF 92 B CH 82 F CH 82 B FF 93 X CH 82 3-2 ② ③ L9-3 1-1			F SI 91 X FF 93 0-1 ③ G3-1			C SL 79 X SL 81 0-1 ③ G4-3			3	0	0	0	0	0	1
5 Juan Uribe, R (1, 5) OBP: 0.320, SLG: 0.417 18 Roger Bernadina, L (8, PR) OBP: 0.286, SLG: 0.203 74 Kenley Jansen, S (9, 1)		X FF 90 0-0 ① F7			C FF 92 B CU 78 S SI 92 S CU 78 1-3 ① K			B SI 95 X SI 95 1-0 10 FC5 9 1B 1B		3 0 0	0 1 0	1 0 0	0 0 0	0 0 0	1 0 0	0 0 0
65 Joc Pederson, L (1, 8) OBP: 0.286, SLG: 0.167		C SI 92 B SI 90 S CH 82 S CH 83 1-3 ② K			B FF 93 F SI 92 B FF 92 X CH 83 2-1 ② G1-3			1 SAFE B SI 95 C CH 86 B SI 95 X CH 86 2-1 ① F7		3	0	0	0	0	1	1
17 A.J. Ellis, R (1, 2) OBP: 0.331, SLG: 0.242 10 Justin Turner, R (8, PH) OBP: 0.387, SLG: 0.449 (9, 5)		B FF 91 B FF 92 B FF 91 C FF 92 C FF 92 F FF 92 C FF 92 3-3 ③ K			S FF 92 B CU 78 X SI 91 1-1 ③ G6-3			1 SAFE C SI 95 X SI 95 0-1 FC5 9 1B 13 2B 1-2		2 1	0 1	0 0	0 0	0 0	1 0	0 1
99 Hyun Jin Ryu, R (1, 1) OBP: 0.167, SLG: 0.191 28 Jamey Wright, R (7, 1) 0 Brian Wilson, R (8, 1) 16 Andre Ethier, L (8, PH) OBP: 0.315, SLG: 0.370 31 Drew Butera, R (9, 2) OBP: 0.261, SLG: 0.297			S FF 91 F FF 91 B CU 78 B FF 92 S FF 92 2-3 ① K			F FF 90 X CU 76 0-1 ① G6-3		X CH 85 0-0 ② F9		2 0 0 1 0	0 0 0 0 0	0 0 0 0 0	0 0 0 0 0	0 0 0 0 0	1 0 0 0 0	0 0 0 2 0
Inning Stats	R: 2 E: 0 K: 0 S: 14 H: 3 LOB: 0 BB: 0 P: 20	R: 0 E: 0 K: 2 S: 8 H: 0 LOB: 0 BB: 0 P: 12	R: 0 E: 0 K: 2 S: 12 H: 1 LOB: 0 BB: 0 P: 18	R: 0 E: 0 K: 0 S: 6 H: 0 LOB: 0 BB: 0 P: 8	R: 0 E: 0 K: 1 S: 7 H: 0 LOB: 0 BB: 0 P: 11	R: 0 E: 0 K: 1 S: 6 H: 0 LOB: 0 BB: 0 P: 6	R: 0 E: 0 K: 2 S: 9 H: 0 LOB: 0 BB: 0 P: 11	R: 3 E: 0 K: 0 S: 15 H: 3 LOB: 2 BB: 1 P: 26		1B: 4 2B: 3 3B: 0 HR: 1 SF: 0 SAC: 0 DP: 1 HBP: 0						

PITCHER		IP	WLS	BF	H	R	ER	SO	BB	IBB	HBP	BLK	WP	HR	S	P	ERA	WHIP
57 Chase Anderson, R ERA: 3.71	(1, 1)	6.0		20	4	2	2	6	0	0	0	0	0	1	53	75	3.00	0.667
59 Oliver Pérez, L ERA: 1.81	(7, 1)	1.0		3	0	0	0	2	0	0	0	0	0	0	9	11	0.00	0.000
41 Daniel Hudson, R ERA: 16.2	(8, 1)	0.2	L	5	2	3	3	0	0	0	0	0	0	0	12	18	40.50	3.000
38 Will Harris, R ERA: 5.91	(8, 1)	0.1		3	1	0	0	0	0	1	0	0	0	0	3	8	0.00	3.000

PITCHER	IP	WLS	BF	H	R	ER	SO	BB	IBB	HBP	BLK	WP	HR	S	P	ERA	WHIP

BOTTOM

Arizona Diamondbacks @ Los Angeles Dodgers

Dodger Stadium, Los Angeles, CA

Sat Sep 06 2014, 6:11 PM - 9:13 PM PDT

Att. 50,823 - Clear - 86 F

livebaseballscorecards.com

AB	30
R	5
H	7
RBI	5
BB	1
SO	8
LOB	9

Batter	1	2	3	4	5	6	7	8	9	AB	R	H	RBI	BB	SO	LOB
5 Ender Inciarte, L (1, 8) OBP: 0.306, SLG: 0.337	F FF 91 C SI 92 B CH 88 B FF 93 S CH 87 2-3 K		B SI 91 B SL 83 B FF 92 C FF 90 B FF 92 4-1 26 BB 7 1B BB		B FF 91 F FF 91 C SL 86 X CH 88 1-2 G5-3		C SI 95 B SI 95 X CH 88 1-1 F7			3	1	0	0	1	1	0
16 Chris Owings, R (1, 4) OBP: 0.302, SLG: 0.432	B FF 93 F SI 93 X SL 84 1-1 G5-3		1 SAFE B SL 87 B FF 94 X FF 92 2-0 F9		L SL 86 B SL 85 X FF 92 1-1 F8		C FF 96 B FC 92 S FC 92 F FC 91 X FF 96 1-2 F8			4	0	0	0	0	0	1
15 Mark Trumbo, R (1, 3) OBP: 0.301, SLG: 0.382	C SL 85 F FF 93 F FF 94 B FF 94 X SL 86 1-2 L9		B SI 93 S SI 94 1 SAFE F SI 94 S SL 87 1-3 K		C FF 93 X SI 91 0-1 G5-3			C FF 95 B FC 88 S FC 90 S FC 91 1-3 K		4	0	0	0	0	2	1
26 Miguel Montero, L (1, 2) OBP: 0.341, SLG: 0.390		C FF 92 X CH 87 0-1 19 1B 7 1B 17 F9-2 1B	1 SAFE B FF 94 B SI 93 B FF 93 B FF 93 4-0 7 1B 1-2 BB			C SL 85 B FF 91 S SL 86 X CH 88 1-2 G1-3		X SI 93 0-0 G5-3		3	0	1	0	1	0	0
7 Cody Ross, R (1, 9) OBP: 0.302, SLG: 0.329		B SI 92 F SI 92 C SI 94 X SI 92 1-2 17 F9-2 19 1B 1 1B 1-2 1B	B SI 94 C SI 94 B SI 93 X SI 94 2-1 1-2 2-H 1B			F FF 92 B CH 88 X SI 93 1-1 19 G3-1 2B		B SI 96 C FC 89 X FC 89 1-1 F9		4	1	3	1	0	0	0
19 Jake Lamb, L (1, 5) OBP: 0.250, SLG: 0.301		C SI 93 B SI 94 X CH 89 1-1 1 1B 1-2 2-3 1B	B FF 94 X FF 93 1-0 F9			C SI 93 F CH 89 B SI 94 D SL 86 D SL 89 X SI 94 3-2 G3-1 2-3			B SI 95 B SI 94 F SI 94 B SI 95 F SI 95 F SI 96 C SI 95 3-3 K	4	0	1	0	0	1	3
17 Alfredo Marte, R (1, 7) OBP: 0.240, SLG: 0.320		S SL 88 X SL 86 0-1 F9-2 2-3 3-H		C FF 92 F SL 86 B FF 93 X SL 85 1-2 L9		B FF 95 C FF 94 B FF 94 S CH 89 F SI 95 D SL 87 D CH 89 4-2 BB			B SI 95 S FS 88 B FS 85 B SI 94 S SI 94 F SI 96 C SI 96 3-3 K	3	0	0	0	1	1	3
1 Didi Gregorius, L (1, 6) OBP: 0.278, SLG: 0.355 50 Evan Marshall, R (6, 1) 59 Oliver Pérez, L (7, 1) 37 Matt Stites, L (7, 1) 56 Eury De La Rosa, L (8, 1) 31 Jordan Pacheco, R (9, PH) OBP: 0.267, SLG: 0.301		X CH 89 0-0 1-2 3-H 1B		C FF 91 B FF 92 B FF 93 S SL 86 S FF 93 2-3 K		B CH 88 X FF 94 1-0 P4			C FS 88 B SI 95 F SI 94 B FS 87 S FS 90 2-3 K	3 0 0 0 0 0 1	0 0 0 0 0 0 0	1 0 0 0 0 0 0	1 0 0 0 0 0 0	0 0 0 0 0 0 0	1 0 0 0 0 1 0	2 0 0 0 0 0 0
35 Trevor Cahill, R (1, 1) OBP: 0.136, SLG: 0.143 4 Cliff Pennington, S (6, 6) OBP: 0.347, SLG: 0.351		C SI 93 F SI 94 S SL 85 0-3 K		F FF 92 F FF 92 B SL 88 X SL 86 1-2 P4			C SI 94 C SI 95 C SI 95 0-3 K			2 1	0 0	0 0	0 0	0 0	1 1	2 0
Inning Stats	R: 0 E: 0 K: 1 S: 9 H: 0 LOB: 0 BB: 0 P: 13	R: 1 E: 0 K: 1 S: 13 H: 4 LOB: 2 BB: 0 P: 15	R: 1 E: 0 K: 1 S: 8 H: 1 LOB: 2 BB: 2 P: 22	R: 0 E: 0 K: 1 S: 9 H: 0 LOB: 0 BB: 0 P: 13	R: 0 E: 0 K: 0 S: 7 H: 0 LOB: 0 BB: 0 P: 9	R: 0 E: 0 K: 0 S: 12 H: 1 LOB: 2 BB: 1 P: 22	R: 0 E: 0 K: 1 S: 9 H: 0 LOB: 0 BB: 0 P: 11	R: 0 E: 0 K: 1 S: 6 H: 0 LOB: 0 BB: 0 P: 8	R: 0 E: 0 K: 3 S: 11 H: 0 LOB: 0 BB: 0 P: 19	1B: 5 2B: 2 3B: 0 HR: 0 SF: 0 SAC: 0 DP: 1 HBP: 0						

TOP

Arizona Diamondbacks @ Los Angeles Dodgers
Dodger Stadium, Los Angeles, CA
Sun Sep 07 2014, 1:12 PM - 4:21 PM PDT
Att. 43,460 - Partly Cloudy - 91 F

livebaseballscorecards.com

AB	32
R	2
H	6
RBI	2
BB	3
SO	9
LOB	12

WP: 0 PB: 0 SB: 0 CS: 0 PA: 35

PITCHER		IP	WLS	BF	H	R	ER	SO	BB	IBB	HBP	BLK	WP	HR	S	P	ERA	WHIP
21 Zack Greinke, R ERA: 2.73	(1, 1)	6.0	W	26	6	2	2	4	3	0	0	0	0	0	58	94	3.00	1.500
77 Carlos Frías, R ERA: 3.63	(7, 1)	2.0	H	6	0	0	0	2	0	0	0	0	0	0	15	19	0.00	0.000
43 Brandon League, R ERA: 2.89	(9, 1)	1.0		3	0	0	0	3	0	0	0	0	0	0	11	19	0.00	0.000

PITCHER	IP	WLS	BF	H	R	ER	SO	BB	IBB	HBP	BLK	WP	HR	S	P	ERA	WHIP

Batter	1	2	3	4	5	6	7	8	9	AB	R	H	RBI	BB	SO	LOB
9 Dee Strange-Gordon, L (1, 4) OBP: 0.329, SLG: 0.379	C SI 89 F FF 92 S SI 92 0-3 ① K			C SI 92 B SI 92 X SI 92 1-1 ① G6-3		C FF 92 X SI 91 0-1 23 HR 2B	B SI 91 B FF 92 B SL 80 B FF 92 4-0 23 WP 13 E 23 HR BB	B SL 88 C FF 90 C FF 90 F SL 87 F CU 74 X FF 91 1-2 ② G1-3		4	2	1	0	1	1	0
13 Hanley Ramirez, R (1, 6) OBP: 0.352, SLG: 0.434 72 Miguel Rojas, R (8, 6) OBP: 0.257, SLG: 0.240	X SI 92 0-0 ② L4			B SI 92 F SI 91 B SI 89 B CH 81 B SI 91 4-1 23 S BB		B SI 91 B SI 91 D SI 88 B SI 88 4-0 23 HR BB	B SL 79 1 SAFE B SL 79 X SI 92 2-0 E6 23 WP 23 HR 1-2	B FF 90 C SL 85 F SL 87 X FF 91 1-2 ③ F9		2 1	2 0	0 0	0 0	2 0	0 0	1 0
23 Adrián González, L (1, 3) OBP: 0.338, SLG: 0.474	B SI 88 B SI 89 X SI 90 2-0 ③ F7			B CH 83 F CH 82 D CH 82 X FF 93 2-1 ② P6 1-2		B SI 91 B SI 91 F CH 82 B SI 90 X SI 88 3-1 1-H 2-H HR	B SI 90 B SI 91 C SL 80 X SL 80 2-1 1-H 2-H HR			4	2	2	6	0	0	1
27 Matt Kemp, R (1, 9) OBP: 0.347, SLG: 0.484		C SI 89 B KC 78 F KC 77 S CH 81 1-3 ① K		S CH 80 F CH 82 D CH 79 S CH 80 1-3 ③ K		B KC 78 B CH 81 F SI 93 C SI 92 B CH 80 X SI 92 3-2 ② G6-3	X SI 90 0-0 HR			4	1	1	1	0	2	1
16 Andre Ethier, L (1, 7) OBP: 0.317, SLG: 0.368		F SI 90 B SI 92 X SI 92 1-1 E6 10 G6-4-3			B SI 88 B SI 90 X SI 89 2-0 ① L9	B SI 91 S CH 82 B SI 91 B SI 94 B CH 83 4-1 66 BB 10 1B BB	B SL 79 H SL 79 2-0 77 FC3-5 10 1B HBP			2	0	0	0	1	0	0
10 Justin Turner, R (1, 5) OBP: 0.392, SLG: 0.452		B SI 88 X SI 92 1-0 ② ③ G6-4-3 1-2f			C SI 91 B KC 78 B KC 77 F SI 91 B CH 83 F CH 84 F SI 91 F SI 92 B SI 90 4-2 66 S BB	C SL 84 B SL 86 B SL 85 F SI 94 1 SAFE X SI 95 2-2 66 BB 1B 1-2	B FF 93 F FF 95 X FF 96 1-1 77 FC3-5 1B 1-2			3	0	2	0	1	0	1
66 Yasiel Puig, R (1, 8) OBP: 0.382, SLG: 0.479 77 Carlos Frías, R (7, 1) 43 Brandon League, R (9, 1)		C B X 1-1 ① G6-3			B FF 92 B SI 92 X SI 91 2-0 ② P3 1-2	B SI 94 B SL 87 B SL 88 B FF 95 4-0 1-2 2-3 BB	B FF 95 B FF 94 C FF 94 X FF 95 2-1 ② FC3-5 1-2 2-3f			2 1 0	0 0 0	0 0 0	0 0 0	1 0 0	0 0 0	1 2 0
31 Drew Butera, R (1, 2) OBP: 0.258, SLG: 0.294 65 Joc Pederson, L (6, PH) OBP: 0.250, SLG: 0.143 (7, 8)		B SI 90 X SI 90 1-0 ② L8			B SI 93 C SI 92 F SI 92 B CH 80 S CH 83 2-3 ③ K	B SI 94 S SL 86 B FF 95 S SL 86 S SL 87 2-3 ③ K	C SL 88 F FF 97 B FF 98 B SI 99 F SL 87 X FF 98 2-2 ③ L8			2 2	0 0	0 0	0 0	0 0	1 1	1 5
21 Zack Greinke, R (1, 1) OBP: 0.236, SLG: 0.255 3 Carl Crawford, L (6, PH) OBP: 0.308, SLG: 0.372 17 A.J. Ellis, R (7, 2) OBP: 0.329, SLG: 0.240		B SI 91 B SI 92 C SI 89 C SI 91 F SI 90 X CH 81 2-2 ③ G5-3				B SI 87 C CH 80 X FF 91 1-1 ① L7	C FF 91 F FF 92 C FF 91 0-3 ① K	B FF 90 B FF 89 X SL 86 2-0 ① G5-3		1 1 2	0 0 0	0 0 0	0 0 0	0 0 1	0 0 0	0 0 0
Inning Stats	R: 0 E: 0 K: 1 S: 5 H: 0 LOB: 0 BB: 0 P: 7	R: 0 E: 1 K: 1 S: 6 H: 0 LOB: 0 BB: 0 P: 9	R: 0 E: 0 K: 0 S: 7 H: 0 LOB: 0 BB: 0 P: 11	R: 0 E: 0 K: 1 S: 8 H: 0 LOB: 1 BB: 1 P: 16	R: 0 E: 0 K: 1 S: 10 H: 0 LOB: 1 BB: 1 P: 20	R: 3 E: 0 K: 1 S: 16 H: 3 LOB: 3 BB: 3 P: 39	R: 4 E: 1 K: 1 S: 15 H: 3 LOB: 2 BB: 1 P: 30	R: 0 E: 0 K: 0 S: 9 H: 0 LOB: 0 BB: 0 P: 13		1B: 2 2B: 1 3B: 0 HR: 3 SF: 0 SAC: 0 DP: 1 HBP: 1				WP: 1 PB: 0 SB: 2 CS: 0 PA: 38	

PITCHER		IP	WLS	BF	H	R	ER	SO	BB	IBB	HBP	BLK	WP	HR	S	P	ERA	WHIP
35 Trevor Cahill, R ERA: 5.23	(1, 1)	5.2	L	23	2	3	3	4	4	0	0	0	0	1	46	88	4.76	1.059
50 Evan Marshall, R ERA: 2.85	(6, 1)	0.1		3	1	0	0	1	1	0	0	0	0	0	6	14	0.00	6.000
59 Oliver Pérez, L ERA: 2.29	(7, 1)	0.1		6	2	4	3	1	1	0	1	0	1	2	7	17	81.00	9.000
37 Matt Stites, R ERA: 5.27	(7, 1)	0.2		3	1	0	0	0	0	0	0	0	0	0	8	13	0.00	1.500
56 Eury De La Rosa, L ERA: 2.25	(8, 1)	1.0		3	0	0	0	0	0	0	0	0	0	0	9	13	0.00	0.000

PITCHER	IP	WLS	BF	H	R	ER	SO	BB	IBB	HBP	BLK	WP	HR	S	P	ERA	WHIP

BOTTOM

Arizona Diamondbacks @ Los Angeles Dodgers

Dodger Stadium, Los Angeles, CA

Sun Sep 07 2014, 1:12 PM - 4:21 PM PDT

Att. 43,460 - Partly Cloudy - 91 F

livebaseballscorecards.com

AB	31
R	7
H	6
RBI	7
BB	6
SO	6
LOB	13

Batter	1	2	3	4	5	6	7	8	9	AB	R	H	RBI	BB	SO	LOB
5 Ender Inciarte, L (1, 7) OBP: 0.306, SLG: 0.345	C FF 88 X FF 89 0-1 ① F8			B FF 87 X FF 88 1-0 HR		B FF 87 C FF 88 F FF 88 F CU 75 C FF 89 1-3 ③ K			C CH 81 B FF 88 F CU 75 B CU 75 C CH 82 2-3 ② K	4	1	1	1	0	2	0
16 Chris Owings, R (1, 4) OBP: 0.301, SLG: 0.430	X CH 84 0-0 ② G6-3			C FF 87 F CU 76 C FF 89 0-3 ① K			C FF 86 F FF 87 B CU 76 B FF 90 F CU 76 X FF 89 2-2 26 G4-6-3 1B		C FF 89 F CU 76 X FF 89 0-2 ③ G6-3	4	0	1	0	0	1	0
15 Mark Trumbo, R (1, 3) OBP: 0.298, SLG: 0.378	C FF 87 S CU 77 S FF 90 0-3 ③ K			X FF 89 0-0 ② F8			X FF 89 0-0 ① F7			3	0	0	0	0	1	1
26 Miguel Montero, L (1, 2) OBP: 0.339, SLG: 0.387		C FF 88 B CU 77 X FF 89 1-1 ① G6-3		S CH 81 X FF 88 0-1 ③ L7			C FF 88 X CH 80 0-1 ②③ G4-6-3 1-2f			3	0	0	0	0	0	1
7 Cody Ross, R (1, 9) OBP: 0.297, SLG: 0.324		C SL 84 C FF 88 S CU 77 0-3 ② K			B CH 82 B SL 84 X FF 87 2-0 ① G3			C CU 75 S CU 74 B FF 88 F FF 88 S CU 75 1-3 ① K		3	0	0	0	0	2	0
19 Jake Lamb, L (1, 5) OBP: 0.253, SLG: 0.303		S CH 81 B FF 89 X FF 89 1-1 ③ G3-1			C FF 88 X CU 76 0-1 11 G6-4-3 1B			F FF 86 B FF 88 X CH 80 1-1 ② G6-3		3	0	1	0	0	0	0
11 AJ Pollock, R (1, 8) OBP: 0.367, SLG: 0.544			C FF 87 B CU 76 F FF 88 S CU 76 1-3 ① K		X SL 85 0-0 ②③ G6-4-3 1-2f			C FF 88 C FF 88 X CU 76 0-2 1B		3	0	1	0	0	1	1
1 Didi Gregorius, L (1, 6) OBP: 0.275, SLG: 0.350			C FF 88 C FF 89 B CU 77 F FF 88 F FF 89 C CH 82 1-3 ② K			C FF 88 X FC 88 0-1 ① L8		X SL 82 0-0 ③ P6		3	0	0	0	0	1	1
36 Wade Miley, L (1, 1) OBP: 0.185, SLG: 0.137 17 Alfredo Marte, R (3, PH) OBP: 0.238, SLG: 0.316 52 Zeke Spruill, R (3, 1) 38 Will Harris, R (7, 1) 4 Cliff Pennington, S (9, PH) OBP: 0.345, SLG: 0.349			C SL 84 C CU 76 B CU 76 S FF 89 1-3 ③ K			C FF 88 X SL 82 0-1 ② L3			S SL 81 B FF 88 X CH 80 1-1 ① F7	0 1 1 0 1	0 0 0 0 0	0 0 0 0 0	0 0 0 0 0	0 1 0 0 0	0 0 0 0 0	0 0 0 0 0
Inning Stats	R: 0 E: 0 K: 1 S: 6 H: 0 LOB: 0 BB: 0 P: 6	R: 0 E: 0 K: 1 S: 7 H: 0 LOB: 0 BB: 0 P: 9	R: 0 E: 0 K: 3 S: 11 H: 0 LOB: 0 BB: 0 P: 14	R: 1 E: 0 K: 1 S: 7 H: 1 LOB: 0 BB: 0 P: 8	R: 0 E: 0 K: 0 S: 4 H: 1 LOB: 0 BB: 0 P: 6	R: 0 E: 0 K: 1 S: 8 H: 0 LOB: 0 BB: 0 P: 9	R: 0 E: 0 K: 0 S: 7 H: 1 LOB: 0 BB: 0 P: 9	R: 0 E: 0 K: 1 S: 10 H: 1 LOB: 1 BB: 0 P: 12	R: 0 E: 0 K: 1 S: 8 H: 0 LOB: 0 BB: 0 P: 11	1B: 3 2B: 0 3B: 0 HR: 1 SF: 0 SAC: 0 DP: 2 HBP: 0						

PITCHER	IP	WLS	BF	H	R	ER	SO	BB	IBB	HBP	BLK	WP	HR	S	P	ERA	WHIP
52 Yusmeiro Petit, R (1, 1) ERA: 3.62	9.0	W	29	4	1	1	9	0	0	0	0	0	1	68	84	1.00	0.444

PITCHER	IP	WLS	BF	H	R	ER	SO	BB	IBB	HBP	BLK	WP	HR	S	P	ERA	WHIP

TOP

Arizona Diamondbacks @ San Francisco Giants
AT&T Park, San Francisco, CA
Tue Sep 09 2014, 7:15 PM - 9:44 PM PDT
Att. 41,683 - Clear - 63 F

livebaseballscorecards.com

AB	29
R	1
H	4
RBI	1
BB	0
SO	9
LOB	4

Batter	1	2	3	4	5	6	7	8	9	AB	R	H	RBI	BB	SO	LOB
16 Ángel Pagán, S (1, 8) OBP: 0.344, SLG: 0.393	B SI 89 B SI 90 C SI 91 X SI 92 2-1 8 G5-3 12 1B 34 BB 1B	B CH 85 X CH 85 1-0 28 FC4-6 12 1B 48 BB 1-2 1B	B SI 93 B CU 77 F SI 91 S SI 91 S SI 92 2-3 ③ K			F SI 92 B SI 91 X SI 92 1-1 12 E 28 SF7 1-2 1B		B FF 92 C FF 92 B CH 83 X FC 91 2-1 12 1B 1B		5	3	4	0	0	1	1
12 Joe Panik, L (1, 4) OBP: 0.369, SLG: 0.397	C FF 90 F SI 91 X FF 91 0-2 34 BB 8 G5-3 1-2 1B	B FF 88 C FF 93 B FF 90 X FF 91 2-1 28 FC4-6 1-2 2-3 1B		C SI 92 B CH 85 B CH 86 B SI 92 F SI 92 F SI 93 F SI 93 X SI 93 3-2 28 G6-4-3 1B		B SI 91 C SL 82 S SI 91 F CU 77 B FF 92 X SI 92 2-2 E7 1-3 2-H 1B		F SI 90 X FF 91 0-1 1-2 1B		5	0	5	0	0	0	0
28 Buster Posey, R (1, 3) OBP: 0.359, SLG: 0.488 45 Travis Ishikawa, L (9, 3) OBP: 0.299, SLG: 0.413	S SI 92 D CH 85 X CH 84 1-1 ① F7	B FF 93 B FF 93 B SI 95 X SI 95 3-0 ② FC4-6 48 BB 8 BB 1-2f 2-3 3-H		B SL 83 B CU 76 C SL 82 1 SAFE F SL 83 X SI 93 2-2 ①② G6-4-3 1-2f		X SL 84 0-0 ② SF7 3-H		C FF 92 F FF 91 B FF 92 F FC 91 B FC 92 F FC 92 X FC 92 2-2 ③ F7		4 0	0 0	0 0	2 0	0 0	0 0	7 0
8 Hunter Pence, R (1, 9) OBP: 0.347, SLG: 0.474	X SI 91 0-0 ② G5-3 1-2 2-3	B CH 85 B CH 86 B SL 90 C CH 85 F SI 94 B FF 94 4-2 48 BB 1-2 BB		B SL 84 C SI 93 B SI 93 C SI 93 B CU 79 F SI 93 C SI 92 3-3 ③ K		X FF 90 0-0 ③ F7				3	0	0	0	1	1	3
48 Pablo Sandoval, S (1, 5) OBP: 0.332, SLG: 0.434 35 Brandon Crawford, L (8, 6) OBP: 0.316, SLG: 0.370	B SL 89 F FF 89 D SI 92 F SL 90 D FF 90 B CH 85 4-2 34 BB BB	B FF 90 D CH 85 B FF 91 B SI 93 4-0 1-2 2-3 3-H BB			B CH 85 B SI 92 F SI 92 F SI 92 X CU 76 2-2 ① F7		B CH 79 S CH 82 X FF 92 1-1 ① L3			2 0	0 0	0 0	1 0	2 0	0 0	0 0
34 Andrew Susac, R (1, 2) OBP: 0.328, SLG: 0.508	B FF 93 D SL 89 S SI 94 C SI 95 B FF 94 B SI 95 4-2 1-2 2-3 3-H BB	F SI 94 C SI 96 B SI 94 F FF 89 X SI 95 1-2 ③ L9			F SI 93 C SI 92 S SI 92 0-3 ② K		C FF 91 X FC 91 0-1 ② F7			3	0	0	1	1	1	3
13 Joaquin Arias, R (1, 6) OBP: 0.268, SLG: 0.284 (8, 5)	F SL 89 C FF 94 B SL 89 X FF 91 1-2 ③ G5-3		C SI 93 X SI 93 0-1 ① G6-3		B SL 83 C SI 93 F SI 91 X SI 92 1-2 ③ G5-3		F FF 91 B CU 80 B CU 79 C FF 92 X FF 92 2-2 ③ F8			4	0	0	0	0	0	3
7 Grégor Blanco, L (1, 7) OBP: 0.341, SLG: 0.374		F FF 88 C SL 87 S FF 90 0-3 ① K	F SI 92 B SI 92 B CH 85 B SI 93 F SI 93 F SI 92 X SI 92 3-2 52 SH5-4 1B		F SI 92 F CU 77 B SL 83 X SL 83 1-2 E3 12 1B 16 1B 12 E			B FF 92 B CH 81 X FC 91 2-0 ① P6		4	1	1	0	0	1	0
52 Yusmeiro Petit, R (1, 1) OBP: 0.050, SLG: 0.050		C SI 90 F SI 93 X SL 87 0-2 12 1B 16 1B 28 FC4-6 1B	X SI 91 0-0 ② SH5-4 1-2		C SI 91 1 SAFE C CU 75 L SI 91 0-3 ① K			B FC 90 T FC 89 X FF 91 1-1 ② G4-3		3	1	1	0	0	1	1
Inning Stats	R: 1 E: 0 K: 0 S: 15 H: 2 LOB: 3 BB: 2 P: 27	R: 2 E: 0 K: 1 S: 16 H: 3 LOB: 3 BB: 2 P: 31	R: 0 E: 0 K: 1 S: 10 H: 1 LOB: 1 BB: 0 P: 15	R: 0 E: 0 K: 1 S: 12 H: 1 LOB: 0 BB: 0 P: 20	R: 0 E: 0 K: 1 S: 9 H: 0 LOB: 0 BB: 0 P: 12	R: 2 E: 2 K: 1 S: 14 H: 2 LOB: 1 BB: 0 P: 18	R: 0 E: 0 K: 0 S: 7 H: 0 LOB: 0 BB: 0 P: 10	R: 0 E: 0 K: 0 S: 12 H: 2 LOB: 2 BB: 0 P: 19		1B: 11 2B: 0 3B: 0 HR: 0 SF: 1 SAC: 1 DP: 1 HBP: 0						

PITCHER		IP	WLS	BF	H	R	ER	SO	BB	IBB	HBP	BLK	WP	HR	S	P	ERA	WHIP
36 Wade Miley, L ERA: 4.28	(1, 1)	2.0	L	15	5	3	3	1	4	0	0	0	0	0	31	58	13.50	4.500
52 Zeke Spruill, R ERA: 3.38	(3, 1)	4.0		16	4	2	0	4	0	0	0	0	0	0	45	65	0.00	1.000
38 Will Harris, R ERA: 5.4	(7, 1)	2.0		8	2	0	0	0	0	0	0	0	0	0	19	29	0.00	1.000

PITCHER	IP	WLS	BF	H	R	ER	SO	BB	IBB	HBP	BLK	WP	HR	S	P	ERA	WHIP

BOTTOM

Arizona Diamondbacks @ San Francisco Giants

AT&T Park, San Francisco, CA

Tue Sep 09 2014, 7:15 PM - 9:44 PM PDT

Att. 41,683 - Clear - 63 F

livebaseballscorecards.com

AB	33
R	5
H	11
RBI	4
BB	4
SO	5
LOB	18

PA: 39

WP: 0
PB: 0
SB: 0
CS: 0

Batter	1	2	3	4	5	6	7	8	9	AB	R	H	RBI	BB	SO	LOB
5 Ender Inciarte, L (1, 7) OBP: 0.305, SLG: 0.342	C FF 90 B CU 77 B CU 78 B FF 91 C FF 90 B FF 92 4-2 2 G5-4-3 BB		C CH 83 X CH 82 0-1 ① G6-3		S FF 90 B FF 90 B SL 86 F FF 90 S SL 87 2-3 ③ K			M SI 90 F CU 74 X SI 93 0-2 ① G1-3		3	0	0	0	1	1	0
2 Aaron Hill, R (1, 4) OBP: 0.283, SLG: 0.371	1 SAFE C FF 89 S SL 88 F FF 89 1 SAFE X FF 90 0-2 ① ② G5-4-3 1-2f		B SL 88 C SL 88 X CH 84 1-1 ② L8			C SL 87 X SL 87 0-1 ① F9		C CU 75 B CH 87 F SI 92 F CH 87 C SI 92 1-3 ② K		4	0	0	0	0	1	1
26 Miguel Montero, L (1, 2) OBP: 0.336, SLG: 0.384	F FF 91 C CU 77 X SL 89 0-2 ③ G4-3		X FF 91 0-0 ③ F7			B SI 91 C CU 76 X CU 76 1-1 ② G4-3		B CU 76 X SI 93 1-0 ③ G6-3		4	0	0	0	0	0	0
15 Mark Trumbo, R (1, 3) OBP: 0.297, SLG: 0.374		B FF 90 C FF 91 B FF 92 B FF 88 B FF 92 4-1 11 FC5-4 BB		X SL 88 0-0 ① L7		C SL 88 B SL 88 S FF 91 X FF 91 1-2 ③ G4-3			B SL 80 B SL 79 C SL 79 C SL 79 S SL 78 2-3 ① K	3	0	0	0	1	1	0
11 AJ Pollock, R (1, 8) OBP: 0.365, SLG: 0.536		B SL 88 B FF 92 C SI 91 F SL 88 B FF 91 X FF 90 3-2 ① FC5-4 1 BB 19 1B 1-2f		C CU 75 B SL 88 F FF 91 B FF 91 B CH 84 B FF 92 4-2 19 G4-3 19 S BB			X CU 74 0-0 ① G6-3		C FF 88 F FF 89 B SL 79 B SL 78 X FF 89 2-2 ② G6-3	3	0	0	0	1	0	1
19 Jake Lamb, L (1, 5) OBP: 0.264, SLG: 0.325		1 SAFE C SL 86 X FF 90 0-1 1 BB 1-2 1B		B SL 85 B SI 90 S SL 88 F SL 90 B SL 87 X CH 82 3-2 ② G4-3 1-3			C FF 90 B FF 90 C SI 90 B FF 89 B SL 87 X FF 90 3-2 2B		S SI 88 B CH 84 B SI 88 F SI 86 C SL 79 2-3 ③ K	4	0	2	0	0	1	1
17 Alfredo Marte, R (1, 9) OBP: 0.231, SLG: 0.307		C CU 76 B CU 78 D CH 85 B SL 89 X FF 91 3-1 ② F9		C CH 83 X FF 91 0-1 ③ G6-3			X SL 87 0-0 ② L7			3	0	0	0	0	0	4
1 Didi Gregorius, L (1, 6) OBP: 0.279, SLG: 0.348		B FF 91 F SL 89 B FF 92 B FF 92 C SL 89 B SL 88 4-2 1-2 2-3 BB			C FF 89 B CH 82 B FF 90 B FF 91 S FF 90 F FF 91 F FF 91 T FF 90 3-2 ① K		B CH 82 S CH 83 B CH 81 B CH 83 B SL 86 4-1 BB			1	0	0	0	2	1	0
55 Josh Collmenter, R (1, 1) OBP: 0.151, SLG: 0.157 31 Jordan Pacheco, R (7, PH) OBP: 0.265, SLG: 0.299 59 Oliver Pérez, L (7, 1) 50 Evan Marshall, R (7, 1) 43 Addison Reed, L (8, 1)		B FF 92 C FF 92 B SL 88 B FF 93 C FF 92 X FF 92 3-2 ③ G5-3			C FF 90 C CU 75 S CU 75 0-3 ② K		B FF 94 X FF 94 1-0 ③ G6-3			2 1 0 0 0	0 0 0 0 0	0 0 0 0 0	0 0 0 0 0	1 0 0 0 0	3 2 0 0 0	
Inning Stats	R: 0 E: 0 K: 0 S: 9 H: 0 LOB: 0 BB: 1 P: 13	R: 0 E: 0 K: 0 S: 13 H: 1 LOB: 3 BB: 2 P: 30	R: 0 E: 0 K: 0 S: 5 H: 0 LOB: 0 BB: 0 P: 6	R: 0 E: 0 K: 0 S: 8 H: 0 LOB: 1 BB: 1 P: 15	R: 0 E: 0 K: 3 S: 11 H: 0 LOB: 0 BB: 0 P: 16	R: 0 E: 0 K: 0 S: 7 H: 0 LOB: 0 BB: 0 P: 9	R: 0 E: 0 K: 0 S: 7 H: 1 LOB: 2 BB: 1 P: 15	R: 0 E: 0 K: 1 S: 8 H: 0 LOB: 0 BB: 0 P: 10	R: 0 E: 0 K: 2 S: 9 H: 0 LOB: 0 BB: 0 P: 15	1B: 1 2B: 1 3B: 0 HR: 0 SF: 0 SAC: 0 DP: 1 HBP: 0						

PITCHER		IP	WLS	BF	H	R	ER	SO	BB	IBB	HBP	BLK	WP	HR	S	P	ERA	WHIP
32 Ryan Vogelsong, R ERA: 3.9	(1, 1)	6.2		26	2	0	0	3	5	0	0	0	0	0	59	102	0.00	1.050
63 Jean Machi, R ERA: 1.91	(7, 1)	0.1	W	1	0	0	0	0	0	0	0	0	0	0	1	2	0.00	0.000
41 Jeremy Affeldt, L ERA: 2.49	(8, 1)	1.0		3	0	0	0	1	0	0	0	0	0	0	8	10	0.00	0.000
54 Sergio Romo, R ERA: 4.0	(9, 1)	1.0		3	0	0	0	2	0	0	0	0	0	0	9	15	0.00	0.000

PITCHER	IP	WLS	BF	H	R	ER	SO	BB	IBB	HBP	BLK	WP	HR	S	P	ERA	WHIP

TOP

Arizona Diamondbacks @ San Francisco Giants

AT&T Park, San Francisco, CA

Wed Sep 10 2014, 7:19 PM - 10:24 PM PDT

Att. 41,293 - Clear - 67 F

livebaseballscorecards.com

AB	28
R	0
H	2
RBI	0
BB	5
SO	6
LOB	12

WP: 0	PA: 33		
PB: 0			
SB: 1			
CS: 0			

BOTTOM

Arizona Diamondbacks @ San Francisco Giants
AT&T Park, San Francisco, CA
Wed Sep 10 2014, 7:19 PM - 10:24 PM PDT
Att. 41,293 - Clear - 67 F

livebaseballscorecards.com

Batter	1	2	3	4	5	6	7	8	9	AB	R	H	RBI	BB	SO	LOB
16 Ángel Pagán, S (1, 8) OBP: 0.344, SLG: 0.392	C FC 84 X FC 85 0-1 G1-3		C CH 79 X CH 78 0-1 12 CS 1B		B CH 80 X CH 79 1-0 G3		C SI 94 F SI 94 B SL 87 B SI 94 F SI 95 F SI 94 X FF 94 2-2 SF7 2-H 3-H			3	0	1	1	0	0	0
12 Joe Panik, L (1, 4) OBP: 0.367, SLG: 0.391	C FC 85 B FC 84 X FC 86 1-1 P6		1 SAFE 1 SAFE B CH 77 1 SAFE S CH 78 B FC 84 B FC 86 S FC 87 B CH 79 4-2 1-2 BB			B CH 76 F FC 85 B FC 85 C FC 85 F FC 86 F CU 75 S CH 78 2-3 K	B SI 94 B CH 86 F SI 95 C SI 93 C FF 95 2-3 K			3	0	0	0	1	2	0
28 Buster Posey, R (1, 2) OBP: 0.358, SLG: 0.486	B FC 86 B FC 85 F FC 84 B FC 86 S CH 78 F FC 86 X FC 88 3-2 F7		C CH 79 D CH 79 D CH 80 C CH 80 X CH 80 2-2 L7			B CH 79 S CH 78 B FC 86 X FC 86 2-1 48 G6-4-3 1B		B SL 87 X FF 91 1-0 F8		4	0	1	0	0	0	1
48 Pablo Sandoval, S (1, 5) OBP: 0.333, SLG: 0.436		C FC 85 H FC 85 1-1 8 FC5-4 HBP		X CH 77 0-0 G3-1		S CH 80 S CH 78 X CH 77 0-2 G6-4-3 1-2f		X SL 86 0-0 8 1B 45 1B 2B		3	1	1	0	0	0	1
8 Hunter Pence, R (1, 9) OBP: 0.348, SLG: 0.474		C FC 85 X FC 85 0-1 FC5-4 7 G4-3 1-2f		B CH 77 C CH 76 B FC 85 F FC 86 F FC 86 B CH 79 X FC 87 3-2 F8			C SL 78 B FF 91 C SI 92 B SL 82 B FF 93 B SI 92 4-2 7 2B BB	B SL 87 B SL 86 F FF 93 F FF 93 X FF 94 2-2 45 1B 1B 2-3		3	1	1	0	1	0	1
7 Grégor Blanco, L (1, 7) OBP: 0.343, SLG: 0.378		1 SAFE B FC 85 B FC 86 C CH 77 B FC 86 X FC 86 3-1 G4-3 1-2		S CH 79 F CH 79 B CH 76 B FC 88 X FC 86 2-2 45 S 1B			B SL 78 L SI 90 C SI 91 F SL 81 F FF 92 X SI 90 1-2 35 1B 50 2B 2B 1-H	1 SAFE B FF 93 C FF 94 B FF 94 S FF 93 F FF 93 X FF 93 2-2 L7		4	1	2	1	0	0	3
45 Travis Ishikawa, L (1, 3) OBP: 0.308, SLG: 0.410		B FC 86 B CH 78 S CH 77 B FC 86 B FC 87 4-1 BB		1 SAFE B FC 85 F FC 85 B FC 87 F FC 86 X FC 86 2-2 G1-3 1-2			B SL 80 C FF 91 F SI 90 F SL 79 S SL 80 1-3 K	B FF 95 F FF 93 C FF 94 X FF 93 1-2 1-3 3-H 1B		3	0	1	1	1	1	2
35 Brandon Crawford, L (1, 6) OBP: 0.315, SLG: 0.369		S CH 79 B FC 86 B FC 86 S CH 78 S CH 78 2-3 K			X CH 77 0-0 L9		B FF 92 C SI 91 F FF 91 X SL 82 1-2 50 2B 16 WP 2-3 1B	B FF 94 F FF 94 F FF 94 D SL 89 X SL 84 2-2 G3		4	1	1	0	0	1	4
32 Ryan Vogelsong, R (1, 1) OBP: 0.155, SLG: 0.145 63 Jean Machi, R (7, 1) 50 Matt Duffy, R (7, PH) OBP: 0.265, SLG: 0.261 41 Jeremy Affeldt, L (8, 1) 54 Sergio Romo, R (9, 1)			C FC 85 S FC 84 B FC 86 X FC 85 1-2 G6-3		B FC 85 B FC 86 C FC 86 B FC 85 C FC 86 C FC 88 3-3		1 SAFE B SL 83 B SL 84 X SI 94 2-0 16 WP 16 SF7 1-3 3-H			2 0 1 0 0	0 0 1 0 0	0 0 1 0 0	0 0 1 0 0	1 0 0 0 0	0 0 0 0 0	0 0 0 0 0
Inning Stats	R: 0 E: 0 K: 0 S: 8 H: 0 LOB: 0 BB: 0 P: 12	R: 0 E: 0 K: 1 S: 9 H: 0 LOB: 2 BB: 1 P: 19	R: 0 E: 0 K: 0 S: 10 H: 1 LOB: 1 BB: 1 P: 17	R: 0 E: 0 K: 0 S: 11 H: 1 LOB: 1 BB: 0 P: 18	R: 0 E: 0 K: 1 S: 5 H: 0 LOB: 0 BB: 0 P: 9	R: 0 E: 0 K: 1 S: 10 H: 1 LOB: 0 BB: 0 P: 14	R: 4 E: 0 K: 2 S: 23 H: 3 LOB: 0 BB: 1 P: 36	R: 1 E: 0 K: 0 S: 15 H: 3 LOB: 2 BB: 0 P: 23		1B: 6 2B: 3 3B: 0 HR: 0 SF: 1 SAC: 0 DP: 1 HBP: 1			WP: 1 PB: 0 SB: 1 CS: 1 PA: 35		

	AB	30
	R	5
	H	9
	RBI	4
	BB	3
	SO	5
	LOB	12

PITCHER	IP	WLS	BF	H	R	ER	SO	BB	IBB	HBP	BLK	WP	HR	S	P	ERA	WHIP
55 Josh Collmenter, R (1, 1) ERA: 3.67	6.0		22	3	0	0	3	2	0	1	0	0	0	53	89	0.00	0.833
59 Oliver Pérez, L (7, 1) ERA: 2.77	0.1	L	4	2	3	3	1	1	0	0	0	0	0	14	21	81.00	9.000
50 Evan Marshall, R (7, 1) ERA: 3.02	0.2		3	1	1	1	1	0	0	0	0	1	0	9	15	13.50	1.500
43 Addison Reed, R (8, 1) ERA: 3.64	1.0		6	3	1	1	0	0	0	0	0	0	0	15	23	9.00	3.000

PITCHER	IP	WLS	BF	H	R	ER	SO	BB	IBB	HBP	BLK	WP	HR	S	P	ERA	WHIP

Batter	1	2	3	4	5	6	7	8	9	AB	R	H	RBI	BB	SO	LOB
5 Ender Inciarte, L (1, 9) OBP: 0.302, SLG: 0.338	B FF 88 S FF 88 T CH 81 C FC 87 1-3 ① K		B FC 88 B FF 90 S FC 86 1 SAFE X FC 87 2-1 ① FC1-6 4 1B 1-2f			B CH 80 C CU 77 X FC 86 1-1 ① G3-1		B SI 85 B SI 84 B SI 84 C SI 83 C SI 84 F SI 86 F SI 86 X SI 86 3-2 ② G6-3		4	0	0	0	0	1	1
4 Cliff Pennington, S (1, 6) OBP: 0.354, SLG: 0.368	S FF 91 F FF 90 F FF 90 B FC 88 C FC 88 1-3 ② K		1 SAFE 1 SAFE C FC 87 B FF 91 C FF 90 1 SAFE X FC 89 1-2 16 G6-4-3 1-3 1B			B FF 89 C FF 89 B FF 89 B FC 85 X FS 86 3-1 15 2B 3B		C SI 84 F SI 84 B SI 86 H CU 74 2-2 16 1B HBP		3	1	2	0	0	1	0
16 Chris Owings, R (1, 4) OBP: 0.304, SLG: 0.431	F SI 90 B FC 87 X FC 87 1-1 1B		B SI 91 X SI 91 1-0 ②③ G6-4-3 1-2f			F SI 89 F FF 90 X FF 91 0-2 ② F9		C FF 97 X CU 86 0-1 1-2 1B		4	0	2	0	0	0	3
15 Mark Trumbo, R (1, 3) OBP: 0.297, SLG: 0.375	D FC 88 1 SAFE 1 SAFE S FC 87 B FC 87 F FC 87 1 SAFE S FF 91 2-3 ③ K			S SL 84 B FC 85 B FF 89 F FF 89 X FC 86 2-2 ① G4-3		X FF 90 0-0 3-H 2B		T CU 85 B FF 98 S FF 98 F FF 100 F FF 98 C FF 99 1-3 ③ K		4	0	1	1	0	2	3
11 AJ Pollock, R (1, 8) OBP: 0.363, SLG: 0.535		C FF 90 B FC 83 B FF 90 S FC 87 X FF 91 2-2 12 S 2B		C SL 83 B FC 86 F FC 86 F FF 90 B CU 81 B FF 91 X FF 90 3-2 ② G6-3		F CH 84 F CH 86 B FF 93 D CU 82 B FF 94 X CH 87 3-2 ③ G4-3			B FF 92 F FF 92 B SL 87 F SL 86 X FF 93 2-2 ① L8	4	0	1	0	0	0	1
19 Jake Lamb, L (1, 5) OBP: 0.264, SLG: 0.357		D CH 81 B FF 90 F FF 90 S FC 86 F FC 88 F FF 91 S FC 87 2-3 ① K		C CU 79 S CH 82 B SI 91 X FC 87 1-2 ③ F7			B FC 88 X SI 92 1-0 ① L4		B KC 80 B FF 92 X FF 92 2-0 HR	4	1	1	1	0	1	1
12 Nolan Reimold, R (1, 7) OBP: 0.276, SLG: 0.426 56 Eury De La Rosa, L (7, 1) 31 Jordan Pacheco, R (9, PH) OBP: 0.270, SLG: 0.304		S FC 87 C FC 87 C FF 92 0-3 ② K 2-3			C CH 81 C FF 89 S FF 89 0-3 ① K		C FC 88 X FC 88 0-1 ② G5-3		C SI 94 B SL 88 C SI 92 X FF 93 1-2 17 DI 1B	3 0 1	0 0 0	0 0 1	0 0 0	0 0 0	2 0 0	1 0 0
9 Tuffy Gosewisch, R (1, 2) OBP: 0.232, SLG: 0.294		C FF 91 D FC 87 B FF 90 C FF 91 F FF 91 D FC 88 X FC 87 3-2 ③ G4-3			F FF 90 C SI 89 S FF 90 0-3 ② K		C FF 92 F FC 88 B FF 92 F SL 86 C FF 92 1-3 ③ K		D SI 92 C SI 93 X SI 94 1-1 ② F9	4	0	0	0	0	2	2
48 Randall Delgado, R (1, 1) OBP: 0.125, SLG: 0.125 7 Cody Ross, R (5, PH) OBP: 0.296, SLG: 0.322 38 Will Harris, R (5, 1) 37 Matt Stites, L (6, 1) 50 Evan Marshall, R (6, 1) 17 Alfredo Marte, R (7, 7) OBP: 0.227, SLG: 0.301			C SI 89 B FF 89 B FF 89 X FF 88 2-1 5 FC1-6 1B		B FC 86 C CU 79 F FC 85 B FF 90 C FF 91 2-3 ③ K			B FC 88 C FC 87 F SL 84 S FF 92 1-3 ① K	B SL 89 B SI 93 F SI 92 X SL 89 2-1 ③ P2 1-2	1 1 0 0 0 2	0 0 0 0 0 0	1 0 0 0 0 1	0 0 0 0 0 1	0 1 0 0 0 0	0 0 0 0 0 1	0 0 0 0 0 1
Inning Stats	R: 0 E: 0 K: 3 S: 12 H: 1 LOB: 1 BB: 0 P: 17	R: 0 E: 0 K: 2 S: 15 H: 1 LOB: 1 BB: 0 P: 22	R: 0 E: 0 K: 0 S: 8 H: 2 LOB: 1 BB: 0 P: 14	R: 0 E: 0 K: 0 S: 10 H: 0 LOB: 0 BB: 0 P: 16	R: 0 E: 0 K: 3 S: 9 H: 0 LOB: 0 BB: 0 P: 11	R: 1 E: 0 K: 0 S: 11 H: 2 LOB: 1 BB: 0 P: 18	R: 0 E: 0 K: 1 S: 7 H: 0 LOB: 0 BB: 0 P: 9	R: 0 E: 0 K: 2 S: 17 H: 1 LOB: 2 BB: 0 P: 24	R: 1 E: 0 K: 0 S: 11 H: 2 LOB: 1 BB: 0 P: 19	1B: 5 2B: 2 3B: 1 HR: 1	SF: 0 SAC: 0 DP: 1 HBP: 1					

TOP

Arizona Diamondbacks @ San Francisco Giants
AT&T Park, San Francisco, CA
Thu Sep 11 2014, 12:47 PM - 4:15 PM PDT
Att. 41,039 - Partly Cloudy - 73 F

livebaseballscorecards.com

AB	35
R	2
H	9
RBI	2
BB	0
SO	11
LOB	13

WP: 0 PB: 0 SB: 1 CS: 0 PA: 36

PITCHER		IP	WLS	BF	H	R	ER	SO	BB	IBB	HBP	BLK	WP	HR	S	P	ERA	WHIP
22 Jake Peavy, R ERA: 3.93	(1, 1)	5.2	W	22	6	1	1	8	0	0	0	0	0	0	62	92	1.59	1.059
63 Jean Machi, R ERA: 1.9	(6, 1)	0.1	H	1	0	0	0	0	0	0	0	0	0	0	3	6	0.00	0.000
70 George Kontos, R ERA: 3.1	(7, 1)	1.1		4	0	0	0	2	0	0	0	0	0	0	10	13	0.00	0.000
49 Javier López, L ERA: 2.34	(8, 1)	0.1		2	0	0	0	0	0	0	1	0	0	0	7	12	0.00	0.000
60 Hunter Strickland, R ERA:	(8, 1)	0.1		2	1	0	0	1	0	0	0	0	0	0	7	8	0.00	3.000

PITCHER		IP	WLS	BF	H	R	ER	SO	BB	IBB	HBP	BLK	WP	HR	S	P	ERA	WHIP
46 Santiago Casilla, R ERA: 1.89	(9, 1)	1.0		5	2	1	1	0	0	0	0	0	0	1	11	19	9.00	2.000

Batter	1	2	3	4	5	6	7	8	9	AB	R	H	RBI	BB	SO	LOB
16 Ángel Pagán, S (1, 8) OBP: 0.347, SLG: 0.396	C FF 90 B FF 90 X SL 84 1-1 28 1B 8 1B 2B		X SI 91 0-0 28 G1-5-3 48 1B 1B	B CU 75 B CH 84 B SL 81 B FF 93 4-0 BB		X FF 96 0-0 ② L4	B SL 85 X CH 78 1-0 ③ P5			4	2	2	0	1	0	2
56 Gary Brown, R (8, 8)										0	0	0	0	0	0	0
12 Joe Panik, L (1, 4) OBP: 0.363, SLG: 0.383	B FF 93 X FF 93 1-0 ① F7		1 SAFE 1 SAFE C CU 76 F FF 93 1 SAFE B FF 90 X CH 83 1-2 ① F8	1 SAFE S CH 84 B CH 84 S CH 83 X CH 84 1-2 ③ G4-3		B FF 96 B FF 96 B FF 96 B FF 97 4-0 28 E 28 1B 8 BB BB		C SI 88 B SL 82 X CU 73 1-1 ① F8	4	1	0	0	1	0	4
28 Buster Posey, R (1, 2) OBP: 0.361, SLG: 0.489	S SL 84 C SL 84 B FF 91 F CH 85 F FF 94 F FF 96 D CH 87 X CH 86 2-2 8 1B 2-3 1B		B SL 83 S SL 84 B SI 91 X FF 95 2-1 ② G1-5-3 1-2		X FC 91 0-0 8 BB 2B	X FF 98 0-0 E9 8 BB 48 BB 1-3 2-H 1B		C SI 89 X SI 90 0-1 ② G4-3	5	0	3	1	0	0	1
48 Pablo Sandoval, S (1, 5) OBP: 0.333, SLG: 0.434	B FF 92 B FF 95 F SI 92 S CH 85 S CH 86 2-3 ② K		B SI 91 F SI 90 B FF 95 B FF 95 F SI 92 F FF 95 X SI 93 3-2 2-H 1B		B FF 90 F CU 78 B FF 92 B FF 93 F FF 92 F FF 92 X FF 92 3-2 ① F9	B FF 96 B FF 97 B FF 97 B FF 96 4-0 8 BB 1-2 BB		X SL 86 0-0 ③ F7	4	0	1	1	1	1	3
8 Hunter Pence, R (1, 9) OBP: 0.351, SLG: 0.474	S SL 84 C SI 91 F FF 95 X SL 85 0-2 1-3 3-H 1B		B SI 92 S SL 85 D SL 85 F CH 86 B SL 84 F CH 85 F SL 83 S FF 95 3-3 ③ K		C FC 92 D CU 79 B FF 93 B FC 92 B FC 91 4-1 ② 2-3 BB	B SL 88 B SL 87 1 SAFE S FF 98 B FF 98 B FF 98 4-1 1-2 2-3 3-H BB			2	0	1	2	2	1	1
7 Grégor Blanco, L (1, 7) OBP: 0.343, SLG: 0.378 63 Jean Machi, R (6, 1) 50 Matt Duffy, R (6, PH) OBP: 0.260, SLG: 0.255 70 George Kontos, R (7, 1) 49 Javier López, L (8, 1) 60 Hunter Strickland, R (8, 1) 46 Santiago Casilla, R (9, 1)	1 SAFE B SI 90 B FF 95 X FF 92 2-0 ③ F8			X SI 89 0-0 45 BB 35 1B 1B	1 SAFE C FF 91 B FF 92 X FF 91 1-1 ③ F7	C SI 94 S SL 87 F SL 87 C SL 87 0-3 ③ K			3 0 1 0 0 0 0	1 0 0 0 0 0 0	1 0 0 0 0 0 0	0 0 0 0 0 0 0	0 0 1 0 0 0 0	0 0 0 0 0 0 0	3 0 3 0 0 0 0
45 Travis Ishikawa, L (1, 3) OBP: 0.316, SLG: 0.407		B FF 91 B SI 91 C FF 95 X SI 91 2-1 ① F7		1 SAFE 1 SAFE B SI 94 B SI 93 B CH 84 C SI 92 B SI 93 4-1 35 1B 1-2 BB		C FF 93 S FF 93 F FF 96 B FF 93 B SL 85 F FF 95 X FF 95 2-2 35 G4-3 2 2B 1B	B SL 84 C SI 89 S SL 84 B FF 90 S CU 74 2-3 ① K		3	1	1	0	1	1	0
35 Brandon Crawford, L (1, 6) OBP: 0.317, SLG: 0.370		F FF 95 C SI 92 X FF 95 0-2 ② G4-3		B SI 90 X SI 92 1-0 ① 1-3 2-H 1B		B FF 94 B FF 93 C SL 85 B FF 94 X FF 94 3-1 ① G4-3 1-2	B SL 84 C SL 85 S CU 74 X FF 90 1-2 E7 2 G1-4-3 1B		4	0	2	1	0	0	1
22 Jake Peavy, R (1, 1) 2 Juan Carlos Perez, R (6, 7) OBP: 0.247, SLG: 0.310		C FF 93 S SI 91 B FF 94 X SL 81 1-2 ③ F8		S SL 81 S SL 82 F SL 81 S SL 82 0-3 ② K		X SL 88 0-0 28 1B 2-H 2B	B SI 88 C CH 78 S SL 85 B SL 88 F CU 74 X FF 90 2-2 ② G1-4-3 2-3		2 2	0 1	0 1	0 1	0 0	1 0	1 1
Inning Stats	R: 1 E: 0 K: 1 S: 17 H: 3 LOB: 2 BB: 0 P: 25	R: 0 E: 0 K: 0 S: 8 H: 0 LOB: 0 BB: 0 P: 11	R: 1 E: 0 K: 1 S: 15 H: 2 LOB: 1 BB: 0 P: 24	R: 1 E: 0 K: 1 S: 10 H: 2 LOB: 2 BB: 2 P: 20	R: 0 E: 0 K: 0 S: 9 H: 1 LOB: 1 BB: 1 P: 17	R: 3 E: 1 K: 1 S: 15 H: 3 LOB: 3 BB: 3 P: 32	R: 0 E: 1 K: 1 S: 11 H: 1 LOB: 1 BB: 0 P: 17	R: 0 E: 0 K: 0 S: 5 H: 0 LOB: 0 BB: 0 P: 6		1B: 9 2B: 3 3B: 0 HR: 0 SF: 0 SAC: 0 DP: 0 HBP: 0			WP: 0 PB: 0 SB: 0 CS: 0 PA: 40	

BOTTOM

Arizona Diamondbacks @ San Francisco Giants

AT&T Park, San Francisco, CA

Thu Sep 11 2014, 12:47 PM - 4:15 PM PDT

Att. 41,039 - Partly Cloudy - 73 F

livebaseballscorecards.com

AB	34
R	6
H	12
RBI	6
BB	6
SO	5
LOB	20

PITCHER		IP	WLS	BF	H	R	ER	SO	BB	IBB	HBP	BLK	WP	HR	S	P	ERA	WHIP
48 Randall Delgado, R ERA: 5.48	(1, 1)	4.0	L	20	7	3	3	3	2	0	0	0	0	0	50	80	6.75	2.250
38 Will Harris, R ERA: 5.18	(5, 1)	1.0		4	1	0	0	0	1	0	0	0	0	0	9	17	0.00	2.000
37 Matt Stites, R ERA: 6.11	(6, 1)	0.2		8	3	3	3	0	3	0	0	0	0	0	11	28	40.50	9.000
50 Evan Marshall, R ERA: 3.0	(6, 1)	0.1		1	0	0	0	1	0	0	0	0	0	0	4	4	0.00	0.000
56 Eury De La Rosa, L ERA: 2.1	(7, 1)	2.0		7	1	0	0	1	0	0	0	0	0	0	16	23	0.00	0.500

PITCHER	IP	WLS	BF	H	R	ER	SO	BB	IBB	HBP	BLK	WP	HR	S	P	ERA	WHIP

San Diego Padres @ Arizona Diamondbacks

Chase Field, Phoenix, AZ

Fri Sep 12 2014, 6:41 PM - 9:35 PM MST

Att. 31,238 - Roof Closed - 79 F

livebaseballscorecards.com

TOP

Batter	1	2	3	4	5	6	7	8	9	AB	R	H	RBI	BB	SO	LOB
27 Yangervis Solarte, S (1, 5) OBP: 0.342, SLG: 0.368	B SI 89 C SI 89 X CH 82 1-1 ① G5-3		X SI 85 0-0 ① E7 15 SH1-3 9 2B 1B	C CH 82 F SL 79 D CU 76 D SL 80 X FF 89 2-2 ① 2-H 1B			X CH 77 0-0 ① G1-3		C FF 93 B FF 92 X SL 87 1-1 ② G4-3	5	1	2	1	0	0	0
15 Cory Spangenberg, L (1, 7) OBP: 0.333, SLG: 0.552 12 Seth Smith, L (8, 7) OBP: 0.371, SLG: 0.453	C FF 90 B SL 83 T SL 84 B CU 77 B FF 90 F SI 90 F SI 89 F SL 83 S FF 89 3-3 ② K		X SL 83 0-0 ① SH1-3 2-3	B SL 83 X SL 84 1-0 ③ F8			C FF 90 B CU 72 B CU 73 X SL 85 2-1 ② F8		C FF 92 B SL 88 B SL 87 B FF 92 B FF 92 4-1 9 1B BB	3 0	0 0	0 0	0 0	0 1	1 0	1 0
9 Jedd Gyorko, R (1, 4) OBP: 0.265, SLG: 0.341	T SI 88 B CH 82 X CH 82 1-1 ③ G5-3		C FF 89 S SL 84 D SL 82 F FF 89 X SL 82 1-2 8 1B 2B 3-H		X CU 77 0-0 ① G6-3		B FF 90 B SI 89 C CH 79 T CH 78 F CH 77 F SL 88 B SL 85 F FF 91 F CH 78 3-2 ③ X CH 78 G6-3		D SL 87 C FF 92 C FF 92 B SL 87 D SL 89 X FF 93 3-2 44 S 1B 1-3	5	1	2	1	0	0	0
44 René Rivera, R (1, 2) OBP: 0.308, SLG: 0.417		F FF 89 F SI 89 B CU 78 B CU 76 B CH 82 B SL 79 4-2 8 1B 7 G5-3 BB	B CH 82 F CH 82 X FF 89 1-1 ② F7		C CU 75 C CU 72 B FF 89 X SL 80 1-2 HR			B CU 79 S CU 79 S FC 91 F FF 91 F CU 78 B FC 92 F FC 91 F FC 92 C CU 80 2-3 ① K	C SL 87 B FF 92 S SL 86 D SL 89 D SL 88 S SL 89 3-3 ③ 1-2 K	4	2	1	1	1	2	3
8 Yasmani Grandal, S (1, 3) OBP: 0.310, SLG: 0.376		F SI 88 F SI 90 B SI 89 F SL 80 X SI 88 1-2 7 G5-3 24 3B 1B 1-3	X CH 82 0-0 ① 7 FC6-4 2-H 1B		C FF 88 F SL 85 B SI 89 S CU 74 1-3 ② K			C CH 83 F FF 92 B FF 92 B CU 81 B CU 80 S FC 90 3-3 ② K		4	1	2	1	0	2	0
7 Rymer Liriano, R (1, 9) OBP: 0.272, SLG: 0.256		B FF 90 F SL 83 X SI 90 1-1 ① G5-3 1-2 3-H	B FF 88 X CU 77 1-0 ③ FC6-4 1-2f		B CU 75 X CU 76 1-0 ③ G6-3			C CU 79 C FF 92 B CU 80 B FF 92 F CU 79 B FC 91 F FC 92 B FC 92 4-2 5 DI 24 1B BB		3	0	0	1	1	0	2
24 Cameron Maybin, R (1, 8) OBP: 0.279, SLG: 0.349		C CH 82 C FF 89 X FF 88 0-2 5 FC6-2 3B 2-H		B CH 80 B CH 82 C SI 87 X CU 78 2-1 ① F9		S CH 78 B CH 77 B SI 88 F SL 85 F FF 90 X CH 77 2-2 ① G5-3		1 SAFE C FF 90 1 SAFE X FF 90 0-1 5 DI 1B 1-2		4	0	2	1	0	0	0
5 Alexi Amarista, L (1, 6) OBP: 0.286, SLG: 0.299		X SL 83 0-0 ② FC6-2 3-H		C SL 84 F FF 88 X SL 81 0-2 27 S 53 SH5-4 27 1B 1B		B SL 86 B SI 90 F SL 84 B FF 89 F SL 86 F CU 76 X SI 88 3-2 ② 1B		B SI 82 B SL 72 X SI 82 2-0 ③ F9 1-2 2-3		4	1	2	0	0	0	3
53 Eric Stults, L (1, 1) OBP: 0.083, SLG: 0.116 50 Nick Vincent, R (7, 1) 33 Dale Thayer, R (8, 1) 14 Tommy Medica, R (9, PH) OBP: 0.278, SLG: 0.401 4 Jake Goebbert, L (9, PH) OBP: 0.323, SLG: 0.349 59 Kevin Quackenbush, R (9, 1)		B SI 88 F SL 84 F FF 88 X SL 81 1-2 ③ G3		1 SAFE L SL 84 X FF 89 0-1 ② SH5-4 1-2		S SL 84 F SL 84 F SL 84 C CU 73 0-3 ③ K			C FF 91 B FF 91 F FF 92 B FF 92 S FF 92 2-3 ① K	2 0 0 0 0 1	0 0 0 0 0 0	0 0 0 0 0 0	0 0 0 0 0 0	1 0 0 0 0 1	1 0 0 0 0 0	1 0 0 0 0 0
Inning Stats	R: 0 E: 0 K: 1 S: 10 H: 0 LOB: 0 BB: 0 P: 15	R: 2 E: 0 K: 0 S: 15 H: 2 LOB: 1 BB: 1 P: 22	R: 2 E: 1 K: 0 S: 10 H: 3 LOB: 1 BB: 0 P: 13	R: 1 E: 0 K: 0 S: 11 H: 2 LOB: 1 BB: 0 P: 16	R: 1 E: 0 K: 1 S: 8 H: 1 LOB: 0 BB: 0 P: 11	R: 0 E: 0 K: 1 S: 12 H: 1 LOB: 0 BB: 0 P: 17	R: 0 E: 0 K: 0 S: 10 H: 0 LOB: 0 BB: 0 P: 15	R: 0 E: 0 K: 2 S: 17 H: 1 LOB: 2 BB: 1 P: 28	R: 0 E: 0 K: 2 S: 12 H: 1 LOB: 2 BB: 1 P: 25	1B: 8 2B: 1 3B: 1 HR: 1	SF: 0 SAC: 2 DP: 0 HBP: 0	WP: 0 PB: 0 SB: 2 CS: 0	PA: 40				

PITCHER		IP	WLS	BF	H	R	ER	SO	BB	IBB	HBP	BLK	WP	HR	S	P	ERA	WHIP
54 Vidal Nuño, L ERA: 4.58	(1, 1)	5.0	L	24	8	6	6	2	1	0	0	0	0	1	54	77	10.80	1.800
56 Eury De La Rosa, L ERA: 1.97	(6, 1)	2.0		6	1	0	0	1	0	0	0	0	0	0	22	32	0.00	0.500
38 Will Harris, R ERA: 5.04	(8, 1)	0.2		4	1	0	0	2	1	0	0	0	0	0	16	25	0.00	3.000
47 Joe Paterson, L ERA:	(8, 1)	0.1		1	0	0	0	0	0	0	0	0	0	0	1	3	0.00	0.000
43 Addison Reed, R ERA: 3.58	(9, 1)	1.0		5	1	0	0	2	1	0	0	0	0	0	12	25	0.00	2.000

PITCHER	IP	WLS	BF	H	R	ER	SO	BB	IBB	HBP	BLK	WP	HR	S	P	ERA	WHIP

AB	35
R	6
H	11
RBI	6
BB	3
SO	7
LOB	10

BOTTOM

San Diego Padres @ Arizona Diamondbacks

Chase Field, Phoenix, AZ

Fri Sep 12 2014, 6:41 PM - 9:35 PM MST

Att. 31,238 - Roof Closed - 79 F

livebaseballscorecards.com

Batter	1	2	3	4	5	6	7	8	9	AB	R	H	RBI	BB	SO	LOB
5 Ender Inciarte, L (1, 7) OBP: 0.304, SLG: 0.343	C FF 87 X CU 69 0-1 16 G1-3 11 1B 2B	B SL 79 C FF 89 X FF 90 1-1 11 FC5-4 1B	D SL 79 X CH 79 1-0 ② L8	B SL 85 B SL 85 C SL 85 F SL 86 F SL 85 B SL 86 X SL 85 3-2 ③ L3				4	1	2	0	0	0	1
16 Chris Owings, R (1, 4) OBP: 0.300, SLG: 0.424	D FF 88 X CH 79 1-0 ① G1-3 2-3	B FF 88 B FF 87 F CH 79 B FF 88 X CH 78 3-1 ② L7	C CH 80 B FF 89 B FF 89 X CH 80 2-1 E5 11 HR 1-2					C FF 92 F SL 81 X SI 92 0-2 ① G4-3		4	1	0	0	0	0	3
11 AJ Pollock, R (1, 8) OBP: 0.370, SLG: 0.554	D FF 88 X FF 89 1-0 15 G5-4-3 3-H 1B	B FF 88 1 SAFE C FF 88 X FF 88 1-1 ③ FC5-4 1-2f	X FF 89 0-0 1-H 2-H HR					C SL 82 C SL 82 B SL 82 X SL 81 1-2 15 G4-6-3 1B		4	1	3	4	0	0	1
15 Mark Trumbo, R (1, 3) OBP: 0.293, SLG: 0.370	C FF 88 B FF 88 1 SAFE 1 SAFE X CH 80 1-1 ②③ G5-4-3 1-2f	B CH 79 C FF 89 X CH 80 1-1 ① G5-3	X CH 81 0-0 ③ G1-3					X FF 91 0-0 ②③ G4-6-3 1-2f		4	0	0	0	0	0	2
26 Miguel Montero, L (1, 2) OBP: 0.335, SLG: 0.381		C FF 87 X SL 80 0-1 ① F7	B CH 79 B FF 86 B CU 68 B FF 88 4-0 7 G6-4-3 BB	B CU 65 C CH 80 B FF 89 B FF 87 T FF 88 X CH 80 3-2 ① F8					C FF 90 X CU 75 0-1 ① G4-3	3	0	0	0	1	0	0
7 Cody Ross, R (1, 9) OBP: 0.295, SLG: 0.320 62 Brett Jackson, L (9, PR)		C CU 66 C FF 88 B FF 89 X CU 69 1-2 ② G5-3	D CH 79 X FF 88 1-0 ②③ G6-4-3 1-2f	C FF 88 B CH 79 B CU 69 F FF 89 C SL 78 2-3 ② K					T FF 91 B CU 77 X CU 75 1-1 19 FC6-4 1B	4 0	0 0	1 0	0 0	1 0	1 0	1 0
19 Jake Lamb, L (1, 5) OBP: 0.274, SLG: 0.386		C CH 79 S CH 80 B FF 90 B SL 81 X CH 80 2-2 1B	X FF 86 0-0 12 1B 3B	C CH 80 B CH 81 B SL 80 B CH 79 X SL 78 3-1 ③ G3-1					D CU 76 1 SAFE C FF 90 1 SAFE F FF 91 1 SAFE F FF 91 X FF 92 1-2 ② FC6-4 4 1B 1-2f	4	1	2	0	0	0	1
4 Cliff Pennington, S (1, 6) OBP: 0.352, SLG: 0.365		C CH 78 F FF 88 B FF 89 B FF 89 1 SAFE F FF 89 F FF 89 X CH 79 2-2 ③ F8			B CH 79 C FF 88 C CH 80 X FF 90 1-2 ① P4		F SL 85 B SI 89 B SL 86 S SL 85 S SL 86 2-3 ① K		1 SAFE B FF 90 X FF 91 1-0 1-3 1B	4	0	1	0	0	1	2
54 Vidal Nuño, L (1, 1) OBP: 0.118, SLG: 0.063 12 Nolan Reimold, R (5, PH) OBP: 0.286, SLG: 0.435 56 Eury De La Rosa, L (6, 1) 17 Alfredo Marte, R (7, PH) OBP: 0.225, SLG: 0.298 38 Will Harris, R (8, 1) 47 Joe Paterson, R (8, 1) 43 Addison Reed, L (9, 1) 2 Aaron Hill, R (9, PH) OBP: 0.282, SLG: 0.370			C FF 85 C FF 88 F FF 90 B SL 78 C FF 89 1-3 ① K		C FF 89 B FF 90 F FF 89 X SL 81 1-2 16 E 11 HR 3-H 1B		C SL 84 B SL 85 B SL 86 S FF 89 C SL 85 2-3 ② K		B CU 77 X FF 90 1-0 ③ F9	1 1 0 1 0 0 0 0 1	0 1 0 0 0 0 0 0 0	0 1 0 0 0 0 0 0 0	0 1 0 0 0 0 0 0 0	1 0 0 1 0 0 0 0 0	0 0 0 0 0 0 0 0 0	0 0 0 0 0 0 0 0 2
Inning Stats	R: 1 H: 2 E: 0 LOB: 0 K: 0 BB: 0 S: 6 P: 9	R: 0 H: 1 E: 0 LOB: 1 K: 0 BB: 0 S: 13 P: 18	R: 0 H: 1 E: 0 LOB: 1 K: 1 BB: 0 S: 10 P: 16	R: 0 H: 0 E: 0 LOB: 0 K: 0 BB: 1 S: 3 P: 9	R: 4 H: 3 E: 1 LOB: 0 K: 0 BB: 0 S: 12 P: 17	R: 0 H: 0 E: 0 LOB: 0 K: 1 BB: 0 S: 8 P: 16	R: 0 H: 0 E: 0 LOB: 0 K: 2 BB: 0 S: 10 P: 17	R: 0 H: 1 E: 0 LOB: 0 K: 0 BB: 0 S: 7 P: 8	R: 0 H: 2 E: 0 LOB: 2 K: 0 BB: 0 S: 10 P: 14	1B: 7 2B: 1 3B: 1 HR: 1	SF: 0 SAC: 0 DP: 3 HBP: 0					

PITCHER	IP	WLS	BF	H	R	ER	SO	BB	IBB	HBP	BLK	WP	HR	S	P	ERA	WHIP
53 Eric Stults, L (1, 1) ERA: 4.49	6.0	W	25	7	5	2	2	1	0	0	0	0	1	52	85	3.00	1.333
50 Nick Vincent, R (7, 1) ERA: 3.04	1.0	H	3	0	0	0	2	0	0	0	0	0	0	10	17	0.00	0.000
33 Dale Thayer, R (8, 1) ERA: 2.07	1.0	H	3	1	0	0	0	0	0	0	0	0	0	7	8	0.00	1.000
59 Kevin Quackenbush, R (9, 1) ERA: 2.55	1.0	S	5	2	0	0	0	0	0	0	0	0	0	10	14	0.00	2.000

PITCHER	IP	WLS	BF	H	R	ER	SO	BB	IBB	HBP	BLK	WP	HR	S	P	ERA	WHIP

AB	35
R	5
H	10
RBI	5
BB	1
SO	4
LOB	13

WP: 0 PA: 36
PB: 0
SB: 0
CS: 0

Batter	1	2	3	4	5	6	7	8	9	AB	R	H	RBI	BB	SO	LOB
27 Yangervis Solarte, S (1, 5) OBP: 0.343, SLG: 0.377 21 Adam Moore, R (9, PH)	X SI 91 0-0 ① F8		B FF 92 S CH 82 F CH 82 F FF 92 F CU 79 F CU 78 X CH 82 1-2 1B		C CU 78 F FF 91 B FF 91 X SI 91 1-2 ① G4-3		B FF 91 X FF 89 1-0 HR		C FF 96 B FF 95 S FF 94 S SL 86 1-3 ③ K	4 1	1 0	2 0	1 0	0 0	0 1	0 0
12 Seth Smith, L (1, 7) OBP: 0.368, SLG: 0.449	B SI 91 C CH 82 C CH 83 S FF 92 1-3 ② K		C CU 77 X CH 82 0-1 ③ G3		C FF 91 B CU 79 T FF 92 B CH 82 X CH 82 2-2 ② L4		C SL 78 C SI 90 X FF 91 0-2 ① F7			4	0	0	0	0	1	1
9 Jedd Gyorko, R (1, 4) OBP: 0.265, SLG: 0.340	F FF 92 C FF 92 B FF 94 X CU 80 1-2 ③ G2-3			C CU 77 B SI 92 F SI 92 S CU 79 1-3 ① K	X FF 92 0-0 1B		S SI 90 F FF 91 S SL 80 0-3 ② K			4	0	1	0	0	2	0
8 Yasmani Grandal, S (1, 3) OBP: 0.309, SLG: 0.383		X SI 90 0-0 ① G5-3		B CH 83 B CH 82 C SI 92 X CH 81 2-1 HR	C CU 79 B SI 92 F FF 92 F FF 94 X FF 93 1-2 ③ G4-3		C FF 90 C FF 91 C FF 91 0-3 ③ K			4	1	1	1	0	1	1
44 René Rivera, R (1, 2) OBP: 0.314, SLG: 0.425		B FF 91 B FF 91 B CH 81 B FF 91 4-0 24 FC5-4 BB		B CU 78 C FF 91 B FF 92 F FF 92 B CH 82 B FF 92 4-2 24 5 1B BB		C SI 94 F SI 94 B SL 89 X FF 94 1-2 5 1B 3B		B SI 94 B FF 93 F SI 94 C CH 84 X SL 87 2-2 ① G6-3		2	2	1	0	2	0	0
7 Rymer Liriano, R (1, 9) OBP: 0.271, SLG: 0.256		C CU 76 B FF 91 X FF 92 1-1 ② F8		1 SAFE F FF 92 F SI 92 S CU 78 0-3 ② K		C SI 94 F SI 93 B FF 95 F FF 96 B CH 86 S CH 84 2-3 ① K		F SL 85 X SI 93 0-1 24 G4-6-3 1B		4	0	1	0	0	2	3
24 Cameron Maybin, R (1, 8) OBP: 0.279, SLG: 0.344		C FF 90 B SI 92 B CU 78 C FF 92 F CH 82 X FF 91 2-2 ③ FC5-4 1-2f		B FF 92 D CU 78 B FF 92 C FF 92 B FF 92 4-1 5 1B 1-2 BB		C SI 96 B SI 95 S CH 84 B SI 96 S CH 84 2-3 ② K		C SI 93 B SI 94 S CH 86 B SI 95 D CH 87 X SI 94 3-2 ②③ G4-6-3 1-2f		3	0	0	0	1	1	3
5 Alexi Amarista, L (1, 6) OBP: 0.288, SLG: 0.301			C SI 89 X FF 92 0-1 ① F8	C SI 92 X CH 83 0-1 1-3 2-H 1B		B SI 94 X CH 83 1-0 3-H 1B			C FF 92 X FF 92 0-1 ① F8	4	0	2	2	0	0	0
38 Tyson Ross, R (1, 1) 15 Cory Spangenberg, L (4, PH) 43 Joe Wieland, R (4, 1) 60 Frank Garces, L (5, 1) 4 Jake Goebbert, L (5, PH) 61 R.J. Alvarez, R (6, 1) 57 Leonel Campos, R (7, 1) 54 Alex Torres, L (8, 1) 14 Tommy Medica, R (9, PH)			C FF 90 C FF 92 B CU 78 F CU 77 C FF 92 1-3 ② K	C CU 78 F FF 92 F FF 92 S FF 93 0-3 ③ K		X SI 94 0-0 ③ F7			C FF 94 B FF 94 B SL 86 F SL 86 F FF 97 B FF 96 X FF 96 3-2 ② G6-3							

Inning Stats										
	R: 0 E: 0 K: 1 S: 7	H: 0 LOB: 0 BB: 0 P: 9	R: 0 E: 0 K: 0 S: 7	H: 0 LOB: 1 BB: 1 P: 14	R: 0 E: 0 K: 1 S: 14	H: 1 LOB: 1 BB: 0 P: 16	R: 2 E: 0 K: 3 S: 17	H: 2 LOB: 2 BB: 2 P: 28	R: 0 E: 0 K: 0 S: 11	H: 1 LOB: 1 BB: 0 P: 15
	R: 1 E: 0 K: 2 S: 12	H: 2 LOB: 1 BB: 0 P: 18	R: 1 E: 0 K: 2 S: 10	H: 1 LOB: 0 BB: 0 P: 11	R: 0 E: 0 K: 0 S: 8	H: 1 LOB: 0 BB: 0 P: 13	R: 0 E: 0 K: 1 S: 9	H: 0 LOB: 0 BB: 0 P: 13	1B: 5 2B: 0 3B: 1 HR: 2	SF: 0 SAC: 0 DP: 1 HBP: 0	WP: 0 PB: 0 SB: 0 CS: 0	PA: 37

PITCHER		IP	WLS	BF	H	R	ER	SO	BB	IBB	HBP	BLK	WP	HR	S	P	ERA	WHIP
57 Chase Anderson, R ERA: 3.7	(1, 1)	5.0	W	22	4	2	2	5	3	0	0	0	0	1	56	82	3.60	1.400
41 Daniel Hudson, R ERA: 13.5	(6, 1)	1.0		5	2	1	1	2	0	0	0	0	0	0	12	18	9.00	2.000
59 Oliver Pérez, L ERA: 2.88	(7, 1)	1.0		4	1	1	1	2	0	0	0	0	0	1	10	11	9.00	1.000
50 Evan Marshall, R ERA: 2.93	(8, 1)	1.0		3	1	0	0	0	0	0	0	0	0	0	8	13	0.00	1.000
37 Matt Stites, R ERA: 5.9	(9, 1)	1.0		3	0	0	0	1	0	0	0	0	0	0	9	13	0.00	0.000

PITCHER	IP	WLS	BF	H	R	ER	SO	BB	IBB	HBP	BLK	WP	HR	S	P	ERA	WHIP

TOP

San Diego Padres @ Arizona Diamondbacks

Chase Field, Phoenix, AZ

Sat Sep 13 2014, 5:11 PM - 8:23 PM MST

Att. 32,429 - Roof Closed - 78 F

livebaseballscorecards.com

AB	34
R	4
H	8
RBI	4
BB	3
SO	10
LOB	11

Batter	1	2	3	4	5	6	7	8	9	AB	R	H	RBI	BB	SO	LOB
5 Ender Inciarte, L (1, 7) OBP: 0.308, SLG: 0.346	B FF 93 L SI 93 B SL 86 X FF 95 2-1 15 S, 15 1B, 2B	D SL 88 D CH 89 D SL 87 B FF 95 4-0 16 1B, 11 E, BB		B FF 89 C CH 81 X CH 81 1-1 ② L9		B CH 88 B FF 94 B FF 94 B FF 93 4-0 16 S, BB	B FF 94 F FF 94 C SL 87 X SL 87 1-2 ③ G6-3 1-2			3	2	1	0	2	0	1
16 Chris Owings, R (1, 4) OBP: 0.298, SLG: 0.420	X FF 94 0-0 ① L3	B SL 87 D SI 95 S SL 88 X SL 89 2-1 11 E, 15 FC1, 1B 1-3 2-H		C FF 92 C FF 91 B CU 80 B CU 78 X FF 92 2-2 ③ L8		C FF 95 F FF 95 D FF 94 F FF 95 D SL 85 F FF 94 C SL 86 2-3 ② K 1-2		S CH 84 B FF 91 F FF 92 X SI 92 1-2 ① G4-3		5	1	1	1	0	1	2
11 AJ Pollock, R (1, 8) OBP: 0.366, SLG: 0.543	D SL 86 D SI 95 D SL 86 D SI 94 4-0 15 S, 15 1B, BB	B SI 93 1 SAFE C FF 95 F FF 96 X SI 95 1-2 E6, 2 CS, 15 FC1 1-3 3-H			C FF 90 B FF 91 F FF 91 B CU 78 C FF 93 2-3 ① K	C SL 85 C FF 95 X FF 93 0-2 ③ G1-3		B CH 84 X CH 84 1-0 ② G5-3		4	1	0	1	1	1	2
15 Mark Trumbo, R (1, 3) OBP: 0.298, SLG: 0.378	B FF 95 B SI 95 F SI 95 X SI 94 2-1 7 E, 2 1B, 9 WP, 1B 1-H 2-H	B FF 96 S FF 96 X SI 95 1-1 FC1 1-2 3-H			F FF 92 B FF 92 B FF 93 F FF 92 X FF 93 2-2 2 FC1-5, 2B		C FF 94 B SL 84 B SL 85 T FF 95 X FF 94 2-2 1 BB, 7 1B, 31 WP, 1B	F FF 91 B FF 94 S FF 93 F FF 93 B FF 93 S CH 84 2-3 ③ K		5	2	3	3	0	1	1
2 Aaron Hill, R (1, 5) OBP: 0.282, SLG: 0.369	C SL 87 D SL 89 B SL 86 X FF 94 2-1 9 WP, 7 E, 1B 1-2	S SI 94 S SI 95 D SI 94 B SL 90 F SI 95 B FF 96 S SL 88 3-3 ② ③ K 2-3			B CU 75 C FF 92 B FF 92 D CU 77 X FF 91 3-1 ② FC1-5, 7 1B, 9 1B 2-3		B FF 94 1 SAFE F SL 86 F SL 86 X SL 87 1-2 ① L8			4	1	1	0	0	1	4
7 Cody Ross, R (1, 9) OBP: 0.299, SLG: 0.324	C SL 88 D SL 87 B FF 95 1 SAFE D SL 87 S FF 95 C FF 94 3-3 ② K 1-2 2-3		S SL 86 C SI 94 S SL 86 0-3 ① K		B FF 92 C FF 92 B FF 92 X CU 77 2-1 9 1B, 1B 1-3		F FF 95 F FF 95 1 SAFE B SL 86 X SL 85 1-2 31 WP, 1 BB, 31 1B, 1B 1-2			4	1	2	0	0	2	2
9 Tuffy Gosewisch, R (1, 2) OBP: 0.233, SLG: 0.292	C FF 96 F FF 96 B SL 90 S SL 88 1-3 ③ K 2-3 3-H		F FF 95 F SL 88 X SI 96 0-2 ② G1-3		C FF 92 D FF 93 B FF 92 X FF 92 2-1 1-2 3-H		C SL 86 D SL 88 B FF 95 S SL 86 X SL 88 2-2 ② F9			4	0	1	1	0	1	3
1 Didi Gregorius, L (1, 6) OBP: 0.283, SLG: 0.348		X SI 95 0-0 57 SH2-4, 16 1B, 1B	X SL 87 0-0 ③ G3-1		C FF 90 B CU 78 S FF 91 S CU 79 1-3 ③ K		C SL 88 B SL 87 B SI 95 D SL 87 B SI 94 4-1 31 WP, 31 1B, BB 1-2 2-3			3	2	1	0	1	1	2
57 Chase Anderson, R (1, 1) OBP: 0.059, SLG: 0.030 41 Daniel Hudson, R (6, 1) 17 Alfredo Marte, R (6, PH) OBP: 0.223, SLG: 0.295 59 Oliver Perez, L (7, 1) 31 Jordan Pacheco, R (7, PH) OBP: 0.275, SLG: 0.309 50 Evan Marshall, R (8, 1) 37 Matt Stites, L (9, 1)		1 SAFE X FF 95 0-0 ① SH2-4 1-2		B FF 91 X FF 91 1-0 ① G4-3		B FF 95 S FF 95 B FF 93 B FF 94 C FF 94 F FF 93 S FF 95 3-3 ① K	C FF 94 B FF 94 B SL 87 X SL 86 2-1 5 WP, 1B 1-H 2-H 3-H			1 0 1 0 1 0 0	0 0 0 0 0 0 0	0 0 0 0 0 0 0	0 0 0 0 1 0 0	0 0 0 0 0 0 0	0 0 0 0 0 0 0	0 0 0 0 0 0 0
Inning Stats	R: 3 E: 1 K: 2 S: 13 H: 3 LOB: 1 BB: 1 P: 27	R: 3 E: 1 K: 1 S: 13 H: 2 LOB: 2 BB: 1 P: 24	R: 0 E: 0 K: 1 S: 7 H: 0 LOB: 0 BB: 0 P: 7	R: 0 E: 0 K: 0 S: 6 H: 0 LOB: 0 BB: 0 P: 10	R: 1 E: 0 K: 2 S: 15 H: 3 LOB: 2 BB: 0 P: 27	R: 0 E: 0 K: 2 S: 12 H: 0 LOB: 1 BB: 1 P: 21	R: 3 E: 0 K: 0 S: 18 H: 3 LOB: 1 BB: 1 P: 31	R: 0 E: 0 K: 1 S: 8 H: 0 LOB: 0 BB: 0 P: 12		1B: 9 2B: 3 3B: 0 HR: 0 SF: 0 SAC: 1 DP: 1 HBP: 0					

PITCHER		IP	WLS	BF	H	R	ER	SO	BB	IBB	HBP	BLK	WP	HR	S	P	ERA	WHIP
38 Tyson Ross, R ERA: 2.81	(1, 1)	3.0	L	17	5	6	4	4	2	0	0	0	1	0	33	58	12.00	2.333
43 Joe Wieland, R ERA: 11.25	(4, 1)	1.2		8	3	1	1	1	0	0	0	0	0	0	18	33	5.40	1.800
60 Frank Garces, L ERA: 4.15	(5, 1)	0.1		1	0	0	0	1	0	0	0	0	0	0	3	4	0.00	0.000
61 R.J. Alvarez, R ERA: 2.45	(6, 1)	1.0		4	0	0	0	2	1	0	0	0	0	0	12	21	0.00	1.000
57 Leonel Campos, R ERA: 8.31	(7, 1)	1.0		7	3	3	3	0	1	0	0	0	2	0	18	31	27.00	4.000

PITCHER		IP	WLS	BF	H	R	ER	SO	BB	IBB	HBP	BLK	WP	HR	S	P	ERA	WHIP
54 Alex Torres, L ERA: 3.12	(8, 1)	1.0		3	0	0	0	1	0	0	0	0	0	0	8	12	0.00	0.000

BOTTOM

San Diego Padres @ Arizona Diamondbacks

Chase Field, Phoenix, AZ

Sat Sep 13 2014, 5:11 PM - 8:23 PM MST
Att. 32,429 - Roof Closed - 78 F

livebaseballscorecards.com

AB	35
R	10
H	11
RBI	8
BB	4
SO	9
LOB	17

WP: 3 PA: 40
PB: 0
SB: 3
CS: 1

San Diego Padres @ Arizona Diamondbacks

Chase Field, Phoenix, AZ

Sun Sep 14 2014, 1:11 PM - 4:26 PM MST

Att. 26,075 - Roof Closed - 75 F

livebaseballscorecards.com

TOP

Batter	1	2	3	4	5	6	7	8	9	AB	R	H	RBI	BB	SO	LOB
15 Cory Spangenberg, L (1, 7) OBP: 0.286, SLG: 0.471	C SI 91 L SI 91 S CH 80 0-3 K		F SI 89 X SI 91 0-1 G1-3	X SI 90 0-0 G4-3 2-3 3-H			L SI 91 S FF 91 S SI 92 1 SAFE 0-3 K	C FF 92 B FC 92 F FC 92 S FC 91 1-3 K		4	0	0	1	0	2	2
46 Tim Stauffer, R (7, 1) OBP: 0.200, SLG: 0.200										0	0	0	0	0	0	0
14 Tommy Medica, R (8, PH) OBP: 0.275, SLG: 0.397 (8, 7)										1	0	0	0	0	1	3
27 Yangervis Solarte, S (1, 5) OBP: 0.344, SLG: 0.377	B SI 88 C SI 90 S KC 79 D KC 79 C SI 90 2-3 K		X SI 87 0-0 9 WP 12 1B 1B	B CH 81 C CH 80 F KC 79 B SI 90 C SI 90 2-3 K 3-H			X CU 77 0-0 L9		C FF 91 F FF 92 B SL 86 B SL 90 B FF 93 X FF 92 3-2 9 1B 21 2B 1B	5	2	2	0	0	2	1
9 Jedd Gyorko, R (1, 4) OBP: 0.267, SLG: 0.339	B SI 92 C SI 92 F SI 92 S CH 81 1-3 K		B KC 79 C KC 78 S SI 91 B SI 90 X SI 90 2-2 G5-3 1-2		C CU 78 B SI 92 C SI 92 B SL 84 F SL 84 B SI 92 X SI 92 3-2 P3		1 SAFE B CU 76 C CU 76 B SI 91 S CU 77 1 SAFE B SI 91 F CU 77 B CU 77 4-2 BB 1-2		S FF 93 X FF 93 0-1 21 2B 5 G6-3 1-2 1B	4	1	1	0	1	1	1
8 Yasmani Grandal, S (1, 2) OBP: 0.310, SLG: 0.385 (8, 3)		B SI 87 B SI 86 X SI 89 2-0 12 G4-3 4 1B 2B	B SI 91 B SI 90 B CH 84 B SI 90 4-0 12 1B BB		B SI 92 B CU 77 C CU 76 B SI 92 C SI 91 F SI 91 X SI 91 3-2 G6-3		X SI 91 0-0 F7		C FF 93 B FF 93 S SL 88 S SL 88 1-3 K	4	1	1	0	1	1	4
12 Seth Smith, L (1, 9) OBP: 0.368, SLG: 0.448 (7, 7)		X SI 89 0-0 G4-3 2-3	B KC 77 X CH 82 1-0 1-3 2-H 1B		B CU 78 F SI 91 C SI 92 X SI 92 1-2 L8			S FF 91 S FF 89 S FF 91 0-3 K	X FF 92 0-0 44 1B 1-3 2-H 2B	3	0	1	1	0	0	1
16 Abraham Almonte, S (8, PH) OBP: 0.278, SLG: 0.333										1	0	0	0	0	1	0
50 Nick Vincent, R (8, 1)										0	0	0	0	0	0	0
54 Alex Torres, L (8, 1)										0	0	0	0	0	0	0
61 R.J. Alvarez, R (8, 1)										0	0	0	0	0	0	0
21 Adam Moore, R (9, PH) OBP: 0.200, SLG: 0.400										1	0	1	1	0	0	0
5 Alexi Amarista, L (1, 6) OBP: 0.290, SLG: 0.300		F FF 92 B FF 92 B FF 92 F SL 87 B SI 92 F KC 80 B SI 91 4-2 4 1B BB	C FF 92 B FF 92 F KC 79 C SI 91 1-3 K			B CU 76 X SI 91 1-0 L7		X SI 90 0-0 24 1B 44 HBP 1B	X FF 92 0-0 G6-3 3-H	4	0	1	1	1	1	3
4 Jake Goebbert, L (1, 3) OBP: 0.330, SLG: 0.368	B SI 90 1 SAFE F SI 89 X CH 81 1-1 1-3 3-H 1B			C SI 89 C SI 89 X FF 91 0-2 40 SH2-4 15 G4-3 2B		C SI 88 T CU 76 B CU 77 X CU 79 1-2 G4-3	C CU 77 H FC 91 1-1 24 1B 1-2 HBP	F FF 92 S FF 91 B FF 92 X SL 87 1-2 2-3 1B	3	1	2	1	0	0	0
44 René Rivera, R (8, PH) OBP: 0.319, SLG: 0.427 (8, 2)										1	0	1	0	0	0	0
25 Will Venable, L (9, PR) OBP: 0.287, SLG: 0.318										0	0	0	0	0	0	0
24 Cameron Maybin, R (1, 8) OBP: 0.281, SLG: 0.343		B KC 78 S KC 77 1 SAFE C SI 91 S SI 91 1-3 K		H SI 90 1-0 15 G4-3 27 WP 40 SH2-4 HBP		C CU 77 B SL 83 X CU 78 1-1 G5-3	D CU 79 B CU 79 X FC 90 2-0 1-2 2-3 1B	X SL 86 0-0 G4-3	4	1	1	0	0	1	4
40 Odrisamer Despaigne, R (1, 1)		C SI 90 B SI 92 S SI 91 S SI 92 1-3 K	L SI 87 X KC 77 0-1 SH2-4 1-2 2-3			S CU 77 S SI 91 B SI 92 B SI 92 X CU 77 2-2 9 E 1B	C FF 92 B FF 92 C FF 91 F FC 91 C FC 91 1-3 K		1	0	0	0	0	1	2
60 Frank Garces, L (6, 1)									0	0	0	0	0	0	0
7 Rymer Liriano, R (7, PH) OBP: 0.276, SLG: 0.261 (7, 9)									2	0	1	0	0	1	3

	AB	38
	R	6
	H	12
	RBI	5
	BB	3
	SO	12
	LOB	24

Inning Stats	1	2	3	4	5	6	7	8	9
	R: 0 E: 0 K: 3 S: 9 H: 0 LOB: 0 BB: 0 P: 12	R: 1 E: 0 K: 2 S: 13 H: 2 LOB: 2 BB: 1 P: 22	R: 1 E: 0 K: 1 S: 10 H: 2 LOB: 2 BB: 1 P: 18	R: 2 E: 0 K: 1 S: 9 H: 1 LOB: 0 BB: 0 P: 12	R: 0 E: 0 K: 0 S: 11 H: 0 LOB: 0 BB: 0 P: 18	R: 0 E: 0 K: 0 S: 6 H: 0 LOB: 0 BB: 0 P: 9	R: 0 E: 1 K: 1 S: 11 H: 1 LOB: 2 BB: 1 P: 17	R: 0 E: 0 K: 3 S: 13 H: 2 LOB: 3 BB: 0 P: 18	R: 2 E: 0 K: 1 S: 14 H: 4 LOB: 2 BB: 0 P: 19

	1B: 9	SF: 0	WP: 2	PA: 44
	2B: 3	SAC: 1	PB: 0	
	3B: 0	DP: 0	SB: 0	
	HR: 0	HBP: 2	CS: 0	

PITCHER	IP	WLS	BF	H	R	ER	SO	BB	IBB	HBP	BLK	WP	HR	S	P	ERA	WHIP
35 Trevor Cahill, R (1, 1) ERA: 5.38	4.0		20	5	4	4	7	2	0	1	0	2	0	41	64	9.00	1.750
52 Zeke Spruill, R (5, 1) ERA: 2.76	3.0	W	11	1	0	0	1	1	0	0	0	0	0	28	44	0.00	0.667
59 Oliver Pérez, L (8, 1) ERA: 2.86	0.1	H	2	1	0	0	1	0	0	0	0	0	0	4	4	0.00	3.000
38 Will Harris, R (8, 1) ERA: 4.91	0.2	H	4	1	0	0	2	0	0	1	0	0	0	9	14	0.00	1.500
43 Addison Reed, R (9, 1) ERA: 3.83	1.0		7	4	2	2	1	0	0	0	0	0	0	14	19	18.00	4.000

PITCHER	IP	WLS	BF	H	R	ER	SO	BB	IBB	HBP	BLK	WP	HR	S	P	ERA	WHIP

BOTTOM

San Diego Padres @ Arizona Diamondbacks

Chase Field, Phoenix, AZ

Sun Sep 14 2014, 1:11 PM - 4:26 PM MST

Att. 26,075 - Roof Closed - 75 F

livebaseballscorecards.com

Batter	1	2	3	4	5	6	7	8	9	AB	R	H	RBI	BB	SO	LOB
5 Ender Inciarte, L (1, 7) OBP: 0.309, SLG: 0.347	X FF 87 0-0 16 G1-3 2B		X EP 66 0-0 ② L8	B EP 67 F SL 87 X FF 90 1-1 ③ G5-3		X CU 76 0-0 ③ F7		B FC 84 B FF 91 D FF 92 B FF 92 4-0 1-2 3-H BB		4	0	1	0	1	0	2
16 Chris Owings, R (1, 4) OBP: 0.300, SLG: 0.420	C SI 87 X SL 87 0-1 ① G1-3 2-3		B SI 91 D CU 77 B FF 88 X FF 89 3-0 11 S 15 1B 2-H 1B		X SL 86 0-0 ① B1		C SI 89 X SL 84 0-1 11 CS 1B	C SL 85 S SL 86 F SL 85 F FF 94 F SL 85 S SL 84 0-3 ② K		5	1	2	1	0	1	3
11 AJ Pollock, R (1, 8) OBP: 0.362, SLG: 0.533	C CU 76 F SI 88 S CU 76 0-3 ② K		C SI 91 B SL 84 1 SAFE B CU 73 B FC 89 B SI 89 4-1 15 1B 15 1B 1-2 BB		C SI 89 C FC 92 S FC 92 0-3 ② K		C SI 89 F SI 90 B FF 92 F SL 85 F SI 91 F FF 91 1 SAFE 1 SAFE S SL 86 1-3 ①② K 1-2	B SL 85 X FF 95 1-0 ③ F9		4	1	0	0	1	3	4
15 Mark Trumbo, R (1, 3) OBP: 0.300, SLG: 0.377	B SI 91 C FF 89 B SI 89 X CU 74 2-1 ③ G6-3		X SI 89 0-0 26 E 1-H 2-H 1B		B FF 89 B EP 66 B CH 74 B SI 90 4-0 26 BB BB		B FF 92 S CH 82 B FF 91 C SI 92 B CH 81 X SI 91 3-2 ③ G3-1			3	1	1	1	1	0	1
26 Miguel Montero, L (1, 2) OBP: 0.335, SLG: 0.379		B SI 87 B SL 84 B SL 88 C FC 88 F FF 90 F FC 91 F SI 90 F SL 87 X EP 67 3-2 ① L3	X SI 88 0-0 E7 2 1B 1-H	B CU 77 B SL 84 1 SAFE B EP 67 B FC 89 4-0 2 FC6-4 1-2 BB				B FF 89 B SL 86 F SL 86 X SL 86 2-1 ① G4-3		3	1	0	0	1	0	0
2 Aaron Hill, R (1, 5) OBP: 0.284, SLG: 0.369	X SI 90 0-0 ② L9		F EP 67 X CU 75 0-1 7 S 2-H 1B		C CH 72 B SI 91 C FC 89 X CH 75 1-2 ③ FC6-4 1-2f			B SL 86 B SL 86 B FF 90 C FF 89 F SL 87 F FF 90 B FF 90 4-2 7 1B 1 1B BB		3	1	1	1	1	0	2
7 Cody Ross, R (1, 9) OBP: 0.298, SLG: 0.323	B SL 83 C SL 88 S FC 88 F CU 79 B CU 76 B SI 90 X SI 90 3-2 ③ L8		B FF 90 F SI 90 C SI 93 1 SAFE B SI 92 B CH 75 X EP 69 3-2 ③ G6-3 1-2			C FC 89 C SI 88 F FC 92 B CU 75 B CU 75 F SI 89 X CH 73 2-2 ① G5-3		X SL 86 0-0 1 1B 31 1B 1-2 1B		4	1	1	0	0	0	1
1 Didi Gregorius, L (1, 6) OBP: 0.286, SLG: 0.351			B SL 86 C SL 88 B EP 66 C SL 88 B CH 72 X FC 88 3-2 35 SH3-4 16 1B 1B C SL 83 X EP 66 0-1 ① G4-3			X CH 72 0-0 ② G6-3		S SL 87 X SL 86 0-1 31 1B 5 WP 1-2 2-H 1B		4	2	2	1	0	0	0
35 Trevor Cahill, R (1, 1) OBP: 0.136, SLG: 0.143 62 Brett Jackson, L (4, PH) 52 Zeke Spruill, R (5, 1) OBP: 0.250, SLG: 0.400 59 Oliver Perez, L (8, 1) 38 Will Harris, R (8, 1) 31 Jordan Pacheco, R (8, PH) OBP: 0.280, SLG: 0.314 43 Addison Reed, L (9, 1)			X SL 87 0-0 ① SH3-4 1-2	C EP 66 B CH 74 B EP 66 X FF 89 2-1 ② G3		C FF 89 S FC 91 B CU 74 B FF 90 X FC 90 2-2 2B		C FF 90 X FF 90 0-1 5 WP 1-3 2-H 1B		0 1 1 0 0 0 1 0	0 0 0 0 0 0 0 0	0 0 1 0 0 0 1 0	0 0 0 0 0 0 0 0	0 0 0 0 0 0 0 0	0 0 0 0 0 0 0 0	0 0 0 0 0 0 0 0
Inning Stats	R: 0 E: 0 K: 1 S: 8 H: 1 LOB: 1 BB: 0 P: 10	R: 0 E: 0 K: 0 S: 11 H: 0 LOB: 0 BB: 0 P: 17	R: 5 E: 1 K: 0 S: 14 H: 4 LOB: 1 BB: 1 P: 27	R: 0 E: 0 K: 0 S: 6 H: 0 LOB: 0 BB: 0 P: 9	R: 0 E: 0 K: 1 S: 7 H: 0 LOB: 2 BB: 2 P: 16	R: 0 E: 0 K: 1 S: 10 H: 1 LOB: 1 BB: 0 P: 14	R: 0 E: 0 K: 1 S: 11 H: 1 LOB: 0 BB: 0 P: 15	R: 3 E: 0 K: 1 S: 17 H: 3 LOB: 2 BB: 2 P: 28		1B: 8 2B: 3 3B: 0 HR: 0 SF: 0 SAC: 1 DP: 1 HBP: 0						

	AB	33
	R	8
	H	10
	RBI	5
	BB	5
	SO	4
	LOB	13

WP: 1 PA: 39
PB: 0
SB: 2
CS: 1

PITCHER		IP	WLS	BF	H	R	ER	SO	BB	IBB	HBP	BLK	WP	HR	S	P	ERA	WHIP
40 Odrisamer Despaigne, R ERA: 3.63	(1, 1)	5.2	L	27	6	5	3	2	3	0	0	0	0	0	55	92	4.76	1.588
60 Frank Garces, L ERA: 3.86	(6, 1)	0.1		1	0	0	0	0	0	0	0	0	0	0	1	1	0.00	0.000
46 Tim Stauffer, R ERA: 3.41	(7, 1)	1.0		3	1	0	0	1	0	0	0	0	0	0	11	15	0.00	1.000
50 Nick Vincent, R ERA: 3.55	(8, 1)	0.1		5	3	3	3	0	1	0	0	0	0	0	10	16	81.00	12.000
54 Alex Torres, L ERA: 3.12	(8, 1)	0.0		1	0	0	0	0	1	0	0	0	1	0	0	4	∞	∞

PITCHER		IP	WLS	BF	H	R	ER	SO	BB	IBB	HBP	BLK	WP	HR	S	P	ERA	WHIP
61 R.J. Alvarez, R ERA: 2.08	(8, 1)	0.2		2	0	0	0	1	0	0	0	0	0	0	7	8	0.00	0.000

Batter	1	2	3	4	5	6	7	8	9	AB	R	H	RBI	BB	SO	LOB
2 Juan Carlos Perez, R (1, 8) OBP: 0.235, SLG: 0.304	X SI 90 0-0 ① F9		C FF 92 B CH 84 C CH 84 B SI 93 F SL 89 X FF 89 2-2 ② F8		C CH 82 C CH 82 B CH 80 B SI 93 X FF 92 2-2 ③ G6-3		F CH 81 S CH 83 F CH 80 X CH 81 0-2 ③ G5-3		C CH 76 B CU 72 F CH 76 B FF 90 X SL 85 2-2 ② L7	5	0	0	0	0	0	2
12 Joe Panik, L (1, 4) OBP: 0.353, SLG: 0.379	B FF 90 C FF 90 X SL 85 1-1 ② F8		B CU 80 X FF 92 1-0 1B			C CU 78 S SL 86 B FF 91 X SL 84 1-2 ① G1-3		C SI 81 B SL 73 B SL 72 X SI 82 2-1 28 1B 2B	C SL 83 B SL 84 C SL 85 F SL 86 B FF 90 F CH 79 X FF 90 2-2 ③ F8 1-2	5	1	2	0	0	0	1
28 Buster Posey, R (1, 2) OBP: 0.362, SLG: 0.488	C SI 92 B SI 94 B CH 84 X CH 85 2-1 ③ F8		1 SAFE B FF 91 F FF 92 F SI 93 F SI 94 1 SAFE F SL 89 B FF 92 D SL 86 3-2 X CH 85 G6-3			X SI 91 0-0 ② F8		C SL 83 F SL 85 D SL 86 X SL 86 1-2 48 1B 2-H 1B		4	0	1	1	0	0	1
8 Hunter Pence, R (1, 9) OBP: 0.347, SLG: 0.467		B SI 91 C CH 83 S CH 82 F FF 90 B SI 92 F FF 91 X SL 86 2-2 ① G5-3		B FF 91 C CH 82 B SL 87 S CH 82 X FF 93 2-2 ① G4-3		C FF 91 B FF 92 B FF 91 B SI 92 X CH 84 3-1 1B		B SI 93 S SI 94 S SL 86 B FF 94 X SI 93 2-2 ① L8		4	0	1	0	0	0	1
48 Pablo Sandoval, S (1, 5) OBP: 0.331, SLG: 0.430		B SI 92 B SI 92 F CH 84 B FF 91 X SI 92 3-1 13 1B 2B		F SL 85 C FF 92 X FF 92 0-2 ② G6-3		1 SAFE S SL 86 B SL 86 F SL 86 B FF 92 C FF 92 2-3 ③ K		X FF 93 0-0 7 FC6-4 1-3 1B		4	0	2	0	0	1	1
13 Joaquin Arias, R (1, 3) OBP: 0.289, SLG: 0.306 45 Travis Ishikawa, L (8, PH) OBP: 0.320, SLG: 0.440 (8, 3)		B SL 87 X SI 89 1-0 7 FC3-6 2-3 1B		F SI 93 F FF 92 B FF 91 X FF 92 1-2 1B			C SI 89 X CU 77 0-1 7 2B 35 G6-3 1B	F SI 92 F SI 93 S CH 86 0-3 ② K		3 1	1 0	3 0	0 0	0 1	0 2	0 2
7 Grégor Blanco, L (1, 7) OBP: 0.344, SLG: 0.376		F FF 92 F SL 89 B FF 87 D SL 90 X SL 89 2-2 ② FC3-6 35 S 1-2f		1 SAFE X SI 92 0-0 ③ L7			B FF 91 D SI 89 X FF 91 2-0 1-3 2B	D CH 86 C SI 94 C FF 93 F FF 94 F FF 93 X CH 87 1-2 ③ FC6-4 1-2f		4	0	1	0	0	0	5
35 Brandon Crawford, L (1, 6) OBP: 0.319, SLG: 0.378		S SL 88 B SL 86 1 SAFE F SL 88 D FF 89 S SI 88 2-3 ③ K 1-2			C FF 90 B FF 92 X FF 88 1-1 ① F9		X FF 88 0-0 ① G6-3 3-H		B FF 89 C SI 89 X CU 74 1-1 12 DI 1B	4	0	1	1	0	1	3
32 Ryan Vogelsong, R (1, 1) OBP: 0.150, SLG: 0.140 49 Javier López, L (6, 1) 50 Matt Duffy, R (7, PH) OBP: 0.264, SLG: 0.260 57 Juan Gutierrez, R (7, 1) 51 Erik Cordier, R (8, 1) 34 Andrew Susac, R (9, PH) OBP: 0.333, SLG: 0.516			B FF 90 S SI 90 S SI 93 B FF 93 S SL 88 2-3 ① K		F SI 91 C SL 86 S SL 87 0-3 ② K		X FF 90 0-0 ② L9		B SI 88 C CH 76 F SL 85 B SL 86 B SI 88 F SL 84 C SL 86 3-3 ① K	2 0 1 0 0 1	0 0 0 0 0 0	0 0 0 0 0 0	0 0 0 0 0 0	0 0 0 0 0 1	2 0 0 0 0 1	0 0 1 0 0 1
Inning Stats	R: 0 E: 0 K: 0 S: 5 H: 0 LOB: 0 BB: 0 P: 8	R: 0 E: 0 K: 1 S: 14 H: 2 LOB: 2 BB: 0 P: 24	R: 0 E: 0 K: 1 S: 13 H: 1 LOB: 1 BB: 0 P: 21	R: 0 E: 0 K: 0 S: 10 H: 1 LOB: 1 BB: 0 P: 13	R: 0 E: 0 K: 1 S: 8 H: 0 LOB: 0 BB: 0 P: 11	R: 0 E: 0 K: 1 S: 9 H: 1 LOB: 1 BB: 0 P: 15	R: 1 E: 0 K: 0 S: 9 H: 2 LOB: 1 BB: 0 P: 11	R: 1 E: 0 K: 1 S: 17 H: 3 LOB: 2 BB: 0 P: 23	R: 0 E: 0 K: 1 S: 14 H: 1 LOB: 1 BB: 0 P: 22	1B: 8 2B: 3 3B: 0 HR: 0 SF: 0 SAC: 0 DP: 0 HBP: 0						

PITCHER	IP	WLS	BF	H	R	ER	SO	BB	IBB	HBP	BLK	WP	HR	S	P	ERA	WHIP
36 Wade Miley, L (1, 1) ERA: 4.17	7.0	W	28	7	1	1	4	0	0	0	0	0	0	68	103	1.29	1.000
47 Joe Paterson, L (8, 1) ERA: 27.0	0.0		1	1	1	1	0	0	0	0	0	0	0	2	4	∞	∞
50 Evan Marshall, R (8, 1) ERA: 2.86	1.0		5	2	0	0	1	0	0	0	0	0	0	15	19	0.00	2.000
56 Eury De La Rosa, L (9, 1) ERA: 1.91	1.0		4	1	0	0	1	0	0	0	0	0	0	14	22	0.00	1.000

PITCHER	IP	WLS	BF	H	R	ER	SO	BB	IBB	HBP	BLK	WP	HR	S	P	ERA	WHIP

TOP

San Francisco Giants @ Arizona Diamondbacks
Chase Field, Phoenix, AZ
Mon Sep 15 2014, 6:40 PM - 9:39 PM MST
Att. 21,731 - Roof Closed - 77 F

livebaseballscorecards.com

AB	38
R	2
H	11
RBI	2
BB	0
SO	6
LOB	18

WP: 0 PA: 38
PB: 0
SB: 1
CS: 0

Batter	1	2	3	4	5	6	7	8	9	AB	R	H	RBI	BB	SO	LOB
5 Ender Inciarte, L (1, 7) OBP: 0.308, SLG: 0.346	C FF 90 B CH 84 X CH 84 1-1 11 L4-6 16 BB 1B		C CU 78 B SL 89 C FF 91 B FF 92 S SL 89 2-3 ② K		B CU 76 B SL 89 S SI 92 X SI 92 2-1 ② G1-3		1 SAFE L SI 93 1 SAFE X SI 93 0-1 ① G4-3 1-2			4	0	1	0	0	1	2
16 Chris Owings, R (1, 4) OBP: 0.302, SLG: 0.419	B FF 90 1 SAFE 1 SAFE B FF 90 B FF 90 C FF 90 B FF 91 4-1 1-2 BB		F FF 91 F FF 91 B FF 92 F FF 91 X CU 76 1-2 11 WP 15 HR 1-2 1B		C CU 75 X SL 88 0-1 ③ L8		S CU 79 F SI 93 B SI 93 B SI 93 C FF 93 2-3 ② K			3	1	1	0	1	1	1
11 AJ Pollock, R (1, 8) OBP: 0.365, SLG: 0.540	C CU 77 B FF 89 B CU 78 F FF 91 F CH 85 X FF 92 2-2 ① ② L4-6 2-2		B SL 89 B CH 86 C CH 86 B FF 92 F FF 92 B SI 91 4-2 15 HR 1-2 2-3 BB			C SL 88 X CU 76 0-1 ① G6-3	B CU 80 X FF 93 1-0 15 1B 2-H 3B			3	2	1	1	1	0	2
15 Mark Trumbo, R (1, 3) OBP: 0.303, SLG: 0.389	C SI 91 B FF 91 C CU 78 C FF 91 1-3 ③ K		C SI 92 X SL 90 0-1 1-H 2-H 3-H HR			C SL 89 X CU 76 0-1 ② G6-3	B CU 80 D CU 81 C FF 94 C CU 84 F FF 93 X CU 80 2-2 3-H 1B			4	1	2	5	0	1	1
26 Miguel Montero, L (1, 2) OBP: 0.334, SLG: 0.380		B FF 91 B FF 89 F FF 91 X FF 90 2-1 ① P5	B CU 77 F SL 90 B CU 76 T FF 92 X SL 89 2-2 ③ G5-3			B CH 84 X SL 88 1-0 2 WP 2B	X SI 93 0-0 ③ L3			4	0	1	0	0	0	1
2 Aaron Hill, R (1, 5) OBP: 0.285, SLG: 0.369		B CU 77 X SL 89 1-0 ② F8		C CU 76 X CH 84 0-1 7 CS 1B		C FF 90 B CH 85 D CH 84 B CU 78 B SI 90 4-1 7 BB 2-3 BB		C SL 87 B FF 98 X FF 99 1-1 ① L8		3	0	1	0	1	0	0
7 Cody Ross, R (1, 9) OBP: 0.299, SLG: 0.319 62 Brett Jackson, L (6, PR) (7, 9)		C FF 92 S FF 90 X CU 77 0-2 ③ G5-3		F SI 90 F FF 90 B FF 91 B FF 91 F FF 92 B SI 92 1 SAFE F CU 77 S SL 88 3-3 ① ② K 1-2		F FF 90 F FF 90 B FF 90 B CU 78 D CH 82 B SL 87 4-2 1-2 BB		S FF 99 X FF 99 0-1 ② G5-3		2 1	0 0	0 0	0 0	1 0	1 0	1 0
1 Didi Gregorius, L (1, 6) OBP: 0.282, SLG: 0.345			B FF 90 C FF 91 B FF 91 X FF 90 2-1 ① G4-3	F CH 84 C SL 88 F FF 92 C SL 88 0-3 ③ K		X SI 84 0-0 ③ G4-3		S FF 99 S FF 99 F FF 100 B SI 99 S FF 99 1-3 ③ K		4	0	0	0	0	2	3
36 Wade Miley, L (1, 1) OBP: 0.196, SLG: 0.151 4 Cliff Pennington, S (7, PH) OBP: 0.356, SLG: 0.369 47 Joe Paterson, R (8, 1) 50 Evan Marshall, R (8, 1) 56 Eury De La Rosa, L (9, 1)			C FF 91 X FF 91 0-1 11 WP 16 1B 15 HR 1B		C FF 89 F CU 77 B FF 88 C FF 89 1-3 ① K		F FF 94 B FF 93 B CH 85 X SI 94 2-1 5 G4-3 11 3B 1B			2 1 0 0 0	1 1 0 0 0	1 1 0 0 0	0 0 0 0 0	0 0 0 0 0	1 0 0 0 0	0 0 0 0 0
Inning Stats	R: 0 E: 0 K: 1 S: 10 H: 1 LOB: 1 BB: 1 P: 18	R: 0 E: 0 K: 0 S: 6 H: 0 LOB: 0 BB: 0 P: 9	R: 4 E: 0 K: 1 S: 18 H: 3 LOB: 0 BB: 1 P: 29	R: 0 E: 0 K: 2 S: 11 H: 1 LOB: 0 BB: 0 P: 14	R: 0 E: 0 K: 1 S: 7 H: 0 LOB: 0 BB: 0 P: 10	R: 0 E: 0 K: 0 S: 9 H: 1 LOB: 3 BB: 2 P: 18	R: 2 E: 0 K: 1 S: 13 H: 3 LOB: 1 BB: 0 P: 20	R: 0 E: 0 K: 1 S: 8 H: 0 LOB: 0 BB: 0 P: 10		1B: 6 2B: 3 3B: 1 HR: 1	SF: 0 SAC: 0 DP: 2 HBP: 0			WP: 2 PB: 0 SB: 0 CS: 1	PA: 35	

PITCHER		IP	WLS	BF	H	R	ER	SO	BB	IBB	HBP	BLK	WP	HR	S	P	ERA	WHIP
32 Ryan Vogelsong, R ERA: 3.98	(1, 1)	5.2	L	25	6	4	4	5	4	0	0	0	2	1	60	97	6.35	1.765
49 Javier López, L ERA: 2.31	(6, 1)	0.1		1	0	0	0	0	0	0	0	0	0	0	1	1	0.00	0.000
57 Juan Gutierrez, R ERA: 4.13	(7, 1)	1.0		6	3	2	2	1	0	0	0	0	0	0	13	20	18.00	3.000
51 Erik Cordier, R ERA:	(8, 1)	1.0		3	0	0	0	1	0	0	0	0	0	0	8	10	0.00	0.000

PITCHER	IP	WLS	BF	H	R	ER	SO	BB	IBB	HBP	BLK	WP	HR	S	P	ERA	WHIP

BOTTOM

San Francisco Giants @ Arizona Diamondbacks
Chase Field, Phoenix, AZ
Mon Sep 15 2014, 6:40 PM - 9:39 PM MST
Att. 21,731 - Roof Closed - 77 F

livebaseballscorecards.com

AB	31
R	6
H	9
RBI	6
BB	4
SO	7
LOB	11

San Francisco Giants @ Arizona Diamondbacks

Chase Field, Phoenix, AZ

Tue Sep 16 2014, 6:40 PM - 9:14 PM MST

Att. 26,339 - Roof Closed - 75 F

TOP

Batter	1	2	3	4	5	6	7	8	9	AB	R	H	RBI	BB	SO	LOB
7 Grégor Blanco, L (1, 7) OBP: 0.340, SLG: 0.372	1-0 F7		2-3 K		2-2 G6-3			3-2 L6		4	0	0	0	0	1	1
12 Joe Panik, L (1, 4) OBP: 0.347, SLG: 0.373	3-1 L3			0-1 F7		1-1 G3		1-2 G1-3		4	0	0	0	0	0	0
28 Buster Posey, R (1, 2) OBP: 0.363, SLG: 0.494	0-0 L5			0-1 HR		3-1 F7		1-0 1B		4	1	2	1	0	0	0
48 Pablo Sandoval, S (1, 5) OBP: 0.332, SLG: 0.431		0-1 1B 8 G5-4-3		0-0 1B 8 FC4		3-2 G6-3		1-2 G4-3		4	0	2	0	0	0	1
8 Hunter Pence, R (1, 9) OBP: 0.347, SLG: 0.466		1-1 G5-4-3 1-2f		1-1 FC4 1-2f			0-1 1B 45 1B 35 SF8		1-2 G5-3	4	1	1	0	0	0	2
45 Travis Ishikawa, L (1, 3) OBP: 0.327, SLG: 0.436		2-2 HBP		1-1 L3			0-1 1B 1-3		2-1 F8	3	0	1	0	0	0	1
35 Brandon Crawford, L (1, 6) OBP: 0.320, SLG: 0.382		0-1 L8			2-1 2B 2 FC6-5		0-0 SF8 3-H		1-1 1B	3	0	2	1	0	0	1
2 Juan Carlos Perez, R (1, 8) OBP: 0.225, SLG: 0.289			1-2 L8		0-2 FC6-5 22 SH1-4 2-3		1-0 F9		0-0 G5-3	4	0	0	0	0	0	3
22 Jake Peavy, R (1, 1)			2-2 F9		0-0 SH1-4 1-2		0-0 G5-3			2	0	0	0	0	0	1
54 Sergio Romo, R (8, 1)										0	0	0	0	0	0	0
46 Santiago Casilla, R (9, 1)										0	0	0	0	0	0	0

livebaseballscorecards.com

AB	32
R	2
H	8
RBI	2
BB	0
SO	1
LOB	10

Inning Stats

Inning	R	E	K	S	H	LOB	BB	P
1	0	0	0	4	0	0	0	8
2	0	0	0	8	1	1	0	11
3	0	0	1	11	0	0	0	16
4	1	0	0	9	2	0	0	11
5	0	0	0	10	1	1	0	14
6	0	0	0	11	0	0	0	18
7	1	0	0	7	2	1	0	8
8	0	0	0	12	1	1	0	18
9	0	0	0	9	1	1	0	13

1B: 6, 2B: 1, 3B: 0, HR: 1, SF: 1, SAC: 1, DP: 1, HBP: 1

WP: 0, PB: 0, SB: 0, CS: 0, PA: 35

PITCHER	IP	WLS	BF	H	R	ER	SO	BB	IBB	HBP	BLK	WP	HR	S	P	ERA	WHIP
55 Josh Collmenter, R (1, 1) ERA: 3.6	8.0	L	31	7	2	2	1	0	0	1	0	0	1	72	104	2.25	0.875
38 Will Harris, R (9, 1) ERA: 4.85	0.1		1	0	0	0	0	0	0	0	0	0	0	4	5	0.00	0.000
56 Eury De La Rosa, L (9, 1) ERA: 1.87	0.2		3	1	0	0	0	0	0	0	0	0	0	5	8	0.00	1.500

PITCHER	IP	WLS	BF	H	R	ER	SO	BB	IBB	HBP	BLK	WP	HR	S	P	ERA	WHIP

Batter	1	2	3	4	5	6	7	8	9	AB	R	H	RBI	BB	SO	LOB
5 Ender Inciarte, L (1, 7) OBP: 0.310, SLG: 0.348	F FF 88 B FF 89 X FC 86 1-1 1B		B CH 81 F FF 90 C FF 91 B FF 91 X FF 91 2-2 ② F7			F FF 88 X FF 89 0-1 ① F7		X CU 79 0-0 16 HBP 1B		4	0	2	0	0	0	0
16 Chris Owings, R (1, 4) OBP: 0.305, SLG: 0.425	1 SAFE C FF 89 1 SAFE F FF 89 X FF 90 0-2 ① L4		B FC 86 F FF 90 B CH 82 C FF 90 F FF 91 S FF 91 2-3 ③ K			C CH 81 F FF 90 B FF 89 B FC 86 X FF 89 2-2 11 1B 3B		1 SAFE C FF 89 S FF 89 H FF 90 1-2 1-2 HBP		3	1	1	0	0	1	1
11 AJ Pollock, R (1, 8) OBP: 0.363, SLG: 0.534	1 SAFE C FC 86 1 SAFE X FF 90 0-1 ② P4			B SL 81 B FC 82 F SL 84 F FF 89 B FC 85 C FC 86 3-3 ① K		F FF 90 F FF 90 B FF 87 X SL 81 1-2 15 G5-4-3 3-H 1B		B SL 79 B SL 79 C SL 81 F FF 90 X SL 79 2-2 ③ F9		4	0	1	1	0	1	3
15 Mark Trumbo, R (1, 3) OBP: 0.302, SLG: 0.391	B FC 84 X FF 91 1-0 ③ P3			X FC 85 0-0 2B		1 SAFE X SI 90 0-0 ②③ G5-4-3 1-2f			C SI 93 B FF 93 B KC 79 B SI 93 X SI 93 3-1 ① G6-3	4	0	1	0	0	0	2
26 Miguel Montero, L (1, 2)		B FF 89 C FS 86 X FF 89 1-1 ① F7		B FF 89 X FF 89 1-0 ② F8			S CH 81 X FF 90 0-1 ① F7		C SI 94 F FF 95 B SI 94 T KC 81 1-2 ② K	4	0	0	0	0	1	1
4 Cliff Pennington, S (1, 5) OBP: 0.348, SLG: 0.360		C FF 89 F FF 90 X FC 87 0-2 ② G3-1		B FC 87 X FF 89 1-0 ③ L8			B FF 89 C FF 88 X FF 89 1-1 ② F8		C KC 81 B FF 94 X FF 94 1-1 ③ F8	4	0	0	0	0	0	1
62 Brett Jackson, L (1, 9)		S CU 80 B CU 79 B CU 80 C CU 81 F FC 87 B SI 91 B CU 80 4-2 BB			C FC 85 C FF 89 S FF 90 0-3 ① K		S CU 80 C FC 87 B CU 81 B FF 91 X CU 80 2-2 ③ G3-1			2	0	0	0	1	1	0
1 Didi Gregorius, L (1, 6) OBP: 0.279, SLG: 0.340	C SI 90 F FF 90 1 SAFE 1 SAFE X FC 88 0-2 ③ F8				B FF 90 X FC 85 1-0 ② F8			C FC 85 S FF 88 F FF 89 B FF 88 F FC 88 X FF 90 1-2 ① L8		3	0	0	0	0	0	1
55 Josh Collmenter, R (1, 1) OBP: 0.145, SLG: 0.151 19 Jake Lamb, L (8, PH) OBP: 0.271, SLG: 0.382 38 Will Harris, R (9, 1) 56 Eury De La Rosa, L (9, 1)			C FF 88 X SL 84 0-1 ① G2-3		C FF 87 B SL 82 X FF 89 1-1 ③ G6-3			C CU 79 S FF 89 B FF 89 F FF 90 S FC 87 1-3 ② K		2 1 0 0	0 0 0 0	0 0 0 0	0 0 0 0	0 1 0 0	0 0 0 0	0 0 0 0
Inning Stats	R: 0 E: 0 K: 0 S: 8 H: 1 LOB: 1 BB: 0 P: 10	R: 0 E: 0 K: 0 S: 11 H: 0 LOB: 1 BB: 1 P: 16	R: 0 E: 0 K: 1 S: 9 H: 0 LOB: 0 BB: 0 P: 13	R: 0 E: 0 K: 1 S: 6 H: 1 LOB: 1 BB: 0 P: 11	R: 0 E: 0 K: 1 S: 6 H: 0 LOB: 0 BB: 0 P: 8	R: 1 E: 0 K: 0 S: 9 H: 2 LOB: 0 BB: 0 P: 12	R: 0 E: 0 K: 0 S: 7 H: 0 LOB: 0 BB: 0 P: 10	R: 0 E: 0 K: 1 S: 15 H: 1 LOB: 2 BB: 0 P: 20	R: 0 E: 0 K: 1 S: 7 H: 0 LOB: 0 BB: 0 P: 12	1B: 3 2B: 1 3B: 1 HR: 0	SF: 0 SAC: 0 DP: 1 HBP: 1			WP: 0 PB: 0 SB: 0 CS: 0	PA: 33		

BOTTOM

San Francisco Giants @ Arizona Diamondbacks

Chase Field, Phoenix, AZ

Tue Sep 16 2014, 6:40 PM - 9:14 PM MST

Att. 26,339 - Roof Closed - 75 F

livebaseballscorecards.com

AB	31
R	1
H	5
RBI	1
BB	1
SO	5
LOB	9

PITCHER		IP	WLS	BF	H	R	ER	SO	BB	IBB	HBP	BLK	WP	HR	S	P	ERA	WHIP
22 Jake Peavy, R ERA: 3.82	(1, 1)	7.2	W	29	5	1	1	4	1	0	1	0	0	0	68	95	1.17	0.783
54 Sergio Romo, R ERA: 3.98	(8, 1)	0.1	H	1	0	0	0	0	0	0	0	0	0	0	3	5	0.00	0.000
46 Santiago Casilla, R ERA: 1.86	(9, 1)	1.0	S	3	0	0	0	1	0	0	0	0	0	0	7	12	0.00	0.000

PITCHER	IP	WLS	BF	H	R	ER	SO	BB	IBB	HBP	BLK	WP	HR	S	P	ERA	WHIP

Batter	1	2	3	4	5	6	7	8	9	AB	R	H	RBI	BB	SO	LOB
7 Grégor Blanco, L (1, 7) OBP: 0.339, SLG: 0.369	B FF 90 B SI 90 C SI 90 X FF 90 2-1 ① P6		B SL 78 C SI 89 B FF 89 F SL 78 B FF 90 B FF 90 4-2 1-2 BB		B SI 90 F SI 91 X SL 79 1-1 ② SH3 2-3 3-H		C CH 84 X CH 84 0-1 ③ F8		B FF 93 F FF 95 T FF 94 X FF 94 1-2 ② P5	3	0	0	1	1	0	4
13 Joaquin Arias, R (1, 4) OBP: 0.285, SLG: 0.301 12 Joe Panik, L (8, PH) OBP: 0.344, SLG: 0.370 (8, 4)	X SI 91 0-0 ② G5-3		D SI 89 X FF 90 1-0 ① L7		B CH 83 C SI 92 X SI 92 1-1 ③ G6-3			C SL 83 B FF 93 X CH 85 1-1 ① G6-3	F FF 94 D SL 86 B FF 94 S FF 95 S FF 96 2-3 ③ K	3 2	0 0	0 0	0 0	0 0	0 1	3 2
28 Buster Posey, R (1, 3) OBP: 0.362, SLG: 0.491	C SI 90 F SI 91 B FF 92 B FF 92 X SI 92 2-2 ③ G4-3		S CH 81 X CH 84 0-1 ②③ L6-4 2-2			B SL 78 F CH 81 B FF 90 B SI 90 B SI 91 4-1 8 G6-4-3 BB		B FF 93 B CH 86 C SL 84 S CH 87 B CH 87 X CH 87 3-2 ② F9		3	0	0	0	1	0	2
8 Hunter Pence, R (1, 9) OBP: 0.345, SLG: 0.463		B SI 91 X SI 89 1-0 ① L9		C SL 79 B CH 81 B CH 81 B SI 90 F CH 81 X CH 81 3-2 ① F7		C SI 89 B CH 82 S SI 90 D SL 80 X CH 81 2-2 ①② G6-4-3 1-2f		S SL 86 B SL 86 B CH 87 F FF 94 F CH 86 X SI 94 2-2 ③ G5-3		4	0	0	0	0	0	1
48 Pablo Sandoval, S (1, 5) OBP: 0.331, SLG: 0.429		B SI 90 F SI 90 X CH 84 1-1 ② L9		X SL 80 0-0 ② F8		B SI 90 C SI 91 F FF 91 F SL 82 F SL 80 B SI 91 S SL 82 2-3 ③ K			B FF 90 B FF 90 F FF 90 B FF 91 B FF 92 4-1 9 BB 35 1B 50 1B BB	3	1	0	0	1	1	0
34 Andrew Susac, R (1, 2) OBP: 0.329, SLG: 0.493		C SI 89 B SI 90 B SI 91 B FF 90 B FF 90 4-1 35 2B BB		F FF 90 F CH 83 C FF 91 0-3 ③ K			X SL 81 0-0 ① P6		S SL 86 S SL 88 C FF 93 0-3 ① K	3	1	0	0	1	2	1
35 Brandon Crawford, L (1, 6) OBP: 0.325, SLG: 0.390		B FF 90 B FF 91 B FF 89 C FF 89 S SL 79 X FF 90 3-2 1-H 2B			C SI 90 F FF 91 X SI 91 0-2 40 SH5-4 7 SH3 2 WP 1B		B SI 92 B SI 92 X FF 93 2-0 45 BB 1B		C SL 88 S FF 93 B SL 84 D SL 89 1 SAFE B FF 94 F FF 93 F FF 93 X SL 88 3-2 9 BB 50 1B 1-2 1B	4	2	4	1	0	0	0
2 Juan Carlos Perez, R (1, 8) OBP: 0.228, SLG: 0.282 9 Brandon Belt, L (9, PH) OBP: 0.299, SLG: 0.446 56 Gary Brown, R (9, 8)		B SI 88 C SI 89 X CH 81 1-1 ③ P6			B SL 79 1 SAFE B SI 90 B SI 89 B FF 90 4-0 7 SH3 40 SH5-4 1-2 BB		D SL 82 C FF 91 F CH 85 S CH 83 1-3 ② K		T FF 93 B FF 92 B FF 93 S SL 87 B SL 88 B FF 92 4-2 50 1B 1-2 2-3 BB	2 0 0	0 0 0	0 0 0	0 0 0	1 1 0	1 0 0	2 0 0
40 Madison Bumgarner, R (1, 1) OBP: 0.284, SLG: 0.429 45 Travis Ishikawa, L (7, PH) OBP: 0.333, SLG: 0.436 63 Jean Machi, R (7, 1) 54 Sergio Romo, R (8, 1) 50 Matt Duffy, R (9, PH) OBP: 0.278, SLG: 0.275 46 Santiago Casilla, R (9, 1)			F SI 89 F CH 81 B FF 90 F CH 80 X SI 89 1-2 28 L6-4 7 BB 1B		B CH 80 S CH 82 L CH 80 X SL 79 1-2 ① SH5-4 1-2 2-3		C CU 75 B SI 90 D CH 84 B CH 84 B FF 94 4-1 1-2 BB		B SL 86 S SL 87 B SL 87 S FF 92 B SL 88 X SL 87 3-2 1-2 2-H 3-H 1B	1 0 0 0 1 0	0 0 0 0 0 0	1 0 0 0 2 0	0 1 0 0 0 0	0 0 0 0 0 0	0 0 0 0 0 0	0 0 0 0 0 0
Inning Stats	R: 0 E: 0 K: 0 S: 6 H: 0 LOB: 0 BB: 0 P: 10	R: 1 E: 0 K: 0 S: 9 H: 1 LOB: 1 BB: 1 P: 19	R: 0 E: 0 K: 0 S: 9 H: 1 LOB: 1 BB: 1 P: 15	R: 0 E: 0 K: 1 S: 7 H: 0 LOB: 0 BB: 0 P: 10	R: 1 E: 0 K: 0 S: 10 H: 1 LOB: 1 BB: 1 P: 17	R: 0 E: 0 K: 1 S: 9 H: 0 LOB: 0 BB: 1 P: 17	R: 0 E: 0 K: 1 S: 8 H: 1 LOB: 2 BB: 1 P: 15	R: 0 E: 0 K: 0 S: 9 H: 0 LOB: 0 BB: 0 P: 15	R: 2 E: 0 K: 2 S: 20 H: 2 LOB: 2 BB: 2 P: 37	1B: 5 2B: 2 3B: 0 HR: 0 SF: 0 SAC: 2 DP: 2 HBP: 0						WP: 1 PB: 0 SB: 0 CS: 0 PA: 38	

PITCHER		IP	WLS	BF	H	R	ER	SO	BB	IBB	HBP	BLK	WP	HR	S	P	ERA	WHIP
40 Andrew Chafin, L ERA: 1.64	(1, 1)	6.0		23	3	2	2	2	4	0	0	0	1	0	50	88	3.00	1.167
48 Randall Delgado, R ERA: 5.4	(7, 1)	1.0		5	1	0	0	1	1	0	0	0	0	0	8	15	0.00	2.000
50 Evan Marshall, R ERA: 2.8	(8, 1)	1.0		3	0	0	0	0	0	0	0	0	0	0	9	15	0.00	0.000
43 Addison Reed, R ERA: 4.13	(9, 1)	0.1	L	5	2	2	2	1	2	0	0	0	0	0	14	28	54.00	12.000
37 Matt Stites, R ERA: 5.76	(9, 1)	0.2		2	0	0	0	1	0	0	0	0	0	0	6	9	0.00	0.000

PITCHER	IP	WLS	BF	H	R	ER	SO	BB	IBB	HBP	BLK	WP	HR	S	P	ERA	WHIP

TOP

San Francisco Giants @ Arizona Diamondbacks

Chase Field, Phoenix, AZ

Wed Sep 17 2014, 12:41 PM - 4:16 PM MST

Att. 19,272 - Roof Closed - 74 F

livebaseballscorecards.com

AB	29
R	4
H	6
RBI	4
BB	7
SO	5
LOB	15

Batter	1	2	3	4	5	6	7	8	9	AB	R	H	RBI	BB	SO	LOB
5 Ender Inciarte, L (1, 7) OBP: 0.312, SLG: 0.349	B FF 92 C FF 92 X FF 93 1-1 11 F8 16 1B 15 K 1B	X FC 87 0-0 ③ G3		B FF 93 C CU 78 F FC 87 F FF 92 F CU 77 S CU 77 1-3 ③ K2-3			L CH 84 X CU 80 0-1 11 F8 16 BB 1B		C SI 94 C KC 82 B FF 94 T KC 82 1-2 ② K	5	0	2	0	0	2	3
16 Chris Owings, R (1, 4) OBP: 0.306, SLG: 0.423	C FF 91 B FC 86 1 SAFE B FF 91 X FC 87 2-1 15 K 11 F8 1-2 1B		F FC 86 X CH 83 0-1 ① F7	C FF 90 F CU 75 X CU 76 0-2 ① F8			1 SAFE B SI 90 B FF 92 B FF 91 C FF 92 D FF 92 4-1 1-2 BB		T SI 94 S KC 82 B KC 81 F KC 81 B SL 88 F SI 93 B FF 95 X SI 94 3-2 E5	4	0	1	0	1	0	0
11 AJ Pollock, R (1, 8) OBP: 0.364, SLG: 0.540	C FF 91 X FC 87 0-1 ① F8 1-2 2-3		C FF 92 C CU 76 X FF 92 0-2 2 BB 1B	F FC 88 C CU 76 B FF 91 B CU 76 X FC 86 2-2 15 K2-3 3B			B CH 84 F FF 92 B FF 92 X FF 92 2-1 ② F8 2-3		C KC 81 X SI 94 0-1 ③ G5-3	5	1	2	0	0	0	5
15 Mark Trumbo, R (1, 3) OBP: 0.298, SLG: 0.386 31 Jordan Pacheco, R (9, 3) OBP: 0.280, SLG: 0.314	S FF 92 T FF 93 B FF 93 F FF 93 F FF 93 F CU 78 S FF 93 1-3 ②③ K 2-3 3-H		B FC 85 F FF 91 B CH 83 C FF 93 S FC 87 2-3 ② K	F CU 77 F CU 69 F FF 93 S CU 76 0-3 ② K2-3 3-H			C CU 81 S CH 84 S CH 87 0-3 ③ K			4 0	0 0	0 0	0 0	0 0	4 0	5 0
2 Aaron Hill, R (1, 5) OBP: 0.285, SLG: 0.366		X FF 92 0-0 ① F8	B FF 90 1 SAFE B FF 93 B FC 85 C FF 92 C FF 92 D CU 79 4-2 1-2 BB	F FF 92 X CU 78 0-1 ③ G5-3				B SL 84 C SL 83 F SL 81 X SL 80 1-2 ① F9		3	0	0	0	1	0	0
7 Cody Ross, R (1, 9) OBP: 0.298, SLG: 0.314		C FF 93 B FF 92 B FC 88 F FF 93 F CU 78 F FF 93 B CH 84 F FC 88 B FF 92 4-2 9 1B 40 1B BB	C FC 86 B FF 90 C FC 87 S CU 78 1-3 ③ K			B FC 84 C FF 91 B CU 77 X FF 91 2-1 ① F7		C SI 89 X SL 80 0-1 ② G6-3	3	1	0	0	1	1	2
9 Tuffy Gosewisch, R (1, 2) OBP: 0.250, SLG: 0.316		F FF 91 1 SAFE B FC 86 B FF 92 B FF 92 C FF 93 X FF 93 3-2 40 1B 1-3 1B		C CU 76 B FC 87 X CH 83 1-1 13 F9 2B		X CH 82 0-0 ② G5-3		C SL 80 C SL 79 F FF 89 X SL 80 0-2 1B		4	0	3	0	0	0	0
13 Nick Ahmed, R (1, 6) OBP: 0.238, SLG: 0.295 37 Matt Stites, L (9, 1)		C FF 94 D CU 77 B FF 93 X FC 87 2-1 ② P5		C FF 90 F FF 90 F CU 76 B CU 67 X FF 92 1-2 ① F9 2-3		B FF 92 C FC 86 B CU 76 X FF 92 2-1 ③ F8		S SL 80 B SL 79 C SL 80 S SL 80 1-3 ③ K		4 0	0 0	0 0	0 0	0 0	1 0	4 0
40 Andrew Chafin, R (1, 1) OBP: 0.500, SLG: 0.500 48 Randall Delgado, R (7, 1) OBP: 0.125, SLG: 0.125 26 Miguel Montero, L (7, PH) OBP: 0.331, SLG: 0.376 50 Evan Marshall, R (8, 1) 43 Addison Reed, L (9, 1) 4 Cliff Pennington, S (9, 6) OBP: 0.346, SLG: 0.358		B FF 93 C FF 92 X FF 93 1-1 1-3 3-H 1B		S CU 76 S CU 78 F FF 92 S CU 75 0-3 ② K			C CH 83 B CH 85 B FF 91 B CH 82 F FF 92 T CH 82 3-2 ① K		B SI 93 F SI 93 F SI 93 B FF 94 F SI 94 S KC 83 2-3 ① K	2 0 1 0 0 1	0 0 0 0 0 0	1 0 0 0 0 0	1 0 0 0 0 0	0 0 1 0 0 0	1 0 0 0 0 1	1 0 0 0 0 0
Inning Stats	R: 0 E: 0 K: 1 S: 12 H: 2 LOB: 2 BB: 0 P: 16	R: 1 E: 0 K: 0 S: 14 H: 2 LOB: 2 BB: 1 P: 24	R: 0 E: 0 K: 2 S: 13 H: 1 LOB: 2 BB: 1 P: 20	R: 0 E: 0 K: 2 S: 15 H: 1 LOB: 1 BB: 0 P: 18	R: 1 E: 0 K: 1 S: 12 H: 1 LOB: 0 BB: 0 P: 14	R: 0 E: 0 K: 0 S: 5 H: 0 LOB: 0 BB: 0 P: 9	R: 0 E: 0 K: 2 S: 11 H: 1 LOB: 2 BB: 1 P: 20	R: 0 E: 0 K: 1 S: 12 H: 1 LOB: 1 BB: 0 P: 14	R: 0 E: 1 K: 2 S: 14 H: 0 LOB: 1 BB: 0 P: 20	1B: 7 2B: 1 3B: 1 HR: 0	SF: 0 SAC: 0 DP: 0 HBP: 0			WP: 0 PB: 0 SB: 0 CS: 0	PA: 39	

PITCHER		IP	WLS	BF	H	R	ER	SO	BB	IBB	HBP	BLK	WP	HR	S	P	ERA	WHIP
40 Madison Bumgarner, L ERA: 2.91	(1, 1)	6.0		26	7	2	2	6	2	0	0	0	0	0	71	101	3.00	1.500
63 Jean Machi, R ERA: 1.86	(7, 1)	1.0		5	1	0	0	2	1	0	0	0	0	0	11	20	0.00	2.000
54 Sergio Romo, R ERA: 3.9	(8, 1)	1.0	W	4	1	0	0	1	0	0	0	0	0	0	12	14	0.00	1.000
46 Santiago Casilla, R ERA: 1.82	(9, 1)	1.0	S	4	0	0	0	2	0	0	0	0	0	0	14	20	0.00	0.000

PITCHER	IP	WLS	BF	H	R	ER	SO	BB	IBB	HBP	BLK	WP	HR	S	P	ERA	WHIP

BOTTOM

San Francisco Giants @ Arizona Diamondbacks

Chase Field, Phoenix, AZ

Wed Sep 17 2014, 12:41 PM - 4:16 PM MST

Att. 19,272 - Roof Closed - 74 F

livebaseballscorecards.com

AB	36
R	2
H	9
RBI	1
BB	3
SO	11
LOB	20

Arizona Diamondbacks @ Colorado Rockies

Coors Field, Denver, CO

Thu Sep 18 2014, 6:46 PM - 9:31 PM MDT

Att. 23,775 - Clear - 84 F

livebaseballscorecards.com

TOP

Batter	1	2	3	4	5	6	7	8	9	AB	R	H	RBI	BB	SO	LOB
5 Ender Inciarte, L (1, 7) OBP: 0.313, SLG: 0.350	C SI 90 T SI 90 X SI 90 0-2 G4-3		C SI 90 B SL 84 B SI 91 X SI 91 2-1 16 G4-3 2-H 3-H 1B			X FF 95 0-0 11 1B 16 BB 2 BB 1B	C SL 87 B FF 91 X SL 88 1-1 L7			4	1	2	2	0	0	0
16 Chris Owings, R (1, 4) OBP: 0.306, SLG: 0.418	B SI 90 X SI 89 1-0 G5-3		X CH 82 0-0 G4-3 1-2			1 SAFE B FF 93 B CH 83 B FF 94 B SI 92 4-0 2 BB 11 1B 7 SF9 1-2 BB	B SI 92 X CH 83 1-0 F7			3	1	0	0	1	0	1
11 AJ Pollock, R (1, 8) OBP: 0.362, SLG: 0.535	C SI 90 C SI 89 B SI 91 X SI 90 1-2 G5-3		C SI 91 X CH 82 0-1 G5-3			B FF 94 B CH 85 C FF 95 C FF 94 X FF 94 2-2 7 SF9 2 BB 31 1B 1-2 2-3 1B	B SL 86 X FF 92 1-0 G5-3			4	1	1	0	0	0	1
2 Aaron Hill, R (1, 5) OBP: 0.285, SLG: 0.364		X SI 88 0-0 F9	C SI 89 F CH 84 B SI 91 F CH 85 B CH 84 X SI 92 2-2 G1-3			B FF 95 B SL 84 B FF 92 C SI 93 B FF 92 4-1 7 SF9 31 1B 1-2 2-3 3-H BB		B CU 72 X SI 90 1-0 F7		3	1	0	1	1	0	0
7 Cody Ross, R (1, 9) OBP: 0.297, SLG: 0.314 62 Brett Jackson, L (8, PR) (8, 9)		C SI 90 C SI 88 B SI 90 B CH 83 B SI 89 X SI 90 3-2 G6-3	C CH 84 B SI 90 F CH 84 B SI 91 F CH 85 C SI 92 2-3 K			D SL 86 X FF 91 1-0 SF9 1-2 2-3 3-H		X SI 90 0-0 26 L3 1B		3 0	0 0	1 0	1 0	0 0	1 0	0 0
26 Miguel Montero, L (1, 2) OBP: 0.330, SLG: 0.373		F SI 91 B FF 91 X SI 90 1-1 F7	C SL 86 B SI 90 X CH 86 1-1 P6			B FF 92 C FF 92 B SL 89 I IN 80 I IN 77 4-1 31 1B IBB		D SL 88 F FF 91 X CU 73 1-1 L3 1-1		3	0	0	0	1	0	1
31 Jordan Pacheco, R (1, 3) OBP: 0.286, SLG: 0.319			B SI 90 X SI 91 1-0 54 SH5-4 13 BB 5 1B 1B		X CH 84 0-0 L8	X FF 92 0-0 1-2 2-H 3-H 1B			C FF 93 B CU 77 B FF 93 X FF 94 2-1 L4	4	1	2	2	0	0	0
13 Nick Ahmed, R (1, 6) OBP: 0.239, SLG: 0.281			C SI 88 B SI 89 1 SAFE B CH 84 B SI 90 B SI 88 4-1 54 SH5-4 5 1B 1-2 BB		C SI 90 F CH 86 S CH 85 0-3 K2-3	C SL 88 B FF 94 X FF 92 1-1 L8			C SL 86 X SL 87 0-1 F8	3	1	0	0	1	1	2
54 Vidal Nuño, L (1, 1) OBP: 0.105, SLG: 0.056 52 Zeke Spruill, R (6, 1) OBP: 0.200, SLG: 0.400 38 Will Harris, R (8, 1) 19 Jake Lamb, L (9, PH) OBP: 0.268, SLG: 0.378 43 Addison Reed, L (9, 1)			L SI 89 X SI 88 0-1 SH5-4 1-2 2-3		F SI 91 B SL 85 F SI 90 B SL 85 X 2-2 G6-3	B FF 91 S FF 91 F FF 92 S CU 75 1-3 K			C CU 78 C FF 93 X SL 87 0-2 P2	2 0 0 1 0	0 0 0 0 0	0 0 0 0 0	0 0 0 0 0	0 0 0 0 0	1 0 0 0 0	2 0 0 0 0
Inning Stats	R: 0 E: 0 K: 0 S: 7 H: 0 LOB: 0 BB: 0 P: 9	R: 0 E: 0 K: 0 S: 6 H: 0 LOB: 0 BB: 0 P: 10	R: 2 E: 0 K: 0 S: 9 H: 2 LOB: 1 BB: 1 P: 16	R: 0 E: 0 K: 1 S: 10 H: 0 LOB: 0 BB: 0 P: 15	R: 0 E: 0 K: 1 S: 7 H: 0 LOB: 0 BB: 0 P: 9	R: 4 E: 0 K: 1 S: 13 H: 3 LOB: 2 BB: 3 P: 30	R: 0 E: 0 K: 0 S: 4 H: 0 LOB: 0 BB: 0 P: 7	R: 0 E: 0 K: 0 S: 4 H: 1 LOB: 1 BB: 0 P: 6	R: 0 E: 0 K: 0 S: 7 H: 0 LOB: 0 BB: 0 P: 9	1B: 6 2B: 1 3B: 0 HR: 0		SF: 1 SAC: 1 DP: 1 HBP: 0			WP: 0 PB: 0 SB: 0 CS: 0	PA: 36

	AB	30
	R	6
	H	6
	RBI	6
	BB	4
	SO	3
	LOB	7

PITCHER		IP	WLS	BF	H	R	ER	SO	BB	IBB	HBP	BLK	WP	HR	S	P	ERA	WHIP
58 Yohan Flande, L ERA: 4.91	(1, 1)	5.0		18	2	2	2	2	1	0	0	0	0	0	39	59	3.60	0.600
54 Tommy Kahnle, R ERA: 4.26	(6, 1)	0.0		4	2	4	4	0	2	0	0	0	0	0	5	15	∞	∞
34 Matt Belisle, R ERA: 5.14	(6, 1)	1.0		5	1	0	0	1	0	1	0	0	0	0	8	15	0.00	1.000
56 Franklin Morales, L ERA: 5.25	(7, 1)	2.0		6	1	0	0	0	0	0	0	0	0	0	8	13	0.00	0.500
32 LaTroy Hawkins, R ERA: 3.51	(9, 1)	1.0	W	3	0	0	0	0	0	0	0	0	0	0	7	9	0.00	0.000

PITCHER		IP	WLS	BF	H	R	ER	SO	BB	IBB	HBP	BLK	WP	HR	S	P	ERA	WHIP

Batter	1	2	3	4	5	6	7	8	9	AB	R	H	RBI	BB	SO	LOB
14 Josh Rutledge, R (1, 6) OBP: 0.316, SLG: 0.402	C SI 89 C FF 89 F FF 90 X CU 74 0-2 ① F8		B CH 84 X CH 84 1-0 33 L8 13 1B 1B		B FF 90 F SI 88 B FF 89 B CU 78 F FF 89 F FF 91 F FF 90 F CH 83 F SL 79 4-2 B FF 91 BB		S SI 91 X SI 92 0-1 ① F9	B FC 92 B FC 90 F FC 91 F FC 92 F FC 93 X FC 94 2-2 ③ L9		4	0	1	0	1	0	2
13 Drew Stubbs, R (1, 8) OBP: 0.337, SLG: 0.478 6 Corey Dickerson, L (9, PH) OBP: 0.364, SLG: 0.566	C SI 89 B SI 90 S FF 90 C SI 89 1-3 ② K		S SI 90 X CU 77 0-1 1-2 1B		1 SAFE C FF 87 S FF 88 S FF 89 0-3 ② K		C SI 92 C SI 92 B CU 79 S SL 79 1-3 ② K		B FF 91 S FF 91 S FF 93 X FF 92 1-2 20 HR 1B	4 1	0 1	1 1	0 1	0 0	3 0	1 0
33 Justin Morneau, L (1, 3) OBP: 0.360, SLG: 0.492	B FF 91 F SL 86 F SL 80 S SL 83 1-3 ③ K		X SL 85 0-0 ② L8 2-3		S FF 89 F SI 89 C SI 90 0-3 ③ K		B SI 92 X SI 92 1-0 G6-3		B FF 93 C FF 92 X FF 92 1-1 ① L9	5	0	0	0	0	2	4
3 Michael Cuddyer, R (1, 9) OBP: 0.371, SLG: 0.562		B SI 87 C CH 82 F FF 90 F SI 89 X SI 89 1-2 HR	1 SAFE B FF 90 X SL 85 1-0 ③ F7			B SI 87 C FF 88 X SI 88 1-1 1 2B 1B		C SL 79 X SI 92 0-1 20 1B 2B	1 SAFE B FF 92 B SL 84 X FF 91 2-0 ② L8	5	3	3	1	0	0	3
20 Wilin Rosario, R (1, 2) OBP: 0.301, SLG: 0.432		S SI 89 X SI 89 0-1 1 L9 2B		B CH 84 X SL 83 1-0 9 WP 1B		S SL 82 F SL 81 F FF 90 D CU 76 F SL 81 X FF 90 1-2 ① F8		X SI 91 0-0 1 G5-4-3 2-H 1B	1 SAFE X SL 86 0-0 1-H HR	5	1	4	3	0	0	1
1 Brandon Barnes, R (1, 7) OBP: 0.289, SLG: 0.429		X CU 77 0-0 ① L9 2-3	S FF 89 F FF 89 F FF 90 1 SAFE X CU 78 0-2 ① F7			S FF 89 B FF 90 X SI 89 1-1 23 1B 1-H 2B		C SL 79 X SL 79 0-1 ①② G5-4-3 1-2f		4	1	1	1	0	0	3
23 Charlie Culberson, R (1, 5) OBP: 0.258, SLG: 0.296		F SI 88 B SL 86 S CH 82 S FF 90 1-3 ② K		F FF 90 F SI 89 F SL 82 1 SAFE F SL 83 B FF 88 X SL 78 1-2 ② P6		B CH 81 C SI 89 F FF 89 B SL 78 F SL 79 X SI 89 2-2 9 G4-3 2-H 1B		C SL 79 X SL 80 0-1 9 2B 1B		4	1	2	1	0	1	2
9 DJ LeMahieu, R (1, 4) OBP: 0.315, SLG: 0.350		C CU 78 D SL 78 S CU 77 S SL 80 1-3 ③ K		B CU 76 F CU 76 B SL 81 C SI 90 F FF 90 B SL 80 F SL 78 X FF 90 3-2 ③ L4 1-2		C SI 90 B SI 92 X SI 91 1-1 ② G4-3 1-2		B SI 92 F SI 92 B SI 92 1 SAFE 1 SAFE X FF 92 2-1 1-H 2B		4	0	1	1	0	1	3
58 Yohan Flande, L (1, 1) 16 Kyle Parker, R (5, PH) 54 Tommy Kahnle, R (6, 1) 34 Matt Belisle, R (8, 1) 4 Ben Paulsen, L (6, PH) 56 Franklin Morales, L (7, 1) 43 Rafael Ynoa, S (8, PH) 19 Charlie Blackmon, L (8, PH) 32 LaTroy Hawkins, R (9, 1)			C B FF 90 X FF 89 1-1 ① G5-3		C B S F B FF 90 C CU 77 2-3 ① K		C SI 91 X SI 92 0-1 ③ G4-3	S CU 79 H CU 81 1-1 HBP		1 1 0 0 0 1 0 0 0 0	0 0 0 0 0 0 0 0 0 0	0 0 0 0 0 0 0 0 0 0	0 1 0 0 0 0 0 0 0 0	0 0 0 0 0 0 0 0 0 0	0 1 0 0 0 1 0 0 0 0	0 0 0 0 0 0 0 0 0 0
Inning Stats	R: 0 E: 0 K: 2 S: 10 H: 0 LOB: 0 BB: 0 P: 12	R: 1 E: 0 K: 2 S: 13 H: 2 LOB: 1 BB: 0 P: 16	R: 0 E: 0 K: 0 S: 7 H: 2 LOB: 2 BB: 0 P: 10	R: 0 E: 0 K: 0 S: 15 H: 1 LOB: 1 BB: 0 P: 20	R: 0 E: 0 K: 3 S: 16 H: 0 LOB: 1 BB: 1 P: 22	R: 2 E: 0 K: 0 S: 17 H: 3 LOB: 1 BB: 0 P: 23	R: 0 E: 0 K: 1 S: 6 H: 0 LOB: 0 BB: 0 P: 8	R: 2 E: 0 K: 0 S: 14 H: 4 LOB: 2 BB: 0 P: 19	R: 2 E: 0 K: 0 S: 7 H: 2 LOB: 0 BB: 0 P: 11	1B: 8 2B: 4 3B: 0 HR: 2	SF: 0 SAC: 0 DP: 1 HBP: 1	WP: 1 PB: 0 SB: 0 CS: 0	PA: 41			

PITCHER		IP	WLS	BF	H	R	ER	SO	BB	IBB	HBP	BLK	WP	HR	S	P	ERA	WHIP
54 Vidal Nuño, L ERA: 4.6	(1, 1)	5.1		25	8	3	3	7	1	0	0	0	1	1	74	98	5.06	1.688
52 Zeke Spruill, R ERA: 3.38	(6, 1)	2.1	H	10	4	2	2	1	0	0	0	0	0	0	19	24	7.71	1.714
38 Will Harris, R ERA: 4.78	(8, 1)	0.1	H	2	0	0	0	0	0	0	1	0	0	0	5	8	0.00	0.000
43 Addison Reed, R ERA: 4.4	(9, 1)	0.2	L	4	2	2	2	0	0	0	0	0	0	1	7	11	27.00	3.000

PITCHER	IP	WLS	BF	H	R	ER	SO	BB	IBB	HBP	BLK	WP	HR	S	P	ERA	WHIP

BOTTOM

Arizona Diamondbacks @ Colorado Rockies

Coors Field, Denver, CO

Thu Sep 18 2014, 6:46 PM - 9:31 PM MDT

Att. 23,775 - Clear - 84 F

livebaseballscorecards.com

AB	39
R	7
H	14
RBI	7
BB	1
SO	8
LOB	20

Arizona Diamondbacks @ Colorado Rockies

Coors Field, Denver, CO

Fri Sep 19 2014, 6:15 PM - 9:05 PM MDT

Att. 37,022 - Partly Cloudy - 80 F

livebaseballscorecards.com

TOP

Batter	1	2	3	4	5	6	7	8	9	AB	R	H	RBI	BB	SO	LOB
5 Ender Inciarte, L (1, 7) OBP: 0.313, SLG: 0.349	B FF 92 B FF 92 B FF 92 C FF 92 X FF 91 3-1 26 1B 11 1B 15 FC6-4 1B	C FF 92 X FF 93 0-1 ③ G4-3			C CU 79 S CU 82 B FF 93 F FF 93 X FF 94 1-2 ① F9		C SI 94 F SL 90 X CH 87 0-2 ① G3-1		C FF 94 X FF 93 0-1 ② SF8 3-H	4	1	1	0	0	0	1
12 Nolan Reimold, R (9, PH) OBP: 0.282, SLG: 0.435										0	0	0	1	0	0	0
16 Chris Owings, R (1, 4) OBP: 0.305, SLG: 0.416	1 SAFE 1 SAFE C FF 92 F FF 93 F FF 94 F SL 90 C SL 88 0-3 ① K	X SL 87 0-0 ① G6-3			B SL 87 X SL 89 1-0 11 FC3-6 1B		S SL 89 F SL 89 B SI 95 S CH 87 1-3 ② K		X SI 94 0-0 ③ L8	4	0	1	0	0	2	1
13 Nick Ahmed, R (8, 4) OBP: 0.235, SLG: 0.277										1	0	0	0	0	0	0
11 AJ Pollock, R (1, 8) OBP: 0.360, SLG: 0.530	S FF 91 S SL 88 F SL 89 X CU 81 0-2 15 FC6-4 26 1B 1-2 1B	C FF 93 F CH 82 X FF 95 0-2 ② G4-3			1 SAFE 1 SAFE C FF 93 B CH 82 B SI 91 X SL 87 2-1 ② FC3-6 1-2f		C SI 96 X CH 85 0-1 ③ F7			4	0	1	0	0	0	1
62 Brett Jackson, L (8, 8)										0	0	0	0	0	0	0
26 Miguel Montero, L (1, 2) OBP: 0.330, SLG: 0.373	X FF 93 0-0 15 FC6-4 1-2 2-3 1B	C SI 93 X SL 90 0-1 ③ F7			C SI 93 F SI 90 B CH 84 X CH 81 1-2 ③ G4-3			S FF 94 B FF 94 X FF 94 1-1 ① L7		3	0	1	0	0	0	1
18 Bobby Wilson, R (7, 2)										1	0	0	0	0	0	0
15 Mark Trumbo, R (1, 3) OBP: 0.298, SLG: 0.384	B SI 91 F SI 92 F CH 83 X SL 89 1-2 ② FC6-4 1-2f 2-3 3-H			C FF 94 C SL 88 X SL 89 0-2 ① G6-3		C CU 78 C SL 88 F SL 86 X SL 85 1-2 ① F7		S FF 95 B CH 88 B FF 95 F FF 95 X FF 95 2-2 1B		4	0	1	1	0	0	2
19 Jake Lamb, L (1, 5) OBP: 0.277, SLG: 0.383	B FF 92 B FF 93 F FF 93 X FF 92 2-1 ③ G4-3			S CU 82 X FF 93 0-1 7 1B 1B		B FF 92 B SL 87 X SI 91 2-0 7 2B 1B		C FF 94 D FF 94 S SL 88 F FF 96 B FF 95 S SL 88 2-3 ② K		4	1	2	0	0	1	3
7 Cody Ross, R (1, 9) OBP: 0.302, SLG: 0.325		B FF 92 S FF 92 B FF 94 X SL 88 2-1 ① F7		1 SAFE C SI 91 X FF 92 0-1 1-2 1B		B FF 93 D CH 81 F FF 93 X FF 93 2-1 1 G4-3 1-H 2B		B FF 94 F FF 95 S CH 89 B FF 90 S FF 95 2-3 ③ K		3	0	2	1	0	0	0
17 Alfredo Marte, R (8, PH) OBP: 0.221, SLG: 0.292										1	0	0	0	0	1	1
(8, 9)																
1 Didi Gregorius, L (1, 6) OBP: 0.282, SLG: 0.351		C FF 92 B FF 92 T FF 93 F FF 93 F FF 93 F CH 85 X FF 96 1-2 57 SH1-4 1B		S CH 84 B FF 93 F CH 84 F SI 93 X FF 93 1-2 ② F3		X SI 92 0-0 ② G4-3 2-3			B FF 92 X FF 93 1-0 12 SF8 3B	4	1	2	0	0	0	3
57 Chase Anderson, R (1, 1) OBP: 0.057, SLG: 0.029		L FF 90 X FF 91 0-1 ② SH1-4 1-2		S FF 94 X FF 95 0-1 ③ G4-3		C CU 82 X FF 93 0-1 ③ F8			S FF 93 F SL 88 S SL 88 0-3 ① K2-3	1	0	0	0	0	0	2
6 David Peralta, L (6, PH) OBP: 0.325, SLG: 0.459										1	0	0	0	0	0	1
56 Eury De La Rosa, L (6, 1)										0	0	0	0	0	0	0
37 Matt Stites, L (7, 1)										0	0	0	0	0	0	0
47 Joe Paterson, R (8, 1)										0	0	0	0	0	0	0
31 Jordan Pacheco, R (9, PH) OBP: 0.284, SLG: 0.317										1	0	0	0	0	1	1
Inning Stats	R: 1 E: 0 K: 1 S: 17 H: 3 LOB: 2 BB: 0 P: 23	R: 0 E: 0 K: 0 S: 12 H: 1 LOB: 1 BB: 0 P: 15	R: 0 E: 0 K: 0 S: 6 H: 0 LOB: 0 BB: 0 P: 6	R: 0 E: 0 K: 0 S: 13 H: 2 LOB: 2 BB: 0 P: 14	R: 0 E: 0 K: 0 S: 10 H: 1 LOB: 1 BB: 0 P: 15	R: 1 E: 0 K: 0 S: 9 H: 2 LOB: 1 BB: 0 P: 14	R: 0 E: 0 K: 1 S: 8 H: 0 LOB: 0 BB: 0 P: 9	R: 0 E: 0 K: 2 S: 12 H: 1 LOB: 1 BB: 0 P: 19	R: 1 E: 0 K: 1 S: 7 H: 1 LOB: 0 BB: 0 P: 8	1B: 9 2B: 1 3B: 1 HR: 0 SF: 1 SAC: 1 DP: 0 HBP: 0						

AB	36
R	3
H	11
RBI	3
BB	0
SO	5
LOB	17

WP: 0 PA: 38
PB: 0
SB: 0
CS: 0

PITCHER		IP	WLS	BF	H	R	ER	SO	BB	IBB	HBP	BLK	WP	HR	S	P	ERA	WHIP
24 Jordan Lyles, R ERA: 4.15	(1, 1)	6.0	W	27	9	2	2	1	0	0	0	0	0	0	67	87	3.00	1.500
51 Brooks Brown, R ERA: 3.13	(7, 1)	1.0		3	0	0	0	1	0	0	0	0	0	0	8	9	0.00	0.000
49 Rex Brothers, L ERA: 5.8	(8, 1)	1.0		4	1	0	0	2	0	0	0	0	0	0	12	19	0.00	1.000
53 Christian Friedrich, L ERA: 6.55	(9, 1)	1.0		4	1	1	1	1	0	0	0	0	0	0	7	8	9.00	1.000

PITCHER	IP	WLS	BF	H	R	ER	SO	BB	IBB	HBP	BLK	WP	HR	S	P	ERA	WHIP

BOTTOM

Arizona Diamondbacks @ Colorado Rockies

Coors Field, Denver, CO

Fri Sep 19 2014, 6:15 PM - 9:05 PM MDT

Att. 37,022 - Partly Cloudy - 80 F

livebaseballscorecards.com

Batter	1	2	3	4	5	6	7	8	9	AB	R	H	RBI	BB	SO	LOB
19 Charlie Blackmon, L (1, 8) OBP: 0.333, SLG: 0.432	F SI 92 C SI 92 X FF 93 0-2 ① P5		B FF 94 F CU 77 X SI 93 1-1 ② F7	F CU 80 B FF 94 S FF 94 B FF 94 F FF 94 B CH 84 X CH 84 3-2 ③ P4		C SL 86 B FF 91 B FF 91 F SL 86 X FF 91 2-2 33 HBP 14 1B 3 HR 2-H 1B		B FF 84 F SL 72 H SL 72 2-1 1 BB 10 1B 3 2B HBP		4	2	1	1	0	0	2
14 Josh Rutledge, R (1, 6) OBP: 0.315, SLG: 0.400 10 Cristhian Adames, S (8, PH) OBP: 0.167, SLG: 0.167 (9, 6)	C FF 93 F FF 93 S CU 79 0-3 ② K		F FF 94 X CU 80 0-1 ③ G5-3		C CU 76 C CU 77 B CU 77 B CU 78 S CH 82 2-3 ① K	1 SAFE X SL 84 0-0 33 HBP 3 HR 1-2 1B		C FF 84 X FF 84 0-1 1 BB 3 2B 1-2 1B		4 1	1 1	1 1	0 1	0 0	2 0	0 0
33 Justin Morneau, L (1, 3) OBP: 0.361, SLG: 0.491 1 Brandon Barnes, R (8, PH) OBP: 0.292, SLG: 0.429 (9, 9)	X SI 94 0-0 ③ G6-3			C FF 93 F CU 78 X CH 82 0-2 6 1B 20 1B 1B	X CH 83 0-0 ② G4-3	S SI 90 B SI 91 H SI 90 2-1 3 HR 1-2 2-3 HBP		B SI 83 B SI 82 B SI 82 B FF 81 4-0 3 2B 1-2 2-3 BB		3 0	2 1	1 0	0 0	0 1	0 0	0 0
3 Michael Cuddyer, R (1, 9) OBP: 0.378, SLG: 0.593 4 Ben Paulsen, L (9, 3) OBP: 0.364, SLG: 0.519		F FF 92 B FF 92 F FF 92 F FF 93 F CU 78 S CH 83 1-3 ① K		X FF 92 0-0 ① L9	C FF 93 X FF 92 0-1 20 1B 2B	S SL 87 B CH 77 B CH 77 S SL 86 X SL 86 2-2 1-H 2-H 3-H HR		B FF 82 B SL 71 F FF 84 B FF 84 X FF 83 3-1 6 G3 23 SF8 1-H 2-H 3-H 2B		5 0	3 0	3 0	7 0	0 0	1 0	1 0
6 Corey Dickerson, L (1, 7) OBP: 0.364, SLG: 0.563		X SI 93 0-0 ② P6		C FF 93 F FF 93 F FF 94 X CU 80 0-2 20 1B 43 2B 1-3 1B	S CH 83 B CH 83 B CH 82 B CH 83 B SI 91 4-1 20 1B 43 3B BB	X SL 86 0-0 ② F7		B SL 73 F FF 84 B SL 73 B FF 84 F SI 82 X SL 72 3-2 ① G3 2-3		4	2	1	0	1	0	1
20 Wilin Rosario, R (1, 2) OBP: 0.306, SLG: 0.435 23 Charlie Culberson, R (8, PH) OBP: 0.257, SLG: 0.296 15 Jackson Williams, R (9, 2) OBP: 0.313, SLG: 0.429		B FF 94 F FF 93 F FF 94 X FF 93 1-2 43 1B 1B	1 SAFE B FF 93 C CU 79 X FF 94 1-1 43 2B 9 SF9 1-3 3-H 1B	X FF 92 0-0 43 3B 1-3 2-H 1B	B CH 77 F CH 76 S CU 72 X FF 92 1-2 ③ G4-3		F SI 83 F SI 84 D SL 73 X SL 72 1-2 ② SF8 3-H		4 0 0	2 0 0	3 0 0	2 1 0	0 0 0	0 0 0	0 0 0
43 Rafael Ynoa, S (1, 5) OBP: 0.417, SLG: 0.528		X FF 93 0-0 1-3 1B	F FF 93 X FF 94 0-1 9 SF9 1-3 3-H 2B	B CU 78 C CH 83 D CU 79 X CH 83 2-1 ③ 1-H 3-H 3B		F FF 95 F FF 95 B FF 96 X FF 96 1-2 ① G1		F SI 83 X SL 73 0-1 2B		5	0	4	3	0	0	0
9 DJ LeMahieu, R (1, 4) OBP: 0.314, SLG: 0.349		B FF 94 S FF 94 F SI 94 T FF 96 1-2 ③ K	X CU 79 0-0 ② SF9 2-3 3-H		B SL 86 X CH 78 1-0 16 G2-3 19 1B 1B	C FF 96 B FF 96 X FF 95 1-1 ② G4-3	X FF 83 0-0 ③ F8			4	1	1	1	0	1	3
24 Jordan Lyles, R (1, 1) OBP: 0.229, SLG: 0.289 16 Kyle Parker, R (6, PH) OBP: 0.176, SLG: 0.176 51 Brooks Brown, L (7, 1) 7 Matt McBride, R (7, PH) OBP: 0.321, SLG: 0.520 49 Rex Brothers, L (8, 1) 53 Christian Friedrich, R (9, 1) OBP: 0.200, SLG: 0.200			C FF 92 C CU 77 C CU 77 0-3 ① K	B FF 93 B FF 93 C FF 92 B FF 93 C FF 92 B FF 93 4-2 BB		1 SAFE F SL 84 F SL 84 X CH 75 0-2 ① G2-3 1-2	B FF 95 F FF 96 X FF 96 1-1 ③ L8			1 1 0 1 0 0	0 0 0 0 0 0	0 0 0 0 0 0	0 1 0 0 0 0	1 0 0 0 0 0	1 0 0 0 0 0	0 1 0 0 0 0
Inning Stats	R: 0 E: 0 K: 1 S: 7 H: 0 LOB: 0 BB: 0 P: 7	R: 0 E: 0 K: 2 S: 13 H: 2 LOB: 2 BB: 0 P: 16	R: 0 E: 0 K: 1 S: 7 H: 0 LOB: 0 BB: 0 P: 8	R: 3 E: 0 K: 0 S: 19 H: 4 LOB: 2 BB: 1 P: 27	R: 3 E: 0 K: 1 S: 10 H: 3 LOB: 1 BB: 1 P: 18	R: 5 E: 0 K: 0 S: 16 H: 4 LOB: 0 BB: 0 P: 24	R: 0 E: 0 K: 0 S: 7 H: 0 LOB: 0 BB: 0 P: 10	R: 4 E: 0 K: 0 S: 14 H: 3 LOB: 1 BB: 1 P: 27		1B: 10 2B: 4 3B: 1 HR: 1 SF: 2 SAC: 0 DP: 0 HBP: 2						

	AB	37
	R	15
	H	16
	RBI	15
	BB	3
	SO	5
	LOB	8

PITCHER		IP	WLS	BF	H	R	ER	SO	BB	IBB	HBP	BLK	WP	HR	S	P	ERA	WHIP
57 Chase Anderson, R ERA: 4.01	(1, 1)	5.0	L	25	9	6	6	5	2	0	0	0	0	0	56	76	10.80	2.200
56 Eury De La Rosa, L ERA: 3.12	(6, 1)	1.0		8	4	5	5	0	0	0	1	0	0	1	16	24	45.00	4.000
37 Matt Stites, R ERA: 5.58	(7, 1)	1.0		3	0	0	0	0	0	0	0	0	0	0	7	10	0.00	0.000
47 Joe Paterson, L ERA: 33.75	(8, 1)	1.0		8	3	4	4	0	1	0	1	0	0	0	14	27	36.00	4.000

PITCHER	IP	WLS	BF	H	R	ER	SO	BB	IBB	HBP	BLK	WP	HR	S	P	ERA	WHIP

TOP

Arizona Diamondbacks @ Colorado Rockies

Coors Field, Denver, CO

Sat Sep 20 2014, 2:13 PM - 4:55 PM MDT

Att. 33,764 - Sunny - 74 F

livebaseballscorecards.com

Batter	1	2	3	4	5	6	7	8	9	AB	R	H	RBI	BB	SO	LOB
5 Ender Inciarte, L (1, 7) OBP: 0.312, SLG: 0.348	B FF 92 C FF 91 X FF 92 1-1 6 G1-3 1B		C FF 93 B FF 93 X CH 86 1-1 ③ G4-3		C FF 91 X CH 83 0-1 ③ L9			B FF 92 D SL 88 C CH 90 F SI 91 S SL 86 2-3 ① K		4	0	1	0	0	1	2
6 David Peralta, L (1, 9) OBP: 0.327, SLG: 0.458	1 SAFE X FF 92 0-0 ① G1-3 1-2			B FF 92 B CH 85 C FF 92 B FF 93 B FF 93 4-1 11 FC6 BB		B FF 89 B FF 92 B CH 85 C FF 92 F SI 92 X SI 92 3-2 15 G5-4-3 1B		B SI 93 C SI 92 S SL 89 B SL 88 X SL 89 2-2 ② G4-3 1-2		3	0	1	0	1	0	2
11 AJ Pollock, R (1, 8) OBP: 0.354, SLG: 0.521	B FF 92 C CH 85 F FF 93 B SL 86 X SI 94 2-2 ② F8			C FF 93 B FF 93 1 SAFE B CH 85 F CH 85 F FF 94 X SL 85 2-2 ① FC6 15 G6-3 1-2f		B SL 85 X FF 93 1-0 ① F8		C SI 96 C ST 82 C FF 98 0-3 ③		4	0	0	0	0	1	4
15 Mark Trumbo, R (1, 3) OBP: 0.297, SLG: 0.382	B FF 92 F FF 93 S SL 86 X SL 88 1-2 ③ G6-3			C SL 83 B SL 86 F FF 93 X FF 95 1-2 ② G6-3 1-2		B FF 92 X FF 94 1-0 ②③ G5-4-3 1-2f			X FF 94 0-0 19 G4-3 26 1B 1B	4	0	1	0	0	0	3
26 Miguel Montero, L (1, 2) OBP: 0.333, SLG: 0.378		C FF 92 S CH 86 X FF 93 0-2 19 G4-6-3 1B		F CH 85 B CH 84 B CH 85 F FF 94 X FF 95 2-2 ③ F8			C SL 87 X SL 86 0-2 19 G4-3 2B		B FF 93 C CH 84 X FF 94 1-1 19 G4-3 1-2 1B	4	0	3	0	0	0	1
16 Chris Owings, R (1, 4) OBP: 0.301, SLG: 0.411		B FF 92 F SI 92 1 SAFE X FF 89 1-1 ① F8			C FF 92 B SL 87 F SL 88 S SL 82 1-3 ① K		B FF 92 D CH 84 C CH 83 C SL 88 S FF 90 2-3 ① K		X SL 88 0-0 ① L9	4	0	0	0	0	2	4
19 Jake Lamb, L (1, 5) OBP: 0.276, SLG: 0.408		B FF 92 F FF 92 B FF 93 X CH 85 2-1 ②③ G4-6-3 1-2f			F FF 94 B SI 94 X CH 85 1-1 HR		F SL 88 X FF 88 0-1 ② G4-3 2-3		X FF 93 0-0 ② G4-3 1-2 2-3	4	1	1	1	0	0	4
1 Didi Gregorius, L (1, 6) OBP: 0.281, SLG: 0.350			C FF 92 B CH 85 F FF 93 B FF 94 F CH 85 F FF 95 X CH 86 2-2 ① P5		C SL 84 B CH 85 F FF 93 X FF 95 1-2 35 SH3-4 1B		S SL 88 B SI 90 S FF 93 F FF 93 S FF 89 1-3 ③ K		C FF 94 S FF 95 B FF 95 F FF 95 B FF 95 B FF 94 X FF 95 3-2 ③ F8	4	0	1	0	0	1	3
35 Trevor Cahill, R (1, 1) OBP: 0.130, SLG: 0.136 48 Randall Delgado, R (6, 1) OBP: 0.125, SLG: 0.125 59 Oliver Pérez, L (7, 1) 31 Jordan Pacheco, R (8, PH) OBP: 0.288, SLG: 0.322 38 Will Harris, R (8, 1)			B FF 93 X FF 92 1-0 ② L9		M SI 90 C FF 92 X SI 95 0-2 ② SH3-4 1-2			B FF 92 X FF 92 1-0 6 G4-3 1B		1 0 0 1 0	0 0 0 0 0	0 0 0 0 0	0 0 0 0 0	0 0 0 0 0	0 0 0 0 0	0 0 0 0 0
Inning Stats	R: 0 E: 0 K: 0 S: 9 H: 1 LOB: 1 BB: 0 P: 13	R: 0 E: 0 K: 0 S: 7 H: 1 LOB: 0 BB: 0 P: 10	R: 0 E: 0 K: 0 S: 8 H: 0 LOB: 0 BB: 0 P: 12	R: 0 E: 0 K: 0 S: 11 H: 0 LOB: 1 BB: 1 P: 20	R: 1 E: 0 K: 1 S: 13 H: 2 LOB: 1 BB: 0 P: 16	R: 0 E: 0 K: 0 S: 5 H: 1 LOB: 0 BB: 0 P: 10	R: 0 E: 0 K: 2 S: 12 H: 1 LOB: 1 BB: 0 P: 15	R: 0 E: 0 K: 2 S: 11 H: 1 LOB: 1 BB: 0 P: 16	R: 0 E: 0 K: 0 S: 9 H: 2 LOB: 2 BB: 0 P: 13	1B: 7 2B: 1 3B: 0 HR: 1 SF: 0 SAC: 1 DP: 2 HBP: 0						

	AB	33
	R	1
	H	9
	RBI	1
	BB	1
	SO	5
	LOB	23

WP: 0 PB: 0 SB: 0 CS: 0 PA: 35

PITCHER		IP	WLS	BF	H	R	ER	SO	BB	IBB	HBP	BLK	WP	HR	S	P	ERA	WHIP
31 Eddie Butler, R ERA: 5.56	(1, 1)	6.0	W	22	5	1	1	1	1	0	0	0	0	1	53	81	1.50	1.000
56 Franklin Morales, L ERA: 5.21	(7, 1)	1.0		4	1	0	0	2	0	0	0	0	0	0	12	15	0.00	1.000
53 Christian Friedrich, L ERA: 6.35	(8, 1)	0.2		3	1	0	0	1	0	0	0	0	0	0	8	13	0.00	1.500
0 Adam Ottavino, R ERA: 3.66	(8, 1)	0.1		1	0	0	0	1	0	0	0	0	0	0	3	3	0.00	0.000
32 LaTroy Hawkins, R ERA: 3.44	(9, 1)	1.0		5	2	0	0	0	0	0	0	0	0	0	9	13	0.00	2.000

PITCHER	IP	WLS	BF	H	R	ER	SO	BB	IBB	HBP	BLK	WP	HR	S	P	ERA	WHIP

BOTTOM

Arizona Diamondbacks @ Colorado Rockies

Coors Field, Denver, CO

Sat Sep 20 2014, 2:13 PM - 4:55 PM MDT

Att. 33,764 - Sunny - 74 F

livebaseballscorecards.com

Batter	1	2	3	4	5	6	7	8	9	AB	R	H	RBI	BB	SO	LOB
19 Charlie Blackmon, L (1, 8) OBP: 0.334, SLG: 0.436	B SI 90 C SI 89 F KC 78 B CH 82 B SI 91 X SI 90 3-2 ① G5-3		C KC 80 F CH 82 B CH 83 F KC 81 B SI 92 F SI 92 X CH 82 2-2 14 HR 3B C SI 90 B SI 91 C FF 91 X SI 92 1-2 14 1B 1B			C SI 93 C SI 93 B FF 92 S FF 94 1-3 ② K				4	1	2	0	0	1	1
14 Josh Rutledge, R (1, 6) OBP: 0.317, SLG: 0.412	C SI 92 B FF 92 X FF 90 1-1 ② G3		B KC 79 X KC 81 1-0 3-H HR 1 SAFE 1 SAFE X SI 91 0-0 1-2 1B			C SI 92 S FF 96 B SI 92 S SL 84 1-3 ③ K 1-2				4	1	2	2	0	1	1
33 Justin Morneau, L (1, 3) OBP: 0.362, SLG: 0.493	F SI 89 B SI 90 B KC 79 C KC 79 X SI 92 2-2 6 3B 1B		C KC 79 B SI 91 X CH 82 1-1 6 F7 4 1B 2B S FF 92 S FF 92 S FF 92 0-3 ③ K2-3				B SL 79 B SI 91 C SL 79 S SL 80 S SL 80 2-3 K 6 BLK			4	2	2	0	0	2	2
6 Corey Dickerson, L (1, 7) OBP: 0.366, SLG: 0.574	X SI 90 0-0 1-H 3B		F FF 92 F FF 93 X FF 93 0-2 ① F7 2-3		S CH 80 X CH 79 0-1 HR		S SL 78 B SI 92 S FF 90 F FF 91 S SL 81 1-3 ① K 1-2			4	1	2	2	0	1	2
8 Michael McKenry, R (1, 2) OBP: 0.403, SLG: 0.506	C KC 79 B SI 93 F SI 92 D CH 83 C CH 83 2-3 ③ K		D SI 91 F SI 91 S CH 82 F CH 81 D SI 93 S CH 82 2-3 ② K		B SI 90 B SI 88 B CH 82 C SI 87 C SI 89 X SI 90 3-2 ① L3		C SL 79 C SL 78 S FF 92 0-3 ② K			4	0	0	0	0	3	3
4 Ben Paulsen, L (1, 9) OBP: 0.362, SLG: 0.509 56 Franklin Morales, L (7, 1) OBP: 0.182, SLG: 0.100 7 Matt McBride, R (7, PH) OBP: 0.310, SLG: 0.500 53 Christian Friedrich, R (8, 1) OBP: 0.200, SLG: 0.200 0 Adam Ottavino, S (8, 1) 32 LaTroy Hawkins, R (9, 1)		B SI 89 S CH 84 F FF 93 C SI 91 1-3 ① K	F FF 92 X FF 92 0-1 3-H 1B		X CH 81 0-0 ② F8		C SL 79 S FF 92 B SI 92 F FF 92 S SL 82 1-3 ③ K			3 0 1 0 0 0	0 0 0 0 0 0	1 0 0 0 0 0	1 0 0 0 0 0	0 0 0 0 0 0	1 0 1 0 0 0	0 0 1 0 0 0
43 Rafael Ynoa, S (1, 5) OBP: 0.400, SLG: 0.525		X SI 92 0-0 2B	B KC 80 B FF 92 S CH 83 S CH 83 X CH 81 2-2 ③ F8		C KC 80 S KC 80 X KC 80 0-2 ③ G4-3			B FC 92 X FC 92 1-0 ① G6-3		4	0	1	0	0	0	1
10 Cristhian Adames, S (1, 4) OBP: 0.100, SLG: 0.100		S KC 80 B KC 81 C CH 84 F CH 81 C SI 90 1-3 ② K		S CH 80 S CH 78 S CH 79 0-3 ① K		C FF 94 X CH 84 0-1 ① G4-3		C FC 93 B FC 93 F FC 93 F FC 94 B CU 79 C CU 79 2-3 ② K		4	0	0	0	0	3	1
31 Eddie Butler, R (1, 1) 1 Brandon Barnes, R (6, PH) OBP: 0.293, SLG: 0.429 (7, 9)		C SI 92 S KC 80 B KC 78 S KC 80 1-3 ③ K		C SI 90 B SI 92 S SI 91 S KC 78 1-3 ② K		C SI 93 X CU 76 0-1 14 S 1B		B FC 91 S FC 92 S FC 92 B FC 93 S FC 94 2-3 ③ K		2 2	0 0	0 1	0 0	0 0	2 1	1 0
Inning Stats	R: 1 E: 0 K: 1 S: 12 H: 2 LOB: 1 BB: 0 P: 20	R: 0 E: 0 K: 3 S: 11 H: 1 LOB: 1 BB: 0 P: 14	R: 3 E: 0 K: 1 S: 20 H: 4 LOB: 1 BB: 0 P: 28	R: 0 E: 0 K: 3 S: 13 H: 2 LOB: 2 BB: 0 P: 15	R: 1 E: 0 K: 0 S: 9 H: 1 LOB: 0 BB: 0 P: 12	R: 0 E: 0 K: 2 S: 10 H: 1 LOB: 1 BB: 0 P: 12	R: 0 E: 0 K: 4 S: 14 H: 0 LOB: 1 BB: 0 P: 18	R: 0 E: 0 K: 2 S: 8 H: 0 LOB: 0 BB: 0 P: 13		1B: 5 2B: 2 3B: 2 HR: 2	SF: 0 SAC: 0 DP: 0 HBP: 0			WP: 1 PB: 0 SB: 1 CS: 0	PA: 36

	AB	36
	R	5
	H	11
	RBI	5
	BB	0
	SO	16
	LOB	13

PITCHER		IP	WLS	BF	H	R	ER	SO	BB	IBB	HBP	BLK	WP	HR	S	P	ERA	WHIP
35 Trevor Cahill, R ERA: 5.55	(1, 1)	5.0	L	25	10	5	5	8	0	0	0	0	0	2	65	89	9.00	2.000
48 Randall Delgado, R ERA: 5.32	(6, 1)	1.0		4	1	0	0	2	0	0	0	0	0	0	10	12	0.00	1.000
59 Oliver Pérez, L ERA: 2.81	(7, 1)	1.0		4	0	0	0	4	0	0	0	1	1	0	14	18	0.00	0.000
38 Will Harris, R ERA: 4.61	(8, 1)	1.0		3	0	0	0	2	0	0	0	0	0	0	8	13	0.00	0.000

PITCHER	IP	WLS	BF	H	R	ER	SO	BB	IBB	HBP	BLK	WP	HR	S	P	ERA	WHIP

Arizona Diamondbacks @ Colorado Rockies

Coors Field, Denver, CO

Sun Sep 21 2014, 2:15 PM - 5:02 PM MDT

Att. 29,036 - Cloudy - 73 F

TOP

livebaseballscorecards.com

Batter	1	2	3	4	5	6	7	8	9	AB	R	H	RBI	BB	SO	LOB
5 Ender Inciarte, L (1, 7) OBP: 0.312, SLG: 0.350	B FF 89 X FF 88 1-0 L7		X SL 86 0-0 F7			C FF 88 B SL 85 F FF 89 F FF 90 X FF 90 1-2 15 HR 2B		B FF 94 C FF 94 X SL 88 1-1 FC1-6 4 1B 1-2f		4	1	1	0	0	0	1
4 Cliff Pennington, S (1, 4) OBP: 0.344, SLG: 0.355	C FF 89 B CH 84 T FF 90 B SI 90 S FF 91 2-3 K			C CU 78 F SL 84 B FF 91 X SI 90 1-2 G4-3		B CH 82 X FF 90 1-0 P6		B SI 94 S FF 95 B FF 94 C CH 88 D SL 89 X SI 96 3-2 11 G4-3 1-2 1B		4	0	1	0	0	1	1
11 AJ Pollock, R (1, 8) OBP: 0.353, SLG: 0.517	X FF 90 0-0 1B			C FF 88 B SL 87 X SI 89 1-1 L8		C SL 84 X SI 88 0-1 G5-3		F FF 95 X FF 97 0-1 G4-3 1-2f		4	0	1	0	0	0	3
15 Mark Trumbo, R (1, 3) OBP: 0.300, SLG: 0.403	C FF 91 X SI 89 0-1 G1-3			X CH 84 0-0 F8		C SI 88 F SI 87 X SL 82 0-2 2-H HR			C FF 94 B FF 95 B FF 96 X FF 94 2-1 HR	4	2	2	3	0	0	1
6 David Peralta, L (1, 9) OBP: 0.328, SLG: 0.458 7 Cody Ross, R (6, PH) OBP: 0.299, SLG: 0.322 (6, 9)		C SL 85 X CH 82 0-1 1 PO 1B			B FF 90 B SL 88 C SI 90 T SL 85 S FF 91 2-3 K	F FF 90 S SL 85 S FF 91 0-3 K			X FF 96 0-0 P3	2 2	0 0	1 0	0 0	0 0	1 1	0 0
19 Jake Lamb, L (1, 5) OBP: 0.266, SLG: 0.392		C FF 90 F FF 91 S SL 86 0-3 K			B CU 78 B SL 86 C SI 91 X SL 87 2-1 F7		B SL 88 X SI 95 1-0 G1-3		C FF 96 F FF 96 B SL 84 B FF 93 F FF 95 F FF 96 X FF 96 2-2 F7	4	0	0	0	0	1	1
9 Tuffy Gosewisch, R (1, 2) OBP: 0.250, SLG: 0.322		1 SAFE 1 SAFE B FF 90 X SI 89 1-0 P3			C SL 87 B SL 85 S FF 92 B FF 92 F CU 78 B FF 92 F FF 89 F CH 83 X FF 91 3-2 1 1B 2B		C SI 96 C SI 96 B SI 96 B SL 90 B SI 96 X SI 96 3-2 G5-3		B FF 97 F FF 97 B SL 85 F FF 96 F FF 95 F FF 95 F FF 96 F FF 96 S SL 83 2-3 K	4	0	1	0	0	1	1
1 Didi Gregorius, L (1, 6) OBP: 0.282, SLG: 0.350	C CU 78 T FF 91 B FF 91 1 SAFE 1-2 PO 1-2		C CU 77 B SI 91 X SL 86 1-1 F9		X CU 77 0-0 2-3 1B		B CH 85 X SI 95 1-0 P5			3	0	1	0	0	0	0
36 Wade Miley, L (1, 1) OBP: 0.190, SLG: 0.145 48 Randall Delgado, R (5, 1) OBP: 0.125, SLG: 0.125 37 Matt Stites, L (7, 1) 31 Jordan Pacheco, R (8, PH) OBP: 0.293, SLG: 0.327 56 Eury De La Rosa, L (8, 1)			B FF 89 C FF 88 X SL 87 1-1 G5-3		X FF 90 0-0 G1-3			X FF 92 0-0 5 FC1-6 1B		2 0 0 1 0	0 0 0 0 0	0 0 0 1 0	0 0 0 0 0	0 0 0 0 0	0 0 0 0 0	2 0 0 0 0
Inning Stats	R: 0 E: 0 K: 1 S: 7 H: 1 LOB: 1 BB: 0 P: 10	R: 0 E: 0 K: 1 S: 8 H: 1 LOB: 0 BB: 0 P: 10	R: 0 E: 0 K: 0 S: 5 H: 0 LOB: 0 BB: 0 P: 7	R: 0 E: 0 K: 0 S: 6 H: 0 LOB: 0 BB: 0 P: 8	R: 0 E: 0 K: 1 S: 13 H: 2 LOB: 2 BB: 0 P: 20	R: 2 E: 0 K: 1 S: 13 H: 2 LOB: 0 BB: 0 P: 15	R: 0 E: 0 K: 0 S: 5 H: 0 LOB: 0 BB: 0 P: 10	R: 0 E: 0 K: 0 S: 8 H: 2 LOB: 1 BB: 0 P: 12	R: 1 E: 0 K: 1 S: 15 H: 1 LOB: 0 BB: 0 P: 21	1B: 5 2B: 2 3B: 0 HR: 2	SF: 0 SAC: 0 DP: 1 HBP: 0					

	AB	34
	R	3
	H	9
	RBI	3
	BB	0
	SO	5
	LOB	10

WP: 0 PA: 35
PB: 0
SB: 0
CS: 0

PITCHER		IP	WLS	BF	H	R	ER	SO	BB	IBB	HBP	BLK	WP	HR	S	P	ERA	WHIP
36 Christian Bergman, R ERA: 5.29	(1, 1)	5.2	W	22	6	2	2	3	0	0	0	0	0	1	49	67	3.18	1.059
56 Franklin Morales, L ERA: 5.2	(6, 1)	0.1		1	0	0	0	1	0	0	0	0	0	0	3	3	0.00	0.000
51 Brooks Brown, R ERA: 3.0	(7, 1)	1.0		3	0	0	0	0	0	0	0	0	0	0	5	10	0.00	0.000
49 Rex Brothers, L ERA: 5.76	(8, 1)	0.1		3	2	0	0	0	0	0	0	0	0	0	6	10	0.00	6.000
0 Adam Ottavino, R ERA: 3.62	(8, 1)	0.2		1	0	0	0	0	0	0	0	0	0	0	2	2	0.00	0.000

PITCHER		IP	WLS	BF	H	R	ER	SO	BB	IBB	HBP	BLK	WP	HR	S	P	ERA	WHIP
12 Juan Nicasio, R ERA: 5.56	(9, 1)	1.0		4	1	1	1	1	0	0	0	0	0	1	15	21	9.00	1.000

Batter	1	2	3	4	5	6	7	8	9	AB	R	H	RBI	BB	SO	LOB
6 Corey Dickerson, L (1, 7) OBP: 0.362, SLG: 0.568	C FF 91 B FF 89 C FF 94 X FF 91 1-2 ① G5-3		B FF 89 F FF 89 S SI 91 S SI 92 1-3 ① K	X SL 82 0-0 ②③ G4-6-3 1-2f		B SI 91 B FF 91 S CH 84 F CH 86 F FF 95 F CU 76 X CH 85 2-2 ② F8		S SL 86 B CU 74 F CU 73 B FF 91 C FF 91 2-3 ① K		5	0	0	0	0	2	2
14 Josh Rutledge, R (1, 6) OBP: 0.319, SLG: 0.413	B SI 91 S SI 90 B SI 93 X SI 92 2-1 ② G6-3		B SI 92 B CH 83 B SI 93 B FF 91 4-0 20 1B 1 2B BB		B SI 91 X SL 88 1-0 3 G6-3 13 1B 2B	F SI 94 X CU 76 0-1 ③ F9		B SI 90 F CH 78 B CH 77 F FF 91 S CU 74 2-3 ② K		4	2	1	0	1	1	1
3 Michael Cuddyer, R (1, 3) OBP: 0.378, SLG: 0.602	B SI 92 B SI 92 B SI 93 B SI 92 4-0 BB		1 SAFE F CU 80 C SI 92 D SL 89 F FF 92 B SI 94 S FF 90 2-3 ② K		X FF 91 0-0 ① G6-3 2-3		B FF 93 F FF 94 X FF 93 1-1 HR	C CH 78 S CU 73 B FF 91 F CU 74 F CU 73 S FF 91 1-3 ③ K		4	1	1	1	1	2	3
20 Wilin Rosario, R (1, 2) OBP: 0.310, SLG: 0.440	C SI 93 B CH 84 X CU 80 1-1 ③ G5-3		S FF 89 X FF 93 0-1 13 BB 1 2B 1-3 1B		B FF 91 B CH 82 B SI 94 C FF 89 D SL 87 4-1 1 1B 13 1B 43 2B BB		C FF 94 B SL 86 S SL 87 B SL 86 B SL 87 X SL 86 3-2 13 WP 43 1B 2B			3	3	2	0	1	0	1
13 Drew Stubbs, R (1, 8) OBP: 0.341, SLG: 0.480		B SI 91 B SI 92 X SI 92 2-0 1 G5-3 9 1B 1B	D SI 90 1 SAFE S FF 90 B SI 88 B FF 90 C SI 89 B FF 89 4-2 1 2B 1-2 BB		D CU 80 C CU 80 B FF 93 X SI 93 2-1 1 1B 43 2B 1-2 3-H 1B		B FF 95 C SL 88 S SL 86 D SL 87 C FF 96 2-3 ① K			3	2	2	1	1	1	1
1 Brandon Barnes, R (1, 9) OBP: 0.296, SLG: 0.434		1 SAFE X CU 78 0-0 ① G5-3 1-2	X FF 90 0-0 1-3 2-H 3-H 2B		C FF 89 T SL 87 B FF 93 X SI 93 1-2 43 2B 9 L6-5 1-2 2-3 1B		C FF 97 F SL 87 T SL 86 0-2 ② K			4	0	2	2	0	1	2
43 Rafael Ynoa, S (1, 5) OBP: 0.409, SLG: 0.545		B SI 91 F SI 90 F FF 91 B FF 92 D SI 88 T SL 87 3-2 ② K	B FF 93 D FF 89 X FF 93 2-0 ③ G6-3		X CH 80 0-0 1-3 2-H 3-H 2B		F FF 96 B FF 97 C FF 96 X FF 97 1-2 9 FC6 3-H 1B			4	0	2	3	0	1	3
9 DJ LeMahieu, R (1, 4) OBP: 0.315, SLG: 0.350		X CU 79 0-0 2-H 1B		C SI 91 F SI 92 B FF 93 B FF 92 X FF 89 2-2 6 G4-6-3 1B	C SI 90 X SL 82 0-1 ②③ L6-5 3-3		X FF 96 0-0 ③ FC6 1-2f			4	0	2	1	0	0	3
36 Christian Bergman, R (1, 1) OBP: 0.059, SLG: 0.059 56 Franklin Morales, L (6, 1) OBP: 0.182, SLG: 0.100 16 Kyle Parker, R (6, PH) OBP: 0.167, SLG: 0.167 51 Brooks Brown, L (7, 1) 49 Rex Brothers, L (8, 1) 0 Adam Ottavino, S (8, 1) 7 Matt McBride, R (8, PH) OBP: 0.333, SLG: 0.556 12 Juan Nicasio, R (9, 1) OBP: 0.080, SLG: 0.083		X SI 92 0-0 ③ G4-3	L SI 90 L FF 89 D FF 89 1 SAFE S SI 89 1-3 ① K		S SL 81 B SI 90 C FF 95 F FF 93 B CH 85 S CH 85 2-3 ① K			B SI 89 B SI 89 X FF 90 2-0 2B		2 0 1 0 0 0 1 0	0 0 0 0 0 0 0 0	0 0 0 0 0 0 1 0	0 0 0 0 0 0 0 0	1 0 1 0 0 0 0 0	2 0 0 0 0 0 0 0	2 0 0 0 0 0 0 0
Inning Stats	R: 0 E: 0 K: 0 S: 7 H: 0 LOB: 1 BB: 1 P: 15	R: 1 E: 0 K: 1 S: 7 H: 2 LOB: 1 BB: 0 P: 12	R: 2 E: 0 K: 2 S: 13 H: 2 LOB: 2 BB: 2 P: 26	R: 0 E: 0 K: 1 S: 7 H: 1 LOB: 0 BB: 0 P: 10	R: 3 E: 0 K: 0 S: 11 H: 4 LOB: 1 BB: 1 P: 19	R: 0 E: 0 K: 1 S: 11 H: 0 LOB: 0 BB: 0 P: 15	R: 2 E: 0 K: 2 S: 15 H: 3 LOB: 1 BB: 0 P: 22	R: 0 E: 0 K: 3 S: 12 H: 1 LOB: 1 BB: 0 P: 19		1B: 7 2B: 6 3B: 0 HR: 1	SF: 0 SAC: 0 DP: 2 HBP: 0		WP: 1 PB: 0 SB: 0 CS: 0	PA: 39	

PITCHER		IP	WLS	BF	H	R	ER	SO	BB	IBB	HBP	BLK	WP	HR	S	P	ERA	WHIP
36 Wade Miley, L ERA: 4.35	(1, 1)	4.1	L	24	8	6	6	4	4	0	0	0	0	0	42	79	12.46	2.769
48 Randall Delgado, R ERA: 5.2	(5, 1)	1.2		5	1	0	0	1	0	0	0	0	0	0	14	18	0.00	0.600
37 Matt Stites, R ERA: 5.97	(7, 1)	1.0		6	3	2	2	2	0	0	0	0	1	1	15	22	18.00	3.000
56 Eury De La Rosa, L ERA: 3.03	(8, 1)	1.0		4	1	0	0	3	0	0	0	0	0	0	12	19	0.00	1.000

PITCHER	IP	WLS	BF	H	R	ER	SO	BB	IBB	HBP	BLK	WP	HR	S	P	ERA	WHIP

BOTTOM

Arizona Diamondbacks @ Colorado Rockies

Coors Field, Denver, CO

Sun Sep 21 2014, 2:15 PM - 5:02 PM MDT

Att. 29,036 - Cloudy - 73 F

livebaseballscorecards.com

AB	35
R	8
H	13
RBI	8
BB	4
SO	10
LOB	18

Batter	1	2	3	4	5	6	7	8	9	AB	R	H	RBI	BB	SO	LOB
5 Ender Inciarte, L (1, 7) OBP: 0.313, SLG: 0.350	B SI 88 C FF 89 B CU 70 F FF 90 B FF 90 F SI 89 X FF 88 3-2 6 11 G4-6-3 S 1B		B FS 80 B FF 90 C SI 90 F FF 89 X CU 73 2-2 1B		X FS 80 0-0 ① G4-3 2-3 3-H	B FC 91 B FC 90 C CH 82 F SI 89 S CH 83 2-3 ③ K		B SI 95 B SI 94 X SI 95 2-0 ③ F7		5	0	2	1	0	1	3
11 AJ Pollock, R (1, 8) OBP: 0.357, SLG: 0.522	C FF 90 S SL 79 B SI 90 X SL 78 1-2 6 G4-6-3 1B		1 SAFE 1 SAFE B SL 80 X SL 80 1-0 ② F8		B CU 75 B SL 82 C FF 91 F FF 90 B CU 75 X SI 90 3-2 15 15 S HR 3-H 1B		F FF 93 B SL 84 X FF 94 1-1 6 G6-3 2B		C SL 85 X SI 93 0-1 ① G4-3	5	1	3	0	0	0	1
6 David Peralta, L (1, 9) OBP: 0.323, SLG: 0.451	B FF 90 B FS 80 X SI 90 2-0 ① ② G4-6-3 1-2f 2-3		C FS 81 F FF 90 1 SAFE S CU 73 0-3 ③ K		1 SAFE F FS 80 1 SAFE 1 SAFE X FS 79 0-1 ② G2		F FF 94 X FF 94 0-1 ① G6-3 2-3		B FF 94 X SL 86 1-0 ② L4	5	0	0	0	0	1	5
15 Mark Trumbo, R (1, 3) OBP: 0.298, SLG: 0.410	C SL 80 S CU 75 S SL 82 0-3 ③ K			B SL 78 F SL 82 B SI 88 F SL 81 F FF 89 B FF 92 S SI 90 3-3 ① K	D SL 82 X SL 85 1-0 1-H HR		S FF 95 S FF 97 S FF 95 0-3 ② K		X FF 94 0-0 ③ F8	5	1	1	2	0	3	2
26 Miguel Montero, L (1, 2) OBP: 0.333, SLG: 0.376		C FF 89 F CU 72 S CU 73 0-3 ① K		B FF 90 C FF 91 F FF 92 X CU 75 1-2 ② G3	B CU 72 B FS 79 C FF 90 F FS 80 B SI 91 F FF 90 F FF 90 B FF 90 4-2 2 FC6-4 BB		B FF 95 S FF 96 S FF 96 B FF 95 B FF 96 F FF 96 S FF 95 3-3 ③ K			3	0	0	0	1	2	1
2 Aaron Hill, R (1, 10) OBP: 0.287, SLG: 0.367		B FF 90 C FF 90 F CU 75 X FF 90 1-2 1B		B SL 84 C FF 90 X CU 75 1-1 ③ G1	D FF 91 C FF 90 S SL 76 X SL 79 1-2 ③ FC6-4 1-2f			F SI 96 S SI 96 B SI 96 X SL 84 1-2 16 16 S G6-3 2B		4	1	2	0	0	0	1
19 Jake Lamb, L (1, 5) OBP: 0.274, SLG: 0.396		B FS 79 B FF 90 X SI 89 2-0 ② P5			F FS 80 B SL 85 S FF 90 B CU 73 B CU 72 X SI 90 3-2 16 1B 1 2B 1B	B SI 88 X CH 82 1-0 1 CS 1B		S SI 95 F SI 95 B SI 96 X SI 96 1-2 ① F7		4	1	2	0	0	0	2
16 Chris Owings, R (1, 4) OBP: 0.301, SLG: 0.408		C FF 90 B FF 91 B CU 74 1 SAFE S SL 83 S CU 76 2-3 ③ K			C SL 82 B FF 90 X SI 89 1-1 1 2B 5 G4-3 1-2 1B	C FF 91 F FF 90 S SL 78 0-3 ① K		C SL 84 C SI 95 B SI 95 X SI 96 1-2 ② G6-3 2-H		4	1	1	1	0	2	2
1 Didi Gregorius, L (1, 6) OBP: 0.289, SLG: 0.368			B FF 88 F FF 89 B CU 73 F FF 90 F CU 72 X CU 73 2-2 ① L9		L SI 90 B CU 72 X FF 91 1-1 5 G4-3 11 WP 1-3 2-H 2B	B SI 88 C FF 90 F CH 83 B FC 91 X CH 84 2-2 ② 1-2 2B		B SL 84 F SI 96 F SI 95 B SI 95 X SI 94 2-2 2B		4	1	3	1	0	0	0
Inning Stats	R: 0 E: 0 K: 1 S: 11 H: 2 LOB: 1 BB: 0 P: 17	R: 0 E: 0 K: 2 S: 10 H: 1 LOB: 1 BB: 0 P: 15	R: 0 E: 0 K: 1 S: 11 H: 1 LOB: 1 BB: 0 P: 16	R: 0 E: 0 K: 1 S: 10 H: 0 LOB: 0 BB: 0 P: 15	R: 5 E: 0 K: 0 S: 21 H: 5 LOB: 1 BB: 1 P: 35	R: 0 E: 0 K: 2 S: 10 H: 2 LOB: 1 BB: 0 P: 15	R: 0 E: 0 K: 2 S: 11 H: 1 LOB: 1 BB: 0 P: 15	R: 1 E: 0 K: 0 S: 13 H: 2 LOB: 1 BB: 0 P: 20	R: 0 E: 0 K: 0 S: 4 H: 0 LOB: 0 BB: 0 P: 5	1B: 8 2B: 5 3B: 0 HR: 1 SF: 0 SAC: 0 DP: 1 HBP: 0						

PITCHER		IP	WLS	BF	H	R	ER	SO	BB	IBB	HBP	BLK	WP	HR	S	P	ERA	WHIP
47 Ricky Nolasco, R ERA: 5.47	(1, 1)	4.2	L	23	9	5	5	5	1	0	0	0	1	1	60	94	9.64	2.143
58 A.J. Achter, R ERA: 3.0	(5, 1)	1.1		5	2	0	0	2	0	0	0	0	0	0	13	19	0.00	1.500
48 Lester Oliveros, R ERA: 11.25	(7, 1)	1.0		4	1	0	0	2	0	0	0	0	0	0	11	15	0.00	1.000
59 Michael Tonkin, R ERA: 5.0	(8, 1)	1.0		5	2	1	1	0	0	0	0	0	0	0	13	20	9.00	2.000
57 Ryan Pressly, R ERA: 2.39	(9, 1)	1.0		3	0	0	0	0	0	0	0	0	0	0	4	5	0.00	0.000

PITCHER	IP	WLS	BF	H	R	ER	SO	BB	IBB	HBP	BLK	WP	HR	S	P	ERA	WHIP

TOP

Arizona Diamondbacks @ Minnesota Twins

Target Field, Minneapolis, MN

Mon Sep 22 2014, 7:13 PM - 10:25 PM CDT

Att. 22,571 - Clear - 69 F

livebaseballscorecards.com

AB	39
R	6
H	14
RBI	5
BB	1
SO	9
LOB	17

WP: 1 PA: 40
PB: 0
SB: 3
CS: 1

BOTTOM

Arizona Diamondbacks @ Minnesota Twins

Target Field, Minneapolis, MN

Mon Sep 22 2014, 7:13 PM - 10:25 PM CDT

Att. 22,571 - Clear - 69 F

livebaseballscorecards.com

Batter	1	2	3	4	5	6	7	8	9	AB	R	H	RBI	BB	SO	LOB
39 Danny Santana, S (1, 6) OBP: 0.351, SLG: 0.469	C FC 83 S CU 72 S CH 75 0-3 K ①		S CH 78 X CH 76 0-1 F8 ②		B FC 86 D FC 87 C CH 80 F FC 87 S FC 86 2-3 K ②		C SI 91 F FF 90 B FF 92 T SL 79 1-2 K ②		B FF 92 F FC 92 S FC 91 F FF 92 X FC 91 1-2 G4-3 ③	5	0	0	0	0	3	6
12 Chris Herrmann, L (1, 7) OBP: 0.238, SLG: 0.233 9 Eduardo Núñez, R (7, PH) OBP: 0.270, SLG: 0.379 (8, 7)	C FC 84 B FC 84 X CH 76 1-1 G4-3 ②		B CH 78 X CH 78 1-0 1-3 2-H 1B		S FC 86 F FC 86 B FC 86 F FC 86 X CH 79 1-2 G4-3 ③		B SI 93 X SI 94 1-0 FC6-4 ③ 1-2f			3 1	0 0	1 0	1 0	0 0	0 0	1 2
24 Trevor Plouffe, R (1, 5) OBP: 0.322, SLG: 0.419	C FC 84 B FC 85 C FC 86 B FC 85 S FC 87 2-3 K ③		B CU 73 C FC 86 S FC 86 B FC 87 C FC 87 2-3 K ③			S CH 78 C CH 77 B CH 78 B CH 79 X CH 78 2-2 G5-3 ①		C FF 93 B SL 84 B SL 85 F FF 94 F SI 94 F SL 85 F CH 85 B CH 86 B FF 94 4-2 31 FC5-6 BB		3	0	0	0	1	2	2
19 Kennys Vargas, S (1, 10) OBP: 0.302, SLG: 0.473		C FC 84 C FC 83 B FC 85 B FC 85 X CH 77 2-2 L8 ①		B CH 78 S CH 76 H FC 85 2-1 HBP		B FC 86 X CH 78 1-0 F8 ②		C CH 86 F FF 94 B FF 94 S SL 85 1-3 K ①		3	0	0	0	0	1	1
31 Oswaldo Arcia, L (1, 9) OBP: 0.301, SLG: 0.454		C FC 85 B FC 86 X CH 77 1-1 G5-3 ②		S FC 86 C FC 85 B FC 85 X FC 84 1-2 L8 ①		B FC 84 B FC 86 B CH 78 C FC 86 X FC 86 3-1 G4-3 ③		S SI 93 B SI 94 F SI 93 B FF 93 F SI 94 F SL 85 X CH 85 2-2 FC5-6 ② 1-2f		4	0	0	0	0	0	2
8 Kurt Suzuki, R (1, 2) OBP: 0.346, SLG: 0.389		C FC 85 B FC 85 F FC 85 B FC 86 B FC 85 F CH 78 F FC 86 X FC 86 3-2 F8 ③		F FC 85 X FC 85 0-1 F8 ②			C FC 83 B FC 84 B CU 72 F CH 76 B FC 86 X FC 86 3-2 27 L8 43 1B 2B	C FF 93 S FF 94 X FF 94 0-2 G6-3 ③		4	1	1	0	0	0	2
27 Chris Parmelee, L (1, 3) OBP: 0.305, SLG: 0.385			F FC 84 X FC 83 0-1 32 BB 12 1B 1B	B FC 85 S FC 86 F FC 85 B FC 86 X FC 86 2-2 L6 ③			C CH 78 B FC 86 F FC 85 B FC 85 X CH 77 2-2 2-3 L8 ①		F FC 92 F FC 92 B FF 91 B FC 92 S CU 80 2-3 K ①	4	1	1	0	0	1	2
32 Aaron Hicks, S (1, 8) OBP: 0.342, SLG: 0.273			B FC 83 C FC 85 B FC 85 B CH 78 F FC 85 B CH 78 4-2 12 1B 1-2 BB		B FC 83 C FC 84 B FC 85 X FC 85 2-1 17 CS 1B		B SL 78 B SL 80 B FF 92 C FF 91 F SI 91 F FF 92 B SL 80 4-2 43 1B BB		C FC 92 F FC 91 B CU 80 B CU 79 X FC 92 2-2 L6 ②	2	0	1	0	2	0	0
17 Doug Bernier, R (1, 4) OBP: 0.375, SLG: 0.286 43 Josmil Pinto, R (7, PH) OBP: 0.316, SLG: 0.401 5 Eduardo Escobar, S (7, PR) OBP: 0.315, SLG: 0.404 (8, 4)			B FC 85 B CH 79 C FC 85 L FC 84 F FC 85 F FC 85 B CH 79 T CH 78 3-2 K ①		C FC 85 B FC 84 D FC 85 F FC 86 B CH 79 X FC 86 3-2 1-2 1B ①		B SL 79 X FF 90 1-0 9 FC6-4 1-3 3-H 1B		X FC 92 0-0 1B	2 1 1	0 0 0	1 1 1	0 1 0	0 0 0	1 0 0	2 0 0
Inning Stats	R: 0 E: 0 K: 2 S: 8 H: 0 LOB: 0 BB: 0 P: 11	R: 0 E: 0 K: 0 S: 10 H: 0 LOB: 0 BB: 0 P: 16	R: 1 E: 0 K: 2 S: 15 H: 2 LOB: 2 BB: 1 P: 25	R: 0 E: 0 K: 0 S: 9 H: 0 LOB: 1 BB: 0 P: 14	R: 0 E: 0 K: 1 S: 12 H: 2 LOB: 1 BB: 0 P: 20	R: 0 E: 0 K: 0 S: 6 H: 0 LOB: 0 BB: 0 P: 12	R: 1 E: 0 K: 1 S: 14 H: 2 LOB: 2 BB: 1 P: 26	R: 0 E: 0 K: 1 S: 16 H: 0 LOB: 1 BB: 1 P: 23	R: 0 E: 0 K: 1 S: 11 H: 1 LOB: 1 BB: 0 P: 16	1B: 6 2B: 1 3B: 0 HR: 0	SF: 0 SAC: 0 DP: 0 HBP: 1				WP: 0 PB: 0 SB: 0 CS: 1	PA: 37	

	AB	33
	R	2
	H	7
	RBI	2
	BB	3
	SO	8
	LOB	20

PITCHER		IP	WLS	BF	H	R	ER	SO	BB	IBB	HBP	BLK	WP	HR	S	P	ERA	WHIP
55 Josh Collmenter, R ERA: 3.57	(1, 1)	6.1	W	25	5	2	2	5	1	0	1	0	0	0	66	109	2.84	0.947
59 Oliver Pérez, L ERA: 2.79	(7, 1)	0.1		3	1	0	0	1	1	0	0	0	0	0	7	13	0.00	6.000
50 Evan Marshall, R ERA: 2.72	(7, 1)	1.1	H	5	0	0	0	1	1	0	0	0	0	0	17	25	0.00	0.750
38 Will Harris, R ERA: 4.45	(9, 1)	1.0		4	1	0	0	1	0	0	0	0	0	0	11	16	0.00	1.000

PITCHER	IP	WLS	BF	H	R	ER	SO	BB	IBB	HBP	BLK	WP	HR	S	P	ERA	WHIP

Batter	1	2	3	4	5	6	7	8	9	AB	R	H	RBI	BB	SO	LOB
5 Ender Inciarte, L (1, 7) OBP: 0.318, SLG: 0.356	B FF 93 X SI 90 1-0 ① G4-3		B FF 91 X SI 91 1-0 11 FC6-4 1-2 1B			B SL 87 B FF 90 C FF 92 X SI 90 2-1 1B		C FF 92 X SL 88 0-1 19 F8 11 1B 15 G3 1B	S FF 93 X FF 93 0-1 11 FC5 1-2 2-H 1B	5	1	4	1	0	0	0
11 AJ Pollock, R (1, 8) OBP: 0.354, SLG: 0.516	B FF 94 B SI 92 C SI 92 S SL 85 C FF 94 2-3 ② K		C SL 85 B SI 93 S SL 86 D SL 86 X SL 86 2-2 ③ FC6-4 1-2f			X FF 92 0-0 ① F9		C FF 93 B SL 89 1 SAFE X FF 94 1-1 15 G3 19 F8 1-2 1B	C SL 84 X SL 86 0-1 ③ FC5 1-2 2-3f	5	0	1	0	0	1	5
19 Jake Lamb, L (1, 5) OBP: 0.274, SLG: 0.400	B SI 94 X SI 92 1-0 ③ G4-3			B CH 84 X CH 84 1-0 16 1B 2B		B CH 82 B SI 92 1 SAFE F SI 87 D SI 91 1 SAFE X SI 90 3-1 ② F8		C SL 87 B SL 87 S FF 93 B FF 94 X FF 94 2-2 ① F8 1-2 2-3		4	1	1	0	0	0	3
15 Mark Trumbo, R (1, 3) OBP: 0.295, SLG: 0.404		B SI 91 C SI 91 F SI 91 S SI 93 1-3 ① K		S SL 85 S FF 93 F SL 85 S SI 92 0-3 ① K		S SL 85 B FF 93 B SL 85 F SL 83 1 SAFE D SL 88 S SI 93 3-3 ③ K		B FF 94 B SL 89 S SL 88 X FF 95 2-1 ② G3 2-3 3-H		4	0	0	1	0	3	3
26 Miguel Montero, L (1, 10) OBP: 0.330, SLG: 0.373		F SI 92 B FF 92 B CH 84 X CH 84 2-1 ② G3-1		F SI 94 B FF 91 D CH 86 B FF 93 C FF 92 X CH 84 3-2 ② L9			B FF 89 B FF 91 X FF 90 2-0 ① P6	S SI 92 X SI 92 0-1 ③ G6-3		4	0	0	0	0	0	2
16 Chris Owings, R (1, 4) OBP: 0.300, SLG: 0.406		B FF 93 C SI 92 S SL 85 F SL 86 S SI 93 1-3 ③ K		B SL 86 B FF 92 F SI 93 B SI 94 X SI 92 3-1 7 PO 2-H 1B			B SI 91 F SI 92 F SI 90 S SL 85 1-3 ② K		F FF 91 F FF 92 S SL 86 0-3 ① K	4	0	1	1	0	3	0
7 Cody Ross, R (1, 9) OBP: 0.303, SLG: 0.322			C FF 91 B SL 85 F SI 91 B SI 92 F SI 92 F SI 93 C SL 84 2-3 ① K	1 SAFE 0-0 ③ PO 1-2	B SL 82 X FF 91 1-0 ① F8	C CU 80 B SL 85 B FF 93 F SI 90 F FF 92 X SL 84 2-2 1 WP 1B			B FF 92 T FF 92 F FF 93 B CH 86 B CH 86 B FF 93 4-2 9 E 5 1B BB	3	1	1	0	1	1	0
1 Didi Gregorius, L (1, 6) OBP: 0.288, SLG: 0.366			C FF 92 B CH 85 X FF 94 1-1 ② L8		B FF 91 B CH 86 C FF 92 X SI 93 2-1 9 G6-3 1B		B FF 92 C FF 92 F FF 91 S SL 84 1-3 K 1-2		B FF 92 B SI 92 B SI 93 C FF 92 F FF 92 T FF 92 3-2 ② K	4	0	1	0	0	2	2
9 Tuffy Gosewisch, R (1, 2) OBP: 0.250, SLG: 0.320			C CU 80 B FF 94 T SL 85 X SL 85 1-2 5 1B 1B		B SI 92 1 SAFE C SI 92 X SL 84 1-1 ② ③ G6-3 1-2f	X CU 82 0-0 ③ F8			B FF 92 C FF 92 S FF 92 F FF 92 F CH 87 X CH 86 1-2 E5 11 FC5 5 1B 1-2	4	0	1	0	0	0	4
Inning Stats	R: 0 E: 0 K: 1 S: 5 H: 0 LOB: 0 BB: 0 P: 9	R: 0 E: 0 K: 2 S: 9 H: 0 LOB: 0 BB: 0 P: 13	R: 0 E: 0 K: 1 S: 14 H: 2 LOB: 2 BB: 0 P: 21	R: 1 E: 0 K: 1 S: 10 H: 2 LOB: 0 BB: 0 P: 17	R: 0 E: 0 K: 0 S: 5 H: 1 LOB: 0 BB: 0 P: 9	R: 0 E: 0 K: 1 S: 8 H: 1 LOB: 1 BB: 0 P: 16	R: 0 E: 0 K: 2 S: 12 H: 1 LOB: 2 BB: 0 P: 18	R: 1 E: 0 K: 0 S: 11 H: 2 LOB: 1 BB: 0 P: 16	R: 1 E: 1 K: 2 S: 17 H: 1 LOB: 2 BB: 1 P: 25	1B: 9 2B: 1 3B: 0 HR: 0 SF: 0 SAC: 0 DP: 1 HBP: 0						

PITCHER		IP	WLS	BF	H	R	ER	SO	BB	IBB	HBP	BLK	WP	HR	S	P	ERA	WHIP
44 Kyle Gibson, R ERA: 4.5	(1, 1)	7.0	W	27	7	1	1	8	0	0	0	0	1	0	63	103	1.29	1.000
50 Casey Fien, R ERA: 3.98	(8, 1)	0.2		4	2	1	1	0	0	0	0	0	0	0	9	14	13.50	3.000
52 Brian Duensing, L ERA: 3.38	(8, 1)	0.1		1	0	0	0	0	0	0	0	0	0	0	2	2	0.00	0.000
61 Jared Burton, R ERA: 4.43	(9, 1)	1.0		6	1	1	0	2	1	0	0	0	0	0	17	25	0.00	2.000

PITCHER	IP	WLS	BF	H	R	ER	SO	BB	IBB	HBP	BLK	WP	HR	S	P	ERA	WHIP

TOP

Arizona Diamondbacks @ Minnesota Twins

Target Field, Minneapolis, MN

Tue Sep 23 2014, 7:11 PM - 10:15 PM CDT

Att. 28,902 - Partly Cloudy - 71 F

livebaseballscorecards.com

AB	37
R	3
H	10
RBI	3
BB	1
SO	10
LOB	19

WP: 1 PA: 39
PB: 0
SB: 0
CS: 0

Batter	1	2	3	4	5	6	7	8	9	AB	R	H	RBI	BB	SO	LOB
1 Jordan Schafer, L (1, 7) OBP: 0.310, SLG: 0.305	C SI 91 F SI 91 S SL 83 0-3 K ①	B FF 91 B SI 90 B SL 78 C FF 91 S FF 92 F FF 91 F FF 90 S FF 92 3-3 K ②		B SI 91 1 SAFE B CU 77 F FF 92 X SI 91 2-1 1-2 1B		B CU 77 B CU 77 B SI 91 C SI 90 F SI 90 X SI 91 3-2 G4-3 ②		S FF 94 B CH 86 C CH 85 B SL 86 B FF 95 F FF 94 F FF 97 X FF 94 3-2 F7 ③		5	0	1	0	0	2	2
2 Brian Dozier, R (1, 4) OBP: 0.345, SLG: 0.409	C SI 92 B SI 93 B SI 92 F FF 92 B SI 93 F SI 92 T FF 93 3-2 K ②	B SI 92 B SI 90 B SI 90 I IN 69 4-0 27 1B IBB		D SL 83 D SL 82 T SI 92 F FF 90 C SI 92 2-3 K ②		C SI 93 B SI 92 F CU 77 B CU 79 F FF 92 X SI 90 2-2 L8 ③				3	0	0	0	1	2	2
7 Joe Mauer, L (1, 3) OBP: 0.362, SLG: 0.370 27 Chris Parmelee, L (2, PH) OBP: 0.309, SLG: 0.386 (3, 3)	C SI 92 B SI 91 F SI 92 H SI 91 2-2 24 1B HBP	B SI 90 X FF 90 1-0 1-3 2-H 3-H 1B ③		X SI 91 0-0 L7 ③			C SI 91 F SI 90 H SL 83 1-2 31 F8 24 1B 43 SF7 HBP			0 2	0 1	0 1	0 2	0 0	0 2	0 2
24 Trevor Plouffe, R (1, 10) OBP: 0.326, SLG: 0.423	B SI 92 B SI 90 X SI 91 2-0 1-3 1B	X SI 90 0-0 31 G4-6-3 1B			C SI 92 X SI 92 0-1 31 1B 43 G6-4-3 1B		C SL 81 B CU 77 X SL 81 1-1 9 FC5-4 1-2 1B			4	1	4	0	0	0	0
31 Oswaldo Arcia, L (1, 9) OBP: 0.301, SLG: 0.452	C SL 78 B FF 92 B FF 91 T SI 92 S SL 81 2-3 K ③		C FF 89 F SI 90 X SI 90 0-2 G4-6-3 ① ② 1-2f		C SI 91 X CU 78 0-1 43 G6-4-3 1-3 1B		B SI 90 S SI 90 X SI 91 1-1 F8 ① 2-3			4	0	1	0	0	1	5
43 Josmil Pinto, R (1, 2) OBP: 0.314, SLG: 0.396		B SI 92 B FF 90 B FF 92 B FF 91 4-0 32 1B 5 1B BB	C SL 80 F CH 83 S SI 91 0-3 K ③		X FF 91 0-0 G6-4-3 ① ② 1-2f 3-H		F SI 90 B SL 83 B SI 91 X SI 91 2-1 SF7 ② 3-H			2	1	0	1	1	1	1
9 Eduardo Núñez, R (1, 5) OBP: 0.274, SLG: 0.386		C SL 80 F FF 90 X SI 92 0-2 P4 ①		C FF 90 B SI 91 F SI 91 F SL 81 B SL 80 X SI 92 2-2 32 1B 2B	B SL 85 F SI 91 F SI 91 X CU 79 1-2 32 S 1B		B CU 78 C SI 89 X SI 91 1-1 FC5-4 ③ 1-2f			4	1	2	0	0	0	2
32 Aaron Hicks, S (1, 8) OBP: 0.345, SLG: 0.278		B SI 91 B CH 81 T FF 90 B FF 91 X FF 91 3-1 5 1B 27 1B 1-2 1B		B SL 78 B SI 88 F CH 80 B FF 89 X CH 80 3-1 1 1B 2-H 1B	1 SAFE B SI 91 C CU 78 X SI 91 1-1 G5-3 ③ 1-2			C FF 94 B FF 93 F FF 92 B FF 96 B SL 85 F FF 95 X FF 96 3-2 L7 ①		4	1	2	1	0	0	1
5 Eduardo Escobar, S (1, 6) OBP: 0.314, SLG: 0.402		C SI 90 F SI 90 X SL 80 0-2 27 1B 1-3 2-H 1B		1 SAFE B FF 92 X SI 91 1-0 P5 ①		C SI 91 X FF 90 0-1 F8 ①		X FF 94 0-0 G4-3 ②		4	1	1	1	0	0	1
Inning Stats	R: 0 E: 0 K: 3 S: 13 H: 1 LOB: 2 BB: 0 P: 22	R: 3 E: 0 K: 1 S: 14 H: 3 LOB: 2 BB: 2 P: 29	R: 0 E: 0 K: 1 S: 7 H: 1 LOB: 0 BB: 0 P: 7	R: 1 E: 0 K: 1 S: 13 H: 3 LOB: 2 BB: 0 P: 23	R: 1 E: 0 K: 0 S: 10 H: 3 LOB: 1 BB: 0 P: 12	R: 0 E: 0 K: 0 S: 9 H: 0 LOB: 0 BB: 0 P: 14	R: 1 E: 0 K: 0 S: 10 H: 1 LOB: 1 BB: 0 P: 16	R: 0 E: 0 K: 0 S: 10 H: 0 LOB: 0 BB: 0 P: 16		1B: 11 2B: 1 3B: 0 HR: 0 SF: 1 SAC: 0 DP: 2 HBP: 2						

PITCHER		IP	WLS	BF	H	R	ER	SO	BB	IBB	HBP	BLK	WP	HR	S	P	ERA	WHIP
40 Andrew Chafin, L ERA: 3.86	(1, 1)	3.0	L	17	7	4	4	5	1	1	1	0	0	0	40	69	12.00	2.667
52 Zeke Spruill, R ERA: 3.57	(4, 1)	4.0		17	5	2	2	1	0	0	1	0	0	0	36	54	4.50	1.250
37 Matt Stites, R ERA: 5.79	(8, 1)	1.0		3	0	0	0	0	0	0	0	0	0	0	10	16	0.00	0.000

PITCHER	IP	WLS	BF	H	R	ER	SO	BB	IBB	HBP	BLK	WP	HR	S	P	ERA	WHIP

BOTTOM

Arizona Diamondbacks @ Minnesota Twins

Target Field, Minneapolis, MN

Tue Sep 23 2014, 7:11 PM - 10:15 PM CDT
Att. 28,902 - Partly Cloudy - 71 F

livebaseballscorecards.com

AB	32
R	6
H	12
RBI	5
BB	2
SO	6
LOB	16

Arizona Diamondbacks @ Minnesota Twins

Target Field, Minneapolis, MN

Wed Sep 24 2014, 12:16 PM - 3:51 PM CDT

Att. 29,445 - Overcast - 64 F

livebaseballscorecards.com

Batter	1	2	3	4	5	6	7	8	9	AB	R	H	RBI	BB	SO	LOB
5 Ender Inciarte, L (1, 7) OBP: 0.318, SLG: 0.355	B FF 91 C FF 90 F FF 91 F FC 88 F KC 78 X FC 88 1-2 15 S 19 S 1B		C FF 89 F FF 91 S FF 92 0-3 ① K		C FF 91 F FF 91 X FF 92 0-2 ③ F7			X FC 87 0-0 ① B3		4	0	1	0	0	1	0
11 AJ Pollock, R (1, 8) OBP: 0.353, SLG: 0.512	1 SAFE C FF 90 F FF 91 X FC 88 0-2 ① L5		B FF 92 F FF 92 F FF 92 F FF 93 B KC 78 X KC 77 2-2 E5 15 FC6-4			X FF 90 0-0 15 S 19 1B 6 SF7 1B		C FF 88 C KC 72 F FF 90 B FF 91 B FF 91 F FF 91 X FF 91 2-2 ② G4-3		4	1	1	0	0	0	1
19 Jake Lamb, L (1, 5) OBP: 0.273, SLG: 0.395	1 SAFE F FF 90 1 SAFE B FF 91 F FF 91 S FF 92 1-3 ② K 1-2		B FF 91 X FF 91 1-0 ② P5			B FC 89 1 SAFE F FC 89 S FF 89 1 SAFE B FC 86 1 SAFE B FF 90 X FF 90 3-2 15 S 1-2 1B		F FF 90 F FF 90 B C 1-3 ③ K		4	0	1	0	0	2	2
15 Mark Trumbo, R (1, 10) OBP: 0.291, SLG: 0.399	C FF 93 X FF 93 0-1 ③ F8 2-3		X FF 92 0-0 ③ FC6-4 1-2f			F FF 91 B KC 76 S FF 91 X FF 91 1-2 ① P2 1-2 2-3			C SL 85 B CH 85 F CH 86 S FF 92 1-3 ① K	4	0	0	0	0	1	4
6 David Peralta, L (1, 9) OBP: 0.319, SLG: 0.447		C FF 89 X FF 91 0-1 ① G6-3		C FF 90 F FF 90 X FF 91 0-2 ① L7		X FF 90 0-0 ② SF7 3-H			B SI 92 S CH 86 F CH 87 B FF 91 B FF 92 X CH 86 3-2 ② F9	3	0	0	1	0	0	0
31 Jordan Pacheco, R (1, 3) OBP: 0.292, SLG: 0.331 13 Nick Ahmed, R (9, PR) OBP: 0.235, SLG: 0.277		B FF 91 X FF 90 1-0 ② F9		C FF 91 F FF 92 X FC 87 0-2 ② P4		B FF 91 F FF 90 F FF 91 S FC 86 1-3 ③ K			C SL 84 S CH 86 B CH 86 X FF 93 1-2 2B	4 0	0 0	1 0	0 0	0 0	1 0	1 0
1 Didi Gregorius, L (1, 6) OBP: 0.288, SLG: 0.364		B FF 91 C FF 91 S FF 91 X KC 78 1-2 18 1B 1B		S SI 91 B FF 91 B FF 91 S FF 90 F FF 91 F FF 92 X FF 92 2-2 ③ L8			C FC 88 S FF 89 S KC 76 0-3 ① K2-3		B CH 87 B CH 85 S CH 86 F CH 87 F CH 87 X CH 86 2-2 ③ G4-3	4	0	1	0	0	1	1
18 Bobby Wilson, R (1, 2) OBP: 0.250, SLG: 0.250		C FF 91 F FF 92 X KC 78 0-2 1-2 1B			B FF 90 X FF 89 1-0 ① P6		F FF 90 F FF 90 B FC 84 X FF 91 1-2 ② L9			3	0	1	0	0	0	0
4 Cliff Pennington, S (1, 4) OBP: 0.339, SLG: 0.349		B FF 92 X FF 92 1-0 ③ P5			X FC 90 0-0 ② F8		C FF 90 X FF 90 0-1 ③ F8			3	0	0	0	0	0	2
Inning Stats	R: 0 E: 0 K: 1 S: 13 H: 1 LOB: 1 BB: 0 P: 15	R: 0 E: 0 K: 0 S: 10 H: 2 LOB: 2 BB: 0 P: 13	R: 0 E: 1 K: 1 S: 9 H: 0 LOB: 1 BB: 0 P: 12	R: 0 E: 0 K: 0 S: 11 H: 0 LOB: 0 BB: 0 P: 13	R: 0 E: 0 K: 0 S: 5 H: 0 LOB: 0 BB: 0 P: 6	R: 1 E: 0 K: 1 S: 11 H: 2 LOB: 1 BB: 0 P: 16	R: 0 E: 0 K: 1 S: 8 H: 0 LOB: 0 BB: 0 P: 9	R: 0 E: 0 K: 1 S: 9 H: 0 LOB: 0 BB: 0 P: 12	R: 0 E: 0 K: 1 S: 13 H: 1 LOB: 1 BB: 0 P: 20	1B: 5 2B: 1 3B: 0 HR: 0 SF: 1 SAC: 0 DP: 0 HBP: 0						

TOP	
AB	33
R	1
H	6
RBI	1
BB	0
SO	6
LOB	11

WP: 0 PA: 34
PB: 0
SB: 4
CS: 0

PITCHER		IP	WLS	BF	H	R	ER	SO	BB	IBB	HBP	BLK	WP	HR	S	P	ERA	WHIP
45 Phil Hughes, R ERA: 3.52	(1, 1)	8.0	W	30	5	1	1	5	0	0	0	0	0	0	76	96	1.12	0.625
61 Jared Burton, R ERA: 4.36	(9, 1)	1.0	S	4	1	0	0	1	0	0	0	0	0	0	13	20	0.00	1.000

PITCHER		IP	WLS	BF	H	R	ER	SO	BB	IBB	HBP	BLK	WP	HR	S	P	ERA	WHIP

BOTTOM

Arizona Diamondbacks @ Minnesota Twins

Target Field, Minneapolis, MN

Wed Sep 24 2014, 12:16 PM - 3:51 PM CDT

Att. 29,445 - Overcast - 64 F

livebaseballscorecards.com

Batter	1	2	3	4	5	6	7	8	9	AB	R	H	RBI	BB	SO	LOB
39 Danny Santana, S (1, 8) OBP: 0.355, SLG: 0.477	C SI 87 S SI 89 X FF 89 0-2 2 SH1-3 8 BB 2B	1 SAFE F SI 89 B CH 83 T SI 88 X CU 75 1-2 24 SF8 2 1B 1-2 1B		C SI 88 S SL 82 F FF 90 B CU 76 X FF 90 1-2 ③ P4			S SI 93 B CH 84 B FF 90 F FF 92 X FF 93 2-2 2B			4	1	3	0	0	0	0
2 Brian Dozier, R (1, 4) OBP: 0.345, SLG: 0.409	X SI 87 0-0 ① SH1-3 2-3	B SI 87 S SI 87 D CU 76 F SI 88 B SL 79 F SI 90 F SI 89 X SI 88 3-2 24 SF8 1-2 2-3 1B			F CH 85 T SL 81 S CU 75 0-3 ① K		B FF 93 C SI 90 F FF 94 F CH 84 F CH 85 S SL 83 1-3 ③ K			3	0	1	0	0	2	1
24 Trevor Plouffe, R (1, 5) OBP: 0.328, SLG: 0.423 9 Eduardo Núñez, R (6, 5) OBP: 0.273, SLG: 0.384	B SI 89 B SI 89 F CU 77 F CU 78 B SL 83 D CU 75 4-2 8 BB 19 BB BB	B CU 78 X FF 89 1-0 ② SF8 1-2 2-3 3-H			F SL 80 B FF 89 B SI 90 B SL 82 B SI 87 4-1 8 2-4 BB			B SI 92 X FF 92 1-0 ① P4		0 1	0 0	0 0	1 0	2 0	0 0	0 0
19 Kennys Vargas, S (1, 3) OBP: 0.301, SLG: 0.466 27 Chris Parmelee, L (9, 3) OBP: 0.309, SLG: 0.386	B FF 89 S CU 75 B SL 84 D CH 81 F CU 77 B SI 90 4-2 8 BB 1-2 BB	C CU 77 S CU 76 S CU 76 0-3 ③ K			F SI 87 F CU 75 B SI 89 C FF 89 1-3 ② K			S FF 92 B CH 84 F FF 93 B SL 85 S FF 93 2-3 ② K		3 0	0 0	0 0	0 0	1 0	3 0	3 0
8 Kurt Suzuki, R (1, 2) OBP: 0.346, SLG: 0.386	B SI 87 C SI 89 D CU 75 B SI 89 F SI 89 F SI 90 D CU 78 4-2 1-2 2-3 3-H BB		C SI 86 T CH 83 F FF 88 X CU 73 0-2 ① G5-3		F CH 80 F FF 90 1 SAFE D CU 76 1-2 ③ 2-4 1-2	C FF 92 C FF 94 B FF 92 S CH 85 1-3 ① K		C FF 92 X SI 93 0-1 ③ G6-3		3	0	0	1	1	1	0
31 Oswaldo Arcia, L (1, 9) OBP: 0.298, SLG: 0.448	S SI 90 X SL 82 0-1 ② F4		C SL 81 F SL 80 C SI 90 0-3 ② K			B CH 84 F SI 91 S CH 84 F CH 82 B FF 90 S FF 94 2-3 ② K				3	0	0	0	0	2	3
43 Josmil Pinto, R (1, 10) OBP: 0.309, SLG: 0.389	T SI 90 B SL 78 F SI 90 F CU 77 B FF 89 F CU 77 C SI 90 2-3 ③ K		C SI 89 F CU 72 B FF 88 F SI 89 F SL 81 B FF 88 F FF 90 F SL 84 B CU 72 3-3 S FF 90 ③ K			C FF 92 B CU 78 X SL 84 1-1 ③ F9				3	0	0	0	0	2	3
32 Aaron Hicks, S (1, 7) OBP: 0.340, SLG: 0.273		C SI 86 B SL 83 F SI 88 B CU 78 F FF 89 F FF 89 B SL 83 F FF 88 X FF 89 3-2 ① F9		B SI 86 X SI 88 1-0 ① G5-3			B FF 88 S CH 83 S CH 84 B FF 94 B SI 91 F CH 84 F FF 95 X FF 92 3-2 ① G1-3			3	0	0	0	0	0	0
5 Eduardo Escobar, S (1, 6) OBP: 0.315, SLG: 0.400		C SI 88 S SI 88 B FF 89 H FF 89 2-2 2 1B 39 1B 24 SF8 HBP		B FF 89 S SI 86 F SI 88 X CU 72 1-2 ② G5-3			C FF 90 C FF 95 F CH 86 B CU 76 B CH 84 X CH 85 2-2 ② G4-3			2	1	0	0	0	0	0
Inning Stats	R: 1 E: 0 K: 1 S: 18 H: 1 LOB: 3 BB: 3 P: 32	R: 1 E: 0 K: 1 S: 20 H: 2 LOB: 2 BB: 0 P: 30	R: 0 E: 0 K: 2 S: 14 H: 0 LOB: 0 BB: 0 P: 17	R: 0 E: 0 K: 0 S: 8 H: 0 LOB: 0 BB: 0 P: 11	R: 0 E: 0 K: 2 S: 9 H: 0 LOB: 1 BB: 1 P: 15	R: 0 E: 0 K: 2 S: 9 H: 0 LOB: 0 BB: 0 P: 13	R: 0 E: 0 K: 1 S: 17 H: 1 LOB: 1 BB: 0 P: 25	R: 0 E: 0 K: 1 S: 6 H: 0 LOB: 0 BB: 0 P: 9		1B: 2 2B: 2 3B: 0 HR: 0 SF: 1 SAC: 1 DP: 0 HBP: 1						

	AB	25
	R	2
	H	4
	RBI	2
	BB	4
	SO	10
	LOB	10

WP: 0 PA: 32
PB: 0
SB: 0
CS: 0

PITCHER		IP	WLS	BF	H	R	ER	SO	BB	IBB	HBP	BLK	WP	HR	S	P	ERA	WHIP
54 Vidal Nuño, L ERA: 4.56	(1, 1)	5.0	L	23	3	2	2	6	4	0	1	0	0	0	69	105	3.60	1.400
48 Randall Delgado, R ERA: 5.06	(6, 1)	2.0		7	1	0	0	3	0	0	0	0	0	0	26	38	0.00	0.500
50 Evan Marshall, R ERA: 2.66	(8, 1)	1.0		3	0	0	0	1	0	0	0	0	0	0	6	9	0.00	0.000

PITCHER	IP	WLS	BF	H	R	ER	SO	BB	IBB	HBP	BLK	WP	HR	S	P	ERA	WHIP

Batter	1	2	3	4	5	6	7	8	9	10	AB	R	H	RBI	BB	SO	LOB
13 Matt Carpenter, L (1, 5) OBP: 0.375, SLG: 0.375	B SI 90 C SI 90 X SI 90 1-1 ① G4-3		C SI 87 C KC 78 F KC 79 B SI 90 B SI 91 X CH 82 2-2 ② G3			S CH 80 X FF 90 0-1 32 1B, 19 1B, 27 2B, 1B	2 SAFE B SI 88 2 SAFE C FF 91 X SI 90 1-1 ① G1-4-3 1-3 2-H		C FF 91 F FF 91 C FF 92 0-3 ① K		5	1	1	1	0	1	1
19 Jon Jay, L (1, 8) OBP: 0.373, SLG: 0.379 (7, 7)	C SI 89 F FF 91 B FF 91 B SI 90 S KC 80 2-3 ② K		B CH 81 B CH 82 C SI 89 B FF 92 X SI 90 3-1 ③ F8			1 SAFE 1 SAFE F FF 90 B FF 90 X SI 88 1-1 32 1B, 27 2B, 1-2, 1B	X FF 92 0-0 7 BB, 3-H, 1B		X FF 93 0-0 ② F8		5	1	2	1	0	1	0
7 Matt Holliday, R (1, 7) OBP: 0.370, SLG: 0.442 35 Greg Garcia, L (7, PR) OBP: 0.353, SLG: 0.231 71 Sam Freeman, R (7, 1) 44 Carlos Martinez, R (7, 1) OBP: 0.250, SLG: 0.250 37 Pat Neshek, S (8, 1) 18 Oscar Taveras, L (9, PH) OBP: 0.283, SLG: 0.317 56 Marco Gonzales, L (9, 1) OBP: 0.333, SLG: 0.556 26 Trevor Rosenthal, R (10, 1)	X SI 90 0-0 ③ P3			B SI 89 B SI 89 S CH 77 C SI 90 F SI 90 B KC 78 B KC 79 4-2 BB		B SI 89 D SI 89 X SI 90 2-0 ① F9	B SL 79 B FF 90 B SI 90 C FF 91 B FF 91 4-1 BB, 1-2		B FC 92 C FF 92 B SL 89 B SL 88 X FF 92 3-1 ③ G3		2 0 0 0 0 1 0	0 0 0 0 0 0 0	0 0 0 0 0 0 0	0 0 0 0 0 0 0	0 0 0 0 0 0 0	2 0 0 0 0 0 0
32 Matt Adams, L (1, 3) OBP: 0.320, SLG: 0.456 33 Daniel Descalso, L (10, PR) OBP: 0.333, SLG: 0.310 (10, 3)		C SI 87 S KC 78 B CH 77 B SI 90 B SI 91 B CH 82 4-2 27 1B, 27 WP, 4 G4-6-3, BB		F FF 92 F FF 91 X CH 79 0-2 ① F8		D CH 82 B CH 83 S CH 84 X SL 88 2-1 27 2B, 4 SF9, 1-2, 2-3, 1B	C SL 79 F FF 90 S SL 77 1-3 ② K			X SI 93 0-0 27 1B, 2B	4 0	2 1	2 0	0 0	1 0	1 0	3 0
27 Jhonny Peralta, R (1, 6) OBP: 0.337, SLG: 0.443		B SI 90 B SI 89 B KC 76 C SI 90 X SI 89 3-1 4 G4-6-3, 1-3, 1B		B CH 80 B CH 81 S CH 82 C SI 90 B SI 91 1 SAFE 1 SAFE F KC 79 1 SAFE 3-2 F SI 91, X SI 90, F7		X SI 90 0-0 4 SF9, 1-3, 2-H, 3-H, 2B	C SL 87 D SL 87 X SL 85 1-1 ③ F9			B SL 84 X SI 94 1-0 4 G4-3, 2-H, 1B	5	0	3	3	0	0	3
4 Yadier Molina, R (1, 2) OBP: 0.332, SLG: 0.387		X SI 90 0-0 ① ② G4-6-3, 1-2f, 3-H		X SI 90 0-0 ③ G1-3		B CU 78 X CU 79 1-0 ② SF9, 2-3, 3-H		B SI 89 F FF 88 C FF 90 B CU 73 B SL 86 S SL 85 3-3 ① K		X SI 93 0-0 ① G4-3, 1-2	4	0	0	1	0	1	4
15 Randal Grichuk, R (1, 9) OBP: 0.290, SLG: 0.422		B SI 88 B SI 89 B SI 89 C SI 90 D SI 89 4-1 BB	B SI 89 C SI 88 F KC 76 B KC 79 F CH 82 F CH 80 B SI 91 X SI 92 3-2 16 L4-3, 1B			D FF 91 S FC 91 C FC 91 S FC 91 1-3 ③ K		B SL 85 B CH 76 S SL 84 B FF 90 S FF 90 3-3 ② K		B FF 95 F SI 94 S FF 94 S FF 94 1-3 ② K	4	0	1	0	1	3	2
16 Kolten Wong, L (1, 4) OBP: 0.296, SLG: 0.393		X SI 89 0-0 ③ F7		1 SAFE B SI 88 F FF 92 1 SAFE X FF 91 1-1 ① ② L4-3, 1-1			C SI 90 S FF 89 F SL 80 X SL 79 0-2 13 E, 8 BB, 13 G1-4-3, 1B	B CU 74 T SL 86 F CU 74 X SL 86 1-2 1B		I IN 76 I IN 80 I IN 81 I IN 80 4-0 8 FC6-4, IBB	4	1	2	0	1	0	2
52 Michael Wacha, R (1, 1) OBP: 0.034, SLG: 0.034 36 Randy Choate, L (6, 1) 43 Seth Maness, R (6, 1) OBP: 0.400, SLG: 0.400 8 Peter Bourjos, R (7, PH) OBP: 0.298, SLG: 0.354 (7, 8)		C SI 89 B SI 89 S SI 88 C SI 90 2-3 ① K	C SI 88 B SI 91 S SI 90 B KC 78 C SI 90 2-3 ③ K				1 SAFE C SL 78 L SL 77 1 SAFE B FF 90 F SI 91 B FF 90 D SL 80 F FF 91 4-2 B SI 89, 13 G1-4-3, 13 19 1B, 13 E, 1-2, BB	1 SAFE 1 SAFE B CH 77 X CH 77 1-0 ③ F7	S SL 85 D SL 85 D SL 86 B FF 94 X SI 94 3-1 ③ FC6-4, 1-2f	2 0 0 2	0 0 0 1	0 0 0 0	0 0 0 0	2 0 0 1	0 0 0 0	0 0 0 3
Inning Stats	R: 0 E: 0 K: 1 S: 6 H: 0 LOB: 0 BB: 0 P: 9	R: 1 E: 0 K: 0 S: 7 H: 1 LOB: 1 BB: 2 P: 18	R: 0 E: 0 K: 1 S: 9 H: 0 LOB: 0 BB: 0 P: 16	R: 0 E: 0 K: 0 S: 12 H: 0 LOB: 1 BB: 1 P: 19	R: 0 E: 0 K: 1 S: 10 H: 1 LOB: 0 BB: 0 P: 16	R: 3 E: 0 K: 1 S: 12 H: 4 LOB: 1 BB: 0 P: 19	R: 2 E: 1 K: 1 S: 17 H: 2 LOB: 2 BB: 2 P: 28	R: 0 E: 0 K: 2 S: 11 H: 1 LOB: 1 BB: 0 P: 19	R: 0 E: 0 K: 1 S: 6 H: 0 LOB: 0 BB: 0 P: 9	R: 1 E: 0 K: 1 S: 8 H: 2 LOB: 2 BB: 1 P: 17	1B: 9 2B: 3 3B: 0 HR: 0	SF: 1 SAC: 0 DP: 2 HBP: 0	WP: 1 PB: 0 SB: 0 CS: 0	PA: 45			

PITCHER		IP	WLS	BF	H	R	ER	SO	BB	IBB	HBP	BLK	WP	HR	S	P	ERA	WHIP
35 Trevor Cahill, R ERA: 5.61	(1, 1)	5.1		23	6	4	4	3	3	0	0	0	1	0	52	91	6.75	1.688
38 Will Harris, R ERA: 4.34	(6, 1)	0.2		2	0	0	0	1	0	0	0	0	0	0	4	6	0.00	0.000
59 Oliver Pérez, L ERA: 2.91	(7, 1)	0.2		6	2	2	1	1	2	0	0	0	0	0	15	25	13.50	6.000
37 Matt Stites, R ERA: 5.73	(7, 1)	0.1		1	0	0	0	0	0	0	0	0	0	0	2	3	0.00	0.000
56 Eury De La Rosa, L ERA: 2.95	(8, 1)	1.0		4	1	0	0	2	0	0	0	0	0	0	11	19	0.00	1.000
43 Addison Reed, R ERA: 4.32	(9, 1)	1.0		3	0	0	0	1	0	0	0	0	0	0	6	9	0.00	0.000
50 Evan Marshall, R ERA: 2.79	(10, 1)	1.0	L	6	2	1	1	1	0	1	0	0	0	0	8	17	9.00	2.000

TOP

St. Louis Cardinals @ Arizona Diamondbacks
Chase Field, Phoenix, AZ
Fri Sep 26 2014, 6:41 PM - 10:25 PM MST
Att. 41,963 - Roof Closed - 78 F

livebaseballscorecards.com

AB	38
R	7
H	11
RBI	6
BB	6
SO	9
LOB	20

Batter	1	2	3	4	5	6	7	8	9	10	AB	R	H	RBI	BB	SO	LOB
5 Ender Inciarte, L (1, 7) OBP: 0.323, SLG: 0.362	C FF 94 B FF 96 X FF 95 1-1 6 BB 11 BB 15 SF8 1B	D FF 94 B CU 75 X FF 94 2-0 11 BB 1-3 1B			C FF 93 B CH 87 C CH 87 F CU 77 X FF 95 1-2 ① G1-3		F FF 94 F SL 85 X SI 95 0-2 11 G6-3 1-3 1B	F SI 90 X SI 91 0-1 1-3 2-H 2B		X FF 98 0-0 ③ F7	6	1	4	1	0	0	0
11 AJ Pollock, R (1, 8) OBP: 0.354, SLG: 0.506	B FF 95 D FF 94 B FF 94 B FF 94 4-0 15 SF8 6 BB 26 1B 1-2 BB	B FC 90 F CH 87 B FC 90 T CH 88 F FF 95 F CH 88 B FC 90 D FC 89 4-2 1-2 BB			X CU 76 0-0 ② F8		S CU 85 X CU 86 0-1 ② G6-3 1-2 3-H	C SL 81 S SL 83 B SL 84 X SL 84 1-2 ③ P4			3	1	0	1	2	0	3
6 David Peralta, L (1, 9) OBP: 0.319, SLG: 0.442 7 Cody Ross, R (9, PH) OBP: 0.306, SLG: 0.322 62 Brett Jackson, L (9, PR) (10, 9)	B CU 77 B FF 94 C FF 94 B FC 89 F FF 95 B FF 95 4-2 26 1B 1-2 2-3 BB	C CH 88 B FF 94 B CH 88 X CH 89 2-1 ③ G3-1			S FF 94 S CH 88 T FF 95 0-2 ③ K		C SI 94 F CH 88 F FF 98 X CU 87 0-2 ③ F8		B CH 77 B FF 90 B CH 77 F FF 90 B CH 77 4-1 19 E BB		3 0 0	0 0 0	0 0 0	1 1 0	1 0 0	1 0 0	4 0 0
15 Mark Trumbo, R (1, 3) OBP: 0.290, SLG: 0.398	B CU 76 X FF 95 1-0 ① SF8 2-3 3-H		C FF 94 B FF 93 S FF 94 S CH 89 1-3 ① K			B CU 74 C FF 94 F FF 94 F CH 89 F FF 95 F CU 79 B FF 97 X FF 94 2-2 19 FC1-6 1B		B SI 88 X SI 88 1-0 ① F8	1 SAFE 1 SAFE B FF 90 C FF 90 S FF 91 1 SAFE B FF 90 X FF 90 2-2 ① P6		4	0	1	1	0	1	1
26 Miguel Montero, L (1, 2) OBP: 0.331, SLG: 0.373	S FF 94 F CH 87 D CH 88 B CH 88 X FF 94 2-2 19 G4-6-3 1-2 3-H 1B		S FF 94 S CU 76 F FF 96 F FF 90 B CU 76 X CH 89 1-2 ② L8			S SI 84 S SL 74 S SL 74 0-3 ① K		B SI 89 F SI 88 B SI 90 C CH 67 X CH 66 2-2 13 1B 19 1B 1 1B 1B	B SL 85 C FF 90 X SL 82 1-1 ② P6		5	1	2	1	0	1	2
19 Jake Lamb, L (1, 5) OBP: 0.270, SLG: 0.387	C CU 75 B FC 91 X CH 87 1-1 ②③ G4-6-3 1-2f		B FF 94 B CH 88 B CH 88 C FF 93 F FF 94 S FF 94 3-3 ③ K			B SI 85 X SI 86 1-0 ② FC1-6 1-2f		B SI 88 F SI 88 F SI 89 F SI 92 F SI 92 X CH 68 1-2 13 1B 1 1-2 1B	X FF 91 0-0 E5 1-2		5	1	1	0	0	1	4
13 Nick Ahmed, R (1, 4) OBP: 0.233, SLG: 0.271		C FF 93 B FC 88 X FF 93 1-1 ① F9		C CU 74 C CH 87 B CH 88 X FF 94 1-2 ① G6-3		B SI 89 S SI 90 X SI 89 1-1 ③ G4-3		B SL 79 X SL 88 1-0 1 1B 5 2B 1-2 2-3 1B	F FF 90 B CH 78 B CH 76 B CH 78 S CH 77 S CH 76 3-3 ③ K		5	1	1	0	0	1	3
1 Didi Gregorius, L (1, 6) OBP: 0.293, SLG: 0.369		B FF 94 B FF 94 B FF 94 C FF 94 X FF 94 3-1 5 1B 1B		C CU 74 C FC 88 F FF 95 F CH 88 F CH 88 X FF 95 0-2 ② F8			B FF 94 C FF 94 C SI 94 B SL 86 B SL 84 X SI 93 3-2 5 1B 11 G6-3 1B	B SI 90 X SI 88 1-0 5 2B 1-2 2-H 3-H 1B		C FF 98 B FF 99 X FF 99 1-1 ① L8	5	1	3	2	0	0	0
35 Trevor Cahill, R (1, 1) OBP: 0.000, SLG: 0.000 38 Will Harris, R (8, 1) 59 Oliver Pérez, L (7, 1) 37 Matt Stites, L (7, 1) 4 Cliff Pennington, S (7, PH) 56 Eury De La Rosa, L (8, 1) 31 Jordan Pacheco, R (8, PH) 43 Addison Reed, L (8, 1) 50 Evan Marshall, R (10, 1) 9 Tuffy Gosewisch, R (10, PH) OBP: 0.000, SLG: 0.000		C FF 94 1 SAFE M FC 90 B FC 90 C FF 95 1-3 ② K		B FF 94 B FF 93 C FF 92 F FF 94 X FF 94 2-2 ③ L4			B SI 94 B SI 93 B SI 92 C SI 93 C SI 93 X SI 93 3-2 ① F8	X SL 80 0-0 ② P6		C FF 98 S FF 100 B FF 99 X FF 100 1-2 ② G3	2 0 0 0 1 0	0 0 0 0 0 0	0 0 0 0 0 0	0 0 0 0 0 0	0 0 0 0 0 0	1 0 0 0 0 0	1 0 1 0 1 0
Inning Stats	R: 2 H: 2 E: 0 LOB: 1 K: 0 BB: 2 S: 10 P: 23	R: 0 H: 2 E: 0 LOB: 3 K: 1 BB: 1 S: 14 P: 27	R: 0 H: 0 E: 0 LOB: 0 K: 2 BB: 0 S: 11 P: 16	R: 0 H: 0 E: 0 LOB: 0 K: 0 BB: 0 S: 12 P: 15	R: 0 H: 0 E: 0 LOB: 0 K: 1 BB: 0 S: 8 P: 9	R: 0 H: 1 E: 0 LOB: 1 K: 1 BB: 0 S: 12 P: 16	R: 1 H: 2 E: 0 LOB: 1 K: 0 BB: 0 S: 15 P: 21	R: 3 H: 5 E: 0 LOB: 2 K: 0 BB: 0 S: 17 P: 24	R: 0 H: 0 E: 1 LOB: 2 K: 1 BB: 1 S: 10 P: 20	R: 0 H: 0 E: 0 LOB: 0 K: 0 BB: 0 S: 6 P: 8	1B: 11 2B: 1 3B: 0 HR: 0	SF: 1 SAC: 0 DP: 1 HBP: 0	WP: 0 PB: 0 SB: 0 CS: 0	PA: 46				

PITCHER		IP	WLS	BF	H	R	ER	SO	BB	IBB	HBP	BLK	WP	HR	S	P	ERA	WHIP
52 Michael Wacha, R ERA: 3.2	(1, 1)	5.0		22	5	2	2	4	3	0	0	0	0	0	61	98	3.60	1.600
36 Randy Choate, L ERA: 4.54	(6, 1)	0.2	H	2	0	0	0	1	0	0	0	0	0	0	4	5	0.00	0.000
43 Seth Maness, R ERA: 2.6	(6, 1)	0.1	H	1	0	0	0	0	0	0	0	0	0	0	2	3	0.00	0.000
71 Sam Freeman, L ERA: 2.65	(7, 1)	0.1		3	2	1	1	0	0	0	0	0	0	0	9	15	27.00	6.000
44 Carlos Martinez, R ERA: 4.06	(7, 1)	0.2	H	2	0	0	0	0	0	0	0	0	0	0	6	6	0.00	0.000

PITCHER		IP	WLS	BF	H	R	ER	SO	BB	IBB	HBP	BLK	WP	HR	S	P	ERA	WHIP
37 Pat Neshek, R ERA: 1.87	(8, 1)	1.0	B	8	5	3	3	0	0	0	0	0	0	0	17	24	27.00	5.000
56 Marco Gonzales, L ERA: 4.55	(9, 1)	1.0	W	5	0	0	0	1	1	0	0	0	0	0	10	20	0.00	1.000
26 Trevor Rosenthal, R ERA: 3.2	(10, 1)	1.0	S	3	0	0	0	0	0	0	0	0	0	0	6	8	0.00	0.000

BOTTOM

St. Louis Cardinals @ Arizona Diamondbacks

Chase Field, Phoenix, AZ

Fri Sep 26 2014, 6:41 PM - 10:25 PM MST

Att. 41,963 - Roof Closed - 78 F

livebaseballscorecards.com

AB	41
R	6
H	12
RBI	6
BB	4
SO	6
LOB	21

Batter	1	2	3	4	5	6	7	8	9	AB	R	H	RBI	BB	SO	LOB
13 Matt Carpenter, L (1, 5) OBP: 0.375, SLG: 0.375	C FF 90 B FF 90 C FF 91 X SL 87 1-2 15 G5-4-3 1B		C FF 91 B FF 93 B SI 91 F CU 78 X SL 87 2-2 7 BB 15 1B 27 SF8 1B	C FF 92 X FF 92 0-1 ③ G6-3			C CH 83 B CU 74 B CH 83 S CH 84 B CH 86 X SI 92 3-2 ① P6		B FF 93 C FF 92 C FF 93 B SL 88 F FF 93 C FF 93 2-3 ③ K	5	1	2	0	0	1	0
15 Randal Grichuk, R (1, 9) OBP: 0.288, SLG: 0.415	B FF 89 B SI 91 F FF 91 1 SAFE F FF 90 B SI 91 F FF 92 1 SAFE 3-2 ① ② X SL 86 G5-4-3 1-2f		B FF 92 S CH 82 X SL 85 1-1 7 BB 32 WP 1-2 1B		F SI 89 X SI 91 0-1 ① F9		F FF 95 B SI 91 B FF 94 X FF 94 2-1 ② L8			4	1	1	0	0	0	1
7 Matt Holliday, R (1, 7) OBP: 0.370, SLG: 0.441 8 Peter Bourjos, R (6, 8) OBP: 0.297, SLG: 0.352	B SL 88 C CH 82 F FF 91 B FF 91 S FF 92 2-3 ③ K		B FF 92 B FF 93 C CH 84 B FF 93 S SL 88 B FF 92 4-2 4 1B 32 WP 1-2 2-3 BB		X CH 80 0-0 ② L7		C SL 82 S SL 84 C SL 83 0-3 ③ K			2 1	0 0	0 0	0 0	1 0	1 1	0 0
27 Jhonny Peralta, R (1, 6) OBP: 0.336, SLG: 0.443		F SI 88 B CH 80 B CH 82 S CH 82 B SL 87 S SL 86 3-3 ① K	F CH 84 X CH 84 0-1 ② SF8 3-H		B SI 91 X CU 77 1-0 32 BB 1B			C SI 89 X SI 89 0-1 ① G4-3		3	0	1	1	0	1	0
32 Matt Adams, L (1, 3) OBP: 0.321, SLG: 0.455		X FF 92 0-0 ② L7	S CU 80 S CU 80 D CU 80 F CU 79 B SL 86 S CU 78 2-3 K 4 1B 1-2 2-H		B SI 90 B SI 90 C FF 88 S CU 78 D CU 78 F CU 78 B FF 93 4-2 1-2 BB			C SI 88 X FF 94 0-1 1B		3	0	1	0	1	1	1
4 Yadier Molina, R (1, 2) OBP: 0.333, SLG: 0.386		B SI 90 B FF 90 B FF 91 B FF 90 4-0 19 1B BB	B SI 91 C CH 84 X CH 83 1-1 1-2 2-3 1B		F FF 91 B FF 91 B SI 92 C CH 82 X SL 85 2-2 ③ F9			X SL 82 0-0 ② P3		3	0	1	0	1	0	3
19 Jon Jay, L (1, 8) OBP: 0.372, SLG: 0.378 (6, 7)		B SL 88 B FF 91 C FF 91 X SL 85 2-1 1-2 1B	C SI 92 F FF 93 B FF 94 D SL 80 B SL 81 C SL 80 3-3 ③ K			C SI 91 B SI 91 F CH 84 X FF 94 1-2 ① G4-3		C SI 90 B SI 90 F FF 93 T CU 75 1-2 ③ K		4	0	1	0	0	2	4
3 Mark Ellis, R (1, 4) OBP: 0.253, SLG: 0.213 16 Kolten Wong, L (6, PH) OBP: 0.294, SLG: 0.391 (6, 4)		C FF 92 C FF 92 F FF 92 B CH 81 X CH 83 1-2 ③ F9		B FF 89 C CH 81 F CU 77 F CU 76 S CH 81 1-3 ① K		C SI 90 B FF 95 C SI 92 B FF 95 F CH 86 S FF 95 2-3 ② K			B FF 92 C FF 92 C FF 92 F SL 87 T FF 93 1-2 ① K	2 2	0 0	0 0	0 0	0 0	1 2	2 0
31 Lance Lynn, S (1, 1) OBP: 0.138, SLG: 0.083 36 Randy Choate, L (7, 1) 43 Seth Maness, R (7, 1) OBP: 0.400, SLG: 0.400 71 Sam Freeman, R (8, 1) 30 Jason Motte, R (8, 1) 18 Oscar Taveras, L (9, PH) OBP: 0.282, SLG: 0.316			C SI 89 B SI 90 C FF 91 S SL 85 1-3 ① K	C SI 90 B FF 91 S SI 91 X CU 78 1-2 ② L6		B SI 92 S FF 94 S FF 95 F FF 95 S SL 83 1-3 ③ K			C FF 93 X FF 93 0-1 ② L6	3 0 0 0 0 1	0 0 0 0 0 0	0 0 0 0 0 0	0 0 0 0 0 0	2 0 0 0 0 0	0 0 0 0 0 0	0 0 0 0 0 0
Inning Stats	R: 0 E: 0 K: 1 S: 11 H: 1 LOB: 0 BB: 0 P: 17	R: 0 E: 0 K: 1 S: 10 H: 1 LOB: 2 BB: 1 P: 20	R: 2 E: 0 K: 3 S: 21 H: 3 LOB: 3 BB: 1 P: 35	R: 0 E: 0 K: 1 S: 9 H: 0 LOB: 0 BB: 0 P: 11	R: 0 E: 0 K: 0 S: 10 H: 1 LOB: 2 BB: 1 P: 17	R: 0 E: 0 K: 2 S: 11 H: 0 LOB: 0 BB: 0 P: 15	R: 0 E: 0 K: 1 S: 8 H: 0 LOB: 0 BB: 0 P: 13	R: 0 E: 0 K: 1 S: 8 H: 1 LOB: 1 BB: 0 P: 9	R: 0 E: 0 K: 2 S: 10 H: 0 LOB: 0 BB: 0 P: 13	1B: 7 2B: 0 3B: 0 HR: 0 SF: 1 SAC: 0 DP: 1 HBP: 0						

PITCHER		IP	WLS	BF	H	R	ER	SO	BB	IBB	HBP	BLK	WP	HR	S	P	ERA	WHIP
36 Wade Miley, L ERA: 4.34	(1, 1)	5.0		24	6	2	2	6	3	0	0	0	1	0	61	100	3.60	1.800
48 Randall Delgado, R ERA: 4.87	(6, 1)	3.0	W	10	1	0	0	4	0	0	0	0	0	0	27	37	0.00	0.333
43 Addison Reed, R ERA: 4.25	(9, 1)	1.0	S	3	0	0	0	2	0	0	0	0	0	0	10	13	0.00	0.000

PITCHER	IP	WLS	BF	H	R	ER	SO	BB	IBB	HBP	BLK	WP	HR	S	P	ERA	WHIP

TOP

St. Louis Cardinals @ Arizona Diamondbacks
Chase Field, Phoenix, AZ
Sat Sep 27 2014, 5:11 PM - 8:08 PM MST
Att. 39,843 - Roof Closed - 76 F

livebaseballscorecards.com

AB	33
R	2
H	7
RBI	1
BB	3
SO	12
LOB	11

WP: 1	PA: 37
PB: 0	
SB: 0	
CS: 0	

Batter	1	2	3	4	5	6	7	8	9	AB	R	H	RBI	BB	SO	LOB
5 Ender Inciarte, L (1, 7) OBP: 0.321, SLG: 0.362	B FF 92 C FF 92 L SI 90 B FF 93 F FF 94 B SI 92 X FF 93 3-2 ① 2B		C SI 89 B CU 78 F CU 79 T FF 94 1-2 ① K F CU 79 B CU 78 X FF 93 1-1 ③ G4-3				X SL 74 0-0 ① B3	B SI 92 C SI 92 X SL 81 1-1 ② G1 1-2 2-3		5	0	1	0	0	1	4
11 AJ Pollock, R (1, 8) OBP: 0.355, SLG: 0.504	C FF 92 B SL 90 B SL 89 F FF 93 F FF 93 C SI 93 2-3 ② K		C CU 80 B SL 88 F FF 94 F FF 95 X SL 87 1-2 ② F9		B CU 77 F SI 90 X SL 85 1-1 6 CS 1B		B SI 88 C SI 89 C SI 89 F SI 90 X SI 90 1-2 6 1B 15 HR 1B	C FC 91 F FF 96 F FC 91 B FC 89 F FF 96 F FC 92 X FF 96 1-2 ③ G1-3		5	1	2	0	0	1	2
6 David Peralta, L (1, 9) OBP: 0.324, SLG: 0.455	X SL 90 0-0 HR		C FF 94 F FF 94 B SI 93 X FF 94 1-2 15 BB 1B		C SI 89 F SI 91 1 SAFE F FF 93 B FF 93 1 SAFE B CU 79 S FF 94 1-2 2-3 ① ② K		C SI 90 S CH 83 1 SAFE X CH 84 0-2 1-2 15 HR 1B			4	2	3	1	0	1	1
15 Mark Trumbo, R (1, 3) OBP: 0.295, SLG: 0.418	F FF 94 X FF 92 0-1 HR		S SI 92 B SL 88 D SL 87 B FF 92 B SI 92 4-1 1-2 BB		B SI 93 B SI 92 F SI 92 X SI 94 2-1 E7		C SI 89 X SI 89 0-1 1-H 2-H HR			3	2	2	4	1	0	0
26 Miguel Montero, L (1, 2) OBP: 0.329, SLG: 0.370	X SI 90 0-0 ③ L7		B FF 93 B SI 91 C FF 94 X CU 79 2-1 ③ G3		B FF 92 C SL 87 D CU 79 C SI 90 F FF 94 B CU 80 X FF 93 3-2 ③ G5-3		X SI 90 0-0 ② G4-3			4	0	0	0	0	0	3
19 Jake Lamb, L (1, 5) OBP: 0.269, SLG: 0.382		F SL 90 B FF 91 B CU 78 C SI 88 X SI 91 2-2 ① L7		B CU 76 B FF 91 C SI 88 F FF 92 X SI 92 2-2 36 1B 1B		X CH 87 0-0 ① F8	C SI 89 C CH 84 X SI 89 0-2 ③ G3			4	0	1	0	0	0	0
4 Cliff Pennington, S (1, 4) OBP: 0.335, SLG: 0.345		B SI 89 F FF 92 B CU 77 B SI 91 S SI 91 X SI 91 3-2 1B		F FF 93 F FF 92 X FF 93 0-2 ① F7	B SI 88 C SI 89 F SI 90 B FF 93 F FF 94 F FF 94 F SI 93 B SL 83 X SI 90 3-2 ② G3			B SI 93 C SI 93 C SI 94 B FS 86 X FS 85 2-2 E5 1 FC1-6		4	0	1	0	0	0	1
1 Didi Gregorius, L (1, 6) OBP: 0.293, SLG: 0.367		S SI 90 B SI 91 X SI 90 1-1 ② F8		C SI 91 D FF 93 F FF 93 C FF 93 1-3 ② K	B SI 90 B SI 90 X SI 91 2-0 1B			X SI 93 0-0 ① FC1-6 5 G1 31 1B 1-2f		4	0	1	0	0	1	3
36 Wade Miley, L (1, 1) OBP: 0.200, SLG: 0.158 48 Randall Delgado, R (6, 1) OBP: 0.111, SLG: 0.111 31 Jordan Pacheco, R (8, PH) OBP: 0.294, SLG: 0.333 43 Addison Reed, L (9, 1)		B SI 91 S SI 90 C SI 90 X SI 92 1-2 ③ G1-3		F SI 91 B SI 91 X SI 91 1-1 1-2 1B	1 SAFE B FF 93 C FF 93 F FF 92 B FF 94 S FF 94 2-3 ③ K			C SI 92 F SI 93 F FS 85 B FF 94 D FS 85 1 SAFE F FS 84 X FF 92 2-2 5 G1 1-2 1B		2 1 1 0	0 0 0 0	1 0 1 0	0 0 0 0	0 1 0 0	0 1 0 0	1 1 0 0
Inning Stats	R: 2 H: 3 E: 0 LOB: 0 K: 1 BB: 0 S: 12 P: 17	R: 0 H: 1 E: 0 LOB: 1 K: 0 BB: 0 S: 11 P: 18	R: 0 H: 1 E: 0 LOB: 2 K: 1 BB: 1 S: 13 P: 22	R: 0 H: 2 E: 0 LOB: 2 K: 1 BB: 0 S: 13 P: 18	R: 0 H: 1 E: 1 LOB: 1 K: 1 BB: 0 S: 12 P: 20	R: 0 H: 1 E: 0 LOB: 1 K: 1 BB: 0 S: 11 P: 18	R: 3 H: 3 E: 0 LOB: 0 K: 0 BB: 0 S: 14 P: 15	R: 0 H: 1 E: 1 LOB: 2 K: 0 BB: 0 S: 17 P: 23		1B: 9 SF: 0 2B: 2 SAC: 0 3B: 0 DP: 1 HR: 3 HBP: 0					WP: 0 PA: 38 PB: 0 SB: 0 CS: 1	

PITCHER	IP	WLS	BF	H	R	ER	SO	BB	IBB	HBP	BLK	WP	HR	S	P	ERA	WHIP
31 Lance Lynn, R (1, 1) ERA: 2.74	6.0		27	9	2	2	5	1	0	0	0	0	2	72	113	3.00	1.667
36 Randy Choate, L (7, 1) ERA: 4.5	0.1		1	0	0	0	0	0	0	0	0	0	0	1	1	0.00	0.000
43 Seth Maness, R (7, 1) ERA: 2.91	0.2	L	5	3	3	3	0	0	0	0	0	0	1	13	14	40.50	4.500
71 Sam Freeman, L (8, 1) ERA: 2.61	0.2		4	1	0	0	0	0	0	0	0	0	0	11	16	0.00	1.500
30 Jason Motte, R (8, 1) ERA: 4.68	0.1		1	0	0	0	0	0	0	0	0	0	0	6	7	0.00	0.000

BOTTOM

St. Louis Cardinals @ Arizona Diamondbacks

Chase Field, Phoenix, AZ

Sat Sep 27 2014, 5:11 PM - 8:08 PM MST

Att. 39,843 - Roof Closed - 76 F

livebaseballscorecards.com

AB	37
R	5
H	13
RBI	5
BB	1
SO	5
LOB	16

Batter	1	2	3	4	5	6	7	8	9	AB	R	H	RBI	BB	SO	LOB
16 Kolten Wong, L (1, 4) OBP: 0.292, SLG: 0.388	C FC 85 X FC 85 0-1 G3		B FC 86 C FC 87 S CU 74 X FC 87 1-2 L7			B FC 87 D CH 79 X CH 81 2-0 G6-3 3-H			C SI 93 B SI 94 X SI 94 1-1 G4-3	3	0	0	1	0	0	0
46 Kevin Siegrist, L (6, 1)										0	0	0	0	0	0	0
56 Marco Gonzales, L (6, 1) OBP: 0.300, SLG: 0.500										1	0	0	0	0	0	0
44 Carlos Martinez, R (9, 1) OBP: 0.250, SLG: 0.250										0	0	0	0	0	0	0
15 Randal Grichuk, R (1, 7) OBP: 0.278, SLG: 0.400	F FC 85 B FC 86 F FC 85 X FC 86 1-2 F7			B CU 73 C CU 73 F CH 77 F CH 78 B FC 87 C FC 87 2-3 K		F CH 77 B FC 86 F FC 86 T FC 88 1-2 K			X SI 93 0-0 G4-3	4	0	0	0	0	2	0
(8, 9)																
18 Oscar Taveras, L (1, 9) OBP: 0.278, SLG: 0.312	B FC 86 X FC 86 1-0 L9			C FC 87 X FC 87 0-1 L9			C CH 77 B FC 84 X CH 77 1-1 G3-1			3	0	0	0	0	0	0
60 Tommy Pham, R (7, 9)										0	0	0	0	0	0	0
(8, 7)																
32 Matt Adams, L (1, 3) OBP: 0.321, SLG: 0.457		B FC 85 X FC 86 1-0 2B		B FC 87 B CH 79 S CH 79 S CH 77 X CH 78 2-2 F9			C FC 87 X FC 86 0-1 B5-3			2	0	1	0	0	0	0
63 Justin Masterson, R (4, 1) OBP: 0.182, SLG: 0.182										0	0	0	0	0	0	0
35 Greg Garcia, L (6, 4) OBP: 0.333, SLG: 0.214										1	0	0	0	0	0	0
33 Daniel Descalso, L (1, 5) OBP: 0.333, SLG: 0.311		F FC 86 X CH 78 0-1 F9			B CU 73 F FC 86 F FC 86 X CH 78 1-2 48 CS 1B		C CH 77 B CU 60 B FC 88 X FC 88 2-1 F8			3	0	1	0	0	0	1
48 Tony Cruz, R (1, 2) OBP: 0.270, SLG: 0.259		B FC 85 B FC 86 F FC 86 S FC 87 B FC 87 X FC 87 3-2 F7			B FC 86 1 SAFE C CH 79 B FC 86 X FC 87 2-1 F9 1-2			X FC 85 0-0 P2		3	0	0	0	0	0	2
8 Peter Bourjos, R (1, 8) OBP: 0.294, SLG: 0.348		B FC 87 C CU 74 B CH 77 F FC 87 C FC 88 2-3 K			S FC 85 B CU 75 B FC 86 X FC 88 2-1 G5-3			X FC 85 0-0 G6-3		3	0	0	0	0	1	1
38 Pete Kozma, R (1, 6) OBP: 0.385, SLG: 0.435			C FC 86 C FC 86 F FC 86 B FC 86 B CU 74 X FC 87 2-2 G5-3			X FC 86 0-0 59 G1-3 16 G6-3 2B		C FC 85 C CU 74 X FC 86 0-2 P3		3	1	1	0	0	0	0
62 Nick Greenwood, R (1, 1)			X FC 86 0-0 G3-1			C CU 75 C FC 86 B FC 87 F FC 87 B FC 87 B FC 87 X FC 88 3-2 G1-3 2-3			F SI 93 B SI 93 F SL 84 F CH 84 F SI 94 X SI 94 1-2 P3	1	0	0	0	0	0	0
59 Xavier Scruggs, R (4, 3) OBP: 0.333, SLG: 0.267										2	0	0	0	0	0	1
Inning Stats	R: 0 E: 0 K: 0 S: 6 H: 0 LOB: 0 BB: 0 P: 8	R: 0 E: 0 K: 1 S: 9 H: 1 LOB: 1 BB: 0 P: 15	R: 0 E: 0 K: 0 S: 8 H: 0 LOB: 0 BB: 0 P: 11	R: 0 E: 0 K: 1 S: 9 H: 0 LOB: 0 BB: 0 P: 13	R: 0 E: 0 K: 0 S: 7 H: 1 LOB: 0 BB: 0 P: 12	R: 1 E: 0 K: 1 S: 9 H: 1 LOB: 0 BB: 0 P: 15	R: 0 E: 0 K: 0 S: 6 H: 0 LOB: 0 BB: 0 P: 9	R: 0 E: 0 K: 0 S: 5 H: 0 LOB: 0 BB: 0 P: 5	R: 0 E: 0 K: 0 S: 8 H: 0 LOB: 0 BB: 0 P: 10	1B: 1 2B: 2 3B: 0 HR: 0 SF: 0 SAC: 0 DP: 0 HBP: 0	WP: 0 PB: 0 SB: 0 CS: 1 PA: 29					

PITCHER	IP	WLS	BF	H	R	ER	SO	BB	IBB	HBP	BLK	WP	HR	S	P	ERA	WHIP
55 Josh Collmenter, R (1, 1) ERA: 3.46	8.0	L	26	3	1	1	3	0	0	0	0	0	0	59	88	1.12	0.375
50 Evan Marshall, R (9, 1) ERA: 2.74	1.0		3	0	0	0	0	0	0	0	0	0	0	8	10	0.00	0.000

PITCHER	IP	WLS	BF	H	R	ER	SO	BB	IBB	HBP	BLK	WP	HR	S	P	ERA	WHIP

TOP

St. Louis Cardinals @ Arizona Diamondbacks

Chase Field, Phoenix, AZ

Sun Sep 28 2014, 1:11 PM - 3:30 PM MST

Att. 30,617 - Roof Closed - 74 F

livebaseballscorecards.com

AB	29
R	1
H	3
RBI	1
BB	0
SO	3
LOB	5

Batter	1	2	3	4	5	6	7	8	9	AB	R	H	RBI	BB	SO	LOB
5 Ender Inciarte, L (1, 7) OBP: 0.318, SLG: 0.359	B SI 88 X SI 87 1-0 G1-3 ①		M SL 80 F SL 79 B FF 88 F SI 87 F SL 81 X SI 88 1-2 L8 ③			C FF 94 B FF 94 X FF 94 1-1 L7 ①		B FF 90 1 SAFE B CU 77 C FF 90 1 SAFE S FF 90 F FF 91 1 SAFE 2-2 CS ③ 1-2	F SL 85 B FF 92 C FF 91 B FF 91 F SL 85 F SL 86 F FF 90 B FF 91 F FF 90 3-2 X FF 91 F7 ①	4	0	0	0	0	0	2
11 AJ Pollock, R (1, 8) OBP: 0.353, SLG: 0.498	B SI 89 C SI 88 F CH 82 B CH 83 X SI 89 2-2 G1-3 ②			C FF 92 X SI 90 0-1 G6-3 ①		F FF 93 C FF 95 B FF 94 D CH 84 B FF 94 B FF 94 4-2 6 G4-6-3 1-2 BB			C CU 87 S CU 87 B CU 88 F FF 99 B CU 86 B SI 96 X FF 99 3-2 L9 ②	3	0	0	0	1	0	0
6 David Peralta, L (1, 9) OBP: 0.320, SLG: 0.450	B SI 88 C SI 88 S SL 79 S SL 80 1-3 K ③			X FF 92 0-0 P6 ②		X FF 89 0-0 G4-6-3 ②③ 1-2f			C SI 97 X CH 90 0-1 F7 ③	4	0	0	0	0	1	2
15 Mark Trumbo, R (1, 3) OBP: 0.293, SLG: 0.415		C SI 87 X CH 80 0-1 G6-3 ①		C SI 89 B SL 83 C SI 88 X FF 92 1-2 G4-3 ③			B SL 84 B CH 78 B CH 78 C FF 91 F CH 78 S CH 78 3-3 K ①			3	0	0	0	0	1	0
19 Jake Lamb, L (1, 5) OBP: 0.263, SLG: 0.373		C CU 72 B SI 87 B SI 87 C SI 87 X SI 87 2-2 F8 ②			B SI 85 X SI 87 1-0 G3-1 ①		C CU 77 B FF 91 S SL 85 S CH 79 1-3 K ②			3	0	0	0	0	1	0
9 Tuffy Gosewisch, R (1, 2) OBP: 0.242, SLG: 0.310		X SI 88 0-0 G6-3 ③			B SI 86 X FF 92 1-0 F9 ②		C CU 77 F FF 91 F FF 91 B FF 91 X CH 79 1-2 G6-3 ③			3	0	0	0	0	0	0
4 Cliff Pennington, S (1, 4) OBP: 0.340, SLG: 0.350			B SI 86 C SI 86 X CU 72 1-1 55 G3-1 1 G1-3 1B		B FF 91 B SI 87 C FF 90 B FF 90 F FF 89 X FF 90 3-2 1B			F CH 78 B CH 78 X FF 90 1-1 F8 ①		3	0	2	0	0	0	0
1 Didi Gregorius, L (1, 6) OBP: 0.290, SLG: 0.363			B SI 86 C SI 86 1 SAFE S SL 78 B SI 87 X SL 80 2-2 G1-3 ① 1-2		F FF 90 B FF 90 F FF 89 F SI 90 1 SAFE X SI 89 1-2 L8 ③			T SL 85 X CU 76 0-1 G4-3 ②		3	0	0	0	0	0	2
55 Josh Collmenter, R (1, 1) OBP: 0.158, SLG: 0.148 31 Jordan Pacheco, R (8, PH) OBP: 0.299, SLG: 0.333 13 Nick Ahmed, R (8, PR) OBP: 0.233, SLG: 0.271 50 Evan Marshall, R (9, 1)			B CH 80 B SI 87 X SI 87 2-0 G3-1 ② 2-3			B FF 93 C FF 92 B SI 93 B FF 93 C FF 92 B FF 93 4-2 11 BB BB		B FF 91 S CH 78 S CH 79 B CH 78 B CH 78 B CH 78 4-2 5 CS BB		1 0 0 0	0 0 0 0	0 0 0 0	0 0 0 0	1 1 0 0	0 0 0 0	1 0 0 0
Inning Stats	R: 0 E: 0 K: 1 S: 7 H: 0 LOB: 0 BB: 0 P: 11	R: 0 E: 0 K: 0 S: 6 H: 0 LOB: 0 BB: 0 P: 8	R: 0 E: 0 K: 0 S: 11 H: 1 LOB: 1 BB: 0 P: 17	R: 0 E: 0 K: 0 S: 6 H: 0 LOB: 0 BB: 0 P: 7	R: 0 E: 0 K: 0 S: 9 H: 1 LOB: 1 BB: 0 P: 15	R: 0 E: 0 K: 0 S: 7 H: 0 LOB: 1 BB: 2 P: 16	R: 0 E: 0 K: 2 S: 10 H: 0 LOB: 0 BB: 0 P: 15	R: 0 E: 0 K: 0 S: 9 H: 0 LOB: 1 BB: 1 P: 16	R: 0 E: 0 K: 0 S: 13 H: 0 LOB: 0 BB: 0 P: 19	1B: 2 2B: 0 3B: 0 HR: 0 SF: 0 SAC: 0 DP: 1 HBP: 0						WP: 0 PB: 0 SB: 0 CS: 1 PA: 31	

PITCHER		IP	WLS	BF	H	R	ER	SO	BB	IBB	HBP	BLK	WP	HR	S	P	ERA	WHIP
62 Nick Greenwood, L ERA: 4.75	(1, 1)	3.0		10	1	0	0	1	0	0	0	0	0	0	24	36	0.00	0.333
63 Justin Masterson, R ERA: 5.88	(4, 1)	2.0	W	7	1	0	0	0	0	0	0	0	0	0	15	22	0.00	0.500
46 Kevin Siegrist, L ERA: 6.82	(6, 1)	0.1	H	3	0	0	0	0	2	0	0	0	0	0	6	15	0.00	6.000
56 Marco Gonzales, L ERA: 4.15	(6, 1)	3.0	H	8	0	0	0	2	1	0	0	0	0	0	27	42	0.00	0.333
44 Carlos Martinez, R ERA: 4.03	(9, 1)	0.2	S	2	0	0	0	0	0	0	0	0	0	0	6	9	0.00	0.000

PITCHER	IP	WLS	BF	H	R	ER	SO	BB	IBB	HBP	BLK	WP	HR	S	P	ERA	WHIP

BOTTOM

St. Louis Cardinals @ Arizona Diamondbacks

Chase Field, Phoenix, AZ

Sun Sep 28 2014, 1:11 PM - 3:30 PM MST

Att. 30,617 - Roof Closed - 74 F

livebaseballscorecards.com

AB	27
R	0
H	2
RBI	0
BB	3
SO	3
LOB	7