Arizona Diamondbacks - 2015

Batter	1	2	3	4	5	6	7	8	9	AB	R	H	RBI	BB	SO	LOB
18 Johnny Sewald, L (1, 8) 9 Christopher Beall, L (7, 8) OBP: 1.000, SLG: 2.000	C C F B F T 1-2 K		B B C B B 4-1 25 S BB		1 SAFE C B B S S 2-3 K 1-2			B S B F X 2-2 1-2 2B		2 0 0 0 1 2 1 1 0 1 0 0 0 0						
25 Ryan Lillard, L (1, 3) OBP: 1.000, SLG: 1.000 5 Joey Bielek, R (3, 3)	C X 0-1 1B		C 1 SAFE B B H 2-1 1-2 HBP			X 0-0 G6-3		X 0-0 F9		1 0 1 0 0 0 0 2 0 0 0 0 0 1						
37 Colby Woodmansee, R (1, 6) OBP: 0.333, SLG: 0.333 4 Andrew Snow, R (6, 4)	D F 1 SAFE B X 2-1 F9		B S B B B X 3-1 P4			X 0-0 14 G6-4-3 1B			S B F S 1-3 K2-3	3 0 1 0 0 0 3 1 0 0 0 0 1 0						
14 Ruben Ybarra, R (1, 10) OBP: 0.250, SLG: 0.250	F 1 SAFE B 1 SAFE X 1-1 G6-3			B S B S S S 2-3 K		1 SAFE X 0-0 G6-4-3 1-2f			B C S X 1-2 1B	4 0 1 0 0 1 2						
17 Dalton DiNatale, L (1, 5) 28 David Greer, R (4, 5)		B B F X 2-1 G6-3		C F F S 0-3 K2-3			B S B B C B 4-2 20 FC3-6 BB		S 1 SAFE C B X 1-2 F8	2 0 0 0 0 1 0 1 0 0 0 1 0 1						
20 Trever Allen, R (1, 9)		F C C 0-3 K		B X 1-0 P6			C X 0-1 1-2f FC3-6 27 G6-3		1 SAFE X 0-0 F8	4 0 0 0 0 1 2						
6 Brian Serven, R (1, 2) 27 Zach Cerbo, R (6, 2)		B T F F E S 1-3 K			B F B X 2-1 F9		B X 1-0 1-2f G6-3			2 0 0 0 0 1 0 1 0 0 0 0 0 1						
10 Coltin Gerhart, R (1, 7) OBP: 0.333, SLG: 0.333			C F B S 1-3 K2-3		S X 0-1 18 S 1B			C F F C 0-3 K		3 0 1 0 0 2 0						
23 Jordan Aboites, R (1, 4) OBP: 0.333, SLG: 0.333 (6, 6)			X 0-0 F9		C 1 SAFE B 1 SAFE F X 1-2 F8			C B F X 1-2 9 CS 1B		3 0 1 0 0 0 1						
Inning Stats	R: 0 H: 1 E: 0 LOB: 1 K: 1 BB: 0 S: 11 P: 15	R: 0 H: 0 E: 0 LOB: 0 K: 2 BB: 0 S: 10 P: 13	R: 0 H: 0 E: 0 LOB: 2 K: 1 BB: 1 S: 8 P: 18	R: 0 H: 0 E: 0 LOB: 0 K: 2 BB: 0 S: 8 P: 11	R: 0 H: 1 E: 0 LOB: 1 K: 1 BB: 0 S: 10 P: 15	R: 0 H: 1 E: 0 LOB: 0 K: 0 BB: 0 S: 3 P: 3	R: 0 H: 0 E: 0 LOB: 0 K: 0 BB: 1 S: 5 P: 10	R: 0 H: 2 E: 0 LOB: 1 K: 1 BB: 0 S: 11 P: 14	R: 0 H: 1 E: 0 LOB: 1 K: 1 BB: 0 S: 10 P: 13	1B: 5 SF: 0 2B: 1 SAC: 0 3B: 0 DP: 2 HR: 0 HBP: 1						

PITCHER		IP	WLS	BF	H	R	ER	SO	BB	IBB	HBP	BLK	WP	HR	S	P	ERA	WHIP
40 Andrew Chafin, L ERA:	(1, 1)	2.0		7	1	0	0	3	0	0	0	0	0	0	21	28	0.00	0.500
80 Justin Marks, L ERA:	(3, 1)	2.0		8	0	0	0	3	1	0	1	0	0	0	16	29	0.00	0.500
65 A.J. Schugel, R ERA:	(5, 1)	1.0	W	4	1	0	0	1	0	0	0	0	0	0	10	15	0.00	1.000
67 Tim Crabbe, R ERA:	(6, 1)	1.0	H	3	1	0	0	0	0	0	0	0	0	0	3	3	0.00	1.000
64 Will Locante, L ERA:	(7, 1)	1.0	H	3	0	0	0	0	1	0	0	0	0	0	5	10	0.00	1.000

PITCHER		IP	WLS	BF	H	R	ER	SO	BB	IBB	HBP	BLK	WP	HR	S	P	ERA	WHIP
63 Enrique Burgos, R ERA:	(8, 1)	1.0	H	4	2	0	0	1	0	0	0	0	0	0	11	14	0.00	2.000
33 Jake Barrett, R ERA:	(9, 1)	1.0		4	1	0	0	1	0	0	0	0	0	0	10	13	0.00	1.000

TOP

Arizona State Sun Devils @ Arizona Diamondbacks

Salt River Fields at Talking Stick, Scottsdale, AZ

Tue Mar 03 2015, 7:43 PM - 7:49 PM EST

Att. 6,655 - Cloudy - 63 F

livebaseballscorecards.com

AB	30
R	0
H	6
RBI	0
BB	2
SO	9
LOB	12

Batter	1	2	3	4	5	6	7	8	9	AB	R	H	RBI	BB	SO	LOB
11 AJ Pollock, R (1, 8) 5 Ender Inciarte, L (2, 8) 68 Sócrates Brito, L (6, 9) OBP: 1.000, SLG: 1.000	F8		K2-3		74 FC5-2 79 2B 1-2 2-3 BB		74 G6-4-3 1B			1 1 1	0 1 0	0 0 1	0 0 0	0 1 0	0 1 0	0 0 0
2 Aaron Hill, R (1, 4) 74 Walter Ibarra, S (2, 4)	E5 44 1B		L3		FC5-2 79 2B 1-2 2-3 3-Hf		1 SAFE 1 SAFE G6-4-3 1-2f			1 3	0 0	0 0	0 0	0 0	0 0	0 4
44 Paul Goldschmidt, R (1, 3) OBP: 1.000, SLG: 1.000 79 Danny Dorn, L (2, 3) OBP: 0.500, SLG: 1.000 28 Nick Evans, R (8, PH) (9, 3)	1-2 1B			G3	1-3 2-H 3-H 2B			77 WP 72 BB 8 SF9 BB		1 2 0	0 0 1	1 1 0	0 2 0	0 0 1	0 0 0	0 0 0
19 Jake Lamb, L (1, 10) 72 Peter O'Brien, R (8, PH) (9, 10)	F7			K	G4-3			8 SF9 77 WP 62 FC5-4 1-2 BB		3 0	0 1	0 0	0 0	0 1	1 0	4 0
15 Mark Trumbo, R (1, 9) OBP: 0.500, SLG: 0.500 77 Nick Buss, L (5, 9) (6, 8)	L9			1B		K2-3		62 FC5-4 1-2 2-3 BB		2 1	0 0	1 0	0 0	0 1	0 1	2 0
7 Cody Ross, R (1, 7) 6 David Peralta, L (3, 7) 8 Ben Francisco, R (5, 7) OBP: 0.500, SLG: 1.000		F9		G3		1B		SF9 2-3 3-H		1 1 1	0 0 1	0 0 1	0 0 1	0 0 0	0 0 0	0 1 0
24 Yasmany Tomás, R (1, 5) OBP: 0.500, SLG: 0.500 62 Brandon Drury, R (6, 5)		G4-3			9 1B 13 FC5-2-5 1B	F8		FC5-4 1-2f 3-H		2 2	0 0	1 0	0 1	0 0	0 0	0 2
9 Tuffy Gosewisch, R (1, 2) OBP: 0.500, SLG: 0.500 23 Óscar Hernández, R (6, 2)		G6-3			5 BB 13 FC5-2-5 74 FC5-2 1-3 1B	G4-3				2 1	0 0	1 0	0 0	0 0	0 0	0 1
13 Nick Ahmed, R (1, 6) 76 Danny Worth, R (6, 6)			G5-3		FC5-2-5 74 FC5-2 5 BB 79 2B 1-2 3-H		G5-6-3			2 1	1 0	0 0	0 0	0 0	0 0	2 0
Inning Stats	R: 0 E: 1 K: 0 S: 15 H: 1 LOB: 2 BB: 0 P: 25	R: 0 E: 0 K: 0 S: 6 H: 0 LOB: 0 BB: 0 P: 10	R: 0 E: 0 K: 1 S: 8 H: 0 LOB: 0 BB: 0 P: 12	R: 0 E: 0 K: 1 S: 10 H: 1 LOB: 1 BB: 0 P: 18	R: 2 E: 0 K: 0 S: 12 H: 3 LOB: 2 BB: 1 P: 25	R: 0 E: 0 K: 1 S: 8 H: 1 LOB: 1 BB: 0 P: 13	R: 0 E: 0 K: 0 S: 6 H: 1 LOB: 0 BB: 0 P: 8	R: 2 E: 0 K: 0 S: 12 H: 0 LOB: 2 BB: 3 P: 27		1B: 6 2B: 1 3B: 0 HR: 0 SF: 1 SAC: 0 DP: 1 HBP: 0				WP: 1 PB: 0 SB: 0 CS: 0 PA: 34		

PITCHER		IP	WLS	BF	H	R	ER	SO	BB	IBB	HBP	BLK	WP	HR	S	P	ERA	WHIP
47 Ryan Hingst, R ERA:	(1, 1)	2.0		8	1	0	0	0	0	0	0	0	0	0	21	35	0.00	0.500
16 Andrew Shaps, L ERA:	(3, 1)	1.0		3	0	0	0	1	0	0	0	0	0	0	8	12	0.00	0.000
38 Eric Melbostad, R ERA:	(4, 1)	1.0		4	1	0	0	1	0	0	0	0	0	0	10	18	0.00	1.000
24 David Graybill, R ERA: 18.0	(5, 1)	1.0	L	7	3	2	2	0	1	0	0	0	0	0	12	25	18.00	4.000
46 Eli Lingos, L ERA:	(6, 1)	1.0		4	1	0	0	1	0	0	0	0	0	0	8	13	0.00	1.000

PITCHER		IP	WLS	BF	H	R	ER	SO	BB	IBB	HBP	BLK	WP	HR	S	P	ERA	WHIP
29 Grant Schneider, R ERA:	(7, 1)	1.0		3	1	0	0	0	0	0	0	0	0	0	6	8	0.00	1.000
35 Tucker Baca, L ERA: 18.0	(8, 1)	1.0		5	0	2	2	0	3	0	0	0	1	0	12	27	18.00	3.000

BOTTOM

Arizona State Sun Devils @ Arizona Diamondbacks

Salt River Fields at Talking Stick, Scottsdale, AZ

Tue Mar 03 2015, 7:43 PM - 7:49 PM EST

Att. 6,655 - Cloudy - 63 F

livebaseballscorecards.com

AB	29
R	4
H	7
RBI	4
BB	4
SO	3
LOB	16

Arizona Diamondbacks @ Colorado Rockies

Salt River Fields at Talking Stick, Scottsdale, AZ

Wed Mar 04 2015, 6:11 PM - 6:15 PM EST

Att. 6,780 - Clear - 66 F

livebaseballscorecards.com

TOP

Batter	1	2	3	4	5	6	7	8	9	AB	R	H	RBI	BB	SO	LOB
11 AJ Pollock, R (1, 8)	G6-3		F9		G6-3		F8	74 1B BB		3	0	0	0	0	0	1
77 Nick Buss, L (5, 8)										1	0	0	0	1	0	1
4 Cliff Pennington, S (1, 6)	K		FC3-6 1-2f			6 HBP 72 1B 1B	79 HBP 1B	1-3 2-H 1B		2	0	0	0	0	1	1
74 Walter Ibarra, S (5, 6) OBP: 1.000, SLG: 1.000										3	1	3	2	0	0	0
44 Paul Goldschmidt, R (1, 3)	BB		K			F7	HBP	K		1	0	0	0	1	1	1
79 Danny Dorn, L (5, 3)										2	0	0	0	0	1	3
6 David Peralta, L (1, 7)	F9			G6-3		72 1B HBP	K		K	2	0	0	0	0	0	1
8 Ben Francisco, R (6, PR) (6, 7)										2	0	0	0	0	2	2
72 Peter O'Brien, R (1, 2) OBP: 0.667, SLG: 0.667		G5-3		1B		75 G6-4-3 1-2 2-H 1B		75 2B 1B	K	3	0	2	1	0	0	0
23 Óscar Hernández, R (6, 2) OBP: 0.500, SLG: 0.500										2	1	1	0	0	1	0
60 Blake Lalli, L (9, 2)										0	0	0	0	0	0	0
19 Jake Lamb, L (1, 5)		HBP		P5		G6-4-3 1-2f		24 G6-3 31 G5-3 1-H 2B	1B	1	0	0	0	0	0	1
75 Jamie Romak, R (5, 5) OBP: 0.667, SLG: 1.000										3	1	2	1	0	0	2
28 Nick Evans, R (1, 10)	K		K				K	G6-3 2-3	G5-3	2	0	0	0	0	2	2
24 Yasmany Tomás, R (7, PH) (7, 10)										3	0	0	0	0	1	2
68 Sócrates Brito, L (1, 9) OBP: 0.500, SLG: 0.333	FC6 1-2f		B1-3			31 2B 1B		74 1B 31 G5-3 BB		3	2	1	0	1	0	1
62 Brandon Drury, R (1, 4)			4 FC3-6 BB		G5-3		77 F8 74 1B 1-H 2B	G5-3 1-2 3-H		1	0	0	0	1	0	0
31 Jordan Pacheco, R (6, 4) OBP: 0.500, SLG: 1.000										2	1	1	2	0	0	1

	AB	36
	R	6
	H	10
	RBI	6
	BB	4
	SO	9
	LOB	19

Inning Stats	1	2	3	4	5	6	7	8	9
	R: 0 E: 0 K: 1 S: 10	H: 0 LOB: 1 BB: 1 P: 16	R: 0 E: 0 K: 1 S: 10	H: 0 LOB: 1 BB: 0 P: 16	R: 0 E: 0 K: 1 S: 9	H: 0 LOB: 1 BB: 1 P: 15	R: 0 E: 0 K: 1 S: 10	H: 1 LOB: 1 BB: 0 P: 14	R: 0 E: 0 K: 0 S: 5	H: 0 LOB: 0 BB: 0 P: 7
	R: 1 E: 0 K: 0 S: 8	H: 2 LOB: 2 BB: 0 P: 13	R: 2 E: 0 K: 2 S: 16	H: 3 LOB: 2 BB: 0 P: 23	R: 3 E: 0 K: 1 S: 22	H: 3 LOB: 2 BB: 2 P: 40	R: 0 E: 0 K: 2 S: 13	H: 1 LOB: 1 BB: 0 P: 18		

1B: 8	SF: 0	WP: 0	PA: 43
2B: 2	SAC: 0	PB: 0	
3B: 0	DP: 1	SB: 0	
HR: 0	HBP: 3	CS: 0	

PITCHER		IP	WLS	BF	H	R	ER	SO	BB	IBB	HBP	BLK	WP	HR	S	P	ERA	WHIP
24 Jordan Lyles, R	(1, 1)	2.0		8	0	0	0	2	1	0	1	0	0	0	20	32	0.00	0.500
ERA:																		
55 Jon Gray, R	(3, 1)	2.0		8	1	0	0	2	1	0	0	0	0	0	19	29	0.00	1.000
ERA:																		
34 Aaron Laffey, L	(5, 1)	2.0	L	8	2	1	1	0	0	0	1	0	0	0	13	20	4.50	1.000
ERA: 4.5																		
58 Yohan Flande, L	(7, 1)	1.0		7	3	2	2	2	0	0	1	0	0	0	16	23	18.00	3.000
ERA: 18.0																		
47 Jairo Díaz, R	(8, 1)	0.2		6	2	3	3	0	2	0	0	0	0	0	16	31	40.50	6.000
ERA: 40.5																		

PITCHER		IP	WLS	BF	H	R	ER	SO	BB	IBB	HBP	BLK	WP	HR	S	P	ERA	WHIP
71 Ken Roberts, L	(8, 1)	0.1		2	1	0	0	1	0	0	0	0	0	0	6	9	0.00	3.000
ERA:																		
54 Tommy Kahnle, R	(9, 1)	1.0		4	1	0	0	2	0	0	0	0	0	0	13	18	0.00	1.000
ERA:																		

BOTTOM

Arizona Diamondbacks @ Colorado Rockies

Salt River Fields at Talking Stick, Scottsdale, AZ

Wed Mar 04 2015, 6:11 PM - 6:15 PM EST

Att. 6,780 - Clear - 66 F

livebaseballscorecards.com

Batter	1	2	3	4	5	6	7	8	9	AB	R	H	RBI	BB	SO	LOB
6 Corey Dickerson, L (1, 7) 26 Roger Bernadina, L (5, 8)	F9		F8		P3			K	FC6-4 1-2f 2-3 3-H	2 3	0 0	0 0	0 1	0 0	0 1	1 3
13 Drew Stubbs, R (1, 8) 7 Matt McBride, R (5, 7) OBP: 0.333, SLG: 0.333	K		BB		P4			23 G3 1B	F9	1 3	0 0	0 1	0 0	1 0	1 0	0 3
28 Nolan Arenado, R (1, 5) 23 Charlie Culberson, R (5, 5)	G6-3		P5		G5-3			G3		2 2	0 0	0 0	0 0	0 0	0 0	2 2
20 Wilin Rosario, R (1, 3) OBP: 0.500, SLG: 0.500 10 Ben Paulsen, L (5, 3)	3 G3-1 1 E 1B		K		K			G6-3		2 2	0 0	1 0	0 0	0 0	1 1	2 1
1 Brandon Barnes, R (1, 9) 16 Kyle Parker, R (5, 9) OBP: 0.500, SLG: 0.500	FC5 3 G3-1 1-2			F9	K				77 2B 43 1B 1B	2 2	0 1	0 1	0 0	0 0	0 1	1 0
72 Ryan Casteel, R (1, 10) 12 Omar Quintanilla, L (6, PH) (7, 10)	K			K2-3	G5-3				L9	2 2	0 0	0 0	0 0	0 0	2 0	2 1
3 Daniel Descalso, L (1, 6) OBP: 0.500, SLG: 1.500 77 Trevor Story, R (5, 6) OBP: 0.500, SLG: 1.000	G3-1 1-2 2-3			3B		P6			43 1B 26 FC6-4 1-3 2B	2 2	0 1	1 1	0 0	0 0	0 0	2 0
4 Nick Hundley, R (1, 2) 30 Audry Pérez, R (5, 2) 70 Tom Murphy, R (9, 2)	L9			G6-3		G3-1			26 FC6-4 43 1B BB	2 1 0	0 0 0	0 0 0	0 0 0	0 0 1	0 0 0	3 0 0
9 DJ LeMahieu, R (1, 4) OBP: 1.000, SLG: 1.000 43 Rafael Ynoa, S (6, 4) OBP: 0.500, SLG: 0.500			13 BB 1B		7 E 1B		L8		26 FC6-4 1-2 2-3 3-H 1B	2 2	0 0	2 1	0 1	0 0	0 0	0 0

Inning Stats	1	2	3	4	5	6	7	8	9
	R: 0 H: 0 E: 0 LOB: 0 K: 1 BB: 0 S: 8 P: 13	R: 0 H: 1 E: 1 LOB: 2 K: 1 BB: 0 S: 10 P: 16	R: 0 H: 1 E: 0 LOB: 2 K: 1 BB: 1 S: 12 P: 22	R: 0 H: 1 E: 0 LOB: 1 K: 1 BB: 0 S: 14 P: 17	R: 0 H: 1 E: 1 LOB: 1 K: 0 BB: 0 S: 9 P: 13	R: 0 H: 0 E: 0 LOB: 0 K: 2 BB: 0 S: 10 P: 11	R: 0 H: 0 E: 0 LOB: 0 K: 0 BB: 0 S: 6 P: 9	R: 0 H: 1 E: 0 LOB: 1 K: 1 BB: 0 S: 6 P: 9	R: 2 H: 3 E: 0 LOB: 2 K: 0 BB: 1 S: 16 P: 29

1B: 6	SF: 0	WP: 0 PA: 38
2B: 1	SAC: 0	PB: 0
3B: 1	DP: 0	SB: 0
HR: 0	HBP: 0	CS: 0

AB	36
R	2
H	8
RBI	2
BB	2
SO	7
LOB	23

PITCHER		IP	WLS	BF	H	R	ER	SO	BB	IBB	HBP	BLK	WP	HR	S	P	ERA	WHIP
12 Rubby De La Rosa, R ERA:	(1, 1)	2.0		8	1	0	0	2	0	0	0	0	0	0	18	29	0.00	0.500
57 Chase Anderson, R ERA:	(3, 1)	2.0		9	2	0	0	2	1	0	0	0	0	0	26	39	0.00	1.500
70 Aaron Blair, R ERA:	(5, 1)	2.0	W	7	1	0	0	2	0	0	0	0	0	0	19	24	0.00	0.500
78 Braden Shipley, R ERA:	(7, 1)	2.0	H	7	1	0	0	1	0	0	0	0	0	0	12	18	0.00	0.500
47 Dan Runzler, L ERA: 18.0	(9, 1)	1.0		7	3	2	2	0	1	0	0	0	0	0	16	29	18.00	4.000

PITCHER		IP	WLS	BF	H	R	ER	SO	BB	IBB	HBP	BLK	WP	HR	S	P	ERA	WHIP

Batter	1	2	3	4	5	6	7	8	9	AB	R	H	RBI	BB	SO	LOB
59 Rosell Herrera, S (1, 8) Tyler Massey, L (7, 8)	C B X 1-1 ① G1-3		X 0-0 ① F9	B S C X 1-2 ③ G5-3			C B F X 1-2 ① L8		C X 0-1 ② G4-3 2-3	4 0 0 0 0 0 3 1 0 0 0 0 0 1						
23 Charlie Culberson, R (1, 4) OBP: 0.400, SLG: 0.600 77 Trevor Story, R (5, 5) OBP: 0.500, SLG: 0.750	C B F B B X 3-2 33 G4-6-3 1B		B S B F F F B X 3-2 20 1B 8 1B 1-3 2B		C S X 0-2 ① G5-3		B B B C F S 3-3 ② K		C C B D X 2-2 3-H 1B	3 1 2 0 0 0 0 2 0 1 1 0 1 1						
33 Justin Morneau, L (1, 3) 10 Ben Paulsen, L (4, 3) (6, 9)	F 1 X SAFE 0-1 ②③ G4-6-3 1-2f		F X 0-1 ② F8		C B B C F S 2-3 ② K		C S S 0-3 ③ K		S X 0-1 ③ G1-3	2 0 0 0 0 0 3 3 0 0 0 0 2 2						
20 Wilin Rosario, R (1, 10) OBP: 0.400, SLG: 0.400 12 Omar Quintanilla, L (8, PH) (8, 10)		F B B B X 3-1 ① G5-3	F D F X 1-2 8 1B 2-3 3-H 1B		C F F S 0-3 ③ K			X 0-0 ① G3-1		3 0 1 1 0 1 0 1 0 0 0 0 0 0						
8 Michael McKenry, R (1, 2) OBP: 0.500, SLG: 0.500 50 Dustin Garneau, R (5, 2)		B X 1-0 ② G5-3	C X 0-1 1-2 3-H 1B			C F B X 1-2 ① P4		C F X 0-2 ② F8		2 0 1 1 0 0 0 2 0 0 0 0 0 0						
26 Roger Bernadina, L (1, 7) 7 Matt McBride, R (4, 7) OBP: 0.400, SLG: 0.600		B C B B B 4-1 16 1B BB	C S C 0-3 ③ K			B X 1-0 ② G1-3		C B X 1-2 2B		1 0 0 0 1 1 2 2 0 1 0 0 0 0						
16 Kyle Parker, R (1, 9) OBP: 0.600, SLG: 0.800 72 Ryan Casteel, R (6, 3)		S F B B X 2-2 1-2 1B		B X 1-0 ① P4		C B B X 2-1 2B		C D X 1-1 ③ G6-3		3 0 2 0 0 0 0 1 0 0 0 0 0 1						
43 Rafael Ynoa, S (1, 5) OBP: 0.500, SLG: 0.500 Pat Valaika, R (5, 4)		C B B F X 2-2 ③ L4		C X 0-1 65 G5-3 1B		B F F F S 1-3 ③ K			X 0-0 ① G4-3	2 0 1 0 0 0 2 2 0 0 0 0 1 1						
65 Cristhian Adames, S (1, 6) OBP: 0.667, SLG: 1.000 91 Joey Wong, L (8, 6) OBP: 1.000, SLG: 2.000			X 0-0 23 2B 20 1B 1B	X 0-0 ② G5-3 1-2		B X 1-0 2B			C B X 1-1 G4-3 77 1B 2B	3 1 2 0 0 0 1 1 1 1 0 0 0 0						
Inning Stats	R: 0 H: 1 E: 0 LOB: 0 K: 0 BB: 0 S: 7 P: 11	R: 0 H: 1 E: 0 LOB: 2 K: 0 BB: 1 S: 10 P: 22	R: 2 H: 4 E: 0 LOB: 2 K: 1 BB: 0 S: 17 P: 21	R: 0 H: 1 E: 0 LOB: 1 K: 0 BB: 0 S: 7 P: 9	R: 0 H: 0 E: 0 LOB: 0 K: 2 BB: 0 S: 11 P: 13	R: 0 H: 1 E: 0 LOB: 1 K: 1 BB: 0 S: 9 P: 14	R: 0 H: 1 E: 0 LOB: 1 K: 2 BB: 0 S: 10 P: 15	R: 0 H: 1 E: 0 LOB: 1 K: 0 BB: 0 S: 9 P: 11	R: 1 H: 2 E: 0 LOB: 1 K: 0 BB: 0 S: 10 P: 13	1B: 7 SF: 0 2B: 5 SAC: 0 3B: 0 DP: 1 HR: 0 HBP: 0						

TOP

Colorado Rockies @ Arizona Diamondbacks

Salt River Fields at Talking Stick, Scottsdale, AZ

Thu Mar 05 2015, 5:51 PM - 5:59 PM EST

Att. 7,595 - Sunny - 70 F

livebaseballscorecards.com

AB	38
R	3
H	12
RBI	3
BB	1
SO	6
LOB	17

WP: 0 PA: 39
PB: 0
SB: 0
CS: 0

PITCHER		IP	WLS	BF	H	R	ER	SO	BB	IBB	HBP	BLK	WP	HR	S	P	ERA	WHIP
35 Trevor Cahill, R ERA:	(1, 1)	2.0		8	2	0	0	0	1	0	0	0	0	0	17	33	0.00	1.500
54 Vidal Nuño, L ERA: 9.0	(3, 1)	2.0	W	11	5	2	2	1	0	0	0	0	0	0	24	30	9.00	2.500
25 Archie Bradley, R ERA:	(5, 1)	2.0	H	7	1	0	0	3	0	0	0	0	0	0	20	27	0.00	0.500
59 Oliver Pérez, L ERA:	(7, 1)	1.0	H	4	1	0	0	2	0	0	0	0	0	0	10	15	0.00	1.000
56 JC Ramírez, R ERA:	(8, 1)	1.0	H	4	1	0	0	0	0	0	0	0	0	0	9	11	0.00	1.000

PITCHER		IP	WLS	BF	H	R	ER	SO	BB	IBB	HBP	BLK	WP	HR	S	P	ERA	WHIP
50 Evan Marshall, R ERA: 9.0	(9, 1)	1.0	S	5	2	1	1	0	0	0	0	0	0	0	10	13	9.00	2.000

BOTTOM

Colorado Rockies @ Arizona Diamondbacks

Salt River Fields at Talking Stick, Scottsdale, AZ

Thu Mar 05 2015, 5:51 PM - 5:59 PM EST

Att. 7,595 - Sunny - 70 F

livebaseballscorecards.com

Batter	1	2	3	4	5	6	7	8	9	AB	R	H	RBI	BB	SO	LOB
5 Ender Inciarte, L (1, 8) OBP: 0.667, SLG: 0.500	F7	HBP		1B			G5-3	F7		2	0	1	0	0	0	0
77 Nick Buss, L (5, 8)										2	0	0	0	0	0	2
13 Nick Ahmed, R (1, 6)	L7	K		L4			62 2B			3	0	0	0	0	1	5
76 Danny Worth, R (5, 6) OBP: 1.000, SLG: 1.000							1B			1	0	1	0	0	0	0
2 Aaron Hill, R (1, 4)	K		P4		G6-3		1-3 2B			3	0	0	0	0	1	0
62 Brandon Drury, R (6, 4) OBP: 0.667, SLG: 1.000										1	0	1	0	0	0	0
15 Mark Trumbo, R (1, 9) OBP: 0.333, SLG: 0.667		24 L9 7 1B 2B	F8		K2-3		K2-3			3	1	1	0	0	1	0
68 Sócrates Brito, L (6, 9) OBP: 0.400, SLG: 0.250										1	0	0	0	0	1	2
24 Yasmany Tomás, R (1, 5)		L9 2-3	G6-3		G6-3		G6-3			3	0	0	0	0	0	1
31 Jordan Pacheco, R (6, 5) OBP: 0.333, SLG: 0.667										1	0	0	0	0	0	2
7 Cody Ross, R (1, 7) OBP: 0.500, SLG: 0.500		72 BB 18 1B 3-H 1B		L6-3		79 G4-3 2B		K		2	1	1	1	0	0	0
28 Nick Evans, R (5, 7) OBP: 0.250, SLG: 0.500										2	0	1	0	0	1	0
72 Peter O'Brien, R (1, 10) OBP: 0.800, SLG: 0.750		5 HBP 18 1B 1-2 BB		79 HR 1B		F7		P6		1	1	1	0	1	0	0
19 Jake Lamb, L (6, PH) (7, 10)										2	0	0	0	0	0	1
79 Danny Dorn, L (1, 3) OBP: 0.333, SLG: 0.800		F8		1-H HR		G4-3 2-3		9 1B BB		3	1	1	2	0	0	3
75 Jamie Romak, R (7, 3) OBP: 0.750, SLG: 1.000										0	0	0	0	1	0	0
18 Gerald Laird, R (1, 2) OBP: 1.000, SLG: 1.000		5 HBP 1-2 2-H 1B		13 L4 5 1B 1B		L1-3		1-2 1B		2	0	2	1	0	0	0
9 Tuffy Gosewisch, R (4, PR) (5, 2) OBP: 0.500, SLG: 0.500										2	0	1	0	0	0	1
Inning Stats	R: 0 E: 0 K: 1 S: 9 H: 0 LOB: 0 BB: 0 P: 13	R: 2 E: 0 K: 1 S: 18 H: 3 LOB: 3 BB: 1 P: 29	R: 0 E: 0 K: 0 S: 6 H: 0 LOB: 0 BB: 0 P: 9	R: 2 E: 0 K: 0 S: 10 H: 4 LOB: 2 BB: 0 P: 16	R: 0 E: 0 K: 1 S: 8 H: 0 LOB: 0 BB: 0 P: 13	R: 0 E: 0 K: 0 S: 11 H: 1 LOB: 1 BB: 0 P: 16	R: 0 E: 0 K: 1 S: 7 H: 2 LOB: 2 BB: 0 P: 7	R: 0 E: 0 K: 1 S: 13 H: 1 LOB: 2 BB: 1 P: 19		1B: 7 2B: 4 3B: 0 HR: 1 SF: 0 SAC: 0 DP: 1 HBP: 1						

	AB	34
	R	4
	H	11
	RBI	4
	BB	2
	SO	5
	LOB	17

WP: 0 PB: 0 SB: 0 CS: 0 PA: 37

PITCHER	IP	WLS	BF	H	R	ER	SO	BB	IBB	HBP	BLK	WP	HR	S	P	ERA	WHIP
45 Jhoulys Chacín, R (1, 1) ERA: 10.8	1.2		8	2	2	2	1	1	0	0	0	0	0	22	36	10.80	1.800
76 Jason Gurka, L (2, 1) ERA:	0.1		3	1	0	0	1	0	0	1	0	0	0	5	6	0.00	3.000
31 Eddie Butler, R (3, 1) ERA: 9.0	2.0	L	9	4	2	2	0	0	0	0	0	0	1	16	25	9.00	2.000
41 Jair Jurrjens, R (5, 1) ERA:	2.0		7	1	0	0	1	0	0	0	0	0	0	19	29	0.00	0.500
62 Jorge Rondon, R (7, 1) ERA:	1.0		5	2	0	0	1	0	0	0	0	0	0	7	7	0.00	2.000

PITCHER	IP	WLS	BF	H	R	ER	SO	BB	IBB	HBP	BLK	WP	HR	S	P	ERA	WHIP
51 Brooks Brown, R (8, 1) ERA:	1.0		5	1	0	0	1	1	0	0	0	0	0	13	19	0.00	2.000

Batter	1	2	3	4	5	6	7	8	9	AB	R	H	RBI	BB	SO	LOB
3 Craig Gentry, R (1, 9) OBP: 0.300, SLG: 0.222 7 Jason Pridie, L (6, 9) OBP: 0.286, SLG: 0.857	B S F F B B X 3-2 ① L8	B C F X 1-2 ③ P4			C B B S F C 2-3 ① K	B C B B B 4-1 1-2 2-3 BB		1 SAFE 1 SAFE C B B C X 2-2 1-H 79 1B 2B		3 1	0 1	0 1	0 1	1 0	1 0	2 0
23 Sam Fuld, L (1, 8) OBP: 0.300, SLG: 0.222 79 Alex Hassan, R (6, 7) OBP: 0.286, SLG: 0.286	C X 0-1 ② G1-3		C F B F S 2-3 ① K		B B C F F B F X 3-2 ② G3-1	B C X 1-1 ③ P6		B C X 1-1 2-H 66 CS 1B		4 1	0 0	0 1	0 1	0 0	1 0	3 0
10 Marcus Semien, R (1, 6) OBP: 0.700, SLG: 1.333 52 Joey Wendle, L (7, 4) OBP: 0.571, SLG: 0.400	C S B B S 2-3 ③ K	C X 0-1 1B			B C B X 2-1 ③ G4-3		C F S 0-3 ① K2-3	C S C 0-3 ② K		4 1	0 0	1 0	0 0	0 0	2 1	0 1
20 Mark Canha, R (1, 10) OBP: 0.364, SLG: 0.700 66 Bruce Maxwell, L (8, PH) (8, 10)		C B F B B B 4-2 19 2B BB	C 1 SAFE B B B F S 2-3 ② K		S B F X 1-2 19 2B 2B	B B C B F F X 3-2 E8 19 2B 1B		B C B D 3-1 ③ CS 1-2	C B F B C 2-3 ① K	3 1	3 0	2 0	0 0	1 0	1 1	1 0
19 Josh Phegley, R (1, 2) OBP: 0.500, SLG: 1.000 45 Bryan Anderson, L (7, 2) OBP: 0.800, SLG: 0.667		C B F B X 1-2 1-H 25 1B 2B	B F B B D F X 3-2 ③ P5		S X 0-1 25 F8 12 SF8 2-H 2B	B X 1-0 2-H 2B			B B B B 4-0 77 BB BB	4 0	2 0	3 0	3 0	0 1	0 0	1 0
17 Ike Davis, L (1, 3) OBP: 0.500, SLG: 0.400 77 Matt Olson, L (6, 3)	X 0-0 ① G4-3		X 0-0 ① G4-3		D F F B F B D 4-2 3 BB 1 1B BB	C B B S S 2-3 ② K			C B F D D B 4-2 1-2 BB	2 1	0 0	0 0	0 1	1 1	0 1	1 1
25 Tyler Ladendorf, R (1, 5) OBP: 0.231, SLG: 0.231 50 Max Muncy, L (7, 5) OBP: 0.400, SLG: 0.400	C B X 1-1 3-H 1 S 1B	C S X 0-2 ② G5-3			C T X 0-2 ① F8 2-3	B F C F D S 2-3 ③ K			C X 0-1 ② L9	4 1	0 0	1 0	1 0	0 0	1 0	3 2
12 Andy Parrino, S (1, 4) OBP: 0.111, SLG: 0.250 (7, 6) 78 Niuman Romero, S (8, 6)	C 1 SAFE C F X 0-2 ② L9	C B F B X 2-2 2B			D X 1-0 ② SF8 3-H			B C F B F F F B F 3-3 S ① K	F F B C 1-3 ③ K	3 1	0 0	1 0	1 0	0 0	1 1	1 2
1 Billy Burns, S (1, 7) OBP: 0.455, SLG: 0.556 (6, 8)	1 SAFE B B B B C B 4-1 1-2 BB	B C X 1-1 ③ G4-3			S 1 X 0-1 3 BB 1-2 1B			B B B C C F F X 3-2 7 E 7 2B 1B		3	1	2	0	1	0	1
Inning Stats	R: 0 H: 0 E: 0 LOB: 0 K: 1 BB: 0 S: 9 P: 14	R: 2 H: 2 E: 0 LOB: 2 K: 0 BB: 2 S: 16 P: 27	R: 0 H: 1 E: 0 LOB: 1 K: 2 BB: 0 S: 12 P: 19	R: 0 H: 1 E: 0 LOB: 1 K: 0 BB: 0 S: 9 P: 12	R: 0 H: 0 E: 0 LOB: 0 K: 1 BB: 0 S: 11 P: 18	R: 2 H: 3 E: 0 LOB: 3 K: 0 BB: 2 S: 17 P: 28	R: 1 H: 2 E: 1 LOB: 1 K: 3 BB: 0 S: 15 P: 23	R: 2 H: 3 E: 0 LOB: 0 K: 2 BB: 0 S: 21 P: 33	R: 0 H: 0 E: 0 LOB: 2 K: 2 BB: 2 S: 10 P: 21	1B: 6 SF: 1 2B: 6 SAC: 0 3B: 0 DP: 0 HR: 0 HBP: 0						

PITCHER		IP	WLS	BF	H	R	ER	SO	BB	IBB	HBP	BLK	WP	HR	S	P	ERA	WHIP
38 Robbie Ray, L ERA: 9.0	(1, 1)	2.0	L	10	2	2	2	1	2	0	0	0	0	0	25	41	9.00	2.000
48 Randall Delgado, R ERA:	(3, 1)	2.0		8	2	0	0	2	0	0	0	0	0	0	21	31	0.00	1.000
27 Allen Webster, R ERA: 10.8	(5, 1)	1.2		9	3	2	2	1	1	0	0	0	0	0	25	38	10.80	2.400
Julio DePaula, R ERA:	(6, 1)	0.1		2	0	0	0	0	1	0	0	0	0	0	3	8	0.00	3.000
64 Will Locante, L ERA: 9.0	(7, 1)	1.0		5	2	1	1	3	0	0	0	0	0	0	15	23	9.00	2.000

PITCHER		IP	WLS	BF	H	R	ER	SO	BB	IBB	HBP	BLK	WP	HR	S	P	ERA	WHIP
33 Jake Barrett, R ERA: 18.0	(8, 1)	1.0		5	3	2	2	2	0	0	0	0	0	0	21	33	18.00	3.000
63 Enrique Burgos, R ERA:	(9, 1)	1.0		5	0	0	0	2	2	0	0	0	0	0	10	21	0.00	2.000

TOP

Oakland Athletics @ Arizona Diamondbacks

Salt River Fields at Talking Stick, Scottsdale, AZ

Fri Mar 06 2015, 6:49 PM - 6:57 PM EST

Att. 10,726 - Sunny - 77 F

livebaseballscorecards.com

AB	37
R	7
H	12
RBI	7
BB	6
SO	11
LOB	19

WP: 0	PA: 45		
PB: 0			
SB: 1			
CS: 1			

BOTTOM

Oakland Athletics @ Arizona Diamondbacks

Salt River Fields at Talking Stick, Scottsdale, AZ

Fri Mar 06 2015, 6:49 PM - 6:57 PM EST

Att. 10,726 - Sunny - 77 F

livebaseballscorecards.com

Batter	1	2	3	4	5	6	7	8	9	AB	R	H	RBI	BB	SO	LOB
11 AJ Pollock, R (1, 8) 77 Nick Buss, L (6, 8) OBP: 0.333, SLG: 0.200	K		G5-3 1-3		F9			28 BB 60 HBP 75 FC6 1B	G4-3	3 2	0 1	0 1	0 0	0 0	1 0	1 1
5 Ender Inciarte, L (1, 9) OBP: 0.333, SLG: 0.200 68 Sócrates Brito, L (6, 9) OBP: 0.333, SLG: 0.200	G3		FC3-2 44 E 3-H		G6-3			K		3 1	0 0	0 0	0 0	0 0	0 1	1 1
44 Paul Goldschmidt, R (1, 3) OBP: 0.400, SLG: 0.250 75 Jamie Romak, R (6, PR) OBP: 0.600, SLG: 0.750 (7, 3)	6 1B		L5 1-3			E5 6 CS		FC6 60 HBP 28 BB 1-2		3 1	0 0	1 0	0 0	0 0	0 0	1 1
6 David Peralta, L (1, 7) OBP: 0.500, SLG: 0.250 28 Nick Evans, R (7, 7) OBP: 0.400, SLG: 0.500	1B 1-2			24 G6-3 24 S 62 SF9 BB		P5 1-2		60 HBP 1-2 2-3 BB		2 0	1 0	1 0	0 0	1 0	0 0	1 0
24 Yasmany Tomás, R (1, 10) 60 Blake Lalli, L (8, PH) (9, 10)	G4-3			G6-3 1-3		K		1-2 2-3 3-H HBP		3 0	0 0	0 0	0 1	0 0	1 0	4 0
19 Jake Lamb, L (1, 5) 31 Jordan Pacheco, R (7, 5) OBP: 0.200, SLG: 0.400		G4-3		BB			K K	K		1 2	0 0	0 0	0 0	1 0	0 2	0 3
62 Brandon Drury, R (1, 4) OBP: 0.400, SLG: 0.667 76 Danny Worth, R (7, 4) OBP: 0.333, SLG: 0.333		G6-3		SF9 3-H			K K		K	1 2	0 0	0 0	1 0	0 0	0 2	0 0
23 Óscar Hernández, R (1, 2) OBP: 0.250, SLG: 0.250 72 Peter O'Brien, R (5, 2) OBP: 0.571, SLG: 0.500		F7		K			K K		K	2 2	0 0	0 0	0 0	0 0	1 2	1 0
13 Nick Ahmed, R (1, 6) OBP: 0.200, SLG: 0.200 74 Walter Ibarra, S (7, 6) OBP: 0.750, SLG: 0.750 73 Mark Thomas, R (9, PH) OBP: 1.000, SLG: 1.000			11 G5-3 11 WP 5 FC3-2 1B		L8			K	1B	2 1 1	0 0 0	1 0 1	0 0 0	0 0 0	0 1 0	0 0 0
Inning Stats	R: 0 E: 0 K: 1 S: 13 H: 2 LOB: 2 BB: 0 P: 21	R: 0 E: 0 K: 0 S: 9 H: 0 LOB: 0 BB: 0 P: 16	R: 0 E: 0 K: 0 S: 12 H: 1 LOB: 1 BB: 0 P: 20	R: 1 E: 0 K: 1 S: 13 H: 0 LOB: 1 BB: 2 P: 26	R: 0 E: 0 K: 0 S: 10 H: 0 LOB: 0 BB: 0 P: 13	R: 0 E: 1 K: 1 S: 10 H: 0 LOB: 1 BB: 0 P: 17	R: 0 E: 0 K: 3 S: 10 H: 0 LOB: 0 BB: 0 P: 15	R: 1 E: 0 K: 3 S: 18 H: 1 LOB: 3 BB: 1 P: 31	R: 0 E: 0 K: 2 S: 10 H: 1 LOB: 1 BB: 0 P: 14	1B: 5 2B: 0 3B: 0 HR: 0 SF: 1 SAC: 0 DP: 0 HBP: 1						

PITCHER	IP	WLS	BF	H	R	ER	SO	BB	IBB	HBP	BLK	WP	HR	S	P	ERA	WHIP
31 Kendall Graveman, R (1, 1) ERA:	2.0	W	8	2	0	0	1	0	0	0	0	0	0	22	37	0.00	1.000
55 Matt Buschmann, R (3, 1) ERA:	1.0	H	4	1	0	0	0	0	0	0	0	1	0	12	20	0.00	1.000
37 R.J. Alvarez, R (4, 1) ERA: 4.5	1.0	H	5	0	1	1	1	2	0	0	0	0	0	13	26	9.00	2.000
33 Fernando Rodriguez Jr., R (5, 1) ERA:	1.0	H	3	0	0	0	0	0	0	0	0	0	0	10	13	0.00	0.000
76 Brock Huntzinger, R (6, 1) ERA: 4.5	1.0	H	3	0	0	0	1	0	0	0	0	0	0	10	17	0.00	0.000

PITCHER	IP	WLS	BF	H	R	ER	SO	BB	IBB	HBP	BLK	WP	HR	S	P	ERA	WHIP
44 Eury De La Rosa, L (7, 1) ERA:	1.0		3	0	0	0	3	0	0	0	0	0	0	10	15	0.00	0.000
72 Jim Fuller, L (8, 1) ERA: 5.4	0.2		6	1	1	1	2	1	0	1	0	0	0	15	25	13.50	3.000
29 Paul Smyth, R (8, 1) ERA:	1.1		5	1	0	0	3	0	0	0	0	0	0	13	20	0.00	0.750

AB	32
R	2
H	5
RBI	2
BB	3
SO	11
LOB	15

WP: 1 PB: 0 SB: 1 CS: 1 PA: 37

Batter	1	2	3	4	5	6	7	8	9	AB	R	H	RBI	BB	SO	LOB
77 Nick Buss, L (1, 8) OBP: 0.333, SLG: 0.250	B C X 1-1 ① G3		F F 1 SAFE 1 SAFE B X 1-2 24 WP 1-3 1B		F F S 0-3 ③ K			X 0-0 ① P3	B S X 1-1 ③ L7	3	0	1	0	0	1	1
68 Sócrates Brito, L (8, PH) OBP: 0.250, SLG: 0.143 (8, 8)										2	0	0	0	0	0	1
24 Yasmany Tomás, R (1, 5) OBP: 0.083, SLG: 0.167	F F B X 1-2 ② G4-3		B S S F B F X 2-2 ③ G1-3 1-2			X 0-0 2 WP 2 1B 2B		B C B C B X 3-2 ② L9		3	0	1	0	0	0	2
62 Brandon Drury, R (6, PR) OBP: 0.333, SLG: 0.500 (6, 5)										1	1	0	0	0	0	0
2 Aaron Hill, R (1, 4) OBP: 0.167, SLG: 0.167	C F B F B X 2-2 ③ G6-3			S X 0-1 ① G4-3		B F F B B X 2-2 19 CS 2-H 1B		C C B B B B 4-2 BB		3	0	1	1	0	0	0
31 Jordan Pacheco, R (6, PR) OBP: 0.333, SLG: 0.400 (6, 4)										0	0	0	0	1	0	0
19 Jake Lamb, L (1, 10)		B X 1-0 ① G3-1		B C B F X 2-2 ② F7		B S X 1-1 ① ② P6 1-2		B B S C S 2-3 ③ K		3	0	0	0	0	0	2
72 Peter O'Brien, R (8, PH) OBP: 0.500, SLG: 0.429 (8, 10)										1	0	0	0	0	1	1
15 Mark Trumbo, R (1, 9) OBP: 0.500, SLG: 1.333		C B F X 1-2 ② L9		B X 1-0 HR		C B B X 2-1 2B			C C X 0-2 E6 75 2B	3	1	2	1	0	0	0
28 Nick Evans, R (6, PR) OBP: 0.333, SLG: 0.400 (6, 9)										1	1	0	0	0	0	0
7 Cody Ross, R (1, 7) OBP: 0.200, SLG: 0.200		C F X 0-2 ③ G6-3		C X 0-1 ③ G5-3		C B B B F X 3-2 ③ G3			F F D F F C 1-3 ① K	3	0	0	0	0	0	2
8 Ben Francisco, R (6, 7)										1	0	0	0	0	1	1
79 Danny Dorn, L (1, 3) OBP: 0.444, SLG: 0.875			B F X 1-1 77 1B 1B		X 0-0 2B		B C S S 1-3 ① K		1 SAFE B F D B X 3-1 60 2B 1-H 2B	3	0	2	0	0	1	0
75 Jamie Romak, R (7, 3) OBP: 0.667, SLG: 1.000										1	1	1	1	0	0	0
9 Tuffy Gosewisch, R (1, 2) OBP: 0.400, SLG: 0.400			C X 0-1 ① F8		F B B X 2-1 ① G1-3		B X 1-0 76 G4-6-3 1B		B X 1-0 74 G4-3 2-H 2B	3	0	1	0	0	0	2
60 Blake Lalli, L (7, 2) OBP: 1.000, SLG: 2.000										1	0	1	1	0	0	0
76 Danny Worth, R (1, 6) OBP: 0.167, SLG: 0.167			S F F S 0-3 ② K		B C F X 1-2 ② G6-3		B C X 1-1 ② ③ G4-6-3 1-2f		X 0-0 ② G4-3 2-3	3	0	0	0	0	1	3
74 Walter Ibarra, S (7, 6) OBP: 0.600, SLG: 0.600										1	0	0	0	0	0	1
Inning Stats	R: 0 E: 0 K: 0 S: 9 H: 0 LOB: 0 BB: 0 P: 13	R: 0 E: 0 K: 0 S: 7 H: 0 LOB: 0 BB: 0 P: 9	R: 0 E: 0 K: 1 S: 16 H: 2 LOB: 2 BB: 0 P: 20	R: 1 E: 0 K: 0 S: 8 H: 1 LOB: 0 BB: 0 P: 11	R: 0 E: 0 K: 1 S: 9 H: 1 LOB: 1 BB: 0 P: 12	R: 1 E: 0 K: 0 S: 11 H: 3 LOB: 2 BB: 0 P: 19	R: 0 E: 0 K: 1 S: 6 H: 1 LOB: 0 BB: 0 P: 9	R: 0 E: 0 K: 1 S: 9 H: 0 LOB: 1 BB: 1 P: 18	R: 2 E: 1 K: 1 S: 14 H: 2 LOB: 1 BB: 0 P: 20	1B: 4 2B: 5 3B: 0 HR: 1 SF: 0 SAC: 0 DP: 1 HBP: 0						

TOP

Arizona Diamondbacks @ Seattle Mariners

Peoria Stadium, Peoria, AZ

Sat Mar 07 2015, 3:07 PM - 6:03 PM EST

Att. 9,130 - Sunny - 79 F

livebaseballscorecards.com

AB	36
R	4
H	10
RBI	4
BB	1
SO	5
LOB	16

PITCHER		IP	WLS	BF	H	R	ER	SO	BB	IBB	HBP	BLK	WP	HR	S	P	ERA	WHIP
18 Hisashi Iwakuma, R ERA:	(1, 1)	2.0		6	0	0	0	0	0	0	0	0	0	0	16	22	0.00	0.000
52 Dominic Leone, R ERA:	(3, 1)	1.0		5	2	0	0	1	0	0	0	0	1	0	16	20	0.00	2.000
93 Trey Cochran-Gill, R ERA: 9.0	(4, 1)	1.0		4	1	1	1	0	0	0	0	0	0	1	8	11	9.00	1.000
73 David Rollins, L ERA:	(5, 1)	1.0		4	1	0	0	1	0	0	0	0	0	0	9	12	0.00	1.000
92 Emilio Pagán, R ERA: 9.0	(6, 1)	1.0	B	5	3	1	1	0	0	0	0	0	1	0	11	19	9.00	3.000

PITCHER		IP	WLS	BF	H	R	ER	SO	BB	IBB	HBP	BLK	WP	HR	S	P	ERA	WHIP
83 Paul Fry, L ERA:	(7, 1)	2.0		7	1	0	0	2	1	0	0	0	0	0	15	27	0.00	1.000
49 Justin Germano, R ERA: 3.86	(9, 1)	1.0	L	6	2	2	1	1	0	0	0	0	0	0	14	20	9.00	2.000

BOTTOM

Batter	1	2	3	4	5	6	7	8	9	AB	R	H	RBI	BB	SO	LOB
16 Austin Jackson, R (1, 8) OBP: 0.400, SLG: 0.400 9 Endy Chavez, L (6, 8)	B C C B B X 3-2 7 G3-6-3 1B	C B 1 SAFE F X 1-2 ③ FC6-4 1-2f	C B B B B 4-1 7 CS BB F B B F X 2-2 ③ G1-3	C B X 1-1 ③ L4	2 0 1 0 0 0 1 2 0 0 0 1 0 2											
7 Seth Smith, L (1, 9) 84 Gabriel Guerrero, R (7, 9) OBP: 1.000, SLG: 3.000	C B X 1-1 ①② G3-6-3 1-2f	F X 0-1 ① G6-3	1 SAFE B T B F F B X 3-2 ①② G1-3 1-2	S X 0-1 77 1B 3B	3 0 0 0 0 0 0 2 1 1 1 0 0 0 0											
22 Robinson Canó, L (1, 4) OBP: 0.400, SLG: 0.600 81 Chris Mariscal, R (5, 4) OBP: 1.000, SLG: 1.000	B X 1-0 ③ G6-3	C B X 1-1 ② G4-3	B X 1-0 23 1B 1B	C B B S B B 4-2 70 FC6-4 77 1B BB	2 0 0 0 0 0 0 1 0 1 0 1 0 0											
23 Nelson Cruz, R (1, 10) OBP: 0.500, SLG: 1.000 77 Tyler Marlette, R (6, PR) OBP: 1.000, SLG: 1.000 (7, 10)	X 0-0 ① G6-3	B B C F X 2-2 ③ F8	C D X 1-1 1-2 1B	X 0-0 70 FC6-4 1-2 3-H 1B	3 0 1 0 0 0 0 1 0 1 1 0 0 0											
25 Rickie Weeks Jr., R (1, 7) OBP: 0.200, SLG: 0.800 70 Julio Morban, L (6, 7)	B X 1-0 ② F8	C B X 1-1 HR	B C S B F X 2-2 ③ P5	C B S X 1-2 ① FC6-4 1-2f 2-3	2 1 1 1 0 0 0 2 0 0 0 0 0 4											
46 D.J. Peterson, R (1, 3) OBP: 0.333, SLG: 0.571	C C B X 1-2 ③ G1-3	B X 1-0 3 1B 2B	B T B X 2-1 ① P6	C S S 0-3 ② K	4 1 1 0 0 1 2											
3 Mike Zunino, R (1, 2) OBP: 0.600, SLG: 0.500 81 Marcus Littlewood, S (5, PR) 2 Jesús Sucre, R (6, 2) OBP: 0.250, SLG: 0.333	B S C X 1-2 ① P3	B B F S B F X 3-2 1 BLK 1 G4-3-2 2-H 1B	B S X 1-1 84 1B 1B	C F X 0-2 ③ G5-3	2 0 1 1 0 0 0 0 0 0 0 0 0 0 2 0 1 0 0 0 2											
67 Patrick Kivlehan, R (1, 5) OBP: 0.300, SLG: 0.600	B S B B S F F S 3-3 ② K	S B S C 1-3 ① K	B C C 1 SAFE F F F B S 2-3 ② K	C C F B F B S 2-3 ① K	4 0 0 0 0 4 2											
1 Chris Taylor, R (1, 6) OBP: 0.429, SLG: 1.143 84 Tyler Smith, R (6, 6) OBP: 0.500, SLG: 0.500	C B X 1-1 16 FC6-4 1B	1 SAFE F B F 1 SAFE X 1-2 ②③ G4-3-2 1-Hf	X 0-0 1-2 1B	C X 0-1 ② G3-1	2 0 1 0 0 0 1 2 0 1 0 0 0 0											
Inning Stats	R: 0 H: 1 E: 0 LOB: 0 K: 0 BB: 0 S: 6 P: 11	R: 0 H: 0 E: 0 LOB: 0 K: 0 BB: 0 S: 5 P: 7	R: 0 H: 1 E: 0 LOB: 1 K: 1 BB: 0 S: 13 P: 19	R: 0 H: 0 E: 0 LOB: 0 K: 0 BB: 0 S: 7 P: 10	R: 2 H: 3 E: 0 LOB: 1 K: 1 BB: 0 S: 13 P: 20	R: 0 H: 2 E: 0 LOB: 2 K: 0 BB: 1 S: 12 P: 23	R: 0 H: 2 E: 0 LOB: 2 K: 1 BB: 0 S: 14 P: 21	R: 1 H: 2 E: 0 LOB: 2 K: 1 BB: 1 S: 14 P: 19	R: 0 H: 0 E: 0 LOB: 0 K: 1 BB: 0 S: 9 P: 12	1B: 8 SF: 0 2B: 2 SAC: 0 3B: 1 DP: 2 HR: 1 HBP: 0						

PITCHER	IP	WLS	BF	H	R	ER	SO	BB	IBB	HBP	BLK	WP	HR	S	P	ERA	WHIP
55 Josh Collmenter, R (1, 1) ERA:	2.0		6	1	0	0	0	0	0	0	0	0	0	11	18	0.00	0.500
40 Andrew Chafin, L (3, 1) ERA: 9.0	2.0		10	4	2	2	1	0	0	0	0	0	1	27	41	9.00	2.000
Gabriel Arias, R (5, 1) ERA:	1.0		2	0	0	0	1	0	0	0	1	0	0	6	8	0.00	0.000
67 Tim Crabbe, R (6, 1) ERA:	1.2		9	4	0	0	1	1	0	0	0	0	0	23	39	0.00	3.000
47 Dan Runzler, L (7, 1) ERA: 11.57	1.1	W	7	2	1	1	1	1	0	0	0	0	0	17	24	6.75	2.250

PITCHER	IP	WLS	BF	H	R	ER	SO	BB	IBB	HBP	BLK	WP	HR	S	P	ERA	WHIP
Jeremy Accardo, R (9, 1) ERA:	1.0	S	3	0	0	0	1	0	0	0	0	0	0	9	12	0.00	0.000

Arizona Diamondbacks @ Seattle Mariners

Peoria Stadium, Peoria, AZ

Sat Mar 07 2015, 3:07 PM - 6:03 PM EST

Att. 9,130 - Sunny - 79 F

livebaseballscorecards.com

AB	35
R	3
H	11
RBI	3
BB	2
SO	5
LOB	16

1B: 8	SF: 0	WP: 0	PA: 37
2B: 2	SAC: 0	PB: 0	
3B: 1	DP: 2	SB: 0	
HR: 1	HBP: 0	CS: 1	

Arizona Diamondbacks @ San Francisco Giants

Scottsdale Stadium, Scottsdale, AZ

Sun Mar 08 2015, 7:02 PM - 7:06 PM EDT

Att. 10,291 - Sunny - 76 F

TOP

livebaseballscorecards.com

Batter	1	2	3	4	5	6	7	8	9	AB	R	H	RBI	BB	SO	LOB
5 Ender Inciarte, L (1, 8) OBP: 0.444, SLG: 0.375	1-0 19 2B 6 SF8 1B	0-0 G3-4-3 1-2		0-0 19 E 74 1B 1B		0-0 6 1B E 1B	0-3 K		0-3 K	3	2	2	0	0	0	1
1 Mike Freeman, L (4, 8) OBP: 0.333, SLG: 0.333										3	1	1	0	0	2	1
19 Jake Lamb, L (1, 5) OBP: 0.308, SLG: 0.200	0-0 7 F9 1-3 2B		4-0 2 WP 2 2B BB	0-0 E6 74 1B 6 1B 1-3		0-0 F8 1	0-0 74 G5-3 2-H 3B		0-3 K 3	3	2	1	0	1	0	2
75 Jamie Romak, R (6, 5) OBP: 0.625, SLG: 1.143										2	1	1	1	0	1	0
2 Aaron Hill, R (1, 4) OBP: 0.375, SLG: 0.429	4-0 BB		1-0 6 G4-3 7 SF9 1-H 2B	0-0 6 1B 7 PB 1-3 3-H 1B		0-0 F8 2	0-0 G5-3 2 3-H			1	1	1	1	1	0	0
74 Walter Ibarra, S (4, PH) OBP: 0.500, SLG: 0.500										3	1	1	2	0	0	1
(4, 4)																
7 Ryan Gebhardt, R (9, 4)										0	0	0	0	0	0	0
6 David Peralta, L (1, 7) OBP: 0.500, SLG: 0.429	0-0 SF8 1 3-H		0-0 G4-3 1 2-3	0-0 7 PB 7 1B 1-3 3-H 1B		0-0 E 1-3 1B	0-3 K 3			3	1	2	2	0	0	1
28 Nick Evans, R (6, 3) OBP: 0.286, SLG: 0.333										1	0	0	0	0	1	0
7 Cody Ross, R (1, 10) OBP: 0.250, SLG: 0.286	0-0 F9 2 2-3		0-0 SF9 2 3-H	1-0 79 G3 1-H 3-H 1B		0-0 E6 60 G3 79 BB 1-3 3-H		0-0 F7 1		2	0	1	2	0	0	2
Zach Borenstein, L (6, PH)										2	0	0	0	0	0	1
(6, 10)																
79 Danny Dorn, L (1, 3)	0-3 K 3		0-0 G3 3	0-0 G3 3 1-2		4-0 60 G3 1-2 BB		0-0 60 G3-1 1B		4	0	1	0	1	1	3
OBP: 0.429, SLG: 0.667																
(6, 7)																
18 Gerald Laird, R (1, 2) OBP: 0.600, SLG: 1.000		0-3 K 1		0-0 77 G4-3 3B	0-0 F9 1	0-0 G3 3 1-2 2-3		0-0 G3-1 2 1-2		3	1	1	0	0	1	0
60 Blake Lalli, L (5, 2) OBP: 0.500, SLG: 0.667										2	0	0	0	0	0	4
73 Mark Thomas, R (8, 2) OBP: 1.000, SLG: 1.000										0	0	0	0	0	0	0
77 Nick Buss, L (1, 9) OBP: 0.231, SLG: 0.167		0-3 K 2		0-0 G4-3 1 3-H	0-0 F8 2		0-0 E7 13 2B	0-0 G5-3 3		4	1	0	1	0	1	0
26 Mitch Haniger, R (8, PH)										1	0	0	0	0	0	1
(8, 9)																
13 Nick Ahmed, R (1, 6) OBP: 0.333, SLG: 0.444		0-0 5 G3-4-3 1B		0-0 F9 2	0-0 G5-3 3		0-0 75 3B 2-H 2B		0-0 F9 1	4	1	2	1	0	0	0
33 Cody Ransom, R (7, 6)										1	0	0	0	0	0	0

	AB	42
	R	12
	H	14
	RBI	10
	BB	3
	SO	7
	LOB	17

Inning Stats	1	2	3	4	5	6	7	8	9
	R: 1 H: 2 E: 0 LOB: 2 K: 1 BB: 1 S: 7 P: 12	R: 0 H: 1 E: 0 LOB: 1 K: 2 BB: 0 S: 8 P: 8	R: 2 H: 1 E: 0 LOB: 0 K: 0 BB: 1 S: 4 P: 9	R: 5 H: 5 E: 1 LOB: 1 K: 0 BB: 0 S: 9 P: 10	R: 0 H: 0 E: 0 LOB: 0 K: 0 BB: 0 S: 3 P: 3	R: 1 H: 2 E: 1 LOB: 3 K: 0 BB: 1 S: 6 P: 10	R: 3 H: 2 E: 1 LOB: 0 K: 2 BB: 0 S: 10 P: 10	R: 0 H: 1 E: 0 LOB: 1 K: 0 BB: 0 S: 4 P: 4	R: 0 H: 0 E: 0 LOB: 0 K: 2 BB: 0 S: 7 P: 7

1B: 9 SF: 2
2B: 3 SAC: 0
3B: 2 DP: 0
HR: 0 HBP: 0

WP: 1 PA: 47
PB: 1
SB: 0
CS: 0

PITCHER		IP	WLS	BF	H	R	ER	SO	BB	IBB	HBP	BLK	WP	HR	S	P	ERA	WHIP
22 Jake Peavy, R ERA: 9.0	(1, 1)	2.0	L	10	3	1	1	3	1	0	0	0	0	0	15	20	4.50	2.000
67 Curtis Partch, R ERA: 10.13	(3, 1)	1.2		11	4	6	3	0	1	0	0	0	1	0	10	15	16.20	3.000
41 Jeremy Affeldt, L ERA: 2.7	(4, 1)	1.1		6	2	1	0	0	0	0	0	0	0	0	6	7	0.00	1.500
38 Brett Bochy, R ERA:	(6, 1)	0.2		6	2	1	0	0	1	0	0	0	0	0	5	9	0.00	4.500
72 Steven Okert, L ERA: 3.86	(6, 1)	1.1		7	2	3	1	2	0	0	0	0	0	0	11	11	6.75	1.500

PITCHER		IP	WLS	BF	H	R	ER	SO	BB	IBB	HBP	BLK	WP	HR	S	P	ERA	WHIP
70 George Kontos, R ERA: 3.0	(8, 1)	1.0		4	1	0	0	0	0	0	0	0	0	0	4	4	0.00	1.000
51 Erik Cordier, R ERA:	(9, 1)	1.0		3	0	0	0	2	0	0	0	0	0	0	7	7	0.00	0.000

BOTTOM

Arizona Diamondbacks @ San Francisco Giants
Scottsdale Stadium, Scottsdale, AZ
Sun Mar 08 2015, 7:02 PM - 7:06 PM EDT
Att. 10,291 - Sunny - 76 F

livebaseballscorecards.com

Batter	1	2	3	4	5	6	7	8	9	AB	R	H	RBI	BB	SO	LOB
23 Norichika Aoki, L (1, 9) OBP: 0.333, SLG: 0.111 82 Elliott Blair, R (7, 9) OBP: 1.000, SLG: 1.000	F7		HBP	G3	G5-3	BB	1B	45 1B, 79 1B, 81 FC6-4, 1B		1 1	0 1	0 1	0 0	1 0	0 0	0 0
12 Joe Panik, L (1, 4) 79 Juan Ciriaco, R (7, 6) OBP: 1.000, SLG: 1.000 (8, 4)	F7		L6-4	F8	G5-3	L8	L4	81 FC6-4, 45 1B, 1B		3 1	0 0	0 1	0 1	0 0	0 0	3 0
45 Travis Ishikawa, L (1, 3) OBP: 0.583, SLG: 0.700	1B			G3		K	F9	81 FC6-4, 1B		4	0	2	0	0	1	1
14 Casey McGehee, R (1, 5) OBP: 0.400, SLG: 0.333 81 Mitch Delfino, R (5, 5) OBP: 0.667, SLG: 0.500	F9	G4-3		G5-3		1B	P3	FC6-4	K	2 2	0 0	0 1	0 1	0 0	0 0	1 2
35 Brandon Crawford, L (1, 10) OBP: 0.100, SLG: 0.300 80 Brandon Bednar, R (8, PH) (9, 10)		F8		F8	G5-3		P3	K		3 1	0 0	0 0	0 0	0 0	0 1	1 2
43 Justin Maxwell, R (1, 8) 77 Darren Ford, R (6, 8)		F8			G5-3		L4		K	2 2	0 0	0 0	0 0	0 0	0 1	0 1
34 Andrew Susac, R (1, 2) OBP: 0.222, SLG: 0.250 78 Ty Ross, R (7, 2)		K			K		F9		L7	2 2	0 0	0 0	0 0	0 0	2 0	0 1
47 Jarrett Parker, L (1, 7) OBP: 0.455, SLG: 0.500 84 Daniel Carbonell, R (7, 7) OBP: 0.111, SLG: 0.500			12 L6-4, 23 HBP, 1B		G3			K	K	2 2	0 0	1 0	0 0	0 0	0 2	0 0
50 Matt Duffy, R (1, 6) OBP: 0.333, SLG: 0.750 (7, 4) 82 Christian Arroyo, R (8, 6) OBP: 0.800, SLG: 1.000			K			F8		82 1B, 79 1B, 1B		2 1	0 1	0 1	0 0	0 0	1 0	1 0
Inning Stats	R: 0 E: 0 K: 0 S: 4 H: 1 LOB: 1 BB: 0 P: 4	R: 0 E: 0 K: 1 S: 5 H: 0 LOB: 0 BB: 0 P: 5	R: 0 E: 0 K: 1 S: 5 H: 1 LOB: 1 BB: 0 P: 6	R: 0 E: 0 K: 0 S: 3 H: 0 LOB: 0 BB: 0 P: 3	R: 0 E: 0 K: 1 S: 5 H: 0 LOB: 0 BB: 0 P: 5	R: 0 E: 0 K: 1 S: 5 H: 0 LOB: 1 BB: 1 P: 9	R: 0 E: 0 K: 0 S: 4 H: 1 LOB: 1 BB: 0 P: 4	R: 2 E: 0 K: 2 S: 11 H: 4 LOB: 2 BB: 0 P: 11	R: 0 E: 0 K: 2 S: 7 H: 0 LOB: 0 BB: 0 P: 7	1B: 7 2B: 1 3B: 0 HR: 0 SF: 0 SAC: 0 DP: 1 HBP: 1						

AB	33
R	2
H	7
RBI	2
BB	1
SO	8
LOB	13

WP: 0 PB: 0 SB: 0 CS: 0 PA: 35

PITCHER	IP	WLS	BF	H	R	ER	SO	BB	IBB	HBP	BLK	WP	HR	S	P	ERA	WHIP
58 Jeremy Hellickson, R (1, 1) ERA:	2.0	W	7	1	0	0	1	0	0	0	0	0	0	9	9	0.00	0.500
59 Oliver Pérez, L (3, 1) ERA:	1.0	H	4	1	0	0	1	0	0	1	0	0	0	5	6	0.00	1.000
65 A.J. Schugel, R (4, 1) ERA:	2.0		6	0	0	0	1	0	0	0	0	0	0	8	8	0.00	0.000
80 Justin Marks, L (6, 1) ERA:	2.0		8	1	0	0	1	1	0	0	0	0	0	9	13	0.00	1.000
Bradin Hagens, R (8, 1) ERA: 18.0	1.0		7	4	2	2	2	0	0	0	0	0	0	11	11	18.00	4.000

PITCHER	IP	WLS	BF	H	R	ER	SO	BB	IBB	HBP	BLK	WP	HR	S	P	ERA	WHIP
11 Seth Simmons, R (9, 1) ERA:	1.0		3	0	0	0	2	0	0	0	0	0	0	7	7	0.00	0.000

Batter	1	2	3	4	5	6	7	8	9	AB	R	H	RBI	BB	SO	LOB
56 Gary Brown, R (1, 8) OBP: 0.357, SLG: 0.615	L6		7 3B 1B	F9			87 G6-4-3 1B		G5-3	3	1	1	0	0	0	2
81 Ryan Lollis, L (6, 7) OBP: 0.500, SLG: 0.500										2	0	1	0	0	0	0
7 Grégor Blanco, L (1, 7) OBP: 0.444, SLG: 0.625	F8		9 1B 3B	BB			G6-4-3		G4-3	2	1	1	1	1	0	0
87 Brett Jackson, L (6, 9)										2	0	0	0	0	0	1
9 Brandon Belt, L (1, 3) OBP: 0.538, SLG: 0.545	K		2 2B 1B	F7			37 FC6-4 1B			4	1	2	1	0	1	3
80 Kelby Tomlinson, R (7, PR) (7, 4)										0	0	0	0	0	0	0
37 Adam Duvall, R (1, 5) OBP: 0.250, SLG: 0.400		G6-3	F8		K		FC6-4			4	0	0	0	0	1	2
(7, 3)																
2 Juan Carlos Perez, R (1, 9) OBP: 0.364, SLG: 0.545		83 G3 83 S 1B	1-H 2B		F8			K		4	0	2	1	0	1	0
(6, 8)																
83 Mac Williamson, R (1, 10) OBP: 0.333, SLG: 0.667		1-3 G3	G4-3		K				21 G6-3 3B	4	1	1	0	0	1	2
21 Brandon Hicks, R (1, 4) OBP: 0.300, SLG: 0.250		F9		F8		K		G6-3		4	0	0	1	0	1	1
(7, 5)								3-H								
82 Ydwin Villegas, R (8, 5)										0	0	0	0	0	0	0
6 Guillermo Quiroz, R (1, 2) OBP: 0.286, SLG: 0.714			HR	E5 7 BB 1 1B			F7			3	1	1	1	0	0	0
77 Aramis Garcia, R (6, 2)								G5-3		1	0	0	0	0	0	0
1 Ehire Adrianza, S (1, 6) OBP: 0.357, SLG: 0.182			F9	7 BB 1-2 1B			K		P5	3	0	1	0	0	1	0
66 Carlos Triunfel, R (6, 6) OBP: 0.200, SLG: 0.200										1	0	0	0	0	0	0
Inning Stats	R: 0 E: 0 K: 1 S: 11 H: 0 LOB: 0 BB: 0 P: 16	R: 0 E: 0 K: 0 S: 13 H: 1 LOB: 1 BB: 0 P: 19	R: 4 E: 0 K: 0 S: 17 H: 5 LOB: 1 BB: 0 P: 24	R: 0 E: 1 K: 0 S: 14 H: 1 LOB: 3 BB: 1 P: 21	R: 0 E: 0 K: 2 S: 8 H: 0 LOB: 0 BB: 0 P: 10	R: 0 E: 0 K: 2 S: 8 H: 0 LOB: 0 BB: 0 P: 10	R: 0 E: 0 K: 0 S: 8 H: 2 LOB: 1 BB: 0 P: 10	R: 1 E: 0 K: 1 S: 9 H: 1 LOB: 0 BB: 0 P: 13	R: 0 E: 0 K: 0 S: 5 H: 0 LOB: 0 BB: 0 P: 5	1B: 6 2B: 1 3B: 2 HR: 1	SF: 0 SAC: 0 DP: 1 HBP: 0						

TOP

San Francisco Giants @ Arizona Diamondbacks

Salt River Fields at Talking Stick, Scottsdale, AZ

Sun Mar 08 2015, 7:13 PM - 7:20 PM EDT

Att. 12,976 - Sunny - 76 F

livebaseballscorecards.com

AB	37
R	5
H	10
RBI	5
BB	1
SO	6
LOB	11

WP: 0 PB: 0 SB: 2 CS: 0 PA: 38

PITCHER		IP	WLS	BF	H	R	ER	SO	BB	IBB	HBP	BLK	WP	HR	S	P	ERA	WHIP
41 Daniel Hudson, R ERA:	(1, 1)	2.0		7	1	0	0	1	0	0	0	0	0	0	24	35	0.00	0.500
32 Yoan López, R ERA: 21.6	(3, 1)	1.2	W	12	6	4	4	0	0	0	0	0	0	1	25	34	21.60	3.600
Andrew Barbosa, L ERA:	(4, 1)	0.1	H	2	0	0	0	0	1	0	0	0	0	0	6	11	0.00	3.000
56 JC Ramírez, R ERA:	(5, 1)	2.0	H	6	0	0	0	4	0	0	0	0	0	0	16	20	0.00	0.000
50 Evan Marshall, R ERA: 4.5	(7, 1)	1.0		4	2	0	0	0	0	0	0	0	0	0	8	10	0.00	2.000

PITCHER		IP	WLS	BF	H	R	ER	SO	BB	IBB	HBP	BLK	WP	HR	S	P	ERA	WHIP
Julio DePaula, R ERA: 6.75	(8, 1)	1.0		4	1	1	1	1	0	0	0	0	0	0	9	13	9.00	1.000
31 RJ Hively, R ERA:	(9, 1)	1.0		3	0	0	0	0	0	0	0	0	0	0	5	5	0.00	0.000

BOTTOM

San Francisco Giants @ Arizona Diamondbacks
Salt River Fields at Talking Stick, Scottsdale, AZ
Sun Mar 08 2015, 7:13 PM - 7:20 PM EDT
Att. 12,976 - Sunny - 76 F

livebaseballscorecards.com

Batter	1	2	3	4	5	6	7	8	9	AB	R	H	RBI	BB	SO	LOB
11 AJ Pollock, R (1, 8) OBP: 0.300, SLG: 0.222	C B B B X 3-1 44 S 68 G3-1 44 1B 1B		B B X 2-0 G6-3 ①	B B B 4-0 BB	X 0-0 68 FC6-4 1-2 1B		B F D X 2-1 F7 ③			3	1	2	0	1	0	0
6 Evan Marzilli, L (6, 8)										1	0	0	0	0	0	1
68 Sócrates Brito, L (1, 9) OBP: 0.231, SLG: 0.167	B X 1-0 G3-1 ① 1-2		L C S 0-3 K ②	F B S S X 1-2 G5-3 ③	C X 0-1 FC6-4 ② 1-2f 2-3			F X 0-1 31 BB 34 WP 1B		5	0	1	0	0	1	6
44 Paul Goldschmidt, R (1, 3) OBP: 0.625, SLG: 0.667	B D F S X 2-2 15 L1-3 2-H 1B		B B C S B B 4-1 15 HR BB		1-1 24 3B 2B 1-3 K ③			B C D C B B 4-2 31 BB 1-2 BB		2	1	2	1	1	0	0
34 Rudy Flores, L (5, PR) (6, 3)										1	1	0	0	1	1	3
15 Mark Trumbo, R (1, 10) OBP: 0.444, SLG: 1.333	1 SAFE C D X 1-1 L1-3 ② ③ 1-1		1 SAFE B B B C X 3-1 1-H HR		F S B F S 1-3 K ①	C X 0-1 G5-3 ①		B X 1-0 F6 ①		3	1	1	2	0	1	2
9 Tuffy Gosewisch, R (6, PH) OBP: 0.286, SLG: 0.286										2	0	0	0	0	0	2
(7, 10)																
24 Yasmany Tomás, R (1, 5) OBP: 0.125, SLG: 0.313		X 0-0 G6-3 ①	B B C B B S F F F S 3-3 K ③		F X 0-1 62 1B 2-H 3B	X 0-0 G4-3 ②		B B C B F B 4-2 23 G6-4-3 1-2 2-3 BB		4	1	1	1	0	1	0
31 Jordan Pacheco, R (7, 5) OBP: 0.429, SLG: 0.400										0	0	0	0	1	0	0
72 Peter O'Brien, R (1, 2) OBP: 0.545, SLG: 0.444	C B F B X 2-2 62 HR 1B			T F X 0-2 G5-3 ①	B B B 4-0 62 1B 76 2B BB	B B C B F X 3-2 P3 ③		B F F D X 2-2 G6-4-3 ② ③ 1-2f		2	2	1	0	1	0	0
23 Óscar Hernández, R (6, 2) OBP: 0.167, SLG: 0.167										2	0	0	0	0	0	3
62 Brandon Drury, R (1, 4) OBP: 0.556, SLG: 1.167	X 0-0 1-H HR			B B B B 4-0 8 G5-3 76 1B BB	T B X 1-1 76 2B 1-3 3-H 1B		F B F F F B F X 2-2 G4-3 ①			2	2	2	3	1	0	0
4 Domingo Leyba, S (7, 4)										1	0	0	0	0	0	0
76 Danny Worth, R (1, 6) OBP: 0.333, SLG: 0.444	C B X 1-1 G5-3 ②			B 1 SAFE 1 SAFE B C F 1 SAFE B X 3-2 8 G5-3 1-2 1B	D S B 3 SAFE B B C X 3-2 8 1B 2-H 3-H 2B	X 0-0 P6 ②				3	1	2	2	0	0	0
Sergio Alcántara, S (7, 6)										1	0	0	0	0	0	0
8 Ben Francisco, R (1, 7) OBP: 0.167, SLG: 0.167	C X 0-1 F9 ③			C X 0-1 G5-3 ② 1-2 2-3	B D F X 2-1 68 FC6-4 11 1B 2-H 1B	C F B B X 2-2 2B				3	0	1	1	0	0	2
Breland Almadova, R (7, 7) OBP: 1.000, SLG: 2.000										1	0	1	0	0	0	0

	AB	36
	R	10
	H	14
	RBI	10
	BB	6
	SO	4
	LOB	19

Inning Stats	1	2	3	4	5	6	7	8	9
	R: 1 E: 0 K: 0 S: 8	H: 2 LOB: 0 BB: 0 P: 15	R: 2 E: 0 K: 0 S: 9	H: 2 LOB: 0 BB: 0 P: 12	R: 2 E: 0 K: 2 S: 13	H: 1 LOB: 0 BB: 1 P: 25	R: 0 E: 0 K: 0 S: 11	H: 1 LOB: 3 BB: 2 P: 23	R: 5 E: 0 K: 2 S: 21	H: 6 LOB: 3 BB: 1 P: 36	R: 0 E: 0 K: 0 S: 6	H: 0 LOB: 0 BB: 0 P: 9	R: 0 E: 0 K: 0 S: 12	H: 1 LOB: 1 BB: 0 P: 18	R: 0 E: 0 K: 0 S: 11	H: 1 LOB: 2 BB: 2 P: 22

| | | | | | | | | | | | | | | | |

Batter	1	2	3	4	5	6	7	8	9	AB	R	H	RBI	BB	SO	LOB
11 AJ Pollock, R (1, 8) OBP: 0.462, SLG: 0.417 77 Nick Buss, L (5, 9) OBP: 0.200, SLG: 0.143 (7, 8)	0-0 5 FC1-6 1B		0-0 44 WP 5 G3 1B		0-0 5 1B 44 SF9 1B		0-0 G3-1		0-3 K 1-2	3 2	1 0	3 0	0 0	0 0	0 1	0 1
5 Ender Inciarte, L (1, 9) (5, 8) OBP: 0.385, SLG: 0.333 68 Sócrates Brito, L (7, 9) OBP: 0.214, SLG: 0.154	0-0 FC1-6 44 BLK 1-2f		0-0 G3 1-2		0-0 1-3 1B		0-0 G3-1		0-3 K	4 1	0 0	1 0	0 0	0 0	0 1	2 1
44 Paul Goldschmidt, R (1, 3) OBP: 0.455, SLG: 0.500 28 Nick Evans, R (5, 3) OBP: 0.333, SLG: 0.375	SSS 0-3 K 1-2		B SSS 1-3 K 2-3		0-0 SF9 3-H			0-0 8 G6-3 79 F7 76 1B 1B	0-3 K	2 2	0 1	0 1	1 0	0 0	2 1	2 1
6 David Peralta, L (1, 7) OBP: 0.385, SLG: 0.300 79 Danny Dorn, L (5, 7) OBP: 0.400, SLG: 0.615	0-0 G4-3		0-0 P6		0-0 F7			0-0 F7 1-2		3 1	0 0	0 0	0 0	0 0	0 0	3 1
72 Peter O'Brien, R (1, 10) OBP: 0.429, SLG: 0.333 8 Ben Francisco, R (8, PH) OBP: 0.143, SLG: 0.143 (8, 10)		SSS 0-3 K		0-0 G6-3		0-0 P6		0-0 G6-3 2-3		3 1	0 0	0 0	0 0	0 0	1 0	0 1
62 Brandon Drury, R (1, 4) OBP: 0.583, SLG: 1.111 76 Danny Worth, R (7, 4) OBP: 0.400, SLG: 0.500		0-0 31 F9 9 1B 2B		0-0 1B		SSS 0-3 K		0-0 75 E 3-H 1B		3 1	1 0	2 1	0 1	0 0	1 0	0 0
31 Jordan Pacheco, R (1, 5) OBP: 0.400, SLG: 0.286 75 Jamie Romak, R (6, 5) OBP: 0.556, SLG: 1.000	0-0 F9 2-3		0-0 F9		H 1-0 HBP			0-0 E5 73 FC4 1-2		2 1	0 0	0 0	0 0	0 0	0 0	2 1
9 Tuffy Gosewisch, R (1, 2) OBP: 0.300, SLG: 0.300 73 Mark Thomas, R (7, 2) OBP: 0.500, SLG: 0.500	0-0 3-H 1B		CCC 0-3 K			0-0 F8		0-0 FC4 1-2f		3 1	0 0	1 0	1 0	0 0	1 0	2 2
13 Nick Ahmed, R (1, 6) OBP: 0.250, SLG: 0.333 74 Walter Ibarra, S (7, 6) OBP: 0.556, SLG: 0.500	SSS 0-3 K				0-0 G1-3		0-0 G3		BBBB 4-0 77 S BB	3 0	0 0	0 0	0 0	0 1	1 0	1 0
Inning Stats	R: 0 E: 0 K: 1 S: 6 H: 1 LOB: 1 BB: 0 P: 6	R: 1 E: 0 K: 2 S: 9 H: 2 LOB: 1 BB: 0 P: 9	R: 0 E: 0 K: 1 S: 6 H: 1 LOB: 1 BB: 0 P: 7	R: 0 E: 0 K: 1 S: 6 H: 1 LOB: 1 BB: 0 P: 6	R: 1 E: 0 K: 0 S: 5 H: 2 LOB: 1 BB: 0 P: 5	R: 0 E: 0 K: 1 S: 5 H: 0 LOB: 1 BB: 0 P: 6	R: 0 E: 0 K: 0 S: 3 H: 0 LOB: 0 BB: 0 P: 3	R: 1 E: 1 K: 0 S: 6 H: 2 LOB: 2 BB: 0 P: 6	R: 0 E: 0 K: 3 S: 9 H: 0 LOB: 1 BB: 1 P: 13	1B: 8 2B: 1 3B: 0 HR: 0 SF: 1 SAC: 0 DP: 0 HBP: 1						

PITCHER		IP	WLS	BF	H	R	ER	SO	BB	IBB	HBP	BLK	WP	HR	S	P	ERA	WHIP
62 Jose Quintana, L ERA: 2.25	(1, 1)	2.0		9	3	1	1	3	0	0	0	1	0	0	15	15	4.50	1.500
30 David Robertson, R ERA:	(3, 1)	1.0		4	1	0	0	1	0	0	0	0	1	0	6	7	0.00	1.000
46 Brad Penny, R ERA: 4.5	(4, 1)	2.0		9	3	1	1	1	0	0	0	0	0	0	11	11	4.50	1.500
34 Matt Albers, R ERA:	(6, 1)	1.0		4	0	0	0	1	0	0	1	0	0	0	5	6	0.00	0.000
63 Jairo Asencio, R ERA:	(7, 1)	1.0		3	0	0	0	0	0	0	0	0	0	0	3	3	0.00	0.000

PITCHER		IP	WLS	BF	H	R	ER	SO	BB	IBB	HBP	BLK	WP	HR	S	P	ERA	WHIP
33 Zach Duke, L ERA: 13.5	(8, 1)	1.0		6	2	1	1	0	0	0	0	0	0	0	6	6	9.00	2.000
39 Maikel Cleto, R ERA:	(9, 1)	1.0		4	0	0	0	3	1	0	0	0	0	0	9	13	0.00	1.000

TOP

Arizona Diamondbacks @ Chicago White Sox

Camelback Ranch, Glendale, AZ

Mon Mar 09 2015, 7:20 PM - 7:20 PM EDT

Att. 5,148 - Sunny - 83 F

livebaseballscorecards.com

AB	36
R	3
H	9
RBI	3
BB	1
SO	9
LOB	20

WP: 1 PA: 39
PB: 0
SB: 1
CS: 0

Batter	1	2	3	4	5	6	7	8	9	AB	R	H	RBI	BB	SO	LOB
64 Emilio Bonifácio, S (1, 8) 75 Trayce Thompson, R (6, 8) OBP: 0.286, SLG: 0.333 20 JB Shuck, L (9, PH) OBP: 0.444, SLG: 0.375	G3		P5		F7		SF9 3-H		85 E 1B	3 0 1	0 0 0	0 0 1	0 1 0	0 0 0	0 0 0	1 0 0
10 Alexei Ramirez, R (1, 6) OBP: 0.455, SLG: 0.545 85 Juan Diaz, L (6, 6) OBP: 0.333, SLG: 0.625	53 G3 1B		G5-3		G4-6-3 1-2f		1-2 HR		SAFE G3 1-3	3 2	0 1	1 1	0 1	0 0	0 0	1 1
53 Melky Cabrera, S (1, 7) OBP: 0.273, SLG: 0.111 86 Courtney Hawkins, R (6, PR) OBP: 0.364, SLG: 0.636 (7, 7)	G3 1-2		25 1B BB			12 BB	K		F9	1 2	0 0	0 0	0 0	0 0	2 1	0 2
25 Adam LaRoche, L (1, 3) OBP: 0.182, SLG: 0.273 84 Dan Black, S (7, 3) OBP: 0.400, SLG: 0.250	K		1-3 1B			K		G3-1		3 1	0 0	1 0	0 0	0 0	2 0	2 0
27 Leury García, S (1, 9) OBP: 0.333, SLG: 0.333 77 Jared Mitchell, L (7, 9)	K	K	L4			F9		18 G5-3 BB		3 0	0 0	0 0	0 0	0 1	1 0	3 0
12 Conor Gillaspie, L (1, 5) OBP: 0.222, SLG: 0.125 18 Tyler Saladino, R (6, PR) OBP: 0.250, SLG: 0.250 (7, 5)	15 BB 1B	K				1-2 BB		G5-3 1-2		2 1	0 0	1 0	0 0	1 0	1 0	0 1
15 Gordon Beckham, R (1, 10) 70 Andy LaRoche, R (8, PH) (9, 10)	1-2 BB		G3-1		G1-3			G3-1		2 1	0 0	0 0	0 0	1 0	0 0	2 1
21 Tyler Flowers, R (1, 2) OBP: 0.286, SLG: 0.333 17 Adrian Nieto, S (7, PR) (8, 2)	K		G5-3				7 1B 75 SF9 2B		G6-3	3 1	0 1	1 1	0 0	0 0	1 0	2 0
5 Yolmer Sánchez, S (1, 4) OBP: 0.300, SLG: 0.300 7 Micah Johnson, L (6, 4) OBP: 0.417, SLG: 0.800	F8				10 G4-6-3 1B		85 CS 2-3 1B		HR	2 2	0 1	1 2	0 1	0 0	0 0	2 0
Inning Stats	R: 0 E: 0 K: 1 S: 6 H: 1 LOB: 1 BB: 0 P: 6	R: 0 E: 0 K: 2 S: 8 H: 1 LOB: 2 BB: 1 P: 12	R: 0 E: 0 K: 0 S: 4 H: 1 LOB: 2 BB: 1 P: 8	R: 0 E: 0 K: 1 S: 5 H: 0 LOB: 0 BB: 0 P: 5	R: 0 E: 0 K: 0 S: 3 H: 1 LOB: 0 BB: 0 P: 3	R: 0 E: 0 K: 1 S: 5 H: 0 LOB: 2 BB: 2 P: 13	R: 2 E: 0 K: 1 S: 8 H: 3 LOB: 1 BB: 0 P: 9	R: 0 E: 0 K: 0 S: 3 H: 0 LOB: 1 BB: 1 P: 7	R: 1 E: 1 K: 0 S: 5 H: 2 LOB: 1 BB: 0 P: 5	1B: 6 2B: 1 3B: 0 HR: 2 SF: 1 SAC: 0 DP: 1 HBP: 0						WP: 0 PB: 0 SB: 0 CS: 1 PA: 39	

PITCHER		IP	WLS	BF	H	R	ER	SO	BB	IBB	HBP	BLK	WP	HR	S	P	ERA	WHIP
57 Chase Anderson, R ERA:	(1, 1)	2.2		11	2	0	0	3	1	0	0	0	0	0	16	20	0.00	1.125
64 Will Locante, L ERA: 6.75	(3, 1)	0.1	H	3	1	0	0	0	1	0	0	0	0	0	2	6	0.00	6.000
12 Rubby De La Rosa, R ERA:	(4, 1)	3.0	H	11	1	0	0	2	2	0	0	0	0	0	13	21	0.00	1.000
70 Aaron Blair, R ERA: 4.5	(7, 1)	2.0	B	9	3	2	2	1	1	0	0	0	0	1	11	16	9.00	2.000
63 Enrique Burgos, R ERA: 4.5	(9, 1)	1.0	B	5	2	1	1	0	0	0	0	0	0	1	5	5	9.00	2.000

PITCHER	IP	WLS	BF	H	R	ER	SO	BB	IBB	HBP	BLK	WP	HR	S	P	ERA	WHIP

BOTTOM

Arizona Diamondbacks @ Chicago White Sox

Camelback Ranch, Glendale, AZ

Mon Mar 09 2015, 7:20 PM - 7:20 PM EDT

Att. 5,148 - Sunny - 83 F

livebaseballscorecards.com

AB	33
R	3
H	9
RBI	3
BB	5
SO	6
LOB	19

Arizona Diamondbacks @ Oakland Athletics

Hohokam Stadium, Mesa, AZ

Tue Mar 10 2015, 4:07 PM - 6:50 PM EDT

Att. 6,434 - Sunny - 86 F

livebaseballscorecards.com

TOP

Batter	1	2	3	4	5	6	7	8	9	AB	R	H	RBI	BB	SO	LOB
77 Nick Buss, L (1, 8) OBP: 0.263, SLG: 0.222 Breland Almadova, R (7, 8) OBP: 0.500, SLG: 1.000	0-0 2 FC6-4 1B	0-0 G4-3			0-0 1B		0-0 F8		0-0 G4-3	4 1	0 0	2 0	0 0	0 0	0 0	1 0
2 Aaron Hill, R (1, 4) OBP: 0.364, SLG: 0.400 62 Brandon Drury, R (6, 4) OBP: 0.500, SLG: 0.909 (7, 5)	0-0 FC6-4 1-2f		0-0 19 F9 15 WP 1B		0-3 K		0-3 K		0-3 K	3 2	0 0	1 0	0 0	0 0	1 2	2 0
15 Mark Trumbo, R (1, 9) OBP: 0.333, SLG: 1.000 68 Sócrates Brito, L (6, 9) OBP: 0.200, SLG: 0.143	0-3 K		1-3 K 1-2		0-0 F7		0-0 F7			3 1	0 0	0 0	0 0	0 0	2 0	3 0
19 Jake Lamb, L (1, 10) OBP: 0.353, SLG: 0.714	0-0 G4-3		0-0 F9 2-3			1-2 HR		1-1 HR		4	2	2	2	0	0	2
24 Yasmany Tomás, R (1, 5) OBP: 0.211, SLG: 0.500 4 Domingo Leyba, S (7, 4)		0-1 HR	0-3 K			4-0 7 2B 60 G6-3 BB		0-0 G6-3		2 1	2 0	1 0	1 0	1 0	1 0	1 0
7 Cody Ross, R (1, 7) OBP: 0.364, SLG: 0.600 75 Jamie Romak, R (6, PR) OBP: 0.500, SLG: 0.889 (6, 7)		0-0 79 G3 23 1B 2B		0-0 G6-3		0-0 1-3 2B		0-0 G5-3		3 1	1 0	2 0	0 0	0 0	0 0	0 0
79 Danny Dorn, L (1, 3) OBP: 0.333, SLG: 0.500 31 Jordan Pacheco, R (7, 3) OBP: 0.455, SLG: 0.500		0-0 G3 2-3		0-0 G1-3		0-0 F7		0-0 2B		3 1	0 0	0 1	0 0	0 0	0 0	3 0
23 Óscar Hernández, R (1, 2) OBP: 0.250, SLG: 0.250 60 Blake Lalli, L (4, 2) OBP: 0.333, SLG: 0.400		0-0 76 G6-3 3-H 1B		0-0 G4-3		0-0 3-H G6-3		0-0 G4-3		2 2	0 0	1 0	1 1	0 0	0 0	0 2
76 Danny Worth, R (1, 6) OBP: 0.308, SLG: 0.385 74 Walter Ibarra, S (7, 6) OBP: 0.500, SLG: 0.444		0-0 G6-3 1-2			0-0 G6-3	0-0 F9			0-0 G4-3	3 1	0 0	0 0	0 0	0 0	0 0	2 0

AB	37
R	5
H	10
RBI	5
BB	1
SO	6
LOB	16

Inning Stats										
	R: 0 E: 0 K: 1 S: 6	H: 1 LOB: 1 BB: 0 P: 6	R: 2 E: 0 K: 0 S: 7	H: 3 LOB: 1 BB: 0 P: 7	R: 0 E: 0 K: 2 S: 8	H: 1 LOB: 1 BB: 0 P: 9	R: 0 E: 0 K: 0 S: 3	H: 0 LOB: 0 BB: 0 P: 3	R: 0 E: 0 K: 1 S: 6	H: 1 LOB: 1 BB: 0 P: 6
	R: 2 E: 0 K: 0 S: 7	H: 2 LOB: 1 BB: 1 P: 12	R: 0 E: 0 K: 1 S: 5	H: 0 LOB: 0 BB: 0 P: 5	R: 1 E: 0 K: 0 S: 6	H: 2 LOB: 1 BB: 0 P: 7	R: 0 E: 0 K: 1 S: 5	H: 0 LOB: 0 BB: 0 P: 5	1B: 4 2B: 3 3B: 0 HR: 3	SF: 0 SAC: 0 DP: 0 HBP: 0
	WP: 1 PB: 0 SB: 0 CS: 0	PA: 38								

PITCHER		IP	WLS	BF	H	R	ER	SO	BB	IBB	HBP	BLK	WP	HR	S	P	ERA	WHIP
54 Sonny Gray, R ERA: 7.71	(1, 1)	2.1		12	5	2	2	2	0	0	0	0	1	1	17	18	7.71	2.143
73 Kevin Whelan, R ERA:	(3, 1)	0.2		2	0	0	0	1	0	0	0	0	0	0	4	4	0.00	0.000
75 Barry Zito, L ERA: 7.71	(4, 1)	2.2	H	12	3	2	2	1	1	0	0	0	0	1	15	20	6.75	1.500
58 Evan Scribner, R ERA: 2.7	(6, 1)	1.1	H	4	0	0	0	1	0	0	0	0	0	0	6	6	0.00	0.000
39 Eric O'Flaherty, L ERA: 4.5	(8, 1)	1.0	W	5	2	1	1	0	0	0	0	0	0	1	6	7	9.00	2.000

PITCHER		IP	WLS	BF	H	R	ER	SO	BB	IBB	HBP	BLK	WP	HR	S	P	ERA	WHIP
48 Ryan Cook, R ERA: 4.5	(9, 1)	1.0	S	3	0	0	0	1	0	0	0	0	0	0	5	5	0.00	0.000

BOTTOM

Arizona Diamondbacks @ Oakland Athletics

Hohokam Stadium, Mesa, AZ

Tue Mar 10 2015, 4:07 PM - 6:50 PM EDT

Att. 6,434 - Sunny - 86 F

livebaseballscorecards.com

Batter	1	2	3	4	5	6	7	8	9	AB	R	H	RBI	BB	SO	LOB
3 Craig Gentry, R (1, 9) OBP: 0.467, SLG: 0.500 77 Matt Olson, L (6, 3) OBP: 0.353, SLG: 0.385	BBBB 4-0 23 CS BB		BBBB 4-0 23 2B 18 SF8 BB	X 0-0 23 2B 2B		BBBB 4-0 23 G6-4-3 1-2 2-3 BB		BBBB 4-0 12 G6-4-3 BB		1 0	2 0	1 0	0 0	2 2	0 0	0 0
23 Sam Fuld, L (1, 8) OBP: 0.368, SLG: 0.412 12 Andy Parrino, S (7, 6) OBP: 0.294, SLG: 0.308	BX 1-0 ① 18 WP 18 1B 1-2 1B		X 0-0 18 SF8 17 2B 1-3 2B	X 0-0 2-H 2B		X 0-0 ②③ G6-4-3 1-2f		X 0-0 ②③ G6-4-3 1-2f		4 1	2 0	3 0	1 0	0 0	0 0	3 3
18 Ben Zobrist, S (1, 4) OBP: 0.500, SLG: 1.000 50 Max Muncy, L (6, 5) OBP: 0.500, SLG: 0.600	BX 1-0 17 1B 15 1B 1-H 1B		X 0-0 ① SF8 2-3 3-H	X 0-0 ③ F8			SSS 0-3 ① K			2 1	0 0	1 0	2 0	0 0	0 1	1 0
16 Billy Butler, R (1, 10) OBP: 0.214, SLG: 0.364	SSS 0-3 ② K		SSS 0-3 ② K2-3		X 0-0 ① G5-3		X 0-0 ② G6-3			4	0	0	0	0	2	2
17 Ike Davis, L (1, 3) OBP: 0.545, SLG: 0.600 25 Tyler Ladendorf, R (6, 4) OBP: 0.294, SLG: 0.412	X 0-0 15 1B 1-2 1B		X 0-0 3-H 2B		SSC 0-3 ② K		X 0-0 ③ G6-3			3 1	0 0	2 0	1 0	0 0	1 0	0 0
15 Brett Lawrie, R (1, 5) OBP: 0.182, SLG: 0.182 7 Jason Pridie, L (6, 9) OBP: 0.313, SLG: 0.571	X 0-0 ③ 1-2 2-H 1B		X 0-0 ③ L5		X 0-0 ③ F8			SSS 0-3 ① K		3 1	0 0	1 0	0 0	0 1	0 0	1 0
20 Mark Canha, R (1, 7) OBP: 0.300, SLG: 0.632 79 Alex Hassan, R (8, 7) OBP: 0.375, SLG: 0.333		SSS 0-3 ① K		BSX 1-1 HR		X 0-0 ① F9		H 1-0 67 BB 1 2B HBP		3 0	1 1	1 0	1 0	0 0	1 0	0 0
19 Josh Phegley, R (1, 2) OBP: 0.400, SLG: 0.700 67 Carson Blair, R (8, 2)		X 0-0 ② G6-3		X 0-0 ① F8		X 0-0 77 BB 28 E 1B		BBBB 4-0 1 2B 1-2 BB		3 0	0 0	1 0	0 0	0 1	0 0	0 0
28 Eric Sogard, L (1, 6) OBP: 0.231, SLG: 0.250 1 Billy Burns, S (7, 8) OBP: 0.400, SLG: 0.529		X 0-0 ③ G3		X 0-0 ② F8		X 0-0 E6 77 BB 1-2		X 0-0 1-3 2-H 2B		3 1	0 0	0 1	0 1	0 0	0 0	1 0
Inning Stats	R: 1 E: 0 K: 1 S: 7 H: 4 LOB: 2 BB: 1 P: 13	R: 0 E: 0 K: 1 S: 5 H: 0 LOB: 0 BB: 0 P: 5	R: 2 E: 0 K: 1 S: 7 H: 2 LOB: 1 BB: 1 P: 11	R: 2 E: 0 K: 0 S: 7 H: 3 LOB: 1 BB: 0 P: 8	R: 0 E: 0 K: 1 S: 5 H: 0 LOB: 0 BB: 0 P: 5	R: 0 E: 1 K: 0 S: 4 H: 1 LOB: 2 BB: 1 P: 8	R: 0 E: 0 K: 1 S: 5 H: 0 LOB: 0 BB: 0 P: 5	R: 1 E: 0 K: 1 S: 5 H: 1 LOB: 2 BB: 2 P: 14		1B: 5 2B: 5 3B: 0 HR: 1	SF: 1 SAC: 0 DP: 2 HBP: 1					

	AB	31
	R	6
	H	11
	RBI	6
	BB	5
	SO	6
	LOB	11

WP: 1 PB: 0 SB: 0 CS: 1 PA: 38

PITCHER		IP	WLS	BF	H	R	ER	SO	BB	IBB	HBP	BLK	WP	HR	S	P	ERA	WHIP
35 Trevor Cahill, R ERA: 2.25	(1, 1)	2.0		9	4	1	1	2	1	0	0	0	1	0	12	18	4.50	2.500
54 Vidal Nuño, L ERA: 10.8	(3, 1)	3.0	B	15	5	4	4	2	1	0	0	0	0	1	19	24	12.00	2.000
25 Archie Bradley, R ERA: 2.08	(6, 1)	2.1	L	11	1	1	1	2	2	0	1	0	0	0	12	21	3.86	1.286
45 Matt Reynolds, L ERA:	(8, 1)	0.2		3	1	0	0	0	1	0	0	0	0	0	2	6	0.00	3.000

PITCHER	IP	WLS	BF	H	R	ER	SO	BB	IBB	HBP	BLK	WP	HR	S	P	ERA	WHIP

Los Angeles Angels @ Arizona Diamondbacks

Salt River Fields at Talking Stick, Scottsdale, AZ

Wed Mar 11 2015, 4:11 PM - 7:11 PM EDT

Att. 11,796 - Partly Cloudy - 80 F

livebaseballscorecards.com

TOP

Batter	1	2	3	4	5	6	7	8	9	AB	R	H	RBI	BB	SO	LOB
56 Kole Calhoun, L (1, 9) OBP: 0.385, SLG: 0.273	B F F B B B 4-2 5 1B 6 FC6-4 BB	F X 0-1 ③ F7			C B F S 1-3 ③ K		D S B X 2-1 ③ G4-3		C X 0-1 1-3 2-H 2B	2	1	0	0	1	1	0
8 Taylor Featherston, R (6, 6) OBP: 0.417, SLG: 0.500										2	0	1	1	0	0	3
27 Mike Trout, R (1, 8) OBP: 0.462, SLG: 0.636	C X 0-1 ① L9		F X 0-1 ① G3-1			C F B B F B C 3-3 ① K		X 0-0 ① B1-3	B B X 2-0 ② F7	3	0	0	0	1	1	1
75 Kyle Kubitza, L (6, 5) OBP: 0.167, SLG: 0.167										2	0	0	0	0	0	3
5 Albert Pujols, R (1, 3) OBP: 0.462, SLG: 0.462	B C 1 SAFE F X 1-2 6 FC6-4 1-3 1B		B C F X 1-2 ② L3			C B B F S 2-3 ② K		C F B B X 2-2 ② G6-3	B X 1-0 ③ P3	3	0	1	0	0	1	0
44 Daniel Robertson, R (6, 8) OBP: 0.267, SLG: 0.286										2	0	0	0	0	0	3
6 David Freese, R (1, 5) OBP: 0.154, SLG: 0.154	B B F B X 3-1 ② FC6-4 1-2f 3-H		S B B X 2-1 ③ G6-3			F C B S 1-3 ③ K		F B S B B F B 4-2 19 1B BB		3	0	0	1	0	1	1
54 Roger Kieschnick, L (6, 9) OBP: 0.429, SLG: 0.200										0	0	0	0	1	0	0
2 Erick Aybar, S (1, 6) OBP: 0.273, SLG: 0.455	X 0-0 ③ L5			S X 0-1 ① P3			B B X 2-0 ① G3-1	C X 0-1 1-3 1B		2	0	0	0	0	0	1
19 Efren Navarro, L (6, 3) OBP: 0.455, SLG: 0.545										2	0	1	0	0	0	0
17 Chris Iannetta, R (1, 2) OBP: 0.364, SLG: 0.500		B X 1-0 20 1B 7 E 2B		B B F C F C 2-3 ② K			C B S C 1-3 ② K	X 0-0 F9		3	1	1	0	0	2	0
13 Josh Rutledge, R (7, 4) OBP: 0.143, SLG: 0.143										1	0	0	0	0	0	2
20 Matt Joyce, L (1, 10) OBP: 0.500, SLG: 0.500		X 0-0 7 S 10 G6-3 2-3 1B		B B C F F X 2-2 ③ L9			X 0-0 7 1B 39 1B 1B		B B B B 4-0 39 WP 8 2B BB	3	1	2	0	0	0	0
80 Johnni Turbo, R (7, PR) (7, 10)										0	1	0	0	0	0	0
12 Johnny Giavotella, R (9, PH) OBP: 0.545, SLG: 1.000										0	1	0	0	1	0	0
7 Collin Cowgill, R (1, 7) OBP: 0.200, SLG: 0.200	S B S S 1-3 ① K 1-3 3-H				C B B F X 2-2 ① G5-3		1 SAFE S 1 SAFE X 0-1 39 1B 1-2 1B		B B C F F C 2-3 ① K	3	0	1	0	0	1	1
99 Carlos Pérez, R (7, 2)										1	0	0	0	0	1	1
10 Grant Green, R (1, 4) OBP: 0.300, SLG: 0.300	B F S X 1-2 ② G6-3 3-H				X 0-0 ② G5-3		C D X 1-1 1-3 2-H 1B		C B B B B 4-1 8 2B 1-2 BB	2	0	0	1	0	0	0
39 Marc Krauss, L (7, PH) OBP: 0.857, SLG: 1.667										1	0	1	1	1	0	0
(7, 7)																
74 Eric Stamets, R (9, PR) OBP: 1.000, SLG: 2.000										0	0	0	0	0	0	0

	AB	35
	R	5
	H	8
	RBI	4
	BB	4
	SO	8
	LOB	16

Inning Stats										
1	R: 1	H: 1	E: 0	LOB: 1	K: 0	BB: 1	S: 10	P: 18		
2	R: 2	H: 2	E: 0	LOB: 0	K: 1	BB: 0	S: 10	P: 13		
3	R: 0	H: 0	E: 0	LOB: 0	K: 0	BB: 0	S: 7	P: 10		
4	R: 0	H: 0	E: 0	LOB: 0	K: 1	BB: 0	S: 10	P: 14		
5	R: 0	H: 0	E: 0	LOB: 0	K: 1	BB: 0	S: 7	P: 10		
6	R: 0	H: 0	E: 0	LOB: 0	K: 3	BB: 0	S: 10	P: 16		
7	R: 1	H: 3	E: 0	LOB: 3	K: 1	BB: 0	S: 11	P: 17		
8	R: 0	H: 1	E: 0	LOB: 2	K: 0	BB: 1	S: 10	P: 16		
9	R: 1	H: 1	E: 0	LOB: 3	K: 1	BB: 2	S: 9	P: 22		

1B: 6	SF: 0	WP: 1	PA: 39							
2B: 2	SAC: 0	PB: 0								
3B: 0	DP: 0	SB: 2								
HR: 0	HBP: 0	CS: 0								

PITCHER		IP	WLS	BF	H	R	ER	SO	BB	IBB	HBP	BLK	WP	HR	S	P	ERA	WHIP
38 Robbie Ray, L ERA: 7.2	(1, 1)	3.0		13	3	3	2	1	1	0	0	0	0	0	27	41	6.00	1.333
48 Randall Delgado, R ERA:	(4, 1)	3.0		9	0	0	0	5	0	0	0	0	0	0	27	40	0.00	0.000
78 Braden Shipley, R ERA: 2.25	(7, 1)	2.0	W	11	4	1	1	1	1	0	0	0	0	0	21	33	4.50	2.500
33 Jake Barrett, R ERA: 13.5	(9, 1)	1.0	S	6	1	1	1	1	2	0	0	0	1	0	9	22	9.00	3.000

PITCHER		IP	WLS	BF	H	R	ER	SO	BB	IBB	HBP	BLK	WP	HR	S	P	ERA	WHIP

BOTTOM

Los Angeles Angels @ Arizona Diamondbacks

Salt River Fields at Talking Stick, Scottsdale, AZ

Wed Mar 11 2015, 4:11 PM - 7:11 PM EDT

Att. 11,796 - Partly Cloudy - 80 F

livebaseballscorecards.com

Batter	1	2	3	4	5	6	7	8	9	AB	R	H	RBI	BB	SO	LOB
11 AJ Pollock, R (1, 8) OBP: 0.471, SLG: 0.500 77 Nick Buss, L (7, 8) OBP: 0.263, SLG: 0.222	K	2B		E4		1B		SH2-3		4 0	0 0	2 0	3 0	0 0	1 0	0 0
5 Ender Inciarte, L (1, 7) OBP: 0.412, SLG: 0.375 79 Danny Dorn, L (7, 7) OBP: 0.316, SLG: 0.471	1B	F9		B5-3		1B		L7		4 1	0 0	2 0	0 0	0 0	0 0	2 1
44 Paul Goldschmidt, R (1, 3) OBP: 0.400, SLG: 0.364 28 Nick Evans, R (7, 3) OBP: 0.400, SLG: 0.556	BB	G5-3			G6-3	K		2B		3 1	0 1	0 1	0 1	1 0	1 0	2 0
6 David Peralta, L (1, 9) OBP: 0.412, SLG: 0.308 68 Sócrates Brito, L (7, 9) OBP: 0.250, SLG: 0.267	BB	1B		G5-3	G4-3	K		2B		3 1	0 0	1 1	0 1	1 0	1 0	2 0
24 Yasmany Tomás, R (1, 10) OBP: 0.261, SLG: 0.545 72 Peter O'Brien, R (8, PH) OBP: 0.400, SLG: 0.308 (9, 10)	P3	P4			1B	2B		P6		4 1	0 0	2 0	0 0	0 0	0 0	4 1
19 Jake Lamb, L (1, 5) OBP: 0.300, SLG: 0.588 75 Jamie Romak, R (7, 5) OBP: 0.455, SLG: 0.800	P5		K		G5-3	K				3 1	0 0	0 0	0 0	0 0	1 1	5 1
62 Brandon Drury, R (1, 4) OBP: 0.529, SLG: 1.077 74 Walter Ibarra, S (7, 4) OBP: 0.455, SLG: 0.400		K		HR		BB		L5		2 1	2 0	1 0	1 0	1 0	1 0	0 1
9 Tuffy Gosewisch, R (1, 2) OBP: 0.308, SLG: 0.308 73 Mark Thomas, R (7, 2) OBP: 0.333, SLG: 0.333		L7		G6-3		1B		K		3 1	1 0	1 0	0 0	0 0	0 1	0 1
13 Nick Ahmed, R (1, 6) OBP: 0.267, SLG: 0.400 76 Danny Worth, R (8, PH) OBP: 0.286, SLG: 0.357 (9, 6)		2B		G5-3		G5-3		E6		3 1	1 1	1 0	0 0	0 0	0 0	2 0
Inning Stats	R: 0 E: 0 K: 1 S: 9 H: 1 LOB: 3 BB: 2 P: 21	R: 1 E: 0 K: 1 S: 11 H: 2 LOB: 1 BB: 0 P: 18	R: 0 E: 0 K: 1 S: 13 H: 1 LOB: 1 BB: 0 P: 17	R: 1 E: 1 K: 0 S: 12 H: 1 LOB: 1 BB: 0 P: 17	R: 0 E: 0 K: 0 S: 13 H: 1 LOB: 1 BB: 0 P: 18	R: 2 E: 0 K: 2 S: 25 H: 3 LOB: 2 BB: 1 P: 42	R: 0 E: 0 K: 2 S: 11 H: 1 LOB: 1 BB: 0 P: 15	R: 2 E: 1 K: 0 S: 13 H: 2 LOB: 1 BB: 0 P: 20		1B: 6 2B: 5 3B: 0 HR: 1 SF: 0 SAC: 1 DP: 0 HBP: 0				WP: 0 PB: 0 SB: 4 CS: 0 PA: 41		

	AB	37
	R	6
	H	12
	RBI	6
	BB	3
	SO	7
	LOB	22

PITCHER		IP	WLS	BF	H	R	ER	SO	BB	IBB	HBP	BLK	WP	HR	S	P	ERA	WHIP
36 Jered Weaver, R ERA: 3.18	(1, 1)	3.0		16	5	2	2	3	2	0	0	0	0	1	36	61	6.00	2.333
84 Trevor Gott, R ERA: 3.86	(4, 1)	1.0	H	4	0	0	0	0	0	0	0	0	0	0	9	12	0.00	0.000
51 Drew Rucinski, R ERA: 5.4	(5, 1)	1.1	B	8	3	2	2	0	1	0	0	0	0	0	26	42	13.50	3.000
72 Adam Wilk, L ERA:	(6, 1)	0.2		3	1	0	0	2	0	0	0	0	0	0	12	18	0.00	1.500
68 Cam Bedrosian, R ERA: 20.25	(7, 1)	1.0		4	1	0	0	2	0	0	0	0	0	0	11	15	0.00	1.000

PITCHER		IP	WLS	BF	H	R	ER	SO	BB	IBB	HBP	BLK	WP	HR	S	P	ERA	WHIP
60 Jeremy McBryde, R ERA: 13.5	(8, 1)	1.0	L	6	2	2	0	0	0	0	0	0	0	0	13	20	0.00	2.000

Cincinnati Reds @ Arizona Diamondbacks

Salt River Fields at Talking Stick, Scottsdale, AZ

Thu Mar 12 2015, 5:09 PM - 8:07 PM EDT

Att. 12,921 - Partly Cloudy - 82 F

TOP

livebaseballscorecards.com

Batter	1	2	3	4	5	6	7	8	9	AB	R	H	RBI	BB	SO	LOB
30 Jason Bourgeois, R (1, 8) OBP: 0.368, SLG: 0.526	B C X 1-1 27 1B 21 1B 1B	C C X 0-2 ① G6-3		C X 0-1 ② G4-3		F F X 0-2 27 1B 21 2B 1B	X 0-0 12 2B 2-H 1B		B X 1-0 ① F8	4	2	2	0	0	0	0
75 Kyle Waldrop, L (7, PH) OBP: 0.313, SLG: 0.600 (7, 7)										2	0	1	1	0	0	0
27 Brennan Boesch, L (1, 9) OBP: 0.500, SLG: 0.889	X 0-0 4 1B 21 1B 29 FC4-6 1-3 1B	X 0-0 ② G3-1		C B F S 1-3 ③ K	F 1 SAFE X 0-1 21 2B 1-2 1B	F C C 0-3 ① K			X 0-0 ② G6-3	4	2	2	0	0	1	0
82 Aristides Aquino, R (7, PH) OBP: 0.286, SLG: 0.167 (7, 9)										2	0	0	0	0	1	1
21 Todd Frazier, R (1, 5) OBP: 0.214, SLG: 0.385	X 0-0 29 FC4-6 4 1B 7 1B 1-2 3-H 1B	X 0-0 ③ P6			C B B F S 2-3 ① K	B F X 1-1 4 2B 1-H 2-H 2B	B B B C B X 4-1 1-3 2B		F B X 1-1 ③ F8	4	2	2	3	0	1	0
12 Brian O'Grady, L (7, PH) OBP: 0.333, SLG: 0.500 (7, 3)										2	0	1	0	0	0	0
4 Brandon Phillips, R (1, 4) OBP: 0.353, SLG: 0.500	B X 1-0 29 FC4-6 1-2 2-3 1B		B S B F X 2-2 ① L9		C C X 0-2 29 WP 29 1B 2B	B F F F X 1-2 29 1B 2-H 2B	B B C F B C 3-3 ② K			4	2	3	1	0	0	0
6 Phillip Ervin, R (7, PH) OBP: 0.250, SLG: 0.250 (7, 8)										1	0	0	0	0	1	2
29 Brayan Peña, S (1, 2) OBP: 0.188, SLG: 0.250	B B F F F X 2-2 ① FC4-6 7 1B 23 BB 1-2f 2-3 3-H		B X 1-0 23 2B 2B		C D F B F X 2-2 2-H 1B	C S B X 1-2 2-H 1B	F S B S 1-3 ③ K			4	1	3	3	0	0	2
40 Dylan Axelrod, R (6, 1)										0	0	0	0	0	0	0
23 Taylor Sparks, R (7, PH) OBP: 0.250, SLG: 0.375 (7, 5)										1	0	0	0	0	1	2
19 Will Ferrell, R (8, 5)										0	0	0	0	0	0	0
23 Taylor Sparks, R (9, 5) OBP: 0.250, SLG: 0.375										1	0	0	0	0	1	2
89 Chris Dominguez, R (1, 3) OBP: 0.250, SLG: 0.350	B S F F B S 2-3 ② K		X 0-0 ② G6-3		C F S 0-3 ② K	B X 1-0 ③ G4-3		B B S S B B 4-2 71 G6-4-3 BB		4	0	0	0	0	2	5
76 Amir Garrett, R (7, 1)										0	0	0	0	0	0	0
3 Gavin LaValley, R (8, PH)										0	0	0	0	1	0	0
26 Raisel Iglesias, R (8, 1)										0	0	0	0	0	0	0
23 Donald Lutz, L (1, 7) OBP: 0.333, SLG: 0.643	B B F D F F F B 4-2 7 1B 1-2 BB		C S B F B B X 3-2 2-H 2B		S C B F 1 S 1-3 ③ K SAFE	B F B B B 4-2 67 3B BB	D B X 2-0 ① ② G6-4-3 1-2f			2	0	1	1	1	1	1
71 Irving Falu, S (7, PH) OBP: 0.538, SLG: 0.600 (7, 6)										1	1	0	0	1	0	1
7 Eugenio Suárez, R (1, 6) OBP: 0.400, SLG: 0.714	X 0-0 1-2 2-3 3-H 1B		C C B S 1-3 ③ K			X 0-0 ① G5-3	B X 1-0 73 2B 1-H 3B	C X 0-1 1B		3	0	1	1	0	1	1
67 Iván De Jesús Jr., R (7, PH) OBP: 0.538, SLG: 0.727 (7, 4)										2	1	2	1	0	0	0
44 Mike Leake, R (1, 1)	F C B B C 2-3 ③ K			X 0-0 ① F8		B F S B S 2-3 ② K	C B X 1-1 75 1B 3-H 2B	S S D F X 1-2 ③ G6-3		2	0	0	0	0	1	3
58 Nate Adcock, R (4, 1)										0	0	0	0	0	0	0
73 Kyle Skipworth, L (6, PH) OBP: 0.462, SLG: 0.750 (6, 2)										3	1	1	1	0	1	1
Inning Stats	R: 3 H: 5 E: 0 LOB: 3 K: 2 BB: 1 S: 21 P: 33	R: 0 H: 0 E: 0 LOB: 0 K: 0 BB: 0 S: 5 P: 5	R: 1 H: 2 E: 0 LOB: 1 K: 1 BB: 0 S: 12 P: 19	R: 0 H: 0 E: 0 LOB: 0 K: 1 BB: 0 S: 6 P: 7	R: 1 H: 2 E: 0 LOB: 1 K: 3 BB: 0 S: 17 P: 22	R: 4 H: 5 E: 0 LOB: 1 K: 1 BB: 0 S: 19 P: 25	R: 3 H: 4 E: 0 LOB: 2 K: 3 BB: 1 S: 17 P: 31	R: 0 H: 1 E: 0 LOB: 1 K: 0 BB: 1 S: 9 P: 16	R: 0 H: 0 E: 0 LOB: 0 K: 0 BB: 0 S: 4 P: 6	1B: 11 SF: 0 2B: 7 SAC: 0 3B: 1 DP: 1 HR: 0 HBP: 0						

	AB	45
	R	12
	H	19
	RBI	12
	BB	3
	SO	11
	LOB	19

WP: 1 PA: 48
PB: 0
SB: 0
CS: 0

PITCHER		IP	WLS	BF	H	R	ER	SO	BB	IBB	HBP	BLK	WP	HR	S	P	ERA	WHIP
27 Allen Webster, R ERA: 12.46	(1, 1)	2.2	L	16	7	4	4	2	1	0	0	0	0	0	35	53	13.50	3.000
Jeremy Accardo, R ERA:	(3, 1)	0.1		1	0	0	0	1	0	0	0	0	0	0	3	4	0.00	0.000
40 Andrew Chafin, L ERA: 6.75	(4, 1)	2.0		8	2	1	1	4	0	0	0	0	1	0	23	29	4.50	1.000
64 Will Locante, L ERA: 19.29	(6, 1)	1.0		8	5	4	4	1	0	0	0	0	0	0	19	25	36.00	5.000
56 JC Ramírez, R ERA: 6.75	(7, 1)	1.0		8	4	3	3	3	1	0	0	0	0	0	17	31	27.00	5.000

PITCHER		IP	WLS	BF	H	R	ER	SO	BB	IBB	HBP	BLK	WP	HR	S	P	ERA	WHIP
47 Dan Runzler, L ERA: 8.1	(8, 1)	1.0		4	1	0	0	0	1	0	0	0	0	0	9	16	0.00	2.000
63 Enrique Burgos, R ERA: 3.0	(9, 1)	1.0		3	0	0	0	0	0	0	0	0	0	0	4	6	0.00	0.000

BOTTOM

Cincinnati Reds @ Arizona Diamondbacks

Salt River Fields at Talking Stick, Scottsdale, AZ

Thu Mar 12 2015, 5:09 PM - 8:07 PM EDT

Att. 12,921 - Partly Cloudy - 82 F

livebaseballscorecards.com

Batter	1	2	3	4	5	6	7	8	9	AB	R	H	RBI	BB	SO	LOB
5 Ender Inciarte, L (1, 8) OBP: 0.400, SLG: 0.368	E6		F8		2 G5-4-3 1B		L7		2B	3	0	1	0	0	0	0
68 Sócrates Brito, L (7, 8) OBP: 0.278, SLG: 0.353										2	0	1	0	0	0	1
24 Yasmany Tomás, R (1, 5) OBP: 0.231, SLG: 0.480	F8		K		F8		74 DI 74 2B 1B		G6-3	3	0	0	0	0	1	3
62 Brandon Drury, R (7, 5) OBP: 0.526, SLG: 1.000										2	1	1	1	0	0	1
2 Aaron Hill, R (1, 4) OBP: 0.357, SLG: 0.385	L9		15 FC6-4 1B		G5-4-3					3	0	1	0	0	0	3
74 Walter Ibarra, S (7, 4) OBP: 0.500, SLG: 0.545										1	0	1	1	0	0	0
15 Mark Trumbo, R (1, 9) OBP: 0.267, SLG: 0.800	G5-3		FC6-4			G6-3				3	0	0	0	0	0	2
79 Danny Dorn, L (7, 9) OBP: 0.300, SLG: 0.444										1	0	0	0	0	0	1
7 Cody Ross, R (1, 7) OBP: 0.357, SLG: 0.500		13 1B BB		L1		G5-3		L4		2	0	0	0	1	0	0
19 Will Ferrell, R (7, 7)										0	0	0	0	0	0	0
8 Ben Francisco, R (8, 7) OBP: 0.125, SLG: 0.125										1	0	0	0	0	0	0
28 Nick Evans, R (1, 3) OBP: 0.385, SLG: 0.455		F9		18 G5-4-3 BB		F9		G1-3		2	0	0	0	1	0	1
56 JC Ramírez, R (7, 1)										0	0	0	0	0	0	0
47 Dan Runzler, L (8, 1)										0	0	0	0	0	0	0
19 Jake Lamb, L (8, PH) OBP: 0.286, SLG: 0.556										1	0	0	0	0	0	0
63 Enrique Burgos, R (9, 1)										0	0	0	0	0	0	0
18 Gerald Laird, R (1, 2) OBP: 0.429, SLG: 0.714		F8		G5-4-3			F9	L7		2	0	0	0	0	0	2
31 Jordan Pacheco, R (7, 2) OBP: 0.385, SLG: 0.400										2	0	0	0	0	0	0
13 Nick Ahmed, R (1, 6) OBP: 0.353, SLG: 0.471					6 WP 6 1B		E7 75 2B		P6	2	1	2	0	0	0	0
76 Danny Worth, R (7, 6) OBP: 0.250, SLG: 0.313		1-2 1B								2	1	0	0	0	0	0
27 Allen Webster, R (1, 1)		K			24 F8 5 1B		62 1B		K	1	0	0	0	0	1	2
Jeremy Accardo, R (3, 1)										0	0	0	0	0	0	0
40 Andrew Chafin, R (4, 1)										0	0	0	0	0	0	0
6 David Peralta, L (5, PH) OBP: 0.444, SLG: 0.357										1	0	1	1	0	0	0
64 Will Locante, L (6, 1)										0	0	0	0	0	0	0
75 Jamie Romak, R (7, 3) OBP: 0.462, SLG: 0.833										2	1	1	1	0	1	0

	AB	36
	R	4
	H	9
	RBI	4
	BB	2
	SO	3
	LOB	16

Inning Stats	1	2	3	4	5	6	7	8	9	1B: 6	SF: 0	WP: 1	PA: 38
	R: 0 E: 1 K: 0 S: 8 H: 0 LOB: 1 BB: 0 P: 13	R: 0 E: 0 K: 1 S: 7 H: 1 LOB: 2 BB: 1 P: 14	R: 0 E: 0 K: 1 S: 7 H: 1 LOB: 1 BB: 0 P: 10	R: 0 E: 0 K: 0 S: 5 H: 0 LOB: 0 BB: 1 P: 11	R: 1 E: 0 K: 0 S: 11 H: 3 LOB: 1 BB: 0 P: 18	R: 0 E: 0 K: 0 S: 6 H: 0 LOB: 0 BB: 0 P: 10	R: 3 E: 1 K: 0 S: 18 H: 3 LOB: 1 BB: 0 P: 27	R: 0 E: 0 K: 0 S: 6 H: 0 LOB: 0 BB: 0 P: 10	R: 0 E: 0 K: 1 S: 14 H: 1 LOB: 1 BB: 0 P: 19	2B: 3 3B: 0 HR: 0	SAC: 0 DP: 2 HBP: 0	PB: 0 SB: 0 CS: 0	

PITCHER		IP	WLS	BF	H	R	ER	SO	BB	IBB	HBP	BLK	WP	HR	S	P	ERA	WHIP
44 Mike Leake, R ERA:	(1, 1)	3.0	W	13	2	0	0	2	1	0	0	0	0	0	22	37	0.00	1.000
58 Nate Adcock, R ERA: 4.5	(4, 1)	2.0		8	3	1	1	0	1	0	0	0	1	0	16	29	4.50	2.000
40 Dylan Axelrod, R ERA: 2.25	(6, 1)	1.0		3	0	0	0	0	0	0	0	0	0	0	6	10	0.00	0.000
76 Amir Garrett, L ERA:	(7, 1)	1.0		7	3	3	0	0	0	0	0	0	0	0	18	27	0.00	3.000
26 Raisel Iglesias, R ERA:	(8, 1)	2.0		7	1	0	0	1	0	0	0	0	0	0	20	29	0.00	0.500

PITCHER	IP	WLS	BF	H	R	ER	SO	BB	IBB	HBP	BLK	WP	HR	S	P	ERA	WHIP

Batter	1	2	3	4	5	6	7	8	9	AB	R	H	RBI	BB	SO	LOB
11 AJ Pollock, R (1, 8) OBP: 0.450, SLG: 0.474	G1-3		1B		K			BB	K	3	0	1	0	0	1	0
6 Evan Marzilli, L (5, 8)										1	1	0	0	1	1	0
4 Cliff Pennington, S (1, 6)	F8		P6			F7		BB	K	3	0	0	0	0	0	1
76 Danny Worth, R (6, 6) OBP: 0.278, SLG: 0.294										1	1	0	0	1	1	0
44 Paul Goldschmidt, R (1, 3) OBP: 0.444, SLG: 0.429	1B		F9			1B		K		3	0	2	0	0	0	1
79 Danny Dorn, L (6, PR) OBP: 0.286, SLG: 0.421 (6, 3)										1	0	0	0	0	1	2
6 David Peralta, L (1, 7) OBP: 0.476, SLG: 0.375	BB			G6-3		1B		F8		2	0	1	0	1	0	0
28 Nick Evans, R (6, 7) OBP: 0.357, SLG: 0.417										1	0	0	0	0	0	2
72 Peter O'Brien, R (1, 2) OBP: 0.333, SLG: 0.250	FC6-4			K		F9		E5		3	0	0	0	0	1	4
60 Blake Lalli, L (7, 2) OBP: 0.286, SLG: 0.333										1	0	0	0	0	0	1
19 Jake Lamb, L (1, 5) OBP: 0.292, SLG: 0.571		K		2B		G1-3		1B		3	0	1	0	0	1	2
31 Jordan Pacheco, R (6, 5) OBP: 0.429, SLG: 0.455										1	0	1	1	0	0	0
75 Jamie Romak, R (1, 10) OBP: 0.412, SLG: 0.667		F7		K			K	BB		3	0	0	0	1	2	1
62 Brandon Drury, R (1, 4) OBP: 0.455, SLG: 0.833		F9			G6-3		F7	F9		3	0	0	0	0	0	0
74 Walter Ibarra, S (7, 4) OBP: 0.462, SLG: 0.500										1	0	0	0	0	0	3
68 Sócrates Brito, L (1, 9) OBP: 0.238, SLG: 0.300			F7		K		P5		F7	3	0	0	0	0	1	0
77 Nick Buss, L (7, 9) OBP: 0.250, SLG: 0.211										1	0	0	0	0	0	0
Inning Stats	R: 0 E: 0 K: 0 S: 4 H: 1 LOB: 2 BB: 1 P: 8	R: 0 E: 0 K: 1 S: 5 H: 0 LOB: 0 BB: 0 P: 5	R: 0 E: 0 K: 0 S: 4 H: 1 LOB: 1 BB: 0 P: 4	R: 0 E: 0 K: 2 S: 8 H: 1 LOB: 1 BB: 0 P: 8	R: 0 E: 0 K: 2 S: 7 H: 0 LOB: 0 BB: 0 P: 7	R: 0 E: 0 K: 0 S: 5 H: 2 LOB: 2 BB: 0 P: 5	R: 0 E: 0 K: 1 S: 5 H: 0 LOB: 0 BB: 0 P: 5	R: 2 E: 1 K: 1 S: 7 H: 1 LOB: 3 BB: 3 P: 19	R: 0 E: 0 K: 2 S: 7 H: 0 LOB: 0 BB: 0 P: 7	1B: 5 2B: 1 3B: 0 HR: 0 SF: 0 SAC: 0 DP: 0 HBP: 0						

TOP

Arizona Diamondbacks @ Cleveland Indians

Goodyear Ballpark, Goodyear, AZ

Fri Mar 13 2015, 4:06 PM - 7:05 PM EDT

Att. 5,660 - Sunny - 82 F

livebaseballscorecards.com

AB	34
R	2
H	6
RBI	1
BB	4
SO	9
LOB	17

PITCHER		IP	WLS	BF	H	R	ER	SO	BB	IBB	HBP	BLK	WP	HR	S	P	ERA	WHIP
34 Zach McAllister, R ERA: 5.0	(1, 1)	4.0	W	16	3	0	0	3	1	0	0	0	0	0	21	25	0.00	1.000
49 Austin Adams, R ERA: 4.5	(5, 1)	1.0		3	0	0	0	2	0	0	0	0	0	0	7	7	0.00	0.000
48 Scott Atchison, R ERA:	(6, 1)	1.0		5	2	0	0	0	0	0	0	0	0	0	5	5	0.00	2.000
50 Nick Hagadone, L ERA:	(7, 1)	1.0		3	0	0	0	1	0	0	0	0	0	0	5	5	0.00	0.000
83 Dustin Molleken, R ERA: 3.0	(8, 1)	0.2		7	1	2	0	1	3	0	0	0	0	0	6	18	0.00	6.000

PITCHER		IP	WLS	BF	H	R	ER	SO	BB	IBB	HBP	BLK	WP	HR	S	P	ERA	WHIP
71 Shawn Armstrong, R ERA: 11.57	(8, 1)	1.1	S	4	0	0	0	2	0	0	0	0	0	0	8	8	0.00	0.000

BOTTOM

Arizona Diamondbacks @ Cleveland Indians

Goodyear Ballpark, Goodyear, AZ

Fri Mar 13 2015, 4:06 PM - 7:05 PM EDT

Att. 5,660 - Sunny - 82 F

livebaseballscorecards.com

Batter	1	2	3	4	5	6	7	8	9	AB	R	H	RBI	BB	SO	LOB
24 Michael Bourn, L (1, 8) OBP: 0.579, SLG: 0.688 84 Jordan Smith, L (4, 8) OBP: 0.250, SLG: 0.200	F8	HR	K		P5			BB		3 1	1 0	1 0	1 0	0 1	1 0	0 0
22 Jason Kipnis, L (1, 4) OBP: 0.333, SLG: 0.455 1 Michael Martinez, S (4, 4) OBP: 0.214, SLG: 0.286	23 1B 2B	8 E 2B	G6-3			F8		F7		3 2	1 0	2 0	0 0	0 0	0 0	0 1
23 Michael Brantley, L (1, 7) OBP: 0.267, SLG: 0.214 68 James Ramsey, L (4, 7) OBP: 0.333, SLG: 0.467	2-H 1B	8 E BB	F7			K		K		2 2	0 0	1 0	1 0	1 0	0 2	0 1
41 Carlos Santana, S (1, 3) OBP: 0.375, SLG: 0.476 79 Audy Ciriaco, R (6, PR) OBP: 0.250, SLG: 0.417 (7, 3)	8 2B 1B	K		K		1B				4 0	0 0	2 0	0 0	0 0	2 0	2 0
8 Lonnie Chisenhall, L (1, 5) OBP: 0.333, SLG: 0.313 11 Yandy Díaz, R (7, 5)	1-3 2B	E4 1-2 2-3		7 G4-3 BB		F7				3 0	0 0	1 0	0 0	1 0	0 0	3 0
7 David Murphy, L (1, 10) OBP: 0.235, SLG: 0.188	BB	G3-1		G4-3 1-2			G5-3			3	0	0	0	1	0	4
75 Carlos Moncrief, L (1, 9) OBP: 0.273, SLG: 0.286	G3-1		11 1B 12 HR BB	G6-3			F8			3	1	0	0	1	0	4
11 José Ramírez, S (1, 6) OBP: 0.238, SLG: 0.381 76 Ryan Rohlinger, R (8, 6) OBP: 0.273, SLG: 0.556		HR	12 HR 1-3 1B		G6-3		K			4 0	2 0	2 0	1 0	0 0	1 0	0 0
12 Brett Hayes, R (1, 2) OBP: 0.500, SLG: 1.000 54 Adam Moore, R (6, 2)	K	1-H 3-H HR			G6-3			G4-3		3 1	1 0	1 0	3 0	0 0	1 0	0 0
Inning Stats	R: 1 E: 0 K: 0 S: 6 H: 4 LOB: 3 BB: 1 P: 10	R: 2 E: 1 K: 2 S: 13 H: 3 LOB: 3 BB: 1 P: 20	R: 3 E: 0 K: 1 S: 7 H: 2 LOB: 0 BB: 1 P: 11	R: 0 E: 0 K: 1 S: 5 H: 0 LOB: 1 BB: 1 P: 9	R: 0 E: 0 K: 0 S: 3 H: 0 LOB: 0 BB: 0 P: 3	R: 0 E: 0 K: 1 S: 6 H: 1 LOB: 1 BB: 0 P: 6	R: 0 E: 0 K: 1 S: 5 H: 0 LOB: 0 BB: 0 P: 5	R: 0 E: 0 K: 1 S: 5 H: 0 LOB: 1 BB: 1 P: 9		1B: 4 2B: 3 3B: 0 HR: 3 SF: 0 SAC: 0 DP: 0 HBP: 0						

	AB	34
	R	6
	H	10
	RBI	6
	BB	5
	SO	7
	LOB	15

PITCHER		IP	WLS	BF	H	R	ER	SO	BB	IBB	HBP	BLK	WP	HR	S	P	ERA	WHIP
58 Jeremy Hellickson, R ERA: 7.36	(1, 1)	1.2	L	14	7	3	3	2	2	0	0	0	0	2	18	29	16.20	5.400
31 RJ Hively, R ERA:	(2, 1)	0.1		1	0	0	0	0	0	0	0	0	0	0	1	1	0.00	0.000
41 Daniel Hudson, R ERA: 6.75	(3, 1)	2.0		10	2	3	3	2	2	0	0	0	0	1	12	20	13.50	2.000
65 A.J. Schugel, R ERA:	(5, 1)	2.0		7	1	0	0	1	0	0	0	0	0	0	9	9	0.00	0.500
32 Yoan López, R ERA: 9.82	(7, 1)	2.0		7	0	0	0	2	1	0	0	0	0	0	10	14	0.00	0.500

PITCHER	IP	WLS	BF	H	R	ER	SO	BB	IBB	HBP	BLK	WP	HR	S	P	ERA	WHIP

Batter	1	2	3	4	5	6	7	8	9	AB	R	H	RBI	BB	SO	LOB
99 James Jones, L (1, 8) OBP: 0.259, SLG: 0.292	C S B F S 1-3 K	F D F F X 1-2 G4-3		C X 0-1 G6-3		B B B C B 4-1 17 2B BB			72 1B 3B 1-0 17 FC5-4 1B	5	2	2	2	1	1	3
7 Seth Smith, L (1, 9) OBP: 0.278, SLG: 0.400 17 Stefen Romero, R (5, PR) OBP: 0.429, SLG: 0.500 (5, 9)	C T B F X 1-2 G4-3		C X 0-1 22 G4-3 15 SF7 2B		C B B B C B 4-2 22 1B 15 SF9 BB	F 1 B X SAFE 1-1 1-H 2B			1-1 G5-3 2-1 FC5-4 1-2f	2 3	1 1	1 1	0 1	1 0	0 0	0 3
22 Robinson Canó, L (1, 4) OBP: 0.375, SLG: 0.500 72 Ketel Marte, S (5, PR) OBP: 0.368, SLG: 0.444 (5, 4) (6, 6)	F B X 1-1 G4-3		B C B B X 3-1 G4-3 2-3		X 0-0 25 2B 1-3 1B	C B C B C 2-3			B F X 1-1 55 2B 3-H 1B	3 2	0 1	1 1	0 1	0 0	0 1	1 1
15 Kyle Seager, L (1, 5) OBP: 0.364, SLG: 0.471 55 Carlos Rivero, R (7, 5) OBP: 0.214, SLG: 0.231	B B B B 4-0 25 CS BB	B X 1-0 SF7 3-H			B C 1 SAFE F 1 SAFE X 1-2 SF9 3-H		X 0-0 F8		1 SAFE 1 SAFE B F 1 SAFE B X 2-1 81 1B 1-H 2B	1 1	0 1	0 1	2 1	1 0	0 0	0 0
25 Rickie Weeks Jr., R (1, 10) OBP: 0.385, SLG: 0.750 81 Marcus Littlewood, S (5, PR) OBP: 0.333, SLG: 0.333 (5, 10)	D B T 1 SAFE 1 SAFE S B S 3-3 K 1-2	X 0-0 13 1B 2B			1 SAFE B B B C B C X 3-2 1-3 2B		C B F T 1-2 K		X 0-0 46 F9 67 1B 6 BB 2-H 1B	3 2	1 1	2 1	0 1	0 0	1 1	1 0
13 Dustin Ackley, L (1, 7) OBP: 0.526, SLG: 0.438 67 Patrick Kivlehan, R (7, 7) OBP: 0.294, SLG: 0.529	F B F B H 3-2 5 BB 8 BB 2 BB HBP	C B X 1-1 2-H 1B			C C B D C 3-3 K		B C S S 1-3 K		D C S X 1-2 6 BB 36 BB 99 1B 1-2 1B	3 1	1 1	1 1	1 0	0 0	2 0	3 0
8 Willie Bloomquist, R (1, 3) OBP: 0.333, SLG: 0.231 46 D.J. Peterson, R (8, 3) OBP: 0.231, SLG: 0.391	B B B B 4-0 2 BB 5 BB 1-2 BB	1 SAFE S X 0-1 G6-3			B D X 2-0 L8			X 0-0 G4-3	C S D X 1-2 F9 2-3	3 1	0 0	0 0	0 0	1 0	0 0	4 2
5 Brad Miller, L (1, 6) OBP: 0.474, SLG: 0.882 36 Shawn O'Malley, S (6, 4) OBP: 0.214, SLG: 0.083	B B F B B B 4-1 2 BB 1-2 2-3 BB		B B B C X 3-1 2 G5-4-3 1B			C S X 0-2 P6		C F B X 1-2 G4-3	B 1 B D C B SAFE 4-1 6 BB 99 1B 1-2 BB	2 1	0 1	1 1	0 0	1 1	0 0	0 0
2 Jesús Sucre, R (1, 2) OBP: 0.143, SLG: 0.083 6 John Hicks, R (6, 2) OBP: 0.444, SLG: 0.500	C B F F F B B B 4-2 1-2 2-3 3-H BB			B C 1 SAFE X 1-1 G5-4-3 1-2f		X 0-0 P4		B F F B S 2-3 K	B B B C B 4-1 99 1B 1-2 2-3 3-H BB	2 1	0 0	0 0	1 1	1 1	0 1	1 0
Inning Stats	R: 0 H: 0 E: 0 LOB: 0 K: 1 BB: 0 S: 10 P: 13	R: 1 H: 0 E: 0 LOB: 3 K: 1 BB: 4 S: 14 P: 37	R: 2 H: 3 E: 0 LOB: 1 K: 0 BB: 0 S: 10 P: 15	R: 0 H: 1 E: 0 LOB: 0 K: 0 BB: 0 S: 6 P: 10	R: 1 H: 2 E: 0 LOB: 3 K: 1 BB: 1 S: 13 P: 26	R: 1 H: 1 E: 0 LOB: 1 K: 1 BB: 1 S: 10 P: 17	R: 0 H: 0 E: 0 LOB: 0 K: 2 BB: 0 S: 7 P: 9	R: 0 H: 0 E: 0 LOB: 0 K: 1 BB: 0 S: 7 P: 10	R: 6 H: 6 E: 0 LOB: 2 K: 0 BB: 2 S: 20 P: 37	1B: 7 SF: 2 2B: 6 SAC: 0 3B: 1 DP: 2 HR: 0 HBP: 1						

PITCHER		IP	WLS	BF	H	R	ER	SO	BB	IBB	HBP	BLK	WP	HR	S	P	ERA	WHIP
12 Rubby De La Rosa, R ERA: 3.38	(1, 1)	3.0	L	16	3	3	3	2	4	0	1	0	0	0	34	65	9.00	2.333
45 Matt Reynolds, L ERA:	(4, 1)	1.0		3	1	0	0	0	0	0	0	0	0	0	6	10	0.00	1.000
80 Justin Marks, L ERA: 3.6	(5, 1)	3.0		14	3	2	2	4	2	0	0	0	0	0	30	52	6.00	1.667
33 Jake Barrett, R ERA: 9.0	(8, 1)	1.0		3	0	0	0	1	0	0	0	0	0	0	7	10	0.00	0.000
27 Willy Paredes, R ERA: 81.0	(9, 1)	0.2		8	5	6	6	0	1	0	0	0	0	0	16	26	81.00	9.000

PITCHER		IP	WLS	BF	H	R	ER	SO	BB	IBB	HBP	BLK	WP	HR	S	P	ERA	WHIP
Gabriel Arias, R ERA:	(9, 1)	0.1		3	1	0	0	0	1	0	0	0	0	0	4	11	0.00	6.000

TOP

Seattle Mariners @ Arizona Diamondbacks

Salt River Fields at Talking Stick, Scottsdale, AZ

Sat Mar 14 2015, 4:10 PM - 7:09 PM EDT

Att. 12,964 - Sunny - 84 F

livebaseballscorecards.com

AB	36
R	11
H	13
RBI	11
BB	8
SO	7
LOB	19

WP: 0 PA: 47
PB: 0
SB: 0
CS: 1

Seattle Mariners @ Arizona Diamondbacks

Salt River Fields at Talking Stick, Scottsdale, AZ

Sat Mar 14 2015, 4:10 PM - 7:09 PM EDT

Att. 12,964 - Sunny - 84 F

BOTTOM

Batter	1	2	3	4	5	6	7	8	9	AB	R	H	RBI	BB	SO	LOB
5 Ender Inciarte, L (1, 8) OBP: 0.391, SLG: 0.409	L9		F7		2B			76 2B 1B	G5-3	3	0	1	1	0	0	0
68 Sócrates Brito, L (6, 8) OBP: 0.261, SLG: 0.318					3-H					2	1	1	0	0	0	1
4 Cliff Pennington, S (1, 6)	F8		L1-3		G4-3			4 1B 72 1B 2B		3	0	0	0	0	0	1
76 Danny Worth, R (7, 6) OBP: 0.316, SLG: 0.389								1-H		1	1	1	1	0	0	0
2 Aaron Hill, R (1, 4) OBP: 0.294, SLG: 0.313	F8			G5-3		G6-3		72 1B		3	0	0	0	0	0	0
4 Domingo Leyba, S (7, 4) OBP: 0.333, SLG: 0.333								2-3		1	0	1	0	0	0	0
6 David Peralta, L (1, 7) OBP: 0.458, SLG: 0.333		G6-3		72 G6-4-3 BB		K		P4		2	0	0	0	1	1	0
8 Ben Francisco, R (7, 7) OBP: 0.111, SLG: 0.111										1	0	0	0	0	0	2
72 Peter O'Brien, R (1, 10) OBP: 0.318, SLG: 0.250		E5 9 PB 9 FC5-2-5		G6-4-3 1-2f		G5-3		1 SAFE 2-0 75 FC6-4 1-3 3-H 1B		4	0	1	1	0	0	1
19 Jake Lamb, L (1, 5) OBP: 0.370, SLG: 0.591		4-2 9 9 PB FC5-2-5 BB			3-1 9 1B 77 G3-1 1B		4-2 73 G4-3 BB	1-2 FC6-4 1-2f		1	1	1	0	2	0	0
75 Jamie Romak, R (8, 5) OBP: 0.389, SLG: 0.625										1	0	0	0	0	0	2
9 Tuffy Gosewisch, R (1, 2) OBP: 0.333, SLG: 0.333		2-2 FC5-2-5 1-3 2-H			3-2 77 G3-1 79 F8 5 2B 1-3 1B		1-0 G4-3 1-2f		0-2 G5-3	2	1	1	0	0	0	2
73 Mark Thomas, R (6, 2) OBP: 0.200, SLG: 0.200										2	0	0	0	0	0	1
79 Danny Dorn, L (1, 3) OBP: 0.250, SLG: 0.364		K			F8 1-2		K		G5-3	3	0	0	0	0	2	4
31 Jordan Pacheco, R (8, 3) OBP: 0.400, SLG: 0.417										1	0	0	0	0	0	0
77 Nick Buss, L (1, 9) OBP: 0.217, SLG: 0.182			K		G3-1 2-3 3-H			K2-3	1B	3	0	0	1	0	2	1
11 Tom Belza, L (9, 9) OBP: 1.000, SLG: 1.000										1	0	1	0	0	0	0
Inning Stats	R: 0 E: 0 K: 0 S: 7 H: 0 LOB: 0 BB: 0 P: 10	R: 0 E: 1 K: 1 S: 13 H: 0 LOB: 2 BB: 1 P: 26	R: 0 E: 0 K: 1 S: 7 H: 0 LOB: 0 BB: 0 P: 8	R: 0 E: 0 K: 0 S: 4 H: 0 LOB: 0 BB: 1 P: 10	R: 2 E: 0 K: 0 S: 11 H: 3 LOB: 1 BB: 0 P: 18	R: 0 E: 0 K: 1 S: 5 H: 0 LOB: 0 BB: 0 P: 6	R: 0 E: 0 K: 1 S: 6 H: 0 LOB: 0 BB: 1 P: 11	R: 2 E: 0 K: 1 S: 15 H: 4 LOB: 2 BB: 0 P: 19	R: 0 E: 0 K: 0 S: 9 H: 1 LOB: 1 BB: 0 P: 10	1B: 6 2B: 2 3B: 0 HR: 0	SF: 0 SAC: 0 DP: 2 HBP: 0						

livebaseballscorecards.com

AB	34
R	4
H	8
RBI	4
BB	3
SO	5
LOB	15

WP: 0 PB: 1 SB: 0 CS: 0 PA: 37

PITCHER		IP	WLS	BF	H	R	ER	SO	BB	IBB	HBP	BLK	WP	HR	S	P	ERA	WHIP
44 Taijuan Walker, R ERA:	(1, 1)	3.0	W	11	0	0	0	2	1	0	0	0	0	0	27	44	0.00	0.333
56 Fernando Rodney, R ERA:	(4, 1)	1.0	H	3	0	0	0	0	1	0	0	0	0	0	4	10	0.00	1.000
54 Tom Wilhelmsen, R ERA: 9.0	(5, 1)	1.0		6	3	2	2	0	0	0	0	0	0	0	11	18	18.00	3.000
31 Yoervis Medina, R ERA:	(6, 1)	1.0	H	3	0	0	0	1	0	0	0	0	0	0	5	6	0.00	0.000
44 Lucas Luetge, L ERA: 6.75	(7, 1)	1.0	H	3	0	0	0	1	1	0	0	0	0	0	6	11	0.00	1.000

PITCHER		IP	WLS	BF	H	R	ER	SO	BB	IBB	HBP	BLK	WP	HR	S	P	ERA	WHIP
38 Rafael Perez, L ERA: 6.75	(8, 1)	0.2	H	5	3	2	2	1	0	0	0	0	0	0	11	12	27.00	4.500
52 Dominic Leone, R ERA: 16.88	(8, 1)	0.1	H	2	1	0	0	0	0	0	0	0	0	0	4	7	0.00	3.000
90 Paul Fry, L ERA:	(9, 1)	1.0		4	1	0	0	0	0	0	0	0	0	0	9	10	0.00	1.000

Batter	1	2	3	4	5	6	7	8	9	AB	R	H	RBI	BB	SO	LOB
23 Norichika Aki, L (1, 9) OBP: 0.240, SLG: 0.136 84 Daniel Carbonell, R (8, 8) OBP: 0.286, SLG: 0.455	C X 0-1 12 FC4-6 1B	B F C F B S 2-3 ③ K			B C X 1-1 ① ② L7 1-2			C S B B C 2-3 ① K		4 0 1 0 0 2 3 0 0 0 0 0 0 0						
12 Joe Panik, L (1, 4) OBP: 0.167, SLG: 0.348	C X 0-1 ① FC4-6 9 HR 1-2f	B X 1-0 ① G6-3			B B F S B X 3-2 ③ G3-1			B X 1-0 ② G6-3		4 1 0 0 0 0 1						
16 Ángel Pagán, S (1, 8) OBP: 0.300, SLG: 0.125 60 Hunter Strickland, R (8, 1)	X 0-0 ② F7	B F B X 2-1 ② G5-3				B F B F X 2-2 ① F8		C B X 1-1 ③ G4-3		4 0 0 0 0 0 1 0 0 0 0 0 0 0						
9 Brandon Belt, L (1, 3) OBP: 0.519, SLG: 0.913	B B X 2-0 1-H HR	T B F X 1-2 ③ F8				B X 1-0 3B			B F B B B 4-1 83 WP 43 S BB	3 1 2 2 1 0 0						
37 Adam Duvall, R (1, 5) OBP: 0.241, SLG: 0.269	B B X 2-0 ③ P3			C B X 1-1 ① G1-3		F D B B S X 3-2 ② F8			C B F X 1-2 ① F8	4 0 0 0 0 0 2						
43 Justin Maxwell, R (1, 7) OBP: 0.360, SLG: 0.333		B C X 1-1 13 G6-4-3 1B		X 0-0 3B		B X 1-0 ③ F8			B C B S B C 3-3 ② K 1-2	4 0 2 0 0 1 2						
13 Joaquin Arias, R (1, 6) OBP: 0.143, SLG: 0.214 70 George Kontos, R (7, 1) 72 Steven Okert, L (7, 1) 83 Mac Williamson, R (8, 9) OBP: 0.250, SLG: 0.417		C F X 0-2 ① ② G6-4-3 1-2f		F X 0-1 ② L6			B C C F B F X 2-2 ① F9		S B B S S 1-3 ③ K 2-3	3 0 0 0 0 0 2 0 0 0 0 0 0 0 0 0 0 0 0 0 0 1 0 0 0 0 1 1						
6 Guillermo Quiroz, R (1, 2) OBP: 0.214, SLG: 0.429 78 Ty Ross, R (7, 2)		B X 1-0 32 1B 1B		B S B X 2-1 ③ G5-3			C B F B F S 2-3 ② K			3 0 1 0 0 1 1 0 0 0 0 0 0 0						
32 Ryan Vogelsong, R (1, 1) OBP: 1.000, SLG: 1.000 61 Joan Gregorio, R (3, 1) 56 Gary Brown, R (5, PH) OBP: 0.304, SLG: 0.400 53 Chris Heston, R (5, 1) 1 Ehire Adrianza, S (7, PH) OBP: 0.364, SLG: 0.333 (7, 6)		B F X 1-1 1-2 1B			C B B F B B 4-2 23 CS BB		B X 1-0 ③ P2			1 0 1 0 0 0 0 0 0 0 0 0 0 0 0 0 0 0 1 0 0 0 0 0 0 0 0 0 1 0 0 0 0 0 0							

TOP

San Francisco Giants @ Arizona Diamondbacks
Salt River Fields at Talking Stick, Scottsdale, AZ
Sat Mar 14 2015, 10:11 PM - 12:58 AM EDT
Att. 13,032 - Partly Cloudy - 81 F

livebaseballscorecards.com

AB	32
R	2
H	7
RBI	2
BB	2
SO	5
LOB	13

Inning Stats	1	2	3	4	5	6	7	8	9
	R: 2 E: 0 K: 0 S: 7	H: 2 LOB: 0 BB: 0 P: 11	R: 0 E: 0 K: 1 S: 13	H: 3 LOB: 2 BB: 0 P: 18	R: 0 E: 0 K: 0 S: 6	H: 0 LOB: 0 BB: 0 P: 10	R: 0 E: 0 K: 0 S: 7	H: 1 LOB: 1 BB: 0 P: 10	R: 0 E: 0 K: 0 S: 7	H: 0 LOB: 0 BB: 1 P: 15	R: 0 E: 0 K: 0 S: 8	H: 1 LOB: 1 BB: 0 P: 15	R: 0 E: 0 K: 1 S: 10	H: 0 LOB: 0 BB: 0 P: 15	R: 0 E: 0 K: 1 S: 6	H: 0 LOB: 0 BB: 0 P: 10	R: 0 E: 0 K: 2 S: 10	H: 0 LOB: 1 BB: 1 P: 19

| | | | | | | |

BOTTOM

San Francisco Giants @ Arizona Diamondbacks

Salt River Fields at Talking Stick, Scottsdale, AZ

Sat Mar 14 2015, 10:11 PM - 12:58 AM EDT

Att. 13,032 - Partly Cloudy - 81 F

livebaseballscorecards.com

Batter	1	2	3	4	5	6	7	8	9	AB	R	H	RBI	BB	SO	LOB
11 AJ Pollock, R (1, 8) OBP: 0.458, SLG: 0.522 26 Mitch Haniger, R (8, 8) (9, 9)	3-2 BCCBBX 44 G5-3 16 G6-3 1B		2-0 BBX E5 16 1B 15 1B 2-3	2-1 BSBX G5-3			2-2 BBCFX ① 1-H 2B	X 0-0 ③ P6		4 1	1 0	2 0	1 0	0 0	0 0	2 3
16 Chris Owings, R (1, 4) OBP: 0.333, SLG: 0.333 1 Mike Freeman, L (7, 4) OBP: 0.500, SLG: 0.500	CCBB1FFB SAFE SAFE 3-2 X G6-3 ① 1-2		BFD1X SAFE 2-1 44 S 15 1B 1-3 3-H 1B		FBBX 2-1 G6-3 ①		TBX 1-1 44 S 1B			3 1	1 0	1 1	1 0	0 0	0 0	1 0
44 Paul Goldschmidt, R (1, 3) OBP: 0.455, SLG: 0.412 47 Dan Runzler, L (8, 1) 63 Enrique Burgos, R (9, 1)	X 0-0 ② G5-3 2-3		FBBCBB 4-2 15 1B 1-2 BB		CFFBX 1-2 15 G6-4-3 1B		SSBFBS 2-3 ② K 1-2			3 0 0	0 0 0	1 0 0	0 0 0	1 0 0	1 0 0	2 0 0
15 Mark Trumbo, R (1, 9) OBP: 0.278, SLG: 0.722 6 Evan Marzilli, L (6, 9) (9, 8)	CBX 1-1 ③ G5-3		X 0-0 1-2 2-H 3-H 1B		1 SAFE BBCX 2-1 ②③ G6-4-3 1-2f		BFFS 1-3 ③ K			3 1	0 0	1 0	2 0	0 0	0 1	2 1
7 Cody Ross, R (1, 7) OBP: 0.294, SLG: 0.400 Zach Borenstein, L (7, 7)		CX 0-1 ① L6	DFX 1-1 ② P3			CBFS 1-3 ① K		BCX 1-1 ① L8		3 1	0 0	0 0	0 0	0 0	1 0	2 0
24 Yasmany Tomás, R (1, 5) OBP: 0.207, SLG: 0.429 62 Brandon Drury, R (7, 5) OBP: 0.478, SLG: 0.842		BX 1-0 ② L9	FX 0-1 ③ F9			FFFSS 0-3 ② K		SBX 1-1 74 FC3-6 1B		3 1	0 0	0 1	0 0	0 0	1 0	2 0
18 Gerald Laird, R (1, 2) OBP: 0.300, SLG: 0.500 74 Walter Ibarra, S (8, 6) OBP: 0.429, SLG: 0.462		CBBBCS 2-3 ③ K		FBFX 1-2 ① L5		CX 0-1 ③ F9		X 0-0 ② FC3-6 60 BB 28 BB 1-2f		3 1	0 0	0 0	0 0	0 0	1 0	0 1
13 Nick Ahmed, R (1, 6) OBP: 0.400, SLG: 0.474 28 Nick Evans, R (8, 3) OBP: 0.400, SLG: 0.417			CBFBX 2-2 11 E 57 SH1-4 16 1B 1B	BFBX 2-1 ② L7			BBBB 4-0 60 S 60 1B BB	BFFDFBB 4-2 60 BB 1-2 BB		2 0	2 0	1 0	0 0	1 1	0 0	0 0
57 Chase Anderson, R (1, 1) OBP: 1.000, SLG: 1.000 70 Aaron Blair, R (5, 1) 60 Blake Lalli, L (7, PH) OBP: 0.444, SLG: 0.429 (8, 2)			CX 0-1 ① SH1-4 1-2	SSBX 1-2 1B			BBFX 2-1 11 2B 1-H 1B	DBCBFB 4-2 1-2 2-3 BB		1 0 1	0 0 1	1 0 1	0 0 1	0 0 1	0 0 0	0 0 0
Inning Stats	R: 0 H: 1 E: 0 LOB: 1 K: 0 BB: 0 S: 11 P: 18	R: 0 H: 0 E: 0 LOB: 0 K: 1 BB: 0 S: 6 P: 9	R: 3 H: 3 E: 1 LOB: 2 K: 0 BB: 1 S: 15 P: 26	R: 0 H: 1 E: 0 LOB: 1 K: 0 BB: 0 S: 10 P: 16	R: 0 H: 1 E: 0 LOB: 0 K: 0 BB: 0 S: 8 P: 13	R: 0 H: 0 E: 0 LOB: 0 K: 2 BB: 0 S: 9 P: 10	R: 2 H: 3 E: 0 LOB: 1 K: 2 BB: 1 S: 14 P: 26	R: 0 H: 1 E: 0 LOB: 3 K: 0 BB: 2 S: 11 P: 21		1B: 9 2B: 1 3B: 0 HR: 0	SF: 0 SAC: 1 DP: 1 HBP: 0			WP: 0 PB: 0 SB: 3 CS: 0	PA: 37	

	AB	32
	R	5
	H	10
	RBI	5
	BB	4
	SO	5
	LOB	16

PITCHER		IP	WLS	BF	H	R	ER	SO	BB	IBB	HBP	BLK	WP	HR	S	P	ERA	WHIP
32 Ryan Vogelsong, R ERA: 9.39	(1, 1)	2.2	L	14	4	3	2	1	1	0	0	0	0	0	30	51	6.75	1.875
61 Joan Gregorio, R ERA:	(3, 1)	1.1		5	1	0	0	0	0	0	0	0	0	0	12	18	0.00	0.750
53 Chris Heston, R ERA: 3.0	(5, 1)	2.0		6	1	0	0	2	0	0	0	0	0	0	17	23	0.00	0.500
70 George Kontos, R ERA: 5.06	(7, 1)	0.2		5	3	2	2	1	1	0	0	0	0	0	11	22	27.00	6.000
72 Steven Okert, L ERA: 2.45	(7, 1)	0.1		1	0	0	0	1	0	0	0	0	0	0	3	4	0.00	0.000

PITCHER		IP	WLS	BF	H	R	ER	SO	BB	IBB	HBP	BLK	WP	HR	S	P	ERA	WHIP
60 Hunter Strickland, R ERA: 6.0	(8, 1)	1.0		6	1	0	0	0	2	0	0	0	0	0	11	21	0.00	3.000

Batter	1	2	3	4	5	6	7	8	9	AB	R	H	RBI	BB	SO	LOB
5 Ender Inciarte, L (1, 8) OBP: 0.444, SLG: 0.417	BBBB 4-0 7 1B BB	x 0-0 ③ G3-1			BBBB 4-0 79 G5-3 BB		x 0-0 1-2 1B			2	0	1	0	2	0	3
6 Evan Marzilli, L (7, 8)										0	0	0	0	0	0	0
79 Danny Dorn, L (1, 3) OBP: 0.222, SLG: 0.320	x 0-0 ① L7		SSS 0-3 ① K		x 0-0 ② G5-3 1-2		x 0-0 ② F7			3	0	0	0	0	1	2
59 Oliver Pérez, L (5, 1)										0	0	0	0	0	0	0
68 Sócrates Brito, L (6, 9) OBP: 0.250, SLG: 0.304										1	0	0	0	0	0	2
2 Aaron Hill, R (1, 4) OBP: 0.250, SLG: 0.263	SSS 0-3 ② K	x 0-0 ② G6-3			x 0-0 ③ P2		x 0-0 ③ F8			3	0	0	0	0	1	2
74 Walter Ibarra, S (6, 4) OBP: 0.400, SLG: 0.429										1	0	0	0	0	0	2
7 Cody Ross, R (1, 7) OBP: 0.350, SLG: 0.444	x 0-0 ③ 1-H 1B		x 0-0 24 FC6-4 1B			x 0-0 ① F8		x 0-0 ① F8		3	0	2	0	0	0	0
77 Nick Buss, L (6, 7) OBP: 0.208, SLG: 0.174										1	0	0	0	0	0	0
24 Yasmany Tomás, R (1, 5) OBP: 0.250, SLG: 0.452		x 0-0 13 BB 75 1B	x 0-0 ③ FC6-4 1-2f			x 0-0 1B		SSS 0-3 ② K		3	0	2	0	0	0	1
62 Brandon Drury, R (6, PR) OBP: 0.458, SLG: 0.800										1	0	0	0	0	1	0
(6, 5)																
75 Jamie Romak, R (1, 9) OBP: 0.381, SLG: 0.579		x 0-0 13 BB 1-2 1B		SSS 0-3 ① K		x 0-0 ② F7		x 0-0 ③ F8		3	0	1	0	0	1	1
50 Evan Marshall, R (6, 1)										0	0	0	0	0	0	0
56 JC Ramírez, R (7, 1)										0	0	0	0	0	0	0
28 Nick Evans, R (8, PH) OBP: 0.375, SLG: 0.385										1	0	0	0	0	0	0
11 Seth Simmons, R (8, 1)										0	0	0	0	0	0	0
9 Tuffy Gosewisch, R (1, 2) OBP: 0.294, SLG: 0.294		x 0-0 ① L6		x 0-0 ② G4-3		x 0-0 ③ G4-3			x 0-0 76 F8-4-3 1B	2	0	0	0	0	0	2
60 Blake Lalli, L (5, 2) OBP: 0.455, SLG: 0.444										2	0	1	0	0	0	1
13 Nick Ahmed, R (1, 6) OBP: 0.435, SLG: 0.476	BBBB 4-0 1-2 2-3 BB			x 0-0 ③ L4			x 0-0 5 1B 1B		x 0-0 ①② F8-4-3 1-2	2	0	1	0	1	0	0
76 Danny Worth, R (7, 6) OBP: 0.300, SLG: 0.368										1	0	0	0	0	0	1
25 Archie Bradley, R (1, 1)	CCC 0-3 ② K				x 0-0 ① L8		x 0-0 ① F8		x 0-0 ③ G5-3	1	0	0	0	0	1	3
40 Andrew Chafin, R (4, 1)										0	0	0	0	0	0	0
19 Jake Lamb, L (5, PH) OBP: 0.357, SLG: 0.565										1	0	0	0	0	0	0
72 Peter O'Brien, R (5, 3) OBP: 0.292, SLG: 0.227										2	0	0	0	0	0	1

Inning Stats	1	2	3	4	5	6	7	8	9
	R: 0 E: 0 K: 1 S: 5	H: 1 LOB: 2 BB: 1 P: 9	R: 0 E: 0 K: 1 S: 7	H: 2 LOB: 3 BB: 1 P: 11	R: 0 E: 0 K: 1 S: 6	H: 1 LOB: 1 BB: 0 P: 6	R: 0 E: 0 K: 1 S: 5	H: 0 LOB: 0 BB: 0 P: 5	R: 0 E: 0 K: 0 S: 3	H: 0 LOB: 1 BB: 1 P: 7
	R: 0 E: 0 K: 0 S: 4	H: 1 LOB: 1 BB: 0 P: 4	R: 0 E: 0 K: 0 S: 5	H: 2 LOB: 2 BB: 0 P: 5	R: 0 E: 0 K: 1 S: 5	H: 0 LOB: 0 BB: 0 P: 5	R: 0 E: 0 K: 0 S: 3	H: 1 LOB: 0 BB: 0 P: 3		

PITCHER		IP	WLS	BF	H	R	ER	SO	BB	IBB	HBP	BLK	WP	HR	S	P	ERA	WHIP
17 Tim Hudson, R ERA:	(1, 1)	1.1		8	3	0	0	1	2	0	0	0	0	0	8	16	0.00	3.750
67 Curtis Partch, R ERA: 5.06	(2, 1)	1.2	W	6	1	0	0	2	0	0	0	0	0	0	10	10	0.00	0.600
52 Yusmeiro Petit, R ERA: 5.4	(4, 1)	2.2	H	10	1	0	0	1	1	0	0	0	0	0	11	15	0.00	0.750
59 Cody Hall, R ERA: 3.38	(6, 1)	1.1	H	6	2	0	0	0	0	0	0	0	0	0	6	6	0.00	1.500
49 Javier López, L ERA: 3.38	(8, 1)	1.0	H	3	0	0	0	1	0	0	0	0	0	0	5	5	0.00	0.000

PITCHER		IP	WLS	BF	H	R	ER	SO	BB	IBB	HBP	BLK	WP	HR	S	P	ERA	WHIP
63 Jean Machi, R ERA: 3.86	(9, 1)	1.0		3	1	0	0	0	0	0	0	0	0	0	3	3	0.00	1.000

TOP

Arizona Diamondbacks @ San Francisco Giants

Scottsdale Stadium, Scottsdale, AZ

Sun Mar 15 2015, 6:06 PM - 9:02 PM EDT

Att. 12,118 - Sunny - 86 F

livebaseballscorecards.com

AB	33
R	0
H	8
RBI	0
BB	3
SO	5
LOB	21

1B: 8	SF: 0	WP: 0	PA: 36
2B: 1	SAC: 0	PB: 0	
3B: 0	DP: 1	SB: 0	
HR: 0	HBP: 0	CS: 0	

Batter	1	2	3	4	5	6	7	8	9	AB	R	H	RBI	BB	SO	LOB
7 Grégor Blanco, L (1, 7) OBP: 0.435, SLG: 0.474	0-0 35 FC4-6 1B		B1-3 ①		G4-3 ①		G6-3 ②			3	0	1	0	0	0	0
84 Daniel Carbonell, R (7, 7) OBP: 0.267, SLG: 0.417										1	0	0	0	0	0	1
35 Brandon Crawford, L (1, 6) OBP: 0.174, SLG: 0.227	0-0 ① FC4-6 1-2f		0-0 28 1B 14 1B 1B		L8 ②		0-0 3-H 3B			3	1	1	0	0	0	1
50 Matt Duffy, R (6, 6) OBP: 0.400, SLG: 0.708										1	0	1	1	0	0	0
28 Buster Posey, R (1, 2) OBP: 0.294, SLG: 0.267	S S S		0-0 2 FC5 14 1B 1-2 1B		G5-3 ③		F9 ③			3	0	1	0	0	1	1
59 Cody Hall, R (6, 1)	0-3 ②									0	0	0	0	0	0	0
82 Christian Arroyo, R (7, PH) OBP: 0.571, SLG: 0.714	K									1	0	0	0	0	0	1
49 Javier López, L (8, 1)										0	0	0	0	0	0	0
63 Jean Machi, R (9, 1)										0	0	0	0	0	0	0
45 Travis Ishikawa, L (1, 3) OBP: 0.464, SLG: 0.545	0-0 ③ F8		0-0 ② L8			0-0 ① G6-3		S S S 0-3 ① K		4	0	0	0	0	1	3
14 Casey McGehee, R (1, 5) OBP: 0.522, SLG: 0.682		0-0 ① G3	0-0 2 FC5 1-2 2-H 1B			0-0 ② G6-3		0-0 83 3B 1B		2	0	1	1	0	0	0
37 Adam Duvall, R (6, 5) OBP: 0.258, SLG: 0.286										2	0	1	0	0	0	0
80 Kelby Tomlinson, R (8, PR)										0	1	0	0	0	0	0
(9, 4)																
2 Juan Carlos Perez, R (1, 9) OBP: 0.286, SLG: 0.429	0-0 56 G6-3 1 1B 2B	0-0 ③ FC5 1-2 2-3f				0-0 1B		0-0 56 WP 1-H 3B		3	1	2	0	0	0	2
83 Mac Williamson, R (8, 9) OBP: 0.308, SLG: 0.615										1	1	1	1	0	0	0
56 Gary Brown, R (1, 8) OBP: 0.296, SLG: 0.348	0-0 ② G6-3 2-3		0-0 ① L1			0-0 ③ G6-3		B B B B 4-0 1 3-6-3-4 3-H BB		3	0	0	0	1	0	2
1 Ehire Adrianza, S (1, 4) OBP: 0.385, SLG: 0.409	0-0 3-H 1B		0-0 ② G6-3				0-0 6 WP 50 3B 2B	0-0 ② ③ G3-6-3-4 1-2f		4	1	2	1	0	0	1
(9, 5)																
17 Tim Hudson, R (1, 1)	C C C 0-3 ③		0-0 ③ G4-3				B S S S 1-3 ① K 2-3			0	0	0	0	0	0	0
67 Curtis Partch, R (2, 1)										1	0	0	0	0	1	1
52 Yusmeiro Petit, R (4, 1)										1	0	0	0	0	0	0
6 Guillermo Quiroz, R (6, 2) OBP: 0.200, SLG: 0.400										1	0	0	0	0	1	1
Inning Stats	R: 0 E: 0 K: 1 S: 6 H: 1 LOB: 1 BB: 0 P: 6	R: 1 E: 0 K: 1 S: 7 H: 2 LOB: 1 BB: 0 P: 7	R: 1 E: 0 K: 0 S: 6 H: 3 LOB: 2 BB: 0 P: 6	R: 0 E: 0 K: 0 S: 3 H: 0 LOB: 0 BB: 0 P: 3	R: 0 E: 0 K: 0 S: 3 H: 0 LOB: 0 BB: 0 P: 3	R: 0 E: 0 K: 0 S: 4 H: 1 LOB: 1 BB: 0 P: 4	R: 1 E: 0 K: 1 S: 7 H: 2 LOB: 1 BB: 0 P: 8	R: 2 E: 0 K: 1 S: 6 H: 2 LOB: 1 BB: 1 P: 10		1B: 7 2B: 2 3B: 2 HR: 0 SF: 0 SAC: 0 DP: 1 HBP: 0						

BOTTOM

Arizona Diamondbacks @ San Francisco Giants

Scottsdale Stadium, Scottsdale, AZ

Sun Mar 15 2015, 6:06 PM - 9:02 PM EDT

Att. 12,118 - Sunny - 86 F

livebaseballscorecards.com

AB	34
R	5
H	11
RBI	4
BB	1
SO	4
LOB	14

WP: 2 PB: 0 SB: 0 CS: 0 PA: 35

PITCHER		IP	WLS	BF	H	R	ER	SO	BB	IBB	HBP	BLK	WP	HR	S	P	ERA	WHIP
25 Archie Bradley, R ERA: 3.68	(1, 1)	3.0	L	15	6	2	2	2	0	0	0	0	0	0	19	19	6.00	2.000
40 Andrew Chafin, L ERA: 5.4	(4, 1)	1.0		3	0	0	0	0	0	0	0	0	0	0	3	3	0.00	0.000
59 Oliver Pérez, L ERA:	(5, 1)	1.0		3	0	0	0	0	0	0	0	0	0	0	3	3	0.00	0.000
50 Evan Marshall, R ERA: 3.0	(6, 1)	1.0		4	1	0	0	0	0	0	0	0	0	0	4	4	0.00	1.000
56 JC Ramírez, R ERA: 7.2	(7, 1)	1.0		5	2	1	1	1	0	0	0	0	1	0	7	8	9.00	2.000

PITCHER		IP	WLS	BF	H	R	ER	SO	BB	IBB	HBP	BLK	WP	HR	S	P	ERA	WHIP
11 Seth Simmons, R ERA: 9.0	(8, 1)	1.0		5	2	2	2	1	1	0	0	0	1	0	6	10	18.00	3.000

Batter	1	2	3	4	5	6	7	8	9	AB	R	H	RBI	BB	SO	LOB
7 Micah Johnson, L (1, 4) OBP: 0.519, SLG: 0.708 5 Yolmer Sánchez, S (5, 4) OBP: 0.350, SLG: 0.278	C B F F X 1-2 ① G6-3		B B S B F F B 4-2 64 E BB		C X 0-1 2-H 1B			B B C F B B 4-2 64 FC3-6 BB		2 0 1 1 1 0 0 0 0 0 0 1 0 0						
64 Emilio Bonifácio, S (1, 8) OBP: 0.167, SLG: 0.095 20 JB Shuck, L (8, 8) OBP: 0.364, SLG: 0.300	B X 1-0 ② G4-3		1 SAFE 1 SAFE C B B B F F B 4-2 1-3 BB		B B F 1 SAFE 1 SAFE F F F S 2-3 ③ K			C B B X 2-1 FC3-6 1-2f ②		3 0 0 0 1 1 2 0 0 0 0 0 0 0						
26 Avisaíl García, R (1, 9) OBP: 0.480, SLG: 0.500 88 Engel Beltre, L (6, 9) OBP: 0.375, SLG: 0.286	F B X 1-1 ③ P3		C B X 1-1 ③ G4-3			X 0-0 25 CS 1B		1 SAFE B C F S 1-3 ③ K2-3		3 0 1 0 0 0 2 1 0 0 0 0 1 1						
25 Adam LaRoche, L (1, 3) OBP: 0.227, SLG: 0.429 84 Dan Black, S (6, 3) OBP: 0.267, SLG: 0.154		B F X 1-1 ① G3-1		B C B F F C 2-3 ① K		B S B S B S 3-3 ① ② K 1-2			C C X 0-2 ① G2-3	3 0 0 0 0 2 1 1 0 0 0 0 0 0						
21 Tyler Flowers, R (1, 10) OBP: 0.250, SLG: 0.176 38 Andy Wilkins, L (9, PR) OBP: 0.429, SLG: 0.417		B B F F F S 2-3 ② K		B C B C F X 2-2 ② L7		B X 1-0 ③ G5-3			B B B B 4-0 BB	3 0 0 0 1 1 0 0 0 0 0 0 0 0						
86 Courtney Hawkins, R (1, 7) OBP: 0.417, SLG: 0.609 75 Trayce Thompson, R (6, 7) OBP: 0.389, SLG: 0.375		S B B B X 3-1 ③ G1-3		B B S S B F S 3-3 ③ K			C B X 1-1 22 CS 1B		X 0-0 ② F9	2 0 0 0 0 1 0 2 0 1 0 0 0 1						
22 Matt Davidson, R (1, 5) OBP: 0.154, SLG: 0.083			X 0-0 ① G6-3		B B X 2-0 ① L5		B B F F F F B S 3-3 ① ② K 1-2		C F D F S 1-3 ③ K	4 0 0 0 0 2 2						
18 Tyler Saladino, R (1, 6) OBP: 0.292, SLG: 0.391 87 Tim Anderson, R (8, 6) OBP: 0.167, SLG: 0.167			C B C B X 2-2 HR		C B B B B 4-1 81 S 7 1B BB		C X 0-1 ③ F8			2 2 1 1 1 0 0 0 0 0 0 0 0 0						
81 Kevan Smith, R (1, 2) OBP: 0.125, SLG: 0.125 17 Adrian Nieto, S (8, 2) OBP: 0.143, SLG: 0.143			B C B E B T 3-2 ② K		B B 1 SAFE 1 SAFE F C S 2-3 ② K 1-2			B X 1-0 ① G5-3		3 0 0 0 0 2 1 0 0 0 0 0 0 0						
Inning Stats	R: 0 H: 0 E: 0 LOB: 0 K: 0 BB: 0 S: 7 P: 10	R: 0 H: 0 E: 0 LOB: 0 K: 1 BB: 0 S: 8 P: 14	R: 1 H: 1 E: 0 LOB: 2 K: 1 BB: 2 S: 14 P: 28	R: 0 H: 0 E: 0 LOB: 0 K: 2 BB: 0 S: 12 P: 19	R: 1 H: 1 E: 0 LOB: 1 K: 2 BB: 1 S: 12 P: 22	R: 0 H: 1 E: 0 LOB: 0 K: 1 BB: 0 S: 5 P: 9	R: 0 H: 1 E: 0 LOB: 0 K: 1 BB: 0 S: 9 P: 13	R: 0 H: 0 E: 0 LOB: 1 K: 1 BB: 1 S: 8 P: 16	R: 0 H: 0 E: 0 LOB: 0 K: 1 BB: 1 S: 8 P: 13	1B: 3 SF: 0 2B: 1 SAC: 0 3B: 0 DP: 1 HR: 1 HBP: 0						

PITCHER		IP	WLS	BF	H	R	ER	SO	BB	IBB	HBP	BLK	WP	HR	S	P	ERA	WHIP
48 Randall Delgado, R ERA: 1.13	(1, 1)	3.0		12	1	1	1	2	2	0	0	0	0	1	29	52	3.00	1.000
38 Robbie Ray, L ERA: 5.0	(4, 1)	4.0	W	14	3	1	1	6	1	0	0	0	0	0	38	63	2.25	1.000
65 A.J. Schugel, R ERA:	(8, 1)	1.0		4	0	0	0	1	1	0	0	0	0	0	8	16	0.00	1.000
47 Dan Runzler, L ERA: 5.06	(9, 1)	1.0		4	0	0	0	1	1	0	0	0	0	0	8	13	0.00	1.000

PITCHER	IP	WLS	BF	H	R	ER	SO	BB	IBB	HBP	BLK	WP	HR	S	P	ERA	WHIP

TOP

Chicago White Sox @ Arizona Diamondbacks

Salt River Fields at Talking Stick, Scottsdale, AZ

Mon Mar 16 2015, 4:12 PM - 6:58 PM EDT

Att. 11,383 - Sunny - 84 F

livebaseballscorecards.com

AB	29
R	2
H	4
RBI	2
BB	5
SO	10
LOB	10

BOTTOM

Chicago White Sox @ Arizona Diamondbacks

Salt River Fields at Talking Stick, Scottsdale, AZ

Mon Mar 16 2015, 4:12 PM - 6:58 PM EDT

Att. 11,383 - Sunny - 84 F

livebaseballscorecards.com

Batter	1	2	3	4	5	6	7	8	9	AB	R	H	RBI	BB	SO	LOB
11 AJ Pollock, R (1, 8) OBP: 0.444, SLG: 0.480 77 Nick Buss, L (7, 8) OBP: 0.240, SLG: 0.208	C B B B B 4-1 24 HBP 2 S 6 1B BB	1 SAFE X 0-0 ② F9			B X 1-0 ② G6-3	B X 1-0 74 1B 79 1B 1-2 3-H 1B				2 1	1 1	0 1	0 1	1 0	0 0	1 0
16 Chris Owings, R (1, 6) OBP: 0.167, SLG: 0.167 74 Walter Ibarra, S (6, 4) OBP: 0.438, SLG: 0.467	B X 1-0 ① L9	1 SAFE B C T F F 1 SAFE 1 SAFE 1-3 S ③ K			B X 1-0 ③ G6-3		B X 1-0 79 1B 1-3 2-H 1B			3 1	0 0	0 1	0 1	0 0	1 0	2 0
44 Paul Goldschmidt, R (1, 3) OBP: 0.440, SLG: 0.368 79 Danny Dorn, L (7, 3) OBP: 0.250, SLG: 0.346	B B X 2-0 ② P3		C C B F X 1-2 ① F7			B B B B 4-0 24 G6-4-3 BB	C 1 SAFE S 1 B X 1-2 1-3 3-H 1B			2 1	0 0	0 1	0 1	1 0	0 0	1 0
2 Aaron Hill, R (1, 10) OBP: 0.250, SLG: 0.227	C B B B B 4-1 24 HBP 6 1B 1-2 BB		B B X 2-0 ② L8			C B X 1-1 ① F9	X 0-0 ② F9			3	1	0	0	1	0	3
24 Yasmany Tomás, R (1, 9) OBP: 0.257, SLG: 0.424 68 Sócrates Brito, L (7, 9) OBP: 0.240, SLG: 0.292	S S H 1-2 6 1B 1-2 2-3 HBP		B B B C S 2-3 ③ K			X 0-0 ②③ G6-4-3 1-2f	C F D F B X 2-2 ③ G3			2 1	0 0	0 0	0 0	0 0	1 0	1 2
6 David Peralta, L (1, 7) OBP: 0.464, SLG: 0.364	X 0-0 1-2 2-H 3-H 1B			B C X 1-1 ① G4-3			X 0-0 19 SH 18 E 4 SF9 1B	B X 1-0 ① G3		4 1	1 2	2 2	2 0	0 0	0 0	0 0
18 Gerald Laird, R (1, 2) OBP: 0.231, SLG: 0.385 31 Jordan Pacheco, R (8, 2) OBP: 0.438, SLG: 0.538	C B X 1-1 ③ F7			F F F X 0-2 ② G6-3			B P C 1 C F B X SAFE 3-2 E5 4 SF9 19 SH 77 1B 1-2	B X 1-0 2B		3 1	1 0	0 1	0 0	0 0	0 0	3 0
19 Jake Lamb, L (1, 5) OBP: 0.355, SLG: 0.538		B X 1-0 1B		C B B B F F S 3-3 ③ K			X 0-0 SH 77 1B 74 1B 1-2 2-3	C T F B S 1-3 ② K		3	1	1	0	0	2	1
4 Cliff Pennington, S (1, 4) (6, 6)		B 1 SAFE S S S 1-3 ① K			B X 1-0 ① G4-3		F B B X 2-1 ① SF9 2-3 3-H	C B F S 1-3 ③ K		3	0	0	1	0	2	2
Inning Stats	R: 2 H: 1 E: 0 LOB: 2 K: 0 BB: 2 S: 9 P: 22	R: 0 H: 1 E: 0 LOB: 1 K: 2 BB: 0 S: 11 P: 14	R: 0 H: 0 E: 0 LOB: 0 K: 1 BB: 0 S: 8 P: 13	R: 0 H: 0 E: 0 LOB: 0 K: 1 BB: 0 S: 10 P: 14	R: 0 H: 0 E: 0 LOB: 0 K: 0 BB: 0 S: 3 P: 6	R: 0 H: 0 E: 0 LOB: 0 K: 0 BB: 1 S: 3 P: 8	R: 4 H: 4 E: 2 LOB: 2 K: 0 BB: 0 S: 19 P: 28	R: 0 H: 1 E: 0 LOB: 1 K: 2 BB: 0 S: 9 P: 13		1B: 6 SF: 1 2B: 1 SAC: 1 3B: 0 DP: 1 HR: 0 HBP: 1				WP: 0 PA: 36 PB: 0 SB: 1 CS: 0		

	AB	30
	R	6
	H	7
	RBI	6
	BB	3
	SO	6
	LOB	16

PITCHER		IP	WLS	BF	H	R	ER	SO	BB	IBB	HBP	BLK	WP	HR	S	P	ERA	WHIP
80 Carlos Rodón, L ERA: 6.14	(1, 1)	3.0		14	2	2	2	3	2	0	1	0	0	0	28	49	6.00	1.333
41 Javy Guerra, R ERA: 3.38	(4, 1)	1.0		3	0	0	0	1	0	0	0	0	0	0	10	14	0.00	0.000
83 Tyler Danish, R ERA: 5.06	(5, 1)	2.0		7	1	1	0	0	1	0	0	0	0	0	7	15	0.00	1.000
74 Zach Phillips, L ERA: 1.59	(7, 1)	0.1	L	6	3	3	0	0	0	0	0	0	0	0	13	20	0.00	9.000
78 Arcenio Leon, R ERA:	(7, 1)	0.2		2	0	0	0	0	0	0	0	0	0	0	5	7	0.00	0.000

PITCHER		IP	WLS	BF	H	R	ER	SO	BB	IBB	HBP	BLK	WP	HR	S	P	ERA	WHIP
66 Michael Ynoa, R ERA: 9.0	(8, 1)	1.0		4	1	0	0	2	0	0	0	0	0	0	9	13	0.00	1.000

Batter	1	2	3	4	5	6	7	8	9	AB	R	H	RBI	BB	SO	LOB
11 AJ Pollock, R (1, 8) OBP: 0.467, SLG: 0.519	0-0 2B	G1-3		16 1B / 44 E BB		G4-3	F9			2	1	1	0	1	0	1
5 Ender Inciarte, L (5, 8) OBP: 0.414, SLG: 0.385										2	0	0	0	0	0	2
77 Nick Buss, L (7, 8) OBP: 0.240, SLG: 0.208										0	0	0	0	0	0	0
16 Chris Owings, R (1, 4) OBP: 0.200, SLG: 0.200	G6-3		F9	44 S 1B 1-3 3-H			G5-3	G4-3		4	0	1	1	0	0	1
74 Walter Ibarra, S (7, 4) OBP: 0.412, SLG: 0.438 (9, 6)										1	0	0	0	0	0	0
44 Paul Goldschmidt, R (1, 3) OBP: 0.414, SLG: 0.318	BB		F8	G4-3 1-3 3-H			P5	G6-3		3	0	0	0	1	0	1
28 Nick Evans, R (7, 3) OBP: 0.353, SLG: 0.357										1	0	0	0	0	0	0
15 Mark Trumbo, R (1, 9) OBP: 0.318, SLG: 0.727	K		62 2B	K			62 HBP 7 1B / 27 2B 1B	G4-3		4	1	2	0	0	2	3
68 Sócrates Brito, L (7, PR) (7, 9) OBP: 0.231, SLG: 0.280										1	1	0	0	0	0	0
7 Cody Ross, R (1, 7) OBP: 0.417, SLG: 0.450	K	62 2B HBP		9 G6-4-3 BB			62 HBP / 27 2B 1-2 1B		K	2	1	1	0	1	1	2
79 Danny Dorn, L (7, PR) (7, 7) OBP: 0.241, SLG: 0.333										1	1	0	0	0	1	0
62 Brandon Drury, R (1, 5) OBP: 0.500, SLG: 0.957		HR	1-H 2-H 2B		K		27 2B 1-2 2-3 HBP		BB	3	1	2	3	0	1	1
31 Jordan Pacheco, R (7, PR) (7, 5) (9, 4) OBP: 0.471, SLG: 0.538										0	1	0	0	1	0	0
9 Tuffy Gosewisch, R (1, 2) OBP: 0.300, SLG: 0.300		55 SH1-4 1B	F9		G6-4-3 1-2f		13 1B / 60 3B 1-H 2-H 3-H 2B		F9	3	0	1	0	0	0	2
27 Allen Webster, R (5, 1) OBP: 0.500, SLG: 1.000										1	1	1	3	0	0	0
75 Jamie Romak, L (9, PH) (9, 5) OBP: 0.364, SLG: 0.550										1	0	0	0	0	0	1
13 Nick Ahmed, R (1, 6) OBP: 0.429, SLG: 0.500	K			55 SH1-4 16 1B 2B		G5-3	60 3B 2-3 1B		L3	5	2	2	0	0	1	2
63 Enrique Burgos, R (9, 1)										0	0	0	0	0	0	0
55 Josh Collmenter, R (1, 1)	SH1-4 1-2			SH1-4 2-3		G1-3	1-H 3-H 3B			0	0	0	0	0	0	0
60 Blake Lalli, L (5, 2) OBP: 0.462, SLG: 0.636										2	0	1	2	0	0	0
Inning Stats	R: 0 E: 0 K: 2 S: 8 / H: 1 LOB: 2 BB: 1 P: 12	R: 1 E: 0 K: 1 S: 7 / H: 2 LOB: 1 BB: 0 P: 8	R: 2 E: 0 K: 0 S: 5 / H: 2 LOB: 1 BB: 0 P: 6	R: 2 E: 0 K: 1 S: 8 / H: 2 LOB: 1 BB: 1 P: 12	R: 0 E: 0 K: 1 S: 4 / H: 0 LOB: 0 BB: 1 P: 8	R: 0 E: 0 K: 0 S: 3 / H: 0 LOB: 0 BB: 0 P: 3	R: 5 E: 0 K: 0 S: 8 / H: 5 LOB: 2 BB: 0 P: 9	R: 0 E: 0 K: 0 S: 3 / H: 0 LOB: 0 BB: 0 P: 3	R: 0 E: 0 K: 1 S: 5 / H: 0 LOB: 1 BB: 1 P: 9	1B: 5 2B: 5 3B: 1 HR: 1 / SF: 0 SAC: 2 DP: 1 HBP: 2							

TOP

Arizona Diamondbacks @ San Francisco Giants

Scottsdale Stadium, Scottsdale, AZ

Tue Mar 17 2015, 4:07 PM - 6:58 PM EDT

Att. 11,106 - Partly Cloudy - 84 F

livebaseballscorecards.com

AB	36
R	10
H	12
RBI	9
BB	4
SO	6
LOB	16

WP: 0 PB: 0 SB: 2 CS: 0 PA: 44

PITCHER		IP	WLS	BF	H	R	ER	SO	BB	IBB	HBP	BLK	WP	HR	S	P	ERA	WHIP
40 Madison Bumgarner, L ERA: 8.64	(1, 1)	2.0	L	10	3	1	1	3	1	0	0	0	0	1	15	20	4.50	2.000
67 Curtis Partch, R ERA: 7.71	(3, 1)	1.2		11	4	4	3	0	1	0	1	0	0	0	10	15	16.20	3.000
Pedro Rodriguez, R ERA:	(4, 1)	1.1		4	0	0	0	2	1	0	0	0	0	0	7	11	0.00	0.750
41 Jeremy Affeldt, L ERA: 2.7	(6, 1)	1.0		3	0	0	0	0	0	0	0	0	0	0	3	3	0.00	0.000
59 Cody Hall, R ERA: 9.0	(7, 1)	0.2		6	3	5	5	0	0	0	1	0	0	0	5	6	67.50	4.500

PITCHER		IP	WLS	BF	H	R	ER	SO	BB	IBB	HBP	BLK	WP	HR	S	P	ERA	WHIP
75 Braulio Lara, L ERA: 3.6	(7, 1)	0.1		3	2	0	0	0	0	0	0	0	0	0	3	3	0.00	6.000
60 Hunter Strickland, R ERA: 5.14	(8, 1)	1.0		3	0	0	0	0	0	0	0	0	0	0	3	3	0.00	0.000
72 Steven Okert, L ERA: 1.93	(9, 1)	1.0		4	0	0	0	1	1	0	0	0	0	0	5	9	0.00	1.000

BOTTOM

Batter	1	2	3	4	5	6	7	8	9	AB	R	H	RBI	BB	SO	LOB
23 Norichika Aoki, L (1, 9) OBP: 0.258, SLG: 0.148	G5-3		1-2 1B			F7		2 1B		3	0	1	0	0	0	1
50 Matt Duffy, R (7, 4) OBP: 0.423, SLG: 0.720								1B		1	0	1	0	0	0	0
12 Joe Panik, L (1, 4) OBP: 0.133, SLG: 0.276	K		P5			G3				3	0	0	0	0	1	3
2 Juan Carlos Perez, R (7, 7) OBP: 0.280, SLG: 0.400 (8, 9)						2-3		1-2 1B		1	0	1	0	0	0	0
28 Buster Posey, R (1, 2) OBP: 0.300, SLG: 0.235	F9			P6		HBP		G4-3		2	0	0	0	0	0	0
56 Gary Brown, R (7, 8) OBP: 0.286, SLG: 0.333										1	0	0	0	0	0	2
9 Brandon Belt, L (1, 3) OBP: 0.455, SLG: 0.750		B2-3		F8		F7			45 G6-4-3 BB	3	0	0	0	0	0	2
59 Cody Hall, R (7, 1)										0	0	0	0	0	0	0
75 Braulio Lara, R (7, 1)										0	0	0	0	0	0	0
60 Hunter Strickland, R (8, 1)										0	0	0	0	0	0	0
72 Steven Okert, L (9, 1)										0	0	0	0	0	0	0
83 Mac Williamson, R (9, PH) OBP: 0.444, SLG: 0.667										0	0	0	0	1	0	0
14 Casey McGehee, R (1, 5) OBP: 0.462, SLG: 0.600		F7		K			F7		F9	3	0	0	0	0	1	0
37 Adam Duvall, R (8, 5) OBP: 0.229, SLG: 0.250										1	0	0	0	0	0	1
45 Travis Ishikawa, L (1, 7) OBP: 0.406, SLG: 0.462		F8			F8		K		G6-4-3 1-2f	4	0	0	0	0	1	1
(7, 3)																
7 Grégor Blanco, L (1, 8) OBP: 0.423, SLG: 0.455			23 1B		G3		L4			3	0	1	0	0	0	0
(7, 9)																
Daniel Carbonell, R (8, 7) OBP: 0.267, SLG: 0.417										0	0	0	0	0	0	0
35 Brandon Crawford, L (1, 6) OBP: 0.160, SLG: 0.208			F9		G5-3			K		2	0	0	0	0	0	1
1 Ehire Adrianza, S (7, 6) OBP: 0.370, SLG: 0.391										1	0	0	0	0	1	0
40 Madison Bumgarner, R (1, 1)			K			12 G3 2B		G3-1		0	0	0	0	0	0	0
67 Curtis Partch, R (3, 1)										1	0	0	0	0	1	1
Pedro Rodriguez, R (4, 1)										0	0	0	0	0	0	0
41 Jeremy Affeldt, L (6, 1)										0	0	0	0	0	0	0
13 Joaquin Arias, R (6, PH) OBP: 0.222, SLG: 0.500										1	0	1	0	0	0	0
29 Héctor Sánchez, S (7, 2) OBP: 0.217, SLG: 0.304										1	0	0	0	0	0	0
Inning Stats	R: 0 E: 0 K: 1 S: 5	H: 0 LOB: 0 BB: 0 P: 5	R: 0 E: 0 K: 0 S: 3	H: 0 LOB: 0 BB: 0 P: 3	R: 0 E: 0 K: 1 S: 7	H: 2 LOB: 2 BB: 0 P: 7	R: 0 E: 0 K: 1 S: 5	H: 0 LOB: 0 BB: 0 P: 5	R: 0 E: 0 K: 0 S: 3	H: 0 LOB: 0 BB: 0 P: 3	R: 0 E: 0 K: 0 S: 4	H: 1 LOB: 2 BB: 0 P: 5	R: 0 E: 0 K: 1 S: 5	H: 0 LOB: 0 BB: 0 P: 5	R: 0 E: 0 K: 1 S: 7	H: 2 LOB: 2 BB: 0 P: 7	R: 0 E: 0 K: 0 S: 2	H: 0 LOB: 0 BB: 1 P: 6	1B: 4 2B: 1 3B: 0 HR: 0	SF: 0 SAC: 0 DP: 1 HBP: 1	WP: 0 PB: 0 SB: 0 CS: 0	PA: 33

PITCHER	IP	WLS	BF	H	R	ER	SO	BB	IBB	HBP	BLK	WP	HR	S	P	ERA	WHIP
55 Josh Collmenter, R (1, 1)	4.0	W	14	2	0	0	3	0	0	0	0	0	0	20	20	0.00	0.500
ERA:																	
27 Allen Webster, R (5, 1)	4.0	H	16	3	0	0	2	0	0	1	0	0	0	19	20	0.00	0.750
ERA: 6.48																	
63 Enrique Burgos, R (9, 1)	1.0		3	0	0	0	0	1	0	0	0	0	0	2	6	0.00	1.000
ERA: 1.8																	

PITCHER	IP	WLS	BF	H	R	ER	SO	BB	IBB	HBP	BLK	WP	HR	S	P	ERA	WHIP

Arizona Diamondbacks @ San Francisco Giants

Scottsdale Stadium, Scottsdale, AZ

Tue Mar 17 2015, 4:07 PM - 6:58 PM EDT

Att. 11,106 - Partly Cloudy - 84 F

livebaseballscorecards.com

AB	31
R	0
H	5
RBI	0
BB	1
SO	5
LOB	12

Arizona Diamondbacks @ Colorado Rockies

Salt River Fields at Talking Stick, Scottsdale, AZ

Wed Mar 18 2015, 10:12 PM - 1:07 AM EDT

Att. 11,013 - Drizzle - 63 F

livebaseballscorecards.com

TOP

Batter	1	2	3	4	5	6	7	8	9	AB	R	H	RBI	BB	SO	LOB
5 Ender Inciarte, L (1, 8) OBP: 0.455, SLG: 0.433	C B X 1-1 6 1B 2 1B 6 E 1B	S B B B C X 3-2 1B	F X 0-1 ③ P6				S B B B S X 3-2 6 1B 15 1B 1B	D C X 1-1 1-H 3B		4	2	3	0	0	0	1
77 Nick Buss, L (7, 8) OBP: 0.269, SLG: 0.320										1	0	1	1	0	0	0
2 Aaron Hill, R (1, 4) OBP: 0.250, SLG: 0.231	X 0-0 6 E 6 E 1-2 1B	1 SAFE X 0-0 ③ G1-3			S B X 1-1 ① G6-3		C 1 SAFE 1 SAFE F F C 0-3 ① K	C B B C B B 4-2 BB		4	1	1	0	0	1	2
62 Brandon Drury, R (7, 4) OBP: 0.517, SLG: 0.957										0	0	0	0	1	0	0
6 David Peralta, L (1, 7) OBP: 0.469, SLG: 0.385	X 0-0 E5 15 G4-3 1-H 2-H 1B	B C X 1-1 ① G4-3	B F X 1-1 ② G3			B B 1 SAFE B F X 3-1 15 E 15 1B 24 1B 1-2 1B	F B S B S 2-3 ③ K		4	2	2	0	0	0	0
79 Danny Dorn, L (7, 7) OBP: 0.233, SLG: 0.321										1	0	0	0	0	1	2
15 Mark Trumbo, R (1, 9) OBP: 0.308, SLG: 0.654	B S B X 2-1 ① G4-3 3-H	S B C B S 2-3 ② K	F B X 1-1 ③ G5-3				B F X 1-1 E7 24 1B 1-3 2-H 1B		F S B B F X 2-2 ① B4-3	4	0	1	2	0	1	0
68 Sócrates Brito, L (7, PR) OBP: 0.222, SLG: 0.269										1	0	0	0	0	0	0
(7, 9)																
19 Jake Lamb, L (1, 3) OBP: 0.371, SLG: 0.600	C B X 1-1 24 G6-3 2B	C C B B B S 3-3 ③ K				F B F B X 2-2 2B	C S C 0-3 ② K		B B X 2-0 ② L7	4	0	2	0	0	2	2
28 Nick Evans, R (7, 3) OBP: 0.333, SLG: 0.333										1	0	0	0	0	0	0
24 Yasmany Tomás, R (1, 5) OBP: 0.282, SLG: 0.432	B B X 2-0 ② G6-3 2-3			X 0-0 4 SH2-4 72 BB 9 SF8 1B		F F B X 1-2 ① L8	C X 0-1 ③ 2-H 3-H 1B		C B B C X 2-2 ③ L9	4	1	2	1	0	0	2
76 Danny Worth, R (7, 6) OBP: 0.286, SLG: 0.350										1	0	0	0	0	0	0
72 Peter O'Brien, R (1, 10) OBP: 0.286, SLG: 0.200	B F X 1-1 ③ G4-3			C F B B B B 4-2 4 SH2-4 1-2 BB		B B F X 2-1 ② F8		C B X 1-1 ① G5-3		3	0	0	0	1	0	2
4 Cliff Pennington, S (1, 6)		C B S X 1-2 ① F9		C X 0-1 ① SH2-4 1-2 2-3		B B F D B 4-1 BB		S B C B B F X 3-2 ② G4-3		2	0	0	0	1	0	0
(7, 5)																
9 Tuffy Gosewisch, R (1, 2) OBP: 0.292, SLG: 0.304		B C C B F F F X 2-2 ② L7		F X 0-1 ② SF8 3-H		B F B C S 2-3 ③ K		B B X 2-0 77 3B 1B		3	1	1	1	0	1	2
31 Jordan Pacheco, R (8, 2) OBP: 0.471, SLG: 0.538										0	0	0	0	0	0	0
Inning Stats	R: 3 E: 1 K: 0 S: 11 H: 4 LOB: 1 BB: 0 P: 18	R: 0 E: 0 K: 0 S: 13 H: 1 LOB: 1 BB: 0 P: 19	R: 0 E: 0 K: 2 S: 8 H: 0 LOB: 0 BB: 0 P: 14	R: 1 E: 0 K: 0 S: 10 H: 1 LOB: 1 BB: 1 P: 14	R: 0 E: 0 K: 0 S: 6 H: 0 LOB: 0 BB: 0 P: 9	R: 0 E: 0 K: 1 S: 12 H: 1 LOB: 2 BB: 1 P: 23	R: 2 E: 1 K: 2 S: 16 H: 4 LOB: 2 BB: 0 P: 23	R: 1 E: 0 K: 1 S: 14 H: 2 LOB: 2 BB: 1 P: 27	R: 0 E: 0 K: 0 S: 8 H: 0 LOB: 0 BB: 0 P: 14	1B: 10 2B: 2 3B: 1 HR: 0	SF: 1 SAC: 1 DP: 0 HBP: 0					

	AB	37
	R	7
	H	13
	RBI	5
	BB	3
	SO	6
	LOB	13

WP: 0 PB: 0 SB: 0 CS: 0 PA: 42

PITCHER		IP	WLS	BF	H	R	ER	SO	BB	IBB	HBP	BLK	WP	HR	S	P	ERA	WHIP
55 Jon Gray, R ERA: 3.0	(1, 1)	3.0	L	14	5	3	3	2	0	0	0	0	0	0	32	51	9.00	1.667
36 Christian Bergman, R ERA: 3.52	(4, 1)	3.0		13	2	1	1	1	2	0	0	0	0	0	28	46	3.00	1.333
52 Chris Rusin, L ERA: 9.0	(7, 1)	1.0		6	4	2	2	2	0	0	0	0	0	0	16	23	18.00	4.000
51 Brooks Brown, R ERA: 2.08	(8, 1)	1.0		6	2	1	1	1	1	0	0	0	0	0	14	27	9.00	3.000
53 Christian Friedrich, L ERA:	(9, 1)	1.0		3	0	0	0	0	0	0	0	0	0	0	8	14	0.00	0.000

PITCHER	IP	WLS	BF	H	R	ER	SO	BB	IBB	HBP	BLK	WP	HR	S	P	ERA	WHIP

BOTTOM

Arizona Diamondbacks @ Colorado Rockies

Salt River Fields at Talking Stick, Scottsdale, AZ

Wed Mar 18 2015, 10:12 PM - 1:07 AM EDT

Att. 11,013 - Drizzle - 63 F

livebaseballscorecards.com

Batter	1	2	3	4	5	6	7	8	9	AB	R	H	RBI	BB	SO	LOB
6 Corey Dickerson, L (1, 10) OBP: 0.280, SLG: 0.273 96 Josh Vitters, R (7, PH) (8, 10)	C B C B S 2-3 ① K		B C B X 2-1 ③ G6-3		F B X 1-1 ② G4-3		B 1 SAFE C S B X 2-2 ③ G6-3 1-2			3 1	0 0	0 0	0 0	0 0	1 0	0 1
2 Troy Tulowitzki, R (1, 6) OBP: 0.333, SLG: 0.818 Tim Smalling, R (5, 5)	C B B X 2-1 ② F8			X 0-0 5 2B 33 SF9 1B	B T B B B 4-1 BB			C F S 0-3 ① K		2 1	1 0	1 0	0 0	0 1	0 1	0 0
5 Carlos González, L (1, 9) OBP: 0.400, SLG: 0.462 Tyler Massey, L (6, 9) OBP: 0.333, SLG: 0.200	C X 0-1 ③ G3-1			B S X 1-1 33 SF9 7 2B 1-3 2B	C F 1 B X SAFE 1-2 ③ G3			S C X 0-2 ② G6-3		3 1	1 0	1 0	0 0	0 0	0 0	1 0
33 Justin Morneau, L (1, 3) OBP: 0.158, SLG: 0.389 86 Correlle Prime, R (6, 3)		B C B F B S 3-3 ① K		S X 0-1 ① SF9 2-3 3-H		F F S 0-3 ① K		S T B B S 2-3 ③ K		1 2	0 0	0 0	1 0	0 0	1 2	0 0
7 Matt McBride, R (1, 7) OBP: 0.296, SLG: 0.440 93 Raimel Tapia, L (6, 7)		B S F B B B 4-2 4 FC5-4 BB		C S X 0-2 ② 3-H 2B		C F B F X 1-2 ② F7			F F X 0-2 ① F8	1 2	0 0	1 0	1 0	1 0	0 0	0 0
1 Brandon Barnes, R (1, 8) OBP: 0.321, SLG: 0.250 30 Audry Pérez, R (7, 2) OBP: 0.167, SLG: 0.100	B D X 2-0 ② L8			F X 0-1 4 E 1B		B F B B X 3-1 ③ G5-3			B C X 1-1 ② G5-3	3 1	0 0	1 0	0 0	0 0	0 0	1 0
4 Nick Hundley, R (1, 2) OBP: 0.190, SLG: 0.429 96 Tim Wheeler, L (7, 8)	C B D F X 2-2 ③ FC5-4 1-2f			B B S X 2-1 E5 1-2			B B S B F C 3-3 ① K		B F C B B X 3-2 ③ G4-3	2 2	0 0	0 0	0 0	0 0	0 1	2 0
77 Trevor Story, R (1, 5) OBP: 0.261, SLG: 0.478 (5, 6) Emerson Jimenez, L (7, PH) OBP: 0.333, SLG: 0.333 (8, 6)		C B F B C 2-3 ① K	F T S 0-3 ③ K				X 0-0 ② G6-3			2 1	0 0	0 0	0 0	0 0	2 0	2 0
9 DJ LeMahieu, R (1, 4) OBP: 0.318, SLG: 0.263 78 Juan Ciriaco, R (7, 4) OBP: 1.000, SLG: 1.000		S B C X 1-2 ② L8			C X 0-1 ① G1-3		C B S F X 1-2 96 S 1B			2 1	0 0	0 1	0 0	0 0	0 0	0 0
Inning Stats	R: 0 E: 0 K: 1 S: 7 H: 0 LOB: 0 BB: 0 P: 11	R: 0 E: 0 K: 1 S: 9 H: 0 LOB: 1 BB: 1 P: 20	R: 0 E: 0 K: 1 S: 8 H: 0 LOB: 0 BB: 0 P: 13	R: 2 E: 1 K: 1 S: 15 H: 4 LOB: 2 BB: 0 P: 18	R: 0 E: 0 K: 0 S: 8 H: 0 LOB: 1 BB: 1 P: 14	R: 0 E: 0 K: 1 S: 9 H: 0 LOB: 0 BB: 0 P: 13	R: 0 E: 0 K: 1 S: 11 H: 1 LOB: 1 BB: 0 P: 17	R: 0 E: 0 K: 2 S: 9 H: 0 LOB: 0 BB: 0 P: 11	R: 0 E: 0 K: 0 S: 8 H: 0 LOB: 0 BB: 0 P: 12	1B: 3 2B: 2 3B: 0 HR: 0	SF: 1 SAC: 0 DP: 0 HBP: 0			WP: 0 PB: 0 SB: 1 CS: 0	PA: 34		

	AB	31
	R	2
	H	5
	RBI	2
	BB	2
	SO	8
	LOB	7

PITCHER		IP	WLS	BF	H	R	ER	SO	BB	IBB	HBP	BLK	WP	HR	S	P	ERA	WHIP
58 Jeremy Hellickson, R ERA: 5.87	(1, 1)	4.0	W	17	4	2	2	4	1	0	0	0	0	0	39	62	4.50	1.250
32 Yoan López, R ERA: 5.4	(5, 1)	3.0	H	11	1	0	0	2	1	0	0	0	0	0	28	44	0.00	0.667
45 Matt Reynolds, L ERA:	(8, 1)	1.0		3	0	0	0	2	0	0	0	0	0	0	9	11	0.00	0.000
50 Evan Marshall, R ERA: 2.25	(9, 1)	1.0		3	0	0	0	0	0	0	0	0	0	0	8	12	0.00	0.000

PITCHER	IP	WLS	BF	H	R	ER	SO	BB	IBB	HBP	BLK	WP	HR	S	P	ERA	WHIP

Chicago Cubs @ Arizona Diamondbacks

Salt River Fields at Talking Stick, Scottsdale, AZ

Thu Mar 19 2015, 9:43 PM - 1:21 AM EDT

Att. 13,028 - Partly Cloudy - 70 F

livebaseballscorecards.com

TOP

Batter	1	2	3	4	5	6	7	8	9	AB	R	H	RBI	BB	SO	LOB
24 Dexter Fowler, S (1, 8) OBP: 0.407, SLG: 0.333	B S B B B 4-1 8 G3-1 BB		X 0-0 44 F7 2-H 2B		B C C B F F F B F 4-2 F B 8 2B 13 2B BB	B C D B B C F X 3-2 ② F7		C S H 1-2 8 G4-3 1-2 HBP		2	1	1	1	2	0	1
96 Jae-Hoon Ha, R (8, PR) (8, 8) OBP: 1.000, SLG: 1.000										0	0	0	0	0	0	0
8 Chris Coghlan, L (1, 7) OBP: 0.429, SLG: 0.526	B B X 2-0 ① G3-1 1-2		B B B B 4-0 44 F7 BB		S X 0-1 13 2B 1-3 2B	B C X 1-1 ③ F9		B F S X 1-2 ② G4-3 1-2 2-3		4	1	1	0	1	0	4
73 Anthony Carter, L (8, 1)										0	0	0	0	0	0	0
66 Drake Britton, L (8, 1)										0	0	0	0	0	0	0
99 Yoanner Negrin, R (8, 1)										0	0	0	0	0	0	0
13 Starlin Castro, R (1, 6) OBP: 0.286, SLG: 0.385	F C X 0-2 ② G5-3		B F F F C 1-3 ① K		X 0-0 44 WP 68 3B 2-H 3-H 2B		C B C X 1-2 3B	S X 0-1 ③ L9		4	1	2	2	0	1	3
19 Jonathan Herrera, S (7, 6) OBP: 0.350, SLG: 0.368										1	0	0	0	0	0	3
(8, 4)																
44 Anthony Rizzo, L (1, 3) OBP: 0.207, SLG: 0.115	B X 1-0 ③ L8		B B B F F F X 3-2 ② F7 1-2 2-3		C S F B B B S 2-3 ① K 2-3		C D B S B C 3-3 ① K		C B F S 1-3 ① K	3	0	0	0	0	1	4
27 Phil Coke, L (5, 1)										0	0	0	0	0	0	0
21 Junior Lake, R (6, 9) OBP: 0.320, SLG: 0.273										2	0	0	0	0	2	1
(8, 7)																
68 Jorge Soler, R (1, 9) OBP: 0.414, SLG: 0.714		C X 0-1 ① G6-3	X 0-0 ③ F9		C X 0-1 3B 3-H		C S S 0-3 ② K		C B F F B S 2-3 ② K	3	0	1	1	0	0	2
22 Felix Doubront, L (6, 1)										0	0	0	0	0	0	0
74 Kyle Schwarber, L (7, PH) OBP: 0.200, SLG: 0.400										1	0	0	0	0	1	1
48 Francisley Bueno, L (7, 1)										0	0	0	0	0	0	0
Christian Villanueva, R (7, 5)										1	0	0	0	0	1	0
20 Mike Olt, R (1, 5) OBP: 0.375, SLG: 0.500		B F B X 2-1 ② G6-3		C F F C 0-3 ① K	F B F B F B F C 3-3 ② K		B B C T F B B 4-2 BB		B B C C F F B X 3-2 1B	3	0	0	0	1	2	1
Rubi Silva, L (8, 9) OBP: 0.333, SLG: 0.333										1	0	1	0	0	0	0
9 Javier Báez, R (1, 4) OBP: 0.129, SLG: 0.200		C C B B S 2-3 ③ K		B S B F B F F B 4-2 BB	C S B S 1-3 ③ K		B B S F F S 2-3 ③ K2-3		S C S 0-3 ③ K	4	0	0	0	1	4	4
(8, 6)																
5 Welington Castillo, R (1, 2) OBP: 0.417, SLG: 0.571			C B F B B F B 4-2 36 2B BB	1 SAFE C F 1 SAFE S 0-3 ② K		B S B B B 4-1 BB		B X 1-0 ① F9		2	1	0	0	2	1	1
81 Willson Contreras, R (8, 2)										0	0	0	0	0	0	0
36 Edwin Jackson, R (1, 1) OBP: 0.500, SLG: 1.000			C F B F B X 2-2 24 2B 1-H 2B	F B F C 1-3 ③ K		X 0-0 ① F7		B B C B B 4-1 8 G4-3 24 HBP BB		2	1	1	1	0	1	1
33 Mike Baxter, L (5, 3) OBP: 0.200, SLG: 0.053										1	0	0	0	1	0	1
Inning Stats	R: 0 H: 0 E: 0 LOB: 1 K: 0 BB: 1 S: 6 P: 13	R: 0 H: 0 E: 0 LOB: 0 K: 1 BB: 0 S: 7 P: 11	R: 2 H: 2 E: 0 LOB: 2 K: 1 BB: 2 S: 15 P: 29	R: 0 H: 0 E: 0 LOB: 1 K: 3 BB: 1 S: 14 P: 19	R: 3 H: 3 E: 0 LOB: 1 K: 3 BB: 1 S: 24 P: 34	R: 0 H: 0 E: 0 LOB: 1 K: 0 BB: 1 S: 8 P: 16	R: 0 H: 1 E: 0 LOB: 2 K: 3 BB: 1 S: 15 P: 25	R: 0 H: 0 E: 0 LOB: 3 K: 0 BB: 1 S: 9 P: 16	R: 0 H: 1 E: 0 LOB: 1 K: 3 BB: 0 S: 15 P: 21							

| | | | | | | | | | | | | | | | |

BOTTOM

Chicago Cubs @ Arizona Diamondbacks

Salt River Fields at Talking Stick, Scottsdale, AZ

Thu Mar 19 2015, 9:43 PM - 1:21 AM EDT

Att. 13,028 - Partly Cloudy - 70 F

livebaseballscorecards.com

Batter	1	2	3	4	5	6	7	8	9	AB	R	H	RBI	BB	SO	LOB
11 AJ Pollock, R (1, 8) OBP: 0.455, SLG: 0.500 77 Nick Buss, L (6, 8) OBP: 0.250, SLG: 0.296	B S F C 1-3 K ①		B C X 1-1 G6-3 ③		X 0-0 5 FC4-6 1B		B B F F S 2-3 K ③	B B C F X 2-2 F9 ② 2-3		3 2	0 0	1 0	0 0	0 0	1 1	0 2
5 Ender Inciarte, L (1, 9) OBP: 0.472, SLG: 0.455 28 Nick Evans, R (8, 7) OBP: 0.350, SLG: 0.353	X 0-0 44 CS 1B			B F F X 1-2 44 FC6-4 1B	1 SAFE S B D 1 1 F X 2-2 FC4-6 ② 1-2f			2B 72 1B 68 1B 1B 3-1 F8 ③		3 2	0 1	2 1	0 0	0 0	0 0	1 2
44 Paul Goldschmidt, R (1, 3) OBP: 0.375, SLG: 0.280 72 Peter O'Brien, R (6, 3) OBP: 0.310, SLG: 0.231	B 1 SAFE 1 SAFE C 1 SAFE S D 1 SAFE S 2-3 K ② ③ 1-2			C X 0-1 FC6-4 6 2B 16 E ① 1-2f	B C B B X 3-1 F9 ③			X 0-0 68 1B 16 1B 1-2 1B		3 1	1 1	0 1	0 0	0 0	1 0	3 0
6 David Peralta, L (1, 7) OBP: 0.486, SLG: 0.448 68 Sócrates Brito, L (8, 9) OBP: 0.250, SLG: 0.296		B B X 2-0 G6-3 ①		S F D F 1 SAFE X 1-2 16 E 19 SF8 2B 1-3		X 0-0 19 1B 18 G3-6 1B		B B C C C X 2-2 16 1B 60 BB 1B 1-3 2-H		3 1	2 1	2 1	0 1	0 0	0 0	0 0
16 Chris Owings, R (1, 4) OBP: 0.286, SLG: 0.231 74 Walter Ibarra, S (9, 4) OBP: 0.412, SLG: 0.438		B C B F B B 4-2 18 FC5-4 BB		S X 0-1 E6 18 2B 2-3 3-H		B B B C C F C 3-3 K ①		X 0-0 60 BB 19 S 76 1B 1B 2-3 3-H		3 0	2 0	1 0	2 0	1 0	1 0	2 0
19 Jake Lamb, L (1, 5) OBP: 0.385, SLG: 0.594 59 Oliver Pérez, L (9, 1)		C 1 SAFE F S 0-3 K ②		1 SAFE C B F F B B X 3-2 SF8 ② 3-H		1 SAFE F S D B D X 3-2 18 G3-6 1B 1-3		C S H 1-2 60 BB 76 1B HBP 1-2		2 0	1 0	1 0	1 0	0 0	1 0	1 0
18 Gerald Laird, R (1, 2) OBP: 0.250, SLG: 0.438 60 Blake Lalli, L (7, 2) OBP: 0.500, SLG: 0.636	X 0-0 FC5-4 ③ 1-2f			B 1 SAFE C X 1-1 2B 1-H		B X 1-0 G3-6 ② ③ 1-2f 3-H		B B B B B 4-0 76 1B BB 1-2 2-3 3-H		3 0	0 0	1 0	1 1	0 1	0 0	2 0
13 Nick Ahmed, R (1, 6) OBP: 0.419, SLG: 0.483 76 Danny Worth, R (8, 6) OBP: 0.318, SLG: 0.381			B X 1-0 L7 ① X 0-0 G3 ③				X 0-0 31 G6-4-3 1B	B S C F T X 1-2 77 F9 1B 1-3 2-H 3-H		3 1	0 0	1 1	0 2	0 0	0 0	1 0
12 Rubby De La Rosa, R (1, 1) 40 Andrew Chafin, R (5, 1) 24 Yasmany Tomás, R (5, PH) OBP: 0.375, SLG: 0.421 63 Enrique Burgos, R (6, 1) 65 A.J. Schugel, R (7, 1) 31 Jordan Pacheco, R (7, PH) OBP: 0.444, SLG: 0.500 47 Dan Runzler, L (8, 1) 62 Brandon Drury, R (8, PH) OBP: 0.500, SLG: 0.667 (9, 5)			B B B C S S X 3-2 G4-3 ②		B S S S B F S 2-3 K ①		B F F X 1-2 G6-4-3 ① ② 1-2f	B C B C B B 4-2 BB		1 0 1 0 1 0 0 0	0 0 0 0 0 0 0 0	0 0 0 0 0 0 0 0	0 0 0 0 0 0 0 0	0 0 0 0 1 0 0 1	0 0 0 0 0 0 0 0	0 0 1 0 0 1 0 0
Inning Stats	R: 0 E: 0 K: 2 S: 7 — H: 1 LOB: 1 BB: 0 P: 10	R: 0 E: 0 K: 1 S: 7 — H: 0 LOB: 1 BB: 1 P: 13	R: 0 E: 0 K: 0 S: 6 — H: 0 LOB: 0 BB: 0 P: 11	R: 3 E: 1 K: 0 S: 18 — H: 3 LOB: 1 BB: 0 P: 24	R: 0 E: 0 K: 1 S: 10 — H: 1 LOB: 1 BB: 0 P: 17	R: 1 E: 0 K: 1 S: 9 — H: 2 LOB: 0 BB: 0 P: 16	R: 0 E: 0 K: 1 S: 7 — H: 1 LOB: 0 BB: 0 P: 10	R: 5 E: 0 K: 0 S: 20 — H: 5 LOB: 2 BB: 2 P: 37		1B: 11 2B: 3 3B: 0 HR: 0		SF: 1 SAC: 0 DP: 3 HBP: 1		WP: 0 PB: 0 SB: 1 CS: 1		PA: 38

PITCHER		IP	WLS	BF	H	R	ER	SO	BB	IBB	HBP	BLK	WP	HR	S	P	ERA	WHIP
36 Edwin Jackson, R ERA: 1.0	(1, 1)	4.0		17	4	3	1	3	1	0	0	0	0	0	38	58	2.25	1.250
27 Phil Coke, L ERA:	(5, 1)	1.0		4	1	0	0	1	0	0	0	0	0	0	10	17	0.00	1.000
22 Felix Doubront, L ERA: 12.0	(6, 1)	1.0	H	4	2	1	1	1	0	0	0	0	0	0	9	16	9.00	2.000
48 Francisley Bueno, L ERA: 1.69	(7, 1)	1.0	H	3	1	0	0	1	0	0	0	0	0	0	7	10	0.00	1.000
73 Anthony Carter, R ERA: 8.44	(8, 1)	0.0	L	4	4	4	4	0	0	0	0	0	0	0	6	8	∞	∞

PITCHER		IP	WLS	BF	H	R	ER	SO	BB	IBB	HBP	BLK	WP	HR	S	P	ERA	WHIP
66 Drake Britton, L ERA: 1.69	(8, 1)	0.1		3	1	1	1	0	1	0	1	0	0	0	7	13	27.00	6.000
99 Yoanner Negrin, R ERA:	(8, 1)	0.2		3	0	0	0	0	1	0	0	0	0	0	7	16	0.00	1.500

AB	33
R	9
H	13
RBI	8
BB	3
SO	6
LOB	15

Batter	1	2	3	4	5	6	7	8	9	AB	R	H	RBI	BB	SO	LOB
11 AJ Pollock, R (1, 8) OBP: 0.405, SLG: 0.441	G5-3		F9		G6-4-3 1-2f		K			4	0	0	0	0	1	2
33 Jake Barrett, R (7, 1)										0	0	0	0	0	0	0
56 JC Ramírez, R (8, 1)										0	0	0	0	0	0	0
2 Aaron Hill, R (1, 4) OBP: 0.219, SLG: 0.200	K		G4-3		K			F7		4	0	0	0	0	2	0
74 Walter Ibarra, S (8, 4) OBP: 0.412, SLG: 0.438										0	0	0	0	0	0	0
44 Paul Goldschmidt, R (1, 3) OBP: 0.412, SLG: 0.407	15 1B 2B			15 1B 24 G4-3 2B		7 G4-3 2B		G4-3		2	2	2	0	0	0	0
79 Danny Dorn, L (4, 3) OBP: 0.250, SLG: 0.367										2	0	1	0	0	0	0
15 Mark Trumbo, R (1, 9) OBP: 0.345, SLG: 0.655	7 FC6-4 2-H 1B			24 G4-3 7 WP 9 1B 2-3		K		G6-3		3	1	2	1	0	1	1
28 Nick Evans, R (6, 7) OBP: 0.333, SLG: 0.333										1	0	0	0	0	0	0
7 Cody Ross, R (1, 7) OBP: 0.370, SLG: 0.391	FC6-4 1-2f			K 1-2		G4-3 2-3			F9	3	0	0	0	0	1	4
6 Evan Marzilli, L (6, 9)										1	0	0	0	0	0	0
24 Yasmany Tomás, R (1, 5) OBP: 0.250, SLG: 0.381		K	G4-3	G4-3 2-3 3-H		K			F9	4	0	0	1	0	2	2
9 Tuffy Gosewisch, R (1, 2) OBP: 0.333, SLG: 0.320		G4-3		1B 3-H			13 SH1-3 BB		G4-3	2	0	1	1	1	0	0
77 Nick Buss, L (7, 8) OBP: 0.241, SLG: 0.286										1	0	0	0	0	0	0
13 Nick Ahmed, R (1, 6) OBP: 0.394, SLG: 0.452		G5-3		K			SH1-3 1-2			2	0	0	0	0	1	1
76 Danny Worth, R (7, 6) OBP: 0.318, SLG: 0.381										0	0	0	0	0	0	0
35 Trevor Cahill, R (1, 1)			G4-3		11 G6-4-3 BB		K			1	0	0	0	0	0	0
31 Jordan Pacheco, R (5, PH) OBP: 0.474, SLG: 0.500										0	0	0	0	1	0	0
54 Vidal Nuño, L (5, 1)										0	0	0	0	0	0	0
60 Blake Lalli, L (7, PH) OBP: 0.467, SLG: 0.583										1	0	0	0	0	1	1
(7, 2)																
Inning Stats	R: 1 E: 0 K: 1 S: 7 H: 2 LOB: 1 BB: 0 P: 7	R: 0 E: 0 K: 1 S: 5 H: 0 LOB: 0 BB: 0 P: 5	R: 0 E: 0 K: 0 S: 3 H: 0 LOB: 0 BB: 0 P: 3	R: 2 E: 0 K: 2 S: 10 H: 3 LOB: 1 BB: 0 P: 11	R: 0 E: 0 K: 1 S: 4 H: 0 LOB: 0 BB: 1 P: 8	R: 0 E: 0 K: 2 S: 8 H: 1 LOB: 1 BB: 0 P: 8	R: 0 E: 0 K: 2 S: 7 H: 0 LOB: 1 BB: 1 P: 11	R: 0 E: 0 K: 0 S: 3 H: 0 LOB: 0 BB: 0 P: 3	R: 0 E: 0 K: 0 S: 3 H: 0 LOB: 0 BB: 0 P: 3	1B: 3 2B: 3 3B: 0 HR: 0 SF: 0 SAC: 1 DP: 1 HBP: 0						

PITCHER		IP	WLS	BF	H	R	ER	SO	BB	IBB	HBP	BLK	WP	HR	S	P	ERA	WHIP
52 Jimmy Nelson, R ERA: 9.0	(1, 1)	3.2		16	5	3	3	3	0	0	0	0	1	0	22	23	7.36	1.364
21 Jeremy Jeffress, R ERA: 2.7	(4, 1)	1.1	W	4	0	0	0	2	1	0	0	0	0	0	7	11	0.00	0.750
54 Michael Blazek, R ERA: 4.66	(6, 1)	2.0	H	8	1	0	0	4	1	0	0	0	0	0	15	19	0.00	1.000
59 Josh Roenicke, R ERA: 4.5	(8, 1)	1.0	H	3	0	0	0	0	0	0	0	0	0	0	3	3	0.00	0.000
77 David Goforth, R ERA: 1.69	(9, 1)	1.0	S	3	0	0	0	0	0	0	0	0	0	0	3	3	0.00	0.000

PITCHER	IP	WLS	BF	H	R	ER	SO	BB	IBB	HBP	BLK	WP	HR	S	P	ERA	WHIP

TOP

Arizona Diamondbacks @ Milwaukee Brewers

Maryvale Baseball Park, Phoenix, AZ

Fri Mar 20 2015, 4:10 PM - 7:01 PM EDT

Att. 8,112 - Sunny - 75 F

livebaseballscorecards.com

AB	31
R	3
H	6
RBI	3
BB	2
SO	9
LOB	11

WP: 1 PA: 34
PB: 0
SB: 0
CS: 0

Batter	1	2	3	4	5	6	7	8	9	AB	R	H	RBI	BB	SO	LOB
2 Scooter Gennett, L (1, 4) OBP: 0.250, SLG: 0.333	8 BB; 20 1B; 16 E; 1B	G3-1 ①		F9 ②			3 1B; 70 SF7; 1B	G3-1 ③		3	1	1	0	0	0	0
7 Logan Schafer, L (6, 8) OBP: 0.241, SLG: 0.250										2	1	1	0	0	0	1
20 Jonathan Lucroy, R (1, 2) OBP: 0.385, SLG: 0.667	16 E; 8 BB; 18 1B; 1-2; 1B	2B		G4-3 ③			66 BB; 1-3; 1B			3	1	2	0	0	0	0
3 Elian Herrera, S (6, 5) OBP: 0.348, SLG: 0.333										1	0	1	0	0	0	0
8 Ryan Braun, R (1, 9) OBP: 0.350, SLG: 0.333	18 1B; 16 E; 28 1B; 1-2; 2-3; BB	16 G6-4-3; BB			HR		SF7 ①; 3-H			1	2	1	1	2	0	0
70 Matt Long, L (6, 9) OBP: 0.364, SLG: 0.895										0	0	0	1	0	0	0
16 Aramis Ramirez, R (1, 5) OBP: 0.333, SLG: 0.333	E5; 28 1B; 18 1B; 1-2; 2-3; 3-H	G6-4-3 ②③; 1-2f			P4 ①		K ②			3	0	0	1	0	0	4
61 Bryan Petersen, L (6, 7) OBP: 0.286, SLG: 0.263										1	0	0	0	0	1	1
18 Khris Davis, R (1, 7) OBP: 0.480, SLG: 0.652	28 1B; 1-2; 2-3; 3-H; 1B		28 FC1-6-5; 28 S; 1B		9 2-6; 1B		BB			3	0	3	1	0	0	0
66 Juan Centeno, L (6, 2) OBP: 0.400, SLG: 0.667							1-2			0	0	0	0	1	0	0
28 Gerardo Parra, L (1, 8) OBP: 0.250, SLG: 0.346	1-2; 2-3; 3-H; 1B	FC1-6-5 ①; 9 1B; 1-3			K ②		P6 ③			3	0	1	1	0	1	2
54 Michael Blazek, R (6, 1)										0	0	0	0	0	0	0
60 Matt Clark, L (7, PH) OBP: 0.344, SLG: 0.563										1	0	0	0	0	0	2
59 Josh Roenicke, R (8, 1)										0	0	0	0	0	0	0
77 David Goforth, R (9, 1)										0	0	0	0	0	0	0
9 Jean Segura, R (1, 6) OBP: 0.267, SLG: 0.250	F9 ①	14 G5-4-3; 2-3; 1B			2-6; 1-2	F7 ①		G6-3 ①		3	0	1	0	0	0	3
5 Héctor Gómez, R (7, 6) OBP: 0.258, SLG: 0.367										1	0	0	0	0	0	0
14 Luis Jimenez, R (1, 3) OBP: 0.258, SLG: 0.310	K ②	G5-4-3 ②③; 1-2f				G5-3 ②		15 S; 1B		2	0	0	0	0	1	5
21 Jeremy Jeffress, R (4, 1)										0	0	0	0	0	0	0
62 Luis Sardinas, S (6, 4) OBP: 0.120, SLG: 0.120										2	0	1	0	0	0	0
52 Jimmy Nelson, R (1, 1)	K ③			K2-3 ①		K ③		P3 ②; 1-2		1	0	0	0	0	1	3
15 Jason Rogers, R (4, 3) OBP: 0.370, SLG: 0.348										3	0	0	0	0	2	1
Inning Stats	R: 3 E: 1 K: 2 S: 12 H: 4 LOB: 3 BB: 1 P: 16	R: 0 E: 0 K: 0 S: 3 H: 1 LOB: 1 BB: 1 P: 7	R: 0 E: 0 K: 0 S: 4 H: 2 LOB: 1 BB: 0 P: 5	R: 0 E: 0 K: 1 S: 5 H: 0 LOB: 0 BB: 0 P: 5	R: 1 E: 0 K: 1 S: 8 H: 2 LOB: 1 BB: 0 P: 11	R: 0 E: 0 K: 1 S: 5 H: 0 LOB: 0 BB: 0 P: 5	R: 1 E: 0 K: 1 S: 7 H: 2 LOB: 2 BB: 1 P: 11	R: 0 E: 0 K: 0 S: 4 H: 1 LOB: 1 BB: 0 P: 5		1B: 10 2B: 1 3B: 0 HR: 1	SF: 1 SAC: 0 DP: 2 HBP: 0			WP: 0 PB: 0 SB: 2 CS: 0	PA: 37		

PITCHER		IP	WLS	BF	H	R	ER	SO	BB	IBB	HBP	BLK	WP	HR	S	P	ERA	WHIP
35 Trevor Cahill, R ERA: 4.5	(1, 1)	4.0		20	7	3	3	3	2	0	0	0	0	0	24	33	6.75	2.250
54 Vidal Nuño, L ERA: 9.0	(5, 1)	2.0	L	8	2	1	1	2	0	0	0	0	0	1	13	16	4.50	1.000
33 Jake Barrett, R ERA: 9.0	(7, 1)	1.0		6	2	1	1	1	1	0	0	0	0	0	7	11	9.00	3.000
56 JC Ramírez, R ERA: 6.0	(8, 1)	1.0		4	1	0	0	0	0	0	0	0	0	0	4	5	0.00	1.000

PITCHER	IP	WLS	BF	H	R	ER	SO	BB	IBB	HBP	BLK	WP	HR	S	P	ERA	WHIP

BOTTOM

Arizona Diamondbacks @ Milwaukee Brewers

Maryvale Baseball Park, Phoenix, AZ

Fri Mar 20 2015, 4:10 PM - 7:01 PM EDT

Att. 8,112 - Sunny - 75 F

livebaseballscorecards.com

AB	33
R	5
H	12
RBI	5
BB	3
SO	6
LOB	22

Arizona Diamondbacks @ San Diego Padres

Peoria Stadium, Peoria, AZ

Sat Mar 21 2015, 4:10 PM - 7:05 PM EDT

Att. 11,474 - Sunny - 80 F

TOP

livebaseballscorecards.com

Batter	1	2	3	4	5	6	7	8	9	AB	R	H	RBI	BB	SO	LOB
5 Ender Inciarte, L (1, 8) OBP: 0.512, SLG: 0.528	C B B F B F X 3-2 16 1B 2B		B X 1-0 16 F9 6 2B 16 S 1B	C B B B F B 4-2 1-2 2-3 BB		B B C F X 2-2 ② SF8 3-H			C B X 1-1 31 SH1-3 1B	3	2	3	1	1	0	0
16 Chris Owings, R (1, 6) OBP: 0.278, SLG: 0.235	F F F X 0-2 6 G4-6-3 2-H 1B		1 SAFE B B X 2-0 ① F9 1-3	C X 0-1 ③ G6-3		X 0-0 ③ L9			B X 1-0 ① SH1-3 1-2	4	0	1	1	0	0	4
31 Jordan Pacheco, R (6, 4) OBP: 0.474, SLG: 0.500										0	0	0	0	0	0	0
44 Paul Goldschmidt, R (1, 3) OBP: 0.378, SLG: 0.367	B B D F 1 SAFE X 3-1 ① L8		C X 0-1 ② G6-3		C S B B S 2-3 ① K		X 0-0 28 G6-4-3 6 BB 1B		F B C T 1-2 ② K	3	0	0	0	0	1	2
72 Peter O'Brien, R (5, 3) OBP: 0.323, SLG: 0.250										2	0	1	0	0	1	1
47 Dan Runzler, L (9, 1)										0	0	0	0	0	0	0
6 David Peralta, L (1, 7) OBP: 0.513, SLG: 0.531	X 0-0 ② ③ G4-6-3 1-2f		C X 0-1 15 1B 3-H 2B		C B B X 2-1 15 2B		B B B C B 4-1 28 G6-4-3 1-2 BB		X 0-0 ③ F8	3	2	2	1	1	0	1
79 Danny Dorn, L (7, 7) OBP: 0.242, SLG: 0.355										1	0	0	0	0	0	1
(9, 3)																
15 Mark Trumbo, R (1, 9) OBP: 0.406, SLG: 0.719		C F B F X 1-2 19 3B 1B	X 0-0 ③ 2-H 1B		X 0-0 2-H 2B		C B D X 2-1 ① ② G6-4-3 1-2f 2-3			3	1	3	2	0	0	0
28 Nick Evans, R (5, PR) OBP: 0.318, SLG: 0.316										1	0	0	0	0	0	2
(5, 9)																
19 Jake Lamb, L (1, 5) OBP: 0.372, SLG: 0.611		B X 1-0 1-H 18 SF8 3B	C S F X 0-2 ① L8		B X 1-0 ② P3		B X 1-0 ③ G4-3			4	1	1	1	0	0	2
45 Matt Reynolds, L (7, 1)										0	0	0	0	0	0	0
63 Enrique Burgos, R (8, 1)										0	0	0	0	0	0	0
5 Alex Glenn, L (9, 7)										0	0	0	0	0	0	0
18 Gerald Laird, R (1, 2) OBP: 0.211, SLG: 0.389		F C X 0-2 ① SF8 3-H	B B F F B X 3-2 ② P4	D D C X 2-1 ③ G6-3				F B X 1-1 ① F7		2	0	0	1	0	0	1
48 Randall Delgado, R (5, 1)										0	0	0	0	0	0	0
75 Jamie Romak, R (7, 5) OBP: 0.348, SLG: 0.524										1	0	0	0	0	0	0
4 Cliff Pennington, S (1, 4)		X 0-0 ② L4	B S S B B D 4-2 5 BB 25 1B BB			B C B F X 2-2 E1 60 G6-3 5 SF8		F X 0-1 ② B1-3		3	1	0	0	1	0	0
(6, 6)																
74 Walter Ibarra, S (8, 6) OBP: 0.412, SLG: 0.438										0	0	0	0	0	0	0
25 Archie Bradley, R (1, 1) OBP: 0.333, SLG: 0.333		B C F C 1-3 ③ K	X 0-0 5 BB 1-2 1B			C B F F B F X 2-2 ① G6-3 1-3		C X 0-1 ③ G3-1		2	0	1	0	0	1	0
60 Blake Lalli, L (5, 2) OBP: 0.412, SLG: 0.500										2	0	0	0	0	0	1

	AB	34
	R	7
	H	12
	RBI	7
	BB	3
	SO	3
	LOB	15

Inning Stats										
	R: 1	H: 2	R: 2	H: 2	R: 2	H: 3	R: 0	H: 1	R: 1	H: 2
	E: 0	LOB: 0	E: 0	LOB: 0	E: 0	LOB: 1	E: 0	LOB: 3	E: 0	LOB: 1
	K: 0	BB: 0	K: 1	BB: 0	K: 0	BB: 0	K: 0	BB: 2	K: 1	BB: 0
	S: 11	P: 17	S: 12	P: 15	S: 7	P: 10	S: 14	P: 25	S: 9	P: 16

Inning Stats										
	R: 1	H: 0	R: 0	H: 1	R: 0	H: 0	R: 0	H: 1	1B: 7	SF: 2
	E: 1	LOB: 0	E: 0	LOB: 1	E: 0	LOB: 0	E: 0	LOB: 1	2B: 4	SAC: 1
	K: 0	BB: 0	K: 0	BB: 1	K: 0	BB: 0	K: 1	BB: 0	3B: 1	DP: 2
	S: 12	P: 18	S: 5	P: 12	S: 6	P: 7	S: 7	P: 10	HR: 0	HBP: 0

	WP: 0	PA: 40
	PB: 0	
	SB: 1	
	CS: 0	

PITCHER		IP	WLS	BF	H	R	ER	SO	BB	IBB	HBP	BLK	WP	HR	S	P	ERA	WHIP
21 Brandon Morrow, R ERA: 4.26	(1, 1)	3.2	L	18	8	5	5	1	1	0	0	0	0	0	40	59	12.27	2.455
40 Odrisamer Despaigne, R ERA: 2.25	(4, 1)	3.1		15	3	2	1	1	2	0	0	0	0	0	30	54	2.70	1.500
49 Casey Kelly, R ERA:	(8, 1)	1.0		3	0	0	0	0	0	0	0	0	0	0	6	7	0.00	0.000
54 Alex Torres, L ERA: 3.0	(9, 1)	1.0		4	1	0	0	1	0	0	0	0	0	0	7	10	0.00	1.000

PITCHER		IP	WLS	BF	H	R	ER	SO	BB	IBB	HBP	BLK	WP	HR	S	P	ERA	WHIP

BOTTOM

Batter	1	2	3	4	5	6	7	8	9	AB	R	H	RBI	BB	SO	LOB
4 Wil Myers, R (1, 8) OBP: 0.343, SLG: 0.563 7 Tommy Medica, R (7, 7) OBP: 0.607, SLG: 1.000	C B C B B X 3-2 26 G6-4-3 1B		F X 0-1 ③ G6-3		F S D X 1-2 ② F8		C B B X 2-1 HR		C X 0-1 16 FC5-4 1B 1-2	3 2	0 1	1 2	0 1	0 0	0 0	2 0
26 Yangervis Solarte, S (1, 4) OBP: 0.342, SLG: 0.361 16 Abraham Almonte, S (7, 9) OBP: 0.276, SLG: 0.259	C S X 0-2 ① ② G6-4-3 1-2f			B C S X 1-2 ① G3-1	T B B F X 2-2 ③ F8		B C X 1-1 ② G4-3		B F F X 1-2 ② FC5-4 70 FC6-4 1-2f 2-3	3 2	0 0	0 0	0 0	0 0	0 0	2 2
27 Matt Kemp, R (1, 9) OBP: 0.400, SLG: 0.643 84 Brett Wallace, L (6, PR) OBP: 0.412, SLG: 0.400 (7, 3) 49 Casey Kelly, R (8, 1) 54 Alex Torres, L (9, 1) 70 Austin Hedges, R (9, PH) OBP: 0.231, SLG: 0.167	C F B C 1-3 ③ K			X 0-0 E5 10 2B 11 1B		B B C F B F X 3-2 10 G6-3 18 E 2B	X 0-0 ③ F9		1 SAFE D X 1-0 ③ FC6-4 1-2f	3 1 0 0 1	1 1 0 0 0	1 0 0 0 0	0 0 0 0 0	1 0 0 0 0	0 0 0 0 0	0 0 0 0 2
10 Justin Upton, R (1, 7) OBP: 0.355, SLG: 0.690 66 Ramiro Pena, S (7, 6) OBP: 0.350, SLG: 0.400		C F B B X 2-2 ① G6-3		B X 1-0 11 1B 1-3 2B		C B X 1-1 ① G6-3 2-3		F C B B S 2-3 ① K		3 1	1 0	1 0	0 0	0 0	0 1	1 0
18 Carlos Quentin, R (1, 3) OBP: 0.321, SLG: 0.462 88 Travis Jankowski, L (6, PR) (7, 8)		B S X 1-1 12 2-4 1B		B X 1-0 ② L5		S C X 0-2 E5 15 1B 15 E 3-H		C F B F S 1-3 ② K		3 1	0 1	1 0	1 0	0 0	0 1	3 0
11 Will Middlebrooks, R (1, 5) OBP: 0.353, SLG: 0.576 15 Cory Spangenberg, L (4, PR) OBP: 0.367, SLG: 0.385 (5, 5)	F D C B T 2-2 ② K			B C B D X 3-1 2-H 3-H 1B		X 0-0 E7 12 WP 1-H 1B		C X 0-1 85 E 1B		2 2	0 0	1 2	2 0	0 0	1 0	1 0
12 Clint Barmes, R (1, 6) OBP: 0.269, SLG: 0.174 85 Diego Goris, R (7, 4) OBP: 0.273, SLG: 0.545	S S F D 1-2 ③ 2-4 1-2	B B S F F F S 2-3 ① K	B F X 1-1 ③ F8			B C B C B X 3-2 ② L5 2-3		1 SAFE C B B F F S 2-3 ③ K 1-3		3 1	0 0	0 0	0 0	0 0	1 1	3 1
43 Wil Nieves, R (1, 2) OBP: 0.250, SLG: 0.235 78 Rocky Gale, R (8, 2) OBP: 0.250, SLG: 0.250			C X 0-1 21 G3-1 2B		X 0-0 40 SH1-3 1B	C B X 1-1 ③ F8			B X 1-0 ① P3	3 1	0 0	2 0	0 0	0 0	0 0	3 0
21 Brandon Morrow, R (1, 1) 40 Odrisamer Despaigne, R (4, 1) 79 Cody Decker, R (7, PH) OBP: 0.357, SLG: 0.769 (8, 3)			B C B F F X 2-2 ② G3-1 2-3		B X 1-0 ① SH1-3 1-2		B S B F B X 3-2 ① F7		B B F B B 4-1 16 FC5-4 7 1B BB	1 0 1	0 0 0	0 0 0	0 0 1	0 0 0	0 0 0	1 0 0
Inning Stats	R: 0 H: 1 E: 0 LOB: 0 K: 1 BB: 0 S: 9 P: 13	R: 0 H: 1 E: 0 LOB: 1 K: 1 BB: 0 S: 11 P: 17	R: 0 H: 1 E: 0 LOB: 1 K: 1 BB: 0 S: 13 P: 17	R: 2 H: 2 E: 1 LOB: 1 K: 0 BB: 0 S: 10 P: 17	R: 0 H: 1 E: 0 LOB: 1 K: 0 BB: 0 S: 8 P: 12	R: 2 H: 2 E: 2 LOB: 3 K: 0 BB: 0 S: 15 P: 23	R: 1 H: 1 E: 0 LOB: 0 K: 0 BB: 0 S: 8 P: 14	R: 0 H: 1 E: 0 LOB: 1 K: 3 BB: 0 S: 13 P: 18	R: 0 H: 1 E: 0 LOB: 2 K: 0 BB: 1 S: 8 P: 15	1B: 7 2B: 3 3B: 0 HR: 1		SF: 0 SAC: 1 DP: 1 HBP: 0				

PITCHER		IP	WLS	BF	H	R	ER	SO	BB	IBB	HBP	BLK	WP	HR	S	P	ERA	WHIP
25 Archie Bradley, R ERA: 2.38	(1, 1)	4.0	W	17	5	2	0	3	0	0	0	0	0	0	43	64	0.00	1.250
48 Randall Delgado, R ERA: 1.8	(5, 1)	2.0		10	3	2	1	0	0	0	0	0	1	0	23	35	4.50	1.500
45 Matt Reynolds, L ERA: 2.45	(7, 1)	1.0	H	4	1	1	1	0	0	0	0	0	0	1	8	14	9.00	1.000
63 Enrique Burgos, R ERA: 1.29	(8, 1)	1.0	H	4	1	0	0	3	0	0	0	0	0	0	13	18	0.00	1.000
47 Dan Runzler, L ERA: 3.68	(9, 1)	1.0	S	5	1	0	0	0	1	0	0	0	0	0	8	15	0.00	2.000

PITCHER	IP	WLS	BF	H	R	ER	SO	BB	IBB	HBP	BLK	WP	HR	S	P	ERA	WHIP

Arizona Diamondbacks @ San Diego Padres

Peoria Stadium, Peoria, AZ

Sat Mar 21 2015, 4:10 PM - 7:05 PM EDT

Att. 11,474 - Sunny - 80 F

livebaseballscorecards.com

AB	37
R	5
H	11
RBI	4
BB	1
SO	6
LOB	21

WP: 1	PA: 39		
PB: 0			
SB: 0			
CS: 0			

Batter	1	2	3	4	5	6	7	8	9	AB	R	H	RBI	BB	SO	LOB
19 Charlie Blackmon, L (1, 8) OBP: 0.375, SLG: 0.450	C F X	0-2 ① G4-3	S F F B D X	2-2 1-3 2-H 3-H 2B		4-1 1-2 2-3 2 2B BB		B T B F F X	2-2 ③ L6		3	1	1	2	1	0	0
1 Brandon Barnes, R (6, 8) OBP: 0.306, SLG: 0.226						B C C B X	2-2 ① G3				1	0	0	0	0	0	0
13 Drew Stubbs, R (1, 9) OBP: 0.343, SLG: 0.452	S B C B B S	3-3 ② K	B X	1-0 ③ G6-3		C B S B F S	2-3 ② K	C S C	0-3 ② K	B X	1-0 ① G4-3	4	0	0	0	0	3	5
91 Joey Wong, L (6, 6) OBP: 0.500, SLG: 0.500												1	0	0	0	0	0	0
2 Troy Tulowitzki, R (1, 6) OBP: 0.368, SLG: 0.722	C C B F X	1-2 1B	X	0-0 28 FC5-4 1B	B C B S F X	2-2 1-H 2-H 3-H 2B		B T S X	1-2 ③ L9	F X	0-1 ② L9	4	0	3	3	0	0	0
Yonathan Daza, R (6, 9)												1	0	0	0	0	0	0
28 Nolan Arenado, R (1, 5) OBP: 0.316, SLG: 0.611	B B B C X	3-1 ③ P3	X	0-0 ① FC5-4 20 WP 1-2f	B B X	2-0 ③ F7	F S B X	2-2 ① L7	C F F B B B B B		4	0	0	0	0	0	3
82 Ryan McMahon, L (7, 5)									4-2 BB		0	0	0	0	1	0	0
6 Corey Dickerson, L (1, 7) OBP: 0.333, SLG: 0.545		B C S S	1-3 ① K	S S B F B F S	L B X	1-1 HR	S B B S F F X	2-2 20 FC5 2B	X	0-0 ③ F8	4	1	2	1	0	2	1
16 Kyle Parker, R (7, 7) OBP: 0.459, SLG: 0.531			2-3 ② K								1	0	0	0	0	0	1
20 Wilin Rosario, R (1, 3) OBP: 0.281, SLG: 0.484		F B B X	2-1 9 S 4 1B 19 2B 1B	B F B B F F X	X	0-0 ① G5-3	B C X	1-1 ② FC5 2-3			4	1	1	0	0	0	2
49 Rex Brothers, L (7, 1)			1-2	3-2 ③ F9							0	0	0	0	0	0	0
48 Boone Logan, R (8, 1)											0	0	0	0	0	0	0
66 John Axford, R (9, 1)											0	0	0	0	0	0	0
4 Nick Hundley, R (1, 2) OBP: 0.281, SLG: 0.452	C S B X	1-2 9 S 19 2B 1-2 1B	X	0-0 38 FC3-6 9 1B 1B	S B B B	4-1 9 1B BB	C B X	1-1 ③ G6-3			3	1	2	0	1	0	1
50 Dustin Garneau, R (7, 2) OBP: 0.188, SLG: 0.250											0	0	0	0	0	0	0
9 DJ LeMahieu, R (1, 4) OBP: 0.333, SLG: 0.296	D B C B C F C	3-3 ② 1-2 2-3	B B X	2-0 19 BB 38 FC3-6 2 2B 1-2 1B	B X	1-0 43 G4-6-3 1-2 1B		S X	0-1 ① G5-3		3	1	2	0	0	1	2
78 Zach Osborne, R (7, 4)											1	0	0	0	0	0	0
38 Kyle Kendrick, R (1, 1)	B C F B B F F F B	4-2 19 2B BB	X	0-0 ① FC3-6 19 BB 2 2B 1-2 2-3f	F B X	1-1 ② ③ G4-6-3 1-2f		F B C B X	2-2 ② F9		1	1	0	0	1	0	2
43 Rafael Ynoa, S (5, PH) OBP: 0.314, SLG: 0.273											1	0	0	0	0	0	2
63 Rafael Betancourt, R (5, 1)											0	0	0	0	0	0	0
32 LaTroy Hawkins, R (6, 1)											0	0	0	0	0	0	0
72 Ryan Casteel, R (7, 3) OBP: 0.219, SLG: 0.286											1	0	0	0	0	0	0

TOP

Colorado Rockies @ Arizona Diamondbacks

Salt River Fields at Talking Stick, Scottsdale, AZ

Sun Mar 22 2015, 4:11 PM - 7:10 PM EDT
Att. 13,507 - Partly Cloudy - 83 F

livebaseballscorecards.com

AB	37
R	6
H	11
RBI	6
BB	4
SO	6
LOB	19

Inning Stats	1	2	3	4	5	6	7	8	9
	R: 0 E: 0 K: 1 S: 12	H: 1 LOB: 1 BB: 0 P: 19	R: 2 E: 0 K: 2 S: 22	H: 3 LOB: 2 BB: 1 P: 36	R: 0 E: 0 K: 1 S: 12	H: 1 LOB: 1 BB: 0 P: 17	R: 3 E: 0 K: 1 S: 13	H: 3 LOB: 1 BB: 1 P: 25	R: 1 E: 0 K: 0 S: 7	H: 2 LOB: 1 BB: 1 P: 14	R: 0 E: 0 K: 1 S: 9	H: 0 LOB: 0 BB: 0 P: 12	R: 0 E: 0 K: 0 S: 12	H: 1 LOB: 1 BB: 0 P: 18	R: 0 E: 0 K: 0 S: 9	H: 0 LOB: 0 BB: 0 P: 13	R: 0 E: 0 K: 0 S: 7	H: 0 LOB: 1 BB: 1 P: 12

1B: 7	SF: 0	WP: 1	PA: 41
2B: 3	SAC: 0	PB: 0	
3B: 0	DP: 1	SB: 2	
HR: 1	HBP: 0	CS: 0	

PITCHER		IP	WLS	BF	H	R	ER	SO	BB	IBB	HBP	BLK	WP	HR	S	P	ERA	WHIP
38 Robbie Ray, L ERA: 5.25	(1, 1)	3.0	L	15	5	2	2	4	1	0	0	0	1	0	46	72	6.00	2.000
65 A.J. Schugel, R ERA: 3.86	(4, 1)	1.0		7	3	3	3	1	1	0	0	0	0	0	13	25	27.00	4.000
29 Brad Ziegler, R ERA: 9.0	(5, 1)	1.0		5	2	1	1	0	1	0	0	0	0	1	7	14	9.00	3.000
59 Oliver Pérez, L ERA:	(6, 1)	1.0		3	0	0	0	1	0	0	0	0	0	0	9	12	0.00	0.000
50 Evan Marshall, R ERA: 1.8	(7, 1)	1.0		4	1	0	0	0	0	0	0	0	0	0	12	18	0.00	1.000

PITCHER		IP	WLS	BF	H	R	ER	SO	BB	IBB	HBP	BLK	WP	HR	S	P	ERA	WHIP
Tim Crabbe, R ERA:	(8, 1)	1.0		3	0	0	0	0	0	0	0	0	0	0	9	13	0.00	0.000
Jeremy Accardo, R ERA:	(9, 1)	1.0		4	0	0	0	0	1	0	0	0	0	0	7	12	0.00	1.000

Batter	1	2	3	4	5	6	7	8	9	AB	R	H	RBI	BB	SO	LOB
11 AJ Pollock, R (1, 8) OBP: 0.425, SLG: 0.486	C X 0-1 2 G4-3 1B		C B C X 1-2 ② ③ G6-3 1-2f			B X 1-0 2B		B S S B X 2-2 ② F8		3	0	2	0	0	0	1
77 Nick Buss, L (7, 8) OBP: 0.233, SLG: 0.276										1	0	0	0	0	0	0
2 Aaron Hill, R (1, 4) OBP: 0.200, SLG: 0.182	C C X 0-2 ① ② G4-3 1-2f			C B F X 1-2 ① F9		X 0-0 ② G6-3		B S B S F T 2-2 ③ K		3	0	0	0	0	0	2
Kevin Cron, R (7, 3)										1	0	0	0	0	1	0
44 Paul Goldschmidt, R (1, 3) OBP: 0.375, SLG: 0.344	B F B X 2-1 ③ G6-3			B B B F S F B 4-2 BB		B B S F S C 2-3 ③ K			B F C X 1-2 ① G4-3	2	0	0	0	1	1	1
50 Evan Marshall, R (7, 1)										0	0	0	0	0	0	0
31 Jordan Pacheco, R (8, 5) OBP: 0.450, SLG: 0.467										1	0	0	0	0	0	0
6 David Peralta, L (1, 9) OBP: 0.476, SLG: 0.486		C B S X 1-2 ① G3		B C B F T 2-2 ② K			X 0-0 ① F7		C F B B C 2-3 ② K	3	0	0	0	0	1	1
60 Blake Lalli, L (8, 2) OBP: 0.389, SLG: 0.467										1	0	0	0	0	1	0
7 Cody Ross, R (1, 7) OBP: 0.367, SLG: 0.385		B C S B B F X 3-2 ② G4-3		B C 1 SAFE B F X 2-2 ③ P3			F B X 1-1 9 E 1B		X 0-0 ③ G3	3	0	1	0	0	0	1
8 Chuck Taylor, S (7, PR)										1	0	0	0	0	0	0
(8, 7)																
19 Jake Lamb, L (1, 5) OBP: 0.370, SLG: 0.590		B B F B X 3-1 1B			C B F C 1-3 ① K		B B F F B C 3-3 ② K			3	0	1	0	0	2	1
Tim Crabbe, R (8, 1)										0	0	0	0	0	0	0
Jeremy Accardo, R (9, 1)										0	0	0	0	0	0	0
9 Tuffy Gosewisch, R (1, 2) OBP: 0.300, SLG: 0.286		C T B X 1-2 ③ G4-3			F X 0-1 ② F8		F B X 1-1 E6 1-2			3	0	0	0	0	0	2
26 Mitch Haniger, R (8, 9)										0	0	0	0	0	0	0
13 Nick Ahmed, R (1, 6) OBP: 0.361, SLG: 0.412			C X 0-1 ① G6-3		C S B C 1-3 ③ K		B B B C C F X 3-2 ③ F8			3	0	0	0	0	1	2
Fernery Ozuna, R (9, 6)										0	0	0	0	0	0	0
38 Robbie Ray, L (1, 1)			C C B B B X 3-2 E6 11 G6-3			B X 1-0 ① F7		C C F S 0-3 ① K2-3		1	0	0	0	0	0	0
65 A.J. Schugel, R (4, 1)										0	0	0	0	0	0	0
29 Brad Ziegler, R (5, 1)										0	0	0	0	0	0	0
59 Oliver Pérez, L (6, 1)										0	0	0	0	0	0	0
74 Walter Ibarra, S (6, PH) OBP: 0.368, SLG: 0.389										2	0	0	0	0	1	0
(7, 4)																
Inning Stats	R: 0 E: 0 K: 0 S: 7 H: 1 LOB: 0 BB: 0 P: 9	R: 0 E: 0 K: 0 S: 12 H: 1 LOB: 1 BB: 0 P: 20	R: 0 E: 1 K: 0 S: 8 H: 0 LOB: 0 BB: 0 P: 12	R: 0 E: 0 K: 1 S: 12 H: 0 LOB: 1 BB: 1 P: 21	R: 0 E: 0 K: 2 S: 8 H: 0 LOB: 0 BB: 0 P: 10	R: 0 E: 0 K: 1 S: 6 H: 1 LOB: 1 BB: 0 P: 10	R: 0 E: 1 K: 1 S: 12 H: 1 LOB: 2 BB: 0 P: 20	R: 0 E: 0 K: 2 S: 11 H: 0 LOB: 0 BB: 0 P: 15	R: 0 E: 0 K: 1 S: 7 H: 0 LOB: 0 BB: 0 P: 10	1B: 3 2B: 1 3B: 0 HR: 0 SF: 0 SAC: 0 DP: 2 HBP: 0						

PITCHER		IP	WLS	BF	H	R	ER	SO	BB	IBB	HBP	BLK	WP	HR	S	P	ERA	WHIP
38 Kyle Kendrick, R ERA: 2.45	(1, 1)	4.0	W	14	2	0	0	1	1	0	0	0	0	0	39	62	0.00	0.750
63 Rafael Betancourt, R ERA: 1.93	(5, 1)	1.0		3	0	0	0	2	0	0	0	0	0	0	8	10	0.00	0.000
32 LaTroy Hawkins, R ERA:	(6, 1)	1.0		4	1	0	0	1	0	0	0	0	0	0	6	10	0.00	1.000
49 Rex Brothers, L ERA: 1.8	(7, 1)	1.0		5	1	0	0	1	0	0	0	0	0	0	12	20	0.00	1.000
48 Boone Logan, L ERA: 1.8	(8, 1)	1.0		3	0	0	0	2	0	0	0	0	0	0	11	15	0.00	0.000

PITCHER		IP	WLS	BF	H	R	ER	SO	BB	IBB	HBP	BLK	WP	HR	S	P	ERA	WHIP
66 John Axford, R ERA:	(9, 1)	1.0		3	0	0	0	1	0	0	0	0	0	0	7	10	0.00	0.000

BOTTOM

Colorado Rockies @ Arizona Diamondbacks

Salt River Fields at Talking Stick, Scottsdale, AZ

Sun Mar 22 2015, 4:11 PM - 7:10 PM EDT

Att. 13,507 - Partly Cloudy - 83 F

livebaseballscorecards.com

AB	31
R	0
H	4
RBI	0
BB	1
SO	8
LOB	11

WP: 0	PB: 0	SB: 0	CS: 0
PA: 32			

Batter	1	2	3	4	5	6	7	8	9	AB	R	H	RBI	BB	SO	LOB
5 Ender Inciarte, L (1, 7) (7, 7) (8, 4) OBP: 0.467, SLG: 0.475	CSC 0-3 ① K		x 0-0 ① L6		x 0-0 ② G1-3		CSS 0-3 ② K			4	0	0	0	0	2	1
1 Mike Freeman, L OBP: 0.500, SLG: 0.500										0	0	0	0	0	0	0
2 Aaron Hill, R (1, 4) (6, 4) (8, 6) OBP: 0.237, SLG: 0.200	x 0-0 11 2B 1B		BBBB 4-0 1-2 BB		x 0-0 ③ G6-3		x 0-0 ③ F7			2	1	1	0	1	0	0
74 Walter Ibarra, S OBP: 0.350, SLG: 0.368										1	0	0	0	0	0	0
11 AJ Pollock, R (1, 8) (8, 9) OBP: 0.409, SLG: 0.488	x 0-0 1-H 2B		x 0-0 ② F9 2-3			x 0-0 ① F8		SCS 0-3 ① K		4	0	1	1	0	1	2
31 Stewart Ijames, L										0	0	0	0	0	0	0
15 Mark Trumbo, R (1, 9) (6, PR) (6, 9) (8, 8) OBP: 0.429, SLG: 0.697	H 1-0 6 G6-3 HBP		x 0-0 ③ P4			BBBB 4-0 6 BB 24 HR BB		x 0-0 ② G3		1	0	0	0	1	0	2
77 Nick Buss, L OBP: 0.226, SLG: 0.267										1	1	0	0	0	0	0
6 David Peralta, L (1, 10) OBP: 0.478, SLG: 0.459	x 0-0 ② ③ G6-3 1-2f			BBBB 4-0 19 L6-4 24 1B BB		BBBB 4-0 24 HR 1-2 BB		x 0-0 ③ F9		2	1	0	0	2	0	2
24 Yasmany Tomás, R (1, 5) OBP: 0.298, SLG: 0.489		x 0-0 19 CS 1B	x 0-0 1-2 1B			CX 0-1 1-H 2-H HR			x 0-0 ① F8	3	1	3	3	0	0	0
31 Jordan Pacheco, R (7, 2) OBP: 0.429, SLG: 0.438										1	0	0	0	0	0	0
19 Jake Lamb, L (1, 3) (7, 5) OBP: 0.340, SLG: 0.535		CSS 0-3 ① ② K 1-2	x 0-0 ① ② L6-4 2-2			x 0-0 ② F9			CSS 0-3 ② K	4	0	0	0	0	2	4
16 Chris Owings, R (1, 6) OBP: 0.238, SLG: 0.200	x 0-0 ③ L5		x 0-0 ③ G6-3			SCS 0-3 ③ K			CSS 0-3 ③ K	3	0	0	0	0	1	2
11 Tom Belza, L (8, 7) OBP: 0.500, SLG: 0.500										1	0	0	0	0	1	0
18 Gerald Laird, R (1, 2) OBP: 0.227, SLG: 0.381			x 0-0 11 F9 2 BB 1B		x 0-0 ① F9		x 0-0 ① G5-3			3	0	1	0	0	0	0
34 Rudy Flores, L (7, 3)										0	0	0	0	0	0	0
Inning Stats	R: 1 H: 2 E: 0 LOB: 1 K: 1 BB: 0 S: 6 P: 7	R: 0 H: 1 E: 0 LOB: 0 K: 1 BB: 0 S: 5 P: 5	R: 0 H: 1 E: 0 LOB: 2 K: 0 BB: 1 S: 4 P: 8	R: 0 H: 1 E: 0 LOB: 1 K: 0 BB: 1 S: 3 P: 7	R: 0 H: 0 E: 0 LOB: 0 K: 0 BB: 0 S: 3 P: 3	R: 3 H: 1 E: 0 LOB: 1 K: 1 BB: 2 S: 7 P: 15	R: 0 H: 0 E: 0 LOB: 0 K: 1 BB: 0 S: 5 P: 5	R: 0 H: 0 E: 0 LOB: 0 K: 1 BB: 0 S: 5 P: 5	R: 0 H: 0 E: 0 LOB: 0 K: 2 BB: 0 S: 7 P: 7	1B: 4 SF: 0 2B: 3 SAC: 0 3B: 0 DP: 3 HR: 1 HBP: 1						

TOP

Arizona Diamondbacks @ Los Angeles Dodgers
Camelback Ranch, Glendale, AZ
Mon Mar 23 2015, 4:11 PM - 7:04 PM EDT
Att. 8,525 - Sunny - 84 F

livebaseballscorecards.com

AB	30
R	4
H	6
RBI	4
BB	4
SO	7
LOB	13

WP: 0 PA: 35
PB: 0
SB: 0
CS: 1

PITCHER		IP	WLS	BF	H	R	ER	SO	BB	IBB	HBP	BLK	WP	HR	S	P	ERA	WHIP
Chris Anderson, R ERA: 3.0	(1, 1)	3.0		13	4	1	1	2	1	0	1	0	0	0	15	20	3.00	1.667
36 Adam Liberatore, L ERA:	(4, 1)	1.0	H	4	1	0	0	0	1	0	0	0	0	0	3	7	0.00	2.000
91 Chin-hui Tsao, R ERA: 5.4	(5, 1)	2.0	B	9	1	3	3	1	2	0	0	0	0	1	10	18	13.50	1.500
52 Pedro Báez, R ERA: 2.7	(7, 1)	1.1		4	0	0	0	2	0	0	0	0	0	0	8	8	0.00	0.000
64 Danny Coulombe, L ERA:	(8, 1)	1.0	W	3	0	0	0	0	0	0	0	0	0	0	3	3	0.00	0.000

PITCHER		IP	WLS	BF	H	R	ER	SO	BB	IBB	HBP	BLK	WP	HR	S	P	ERA	WHIP
Ryan Buchter, L ERA: 1.93	(9, 1)	0.2		2	0	0	0	2	0	0	0	0	0	0	6	6	0.00	0.000

Batter	1	2	3	4	5	6	7	8	9	AB	R	H	RBI	BB	SO	LOB
11 Jimmy Rollins, S (1, 6) OBP: 0.316, SLG: 0.526	F8		10 SF9 3B	FC5-4 1-2f			G4-6-3 1B			3	1	1	1	0	0	2
6 Darwin Barney, R (5, 6) OBP: 0.394, SLG: 0.552			1-H							1	0	1	0	0	0	0
10 Justin Turner, R (1, 3) OBP: 0.500, SLG: 0.781	47 S HBP		SF9 3-H		HBP		G4-6-3 1-2f			0	0	0	1	0	0	0
Lars Anderson, L (5, PR) OBP: 0.200, SLG: 0.200 (6, 3)										1	0	0	0	0	0	1
23 Adrián González, L (1, 10) OBP: 0.256, SLG: 0.389	P2		P6		K			G5-3		2	0	0	0	0	0	1
31 Joc Pederson, L (5, PH) OBP: 0.455, SLG: 0.732 (6, 10)										2	0	0	0	0	1	1
47 Howie Kendrick, R (1, 4) OBP: 0.429, SLG: 0.618	K 1-2			16 G3-1 5 1B 1B	K			2B HBP		3	1	1	0	0	2	2
86 Dillon Moyer, R (6, 4) OBP: 0.667, SLG: 0.500										0	1	0	0	0	0	0
16 Andre Ethier, L (1, 7) OBP: 0.375, SLG: 0.444		17 CS 1B		G3-1 1-2	G4-3			91 1B 2B		3	0	1	0	0	0	2
Nate Samson, R (6, 7) OBP: 1.000, SLG: 1.667								1-H		1	1	1	1	0	0	0
5 Juan Uribe, R (1, 5) OBP: 0.273, SLG: 0.258	P3		17 BB 14 1B 1B		F9			88 2B 1B		3	1	1	1	0	0	1
91 Paul Hoenecke, L (7, 5) OBP: 0.750, SLG: 0.667			2-H					2-H		1	0	1	1	0	0	0
28 Chris Heisey, R (1, 9) OBP: 0.147, SLG: 0.167	F8		K		G4-3			BLK 1B 2B		3	0	0	0	0	1	2
88 Jon Garcia, R (7, 9) OBP: 0.333, SLG: 0.667								1-H		1	1	1	0	0	0	0
17 A.J. Ellis, R (1, 2) OBP: 0.303, SLG: 0.357	CS 1-2	P4		14 E 14 1B BB 1-2	L8			WP 1B		2	0	0	0	1	0	0
Kyle Farmer, R (7, 2) OBP: 0.333, SLG: 0.200								2-H		1	0	1	1	0	0	0
14 Enrique Hernández, R (1, 8) OBP: 0.293, SLG: 0.550		11 3B 1B		E8 11 FC5-4 1-3 2-H 1B			G4-3	P4 1-2		2	1	2	1	0	0	0
Peter Lavin, L (7, 8)										2	0	0	0	0	0	1
Inning Stats	R: 0 E: 0 K: 1 S: 5 H: 0 LOB: 1 BB: 0 P: 7	R: 0 E: 0 K: 0 S: 3 H: 1 LOB: 0 BB: 0 P: 4	R: 2 E: 0 K: 0 S: 5 H: 2 LOB: 0 BB: 0 P: 5	R: 2 E: 1 K: 1 S: 8 H: 3 LOB: 2 BB: 1 P: 12	R: 0 E: 0 K: 2 S: 7 H: 0 LOB: 1 BB: 0 P: 8	R: 0 E: 0 K: 0 S: 3 H: 0 LOB: 0 BB: 0 P: 3	R: 0 E: 0 K: 0 S: 3 H: 1 LOB: 0 BB: 0 P: 3	R: 3 E: 0 K: 0 S: 6 H: 4 LOB: 1 BB: 0 P: 8		1B: 8 2B: 2 3B: 1 HR: 0 SF: 1 SAC: 0 DP: 1 HBP: 3						

BOTTOM

Arizona Diamondbacks @ Los Angeles Dodgers

Camelback Ranch, Glendale, AZ

Mon Mar 23 2015, 4:11 PM - 7:04 PM EDT

Att. 8,525 - Sunny - 84 F

livebaseballscorecards.com

AB	31
R	7
H	11
RBI	7
BB	1
SO	4
LOB	13

WP: 1 PB: 0 SB: 1 CS: 1 PA: 37

PITCHER	IP	WLS	BF	H	R	ER	SO	BB	IBB	HBP	BLK	WP	HR	S	P	ERA	WHIP
41 Daniel Hudson, R (1, 1) ERA: 6.43	3.0		12	3	2	2	1	0	0	1	0	0	0	13	16	6.00	1.000
27 Allen Webster, R (4, 1) ERA: 7.71	1.0		8	3	2	2	1	1	0	1	0	0	0	8	13	18.00	4.000
40 Andrew Chafin, L (5, 1) ERA: 6.75	2.0		6	0	0	0	2	0	0	0	0	0	0	10	10	0.00	0.000
14 Jimmie Sherfy, R (7, 1) ERA:	1.0		3	1	0	0	0	0	0	0	0	0	0	3	3	0.00	1.000
45 Derek Eitel, R (8, 1) ERA: 27.0	0.1	L	2	0	1	1	0	0	0	1	0	0	0	1	2	27.00	0.000

PITCHER	IP	WLS	BF	H	R	ER	SO	BB	IBB	HBP	BLK	WP	HR	S	P	ERA	WHIP
11 Patrick Schuster, L (8, 1) ERA: 27.0	0.2		5	4	2	2	0	0	0	0	1	1	0	5	6	27.00	6.000

Batter	1	2	3	4	5	6	7	8	9	AB	R	H	RBI	BB	SO	LOB
2 Scooter Gennett, L (1, 4) OBP: 0.289, SLG: 0.378 64 Shane Peterson, L (6, 7) OBP: 0.387, SLG: 0.462 (7, 9)	B B F X 2-1 F7 ①		C B F F X 1-2 9 2B 1B	B B S F F X 2-2 G4-3 ③	C F X 0-2 9 1B 2B 1-3 2-H 3-H	C B F O S 2-3 K ③				4	2	2	2	0	0	1
										1	0	0	0	0	1	1
9 Jean Segura, R (1, 6) OBP: 0.333, SLG: 0.378 5 Héctor Gómez, R (6, 4) OBP: 0.297, SLG: 0.389 92 Nate Orf, R (9, 4)	B X 1-0 F8 ②		B 1 SAFE X 1-0 24 1B 2B 1-H	C F X 0-2 24 1B 18 1B 1B 2-0 1B 2-H 3-H 1-1 18 1B 70 FC3-2 1B 1-2 L7				B B S S F X 2-2 60 WP 1B		4	2	3	3	0	0	0
										1	0	1	0	0	0	0
										0	0	0	0	0	0	0
24 Adam Lind, L (1, 3) OBP: 0.458, SLG: 0.636 47 Rob Wooten, R (5, 1) Corey Knebel, R (7, 1) 14 Luis Jimenez, R (8, PH) OBP: 0.225, SLG: 0.243 97 Jed Bradley, L (8, 1) 68 Ariel Peña, R (9, 1)	C B S B F S 2-3 K ③		C F X 0-2 18 BB 28 1B 1B 2-H					B B F X 2-1 P3 ①		4	1	2	1	0	1	1
										0	0	0	0	0	0	0
										0	0	0	0	0	0	0
										1	0	0	0	0	0	1
										0	0	0	0	0	0	0
										0	0	0	0	0	0	0
18 Khris Davis, R (1, 7) OBP: 0.444, SLG: 0.576 62 Luis Sardinas, S (6, 6) OBP: 0.250, SLG: 0.226 90 Nick Shaw, L (9, 6)		X 0-0 L7 ①	B C B B B 4-1 28 1B 3 BLK BB 1-2		S S X 0-2 70 FC3-2 3 1B 66 BB 1B 1-3 2-H	C C S 0-3 K ①		C F B S 1-3 K ②		3	2	1	1	1	1	0
										1	0	0	0	0	1	1
										0	0	0	0	0	0	0
28 Gerardo Parra, L (1, 8) OBP: 0.289, SLG: 0.371 60 Matt Clark, L (5, 3) OBP: 0.342, SLG: 0.605		C F B F E B B 4-2 3 2B BB	C X 0-1 3 BLK 1-3 2-H		1 SAFE B C B F S 2-3 K ① B X 1-1 F8 ②			B B C F S 2-3 K ③ 1-2		2	1	1	1	1	1	2
										2	0	0	0	0	1	1
3 Elian Herrera, S (1, 5) OBP: 0.379, SLG: 0.519 (7, 7) 94 D' Vontrey Richardson, R (8, 7)		B 1 SAFE X 1-0 ② 1-H 2B	C S 1 SAFE 1 SAFE C 0-3 ③ 1-2 3-H		B X 1-0 66 BB 70 FC3-2 7 BB 1B 1-2	C F B F S 1-3 K ③			B B B C S X 3-1 F8 ①	4	1	2	1	0	2	1
										1	0	0	0	0	0	0
70 Matt Long, L (1, 9) OBP: 0.333, SLG: 0.643 15 Jason Rogers, R (7, 5) OBP: 0.412, SLG: 0.379		C B B C B X 3-2 G3 ③		S S F 0-3 K ① C X 0-1 FC3-2 7 BB 66 BB 2 2B ② 1-2 2-3 3-Hf		C C C 0-3 K ①			B C F F X 1-2 L8 ②	4	1	0	0	0	2	3
										1	0	0	0	0	0	0
66 Juan Centeno, L (1, 2) OBP: 0.529, SLG: 0.643 67 Nevin Ashley, R (8, 2) OBP: 0.500, SLG: 0.556			C X 0-1 G3-1 ① C B B X 2-1 54 SH1-4 1B B F D S B D 4-2 7 BB 2 2B BB 1-2 2-3 3-H			C B B B D 4-1 BB			X 0-0 G4-3 ③	2	1	1	1	2	0	0
										1	0	0	0	0	0	0
54 Michael Blazek, R (1, 1) 7 Logan Schafer, L (5, PH) OBP: 0.342, SLG: 0.364 93 Kyle Wren, L (5, 8) OBP: 0.667, SLG: 0.500			B B C X 2-1 G6-3 ② B L L X 1-2 SH1-4 ② 1-2		C B F B D B 4-2 2 2B 9 1B BB 1-2 2-3 3-H	B C S S 1-3 K ②				1	0	0	0	0	0	0
										0	1	0	1	1	0	0
										1	0	0	0	0	1	1

Inning Stats	1	2	3	4	5	6	7	8	9
	R: 0 H: 0 E: 0 LOB: 0 K: 1 BB: 0 S: 7 P: 12	R: 1 H: 1 E: 0 LOB: 0 K: 0 BB: 1 S: 9 P: 17	R: 4 H: 4 E: 0 LOB: 1 K: 1 BB: 1 S: 18 P: 26	R: 0 H: 1 E: 0 LOB: 1 K: 1 BB: 0 S: 12 P: 17	R: 7 H: 6 E: 0 LOB: 1 K: 1 BB: 2 S: 27 P: 42	R: 0 H: 0 E: 0 LOB: 0 K: 2 BB: 0 S: 9 P: 11	R: 0 H: 0 E: 0 LOB: 1 K: 3 BB: 1 S: 10 P: 17	R: 0 H: 1 E: 0 LOB: 1 K: 2 BB: 0 S: 12 P: 19	R: 0 H: 0 E: 0 LOB: 0 K: 0 BB: 0 S: 7 P: 11

| | | | | | | | | | |

Milwaukee Brewers @ Arizona Diamondbacks

Salt River Fields at Talking Stick, Scottsdale, AZ

Tue Mar 24 2015, 9:44 PM - 12:37 AM EDT

Att. 11,917 - Clear - 78 F

livebaseballscorecards.com

BOTTOM

Batter	1	2	3	4	5	6	7	8	9	AB	R	H	RBI	BB	SO	LOB
11 AJ Pollock, R (1, 8) OBP: 0.404, SLG: 0.477	C C S 0-3 K ①		B S B 2-1 CS ③ 1-2	C C B B X 2-2 5 G4-6-3 1B		C X 0-1 G6-3 ①		B X 1-0 G5-3 ②		3	0	1	0	0	1	0
26 Mitch Haniger, R (7, 9)										1	0	0	0	0	0	0
5 Ender Inciarte, L (1, 9) OBP: 0.458, SLG: 0.488	B B C B C S 3-3 K ②			X 0-0 G4-6-3 ① ② 1-2f		B C C B F X 2-2 F8 2B		B X 1-0 BLK 1B		3	0	1	0	0	1	1
Ryan Court, R (7, 5) OBP: 1.000, SLG: 1.000										1	0	1	0	0	0	0
44 Paul Goldschmidt, R (1, 3) OBP: 0.381, SLG: 0.333	C S B C 1-3 K ③			B B F B D 4-1 7 BB BB		X 0-0 F8 ② 2-3		S B C F S 1-3 K ③ 1-2		1	0	0	0	1	1	0
Daniel Palka, L (6, 3)										2	0	0	0	0	1	2
7 Cody Ross, R (1, 7) OBP: 0.375, SLG: 0.370		B B X 2-0 L9 ①		C B B B B 4-1 24 FC6-4 1-2 BB		C H 1-1 HBP			B S S S 1-3 K ①	1	0	0	0	1	0	0
59 Oliver Pérez, L (6, 1)										0	0	0	0	0	0	0
31 Jordan Pacheco, R (6, PH) OBP: 0.435, SLG: 0.412										1	0	0	0	0	1	0
(7, 2)																
24 Yasmany Tomás, R (1, 5) OBP: 0.280, SLG: 0.458		C S B B C 2-3 K ②		X 0-0 FC6-4 ③ 1-2f		B X 1-0 G5-3 ③			B C S X 1-1 G4-3 ②	3	0	0	0	0	1	4
63 Enrique Burgos, R (7, 1)										0	0	0	0	0	0	0
15 Silvino Bracho, R (9, 1)										0	0	0	0	0	0	0
Michael Pérez, L (9, PH)										1	0	0	0	0	0	0
60 Blake Lalli, L (1, 2) OBP: 0.400, SLG: 0.471		B X 1-0 G4-3 ③			C C X 0-2 1B		B C B F S 2-3 K ①		B F S X 1-2 G3-1 ③	2	0	1	0	0	0	0
8 Chuck Taylor, S (7, 7)										2	0	0	0	0	1	0
16 Chris Owings, R (1, 4) OBP: 0.208, SLG: 0.174			B X 1-0 G5-3 ①		T S B B F X 2-2 F8 ①		C B C F F F B X 2-2 F9 ②			3	0	0	0	0	0	1
74 Walter Ibarra, S (8, 4) OBP: 0.350, SLG: 0.368										0	0	0	0	0	0	0
13 Nick Ahmed, R (1, 6) OBP: 0.333, SLG: 0.378			B C F B X 2-2 E6 11 CS		C B X 1-1 P5 ②		F C S 0-3 K ③			3	0	0	0	0	1	1
3 Alvaro Rondon, L (8, 6)										0	0	0	0	0	0	0
32 Yoan López, R (1, 1)			C F F X 0-2 F7 ②		C S B X 1-2 P2 ③			C S B B F C 2-3 K ①		0	0	0	0	0	0	0
4 Kevin Medrano, L (3, PH)										1	0	0	0	0	0	1
47 Dan Runzler, L (4, 1)										0	0	0	0	0	0	0
65 A.J. Schugel, R (5, 1)										0	0	0	0	0	0	0
77 Nick Buss, L (5, 7) OBP: 0.212, SLG: 0.250										2	0	0	0	0	1	1
(7, 8)																
Inning Stats	R: 0 H: 0 E: 0 LOB: 0 K: 3 BB: 0 S: 9 P: 13	R: 0 H: 0 E: 0 LOB: 0 K: 1 BB: 0 S: 5 P: 10	R: 0 H: 0 E: 1 LOB: 0 K: 0 BB: 0 S: 9 P: 14	R: 0 H: 1 E: 0 LOB: 2 K: 0 BB: 2 S: 7 P: 17	R: 0 H: 1 E: 0 LOB: 1 K: 0 BB: 0 S: 12 P: 16	R: 0 H: 1 E: 0 LOB: 2 K: 0 BB: 0 S: 9 P: 13	R: 0 H: 0 E: 0 LOB: 0 K: 2 BB: 0 S: 12 P: 16	R: 0 H: 1 E: 0 LOB: 1 K: 2 BB: 0 S: 10 P: 15	R: 0 H: 0 E: 0 LOB: 0 K: 1 BB: 0 S: 8 P: 11	1B: 3 SF: 0 2B: 1 SAC: 0 3B: 0 DP: 1 HR: 0 HBP: 1						

	AB	30
	R	0
	H	4
	RBI	0
	BB	2
	SO	9
	LOB	11

WP: 0 PA: 34
PB: 0
SB: 0
CS: 1

PITCHER		IP	WLS	BF	H	R	ER	SO	BB	IBB	HBP	BLK	WP	HR	S	P	ERA	WHIP
54 Michael Blazek, R ERA: 3.29	(1, 1)	4.0	W	14	1	0	0	4	2	0	0	0	0	0	30	54	0.00	0.750
47 Rob Wooten, R ERA: 0.75	(5, 1)	2.0		9	2	0	0	0	0	0	1	0	0	0	21	29	0.00	1.000
Corey Knebel, R ERA: 3.0	(7, 1)	1.0		3	0	0	0	2	0	0	0	0	0	0	12	16	0.00	0.000
97 Jed Bradley, L ERA:	(8, 1)	1.0		4	1	0	0	2	0	0	0	1	0	0	10	15	0.00	1.000
68 Ariel Peña, R ERA: 2.45	(9, 1)	1.0		3	0	0	0	1	0	0	0	0	0	0	8	11	0.00	0.000

PITCHER	IP	WLS	BF	H	R	ER	SO	BB	IBB	HBP	BLK	WP	HR	S	P	ERA	WHIP

Batter	1	2	3	4	5	6	7	8	9	10	AB	R	H	RBI	BB	SO	LOB
4 Wil Myers, R (1, 8) OBP: 0.333, SLG: 0.489 88 Travis Jankowski, L (7, 8) OBP: 0.750, SLG: 0.667	B C B S S FC 84 2-3 K ①		B B B C B 4-1 23 1B 27 G4-3 BB	1 SAFE C X 0-1 P5 ③			X 0-0 P6 ②		C X 0-1 16 CS 1B		3 1	1 0	0 1	0 0	1 0	1 0	1 0
23 Yonder Alonso, L (1, 3) OBP: 0.341, SLG: 0.439 16 Abraham Almonte, S (7, PR) OBP: 0.342, SLG: 0.364 (7, 9)	B C X FF 94 1-1 10 FC5-4 1B		1 SAFE X 0-0 27 G4-3 1-3 1B		B C B C X 2-2 27 1B 1B		B S S B B B 4-2 BB		S 1 SAFE 1 SAFE B X 1-1 G4-3 1-2 ① ②		3 1	0 0	3 0	0 0	1 0	0 0	0 1
27 Matt Kemp, R (1, 9) OBP: 0.390, SLG: 0.641 44 Dale Thayer, R (7, 1) 7 Tommy Medica, R (8, 3) OBP: 0.529, SLG: 0.935	B B X 2-0 F8 ②		C F B B 1 SAFE X 2-2 G4-3 1-2 3-H ①		B F F B X 2-2 10 CS 1-3 1B		X 0-0 F8 ③		C B F S 1-3 K ③		4 0 1	0 0 0	1 0 0	1 0 0	0 0 1	0 0 0	3 0 0
10 Justin Upton, R (1, 7) OBP: 0.341, SLG: 0.684 88 Marcos Mateo, R (8, 1) 54 Alex Torres, L (9, 1) 79 Cody Decker, R (10, PH) OBP: 0.294, SLG: 0.625 62 Chris Rearick, L (10, 1)	X FF 93 0-0 FC5-4 1-2f ③		D C X 1-1 F7 ②		C 1 D S B S S 2-3 K 1-2 ① ②			X 0-0 F8 ①		F X 0-1 P5 ①	4 0 0 1 0	0 0 0 0 0	0 0 0 0 0	0 0 0 0 0	0 0 0 0 0	1 0 0 0 0	4 0 0 0 0
11 Will Middlebrooks, R (1, 5) OBP: 0.356, SLG: 0.500 87 Bengie González, S (8, 6) OBP: 1.000, SLG: 1.000		B X 1-0 G5-3 ①	F B B S F B B B 4-2 BB		B B X 2-0 F9 ③			B B B B 4-0 84 HR BB		C S X 0-2 1B	2 1	1 0	0 1	0 0	2 0	0 0	1 0
9 Jedd Gyorko, R (1, 4) OBP: 0.311, SLG: 0.390 59 Kevin Quackenbush, R (6, 1) 84 Brett Wallace, L (7, 3) OBP: 0.440, SLG: 0.565 (8, 5)		X FF 92 0-0 L7 ②	C S T 0-2 K ③			F B B X 2-1 L7 ①		D X 1-0 1-H HR		1 SAFE B 1 SAFE B B F X 3-1 F7 ②	3 0 2	0 0 1	0 0 2	0 0 1	1 0 2	0 0 0	2 0 1
3 Derek Norris, R (1, 2) OBP: 0.231, SLG: 0.270 43 Wil Nieves, R (6, 2) OBP: 0.308, SLG: 0.273 (8, 2)		C X 0-1 12 HBP 1B		C B X 1-1 1B		B F X 1-1 ② F8		B B C C B F X 3-2 2 WP 1B		C 1 SAFE X 0-1 ③ G6-3	3 2	0 0	2 1	0 0	0 0	0 0	0 1
12 Clint Barmes, R (1, 6) OBP: 0.313, SLG: 0.185 2 Jake Goebbert, L (8, PH) OBP: 0.235, SLG: 0.412 (8, 7)		F FF 92 H FF 92 1-1 1-2 HBP		C X 0-1 ① F7		C F B X 1-2 ③ F7		B F B F X 2-2 ② F8 1-2			2 1	0 0	0 0	0 0	0 0	0 0	1 1
40 Odrisamer Despaigne, R (1, 1) 15 Cory Spangenberg, L (6, 4) OBP: 0.368, SLG: 0.424		C S X FC 93 0-2 ③ G4-3		S S S 0-3 ② K			B X 1-0 ① G4-3	B B F S S 2-3 ③ K			2 2	0 0	0 0	0 0	0 0	1 1	3 1
Inning Stats	R: 0 E: 0 K: 1 S: 7 H: 1 LOB: 1 BB: 0 P: 12	R: 0 E: 0 K: 0 S: 8 H: 1 LOB: 2 BB: 0 P: 10	R: 1 E: 0 K: 1 S: 13 H: 1 LOB: 2 BB: 2 P: 24	R: 0 E: 0 K: 1 S: 9 H: 1 LOB: 1 BB: 0 P: 10	R: 0 E: 0 K: 1 S: 10 H: 2 LOB: 1 BB: 0 P: 18	R: 0 E: 0 K: 0 S: 7 H: 0 LOB: 0 BB: 0 P: 11	R: 0 E: 0 K: 0 S: 5 H: 0 LOB: 1 BB: 1 P: 10	R: 2 E: 0 K: 1 S: 12 H: 2 LOB: 1 BB: 1 P: 24	R: 0 E: 0 K: 1 S: 7 H: 1 LOB: 0 BB: 0 P: 9	R: 0 E: 0 K: 0 S: 9 H: 1 LOB: 1 BB: 0 P: 12	1B: 9 2B: 0 3B: 0 HR: 1 SF: 0 SAC: 0 DP: 0 HBP: 1						

PITCHER	IP	WLS	BF	H	R	ER	SO	BB	IBB	HBP	BLK	WP	HR	S	P	ERA	WHIP
57 Chase Anderson, R (1, 1) ERA: 1.84	6.0		26	6	1	1	4	2	0	1	0	0	0	54	85	1.50	1.333
27 Allen Webster, R (7, 1) ERA: 8.18	1.2	B	9	2	2	2	0	2	0	0	0	1	1	14	29	10.80	2.400
40 Andrew Chafin, L (8, 1) ERA: 6.48	0.1		1	0	0	0	1	0	0	0	0	0	0	3	5	0.00	0.000
29 Brad Ziegler, R (9, 1) ERA: 4.5	1.0		3	1	0	0	1	0	0	0	0	0	0	7	9	0.00	1.000
14 Jimmie Sherfy, R (10, 1) ERA:	1.0		4	1	0	0	0	0	0	0	0	0	0	9	12	0.00	1.000

PITCHER	IP	WLS	BF	H	R	ER	SO	BB	IBB	HBP	BLK	WP	HR	S	P	ERA	WHIP

TOP

San Diego Padres @ Arizona Diamondbacks

Salt River Fields at Talking Stick, Scottsdale, AZ

Thu Mar 26 2015, 4:11 PM - 7:21 PM EDT
Att. 11,066 - Partly Cloudy - 82 F

livebaseballscorecards.com

AB	38
R	3
H	10
RBI	3
BB	4
SO	6
LOB	20

1B: 9	SF: 0	WP: 1	PA: 43
2B: 0	SAC: 0	PB: 0	
3B: 0	DP: 0	SB: 0	
HR: 1	HBP: 1	CS: 2	

Batter	1	2	3	4	5	6	7	8	9	10	AB	R	H	RBI	BB	SO	LOB
11 AJ Pollock, R (1, 8) OBP: 0.412, SLG: 0.479	C FF 91 B B B F C FF 92 3-3 K	C X 0-1 2-3 3-H 1B		X 0-0 L6		S X 0-1 19 FC3-6 3-H 1B		C X 0-1 1B			4	0	2	2	0	1	1
77 Nick Buss, L (7, 9) OBP: 0.235, SLG: 0.273											1	0	1	0	0	0	0
19 Jake Lamb, L (1, 5) OBP: 0.352, SLG: 0.532	C X 0-1 6 BB 1B	1 SAFE 1 SAFE B X 1-0 G4-3		C B S X 1-2 1-2 1B		1 SAFE C 1 SAFE X 0-1 FC3-6 44 FC5-4 1-2f		X 0-0 G5-3			4	0	2	0	0	0	3
(7, 3)																	
31 Jordan Pacheco, R (8, 3) OBP: 0.417, SLG: 0.389											1	0	0	0	0	0	1
44 Paul Goldschmidt, R (1, 3) OBP: 0.348, SLG: 0.297	B FC 86 C FC 85 F CU 67 S 1-3 K		B X 1-0 F8	F C S 0-3 K		X 0-0 FC5-4 1-2f			B X 1-0 G5-3		4	0	0	0	0	2	4
27 Allen Webster, R (7, 1) OBP: 0.500, SLG: 1.000											0	0	0	0	0	0	0
40 Andrew Chafin, R (8, 1)											0	0	0	0	0	0	0
74 Walter Ibarra, S (9, 5) OBP: 0.333, SLG: 0.350											1	0	0	0	0	0	0
6 David Peralta, L (1, 7) OBP: 0.480, SLG: 0.450	B FC 86 B B F FF 90 F FF 92 B 4-2 1-2 BB		C F X 0-2 15 1B 1B	X 0-0 G3			X 0-0 G4-3		C B X 1-1 G1-3		3	0	1	0	1	0	2
Breland Almadova, R (9, 7) OBP: 0.333, SLG: 0.667											1	0	0	0	0	0	0
15 Mark Trumbo, R (1, 9) OBP: 0.421, SLG: 0.667	C D B S F FF 94 D F X 3-2 F9		C B S D B 1 SAFE X 3-2 2 F9 1-3 1B		S B B S S 2-3 K		B C S F X 1-2 2 1B 2B		B B C B X 3-1 P3		3	0	1	0	0	1	2
13 Nick Ahmed, R (7, 6) OBP: 0.341, SLG: 0.410											2	1	1	0	0	0	0
2 Aaron Hill, R (1, 4) OBP: 0.238, SLG: 0.205		B B FF 90 X FF 92 2-0 F8	B X 1-0 F9 1-2		B B F B F X 3-2 G6-3		X 0-0 60 G6-4-3 2-H 1B		X 0-0 L8		4	0	1	1	0	0	2
16 Chris Owings, R (7, PR) OBP: 0.200, SLG: 0.167											1	0	0	0	0	0	0
(8, 4)																	
9 Tuffy Gosewisch, R (1, 2) OBP: 0.333, SLG: 0.333		C FC 85 X SL 79 0-1 57 SH5-4 11 1B 2B	D H 2-0 HBP		C F B B F B F F X 3-2 L8		F F X 0-2 G6-4-3 1-2f		B F S B B X 2-2 G6-3		2	1	1	0	0	0	0
60 Blake Lalli, L (7, 2) OBP: 0.364, SLG: 0.421											2	0	0	0	0	0	1
4 Cliff Pennington, S (1, 6) OBP: 0.174, SLG: 0.105	B B FF 90 C FF 90 B FF 91 B FF 91 4-1 11 1B 57 SH5-4 BB		X 0-0 L8			S F B B X 2-2 5 G4-3 11 1B 2B		X 0-0 L8	S B B B X 3-1 1B		3	1	1	0	1	0	3
(7, 5)																	
29 Brad Ziegler, R (9, 1)											0	0	0	0	0	0	0
14 Jimmie Sherfy, R (10, 1)											0	0	0	0	0	0	0
26 Mitch Haniger, R (10, PH) OBP: 0.250, SLG: 0.250											1	0	1	0	0	0	0
8 Chuck Taylor, S (10, PR)											0	0	0	0	0	0	0
57 Chase Anderson, R (1, 1) OBP: 1.000, SLG: 1.000	X FF 89 0-0 SH5-4 1-2 2-3			F F B X 1-2 19 1B 1B		C X 0-1 G4-3 2-3		B S X 1-1 F7		S F 1 SAFE S 0-3 K	1	0	1	0	0	0	0
5 Ender Inciarte, L (6, PH) OBP: 0.431, SLG: 0.457											3	0	0	0	0	1	2
(7, 8)																	
Inning Stats	R: 0 E: 0 K: 2 S: 15 H: 1 LOB: 2 BB: 1 P: 26	R: 1 E: 0 K: 0 S: 8 H: 2 LOB: 2 BB: 1 P: 15	R: 0 E: 0 K: 0 S: 9 H: 2 LOB: 3 BB: 0 P: 16	R: 0 E: 0 K: 1 S: 11 H: 2 LOB: 2 BB: 0 P: 13	R: 0 E: 0 K: 1 S: 12 H: 0 LOB: 0 BB: 0 P: 20	R: 1 E: 0 K: 0 S: 10 H: 2 LOB: 1 BB: 0 P: 12	R: 1 E: 0 K: 0 S: 9 H: 2 LOB: 1 BB: 0 P: 10	R: 0 E: 0 K: 0 S: 6 H: 1 LOB: 1 BB: 0 P: 7	R: 0 E: 0 K: 0 S: 5 H: 0 LOB: 0 BB: 0 P: 10	R: 0 E: 0 K: 1 S: 9 H: 1 LOB: 1 BB: 0 P: 14	1B: 10 2B: 3 3B: 0 HR: 0 SF: 0 SAC: 1 DP: 1 HBP: 1	WP: 0 PB: 0 SB: 0 CS: 0 PA: 45					

PITCHER		IP	WLS	BF	H	R	ER	SO	BB	IBB	HBP	BLK	WP	HR	S	P	ERA	WHIP
40 Odrisamer Despaigne, R ERA: 2.12	(1, 1)	5.0		25	7	1	1	4	2	0	1	0	0	0	55	90	1.80	1.800
59 Kevin Quackenbush, R ERA: 5.14	(6, 1)	1.0		5	2	1	1	0	0	0	0	0	0	0	10	12	9.00	2.000
44 Dale Thayer, R ERA: 3.86	(7, 1)	1.0		4	2	1	1	0	0	0	0	0	0	0	9	10	9.00	2.000
88 Marcos Mateo, R ERA: 5.4	(8, 1)	1.0		4	1	0	0	0	0	0	0	0	0	0	6	7	0.00	1.000
54 Alex Torres, L ERA: 2.25	(9, 1)	1.0		3	0	0	0	0	0	0	0	0	0	0	5	10	0.00	0.000

PITCHER		IP	WLS	BF	H	R	ER	SO	BB	IBB	HBP	BLK	WP	HR	S	P	ERA	WHIP
62 Chris Rearick, L ERA:	(10, 1)	1.0		4	1	0	0	1	0	0	0	0	0	0	9	14	0.00	1.000

BOTTOM

San Diego Padres @ Arizona Diamondbacks

Salt River Fields at Talking Stick, Scottsdale, AZ

Thu Mar 26 2015, 4:11 PM - 7:21 PM EDT

Att. 11,066 - Partly Cloudy - 82 F

livebaseballscorecards.com

AB	41
R	3
H	13
RBI	3
BB	2
SO	5
LOB	21

Arizona Diamondbacks @ Los Angeles Angels

Tempe Diablo Stadium, Tempe, AZ

Fri Mar 27 2015, 4:13 PM - 6:57 PM EDT

Att. 8,748 - Sunny - 88 F

TOP

livebaseballscorecards.com

Batter	1	2	3	4	5	6	7	8	9	AB	R	H	RBI	BB	SO	LOB
11 AJ Pollock, R (1, 8) OBP: 0.400, SLG: 0.462 Zach Borenstein, L (6, 9)	F8	G1-4-3 13 15 2B 1B 1-3 2-H 3-H		G5-3	G6-4-3 1-2f		K			4 1	1 0	1 0	2 0	0 0	0 1	3 1
13 Nick Ahmed, R (1, 6) OBP: 0.326, SLG: 0.409 7 Ryan Gebhardt, R (8, 4)	15 F9 2B	G1-4-3 2-3 3-H		G6-3		F7		G5-3		5 0	0 0	1 0	1 0	0 0	0 0	1 0
15 Mark Trumbo, R (1, 10) OBP: 0.429, SLG: 0.667 32 Colin Bray, S (8, PH) (8, 10)	F9 2-3	24 1B 2B 3-H		24 1B HBP		F7		P4		3 1	1 0	1 0	1 0	0 0	0 0	1 0
24 Yasmany Tomás, R (1, 5) OBP: 0.315, SLG: 0.471 Danny Worth, R (6, 5) OBP: 0.304, SLG: 0.364 (8, 6)	BB	2 E 1B 2-H		1-2 1B		G1-3		F9		3 1	0 0	2 0	1 0	1 0	0 0	0 0
2 Aaron Hill, R (1, 4) OBP: 0.217, SLG: 0.186 1 Mike Freeman, L (7, 4) OBP: 0.400, SLG: 0.400 (8, 5)	K	E5 1-2		K			K		G1-3	4 1	0 0	0 0	0 0	0 0	3 0	5 0
Nick Evans, R (1, 7) OBP: 0.407, SLG: 0.500	9 E 31 BB 11 1B 1B G5-3				77 BB 31 1B 1B		31 1B 2B		31 WP 2B	5	2	4	0	0	0	2
31 Jordan Pacheco, R (1, 3) OBP: 0.483, SLG: 0.429	9 E 11 1B BB 1-2	F9			77 BB 1B 1-2		77 3B 1B 2-H		BB 2-3	3	2	2	1	2	0	0
9 Tuffy Gosewisch, R (1, 2) OBP: 0.324, SLG: 0.324 Mark Thomas, R (7, 2) OBP: 0.167, SLG: 0.167	FC6 11 1B 13 G1-4-3 1-2 2-3	77 G3-6 1B			P2		L3		F9	4 1	1 0	1 0	0 0	0 0	0 0	5 2
77 Nick Buss, L (1, 9) OBP: 0.256, SLG: 0.324 (6, 8)	K	G3-6 1-2f			11 G6-4-3 BB 1-2 2-3		1-H 3B		K	4	0	1	1	1	2	6
Inning Stats	R: 0 E: 0 K: 1 S: 6 H: 1 LOB: 2 BB: 1 P: 10	R: 5 E: 2 K: 1 S: 11 H: 4 LOB: 2 BB: 1 P: 15	R: 0 E: 0 K: 0 S: 3 H: 1 LOB: 0 BB: 0 P: 3	R: 0 E: 0 K: 1 S: 6 H: 1 LOB: 2 BB: 0 P: 7	R: 0 E: 0 K: 0 S: 4 H: 2 LOB: 2 BB: 1 P: 8	R: 0 E: 0 K: 0 S: 3 H: 0 LOB: 0 BB: 0 P: 3	R: 2 E: 0 K: 2 S: 10 H: 3 LOB: 1 BB: 0 P: 10	R: 0 E: 0 K: 0 S: 3 H: 0 LOB: 0 BB: 0 P: 3	R: 0 E: 0 K: 1 S: 6 H: 1 LOB: 2 BB: 1 P: 10	1B: 8 2B: 4 3B: 1 HR: 0 SF: 0 SAC: 0 DP: 2 HBP: 1							

AB	40
R	7
H	13
RBI	7
BB	4
SO	6
LOB	26

WP: 1 PB: 0 SB: 0 CS: 0 PA: 45

PITCHER		IP	WLS	BF	H	R	ER	SO	BB	IBB	HBP	BLK	WP	HR	S	P	ERA	WHIP
33 C.J. Wilson, L ERA: 2.31	(1, 1)	4.1	L	26	9	5	1	3	2	0	1	0	0	0	29	38	2.08	2.538
46 Nate Hyatt, R ERA:	(5, 1)	0.2		2	0	0	0	0	1	0	0	0	0	0	1	5	0.00	1.500
16 Huston Street, R ERA: 1.93	(6, 1)	1.0		3	0	0	0	0	0	0	0	0	0	0	3	3	0.00	0.000
38 Joe Smith, R ERA: 3.6	(7, 1)	1.0		6	3	2	2	2	0	0	0	0	0	0	10	10	18.00	3.000
37 Cesár Ramos, L ERA: 2.57	(8, 1)	1.0		3	0	0	0	0	0	0	0	0	0	0	3	3	0.00	0.000

PITCHER		IP	WLS	BF	H	R	ER	SO	BB	IBB	HBP	BLK	WP	HR	S	P	ERA	WHIP
22 Matt Lindstrom, R ERA: 11.12	(9, 1)	1.0		5	1	0	0	1	1	0	0	0	1	0	6	10	0.00	2.000

BOTTOM

Arizona Diamondbacks @ Los Angeles Angels

Tempe Diablo Stadium, Tempe, AZ

Fri Mar 27 2015, 4:13 PM - 6:57 PM EDT

Att. 8,748 - Sunny - 88 F

livebaseballscorecards.com

Batter	1	2	3	4	5	6	7	8	9	AB	R	H	RBI	BB	SO	LOB
2 Erick Aybar, S (1, 6)	F7		27 1B 1B		G3		K			3	0	1	0	0	0	0
Alex Yarbrough, S (7, PH) (8, 4) OBP: 0.350, SLG: 0.294										1	0	0	0	0	1	0
27 Mike Trout, R (1, 8) OBP: 0.538, SLG: 0.818	5 S 19 1B 1B		1-2 1B		BB			K		2	1	2	0	1	0	0
24 Kaleb Cowart, S (8, 5)										1	0	0	0	0	1	0
5 Albert Pujols, R (1, 3) OBP: 0.340, SLG: 0.600	19 1B 1-2 HBP		L4		P6			1-0 HR		2	0	0	0	0	0	3
46 Chad Hinshaw, R (7, 7) (8, 9)										0	0	0	0	0	0	0
22 Roberto Baldoquin, R (8, PH) OBP: 1.000, SLG: 4.000										1	1	1	1	0	0	0
33 Kentrail Davis, L (9, 9)										0	0	0	0	0	0	0
20 Matt Joyce, L (1, 10) OBP: 0.394, SLG: 0.552	K		F7			F7		G1-3		4	0	0	0	0	1	4
19 Efren Navarro, L (1, 9) OBP: 0.512, SLG: 0.538	1-2 2-H 1B		F7			10 FC4-6 1B		G5-3		2	0	1	1	0	0	2
44 Daniel Robertson, R (6, PH) (7, 9) (8, 8) OBP: 0.275, SLG: 0.297										2	0	1	0	0	0	0
10 Grant Green, R (1, 7) (7, 3) OBP: 0.275, SLG: 0.300	K			G6-3		FC4-6 1-2f			F9	4	0	0	0	0	1	3
75 Kyle Kubitza, L (1, 5) OBP: 0.351, SLG: 0.457		3 2B 1B		F9		K			K	3	0	1	0	0	1	1
39 Marc Krauss, L (8, 7) OBP: 0.538, SLG: 0.737										1	0	0	0	0	1	0
3 Drew Butera, R (1, 2) OBP: 0.192, SLG: 0.360		13 L6-4 1-H 2B		G5-3			K		K	3	0	1	0	0	1	0
38 Brian Hernandez, R (9, PH)										1	0	0	0	0	1	0
13 Josh Rutledge, R (1, 4) OBP: 0.239, SLG: 0.209		L6-4 2-2			G6-3		G5-3			3	0	0	0	0	0	1
Eric Stamets, R (8, 6) OBP: 0.375, SLG: 0.625										0	0	0	0	0	0	0
Inning Stats	R: 1 E: 0 K: 2 S: 9 H: 2 LOB: 2 BB: 0 P: 11	R: 0 E: 0 K: 0 S: 3 H: 2 LOB: 0 BB: 0 P: 3	R: 0 E: 0 K: 0 S: 5 H: 2 LOB: 2 BB: 0 P: 5	R: 0 E: 0 K: 0 S: 3 H: 0 LOB: 0 BB: 0 P: 3	R: 0 E: 0 K: 0 S: 3 H: 0 LOB: 1 BB: 1 P: 7	R: 0 E: 0 K: 1 S: 6 H: 1 LOB: 1 BB: 0 P: 6	R: 0 E: 0 K: 2 S: 7 H: 0 LOB: 0 BB: 0 P: 7	R: 1 E: 0 K: 1 S: 6 H: 1 LOB: 0 BB: 0 P: 7	R: 0 E: 0 K: 2 S: 7 H: 0 LOB: 0 BB: 0 P: 7	1B: 6 2B: 2 3B: 0 HR: 1 SF: 0 SAC: 0 DP: 1 HBP: 1							

	AB	33
	R	2
	H	8
	RBI	2
	BB	1
	SO	8
	LOB	14

WP: 0 PB: 0 SB: 1 CS: 0 PA: 35

PITCHER	IP	WLS	BF	H	R	ER	SO	BB	IBB	HBP	BLK	WP	HR	S	P	ERA	WHIP
25 Archie Bradley, R (1, 1) ERA: 2.2	5.0	W	21	6	1	1	2	1	0	1	0	0	0	23	29	1.80	1.400
45 Matt Reynolds, L (6, 1) ERA: 1.93	1.0		4	1	0	0	1	0	0	0	0	0	0	6	6	0.00	1.000
48 Randall Delgado, R (7, 1) ERA: 2.08	3.0	S	10	1	1	1	5	0	0	0	0	0	1	20	21	3.00	0.333

PITCHER	IP	WLS	BF	H	R	ER	SO	BB	IBB	HBP	BLK	WP	HR	S	P	ERA	WHIP

Cleveland Indians @ Arizona Diamondbacks

Salt River Fields at Talking Stick, Scottsdale, AZ

Fri Mar 27 2015, 4:10 PM - 6:52 PM EDT

Att. 11,537 - Sunny - 89 F

TOP

livebaseballscorecards.com

Batter	1	2	3	4	5	6	7	8	9	AB	R	H	RBI	BB	SO	LOB
11 José Ramírez, S (1, 6) OBP: 0.250, SLG: 0.313 9 Yu Chang, R (6, 6)	C FC 87 X 0-1 G6-3		C CU 74 D CH 79 X FC 87 1-1 L8-5 2-3			B CH 76 C CH 77 C FC 86 B CH 78 B FC 87 S CH 79 3-3 K		C SL 85 S SI 95 B SL 86 S SL 85 1-3 K		3 1	0 0	0 0	0 0	0 0	1 1	2 1
4 Mike Aviles, R (1, 5) OBP: 0.343, SLG: 0.313 1 Michael Martinez, S (6, 5) OBP: 0.294, SLG: 0.471	C FC 86 B FC 86 X FC 86 1-1 G1-3		1 SAFE D CH 79 S FC 79 C FC 86 D FC 80 F FC 87 F FC 87 X 2-2 F7			C FC 79 X FC 87 0-1 44 G4-6-3 1B		B SI 94 F CH 83 B SI 94 X FF 95 2-1 G4-3 2-3		3 1	0 0	1 0	0 0	0 0	0 0	1 1
44 Brandon Moss, L (1, 10) OBP: 0.310, SLG: 0.750 12 Brett Hayes, R (9, PH) OBP: 0.391, SLG: 0.632 1 Ivan Castillo, S (9, PR)	C FC 87 X FC 87 0-1 F7			C CU 73 B CU 72 S CH 78 B CH 78 S FC 86 2-3 K		1 SAFE X 0-0 G4-6-3 1-2f			B FF 92 C FF 92 B SL 83 F FF 92 X 2-2 E6 36 WP 36 SF7	3 1 0	0 0 1	0 0 0	0 0 0	0 0 0	1 0 0	1 0 0
41 Carlos Santana, S (1, 3) OBP: 0.291, SLG: 0.447 36 Jesús Aguilar, R (7, 3) OBP: 0.378, SLG: 0.545		C FC 85 X FC 85 0-1 G3-1		C CU 74 X FC 87 0-1 F8			B CH 79 S CH 78 X 1-1 G3-1		B SL 84 X 1-0 SF7 2-H	3 0	0 0	0 0	0 1	0 0	0 0	0 0
9 Ryan Raburn, R (1, 7) OBP: 0.289, SLG: 0.212 16 Anthony Gallas, R (7, 7) OBP: 0.667, SLG: 1.000		B FC 85 B CH 79 B FF 86 B FC 87 4-0 62 FC6-4 BB		B CU 74 B FC 80 C FC 88 X FF 81 3-1 1B			X FC 86 0-0 F9		X FF 92 0-0 L9	2 1	0 0	1 0	0 0	1 0	0 0	0 1
61 Jerry Sands, R (1, 9) OBP: 0.410, SLG: 0.457 26 Greg Allen, S (7, 9)		C FC 86 B FC 86 B FF 80 X FC 80 2-1 F7		F FC 87 C FC 88 B FC 88 B FC 88 X FC 88 2-2 P3			C CU 74 X CH 78 0-1 L7		B FF 92 T SI 92 F FF 91 F FF 93 B SL 83 B SL 82 B FF 92 4-2 BB	3 0	0 0	0 0	0 0	0 1	0 0	2 0
62 Tyler Holt, R (1, 8) OBP: 0.356, SLG: 0.350 23 Logan Vick, L (8, 8) OBP: 0.333, SLG: 0.667		B FC 86 F FC 86 B FC 87 X FF 79 2-1 FC6-4 1-2f			B FC 85 L CH 77 X FC 86 1-1 L9			X 0-0 G1-3	1 SAFE 1 SAFE C FF 92 X 0-1 F9	3 1	0 0	0 0	0 0	0 0	0 0	1 2
55 Roberto Pérez, R (1, 2) OBP: 0.444, SLG: 0.591			B FC 85 B FC 85 X FC 86 2-0 11 L8-5 76 BB 1B		C FC 86 C CU 73 B FC 87 S FC 86 1-3 K			C B FF 94 B SL 84 C FF 94 B SL 84 B FF 95 4-2 76 2B BB		2	1	1	0	1	1	0
76 Ryan Rohlinger, R (1, 4) OBP: 0.394, SLG: 0.630 22 Yonathan Mendoza, S (8, 4)			D FC 86 B FF 80 B FC 86 C FC 86 B FC 88 4-1 1-2 BB		B CH 78 B FC 86 X FC 86 2-0 G3			F FF 94 B SI 92 F SL 88 X SI 95 1-2 1 WP 1-H 2B		2 0	0 0	1 0	1 0	1 0	0 0	0 0
Inning Stats	R: 0 E: 0 K: 0 S: 6 H: 0 LOB: 0 BB: 0 P: 7	R: 0 E: 0 K: 0 S: 6 H: 0 LOB: 1 BB: 1 P: 14	R: 0 E: 0 K: 0 S: 9 H: 1 LOB: 1 BB: 1 P: 18	R: 0 E: 0 K: 1 S: 10 H: 1 LOB: 1 BB: 0 P: 17	R: 0 E: 0 K: 1 S: 6 H: 0 LOB: 0 BB: 0 P: 10	R: 0 E: 0 K: 1 S: 6 H: 1 LOB: 0 BB: 0 P: 9	R: 0 E: 0 K: 0 S: 5 H: 0 LOB: 0 BB: 0 P: 6	R: 1 E: 0 K: 1 S: 11 H: 1 LOB: 1 BB: 1 P: 19	R: 1 E: 1 K: 0 S: 10 H: 0 LOB: 2 BB: 1 P: 17	1B: 3 2B: 2 3B: 0 HR: 0 SF: 1 SAC: 0 DP: 2 HBP: 0						

	AB	29
	R	2
	H	4
	RBI	2
	BB	4
	SO	4
	LOB	12

WP: 2 PA: 34
PB: 0
SB: 0
CS: 0

PITCHER		IP	WLS	BF	H	R	ER	SO	BB	IBB	HBP	BLK	WP	HR	S	P	ERA	WHIP
55 Josh Collmenter, R	(1, 1)	7.0		24	3	0	0	3	2	0	0	0	0	0	48	81	0.00	0.714
ERA:																		
50 Evan Marshall, R	(8, 1)	1.0	W	5	1	1	1	1	1	0	0	0	1	0	11	19	9.00	2.000
ERA: 3.0																		
43 Addison Reed, R	(9, 1)	1.0	S	5	0	1	0	0	1	0	0	0	1	0	10	17	0.00	1.000
ERA:																		

PITCHER	IP	WLS	BF	H	R	ER	SO	BB	IBB	HBP	BLK	WP	HR	S	P	ERA	WHIP

Batter	1	2	3	4	5	6	7	8	9	AB	R	H	RBI	BB	SO	LOB
5 Ender Inciarte, L (1, 8) OBP: 0.400, SLG: 0.420	C FF 92 X FF 93 0-1 L8		S CH 82 L CH 85 X CU 83 0-2 P6		C FF 93 F FC 89 F FF 95 S FC 90 0-3 K		B FF 94 C FF 93 S SL 86 F SL 87 B FF 95 C SI 95 2-3 K			4	0	0	0	0	2	3
50 Evan Marshall, R (8, 1)										0	0	0	0	0	0	0
43 Addison Reed, L (9, 1)										0	0	0	0	0	0	0
16 Chris Owings, R (1, 4) OBP: 0.250, SLG: 0.333	C FF 92 X FF 94 0-1 6 2B 2B		B FF 92 F FC 86 X FC 88 1-1 3B		C SI 93 B CH 84 B FF 94 T FC 90 F FC 89 S CU 85 2-3 K		C FF 95 X SL 87 0-1 F9			3	1	2	0	0	1	0
74 Walter Ibarra, S (6, 4) OBP: 0.318, SLG: 0.333										1	0	0	0	0	0	3
44 Paul Goldschmidt, R (1, 3) OBP: 0.327, SLG: 0.275	B FF 92 S FC 90 S FC 90 C FF 94 1-3 K		C CU 84 S FC 89 B CU 84 S FC 90 1-3 K			B CU 81 X 1-0 L7		B FF 96 F FF 95 X 1-1 6 E 19 2B 1B		3	0	0	0	0	2	2
34 Rudy Flores, L (7, 3) OBP: 0.667, SLG: 0.500										1	0	1	0	0	0	0
11 Tom Belza, L (8, PR) OBP: 0.500, SLG: 0.500										0	1	0	0	0	0	0
(9, 9)																
6 David Peralta, L (1, 7) OBP: 0.463, SLG: 0.455	C FC 88 B SI 92 S CH 85 B FF 94 X FC 90 2-2 2-H 2B		C FC 87 F CU 84 F FF 95 F CU 84 B FF 95 X FF 95 1-2 G3-1			F FF 91 X SI 93 0-1 L7		1 SAFE S KC 85 S KC 87 1 SAFE B KC 86 F FF 95 B KC 87 X 2-2 E4 19 2B 60 SF8 1-3		4	1	1	1	0	0	2
19 Jake Lamb, L (1, 5) OBP: 0.379, SLG: 0.580	C CH 85 B FF 94 B CH 86 B FC 89 B SI 94 4-1 BB			C CU 83 B FF 92 B FC 88 S FC 88 F SI 93 C FF 94 2-3 K		C SI 92 X CH 84 0-1 2B		B FF 94 S KC 85 X KC 86 1-1 60 SF8 2B 1-3 3-H		3	0	2	1	1	1	0
18 Gerald Laird, R (1, 2) OBP: 0.200, SLG: 0.333	F SI 93 X FC 90 0-1 L8			B FF 92 X 1-0 G3	B FC 90 F FC 89 X SI 94 1-1 F9			X FF 96 0-0 SF8 2-3 3-H		3	0	0	0	0	0	3
60 Blake Lalli, L (8, 2) OBP: 0.348, SLG: 0.421										0	0	0	1	0	0	0
Danny Dorn, L (1, 9) OBP: 0.270, SLG: 0.371		T B FF 93 S CH 84 F CU 82 B CU 82 F FF 93 F FC 87 S CU 83 2-3 K		B FC 88 X CH 85 1-0 1B			X 0-0 15 SH1-3 4 BB 1B	F FF 95 T FF 94 B FF 95 F KC 85 F KC 85 S FF 95 1-3 K		4	0	2	0	0	2	2
(9, 3)																
4 Cliff Pennington, S (1, 6) OBP: 0.192, SLG: 0.095		B CU 81 S FF 94 F SI 93 F CU 83 B FF 94 B FC 89 S FC 87 3-3 K		B FF 91 1 SAFE F FF 91 B FC 88 B FC 87 F FC 88 T CU 83 3-2 K			S FF 92 1 SAFE S FF 93 F FF 93 B FC 88 F CU 85 B SI 94 B FC 88 F FC 88 4-2 B SI 94 15 SH1-3 1-2 BB	B FF 95 F FF 95 D FF 95 B FF 95 X FF 96 3-1 G6-3		2	0	0	0	1	2	1
Sergio Alcántara, S (7, PR) (8, 6)										1	0	0	0	0	0	2
55 Josh Collmenter, R (1, 1)		B FF 93 B FF 92 C FF 93 C FF 92 F FF 94 B FF 92 X SI 93 3-2 G3			F FF 92 C SI 92 F SI 93 C FC 88 0-3 K		B SL 83 S FF 92 X SL 82 1-1 SH1-3 1-2 2-3			2	0	0	0	0	1	0
15 Garrett Weber, R (7, PH)										0	0	0	0	0	0	0
6 Evan Marzilli, L (8, 8)										0	0	0	0	0	0	0
Inning Stats	R: 1 H: 2 E: 0 LOB: 2 K: 1 BB: 1 S: 13 P: 20		R: 0 H: 0 E: 0 LOB: 0 K: 2 BB: 0 S: 14 P: 22	R: 0 H: 1 E: 0 LOB: 1 K: 1 BB: 0 S: 13 P: 16	R: 0 H: 1 E: 0 LOB: 1 K: 0 BB: 0 S: 9 P: 16	R: 0 H: 0 E: 0 LOB: 0 K: 3 BB: 0 S: 12 P: 14	R: 0 H: 1 E: 0 LOB: 1 K: 0 BB: 0 S: 7 P: 9	R: 0 H: 1 E: 0 LOB: 3 K: 1 BB: 1 S: 14 P: 21	R: 2 H: 2 E: 1 LOB: 2 K: 1 BB: 0 S: 16 P: 24		1B: 3 SF: 1 2B: 4 SAC: 1 3B: 1 DP: 0 HR: 0 HBP: 0				WP: 0 PA: 35 PB: 0 SB: 0 CS: 0		

PITCHER	IP	WLS	BF	H	R	ER	SO	BB	IBB	HBP	BLK	WP	HR	S	P	ERA	WHIP
28 Corey Kluber, R (1, 1) ERA: 3.38	6.0		26	6	1	1	9	2	0	0	0	0	0	74	107	1.50	1.333
51 Anthony Swarzak, R (7, 1) ERA: 9.35	1.0		3	0	0	0	1	0	0	0	0	0	0	8	11	0.00	0.000
37 Cody Allen, R (8, 1) ERA: 1.5	1.0	L	6	2	2	1	1	0	0	0	0	0	0	16	24	9.00	2.000

PITCHER	IP	WLS	BF	H	R	ER	SO	BB	IBB	HBP	BLK	WP	HR	S	P	ERA	WHIP

BOTTOM

Cleveland Indians @ Arizona Diamondbacks

Salt River Fields at Talking Stick, Scottsdale, AZ

Fri Mar 27 2015, 4:10 PM - 6:52 PM EDT

Att. 11,537 - Sunny - 89 F

livebaseballscorecards.com

AB	31
R	3
H	8
RBI	3
BB	2
SO	11
LOB	18

Kansas City Royals @ Arizona Diamondbacks

Salt River Fields at Talking Stick, Scottsdale, AZ

Sat Mar 28 2015, 4:12 PM - 7:32 PM EDT

Att. 13,258 - Sunny - 89 F

livebaseballscorecards.com

TOP

Batter	1	2	3	4	5	6	7	8	9	AB	R	H	RBI	BB	SO	LOB
14 Omar Infante, R (1, 4) OBP: 0.382, SLG: 0.500	C FC 90 F FC 90 B FC 81 X FC 91 1-2 24 G4-3 6 1B 2B		B FC 90 X 1-0 2B		B F X 1-1 24 FC5-4 1B		B FF 93 B FF 94 B FF 94 B FF 95 4-0 65 1B 69 2B BB	X 0-0 ② G5-3		3	1	3	0	0	0	0
76 J.C. Boscan, R (6, 2) OBP: 0.333, SLG: 0.286										1	1	0	0	1	0	0
24 Christian Colón, R (1, 6) OBP: 0.426, SLG: 0.385	B FC 90 B FC 90 B FC 81 C FC 90 S FC 82 X FC 90 3-2 ① G4-3 2-3		F X FC 90 0-1 ② P4		B 1 SAFE L C F D F X 2-2 ① FC5-4 6 1B 35 1B 1-2f		B FF 92 C FF 92 F SL 83 S FF 92 1-3 ② K	X 0-0 ③ G4-3		5	1	0	0	0	1	4
6 Lorenzo Cain, R (1, 8) OBP: 0.364, SLG: 0.415	S FC 81 X FC 80 0-1 35 G3-6-3 3-H 1B		B FC 91 C FC 81 B FC 91 X 2-1 ③ G3		B X 1-0 35 1B 1-2 1B		X FF 92 0-0 69 2B 1-2 1B		X FF 95 0-0 69 1B 79 1B 2B	3	0	2	1	0	0	1
65 Whit Merrifield, R (5, PR) OBP: 0.389, SLG: 0.529										2	2	2	0	0	0	0
35 Eric Hosmer, L (1, 3) OBP: 0.353, SLG: 0.612	C FC 90 B FC 90 X KC 78 1-1 ② G3-6-3 1-2f			B KC 76 B C FC 80 F FC 90 B F FC 91 B FC 91 4-2 8 1B 16 1B BB	B F S F SL 83 X 1-2 8 G1-6-3 1-3 2-H 1B		S CU 79 B FF 91 X FF 93 1-1 78 1B 1-H 2-H 2B	X 0-0 79 1B 16 S 79 E 2-3 1B	X	2	1	1	1	1	0	1
69 Alex Liddi, R (5, PR) OBP: 0.500, SLG: 0.750										2	2	2	2	0	0	0
8 Mike Moustakas, L (1, 5) OBP: 0.353, SLG: 0.447		C F FC 91 X FC 79 0-2 ① G3		X FC 89 0-0 16 1B 1-2 1B	B FF 93 C SL 83 X 1-1 ②③ G1-6-3 1-2f		B FF 91 F SL 84 S X 1-2 16 2B 2-H 1B		S S S 0-3 ① K	3	0	1	0	0	0	2
78 Gabriel Noriega, R (5, 6) OBP: 0.290, SLG: 0.214										2	1	1	1	0	1	2
16 Paulo Orlando, R (1, 7) OBP: 0.436, SLG: 0.611		C FC 91 B FC 91 X FC 81 1-1 43 FC5-4 1B		B X FC 92 1-0 1-2 2-H 1B		B FF 94 B FF 94 B FF 94 B FF 94 4-0 43 G4-6-3 BB	1 SAFE F CU 79 X 0-1 43 2B 1-H 2B		S S S 0-3 ② K 1-2	4	1	3	2	1	1	2
(5, 8)																
43 Moisés Sierra, R (1, 9) OBP: 0.400, SLG: 0.433	C FC 89 B FC 90 X FC 91 1-1 ② FC5-4 1-2f	C FC 89 B FC 90 X FC 91 1-1 ② FC5-4 1-2f	F FC 80 F FC 90 F KC 79 S FC 79 0-3 ① K		S FF 92 F FF 93 B FF 94 X FF 94 1-2 ①② G4-6-3 1-2f		S SL 79 F SL 80 F SL 80 F FF 94 X SL 82 0-2 3-H 2B		B B B B 4-0 79 E BB	4	0	1	1	1	1	4
19 Erik Kratz, R (1, 2) OBP: 0.243, SLG: 0.457	D KC 77 B FC 80 X FC 90 2-0 ③ P6	D KC 77 B FC 80 X FC 90 2-0 ③ P6	C FC 90 B FC 90 B FC 91 S FC 82 X 2-2 ② L7		B FF 95 F FF 95 F FF 96 X 1-2 ③ G4-3		S FF 93 S FF 94 B FF 94 X 1-2 G5-3	X X	X 0-0 E6 1-3 2-H 3-H 1B	3	0	0	0	0	0	3
31 Louis Coleman, R (6, 1)										0	0	0	0	0	0	0
96 Brian Fletcher, R (7, PH)										1	0	0	0	0	0	1
40 Kelvin Herrera, R (7, 1)										0	0	0	0	0	0	0
67 Franklin Morales, L (8, 1)										0	0	0	0	0	0	0
79 Ethan Chapman, L (9, PH) OBP: 1.000, SLG: 1.000										1	0	1	1	0	0	0
46 Ryan Madson, L (9, 1)										0	0	0	0	0	0	0
41 Danny Duffy, L (1, 1)			C FC 88 C FC 88 C FC 89 0-3 ① K	B FC 88 C FC 87 B C B C 3-3 ③ K			B FF 91 C FF 93 F FF 94 F FF 94 F FF 95 F B FF 94 F X CU 83 2-2 ① P3	X 0-0 ① L3 X	X 0-0 ③ G4-3	2	0	0	0	0	2	2
9 Ryan Jackson, R (6, 4) OBP: 0.436, SLG: 0.333										3	0	0	0	0	0	2

Inning Stats	1	2	3	4	5	6	7	8	9
	R: 1 E: 0 K: 0 S: 10	R: 0 E: 0 K: 0 S: 8	R: 0 E: 0 K: 1 S: 8	R: 1 E: 0 K: 2 S: 15	R: 1 E: 0 K: 0 S: 14	R: 0 E: 0 K: 0 S: 6	R: 5 E: 0 K: 1 S: 26	R: 0 E: 0 K: 0 S: 3	R: 2 E: 1 K: 2 S: 10
	H: 2 LOB: 0 BB: 0 P: 15	H: 1 LOB: 1 BB: 0 P: 12	H: 1 LOB: 1 BB: 0 P: 11	H: 2 LOB: 2 BB: 1 P: 25	H: 3 LOB: 2 BB: 0 P: 20	H: 0 LOB: 0 BB: 1 P: 12	H: 5 LOB: 1 BB: 1 P: 36	H: 0 LOB: 0 BB: 0 P: 3	H: 3 LOB: 2 BB: 1 P: 14

| | | | | | | | | | | | | | | | |

Batter	1	2	3	4	5	6	7	8	9	AB	R	H	RBI	BB	SO	LOB
11 AJ Pollock, R (1, 8) OBP: 0.414, SLG: 0.545 6 Evan Marzilli, L (6, 8)	B FF 93 B FF 92 X FF 94 2-0 ① G6-3			C FF 92 B CH 83 B CH 83 X FF 92 2-1 16 G4-3 44 HR 2B	B SL 80 X 1-0 ① 1-2 2-H HR	S FF 89 X CU 87 0-1 ③ F8			X 0-0 ① G3-1	3 2	2 0	2 0	2 0	0 0	0 0	0 1
16 Chris Owings, R (1, 4) OBP: 0.258, SLG: 0.333 5 Alex Glenn, L (6, 7) OBP: 0.500, SLG: 0.500	C FF 94 B FF 95 B CH 84 S FF 93 F F S 2-3 ② K			B FF 92 B X FF 92 2-0 ① G4-3 2-3	F SI 92 X FF 94 0-1 44 BB 1B		S FF 98 S FF 98 S CH 88 0-3 ① K		X 0-0 2B 1B	3 2	0 0	1 1	0 0	0 1	1 0	1 0
44 Paul Goldschmidt, R (1, 3) OBP: 0.346, SLG: 0.357 Daniel Palka, L (6, 3) OBP: 0.250, SLG: 0.500	C FF 94 B SL 80 B F F FF 96 S 2-3 ③ K			S FF 94 3 SAFE X 0-1 3-H HR	1 SAFE B FF 92 S CH 81 B FF 93 B SL 80 F FF 94 F CH 83 1 SAFE B FF 93 4-2 1-2 BB		S CU 80 S FA 89 S FF 100 0-3 ② K		X 0-0 1-3 2B	2 2	1 0	1 1	2 0	1 0	1 1	0 0
15 Mark Trumbo, R (1, 9) OBP: 0.422, SLG: 0.643 77 Nick Buss, L (6, 9) OBP: 0.268, SLG: 0.316		C FF 93 C FF 94 S FF 95 0-3 ① K		B CH 84 S CH 83 X 1-1 31 WP 24 BB 1B	C SL 79 X FF 93 0-1 ② F9		B FA 89 B B FF 98 B FF 99 4-0 BB		X 0-0 ② P6	3 1	0 0	1 0	0 0	0 1	1 0	2 2
7 Cody Ross, R (1, 7) OBP: 0.343, SLG: 0.333 38 Robbie Ray, L (6, 1) 5 Ender Inciarte, L (7, PH) OBP: 0.393, SLG: 0.412 65 A.J. Schugel, R (8, 1) 63 Enrique Burgos, R (9, 1) 52 Todd Glaesmann, R (9, PH)		F FF 93 F CH 85 C CH 85 0-3 ② K		B X 1-0 ② F7	C B FF 93 F CH 82 S CH 82 1-3 ③ K	X 0-0 ③ L8			5 6 0-3 ③ K	3 0 1 0 0 0	0 0 0 0 0 0	0 0 0 0 0 0	0 0 0 0 0 0	2 0 0 0 0 0	0 0 1 0 0 0	3 0 1 0 0 2
24 Yasmany Tomás, R (1, 5) OBP: 0.316, SLG: 0.453 4 Domingo Leyba, S (7, 4) OBP: 0.250, SLG: 0.250		F CH 84 F FF 94 B CU 73 B SL 79 F FF 96 X FF 95 2-2 ③ G4-3		F 1 SAFE F 1 SAFE B D B B 4-2 1-2 31 WP BB		S SL 80 X FF 90 0-1 ① G1-3		C F S 0-3 ① K		2 1	0 0	0 0	0 0	1 1	0 0	0 0
31 Jordan Pacheco, R (1, 2) OBP: 0.469, SLG: 0.417 60 Blake Lalli, L (7, 2) OBP: 0.375, SLG: 0.450		B FF 93 F FF 93 F SI 93 B C FF 93 2-3 ① K		B C B F X 2-2 ③ G4-3 1-2 2-3		C SL 80 B SL 82 X FF 90 1-1 13 WP 13 1B 1B		X 0-0 3 WP 1B		3 1	1 0	1 1	0 0	0 0	1 0	2 0
13 Nick Ahmed, R (1, 6) OBP: 0.347, SLG: 0.426 3 Raul Navarro, R (7, 6)		B T X FF 92 1-1 ② G4-3			C FF 90 B SL 80 X 1-1 11 CS 74 1B 11 HR 1B	C FF 89 B SL 83 B SL 80 C X 2-2 74 G6-3 1-H 1B		B B B B 4-0 74 G3-6-1 1-2 BB		3 0	1 0	2 0	1 0	0 1	0 0	0 0
58 Jeremy Hellickson, R (1, 1) 40 Andrew Chafin, R (5, 1) 74 Walter Ibarra, S (5, PH) OBP: 0.320, SLG: 0.333 (6, 4) (7, 5)		C F FF 92 B CU 78 F FF 94 F FF 93 B CH 86 F FF 94 F FF 93 C SL 78 2-3 ③ K			X 0-0 11 CS 1-2 1B	1 SAFE B FF 90 B FF 90 S SL 80 X 2-1 ② G6-3 1-2		X 0-0 ②③ G3-6-1 1-2f		1 0 3	0 0 0	0 0 1	0 0 0	1 0 0	0 0 0	0 0 3
Inning Stats	R: 0 H: 0 E: 0 LOB: 0 K: 2 BB: 0 S: 10 P: 16	R: 0 H: 0 E: 0 LOB: 0 K: 2 BB: 0 S: 10 P: 12	R: 0 H: 0 E: 0 LOB: 0 K: 2 BB: 0 S: 12 P: 17	R: 2 H: 3 E: 0 LOB: 2 K: 0 BB: 1 S: 13 P: 25	R: 2 H: 4 E: 0 LOB: 2 K: 1 BB: 1 S: 14 P: 21	R: 1 H: 2 E: 0 LOB: 1 K: 0 BB: 0 S: 11 P: 16	R: 0 H: 0 E: 0 LOB: 1 K: 2 BB: 1 S: 7 P: 11	R: 0 H: 1 E: 0 LOB: 1 K: 1 BB: 1 S: 5 P: 9	R: 0 H: 2 E: 0 LOB: 2 K: 1 BB: 0 S: 7 P: 7	1B: 8 2B: 2 3B: 0 HR: 2	SF: 0 SAC: 0 DP: 1 HBP: 0			WP: 3 PB: 0 SB: 0 CS: 2	PA: 41		

PITCHER		IP	WLS	BF	H	R	ER	SO	BB	IBB	HBP	BLK	WP	HR	S	P	ERA	WHIP
41 Danny Duffy, L ERA: 4.91	(1, 1)	5.0		23	7	4	4	7	2	0	0	0	1	2	59	91	7.20	1.800
31 Louis Coleman, R ERA: 4.22	(6, 1)	1.0	W	5	2	1	1	0	0	0	0	0	1	0	11	16	9.00	2.000
40 Kelvin Herrera, R ERA: 2.35	(7, 1)	1.0	H	4	0	0	0	2	1	0	0	0	0	0	7	11	0.00	1.000
67 Franklin Morales, L ERA: 7.2	(8, 1)	1.0	H	4	1	0	0	1	1	0	0	0	1	0	5	9	0.00	2.000
46 Ryan Madson, R ERA: 3.38	(9, 1)	1.0		5	2	0	0	1	0	0	0	0	0	0	7	7	0.00	2.000

PITCHER	IP	WLS	BF	H	R	ER	SO	BB	IBB	HBP	BLK	WP	HR	S	P	ERA	WHIP

BOTTOM

Kansas City Royals @ Arizona Diamondbacks

Salt River Fields at Talking Stick, Scottsdale, AZ

Sat Mar 28 2015, 4:12 PM - 7:32 PM EDT

Att. 13,258 - Sunny - 89 F

livebaseballscorecards.com

AB	37
R	5
H	12
RBI	5
BB	4
SO	11
LOB	17

Batter	1	2	3	4	5	6	7	8	9	AB	R	H	RBI	BB	SO	LOB
4 Cliff Pennington, S (1, 5) OBP: 0.207, SLG: 0.087 15 Garrett Weber, R (6, 5)	C FF 91 B CU 87 B FF 92 F FF 91 F SL 92 X FF 92 2-2 ① L9		C SI 91 S CU 80 B FF 92 B CU 82 F CU 82 C SL 87 2-3 ③ K			C CU 76 S CU 80 B CU 82 B FF 92 B CU 82 B FF 92 4-2 16 G6-3 BB		B SI 96 C ST 84 X ST 84 1-1 ② L9 2-3		2 0 0 0 1 1 0 1 0 0 0 0 0 2						
16 Chris Owings, R (1, 6) OBP: 0.235, SLG: 0.303 3 Raul Navarro, R (6, 6)	C FF 92 B CU 78 B CU 78 X FF 92 2-1 ② G5-3			X SI 91 0-0 ① F8		B CH 90 B 1 SAFE X 2-0 ① G6-3 1-2 ②		B ST 84 B C C B S 3-3 ③ K		3 0 0 0 0 0 1 1 0 0 0 0 1 2						
6 David Peralta, L (1, 7) OBP: 0.456, SLG: 0.468 11 Tom Belza, L (6, 7) OBP: 0.333, SLG: 0.333	C B CU 81 X SL 88 1-1 2B			C FF 91 B SL 91 F CU 82 X FF 93 1-2 ② L8		S CU 80 B CU 86 F CU 87 X FF 93 1-2 ③ G5-3			C SI 91 B FF 92 X 1-1 ① G4-3	3 0 1 0 0 0 0 1 0 0 0 0 0 0						
15 Mark Trumbo, R (1, 9) OBP: 0.404, SLG: 0.614 6 Evan Marzilli, L (6, 9) (8, 8)	X CU 87 0-0 ③ G5-3			C SL 84 B CH 83 F F X 1-2 ③ G5-3			S FF 90 S SL 90 B FF 90 B FF 90 F CU 78 F FF 90 F CH 83 X 2-2 ① L8		C F SI 92 B SI 92 B SI 92 X SL 86 2-2 ② G5-3	2 0 0 0 0 0 1 2 0 0 0 0 0 0						
2 Aaron Hill, R (1, 4) OBP: 0.224, SLG: 0.196 Mark Thomas, R (7, 2) OBP: 0.286, SLG: 0.167		X FF 90 0-0 ① F9			B CU 86 X SL 85 1-0 18 WP 24 1B 18 SF9 1B		B FF 92 X FF 91 1-0 ② L7		B SI 92 B SI 93 B SI 93 B SI 93 4-0 BB	3 1 1 0 0 0 0 0 0 0 0 1 0 0						
24 Yasmany Tomás, R (1, 3) OBP: 0.317, SLG: 0.446 45 Matt Reynolds, L (7, 1) 29 Brad Ziegler, R (8, 1) 43 Addison Reed, L (8, 1) 53 Steve McQuail, R (9, PH)		C FF 90 C FF 92 B FF 93 B CU 81 S FF 93 2-3 ② K			F SI 89 X SI 90 0-1 77 G4-3 18 WP 1-2 1B		X CU 77 0-0 ③ F8		F SI 91 F SI 93 F SI 86 B SL 85 F SL 85 F SI 93 D CU 79 X 2-2 ③ G5-3	3 0 1 0 0 1 0 0 0 0 0 0 0 0 0 0 0 0 0 0 0 0 0 0 0 0 0 0 1 0 0 0 0 0 1						
18 Gerald Laird, R (1, 2) OBP: 0.185, SLG: 0.320 7 Ryan Gebhardt, R (7, 4)		F FF 92 F FF 93 X FF 94 0-2 ③ G4-3			F CH 90 B CU 80 X 1-1 ① SF9 1-2 2-H			B F B B B 4-1 15 L9 77 HBP BB		1 0 0 1 0 0 0 0 0 0 0 1 0 0						
77 Nick Buss, L (1, 8) OBP: 0.273, SLG: 0.300 52 Todd Glaesmann, R (8, PR) (8, 9)			C FF 91 X SL 87 0-1 ① L9		B FF 92 X CU 86 1-0 ② G4-3 2-3			C H 1-1 1-2 HBP		2 0 0 0 0 0 1 0 0 0 0 0 0 0						
41 Daniel Hudson, R (1, 1) 11 Seth Simmons, R (4, 1) 31 Stewart Ijames, L (5, PH) 12 Rubby De La Rosa, R (5, 1) 34 Rudy Flores, L (7, 3) OBP: 0.500, SLG: 0.333			C SL 92 C FF 92 C CU 80 0-3 ② K		C FF 92 B FF 92 D CU 87 S FF 92 B FF 93 S SL 86 3-3 ③ K			B F SI 93 C C 1-3 ① K		1 0 0 0 0 1 0 0 0 0 0 0 0 0 1 0 0 0 0 1 1 0 0 0 0 0 0 0 1 0 0 0 0 1 2						

Inning Stats	1	2	3	4	5	6	7	8	9
	R: 0 E: 0 K: 0 S: 9	R: 0 E: 0 K: 1 S: 7	R: 0 E: 0 K: 2 S: 9	R: 0 E: 0 K: 0 S: 8	R: 1 E: 0 K: 1 S: 9	R: 0 E: 0 K: 0 S: 6	R: 0 E: 0 K: 0 S: 8	R: 0 E: 0 K: 2 S: 10	R: 0 E: 0 K: 0 S: 11
	H: 1 LOB: 1 BB: 0 P: 14	H: 0 LOB: 0 BB: 0 P: 9	H: 0 LOB: 0 BB: 0 P: 11	H: 0 LOB: 0 BB: 0 P: 10	H: 2 LOB: 1 BB: 0 P: 15	H: 0 LOB: 0 BB: 1 P: 13	H: 0 LOB: 0 BB: 0 P: 11	H: 0 LOB: 2 BB: 1 P: 20	H: 0 LOB: 1 BB: 1 P: 20

1B: 2 SF: 1 WP: 1 PA: 33
2B: 1 SAC: 0 PB: 0
3B: 0 DP: 0 SB: 0
HR: 0 HBP: 1 CS: 0

PITCHER		IP	WLS	BF	H	R	ER	SO	BB	IBB	HBP	BLK	WP	HR	S	P	ERA	WHIP
24 Jordan Lyles, R ERA: 0.86	(1, 1)	6.0		21	3	1	1	4	1	0	0	0	1	0	48	72	1.50	0.667
63 Rafael Betancourt, R ERA: 1.17	(7, 1)	1.0	W	3	0	0	0	0	0	0	0	0	0	0	8	11	0.00	0.000
0 Adam Ottavino, R ERA:	(8, 1)	1.0	H	5	0	0	0	2	1	0	1	0	0	0	10	20	0.00	1.000
32 LaTroy Hawkins, R ERA: 5.4	(9, 1)	1.0	S	4	0	0	0	0	1	0	0	0	0	0	11	20	0.00	1.000

PITCHER	IP	WLS	BF	H	R	ER	SO	BB	IBB	HBP	BLK	WP	HR	S	P	ERA	WHIP

TOP

Arizona Diamondbacks @ Colorado Rockies

Salt River Fields at Talking Stick, Scottsdale, AZ

Sun Mar 29 2015, 4:12 PM - 6:42 PM EDT
Att. 11,225 - Partly Cloudy - 85 F

livebaseballscorecards.com

AB	28
R	1
H	3
RBI	1
BB	3
SO	6
LOB	11

Batter	1	2	3	4	5	6	7	8	9	AB	R	H	RBI	BB	SO	LOB
19 Charlie Blackmon, L (1, 7) OBP: 0.400, SLG: 0.412	B SI 93 C SI 94 T FF 95 B SL 84 B FF 95 B SI 95 4-2 33 1B BB		B SL 83 F SI 95 C SI 95 X CH 86 1-2 2 G4-6-3 1-2 1B		C SL 85 B FF 96 C FF 97 C SL 85 1-3 ②		B FF 90 C SL 80 C C SL 83 1-3 ②③ 1-2			3	0	1	0	1	2	2
93 Denzel Richardson, R (8, 7)										0	0	0	0	0	0	0
13 Drew Stubbs, R (1, 8) OBP: 0.313, SLG: 0.341	B FF 96 B FF 94 S FF 94 S SL 87 C FF 95 2-3 ①		B SL 85 C SI 94 L SI 94 S SI 95 1-3 ①		B FF 97 B FF 97 C FF 95 S FF 96 B FF 98 C FF 95 3-3 ③			X 0-0 90 SH5-3 2B		3	0	0	0	0	3	4
93 Raimel Tapia, L (8, 8) OBP: 0.400, SLG: 0.600										1	0	1	0	0	0	0
2 Troy Tulowitzki, R (1, 6) OBP: 0.355, SLG: 0.667	B FF 95 C SL 84 1 SAFE B FF 96 X 2-1 ②		S SL 85 C B F B X 2-2 ②③ 1-2f			C SL 81 C SL 84 B FF 97 F SL 86 B SL 88 B FF 96 F X 3-2 ①		C SI 84 X SI 85 0-1 ① SH5-3 2-3		3	0	0	0	0	0	3
90 Wilson Soriano, R (7, 6)										0	0	0	0	0	0	0
33 Justin Morneau, L (1, 3) OBP: 0.161, SLG: 0.400	B SI 95 B SI 94 C SL 86 F SI 95 B FF 96 X SL 86 3-2 28 FC6-4 1-3 1B			B FF 93 B B X 3-0 ①		B SL 75 X FF 95 1-0 HR		B CU 72 S D C S 2-3 ②		3	1	2	1	0	0	0
63 Rafael Betancourt, R (7, 1)										0	0	0	0	0	0	0
8 Michael McKenry, R (8, 2) OBP: 0.263, SLG: 0.229				F FF 94 B SI 94 C SI 93 X FF 94 1-2 G5-3						1	0	0	0	0	1	1
28 Nolan Arenado, R (1, 5) OBP: 0.321, SLG: 0.627	B SL 84 F FF 95 B SI 95 S SL 85 X SL 85 2-2 ③ FC6-4 1-2f					B FF 97 X SL 82 1-0 ② L8		B SI 92 C S FF 92 B S 2-3 ③		3	0	0	0	0	0	2
Tim Smalling, R (8, 5)										1	0	0	0	0	1	1
83 Noel Cuevas, R (1, 9) OBP: 0.500, SLG: 0.800		X SI 93 0-0 ① G5-3		B SI 95 S SL 86 B SL 85 B SI 94 X SI 95 3-1 3B		C FF 97 B SL 87 S SL 82 B FF 98 F SL 83 S SL 86 2-3 ③				3	0	1	0	0	1	0
4 Nick Hundley, R (1, 2) OBP: 0.214, SLG: 0.341		B FF 94 C SI 92 B SL 85 F SL 86 F FF 95 B SL 84 F SL 86 F FF 96 C FF 95 3-3 ②		B SL 83 F FF 92 C FF 93 B SL 82 T SL 84 2-2 ③			C FF 86 X 0-1 ① F9			3	0	0	0	0	2	1
0 Adam Ottavino, S (8, 1)										0	0	0	0	0	0	0
32 LaTroy Hawkins, R (9, 1)										0	0	0	0	0	0	0
3 Daniel Descalso, L (1, 4) OBP: 0.391, SLG: 0.550		C FF 95 C FF 95 B FF 95 S SL 85 1-3 ③			B B FF 95 F FF 96 B SI 94 B FF 94 4-1 24 SH1-4 BB		B SL 78 B FF 89 X FF 86 2-0 HR			2	1	1	1	1	1	0
78 Zach Osborne, R (8, 4)										0	0	0	0	0	0	0
24 Jordan Lyles, R (1, 1)			C SI 93 B FF 94 B FF 94 B SI 94 B SI 94 4-1 19 1B BB		L FF 95 X FF 95 0-1 ① SH1-4 1-2		X FF 88 0-0 19 CS 1B			0	0	0	0	1	0	0
Ryan Casteel, R (7, 3) OBP: 0.222, SLG: 0.281										1	0	1	0	0	0	0
Inning Stats	R: 0 E: 0 K: 1 S: 13 H: 1 LOB: 2 BB: 1 P: 26	R: 0 E: 0 K: 2 S: 10 H: 0 LOB: 0 BB: 0 P: 14	R: 0 E: 0 K: 1 S: 11 H: 1 LOB: 1 BB: 1 P: 19	R: 0 E: 0 K: 1 S: 9 H: 1 LOB: 1 BB: 0 P: 18	R: 0 E: 0 K: 2 S: 9 H: 0 LOB: 1 BB: 1 P: 17	R: 1 E: 0 K: 1 S: 11 H: 1 LOB: 0 BB: 0 P: 18	R: 1 E: 0 K: 1 S: 7 H: 2 LOB: 0 BB: 0 P: 10	R: 0 E: 0 K: 2 S: 9 H: 1 LOB: 1 BB: 0 P: 13		1B: 3 2B: 1 3B: 1 HR: 2 SF: 0 SAC: 2 DP: 1 HBP: 0					

PITCHER		IP	WLS	BF	H	R	ER	SO	BB	IBB	HBP	BLK	WP	HR	S	P	ERA	WHIP
41 Daniel Hudson, R ERA: 4.22	(1, 1)	3.2		15	3	0	0	4	2	0	0	0	0	0	40	72	0.00	1.364
11 Seth Simmons, R ERA: 7.71	(4, 1)	0.1		1	0	0	0	1	0	0	0	0	0	0	3	5	0.00	0.000
12 Rubby De La Rosa, R ERA: 3.86	(5, 1)	2.0		8	1	1	1	3	1	0	0	0	0	1	20	35	4.50	1.000
45 Matt Reynolds, L ERA: 3.18	(7, 1)	1.0	L	4	2	1	1	1	0	0	0	0	0	1	7	10	9.00	2.000
29 Brad Ziegler, R ERA: 3.38	(8, 1)	0.2		3	1	0	0	1	0	0	0	0	0	0	6	8	0.00	1.500

PITCHER		IP	WLS	BF	H	R	ER	SO	BB	IBB	HBP	BLK	WP	HR	S	P	ERA	WHIP
43 Addison Reed, R ERA:	(8, 1)	0.1		1	0	0	0	1	0	0	0	0	0	0	3	5	0.00	0.000

BOTTOM

Arizona Diamondbacks @ Colorado Rockies

Salt River Fields at Talking Stick, Scottsdale, AZ

Sun Mar 29 2015, 4:12 PM - 6:42 PM EDT

Att. 11,225 - Partly Cloudy - 85 F

livebaseballscorecards.com

AB	27
R	2
H	7
RBI	2
BB	3
SO	11
LOB	14

Batter	1	2	3	4	5	6	7	8	9	10	AB	R	H	RBI	BB	SO	LOB
43 Rafael Ynoa, S (1, 5) OBP: 0.333, SLG: 0.365	G3-1		7 1B 20 2B 1B	P6		F7			94 1B 78 SH1-3 1B	G1-3	4	1	1	0	0	0	1
91 Joey Wong, L (6, 5) OBP: 0.409, SLG: 0.474											2	1	1	0	0	0	0
1 Brandon Barnes, R (1, 8) OBP: 0.346, SLG: 0.233	7 HR 1B		F7	BBBB 7 HR BB		CSC K			SH1-3 1-2		3	2	1	0	1	1	2
78 Juan Ciriaco, R (6, 4) OBP: 1.000, SLG: 1.000											0	0	0	0	0	0	0
7 Matt McBride, R (1, 7) OBP: 0.346, SLG: 0.638	1-H HR		20 2B 1-3 1B	1-H HR		F7			HBP 2-3 1B		4	3	3	4	0	0	1
94 Dillon Thomas, L (6, 7) OBP: 0.750, SLG: 0.750											1	1	1	0	0	0	0
20 Wilin Rosario, R (1, 2) OBP: 0.306, SLG: 0.479	F7		E 1-H 3-H 2B	SSS K			L6-3 1B		H 1B 1-2 HBP		3	1	1	2	0	1	0
Dustin Garneau, R (6, 2) OBP: 0.300, SLG: 0.278											1	0	1	0	0	0	0
Ben Paulsen, L (1, 3) OBP: 0.163, SLG: 0.190	FC5-4 1B		E1 BB 2-H 1B	F9			L6-3 1-1		1-2 2-H 3-H 1B		5	1	2	2	0	0	1
Kyle Parker, R (1, 9) OBP: 0.400, SLG: 0.419	FC5-4 1-2f		BBBB 1B 1-2 BB		L3		SSS K		L5		4	0	0	0	1	1	2
9 DJ LeMahieu, R (1, 4) OBP: 0.310, SLG: 0.308		P3	L8		G1-3			SSS K		G1-3	3	0	0	0	0	0	2
Tyler Massey, L (6, 8) OBP: 0.250, SLG: 0.143											2	0	0	0	0	1	0
Omar Quintanilla, L (1, 10) OBP: 0.250, SLG: 0.143		F8	1-2 2-H 1B		CSC K			G4-3		HR	3	0	1	1	0	1	0
Roberto Ramos, L (8, PH) OBP: 0.500, SLG: 2.000 (8, 10)											2	1	1	1	0	0	0
Cristhian Adames, S (1, 6) OBP: 0.333, SLG: 0.364		F7	G3			1B		G4-3		G1-3	5	0	1	0	0	0	2
Inning Stats	R: 2 E: 0 K: 0 S: 6 H: 3 LOB: 1 BB: 0 P: 6	R: 0 E: 0 K: 0 S: 3 H: 0 LOB: 0 BB: 0 P: 3	R: 4 E: 1 K: 0 S: 8 H: 4 LOB: 2 BB: 1 P: 12	R: 2 E: 0 K: 1 S: 6 H: 1 LOB: 0 BB: 1 P: 10	R: 0 E: 0 K: 1 S: 5 H: 0 LOB: 0 BB: 0 P: 5	R: 0 E: 0 K: 1 S: 6 H: 1 LOB: 1 BB: 0 P: 6	R: 0 E: 0 K: 1 S: 5 H: 1 LOB: 0 BB: 0 P: 5	R: 0 E: 0 K: 1 S: 5 H: 0 LOB: 0 BB: 0 P: 5	R: 2 E: 0 K: 0 S: 5 H: 3 LOB: 1 BB: 0 P: 6	R: 1 E: 0 K: 0 S: 4 H: 1 LOB: 0 BB: 0 P: 4	1B: 10 2B: 2 3B: 0 HR: 3 SF: 0 SAC: 1 DP: 1 HBP: 1						

PITCHER	IP	WLS	BF	H	R	ER	SO	BB	IBB	HBP	BLK	WP	HR	S	P	ERA	WHIP
70 Aaron Blair, R (1, 1) ERA: 5.4	3.0		18	7	6	4	0	1	0	0	0	0	1	17	21	12.00	2.667
54 Vidal Nuño, L (4, 1) ERA: 8.1	3.0		12	2	2	2	3	1	0	0	0	0	1	17	21	6.00	1.000
47 Dan Runzler, L (7, 1) ERA: 4.82	1.0		3	1	0	0	1	0	0	0	0	0	0	5	5	0.00	1.000
50 Evan Marshall, R (8, 1) ERA: 2.57	1.0		3	0	0	0	1	0	0	0	0	0	0	5	5	0.00	0.000
59 Oliver Pérez, L (9, 1) ERA: 2.57	1.0		6	3	2	2	0	0	0	1	0	0	0	5	6	18.00	3.000

PITCHER	IP	WLS	BF	H	R	ER	SO	BB	IBB	HBP	BLK	WP	HR	S	P	ERA	WHIP
31 RJ Hively, R (10, 1) ERA: 3.86	1.0	L	4	1	1	1	0	0	0	0	0	0	1	4	4	9.00	1.000

TOP

Colorado Rockies @ Arizona Diamondbacks

Estadio Sonora, Hermosillo, SO

Sun Mar 29 2015, 4:11 PM - 7:26 PM EDT

Att. 14,135 - Sunny - 88 F

livebaseballscorecards.com

AB	42
R	11
H	14
RBI	10
BB	2
SO	5
LOB	11

WP: 0	PB: 0	SB: 0	CS: 0
PA: 46			

Batter	1	2	3	4	5	6	7	8	9	10	AB	R	H	RBI	BB	SO	LOB
5 Ender Inciarte, L (1, 9) OBP: 0.383, SLG: 0.400	F8		11 FC5-4 2-3 1B	F7		F7			1B 1 2B 1B	F7 1-2	4	0	1	0	0	0	0
Danny Dorn, L (8, 6) OBP: 0.282, SLG: 0.378											2	1	1	0	0	0	1
11 AJ Pollock, R (1, 8) OBP: 0.403, SLG: 0.542	F8		FC5-4 44 BB 19 1B 1-2f 3-H	G3-1			44 S 1B 2B		1 2B 1B 1-2 1B	K	4	2	1	1	0	0	1
Jamie Romak, R (8, 5) OBP: 0.360, SLG: 0.522											2	1	1	0	0	1	1
44 Paul Goldschmidt, R (1, 10) OBP: 0.351, SLG: 0.348	19 1B 1B		19 1B 7 2B 1-2 BB	K2-3			K 2-3		F8		4	1	1	0	1	2	3
19 Jake Lamb, L (1, 5) OBP: 0.403, SLG: 0.593	1-2 1B		7 2B G5-3 1-2 2-H 1B		1B		K		1B 1-3 2-H 2B		4	1	3	1	0	1	1
1 Mike Freeman, L (8, 8) OBP: 0.500, SLG: 0.667											1	1	1	1	0	0	0
7 Cody Ross, R (1, 7) OBP: 0.342, SLG: 0.364	F9		G5-3 9 2B 1-3 2-H 2B		F8		3-H 1B		2-H 3-H 1B		3	1	1	1	0	0	3
Nick Evans, R (7, PH) OBP: 0.448, SLG: 0.538											2	0	2	3	0	0	0
(8, 7)																	
Peter O'Brien, R (1, 3) OBP: 0.286, SLG: 0.219		P4	G5-3 2-3 3-H		P3		F7		F9		4	0	0	1	0	0	3
31 Jordan Pacheco, R (8, 3) OBP: 0.455, SLG: 0.400											1	0	0	0	0	0	1
9 Tuffy Gosewisch, R (1, 2) OBP: 0.325, SLG: 0.351		G5-3	74 2B 3-H 2B		G6-3		G3-1		F9		3	1	1	1	0	0	1
60 Blake Lalli, L (8, 2) OBP: 0.346, SLG: 0.409											2	0	0	0	0	0	1
74 Walter Ibarra, S (1, 4) OBP: 0.300, SLG: 0.345		G6-3	2-H 2B			G3	G3			K	5	0	1	1	0	1	0
13 Nick Ahmed, R (1, 6) OBP: 0.346, SLG: 0.440			5 1B 11 FC5-4 2B			G5-3	G5-3			WP BB	3	1	1	0	0	0	1
Danny Worth, R (8, 9) OBP: 0.320, SLG: 0.348			F8								1	0	0	0	1	0	0
Inning Stats	R: 0 E: 0 K: 0 S: 5 H: 2 LOB: 2 BB: 0 P: 5	R: 0 E: 0 K: 0 S: 3 H: 0 LOB: 0 BB: 0 P: 3	R: 6 E: 0 K: 0 S: 9 H: 6 LOB: 1 BB: 1 P: 13	R: 0 E: 0 K: 1 S: 5 H: 0 LOB: 0 BB: 0 P: 5	R: 0 E: 0 K: 0 S: 4 H: 1 LOB: 1 BB: 0 P: 4	R: 0 E: 0 K: 0 S: 3 H: 0 LOB: 0 BB: 0 P: 3	R: 1 E: 0 K: 2 S: 9 H: 2 LOB: 1 BB: 0 P: 9	R: 0 E: 0 K: 0 S: 3 H: 0 LOB: 0 BB: 0 P: 3	R: 3 E: 0 K: 0 S: 7 H: 4 LOB: 1 BB: 0 P: 7	R: 0 E: 0 K: 2 S: 7 H: 0 LOB: 1 BB: 1 P: 13	1B: 9 2B: 6 3B: 0 HR: 0	SF: 0 SAC: 0 DP: 0 HBP: 0		WP: 1 PB: 0 SB: 1 CS: 0	PA: 47		

PITCHER		IP	WLS	BF	H	R	ER	SO	BB	IBB	HBP	BLK	WP	HR	S	P	ERA	WHIP
36 Christian Bergman, R ERA: 5.52	(1, 1)	3.0		18	8	6	6	0	1	0	0	0	0	0	17	21	18.00	3.000
53 Christian Friedrich, L ERA: 1.13	(4, 1)	2.0		7	1	0	0	1	0	0	0	0	0	0	9	9	0.00	0.500
51 Brooks Brown, R ERA: 1.74	(6, 1)	2.0	H	8	2	1	1	2	0	0	0	0	0	0	12	12	4.50	1.000
Ken Roberts, L ERA: 1.23	(8, 1)	1.0	H	3	0	0	0	0	0	0	0	0	0	0	3	3	0.00	0.000
Jairo Díaz, R ERA: 9.82	(9, 1)	1.0	W	7	4	3	3	0	0	0	0	0	0	0	7	7	27.00	4.000

PITCHER		IP	WLS	BF	H	R	ER	SO	BB	IBB	HBP	BLK	WP	HR	S	P	ERA	WHIP
98 Tyler Ybarra, L ERA:	(10, 1)	1.0	S	4	0	0	0	2	1	0	0	0	1	0	7	13	0.00	1.000

BOTTOM

Colorado Rockies @ Arizona Diamondbacks

Estadio Sonora, Hermosillo, SO

Sun Mar 29 2015, 4:11 PM - 7:26 PM EDT

Att. 14,135 - Sunny - 88 F

livebaseballscorecards.com

AB	45
R	10
H	15
RBI	10
BB	2
SO	5
LOB	17

Batter	1	2	3	4	5	6	7	8	9	AB	R	H	RBI	BB	SO	LOB
11 Jimmy Rollins, S (1, 6) OBP: 0.333, SLG: 0.593 85 Delvis Morales, S (6, 6) OBP: 0.500, SLG: 0.500	C CH 91 B FF 93 C CH 83 B FF 92 X FF 93 2-2 66 G4-3 23 G6-3 2B	C SL 80 B FF 94 X FF 92 1-1 ③ F8			C SL 82 C FF 91 B SL 82 S FF 90 1-3 ① K		X SI 92 0-0 ① L9		X FF 96 0-0 14 1B 1B	3 1 1 0 0 1 1 2 0 1 0 0 0 1						
66 Yasiel Puig, R (1, 9) OBP: 0.327, SLG: 0.630 28 Chris Heisey, R (6, 7) OBP: 0.170, SLG: 0.190	C FF 95 S SL 84 X SL 83 0-2 ① G4-3 2-3	F SL 79 B FF 93 X SL 82 1-1 ① L4			X 0-0 ② G3		B SI 92 B T B B 4-1 L9 14 1B 1-2 BB		1 SAFE 1 SAFE C FF 95 F FF 94 B FF 96 1 SAFE C SL 82 1-3 ② K	3 0 0 0 0 0 1 1 0 0 0 1 1 1						
23 Adrián González, L (1, 3) OBP: 0.291, SLG: 0.431 14 Enrique Hernández, R (6, 8) OBP: 0.291, SLG: 0.593	C FF 95 B FF 94 X CH 84 1-1 ② G6-3 3-H	S FF 92 S SL 83 S 1-3 ② K			B FF 94 B C F F X 3-2 47 BB 1B		C SL 84 C SL 93 B SL 91 F SL 92 B X 2-2 1-2 2-H 1B		C FF 96 1 SAFE X 0-1 1-2 1B	3 0 1 1 0 1 0 2 0 2 1 0 0 0						
47 Howie Kendrick, R (1, 4) OBP: 0.480, SLG: 0.591 Brandon Dixon, R (6, 4)	B FF 94 S FF 94 B SL 83 B FF 93 B 4-1 3 3B BB	B SI 89 X 1-0 ③ F7			B FF 93 B FF 92 B FF 94 B FF 94 4-0 1-2 BB		B SL 88 X SL 86 1-0 ② L9 2-3		C SL 80 F FF 95 B SL 83 F FF 96 B FF 96 S SL 82 2-3 ③ K	1 1 0 0 2 0 0 2 0 0 0 0 1 4						
3 Carl Crawford, L (1, 7) OBP: 0.267, SLG: 0.326 86 Deivy Castillo, L (6, 9)	C FF 94 1 SAFE B FF 93 B FF 94 1 SAFE T CH 84 F X 2-2 1-H 3B			C CH 91 B FF 93 B CH 92 S CH 91 F FF 93 B CH 84 F CH 92 X FF 93 3-2 ① G4-3	B FF 92 B SI 92 F SL 80 S SI 93 F B X 3-2 ③ G4-3		S SL 86 C FF 97 X SL 87 0-2 ③ G1-3			3 0 1 1 0 0 2 1 0 0 0 0 0 2						
5 Juan Uribe, R (1, 5) OBP: 0.267, SLG: 0.256 82 Jarek Cunningham, R (6, 5)	B SL 84 B FF 94 F FF 95 X FF 95 2-1 ③ P4			B SL 77 B T B X 3-1 31 G1-3 17 2B 1B	X SI 89 0-0 ① G1-3			F SL 86 B SL 85 X CU 77 1-1 ① P3		3 1 1 0 0 0 1 1 0 0 0 0 0 0						
31 Joc Pederson, L (1, 8) OBP: 0.400, SLG: 0.754 91 Cody Bellinger, L (6, 3) OBP: 0.167, SLG: 0.600		F FF 92 F SL 83 B SL 83 S SL 80 1-3 ① K2-3		C FF 92 F CH 93 F F B X 1-2 ② G1-3 1-2	C B B C X 2-2 ② P5			C CH 89 C SL 84 X 0-2 ② G4-3		3 0 0 0 0 1 1 1 0 0 0 0 0 0						
17 A.J. Ellis, R (1, 2) OBP: 0.333, SLG: 0.353 95 Webster Rivas, R (8, PH) (8, 2)		B FF 93 B FF 92 B CH 91 C FF 92 B FF 92 4-1 35 SH5-4 BB		B B SL 82 C FF 92 X 2-1 2-H 2B	B SL 82 B FF 93 F SL 84 B FF 92 F SL 83 F S 3-3 ③ K			B FC 92 B C S C 2-3 ③ K		2 0 1 1 1 1 0 1 0 0 0 0 1 0						
35 Brett Anderson, L (1, 1) 6 Darwin Barney, R (7, PH) OBP: 0.370, SLG: 0.488 0 Mike Adams, R (7, 1) 36 Adam Liberatore, L (8, 1) 52 Pedro Báez, R (8, 1) 7 Alex Guerrero, R (9, PH) OBP: 0.349, SLG: 0.548 75 Paco Rodríguez, L (9, 1)		F FF 91 B FF 93 X FF 92 1-1 ② SH5-4 1-2		F SL 81 S SL 82 B B C 2-3 ③ K			B SI 88 B SL 82 C S B F X 3-2 28 BB 14 1B 1B		C FF 95 B SL 81 B SL 80 F C 2-3 ① K	1 0 0 0 0 1 1 1 1 1 0 0 0 0 0 0 0 0 0 0 0 0 0 0 0 0 0 0 0 0 0 0 0 0 0 1 0 0 0 0 1 0 0 0 0 0 0 0 0						
Inning Stats	R: 2 E: 0 K: 0 S: 15 H: 2 LOB: 1 BB: 1 P: 26	R: 0 E: 0 K: 1 S: 8 H: 0 LOB: 1 BB: 1 P: 15	R: 0 E: 0 K: 1 S: 6 H: 0 LOB: 0 BB: 0 P: 9	R: 1 E: 0 K: 1 S: 17 H: 2 LOB: 1 BB: 0 P: 28	R: 0 E: 0 K: 1 S: 12 H: 1 LOB: 2 BB: 1 P: 23	R: 0 E: 0 K: 1 S: 8 H: 0 LOB: 0 BB: 0 P: 13	R: 1 E: 0 K: 0 S: 14 H: 2 LOB: 2 BB: 1 P: 24	R: 0 E: 0 K: 1 S: 8 H: 0 LOB: 0 BB: 0 P: 11	R: 0 E: 0 K: 3 S: 13 H: 2 LOB: 2 BB: 0 P: 18	1B: 6 2B: 2 3B: 1 HR: 0 SF: 0 SAC: 1 DP: 0 HBP: 0						

PITCHER		IP	WLS	BF	H	R	ER	SO	BB	IBB	HBP	BLK	WP	HR	S	P	ERA	WHIP
32 Yoan López, R ERA: 7.9	(1, 1)	4.0	L	18	4	3	3	3	2	0	0	0	0	0	46	78	6.75	1.500
40 Andrew Chafin, L ERA: 5.56	(5, 1)	2.1		11	2	1	1	2	2	0	0	0	0	0	26	49	3.86	1.714
63 Enrique Burgos, R ERA: 1.69	(7, 1)	0.2		3	1	0	0	0	0	0	0	0	0	0	8	11	0.00	1.500
15 Silvino Bracho, R ERA:	(8, 1)	1.0		3	0	0	0	1	0	0	0	0	0	0	8	11	0.00	0.000
14 Jimmie Sherfy, R ERA:	(9, 1)	1.0		5	2	0	0	3	0	0	0	0	0	0	13	18	0.00	2.000

PITCHER	IP	WLS	BF	H	R	ER	SO	BB	IBB	HBP	BLK	WP	HR	S	P	ERA	WHIP

TOP

Los Angeles Dodgers @ Arizona Diamondbacks

Salt River Fields at Talking Stick, Scottsdale, AZ

Mon Mar 30 2015, 4:11 PM - 6:57 PM EDT

Att. 9,387 - Sunny - 92 F

livebaseballscorecards.com

AB	35
R	4
H	9
RBI	4
BB	4
SO	9
LOB	15

WP: 0 PA: 40
PB: 0
SB: 0
CS: 0

BOTTOM

Los Angeles Dodgers @ Arizona Diamondbacks
Salt River Fields at Talking Stick, Scottsdale, AZ
Mon Mar 30 2015, 4:11 PM - 6:57 PM EDT
Att. 9,387 - Sunny - 92 F

livebaseballscorecards.com

Batter	1	2	3	4	5	6	7	8	9	AB	R	H	RBI	BB	SO	LOB
5 Ender Inciarte, L (1, 8) OBP: 0.397, SLG: 0.414 11 Tom Belza, L (7, 9) OBP: 0.250, SLG: 0.250	B FF 90 B FF 90 B FF 92 C FF 90 X FF 91 3-1 G3 ①		B SL 82 C SL 82 C SL 82 B SL 83 X FF 92 2-2 24 CS 4 BB 1B			X CH 84 0-0 4 G5-4-3 1B		B FF 92 S FF 91 X FF 93 1-1 G3 ②		3 1	0 0	2 0	0 0	0 0	0 0	0 0
4 Cliff Pennington, S (1, 6) OBP: 0.219, SLG: 0.080 Danny Worth, R (7, 6) OBP: 0.308, SLG: 0.333	C FF 89 B SL 77 B SL 83 F FF 91 X FF 92 2-2 G5-3 ②		C FF 91 B FF 89 1 SAFE B SL 76 B FF 92 C FF 90 F SL 82 F FF 91 B SL 83 4-2 1-2 BB			B KC 74 C X 1-1 G5-4-3 ②③ 1-2f		C FF 92 B FF 96 B SL 86 F SI 96 C FF 98 2-3 K ③		2 1	0 0	0 0	0 0	1 0	0 1	1 0
24 Yasmany Tomás, R (1, 5) OBP: 0.333, SLG: 0.448 Jamie Romak, R (7, PR) OBP: 0.346, SLG: 0.500 (8, 5)	B KC 76 F SL 77 X FF 92 1-1 2 FC6-4 1B		B FF 90 B SL 84 2-0 CS ③ 2-3	F FF 93 S FF 93 S FF 93 0-3 K ①			H FF 97 1-0 19 1B 2 1B 1B HBP		S SI 88 B SL 86 B SI 89 S SL 84 B SI 88 T CU 80 3-2 K ①	2 1	0 1	1 0	0 0	0 0	1 1	0 0
2 Aaron Hill, R (1, 4) OBP: 0.231, SLG: 0.204 34 Rudy Flores, L (7, PR) OBP: 0.400, SLG: 0.250 (8, 3)	B SI 90 D SI 90 X FF 90 2-0 FC6-4 ③ 1-2f			B X KC 75 1-0 G6-3 ②			C FF 97 B FF 97 1 SAFE F FF 97 X 1-2 19 1B 1-2 1B 1B		F SL 86 S SL 86 S CU 80 0-3 K2-3 ②	3 1	0 1	1 0	0 0	0 0	0 1	1 0
6 David Peralta, L (1, 7) OBP: 0.441, SLG: 0.449 40 Andrew Chafin, R (5, 1) 63 Enrique Burgos, R (7, 1) 19 Jake Lamb, L (7, PH) OBP: 0.413, SLG: 0.600 24 Ronnie Freeman, R (8, 4)		C FF 90 S SL 82 B FF 90 B SI 91 X SL 83 2-2 G3-1 ①		B FF 91 C F X 1-2 G4-3 ③			F FF 89 C X 0-2 1B 1-2 2-3 1B		C B S X 1-2 F7 ③	2 0 0 1 1	0 0 0 0 0	0 0 0 1 0	0 0 0 0 0	0 0 0 0 0	0 0 0 0 0	0 0 0 0 0
Nick Evans, R (1, 9) OBP: 0.469, SLG: 0.552 (5, 7)		B FF 90 B X 2-0 9 G6-4-3 1B	B FF 93 X FF 93 1-0 G6-3 ①				S CH 88 B FF 89 S CH 80 X 1-2 31 G5-4-3 1-3 2-H 3-H 1B			3	0	2	2	0	0	0
9 Tuffy Gosewisch, R (1, 2) OBP: 0.333, SLG: 0.342 Mark Thomas, R (6, 2) OBP: 0.250, SLG: 0.143		X FF 92 0-0 G6-4-3 ②③ 1-2f	C CH 80 C SL 82 F B H 2-2 31 G4-6-3 HBP				C FF 90 C FF 90 B 1 SAFE S 1-3 K ①			1 1	0 0	0 0	0 0	0 0	0 1	1 2
31 Jordan Pacheco, R (1, 3) OBP: 0.417, SLG: 0.357 15 Silvino Bracho, R (8, 1) 14 Jimmie Sherfy, R (9, 1)			C SL 84 B KC 76 X SI 89 1-1 G4-3 ①				B FF 89 X SL 87 1-0 G5-4-3 ②③ 1-2f			3 0 0	0 0 0	0 0 0	0 0 0	0 0 0	0 0 0	3 0 0
32 Yoan López, R (1, 1) 6 Evan Marzilli, L (5, 9) (7, 8)			B FF 90 C SL 77 S FF 92 S 1-3 K ②			B FF 92 X FF 94 1-0 G4-3 ①		F FF 93 B FF 94 X FF 93 1-1 G6-3 ①		1 2	0 0	0 0	0 0	0 0	1 0	0 0

	AB	R	H	RBI	BB	SO	LOB
	29	2	7	2	1	6	8

Inning Stats	1	2	3	4	5	6	7	8	9
	R: 0 E: 0 K: 0 S: 8 H: 1 LOB: 1 BB: 0 P: 16	R: 0 E: 0 K: 0 S: 5 H: 1 LOB: 0 BB: 0 P: 9	R: 0 E: 0 K: 1 S: 12 H: 1 LOB: 1 BB: 1 P: 22	R: 0 E: 0 K: 1 S: 7 H: 0 LOB: 0 BB: 0 P: 9	R: 0 E: 0 K: 0 S: 6 H: 0 LOB: 0 BB: 0 P: 12	R: 0 E: 0 K: 0 S: 4 H: 1 LOB: 0 BB: 0 P: 6	R: 2 E: 0 K: 1 S: 13 H: 3 LOB: 2 BB: 0 P: 18	R: 0 E: 0 K: 1 S: 7 H: 0 LOB: 0 BB: 0 P: 11	R: 0 E: 0 K: 2 S: 9 H: 0 LOB: 0 BB: 0 P: 13

	1B	SF	WP	PA
	7	0	0	33
	2B	SAC	PB	
	0	0	0	
	3B	DP	SB	
	0	4	0	
	HR	HBP	CS	
	0	2	1	

PITCHER	IP	WLS	BF	H	R	ER	SO	BB	IBB	HBP	BLK	WP	HR	S	P	ERA	WHIP
35 Brett Anderson, L (1, 1) ERA: 2.13	6.0	W	20	4	0	0	2	1	0	1	0	0	0	42	74	0.00	0.833
0 Mike Adams, R (7, 1) ERA: 9.64	1.0		6	3	2	2	1	0	0	1	0	0	0	13	18	18.00	3.000
36 Adam Liberatore, L (8, 1) ERA:	0.2	H	2	0	0	0	0	0	0	0	0	0	0	4	6	0.00	0.000
52 Pedro Báez, R (8, 1) ERA: 4.32	0.1	H	1	0	0	0	1	0	0	0	0	0	0	3	5	0.00	0.000
75 Paco Rodríguez, L (9, 1) ERA:	1.0	S	3	0	0	0	2	0	0	0	0	0	0	9	13	0.00	0.000

PITCHER	IP	WLS	BF	H	R	ER	SO	BB	IBB	HBP	BLK	WP	HR	S	P	ERA	WHIP

Texas Rangers @ Arizona Diamondbacks

Salt River Fields at Talking Stick, Scottsdale, AZ

Tue Mar 31 2015, 4:12 PM - 7:29 PM EDT

Att. 6,252 - Sunny - 89 F

livebaseballscorecards.com

Batter	1	2	3	4	5	6	7	8	9	AB	R	H	RBI	BB	SO	LOB
7 Delino DeShields, R (1, 8) OBP: 0.300, SLG: 0.474 74 Zach Cone, R (7, 7)	G5-3	9 S 9 1B 1B 2-3 3-H		HR	K			G5-3		4 1	2 0	2 0	2 0	0 0	1 0	2 2
9 Adam Rosales, R (1, 5) OBP: 0.380, SLG: 0.523 68 Luis Mendez, S (7, 6)	P6	43 CS 1B 1-H 3-H		2B	K	K		SF8 3-H		4 0	0 0	2 0	1 1	0 0	1 0	0 0
43 Carlos Peguero, L (1, 9) OBP: 0.431, SLG: 0.533	2B	CS 1-2	18 1B 2B	K		K2-3		K 2-3		5	1	2	0	0	3	2
18 Mitch Moreland, L (1, 3) OBP: 0.311, SLG: 0.523 52 Rock Shoulders, L (4, 3)	L9		16 2B 1B 2-H	L7		F7			K2-3	3 2	0 0	1 0	1 0	0 0	0 1	2 0
16 Ryan Rua, R (1, 7) OBP: 0.344, SLG: 0.550 63 Jake Skole, L (4, 7) (7, 8)	G6-3	G6-3 1-3	2B	G6-3			25 G1-6-3 BB		K	3 1	0 0	1 0	0 0	0 1	0 1	1 0
12 Rougned Odor, L (1, 4) OBP: 0.381, SLG: 0.525 25 Seth Spivey, L (5, 4)	K	G3		K			G1-6-3 1-2f		G1-3	3 2	0 0	0 0	0 0	0 0	2 0	2 1
38 Chris Gimenez, R (1, 2) OBP: 0.226, SLG: 0.333	36 1B 2B	G5-3		K			K			4	1	1	0	0	2	2
36 Luis Marté, R (1, 6) OBP: 0.571, SLG: 0.400 (7, 5)	22 2B 7 1B 1B 2-H		BB	1B				84 2B 68 SF8 HBP		2	2	2	1	1	0	0
22 Nick Martinez, L (1, 1) OBP: 0.667, SLG: 1.000 20 Jesus Pirela, R (5, 1) 35 Phil Klein, R (6, 1) 55 Roman Mendez, R (7, 1) 84 Chuck Moorman, R (8, PH) OBP: 1.000, SLG: 2.000 74 Keone Kela, R (8, 1) Ross Wolf, R (9, 1)	7 1B 9 E 2B 1-3	G4-3		BB 1-2				43 BLK 2B 1-3		2 0 0 0 1 0 0	1 0 0 0 0 0 0	1 0 0 0 1 0 0	0 0 0 0 0 0 0	1 0 0 0 0 0 0	0 0 0 0 0 0 0	3 0 0 0 0 0 0

TOP

AB	37
R	7
H	13
RBI	6
BB	3
SO	11
LOB	17

Inning Stats	1	2	3	4	5	6	7	8	9
	R: 0 E: 0 K: 0 S: 7	H: 1 LOB: 1 BB: 0 P: 9	R: 4 E: 0 K: 1 S: 16	H: 5 LOB: 0 BB: 0 P: 23	R: 1 E: 0 K: 0 S: 11	H: 3 LOB: 3 BB: 1 P: 24	R: 1 E: 0 K: 1 S: 12	H: 2 LOB: 1 BB: 0 P: 20	R: 0 E: 0 K: 3 S: 12	H: 1 LOB: 2 BB: 1 P: 23	R: 0 E: 0 K: 2 S: 8	H: 0 LOB: 0 BB: 0 P: 12	R: 0 E: 0 K: 1 S: 5	H: 0 LOB: 0 BB: 1 P: 12	R: 1 E: 0 K: 1 S: 8	H: 1 LOB: 1 BB: 0 P: 14	R: 0 E: 0 K: 2 S: 8	H: 0 LOB: 0 BB: 0 P: 14

| | | | |

Texas Rangers @ Arizona Diamondbacks

Salt River Fields at Talking Stick, Scottsdale, AZ

Tue Mar 31 2015, 4:12 PM - 7:29 PM EDT

Att. 6,252 - Sunny - 89 F

BOTTOM

Batter	1	2	3	4	5	6	7	8	9	AB	R	H	RBI	BB	SO	LOB
11 AJ Pollock, R (1, 8) OBP: 0.403, SLG: 0.516	F FF 92 X FF 92 0-1 ① L9	C CU 76 B CU 85 X FF 92 1-1 ③ G4-3		B CU 76 B CU 83 S CU 83 F FC 91 B CU 84 F CU 83 B FF 91 4-2 16 E 1-2 BB		B SL 84 B SL 91 C SL 92 B SI 91 F SI 92 B SL 85 4-2 16 CS BB		C FF 95 S CU 83 D FF 96 1 SAFE F CU 84 C SL 84 1-3 ② K		3	0	0	0	2	1	1
16 Chris Owings, R (1, 4) OBP: 0.231, SLG: 0.297	C FC 90 B FC 91 B B X 3-1 ② G6-3		B FF 92 S CU 82 X FC 90 1-1 44 G3 44 S 15 HR 1B	B FF 92 F FC 91 B F X 2-2 ② SF8 1-2 2-H		C SL 84 1 SAFE F SL 93 F SL 88 1 SAFE F SL 94 1 SAFE P PO 87 X 1-2 ①② F8 1-2		1 SAFE X 0-0 ③ L8		4	1	1	1	0	0	2
44 Paul Goldschmidt, R (1, 3) OBP: 0.371, SLG: 0.431 13 Fidel Pena, S (9, PR)	X FC 89 0-0 HR		C CU 83 F FF 91 B CU 84 F CU 82 X CU 78 1-2 ① G3 1-3	X CU 82 0-0 ③ G6-3		B SI 91 C CH 84 X SL 86 1-1 1B			B CU 80 X 1-0 31 2B 60 1B 1B	5 0	1 1	3 0	1 0	0 0	0 0	2 0
15 Mark Trumbo, R (1, 9) OBP: 0.423, SLG: 0.694	C FF 91 F B B F B X 3-2 7 BB 19 1B 1B		X CU 84 0-0 3-H HR	B CU 82 B CU 82 B CU 85 C CU 82 X 3-1 WP 2B 2B		1 SAFE B SL 85 X 1-0 ③ L9			X CH 84 0-0 ① P4	5	2	3	2	0	0	2
19 Jake Lamb, L (1, 5) OBP: 0.418, SLG: 0.627 31 Jordan Pacheco, R (8, 5) OBP: 0.432, SLG: 0.414	B FF 92 F FF 92 X FF 92 1-1 7 BB 1-2 1B		F CU 83 B B S B X 3-2 7 G5-3 3B	C FC 91 F FC 84 B FF 92 S CU 84 1-3 ① K			B FS 88 C FF 95 F SL 87 S CH 85 1-3 ① K		C SI 91 X SI 91 0-1 60 1B 1-3 2B	4 1	1 0	2 1	0 0	0 0	2 0	1 0
7 Cody Ross, R (1, 7) OBP: 0.357, SLG: 0.343 26 Mitch Haniger, R (8, 7) OBP: 0.400, SLG: 0.250	F CU 84 B FF 92 B FF 92 B CU 82 B CU 82 4-1 1-2 2-3 BB		B FF 92 B CU 83 X 2-0 ② G5-3 3-H	S CU 81 F FF 92 B FC 90 F CU 76 F CU 83 B CU 81 F FC 84 B FC 92 B FC 91 4-2 WP 2B BB			F FF 98 B SL 88 F FF 96 B SL 84 B SL 86 S 3-3 ② K		I I IN 76 I IN 79 I IN 77 4-0 60 1B IBB	2 0	1 0	0 0	1 0	2 1	1 0	0 0
Mark Thomas, R (1, 2) OBP: 0.273, SLG: 0.300 60 Blake Lalli, L (7, 2) OBP: 0.357, SLG: 0.417	C CU 83 B CU 84 F CU 84 B FF 93 F CU 84 B FF 92 C FC 91 3-3 ③ K		B CU 76 F CU 83 C CU 84 X CU 77 2-2 ③ P4	S FF 95 B SL 87 F SI 95 D SL 85 X FF 96 2-2 13 G5-3 1-H 2-H 2B			C FF 89 B FF 96 S SL 87 B FF 97 X SL 86 2-2 ③ G5-3		D B SI 91 X SI 92 2-0 1-2 2-3 3-H 1B	3 2	0 0	1 1	2 1	0 0	1 0	3 0
13 Nick Ahmed, R (1, 6) OBP: 0.339, SLG: 0.426		C FC 90 F FC 90 X FC 91 0-2 ① L8		F CU 83 B CU 84 C FC 90 B CU 83 F CU 84 B SL 84 X 3-2 16 E 11 WP 16 SF8 1B	S CU 83 B SI 94 X SI 94 1-1 ② G5-3 2-3			B FF 96 F FF 96 X 1-1 ① G5-3		4	1	1	0	0	0	1
57 Chase Anderson, R (1, 1) OBP: 0.667, SLG: 0.667 6 David Peralta, L (4, PH) OBP: 0.433, SLG: 0.440 35 Trevor Cahill, R (5, 1) 27 Willy Paredes, R (7, 1) 5 Ender Inciarte, L (8, PH) OBP: 0.406, SLG: 0.424 43 Addison Reed, L (9, 1)		F FC 90 X FC 91 0-1 ② G1-3		X 0-0 ① L7	S SI 94 B SI 95 F SI 95 S FF 95 1-3 ③ K			B FF 90 B FF 96 C FF 94 F FF 95 B CU 84 X 3-2 1B		1 1 1 0 1 0	0 0 0 0 0 0	0 0 0 0 1 0	0 0 0 0 0 0	0 1 1 0 0 0	0 0 1 0 0 0	0 1 1 0 0 0
Inning Stats	R: 1 E: 0 K: 1 S: 16 H: 3 LOB: 3 BB: 1 P: 30	R: 0 E: 0 K: 0 S: 7 H: 0 LOB: 0 BB: 0 P: 8	R: 3 E: 0 K: 0 S: 14 H: 3 LOB: 0 BB: 0 P: 23	R: 1 E: 1 K: 0 S: 12 H: 1 LOB: 1 BB: 1 P: 21	R: 2 E: 0 K: 2 S: 18 H: 2 LOB: 1 BB: 1 P: 30	R: 0 E: 0 K: 0 S: 11 H: 1 LOB: 1 BB: 1 P: 17	R: 0 E: 0 K: 2 S: 9 H: 0 LOB: 0 BB: 0 P: 15	R: 0 E: 0 K: 1 S: 10 H: 1 LOB: 1 BB: 0 P: 15	R: 1 E: 0 K: 0 S: 5 H: 3 LOB: 3 BB: 1 P: 12	1B: 8 2B: 3 3B: 1 HR: 2	SF: 1 SAC: 0 DP: 0 HBP: 0					

livebaseballscorecards.com

AB	37
R	8
H	14
RBI	8
BB	5
SO	6
LOB	14

		WP: 2	PA: 43
PB: 0			
SB: 1			
CS: 1			

PITCHER		IP	WLS	BF	H	R	ER	SO	BB	IBB	HBP	BLK	WP	HR	S	P	ERA	WHIP
22 Nick Martinez, R ERA: 4.2	(1, 1)	4.1		24	8	7	6	2	3	0	0	0	1	2	59	100	12.46	2.538
20 Jesus Pirela, R ERA: 3.86	(5, 1)	0.2	B	3	1	0	0	1	0	0	0	0	1	0	8	12	0.00	1.500
35 Phil Klein, R ERA: 8.0	(6, 1)	1.0		4	1	0	0	0	1	0	0	0	0	0	11	17	0.00	2.000
55 Roman Mendez, R ERA: 1.0	(7, 1)	1.0		3	0	0	0	2	0	0	0	0	0	0	9	15	0.00	0.000
74 Keone Kela, R ERA:	(8, 1)	1.0		4	1	0	0	1	0	0	0	0	0	0	10	15	0.00	1.000

PITCHER		IP	WLS	BF	H	R	ER	SO	BB	IBB	HBP	BLK	WP	HR	S	P	ERA	WHIP
Ross Wolf, R ERA: 6.0	(9, 1)	0.1	L	5	3	1	1	0	0	1	0	0	0	0	5	12	27.00	9.000

Batter	1	2	3	4	5	6	7	8	9	AB	R	H	RBI	BB	SO	LOB
5 Ender Inciarte, L (1, 8) OBP: 0.397, SLG: 0.403	F7		BB		G3			G4-3		3	0	0	0	1	0	0
4 Cliff Pennington, S (1, 6) OBP: 0.194, SLG: 0.069	P6		K		K			F7		4	0	0	0	0	2	1
6 David Peralta, L (1, 7) OBP: 0.438, SLG: 0.434	K			BB 19 1B 2 1B 24 2B	G3-1			1B		3	1	1	0	1	1	0
2 Aaron Hill, R (1, 4) OBP: 0.232, SLG: 0.208		K		1B 19 1B 24 2B 1-2		F9		G5-3		4	1	1	0	0	1	1
19 Jake Lamb, L (1, 5) OBP: 0.423, SLG: 0.613		G4-3		1B 24 2B 1-2 2-3		G4-3			BB 24 FC4-6	3	1	1	0	1	0	0
24 Yasmany Tomás, R (1, 3) OBP: 0.328, SLG: 0.452		E9		2B 18 WP 1-H 2-H 3-H		K			FC4-6 1-2f	4	0	1	3	0	1	1
18 Gerald Laird, R (1, 2) OBP: 0.161, SLG: 0.276		G5-3		K 2-3			G6-3		F9	4	0	0	0	0	1	3
6 Evan Marzilli, L (1, 9)			G4-3	K			K		F7	4	0	0	0	0	2	2
25 Archie Bradley, R (1, 1) OBP: 0.200, SLG: 0.200 7 Cody Ross, R (7, PH) OBP: 0.349, SLG: 0.333 38 Robbie Ray, L (7, 1)			G6-3	K			K			2 1 0	0 0 0	0 0 0	0 0 0	0 0 0	1 1 0	1 0 0
Inning Stats	R: 0 E: 0 K: 1 S: 5 H: 0 LOB: 0 BB: 0 P: 5	R: 0 E: 1 K: 1 S: 6 H: 0 LOB: 1 BB: 0 P: 6	R: 0 E: 0 K: 1 S: 5 H: 0 LOB: 1 BB: 1 P: 9	R: 3 E: 0 K: 3 S: 12 H: 3 LOB: 1 BB: 1 P: 16	R: 0 E: 0 K: 1 S: 5 H: 0 LOB: 0 BB: 0 P: 5	R: 0 E: 0 K: 1 S: 5 H: 0 LOB: 0 BB: 0 P: 5	R: 0 E: 0 K: 2 S: 7 H: 0 LOB: 0 BB: 0 P: 7	R: 0 E: 0 K: 0 S: 4 H: 1 LOB: 1 BB: 0 P: 4	R: 0 E: 0 K: 0 S: 3 H: 0 LOB: 1 BB: 1 P: 7	1B: 3 2B: 1 3B: 0 HR: 0 SF: 0 SAC: 0 DP: 0 HBP: 0						

PITCHER		IP	WLS	BF	H	R	ER	SO	BB	IBB	HBP	BLK	WP	HR	S	P	ERA	WHIP
47 Johnny Cueto, R ERA: 3.66	(1, 1)	5.0	L	21	3	3	3	7	2	0	0	0	1	0	33	41	5.40	1.000
37 Kevin Gregg, R ERA: 2.25	(6, 1)	1.0		3	0	0	0	1	0	0	0	0	0	0	5	5	0.00	0.000
43 Manny Parra, L ERA: 1.5	(7, 1)	1.0		3	0	0	0	2	0	0	0	0	0	0	7	7	0.00	0.000
49 Carlos Gonzalez, R ERA:	(8, 1)	1.0		4	1	0	0	0	0	0	0	0	0	0	4	4	0.00	1.000
40 Kevin Shackelford, R ERA:	(9, 1)	1.0		4	0	0	0	0	1	0	0	0	0	0	3	7	0.00	1.000

PITCHER	IP	WLS	BF	H	R	ER	SO	BB	IBB	HBP	BLK	WP	HR	S	P	ERA	WHIP

TOP

Arizona Diamondbacks @ Cincinnati Reds

Goodyear Ballpark, Goodyear, AZ

Wed Apr 01 2015, 4:07 PM - 6:23 PM EDT

Att. 3,020 - Sunny - 84 F

livebaseballscorecards.com

AB	32
R	3
H	4
RBI	3
BB	3
SO	10
LOB	9

Batter	1	2	3	4	5	6	7	8	9	AB	R	H	RBI	BB	SO	LOB
4 Brandon Phillips, R (1, 4) OBP: 0.305, SLG: 0.327	F8			BB 21 WP		F8		K		2	0	0	0	1	0	0
79 Luis Gonzalez, R (7, 6) OBP: 0.333, SLG: 0.500										1	0	0	0	0	1	0
21 Todd Frazier, R (1, 5) OBP: 0.315, SLG: 0.580	P3			BB 39 G6-4-3 1-2		1B		F7		2	0	1	0	1	0	0
37 Beau Amaral, L (7, 8) OBP: 0.167, SLG: 0.167										1	0	0	0	0	0	0
9 Marlon Byrd, R (1, 7) OBP: 0.396, SLG: 0.417	G6-3			F9		F9			BB 7 G6-4-3	3	0	0	0	0	0	3
43 Manny Parra, L (7, 1)										0	0	0	0	0	0	0
49 Carlos Gonzalez, R (8, 1)										0	0	0	0	0	0	0
40 Kevin Shackelford, R (9, 1)										0	0	0	0	0	0	0
64 Jose Fernandez, R (9, PH)										0	0	0	0	1	0	0
39 Devin Mesoraco, R (1, 2) OBP: 0.273, SLG: 0.400		F7		G6-4-3 1-2f			BB 1B		G6-4-3 1-2f	2	0	0	0	0	0	2
7 Bryson Smith, R (7, 7) OBP: 0.500, SLG: 0.333										2	0	1	0	0	0	1
27 Brennan Boesch, L (1, 8) OBP: 0.379, SLG: 0.655		G4-3			BB 89 FC4-6		BB 1-2		F9	1	0	0	0	1	0	0
Josh Satin, R (7, 5) OBP: 0.267, SLG: 0.333										1	0	0	0	1	0	0
17 Kristopher Negrón, R (1, 6) OBP: 0.475, SLG: 0.577		G3			F7		K			2	0	0	0	0	0	1
15 Marquez Smith, R (7, 3) OBP: 0.545, SLG: 0.889										1	0	0	0	0	1	2
89 Chris Dominguez, R (1, 3) OBP: 0.333, SLG: 0.618			G6-3		FC4-6 55 S 1-2f		P2			2	0	0	0	0	0	1
82 Aristides Aquino, R (7, 9) OBP: 0.250, SLG: 0.143										1	0	0	0	0	0	2
55 Skip Schumaker, L (1, 9) OBP: 0.367, SLG: 0.442			G4-3		K 1-2		F8			2	0	0	0	0	1	1
16 Joe Hudson, R (7, 2)										1	0	0	0	0	0	2
47 Johnny Cueto, R (1, 1)			K			P6		K		1	0	0	0	0	1	0
37 Kevin Gregg, R (6, 1)										0	0	0	0	0	0	0
29 Brayan Peña, S (6, PH) OBP: 0.311, SLG: 0.302										1	0	0	0	0	0	0
9 Ryan Wright, R (7, 4)										1	0	0	0	0	1	0
Inning Stats	R: 0 E: 0 K: 0 S: 3 H: 0 LOB: 0 BB: 0 P: 3	R: 0 E: 0 K: 0 S: 3 H: 0 LOB: 0 BB: 0 P: 3	R: 0 E: 0 K: 1 S: 5 H: 0 LOB: 0 BB: 0 P: 5	R: 0 E: 0 K: 0 S: 2 H: 0 LOB: 1 BB: 2 P: 10	R: 0 E: 0 K: 1 S: 5 H: 0 LOB: 1 BB: 1 P: 10	R: 0 E: 0 K: 0 S: 4 H: 1 LOB: 1 BB: 0 P: 4	R: 0 E: 0 K: 1 S: 6 H: 1 LOB: 2 BB: 1 P: 10	R: 0 E: 0 K: 2 S: 7 H: 0 LOB: 0 BB: 0 P: 7	R: 0 E: 0 K: 0 S: 2 H: 0 LOB: 0 BB: 1 P: 6	1B: 2 2B: 0 3B: 0 HR: 0	SF: 0 SAC: 0 DP: 2 HBP: 0						

PITCHER	IP	WLS	BF	H	R	ER	SO	BB	IBB	HBP	BLK	WP	HR	S	P	ERA	WHIP
25 Archie Bradley, R (1, 1) ERA: 1.61	6.0	W	21	1	0	0	2	3	0	0	0	1	0	22	35	0.00	0.667
38 Robbie Ray, L (7, 1) ERA: 6.35	3.0	S	11	1	0	0	3	2	0	0	0	0	0	15	23	0.00	1.000

PITCHER	IP	WLS	BF	H	R	ER	SO	BB	IBB	HBP	BLK	WP	HR	S	P	ERA	WHIP

BOTTOM

Arizona Diamondbacks @ Cincinnati Reds

Goodyear Ballpark, Goodyear, AZ

Wed Apr 01 2015, 4:07 PM - 6:23 PM EDT

Att. 3,020 - Sunny - 84 F

livebaseballscorecards.com

AB	27
R	0
H	2
RBI	0
BB	5
SO	5
LOB	15

1B: 2 SF: 0
2B: 0 SAC: 0
3B: 0 DP: 2
HR: 0 HBP: 0

WP: 1 PA: 32
PB: 0
SB: 1
CS: 0

Chicago White Sox @ Arizona Diamondbacks

Salt River Fields at Talking Stick, Scottsdale, AZ

Thu Apr 02 2015, 3:12 PM - 6:30 PM EDT

Att. 8,504 - Cloudy - 81 F

livebaseballscorecards.com

TOP

Batter	1	2	3	4	5	6	7	8	9	AB R H RBI BB SO LOB
1 Adam Eaton, L (1, 8) OBP: 0.441, SLG: 0.340 43 Dan Jennings, L (7, 1) 5 Yolmer Sánchez, S (9, PH) OBP: 0.489, SLG: 0.425	4-2 10 1B 10 1B BB		3-2 F7		3-2 HBP		0-0 15 BB 1-2 2-H 1B		0-1 G3 1-2	2 0 1 1 1 0 0 0 0 0 0 0 0 0 1 0 0 0 0 0 1
53 Melky Cabrera, S (1, 7) OBP: 0.348, SLG: 0.390 57 Zach Putnam, R (5, 1) 15 Gordon Beckham, R (6, 5) OBP: 0.288, SLG: 0.350	0-0 L7			3-0 79 1B 26 1B 1B	2-2 G3		4-2 1-2 2-3 BB		2-2 2-3 1B	3 1 1 0 0 0 2 0 0 0 0 0 0 0 1 0 1 0 1 0 0
79 José Abreu, R (1, 3) OBP: 0.516, SLG: 0.678 51 Kyle Drabek, R (6, 1) 58 Geovany Soto, R (7, PH) OBP: 0.419, SLG: 0.441 (7, 2)	0-3 ꓘ			1-2 12 G3 26 1B 1-2 1B		0-1 G6-3	1-2 K		1-3 ꓘ	3 0 1 0 0 1 1 0 0 0 0 0 0 0 2 0 0 0 0 2 5
10 Alexei Ramirez, R (1, 6) OBP: 0.309, SLG: 0.375 Tim Anderson, R (8, PR) OBP: 0.143, SLG: 0.143 (8, 6)	1-0 1-H 1B			2-2 L7		0-0 G5-3		4-2 BB		3 0 1 0 1 0 2 0 0 0 0 0 0 0
26 Avisaíl García, R (1, 9) OBP: 0.370, SLG: 0.456 Courtney Hawkins, R (8, 7) OBP: 0.429, SLG: 0.853		1-2 G5-3		0-0 12 G3 1-2 2-H 1B		1-2 K		1-3 K		4 0 1 1 0 2 1 0 0 0 0 0 0 0
12 Conor Gillaspie, L (1, 5) OBP: 0.242, SLG: 0.250 (6, 3)		2-2 G3-1		1-1 G3 1-2 2-3			1-0 F8	2-3 K		4 0 0 0 0 1 3
21 Tyler Flowers, R (1, 2) OBP: 0.302, SLG: 0.490 88 Engel Beltre, L (7, 7) OBP: 0.179, SLG: 0.115 (8, 9)		3-3 K		0-0 G6-3			1-1 G5-3	3-2 L8		3 0 0 0 0 1 2 1 0 0 0 0 0 1
7 Micah Johnson, L (1, 4) OBP: 0.391, SLG: 0.475			0-3 K		0-1 G4-3		1-0 20 1B 1 1B 1B		4-1 20 FC4-6 BB	3 1 1 0 1 1 0
62 Jose Quintana, R (1, 1) OBP: 0.500, SLG: 0.500 64 Emilio Bonifácio, S (3, PH) OBP: 0.230, SLG: 0.222 34 Matt Albers, L (3, 1) 20 JB Shuck, L (5, PH) OBP: 0.388, SLG: 0.435 (5, 7) (7, 8)			0-1 G4-3		1-2 G4-3		1-2 15 BB 1 1B 1-2 1B		3-2 FC4-6 15 1B 5 G3 1-2f	0 0 0 0 0 0 0 1 0 0 0 0 0 0 0 0 0 0 0 0 0 3 0 1 0 0 0 1
Inning Stats	R: 0 E: 0 K: 1 S: 8 H: 1 LOB: 2 BB: 1 P: 13	R: 0 E: 0 K: 1 S: 9 H: 0 LOB: 0 BB: 0 P: 15	R: 0 E: 0 K: 1 S: 9 H: 0 LOB: 0 BB: 0 P: 12	R: 1 E: 0 K: 0 S: 12 H: 3 LOB: 2 BB: 0 P: 19	R: 0 E: 0 K: 0 S: 10 H: 0 LOB: 1 BB: 0 P: 16	R: 0 E: 0 K: 1 S: 6 H: 0 LOB: 0 BB: 0 P: 7	R: 1 E: 0 K: 1 S: 14 H: 3 LOB: 3 BB: 1 P: 23	R: 0 E: 0 K: 2 S: 17 H: 0 LOB: 1 BB: 1 P: 27	R: 0 E: 0 K: 1 S: 13 H: 1 LOB: 2 BB: 1 P: 23	1B: 8 SF: 0 2B: 0 SAC: 0 3B: 0 DP: 0 HR: 0 HBP: 1

AB	34
R	2
H	8
RBI	2
BB	4
SO	8
LOB	19

WP: 0 PA: 39
PB: 0
SB: 0
CS: 0

PITCHER		IP	WLS	BF	H	R	ER	SO	BB	IBB	HBP	BLK	WP	HR	S	P	ERA	WHIP
12 Rubby De La Rosa, R ERA: 3.15	(1, 1)	6.0	W	23	4	1	1	4	1	0	1	0	0	0	54	82	1.50	0.833
59 Oliver Pérez, L ERA: 2.45	(7, 1)	0.1		1	0	0	0	0	0	0	0	0	0	0	1	2	0.00	0.000
29 Brad Ziegler, R ERA: 5.4	(7, 1)	0.2		6	3	1	1	1	1	0	0	0	0	0	13	21	13.50	6.000
63 Enrique Burgos, R ERA: 1.54	(8, 1)	1.0		4	0	0	0	2	1	0	0	0	0	0	17	27	0.00	1.000
43 Addison Reed, R ERA:	(9, 1)	1.0		5	1	0	0	1	1	0	0	0	0	0	13	23	0.00	2.000

PITCHER	IP	WLS	BF	H	R	ER	SO	BB	IBB	HBP	BLK	WP	HR	S	P	ERA	WHIP

Batter	1	2	3	4	5	6	7	8	9	AB	R	H	RBI	BB	SO	LOB
11 AJ Pollock, R (1, 8) OBP: 0.414, SLG: 0.523	C B B X 2-1 44 2B 1B	F FF 91 B FF 89 B FF 90 X 2-1 1-H 16 2B 1B		C FF 87 B S F X 1-2 ① G5-3		C FF 94 S FC 91 F FC 91 X 0-2 16 E 7 SF9 2B	B SL 83 B SL 84 B SL 85 B FF 92 4-0 7 WP BB			3	2	2	1	0	0	0
5 Ender Inciarte, L (5, 8) OBP: 0.414, SLG: 0.429										1	1	1	0	1	0	0
Breland Almadova, R (9, 8) OBP: 0.333, SLG: 0.667										0	0	0	0	0	0	0
16 Chris Owings, R (1, 4) OBP: 0.256, SLG: 0.366	1 SAFE C FF 90 F CH 85 S FF 90 0-3 ① K	F FF 90 S FF 92 B FF 90 X FF 91 1-2 44 2B 2-H 2B		S F FF 89 X SL 88 0-2 44 L3-4 2B		D SL 90 S FF 93 F SL 90 F SI 92 X SL 86 1-2 E3 7 SF9 31 BB 24 1B 2-3	C FF 92 S SL 84 F SL 84 F SL 83 B FF 94 F SL 85 S SL 85 1-3 ② K 1-2			4	1	2	1	0	1	2
7 Ryan Gebhardt, R (6, PR) (7, 4)										1	1	0	0	0	1	1
44 Paul Goldschmidt, R (1, 3) OBP: 0.385, SLG: 0.481	C FF 92 F FF 91 F FF 90 F CU 81 B FF 92 1 SAFE X CU 81 1-2 1-H 2B	B FF 91 C FF 91 X FF 90 1-1 15 2B 2-H 2B		F FF 90 B FF 90 C SL 82 B SI 91 X FF 90 2-2 ② L3-4 ③ 2-2		B SI 91 F SL 90 D SI 91 T SL 89 C FF 92 2-3 ① K	S SL 84 D SL 85 X FF 92 1-1 ③ G3-1			3	1	2	2	0	0	1
34 Rudy Flores, L (5, 3) OBP: 0.286, SLG: 0.167										2	0	0	0	0	1	3
15 Mark Trumbo, R (1, 9) OBP: 0.418, SLG: 0.692	F CU 81 S CH 86 B FF 92 D CU 81 F CU 80 C FF 93 2-3 ② K	F FF 91 X CU 79 0-1 2-H 2B			C FS 85 B FF 88 C FF 87 B FS 85 X 2-2 ① F8	F SI 91 F SL 89 D SL 87 B FF 92 D SL 90 F FF 91 F SL 90 B FF 91 4-2 24 1B 9 1B 1-2 BB		B FF 90 X 1-0 ① L5		3	0	1	1	0	1	1
31 Jordan Pacheco, R (6, 5) OBP: 0.436, SLG: 0.400										1	1	0	0	1	0	0
7 Cody Ross, R (1, 7) OBP: 0.340, SLG: 0.333	S FF 92 B SI 92 S CU 80 F F CH 86 X SL 79 1-2 ③ F7	X FF 90 0-0 ③ G5-3			B FF 88 T FS 85 F FS 85 B FF 88 X FF 88 2-2 9 1B 13 1B 1B	X SL 90 0-0 ② SF9 2-3 3-H		C FF 92 X FF 84 0-1 ② G4-3		3	1	1	1	0	0	2
60 Blake Lalli, L (7, 2) OBP: 0.345, SLG: 0.400										1	0	0	0	0	0	0
24 Yasmany Tomás, R (1, 5) OBP: 0.324, SLG: 0.439		B FF 90 X 1-0 ① L3	B B FF 88 B FF 89 F FF 88 X 3-1 ① L9		F FS 85 C FF 88 S FS 85 0-3 ② K	B SI 93 S SI 91 X SL 88 1-1 9 1B 9 WP 1-3 3-H 1B		B FF 92 C SL 84 B FF 86 F FF 91 B SL 84 S SL 84 3-3 ③ K2-3		4	0	1	1	0	1	1
(6, 9)																
52 Todd Glaesmann, R (8, 9)										1	0	0	0	0	1	0
9 Tuffy Gosewisch, R (1, 2) OBP: 0.391, SLG: 0.405		F FF 90 B CH 85 B CU 78 B SI 84 F FF 90 X FF 91 3-2 13 WP 13 1B 1B	S SL 87 S SL 88 B FF 89 X FF 90 1-2 1B		S FF 87 B FF 88 S FF 87 B FF 88 B FS 85 X FF 88 3-2 13 1B 1-3 1B	S FF 91 B SI 90 D SL 86 B SL 89 F SI 90 X 3-2 1-3 3-H 1B				4	1	4	1	0	0	0
11 Tom Belza, L (7, 7) OBP: 0.250, SLG: 0.250										0	0	0	0	0	0	0
13 Nick Ahmed, R (1, 6) OBP: 0.350, SLG: 0.431		F CU 79 C FF 90 D SI 83 1 SAFE B SI 81 B FF 90 X 3-2 11 S 11 1B 1-H 1B	C SL 88 F SI 88 D SL 84 S SI 88 1-3 ② K		F FS 84 X FS 85 0-1 1-2 3-H 1B	S FF 91 B FF 90 B CU 76 D FF 90 X FF 90 3-1 ③ F7				4	1	2	2	0	1	3
59 Oliver Pérez, L (7, 1)										0	0	0	0	0	0	0
29 Brad Ziegler, R (7, 1)										0	0	0	0	0	0	0
63 Enrique Burgos, R (8, 1)										0	0	0	0	0	0	0
43 Addison Reed, L (9, 1)										0	0	0	0	0	0	0
12 Rubby De La Rosa, R (1, 1)		C FF 89 L FF 91 L FF 91 0-3 ② K	S FF 89 C S SL 80 0-3 ③ K		S FF 88 F FS 85 B FF 88 F FS 85 F FS 84 X FF 92 1-2 ③ G6-3		B FF 91 S FF 92 X 1-1 ① G5-3			3	0	0	0	0	2	4
3 Alvaro Rondon, L (7, 6)										1	0	0	0	0	0	0
Inning Stats	R: 1 E: 0 K: 2 S: 19 H: 2 LOB: 1 BB: 0 P: 25	R: 5 E: 0 K: 1 S: 20 H: 6 LOB: 1 BB: 0 P: 31	R: 0 E: 0 K: 2 S: 11 H: 1 LOB: 1 BB: 0 P: 16	R: 0 E: 0 K: 0 S: 10 H: 1 LOB: 0 BB: 0 P: 13	R: 1 E: 0 K: 1 S: 19 H: 3 LOB: 2 BB: 0 P: 27	R: 3 E: 1 K: 1 S: 23 H: 3 LOB: 2 BB: 1 P: 37	R: 0 E: 0 K: 1 S: 10 H: 0 LOB: 1 BB: 1 P: 17	R: 0 E: 0 K: 1 S: 6 H: 0 LOB: 0 BB: 0 P: 10		1B: 10 2B: 7 3B: 0 HR: 0 SF: 1 SAC: 0 DP: 1 HBP: 0					WP: 3 PB: 0 SB: 1 CS: 0 PA: 42	

PITCHER		IP	WLS	BF	H	R	ER	SO	BB	IBB	HBP	BLK	WP	HR	S	P	ERA	WHIP
62 Jose Quintana, L ERA: 4.94	(1, 1)	2.0	L	14	8	6	6	3	0	0	0	0	1	0	39	56	27.00	4.000
34 Matt Albers, R ERA: 4.0	(3, 1)	2.0		7	2	0	0	2	0	0	0	0	0	0	21	29	0.00	1.000
57 Zach Putnam, R ERA: 9.35	(5, 1)	1.0		6	3	1	1	1	0	0	0	0	0	0	19	27	9.00	3.000
51 Kyle Drabek, R ERA: 1.93	(6, 1)	1.0		8	3	3	0	1	1	0	0	0	1	0	23	37	0.00	4.000
43 Dan Jennings, L ERA: 2.16	(7, 1)	2.0		7	0	0	0	2	1	0	0	0	1	0	16	27	0.00	0.500

PITCHER	IP	WLS	BF	H	R	ER	SO	BB	IBB	HBP	BLK	WP	HR	S	P	ERA	WHIP

BOTTOM

Chicago White Sox @ Arizona Diamondbacks

Salt River Fields at Talking Stick, Scottsdale, AZ

Thu Apr 02 2015, 3:12 PM - 6:30 PM EDT

Att. 8,504 - Cloudy - 81 F

livebaseballscorecards.com

AB	39
R	10
H	16
RBI	10
BB	2
SO	9
LOB	18

Chicago Cubs @ Arizona Diamondbacks

Chase Field, Phoenix, AZ

Fri Apr 03 2015, 6:41 PM - 9:31 PM MST

Att. 15,173 - Clear - 83 F

TOP

livebaseballscorecards.com

Batter	1	2	3	4	5	6	7	8	9	AB	R	H	RBI	BB	SO	LOB
24 Dexter Fowler, S (1, 8) OBP: 0.441, SLG: 0.563	C FF 89 S FF 90 B CH 80 B CH 82 C FF 90 2-3 ① K	C CH 80 B SI 91 F CU 79 F CH 80 B FF 91 F CU 81 F CH 81 B CH 80 S CH 81 3-3 ② K	D CU 80 B CH 79 B SI 89 B CH 78 4-0 68 G5-3 1-2 2-3 BB	B FF 94 F SI 93 B SL 84 B FF 94 S FF 94 S CH 85 3-3 ① K						1	0	0	0	0	1	0
20 Mike Olt, R (2, 5) OBP: 0.386, SLG: 0.542										2	0	0	0	1	2	0
68 Jorge Soler, R (1, 9) OBP: 0.400, SLG: 0.621	C FF 90 B FF 91 B FF 90 X CH 81 2-1 2B	S CU 79 B CU 79 B FF 90 B CU 78 C CU 77 B FF 91 4-2 BB	F FF 89 S CU 79 D CU 79 X CH 81 1-2 ②③ G5-3 1-2 2-3f					X SL 85 0-0 ② G5-3		3	0	1	0	1	0	3
Brian Schlitter, R (8, 1)										0	0	0	0	0	0	0
44 Anthony Rizzo, L (1, 3) OBP: 0.250, SLG: 0.328	F FF 90 B CU 78 B CH 80 X CH 80 2-1 ② F7	1 SAFE B CH 80 C FF 90 C CU 80 F CU 80 F CH 80 D CU 79 B CH 80 X FF 90 3-2 ③ G4-3				X FF 92 0-0 ① F8		B FF 94 B CH 84 C FF 93 X CH 84 2-1 ③ F8		4	0	0	0	0	0	2
13 Starlin Castro, R (1, 6) OBP: 0.245, SLG: 0.380	C CU 77 S FF 90 D CU 80 F FF 91 S CH 80 1-3 ③ K			B FF 89 X FF 89 1-0 ① G6-3		C SI 91 B FF 93 S CH 84 B FF 93 F SI 92 F SL 83 X CH 85 2-2 ② G5-3			C FF 95 S SL 88 F SL 85 B SL 88 F FF 97 X SL 87 1-2 ① P2	4	0	0	0	0	1	1
11 Tommy La Stella, L (1, 4) OBP: 0.448, SLG: 0.510		C FF 89 B FF 89 B FF 90 F FF 90 X CU 77 2-2 ① G3		B CU 75 C CU 76 X CH 80 1-1 7 G4-6-3 1B		L FF 92 T SL 80 F SI 92 B SL 84 B SI 92 X SI 92 3-2 ③ P6			F FF 95 B FF 96 B SL 86 S FF 96 B FF 95 X FF 95 3-2 ② G4-3	3	0	1	0	0	0	0
30 Jason Motte, R (6, 1)										0	0	0	0	0	0	0
Zac Rosscup, R (7, 1)										0	0	0	0	0	0	0
81 Jacob Hannemann, L (8, 9) OBP: 0.333, SLG: 0.250										1	0	0	0	0	0	0
7 Arismendy Alcántara, S (1, 5) OBP: 0.310, SLG: 0.442		B FF 90 B CH 81 S CH 80 B FF 90 F FF 90 X FF 90 3-2 3 P3-2 3B		B FF 90 F CH 81 B SI 89 F FF 88 B SI 90 F FF 90 F FF 88 X CH 80 3-2 ②③ G4-6-3 1-2f			B SI 91 S SI 92 B SI 93 F FF 90 S SL 82 2-3 ① K		C FF 97 F FF 96 X SL 90 0-2 ③ F9	4	0	1	0	0	1	1
(2, 8)																
3 David Ross, R (1, 2) OBP: 0.323, SLG: 0.500		B CU 76 D CH 79 S CH 79 X FF 90 2-1 ②③ P3-2 3-Hf			S SI 88 B CU 78 B CH 79 F SI 88 X CU 78 2-2 20 BB 2B		X SL 82 0-0 6 G3 1B			2	0	1	0	0	0	1
5 Welington Castillo, R (5, 2) OBP: 0.350, SLG: 0.528										1	0	1	0	0	0	0
36 Edwin Jackson, R (1, 1) OBP: 0.250, SLG: 0.500			X FF 90 0-0 HR		C FF 89 B FF 89 B FF 90 X CH 81 2-1 ① L5		B FF 91 C SL 81 F FF 90 X SL 81 1-2 ② G3 1-2			0	0	0	0	0	0	0
27 Phil Coke, L (2, 1)										0	0	0	0	0	0	0
37 Travis Wood, R (3, PH) OBP: 0.375, SLG: 1.143										1	1	1	1	0	0	0
46 Pedro Strop, R (3, 1)										0	0	0	0	0	0	0
56 Héctor Rondón, R (4, 1)										0	0	0	0	0	0	0
47 Miguel Montero, L (5, PH) OBP: 0.267, SLG: 0.390										1	0	0	0	0	0	1
6 Ryan Sweeney, L (5, 7) OBP: 0.250, SLG: 0.278										1	0	0	0	0	0	1
41 Matt Szczur, R (1, 7) OBP: 0.426, SLG: 0.792			C FF 90 S CU 78 X CU 78 0-2 ① G5-3		S SI 90 F SI 89 B CU 79 B FF 89 B FF 90 B SI 90 4-2 68 G5-3 20 BB BB		F SI 92 X SI 91 0-1 ③ F8			1	0	0	0	1	0	0
40 Michael Jensen, R (5, 1)										0	0	0	0	0	0	0
19 Jonathan Herrera, S (6, 4) OBP: 0.341, SLG: 0.317										1	0	0	0	0	0	1
Inning Stats	R: 0 E: 0 K: 2 S: 11 H: 1 LOB: 1 BB: 0 P: 18	R: 0 E: 0 K: 0 S: 8 H: 1 LOB: 0 BB: 0 P: 15	R: 1 E: 0 K: 1 S: 17 H: 1 LOB: 1 BB: 1 P: 27	R: 0 E: 0 K: 0 S: 8 H: 1 LOB: 0 BB: 0 P: 13	R: 0 E: 0 K: 0 S: 10 H: 1 LOB: 2 BB: 2 P: 23	R: 0 E: 0 K: 0 S: 10 H: 0 LOB: 0 BB: 0 P: 15	R: 0 E: 0 K: 1 S: 9 H: 1 LOB: 1 BB: 0 P: 12	R: 0 E: 0 K: 1 S: 6 H: 0 LOB: 0 BB: 0 P: 11	R: 0 E: 0 K: 0 S: 11 H: 0 LOB: 0 BB: 0 P: 15	1B: 2 2B: 3 3B: 1 HR: 1 SF: 0 SAC: 0 DP: 3 HBP: 0						

PITCHER		IP	WLS	BF	H	R	ER	SO	BB	IBB	HBP	BLK	WP	HR	S	P	ERA	WHIP
58 Jeremy Hellickson, R ERA: 4.76	(1, 1)	5.0	W	20	5	1	1	3	3	0	0	0	0	1	54	96	1.80	1.600
40 Andrew Chafin, L ERA: 4.73	(6, 1)	2.0	H	7	1	0	0	1	0	0	0	0	0	0	19	27	0.00	0.500
41 Daniel Hudson, R ERA: 3.86	(8, 1)	1.0	H	3	0	0	0	1	0	0	0	0	0	0	6	11	0.00	0.000
63 Enrique Burgos, R ERA: 1.42	(9, 1)	1.0		3	0	0	0	0	0	0	0	0	0	0	11	15	0.00	0.000

PITCHER	IP	WLS	BF	H	R	ER	SO	BB	IBB	HBP	BLK	WP	HR	S	P	ERA	WHIP

AB	30
R	1
H	6
RBI	1
BB	3
SO	5
LOB	11

WP: 0	PA: 33		
PB: 0			
SB: 0			
CS: 0			

Batter	1	2	3	4	5	6	7	8	9	AB	R	H	RBI	BB	SO	LOB
11 AJ Pollock, R (1, 8) OBP: 0.411, SLG: 0.515 5 Ender Inciarte, L (5, 8) OBP: 0.403, SLG: 0.415	C FF 90 B SL 86 C SL 86 C FF 94 1-3 ① K	B SI 91 B FF 91 X SI 90 2-0 2-3 1B		S SL 86 B SL 84 B FF 94 X FF 95 2-1 ③ G3		X CU 80 0-0 ② F8 2-3		C SI 95 B SL 87 B SI 94 X SI 94 2-1 ② G4-3 2-3		3 0 1 0 0 1 1 2 0 0 0 0 0 3						
16 Chris Owings, R (1, 4) OBP: 0.261, SLG: 0.364 4 Cliff Pennington, S (6, 4) OBP: 0.211, SLG: 0.097	C FF 93 C SL 87 F SL 87 B FF 93 B FF 94 F SL 88 X FF 89 2-2 6 E 44 S 15 1B 1B	S SL 78 X SI 90 0-1 ③ F8			B FF 92 C SI 91 X SI 91 1-1 ① L5	B FF 95 F FF 93 B FF 96 X SI 92 2-1 3-H 1B		D SL 86 C SI 94 B SI 95 F SI 95 B SI 94 X SI 95 3-2 ③ G4-3		3 1 1 0 0 0 2 2 0 1 1 0 0 2						
44 Paul Goldschmidt, R (1, 3) OBP: 0.382, SLG: 0.526 Danny Dorn, L (6, 3) OBP: 0.275, SLG: 0.368	B FF 93 F FF 93 B FF 94 C SL 85 B FF 93 X FF 93 3-2 ② L4 1-2		B FF 93 X SI 93 1-0 HR		S FF 93 B SI 92 B FF 93 B SI 91 F FF 92 T FF 91 3-2 ② K	S FF 93 X SI 93 0-1 ③ F7				3 1 1 1 0 1 1 1 0 0 0 0 0 1						
6 David Peralta, L (1, 7) OBP: 0.426, SLG: 0.439 41 Daniel Hudson, R (8, 1) 63 Enrique Burgos, R (9, 1)	S CU 77 X CH 86 0-1 E4 15 1B 2-3		B FF 94 B SI 94 S SL 82 X SI 93 2-1 ① G1-4-3		X FF 91 0-0 15 1B 2B		B FF 92 B FF 92 C FF 91 S SL 84 S SL 84 2-3 ① K			4 1 1 0 0 1 1 0 0 0 0 0 0 0 0 0 0 0 0 0 0						
15 Mark Trumbo, R (1, 9) OBP: 0.431, SLG: 0.691 24 Yasmany Tomás, R (5, PR) OBP: 0.319, SLG: 0.433 (6, 9)	B FF 93 X CU 77 1-0 1-2 3-H 1B		B FF 93 C SI 94 S SL 85 S SL 81 1-3 ② K		X SI 92 0-0 19 HBP 2-H 1B		C SL 85 X FF 92 0-1 ② G4-3			3 0 2 2 0 1 0 1 0 0 0 0 0 0						
19 Jake Lamb, L (1, 5) OBP: 0.432, SLG: 0.609 31 Jordan Pacheco, R (6, 2) OBP: 0.425, SLG: 0.387	B FF 93 S CU 77 C FF 92 C FF 94 1-3 ③ K	B FF 93 C SL 82 S CH 86 B SL 83 X FF 94 2-2 ③ 1B			H CU 76 1-0 9 FC6-4 1-2 HBP		B FF 92 B SL 85 C FF 92 X FF 92 2-1 ③ G6-3			2 0 1 0 0 1 2 1 0 0 0 0 0 0						
9 Tuffy Gosewisch, R (1, 2) OBP: 0.388, SLG: 0.422 40 Andrew Chafin, R (6, 1) Peter O'Brien, R (8, 7) OBP: 0.306, SLG: 0.242 6 Evan Marzilli, L (8, PR) (9, 7)		B SI 90 C SI 91 C SI 91 F SI 88 X FF 92 1-2 ① G4-3		X FF 95 0-0 2B	C FF 91 X CU 74 0-1 ③ FC6-4 1-2f			X SI 94 0-0 2 2B 1B		3 0 1 0 0 0 2 0 0 0 0 0 0 0 1 0 1 0 0 0 0 0 1 0 0 0 0 0						
13 Nick Ahmed, R (1, 6) OBP: 0.333, SLG: 0.410 Danny Worth, R (7, 6) OBP: 0.296, SLG: 0.320		B SI 90 B SI 90 B SI 90 C FF 91 X SI 91 3-1 ② G4-3		C FF 96 B SI 96 C FF 96 B SI 95 S SL 86 2-3 ① K		B SI 92 B SI 91 X FF 91 2-0 ① G5-3		B SI 94 F SI 93 F SI 93 X SI 95 1-2 ① P6		3 0 0 0 0 1 1 1 0 0 0 0 0 1						
58 Jeremy Hellickson, R (1, 1) OBP: 0.333, SLG: 0.667 2 Aaron Hill, R (6, 5) OBP: 0.241, SLG: 0.236		C FF 92 S SI 89 B SI 91 X FF 89 1-2 11 1B 2B		B FF 96 C FF 94 F FF 94 F FF 95 C SL 84 1-3 ② K		C FF 91 X FF 91 0-1 5 F8 E6 4 1B		B FF 91 B SI 94 1 SAFE X SI 95 2-0 5 G4-3 1-H 2B		2 0 1 0 0 1 1 2 1 1 1 0 0 0						
Inning Stats	R: 1 H: 2 E: 1 LOB: 2 K: 2 BB: 0 S: 17 P: 25	R: 0 H: 2 E: 0 LOB: 2 K: 0 BB: 0 S: 12 P: 19	R: 1 H: 2 E: 0 LOB: 1 K: 1 BB: 0 S: 9 P: 15	R: 0 H: 1 E: 0 LOB: 1 K: 2 BB: 0 S: 10 P: 15	R: 1 H: 2 E: 0 LOB: 2 K: 1 BB: 0 S: 9 P: 14	R: 1 H: 1 E: 1 LOB: 1 K: 0 BB: 0 S: 8 P: 12	R: 0 H: 0 E: 0 LOB: 0 K: 1 BB: 0 S: 7 P: 11	R: 1 H: 2 E: 0 LOB: 2 K: 0 BB: 0 S: 10 P: 18		1B: 7 SF: 0 2B: 4 SAC: 0 3B: 0 DP: 0 HR: 1 HBP: 1				WP: 0 PA: 38 PB: 0 SB: 1 CS: 0		

PITCHER		IP	WLS	BF	H	R	ER	SO	BB	IBB	HBP	BLK	WP	HR	S	P	ERA	WHIP
36 Edwin Jackson, R ERA: 4.96	(1, 1)	1.0		6	2	1	0	2	0	0	0	0	0	0	17	25	0.00	2.000
27 Phil Coke, L ERA:	(2, 1)	1.0		5	2	0	0	0	0	0	0	0	0	0	12	19	0.00	2.000
46 Pedro Strop, R ERA: 2.0	(3, 1)	1.0	L	4	2	1	1	1	0	0	0	0	0	1	9	15	9.00	2.000
56 Héctor Rondón, R ERA: 1.0	(4, 1)	1.0		4	1	0	0	2	0	0	0	0	0	0	10	15	0.00	1.000
40 Michael Jensen, R ERA: 3.38	(5, 1)	1.2		9	2	2	1	1	0	0	1	0	0	0	13	20	5.40	1.200
30 Jason Motte, R ERA: 11.74	(6, 1)	0.1		2	1	0	0	0	0	0	0	0	0	0	4	6	0.00	3.000
Zac Rosscup, L ERA: 2.7	(7, 1)	1.0		3	0	0	0	1	0	0	0	0	0	0	7	11	0.00	0.000
Brian Schlitter, R ERA: 10.0	(8, 1)	1.0		5	2	1	1	0	0	0	0	0	0	0	10	18	9.00	2.000

BOTTOM

Chicago Cubs @ Arizona Diamondbacks

Chase Field, Phoenix, AZ

Fri Apr 03 2015, 6:41 PM - 9:31 PM MST

Att. 15,173 - Clear - 83 F

livebaseballscorecards.com

AB	37
R	5
H	12
RBI	5
BB	0
SO	7
LOB	18

Chicago Cubs @ Arizona Diamondbacks

Chase Field, Phoenix, AZ

Sat Apr 04 2015, 1:11 PM - 3:53 PM MST

Att. 15,852 - Partly Cloudy - 83 F

livebaseballscorecards.com

Batter	1	2	3	4	5	6	7	8	9	AB	R	H	RBI	BB	SO	LOB
81 Jacob Hannemann, L (1, 9) OBP: 0.231, SLG: 0.167	G4-3		G4-3 1-2		F8		G4-3			4	0	0	0	0	0	1
Addison Russell, R (1, 6) OBP: 0.349, SLG: 0.488	G3 2B		G5-3			G1-3		K		4	0	1	0	0	1	1
Kyle Schwarber, L (1, 2) OBP: 0.238, SLG: 0.476	G3 2-3		K			1B 2B		F8		3	1	1	0	0	1	2
Raffy Lopez, L (7, 2) OBP: 0.364, SLG: 0.222										1	0	0	0	0	0	0
Javier Báez, R (1, 4) OBP: 0.237, SLG: 0.236	L7			G4-6-3 1B		1B HBP		K		3	1	1	0	0	1	1
Junior Lake, R (1, 7) OBP: 0.365, SLG: 0.426		1B		G4-6-3 1-2f		1B 1-2 2-H			K	4	0	2	1	0	1	1
Albert Almora Jr., R (1, 8) OBP: 0.367, SLG: 0.448		L7		1B		G3-6-1 1B 1-2 2-H			G5-3	4	0	2	1	0	0	1
94 Jeimer Candelario, S (1, 5) OBP: 0.250, SLG: 0.250		F8		F8		G3-6-1 1-2f			DI BB	2	0	0	0	0	0	2
Hunter Cervenka, L (4, 1)										0	0	0	0	0	0	0
Rubi Silva, L (6, PH) OBP: 0.333, SLG: 0.333										1	0	0	0	0	0	2
99 Fernando Cruz, R (6, 1)										0	0	0	0	0	0	0
Blake Parker, R (8, 1)										0	0	0	0	0	0	0
79 Billy McKinney, L (9, PH) OBP: 0.500, SLG: 0.750										0	0	0	0	1	0	0
Mike Baxter, L (1, 3) OBP: 0.175, SLG: 0.088		F8			G4-3		K		F7 1-2	4	0	0	0	0	1	2
37 Travis Wood, R (1, 1) OBP: 0.375, SLG: 1.143				81 G4-3 BB						0	0	0	0	0	0	0
28 Kyle Hendricks, R (2, 1) OBP: 0.667, SLG: 0.667										0	0	0	0	0	0	0
86 Mark Zagunis, R (3, PH)					F7		G6-3			0	0	0	0	1	0	0
Gonzalez Germen, R (3, 1)										0	0	0	0	0	0	0
Chris Valaika, R (4, 5) OBP: 0.139, SLG: 0.114										2	0	0	0	0	0	0

Inning Stats	1	2	3	4	5	6	7	8	9
	R: 0 E: 0 K: 0 S: 7	H: 1 LOB: 1 BB: 0 P: 12	R: 0 E: 0 K: 0 S: 7	H: 1 LOB: 1 BB: 0 P: 12	R: 0 E: 0 K: 1 S: 14	H: 0 LOB: 1 BB: 1 P: 26	R: 0 E: 0 K: 0 S: 8	H: 2 LOB: 1 BB: 0 P: 11	R: 0 E: 0 K: 0 S: 6	H: 0 LOB: 0 BB: 0 P: 9
	R: 2 E: 0 K: 0 S: 13	H: 3 LOB: 1 BB: 0 P: 23	R: 0 E: 0 K: 1 S: 7	H: 0 LOB: 0 BB: 0 P: 8	R: 0 E: 0 K: 2 S: 8	H: 0 LOB: 0 BB: 0 P: 12	R: 0 E: 0 K: 1 S: 8	H: 0 LOB: 1 BB: 1 P: 16		

| | | | | | | | | | |

Batter	1	2	3	4	5	6	7	8	9	AB	R	H	RBI	BB	SO	LOB
11 AJ Pollock, R (1, 8) OBP: 0.413, SLG: 0.529	X 0-0 ① G5-3		B B C X 2-1 ① 5 G4-3 15 HR 2B		C X 0-1 ② G3-1		B B F T B X 3-2 ③ L4			2	0	1	0	0	0	0
6 Evan Marzilli, L (3, PR)										2	1	0	0	0	0	2
(4, 9)																
5 Ender Inciarte, L (1, 9) OBP: 0.400, SLG: 0.412	B X 1-0 44 2B 1B		B F C B X 2-2 ① G4-3 2-3		C B B F B X 3-2 ③ G3-1			B C X 1-1 ① P2		3	1	1	0	0	0	1
(4, 8)																
Peter O'Brien, R (6, 8) OBP: 0.297, SLG: 0.235										1	0	0	0	0	0	0
44 Paul Goldschmidt, R (1, 3) OBP: 0.391, SLG: 0.552	B 1 B B C T X SAFE		B F F F F S 2-3 ② K			F X 0-1 6 CS 1B		B X 1-0 6 WP 2B		1	0	1	1	0	0	0
19 Jake Lamb, L (1, PR) OBP: 0.434, SLG: 0.606	3-2 15 1B 1-H 2B									2	1	1	0	0	1	2
(2, 3)																
31 Jordan Pacheco, R (7, 3) OBP: 0.439, SLG: 0.438										1	0	1	0	0	0	0
(8, 5)																
15 Mark Trumbo, R (1, 10) OBP: 0.450, SLG: 0.754	X 0-0 2 FC6-4 2-H 1B		B B B C X 3-1 HR 3-H			C B S B B F C 3-3 ① ② K 1-2		S S S 0-3 ② K 2-3		2	1	2	3	0	0	0
6 David Peralta, L (6, PH) OBP: 0.414, SLG: 0.424										2	0	0	0	0	2	2
(7, 10)																
2 Aaron Hill, R (1, 5) OBP: 0.230, SLG: 0.224	B X 1-0 ② FC6-4 1-2f		B B B F S 2-3 ③ K			B F F F B X 2-2 ③ G6-3		C B F F X 1-2 ③ G3		3	0	0	0	0	1	3
4 Domingo Leyba, S (7, 4) OBP: 0.200, SLG: 0.200										1	0	0	0	0	0	1
24 Yasmany Tomás, R (1, 7) OBP: 0.307, SLG: 0.414	C S T C 0-3 ③ K			B F B B B X 3-1 ① G6-3			B X 1-0 ① P4			3	0	0	0	0	1	2
Danny Dorn, L (8, 7) OBP: 0.275, SLG: 0.368										0	0	0	0	0	0	0
16 Chris Owings, R (1, 4) OBP: 0.250, SLG: 0.348		C X 0-1 ① G5-3		S B S F S 1-3 ② K			H 1-0 4 1B HBP			2	0	0	0	0	1	0
13 Nick Ahmed, R (5, 6) OBP: 0.344, SLG: 0.410										0	0	0	0	0	0	0
Danny Worth, R (7, PR) OBP: 0.296, SLG: 0.320										0	0	0	0	0	0	0
(8, 6)																
18 Gerald Laird, R (1, 2) OBP: 0.152, SLG: 0.258		X 0-0 ② L9		C S B S 1-3 ③ K			B F C F C 1-3 ② K			2	0	0	0	0	1	0
Mark Thomas, R (5, 2) OBP: 0.250, SLG: 0.273										1	0	0	0	0	1	1
4 Cliff Pennington, S (1, 6) OBP: 0.220, SLG: 0.118		C B B B S X 3-2 ③ F7			S F X 0-2 ① G6-3		B X 1-0 1-2 1B			3	0	1	0	0	0	0
(5, 4)																
(7, 5)																
60 Blake Lalli, L (8, 3) OBP: 0.345, SLG: 0.400										0	0	0	0	0	0	0
Inning Stats	R: 2 H: 3 E: 0 LOB: 2 K: 1 BB: 0 S: 11 P: 16	R: 0 H: 0 E: 0 LOB: 0 K: 0 BB: 0 S: 6 P: 9	R: 2 H: 2 E: 0 LOB: 1 K: 2 BB: 0 S: 14 P: 25	R: 0 H: 0 E: 0 LOB: 0 K: 2 BB: 0 S: 9 P: 14	R: 0 H: 0 E: 0 LOB: 0 K: 0 BB: 0 S: 8 P: 11	R: 0 H: 1 E: 0 LOB: 0 K: 1 BB: 0 S: 10 P: 15	R: 0 H: 1 E: 0 LOB: 2 K: 1 BB: 0 S: 9 P: 16	R: 0 H: 1 E: 0 LOB: 1 K: 1 BB: 0 S: 9 P: 12		1B: 4 SF: 0 2B: 4 SAC: 0 3B: 0 DP: 1 HR: 1 HBP: 1				WP: 1 PA: 32 PB: 0 SB: 0 CS: 1		

PITCHER		IP	WLS	BF	H	R	ER	SO	BB	IBB	HBP	BLK	WP	HR	S	P	ERA	WHIP
37 Travis Wood, L	(1, 1)	1.0	L	6	3	2	2	1	0	0	0	0	0	0	11	16	18.00	3.000
ERA: 4.87																		
28 Kyle Hendricks, R	(2, 1)	1.0		3	0	0	0	0	0	0	0	0	0	0	6	9	0.00	0.000
ERA: 3.38																		
Gonzalez Germen, R	(3, 1)	1.0		5	2	2	2	2	0	0	0	0	0	1	14	25	18.00	2.000
ERA: 17.05																		
Hunter Cervenka, L	(4, 1)	2.0		6	0	0	0	2	0	0	0	0	0	0	17	25	0.00	0.000
ERA: 6.75																		
99 Fernando Cruz, R	(6, 1)	2.0		8	2	0	0	2	0	0	1	0	0	0	19	31	0.00	1.000
ERA: 2.7																		

PITCHER		IP	WLS	BF	H	R	ER	SO	BB	IBB	HBP	BLK	WP	HR	S	P	ERA	WHIP
Blake Parker, R	(8, 1)	1.0		4	1	0	0	1	0	0	0	0	1	0	9	12	0.00	1.000
ERA: 6.23																		

BOTTOM

Chicago Cubs @ Arizona Diamondbacks

Chase Field, Phoenix, AZ

Sat Apr 04 2015, 1:11 PM - 3:53 PM MST

Att. 15,852 - Partly Cloudy - 83 F

livebaseballscorecards.com

AB	31
R	4
H	8
RBI	4
BB	0
SO	8
LOB	14

Batter	1	2	3	4	5	6	7	8	9	AB	R	H	RBI	BB	SO	LOB
23 Norichika Aoki, L (1, 7) OBP: 0.400, SLG: 0.400	C FC 85 X FC 85 0-1 L7		C CH 77 B CH 76 B FC 85 B CH 77 F FC 86 X FC 87 3-2 12 2B 1B		B FC 83 F FC 84 X CU 72 1-1 12 1B 16 2B 1B	B FF 91 C SL 80 X SL 81 1-1 F7		X FF 95 0-0 F7		5	1	2	0	0	0	2
12 Joe Panik, L (1, 4) OBP: 0.600, SLG: 0.800	C FC 86 X FC 85 0-1 16 2B 1B		1 SAFE X FC 84 0-0 16 1B 1-H 2B		1 SAFE C FC 85 B CH 78 1 SAFE 1 SAFE D FC 85 F CH 79 X FC 85 2-2 16 2B 28 SF7 1-2 1B	C FF 90 B SI 92 B SL 80 X SL 81 2-1 G3			B SI 90 C FF 91 B SL 77 C SL 78 B SL 78 S FF 89 3-3 K	5	2	3	0	0	1	0
16 Ángel Pagán, S (1, 8) OBP: 0.800, SLG: 1.250	C FC 85 X CH 78 0-1 1-3 2B		B FC 86 C FC 86 X FC 86 1-1 3-H 1B		X FC 85 0-0 9 G4-1 35 1B 1-3 2-H 2B		C SI 91 C SI 92 T SL 82 0-2 K		B SL 80 B SL 77 B SL 79 C FF 92 B FF 92 4-1 28 G6-4-3 BB	4	1	3	2	1	1	0
28 Buster Posey, R (1, 2)	B FC 86 C FC 85 F FC 86 T CH 79 1-2 K		1 SAFE F CH 78 X FC 86 0-1 F9		B FC 85 X CH 78 1-0 SF7 3-H		X SI 91 0-0 G6-3		1 SAFE B SI 82 B SI 83 S SI 84 X SI 83 2-1 G6-4-3 1-2f	4	0	0	1	0	1	4
9 Brandon Belt, L (1, 3)	F FC 86 X FC 87 0-1 F8			L FC 85 F CH 78 S CH 77 0-3 K	C CU 72 S CH 79 B CH 77 F FC 84 F FC 86 X CH 77 1-2 G4-1 2-3		B SI 91 C SL 81 S FF 91 B SI 92 B SI 92 F SI 93 X SI 92 3-2 G3			4	0	0	0	0	1	3
14 Casey McGehee, R (1, 5) OBP: 0.750, SLG: 0.667		B FC 84 B FC 84 B FC 85 C FC 84 X FC 86 3-1 G4-3		B CU 73 C CH 77 B FC 87 F CH 78 B FC 87 F FC 87 X FC 86 3-2 35 1B 1B	F FC 86 B FC 85 C FC 86 F FC 87 B CH 78 B FC 86 B CH 79 4-2 35 1B 35 E BB			X SI 94 0-0 50 1B 1B		3	1	2	0	1	0	0
35 Brandon Crawford, L (1, 6) OBP: 0.500, SLG: 0.500		C FC 86 B FC 84 B CH 79 X FC 86 2-1 G3-1		B FC 85 S CH 77 B CH 76 F FC 85 X FC 85 2-2 1-2 1B	D SL 83 B SI 92 B SI 92 C FF 92 F FF 92 F SI 92 F SI 91 X SL 82 3-2 E9 1-H 3-H 1B			B FF 96 C SI 95 F FF 95 X CH 86 1-2 L8		4	0	2	1	0	0	1
7 Grégor Blanco, L (1, 9)		F FC 86 B CU 74 X FC 86 1-1 L5		C FC 85 S CH 78 D CH 79 B FC 86 S CH 78 2-3 K	F SI 92 X SI 91 0-1 B2			X FF 95 0-0 P5		4	0	0	0	0	1	4
40 Madison Bumgarner, R (1, 1) 50 Matt Duffy, R (8, PH) OBP: 1.000, SLG: 1.000 49 Javier López, L (8, 1) 63 Jean Machi, R (8, 1) 54 Sergio Romo, R (8, 1) 41 Jeremy Affeldt, L (8, 1) 46 Santiago Casilla, R (9, 1)			X FC 84 0-0 G3-1	B CU 72 C CH 78 S CH 76 F FC 87 B CH 76 F FC 86 B CH 77 S CH 78 3-3 K		F SI 90 C CH 84 F SI 91 S SL 81 0-3 K		C FF 96 B SI 94 C SI 95 B FF 96 X SI 95 2-2 1-3 1B		3 1 0 0 0 0 0	0 0 0 0 0 0 0	0 1 0 0 0 0 0	0 0 0 0 0 0 0	2 0 0 0 0 0 0	2 0 0 0 0 0 0
Inning Stats	R: 0 E: 0 K: 1 S: 11 H: 2 LOB: 2 BB: 0 P: 12	R: 0 E: 0 K: 0 S: 6 H: 0 LOB: 0 BB: 0 P: 12	R: 1 E: 0 K: 0 S: 9 H: 3 LOB: 1 BB: 0 P: 13	R: 0 E: 0 K: 3 S: 18 H: 2 LOB: 2 BB: 0 P: 28	R: 4 E: 1 K: 0 S: 22 H: 4 LOB: 1 BB: 1 P: 34	R: 0 E: 0 K: 1 S: 8 H: 0 LOB: 0 BB: 0 P: 11	R: 0 E: 0 K: 1 S: 8 H: 0 LOB: 0 BB: 0 P: 11	R: 0 E: 0 K: 0 S: 9 H: 2 LOB: 2 BB: 0 P: 12	R: 0 E: 0 K: 1 S: 6 H: 0 LOB: 0 BB: 1 P: 15	1B: 10 2B: 3 3B: 0 HR: 0 SF: 1 SAC: 0 DP: 1 HBP: 0						

PITCHER		IP	WLS	BF	H	R	ER	SO	BB	IBB	HBP	BLK	WP	HR	S	P	ERA	WHIP
55 Josh Collmenter, R ERA: 7.71	(1, 1)	4.2	L	24	10	5	4	4	1	0	0	0	0	0	59	89	7.71	2.357
40 Andrew Chafin, L ERA:	(5, 1)	2.1		8	1	0	0	2	0	0	0	0	0	0	23	32	0.00	0.429
41 Daniel Hudson, R ERA:	(8, 1)	1.0		5	2	0	0	0	0	0	0	0	0	0	9	12	0.00	2.000
59 Oliver Pérez, L ERA:	(9, 1)	0.1		2	0	0	0	1	1	0	0	0	0	0	4	11	0.00	3.000
29 Brad Ziegler, R ERA:	(9, 1)	0.2		1	0	0	0	0	0	0	0	0	0	0	2	4	0.00	0.000

PITCHER	IP	WLS	BF	H	R	ER	SO	BB	IBB	HBP	BLK	WP	HR	S	P	ERA	WHIP

TOP

San Francisco Giants @ Arizona Diamondbacks
Chase Field, Phoenix, AZ
Mon Apr 06 2015, 7:11 PM - 10:29 PM MST
Att. 49,043 - Clear - 81 F

livebaseballscorecards.com

AB	37
R	5
H	13
RBI	4
BB	2
SO	7
LOB	16

PA: 40

WP: 0
PB: 0
SB: 0
CS: 0

BOTTOM

San Francisco Giants @ Arizona Diamondbacks
Chase Field, Phoenix, AZ
Mon Apr 06 2015, 7:11 PM - 10:29 PM MST
Att. 49,043 - Clear - 81 F

livebaseballscorecards.com

Batter	1	2	3	4	5	6	7	8	9	AB	R	H	RBI	BB	SO	LOB
11 AJ Pollock, R (1, 8) OBP: 0.200, SLG: 0.200	X FF 91 0-0 ① P2		B FF 91 B CH 84 X FC 85 2-0 ① G5-3		C FC 85 F CU 75 B FF 90 X FF 90 1-2 5 G6-4-3 1B		B FC 84 X SL 84 1-0 ③ FC6-4 1-2f		C FF 94 C KC 81 X KC 81 0-2 ① P4	5	0	1	0	0	0	1
5 Ender Inciarte, L (1, 7) OBP: 0.600, SLG: 0.500	B FF 92 C FF 91 B FF 92 F FF 92 H CU 74 3-2 HBP		B FF 92 C FF 91 X FC 86 1-1 15 3B 1B		C FF 89 X FF 90 0-1 ①② G6-4-3 1-2f			B SI 84 F SI 83 X SI 84 1-1 2 1B 44 WP 19 2B 1B	B SI 94 X SI 94 1-0 ② G3-1	4	2	2	0	0	0	1
44 Paul Goldschmidt, R (1, 3)	B FC 85 F FF 90 C FF 89 1 SAFE S FC 85 1-3 ② K		C FC 84 X FF 90 0-1 ② L9		B CU 73 B CU 73 B FF 91 C FF 91 S SL 85 X FC 84 3-2 ③ G5-3			B CU 81 B FF 91 D CH 85 C FF 92 B CH 84 4-1 2 1B 19 2B 1-2 BB	B SI 93 B KC 80 C SL 90 S KC 81 B KC 82 F KC 82 T SL 89 3-2 ③ K	4	1	0	0	1	2	2
15 Mark Trumbo, R (1, 9) OBP: 0.250, SLG: 0.750	S FF 90 B FF 90 B FF 91 S FF 91 F FF 92 X FF 90 2-2 ③ F7		X FF 91 0-0 1-H 3B			C FF 92 B CH 83 B FC 86 S FC 85 F FC 85 X CU 74 2-2 ① F7		S CU 82 X CU 82 0-1 ① F9		4	0	1	1	0	0	3
2 Aaron Hill, R (1, 5) (9, 4)		C FF 91 B CH 84 C CU 74 X CU 75 1-2 ① G1-3	F FC 86 S CU 75 B FC 86 T FF 91 1-2 ③ K			C FF 90 X CH 85 0-1 16 G5-4-3 1B		X FF 92 0-0 19 2B 1-2 2-3 1B		4	1	2	0	0	1	1
16 Chris Owings, R (1, 4) 19 Jake Lamb, L (8, PH) OBP: 1.000, SLG: 2.000 (9, 5)		X FF 92 0-0 ② F8		C FC 85 C CU 75 S FC 86 0-3 ① K2-3		X FF 90 0-0 ②③ G5-4-3 1-2f		F SI 88 X FF 87 0-1 1-H 2-H 3-H 2B		3 1	0 0	0 1	0 3	0 0	1 0	1 0
9 Tuffy Gosewisch, R (1, 2) OBP: 0.250, SLG: 0.250		C FF 92 X FC 86 0-1 13 HBP 1B	B FF 91 C FF 91 F FC 85 X CU 75 1-2 ② G6-3				X FC 83 0-0 ① F7	F SL 78 C SL 78 B SL 78 S SL 76 1-3 ② K		4	0	1	0	0	1	1
13 Nick Ahmed, R (1, 6) 4 Cliff Pennington, S (8, PH) (9, 6)		C FF 90 B FF 90 B FF 92 H FF 91 3-1 55 FC6-4 1-2 HBP	C FF 90 F FF 92 B CU 76 B CU 72 B FC 84 F FF 91 B SL 84 4-2 55 FC4-6 BB				C FF 89 B CU 72 F FC 85 X FF 92 1-2 ② F8	B CH 82 B FF 88 C SL 79 D CH 82 B FF 89 4-1 BB		1 0	0 0	0 0	0 0	1 1	0 0	0 0
55 Josh Collmenter, R (1, 1) 40 Andrew Chafin, R (5, 1) 31 Jordan Pacheco, R (7, PH) OBP: 1.000, SLG: 1.000 41 Daniel Hudson, R (8, 1) 6 David Peralta, L (8, PH) 59 Oliver Pérez, L (9, 1) 29 Brad Ziegler, R (9, 1)		B FF 90 C FF 91 X SL 86 1-1 ③ FC6-4 1-2f	X FF 90 0-0 ③ FC4-6 1-2f				F FF 92 F CU 76 F FF 92 B FF 92 B FC 86 B CU 76 X FF 91 3-2 11 FC6-4 1B	C SI 90 B SI 91 T SI 91 F SI 91 S CU 75 1-3 ③ K		2 0 1 0 0 1 0 0	0 0 0 0 0 0 0 0	0 0 1 0 0 0 0 0	0 0 0 0 0 1 0 0	0 0 0 0 0 0 0 0	3 0 0 0 0 2 0 0

Inning Stats	1	2	3	4	5	6	7	8	9
	R: 0 E: 0 K: 1 S: 10 H: 0 LOB: 1 BB: 0 P: 16	R: 0 E: 0 K: 0 S: 9 H: 1 LOB: 2 BB: 0 P: 14	R: 1 E: 0 K: 1 S: 9 H: 2 LOB: 1 BB: 0 P: 13	R: 0 E: 0 K: 1 S: 10 H: 0 LOB: 1 BB: 1 P: 15	R: 0 E: 0 K: 0 S: 8 H: 1 LOB: 0 BB: 0 P: 12	R: 0 E: 0 K: 0 S: 7 H: 1 LOB: 0 BB: 0 P: 9	R: 0 E: 0 K: 0 S: 9 H: 1 LOB: 1 BB: 0 P: 14	R: 3 E: 0 K: 2 S: 16 H: 3 LOB: 2 BB: 2 P: 27	R: 0 E: 0 K: 1 S: 8 H: 0 LOB: 0 BB: 0 P: 12

AB	34
R	4
H	9
RBI	4
BB	3
SO	6
LOB	15

1B: 7 SF: 0 WP: 1 PA: 39
2B: 1 SAC: 0 PB: 0
3B: 1 DP: 2 SB: 0
HR: 0 HBP: 2 CS: 0

PITCHER		IP	WLS	BF	H	R	ER	SO	BB	IBB	HBP	BLK	WP	HR	S	P	ERA	WHIP
40 Madison Bumgarner, L ERA: 1.29	(1, 1)	7.0	W	28	6	1	1	3	1	0	2	0	0	0	62	93	1.29	1.000
49 Javier López, L ERA:	(8, 1)	0.0		1	1	1	1	0	0	0	0	0	0	0	2	3	∞	∞
63 Jean Machi, R ERA: 54.0	(8, 1)	0.1		3	1	0	0	0	1	0	0	0	1	0	4	8	0.00	6.000
54 Sergio Romo, R ERA:	(8, 1)	0.1	H	3	1	2	2	1	1	0	0	0	0	0	6	11	54.00	6.000
41 Jeremy Affeldt, L ERA:	(8, 1)	0.1	H	1	0	0	0	1	0	0	0	0	0	0	4	5	0.00	0.000

PITCHER		IP	WLS	BF	H	R	ER	SO	BB	IBB	HBP	BLK	WP	HR	S	P	ERA	WHIP
46 Santiago Casilla, R ERA:	(9, 1)	1.0	S	3	0	0	0	1	0	0	0	0	0	0	8	12	0.00	0.000

Batter	1	2	3	4	5	6	7	8	9	AB	R	H	RBI	BB	SO	LOB
23 Norichika Aoki, L (1, 7) OBP: 0.300, SLG: 0.400	B SI 92 X FF 92 1-0 ① G3-1		B FF 92 S CH 83 C CH 88 T CH 88 1-2 ② K		B CH 85 F FF 94 X CH 86 1-1 16 G4-3 1-3 2B	B SI 84 B SI 84 C SI 83 B CH 76 X CH 76 3-1 ② G4-3 2-3			B FF 94 C FF 92 C SL 84 B SL 84 X FF 93 2-2 ② G4-3	5	0	1	0	0	1	1
12 Joe Panik, L (1, 4) OBP: 0.400, SLG: 0.500	B SI 93 C FF 92 C FF 92 S SL 84 1-3 ② K		X FF 94 0-0 ③ L7		F FF 94 X CH 89 0-1 ① SF7 3-H	F CH 78 B CU 72 B CH 76 X SI 84 2-1 ③ G6-3			B FF 93 C FF 92 F FF 92 B SL 84 F FF 92 B FF 92 B SL 83 4-2 BB	3	0	0	1	1	1	1
16 Ángel Pagán, S (1, 8) OBP: 0.600, SLG: 0.875	B SI 94 B FF 92 X FF 91 2-0 28 HR 2B			B CH 84 B FF 95 C CH 84 F CH 88 B FF 96 B CH 89 4-2 28 1B 9 1B BB	B CH 85 2 SAFE F SI 95 C FF 94 B CH 88 B SL 85 X CH 87 3-2 ② G4-3 2-3		C SI 90 B FF 93 S SI 89 B CU 73 X CH 82 2-2 ① G1-3		B FF 92 1 SAFE C FF 91 F FF 91 1 SAFE C FF 92 1-3 ③ K	4	2	1	0	1	1	2
28 Buster Posey, R (1, 2) OBP: 0.444, SLG: 0.857 (5, 3)	X FF 94 0-0 2-H HR			1 SAFE B SL 84 C SL 83 B FF 95 X FF 96 2-1 9 1B 1-3 1B	I IN 77 I IN 79 I IN 80 I IN 78 4-0 IBB		C SI 88 X SI 88 0-1 14 2-3 1B			3	1	3	2	1	0	0
9 Brandon Belt, L (1, 3) OBP: 0.167, SLG: 0.167 13 Joaquin Arias, R (4, 3) 52 Yusmeiro Petit, R (5, 1) 43 Justin Maxwell, R (7, PH) 70 George Kontos, R (7, 1)	B FF 93 B SI 92 S CH 85 B FF 94 X SI 94 3-1 ③ L4			B CH 87 X SI 95 1-0 1-2 3-H 1B	B CU 79 C SL 81 C SI 94 F SL 85 X FF 93 1-2 ③ P6		B SL 79 C SL 79 B SL 80 C FF 95 B FF 94 F FF 95 C SL 79 3-3 ② K			2 1 0 1 0	0 0 0 0 0	1 0 0 0 0	1 0 0 0 0	0 0 0 1 0	0 0 0 1 0	0 2 0 1 0
14 Casey McGehee, R (1, 5) OBP: 0.375, SLG: 0.286		S SL 80 F SI 92 C SI 95 0-3 ① K		S SL 82 S SL 84 B SL 84 B FF 97 F CH 88 F CH 88 S CH 89 2-3 ① K		B CH 88 C SL 82 S SL 82 F FF 95 X FF 95 1-2 ① G4-3	S SL 79 C SI 89 D SL 81 D CH 83 2-2 ③ 2-3 1-1	F FF 95 B SI 94 X SI 95 1-1 ① G5-3		4	0	0	0	0	2	2
35 Brandon Crawford, L (1, 6) OBP: 0.375, SLG: 0.750		X FF 93 0-0 ② L8		S CH 88 F CH 88 S FF 97 0-3 ② K		X SI 92 0-0 HR		B CH 84 B SI 95 X SI 94 2-0 ② L8		4	1	1	1	0	1	2
7 Grégor Blanco, L (1, 9) OBP: 0.125, SLG: 0.250		B FF 93 C FF 92 B CH 87 X CH 87 2-1 ③ G4-3		C CH 88 B SI 91 B FF 95 S FF 95 X SI 90 2-2 ③ G3-1		X CH 85 0-0 29 2B 2B		B SI 96 F SI 95 B CH 86 X CH 86 2-1 ③ L8		4	1	1	0	0	0	2
32 Ryan Vogelsong, R (1, 1) OBP: 0.500, SLG: 0.500 29 Héctor Sánchez, S (5, 2) OBP: 0.500, SLG: 1.000			B SI 91 B FF 90 C FF 90 X FF 93 2-1 ① G4-3		B FF 90 B FF 92 C SI 93 B FF 94 C FF 93 X FF 94 3-2 23 2B 12 SF7 1B	C SI 83 S CH 76 F CH 76 X CH 77 0-2 23 G4-3 2-H 2B			C FF 93 B FF 92 F FF 92 S SL 82 1-3 ① K	2 2	1 0	1 1	0 1	0 0	0 1	0 0
Inning Stats	R: 2 E: 0 K: 1 S: 8 H: 2 LOB: 0 BB: 0 P: 15	R: 0 E: 0 K: 1 S: 6 H: 0 LOB: 0 BB: 0 P: 8	R: 0 E: 0 K: 1 S: 6 H: 0 LOB: 0 BB: 0 P: 9	R: 1 E: 0 K: 2 S: 16 H: 2 LOB: 2 BB: 1 P: 27	R: 1 E: 0 K: 0 S: 14 H: 2 LOB: 2 BB: 1 P: 26	R: 2 E: 0 K: 0 S: 14 H: 3 LOB: 1 BB: 0 P: 20	R: 0 E: 0 K: 1 S: 11 H: 1 LOB: 1 BB: 0 P: 18	R: 0 E: 0 K: 0 S: 5 H: 0 LOB: 0 BB: 0 P: 10	R: 0 E: 0 K: 2 S: 12 H: 0 LOB: 1 BB: 1 P: 20	1B: 4 2B: 4 3B: 0 HR: 2 SF: 1 SAC: 0 DP: 0 HBP: 0						

TOP

San Francisco Giants @ Arizona Diamondbacks

Chase Field, Phoenix, AZ

Tue Apr 07 2015, 6:41 PM - 9:51 PM MST

Att. 22,626 - Partly Cloudy - 79 F

livebaseballscorecards.com

AB	35
R	6
H	10
RBI	6
BB	3
SO	8
LOB	13

PITCHER		IP	WLS	BF	H	R	ER	SO	BB	IBB	HBP	BLK	WP	HR	S	P	ERA	WHIP
12 Rubby De La Rosa, R ERA: 10.13	(1, 1)	5.1	W	26	8	6	6	5	1	1	0	0	0	2	56	92	10.12	1.688
29 Brad Ziegler, R ERA:	(6, 1)	0.2	H	3	1	0	0	0	0	0	0	0	0	0	8	13	0.00	1.500
48 Randall Delgado, R ERA:	(7, 1)	1.0	H	4	1	0	0	1	0	0	0	0	0	0	11	18	0.00	1.000
50 Evan Marshall, R ERA:	(8, 1)	1.0	H	3	0	0	0	0	0	0	0	0	0	0	5	10	0.00	0.000
43 Addison Reed, R ERA:	(9, 1)	1.0	S	4	0	0	0	2	1	0	0	0	0	0	12	20	0.00	1.000

PITCHER	IP	WLS	BF	H	R	ER	SO	BB	IBB	HBP	BLK	WP	HR	S	P	ERA	WHIP

Batter	1	2	3	4	5	6	7	8	9	AB	R	H	RBI	BB	SO	LOB
5 Ender Inciarte, L (1, 8) (8, 9) OBP: 0.333, SLG: 0.250	B SI 89 C FF 90 F CH 82 C FF 91 1-3 ① K		F SI 90 B CH 81 X CU 75 1-1 ② F8	C SL 86 B FF 90 X CU 74 1-1 ③ G1-3		B CH 79 B SL 86 X FF 87 2-0 ② G4-3				4	0	0	0	0	1	2
2 Aaron Hill, R (1, 4) OBP: 0.375, SLG: 0.500	C FF 90 B CU 77 B CU 75 C SI 91 F SL 88 C SI 91 2-3 ② K		B SL 87 X SL 88 1-0 6 HR 2B		B CU 73 F CU 73 C SI 89 F FF 89 B SI 89 X CH 81 2-2 ① F7	B FF 88 B SL 84 X FF 88 2-0 ③ P4				4	1	1	0	0	1	0
44 Paul Goldschmidt, R (1, 3) OBP: 0.556, SLG: 0.333	B SL 88 B FF 91 B FF 89 B FF 92 4-0 BB		C FF 90 D CU 77 B CU 77 F SI 92 B SI 90 F SI 90 F FF 91 B FF 91 4-2 6 HR BB		B CU 76 C CU 74 X SL 87 1-1 6 BB 19 HR 1B		B FF 93 C FF 92 S FC 88 B FC 87 X FC 90 2-2 15 G6-4-3 6 S 1B			2	2	2	0	2	0	0
6 David Peralta, L (1, 7) OBP: 0.600, SLG: 1.333	B CU 76 C FF 90 F FF 91 B FF 91 1 SAFE X SL 87 2-2 ③ G6-3		B CH 84 X FF 91 1-0 1-H 2-H HR		B FF 87 C FF 88 B FF 89 S CU 76 1 SAFE B SL 85 B SL 86 4-2 1-2 19 HR BB		1 SAFE B SI 92 1 SAFE B CH 83 F SI 91 F SI 90 B FC 89 F SI 92 B FC 86 4-2 1-2 15 G6-4-3 BB			2	2	1	3	2	0	1
15 Mark Trumbo, R (1, 9) OBP: 0.250, SLG: 0.750 50 Evan Marshall, R (8, 1) 43 Addison Reed, L (9, 1)		C FF 90 X SI 90 0-1 19 G4-3 3B	C CU 76 C CU 76 B CU 77 T FF 90 1-2 ③ K		F FF 88 F SI 88 S SI 89 0-3 ② K		F SI 92 F FC 88 B FF 91 X SI 92 1-2 ① ② G6-4-3 1-2f 2-3			4 0 0	1 0 0	1 0 0	0 0 0	0 0 0	2 0 0	4 0 0
19 Jake Lamb, L (1, 5) OBP: 0.600, SLG: 1.500		C FF 91 B FF 91 X FF 91 1-1 ① G4-3 3-H	B CU 73 B CH 80 C SL 86 B CH 81 S FF 90 B SL 87 4-2 12 FC2-5 13 1B BB	D CU 76 F CH 82 F CH 81 B FF 88 B SL 87 F CH 82 F SL 86 X CU 76 3-2 1-H 2-H HR		B CH 85 X FC 89 1-0 ③ G3				3	1	1	4	1	0	1
9 Tuffy Gosewisch, R (1, 2) OBP: 0.250, SLG: 0.250		C SL 88 F FF 91 F SI 90 X CH 82 0-2 ② F8	1 SAFE 1 SAFE B SI 89 X SI 88 1-0 ① L7	B FF 87 C SL 83 B SL 85 X FF 87 2-1 1B			C FF 91 F FC 87 X SL 85 0-2 ① L7			4	0	1	0	0	0	1
13 Nick Ahmed, R (1, 6) OBP: 0.429, SLG: 0.200		C SI 91 F CU 76 B FF 92 S SI 90 1-3 ③ K	F SI 88 C FF 88 F FF 88 B CH 81 X SI 89 1-2 12 FC2-5 1B	S SL 84 S CU 75 1 SAFE T CU 76 0-2 ③ K			C FF 91 X FC 88 0-1 ② L7			4	0	1	0	0	2	1
12 Rubby De La Rosa, R (1, 1) 29 Brad Ziegler, R (6, 1) 31 Jordan Pacheco, R (6, PH) OBP: 0.500, SLG: 0.500 48 Randall Delgado, R (7, 1) 11 AJ Pollock, R (8, 8) OBP: 0.167, SLG: 0.167			C FF 90 C CU 75 X CU 74 0-2 ① G6-3	B FF 90 C FF 89 X CU 75 1-1 ② FC2-5 1-2 2-3f		C FF 85 C CU 74 C FF 88 0-3 ① K		M SL 83 X FF 90 0-1 ③ L9		2 0 1 0 1	0 0 0 0 0	0 0 0 0 0	0 0 0 0 0	0 0 0 0 0	0 0 1 0 0	2 0 0 0 0
Inning Stats	R: 0 E: 0 K: 2 S: 10 H: 0 LOB: 1 BB: 1 P: 19	R: 1 E: 0 K: 1 S: 11 H: 1 LOB: 0 BB: 0 P: 13	R: 3 E: 0 K: 1 S: 14 H: 2 LOB: 0 BB: 1 P: 22	R: 0 E: 0 K: 0 S: 11 H: 1 LOB: 2 BB: 1 P: 19	R: 3 E: 0 K: 2 S: 21 H: 3 LOB: 1 BB: 1 P: 33	R: 0 E: 0 K: 1 S: 5 H: 0 LOB: 0 BB: 0 P: 9	R: 0 E: 0 K: 0 S: 10 H: 1 LOB: 1 BB: 1 P: 18	R: 0 E: 0 K: 0 S: 7 H: 0 LOB: 0 BB: 0 P: 7		1B: 4 2B: 1 3B: 1 HR: 2	SF: 0 SAC: 0 DP: 1 HBP: 0			WP: 0 PB: 0 SB: 1 CS: 0	PA: 36	

PITCHER		IP	WLS	BF	H	R	ER	SO	BB	IBB	HBP	BLK	WP	HR	S	P	ERA	WHIP
32 Ryan Vogelsong, R ERA: 13.5	(1, 1)	4.2	L	24	6	7	7	5	4	0	0	0	0	2	62	99	13.50	2.143
52 Yusmeiro Petit, R ERA:	(5, 1)	1.1		5	1	0	0	2	0	0	0	0	0	0	10	16	0.00	0.750
70 George Kontos, R ERA:	(7, 1)	2.0		7	1	0	0	0	1	0	0	0	0	0	17	25	0.00	1.000

PITCHER	IP	WLS	BF	H	R	ER	SO	BB	IBB	HBP	BLK	WP	HR	S	P	ERA	WHIP

BOTTOM

San Francisco Giants @ Arizona Diamondbacks

Chase Field, Phoenix, AZ

Tue Apr 07 2015, 6:41 PM - 9:51 PM MST

Att. 22,626 - Partly Cloudy - 79 F

livebaseballscorecards.com

AB	31
R	7
H	8
RBI	7
BB	5
SO	7
LOB	12

Batter	1	2	3	4	5	6	7	8	9	AB	R	H	RBI	BB	SO	LOB
23 Norichika Aoki, L (1, 7) OBP: 0.467, SLG: 0.571	C FF 89 C FF 91 B FF 90 B FF 91 X CH 80 2-2 28 BB 50 SH 1B	C CH 81 B FF 89 B FF 89 X FF 91 2-1 50 2B 2-H 2B		B FF 88 B CH 79 B CH 79 B FF 88 4-0 16 FC3-2 50 1B BB		B SI 93 B CH 85 C FF 93 S CH 85 F FF 94 F SI 96 F SI 93 B CH 86 X CH 84 3-2 ① G4-3		B SI 92 B CH 84 C SI 92 F SI 93 X SI 93 2-2 1-2 1B		4	1	3	1	1	0	0
54 Sergio Romo, R (8, 1)										0	0	0	0	0	0	0
46 Santiago Casilla, R (9, 1)										0	0	0	0	0	0	0
50 Matt Duffy, R (1, 4) OBP: 0.600, SLG: 0.800	X FF 90 0-0 SH 28 BB 1-2	X FF 90 0-0 2-H 2B		F SI 89 S CH 78 X SI 90 0-2 16 FC3-2 1-2 2-3 1B		X FF 95 0-0 ② F8		C SL 83 F FF 94 C SL 83 0-3 ② K		4	0	2	1	0	1	2
16 Ángel Pagán, S (1, 8) OBP: 0.467, SLG: 0.692	F SI 89 C FF 89 F FF 90 X FF 91 0-2 ① F7	B SI 89 C CU 76 X FF 89 1-1 ③ L8		C FF 89 F FF 89 F FF 90 X CU 79 1-2 ② FC3-2 1-2 2-3 3-Hf		B SI 95 F CH 85 B FF 94 X SI 95 2-1 2B		B SL 82 X SI 94 1-0 ③ G1-3		5	0	1	0	0	0	8
28 Buster Posey, R (1, 3) OBP: 0.429, SLG: 0.636	B FF 90 B CH 79 D CH 80 F FF 90 D SI 90 4-1 1-2 2-3 BB		C CU 74 B CH 79 X SI 89 1-1 ① G6-3	F FF 90 B SI 89 X SI 90 2-1 ③ L3		C SI 96 B SL 86 X SI 96 1-1 ③ L7			F SL 84 B FF 93 B FF 93 X SL 85 2-1 14 HR 1B	4	1	1	0	1	0	4
14 Casey McGehee, R (1, 5) OBP: 0.385, SLG: 0.667	S CH 79 F SI 90 F SI 90 F CH 79 S FF 90 0-3 ② K		C SI 89 B CU 78 B FF 89 S FF 90 F CH 80 S CH 80 2-3 ② K		S CH 76 F CH 77 B FF 89 B CU 78 X CH 78 2-2 43 G4-3 35 1B 2B		C SL 79 C FF 92 F FF 89 X FF 94 0-2 ① G4-3		F FF 94 X SI 93 0-2 1-H HR	5	2	2	2	0	2	3
43 Justin Maxwell, R (1, 9) OBP: 0.167, SLG: 0.167	X FF 90 0-0 ③ G4-3		F SI 89 B SI 89 S CH 80 B CU 79 X FF 90 2-2 1B		B SI 89 F CH 79 B SI 88 B SI 89 X SI 89 3-1 ① G4-3 2-3		B SL 79 B SL 81 X FF 94 2-0 ② F7		C FF 89 S SI 89 X FF 90 0-2 ① F9	5	0	1	0	0	0	4
35 Brandon Crawford, L (1, 6) OBP: 0.385, SLG: 0.615		F FF 89 S CH 78 B CH 81 B FF 91 X FF 90 2-2 29 G1-3 23 2B 1B	S CH 80 B FF 89 B FF 89 F CH 80 F CH 78 X FF 90 2-2 ③ L8		S CH 79 F CH 80 X CH 76 0-2 3-H 1B		C CU 76 X CH 84 0-1 ③ F8		B SL 78 C FF 90 F SI 90 X SL 80 1-2 ② G6-3	5	1	2	1	0	0	1
29 Héctor Sánchez, S (1, 2) OBP: 0.429, SLG: 0.571	B FF 89 B FF 89 F FF 90 B FF 90 X CH 80 3-1 ① G1-3 1-2			X CH 78 0-0 50 1B 53 SH1-3 16 FC3-2 1B	S SI 95 F FF 93 1 SAFE B SI 95 C FF 95 1-3 ② K			B SI 93 X CH 84 1-0 23 1B 1B	B FF 88 B FF 90 X FF 91 2-0 ③ F8	5	0	2	0	0	1	2
53 Chris Heston, R (1, 1)	X FF 89 0-0 ② G6-3			F SI 88 X SI 89 0-1 ① SH1-3 1-2	X SI 95 0-0 ③ G1-3			L SI 92 1 SAFE B SI 92 X SI 92 1-1 ① F7		2	0	0	0	0	0	2
63 Jean Machi, R (7, 1)										0	0	0	0	0	0	0
7 Grégor Blanco, L (8, PH) OBP: 0.111, SLG: 0.222										1	0	0	0	0	0	1
(8, 7)																
Inning Stats	R: 0 E: 1 K: 1 S: 15 H: 1 LOB: 3 BB: 1 P: 21	R: 2 E: 0 K: 0 S: 11 H: 3 LOB: 1 BB: 0 P: 19	R: 0 E: 0 K: 1 S: 13 H: 1 LOB: 1 BB: 0 P: 20	R: 0 E: 0 K: 0 S: 11 H: 2 LOB: 3 BB: 1 P: 18	R: 1 E: 0 K: 1 S: 12 H: 2 LOB: 1 BB: 0 P: 18	R: 0 E: 0 K: 0 S: 11 H: 1 LOB: 1 BB: 0 P: 17	R: 0 E: 0 K: 0 S: 7 H: 0 LOB: 0 BB: 0 P: 9	R: 0 E: 0 K: 1 S: 10 H: 2 LOB: 2 BB: 0 P: 15	R: 2 E: 0 K: 0 S: 12 H: 2 LOB: 0 BB: 0 P: 17	1B: 9 2B: 4 3B: 0 HR: 1 SF: 0 SAC: 2 DP: 0 HBP: 0						

PITCHER		IP	WLS	BF	H	R	ER	SO	BB	IBB	HBP	BLK	WP	HR	S	P	ERA	WHIP
58 Jeremy Hellickson, R ERA: 6.23	(1, 1)	4.1	L	25	9	3	3	2	2	0	0	0	0	0	58	91	6.23	2.538
41 Daniel Hudson, R ERA:	(5, 1)	1.2		6	1	0	0	1	0	0	0	0	0	0	15	22	0.00	0.600
48 Randall Delgado, R ERA:	(7, 1)	1.0		3	0	0	0	0	0	0	0	0	0	0	7	9	0.00	0.000
50 Evan Marshall, R ERA: 9.0	(8, 1)	1.0		7	4	2	2	1	0	0	0	0	0	1	15	22	18.00	4.000
59 Oliver Pérez, L ERA:	(9, 1)	1.0		3	0	0	0	0	0	0	0	0	0	0	7	10	0.00	0.000

PITCHER	IP	WLS	BF	H	R	ER	SO	BB	IBB	HBP	BLK	WP	HR	S	P	ERA	WHIP

TOP

San Francisco Giants @ Arizona Diamondbacks

Chase Field, Phoenix, AZ

Wed Apr 08 2015, 6:42 PM - 9:49 PM MST

Att. 21,642 - Clear - 74 F

livebaseballscorecards.com

AB	40
R	5
H	14
RBI	5
BB	2
SO	4
LOB	27

PA: 44

WP: 0
PB: 0
SB: 0
CS: 0

BOTTOM

San Francisco Giants @ Arizona Diamondbacks
Chase Field, Phoenix, AZ
Wed Apr 08 2015, 6:42 PM - 9:49 PM MST
Att. 21,642 - Clear - 74 F

livebaseballscorecards.com

Batter	1	2	3	4	5	6	7	8	9	AB	R	H	RBI	BB	SO	LOB
11 AJ Pollock, R (1, 8) OBP: 0.200, SLG: 0.111	C SI 92 H SI 91 1-1 16 E 16 G6-3 HBP		B SI 92 C SL 77 S CU 76 S CU 77 1-3 ③ K		C SL 78 X SI 90 0-1 ② G4-3 2-3		1 SAFE B FF 93 X CH 86 1-0 ③ G5-3			3	1	0	0	0	1	2
16 Chris Owings, R (1, 4)	C SI 90 1 SAFE F CU 76 X SL 78 0-2 ① G6-3 1-H			B SI 89 S SI 89 X SI 91 1-1 ① G4-3	S SL 78 D SL 76 T SI 91 S CU 76 1-3 ③ K			S FF 87 S SL 76 S SL 76 0-3 ① K		4	0	0	1	0	2	1
44 Paul Goldschmidt, R (1, 3) OBP: 0.538, SLG: 0.444	C SI 93 F SI 92 B SL 80 B SI 93 C SI 92 2-3 ② K			S SL 78 B B SL 77 B SI 92 B SI 92 4-1 19 BB 6 1B BB		S SI 90 B SL 78 B SL 78 X SI 90 2-1 6 WP 15 PB 2B		B FF 87 B FF 87 X SL 79 2-0 ② G4-3		3	1	1	0	1	1	0
6 David Peralta, L (1, 7) OBP: 0.444, SLG: 0.714	F SI 86 B CH 85 X SI 92 1-1 ③ G6-3			B SI 91 B SI 90 X SI 91 2-0 19 BB 1-2 1B		B CH 84 C SI 90 C CU 75 D CU 75 B SI 92 F CU 76 S CH 84 3-3 ① K 2-3		B CH 82 X FF 87 1-0 ③ G6-3		4	0	1	0	0	1	1
15 Mark Trumbo, R (1, 9) OBP: 0.167, SLG: 0.500		C SI 92 B SI 91 S SL 78 B SL 78 X SI 92 2-2 ① G6-3		F SI 91 C SL 77 F SI 91 S CU 77 0-3 ② K		B SL 77 B SL 76 S CU 75 F SI 90 B FF 92 X CU 78 3-2 ② G6-3 3-H			S SL 88 C SI 93 B SI 93 F SI 94 F KC 80 X SI 93 1-2 ① G6-3	4	0	0	0	0	1	2
19 Jake Lamb, L (1, 5) OBP: 0.444, SLG: 0.857		C SI 92 B SI 92 X SI 90 1-1 ② L6		B SL 77 B CU 74 B SI 90 B SI 91 4-0 1-2 2-3 BB		S CH 84 S CU 75 B SI 91 X SI 89 1-2 ③ P5			X SI 94 0-0 ② G4-3	3	0	0	0	1	0	0
18 Gerald Laird, R (1, 2) 41 Daniel Hudson, R (5, 1) 48 Randall Delgado, R (7, 1) 2 Aaron Hill, R (7, PH) OBP: 0.444, SLG: 0.556 50 Evan Marshall, R (8, 1) 59 Oliver Pérez, L (9, 1) 5 Ender Inciarte, L (9, PH) OBP: 0.400, SLG: 0.333		C CU 75 B SL 79 X SI 92 1-1 ③ F9		X SI 92 0-0 ③ P3			B CU 82 X FF 92 1-0 4 FC1-6 1B		B FF 95 S SI 94 B KC 82 F SI 94 X SI 94 2-2 4 DI 1B	2 0 0 1 0 0 0 1	0 0 0 0 0 0 0 0	0 0 0 1 0 0 0 1	0 0 0 0 0 0 0 0	0 0 0 0 0 0 0 0	0 0 0 0 0 0 0 0	3 0 0 0 0 0 0 0
4 Cliff Pennington, S (1, 6) OBP: 0.400, SLG: 0.500			C CU 74 B SI 90 S SI 90 B SI 91 F CU 76 X SI 93 2-2 ① G4-3		B SI 90 B CH 82 B SI 90 C SI 90 X SI 90 3-1 11 G4-3 2B	X FF 92 0-0 ① FC1-6 1-2f			B SI 94 C KC 82 S KC 81 S KC 82 1-3 ③ K2-3 1-2	4	0	1	0	0	1	2
58 Jeremy Hellickson, R (1, 1) 31 Jordan Pacheco, R (5, 2) OBP: 0.250, SLG: 0.250			B SI 91 C SI 90 B CU 74 X SI 91 2-1 ② G6-3		X CU 73 0-0 ① G1-3		1 SAFE B CH 86 1 SAFE B CH 86 X FF 92 2-0 ② L9			1 2	0 0	0 0	0 0	0 0	0 0	0 2

	AB	32
	R	2
	H	5
	RBI	1
	BB	2
	SO	7
	LOB	13

Inning Stats	1	2	3	4	5	6	7	8	9
	R: 1 E: 1 K: 1 S: 9	H: 0 LOB: 0 BB: 0 P: 13	R: 0 E: 0 K: 0 S: 7	H: 0 LOB: 0 BB: 0 P: 11	R: 0 E: 0 K: 1 S: 9	H: 0 LOB: 0 BB: 0 P: 14	R: 0 E: 0 K: 1 S: 9	H: 1 LOB: 3 BB: 2 P: 20	R: 0 E: 0 K: 1 S: 8	H: 1 LOB: 1 BB: 0 P: 12
	R: 1 E: 0 K: 1 S: 12	H: 1 LOB: 0 BB: 0 P: 21	R: 0 E: 0 K: 0 S: 4	H: 1 LOB: 1 BB: 0 P: 8	R: 0 E: 0 K: 1 S: 5	H: 0 LOB: 0 BB: 0 P: 8	R: 0 E: 0 K: 1 S: 12	H: 1 LOB: 1 BB: 0 P: 16		

	1B: 3	SF: 0	WP: 1	PA: 35
	2B: 2	SAC: 0	PB: 1	
	3B: 0	DP: 0	SB: 0	
	HR: 0	HBP: 1	CS: 0	

PITCHER		IP	WLS	BF	H	R	ER	SO	BB	IBB	HBP	BLK	WP	HR	S	P	ERA	WHIP
53 Chris Heston, R ERA:	(1, 1)	6.0	W	24	3	2	0	5	2	0	1	0	1	0	54	91	0.00	0.833
63 Jean Machi, R ERA: 13.5	(7, 1)	1.0	H	4	1	0	0	0	0	0	0	0	0	0	4	8	0.00	1.000
54 Sergio Romo, R ERA:	(8, 1)	1.0	H	3	0	0	0	1	0	0	0	0	0	0	5	8	0.00	0.000
46 Santiago Casilla, R ERA:	(9, 1)	1.0	S	4	1	0	0	1	0	0	0	0	0	0	12	16	0.00	1.000

PITCHER	IP	WLS	BF	H	R	ER	SO	BB	IBB	HBP	BLK	WP	HR	S	P	ERA	WHIP

Batter	1	2	3	4	5	6	7	8	9	10	AB	R	H	RBI	BB	SO	LOB
11 Jimmy Rollins, S (1, 6) OBP: 0.316, SLG: 0.667	B SI 91 B FF 92 F FF 91 F CH 82 X FF 92 2-2 F7 ①		B CU 77 C FF 92 B FF 92 F CU 78 S CH 82 2-3 K ②		C CU 76 B CH 81 F CH 81 B FF 91 F SI 93 X FF 92 2-2 2-H 3-H 2B		B SI 92 X SI 92 1-0 B1-3 ③			C FF 92 B FF 93 B SI 91 S FF 92 X SL 80 2-2 F7 ①	5	0	1	2	0	1	0
66 Yasiel Puig, R (1, 9) OBP: 0.211, SLG: 0.176	F FF 92 F FF 92 B FF 92 S CU 78 1-3 K ②		C FF 92 F SI 92 X CU 77 0-2 F8 ③		C CH 82 2 SAFE B FF 92 S FF 92 S CH 81 1-3 K ②			F SI 91 F SI 92 B SL 82 B SL 83 F SL 82 X SL 82 2-2 G4-3 ①		B FF 92 X FF 93 1-0 23 G3-6-3 1B	5	0	1	0	0	2	1
23 Adrián González, L (1, 3) OBP: 0.722, SLG: 1.750	B FF 92 C SI 92 B SI 93 X SI 93 2-1 47 BB 1B			B FF 91 C CU 76 B CH 82 B CH 82 B FF 92 4-1 47 G6-4-3 BB	I IN 65 I IN 70 I IN 70 I IN 74 4-0 IBB			F SI 92 B FF 92 B SI 94 B SI 92 X SI 92 3-1 G5-3 ②		C SI 92 X FF 92 0-1 G3-6-3 ② ③ 1-2f	3	0	1	0	2	0	1
47 Howie Kendrick, R (1, 4) OBP: 0.375, SLG: 0.533	B FF 92 F CH 82 F CH 82 F FF 91 B FF 92 B FF 92 B FF 93 4-2 1-2 BB			C CU 76 B FF 92 B FF 91 B CH 82 S FF 92 F FF 92 X SI 91 3-2 G6-4-3 ① ② 1-2f	S CH 81 C FF 91 B CH 81 F CH 80 F FF 91 B CU 76 F FF 90 B FF 91 X CH 82 3-2 L9 ③			X SI 93 0-0 G3 ③			3	0	0	0	1	0	3
9 Yasmani Grandal, S (1, 2) OBP: 0.333, SLG: 0.444	C CU 77 B FF 93 B FF 93 C CH 83 S FF 93 2-3 K ③			B FF 92 C FF 92 B FF 91 F SI 91 B CU 78 X FF 92 2-2 HR		F SI 93 X SI 93 0-1 G4-3 ①			B FF 93 F FF 92 C FF 92 S SL 84 1-3 K2-3 ①		4	1	1	1	0	2	2
3 Carl Crawford, L (1, 7) OBP: 0.400, SLG: 0.500		C FF 90 B FF 91 B FF 92 T CH 81 T FF 93 2-2 K ①		B CH 82 X SI 92 1-0 G4-3 ③		F FF 93 S SI 92 B FF 93 X FF 93 1-2 G4-3 ②			F FF 92 B FF 93 B SL 85 F FF 92 X FF 92 2-2 31 F9 5 1B 1B		4	0	1	0	0	1	0
5 Juan Uribe, R (1, 5) OBP: 0.286, SLG: 0.231		C FF 92 F FF 91 B CU 78 F FF 93 X FF 92 1-2 G6-3 ②			B FF 90 S CH 80 B CH 81 B CH 80 X FF 92 3-1 31 1B 11 2B 1B	C SI 93 C SI 94 S SL 83 0-3 K ③			1 SAFE B FF 92 F FF 92 1 SAFE X FF 93 1-1 1-2 1B		4	1	2	0	0	1	0
31 Joc Pederson, L (1, 8) OBP: 0.313, SLG: 0.357		B SI 91 X CU 77 1-0 G4-3 ③			B CU 76 B SI 91 X CH 80 2-0 35 SH2-4 1-3 11 2B 1B		C SI 92 F SL 82 B SL 82 F SL 82 X SL 82 1-2 G6-3 ①		D SL 84 X SL 83 1-0 F9 ② 2-3		4	1	1	0	0	0	2
35 Brett Anderson, L (1, 1) 33 Scott Van Slyke, R (7, PH) 63 Yimi García, R (7, 1) 16 Andre Ethier, L (9, PH) 62 Joel Peralta, R (9, 1) 56 J.P. Howell, L (10, 1)			C FF 90 B SI 90 F FF 91 C CU 76 1-3 K ①		X FF 89 0-0 SH2-4 ① 1-2		B SI 92 C SI 92 F SI 93 B SL 83 X SL 81 2-2 G5-3 ②		B FF 93 D SL 85 C FF 91 B FF 92 X SL 84 3-1 G3 ③		1 1 0 1 0 0	0 0 0 0 0 0	0 0 0 0 0 0	0 0 0 0 0 0	1 0 0 0 0 0	0 0 0 2 0 0	0 0 0 0 0 0
Inning Stats	R: 0 H: 1 E: 0 LOB: 2 K: 2 BB: 1 S: 14 P: 25	R: 0 H: 0 E: 0 LOB: 0 K: 1 BB: 0 S: 8 P: 12	R: 0 H: 0 E: 0 LOB: 0 K: 2 BB: 0 S: 9 P: 12	R: 1 H: 1 E: 0 LOB: 0 K: 0 BB: 1 S: 9 P: 19	R: 2 H: 3 E: 0 LOB: 2 K: 1 BB: 1 S: 17 P: 32	R: 0 H: 0 E: 0 LOB: 0 K: 1 BB: 0 S: 8 P: 9	R: 0 H: 0 E: 0 LOB: 0 K: 0 BB: 0 S: 8 P: 12	R: 0 H: 0 E: 0 LOB: 0 K: 0 BB: 0 S: 7 P: 12	R: 0 H: 2 E: 0 LOB: 2 K: 1 BB: 0 S: 11 P: 19	R: 0 H: 1 E: 0 LOB: 0 K: 0 BB: 0 S: 6 P: 9	1B: 6 2B: 1 3B: 0 HR: 1	SF: 0 SAC: 1 DP: 2 HBP: 0					

PITCHER	IP	WLS	BF	H	R	ER	SO	BB	IBB	HBP	BLK	WP	HR	S	P	ERA	WHIP
57 Chase Anderson, R (1, 1) ERA: 5.4	5.0		22	5	3	3	6	2	1	0	0	0	1	57	100	5.40	1.400
40 Andrew Chafin, L (6, 1) ERA:	3.0		9	0	0	0	1	0	0	0	0	0	0	23	33	0.00	0.000
43 Addison Reed, R (9, 1) ERA:	1.0		5	2	0	0	1	0	0	0	0	0	0	11	19	0.00	2.000
59 Oliver Pérez, L (10, 1) ERA:	1.0	W	3	1	0	0	0	0	0	0	0	0	0	6	9	0.00	1.000

PITCHER	IP	WLS	BF	H	R	ER	SO	BB	IBB	HBP	BLK	WP	HR	S	P	ERA	WHIP

TOP

Los Angeles Dodgers @ Arizona Diamondbacks

Chase Field, Phoenix, AZ

Fri Apr 10 2015, 6:41 PM - 9:36 PM MST

Att. 27,404 - Clear - 82 F

livebaseballscorecards.com

AB	35
R	3
H	8
RBI	3
BB	3
SO	8
LOB	11

1B: 6	SF: 0	WP: 0	PA: 39
2B: 1	SAC: 1	PB: 0	
3B: 0	DP: 2	SB: 0	
HR: 1	HBP: 0	CS: 0	

Batter	1	2	3	4	5	6	7	8	9	10	AB	R	H	RBI	BB	SO	LOB
11 AJ Pollock, R (1, 8) OBP: 0.267, SLG: 0.154	B SI 90 B SI 90 B FF 91 C FF 90 C SI 91 F SI 92 X FF 92 3-2 ① F9		C KC 75 S SL 82 X SL 82 0-2 5 1B 44 HR 1B		S SI 89 B KC 76 X SL 81 1-1 ② P4			C FF 93 C FF 93 S FF 94 0-3 ① K		S SI 85 B SI 85 1 SAFE B KC 78 D KC 79 D KC 78 4-1 5 1B 1-3 BB	4	1	1	0	1	1	0
5 Ender Inciarte, L (1, 7) OBP: 0.400, SLG: 0.357	B FF 93 B FF 92 C FF 91 M SI 91 F SL 82 X SL 82 2-2 ② G1-3		D FF 89 1 SAFE C FF 90 X SL 81 1-1 44 HR 1-2 1B		B SI 90 C SI 90 X SI 91 1-1 ③ G1-6-3			X FF 93 0-0 ② F8		X SI 86 0-0 1-2 3-H 1B	5	1	2	1	0	0	0
44 Paul Goldschmidt, R (1, 3) OBP: 0.588, SLG: 0.769	B SI 91 C SI 91 X CH 83 1-1 15 FC6-4 1B		X SI 90 0-0 1-H 2-H HR			B SL 79 C KC 75 X SL 80 1-1 ① F9		B FF 94 C SL 84 F SL 83 B FF 93 F FF 93 F FF 93 B SL 82 X SL 82 3-2 1B			4	1	3	3	0	0	0
15 Mark Trumbo, R (1, 9) OBP: 0.188, SLG: 0.438	B SI 89 C SI 90 X SI 91 1-1 ③ FC6-4 1-2f		S SI 90 F KC 76 B F SL 82 C CH 83 1-3 ② K			C KC 76 F KC 76 B FF 90 F CH 83 X SL 81 1-2 E5 2 G1-3 1B		C SL 82 1 SAFE F FF 93 S FF 93 0-3 ③ K			4	0	1	0	0	2	2
2 Aaron Hill, R (1, 5) OBP: 0.308, SLG: 0.385		B SI 90 X SI 90 1-0 ① F9	X KC 76 0-0 ③ G6-3			B KC 74 F SI 88 F KC 77 F SI 89 F SL 80 X SI 89 1-2 ② G1-3 2-3			B CU 76 S FF 89 B FF 89 F FF 89 B FS 80 X FF 90 3-2 ① P4		4	0	0	0	0	0	1
16 Chris Owings, R (1, 4)		B SI 89 C KC 76 X FF 91 1-1 ② F9	C KC 74 C SL 80 X SL 81 0-2 ① G5-3			B SI 89 F KC 76 B KC 75 F SL 81 S SL 82 2-3 ③ K2-3			C CU 76 B FF 90 S FS 79 F FF 90 S FS 80 1-3 ② K		4	0	0	0	0	2	1
9 Tuffy Gosewisch, R (1, 2) OBP: 0.250, SLG: 0.182	B SI 90 B KC 77 F SI 91 B SI 91 B SI 90 4-1 BB	B SI 90 B KC 75 C SL 80 F SL 81 X FF 91 2-2 ② L6					F FF 93 X SL 83 0-1 ① F7		B CU 76 B CU 74 F FF 89 F FF 90 S FS 80 2-3 ③ K		3	0	0	0	1	1	0
13 Nick Ahmed, R (1, 6) OBP: 0.273, SLG: 0.111	B SI 90 C FF 90 C SL 82 X SL 80 1-2 ③ G4-3	B SI 89 F FF 90 B SI 90 C SL 81 B SL 82 X SL 81 3-2 ③ F9					C SL 81 C FF 94 S FF 93 0-3 ② K			B SI 84 B SI 85 F SI 85 X SI 85 2-1 ① G6-3	4	0	0	0	0	1	1
57 Chase Anderson, R (1, 1) 31 Jordan Pacheco, R (5, PH) OBP: 0.200, SLG: 0.200 40 Andrew Chafin, R (6, 1) 43 Addison Reed, L (9, 1) 59 Oliver Pérez, L (10, 1) 4 Cliff Pennington, S (10, PH) OBP: 0.500, SLG: 0.500			C SI 89 F FF 91 S SL 81 0-3 ① K		C SI 88 C KC 75 F SL 80 F FF 91 S SL 81 0-3 ① K		S FF 93 C FF 94 T FF 94 0-2 ③ K			C SI 86 B KC 79 B SI 85 B CH 78 B SI 86 4-1 11 S 11 WP 5 1B BB	1 1 1 0 0 0	0 0 0 0 0 1	0 0 0 0 0 0	0 0 1 0 0 0	0 0 0 0 0 1	1 1 0 0 0 0	0 0 0 0 0 0
Inning Stats	R: 0 E: 0 K: 0 S: 12 H: 1 LOB: 1 BB: 0 P: 19	R: 0 E: 0 K: 0 S: 7 H: 0 LOB: 1 BB: 1 P: 14	R: 3 E: 0 K: 2 S: 14 H: 3 LOB: 0 BB: 0 P: 16	R: 0 E: 0 K: 0 S: 10 H: 0 LOB: 0 BB: 0 P: 15	R: 0 E: 0 K: 1 S: 9 H: 0 LOB: 0 BB: 0 P: 11	R: 0 E: 1 K: 1 S: 14 H: 1 LOB: 1 BB: 0 P: 19	R: 0 E: 0 K: 2 S: 8 H: 0 LOB: 0 BB: 0 P: 8	R: 0 E: 0 K: 2 S: 12 H: 1 LOB: 1 BB: 0 P: 15	R: 0 E: 0 K: 2 S: 10 H: 0 LOB: 0 BB: 0 P: 16	R: 1 E: 0 K: 0 S: 5 H: 1 LOB: 2 BB: 2 P: 15	1B: 6 2B: 0 3B: 0 HR: 1	SF: 0 SAC: 0 DP: 0 HBP: 0	WP: 1 PB: 0 SB: 1 CS: 0	PA: 38			

PITCHER		IP	WLS	BF	H	R	ER	SO	BB	IBB	HBP	BLK	WP	HR	S	P	ERA	WHIP
35 Brett Anderson, L ERA: 4.5	(1, 1)	6.0		24	5	3	3	4	1	0	0	0	0	1	66	94	4.50	1.000
63 Yimi García, R ERA: 2.25	(7, 1)	2.0		7	1	0	0	4	0	0	0	0	0	0	20	23	0.00	0.500
62 Joel Peralta, R ERA:	(9, 1)	1.0		3	0	0	0	2	0	0	0	0	0	0	10	16	0.00	0.000
56 J.P. Howell, L ERA: 5.4	(10, 1)	0.1	L	4	1	1	1	0	2	0	0	0	1	0	5	15	27.00	9.000

PITCHER	IP	WLS	BF	H	R	ER	SO	BB	IBB	HBP	BLK	WP	HR	S	P	ERA	WHIP

BOTTOM

Los Angeles Dodgers @ Arizona Diamondbacks

Chase Field, Phoenix, AZ

Fri Apr 10 2015, 6:41 PM - 9:36 PM MST

Att. 27,404 - Clear - 82 F

livebaseballscorecards.com

AB	35
R	4
H	7
RBI	4
BB	3
SO	10
LOB	5

Batter	1	2	3	4	5	6	7	8	9	AB	R	H	RBI	BB	SO	LOB
11 Jimmy Rollins, S (1, 6) OBP: 0.261, SLG: 0.545	C FF 92 C KC 80 B FF 93 B KC 82 B FF 93 F FF 92 X FF 93 3-2 G3-1		C FF 91 X FF 91 0-1 F8			C KC 80 C FF 90 B FF 92 X KC 79 1-2 G6-3		B SI 83 X SI 82 1-0 G3		4	0	0	0	0	0	1
3 Carl Crawford, L (1, 7) OBP: 0.316, SLG: 0.389	C FF 92 B FF 93 B FF 92 C FF 93 B FF 92 X FF 92 3-2 G4-3			X FF 91 0-0 L8		F CH 84 B FF 92 X FF 91 1-1 G4-3			F FF 94 S CH 82 B CH 85 B CH 83 F FF 94 S FF 95 2-3 K	4	0	0	0	0	1	0
23 Adrián González, L (1, 3) OBP: 0.727, SLG: 1.611	B FF 92 B FF 93 F FF 94 C FF 94 B FF 94 S FF 92 3-3 K			C KC 79 B KC 80 B FF 92 B FF 92 B FF 92 4-1 47 2B BB		B FF 91 B CH 85 F FF 92 B KC 79 B FF 92 4-1 BB			X FF 89 0-0 1B	2	0	1	0	2	1	0
47 Howie Kendrick, R (1, 4) OBP: 0.350, SLG: 0.526		B FF 91 C FF 92 F FF 92 B FF 93 F FF 92 B KC 82 F FF 93 F FF 94 X FF 93 3-2 G1-3		B FF 91 C KC 79 F FF 92 B FF 92 F FF 92 X FF 93 2-2 1-3 2B		C FF 92 C FF 92 F FF 92 D KC 81 B FF 92 X FF 92 2-2 F9			B FF 93 F FF 94 C SL 81 S CH 82 1-3 K	4	0	1	0	0	1	2
16 Andre Ethier, L (1, 9)		F FF 93 B FF 93 B KC 80 C KC 80 F FF 93 B FF 94 B FF 94 4-2 10 G5-4-3 BB		S KC 79 D FF 92 F KC 82 B FF 93 B KC 82 S KC 81 3-3 K2-3			B SI 82 B SI 83 B SI 83 C SI 82 F SI 82 F SI 84 X SI 83 3-2 G6-3		X FF 93 0-0 L9	3	0	0	0	1	1	3
10 Justin Turner, R (1, 5) OBP: 0.167, SLG: 0.167 5 Juan Uribe, R (3, 5) OBP: 0.286, SLG: 0.231 7 Alex Guerrero, R (4, PH) (4, 5) 12 Juan Nicasio, R (7, 1)		B FF 93 X FF 93 1-0 G5-4-3 1-2f		D KC 80 T KC 81 T FF 92 D KC 82 D KC 82 F FF 93 X KC 80 3-2 G5-3			F SI 82 F CH 76 B CU 72 B CU 73 X SI 84 2-2 G4-3			1 0 2 0	0 0 0 0	0 0 0 0	0 0 0 0	0 0 0 0	0 0 0 0	1 0 2 0
31 Joc Pederson, L (1, 8) OBP: 0.263, SLG: 0.294			S FF 92 S FF 92 B FF 93 S FF 92 1-3 K		C KC 78 S FF 90 C FF 92 0-3 K		B SI 83 F CH 76 F CH 76 B SI 85 S CU 73 2-3 K			3	0	0	0	0	3	0
17 A.J. Ellis, R (1, 2)			C FF 93 B FF 93 S FF 92 X KC 82 1-2 G6-3		C FF 92 C KC 78 B FF 92 F FF 92 S FF 93 1-3 K			C SI 82 B CH 76 B SI 84 F SI 83 X SI 84 2-2 G6-3		3	0	0	0	0	1	0
22 Clayton Kershaw, L (1, 1) 6 Darwin Barney, R (7, 5)			B FF 92 S FF 92 C FF 93 B FF 92 B FF 93 F FF 93 F FF 92 B FF 93 4-2 BB		C FF 92 B FF 92 B FF 92 S FF 92 F FF 94 S KC 82 2-3 K			B SI 83 F SI 83 X SI 83 1-1 G5-3		1 1	0 0	0 0	0 0	1 0	1 0	0 0
Inning Stats	R: 0 E: 0 K: 1 S: 10 H: 0 LOB: 0 BB: 0 P: 19	R: 0 E: 0 K: 0 S: 10 H: 0 LOB: 0 BB: 1 P: 18	R: 0 E: 0 K: 1 S: 12 H: 0 LOB: 1 BB: 1 P: 18	R: 0 E: 0 K: 1 S: 13 H: 1 LOB: 2 BB: 1 P: 25	R: 0 E: 0 K: 3 S: 11 H: 0 LOB: 0 BB: 0 P: 14	R: 0 E: 0 K: 0 S: 10 H: 0 LOB: 1 BB: 1 P: 18	R: 0 E: 0 K: 1 S: 10 H: 0 LOB: 0 BB: 0 P: 17	R: 0 E: 0 K: 0 S: 6 H: 0 LOB: 0 BB: 0 P: 10	R: 0 E: 0 K: 2 S: 9 H: 1 LOB: 1 BB: 0 P: 12	1B: 1 2B: 1 3B: 0 HR: 0 SF: 0 SAC: 0 DP: 1 HBP: 0						

PITCHER		IP	WLS	BF	H	R	ER	SO	BB	IBB	HBP	BLK	WP	HR	S	P	ERA	WHIP
25 Archie Bradley, R	(1, 1)	6.0	W	22	1	0	0	6	4	0	0	0	0	0	66	112	0.00	0.833
ERA:																		
29 Brad Ziegler, R	(7, 1)	2.0		6	0	0	0	1	0	0	0	0	0	0	16	27	0.00	0.000
ERA:																		
48 Randall Delgado, R	(9, 1)	1.0		4	1	0	0	2	0	0	0	0	0	0	9	12	0.00	1.000
ERA:																		

PITCHER	IP	WLS	BF	H	R	ER	SO	BB	IBB	HBP	BLK	WP	HR	S	P	ERA	WHIP

TOP

Los Angeles Dodgers @ Arizona Diamondbacks

Chase Field, Phoenix, AZ

Sat Apr 11 2015, 5:12 PM - 7:46 PM MST

Att. 37,636 - Sunny - 83 F

livebaseballscorecards.com

AB	28
R	0
H	2
RBI	0
BB	4
SO	9
LOB	9

Batter	1	2	3	4	5	6	7	8	9	AB	R	H	RBI	BB	SO	LOB
11 AJ Pollock, R (1, 8) OBP: 0.421, SLG: 0.313	B FF 93 C FF 94 B CU 72 B FF 94 F FF 94 X FF 94 3-2 5 1B 15 1B 1B	D SL 89 1 SAFE 1-0 ③ CS 1-2	C FF 93 B FF 92 X SL 88 1-1 44 CS 5 1B 44 G5-3 1B	X FF 94 0-0 5 G4-3 1-2 2-3 3-H 1B			B FF 91 S SL 85 B CU 72 B SL 85 F FF 93 F SL 87 D SL 87 4-2 5 FC6 BB			3	2	3	1	1	0	0
5 Ender Inciarte, L (1, 7) OBP: 0.421, SLG: 0.389	X FF 95 0-0 15 1B 1-2 1B	C FF 93 1 SAFE X SL 89 0-1 15 1B 44 CS 1-2 1B	D SL 89 C FF 95 S FF 94 X FF 95 1-2 ② G4-3 1-2 2-3 3-H				B FF 94 X FF 93 1-0 ① FC6 44 HR 1-2f			4	1	2	1	0	0	3
44 Paul Goldschmidt, R (1, 3) OBP: 0.524, SLG: 0.824	X FF 93 0-0 ① L9		S FF 94 B FF 94 X SL 89 1-1 ① G5-3 1-2 2-H	C FF 95 B CU 76 C FF 95 B FF 95 C SL 88 2-3 ③ K			X SL 85 0-0 1-H HR			4	1	1	3	0	1	5
15 Mark Trumbo, R (1, 9) OBP: 0.250, SLG: 0.450	X FF 93 0-0 1-2 2-H 1B		C FF 94 B FF 94 X CU 74 1-1 2 G4-3 2-3 1B		C FF 93 B CH 88 C SL 87 B FF 93 X SL 87 2-2 ① L9		B FF 96 C FF 96 B FF 97 F FF 97 C FF 97 2-3 ② K			4	0	2	1	0	1	0
2 Aaron Hill, R (1, 5) OBP: 0.235, SLG: 0.294	D FF 94 S SL 88 S SL 89 S CU 75 1-3 ② K		X FF 94 0-0 ②③ G4-3 1-2f		C FF 93 X CU 74 0-1 ② G6-3		X SL 88 0-0 ③ G3-1			4	0	0	0	0	1	4
16 Chris Owings, R (1, 4)	C SL 88 F FF 94 F CU 74 S SL 89 0-3 ③ K			B FF 92 S SL 86 C SL 86 B FF 93 B CU 73 F SL 86 B FF 94 4-2 9 1B 11 1B BB	B CH 88 B FF 93 C FF 93 F SL 86 X SL 87 2-2 ③ G6-3			B FF 95 X SL 86 1-0 ① F8		3	1	0	0	1	1	2
9 Tuffy Gosewisch, R (1, 2) OBP: 0.250, SLG: 0.200		B FF 92 C SL 88 S FF 93 C FF 93 1-3 ① K	C SL 86 1 SAFE B FF 94 X FF 94 1-1 11 1B 13 BB 5 G4-3 1-3 1B			B FF 92 B CH 85 F FF 92 C SL 87 C CU 74 2-3 ① K		B FF 96 C SL 86 B FF 96 S FF 96 X FF 96 2-2 ② G4-3		4	1	1	0	0	2	0
13 Nick Ahmed, R (1, 6) OBP: 0.267, SLG: 0.083		C FF 93 F FF 93 B FF 93 X CU 74 1-2 ② F8	B FF 94 F FF 94 D FF 93 S FF 93 1 SAFE B SL 88 B FF 93 4-2 5 G4-3 11 1B 1-2 BB			F FF 93 B FF 93 X CH 87 1-1 ② G6-3		B SL 88 B SL 87 F FF 96 F FF 96 F SL 85 S FF 96 2-3 ③ K		3	0	0	0	1	1	0
25 Archie Bradley, R (1, 1) OBP: 0.333, SLG: 0.333 29 Brad Ziegler, R (7, 1) 48 Randall Delgado, R (9, 1)		X FF 92 0-0 11 CS 1B	X FF 94 0-0 ① P3				B FF 93 F FF 93 X FF 93 1-1 ③ P3			3 0 0	0 0 0	1 0 0	0 0 0	0 0 0	0 0 0	3 0 0
Inning Stats	R: 1 E: 0 K: 2 S: 13 H: 3 LOB: 2 BB: 0 P: 17	R: 0 E: 0 K: 1 S: 7 H: 1 LOB: 0 BB: 0 P: 10	R: 1 E: 0 K: 0 S: 9 H: 3 LOB: 1 BB: 0 P: 12	R: 2 E: 0 K: 1 S: 15 H: 2 LOB: 2 BB: 2 P: 27	R: 0 E: 0 K: 0 S: 8 H: 0 LOB: 0 BB: 0 P: 12	R: 0 E: 0 K: 1 S: 7 H: 0 LOB: 0 BB: 0 P: 11	R: 2 E: 0 K: 1 S: 9 H: 1 LOB: 0 BB: 1 P: 16	R: 0 E: 0 K: 1 S: 8 H: 0 LOB: 0 BB: 0 P: 13		1B: 9 2B: 0 3B: 0 HR: 1 SF: 0 SAC: 0 DP: 1 HBP: 0				WP: 0 PB: 0 SB: 0 CS: 3 PA: 36		

PITCHER		IP	WLS	BF	H	R	ER	SO	BB	IBB	HBP	BLK	WP	HR	S	P	ERA	WHIP
22 Clayton Kershaw, L ERA: 5.84	(1, 1)	6.1	L	30	10	6	5	5	3	0	0	0	0	1	64	99	7.11	2.053
12 Juan Nicasio, R ERA:	(7, 1)	1.2		5	0	0	0	2	0	0	0	0	0	0	12	19	0.00	0.000

PITCHER	IP	WLS	BF	H	R	ER	SO	BB	IBB	HBP	BLK	WP	HR	S	P	ERA	WHIP

BOTTOM

Los Angeles Dodgers @ Arizona Diamondbacks

Chase Field, Phoenix, AZ

Sat Apr 11 2015, 5:12 PM - 7:46 PM MST

Att. 37,636 - Sunny - 83 F

livebaseballscorecards.com

AB	32
R	6
H	10
RBI	6
BB	3
SO	7
LOB	17

Batter	1	2	3	4	5	6	7	8	9	AB	R	H	RBI	BB	SO	LOB
11 Jimmy Rollins, S (1, 6) OBP: 0.310, SLG: 0.538	B FC 84 X FC 85 1-0 47 CS 1B		B CH 78 X CH 79 1-0 ② SF8 3-H	B FC 86 B FC 86 S CH 80 B CH 78 X FC 88 3-1 ③ G4-3		X SI 92 0-0 66 S 1B		C CU 75 S CH 79 X CH 78 0-2 ① G3	B SL 79 B SL 78 B FF 92 B FF 91 4-0 1-2 BB	4	0	2	1	1	0	3
66 Yasiel Puig, R (1, 9) OBP: 0.240, SLG: 0.318	1 SAFE F FC 84 F FC 84 1 SAFE B CH 76 B CH 77 X FC 85 2-2 ① F9		B FC 85 B FC 85 B CH 78 B FC 85 4-0 BB		F FC 85 B FC 84 C FC 87 B CH 79 F CH 78 B FC 87 X FC 87 3-2 HR	1 SAFE B CU 75 B SI 91 F SI 92 F SI 91 X SI 92 2-2 ③ G5-3 1-2		C CH 78 B SI 92 C SI 92 X CU 80 1-2 E6	C SI 93 F FF 92 S FF 93 0-3 ③ K	5	1	1	1	1	1	4
23 Adrián González, L (1, 3) OBP: 0.667, SLG: 1.391 75 Paco Rodríguez, L (9, 1) 41 Chris Hatcher, R (9, 1) 62 Joel Peralta, R (9, 1)	C CU 72 X FC 84 0-1 ② P6		1 SAFE X FC 84 0-0 ③ G4-3		S CH 79 B FF 85 B FC 85 S CH 78 X FC 85 2-2 47 G4-3 2B		B CU 74 X SI 91 1-0 9 G1-6-3 47 1B 7 2B 1B	1 SAFE B CH 77 F CH 77 1 SAFE F SI 91 X SI 92 1-2 ② F8		5 0 0 0	1 0 0 0	2 0 0 0	0 0 0 0	0 0 0 0	3 0 0 0
47 Howie Kendrick, R (1, 4) OBP: 0.320, SLG: 0.458	1 SAFE B FC 84 B FC 84 C CH 78 1 SAFE 2-1 ③ CS 1-2	X CU 71 0-0 ① F8		X FC 85 0-0 ① L4	C FC 85 C FC 86 X CH 79 0-2 ① G4-3 2-3		S SI 90 X SI 91 0-1 9 G1-6-3 1-2 1B	C CU 78 X SI 92 0-1 ③ L9		5	0	1	0	0	0	2
9 Yasmani Grandal, S (1, 2) OBP: 0.353, SLG: 0.429		B FC 84 C FC 84 B CU 74 C CH 77 X FC 85 2-2 ② G3-1		B FC 84 C FC 86 B CH 77 B CH 78 C CH 79 X FC 87 3-2 16 1B 7 1B 1B	F CH 78 X FC 86 0-1 ② P6		F CU 76 B SI 91 B CH 79 T CH 79 X CH 80 2-2 ①② G1-6-3 1-2f 2-3		C FF 92 B FF 91 B SI 92 F FF 92 B FF 93 X SI 92 3-2 7 HR 1B	5	2	2	0	0	0	3
16 Andre Ethier, L (1, 7) OBP: 0.333, SLG: 0.400		X FC 84 0-0 3B		X CU 74 0-0 31 1B 7 1B 1-3 1B	C CH 78 X CH 80 0-1 ③ G1-3		B CH 80 B CH 79 I IN 50 I IN 49 4-0 7 2B IBB		C FF 92 B SL 78 C SI 90 1 SAFE S SL 82 1-3 ① K	4	0	2	0	1	1	2
7 Alex Guerrero, R (1, 5) OBP: 0.429, SLG: 1.000		B CU 73 F CH 78 X FC 87 1-1 ③ G5-3		B CH 78 F FC 86 1 SAFE X FC 86 1-1 31 1B 1-2 3-H 1B		F SI 93 B CU 79 F CH 79 X SI 93 1-2 ① G1-3	C CU 76 X CU 77 0-1 1-3 3-H 2B		C SL 78 S FF 92 X SL 79 0-2 1-H HR	5	1	3	4	0	0	1
31 Joc Pederson, L (1, 8) OBP: 0.375, SLG: 0.571			F FC 84 B FC 83 F CH 76 F CH 77 X FC 85 1-2 21 SH2-4 11 SF8 2B	X CH 78 0-0 1-2 2-3 1B		C SI 94 F SI 92 B CH 79 B CH 79 B SI 92 X SI 93 3-2 HR	I IN 48 I IN 48 I IN 50 I IN 50 I IN 50 4-0 IBB		S FF 92 S SI 91 C FF 92 0-3 ② K	4	2	3	1	1	1	0
21 Zack Greinke, R (1, 1) 52 Pedro Báez, R (8, 1) 33 Scott Van Slyke, R (9, PH) (9, 3)			X FC 84 0-0 ① SH2-4 2-3	S CH 78 F FC 86 C FC 86 0-3 ② K		B SI 91 C SI 91 B CH 78 C SI 91 X SI 93 2-2 ② G4-3	C SI 90 B CU 74 C CU 75 F CU 78 X SI 91 1-2 ③ G6-3		C FF 90 B SI 92 C FF 91 H SL 81 2-2 11 BB HBP	3 0 0	0 0 0	0 0 0	0 0 0	1 0 0	0 0 0	6 0 0
Inning Stats	R: 0 E: 0 K: 0 S: 7 H: 1 LOB: 0 BB: 0 P: 12	R: 0 E: 0 K: 0 S: 7 H: 1 LOB: 1 BB: 0 P: 10	R: 1 E: 0 K: 0 S: 7 H: 1 LOB: 1 BB: 1 P: 13	R: 1 E: 0 K: 1 S: 13 H: 4 LOB: 3 BB: 0 P: 20	R: 1 E: 0 K: 0 S: 14 H: 2 LOB: 1 BB: 0 P: 19	R: 1 E: 0 K: 0 S: 13 H: 2 LOB: 1 BB: 0 P: 21	R: 1 E: 0 K: 0 S: 12 H: 3 LOB: 3 BB: 2 P: 24	R: 0 E: 1 K: 0 S: 11 H: 0 LOB: 1 BB: 0 P: 13	R: 2 E: 0 K: 3 S: 17 H: 2 LOB: 2 BB: 1 P: 27	1B: 9 2B: 3 3B: 1 HR: 3 SF: 1 SAC: 1 DP: 1 HBP: 1	WP: 0 PB: 0 SB: 1 CS: 1 PA: 48					

TOP

Los Angeles Dodgers @ Arizona Diamondbacks

Chase Field, Phoenix, AZ

Sun Apr 12 2015, 1:10 PM - 4:37 PM MST

Att. 29,678 - Partly Cloudy - 77 F

livebaseballscorecards.com

AB	40
R	7
H	16
RBI	7
BB	4
SO	4
LOB	24

PITCHER		IP	WLS	BF	H	R	ER	SO	BB	IBB	HBP	BLK	WP	HR	S	P	ERA	WHIP
55 Josh Collmenter, R ERA: 6.52	(1, 1)	5.0	L	24	9	3	3	1	1	0	0	0	0	1	48	74	5.40	2.000
65 A.J. Schugel, R ERA: 6.0	(6, 1)	3.0		16	5	2	2	0	0	2	0	0	0	1	36	58	6.00	1.667
59 Oliver Pérez, L ERA: 5.4	(9, 1)	1.0		7	2	2	2	3	1	0	1	0	0	1	17	27	18.00	3.000

PITCHER	IP	WLS	BF	H	R	ER	SO	BB	IBB	HBP	BLK	WP	HR	S	P	ERA	WHIP

Batter	1	2	3	4	5	6	7	8	9	AB	R	H	RBI	BB	SO	LOB
11 AJ Pollock, R (1, 8) OBP: 0.375, SLG: 0.333	C FF 90 F CH 87 B FF 91 F SL 86 X SL 85 1-2 G5-3 ①		C FF 90 D CH 87 X SL 87 1-1 F9 ② 2-3		S SL 87 B SL 86 B SI 91 S CH 88 T SL 87 2-2 K ③			X SL 86 0-0 G5-3 ②	D SL 87 F FF 95 D SL 87 B FF 95 C SI 95 F FF 95 X FF 96 3-2 1-H 2-H 3-H 2B	5	0	1	3	0	1	3
5 Ender Inciarte, L (1, 9) OBP: 0.375, SLG: 0.391	B CH 88 C FF 91 B CH 87 C SI 91 F CH 88 X CH 88 2-2 G3-1 ②		B CH 87 B CH 88 C FF 91 C FF 92 X CH 88 2-2 L6 ③			F FF 90 F CU 73 F CH 87 B SI 91 B SL 83 B CU 78 C FF 90 3-3 K ①		C CH 86 X SI 95 0-1 2B	C CU 78 S FS 81 F FS 82 F FS 82 B FS 82 F FF 91 F FF 90 F FS 81 D FS 81 2-2 X FF 91 L8 ③	5	0	1	0	0	1	2
44 Paul Goldschmidt, R (1, 3) OBP: 0.440, SLG: 0.667	B FF 92 C CH 87 B CH 88 B FF 92 X CH 89 3-1 G5-3 ③			C FF 90 C SL 84 C SL 84 0-3 K ①		X CU 77 0-0 L6 ②		S FF 97 S FF 96 S FF 98 0-3 K ③		4	0	0	0	0	2	1
6 David Peralta, L (1, 7) OBP: 0.308, SLG: 0.455		C CU 74 F CH 86 B FF 91 C FF 92 1-3 K ①		B FF 91 X CH 87 1-0 G4-3 ②		X FF 91 0-0 L8 ③			C SL 86 B SL 86 S CU 78 F CU 80 B SI 88 B CU 78 F SL 85 C CU 78 3-3 K ①	4	0	0	0	0	2	0
19 Jake Lamb, L (1, 5) OBP: 0.462, SLG: 0.727		C FF 90 F SI 92 B CH 87 S CH 88 1-3 K ②		X FF 91 0-0 E6 9 CS			C CU 74 S CH 86 B FF 90 B CH 86 B FF 91 F FF 90 X CH 87 3-2 9 G3-6-3 1B		C SL 84 X CU 78 0-1 16 2B 31 1B 1B	4	1	2	0	0	1	0
9 Tuffy Gosewisch, R (1, 2) OBP: 0.263, SLG: 0.222 59 Oliver Pérez, L (9, 1) 16 Chris Owings, R (9, PH) OBP: 0.125, SLG: 0.133	B FF 92 F FF 91 B SL 87 X SL 85 2-1 1B		B FF 91 B CH 87 2-0 CS ③ 1-2	F FF 89 B SI 89 C SL 84 F CH 87 X SL 85 1-2 E6 13 1B		C SI 91 B CH 88 B CH 88 S FF 91 X SI 89 2-2 G3-6-3 ①② 1-2f		X SL 89 0-0 31 1B 11 2B 1-3 2B	3	0	1	0	0	0	1
4 Cliff Pennington, S (1, 4) OBP: 0.500, SLG: 0.429	F FF 90 C FF 90 F FF 91 D CH 87 C FF 93 1-3 K ③			C SI 91 X CH 87 0-1 L7 ①		B FF 89 C CU 74 B CU 68 B FF 89 F FF 89 F CH 87 X CH 88 3-2 13 FC5-4 1B		S SI 96 B SI 97 C SI 97 F SI 96 B SI 96 F FF 96 F SL 87 B SI 96 D FS 88 4-2 31 1B 11 2B BB	0	0	0	0	0	0	0
13 Nick Ahmed, R (1, 6) OBP: 0.316, SLG: 0.188			B FF 89 X FF 90 1-0 11 F9 55 SH1-4 1B		S CH 87 X CH 88 0-1 1-2 1B		F FF 89 B SL 86 X SL 85 1-1 FC5-4 ③ 1-2f		B FF 96 C FF 96 C FF 96 F FF 96 S FF 96 1-3 K ②	4	0	2	0	0	1	4
55 Josh Collmenter, R (1, 1) 2 Aaron Hill, R (5, PH) OBP: 0.222, SLG: 0.278 65 A.J. Schugel, R (6, 1) 31 Jordan Pacheco, R (8, PH) OBP: 0.286, SLG: 0.286 (9, 2)			X CH 80 0-0 SH1-4 ① 1-2		C FF 91 S CH 88 B SL 88 D SL 87 S CH 88 2-3 K ②			C SI 96 S SI 94 B FF 95 F SL 87 C FF 96 1-3 K ①	C FF 96 C FF 96 F FF 96 X FF 95 0-2 11 2B 1-2 2-3 3-H 1B	0 1 0 2	0 0 0 1	0 0 0 1	0 0 0 0	0 1 0 1	0 2 0 0	0 0 0 0
Inning Stats	R: 0 E: 0 K: 0 S: 10 H: 0 LOB: 0 BB: 0 P: 16	R: 0 E: 0 K: 3 S: 12 H: 1 LOB: 1 BB: 0 P: 17	R: 0 E: 0 K: 0 S: 7 H: 1 LOB: 1 BB: 0 P: 11	R: 0 E: 1 K: 1 S: 5 H: 0 LOB: 0 BB: 0 P: 8	R: 0 E: 1 K: 2 S: 14 H: 1 LOB: 2 BB: 0 P: 19	R: 0 E: 0 K: 1 S: 6 H: 0 LOB: 0 BB: 0 P: 9	R: 0 E: 0 K: 0 S: 13 H: 2 LOB: 1 BB: 0 P: 22	R: 0 E: 0 K: 2 S: 10 H: 1 LOB: 1 BB: 0 P: 11	R: 4 E: 0 K: 2 S: 33 H: 4 LOB: 1 BB: 1 P: 46	1B: 7 2B: 3 3B: 0 HR: 0 SF: 0 SAC: 1 DP: 1 HBP: 0						

PITCHER	IP	WLS	BF	H	R	ER	SO	BB	IBB	HBP	BLK	WP	HR	S	P	ERA	WHIP
21 Zack Greinke, R (1, 1) ERA: 0.69	7.0	W	26	5	0	0	7	0	0	0	0	0	0	67	102	0.00	0.714
52 Pedro Báez, R (8, 1) ERA:	1.0		4	1	0	0	2	0	0	0	0	0	0	10	11	0.00	1.000
75 Paco Rodríguez, L (9, 1) ERA: 13.5	0.1		2	1	1	1	1	0	0	0	0	0	0	7	10	27.00	3.000
41 Chris Hatcher, R (9, 1) ERA: 33.75	0.1		5	3	3	3	1	1	0	0	0	0	0	18	26	81.00	12.000
62 Joel Peralta, R (9, 1) ERA:	0.1	S	1	0	0	0	0	0	0	0	0	0	0	8	10	0.00	0.000

PITCHER	IP	WLS	BF	H	R	ER	SO	BB	IBB	HBP	BLK	WP	HR	S	P	ERA	WHIP

BOTTOM

Los Angeles Dodgers @ Arizona Diamondbacks
Chase Field, Phoenix, AZ
Sun Apr 12 2015, 1:10 PM - 4:37 PM MST
Att. 29,678 - Partly Cloudy - 77 F

livebaseballscorecards.com

AB	36
R	4
H	10
RBI	4
BB	1
SO	11
LOB	15

Batter	1	2	3	4	5	6	7	8	9	AB	R	H	RBI	BB	SO	LOB
5 Ender Inciarte, L (1, 8) (7, 9) OBP: 0.414, SLG: 0.571	C FF 94 B FF 95 C FF 87 F FF 97 F SL 85 F FF 96 F FF 96 C FF 96 1-3 K	B CH 87 B FF 96 X FF 95 2-0 16 1B 2B 2-H 3-H		B SL 80 F CH 84 C FF 94 X SL 84 1-2 G4-3			F SI 92 F SL 87 X SL 88 0-2 16 SH5-4 44 G6-3 2B	C FF 91 B SL 83 X FF 92 1-1 1-H 2-H 3B		5	2	3	4	0	1	0
16 Chris Owings, R (1, 6) (9, 4) OBP: 0.150, SLG: 0.158	C SL 86 F FF 96 S SI 95 0-3 K	B FF 96 X FF 96 1-0 44 1B 2-H 1B			C SL 82 S CH 82 S SL 84 0-3 K2-3		D SL 89 C FF 94 D SL 86 X FF 93 2-1 SH5-4 2-3	F SL 83 X SL 83 0-1 F9		4	0	1	1	0	2	1
44 Paul Goldschmidt, R (1, 3) OBP: 0.467, SLG: 0.625	B FF 97 B SL 86 B FF 95 B FF 95 4-0 6 S BB	C FF 94 S CH 85 F FF 96 F CH 85 1 SAFE 1 SAFE X FF 95 0-2 1-2 1B			C FF 93 B FF 95 S SL 84 S SL 85 1-3 K2-3		X FF 94 0-0 G6-3 3-H	B SL 84 B SL 83 D FF 91 S FF 91 F FF 92 B FF 91 4-2 BB		3	0	1	1	2	1	0
6 David Peralta, L (1, 7) OBP: 0.333, SLG: 0.438	C FF 96 1 SAFE B FF 95 B FF 96 S CH 87 D SL 87 X FF 97 3-2 L7 1-2	C SL 82 F FF 96 D SL 86 D CH 85 B FF 95 X FF 96 3-2 F7			B CH 84 X FF 92 1-0 19 PB 15 1B 1B		B SI 94 S CH 85 S FF 93 B SL 87 F SL 85 B CH 85 F FF 93 X SL 86 3-2 15 FC6-4 1B	B CU 74 C CU 73 B FF 92 B FF 92 C FF 91 S CU 75 3-3 K		5	0	2	0	0	1	5
15 Mark Trumbo, R (1, 9) OBP: 0.292, SLG: 0.458 29 Brad Ziegler, R (7, 1) 50 Evan Marshall, R (8, 1) 13 Nick Ahmed, R (9, PH) (9, 6) OBP: 0.300, SLG: 0.176		C FF 93 X FF 93 0-1 19 1B 9 E 1B	B FF 92 F CH 84 S FF 91 B SL 85 S FF 94 2-3 K		C FF 92 B FF 93 X FF 93 1-1 1-2 1B		F FF 92 C FF 94 D SL 86 X SL 88 1-2 FC6-4 1-2f		C FF 90 C CH 81 X FF 90 0-2 L8	4 0 0 1	1 0 0 0	2 0 0 0	0 0 0 0	1 0 0 0	0 0 0 0	1 0 0 0
19 Jake Lamb, L (1, 5) OBP: 0.500, SLG: 0.733		C FF 93 1 SAFE 1 SAFE F FF 95 B FF 95 X CH 85 1-2 9 E 5 2B 1B	C CH 85 F FF 94 F FF 94 S SL 85 0-3 K		B CH 84 B FF 94 C FF 94 F CH 84 C FF 96 2-3 K 2-3			C FF 89 S FF 90 B SL 82 X SL 82 1-2 2 G4-3 9 1B 2B	B FF 92 B CU 77 B FF 91 C FF 89 S FF 91 B CU 75 4-2 2 S BB	4	2	2	0	1	2	2
2 Aaron Hill, R (1, 4) OBP: 0.174, SLG: 0.217 41 Daniel Hudson, R (9, 1)		C SL 86 S FF 95 S SL 85 0-3 K	B SL 82 X FF 94 1-0 G4-3		C FF 90 B FF 93 X FF 91 1-1 G6-3			X SL 82 0-0 G4-3 2-3	B CH 81 C FF 90 B CH 82 F FF 90 S CU 77 2-3 K 1-2	5 0	0 0	0 0	0 0	2 0	4 0	0 0
9 Tuffy Gosewisch, R (1, 2) OBP: 0.250, SLG: 0.217		C FF 94 X FF 96 0-1 E4 5 2B 1-3 2-H	B FF 92 S SI 91 B FF 94 C FF 93 X FF 94 2-2 F8		C FF 92 F FF 92 X SL 84 0-2 F8			B FF 91 X FF 92 1-0 11 BB 5 3B 1B 3-H	C CU 76 B FF 92 X FF 91 1-1 P4	5	2	1	1	0	0	2
12 Rubby De La Rosa, R (1, 1) 11 AJ Pollock, R (7, 8) OBP: 0.400, SLG: 0.333		B FF 96 C FF 95 B FF 97 S FF 95 S FF 97 2-3 K	B FF 96 F FF 92 C FF 94 F FF 95 X FF 97 1-2 G5-3		B FF 92 C FF 91 C FF 93 F FF 95 X FF 94 1-2 G6-3			C SL 82 S SL 82 1 SAFE B SL 80 D FF 92 D SL 82 D SL 83 4-2 5 3B 1-2 BB		3 0	0 1	0 0	0 0	0 1	1 0	2 0
Inning Stats	R: 0 E: 0 K: 2 S: 13 H: 0 LOB: 1 BB: 1 P: 21	R: 4 E: 1 K: 2 S: 23 H: 5 LOB: 2 BB: 0 P: 32	R: 0 E: 0 K: 2 S: 8 H: 0 LOB: 0 BB: 0 P: 11	R: 0 E: 0 K: 0 S: 10 H: 0 LOB: 0 BB: 0 P: 14	R: 0 E: 0 K: 3 S: 12 H: 2 LOB: 2 BB: 0 P: 17	R: 0 E: 0 K: 0 S: 9 H: 0 LOB: 0 BB: 0 P: 11	R: 1 E: 0 K: 0 S: 14 H: 2 LOB: 1 BB: 0 P: 20	R: 3 E: 0 K: 1 S: 16 H: 3 LOB: 2 BB: 2 P: 30	R: 0 E: 0 K: 1 S: 10 H: 0 LOB: 1 BB: 1 P: 17	1B: 8 2B: 3 3B: 1 HR: 0 SF: 0 SAC: 1 DP: 0 HBP: 0						

PITCHER		IP	WLS	BF	H	R	ER	SO	BB	IBB	HBP	BLK	WP	HR	S	P	ERA	WHIP
34 Andrew Cashner, R ERA: 4.09	(1, 1)	6.0	L	27	7	4	0	9	1	0	0	0	0	0	75	106	0.00	1.333
37 Brandon Maurer, R ERA: 4.5	(7, 1)	1.0		5	2	1	1	0	0	0	0	0	0	0	14	20	9.00	2.000
56 Shawn Kelley, R ERA: 15.0	(8, 1)	0.2		7	3	3	3	0	2	0	0	0	0	0	13	24	40.50	7.500
60 Frank Garces, L ERA: 2.45	(8, 1)	1.1		5	0	0	0	2	1	0	0	0	0	0	13	23	0.00	0.750

PITCHER	IP	WLS	BF	H	R	ER	SO	BB	IBB	HBP	BLK	WP	HR	S	P	ERA	WHIP

TOP

Arizona Diamondbacks @ San Diego Padres

Petco Park, San Diego, CA

Mon Apr 13 2015, 7:14 PM - 10:13 PM PDT

Att. 19,538 - Partly Cloudy - 64 F

livebaseballscorecards.com

AB	39
R	8
H	12
RBI	7
BB	4
SO	11
LOB	17

WP: 0 PA: 44
PB: 1
SB: 2
CS: 0

Batter	1	2	3	4	5	6	7	8	9	AB	R	H	RBI	BB	SO	LOB
4 Wil Myers, R (1, 8) OBP: 0.294, SLG: 0.364	C FF 91 B FF 92 F SI 92 F CH 87 F CH 87 F FF 95 F SL 85 B CH 88 X CH 88 2-2 ① F7		B CH 85 F CH 85 C FF 92 X CH 88 1-2 ② 26 2B 1-3 1B		C SL 83 F CH 86 B CH 88 X SL 84 1-2 ② P3			B FF 94 B FF 94 C SI 94 X SI 94 2-1 27 1B 2B		4	2	2	0	0	0	2
26 Yangervis Solarte, S (1, 4) OBP: 0.400, SLG: 0.526	B FF 92 C FF 92 X CH 87 1-1 ② L8		1 SAFE B FF 94 F CH 86 1 SAFE B FF 95 D CH 86 1 SAFE X FF 94 3-1 1-H 2B		C CH 86 B CH 86 B CH 87 F FF 95 F SL 84 X CH 89 2-2 27 FC5-4 1-2 2-H 1B			T CH 87 F SI 95 B SL 86 D CH 88 X CH 86 2-2 ① P6		4	0	2	2	0	0	1
27 Matt Kemp, R (1, 9) OBP: 0.389, SLG: 0.500	F FF 94 F FF 92 X SL 85 0-2 ③ F9		D SL 85 S CH 86 F CH 88 C FF 90 1-3 ③ K		C FF 96 F FF 95 B FF 96 F FF 96 X CH 88 1-2 ③ FC5-4 1-2f			S SL 84 X FF 95 0-1 10 1B 2-H 1B		4	0	1	1	0	1	3
10 Justin Upton, R (1, 7) OBP: 0.353, SLG: 0.533		C FF 91 F FF 93 B SI 93 B SL 85 F CH 86 X FF 90 2-2 ① G5-3		S CH 85 S SI 92 F CH 88 T FF 96 0-2 ① K		C CH 89 B CH 83 S CH 84 B FF 93 C FF 94 2-3 ① K		C CH 86 F SI 94 X SI 94 0-2 ② 1-3 1B		4	0	1	0	0	2	0
3 Derek Norris, R (1, 2) OBP: 0.323, SLG: 0.345		C FF 93 X CH 86 0-1 ② G3-1		B SL 82 X SL 84 1-0 ② G6-3		B CH 85 C CH 85 B FF 95 X SL 83 2-1 ② F7		C SL 84 B FF 94 S FF 94 S SL 85 1-3 ③ K		4	0	0	0	0	1	1
23 Yonder Alonso, L (1, 3) OBP: 0.448, SLG: 0.520		B FF 93 X SI 92 1-0 HR		X CH 86 0-0 ③ G3		C CH 84 B FF 95 B CH 87 F CH 84 B FF 98 X CH 88 3-2 ③ G4-3			S FF 94 B FF 94 S FF 94 F FF 95 B SL 82 X FF 94 2-2 ① G6-3	4	1	1	1	0	0	0
11 Will Middlebrooks, R (1, 5) OBP: 0.281, SLG: 0.367	C SL 82 F SI 92 B FF 93 B FF 97 B SL 84 S CH 87 3-3 ③ K				C FF 90 C SL 82 B FF 95 B FF 96 B CH 86 B FF 97 4-2 5 1B 26 1B BB		F SI 83 C SI 84 F CU 72 X CU 72 0-2 ① L8		S FF 95 C FF 94 X SL 82 0-2 ② P3	3	1	0	0	1	1	0
5 Alexi Amarista, L (1, 6) OBP: 0.444, SLG: 0.429			C FF 91 B CH 84 X CH 84 1-1 ① F7		C FF 95 F FF 95 X SL 87 0-2 26 1B 1-2 1B		B SI 83 C SI 84 F CH 76 X CH 77 1-2 ② G5-3		F FF 94 S FF 94 F SL 84 X CH 85 0-2 ③ L7	4	0	1	0	0	0	0
34 Andrew Cashner, R (1, 1) OBP: 0.250, SLG: 0.250			C FF 92 B SI 92 S SL 81 B FF 94 X SL 81 2-2 4 1B 1B		F FF 90 L FF 93 C FF 94 0-3 ① K		B SI 84 F SI 84 B CH 76 S CH 77 S CU 74 2-3 ③ K			2	0	1	0	0	1	2
37 Brandon Maurer, R (7, 1)										0	0	0	0	0	0	0
15 Cory Spangenberg, L (7, PH) OBP: 0.143, SLG: 0.143										1	0	0	0	0	1	0
56 Shawn Kelley, R (8, 1)										0	0	0	0	0	0	0
60 Frank Garces, L (8, 1)										0	0	0	0	0	0	0
Inning Stats	R: 0 E: 0 K: 0 S: 12 H: 0 LOB: 0 BB: 0 P: 15	R: 1 E: 0 K: 1 S: 10 H: 1 LOB: 0 BB: 0 P: 16	R: 1 E: 0 K: 1 S: 13 H: 3 LOB: 1 BB: 0 P: 21	R: 0 E: 0 K: 1 S: 6 H: 0 LOB: 0 BB: 0 P: 7	R: 1 E: 0 K: 1 S: 19 H: 2 LOB: 2 BB: 1 P: 27	R: 0 E: 0 K: 1 S: 8 H: 0 LOB: 0 BB: 0 P: 15	R: 0 E: 0 K: 1 S: 10 H: 0 LOB: 0 BB: 0 P: 13	R: 1 E: 0 K: 1 S: 13 H: 3 LOB: 1 BB: 0 P: 18	R: 0 E: 0 K: 0 S: 11 H: 0 LOB: 0 BB: 0 P: 13	1B: 6 2B: 2 3B: 0 HR: 1 SF: 0 SAC: 0 DP: 0 HBP: 0						WP: 0 PB: 0 SB: 0 CS: 0 PA: 35	

PITCHER		IP	WLS	BF	H	R	ER	SO	BB	IBB	HBP	BLK	WP	HR	S	P	ERA	WHIP
12 Rubby De La Rosa, R ERA: 7.15	(1, 1)	6.0	W	24	6	3	3	5	1	0	0	0	0	1	68	101	4.50	1.167
29 Brad Ziegler, R ERA:	(7, 1)	1.0	H	3	0	0	0	1	0	0	0	0	0	0	10	13	0.00	0.000
50 Evan Marshall, R ERA: 9.0	(8, 1)	1.0		5	3	1	1	1	0	0	0	0	0	0	13	18	9.00	3.000
41 Daniel Hudson, R ERA:	(9, 1)	1.0		3	0	0	0	0	0	0	0	0	0	0	11	13	0.00	0.000

PITCHER	IP	WLS	BF	H	R	ER	SO	BB	IBB	HBP	BLK	WP	HR	S	P	ERA	WHIP

BOTTOM

Arizona Diamondbacks @ San Diego Padres

Petco Park, San Diego, CA

Mon Apr 13 2015, 7:14 PM - 10:13 PM PDT

Att. 19,538 - Partly Cloudy - 64 F

livebaseballscorecards.com

AB	34
R	4
H	9
RBI	4
BB	1
SO	7
LOB	9

Batter	1	2	3	4	5	6	7	8	9	AB	R	H	RBI	BB	SO	LOB
11 AJ Pollock, R (1, 8) OBP: 0.379, SLG: 0.292	C FC 89 B FF 90 C SI 89 B FF 92 B CU 75 F SI 90 F FC 91 B SI 90 4-2 44 F9 16 E BB		C CH 77 B CU 77 F SI 91 X CU 76 1-2 ② G6-3		C EP 67 B CU 78 C SI 90 F SI 91 F SL 86 F CU 75 F SI 91 X FF 92 1-2 ③ G6-3			B FF 93 X FF 93 1-0 ①② G6-4-3 1-2f		3	0	0	0	1	0	1
16 Chris Owings, R (1, 4) OBP: 0.125, SLG: 0.130	X SI 90 0-0 E5 6 L3 1-2		B SL 85 F SL 84 C CU 74 F SI 91 S FF 93 1-3 ③ K			X FF 88 0-0 ① G6-3		C SL 83 S CH 81 B CH 81 F CH 82 F FF 94 B FF 93 F SL 86 F FF 93 S CH 81 2-3 ③ K		4	0	0	0	0	2	1
44 Paul Goldschmidt, R (1, 3) OBP: 0.441, SLG: 0.571	X SI 92 0-0 ① F9 2-3			B FF 91 C CH 77 S SI 90 B FF 92 X SI 91 3-2 ① P4		C SL 84 B EP 66 B EP 65 B CH 77 F SI 90 C CH 76 3-3 ② K			B SL 84 C FF 93 X SL 83 1-1 6 FC5-6 1B	4	0	1	0	0	1	2
6 David Peralta, L (1, 7) OBP: 0.318, SLG: 0.368	B SL 86 X CH 78 1-0 ②③ L3 1-1			H FC 89 1-0 15 2B HBP		C EP 67 X SL 85 0-1 ③ G4-3			B FF 92 F FF 92 X FF 93 1-1 ① FC5-6 15 G6-3 1-2f	3	1	0	0	0	0	3
15 Mark Trumbo, R (1, 9) OBP: 0.286, SLG: 0.464		C SL 83 C FC 88 X FF 92 0-2 ① G3		B SI 91 C CH 77 F SL 86 B FC 92 D EP 70 X SI 92 3-2 19 G4-3 1-H 2B			C FF 91 X CH 79 0-1 ① G5-3		X FF 93 0-0 ②③ G6-3 1-2f	4	0	1	1	0	0	1
19 Jake Lamb, L (1, 5) OBP: 0.476, SLG: 0.722		B SI 88 B FF 89 X FF 89 2-0 9 F9 2B		B SI 91 D CH 77 B SL 85 X FF 90 3-0 ② G4-3 2-3			C FF 88 X FF 89 0-1 ② G4-3			3	0	1	0	0	0	1
9 Tuffy Gosewisch, R (1, 2) OBP: 0.259, SLG: 0.200		B FF 92 X SI 90 1-0 ② F9 2-3		X FF 90 0-0 ③ P2			B SI 90 C FC 89 B FF 91 B FF 91 B FC 88 4-1 BB			2	0	0	0	1	0	2
13 Nick Ahmed, R (1, 6) OBP: 0.261, SLG: 0.150		D FC 87 X SI 92 1-0 ③ G1-3			X SL 82 0-0 ① F7		X SL 84 0-0 ③ F7			3	0	0	0	0	0	2
58 Jeremy Hellickson, R (1, 1) 48 Randall Delgado, R (7, 1) 5 Ender Inciarte, L (8, PH) OBP: 0.433, SLG: 0.571 40 Andrew Chafin, R (8, 1)			C FC 89 F SI 92 S FC 94 0-3 ① K		C FF 90 C FF 92 B CU 78 X FF 92 1-2 ② F8			S FF 92 S FF 93 B FF 94 B FF 93 B CH 84 B CH 81 4-2 11 G6-4-3 BB		2 0 0 0	0 0 0 0	0 0 0 0	0 0 1 0	1 0 0 0	0 0 0 0	0 0 0 0
Inning Stats	R: 0 E: 1 K: 0 S: 7 H: 0 LOB: 1 BB: 1 P: 12	R: 0 E: 0 K: 0 S: 6 H: 1 LOB: 1 BB: 0 P: 10	R: 0 E: 0 K: 2 S: 10 H: 0 LOB: 0 BB: 0 P: 12	R: 1 E: 0 K: 0 S: 8 H: 1 LOB: 1 BB: 0 P: 18	R: 0 E: 0 K: 0 S: 11 H: 0 LOB: 0 BB: 0 P: 13	R: 0 E: 0 K: 1 S: 6 H: 0 LOB: 0 BB: 0 P: 9	R: 0 E: 0 K: 0 S: 6 H: 0 LOB: 1 BB: 1 P: 10	R: 0 E: 0 K: 1 S: 10 H: 0 LOB: 0 BB: 1 P: 17	R: 0 E: 0 K: 0 S: 5 H: 1 LOB: 0 BB: 0 P: 7	1B: 1 2B: 3 3B: 0 HR: 0 SF: 0 SAC: 0 DP: 3 HBP: 1						

PITCHER		IP	WLS	BF	H	R	ER	SO	BB	IBB	HBP	BLK	WP	HR	S	P	ERA	WHIP
40 Odrisamer Despaigne, R ERA: 0.77	(1, 1)	7.0	W	26	2	1	1	3	2	0	1	0	0	0	54	84	1.29	0.571
53 Joaquín Benoit, R ERA: 1.8	(8, 1)	1.0		3	0	0	0	1	1	0	0	0	0	0	10	17	0.00	1.000
44 Dale Thayer, R ERA: 2.45	(9, 1)	1.0		3	1	0	0	0	0	0	0	0	0	0	5	7	0.00	1.000

PITCHER	IP	WLS	BF	H	R	ER	SO	BB	IBB	HBP	BLK	WP	HR	S	P	ERA	WHIP

TOP

Arizona Diamondbacks @ San Diego Padres

Petco Park, San Diego, CA

Tue Apr 14 2015, 7:12 PM - 9:42 PM PDT

Att. 20,102 - Clear - 66 F

livebaseballscorecards.com

AB	28
R	1
H	3
RBI	1
BB	3
SO	4
LOB	13

WP: 0 PB: 0 SB: 0 CS: 0 PA: 32

Batter	1	2	3	4	5	6	7	8	9	AB	R	H	RBI	BB	SO	LOB
4 Wil Myers, R (1, 8) OBP: 0.289, SLG: 0.378	B FF 90 X FF 91 1-0 26 1B 27 FC6-4 2B	C SI 90 S CH 82 B CU 80 B CH 81 X CH 82 2-2 ③ G5-3		C FF 90 B FF 90 F FF 89 B CU 80 X FF 90 2-2 ③ G4-3			F FF 89 B SI 89 B SI 89 F CU 76 S CH 80 2-3 ① K			4	1	1	0	0	1	0
26 Yangervis Solarte, S (1, 4) OBP: 0.417, SLG: 0.500	X CU 75 0-0 27 FC6-4 2-3 1B	C CH 80 B CH 80 B CU 77 B CH 80 B CH 80 4-1 3 G5-3 27 1B BB		F FF 89 X FF 88 0-1 ① F8			C CU 74 F CH 81 X FF 90 0-2 ② F8			3	0	1	0	1	0	0
27 Matt Kemp, R (1, 9) OBP: 0.400, SLG: 0.553	B FF 90 B CU 76 C CH 79 S SI 90 X CU 78 2-2 ① FC6-4 10 BB 3 2B 1-2f 3-H	F FF 90 B FF 90 F SI 90 D CU 78 B FF 89 X FF 90 3-2 3 G5-3 1-2 1B		B FF 89 C FF 90 F CH 80 B FF 90 X FF 90 2-2 ② F7			B CH 81 S CH 80 F CH 81 B FF 90 B FF 89 F FF 90 X FF 90 3-2 10 WP 3B			4	2	2	1	0	0	1
10 Justin Upton, R (1, 7) OBP: 0.368, SLG: 0.606	B SI 90 B CU 79 C SI 91 S CH 81 D CH 82 1 SAFE F CU 78 B FF 90 4-2 3 2B 23 G3 1-2 BB	F FF 89 B CU 78 B CU 76 C FF 90 C FF 90 2-3 ① K		X CH 79 0-0 HR			C SL 82 B FF 91 B FF 94 S SL 84 F CH 84 B FF 89 S SL 82 3-3 ③ K 3-H			3	2	1	1	1	2	2
3 Derek Norris, R (1, 2) OBP: 0.314, SLG: 0.364	B CU 77 C CH 80 F CH 81 F FF 91 B FF 91 B FF 91 F CH 81 X CH 81 3-2 23 G3 1-3 2-H 2B	X CH 81 0-0 ② G5-3 1-2 2-3		B FF 90 X FF 89 1-0 ③ G1-3				C SI 91 C SI 92 C SI 92 0-3 ① K		4	0	1	1	0	1	2
23 Yonder Alonso, L (1, 3) OBP: 0.455, SLG: 0.500	B FF 90 X CH 81 1-0 ② G3 2-3 3-H	D CU 79 D CU 78 I IN 72 I IN 73 4-0 IBB				S CU 75 B SI 89 F CU 78 S CU 79 1-3 ① K		X FF 91 0-0 1B		3	0	1	1	1	1	1
11 Will Middlebrooks, R (1, 5) OBP: 0.278, SLG: 0.382	B FF 90 B CU 76 C FF 90 F FF 91 S CH 82 2-3 ③ K	C CH 81 X FF 91 0-1 ③ F9				C FF 90 S CH 81 X CU 78 0-2 5 G3 2B		C SI 90 X SL 82 0-1 ② L9		4	0	1	0	0	1	5
5 Alexi Amarista, L (1, 6) OBP: 0.364, SLG: 0.333		F FF 89 F CH 80 F FF 89 S CU 79 0-3 ① K		L FF 90 B FF 89 F FF 89 X CU 79 1-2 ① G3-1		B FF 89 X CH 80 1-0 ② G3 2-3		C SL 81 X SI 92 0-1 ③ G5-3		4	0	0	0	0	1	2
40 Odrisamer Despaigne, R (1, 1) 53 Joaquín Benoit, R (8, 1) 44 Dale Thayer, R (9, 1)		C FF 89 F FF 90 S CU 79 0-3 ② K		X FF 88 0-0 ② G4-3		X FF 89 0-0 ③ G6-3				3 0 0	0 0 0	0 0 0	0 0 0	1 0 0	1 0 0	1 0 0
Inning Stats	R: 3 E: 0 K: 1 S: 17 H: 3 LOB: 1 BB: 1 P: 30	R: 0 E: 0 K: 2 S: 10 H: 0 LOB: 0 BB: 0 P: 12	R: 0 E: 0 K: 1 S: 10 H: 1 LOB: 3 BB: 2 P: 23	R: 0 E: 0 K: 0 S: 7 H: 0 LOB: 0 BB: 0 P: 10	R: 1 E: 0 K: 0 S: 7 H: 1 LOB: 0 BB: 0 P: 10	R: 0 E: 0 K: 1 S: 8 H: 1 LOB: 1 BB: 0 P: 10	R: 1 E: 0 K: 2 S: 14 H: 1 LOB: 0 BB: 0 P: 22	R: 0 E: 0 K: 1 S: 8 H: 1 LOB: 1 BB: 0 P: 8		1B: 3 2B: 3 3B: 1 HR: 1 SF: 0 SAC: 0 DP: 0 HBP: 0				WP: 1 PB: 0 SB: 0 CS: 0 PA: 35	

PITCHER		IP	WLS	BF	H	R	ER	SO	BB	IBB	HBP	BLK	WP	HR	S	P	ERA	WHIP
58 Jeremy Hellickson, R ERA: 6.55	(1, 1)	6.2	L	30	7	5	5	6	2	1	0	0	0	1	69	110	6.75	1.350
48 Randall Delgado, R ERA:	(7, 1)	0.1		1	0	0	0	1	0	0	0	0	1	0	4	7	0.00	0.000
40 Andrew Chafin, L ERA:	(8, 1)	1.0		4	1	0	0	1	0	0	0	0	0	0	8	8	0.00	1.000

PITCHER	IP	WLS	BF	H	R	ER	SO	BB	IBB	HBP	BLK	WP	HR	S	P	ERA	WHIP

BOTTOM

Arizona Diamondbacks @ San Diego Padres

Petco Park, San Diego, CA

Tue Apr 14 2015, 7:12 PM - 9:42 PM PDT

Att. 20,102 - Clear - 66 F

livebaseballscorecards.com

AB	32
R	5
H	8
RBI	4
BB	3
SO	8
LOB	14

Arizona Diamondbacks @ San Diego Padres

Petco Park, San Diego, CA

Wed Apr 15 2015, 6:13 PM - 8:41 PM PDT

Att. 23,104 - Clear - 70 F

TOP

livebaseballscorecards.com

Batter	1	2	3	4	5	6	7	8	9	AB	R	H	RBI	BB	SO	LOB
5 Ender Inciarte, L (1, 7) OBP: 0.441, SLG: 0.594	C FF 91 B SL 86 B SL 86 C FF 93 B SL 87 X FF 92 3-2 44 S 11 F9 44 HR 1B		C KC 77 X SL 85 0-1 44 CS 2B		X SL 88 0-0 ② G4-3			B FF 92 C FF 91 X FF 92 1-1 ① G5-3		4	1	2	0	0	0	0
11 AJ Pollock, R (1, 8) OBP: 0.364, SLG: 0.286	C FF 91 X FF 92 0-1 ① F9 1-2		B FS 82 C SL 84 X FF 92 1-1 ① G6-3		C KC 79 F SL 90 F FS 84 B SL 87 X SL 86 1-2 ③ P4			X FF 92 0-0 44 CS 1B		4	0	1	0	0	0	2
44 Paul Goldschmidt, R (1, 3) OBP: 0.447, SLG: 0.656	B FF 92 C SL 86 F SL 86 B SL 86 X FF 94 2-2 2-H HR		C FF 93 D SL 86 C FS 82 F FF 94 X SL 86 1-2 ② 15 1B 2-3 1B			B FF 92 F FS 84 B SL 89 F FF 94 C FF 94 2-3 ① K		B FF 92 C FF 93 F SL 86 B CH 82 B SL 86 S CH 82 3-3 ②③ K 1-2		4	1	2	2	0	2	1
15 Mark Trumbo, R (1, 9) OBP: 0.281, SLG: 0.438	B KC 81 C FF 95 B FS 86 S FF 94 X FF 94 2-2 ② L9		B FF 93 B FS 82 X FF 94 2-0 1-3 1B			B SL 89 F FF 94 B FS 83 B SL 88 X FF 94 3-1 ② G6-3			S FF 97 C FF 97 S FF 97 0-3 ① K	4	0	1	0	0	1	0
19 Jake Lamb, L (1, 5) OBP: 0.480, SLG: 0.682	C FF 93 X FF 92 0-1 ① 1B		X FF 92 0-0 ③ F7			B FS 84 F SL 89 X SL 88 1-1 ③ F8			X FF 96 0-0 1B	4	0	2	0	0	0	2
2 Aaron Hill, R (1, 4) OBP: 0.185, SLG: 0.222	X KC 78 0-0 ③ G4-3			C FF 92 X FF 93 0-1 ① P4			C SL 85 B SL 84 S FS 80 B FF 92 F SL 84 F SL 86 X FF 94 2-2 31 G5-4-3 1B		B FF 97 1 SAFE B FF 97 F FF 96 B FF 97 1 SAFE X FF 96 3-1 ② F8	4	0	1	0	0	0	2
31 Jordan Pacheco, R (1, 2) OBP: 0.200, SLG: 0.200 6 David Peralta, L (9, PH) OBP: 0.304, SLG: 0.350		C FF 92 X SL 89 0-1 ① L7		F FF 91 T FS 82 S SL 86 0-3 ② K			C SL 87 1 SAFE X SL 85 0-1 ①② G5-4-3 1-2f		S FF 98 B FF 97 F KC 86 S FF 97 1-3 ③ K	3 1	0 0	0 0	0 0	0 0	1 1	1 1
13 Nick Ahmed, R (1, 6) OBP: 0.269, SLG: 0.136		C FF 92 F SL 86 B FF 93 B FS 83 F FF 93 F SL 87 S SL 87 2-3 ② K		C SL 88 B SL 88 C FF 94 F FS 84 S SL 86 1-3 ③ K			B SL 84 B SL 87 B FF 92 B FF 93 4-0 BB			2	0	0	0	1	2	0
57 Chase Anderson, R (1, 1) 24 Yasmany Tomás, R (7, PH) 48 Randall Delgado, R (7, 1)		B FF 92 F FF 92 B FF 93 X FF 93 2-1 ③ G6-3			S FF 91 C KC 82 F SL 82 F FF 93 S SL 85 0-3 ① K		C SL 88 C SL 86 D SL 86 X SL 86 1-2 ③ G4-3			2 1 0	0 0 0	0 0 0	0 0 0	0 0 0	1 0 0	0 1 0

	AB	33
	R	2
	H	9
	RBI	2
	BB	1
	SO	8
	LOB	10

Inning Stats																		
	R: 2	H: 3	R: 0	H: 0	R: 0	H: 3	R: 0	H: 0	R: 0	H: 0	R: 0	H: 0	R: 0	H: 1	R: 0	H: 1	1B: 7	SF: 0	WP: 0	PA: 34
	E: 0	LOB: 1	E: 0	LOB: 0	E: 0	LOB: 2	E: 0	LOB: 0	E: 0	LOB: 0	E: 0	LOB: 0	E: 0	LOB: 1	E: 0	LOB: 1	2B: 2	SAC: 0	PB: 0	
	K: 0	BB: 1	K: 1	BB: 0	K: 0	BB: 0	K: 2	BB: 0	K: 1	BB: 0	K: 1	BB: 0	K: 0	BB: 1	K: 2	BB: 0	3B: 0	DP: 2	SB: 1	
	S: 14	P: 21	S: 9	P: 13	S: 10	P: 14	S: 9	P: 10	S: 10	P: 11	S: 7	P: 13	S: 10	P: 17	S: 6	P: 10	HR: 1	HBP: 0	CS: 2	

PITCHER		IP	WLS	BF	H	R	ER	SO	BB	IBB	HBP	BLK	WP	HR	S	P	ERA	WHIP
21 Brandon Morrow, R ERA: 1.29	(1, 1)	7.0		27	7	2	2	5	1	0	0	0	0	1	69	99	2.57	1.143
53 Joaquín Benoit, R ERA: 1.5	(8, 1)	1.0	W	3	1	0	0	1	0	0	0	0	0	0	6	10	0.00	1.000
46 Craig Kimbrel, R ERA:	(9, 1)	1.0	S	4	1	0	0	2	0	0	0	0	0	0	9	13	0.00	1.000

PITCHER		IP	WLS	BF	H	R	ER	SO	BB	IBB	HBP	BLK	WP	HR	S	P	ERA	WHIP

Batter	1	2	3	4	5	6	7	8	9	AB	R	H	RBI	BB	SO	LOB
4 Wil Myers, R (1, 8) OBP: 0.310, SLG: 0.415	C FF 90 B FF 90 F CH 80 B FF 91 X CH 80 2-2 G6-3		C FF 90 X CU 77 0-1 3 CS 1B			X FF 90 0-0 3 1B 27 SF9 2B	S SL 79 D SL 81 X SL 80 1-1 P6			4	1	2	0	0	0	1
3 Derek Norris, R (1, 2) OBP: 0.308, SLG: 0.351	C FF 91 B FF 92 X FF 91 1-1 F8		B CH 81 1 SAFE 1 SAFE F CH 82 S FF 90 1 SAFE F CU 76 S FF 91 1-3 K 1-2			F FF 89 X FF 90 0-1 23 BB 11 1B 2-3 1B		B CU 74 X CU 74 1-0 F7		4	0	1	0	0	1	1
27 Matt Kemp, R (1, 9) OBP: 0.364, SLG: 0.512	B FF 91 X FF 90 1-0 F8			B FF 91 F CU 75 F CH 80 B FF 91 X FF 92 2-2 G1-3		B FF 90 F FF 90 F FF 90 B CH 80 X FF 91 2-2 SF9 3-H		B FF 89 F FF 94 B FF 91 X FF 94 2-1 F9		3	0	0	1	0	0	0
10 Justin Upton, R (1, 7) OBP: 0.405, SLG: 0.703		C FF 90 X CU 76 0-1 23 2B 1B		B FF 92 C FF 91 B CH 82 X FF 93 2-1 23 G6-3 1B		F SI 90 1 SAFE B FF 91 B FF 90 B CH 81 X FF 91 3-1 F8		X FF 94 0-0 HR		4	2	3	1	0	0	1
23 Yonder Alonso, L (1, 3) OBP: 0.459, SLG: 0.516		B SI 90 C CH 81 F SI 90 1 SAFE B SI 90 B FF 90 X FF 91 3-2 1-H 2B		X SI 91 0-0 G6-3 1-2f		B FF 91 B CH 80 B CU 77 B FF 89 4-0 11 1B 1-2 BB		B FF 91 C CH 82 F FF 94 B FF 90 F FF 94 B CU 74 X SL 80 3-2 G3-1		3	0	1	1	1	0	1
11 Will Middlebrooks, R (1, 5) OBP: 0.282, SLG: 0.378		B FF 92 S CH 82 C FF 92 X SI 92 1-2 G5-3			C FF 91 C FF 91 B CU 77 C FF 92 1-3 K	C FF 92 B FF 90 S FF 91 F FF 92 X FF 90 1-2 1-2 2-H 1B				3	0	1	0	0	1	1
9 Jedd Gyorko, R (1, 4) OBP: 0.192, SLG: 0.167		X FF 91 0-0 L7		B CH 80 C FF 92 F FF 92 C CU 77 1-3 K			C SL 80 B FF 90 S FF 95 X SL 83 1-2 F8			3	0	0	0	0	1	1
5 Alexi Amarista, L (1, 6) OBP: 0.400, SLG: 0.350		C FF 91 B CH 81 B SI 91 F SI 90 B CU 76 X CU 76 3-2 F7		B FF 92 X CH 82 1-0 1B			B FF 91 F FF 95 B FF 93 F CH 81 F FF 92 B FF 93 B FF 92 4-2 25 G3 BB			2	0	1	0	1	0	1
21 Brandon Morrow, R (1, 1) 25 Will Venable, L (7, PH) OBP: 0.250, SLG: 0.625 53 Joaquín Benoit, R (8, 1) 46 Craig Kimbrel, R (9, 1)			C FF 90 B FF 90 S FF 90 C FF 91 1-3 K		B FF 91 1 SAFE F FF 90 1 SAFE B FF 91 S FF 90 F FF 92 S FF 91 2-3 K		1 SAFE B CU 74 X CU 75 1-0 G3 1-2			2 1 0 0	0 0 0 0	0 0 0 0	0 0 0 0	2 0 0 0	1 1 0 0	1 1 0 0
Inning Stats	R: 0 E: 0 K: 0 S: 6 H: 0 LOB: 0 BB: 0 P: 10	R: 1 E: 0 K: 0 S: 12 H: 2 LOB: 1 BB: 0 P: 19	R: 0 E: 0 K: 2 S: 9 H: 1 LOB: 1 BB: 0 P: 11	R: 0 E: 0 K: 0 S: 6 H: 1 LOB: 0 BB: 0 P: 10	R: 0 E: 0 K: 3 S: 11 H: 1 LOB: 1 BB: 0 P: 16	R: 1 E: 0 K: 0 S: 12 H: 3 LOB: 2 BB: 1 P: 22	R: 0 E: 0 K: 0 S: 9 H: 0 LOB: 1 BB: 1 P: 16	R: 1 E: 0 K: 0 S: 8 H: 1 LOB: 0 BB: 0 P: 14		1B: 6 2B: 3 3B: 0 HR: 1 SF: 1 SAC: 0 DP: 2 HBP: 0						

PITCHER	IP	WLS	BF	H	R	ER	SO	BB	IBB	HBP	BLK	WP	HR	S	P	ERA	WHIP
57 Chase Anderson, R (1, 1) ERA: 4.09	6.0		24	8	2	2	5	1	0	0	0	0	0	56	88	3.00	1.500
48 Randall Delgado, R (7, 1) ERA: 1.69	2.0	L	8	1	1	1	0	1	0	0	0	0	1	17	30	4.50	1.000

PITCHER	IP	WLS	BF	H	R	ER	SO	BB	IBB	HBP	BLK	WP	HR	S	P	ERA	WHIP

BOTTOM

Arizona Diamondbacks @ San Diego Padres

Petco Park, San Diego, CA

Wed Apr 15 2015, 6:13 PM - 8:41 PM PDT

Att. 23,104 - Clear - 70 F

livebaseballscorecards.com

AB	29
R	3
H	9
RBI	3
BB	2
SO	5
LOB	9

Batter	1	2	3	4	5	6	7	8	9	10	11	12	AB	R	H	RBI	BB	SO	LOB
5 Ender Inciarte, L (1, 7) (8, 9) OBP: 0.450, SLG: 0.568	C FF 93 F FC 88 F CU 77 X CU 76 0-2 G3-1		B FC 88 C FC 88 C FF 92 B FF 92 F FF 93 X FC 87 2-2 1B		C FF 91 B CU 74 X CU 75 1-1 FC3-6 11 2B 44 HR 1-2r		B FF 92 F SL 86 H CU 74 2-1 HBP			F SI 89 B CU 74 B CU 74 B SI 91 X SI 90 3-1 G3		C SI 87 X CH 82 0-1 44 S 2 E 1B	5	2	2	0	0	0	1
11 AJ Pollock, R (1, 8) OBP: 0.359, SLG: 0.412	B FC 88 C FF 93 F CU 76 B FC 86 X FC 88 2-2 G5-3		C FF 92 1 SAFE B FC 88 X FF 91 1-1 F8		1 SAFE 1 SAFE 1 SAFE B FC 86 C FC 87 X FF 92 1-1 44 HR 1-3 2B		1 SAFE F SL 84 C FF 90 1 SAFE X CU 74 0-2 G5-3			B SL 87 X SL 88 1-0 HR		1 SAFE L FF 86 1 SAFE B SL 78 C SL 78 1 SAFE S SL 76 1-3 K	6	2	2	1	0	1	3
44 Paul Goldschmidt, R (1, 3) OBP: 0.432, SLG: 0.676	C FF 93 B FF 93 X FC 88 1-1 F8		C CU 76 X FF 91 0-1 L9		F FF 94 X FF 93 0-1 2-H 3-H HR			B CU 81 C CU 82 B CH 85 F CH 86 X CH 88 2-2 G4-3		X SI 91 0-0 F9		B FF 86 I IN 65 I IN 70 I IN 69 4-0 1-2 2 E IBB	5	2	1	3	1	0	1
15 Mark Trumbo, R (1, 9) OBP: 0.278, SLG: 0.500 41 Daniel Hudson, R (8, 1) 43 Addison Reed, L (9, 1) 40 Andrew Chafin, R (9, 1) 4 Cliff Pennington, S (10, 6) OBP: 0.417, SLG: 0.333 50 Evan Marshall, R (10, 1) 19 Jake Lamb, L (11, PH) OBP: 0.500, SLG: 0.682		B FF 91 S FC 89 C CU 75 X FC 88 1-2 HR	B FC 88 B CU 75 F FC 87 S FF 93 B FF 94 1 SAFE X FF 94 3-2 P4		X FF 92 0-0 F9			C FF 93 B CU 83 S CH 86 S CH 86 1-3 K			C KC 79 X SI 92 0-1 G1-3	D CH 81 SI 86 C SL 78 B SL 76 X FF 87 2-2 F6	4 0 0 0 2 0 0	1 0 0 0 0 0 0	1 0 0 0 0 0 0	1 0 0 0 0 0 1	0 0 0 0 0 0 0	1 0 0 0 0 0 0	1 0 0 0 2 0 0
2 Aaron Hill, R (1, 5) OBP: 0.212, SLG: 0.250	F FF 92 B FF 92 B CU 75 F FC 86 B FF 92 B FF 92 4-2 13 1B BB		C FF 92 X CU 76 0-1 F8			X FC 86 0-0 G5-3		B FF 93 C CH 86 X SI 94 1-1 G1-3			X SI 92 0-0 G6-3	B SL 77 X SL 78 1-0 E6 1-H 2-H 2B	5	0	1	2	1	0	0
16 Chris Owings, R (1, 4) OBP: 0.133, SLG: 0.138	C FC 86 D FC 86 F FF 92 T FF 91 1-2 K		F FF 92 F CU 76 S CU 76 0-3 K			B FF 92 F FF 92 B CU 75 S FC 85 S FC 86 2-3 K			C FF 93 X CH 86 0-1 G5-3		B SI 92 B SI 92 F FF 92 X SI 93 2-1 19 BB 9 1B 1B	C FF 88 S SL 77 S SL 76 0-3 K	6	0	1	0	0	4	2
9 Tuffy Gosewisch, R (1, 2) OBP: 0.250, SLG: 0.200	1 SAFE C FC 86 F FC 87 X FF 92 0-2 P2		X FF 92 0-0 L9			X FF 91 0-0 F9			C FF 94 C FF 94 F CH 87 F FF 93 F FF 94 F CU 82 B CH 88 B CH 86 F FF 94 3-3 F SI 82 B CU 83 S CH 86 K		X SI 91 0-0 19 BB 1-2 1B		5	0	1	0	0	1	1
13 Nick Ahmed, R (1, 6) OBP: 0.300, SLG: 0.192 48 Randall Delgado, R (11, 1)	X FF 91 0-0 1-2 1B		F FF 92 F FF 92 B CU 77 X CU 76 1-2 5 FC3-6 1B			F SL 86 C FF 91 F FF 90 X FF 91 0-2 L8		C CU 81 B CH 86 S CU 82 X CU 82 1-2 G4-3		B KC 81 F SI 92 B SI 93 B KC 79 B SI 92 4-1 1-2 2-3 BB		4 0	0 0	2 0	0 0	0 0	0 0	0 0
25 Archie Bradley, R (1, 1) OBP: 0.167, SLG: 0.167 59 Oliver Pérez, L (7, 1) 29 Brad Ziegler, R (7, 1) 6 David Peralta, L (8, 7) OBP: 0.292, SLG: 0.333 24 Yasmany Tomas, R (11, PH) (11, 7)	S FF 93 S FF 93 B FF 93 S CU 76 1-3 K		C FF 90 C CU 72 X FF 91 0-2 B3		F SL 91 F FF 92 F FF 91 X FF 91 0-2 P5					C SI 89 B CU 74 X SI 90 1-1 G4-3	C SI 84 F SI 84 X SI 85 0-2 G1-3		3 0 0 0 1 1	0 0 0 0 0 0	0 0 0 0 0 0	0 0 0 0 0 0	1 0 0 0 0 0	3 0 0 0 0 3	
Inning Stats	R: 0 H: 0 E: 0 LOB: 0 K: 0 BB: 0 S: 9 P: 12	R: 1 H: 2 E: 0 LOB: 2 K: 2 BB: 1 S: 15 P: 22	R: 0 H: 1 E: 0 LOB: 1 K: 0 BB: 0 S: 11 P: 17	R: 0 H: 0 E: 0 LOB: 0 K: 1 BB: 0 S: 6 P: 6	R: 3 H: 3 E: 0 LOB: 0 K: 0 BB: 0 S: 13 P: 16	R: 0 H: 0 E: 0 LOB: 0 K: 1 BB: 0 S: 5 P: 7	R: 0 H: 0 E: 0 LOB: 1 K: 0 BB: 0 S: 12 P: 14	R: 0 H: 0 E: 0 LOB: 0 K: 1 BB: 0 S: 8 P: 12	R: 0 H: 0 E: 0 LOB: 0 K: 1 BB: 0 S: 14 P: 18	R: 1 H: 1 E: 0 LOB: 0 K: 0 BB: 0 S: 6 P: 11	R: 0 H: 2 E: 0 LOB: 3 K: 0 BB: 1 S: 10 P: 16	R: 2 H: 2 E: 1 LOB: 1 K: 2 BB: 1 S: 12 P: 20	1B: 6 2B: 2 3B: 0 HR: 3	SF: 0 SAC: 0 DP: 0 HBP: 1	WP: 0 PB: 0 SB: 1 CS: 0	PA: 51			

PITCHER		IP	WLS	BF	H	R	ER	SO	BB	IBB	HBP	BLK	WP	HR	S	P	ERA	WHIP
40 Madison Bumgarner, L ERA: 5.29	(1, 1)	7.0		29	6	4	4	4	1	0	1	0	0	2	71	94	5.14	1.000
63 Jean Machi, R ERA: 3.0	(8, 1)	2.0		6	0	0	0	2	0	0	0	0	0	0	22	30	0.00	0.000
41 Jeremy Affeldt, L ERA: 2.7	(10, 1)	0.2		2	0	0	0	0	0	0	0	0	0	0	4	8	0.00	0.000
46 Santiago Casilla, R ERA: 3.86	(10, 1)	1.0		7	3	1	1	0	1	0	0	0	0	1	9	16	9.00	4.000
49 Javier López, L ERA: 3.86	(11, 1)	0.1		1	0	0	0	0	0	0	0	0	0	0	3	3	0.00	0.000

PITCHER		IP	WLS	BF	H	R	ER	SO	BB	IBB	HBP	BLK	WP	HR	S	P	ERA	WHIP
54 Sergio Romo, R ERA: 4.15	(12, 1)	1.0	L	6	2	2	2	2	0	1	0	0	0	0	12	20	18.00	2.000

TOP

Arizona Diamondbacks @ San Francisco Giants
AT&T Park, San Francisco, CA
Thu Apr 16 2015, 7:17 PM - 11:35 PM PDT
Att. 41,545 - Clear - 62 F

livebaseballscorecards.com

AB	47
R	7
H	11
RBI	7
BB	3
SO	8
LOB	17

Batter	1	2	3	4	5	6	7	8	9	10	11	12	AB	R	H	RBI	BB	SO	LOB
23 Norichika Aoki, L (1, 7) OBP: 0.434, SLG: 0.391	C FF 91 B FF 91 X KC 80 1-1 G6-3 ①		B KC 78 B FF 91 B FF 92 C FF 92 X FF 91 3-1 7 CS 1B		B KC 78 C KC 77 C FF 91 D KC 81 B FF 92 F FF 93 X FF 92 3-2 G5-3 ③			C SI 94 B SI 95 X CH 85 1-1 G6-3 ①	S SL 82 D SL 84 S SL 82 D SL 83 S SL 83 2-3 K ③		C CU 71 F CU 72 B CH 86 B FF 94 S CH 81 2-3 K ②		6	0	1	0	0	2	4
7 Grégor Blanco, L (1, 9) OBP: 0.333, SLG: 0.394	B FF 91 B FF 91 B FF 92 C FF 91 F FF 92 B FF 92 4-2 16 S 28 1B BB		1 SAFE 1 SAFE B FF 91 B FF 92 C CH 85 C FF 93 X KC 81 2-2 G4-3 ①② 1-2			B KC 78 F FF 91 F FF 90 X KC 80 1-2 G4-3 ①		B FF 95 S CH 85 F FF 94 X CH 86 1-2 G6-3 ②		C FF 93 B SL 84 B FF 94 B FF 94 B SI 93 4-1 16 E 16 1B 50 1B BB	X CU 74 0-0 P3 ③		4	2	0	0	2	0	1
16 Ángel Pagán, S (1, 8) OBP: 0.426, SLG: 0.512	C FF 91 B KC 78 C KC 82 B FF 93 C FF 92 2-3 K ② 1-2		C FF 92 C FF 92 B KC 82 B KC 82 X FF 93 2-2 G4-3 ③			B FF 92 F FF 92 C FF 92 B FF 92 X FF 92 2-2 G5-3 ②		B FF 95 F FF 94 X FF 96 1-1 G6-3 ③		D SI 89 C SI 94 1 SAFE F SI 93 X SL 83 1-2 E5 50 1B 28 BB 12 FC3-2 1-3 1B		B CH 78 B SI 87 C SI 91 C CH 77 X CH 80 2-2 9 FC6-5 1B	6	0	2	0	0	1	1
28 Buster Posey, R (1, 2) OBP: 0.356, SLG: 0.405	X FF 92 0-0 2-H 1B			C FF 91 B KC 80 X KC 80 1-1 G6-3 ①		X FF 92 0-0 F9 ③			S SL 83 F FF 92 B SL 83 F SL 84 B SL 84 X FF 93 2-2 12 3B 50 G5-3 1B	D SL 84 D CH 86 B SI 95 C FF 95 D SL 84 4-1 12 FC3-2 50 1B 1-2 BB		B SL 81 S SL 79 F CH 81 B SI 92 B FF 94 F CH 79 X SL 78 3-2 F8 ①	5	1	2	1	1	0	1
9 Brandon Belt, L (1, 3) OBP: 0.160, SLG: 0.087	B FF 92 C KC 80 1 SAFE F FF 91 D KC 81 X FF 92 2-2 L7 ③			F FF 91 F FF 92 B FF 93 B KC 80 F FF 91 B KC 82 C KC 80 3-3 K ②			B CH 83 B FF 91 C CH 83 T FF 91 B FF 92 S KC 80 3-3 K ①		C FF 93 F FF 94 F SL 84 B SL 84 B FF 93 F FF 93 X SL 86 2-2 F7 ①	F SI 94 S CH 86 F CH 85 S CH 86 0-3 K ①		X CH 79 0-0 FC6-5 50 DI 50 2B 1-2f ②	6	1	0	0	0	3	6
50 Matt Duffy, R (1, 5) OBP: 0.353, SLG: 0.467		C FF 91 B FF 92 B FF 92 X FF 92 2-1 G4-3 ①		C FF 93 C FF 92 F FF 93 X FF 92 0-2 G4-3 ③			F FF 92 S FF 92 X KC 81 0-2 G5-3 ②		D SL 85 B FF 93 S SL 84 S SL 84 F FF 93 B SL 85 F FF 93 F FF 93 X SL 85 3-2 G5-3 ② 1-2	C SL 86 S CH 88 X CH 86 0-2 12 FC3-2 1B 1-2 2-3 3-H		B SL 78 B SL 78 B SI 92 C FF 90 C FF 92 X CH 77 3-2 1-H 2B	6	0	2	2	0	0	1
12 Joe Panik, L (1, 4) OBP: 0.289, SLG: 0.325	B FF 91 C CH 85 C FF 93 C FF 92 1-3 ②		B FF 91 C FF 90 F KC 80 X FF 92 1-2 35 G6-4-3 1B				X FF 90 0-0 35 HR 1B		B FF 92 F FF 92 X SL 83 1-1 2-H 3B	X CH 86 0-0 FC3-2 ② 1-2 2-3 3-Hf		C CH 80 F CH 77 F FF 93 D CH 80 X CH 82 1-2 L1 ③	6	1	3	1	0	1	4
35 Brandon Crawford, L (1, 6) OBP: 0.268, SLG: 0.333	L FF 93 B FF 92 B KC 81 B FF 93 B FF 92 4-1 BB		C KC 78 B FF 91 1 SAFE F FF 90 B FF 90 X FF 91 2-2 G6-4-3 ① 1-2				F FF 90 X FF 91 0-1 1-H HR		I IN 75 I IN 78 I IN 78 I IN 77 4-0 14 DI IBB	S CH 87 D CH 87 B CH 87 B SI 95 C SI 96 S SI 95 3-3 K ③			3	1	1	2	2	1	4
40 Madison Bumgarner, R (1, 1) 29 Héctor Sánchez, S (7, Ph) 63 Jean Machi, R (8, 1) 14 Casey McGehee, R (8, Ph) 55 Tim Lincecum, L (8, Ph) 41 Jeremy Affeldt, L (10, 1) 46 Santiago Casilla, R (10, 1) 49 Javier López, L (11, 1) 43 Justin Maxwell, R (11, Ph) 54 Sergio Romo, R (12, 1)	X FF 92 0-0 F8 ③				X KC 80 0-0 G6-3 ②		S SI 84 B CH 77 S CH 77 B CH 77 C CU 72 2-3 K ③		S SL 82 B SL 82 F SL 82 F FF 92 B SL 85 B FF 92 B SL 84 4-2 1-2 BB		C SL 81 C SI 92 B SL 82 S CH 80 2-3 K ①	2 0 0 0 0 0 2 1 0 0 0 0 1 0 0 0 0 0 0 0 0 0 0 0 0 1 0 0 0 0 0 0 0 0 0 0 0 0 0 0 0 0 0 0 0 0 0 0 0 1 0 0 0 0 0 0 0 0 0 0 0 0 0							
Inning Stats	R: 1 H: 1 E: 0 LOB: 1 K: 1 BB: 1 S: 11 P: 20	R: 0 H: 0 E: 0 LOB: 1 K: 1 BB: 1 S: 7 P: 14	R: 0 H: 1 E: 0 LOB: 0 K: 0 BB: 0 S: 8 P: 15	R: 0 H: 0 E: 0 LOB: 0 K: 1 BB: 0 S: 10 P: 14	R: 0 H: 1 E: 0 LOB: 1 K: 0 BB: 0 S: 11 P: 17	R: 0 H: 0 E: 0 LOB: 0 K: 0 BB: 0 S: 7 P: 10	R: 2 H: 2 E: 0 LOB: 0 K: 2 BB: 0 S: 12 P: 17	R: 0 H: 0 E: 0 LOB: 0 K: 0 BB: 0 S: 7 P: 10	R: 1 H: 2 E: 0 LOB: 3 K: 1 BB: 2 S: 23 P: 41	R: 1 H: 2 E: 1 LOB: 3 K: 2 BB: 2 S: 16 P: 28	R: 0 H: 0 E: 0 LOB: 0 K: 2 BB: 0 S: 7 P: 11	R: 1 H: 2 E: 0 LOB: 1 K: 0 BB: 0 S: 15 P: 24	1B: 8 2B: 1 3B: 1 HR: 1	SF: 0 SAC: 0 DP: 0 HBP: 0	WP: 0 PB: 0 SB: 1 CS: 1	PA: 52			

PITCHER	IP	WLS	BF	H	R	ER	SO	BB	IBB	HBP	BLK	WP	HR	S	P	ERA	WHIP
25 Archie Bradley, R (1, 1) ERA: 1.42	6.2		25	4	2	2	4	2	0	0	0	0	0	1	100	2.70	0.900
59 Oliver Pérez, L (7, 1) ERA: 8.1	0.0		1	1	1	1	0	0	0	0	0	0	1	2	2	∞	∞
29 Brad Ziegler, R (7, 1) ERA:	0.1	H	1	0	0	0	1	0	0	0	0	0	0	3	5	0.00	0.000
41 Daniel Hudson, R (8, 1) ERA:	1.0	H	3	0	0	0	0	0	0	0	0	0	0	7	10	0.00	0.000
43 Addison Reed, R (9, 1) ERA: 3.38	0.2	B	6	2	1	1	0	1	1	0	0	0	0	20	36	13.50	4.500

PITCHER	IP	WLS	BF	H	R	ER	SO	BB	IBB	HBP	BLK	WP	HR	S	P	ERA	WHIP
40 Andrew Chafin, L (9, 1) ERA: 1.35	0.1		3	1	1	1	1	0	0	0	0	0	0	7	14	27.00	6.000
50 Evan Marshall, R (10, 1) ERA: 6.75	1.0	B	5	1	0	0	2	1	0	0	0	0	0	12	19	0.00	2.000
48 Randall Delgado, R (11, 1) ERA: 2.45	2.0	W	8	2	1	1	2	0	0	0	0	0	0	22	35	4.50	1.000

BOTTOM

Arizona Diamondbacks @ San Francisco Giants

AT&T Park, San Francisco, CA

Thu Apr 16 2015, 7:17 PM - 11:35 PM PDT

Att. 41,545 - Clear - 62 F

livebaseballscorecards.com

AB	46
R	6
H	11
RBI	6
BB	6
SO	10
LOB	24

TOP

Arizona Diamondbacks @ San Francisco Giants

AT&T Park, San Francisco, CA

Fri Apr 17 2015, 7:16 PM - 10:16 PM PDT

Att. 41,550 - Clear - 54 F

livebaseballscorecards.com

Batter	1	2	3	4	5	6	7	8	9	AB	R	H	RBI	BB	SO	LOB
5 Ender Inciarte, L (1, 9) OBP: 0.435, SLG: 0.535	B FF 87 F FF 87 X FF 88 1-1 ① F7		C CU 76 X CH 81 0-1 11 1B; 44 1B; 1B	X SI 88 0-0 ② L7		B FF 91 B FF 90 C FF 91 B FF 91 X FF 90 3-1 ② L9	X CU 76 0-0 ② G3 2-3		B FF 88 X FF 87 1-0 11 2B; 6 SF7; 1-2; 1B	6	2	2	0	0	0	2
11 AJ Pollock, R (1, 8) OBP: 0.422, SLG: 0.487	C FF 90 F SI 88 B FC 86 B FC 86 F SI 89 F FC 85 S CH 81 2-3 ② K		B SI 88 1 SAFE X SI 88 1-0 6 F9; 44 1B; 19 3B; 1-3; 1B	B FC 85 C CU 79 B SI 88 X SI 88 2-1 1-2 1B		F FF 90 X CU 76 0-1 44 S; 6 2B; 1B	B CU 78 B CU 77 B SL 86 C FF 91 C FF 91 B FF 91 4-2 BB		D CU 76 S SL 84 B CU 76 X FF 88 2-1 1-3 2-H; 2B	5	2	4	1	1	1	0
44 Paul Goldschmidt, R (1, 3) OBP: 0.429, SLG: 0.634 31 Jordan Pacheco, R (8, 3) OBP: 0.273, SLG: 0.200 (9, 5)	B SI 89 C SI 90 X SI 89 1-1 ③ G6-3		1 SAFE X SI 88 0-0 19 3B; 1-2; 3-H; 1B	C FC 88 B FC 88 B SL 84 X SI 91 2-1 ③ F8		B SL 87 B FF 91 C FF 92 C SL 88 B FF 92 B FF 92 4-2 6 2B; 1-2; BB	B SL 88 B SL 87 B CU 78 C FF 90 C FF 88 C FF 91 3-3 ③ K		D CU 77 B SL 84 C SL 84 B FF 87 B FF 88 4-1 BB	4 0	1 0	1 0	1 0	1 1	1 0	4 0
6 David Peralta, L (1, 7) OBP: 0.333, SLG: 0.462		C SI 87 B FF 88 X FC 85 1-1 ① G3-1	X FC 85 0-0 ② F9 2-3		B SI 89 B SI 90 X SI 90 2-0 19 G4-3; 9 1B; 1B	X CH 84 0-0 1-3 2-H; 2B		C CU 75 X CU 75 0-1 16 PB; 2B	S CH 80 B FF 88 X FF 87 1-1 ① SF7; 3-H	5	1	3	2	0	0	2
19 Jake Lamb, L (1, 5) OBP: 0.548, SLG: 0.760 24 Yasmany Tomás, R (9, PH) (9, 3)		C FC 84 X CH 81 0-1 9 G6-3; 1B	B FF 88 D FC 86 B FF 88 C FC 85 F FC 85 X SI 89 3-2 1-H 3-H; 3B		D SL 84 F FF 90 X FC 88 1-1 ① G4-3; 1-2	B SI 90 C CH 83 B CH 84 B CH 84 B SL 86 4-1 BB		B CU 76 B CH 83 C SI 90 B SI 90 B CH 82 4-1 16 PB; BB	X SL 82 0-0 ② F8	3 1	0 0	2 0	2 0	2 0	0 0	1 2
9 Tuffy Gosewisch, R (1, 2) OBP: 0.237, SLG: 0.194		B FC 85 1 SAFE 1 SAFE B SI 89 F FC 85 B SI 89 1 SAFE C SI 89 1 SAFE 3-2 ② G6-3; 1-2	D FC 84 D CU 78 X FC 84 2-0 ③ L4		B FC 87 F SL 84 S FF 90 X FF 91 1-2 16 G4-3; 2-H; 1B	B SL 86 C SI 90 F SL 88 F SI 90 C CU 76 1-3 ③ K		X FF 87 0-0 ① F4	C CU 76 C FF 87 S CU 76 0-3 ③ K	6	0	1	1	0	2	9
16 Chris Owings, R (1, 4) OBP: 0.200, SLG: 0.182		B FC 86 F FF 89 S FF 90 B FC 86 F CH 82 F SI 89 F FF 90 B FC 86 D CU 79 4-2 BB		M SI 87 X CU 77 0-1 13 L8; 13 S; 55 1B; 1B	B SI 90 1 SAFE X FC 87 1-0 ② G4-3; 1-2		C FF 90 F FF 89 X CH 82 0-2 55 1B; 55 E; 1B	B SL 84 F CU 74 F FF 88 S CU 75 1-3 ② K; 1-2; 2-3		4	2	2	0	1	1	3
13 Nick Ahmed, R (1, 6) OBP: 0.257, SLG: 0.161		S CU 79 C FF 89 D CH 82 C SI 89 1-3 ③ K		1 SAFE B SI 88 1 SAFE B SI 87 S FF 88 F FF 88 B FC 84 X SI 88 3-2 ① L8; 1-3	X SI 90 0-0 ③ P2		B FF 90 B FF 89 C SI 90 S SL 86 F FF 90 X FF 91 2-2 ① F9	C CU 73 C FF 87 S CU 74 0-3 ③ K		5	0	0	0	0	2	7
55 Josh Collmenter, R (1, 1) OBP: 0.429, SLG: 0.429			C SI 86 X SI 87 0-1 ① G6-3	B SI 89 3 SAFE C SI 88 D CU 79 X SI 88 2-1 11 1B; 3-H; 1B		C FF 90 C CU 75 B CU 77 B FF 91 F FF 92 C FF 91 2-3 ① K	X SI 89 0-0 E9; 5 G3; 1-H; 1B		C FF 87 X SL 82 0-1 5 1B; 11 2B; 1B	5	1	3	1	0	1	0

	AB	44
	R	9
	H	18
	RBI	8
	BB	6
	SO	8
	LOB	30

Inning Stats	1	2	3	4	5	6	7	8	9			
	R: 0 E: 0 K: 1 S: 9	H: 0 LOB: 0 BB: 0 P: 13	R: 0 E: 0 K: 1 S: 15	H: 1 LOB: 2 BB: 1 P: 24	R: 3 E: 0 K: 0 S: 11	H: 4 LOB: 1 BB: 0 P: 17	R: 1 E: 0 K: 0 S: 12	H: 3 LOB: 2 BB: 0 P: 21	R: 1 E: 0 K: 0 S: 8	H: 2 LOB: 1 BB: 0 P: 13	R: 1 E: 0 K: 2 S: 16	H: 2 LOB: 3 BB: 2 P: 30
	R: 1 E: 1 K: 1 S: 14	H: 2 LOB: 2 BB: 1 P: 23	R: 0 E: 0 K: 2 S: 10	H: 1 LOB: 2 BB: 1 P: 15	R: 2 E: 0 K: 1 S: 12	H: 3 LOB: 2 BB: 1 P: 20	1B: 14 2B: 3 3B: 1 HR: 0	SF: 1 SAC: 0 DP: 0 HBP: 0	WP: 0 PB: 1 SB: 2 CS: 0	PA: 51		

PITCHER		IP	WLS	BF	H	R	ER	SO	BB	IBB	HBP	BLK	WP	HR	S	P	ERA	WHIP
22 Jake Peavy, R ERA: 9.39	(1, 1)	3.2	L	20	8	4	4	2	1	0	0	0	0	0	45	71	9.82	2.455
70 George Kontos, R ERA: 1.04	(4, 1)	1.1		6	2	1	1	0	0	0	0	0	0	0	10	17	6.75	1.500
32 Ryan Vogelsong, R ERA: 10.45	(6, 1)	2.0		15	5	2	1	3	4	0	0	0	0	0	33	60	4.50	4.500
52 Yusmeiro Petit, R ERA: 4.91	(8, 1)	2.0		10	3	2	2	3	1	0	0	0	0	0	19	28	9.00	2.000

PITCHER	IP	WLS	BF	H	R	ER	SO	BB	IBB	HBP	BLK	WP	HR	S	P	ERA	WHIP

Batter	1	2	3	4	5	6	7	8	9	AB	R	H	RBI	BB	SO	LOB
23 Norichika Aoki, L (1, 7) OBP: 0.404, SLG: 0.360	B FC 83 C FC 83 F CH 77 B FC 83 X FC 84 2-2 ① G5-3		C FC 82 B FC 81 X FC 83 1-1 ② P6			B FC 80 X FC 81 1-0 ① G1-3			F FC 81 X CH 76 0-1 ① G3	4	0	0	0	0	0	0
12 Joe Panik, L (1, 4) OBP: 0.306, SLG: 0.364	B FC 83 X CH 76 1-0 ② F9		C FC 84 B CU 71 X CH 75 1-1 16 FC6 1B			B CU 70 C FC 83 B FC 83 F FC 84 B CU 73 F CH 77 X CH 76 3-2 ② G2-3			C FC 83 X CU 70 0-1 2B	4	0	2	0	0	0	0
16 Ángel Pagán, S (1, 8) OBP: 0.420, SLG: 0.500 43 Justin Maxwell, R (8, 9) OBP: 0.333, SLG: 0.278	C FC 83 C CU 71 X FC 84 0-2 28 FC6-4 1B		B FC 82 B FC 82 C FC 83 C FC 83 X FC 84 2-2 ③ FC6 1-2f			F FC 83 B FC 84 B FC 84 B FC 84 X FC 85 3-1 ③ G4-3			C FC 84 B FC 82 S CH 75 S FC 86 1-3 ② K	3 1	0 0	1 0	0 0	0 0	0 1	1 1
28 Buster Posey, R (1, 2) OBP: 0.333, SLG: 0.375 29 Héctor Sánchez, S (8, 2) OBP: 0.130, SLG: 0.174	1 SAFE 1 SAFE S CH 75 B FC 82 X FC 83 1-1 ③ FC6-4 1-2f			C FC 82 C FC 83 B FC 84 X FC 85 1-2 ① F9			B FC 81 B FC 82 C FC 84 X CH 76 2-1 ① F8		C FC 85 S FC 85 D CH 77 X FC 86 1-2 ③ P6	3 1	0 0	0 0	0 0	0 0	0 0	1 1
14 Casey McGehee, R (1, 5) OBP: 0.308, SLG: 0.391		C FC 81 B CU 70 B FC 82 X FC 83 2-1 ① G4-3		F FC 83 B CH 76 B CH 76 S FC 84 B FC 84 B FC 84 4-2 9 L3 BB			F CH 76 C FC 82 B FC 84 B CH 76 X CU 72 2-2 ② L9			2	0	0	0	1	0	0
9 Brandon Belt, L (1, 3) OBP: 0.143, SLG: 0.077		B FC 82 B FC 83 B FC 84 C FC 82 S CH 75 X CH 76 3-2 ② G1-3		B CH 77 X FC 82 1-0 ② ③ L3 1-1			X FC 83 0-0 ③ G4-3			3	0	0	0	0	0	1
7 Grégor Blanco, L (1, 9) OBP: 0.333, SLG: 0.389 (8, 8)		B FC 82 C FC 83 X CU 73 1-1 1B			B FC 82 C CH 74 B CH 75 X CH 76 2-1 ① P6			F FC 80 B FC 82 F CH 76 X FC 83 1-2 ① G4-3		3	0	1	0	0	0	0
35 Brandon Crawford, L (1, 6) OBP: 0.250, SLG: 0.308		F FC 82 1 SAFE B FC 81 S CH 75 1 SAFE S CH 75 1-3 ③ K			B FC 84 S CH 75 X CH 76 1-1 ② G3			B FC 84 B CH 77 B FC 84 C FC 82 T FC 84 X FC 85 3-2 ② F8		3	0	0	0	0	1	1
22 Jake Peavy, R (1, 1) 70 George Kontos, R (4, 1) 13 Joaquin Arias, R (5, PH) OBP: 0.143, SLG: 0.357 32 Ryan Vogelsong, R (6, 1) OBP: 0.333, SLG: 0.333 52 Yusmeiro Petit, R (8, 1) 50 Matt Duffy, R (8, 5) OBP: 0.343, SLG: 0.452			C FC 82 X FC 82 0-1 ① F9		C FC 84 B CH 76 X FC 85 1-1 ③ F8			B FC 83 B FC 84 X FC 84 2-0 ③ F9		1 0 1 0 0 1	0 0 0 0 0 0	0 0 0 0 0 0	0 0 0 0 0 0	0 0 0 0 0 0	0 0 0 0 0 0	0 0 0 0 0 0
Inning Stats	R: 0 H: 1 E: 0 LOB: 1 K: 0 BB: 0 S: 9 P: 13	R: 0 H: 1 E: 0 LOB: 1 K: 1 BB: 0 S: 10 P: 17	R: 0 H: 1 E: 0 LOB: 1 K: 0 BB: 0 S: 9 P: 13	R: 0 H: 0 E: 0 LOB: 0 K: 0 BB: 1 S: 6 P: 12	R: 0 H: 0 E: 0 LOB: 0 K: 0 BB: 0 S: 6 P: 10	R: 0 H: 0 E: 0 LOB: 0 K: 0 BB: 0 S: 7 P: 14	R: 0 H: 0 E: 0 LOB: 0 K: 0 BB: 0 S: 6 P: 10	R: 0 H: 0 E: 0 LOB: 0 K: 0 BB: 0 S: 7 P: 13	R: 0 H: 1 E: 0 LOB: 1 K: 1 BB: 0 S: 10 P: 12	1B: 3 2B: 2 3B: 0 HR: 0	SF: 0 SAC: 0 DP: 1 HBP: 0					

PITCHER	IP	WLS	BF	H	R	ER	SO	BB	IBB	HBP	BLK	WP	HR	S	P	ERA	WHIP
55 Josh Collmenter, R (1, 1) ERA: 3.38	9.0	W	31	4	0	0	2	1	0	0	0	0	0	70	114	0.00	0.556

PITCHER	IP	WLS	BF	H	R	ER	SO	BB	IBB	HBP	BLK	WP	HR	S	P	ERA	WHIP

BOTTOM

Arizona Diamondbacks @ San Francisco Giants

AT&T Park, San Francisco, CA

Fri Apr 17 2015, 7:16 PM - 10:16 PM PDT

Att. 41,550 - Clear - 54 F

livebaseballscorecards.com

AB	30
R	0
H	4
RBI	0
BB	1
SO	2
LOB	6

WP: 0 PA: 31
PB: 0
SB: 0
CS: 0

Batter	1	2	3	4	5	6	7	8	9	AB	R	H	RBI	BB	SO	LOB
5 Ender Inciarte, L (1, 8) OBP: 0.400, SLG: 0.489	C SI 90 B CU 75 X CH 84 1-1 ① G4-3		C CU 73 S CU 74 X CH 83 0-2 ① G1-3		B CH 82 C SI 88 B CU 76 X SI 89 2-1 ③ F8			C SL 76 B CH 82 B CH 82 B SI 89 X SI 88 3-1 ② G3-1		4	0	0	0	0	0	0
19 Jake Lamb, L (1, 5) OBP: 0.514, SLG: 0.690	B SI 89 F SI 90 B CU 75 S CH 84 X CH 84 2-2 ② G4-3		C CU 74 B CH 83 B SI 88 C SI 88 X SL 78 2-2 ② G4-3			B CH 81 F SL 76 T CH 83 X SI 90 1-2 ① G6-3		B CH 82 C CU 73 S CH 82 B SI 90 B SI 89 X SI 89 3-2 1B		4	0	1	0	0	0	0
44 Paul Goldschmidt, R (1, 3) OBP: 0.415, SLG: 0.622	B SI 90 B SI 91 C SI 89 X SL 78 2-1 ③ F8		C CU 75 B SL 76 S SI 89 B CU 77 F SI 90 C SI 91 2-3 ③ K			B CU 75 C SL 76 B SI 90 C SL 75 X SI 90 2-2 6 G3 2B		C FF 88 C FF 88 B SL 78 S SL 77 1-3 ③ K		4	0	1	0	0	2	1
6 David Peralta, L (1, 7) OBP: 0.324, SLG: 0.533		C SI 88 B SI 88 B SI 89 F SI 88 X SI 90 2-2 ① L7		B SI 88 B CH 80 X SI 88 2-0 HR		B CH 82 B CH 81 X CH 82 2-0 ② G3 2-3			B SI 92 B FF 93 C CH 90 F SI 93 B KC 79 C SI 92 3-3 ① K	4	1	1	1	0	1	1
15 Mark Trumbo, R (1, 9) OBP: 0.300, SLG: 0.500		C CU 74 X SI 89 0-1 13 BB 9 1B 1B		B SL 78 C SL 76 X CU 74 1-1 ① P4		C SI 90 F SI 89 X SI 90 0-2 ③ G2-3			C KC 78 X KC 79 0-1 9 HBP 1B	4	0	2	0	0	0	1
9 Tuffy Gosewisch, R (1, 2) OBP: 0.262, SLG: 0.205		D SI 89 C SI 90 B SL 76 X SI 88 2-1 13 BB 1-2 1B		B SI 89 B SL 78 B SI 89 C SI 88 C SI 88 X SI 89 3-2 ② F8			B SL 75 C SI 88 F CU 73 X SI 88 1-2 ① P1		C SI 91 H SI 93 1-1 16 G6-4-3 1-2 HBP	3	0	1	0	0	0	0
16 Chris Owings, R (1, 4) OBP: 0.179, SLG: 0.162		B SI 89 C SL 75 F SL 76 B SI 91 B SI 90 C CU 75 3-3 ② K		B SI 89 X SI 88 1-0 ③ G5-3			X SI 88 0-0 ② G1-3		X SI 92 0-0 ② ③ G6-4-3 1-2f	4	0	0	0	0	1	4
13 Nick Ahmed, R (1, 6) OBP: 0.263, SLG: 0.152		D SL 78 B SI 90 B SI 89 B SI 88 4-0 BB 1-2 2-3			C SL 75 C SI 90 S SL 76 0-3 ① K		C SI 89 S CU 75 C SI 90 0-3 ③ K			2	0	0	0	1	2	0
12 Rubby De La Rosa, R (1, 1) 50 Evan Marshall, R (7, 1) 11 AJ Pollock, R (8, PH) OBP: 0.413, SLG: 0.475 59 Oliver Pérez, L (8, 1)		X SI 89 0-0 ③ G4-3			C SI 89 B CU 73 C SL 75 S CU 74 1-3 ② K			C CU 74 B SI 88 C SL 74 B SI 90 C SI 87 2-3 ① K		2 0 1 0	0 0 0 0	0 0 0 0	0 0 0 0	0 0 1 0	1 0 0 0	3 0 0 0
Inning Stats	R: 0 E: 0 K: 0 S: 7 H: 0 LOB: 0 BB: 0 P: 12	R: 0 E: 0 K: 1 S: 11 H: 2 LOB: 3 BB: 1 P: 22	R: 0 E: 0 K: 1 S: 10 H: 0 LOB: 0 BB: 0 P: 14	R: 1 E: 0 K: 0 S: 7 H: 1 LOB: 0 BB: 0 P: 14	R: 0 E: 0 K: 2 S: 8 H: 0 LOB: 0 BB: 0 P: 11	R: 0 E: 0 K: 0 S: 10 H: 1 LOB: 1 BB: 0 P: 15	R: 0 E: 0 K: 1 S: 7 H: 0 LOB: 0 BB: 0 P: 8	R: 0 E: 0 K: 2 S: 11 H: 1 LOB: 1 BB: 0 P: 20	R: 0 E: 0 K: 1 S: 7 H: 1 LOB: 1 BB: 0 P: 11	1B: 4 2B: 1 3B: 0 HR: 1 SF: 0 SAC: 0 DP: 1 HBP: 1						

PITCHER		IP	WLS	BF	H	R	ER	SO	BB	IBB	HBP	BLK	WP	HR	S	P	ERA	WHIP
53 Chris Heston, R ERA: 0.87	(1, 1)	7.2	W	29	5	1	1	6	1	0	0	0	0	1	68	112	1.17	0.783
54 Sergio Romo, R ERA: 3.86	(8, 1)	0.1	H	1	0	0	0	1	0	0	0	0	0	0	3	4	0.00	0.000
46 Santiago Casilla, R ERA: 3.18	(9, 1)	1.0	S	4	1	0	0	1	0	0	1	0	0	0	7	11	0.00	1.000

PITCHER	IP	WLS	BF	H	R	ER	SO	BB	IBB	HBP	BLK	WP	HR	S	P	ERA	WHIP

TOP

Arizona Diamondbacks @ San Francisco Giants

AT&T Park, San Francisco, CA

Sat Apr 18 2015, 6:08 PM - 8:45 PM PDT

Att. 41,756 - Clear - 62 F

livebaseballscorecards.com

AB	32
R	1
H	6
RBI	1
BB	1
SO	8
LOB	10

WP: 0 PA: 34
PB: 0
SB: 0
CS: 0

Arizona Diamondbacks @ San Francisco Giants

AT&T Park, San Francisco, CA

Sat Apr 18 2015, 6:08 PM - 8:45 PM PDT

Att. 41,756 - Clear - 62 F

livebaseballscorecards.com

BOTTOM

Batter	1	2	3	4	5	6	7	8	9	AB	R	H	RBI	BB	SO	LOB
23 Norichika Aoki, L (1, 7) OBP: 0.403, SLG: 0.382	C FF 91 X FF 94 0-1 12 1B 2B	C FF 92 S CH 86 S CH 89 0-3 ① K	X FF 97 0-0 1B	C CH 83 B CH 85 X CH 84 1-1 ③ F7		C SL 80 X SL 80 0-1 ② L7		5	1	2	0	0	1	2
12 Joe Panik, L (1, 4) OBP: 0.333, SLG: 0.388	B FF 93 F CH 84 X FF 95 1-1 16 BB 2-H 1B	C FF 94 C CH 85 X FF 94 0-2 16 G4-3 28 1B 16 PB 1B	1 SAFE 1 SAFE F FF 96 1 SAFE B FF 94 B CU 79 X CH 86 2-1 ③ F9			C SI 93 B SI 93 B FF 94 B CH 82 X CH 83 3-1 ① F9	D SL 81 X SI 92 1-0 1-2 2-3 1B	5	1	3	1	0	0	1
16 Ángel Pagán, S (1, 8) OBP: 0.400, SLG: 0.460	B SL 83 1 SAFE B CH 85 B CH 85 B FF 92 4-0 14 FC3-6 1-2 BB	B FF 94 B CH 88 S CH 85 F CH 87 X SI 90 2-2 ② G4-3 1-3	B SI 93 F FF 94 B SI 94 X FF 94 2-1 ① G5-3			B FF 92 C CH 84 B FF 94 B CH 82 X CH 84 3-1 ② F9	B SI 92 F SI 92 B FF 92 B SI 93 X FF 91 3-1 ③ F7	4	0	0	0	1	0	4
28 Buster Posey, R (1, 2) OBP: 0.346, SLG: 0.386	B FF 96 C SL 82 F CH 87 D CH 89 T CH 88 2-2 ① K	X SL 85 0-0 3-H 1B	C FF 95 F SI 95 F SI 96 B FF 98 F CH 89 F SL 86 C SI 98 1-3 ② K			F SI 95 F CH 86 B FF 98 X CH 87 1-2 14 WP 9 1B 1B		4	0	2	1	0	2	2
9 Brandon Belt, L (1, 3) OBP: 0.188, SLG: 0.103	B CH 86 B SI 96 F CH 84 X FF 95 2-1 ② F8	B CH 87 T FF 96 X FF 96 1-1 ③ F7	B FF 95 B CH 86 B CH 85 B FF 94 4-0 14 1B BB			B CH 84 X SI 93 1-0 1-2 14 WP 1B		3	0	1	0	1	0	3
14 Casey McGehee, R (1, 5) OBP: 0.300, SLG: 0.370 13 Joaquin Arias, R (8, 5) OBP: 0.143, SLG: 0.357	C SL 84 S SL 84 X SI 96 0-2 ③ FC3-6 1-2f	B SL 81 C SL 82 S CH 85 C FF 96 1-3 ① K	S SL 84 F CH 87 F SL 86 X FF 97 0-2 1-3 1B			S SL 84 S CH 86 B CH 86 X SL 86 1-2 ③ G6-3 1-2 2-3		4 0	0 0	1 0	0 0	0 0	1 0	4 0
7 Grégor Blanco, L (1, 9) OBP: 0.333, SLG: 0.385 43 Justin Maxwell, R (8, PH) OBP: 0.364, SLG: 0.316 (9, 9)		B FF 91 B SI 92 S FF 93 C CH 85 B CH 87 S CH 88 3-3 ① K	B CH 84 C FF 94 C CH 86 F FF 97 X CH 89 1-2 35 HR 1B	S FF 93 B FF 92 F SL 82 B FF 94 S FF 96 2-3 ③ K			B FF 90 F FF 91 B SI 92 C FF 92 F FF 92 X FF 94 2-2 12 1B 35 E 1B	3 1	1 0	1 1	0 0	0 0	2 0	2 0
35 Brandon Crawford, L (1, 6) OBP: 0.250, SLG: 0.372		B CH 85 X SI 93 1-0 ② F7	1 SAFE X CH 86 0-0 1-H HR		C CU 80 F FF 94 F SL 84 B CH 87 B FF 93 F FF 94 X FF 95 2-2 ① G6-3		L SL 80 B SL 79 F FF 93 X SL 80 1-2 FC4 12 1B 1-2	4	1	1	2	0	0	1
53 Chris Heston, R (1, 1) 54 Sergio Romo, R (8, 1) 34 Andrew Susac, R (8, PH) 46 Santiago Casilla, R (9, 1)		F FF 91 S FF 95 X FF 96 0-2 ③ G4-3	F FF 97 C FF 97 S FF 98 0-3 ② K		B FF 92 X FF 92 1-0 ② G1-3		S FF 91 F FF 91 F SL 80 F CH 84 X SL 80 0-2 ① F7	3 0 1 0	0 0 0 0	0 0 0 0	0 0 0 0	0 0 0 0	1 0 0 0	0 0 2 0
Inning Stats	R: 1 E: 0 K: 1 S: 12 H: 2 LOB: 2 BB: 1 P: 21	R: 0 E: 0 K: 1 S: 7 H: 0 LOB: 0 BB: 0 P: 11	R: 1 E: 0 K: 1 S: 12 H: 2 LOB: 1 BB: 0 P: 15	R: 2 E: 0 K: 2 S: 14 H: 3 LOB: 1 BB: 0 P: 18	R: 0 E: 0 K: 2 S: 15 H: 1 LOB: 2 BB: 1 P: 24	R: 0 E: 0 K: 0 S: 8 H: 0 LOB: 0 BB: 0 P: 12	R: 0 E: 0 K: 0 S: 11 H: 2 LOB: 2 BB: 0 P: 20	R: 0 E: 1 K: 0 S: 17 H: 2 LOB: 3 BB: 0 P: 24		1B: 10 2B: 1 3B: 0 HR: 1		SF: 0 SAC: 0 DP: 0 HBP: 0		WP: 1 PB: 1 SB: 0 CS: 0	PA: 39	

	AB	37
	R	4
	H	12
	RBI	4
	BB	2
	SO	7
	LOB	21

PITCHER		IP	WLS	BF	H	R	ER	SO	BB	IBB	HBP	BLK	WP	HR	S	P	ERA	WHIP
12 Rubby De La Rosa, R ERA: 6.0	(1, 1)	6.2	L	31	9	4	3	7	2	0	0	0	0	1	75	115	4.05	1.650
50 Evan Marshall, R ERA: 6.23	(7, 1)	0.1		2	1	0	0	0	0	0	0	0	1	0	4	6	0.00	3.000
59 Oliver Pérez, L ERA: 6.23	(8, 1)	1.0		6	2	0	0	0	0	0	0	0	0	0	17	24	0.00	2.000

PITCHER	IP	WLS	BF	H	R	ER	SO	BB	IBB	HBP	BLK	WP	HR	S	P	ERA	WHIP

Batter	1	2	3	4	5	6	7	8	9	AB	R	H	RBI	BB	SO	LOB
5 Ender Inciarte, L (1, 7) (8, 9) OBP: 0.364, SLG: 0.442	C SI 88 B FS 80 X FS 80 1-1 ① G4-3		X CU 73 0-0 ① G1-3	C SI 86 X SI 87 0-1 ② G5-3			C CH 82 B FC 87 F FF 89 F SL 84 F SL 84 F FF 90 X FC 87 1-2 ① G1-3		B SI 90 F SI 90 X SI 91 1-1 ② FC6-2-5 1-3 3-H	5	0	0	0	0	0	2
11 AJ Pollock, R (1, 8) OBP: 0.431, SLG: 0.489	B SI 88 X SI 88 1-0 44 HR 1B		C FC 81 X FC 81 0-1 2 BB 44 BB 31 HBP 1B	C FS 78 C CU 74 F CU 80 F CU 74 B FF 87 B SI 88 F SI 88 X FC 81 2-2 1B			C SI 91 F SI 91 B FF 91 B FF 90 X FC 87 2-2 ② G3		X SI 90 0-0 ③ G4-3	5	2	3	0	0	0	2
44 Paul Goldschmidt, R (1, 3) OBP: 0.421, SLG: 0.667	1 SAFE 1 SAFE X SI 87 0-0 1-H HR		S SI 88 T FC 81 D FC 82 1 SAFE B FC 82 1 SAFE 1 SAFE D CU 74 B SI 88 4-2 31 HBP 2 BB 16 1B 1-2 BB	S FC 81 B SI 88 1 SAFE S FC 80 B SI 89 S SI 88 2-3 ③ K			C SI 90 T FF 90 B FF 90 X SL 84 1-2 ③ L3			3	2	1	2	1	1	1
15 Mark Trumbo, R (1, 9) OBP: 0.273, SLG: 0.455 6 David Peralta, L (8, 7) OBP: 0.324, SLG: 0.533	C SI 88 B CU 76 S FC 82 X SI 88 1-2 ② F8		B SI 89 S FC 81 X SI 89 1-1 ② L8		F SI 86 B CU 73 X SI 87 1-1 ① G6-3			X FF 91 0-0 ① G6-3		4 0	0 0	0 0	0 0	0 0	0 0	2 0
2 Aaron Hill, R (1, 5) OBP: 0.216, SLG: 0.229	C FC 83 B FS 81 X SI 89 0-2 ③ G6-3		S FC 83 B FS 81 F SI 90 B FC 83 B SI 89 B SI 88 4-2 31 HBP 16 1B 1-2 2-3 BB		X SI 87 0-0 ② G6-3			S FF 92 B CU 81 F CU 80 B FF 93 B FF 92 C FF 93 3-3 ② K		3	1	0	0	1	1	0
31 Jordan Pacheco, R (1, 2) OBP: 0.267, SLG: 0.154		C SI 87 X FC 82 0-1 ① G6-3	B FC 82 B SI 87 H SI 87 3-0 16 1B 1-2 2-3 3-H HBP		B SI 86 C SI 87 F FS 79 T FC 83 1-2 ③ K			B CH 85 X FF 93 1-0 ③ G6-3		3	0	0	1	0	1	0
16 Chris Owings, R (1, 4) OBP: 0.233, SLG: 0.244		C FC 80 B SI 86 X SI 88 1-1 E5 1B	S FC 82 F FC 83 X SI 89 0-2 13 S 1-3 2-H 3-H 1B			B FC 88 C SI 90 B FC 88 X FF 90 2-1 ① F8			S CU 80 B FF 92 X CU 81 1-1 13 FC1-5 2B	4	0	3	2	0	0	0
13 Nick Ahmed, R (1, 6) OBP: 0.238, SLG: 0.135		S FC 81 B SI 87 S FC 83 S FC 83 1-3 ② K2-3	C FS 80 3 SAFE B FS 81 F SI 87 F FC 81 F FC 81 D CU 76 S FC 82 2-3 ③ K 1-2			X FC 88 0-0 ② G6-3			X FF 93 0-0 ① FC1-5 24 1B 5 FC6-2-5 2-3	4	0	0	0	0	2	4
58 Jeremy Hellickson, R (1, 1) 29 Brad Ziegler, R (7, 1) 24 Yasmany Tomás, R (9, PH) OBP: 0.250, SLG: 0.250 43 Addison Reed, L (9, 1)		C FC 81 S SI 89 S CU 76 0-3 ③ K		C SI 86 S FS 80 S FC 80 0-3 ① K		F FF 90 X FC 88 0-1 ③ G4-3			1 SAFE F FF 93 1 SAFE 1 SAFE X CH 86 0-1 5 FC6-2-5 1-3 1B	3 0 1 0	0 0 0 0	0 0 1 0	0 0 0 0	0 0 0 0	2 0 0 0	1 0 0 0
Inning Stats	R: 2 E: 0 K: 0 S: 10 H: 2 LOB: 0 BB: 0 P: 13	R: 0 E: 1 K: 2 S: 10 H: 1 LOB: 1 BB: 0 P: 12	R: 3 E: 0 K: 1 S: 17 H: 2 LOB: 2 BB: 2 P: 31	R: 0 E: 0 K: 2 S: 14 H: 1 LOB: 1 BB: 0 P: 18	R: 0 E: 0 K: 1 S: 6 H: 0 LOB: 0 BB: 0 P: 8	R: 0 E: 0 K: 0 S: 5 H: 0 LOB: 0 BB: 0 P: 7	R: 0 E: 0 K: 0 S: 12 H: 0 LOB: 0 BB: 0 P: 16	R: 0 E: 0 K: 1 S: 5 H: 0 LOB: 0 BB: 0 P: 9	R: 0 E: 0 K: 0 S: 8 H: 2 LOB: 2 BB: 0 P: 10	1B: 6 2B: 1 3B: 0 HR: 1	SF: 0 SAC: 0 DP: 0 HBP: 1					

TOP

Arizona Diamondbacks @ San Francisco Giants

AT&T Park, San Francisco, CA

Sun Apr 19 2015, 1:05 PM - 3:51 PM PDT

Att. 41,528 - Cloudy - 61 F

livebaseballscorecards.com

AB	35
R	5
H	8
RBI	5
BB	2
SO	7
LOB	12

PITCHER		IP	WLS	BF	H	R	ER	SO	BB	IBB	HBP	BLK	WP	HR	S	P	ERA	WHIP
17 Tim Hudson, R ERA: 3.93	(1, 1)	5.0	L	24	6	5	5	6	2	0	1	0	0	1	57	82	9.00	1.600
70 George Kontos, R ERA: 0.84	(6, 1)	2.0		6	0	0	0	0	0	0	0	0	0	0	17	23	0.00	0.000
63 Jean Machi, R ERA: 2.45	(8, 1)	1.1		6	2	0	0	1	0	0	0	0	0	0	10	15	0.00	1.500
41 Jeremy Affeldt, L ERA: 2.25	(9, 1)	0.2		2	0	0	0	0	0	0	0	0	0	0	3	4	0.00	0.000

PITCHER	IP	WLS	BF	H	R	ER	SO	BB	IBB	HBP	BLK	WP	HR	S	P	ERA	WHIP

Batter	1	2	3	4	5	6	7	8	9	AB	R	H	RBI	BB	SO	LOB
23 Norichika Aoki, L (1, 9) OBP: 0.409, SLG: 0.441	B SI 89 C FF 89 B FF 90 X CH 82 2-1 12 1B 16 SF7 2B		C CU 74 X FF 89 0-1 ① G1-3		C FF 89 B FF 90 C FF 90 B CU 79 X FF 90 2-2 3B			C SI 82 X CH 76 0-1 ① G3		4	1	2	0	0	0	0
12 Joe Panik, L (1, 4) OBP: 0.328, SLG: 0.377	X FF 90 0-0 28 G5-4-3 2-3 1B		C SI 89 B FF 90 F CU 77 F CU 78 F FF 90 X CH 81 1-2 ② F9		B CU 76 X CU 76 1-0 ③ L4			B SI 82 C SI 82 X CH 76 1-1 ② G4-3		4	0	1	0	0	0	1
16 Ángel Pagán, S (1, 8) OBP: 0.373, SLG: 0.434	B CU 75 B SI 89 B SI 88 C SI 89 F FF 90 X SI 89 3-2 ① SF7 3-H		B CU 74 B CH 80 C FF 90 X FF 90 2-1 ③ G1-4-3			B FF 89 F CH 80 F CH 80 X FF 89 1-2 ① G6-3		X SI 83 0-0 ③ G3-1		3	0	0	1	0	0	0
28 Buster Posey, R (1, 3) OBP: 0.321, SLG: 0.354	C FF 89 F SI 90 1 SAFE X FF 90 0-2 ②③ G5-4-3 1-2f			B CH 81 F FF 89 B CU 78 B CH 80 X SI 89 3-1 ① G1-4-3		S CH 80 F SI 90 X CU 79 0-2 ② G6-3			B FF 92 B FF 91 B FF 91 C FF 91 X FF 92 3-1 ① F9	4	0	0	0	0	0	1
9 Brandon Belt, L (1, 7) OBP: 0.222, SLG: 0.152		X SI 89 0-0 14 G6-4-3 1B		F FF 89 B CH 80 S CH 80 B CU 80 B CH 80 X CH 81 3-2 1B		C FF 90 F FF 89 F CU 78 F FF 90 B CU 79 S CH 80 1-3 ③ K			F FF 93 B FF 92 F SL 84 B FF 93 B SL 85 S FF 93 3-3 ② K	4	0	2	0	0	2	0
14 Casey McGehee, R (1, 5) OBP: 0.265, SLG: 0.323		B FF 89 B SI 89 X SI 88 2-0 ①② G6-4-3 1-2f		B CU 74 B SI 90 S CH 81 X SI 89 2-1 ② F7			C CH 81 F CH 81 X SI 90 0-2 ① G6-3		X SL 81 0-0 ③ P5	4	0	0	0	0	0	2
34 Andrew Susac, R (1, 2) OBP: 0.250, SLG: 0.250		X FF 90 0-0 35 BB 1B		X FF 90 0-0 ③ F8			S CH 80 C FF 89 S CH 82 0-3 ② K			3	0	1	0	0	1	1
35 Brandon Crawford, L (1, 6) OBP: 0.294, SLG: 0.400		B SI 90 B SI 91 B FF 90 C FF 90 B FF 89 4-1 1-2 BB			B CU 74 C SI 89 B CU 76 F CH 80 X SI 89 2-2 50 G5-4-3 1B		X SI 89 0-0 7 FC4-6 1B			2	0	2	0	1	0	0
17 Tim Hudson, R (1, 1) 50 Matt Duffy, R (5, PH) OBP: 0.333, SLG: 0.438 70 George Kontos, R (6, 1) 7 Grégor Blanco, L (7, PH) OBP: 0.326, SLG: 0.375 63 Jean Machi, R (8, 1) 41 Jeremy Affeldt, L (9, 1)		X FF 91 0-0 ③ L8			C SI 90 B SI 90 D CH 82 D CH 82 1 SAFE X SI 89 3-1 ①② G5-4-3 1-2f		B SI 82 C SI 82 S CH 76 X CH 76 1-2 ③ FC4-6 1-2f			1 1 0 1 0 0	0 0 0 0 0 0	0 0 0 0 0 0	0 0 0 0 0 0	0 0 0 0 0 0	0 0 0 1 0 0	2 1 0 1 0 0
Inning Stats	R: 1 H: 2 E: 0 LOB: 0 K: 0 BB: 0 S: 9 P: 14	R: 0 H: 2 E: 0 LOB: 2 K: 0 BB: 1 S: 5 P: 11	R: 0 H: 0 E: 0 LOB: 0 K: 0 BB: 0 S: 9 P: 12	R: 0 H: 1 E: 0 LOB: 1 K: 0 BB: 0 S: 8 P: 16	R: 0 H: 2 E: 0 LOB: 1 K: 0 BB: 0 S: 9 P: 17	R: 0 H: 0 E: 0 LOB: 0 K: 1 BB: 0 S: 11 P: 13	R: 0 H: 1 E: 0 LOB: 1 K: 1 BB: 0 S: 10 P: 11	R: 0 H: 0 E: 0 LOB: 0 K: 0 BB: 0 S: 5 P: 6	R: 0 H: 0 E: 0 LOB: 0 K: 1 BB: 0 S: 6 P: 12	1B: 6 2B: 1 3B: 1 HR: 0	SF: 1 SAC: 0 DP: 3 HBP: 0			WP: 0 PB: 0 SB: 0 CS: 0	PA: 33		

PITCHER		IP	WLS	BF	H	R	ER	SO	BB	IBB	HBP	BLK	WP	HR	S	P	ERA	WHIP
58 Jeremy Hellickson, R ERA: 4.58	(1, 1)	6.2	W	26	8	1	1	2	1	0	0	0	0	0	58	90	1.35	1.350
29 Brad Ziegler, R ERA:	(7, 1)	1.1		4	0	0	0	0	0	0	0	0	0	0	8	10	0.00	0.000
43 Addison Reed, R ERA: 2.45	(9, 1)	1.0		3	0	0	0	1	0	0	0	0	0	0	6	12	0.00	0.000

PITCHER	IP	WLS	BF	H	R	ER	SO	BB	IBB	HBP	BLK	WP	HR	S	P	ERA	WHIP

BOTTOM

Arizona Diamondbacks @ San Francisco Giants

AT&T Park, San Francisco, CA

Sun Apr 19 2015, 1:05 PM - 3:51 PM PDT

Att. 41,528 - Cloudy - 61 F

livebaseballscorecards.com

AB	31
R	1
H	8
RBI	1
BB	1
SO	3
LOB	9

Texas Rangers @ Arizona Diamondbacks

Chase Field, Phoenix, AZ

Tue Apr 21 2015, 6:41 PM - 9:45 PM MST

Att. 18,345 - Partly Cloudy - 86 F

livebaseballscorecards.com

TOP

Batter	1	2	3	4	5	6	7	8	9	AB	R	H	RBI	BB	SO	LOB
2 Leonys Martin, L (1, 8) OBP: 0.286, SLG: 0.288	C SI 90 S CH 82 B CH 82 F FF 92 F SI 92 B CH 81 B SI 92 F SI 92 X SI 92 3-2 1 G6-3 84 2B 2B		C FF 92 C SI 92 S SI 93 0-3 ② K		B CU 75 B SI 90 C CH 80 C FF 91 B SI 91 F FF 93 F CH 83 X CH 82 3-2 ③ P5			L SI 95 F CH 86 B FF 96 B SI 96 D SI 96 1 SAFE B CH 87 4-2 84 S 1 1B 84 E 1-2 BB	B SL 77 S SL 78 B SI 91 B FF 90 X SI 89 3-1 1 1B 1-H 3-H 1B	4	2	2	2	1	1	0
1 Elvis Andrus, R (1, 6) OBP: 0.197, SLG: 0.283	2 SAFE C SI 92 F FF 92 D CU 76 F CH 82 B FF 92 X SI 92 2-2 ① G6-3 2-3		C FF 94 X FF 93 0-1 E5			F FF 91 B CU 77 C CH 81 F FF 92 B CH 80 X FF 92 2-2 ① P3		D SL 86 B SI 96 X FF 96 2-0 84 S 84 HR 1-2 2-H 1B	1 SAFE B FF 89 B SL 76 B SI 89 C SI 90 X SI 90 3-1 1-3 1B	5	1	2	1	0	0	1
84 Prince Fielder, L (1, 3) OBP: 0.435, SLG: 0.509 52 Tanner Scheppers, R (9, 1)	X SI 92 0-0 29 G4-3 3-H 2B		X CU 77 0-0 ③ G4-3			C FF 92 X FF 92 0-1 ② G5-3		B FF 96 X CH 85 1-0 1-H 2-H HR	B FF 91 B SI 90 X FF 90 2-0 ③ P6	5 0	1 0	2 0	3 0	0 0	0 0	3 0
29 Adrián Beltré, R (1, 5) OBP: 0.213, SLG: 0.281	B CU 76 B FF 92 S CH 82 X FF 92 2-1 ② G4-3 2-3			C FF 92 X SI 92 0-1 17 S 1B		F FF 92 S SI 92 B CU 77 B CH 80 F CH 79 F SI 91 F FF 92 X FF 90 2-2 ③ F7		B FF 96 B SI 96 F SI 95 B FF 95 F FF 94 F SL 85 X FF 95 3-2 ② L8		4	0	1	0	0	0	1
17 Shin-Soo Choo, L (1, 9) OBP: 0.220, SLG: 0.243	B CU 78 F CH 83 X FF 92 1-1 ③ G4-3			C SI 91 B CU 75 B SI 92 C SI 92 B FF 92 S CH 83 3-3 ① K 1-2			F SI 88 C CH 79 B CH 78 X CH 79 1-2 ① G4-3	B FF 95 S SI 94 S FF 95 F FF 94 X SL 84 1-2 ③ F9		4	0	0	0	0	1	2
61 Robinson Chirinos, R (1, 2) OBP: 0.258, SLG: 0.464		B FF 90 X CH 81 1-0 ① G5-3		B CU 76 B CH 81 C CH 81 C FF 93 X FF 93 2-2 ② L9			X FF 90 0-0 ② F8		B SI 94 B FF 94 F SI 94 F SI 94 X CH 85 2-2 ① L5	4	0	0	0	0	0	1
43 Carlos Peguero, L (1, 7) OBP: 0.407, SLG: 0.381 37 Shawn Tolleson, R (7, 1) 18 Mitch Moreland, L (9, PH) OBP: 0.405, SLG: 0.500 (9, 3)		C CU 77 B FF 91 T FF 92 X CU 76 1-2 ② G6-3		B CU 78 S CH 82 C SI 92 S CH 82 1-3 ③ K			B SI 89 B SI 88 T SI 90 S CH 80 B FF 90 T CH 80 3-2 ③ K		B SI 94 B SI 94 X SI 95 2-0 12 G3-1 2 1B 2B	3 0 1	0 0 1	0 0 1	0 0 0	0 0 0	2 0 0	1 0 0
12 Rougned Odor, L (1, 4) OBP: 0.268, SLG: 0.255		B SI 92 B SI 91 F SI 91 F CH 82 X CH 82 2-2 ③ G4-3			B FF 91 C SI 90 B SI 90 F SI 91 B SI 92 X CH 82 3-2 ① P6			C SI 94 B CH 86 X CH 86 1-1 ① G4-3	S SL 84 S CH 86 D CH 88 B SI 93 X CH 88 2-2 ② G3-1 2-3	4	0	0	0	0	0	1
22 Nick Martinez, L (1, 1) 50 Keone Kela, R (7, 1) 20 Jake Smolinski, R (7, 7) OBP: 0.345, SLG: 0.318			C FF 91 B SI 91 S SI 91 B CH 82 X FF 93 2-2 ① F8		C SI 92 C CH 81 S CH 81 0-3 ② K			B FF 96 F SI 96 B SL 83 F FF 96 B SL 84 F SI 96 X SI 96 3-2 E5 2 BB 1 1B	B SL 86 B FF 94 F FF 94 B CH 87 D CH 87 4-1 2 S 2 1B BB	2 0 1	0 0 2	0 0 0	0 0 1	1 0 0	0 0 0	0 0 0
Inning Stats	R: 1 E: 0 K: 0 S: 15 H: 2 LOB: 1 BB: 0 P: 23	R: 0 E: 0 K: 0 S: 7 H: 0 LOB: 0 BB: 0 P: 11	R: 0 E: 1 K: 1 S: 9 H: 0 LOB: 1 BB: 0 P: 11	R: 0 E: 0 K: 2 S: 11 H: 1 LOB: 1 BB: 0 P: 17	R: 0 E: 0 K: 1 S: 11 H: 0 LOB: 0 BB: 0 P: 17	R: 0 E: 0 K: 0 S: 12 H: 0 LOB: 0 BB: 0 P: 16	R: 0 E: 0 K: 1 S: 7 H: 0 LOB: 0 BB: 0 P: 11	R: 4 E: 1 K: 0 S: 18 H: 2 LOB: 0 BB: 1 P: 33	R: 2 E: 0 K: 0 S: 13 H: 3 LOB: 2 BB: 1 P: 31	1B: 4 2B: 3 3B: 0 HR: 1		SF: 0 SAC: 0 DP: 0 HBP: 0				WP: 0 PB: 0 SB: 5 CS: 0	PA: 39

	AB	37
	R	7
	H	8
	RBI	6
	BB	2
	SO	5
	LOB	10

PITCHER		IP	WLS	BF	H	R	ER	SO	BB	IBB	HBP	BLK	WP	HR	S	P	ERA	WHIP
57 Chase Anderson, R ERA: 3.0	(1, 1)	7.0		25	3	1	1	5	0	0	0	0	0	0	72	106	1.29	0.429
41 Daniel Hudson, R ERA: 4.76	(8, 1)	1.0	L	7	2	4	3	0	1	0	0	0	0	1	18	33	27.00	3.000
50 Evan Marshall, R ERA: 9.0	(9, 1)	0.2		4	1	2	2	0	1	0	0	0	0	0	8	18	27.00	3.000
59 Oliver Pérez, L ERA: 5.79	(9, 1)	0.1		3	2	0	0	0	0	0	0	0	0	0	5	13	0.00	6.000

PITCHER	IP	WLS	BF	H	R	ER	SO	BB	IBB	HBP	BLK	WP	HR	S	P	ERA	WHIP

Texas Rangers @ Arizona Diamondbacks

Chase Field, Phoenix, AZ

Tue Apr 21 2015, 6:41 PM - 9:45 PM MST

Att. 18,345 - Partly Cloudy - 86 F

livebaseballscorecards.com

BOTTOM

Batter	1	2	3	4	5	6	7	8	9	AB	R	H	RBI	BB	SO	LOB
11 AJ Pollock, R (1, 8) OBP: 0.411, SLG: 0.460	B FF 91 F FF 90 C FF 90 F FF 90 X SL 83 1-2 L9 ①		X SL 81 0-0 G6-3 ①		B SL 81 X FF 92 1-0 P4 ③		B FF 93 F FF 92 1 SAFE 1 SAFE C FF 93 F FF 94 B CU 83 1 SAFE S CU 83 2-3 K ②		C FF 94 X FF 94 0-1 1-2 1B	5	0	1	0	0	1	1
16 Chris Owings, R (1, 4) OBP: 0.229, SLG: 0.239	F FF 91 C FF 91 B FF 91 X FF 92 1-2 G4-3 ②		C FF 91 C FF 91 X SI 92 0-2 G4-3 ②			M SL 79 B SL 80 F FF 90 F FF 90 X SL 82 1-2 G4-3 ①	D FF 92 X FF 93 1-0 1-3 1B		B FF 93 F FF 93 C CU 79 F FF 95 S CU 83 1-3 K ③	5	0	1	0	0	1	2
44 Paul Goldschmidt, R (1, 3) OBP: 0.426, SLG: 0.647	S SL 83 C FF 92 B SI 90 B SL 83 X CH 84 2-2 15 FC6-4 1B		B FF 92 C SL 81 B SI 91 B SL 83 C SL 82 B FF 93 4-2 BB			B FF 90 S CH 84 F FF 91 B SL 83 B CU 77 S SI 91 3-3 K ②	F CH 77 D FF 93 S FF 93 F FF 93 B FF 94 F CH 78 S FF 94 2-3 K ③			3	0	1	0	1	2	2
15 Mark Trumbo, R (1, 9) OBP: 0.271, SLG: 0.438	F FF 90 X SI 90 0-1 FC6-4 ③ 1-2f		C SL 81 1 SAFE F SI 92 B FF 90 S SL 82 1-3 K ③			B SL 80 S SL 80 X SI 90 1-1 24 1B 6 E 1B		B SI 91 F FF 92 S FF 92 T FF 94 1-2 K ①		4	0	1	0	0	2	2
6 David Peralta, L (1, 7) OBP: 0.289, SLG: 0.471		F FF 90 X FF 90 0-1 G6-3 ①		C FF 90 B SI 89 X SI 90 1-1 L8 ①		S CH 83 B SI 89 S FF 90 F SI 90 X SI 90 1-2 FC4 24 1B 1-2		C FF 93 X CH 79 0-1 G4-3 ②		4	0	0	0	0	0	1
24 Yasmany Tomás, R (1, 5) OBP: 0.429, SLG: 0.429 4 Cliff Pennington, S (6, PR) OBP: 0.385, SLG: 0.300 (7, 5)		F FF 91 X SI 91 0-1 9 1B 13 G5-3 1B		F FF 90 S SL 81 F FF 92 B SL 81 F SI 92 X FF 92 1-2 G6-3 ②		C SL 80 F SI 90 F SI 91 D SL 82 F SI 91 X SL 81 1-2 9 FC5-4 1B 1-2 2-3		B FF 93 C FF 93 C FF 93 S CH 78 1-3 K ③		3	1	2	0	0	0	0
										1	0	0	0	0	1	0
9 Tuffy Gosewisch, R (1, 2) OBP: 0.261, SLG: 0.209		B SI 91 C SL 82 X FF 89 1-1 57 FC5 13 G5-3 1-3 1B		F CU 74 B SL 81 X SL 81 1-1 G5-3 ③		B SI 89 C SL 80 B SI 89 F FF 91 F FF 92 X SI 90 2-2 FC5-4 ③ 1-2f			B FF 96 C FF 94 X FF 95 1-1 G5-3 ①	4	0	1	0	0	0	3
13 Nick Ahmed, R (1, 6) OBP: 0.217, SLG: 0.122		C SL 81 X SI 90 0-1 G5-3 ② 1-2 3-H	S FF 90 F SL 82 F FF 90 B CU 77 B SL 82 S SL 82 2-3 K2-3 ①				C CU 81 F CU 82 B FF 93 X CU 84 1-2 L5 ①		C FF 95 X FF 95 0-1 E5 5 FC4-6	4	0	0	1	0	1	1
57 Chase Anderson, R (1, 1) 26 Danny Dorn, L (7, PH) 41 Daniel Hudson, R (8, 1) 50 Evan Marshall, R (9, 1) 59 Oliver Pérez, L (9, 1) 5 Ender Inciarte, L (9, PH) OBP: 0.357, SLG: 0.434		S SL 81 S SL 81 F SL 81 B FF 92 X SL 81 1-2 FC5 ③ 2-3			X FF 91 0-0 G4-3 ②		F FF 93 B FF 94 B CU 82 B CH 88 F FF 93 B FF 93 4-2 16 1B BB		B FF 93 F FF 92 F FF 93 B FF 94 X CU 80 2-2 FC4-6 11 1B ② 1-2f	2	0	0	0	0	0	1
										0	0	0	0	1	0	0
										0	0	0	0	0	0	0
										0	0	0	0	0	0	0
										0	0	0	0	0	0	0
										1	0	0	0	0	0	1

Inning Stats	1	2	3	4	5	6	7	8	9
	R: 0 E: 0 K: 0 S: 12	H: 1 LOB: 1 BB: 0 P: 16	R: 1 E: 0 K: 0 S: 12	H: 2 LOB: 1 BB: 0 P: 14	R: 0 E: 0 K: 1 S: 9	H: 0 LOB: 1 BB: 1 P: 14	R: 0 E: 0 K: 0 S: 9	H: 0 LOB: 0 BB: 0 P: 12	R: 0 E: 0 K: 1 S: 6	H: 0 LOB: 0 BB: 0 P: 9	R: 0 E: 1 K: 1 S: 22	H: 2 LOB: 3 BB: 0 P: 31	R: 0 E: 0 K: 2 S: 15	H: 1 LOB: 2 BB: 1 P: 25	R: 0 E: 0 K: 2 S: 8	H: 0 LOB: 0 BB: 0 P: 10	R: 0 E: 1 K: 1 S: 13	H: 1 LOB: 2 BB: 0 P: 17

	1B: 7	SF: 0
	2B: 0	SAC: 0
	3B: 0	DP: 0
	HR: 0	HBP: 0

	WP: 0	PA: 38
	PB: 0	
	SB: 0	
	CS: 0	

	AB	36
	R	1
	H	7
	RBI	1
	BB	2
	SO	8
	LOB	14

PITCHER		IP	WLS	BF	H	R	ER	SO	BB	IBB	HBP	BLK	WP	HR	S	P	ERA	WHIP
22 Nick Martinez, R ERA: 0.45	(1, 1)	6.0		25	5	1	1	3	1	0	0	0	0	0	70	96	1.50	1.000
50 Keone Kela, R ERA: 1.35	(7, 1)	0.2		4	1	0	0	1	1	0	0	0	0	0	10	18	0.00	3.000
37 Shawn Tolleson, R ERA: 1.23	(7, 1)	1.1	W	4	0	0	0	3	0	0	0	0	0	0	13	17	0.00	0.000
52 Tanner Scheppers, R ERA: 15.43	(9, 1)	1.0		5	1	0	0	1	0	0	0	0	0	0	13	17	0.00	1.000

PITCHER		IP	WLS	BF	H	R	ER	SO	BB	IBB	HBP	BLK	WP	HR	S	P	ERA	WHIP

Texas Rangers @ Arizona Diamondbacks

Chase Field, Phoenix, AZ

Wed Apr 22 2015, 6:40 PM - 9:39 PM MST

Att. 17,886 - Clear - 85 F

livebaseballscorecards.com

Batter	1	2	3	4	5	6	7	8	9	AB	R	H	RBI	BB	SO	LOB
2 Leonys Martin, L (1, 8) OBP: 0.294, SLG: 0.286	C FF 92 B FF 92 X FF 93 1-1 ① G6-3	C FF 92 X KC 82 0-1 ②③ G4-6-3 1-2f			C KC 80 X KC 82 0-1 ① L8			B SI 94 B FF 90 B FF 93 C SI 90 B FF 91 4-1 1 G6-3 BB	C FF 94 B FF 94 S FF 94 B FF 94 X FF 95 2-2 1 DI 1B 1-H	4	0	1	1	1	0	2
1 Elvis Andrus, R (1, 6) OBP: 0.197, SLG: 0.266	C FF 92 B FF 93 B FF 93 B FF 92 C FF 92 X FF 91 3-2 ② F8		B FF 91 C FF 92 B KC 81 B KC 82 B FF 92 4-1 BB		B FF 91 X FF 92 1-0 ② F9			B SL 80 C FF 92 C SI 91 D CH 82 1 SAFE X FF 94 2-2 ①② G6-3 1-2f	B SL 86 B FF 93 C FF 93 F FF 94 X FF 94 2-2 ③ G6-3 1-2	4	0	0	0	1	0	3
84 Prince Fielder, L (1, 3) OBP: 0.424, SLG: 0.483	B FF 92 B FF 92 B FF 93 C FF 93 B FF 92 4-1 17 HBP 29 BB 61 BB BB		1 SAFE 1 SAFE C KC 78 F FF 91 1 SAFE T KC 82 0-2 ① K		B FF 92 F FF 92 C FF 92 X FF 92 1-2 ③ F7			X SI 90 0-0 ③ P6		3	1	0	0	1	1	2
29 Adrian Beltré, R (1, 5) OBP: 0.246, SLG: 0.350	C FF 91 B FF 92 B FF 92 D KC 82 B FF 92 4-1 61 BB 17 HBP 1-2 BB		1 SAFE X FF 92 0-0 ② L9			X FF 90 0-0 17 G6-3 1B			F SI 94 B FF 93 X FF 93 1-1 HR	3	1	2	1	1	0	1
17 Shin-Soo Choo, L (1, 9) OBP: 0.244, SLG: 0.231	B FF 91 C FF 92 S KC 82 H FF 92 2-2 20 FC5 61 BB 1-2 2-3 HBP		B FF 92 S KC 81 B KC 81 B FF 92 X FF 92 3-1 ③ P6			B KC 80 X FF 91 1-0 ①② G6-3 1-2f			B FF 93 B FF 92 F SI 92 B SL 82 B FF 92 4-1 61 2B 20 G1-3 BB	2	1	0	0	1	0	2
61 Robinson Chirinos, R (1, 2) OBP: 0.286, SLG: 0.484	C KC 81 S FF 92 D KC 84 B FF 92 B FF 92 F FF 92 F FF 92 F FF 93 B FF 92 4-2 20 FC5 1-2 2-3 3-H BB			B FF 91 X FF 92 1-0 ① G6-3		B KC 78 B KC 79 C FF 91 F FF 92 S FF 92 2-3 ③ K			B SI 92 C SI 92 B SI 91 B SI 91 C SI 92 X SI 92 3-2 20 G1-3 12 G6-3 1-3 2B	3	1	1	1	1	1	0
20 Jake Smolinski, R (1, 7) OBP: 0.303, SLG: 0.269	C KC 83 D KC 84 B FF 92 C FF 93 X FF 93 2-2 ③ FC5 1-2 2-3f			B FF 91 B KC 79 F FF 92 X FF 92 2-1 ② G4-3			C FF 92 C SL 80 B FF 93 S CH 80 1-3 ① K		D SL 82 X SI 92 1-0 ① G1-3 2-3 3-H	4	0	0	1	0	1	4
12 Rougned Odor, L (1, 4) OBP: 0.283, SLG: 0.260		B KC 79 B FF 90 B FF 91 C FF 92 B FF 92 4-1 49 FC3-6 BB		C FF 92 B FF 92 F KC 82 X FF 92 1-2 ③ F7			F SI 89 X CH 80 0-1 18 G6-4-3 1B		D SL 82 B FF 92 X SI 93 2-0 ② G6-3 3-H	3	0	1	1	1	0	0
49 Yovani Gallardo, R (1, 1) OBP: 0.500, SLG: 0.500 55 Roman Mendez, R (6, 1) 18 Mitch Moreland, L (7, PH) OBP: 0.395, SLG: 0.484 41 Logan Verrett, R (7, 1) 57 Stolmy Pimentel, R (8, 1) 9 Adam Rosales, R (9, PH) OBP: 0.278, SLG: 0.412		C FF 91 X FF 91 0-1 ① FC3-6 2 G4-6-3 1-2f			B FF 92 C FF 92 F FF 92 B KC 82 B FF 93 X FF 94 3-2 1B		F CH 87 D CH 78 1 SAFE X FF 93 1-1 ②③ G6-4-3 1-2f		F SI 93 B SL 83 F SI 92 B FF 94 X SI 94 2-2 2 DI 2 1B 1B	2 0 1 0 0 1	0 0 0 0 0 1	1 0 0 0 0 0	0 0 0 0 0 0	0 0 0 0 0 0	0 0 0 0 0 0	1 0 1 0 0 0
Inning Stats	R: 1 E: 0 K: 0 S: 17 H: 0 LOB: 3 BB: 3 P: 37	R: 0 E: 0 K: 0 S: 5 H: 0 LOB: 0 BB: 1 P: 9	R: 0 E: 0 K: 1 S: 7 H: 0 LOB: 1 BB: 1 P: 14	R: 0 E: 0 K: 0 S: 6 H: 0 LOB: 0 BB: 0 P: 10	R: 0 E: 0 K: 0 S: 9 H: 1 LOB: 1 BB: 0 P: 14	R: 0 E: 0 K: 1 S: 5 H: 1 LOB: 0 BB: 0 P: 8	R: 0 E: 0 K: 1 S: 7 H: 1 LOB: 0 BB: 0 P: 9	R: 0 E: 0 K: 0 S: 5 H: 0 LOB: 0 BB: 1 P: 11	R: 4 E: 0 K: 0 S: 17 H: 4 LOB: 1 BB: 1 P: 34	1B: 5 2B: 1 3B: 0 HR: 1 SF: 0 SAC: 0 DP: 4 HBP: 1						WP: 0 PB: 0 SB: 0 CS: 0 PA: 38

	AB	30
	R	5
	H	7
	RBI	5
	BB	7
	SO	3
	LOB	16

PITCHER		IP	WLS	BF	H	R	ER	SO	BB	IBB	HBP	BLK	WP	HR	S	P	ERA	WHIP
25 Archie Bradley, R ERA: 1.45	(1, 1)	6.0	W	24	2	1	1	2	5	0	1	0	0	0	49	92	1.50	1.167
48 Randall Delgado, R ERA: 1.93	(7, 1)	2.0		6	1	0	0	1	1	0	0	0	0	0	12	20	0.00	1.000
40 Andrew Chafin, L ERA: 6.14	(9, 1)	0.2		6	3	4	4	0	1	0	0	0	0	1	11	24	54.00	6.000
43 Addison Reed, R ERA: 2.25	(9, 1)	0.1		2	1	0	0	0	0	0	0	0	0	0	6	10	0.00	3.000

PITCHER		IP	WLS	BF	H	R	ER	SO	BB	IBB	HBP	BLK	WP	HR	S	P	ERA	WHIP

Texas Rangers @ Arizona Diamondbacks

Chase Field, Phoenix, AZ

Wed Apr 22 2015, 6:40 PM - 9:39 PM MST

Att. 17,886 - Clear - 85 F

livebaseballscorecards.com

BOTTOM

Batter	1	2	3	4	5	6	7	8	9	AB	R	H	RBI	BB	SO	LOB
5 Ender Inciarte, L (1, 7) OBP: 0.344, SLG: 0.414	B SL 87 C SL 88 C SI 89 B SL 87 X FF 90 2-2 11 1B 11 E 1B		C SI 90 X SL 88 0-1 E3 11 1B 15 G5-3		C SL 87 X SL 87 0-1 ① F8		X SI 89 0-0 ① G3-1 2-3	X SI 92 0-0 ③ L6		5	2	1	0	0	0	3
11 AJ Pollock, R (1, 8) OBP: 0.417, SLG: 0.472	C SI 91 C FF 90 B FF 91 1 SAFE B SL 89 X SI 91 2-2 E5 44 G5-3 1-H 1B		1 SAFE 1 SAFE X SI 90 0-0 44 S 1-3 1B		B SL 87 C SL 88 C SI 90 F SI 91 B SI 92 C SI 91 2-3 ② K		X SL 84 0-0 ② SF9 3-H			3	1	2	1	0	1	0
44 Paul Goldschmidt, R (1, 3) OBP: 0.415, SLG: 0.611	B FF 91 F SI 90 B SI 91 X SI 92 2-1 ① G5-3 3-H		F SI 91 B SI 90 S SL 88 B SL 88 S SI 91 2-3 ① K 1-2		B SL 88 B SI 92 C SI 92 F SI 91 B SI 92 B FF 92 4-2 15 1B 15 1B BB		S SL 84 B SL 85 S SL 85 B FF 92 B SL 85 S SL 85 3-3 ③ K2-3			3	1	0	1	1	2	2
15 Mark Trumbo, R (1, 9) OBP: 0.288, SLG: 0.442	C SI 91 B SL 88 F SL 88 B SI 92 X SL 88 2-2 1B		B SL 88 B SI 91 3 SAFE F SL 88 F SI 92 X CU 81 2-2 ② G5-3 3-H		S SL 88 B SI 91 B SI 91 X SL 88 2-1 1-H 1B			S SL 83 C SL 84 B FF 90 B SL 84 F SL 84 F FF 92 B FF 90 X FF 90 3-2 ① F9		4	0	2	2	0	0	1
2 Aaron Hill, R (1, 5) OBP: 0.220, SLG: 0.211	S FF 91 F FF 90 C SI 91 0-3 ② K		F SL 87 C SI 91 F SL 88 B FF 92 F FF 91 B SL 87 B SI 92 X SL 88 3-2 ③ L9		C SL 88 C SI 91 B FF 90 B SI 90 D SI 92 F SI 91 F SI 91 S FF 91 3-3 ③ K			B SL 84 C SL 83 B SI 89 B FF 90 B FF 91 4-1 16 3B BB		3	1	0	0	1	2	3
16 Chris Owings, R (1, 4) OBP: 0.250, SLG: 0.360	F FF 91 B SI 92 X SL 88 1-1 ③ L9		X FF 89 0-0 HR		B FF 94 S SL 84 B FF 94 F FF 93 C SL 82 2-3 ① K			C SL 84 B SI 89 X FF 90 1-1 6 SF9 1-H 3B		4	2	2	2	0	1	1
9 Tuffy Gosewisch, R (1, 2) OBP: 0.240, SLG: 0.191		C SI 90 B SI 90 B SL 86 F SL 87 X SI 91 2-2 ① G3-1	X SI 91 0-0 ① G6-3		B FF 94 C SI 93 X SI 95 1-1 ② F9			C FF 90 B SI 90 B SL 85 C SI 90 X SL 84 2-2 E3 13 BB		4	0	0	0	0	0	1
25 Archie Bradley, R (1, 1) OBP: 0.125, SLG: 0.125 26 Danny Dorn, L (6, PH) 48 Randall Delgado, R (7, 1) 6 David Peralta, L (8, PH) OBP: 0.262, SLG: 0.471 40 Andrew Chafin, R (9, 1) 43 Addison Reed, L (9, 1)		C SI 90 S SL 88 B SL 85 C SI 91 1-3 ② K	C SL 87 B SI 90 S SL 87 F SI 91 B SL 85 X SI 91 2-2 ② G5-3		S FF 94 X SI 93 0-1 ③ P6			F SI 90 D SI 91 C FF 90 D SL 83 F CH 83 B FF 91 F FF 91 X FF 90 3-2 ② SF9 3-H		2 1 0 0 0 0 0	0 0 0 0 0 0 0	0 0 0 0 1 0 0	0 0 0 0 0 0 0	1 0 0 0 0 0 0	0 0 0 0 0 0 0	
13 Nick Ahmed, R (1, 6) OBP: 0.240, SLG: 0.159		F SL 87 C SI 91 B SI 93 B SI 92 T SI 90 2-2 ③ K	B CU 78 X SL 88 1-0 ③ G6-3				C FF 89 C SI 90 B FF 91 X FF 89 1-2 5 G3-1 11 SF9 2B	C FF 91 D SL 86 B FF 92 B FF 92 B FF 93 4-1 1-2 BB		3	1	1	0	1	1	0
Inning Stats	R: 2 E: 1 K: 1 S: 16 H: 3 LOB: 1 BB: 0 P: 25	R: 0 E: 0 K: 2 S: 9 H: 0 LOB: 0 BB: 0 P: 14	R: 1 E: 1 K: 1 S: 14 H: 1 LOB: 1 BB: 0 P: 21	R: 1 E: 0 K: 0 S: 7 H: 1 LOB: 0 BB: 0 P: 10	R: 1 E: 0 K: 2 S: 15 H: 1 LOB: 1 BB: 1 P: 26	R: 0 E: 0 K: 1 S: 7 H: 0 LOB: 0 BB: 0 P: 10	R: 1 E: 0 K: 1 S: 8 H: 1 LOB: 0 BB: 0 P: 12	R: 2 E: 1 K: 0 S: 18 H: 1 LOB: 2 BB: 2 P: 35		1B: 5 2B: 1 3B: 1 HR: 1 SF: 2 SAC: 0 DP: 0 HBP: 0						

	AB	32
	R	8
	H	8
	RBI	7
	BB	3
	SO	8
	LOB	11

WP: 0 PA: 37
PB: 0
SB: 1
CS: 0

PITCHER		IP	WLS	BF	H	R	ER	SO	BB	IBB	HBP	BLK	WP	HR	S	P	ERA	WHIP
49 Yovani Gallardo, R ERA: 3.92	(1, 1)	5.0	L	23	6	5	3	6	1	0	0	0	0	1	61	96	5.40	1.400
55 Roman Mendez, R ERA: 2.57	(6, 1)	1.0		3	0	0	0	1	0	0	0	0	0	0	7	10	0.00	0.000
41 Logan Verrett, R ERA: 6.0	(7, 1)	1.2		9	2	3	2	1	1	0	0	0	0	0	24	41	10.80	1.800
57 Stolmy Pimentel, R ERA: 2.45	(8, 1)	0.1		2	0	0	0	0	1	0	0	0	0	0	2	6	0.00	3.000

PITCHER	IP	WLS	BF	H	R	ER	SO	BB	IBB	HBP	BLK	WP	HR	S	P	ERA	WHIP

Batter	1	2	3	4	5	6	7	8	9	AB	R	H	RBI	BB	SO	LOB
5 Josh Harrison, R (1, 5) OBP: 0.279, SLG: 0.406	B FC 84 X FC 83 1-0 25 FC3-6 1B	F CH 79 F FC 85 B FC 85 F CH 78 X FC 86 1-2 ③ 1-H 2-H 2B			T CH 79 B FC 85 X FC 85 1-1 ③ F9			C SI 94 B SL 84 X SI 95 1-1 ① G6-3		4	0	2	2	0	0	0
25 Gregory Polanco, L (1, 9) OBP: 0.303, SLG: 0.422	1 SAFE C FC 83 X FC 84 0-1 ① FC3-6 22 F9 22 S 18 1B 1-2f	C CU 70 F FC 84 X CH 76 0-2 ① G4-3				C CH 76 B CH 75 B FC 85 X FC 85 2-1 ① G3		S SL 85 X FF 94 0-1 ② G6-3		4	1	0	0	0	0	1
22 Andrew McCutchen, R (1, 8) OBP: 0.313, SLG: 0.340	1 SAFE B FC 82 B FC 83 C FC 85 F FC 84 B CH 78 X FC 85 3-2 ② F9 1-3	B CU 71 B CH 78 B FC 84 C FC 84 X FC 86 3-1 ② G4-3				B FC 84 C FC 84 S CH 76 F CH 79 B CH 78 S CH 79 2-3 ② K		B FF 96 B FF 95 B CH 86 B FF 95 4-0 18 2B BB		3	1	0	0	1	1	1
18 Neil Walker, S (1, 4) OBP: 0.288, SLG: 0.387	C FC 86 B FC 84 B FC 85 X FC 86 2-1 3-H 1B	F FC 84 X FC 85 0-1 ③ G3				C FC 86 X FC 86 0-1 ③ G4-3		F SI 94 B SI 94 1 SAFE B CH 87 X SI 94 2-1 1-H 2B		4	0	2	2	0	0	0
6 Starling Marte, R (1, 7) OBP: 0.276, SLG: 0.547	T FC 85 B FC 85 F FC 84 B FC 84 F CH 77 X FC 85 2-2 ③ G6-3			C FC 84 C FC 85 B CH 76 S CH 78 1-3 ① K			X FC 83 0-0 45 FC5 2B	F FF 95 X SI 94 0-1 ③ L9		4	0	1	0	0	1	2
24 Pedro Alvarez, L (1, 3) OBP: 0.263, SLG: 0.462 12 Corey Hart, R (7, PH) OBP: 0.250, SLG: 0.400 3 Sean Rodríguez, R (7, 3) OBP: 0.333, SLG: 0.533		C FC 82 B FC 84 B FC 84 X CH 78 2-1 ① G1-3		B FC 85 X FC 84 1-0 ② G4-3			F FF 91 S SL 78 S SL 78 0-3 ① K		B FF 93 S CH 86 F SI 94 S SL 86 1-3 ① K	2 1 1	0 0 0	0 0 0	0 0 0	0 0 0	0 1 1	0 1 0
29 Francisco Cervelli, R (1, 2) OBP: 0.327, SLG: 0.333		B FC 84 F FC 84 B CH 77 F CH 78 X FC 86 2-2 ② G6-3		C FC 84 B CH 79 C FC 85 X FC 86 1-2 ③ F8			C SI 83 F SI 82 B CU 73 B CU 72 F CU 73 F CU 73 F SI 85 X CU 72 2-2 ② F8		B SI 95 X SI 95 1-0 ② G5-3	4	0	0	0	0	0	1
10 Jordy Mercer, R (1, 6) OBP: 0.327, SLG: 0.220		B FC 85 X FC 84 1-0 45 1B 5 2B 1B			B CU 70 C CH 77 B CH 77 B FC 84 X FC 85 3-1 ① F8		I IN 68 I IN 70 I IN 74 I IN 74 4-0 45 FC5 IBB		C SI 95 B FF 95 B FF 94 S CH 87 B SL 86 F FF 94 F CH 88 F CH 87 B SI 95 4-2 BB	2	1	1	0	2	0	0
45 Gerrit Cole, R (1, 1) OBP: 0.200, SLG: 0.111 48 Jared Hughes, R (8, 1) 15 Andrew Lambo, L (9, PH) OBP: 0.167, SLG: 0.125 35 Mark Melancon, R (9, 1)		C FC 85 B FC 84 F FC 84 D CU 73 X FC 84 2-2 5 2B 1-2 1B			C FC 86 B FC 83 F FC 86 C FC 86 1-3 ② K		X SI 85 0-0 ③ FC5 1-2 2-3f		X SI 95 0-0 ③ L4	3 0 1 0	1 0 0 0	1 0 0 0	0 0 0 0	0 0 0 0	1 0 0 0	2 0 1 0

| Inning Stats | | | |

Pittsburgh Pirates @ Arizona Diamondbacks

Chase Field, Phoenix, AZ

Fri Apr 24 2015, 6:41 PM - 9:21 PM MST

Att. 24,427 - Clear - 77 F

livebaseballscorecards.com

BOTTOM

Batter	1	2	3	4	5	6	7	8	9	AB	R	H	RBI	BB	SO	LOB
5 Ender Inciarte, L (1, 7) OBP: 0.354, SLG: 0.419	C FF 94 X FF 92 0-1 ① G6-3		B FF 96 C FF 96 B SL 87 B FF 96 X FF 95 3-1 11 1B 1B		C SL 85 B SL 85 X SI 95 1-1 ③ G4-3		C FF 95 X SL 86 0-1 1B			4	0	2	0	0	0	0
11 AJ Pollock, R (1, 8) OBP: 0.406, SLG: 0.456	C FF 94 X FF 94 0-1 ② G6-3		B FF 93 X FF 94 1-0 1-3 1B			X SL 85 0-0 ① F9	1 SAFE C FF 96 C FF 96 F FF 95 S SL 87 0-3 ③ K			4	0	1	0	0	1	1
44 Paul Goldschmidt, R (1, 3) OBP: 0.420, SLG: 0.596	C SI 93 F SL 84 B FF 96 B FF 94 F FF 95 B FF 97 B SL 86 4-2 BB		S FF 97 S FF 97 X FF 96 0-2 ③ G6-3			B FF 93 C CH 87 B SL 86 X FF 94 2-1 24 1B 16 1B 1B		F FF 93 S FF 94 B CH 87 B SL 86 B FF 98 F FF 98 F FF 96 X FF 96 3-2 ① L8		3	1	1	0	1	0	2
15 Mark Trumbo, R (1, 9) OBP: 0.286, SLG: 0.446	1 SAFE C FF 94 B FF 95 X FF 95 1-1 ③ F9			C SL 84 S SL 84 X FF 95 0-2 16 FC6-5 2B		C FF 97 X FF 96 0-1 ② F8		C SL 86 F FF 96 B SL 86 S SL 85 1-3 ② K		4	0	1	0	0	1	2
24 Yasmany Tomás, R (1, 5) OBP: 0.455, SLG: 0.400		B SL 85 C FF 92 X FF 92 1-1 ① G4-3		X FF 94 0-0 ① L9		C SI 94 1 SAFE D SL 85 X FF 97 1-1 16 1B 1-2 1B		F SL 84 B SL 85 B FF 95 C FF 94 B SL 86 F FF 98 B FF 96 4-2 16 S BB		3	0	1	0	1	0	1
16 Chris Owings, R (1, 4) OBP: 0.250, SLG: 0.352		C FF 92 F SL 85 S FF 95 0-3 ② K		C SI 93 X SI 95 0-1 ② FC6-5 2-3		S SL 85 D SL 86 B SL 85 B FF 93 X FF 96 3-1 1-2 2-H 1B		F SI 92 C SL 85 B SI 94 B SL 87 F SI 93 S SL 86 2-3 ③ K 1-2		4	0	1	1	0	2	2
9 Tuffy Gosewisch, R (1, 2) OBP: 0.226, SLG: 0.180 4 Cliff Pennington, S (9, PH) OBP: 0.357, SLG: 0.273		C FF 93 X FF 94 0-1 ③ L4		F FF 94 F FF 95 B FF 95 1 SAFE F SL 87 S FF 98 1-3 ③ K		F FF 94 F FF 96 S SL 86 0-3 ③ K			F FF 88 B FC 88 B FC 88 X FC 87 2-1 ① G3	3 1	0 0	0 0	0 0	0 0	2 0	3 0
55 Josh Collmenter, R (1, 1) OBP: 0.333, SLG: 0.333 59 Oliver Pérez, L (7, 1) 29 Brad Ziegler, R (7, 1) 26 Danny Dorn, L (7, PH) 50 Evan Marshall, R (8, 1) 2 Aaron Hill, R (9, PH) OBP: 0.214, SLG: 0.205		B FF 92 C FF 93 X FF 93 1-1 ① G1-3		C CH 90 B CH 90 X FF 91 1-1 ① G4-3		S FF 96 S CH 86 S SL 86 0-3 ① K		C FC 89 B KC 79 X FC 88 1-1 ② G5-3	2 0 0 0 1 0 1	0 0 0 0 0 0 0	0 0 0 0 0 0 0	0 0 0 0 0 0 0	0 0 0 0 1 0 0	0 0 0 0 0 0 0	0 0 0 0 0 0 0
13 Nick Ahmed, R (1, 6) OBP: 0.226, SLG: 0.149 6 David Peralta, L (9, PH) OBP: 0.275, SLG: 0.457		C FF 94 B SI 94 X SL 86 1-1 ② G5-3		F FF 93 C FF 96 B SL 85 S SL 85 1-3 ② K2-3		C FF 94 C FF 95 X SL 87 0-2 ② G1-3		C FC 86 X KC 78 0-1 ③ G3	3 1	0 0	0 0	0 0	1 0	0 0	0 0

Inning Stats	1	2	3	4	5	6	7	8	9
	R: 0 H: 0 E: 0 LOB: 1 K: 0 BB: 1 S: 9 P: 14	R: 0 H: 0 E: 0 LOB: 0 K: 1 BB: 0 S: 7 P: 8	R: 0 H: 2 E: 0 LOB: 2 K: 0 BB: 0 S: 10 P: 16	R: 0 H: 1 E: 0 LOB: 1 K: 1 BB: 0 S: 10 P: 11	R: 0 H: 0 E: 0 LOB: 0 K: 1 BB: 0 S: 7 P: 10	R: 1 H: 3 E: 0 LOB: 2 K: 1 BB: 0 S: 12 P: 18	R: 0 H: 1 E: 0 LOB: 1 K: 2 BB: 0 S: 12 P: 12	R: 0 H: 0 E: 0 LOB: 1 K: 2 BB: 1 S: 15 P: 25	R: 0 H: 0 E: 0 LOB: 0 K: 0 BB: 0 S: 6 P: 9

1B: 6	SF: 0	WP: 0 PA: 36
2B: 1	SAC: 0	PB: 0
3B: 0	DP: 0	SB: 1
HR: 0	HBP: 0	CS: 0

AB	34
R	1
H	7
RBI	1
BB	2
SO	8
LOB	11

PITCHER		IP	WLS	BF	H	R	ER	SO	BB	IBB	HBP	BLK	WP	HR	S	P	ERA	WHIP
45 Gerrit Cole, R ERA: 2.19	(1, 1)	7.2	W	32	7	1	1	7	2	0	0	0	0	0	78	108	1.17	1.174
48 Jared Hughes, R ERA: 2.89	(8, 1)	0.1	H	1	0	0	0	1	0	0	0	0	0	0	4	6	0.00	0.000
35 Mark Melancon, R ERA: 6.48	(9, 1)	1.0	S	3	0	0	0	0	0	0	0	0	0	0	6	9	0.00	0.000

PITCHER	IP	WLS	BF	H	R	ER	SO	BB	IBB	HBP	BLK	WP	HR	S	P	ERA	WHIP

Batter	1	2	3	4	5	6	7	8	9	AB	R	H	RBI	BB	SO	LOB
5 Josh Harrison, R (1, 5) OBP: 0.264, SLG: 0.382	C FF 92 C FF 93 X FF 97 0-2 F9		S CH 83 F CH 86 S CH 87 0-3 K	C FF 94 X SL 84 0-1 G5-3			S SI 84 S SI 83 B SI 86 S CU 72 1-3 K		4	0	0	0	0	2	1
25 Gregory Polanco, L (1, 9) OBP: 0.286, SLG: 0.397	F FF 94 B FF 96 B CH 88 B CH 84 X FF 93 3-1 E6 18 S		X CH 84 0-0 FC4-6 22 PO 1-2f			C CH 84 B FF 92 C CH 84 B FF 95 B FF 95 X CH 86 3-2 G3			C FF 93 B FF 93 F SL 82 B FF 94 B FF 93 F FC 93 F FF 94 F FF 93 S FF 94 3-3 K	4	0	0	0	0	1	1
22 Andrew McCutchen, R (1, 8) OBP: 0.294, SLG: 0.316	1 SAFE S CH 82 1 SAFE X FF 93 0-1 F8		1 SAFE 0-0 PO 1-2	C FF 90 S SL 81 B CH 88 B CH 87 B CH 87 S SL 83 3-3 K		B SL 82 B SL 86 X CU 80 2-0 G6-3			B FF 94 F FF 93 X FF 93 1-1 F8	4	0	0	0	0	1	1
18 Neil Walker, S (1, 4) OBP: 0.300, SLG: 0.424	1 SAFE 1 SAFE B SI 93 C CH 82 B CH 86 C FF 95 X CH 87 2-2 F7 1-2			C SL 81 S CH 88 B FF 96 X CH 87 1-2 G3-1 6 24 2B		C FF 94 B FF 95 F FF 95 T CH 89 1-2 K			B FF 94 B FF 93 C FF 93 B FF 93 X FF 93 3-1 6 1B 2B	4	2	2	0	0	1	1
6 Starling Marte, R (1, 7) OBP: 0.274, SLG: 0.526		C FF 92 B SL 84 B SI 92 F FF 96 F SI 94 B CH 88 S CH 88 3-3 K		F SL 82 B SI 95 F CH 87 X SI 95 1-2 G3-1 2-3			F FF 92 X SI 92 0-1 F9		B SL 85 B SL 84 X SL 85 2-0 24 1B 1B 2-H	4	0	1	1	0	1	1
24 Pedro Alvarez, L (1, 3) OBP: 0.279, SLG: 0.482 3 Sean Rodríguez, R (9, PR) OBP: 0.333, SLG: 0.533 (9, 3)		F FF 94 B CH 87 S CH 83 X CH 84 1-2 G4-3		F CH 86 F SI 96 X SL 86 0-2 3-H 2B			B FF 94 B CH 83 S CH 83 X CH 84 2-1 G3-1		1 SAFE B FF 91 1 SAFE F FF 92 1 SAFE B SL 85 F FF 92 1 SAFE X FF 93 2-2 1-2 1B	4 0	0 0	2 0	1 0	0 0	0 0	0 0
29 Francisco Cervelli, R (1, 2) OBP: 0.321, SLG: 0.347		C FF 94 T FF 96 B FF 96 B FF 95 F CH 88 B SI 95 X FF 94 3-2 2B	X CH 84 0-0 F9			C FF 94 B CH 84 B CH 85 C FF 95 S FF 97 2-3 K		S FF 92 B FF 93 B CH 84 F FF 92 F FF 91 B FF 91 X FF 91 3-2 F9	4	0	1	0	0	1	3
10 Jordy Mercer, R (1, 6) OBP: 0.308, SLG: 0.205		B SL 83 C CH 86 F CH 87 S CH 86 1-3 K			B FF 91 C FF 93 F CH 84 F SL 86 B SI 91 F CH 88 C FF 95 2-3 K			F SI 84 F SI 83 B CU 72 X CH 76 1-2 F7		3	0	0	0	0	2	1
34 A.J. Burnett, R (1, 1) OBP: 0.143, SLG: 0.143 15 Andrew Lambo, L (8, PH) OBP: 0.158, SLG: 0.118 44 Tony Watson, L (8, 1) 35 Mark Melancon, R (9, 1)			C FF 91 X FF 94 0-1 25 FC4-6 1B		B FF 90 C FF 92 S SL 82 C SL 85 1-3 K			C SI 83 B CH 76 F CH 76 B CU 71 X CH 77 2-2 L9		2 1 0 0	0 0 0 0	1 0 0 0	0 0 0 0	0 0 0 0	1 0 0 0	0 0 0 0

Inning Stats	1	2	3	4	5	6	7	8	9
R	0	0	0	1	0	0	0	0	1
E	1	0	0	0	0	0	0	0	0
K	0	2	1	1	2	1	1	1	1
S	10	14	6	13	10	7	7	9	18
H	0	1	1	2	0	0	0	0	3
LOB	1	1	0	1	0	0	0	0	2
BB	0	0	0	0	0	0	0	0	0
P	15	22	6	18	13	13	11	13	32

1B	3	SF	0	WP	0	PA	35
2B	4	SAC	0	PB	0		
3B	0	DP	0	SB	1		
HR	0	HBP	0	CS	0		

PITCHER		IP	WLS	BF	H	R	ER	SO	BB	IBB	HBP	BLK	WP	HR	S	P	ERA	WHIP
12 Rubby De La Rosa, R ERA: 4.68	(1, 1)	7.0		25	4	1	1	8	0	0	0	0	0	0	67	98	1.29	0.571
29 Brad Ziegler, R ERA:	(8, 1)	1.0		3	0	0	0	1	0	0	0	0	0	0	9	13	0.00	0.000
43 Addison Reed, R ERA: 3.6	(9, 1)	1.0	L	6	3	1	1	1	0	0	0	0	0	0	18	32	9.00	3.000

PITCHER	IP	WLS	BF	H	R	ER	SO	BB	IBB	HBP	BLK	WP	HR	S	P	ERA	WHIP

TOP

Pittsburgh Pirates @ Arizona Diamondbacks

Chase Field, Phoenix, AZ

Sat Apr 25 2015, 5:10 PM - 8:02 PM MST

Att. 38,859 - Cloudy - 77 F

livebaseballscorecards.com

AB	34
R	2
H	7
RBI	2
BB	0
SO	10
LOB	9

BOTTOM

Pittsburgh Pirates @ Arizona Diamondbacks

Chase Field, Phoenix, AZ

Sat Apr 25 2015, 5:10 PM - 8:02 PM MST

Att. 38,859 - Cloudy - 77 F

livebaseballscorecards.com

Batter	1	2	3	4	5	6	7	8	9	AB	R	H	RBI	BB	SO	LOB
5 Ender Inciarte, L (1, 9) (9, 7) OBP: 0.362, SLG: 0.415	B SI 90 X SI 90 1-0 F7 ①		B CH 84 B SI 89 B SI 90 B SI 89 4-0 11 FC6-4 BB		X SI 88 0-0 P5 ①			B SI 93 S SI 93 B SI 93 C SI 93 X SI 94 2-2 44 G5-3 11 1B 1B		3	0	1	0	1	0	0
11 AJ Pollock, R (1, 8) OBP: 0.397, SLG: 0.443	C FF 90 C KC 80 X KC 81 0-2 G5-3 ②		1 SAFE C SI 92 1 SAFE X SI 92 0-1 FC6-4 ① 44 S 1-2f		C SI 89 B KC 81 X SI 90 1-1 G4-3 ②			X SI 94 0-0 44 G5-3 1-2 1B		4	0	1	0	0	0	1
44 Paul Goldschmidt, R (1, 3) OBP: 0.397, SLG: 0.557	C SI 91 C SI 91 B FF 91 B KC 80 B SI 90 X FF 92 3-2 P4 ③		B SI 92 X KC 81 1-0 G6-3 ② 1-2		B KC 80 B KC 80 C SI 91 X SI 90 2-1 F7 ③			S SI 94 B SI 94 C CH 86 B SI 95 B SI 94 X SI 95 3-2 G5-3 ① 1-2 2-3		4	0	0	0	0	0	3
6 David Peralta, L (1, 7) OBP: 0.256, SLG: 0.421 15 Mark Trumbo, R (8, PH) OBP: 0.281, SLG: 0.439 (9, 9)		C SI 90 F CH 84 B SI 89 F SI 90 B KC 81 S KC 79 2-3 K ①	S KC 82 B SI 91 T KC 81 C KC 81 1-3 K ③			X CH 88 0-0 P5 ①		S SI 94 S SI 94 X SI 94 0-2 P3 ②		3 1	0 0	0 0	0 0	0 0	2 0	1 2
2 Aaron Hill, R (1, 5) OBP: 0.217, SLG: 0.209		B SI 90 F KC 80 B KC 81 X SI 90 2-1 L8 ②		C SI 89 B CH 84 B SI 89 F KC 79 B CH 81 X SI 90 3-2 F8 ①		B SI 88 S FF 89 F SI 89 X SI 89 1-2 16 G4-6-3 1B		C SI 96 T CH 86 B SI 94 B SI 95 S CH 87 2-3 K ③		4	0	1	0	0	1	2
16 Chris Owings, R (1, 4) OBP: 0.267, SLG: 0.362		C SI 90 X KC 79 0-1 9 S 9 1B 1B		X SI 91 0-0 9 S 1B		X SI 91 0-0 ② ③ G4-6-3 1-2f			B FC 88 S FC 88 F FC 88 X KC 79 1-2 P3 ①	4	1	2	0	0	0	1
9 Tuffy Gosewisch, R (1, 2) OBP: 0.246, SLG: 0.204 13 Nick Ahmed, R (9, PR) OBP: 0.226, SLG: 0.149		D SI 91 C SI 92 X SI 90 1-1 4 1B 1-H 1B	C SI 91 C SI 91 X KC 83 0-2 G5-3 ② 1-2		X SI 89 0-0 G6-3 ①			X FF 88 0-0 4 CS 1B		4 0	0 0	2 0	1 0	0 0	0 0	1 0
4 Cliff Pennington, S (1, 6) OBP: 0.444, SLG: 0.308		B SI 90 1 SAFE C SI 91 X KC 81 1-1 1-2 1B	I IN 72 I IN 74 I IN 73 I IN 74 4-0 IBB			B FF 89 B CH 84 F SI 89 C SI 90 X KC 80 2-2 F8 ②			C FC 88 1 SAFE 1 SAFE B KC 79 B KC 79 B FC 88 C FC 88 B FC 88 4-2 1-2 BB ②	2	0	1	0	2	0	0
12 Rubby De La Rosa, R (1, 1) 26 Danny Dorn, L (7, PH) 29 Brad Ziegler, R (8, 1) 43 Addison Reed, L (9, 1) 24 Yasmany Tomás, R (9, PH) OBP: 0.417, SLG: 0.364		B SI 91 F FF 90 B SI 91 T SI 91 C SI 91 2-3 K ③	S SI 90 X SI 90 0-1 G4-3 ③					B SI 90 F CH 85 T KC 81 B KC 80 B KC 81 S FF 91 3-3 K ③	B FC 87 S FC 88 D FC 87 F FC 87 D KC 80 F FC 87 F FS 86 X FC 86 3-2 G4-3 ③	2 1 0 0 1	0 0 0 0 0	0 0 0 0 0	0 0 0 0 0	1 0 0 0 0	4 0 0 0 1	1 0 0 0 1

Inning Stats	1	2	3	4	5	6	7	8	9
	R: 0 E: 0 K: 0 S: 7 H: 0 LOB: 0 BB: 0 P: 11	R: 1 E: 0 K: 2 S: 15 H: 3 LOB: 2 BB: 0 P: 23	R: 0 E: 0 K: 1 S: 6 H: 0 LOB: 1 BB: 1 P: 12	R: 0 E: 0 K: 0 S: 9 H: 1 LOB: 2 BB: 1 P: 16	R: 0 E: 0 K: 0 S: 5 H: 0 LOB: 0 BB: 0 P: 8	R: 0 E: 0 K: 0 S: 5 H: 1 LOB: 0 BB: 0 P: 6	R: 0 E: 0 K: 1 S: 7 H: 0 LOB: 0 BB: 0 P: 12	R: 0 E: 0 K: 1 S: 13 H: 2 LOB: 2 BB: 0 P: 20	R: 0 E: 0 K: 0 S: 11 H: 1 LOB: 1 BB: 1 P: 19

AB	33
R	1
H	8
RBI	1
BB	3
SO	5
LOB	16

| | | | | |

Pittsburgh Pirates @ Arizona Diamondbacks

Chase Field, Phoenix, AZ

Sun Apr 26 2015, 1:11 PM - 4:28 PM MST

Att. 32,353 - Partly Cloudy - 72 F

livebaseballscorecards.com

Batter	1	2	3	4	5	6	7	8	9	AB	R	H	RBI	BB	SO	LOB
5 Josh Harrison, R (1, 5) OBP: 0.273, SLG: 0.397	F SI 89 X CU 78 0-1 25 1B 24 1B 1B	B CH 82 C FF 90 F SI 90 X CH 81 1-2 ③ F9			B SI 89 B SI 88 B FF 89 C FF 88 X FF 89 3-1 ① F7		C FF 90 F SL 82 F SI 93 X SL 82 0-2 ① L9		X FF 93 0-0 25 2B 2B	5	2	2	0	0	0	0
25 Gregory Polanco, L (1, 9) OBP: 0.307, SLG: 0.425	B CH 80 F FF 90 1 SAFE C SI 88 F FF 90 D CU 79 B CH 81 X CH 80 3-2 22 BB 24 1B 1-3 1B		B FF 89 B FF 88 F CH 78 B CH 80 F FF 89 X FF 90 3-2 ① F8		C FF 89 B CH 78 B FF 89 F FF 90 B CU 79 X CU 77 3-2 22 1B 18 2B 1B		C SL 80 X SI 93 0-1 ② G4-3		X CH 85 0-0 22 WP 22 SF8 2-H 2B	5	3	3	1	0	0	0
22 Andrew McCutchen, R (1, 8) OBP: 0.315, SLG: 0.322	B SI 90 B CH 82 B SI 90 S SI 90 B SI 90 4-1 24 1B 1-2 BB		B CU 75 B CU 76 C FF 90 B SI 89 F SI 90 B CH 80 4-2 18 1B BB		1 SAFE B FF 89 1 SAFE D CU 80 X SI 90 2-0 18 2B 1-2 1B		C SI 92 B SI 94 B SI 82 B SI 92 X FF 91 3-1 ③ L8		D FF 96 B FF 95 F FF 96 B CH 86 X FF 95 3-1 ① SF8 2-H	2	1	1	1	2	0	0
18 Neil Walker, S (1, 4) OBP: 0.333, SLG: 0.457	B SI 90 X FF 90 1-0 ① P5		C CU 76 X SI 91 0-1 1-2 1B		B FF 90 B SI 90 F FF 90 F CU 76 X CU 80 2-2 1-H 2-H 2B			C FF 90 X FF 91 0-1 3 FC1-5 6 1B 1B	B FF 95 B CH 85 B SI 94 B SI 94 4-0 6 1B 3 1B BB	4	1	3	2	1	0	3
6 Starling Marte, R (1, 7) OBP: 0.284, SLG: 0.516	S CH 82 S CH 82 B SI 92 B FF 91 S CH 83 2-3 ② K		B SI 90 C FF 90 F FF 90 T CU 79 1-2 ② K		S FF 89 C FF 89 B CU 80 F CH 80 B FF 89 F CU 79 F FF 90 F FF 90 S CU 80 2-3 ② K			1 SAFE B F B B SI 90 C SL 77 X SI 92 3-2 10 1B 19 SF7 3 FC1-5 1-2 1B	X FF 95 0-0 10 FC6-4 3 1B 1-3 1B	5	1	2	0	0	3	6
24 Pedro Alvarez, L (1, 3) OBP: 0.281, SLG: 0.475 3 Sean Rodríguez, R (8, PH) OBP: 0.353, SLG: 0.529 (8, 3)	C CH 82 B FF 91 T CH 84 D CH 84 F CH 82 B SI 91 X CH 82 3-2 1-3 2-H 3-H 1B		S FF 90 B FF 90 B CH 81 F FF 90 F FF 90 S CU 79 2-3 ③ K		C SL 80 S SL 82 D SL 82 B SI 92 T SL 82 2-2 ③ K			L SL 77 X SI 90 0-1 ① FC1-5 10 1B 1-2 2-3f	C SL 78 S SL 80 X FF 92 0-2 10 FC6-4 1-2 3-H 1B	3 2	0 0	1 1	2 1	0 0	2 0	3 2
10 Jordy Mercer, R (1, 6) OBP: 0.298, SLG: 0.204	C FF 89 C SI 89 F CH 83 X FF 90 0-2 ③ L7			B CH 78 X SL 88 1-0 ① F8		B FF 91 F FF 91 C SL 81 X SI 92 1-2 ① G4-3		B SI 95 C FF 96 C FF 95 B FF 96 X FF 95 2-2 1-2 2-3 1B	C SL 80 B SI 91 X FF 91 1-1 ② FC6-4 1-2f 2-3	5	0	1	0	0	0	4
19 Chris Stewart, R (1, 2) OBP: 0.143, SLG: 0.154		C SI 88 C FF 89 X SI 89 0-2 ① G6-3		B FF 89 F FF 89 B FF 89 X FF 89 2-1 ② F7		L FF 92 X SI 92 0-1 ② G5-3		C FF 97 B FF 96 X CH 85 1-1 ② SF7 3-H	B SL 80 B SL 81 B FF 91 C FF 90 C SI 91 F FF 94 X SI 92 3-2 ③ G6-3	4	0	0	1	0	0	2
47 Francisco Liriano, L (1, 1) 48 Jared Hughes, R (7, 1) 15 Andrew Lambo, L (8, PH) OBP: 0.150, SLG: 0.111 37 Arquimedes Caminero, R (8, 1) 59 Antonio Bastardo, R (9, 1)		C FF 89 B SI 90 F SI 89 C CU 78 1-3 ② K		B SI 89 C FF 88 C FF 88 S CU 79 1-3 ③ K		C FF 91 F FF 91 S SL 82 0-3 ③ K		B FF 96 B FF 95 F FF 96 C CH 83 X FF 96 2-2 ③ G6-3		3 0 1 0 0	0 0 0 0 0	0 0 0 0 0	0 0 0 0 0	3 0 0 0 0	0 0 2 0 0	0 0 0 0 0

Inning Stats	1	2	3	4	5	6	7	8	9
	R: 2 E: 0 K: 1 S: 19 H: 3 LOB: 2 BB: 1 P: 32	R: 0 E: 0 K: 1 S: 9 H: 0 LOB: 0 BB: 0 P: 11	R: 0 E: 0 K: 2 S: 14 H: 1 LOB: 2 BB: 1 P: 24	R: 0 E: 0 K: 1 S: 6 H: 0 LOB: 0 BB: 0 P: 10	R: 2 E: 0 K: 2 S: 19 H: 3 LOB: 1 BB: 0 P: 33	R: 0 E: 0 K: 1 S: 8 H: 0 LOB: 0 BB: 0 P: 9	R: 0 E: 0 K: 0 S: 8 H: 0 LOB: 0 BB: 0 P: 11	R: 1 E: 0 K: 0 S: 15 H: 3 LOB: 2 BB: 0 P: 23	R: 3 E: 0 K: 0 S: 14 H: 4 LOB: 2 BB: 1 P: 25

| | | |

Batter	1	2	3	4	5	6	7	8	9	AB	R	H	RBI	BB	SO	LOB
5 Ender Inciarte, L (1, 7) OBP: 0.356, SLG: 0.406	B SI 91 B SI 91 B SI 90 C FF 90 C SI 91 X SI 93 3-2 ① 1B		C SL 84 B SI 92 F SL 85 F FF 94 X SL 87 1-2 ① L5		M SL 84 X SL 84 0-1 ② G3			C FF 96 B SI 96 S FF 96 X FF 98 1-2 ① G4-3		4	0	1	0	0	0	0
11 AJ Pollock, R (1, 8) OBP: 0.389, SLG: 0.431	C SI 91 B SI 93 S CH 84 F CH 81 X SL 85 1-2 ② P4		C CH 84 B CH 84 S SL 83 C SI 94 1-3 ② K		B SI 92 B SI 92 C SL 82 B SI 92 X SI 94 3-1 ③ L8			C SL 89 B FF 98 X SL 90 1-1 44 F9 44 S 1B		4	0	1	0	0	1	0
44 Paul Goldschmidt, R (1, 3) OBP: 0.403, SLG: 0.540	B SI 93 B SI 92 B SI 92 B SI 92 4-0 15 S BB		C SI 93 B SL 86 B CH 85 S CH 85 B SL 84 B SL 82 4-2 15 FC6-4 BB			B SL 84 X SL 81 1-0 ① L9		B FF 96 B FF 97 B FF 98 C FF 98 X FF 98 3-1 ② F9 1-3		2	0	0	0	2	0	1
15 Mark Trumbo, R (1, 9) OBP: 0.279, SLG: 0.417	C CH 85 B SI 92 D CH 85 B CH 84 B SI 93 4-1 1-2 BB		X SI 92 0-0 ③ FC6-4 1-2f			C SL 83 S CH 84 X SI 93 0-2 ② P6		X FF 97 0-0 ③ F8		3	0	0	0	1	0	2
24 Yasmany Tomás, R (1, 5) OBP: 0.375, SLG: 0.286	B SI 94 S CH 84 S SL 83 B SL 85 S SL 81 2-3 ③ K			X SI 93 0-0 E6 16 FC5-4		S SL 84 B SI 92 B SL 83 B CH 84 F SI 93 S SL 83 3-3 ③ K			B FF 92 S FF 92 B CH 84 B FF 92 S FF 92 B FF 93 4-2 BB	3	0	0	0	1	2	2
16 Chris Owings, R (1, 4) (5, 6) OBP: 0.250, SLG: 0.339		L SI 92 S SI 92 B SI 93 S SL 83 1-3 ① K2-3		B CH 83 S CH 83 F SI 93 X SL 84 1-2 ① FC5-4 1-2f			C SL 82 X CH 84 0-1 ① G4-3		S FF 92 S FF 92 S FF 92 0-3 ① K	4	0	0	0	0	2	2
31 Jordan Pacheco, R (1, 2) OBP: 0.316, SLG: 0.188		B SI 93 X SI 92 1-0 58 K 13 BB 1B		C SI 92 B SL 86 S CH 85 F SL 84 F CH 86 C FF 95 1-3 ② K			B SL 81 F SI 91 F CH 85 B SL 85 B SL 85 F FF 91 D CH 85 4-2 4 BB BB	B FF 92 S FF 92 B FF 93 S FF 93 B FF 92 T FF 92 3-2 ② K	3	0	1	0	1	2	2
13 Nick Ahmed, R (1, 6) OBP: 0.236, SLG: 0.146 40 Andrew Chafin, R (5, 1) 4 Cliff Pennington, S (7, PH) OBP: 0.474, SLG: 0.308 59 Oliver Pérez, L (8, 1) 41 Daniel Hudson, R (8, 1) 48 Randall Delgado, R (9, 1) 9 Tuffy Gosewisch, R (9, PH) OBP: 0.241, SLG: 0.200		B SI 92 B CH 84 F SI 91 B SI 91 F SI 93 B SL 82 4-2 1-2 BB		C SL 85 T CH 86 S SL 85 0-3 ③ K			B SL 81 B SI 91 C SI 91 B CH 83 B SI 93 4-1 2 G4-6-3 1-2 BB	B FF 91 X FF 92 1-0 ③ P2	1 0 0 0 0 0 1	0 0 0 0 0 0 0	0 0 0 0 0 0 0	0 0 1 0 0 0 0	1 0 0 0 0 0 0	1 0 0 0 0 0 0	1 0 0 0 0 0 1
58 Jeremy Hellickson, R (1, 1) 2 Aaron Hill, R (5, 4) OBP: 0.208, SLG: 0.200		B SI 91 2 SAFE 1 SAFE B SI 90 F SI 89 F SI 91 F SI 93 S SL 83 2-3 ②③ K 2-3			B SI 92 C SL 84 X SI 92 1-1 ① L9		B SI 91 X SI 92 1-0 ②③ G4-6-3 1-2f			1 2	0 0	0 0	0 0	0 0	1 0	2 2
Inning Stats	R: 0 E: 0 K: 1 S: 11 H: 1 LOB: 2 BB: 2 P: 25	R: 0 E: 0 K: 2 S: 10 H: 1 LOB: 1 BB: 1 P: 18	R: 0 E: 0 K: 1 S: 10 H: 0 LOB: 1 BB: 1 P: 16	R: 0 E: 2 K: 2 S: 12 H: 0 LOB: 1 BB: 0 P: 14	R: 0 E: 0 K: 0 S: 6 H: 0 LOB: 0 BB: 0 P: 10	R: 0 E: 0 K: 1 S: 7 H: 0 LOB: 0 BB: 0 P: 11	R: 0 E: 0 K: 0 S: 7 H: 0 LOB: 1 BB: 2 P: 16	R: 0 E: 0 K: 0 S: 8 H: 1 LOB: 1 BB: 0 P: 13	R: 0 E: 0 K: 2 S: 9 H: 0 LOB: 1 BB: 1 P: 17	1B: 3 2B: 0 3B: 0 HR: 0	SF: 0 SAC: 0 DP: 1 HBP: 0	WP: 0 PB: 0 SB: 2 CS: 0	PA: 35				

PITCHER		IP	WLS	BF	H	R	ER	SO	BB	IBB	HBP	BLK	WP	HR	S	P	ERA	WHIP
47 Francisco Liriano, L ERA: 2.22	(1, 1)	6.1	W	26	2	0	0	7	6	0	0	0	0	0	62	108	0.00	1.263
48 Jared Hughes, R ERA: 2.7	(7, 1)	0.2	H	1	0	0	0	0	0	0	0	0	0	0	1	2	0.00	0.000
37 Arquimedes Caminero, R ERA: 3.72	(8, 1)	1.0		4	1	0	0	0	0	0	0	0	0	0	8	13	0.00	1.000
59 Antonio Bastardo, L ERA: 4.91	(9, 1)	1.0		4	0	0	0	2	1	0	0	0	0	0	9	17	0.00	1.000

PITCHER	IP	WLS	BF	H	R	ER	SO	BB	IBB	HBP	BLK	WP	HR	S	P	ERA	WHIP

BOTTOM

Pittsburgh Pirates @ Arizona Diamondbacks

Chase Field, Phoenix, AZ

Sun Apr 26 2015, 1:11 PM - 4:28 PM MST

Att. 32,353 - Partly Cloudy - 72 F

livebaseballscorecards.com

AB	28
R	0
H	3
RBI	0
BB	7
SO	9
LOB	15

Colorado Rockies @ Arizona Diamondbacks

Chase Field, Phoenix, AZ

Mon Apr 27 2015, 6:41 PM - 10:09 PM MST

Att. 17,444 - Clear - 85 F

TOP

livebaseballscorecards.com

Batter	1	2	3	4	5	6	7	8	9	AB	R	H	RBI	BB	SO	LOB
19 Charlie Blackmon, L (1, 8) (9, 7) OBP: 0.349, SLG: 0.468	C SI 90 B SI 89 B FF 91 F SI 90 S FF 92 2-3 K ①	B CU 76 B SI 90 X SI 91 2-0 6 1B 1-2 1B			C FF 90 S FF 89 C SI 88 0-3 K ②		C SI 94 X CH 85 0-1 2 G5-3 6 1B 1B		B SI 83 C SI 84 F SI 84 B CH 76 X CH 78 2-2 G3 ②	5	0	2	0	0	2	0
6 Corey Dickerson, L (1, 7) OBP: 0.384, SLG: 0.632 13 Drew Stubbs, R (9, 8)	C FF 92 F FF 92 B FF 91 X CU 77 1-2 2 BB 33 HR 1B	B CH 82 X CH 81 1-0 1-3 2-H 1B ③			F SI 91 B FF 90 F FF 91 S FF 90 1-3 K ③		1 SAFE B SI 94 B SI 94 1 SAFE F CH 86 1 SAFE B SI 94 X SI 94 3-1 2 G5-3 1-2 1B		B SI 84 F SI 83 X CH 78 1-1 G4-3 ③	5 0	1 0	3 0	1 0	0 0	1 0	0 0
2 Troy Tulowitzki, R (1, 6) OBP: 0.319, SLG: 0.536	B FF 91 B CH 80 C FF 91 C FF 91 F FF 91 F CH 80 1 SAFE B SI 91 F FF 91 4-2 F FF 91 F CH 80 F SI 91 F FF 92 B SI 91 33 HR 1-2 BB		B CU 75 B CH 81 F CH 80 B FF 90 C FF 91 X FF 90 3-2 F8 ①			F FF 89 B SI 90 F SI 90 X FF 90 1-2 33 1B 28 SF8 2B	C SI 94 F SI 94 B SL 86 X SI 94 1-2 G5-3 ① ② 1-2 2-3f			3	2	1	0	1	0	2
33 Justin Morneau, L (1, 3) OBP: 0.338, SLG: 0.438	C CU 76 X FF 91 0-1 1-H 2-H HR		C SI 90 X SI 90 0-1 G6-3 ②			X SI 89 0-0 9 BB 5 BB 2-3 1B	I IN 77 I IN 81 I IN 82 I IN 82 4-0 IBB			3	1	2	3	1	0	0
28 Nolan Arenado, R (1, 5) OBP: 0.347, SLG: 0.561	F FF 90 X SI 92 0-1 G4-3 ②		B SI 91 F SI 90 F CH 80 X SI 90 1-2 L8 ③			B CH 80 F FF 90 X SI 91 1-1 SF8 ① 3-H	S SI 94 S SI 94 F FF 93 F SL 85 S FF 94 0-3 K ③			3	0	0	1	0	1	2
5 Carlos González, L (1, 9) OBP: 0.257, SLG: 0.368	L SI 90 C CH 81 B CH 80 S CH 81 1-3 K ③			B CH 80 S CH 80 C CH 80 B CH 79 B SI 91 B CH 80 4-2 8 FC6-4 BB		F SL 80 B SL 77 B FF 93 B FF 94 1 SAFE B SI 93 4-1 9 BB 1-2 BB		X SI 92 0-0 8 G5-4-3 1B		2	0	1	0	2	1	0
8 Michael McKenry, R (1, 2) OBP: 0.261, SLG: 0.273		B FF 89 F CH 80 F FF 89 F SI 90 F CH 79 B FF 91 B CU 76 X CH 81 3-2 F7 ①		F FF 90 X SI 90 0-1 FC6-4 9 G4-6-3 ① 1-2f		C SL 80 S FF 91 F FF 93 B CH 82 X CH 84 1-2 F8 ②		1 SAFE B SI 93 T SI 94 F SL 84 X SI 93 1-2 G5-4-3 ① ② 1-2f		4	0	0	0	0	0	4
9 DJ LeMahieu, R (1, 4) OBP: 0.457, SLG: 0.538		C FF 90 C SI 89 B SI 90 X CH 80 1-2 15 CS 1B		1 SAFE B SI 89 1 SAFE C CU 75 X SI 90 1-1 G4-6-3 ② ③ 1-2f		D SL 82 B SL 81 C CH 81 B CH 83 F CH 83 D SL 82 4-2 1-2 2-3 BB		C SI 94 F SI 93 B SI 94 B SL 86 B FF 93 X SI 94 3-2 G4-3 ③		3	0	1	0	1	0	1
15 Tyler Matzek, L (1, 1) OBP: 0.429, SLG: 0.571 51 Brooks Brown, L (6, 1) 63 Rafael Betancourt, R (8, 1) 3 Daniel Descalso, L (9, PH) OBP: 0.240, SLG: 0.136 66 John Axford, R (9, 1)		B FF 89 X FF 91 1-0 19 1B 6 1B 1-2 1B ②			C SI 88 C CH 79 X FF 90 0-2 G6-3 ①	S SI 94 C CH 83 X CH 82 0-2 G4-3 ③			X SI 83 0-0 G4-3 ①	3 0 0 1 0	1 0 0 0 0	1 0 0 0 0	0 0 0 0 0	0 0 0 0 0	0 0 0 0 0	3 0 0 0 0
Inning Stats	R: 3 E: 0 K: 2 S: 22 H: 2 LOB: 0 BB: 1 P: 30	R: 1 E: 0 K: 0 S: 11 H: 4 LOB: 2 BB: 0 P: 19	R: 0 E: 0 K: 0 S: 8 H: 0 LOB: 0 BB: 0 P: 12	R: 0 E: 0 K: 0 S: 6 H: 0 LOB: 0 BB: 1 P: 11	R: 0 E: 0 K: 2 S: 9 H: 0 LOB: 0 BB: 0 P: 10	R: 1 E: 0 K: 0 S: 16 H: 2 LOB: 3 BB: 2 P: 27	R: 0 E: 0 K: 1 S: 12 H: 2 LOB: 2 BB: 1 P: 20	R: 0 E: 0 K: 0 S: 7 H: 1 LOB: 0 BB: 0 P: 11	R: 0 E: 0 K: 0 S: 6 H: 0 LOB: 0 BB: 0 P: 9	1B: 9 2B: 1 3B: 0 HR: 1 SF: 1 SAC: 0 DP: 3 HBP: 0						

AB	32
R	5
H	11
RBI	5
BB	5
SO	5
LOB	12

WP: 0 PA: 38
PB: 0
SB: 0
CS: 1

PITCHER		IP	WLS	BF	H	R	ER	SO	BB	IBB	HBP	BLK	WP	HR	S	P	ERA	WHIP
57 Chase Anderson, R ERA: 4.24	(1, 1)	5.1	L	23	8	5	5	4	2	0	0	0	0	1	62	90	8.44	1.875
59 Oliver Pérez, L ERA: 6.75	(6, 1)	0.0		1	0	0	0	0	1	0	0	0	0	0	1	5	∞	∞
48 Randall Delgado, R ERA: 1.69	(6, 1)	0.2		3	0	0	0	0	1	0	0	0	0	0	9	14	0.00	1.500
50 Evan Marshall, R ERA: 6.0	(7, 1)	2.0		8	3	0	0	1	0	1	0	0	0	0	19	31	0.00	1.500
29 Brad Ziegler, R ERA:	(9, 1)	1.0		3	0	0	0	0	0	0	0	0	0	0	6	9	0.00	0.000

PITCHER		IP	WLS	BF	H	R	ER	SO	BB	IBB	HBP	BLK	WP	HR	S	P	ERA	WHIP

BOTTOM

Colorado Rockies @ Arizona Diamondbacks

Chase Field, Phoenix, AZ

Mon Apr 27 2015, 6:41 PM - 10:09 PM MST

Att. 17,444 - Clear - 85 F

livebaseballscorecards.com

Batter	1	2	3	4	5	6	7	8	9	AB	R	H	RBI	BB	SO	LOB
5 Ender Inciarte, L (1, 7) OBP: 0.346, SLG: 0.392	C FF 90 F FF 91 B FF 92 X SL 82 1-2 ① G6-3		C SL 83 X SL 82 0-1 ①② G4-6-3 1-2f		D SL 83 B SL 84 C SL 82 S SL 84 B SL 83 X SL 83 3-2 ② G6-3 2-3 3-H		B SI 94 X SI 94 1-0 ① P5		B FF 94 C FF 94 S CU 77 F CU 78 F FF 95 B FF 94 B CU 78 X FF 95 3-2 11 FC4-6 1B	5	0	1	1	0	0	2
11 AJ Pollock, R (1, 8) OBP: 0.377, SLG: 0.414	C CH 88 B FF 91 C CH 90 B SL 83 X CH 90 2-2 ② F8		B CH 90 C SL 83 F CH 90 F SL 84 S CH 89 1-3 ③ K		X CH 89 0-0 44 1B 3-H 1B		C SI 93 B SL 84 C CH 86 F SL 85 B CH 88 B CU 83 X SI 93 3-2 ② G5-3		1 SAFE C FF 94 B SL 86 F FF 94 B CU 78 1 SAFE F FF 94 F SL 88 X SL 86 2-2 ② FC4-6 44 1B 1-2f	5	0	1	1	0	1	1
44 Paul Goldschmidt, R (1, 3) OBP: 0.415, SLG: 0.544	C FF 92 X CH 90 0-1 15 S 1B			B SL 81 X SL 82 1-0 ① G5-3	S CH 87 1 SAFE 1 SAFE X CH 89 0-1 1-2 1B		S CH 86 B CH 85 C SI 95 C SI 94 1-3 ③		F SL 85 S CU 77 X FF 96 0-2 1-3 1B	5	0	3	0	0	1	0
15 Mark Trumbo, R (1, 9) OBP: 0.303, SLG: 0.453	S SL 82 B FF 92 B SL 83 F SL 83 B FF 93 B SL 82 4-2 1-2 BB			B FF 91 B CH 89 B SL 84 C FF 92 X SL 83 3-1 2B	S SL 81 C SL 82 X FF 92 0-2 ③ L9			B FF 90 X FC 91 1-0 24 G3-1 9 E 2B	X SL 88 0-0 ③ G5-3	4	1	2	0	1	0	4
24 Yasmany Tomás, R (1, 5) OBP: 0.350, SLG: 0.235	X SL 83 0-0 ③ L8			B CH 90 C SL 83 B SL 83 B CH 90 C SL 83 F FF 92 X SL 84 3-2 ② G5-3		B CH 86 B SI 93 C SI 94 B SL 84 B SI 93 4-2 9 WP 16 1B 9 G5-3 BB		C CH 83 B FF 91 S CH 84 X FF 92 1-2 ① G3-1 2-3		3	1	0	0	1	0	4
16 Chris Owings, R (1, 4) OBP: 0.250, SLG: 0.333		C FF 91 B FF 91 X FF 90 1-1 ① P3		X CH 88 0-0 ③ F9		C SI 94 B SI 93 C SI 95 B SL 85 X SI 94 2-2 9 WP 1-2 1B		B CH 84 F FF 90 S FF 91 X FF 90 1-2 ② F8		4	0	1	0	0	0	2
9 Tuffy Gosewisch, R (1, 2) OBP: 0.242, SLG: 0.190		B FF 91 B CH 89 C CH 89 C FF 92 S FF 94 2-3 ② K	B SL 81 B CH 87 B SL 83 C FF 91 D FF 90 4-1 57 SH1-4 13 1B 5 G6-3 BB		B CH 85 S CH 86 S CH 86 D CH 87 B SL 86 X CH 86 3-2 ① G5-3 1-2 2-H		C SL 77 S FF 91 F FC 90 B FC 91 F CH 84 X SL 77 1-2 E6 3-H		3	1	0	1	1	1	1
13 Nick Ahmed, R (1, 6) OBP: 0.237, SLG: 0.154 29 Brad Ziegler, R (9, 1)		B FF 92 L SL 83 B SL 82 F CH 89 C FF 94 2-3 ③		F FF 90 C CH 89 X SL 84 0-2 5 G6-3 57 SH1-4 11 1B 1-2 1B	B SI 94 B CH 86 C SI 94 B SI 93 X SI 95 3-1 ② P4		C FF 91 1 SAFE S FF 91 S FF 91 0-3 ③ K		4 0	1 0	1 0	0 0	0 0	2 0	2 0
57 Chase Anderson, R (1, 1) 59 Oliver Pérez, L (6, 1) 48 Randall Delgado, R (6, 1) 6 David Peralta, L (6, PH) OBP: 0.250, SLG: 0.410 50 Evan Marshall, R (7, 1) 4 Cliff Pennington, S (9, 6) OBP: 0.450, SLG: 0.286			B CH 90 C CH 89 B CH 88 B CH 88 B FF 91 4-1 5 G4-6-3 BB		X CH 86 0-0 ① SH1-4 1-2 2-3	B CH 87 X CH 86 1-0 ③ G3			B FF 93 C FF 94 C FF 94 B CU 78 S FF 94 2-3 ① K	0 0 0 1 0 0 1	0 0 0 0 0 0 0	0 0 0 0 0 0 0	0 0 0 0 0 0 0	1 0 0 0 0 0 0	0 0 0 0 0 0 1	0 0 0 1 0 0 0
Inning Stats	R: 0 E: 0 K: 0 S: 11 H: 1 LOB: 2 BB: 1 P: 18	R: 0 E: 0 K: 2 S: 8 H: 0 LOB: 0 BB: 0 P: 13	R: 0 E: 0 K: 1 S: 7 H: 0 LOB: 0 BB: 1 P: 12	R: 0 E: 0 K: 0 S: 8 H: 1 LOB: 1 BB: 0 P: 15	R: 2 E: 0 K: 0 S: 14 H: 3 LOB: 2 BB: 1 P: 21	R: 1 E: 0 K: 0 S: 11 H: 1 LOB: 1 BB: 1 P: 24	R: 0 E: 0 K: 1 S: 8 H: 0 LOB: 0 BB: 0 P: 13	R: 1 E: 1 K: 1 S: 15 H: 1 LOB: 1 BB: 0 P: 19	R: 0 E: 0 K: 1 S: 17 H: 2 LOB: 2 BB: 0 P: 24	1B: 7 2B: 2 3B: 0 HR: 0	SF: 0 SAC: 1 DP: 1 HBP: 0	WP: 1 PB: 0 SB: 1 CS: 0	PA: 40			

PITCHER		IP	WLS	BF	H	R	ER	SO	BB	IBB	HBP	BLK	WP	HR	S	P	ERA	WHIP
15 Tyler Matzek, L ERA: 2.7	(1, 1)	5.0	W	22	5	2	2	3	3	0	0	0	0	0	48	79	3.60	1.600
51 Brooks Brown, R ERA: 3.86	(6, 1)	2.0	H	8	1	1	1	1	1	0	0	0	1	0	19	37	4.50	1.000
63 Rafael Betancourt, R ERA: 1.86	(8, 1)	1.0	H	5	1	1	0	1	0	0	0	0	0	0	15	19	0.00	1.000
66 John Axford, R ERA:	(9, 1)	1.0	S	5	2	0	0	1	0	0	0	0	0	0	17	24	0.00	2.000

PITCHER	IP	WLS	BF	H	R	ER	SO	BB	IBB	HBP	BLK	WP	HR	S	P	ERA	WHIP

Colorado Rockies @ Arizona Diamondbacks

Chase Field, Phoenix, AZ

Tue Apr 28 2015, 6:41 PM - 9:50 PM MST

Att. 18,792 - Clear - 89 F

livebaseballscorecards.com

TOP

Batter	1	2	3	4	5	6	7	8	9	AB	R	H	RBI	BB	SO	LOB
19 Charlie Blackmon, L (1, 8) OBP: 0.363, SLG: 0.488	B FF 92 C FF 92 S FF 92 X FF 93 1-2 ① P4	C SI 92 B SI 92 X SI 92 1-1 ③ G4-3		L SL 80 C SI 91 B SI 92 F SI 90 F SI 90 X SL 80 1-2 6 G6-3 2 1B 2B 2-H		C FF 95 F SI 96 B FF 97 X FF 96 1-2 6 1B 1B 2-H			C FF 92 X FF 92 0-1 6 DI 33 1B 1B	5	2	3	2	0	0	3
6 Corey Dickerson, L (1, 7) OBP: 0.385, SLG: 0.611	B FF 92 C FF 93 F FF 93 S FF 93 1-3 ② K		B SI 92 B FF 92 B FF 92 C FF 90 F FF 92 B SL 80 4-2 28 1B 33 1B BB	D SI 89 S SL 79 X SL 80 1-1 ② G6-3 2-3		1 SAFE F CH 85 B SI 95 1 SAFE X CH 83 1-1 1-2 1B			F FF 91 B FF 93 B CH 83 F FF 93 D SL 87 F FF 93 F FF 92 S FF 94 3-3 ① K 1-2	4	0	1	0	1	2	2
2 Troy Tulowitzki, R (1, 6) OBP: 0.312, SLG: 0.514	C FF 93 C FF 93 B FF 93 F FF 94 X KC 82 1-2 ③ F8		C SI 91 F SI 92 B SI 92 1 SAFE F SI 91 S SL 80 1-3 ① K	X SI 91 0-0 33 2-6 1B 3-H		B FF 96 X FF 95 1-0 ③ F7			C FF 93 B SL 82 S SL 84 X FF 92 1-2 ② F8	5	0	1	1	0	1	4
33 Justin Morneau, L (1, 3) OBP: 0.356, SLG: 0.464		B KC 80 C FF 92 S FF 92 X KC 82 1-2 5 1B 9 1B 2B	C SI 91 D FF 90 X SI 91 1-1 28 1B 1-2 1B	B SI 90 S SL 80 S SL 82 1-2 ③ 2-6 1-2	B FF 95 B FF 94 B CH 84 C FF 95 X SI 94 3-1 ① G4-3		C FF 94 F FF 92 S SL 79 0-3 ① K		X FF 93 0-0 2-H 1B	5	1	3	1	0	1	0
28 Nolan Arenado, R (1, 5) OBP: 0.338, SLG: 0.535		F FF 91 B FF 92 F FF 93 B FF 93 F FF 93 S FF 94 2-3 ① K	B SI 90 F SI 91 B SL 80 X FF 90 2-1 1-2 2-3 1B		X FF 95 0-0 ② G6-3		C FF 94 S FF 94 X FF 93 0-2 ② F9		C SL 82 F FF 91 F FF 91 D SL 85 B FF 93 F FF 93 X FF 93 2-2 ③ F9	5	0	1	0	0	1	2
5 Carlos González, L (1, 9) OBP: 0.256, SLG: 0.361		B FF 93 B FF 93 X KC 83 2-0 9 1B 4 BB 1B 2-3	B FF 92 C SI 90 F SI 92 S SL 81 1-3 ② K		B FF 94 S FF 94 S FF 95 F CH 84 F CH 84 B FF 95 S CH 85 3-3 ③ K		F SI 93 C SL 80 F SI 93 B SL 81 S SL 81 1-3 ③ K			4	0	1	0	0	3	3
4 Nick Hundley, R (1, 2) OBP: 0.371, SLG: 0.456		B SI 90 F SI 91 1 SAFE B FF 91 B SI 91 B SI 91 4-1 9 1B 1-2 BB	F SI 92 F SI 90 B SI 93 C SI 92 1-3 ③ K			B FF 94 X SI 93 1-0 9 G1-3 19 1B 1B		B SI 82 B SI 83 S SI 83 X SI 84 2-1 ① G5-3		3	1	1	0	1	1	3
9 DJ LeMahieu, R (1, 4) OBP: 0.446, SLG: 0.522		C FF 92 X FF 92 0-1 1-2 2-3 3-H 1B		B SI 91 X CH 84 1-0 ① F9		C FF 94 X FF 95 0-1 ① G1-3 1-2		X SI 84 0-0 ② G4-3		4	0	1	1	0	0	1
38 Kyle Kendrick, R (1, 1) OBP: 0.455, SLG: 0.600 36 Christian Bergman, R (5, 1) 43 Rafael Ynoa, S (8, PH) OBP: 0.278, SLG: 0.353 62 Jorge Rondon, R (8, 1)		D SI 90 S SL 80 S SL 81 C SI 91 1-3 ② K		X SI 91 0-0 19 2B 2B		B FF 95 F FF 95 F SI 96 X FF 96 1-2 ② F8		B SI 84 B SI 83 F SI 83 S SI 84 B SI 84 F SI 84 F SI 83 C SI 84 3-3 ③ K		2 1 1 0	1 0 0 0	1 0 0 0	0 0 0 0	0 0 1 0	1 0 0 0	3 1 0 0

| | | |

BOTTOM

Colorado Rockies @ Arizona Diamondbacks

Chase Field, Phoenix, AZ

Tue Apr 28 2015, 6:41 PM - 9:50 PM MST

Att. 18,792 - Clear - 89 F

livebaseballscorecards.com

Batter	1	2	3	4	5	6	7	8	9	AB	R	H	RBI	BB	SO	LOB
11 AJ Pollock, R (1, 8) OBP: 0.378, SLG: 0.405	B SI 88 X SI 88 1-0 E8 16 1B 44 1B 1B		B FC 85 B CH 80 B SI 88 C SI 88 X FC 86 3-1 ① G6-3	C CH 80 B SL 79 X FC 85 1-1 ③ L9		C FF 88 B CH 81 X FF 88 1-1 ② L6		B SL 85 F SL 84 B FF 97 F CH 84 B FF 97 F SL 84 B FF 96 4-2 44 2B BB		4	2	1	0	1	0	2
16 Chris Owings, R (1, 6) OBP: 0.247, SLG: 0.324 (8, 4)	F SI 89 X SI 88 0-1 44 1B 15 3B 2-3 1B		C FC 85 B CH 82 B FC 89 X FC 85 2-1 ② L9		B SI 88 X CH 79 1-0 ① G5-3	B SL 86 F SL 86 X CH 82 1-1 ③ F8		X FF 95 0-0 ② F9		5	1	1	0	0	0	2
44 Paul Goldschmidt, R (1, 3) OBP: 0.425, SLG: 0.575	X FC 84 0-0 15 3B 1-2 3-H 1B		X SI 90 0-0 ③ L8		B FC 84 B FC 84 F SI 86 F SI 90 B SL 79 X SL 80 3-2 15 HR 2B		C FF 90 C CH 82 F FF 90 X SL 84 0-2 ① G6-3	B CH 82 S FF 96 F CH 84 F SL 88 B FF 98 B FF 98 F SL 86 X CH 82 3-2 1-H 2-H 2B		5	2	3	3	0	0	0
15 Mark Trumbo, R (1, 9) OBP: 0.343, SLG: 0.559 13 Nick Ahmed, R (8, 6) OBP: 0.233, SLG: 0.151	C SI 89 X SI 90 0-1 24 FC5-3 1-H 2-H 3B			B FC 86 B SL 79 X SI 89 2-0 6 HR 1B	D CH 82 B FC 84 X FC 85 2-0 2-H HR		B SL 86 F CH 81 X FF 90 1-1 24 2B 1B	B FF 95 X FF 95 1-0 ③ F8		4 1	3 0	4 0	4 0	0 0	0 1	0 1
6 David Peralta, L (1, 7) OBP: 0.271, SLG: 0.512	D CH 82 F FC 86 F FC 86 D CH 81 X FC 86 2-2 ① G1-3			B FC 86 1 SAFE B CH 80 X FC 86 2-0 1-H HR	C SI 89 B CH 80 X CH 81 1-1 24 WP 2 FC6-4 2B		B FF 90 X FF 89 1-0 ② F8			4	2	2	2	0	0	2
24 Yasmany Tomás, R (1, 5) OBP: 0.417, SLG: 0.350 29 Brad Ziegler, R (8, 1) 43 Addison Reed, L (9, 1)	X SL 79 0-0 ②③ FC5-3 3-3			C SI 89 B SL 79 B SL 79 B FC 85 X SI 90 3-1 26 BB 1B	B CH 80 B FF 90 F FF 89 2 SAFE B FF 88 S CH 81 F FF 89 F FF 91 B CH 81 4-2 2 FC6-4 2-3 BB		F FF 90 F FF 88 F FF 90 B SL 84 X FF 87 1-2 ③ 1-H 2B			3 0 0	0 0 0	2 0 0	1 0 0	1 0 0	0 0 0	1 0 0
2 Aaron Hill, R (1, 4) OBP: 0.212, SLG: 0.204 (8, 5)		B SL 78 X CH 80 1-0 ① P6	C SI 89 X FC 84 0-1 ① P4	X CH 80 0-0 ② FC6-4 1-2f 3-H			C SL 84 S SL 84 B SL 86 X FF 96 1-2 5 2B 1B		4	1	1	1	0	0	2
9 Tuffy Gosewisch, R (1, 2) OBP: 0.227, SLG: 0.177		F CH 80 B CH 81 B SI 89 B SL 81 C SI 89 X SI 90 3-2 ② G6-3	X SI 89 0-0 ② L9	C CH 80 X FF 90 0-1 ③ G1-6-3				B FF 95 C FF 91 F CH 83 S FF 96 1-3 ① K		4	0	0	0	0	1	3
25 Archie Bradley, R (1, 1) OBP: 0.125, SLG: 0.125 40 Andrew Chafin, R (2, 1) 26 Danny Dorn, L (4, PH) 41 Daniel Hudson, R (5, 1) 4 Cliff Pennington, S (6, PH) OBP: 0.429, SLG: 0.267 59 Oliver Pérez, L (7, 1) 5 Ender Inciarte, L (8, 9) OBP: 0.354, SLG: 0.413		X SI 90 0-0 ③ L3	B CH 81 B CH 81 C FC 86 T CH 82 B SI 90 B FC 87 4-2 1-2 BB		B CH 81 F FF 88 B FF 89 X CH 81 2-1 ① G4-3		B FF 95 C CH 84 B CH 83 X FF 94 2-1 1-H 44 2B 2B		0 1 0 0 1 0 1	0 0 0 0 0 0 1	0 0 0 0 0 0 1	0 0 0 0 0 0 1	0 0 1 0 0 0 1	0 0 0 0 0 0 0	0 0 0 0 0 0 0
Inning Stats	R: 3 E: 1 K: 0 S: 10 H: 4 LOB: 0 BB: 0 P: 13	R: 0 E: 0 K: 0 S: 5 H: 0 LOB: 0 BB: 0 P: 9	R: 0 E: 0 K: 0 S: 5 H: 0 LOB: 0 BB: 0 P: 10	R: 2 E: 0 K: 0 S: 11 H: 3 LOB: 2 BB: 1 P: 23	R: 3 E: 0 K: 0 S: 14 H: 3 LOB: 1 BB: 1 P: 25	R: 0 E: 0 K: 0 S: 6 H: 0 LOB: 0 BB: 0 P: 10	R: 1 E: 0 K: 0 S: 11 H: 2 LOB: 1 BB: 0 P: 14	R: 3 E: 0 K: 1 S: 18 H: 3 LOB: 1 BB: 1 P: 30		1B: 7 2B: 6 3B: 1 HR: 2	SF: 0 SAC: 0 DP: 1 HBP: 0	WP: 1 PB: 0 SB: 0 CS: 0	PA: 40			

	AB	37
	R	12
	H	15
	RBI	12
	BB	3
	SO	1
	LOB	13

PITCHER		IP	WLS	BF	H	R	ER	SO	BB	IBB	HBP	BLK	WP	HR	S	P	ERA	WHIP
38 Kyle Kendrick, R ERA: 8.36	(1, 1)	4.1	L	23	10	8	8	0	1	0	0	0	0	2	38	69	16.61	2.538
36 Christian Bergman, R ERA: 0.73	(5, 1)	2.2		10	2	1	1	0	1	0	0	0	1	0	24	35	3.38	1.125
62 Jorge Rondon, R ERA: 27.0	(8, 1)	1.0		7	3	3	3	1	1	0	0	0	0	0	18	30	27.00	4.000

PITCHER	IP	WLS	BF	H	R	ER	SO	BB	IBB	HBP	BLK	WP	HR	S	P	ERA	WHIP

Batter	1	2	3	4	5	6	7	8	9	AB	R	H	RBI	BB	SO	LOB
19 Charlie Blackmon, L (1, 8) OBP: 0.347, SLG: 0.465	C FC 83 F CH 75 S FC 84 0-3 ① **K**		C CH 74 B FC 83 X FC 84 1-1 ① **G3**			L FC 82 X CU 69 0-1 ① **L8**		B FC 86 B FC 85 B FC 85 C FC 85 F FC 85 X FC 86 3-2 ③ **G6-3**		4	0	0	0	0	1	0
6 Corey Dickerson, L (1, 7) OBP: 0.378, SLG: 0.605	C CU 69 F FC 84 F FC 84 F FC 84 F FC 85 F CH 76 S FC 85 0-3 ② **K**		B FC 84 C CH 77 X FC 84 1-1 ② **F8**			X FC 83 0-0 **2 1B 2B**			C FF 95 F FF 96 B SL 87 X SL 86 1-2 ① **F7**	4	0	1	0	0	1	0
2 Troy Tulowitzki, R (1, 6) OBP: 0.321, SLG: 0.526	B CU 71 S FC 84 B FC 85 B CH 76 X FC 85 3-1 **33 E 28 1B 2B**		B CU 70 B FC 85 B CH 78 X FC 86 3-0 ③ **F7**			B FC 82 X FC 84 1-0 ② **2-H 1B**			C FF 96 B FF 96 X SL 84 1-1 ② **G5-3**	4	1	2	0	0	0	0
33 Justin Morneau, L (1, 3) OBP: 0.338, SLG: 0.438	C FC 83 S CH 75 B CH 76 B FC 84 F FC 86 X FC 85 2-2 **E4 28 1B** **2-3**			X FC 83 0-0 ① **G4-3**		X FC 82 0-0 ③ **L7**			X FF 96 0-0 ③ **G1-3**	4	0	0	0	0	0	2
28 Nolan Arenado, R (1, 5) OBP: 0.338, SLG: 0.527	B FC 84 X FC 84 1-0 **1-2 3-H 1B**			C FC 84 X FC 84 0-1 ② **P3**			X FC 83 0-0 ① **P6**			3	0	1	1	0	0	0
5 Carlos González, L (1, 9) OBP: 0.247, SLG: 0.347 53 Christian Friedrich, R (7, 1) 48 Boone Logan, R (8, 1)	X CH 77 0-0 ③ **L9**			B FC 85 B FC 86 C FC 86 T FC 86 F CH 77 C FC 87 2-3 ③ **K**			B CH 76 B FC 83 F FC 83 S FC 84 B CH 76 X FC 85 3-2 ② **G3-1**			3 0 0	0 0 0	0 0 0	0 0 0	0 0 0	1 0 0	2 0 0
4 Nick Hundley, R (1, 2) OBP: 0.369, SLG: 0.450		B FC 82 S CU 69 F FC 83 B CH 75 F CH 75 X FC 84 2-2 **24 L4-3 1B**			C CU 70 F FC 84 B FC 84 B CH 77 F FC 85 X FC 86 2-2 ① **F9**		B CU 69 F FC 84 F FC 83 B CH 76 X FC 84 2-2 ③ **G6-3**			3	0	1	0	0	0	0
3 Daniel Descalso, L (1, 4) OBP: 0.214, SLG: 0.120		X FC 83 0-0 ① **L9**			C CU 85 B FC 84 X CH 76 1-1 ② **G6-3**			C CH 74 B FC 83 F CU 68 B FC 83 F FC 83 F FC 84 F CH 75 C CU 73 2-3 ① **K**		3	0	0	0	0	1	1
24 Jordan Lyles, R (1, 1) 45 Scott Oberg, R (6, 1) 13 Drew Stubbs, R (7, 9)		C FC 84 X FC 84 0-1 ② ③ **L4-3** **1-1**			C CU 70 C FC 84 B CU 71 C FC 85 1-3 ③ **K**			C FC 82 F FC 83 B CH 76 B CH 75 S CU 71 2-3 ② **K**		2 0 1	0 0 0	0 0 0	0 0 0	0 0 0	1 0 1	1 0 0
Inning Stats	R: 1 E: 1 K: 2 S: 18 H: 2 LOB: 2 BB: 0 P: 24	R: 0 E: 0 K: 0 S: 7 H: 1 LOB: 0 BB: 0 P: 9	R: 0 E: 0 K: 0 S: 5 H: 0 LOB: 0 BB: 0 P: 10	R: 0 E: 0 K: 1 S: 7 H: 0 LOB: 0 BB: 0 P: 9	R: 0 E: 0 K: 1 S: 9 H: 0 LOB: 0 BB: 0 P: 13	R: 0 E: 0 K: 0 S: 5 H: 2 LOB: 1 BB: 0 P: 6	R: 0 E: 0 K: 0 S: 7 H: 0 LOB: 0 BB: 0 P: 12	R: 0 E: 0 K: 2 S: 12 H: 0 LOB: 0 BB: 0 P: 19	R: 0 E: 0 K: 0 S: 6 H: 0 LOB: 0 BB: 0 P: 8	1B: 3 2B: 3 3B: 0 HR: 0 SF: 0 SAC: 0 DP: 1 HBP: 0						

TOP

Colorado Rockies @ Arizona Diamondbacks

Chase Field, Phoenix, AZ

Wed Apr 29 2015, 6:40 PM - 9:14 PM MST

Att. 19,633 - Clear - 92 F

livebaseballscorecards.com

AB	31
R	1
H	5
RBI	1
BB	0
SO	6
LOB	6

PITCHER		IP	WLS	BF	H	R	ER	SO	BB	IBB	HBP	BLK	WP	HR	S	P	ERA	WHIP
55 Josh Collmenter, R ERA: 2.76	(1, 1)	8.0	W	28	5	1	0	6	0	0	0	0	0	0	70	102	0.00	0.625
36 Enrique Burgos, R ERA:	(9, 1)	1.0		3	0	0	0	0	0	0	0	0	0	0	6	8	0.00	0.000

PITCHER	IP	WLS	BF	H	R	ER	SO	BB	IBB	HBP	BLK	WP	HR	S	P	ERA	WHIP

Batter	1	2	3	4	5	6	7	8	9	AB	R	H	RBI	BB	SO	LOB
5 Ender Inciarte, L (1, 8) (8, 9) OBP: 0.357, SLG: 0.405	C FF 88 X FF 90 0-1 15 S 44 1B 15 E 1B		B CH 81 B CH 81 C FF 90 X SL 87 2-1 ① G1-3		F SL 86 S CH 82 B CU 83 B FF 92 F SI 92 F CH 83 B SL 87 B FF 91 4-2 15 F7 16 SH5-3 24 1B BB	C CU 77 S CU 77 B FF 95 C FF 95 1-3 ② K		D FF 91 C SI 91 F SL 80 F SL 81 X FF 90 1-2 ② L8		4	2	1	0	1	1	1
16 Chris Owings, R (1, 4) OBP: 0.247, SLG: 0.320	X FF 90 0-0 ① P4		B FF 91 X SL 86 1-0 ② G5-3		1 SAFE F FF 92 1 SAFE X SL 84 0-1 ① SH5-3 1-2	B CU 78 B FF 95 B FF 95 C FF 94 F FF 95 S SL 87 3-3 ③ K		X SI 91 0-0 44 1B 1-2 1B		4	0	1	0	0	1	1
44 Paul Goldschmidt, R (1, 3) OBP: 0.446, SLG: 0.584	X FF 92 0-0 15 S 15 1B 1-2 1B		B SI 88 F CH 79 F FF 94 X CU 82 1-2 1B		B SI 90 B SI 90 D FF 93 B CH 86 4-0 15 F7 24 1B BB		C SL 85 X CU 78 0-1 ① F9	T FF 91 B SL 81 S SL 80 X SI 91 1-2 1-2 2-H 1B		4	2	3	1	1	0	0
15 Mark Trumbo, R (1, 9) OBP: 0.338, SLG: 0.542 11 AJ Pollock, R (8, 8) OBP: 0.373, SLG: 0.400	B CH 87 2 SAFE X SI 89 1-0 6 BB 1-H 2-H 1B		1 SAFE 1 SAFE C CU 81 B FF 93 B FF 89 X SI 88 2-1 ③ G6-3		B SL 86 B SL 86 X FF 89 2-0 ② F7 1-2 2-3		C CU 76 B FF 94 F FF 93 X CU 78 1-2 ② G6-3	S SL 81 X SL 82 0-1 ③ F9		4 1	0 0	1 0	1 0	0 0	0 0	3 2
6 David Peralta, L (1, 7) OBP: 0.327, SLG: 0.545	B CU 80 B SI 91 S CH 82 B FF 91 F SI 91 B SI 92 4-2 24 G6-3 1-2 BB			C SL 83 B CH 80 S SI 91 F CU 82 F FF 92 B FF 92 B SL 85 B SI 90 4-2 24 G4-6-3 BB	B SL 87 B SL 86 C CH 83 B CH 84 B SI 92 4-1 24 1B 31 HR BB		B SL 85 S SL 85 B SL 86 X FF 90 2-1 24 1B 2B			1	2	1	0	3	0	0
24 Yasmany Tomás, R (1, 5) OBP: 0.429, SLG: 0.375 4 Cliff Pennington, S (7, PR) (8, 5) OBP: 0.429, SLG: 0.267	B CU 79 X FF 93 1-0 ② ③ G6-3 1-2f			F SI 88 X FF 93 0-1 ① ② G4-6-3 1-2f	B FF 94 X FF 93 1-0 31 HR 1-3 2-H 3-H 1B		X FF 90 0-0 2-H 1B			4 0	1 0	2 0	3 0	0 0	0 0	3 0
31 Jordan Pacheco, R (1, 2) OBP: 0.348, SLG: 0.400		S SL 85 C SI 88 S CU 81 0-3 ① K		B FF 92 B SL 86 B FF 92 C FF 90 X FF 91 3-1 13 1B 1B	C FF 89 X FF 89 0-1 1-H 3-H HR		C CU 76 C FF 91 D CH 87 B FF 91 D CU 78 S SL 85 3-3 ③ K			4	1	2	3	0	2	1
13 Nick Ahmed, R (1, 6) OBP: 0.234, SLG: 0.158		B CU 77 B FF 92 C FF 91 X CH 88 2-1 ② G6-3		C SI 87 D SI 87 X CU 80 1-1 1-2 1B	S SL 86 F SL 88 B FF 93 F FF 92 X CH 81 1-2 ③ F8			B SL 79 X FF 89 1-0 ① G5-3		4	0	1	0	0	0	0
55 Josh Collmenter, R (1, 1) OBP: 0.250, SLG: 0.250 2 Aaron Hill, R (8, PH) OBP: 0.226, SLG: 0.220 36 Enrique Burgos, R (9, 1)		X FF 91 0-0 ③ G5-3		B FF 93 X SL 85 1-0 ③ G6-3		B FF 94 C SI 94 B FF 95 S CH 87 C CU 78 2-3 ① K		C SL 79 B SL 81 X SI 91 1-1 16 1B 44 1B 1B		3 1 0	0 1 0	0 1 0	0 0 0	0 0 0	1 0 0	2 0 0
Inning Stats	R: 2 E: 0 K: 0 S: 8 H: 3 LOB: 1 BB: 1 P: 14	R: 0 E: 0 K: 1 S: 6 H: 0 LOB: 0 BB: 0 P: 8	R: 0 E: 0 K: 0 S: 8 H: 1 LOB: 1 BB: 0 P: 14	R: 0 E: 0 K: 0 S: 11 H: 2 LOB: 2 BB: 1 P: 20	R: 5 E: 0 K: 0 S: 15 H: 2 LOB: 0 BB: 3 P: 31	R: 0 E: 0 K: 3 S: 9 H: 0 LOB: 0 BB: 0 P: 15	R: 1 E: 0 K: 1 S: 11 H: 2 LOB: 1 BB: 0 P: 17	R: 1 E: 0 K: 0 S: 13 H: 3 LOB: 2 BB: 0 P: 17		1B: 11 2B: 1 3B: 0 HR: 1	SF: 0 SAC: 1 DP: 2 HBP: 0			WP: 0 PB: 0 SB: 3 CS: 0	PA: 40	

PITCHER		IP	WLS	BF	H	R	ER	SO	BB	IBB	HBP	BLK	WP	HR	S	P	ERA	WHIP
24 Jordan Lyles, R ERA: 4.25	(1, 1)	5.0	L	26	8	7	6	1	5	0	0	0	0	1	48	87	10.80	2.600
45 Scott Oberg, R ERA: 9.0	(6, 1)	1.2		5	0	0	0	3	0	0	0	0	0	0	14	21	0.00	0.000
53 Christian Friedrich, L ERA: 4.22	(7, 1)	0.1		3	2	1	1	1	0	0	0	0	0	0	6	11	27.00	6.000
48 Boone Logan, L ERA: 5.19	(8, 1)	1.0		6	3	1	1	0	0	0	0	0	0	0	13	17	9.00	3.000

PITCHER	IP	WLS	BF	H	R	ER	SO	BB	IBB	HBP	BLK	WP	HR	S	P	ERA	WHIP

BOTTOM

Colorado Rockies @ Arizona Diamondbacks

Chase Field, Phoenix, AZ

Wed Apr 29 2015, 6:40 PM - 9:14 PM MST

Att. 19,633 - Clear - 92 F

livebaseballscorecards.com

AB	34
R	9
H	13
RBI	8
BB	5
SO	5
LOB	13

Batter	1	2	3	4	5	6	7	8	9	AB	R	H	RBI	BB	SO	LOB
11 AJ Pollock, R (1, 8) OBP: 0.368, SLG: 0.392	B FF 96 F FF 95 S SI 96 X FC 89 1-2 ① L8		F FC 93 S FC 91 S FC 92 0-3 ③ K			B FC 91 X FF 93 1-0 15 E 1-2 1B		C CH 85 X CH 84 0-1 ② G5-3		4	0	1	0	0	1	0
16 Chris Owings, R (1, 4) OBP: 0.235, SLG: 0.304	C FF 96 X SI 96 0-1 ② G6-3			X SI 94 0-0 ① G5-3		D FC 92 C FF 96 D FC 92 F SI 96 B FF 96 S FC 92 3-3 ① K		X FF 94 0-0 ③ P6		4	0	0	0	0	1	2
44 Paul Goldschmidt, R (1, 3) OBP: 0.448, SLG: 0.593	B SI 97 F FF 97 B SI 98 X SI 97 2-1 ③ G6-3			C SI 96 X SI 96 0-1 1B		F SI 96 S SI 96 X SI 96 0-2 ② F7			B SI 87 B CH 82 B SI 89 C SI 87 C SI 88 X SI 88 3-2 2B	4	0	2	0	0	0	2
15 Mark Trumbo, R (1, 9) OBP: 0.321, SLG: 0.513		C FF 96 S FC 90 S FC 91 0-3 ① K		B FF 95 C FF 94 B FC 91 X SI 95 2-1 ② F7		X SL 88 0-0 E6 1-2 2-3			B SI 89 X SI 88 1-0 ① L4	4	0	0	0	0	1	4
6 David Peralta, L (1, 7) OBP: 0.321, SLG: 0.511		B SI 95 F SI 94 C CH 89 B SI 96 F SI 97 F CH 90 B CH 90 B SI 95 4-2 24 1B BB		F SI 94 X SI 94 0-1 ③ L7		B FF 95 B FF 94 C SI 97 F FF 95 S FF 97 2-3 ③ K			S KC 82 B KC 82 D KC 82 C KC 81 X KC 81 2-2 ② F8	3	0	0	0	1	1	5
24 Yasmany Tomás, R (1, 5) OBP: 0.406, SLG: 0.357		B FF 96 X FF 94 1-0 9 G5-4-3 1-2 1B			C SI 96 F SI 96 B CH 90 B FC 91 X FC 91 2-2 ① G6-3		F SI 96 F SI 95 X SI 95 0-2 ① F7		F SI 88 X KC 81 0-1 ③ F8	4	0	1	0	0	0	1
9 Tuffy Gosewisch, R (1, 2) OBP: 0.217, SLG: 0.169		C FF 97 F FF 96 F FC 92 B FC 93 X SI 96 1-2 ②③ G5-4-3 1-2f			F SI 97 B SI 96 X FC 91 1-1 ② G6-3		C SL 88 B SI 97 C FF 97 F SI 97 X SL 88 1-2 ② L8			3	0	0	0	0	0	2
13 Nick Ahmed, R (1, 6) OBP: 0.224, SLG: 0.150			B FF 95 C SI 94 B FF 95 C SI 94 B FF 97 F FF 96 X FF 97 3-2 ① L4		X FF 97 0-0 ③ L9		C FF 98 C SI 97 S FF 99 0-3 ③ K			3	0	0	0	0	1	0
12 Rubby De La Rosa, R (1, 1) 26 Danny Dorn, L (6, PH) OBP: 0.500, SLG: 0.250 41 Daniel Hudson, R (6, 1) 5 Ender Inciarte, L (8, PH) OBP: 0.353, SLG: 0.400 36 Enrique Burgos, R (8, 1)			C FF 97 C SI 97 B FF 97 X FF 97 1-2 ② G6-3			F SI 94 X SI 96 0-1 15 E 11 1B 1B		C FF 94 B FF 94 C FF 94 B CH 86 X FF 94 2-2 ① G4-3		1 1 0 1 0	0 0 0 0 0	0 1 0 0 0	0 0 0 0 0	0 0 0 0 0	0 0 0 0 0	0 0 0 0 0
Inning Stats	R: 0 H: 0 E: 0 LOB: 0 K: 0 BB: 0 S: 7 P: 10	R: 0 H: 1 E: 0 LOB: 1 K: 1 BB: 1 S: 12 P: 18	R: 0 H: 0 E: 0 LOB: 0 K: 1 BB: 0 S: 10 P: 14	R: 0 H: 1 E: 0 LOB: 1 K: 0 BB: 0 S: 7 P: 9	R: 0 H: 0 E: 0 LOB: 0 K: 0 BB: 0 S: 6 P: 9	R: 0 H: 2 E: 1 LOB: 3 K: 2 BB: 0 S: 13 P: 19	R: 0 H: 0 E: 0 LOB: 0 K: 1 BB: 0 S: 10 P: 11	R: 0 H: 0 E: 0 LOB: 0 K: 0 BB: 0 S: 6 P: 8	R: 0 H: 1 E: 0 LOB: 1 K: 0 BB: 0 S: 9 P: 15	1B: 4 2B: 1 3B: 0 HR: 0	SF: 0 SAC: 0 DP: 1 HBP: 0			WP: 0 PB: 0 SB: 0 CS: 0	PA: 33		

PITCHER		IP	WLS	BF	H	R	ER	SO	BB	IBB	HBP	BLK	WP	HR	S	P	ERA	WHIP
77 Carlos Frías, R ERA:	(1, 1)	5.1	W	20	4	0	0	3	1	0	0	0	0	0	48	70	0.00	0.938
52 Pedro Báez, R ERA: 2.7	(6, 1)	1.2		6	0	0	0	2	0	0	0	0	0	0	17	20	0.00	0.000
26 Sergio Santos, R ERA: 3.86	(8, 1)	1.0		3	0	0	0	0	0	0	0	0	0	0	6	8	0.00	0.000
56 J.P. Howell, L ERA: 1.42	(9, 1)	1.0		4	1	0	0	0	0	0	0	0	0	0	9	15	0.00	1.000

PITCHER	IP	WLS	BF	H	R	ER	SO	BB	IBB	HBP	BLK	WP	HR	S	P	ERA	WHIP

TOP

Arizona Diamondbacks @ Los Angeles Dodgers

Dodger Stadium, Los Angeles, CA

Fri May 01 2015, 7:12 PM - 9:58 PM PDT

Att. 50,164 - Clear - 73 F

livebaseballscorecards.com

AB	32
R	0
H	5
RBI	0
BB	1
SO	5
LOB	16

Batter	1	2	3	4	5	6	7	8	9	AB	R	H	RBI	BB	SO	LOB
31 Joc Pederson, L (1, 8) OBP: 0.463, SLG: 0.633	B FF 92 B FF 91 C SI 91 X CH 82 2-1 F7 ①	X CH 84 0-0 1-H 2-H 3-H HR			C FF 91 B SI 92 B FF 92 B FF 92 S FF 92 S CH 88 3-3 K ①		B SI 97 B FF 95 S SI 96 B SI 95 S CH 86 B SI 96 4-2 BB			3	1	1	4	1	1	0
11 Jimmy Rollins, S (1, 6) OBP: 0.278, SLG: 0.321	L FF 91 T FF 94 B FF 92 B CH 86 B CH 84 B CH 86 4-2 BB	C FF 93 C FF 95 X FF 94 0-2 F8 ②			X FF 91 0-0 F7 ②		C SI 95 F SI 95 B CH 86 D CH 84 C FF 96 2-3 K ③			3	0	0	0	1	1	1
47 Howie Kendrick, R (1, 4) OBP: 0.348, SLG: 0.506	1 SAFE 1 SAFE B SI 93 F SL 82 B FF 93 1 SAFE F FF 92 F SI 93 F SI 95 2-3 K ②	X FF 92 0-0 L9 ③			C SL 82 B SI 92 X SI 91 1-1 G4-3 ③			B FF 96 B FF 95 B SL 87 C FF 95 B FF 96 4-1 16 BB 23 1B 33 1B BB		3	1	0	0	1	1	1
23 Adrián González, L (1, 3) OBP: 0.424, SLG: 0.765	C CH 81 B FF 92 B FF 91 X FF 92 2-1 P6 ③		B FF 90 F CH 89 F SI 94 B SI 94 T CH 86 2-2 K ①			B SI 95 B SI 95 F SI 96 B SI 94 F SI 96 F CH 85 F CH 84 S CH 83 3-3 K ①		B SL 90 B FF 96 C FF 96 X FF 96 2-1 16 BB 33 1B 1-2 1B		4	1	1	0	0	2	1
10 Justin Turner, R (1, 5) OBP: 0.289, SLG: 0.514		C FF 90 B SI 90 X CH 83 1-1 HR	C FF 93 S FF 94 S FF 94 0-3 K ②			X FF 96 0-0 P3 ②		D FF 96 C SL 87 F FF 96 B FF 96 F SL 88 T FF 96 2-2 K ①		4	1	1	1	0	2	2
16 Andre Ethier, L (1, 9) OBP: 0.424, SLG: 0.653		C FF 92 B FF 94 X FF 93 1-1 7 BB 9 BB 31 HR 1B	F FF 93 S FF 94 B FF 93 F CH 87 F FF 95 X CH 86 1-2 F8 ③			C SI 94 B SI 95 X FF 95 1-1 HR		B FF 97 C FF 96 B FF 96 C SL 88 B FF 97 D FF 97 4-2 33 1B 1-2 2-3 BB		3	2	2	1	1	0	0
9 Yasmani Grandal, S (1, 2) OBP: 0.313, SLG: 0.268		B SI 91 B FF 92 C FF 92 C FF 92 F CH 86 F FF 94 B CH 82 F CH 86 B FF 93 4-2 7 BB 31 HR 1-2 BB		C FF 92 B FF 93 B FF 92 S CH 84 X CH 86 2-2 G3 ①		B SI 96 B CH 84 B CH 85 C SI 94 S SI 96 X CH 85 3-2 G5-3 ③		C FF 97 S SL 89 F SL 89 F FF 98 S SL 88 0-3 K ②		3	1	0	0	1	1	3
7 Alex Guerrero, R (1, 7) OBP: 0.419, SLG: 1.000 26 Sergio Santos, R (8, 1) 33 Scott Van Slyke, R (8, PH) OBP: 0.486, SLG: 0.655 56 J.P. Howell, L (9, 1)		D SI 94 F SI 92 B CH 83 B FF 94 B CH 82 4-1 31 HR 1-2 2-3 BB		X SI 92 0-0 G6-3 ②			B SI 94 F SI 95 S SI 95 B FF 96 F CH 85 C SI 96 2-3 K ①	B FF 97 X FF 97 1-0 1-2 2-H 3-H 1B		2 0 1 0	1 0 0 0	0 0 1 0	0 0 2 0	1 0 0 0	1 0 0 0	0 0 0 0
77 Carlos Frías, R (1, 1) 52 Pedro Báez, R (6, 1) 14 Enrique Hernández, R (7, PH) OBP: 0.333, SLG: 0.500 (8, 7)		C FF 92 S SI 93 S SL 81 0-3 K ①		S FF 94 B SI 94 C FF 93 C SL 82 1-3 K ③			S FF 95 F FF 96 B SL 82 B SL 81 S CH 85 2-3 K ②	B SL 87 C SL 86 X SL 88 1-1 P5 ③		2 0 2	0 0 0	0 0 0	0 0 0	0 0 0	2 0 1	3 0 2
Inning Stats	R: 0 E: 0 K: 1 S: 14 H: 0 LOB: 1 BB: 1 P: 24	R: 5 E: 0 K: 1 S: 18 H: 3 LOB: 0 BB: 2 P: 28	R: 0 E: 0 K: 2 S: 11 H: 0 LOB: 0 BB: 0 P: 14	R: 0 E: 0 K: 1 S: 7 H: 0 LOB: 0 BB: 0 P: 10	R: 0 E: 0 K: 1 S: 6 H: 0 LOB: 0 BB: 0 P: 10	R: 1 E: 0 K: 1 S: 11 H: 1 LOB: 0 BB: 0 P: 18	R: 0 E: 0 K: 3 S: 12 H: 0 LOB: 1 BB: 1 P: 22	R: 2 E: 0 K: 2 S: 17 H: 2 LOB: 2 BB: 2 P: 31		1B: 3 2B: 0 3B: 0 HR: 3 SF: 0 SAC: 0 DP: 0 HBP: 0				WP: 0 PB: 0 SB: 0 CS: 0 PA: 36		

PITCHER		IP	WLS	BF	H	R	ER	SO	BB	IBB	HBP	BLK	WP	HR	S	P	ERA	WHIP
12 Rubby De La Rosa, R ERA: 5.4	(1, 1)	5.0	L	21	3	5	5	6	3	0	0	0	0	2	56	86	9.00	1.200
41 Daniel Hudson, R ERA: 6.75	(6, 1)	2.0		8	1	1	1	4	1	0	0	0	0	1	23	40	4.50	1.000
36 Enrique Burgos, R ERA: 9.0	(8, 1)	1.0		7	2	2	2	2	2	0	0	0	0	0	17	31	18.00	4.000

PITCHER	IP	WLS	BF	H	R	ER	SO	BB	IBB	HBP	BLK	WP	HR	S	P	ERA	WHIP

BOTTOM

Arizona Diamondbacks @ Los Angeles Dodgers

Dodger Stadium, Los Angeles, CA

Fri May 01 2015, 7:12 PM - 9:58 PM PDT

Att. 50,164 - Clear - 73 F

livebaseballscorecards.com

AB	30
R	8
H	6
RBI	8
BB	6
SO	12
LOB	13

Arizona Diamondbacks @ Los Angeles Dodgers

Dodger Stadium, Los Angeles, CA

Sat May 02 2015, 6:11 PM - 9:25 PM PDT

Att. 43,617 - Clear - 73 F

TOP

livebaseballscorecards.com

Batter	1	2	3	4	5	6	7	8	9	AB	R	H	RBI	BB	SO	LOB
5 Ender Inciarte, L (1, 7) OBP: 0.360, SLG: 0.417	B SI 88 X SI 89 1-0 44 HR 2B	B SL 81 X SI 90 1-0 3-H 1B		C SI 88 B SI 89 B SL 80 C SL 80 S SL 80 2-3 ③ K			X SL 84 0-0 ③ F8			4	1	2	1	0	1	1
11 AJ Pollock, R (1, 8) OBP: 0.352, SLG: 0.373	B SI 89 C SI 89 B CH 82 S SL 80 B SI 90 F SI 89 X SL 82 3-2 ① G5-3	1 SAFE C CH 83 B SI 90 F SL 81 X SL 81 1-2 ③ G5-3			B FF 95 F FF 95 F FF 96 B FF 96 X SL 86 2-2 ① G6-3			S FF 93 B FF 94 F FF 95 F FF 94 F SL 83 S SL 82 1-3 ① K		4	0	0	0	0	1	2
44 Paul Goldschmidt, R (1, 3) OBP: 0.440, SLG: 0.612	X SI 90 0-0 2-H HR		F SL 80 B CH 82 F SI 89 B SL 81 F SL 80 F SI 90 S SI 91 2-3 ① K		F FF 95 C FF 95 S SL 88 0-3 ② K			C SL 82 B FF 94 C SL 82 B SL 83 F SL 82 X FF 94 2-2 ② F9		4	1	1	2	0	2	0
15 Mark Trumbo, R (1, 9) OBP: 0.317, SLG: 0.494	C SI 90 S SL 81 B SL 82 F SI 91 B SL 81 F SI 90 F SI 91 X SI 90 2-2 ② P6		C SL 81 C SL 80 X SI 91 0-2 ② G6-3		C FF 95 S FF 94 B SL 88 B FF 96 X SL 87 2-2 ③ L8			B SL 82 S SL 81 F FF 93 B FF 95 F SL 82 B SL 82 B FF 93 4-2 BB		3	0	0	0	1	0	0
24 Yasmany Tomás, R (1, 5) OBP: 0.389, SLG: 0.375	X SI 90 0-0 2B		C SL 90 F SL 82 F SI 89 X SL 82 0-2 ③ G5-3			C FF 94 X CH 88 0-1 ① L8		B FF 93 1 SAFE C SL 80 1 SAFE X SL 79 1-1 ③ L8		4	0	1	0	0	0	1
2 Aaron Hill, R (1, 4) OBP: 0.228, SLG: 0.278	B SI 90 C SL 80 X SL 80 1-1 ③ G4-3			B SI 88 C SI 88 X SL 79 1-1 HR		B FF 94 B SL 86 X FF 94 2-0 ② P2			B FF 97 B FF 97 F FF 97 X FF 96 2-1 ① F9	4	1	1	1	0	0	1
31 Jordan Pacheco, R (1, 2) OBP: 0.370, SLG: 0.391		B SI 88 B FF 89 C SI 89 B SI 88 B SI 89 4-1 4 1B 5 1B BB		B SI 89 B SI 89 X SI 88 2-0 ① F9		C SL 86 X FF 95 0-1 ③ L4			C FF 97 C FF 97 X FF 96 0-2 6 1B 1B	3	1	1	0	1	0	0
4 Cliff Pennington, S (1, 6) OBP: 0.400, SLG: 0.263		B SI 89 1 SAFE C SI 88 B CH 82 F SI 89 B SL 81 F SL 81 F SI 90 1 SAFE 3-2 F SL 81 X SI 90 ① 1-3 1B		C SI 90 B SL 81 B SI 90 B SI 89 X SI 89 3-1 ② F8			B FF 92 F FF 93 B CH 85 X FF 93 2-1 ① P5		X FF 96 0-0 ② L8	4	0	1	0	0	0	1
58 Jeremy Hellickson, R (1, 1) OBP: 0.111, SLG: 0.111 40 Andrew Chafin, R (6, 1) 26 Danny Dorn, L (7, PH) OBP: 0.429, SLG: 0.200 50 Evan Marshall, R (7, 1) 59 Oliver Pérez, L (7, 1) 29 Brad Ziegler, R (8, 1) 6 David Peralta, L (9, PH) OBP: 0.333, SLG: 0.521		B SI 89 B SL 81 C SI 89 C SI 89 F SL 81 F SI 90 F SI 90 X SL 80 2-2 ② G5-3		F SI 89 B SI 88 X SI 88 1-1 1B			C FF 95 C FF 96 B FF 95 C FF 95 1-3 ② K		X SI 96 0-0 ③ 1-2 1B	2 0 0 1 0 0 0 1	0 0 0 0 0 0 0 0	1 0 0 0 0 0 0 0	0 0 0 0 0 0 0 1	0 0 1 0 0 0 0 0	0 0 0 0 0 0 0 0	1 0 0 0 0 0 0 0

Inning Stats	1	2	3	4	5	6	7	8	9
	R: 2 E: 0 K: 0 S: 15	R: 1 E: 0 K: 0 S: 17	R: 0 E: 0 K: 1 S: 12	R: 1 E: 0 K: 1 S: 10	R: 0 E: 0 K: 1 S: 9	R: 0 E: 0 K: 0 S: 5	R: 0 E: 0 K: 1 S: 6	R: 0 E: 0 K: 1 S: 14	R: 0 E: 0 K: 0 S: 7
	H: 3 LOB: 1 BB: 0 P: 22	H: 2 LOB: 1 BB: 1 P: 28	H: 0 LOB: 0 BB: 0 P: 14	H: 2 LOB: 1 BB: 0 P: 19	H: 0 LOB: 0 BB: 0 P: 13	H: 0 LOB: 0 BB: 0 P: 7	H: 0 LOB: 0 BB: 0 P: 9	H: 0 LOB: 1 BB: 1 P: 22	H: 2 LOB: 1 BB: 0 P: 9

1B: 5 SF: 0
2B: 2 SAC: 0
3B: 0 DP: 0
HR: 2 HBP: 0

WP: 0 PA: 36
PB: 0
SB: 0
CS: 0

AB	34
R	4
H	9
RBI	4
BB	2
SO	5
LOB	7

PITCHER		IP	WLS	BF	H	R	ER	SO	BB	IBB	HBP	BLK	WP	HR	S	P	ERA	WHIP
30 Scott Baker, R ERA: 5.73	(1, 1)	4.0		19	7	4	4	2	1	0	0	0	0	2	54	83	9.00	2.000
12 Juan Nicasio, R ERA: 1.46	(5, 1)	3.0	W	9	0	0	0	2	0	0	0	0	0	0	20	29	0.00	0.000
63 Yimi García, R ERA: 0.71	(8, 1)	1.0	H	4	0	0	0	1	1	0	0	0	0	0	14	22	0.00	1.000
41 Chris Hatcher, R ERA: 6.75	(9, 1)	1.0	S	4	2	0	0	0	0	0	0	0	0	0	7	9	0.00	2.000

PITCHER		IP	WLS	BF	H	R	ER	SO	BB	IBB	HBP	BLK	WP	HR	S	P	ERA	WHIP

Batter	1	2	3	4	5	6	7	8	9	AB	R	H	RBI	BB	SO	LOB
31 Joc Pederson, L (1, 8) OBP: 0.447, SLG: 0.646	B FF 89 C FF 90 S FF 90 B FF 90 B FF 91 T FF 92 3-2 ① **K**	B FF 91 S FF 90 C FF 90 S CU 80 1-3 ③ **K**		B SI 88 B CH 81 C FF 90 F CH 82 F FF 89 D CU 78 F FF 90 C FF 90 3-3 ③ **K**			X SI 95 0-0 **HR**	B SI 85 C SI 85 D CH 78 X CH 79 2-1 ③ **G6-3**		5	1	1	1	0	3	4
10 Justin Turner, R (1, 5) OBP: 0.333, SLG: 0.625	C FF 91 B SI 90 X SI 91 1-1 **HR**		B FF 89 B SI 89 S CH 80 B CH 81 B FF 90 4-1 23 G5-3 33 1B **BB**		C FF 89 X SI 88 0-1 ① **G6-3**		S SI 95 B SL 85 F FF 95 B SL 86 X SI 96 2-2 47 1B **2B**			3	3	2	1	1	0	0
47 Howie Kendrick, R (1, 4) OBP: 0.355, SLG: 0.506	B SI 90 B CH 80 X FF 90 2-0 23 2B **1B**		1 SAFE B CH 79 B SI 90 X SI 90 2-0 ① **L6**		B CU 75 B SI 89 B SI 89 C SI 89 X SI 90 3-1 ② **G5-3**		S SI 95 S SI 94 F SI 95 D CH 87 D SL 87 X SI 96 2-2 **2-H** **1B**			4	1	2	1	0	0	1
23 Adrián González, L (1, 3) OBP: 0.417, SLG: 0.753	B FF 89 C FF 90 F FF 91 1 SAFE B FF 90 X FF 89 2-2 **1-H** **2B**		B FF 89 C FF 90 B FF 90 T FF 90 D CH 80 1 SAFE X FF 90 3-2 ② **G5-3** **1-2**		X FF 90 0-0 ③ **F9**		C SI 92 S SL 80 B FF 93 S SL 80 1-3 ③ **K**			4	0	1	1	0	1	2
33 Scott Van Slyke, R (1, 7) OBP: 0.462, SLG: 0.606	F CU 76 F CH 79 D CH 81 S SI 90 1-3 ② **K**		C SI 91 B CH 82 S FF 91 X CU 80 1-2 **2-H** **1B**			B SI 88 S CH 81 B SI 89 X SI 90 2-1 ① **F8**		X SI 85 0-0 ① **G6-3**		4	0	1	1	0	1	1
16 Andre Ethier, L (1, 9) OBP: 0.413, SLG: 0.615	C SI 90 B FF 90 X CH 82 1-1 ③ **F8**		1 SAFE B CH 81 B FF 90 X CH 81 2-0 ③ **G1-3**			S SL 82 F FF 93 B SL 82 F SL 82 F SL 82 F SL 82 T SL 81 1-2 ② **K**		B SI 84 C SI 83 B CH 77 B SI 84 B SI 84 4-1 9 CS **BB**		3	0	0	0	1	1	2
9 Yasmani Grandal, S (1, 2) OBP: 0.338, SLG: 0.317		C SI 89 F FF 90 B SI 91 F CU 79 B FF 91 F CH 81 F SI 90 X CU 78 2-2 **2B**		C CH 79 B FF 90 X CH 80 1-1 30 FC3-6 **1B**		C FF 92 F SI 93 B SI 94 S SL 82 1-3 ③ **K**		S SI 84 X SI 84 0-1 ② 7 1B 11 1B **1B** **1-2**		4	1	3	0	0	1	0
14 Enrique Hernández, R (1, 6) OBP: 0.222, SLG: 0.333 63 Yimi García, R (8, 1) 7 Alex Guerrero, R (8, PH) OBP: 0.438, SLG: 1.000 41 Chris Hatcher, R (9, 1)		D CU 77 F SI 90 X SI 90 1-1 ① **L7**		B FF 90 S CH 81 F SI 90 S CH 80 1-3 ① **K**			C SL 83 X SL 83 0-1 ① **F9**	C SI 84 X SI 85 0-1 11 1B **1B** **1-2**		3 0 1 0	0 0 0 0	0 0 1 0	0 0 0 0	0 0 0 0	1 0 0 0	2 0 0 0
30 Scott Baker, R (1, 1) 12 Juan Nicasio, R (5, 1) 11 Jimmy Rollins, S (7, PH) OBP: 0.283, SLG: 0.326 (8, 6)		C CU 74 B FF 90 S FF 91 S CU 79 1-3 ② **K**		B SI 89 L FF 87 X SL 88 1-1 ② **FC3-6** **1-2f**			C SI 94 B SI 95 B CH 86 X SI 95 2-1 ② **G5-3**	X CH 76 0-0 **1-3** **2-H** **1B**		2 0 2	0 0 0	0 0 1	0 0 1	0 0 0	1 0 0	2 0 0
Inning Stats	R: 2 E: 0 K: 2 S: 14 H: 3 LOB: 1 BB: 0 P: 24	R: 0 E: 0 K: 2 S: 14 H: 1 LOB: 1 BB: 0 P: 19	R: 1 E: 0 K: 0 S: 9 H: 1 LOB: 1 BB: 1 P: 21	R: 0 E: 0 K: 2 S: 12 H: 1 LOB: 1 BB: 0 P: 18	R: 0 E: 0 K: 0 S: 5 H: 0 LOB: 0 BB: 0 P: 8	R: 0 E: 0 K: 2 S: 11 H: 0 LOB: 0 BB: 0 P: 15	R: 2 E: 0 K: 1 S: 15 H: 3 LOB: 1 BB: 0 P: 22	R: 1 E: 0 K: 0 S: 9 H: 3 LOB: 2 BB: 1 P: 15		1B: 7 2B: 3 3B: 0 HR: 2 SF: 0 SAC: 0 DP: 0 HBP: 0				WP: 0 PB: 0 SB: 0 CS: 1 PA: 37		

PITCHER		IP	WLS	BF	H	R	ER	SO	BB	IBB	HBP	BLK	WP	HR	S	P	ERA	WHIP
58 Jeremy Hellickson, R ERA: 5.2	(1, 1)	5.1		23	6	3	3	6	1	0	0	0	0	1	56	94	5.06	1.312
40 Andrew Chafin, L ERA: 4.85	(6, 1)	0.2	H	2	0	0	0	2	0	0	0	0	0	0	9	11	0.00	0.000
50 Evan Marshall, R ERA: 7.45	(7, 1)	0.2	L	5	3	2	2	0	0	0	0	0	0	1	12	18	27.00	4.500
59 Oliver Pérez, L ERA: 5.4	(7, 1)	0.1		1	0	0	0	1	0	0	0	0	0	0	3	4	0.00	0.000
29 Brad Ziegler, R ERA: 0.84	(8, 1)	1.0		6	3	1	1	0	1	0	0	0	0	0	9	15	9.00	4.000

PITCHER	IP	WLS	BF	H	R	ER	SO	BB	IBB	HBP	BLK	WP	HR	S	P	ERA	WHIP

BOTTOM

Arizona Diamondbacks @ Los Angeles Dodgers

Dodger Stadium, Los Angeles, CA

Sat May 02 2015, 6:11 PM - 9:25 PM PDT

Att. 43,617 - Clear - 73 F

livebaseballscorecards.com

AB	35
R	6
H	12
RBI	6
BB	2
SO	9
LOB	14

Batter	1	2	3	4	5	6	7	8	9	10	11	12	13	AB	R	H	RBI	BB	SO	LOB
5 Ender Inciarte, L (1, 7) OBP: 0.351, SLG: 0.404 (12, 9)	B FF 90 C FF 91 B FF 90 F SL 82 B FF 92 X FF 92 3-2 G6-3			C SL 80 B SL 82 M SI 89 X FF 90 1-2 11 G6-4-3 1B		C FF 90 B FF 89 F SL 82 F FF 90 X SL 82 1-2 G3 1-2			B SL 83 X FF 92 1-0 F7		B FF 86 F SL 85 B SI 89 C SL 85 S CU 78 2-3 K			5	0	1	0	0	1	1
11 AJ Pollock, R (1, 8) OBP: 0.333, SLG: 0.352	B KC 77 C CH 85 B FF 92 F CH 85 X FF 93 2-2 F9			C CH 82 X KC 76 0-1 G6-4-3 1-2f		B SI 90 C CH 84 B FF 92 B SI 90 C SI 90 F SI 92 S SL 83 3-3 K2-3			C SL 81 B FF 95 X SL 84 1-1 P2			S FF 95 C FF 96 B SL 88 B FF 86 B SL 86 F SL 84 C FF 96 3-3 K		5	0	0	0	0	2	2
44 Paul Goldschmidt, R (1, 3) OBP: 0.448, SLG: 0.622	B KC 78 X KC 76 1-0 G5-3			B FF 91 B SL 83 C SI 91 C FF 91 B FF 92 F FF 92 F SL 84 F FF 92 F SL 84 3-2 X SL 83 1B			F FF 96 F FF 98 B FF 97 B SL 87 S FF 97 2-3 K			C SL 86 X SL 86 0-1 2B		C FF 96 X SL 88 0-1 15 G6-3 1B		5	0	3	0	0	1	0
15 Mark Trumbo, R (1, 9) OBP: 0.310, SLG: 0.476 50 Evan Marshall, R (12, 1)		S FF 88 B FF 91 X CH 82 1-1 24 G6-4-3 1B		B KC 77 D SI 90 X SI 90 2-0 G5-3			B SL 85 F FF 97 B SI 97 F SI 96 T SL 87 2-2 K			S FF 94 B FF 96 S SL 84 B SL 86 F SL 84 S SL 85 2-3 K		C FF 93 1 SAFE C FF 94 X FF 94 0-2 G6-3 1-2f		5 0	0 0	1 0	0 0	0 0	2 0	3 0
24 Yasmany Tomás, R (1, 5) OBP: 0.350, SLG: 0.333 6 David Peralta, L (12, 7) OBP: 0.328, SLG: 0.510		T SI 90 X KC 76 0-1 G6-4-3 1-2f			C CH 81 F SL 82 B SL 83 X SL 83 1-2 L8		C FF 97 S FF 97 F FF 97 B FF 98 S SI 97 1-3 K			F FF 94 F FF 93 S SL 86 0-3 K			X SI 86 0-0 G3-1	4 1	0 0	0 0	0 0	0 0	2 0	2 0
16 Chris Owings, R (1, 4) OBP: 0.233, SLG: 0.289		B FF 91 B CH 84 F CH 84 X FF 90 2-1 F9			S KC 77 F FF 91 F SL 83 B FF 90 F SL 83 B FF 92 B FF 93 C SL 83 3-3 K			C FF 92 B CH 86 X CH 86 1-1 G6-3		I IN 81 I IN 83 I IN 83 I IN 80 4-0 IBB			B SI 88 X SI 87 1-0 G6-3	4	0	0	0	1	1	0
9 Tuffy Gosewisch, R (1, 2) OBP: 0.222, SLG: 0.176 26 Danny Dorn, L (10, PH) OBP: 0.429, SLG: 0.200 31 Jordan Pacheco, R (10, PH) OBP: 0.379, SLG: 0.400 (10, 2)			B KC 75 F CH 82 F SI 90 X FF 91 1-2 G4-3		B CH 84 X CH 85 1-0 13 CS 1B		F FF 94 C FF 95 B FF 95 B SL 84 X FF 94 2-2 G5-3			C FF 88 X SI 88 0-1 G4-3			C SI 87 B CH 81 B SI 87 X SI 88 2-1 2 1B 4 2-1 1B	3 0 2	0 0 0	1 0 1	0 0 0	0 0 0	0 0 2	0 0 0
13 Nick Ahmed, R (1, 6) OBP: 0.229, SLG: 0.159 40 Andrew Chafin, R (8, 1) 36 Enrique Burgos, R (10, 1) 2 Aaron Hill, R (10, 5) OBP: 0.237, SLG: 0.286		B SI 90 X SI 91 1-0 G4-3			1 SAFE B SI 89 B FF 89 C SI 89 2-1 CS 1-2	C KC 74 F KC 74 X SL 80 0-2 5 G3 1B	C FF 94 B CH 87 C FF 95 F FF 95 B CH 88 S FF 94 2-3 K				C FF 87 X SL 83 0-1 G4-3		B SI 87 1 SAFE C KC 81 D SI 87 1 SAFE X KC 80 2-1 1-3 1B	3 0 0 2	0 0 0 0	1 0 0 1	0 0 0 0	0 0 0 0	1 0 0 0	0 0 0 0
57 Chase Anderson, R (1, 1) 59 Oliver Pérez, L (7, 1) 48 Randall Delgado, R (7, 1) 4 Cliff Pennington, S (8, 6) OBP: 0.370, SLG: 0.238		C SI 90 B KC 78 S SI 92 S SL 83 1-3 K				M FF 88 M SI 89 M SI 89 0-3 K		B FF 93 F FF 93 F FF 94 B FF 94 T FF 95 2-2 K			L SI 89 X SL 84 0-1 P3		B SI 88 F SI 88 B KC 81 2-1 3-H 2-1	2 0 0 2	0 0 0 0	0 0 0 0	0 0 0 0	0 0 0 1	2 0 0 0	1 0 0 0
Inning Stats	R: 0 E: 0 K: 0 S: 7 H: 0 LOB: 0 BB: 0 P: 13	R: 0 E: 0 K: 0 S: 6 H: 1 LOB: 0 BB: 0 P: 9	R: 0 E: 0 K: 1 S: 7 H: 0 LOB: 0 BB: 0 P: 10	R: 0 E: 0 K: 0 S: 13 H: 2 LOB: 1 BB: 0 P: 19	R: 0 E: 0 K: 1 S: 10 H: 1 LOB: 0 BB: 0 P: 17	R: 0 E: 0 K: 2 S: 14 H: 1 LOB: 1 BB: 0 P: 18	R: 0 E: 0 K: 3 S: 10 H: 0 LOB: 0 BB: 0 P: 15	R: 0 E: 0 K: 1 S: 9 H: 0 LOB: 0 BB: 0 P: 14	R: 0 E: 0 K: 1 S: 6 H: 0 LOB: 0 BB: 0 P: 10	R: 0 E: 0 K: 2 S: 11 H: 1 LOB: 2 BB: 1 P: 17	R: 0 E: 0 K: 1 S: 7 H: 0 LOB: 0 BB: 0 P: 9	R: 0 E: 0 K: 1 S: 9 H: 1 LOB: 0 BB: 0 P: 12	R: 0 E: 0 K: 0 S: 7 H: 2 LOB: 2 BB: 0 P: 14	1B: 8 2B: 1 3B: 0 HR: 0 SF: 0 SAC: 0 DP: 3 HBP: 0		WP: 0 PB: 0 SB: 0 CS: 1		PA: 45		

PITCHER		IP	WLS	BF	H	R	ER	SO	BB	IBB	HBP	BLK	WP	HR	S	P	ERA	WHIP
35 Brett Anderson, L ERA: 4.21	(1, 1)	6.0		20	5	0	0	4	0	0	0	0	0	0	57	86	0.00	0.833
52 Pedro Báez, R ERA: 2.45	(7, 1)	1.0		3	0	0	0	3	0	0	0	0	0	0	10	15	0.00	0.000
36 Adam Liberatore, L ERA:	(8, 1)	1.0		3	0	0	0	1	0	0	0	0	0	0	9	14	0.00	0.000
63 Yimi García, R ERA: 0.66	(9, 1)	1.0		3	0	0	0	1	0	0	0	0	0	0	6	10	0.00	0.000
26 Sergio Santos, R ERA: 3.0	(10, 1)	0.2		4	1	0	0	2	0	1	0	0	0	0	9	15	0.00	1.500

PITCHER		IP	WLS	BF	H	R	ER	SO	BB	IBB	HBP	BLK	WP	HR	S	P	ERA	WHIP
75 Paco Rodríguez, L ERA: 1.35	(10, 1)	1.1		4	0	0	0	1	0	0	0	0	0	0	9	11	0.00	0.000
12 Juan Nicasio, R ERA: 1.35	(12, 1)	1.0		3	1	0	0	1	0	0	0	0	0	0	9	12	0.00	1.000
56 J.P. Howell, L ERA: 1.23	(13, 1)	1.0	W	5	2	0	0	0	0	0	0	0	0	0	7	14	0.00	2.000

TOP

Arizona Diamondbacks @ Los Angeles Dodgers
Dodger Stadium, Los Angeles, CA
Sun May 03 2015, 1:11 PM - 5:12 PM PDT
Att. 48,136 - Sunny - 72 F

livebaseballscorecards.com

AB	43
R	0
H	9
RBI	0
BB	1
SO	13
LOB	11

Batter	1	2	3	4	5	6	7	8	9	10	11	12	13	AB	R	H	RBI	BB	SO	LOB
31 Joc Pederson, L (1, 8) OBP: 0.422, SLG: 0.600	B FF 91 C SI 91 C FF 91 B SI 92 S CH 82 2-3 ① **K**		S SI 91 S SI 93 F FF 92 B CH 80 S CH 80 1-3 ③ **K**			S FF 89 B FF 89 F FF 90 B CU 75 C CH 79 2-3 ① **K**		X SL 82 0-0 ③ **G5-3**		S FF 98 B FF 97 B SL 89 X FF 97 2-1 ③ **G4-3**				5	0	0	0	0	3	2
11 Jimmy Rollins, S (1, 6) OBP: 0.269, SLG: 0.308	C SI 92 B SI 92 S SI 93 S SI 92 1-3 ② **K**			X SI 89 0-0 ① **B1-3**		C SI 90 B SI 90 S CU 77 S CH 80 1-3 ② **K**			C SI 93 C FF 92 B FF 94 F FF 92 S SL 82 1-3 ① **K**		B FF 95 C FF 96 F FF 96 B FF 97 F SL 89 B FF 97 X FF 96 3-2 ① **G3**			5	0	0	0	0	3	0
47 Howie Kendrick, R (1, 4) OBP: 0.357, SLG: 0.506 12 Juan Nicasio, R (12, 1) 56 J.P. Howell, L (13, 1)	B FF 92 F FF 92 F SI 92 H SI 92 2-2 ② **HBP**			C FF 91 B SI 91 B CH 81 F SI 90 F SI 92 X CU 77 2-2 ② **G6-3**		X SI 91 0-0 ③ **L9**			C SI 92 B FF 91 B FF 93 F SI 94 B FF 92 X SI 93 3-2 ② **2B**		C SL 87 C SL 88 S FF 98 0-3 ② **K**			4 0 0	0 0 0	1 0 0	0 0 0	1 0 0	0 0 0
23 Adrián González, L (1, 3) OBP: 0.406, SLG: 0.723	1 SAFE B SI 92 1 SAFE B SI 90 S CH 82 B SI 92 T SI 92 F FF 93 X CH 82 3-2 ③ **G3**			C CU 76 B FF 92 X CH 82 1-1 7 WP **1B**			X FF 92 0-0 ① **B2-3**		B FF 93 C FF 91 C FF 93 B FF 94 F FF 93 X SL 84 2-2 **E5**		C FF 98 F FF 98 S SL 88 0-3 ③ **K**			5	0	1	0	0	1	1
7 Alex Guerrero, R (1, 7) OBP: 0.389, SLG: 0.879 26 Sergio Santos, R (10, 1) 75 Paco Rodríguez, L (10, 1) 14 Enrique Hernández, R (12, 4) OBP: 0.200, SLG: 0.300		B FF 90 X SI 90 1-0 ① **G5-3**		F SI 91 F SI 92 D CU 77 C CH 84 1-3 ③ **K** 1-2			S FF 93 B FF 94 S FF 94 F FF 94 F FF 94 B FF 95 S FF 96 2-3 ② **K**		X FF 92 0-0 ③ **G4-3**			B CH 86 F SL 86 B FF 95 X SL 85 2-1 ① **P3**		4 0 0 1	0 0 0 0	0 0 0 0	0 0 0 0	2 0 0 0	2 0 0 0
16 Andre Ethier, L (1, 9) OBP: 0.426, SLG: 0.625		B FF 90 B SI 90 B FF 91 F SI 91 B CH 80 4-1 5 G5-4-3 **BB**			C CU 74 C FF 90 B SI 91 F FF 92 F CU 76 F CH 81 B CH 81 X CH 81 2-2 ① **P6**		B SL 82 C SL 80 X SL 81 1-1 **1B**			B FF 90 C FF 91 B FF 91 S SL 82 X SL 82 2-2 **2B**		C SI 95 B CH 87 S SI 96 X SL 86 1-2 ② **G3**			4	0	2	0	1	0	0
5 Juan Uribe, R (1, 5) OBP: 0.306, SLG: 0.356		B SI 90 F FF 92 1 SAFE F SI 91 F FF 92 X SI 92 1-2 ② ③ **G5-4-3** 1-2f			B FF 93 C SI 92 B SI 93 X FF 91 2-1 **1B**		C SL 80 C SI 91 B FF 96 D SI 93 B SI 94 S SL 83 3-3 ③ **K**			L SL 88 B SL 87 B SL 87 L FF 96 S SL 88 2-3 ① **K**		C SI 96 B FF 96 B SI 96 X SI 96 2-1 ③ **G4-3**			5	0	1	0	0	2	3
17 A.J. Ellis, R (1, 2) OBP: 0.200, SLG: 0.174 9 Yasmani Grandal, S (10, PH) OBP: 0.356, SLG: 0.377 (11, 2)			C FF 90 F SI 90 F FF 92 F SI 92 B CU 77 F SI 92 B FF 92 F SI 92 X CH 82 2-2 ① **G6-3**		C CU 75 B FF 91 B SI 92 D CH 82 C CH 81 F SI 92 X FF 92 3-2 ② **L9**			F FF 92 S SL 82 F SI 93 X SL 83 0-2 ① **G4-3**		B FF 97 F FF 97 B FF 97 B SL 88 B FF 97 4-1 **BB**		B SI 94 C CH 87 X SI 95 1-1 **HR**		3 1	0 1	0 1	0 1	0 1	0 0	1 0
35 Brett Anderson, L (1, 1) 52 Pedro Báez, R (7, 1) 36 Adam Liberatore, L (8, 1) 10 Justin Turner, R (8, PH) OBP: 0.326, SLG: 0.610 63 Yimi GarcÍa, R (9, 1) 33 Scott Van Slyke, R (10, 7) OBP: 0.450, SLG: 0.588			F SI 91 C SI 92 B CH 81 S SI 92 1-3 ② **K**		B SI 91 X SI 90 1-0 ③ **P5**			F SI 90 B FF 94 F SI 92 B SL 80 S CH 86 2-3 ② **K**		B SL 88 F SL 89 F FF 97 S SL 88 1-3 ② **K**			2 0 0 1 0 1	0 0 0 0 0 0	0 0 0 0 0 0	0 0 0 0 0 0	1 0 0 1 0 0	1 0 0 0 0 2
Inning Stats	R: 0 E: 0 K: 2 S: 12 H: 0 LOB: 1 BB: 0 P: 20	R: 0 E: 0 K: 0 S: 6 H: 0 LOB: 0 BB: 1 P: 12	R: 0 E: 0 K: 2 S: 14 H: 0 LOB: 0 BB: 0 P: 18	R: 0 E: 0 K: 1 S: 10 H: 1 LOB: 1 BB: 0 P: 14	R: 0 E: 0 K: 0 S: 13 H: 1 LOB: 1 BB: 0 P: 21	R: 0 E: 0 K: 2 S: 7 H: 0 LOB: 0 BB: 0 P: 10	R: 0 E: 0 K: 2 S: 11 H: 1 LOB: 1 BB: 0 P: 17	R: 0 E: 0 K: 1 S: 8 H: 0 LOB: 0 BB: 0 P: 10	R: 0 E: 1 K: 1 S: 12 H: 1 LOB: 1 BB: 0 P: 18	R: 0 E: 0 K: 2 S: 12 H: 1 LOB: 2 BB: 1 P: 23	R: 0 E: 0 K: 2 S: 10 H: 0 LOB: 0 BB: 0 P: 13	R: 0 E: 0 K: 0 S: 7 H: 0 LOB: 0 BB: 0 P: 12	R: 1 E: 0 K: 0 S: 2 H: 1 LOB: 0 BB: 0 P: 3	1B: 3 2B: 2 3B: 0 HR: 1 SF: 0 SAC: 0 DP: 1 HBP: 1	WP: 1 PB: 0 SB: 0 CS: 0 PA: 44						

PITCHER	IP	WLS	BF	H	R	ER	SO	BB	IBB	HBP	BLK	WP	HR	S	P	ERA	WHIP
57 Chase Anderson, R (1, 1) ERA: 3.38	6.0		21	2	0	0	7	1	0	1	0	1	0	62	95	0.00	0.500
59 Oliver Pérez, L (7, 1) ERA: 4.91	0.2		3	1	0	0	1	0	0	0	0	0	0	8	11	0.00	1.500
48 Randall Delgado, R (7, 1) ERA: 1.54	1.0		3	0	0	0	2	0	0	0	0	0	0	10	15	0.00	0.000
40 Andrew Chafin, L (8, 1) ERA: 4.4	1.1		6	2	0	0	1	0	0	0	0	0	0	16	24	0.00	1.500
36 Enrique Burgos, R (10, 1) ERA: 4.5	2.0		7	0	0	0	4	1	0	0	0	0	0	19	31	0.00	0.500

PITCHER	IP	WLS	BF	H	R	ER	SO	BB	IBB	HBP	BLK	WP	HR	S	P	ERA	WHIP
50 Evan Marshall, R (12, 1) ERA: 7.59	1.0	L	4	1	1	1	0	0	0	0	0	0	1	9	15	9.00	1.000

BOTTOM

Arizona Diamondbacks @ Los Angeles Dodgers

Dodger Stadium, Los Angeles, CA

Sun May 03 2015, 1:11 PM - 5:12 PM PDT

Att. 48,136 - Sunny - 72 F

livebaseballscorecards.com

AB	41
R	1
H	6
RBI	1
BB	2
SO	15
LOB	12

Batter	1	2	3	4	5	6	7	8	9	AB	R	H	RBI	BB	SO	LOB
5 Ender Inciarte, L (1, 7) (7, 9) OBP: 0.370, SLG: 0.432	X FF 92 0-0 ① G3	C FF 93 B FF 92 C SL 83 B SL 84 X SL 84 2-2 15 S 15 HR 2-H 1B		B SL 87 X SL 85 1-0 15 2B 2B	C FF 90 X CH 83 0-1 15 G6-4-3 1-2 1B		F FF 91 B CU 77 B SL 86 B FF 90 X FF 91 3-1 ① G4-3		F FF 95 B CU 77 F CU 76 B FF 95 X CU 78 2-2 11 BB 1-2 3-H 1B	6	2	4	2	0	0	0
15 Mark Trumbo, R (1, 9) OBP: 0.326, SLG: 0.523 6 David Peralta, L (7, 7) OBP: 0.322, SLG: 0.500	B FF 94 B CH 90 B FF 93 B FF 93 4-0 11 BB 44 BB BB	1 SAFE 1 SAFE B FF 91 C CH 89 B FF 91 X CH 89 2-1 1-H HR		2 SAFE B CH 83 B CH 83 B FF 89 B CH 83 S FF 92 C SL 86 F FF 91 X FF 92 3-2 11 1B 24 1B 2-H 2B	C SI 90 X CH 82 0-1 ② ③ G6-4-3 1-2f		B CU 77 B FF 92 X SL 85 2-0 ② P4		C SL 82 F SI 93 B SL 82 B SL 82 S SL 82 2-3 ① K	4 1	2 0	2 0	3 0	1 0	0 1	2 2
44 Paul Goldschmidt, R (1, 3) OBP: 0.432, SLG: 0.589	C SL 85 B FF 94 D SL 86 B CH 89 1 SAFE B SL 86 4-1 11 BB 1-2 BB	B CU 80 B CH 90 B FF 92 C SL 83 F SL 84 S SL 84 3-3 ③ K		F SL 87 B FF 89 F CH 82 F FF 90 T FF 91 1-2 ② K		B FF 88 F CH 82 T CH 82 F FF 89 B CU 77 B CH 80 F FF 89 F CH 80 S CH 82 3-3 ① K	B SL 88 C SL 88 B SI 93 B FF 92 X SL 86 3-1 ③ G5-3		B SI 93 S SL 82 S SL 84 S SL 83 1-3 ② K	5	0	0	0	1	4	3
11 AJ Pollock, R (1, 8) OBP: 0.373, SLG: 0.396	B FF 94 B FF 93 B SL 86 B FF 94 4-0 1-2 2-3 BB	B FF 90 B SL 82 B FF 90 B SL 84 4-0 24 S 24 1B BB	C SL 87 B CH 84 X FF 90 1-1 24 1B 2 HR 2-3 1B	F CH 82 B FF 87 X CH 81 1-1 24 1B 2B	C SI 91 X FF 93 0-1 24 G3 2 1B 2B		B FF 87 S FF 87 B FF 88 X CH 83 2-1 2 1B 31 SF8 2-H 1B		C SL 82 B FF 94 S SL 83 F SL 82 B FF 93 B SL 82 F SL 82 B SL 83 4-2 1-2 2-3 BB	3	4	3	0	3	0	0
24 Yasmany Tomás, R (1, 5) OBP: 0.370, SLG: 0.357 59 Oliver Pérez, L (9, 1) 29 Brad Ziegler, R (9, 1)	B CH 90 C CH 91 C FF 93 C FF 95 1-3 ② K	B CH 88 B SL 83 B SL 84 C FF 91 X FF 92 3-1 31 G6-4-3 2 1B 1-H 1B	X SL 86 0-0 2 HR 1-3 3-H 1B		X FF 91 0-0 ① G3 2-3		B SL 84 B SL 85 X FF 94 2-0 ③ G6-3		6 0 0	2 0 0	3 0 0	3 0 0	0 0 0	1 0 0	7 0 0
2 Aaron Hill, R (1, 4) OBP: 0.281, SLG: 0.377 16 Chris Owings, R (8, 4) OBP: 0.233, SLG: 0.289	B SL 86 C SL 84 X SL 87 1-1 ③ L8	C FF 90 X CH 81 0-1 31 G6-4-3 1-2 1B	F CH 82 B FF 92 X FF 90 1-1 1-H 3-H HR	C FF 89 F FF 89 X FF 90 0-2 13 1B 1-3 1B	F FF 91 D CU 80 F FF 92 F SL 88 X SL 87 1-2 31 G6-4-3 3-H 1B				5 0	1 0	4 0	4 0	0 0	0 0	3 0
31 Jordan Pacheco, R (1, 2) OBP: 0.353, SLG: 0.357		B FF 90 B FF 91 C SL 82 B CH 88 B SL 82 4-1 55 B1-5-4 13 WP BB	C FF 91 C FF 91 F FF 91 X CH 82 0-2 ① ② G6-4-3 1-2f 2-3	F FF 91 B FF 90 C CH 83 B CH 83 X SL 85 3-2 ③ G6-3		B FF 89 C FF 89 X CU 77 1-1 ② SF8 3-H	F SI 91 C FF 93 B SL 87 X FF 92 1-2 ② ③ G6-4-3 1-2f			3	0	0	1	1	0	3
13 Nick Ahmed, R (1, 6) OBP: 0.253, SLG: 0.167		B FF 93 B SL 84 B FF 94 B FF 92 4-0 55 B1-5-4 5 1B 1-2 BB	X CH 83 0-0 ③ G6-3		C FF 90 F CH 80 B SL 84 F SL 82 B FF 88 X CH 81 2-2 ① G1-3	B FF 89 B CH 83 B FF 90 C FF 89 X FF 89 3-1 1-2 1B			B FF 95 F FF 94 B FF 95 B FF 95 B FF 95 4-1 26 1B 5 1B BB	3	2	1	0	2	0	1
55 Josh Collmenter, R (1, 1) OBP: 0.250, SLG: 0.250 36 Enrique Burgos, R (8, 1) 26 Danny Dorn, L (9, PH) OBP: 0.500, SLG: 0.333 4 Cliff Pennington, S (9, 5) OBP: 0.370, SLG: 0.238		L SL 85 B FF 92 B SL 83 X SL 84 2-1 ① ② B1-5-4 1-2 2-3f	B FF 90 B SL 84 C FF 87 B FF 88 X FF 87 3-1 ① G6-3	S CH 79 X CH 80 0-1 5 1B 1B	F FF 89 B FF 89 F FF 89 C CU 77 1-3 ③ K				X FF 95 0-0 11 BB 5 1B 1-3 1B	4 0 1 0	0 0 0 0	1 0 1 0	0 0 0 0	0 0 0 0	1 0 0 0	4 0 0 0

TOP

Arizona Diamondbacks @ Colorado Rockies

Coors Field, Denver, CO

Wed May 06 2015, 1:10 PM - 4:39 PM MDT

Cloudy - 61 F

livebaseballscorecards.com

AB	41
R	13
H	19
RBI	13
BB	8
SO	7
LOB	25

Inning Stats	1	2	3	4	5	6	7	8	9	1B: 13	SF: 1	WP: 1	PA: 50
	R: 0 E: 0 K: 1 S: 7 H: 0 LOB: 3 BB: 3 P: 21	R: 3 E: 0 K: 1 S: 11 H: 2 LOB: 0 BB: 2 P: 28	R: 1 E: 0 K: 0 S: 9 H: 2 LOB: 1 BB: 1 P: 16	R: 5 E: 0 K: 1 S: 19 H: 5 LOB: 0 BB: 0 P: 32	R: 0 E: 0 K: 0 S: 10 H: 2 LOB: 1 BB: 0 P: 12	R: 2 E: 0 K: 2 S: 20 H: 4 LOB: 2 BB: 0 P: 31	R: 0 E: 0 K: 0 S: 5 H: 0 LOB: 0 BB: 0 P: 13	R: 1 E: 0 K: 0 S: 10 H: 2 LOB: 0 BB: 0 P: 12	R: 1 E: 0 K: 2 S: 16 H: 2 LOB: 3 BB: 2 P: 31	2B: 4 3B: 0 HR: 2	SAC: 0 DP: 4 HBP: 0	PB: 0 SB: 2 CS: 0	

PITCHER		IP	WLS	BF	H	R	ER	SO	BB	IBB	HBP	BLK	WP	HR	S	P	ERA	WHIP
15 Tyler Matzek, L ERA: 4.09	(1, 1)	2.0	L	14	3	4	4	2	6	0	0	0	1	1	20	58	18.00	4.500
36 Christian Bergman, R ERA: 3.63	(3, 1)	3.0		15	8	5	5	1	0	0	0	0	0	1	36	51	15.00	2.667
67 Ken Roberts, L ERA: 9.0	(6, 1)	1.0		7	4	2	2	2	0	0	0	0	0	0	20	31	18.00	4.000
53 Christian Friedrich, L ERA: 4.4	(7, 1)	2.0		7	2	1	1	0	0	0	0	0	0	0	15	25	4.50	1.000
66 John Axford, R ERA: 1.8	(9, 1)	0.0		3	2	1	1	0	1	0	0	0	0	0	5	11	∞	∞

PITCHER		IP	WLS	BF	H	R	ER	SO	BB	IBB	HBP	BLK	WP	HR	S	P	ERA	WHIP
48 Boone Logan, L ERA: 4.82	(9, 1)	0.2		3	0	0	0	2	1	0	0	0	0	0	10	17	0.00	1.500
45 Scott Oberg, R ERA: 6.14	(9, 1)	0.1		1	0	0	0	0	0	0	0	0	0	0	1	3	0.00	0.000

BOTTOM

Arizona Diamondbacks @ Colorado Rockies

Coors Field, Denver, CO

Wed May 06 2015, 1:10 PM - 4:39 PM MDT

Cloudy - 61 F

livebaseballscorecards.com

Batter	1	2	3	4	5	6	7	8	9	AB	R	H	RBI	BB	SO	LOB
19 Charlie Blackmon, L (1, 8) OBP: 0.367, SLG: 0.570	X FC 84 0-0 6 L6-3 1B			C CU 70 B FC 84 C CH 76 T FC 86 1-2 ① K		B CH 76 C FC 84 F FC 84 B CH 75 X CH 76 2-2 33 1B 1B	B FC 85 B CH 78 X FC 86 2-0 ③ L9		C SL 80 X FF 94 0-1 ② G6-3	5	0	2	0	0	1	1
6 Corey Dickerson, L (1, 7) OBP: 0.333, SLG: 0.538	B FC 84 F FC 84 X FC 85 1-1 ①② L6-3 1-1			B FC 85 X FC 85 1-0 ② L6		F FC 84 B CH 77 B CH 77 X FC 85 2-1 ① P2		B CH 76 B CH 75 C CH 76 S FC 85 B FC 85 X CH 78 3-2 13 HR 3B	B FF 93 B SI 94 B FF 92 C FF 92 B SI 93 4-1 13 HBP 33 2B BB	4	1	1	0	0	0	2
66 John Axford, R (9, 1)										0	0	0	0	0	0	0
48 Boone Logan, R (9, 1)										0	0	0	0	0	0	0
45 Scott Oberg, R (9, 1)										0	0	0	0	0	0	0
8 Michael McKenry, R (9, PH) OBP: 0.321, SLG: 0.320										0	1	0	0	1	0	0
2 Troy Tulowitzki, R (1, 6) OBP: 0.301, SLG: 0.489	T FC 85 B FC 84 B CH 78 F CH 78 S FC 86 2-3 ③ K			B FC 85 F CH 78 X CH 78 1-1 ③ F7		F FC 85 X FC 86 0-1 ② L6		B FC 84 X FC 86 1-0 3-H HR	H SL 81 1-0 33 2B 1-2 HBP	3	0	0	0	0	1	1
53 Christian Friedrich, R (7, 1)										0	0	0	0	0	0	0
13 Drew Stubbs, R (8, PH) OBP: 0.143, SLG: 0.308										1	1	1	2	0	0	0
33 Justin Morneau, L (1, 3) OBP: 0.322, SLG: 0.453		L FC 82 B FC 84 X FC 85 1-1 ① L1			B FC 84 X CU 70 1-0 HR	F FC 86 C FC 85 B FC 84 X FC 86 1-2 1-3 1B		B FF 94 C SL 86 X FF 95 1-1 ① G5-3	B SL 80 X FF 94 1-0 1-3 2-H 2B	5	1	3	2	0	0	0
28 Nolan Arenado, R (1, 5) OBP: 0.340, SLG: 0.604		X FC 85 0-0 ② F7			F FC 85 X FC 84 0-1 5 1B 4 SF7 2B	B CH 79 X FC 84 1-0 ③ G1-3		C SL 86 B SL 84 B FF 96 C SL 85 S FF 97 2-3 ② K	B CU 72 X SI 84 1-0 ③ G6-3	5	1	1	0	0	1	4
5 Carlos González, L (1, 9) OBP: 0.268, SLG: 0.330		C FC 84 B FC 84 B FC 85 B FC 85 C CH 76 X FC 86 3-2 ③ P6			C FC 84 B FC 84 S CH 76 B FC 84 B FC 86 X FC 86 3-2 2-3 1B		B CH 75 B CH 76 F FC 86 B CH 76 X FC 86 3-1 ① F9	B SL 87 B FF 96 C SL 87 B FF 96 B FF 97 4-1 4 2B BB		3	1	1	0	1	0	0
4 Nick Hundley, R (1, 2) OBP: 0.390, SLG: 0.529			B CH 76 C FC 83 X CH 76 1-1 ① L6		X CH 78 0-0 ① SF7 3-H		F FC 85 B FC 83 B FC 84 F CH 76 B FC 86 F FC 86 X CH 76 3-2 HR	C FF 97 B SL 86 B FF 96 F SL 87 F FF 98 F FF 97 D SL 86 X SL 89 3-2 1-H 2B		3	1	2	3	0	0	0
9 DJ LeMahieu, R (1, 4) OBP: 0.427, SLG: 0.494			B FC 84 C CU 70 B FC 85 X FC 84 2-1 ② G6-3		1 SAFE S FC 84 F FC 84 S FC 84 0-3 ② K		X CU 72 0-0 1B	B FF 97 C FF 97 C FF 98 S FF 99 1-3 ③ K		4	0	1	0	0	2	2
15 Tyler Matzek, L (1, 1) OBP: 0.375, SLG: 0.500			C FC 85 B CU 71 X FC 85 1-1 ③ F9		C FC 85 F CH 77 B FC 85 C CH 76 1-3 ③ K		C FC 85 F FC 85 D FC 85 B FC 85 S FC 85 2-3 ② K		C FF 92 F SL 78 B FF 93 B SI 94 F FF 94 B SI 93 F FF 92 X FF 92 3-2 ① F9	0	0	0	0	0	0	0
36 Christian Bergman, R (3, 1)										1	0	0	0	0	0	0
3 Daniel Descalso, L (5, PH) OBP: 0.200, SLG: 0.097										1	0	0	0	0	1	1
67 Ken Roberts, L (6, 1)										0	0	0	0	0	0	0
43 Rafael Ynoa, S (7, 6) OBP: 0.240, SLG: 0.292										2	0	0	0	0	1	1
Inning Stats	R: 0 E: 0 K: 1 S: 6 H: 1 LOB: 0 BB: 0 P: 9	R: 0 E: 0 K: 0 S: 6 H: 0 LOB: 0 BB: 0 P: 10	R: 0 E: 0 K: 0 S: 6 H: 0 LOB: 0 BB: 0 P: 10	R: 0 E: 0 K: 1 S: 6 H: 0 LOB: 0 BB: 0 P: 9	R: 2 E: 0 K: 2 S: 13 H: 3 LOB: 1 BB: 0 P: 18	R: 0 E: 0 K: 0 S: 11 H: 2 LOB: 2 BB: 0 P: 17	R: 1 E: 0 K: 1 S: 11 H: 2 LOB: 0 BB: 0 P: 21	R: 3 E: 0 K: 2 S: 18 H: 3 LOB: 1 BB: 1 P: 33	R: 1 E: 0 K: 0 S: 10 H: 1 LOB: 2 BB: 1 P: 20	1B: 5 2B: 4 3B: 1 HR: 3		SF: 1 SAC: 0 DP: 1 HBP: 1		WP: 0 PB: 0 SB: 0 CS: 0		PA: 41

PITCHER		IP	WLS	BF	H	R	ER	SO	BB	IBB	HBP	BLK	WP	HR	S	P	ERA	WHIP
55 Josh Collmenter, R	(1, 1)	7.0	W	30	10	5	5	5	0	0	0	0	0	3	63	102	6.43	1.429
ERA: 3.4																		
36 Enrique Burgos, R	(8, 1)	1.0		5	1	1	1	2	1	0	0	0	0	0	14	25	9.00	2.000
ERA: 5.4																		
59 Oliver Pérez, L	(9, 1)	0.2		5	1	1	1	0	1	0	1	0	0	0	9	18	13.50	3.000
ERA: 5.63																		
29 Brad Ziegler, R	(9, 1)	0.1		1	0	0	0	0	0	0	0	0	0	0	1	2	0.00	0.000
ERA: 0.82																		

PITCHER	IP	WLS	BF	H	R	ER	SO	BB	IBB	HBP	BLK	WP	HR	S	P	ERA	WHIP

Batter	1	2	3	4	5	6	7	8	9	AB	R	H	RBI	BB	SO	LOB
5 Ender Inciarte, L (1, 9) OBP: 0.352, SLG: 0.410	C FF 90 X FF 92 0-1 P5		S CH 84 X CH 84 0-1 G4-6-3 1-2f		S SL 89 B SL 88 3 SAFE D CH 84 F FF 92 X FF 94 2-2 L4		C FF 91 X SL 88 0-1 F8		F FF 91 F FF 93 B FF 92 S SL 81 1-3 K	5	0	0	0	0	1	4
6 David Peralta, L (1, 7) OBP: 0.313, SLG: 0.491	B FF 93 C SI 92 F SI 93 B FF 93 F FF 93 S CH 84 2-3 K			C FF 92 F FF 92 B FF 92 B CH 84 X CH 84 2-2 G4-3	X CH 84 0-0 44 WP 44 1B 2-H 3-H 2B		F SI 91 F FF 91 B SI 91 X SL 89 1-2 F7		S SL 81 S SL 82 F SL 82 S SL 82 0-3 K	5	1	1	2	0	2	0
44 Paul Goldschmidt, R (1, 3) OBP: 0.431, SLG: 0.610	C FF 93 S SL 90 B FF 92 B SL 91 S FF 94 2-3 K			X SL 88 0-0 HR	B CH 85 C FF 94 F FF 94 B FF 93 X CU 84 2-2 11 S 2-H		S SL 89 B SL 90 F SI 90 B FF 89 C SI 89 2-3 K		X FF 94 0-0 G3	5	1	2	2	0	2	0
11 AJ Pollock, R (1, 8) OBP: 0.368, SLG: 0.389		X FF 93 0-0 L9		C SL 88 B CH 81 X CH 81 1-1 F7	1 SAFE B CU 81 B CH 79 B SL 88 C FF 92 F FF 94 S CH 80 3-3 K 1-2			B SL 81 C FF 92 X FF 92 1-1 2 1B 9 1B 1B		4	1	1	0	0	1	1
2 Aaron Hill, R (1, 5) OBP: 0.294, SLG: 0.400		B FF 92 X FF 92 1-0 F9		B FF 93 C SL 88 X SL 88 1-1 2B		X FF 92 0-0 G5-3		1 SAFE B FF 92 X FF 92 1-0 4 S 9 1B 1-3 1B		4	0	2	0	0	0	0
16 Chris Owings, R (1, 4) OBP: 0.233, SLG: 0.299		C FF 93 B FF 94 B FF 93 F FF 93 T FF 94 2-2 K		X SL 89 0-0 F9		C FF 93 B FF 92 X FF 90 1-1 2B		F FF 91 C CH 84 F FF 92 D CH 86 S FF 92 1-3 K		4	0	1	0	0	2	3
9 Tuffy Gosewisch, R (1, 2) OBP: 0.250, SLG: 0.208			C FF 92 B FF 91 T FF 93 X FF 94 1-2 4 1B 1B		F FF 92 F SI 89 B CU 82 B SL 90 X SI 90 2-2 38 SH1-4 4 1B 6 2B 1B	B CU 79 X SI 89 1-0 G5-3		B SL 81 1 SAFE D CH 85 X FF 91 2-0 4 S 1-2 3-H 1B		4	1	3	1	0	0	1
4 Cliff Pennington, S (1, 6) OBP: 0.419, SLG: 0.292			S SI 92 B FF 92 C CH 83 B FF 93 X FF 93 2-2 5 G4-6-3 1-2 1B		D CH 84 1 SAFE B CH 82 X SI 91 2-0 38 SH1-4 6 2B 1-2 1B	I IN 72 I IN 67 I I 4-0 IBB		B FF 92 S FC 91 B FF 92 C FF 92 S FF 93 2-3 K 1-2 2-3		3	1	2	0	1	1	2
38 Robbie Ray, L (1, 1) 40 Andrew Chafin, R (7, 1) 43 Addison Reed, L (9, 1)			M FF 91 B FF 90 B FF 90 L FF 88 L SI 90 2-3 K		X FF 91 0-0 SH1-4 1-2 2-3	X SI 92 0-0 G4-3		F FF 92 D SL 82 S FF 92 X FF 92 1-2 F7		2 1 0	0 0 0	0 0 0	0 0 0	0 0 0	1 0 0	4 2 0
Inning Stats	R: 0 E: 0 K: 2 S: 9 H: 0 LOB: 0 BB: 0 P: 13	R: 0 E: 0 K: 1 S: 5 H: 0 LOB: 0 BB: 0 P: 8	R: 0 E: 0 K: 1 S: 11 H: 2 LOB: 1 BB: 0 P: 16	R: 1 E: 0 K: 0 S: 9 H: 2 LOB: 1 BB: 0 P: 13	R: 3 E: 0 K: 1 S: 15 H: 4 LOB: 1 BB: 0 P: 26	R: 0 E: 0 K: 0 S: 5 H: 1 LOB: 2 BB: 1 P: 11	R: 0 E: 0 K: 1 S: 8 H: 0 LOB: 0 BB: 0 P: 11	R: 1 E: 0 K: 2 S: 14 H: 3 LOB: 2 BB: 0 P: 22	R: 0 E: 0 K: 2 S: 8 H: 0 LOB: 0 BB: 0 P: 9	1B: 8 2B: 3 3B: 0 HR: 1	SF: 0 SAC: 1 DP: 1 HBP: 0					

PITCHER		IP	WLS	BF	H	R	ER	SO	BB	IBB	HBP	BLK	WP	HR	S	P	ERA	WHIP
24 Jordan Lyles, R ERA: 4.42	(1, 1)	7.0	L	30	9	4	4	6	0	1	0	0	1	1	62	98	5.14	1.286
63 Rafael Betancourt, R ERA: 2.31	(8, 1)	1.0		6	3	1	1	2	0	0	0	0	0	0	14	22	9.00	3.000
48 Boone Logan, L ERA: 4.5	(9, 1)	0.2		2	0	0	0	2	0	0	0	0	0	0	7	8	0.00	0.000
45 Scott Oberg, R ERA: 5.87	(9, 1)	0.1		1	0	0	0	0	0	0	0	0	0	0	1	1	0.00	0.000

PITCHER	IP	WLS	BF	H	R	ER	SO	BB	IBB	HBP	BLK	WP	HR	S	P	ERA	WHIP

TOP

Arizona Diamondbacks @ Colorado Rockies

Coors Field, Denver, CO

Wed May 06 2015, 5:16 PM - 7:46 PM MDT

Att. 22,621 - Cloudy - 63 F

livebaseballscorecards.com

AB	37
R	5
H	12
RBI	5
BB	1
SO	10
LOB	17

WP: 1	PA: 39					
PB: 0						
SB: 3						
CS: 0						

Arizona Diamondbacks @ Colorado Rockies

Coors Field, Denver, CO

Wed May 06 2015, 5:16 PM - 7:46 PM MDT

Att. 22,621 - Cloudy - 63 F

livebaseballscorecards.com

BOTTOM

Batter	1	2	3	4	5	6	7	8	9	AB	R	H	RBI	BB	SO	LOB
19 Charlie Blackmon, L (1, 9) (7, 7) OBP: 0.363, SLG: 0.558	P6				G3-1			F9		4	0	1	0	0	0	0
9 DJ LeMahieu, R (1, 4) OBP: 0.409, SLG: 0.471	K		F9			G5-3		L4		4	0	0	0	0	1	1
2 Troy Tulowitzki, R (1, 6) OBP: 0.309, SLG: 0.489	K			8 2B		28 G6-4-3			K	4	1	2	0	0	2	0
28 Nolan Arenado, R (1, 5) OBP: 0.327, SLG: 0.579		G5-3		F7		G6-4-3			F8	4	0	0	0	0	0	2
33 Justin Morneau, L (1, 3) OBP: 0.319, SLG: 0.456		2B		F8			F7		F9	4	0	1	0	0	0	1
8 Michael McKenry, R (1, 2) OBP: 0.323, SLG: 0.357		L5		2B			G4-3			3	0	1	1	0	0	1
13 Drew Stubbs, R (1, 8) OBP: 0.161, SLG: 0.286		G6-3		K			BB			2	0	0	0	1	1	2
43 Rafael Ynoa, S (1, 7) OBP: 0.222, SLG: 0.269			F7		F7		K			2	0	0	0	0	0	0
5 Carlos González, L (7, 9) OBP: 0.265, SLG: 0.326										1	0	0	0	0	1	1
24 Jordan Lyles, R (1, 1)			K		K			F8		2	0	0	0	0	2	0
63 Rafael Betancourt, R (8, 1)										0	0	0	0	0	0	0
3 Daniel Descalso, L (8, PH) OBP: 0.194, SLG: 0.094										1	0	0	0	0	0	0
48 Boone Logan, R (9, 1)										0	0	0	0	0	0	0
45 Scott Oberg, R (9, 1)										0	0	0	0	0	0	0

	AB	31
	R	1
	H	5
	RBI	1
	BB	1
	SO	7
	LOB	8

Inning Stats	1	2	3	4	5	6	7	8	9
	R: 0 E: 0 K: 2 S: 10	H: 0 LOB: 0 BB: 0 P: 15	R: 0 E: 0 K: 0 S: 13	H: 1 LOB: 1 BB: 0 P: 20	R: 0 E: 0 K: 1 S: 18	H: 1 LOB: 1 BB: 0 P: 22	R: 1 E: 0 K: 1 S: 12	H: 2 LOB: 1 BB: 0 P: 18	R: 0 E: 0 K: 1 S: 8	H: 0 LOB: 0 BB: 0 P: 10	R: 0 E: 0 K: 0 S: 5	H: 1 LOB: 0 BB: 0 P: 7	R: 0 E: 0 K: 1 S: 5	H: 0 LOB: 1 BB: 1 P: 12	R: 0 E: 0 K: 0 S: 9	H: 0 LOB: 0 BB: 0 P: 15	R: 0 E: 0 K: 1 S: 7	H: 0 LOB: 0 BB: 0 P: 10

	1B: 3	SF: 0	WP: 0	PA: 32
	2B: 2	SAC: 0	PB: 0	
	3B: 0	DP: 1	SB: 1	
	HR: 0	HBP: 0	CS: 0	

PITCHER		IP	WLS	BF	H	R	ER	SO	BB	IBB	HBP	BLK	WP	HR	S	P	ERA	WHIP
38 Robbie Ray, L ERA: 1.5	(1, 1)	6.0	W	22	5	1	1	5	0	0	0	0	0	0	66	92	1.50	0.833
40 Andrew Chafin, L ERA: 3.86	(7, 1)	2.0	H	7	0	0	0	1	1	0	0	0	0	0	14	27	0.00	0.500
43 Addison Reed, R ERA: 3.86	(9, 1)	1.0		3	0	0	0	1	0	0	0	0	0	0	7	10	0.00	0.000

PITCHER	IP	WLS	BF	H	R	ER	SO	BB	IBB	HBP	BLK	WP	HR	S	P	ERA	WHIP

San Diego Padres @ Arizona Diamondbacks

Chase Field, Phoenix, AZ

Thu May 07 2015, 6:41 PM - 9:33 PM MST

Att. 16,929 - Partly Cloudy - 84 F

livebaseballscorecards.com

TOP

Batter	1	2	3	4	5	6	7	8	9	AB	R	H	RBI	BB	SO	LOB
4 Wil Myers, R (1, 8) OBP: 0.318, SLG: 0.442	S FF 96 X SI 95 0-1 ① G1-3		B SL 82 B SL 84 C FF 95 B CH 86 C FF 95 F FF 96 B FF 97 4-2 15 SH2-3 BB		C SL 82 C CH 83 B FF 95 X FF 95 1-2 ② G6-3			C FF 97 B SI 96 S CH 84 B CH 86 B FF 96 F FF 97 S FF 97 3-3 ② K		3	0	0	0	1	1	0
15 Cory Spangenberg, L (1, 4) OBP: 0.286, SLG: 0.341 (6, 5)	C FF 96 B FF 96 B FF 97 B FF 96 X FF 95 3-1 ② F7		X FF 94 0-0 ② SH2-3 1-2		B CH 83 B CH 83 X FF 94 2-0 ③ F8			F FF 96 B CH 86 B CH 84 B SI 96 X FF 96 3-1 ③ F7		3	0	0	0	0	0	0
27 Matt Kemp, R (1, 9) OBP: 0.328, SLG: 0.417 25 Will Venable, L (7, 9) OBP: 0.161, SLG: 0.333	C FF 96 X FF 96 0-1 1B		T FF 97 F SI 95 B SL 87 S CH 89 1-3 ③ K			S FF 93 F FF 95 X FF 95 0-2 ① G6-3			C SI 94 S SI 94 B SI 95 X SI 95 1-2 ① G6-3	3 1	0 0	1 0	0 0	0 0	1 0	1 0
10 Justin Upton, R (1, 7) OBP: 0.350, SLG: 0.552 12 Clint Barmes, R (7, 6) OBP: 0.324, SLG: 0.412	B FF 95 F FF 94 1 SAFE C SL 84 F FF 97 S FF 96 1-3 ③ K			B FF 93 B FF 95 C FF 93 C SL 82 F FF 97 F CH 87 X FF 98 2-2 ① L9		S CH 86 B FF 96 X FF 95 1-1 ② F8			C FF 94 S SI 95 B SI 96 X FF 95 1-2 ② F7	3 1	0 0	0 0	0 0	0 0	1 0	1 0
26 Yangervis Solarte, S (1, 5) OBP: 0.356, SLG: 0.438 50 Nick Vincent, R (6, 1) 59 Kevin Quackenbush, R (7, 1) 44 Dale Thayer, R (8, 1) 18 Austin Hedges, R (9, PH) OBP: 0.143, SLG: 0.167		C FF 94 F FF 95 C FF 96 0-3 ① K		B SL 81 B FF 94 X FF 93 2-0 2B		C FF 93 B FF 95 C SI 95 B CH 89 X FF 96 2-2 ③ F7			X SI 95 0-0 ③ G5-3	3 0 0 0 0 1	0 0 0 0 0 0	1 0 0 0 0 0	0 0 0 0 0 0	0 0 0 0 0 0	1 0 0 0 0 0	0 0 0 0 0 0
3 Derek Norris, R (1, 2) OBP: 0.330, SLG: 0.485		B FF 95 B FF 96 C FF 91 B FF 97 S SL 83 F CH 87 X FF 96 3-2 2B		C SL 81 C SL 84 B FF 98 T FF 96 1-2 ② K			B SI 92 B FF 92 X FF 94 2-0 ① G5-3			3	0	1	0	0	1	1
23 Yonder Alonso, L (1, 3) OBP: 0.427, SLG: 0.437 11 Will Middlebrooks, R (8, 3) OBP: 0.230, SLG: 0.340		F FF 95 S FF 95 F FF 98 X FF 94 0-2 ② F7		S CH 88 B FF 96 B CH 89 2 SAFE B CH 87 F FF 96 B FF 96 4-2 BB			B SI 93 F SI 93 S CH 85 F FF 97 B CH 88 F CU 80 B CH 89 F CH 87 3-3 ② K			2 0	0 0	0 0	0 0	1 0	1 0	1 0
5 Alexi Amarista, L (1, 6) OBP: 0.305, SLG: 0.296 (7, 7)		B FF 96 C FF 96 B FF 96 B FF 94 F FF 94 X CH 89 3-2 ③ G6-3		S FF 95 B FF 96 F FF 95 B FF 98 S FF 95 2-3 ③ K			B FF 95 X CH 84 1-0 ③ F8			3	0	0	0	0	1	3
40 Odrisamer Despaigne, R (1, 1) OBP: 0.091, SLG: 0.091 9 Jedd Gyorko, R (6, 4) OBP: 0.247, SLG: 0.284			C FF 92 B FF 94 C FF 94 S SL 82 1-3 ① K		C FF 90 B FF 93 X FF 92 1-1 ① G6-3			F FF 96 C FF 96 B FF 95 B SL 84 X SI 96 2-2 ① L8		2 1	0 0	0 0	0 0	0 0	1 0	0 0
Inning Stats	R: 0 E: 0 K: 1 S: 10 H: 1 LOB: 1 BB: 0 P: 14	R: 0 E: 0 K: 1 S: 14 H: 1 LOB: 1 BB: 0 P: 20	R: 0 E: 0 K: 2 S: 10 H: 0 LOB: 1 BB: 1 P: 16	R: 0 E: 0 K: 2 S: 14 H: 1 LOB: 2 BB: 1 P: 25	R: 0 E: 0 K: 0 S: 6 H: 0 LOB: 0 BB: 0 P: 10	R: 0 E: 0 K: 0 S: 8 H: 0 LOB: 0 BB: 0 P: 11	R: 0 E: 0 K: 1 S: 10 H: 0 LOB: 0 BB: 0 P: 16	R: 0 E: 0 K: 1 S: 9 H: 0 LOB: 0 BB: 0 P: 17	R: 0 E: 0 K: 0 S: 7 H: 0 LOB: 0 BB: 0 P: 9	1B: 1 2B: 2 3B: 0 HR: 0 SF: 0 SAC: 1 DP: 0 HBP: 0						

	AB	29
	R	0
	H	3
	RBI	0
	BB	2
	SO	8
	LOB	7

WP: 0 PA: 32
PB: 0
SB: 0
CS: 0

PITCHER		IP	WLS	BF	H	R	ER	SO	BB	IBB	HBP	BLK	WP	HR	S	P	ERA	WHIP
12 Rubby De La Rosa, R ERA: 4.38	(1, 1)	7.0	W	26	3	0	0	7	2	0	0	0	0	0	72	112	0.00	0.714
41 Daniel Hudson, R ERA: 6.17	(8, 1)	1.0		3	0	0	0	1	0	0	0	0	0	0	9	17	0.00	0.000
50 Evan Marshall, R ERA: 6.94	(9, 1)	1.0		3	0	0	0	0	0	0	0	0	0	0	7	9	0.00	0.000

PITCHER	IP	WLS	BF	H	R	ER	SO	BB	IBB	HBP	BLK	WP	HR	S	P	ERA	WHIP

Batter	1	2	3	4	5	6	7	8	9	AB	R	H	RBI	BB	SO	LOB
5 Ender Inciarte, L (1, 8) (7, 9) OBP: 0.345, SLG: 0.410	C SL 87 F SI 90 B FF 92 F FC 90 X FF 90 1-2 ① F7	B SI 90 F FF 91 F SL 87 X FF 91 1-2 ② G4-3		B CH 75 X SI 87 1-0 ② G3		B SI 89 C SL 85 B FF 89 C SL 85 F FF 90 F SL 85 S SI 89 2-3 ② K		X FF 91 0-0 11 L8 4 G4-3 2B		5	1	1	0	0	1	0
15 Mark Trumbo, R (1, 9) OBP: 0.333, SLG: 0.565 11 AJ Pollock, R (7, 8) OBP: 0.364, SLG: 0.385	B FF 92 X CH 77 1-0 HR	B SL 87 B SI 92 C SL 86 F SI 92 B FF 92 F FF 94 X CU 78 3-2 ③ G5-3		B CH 83 X EP 66 1-0 ③ G5-3		B FF 89 B SL 84 F FF 89 F SL 85 X SL 85 2-2 44 2B 2B		B FF 92 X FF 92 1-0 ① L8 2-3		4 1	2 0	2 0	1 0	0 0	0 0	0 1
44 Paul Goldschmidt, R (1, 3) OBP: 0.433, SLG: 0.644 41 Daniel Hudson, R (8, 1) 4 Cliff Pennington, S (8, PH) OBP: 0.406, SLG: 0.280 50 Evan Marshall, R (9, 1)	C SI 90 B SI 92 B SL 85 X FF 90 2-1 ② F9	B SL 85 B SI 90 B SI 91 C FF 90 F SI 90 F CH 76 X SI 92 3-2 HR	C SI 90 B CU 75 B CU 75 C SL 85 X FF 92 2-2 ① F9	T SL 85 F FF 90 F FF 89 F FF 90 F SL 86 X FF 90 0-2 6 1B 2-H 2B		X SI 93 0-0 ② G4-3 3-H		4 0 1 0	2 0 0 0	2 0 0 0	2 0 1 0	0 0 0 0	0 0 0 0	0 0 0 0
6 David Peralta, L (1, 7) OBP: 0.348, SLG: 0.533	L SL 86 B FF 90 F CH 77 B FF 92 F EP 70 B CH 80 X FF 92 3-2 16 WP 24 1B 16 PB 1B	B SL 90 C SL 86 B FF 90 B SI 90 C FF 90 X SI 90 3-2 9 2B 2B	B SI 88 X CH 77 1-0 ② F8	B SL 85 F SL 85 C SL 84 F FF 89 B SL 85 X FF 90 2-2 2-H 1B		F FF 93 X CH 85 0-1 24 1B 1B		5	2	4	1	0	0	0
24 Yasmany Tomás, R (1, 5) OBP: 0.392, SLG: 0.383	B FF 92 F SI 92 F SI 92 B FF 93 X CU 78 2-2 16 PB 16 WP 1-2 16 1B 1B	C SI 92 F CU 79 F FF 92 S CU 79 0-3 ① K	X SL 85 0-0 16 BB 9 2B 1B	X SL 84 0-0 ③ P4		F SL 82 F SL 82 X FF 92 0-2 1-3 1B		5	2	3	0	0	1	2
16 Chris Owings, R (1, 4) OBP: 0.253, SLG: 0.319	F SI 91 F SL 85 F FF 92 B CU 80 B CU 80 F SI 93 F FF 93 B EP 69 X SI 92 3-2 9 2B 1-H 2-H 1B	X SL 86 0-0 ② P4	F FF 90 S CH 77 B CU 79 B EP 67 D CH 77 F FF 92 D CH 77 4-2 9 2B 1-2 BB		C FF 90 B CU 77 X FF 88 1-1 2B	B SL 82 T FF 92 B SL 82 F FF 92 T FF 92 2-2 ③ K		4	2	2	1	1	1	3
9 Tuffy Gosewisch, R (1, 2) OBP: 0.275, SLG: 0.276	X SI 91 0-0 1-H 2B	C FF 92 S CH 79 B FF 93 D EP 71 X SI 93 2-2 2-H 2B	X FF 90 0-0 1-H 2-H 2B				C FF 91 S FF 90 X CU 78 0-2 ① G6-3			4	0	3	4	0	0	1
13 Nick Ahmed, R (1, 6) OBP: 0.241, SLG: 0.157	B FF 92 X CH 78 1-0 ③ G1-3	X SI 91 0-0 ③ L6	C SL 83 F CH 75 D CU 78 X FF 91 1-2 ③ G6-3				X FF 91 0-0 ② L9			4	0	0	0	0	0	4
12 Rubby De La Rosa, R (1, 1) 26 Danny Dorn, L (7, PH) (8, 3) OBP: 0.444, SLG: 0.286		B FC 91 C FF 90 X FF 92 1-1 ① G5-3		C FF 89 C CU 76 X SI 90 0-2 ① G4-3		C FF 87 S SL 85 F FF 89 S SL 84 0-3 ① K	B FF 90 F FF 90 C FF 89 S CU 78 1-3 ③ K			3 1	0 0	0 0	0 0	0 0	1 1	0 1
Inning Stats	R: 4 H: 5 E: 0 LOB: 1 K: 0 BB: 0 S: 22 P: 35	R: 0 H: 0 E: 0 LOB: 0 K: 0 BB: 0 S: 9 P: 14	R: 2 H: 3 E: 0 LOB: 1 K: 1 BB: 0 S: 16 P: 24	R: 0 H: 0 E: 0 LOB: 0 K: 0 BB: 0 S: 5 P: 7	R: 2 H: 2 E: 0 LOB: 1 K: 0 BB: 1 S: 12 P: 20	R: 2 H: 3 E: 0 LOB: 1 K: 2 BB: 0 S: 23 P: 29	R: 0 H: 1 E: 0 LOB: 1 K: 1 BB: 0 S: 9 P: 11	R: 1 H: 3 E: 0 LOB: 2 K: 1 BB: 0 S: 11 P: 14		1B: 7 2B: 8 3B: 0 HR: 2	SF: 0 SAC: 0 DP: 0 HBP: 0			WP: 1 PB: 1 SB: 0 CS: 0	PA: 42	

PITCHER		IP	WLS	BF	H	R	ER	SO	BB	IBB	HBP	BLK	WP	HR	S	P	ERA	WHIP
40 Odrisamer Despaigne, R ERA: 5.13	(1, 1)	5.0	L	26	10	8	8	1	1	0	0	0	1	2	64	100	14.40	2.200
50 Nick Vincent, R ERA: 6.14	(6, 1)	1.0		6	3	2	2	2	0	0	0	0	0	0	23	29	18.00	3.000
59 Kevin Quackenbush, R ERA: 2.35	(7, 1)	1.0		4	1	0	0	1	0	0	0	0	0	0	9	11	0.00	1.000
44 Dale Thayer, R ERA: 2.08	(8, 1)	1.0		6	3	1	1	1	0	0	0	0	0	0	11	14	9.00	3.000

PITCHER	IP	WLS	BF	H	R	ER	SO	BB	IBB	HBP	BLK	WP	HR	S	P	ERA	WHIP

BOTTOM

San Diego Padres @ Arizona Diamondbacks

Chase Field, Phoenix, AZ

Thu May 07 2015, 6:41 PM - 9:33 PM MST

Att. 16,929 - Partly Cloudy - 84 F

livebaseballscorecards.com

AB	41
R	11
H	17
RBI	10
BB	1
SO	5
LOB	12

San Diego Padres @ Arizona Diamondbacks

Chase Field, Phoenix, AZ

Fri May 08 2015, 6:42 PM - 10:06 PM MST

Att. 28,677 - Partly Cloudy - 70 F

livebaseballscorecards.com

Batter	1	2	3	4	5	6	7	8	9	AB	R	H	RBI	BB	SO	LOB
4 Wil Myers, R (1, 3) OBP: 0.336, SLG: 0.488	B FF 90 S FF 90 B FF 90 X FF 91 2-1 15 BB 1B		S CH 80 F FF 90 B CH 81 B CH 79 X FF 90 2-2 ② L9		F SI 89 X SI 89 0-1 HR	C FF 94 B SI 90 F FF 94 B SL 83 X CH 84 2-2 15 WP 2B		C SI 83 B SI 83 B CH 76 F SI 83 F CU 72 X SI 84 2-2 ② 1B		5	1	4	1	0	0	0
15 Cory Spangenberg, L (1, 4) OBP: 0.362, SLG: 0.405	B FF 91 B SI 90 B SI 91 C SI 91 B FF 91 4-1 10 G6-4-3 1-2 BB		B CU 73 F CH 80 B CH 80 B SI 90 B CH 80 4-1 27 S 27 1B BB		B CU 76 F FF 90 B FF 90 B FF 90 X FF 90 3-1 10 FC1 3B	B FF 90 B CH 84 S CH 82 B CH 84 S CH 82 B CH 84 4-2 2-3 BB		B SI 84 C CH 76 B CH 75 S CH 76 F CH 76 B CU 73 B CU 72 4-2 BB		1	2	1	0	4	0	0
27 Matt Kemp, R (1, 9) OBP: 0.323, SLG: 0.408	B SI 89 B FF 91 F CH 81 S CH 80 F CH 80 S FF 91 2-3 ① K		1 SAFE 1 SAFE B SI 89 X SI 91 1-0 10 2B 1-H 1B		S CH 80 C FF 90 X CH 79 0-2 ① G5-3	1 SAFE B FF 94 F FF 91 D SL 83 B SL 81 S SI 91 X FF 93 3-2 ③ P3		1 SAFE 1 SAFE C SI 84 B SI 83 S CH 76 1 SAFE B CU 73 F CU 73 F CU 72 2-3 ③ F CH 75 F CH 72 S CH 77 K		5	0	1	1	0	2	6
10 Justin Upton, R (1, 7) OBP: 0.352, SLG: 0.550	C FF 90 B SI 90 C FF 90 B SI 92 X SI 91 2-2 ② ③ G6-4-3 1-2f		1 SAFE X SI 89 0-0 1-3 2B		B FF 89 S CU 79 C FF 90 X CU 79 1-2 FC1 26 1B 3-H		B FF 95 B FF 95 B SL 86 B FF 95 4-0 26 S 25 1B BB		C SI 82 X CU 73 0-1 ① P4	4	1	1	1	0	2
26 Yangervis Solarte, S (1, 5) OBP: 0.348, SLG: 0.424 46 Craig Kimbrel, R (9, 1)		B FF 90 C FF 89 C FF 90 X FF 90 1-2 ① P6	D CU 76 B FF 90 S CH 80 X FF 90 2-1 ③ G4-3		B FF 90 D CU 76 1 SAFE B CH 80 C FF 90 X FF 90 3-1 25 S 1-3 1B		C FF 96 B FF 95 F FF 96 S SL 86 1-3 ① K 1-2		X SI 82 0-0 ② F7	5 0	0 0	1 0	0 0	0 0	3 0
3 Derek Norris, R (1, 2) OBP: 0.324, SLG: 0.472		F FF 90 F SI 88 C FF 90 0-3 ② K		B FF 88 B CH 79 F CH 79 F SI 90 X CH 79 2-2 ① L1	B FF 89 C FF 90 D SI 88 B SI 89 X CH 80 3-1 ② F7		B FF 96 X SL 86 1-0 ② P4		C SI 83 B SI 82 B CH 76 X SI 83 3-1 1B	5	0	1	0	0	1	3
25 Will Venable, L (1, 8) OBP: 0.222, SLG: 0.514		C FF 90 X FF 90 0-1 HR		S CH 78 B FF 90 B CH 80 X CH 79 2-1 5 FC4 3B	S SL 80 B FF 92 B SL 81 F SL 79 B FF 91 X FF 93 3-2 ③ G6-3 1-2		F FF 96 B FF 96 C SL 90 X FF 97 1-2 5 CS 2-H 1B		1 SAFE C SL 79 S SL 80 S SL 80 0-3 ③ K	5	2	3	2	0	1	3
5 Alexi Amarista, L (1, 6) OBP: 0.302, SLG: 0.284		F FF 90 F FF 90 B FF 90 B FF 90 X FF 91 2-2 ③ L7		C FF 90 D CU 79 D CU 78 X FF 91 2-1 FC4 33 CS 3-H		B FF 92 C SI 90 X FF 94 1-1 ① F8	B FF 97 D FF 96 B SL 87 B FF 96 4-0 ③ 2-3 BB			3	0	0	1	1	0	0
33 James Shields, R (1, 1) OBP: 0.118, SLG: 0.118 37 Brandon Maurer, R (7, 1) 9 Jedd Gyorko, R (8, PH) OBP: 0.243, SLG: 0.279 53 Joaquín Benoit, R (8, 1) 11 Will Middlebrooks, R (9, 5) OBP: 0.230, SLG: 0.340			C FF 90 B CU 78 C FF 90 S CU 80 1-3 ① K		S CU 76 B CU 77 F SI 89 X CU 78 1-2 ② ③ L5 1-2	C FF 90 B FF 92 C FF 91 S SL 82 1-3 ② K		X SI 84 0-0 ① G5-3		3 0 1 0 0	0 0 0 0 0	0 0 0 0 0	0 0 0 0 0	2 0 0 0 0	1 0 0 0 0
Inning Stats	R: 0 E: 0 K: 1 S: 10 H: 1 LOB: 1 BB: 1 P: 20	R: 1 E: 0 K: 1 S: 11 H: 1 LOB: 0 BB: 0 P: 14	R: 1 E: 0 K: 1 S: 11 H: 2 LOB: 2 BB: 1 P: 21	R: 1 E: 0 K: 0 S: 10 H: 1 LOB: 0 BB: 0 P: 17	R: 2 E: 0 K: 0 S: 17 H: 3 LOB: 2 BB: 0 P: 30	R: 0 E: 0 K: 1 S: 13 H: 1 LOB: 2 BB: 1 P: 24	R: 1 E: 0 K: 1 S: 7 H: 1 LOB: 1 BB: 2 P: 18	R: 0 E: 0 K: 1 S: 15 H: 1 LOB: 1 BB: 1 P: 23	R: 0 E: 0 K: 1 S: 8 H: 1 LOB: 1 BB: 0 P: 11	1B: 6 2B: 2 3B: 2 HR: 2 SF: 0 SAC: 0 DP: 1 HBP: 0						

TOP

AB	37
R	6
H	12
RBI	6
BB	6
SO	7
LOB	18

WP: 1 PB: 0 SB: 3 CS: 2 PA: 43

PITCHER		IP	WLS	BF	H	R	ER	SO	BB	IBB	HBP	BLK	WP	HR	S	P	ERA	WHIP
58 Jeremy Hellickson, R ERA: 5.85	(1, 1)	4.2		24	8	5	5	3	2	0	0	0	0	2	56	96	9.64	2.143
40 Andrew Chafin, L ERA: 3.78	(5, 1)	0.1		1	0	0	0	0	0	0	0	0	0	0	3	6	0.00	0.000
48 Randall Delgado, R ERA: 1.42	(6, 1)	1.0		5	1	0	0	1	1	0	0	0	1	0	13	24	0.00	2.000
36 Enrique Burgos, R ERA: 6.0	(7, 1)	1.0	L	5	1	1	1	1	2	0	0	0	0	0	7	18	9.00	3.000
29 Brad Ziegler, R ERA: 0.71	(8, 1)	1.2		7	2	0	0	1	1	0	0	0	0	0	20	31	0.00	1.800

PITCHER		IP	WLS	BF	H	R	ER	SO	BB	IBB	HBP	BLK	WP	HR	S	P	ERA	WHIP
59 Oliver Pérez, L ERA: 5.4	(9, 1)	0.1		1	0	0	0	1	0	0	0	0	0	0	3	3	0.00	0.000

Batter	1	2	3	4	5	6	7	8	9	AB	R	H	RBI	BB	SO	LOB
11 AJ Pollock, R (1, 8) OBP: 0.366, SLG: 0.416	C FF 92 B FC 86 C FF 92 X CH 84 1-2 ① F7		C KC 79 X KC 80 0-1 ① F8		B FF 91 B FF 90 X SI 90 2-0 HR		X SL 86 0-0 6 CS 1B		C KC 86 S KC 87 B FF 98 B KC 88 S FF 98 2-3 ③ K	5	1	2	1	0	1	1
15 Mark Trumbo, R (1, 9) OBP: 0.320, SLG: 0.542	F FF 92 F KC 80 S KC 80 0-3 ② K		C FC 88 D KC 79 B SI 91 S KC 80 S KC 78 2-3 ② K		X KC 78 0-0 ③ F7		X FF 94 0-0 ① P4			4	0	0	0	0	2	2
44 Paul Goldschmidt, R (1, 3) OBP: 0.435, SLG: 0.667	F FF 92 T FC 86 B KC 80 B KC 80 S CH 85 2-3 ③ K		F FF 92 C KC 79 X KC 78 0-2 1-2 1B			B KC 76 B FF 89 X FF 90 2-0 HR	F FF 94 X SL 87 0-1 ② L9			4	1	2	1	0	1	1
6 David Peralta, L (1, 7) OBP: 0.342, SLG: 0.563		B FC 88 X FC 87 1-0 ① L9	C KC 78 F CH 85 F CH 86 D CH 86 B SI 92 F KC 79 D CH 85 X CH 85 3-2 ③ G4-3			B KC 77 S CH 83 X FC 87 1-1 HR	B FF 94 B CH 85 1 SAFE 1 SAFE C SL 88 B CH 86 3-1 ③ CS 1-2	B SI 94 S FF 94 S SI 95 S FF 94 1-3 ① K		4	1	1	1	0	1	2
24 Yasmany Tomás, R (1, 5) OBP: 0.382, SLG: 0.360		C FF 92 F KC 79 S KC 80 0-3 ② K	C FC 86 B FF 92 F KC 78 B FF 93 F KC 78 B KC 79 X FF 91 3-2 ① F9			C FF 92 B KC 79 C SI 92 B FF 92 B KC 78 B FF 91 4-2 16 FC1-5 2 S BB		X SI 94 0-0 ② G4-3		3	0	0	0	1	1	0
2 Aaron Hill, R (1, 4) OBP: 0.319, SLG: 0.394		B FF 92 C FF 93 F FC 85 B KC 80 B KC 80 B CH 86 4-2 16 HR BB	X FF 92 0-0 ② G6-3			B FC 86 F FC 86 B CH 83 B SI 90 F CH 84 D KC 80 4-2 16 FC1-5 1-2 BB		B FF 94 B SL 86 B SL 87 B FF 94 4-0 BB		1	1	0	0	3	0	0
16 Chris Owings, R (1, 6) OBP: 0.253, SLG: 0.347		B FF 92 B SI 92 X FF 92 2-0 1-H HR	C FF 92 X FC 84 0-1 ③ F7			B KC 76 L KC 76 B CH 80 X FC 85 2-1 ① FC1-5 1-2 2-3f		X FF 93 0-0 ③ L3		4	1	1	2	0	0	3
9 Tuffy Gosewisch, R (1, 2) OBP: 0.265, SLG: 0.266 4 Cliff Pennington, S (9, PH) OBP: 0.394, SLG: 0.269		C FC 88 S KC 80 B KC 79 S KC 79 1-3 ③ K			F FF 90 F CH 84 F KC 77 B KC 78 B CH 84 C FF 92 2-3 ① K	F KC 77 D CH 84 F CH 84 F FF 92 S KC 78 1-3 ② K			C FF 97 X FF 98 0-1 ① G3-1	3 1	0 0	0 0	0 0	0 0	3 0	2 0
58 Jeremy Hellickson, R 40 Andrew Chafin, R 26 Danny Dorn, L 48 Randall Delgado, R 5 Ender Inciarte, L 36 Enrique Burgos, R 29 Brad Ziegler, R 59 Oliver Pérez, L 31 Jordan Pacheco, R			C FC 90 B FC 83 B FF 92 X FF 91 2-1 44 1B 1B		C FC 86 B CH 84 B FF 90 B FC 86 X FF 89 3-1 ② G3	C KC 78 S CH 84 B CH 84 X CH 84 1-2 ③ G3			S FF 97 S KC 86 B FF 98 B KC 87 X FF 97 2-2 ② P3	1 0 1 0 1 0 0 0 1	0 0 0 0 0 0 0 0 0	1 0 0 0 0 0 0 0 0	0 0 0 0 0 0 0 0 0	0 0 0 0 0 0 0 0 0	0 0 0 0 2 0 0 0 0	0 0 0 0 0 0 0 0 0
Inning Stats	R: 0 E: 0 K: 2 S: 9 H: 0 LOB: 0 BB: 0 P: 12	R: 2 E: 0 K: 2 S: 10 H: 1 LOB: 0 BB: 1 P: 18	R: 0 E: 0 K: 1 S: 15 H: 2 LOB: 2 BB: 0 P: 22	R: 0 E: 0 K: 0 S: 7 H: 0 LOB: 0 BB: 0 P: 10	R: 1 E: 0 K: 1 S: 8 H: 1 LOB: 0 BB: 0 P: 15	R: 2 E: 0 K: 1 S: 16 H: 2 LOB: 2 BB: 2 P: 31	R: 0 E: 0 K: 0 S: 5 H: 1 LOB: 0 BB: 0 P: 8	R: 0 E: 0 K: 1 S: 5 H: 0 LOB: 1 BB: 1 P: 10	R: 0 E: 0 K: 1 S: 8 H: 0 LOB: 0 BB: 0 P: 12	1B: 3 2B: 0 3B: 0 HR: 4	SF: 0 SAC: 0 DP: 0 HBP: 0		WP: 0 PB: 0 SB: 1 CS: 1	PA: 38		

PITCHER		IP	WLS	BF	H	R	ER	SO	BB	IBB	HBP	BLK	WP	HR	S	P	ERA	WHIP
33 James Shields, R ERA: 4.25	(1, 1)	6.0	W	27	6	5	5	7	3	0	0	0	0	0	4	65	108	7.50	1.500
37 Brandon Maurer, R ERA: 3.21	(7, 1)	1.0	H	3	1	0	0	0	0	0	0	0	0	0	0	5	8	0.00	1.000
53 Joaquín Benoit, R ERA: 3.46	(8, 1)	1.0	H	4	0	0	0	1	1	0	0	0	0	0	0	5	10	0.00	1.000
46 Craig Kimbrel, R ERA: 4.63	(9, 1)	1.0	S	3	0	0	0	1	0	0	0	0	0	0	0	8	12	0.00	0.000

PITCHER	IP	WLS	BF	H	R	ER	SO	BB	IBB	HBP	BLK	WP	HR	S	P	ERA	WHIP

BOTTOM

San Diego Padres @ Arizona Diamondbacks

Chase Field, Phoenix, AZ

Fri May 08 2015, 6:42 PM - 10:06 PM MST

Att. 28,677 - Partly Cloudy - 70 F

livebaseballscorecards.com

AB	33
R	5
H	7
RBI	5
BB	4
SO	9
LOB	13

Batter	1	2	3	4	5	6	7	8	9	10	11	12	AB	R	H	RBI	BB	SO	LOB
4 Wil Myers, R (1, 3) OBP: 0.343, SLG: 0.504	X FF 90 0-0 15 1B 27 SF7 1B		B CU 76 C SI 90 B CH 81 C CU 76 F FF 92 F FF 91 F FF 92 B CU 77 X CH 83 3-2 ① P4		F CH 80 C CH 80 F FF 91 B FF 91 X FF 91 1-2 E9 2B		X FF 91 0-0 ③ L8		B FF 91 B SL 82 X FF 90 2-0 10 WP 10 1B 2B		C SI 89 S FF 95 B SI 93 B SL 83 B SL 82 S FF 96 3-3 ② K		6	2	3	0	0	1	1
15 Cory Spangenberg, L (1, 4) OBP: 0.360, SLG: 0.400 9 Jedd Gyorko, R (8, PH) OBP: 0.280, SLG: 0.310 (8, 4) 59 Kevin Quackenbush, R (11, 1)	1 SAFE X FF 90 0-0 26 S 1-3 1B		B CH 82 F FF 92 X FF 92 1-1 ② L8		D CH 82 F SI 91 F CH 80 C FF 93 1-3 ② K			C FF 91 B FF 92 X SI 91 1-1 27 F9 26 2B 2B	B SL 84 C FF 92 F SL 85 D SL 85 F FF 93 S FF 92 2-3 ① K		C FF 91 S SL 81 B SL 83 B SL 80 F FF 96 X CH 85 2-2 27 PB 1B		3 3 0	0 1 0	1 2 0	0 0 0	0 0 0	1 1 0	1 1 0
27 Matt Kemp, R (1, 9) OBP: 0.309, SLG: 0.392	C FF 91 1 SAFE X FF 90 0-1 ① SF7 3-H		T FF 91 X FF 91 0-1 ③ G6-3		X FF 92 0-0 ③ G6-3			B SI 82 B CU 72 F SI 83 X SI 83 2-1 ① F9 2-3	X FF 92 0-0 ② F8		C SI 91 B FF 92 S FF 95 X SL 82 1-2 ③ F9 1-2		5	0	0	1	0	0	4
10 Justin Upton, R (1, 7) OBP: 0.352, SLG: 0.565	B FF 90 B CU 76 B FF 90 F FF 90 1 SAFE X SI 90 3-1 ② F7			C CU 76 X FF 91 0-1 ① P6		B CU 77 F SI 91 B SI 91 S CH 81 S CH 81 2-3 ① K		B SI 83 C SI 83 F CH 75 B CU 72 T CU 72 B SI 84 X CH 76 3-2 ② G6-3	S FF 92 B FF 92 B FF 92 B SL 84 X FF 93 3-2 26 S 2-H 1B			C SL 79 B SI 92 F FF 94 B SL 82 B SL 81 X FF 94 3-2 HR	6	1	2	2	0	1	2
26 Yangervis Solarte, S (1, 5) OBP: 0.347, SLG: 0.429	P PO 84 B FF 90 C SI 91 X CH 81 2-1 ③ G3 1-2			X FF 91 0-0 ② P6		B CH 81 B FF 91 C CH 80 X FF 92 2-1 ② F7		S CH 76 X CH 76 0-1 3 2B 3-H 2B	1 SAFE B FC 91 F FF 91 C FF 92 B FF 93 X FF 92 2-2 ③ G4-3 1-2			B CH 83 X SL 78 1-0 3 WP 5 1B 1B	6	2	2	1	0	0	2
3 Derek Norris, R (1, 2) OBP: 0.325, SLG: 0.474		C CU 75 X FF 90 0-1 ① P6		B SI 91 F FF 91 F SI 92 X CU 78 1-2 25 S 1B		B FF 92 X CH 80 1-0 ③ P6		B SI 84 B SI 83 X SI 83 2-0 5 WP 2-H 2B	C SL 79 C SL 78 S SL 80 0-3 ① K			1 SAFE S SL 80 D FF 91 X FF 93 1-1 ① G1-3 1-2	6	0	2	1	0	1	1
25 Will Venable, L (1, 8) OBP: 0.262, SLG: 0.487		C FF 90 B FF 91 B CH 80 B CH 80 F FF 91 X SI 92 3-2 38 FC6-4 1B		C FF 92 1 SAFE S CH 83 B CH 81 D CU 77 B FF 92 B CH 82 4-2 1-2 BB			B CU 74 F CU 74 X CH 79 1-1 ① G3	I IN 71 I IN 75 I IN 75 I IN 72 4-0 5 WP IBB	B SI 91 B FF 92 B CH 82 C FF 92 F SI 90 X FF 94 3-2 ② G6-3			S CH 82 C SI 89 C FF 93 0-3 ② K	4	0	1	0	2	1	1
5 Alexi Amarista, L (1, 6) OBP: 0.304, SLG: 0.278 (11, 4)		B FF 91 X FF 91 1-0 ② L8		B FF 92 F FF 92 B FF 92 X CH 82 2-1 ③ F8			X FF 90 0-0 ② P5	D SL 80 C FF 91 F SL 81 B SI 92 B FF 92 B SI 91 4-2 1-2 2-3 BB	C FF 95 X FF 92 0-1 ③ G1-3			B CH 81 S CH 82 X SI 88 1-1 2-H 1B	5	0	1	1	1	0	3
38 Tyson Ross, R (1, 1) SP: 7.0, SLG: 0.714 11 Will Middlebrooks, R (7, PH) 44 Dalek Thayer, R (7, 1) 16 Abraham Almonte, S (8, PH) 53 Joaquin Benoit, R (8, 1) 46 Craig Kimbrel, R (9, 1) 37 Brandon Maurer, R (10, 1) 12 Clint Barmes, R (11, PH) SP: 0.69, SLG: 0.69 (11, 3)		1 SAFE B SI 90 B FF 91 C FF 90 X FF 90 2-1 ③ FC6-4 1-2f			B CU 73 S SI 89 X FF 90 1-1 ① F8		B FF 91 B FF 90 S CH 79 S FF 92 B FF 92 B CH 81 4-2 BB	X SI 92 0-0 ③ G4-3			C SL 78 F SI 90 B SL 83 S SL 79 1-3 ① K	1 SAFE B SI 95 B SL 83 S FF 95 B FF 95 C SI 95 S SI 96 3-3 ③ K	2 0 0 0 1 0 6 0 0 0 0 2	0 0 0 0 0 0 0 0 0 0 0 0	0 0 0 0 0 0 0 0 0 0 0 0	0 0 0 0 0 0 0 0 0 0 0 0	0 1 0 0 3 0 0 0 0 2 1	1 0 0 0 0 0 0 0 0 1 1
Inning Stats	R: 1 E: 0 K: 0 S: 9 H: 2 LOB: 1 BB: 0 P: 13	R: 0 E: 0 K: 0 S: 8 H: 1 LOB: 1 BB: 0 P: 14	R: 0 E: 0 K: 0 S: 10 H: 0 LOB: 0 BB: 0 P: 14	R: 0 E: 0 K: 0 S: 10 H: 1 LOB: 2 BB: 1 P: 17	R: 0 E: 1 K: 1 S: 10 H: 1 LOB: 1 BB: 0 P: 13	R: 0 E: 0 K: 1 S: 6 H: 0 LOB: 0 BB: 0 P: 11	R: 0 E: 0 K: 0 S: 6 H: 0 LOB: 1 BB: 1 P: 11	R: 2 E: 0 K: 0 S: 14 H: 3 LOB: 3 BB: 2 P: 30	R: 1 E: 0 K: 1 S: 12 H: 2 LOB: 1 BB: 0 P: 21	R: 0 E: 0 K: 1 S: 8 H: 0 LOB: 0 BB: 0 P: 11	R: 0 E: 0 K: 2 S: 13 H: 1 LOB: 1 BB: 0 P: 20	R: 2 E: 0 K: 2 S: 14 H: 3 LOB: 1 BB: 0 P: 23	1B: 8 2B: 5 3B: 0 HR: 1	SF: 1 SAC: 0 DP: 0 HBP: 0	WP: 3 PB: 1 SB: 3 CS: 0	PA: 54

PITCHER		IP	WLS	BF	H	R	ER	SO	BB	IBB	HBP	BLK	WP	HR	S	P	ERA	WHIP
57 Chase Anderson, R ERA: 2.97	(1, 1)	7.0		28	5	1	1	2	2	0	0	0	0	0	59	93	1.29	1.000
59 Oliver Pérez, L ERA: 6.48	(8, 1)	0.0		1	1	1	1	0	0	0	0	0	0	0	2	3	∞	∞
29 Brad Ziegler, R ERA: 1.35	(8, 1)	0.2	B	5	2	1	1	0	0	1	0	0	0	0	9	20	13.50	3.000
40 Andrew Chafin, L ERA: 3.71	(8, 1)	0.1		2	0	0	0	0	1	0	0	0	1	0	3	7	0.00	3.000
43 Addison Reed, R ERA: 4.5	(9, 1)	1.0		5	2	1	1	1	0	0	0	0	1	0	12	21	9.00	2.000

PITCHER		IP	WLS	BF	H	R	ER	SO	BB	IBB	HBP	BLK	WP	HR	S	P	ERA	WHIP
48 Randall Delgado, R ERA: 2.35	(10, 1)	2.2	L	12	4	2	2	4	0	0	0	0	1	1	32	48	6.75	1.500
50 Evan Marshall, R ERA: 6.75	(12, 1)	0.1		1	0	0	0	1	0	0	0	0	0	0	3	6	0.00	0.000

TOP

San Diego Padres @ Arizona Diamondbacks

Chase Field, Phoenix, AZ

Sat May 09 2015, 5:10 PM - 9:28 PM MST

Att. 27,340 - Partly Cloudy - 75 F

livebaseballscorecards.com

AB	49
R	6
H	14
RBI	6
BB	4
SO	8
LOB	21

Batter	1	2	3	4	5	6	7	8	9	10	11	12	AB	R	H	RBI	BB	SO	LOB
5 Ender Inciarte, L (1, 9) OBP: 0.333, SLG: 0.393	C FF 93 S SL 86 B SL 84 C SI 94 1-3 K ①			B SI 90 C SL 83 X SI 93 1-1 F7 ①	C SL 84 F SL 87 D SL 86 C SI 91 1-3 K ③			B CH 83 F FF 94 B CH 85 L CH 84 F CH 84 X CH 84 2-2 G1-4-3 ①	S KC 87 F FF 99 S KC 88 0-3 K2-3 ③			L CU 77 C FF 91 X CU 78 0-2 44 DI 1B	6	0	1	0	0	3	2
11 AJ Pollock, R (1, 8) OBP: 0.356, SLG: 0.402	B SL 86 S SI 94 X SL 88 1-1 G5-3 ②			C SL 86 C FF 94 F SL 86 T SI 92 0-2 K ②		B CH 88 X SL 84 1-0 G2-3 ①		B SL 88 F CH 83 B CH 83 X FF 94 2-1 F9 ②		C SL 87 F SL 88 B SL 88 F FF 96 X SL 85 1-2 6 FC6 44 S 1B		C CU 78 D CU 79 F FF 91 F CU 80 D CU 80 C FF 92 2-3 K ②	6	0	1	0	0	2	1
44 Paul Goldschmidt, R (1, 3) OBP: 0.454, SLG: 0.664	B FF 95 B SI 95 B SL 88 B FF 95 4-0 6 CS BB			X SI 93 0-0 6 3B 1B		S SL 86 B SI 93 S SL 87 F FF 94 B SI 93 B SL 87 B SI 94 4-2 6 1B BB		B FF 94 B SL 87 C FF 94 B FF 95 B SL 86 4-1 BB		B SL 87 B FF 95 C SL 86 I IN 71 I IN 73 1-2 6 FC6 IBB		B CU 80 F FF 92 B CU 81 B FF 91 S FF 91 F FF 92 S FF 91 3-3 K ③ 1-2	2	1	1	0	4	1	1
6 David Peralta, L (1, 7) OBP: 0.346, SLG: 0.580	C SI 94 1 SAFE F SL 87 1 SAFE 0-2 CS ③ 1-2	C SL 85 B FF 93 B SI 92 S SL 86 F SI 94 B SL 86 X SI 93 3-2 G5-3 ①		C SI 93 S SL 86 B SI 94 F SL 86 X FF 93 1-2 3B 1-H		1 SAFE F SI 92 B SI 92 F SL 84 B SI 92 1 SAFE X SL 85 2-2 24 S 1B 1-3		B CH 85 C FF 93 F FF 94 T CH 84 1-2 K ③		B SL 87 D CH 85 S FF 95 S SL 88 F CH 85 X SL 88 2-2 FC6 4 L4-3 ① 1-2f 2-3			5	0	2	1	0	1	3
24 Yasmany Tomás, R (1, 5) OBP: 0.362, SLG: 0.340 4 Cliff Pennington, S (7, 5) OBP: 0.371, SLG: 0.250 (10, 6)		X SL 86 0-0 G5-3 ②		D SL 86 F SI 93 S SL 85 F SL 87 B SI 93 F SL 87 C SI 93 2-3 K ③		B SL 86 S SL 87 C SI 92 C SI 93 1-3 K ② 1-2			C FF 98 X FF 98 0-1 G3 ①	S SL 86 X SL 86 0-1 L4-3 ②③ 1-1			3 2	0 0	0 0	0 0	0 0	2 0	3 2
16 Chris Owings, R (1, 4) OBP: 0.240, SLG: 0.330		C FF 93 X SL 86 0-1 P3 ③			X SI 90 0-0 G5-3 ①	B SL 85 S SL 86 X SL 88 1-1 F7 ③			C FF 98 S KC 88 B FF 98 B KC 87 S KC 86 2-3 K ②		C CU 76 C FF 90 B CU 80 F CU 77 B FF 91 F CU 79 S CU 79 2-3 K ①		5	0	0	0	0	2	2
31 Jordan Pacheco, R (1, 2) OBP: 0.350, SLG: 0.333 50 Evan Marshall, R (12, 1)			B FF 92 C SL 87 F SI 94 X SL 88 1-2 G5-3 ①		C SI 91 X SL 86 0-1 13 G3 57 1B 1B		F FF 91 C SL 82 F SL 81 F FF 92 F FF 91 B SL 81 B SL 83 X FF 92 2-2 L8 ①		F FF 98 B FF 98 S FF 97 B KC 86 B FF 98 B FF 97 4-2 2 1B 2 E 26 2B BB		C FF 92 X CU 79 0-1 G6-3 ②		4 0	2 0	1 0	0 0	1 0	0 0	0 0
13 Nick Ahmed, R (1, 6) OBP: 0.232, SLG: 0.151 2 Aaron Hill, R (9, PH) OBP: 0.324, SLG: 0.397 (10, 5)		C SL 85 B SI 94 B SI 93 X SL 86 2-1 G5-3 ②		C SI 91 B SI 92 B SL 86 C SL 85 X SI 92 2-2 G3 ② 1-2		F SL 82 B SL 82 F FF 92 X SL 81 1-2 L7 ②			1 SAFE B FF 97 B FF 97 C FF 98 X FF 98 2-1 26 2B 1B 1-3		B CU 80 S FF 91 C CU 79 X CU 79 1-2 G5-3 ③		3 2	0 1	0 1	0 0	0 0	0 0	1 0
57 Chase Anderson, R (1, 1) 15 Mark Trumbo, R (7, PH) 59 Oliver Pérez, L (8, 1) 29 Brad Ziegler, R (8, 1) 40 Andrew Chafin, R (8, 1) 43 Addison Reed, L (8, 1) 28 Danny Dorn, L (8, PH) 48 Randall Delgado, R (10, 1) 9 Tuffy Gosewisch, R (10, 2)			B SI 93 C FF 92 S SL 86 S SL 86 1-3 K ③		S SL 83 B SL 85 D SI 92 F SI 92 X SL 84 2-2 2-H 1B		B FF 92 F FF 91 F FF 91 F FF 92 B SL 84 S SL 81 2-3 K ③		C KC 86 T FF 98 X FF 98 0-2 1-H 3-H 2B		B CU 77 B FF 90 C FF 90 X FF 90 2-1 L8 ①		2 1 0 0 0 0 0 1	0 0 0 0 0 0 0 0	1 0 0 0 0 0 0 0	1 0 0 0 0 0 0 0	0 0 0 0 0 0 0 0	1 1 0 0 0 0 0 0	0 0 0 0 0 0 0 0
Inning Stats	R: 0 E: 0 K: 1 S: 7 H: 0 LOB: 0 BB: 1 P: 13	R: 0 E: 0 K: 0 S: 7 H: 0 LOB: 0 BB: 0 P: 10	R: 0 E: 0 K: 1 S: 8 H: 0 LOB: 0 BB: 0 P: 12	R: 1 E: 0 K: 2 S: 16 H: 2 LOB: 1 BB: 0 P: 20	R: 1 E: 0 K: 1 S: 12 H: 2 LOB: 1 BB: 0 P: 17	R: 0 E: 0 K: 2 S: 12 H: 1 LOB: 2 BB: 1 P: 21	R: 0 E: 0 K: 1 S: 13 H: 0 LOB: 0 BB: 0 P: 18	R: 0 E: 0 K: 1 S: 10 H: 0 LOB: 1 BB: 1 P: 19	R: 2 E: 1 K: 2 S: 15 H: 2 LOB: 1 BB: 1 P: 23	R: 0 E: 0 K: 0 S: 11 H: 1 LOB: 1 BB: 1 P: 18	R: 0 E: 0 K: 1 S: 10 H: 0 LOB: 0 BB: 0 P: 13	R: 0 E: 0 K: 2 S: 13 H: 1 LOB: 1 BB: 0 P: 20	1B: 7 2B: 2 3B: 1 HR: 0 SF: 0 SAC: 0 DP: 1 HBP: 0	WP: 0 PB: 0 SB: 2 CS: 1 PA: 49					

PITCHER		IP	WLS	BF	H	R	ER	SO	BB	IBB	HBP	BLK	WP	HR	S	P	ERA	WHIP
38 Tyson Ross, R ERA: 3.98	(1, 1)	6.0		24	5	2	2	6	2	0	0	0	0	0	62	93	3.00	1.167
44 Dale Thayer, R ERA: 1.93	(7, 1)	1.0		3	0	0	0	1	0	0	0	0	0	0	13	18	0.00	0.000
53 Joaquín Benoit, R ERA: 3.21	(8, 1)	1.0	H	4	0	0	0	1	1	0	0	0	0	0	10	19	0.00	1.000
46 Craig Kimbrel, R ERA: 5.68	(9, 1)	1.0	B	6	2	2	2	2	1	0	0	0	0	0	15	23	18.00	3.000
37 Brandon Maurer, R ERA: 3.0	(10, 1)	1.0		4	1	0	0	0	0	1	0	0	0	0	11	18	0.00	1.000

PITCHER		IP	WLS	BF	H	R	ER	SO	BB	IBB	HBP	BLK	WP	HR	S	P	ERA	WHIP
59 Kevin Quackenbush, R ERA: 1.86	(11, 1)	2.0	W	7	1	0	0	3	0	0	0	0	0	0	23	33	0.00	0.500

BOTTOM

San Diego Padres @ Arizona Diamondbacks

Chase Field, Phoenix, AZ

Sat May 09 2015, 5:10 PM - 9:28 PM MST

Att. 27,340 - Partly Cloudy - 75 F

livebaseballscorecards.com

AB	43
R	4
H	9
RBI	4
BB	5
SO	13
LOB	15

San Diego Padres @ Arizona Diamondbacks

Chase Field, Phoenix, AZ

Sun May 10 2015, 1:11 PM - 3:57 PM MST

Att. 24,881 - Sunny - 80 F

livebaseballscorecards.com

TOP

Batter	1	2	3	4	5	6	7	8	9	AB	R	H	RBI	BB	SO	LOB
15 Cory Spangenberg, L (1, 5) OBP: 0.340, SLG: 0.375 11 Will Middlebrooks, R (7, PH) OBP: 0.235, SLG: 0.337 (7, 5) (8, 6) 27 Matt Kemp, R (9, PH) OBP: 0.307, SLG: 0.389	B SI 94 F SI 94 F FF 94 B CH 84 S CH 82 2-3 **K** ①	B SI 94 S CH 83 B CH 84 F SI 95 F SL 87 B SI 96 S CH 85 3-3 **K** ③	L FF 95 B FF 96 X FF 95 1-1 **G3** ② 1-2	C FF 91 C SL 80 F SL 79 B FF 93 B SL 80 B FF 92 X SI 92 3-2 **G4-3** ①	C FF 93 X FF 92 0-1 **G5-3** ③	3 0 0 0 0 2 1 1 0 0 0 0 0 0 1 0 0 0 0 0 0
16 Abraham Almonte, S (1, 9)	S FF 95 B FF 95 C FF 94 C FF 95 1-3 **K** ②	B CH 83 B FF 94 B SI 94 C FF 95 X SI 95 3-1 **G6-3** ①	B FF 95 F FF 95 X SL 87 1-1 **G4-3** ③	C SL 81 B FF 93 X FF 91 1-1 **B1-3** ②	4 0 0 0 0 1 1
4 Wil Myers, R (1, 3) OBP: 0.340, SLG: 0.493	C FF 95 C FF 95 B FF 95 B SL 87 X CH 84 2-2 **G5-3** ③	L SL 87 B SL 85 B FF 96 B CH 84 F SI 95 B CH 83 4-2 25 BB, 10 1B, **BB**	C FF 95 S FF 96 X FF 96 0-2 **F9** ①	S SL 83 B FF 93 C SL 84 F SL 84 X SI 95 1-2 **G5-3** ③	3 0 0 0 1 0 0
10 Justin Upton, R (1, 7) OBP: 0.356, SLG: 0.563	S FF 94 B FF 95 B FF 94 S SL 86 B FF 95 T FF 94 3-2 **K** ①	X FF 97 0-0 25 BB 1-2 **1B**	C SL 89 S SL 90 S SL 91 0-3 **K** ②	B SL 84 C SI 94 S FF 94 B SI 94 X SI 94 2-2 25 FC4, **1B**	4 0 2 0 0 2 0
25 Will Venable, L (1, 8) OBP: 0.304, SLG: 0.500	X SI 95 0-0 **1B**	B CH 83 D CH 85 B FF 96 B SI 96 4-0 1-2 2-3 **BB**	X FF 96 0-0 9 S, 9 2B, **1B**	1 SAFE 1 SAFE 1 SAFE B SI 94 X SI 94 1-0 **FC4** 9 1B ① 1-2f	3 1 2 0 1 0 1
9 Jedd Gyorko, R (1, 4) OBP: 0.272, SLG: 0.333	S SL 86 1 SAFE C FF 95 1 SAFE B SL 87 C FF 94 1-3 **K** ②	C SL 87 B FF 95 S FF 95 B FF 95 F FF 95 D SL 90 F FF 94 S FF 95 3-3 **K** ②	1 SAFE B SL 88 B FF 98 B FF 95 X FF 95 3-1 18 1B, **2B** 1-H	B SL 84 C SL 85 1 SAFE B SI 94 F SI 94 D SI 94 X SL 86 3-2 5 G4-6-3, **1B** 1-2	4 0 2 1 0 2 4
5 Alexi Amarista, L (1, 6) OBP: 0.302, SLG: 0.268	1 SAFE X SI 95 0-0 **L7** ③	F FF 95 X FF 96 0-1 **G4-3** ③	4-0 18 1B, **IBB**	B SI 93 X FF 94 1-0 **G4-6-3** ②③ 1-2f	3 0 0 0 1 0 6
18 Austin Hedges, R (1, 2) OBP: 0.200, SLG: 0.222 3 Derek Norris, R (9, PH) OBP: 0.322, SLG: 0.470	C FF 94 B FF 93 X SI 94 1-1 **G6-3** ①	C FF 95 C FF 96 T FF 96 0-2 **K** ①	F SL 87 X FF 94 0-1 34 FC6-4, **1B** 1-2 2-3	B FF 90 B SL 81 F FF 90 X FF 92 2-1 **L8** ①	3 0 1 0 0 1 0 1 0 0 0 0 0 0
34 Andrew Cashner, R (1, 1) OBP: 0.200, SLG: 0.200 44 Dale Thayer, R (8, 1) 60 Frank Garces, L (8, 1) 26 Yangervis Solarte, S (8, 5) OBP: 0.343, SLG: 0.424 37 Brandon Maurer, R (8, 1)	B FF 94 F SI 95 B SL 87 X SI 95 2-1 **B5** ②	X FF 95 0-0 15 G3, **1B**	X SL 89 0-0 **FC6-4** ③ 1-2f	C FF 92 F FF 91 B FF 93 F SL 84 S SL 84 1-3 **K2-3** ②	3 0 1 0 0 0 3 0 0 0 0 0 0 0 0 0 0 0 0 0 0 1 0 0 0 0 1 0 0 0 0 0 0 0 0

AB	34
R	1
H	8
RBI	1
BB	3
SO	9
LOB	16

Inning Stats	1	2	3	4	5	6	7	8	9
	R: 0 E: 0 K: 2 S: 9	H: 0 LOB: 0 BB: 0 P: 14	R: 0 E: 0 K: 2 S: 8	H: 1 LOB: 1 BB: 0 P: 12	R: 0 E: 0 K: 1 S: 8	H: 0 LOB: 0 BB: 0 P: 14	R: 0 E: 0 K: 1 S: 12	H: 1 LOB: 3 BB: 2 P: 26	R: 0 E: 0 K: 1 S: 8	H: 1 LOB: 1 BB: 0 P: 10	R: 1 E: 0 K: 1 S: 12	H: 3 LOB: 3 BB: 1 P: 19	R: 0 E: 0 K: 0 S: 10	H: 0 LOB: 0 BB: 0 P: 15	R: 0 E: 0 K: 0 S: 8	H: 2 LOB: 1 BB: 0 P: 15	R: 0 E: 0 K: 1 S: 8	H: 0 LOB: 0 BB: 0 P: 11

1B: 7	SF: 0
2B: 1	SAC: 0
3B: 0	DP: 1
HR: 0	HBP: 0

WP: 0	PA: 37
PB: 0	
SB: 1	
CS: 0	

PITCHER		IP	WLS	BF	H	R	ER	SO	BB	IBB	HBP	BLK	WP	HR	S	P	ERA	WHIP
41 Daniel Hudson, R ERA: 4.8	(1, 1)	3.1		14	2	0	0	5	2	0	0	0	0	0	30	56	0.00	1.200
56 JC Ramírez, R ERA: 3.38	(4, 1)	2.2	W	13	4	1	1	3	0	1	0	0	0	0	27	39	3.38	1.500
59 Oliver Pérez, L ERA: 6.0	(7, 1)	0.2	H	2	0	0	0	0	0	0	0	0	0	0	6	10	0.00	0.000
50 Evan Marshall, R ERA: 6.08	(7, 1)	1.1	H	5	2	0	0	0	0	0	0	0	0	0	12	20	0.00	1.500
43 Addison Reed, R ERA: 4.0	(9, 1)	1.0	S	3	0	0	0	1	0	0	0	0	0	0	8	11	0.00	0.000

PITCHER	IP	WLS	BF	H	R	ER	SO	BB	IBB	HBP	BLK	WP	HR	S	P	ERA	WHIP

BOTTOM

San Diego Padres @ Arizona Diamondbacks

Chase Field, Phoenix, AZ

Sun May 10 2015, 1:11 PM - 3:57 PM MST

Att. 24,881 - Sunny - 80 F

livebaseballscorecards.com

Batter	1	2	3	4	5	6	7	8	9	AB	R	H	RBI	BB	SO	LOB
11 AJ Pollock, R (1, 8) OBP: 0.361, SLG: 0.432	B FF 93 F FF 92 B SL 83 F SI 95 B SI 96 F FF 97 X SI 96 3-2 ① G4-3		F SL 83 X SL 82 0-1 HR			X FF 93 0-0 15 1B 1B		C SL 86 1 SAFE X SL 86 0-1 ② P3		4	1	2	1	0	0	2
15 Mark Trumbo, R (1, 9) OBP: 0.314, SLG: 0.525 43 Addison Reed, L (9, 1)	F FF 95 S FF 95 B SL 85 F SL 85 F FF 98 B CH 86 X SL 85 2-2 ② L4		F SI 96 B SL 86 B SL 85 C FF 96 X SI 96 2-2 ③ G4-3			1 SAFE 1 SAFE F FF 93 X SL 80 0-1 44 G6-4-3 1-3 1B		C SL 86 F FF 95 1 SAFE X SL 87 0-2 ③ G4-3		4 0	0 0	1 0	0 0	0 0	0 0	2 0
44 Paul Goldschmidt, R (1, 3) OBP: 0.444, SLG: 0.646	B FF 96 F SL 83 B FF 96 S CH 86 B SL 83 S CH 86 3-3 ③ K			C SI 91 B SI 93 S FF 92 B SL 85 X SI 96 2-2 ① P3		B SI 95 B SI 94 C FF 94 F CH 86 X SI 97 2-2 ②③ G6-4-3 1-2f				3	0	0	0	0	1	2
6 David Peralta, L (1, 7) OBP: 0.333, SLG: 0.556		C CU 77 X FF 93 0-1 ① F9		B SI 95 B CH 85 X CH 86 2-0 ② L8			B SI 90 B SI 91 C SI 93 X CH 84 2-1 ① L8			3	0	0	0	0	0	0
2 Aaron Hill, R (1, 5) OBP: 0.325, SLG: 0.437		X FF 94 0-0 HR		B SI 95 C SI 95 F CH 86 X SI 98 1-2 ③ G4-3			C SI 93 C FF 93 B CH 83 B FF 95 F SI 96 S SL 83 2-3 ② K			3	1	1	1	0	1	0
4 Cliff Pennington, S (1, 4) OBP: 0.342, SLG: 0.226		C FF 94 S SI 94 B FF 95 B SL 84 S CH 87 2-3 ② K			S CH 84 B FF 93 B FF 93 B CH 84 X FF 94 3-1 ① G4-3		X CU 78 0-0 ③ F8			3	0	0	0	0	1	0
9 Tuffy Gosewisch, R (1, 2) OBP: 0.264, SLG: 0.277		C FF 95 C SI 95 S SI 96 0-3 ③ K			B FF 94 C FF 94 B SL 85 S SI 94 F SI 96 B FF 97 F SI 96 X FF 96 3-2 ② P2			B FF 93 F FF 93 C FF 93 B FF 92 X SL 82 2-2 13 SH5-4 2B		3	0	1	0	0	1	0
13 Nick Ahmed, R (1, 6) OBP: 0.226, SLG: 0.147			B FF 94 F FF 92 S FF 94 B SI 96 F FF 96 X FF 96 2-2 ① P6		C SI 95 X SI 95 0-1 ③ G6-3			C FF 92 X FF 92 0-1 ① SH5-4 2-3		2	0	0	0	0	0	0
41 Daniel Hudson, R (1, 1) 56 JC Ramírez, R (4, 1) 24 Yasmany Tomás, R (6, PH) OBP: 0.356, SLG: 0.333 59 Oliver Pérez, L (7, 1) 50 Evan Marshall, R (7, 1) 5 Ender Inciarte, L (8, PH) OBP: 0.339, SLG: 0.393 (9, 9)			B FF 93 F SI 92 T SI 94 F SL 84 F FF 97 C SL 84 1-3 ② K			B FF 92 B FF 93 F FF 94 C FF 93 C SI 95 2-3 ① K		B CU 72 F CU 72 S CU 74 B B FF 92 F B CU 75 4-2 BB		1 0 1 0 0 0	0 0 0 0 0 0	0 0 0 0 0 0	0 0 0 0 0 0	1 0 1 0 0 1	0 0 0 0 0 0	0 0 0 0 0 0
Inning Stats	R: 0 E: 0 K: 1 S: 12 H: 0 LOB: 0 BB: 0 P: 20	R: 1 E: 0 K: 2 S: 9 H: 1 LOB: 0 BB: 0 P: 11	R: 1 E: 0 K: 1 S: 14 H: 1 LOB: 0 BB: 0 P: 19	R: 0 E: 0 K: 0 S: 7 H: 0 LOB: 0 BB: 0 P: 12	R: 0 E: 0 K: 0 S: 9 H: 0 LOB: 0 BB: 0 P: 15	R: 0 E: 0 K: 1 S: 9 H: 2 LOB: 1 BB: 0 P: 13	R: 0 E: 0 K: 1 S: 7 H: 0 LOB: 0 BB: 0 P: 11	R: 0 E: 0 K: 0 S: 13 H: 1 LOB: 2 BB: 1 P: 19		1B: 2 2B: 1 3B: 0 HR: 2	SF: 0 SAC: 1 DP: 1 HBP: 0		WP: 0 PB: 0 SB: 0 CS: 0	PA: 29		

	AB	27
	R	2
	H	5
	RBI	2
	BB	1
	SO	6
	LOB	6

PITCHER	IP	WLS	BF	H	R	ER	SO	BB	IBB	HBP	BLK	WP	HR	S	P	ERA	WHIP
34 Andrew Cashner, R (1, 1) ERA: 3.07	7.0	L	24	4	2	2	6	0	0	0	0	0	2	67	101	2.57	0.571
44 Dale Thayer, R (8, 1) ERA: 1.88	0.1		2	1	0	0	0	0	0	0	0	0	0	5	7	0.00	3.000
60 Frank Garces, L (8, 1) ERA: 1.35	0.0		1	0	0	0	0	1	0	0	0	0	0	3	7	∞	∞
37 Brandon Maurer, R (8, 1) ERA: 2.87	0.2		2	0	0	0	0	0	0	0	0	0	0	5	5	0.00	0.000

PITCHER	IP	WLS	BF	H	R	ER	SO	BB	IBB	HBP	BLK	WP	HR	S	P	ERA	WHIP

Washington Nationals @ Arizona Diamondbacks

Chase Field, Phoenix, AZ

Mon May 11 2015, 6:40 PM - 9:25 PM MST

Att. 16,406 - Clear - 94 F

livebaseballscorecards.com

Batter	1	2	3	4	5	6	7	8	9	AB	R	H	RBI	BB	SO	LOB
2 Denard Span, L (1, 8) OBP: 0.342, SLG: 0.514	C FC 85 X FC 84 0-1 HR	D CU 71 X FC 83 1-0 28 SF8 5 1B 34 1B 1-2 2-H 1B	C FF 90 C SI 89 B SI 90 S SL 84 1-3 ② K		D SL 81 T SI 87 X SL 82 1-1 ② F7		B SI 88 C CU 80 X SL 84 1-1 ② P6			5	2	2	2	0	1	2
5 Yunel Escobar, R (1, 5) OBP: 0.388, SLG: 0.423	X FC 83 0-0 34 F9 28 BB 11 HR 1B	C CH 78 F FC 84 B CH 77 X FC 84 1-2 11 BB 34 1B 40 2B 1-2 2-3 1B	X SI 89 0-0 1B		C CU 77 B CH 81 X CH 80 1-1 1-2 2-H 1B		X SI 88 0-0 1B			5	2	5	1	0	0	0
28 Jayson Werth, R (1, 7) OBP: 0.275, SLG: 0.244 25 Clint Robinson, L (6, 7) OBP: 0.250, SLG: 0.289	C FC 83 D CH 76 B FC 83 B FC 84 1 SAFE D CH 76 4-1 11 HR 1-2 BB	B CH 77 F CH 76 X CH 77 1-1 ① SF8 2-3 3-H	C CU 77 B SL 84 B CH 81 B SL 82 C CH 82 F CH 83 X SL 83 3-2 ③ G4-3		C CU 75 S SI 87 B FF 88 B SL 82 D CH 81 X FF 88 3-2 ③ F9		S SL 81 B SL 82 F FF 88 F SL 83 D CU 78 F SL 84 C SI 90 2-3 ③ K			2 1	1 0	0 0	1 0	1 0	0 1	3 1
34 Bryce Harper, L (1, 9) OBP: 0.434, SLG: 0.640 64 Blake Treinen, R (8, 1)	B FC 85 B FC 85 S CH 78 B CH 78 X FC 85 3-1 ① F9 2-3	S CH 76 F FC 85 D CH 76 F CH 74 B FC 84 F FC 86 B FC 86 X CH 78 3-2 11 BB 40 2B 1-2 3-H 1B	X SL 81 0-0 ① F8			S SL 82 B SI 87 B SL 82 B FF 88 B SI 88 4-1 20 1B BB		C SL 84 X SI 88 0-1 ① L8		4 0	1 0	1 0	1 0	1 0	0 0	2 0
11 Ryan Zimmerman, R (1, 3) OBP: 0.293, SLG: 0.417 12 Tyler Moore, R (6, PH) OBP: 0.267, SLG: 0.333 (6, 3)	B FC 84 S FC 85 B FC 85 X FC 85 2-1 1-H 3-H HR	S CU 77 B SL 84 B SI 88 B SI 88 B CH 81 4-1 40 2B 1-2 2-3 BB		B SI 88 X CH 80 1-0 ② G5-3		B CH 85 F SI 86 S CH 81 S SL 82 2-3 ① K		C CU 76 B CH 81 B SL 83 F CH 81 X SI 89 2-2 ② G5-3		2 2	2 0	1 0	3 0	1 0	0 1	0 1
40 Wilson Ramos, R (1, 2) OBP: 0.343, SLG: 0.408	C CH 78 X FC 84 0-1 ② L8	F SL 82 X CU 77 0-1 1-H 2-H 3-H 2B		X FF 88 0-0 ③ L4		S CH 81 F CH 81 B SI 86 F SL 84 F SL 82 F SI 88 S CU 78 1-3 ② K		B SL 83 F CH 80 X CH 84 1-1 ③ F7		5	0	1	3	0	1	1
20 Ian Desmond, R (1, 6) OBP: 0.293, SLG: 0.362	B FC 83 S CH 76 S CH 77 B FC 84 F FC 84 X CH 77 2-2 ③ G6-3	F SI 88 S CH 81 D CH 82 S SL 83 1-3 ② K			B CU 74 X CH 79 1-0 ① L6	B SL 83 B CH 81 X CH 82 2-0 1-2 1B			F FF 95 B FF 94 C SL 84 B SL 85 F SL 85 F FF 95 B SL 85 C FF 96 3-3 ① K	5	0	1	0	0	2	1
8 Danny Espinosa, S (1, 4) OBP: 0.344, SLG: 0.470	A FC 83 B FC 82 X CH 76 2-0 2 1B 31 1B 1B C CU 77 F CU 78 S CH 81 B FF 89 F SL 82 S FF 90 2-3 ③ K				X CH 80 0-0 31 1B 5 1B 1B	F CU 77 F SL 82 F CU 78 S CU 77 0-3 ③ K			C FF 95 B FF 96 S SL 89 S SL 87 1-3 ② K	5	2	2	0	0	3	3
31 Max Scherzer, R (1, 1) OBP: 0.176, SLG: 0.176 3 Michael Taylor, R (8, 9) OBP: 0.311, SLG: 0.435		L FC 83 X CH 76 0-1 5 1B 2 1B 28 SF8 1-2 1B B SI 88 T SI 86 S SI 87 S CU 77 1-3 ① K			X SL 81 0-0 5 1B 1-2 1B		C CH 86 C SI 86 F CU 78 B CU 77 F SI 88 X SL 84 1-2 ① G4-3		C SL 87 B SL 84 X FF 95 1-1 ③ G6-3	4 1	1 0	2 0	0 0	0 0	1 0	0 0
Inning Stats	R: 4 E: 0 K: 0 S: 14 H: 3 LOB: 0 BB: 1 P: 25	R: 6 E: 0 K: 2 S: 25 H: 6 LOB: 1 BB: 1 P: 40	R: 0 E: 0 K: 2 S: 11 H: 1 LOB: 1 BB: 0 P: 16	R: 0 E: 0 K: 0 S: 3 H: 0 LOB: 0 BB: 0 P: 4	R: 1 E: 0 K: 0 S: 10 H: 3 LOB: 2 BB: 0 P: 16	R: 0 E: 0 K: 3 S: 15 H: 1 LOB: 1 BB: 1 P: 24	R: 0 E: 0 K: 1 S: 13 H: 1 LOB: 1 BB: 0 P: 17	R: 0 E: 0 K: 0 S: 7 H: 0 LOB: 0 BB: 0 P: 10	R: 0 E: 0 K: 2 S: 10 H: 0 LOB: 0 BB: 0 P: 15	1B: 12 2B: 1 3B: 0 HR: 2 SF: 1 SAC: 0 DP: 0 HBP: 0	WP: 0 PB: 0 SB: 0 CS: 0 PA: 45					

TOP	
AB	41
R	11
H	15
RBI	11
BB	3
SO	10
LOB	14

PITCHER		IP	WLS	BF	H	R	ER	SO	BB	IBB	HBP	BLK	WP	HR	S	P	ERA	WHIP
55 Josh Collmenter, R ERA: 5.27	(1, 1)	1.1	L	13	8	9	9	0	1	0	0	0	0	2	28	47	60.75	6.750
54 Vidal Nuño, L ERA: 2.7	(2, 1)	6.2		29	7	2	2	8	2	0	0	0	0	0	70	105	2.70	1.350
36 Enrique Burgos, R ERA: 5.14	(9, 1)	1.0		3	0	0	0	2	0	0	0	0	0	0	10	15	0.00	0.000

PITCHER	IP	WLS	BF	H	R	ER	SO	BB	IBB	HBP	BLK	WP	HR	S	P	ERA	WHIP

BOTTOM

Batter	1	2	3	4	5	6	7	8	9	AB	R	H	RBI	BB	SO	LOB
5 Ender Inciarte, L (1, 9) OBP: 0.344, SLG: 0.405	C FF 92 F FF 94 X CH 86 0-2 ① G3		B FF 94 X FF 94 1-0 1-3 2B		S FF 95 D CH 87 C CH 87 B FF 95 F CU 82 F FF 96 X SL 90 2-2 ③ L9			C SI 95 X SI 98 0-1 31 G5-4-3 1B		4	0	2	0	0	0	2
11 AJ Pollock, R (1, 8) OBP: 0.349, SLG: 0.417	X FF 95 0-0 ② G1-3		S SL 87 S SL 87 S SL 87 0-3 ③ K			C FF 92 S SL 85 B FF 94 C FF 95 1-3 ① K		C SI 96 F SL 85 B SL 87 X SI 97 1-2 ① L4		4	0	0	0	0	2	3
44 Paul Goldschmidt, R (1, 3) OBP: 0.440, SLG: 0.640 31 Jordan Pacheco, R (4, 3) OBP: 0.349, SLG: 0.417	C FF 95 C SL 86 X FF 96 0-2 ③ P4			B FF 92 X FF 94 1-0 ① L8		B SL 84 C SL 85 C FF 95 B CH 87 B FF 95 X SL 86 3-2 HR		C SI 97 D SL 87 B SI 98 X SI 96 2-1 ②③ G5-4-3 1-2f		1 3	0 1	0 1	0 1	0 0	0 0	0 1
6 David Peralta, L (1, 7) OBP: 0.329, SLG: 0.533		C FF 93 B FF 93 X CU 78 1-1 ① G4-3		X CU 78 0-0 ② F9		C FF 94 X FF 94 0-1 ② G6-3			F SI 94 B FF 95 F FF 95 B SL 84 B SI 96 F SI 94 F SI 96 B SI 96 4-2 24 G5-3 BB	3	0	0	0	1	0	0
24 Yasmany Tomás, R (1, 5) OBP: 0.333, SLG: 0.310		B FF 95 S FF 94 S SL 86 F FF 96 C FF 96 1-3 ② K		B SL 86 X FF 95 1-0 ③ G3-1		C FF 94 F SL 84 S SL 85 0-3 ③ K			F SI 96 X SI 96 0-1 ① G5-3 1-2	4	0	0	0	0	2	1
2 Aaron Hill, R (1, 4) OBP: 0.316, SLG: 0.425 13 Nick Ahmed, R (6, 6) OBP: 0.221, SLG: 0.143		C FF 95 F SL 83 B CH 86 B CH 88 B FF 96 C SL 86 3-3 ③ K			B FF 92 X FF 93 1-0 ① L8		B FF 91 F FF 93 F CH 85 X SL 85 1-2 ① G5-3		B SI 96 T SI 95 C SL 86 S SL 85 1-3 ② K	2 2	0 0	0 0	0 0	0 0	1 1	0 1
16 Chris Owings, R (1, 6) OBP: 0.250, SLG: 0.337 (6, 4)			C FF 93 F FF 93 X SL 86 0-2 5 2B 1B		C SL 83 F FF 94 B CH 86 B FF 95 B SL 85 X FF 95 3-2 9 1B 1B		F FF 94 F FF 94 B CH 85 F CU 78 S SL 85 1-3 ② K		B SI 97 B SI 96 F SI 96 F SI 96 X SI 97 2-2 ③ G2	4	0	2	0	0	1	1
9 Tuffy Gosewisch, R (1, 2) OBP: 0.278, SLG: 0.282			B FF 92 C SL 85 F FF 94 X FF 94 1-2 ① P3		X FF 93 0-0 1-2 1B		B FF 93 B SL 84 S FF 93 S FF 94 F SL 85 B FF 95 F FF 94 F FF 96 B CH 87 4-2 BB			2	0	1	0	1	0	1
55 Josh Collmenter, R (1, 1) OBP: 0.250, SLG: 0.250 54 Vidal Nuño, L (2, 1) 36 Enrique Burgos, R (9, 1)			S FF 92 X FF 93 0-1 ② B2		S FF 95 X FF 95 0-1 ② F7		F FF 95 B CU 77 X FF 95 1-1 ③ G4-3			0 3 0	0 0 0	0 0 0	0 0 0	0 0 0	0 0 0	0 4 0
Inning Stats	R: 0 E: 0 K: 0 S: 7 H: 0 LOB: 0 BB: 0 P: 7	R: 0 E: 0 K: 2 S: 9 H: 0 LOB: 0 BB: 0 P: 14	R: 0 E: 0 K: 1 S: 12 H: 2 LOB: 2 BB: 0 P: 14	R: 0 E: 0 K: 0 S: 3 H: 0 LOB: 0 BB: 0 P: 5	R: 0 E: 0 K: 0 S: 12 H: 2 LOB: 2 BB: 0 P: 18	R: 1 E: 0 K: 2 S: 11 H: 1 LOB: 0 BB: 0 P: 15	R: 0 E: 0 K: 1 S: 14 H: 0 LOB: 1 BB: 1 P: 21	R: 0 E: 0 K: 0 S: 7 H: 1 LOB: 0 BB: 0 P: 10	R: 0 E: 0 K: 1 S: 12 H: 0 LOB: 1 BB: 1 P: 19	1B: 4 2B: 1 3B: 0 HR: 1 SF: 0 SAC: 0 DP: 1 HBP: 0						

PITCHER		IP	WLS	BF	H	R	ER	SO	BB	IBB	HBP	BLK	WP	HR	S	P	ERA	WHIP
31 Max Scherzer, R ERA: 1.99	(1, 1)	7.0	W	27	5	1	1	6	1	0	0	0	0	1	68	94	1.29	0.857
64 Blake Treinen, R ERA: 4.5	(8, 1)	2.0		7	1	0	0	1	1	0	0	0	0	0	19	29	0.00	1.000

PITCHER	IP	WLS	BF	H	R	ER	SO	BB	IBB	HBP	BLK	WP	HR	S	P	ERA	WHIP

Washington Nationals @ Arizona Diamondbacks

Chase Field, Phoenix, AZ

Mon May 11 2015, 6:40 PM - 9:25 PM MST

Att. 16,406 - Clear - 94 F

livebaseballscorecards.com

AB	32
R	1
H	6
RBI	1
BB	2
SO	7
LOB	14

WP: 0 PB: 0 SB: 0 CS: 0 PA: 34

Batter	1	2	3	4	5	6	7	8	9	AB	R	H	RBI	BB	SO	LOB
2 Denard Span, L (1, 8) OBP: 0.361, SLG: 0.533	B FF 94 C FF 94 B FF 95 B FF 94 C FF 94 X FF 95 3-2 5 G1-4-6-3 1B		C CH 88 B FF 97 S CH 88 D SI 91 B CH 86 X SL 85 3-2 5 G4-3 2-H 2B		X FF 94 0-0 L8		B SI 93 B CH 85 B FF 94 B FF 94 4-0 BB		F SL 81 X SI 93 0-1 FC6-5 5 1B 2-3 3-H	3	0	2	1	1	0	1
12 Tyler Moore, R (9, PH) OBP: 0.258, SLG: 0.321										1	0	0	1	0	0	1
5 Yunel Escobar, R (1, 5) OBP: 0.381, SLG: 0.414	1 SAFE D SL 83 X SL 81 1-0 G1-4-6-3 1-2f		B SI 96 F FF 98 X SI 95 1-1 G4-3 2-3		C SL 83 C FF 95 S SL 83 0-3 K		C SI 94 F CH 89 X SL 85 0-2 G5-3		X SI 93 0-0 1-2 1B	5	0	1	0	0	1	4
28 Jayson Werth, R (1, 7) OBP: 0.271, SLG: 0.242	B FF 94 C FF 95 X FF 96 1-1 G6-3		S SL 83 X FF 97 0-1 F9			C FF 92 X FF 96 0-1 34 HR 1B		C SI 92 C SI 93 B SI 93 F SI 93 B SL 82 X SI 93 2-2 G6-3	B SI 90 C FF 92 S SL 80 X CH 83 1-2 G1-3	5	1	1	0	0	0	3
34 Bryce Harper, L (1, 9) OBP: 0.442, SLG: 0.675		X FF 94 0-0 F7	F FF 92 F FF 94 B FF 95 B CH 88 F CH 87 F SI 91 F FF 98 X SI 96 2-2 11 1B 40 G4-3 2B		S CH 84 S CH 85 B CH 88 B FF 96 X CH 84 2-2 1-H HR		B SL 83 C SI 94 S SI 93 B SL 84 F SI 95 B FF 94 B SI 95 4-2 11 G6-3 BB		3	2	2	2	1	0	0
11 Ryan Zimmerman, R (1, 3) OBP: 0.299, SLG: 0.427		C FF 93 B FF 94 C FF 94 F FF 96 X CH 89 1-2 2B	C FF 96 X FF 95 0-1 40 G4-3 2-3 1B		C FF 94 X SL 84 0-1 G6-3		X SI 93 0-0 G6-3 1-2f		4	0	2	0	0	0	1
40 Wilson Ramos, R (1, 2) OBP: 0.339, SLG: 0.402		C FF 95 F SI 95 F FF 96 C FF 97 0-3 K	X SL 83 0-0 G4-3 1-2f 3-H		B SL 84 X FF 95 1-0 G4-3			C SI 92 B SI 93 B FF 92 F FF 93 B SI 94 X SI 93 3-2 8 26 2B 1B	4	1	1	0	0	1	2
20 Ian Desmond, R (1, 6) OBP: 0.287, SLG: 0.353		F FF 96 X FF 96 0-1 G3	S SL 81 C SL 86 X FF 96 0-2 G4-3		C SL 82 F FF 95 S SL 82 0-3 K			D SI 93 T SI 92 B CH 85 B SI 93 F FF 92 F FF 92 X SI 93 3-2 F9	3	0	0	0	0	1	1
60 Matt Grace, L (6, 1)									0	0	0	0	0	0	0
30 Aaron Barrett, R (7, 1)									0	0	0	0	0	0	0
25 Clint Robinson, L (8, 1) OBP: 0.250, SLG: 0.289									0	0	0	0	0	0	0
3 Michael Taylor, R (9, PH) OBP: 0.307, SLG: 0.429									1	0	0	0	0	0	1
8 Danny Espinosa, S (1, 4) OBP: 0.351, SLG: 0.465			B FF 93 B SI 92 B CH 85 B FF 93 4-0 37 SH1-4 2 2B BB		X FF 94 0-0 G6-3		X SI 92 0-0 G4-3		C FF 92 X FF 93 0-1 26 2B 1-2 12 FC6-5 1B	3	2	1	0	1	0	0
(6, 6)																
37 Stephen Strasburg, R (1, 1)			L FF 92 L SL 83 X SL 84 0-2 SH1-4 1-2		B FF 94 B FF 92 C FF 93 X FF 94 2-1 1B		B FF 91 C CU 80 B SL 82 S FF 93 S CH 89 2-3 K		X SI 93 0-0 12 FC6-5 1-3 2-H 2B	0	0	0	0	0	0	0
36 Sammy Solís, R (4, 1) OBP: 0.500, SLG: 0.500										1	0	1	0	0	0	0
26 Dan Uggla, R (6, 4) OBP: 0.290, SLG: 0.393										2	0	1	1	0	1	0
Inning Stats	R: 0 E: 0 K: 0 S: 6 H: 1 LOB: 0 BB: 0 P: 11	R: 0 E: 0 K: 1 S: 11 H: 1 LOB: 1 BB: 0 P: 12	R: 1 E: 0 K: 0 S: 10 H: 1 LOB: 1 BB: 1 P: 18	R: 1 E: 0 K: 0 S: 12 H: 2 LOB: 0 BB: 0 P: 14	R: 0 E: 0 K: 1 S: 7 H: 1 LOB: 1 BB: 0 P: 9	R: 2 E: 0 K: 1 S: 11 H: 2 LOB: 0 BB: 0 P: 14	R: 0 E: 0 K: 1 S: 7 H: 0 LOB: 1 BB: 1 P: 13	R: 0 E: 0 K: 0 S: 8 H: 0 LOB: 0 BB: 1 P: 14	R: 2 E: 0 K: 0 S: 16 H: 4 LOB: 2 BB: 0 P: 23	1B: 7 2B: 4 3B: 0 HR: 1 SF: 0 SAC: 1 DP: 3 HBP: 0						

PITCHER		IP	WLS	BF	H	R	ER	SO	BB	IBB	HBP	BLK	WP	HR	S	P	ERA	WHIP
12 Rubby De La Rosa, R ERA: 4.5	(1, 1)	7.0	W	29	8	4	4	4	2	0	0	0	0	1	64	91	5.14	1.429
40 Andrew Chafin, L ERA: 4.34	(8, 1)	1.2		9	4	2	2	0	1	0	0	0	0	0	21	33	10.80	3.000
48 Randall Delgado, R ERA: 2.3	(9, 1)	0.1		1	0	0	0	0	0	0	0	0	0	0	3	4	0.00	0.000

PITCHER	IP	WLS	BF	H	R	ER	SO	BB	IBB	HBP	BLK	WP	HR	S	P	ERA	WHIP

TOP

Washington Nationals @ Arizona Diamondbacks

Chase Field, Phoenix, AZ

Tue May 12 2015, 6:41 PM - 9:39 PM MST

Att. 19,053 - Cloudy - 89 F

livebaseballscorecards.com

AB	35
R	6
H	12
RBI	5
BB	3
SO	4
LOB	14

WP: 0	PA: 39		
PB: 0			
SB: 0			
CS: 0			

BOTTOM

Washington Nationals @ Arizona Diamondbacks
Chase Field, Phoenix, AZ
Tue May 12 2015, 6:41 PM - 9:39 PM MST
Att. 19,053 - Cloudy - 89 F

livebaseballscorecards.com

Batter	1	2	3	4	5	6	7	8	9	AB	R	H	RBI	BB	SO	LOB
5 Ender Inciarte, L (1, 8) OBP: 0.339, SLG: 0.429	C FF 96 B SI 96 F SI 97 F CU 83 F FF 96 B FF 96 X CH 90 2-2 G3 ①		B CU 79 X FF 95 1-0 HR	C CH 89 D CH 88 F FF 96 F CU 82 D CH 90 F FF 96 F FF 96 X CH 88 2-2 SF8 ① 2-3 3-H	B KC 82 B KC 84 X SI 93 2-0 SF7 ② 1-2 2-3 3-H		X SI 94 0-0 L8 ①			3	1	1	3	0	0	0
15 Mark Trumbo, R (1, 9) OBP: 0.318, SLG: 0.575	B FF 97 X FF 95 1-0 L8 ②		C FF 96 S SL 90 B CH 90 S CH 88 1-3 K ① X SL 89 0-0 HR 1-H 3-H	B SI 92 B SI 92 2-0 2-5-2 3-H	C SI 91 B SI 92 F SI 92 B KC 85 X SI 92 2-2 HR ③	B SL 85 B SL 84 B FF 94 C FF 92 X FF 94 3-1 L9 ②			5	2	2	4	0	1	0
44 Paul Goldschmidt, R (1, 3) OBP: 0.439, SLG: 0.624	B FF 97 B SL 91 C FF 96 B CH 90 B FF 97 4-1 6 1B 2 2B BB		C SL 89 B CU 81 B FF 95 F SL 89 B CH 89 S SL 90 3-3 K ②	B SI 93 B CH 82 C SI 93 F SI 95 F KC 82 F SI 94 X SI 94 2-2 P3 ②		B CH 82 B CH 84 B SI 94 B SI 91 4-0 16 1B 2 1B 9 WP BB	X FF 94 0-0 F8 ③			3	2	0	0	2	1	0
6 David Peralta, L (1, 7) OBP: 0.344, SLG: 0.538	C FF 94 F CH 87 F FF 96 1 SAFE 1 SAFE B CH 88 B FF 96 X FF 96 2-2 2 2B 1-2 1B		X FF 94 0-0 1B	C KC 82 X KC 82 0-1 G4-3 ③		C SI 91 B KC 81 B KC 82 B SI 91 X SI 91 3-1 F8 ①		B CH 81 X CH 79 1-0 1B		5	1	3	0	0	0	1
2 Aaron Hill, R (1, 5) OBP: 0.333, SLG: 0.449	B FF 95 F FF 96 F CH 89 X FF 96 1-2 1-H 2-H 2B		X SL 88 0-0 G3 ③		B SI 93 B SI 93 C SI 94 B CH 84 F SI 94 X SI 94 3-2 16 2B 12 1B 1B	S SI 89 X SI 89 0-1 9 WP 16 1B 9 SF7 1-2 1B		F CH 80 F CU 70 S CH 81 0-3 K ①		5	2	3	2	0	1	2
16 Chris Owings, R (1, 4) OBP: 0.265, SLG: 0.376	S CU 81 X FF 94 0-1 L4 ③			B FF 94 X SL 90 1-0 9 1B 3B	C SI 94 F KC 82 X KC 84 0-2 12 1B 5 SF7 1-3 2B	X SI 90 0-0 9 WP 13 1B 1-2 2-3 1B		F CH 81 X CU 71 0-1 F8 ②		5	3	3	0	0	0	2
9 Tuffy Gosewisch, R (1, 2) OBP: 0.274, SLG: 0.281		C SL 90 F FF 95 X CU 81 0-2 P6 ①		F FF 95 B CH 89 X CH 87 1-1 12 SH 13 1B 5 SF8 3-H 1B	S KC 82 C SI 93 B SI 94 B SI 93 F KC 84 S SI 94 2-3 K ①	B CH 84 C SI 89 C CH 84 F SI 90 B SL 82 F SI 92 F SI 91 D CH 86 X SI 91 3-2 SF7 ② 1-2 2-H 3-H		B CU 73 X CH 81 1-0 G5-3 ③		4	1	1	2	0	1	3
13 Nick Ahmed, R (1, 6) OBP: 0.244, SLG: 0.163		B FF 94 F FF 94 B FF 94 C FF 95 B CH 89 S FF 96 3-3 K ②		S FF 95 C FF 96 D CU 82 F FF 94 X CU 81 1-2 5 SF8 12 SH 15 HR 1-2 1B	I IN 76 I IN 77 I IN 78 I IN 81 4-0 5 SF7 12 1B 15 2-5-2 IBB	F SL 82 B SI 91 D CH 85 X SI 90 2-1 2-H 1B				3	1	2	1	1	1	0
12 Rubby De La Rosa, R (1, 1) OBP: 0.063, SLG: 0.063 40 Andrew Chafin, R (8, 1) 48 Randall Delgado, R (9, 1)		C FF 94 B FF 95 X FF 95 1-1 G6-3 ③		X FF 92 0-0 SH 15 HR 1-2 2-3	B SI 93 C SI 93 X SI 93 1-1 5 SF7 1-2 2-3 3-H 1B	F SI 92 C SI 91 T SL 83 0-2 K ③				3 0 0	1 0 0	1 0 0	1 0 0	0 0 0	1 0 0	1 0 0
Inning Stats	R: 2 E: 0 K: 0 S: 16 H: 2 LOB: 1 BB: 1 P: 26	R: 0 E: 0 K: 1 S: 8 H: 0 LOB: 0 BB: 0 P: 12	R: 1 E: 0 K: 2 S: 9 H: 2 LOB: 1 BB: 0 P: 14	R: 5 E: 1 K: 0 S: 22 H: 4 LOB: 0 BB: 0 P: 29	R: 2 E: 0 K: 1 S: 13 H: 3 LOB: 2 BB: 1 P: 27	R: 4 E: 0 K: 1 S: 19 H: 4 LOB: 1 BB: 1 P: 33	R: 0 E: 0 K: 0 S: 4 H: 0 LOB: 0 BB: 0 P: 7	R: 0 E: 0 K: 1 S: 7 H: 1 LOB: 1 BB: 0 P: 9		1B: 10 2B: 2 3B: 1 HR: 3 SF: 3 SAC: 1 DP: 0 HBP: 0						

	AB	36
	R	14
	H	16
	RBI	13
	BB	3
	SO	6
	LOB	9

WP: 1 PA: 43
PB: 0
SB: 0
CS: 0

PITCHER		IP	WLS	BF	H	R	ER	SO	BB	IBB	HBP	BLK	WP	HR	S	P	ERA	WHIP
37 Stephen Strasburg, R ERA: 6.06	(1, 1)	3.1	L	20	8	8	7	3	1	0	0	0	0	2	48	72	18.90	2.700
36 Sammy Solís, L ERA: 4.5	(4, 1)	2.0		12	4	4	4	1	1	1	0	0	0	1	25	50	18.00	2.500
60 Matt Grace, L ERA: 4.05	(6, 1)	0.2		5	3	2	2	1	0	0	0	0	1	0	14	19	27.00	4.500
30 Aaron Barrett, R ERA: 3.29	(7, 1)	1.0		3	0	0	0	0	0	0	0	0	0	0	4	7	0.00	0.000
25 Clint Robinson, L ERA:	(8, 1)	1.0		4	1	0	0	1	0	0	0	0	0	0	7	9	0.00	1.000

PITCHER		IP	WLS	BF	H	R	ER	SO	BB	IBB	HBP	BLK	WP	HR	S	P	ERA	WHIP

Batter	1	2	3	4	5	6	7	8	9	AB	R	H	RBI	BB	SO	LOB
2 Denard Span, L (1, 8) OBP: 0.375, SLG: 0.532	C FF 89 B CH 81 F FF 90 B FF 91 X FF 91 2-2 ① G4-3		B FF 90 B CH 80 B FF 90 C FF 89 B FF 90 4-1 5 HBP 28 HR BB		X CU 73 0-0 11 S 34 BB 1B	X FF 93 0-0 ③ F8			C SL 87 B FF 93 B SL 86 X FF 93 2-1 28 BB 5 1B 3 HR 1B	4	2	2	0	1	0	0
5 Yunel Escobar, R (1, 5) OBP: 0.382, SLG: 0.408	F CU 74 S CH 78 C FF 90 0-3 ② K		1 SAFE 1 SAFE B CH 80 H SI 89 2-0 1-2 28 HR HBP		1 SAFE L FF 91 1 SAFE X FF 91 0-1 ① F9		C FF 90 B FF 94 X FF 91 1-1 ① P3		B FF 93 1 SAFE B FF 92 X FF 93 2-0 1-2 28 BB 3 HR 1B	4	2	1	0	0	1	1
28 Jayson Werth, R (1, 7) OBP: 0.277, SLG: 0.274	F FF 90 B FF 91 S CH 80 X CH 81 1-2 ③ F7		B FF 90 B FF 91 S CH 80 X FF 90 2-1 1-H 2-H HR		1 SAFE X CH 80 0-0 ② F7		B FF 95 C CH 84 C FF 92 B SL 82 X FF 93 2-2 ② G6-3		C FF 93 B SL 83 B FF 93 B FF 93 B FF 93 4-1 1-2 2-3 3 HR BB	4	2	1	3	1	0	1
34 Bryce Harper, L (1, 9) OBP: 0.444, SLG: 0.675 3 Michael Taylor, R (7, 9) OBP: 0.316, SLG: 0.479		S CU 76 B CU 78 B FF 90 F FF 91 X FF 91 2-2 11 G4-3 2B	B FF 90 B FC 86 C CH 81 X CH 82 2-1 ③ P4		B CU 79 F FF 91 B FF 91 D CH 81 S CH 82 B FF 92 4-2 1-2 11 S BB		C SL 80 B FF 93 B SI 91 S SL 80 S SL 81 2-3 ③ K		D SL 86 X FF 92 1-0 1-H 2-H 3-H HR	3 1	0 1	1 1	0 4	1 0	1 0	0 0
11 Ryan Zimmerman, R (1, 3) OBP: 0.295, SLG: 0.419		C FF 90 F CU 79 X CU 79 0-2 ① G4-3 2-3	C FF 89 F CU 76 X CH 80 0-2 59 G6-3 20 G5-3 1B	C FF 92 B FF 91 X FF 92 1-1 ③ P4 1-2 2-3			B SI 83 B SI 83 C SI 83 X SI 83 2-1 ① G6-3	C FF 92 B SL 87 S SL 86 S FF 91 1-3 ② K	5	0	1	0	0	1	3
20 Ian Desmond, R (1, 6) OBP: 0.277, SLG: 0.341		B CH 80 B CH 81 X CH 80 2-0 ② G4-3	C FF 90 X SI 90 0-1 ① G5-3 1-2			X CH 80 0-0 ① G5-3	C SI 82 S CH 76 B CH 78 B CU 74 X CH 77 2-2 ② G6-3	S SL 84 X SL 84 0-1 ③ L8	5	0	0	0	0	0	2
59 Jose Lobaton, S (1, 2) OBP: 0.406, SLG: 0.500		B FF 90 B FF 90 X CH 80 2-0 ③ G3-1	X CH 78 0-0 ② G6-3 2-3			B FF 90 C CH 80 B FF 90 S CH 80 X CH 80 2-2 ② G3-1	C SI 83 S CH 78 F CH 76 B SI 83 B CH 78 B CU 74 B CH 76 4-2 BB		3	0	0	0	1	0	2
8 Danny Espinosa, S (1, 4) OBP: 0.356, SLG: 0.455			C CH 79 B FC 87 B FF 90 B FF 90 F FF 89 X CH 80 3-2 ① G4-3	I IN 73 I IN 76 I IN 75 I IN 79 4-0 IBB		B CH 79 F CH 79 B CH 78 B CH 79 B CH 79 4-1 12 HR BB	C SI 83 S CH 76 X CH 76 0-2 ③ G4-3		2	1	0	0	2	0	1
47 Gio González, R (1, 1) 12 Tyler Moore, R (6, PH) OBP: 0.281, SLG: 0.448 57 Tanner Roark, R (6, 1) 46 Matt Thornton, L (7, 1) 30 Aaron Barrett, R (8, 1) 25 Clint Robinson, L (9, PH) OBP: 0.244, SLG: 0.282 22 Drew Storen, S (9, 1)			C FF 90 F CU 77 B CU 78 F FF 90 S CU 78 1-3 ② K	B FF 89 S FF 91 S SI 91 B CU 80 C CU 78 2-3 ③ K		C SL 79 X SL 77 0-1 1-H HR		B FF 93 F FF 93 F FF 92 B FF 93 X FF 93 2-2 ① G5-3	2 1 0 0 0 1 0	0 1 0 0 0 0 0	0 1 0 0 0 0 0	0 2 0 0 0 0 0	0 0 0 0 0 0 0	2 0 0 0 0 0 0	2 0 0 0 0 0 0
Inning Stats	R: 0 E: 0 K: 1 S: 9 H: 0 LOB: 0 BB: 0 P: 12	R: 0 E: 0 K: 0 S: 8 H: 1 LOB: 1 BB: 0 P: 14	R: 3 E: 0 K: 1 S: 12 H: 1 LOB: 0 BB: 1 P: 26	R: 0 E: 0 K: 1 S: 9 H: 1 LOB: 2 BB: 1 P: 15	R: 0 E: 0 K: 0 S: 8 H: 1 LOB: 2 BB: 1 P: 13	R: 2 E: 0 K: 0 S: 8 H: 1 LOB: 0 BB: 1 P: 14	R: 0 E: 0 K: 1 S: 8 H: 0 LOB: 0 BB: 0 P: 13	R: 0 E: 0 K: 0 S: 11 H: 0 LOB: 1 BB: 1 P: 19	R: 4 E: 0 K: 1 S: 13 H: 3 LOB: 0 BB: 1 P: 25	1B: 4 2B: 1 3B: 0 HR: 3	SF: 0 SAC: 0 DP: 0 HBP: 1					

PITCHER	IP	WLS	BF	H	R	ER	SO	BB	IBB	HBP	BLK	WP	HR	S	P	ERA	WHIP
58 Jeremy Hellickson, R (1, 1) ERA: 5.92	5.2		26	4	4	4	3	3	1	1	0	0	1	51	91	6.35	1.235
48 Randall Delgado, R (6, 1) ERA: 2.7	1.0	B	4	1	1	1	0	0	0	0	0	0	1	8	11	9.00	1.000
59 Oliver Pérez, L (7, 1) ERA: 5.79	0.1		1	0	0	0	1	0	0	0	0	0	0	3	5	0.00	0.000
29 Brad Ziegler, R (8, 1) ERA: 1.26	1.0		4	0	0	0	0	1	0	0	0	0	0	11	19	0.00	1.000
43 Addison Reed, R (9, 1) ERA: 7.2	1.0	L	7	3	4	4	1	1	0	0	0	0	1	13	25	36.00	4.000

PITCHER	IP	WLS	BF	H	R	ER	SO	BB	IBB	HBP	BLK	WP	HR	S	P	ERA	WHIP

TOP

Washington Nationals @ Arizona Diamondbacks

Chase Field, Phoenix, AZ

Wed May 13 2015, 12:42 PM - 4:18 PM MST

Att. 19,026 - Sunny - 85 F

livebaseballscorecards.com

AB	35
R	9
H	8
RBI	9
BB	6
SO	5
LOB	12

WP: 0 PB: 0 SB: 2 CS: 0 PA: 42

Batter	1	2	3	4	5	6	7	8	9	AB	R	H	RBI	BB	SO	LOB
5 Ender Inciarte, L (1, 7) OBP: 0.341, SLG: 0.435	C FF 90 X SI 90 0-1 G6-3 ①		C FF 91 L CU 78 F FF 93 B FF 92 X FF 94 1-2 15 BB 44 2B 1B	B SI 91 C SI 92 L SI 93 F CU 79 X SI 93 1-2 G6-4-3 ①② 1-2f		S CH 83 X SI 95 0-1 1-3 2B		C SL 83 B SL 84 X SI 94 1-1 E6 15 CS		5	1	2	0	0	0	1
15 Mark Trumbo, R (1, 9) OBP: 0.322, SLG: 0.560	C SI 92 S CH 84 B CH 82 S CH 84 1-3 K ②		B CH 84 B SI 93 1 SAFE B SI 94 B SI 93 4-0 44 2B 11 G4-3 1-2 BB	X CU 78 0-0 G6-3 ③		B SL 88 B SL 89 F SL 87 S SL 87 F SI 96 B SI 96 F SL 88 F SI 96 X SI 96 3-2 P4 ②		1 SAFE B FF 95 B SI 95 C SL 86 B SL 87 C FF 95 B SL 87 4-2 11 1B 24 1B 1-2 BB ①		3	2	0	0	2	1	2
44 Paul Goldschmidt, R (1, 3) OBP: 0.451, SLG: 0.653	B SI 91 B SI 93 X SI 92 2-0 1B		C CH 86 X SI 94 0-1 11 G4-3 2 E 1-3 2-H 2B		C SI 91 C SI 91 B SI 92 X CU 80 1-2 11 1B 3B	I IN 75 I IN 81 I IN 84 I IN 83 4-0 IBB		F FF 95 F FF 95 F SI 97 C SL 86 0-3 K ②		4	2	3	1	1	1	1
11 AJ Pollock, R (1, 8) OBP: 0.351, SLG: 0.417	C SI 92 1 SAFE C SI 91 C SI 92 0-3 K ③		X CU 79 0-0 G4-3 ① 2-3 3-H		B SI 93 B CH 86 X CH 85 2-0 2 G6-4-3 3-H 1B	D SL 88 B SL 86 X SI 95 2-0 G4-3 ③		C SL 85 X FF 95 0-1 24 1B 1-2 1B		5	0	2	2	0	1	5
2 Aaron Hill, R (1, 5) OBP: 0.333, SLG: 0.444 48 Randall Delgado, R (6, 1) 59 Oliver Pérez, L (7, 1) 6 David Peralta, L (7, PH) OBP: 0.341, SLG: 0.531 29 Brad Ziegler, R (8, 1) 24 Yasmany Tomás, R (8, PH) OBP: 0.344, SLG: 0.322 43 Addison Reed, L (9, 1)		X SI 91 0-0 16 FC6-4 1B	C CH 84 X SI 93 0-1 E6 16 G6-3 3-H		1 SAFE 1 SAFE B SI 92 B CH 82 X SI 91 2-0 ① ② G6-4-3 1-2f		C CU 77 S CH 83 B CH 85 B CH 84 B SI 95 F SI 94 F SI 94 C SI 95 3-3 ① K	C SL 86 S SL 86 B SL 86 F SL 86 D SL 86 X SL 87 2-2 1-3 2-H 1B		3 0 0 0 1 1 0 1	0 0 0 0 0 0 1 0	1 0 0 0 0 1 0 1	1 0 0 0 0 0 1 0	0 0 0 0 0 0 0 0	0 0 0 0 0 0 0 0	1 0 0 0 0 0 0 0
16 Chris Owings, R (1, 4) OBP: 0.271, SLG: 0.377		C CH 82 F SI 92 B CU 78 X CH 84 1-2 FC6-4 31 G6-3 13 E 1-2f ①	F SI 92 S CU 79 B SI 92 D CH 84 1 SAFE X CH 84 2-2 G6-3 ② 1-2		S CU 80 X CH 84 0-1 1B	C SL 88 B SI 96 C SI 95 F SL 89 X SI 96 1-2 13 FC5-4 31 1B 1B		F FF 94 X SL 86 0-1 L8 ③		5	1	2	0	0	0	4
31 Jordan Pacheco, R (1, 2) OBP: 0.354, SLG: 0.400		C SI 92 1 SAFE B SI 92 1 SAFE X CH 84 1-1 G6-3 ② 1-2	C CH 84 S FF 93 D CU 79 B CH 84 F CH 85 B FF 92 D CH 86 4-2 BB		C SI 91 1 SAFE 1 SAFE B SI 92 1 SAFE 1 SAFE B SI 92 X FF 92 2-1 F8 ③		1 SAFE 1 SAFE X SI 95 0-0 13 FC5-4 1-2 1B		C FF 94 B SL 82 B SL 82 B FF 94 C FF 94 C FF 95 3-3 ① K2-3	4	0	1	0	1	1	2
13 Nick Ahmed, R (1, 6) OBP: 0.242, SLG: 0.165		F CH 83 C SI 93 X CU 79 0-2 E7 2-H 1B	C SI 93 B FF 93 D CH 85 C SI 93 B SI 94 F SI 94 C CH 87 3-3 ③ K			F SL 86 B SI 95 S SL 88 F SL 86 B SI 96 F SL 88 S SL 87 2-3 ① K	B SL 88 B SL 87 F SI 95 X SI 95 2-1 ② FC5-4 1-2f 2-3		C FF 94 C SL 83 S SL 83 0-3 ② K	5	0	1	1	0	3	4
58 Jeremy Hellickson, R (1, 1) OBP: 0.250, SLG: 0.250 4 Cliff Pennington, S (6, 5) OBP: 0.341, SLG: 0.212		F SI 93 C FF 93 X SI 92 0-2 ③ F9		B SI 91 C SI 92 X SI 91 1-1 5 G6-4-3 1B		B SI 96 B SI 94 C SI 94 B SI 94 S SI 94 B SI 94 4-2 5 2B BB	B SI 94 T FF 94 C FF 95 B FF 95 B FF 95 F FF 95 F FF 95 F FF 95 3-3 S FF 95 ③ K		F FF 94 B CH 88 S CH 88 S SL 83 1-3 ③ K	2 2	0 0	1 0	0 0	0 1	0 2	1 2
Inning Stats	R: 0 E: 0 K: 2 S: 9 H: 1 LOB: 1 BB: 0 P: 12	R: 1 E: 1 K: 0 S: 12 H: 2 LOB: 1 BB: 0 P: 14	R: 3 E: 1 K: 1 S: 19 H: 2 LOB: 2 BB: 2 P: 33	R: 0 E: 0 K: 0 S: 7 H: 1 LOB: 0 BB: 0 P: 9	R: 1 E: 0 K: 0 S: 9 H: 3 LOB: 1 BB: 0 P: 16	R: 0 E: 0 K: 1 S: 16 H: 1 LOB: 3 BB: 2 P: 31	R: 0 E: 0 K: 2 S: 19 H: 2 LOB: 2 BB: 0 P: 28	R: 1 E: 1 K: 1 S: 16 H: 2 LOB: 2 BB: 1 P: 23	R: 0 E: 0 K: 3 S: 9 H: 0 LOB: 0 BB: 0 P: 13	1B: 11 2B: 2 3B: 1 HR: 0 SF: 0 SAC: 0 DP: 2 HBP: 0						

PITCHER		IP	WLS	BF	H	R	ER	SO	BB	IBB	HBP	BLK	WP	HR	S	P	ERA	WHIP
47 Gio González, L ERA: 4.25	(1, 1)	5.0		25	9	5	5	3	2	0	0	0	0	0	56	84	9.00	2.200
57 Tanner Roark, R ERA: 2.6	(6, 1)	1.2		10	3	0	0	2	1	1	0	0	0	0	28	49	0.00	2.400
46 Matt Thornton, L ERA: 3.12	(7, 1)	0.1		2	0	1	1	1	0	0	0	0	0	0	9	13	27.00	0.000
30 Aaron Barrett, R ERA: 3.68	(8, 1)	1.0	W	5	2	0	0	1	1	0	0	0	0	0	14	20	0.00	3.000
22 Drew Storen, R ERA: 1.2	(9, 1)	1.0	S	3	0	0	0	3	0	0	0	0	0	0	9	13	0.00	0.000

PITCHER	IP	WLS	BF	H	R	ER	SO	BB	IBB	HBP	BLK	WP	HR	S	P	ERA	WHIP

BOTTOM

Washington Nationals @ Arizona Diamondbacks

Chase Field, Phoenix, AZ

Wed May 13 2015, 12:42 PM - 4:18 PM MST

Att. 19,026 - Sunny - 85 F

livebaseballscorecards.com

AB	40
R	6
H	14
RBI	6
BB	5
SO	10
LOB	23

WP: 0 PA: 45
PB: 0
SB: 0
CS: 1

Batter	1	2	3	4	5	6	7	8	9	AB	R	H	RBI	BB	SO	LOB
5 Ender Inciarte, L (1, 9) OBP: 0.350, SLG: 0.442	C SI 91 X FF 91 0-1 1B		C FF 92 F FC 87 B FC 86 B SL 78 S SI 90 2-3 ② K		C SI 89 X SI 89 0-1 1-3 1B		X FF 92 0-0 ② L7		B FF 96 B FF 96 C FF 96 X FF 96 2-1 1B	5	0	3	0	0	1	2
11 AJ Pollock, R (1, 8) OBP: 0.346, SLG: 0.408	C SI 90 S FC 89 D FC 86 B SI 90 X FF 92 2-2 ① F9		X FF 91 0-0 ③ G5-3		C SI 89 F CH 84 B FC 83 B FF 91 F CH 84 C SL 76 2-3 ③ K		B SL 82 S SL 83 X FF 92 1-1 44 2B 1-3 2-H 1B		C SL 83 D SL 86 S SL 85 S SL 86 1-3 ③ K	5	1	1	1	0	2	4
44 Paul Goldschmidt, R (1, 3) OBP: 0.446, SLG: 0.648	B FF 91 1 SAFE X SI 90 1-0 ② F8			B FC 87 B FC 87 S FC 85 C CH 83 B SI 90 X FF 91 3-2 ① P6		F SI 88 X SI 89 0-1 ① F9	C SL 81 F FF 91 B FF 91 F FF 93 X CH 86 1-2 1-H 3-H 2B			4	0	1	2	0	0	1
6 David Peralta, L (1, 7) OBP: 0.337, SLG: 0.529	B SI 90 F CH 84 1 SAFE X SL 77 1-1 ③ G1-3			B CH 86 C SI 90 C FF 91 X CH 85 1-2 ② G1		X CU 66 0-0 2B	F FF 93 C FF 94 D SL 84 B SL 87 S FF 94 2-3 ③ K			4	0	1	0	0	1	2
16 Chris Owings, R (1, 4) OBP: 0.279, SLG: 0.381		X SI 90 0-0 1B		C FF 92 C SI 90 F FF 92 X FC 85 0-2 1B		C FF 91 X FF 89 0-1 ② F8		B FF 95 X SI 95 1-0 ① G1-3		4	0	2	0	0	0	1
4 Cliff Pennington, S (1, 5) OBP: 0.311, SLG: 0.189		C SI 89 X SI 87 0-1 ① L8		B CU 66 B FF 91 X FF 89 2-0 ③ F9		F CH 84 B FF 92 B FF 92 B FC 86 C FC 85 F SI 92 X SI 90 3-2 ③ G4-3		C SI 96 B SL 85 C SL 83 B SL 86 X FF 97 2-2 ② G3-1		4	0	0	0	0	0	3
9 Tuffy Gosewisch, R (1, 2) OBP: 0.273, SLG: 0.272		B FC 88 X SI 91 1-0 ② L8			F FC 86 F SI 89 F SI 91 F SI 88 X SL 76 0-2 ① G5-3		B SL 74 B SI 88 B FC 87 C FF 89 B FF 89 4-1 13 1B 11 1B BB	C FF 96 S SL 85 X FF 97 0-2 ③ L8		3	1	0	0	1	0	1
13 Nick Ahmed, R (1, 6) OBP: 0.245, SLG: 0.170 31 Jordan Pacheco, R (9, PH) OBP: 0.347, SLG: 0.390		L FF 92 B FF 91 B FC 86 X SI 90 2-1 ③ L9			X FC 86 0-0 ② G5-3		B FC 86 B SI 89 1 SAFE L FC 88 X FC 84 2-1 11 1B 44 2B 1-2 1B		C FF 94 B SL 84 F FF 95 S SI 96 1-3 ① K	3 1	1 0	1 0	0 0	0 0	0 1	1 0
57 Chase Anderson, R (1, 1) OBP: 0.250, SLG: 0.182 40 Andrew Chafin, R (6, 1) 15 Mark Trumbo, R (7, PH) OBP: 0.319, SLG: 0.555 41 Daniel Hudson, R (7, 1) 59 Oliver Pérez, L (7, 1) 36 Enrique Burgos, R (7, 1) 24 Yasmany Tomás, R (9, PH) OBP: 0.338, SLG: 0.317			C FF 90 X FF 92 0-1 ① L4		B FF 90 B FF 90 C FF 89 X FF 90 2-1 5 1B 1B		C FF 91 S FF 92 S SL 83 0-3 ① K		B SL 82 X SL 84 1-0 ② G1-3	2 0 1 0 0 0 0 1	0 0 0 0 0 0 0 0	1 0 0 0 0 0 0 0	0 0 0 0 0 0 0 0	0 0 0 0 0 0 0 0	0 1 0 0 0 0 0 0	0 2 0 0 0 0 0 0
Inning Stats	R: 0 E: 0 K: 0 S: 8 H: 1 LOB: 1 BB: 0 P: 12	R: 0 E: 0 K: 0 S: 6 H: 1 LOB: 1 BB: 0 P: 9	R: 0 E: 0 K: 1 S: 6 H: 0 LOB: 0 BB: 0 P: 8	R: 0 E: 0 K: 0 S: 11 H: 1 LOB: 1 BB: 0 P: 17	R: 0 E: 0 K: 1 S: 14 H: 2 LOB: 2 BB: 0 P: 18	R: 0 E: 0 K: 0 S: 9 H: 1 LOB: 1 BB: 0 P: 12	R: 3 E: 0 K: 2 S: 16 H: 3 LOB: 1 BB: 1 P: 26	R: 0 E: 0 K: 0 S: 7 H: 0 LOB: 0 BB: 0 P: 10	R: 0 E: 0 K: 2 S: 9 H: 1 LOB: 1 BB: 0 P: 14	1B: 8 2B: 2 3B: 0 HR: 0 SF: 0 SAC: 0 DP: 0 HBP: 0						

PITCHER		IP	WLS	BF	H	R	ER	SO	BB	IBB	HBP	BLK	WP	HR	S	P	ERA	WHIP
38 Chad Billingsley, R ERA: 6.75	(1, 1)	6.0		26	7	2	2	2	1	0	0	0	0	0	57	85	3.00	1.333
30 Justin De Fratus, R ERA: 2.84	(7, 1)	0.2	B	4	2	1	1	1	0	0	0	0	0	0	10	12	13.50	3.000
59 Elvis Araujo, L ERA:	(7, 1)	0.1	W	1	0	0	0	1	0	0	0	0	0	0	3	5	0.00	0.000
57 Luis García, R ERA: 3.5	(8, 1)	2.0	S	7	1	0	0	2	0	0	0	0	0	0	16	24	0.00	0.500

PITCHER	IP	WLS	BF	H	R	ER	SO	BB	IBB	HBP	BLK	WP	HR	S	P	ERA	WHIP

TOP

Arizona Diamondbacks @ Philadelphia Phillies

Citizens Bank Park, Philadelphia, PA

Fri May 15 2015, 7:06 PM - 10:11 PM EDT

Att. 21,383 - Partly Cloudy - 73 F

livebaseballscorecards.com

AB	37
R	3
H	10
RBI	3
BB	1
SO	6
LOB	17

WP: 0	PA: 38																	
PB: 0																		
SB: 0																		
CS: 0																		

Batter	1	2	3	4	5	6	7	8	9	AB	R	H	RBI	BB	SO	LOB
2 Ben Revere, L (1, 7) OBP: 0.284, SLG: 0.336	B SI 89 C FF 90 B FF 91 B FF 91 C FF 92 X FF 92 3-2 G6-3 ①		D CU 76 F FF 92 B CH 80 B SI 92 F FF 92 X FF 91 3-2 L8 ②		C FF 92 B FF 92 B FF 93 B CH 81 X FF 92 3-1 G4-3 ③		B FF 90 C SL 80 B SL 81 F FF 92 S SL 80 2-3 K ① 1-2 2-3			4	0	0	0	0	1	4
13 Freddy Galvis, S (1, 6) OBP: 0.414, SLG: 0.413	B FF 92 X SI 91 1-0 G5-3 ②		C CU 76 S CH 82 B FF 91 B FF 92 F CH 80 B FF 92 B CH 80 4-2 BB			B SI 89 C CH 80 C FF 90 F FF 91 H CU 78 2-2 24 BB 6 2B HBP	B FF 91 S FF 92 F FF 93 X SL 80 1-2 E8 3 1B 2-H 3-H 1B			2	2	1	2	1	0	0
24 Grady Sizemore, L (1, 9) OBP: 0.279, SLG: 0.266 3 Jeff Francoeur, R (7, PH) OBP: 0.256, SLG: 0.361 (8, 9)	C FF 92 F FF 91 F FF 93 B CU 76 X SI 92 1-2 L4 ③		S CH 81 C FF 92 B CH 80 F CH 81 X FF 92 1-2 G3-1 ③			C FF 91 B FF 90 B CU 75 1 SAFE F CH 80 B CH 80 F CH 81 B SI 91 4-2 6 2B 1-2 BB	C SL 87 X FF 95 0-1 ② 1B 3-H			2	0	0	0	1	0	2
6 Ryan Howard, L (1, 3) OBP: 0.291, SLG: 0.479 57 Luis García, R (8, 1)		B FF 90 X SI 90 1-0 F7 ①	B CU 74 B CH 80 F CH 81 C SI 92 B CH 80 X SI 92 3-2 L7 ①			B FF 92 X CH 80 1-0 1-3 2-H 2B	B FF 95 S SL 88 B SL 88 C SL 88 F SL 91 B FF 95 F SL 88 S SL 89 3-3 K ③			4	0	1	1	0	1	0
7 Maikel Franco, R (1, 5)		C FF 91 B FF 92 B SI 92 X FF 92 2-1 G5-3 ②	X FF 92 0-0 L8 ②			C CU 76 C CH 80 S CH 81 0-3 K ①	X SL 88 0-0 G6-3 ①			4	0	0	0	0	1	2
26 Chase Utley, L (1, 4) OBP: 0.197, SLG: 0.221 59 Elvis Araujo, L (7, 1) 18 Darin Ruf, R (8, 3) OBP: 0.238, SLG: 0.324		B SI 91 C SI 92 B FF 92 C CH 82 X FF 92 2-2 2B	C SI 91 F SI 92 B CH 81 S CH 81 1-3 K ③			D SL 82 F FF 91 B FF 91 D SL 80 X SI 92 3-1 F7 ②	C FF 96 S SL 87 X SL 88 0-2 L9 ②			3 0 1	0 0 0	1 0 0	0 0 0	0 0 0	1 0 0	2 0 0
37 Odúbel Herrera, L (1, 8) OBP: 0.301, SLG: 0.391		C CU 76 B FF 93 2 SAFE S FF 92 X CU 76 1-2 G3 ③			B CU 74 B SI 91 F SI 91 S SI 92 F FF 92 X CH 82 2-2 2B	B SI 92 X FF 93 1-0 G1-3 ③	C FF 95 B FF 96 F SL 88 S SL 87 1-3 K ③			4	0	1	0	0	1	3
51 Carlos Ruiz, R (1, 2) OBP: 0.320, SLG: 0.278			B SI 90 C FF 91 B SI 90 F FF 91 F FF 91 B SI 91 B FF 91 4-2 38 G6-3 BB		B CU 73 C FF 92 B FF 90 X CH 81 2-1 L7 ①		B SI 95 B SI 94 F SI 95 F FF 95 X FF 95 2-2 2 WP 16 1B 13 E 1B			2	1	1	0	1	0	1
38 Chad Billingsley, R (1, 1) OBP: 0.200, SLG: 0.800 30 Justin De Fratus, S (7, 1) 16 César Hernández, S (7, 4) OBP: 0.389, SLG: 0.293			B FF 90 X FF 90 1-0 1-2 G6-3 ①		C CU 76 D CU 76 B FF 92 S FF 91 B CU 76 C FF 92 3-3 K ②		1 SAFE F SI 96 B SI 95 X FF 97 1-1 2 WP 13 E 1-2 1B			2 0 1	0 0 1	0 0 1	0 0 1	0 0 0	1 0 0	2 0 0
Inning Stats	R: 0 E: 0 K: 0 S: 8 H: 0 LOB: 0 BB: 0 P: 13	R: 0 E: 0 K: 0 S: 9 H: 1 LOB: 1 BB: 0 P: 15	R: 0 E: 0 K: 0 S: 14 H: 0 LOB: 2 BB: 2 P: 27	R: 0 E: 0 K: 1 S: 7 H: 0 LOB: 0 BB: 0 P: 11	R: 0 E: 0 K: 1 S: 11 H: 1 LOB: 1 BB: 0 P: 21	R: 1 E: 0 K: 1 S: 13 H: 1 LOB: 2 BB: 1 P: 24	R: 3 E: 1 K: 2 S: 18 H: 4 LOB: 0 BB: 0 P: 27	R: 0 E: 0 K: 1 S: 7 H: 0 LOB: 0 BB: 0 P: 8		1B: 4 2B: 3 3B: 0 HR: 0 SF: 0 SAC: 0 DP: 0 HBP: 1					WP: 1 PB: 0 SB: 0 CS: 0 PA: 34	

PITCHER		IP	WLS	BF	H	R	ER	SO	BB	IBB	HBP	BLK	WP	HR	S	P	ERA	WHIP
57 Chase Anderson, R ERA: 2.81	(1, 1)	5.1		23	3	1	1	3	3	0	1	0	0	0	59	104	1.69	1.125
40 Andrew Chafin, L ERA: 4.19	(6, 1)	0.2		2	0	0	0	0	0	0	0	0	0	0	3	7	0.00	0.000
41 Daniel Hudson, R ERA: 6.0	(7, 1)	0.0		2	2	2	2	0	0	0	0	0	0	0	5	8	∞	∞
59 Oliver Pérez, L ERA: 6.52	(7, 1)	0.1	L	2	1	0	0	1	0	0	0	0	1	0	6	9	0.00	3.000
36 Enrique Burgos, R ERA: 4.15	(7, 1)	1.2		5	1	1	1	2	0	0	0	0	0	0	14	18	5.40	0.600

PITCHER	IP	WLS	BF	H	R	ER	SO	BB	IBB	HBP	BLK	WP	HR	S	P	ERA	WHIP

BOTTOM

Arizona Diamondbacks @ Philadelphia Phillies

Citizens Bank Park, Philadelphia, PA

Fri May 15 2015, 7:06 PM - 10:11 PM EDT

Att. 21,383 - Partly Cloudy - 73 F

livebaseballscorecards.com

AB	30
R	4
H	7
RBI	4
BB	3
SO	6
LOB	16

Batter	1	2	3	4	5	6	7	8	9	AB	R	H	RBI	BB	SO	LOB
5 Ender Inciarte, L (1, 8) OBP: 0.345, SLG: 0.433	B SI 90 F SI 90 L CH 85 F FC 88 B SI 91 X CH 85 2-2 ① G4-3		F FC 87 F FC 88 X SI 90 0-2 ② G6-3		B CU 69 C SI 88 B CH 82 X SI 89 2-1 44 HR 1B		C SI 95 B SL 83 S SI 96 B SI 96 X SL 85 2-2 ① F9		X FS 86 0-0 ③ G4-3	5	1	1	0	0	0	0
15 Mark Trumbo, R (1, 9) OBP: 0.317, SLG: 0.544	C FF 90 X FC 88 0-1 ② G6-3		B FF 91 X SI 91 1-0 44 FC6-4 1B		1 SAFE B FC 87 B FF 88 B FC 86 C SI 88 S SI 86 F CH 87 S FC 84 3-3 ① K		B SI 97 S CH 89 B CH 90 F SI 98 S SI 98 2-3 ② K			4	0	1	0	0	2	1
44 Paul Goldschmidt, R (1, 3) OBP: 0.441, SLG: 0.659	C FF 90 X SI 90 0-1 ③ G6-3		S FC 87 X FC 86 0-1 ③ FC6-4 1-2f		X SI 87 0-0 1-H HR		C SI 97 X SL 85 0-1 ③ G6-3			4	1	1	2	0	0	1
6 David Peralta, L (1, 7) OBP: 0.323, SLG: 0.506		C CH 83 T CH 83 B FF 90 X SI 91 1-2 ① F8		B SI 90 C FF 89 X FC 88 1-1 ① G3-1	B SI 89 S CH 82 X SI 89 1-1 ② G4-3			B SL 82 B SI 95 F SI 95 F SI 96 X SI 95 2-2 ① F7		4	0	0	0	0	0	0
24 Yasmany Tomás, R (1, 5) OBP: 0.348, SLG: 0.375		F FF 88 B SI 91 S SI 91 B SI 92 F CH 85 B FC 89 X CH 85 3-2 16 1B 1B		X FC 87 0-0 ② P4	B SI 89 C FC 87 X SI 90 1-1 ③ G5-3			F FF 95 B FF 96 B SL 85 B SL 86 X FF 95 3-1 HR		4	1	2	1	0	0	0
16 Chris Owings, R (1, 4) OBP: 0.294, SLG: 0.402		B SI 90 F SI 90 S FC 87 X SI 91 1-2 1-2 1B		C FF 91 X SI 91 0-1 9 E 13 1B 1B		B FF 93 B SL 82 S FF 92 B SL 82 F FF 92 F FF 93 F FF 93 X FF 93 3-2 9 1B 2B			F FF 95 F FF 96 S SL 86 0-3 ② K	4	2	3	0	0	1	0
9 Tuffy Gosewisch, R (1, 2) OBP: 0.272, SLG: 0.271		B FC 88 S CH 85 C FF 89 S SI 92 1-3 ② K		X FC 87 0-0 E4 13 1B 1-2		C FF 92 F FF 92 D SL 84 B SL 83 D SL 84 F FF 94 X FF 93 3-2 11 G4-6-3 2-H 1B			F FF 96 S SL 88 X SL 86 0-2 ③ G5-3	4	0	1	1	0	1	3
13 Nick Ahmed, R (1, 6) OBP: 0.248, SLG: 0.176 4 Cliff Pennington, S (9, PH) OBP: 0.304, SLG: 0.184		S CH 85 F SI 90 F CH 85 B FC 89 B FC 90 S SI 92 2-3 ③ K		F FC 88 S SI 91 X SI 92 0-2 1-2 2-H 1B		B SL 83 B FF 91 X FF 92 2-0 ① F8			C FS 86 F FF 90 F FF 91 F FF 91 B SL 82 B FS 85 F SI 91 S FS 86 2-3 ① K	3 1	0 0	1 0	1 0	0 0	1 1	3 0
25 Archie Bradley, R (1, 1) ERA: 2.13, WHIP: 1.421 56 JC Ramirez, R (3, 1) 40 Andrew Chafin, R (4, 1) 36 Enrique Burgos, R (5, 1) 11 AJ Pollock, R (8, PH) OBP: 0.345, SLG: 0.406 43 Addison Reed, L (8, 1) 29 Brad Ziegler, R (8, 1) 31 Jordan Pacheco, R (9, PH) OBP: 0.344, SLG: 0.361			C FC 86 B SI 90 S CH 84 S FC 88 1-3 ① K	X FC 88 0-0 ③ F9	B SL 83 B SL 83 C FF 92 X FF 92 2-1 ② ③ G4-6-3 1-2f				C SL 79 F FF 90 S SL 79 0-3 ② K2-3	1 0 1 0 0 1 0 0 1	0 0 0 0 0 0 0 0 0	0 0 0 0 0 0 0 0 0	0 0 0 0 0 0 0 0 0	1 0 1 0 0 0 0 0 0	0 0 0 0 0 0 0 0 1	0 0 2 0 0 0 0 0 0

Inning Stats	1	2	3	4	5	6	7	8	9
	R: 0 E: 0 K: 0 S: 8	H: 0 LOB: 0 BB: 0 P: 10	R: 0 E: 0 K: 2 S: 17	H: 2 LOB: 2 BB: 0 P: 25	R: 0 E: 0 K: 1 S: 9	H: 1 LOB: 1 BB: 0 P: 11	R: 1 E: 1 K: 0 S: 10	H: 2 LOB: 2 BB: 0 P: 11	R: 2 E: 0 K: 1 S: 11	H: 2 LOB: 0 BB: 0 P: 18	R: 1 E: 0 K: 0 S: 12	H: 2 LOB: 0 BB: 0 P: 22	R: 0 E: 0 K: 1 S: 8	H: 0 LOB: 0 BB: 0 P: 12	R: 1 E: 0 K: 1 S: 11	H: 1 LOB: 0 BB: 0 P: 16	R: 0 E: 0 K: 2 S: 10	H: 0 LOB: 0 BB: 0 P: 12

	1B	SF	WP	PA
	7	0	0	37
	2B	SAC	PB	
	1	0	0	
	3B	DP	SB	
	0	1	0	
	HR	HBP	CS	
	2	0	0	

PITCHER		IP	WLS	BF	H	R	ER	SO	BB	IBB	HBP	BLK	WP	HR	S	P	ERA	WHIP
31 Jerome Williams, R ERA: 5.02	(1, 1)	5.0	W	23	7	3	2	4	0	0	0	0	0	1	55	75	3.60	1.400
30 Justin De Fratus, R ERA: 3.15	(6, 1)	1.0		4	2	1	1	0	0	0	0	0	0	0	12	22	9.00	2.000
63 Jake Diekman, L ERA: 6.75	(7, 1)	1.1	H	4	0	0	0	1	0	0	0	0	0	0	11	17	0.00	0.000
53 Ken Giles, R ERA: 2.2	(8, 1)	0.2	H	3	1	1	1	1	0	0	0	0	0	1	8	11	13.50	1.500
58 Jonathan Papelbon, R ERA: 1.13	(9, 1)	1.0	S	3	0	0	0	2	0	0	0	0	0	0	10	12	0.00	0.000

PITCHER	IP	WLS	BF	H	R	ER	SO	BB	IBB	HBP	BLK	WP	HR	S	P	ERA	WHIP

TOP

Arizona Diamondbacks @ Philadelphia Phillies

Citizens Bank Park, Philadelphia, PA

Sat May 16 2015, 7:07 PM - 11:36 PM EDT

Att. 33,649 - Cloudy - 83 F

livebaseballscorecards.com

AB	37
R	5
H	10
RBI	5
BB	0
SO	8
LOB	11

BOTTOM

Arizona Diamondbacks @ Philadelphia Phillies
Citizens Bank Park, Philadelphia, PA
Sat May 16 2015, 7:07 PM - 11:36 PM EDT
Att. 33,649 - Cloudy - 83 F

livebaseballscorecards.com

Batter	1	2	3	4	5	6	7	8	9	AB	R	H	RBI	BB	SO	LOB
37 Odúbel Herrera, L (1, 8) OBP: 0.290, SLG: 0.376	G4-3	G4-3		FC1-6, 24 1B 1-2f	K		G3			5	0	0	0	0	1	4
13 Freddy Galvis, S (1, 6) OBP: 0.413, SLG: 0.403	24 S BB		6 2B, 24 1B BB	K	K			K		3	1	0	0	2	3	2
24 Grady Sizemore, L (1, 7) OBP: 0.315, SLG: 0.319 58 Jonathan Papelbon, R (9, 1)	F7 1-2		6 2B, 26 1B 1-2 1B	1-1 1-2 1B		3 PB 2B		6 1B 1B		5 0	1 0	4 0	0 0	0 0	0 0	1 0
6 Ryan Howard, L (1, 3) OBP: 0.295, SLG: 0.484	K		26 1B, 3 G6-4-3 1-3 2-H 2B	G3		K		0-1 1-2 1B		5	1	2	1	0	2	4
7 Maikel Franco, R (1, 5) OBP: 0.222, SLG: 0.125		F9	3 G6-4-3, 26 1B BB		26 2B 1B	F7		K		4	1	1	0	1	1	3
26 Chase Utley, L (1, 4) OBP: 0.214, SLG: 0.241 63 Jake Diekman, R (7, 1) 53 Ken Giles, R (8, 1) 2 Ben Revere, L (8, PH) OBP: 0.282, SLG: 0.333 (9, 7)		F8	3 G6-4-3 1-2 2-3 3-H 1B		51 2B 1-H 2B	3 PB IBB		G4-3		3 0 0 1	1 0 0 0	2 0 0 0	2 0 0 0	1 0 0 0	0 0 0 2	0
3 Jeff Francoeur, R (1, 9) OBP: 0.255, SLG: 0.391		HR	G6-4-3 1-2f 2-3 3-H		K	F8 1-2 2-3				4	1	1	1	0	1	5
51 Carlos Ruiz, R (1, 2) OBP: 0.327, SLG: 0.298		31 E 1B	L8		4 2B 3-H 2B		P5			4	1	2	1	0	0	1
31 Jerome Williams, R (1, 1) 4 Andrés Blanco, S (5, PH) OBP: 0.345, SLG: 0.444 30 Justin De Fratus, S (6, 1) 16 César Hernández, S (7, 4) OBP: 0.384, SLG: 0.288		E6 1-2		E6, 37 FC1-6	E6 2-H 2B		F8			2 1 0 1	0 0 0 0	0 1 0 0	0 1 0 0	0 0 0 0	0 0 0 0	1 0 0 0
Inning Stats	R: 0 E: 0 K: 1 S: 10 H: 0 LOB: 1 BB: 1 P: 19	R: 1 E: 1 K: 0 S: 11 H: 2 LOB: 2 BB: 0 P: 16	R: 3 E: 0 K: 0 S: 15 H: 3 LOB: 1 BB: 2 P: 30	R: 0 E: 1 K: 1 S: 18 H: 1 LOB: 2 BB: 0 P: 22	R: 3 E: 0 K: 3 S: 15 H: 4 LOB: 1 BB: 0 P: 21	R: 0 E: 0 K: 1 S: 13 H: 1 LOB: 2 BB: 1 P: 21	R: 0 E: 0 K: 0 S: 8 H: 0 LOB: 0 BB: 0 P: 13	R: 0 E: 0 K: 2 S: 11 H: 2 LOB: 2 BB: 0 P: 16		1B: 7 2B: 5 3B: 0 HR: 1 SF: 0 SAC: 0 DP: 1 HBP: 0						

AB	38
R	7
H	13
RBI	6
BB	4
SO	8
LOB	23

WP: 0 PB: 1 SB: 1 CS: 0 PA: 42

PITCHER		IP	WLS	BF	H	R	ER	SO	BB	IBB	HBP	BLK	WP	HR	S	P	ERA	WHIP
25 Archie Bradley, R ERA: 3.27	(1, 1)	2.0	L	15	5	4	4	1	3	0	0	0	0	1	33	59	18.00	4.000
56 JC Ramírez, R ERA: 2.45	(3, 1)	1.0		2	0	0	0	0	0	0	0	0	0	0	3	6	0.00	0.000
40 Andrew Chafin, L ERA: 4.87	(4, 1)	1.0		7	3	2	2	1	0	0	0	0	0	0	22	28	18.00	3.000
36 Enrique Burgos, R ERA: 4.66	(5, 1)	1.0		5	2	1	1	3	0	0	0	0	0	0	11	15	9.00	2.000
43 Addison Reed, R ERA: 6.0	(6, 1)	2.0		8	1	0	0	1	0	1	0	0	0	0	21	34	0.00	0.500

PITCHER		IP	WLS	BF	H	R	ER	SO	BB	IBB	HBP	BLK	WP	HR	S	P	ERA	WHIP
29 Brad Ziegler, R ERA: 1.17	(8, 1)	1.0		5	2	0	0	2	0	0	0	0	0	0	11	16	0.00	2.000

TOP

Arizona Diamondbacks @ Philadelphia Phillies
Citizens Bank Park, Philadelphia, PA
Sun May 17 2015, 1:38 PM - 4:29 PM EDT
Att. 22,123 - Cloudy - 82 F

livebaseballscorecards.com

Batter	1	2	3	4	5	6	7	8	9	AB	R	H	RBI	BB	SO	LOB
5 Ender Inciarte, L (1, 7) OBP: 0.333, SLG: 0.417	F SI 87 X SI 89 0-1 ① F7		C FF 88 B CH 85 X SI 89 1-1 ① FC4-6 11 WP 15 S 1-2f		B SI 89 B SI 90 C SI 88 F SI 90 C CH 85 2-3 ③ K			F FF 95 F FF 96 S SL 83 0-3 ① K	C SI 91 B CH 85 X SI 92 1-1 ③ FC6-4 1-2f	5	0	0	0	0	2	4
15 Mark Trumbo, R (1, 9) OBP: 0.323, SLG: 0.538	C FF 89 C SI 89 F FF 90 B SI 89 B SL 80 B SL 80 B FF 90 4-2 BB		1 SAFE 1 SAFE C SL 80 F FF 89 1 SAFE B SL 82 D SL 80 S FF 91 2-3 ② K 1-2			C SL 82 X SL 82 0-1 ① F8		X FF 96 0-0 1B		3	0	1	0	1	1	1
44 Paul Goldschmidt, R (1, 3) OBP: 0.436, SLG: 0.644	C SI 88 F SI 88 D CH 84 X SL 82 1-2 ② F9		B SL 80 C FF 89 B FF 91 B SL 78 I IN 69 4-1 11 WP IBB			F FF 90 F CH 85 B FF 91 C FF 92 1-3 ② K		B SL 86 X FF 95 1-0 ② F9		3	0	0	0	1	1	2
11 AJ Pollock, R (1, 8) OBP: 0.340, SLG: 0.400	X FF 89 0-0 ③ F9		F FF 90 F SL 82 B SI 86 B SI 90 X SL 81 2-2 ③ G6-3 1-2 2-3			X SI 91 0-0 24 1B 1B		B FF 94 X FF 95 1-0 ③ F8		4	0	1	0	0	0	4
24 Yasmany Tomás, R (1, 5) OBP: 0.356, SLG: 0.382		B SI 89 X SL 78 1-0 31 G5-3 2 1B 1B		X SL 79 0-0 ① F8		B SI 90 X SI 89 1-0 1-3 1B			B SI 91 C SI 92 B SI 91 X SI 91 2-1 ① G6-3	4	0	2	0	0	0	0
2 Aaron Hill, R (1, 4) OBP: 0.337, SLG: 0.453		C FF 89 X SI 88 0-1 1-2 1B		C SI 89 C FF 91 X FF 92 0-2 ② G6-3		B FF 90 F SI 91 F SI 89 D SL 82 B SI 91 X FF 90 3-2 ③ F7			B SI 92 F SI 92 B FF 88 X SI 91 2-1 4 BB 2B	4	0	2	0	0	0	2
16 Chris Owings, R (1, 6) OBP: 0.292, SLG: 0.397		B SL 80 X FF 88 1-0 ① F8	C FF 91 B FF 91 X SL 80 1-1 ③ P4				C SI 93 X SI 96 0-1 ① G6-3		B SI 93 B SL 83 X SI 92 2-0 4 BB 1B	4	0	1	0	0	0	2
31 Jordan Pacheco, R (1, 2) OBP: 0.315, SLG: 0.348		C SI 89 C FF 90 D SL 80 D CH 85 X SI 90 2-2 ②③ G5-3 2-3f			C SI 89 F FF 89 B SL 80 F FF 91 S SL 82 1-3 ① K2-3		C SI 95 S SL 84 B SL 87 X FF 97 1-2 ② G6-3	X SI 92 0-0 ② L5		4	0	0	0	0	1	4
55 Josh Collmenter, R (1, 1) OBP: 0.278, SLG: 0.278 6 David Peralta, L (7, PH) OBP: 0.320, SLG: 0.500 48 Randall Delgado, R (7, 1) 56 JC Ramírez, R (8, 1) 4 Cliff Pennington, S (9, PH) OBP: 0.319, SLG: 0.184			C FF 88 X FF 89 0-1 5 FC4-6 1B	C FF 90 X SL 79 0-1 ② G3			B SI 95 C FF 95 F SI 95 B SL 88 S SL 86 2-3 ③ K	D CH 85 F SI 92 C CH 84 B SI 93 B SI 94 F SI 93 B SL 86 4-2 5 FC6-4 1-2 2-3 BB	2 1 0 0 0	0 0 0 0 0	1 0 0 0 0	0 0 0 0 0	0 0 0 0 1	0 1 0 0 0	0 0 0 0 0
Inning Stats	R: 0 E: 0 K: 0 S: 9 H: 0 LOB: 1 BB: 1 P: 14	R: 0 E: 0 K: 0 S: 7 H: 2 LOB: 1 BB: 0 P: 11	R: 0 E: 0 K: 1 S: 11 H: 1 LOB: 2 BB: 1 P: 20	R: 0 E: 0 K: 0 S: 6 H: 0 LOB: 0 BB: 0 P: 7	R: 0 E: 0 K: 2 S: 9 H: 0 LOB: 0 BB: 0 P: 12	R: 0 E: 0 K: 1 S: 10 H: 2 LOB: 2 BB: 0 P: 15	R: 0 E: 0 K: 1 S: 8 H: 0 LOB: 0 BB: 0 P: 11	R: 0 E: 0 K: 1 S: 6 H: 1 LOB: 1 BB: 0 P: 8	R: 0 E: 0 K: 0 S: 11 H: 2 LOB: 3 BB: 1 P: 22	1B: 7 2B: 1 3B: 0 HR: 0 SF: 0 SAC: 0 DP: 1 HBP: 0						

	AB	34
	R	0
	H	8
	RBI	0
	BB	3
	SO	6
	LOB	19

WP: 1 PB: 0 SB: 1 CS: 0 PA: 37

PITCHER		IP	WLS	BF	H	R	ER	SO	BB	IBB	HBP	BLK	WP	HR	S	P	ERA	WHIP
47 Sean O'Sullivan, R ERA: 3.68	(1, 1)	6.0	W	24	5	0	0	4	1	1	0	0	1	0	52	79	0.00	1.000
57 Luis García, R ERA: 3.32	(7, 1)	1.0		3	0	0	0	1	0	0	0	0	0	0	8	11	0.00	0.000
53 Ken Giles, R ERA: 2.08	(8, 1)	1.0		4	1	0	0	1	0	0	0	0	0	0	6	8	0.00	1.000
46 Jeanmar Gómez, R ERA: 3.45	(9, 1)	1.0		6	2	0	0	0	1	0	0	0	0	0	11	22	0.00	3.000

PITCHER	IP	WLS	BF	H	R	ER	SO	BB	IBB	HBP	BLK	WP	HR	S	P	ERA	WHIP

BOTTOM

Arizona Diamondbacks @ Philadelphia Phillies
Citizens Bank Park, Philadelphia, PA
Sun May 17 2015, 1:38 PM - 4:29 PM EDT
Att. 22,123 - Cloudy - 82 F

livebaseballscorecards.com

Batter	1	2	3	4	5	6	7	8	9	AB	R	H	RBI	BB	SO	LOB
2 Ben Revere, L (1, 7) OBP: 0.299, SLG: 0.345	C FC 83 B FC 82 S CH 73 X FC 84 1-2 24 G3 24 S 1B		B CU 69 B CU 69 C FC 83 B CH 74 B FC 84 4-1 4 G4-6-3 BB		B FC 84 C CU 70 X FC 84 1-1 ③ G3		D SL 78 C SI 93 X SI 94 1-1 4 G3 1-2 1B	F FF 95 X FF 96 0-1 E7 1-3 2-H 1B		4	0	3	1	1	0	0
4 Andrés Blanco, S (1, 4) OBP: 0.294, SLG: 0.375	B FC 83 B CH 74 1 SAFE X FC 83 2-0 ① F8		1 SAFE 1 SAFE P PO 78 1 SAFE X FC 84 1-0 ①② G4-6-3 1-2f			C FC 84 X FC 84 0-1 ① P5	S CH 81 S SI 92 D CH 82 X CH 83 1-2 ② G3 1-2 2-3	X SL 86 0-0 ③ G4-3		5	0	0	0	0	0	6
24 Grady Sizemore, L (1, 9) OBP: 0.312, SLG: 0.306 53 Ken Giles, R (8, 1) 46 Jeanmar Gómez, R (9, 1)	1 SAFE B CH 74 X FC 82 1-0 ② G3 1-3		C CU 72 B CH 75 X FC 83 1-1 ③ L6			B FC 84 C CU 69 X CH 75 1-1 ② G5-3	S CH 83 S CH 83 B FF 92 F CH 83 B CH 84 B CH 83 B FF 94 4-2 BB			3 0 0	0 0 0	0 0 0	0 0 0	1 0 0	0 0 0	1 0 0
18 Darin Ruf, R (1, 3) OBP: 0.262, SLG: 0.377	B CU 72 C FC 84 B FC 83 B CH 78 B FC 84 4-1 BB			C CU 70 X FC 84 0-1 HR		B FC 84 B CU 71 C FC 85 X CH 76 2-1 7 3B 1B	X SL 83 0-0 ③ F9			3	2	2	1	1	0	3
7 Maikel Franco, R (1, 5) OBP: 0.308, SLG: 0.667	B FC 84 X FC 83 1-0 ③ F7			B FC 84 X CH 76 1-0 ① F8		B FC 84 B FC 84 F FC 84 X FC 85 2-1 16 2B 1-H 3B		X SL 79 0-0 HR		4	2	2	2	0	0	2
16 César Hernández, S (1, 6) OBP: 0.390, SLG: 0.333		B CH 73 C FC 83 X CH 74 1-1 37 SH5-3 29 SF8 2B		F FC 83 F FC 84 B CH 74 B CH 74 F FC 83 C FC 84 2-3 ② K		B FC 85 X FC 85 1-0 3-H 2B		F SI 91 B CH 83 B FF 93 S CH 82 F SI 94 F FF 94 F CH 85 C SI 96 2-3 ① K		4	1	2	1	0	2	0
37 Odúbel Herrera, L (1, 8) OBP: 0.291, SLG: 0.375		B FC 83 F FC 84 X FC 84 1-1 ① SH5-3 2-3		X FC 84 0-0 ③ P6		B FC 84 X FC 84 1-0 ③ P6		B SI 93 S CH 84 B CH 84 S CH 84 B CH 84 F CH 82 F FF 94 X SI 93 3-2 29 S 2 1B 1B		3	1	1	0	0	0	1
29 Cameron Rupp, R (1, 2) OBP: 0.239, SLG: 0.244		X FC 85 0-0 ② SF8 3-H			C CU 71 B FC 83 F FC 84 F FC 85 X FC 84 1-2 ① P3		S FF 93 B FF 94 S FF 94 S SL 84 1-3 ① K	1 SAFE S SI 90 S SL 82 B SI 90 F FF 94 F SL 82 B SL 82 D CH 85 S SL 82 3-3 ② K 1-2		3	0	0	1	0	2	1
47 Sean O'Sullivan, R (1, 1) 57 Luis García, R (7, 1) 6 Ryan Howard, L (7, PH) OBP: 0.301, SLG: 0.488 3 Jeff Francoeur, R (8, 9) OBP: 0.263, SLG: 0.391		B FC 83 C FC 82 F FC 82 B CH 74 X FC 84 2-2 ③ G3-1			B CU 69 F FC 84 B FC 83 X FC 83 2-1 ② F8		C FF 94 S CH 83 B CH 82 B FF 94 X FF 94 2-2 4 G3 2 1B 1B	B SL 82 C SL 82 F CH 83 F SI 90 D SL 83 B SL 84 B CH 84 4-2 2 E 2 1B BB		2 0 1 0	0 0 0 0	0 0 1 0	0 0 0 1	0 0 0 0	0 0 0 0	0 0 0 0
Inning Stats	R: 0 E: 0 K: 0 S: 7 H: 1 LOB: 2 BB: 1 P: 16	R: 1 E: 0 K: 0 S: 8 H: 1 LOB: 0 BB: 0 P: 12	R: 0 E: 0 K: 0 S: 5 H: 0 LOB: 0 BB: 1 P: 10	R: 1 E: 0 K: 1 S: 8 H: 1 LOB: 0 BB: 0 P: 11	R: 0 E: 0 K: 0 S: 8 H: 0 LOB: 0 BB: 0 P: 12	R: 2 E: 0 K: 0 S: 10 H: 3 LOB: 1 BB: 0 P: 17	R: 0 E: 0 K: 1 S: 15 H: 2 LOB: 3 BB: 1 P: 24	R: 2 E: 1 K: 2 S: 23 H: 3 LOB: 2 BB: 1 P: 35		1B: 6 2B: 2 3B: 1 HR: 2 SF: 1 SAC: 1 DP: 1 HBP: 0			WP: 0 PB: 0 SB: 2 CS: 0 PA: 38			

	AB	32
	R	6
	H	11
	RBI	6
	BB	4
	SO	4
	LOB	14

PITCHER	IP	WLS	BF	H	R	ER	SO	BB	IBB	HBP	BLK	WP	HR	S	P	ERA	WHIP
55 Josh Collmenter, R (1, 1) ERA: 5.36	6.0	L	25	6	4	4	1	2	0	0	0	0	1	46	78	6.00	1.333
48 Randall Delgado, R (7, 1) ERA: 3.44	1.2		11	4	2	2	3	2	0	0	0	0	1	35	56	10.80	3.600
56 JC Ramírez, R (8, 1) ERA: 2.25	0.1		2	1	0	0	0	0	0	0	0	0	0	3	3	0.00	3.000

PITCHER	IP	WLS	BF	H	R	ER	SO	BB	IBB	HBP	BLK	WP	HR	S	P	ERA	WHIP

Batter	1	2	3	4	5	6	7	8	9	10	11	12	13	AB	R	H	RBI	BB	SO	LOB
5 Ender Inciarte, L (1, 7) (10, 9) OBP: 0.333, SLG: 0.410	B FF 86 F FF 86 L FC 82 B FF 87 X FF 86 2-2 G6-3 ①			L KC 72 X SI 81 0-1 44 1B 24 2B 1B ①	B FC 84 C FC 84 X FF 86 1-1 G4-3 ③			B FF 86 C FC 83 C FC 84 F FF 87 C FF 87 1-3 K ③			B FF 95 X SI 93 1-0 G1-3 ②		B SI 91 B SL 80 B SI 92 B SI 90 4-0 11 FC6-4 BB ①	5	1	1	0	1	1	1
11 AJ Pollock, R (1, 8) OBP: 0.327, SLG: 0.382	C FF 86 F FC 82 B FF 86 F KC 76 X FC 84 1-2 G6-3 ②			1 SAFE C FC 82 X FF 85 0-1 F7 ①		X FC 83 0-0 F8 ①			C FF 93 C FF 94 S SL 83 0-3 K ①		C SI 96 S CH 87 S CH 89 0-3 K ③		B SI 90 G SI 90 C SI 91 X SI 89 2-1 FC6-4 1-2f ③	6	0	0	0	0	2	3
44 Paul Goldschmidt, R (1, 3) OBP: 0.429, SLG: 0.628	B FF 86 C FF 86 B FC 84 F FF 86 B SI 87 F FF 86 S FF 88 3-3 K ③			B FF 85 1 SAFE C SI 86 X FC 84 1-1 24 2B 1-2 1B		C FF 86 B FF 86 B FF 86 B FF 87 F FC 84 F FC 84 X FC 85 3-2 F8 ②			F FF 94 C SL 83 X FF 95 0-2 G6-3 ②			B SL 82 B SL 82 C SI 92 C SI 92 X SI 92 2-2 G4-3 ①		5	1	1	0	0	1	0
24 Yasmany Tomás, R (1, 5) OBP: 0.372, SLG: 0.411		C SI 85 B KC 77 S KC 75 X FC 83 1-2 2 G4-6-3 1B		X KC 78 0-0 1-H 2-H 2B		F KC 78 X FC 84 0-1 L4 ③			S CH 84 B CH 86 S FC 94 S FF 96 1-3 K ③			X SL 80 0-0 4 G4-6-3 1B		5	0	3	2	0	1	0
15 Mark Trumbo, R (1, 9) OBP: 0.320, SLG: 0.429 13 Nick Ahmed, R (10, PR) OBP: 0.248, SLG: 0.176 29 Brad Ziegler, R (10, 1) 4 Cliff Pennington, S (12, PH) OBP: 0.321, SLG: 0.179 43 Addison Reed, L (12, 1) 36 Enrique Burgos, R (13, 1)		B FF 86 D FF 86 B FC 83 C FF 86 C FC 84 C FF 87 3-3 K ①		F FF 86 X FF 85 0-1 P4 ②			C FF 85 B FF 86 S KC 76 B FF 86 F FC 84 F FF 83 X SI 88 2-2 L9 ①			B SI 94 B SI 94 B SI 94 C SI 96 F SI 95 X SI 96 3-2 2 WP 1B		C SL 82 X SI 92 0-1 G4-6-3 1-2f ②③	4 0 0 0 1 0 0	0 0 0 0 0 0 0	1 0 0 0 0 0 0	0 0 0 0 0 0 0	1 0 0 0 0 0 0	2 0 0 1 0 1 0
2 Aaron Hill, R (1, 4) OBP: 0.320, SLG: 0.429		F FF 86 B FC 84 C FC 84 D KC 77 F FF 86 B KC 77 X FF 86 3-2 G4-6-3 1-2f ②③		S FC 84 C FF 86 B FC 84 S FC 82 1-3 K ③		F KC 75 X SI 87 0-1 L7 ②				F SI 94 B SI 94 F SI 94 B CH 87 C SI 96 2-3 K 1-2 ①		B SI 91 X SI 92 1-0 G4-3 ①	5	0	0	0	0	2	3
16 Chris Owings, R (1, 6) OBP: 0.289, SLG: 0.389			C FF 85 X FF 86 0-1 F9 ①		B SI 85 X KC 77 1-0 G6-3 ①		X SI 86 0-0 P4 ③			B SI 95 C SI 93 S SI 94 B SI 96 S SI 96 2-3 K ②		B SL 82 X SI 91 1-0 9 G4-3 9 S 6 2B 1B	5	1	1	0	0	1	2
9 Tuffy Gosewisch, R (1, 2) OBP: 0.269, SLG: 0.277			B FF 86 B FF 86 X FF 86 2-0 P3 ②		B KC 76 B KC 77 C FF 86 X FC 83 2-1 12 SH2-4 2B			B SI 85 B FC 83 C FC 83 X SI 86 X KC 77 2-2 G6-3 ①		C SI 96 D SI 94 S SI 94 S SI 96 1-3 K ③		S SI 91 X SL 81 0-1 G4-3 1-3 ②	5	0	1	0	0	1	3
12 Rubby De La Rosa, R (1, 1) OBP: 0.056, SLG: 0.056 6 David Peralta, L (10, 7) OBP: 0.324, SLG: 0.511			B FF 86 C FF 86 C FF 85 S KC 78 1-3 K ③		X SI 84 0-0 SH2-4 2-3 ②			X FF 86 0-0 L8 ②			S CH 88 F CU 81 B CH 88 B CH 88 F CH 87 F SI 95 B CH 87 S CH 86 3-3 K ①		C SL 82 X SL 82 0-1 3-H 2B	2 2	0 0	0 1	0 1	0 0	1 1	0 0
Inning Stats	R: 0 E: 0 K: 1 S: 11 H: 0 LOB: 0 BB: 0 P: 17	R: 0 E: 0 K: 1 S: 10 H: 1 LOB: 0 BB: 0 P: 17	R: 0 E: 0 K: 1 S: 6 H: 0 LOB: 0 BB: 0 P: 9	R: 2 E: 0 K: 1 S: 12 H: 3 LOB: 1 BB: 0 P: 14	R: 0 E: 0 K: 0 S: 6 H: 1 LOB: 1 BB: 0 P: 10	R: 0 E: 0 K: 0 S: 7 H: 0 LOB: 0 BB: 0 P: 10	R: 0 E: 0 K: 0 S: 8 H: 0 LOB: 0 BB: 0 P: 10	R: 0 E: 0 K: 1 S: 8 H: 0 LOB: 0 BB: 0 P: 11	R: 0 E: 0 K: 2 S: 9 H: 0 LOB: 0 BB: 0 P: 10	R: 0 E: 0 K: 3 S: 12 H: 1 LOB: 2 BB: 0 P: 20	R: 0 E: 0 K: 2 S: 9 H: 0 LOB: 0 BB: 0 P: 13	R: 0 E: 0 K: 0 S: 6 H: 1 LOB: 0 BB: 0 P: 8	R: 1 E: 0 K: 0 S: 8 H: 2 LOB: 2 BB: 1 P: 16	1B: 6 2B: 3 3B: 0 HR: 0 SF: 0 SAC: 1 DP: 2 HBP: 0	WP: 1 PB: 0 SB: 1 CS: 0 PA: 47					

PITCHER		IP	WLS	BF	H	R	ER	SO	BB	IBB	HBP	BLK	WP	HR	S	P	ERA	WHIP
15 Dan Haren, R ERA: 3.47	(1, 1)	8.0		28	5	2	2	5	0	0	0	0	0	0	68	98	2.25	0.625
44 AJ Ramos, R ERA: 0.9	(9, 1)	1.0		3	0	0	0	2	0	0	0	0	0	0	9	10	0.00	0.000
36 Sam Dyson, R ERA: 2.18	(10, 1)	2.0		7	1	0	0	5	0	0	0	0	1	0	21	33	0.00	0.500
31 Steve Cishek, R ERA: 8.22	(12, 1)	2.0	L	9	3	1	1	0	1	0	0	0	0	0	14	24	4.50	2.000

PITCHER	IP	WLS	BF	H	R	ER	SO	BB	IBB	HBP	BLK	WP	HR	S	P	ERA	WHIP

TOP

Arizona Diamondbacks @ Miami Marlins

Marlins Park, Miami, FL

Mon May 18 2015, 7:13 PM - 10:23 PM EDT

Att. 17,526 - Roof Closed - 74 F

livebaseballscorecards.com

AB	45
R	3
H	9
RBI	3
BB	1
SO	12
LOB	15

Batter	1	2	3	4	5	6	7	8	9	10	11	12	13	AB	R	H	RBI	BB	SO	LOB
9 Dee Strange-Gordon, L (1, 4) OBP: 0.430, SLG: 0.497	C FF 91 F FF 93 F FF 94 B SI 93 F CH 86 F FF 93 S CH 86 1-3 K ①		X CH 85 0-0 G3 ② 2-3			F FF 92 B CH 85 X CH 85 1-1 F8 ①		C CH 86 B FF 96 X SI 95 1-1 G6-3 ②			C SI 84 B CH 77 B CH 77 F SI 85 F CU 74 T CH 78 2-2 K ②			5	0	0	0	0	2	1
14 Martín Prado, R (1, 5) OBP: 0.307, SLG: 0.346	C FF 92 B SI 93 B SI 92 X FF 95 2-1 F9 ②		B SL 83 C CH 86 D SI 96 X SI 94 2-1 G5-3 ③			X FF 94 0-0 27 G5-4-3 1B		B FF 94 X FF 94 1-0 G4-3 ③			C SI 86 B CH 78 C CH 78 B CU 75 B CU 75 F SI 87 F SI 85 S CH 78 3-3 K ③			5	0	1	0	0	1	1
27 Giancarlo Stanton, R (1, 9) OBP: 0.325, SLG: 0.528	C FF 94 S SI 94 B SI 95 B FF 97 S CH 88 2-3 K ③			X FF 92 0-0 P6 ①		C FF 94 B SI 94 D CH 86 X CH 86 2-1 G5-4-3 ②③ 1-2f			B SI 92 X FF 94 1-0 L7 ①			B SL 85 B SL 84 B FF 92 C FF 91 B SL 85 4-1 20 CS BB		4	0	0	0	1	1	1
48 Justin Bour, L (1, 3) OBP: 0.455, SLG: 0.533		X CH 89 0-0 G4-3 ①		C SI 90 B FF 93 B CH 84 B CH 85 C SI 91 S CH 87 3-3 K ②			B SI 90 F CH 82 B FF 95 S FF 94 F FF 97 X CH 87 2-2 20 HR 1B		X SI 92 0-0 G6-3 ②			B FF 92 X FF 91 1-0 P6 ①		5	1	1	0	0	1	1
20 J.T. Realmuto, R (1, 2) OBP: 0.267, SLG: 0.351		C FF 92 X FF 95 0-1 G4-3 ②		B FF 94 B SL 81 X FF 95 2-0 L8 ③			S SL 81 B FF 94 X SL 81 1-1 1-H HR		X FF 96 0-0 G3 ③			B FF 92 C FF 92 1 SAFE B FF 92 B FF 92 B FF 92 4-1 1-2 BB ②		4	1	1	2	1	0	0
21 Christian Yelich, L (1, 7) OBP: 0.264, SLG: 0.244		C FF 92 X FF 94 0-1 2B	B CH 83 S CH 83 F FF 93 F FF 95 C SI 96 1-3 K ①				B CH 84 F SI 94 X SI 96 1-1 G6-3 ①			B SI 84 B SI 83 S SI 84 F CH 78 S SI 86 2-3 K ①		B SL 86 C FF 92 C FF 92 D SL 88 B FF 93 X FF 92 3-2 G4-3 ③		5	0	1	0	0	2	1
3 Adeiny Hechavarría, R (1, 6) OBP: 0.327, SLG: 0.411		X SL 82 0-0 L1 ③	X SI 93 0-0 B1-3 ②				B CH 88 C FF 94 B CH 86 X SI 92 1-1 G4-3 ②			S SI 85 X SI 85 0-1 G5-3 ②			C FF 96 F SL 87 B SL 88 S SL 86 1-3 K ①	5	0	0	0	0	1	1
51 Ichiro Suzuki, L (1, 8) OBP: 0.342, SLG: 0.337			C FF 91 F FF 93 F FF 92 F CH 86 B CH 88 X SI 95 1-2 9 G3 15 SH1-4 1B				C SI 93 X CH 88 0-1 1B			C SI 84 F CH 78 B SI 86 X CH 78 1-2 G4-3 ③			C FF 97 B SL 88 B SL 88 B FF 97 B FF 96 4-1 10 CS BB	4	0	2	0	1	0	0
15 Dan Haren, R (1, 1) OBP: 0.133, SLG: 0.200 17 Donovan Solano, R (8, PH) OBP: 0.240, SLG: 0.304 44 AJ Ramos, R (9, 1) 36 Sam Dyson, R (10, 1) 38 Michael Morse, R (11, PH) OBP: 0.269, SLG: 0.293 31 Steve Cishek, R (12, 1) 10 Jeff Baker, R (13, PH) OBP: 0.458, SLG: 0.421			1 SAFE B SI 92 X SI 92 1-0 SH1-4 ① 1-2				S SL 81 S SI 93 S CU 80 0-3 K ③			B FF 93 C SL 82 X FF 94 1-1 L9 ①		B SI 84 X SI 84 1-0 G1-4-3 ①		C SL 87 1 SAFE B SL 86 S SL 88 B SL 87 F FF 97 S SL 85 2-3 K ②③ 1-2	1 1 0 0 1 0 0	0 0 0 0 0 0 1	0 0 0 0 0 0 0	0 0 0 0 0 0 0	1 0 0 0 0 0 1	1 0 0 0 0 0 1
Inning Stats	R: 0 E: 0 K: 2 S: 11 H: 0 LOB: 0 BB: 0 P: 16	R: 0 E: 0 K: 0 S: 6 H: 1 LOB: 1 BB: 0 P: 6	R: 0 E: 0 K: 0 S: 9 H: 1 LOB: 1 BB: 0 P: 13	R: 0 E: 0 K: 1 S: 5 H: 0 LOB: 0 BB: 0 P: 10	R: 0 E: 0 K: 2 S: 10 H: 1 LOB: 1 BB: 0 P: 11	R: 0 E: 0 K: 0 S: 5 H: 1 LOB: 0 BB: 0 P: 8	R: 2 E: 0 K: 0 S: 12 H: 2 LOB: 0 BB: 0 P: 18	R: 0 E: 0 K: 0 S: 5 H: 0 LOB: 0 BB: 0 P: 8	R: 0 E: 0 K: 0 S: 3 H: 0 LOB: 0 BB: 0 P: 4	R: 0 E: 0 K: 1 S: 8 H: 0 LOB: 0 BB: 0 P: 11	R: 0 E: 0 K: 2 S: 10 H: 0 LOB: 0 BB: 0 P: 16	R: 0 E: 0 K: 0 S: 6 H: 0 LOB: 1 BB: 2 P: 18	R: 0 E: 0 K: 2 S: 8 H: 0 LOB: 0 BB: 1 P: 15	1B: 4 2B: 1 3B: 0 HR: 1 SF: 0 SAC: 1 DP: 1 HBP: 0	WP: 0 PB: 0 SB: 0 CS: 2 PA: 45						

PITCHER		IP	WLS	BF	H	R	ER	SO	BB	IBB	HBP	BLK	WP	HR	S	P	ERA	WHIP
12 Rubby De La Rosa, R ERA: 4.08	(1, 1)	9.0		32	6	2	2	5	0	0	0	0	0	1	66	94	2.00	0.667
29 Brad Ziegler, R ERA: 1.04	(10, 1)	2.0		6	0	0	0	3	0	0	0	0	0	0	18	27	0.00	0.000
43 Addison Reed, R ERA: 5.54	(12, 1)	1.0	W	4	0	0	0	0	2	0	0	0	0	0	6	18	0.00	2.000
36 Enrique Burgos, R ERA: 4.22	(13, 1)	1.0	S	3	0	0	0	2	1	0	0	0	0	0	8	15	0.00	1.000

PITCHER	IP	WLS	BF	H	R	ER	SO	BB	IBB	HBP	BLK	WP	HR	S	P	ERA	WHIP

BOTTOM

Arizona Diamondbacks @ Miami Marlins

Marlins Park, Miami, FL

Mon May 18 2015, 7:13 PM - 10:23 PM EDT

Att. 17,526 - Roof Closed - 74 F

livebaseballscorecards.com

AB	41
R	2
H	6
RBI	2
BB	3
SO	10
LOB	8

MIAMI

Batter	1	2	3	4	5	6	7	8	9	AB	R	H	RBI	BB	SO	LOB
5 Ender Inciarte, L (1, 8) (8, 7) OBP: 0.335, SLG: 0.409	C SI 92 F SI 93 X KC 81 0-2 6 CS 1B		F SI 93 L FF 94 B FF 93 X SL 87 1-2 15 FC5-4 1B		C KC 77 F KC 79 X FF 91 0-2 ① L8		1 SAFE C FF 94 F SL 86 F FF 95 X FF 95 0-2 ③ L7		S CU 85 X SI 96 0-1 ③ G4-3	5	0	2	0	0	0	2
15 Mark Trumbo, R (1, 9) OBP: 0.318, SLG: 0.520	F SI 93 B FF 92 X FF 93 1-1 ① F8		X SL 87 0-0 ③ FC5-4 1-2f		B SL 85 C SI 92 F SI 92 S SL 88 1-3 ② K			X FF 95 0-0 11 HR 1B		4	1	1	0	0	1	2
44 Paul Goldschmidt, R (1, 3) OBP: 0.418, SLG: 0.610	B SI 93 1 SAFE 1 SAFE B SL 86 C FF 93 X FF 92 2-1 ② F8			B KC 78 C SI 93 B FF 93 X SL 85 2-1 ① P4	B SL 87 C SL 86 B FF 93 B FF 92 C SL 86 X SL 87 3-2 ③ G5-3			F SL 86 C SL 87 B FF 96 S SL 86 1-3 ① K		4	0	0	0	0	1	2
6 David Peralta, L (1, 7) OBP: 0.324, SLG: 0.500 11 AJ Pollock, R (8, PH) (8, 8) OBP: 0.331, SLG: 0.409	C KC 79 0-1 ③ CS 1-2	F SI 92 C CH 84 X KC 81 0-2 ① G1		B CH 85 B CH 84 B SI 92 C SI 91 F SI 91 B SI 93 4-2 24 2B 9 E BB		B KC 77 B SI 92 F FF 90 S FF 93 F FF 92 X FF 92 2-2 ① G3		X FF 95 0-0 1-H HR		2 1	1 1	0 1	0 2	1 0	0 0	0 0
24 Yasmany Tomás, R (1, 5) OBP: 0.390, SLG: 0.434		B SI 94 B SI 93 B FF 92 F SI 91 F SI 93 B KC 80 4-2 9 FC4-6 BB		X FF 92 0-0 9 E 13 1B 1-3 2B		X KC 80 0-0 ② G5-3		C SL 88 B FF 94 S FF 95 F FF 95 B SL 88 X FF 95 2-2 16 G1-6-3 1B		3	1	2	0	1	0	0
16 Chris Owings, R (1, 4) OBP: 0.281, SLG: 0.378		X SI 92 0-0 ② P3		B KC 77 C FF 92 S KC 78 F FF 92 F SL 87 S KC 81 1-3 ② K		C FF 92 F SL 87 X SL 87 0-2 ③ F9		X FC 91 0-0 ②③ G1-6-3 1-2f		4	0	0	0	0	1	4
9 Tuffy Gosewisch, R (1, 2) OBP: 0.268, SLG: 0.276		C FF 93 D SL 84 S SL 86 F FF 94 B SI 93 X KC 80 2-2 ③ FC4-6 1-2f		C KC 80 X SI 94 0-1 E4 13 1B 2-3 3-H			B FF 90 X SL 84 1-0 ① G5-3		C FC 90 B FF 97 X SI 96 1-1 13 SH3-4 1B	4	0	1	0	0	0	2
13 Nick Ahmed, R (1, 6) OBP: 0.260, SLG: 0.191			B SI 91 F FF 91 S KC 79 S SL 88 1-3 ① K	X FF 93 0-0 1-2 3-H 1B			C KC 77 F KC 77 X SL 85 0-2 1B		B SI 95 L SI 95 X FC 90 1-1 ① SH3-4 1-2	3	0	2	1	0	1	0
58 Jeremy Hellickson, R (1, 1) OBP: 0.214, SLG: 0.214 2 Aaron Hill, R (7, PH) OBP: 0.316, SLG: 0.424 41 Daniel Hudson, R (7, 1) 4 Cliff Pennington, S (9, PH) OBP: 0.306, SLG: 0.175 36 Enrique Burgos, R (9, 1)			C FF 93 B FF 93 C FF 92 B KC 80 B FF 92 F FF 93 X FF 93 3-2 ② G6-3	X SI 92 0-0 ③ F9			C KC 76 F FF 90 1 SAFE F KC 79 B SI 92 F FF 92 X SI 92 1-2 ② F8		B FC 89 B SI 95 X SI 96 2-0 ② G6-3	2 1 0 1 0	0 0 0 0 0	0 0 0 0 0	0 0 0 0 0	0 0 0 0 0	0 0 0 0 0	2 1 0 1 0

Inning Stats	1	2	3	4	5	6	7	8	9
	R: 0 E: 0 K: 0 S: 8	R: 0 E: 0 K: 0 S: 10	R: 0 E: 0 K: 1 S: 11	R: 2 E: 1 K: 1 S: 14	R: 0 E: 0 K: 1 S: 9	R: 0 E: 0 K: 0 S: 8	R: 0 E: 0 K: 0 S: 13	R: 2 E: 0 K: 1 S: 10	R: 0 E: 0 K: 0 S: 7
	H: 1 LOB: 0 BB: 0 P: 11	H: 0 LOB: 1 BB: 1 P: 16	H: 1 LOB: 1 BB: 0 P: 16	H: 2 LOB: 2 BB: 1 P: 21	H: 0 LOB: 0 BB: 0 P: 13	H: 0 LOB: 0 BB: 0 P: 10	H: 1 LOB: 1 BB: 0 P: 15	H: 3 LOB: 0 BB: 0 P: 13	H: 1 LOB: 1 BB: 0 P: 11

1B: 7 SF: 0 2B: 1 SAC: 1 3B: 0 DP: 1 HR: 1 HBP: 0

WP: 0 PA: 38 PB: 0 SB: 0 CS: 1

PITCHER		IP	WLS	BF	H	R	ER	SO	BB	IBB	HBP	BLK	WP	HR	S	P	ERA	WHIP
34 Tom Koehler, R ERA: 3.7	(1, 1)	6.2		27	5	2	0	3	2	0	0	0	0	0	69	98	0.00	1.050
40 Mike Dunn, L ERA: 5.52	(7, 1)	0.2	L	5	3	2	2	1	0	0	0	0	0	1	13	16	27.00	4.500
57 Bryan Morris, R ERA: 4.05	(8, 1)	1.2		5	1	0	0	0	0	0	0	0	0	0	8	12	0.00	0.600

PITCHER	IP	WLS	BF	H	R	ER	SO	BB	IBB	HBP	BLK	WP	HR	S	P	ERA	WHIP

TOP

Arizona Diamondbacks @ Miami Marlins

Marlins Park, Miami, FL

Tue May 19 2015, 7:12 PM - 9:57 PM EDT

Att. 16,034 - Clear - 82 F

livebaseballscorecards.com

AB	34
R	4
H	9
RBI	3
BB	2
SO	4
LOB	16

BOTTOM

Arizona Diamondbacks @ Miami Marlins

Marlins Park, Miami, FL

Tue May 19 2015, 7:12 PM - 9:57 PM EDT

Att. 16,034 - Clear - 82 F

livebaseballscorecards.com

Batter	1	2	3	4	5	6	7	8	9	AB	R	H	RBI	BB	SO	LOB
9 Dee Strange-Gordon, L (1, 4) OBP: 0.426, SLG: 0.491	F FF 89 B CU 76 F CU 73 B FF 90 F SI 91 L CH 81 2-3 ① K		B CH 80 B CH 80 F FF 90 B FF 90 F FF 91 F CH 82 X CH 81 3-2 ③ L5			B FF 90 B FF 89 C FF 90 F CH 81 X FF 89 2-2 27 HR 1B		B SI 95 X CH 85 1-0 ② G3		4	1	1	0	0	1	1
14 Martín Prado, R (1, 5) OBP: 0.305, SLG: 0.344	C FF 88 C FF 91 F FF 91 B FF 92 X CH 81 1-2 ② G6-3			B CU 73 B FF 90 X FF 90 2-0 13 BB 1B		1 SAFE C CH 80 1 SAFE F FF 90 1 SAFE B FF 90 S CU 79 1-3 ① K		X SI 96 0-0 ③ L9		4	0	1	0	0	1	1
27 Giancarlo Stanton, R (1, 9) OBP: 0.324, SLG: 0.541	C FF 90 B FF 91 B FF 91 B CH 82 S FF 91 F FF 91 S CH 80 3-3 ③ K			S CH 82 X FF 91 0-1 ① F7		1 SAFE B FF 89 D CH 81 X CH 82 2-0 1-H HR			C FF 96 F SL 86 X FF 97 0-2 ① L3	4	1	1	2	0	1	1
13 Marcell Ozuna, R (1, 8) OBP: 0.344, SLG: 0.397 40 Mike Dunn, L (7, 1) 57 Bryan Morris, L (8, 1) 48 Justin Bour, L (9, PH) OBP: 0.471, SLG: 0.533		C SI 90 B FF 90 C FF 90 F CH 82 X CH 80 1-2 ① G5-3		B CU 75 B CH 82 B FF 91 B FF 90 4-0 1-2 BB		C CU 76 B FF 90 F CH 82 X CU 78 1-2 ② L8			C SL 88 S SL 86 B SL 87 B SL 87 B FF 97 D FF 97 4-2 21 1B 21 DI BB	2	0	0	0	1	0	0
20 J.T. Realmuto, R (1, 2) OBP: 0.257, SLG: 0.337		X FF 91 0-0 ② F7		F CH 82 B CH 82 F FF 91 X FF 91 1-2 ② F7		F FF 88 B FF 90 C SI 88 B CH 81 B CH 81 F CH 81 F FF 90 X FF 90 3-2 ③ G6-3			C SL 88 B FF 97 S FF 97 F SL 89 T SL 88 1-2 ② K	4	0	0	0	0	1	3
21 Christian Yelich, L (1, 7) OBP: 0.264, SLG: 0.244		B SI 90 B SI 90 C FF 90 B FF 90 X SI 91 3-1 ③ G6-3		B FF 91 X CH 82 1-0 ③ F8			B FF 96 B CH 84 C FF 97 S CH 84 B CH 86 C CH 85 3-3 ① K		C SL 88 B FF 97 B FF 97 B SL 90 S SL 90 X SL 89 3-2 1-3 1B	4	0	1	0	0	1	2
38 Michael Morse, R (1, 3) OBP: 0.269, SLG: 0.282			C FF 90 B FF 90 C FF 91 F FF 92 X CH 82 1-2 34 SH3-4 1B		S FF 91 B SI 91 S FF 91 B CU 80 B FF 91 X SI 92 3-2 ① G6-3		X FF 96 0-0 ② L9		B FF 98 C SL 89 B SL 89 1 SAFE C SL 89 F SL 90 S SL 88 2-3 ③ K	4	0	1	0	0	1	2
3 Adeiny Hechavarría, R (1, 6) OBP: 0.327, SLG: 0.409			X SI 91 0-0 ① F9		F FF 90 X FF 90 0-1 ② F8		B SI 98 S CH 85 X SI 97 1-1 51 CS 1B			3	0	1	0	0	0	1
34 Tom Koehler, R (1, 1) OBP: 0.071, SLG: 0.071 51 Ichiro Suzuki, L (7, 8) OBP: 0.339, SLG: 0.333			L FF 89 X FF 89 0-1 ② SH3-4 1-2		F FF 90 S CU 77 B CU 78 S CU 78 1-3 ③ K		1 SAFE B FF 97 T CH 84 B CH 85 2-1 ③ CS 1-2	C SI 96 B SI 96 F SI 96 F CH 85 S CH 84 1-3 ① K		1	0	0	0	0	1	0
										1	0	0	0	0	1	0
Inning Stats	R: 0 E: 0 K: 2 S: 12 H: 0 LOB: 0 BB: 0 P: 18	R: 0 E: 0 K: 0 S: 7 H: 0 LOB: 0 BB: 0 P: 11	R: 0 E: 0 K: 0 S: 11 H: 1 LOB: 1 BB: 0 P: 15	R: 0 E: 0 K: 0 S: 7 H: 1 LOB: 2 BB: 1 P: 15	R: 0 E: 0 K: 1 S: 8 H: 0 LOB: 0 BB: 0 P: 12	R: 2 E: 0 K: 1 S: 15 H: 2 LOB: 0 BB: 0 P: 24	R: 0 E: 0 K: 1 S: 7 H: 1 LOB: 0 BB: 0 P: 13	R: 0 E: 0 K: 1 S: 6 H: 0 LOB: 0 BB: 0 P: 8	R: 0 E: 0 K: 2 S: 16 H: 1 LOB: 2 BB: 1 P: 26	1B: 5 2B: 0 3B: 0 HR: 1 SF: 0 SAC: 1 DP: 0 HBP: 0						

	AB	31
	R	2
	H	6
	RBI	2
	BB	2
	SO	8
	LOB	11

PITCHER		IP	WLS	BF	H	R	ER	SO	BB	IBB	HBP	BLK	WP	HR	S	P	ERA	WHIP
58 Jeremy Hellickson, R ERA: 5.52	(1, 1)	6.0		23	4	2	2	4	1	0	0	0	0	1	60	95	3.00	0.833
41 Daniel Hudson, R ERA: 5.29	(7, 1)	2.0	W	6	1	0	0	2	0	0	0	0	0	0	13	21	0.00	0.500
36 Enrique Burgos, R ERA: 3.86	(9, 1)	1.0	S	5	1	0	0	2	1	0	0	0	0	0	16	26	0.00	2.000

PITCHER	IP	WLS	BF	H	R	ER	SO	BB	IBB	HBP	BLK	WP	HR	S	P	ERA	WHIP

Arizona Diamondbacks @ Miami Marlins

Marlins Park, Miami, FL

Wed May 20 2015, 7:12 PM - 9:47 PM EDT

Att. 17,158 - Partly Cloudy - 82 F

livebaseballscorecards.com

Batter	1	2	3	4	5	6	7	8	9	AB	R	H	RBI	BB	SO	LOB
5 Ender Inciarte, L (1, 9) OBP: 0.325, SLG: 0.396	B SI 89 C SI 89 C SI 88 B SI 90 C SI 90 2-3 K ①	C SI 90 X CH 83 0-1 G3 ③		1 SAFE X SI 88 0-0 F8 ③		L FF 98 S KC 84 T FF 97 0-2 K ③			X SI 94 0-0 L8 ①	5	0	0	0	0	2	2
11 AJ Pollock, R (1, 8) OBP: 0.346, SLG: 0.418	C FF 90 X SL 88 0-1 44 1B / 6 G3 1B	B KC 76 B FF 89 F FF 89 F KC 78 F FF 91 B FF 91 X FF 90 3-2 F8 ①		C KC 76 B FF 87 B KC 75 B CH 81 B FF 89 4-1 6 1B / 44 G5-3 / 24 S BB			C FF 96 F KC 83 X FF 98 0-2 44 S / 6 SF8 1B		C FC 90 B FC 89 F SI 96 X CU 84 1-2 44 G1-3 / 6 1B 1B	4	4	3	0	1	0	0
44 Paul Goldschmidt, R (1, 3) OBP: 0.418, SLG: 0.600	C FF 90 X SL 88 0-1 24 WP / 6 G3 / 1-3 1B	C KC 78 B FF 91 C FF 90 B FF 91 B KC 80 B FF 91 4-2 6 FC4-6 BB			C FF 89 1 SAFE 1 SAFE S SI 90 B SL 89 X SI 91 1-2 G5-3 ① 1-2		C FF 97 C KC 84 F FF 98 S KC 84 0-3 K ① 1-3		S SI 94 F FC 89 X SI 96 0-2 G1-3 ② 1-2	4	0	1	0	1	1	3
6 David Peralta, L (1, 7) OBP: 0.327, SLG: 0.500	C CH 82 F SL 87 B SI 90 F SI 92 D KC 79 X SI 92 2-2 G3 ② 1-2 3-H	P PO 84 1 SAFE 1 SAFE X SI 88 1-0 FC4-6 / 24 1B ② 1-2f			2 SAFE F SI 90 B SI 90 S SL 87 B SI 90 X SI 90 2-2 24 S ② 2-3 1B		X FF 96 0-0 SF8 ② 3-H		B FC 89 X SI 94 1-0 2 FC5 / 24 1B ② 2-H 1B	4	0	2	3	0	0	2
24 Yasmany Tomás, R (1, 5) OBP: 0.391, SLG: 0.432	B SI 91 F FF 91 C FF 91 B KC 79 X FF 92 2-2 G1-6-3 ③ 2-3		C FF 91 X FF 90 0-1 ② 1-2 1B		C KC 79 1 SAFE X SI 90 0-1 L4 ② 1-2 3-H		F KC 84 F FF 96 B KC 83 S KC 83 1-3 K ③		X FC 89 0-0 2 FC5 ② 1-2 1B	5	0	2	0	0	1	2
2 Aaron Hill, R (1, 4) OBP: 0.311, SLG: 0.406		B SL 86 B SL 87 B FF 88 B FF 89 4-0 9 G4-3 / 9 S / 13 2B BB	B SL 87 F FC 90 C FF 91 F SL 88 F FF 92 S SL 87 1-3 K ③		C KC 78 C FF 90 B SL 87 X FF 90 1-2 L8 ③			T SI 90 F SI 90 F FF 93 B FF 93 F CU 77 B SI 94 X SI 93 2-2 G5-3 ①	C FC 89 F CU 84 X CU 84 0-2 FC5 ③ 1-2 2-3f	4	1	0	0	1	1	5
9 Tuffy Gosewisch, R (1, 2) OBP: 0.267, SLG: 0.275		B FF 90 C FC 90 B SL 87 F FF 90 X FF 92 2-2 G4-3 ① 1-3		B FF 87 X FF 88 1-0 E5		B FF 96 B FF 96 C FF 96 X FF 97 2-1 57 SH1-4 / 13 S / 1B		C CU 78 B FF 93 F CH 86 F FF 94 F CU 78 F FF 94 S FF 94 1-3 K ②		4	0	1	0	0	1	1
13 Nick Ahmed, R (1, 6) OBP: 0.269, SLG: 0.214		B FF 89 C FF 90 X KC 79 1-1 57 S / 57 G1-6-3 / 3-H 2B		C FF 89 F SI 89 B SL 88 X SL 88 1-2 L4 ①		D FF 96 B FF 96 C FF 96 1 SAFE B FF 96 C FF 96 S FF 96 3-3 K ① 1-2		B CH 86 F SI 92 B CH 86 X SI 92 2-1 1B	4	1	2	1	0	1	2
57 Chase Anderson, R (1, 1) OBP: 0.200, SLG: 0.143 29 Brad Ziegler, R (9, 1)		S FF 90 C FF 90 B SL 88 X FF 92 1-2 G1-6-3 ② 2-H		C FC 90 M SL 87 C KC 79 0-3 K ②		X FF 96 0-0 SH1-4 ② 2-3		1 SAFE C FF 92 F SI 94 B SI 95 S CU 78 1-3 K ③		3 0	0 0	0 0	1 0	0 0	2 0	2 0

Inning Stats																				
	R: 1	H: 2	R: 2	H: 1	R: 0	H: 1	R: 0	H: 0	R: 1	H: 1	R: 0	H: 1	R: 1	H: 1	R: 0	H: 1	R: 1	H: 3	1B: 10	SF: 1
	E: 0	LOB: 1	E: 0	LOB: 0	E: 0	LOB: 2	E: 1	LOB: 1	E: 0	LOB: 1	E: 0	LOB: 1	E: 0	LOB: 0	E: 0	LOB: 1	E: 0	LOB: 2	2B: 1	SAC: 1
	K: 1	BB: 0	K: 0	BB: 1	K: 1	BB: 1	K: 1	BB: 0	K: 0	BB: 1	K: 2	BB: 0	K: 2	BB: 0	K: 0	BB: 0	K: 0	BB: 0	3B: 0	DP: 0
	S: 14	P: 20	S: 10	P: 18	S: 15	P: 23	S: 8	P: 10	S: 12	P: 20	S: 9	P: 14	S: 11	P: 12	S: 16	P: 22	S: 12	P: 14	HR: 0	HBP: 0

PITCHER		IP	WLS	BF	H	R	ER	SO	BB	IBB	HBP	BLK	WP	HR	S	P	ERA	WHIP
41 David Phelps, R ERA: 3.21	(1, 1)	5.0	L	24	5	4	4	3	3	0	0	0	1	0	59	91	7.20	1.600
22 Carter Capps, R ERA: 3.0	(6, 1)	2.0		8	2	1	1	4	0	0	0	0	0	0	20	26	4.50	1.000
52 Brad Hand, L ERA: 5.06	(8, 1)	1.0		4	1	0	0	2	0	0	0	0	0	0	16	22	0.00	1.000
57 Bryan Morris, R ERA: 4.29	(9, 1)	1.0		6	3	1	1	0	0	0	0	0	0	0	12	14	9.00	3.000

PITCHER		IP	WLS	BF	H	R	ER	SO	BB	IBB	HBP	BLK	WP	HR	S	P	ERA	WHIP

TOP

AB	37
R	6
H	11
RBI	5
BB	3
SO	9
LOB	19

WP: 1	PA: 42		
PB: 0			
SB: 7			
CS: 0			

BOTTOM

Arizona Diamondbacks @ Miami Marlins

Marlins Park, Miami, FL

Wed May 20 2015, 7:12 PM - 9:47 PM EDT

Att. 17,158 - Partly Cloudy - 82 F

livebaseballscorecards.com

Batter	1	2	3	4	5	6	7	8	9	AB	R	H	RBI	BB	SO	LOB
9 Dee Strange-Gordon, L (1, 4) OBP: 0.422, SLG: 0.481	X FF 90 0-0 ① B5-3			B CU 74 C SI 91 B FF 91 X CH 81 2-1 ① B1-3		B SI 92 X CH 81 1-0 ② G4-3 2-3			B CH 80 F FF 91 F CU 77 F FF 91 H FF 93 2-2 27 G6-4-3 13 1B HBP 1-2	3	0	0	0	0	0	1
13 Marcell Ozuna, R (1, 8) OBP: 0.342, SLG: 0.393	F FF 91 B SI 92 B SI 91 C CH 81 B FF 93 F FF 93 F FF 93 X FF 93 3-2 ② F9			F SI 91 F CH 82 B CU 78 B CH 82 X CH 81 2-2 ② G6-3		X CH 82 0-0 ③ L8			B CH 80 B FF 92 F FF 93 X CU 78 2-1 27 G6-4-3 1B 1-2 2-3	4	0	1	0	0	0	1
27 Giancarlo Stanton, R (1, 9) OBP: 0.316, SLG: 0.526	B FF 93 F FF 92 X SI 93 1-1 ③ F9			C SI 92 B SI 92 C FF 94 S CH 82 1-3 ③ K			B CU 78 X SI 91 1-0 ① G6-3		X SI 83 0-0 ① ② G6-4-3 1-2f 2-3 3-H	4	0	0	0	0	1	2
14 Martín Prado, R (1, 5) OBP: 0.304, SLG: 0.342		C FF 90 C FF 91 F FF 93 B FF 93 X CH 82 1-2 ① L5			C FF 90 B FF 90 C CU 77 B CU 78 X SI 92 2-2 3 FC6-4 1B		B SI 91 C FF 91 X SI 90 1-1 ② G4-3		C SI 84 S SI 83 B CU 73 X CH 76 1-2 ③ L8	4	0	1	0	0	0	1
21 Christian Yelich, L (1, 7) OBP: 0.266, SLG: 0.238		C SI 92 B FF 93 B SI 92 B SI 92 F FF 93 F FF 94 B CH 82 4-2 38 G6-4-3 BB			B SI 92 C CU 76 B SI 91 F SI 92 B SI 92 X SI 91 3-2 ① L7		C FF 91 S CU 76 F FF 92 F CU 77 C CH 81 0-3 ③ K			2	0	0	0	1	1	1
38 Michael Morse, R (1, 3) OBP: 0.265, SLG: 0.278 22 Carter Capps, R (6, 1) 52 Brad Hand, L (8, 1) 17 Donovan Solano, R (8, PH) OBP: 0.231, SLG: 0.292 57 Bryan Morris, L (9, 1)		X SI 92 0-0 ② ③ G6-4-3 1-2f			X FF 92 0-0 ② L9			B FF 90 F FF 90 X SI 90 1-1 ① G4-3		2 0 0 1 0	0 0 0 0 0	0 0 0 0 0	0 0 0 0 0	0 0 0 0 0	0 0 0 0 0	2 0 0 0 0
3 Adeiny Hechavarría, R (1, 6) OBP: 0.321, SLG: 0.401			C FF 90 F FF 90 B CU 76 X SI 92 1-2 ① G1-3		F FF 92 X SI 92 0-1 ③ FC6-4 1-2f			F FF 91 X CU 77 0-1 ② G6-3		3	0	0	0	0	0	1
8 Jhonatan Solano, R (1, 2) OBP: 0.143, SLG: 0.154			F FF 91 X CU 77 0-1 ② G5-3			B FF 90 X FF 91 1-0 ① L4		C FF 90 X CH 82 0-1 ③ L5		3	0	0	0	0	0	0
41 David Phelps, R (1, 1) OBP: 0.154, SLG: 0.083 48 Justin Bour, L (6, 3) OBP: 0.500, SLG: 0.594			C FF 91 X FF 92 0-1 ③ G4-3			B SI 90 B SI 91 F FF 92 C CH 81 F CH 81 X SI 92 2-2 9 G4-3 2B			C SI 90 X FF 91 0-1 13 1B 9 HBP 27 G6-4-3 1B	1 2	0 1	0 2	0 0	0 0	0 0	0 0
Inning Stats	R: 0 E: 0 K: 0 S: 8 H: 0 LOB: 0 BB: 0 P: 12	R: 0 E: 0 K: 0 S: 8 H: 0 LOB: 0 BB: 1 P: 13	R: 0 E: 0 K: 0 S: 7 H: 0 LOB: 0 BB: 0 P: 8	R: 0 E: 0 K: 1 S: 8 H: 0 LOB: 0 BB: 0 P: 13	R: 0 E: 0 K: 0 S: 9 H: 1 LOB: 1 BB: 0 P: 14	R: 0 E: 0 K: 0 S: 7 H: 1 LOB: 1 BB: 0 P: 11	R: 0 E: 0 K: 1 S: 8 H: 0 LOB: 0 BB: 0 P: 10	R: 0 E: 0 K: 0 S: 6 H: 0 LOB: 0 BB: 0 P: 7	R: 1 E: 0 K: 0 S: 11 H: 2 LOB: 1 BB: 0 P: 16	1B: 3 2B: 1 3B: 0 HR: 0 SF: 0 SAC: 0 DP: 2 HBP: 1	WP: 0 PB: 0 SB: 0 CS: 0 PA: 31					

AB	29
R	1
H	4
RBI	0
BB	1
SO	2
LOB	9

PITCHER	IP	WLS	BF	H	R	ER	SO	BB	IBB	HBP	BLK	WP	HR	S	P	ERA	WHIP
57 Chase Anderson, R (1, 1) ERA: 2.54	8.0	W	29	4	1	1	2	1	0	1	0	0	0	68	99	1.12	0.625
29 Brad Ziegler, R (9, 1) ERA: 0.98	1.0		2	0	0	0	0	0	0	0	0	0	0	4	5	0.00	0.000

PITCHER	IP	WLS	BF	H	R	ER	SO	BB	IBB	HBP	BLK	WP	HR	S	P	ERA	WHIP

Arizona Diamondbacks @ Miami Marlins

Marlins Park, Miami, FL

Thu May 21 2015, 12:13 PM - 3:14 PM EDT

Att. 20,692 - Roof Closed - 76 F

livebaseballscorecards.com

TOP

Batter	1	2	3	4	5	6	7	8	9	AB	R	H	RBI	BB	SO	LOB
5 Ender Inciarte, L (1, 9) (8, 7) OBP: 0.333, SLG: 0.403	C FC 92 X FF 92 0-1 11 L7 11 PB 24 2B 1B	B CU 77 F SI 90 B FF 90 F SI 91 F FF 92 X FS 80 2-2 11 WP 1-3 2-H 1B			F SI 90 M CH 83 B CU 78 F SL 86 C SI 90 1-3 ② K	X SI 91 0-0 3-H 1B		X CH 89 0-0 ①② L9-2 1-2 2-3 3-H		5	1	3	2	0	1	3
11 AJ Pollock, R (1, 8) OBP: 0.348, SLG: 0.425	1 SAFE B FC 92 X SI 90 1-0 ① L7 1-3	C SL 89 B CU 77 B CU 77 X FF 91 2-1 ③ F8 1-2			F SL 87 S SL 88 B FF 93 X FS 82 1-2 2B	1 SAFE 1 SAFE M SI 92 X SI 90 0-1 ③ G6-3		T SI 97 B SI 97 X SI 96 1-1 2-3 3-H 1B		5	0	2	1	0	0	4
6 David Peralta, L (1, 7) OBP: 0.313, SLG: 0.476 43 Addison Reed, L (8, 1) 13 Nick Ahmed, R (9, 6) OBP: 0.269, SLG: 0.214	B FF 92 C CU 77 S CU 78 S FS 79 1-3 ② K	B CH 83 F FF 90 C FF 89 B FC 90 S FS 81 2-3 ① K			F CU 78 B SI 90 X FF 89 1-1 ③ P5		C SL 81 B SI 91 B SI 91 C SL 81 B SI 91 C SL 81 3-3 ① K	X SL 88 0-0 ③ G6-3		5 0 0	0 0 0	0 0 0	0 0 0	3 0 0	4 0 0
24 Yasmany Tomás, R (1, 5) OBP: 0.391, SLG: 0.442 29 Brad Ziegler, R (9, 1)	S FC 93 X SL 86 0-1 3-H 2B	C FC 92 S FC 94 F FF 93 X SI 92 0-2 ② G4-3				X FF 90 0-0 16 SH 15 WP 31 SF8 1B	B SL 81 X SL 80 1-0 ② F8		C SL 86 S FF 95 B SL 88 F FF 95 S SL 89 1-3 ① K	5 0	1 0	2 0	1 0	0 0	1 0	0 0
15 Mark Trumbo, R (1, 3) (8, 9) OBP: 0.321, SLG: 0.519	C CU 77 F FC 92 B SI 92 X FS 80 1-2 ③ G6-3		S SL 86 S SL 86 F FC 94 S SL 84 0-3 ③ K2-3			C FC 89 B SL 84 B FF 89 B FF 90 D FC 90 4-1 16 SH 4 2B 1-2 BB	X SI 91 0-0 2B		B FF 95 X SL 88 1-0 ② F9	4	1	1	0	1	1	1
16 Chris Owings, R (1, 4) OBP: 0.273, SLG: 0.367		C FF 91 B FF 89 F FF 89 F SL 85 X FS 80 1-2 ① G3		S CU 76 B FF 89 C FC 88 B CU 77 S FS 84 2-3 ① K		X SI 90 0-0 SH 4 2B 2 SF8 1-2 2-3	C SL 80 X SI 92 0-1 ③ G6-3		X FF 96 0-0 ③ L9	4	1	0	0	0	1	1
31 Jordan Pacheco, R (1, 2) OBP: 0.328, SLG: 0.354 9 Tuffy Gosewisch, R (8, 2) OBP: 0.267, SLG: 0.275		C FC 92 B FF 92 X CU 77 1-1 4 S 5 1B 1B		F FC 91 X FS 83 0-1 ② L9		X FF 91 0-0 ① SF8 3-H		B SI 94 B SI 94 B SI 94 C FF 96 B SI 94 4-1 44 1B 4 SH 5 L9-2 BB		2 0	1 0	1 0	1 0	1 0	0 0	0 0
4 Cliff Pennington, S (1, 6) OBP: 0.327, SLG: 0.214 (9, 5)		D FF 90 B FF 90 B FF 91 B FF 88 4-0 5 1B 1-2 BB		B SI 89 S FF 90 F FF 89 B SL 85 B FS 82 X FF 93 3-2 ③ G4-3		B CU 76 X SI 89 1-0 2 SF8 5 1B 1-3 2-H 2B		B SI 93 X SI 93 1-0 SH 5 L9-2 44 1B 11 1B 1-2		2	2	1	1	1	0	0
25 Archie Bradley, R (1, 1) OBP: 0.091, SLG: 0.091 2 Aaron Hill, R (6, PH) OBP: 0.308, SLG: 0.406 48 Randall Delgado, R (6, 1) 40 Andrew Chafin, R (6, 1) 44 Paul Goldschmidt, R (8, PH) OBP: 0.421, SLG: 0.603 (8, 3)		B FF 90 C FC 90 L FC 91 L FF 92 1-3 ② K			C FC 91 C FC 90 B SL 87 S FC 92 1-3 ① K	B SI 91 F SI 91 B SI 92 S SL 81 X SL 80 2-2 ② SF8 2-3 3-H		F SI 96 F SI 96 X CH 88 0-2 11 1B 5 L9-2 1-2 2-3 1B		2 0 0 0 1	0 0 0 0 0	0 0 0 0 1	0 1 0 0 0	2 0 0 0 0	2 0 0 0 0

	AB	35
	R	7
	H	11
	RBI	7
	BB	3
	SO	9
	LOB	15

Inning Stats	1	2	3	4	5	6	7	8	9	1B: 7 SF: 2	WP: 2 PA: 42
	R: 1 H: 2 E: 0 LOB: 1 K: 1 BB: 0 S: 11 P: 14	R: 1 H: 2 E: 0 LOB: 2 K: 1 BB: 1 S: 15 P: 26	R: 0 H: 0 E: 0 LOB: 0 K: 2 BB: 0 S: 11 P: 13	R: 0 H: 0 E: 0 LOB: 0 K: 1 BB: 0 S: 8 P: 13	R: 0 H: 1 E: 0 LOB: 1 K: 2 BB: 0 S: 12 P: 16	R: 4 H: 3 E: 0 LOB: 1 K: 0 BB: 1 S: 11 P: 18	R: 0 H: 1 E: 0 LOB: 1 K: 1 BB: 0 S: 7 P: 11	R: 1 H: 2 E: 0 LOB: 2 K: 0 BB: 1 S: 9 P: 15	R: 0 H: 0 E: 0 LOB: 0 K: 1 BB: 0 S: 6 P: 8	2B: 5 SAC: 2 3B: 0 DP: 1 HR: 0 HBP: 0	PB: 1 SB: 1 CS: 0

PITCHER		IP	WLS	BF	H	R	ER	SO	BB	IBB	HBP	BLK	WP	HR	S	P	ERA	WHIP
35 Mat Latos, R ERA: 6.12	(1, 1)	5.1		26	7	6	6	7	2	0	0	0	2	0	62	92	10.12	1.688
31 Steve Cishek, R ERA: 7.41	(6, 1)	1.2		7	2	0	0	1	0	0	0	0	0	0	13	19	0.00	1.200
36 Sam Dyson, R ERA: 2.53	(8, 1)	0.2	L	5	2	1	1	0	1	0	0	0	0	0	8	14	13.50	4.500
40 Mike Dunn, L ERA: 5.06	(8, 1)	1.1		4	0	0	0	1	0	0	0	0	0	0	7	9	0.00	0.000

PITCHER	IP	WLS	BF	H	R	ER	SO	BB	IBB	HBP	BLK	WP	HR	S	P	ERA	WHIP

Batter	1	2	3	4	5	6	7	8	9	AB	R	H	RBI	BB	SO	LOB
9 Dee Strange-Gordon, L (1, 4) OBP: 0.416, SLG: 0.470	B FF 92 B FF 92 C FF 93 B FF 92 C FF 93 B FF 93 4-2 13 1B 27 1B BB	B FF 91 C FF 92 F FF 92 X FF 92 1-2 ② L1-4-3 2-3		C FF 92 C FF 92 S KC 84 0-3 ② K		C SI 94 B FF 94 F FF 93 S CH 84 1-3 ② K		X FF 93 0-0 ② G6-3		4	1	0	0	1	2	3
13 Marcell Ozuna, R (1, 8) OBP: 0.344, SLG: 0.393	1 SAFE F FF 92 1 SAFE 1 SAFE X KC 79 0-1 14 1B 27 1B 21 G6-4-3 1-3 1B	X KC 80 0-0 ③ G6-3		S FF 92 X FF 92 0-1 ③ FC6-4 1-2f		X SI 91 0-0 27 BB 14 1B 2-H 1B		B SL 88 C SL 86 C SL 86 C FF 92 1-3 ③ K		5	2	2	1	0	1	2
27 Giancarlo Stanton, R (1, 9) OBP: 0.324, SLG: 0.523	C FF 92 B FF 93 X FF 93 1-1 21 G6-4-3 14 1B 48 1B 1-2 3-H 1B		B KC 80 B FF 92 B KC 81 F FF 94 B FF 93 4-1 21 G3-1 14 PB BB		B FF 91 B FF 92 B FF 91 C FF 92 C FF 91 X FF 92 3-2 ① P2	B FF 91 B SI 91 D CH 83 C FF 95 S SL 83 B SL 82 4-2 14 1B 1-2 BB			C SI 83 F SI 84 S CU 73 0-3 ① K	3	1	1	1	2	1	0
14 Martín Prado, R (1, 5) OBP: 0.313, SLG: 0.349	C FF 92 F FF 92 X KC 82 0-2 21 G6-4-3 1-2 2-3 1B		C FF 92 C FF 91 D KC 84 1 SAFE B FF 91 F KC 82 D KC 82 S KC 81 3-3 ① K 1-2		X FF 92 0-0 21 1B 1B	B SL 81 B SL 81 X SI 94 2-0 21 FC1-4-6 1-3 2-H 1B			C SI 84 X CU 74 0-1 ② F8	5	0	3	1	0	1	1
21 Christian Yelich, L (1, 7) OBP: 0.263, SLG: 0.236	C FF 92 B FF 92 X FF 92 1-1 ①② G6-4-3 1-2f 2-3 3-H		D FF 91 B FF 93 X FF 93 2-0 ② G3-1 2-3		X CH 85 0-0 1-3 1B	X SI 91 0-0 ③ FC1-4-6 1-2f			F SI 84 B CU 72 F CH 77 S CH 77 1-3 ③ K	5	0	1	0	0	1	5
48 Justin Bour, L (1, 3) OBP: 0.487, SLG: 0.571 31 Steve Cishek, R (6, 1) 17 Donovan Solano, R (7, PH) OBP: 0.222, SLG: 0.280 36 Sam Dyson, R (8, 1) 40 Mike Dunn, L (8, 1)	B FF 92 S FF 93 S FF 93 B FF 93 B FF 93 X FF 93 3-2 20 FC6-4 3-H 1B		C FF 92 D KC 83 F KC 82 C FF 93 1-3 ③ K		1 SAFE S KC 80 C FF 92 1 SAFE T FF 92 0-2 ② K		B FF 90 F FF 91 X FF 92 1-1 ① B1-3		3 0 1 0 0	0 0 0 0 0	1 0 0 0 0	1 0 0 0 0	0 0 0 0 0	2 0 0 0 0	3 0 0 0 0
20 J.T. Realmuto, R (1, 2) OBP: 0.257, SLG: 0.352	B FF 92 C FF 94 D KC 83 C FF 93 F FF 94 X KC 82 2-2 ③ FC6-4 1-2f			C KC 78 X KC 81 0-1 3 SF8 3B	1 SAFE B FF 91 F FF 92 1 SAFE F FF 92 1 SAFE X FF 92 1-2 ③ L6		C FF 90 B SI 92 F SL 82 X SI 91 1-2 ② L8		4	1	1	0	0	0	3
3 Adeiny Hechavarría, R (1, 6) OBP: 0.319, SLG: 0.400		S FF 92 S FF 92 F FF 93 X KC 82 0-2 9 L1-4-3 35 SH2-4 1B		B FF 92 B FF 92 X FF 92 2-0 ① SF8 3-H		C FF 94 X SI 93 0-1 ① G6-3	B FF 92 X CH 84 1-0 ③ F8			3	0	1	1	0	0	0
35 Mat Latos, R (1, 1) OBP: 0.444, SLG: 0.444 10 Jeff Baker, R (6, 3) OBP: 0.462, SLG: 0.429		C FF 90 1 SAFE X FF 90 0-1 ① SH2-4 1-2		B FF 91 X FF 93 1-0 13 FC6-4 1B		B FF 95 F FF 94 B FF 94 B SL 83 X SI 95 3-1 E5 13 1B 1B		B FF 92 F FF 91 C SL 86 F FF 92 F FF 93 S SL 87 1-3 ① K		1 2	0 1	1 1	0 0	0 0	0 1	0 0
Inning Stats	R: 3 E: 0 K: 0 S: 18 H: 4 LOB: 1 BB: 1 P: 29	R: 0 E: 0 K: 0 S: 10 H: 1 LOB: 1 BB: 0 P: 11	R: 0 E: 0 K: 2 S: 9 H: 0 LOB: 1 BB: 1 P: 19	R: 1 E: 0 K: 1 S: 9 H: 2 LOB: 1 BB: 0 P: 12	R: 0 E: 0 K: 1 S: 11 H: 2 LOB: 2 BB: 0 P: 15	R: 2 E: 1 K: 1 S: 12 H: 3 LOB: 2 BB: 1 P: 22	R: 0 E: 0 K: 0 S: 6 H: 0 LOB: 0 BB: 0 P: 9	R: 0 E: 0 K: 2 S: 9 H: 0 LOB: 0 BB: 0 P: 11	R: 0 E: 0 K: 2 S: 8 H: 0 LOB: 0 BB: 0 P: 9	1B: 11 2B: 0 3B: 1 HR: 0	SF: 1 SAC: 1 DP: 1 HBP: 0	WP: 0 PB: 1 SB: 0 CS: 0	PA: 41			

PITCHER		IP	WLS	BF	H	R	ER	SO	BB	IBB	HBP	BLK	WP	HR	S	P	ERA	WHIP
25 Archie Bradley, R ERA: 4.0	(1, 1)	5.0		25	9	4	4	4	2	0	0	0	0	0	57	86	7.20	2.200
48 Randall Delgado, R ERA: 4.26	(6, 1)	0.2	B	6	3	2	2	1	1	0	0	0	0	0	11	21	27.00	6.000
40 Andrew Chafin, L ERA: 4.57	(6, 1)	1.1	W	4	0	0	0	0	0	0	0	0	0	0	7	10	0.00	0.000
43 Addison Reed, R ERA: 5.14	(8, 1)	1.0	H	3	0	0	0	2	0	0	0	0	0	0	9	11	0.00	0.000
29 Brad Ziegler, R ERA: 0.93	(9, 1)	1.0	S	3	0	0	0	2	0	0	0	0	0	0	8	9	0.00	0.000

PITCHER	IP	WLS	BF	H	R	ER	SO	BB	IBB	HBP	BLK	WP	HR	S	P	ERA	WHIP

BOTTOM

Arizona Diamondbacks @ Miami Marlins

Marlins Park, Miami, FL

Thu May 21 2015, 12:13 PM - 3:14 PM EDT
Att. 20,692 - Roof Closed - 76 F

livebaseballscorecards.com

AB	36
R	6
H	12
RBI	5
BB	3
SO	9
LOB	17

MIAMI

Batter	1	2	3	4	5	6	7	8	9	10	11	12	13	AB	R	H	RBI	BB	SO	LOB
24 Dexter Fowler, S (1, 8) OBP: 0.358, SLG: 0.445	C FC 83 F FC 82 C CH 74 0-3 ① K		C CU 70 B FC 84 B CH 74 S CH 75 B CH 74 X FC 86 3-2 HR	S CH 76 B CH 76 X FC 84 1-1 ③ G1-3			C FF 97 B CH 85 T CH 85 F FF 97 B CH 85 X CH 84 2-2 ③ G1			C FF 92 B SL 87 B CH 87 C FF 92 B FF 92 F FF 92 F FF 92 B SL 87 4-2 17 S 17 1B BB		B SL 80 C SI 92 X CH 84 1-1 ① F9		5	2	1	1	1	1	2
17 Kris Bryant, R (1, 5) OBP: 0.401, SLG: 0.467	B FC 83 B CH 76 X FC 84 2-0 ② F9		C CU 70 B FC 84 F FC 84 B CH 77 B CH 76 F FC 86 F FC 85 X CH 77 3-2 ② F7		F FC 83 C FC 83 C FC 83 0-3 ① K			C SL 86 F FF 96 S SL 86 0-3 ① K		1 SAFE P PO 84 B SL 88 X SL 86 2-0 1-H 13 1B 1B		B SI 93 B SL 82 F SI 93 S SL 82 X SL 82 2-2 ② G6-3		6	1	1	1	0	2	0
44 Anthony Rizzo, L (1, 3) OBP: 0.446, SLG: 0.565	B FC 83 C CH 76 B FC 84 F FC 83 X FC 84 2-2 ③ P2		X CU 71 0-0 2B		B FC 84 F FC 83 X FC 84 1-1 ② G3			B FF 97 B SL 87 S SL 88 F FF 96 F SL 87 F SL 86 F FF 97 F FF 97 X SL 89 2-2 ② P6		I IN 80 I IN 78 I IN 79 I IN 77 4-0 68 CS 13 1B IBB		C FF 93 C SI 93 B SI 94 B SL 83 X SL 84 2-2 ③ G5-3		5	0	1	0	1	0	0
13 Starlin Castro, R (1, 6) OBP: 0.305, SLG: 0.351		B CU 66 F FC 82 B CH 74 B CH 74 C FC 83 F CH 74 F FC 84 X FC 84 3-2 2B	B CH 76 C CH 77 F FC 85 F CH 77 X CH 77 1-2 ③ G5-3		S FC 84 F FC 84 B CU 69 B CH 75 X FC 85 2-2 ③ L8			F FF 97 B SL 87 S SL 87 S SL 86 1-3 ③ K		C SL 86 C SL 86 F SL 86 F SL 85 B FF 92 X FF 92 1-2 1-2 2-H 68 CS 1B			S SL 80 X SL 81 0-1 ① L9	6	0	2	1	0	1	1
68 Jorge Soler, R (1, 9) OBP: 0.333, SLG: 0.391		S FC 83 X CH 73 0-1 ① L9		B FC 83 F FC 84 B CH 76 X FC 85 2-1 21 1B 22 1B 2B		B FF 96 C SL 86 B SL 84 F SI 94 B CH 85 S CH 85 3-3 ① K			B SI 83 S SI 82 C CH 77 X CU 72 1-2 ① F9	C SL 85 F FF 95 B SL 88 D SL 88 X FF 95 2-2 ② 1-2 2-3 G5-3			C SL 80 F SI 90 X CH 84 0-2 29 BB 21 1B 1B	6	1	2	0	0	1	3
21 Junior Lake, R (1, 7) OBP: 0.333, SLG: 0.350		T FC 82 F FC 82 B FC 82 B CH 74 B FC 82 F FC 83 F FC 84 F CH 75 F CH 78 3-2 ② L9 X FC 85		X CH 75 0-0 22 1B 2-3 1B		B FF 97 C FF 96 X FF 96 1-1 ② L3			S SI 84 B SI 84 S CH 77 B CU 74 S CH 77 2-3 ② K		C SI 93 B SI 93 F FF 92 B SL 83 X FF 93 2-2 ① G6-3		B FF 92 1 SAFE B SL 81 S SL 79 B SI 91 1 SAFE X FF 92 3-1 29 BB 1-2 1B	6	0	2	0	0	1	1
3 David Ross, R (1, 2) OBP: 0.341, SLG: 0.303 47 Miguel Montero, L (9, PH) OBP: 0.400, SLG: 0.452 (9, 2)		S CH 74 S FC 84 F FC 84 B FC 84 B CH 75 F FC 85 B FC 85 B FC 86 4-2 BB		1 SAFE F CH 75 S FC 84 T FC 84 0-2 ① K		C FF 97 B SI 96 X SL 86 1-1 ③ F7			B SI 86 B SI 84 S SI 85 B CH 78 S CH 77 B CH 77 4-2 BB		B SI 92 F SL 81 C FF 92 X FF 94 1-2 ① E5 19 1B		F SI 90 X CH 81 0-1 ② F7	2	0	0	0	1	1	2
34 Jon Lester, L (1, 1) 46 Pedro Strop, R (8, 1) 8 Chris Coghlan, L (8, PH) 52 Justin Grimm, R (8, 1) 56 Héctor Rondón, R (10, 1) 19 Jonathan Herrera, S (10, PH) 30 Jason Motte, R (11, 1) 40 James Russell, L (11, 1) 37 Travis Wood, R (12, 1) 29 Mike Baxter, L (12, PH) 59 Zac Rosscup, R (13, 1)		C CH 75 X FC 83 0-1 ③ G1-3		L FC 84 L FC 85 S CH 75 0-3 ② K							1 SAFE X SI 93 0-0 22 G4-6-3 1-2 1B		B SL 80 C CH 82 S FF 93 B CH 83 F CH 84 B CH 82 O CH 83 4-2 1-2 2-3 BB	2	0	0	0	1	1	2
22 Addison Russell, R (1, 4) OBP: 0.295, SLG: 0.419			C FC 82 F FC 83 X FC 84 0-2 ① L9	B CH 77 B CH 76 B FC 84 C FC 84 S CH 77 X CH 78 3-2 1-3 3-H 1B						X SL 86 0-0 ① G6-3		1-2f 0-2 ② ③ G4-6-3		6	0	1	1	0	1	5

Inning Stats																								
	R: 0 E: 0 K: 1 S: 7	H: 0 LOB: 0 BB: 0 P: 11	R: 0 E: 0 K: 0 S: 20	H: 1 LOB: 2 BB: 1 P: 30	R: 1 E: 0 K: 0 S: 16	H: 2 LOB: 1 BB: 0 P: 23	R: 1 E: 0 K: 2 S: 14	H: 3 LOB: 2 BB: 0 P: 20	R: 0 E: 0 K: 1 S: 8	H: 0 LOB: 0 BB: 0 P: 11	R: 0 E: 0 K: 1 S: 7	H: 0 LOB: 0 BB: 0 P: 12	R: 0 E: 0 K: 2 S: 11	H: 0 LOB: 0 BB: 0 P: 15	R: 0 E: 0 K: 2 S: 13	H: 0 LOB: 0 BB: 0 P: 16	R: 0 E: 0 K: 2 S: 13	H: 0 LOB: 1 BB: 1 P: 23	R: 2 E: 0 K: 0 S: 15	H: 2 LOB: 1 BB: 2 P: 27	R: 0 E: 1 K: 0 S: 10	H: 1 LOB: 1 BB: 0 P: 13	R: 0 E: 0 K: 0 S: 8	H: 0 LOB: 0 BB: 0 P: 13	R: 0 E: 0 K: 0 S: 15	H: 2 LOB: 3 BB: 1 P: 24	1B: 7 2B: 3 3B: 0 HR: 1	SF: 0 SAC: 0 DP: 1 HBP: 0	WP: 0 PB: 0 SB: 1 CS: 2	PA: 54

PITCHER		IP	WLS	BF	H	R	ER	SO	BB	IBB	HBP	BLK	WP	HR	S	P	ERA	WHIP
55 Josh Collmenter, R	(1, 1)	5.0		22	6	2	2	4	1	0	0	0	0	1	65	95	3.60	1.400
ERA: 5.19																		
41 Daniel Hudson, R	(6, 1)	2.0		6	0	0	0	3	0	0	0	0	0	0	18	27	0.00	0.000
ERA: 4.74																		
36 Enrique Burgos, R	(8, 1)	1.0		3	0	0	0	2	0	0	0	0	0	0	13	16	0.00	0.000
ERA: 3.55																		
29 Brad Ziegler, R	(9, 1)	0.2		3	0	0	0	1	1	0	0	0	0	0	8	15	0.00	1.500
ERA: 0.9																		
59 Oliver Pérez, L	(9, 1)	0.1		1	0	0	0	1	0	0	0	0	0	0	5	8	0.00	0.000
ERA: 6.3																		

PITCHER		IP	WLS	BF	H	R	ER	SO	BB	IBB	HBP	BLK	WP	HR	S	P	ERA	WHIP
43 Addison Reed, R	(10, 1)	0.1		5	2	2	2	0	1	1	0	0	0	0	12	22	54.00	9.000
ERA: 6.28																		
56 JC Ramírez, R	(10, 1)	0.2		1	0	0	0	0	0	0	0	0	0	0	3	5	0.00	0.000
ERA: 1.93																		
40 Andrew Chafin, L	(11, 1)	2.0		7	1	0	0	0	0	0	0	0	0	0	18	26	0.00	0.500
ERA: 4.18																		
48 Randall Delgado, R	(13, 1)	1.0	W	6	2	0	0	0	1	0	0	0	0	0	15	24	0.00	3.000
ERA: 4.05																		

TOP

Chicago Cubs @ Arizona Diamondbacks

Chase Field, Phoenix, AZ

Fri May 22 2015, 6:41 PM - 11:08 PM MST

Att. 34,498 - Partly Cloudy - 78 F

livebaseballscorecards.com

AB	49
R	4
H	11
RBI	4
BB	5
SO	11
LOB	21

Batter	1	2	3	4	5	6	7	8	9	10	11	12	13	AB	R	H	RBI	BB	SO	LOB
5 Ender Inciarte, L (1, 7) (11, 9) OBP: 0.328, SLG: 0.390	B FF 91 B FC 86 C FF 90 C FF 91 S CH 88 2-3 K		F FC 86 M FC 85 C SI 92 0-3 K		C FF 92 B FC 89 X FC 88 1-1 G4-3		X FC 87 0-0 G4-3			F SI 97 F SI 97 B FF 96 X SI 98 1-2 G5-3		B SI 90 B SI 90 B FF 91 B FF 90 4-0 11 1B BB		5	0	0	0	1	2	1
11 AJ Pollock, R (1, 8) OBP: 0.360, SLG: 0.454	X FF 92 0-0 44 1B 3B		C SI 91 B FC 89 X CU 70 1-1 44 S 1B		X FF 92 0-0 G6-3			C SL 81 S SL 82 X SL 83 0-2 G5-3		C FF 96 F SL 85 X SL 86 0-2 44 HR 2B		C FF 88 1 SAFE B FF 88 1 SAFE X FC 86 1-1 44 IBB 1B		6	2	4	0	0	0	0
44 Paul Goldschmidt, R (1, 3) OBP: 0.429, SLG: 0.623	B FF 92 S CU 73 B FF 91 F FC 88 X FC 88 2-2 24 S 1B 3-H		B FF 90 B FC 89 B SI 90 C FC 88 F FF 92 S FC 89 3-3 K 1-2			X CH 84 0-0 24 S 1B		B FF 92 C FF 94 S SI 93 B SL 83 S SL 84 2-3 K		F FF 96 B FF 97 B FF 98 S SL 87 X FF 97 2-2 HR 2-H		I I IN 62 I IN 62 I IN 60 4-0 IBB 1-2		5	1	3	3	1	2	1
24 Yasmany Tomás, R (1, 5) OBP: 0.378, SLG: 0.424	B FF 90 S SI 91 X FF 92 1-1 L9 1-2		X CU 73 0-0 F8			F SI 90 F FF 91 F FF 91 B CU 76 S FC 89 1-3 K 1-2		X FF 94 0-0 G4-3		C FF 97 F FF 97 X SL 88 0-2 1B		B FC 86 F FC 86 S FC 86 S FC 87 1-3 K		6	0	1	0	0	2	6
15 Mark Trumbo, R (1, 9) OBP: 0.310, SLG: 0.500 40 Andrew Chafin, R (11, 1) 31 Jordan Pacheco, R (12, PH) OBP: 0.322, SLG: 0.347 48 Randall Delgado, R (13, 1)	X FF 92 0-0 L9			B SI 90 B FF 91 X SI 90 2-0 G4-3		B FF 91 F CH 84 B FF 92 X SI 90 2-1 L9			B FF 93 F FF 94 T FF 94 S SL 82 1-3 K	1 SAFE B SL 84 C SL 86 X FF 95 1-1 F7		C SI 91 B FF 91 F FF 91 D FC 87 C FF 92 2-3 K		5 0 1 0	0 0 0 0	0 0 0 0	0 0 0 0	1 0 1 0	3 0 3 0	0 0 0 0
16 Chris Owings, R (1, 4) OBP: 0.262, SLG: 0.352		L SI 90 B FC 88 X FF 90 1-1 G6-3		B FF 91 C FF 91 F FC 90 F CU 76 X CU 75 1-2 L5		X FC 89 0-0 G6-3			C SL 82 B SL 83 B CU 81 X FF 94 2-1 F9		C FF 94 B FF 94 X FF 95 1-1 P3		C SL 87 B SI 92 S SI 93 X SL 87 1-2 G6-3	6	0	0	0	0	0	1
9 Tuffy Gosewisch, R (1, 2) OBP: 0.279, SLG: 0.283		C FF 90 B SI 91 B FC 89 X SI 89 2-1 G5-3		B FF 92 C FC 88 X CU 75 1-1 F7			C CU 72 T FC 88 B CU 74 B FF 92 B FC 88 B FF 91 B CH 86 4-2 13 G6-3 BB			B FF 95 F FF 94 B FF 96 B FF 96 B FF 94 4-1 BB		C FF 95 F FF 95 B FF 96 F FF 96 B FF 97 F FF 96 X FF 97 2-2 F8		B FF 93 B SI 94 F FF 93 B SI 93 F SI 94 F SI 94 X SI 94 3-2 13 1B 2B	4	1	1	0	2	0	0
13 Nick Ahmed, R (1, 6) OBP: 0.281, SLG: 0.260		B FF 91 B FC 89 C FF 91 X SI 91 2-1 E6			B CU 73 X FC 87 1-0 HR		B SI 91 B FF 91 1 SAFE S FF 91 F FF 91 X FF 92 2-2 G6-3 1-2		C SL 80 C FF 94 1 SAFE F CU 81 S SL 82 0-3 K		C FF 97 F FF 97 B FF 96 F FF 96 X FF 97 1-2 6 CS 1B		C SL 86 B FF 93 B SI 94 B SI 93 S SL 87 D SL 88 X SL 87 3-2 2-H 1B	6	1	3	2	0	1	2
55 Josh Collmenter, R (1, 1) 41 Daniel Hudson, R (6, 1) 2 Aaron Hill, R (2, PH) OBP: 0.333, SLG: 0.444 36 Enrique Burgos, R (8, 1) 29 Brad Ziegler, R (9, 1) 59 Oliver Pérez, L (8, 1) 43 Addison Reed, L (10, 1) 56 JC Ramirez, R (10, 1) 6 David Peralta, L (10, PH) OBP: 0.364, SLG: 0.667		C FF 90 B FC 89 B FF 90 F FF 91 X FC 88 2-2 P3			B SI 91 C FF 90 B SI 89 F FF 90 X FF 91 2-2 L9			C SI 91 F CH 84 B FF 92 B CU 76 B FF 92 B FC 87 4-2 BB			S FF 95 X SI 98 0-1 G6-3	1 SAFE 0-0 CS 1-2	B FC 86 B FC 86 X FF 90 2-0 G4-3		2 0 0 0 0 0 0 2	0 0 0 0 0 0 0 0	0 0 0 0 0 0 0 0	0 0 0 1 0 0 0 0	0 0 0 0 0 0 0 0	0 0 0 0 0 0 0 0	1 0 0 0 0 0 0 0
Inning Stats	R: 1 E: 0 K: 1 S: 10 H: 2 LOB: 1 BB: 0 P: 15	R: 0 E: 1 K: 0 S: 9 H: 0 LOB: 1 BB: 0 P: 16	R: 0 E: 0 K: 2 S: 9 H: 1 LOB: 1 BB: 0 P: 13	R: 0 E: 0 K: 0 S: 7 H: 0 LOB: 0 BB: 0 P: 11	R: 1 E: 0 K: 0 S: 7 H: 1 LOB: 0 BB: 0 P: 11	R: 0 E: 0 K: 1 S: 8 H: 1 LOB: 1 BB: 0 P: 11	R: 0 E: 0 K: 0 S: 9 H: 0 LOB: 1 BB: 2 P: 19	R: 0 E: 0 K: 1 S: 7 H: 0 LOB: 0 BB: 0 P: 9	R: 0 E: 0 K: 1 S: 10 H: 0 LOB: 1 BB: 1 P: 17	R: 2 E: 0 K: 0 S: 16 H: 3 LOB: 1 BB: 0 P: 20	R: 0 E: 0 K: 0 S: 11 H: 1 LOB: 0 BB: 0 P: 15	R: 0 E: 0 K: 2 S: 9 H: 1 LOB: 3 BB: 2 P: 23	R: 1 E: 0 K: 0 S: 11 H: 2 LOB: 1 BB: 0 P: 18	1B: 7 2B: 2 3B: 1 HR: 2	SF: 0 SAC: 0 DP: 0 HBP: 0	WP: 0 PB: 0 SB: 3 CS: 1	PA: 54			

PITCHER		IP	WLS	BF	H	R	ER	SO	BB	IBB	HBP	BLK	WP	HR	S	P	ERA	WHIP
34 Jon Lester, L	(1, 1)	7.0		28	5	2	2	4	2	0	0	0	0	1	59	96	2.57	1.000
ERA: 3.56																		
46 Pedro Strop, R	(8, 1)	1.0		3	0	0	0	1	0	0	0	0	0	0	7	9	0.00	0.000
ERA: 3.66																		
52 Justin Grimm, R	(9, 1)	1.0		4	0	0	0	2	1	0	0	0	0	0	10	17	0.00	1.000
ERA:																		
56 Héctor Rondón, R	(10, 1)	1.0	B	6	3	2	2	0	0	0	0	0	0	1	16	20	18.00	3.000
ERA: 3.79																		
30 Jason Motte, R	(11, 1)	0.2		3	1	0	0	0	0	0	0	0	0	0	11	15	0.00	1.500
ERA: 4.96																		

PITCHER		IP	WLS	BF	H	R	ER	SO	BB	IBB	HBP	BLK	WP	HR	S	P	ERA	WHIP
40 James Russell, L	(11, 1)	0.1		0	0	0	0	0	0	0	0	0	0	0	0	0	0.00	0.000
ERA: 2.08																		
37 Travis Wood, L	(12, 1)	1.0		6	1	0	0	2	1	1	0	0	0	0	9	23	0.00	2.000
ERA: 5.31																		
59 Zac Rosscup, L	(13, 1)	0.1	L	3	2	1	1	0	0	0	0	0	0	0	11	18	27.00	6.000
ERA: 4.32																		

BOTTOM

Chicago Cubs @ Arizona Diamondbacks

Chase Field, Phoenix, AZ

Fri May 22 2015, 6:41 PM - 11:08 PM MST

Att. 34,498 - Partly Cloudy - 78 F

livebaseballscorecards.com

AB	48
R	5
H	12
RBI	5
BB	5
SO	9
LOB	18

Batter	1	2	3	4	5	6	7	8	9	AB	R	H	RBI	BB	SO	LOB
24 Dexter Fowler, S (1, 8) OBP: 0.359, SLG: 0.440	B FF 90 B FF 91 F FF 91 B CH 83 D SI 91 4-1 13 S BB		B CH 84 X FF 94 1-0 ③ G3-1		B SI 95 B SI 95 S CH 87 S CH 88 S SI 90 2-3 ② K		B FF 98 B FF 97 S FF 96 C FF 96 X CH 88 2-2 ③ G4-3		X FF 95 0-0 17 E 44 HR 1B	4	1	1	0	1	1	3
17 Kris Bryant, R (1, 5) OBP: 0.401, SLG: 0.460	C FF 92 1 SAFE S SI 91 B SI 93 1 SAFE S CH 84 1-3 ① K			S CU 79 B FF 94 S FF 92 F CH 89 X FF 96 1-2 13 S 1B	B SL 83 S CH 89 S FF 90 F FF 90 H SI 90 2-2 44 2B 1-2 2-3 3-H HBP			B FF 95 F FF 95 C SL 88 X SL 90 1-2 ① F9	1 SAFE D SL 87 1 SAFE X SL 85 1-0 E5 44 HR 1-2	4	2	1	1	0	1	2
44 Anthony Rizzo, L (1, 3) OBP: 0.444, SLG: 0.586	X FF 93 0-0 ② P3			C CH 85 S FF 95 D CH 88 F CH 88 S CH 88 1-3 ① K	X CH 88 0-0 1-H 2-H 3-H 2B			B FF 97 T FF 96 X FF 96 1-1 ② G6-3	B FF 95 F FF 94 X SL 86 1-1 1-H 2-H HR	5	1	2	6	0	1	2
13 Starlin Castro, R (1, 6) OBP: 0.302, SLG: 0.347	C FF 93 F FF 94 D CH 87 P PO 87 S CH 85 2-3 ③ K 1-2			D SL 84 1 SAFE 1 SAFE 1 SAFE S SI 94 X CH 86 1-1 47 G6-4-3 1-2 FC6	B FF 96 S FF 96 B FF 97 X CH 86 2-1 ③ G6-3			C FF 97 X FF 97 0-1 47 HBP 68 2B 1B	B SL 86 S SL 86 S FF 97 S SL 85 1-3 ② K	5	1	1	0	0	2	3
47 Miguel Montero, L (1, 2) OBP: 0.392, SLG: 0.433		C FF 91 S CH 83 B FF 94 B FF 95 F CH 86 B CH 88 F FF 94 F CH 85 F CH 86 3-3 ① K		B SI 93 F SI 92 X SI 95 1-1 ② ③ G6-4-3 1-2f		X SI 91 0-0 ① L7		S SL 79 H SL 77 1-1 68 2B 1-2 HBP	B FF 97 S FF 96 S FF 98 B FF 97 S FF 97 2-3 ③ K	4	1	0	0	0	2	2
68 Jorge Soler, R (1, 9) OBP: 0.337, SLG: 0.400		F FF 94 X FF 93 0-1 ② G6-3			S CU 79 X SI 93 0-1 22 BB 8 1B 17 HBP 1B	B SI 92 C CU 78 F SL 82 S SL 83 1-3 ② K		B FF 92 B FF 92 B SL 77 F FF 91 C SI 92 X FF 92 3-2 21 WP 1-H 2-H 2B		4	1	2	2	0	1	0
8 Chris Coghlan, L (1, 7) OBP: 0.279, SLG: 0.415		X FF 92 0-0 ③ B2			S SL 81 F SI 94 X CH 87 0-2 17 HBP 22 BB 44 2B 1-2 1B	B CH 85 S CH 84 C CH 84 F FF 96 B SL 84 B CH 89 X CH 86 3-2 ③ G3		B CH 86 D CH 84 C FF 98 B FF 97 B CH 85 4-1 21 WP BB		3	1	1	0	1	0	0
49 Jake Arrieta, R (1, 1) 29 Mike Baxter, L (7, PH) 36 Edwin Jackson, R (7, 1) 21 Junior Lake, R (8, PH) OBP: 0.318, SLG: 0.333 40 James Russell, L (8, 1) 30 Jason Motte, R (8, 1) 46 Pedro Strop, R (9, 1)			F FF 92 B CU 79 B CU 78 S FF 92 X FF 96 2-2 ① G5-3		M CU 79 B FF 94 C CH 89 S SL 81 1-3 ① K		C FF 97 B FF 96 F FF 96 S CH 88 1-3 ① K	S SL 87 B SL 87 F FF 97 D SL 88 B CH 85 S CH 86 3-3 ③ K 1-2 2-3		2 1 0 1 0 0 0	0 0 0 0 0 0 0	0 0 0 0 0 0 0	0 0 0 0 0 0 0	1 1 0 1 0 0 0	2 0 0 2 0 0 0
22 Addison Russell, R (1, 4) OBP: 0.293, SLG: 0.407			C FF 94 B FF 93 S SI 93 F CH 88 F FF 95 S CH 89 1-3 ② K		D SL 85 S FF 95 B FF 94 D CH 84 B FF 96 4-1 17 HBP 44 2B 1-2 2-3 BB		X FF 96 0-0 ② G1-3		S SL 87 B FF 95 S SL 85 B SL 86 F SL 83 B FF 96 F FF 95 S SL 87 3-3 ① K	3	1	0	0	1	2	0

Inning Stats	1	2	3	4	5	6	7	8	9
	R: 0 E: 0 K: 2 S: 9 H: 0 LOB: 1 BB: 1 P: 15	R: 0 E: 0 K: 1 S: 11 H: 0 LOB: 0 BB: 0 P: 14	R: 0 E: 0 K: 1 S: 9 H: 0 LOB: 0 BB: 0 P: 13	R: 0 E: 0 K: 1 S: 12 H: 1 LOB: 1 BB: 0 P: 16	R: 4 E: 0 K: 2 S: 18 H: 3 LOB: 1 BB: 1 P: 29	R: 0 E: 0 K: 1 S: 8 H: 0 LOB: 0 BB: 0 P: 12	R: 0 E: 0 K: 1 S: 7 H: 0 LOB: 0 BB: 0 P: 10	R: 2 E: 0 K: 1 S: 15 H: 2 LOB: 2 BB: 1 P: 28	R: 3 E: 1 K: 3 S: 15 H: 2 LOB: 0 BB: 0 P: 23

| | | |

Batter	1	2	3	4	5	6	7	8	9	AB	R	H	RBI	BB	SO	LOB
11 AJ Pollock, R (1, 8) OBP: 0.357, SLG: 0.449	C FF 93 B SI 94 C SL 91 C FF 95 1-3 ① K		B SL 90 F FF 94 X SL 92 1-1 15 CS 1B		B FF 94 1 SAFE 1 SAFE X SL 90 1-0 FC6 44 BB 6 2B 1-2		B FF 94 B FF 93 S FF 93 B FF 95 C FF 94 X SL 88 3-2 ① G5-3			4	1	1	0	0	1	1
15 Mark Trumbo, R (1, 9) OBP: 0.308, SLG: 0.500 59 Oliver Pérez, L (8, 1) 41 Daniel Hudson, R (8, 1) 36 Enrique Burgos, R (9, 1)	X SI 95 0-0 6 G3-1 24 1B 2B		T SL 92 C SL 92 X CU 81 0-2 ① E5 1-2		B SL 90 F SL 92 S CU 82 S CU 81 1-3 ② K		B FF 89 X SL 88 1-0 ② G6-3			4 0 0 0	1 0 0 0	1 0 0 0	0 0 0 0	0 0 0 0	1 0 0 0	3 0 0 0
44 Paul Goldschmidt, R (1, 3) OBP: 0.431, SLG: 0.614	S SL 92 C SL 91 F SL 92 B CU 79 B FF 94 F CU 80 F FF 96 B FF 95 B SL 85 4-2 6 G3-1 24 1B BB		B SI 94 B SL 92 X SL 91 2-0 ② F9		B FF 94 B FF 94 B FF 95 C SL 90 B SL 88 4-1 6 2B 1-2 2-3 BB		C FF 95 B CU 81 X SL 88 1-1 ③ F8			2	2	0	0	2	0	1
6 David Peralta, L (1, 7) OBP: 0.306, SLG: 0.468	X SL 91 0-0 ② G3-1 1-2 2-3		B SI 94 C SI 94 1 SAFE S SL 92 B SI 95 F SL 89 X SL 91 2-2 ③ L7		D CU 81 X SI 94 1-0 1-H 2-H 3-H 2B			C CH 83 B CH 83 F SL 83 X SL 84 1-2 ① F7		4	0	1	3	0	0	3
24 Yasmany Tomás, R (1, 5) OBP: 0.373, SLG: 0.417	B SL 90 C SI 95 B SI 95 X SL 92 2-1 2-H 3-H 1B			F SL 84 C SI 94 F FF 93 S CU 79 0-3 ① K	C FF 93 C FF 94 B FF 94 F CU 80 F SI 93 D SL 89 S CU 80 2-3 ③ K			C FF 96 X FF 96 0-1 ② G4-3		4	0	1	2	0	2	1
2 Aaron Hill, R (1, 4) OBP: 0.312, SLG: 0.400	C SL 90 B FF 94 X SI 95 1-1 ③ G1-3			X SL 84 0-0 9 CS 1B		B SL 89 F FF 94 X SI 94 1-1 ① G5-3		C FF 96 C FF 96 B FF 95 F FF 97 X FC 88 1-2 ③ G6-3		4	0	1	0	0	0	1
9 Tuffy Gosewisch, R (1, 2) OBP: 0.278, SLG: 0.308		F FF 93 C FF 94 C SL 89 0-3 ① K		B SI 93 B SI 94 1 SAFE C FF 93 S SL 90 S SL 90 2-3 ② ③ K 1-2		B SI 94 X SL 88 1-0 HR		B FF 94 X FF 95 1-0 ① G6-3		4	1	1	1	0	2	1
13 Nick Ahmed, R (1, 6) OBP: 0.280, SLG: 0.259		C FF 94 C FF 95 B FF 94 B CU 80 C SL 85 2-3 ② K			C FF 93 B CU 79 X FF 94 1-1 44 BB 11 E 6 2B 1B	C SI 93 B CU 79 B SL 89 X SL 88 2-1 ② L7		C FF 96 S SL 84 B SL 85 S SL 83 1-3 ② K		4	1	1	0	0	2	0
12 Rubby De La Rosa, R (1, 1) OBP: 0.050, SLG: 0.050 16 Chris Owings, R (6, PH) OBP: 0.260, SLG: 0.349 56 JC Ramírez, R (7, 1) 5 Ender Inciarte, L (8, 9) OBP: 0.326, SLG: 0.388		C FF 93 S SL 89 X SI 95 0-2 ③ G4-3			1 SAFE X SL 90 0-0 ① B2	X SI 93 0-0 ③ G5-3			S SL 84 B FF 94 X SI 95 1-1 ③ F7	2 1 0 1	0 0 0 0	0 0 0 0	0 0 0 0	0 0 0 0	0 0 0 0	1 0 0 0
Inning Stats	R: 2 E: 0 K: 1 S: 14 H: 2 LOB: 1 BB: 1 P: 22	R: 0 E: 0 K: 2 S: 9 H: 0 LOB: 0 BB: 0 P: 11	R: 0 E: 1 K: 0 S: 10 H: 1 LOB: 1 BB: 0 P: 15	R: 0 E: 0 K: 2 S: 8 H: 1 LOB: 0 BB: 0 P: 10	R: 3 E: 1 K: 2 S: 14 H: 2 LOB: 1 BB: 1 P: 24	R: 1 E: 0 K: 0 S: 6 H: 1 LOB: 0 BB: 0 P: 10	R: 0 E: 0 K: 0 S: 6 H: 0 LOB: 0 BB: 0 P: 11	R: 0 E: 0 K: 0 S: 9 H: 0 LOB: 0 BB: 0 P: 11	R: 0 E: 0 K: 1 S: 6 H: 0 LOB: 0 BB: 0 P: 9	1B: 4 2B: 2 3B: 0 HR: 1	SF: 0 SAC: 0 DP: 0 HBP: 0					

PITCHER		IP	WLS	BF	H	R	ER	SO	BB	IBB	HBP	BLK	WP	HR	S	P	ERA	WHIP
49 Jake Arrieta, R ERA: 2.95	(1, 1)	6.0		27	7	6	3	7	2	0	0	0	0	1	61	92	4.50	1.500
36 Edwin Jackson, R ERA: 3.86	(7, 1)	1.0		3	0	0	0	0	0	0	0	0	0	0	6	11	0.00	0.000
40 James Russell, L ERA: 2.0	(8, 1)	0.1		1	0	0	0	0	0	0	0	0	0	0	3	4	0.00	0.000
30 Jason Motte, R ERA: 4.76	(8, 1)	0.2	W	2	0	0	0	0	0	0	0	0	0	0	6	7	0.00	0.000
46 Pedro Strop, R ERA: 3.48	(9, 1)	1.0	S	3	0	0	0	1	0	0	0	0	0	0	6	9	0.00	0.000

PITCHER	IP	WLS	BF	H	R	ER	SO	BB	IBB	HBP	BLK	WP	HR	S	P	ERA	WHIP

BOTTOM

Chicago Cubs @ Arizona Diamondbacks

Chase Field, Phoenix, AZ

Sat May 23 2015, 7:12 PM - 10:24 PM MST

Att. 30,502 - Clear - 84 F

livebaseballscorecards.com

AB	34
R	6
H	7
RBI	6
BB	2
SO	8
LOB	12

Batter	1	2	3	4	5	6	7	8	9	AB	R	H	RBI	BB	SO	LOB
24 Dexter Fowler, S (1, 8) OBP: 0.351, SLG: 0.429	B FF 90 X FF 90 1-0 P6		C CU 74 B CU 79 C FF 91 B CU 79 X FF 90 2-2 G3		B CU 76 C CU 76 B CH 81 F CH 82 S CU 80 2-3 K			C FF 93 B FF 93 F FF 92 S SL 89 1-3 K		4	0	0	0	0	2	0
52 Justin Grimm, R (8, 1)										0	0	0	0	0	0	0
17 Kris Bryant, R (1, 5) OBP: 0.391, SLG: 0.445	X FF 91 0-0 G5-3		B FF 91 B SI 91 F CH 83 S CH 82 S CH 84 2-3 K			F SI 90 S CH 82 X CH 83 0-2 G6-3			X SI 84 0-0 L8	4	0	0	0	0	1	0
44 Anthony Rizzo, L (1, 3) OBP: 0.440, SLG: 0.574	C FF 91 C CU 79 B FF 91 B FF 92 X FF 92 2-2 G6-3			B FF 91 X FF 90 1-0 G3		B CU 78 B CH 81 B FF 90 D CH 82 4-0 13 G6-4-3 BB			C SI 84 F CH 76 B CH 76 X CH 77 1-2 G6-3	3	0	0	0	1	0	0
13 Starlin Castro, R (1, 6) OBP: 0.301, SLG: 0.345		B FF 90 B FF 90 F FF 91 B FF 92 F FF 91 X FF 91 3-2 G4-3		B CH 81 X CH 82 1-0 L7		C FF 90 D CH 80 X CU 77 1-1 G6-4-3 1-2f			B SI 84 B SI 83 S SI 83 F SI 84 X CU 73 2-2 1B	4	0	1	0	0	0	1
47 Miguel Montero, L (1, 2) OBP: 0.387, SLG: 0.455		B FF 91 S FF 91 X FF 91 1-1 HR		C FF 90 C CU 78 B CU 80 X FF 92 1-2 L8			F CU 75 B FF 90 B CU 78 C FF 90 F CU 79 F FF 92 X CH 81 2-2 G3-1		B SI 83 F CH 76 C SI 83 B CH 76 B CH 76 X SI 85 3-2 F7	4	1	1	1	0	0	1
68 Jorge Soler, R (1, 9) OBP: 0.342, SLG: 0.411		B CH 82 C FF 91 X FF 91 1-1 8 FC4-6 1B			C CU 76 S CU 78 B CU 80 F CU 80 B SI 92 F CH 82 B CU 80 X CH 82 3-2 8 HR 2B		B FF 91 S CU 78 B CU 79 X CU 78 2-1 G6-3			3	1	2	0	0	0	0
8 Chris Coghlan, L (1, 7) OBP: 0.283, SLG: 0.440		C FF 90 F FF 90 D CH 81 X CU 79 1-2 FC4-6 1-2f			C FF 91 B CU 79 D CH 82 B FF 90 X SI 91 3-1 2-H HR		B SI 91 B SI 92 C SL 81 F SI 92 B SL 82 X SL 81 3-2 G4-3			2	1	1	2	0	0	1
21 Junior Lake, R (7, PH) OBP: 0.304, SLG: 0.318										1	0	0	0	0	0	0
(7, 7)																
(8, 8)																
39 Jason Hammel, R (1, 1) OBP: 0.250, SLG: 0.304		F SI 89 S CH 80 S CU 79 0-3 K			F CU 76 S CU 79 C FF 91 0-3 K			C FF 92 B FF 92 X SL 87 1-1 F8		2	0	0	0	0	2	1
29 Mike Baxter, L (8, PH)										1	0	0	0	0	0	0
(8, 7)																
19 Jonathan Herrera, S (1, 4) OBP: 0.222, SLG: 0.250			C FF 90 X CU 79 0-1 G4-3		C FF 90 B CH 82 F FF 91 X CU 78 1-2 G1-3			C FF 92 X SL 87 0-1 P6		3	0	0	0	0	0	0
Inning Stats	R: 0 E: 0 K: 0 S: 5 H: 0 LOB: 0 BB: 0 P: 8	R: 1 E: 0 K: 1 S: 13 H: 2 LOB: 1 BB: 0 P: 19	R: 0 E: 0 K: 1 S: 8 H: 0 LOB: 0 BB: 0 P: 12	R: 0 E: 0 K: 0 S: 5 H: 0 LOB: 0 BB: 0 P: 8	R: 2 E: 0 K: 2 S: 16 H: 2 LOB: 0 BB: 0 P: 25	R: 0 E: 0 K: 0 S: 5 H: 0 LOB: 0 BB: 1 P: 10	R: 0 E: 0 K: 0 S: 10 H: 0 LOB: 0 BB: 0 P: 17	R: 0 E: 0 K: 1 S: 7 H: 0 LOB: 0 BB: 0 P: 9	R: 0 E: 0 K: 0 S: 10 H: 1 LOB: 1 BB: 0 P: 16	1B: 2 2B: 1 3B: 0 HR: 2 SF: 0 SAC: 0 DP: 1 HBP: 0						

PITCHER		IP	WLS	BF	H	R	ER	SO	BB	IBB	HBP	BLK	WP	HR	S	P	ERA	WHIP
58 Jeremy Hellickson, R ERA: 5.33	(1, 1)	6.2	W	24	4	3	3	4	1	0	0	0	0	2	59	93	4.05	0.750
40 Andrew Chafin, L ERA: 4.13	(7, 1)	0.1	H	1	0	0	0	0	0	0	0	0	0	0	3	6	0.00	0.000
43 Addison Reed, R ERA: 5.87	(8, 1)	1.0	H	3	0	0	0	1	0	0	0	0	0	0	7	9	0.00	0.000
29 Brad Ziegler, R ERA: 0.86	(9, 1)	1.0	S	4	1	0	0	0	0	0	0	0	0	0	10	16	0.00	1.000

PITCHER	IP	WLS	BF	H	R	ER	SO	BB	IBB	HBP	BLK	WP	HR	S	P	ERA	WHIP

TOP

Chicago Cubs @ Arizona Diamondbacks

Chase Field, Phoenix, AZ

Sun May 24 2015, 1:11 PM - 3:40 PM MST

Att. 39,660 - Roof Closed - 77 F

livebaseballscorecards.com

AB	31
R	3
H	5
RBI	3
BB	1
SO	5
LOB	4

Batter	1	2	3	4	5	6	7	8	9	AB	R	H	RBI	BB	SO	LOB
5 Ender Inciarte, L (1, 9) OBP: 0.330, SLG: 0.391	C FF 91 F FF 92 X FF 92 0-2 11 WP 44 1B 1B		C CU 76 F SI 92 X SL 82 0-2 11 S 44 HR 1B		X FF 92 0-0 ② L7		C FF 93 X CH 86 0-1 ③ L9			4	2	2	0	0	0	0
11 AJ Pollock, R (1, 8) OBP: 0.355, SLG: 0.444	C FF 91 B FF 92 X SI 91 1-1 ① G1-3 1-2		C CH 88 B SI 91 B SI 92 S SL 84 D SL 83 S SL 83 3-3 ② K 1-2		S SL 83 S SL 84 B SL 83 X SL 83 1-2 E5			B CU 78 S CU 80 B FF 94 S SL 80 F CU 81 B FF 94 X FF 94 3-2 44 G6-4-3 1B		4	0	1	0	0	1	2
44 Paul Goldschmidt, R (1, 3) OBP: 0.438, SLG: 0.635	S FF 92 D SL 85 C SL 84 B SL 82 B SL 84 X FF 93 3-2 6 CS 2-H 1B		B SL 82 C SL 83 X FF 92 1-1 2-H HR		I IN 81 I IN 80 I IN 80 I IN 81 4-0 IBB			B SL 80 X CU 82 1-0 ①② G6-4-3 1-2f		3	1	2	3	1	0	1
6 David Peralta, L (1, 7) OBP: 0.296, SLG: 0.451	F FF 92 1 SAFE 1 SAFE F FF 92 B SI 91 B SL 84 B SL 83 S FF 91 3-3 ②③ K 1-2		C SL 83 F FF 92 B SL 83 B SL 83 X FF 92 2-2 E6		B CU 76 B CU 76 F FF 91 F FF 92 S SL 81 2-3 ③ K			S CU 82 S CU 82 B CU 83 C CU 82 1-3 ③ K		4	0	0	0	0	3	3
2 Aaron Hill, R (1, 5) OBP: 0.304, SLG: 0.388		C FF 91 C SL 83 B SL 82 S SL 81 1-3 ① K	F FF 91 B SL 84 S SL 83 X SL 83 1-2 ③ F8			C SL 83 F SL 83 B SL 83 S SL 82 1-3 ① K				3	0	0	0	0	2	1
31 Jordan Pacheco, R (1, 2) OBP: 0.306, SLG: 0.327 43 Addison Reed, L (8, 1) 29 Brad Ziegler, R (9, 1)		F FF 92 B FF 91 B SL 83 X FF 92 2-1 ② F8		L FF 91 B SL 83 B SL 82 X FF 91 2-1 ① G1-4-3		C FF 92 X FF 92 0-1 ② G1-3				3 0 0	0 0 0	0 0 0	0 0 0	0 0 0	0 0 0	0 0 0
16 Chris Owings, R (1, 4) OBP: 0.255, SLG: 0.342		C SL 82 X SL 83 0-1 ③ G5-3		F FF 91 C FF 91 S SL 83 0-3 ② K2-3		S SL 84 C SL 83 B FF 92 B SL 84 F SL 83 F SL 84 X SI 93 2-2 ③ L9				3	0	0	0	0	1	0
13 Nick Ahmed, R (1, 6) OBP: 0.281, SLG: 0.279			X FF 90 0-0 58 SF8 3B	X SL 82 0-0 ③ L8			S SL 83 B SL 83 C SL 83 S SL 82 1-3 ① K			3	1	1	0	0	1	0
58 Jeremy Hellickson, R (1, 1) OBP: 0.188, SLG: 0.200 40 Andrew Chafin, R (7, 1) 15 Mark Trumbo, R (7, PH) OBP: 0.306, SLG: 0.496 9 Tuffy Gosewisch, R (8, 2) OBP: 0.278, SLG: 0.308			C SL 82 X FF 92 0-1 ① SF8 3-H		C FF 90 B FF 91 B SL 83 S FF 91 F FF 92 T SL 82 2-2 ① K		B SL 83 B SL 83 S SL 83 F SL 85 F SL 82 C FF 94 2-3 ② K			1 0 1	0 0 0	0 0 0	1 0 0	0 0 0	1 0 1	0 0 0
Inning Stats	R: 1 E: 0 K: 1 S: 11 H: 2 LOB: 1 BB: 0 P: 18	R: 0 E: 0 K: 1 S: 7 H: 0 LOB: 0 BB: 0 P: 10	R: 3 E: 1 K: 1 S: 17 H: 3 LOB: 1 BB: 0 P: 24	R: 0 E: 0 K: 1 S: 6 H: 0 LOB: 0 BB: 0 P: 8	R: 0 E: 1 K: 2 S: 11 H: 0 LOB: 2 BB: 1 P: 20	R: 0 E: 0 K: 1 S: 10 H: 0 LOB: 0 BB: 0 P: 13	R: 0 E: 0 K: 2 S: 9 H: 0 LOB: 0 BB: 0 P: 12	R: 0 E: 0 K: 1 S: 8 H: 1 LOB: 0 BB: 0 P: 13		1B: 4 2B: 1 3B: 1 HR: 1	SF: 1 SAC: 0 DP: 2 HBP: 0			WP: 1 PB: 0 SB: 1 CS: 1	PA: 31	

PITCHER		IP	WLS	BF	H	R	ER	SO	BB	IBB	HBP	BLK	WP	HR	S	P	ERA	WHIP
39 Jason Hammel, R ERA: 2.98	(1, 1)	7.0	L	28	5	4	4	9	0	1	0	0	1	1	71	105	5.14	0.714
52 Justin Grimm, R ERA:	(8, 1)	1.0		3	1	0	0	1	0	0	0	0	0	0	8	13	0.00	1.000

PITCHER	IP	WLS	BF	H	R	ER	SO	BB	IBB	HBP	BLK	WP	HR	S	P	ERA	WHIP

BOTTOM

Chicago Cubs @ Arizona Diamondbacks

Chase Field, Phoenix, AZ

Sun May 24 2015, 1:11 PM - 3:40 PM MST

Att. 39,660 - Roof Closed - 77 F

livebaseballscorecards.com

AB	29
R	4
H	6
RBI	4
BB	1
SO	10
LOB	7

Batter	1	2	3	4	5	6	7	8	9	10	AB	R	H	RBI	BB	SO	LOB
5 Ender Inciarte, L (1, 8) OBP: 0.332, SLG: 0.391	B FF 92 X FF 92 1-0 F7 ①		B SI 94 C FF 95 C FF 95 S CH 86 1-3 K ③			F FF 93 F CH 86 X CU 86 0-2 15 G5-3 1B		C FF 95 F FF 95 X CU 80 0-2 15 HR 1B	B FF 98 F FF 99 F FF 98 X FF 99 1-2 G6-3 ③		5	1	2	0	0	1	0
15 Mark Trumbo, R (1, 9) OBP: 0.303, SLG: 0.507	B FF 95 F CU 84 B CH 88 S FF 96 S CU 85 2-3 K ②			S CH 84 X CU 84 0-1 G4-3 ①		X SI 92 0-0 G5-3 ① 1-2		B FF 93 C FF 94 T CH 83 X FF 94 1-2 1-H HR		C SL 90 C FF 98 X SL 88 0-2 P6 ①	5	1	1	2	0	1	1
44 Paul Goldschmidt, R (1, 3) OBP: 0.442, SLG: 0.631	C CU 85 S CH 89 B SI 96 X SI 96 1-2 1B			X CU 85 0-0 G4-3 ②		F FF 96 F SI 94 C CH 88 0-3 K ②		B FF 95 B CH 85 C FF 95 B FF 94 D CH 84 4-1 16 SH5-3 6 BB BB		F FF 98 X CH 89 0-1 24 1B 6 BB 1B	4	0	2	0	1	1	1
6 David Peralta, L (1, 7) OBP: 0.308, SLG: 0.443	C FF 94 B SI 95 F CH 87 C CH 87 1-3 K ③			B FF 94 C CH 84 B SI 94 B SI 96 X SI 92 3-1 G6-3 ③		S CH 86 D CU 83 B CH 87 B CH 86 B CH 86 4-1 BB		C FF 94 1 SAFE 1 SAFE B FF 95 B FF 94 1 SAFE C FF 94 B FF 95 B FF 95 4-2 16 SH5-3 1-2 BB		1 SAFE B FF 97 B FF 97 B CH 88 B CH 87 4-0 24 1B 1-2 BB	2	0	0	0	3	1	1
24 Yasmany Tomás, R (1, 5) OBP: 0.383, SLG: 0.426		X FF 95 0-0 16 G4-6-3 1B			C SI 92 F SI 93 X CU 84 0-2 16 1B 1B	C CU 84 X SI 95 0-1 F8 ③		B SL 81 X SI 89 1-0 F9 ①		B SL 91 S FF 98 F FF 99 X SL 88 1-2 1-2 2-3 1B	5	0	3	0	0	0	4
16 Chris Owings, R (1, 4) OBP: 0.255, SLG: 0.340		B FF 94 X SI 93 1-0 G4-6-3 ①② 1-2f			B CU 82 1 SAFE F SI 93 C CU 83 X CU 84 1-2 1-2 1B		C CU 83 B CH 85 S SI 92 B CH 86 B CU 85 S CU 85 3-3 K ①	D SL 81 X SI 90 1-0 SH5-3 ② 1-2 2-3		F FF 98 S FF 99 F FF 98 C FF 100 0-3 K ②	4	0	1	0	0	2	4
9 Tuffy Gosewisch, R (1, 2) OBP: 0.275, SLG: 0.298		B SI 96 C SI 93 F SI 94 X CU 86 1-2 G5-3 ③			C SI 95 F SI 95 B SI 94 B SI 94 B SI 94 S SI 94 3-3 K ①		B SI 94 F SI 92 B CU 84 B SI 92 C SI 92 F CU 86 B SI 95 4-2 13 FC6-4 BB	C SL 82 C SI 90 S SL 81 0-3 K ③		C FF 100 X FF 100 0-1 G4-3 ③	4	0	0	0	1	2	7
13 Nick Ahmed, R (1, 6) OBP: 0.272, SLG: 0.270			B FF 95 F SI 92 B CU 85 S SI 94 B SI 96 X SI 94 3-2 G4-3 ①		F CU 84 D SI 95 F SI 94 S CU 85 1-3 K ②		X SI 95 0-0 FC6-4 ② 1-2f		C FF 97 C FF 98 F FF 98 X SL 88 0-2 P4 ①		4	0	0	0	0	1	3
57 Chase Anderson, R (1, 1) OBP: 0.179, SLG: 0.125 2 Aaron Hill, R (7, PH) OBP: 0.301, SLG: 0.385 59 Oliver Pérez, L (7, 1) 48 Randall Delgado, R (7, 1) 11 AJ Pollock, R (9, PH) OBP: 0.353, SLG: 0.441 36 Enrique Burgos, R (9, 1) 56 JC Ramírez, R (9, 1)			B FF 94 B FF 93 C SI 92 B FF 95 C FF 93 X FF 94 3-2 G6-3 ②		B FF 95 F SI 93 B SI 93 F FF 95 S CU 87 2-3 K ③		X SI 94 0-0 G5-3 ③		X SL 89 0-0 P2 ②		2 1 0 0 1 0 0	0 0 0 0 0 0 0	0 0 0 0 0 0 0	0 0 0 0 0 0 0	1 0 0 0 0 0 0	2 1 0 0 0 0 0	0 0 0 0 0 0 0
Inning Stats	R: 0 E: 0 K: 2 S: 10 H: 1 LOB: 1 BB: 0 P: 15	R: 0 E: 0 K: 0 S: 5 H: 1 LOB: 0 BB: 0 P: 7	R: 0 E: 0 K: 1 S: 9 H: 0 LOB: 0 BB: 0 P: 16	R: 0 E: 0 K: 0 S: 5 H: 0 LOB: 0 BB: 0 P: 8	R: 0 E: 0 K: 3 S: 15 H: 2 LOB: 2 BB: 0 P: 22	R: 0 E: 0 K: 1 S: 10 H: 1 LOB: 2 BB: 1 P: 14	R: 0 E: 0 K: 1 S: 8 H: 0 LOB: 1 BB: 1 P: 15	R: 2 E: 0 K: 1 S: 14 H: 2 LOB: 2 BB: 2 P: 25	R: 0 E: 0 K: 0 S: 8 H: 0 LOB: 0 BB: 0 P: 9	R: 0 E: 0 K: 1 S: 14 H: 2 LOB: 3 BB: 1 P: 19	1B: 8 2B: 0 3B: 0 HR: 1	SF: 0 SAC: 1 DP: 1 HBP: 0		WP: 0 PB: 0 SB: 0 CS: 0	PA: 43			

PITCHER		IP	WLS	BF	H	R	ER	SO	BB	IBB	HBP	BLK	WP	HR	S	P	ERA	WHIP
18 Carlos Martinez, R ERA: 3.54	(1, 1)	7.0		27	5	0	0	8	2	0	0	0	0	0	62	97	0.00	1.000
46 Kevin Siegrist, L ERA: 1.83	(8, 1)	0.0	B	4	2	2	2	0	2	0	0	0	0	1	9	18	∞	∞
43 Seth Maness, R ERA: 4.26	(8, 1)	1.0		3	0	0	0	1	0	0	0	0	0	0	5	7	0.00	0.000
44 Trevor Rosenthal, R ERA: 0.81	(9, 1)	2.0	W	9	2	0	0	1	1	0	0	0	0	0	22	28	0.00	1.500

PITCHER	IP	WLS	BF	H	R	ER	SO	BB	IBB	HBP	BLK	WP	HR	S	P	ERA	WHIP

TOP

Arizona Diamondbacks @ St. Louis Cardinals

Busch Stadium, St. Louis, MO

Mon May 25 2015, 3:16 PM - 6:39 PM CDT

Att. 42,853 - Partly Cloudy - 85 F

livebaseballscorecards.com

AB	37
R	2
H	9
RBI	2
BB	5
SO	10
LOB	24

Batter	1	2	3	4	5	6	7	8	9	10	AB	R	H	RBI	BB	SO	LOB
16 Kolten Wong, L (1, 4) OBP: 0.375, SLG: 0.479	B SI 89 B SI 89 X FF 91 2-0 13 1B 32 FC4-6 2B		D CU 76 1 SAFE X CH 82 1-0 ① P6		C SI 91 B CU 77 X SI 92 1-1 13 CS 1B		B FF 91 F FF 91 B SL 78 X SL 78 2-1 ① F9		1 SAFE X FF 95 0-0 1-2 1B		5	1	3	0	0	0	1
13 Matt Carpenter, L (1, 5) OBP: 0.391, SLG: 0.589	C CU 74 F SI 90 B CH 81 X CH 80 1-2 32 FC4-6 2-3 1B		F SI 91 B FF 92 X SI 91 1-1 ② L7		C SI 91 B FF 91 1 SAFE B CH 82 B CH 85 C CH 83 X CH 81 3-2 ② 32 WP 7 1B 1-2 1B		C FF 91 X SI 91 0-1 ② L7		C SL 85 F FF 96 B CH 84 S FF 94 1-3 ① K		5	0	2	0	0	1	3
7 Matt Holliday, R (1, 7) OBP: 0.433, SLG: 0.441	F FF 92 B FF 91 D CH 81 X CH 81 2-1 ① F7		X SI 91 0-0 ③ F8		C SI 92 B CH 80 F CH 81 X FF 92 1-2 32 WP 1-2 1B		F FF 92 C SI 92 B SL 77 X SL 78 1-2 32 BB 1B		F FF 96 F FF 96 S FF 97 0-3 ② K		5	0	2	0	0	1	5
32 Matt Adams, L (1, 3) OBP: 0.280, SLG: 0.369	C SI 90 1 SAFE D SI 91 X CH 81 1-1 ② FC4-6 27 FC6-4 1-2f 3-H			X SI 90 0-0 4 G3-6-1 22 27 1B 1B	S CU 78 F CH 82 B CU 78 C CH 82 1-3 ③ K 1-2 2-3		B FF 91 D SI 92 D SL 80 B SL 80 4-0 1-2 BB		F FF 96 F FF 94 B CH 87 F FF 95 B FF 95 F FF 96 C FF 97 2-3 ③ K		4	1	1	1	1	2	5
27 Jhonny Peralta, R (1, 6) OBP: 0.367, SLG: 0.500	X FF 91 0-0 ③ FC6-4 1-2f			F CH 81 F CH 80 B FF 93 B FF 91 1 SAFE F CH 81 X CH 81 2-2 4 G3-6-1 1-2 1B		B FF 90 C FF 91 B SI 90 B CH 82 B CH 82 4-1 22 FC3-6 BB	C SL 80 D SL 80 B CH 82 X SL 81 2-1 ③ P3			F FF 96 C FF 96 B SL 88 X SL 86 1-2 HR	4	1	2	1	1	0	3
4 Yadier Molina, R (1, 2) OBP: 0.337, SLG: 0.340		X FF 90 0-0 ① P6		B CU 77 F FF 91 S CH 82 F FF 91 B FF 92 X SI 92 2-2 ①② G3-6-1 1-2f 2-3		B CU 76 1 SAFE F FF 90 X CH 80 1-1 ① F8		B SL 80 C SI 94 B SL 81 X CH 81 2-1 ① P6			4	0	0	0	0	0	3
22 Jason Heyward, L (1, 9) OBP: 0.292, SLG: 0.374		C SI 90 B FF 90 S FF 91 B CU 76 B CH 81 X SI 92 3-2 ② G3		C FF 93 X FF 93 0-1 3-H 1B		F FF 90 B SI 93 B FF 92 F CH 80 X FF 93 2-2 ② FC3-6 8 1B 1-2f		B SI 92 C FF 94 F FF 94 B FF 91 F SI 94 B SL 81 S CH 86 3-3 ② K			4	0	1	1	0	1	1
8 Peter Bourjos, R (1, 8) OBP: 0.333, SLG: 0.413 44 Trevor Rosenthal, R (9, 1)		C FF 91 B FF 91 B SI 91 X SI 91 2-1 ③ F9		1 SAFE 1 SAFE D CU 76 B FF 88 S CH 81 1 SAFE F CH 79 1 SAFE S FF 91 2-3 ③ K		1 SAFE B CH 81 S CH 81 1 SAFE B FF 92 X CH 81 2-1 1-2 1B		X SL 80 0-0 15 CS 1B		4 0	0 0	2 0	0 0	0 0	1 0	1 0
18 Carlos Martinez, R (1, 1) OBP: 0.105, SLG: 0.105 46 Kevin Siegrist, L (8, 1) 43 Seth Maness, R (8, 1) 15 Randal Grichuk, R (8, PH) OBP: 0.298, SLG: 0.533 (9, 8)			C FF 90 X FF 89 0-1 1B		B SI 89 B FF 90 C FF 90 F FF 92 F SI 91 S CH 81 2-3 ① K	C CU 75 T CU 77 S CU 77 0-3 ③ K2-3		1 SAFE B FF 93 1 SAFE 1 SAFE B SL 79 2-0 ③ CS 1-2	F FF 95 B SL 84 S SL 84 X SL 85 1-2 16 1B 1B		3 0 0 1	0 0 0 0	1 0 0 1	0 0 0 0	0 0 0 0	2 0 0 0	2 0 0 0
Inning Stats	R: 1 E: 0 K: 0 S: 9 H: 2 LOB: 1 BB: 0 P: 15	R: 0 E: 0 K: 0 S: 6 H: 0 LOB: 0 BB: 0 P: 11	R: 0 E: 0 K: 0 S: 6 H: 1 LOB: 1 BB: 0 P: 8	R: 1 E: 0 K: 1 S: 14 H: 3 LOB: 1 BB: 0 P: 20	R: 0 E: 0 K: 2 S: 15 H: 3 LOB: 2 BB: 0 P: 23	R: 0 E: 0 K: 1 S: 11 H: 1 LOB: 2 BB: 1 P: 20	R: 0 E: 0 K: 0 S: 9 H: 1 LOB: 1 BB: 1 P: 18	R: 0 E: 0 K: 1 S: 7 H: 1 LOB: 0 BB: 0 P: 14	R: 0 E: 0 K: 3 S: 15 H: 2 LOB: 2 BB: 0 P: 19	R: 1 E: 0 K: 0 S: 3 H: 1 LOB: 0 BB: 0 P: 4	1B: 13 2B: 1 3B: 0 HR: 1 SF: 0 SAC: 0 DP: 1 HBP: 0	WP: 1 PB: 0 SB: 0 CS: 2 PA: 42					

PITCHER	IP	WLS	BF	H	R	ER	SO	BB	IBB	HBP	BLK	WP	HR	S	P	ERA	WHIP
57 Chase Anderson, R (1, 1) ERA: 2.59	6.0		27	10	2	2	4	1	0	0	0	1	0	61	97	3.00	1.833
59 Oliver Pérez, L (7, 1) ERA: 6.75	0.2		4	1	0	0	0	1	0	0	0	0	0	7	14	0.00	3.000
48 Randall Delgado, R (7, 1) ERA: 3.8	1.1		4	1	0	0	1	0	0	0	0	0	0	9	18	0.00	0.750
36 Enrique Burgos, R (9, 1) ERA: 4.61	0.0		2	2	0	0	0	0	0	0	0	0	0	4	5	∞	∞
56 JC Ramírez, R (9, 1) ERA: 3.68	1.0	L	4	1	1	1	3	0	0	0	0	0	1	14	18	9.00	1.000

PITCHER	IP	WLS	BF	H	R	ER	SO	BB	IBB	HBP	BLK	WP	HR	S	P	ERA	WHIP

BOTTOM

Arizona Diamondbacks @ St. Louis Cardinals

Busch Stadium, St. Louis, MO

Mon May 25 2015, 3:16 PM - 6:39 PM CDT

Att. 42,853 - Partly Cloudy - 85 F

livebaseballscorecards.com

AB	39
R	3
H	15
RBI	3
BB	2
SO	8
LOB	24

Batter	1	2	3	4	5	6	7	8	9	AB	R	H	RBI	BB	SO	LOB
5 Ender Inciarte, L (1, 7) OBP: 0.330, SLG: 0.388	C FF 91 X SI 92 0-1 ① L5	C SI 91 L SL 84 B SI 91 X FF 90 1-2 1B		B SL 83 X SL 82 1-0 ② FC1-6 15 CS 1-2f			X SI 91 0-0 ① SH1-3 1-2		C FF 89 X SL 83 0-1 ① L7	4	0	1	0	0	0	1
15 Mark Trumbo, R (1, 9) OBP: 0.299, SLG: 0.497	B SI 92 C FF 92 F CH 85 B SL 85 X SL 85 2-2 11 2B 24 2B 1B	1 SAFE B CU 71 D CH 82 1 SAFE X FF 90 2-0 ③ G6-3		1 SAFE P PO 87 B CH 81 2-0 ③ CS 1-2	B CU 70 S SL 83 B SI 91 F SI 91 T SL 83 2-2 ① K		X SL 86 0-0 ② L9		B SL 85 F FF 90 B SI 92 B SL 86 X SL 86 3-1 ② G5-3	5	1	1	0	0	1	2
44 Paul Goldschmidt, R (1, 3) OBP: 0.441, SLG: 0.620	B SI 92 D SI 91 C SI 91 D CH 86 C CH 84 3-3 ② K	B CU 70 C FC 90 B SI 90 X FC 90 2-1 ① G6-3	C CU 72 F SL 84 S SL 84 0-3 ② K			B FF 89 F SI 89 D CH 86 B SL 85 I IN 81 4-1 11 BB IBB		F SI 92 S CU 76 B SL 87 B SL 86 B SL 88 D SL 88 4-2 11 E 11 1B BB		3	0	0	0	2	2	1
11 AJ Pollock, R (1, 8) OBP: 0.360, SLG: 0.448	B CU 73 B SI 92 B FF 93 C SI 90 X SI 92 3-1 1-3 24 2B 2B	C X SI 91 0-1 E4 24 2B	C CU 74 B CH 82 B SL 85 X CH 83 2-1 ③ G4-3			D CU 76 B SL 86 B SI 90 B FF 91 4-0 1-2 2-3 BB		S SL 86 B FF 91 X SL 87 1-1 1-3 E9 1B	4	2	2	0	1	0	0
24 Yasmany Tomás, R (1, 5) OBP: 0.384, SLG: 0.443	S SL 84 F CU 76 D CH 85 X SL 84 1-2 2-H 3-H 2B	D FF 91 F SI 90 B SI 90 1 SAFE 1 SAFE B SI 89 X FF 91 3-1 1-H 2B			C SI 90 C CH 82 X SL 84 0-2 ① G6-3	S SL 87 C FF 90 S SL 86 0-3 ③ K		C SI 90 X SI 90 0-1 ③ G4-3	5	0	2	3	0	1	5
2 Aaron Hill, R (1, 4) OBP: 0.299, SLG: 0.380	C FF 90 F FF 92 F CU 73 C SI 90 0-3 ③ K	X CU 72 0-0 ② G6-3			C SI 91 X CH 83 0-1 9 E 1B			C FF 90 B SI 92 F SI 92 S SL 88 1-3 ① K		4	0	1	0	0	2	2
9 Tuffy Gosewisch, R (1, 2) OBP: 0.267, SLG: 0.288		B FF 90 C SI 90 B CH 81 X FF 90 2-1 ① L7	C CU 71 X SL 82 0-1 ③ P6		B SI 90 X SI 90 1-0 E3 13 G6-4-3 1-3			C CU 76 X SL 86 0-1 ② G6-3		4	0	0	0	0	0	2
13 Nick Ahmed, R (1, 6) OBP: 0.279, SLG: 0.311		C FF 91 B CH 82 X CH 83 1-1 HR		X FF 90 0-0 ① G6-3		B FF 90 C FF 90 X FF 90 1-1 ②③ G6-4-3 1-2f		B FF 91 C SI 90 X SI 91 1-1 2B		4	1	2	1	0	0	2
25 Archie Bradley, R (1, 1) OBP: 0.154, SLG: 0.154 54 Vidal Nuño, L (4, 1) 4 Cliff Pennington, S (7, PH) OBP: 0.340, SLG: 0.233 41 Daniel Hudson, R (7, 1) 6 David Peralta, L (8, PH) OBP: 0.305, SLG: 0.440 43 Addison Reed, L (8, 1)		B SI 90 C SI 89 F SI 89 B SL 84 B SI 90 C FF 90 3-3 ② K		C FF 89 B SI 90 B SI 91 X SI 90 2-1 5 FC1-6 1B		B SI 90 C SI 91 B CH 87 F SI 91 X CU 77 2-2 11 BB 5 SH1-3 1B	C FF 91 F FF 94 C SL 87 0-3 ③ K		2 0 1 0 0 1 0 0 0 0 0 0 0 0 1 0 1 0 0 0 0 0 0 0 0 0 0 0 1 0 0 0 0 1 1 0 0 0 0 0 0 0						

Inning Stats	1	2	3	4	5	6	7	8	9	1B: 6	SF: 0	WP: 0	PA: 42
	R: 2 E: 0 K: 2 S: 17	R: 1 E: 0 K: 1 S: 11	R: 1 E: 1 K: 0 S: 9	R: 0 E: 0 K: 0 S: 5	R: 0 E: 0 K: 2 S: 8	R: 0 E: 1 K: 0 S: 8	R: 0 E: 0 K: 1 S: 9	R: 0 E: 0 K: 2 S: 10	R: 0 E: 1 K: 0 S: 10	2B: 4 3B: 0 HR: 1	SAC: 1 DP: 1 HBP: 0	PB: 0 SB: 0 CS: 1	
	H: 3 LOB: 1 BB: 0 P: 26	H: 2 LOB: 1 BB: 0 P: 20	H: 1 LOB: 1 BB: 0 P: 14	H: 1 LOB: 0 BB: 0 P: 9	H: 0 LOB: 0 BB: 0 P: 12	H: 1 LOB: 1 BB: 0 P: 10	H: 1 LOB: 3 BB: 2 P: 19	H: 1 LOB: 1 BB: 0 P: 12	H: 1 LOB: 2 BB: 1 P: 18				

PITCHER	IP	WLS	BF	H	R	ER	SO	BB	IBB	HBP	BLK	WP	HR	S	P	ERA	WHIP
54 Jaime García, L (1, 1) ERA: 3.46	6.0	W	26	8	4	3	5	0	0	0	0	0	1	58	91	4.50	1.333
37 Matt Belisle, R (7, 1) ERA: 2.57	2.2	H	14	3	0	0	3	2	1	0	0	0	0	27	47	0.00	1.875
43 Seth Maness, R (9, 1) ERA: 4.19	0.1	S	1	0	0	0	0	0	0	0	0	0	0	2	2	0.00	0.000

PITCHER	IP	WLS	BF	H	R	ER	SO	BB	IBB	HBP	BLK	WP	HR	S	P	ERA	WHIP

TOP

Arizona Diamondbacks @ St. Louis Cardinals

Busch Stadium, St. Louis, MO

Tue May 26 2015, 7:15 PM - 10:06 PM CDT

Att. 41,107 - Partly Cloudy - 78 F

livebaseballscorecards.com

AB	37
R	4
H	11
RBI	4
BB	3
SO	8
LOB	16

Batter	1	2	3	4	5	6	7	8	9	AB	R	H	RBI	BB	SO	LOB
16 Kolten Wong, L (1, 4) OBP: 0.378, SLG: 0.473	B FF 93 C FF 92 B FF 92 B FF 92 B FF 92 4-1 13 BB 7 1B BB	B KC 80 X CH 85 1-0 ② G3		B CH 84 D CH 85 B CH 85 C FF 93 D KC 83 4-1 BB			S SI 96 B FF 96 S CH 86 S CH 85 1-3 ① K			2	1	0	0	2	1	0
13 Matt Carpenter, L (1, 5) OBP: 0.388, SLG: 0.578	B FF 91 C FF 92 B KC 81 B FF 92 1 SAFE B FF 92 4-1 7 1B 27 2B 1-2 BB	C FF 92 B KC 81 B CH 85 B CH 86 C FF 92 X FF 92 3-2 ③ G4-3		B SL 82 C FF 88 C SL 83 B SL 82 S SL 83 2-3 ③ K			C SI 96 B SI 96 X FF 96 1-1 ② L6			3	1	0	0	1	1	2
7 Matt Holliday, R (1, 7) OBP: 0.434, SLG: 0.450	F KC 80 B FF 93 C FF 93 D FF 93 F KC 82 X FF 93 2-2 27 2B 1-2 2-H 1B		B FF 90 C KC 79 X FF 92 1-1 ① L8		C SL 83 S FF 88 B SL 84 S SL 83 1-3 ① K		B SI 96 F SI 96 S SI 96 F SL 86 X SI 96 1-2 ③ 2B			4	1	2	1	0	1	0
32 Matt Adams, L (1, 3) OBP: 0.281, SLG: 0.375 12 Mark Reynolds, R (5, PR) OBP: 0.314, SLG: 0.406 (6, 3)	C FF 92 F KC 82 C FF 93 0-3 ① K		B KC 80 F FF 91 X FF 92 1-1 ② F7		C SL 89 B SL 85 F SL 83 X SI 88 1-2 2B			B FF 92 C FF 92 B SL 86 B SL 87 F FF 93 X SL 87 3-2 ① G3		3 1	0 0	1 0	0 0	0 0	1 0	2 0
27 Jhonny Peralta, R (1, 6) OBP: 0.370, SLG: 0.506	X FF 92 0-0 4 G5-3 1-H 2-H 2B		C KC 82 T FF 92 X FF 93 0-2 ③ G4-3		C CU 77 B CH 87 F SL 83 D SL 83 F CH 82 T SL 84 2-2 ② K			B SL 86 B FF 92 F FF 92 C SL 86 B FF 93 F FF 94 X SI 94 3-2 1B		4	1	2	2	0	1	1
4 Yadier Molina, R (1, 2) OBP: 0.335, SLG: 0.338	B KC 81 F KC 81 B FF 92 F FF 93 B FF 93 X KC 83 3-2 ② G5-3 3-H			B KC 79 B FF 91 S CH 85 B KC 82 X FF 92 3-1 22 FC4-6 1B	C SL 84 F CH 82 S SL 84 0-3 ③ K			1 SAFE C SL 87 X SI 92 0-1 ② L8		4	0	1	1	0	1	2
22 Jason Heyward, L (1, 9) OBP: 0.285, SLG: 0.365	B FF 94 F FF 93 B KC 79 X FF 93 2-1 ③ P6			X FF 92 0-0 ① FC4-6 15 S 15 1B 1-2f		L FF 88 B SI 87 B SL 82 F SL 84 S SL 84 2-3 ① K		B FF 94 X FF 92 1-0 ③ L5		4	1	0	0	0	1	2
15 Randal Grichuk, R (1, 8) OBP: 0.320, SLG: 0.604		F FF 91 B FF 91 B FF 92 B KC 81 X FF 92 3-1 HR		1 SAFE 1 SAFE D KC 81 B KC 80 X CH 85 2-0 54 S 1-H 1B		C SL 84 B CU 77 S CH 82 B SI 88 X SL 83 2-2 ② P3				3	1	2	2	0	0	0
54 Jaime García, L (1, 1) 38 Pete Kozma, R (6, PH) OBP: 0.159, SLG: 0.119 37 Matt Belisle, R (7, 1) 43 Seth Maness, R (9, 1)		C FF 92 S KC 80 S KC 82 0-3 ① K2-3		L KC 79 1 SAFE B FF 92 S KC 80 S KC 81 1-3 ② K2-3 1-2		B SL 83 B CH 87 X SI 87 2-0 ③ F9				2 1 0 0	0 0 0 0	0 0 0 0	0 0 0 0	0 0 0 0	2 0 0 0	1 0 0 0
Inning Stats	R: 4 E: 0 K: 1 S: 15 H: 2 LOB: 0 BB: 2 P: 30	R: 1 E: 0 K: 1 S: 9 H: 1 LOB: 0 BB: 0 P: 16	R: 0 E: 0 K: 0 S: 7 H: 0 LOB: 0 BB: 0 P: 9	R: 1 E: 0 K: 2 S: 11 H: 2 LOB: 2 BB: 1 P: 23	R: 0 E: 0 K: 3 S: 13 H: 1 LOB: 1 BB: 0 P: 17	R: 0 E: 0 K: 1 S: 7 H: 0 LOB: 0 BB: 0 P: 13	R: 0 E: 0 K: 1 S: 9 H: 1 LOB: 0 BB: 0 P: 12	R: 0 E: 0 K: 0 S: 10 H: 1 LOB: 1 BB: 0 P: 17		1B: 4 2B: 3 3B: 0 HR: 1 SF: 0 SAC: 0 DP: 0 HBP: 0						

PITCHER		IP	WLS	BF	H	R	ER	SO	BB	IBB	HBP	BLK	WP	HR	S	P	ERA	WHIP
25 Archie Bradley, R ERA: 5.28	(1, 1)	3.2	L	19	5	6	6	3	3	0	0	0	0	1	39	73	14.73	2.182
54 Vidal Nuño, L ERA: 2.0	(4, 1)	2.1		8	1	0	0	5	0	0	0	0	0	0	23	35	0.00	0.429
41 Daniel Hudson, R ERA: 4.43	(7, 1)	1.0		3	1	0	0	1	0	0	0	0	0	0	9	12	0.00	1.000
43 Addison Reed, R ERA: 5.51	(8, 1)	1.0		4	1	0	0	0	0	0	0	0	0	0	10	17	0.00	1.000

PITCHER	IP	WLS	BF	H	R	ER	SO	BB	IBB	HBP	BLK	WP	HR	S	P	ERA	WHIP

BOTTOM

Arizona Diamondbacks @ St. Louis Cardinals

Busch Stadium, St. Louis, MO

Tue May 26 2015, 7:15 PM - 10:06 PM CDT

Att. 41,107 - Partly Cloudy - 78 F

livebaseballscorecards.com

AB	31
R	6
H	8
RBI	6
BB	3
SO	9
LOB	10

TOP

Arizona Diamondbacks @ St. Louis Cardinals

Busch Stadium, St. Louis, MO

Wed May 27 2015, 7:16 PM - 10:35 PM CDT

Att. 43,715 - Clear - 82 F

livebaseballscorecards.com

Batter	1	2	3	4	5	6	7	8	9	AB	R	H	RBI	BB	SO	LOB
5 Ender Inciarte, L (1, 7) OBP: 0.321, SLG: 0.377	F FF 88 X FF 90 0-1 ① F9		C CH 86 B CU 75 B SI 87 X SI 89 2-1 ① F7		C FF 90 B FF 91 F SI 88 X SI 93 1-2 ② G4-3	S FF 92 F FF 93 X FF 94 0-2 ③ G3			B SI 83 X SI 83 1-0 ① G3	5	0	0	0	0	0	1
11 AJ Pollock, R (1, 8) OBP: 0.366, SLG: 0.450	C FF 90 X SI 89 0-1 44 FC6-4 1B		B FF 91 B FF 92 S FF 92 C FF 93 B FF 93 F FF 93 B FF 93 4-2 24 S BB		X FF 92 0-0 44 BB 1B		X FF 95 0-0 ① G5-3		C SI 89 B FF 89 C SL 81 S FF 90 1-3 ② K	4	0	2	0	1	1	0
44 Paul Goldschmidt, R (1, 3) OBP: 0.440, SLG: 0.611	B FF 89 C FF 90 1 SAFE X SL 84 1-1 ② FC6-4 15 BB 24 1B 1-2f		C FF 90 X SI 90 0-1 ② P4		1 SAFE C FF 93 B FF 91 B FF 92 B FF 93 B FF 94 4-1 1-2 BB		S FF 96 B CU 77 B FC 88 B FF 96 F FF 95 X FF 95 3-2 15 BB 1B		C SI 89 X FF 90 0-1 ③ G3	4	0	1	0	1	0	2
24 Yasmany Tomás, R (1, 5) OBP: 0.379, SLG: 0.436	F FF 91 X FF 90 0-1 15 BB 1-2 1B		B FF 91 1 SAFE C FF 89 B SL 86 B FF 94 S FF 92 F FF 94 F FF 94 S FF 93 3-3 ③ K 1-2		F FF 93 B FF 94 F FF 94 B FF 93 B SL 86 F FF 94 X FF 94 3-2 ③ L4-3		S FC 89 1 SAFE X FC 88 0-1 ② F7			4	0	1	0	0	1	4
15 Mark Trumbo, R (1, 9) OBP: 0.311, SLG: 0.517	F SI 92 B SL 87 B FF 92 B SL 85 B SL 86 4-1 4 FC4-6 BB 1-2 2-3			C FF 91 X SI 90 0-1 HR	B FF 90 C SL 84 B CU 77 F FF 91 F FF 93 S SL 86 2-3 ① K		S FC 88 S FC 90 B FF 96 B FC 88 1 SAFE D FC 90 B FC 88 4-2 1-2 BB			2	1	1	1	2	1	0
4 Cliff Pennington, S (1, 4) OBP: 0.333, SLG: 0.234	X FF 91 0-0 ③ FC4-6 1-2f			B SI 89 B SI 88 C FF 90 B FF 90 X FF 90 3-1 ① F7	X FF 91 0-0 9 G6-4-3 6 1B 1B	D CU 78 X FF 95 1-0 ③ F7				4	1	1	0	0	0	5
9 Tuffy Gosewisch, R (1, 2) OBP: 0.261, SLG: 0.281		B FF 88 X FF 89 1-0 ① G4-3		C FF 91 B FF 91 B FF 91 X FF 91 2-1 ② F9	B FF 92 1 SAFE 1 SAFE C FF 91 1 SAFE X SL 85 1-1 ② G6-4-3 1-2			X FF 93 0-0 ① F8		3	0	0	0	0	0	1
31 Jordan Pacheco, R (6, 2) OBP: 0.302, SLG: 0.321										1	0	0	0	0	0	0
13 Nick Ahmed, R (1, 6) OBP: 0.278, SLG: 0.303		X FF 90 0-0 ② L7		C FF 92 L FF 91 C FF 93 0-3 ③ K		B FF 93 S FF 93 B FF 93 S FF 93 B FF 93 F FF 94 B SI 92 4-2 6 1B 6 E BB		C FF 94 B FF 94 B FF 95 C FF 95 X FF 95 2-2 ② G4-3		3	1	0	0	1	1	0
55 Josh Collmenter, R (1, 1) OBP: 0.227, SLG: 0.227 6 David Peralta, L (6, PH) OBP: 0.311, SLG: 0.444 48 Randall Delgado, R (6, 1) 59 Oliver Pérez, L (7, 1) 2 Aaron Hill, R (8, PH) OBP: 0.297, SLG: 0.376 56 JC Ramírez, R (8, 1) 29 Brad Ziegler, R (9, 1)		C FF 91 B FF 91 F FF 92 F FF 93 C SI 91 1-3 ③ K			C FF 89 B FF 90 F FF 90 S FF 92 1-3 ① K	X FF 93 0-0 E9 1B 1-H 2-H		C FF 95 B FF 95 X FF 95 1-1 ③ F7		2	0	0	0	0	2	0
										1	0	1	1	0	0	0
										0	0	0	0	0	0	0
										0	0	0	0	0	0	0
										1	0	0	0	0	0	0
										0	0	0	0	0	0	0
										0	0	0	0	0	0	0

	AB	34
	R	3
	H	7
	RBI	2
	BB	5
	SO	6
	LOB	13

Inning Stats	1	2	3	4	5	6	7	8	9	1B: 6	SF: 0	WP: 0	PA: 39
	R: 0 E: 0 K: 0 S: 10	H: 2 LOB: 3 BB: 1 P: 15	R: 0 E: 0 K: 1 S: 6	H: 0 LOB: 0 BB: 0 P: 8	R: 0 E: 0 K: 1 S: 12	H: 0 LOB: 1 BB: 1 P: 21	R: 1 E: 0 K: 1 S: 9	H: 1 LOB: 0 BB: 0 P: 14	R: 0 E: 0 K: 1 S: 12	H: 1 LOB: 2 BB: 1 P: 21	R: 2 E: 1 K: 1 S: 14	H: 2 LOB: 1 BB: 1 P: 21	R: 0 E: 0 K: 0 S: 9	H: 1 LOB: 2 BB: 1 P: 17	R: 0 E: 0 K: 0 S: 6	H: 0 LOB: 0 BB: 0 P: 9	R: 0 E: 0 K: 1 S: 6	H: 0 LOB: 0 BB: 0 P: 8	2B: 0 3B: 0 HR: 1	SAC: 0 DP: 0 HBP: 0	PB: 0 SB: 1 CS: 0	

PITCHER		IP	WLS	BF	H	R	ER	SO	BB	IBB	HBP	BLK	WP	HR	S	P	ERA	WHIP
31 Lance Lynn, R ERA: 3.41	(1, 1)	6.0		28	6	3	2	5	4	0	0	0	0	1	63	100	3.00	1.667
40 Mitch Harris, R ERA: 4.26	(7, 1)	2.0		8	1	0	0	0	1	0	0	0	0	0	15	26	0.00	1.000
36 Randy Choate, L ERA: 3.72	(9, 1)	0.1		1	0	0	0	0	0	0	0	0	0	0	1	2	0.00	0.000
43 Seth Maness, R ERA: 4.05	(9, 1)	0.2	W	2	0	0	0	1	0	0	0	0	0	0	5	6	0.00	0.000

PITCHER	IP	WLS	BF	H	R	ER	SO	BB	IBB	HBP	BLK	WP	HR	S	P	ERA	WHIP

Batter	1	2	3	4	5	6	7	8	9	AB	R	H	RBI	BB	SO	LOB
16 Kolten Wong, L (1, 4) OBP: 0.373, SLG: 0.483	X FC 84 0-0 HR		B FC 83 B FC 83 B CH 75 C FC 84 F CH 75 F CH 73 X FC 85 3-2 ① P4		C FC 84 X CH 75 0-1 ① G4-3		L SL 79 B SL 77 X SL 80 1-1 ① F8		1 SAFE P PO 83 1 SAFE B SI 85 B SI 84 C SI 85 C SI 84 F SI 84 X SI 85 3-2 ① G4-3 1-2	5	1	1	1	0	0	1
13 Matt Carpenter, L (1, 5) OBP: 0.389, SLG: 0.568	C FC 83 B FC 84 X CH 76 1-1 ① F7		C CU 70 B CH 75 F CH 76 B FC 85 X FC 86 2-2 ② L9		C FC 85 B FC 85 B CH 76 B CH 76 B FC 86 4-1 7 1B BB		B SI 90 C FF 92 F FF 93 C SL 79 1-3 ② K		I IN 62 I IN 67 I IN 68 I IN 71 4-0 7 BB 27 E IBB	3	1	0	0	2	1	0
7 Matt Holliday, R (1, 7) OBP: 0.433, SLG: 0.444	C FC 83 F FC 84 X FC 85 0-2 ② L9		B CH 77 F FC 85 S CH 77 B CH 76 F FC 87 S FC 86 2-3 ③ K		F FC 86 X FC 86 0-1 1-3 1B		C SL 79 F FF 92 F FF 93 B SL 79 B SI 92 F FF 93 C SL 77 3-3 ③ K		B SI 83 B SI 85 B SI 84 C SI 84 F SI 84 B CU 74 4-2 27 E 1-2 2-3 BB	4	0	1	0	1	2	0
27 Jhonny Peralta, R (1, 6) OBP: 0.365, SLG: 0.497	B FC 84 X FC 85 1-0 ③ F9			S CH 76 B FC 86 S FC 85 F FC 86 B CH 77 B CH 77 X FC 87 3-2 15 2B 1B	S CH 79 B CH 78 B FC 86 X CH 76 2-1 ② L5			F FF 96 F FF 96 B FF 97 B FF 96 B SL 88 F FF 95 X FF 94 3-2 ① L7	X SI 84 0-0 ② FC5-2 1-2 2-H 3-Hf	5	0	1	0	0	0	4
15 Randal Grichuk, R (1, 8) OBP: 0.333, SLG: 0.615		B FC 84 X FC 84 1-0 ① G6-3		1 SAFE S CH 77 B CH 76 S FC 86 B FC 86 F FC 86 X CH 78 2-2 1-3 2B	F FC 85 B FC 85 B FC 87 S CH 78 F FC 88 F CH 78 F FC 87 S FC 88 2-3 ③ K			C FF 95 B SL 86 X FF 95 1-1 4 G4-6-3 1B		4	0	2	0	0	1	2
4 Yadier Molina, R (1, 2) OBP: 0.333, SLG: 0.342		C CU 70 B FC 85 B FC 85 S CH 76 X FC 86 2-2 12 1B 2B		B FC 86 F CH 79 B FC 85 F FC 85 X CH 78 3-2 ① G1-3		B SI 93 F SI 94 B FF 92 B SI 94 F FF 95 X SI 95 3-2 ① G5-3		1 SAFE X FF 95 0-0 ② G4-6-3 1-2		4	1	1	0	0	0	3
12 Mark Reynolds, R (1, 3) OBP: 0.321, SLG: 0.404		B FC 84 C CH 76 B FC 84 C FC 84 X CH 75 2-2 2-H 1B		B FC 86 B CH 76 B FC 86 B CH 79 4-0 BB		X SL 82 0-0 ② G5-3		B FF 95 B FF 96 C FF 95 B FF 96 S FF 96 F FF 95 X FF 94 3-2 ③ F9		3	0	1	1	1	0	1
22 Jason Heyward, L (1, 9) OBP: 0.290, SLG: 0.387		D FC 83 D FC 85 S CH 79 S CH 76 X CH 76 2-2 ② P6		C FC 86 X FC 86 0-1 ② F6		B FF 94 B CH 84 B CH 85 C FF 94 X SI 94 3-1 1B			B SI 83 C SI 83 X CH 77 1-1 HR	4	1	2	1	0	0	4
31 Lance Lynn, S (1, 1) OBP: 0.158, SLG: 0.211 48 Tony Cruz, R (6, PH) OBP: 0.250, SLG: 0.267 40 Mitch Harris, R (7, 1) 36 Randy Choate, L (9, 1) 43 Seth Maness, R (9, 1) 8 Peter Bourjos, R (9, PH) OBP: 0.341, SLG: 0.420		B FC 84 C FC 84 S FC 83 F FC 84 C FC 85 1-3 ③ K		B FC 86 S FC 87 F FC 87 F FC 87 D CH 78 B FC 86 X FF 88 3-2 ③ F8		1 SAFE C FF 94 B SL 82 S SL 83 F SL 82 1 SAFE X SL 82 1-2 ③ L8			B SI 85 X SI 84 1-0 7 BB 16 G4-3 27 FC5-2 1B	2 1 0 0 0 0 1	0 0 0 0 0 0 0	0 0 0 0 0 1 0	0 0 0 0 0 0 1	0 0 0 0 0 0 0	1 0 0 0 0 0 0	4 1 0 0 0 0 0
Inning Stats	R: 1 E: 0 K: 0 S: 7 H: 1 LOB: 0 BB: 0 P: 9	R: 1 E: 0 K: 1 S: 14 H: 2 LOB: 1 BB: 0 P: 22	R: 0 E: 0 K: 1 S: 11 H: 0 LOB: 0 BB: 0 P: 18	R: 0 E: 0 K: 0 S: 17 H: 2 LOB: 3 BB: 1 P: 32	R: 0 E: 0 K: 1 S: 13 H: 1 LOB: 2 BB: 1 P: 21	R: 0 E: 0 K: 0 S: 10 H: 1 LOB: 1 BB: 0 P: 17	R: 0 E: 0 K: 2 S: 10 H: 0 LOB: 0 BB: 0 P: 15	R: 0 E: 0 K: 0 S: 11 H: 1 LOB: 1 BB: 0 P: 18	R: 2 E: 1 K: 0 S: 11 H: 2 LOB: 3 BB: 2 P: 23	1B: 6 2B: 2 3B: 0 HR: 2 SF: 0 SAC: 0 DP: 0 HBP: 0						

PITCHER		IP	WLS	BF	H	R	ER	SO	BB	IBB	HBP	BLK	WP	HR	S	P	ERA	WHIP
55 Josh Collmenter, R ERA: 5.05	(1, 1)	5.0		23	6	2	2	3	2	0	0	0	0	1	62	102	3.60	1.600
48 Randall Delgado, R ERA: 3.63	(6, 1)	1.0	H	4	1	0	0	0	0	0	0	0	0	0	10	17	0.00	1.000
59 Oliver Pérez, L ERA: 6.17	(7, 1)	1.0	H	3	0	0	0	2	0	0	0	0	0	0	10	15	0.00	0.000
56 JC Ramírez, R ERA: 3.24	(8, 1)	1.0	H	4	1	0	0	0	0	0	0	0	0	0	11	18	0.00	1.000
29 Brad Ziegler, R ERA: 1.25	(9, 1)	0.2	L	6	2	2	1	0	1	1	0	0	0	1	11	23	13.50	4.500

PITCHER	IP	WLS	BF	H	R	ER	SO	BB	IBB	HBP	BLK	WP	HR	S	P	ERA	WHIP

BOTTOM

Arizona Diamondbacks @ St. Louis Cardinals

Busch Stadium, St. Louis, MO

Wed May 27 2015, 7:16 PM - 10:35 PM CDT

Att. 43,715 - Clear - 82 F

livebaseballscorecards.com

AB	36
R	4
H	10
RBI	3
BB	4
SO	5
LOB	20

WP: 0 PB: 0 SB: 0 CS: 0 PA: 40

Batter	1	2	3	4	5	6	7	8	9	AB	R	H	RBI	BB	SO	LOB
5 Ender Inciarte, L (1, 9) OBP: 0.328, SLG: 0.396	B FF 93 B SI 93 C SI 94 X SI 94 2-1 G4-3		X SI 92 0-0 HR	H KC 82 1-0 1-2 2-3 HBP			C SI 95 B SI 95 F FF 96 X KC 79 1-2 G4-3		B FF 95 B CH 86 C FF 95 B FF 94 F FF 94 X FF 94 3-2 11 HR 1B	4	2	2	1	0	0	0
11 AJ Pollock, R (1, 8) OBP: 0.367, SLG: 0.462	F FF 93 C FF 94 F FF 94 B KC 84 B SL 89 B SI 94 X SI 94 3-2 G6-3		B FF 92 F FF 92 C SL 86 S SL 88 1-3 K	B KC 82 F SL 84 C FF 92 D SL 87 S SL 85 2-3 K			S FF 95 F SI 95 B KC 73 B FF 95 B SI 96 B FF 96 4-2 44 F8 BB		1 SAFE X FF 94 0-0 1-H HR	4	1	1	2	1	2	3
44 Paul Goldschmidt, R (1, 3) OBP: 0.444, SLG: 0.628	B SI 94 B SL 89 F FF 94 X FF 94 2-1 6 2B 2B		B SL 85 S FF 94 B SI 94 C SL 87 S SL 87 2-3 K		B SL 84 B SL 85 C FF 92 F FF 93 F KC 82 B SI 93 F SI 94 X FF 93 3-2 24 WP 24 G5-3 2B		S FF 96 B FF 96 1 SAFE S SI 96 F FF 96 B KC 80 X FF 97 2-2 F8 1-2		B KC 79 C KC 79 B FF 94 S FF 92 X KC 81 2-2 2B	5	2	3	0	0	1	1
6 David Peralta, L (1, 7) OBP: 0.328, SLG: 0.483	C KC 81 S FF 93 F FF 94 X SI 95 0-2 2-H 2B		X SI 94 0-0 HR		B KC 80 B SL 84 C KC 81 X SI 94 2-1 G1-3		I IN 80 I IN 78 I IN 78 I IN 76 4-0 IBB		B KC 79 S FF 93 B FF 93 B FF 94 B KC 80 4-1 BB	3	1	2	2	2	0	1
24 Yasmany Tomás, R (1, 5) OBP: 0.364, SLG: 0.417 29 Brad Ziegler, R (9, 1)	X SI 94 0-0 F8		B SL 86 F SI 94 X SI 94 1-1 L1-4-3		F KC 80 F SI 92 F SI 92 F KC 81 B SL 88 X KC 82 1-2 G5-3 2-H		B SI 95 C SI 95 C KC 80 S KC 80 1-3 K		S KC 79 S KC 80 D KC 81 S FF 93 1-3 K	5 0	0 0	0 0	1 0	0 0	2 0	5 0
8 Jarrod Saltalamacchia, S (1, 2) OBP: 0.184, SLG: 0.182		B FF 92 F CH 84 B SI 94 S KC 82 C SL 87 2-3 K	C KC 80 H FF 92 1-1 5 HBP 16 1B HBP		C KC 80 B KC 79 S SI 93 S SI 94 1-3 K			B SI 94 F SI 91 F SL 87 B FF 95 F SL 87 S SL 88 2-3 K	S KC 80 B KC 80 B FF 92 B FF 93 X FF 93 3-1 F7	4	0	0	0	0	3	2
16 Chris Owings, R (1, 4) OBP: 0.259, SLG: 0.342		C FF 93 S SL 87 X KC 83 0-2 G4-3	C SL 84 B KC 80 X SI 91 1-1 5 HBP 1-2 1B			B SI 92 C SI 92 F SL 86 X KC 82 1-2 13 E 13 S 15 L4-5 1B		B FF 94 B SL 87 S FF 95 S FF 93 F FF 96 F FF 95 B SL 88 X SL 87 3-2 F8	C CU 78 B SL 87 S FF 94 F FF 94 S SL 88 1-3 K	5	0	2	0	0	1	2
13 Nick Ahmed, R (1, 6) OBP: 0.277, SLG: 0.325		B SL 85 C SL 86 S SI 93 B SL 88 B FF 94 S SL 87 3-3 K	S SL 87 C SL 86 S SL 87 0-3 K			1 SAFE B KC 83 1 SAFE B FF 91 C SI 91 X SL 85 2-1 F9 1-3		B FF 94 B SL 88 C FF 94 B FF 94 X FF 95 3-1 HR		4	1	1	1	0	2	3
12 Rubby De La Rosa, R (1, 1) OBP: 0.045, SLG: 0.045 15 Mark Trumbo, R (6, PH) OBP: 0.309, SLG: 0.513 41 Daniel Hudson, R (6, 1) 59 Oliver Pérez, L (7, 1) 43 Addison Reed, L (7, 1) 4 Cliff Pennington, S (9, 5) OBP: 0.333, SLG: 0.234		C FF 93 C FF 93 X SL 87 0-2 G1-3	B FF 89 L FF 92 L FF 90 M SL 86 1-3 K			F SI 92 X SL 87 0-2 L4-5 3-3		C FF 94 S FF 94 X FF 95 0-2 G4-3		2 1 0 0 1	0 0 0 0 0	0 0 0 0 0	0 0 0 0 0	1 0 0 0 0	3 1 0 0 0	3 1 0 0 0
Inning Stats	R: 1 E: 0 K: 0 S: 13 H: 2 LOB: 1 BB: 0 P: 20	R: 0 E: 0 K: 2 S: 12 H: 0 LOB: 1 BB: 0 P: 17	R: 2 E: 0 K: 2 S: 10 H: 2 LOB: 0 BB: 0 P: 14	R: 0 E: 0 K: 3 S: 12 H: 1 LOB: 3 BB: 0 P: 18	R: 1 E: 0 K: 1 S: 16 H: 1 LOB: 0 BB: 0 P: 23	R: 0 E: 0 K: 0 S: 8 H: 1 LOB: 0 BB: 0 P: 11	R: 0 E: 0 K: 1 S: 12 H: 0 LOB: 2 BB: 2 P: 24	R: 1 E: 0 K: 1 S: 14 H: 1 LOB: 0 BB: 0 P: 22	R: 2 E: 0 K: 2 S: 17 H: 3 LOB: 2 BB: 1 P: 31	1B: 3 2B: 5 3B: 0 HR: 4 SF: 0 SAC: 0 DP: 1 HBP: 2					WP: 1 PB: 1 SB: 1 CS: 0 PA: 43	

PITCHER		IP	WLS	BF	H	R	ER	SO	BB	IBB	HBP	BLK	WP	HR	S	P	ERA	WHIP
52 Jimmy Nelson, R ERA: 3.9	(1, 1)	6.0		27	7	4	4	8	0	0	2	0	1	2	71	103	6.00	1.167
21 Jeremy Jeffress, R ERA: 3.38	(7, 1)	1.0		5	0	0	0	1	1	1	0	0	0	0	12	24	0.00	1.000
51 Jonathan Broxton, R ERA: 7.36	(8, 1)	1.0	L	4	1	1	1	1	0	0	0	0	0	1	14	22	9.00	1.000
46 Corey Knebel, R ERA: 5.79	(9, 1)	0.2		6	3	2	2	1	1	0	0	0	0	1	13	26	27.00	6.000
32 David Goforth, R ERA:	(9, 1)	0.1		1	0	0	0	1	0	0	0	0	0	0	4	5	0.00	0.000

PITCHER	IP	WLS	BF	H	R	ER	SO	BB	IBB	HBP	BLK	WP	HR	S	P	ERA	WHIP

TOP

Arizona Diamondbacks @ Milwaukee Brewers

Miller Park, Milwaukee, WI

Fri May 29 2015, 7:12 PM - 10:35 PM CDT

Att. 34,276 - Partly Cloudy - 74 F

livebaseballscorecards.com

AB	38
R	7
H	11
RBI	7
BB	3
SO	12
LOB	21

BOTTOM

Batter	1	2	3	4	5	6	7	8	9	AB	R	H	RBI	BB	SO	LOB
27 Carlos Gómez, R (1, 8) OBP: 0.301, SLG: 0.464	F FF 93 S CH 85 B FF 93 X CH 88 1-2 HR	S SL 83 X SL 83 0-1 ③ L4			B SL 82 C SI 94 F CU 80 B FF 95 B FF 95 T SL 84 3-2 ① K		B CH 83 C SL 86 X SL 87 1-1 ① F8	1 SAFE 1 SAFE F SL 89 B SL 88 B SL 88 C FF 94 S FF 94 2-3 ③ K		5	1	1	1	0	2	3
28 Gerardo Parra, L (1, 7) OBP: 0.320, SLG: 0.467	X FF 96 0-0 ① P5		C FF 93 X CU 79 0-1 ① G4-3		B CU 76 F SI 92 X SI 93 1-1 ② G5-3		X FF 96 0-0 8 1B 1B		B SI 83 C SI 84 F SI 83 B CH 76 X CH 77 2-2 8 G5-3 3 G4-3 2B	5	1	2	0	0	0	0
8 Ryan Braun, R (1, 9) OBP: 0.346, SLG: 0.528	C FF 96 F FF 97 X FF 98 0-2 ② G4-3		S SL 82 S SI 93 B SL 82 B FF 95 B CH 87 B FF 96 4-2 24 S 24 HR BB		B FF 95 C FF 93 B CH 82 F CH 83 X SL 85 2-2 24 2B 1B		B FF 97 F FF 97 1 SAFE B CH 84 X CH 86 2-1 18 BB 1-3 1B		B SI 84 X SI 84 1-0 ① G5-3 2-3	4	2	2	0	1	0	1
24 Adam Lind, L (1, 3) OBP: 0.360, SLG: 0.506 18 Khris Davis, R (7, PH) OBP: 0.339, SLG: 0.449 51 Jonathan Broxton, R (8, 1) 46 Corey Knebel, R (9, 1) 32 David Goforth, R (9, 1) 3 Elian Herrera, S (9, PH) OBP: 0.263, SLG: 0.404	B FF 94 F FF 94 X SI 94 1-1 16 FC5-4 1B	1 SAFE C FF 94 B SI 93 S CH 84 F FF 96 D CH 89 X FF 96 2-2 1-H HR			X FF 95 0-0 1-H 2B		B SL 76 B SL 78 S SL 76 F FF 90 B SL 80 D SL 77 4-2 1-2 BB		F SI 84 D SI 84 C SI 84 F CU 74 F SI 84 F CH 77 F CU 74 B SI 85 F SI 84 2-2 X CH 77 3-H G4-3	3 0 0 0 0 0 1	1 0 0 0 0 0 0	3 0 0 0 0 0 0	3 1 0 0 0 0 0	0 0 0 0 0 0 0	0 0 0 0 0 0 0	0 0 0 0 0 0 0
16 Aramis Ramirez, R (1, 5) OBP: 0.280, SLG: 0.424	C SL 81 S CH 86 B FF 96 X FF 93 1-2 ③ FC5-4 1-2f		X SL 84 0-0 ② F7		F SI 98 X FF 91 0-1 ③ L6		B SL 86 X SL 86 1-0 ② P3		C SI 84 B SI 84 X CH 78 1-1 ③ F9	5	0	0	0	0	0	5
9 Jean Segura, R (1, 6) OBP: 0.304, SLG: 0.377		B FF 92 C FF 95 X SL 82 1-1 10 FC6-4 2B	F FF 96 F FF 97 B FF 97 F FF 96 S SL 82 1-3 ③ K			X SI 94 0-0 ① G6-3	F FF 94 B SL 87 C FF 94 F FF 94 S SL 88 1-3 ③ K			4	0	1	0	0	2	3
25 Juan Centeno, L (1, 2) OBP: 0.136, SLG: 0.100		C FF 95 S FF 95 F FF 96 S CH 88 0-3 ① K	B FF 91 F SI 91 S CH 82 S CH 84 1-3 ① K		C SI 96 B CH 85 X CH 85 1-1 ② P6			S FF 92 B FF 93 C FF 93 X FF 93 1-2 ① G5-3		4	0	0	0	0	2	1
52 Jimmy Nelson, R (1, 1) OBP: 0.188, SLG: 0.200 5 Héctor Gómez, R (6, PH) OBP: 0.242, SLG: 0.391 21 Jeremy Jeffress, R (7, 1) 15 Jason Rogers, R (8, 3) OBP: 0.286, SLG: 0.362		B FF 95 B FF 95 B FF 94 C FF 94 B FF 94 4-1 10 FC6-4 BB	S FF 93 C FF 95 B SL 83 X FF 95 1-2 ② G4-3		B SI 96 S CH 84 C SI 96 X FF 96 1-2 1B			B FF 94 F SL 87 F FF 92 B SL 88 F FF 94 F FF 94 X SL 87 2-2 10 FC6 1B		1 1 0 1	0 0 0 0	0 1 0 1	0 0 0 0	1 0 0 0	0 0 0 0	0 0 0 0
10 Luis Sardinas, S (1, 4) OBP: 0.245, SLG: 0.286		F FF 93 X SI 93 0-1 ② FC6-4 1-2f 2-3	B CU 79 S SI 93 F CH 84 B FF 93 X CH 82 2-2 ③ G3		1 SAFE B SI 97 X FF 95 1-0 ③ F7			B SL 86 F FF 93 X FF 93 1-1 ② FC6 1-2f		4	0	0	0	0	0	4
Inning Stats	R: 1 H: 2 E: 0 LOB: 1 K: 0 BB: 0 S: 12 P: 15	R: 0 H: 1 E: 0 LOB: 2 K: 1 BB: 1 S: 11 P: 16	R: 2 H: 1 E: 0 LOB: 0 K: 1 BB: 1 S: 13 P: 20	R: 0 H: 0 E: 0 LOB: 0 K: 1 BB: 0 S: 9 P: 13	R: 1 H: 2 E: 0 LOB: 1 K: 1 BB: 0 S: 11 P: 17	R: 0 H: 1 E: 0 LOB: 1 K: 0 BB: 0 S: 7 P: 10	R: 0 H: 2 E: 0 LOB: 3 K: 1 BB: 1 S: 12 P: 21	R: 0 H: 1 E: 0 LOB: 1 K: 1 BB: 0 S: 13 P: 19	R: 1 H: 1 E: 0 LOB: 0 K: 0 BB: 0 S: 14 P: 20	1B: 6 SF: 0 2B: 3 SAC: 0 3B: 0 DP: 0 HR: 2 HBP: 0						WP: 0 PA: 41 PB: 0 SB: 1 CS: 0

PITCHER	IP	WLS	BF	H	R	ER	SO	BB	IBB	HBP	BLK	WP	HR	S	P	ERA	WHIP
12 Rubby De La Rosa, R (1, 1) ERA: 4.5	5.0		23	6	4	4	4	2	0	0	0	0	2	56	81	7.20	1.600
41 Daniel Hudson, R (6, 1) ERA: 4.15	1.1		7	3	0	0	0	0	0	0	0	0	0	12	18	0.00	2.250
59 Oliver Pérez, L (7, 1) ERA: 6.17	0.0		1	0	0	0	0	1	0	0	0	0	0	2	6	∞	∞
43 Addison Reed, R (7, 1) ERA: 5.0	1.2	W	6	1	0	0	2	0	0	0	0	0	0	18	26	0.00	0.600
29 Brad Ziegler, R (9, 1) ERA: 1.59	1.0	S	4	1	1	1	0	0	0	0	0	0	0	14	20	9.00	1.000

PITCHER	IP	WLS	BF	H	R	ER	SO	BB	IBB	HBP	BLK	WP	HR	S	P	ERA	WHIP

Arizona Diamondbacks @ Milwaukee Brewers

Miller Park, Milwaukee, WI

Fri May 29 2015, 7:12 PM - 10:35 PM CDT

Att. 34,276 - Partly Cloudy - 74 F

livebaseballscorecards.com

AB	38
R	5
H	11
RBI	5
BB	3
SO	6
LOB	17

Batter	1	2	3	4	5	6	7	8	9	AB	R	H	RBI	BB	SO	LOB
5 Ender Inciarte, L (1, 7) OBP: 0.325, SLG: 0.391	B SI 89 B SI 89 C SI 89 C SI 89 T SI 89 2-2 ① K	L CU 75 X SI 90 0-1 ② L7		X CU 74 0-0 44 WP 44 HR 1-2 1B		B CU 73 X SI 90 1-0 ① G3-1		T FF 94 S SL 81 X SL 82 0-2 ② G4-3		5	1	1	0	0	1	1
11 AJ Pollock, R (1, 8) OBP: 0.358, SLG: 0.449	B SL 85 X SI 90 1-0 ② P4	C SL 85 X CH 79 0-1 ③ P3		D CH 79 F CH 79 C SI 88 X SL 84 1-2 ① L4		B SL 80 C SL 80 C SL 82 X SL 80 1-2 ② L3		C CU 77 B FF 92 S SL 82 B SL 82 C FF 95 2-3 ③ K		5	0	0	0	0	1	3
44 Paul Goldschmidt, R (1, 3) OBP: 0.448, SLG: 0.661	B SI 90 F SI 89 X SL 85 1-1 1B		B SL 84 C SI 88 F SI 88 X SL 82 1-2 HR	F SI 89 B SI 88 C SI 89 F SI 89 B CH 79 X SI 90 2-2 1-H 2-H HR		B FF 94 C FF 94 B FF 94 C SL 82 B SL 82 F FF 94 X SL 82 3-2 ③ G1-3			F FF 92 F SL 80 C FF 94 0-3 ① K	5	2	3	4	0	1	0
15 Mark Trumbo, R (1, 9) OBP: 0.317, SLG: 0.522	C SI 89 B SL 85 X CH 79 1-1 ③ F7		B SI 90 B SL 85 B SI 90 C SI 90 C SI 90 X SI 89 3-2 31 1B	C SL 80 X FF 92 0-1 2B			X FF 94 0-0 31 BB 1B		C SL 82 X SL 82 0-1 E5	5	0	3	0	0	0	1
2 Aaron Hill, R (1, 5) OBP: 0.293, SLG: 0.368		X SI 88 0-0 31 G4-3 16 E 1B	B CU 74 S CH 78 T CH 79 X CH 79 1-2 ① P6	B SL 79 B CU 73 X FF 92 2-0 ② F8			D FF 93 B FF 92 X FF 92 2-0 ① L7		X FF 93 0-0 ② P4	5	1	1	0	0	0	4
31 Jordan Pacheco, R (1, 2) OBP: 0.309, SLG: 0.316		C SI 88 B SL 82 X SL 84 1-1 ① G4-3 1-2	B SL 84 C SI 89 C SI 90 D SI 88 B CH 80 X CH 79 3-2 1-2 1B	X FF 93 0-0 ③ G6-3			C SL 85 B SL 86 B SL 91 D FF 93 B SI 93 4-1 13 FC5-4 1-2 BB		X FF 93 0-0 ③ L8	4	0	1	0	1	0	3
16 Chris Owings, R (1, 4) OBP: 0.259, SLG: 0.340		X SL 84 0-0 E1 13 E 2-H 1B	F SL 86 F SL 84 B SI 90 S SL 84 1-3 ② K		C FF 91 B SL 80 X SL 82 1-1 ① F7		S SL 86 X SL 87 0-1 ② L8			4	1	1	0	0	1	4
13 Nick Ahmed, R (1, 6) OBP: 0.277, SLG: 0.331		C SI 89 1 SAFE X CH 78 0-1 E2 58 1B 1-H 2B	D SL 85 C SI 89 C SI 90 B SI 90 B SL 85 X SL 84 3-2 ③ F9		B FF 94 B FF 94 C FF 93 S SL 82 X SL 81 2-2 ② F8		C SL 87 B FF 93 B SI 93 C SL 86 X SL 88 2-2 ③ FC5-4 1-2f			4	1	1	1	0	0	4
58 Jeremy Hellickson, R (1, 1) OBP: 0.263, SLG: 0.278 48 Randall Delgado, R (7, 1)		X SL 86 0-0 3-H 1B		B SI 89 C SI 88 X SL 82 1-1 44 WP 5 1B 44 HR 1B	C FF 93 C FF 94 F FF 94 C FF 94 0-3 ③ K			C FF 92 B FF 92 F FF 92 T SL 81 1-2 ① K		3 1	1 0	2 0	1 0	0 0	1 1	0 0
Inning Stats	R: 0 E: 0 K: 1 S: 8 H: 1 LOB: 1 BB: 0 P: 13	R: 3 E: 2 K: 0 S: 11 H: 4 LOB: 1 BB: 0 P: 12	R: 1 E: 0 K: 1 S: 18 H: 3 LOB: 2 BB: 0 P: 30	R: 3 E: 0 K: 0 S: 14 H: 4 LOB: 1 BB: 0 P: 20	R: 0 E: 0 K: 1 S: 9 H: 0 LOB: 0 BB: 0 P: 12	R: 0 E: 0 K: 0 S: 8 H: 0 LOB: 0 BB: 0 P: 13	R: 0 E: 0 K: 0 S: 8 H: 1 LOB: 2 BB: 1 P: 16	R: 0 E: 0 K: 2 S: 9 H: 0 LOB: 0 BB: 0 P: 12	R: 0 E: 1 K: 1 S: 7 H: 0 LOB: 1 BB: 0 P: 7	1B: 9 2B: 2 3B: 0 HR: 2 SF: 0 SAC: 0 DP: 0 HBP: 0						

PITCHER		IP	WLS	BF	H	R	ER	SO	BB	IBB	HBP	BLK	WP	HR	S	P	ERA	WHIP
26 Kyle Lohse, R ERA: 6.5	(1, 1)	3.1	L	21	11	7	7	2	0	0	0	0	1	2	47	69	18.90	3.300
54 Michael Blazek, R ERA: 1.27	(4, 1)	2.2		9	1	0	0	1	0	0	0	0	0	0	21	31	0.00	0.375
32 David Goforth, R ERA:	(7, 1)	1.0		5	1	0	0	0	1	0	0	0	0	0	8	16	0.00	2.000
13 Will Smith, L ERA: 2.04	(8, 1)	2.0		7	0	0	0	3	0	0	0	0	0	0	16	19	0.00	0.000

PITCHER	IP	WLS	BF	H	R	ER	SO	BB	IBB	HBP	BLK	WP	HR	S	P	ERA	WHIP

TOP

Arizona Diamondbacks @ Milwaukee Brewers

Miller Park, Milwaukee, WI

Sat May 30 2015, 3:11 PM - 6:09 PM CDT
Att. 39,552 - Roof Closed - 70 F

livebaseballscorecards.com

AB	41
R	7
H	13
RBI	6
BB	1
SO	6
LOB	20

1B: 9	SF: 0	WP: 1	PA: 42
2B: 2	SAC: 0	PB: 0	
3B: 0	DP: 0	SB: 0	
HR: 2	HBP: 0	CS: 0	

BOTTOM

Batter	1	2	3	4	5	6	7	8	9	AB	R	H	RBI	BB	SO	LOB
27 Carlos Gómez, R (1, 8) OBP: 0.299, SLG: 0.457	C FF 90 B FF 90 F CU 77 F CU 80 B CH 82 X SI 92 2-2 8 G4-3 18 WP 24 1B 1B	C SI 92 B CU 79 B SI 91 F CU 78 F SI 91 F CU 79 F CH 80 S SI 92 2-3 ③ K			S FF 91 B SI 90 B SI 90 B SI 90 F CH 80 1 SAFE X FF 90 3-2 ② L7			X SI 94 0-0 ① P3		4	1	1	0	0	1	2
18 Khris Davis, R (1, 7) OBP: 0.337, SLG: 0.446 28 Gerardo Parra, L (2, 7) OBP: 0.313, SLG: 0.455	C FF 90 C SI 91 B CU 79 S SI 91 1-3 ① K 1-2		X CU 73 0-0 ① L8		B FF 90 B CU 74 C FF 90 F FF 90 B CU 78 X SI 91 3-2 ③ G4-3 1-2			C SI 92 X FF 95 0-1 ② G1-3		1 3	0 0	0 0	0 0	0 0	1 0	1 1
8 Ryan Braun, R (1, 9) OBP: 0.344, SLG: 0.521	C FF 91 F SI 91 D CH 82 B SI 90 B SI 90 F CU 78 X SI 90 3-2 ② G4-3 2-3		C FF 90 F CH 80 F FF 91 F CU 77 F FF 91 F CU 78 B CH 82 B FF 91 F CU 78 3-2 B FF 91 X CH 82 ② F7			F CU 75 B FF 90 X SI 90 1-1 ① G6-3 C FF 90 B SI 90 X SI 91 1-1 ② G5-3		S SI 91 B SL 81 B CH 83 F FF 93 X SI 93 2-2 1B		4	0	1	0	0	0	1
24 Adam Lind, L (1, 3) OBP: 0.357, SLG: 0.500	C CH 80 B FF 91 X FF 90 1-1 3-H 1B		C FF 91 X CU 77 0-1 ③ G5-3					B FF 92 F CH 84 X SL 79 1-1 ③ P6		4	0	1	1	0	0	1
16 Aramis Ramirez, R (1, 5) OBP: 0.279, SLG: 0.419	X CU 74 0-0 ③ F7			C FF 91 F FF 91 B CU 78 B CH 80 X CH 81 2-2 ① G6-3		C CU 78 B CU 78 S CH 80 F FF 91 X CU 79 1-2 9 FC4-6 1B			B SL 78 C FF 91 S SL 80 S SL 80 1-3 ① K	4	0	1	0	0	1	1
9 Jean Segura, R (1, 6) OBP: 0.310, SLG: 0.381		X CU 74 0-0 12 1B 3 SF7 1B		F FF 90 X CH 80 0-1 ② P4		C SI 91 F FF 90 D CU 80 X SI 92 1-2 ③ FC4-6 1-2f			C FF 93 X SI 93 0-1 15 2B 1B	4	2	2	0	0	0	1
12 Martín Maldonado, R (1, 2) OBP: 0.222, SLG: 0.209		C FF 90 B CU 77 B FF 90 S FF 91 X SI 91 2-2 26 SH5-4 1-3 1B		B FF 90 B CH 80 F FF 90 B FF 91 F FF 89 F FF 90 X SI 90 3-2 ③ G4-3			S FF 94 B SL 81 S SL 80 C SL 80 1-3 ① K		C FF 92 B SL 80 D CH 83 X FF 92 2-1 ② L8	4	0	1	0	0	1	1
26 Kyle Lohse, R (1, 1) OBP: 0.111, SLG: 0.111 54 Michael Blazek, R (4, 1) OBP: 0.333, SLG: 0.667 32 David Goforth, R (7, 1) 5 Héctor Gómez, R (7, PH) OBP: 0.240, SLG: 0.387 13 Will Smith, R (8, 1) 15 Jason Rogers, R (9, PH) OBP: 0.300, SLG: 0.396	D FF 90 X FF 89 1-0 ① SH5-4 1-2				C FF 90 S CU 78 B CU 78 B CU 79 S CU 78 2-3 ① K		C SL 79 X CH 84 0-1 ② L8		B FF 92 B FF 92 F SI 93 X FF 92 2-1 1-H 2B	0 1 0 1 0 0 1	0 0 0 0 0 0 0	0 0 0 0 0 0 1	0 0 0 0 0 0 1	0 0 0 0 0 0 1	0 1 0 0 0 0 1	0 0 0 0 0 0 0
3 Elian Herrera, S (1, 4) OBP: 0.263, SLG: 0.396		F FF 91 F SI 92 F FF 91 D CU 79 F FF 92 B CU 79 X FF 91 2-2 ② SF7 3-H			B FF 90 F CH 80 B FF 91 B FF 90 F FF 89 B FF 90 4-2 28 S BB		X FF 94 0-0 ③ F7		F FF 91 X CH 82 0-1 ③ G6-3	2	0	0	1	1	0	1
Inning Stats	R: 1 E: 0 K: 1 S: 14 H: 2 LOB: 1 BB: 0 P: 21	R: 1 E: 0 K: 1 S: 16 H: 2 LOB: 1 BB: 0 P: 23	R: 0 E: 0 K: 0 S: 11 H: 0 LOB: 0 BB: 0 P: 14	R: 0 E: 0 K: 0 S: 9 H: 0 LOB: 0 BB: 0 P: 14	R: 0 E: 0 K: 1 S: 11 H: 0 LOB: 1 BB: 1 P: 23	R: 0 E: 0 K: 0 S: 11 H: 1 LOB: 1 BB: 0 P: 15	R: 0 E: 0 K: 1 S: 6 H: 0 LOB: 0 BB: 0 P: 7	R: 0 E: 0 K: 0 S: 8 H: 1 LOB: 1 BB: 0 P: 11	R: 1 E: 0 K: 1 S: 11 H: 2 LOB: 1 BB: 0 P: 16	1B: 7 2B: 1 3B: 0 HR: 0	SF: 1 SAC: 1 DP: 0 HBP: 0	WP: 1 PB: 0 SB: 1 CS: 0	PA: 36				

PITCHER		IP	WLS	BF	H	R	ER	SO	BB	IBB	HBP	BLK	WP	HR	S	P	ERA	WHIP
58 Jeremy Hellickson, R ERA: 5.08	(1, 1)	6.0	W	24	5	2	2	3	1	0	0	0	1	0	72	110	3.00	1.000
48 Randall Delgado, R ERA: 3.55	(7, 1)	3.0	S	12	3	1	1	2	0	0	0	0	0	0	25	34	3.00	1.000

PITCHER	IP	WLS	BF	H	R	ER	SO	BB	IBB	HBP	BLK	WP	HR	S	P	ERA	WHIP

Arizona Diamondbacks @ Milwaukee Brewers

Miller Park, Milwaukee, WI

Sat May 30 2015, 3:11 PM - 6:09 PM CDT

Att. 39,552 - Roof Closed - 70 F

livebaseballscorecards.com

AB	33
R	3
H	8
RBI	3
BB	1
SO	5
LOB	10

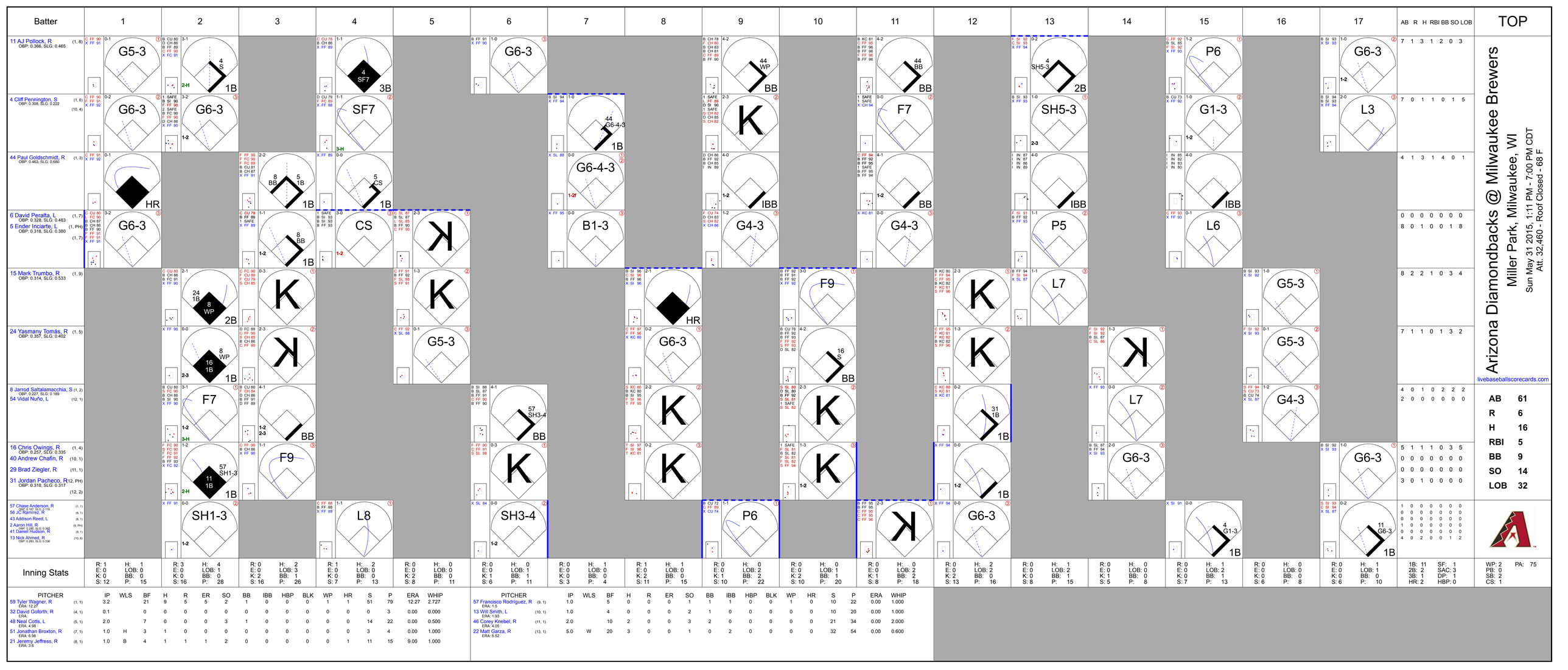
Batter
1
2
3
4
5
6
7
8
9
10
11
12
13
14
15
16
17
AB R H RBI BB SO LOB
11 AJ Pollock, R (1, 8) OBP: 0.366, SLG: 0.465
4 Cliff Pennington, S (1, 6) (10, 4) OBP: 0.308, SLG: 0.222
44 Paul Goldschmidt, R (1, 3) OBP: 0.463, SLG: 0.680
6 David Peralta, L (1, 7) OBP: 0.328, SLG: 0.483
5 Ender Inciarte, L (1, PH) (1, 7) OBP: 0.318, SLG: 0.380
15 Mark Trumbo, R (1, 9) OBP: 0.314, SLG: 0.533
24 Yasmany Tomás, R (1, 5) OBP: 0.357, SLG: 0.402
8 Jarrod Saltalamacchia, S (1, 2) OBP: 0.227, SLG: 0.189
54 Vidal Nuño, L (12, 1)
16 Chris Owings, R (1, 4) OBP: 0.257, SLG: 0.335
40 Andrew Chafin, R (10, 1)
29 Brad Ziegler, R (11, 1)
31 Jordan Pacheco, R (12, PH) OBP: 0.310, SLG: 0.317 (12, 2)
57 Chase Anderson, R (1, 1) ORC: 0.167, SLG: 0.118
56 JC Ramirez, R (6, 1)
43 Addison Reed, L (8, 1)
2 Aaron Hill, R (9, PH) ORC: 1.000, SLG: 2.000
41 Daniel Hudson, R (9, 1)
13 Nick Ahmed, R (10, 8) OBP: 0.263, SLG: 0.336
Inning Stats
PITCHER IP WLS BF H R ER SO BB IBB HBP BLK WP HR S P ERA WHIP
59 Tyler Wagner, R (1, 1) ERA: 12.27 3.2 21 9 5 5 2 1 0 0 0 1 1 51 79 12.27 2.727
32 David Goforth, R (4, 1) ERA: 0.1 0 0 0 0 0 0 0 0 0 0 0 0 3 0.00 0.000
48 Neal Cotts, L (5, 1) ERA: 4.98 2.0 7 0 0 0 3 1 0 0 0 0 0 14 22 0.00 0.500
51 Jonathan Broxton, R (7, 1) ERA: 6.98 1.0 H 3 1 0 0 0 0 0 0 0 0 0 3 4 0.00 1.000
21 Jeremy Jeffress, R (8, 1) ERA: 3.6 1.0 B 4 1 1 1 2 0 0 0 0 0 1 11 15 9.00 1.000
PITCHER IP WLS BF H R ER SO BB IBB HBP BLK WP HR S P ERA WHIP
57 Francisco Rodríguez, R (9, 1) ERA: 1.5 1.0 5 0 0 0 1 1 0 0 0 1 0 10 22 0.00 1.000
13 Will Smith, L (10, 1) ERA: 1.93 1.0 4 0 0 0 2 1 0 0 0 0 0 10 20 0.00 1.000
46 Corey Knebel, R (11, 1) ERA: 4.05 2.0 10 2 0 0 3 2 0 0 0 0 0 21 34 0.00 2.000
22 Matt Garza, R (13, 1) ERA: 5.52 5.0 W 20 3 0 0 1 0 2 0 0 0 0 32 54 0.00 0.600
TOP
Arizona Diamondbacks @ Milwaukee Brewers
Miller Park, Milwaukee, WI
Sun May 31 2015, 1:11 PM - 7:00 PM CDT
Att. 32,460 - Roof Closed - 68 F
livebaseballscorecards.com
AB 61
R 6
H 16
RBI 5
BB 9
SO 14
LOB 32
1B: 11 SF: 1
2B: 2 SAC: 3
3B: 1 DP: 1
HR: 2 HBP: 0
WP: 2 PA: 75
PB: 0
SB: 2
CS: 1

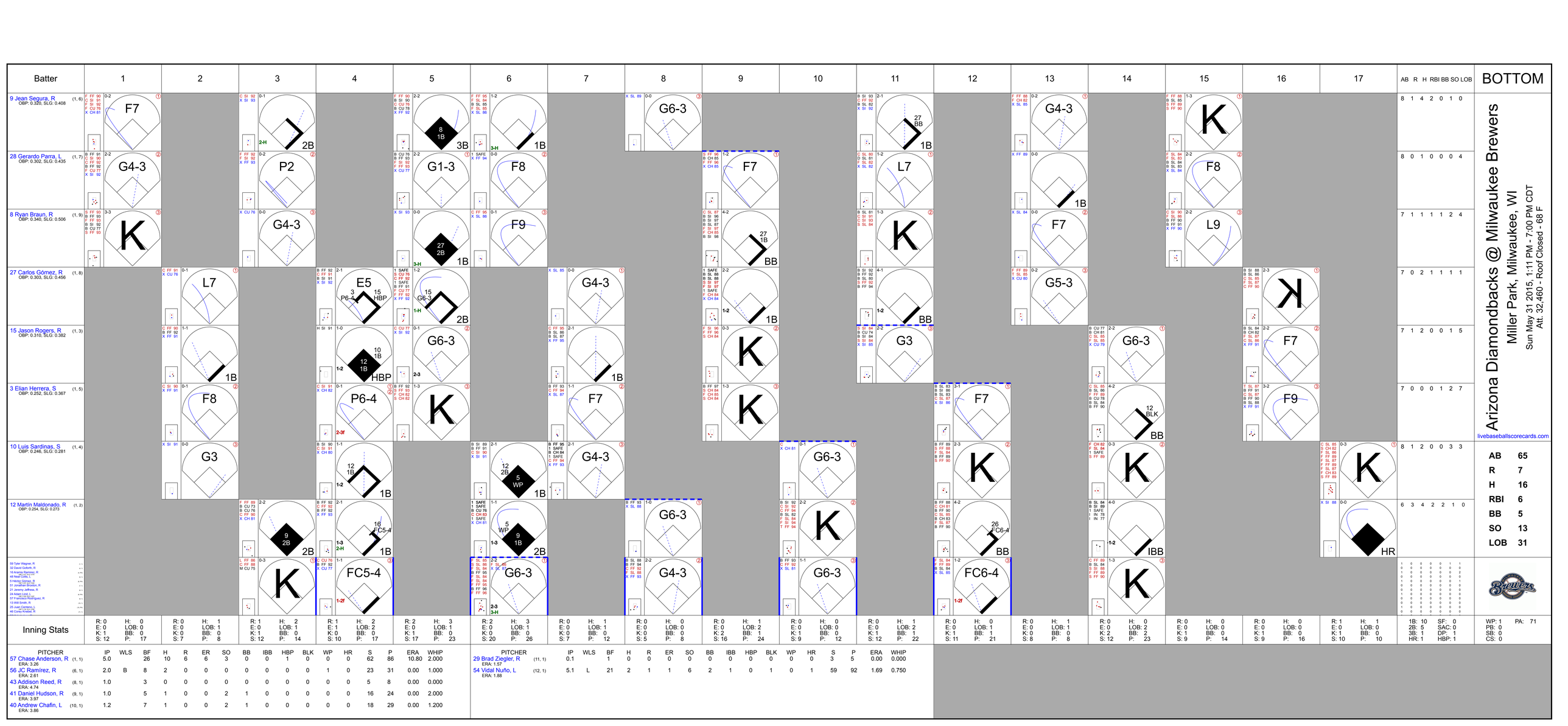
Batter
1
2
3
4
5
6
7
8
9
10
11
12
13
14
15
16
17
AB R H RBI BB SO LOB
BOTTOM
9 Jean Segura, R (1, 6) OBP: 0.320, SLG: 0.408
28 Gerardo Parra, L (1, 7) OBP: 0.302, SLG: 0.435
8 Ryan Braun, R (1, 9) OBP: 0.340, SLG: 0.506
27 Carlos Gómez, R (1, 8) OBP: 0.303, SLG: 0.456
15 Jason Rogers, R (1, 3) OBP: 0.310, SLG: 0.382
3 Elian Herrera, S (1, 5) OBP: 0.252, SLG: 0.367
10 Luis Sardinas, S (1, 4) OBP: 0.246, SLG: 0.281
12 Martin Maldonado, R (1, 2) OBP: 0.294, SLG: 0.273
59 Tyler Wagner, R
32 David Goforth, R
18 Aramis Ramirez, R
48 Neal Cotts, L
5 Hector Gómez, R
51 Jonathan Broxton, R
21 Jeremy Jeffress, R
24 Adam Lind, L
57 Francisco Rodriguez, R
13 Will Smith, R
25 Juan Centeno, L
46 Corey Knebel, R
Arizona Diamondbacks @ Milwaukee Brewers
Miller Park, Milwaukee, WI
Sun May 31 2015, 1:11 PM - 7:00 PM CDT
Att. 32,460 - Roof Closed - 68 F
livebaseballscorecards.com
AB 65
R 7
H 16
RBI 6
BB 5
SO 13
LOB 31
Inning Stats
PITCHER IP WLS BF H R ER SO BB IBB HBP BLK WP HR S P ERA WHIP
57 Chase Anderson, R (1, 1) ERA: 3.26 5.0 26 10 6 6 3 0 0 1 0 0 0 62 86 10.80 2.000
56 JC Ramírez, R (6, 1) ERA: 2.61 2.0 B 8 2 0 0 0 0 0 0 0 1 0 23 31 0.00 1.000
43 Addison Reed, R (8, 1) ERA: 4.74 1.0 3 0 0 0 0 0 0 0 0 0 0 5 8 0.00 0.000
41 Daniel Hudson, R (9, 1) ERA: 3.97 1.0 5 1 0 0 2 1 0 0 0 0 0 16 24 0.00 2.000
40 Andrew Chafin, L (10, 1) ERA: 3.86 1.2 7 1 0 0 2 1 0 0 0 0 0 18 29 0.00 1.200
29 Brad Ziegler, R (11, 1) ERA: 1.57 0.1 1 0 0 0 0 0 0 0 0 0 0 3 5 0.00 0.750
54 Vidal Nuño, L (12, 1) ERA: 1.88 5.1 L 21 2 1 1 6 2 1 0 1 0 1 59 92 1.69 0.750
WP: 1 PA: 71
PB: 0
SB: 0
CS: 0
1B: 10 SF: 0
2B: 5 SAC: 0
3B: 1 DP: 1
HR: 1 HBP: 1

Batter	1	2	3	4	5	6	7	8	9	AB	R	H	RBI	BB	SO	LOB
8 Jace Peterson, L (1, 4) OBP: 0.337, SLG: 0.348	C FF 92 C FF 92 F FF 94 B KC 82 X KC 83 1-2 G3-1	B KC 79 B KC 79 C FF 91 B FF 92 F FF 92 B FF 92 4-2 19 1B BB		B FF 92 B KC 79 X CH 85 2-0 G4-3		B FF 91 B SL 77 B SL 77 C FF 92 C SI 91 X SL 78 3-2 19 G4-3 5 1B 2-H 2B		S SL 79 B SL 77 S SL 80 F SL 79 X SI 91 1-2 F7		4	1	1	1	1	0	0
19 Andrelton Simmons, R (1, 6) OBP: 0.329, SLG: 0.405	C FF 93 B KC 82 X KC 82 1-1 5 G3-6-3 1B	S KC 82 B FF 93 X FF 93 1-1 1-2 2-3 3-H 1B			C FF 91 B FF 91 X FF 92 1-1 5 HR 2B	C SL 77 B SI 88 X SI 90 1-1 G4-3 2-3		F FF 90 F FF 92 S FF 92 0-3 K		5	1	3	1	0	1	1
5 Freddie Freeman, L (1, 3) OBP: 0.363, SLG: 0.503	B FF 93 B FF 92 X FF 92 2-0 G3-6-3 1-2f	C FF 93 D KC 83 B KC 83 B FF 93 X FF 92 3-1 G3			D KC 79 S FF 91 X FF 91 1-1 2-H HR	S SL 78 B SL 79 X FF 91 1-1 22 1B 3-H 1B			B FF 95 F FF 94 B FF 93 F CH 83 F FF 96 X CH 86 2-2 22 E 2 1B 1B	5	2	3	3	0	0	4
22 Nick Markakis, L (1, 9) OBP: 0.385, SLG: 0.347 4 Eric Young Jr., S (9, PR) OBP: 0.235, SLG: 0.280 (9, 7)		B FF 93 X FF 93 1-0 2 G6-4-3 1B	C FF 91 B FF 92 F KC 80 X FF 91 1-2 G3-1		B FF 91 X CH 85 1-0 L7	F FF 91 X SI 90 0-1 1-2 1B			B FF 96 B FF 95 B FF 92 C SI 92 F SI 94 F FF 94 X FF 95 3-2 1-3 E3	5 0	0 0	2 0	0 0	0 0	0 0	1 0
2 Juan Uribe, R (1, 5) OBP: 0.309, SLG: 0.376		F FF 92 D KC 80 X FF 93 1-1 G6-4-3 1-2f	B FF 92 C FF 92 F KC 82 B KC 83 F KC 80 F FF 93 H FF 93 3-2 HBP		S KC 78 B FF 91 F FF 92 B KC 81 X FF 92 2-2 L8	F FF 90 C SI 89 F SL 77 F SL 79 F FF 92 F FF 93 F FF 90 S FF 90 0-3 K			B SL 82 S SL 82 B SL 82 B SL 81 X CH 85 3-1 3-H 1B	4	0	1	1	0	1	3
15 A.J. Pierzynski, L (1, 2) OBP: 0.309, SLG: 0.396		C FF 93 F FF 92 F KC 84 B FF 93 B FF 93 X KC 82 2-2 7 2B 40 E 1B	X FF 91 0-0 P6		B FF 91 B CH 84 B FF 92 D FF 91 4-0 BB		B FF 91 B FF 90 X SI 91 2-0 G3-1		B FF 95 B CH 83 C CH 82 S SL 82 S SL 82 2-3 K	4	1	1	0	1	1	3
7 Jonny Gomes, R (1, 7) OBP: 0.274, SLG: 0.340 (9, 9)		C FF 93 B FF 91 X KC 82 1-1 40 E 1-3 2B	C KC 79 F FF 91 B FF 92 B KC 83 F FF 92 B FF 92 X FF 93 3-2 F8		B FF 91 F FF 91 S FF 92 X KC 82 1-2 G5-3		B SL 79 B FF 92 X FF 91 2-0 F8		B CH 82 C CH 84 C FF 96 S SL 82 1-3 K	5	1	1	0	0	1	4
26 Todd Cunningham, S (1, 8) OBP: 0.298, SLG: 0.302		I IN 66 I IN 71 I IN 72 I IN 73 4-0 40 E 19 1B IBB		C FF 91 B KC 80 B KC 80 X FF 91 2-1 P5		F FF 91 B SL 77 C SL 77 F SL 78 H FF 93 2-2 8 S 40 SH1 8 2B HBP	F FF 92 B FF 90 B SI 92 C SL 77 F FF 92 F FF 92 C FF 92 2-3 K		S CH 85 S CH 86 B CH 86 F CH 86 B FF 91 X FF 96 2-2 G1	3	2	0	0	1	1	2
40 Alex Wood, R (1, 1) OBP: 0.235, SLG: 0.235 34 Trevor Cahill, R (9, 1) OBP: 0.200, SLG: 0.200		X FF 92 0-0 E8 19 1B 1-3 2-H 3-H 1B		B FF 90 B FF 92 C FF 92 F FF 93 C KC 80 2-3 K		X FF 88 0-0 SH1 1-2		C FF 90 B SL 76 B FF 91 C SI 91 C SL 77 2-3 K		3 0	0 0	1 0	2 0	0 0	2 0	0 0
Inning Stats	R: 0 E: 0 K: 0 S: 7 H: 1 LOB: 0 BB: 0 P: 11	R: 3 E: 1 K: 0 S: 16 H: 5 LOB: 3 BB: 2 P: 33	R: 0 E: 0 K: 0 S: 12 H: 0 LOB: 1 BB: 0 P: 19	R: 0 E: 0 K: 1 S: 6 H: 0 LOB: 0 BB: 0 P: 12	R: 2 E: 0 K: 0 S: 11 H: 2 LOB: 1 BB: 1 P: 21	R: 2 E: 0 K: 1 S: 21 H: 3 LOB: 2 BB: 0 P: 28	R: 0 E: 0 K: 1 S: 7 H: 0 LOB: 0 BB: 0 P: 13	R: 0 E: 0 K: 2 S: 10 H: 0 LOB: 0 BB: 0 P: 13	R: 1 E: 1 K: 2 S: 20 H: 2 LOB: 2 BB: 0 P: 33	1B: 9 2B: 3 3B: 0 HR: 1 SF: 0 SAC: 1 DP: 2 HBP: 2					WP: 0 PB: 0 SB: 1 CS: 0	PA: 44	

TOP

Atlanta Braves @ Arizona Diamondbacks

Chase Field, Phoenix, AZ

Mon Jun 01 2015, 6:41 PM - 9:29 PM MST

Att. 18,258 - Partly Cloudy - 99 F

livebaseballscorecards.com

AB	38
R	8
H	13
RBI	8
BB	3
SO	7
LOB	18

PITCHER		IP	WLS	BF	H	R	ER	SO	BB	IBB	HBP	BLK	WP	HR	S	P	ERA	WHIP
25 Archie Bradley, R ERA: 5.8	(1, 1)	5.0	L	25	8	5	5	1	2	1	1	0	0	1	52	96	9.00	2.000
59 Oliver Pérez, L ERA: 6.14	(6, 1)	3.0		13	3	2	2	4	0	0	1	0	0	0	38	54	6.00	1.000
48 Randall Delgado, R ERA: 3.42	(9, 1)	1.0		6	2	1	0	2	0	0	0	0	0	0	20	33	0.00	2.000

PITCHER		IP	WLS	BF	H	R	ER	SO	BB	IBB	HBP	BLK	WP	HR	S	P	ERA	WHIP

BOTTOM

Atlanta Braves @ Arizona Diamondbacks

Chase Field, Phoenix, AZ

Mon Jun 01 2015, 6:41 PM - 9:29 PM MST

Att. 18,258 - Partly Cloudy - 99 F

livebaseballscorecards.com

Batter	1	2	3	4	5	6	7	8	9	AB	R	H	RBI	BB	SO	LOB
5 Ender Inciarte, L (1, 7) OBP: 0.316, SLG: 0.379	B SI 90 C SI 89 F SI 90 X SI 89 1-2 ① G5-3		B SI 90 F SI 89 X SI 90 1-1 ③ G4-3		C SI 89 X SI 90 0-1 ②③ SF8-6-4 1-2 2-3 3-H			X SI 88 0-0 11 G5-3 1-2 1B		3	0	1	1	0	0	0
11 AJ Pollock, R (1, 8) OBP: 0.364, SLG: 0.460	X SI 89 0-0 44 S 1B			B SI 88 X CH 83 1-0 ① F7		C KC 79 B KC 80 B CH 82 F SI 88 C SI 90 2-3 ① K		B KC 78 B CH 83 F SI 88 T SI 90 F SI 91 B KC 79 X CH 83 3-2 ①② G5-3 1-2 2-3f		4	0	1	0	0	1	2
44 Paul Goldschmidt, R (1, 3) OBP: 0.459, SLG: 0.670	1 SAFE C SI 89 B SI 90 1 SAFE S SI 90 B KC 80 S KC 80 2-3 ② K 1-2			C SI 89 F SI 89 B SI 89 F CH 84 B SI 91 X CH 83 2-2 1B		B KC 80 C SI 90 B KC 80 C SI 90 F SI 90 X CH 83 2-2 ② L8		B SI 89 C SI 88 X SI 89 1-1 ③ L8		4	0	1	0	0	1	2
15 Mark Trumbo, R (1, 9) OBP: 0.307, SLG: 0.521	F SI 90 F SI 91 F SI 90 F KC 80 B SI 91 B SI 90 X KC 79 2-2 ③ L6			B CH 82 1 SAFE F SI 88 S CH 82 B SI 89 X CH 84 2-2 ② F7		C KC 80 X SI 89 0-1 ③ F9			B SI 91 B SI 92 C SI 92 S SL 88 C SI 93 2-3 ① K	4	0	0	0	0	1	2
2 Aaron Hill, R (1, 5) OBP: 0.281, SLG: 0.353		C SI 89 B SI 88 X SI 88 1-1 ① L8		C SI 89 F CH 82 F SI 88 1 SAFE X KC 79 0-2 ③ L8			C KC 78 S CH 82 F SI 89 X KC 79 0-2 ① L8		B SI 94 X SI 93 1-0 ② L8	4	0	0	0	0	0	1
8 Jarrod Saltalamacchia, S (1, 2) OBP: 0.229, SLG: 0.220		X SI 89 0-0 ② F9			B SI 88 B SI 88 F SI 87 X CH 83 2-1 13 1B 5 SF8-6-4 2B		B SI 89 C KC 79 B SI 89 B SI 88 X SI 88 3-1 ② L9		C SI 94 B CH 83 X SL 90 1-1 ③ G3	4	1	1	0	0	0	0
16 Chris Owings, R (1, 4) OBP: 0.259, SLG: 0.341		B SI 89 B CH 84 X SI 89 2-0 ③ L9			C SI 88 F SI 90 F SI 91 B CH 82 F KC 80 B SI 90 F CH 83 C SI 92 2-3 ① K		S SI 88 X SI 89 0-1 2B			3	0	1	0	0	1	1
13 Nick Ahmed, R (1, 6) OBP: 0.284, SLG: 0.336			B SI 88 S CH 82 B SI 90 X CH 84 2-1 ① L4		X SI 90 0-0 5 SF8-6-4 24 FC1 2-3 1B		B KC 78 X CH 84 1-0 ③ F8			3	0	1	0	0	0	1
25 Archie Bradley, R (1, 1) OBP: 0.143, SLG: 0.143 24 Yasmany Tomás, R (5, PH) OBP: 0.354, SLG: 0.398 59 Oliver Pérez, L (6, 1) 31 Jordan Pacheco, R (8, PH) OBP: 0.319, SLG: 0.328 48 Randall Delgado, R (9, 1)			C SI 88 F SI 90 C SI 89 0-3 ② K		F CH 84 F SI 89 B SI 90 X CH 82 1-2 FC1 5 SF8-6-4 1-2			C KC 79 C SI 90 B KC 80 B SI 90 B KC 79 X CH 82 3-2 11 G5-3 5 1B 1B		1 1 0 1 0	0 0 0 0 0	0 0 0 1 0	0 0 0 0 0	1 0 0 0 0	0 2 0 0 0	0 0 0 0 0
Inning Stats	R: 0 E: 0 K: 1 S: 12 H: 1 LOB: 1 BB: 0 P: 17	R: 0 E: 0 K: 0 S: 4 H: 0 LOB: 0 BB: 0 P: 7	R: 0 E: 0 K: 1 S: 7 H: 0 LOB: 0 BB: 0 P: 10	R: 0 E: 0 K: 0 S: 12 H: 1 LOB: 1 BB: 0 P: 17	R: 1 E: 0 K: 1 S: 14 H: 2 LOB: 1 BB: 0 P: 19	R: 0 E: 0 K: 1 S: 9 H: 0 LOB: 0 BB: 0 P: 13	R: 0 E: 0 K: 0 S: 9 H: 1 LOB: 1 BB: 0 P: 13	R: 0 E: 0 K: 0 S: 10 H: 2 LOB: 1 BB: 0 P: 17	R: 0 E: 0 K: 1 S: 6 H: 0 LOB: 0 BB: 0 P: 10	1B: 5 2B: 3 3B: 0 HR: 0	SF: 1 SAC: 0 DP: 2 HBP: 0			WP: 0 PB: 0 SB: 1 CS: 0		PA: 33

	AB	32
	R	1
	H	7
	RBI	1
	BB	0
	SO	5
	LOB	11

PITCHER	IP	WLS	BF	H	R	ER	SO	BB	IBB	HBP	BLK	WP	HR	S	P	ERA	WHIP
40 Alex Wood, L (1, 1) ERA: 3.19	8.0	W	30	7	1	1	4	0	0	0	0	0	0	77	113	1.12	0.875
34 Trevor Cahill, R (9, 1) ERA: 7.33	1.0		3	0	0	0	1	0	0	0	0	0	0	6	10	0.00	0.000

PITCHER	IP	WLS	BF	H	R	ER	SO	BB	IBB	HBP	BLK	WP	HR	S	P	ERA	WHIP

Atlanta Braves @ Arizona Diamondbacks

Chase Field, Phoenix, AZ

Tue Jun 02 2015, 6:40 PM - 9:59 PM MST

Att. 17,101 - Clear - 100 F

livebaseballscorecards.com

Batter	1	2	3	4	5	6	7	8	9	AB	R	H	RBI	BB	SO	LOB
8 Jace Peterson, L (1, 4) OBP: 0.339, SLG: 0.345	X FC 84 / 0-0 ① B6-3		X FC 82 / 0-0 ① F7			B FC 84, B CH 76, C CH 75, X FC 84 / 2-1 5 FC6-4 1B	C FF 91, F SL 79, B SL 80, B SL 80, B SL 81, B SL 80 / 4-2 19 FC3-6 BB		1 SAFE, C SI 84, X SI 84 / 0-1 ② G3 1-2	4	0	1	0	1	0	1
19 Andrelton Simmons, R (1, 6) OBP: 0.321, SLG: 0.395	C FC 84, B CH 74, F CH 75, B CU 70, X FC 86 / 2-2 ② G3		B FC 83, B CH 75, X FC 84 / 2-0 ② F9			1 SAFE, B FC 84, B FC 84, C FC 84, 1 SAFE, F FC 85, B FC 86, F FC 87, 1 SAFE / 3-2 ① L8	C SI 90, 1 SAFE, B SI 91, 1 SAFE, X SI 91 / 1-1 ① FC3-6 1-2f		B SI 85, B SI 84, C SI 85, X SI 85 / 2-1 ③ G5-3	5	0	0	0	0	0	3
5 Freddie Freeman, L (1, 3) OBP: 0.361, SLG: 0.497	C FC 84, B FC 84, B CH 76, B FC 84, S CH 77, F FC 86, F FC 86, F FC 87, F CH 77 / 3-2 X FC 86 22 S 22 2B 1B		B CU 68, B CH 74, B FC 84, F FC 85, F FC 85, X FC 88 / 3-2 ③ L7			X FC 85 / 0-0 ② FC6-4 22 2B 15 1B 1-2f	1 SAFE, 1 SAFE, B SI 89, B FF 92, B SL 80, C SI 92, S FF 90, 1 SAFE, X SL 82 / 3-2 ② L7			4	2	1	0	0	0	2
22 Nick Markakis, L (1, 9) OBP: 0.387, SLG: 0.361	C FC 84, B CH 75, B FC 85, C CH 76, F FC 85, F FC 86, X FC 85 / 2-2 1-H 2B			B FC 83, C CH 76, C FC 84, X FC 85 / 1-2 ① G6-3		1 SAFE, B FC 84, C FC 83, B FC 85, F FC 86, X FC 87 / 2-2 15 1B 1-3 2B	B FF 91, C FF 91, T SL 83, X SL 82 / 1-2 ③ G6-3			4	1	2	1	0	0	1
2 Juan Uribe, R (1, 5) OBP: 0.316, SLG: 0.375	C CU 70, B FC 84, B FC 84, B CH 76, F FC 86, C FC 86 / 3-3 ③ K			B FC 84, B FC 85, X FC 84 / 2-0 15 G4-6-3 1B		B FF 96, B FF 96, B FF 96, B FF 96 / 4-0 15 1B 7 2B BB		B SL 87, S CH 85, S CH 84, X FF 97 / 1-2 ① G6-3		3	1	1	0	1	1	1
15 A.J. Pierzynski, L (1, 2) OBP: 0.307, SLG: 0.391		F FC 82, B CH 74, B CU 70, X FC 83 / 2-1 ① L8		C FC 84, B FC 83, B FC 84, X FC 86 / 2-1 ② ③ G4-6-3 1-2f		S FF 96, X FF 96 / 0-1 7 2B 26 2B 1-2 2-H 3-H 1B		B FF 97, X CH 85 / 1-0 ② G1-3		4	1	1	2	0	0	1
7 Jonny Gomes, R (1, 7) OBP: 0.273, SLG: 0.347		B FC 83, B FC 84, B FC 83, C FC 83, F FC 83, C FC 85 / 3-3 ② K			B FC 82, C FC 82, C FC 83, S FC 85 / 1-3 ① K	C FF 96, X FF 96 / 0-1 26 2B 1-3 2-H 2B		C CH 86, C FF 98, B SL 89, B SL 87, B CH 85, F FF 98, C FF 98 / 3-3 ③ K		4	1	1	1	0	3	0
26 Todd Cunningham, S (1, 8) OBP: 0.333, SLG: 0.362		B FC 83, C FC 85, B FC 84, C CH 76, B FC 85, F CH 74, X FC 86 / 3-2 1B			C FC 84, B FC 85, B FC 86, X FC 86 / 2-1 ② G6-3	X SL 82 / 0-0 2-H 3-H 2B			B SI 83, X SI 83 / 1-0 4 FC1-6 1B	4	0	3	2	0	0	0
17 Shelby Miller, R (1, 1) OBP: 0.091, SLG: 0.095 57 Cody Martin, R (5, 1) 13 Pedro Ciriaco, R (6, PH) OBP: 0.200, SLG: 0.321 51 Nick Masset, R (6, 1) 50 Brandon Cunniff, R (6, 1) 43 Luis Avilán, L (8, 1) 4 Eric Young Jr., S (9, PH) OBP: 0.232, SLG: 0.276		B FC 84, S FC 83, C FC 83, X CU 70 / 1-2 ③ G5-3			B FC 85, C FC 84, X FC 84 / 1-1 ③ P3	C SI 92, S SI 92, S SI 93 / 0-3 ③ K			L SI 84, 1 SAFE, X SI 85 / 0-1 ① FC1-6 8 G3 1-2f	2 0 1 0 0 0 1	0 0 0 0 0 0 0	0 0 0 0 0 0 0	0 0 0 0 0 0 0	0 0 0 0 1 0 0	0 0 0 0 0 0 0	1 0 1 0 0 0 1

TOP

AB	36
R	6
H	10
RBI	6
BB	2
SO	5
LOB	12

Inning Stats	1	2	3	4	5	6	7	8	9			
	R: 1 E: 0 K: 1 S: 19	H: 2 LOB: 1 BB: 0 P: 29	R: 0 E: 0 K: 1 S: 12	H: 1 LOB: 1 BB: 0 P: 21	R: 0 E: 0 K: 0 S: 5	H: 0 LOB: 0 BB: 0 P: 10	R: 0 E: 0 K: 0 S: 6	H: 1 LOB: 0 BB: 0 P: 11	R: 0 E: 0 K: 1 S: 7	H: 0 LOB: 0 BB: 0 P: 11	R: 5 E: 0 K: 1 S: 19	H: 5 LOB: 1 BB: 1 P: 30
	R: 0 E: 0 K: 0 S: 10	H: 0 LOB: 1 BB: 1 P: 19	R: 0 E: 0 K: 1 S: 8	H: 0 LOB: 0 BB: 0 P: 13	R: 0 E: 0 K: 0 S: 7	H: 1 LOB: 1 BB: 0 P: 10	1B: 6 2B: 4 3B: 0 HR: 0	SF: 0 SAC: 0 DP: 1 HBP: 0	WP: 0 PB: 0 SB: 1 CS: 0	PA: 38		

PITCHER		IP	WLS	BF	H	R	ER	SO	BB	IBB	HBP	BLK	WP	HR	S	P	ERA	WHIP
55 Josh Collmenter, R ERA: 5.03	(1, 1)	5.2		22	6	3	3	3	0	0	0	0	0	0	60	100	4.76	1.059
56 JC Ramírez, R ERA: 5.23	(6, 1)	0.0	B	3	2	1	1	0	1	0	0	0	0	0	4	8	∞	∞
40 Andrew Chafin, L ERA: 3.67	(6, 1)	1.1	W	6	1	2	2	1	1	0	0	0	0	0	14	23	13.50	1.500
41 Daniel Hudson, R ERA: 3.8	(8, 1)	1.0	H	3	0	0	0	1	0	0	0	0	0	0	8	13	0.00	0.000
29 Brad Ziegler, R ERA: 1.5	(9, 1)	1.0	S	4	1	0	0	0	0	0	0	0	0	0	7	10	0.00	1.000

PITCHER		IP	WLS	BF	H	R	ER	SO	BB	IBB	HBP	BLK	WP	HR	S	P	ERA	WHIP

Batter	1	2	3	4	5	6	7	8	9	AB	R	H	RBI	BB	SO	LOB
5 Ender Inciarte, L (1, 7) OBP: 0.323, SLG: 0.379	C FF 92 X FF 93 0-1 ① G5-3	X SI 93 0-0 44 BB 11 1B 1-2 2-H 3-H 1B		C FF 93 S FC 84 B FC 85 F FF 93 B FF 93 X CU 78 2-2 FC6 11 S 2-3		B SI 90 B SI 91 B SI 90 D SI 90 4-0 F8 11 S 24 1B BB	F SI 94 B SL 82 F SL 82 B FF 93 B SL 81 F FF 94 B FF 93 4-2 11 HR BB			3	2	1	2	2	0	1
11 AJ Pollock, R (1, 8) OBP: 0.365, SLG: 0.474	C FF 93 F FF 93 B FF 95 B FC 86 X FC 86 2-2 ② G6-3	B FC 88 X SI 94 1-0 44 BB 1-2 2-3 1B		B FC 86 1 SAFE D FF 94 X SI 94 2-0 ② G6-3 1-2 3-H		C FF 91 S CU 79 1 SAFE B CU 76 B FF 92 S CU 80 2-3 ① K2-3 1-2	1 SAFE 1 SAFE 1 SAFE B FF 93 X FF 94 1-0 1-H HR			5	1	2	3	0	1	2
44 Paul Goldschmidt, R (1, 3) OBP: 0.471, SLG: 0.677	B FF 92 B SI 94 B SI 94 C FF 93 B FF 92 4-1 BB	B FF 95 C SI 94 B SI 94 B FF 94 B FF 92 4-1 1-2 2-3 3-H BB		I IN 72 I IN 77 I IN 78 I IN 75 4-0 IBB		B CU 78 D SI 92 I I 4-0 24 1B IBB	C SL 82 S SL 84 B FF 95 X SL 84 1-2 2B			1	0	1	1	4	0	0
Mark Trumbo, R (1, 9) OBP: 0.299, SLG: 0.506	S SI 94 1 SAFE S FF 94 S FF 94 0-3 ③ K	B CU 79 B FF 93 F FF 94 F FF 94 B CU 81 X FF 94 3-2 ③ L8		B FF 95 X SI 94 1-0 ③ F9		F FF 93 X FF 93 0-1 ② F8 2-3	C SL 84 S FF 94 B FF 95 S SL 84 1-3 ③ K			5	0	0	0	0	2	9
24 Yasmany Tomás, R (1, 5) OBP: 0.356, SLG: 0.398 4 Cliff Pennington, S (9, 5) OBP: 0.308, SLG: 0.222		F CU 78 C FF 94 F FF 95 B FF 96 B FC 87 B FC 88 X FC 86 3-2 ① F8	T SI 93 X SI 93 0-1 31 G6-4-3 1B		B FF 92 F CU 78 B FF 94 S FF 94 S FF 95 2-3 ① K	F FF 93 X CU 78 0-1 31 BB 1-3 3-H 1B		S SI 92 X SI 94 0-1 ① G1-3		5 0	0 0	2 0	1 0	0 0	1 0	0 0
31 Jordan Pacheco, R (1, 2) OBP: 0.338, SLG: 0.338		B SI 94 B SI 93 C FF 94 F FF 95 B FF 94 X FF 95 3-2 13 FC6-4 16 BB 5 1B 1B	C FF 94 X FF 94 0-1 ①② G6-4-3 1-2f		C FF 93 X CU 79 0-1 13 WP 16 1B 13 FC6-2 1B	B FF 93 B FF 92 B FF 93 B FF 91 4-0 1-2 BB		C SI 94 F SI 94 X CH 82 0-2 ② P4	4	1	2	0	1	0	1
16 Chris Owings, R (1, 4) OBP: 0.263, SLG: 0.339		B FF 93 1 SAFE B FC 86 C FF 93 1 SAFE B FC 85 B FF 93 4-1 13 FC6-4 1-2 BB	C FF 94 F CU 80 X CU 79 0-2 ③ G6-3		C FF 93 1 SAFE F FF 92 F FF 94 F FC 86 F FC 86 X CU 78 0-2 13 WP 1-2 1B	X FF 93 0-0 ③ F8		B SI 94 S CH 80 X SI 94 1-1 ③ L8	4	0	1	0	1	0	3
13 Nick Ahmed, R (1, 6) OBP: 0.283, SLG: 0.329		C SI 93 F SI 93 F CU 78 X FC 85 0-2 ② FC6-4 55 BB 5 1B 1-2f 2-3		B CU 78 S FF 93 B FF 93 F FF 93 B FF 93 B FF 92 4-2 5 FC6 55 SH3 11 G6-3 BB	F FF 89 C FF 91 B FF 90 B FF 91 B SL 82 X FF 90 3-2 ② FC6-2 1-2 2-H		C SL 78 X SL 79 0-1 ① P5		3	2	0	0	1	0	4
55 Josh Collmenter, R (1, 1) OBP: 0.250, SLG: 0.217 56 JC Ramírez, R (6, 1) 40 Andrew Chafin, R (6, 1) 2 Aaron Hill, R (7, PH) OBP: 0.279, SLG: 0.350 41 Daniel Hudson, R (8, 1) 29 Brad Ziegler, R (9, 1)		F SI 93 B SI 93 B FF 94 D FF 93 B FF 92 4-1 11 1B 5 1B 44 BB 1-2 BB		T FF 93 B FF 92 1 SAFE X FF 92 1-1 ① SH3 1-2	C FF 89 B FF 89 F FF 89 X FF 91 1-2 ③ G4-3		C SL 82 S FF 93 F FF 94 B SL 82 X FF 94 1-2 ② G5-3		1 0 0 1 0 0 0	1 0 0 0 0 0 0	0 0 0 0 0 0 0	0 0 0 0 0 0 0	1 0 0 0 0 0 0	0 0 0 0 0 0 0	2 0 0 0 0 0 0
Inning Stats	R: 0 E: 0 K: 1 S: 9 H: 0 LOB: 1 BB: 1 P: 15	R: 3 E: 0 K: 0 S: 19 H: 3 LOB: 3 BB: 3 P: 41	R: 0 E: 0 K: 0 S: 7 H: 1 LOB: 0 BB: 0 P: 7	R: 1 E: 0 K: 0 S: 10 H: 0 LOB: 2 BB: 2 P: 24	R: 0 E: 0 K: 1 S: 17 H: 2 LOB: 2 BB: 0 P: 23	R: 1 E: 0 K: 1 S: 8 H: 1 LOB: 3 BB: 3 P: 22	R: 2 E: 0 K: 1 S: 16 H: 2 LOB: 1 BB: 1 P: 24	R: 0 E: 0 K: 0 S: 7 H: 0 LOB: 0 BB: 0 P: 8		1B: 7 2B: 1 3B: 0 HR: 1 SF: 0 SAC: 1 DP: 1 HBP: 0				WP: 1 PB: 0 SB: 2 CS: 0 PA: 43		

PITCHER		IP	WLS	BF	H	R	ER	SO	BB	IBB	HBP	BLK	WP	HR	S	P	ERA	WHIP
17 Shelby Miller, R ERA: 1.89	(1, 1)	4.1		25	6	4	4	2	5	1	0	0	0	0	56	100	8.31	2.538
57 Cody Martin, R ERA: 3.98	(5, 1)	0.2		2	0	0	0	0	0	0	0	0	1	0	6	10	0.00	0.000
51 Nick Masset, R ERA: 4.11	(6, 1)	0.2	H	5	1	1	1	1	1	1	0	0	0	0	7	17	13.50	3.000
50 Brandon Cunniff, R ERA: 5.09	(6, 1)	1.1	L	8	2	2	2	1	2	0	0	0	0	1	17	29	13.50	3.000
43 Luis Avilán, L ERA: 2.57	(8, 1)	1.0		3	0	0	0	0	0	0	0	0	0	0	7	8	0.00	0.000

PITCHER	IP	WLS	BF	H	R	ER	SO	BB	IBB	HBP	BLK	WP	HR	S	P	ERA	WHIP

BOTTOM

Atlanta Braves @ Arizona Diamondbacks

Chase Field, Phoenix, AZ

Tue Jun 02 2015, 6:40 PM - 9:59 PM MST

Att. 17,101 - Clear - 100 F

livebaseballscorecards.com

AB	32
R	7
H	9
RBI	7
BB	10
SO	4
LOB	22

Batter	1	2	3	4	5	6	7	8	9	AB	R	H	RBI	BB	SO	LOB
8 Jace Peterson, L (1, 4) OBP: 0.335, SLG: 0.337	B FF 93 F FF 95 F FF 95 B SI 96 F CH 88 S SL 86 2-3 K	B FF 97 B FF 97 B CH 88 C FF 95 B FF 97 4-1 25 1B 5 HR BB	C SI 90 B CH 82 C FF 94 B SL 84 F CH 89 X SL 83 2-2 F9 ①	C FF 95 B FF 95 B CH 86 C FF 94 X CH 86 2-2 G3 ②	C SI 93 C SL 88 B SL 88 X SL 88 1-2 G4-3 ②			4	1	0	0	1	1	0
25 Cameron Maybin, R (1, 8) OBP: 0.353, SLG: 0.413	C FF 96 B FF 97 B CH 87 X CH 86 2-1 22 2B 1B	F FF 98 B FF 97 F SL 85 F FF 98 F SL 87 X FF 99 1-2 5 HR 1B 1-3 2-H 3-H	B SL 83 B SL 82 C FF 94 C FF 94 F FF 95 B FF 91 X FF 96 3-2 G4-3 ②	B FF 95 B FF 96 X FF 94 2-0 1B	C SL 87 B FF 94 B FF 94 F FF 93 X SL 89 2-2 G3-1 ③			5	2	3	2	0	0	0
5 Freddie Freeman, L (1, 3) OBP: 0.362, SLG: 0.525	1 SAFE 1 SAFE 1 SAFE 1 SAFE S SI 94 B FF 93 S FF 93 S FF 96 1-3 K ②	F SI 97 F SI 96 B FF 98 X SI 97 1-2 1-H 3-H HR	B SI 93 B SL 86 X SI 93 2-0 HR	1 SAFE B SL 85 C SL 85 1 SAFE S SL 86 C SL 88 1-3 K ③			B SI 83 C SI 83 F CH 77 X CH 77 1-2 G3-1 ①	5	2	2	4	0	2	2
22 Nick Markakis, L (1, 9) OBP: 0.392, SLG: 0.377	1 SAFE B SI 95 F FF 93 F CH 86 X SI 97 1-2 1-H 2B	B FF 98 S FF 97 F FF 97 F SL 85 S SL 85 1-3 K ③	C SI 97 X CH 88 0-1 2B				C FF 90 B SI 89 B SI 91 X FF 90 2-1 19 FC4-6 23 1B 1B	C SI 84 B SI 84 B CH 76 X SI 83 2-1 G4-3 ②		5	0	3	1	0	1	0
23 Chris Johnson, R (1, 5) OBP: 0.323, SLG: 0.339 15 A.J. Pierzynski, L (9, PH) OBP: 0.313, SLG: 0.422	S SL 84 B SL 85 C FF 96 C FF 96 1-3 K ③	C FF 93 T SL 82 C SL 83 0-3 K ①	S SL 85 B SL 85 B FF 96 S CU 79 S FF 97 2-3 K ③				B SL 80 B SI 89 B SI 89 F FF 90 F SI 90 X SI 91 3-2 19 FC4-6 1-2 1B	C SI 84 F CH 77 B CU 75 X CH 78 1-2 HR		4 1	0 1	1 1	0 1	0 0	3 0	2 0
19 Andrelton Simmons, R (1, 6) OBP: 0.318, SLG: 0.387		B FF 94 C FF 94 C FF 95 F FF 97 B SL 85 B FF 97 B SL 84 4-2 26 1B 25 1B BB	X SL 82 0-0 G6-3 ②	B FF 92 C FF 92 X CU 79 1-1 G6-3 ①			B SI 89 C SI 91 D SL 81 X SI 91 2-1 FC4-6 ① 1-2f 2-3		B SI 85 F SI 85 B CH 78 X SI 84 2-1 G1-3 ③	4	1	0	0	1	0	2
26 Todd Cunningham, S (1, 7) OBP: 0.370, SLG: 0.388 7 Jonny Gomes, R (7, PH) OBP: 0.270, SLG: 0.343 (7, 7) 53 Jim Johnson, R (7, 1) 50 Brandon Cunniff, R (8, 1)		B FF 95 C SI 95 B CH 85 B CH 85 X SI 94 3-1 48 SH1-4 25 1B 1-3 1B	X SI 93 0-0 27 1B 1B	H FF 93 1-0 27 CS HBP			C SI 89 F SI 92 1 SAFE B SL 80 X SL 80 1-2 P4 ②			2 1 0 0	1 0 0 0	2 0 0 0	0 0 0 0	0 0 0 0	0 2 0 0	0 2 0 0
27 Christian Bethancourt, R (1, 2) OBP: 0.207, SLG: 0.250		C FF 97 C SL 84 F FF 98 1 SAFE S FF 97 0-3 K ①	X FF 92 0-0 1-2 1B	S SL 83 1 SAFE B SL 82 1 SAFE C FF 96 X SL 84 1-2 G6-3 ② ③ 1-2			F SL 79 F SL 79 D SL 80 S SL 82 1-3 K ③			4	0	1	0	0	2	5
48 Mike Foltynewicz, R (1, 1) OBP: 0.125, SLG: 0.200 43 Luis Avilán, L (6, 1) 57 Cody Martin, R (7, 1) 4 Eric Young Jr., S (7, 7) OBP: 0.229, SLG: 0.273		L FF 97 C FF 96 X FF 98 0-2 SH1-4 ② 1-2	C FF 96 T FF 96 S SL 84 0-3 K ③			C FF 93 F FF 94 B SL 88 C SL 88 1-3 K ①		C FF 92 B FF 92 S SL 87 S SL 88 1-3 K ①		2 0 0 1	0 0 0 0	0 0 0 0	0 0 0 0	2 0 0 1	2 0 0 0	2 0 0 0
Inning Stats	R: 1 E: 0 K: 3 S: 15 H: 2 LOB: 1 BB: 0 P: 22	R: 5 E: 0 K: 2 S: 25 H: 3 LOB: 0 BB: 2 P: 39	R: 0 E: 0 K: 2 S: 9 H: 2 LOB: 2 BB: 0 P: 9	R: 1 E: 0 K: 1 S: 14 H: 2 LOB: 1 BB: 0 P: 23	R: 0 E: 0 K: 0 S: 5 H: 0 LOB: 0 BB: 0 P: 8	R: 0 E: 0 K: 2 S: 10 H: 1 LOB: 1 BB: 0 P: 16	R: 0 E: 0 K: 1 S: 13 H: 2 LOB: 2 BB: 0 P: 22	R: 0 E: 0 K: 1 S: 9 H: 0 LOB: 0 BB: 0 P: 13	R: 1 E: 0 K: 0 S: 10 H: 1 LOB: 0 BB: 0 P: 16	1B: 8 2B: 2 3B: 0 HR: 3	SF: 0 SAC: 1 DP: 0 HBP: 1			WP: 0 PB: 0 SB: 0 CS: 1	PA: 42		

TOP

Atlanta Braves @ Arizona Diamondbacks

Chase Field, Phoenix, AZ

Wed Jun 03 2015, 12:41 PM - 3:57 PM MST

Att. 17,717 - Roof Closed - 77 F

livebaseballscorecards.com

AB	38
R	8
H	13
RBI	8
BB	2
SO	12
LOB	15

PITCHER		IP	WLS	BF	H	R	ER	SO	BB	IBB	HBP	BLK	WP	HR	S	P	ERA	WHIP
12 Rubby De La Rosa, R ERA: 5.09	(1, 1)	5.0		26	9	7	7	8	2	0	1	0	0	2	68	101	12.60	2.200
56 JC Ramírez, R ERA: 4.76	(6, 1)	1.0		4	1	0	0	2	0	0	0	0	0	0	10	16	0.00	1.000
40 Andrew Chafin, L ERA: 3.54	(7, 1)	1.0	W	5	2	0	0	1	0	0	0	0	0	0	13	22	0.00	2.000
43 Addison Reed, R ERA: 4.5	(8, 1)	1.0	H	3	0	0	0	1	0	0	0	0	0	0	9	13	0.00	0.000
29 Brad Ziegler, R ERA: 1.8	(9, 1)	1.0	S	4	1	1	1	0	0	0	0	0	0	1	10	16	9.00	1.000

PITCHER	IP	WLS	BF	H	R	ER	SO	BB	IBB	HBP	BLK	WP	HR	S	P	ERA	WHIP

Batter	1	2	3	4	5	6	7	8	9	AB	R	H	RBI	BB	SO	LOB
5 Ender Inciarte, L (1, 9) OBP: 0.316, SLG: 0.370	F FF 90 C SI 95 B SI 96 B FF 96 C FF 96 2-3 ① K		C FF 91 S SI 96 S FF 97 0-3 ① K		X CU 72 0-0 ① L9	D SI 93 B SI 92 C SI 92 X SI 93 2-1 ③ G3		1 SAFE L CH 87 1 SAFE L SI 95 1 SAFE F CU 80 X FF 95 0-2 ① G4-3 1-2		5	0	0	0	0	2	2
11 AJ Pollock, R (1, 8) OBP: 0.370, SLG: 0.495	B FF 95 B FF 96 T FF 94 B SI 92 B FF 95 4-1 BB		C FF 96 T CU 76 B SI 97 C SL 85 1-3 ② K		C FF 94 C SL 82 B SL 82 X FF 93 1-2 HR		B FF 89 C FF 89 S CU 75 F FF 90 F FF 92 X CU 74 1-2 44 G4-3 24 1B 2B	D CU 82 2 SAFE C SI 95 F SI 94 D CU 80 X CU 81 2-2 FC1 2-H		4	2	2	1	1	1	0
44 Paul Goldschmidt, R (1, 3) OBP: 0.470, SLG: 0.667	B SL 80 1 SAFE F SI 90 1 SAFE B SI 95 X SI 94 2-1 ② L8		C SL 86 B FF 96 B FF 97 B SL 86 B FF 97 4-1 24 2B 6 2B BB		B FF 96 B FF 95 F FF 96 X FF 97 2-1 ② L9		X FF 91 0-0 ① G4-3 2-3	I IN 74 I IN 78 I IN 76 I IN 70 4-0 IBB		3	1	0	0	2	0	2
24 Yasmany Tomás, R (1, 5) OBP: 0.364, SLG: 0.414 29 Brad Ziegler, R (9, 1)	1 SAFE F FF 95 F SI 92 C SI 96 0-3 ③ K		S SI 94 X CU 76 0-1 6 2B 1-3 2B		F FF 97 B FF 97 C SL 84 B FF 98 B FF 96 X SL 84 3-2 1B		S FF 90 B FF 91 X FF 90 1-1 6 1B 16 1B 1B 3-H	F SI 92 B SL 83 S FF 92 B SL 82 S SL 82 2-3 ② K		5 0	2 0	3 0	1 0	0 0	2 0	3 0
6 David Peralta, L (1, 7) OBP: 0.331, SLG: 0.488		B FF 92 C FF 94 X FF 95 1-1 ① L7	F SI 95 B FF 95 X CU 77 1-1 16 BLK 2-H 3-H 2B		X SI 94 0-0 ③ F8		C SI 94 F CH 88 B FF 94 X SI 96 1-2 16 1B 8 SF8 1-3 1B	D SL 82 B FF 94 F SI 94 S FF 93 F SL 82 D SL 85 S SI 94 3-3 ③ K		5	1	2	2	0	1	3
16 Chris Owings, R (1, 4) OBP: 0.268, SLG: 0.343		C FF 96 B SL 85 S SL 84 F SI 97 X SI 97 1-2 4 PB 8 1B 4 G3 1B	C FF 95 C FF 96 S FF 98 0-3 ③ K 2-3			B SL 80 C SI 92 F SL 84 F FF 95 F FF 96 X SL 85 1-2 ① L5	C SI 95 X SI 95 0-1 4 S 1-3 3-H 1B			4	1	2	1	0	1	1
8 Jarrod Saltalamacchia, S (1, 2) OBP: 0.250, SLG: 0.273	C CU 74 B SI 94 1 SAFE B SI 94 C SI 94 F FF 94 D SL 84 X SI 93 3-2 4 G3 4 PB 1-2 1B		C CH 81 B CU 74 X FF 92 1-1 ① F8			C FF 95 B CU 76 F CH 83 X FF 95 1-2 4 G4-3 2 1B 2B	B SI 96 1 SAFE X CH 89 1-0 ② SF8 3-H			3	1	2	1	0	0	0
4 Cliff Pennington, S (1, 6) OBP: 0.290, SLG: 0.207 (9, 5)	B SI 93 B FF 93 X SI 94 2-0 ② G3 1-3 2-H			B SI 93 B CH 81 F FF 92 F SI 93 X SI 95 2-2 ② F9		B SI 93 F FF 91 F FF 93 X FF 92 1-2 ② G4-3 2-3	1 SAFE B SI 94 1 SAFE S FF 92 B FF 94 C SI 96 X FF 94 2-2 ③ G3-1 1-2			4	0	0	1	0	0	3
12 Rubby De La Rosa, R (1, 1) OBP: 0.042, SLG: 0.042 56 JC Ramírez, R (6, 1) 2 Aaron Hill, R (6, PH) OBP: 0.265, SLG: 0.355 40 Andrew Chafin, R (7, 1) 43 Addison Reed, L (8, 1) 13 Nick Ahmed, R (8, PH) OBP: 0.288, SLG: 0.329 (9, 6)		X FF 96 0-0 ③ G2-3		B FF 94 B SI 92 X FF 91 2-0 ③ G3		C SL 82 F FF 95 F SI 96 X SL 85 0-2 3-H 1B		C SI 92 B SI 95 F SI 94 B CU 81 F SI 96 B FF 95 4-2 5 G4-3 11 E BB		2 0 1 0 0 0 0	0 0 0 0 0 0 1	0 0 1 0 0 0 0	0 0 1 0 0 0 0	0 0 0 0 0 0 1	1 0 0 0 0 0 0	0 0 0 0 0 0 0
Inning Stats	R: 0 E: 0 K: 2 S: 9 H: 0 LOB: 1 BB: 1 P: 17	R: 1 E: 0 K: 0 S: 12 H: 2 LOB: 1 BB: 0 P: 19	R: 2 E: 0 K: 3 S: 14 H: 2 LOB: 1 BB: 1 P: 20	R: 0 E: 0 K: 0 S: 6 H: 0 LOB: 0 BB: 0 P: 11	R: 1 E: 0 K: 0 S: 10 H: 2 LOB: 1 BB: 0 P: 16	R: 1 E: 0 K: 0 S: 17 H: 2 LOB: 1 BB: 0 P: 22	R: 3 E: 0 K: 0 S: 17 H: 4 LOB: 1 BB: 0 P: 23	R: 1 E: 1 K: 2 S: 17 H: 0 LOB: 2 BB: 2 P: 32		1B: 7 2B: 4 3B: 0 HR: 1 SF: 1 SAC: 0 DP: 0 HBP: 0				WP: 0 PB: 1 SB: 1 CS: 0 PA: 41		

PITCHER		IP	WLS	BF	H	R	ER	SO	BB	IBB	HBP	BLK	WP	HR	S	P	ERA	WHIP
48 Mike Foltynewicz, R ERA: 4.29	(1, 1)	5.2		27	8	5	4	5	2	0	0	1	0	1	66	101	6.35	1.765
43 Luis Avilán, L ERA: 2.53	(6, 1)	0.1	H	1	0	0	0	0	0	0	0	0	0	0	2	4	0.00	0.000
57 Cody Martin, R ERA: 4.79	(7, 1)	0.1	H	3	2	2	2	0	0	0	0	0	0	0	8	10	54.00	6.000
53 Jim Johnson, R ERA: 3.28	(7, 1)	1.0	L	8	2	2	1	0	1	1	0	0	0	0	19	33	9.00	3.000
50 Brandon Cunniff, R ERA: 4.91	(8, 1)	0.2		2	0	0	0	2	0	0	0	0	0	0	7	12	0.00	0.000

PITCHER	IP	WLS	BF	H	R	ER	SO	BB	IBB	HBP	BLK	WP	HR	S	P	ERA	WHIP

BOTTOM

Atlanta Braves @ Arizona Diamondbacks

Chase Field, Phoenix, AZ

Wed Jun 03 2015, 12:41 PM - 3:57 PM MST

Att. 17,717 - Roof Closed - 77 F

livebaseballscorecards.com

AB	36
R	9
H	12
RBI	8
BB	4
SO	7
LOB	15

New York Mets @ Arizona Diamondbacks

Chase Field, Phoenix, AZ

Thu Jun 04 2015, 6:43 PM - 10:02 PM MST

Att. 18,954 - Cloudy - 91 F

TOP

livebaseballscorecards.com

Batter	1	2	3	4	5	6	7	8	9	AB	R	H	RBI	BB	SO	LOB
11 Rubén Tejada, R (1, 4) OBP: 0.381, SLG: 0.446	3-2: 28 2B 1B	2-2: F8 ③			4-2: 23 1B BB	2-0: SF8 ② 3-H		2-3: K ②		3	0	1	1	1	4	4
28 Daniel Murphy, L (1, 5) OBP: 0.335, SLG: 0.414 29 Eric Campbell, R (3, 5) OBP: 0.292, SLG: 0.261	0-1: 1-3 2B		1-2: G6-3 ①		1-1: F7 ②	0-0: L8 ③		2-3: K ③		2 3	0 0	1 0	0 0	0 0	0 1	0 4
23 Michael Cuddyer, R (1, 7) OBP: 0.330, SLG: 0.403	2-3: K ①		3-3: K ②		1-2: 1-2 1B	0-0: L8 ①			1-1: P3 ①	5	0	1	0	0	2	2
21 Lucas Duda, L (1, 3) OBP: 0.387, SLG: 0.521	0-3: K ②		1-2: 2B		1-2: L8 ③	1-3: K ②			2-3: K ②	5	0	1	0	0	3	4
4 Wilmer Flores, R (1, 6) OBP: 0.275, SLG: 0.409	3-2: G4-3 ③		1-0: F9 ③			1-2: 12 FC6-4 22 2B 44 1B 1B	3-2: F8 ③		2-1: E6 44 HR	5	2	1	0	0	0	3
44 John Mayberry Jr., R (1, 9) OBP: 0.274, SLG: 0.393		1-1: 12 1B 2B		2-2: G6-3 ①		2-2: 1-2 12 FC6-4 1B		3-2: 3 1B 2B	0-0: 1-H HR	5	2	4	2	0	0	0
12 Juan Lagares, R (1, 8) OBP: 0.292, SLG: 0.308		1-2: 2-3 1B		1-2: G6-3 ②		0-1: 1-2f 2-3 FC6-4 22 2B ①		1-2: 3 1B 2B	0-3: K ③	5	1	2	0	0	1	2
22 Kevin Plawecki, R (1, 2) OBP: 0.248, SLG: 0.311		1-3: K ①		2-1: G5-3 ③		3-1: 1-H 3-H 33 1B 11 SF8 2B		1-1: B1 ①		4	1	1	2	0	1	4
33 Matt Harvey, R (1, 1) OBP: 0.091, SLG: 0.091 3 Curtis Granderson, L (8, PH) OBP: 0.338, SLG: 0.362 36 Sean Gilmartin, L (8, 1) 47 Hansel Robles, R (8, 1) 27 Jeurys Familia, R (8, 1)		0-0: B1 ②			3-2: L9 ①	0-0: 2-3 1B		3-1: 1-2 2-H 1B		3 1 0 0 0	0 0 0 0 0	1 1 0 0 0	0 1 0 0 0	0 0 0 0 0	0 0 0 0 0	2 0 0 0 0

	AB	41
	R	6
	H	14
	RBI	6
	BB	1
	SO	9
	LOB	25

| Inning Stats | | |

New York Mets @ Arizona Diamondbacks

Chase Field, Phoenix, AZ

Thu Jun 04 2015, 6:43 PM - 10:02 PM MST

Att. 18,954 - Cloudy - 91 F

livebaseballscorecards.com

BOTTOM

Batter	1	2	3	4	5	6	7	8	9	AB	R	H	RBI	BB	SO	LOB
5 Ender Inciarte, L (1, 9) OBP: 0.319, SLG: 0.372	C FF 94 X FF 95 0-1 ① L8		X FF 96 0-0 11 1B 1B		X FF 95 0-0 ③ P5			B SL 78 C SL 79 B SL 79 X SL 79 2-1 44 WP 1B		4	0	2	0	0	0	0
11 AJ Pollock, R (1, 8) OBP: 0.373, SLG: 0.495	S SL 87 B FF 93 B FF 94 B CU 84 X FF 96 3-1 44 BB 1B		1 SAFE B FF 96 B FF 94 C FF 96 B CH 89 F FF 96 F FF 97 X FF 96 3-2 1-3 1B			X FF 96 0-0 ① P6		C FF 96 X FF 96 0-1 ① F9		4	0	2	0	0	0	1
44 Paul Goldschmidt, R (1, 3) OBP: 0.470, SLG: 0.677	1 SAFE B FF 95 B SL 90 B SL 89 C FF 96 B FF 96 4-1 24 G5-4-3 1-2 BB		B FF 96 F FF 96 F FF 97 S FF 96 1-3 ② K			B FF 96 B FF 96 X FF 95 2-0 HR		F SI 96 C SL 88 B SL 89 B SL 89 D SL 91 S SI 98 3-3 ② K 1-3		3	1	1	1	1	2	3
24 Yasmany Tomás, R (1, 5) OBP: 0.368, SLG: 0.412	S SL 88 F CH 88 X SI 95 0-2 ②③ G5-4-3 1-2f		1 SAFE C FF 96 T SL 89 F FF 96 F FF 97 F FF 98 S SL 92 0-3 ③ K			C SL 89 X CU 84 0-1 1B		F FF 98 B SL 90 B SI 98 B SI 99 C SI 99 B SI 100 4-2 BB		3	0	1	0	1	1	4
6 David Peralta, L (1, 7) OBP: 0.322, SLG: 0.473		C FF 94 B CU 82 X CU 84 1-1 ① F9		S FF 96 F FF 96 B FF 97 B FF 96 S FF 96 2-3 ① K		B SI 96 S CU 82 B FF 97 S CH 88 B FF 96 F CU 84 X FF 96 3-2 ② F7		B SI 97 B SI 99 C SI 96 X SI 98 2-1 ③ G3		4	0	0	0	0	1	3
16 Chris Owings, R (1, 4) OBP: 0.267, SLG: 0.341		S SL 86 B FF 95 C CU 83 F FF 96 X SL 88 1-2 ② G6-3		C FF 97 F CU 84 C SL 90 0-3 ② K		S SL 90 S CU 82 F FF 95 C FF 96 0-3 ③ K			B SI 97 C SI 96 B SI 98 X SI 97 2-1 4 WP 13 G6-3 1B	4	0	1	0	0	2	1
8 Jarrod Saltalamacchia, S (1, 2) OBP: 0.250, SLG: 0.333		C SI 96 B CH 92 B SL 89 S CH 89 B FF 95 X CH 89 3-2 HR		C FF 97 B FF 98 B FF 97 S FF 98 F FF 97 S FF 98 2-3 ③ K			C FF 94 C CU 84 C CU 82 0-3 ① K		C SI 98 F SI 98 S SL 89 0-3 ① K	4	1	1	1	0	3	1
13 Nick Ahmed, R (1, 6) OBP: 0.280, SLG: 0.319		L SL 90 B FF 97 B SL 89 X SL 88 2-1 ③ B2-3			C CU 81 C FF 95 X SL 89 0-2 ① G6-3		B CH 86 C FF 96 S CH 87 B FF 96 F CU 84 F FF 97 B SL 90 S SI 96 3-3 ② K		B SI 97 C SI 98 X SI 97 1-1 ② G6-3 1-2	4	0	0	0	0	1	1
38 Robbie Ray, L (1, 1) 31 Jordan Pacheco, R (5, PH) OBP: 0.333, SLG: 0.333 54 Dominic Leone, R (6, 1) 59 Oliver Pérez, L (7, 1) 2 Aaron Hill, R (7, PH) OBP: 0.282, SLG: 0.352 43 Addison Reed, L (8, 1) 41 Daniel Hudson, R (9, 1) 4 Cliff Pennington, S (9, PH) OBP: 0.286, SLG: 0.203			C SI 94 S FF 95 S FF 96 0-3 ① K		C CU 83 C CU 85 X FF 96 0-2 ② G4-3		B FF 97 C CU 86 X FF 97 1-1 ③ G6-3		C SI 98 B SI 99 D SI 98 F SI 99 F SI 99 B FF 99 X SI 98 3-2 ③ F9 2-3	1 1 0 0 1 0 0 0 1	0 0 0 0 0 0 0 0 0	0 0 0 0 0 0 0 0 0	0 0 0 0 0 0 0 0 0	0 0 0 0 0 0 0 0 0	1 0 0 0 0 0 0 0 0	0 0 0 0 0 0 0 0 1
Inning Stats	R: 0 E: 0 K: 0 S: 8 H: 1 LOB: 1 BB: 1 P: 15	R: 1 E: 0 K: 0 S: 11 H: 1 LOB: 0 BB: 0 P: 18	R: 0 E: 0 K: 3 S: 17 H: 2 LOB: 2 BB: 0 P: 21	R: 0 E: 0 K: 3 S: 10 H: 0 LOB: 0 BB: 0 P: 14	R: 0 E: 0 K: 0 S: 7 H: 0 LOB: 0 BB: 0 P: 7	R: 1 E: 0 K: 1 S: 12 H: 2 LOB: 1 BB: 0 P: 17	R: 0 E: 0 K: 2 S: 10 H: 0 LOB: 0 BB: 0 P: 14	R: 0 E: 0 K: 1 S: 11 H: 1 LOB: 2 BB: 1 P: 22	R: 0 E: 0 K: 1 S: 11 H: 1 LOB: 1 BB: 0 P: 17	1B: 6 2B: 0 3B: 0 HR: 2	SF: 0 SAC: 0 DP: 1 HBP: 0	WP: 3 PB: 0 SB: 0 CS: 0	PA: 36			

	AB	34
	R	2
	H	8
	RBI	2
	BB	2
	SO	11
	LOB	15

PITCHER		IP	WLS	BF	H	R	ER	SO	BB	IBB	HBP	BLK	WP	HR	S	P	ERA	WHIP
33 Matt Harvey, R ERA: 3.05	(1, 1)	7.0	W	27	6	2	2	9	1	0	0	0	0	2	75	106	2.57	1.000
36 Sean Gilmartin, L ERA: 2.45	(8, 1)	0.0		1	1	0	0	0	0	0	0	0	0	0	2	4	∞	∞
47 Hansel Robles, R ERA: 5.56	(8, 1)	0.1	H	1	0	0	0	0	0	0	0	0	0	0	2	2	0.00	0.000
27 Jeurys Familia, R ERA: 1.35	(8, 1)	1.2	S	7	1	0	0	2	1	0	0	0	2	0	18	33	0.00	1.200

PITCHER	IP	WLS	BF	H	R	ER	SO	BB	IBB	HBP	BLK	WP	HR	S	P	ERA	WHIP

Batter	1	2	3	4	5	6	7	8	9	AB	R	H	RBI	BB	SO	LOB
3 Curtis Granderson, L (1, 9) OBP: 0.341, SLG: 0.361	B FF 90 X FF 90 1-0 11 FC6-4 1B		C CU 73 S CH 80 F CU 79 B FF 90 B FF 90 B CU 77 F FF 90 B CH 80 4-2 11 1B BB	C FF 90 C FF 91 S CH 80 0-3 ③ K			C FF 92 S SL 81 B SL 81 X SI 93 1-2 ② L8			3	0	1	0	1	1	3
11 Rubén Tejada, R (1, 4) OBP: 0.375, SLG: 0.436	C FF 90 X SI 91 0-1 ① FC6-4 21 G4-6-3 1-2f		S CH 81 1 SAFE X SI 90 0-1 1-2 1B		C FF 90 B FF 89 F CH 80 B FF 91 S FF 91 2-3 ① K		B SI 93 C SI 92 B SI 93 F SI 92 X SL 81 2-2 ③ G6-3			4	0	1	0	0	1	1
21 Lucas Duda, L (1, 3) OBP: 0.385, SLG: 0.513	B FF 91 X CH 81 1-0 ② G4-6-3 ③ 1-2f		C CU 76 X CU 78 0-1 ③ G3		B FF 90 B CU 75 C CH 80 B CH 80 S FF 91 B CH 80 4-2 BB			B CH 83 B FF 95 C SI 95 B FF 96 C CH 84 F CH 85 S FF 97 3-3 ① K		3	0	0	0	1	1	3
23 Michael Cuddyer, R (1, 7) OBP: 0.329, SLG: 0.416		S FF 90 S CH 80 F FF 90 X CH 80 0-2 HR	B FF 89 B SI 90 X SI 90 2-0 ① G6-3	C FF 91 B FF 92 F FF 91 C CU 79 1-3 ② K				S SL 87 B FF 97 B CH 84 S SL 87 B FF 97 C CH 85 3-3 ② K		4	1	1	1	0	2	1
4 Wilmer Flores, R (1, 6) OBP: 0.275, SLG: 0.411		F CH 81 B FF 89 X CH 81 1-1 ① P3	B CU 74 X CH 80 1-0 12 1B 29 1B 2B	C FF 91 F FF 91 D CU 78 B FF 91 F FF 92 X CH 80 2-2 ③ P2				F FF 96 B SL 88 X SL 87 1-1 ③ L9		4	1	1	0	0	0	1
12 Juan Lagares, R (1, 8) OBP: 0.291, SLG: 0.307		C CU 74 B SI 91 B FF 91 B FF 91 F FF 91 X CH 81 3-2 ② F7	C CH 81 B SI 91 F FF 91 X FF 91 1-2 49 BB 29 1B 2-3 1B			C CU 73 F FF 90 B CU 79 S CH 77 1-3 ① K			B FF 95 C FF 95 F FF 95 F SL 82 F SL 84 S CH 85 1-3 ① K	4	0	1	0	0	2	0
29 Eric Campbell, R (1, 5) OBP: 0.291, SLG: 0.261		C FF 91 T FF 90 F CU 79 X FF 91 0-2 ③ L8	F FF 91 B CH 81 C FF 91 D CU 80 X FF 91 2-2 49 BB 1-2 3-H 1B			B CU 74 B CU 73 X FF 90 2-0 ② F8			F FF 96 B SL 83 X SL 82 1-1 ② G3	4	0	1	1	0	0	0
20 Anthony Recker, R (1, 2) OBP: 0.286, SLG: 0.310			C FF 90 B CU 77 C SI 90 F CU 80 B CU 78 S CH 81 2-3 ① K	C FF 90 B FF 91 B SI 90 S CH 80 X SI 91 2-2 ② L9		X FF 90 0-0 ③ F7			S FF 95 C FF 96 B CH 87 B SL 83 S FF 96 2-3 ③ K	4	0	0	0	0	2	2
49 Jonathon Niese, L (1, 1) OBP: 0.273, SLG: 0.200 44 John Mayberry Jr., R (7, PH) OBP: 0.270, SLG: 0.386 52 Carlos Torres, R (7, 1) 51 Jack Leathersich, R (8, 1) 62 Erik Goeddel, R (8, 1)			C FF 90 C CU 78 B CU 78 F FF 91 S CU 78 1-3 ② K	C CU 78 C FF 89 F CU 78 B FF 90 B FF 91 D CH 79 B SI 90 4-2 1-2 2-3 BB			B SI 91 C SI 90 C SI 92 B SI 91 B SI 92 F SI 90 F SI 92 X SI 92 3-2 ① G6-3			1 1 0 0 0	0 0 0 0 0	0 0 0 0 0	0 0 0 0 0	1 0 0 0 0	1 0 0 0 0	0 0 0 0 0

TOP

New York Mets @ Arizona Diamondbacks

Chase Field, Phoenix, AZ

Fri Jun 05 2015, 6:41 PM - 9:29 PM MST

Att. 24,332 - Roof Closed - 74 F

livebaseballscorecards.com

AB	32
R	2
H	6
RBI	2
BB	3
SO	10
LOB	11

Inning Stats	1	2	3	4	5	6	7	8	9
	R: 0 E: 0 K: 0 S: 4	H: 1 LOB: 0 BB: 0 P: 6	R: 1 E: 0 K: 0 S: 13	H: 1 LOB: 0 BB: 0 P: 17	R: 0 E: 0 K: 2 S: 16	H: 1 LOB: 2 BB: 1 P: 23	R: 1 E: 0 K: 1 S: 17	H: 3 LOB: 3 BB: 1 P: 29	R: 0 E: 0 K: 2 S: 12	H: 0 LOB: 1 BB: 1 P: 21
	R: 0 E: 0 K: 1 S: 5	H: 0 LOB: 0 BB: 0 P: 8	R: 0 E: 0 K: 0 S: 11	H: 0 LOB: 0 BB: 0 P: 17	R: 0 E: 0 K: 2 S: 9	H: 0 LOB: 0 BB: 0 P: 16	R: 0 E: 0 K: 2 S: 10	H: 0 LOB: 0 BB: 0 P: 14	1B: 4 2B: 1 3B: 0 HR: 1	SF: 0 SAC: 0 DP: 1 HBP: 0
	WP: 0 PB: 0 SB: 0 CS: 0	PA: 35								

PITCHER		IP	WLS	BF	H	R	ER	SO	BB	IBB	HBP	BLK	WP	HR	S	P	ERA	WHIP
58 Jeremy Hellickson, R ERA: 4.88	(1, 1)	6.0	W	26	6	2	2	6	3	0	0	0	0	1	67	104	3.00	1.500
40 Andrew Chafin, L ERA: 3.41	(7, 1)	1.0	H	3	0	0	0	0	0	0	0	0	0	0	11	17	0.00	0.000
41 Daniel Hudson, R ERA: 3.51	(8, 1)	1.0	H	3	0	0	0	2	0	0	0	0	0	0	9	16	0.00	0.000
48 Randall Delgado, R ERA: 3.29	(9, 1)	1.0		3	0	0	0	2	0	0	0	0	0	0	10	14	0.00	0.000

PITCHER		IP	WLS	BF	H	R	ER	SO	BB	IBB	HBP	BLK	WP	HR	S	P	ERA	WHIP

BOTTOM

New York Mets @ Arizona Diamondbacks

Chase Field, Phoenix, AZ

Fri Jun 05 2015, 6:41 PM - 9:29 PM MST

Att. 24,332 - Roof Closed - 74 F

livebaseballscorecards.com

Batter	1	2	3	4	5	6	7	8	9	AB	R	H	RBI	BB	SO	LOB
5 Ender Inciarte, L (1, 7) (8, 9) OBP: 0.318, SLG: 0.379	B FF 87 X FF 89 1-0 B1-3 ①		L FF 88 F FF 90 S CU 75 0-3 K ②			B CU 71 B CU 71 C FF 88 F SI 88 F CU 73 B SI 90 S SI 90 3-3 K ①		B FC 88 B FF 92 X FF 91 2-0 11 2B 3B		4	1	1	0	0	2	1
11 AJ Pollock, R (1, 8) OBP: 0.379, SLG: 0.510	C SI 90 X FF 89 0-1 F8 ②		B CU 75 B FF 87 X FF 88 2-0 E1 2-H 1B			B FF 88 F FF 88 X FF 88 1-1 44 1B 2B		F FC 91 X FC 91 0-1 6 S 2 1B 3-H 2B		4	2	3	2	0	0	0
44 Paul Goldschmidt, R (1, 3) OBP: 0.471, SLG: 0.672	B SI 89 C FF 89 F FF 89 S CU 76 1-3 K ③		B FC 88 X CU 75 1-0 G4-3 ③			C SI 88 B FF 87 X CH 82 1-1 24 2B 2-H 1B		I IN 66 I IN 68 I IN 70 I IN 74 4-0 2 1B 6 S 16 SF8 IBB		3	2	1	1	1	1	1
24 Yasmany Tomás, R (1, 9) OBP: 0.374, SLG: 0.424 6 David Peralta, L (8, 7) OBP: 0.327, SLG: 0.473		B SI 89 B SI 88 F SI 88 C CU 74 B FF 89 X FC 88 3-2 2 G6-4-3 1B		B CU 71 C FF 88 X FC 88 1-1 L9 ①		X FC 86 0-0 1-H 2B		S CU 72 B CU 75 C FF 91 B FF 92 B CU 76 D FF 91 4-2 16 SF8 2 1B 4 WP 1-2 2-3 BB		3 0	0 1	2 0	1 0	0 1	0 0	0 0
2 Aaron Hill, R (1, 5) OBP: 0.281, SLG: 0.349		X SI 90 0-0 G6-4-3 ①② 1-2f		C SI 90 F CU 75 B FF 88 F FF 91 B CU 75 F FC 87 F SL 82 C SI 90 2-3 ②		C SI 88 X SI 88 0-1 G5-3 ②		X CU 76 0-0 4 WP 13 BB 1-2 2-3 3-H 1B		4	0	1	1	0	1	2
16 Chris Owings, R (1, 4) OBP: 0.267, SLG: 0.341		B FF 90 F SI 89 X FC 88 1-1 1B		X FF 88 0-0 B1-3 ③		F CU 74 F SI 88 C FC 86 0-3 ③		F FF 93 X FF 94 0-1 SF8 ① 2-3 3-H		3	0	1	1	0	1	1
7 Welington Castillo, R (1, 2) OBP: 0.203, SLG: 0.264	C SI 89 S CH 83 C FC 88 0-3 ③			C CH 79 B FF 89 F SI 88 F FC 87 C SI 90 1-3 ①			F FC 91 F CU 81 S CU 81 0-3 ①	C CU 77 S CH 84 S CH 83 0-3 ②		4	0	0	0	0	4	3
13 Nick Ahmed, R (1, 6) OBP: 0.286, SLG: 0.315			C SI 87 B CH 82 B CH 82 C FF 89 B FC 88 B FF 90 4-2 11 S 58 SH1-4 11 E BB	B FF 90 X CH 82 1-0 G5-3 ②			S FF 91 B FC 91 X FC 92 1-1 F9 ②	B FF 94 B CH 83 B FF 92 B FF 93 4-0 4 WP 1-2 BB		2	1	0	0	2	0	0
58 Jeremy Hellickson, R (1, 1) OBP: 0.250, SLG: 0.263 40 Andrew Chafin, R (7, 1) 8 Jarrod Saltalamacchia, S (7, PH) OBP: 0.246, SLG: 0.327 41 Daniel Hudson, R (8, 1) 4 Cliff Pennington, S (8, PH) OBP: 0.282, SLG: 0.200 48 Randall Delgado, R (9, 1)			B FF 87 B FF 89 X FF 87 2-0 SH1-4 ① 1-2	C FF 88 C CU 73 B FC 86 B FC 86 S SI 88 2-3 ③			B FF 93 B CU 80 F FF 92 S FF 92 X FC 91 2-2 P6 ③	B FF 93 B FF 93 B FF 93 C FF 93 X FF 93 3-1 F7 ③ 1-2 2-3 3-H		1 0 1 0 1 0	0 0 0 0 0 0	0 0 0 0 0 0	0 0 0 0 0 0	1 0 0 0 0 0	0 0 0 0 2 0	0 0 0 0 0 0
Inning Stats	R: 0 E: 0 K: 1 S: 6 H: 0 LOB: 0 BB: 0 P: 8	R: 0 E: 0 K: 1 S: 9 H: 2 LOB: 1 BB: 0 P: 13	R: 1 E: 1 K: 1 S: 8 H: 1 LOB: 1 BB: 1 P: 17	R: 0 E: 0 K: 1 S: 9 H: 0 LOB: 0 BB: 0 P: 12	R: 0 E: 0 K: 2 S: 8 H: 0 LOB: 0 BB: 0 P: 12	R: 2 E: 0 K: 2 S: 14 H: 3 LOB: 1 BB: 0 P: 19	R: 0 E: 0 K: 1 S: 8 H: 0 LOB: 0 BB: 0 P: 11	R: 4 E: 0 K: 1 S: 13 H: 3 LOB: 2 BB: 3 P: 30		1B: 5 2B: 3 3B: 1 HR: 0 SF: 1 SAC: 1 DP: 1 HBP: 0					WP: 1 PB: 0 SB: 3 CS: 0 PA: 36	

	AB	30
	R	7
	H	9
	RBI	6
	BB	4
	SO	10
	LOB	10

PITCHER		IP	WLS	BF	H	R	ER	SO	BB	IBB	HBP	BLK	WP	HR	S	P	ERA	WHIP
49 Jonathon Niese, L ERA: 4.43	(1, 1)	6.0	L	24	6	3	3	8	1	0	0	0	0	0	54	81	4.50	1.167
52 Carlos Torres, R ERA: 3.91	(7, 1)	1.0		6	2	3	3	1	0	1	0	0	0	0	11	20	27.00	2.000
51 Jack Leathersich, L ERA: 1.08	(8, 1)	0.0		1	0	0	0	0	1	0	0	0	0	0	2	6	∞	∞
62 Erik Goeddel, R ERA: 2.05	(8, 1)	1.0		5	1	1	1	1	1	0	0	0	1	0	8	15	9.00	2.000

PITCHER	IP	WLS	BF	H	R	ER	SO	BB	IBB	HBP	BLK	WP	HR	S	P	ERA	WHIP

New York Mets @ Arizona Diamondbacks

Chase Field, Phoenix, AZ

Sat Jun 06 2015, 7:11 PM - 9:51 PM MST

Att. 30,265 - Partly Cloudy - 97 F

livebaseballscorecards.com

Batter	1	2	3	4	5	6	7	8	9	AB	R	H	RBI	BB	SO	LOB
3 Curtis Granderson, L (1, 9) OBP: 0.343, SLG: 0.361	C FF 91 B FF 92 S CU 77 B FF 92 S CH 83 2-3 ① K		C CU 76 B FF 91 F SI 90 X CH 81 1-2 1B		X SI 91 0-0 ③ F7		C SL 79 S FF 93 B FF 92 B FF 94 B CH 86 F FF 95 B CH 84 4-2 BB			3	0	1	0	1	1	1
11 Rubén Tejada, R (1, 6) OBP: 0.380, SLG: 0.432	B FF 93 F FF 92 B FF 92 F FF 93 B FF 94 F FF 93 F FF 93 B CH 83 4-2 21 G6-5-3 BB		1 SAFE F FF 91 X CU 75 0-1 ② F9			B CH 80 C FF 91 X SI 91 1-1 16 1B 23 1B 1B	1 SAFE B FF 94 X FF 94 1-0 ③ F7			3	0	1	0	1	0	2
21 Lucas Duda, L (1, 3) OBP: 0.378, SLG: 0.503	C FF 92 S CH 82 B CU 76 B FF 92 1 SAFE F CH 82 D CU 76 X FF 93 3-2 ②③ G6-5-3 1-2f		X SI 91 0-0 ③ L7			B SI 92 C CH 83 F SI 91 F SI 91 B CH 81 F CH 81 X CU 76 2-2 ① L9		B FF 92 F FF 92 B SL 87 C FF 92 S SL 88 2-3 ① K		4	0	0	0	0	1	3
23 Michael Cuddyer, R (1, 7) OBP: 0.332, SLG: 0.418		C FF 91 C CU 76 S FF 90 0-3 ① K		B CH 81 C FF 91 C FF 91 B CU 76 F SI 92 F SI 92 F FF 92 S SI 91 2-3 ① K		X FF 92 0-0 16 1B 1-2 1B		S SL 88 B FF 92 F SL 87 B FF 93 F SL 88 X FF 92 2-2 12 G1-6-3 1B		4	0	2	0	0	2	0
12 Juan Lagares, R (1, 8) OBP: 0.295, SLG: 0.325		X FF 91 0-0 HR		B CU 77 T SI 91 B CH 81 S FF 92 B SI 92 X SI 91 3-2 16 G4-6-3 1B		C CH 81 S CH 81 X CH 82 0-2 ② F8		B FF 93 1 SAFE B FF 92 F FC 92 X FF 93 2-1 ②③ G1-6-3 1-2f		4	1	2	1	0	0	3
16 Danny Muno, S (1, 4) OBP: 0.190, SLG: 0.105		C FF 91 C FF 92 B FF 90 F FF 91 B CH 81 X SI 91 2-2 ② G4-3		1 SAFE F FF 92 F SI 91 F FF 92 X CH 80 0-2 ②③ G4-6-3 1-2f		B SI 92 B CH 81 C CH 80 B CH 82 S FF 92 X SI 93 3-2 1-2 2-3 1B			C SI 82 X SI 83 0-1 ① G1-3	4	0	1	0	0	0	1
29 Eric Campbell, R (1, 5) OBP: 0.298, SLG: 0.271		B CU 76 B CU 76 C FF 92 B SI 92 F FF 91 X FF 93 3-2 1B			C CH 81 B FF 90 S CH 81 F CH 80 F FF 91 X CH 81 1-2 ① G6-3	C SL 80 B SL 81 F CH 83 B FF 93 F FF 95 X FF 94 2-2 ③ F9			B SI 83 X SI 83 1-0 44 G5-3 1 CI 1B	4	0	2	0	0	0	3
20 Anthony Recker, R (1, 2) OBP: 0.269, SLG: 0.289 1 Darrell Ceciliani, L (9, PH) OBP: 0.231, SLG: 0.208		C CH 82 B FF 92 S CH 82 D CH 80 B FF 93 S CH 81 3-3 ③ K			S SI 92 B CU 77 C SI 91 B CH 80 F SI 91 S CH 82 2-3 ② K		S FF 95 F SL 81 B CH 84 S SL 82 1-3 ① K		F SI 84 0-1 CI 1-2	3 0	0 0	0 0	0 0	0 0	3 0	1 0
40 Bartolo Colon, R (1, 1) OBP: 0.160, SLG: 0.208 54 Alex Torres, L (8, 1) 47 Hansel Robles, R (8, 1) 51 Jack Leathersich, R (8, 1) 44 John Mayberry Jr., R (9, PH) OBP: 0.266, SLG: 0.379			B FF 90 C FF 90 C FF 90 C CH 80 1-3 ① K		F FF 90 B CU 74 X FF 91 1-1 1B		C FF 91 B FF 93 X FF 93 1-1 ② G5-3		F SI 84 B SI 83 B SI 84 X SI 84 2-1 ②③ G5-3 2-3f	3 0 0 0 1	0 0 0 0 0	1 0 0 0 0	0 0 0 0 0	0 0 0 0 0	1 0 0 0 0	0 0 0 0 2
Inning Stats	R: 0 E: 0 K: 1 S: 11 H: 0 LOB: 0 BB: 1 P: 20	R: 1 E: 0 K: 2 S: 14 H: 2 LOB: 1 BB: 0 P: 22	R: 0 E: 0 K: 1 S: 9 H: 1 LOB: 1 BB: 0 P: 11	R: 0 E: 0 K: 1 S: 13 H: 1 LOB: 0 BB: 0 P: 18	R: 0 E: 0 K: 1 S: 12 H: 1 LOB: 1 BB: 0 P: 16	R: 0 E: 0 K: 0 S: 18 H: 3 LOB: 3 BB: 0 P: 26	R: 0 E: 0 K: 1 S: 9 H: 0 LOB: 1 BB: 1 P: 16	R: 0 E: 0 K: 1 S: 9 H: 1 LOB: 0 BB: 0 P: 15	R: 0 E: 1 K: 0 S: 6 H: 1 LOB: 1 BB: 0 P: 9	1B: 9 2B: 0 3B: 0 HR: 1	SF: 0 SAC: 0 DP: 4 HBP: 0					

TOP										
	AB	33								
	R	1								
	H	10								
	RBI	1								
	BB	2								
	SO	8								
	LOB	16								

WP: 0 PA: 36
PB: 0
SB: 0
CS: 0

PITCHER		IP	WLS	BF	H	R	ER	SO	BB	IBB	HBP	BLK	WP	HR	S	P	ERA	WHIP
57 Chase Anderson, R ERA: 3.12	(1, 1)	5.2		24	8	1	1	6	1	0	0	0	0	1	73	107	1.59	1.588
48 Randall Delgado, R ERA: 3.14	(6, 1)	1.1	W	5	0	0	0	1	1	0	0	0	0	0	13	22	0.00	0.750
43 Addison Reed, R ERA: 4.5	(8, 1)	1.0	H	3	1	0	0	1	0	0	0	0	0	0	9	15	0.00	1.000
29 Brad Ziegler, R ERA: 1.73	(9, 1)	1.0	S	4	1	0	0	0	0	0	0	0	0	0	6	9	0.00	1.000

PITCHER	IP	WLS	BF	H	R	ER	SO	BB	IBB	HBP	BLK	WP	HR	S	P	ERA	WHIP

Batter	1	2	3	4	5	6	7	8	9	AB	R	H	RBI	BB	SO	LOB
5 Ender Inciarte, L (1, 9) OBP: 0.316, SLG: 0.377	B FF 87 X FF 88 1-0 ① P6		X FF 90 0-0 11 E 1B			B FF 89 X FF 90 1-0 ① F8		1 SAFE L FF 93 L FC 84 1 SAFE X CU 81 0-2 ① G6-3 1-2		4	0	1	0	0	0	1
11 AJ Pollock, R (1, 8) OBP: 0.373, SLG: 0.500	C FF 89 B FF 90 C SI 88 X SI 88 1-2 ② G4-3		1 SAFE 1 SAFE X SI 89 0-0 ③ F8 1-3			B SL 82 C SI 88 X SI 89 1-1 ② G4-3		X FF 96 0-0 ② G6-3 2-3		4	0	0	0	0	0	2
44 Paul Goldschmidt, R (1, 3) OBP: 0.467, SLG: 0.662	C FF 89 C FF 90 F SI 89 B SI 89 F SI 88 B SI 87 X FF 91 2-2 ③ G6-3			F SL 81 B SL 83 F SI 86 F FF 91 S CH 82 1-3 ① K		C FF 91 F FF 92 F FF 92 B SI 88 B FF 93 B SI 89 C SI 89 3-3 ③ K		I IN 62 I IN 66 I IN 67 I IN 65 4-0 IBB		3	0	0	0	1	2	0
24 Yasmany Tomás, R (1, 5) OBP: 0.373, SLG: 0.423 19 Jake Lamb, L (8, 5) OBP: 0.500, SLG: 0.667		C SI 86 B SI 87 B SL 84 C SI 87 C SI 88 2-3 ① K		C SI 87 B SI 88 F SI 86 X FF 87 1-2 6 G3 1B			C FF 88 F FF 92 S FF 92 0-3 ① K	B FF 91 C FF 90 C FF 92 C FF 92 1-3 ③ K		3 1	0 0	1 0	0 0	0 0	2 1	0 2
6 David Peralta, L (1, 7) OBP: 0.327, SLG: 0.470		X SI 88 0-0 1B		C SI 87 F SI 87 B SI 86 F SL 81 X SI 88 1-2 ② G3 1-2			B FF 91 X SI 88 1-0 ② G3-1			3	0	1	0	0	0	1
16 Chris Owings, R (1, 4) OBP: 0.268, SLG: 0.340		1 SAFE C SI 84 B SI 87 X SI 85 1-1 ② L9		B SL 84 F FF 91 F SI 88 X SI 89 1-2 ③ G1-3			X SI 86 0-0 7 HR 1B			3	1	1	0	0	0	2
7 Welington Castillo, R (1, 2) OBP: 0.220, SLG: 0.311		S SI 86 B SI 86 T SL 80 F SL 83 X SL 82 1-2 ③ G5-3			B SI 84 C SI 87 B FF 91 B SI 87 B SI 87 4-1 4 G6-3 BB		X SI 85 0-0 1-H HR			2	1	1	2	1	0	1
4 Cliff Pennington, S (1, 6) OBP: 0.270, SLG: 0.190 43 Addison Reed, L (8, 1) 29 Brad Ziegler, R (9, 1)			C FF 87 C FF 89 S FF 90 0-3 ① K				C FF 91 B FF 92 B FF 92 F FF 91 S SI 88 2-3 ③ K			3 0 0	0 0 0	0 0 0	0 0 0	0 0 0	2 0 0	1 0 0
57 Chase Anderson, R (1, 1) OBP: 0.150, SLG: 0.105 48 Randall Delgado, R (6, 1) 13 Nick Ahmed, R (8, 6) OBP: 0.290, SLG: 0.320			C SI 86 B SI 87 B SI 86 C SI 86 C SI 87 2-3 ② K			F SI 87 B SI 87 B SI 87 F SI 87 B SI 88 X SI 87 3-2 ① ② G6-3 1-2f		C SI 91 B FF 92 B CH 84 X CH 86 2-1 11 G6-3 5 G6-3 1B		2 0 1	0 0 0	0 0 1	0 0 0	0 0 0	1 0 0	0 0 0
Inning Stats	R: 0 E: 0 K: 0 S: 9 H: 0 LOB: 0 BB: 0 P: 13	R: 0 E: 0 K: 1 S: 10 H: 1 LOB: 1 BB: 0 P: 14	R: 0 E: 1 K: 2 S: 8 H: 1 LOB: 1 BB: 0 P: 10	R: 0 E: 0 K: 1 S: 14 H: 1 LOB: 1 BB: 0 P: 18	R: 0 E: 0 K: 0 S: 7 H: 0 LOB: 0 BB: 1 P: 14	R: 0 E: 0 K: 1 S: 7 H: 0 LOB: 0 BB: 0 P: 12	R: 2 E: 0 K: 2 S: 9 H: 2 LOB: 0 BB: 0 P: 12	R: 0 E: 0 K: 1 S: 9 H: 1 LOB: 2 BB: 1 P: 16		1B: 5 2B: 0 3B: 0 HR: 1	SF: 0 SAC: 0 DP: 1 HBP: 0				WP: 0 PB: 0 SB: 0 CS: 0	PA: 31

PITCHER		IP	WLS	BF	H	R	ER	SO	BB	IBB	HBP	BLK	WP	HR	S	P	ERA	WHIP
40 Bartolo Colon, R ERA: 4.52	(1, 1)	7.0	L	26	5	2	2	7	1	0	0	0	0	1	64	93	2.57	0.857
54 Alex Torres, L ERA: 2.61	(8, 1)	0.1		2	1	0	0	0	0	0	0	0	0	0	5	7	0.00	3.000
47 Hansel Robles, R ERA: 5.4	(8, 1)	0.1		2	0	0	0	0	0	1	0	0	0	0	1	5	0.00	0.000
51 Jack Leathersich, L ERA: 1.04	(8, 1)	0.1		1	0	0	0	1	0	0	0	0	0	0	3	4	0.00	0.000

PITCHER	IP	WLS	BF	H	R	ER	SO	BB	IBB	HBP	BLK	WP	HR	S	P	ERA	WHIP

BOTTOM

New York Mets @ Arizona Diamondbacks

Chase Field, Phoenix, AZ

Sat Jun 06 2015, 7:11 PM - 9:51 PM MST

Att. 30,265 - Partly Cloudy - 97 F

livebaseballscorecards.com

AB	29
R	2
H	6
RBI	2
BB	2
SO	8
LOB	10

Batter	1	2	3	4	5	6	7	8	9	AB	R	H	RBI	BB	SO	LOB
3 Curtis Granderson, L (1, 9) OBP: 0.345, SLG: 0.392	B FC 84 B FC 84 F FC 83 X CH 75 2-1 HR		C FC 83 F FC 84 X FC 84 0-2 ① F7		C CU 66 F FC 82 B FC 82 F CH 74 B FC 84 X FC 83 2-2 HR		B SL 81 C FF 94 C FF 92 B SL 81 B FF 94 X SI 93 3-2 ② G6-3		1 SAFE B FF 94 C FF 95 S CH 88 B CH 89 1 SAFE 1 SAFE D CH 90 F FF 97 3-2 ② X FF 85 G3 1-3	5	2	2	2	0	0	1
11 Rubén Tejada, R (1, 4) OBP: 0.371, SLG: 0.412	B FC 84 C FC 84 X FC 84 1-1 ① L1		S CH 75 B CH 75 B FC 83 S CH 76 F FC 85 B FC 83 F FC 85 X CH 78 3-2 ② G6-3		C FC 83 F CH 74 B CH 75 X FC 83 1-2 ① F8		B SL 82 B SL 80 X FF 94 2-0 ③ F8		S FF 96 B FF 96 B SL 88 B SL 88 S SL 86 B FF 96 4-2 21 S BB	4	0	0	0	1	0	0
21 Lucas Duda, L (1, 3) OBP: 0.379, SLG: 0.495	C FC 84 B FC 85 F FC 84 X CH 76 1-2 ② F9		C FC 84 F CU 69 B CH 77 B FC 85 X FC 85 2-2 ③ G3		X FC 83 0-0 ② P2			F FF 94 B FF 95 B CU 81 B FF 94 F FF 93 B FF 95 4-2 BB	B FF 94 B FF 95 I I 4-0 1-2 IBB	3	0	0	0	2	0	0
23 Michael Cuddyer, R (1, 7) OBP: 0.329, SLG: 0.412 27 Jeurys Familia, R (9, 1)	S CH 75 B CH 75 F FC 84 X FC 86 1-2 ③ F8			X FC 83 0-0 12 2B 1B	C CH 74 B CH 74 C FC 83 F FC 84 S CH 75 1-3 ③ K			C FF 94 X FF 94 0-1 ① L8	B SL 86 X FF 95 1-0 ③ F8	5 0	0 0	1 0	0 0	0 0	1 0	4 0
4 Wilmer Flores, R (1, 6) OBP: 0.274, SLG: 0.423		C FC 82 C FC 83 B CU 69 B FC 84 X FC 84 2-2 ① P3		1 SAFE B FC 83 B CH 75 F FC 84 F CH 77 F FC 86 3-2 ① F FC 85 X CH 77 P6		C FC 85 B CH 76 B CH 75 S FC 85 X FC 86 2-2 HR		B CU 83 X FF 94 1-0 ② P3		4	1	1	1	0	0	2
12 Juan Lagares, R (1, 8) OBP: 0.303, SLG: 0.343		X FC 84 0-0 29 HR 2B		B CU 70 B FC 85 F FC 84 1 SAFE B FC 85 F FC 85 X CH 78 3-2 1-3 2B		F FC 85 X FC 85 0-1 29 G6-4-3 1B		B CU 82 C CU 81 1 SAFE F FF 94 F FF 94 S CU 83 1-3 ③ K		4	1	3	0	0	1	1
29 Eric Campbell, R (1, 5) OBP: 0.305, SLG: 0.310		B CH 75 F FC 83 X FC 84 1-1 2-H HR		C CH 77 B CH 77 F CH 75 B CH 75 X FC 85 2-2 ② L6		1 SAFE D CH 76 C FC 83 X CH 76 1-1 ①② G6-4-3 1-2f			F FF 96 B FF 96 X SL 86 1-1 1 S 22 S 1 1B	4	2	2	2	0	0	3
22 Kevin Plawecki, R (1, 2) OBP: 0.256, SLG: 0.312		C CH 76 C CU 69 B FC 83 B CH 75 X FC 83 2-2 48 G3-6-3 1B		I IN 60 I IN 64 I IN 63 I IN 68 4-0 IBB		X FC 83 0-0 ③ L7			B SL 86 C SL 85 S SL 86 D SL 86 B FF 96 S FF 95 3-3 ① K 1-2	3	0	1	0	1	1	1
48 Jacob deGrom, L (1, 1) OBP: 0.179, SLG: 0.179 47 Hansel Robles, R (8, 1) 1 Darrell Ceciliani, L (9, PH) OBP: 0.259, SLG: 0.240 (9, 7)		F FC 83 1 SAFE X FC 84 0-1 ②③ G3-6-3 1-2f		T CH 76 F CH 74 B FC 86 B CH 75 X CH 75 2-2 ③ P6			C FF 92 S SL 79 B SL 80 B SL 79 F FF 94 B FF 94 X FF 93 3-2 ① G6-3		C SL 85 S CH 86 F CH 88 B FF 93 X SL 88 1-2 3 G3 3 S 2-H 1B	3 0 1	0 0 0	0 0 1	0 0 1	0 0 0	0 0 0	4 0 0

| Inning Stats | | |

New York Mets @ Arizona Diamondbacks

Chase Field, Phoenix, AZ

Sun Jun 07 2015, 1:11 PM - 3:54 PM MST

Att. 31,575 - Roof Closed - 75 F

livebaseballscorecards.com

BOTTOM

Batter	1	2	3	4	5	6	7	8	9	AB	R	H	RBI	BB	SO	LOB
5 Ender Inciarte, L (1, 9) OBP: 0.315, SLG: 0.379	C FF 95 B FF 93 X FF 95 1-1 11 1B 44 FC5 2B		B CH 84 C SL 88 X CH 83 1-1 ① G4-3		X CU 78 0-0 ②③ G6-3 1-2f		C FF 92 B CU 80 F FF 93 S SI 94 1-3 ② K			4	1	1	0	0	1	2
11 AJ Pollock, R (1, 8) OBP: 0.371, SLG: 0.495	B FF 95 X FF 95 1-0 44 E 44 FC5 6 SF8 2-3 1B		B CU 82 C FF 94 F CH 84 B CU 81 B SL 89 S CH 84 3-3 ② K			F CU 80 B CU 80 S SL 89 B CH 85 S CH 83 2-3 ① K	B FF 94 F FF 92 C FF 94 B SL 90 X CH 83 2-2 ③ G6-3			4	1	1	0	0	2	1
44 Paul Goldschmidt, R (1, 3) OBP: 0.468, SLG: 0.657	C FF 94 B SL 90 X SI 95 1-1 FC5 1-3 3-H		B SL 90 B SL 88 B CU 82 B SL 88 4-0 BB			B FF 94 B FF 95 F FF 94 S FF 94 X FF 95 2-2 19 FC1-6 6 1B 16 1B 1B		C FF 97 B SL 89 X SL 87 1-1 ① F9		3	1	1	1	1	0	1
6 David Peralta, L (1, 7) OBP: 0.325, SLG: 0.467	X SL 90 0-0 ① SF8 3-H		T FF 95 S CH 85 X FF 94 0-2 ③ L7			B CU 79 X CU 80 1-0 19 FC1-6 1-2 1B		B FF 96 F SL 88 X FF 97 1-1 ② G4-3		3	0	1	1	0	0	1
19 Jake Lamb, L (1, 5) OBP: 0.450, SLG: 0.588	C FF 94 F FF 95 F FF 95 S FF 94 0-3 ② K			B CH 84 C SL 89 X FF 92 1-1 ① F7		X CH 83 0-0 ② FC1-6 16 1B 1-2f 2-3		B FF 96 F SL 89 S FF 95 B SL 88 F FF 96 F FF 96 B FF 94 X SL 88 3-2 ③ P6		4	0	0	0	0	1	3
16 Chris Owings, R (1, 4) OBP: 0.268, SLG: 0.339	B SL 89 S CU 81 F SL 90 1 SAFE S FF 95 1-3 ③ K			C FF 93 B FF 94 F FF 93 S FF 95 1-3 ② K		X FF 94 0-0 1-2 3-H 1B			C SI 96 X FF 95 0-1 ① L8	4	0	1	1	0	2	1
8 Jarrod Saltalamacchia, S (1, 2) OBP: 0.230, SLG: 0.302		C FF 94 S SL 88 B FF 95 B FF 95 F SL 88 B SL 89 S SL 90 3-3 ① K		B FF 95 B SL 88 F FF 94 F SL 88 F FF 96 B FF 96 C FF 96 3-3 ③ K		B SL 89 X SL 90 1-0 ③ G3			B SI 95 C SI 96 X SI 97 1-1 ② G6-3	4	0	0	0	0	2	2
13 Nick Ahmed, R (1, 6) OBP: 0.283, SLG: 0.311		B SL 90 C CU 81 S FF 95 S CU 82 1-3 ② K2-3			S FF 94 S CU 80 B FF 95 X FF 95 1-2 ① G6-3		C CU 81 B FF 94 F CU 82 B FF 94 B CH 84 F FF 94 X FF 94 3-2 ① P3		B FF 94 B SL 87 C SI 97 X SI 96 2-1 ③ G5-3	4	0	0	0	0	1	0
55 Josh Collmenter, R (1, 1) OBP: 0.269, SLG: 0.208 59 Oliver Pérez, L (7, 1) 2 Aaron Hill, R (7, PH) OBP: 0.287, SLG: 0.349 30 David Hernandez, R (8, 1) 56 JC Ramírez, R (9, 1)		C FF 95 S SL 90 S FF 94 0-3 ③ K			B FF 94 B FF 94 C FF 93 S FF 94 B FF 95 D FF 93 4-2 5 G6-3 BB		B CU 82 B SL 89 B FF 95 C FF 93 D FF 94 4-1 BB			1 0 0 0 0	0 0 0 0 0	0 0 0 0 0	0 0 0 0 0	1 0 1 0 0	1 0 0 0 0	0 0 0 0 0
Inning Stats	R: 2 E: 1 K: 2 S: 13 H: 2 LOB: 1 BB: 0 P: 17	R: 0 E: 0 K: 3 S: 10 H: 0 LOB: 0 BB: 0 P: 14	R: 0 E: 0 K: 1 S: 8 H: 0 LOB: 1 BB: 1 P: 16	R: 0 E: 0 K: 2 S: 9 H: 0 LOB: 0 BB: 0 P: 14	R: 0 E: 0 K: 0 S: 6 H: 0 LOB: 0 BB: 1 P: 11	R: 1 E: 0 K: 1 S: 10 H: 3 LOB: 2 BB: 0 P: 16	R: 0 E: 0 K: 1 S: 11 H: 0 LOB: 1 BB: 1 P: 21	R: 0 E: 0 K: 0 S: 9 H: 0 LOB: 0 BB: 0 P: 14	R: 0 E: 0 K: 0 S: 6 H: 0 LOB: 0 BB: 0 P: 9	1B: 4 2B: 1 3B: 0 HR: 0 SF: 1 SAC: 0 DP: 1 HBP: 0						

	AB	31
	R	3
	H	5
	RBI	3
	BB	3
	SO	10
	LOB	11

WP: 0 PA: 35
PB: 0
SB: 0
CS: 0

PITCHER		IP	WLS	BF	H	R	ER	SO	BB	IBB	HBP	BLK	WP	HR	S	P	ERA	WHIP
48 Jacob deGrom, R ERA: 2.42	(1, 1)	7.0	W	29	5	3	2	10	3	0	0	0	0	0	67	109	2.57	1.143
47 Hansel Robles, R ERA: 4.97	(8, 1)	1.0	H	3	0	0	0	0	0	0	0	0	0	0	9	14	0.00	0.000
27 Jeurys Familia, R ERA: 1.3	(9, 1)	1.0	S	3	0	0	0	0	0	0	0	0	0	0	6	9	0.00	0.000

PITCHER	IP	WLS	BF	H	R	ER	SO	BB	IBB	HBP	BLK	WP	HR	S	P	ERA	WHIP

Arizona Diamondbacks @ Los Angeles Dodgers

Dodger Stadium, Los Angeles, CA

Mon Jun 08 2015, 7:10 PM - 9:51 PM PDT

Att. 42,167 - Clear - 77 F

TOP

livebaseballscorecards.com

Batter	1	2	3	4	5	6	7	8	9	AB	R	H	RBI	BB	SO	LOB
5 Ender Inciarte, L (1, 7) (6, 9) OBP: 0.318, SLG: 0.381	B5-3			44 BB 1B		11 2B 1B		G1-3		4	1	2	0	0	0	0
11 AJ Pollock, R (1, 8) OBP: 0.369, SLG: 0.495	F8			K		1-H 2-H 2B			L8	4	0	1	2	0	1	1
44 Paul Goldschmidt, R (1, 3) OBP: 0.466, SLG: 0.650	G5-3			24 G6-4-3 BB		K			8 G4-3 8 DI 19 1B 1B	2	0	0	0	1	1	1
4 Cliff Pennington, S (8, 5) OBP: 0.280, SLG: 0.203										1	1	1	0	0	0	0
24 Yasmany Tomás, R (1, 9) OBP: 0.366, SLG: 0.414		G1-4-3		G6-4-3 1-2f		G5-3			G4-3 1-3	3	0	0	0	0	0	3
56 JC Ramírez, R (6, 1)										0	0	0	0	0	0	0
8 Jarrod Saltalamacchia, Sr (9, PH) OBP: 0.226, SLG: 0.296										1	0	0	0	0	0	1
19 Jake Lamb, L (1, 5) (8, 3) OBP: 0.432, SLG: 0.553		K2-3			G3		G3-1		16 DI 1B 3-H	4	0	1	1	0	1	0
16 Chris Owings, R (1, 4) OBP: 0.262, SLG: 0.332		K			K		F8		K 1-2	4	0	0	0	0	3	1
7 Welington Castillo, R (1, 2) OBP: 0.212, SLG: 0.299			G6-3		K		L7			3	0	0	0	0	1	0
13 Nick Ahmed, R (1, 6) OBP: 0.284, SLG: 0.307		L9				5 1B 11 2B BB		K		2	1	0	0	1	1	0
12 Rubby De La Rosa, R (1, 1) OBP: 0.040, SLG: 0.040			K		K			G3-1		1	0	0	0	0	1	0
2 Aaron Hill, R (6, PH) OBP: 0.285, SLG: 0.346										1	0	0	0	0	1	1
6 David Peralta, L (6, 7) OBP: 0.323, SLG: 0.463										1	0	0	0	0	0	0
Inning Stats	R: 0 E: 0 K: 0 S: 5 H: 0 LOB: 0 BB: 0 P: 8	R: 0 E: 0 K: 2 S: 7 H: 0 LOB: 0 BB: 0 P: 10	R: 0 E: 0 K: 1 S: 7 H: 0 LOB: 0 BB: 0 P: 10	R: 0 E: 0 K: 1 S: 12 H: 1 LOB: 1 BB: 1 P: 19	R: 0 E: 0 K: 2 S: 9 H: 0 LOB: 0 BB: 0 P: 14	R: 2 E: 0 K: 2 S: 14 H: 2 LOB: 1 BB: 1 P: 23	R: 0 E: 0 K: 0 S: 7 H: 0 LOB: 0 BB: 0 P: 10	R: 0 E: 0 K: 1 S: 10 H: 0 LOB: 0 BB: 0 P: 15	R: 1 E: 0 K: 1 S: 14 H: 2 LOB: 1 BB: 0 P: 20	1B: 4 2B: 1 3B: 0 HR: 0	SF: 0 SAC: 0 DP: 1 HBP: 0						

	AB	31
	R	3
	H	5
	RBI	3
	BB	2
	SO	10
	LOB	8

WP: 0 PB: 0 SB: 0 CS: 0 PA: 33

PITCHER	IP	WLS	BF	H	R	ER	SO	BB	IBB	HBP	BLK	WP	HR	S	P	ERA	WHIP
46 Mike Bolsinger, R (1, 1) ERA: 2.08	7.0	W	25	3	2	2	8	2	0	0	0	0	0	61	94	2.57	0.714
56 J.P. Howell, L (8, 1) ERA: 0.59	1.0		3	0	0	0	1	0	0	0	0	0	0	10	15	0.00	0.000
71 Josh Ravin, R (9, 1) ERA: 2.7	1.0		5	2	1	1	1	0	0	0	0	0	0	14	20	9.00	2.000

PITCHER	IP	WLS	BF	H	R	ER	SO	BB	IBB	HBP	BLK	WP	HR	S	P	ERA	WHIP

BOTTOM

Arizona Diamondbacks @ Los Angeles Dodgers

Dodger Stadium, Los Angeles, CA

Mon Jun 08 2015, 7:10 PM - 9:51 PM PDT

Att. 42,167 - Clear - 77 F

livebaseballscorecards.com

Batter	1	2	3	4	5	6	7	8	9	AB	R	H	RBI	BB	SO	LOB
31 Joc Pederson, L (1, 8) OBP: 0.377, SLG: 0.566	B SI 94 S FF 96 X FF 97 1-1 ① F9		B CU 76 C CH 86 B FF 97 S CH 86 B SI 90 X CU 80 3-2 ① G3	B SI 98 C CH 87 B CU 79 B FF 94 F SI 92 C SI 96 3-3 ② K		F SI 95 B CH 86 B CH 85 B FF 95 X SI 93 3-1 ② G5-3				4	0	0	0	0	1	0
10 Justin Turner, R (1, 5) OBP: 0.382, SLG: 0.496 5 Alberto Callaspo, S (4, 5) OBP: 0.293, SLG: 0.248	B FF 97 B SI 96 F FF 95 X FF 95 2-1 23 1B; 47 1B; 1B		C SL 83 C SI 95 F FF 96 F SI 96 B CH 88 X SI 96 1-2 ② F8	C SI 91 B CU 79 B FF 94 C SI 90 X SI 95 2-2 ③ G4-3		B FF 96 C FF 96 B FF 94 B FF 94 X FF 95 3-1 ③ F7				2 2	1 0	1 0	0 0	0 0	0 0	0 0
23 Adrián González, L (1, 3) OBP: 0.407, SLG: 0.589	C SI 93 B CH 87 B CH 86 1 SAFE X SI 94 2-1 47 1B; 1-3; 1B		S FF 96 X SL 82 0-1 ③ G4-3		X CH 89 0-0 ① G4-3		B SI 94 S CH 86 B SI 94 B SI 95 F SI 95 X FF 95 3-2 ① G5-3			4	0	1	0	0	0	0
47 Howie Kendrick, R (1, 4) OBP: 0.353, SLG: 0.434	B SL 85 X SL 85 1-0 1-2; 3-H; 1B			B CH 88 X SI 91 1-0 9 BB; 7 1B; 1B	C FF 93 C CH 82 X SL 82 0-2 9 2B; 16 HR; 1B		F SL 85 B SL 86 B SL 85 B FF 93 X SI 93 3-1 ② G6-3			4	2	3	1	0	0	0
9 Yasmani Grandal, S (1, 2) OBP: 0.388, SLG: 0.440	B SI 96 X SI 95 1-0 ② F8			1 SAFE 1 SAFE B SI 92 S CH 85 1 SAFE B SI 93 B CH 86 B SI 94 4-1 7 E; 7 1B; 16 1B; 1-2; BB	S SI 94 B CH 87 X FF 94 1-1 16 HR; 1-3; 2B		B SL 86 B CH 87 B SI 95 F FF 94 C SI 93 F SI 94 X FF 94 3-2 ③ F7			3	2	1	0	1	0	2
7 Alex Guerrero, R (1, 7) OBP: 0.314, SLG: 0.636 71 Josh Ravin, R (9, 1)	C SL 84 B CH 88 S SL 85 F FF 98 C SL 85 1-3 ③ K			C SL 82 S SL 83 X SL 85 0-2 E7; 16 1B; 11 HR; 1-3; 2-H; 1B	F SI 95 B FF 95 F SI 95 C SL 85 1-3 ② K			B SL 85 F SL 83 X FF 93 1-1 ① F8		4 0	1 0	1 0	1 0	0 0	2 0	4 0
16 Andre Ethier, L (1, 9) OBP: 0.372, SLG: 0.513		B FF 91 B FF 93 X SI 92 2-0 ① G3-1		F CU 76 B SI 96 F FF 95 B SI 97 X SL 83 2-2 11 HR; 2-3; 3-H; 1B	X CH 88 0-0 2-H; 3-H; HR			X FF 93 0-0 ② G4-3		4	2	2	4	0	0	0
11 Jimmy Rollins, S (1, 6) OBP: 0.272, SLG: 0.354		B SI 93 C CH 85 X CU 78 1-1 ② F8		S CH 88 B CH 89 D SI 95 1 SAFE X SI 96 2-1 1-H; 3-H; HR	B CU 78 S CH 84 B CU 77 B CH 85 S CH 86 X CH 87 3-2 ③ G3			B SI 93 B SI 93 X FF 94 2-0 ③ G3-1		4	1	1	3	0	0	0
46 Mike Bolsinger, R (1, 1) 56 J.P. Howell, L (8, 1) 28 Chris Heisey, R (9, 7) OBP: 0.346, SLG: 0.238		B FF 93 X FF 94 1-0 ③ G1-3		C FF 96 B FF 98 B SL 81 B CU 80 C FF 92 C SI 93 3-3 ① K		B SI 94 F FF 93 C FF 95 C SL 88 1-3 ① K				3 0 0	0 0 0	0 0 0	0 0 0	0 0 0	2 0 0	0 0 0
Inning Stats	R: 1 E: 0 K: 1 S: 12 H: 3 LOB: 2 BB: 0 P: 20	R: 0 E: 0 K: 0 S: 4 H: 0 LOB: 0 BB: 0 P: 8	R: 0 E: 0 K: 0 S: 10 H: 0 LOB: 0 BB: 0 P: 14	R: 5 E: 1 K: 2 S: 19 H: 4 LOB: 0 BB: 1 P: 36	R: 3 E: 0 K: 1 S: 13 H: 3 LOB: 0 BB: 0 P: 18	R: 0 E: 0 K: 1 S: 7 H: 0 LOB: 0 BB: 0 P: 14	R: 0 E: 0 K: 0 S: 9 H: 0 LOB: 0 BB: 0 P: 18	R: 0 E: 0 K: 0 S: 4 H: 0 LOB: 0 BB: 0 P: 7		1B: 7 2B: 1 3B: 0 HR: 2	SF: 0 SAC: 0 DP: 0 HBP: 0			WP: 0 PB: 0 SB: 0 CS: 0	PA: 35	

	AB	34
	R	9
	H	10
	RBI	9
	BB	1
	SO	5
	LOB	6

PITCHER		IP	WLS	BF	H	R	ER	SO	BB	IBB	HBP	BLK	WP	HR	S	P	ERA	WHIP
12 Rubby De La Rosa, R ERA: 5.84	(1, 1)	5.0	L	26	10	9	9	4	1	0	0	0	0	2	58	96	16.20	2.200
56 JC Ramírez, R ERA: 4.11	(6, 1)	3.0		9	0	0	0	1	0	0	0	0	0	0	20	39	0.00	0.000

PITCHER	IP	WLS	BF	H	R	ER	SO	BB	IBB	HBP	BLK	WP	HR	S	P	ERA	WHIP

Batter	1	2	3	4	5	6	7	8	9	AB	R	H	RBI	BB	SO	LOB
5 Ender Inciarte, L (1, 8) OBP: 0.321, SLG: 0.383	C SI 94 F SI 94 B SI 95 X FC 89 1-2 44 CS 1B		X SI 94 0-0 ① G6-3		C CH 86 B SI 97 B CH 86 X SI 96 2-1 1B		C FF 92 S FF 95 S FF 96 0-3 ③ K			4	0	2	0	0	1	2
19 Jake Lamb, L (1, 5) OBP: 0.417, SLG: 0.548	C SI 94 X FF 95 0-1 ① F7		C FF 95 C SI 96 B CU 83 X CU 83 1-2 44 G6-3 2B		X FF 96 0-0 ③ G3			B FF 94 C FF 94 B FF 93 X FF 93 2-1 ① P5		4	0	1	0	0	0	2
44 Paul Goldschmidt, R (1, 3) OBP: 0.463, SLG: 0.643	B FF 95 C FF 94 1 SAFE 1 SAFE B SI 94 S FC 89 D FC 89 F FC 90 F FF 96 3-2 ② X FC 89 24 WP 1B 1-2		B FF 98 S FC 90 X FC 91 1-1 ② G6-3 2-3			S FC 88 F SI 95 B FF 95 X FF 95 1-2 ① G3-1		C FF 94 X FF 96 0-1 ② L9		4	0	1	0	0	0	1
24 Yasmany Tomás, R (1, 9) OBP: 0.363, SLG: 0.409	F FF 95 S FC 89 F FC 90 B CU 83 B FC 88 S SI 97 2-3 ③ K 1-2		B FC 88 S FF 96 B FC 89 F SI 96 X FC 90 2-2 ③ G6-3			X SI 95 0-0 ② L9		X SL 84 0-0 6 FC6 1B		4	0	1	0	0	1	2
6 David Peralta, L (1, 7) OBP: 0.321, SLG: 0.457		X SI 93 0-0 8 CS 1B		B FC 87 F SI 95 X SI 95 1-1 ① G3		X CH 88 0-0 ③ G3		C FF 92 X CH 85 0-1 ③ FC6 1-2f		4	0	1	0	0	0	1
8 Jarrod Saltalamacchia, S (1, 2) OBP: 0.227, SLG: 0.293		B SI 92 F SI 94 B FC 89 B SI 95 C FF 94 X FF 95 3-2 ① 38 SH5-4 13 1B 4 WP 1-2 1B		C CU 78 F CH 88 B SI 95 B SI 95 B FC 88 S CH 87 3-3 ② K			B FC 85 B CH 84 X SI 93 2-0 ① G3-1		B FC 91 S FC 92 S FF 94 S FC 94 1-3 ① K	4	1	1	0	0	2	0
13 Nick Ahmed, R (1, 6) OBP: 0.289, SLG: 0.312		B FF 95 X SI 92 1-0 4 WP 38 SH5-4 1-2 1B		X SI 96 0-0 ③ L9			X SI 94 0-0 38 SH1-4 1B		B SL 81 S FC 92 S FC 92 T FC 94 1-2 ② K	4	0	2	0	0	1	0
38 Robbie Ray, L (1, 1) 43 Addison Reed, L (7, 1) 40 Andrew Chafin, R (8, 1) 11 AJ Pollock, R (9, PH) OBP: 0.367, SLG: 0.493		B SI 93 X SI 94 1-0 ② SH5-4 1-2 2-3			C SI 93 S SI 94 S FF 95 0-3 ① K		X FF 94 0-0 ② SH1-4 1-2		F FC 93 B FC 94 X FC 93 1-1 ③ P3	1 0 0 1	0 0 0 0	0 0 0 0	0 0 0 0	1 0 0 0	0 0 0 0	0 0 0 0
4 Cliff Pennington, S (1, 4) OBP: 0.282, SLG: 0.197		C SI 97 C SI 96 B FF 96 B FC 89 B SI 96 X SI 96 3-2 ③ G5-3 2-3 3-H			S CH 84 B CH 85 X SI 95 1-1 ② P5		F FF 95 B CH 87 B SI 96 B SI 96 C CH 88 B FC 88 4-2 BB			2	0	0	0	1	0	1
Inning Stats	R: 0 E: 0 K: 1 S: 14 H: 2 LOB: 1 BB: 0 P: 20	R: 1 E: 0 K: 0 S: 9 H: 3 LOB: 1 BB: 0 P: 17	R: 0 E: 0 K: 0 S: 9 H: 1 LOB: 1 BB: 0 P: 13	R: 0 E: 0 K: 1 S: 6 H: 0 LOB: 0 BB: 0 P: 10	R: 0 E: 0 K: 1 S: 8 H: 1 LOB: 1 BB: 0 P: 11	R: 0 E: 0 K: 0 S: 5 H: 0 LOB: 0 BB: 0 P: 6	R: 0 E: 0 K: 1 S: 8 H: 1 LOB: 2 BB: 1 P: 14	R: 0 E: 0 K: 0 S: 7 H: 1 LOB: 1 BB: 0 P: 9	R: 0 E: 0 K: 2 S: 8 H: 0 LOB: 0 BB: 0 P: 11	1B: 8 2B: 1 3B: 0 HR: 0 SF: 0 SAC: 2 DP: 0 HBP: 0						

PITCHER		IP	WLS	BF	H	R	ER	SO	BB	IBB	HBP	BLK	WP	HR	S	P	ERA	WHIP
77 Carlos Frías, R ERA: 3.86	(1, 1)	6.2		27	8	1	1	3	1	0	0	0	2	0	56	88	1.35	1.350
36 Adam Liberatore, L ERA: 3.18	(7, 1)	0.1	W	1	0	0	0	1	0	0	0	0	0	0	3	3	0.00	0.000
63 Yimi García, R ERA: 3.7	(8, 1)	1.0	H	4	1	0	0	0	0	0	0	0	0	0	7	9	0.00	1.000
74 Kenley Jansen, R ERA:	(9, 1)	1.0	S	3	0	0	0	2	0	0	0	0	0	0	8	11	0.00	0.000

PITCHER	IP	WLS	BF	H	R	ER	SO	BB	IBB	HBP	BLK	WP	HR	S	P	ERA	WHIP

TOP

Arizona Diamondbacks @ Los Angeles Dodgers
Dodger Stadium, Los Angeles, CA
Tue Jun 09 2015, 7:11 PM - 9:42 PM PDT
Att. 37,738 - Drizzle - 82 F

livebaseballscorecards.com

AB	32
R	1
H	9
RBI	0
BB	1
SO	6
LOB	9

WP: 2	PA: 35		
PB: 0			
SB: 0			
CS: 2			

Arizona Diamondbacks @ Los Angeles Dodgers

Dodger Stadium, Los Angeles, CA

Tue Jun 09 2015, 7:11 PM - 9:42 PM PDT

Att. 37,738 - Drizzle - 82 F

livebaseballscorecards.com

BOTTOM

Batter	1	2	3	4	5	6	7	8	9	AB	R	H	RBI	BB	SO	LOB
28 Chris Heisey, R (1, 8) OBP: 0.367, SLG: 0.217	C FF 92 B SL 85 B CH 84 F FF 93 F FF 94 B SL 82 B FF 93 4-2 23 F8 66 1B BB		C FF 92 B FF 93 F CH 85 X SI 93 1-2 ① P3		F FF 89 F FF 93 B FF 92 S SL 82 1-3 ② K		B CH 83 B FF 94 B FF 92 B FF 94 4-0 66 2B 47 1B BB			2	1	0	0	2	1	2
66 Yasiel Puig, R (1, 9) OBP: 0.393, SLG: 0.500	B SI 92 C FF 92 X FF 92 1-1 47 G6-4-3 1-2 1B		S CH 84 X FF 94 0-1 ② G5-3 1-2 2-3		F FF 92 B CH 84 X SL 84 1-1 ③ G6-3		1 SAFE T SL 87 1 SAFE X SI 94 0-1 47 1B 1-3 2B			4	1	2	0	0	0	2
23 Adrián González, L (1, 3) OBP: 0.404, SLG: 0.581	B FF 92 B FF 92 X FF 93 2-0 ① F8 2-3		C FF 95 B FF 94 F FF 95 D SL 86 X FF 94 2-2 ③ G3			C SL 79 S SL 82 B SL 83 X FF 93 1-2 ① F7	I IN 78 I IN 81 I IN 80 I IN 80 4-0 47 E 47 1B IBB			3	0	0	0	1	0	4
47 Howie Kendrick, R (1, 4) OBP: 0.355, SLG: 0.450	X CH 85 0-0 ② ③ G6-4-3 1-2f			B FF 90 B FF 92 S FF 92 B SL 83 F FF 93 T FF 95 3-2 ① K		B FF 92 F CH 85 F FF 93 X FF 94 1-2 HR	F FF 95 X SL 89 0-1 E8 1-3 2-H 3-H 1B			4	1	2	3	0	1	2
7 Alex Guerrero, R (1, 7) OBP: 0.311, SLG: 0.623 63 Yimi García, R (8, 1) 74 Kenley Jansen, S (9, 1)		B FF 89 F CH 82 B CH 84 C FF 92 F FF 94 B CH 83 F FF 94 S FF 95 3-3 ① K		X SL 79 0-0 14 BB 1B		B CH 83 B CH 84 S FF 94 X FF 93 2-1 ② F8	1 SAFE F FF 94 C FF 94 F FF 94 B SI 93 F FF 94 D SL 88 X SL 88 2-2 ③ L7			4 0 0	0 0 0	1 0 0	0 0 0	0 0 0	1 0 0	2 0 0
9 Yasmani Grandal, S (1, 2) OBP: 0.384, SLG: 0.435		F SI 90 F SL 81 B FF 92 C FF 95 1-3 ② K		F CH 84 1 SAFE B CH 86 B FF 94 F SL 83 X FF 94 2-2 ② L9		X FF 92 0-0 1B		X SI 92 0-0 ① F9		4	0	1	0	0	1	1
14 Enrique Hernández, R (1, 6) OBP: 0.310, SLG: 0.418		X FF 93 0-0 ③ G4-3		S SL 82 B FF 88 B FF 92 B CH 84 B FF 92 4-1 1-2 BB		C SL 83 B CH 87 F SI 93 X FF 94 1-2 F8		C SI 91 B SI 92 F SI 92 B SL 82 X SI 92 2-2 ② L8		3	0	0	0	1	0	1
5 Alberto Callaspo, S (1, 5) OBP: 0.298, SLG: 0.250			B FF 90 B FF 92 B FF 91 B FF 92 4-0 66 G5-3 77 HBP BB	C FF 92 C CH 85 X SL 82 0-2 ③ L7			C FF 89 B FF 92 X CH 82 1-1 ① L9	B SI 92 X SI 92 1-0 1B		3	0	1	0	1	0	2
77 Carlos Frías, R (1, 1) OBP: 0.188, SLG: 0.071 36 Adam Liberatore, L (7, 1) 11 Jimmy Rollins, S (7, PH) OBP: 0.270, SLG: 0.352 16 Andre Ethier, L (8, 7) OBP: 0.370, SLG: 0.509			H CH 87 1-0 66 G5-3 1-2 HBP		L FF 89 X FF 90 0-1 ① B2-3		C FF 93 C CH 86 B FF 88 F FF 94 F SL 84 X CH 84 1-2 ② L8	X FF 90 0-0 ③ L8		1 0 1 1	0 0 0 0	0 0 0 0	0 0 0 0	0 0 0 0	0 0 0 1	0 0 0 0
Inning Stats	R: 0 E: 0 K: 0 S: 7 H: 1 LOB: 1 BB: 1 P: 14	R: 0 E: 0 K: 2 S: 9 H: 0 LOB: 0 BB: 0 P: 13	R: 0 E: 0 K: 0 S: 8 H: 0 LOB: 2 BB: 1 P: 16	R: 0 E: 0 K: 1 S: 11 H: 1 LOB: 2 BB: 1 P: 20	R: 0 E: 0 K: 1 S: 7 H: 0 LOB: 0 BB: 0 P: 9	R: 1 E: 0 K: 0 S: 12 H: 2 LOB: 1 BB: 0 P: 17	R: 2 E: 1 K: 0 S: 16 H: 2 LOB: 2 BB: 2 P: 28	R: 0 E: 0 K: 0 S: 6 H: 1 LOB: 1 BB: 0 P: 9		1B: 5 2B: 1 3B: 0 HR: 1 SF: 0 SAC: 0 DP: 1 HBP: 1						

	AB	30
	R	3
	H	7
	RBI	3
	BB	5
	SO	4
	LOB	17

WP: 0 PB: 0 SB: 0 CS: 0 PA: 36

PITCHER		IP	WLS	BF	H	R	ER	SO	BB	IBB	HBP	BLK	WP	HR	S	P	ERA	WHIP
38 Robbie Ray, L ERA: 1.53	(1, 1)	6.2	L	28	4	2	2	4	4	0	1	0	0	1	61	102	2.70	1.200
43 Addison Reed, R ERA: 4.84	(7, 1)	0.1		4	2	1	1	0	0	1	0	0	0	0	9	15	27.00	6.000
40 Andrew Chafin, L ERA: 3.3	(8, 1)	1.0		4	1	0	0	0	0	0	0	0	0	0	6	9	0.00	1.000

PITCHER	IP	WLS	BF	H	R	ER	SO	BB	IBB	HBP	BLK	WP	HR	S	P	ERA	WHIP

Batter	1	2	3	4	5	6	7	8	9	AB	R	H	RBI	BB	SO	LOB
5 Ender Inciarte, L (1, 7) OBP: 0.319, SLG: 0.379	X FF 91 0-0 44 1B 24 1B 1B	C FF 92 B SL 84 L SI 90 B SL 84 X SI 93 2-2 ③ G3			C FF 88 X SI 89 0-1 ① G3	L FF 93 S SL 82 X FF 96 0-2 ② F7 1-2		C SI 87 B KC 80 F KC 81 B SI 89 F KC 82 F SI 88 X SI 87 2-2 ③ F7		5	1	1	0	0	0	3
11 AJ Pollock, R (1, 8) OBP: 0.372, SLG: 0.509	C KC 77 1 SAFE C SL 82 S SL 82 0-3 ① K		B CH 82 B FF 92 B CH 84 C FF 91 F SI 91 X SL 85 3-2 24 L8 44 1B 1B		B KC 75 X CH 82 1-0 44 HR 1B	B FF 93 F FF 92 F SL 83 S FF 95 1-3 ③ K			B FF 92 X FC 90 1-0 HR	5	2	3	1	0	2	3
44 Paul Goldschmidt, R (1, 3) OBP: 0.469, SLG: 0.665	B SI 92 1 SAFE C SI 91 F SL 83 X FF 92 1-2 24 1B 1-2 1B		B SI 92 C SI 91 1 SAFE B SL 84 B FF 92 S SI 92 X SI 92 3-2 2 G6-3 1-2 1B		D KC 77 1 SAFE D KC 77 C SL 82 1 SAFE X SL 82 2-1 1-H HR		X FF 93 0-0 24 L9 16 SF8 2B		C FC 92 X FC 92 0-1 ① P3	5	2	4	2	0	0	0
24 Yasmany Tomás, R (1, 9) OBP: 0.364, SLG: 0.429	B FF 91 C KC 78 X KC 78 1-1 1-3 2-H 1B		B SI 92 X CH 84 1-0 ① L8 2-3		F FF 91 S SL 82 F SL 83 B SL 83 X SL 83 1-2 HR		X FF 93 0-0 ① L9 2-3		B FC 92 S SL 82 C FC 92 B FC 94 B SL 82 F FC 93 F FC 92 X SL 80 3-2 ② F7	5	1	2	2	0	0	3
2 Aaron Hill, R (1, 5) OBP: 0.282, SLG: 0.336	B SI 91 C SI 92 B CH 85 C SL 82 F SL 83 F SL 84 D FF 93 S SL 84 3-3 ② K		X SI 91 0-0 ②③ G6-3 1-2f		B SI 91 B SI 89 X SI 90 2-0 ② G6-3		B SL 84 C FF 94 H FF 94 2-1 7 FC6-4 HBP		B SL 83 F FC 92 C FC 93 C FC 95 1-3 ③ K	4	0	0	0	0	2	4
16 Chris Owings, R (1, 4) OBP: 0.257, SLG: 0.327	B KC 78 B KC 77 C SL 82 X SL 82 2-1 ③ F9			C SL 79 S FF 91 B FF 92 B SL 83 B SL 83 F SL 83 S SL 84 3-3 ① K	B KC 77 X SI 91 1-0 ③ G4-3		C FF 92 S FF 93 X FF 94 0-2 ② SF8 3-H			3	0	0	1	0	1	2
7 Welington Castillo, R (1, 2) OBP: 0.213, SLG: 0.288		B SI 90 B FF 90 B CH 83 C FF 90 X CH 85 3-1 ① G5-3		B SI 91 B SI 91 B KC 78 C FF 90 B FF 91 4-1 BB		C FF 95 F FF 94 X FF 96 0-2 ① G3-1	S FF 92 1 SAFE X FF 92 0-1 ③ FC6-4 1-2f			3	0	0	0	1	0	1
13 Nick Ahmed, R (1, 6) OBP: 0.288, SLG: 0.311		C FF 92 B FF 92 F SI 92 X FF 93 1-2 E4 58 SH2-4		B KC 77 C KC 77 B SI 91 X SI 91 2-1 ② P4		X FF 96 0-0 6 PB 6 S 1B		X SI 87 0-0 ① G5-3		4	0	1	0	0	0	1
58 Jeremy Hellickson, R (1, 1) OBP: 0.238, SLG: 0.250 59 Oliver Pérez, L (4, 1) 6 David Peralta, L (6, PH) OBP: 0.325, SLG: 0.457 40 Andrew Chafin, R (6, 1) 48 Randall Delgado, R (7, 1) 4 Cliff Pennington, S (8, PH) OBP: 0.278, SLG: 0.194 41 Daniel Hudson, R (8, 1)		X SI 91 0-0 ② SH2-4 1-2		C SI 91 F SL 83 F SL 84 X SL 83 0-2 ③ L5		C FF 94 B FF 91 S FF 94 B FF 95 B FF 94 F FF 95 F FF 94 F FF 95 F FF 95 4-2 F FF 95 D SL 84 5 E 1-3 BB		B SI 86 X SI 86 1-0 ② B2-3	1 0 0 0 0 0 1 0 0 0 0 0 0 0 0 0 0 0 1 0 0 0 0 0 0 0 0 0 0 0 0 0 0 0 0 1 0 0 0 0 0 0 0 0 0 0 0 0 0						
Inning Stats	R: 1 H: 3 E: 0 LOB: 2 K: 2 BB: 0 S: 16 P: 23	R: 0 H: 0 E: 1 LOB: 1 K: 0 BB: 0 S: 9 P: 15	R: 0 H: 2 E: 0 LOB: 1 K: 0 BB: 0 S: 8 P: 15	R: 0 H: 0 E: 0 LOB: 1 K: 1 BB: 1 S: 11 P: 20	R: 3 H: 3 E: 0 LOB: 0 K: 0 BB: 0 S: 11 P: 18	R: 0 H: 1 E: 1 LOB: 2 K: 1 BB: 1 S: 17 P: 22	R: 1 H: 1 E: 0 LOB: 1 K: 0 BB: 0 S: 8 P: 10	R: 0 H: 0 E: 0 LOB: 0 K: 0 BB: 0 S: 7 P: 10	R: 1 H: 1 E: 0 LOB: 0 K: 1 BB: 0 S: 11 P: 16	1B: 7 SF: 1 2B: 1 SAC: 1 3B: 0 DP: 1 HR: 3 HBP: 1						

PITCHER		IP	WLS	BF	H	R	ER	SO	BB	IBB	HBP	BLK	WP	HR	S	P	ERA	WHIP
35 Brett Anderson, L ERA: 3.57	(1, 1)	5.0		24	8	4	4	3	1	0	0	0	0	2	55	91	7.20	1.800
12 Juan Nicasio, R ERA: 2.16	(6, 1)	0.1	H	3	1	0	0	0	1	0	0	0	0	0	11	15	0.00	6.000
36 Adam Liberatore, L ERA: 3.12	(6, 1)	0.1	H	1	0	0	0	0	0	0	0	0	0	0	3	3	0.00	0.000
63 Yimi García, R ERA: 3.86	(6, 1)	1.1	H	6	1	1	1	1	0	0	1	0	0	0	11	14	6.75	0.750
56 J.P. Howell, L ERA: 0.55	(8, 1)	1.0	H	3	0	0	0	0	0	0	0	0	0	0	7	10	0.00	0.000
74 Kenley Jansen, R ERA: 1.0	(9, 1)	1.0	W	4	1	1	1	1	0	0	0	0	0	1	11	16	9.00	1.000

TOP

Arizona Diamondbacks @ Los Angeles Dodgers
Dodger Stadium, Los Angeles, CA
Wed Jun 10 2015, 7:10 PM - 10:45 PM PDT
Att. 47,174 - Clear - 70 F

livebaseballscorecards.com

AB	36
R	6
H	11
RBI	6
BB	2
SO	5
LOB	18

WP: 0 PA: 41
PB: 1
SB: 1
CS: 0

Batter	1	2	3	4	5	6	7	8	9	AB	R	H	RBI	BB	SO	LOB
31 Joc Pederson, L (1, 8) OBP: 0.377, SLG: 0.557	C SI 90 F CU 76 B CU 77 C SI 90 1-3 ① K	B CH 79 B SI 90 S CH 81 D CH 81 B CU 75 4-1 66 HR BB		C CU 76 B SI 90 B CH 79 B SI 90 C FF 90 B SI 91 4-2 66 2B BB		B SL 81 B SI 91 C FF 91 C FF 91 S SL 82 2-3 ③ K			X CH 84 0-0 ① G4-3	3	1	0	0	2	2	0
66 Yasiel Puig, R (1, 9) OBP: 0.439, SLG: 0.603	B FF 91 B SI 90 C CH 81 B SI 92 F SI 91 X SI 92 3-2 47 E 1B	X SI 91 0-0 1-H 2-H HR		X SI 90 0-0 1-3 2B			S FF 95 B SL 83 C SL 82 B CH 86 X SL 82 2-2 9 BB 1B		B SL 89 B SI 96 B CH 84 C FF 96 B FF 96 4-1 23 BB 47 1B BB	4	2	4	3	1	0	0
23 Adrián González, L (1, 3) OBP: 0.400, SLG: 0.570	B FF 89 C CU 74 1 SAFE X CH 79 1-1 ② F7	F SI 90 T FF 90 X CH 79 0-2 ③ L8		C SL 78 X SL 77 0-1 ③ G4-3			1 SAFE S CH 85 B FF 94 F FF 94 B FF 93 1 SAFE S CH 87 2-3 ① K		B SI 96 B CH 84 C SI 96 B CH 84 B SI 96 4-1 47 1B 1-2 BB	4	0	0	0	1	1	4
47 Howie Kendrick, R (1, 4) OBP: 0.352, SLG: 0.444	S CH 80 X SI 90 0-1 E5 1-2	C CU 73 B CU 77 S CH 80 B CH 78 B FF 91 F SI 90 X CH 79 3-2 ① G6-3			B SL 78 B FF 91 F FF 92 B SI 92 F FF 93 F FF 93 X FF 94 3-2 ① G6-3		1 SAFE F FF 92 B FF 91 1 SAFE X FF 94 1-1 ② L8		C CH 86 X SI 96 0-1 1-2 2-H 1B	5	0	1	1	0	0	2
9 Yasmani Grandal, S (1, 2) OBP: 0.387, SLG: 0.454	C CU 74 X SI 90 0-1 ③ P1		B CH 78 X SI 91 1-0 HR		C SL 77 F FF 90 S SL 79 0-3 ② K		D CH 86 B CH 84 B CH 84 B FF 94 4-0 1-2 BB			3	1	1	1	1	1	2
16 Andre Ethier, L (1, 7) OBP: 0.369, SLG: 0.506 63 Yimi García, R (6, 1) 7 Alex Guerrero, R (7, PH) OBP: 0.309, SLG: 0.617 56 J.P. Howell, L (8, 1) 28 Chris Heisey, R (9, 7) OBP: 0.367, SLG: 0.217		C FF 90 B SI 91 B CH 80 X CH 79 2-1 5 1B 35 SH5-4 1B	B CU 75 F CU 74 C SI 90 B SI 91 F CU 78 F SI 91 F CH 79 S SI 90 2-3 ② K		F FF 93 B FF 94 S SL 81 B SI 92 F FF 93 X SL 80 2-2 ③ G1-3		C SL 80 S SL 79 F SL 79 B FF 92 D SL 81 F FF 94 F FF 94 S SL 82 2-3 ③ K			3 0 1 0 0	1 0 0 0 0	1 0 0 0 0	0 0 0 0 0	0 0 1 0 0	1 0 0 0 0	0 0 2 0 0
5 Alberto Callaspo, S (1, 5) OBP: 0.303, SLG: 0.265		B SI 91 1 SAFE X FF 91 1-0 35 SH5-4 1-3 66 HR 1B	X SI 90 0-0 ③ F8			C SI 92 B FF 91 C FF 91 X FF 92 1-2 11 SH1 14 SF9 2B		B SI 95 F SI 95 B CH 84 X CH 83 2-1 ① P6		4	2	2	0	0	0	0
11 Jimmy Rollins, S (1, 6) OBP: 0.267, SLG: 0.347		S CH 79 D CH 79 S FF 90 T FF 91 1-2 ① K		B CU 74 B SI 89 C SI 89 B CH 80 F SI 90 F FF 90 F SI 91 X SI 90 3-2 ① P6		X CH 82 0-0 ① SH1 2-3		X SI 96 0-0 ② F7	3	0	0	0	0	1	2
35 Brett Anderson, L (1, 1) OBP: 0.273, SLG: 0.118 12 Juan Nicasio, R (6, 1) 36 Adam Liberatore, L (6, 1) 14 Enrique Hernández, R (6, 7) OBP: 0.301, SLG: 0.412 74 Kenley Jansen, S (9, 1)		B CH 78 B FF 89 X FF 88 2-0 ② SH5-4 1-2 3-H		C SI 89 C CU 78 B CU 76 S SI 90 1-3 ② K		B FF 91 F FF 91 X SI 93 1-1 ② SF9 3-H		B SI 96 F CH 85 S SL 88 B SL 87 X SI 96 2-2 ③ F8	1 0 0 1 0	0 0 0 0 0	0 0 0 1 0	1 0 0 0 0	0 0 0 0 0	1 0 0 0 0	0 0 0 0 0
Inning Stats	R: 0 E: 1 K: 1 S: 12 H: 1 LOB: 2 BB: 0 P: 17	R: 4 E: 0 K: 1 S: 12 H: 3 LOB: 0 BB: 1 P: 22	R: 1 E: 0 K: 1 S: 12 H: 1 LOB: 0 BB: 0 P: 18	R: 0 E: 0 K: 1 S: 13 H: 1 LOB: 2 BB: 1 P: 21	R: 0 E: 0 K: 1 S: 12 H: 0 LOB: 0 BB: 0 P: 17	R: 1 E: 0 K: 1 S: 9 H: 1 LOB: 0 BB: 0 P: 13	R: 0 E: 0 K: 2 S: 14 H: 1 LOB: 2 BB: 1 P: 25	R: 0 E: 0 K: 0 S: 6 H: 0 LOB: 0 BB: 0 P: 10	R: 1 E: 0 K: 0 S: 5 H: 1 LOB: 2 BB: 2 P: 13	1B: 5 2B: 2 3B: 0 HR: 2	SF: 1 SAC: 2 DP: 0 HBP: 0	WP: 0 PB: 0 SB: 0 CS: 0	PA: 40			

PITCHER		IP	WLS	BF	H	R	ER	SO	BB	IBB	HBP	BLK	WP	HR	S	P	ERA	WHIP
58 Jeremy Hellickson, R ERA: 5.29	(1, 1)	3.2		20	6	5	5	4	2	0	0	0	0	2	47	76	12.27	2.182
59 Oliver Pérez, L ERA: 5.0	(4, 1)	1.1		4	0	0	0	1	0	0	0	0	0	0	14	19	0.00	0.000
40 Andrew Chafin, L ERA: 3.48	(6, 1)	1.0		4	1	1	1	1	0	0	0	0	0	0	9	13	9.00	1.000
48 Randall Delgado, R ERA: 3.03	(7, 1)	1.0		5	1	0	0	2	1	0	0	0	0	0	14	25	0.00	2.000
41 Daniel Hudson, R ERA: 3.67	(8, 1)	1.1	L	7	1	1	1	0	2	0	0	0	0	0	11	23	6.75	2.250

PITCHER	IP	WLS	BF	H	R	ER	SO	BB	IBB	HBP	BLK	WP	HR	S	P	ERA	WHIP

BOTTOM

Arizona Diamondbacks @ Los Angeles Dodgers

Dodger Stadium, Los Angeles, CA

Wed Jun 10 2015, 7:10 PM - 10:45 PM PDT

Att. 47,174 - Clear - 70 F

livebaseballscorecards.com

AB	32
R	7
H	9
RBI	7
BB	5
SO	8
LOB	12

Batter	1	2	3	4	5	6	7	8	9	AB	R	H	RBI	BB	SO	LOB
5 Ender Inciarte, L (1, 7) (9, 9) OBP: 0.317, SLG: 0.376	B FF 92 X FF 92 1-0 ① P6	B CU 78 F FF 93 F FF 93 X CU 77 1-2 11 FC6-4 1B 2-H		X FC 86 0-0 ② G3 2-3			B FC 86 C FF 92 X FC 86 1-1 ① G6-3		C SI 92 C SI 92 F CH 88 B SI 92 B SI 91 D CU 75 F SI 92 C SI 92 3-3 ② K	5	0	1	1	0	1	3
11 AJ Pollock, R (1, 8) OBP: 0.368, SLG: 0.502	C FF 93 B FC 87 B FC 87 C FF 94 F FC 88 S CU 78 2-3 ② K	1 SAFE T FC 88 B FC 87 X CU 77 1-1 ③ FC6-4 1-2f		B CU 77 C FC 88 F CU 78 B FF 92 S CU 78 2-3 ③ K2-3			F CU 77 C FC 86 F FF 93 B FF 93 B FC 88 X CU 77 2-2 ② G4-3		B FF 94 F FF 96 X CU 85 1-1 1-2 2-3 1B	5	0	1	0	0	2	2
44 Paul Goldschmidt, R (1, 3) OBP: 0.472, SLG: 0.662	B FF 93 X FF 94 1-0 24 1B 1B	B CU 77 B CU 78 B FC 87 C FF 92 B FC 89 4-1 2 1B 7 1B BB	C FC 86 X CU 77 0-1 24 G5-4-3 1B				C CU 78 S FF 93 B FF 92 B FC 87 F CU 78 S FC 88 2-3 ③ K		B FF 96 B CU 86 C FF 96 X FF 97 2-1 ③ G1-3	4	0	2	0	1	1	3
24 Yasmany Tomás, R (1, 9) OBP: 0.361, SLG: 0.424 6 David Peralta, L (9, 7) OBP: 0.325, SLG: 0.457	X FF 94 0-0 16 FC5 2 BB 1B 1-3	S FF 94 S FF 93 1 SAFE B FF 93 1 SAFE F FF 92 1 SAFE F FF 94 C CU 76 1-3 ① K	B FC 86 B FC 87 F FF 93 X FC 86 2-1 ① ② G5-4-3 1-2f					B FC 85 C FF 88 X FC 86 1-1 ① G6-3		4 0	0 0	1 0	0 0	0 0	1 0	2 0
2 Aaron Hill, R (1, 5) OBP: 0.295, SLG: 0.343	B FC 87 D FC 88 B FC 88 B FF 92 4-0 16 FC5 BB 1-2	F FC 87 X FC 86 0-1 7 1B 1B 1-2	F CU 78 B FC 86 B SL 86 X FC 86 2-1 1B					C CU 78 B CU 76 X FC 86 1-1 ② F9		3	0	2	0	1	0	0
16 Chris Owings, R (1, 4) OBP: 0.252, SLG: 0.320	B FC 88 F FF 92 F CU 77 D CU 77 X FC 88 2-2 ③ FC5 1-2 2-3f	B FF 91 B FC 87 F FC 86 X FF 91 2-1 ② L6	B FC 86 C FF 92 B CU 76 F FF 91 1 SAFE S FC 86 2-3 ③ K					F FF 92 B FC 88 X CU 77 1-1 ③ F9		4	0	0	0	0	1	6
7 Welington Castillo, R (1, 2) OBP: 0.237, SLG: 0.321		X FF 92 0-0 57 SH1-4 5 1B 1B	F CU 77 X FF 93 0-1 ③ 1-2 2-H 1B			C FC 85 C SL 87 S FF 92 0-3 ① K			S SL 86 F SL 86 B SI 91 B SI 92 B SL 86 X SI 92 3-2 11 1B 2B	4	1	3	0	0	1	0
13 Nick Ahmed, R (1, 6) OBP: 0.293, SLG: 0.311		C FF 91 C FF 92 C CU 76 0-3 ① K		X FC 86 0-0 5 G3 57 SH3-4 1B		T FF 93 B FF 93 C CU 77 F FF 93 B CU 75 B CU 76 B FC 86 4-2 57 B3-6-4 BB			L SI 93 L SL 88 B KC 78 X KC 77 1-2 ① L7	3	0	1	0	1	1	2
57 Chase Anderson, R (1, 1) OBP: 0.143, SLG: 0.100 41 Daniel Hudson, R (8, 1) 19 Jake Lamb, L (9, PH) OBP: 0.429, SLG: 0.548 29 Brad Ziegler, R (9, 1)		X FC 86 0-0 ② SH1-4 1-2		L FF 88 X FF 90 0-1 ① SH3-4 1-2		1 SAFE B FF 90 1 SAFE X FF 91 1-0 ② ③ B3-6-4 1-2f			C SI 90 B CU 75 D CU 75 C SI 92 F SI 92 B CH 86 F SI 91 B SI 91 4-2 11 1B BB	1 0 0 0	0 0 0 0	0 0 0 0	0 0 1 0	0 0 0 0	0 0 0 0	1 0 0 0
Inning Stats	R: 0 E: 0 K: 1 S: 10 H: 2 LOB: 3 BB: 1 P: 20	R: 1 E: 0 K: 1 S: 10 H: 2 LOB: 1 BB: 0 P: 12	R: 0 E: 0 K: 1 S: 12 H: 2 LOB: 2 BB: 1 P: 19	R: 0 E: 0 K: 1 S: 7 H: 1 LOB: 1 BB: 0 P: 9	R: 0 E: 0 K: 1 S: 9 H: 2 LOB: 1 BB: 0 P: 15	R: 0 E: 0 K: 1 S: 7 H: 0 LOB: 0 BB: 1 P: 12	R: 0 E: 0 K: 1 S: 10 H: 0 LOB: 0 BB: 0 P: 15	R: 0 E: 0 K: 0 S: 6 H: 0 LOB: 0 BB: 0 P: 9	R: 0 E: 0 K: 1 S: 19 H: 2 LOB: 3 BB: 1 P: 33	1B: 10 2B: 1 3B: 0 HR: 0	SF: 0 SAC: 2 DP: 2 HBP: 0					

PITCHER	IP	WLS	BF	H	R	ER	SO	BB	IBB	HBP	BLK	WP	HR	S	P	ERA	WHIP
40 Madison Bumgarner, L (1, 1) ERA: 3.16	8.0	L	33	9	1	1	7	3	0	0	0	0	0	71	111	1.12	1.500
46 Santiago Casilla, R (9, 1) ERA: 2.45	0.1		2	1	0	0	0	0	0	0	0	0	0	6	10	0.00	3.000
41 Jeremy Affeldt, L (9, 1) ERA: 5.0	0.1		2	0	0	0	1	1	0	0	0	0	0	9	16	0.00	3.000
60 Hunter Strickland, R (9, 1) ERA: 2.53	0.1		2	1	0	0	0	0	0	0	0	0	0	4	7	0.00	3.000

PITCHER	IP	WLS	BF	H	R	ER	SO	BB	IBB	HBP	BLK	WP	HR	S	P	ERA	WHIP

TOP

Arizona Diamondbacks @ San Francisco Giants

AT&T Park, San Francisco, CA

Fri Jun 12 2015, 7:16 PM - 10:07 PM PDT

Att. 41,952 - Clear - 66 F

livebaseballscorecards.com

AB	33
R	1
H	11
RBI	1
BB	4
SO	8
LOB	19

1B: 10	SF: 0	WP: 0	PA: 39
2B: 1	SAC: 2	PB: 0	
3B: 0	DP: 2	SB: 0	
HR: 0	HBP: 0	CS: 0	

Batter	1	2	3	4	5	6	7	8	9	AB	R	H	RBI	BB	SO	LOB
23 Norichika Aoki, L (1, 7) OBP: 0.398, SLG: 0.408	C SI 88 X FF 89 0-1 ① G1-3		B CU 74 2 SAFE C SI 90 X SI 89 1-1 ②③ L5-4 2-2			X FF 90 0-0 ② L7		B SI 96 F CH 85 B SI 96 X CH 85 2-1 ③ G3		4	0	0	0	0	0	3
12 Joe Panik, L (1, 4) OBP: 0.380, SLG: 0.473	B SI 88 C SI 89 C FF 89 B CH 80 B FF 90 X SI 90 3-2 ② G3			C CH 78 X SI 89 0-1 ① F7		B CH 80 F SI 89 S CH 80 B CU 76 X SI 90 2-2 ③ L6			B SI 84 C SI 83 B CH 77 C SI 84 X CH 77 2-2 ① G4-3	4	0	0	0	0	0	0
16 Ángel Pagán, S (1, 8) OBP: 0.310, SLG: 0.339	C SI 90 X CH 80 0-1 ③ G6-3			B CU 73 F CH 80 F SI 90 F FF 90 B CU 74 F SI 90 X FF 90 2-2 ② G4-3			B SI 87 C SI 88 X FF 88 1-1 ① F7		C SI 84 B CH 79 B CH 77 C SI 85 F SI 85 B CH 78 X SI 84 3-2 ② G3	4	0	0	0	0	0	0
28 Buster Posey, R (1, 2) OBP: 0.366, SLG: 0.461		B FF 89 B FF 89 F FF 89 X FF 90 2-1 ① G5-3		S FF 89 B FF 89 B FF 90 F CH 80 X FF 90 2-2 ③ F9			F FF 90 B FF 89 B FF 90 X FF 89 2-1 1B		X SI 85 0-0 ③ G5-3	4	0	1	0	0	0	0
9 Brandon Belt, L (1, 3) OBP: 0.364, SLG: 0.508		C SI 89 B CH 81 F FF 89 B CU 74 B SI 91 F SI 91 F SI 90 S CH 82 3-3 ② K			B CH 78 X CH 78 1-0 ① G4-3		F SI 88 F CH 78 F FF 89 X CU 75 0-2 ② F7			3	0	0	0	0	1	1
35 Brandon Crawford, L (1, 6) OBP: 0.353, SLG: 0.491		X SI 89 0-0 ③ L3			C CH 78 C SI 89 S CU 76 0-3 ② K		X CH 78 0-0 ③ G5-3			3	0	0	0	0	1	1
5 Matt Duffy, R (1, 5) OBP: 0.343, SLG: 0.431			C FF 88 S CH 79 B FF 87 F CH 79 F SI 90 F SI 90 F CH 80 F CU 74 H SI 90 2-2 23 L5-4 40 S HBP		C CU 74 S CU 74 H CU 72 1-2 43 WP HBP			C SL 87 F FF 95 B SL 88 X CH 84 1-2 14 FC4-5 43 WP 1B		1	0	1	0	0	0	0
43 Justin Maxwell, R (1, 9) OBP: 0.284, SLG: 0.382			X CU 71 0-0 ① F7		B FF 89 B CU 74 F FF 88 B FF 89 S CH 80 X CH 80 3-2 ③ F7 1-2			1 SAFE 1 SAFE F SI 96 B SI 97 S CH 85 S CH 84 2-3 ① K 1-2		3	0	0	0	0	1	3
40 Madison Bumgarner, R (1, 1) OBP: 0.233, SLG: 0.286 14 Casey McGehee, R (8, PH) OBP: 0.248, SLG: 0.274 46 Santiago Casilla, R (9, 1) 41 Jeremy Affeldt, L (9, 1) 60 Hunter Strickland, R (9, 1)			C CH 79 B FF 88 F CH 79 D CU 75 D CH 79 F FF 90 D CH 80 4-2 1-2 BB			S FF 89 B FF 90 B CH 78 B FF 90 F FF 90 F SI 90 X FF 91 3-2 ① L6		B CH 84 X CH 84 1-0 ② FC4-5 2-3		1 1 0 0 0	0 0 0 0 0	0 0 0 0 0	0 0 0 0 0	1 0 0 0 0	0 0 0 0 0	0 1 0 0 0
Inning Stats	R: 0 E: 0 K: 0 S: 7 H: 0 LOB: 0 BB: 0 P: 10	R: 0 E: 0 K: 1 S: 8 H: 0 LOB: 0 BB: 0 P: 13	R: 0 E: 0 K: 0 S: 13 H: 0 LOB: 1 BB: 1 P: 20	R: 0 E: 0 K: 0 S: 10 H: 0 LOB: 0 BB: 0 P: 14	R: 0 E: 0 K: 1 S: 9 H: 0 LOB: 1 BB: 0 P: 14	R: 0 E: 0 K: 0 S: 8 H: 0 LOB: 0 BB: 0 P: 13	R: 0 E: 0 K: 0 S: 9 H: 1 LOB: 1 BB: 0 P: 12	R: 0 E: 0 K: 1 S: 9 H: 1 LOB: 1 BB: 0 P: 15	R: 0 E: 0 K: 0 S: 8 H: 0 LOB: 0 BB: 0 P: 13	1B: 2 2B: 1 3B: 0 HR: 0 SF: 0 SAC: 0 DP: 1 HBP: 2						

PITCHER	IP	WLS	BF	H	R	ER	SO	BB	IBB	HBP	BLK	WP	HR	S	P	ERA	WHIP
57 Chase Anderson, R (1, 1) ERA: 2.82	7.0	W	24	1	0	0	2	1	0	2	0	1	0	64	96	0.00	0.286
41 Daniel Hudson, R (8, 1) ERA: 3.54	1.0	H	4	1	0	0	1	0	0	0	0	1	0	9	15	0.00	1.000
29 Brad Ziegler, R (9, 1) ERA: 1.67	1.0	S	3	0	0	0	0	0	0	0	0	0	0	8	13	0.00	0.000

PITCHER	IP	WLS	BF	H	R	ER	SO	BB	IBB	HBP	BLK	WP	HR	S	P	ERA	WHIP

BOTTOM

Arizona Diamondbacks @ San Francisco Giants

AT&T Park, San Francisco, CA

Fri Jun 12 2015, 7:16 PM - 10:07 PM PDT

Att. 41,952 - Clear - 66 F

livebaseballscorecards.com

AB	28
R	0
H	2
RBI	0
BB	1
SO	3
LOB	9

WP: 2 PA: 31
PB: 0
SB: 1
CS: 0

Batter	1	2	3	4	5	6	7	8	9	AB	R	H	RBI	BB	SO	LOB
11 AJ Pollock, R (1, 8) OBP: 0.369, SLG: 0.500	C SL 89 B CU 78 X CU 77 1-1 G3	C FF 90 B SL 88 B CH 84 X CU 77 2-1 44 G5-4-3 1B		1 SAFE X FF 89 0-0 44 1B 1-2 1B		C FC 89 X CU 77 0-1 L7			C FF 90 X FC 87 0-1 G6-3	5	0	2	0	0	0	0
19 Jake Lamb, L (1, 5) OBP: 0.396, SLG: 0.500	B FF 91 F FF 92 X CH 83 1-1 P6	1 SAFE X FF 89 0-0 P5		B FF 89 B SL 88 X FF 90 2-0 P5			C FF 96 S SL 89 S SL 88 0-3 K			4	0	0	0	0	1	3
44 Paul Goldschmidt, R (1, 3) OBP: 0.472, SLG: 0.659	F FF 92 B FF 92 X FF 92 1-1 24 BB 6 1B 1B	B FF 90 X SL 88 1-0 G5-4-3 1-2f		B SL 88 2 SAFE B FF 91 C FF 91 C FF 91 B CU 79 F FF 90 X FF 91 3-2 1-2 2-H 1B			S FF 97 B FF 96 B FF 96 C SL 86 X FF 97 2-2 F8			4	1	2	1	0	0	1
24 Yasmany Tomás, R (1, 9) OBP: 0.365, SLG: 0.422 48 Randall Delgado, R (8, 1) 29 Brad Ziegler, R (9, 1)	F SL 88 B FF 92 B SL 89 B SL 89 B SL 89 4-1 6 1B 8 BB 1-2 BB		B CU 76 C FF 92 B CU 77 F SI 90 B SL 90 X FF 91 3-2 G4-3	C SL 85 B FF 88 F SL 84 S CU 77 1-3 K			S SL 87 B SL 86 X SL 87 1-1 6 CS 1B			3 0 0	1 0 0	1 0 0	0 0 0	1 0 0	1 0 0	2 0 0
6 David Peralta, L (1, 7) OBP: 0.329, SLG: 0.458	C FF 92 X FF 92 0-1 8 BB 2 S 13 BB 1-3 2-H 1B		X SI 91 0-0 1B		B FF 87 B FF 88 C FF 88 X FF 89 2-1 P4		C FF 95 C FF 98 1 SAFE B FF 97 1-2 CS	F SI 91 X CU 75 0-1 L8		4	1	2	1	0	0	0
2 Aaron Hill, R (1, 4) OBP: 0.293, SLG: 0.336	C CU 78 B FF 93 B SL 89 B FF 93 B SL 89 4-1 13 BB 8 BB 1-2 BB		C SL 89 X FF 91 0-1 F9		X SL 86 0-0 G6-3			S CU 75 B CH 87 B CH 88 X SI 91 2-1 F7		3	0	0	0	1	0	1
8 Jarrod Saltalamacchia, S (1, 2) OBP: 0.229, SLG: 0.279	B CU 78 C CU 77 B FF 92 B SL 89 B FF 92 4-1 13 BB 1-2 2-3 3-H BB		C FF 90 S CH 84 1 SAFE B SL 88 D SL 88 B CU 77 S CH 83 3-3 K		C CH 82 F FF 90 B FC 89 C CU 76 1-3 K			C SI 90 C SI 90 B CH 86 X SI 91 1-2 G6-3		3	0	0	1	1	2	1
13 Nick Ahmed, R (1, 6) OBP: 0.297, SLG: 0.307	D CU 79 F SL 89 F SL 89 B FF 93 B FF 93 F FF 90 B SL 89 4-2 1-2 2-3 3-H BB			B SL 87 C CU 76 B CU 75 B FF 91 B SI 90 F SL 92 F FF 91 B FF 91 4-2 11 1B 44 1B BB		B SL 84 C SL 85 F FF 89 C FF 89 1-3 K		S FC 87 F FC 87 F SI 90 X SL 85 0-2 G5-3	2	1	0	1	2	1	0
27 Allen Webster, R (1, 1) 40 Andrew Chafin, R (6, 1) 5 Ender Inciarte, L (8, 9) OBP: 0.315, SLG: 0.374	B FF 92 C SL 88 C CU 77 F CU 77 B FF 92 X FF 89 2-2 L8			X FF 89 0-0 B2		B FF 88 F FF 87 C SL 83 S CU 76 1-3 K			X FC 87 0-0 G4-3	3 0 1	0 0 0	0 0 0	0 0 0	1 0 0	4 0 0	
Inning Stats	R: 3 E: 0 K: 0 S: 18 H: 2 LOB: 3 BB: 4 P: 39	R: 0 E: 0 K: 0 S: 4 H: 1 LOB: 0 BB: 0 P: 7	R: 0 E: 0 K: 1 S: 9 H: 1 LOB: 1 BB: 0 P: 15	R: 1 E: 0 K: 1 S: 14 H: 2 LOB: 2 BB: 1 P: 24	R: 0 E: 0 K: 1 S: 6 H: 0 LOB: 0 BB: 0 P: 9	R: 0 E: 0 K: 2 S: 8 H: 0 LOB: 0 BB: 0 P: 10	R: 0 E: 0 K: 1 S: 10 H: 1 LOB: 0 BB: 0 P: 14	R: 0 E: 0 K: 0 S: 7 H: 0 LOB: 0 BB: 0 P: 10	R: 0 E: 0 K: 0 S: 7 H: 0 LOB: 0 BB: 0 P: 7	1B: 7 2B: 0 3B: 0 HR: 0	SF: 0 SAC: 0 DP: 1 HBP: 0			WP: 0 PB: 0 SB: 1 CS: 1	PA: 38		

TOP

Arizona Diamondbacks @ San Francisco Giants

AT&T Park, San Francisco, CA

Sat Jun 13 2015, 4:16 PM - 7:05 PM PDT

Att. 42,006 - Partly Cloudy - 65 F

livebaseballscorecards.com

AB	32
R	4
H	7
RBI	4
BB	5
SO	6
LOB	12

PITCHER		IP	WLS	BF	H	R	ER	SO	BB	IBB	HBP	BLK	WP	HR	S	P	ERA	WHIP
32 Ryan Vogelsong, R ERA: 4.81	(1, 1)	3.2	L	21	6	4	4	1	5	0	0	0	0	0	42	81	9.82	3.000
52 Yusmeiro Petit, R ERA: 3.5	(4, 1)	2.1		7	0	0	0	4	0	0	0	0	0	0	17	23	0.00	0.000
57 Mike Broadway, R ERA:	(7, 1)	1.0		3	1	0	0	1	0	0	0	0	0	0	10	14	0.00	1.000
41 Jeremy Affeldt, L ERA: 4.74	(8, 1)	1.0		3	0	0	0	0	0	0	0	0	0	0	7	10	0.00	0.000
70 George Kontos, R ERA: 1.64	(9, 1)	1.0		3	0	0	0	0	0	0	0	0	0	0	7	7	0.00	0.000

PITCHER	IP	WLS	BF	H	R	ER	SO	BB	IBB	HBP	BLK	WP	HR	S	P	ERA	WHIP

Batter	1	2	3	4	5	6	7	8	9	AB	R	H	RBI	BB	SO	LOB
23 Norichika Aoki, L (1, 7) OBP: 0.395, SLG: 0.403	C FF 91 B SI 91 S CH 83 B SI 90 X FF 89 2-2 ① P3		F SI 90 B CH 84 X CH 84 1-1 ② B1-3			B SI 90 B SI 91 B SI 91 B FF 90 4-0 12 2B 16 SF7 BB		B FF 94 X FF 94 1-0 ① FC3-6 12 WP 1-2f		3	1	0	0	1	0	1
12 Joe Panik, L (1, 4) OBP: 0.382, SLG: 0.476 70 George Kontos, R (9, 1)	B SI 91 B FF 92 F SI 91 B SI 91 D SI 91 4-1 16 G3 BB		C CH 84 B SI 91 X SI 91 1-1 ③ G6-3			X SI 91 0-0 28 2B 1-3 2B		C FF 94 1 SAFE B CH 83 B CH 84 D SL 79 X FF 94 3-1 ② L7 1-2		3 0	1 0	1 0	0 0	1 0	0 0	1 0
16 Ángel Pagán, S (1, 8) OBP: 0.305, SLG: 0.335	B FF 90 1 SAFE X SI 90 1-0 ② G3 1-2			B SI 90 C SI 90 B SI 91 X SI 90 2-1 ① G3		F SI 91 S CH 83 X SI 91 0-2 ② SF7 3-H		C FF 93 C FF 94 F SI 92 F SI 95 X SL 82 0-2 ③ G3-1		3	0	0	1	0	0	2
28 Buster Posey, R (1, 2) OBP: 0.368, SLG: 0.464	B FF 93 B CH 83 B SI 92 B SI 91 4-0 BB			S CH 83 B SI 90 X SI 91 1-1 ② G6-3		F SI 90 X SL 84 0-1 2-H 2B			B SI 84 C SI 84 L SI 84 X CU 74 1-2 ① G5-3	3	0	1	1	1	0	0
9 Brandon Belt, L (1, 3) OBP: 0.362, SLG: 0.508	F SI 90 F CH 84 F SI 91 F CH 85 F CH 84 B SI 92 X CH 84 1-2 ③ L8			B CH 84 F SI 91 B SI 92 X SI 92 2-1 ③ G5-3		F SI 92 B SI 92 B SI 93 F SI 93 X FF 93 2-2 ③ G4-3			C SI 84 F CH 78 B SI 86 F SI 86 B CH 77 B CH 77 F SI 86 X SI 85 3-2 35 G4-3 2B	4	0	1	0	0	0	3
35 Brandon Crawford, L (1, 6) OBP: 0.347, SLG: 0.481		C FF 91 B FF 92 X SI 93 1-1 ① F7			C FF 90 B FF 91 B CH 83 T SI 92 X SI 92 2-2 ① G3		C FF 91 S SL 81 S SL 81 0-3 ① K		X SI 84 0-0 ② G4-3 2-3	4	0	0	0	0	1	1
5 Matt Duffy, R (1, 5) OBP: 0.335, SLG: 0.421 (9, 4)		C FF 93 B CU 76 B CH 83 X SI 91 2-1 ② G4-3			B CU 77 B FF 91 X FF 90 2-0 ② F8		B SI 92 F SI 93 F SI 83 F SI 94 B FF 93 X SI 93 2-2 ② G4-3		C SI 84 F SI 84 X CU 74 0-2 ③ G5-3	4	0	0	0	0	0	1
47 Jarrett Parker, L (1, 9)		F FF 92 B CH 85 S CH 84 B SI 90 C SI 92 2-3 ③ K			S CH 83 B SI 93 S SI 91 X CH 84 1-2 ③ L8		C SI 92 B FF 93 B SL 83 F FF 92 S SL 84 2-3 ③ K2-3			3	0	0	0	0	2	0
32 Ryan Vogelsong, R (1, 1) OBP: 0.130, SLG: 0.174 52 Yusmeiro Petit, R (4, 1) 13 Joaquin Arias, R (6, PH) OBP: 0.171, SLG: 0.244 57 Mike Broadway, R (7, 1) 41 Jeremy Affeldt, L (8, 1) 14 Casey McGehee, R (8, PH) OBP: 0.254, SLG: 0.281 (9, 5)			C FF 90 F FF 89 B SL 82 C CH 82 1-3 ① K			C SI 91 F SI 90 X SL 84 0-2 ① P6		C FF 94 C FF 94 B FF 90 B SL 82 B SL 82 X FF 94 3-2 23 FC3-6 1B		1 0 1 0 0 1	0 0 0 0 0 0	0 0 0 0 0 1	0 0 0 0 0 0	1 0 0 0 0 0	0 0 0 0 0 0	0 0 0 0 0 0
Inning Stats	R: 0 H: 0 E: 0 LOB: 2 K: 0 BB: 2 S: 11 P: 23	R: 0 H: 0 E: 0 LOB: 0 K: 1 BB: 0 S: 7 P: 12	R: 0 H: 0 E: 0 LOB: 0 K: 1 BB: 0 S: 7 P: 10	R: 0 H: 0 E: 0 LOB: 0 K: 0 BB: 0 S: 6 P: 11	R: 0 H: 0 E: 0 LOB: 0 K: 0 BB: 0 S: 7 P: 12	R: 2 H: 2 E: 0 LOB: 1 K: 0 BB: 1 S: 12 P: 18	R: 0 H: 0 E: 0 LOB: 0 K: 2 BB: 0 S: 10 P: 14	R: 0 H: 1 E: 0 LOB: 1 K: 0 BB: 0 S: 11 P: 18	R: 0 H: 1 E: 0 LOB: 1 K: 0 BB: 0 S: 12 P: 16	1B: 1 2B: 3 3B: 0 HR: 0	SF: 1 SAC: 0 DP: 0 HBP: 0		WP: 1 PB: 0 SB: 0 CS: 0	PA: 34			

PITCHER		IP	WLS	BF	H	R	ER	SO	BB	IBB	HBP	BLK	WP	HR	S	P	ERA	WHIP
27 Allen Webster, R ERA: 3.18	(1, 1)	5.2	W	22	2	2	2	2	3	0	0	0	0	0	47	81	3.18	0.882
40 Andrew Chafin, L ERA: 3.34	(6, 1)	1.1	H	4	0	0	0	2	0	0	0	0	0	0	13	19	0.00	0.000
48 Randall Delgado, R ERA: 2.93	(8, 1)	1.0	H	4	1	0	0	0	0	0	0	0	1	0	11	18	0.00	1.000
29 Brad Ziegler, R ERA: 1.61	(9, 1)	1.0	S	4	1	0	0	0	0	0	0	0	0	0	12	16	0.00	1.000

PITCHER	IP	WLS	BF	H	R	ER	SO	BB	IBB	HBP	BLK	WP	HR	S	P	ERA	WHIP

BOTTOM

Arizona Diamondbacks @ San Francisco Giants

AT&T Park, San Francisco, CA

Sat Jun 13 2015, 4:16 PM - 7:05 PM PDT

Att. 42,006 - Partly Cloudy - 65 F

livebaseballscorecards.com

AB	30
R	2
H	4
RBI	2
BB	3
SO	4
LOB	9

Batter	1	2	3	4	5	6	7	8	9	AB	R	H	RBI	BB	SO	LOB
5 Ender Inciarte, L (1, 9) OBP: 0.317, SLG: 0.372	X SI 90 0-0 ① G1-3		C CU 71 L SI 88 H CU 76 1-2 11 G6-3, 44 1B, HBP		C CH 79 F SI 88 B SI 89 B CU 74 X SI 88 2-2 6 1B, 44 BB, 16 2B, 1B	C CU 79 B FC 86 X FC 88 1-1 E8, 11 S, 11 SF8		L SI 84 X SL 78 0-1 ③ P5		4	2	1	0	0	0	0
11 AJ Pollock, R (1, 8) OBP: 0.362, SLG: 0.492	C SI 90 X SI 90 0-1 ② G5-3		1 SAFE B SI 88 1 SAFE X SI 89 1-0 ② G6-3 1-2		C SI 88 1 SAFE 1 SAFE B SI 87 C SI 88 F SI 88 S SL 76 1-3 ① K	B FC 88 F FC 87 C SI 90 D SL 84 F FC 86 F SL 83 X SL 83 2-2 ② SF8, 2-H			C SL 84 C SL 84 F SL 86 F FF 96 B FF 95 F SL 86 B FF 96 F SL 86 S SL 86 2-3 ① K	4	0	0	1	0	2	2
44 Paul Goldschmidt, R (1, 3) OBP: 0.478, SLG: 0.659	C SI 90 F SI 90 B SI 92 B CU 77 F SI 90 F CH 84 F SL 77 F SI 90 B FF 91 4-2 6 S, BB B SL 77		C SL 75 C SI 90 X CU 75 0-2 ③ 2-H, 1B		B SI 89 B SI 89 B SI 89 D SI 88 4-0 6 1B, 16 2B, BB 1-2	F FF 89 X FC 86 0-1 ③ P4			X FF 96 0-0 6 CS, 1B	3	1	2	0	2	0	0
6 David Peralta, L (1, 7) OBP: 0.325, SLG: 0.450	1 SAFE S SI 89 B SI 88 B CH 81 S CH 82 C SI 90 2-3 ③ K 1-2			C CU 71 B CH 81 F CH 81 B SI 89 C SI 89 2-3 ① K	B SI 88 2 SAFE D SI 88 B SI 88 X SI 88 3-0 16 2B 1-2 2-3 1B		X SL 77 0-0 ① L8		F FF 94 F FF 96 B FF 97 T SL 88 1-2 ② ③ K 1-2	5	0	1	0	0	3	2
16 Chris Owings, R (1, 4) OBP: 0.257, SLG: 0.325		B SI 87 B SI 86 C SI 89 F SL 76 X SI 88 2-2 ① G6-3		S SL 74 X SI 89 0-1 ② G6-3	S SL 77 X SI 89 0-1 1-3 2-H 3-H 2B		C SL 85 C SL 78 B SI 86 F SI 85 B SI 86 B SI 86 B SI 84 4-2 19 WP, BB			3	0	1	2	1	0	0
19 Jake Lamb, L (1, 5) OBP: 0.421, SLG: 0.531		B CH 80 B SI 88 C SI 88 X CH 81 2-1 7 E, 2B	C SI 88 C SI 88 B SI 89 F SI 90 B CU 75 B CH 82 X SI 89 3-2 4 BB, 7 1B, 1B	I IN 71 I IN 72 I IN 74 I IN 76 4-0 IBB			C SI 85 B SI 85 C SI 86 S SL 78 1-3 ② K 1-2			3	1	2	0	1	1	1
7 Welington Castillo, R (1, 2) OBP: 0.237, SLG: 0.318		C SI 89 S SI 88 X SI 91 0-2 E6, 4 G3-6-3 2-H	C SI 88 T CU 74 1 SAFE X SI 89 0-2 4 BB 1-2 1B	B SI 90 F SI 88 B CU 72 S SL 75 S SL 75 2-3 ② K			C SI 85 S SL 78 D SL 78 X SI 82 1-2 ③ L3			4	0	1	0	0	1	4
4 Cliff Pennington, S (1, 6) OBP: 0.277, SLG: 0.186		B SI 88 B SI 88 D SI 89 C SI 88 X SI 88 3-1 ② ③ G3-6-3 1-2f	B CH 82 B CH 80 B CH 80 B SI 87 4-0 1-2 2-3 BB	B SI 88 B SI 88 X SI 88 2-0 ③ L7			B SI 84 B SI 83 B CH 82 C CH 82 F CH 81 X CH 82 3-2 ① G5-3		3	0	0	0	1	0	4
12 Rubby De La Rosa, R (1, 1) OBP: 0.034, SLG: 0.034 41 Daniel Hudson, R (9, 1)			C SI 89 C SL 74 S CU 73 0-3 ① K	S SL 75 S SL 75 S CU 76 0-3 ③ K		C FC 87 B SL 84 S SL 84 S SL 84 1-3 ① K		B SI 85 S SI 84 B SI 84 F SI 85 S SI 84 1-3 ② K		4 0	0 0	0 0	0 0	0 0	4 0	3 0

TOP

Arizona Diamondbacks @ San Francisco Giants
AT&T Park, San Francisco, CA
Sun Jun 14 2015, 1:06 PM - 3:57 PM PDT
Att. 41,310 - Partly Cloudy - 63 F

livebaseballscorecards.com

AB	33
R	4
H	8
RBI	3
BB	5
SO	11
LOB	16

Inning Stats	1	2	3	4	5	6	7	8	9
	R: 0 E: 0 K: 1 S: 12 H: 0 LOB: 1 BB: 1 P: 18	R: 1 E: 1 K: 0 S: 10 H: 1 LOB: 0 BB: 0 P: 17	R: 0 E: 0 K: 1 S: 9 H: 1 LOB: 2 BB: 0 P: 11	R: 0 E: 0 K: 2 S: 15 H: 2 LOB: 3 BB: 1 P: 24	R: 2 E: 0 K: 2 S: 14 H: 3 LOB: 3 BB: 2 P: 32	R: 1 E: 1 K: 1 S: 12 H: 0 LOB: 0 BB: 0 P: 16	R: 0 E: 0 K: 1 S: 10 H: 0 LOB: 1 BB: 1 P: 16	R: 0 E: 0 K: 1 S: 9 H: 0 LOB: 0 BB: 0 P: 13	R: 0 E: 0 K: 2 S: 11 H: 1 LOB: 0 BB: 0 P: 14

1B: 6	SF: 1	WP: 1	PA: 40
2B: 2	SAC: 0	PB: 0	
3B: 0	DP: 1	SB: 2	
HR: 0	HBP: 1	CS: 1	

PITCHER		IP	WLS	BF	H	R	ER	SO	BB	IBB	HBP	BLK	WP	HR	S	P	ERA	WHIP
53 Chris Heston, R ERA: 3.76	(1, 1)	5.0	L	26	7	3	2	6	3	1	1	0	0	0	60	102	3.60	2.000
70 George Kontos, R ERA: 1.59	(6, 1)	1.0		4	0	1	0	1	0	0	0	0	0	0	12	16	0.00	0.000
49 Javier López, L ERA: 1.02	(7, 1)	2.0		7	0	0	0	2	1	0	0	0	1	0	19	29	0.00	0.500
57 Mike Broadway, R ERA:	(9, 1)	1.0		3	1	0	0	2	0	0	0	0	0	0	11	14	0.00	1.000

PITCHER	IP	WLS	BF	H	R	ER	SO	BB	IBB	HBP	BLK	WP	HR	S	P	ERA	WHIP

BOTTOM

Batter	1	2	3	4	5	6	7	8	9	AB	R	H	RBI	BB	SO	LOB
23 Norichika Aoki, L (1, 7) OBP: 0.393, SLG: 0.400	X FF 92 0-0 35 1B 12 G4-3 1B		C CH 81 B FF 92 B CH 89 X SI 91 2-1 ① G6-3		C CH 84 F SI 92 X SI 93 0-2 ②③ G4-6-3 1-2f			X SI 92 0-0 ③ G3-1		4	0	1	0	0	0	2
12 Joe Panik, L (1, 4) OBP: 0.380, SLG: 0.476	1 SAFE B FF 93 1 SAFE C SI 91 B CH 86 B CH 86 X SI 92 3-1 ① G4-3 1-2		B SI 90 X SI 90 1-0 ② G4-3			C CH 81 X SI 90 0-1 ① L6			C SI 90 F CH 82 B FF 93 X SI 94 1-2 9 1B 2B	4	0	1	0	0	0	1
9 Brandon Belt, L (1, 3) OBP: 0.364, SLG: 0.505	B CH 86 D SI 93 F CH 84 B SI 93 B SI 92 4-1 35 1B BB		B CH 82 F SI 91 S FF 95 C SI 94 2-3 ③ K			F CH 89 F CH 82 B FF 94 X SI 93 1-2 ② F7			B CH 83 X CH 83 1-0 28 G5-3 14 BB 2-3 1B	3	0	1	0	1	1	0
35 Brandon Crawford, L (1, 6) OBP: 0.350, SLG: 0.482	X SI 92 0-0 14 G6-4-3 1-2 2-3 1B			B CH 88 S CH 88 X SI 91 1-1 14 G5-4-3 1B		B SI 90 S CH 82 B SI 91 C CH 84 S SI 95 2-3 ③ K			B CH 83 S SI 95 C FF 95 F FF 96 B CH 84 B FF 97 S FF 97 3-3 ① K	4	0	2	0	0	2	2
14 Casey McGehee, R (1, 5) OBP: 0.262, SLG: 0.282	C SL 83 X SL 84 0-1 ②③ G6-4-3 1-2f			1 SAFE X SL 82 0-0 ①② G5-4-3 1-2f			C FF 90 C FF 93 B FF 94 F FF 94 X SL 84 1-2 43 G6-4-3 1B		B SL 87 B SI 96 B FF 95 B SI 95 4-0 1-2 BB	3	0	1	0	1	0	4
43 Justin Maxwell, R (1, 8) OBP: 0.278, SLG: 0.374 28 Buster Posey, R (9, PH) OBP: 0.367, SLG: 0.462		X FF 91 0-0 ① G5-3	C FF 92 S SL 85 X SI 94 0-2 ③ L5				F FF 93 F FF 94 B CH 88 B SL 84 X FF 95 2-2 ①② G6-4-3 1-2f		C FF 96 B SL 88 X CH 85 1-1 ②③ G5-3 2-3f	3 1	0 0	0 0	0 0	0 0	0 0	1 3
47 Jarrett Parker, L (1, 9) OBP: 0.167, SLG: 0.167		C SI 91 F FF 92 B FF 94 F CH 84 S CH 83 1-3 ② K			X CH 86 0-0 5 F7 34 1B 1B		C FF 92 B FF 93 B FF 94 F FF 90 B FF 95 T SI 96 3-2 ③ K			3	0	1	0	0	2	0
34 Andrew Susac, R (1, 2) OBP: 0.328, SLG: 0.310		B FF 92 B FF 94 B FF 94 C FF 93 B SI 92 4-1 BB			X FF 91 0-0 23 G4-6-3 1-2 1B			F SL 80 C SL 85 F FF 93 B CH 88 C FF 96 1-3 ① K		2	0	1	0	1	1	0
53 Chris Heston, R (1, 1) OBP: 0.200, SLG: 0.240 5 Matt Duffy, R (5, PH) OBP: 0.333, SLG: 0.418 70 George Kontos, R (6, 1) 49 Javier López, L (7, 1) 13 Joaquin Arias, R (8, PH) OBP: 0.167, SLG: 0.238 57 Mike Broadway, R (9, 1)		C FF 90 X SI 91 0-1 ③ F9			S SL 81 B SL 84 S SL 81 X SL 84 1-2 ① F7 2-3			C FF 92 B FF 93 C SL 84 S FF 95 1-3 ② K		1 1 0 0 1 0	0 0 0 0 0 0	0 0 0 0 0 0	0 0 0 0 0 0	0 0 0 0 1 0	0 0 0 0 0 0	1 2 0 0 0 0
Inning Stats	R: 0 E: 0 K: 0 S: 7 H: 2 LOB: 2 BB: 1 P: 14	R: 0 E: 0 K: 1 S: 8 H: 0 LOB: 1 BB: 1 P: 13	R: 0 E: 0 K: 1 S: 6 H: 0 LOB: 0 BB: 0 P: 11	R: 0 E: 0 K: 0 S: 6 H: 1 LOB: 0 BB: 0 P: 7	R: 0 E: 0 K: 0 S: 8 H: 2 LOB: 1 BB: 0 P: 9	R: 0 E: 0 K: 1 S: 8 H: 0 LOB: 0 BB: 0 P: 11	R: 0 E: 0 K: 1 S: 10 H: 1 LOB: 0 BB: 0 P: 16	R: 0 E: 0 K: 2 S: 8 H: 0 LOB: 0 BB: 0 P: 10	R: 0 E: 0 K: 1 S: 10 H: 2 LOB: 2 BB: 1 P: 20	1B: 7 2B: 1 3B: 0 HR: 0	SF: 0 SAC: 0 DP: 5 HBP: 0						

PITCHER	IP	WLS	BF	H	R	ER	SO	BB	IBB	HBP	BLK	WP	HR	S	P	ERA	WHIP
12 Rubby De La Rosa, R (1, 1) ERA: 5.27	8.0	W	30	8	0	0	6	2	0	0	0	0	0	65	97	0.00	1.250
41 Daniel Hudson, R (9, 1) ERA: 3.41	1.0	S	3	0	0	0	1	1	0	0	0	0	0	6	14	0.00	1.000

PITCHER	IP	WLS	BF	H	R	ER	SO	BB	IBB	HBP	BLK	WP	HR	S	P	ERA	WHIP

Arizona Diamondbacks @ San Francisco Giants

AT&T Park, San Francisco, CA

Sun Jun 14 2015, 1:06 PM - 3:57 PM PDT

Att. 41,310 - Partly Cloudy - 63 F

livebaseballscorecards.com

AB	30
R	0
H	8
RBI	0
BB	3
SO	7
LOB	16

53 Chris Heston, R	(1, 1)	1	0	0	0	0	0	1									
5 Matt Duffy, R	(5, PH)	1	0	0	0	0	0	2									
70 George Kontos, R	(6, 1)	0	0	0	0	0	0	0									
49 Javier López, L	(7, 1)	0	0	0	0	0	0	0									
13 Joaquin Arias, R	(8, PH)	1	0	0	0	0	1	0									
57 Mike Broadway, R	(9, 1)	0	0	0	0	0	0	0									

1B: 7 2B: 1 3B: 0 HR: 0 | SF: 0 SAC: 0 DP: 5 HBP: 0 | WP: 0 PB: 0 SB: 0 CS: 0 | PA: 33

Batter	1	2	3	4	5	6	7	8	9	AB	R	H	RBI	BB	SO	LOB
5 Ender Inciarte, L (1, 9) OBP: 0.316, SLG: 0.371 4 Cliff Pennington, S (1, 7) OBP: 0.291, SLG: 0.205	B SI 85 B SI 85 C SI 86 C CU 67 X SI 87 2-2 ① G3-1		C SI 85 X CU 71 0-1 ② P2		X CH 76 0-0 ① SH2-3 2-3		X SI 84 0-0 ① 11 1B 44 1B 1B		1 SAFE X FF 90 0-0 E3 6 BB 11 SF9 1-3 3-H 1B	1 3	0 0	0 2	0 1	0 0	0 0	0 1
11 AJ Pollock, R (1, 8) OBP: 0.363, SLG: 0.490	C FF 87 F FF 87 F FF 88 C SL 79 0-3 ② K		D SL 78 B CU 70 B FF 86 B FF 82 4-0 44 HR 1-2 BB		S FF 87 B SI 84 3 SAFE X CH 76 1-1 ② G6-3 3-H		B CH 75 F FF 85 X CU 69 1-1 44 1B 1-2 1B		F FF 89 F FF 90 X KC 82 0-2 ② SF9 1-2 3-H	3	1	1	1	1	0	0
44 Paul Goldschmidt, R (1, 3) OBP: 0.484, SLG: 0.678	C CU 67 B SI 81 X FF 87 1-1 2B		B SL 78 X CU 70 1-0 1-H 2-H HR		F FF 83 B FF 87 F SI 85 B SL 73 B CH 76 C CH 76 3-3 ③ K		D SI 82 B FF 85 X CH 77 2-0 ③ 1-2 2-H 1B		I IN 75 I IN 75 I IN 75 I IN 76 4-0 6 BB IBB	4	1	3	3	1	1	0
6 David Peralta, L (1, 7) OBP: 0.322, SLG: 0.438 (1, 9)	2 SAFE C CU 69 X SI 79 0-1 ③ G3		B SI 86 C SI 86 B SI 86 B SI 86 X SI 79 3-1 ③ G6-3			X CU 66 0-0 ① F8		C FF 89 B FF 89 C SL 84 F CU 71 F FF 88 S CU 72 1-3 ① K	B FF 89 F FF 88 B FF 90 B KC 81 C CH 84 F FF 91 B FF 90 4-2 1-2 2-3 BB	4	0	0	0	1	1	1
24 Yasmany Tomás, R (1, 10) OBP: 0.360, SLG: 0.434		B CU 70 T FF 86 X SL 79 1-1 ① P3		C FF 86 X SI 83 0-1 ① P2		B FF 86 B CU 70 B CH 76 F FF 85 F CH 76 X SL 77 3-2 HR		B FF 89 C FF 90 B FF 90 F SL 85 F FF 90 F CU 70 S FF 89 2-3 ② K	F FF 91 S KC 84 C FF 92 0-3 ③ K	5	1	1	1	0	2	3
19 Jake Lamb, L (1, 5) OBP: 0.410, SLG: 0.509		C SI 86 F CU 69 S SI 85 0-3 ② K		S SI 86 B CH 78 X SI 85 1-1 16 S 1B		B CH 77 C CH 75 X CH 76 1-1 ② F8		C SL 83 B FF 89 X SL 84 1-1 ③ F8		4	0	1	0	0	1	0
16 Chris Owings, R (1, 4) OBP: 0.257, SLG: 0.329		B FF 88 C CU 69 S FF 87 S SL 78 1-3 ③ K		B FF 84 1 SAFE 1 SAFE 1 SAFE S CH 74 X CH 77 1-1 ② L5 1-2		F FF 87 X SI 84 0-1 ③ F8			F FF 90 F FF 91 B FF 92 X KC 83 1-2 13 1B 4 1B 2B	4	1	1	0	0	1	1
7 Welington Castillo, R (1, 2) OBP: 0.238, SLG: 0.308			B FF 86 B FF 85 B CU 68 C FF 84 C CU 69 B FF 86 4-2 11 BB 44 HR BB	F FF 84 B SI 83 X CH 77 1-1 ③ G6-3			F FF 85 X FF 87 0-1 ① F8		X FF 91 0-0 ① F8	3	1	0	0	1	0	2
13 Nick Ahmed, R (1, 6) OBP: 0.302, SLG: 0.318			B CU 72 F FF 85 X SL 78 1-1 ① F9		C FF 86 B FF 87 B CU 70 F FF 85 X CH 76 2-2 4 SH2-3 11 E 2B		C CU 71 X FF 86 0-1 ② F7		F FF 91 C FF 90 B FF 91 F FF 92 X CH 85 1-2 4 E 4 1B 11 SF9 2-3 1B	4	2	2	0	0	0	1
Inning Stats	R: 0 E: 0 K: 1 S: 11 H: 1 LOB: 1 BB: 0 P: 14	R: 0 E: 0 K: 2 S: 8 H: 0 LOB: 0 BB: 0 P: 10	R: 3 E: 0 K: 0 S: 9 H: 1 LOB: 0 BB: 2 P: 22	R: 0 E: 0 K: 0 S: 8 H: 1 LOB: 1 BB: 0 P: 11	R: 1 E: 1 K: 1 S: 9 H: 1 LOB: 0 BB: 0 P: 15	R: 1 E: 0 K: 0 S: 8 H: 1 LOB: 0 BB: 0 P: 12	R: 0 E: 0 K: 0 S: 8 H: 3 LOB: 2 BB: 0 P: 11	R: 0 E: 0 K: 2 S: 12 H: 0 LOB: 0 BB: 0 P: 16	R: 2 E: 1 K: 1 S: 18 H: 3 LOB: 3 BB: 2 P: 28	1B: 6 2B: 3 3B: 0 HR: 2 SF: 1 SAC: 1 DP: 0 HBP: 0						

PITCHER	IP	WLS	BF	H	R	ER	SO	BB	IBB	HBP	BLK	WP	HR	S	P	ERA	WHIP
36 Jered Weaver, R (1, 1) ERA: 4.65	7.0	L	30	8	5	4	4	2	0	0	0	0	2	61	95	5.14	1.429
37 Cesár Ramos, L (8, 1) ERA: 2.5	1.0		3	0	0	0	2	0	0	0	0	0	0	12	16	0.00	0.000
59 Fernando Salas, R (9, 1) ERA: 4.85	1.0		8	3	2	2	1	1	1	0	0	0	0	18	28	18.00	4.000

PITCHER	IP	WLS	BF	H	R	ER	SO	BB	IBB	HBP	BLK	WP	HR	S	P	ERA	WHIP

TOP

Arizona Diamondbacks @ Los Angeles Angels

Angel Stadium of Anaheim, Anaheim, CA

Mon Jun 15 2015, 7:09 PM - 10:06 PM PDT

Att. 35,193 - Clear - 75 F

livebaseballscorecards.com

AB	35
R	7
H	11
RBI	6
BB	4
SO	7
LOB	9

Arizona Diamondbacks @ Los Angeles Angels

Angel Stadium of Anaheim, Anaheim, CA

Mon Jun 15 2015, 7:09 PM - 10:06 PM PDT

Att. 35,193 - Clear - 75 F

livebaseballscorecards.com

BOTTOM

Batter	1	2	3	4	5	6	7	8	9	AB	R	H	RBI	BB	SO	LOB
2 Erick Aybar, S (1, 6) OBP: 0.301, SLG: 0.301	X FF 94 0-0 ① B1-3			C FF 92 B SI 93 F FF 94 B FF 94 B FF 95 F FF 94 F FF 95 X FF 96 3-2 ① F8		X FF 93 0-0 ③ 1-3 1B		B SL 76 B SI 88 B FF 90 C FF 90 C SI 90 D SI 91 4-2 27 WP 27 2B BB		3	1	1	0	1	0	0
27 Mike Trout, R (1, 8) OBP: 0.381, SLG: 0.577	B FF 94 C FF 94 B FF 94 F FF 95 B FF 93 C FF 95 3-3 ② K			B CH 85 B FF 95 B FF 92 B FF 94 4-0 5 G4-6-3 BB			C FF 92 B FF 93 B FF 93 B FF 93 F FF 93 X FF 90 3-2 ① G5-3	C FF 94 C SL 88 B SL 89 X FF 95 1-2 1-H 2-H 3-H 2B		3	0	1	2	1	1	0
5 Albert Pujols, R (1, 3) OBP: 0.323, SLG: 0.540	C FF 95 F CH 87 F FF 96 X SL 84 0-2 ③ F8			C FF 93 F FF 94 X SI 93 0-2 ② ③ G4-6-3 1-2f			B SI 90 B FF 93 B FF 92 B FF 93 4-0 BB	C FF 93 F FF 94 X FF 94 0-2 ③ L8		3	0	0	0	1	0	2
6 David Freese, R (1, 10) OBP: 0.297, SLG: 0.424		C FF 93 S FF 93 F FF 95 F FF 95 B SL 82 B FF 88 B FF 96 X FF 96 3-2 ① L8			C FF 90 B SI 92 B FF 93 B FF 94 X FF 92 3-1 ① G5-3		B SL 80 X FF 94 1-0 ② F9		B FF 92 B FF 91 B FF 91 C FF 91 F FF 92 F FF 93 X FF 92 3-2 ① F8	4	0	0	0	0	0	1
56 Kole Calhoun, L (1, 9) OBP: 0.328, SLG: 0.398		C SL 82 X FF 95 0-1 ② F7			C FF 94 B FF 94 B SL 82 X FF 92 2-1 ② F8		B FF 94 F SL 83 F FF 95 B FF 93 B SL 84 X FF 94 3-2 ③ F8		B FF 93 C FF 92 X SL 87 1-1 ② G4-3	4	0	0	0	0	0	1
12 Johnny Giavotella, R (1, 4) OBP: 0.327, SLG: 0.354		B FF 95 B FF 95 C FF 93 X FF 94 2-1 ③ L9			F FF 93 F FF 94 C FF 94 0-3 ③ K			B FF 94 B FF 95 C FF 95 B FF 95 B FF 95 4-1 58 G6-4-3 BB	C FF 92 S SL 89 B SL 87 X SL 88 1-2 ③ G6-3	3	0	0	0	1	1	0
58 Carlos Pérez, R (1, 2) OBP: 0.268, SLG: 0.367			C FF 93 B FF 93 S FF 93 F SI 94 B FF 91 F FF 94 F FF 95 F FF 95 B SL 83 3-2 ① L7			C FF 92 B FF 93 X FF 93 1-1 ① P3		C CU 82 B CU 82 X FF 94 1-1 ① ② G6-4-3 1-2f		3	0	0	0	0	0	1
18 Kyle Kubitza, L (1, 5) OBP: 0.294, SLG: 0.250 (9, 7)			B SL 83 B FF 95 T FF 95 C FF 95 C FF 95 2-3 ② K			X FF 94 0-0 ② P3		B FF 95 B CU 79 F FF 95 X FF 95 2-1 17 E 27 WP 1B		3	1	1	0	0	1	0
44 Daniel Robertson, R (1, 7) OBP: 0.333, SLG: 0.333 20 Matt Joyce, L (8, PH) OBP: 0.265, SLG: 0.314 17 Chris Iannetta, R (8, PH) OBP: 0.262, SLG: 0.262 8 Taylor Featherston, R (8, PR) OBP: 0.139, SLG: 0.152 (9, 5)			B CH 85 S FF 95 F FF 95 X FF 94 1-2 ③ F7			C FF 93 C FF 92 X FF 94 0-2 2 1B 1B		C FF 91 C SL 76 D SL 78 X SI 89 1-2 27 WP E5 27 2B 1-3		2 0 1 0	0 0 0 1	1 0 0 0	0 0 0 0	0 0 0 0	0 0 0 0	0 0 1 0
Inning Stats	R: 0 E: 0 K: 1 S: 8 H: 0 LOB: 0 BB: 0 P: 11	R: 0 E: 0 K: 0 S: 9 H: 0 LOB: 0 BB: 0 P: 14	R: 0 E: 0 K: 1 S: 16 H: 0 LOB: 0 BB: 0 P: 22	R: 0 E: 0 K: 0 S: 8 H: 0 LOB: 0 BB: 1 P: 15	R: 0 E: 0 K: 1 S: 7 H: 0 LOB: 0 BB: 0 P: 12	R: 0 E: 0 K: 0 S: 7 H: 2 LOB: 2 BB: 0 P: 8	R: 0 E: 0 K: 0 S: 7 H: 0 LOB: 1 BB: 1 P: 18	R: 3 E: 1 K: 0 S: 16 H: 2 LOB: 1 BB: 2 P: 29	R: 0 E: 0 K: 0 S: 9 H: 0 LOB: 0 BB: 0 P: 14	1B: 3 2B: 1 3B: 0 HR: 0 SF: 0 SAC: 0 DP: 2 HBP: 0						

AB	29
R	3
H	4
RBI	2
BB	4
SO	3
LOB	6

PITCHER		IP	WLS	BF	H	R	ER	SO	BB	IBB	HBP	BLK	WP	HR	S	P	ERA	WHIP
38 Robbie Ray, L ERA: 1.09	(1, 1)	7.0	W	23	2	0	0	3	2	0	0	0	0	0	62	100	0.00	0.571
30 David Hernandez, R ERA:	(8, 1)	0.2		3	1	1	0	0	1	0	0	0	0	0	5	12	0.00	3.000
59 Oliver Pérez, L ERA: 5.0	(8, 1)	0.0		2	0	0	0	0	1	0	0	0	0	0	5	10	∞	∞
43 Addison Reed, R ERA: 4.56	(8, 1)	1.1	S	5	1	2	0	0	0	0	0	0	1	0	15	21	0.00	0.750

PITCHER	IP	WLS	BF	H	R	ER	SO	BB	IBB	HBP	BLK	WP	HR	S	P	ERA	WHIP

Batter	1	2	3	4	5	6	7	8	9	AB	R	H	RBI	BB	SO	LOB
11 AJ Pollock, R (1, 8) OBP: 0.357, SLG: 0.484	C FF 97 X SI 96 0-1 ① F8	D SI 95 X FF 95 1-0 ② SF9 3-H		B SL 87 C SL 86 X SL 86 1-1 ③ G5-3			C SL 85 C FC 94 B CU 77 X SL 86 1-2 ③ G5-3			3	0	0	1	0	0	2
26 Danny Dorn, L (1, 3) OBP: 0.467, SLG: 0.462	X FF 97 0-0 6 1B 44 E 1B	1 SAFE S FC 95 X SL 87 0-1 ③ FC4-6 1-2f			C SL 85 C CU 78 F SL 87 F FF 95 B CU 78 S FF 95 1-3 ① K			B SL 77 F SL 78 B SL 78 X FF 88 2-1 1B		4	0	2	0	0	1	1
44 Paul Goldschmidt, R (1, 10) OBP: 0.481, SLG: 0.670	B FF 98 B SL 86 B SL 87 C FC 96 X SI 97 3-1 E4 6 1B 1-2	B SL 87 C SL 87 F SL 87 B CU 80 B FC 96 D SL 87 4-2 6 FC4-6 BB			S FF 95 S FF 96 B SL 89 X FC 95 1-2 ② G1-3			C SI 88 B SI 88 X SI 88 1-1 ① L9		3	0	0	0	1	0	2
6 David Peralta, L (1, 7) OBP: 0.320, SLG: 0.433	X SI 96 0-0 1-2 2-3 1B	F FF 95 S FC 95 B CU 79 1 SAFE D SL 87 X FF 95 2-2 ① FC4-6 24 G5-4-3 1-2f			B SL 86 B SI 94 B SI 95 C FC 94 X FF 95 3-1 ③ G6-3			C SI 87 C SL 79 X FF 88 0-2 ② F7		4	0	1	0	0	0	2
24 Yasmany Tomás, R (1, 9) OBP: 0.352, SLG: 0.424	D SI 96 S SL 87 S SL 86 S SL 87 1-3 ② K	X SI 95 0-0 ② ③ G5-4-3 1-2f				C SL 86 X FC 94 0-1 ① G3-1		1 SAFE C SI 88 S SL 78 D SL 78 F SI 87 F SL 78 C SL 78 1-3 ③ K		4	0	0	0	0	2	5
19 Jake Lamb, L (1, 5) OBP: 0.400, SLG: 0.491	B FF 96 S SL 87 C FF 96 X SL 87 1-2 ③ L1-6-3			C SI 96 B CU 80 F SI 96 B CU 80 X FF 96 2-2 8 BB 1B		C FF 94 C CU 78 C FC 95 0-3 ② K			C SI 87 B CH 80 F CH 80 X CH 82 1-2 ① G4-3	4	0	1	0	0	1	3
16 Chris Owings, R (1, 4) OBP: 0.257, SLG: 0.327		X FF 95 0-0 13 PB 11 SF9 1B		B SI 96 B FC 96 F FC 95 1 SAFE X FF 95 2-1 ① P4		C FF 95 S SL 87 X FC 95 0-2 ③ G4-1			B SI 89 B SI 88 X SI 87 2-0 ② L8	4	1	1	0	0	0	1
8 Jarrod Saltalamacchia, S (1, 2) OBP: 0.230, SLG: 0.266		B SL 86 C SI 95 1 SAFE X FF 95 1-1 ① L7		B SI 95 C SL 86 B SL 85 B FF 95 B SI 94 4-1 1-2 BB			B SI 95 B SI 94 C SL 85 X FF 94 2-1 ① F8		C SI 88 F SI 89 S CH 80 0-3 ③ K	3	0	0	0	1	1	1
13 Nick Ahmed, R (1, 6) OBP: 0.302, SLG: 0.314		B FF 94 B SI 96 S SI 95 B SL 86 B SL 85 4-1 26 FC4-6 1-3 BB		S SL 86 C FC 95 X SL 86 0-2 ② F8			F FF 95 C SI 94 S CU 78 0-3 ② K			2	0	0	0	1	1	2
Inning Stats	R: 0 E: 1 K: 1 S: 12 H: 2 LOB: 3 BB: 0 P: 17	R: 1 E: 0 K: 0 S: 7 H: 1 LOB: 1 BB: 1 P: 13	R: 0 E: 0 K: 0 S: 6 H: 0 LOB: 0 BB: 1 P: 12	R: 0 E: 0 K: 0 S: 11 H: 1 LOB: 2 BB: 1 P: 20	R: 0 E: 0 K: 1 S: 10 H: 0 LOB: 0 BB: 0 P: 15	R: 0 E: 0 K: 1 S: 8 H: 0 LOB: 0 BB: 0 P: 8	R: 0 E: 0 K: 1 S: 8 H: 0 LOB: 0 BB: 0 P: 11	R: 0 E: 0 K: 1 S: 12 H: 1 LOB: 1 BB: 0 P: 16	R: 0 E: 0 K: 1 S: 7 H: 0 LOB: 0 BB: 0 P: 10	1B: 5 2B: 0 3B: 0 HR: 0	SF: 1 SAC: 0 DP: 1 HBP: 0						

PITCHER		IP	WLS	BF	H	R	ER	SO	BB	IBB	HBP	BLK	WP	HR	S	P	ERA	WHIP
43 Garrett Richards, R ERA: 3.59	(1, 1)	7.0	W	28	4	1	0	4	3	0	0	0	0	0	62	96	0.00	1.000
38 Joe Smith, R ERA: 3.04	(8, 1)	1.0	H	4	1	0	0	1	0	0	0	0	0	0	12	16	0.00	1.000
16 Huston Street, R ERA: 2.33	(9, 1)	1.0	S	3	0	0	0	1	0	0	0	0	0	0	7	10	0.00	0.000

PITCHER	IP	WLS	BF	H	R	ER	SO	BB	IBB	HBP	BLK	WP	HR	S	P	ERA	WHIP

TOP

Arizona Diamondbacks @ Los Angeles Angels

Angel Stadium of Anaheim, Anaheim, CA

Tue Jun 16 2015, 7:07 PM - 9:49 PM PDT

Att. 40,099 - Clear - 70 F

livebaseballscorecards.com

AB	31
R	1
H	5
RBI	1
BB	3
SO	6
LOB	19

BOTTOM

Arizona Diamondbacks @ Los Angeles Angels

Angel Stadium of Anaheim, Anaheim, CA

Tue Jun 16 2015, 7:07 PM - 9:49 PM PDT

Att. 40,099 - Clear - 70 F

livebaseballscorecards.com

Batter	1	2	3	4	5	6	7	8	9	AB	R	H	RBI	BB	SO	LOB
2 Erick Aybar, S (1, 6) OBP: 0.296, SLG: 0.296	B FF 90 X FF 90 1-0 P4 ①		C SI 90 S FF 92 B CU 78 B FF 91 B FF 90 X FF 91 3-2 G6-3 ②			B CU 72 C FF 89 F FF 91 C CU 79 1-3 K ①	X SL 81 0-0 FC6-4 1-2f ③			4	0	0	0	0	1	2
56 Kole Calhoun, L (1, 9) OBP: 0.323, SLG: 0.391	B FF 90 S CH 80 X FF 91 1-1 F7 ②		X FF 90 0-0 L7 ③			B FF 90 B FF 90 C FF 90 X CH 81 2-1 G4-3 ②		X SL 81 0-0 G4-3 ①		4	0	0	0	0	0	0
27 Mike Trout, R (1, 8) OBP: 0.383, SLG: 0.574	C FF 90 B FF 91 B FF 91 C CU 75 X FF 92 2-2 1B			B FF 89 C CH 79 F FF 91 B CU 79 F CU 78 F SI 92 S FF 92 2-3 K ①		C CU 75 B CU 80 F FF 91 B FF 91 B CU 79 F CU 79 B FF 91 4-2 5 HR BB		C FF 95 X SL 84 0-1 G6-3 ②		3	1	1	0	1	1	0
5 Albert Pujols, R (1, 3) OBP: 0.326, SLG: 0.550	C CH 80 S CH 81 F CH 80 B CU 79 X CH 80 1-2 G1-3 ③			X FF 90 0-0 F8 ②		B FF 90 1 SAFE B FF 90 S FF 91 X FF 91 2-1 1-H HR		B SL 83 C SL 80 B CH 87 B SL 81 B CH 86 4-1 6 HR BB		3	2	1	2	1	0	1
6 David Freese, R (1, 10) OBP: 0.296, SLG: 0.434		B FF 90 F SI 91 F FF 90 S CU 78 1-3 K ①		X FF 90 0-0 F7 ③		C CH 80 X FF 91 0-1 L4 ③		B FF 95 B FF 95 F FF 95 C FF 95 X SL 83 2-2 1-H HR		4	1	1	2	0	1	0
20 Matt Joyce, L (1, 7) OBP: 0.263, SLG: 0.311 44 Daniel Robertson, R (7, PH) OBP: 0.400, SLG: 0.400 (8, 7)		B FF 90 C FF 90 B CH 81 B CH 81 F FF 91 F FF 91 X CH 80 3-2 P4 ②			X FF 90 0-0 F7 ①		C SI 91 B SI 92 F SI 93 B SL 83 X SI 93 2-2 L4 ①	X FF 95 0-0 1B		2 2	0 0	0 1	0 0	0 0	0 0	0 0
58 Carlos Pérez, R (1, 2) OBP: 0.279, SLG: 0.373		C SI 91 B FF 92 S CU 75 B CH 76 X FF 91 2-2 1B			C FF 90 F SI 90 B CU 77 B CH 78 S CH 78 2-3 K ②		X SI 93 0-0 18 1B 1B	1 SAFE B FF 94 1 SAFE D FF 94 1 SAFE 1 SAFE X FF 94 2-0 L7 ③		4	0	2	0	0	1	1
18 Kyle Kubitza, L (1, 5) OBP: 0.350, SLG: 0.316	D CU 74 S CH 81 B CH 79 B FF 90 F FF 90 S FF 91 3-3 K ③				C FF 90 B SI 90 F FF 91 B FF 91 F FF 90 B FF 91 X FF 91 3-2 8 WP 1B		X SI 91 0-0 2 FC6-4 1-2 1B			3	0	2	0	0	1	1
8 Taylor Featherston, R (1, 4) OBP: 0.128, SLG: 0.139			S FF 90 B FF 91 B SI 91 F FF 91 X FF 90 2-2 P6 ①		D CH 79 1 SAFE F FF 90 F FF 90 B CH 78 S FF 92 2-3 K ③ 1-2		B FF 92 F FF 91 B SL 80 F FF 91 F SL 80 F FF 92 S SL 83 2-3 K ②			3	0	0	0	0	2	3

	AB	32
	R	4
	H	8
	RBI	4
	BB	2
	SO	7
	LOB	8

Inning Stats	1	2	3	4	5	6	7	8	9
	R: 0 E: 0 K: 0 S: 10 H: 1 LOB: 1 BB: 0 P: 15	R: 0 E: 0 K: 2 S: 13 H: 1 LOB: 1 BB: 0 P: 22	R: 0 E: 0 K: 0 S: 7 H: 0 LOB: 0 BB: 0 P: 12	R: 0 E: 0 K: 1 S: 7 H: 0 LOB: 0 BB: 0 P: 9	R: 0 E: 0 K: 2 S: 11 H: 1 LOB: 1 BB: 0 P: 18	R: 2 E: 0 K: 1 S: 12 H: 1 LOB: 0 BB: 1 P: 21	R: 0 E: 0 K: 1 S: 11 H: 2 LOB: 2 BB: 0 P: 15	R: 2 E: 0 K: 0 S: 9 H: 2 LOB: 1 BB: 1 P: 17	

	1B: 6	SF: 0	WP: 1	PA: 34
	2B: 0	SAC: 0	PB: 0	
	3B: 0	DP: 0	SB: 0	
	HR: 2	HBP: 0	CS: 0	

PITCHER		IP	WLS	BF	H	R	ER	SO	BB	IBB	HBP	BLK	WP	HR	S	P	ERA	WHIP
58 Jeremy Hellickson, R ERA: 5.1	(1, 1)	6.0	L	23	4	2	2	6	1	0	0	0	1	1	60	97	3.00	0.833
40 Andrew Chafin, L ERA: 3.21	(7, 1)	1.1		6	2	0	0	1	0	0	0	0	0	0	12	16	0.00	1.500
48 Randall Delgado, R ERA: 3.45	(8, 1)	0.2		5	2	2	2	0	1	0	0	0	0	1	8	16	27.00	4.500

PITCHER	IP	WLS	BF	H	R	ER	SO	BB	IBB	HBP	BLK	WP	HR	S	P	ERA	WHIP

Batter	1	2	3	4	5	6	7	8	9	AB	R	H	RBI	BB	SO	LOB
2 Erick Aybar, S (1, 6) OBP: 0.291, SLG: 0.290	S SI 90 B SI 90 X CH 80 1-1 ① G4-3			B CU 73 C CH 78 B CU 75 X SI 89 2-1 ① F7	F SI 90 X FF 90 0-1 ③ P6		X CU 82 0-0 ① B1		B SI 85 T SI 84 S CH 78 B CH 78 X CH 78 2-2 ③ G4-3	5	0	0	0	0	0	4
56 Kole Calhoun, L (1, 9) OBP: 0.326, SLG: 0.393	X SI 90 0-0 ② L4			C FF 90 C CH 80 B CH 79 B FF 92 X SI 92 2-2 5 1B 1B		X CH 79 0-0 27 2B 5 G6-3 1B	X SL 79 0-0 ② F8			4	1	2	0	0	0	2
27 Mike Trout, R (1, 8) OBP: 0.381, SLG: 0.573	B FF 91 C FF 92 C CU 75 B FF 92 T CH 82 2-2 ③ K			1 SAFE C FF 90 B FF 90 B FF 91 F CH 81 B FF 91 S CH 79 3-3 ② K		C FF 89 B FF 90 B FF 90 X FF 90 2-1 6 L8 1-3 2B	C F SL 87 B SI 97 X CH 84 1-2 ③ G5-3			4	0	1	0	0	2	3
5 Albert Pujols, R (1, 3) OBP: 0.324, SLG: 0.545		B FF 89 B FF 90 B FF 90 X FF 90 3-0 ① F9		B CU 76 F FF 89 B CH 80 X CH 81 2-1 1-3 1B		F CH 81 F FF 90 X SI 92 0-2 ① G6-3 3-H		B SL 88 C CH 85 B FF 96 F FF 96 F CH 86 X FF 96 2-2 ① F9		4	0	1	1	0	0	1
6 David Freese, R (1, 5) OBP: 0.291, SLG: 0.427		B FF 89 B FF 91 C CH 80 S CU 76 B CH 80 X FF 91 3-2 ② F9		X CH 80 0-0 ③ G3		D CU 75 F CH 80 B FF 91 C CH 81 X CU 76 2-2 ② L8 2-3		C FF 96 B SL 89 F FF 97 F CH 85 S FF 96 1-3 ② K		4	0	0	0	0	1	3
20 Matt Joyce, L (1, 7) OBP: 0.272, SLG: 0.328		B CH 79 C CH 80 B SI 89 C CH 80 X FF 91 2-2 ③ G3-1			C SI 88 B CH 80 B FF 90 S CH 80 F CU 75 X SI 91 2-2 12 1B 17 G5-4-3 1B	B CH 80 C CH 80 B SI 91 D CH 80 B CH 82 4-1 BB			C FF 96 C CH 84 F FF 96 B CH 86 B CH 84 X FF 97 2-2 3B	3	1	2	0	1	0	0
12 Johnny Giavotella, R (1, 4) OBP: 0.326, SLG: 0.351			B CU 73 B FF 89 F FF 89 X FF 90 2-1 E6 53 G1-6-3		1 SAFE D SI 90 1 SAFE C CH 80 B FF 90 B FF 90 C SI 90 X SI 91 3-2 17 G5-4-3 1-3 1B	B CU 77 X SI 91 1-0 ③ L5			B FF 97 F CH 85 F FF 96 S CH 85 1-3 ③ K	4	0	1	0	0	1	3
17 Chris Iannetta, R (1, 2) OBP: 0.268, SLG: 0.269 8 Taylor Featherston, R (9, PR) OBP: 0.128, SLG: 0.139			C FF 90 X CH 79 0-1 ① F7		X SI 89 0-0 ① ② G5-4-3 1-2f 3-H		B CU 80 B FF 93 X FF 95 2-0 19 2B 1B		F SI 85 X SI 84 0-1 18 G4-6-3 1B	4 0	0 0	2 0	0 0	0 0	0 0	2 0
53 Héctor Santiago, R (1, 1) OBP: 0.333, SLG: 0.333 68 Cam Bedrosian, R (6, 1) 19 Efren Navarro, L (7, PH) OBP: 0.357, SLG: 0.342 62 Trevor Gott, R (7, 1) 59 Fernando Salas, R (8, 1) 18 Kyle Kubitza, L (9, PH) OBP: 0.333, SLG: 0.300			B FF 89 L CH 77 X FF 89 1-1 ② ③ G1-6-3 1-2f		C SI 89 B X 1-1 1B		F FF 94 F FF 94 X FF 94 0-2 1-3 2B		F SI 84 B SI 84 1 SAFE B CH 77 X SI 85 2-1 ① ② G4-6-3 1-2f	2 0 1 0 0 1	0 0 0 0 0 0	1 0 1 0 0 1	0 0 0 0 0 0	0 0 0 0 0 0	0 0 0 0 0 0	1 0 0 0 0 1

Inning Stats	1	2	3	4	5	6	7	8	9
R:	0	0	0	0	1	1	0	0	0
E:	0	0	0	0	0	0	0	0	0
K:	1	0	1	1	0	0	0	2	0
S:	6	7	6	11	12	11	9	15	7
H:	0	0	0	2	3	2	2	1	1
LOB:	0	0	0	2	1	2	0	1	1
BB:	0	0	0	0	0	1	0	0	0
P:	9	15	9	20	18	20	12	21	11

1B:	8
2B:	2
3B:	1
HR:	0
SF:	0
SAC:	0
DP:	3
HBP:	0

WP:	0
PB:	0
SB:	0
CS:	0
PA:	37

PITCHER		IP	WLS	BF	H	R	ER	SO	BB	IBB	HBP	BLK	WP	HR	S	P	ERA	WHIP
57 Chase Anderson, R ERA: 2.84	(1, 1)	6.0	W	25	7	2	2	2	1	0	0	0	0	0	53	91	3.00	1.333
30 David Hernandez, R ERA:	(7, 1)	0.1	H	3	2	0	0	0	0	0	0	0	0	0	5	7	0.00	6.000
59 Oliver Pérez, L ERA: 4.91	(7, 1)	0.1	H	1	0	0	0	0	0	0	0	0	0	0	1	1	0.00	0.000
41 Daniel Hudson, R ERA: 3.26	(7, 1)	1.1	H	5	1	0	0	2	0	0	0	0	0	0	18	25	0.00	0.750
29 Brad Ziegler, R ERA: 1.55	(9, 1)	1.0	S	3	1	0	0	0	0	0	0	0	0	0	7	11	0.00	1.000

PITCHER	IP	WLS	BF	H	R	ER	SO	BB	IBB	HBP	BLK	WP	HR	S	P	ERA	WHIP

TOP

Los Angeles Angels @ Arizona Diamondbacks

Chase Field, Phoenix, AZ

Wed Jun 17 2015, 6:42 PM - 9:41 PM MST

Att. 28,481 - Roof Closed - 79 F

livebaseballscorecards.com

AB	36
R	2
H	11
RBI	1
BB	1
SO	4
LOB	20

BOTTOM

Los Angeles Angels @ Arizona Diamondbacks

Chase Field, Phoenix, AZ

Wed Jun 17 2015, 6:42 PM - 9:41 PM MST

Att. 28,481 - Roof Closed - 79 F

livebaseballscorecards.com

Batter	1	2	3	4	5	6	7	8	9	AB	R	H	RBI	BB	SO	LOB
11 AJ Pollock, R (1, 8) OBP: 0.352, SLG: 0.476	X CH 86 0-0 ① F8	C CH 82 B SI 90 B SI 87 C SI 88 B SL 81 C SI 90 3-3 ③ K		F CH 81 X CH 80 0-1 ② F8			B SI 97 B SI 96 B SI 96 C SI 96 X SI 96 3-1 ① L3			4	0	0	0	0	1	2
6 David Peralta, L (1, 7) OBP: 0.319, SLG: 0.429	C CH 85 B SI 88 B SI 88 F SI 88 F SL 84 B SI 89 S SI 90 3-3 ② K		B CH 83 C SI 89 C SI 89 B FC 83 X SL 80 2-2 24 3B 1B	B SI 89 F SI 89 B SI 90 B SI 89 C SI 89 C SI 89 3-3 ③ K			B SI 97 F SI 97 B CU 81 S SI 97 S SI 98 2-3 ② K			4	1	1	0	0	3	1
44 Paul Goldschmidt, R (1, 3) OBP: 0.481, SLG: 0.679	B SI 89 B SI 90 C SI 90 X FC 86 2-1 HR		B SI 90 C SI 90 B SI 90 X SI 91 2-1 ① F8		T SI 89 C SI 91 B SI 92 F SI 92 F SL 80 B SI 93 C SI 93 2-3 ① K		X SI 97 0-0 24 1B 1B			4	1	2	1	0	1	1
24 Yasmany Tomás, R (1, 9) OBP: 0.361, SLG: 0.443	C SI 89 X CH 82 0-1 16 S 2 BB 1B		F SI 89 1 SAFE X SI 87 0-1 1-H 3B		S CU 75 F SI 92 S SI 91 0-3 ② K		1 SAFE 1 SAFE F SI 95 1 SAFE X CU 80 0-1 1-2 1B			4	0	3	1	0	1	0
2 Aaron Hill, R (1, 5) OBP: 0.292, SLG: 0.329	B SI 86 B SI 88 B SI 88 B SI 88 4-0 16 S 1-2 BB		B CH 81 B CH 81 X SI 88 2-0 ② G5-3		C CH 82 C FC 89 B SI 93 B SI 91 C SI 93 2-3 ③ K		C SI 95 F SI 96 B CU 81 B CU 80 X SI 96 2-2 ③ F9			3	0	0	0	1	1	3
16 Chris Owings, R (1, 4) OBP: 0.257, SLG: 0.330	C SI 87 T CH 81 B SI 89 F SL 78 F SI 89 S SI 90 1-3 ③ K 1-2 2-3		F CH 81 D CH 81 S SI 88 B SI 86 F SI 91 F CH 81 S SI 90 2-3 ③ K			T CH 82 B CH 84 X SI 90 1-1 7 1B 4 CS 2B		X FF 89 0-0 ① B5-3		4	0	1	0	0	2	3
7 Welington Castillo, R (1, 2) OBP: 0.248, SLG: 0.347		S SI 87 C FC 85 F SI 90 B SL 81 S CH 82 1-3 ① K		C CH 80 X CH 86 0-1 HR		X SL 78 0-0 4 CS 2-3 1B		C FF 90 B CH 84 X FF 91 1-1 ② F9		4	1	2	1	0	1	0
13 Nick Ahmed, R (1, 6) OBP: 0.301, SLG: 0.309		B CU 74 B SI 89 B SI 89 C SI 88 C SI 90 F SI 92 B SI 92 4-2 57 SH2-4 BB		B SC 80 S SI 88 X CH 82 1-1 ① F8		C FF 94 B FF 94 C FF 94 C FF 94 1-3 ① K		B KC 82 F KC 83 S FF 90 B CH 85 B KC 84 C FF 92 3-3 ③ K		3	0	0	0	1	2	2
57 Chase Anderson, R (1, 1) OBP: 0.182, SLG: 0.143 4 Cliff Pennington, S (6, PH) OBP: 0.287, SLG: 0.203 30 David Hernandez, R (7, 1) 59 Oliver Pérez, L (7, 1) 41 Daniel Hudson, R (7, 1) 29 Brad Ziegler, R (9, 1)		B CH 84 X SI 87 1-0 ② SH2-4 1-2		B SI 88 F SI 88 B SI 89 X SI 88 2-1 1B		3 SAFE B FF 92 B FF 92 3 SAFE X FF 94 2-0 ②③ G3 1-2 3-H				1 1 0 0 0 0	0 0 0 0 0 0	1 0 0 0 0 0	0 0 0 0 0 0	0 0 0 0 0 0	0 2 0 0 0 0	0 0 0 0 0 0
Inning Stats	R: 1 H: 2 E: 0 LOB: 2 K: 2 BB: 1 S: 14 P: 24	R: 0 H: 0 E: 0 LOB: 1 K: 2 BB: 1 S: 11 P: 20	R: 1 H: 2 E: 0 LOB: 1 K: 1 BB: 0 S: 13 P: 21	R: 1 H: 2 E: 0 LOB: 1 K: 1 BB: 0 S: 11 P: 17	R: 0 H: 0 E: 0 LOB: 0 K: 3 BB: 0 S: 11 P: 15	R: 0 H: 2 E: 0 LOB: 1 K: 1 BB: 0 S: 7 P: 11	R: 0 H: 2 E: 0 LOB: 2 K: 1 BB: 0 S: 11 P: 18	R: 0 H: 0 E: 0 LOB: 0 K: 1 BB: 0 S: 6 P: 10		1B: 6 SF: 0 2B: 1 SAC: 1 3B: 1 DP: 0 HR: 2 HBP: 0					WP: 0 PA: 35 PB: 0 SB: 2 CS: 2	

	AB	32
	R	3
	H	10
	RBI	3
	BB	2
	SO	12
	LOB	14

PITCHER		IP	WLS	BF	H	R	ER	SO	BB	IBB	HBP	BLK	WP	HR	S	P	ERA	WHIP
53 Héctor Santiago, L ERA: 2.77	(1, 1)	5.0	L	24	7	3	3	9	2	0	0	0	0	2	62	100	5.40	1.800
68 Cam Bedrosian, R ERA: 4.05	(6, 1)	1.0		3	1	0	0	1	0	0	0	0	0	0	5	8	0.00	1.000
62 Trevor Gott, R ERA:	(7, 1)	1.0		5	2	0	0	1	0	0	0	0	0	0	11	18	0.00	2.000
59 Fernando Salas, R ERA: 4.67	(8, 1)	1.0		3	0	0	0	1	0	0	0	0	0	0	6	10	0.00	0.000

PITCHER	IP	WLS	BF	H	R	ER	SO	BB	IBB	HBP	BLK	WP	HR	S	P	ERA	WHIP

Los Angeles Angels @ Arizona Diamondbacks

Chase Field, Phoenix, AZ

Thu Jun 18 2015, 12:41 PM - 3:17 PM MST

Att. 28,942 - Roof Closed - 80 F

livebaseballscorecards.com

TOP

Batter	1	2	3	4	5	6	7	8	9	AB	R	H	RBI	BB	SO	LOB
12 Johnny Giavotella, R (1, 4) OBP: 0.328, SLG: 0.367	C FF 91 S CU 76 X SL 84 0-2 ① G6-3		X CU 76 0-0 ① HR			X SI 89 0-0 ① 27 3B 1B	B CH 76 C CH 76 F FC 85 B CH 75 F FC 86 B CH 77 X FC 86 3-2 ① F8		C CU 80 X CU 80 0-1 ① FC6-4 56 P5-3 1-2f	5	2	2	1	0	0	1
56 Kole Calhoun, L (1, 9) OBP: 0.327, SLG: 0.388	B FF 92 B SI 90 S SI 90 B SI 91 S SI 90 D CH 85 4-2 27 G1-6-3 BB		B SI 90 F CH 84 F SI 90 B CH 85 B SI 92 F SI 92 B SI 90 4-2 BB			1 SAFE 1 SAFE F CH 81 C FF 91 F SL 84 S FF 92 0-3 ① K	B FC 85 B FC 85 B CH 75 C FC 85 F FC 86 X FC 87 3-2 ② G4-3		S FF 94 B FF 94 X FF 92 1-1 ②③ P5-3 1-1f	3	0	0	0	2	1	2
27 Mike Trout, R (1, 8) OBP: 0.382, SLG: 0.584	C SI 90 1 SAFE X CH 83 0-1 ②③ G1-6-3 1-2f		C FF 90 F SI 91 B FF 93 1 SAFE B SL 84 S CH 84 2-3 ③ K			S CH 84 X SI 92 0-1 19 1B 1-H 3B	C FC 86 C CH 76 B CH 76 B FC 87 F FC 86 B CU 72 X FC 87 3-2 2B			4	1	2	1	0	1	2
5 Albert Pujols, R (1, 3) OBP: 0.327, SLG: 0.541		C SI 90 F SL 84 B SL 84 F CH 84 S SI 92 1-3 ① K		X CH 84 0-0 ① G6-3		I IN 68 I IN 70 I IN 71 I IN 74 4-0 6 BB 19 1B IBB	I IN 62 I IN 65 I IN 66 I IN 66 4-0 IBB			2	1	0	0	2	1	0
6 David Freese, R (1, 5) OBP: 0.295, SLG: 0.423		C SI 90 S SI 92 B FF 92 B SI 94 B CH 85 F SI 92 D SI 92 4-2 19 G3-6-3 BB		C FF 92 F SI 90 S CH 85 0-3 ② K		D CH 81 B SI 91 B SI 91 B SI 91 4-0 19 1B 58 2B 1-2 BB	B CH 76 S CH 75 X CH 77 1-1 ③ L8			2	1	0	0	2	1	2
19 Efren Navarro, L (1, 7) OBP: 0.348, SLG: 0.333 44 Daniel Robertson, R (8, 7) OBP: 0.400, SLG: 0.400		B SI 89 1 SAFE X CH 84 1-0 ②③ G3-6-3 1-2f		B SI 92 C SI 91 B SI 93 S CH 84 B CH 85 X SI 91 3-2 ③ G3-1		B CH 76 C CH 76 X FC 86 1-1 58 2B 1-3 2-H 3-H 1B		B FC 83 B FC 84 X FC 84 2-0 ① P4		4 0	1 0	1 0	2 0	0 0	0 0	1 0
58 Carlos Pérez, R (1, 2) OBP: 0.278, SLG: 0.379			X FF 89 0-0 ① F8		B SI 90 C SI 91 X SL 83 1-1 ① G5-3	B FC 85 B CH 77 F CH 76 1 SAFE X CH 76 2-1 1-H 3-H 2B		C FC 84 X CH 75 0-1 ② F7		4	0	1	2	0	0	0
8 Taylor Featherston, R (1, 6) OBP: 0.140, SLG: 0.225			C FF 91 X SI 89 0-1 HR		B FF 90 S CH 84 X CH 84 1-1 ② P6	D FC 81 B CH 77 B FC 85 C FC 85 S FC 85 F FC 85 C CH 77 3-3 ② K		C CH 75 B FC 84 B CH 77 X CH 75 2-1 ③ F8		4	1	1	1	0	1	1
33 C.J. Wilson, L (1, 1) OBP: 0.333, SLG: 0.333 18 Kyle Kubitza, L (9, PH) OBP: 0.364, SLG: 0.300 48 Jose Alvarez, L (9, 1)			F SI 89 F CH 83 X CH 83 0-2 ② G3-1		B SI 91 X SI 90 1-0 ③ 1B	S FC 85 F CH 76 C CH 74 0-3 ③ K			B SI 93 B SI 92 B SI 94 C FF 92 F FF 94 B FF 93 4-2 12 FC6-4 BB	3 0 0	0 0 0	1 0 0	0 0 0	0 1 0	1 0 0	1 0 0

Inning Stats	1	2	3	4	5	6	7	8	9	1B	SF	WP	PA
	R: 0 E: 0 K: 0 S: 7 H: 0 LOB: 0 BB: 1 P: 11	R: 0 E: 0 K: 1 S: 8 H: 0 LOB: 0 BB: 1 P: 14	R: 2 E: 0 K: 1 S: 13 H: 2 LOB: 1 BB: 1 P: 19	R: 0 E: 0 K: 1 S: 7 H: 0 LOB: 0 BB: 0 P: 10	R: 0 E: 0 K: 0 S: 5 H: 1 LOB: 1 BB: 0 P: 8	R: 5 E: 0 K: 3 S: 18 H: 4 LOB: 1 BB: 2 P: 32	R: 0 E: 0 K: 0 S: 13 H: 1 LOB: 2 BB: 1 P: 27	R: 0 E: 0 K: 0 S: 5 H: 0 LOB: 0 BB: 0 P: 9	R: 0 E: 0 K: 0 S: 6 H: 0 LOB: 0 BB: 1 P: 11	1B: 3 2B: 3 3B: 1 HR: 2	SF: 0 SAC: 0 DP: 3 HBP: 0	WP: 0 PB: 0 SB: 0 CS: 0	PA: 38

	AB	31
	R	7
	H	8
	RBI	7
	BB	7
	SO	6
	LOB	10

PITCHER		IP	WLS	BF	H	R	ER	SO	BB	IBB	HBP	BLK	WP	HR	S	P	ERA	WHIP
27 Allen Webster, R ERA: 6.55	(1, 1)	5.1	L	23	5	6	6	4	4	1	0	0	0	2	47	77	10.12	1.688
55 Josh Collmenter, R ERA: 5.17	(6, 1)	2.2		12	3	1	1	2	0	1	0	0	0	0	29	53	3.38	1.125
30 David Hernandez, R ERA:	(9, 1)	1.0		3	0	0	0	0	1	0	0	0	0	0	6	11	0.00	1.000

PITCHER		IP	WLS	BF	H	R	ER	SO	BB	IBB	HBP	BLK	WP	HR	S	P	ERA	WHIP

Los Angeles Angels @ Arizona Diamondbacks

Chase Field, Phoenix, AZ

Thu Jun 18 2015, 12:41 PM - 3:17 PM MST

Att. 28,942 - Roof Closed - 80 F

livebaseballscorecards.com

BOTTOM

Batter	1	2	3	4	5	6	7	8	9	AB	R	H	RBI	BB	SO	LOB
11 AJ Pollock, R (1, 8) OBP: 0.347, SLG: 0.468	C FF 90 C SI 90 B FF 90 S SL 82 1-3 ① K		S CH 84 1 SAFE D SL 81 X CH 84 1-1 ②③ G5-4-3 1-2f			B FF 90 C SI 90 C CU 78 C SI 91 1-3 ① K		B SI 89 C CH 85 B SI 90 X FF 89 2-1 ① FC6-4 2 WP 1-2f		4	0	0	0	0	2	2
2 Aaron Hill, R (1, 5) OBP: 0.297, SLG: 0.333	X FF 90 0-0 ② F9			B FF 90 B SI 90 X FF 89 2-0 24 G6-4-3 1B		C CH 85 B CH 85 X CH 86 1-1 44 WP 1B		B SI 90 C SL 83 B FC 87 T SL 84 B CU 79 X SI 90 3-2 ② G5-3 1-2		4	0	2	0	0	0	1
44 Paul Goldschmidt, R (1, 3) OBP: 0.474, SLG: 0.668 30 David Hernandez, R (9, 1)	C FF 92 B FF 91 F FF 91 T SL 84 1-2 ③ K			D FC 87 B FC 87 C SL 83 B FF 91 F SI 90 X FF 90 3-2 ① L8		B FF 90 B SI 91 F SI 91 B SI 90 F FC 86 S CU 79 3-3 ② K 1-2		C SI 91 B FF 90 B SI 90 F FC 85 F SL 80 B CU 75 S SL 84 3-3 ③ K		4 0	0 0	0 0	0 0	0 0	3 0	3 0
24 Yasmany Tomás, R (1, 9) OBP: 0.358, SLG: 0.444 (9, 3)		B CU 76 C SI 90 B SI 91 X SL 84 2-1 2B		B SI 89 X SI 90 1-0 ②③ G6-4-3 1-2f		S CU 79 D CU 79 S FC 86 B SI 91 X SI 91 2-2 ③ L9			X SI 90 0-0 E6 6 FC4-6	4	0	1	0	0	0	2
16 Chris Owings, R (1, 4) OBP: 0.252, SLG: 0.324		L SI 90 B SI 89 F SI 90 F SL 82 F SI 90 F FF 90 F CU 78 S CH 85 1-3 ① K			C CH 83 F SI 89 S SL 83 0-3 ① K		B SI 89 C FF 89 X SL 83 1-1 ① F9		C SI 90 S SL 88 S CH 80 0-3 ① K	4	0	0	0	0	3	2
8 Jarrod Saltalamacchia, S (1, 2) OBP: 0.218, SLG: 0.250		F SI 90 B SL 81 F SL 84 F CH 84 X CU 76 1-2 ② G6-3			C CU 77 B SI 90 X FF 90 1-1 ② P2		F SI 89 X FC 88 0-1 ② G5-3		C SL 86 F SL 86 B FF 91 C FF 91 1-3 ② K	4	0	0	0	0	1	2
6 David Peralta, L (1, 7) OBP: 0.323, SLG: 0.436 (9, 9)		D SL 82 X SL 83 1-0 ③ G5-3			B SI 89 X SI 89 1-0 13 2B 2B		F FF 89 B SL 84 X FC 85 1-1 1B		D FF 92 X FF 90 1-0 ③ FC4-6 1-2f	4	1	2	0	0	0	2
13 Nick Ahmed, R (1, 6) OBP: 0.307, SLG: 0.320			C FF 90 B CU 77 C CH 84 B FF 90 F FF 91 B SL 81 X FF 90 3-2 11 G5-4-3 1B		X SI 90 0-0 2-H 2B		X CH 84 0-0 ③ L7			3	0	2	1	0	0	1
27 Allen Webster, R (1, 1) 55 Josh Collmenter, R (6, 1) OBP: 0.269, SLG: 0.208 4 Cliff Pennington, S (8, PH) OBP: 0.295, SLG: 0.213 (9, 7)			L CU 75 M SI 90 1 SAFE M SL 83 0-3 ① K		C SL 82 B SL 82 C SL 83 S SL 84 1-3 ③ K			C FF 90 B SL 83 S FF 89 B SI 90 F FF 90 X CU 79 2-2 11 FC6-4 1B		2 0 1	0 0 0	0 0 1	0 0 0	0 0 0	2 0 0	2 0 0
Inning Stats	R: 0 E: 0 K: 2 S: 7 H: 0 LOB: 0 BB: 0 P: 9	R: 0 E: 0 K: 1 S: 14 H: 1 LOB: 1 BB: 0 P: 19	R: 0 E: 0 K: 1 S: 9 H: 1 LOB: 0 BB: 0 P: 13	R: 0 E: 0 K: 0 S: 5 H: 1 LOB: 0 BB: 0 P: 11	R: 1 E: 0 K: 2 S: 10 H: 2 LOB: 1 BB: 0 P: 13	R: 0 E: 0 K: 2 S: 11 H: 1 LOB: 1 BB: 0 P: 18	R: 0 E: 0 K: 0 S: 7 H: 1 LOB: 1 BB: 0 P: 9	R: 0 E: 0 K: 1 S: 13 H: 1 LOB: 1 BB: 0 P: 23	R: 0 E: 1 K: 2 S: 8 H: 0 LOB: 1 BB: 0 P: 10	1B: 5 2B: 3 3B: 0 HR: 0 SF: 0 SAC: 0 DP: 2 HBP: 0						

	AB	34
	R	1
	H	8
	RBI	1
	BB	0
	SO	11
	LOB	17

PITCHER		IP	WLS	BF	H	R	ER	SO	BB	IBB	HBP	BLK	WP	HR	S	P	ERA	WHIP
33 C.J. Wilson, L ERA: 3.39	(1, 1)	8.0	W	30	8	1	1	9	0	0	0	0	2	0	76	115	1.12	1.000
48 Jose Alvarez, L ERA: 3.25	(9, 1)	1.0		4	0	0	0	2	0	0	0	0	0	0	8	10	0.00	0.000

PITCHER		IP	WLS	BF	H	R	ER	SO	BB	IBB	HBP	BLK	WP	HR	S	P	ERA	WHIP

WP: 2 PB: 0 SB: 0 CS: 0 PA: 34

Batter	1	2	3	4	5	6	7	8	9	AB	R	H	RBI	BB	SO	LOB
26 Yangervis Solarte, S (1, 5) OBP: 0.299, SLG: 0.337	X FF 92 0-0 ① F9		C FF 93 B SL 83 F CH 85 X SL 85 1-2 ① L9		B SI 93 X FF 94 1-0 10 BB 23 BB 1-2 1B		C SL 82 B CH 86 X FF 96 1-1 ② G5-3		F SI 85 B CH 76 F CH 77 S CH 77 1-3 ② K	5	0	1	0	0	1	0
23 Yonder Alonso, L (1, 3) OBP: 0.410, SLG: 0.419	C FF 93 X FF 92 0-1 10 FC6-4 1B		X CH 84 0-0 ② G5-3		B CH 88 S SI 96 B SI 97 B CH 87 B SI 96 4-1 10 BB 1-2 2-3		B SL 85 F CH 84 F FF 95 F SI 90 F FF 98 S FF 97 1-3 ③ K		C SI 84 B CH 78 B CH 78 C SI 84 F CH 77 B CH 77 B SI 84 4-2 10 2B BB	3	0	1	0	2	1	0
10 Justin Upton, R (1, 7) OBP: 0.357, SLG: 0.470	S FF 95 C SL 86 B FF 95 F CH 89 X SL 86 1-2 ② FC6-4 1-2f		X SL 87 0-0 ③ G5-3		C SL 86 B FF 90 B SL 88 C FF 98 B SL 86 F FF 99 B FF 99 4-2 1-2 2-3 3-H BB			S SL 85 C SL 86 B FF 98 B FF 96 X FF 96 2-2 E6 27 E 15 SF7	B SI 85 B SI 84 X SI 85 2-0 1-3 2B	4	1	1	1	1	0	1
27 Matt Kemp, R (1, 9) OBP: 0.285, SLG: 0.352	1 SAFE F FF 94 F FF 96 1 SAFE B FF 97 C SL 82 1-3 ③ K			F FF 94 C SL 84 S FF 96 0-3 ① K	F FF 96 S SL 85 D CH 89 S SL 88 1-3 ③ K			C SL 84 F FF 97 F SL 86 X SI 97 0-2 E5 3 FC5-4 1-3	C SI 86 X SI 85 0-1 ③ G1-3	5	0	0	0	0	3	7
3 Derek Norris, R (1, 2) OBP: 0.304, SLG: 0.435		B FF 93 C FF 95 F SL 85 S FF 93 1-3 ① K		X SL 88 0-0 ② L7		F FF 93 B FF 96 X SL 83 1-1 ① G5-3		S CH 84 1 SAFE X SL 87 0-1 ① FC5-4 25 BB 1-2f		4	0	0	0	0	1	2
25 Will Venable, L (1, 8) OBP: 0.322, SLG: 0.416		C SI 92 X CH 85 0-1 ② 15 1B 5 FC3-2-5-3 1B		B FF 94 C FF 96 F FF 96 S SI 91 1-3 ③ K2-3		S CH 86 F FF 96 F FF 97 X FF 95 0-2 ② P5		B CH 84 B FF 96 B CH 85 C FF 97 B FF 97 4-1 1-2 BB		3	0	1	0	1	1	0
15 Cory Spangenberg, L (1, 4) OBP: 0.297, SLG: 0.345		1 SAFE 1 SAFE 1 SAFE F FF 93 X CH 86 0-1 5 FC3-2-5-3 1-3 1B			B CH 85 X SI 95 1-0 ① G2-3	B CH 86 C FF 93 B FF 96 F FF 93 B FF 97 F FF 96 B SI 95 4-2 BB		F CH 85 B FF 96 B CH 86 F FF 97 X FF 97 2-2 ② SF7 3-H		2	0	1	1	1	0	0
5 Alexi Amarista, L (1, 6) OBP: 0.293, SLG: 0.302 39 Brett Wallace, L (8, PH) 50 Nick Vincent, R (8, 1)		1 SAFE F FF 95 X FF 96 0-1 ② FC3-2-5-3 1-3 3-H			B FF 96 X CH 85 1-0 ② G4-3	1 SAFE C SI 95 F CH 83 B FF 97 X FF 94 1-2 ③ L8		B CH 85 B FF 97 S FF 96 S FF 97 F FF 99 X CH 85 2-2 ③ G4-3		3 1 0	0 0 0	0 0 0	0 0 0	0 0 0	0 0 0	3 2 0
33 James Shields, R (1, 1) OBP: 0.206, SLG: 0.235 2 B.J. Upton, R (7, PH) OBP: 0.250, SLG: 0.278 60 Frank Garces, L (7, 1) 11 Will Middlebrooks, R (8, 6) OBP: 0.260, SLG: 0.397		S SL 87 S SL 87 B SL 87 X SL 88 1-2 ③ G6-3			C FF 96 S SL 85 X CH 89 0-2 23 BB 26 1B 10 BB 1B		C SL 83 X FF 94 0-1 ① G5-3		B SI 83 S SI 83 F CH 77 X CU 74 1-2 ① P6	2 1 0 1	1 0 0 0	1 0 0 0	0 0 0 0	0 0 0 0	0 0 0 0	2 0 0 0
Inning Stats	R: 0 E: 0 K: 1 S: 10 H: 1 LOB: 1 BB: 0 P: 12	R: 0 E: 0 K: 1 S: 12 H: 2 LOB: 2 BB: 0 P: 14	R: 0 E: 0 K: 0 S: 5 H: 0 LOB: 0 BB: 0 P: 6	R: 0 E: 0 K: 2 S: 7 H: 0 LOB: 0 BB: 0 P: 8	R: 1 E: 0 K: 1 S: 13 H: 2 LOB: 3 BB: 2 P: 25	R: 0 E: 0 K: 0 S: 12 H: 0 LOB: 1 BB: 1 P: 18	R: 0 E: 0 K: 1 S: 9 H: 0 LOB: 0 BB: 0 P: 11	R: 1 E: 2 K: 0 S: 17 H: 0 LOB: 2 BB: 1 P: 27	R: 0 E: 0 K: 1 S: 12 H: 1 LOB: 2 BB: 1 P: 20	1B: 5 2B: 1 3B: 0 HR: 0 SF: 1 SAC: 0 DP: 0 HBP: 0						WP: 0 PB: 0 SB: 0 CS: 0 PA: 40

San Diego Padres @ Arizona Diamondbacks

Chase Field, Phoenix, AZ

Fri Jun 19 2015, 6:40 PM - 9:48 PM MST

Att. 27,394 - Roof Closed - 81 F

TOP

livebaseballscorecards.com

AB	34
R	2
H	6
RBI	2
BB	5
SO	7
LOB	17

PITCHER		IP	WLS	BF	H	R	ER	SO	BB	IBB	HBP	BLK	WP	HR	S	P	ERA	WHIP
12 Rubby De La Rosa, R ERA: 4.96	(1, 1)	7.0	W	31	5	2	1	6	3	0	0	0	0	0	75	103	1.29	1.143
41 Daniel Hudson, R ERA: 3.16	(8, 1)	1.0	H	4	0	0	0	0	1	0	0	0	0	0	10	18	0.00	1.000
29 Brad Ziegler, R ERA: 1.5	(9, 1)	1.0	S	5	1	0	0	1	1	0	0	0	0	0	12	20	0.00	2.000

PITCHER		IP	WLS	BF	H	R	ER	SO	BB	IBB	HBP	BLK	WP	HR	S	P	ERA	WHIP

San Diego Padres @ Arizona Diamondbacks

Chase Field, Phoenix, AZ

Fri Jun 19 2015, 6:40 PM - 9:48 PM MST

Att. 27,394 - Roof Closed - 81 F

livebaseballscorecards.com

BOTTOM

Batter	1	2	3	4	5	6	7	8	9	AB	R	H	RBI	BB	SO	LOB
11 AJ Pollock, R (1, 8) OBP: 0.353, SLG: 0.475	X FF 91 0-0 19 WP 44 G4-3 2B	S FC 86 B KC 79 B KC 79 X FC 84 2-1 19 WP 1B		B FC 84 C KC 78 S FC 84 B CH 82 B KC 83 B FC 83 4-2 19 F7 BB		X FC 83 0-0 ② FC6-4 19 CS 1-2f				3	1	2	0	1	0	1
19 Jake Lamb, L (1, 5) OBP: 0.377, SLG: 0.459	B SI 90 C FC 88 S KC 78 B CH 85 S CH 83 2-3 ① K 2-3	C CH 84 1 SAFE B CH 83 S CH 85 B FC 85 X CH 83 2-2 ③ G2-3 1-2		B KC 77 B CH 83 1 SAFE 1 SAFE C SI 88 X SI 89 2-1 ① F7 1-2		B CH 83 1-0 ③ CS 1-2	C FF 90 B CU 77 S CU 75 C FF 91 1-3 ① K			4	0	0	0	0	2	3
44 Paul Goldschmidt, R (1, 3) OBP: 0.476, SLG: 0.667	F FF 92 3 SAFE B FC 86 D KC 80 S FC 86 X FF 93 2-2 ② G4-3 3-H	C FC 86 B FF 90 B KC 79 S KC 78 B KC 78 B CH 83 4-2 6 2B 24 K BB	X FF 89 0-0 6 G1-6-3 1B				C FF 92 B CH 85 F FF 92 F CU 79 F CU 78 B FF 93 F FF 92 2-2 CI 6 S			2	0	1	1	1	0	0
6 David Peralta, L (1, 7) OBP: 0.326, SLG: 0.440	S SI 90 B KC 79 S CH 85 B FC 87 B CH 84 D FC 86 4-2 2 BB 24 HBP BB	1 SAFE 1 SAFE X CH 84 0-0 ② 24 K 2 2B 1-3 2B	X KC 78 0-0 ② G1-6-3 1-2f				S CU 78 D CU 78 S CU 76 T CU 78 1-2 ② K 1-2			3	1	1	0	1	1	3
24 Yasmany Tomás, R (1, 9) OBP: 0.360, SLG: 0.441 26 Danny Dorn, L (4, 9) OBP: 0.412, SLG: 0.400	F KC 77 H FF 89 1-1 2 BB 1-2 HBP	B KC 79 S FC 86 B FF 92 F KC 79 F FF 91 B CH 83 S CH 83 3-3 ① ② K 2-3 3-H	C SI 90 X KC 77 0-1 ① G3				B FF 92 S CU 76 D CU 76 X FF 91 2-1 ③ L8			1 2	0 0	0 0	0 0	0 0	1 0	2 1
2 Aaron Hill, R (1, 4) OBP: 0.302, SLG: 0.340	S KC 78 S KC 78 B KC 78 B FF 92 B FF 92 B CH 85 4-2 1-2 2-3 BB	B FC 85 C FC 83 X FF 90 1-1 7 2B 3-H 2B	C FF 90 F FC 83 B FC 86 F KC 76 C CH 82 1-3 ② K					B SL 87 C SL 86 F SL 86 B SL 87 X SL 87 2-2 ① F8		3	1	1	1	1	1	0
7 Welington Castillo, R (1, 2) OBP: 0.248, SLG: 0.354	B FC 86 C FC 86 C KC 78 S KC 79 1-3 ③ K	S FC 85 X KC 78 0-1 13 1B 2-H 2B			B FF 90 C FC 84 X FC 84 1-1 ③ L9			B FF 90 X SL 86 1-0 ② L8		4	1	1	1	0	1	3
13 Nick Ahmed, R (1, 6) OBP: 0.310, SLG: 0.324		F FF 91 F FC 84 X KC 80 0-2 ① G6-3	F FF 91 F FC 84 F CH 83 D CH 84 F FF 91 F KC 78 B CH 83 F FC 85 X FF 91 2-2 2-H 1B			S FC 84 S KC 77 B CH 81 X FF 90 1-2 ① G1-3			C SL 86 X SL 86 0-1 1B	4	0	2	1	0	0	0
12 Rubby De La Rosa, R (1, 1) OBP: 0.063, SLG: 0.063 41 Daniel Hudson, R (8, 1) 16 Chris Owings, R (8, PH) OBP: 0.251, SLG: 0.323 29 Brad Ziegler, R (9, 1)		C FF 90 C FC 83 F KC 77 F FF 90 C KC 77 0-3 ② K	S FC 83 X KC 76 0-1 ③ G1-3			S FC 83 X FC 83 0-1 11 FC6-4 1B		F SL 87 F FF 90 B FF 90 S SL 87 1-3 ③ K		3 0 1 0	0 0 0 0	1 0 0 0	0 0 0 0	1 0 1 0	1 0 1 0	1 0 1 0
Inning Stats	R: 1 H: 1 E: 0 LOB: 3 K: 2 BB: 2 S: 15 P: 29	R: 0 H: 1 E: 0 LOB: 1 K: 1 BB: 0 S: 13 P: 17	R: 3 H: 4 E: 0 LOB: 1 K: 1 BB: 1 S: 20 P: 30	R: 0 H: 1 E: 0 LOB: 1 K: 0 BB: 1 S: 6 P: 12	R: 0 H: 0 E: 0 LOB: 0 K: 1 BB: 0 S: 8 P: 10	R: 0 H: 1 E: 0 LOB: 0 K: 0 BB: 0 S: 6 P: 8	R: 0 H: 0 E: 1 LOB: 1 K: 2 BB: 0 S: 13 P: 19	R: 0 H: 1 E: 0 LOB: 1 K: 1 BB: 0 S: 9 P: 13		1B: 5 SF: 0 2B: 4 SAC: 0 3B: 0 DP: 1 HR: 0 HBP: 1				WP: 2 PA: 37 PB: 0 SB: 1 CS: 1		

	AB	30
	R	4
	H	9
	RBI	4
	BB	4
	SO	8
	LOB	15

PITCHER		IP	WLS	BF	H	R	ER	SO	BB	IBB	HBP	BLK	WP	HR	S	P	ERA	WHIP
33 James Shields, R ERA: 3.75	(1, 1)	6.0	L	28	8	4	4	5	4	0	1	0	2	0	68	106	6.00	2.000
60 Frank Garces, L ERA: 4.09	(7, 1)	1.0		4	0	0	0	2	0	0	0	0	0	0	13	19	0.00	0.000
50 Nick Vincent, R ERA: 4.09	(8, 1)	1.0		4	1	0	0	1	0	0	0	0	0	0	9	13	0.00	1.000

PITCHER	IP	WLS	BF	H	R	ER	SO	BB	IBB	HBP	BLK	WP	HR	S	P	ERA	WHIP

San Diego Padres @ Arizona Diamondbacks

Chase Field, Phoenix, AZ

Sat Jun 20 2015, 7:10 PM - 9:51 PM MST

Att. 33,649 - Roof Closed - 79 F

TOP

livebaseballscorecards.com

Batter	1	2	3	4	5	6	7	8	9	AB	R	H	RBI	BB	SO	LOB
2 B.J. Upton, R (1, 8) OBP: 0.280, SLG: 0.409	C FF 93 S FF 95 S FF 94 0-3 ① K		F SI 91 B CH 86 S FF 92 B SL 83 B FF 92 X FF 95 3-2 ② F9		B CH 85 D CH 85 C SI 92 B SI 92 B SI 90 4-1 3 FC6-4 BB		F SI 94 S SL 83 B CH 84 B FF 94 X FF 95 2-2 ② G5-3		X FF 92 0-0 3-H HR	4	1	1	2	1	1	0
3 Derek Norris, R (1, 3) OBP: 0.303, SLG: 0.444 23 Yonder Alonso, L (7, 3) OBP: 0.408, SLG: 0.416	C FF 94 X CH 86 0-1 ② G5-3		C SI 92 B FF 94 F FF 94 B SI 93 B FF 94 X SI 93 3-2 HR		B CH 84 F SI 92 C CH 84 X SL 83 1-2 ③ FC6-4 1-2f		F FF 95 F FF 95 B FF 94 S SL 82 1-3 ③ K		S SL 86 X SL 87 0-1 ② P6	4 1	1 0	1 0	1 0	0 0	1 0	2 0
10 Justin Upton, R (1, 7) OBP: 0.357, SLG: 0.465	S CU 52 B FF 95 B FF 95 B CH 85 F FF 94 F FF 96 S FF 96 3-3 ③ K		X CH 83 0-0 ③ G6-3			B CH 82 C CH 83 F SI 92 B SL 80 B FF 93 C FF 95 3-3 ① K		B SL 82 B CH 83 B FF 95 F FF 94 B FF 96 4-1 27 G6-4-3 BB	C SL 86 B SL 86 S SL 85 F FF 91 B SL 88 B SL 87 B FF 92 4-2 BB	3	0	0	0	2	2	0
27 Matt Kemp, R (1, 9) OBP: 0.287, SLG: 0.356		C FF 92 B SL 82 S FF 94 F FF 93 F FF 95 X FF 95 1-2 11 G3-1 12 1B 2B	X SI 92 0-0 ① G6-3		C FF 91 B FF 94 B FF 94 B SI 91 X SI 93 3-1 12 E 1B		1 SAFE C FF 94 S SL 82 X SL 81 0-2 ①② G6-4-3 1-2f	F FF 90 C SL 77 F SL 78 X FF 91 0-2 ③ F9	5	2	2	0	0	0	2
11 Will Middlebrooks, R (1, 5) OBP: 0.256, SLG: 0.390		B FF 92 F FF 92 S CH 86 X CH 85 1-2 ① G3-1 2-3	C FF 90 X CH 84 0-1 ② F8		B SI 92 X FF 90 1-0 ② F9		B FF 96 F SI 95 X FF 94 1-1 ③ F8		4	0	0	0	0	0	2
12 Clint Barmes, R (1, 6) OBP: 0.330, SLG: 0.435	B FF 92 X FF 94 1-0 18 FC5-4 3-H 1B		C SI 89 B SI 92 C CH 85 B FF 88 F FF 94 B SL 80 F FF 92 S CH 85 3-3 ③ K		1 SAFE 1 SAFE B SI 91 B SI 88 F FF 93 1 SAFE C FF 91 F FF 95 B CH 86 3-2 F FF 85 X FF 95 E6 18 WP 1-H 2B			F FF 91 F SL 85 B SL 88 B SL 87 X FF 93 2-2 5 3B 2B	4	2	3	2	0	1	0
5 Alexi Amarista, L (1, 4) OBP: 0.297, SLG: 0.315		C SL 83 B SL 83 B FF 94 S FF 94 B FF 95 S FF 94 3-3 ② K	B FF 92 B FF 93 C FF 93 B FF 94 X FF 94 3-1 ① F7		B FF 95 D FF 94 B FF 94 B FF 92 4-0 18 WP BB				X FF 93 0-0 38 3B 2-H 3B	3	1	1	1	1	1	1
18 Austin Hedges, R (1, 2) OBP: 0.114, SLG: 0.235		X SI 93 0-0 ③ FC5-4 1-2f	C SI 91 X CH 86 0-1 2B		1 SAFE B CU 79 B FF 94 F FF 95 C FF 93 D CU 82 F SI 93 S CU 80 3-3 ③ K 1-2 3-H				B SL 87 F FF 92 X FF 92 1-1 ① G6-3	4	0	1	0	0	1	3
38 Tyson Ross, R (1, 1) OBP: 0.148, SLG: 0.222			B FF 91 F FF 93 S SI 93 S SL 81 1-3 ① K		S SL 79 C CH 85 D SL 80 B CH 85 B SI 93 T FF 93 3-2 ② K		C FF 92 B SL 80 F FF 94 F SL 82 B CH 83 C FF 94 2-3 ① K		X FF 91 0-0 2 HR 3-H 3B	4	1	1	1	0	3	1

	AB	36
	R	8
	H	10
	RBI	7
	BB	4
	SO	10
	LOB	11

Inning Stats	1	2	3	4	5	6	7	8	9	1B: 2	SF: 0	WP: 1	PA: 40
	R: 0 E: 0 K: 2 S: 9	R: 1 E: 0 K: 1 S: 13	R: 1 E: 0 K: 1 S: 10	R: 0 E: 0 K: 1 S: 8	R: 0 E: 0 K: 0 S: 11	R: 2 E: 1 K: 2 S: 15	R: 0 E: 0 K: 2 S: 10	R: 0 E: 0 K: 0 S: 6	R: 4 E: 0 K: 0 S: 17	2B: 4 3B: 2 HR: 2	SAC: 0 DP: 1 HBP: 0	PB: 0 SB: 0 CS: 0	
	H: 0 LOB: 0 BB: 0 P: 12	H: 2 LOB: 1 BB: 0 P: 19	H: 1 LOB: 0 BB: 0 P: 17	H: 0 LOB: 0 BB: 0 P: 11	H: 1 LOB: 2 BB: 1 P: 22	H: 2 LOB: 1 BB: 1 P: 32	H: 0 LOB: 0 BB: 0 P: 15	H: 0 LOB: 0 BB: 1 P: 11	H: 4 LOB: 1 BB: 1 P: 24				

PITCHER		IP	WLS	BF	H	R	ER	SO	BB	IBB	HBP	BLK	WP	HR	S	P	ERA	WHIP
38 Robbie Ray, L ERA: 1.78	(1, 1)	5.2	L	25	6	4	3	7	2	0	0	0	0	1	62	106	4.76	1.412
30 David Hernandez, R ERA:	(6, 1)	0.1		1	0	0	0	1	0	0	0	0	1	0	4	7	0.00	0.000
48 Randall Delgado, R ERA: 3.24	(7, 1)	2.0		6	0	0	0	2	1	0	0	0	0	0	16	26	0.00	0.500
43 Addison Reed, R ERA: 5.92	(9, 1)	0.2		7	4	4	4	0	1	0	0	0	0	1	13	20	54.00	7.500
59 Oliver Pérez, L ERA: 4.82	(9, 1)	0.1		1	0	0	0	0	0	0	0	0	0	0	4	4	0.00	0.000

PITCHER	IP	WLS	BF	H	R	ER	SO	BB	IBB	HBP	BLK	WP	HR	S	P	ERA	WHIP

BOTTOM

San Diego Padres @ Arizona Diamondbacks

Chase Field, Phoenix, AZ

Sat Jun 20 2015, 7:10 PM - 9:51 PM MST

Att. 33,649 - Roof Closed - 79 F

livebaseballscorecards.com

Batter	1	2	3	4	5	6	7	8	9	AB	R	H	RBI	BB	SO	LOB
11 AJ Pollock, R (1, 8) OBP: 0.348, SLG: 0.467	X SI 93 0-0 ① G4-3		C SL 86 X SI 93 0-1 ② G6-3 2-3			C SL 85 X FC 92 0-1 ② G4-3		B SL 85 X FF 91 1-0 ② G6-3		4	0	0	0	0	0	1
19 Jake Lamb, L (1, 5) OBP: 0.370, SLG: 0.438	B FF 93 C FF 92 S SL 86 S SL 88 1-3 ② K		S SL 86 F SL 88 S SL 87 0-3 ③ K			H FF 92 1-0 HBP		B FF 92 C SL 85 S SL 85 B FF 91 B SL 84 C SL 86 3-3 ③ K		3	0	0	0	0	3	1
44 Paul Goldschmidt, R (1, 3) OBP: 0.477, SLG: 0.663	C FF 93 S SL 88 B SL 88 B FF 94 B SL 89 B SI 94 4-2 6 FC6 BB			B FF 93 C SL 86 B FF 94 C SI 92 X FC 91 2-2 ① F9		X SL 86 0-0 ③ G4-3			S FC 91 B SL 90 C SI 90 F FF 91 X SL 87 1-2 26 G4-6-3 1B	3	0	1	0	1	0	1
6 David Peralta, L (1, 7) OBP: 0.320, SLG: 0.430	X SL 84 0-0 ③ FC6 1-2f			C SI 93 B FF 93 S SI 92 F FC 90 B CH 89 S SL 88 2-3 ② K			S SL 85 C FF 92 S SL 85 0-3 ① K		C SI 90 S SL 84 B SI 90 B SL 87 S SL 85 2-3 ① K	4	0	0	0	0	3	2
26 Danny Dorn, L (1, 9) OBP: 0.333, SLG: 0.316		C FF 93 F SL 83 B SI 93 S SL 86 1-3 ① K		F SL 86 B SI 94 S SL 86 S SL 88 1-3 ③ K			B SI 91 X SL 84 1-0 ② G3-1		S SL 84 C SL 85 F SL 86 F SL 86 B SI 92 X SL 86 1-2 ②③ G4-6-3 1-2f	4	0	0	0	0	2	1
16 Chris Owings, R (1, 4) OBP: 0.252, SLG: 0.332		B FF 92 B FF 94 C SL 85 X SL 87 2-1 ② L5			B FF 91 S SL 84 X SL 85 1-1 ① L5		B FF 92 X SL 83 1-0 7 2B 3B			3	1	1	0	0	0	0
7 Welington Castillo, R (1, 2) OBP: 0.250, SLG: 0.363		C FC 93 B SI 94 S SL 89 B SL 88 X SL 86 2-2 ③ L4			C FF 92 B SL 90 S SL 87 S SL 87 1-3 ② K		S SL 86 S SL 87 D SL 88 X FF 93 1-2 3-H 2B			3	0	1	1	0	1	0
4 Cliff Pennington, S (1, 6) OBP: 0.297, SLG: 0.218			F FF 93 X SI 92 0-1 11 G6-3 38 SH2-3 1B		B SL 86 B FF 93 C SL 85 C SL 87 X FC 91 2-2 ③ G6-3		B SL 84 C SL 84 B FF 92 X SL 85 2-1 ③ G1-3			3	0	1	0	0	0	1
38 Robbie Ray, L (1, 1) 30 David Hernandez, R (6, 1) 2 Aaron Hill, R (6, PH) OBP: 0.301, SLG: 0.338 48 Randall Delgado, R (7, 1) 24 Yasmany Tomás, R (8, PH) OBP: 0.355, SLG: 0.439 43 Addison Reed, L (9, 1) 59 Oliver Pérez, L (9, 1)			L FF 93 B FF 93 1 SAFE X FF 93 1-1 ① SH2-3 1-2			C SL 90 B SL 84 F SL 86 X SL 86 1-2 ① F8		B SL 87 X SL 84 1-0 ① F8		0 0 1 0 0 1 0 0	0 0 0 0 0 0 0 0	0 0 0 0 0 0 0 0	0 0 0 0 0 0 0 0	0 0 0 0 0 0 0 0	0 0 0 0 0 0 0 0	0 0 0 0 0 0 0 0
Inning Stats	R: 0 E: 0 K: 1 S: 7 H: 0 LOB: 1 BB: 1 P: 12	R: 0 E: 0 K: 1 S: 8 H: 0 LOB: 0 BB: 0 P: 13	R: 0 E: 0 K: 1 S: 9 H: 1 LOB: 1 BB: 0 P: 10	R: 0 E: 0 K: 2 S: 10 H: 0 LOB: 0 BB: 0 P: 15	R: 0 E: 0 K: 1 S: 8 H: 0 LOB: 0 BB: 0 P: 12	R: 0 E: 0 K: 0 S: 6 H: 0 LOB: 1 BB: 0 P: 8	R: 1 E: 0 K: 1 S: 10 H: 2 LOB: 1 BB: 0 P: 15	R: 0 E: 0 K: 1 S: 5 H: 0 LOB: 0 BB: 0 P: 10	R: 0 E: 0 K: 1 S: 12 H: 1 LOB: 0 BB: 0 P: 16	1B: 2 2B: 1 3B: 1 HR: 0 SF: 0 SAC: 1 DP: 1 HBP: 1						WP: 0 PB: 0 SB: 0 CS: 0 PA: 32

	AB	29
	R	1
	H	4
	RBI	1
	BB	1
	SO	9
	LOB	7

PITCHER		IP	WLS	BF	H	R	ER	SO	BB	IBB	HBP	BLK	WP	HR	S	P	ERA	WHIP
38 Tyson Ross, R ERA: 3.61	(1, 1)	9.0	W	32	4	1	1	9	1	0	1	0	0	0	75	111	1.00	0.556

PITCHER	IP	WLS	BF	H	R	ER	SO	BB	IBB	HBP	BLK	WP	HR	S	P	ERA	WHIP

San Diego Padres @ Arizona Diamondbacks

Chase Field, Phoenix, AZ

Sun Jun 21 2015, 1:12 PM - 3:40 PM MST

Att. 35,590 - Roof Closed - 79 F

livebaseballscorecards.com

TOP

Batter	1	2	3	4	5	6	7	8	9	AB	R	H	RBI	BB	SO	LOB
15 Cory Spangenberg, L (1, 4) OBP: 0.297, SLG: 0.345 26 Yangervis Solarte, S (7, PH) OBP: 0.297, SLG: 0.335 (7, 4)	C SI 88 B FF 90 X CH 80 1-1 G4-3		C FF 90 B CU 77 X FF 90 1-1 1B		X FF 89 0-0 F7		B SI 91 X SI 92 1-0 G6-3			3 1	0 0	1 0	0 0	0 0	0 0	1 1
23 Yonder Alonso, L (1, 3) OBP: 0.410, SLG: 0.418	C FF 90 X CH 80 0-1 1B		X CH 80 0-0 G4-3			B FF 89 B FF 90 C FF 89 C FF 90 X FF 90 2-2 10 2B 27 SF9 1B		S SL 79 C FF 91 S SL 81 0-3 K		4	1	2	0	0	1	1
10 Justin Upton, R (1, 7) OBP: 0.356, SLG: 0.465	S FF 89 X CU 78 0-1 L9			C CH 79 C FF 91 B FF 91 B CU 80 X SI 92 2-2 F9		B SI 90 B CH 80 X FF 90 2-0 27 SF9 1-3 2B		B SI 92 X SI 92 1-0 G5-3		4	0	1	0	0	0	1
27 Matt Kemp, R (1, 9) OBP: 0.283, SLG: 0.352	B CH 80 S CH 79 X FF 88 1-1 G5-3			C FF 91 S FF 92 F CU 79 F FF 91 B CH 81 B CH 80 S CH 79 2-3 K		X FF 91 0-0 SF9 2-3 3-H		B SL 79 F SI 93 B SL 81 X SI 93 2-1 L8		3	0	0	1	0	1	1
3 Derek Norris, R (1, 2) OBP: 0.299, SLG: 0.437		C CU 72 F FF 89 B CH 79 X CH 80 1-2 P5		B SI 90 C FF 90 B SI 90 F CH 81 F FF 91 S CU 76 2-3 K		F FF 90 C CU 78 B CU 79 F FF 91 F CU 78 S CH 77 1-3 K			C FF 91 B SL 82 F SI 92 X FF 92 1-2 L8	4	0	0	0	0	2	1
25 Will Venable, L (1, 8) OBP: 0.326, SLG: 0.424		B CU 74 C FF 89 C FF 90 S CU 79 1-3 K			C FF 90 B FF 91 S FF 91 X FF 91 1-2 39 2B	F CU 76 S CH 79 S CU 80 0-3 K			C FF 93 X SL 81 0-1 12 DI 1B	4	1	2	0	0	2	1
11 Will Middlebrooks, R (1, 5) OBP: 0.251, SLG: 0.382		X FF 90 0-0 L9			C CH 78 B CH 79 S CH 80 F CH 81 B FF 90 S FF 91 2-3 K		B FF 91 X SI 91 1-0 L9		X SI 93 0-0 F9	4	0	0	0	0	1	2
12 Clint Barmes, R (1, 6) OBP: 0.327, SLG: 0.438			C SI 88 B FF 90 X SI 90 1-1 F7		S CH 80 B SI 90 S CH 80 F CH 80 X FF 91 1-2 L8		B SI 90 B CH 84 C SI 92 B SI 93 X SI 92 3-1 2B		D SI 92 C SI 92 B SI 92 X SI 94 2-1 L9 1-2	4	0	1	0	0	0	2
34 Andrew Cashner, R (1, 1) OBP: 0.111, SLG: 0.111 39 Brett Wallace, L (5, PH) OBP: 0.500, SLG: 1.000 60 Frank Garces, L (5, 1) 2 B.J. Upton, R (7, PH) OBP: 0.269, SLG: 0.391 56 Shawn Kelley, R (7, 1) 53 Joaquín Benoit, R (8, 1)			C FF 90 S CU 78 S CU 78 0-3 K		B CH 78 B CH 79 X CH 79 2-0 2-H 2B		B SI 91 B SI 92 C SI 91 B SI 92 X SI 91 3-1 P3			1 1 0 1 0 0	0 0 0 0 0 0	0 1 0 0 0 0	0 1 0 0 0 0	1 0 0 0 0 0	0 0 0 1 0 0	0 0 0 1 0 0

	AB	34
	R	2
	H	8
	RBI	2
	BB	0
	SO	8
	LOB	12

Inning Stats																																
	R: 0 E: 0 K: 0 S: 8		H: 1 LOB: 1 BB: 0 P: 10		R: 0 E: 0 K: 1 S: 7		H: 0 LOB: 0 BB: 0 P: 9		R: 0 E: 0 K: 1 S: 8		H: 1 LOB: 1 BB: 0 P: 10		R: 0 E: 0 K: 2 S: 12		H: 0 LOB: 0 BB: 0 P: 18		R: 1 E: 0 K: 1 S: 13		H: 2 LOB: 1 BB: 0 P: 19		R: 1 E: 0 K: 2 S: 13		H: 2 LOB: 1 BB: 0 P: 18		R: 0 E: 0 K: 0 S: 6		H: 1 LOB: 1 BB: 0 P: 14		R: 0 E: 0 K: 1 S: 6		H: 0 LOB: 0 BB: 0 P: 9		R: 0 E: 0 K: 0 S: 8		H: 1 LOB: 1 BB: 0 P: 11		1B: 4 2B: 4 3B: 0 HR: 0		SF: 1 SAC: 0 DP: 0 HBP: 0		WP: 0 PB: 0 SB: 0 CS: 0		PA: 35

PITCHER		IP	WLS	BF	H	R	ER	SO	BB	IBB	HBP	BLK	WP	HR	S	P	ERA	WHIP
58 Jeremy Hellickson, R ERA: 4.94	(1, 1)	6.0	W	24	6	2	2	7	0	0	0	0	0	0	61	84	3.00	1.000
40 Andrew Chafin, L ERA: 2.95	(7, 1)	3.0	S	11	2	0	0	1	0	0	0	0	0	0	20	34	0.00	0.667

PITCHER	IP	WLS	BF	H	R	ER	SO	BB	IBB	HBP	BLK	WP	HR	S	P	ERA	WHIP

Batter	1	2	3	4	5	6	7	8	9	AB	R	H	RBI	BB	SO	LOB
11 AJ Pollock, R (1, 8) OBP: 0.346, SLG: 0.464	B FF 94 B SI 93 C FF 93 B FF 95 S FF 95 S FF 96 3-3 **K** ①	B FF 96 X SL 87 1-0 6 E, 44 1B, 1B 1-2 2-H 3-H		C FF 92 B FF 93 F CH 85 B FF 94 S SL 87 2-3 **K** ①			C SL 76 X FF 90 0-1 **F8** ①			4	1	1	2	0	2	0
6 David Peralta, L (1, 7) OBP: 0.313, SLG: 0.420	F SL 82 F FF 95 S FF 96 0-3 **K** ②	S CH 87 C FF 96 B FF 96 B SI 96 X FF 98 2-2 E6, 44 1B 1-3 2-H		F CH 87 F FF 95 B SL 86 B CH 87 X FF 95 2-2 **F8** ②			F SL 79 B SL 80 X FF 92 1-1 **L7** ②			4	1	0	0	0	1	1
44 Paul Goldschmidt, R (1, 3) OBP: 0.474, SLG: 0.656	B FF 96 C SI 93 X CH 87 1-1 **L6** ③	B SL 88 C FF 96 X SI 96 1-1 24 S, 1B 2-H 3-H		C FF 95 B SL 88 X SL 87 1-1 **F9** ③			X FF 92 0-0 **G6-3** ③			4	0	1	2	0	0	0
24 Yasmany Tomás, R (1, 9) OBP: 0.351, SLG: 0.429		B SI 94 F FF 93 B SL 86 B SL 85 C FF 94 S SI 95 3-3 **K** ① B SI 95 F SI 94 B FF 96 B SL 86 C SI 90 C SI 96 3-3 **K** ② 1-2			X FF 90 0-0 **G4-3** ①			B FF 92 B SI 94 B SL 88 X FF 93 3-0 **L9** ①		4	0	0	0	0	2	1
19 Jake Lamb, L (1, 5) OBP: 0.364, SLG: 0.418		B FF 94 B SL 84 B SI 93 C SI 95 B FF 95 4-1 8 BB, 13 E, 16 1B, BB B SL 86 X SI 94 1-0 **G4-3** ③			F FF 91 B CU 76 B CU 76 X FF 90 2-1 **L8** ②			C FF 93 X CH 84 0-1 **G4-3** ②		3	1	0	0	1	0	1
16 Chris Owings, R (1, 4) OBP: 0.252, SLG: 0.330		C SI 94 X SI 95 0-1 13 E, 8 BB, 58 HBP, 1B 1-2 B SI 92 X SL 83 1-0 **F8** ①			B CH 83 X FF 93 1-0 **F9** ③			X SL 87 0-0 **G6-3** ③		4	1	1	0	0	0	0
8 Jarrod Saltalamacchia, S (1, 2) OBP: 0.235, SLG: 0.271		B SL 83 F FF 86 F FF 96 B FF 97 F FF 96 B CH 85 B FF 97 4-2 58 HBP, 13 E, 11 1B, BB 1-2 2-3 F FF 92 B CH 86 X FF 94 1-1 13 G3, 2B					C FF 88 S CH 82 X CH 84 0-2 **G6-3** ①			2	1	1	0	1	0	0
13 Nick Ahmed, R (1, 6) OBP: 0.306, SLG: 0.319		X SL 86 0-0 E5, 58 HBP, 11 1B 1-2 2-3 3-H C SI 94 X FF 94 0-1 **G3** ② 2-3					C CU 73 S CH 84 X FF 90 0-2 **P4** ②			3	1	0	0	0	0	3
58 Jeremy Hellickson, R (1, 1) OBP: 0.250, SLG: 0.227 40 Andrew Chafin, R (7, 1)		D FF 95 C FF 95 S FF 95 B FF 96 F FF 97 B SL 87 H SI 97 4-2 11 1B, 6 E, HBP 1-2 2-3 3-H C SI 96 F SI 96 X SL 87 0-2 **G6-3** ③					B FF 92 C FF 89 C CH 80 B FF 90 F CH 83 S CU 77 2-3 **K** ③			2 0	1 0	0 0	1 0	0 0	1 0	1 0
Inning Stats	R: 0 E: 0 K: 2 S: 8 H: 0 LOB: 0 BB: 0 P: 12	R: 7 E: 2 K: 2 S: 23 H: 3 LOB: 1 BB: 2 P: 46	R: 0 E: 0 K: 0 S: 8 H: 1 LOB: 1 BB: 0 P: 10	R: 0 E: 0 K: 1 S: 8 H: 0 LOB: 0 BB: 0 P: 13	R: 0 E: 0 K: 0 S: 4 H: 0 LOB: 0 BB: 0 P: 7	R: 0 E: 0 K: 1 S: 10 H: 0 LOB: 0 BB: 0 P: 12	R: 0 E: 0 K: 0 S: 5 H: 0 LOB: 0 BB: 0 P: 6	R: 0 E: 0 K: 0 S: 4 H: 0 LOB: 0 BB: 0 P: 7		1B: 3 2B: 1 3B: 0 HR: 0 SF: 0 SAC: 0 DP: 0 HBP: 1				WP: 0 PB: 0 SB: 1 CS: 0 PA: 33	

PITCHER		IP	WLS	BF	H	R	ER	SO	BB	IBB	HBP	BLK	WP	HR	S	P	ERA	WHIP
34 Andrew Cashner, R ERA: 4.35	(1, 1)	4.0	L	21	4	7	3	5	2	0	1	0	0	0	47	81	6.75	1.500
60 Frank Garces, L ERA: 3.75	(5, 1)	2.0		6	0	0	0	1	0	0	0	0	0	0	14	19	0.00	0.000
56 Shawn Kelley, R ERA: 3.75	(7, 1)	1.0		3	0	0	0	0	0	0	0	0	0	0	5	6	0.00	0.000
53 Joaquín Benoit, R ERA: 2.48	(8, 1)	1.0		3	0	0	0	0	0	0	0	0	0	0	4	7	0.00	0.000

PITCHER	IP	WLS	BF	H	R	ER	SO	BB	IBB	HBP	BLK	WP	HR	S	P	ERA	WHIP

BOTTOM

San Diego Padres @ Arizona Diamondbacks

Chase Field, Phoenix, AZ

Sun Jun 21 2015, 1:12 PM - 3:40 PM MST

Att. 35,590 - Roof Closed - 79 F

livebaseballscorecards.com

AB	30
R	7
H	4
RBI	5
BB	2
SO	6
LOB	7

Batter	1	2	3	4	5	6	7	8	9	AB	R	H	RBI	BB	SO	LOB
11 AJ Pollock, R (1, 8) OBP: 0.351, SLG: 0.478	B SI 87 B SI 87 C SI 87 X SI 88 2-1 L7 ①		B CH 81 B SI 90 B SI 89 C SI 89 X SI 90 3-1 19 L3 1B		X FC 87 0-0 HR		B SI 97 X FF 98 1-0 P3 ②		F FF 93 X FF 93 0-1 1-2 1B	5	1	3	1	0	0	0
19 Jake Lamb, L (1, 5) OBP: 0.354, SLG: 0.403	C SI 87 C SI 88 B SL 78 F SI 88 B SI 89 T CH 82 2-2 K ②		1 SAFE B SI 89 B FC 87 F FC 87 1 SAFE 1 SAFE X FC 88 2-1 L3 ①② 1-1		X CH 81 0-0 1B		B CU 80 B SI 98 B FF 97 C FF 97 F FF 97 F FF 98 X FF 98 3-2 L7 ③		F FF 94 C FF 94 B FF 94 S SL 90 1-3 K ②	5	0	1	0	0	2	3
44 Paul Goldschmidt, R (1, 3) OBP: 0.472, SLG: 0.649	C SI 88 F SI 88 F SL 78 X SI 88 0-2 L8 ③		F CH 82 C SI 89 X SI 89 0-2 6 1B 1B		X SI 89 0-0 L9 ②			B FF 96 C CH 89 B FF 98 B FF 98 B FF 98 4-1 6 1B 2 FC6 BB	X FF 95 0-0 G4-3 ③	4	1	1	0	1	0	3
6 David Peralta, L (1, 7) OBP: 0.322, SLG: 0.428		C CH 78 B SI 86 B SI 88 X CH 80 2-1 26 WP 7 HR 1B	X CH 81 0-0 1-3 1B		X CH 81 0-0 G4-3 ③			C FF 98 X FF 98 0-1 1-3 2 FC6 1B		4	1	3	0	0	0	1
2 Aaron Hill, R (1, 4) OBP: 0.293, SLG: 0.329		C SI 87 S CH 82 1 SAFE B SI 89 D CH 83 X SI 90 2-2 L9 ①	C SI 90 B SI 89 F SI 90 D CH 83 B FC 83 X CH 83 3-2 P5 ③			C SI 88 B CH 83 F SI 89 S FC 83 1-3 K ①		X FF 98 0-0 FC6 26 G4-1 ① 1-2f 3-H		4	0	0	1	0	1	4
26 Danny Dorn, L (1, 9) OBP: 0.280, SLG: 0.261		F SI 88 1 SAFE 1 SAFE B CH 82 X SI 88 1-1 F7 ② 1-2		X CH 80 0-0 G1-3 ①		C SI 89 B FC 88 B CH 83 X CH 82 2-1 F8 ②		B FF 96 F FF 96 B FF 95 S CH 89 F CH 89 X FF 96 2-2 G4-1 ② 1-2		4	0	0	0	0	0	2
7 Welington Castillo, R (1, 2) OBP: 0.259, SLG: 0.390		B SI 88 X FC 86 1-0 2-H HR		C SI 88 X SI 88 0-1 G6-3 ②		B CH 82 B SI 90 B SI 89 C SI 89 F SI 89 F SI 91 B SI 90 4-2 BB		C FF 94 S CH 89 F CH 90 B FF 97 F FF 98 S CH 89 1-3 K ③		3	1	1	2	1	1	1
13 Nick Ahmed, R (1, 6) OBP: 0.305, SLG: 0.333		L SI 88 X SL 78 0-1 HR		X SI 88 0-0 G6-3 ③		X SI 90 0-0 G5-3 ③			S FF 94 B FF 95 B FF 95 X FF 94 2-1 G4-3 ①	4	1	1	1	0	0	1
57 Chase Anderson, R (1, 1) OBP: 0.167, SLG: 0.130 48 Randall Delgado, R (5, 1) 16 Chris Owings, R (7, PH) OBP: 0.251, SLG: 0.329 30 David Hernandez, R (7, 1) 55 Josh Collmenter, R (8, 1) OBP: 0.269, SLG: 0.208 4 Cliff Pennington, S (9, PH) OBP: 0.304, SLG: 0.228		B SI 87 C SI 87 B CH 80 X SI 87 2-1 G4-3 ③			C SI 88 B SI 89 B CH 82 S SI 89 S CH 82 2-3 K ①		B SI 98 F SI 97 X SL 88 1-1 G6-3 ①		S FF 92 B SL 89 S FF 94 B FF 93 X FF 95 2-2 11 1B 1B	2 0 1 0 0 1	0 0 0 0 0 0	0 0 0 0 0 1	0 0 0 0 0 0	0 0 0 0 0 0	1 0 0 0 0 0	0 0 0 0 0 0
Inning Stats	R: 0 E: 0 K: 1 S: 10 H: 0 LOB: 0 BB: 0 P: 14	R: 3 E: 0 K: 0 S: 12 H: 3 LOB: 0 BB: 0 P: 20	R: 0 E: 0 K: 0 S: 11 H: 3 LOB: 2 BB: 0 P: 19	R: 0 E: 0 K: 0 S: 4 H: 0 LOB: 0 BB: 0 P: 4	R: 1 E: 0 K: 1 S: 7 H: 2 LOB: 1 BB: 0 P: 9	R: 0 E: 0 K: 1 S: 9 H: 0 LOB: 1 BB: 1 P: 16	R: 0 E: 0 K: 0 S: 7 H: 0 LOB: 0 BB: 0 P: 12	R: 1 E: 0 K: 1 S: 13 H: 1 LOB: 1 BB: 1 P: 20	R: 0 E: 0 K: 1 S: 11 H: 2 LOB: 2 BB: 0 P: 16	1B: 8 2B: 1 3B: 0 HR: 3 SF: 0 SAC: 0 DP: 1 HBP: 0						

PITCHER		IP	WLS	BF	H	R	ER	SO	BB	IBB	HBP	BLK	WP	HR	S	P	ERA	WHIP
38 Kyle Kendrick, R ERA: 5.96	(1, 1)	6.0	W	26	8	4	4	3	1	0	0	0	1	3	53	82	6.00	1.500
45 Scott Oberg, R ERA: 4.94	(7, 1)	1.0		3	0	0	0	0	0	0	0	0	0	0	7	12	0.00	0.000
54 Tommy Kahnle, R ERA: 1.59	(8, 1)	1.0		5	1	1	1	1	1	0	0	0	0	0	13	20	9.00	2.000
32 LaTroy Hawkins, R ERA: 6.0	(9, 1)	1.0		5	2	0	0	1	0	0	0	0	0	0	11	16	0.00	2.000

PITCHER	IP	WLS	BF	H	R	ER	SO	BB	IBB	HBP	BLK	WP	HR	S	P	ERA	WHIP

TOP

Arizona Diamondbacks @ Colorado Rockies

Coors Field, Denver, CO

Tue Jun 23 2015, 6:42 PM - 10:10 PM MDT

Att. 30,079 - Cloudy - 83 F

livebaseballscorecards.com

AB	37
R	5
H	11
RBI	5
BB	2
SO	5
LOB	15

WP: 1 PA: 39
PB: 0
SB: 0
CS: 0

BOTTOM

Arizona Diamondbacks @ Colorado Rockies

Coors Field, Denver, CO

Tue Jun 23 2015, 6:42 PM - 10:10 PM MDT

Att. 30,079 - Cloudy - 83 F

livebaseballscorecards.com

Batter	1	2	3	4	5	6	7	8	9	AB	R	H	RBI	BB	SO	LOB
19 Charlie Blackmon, L (1, 8) OBP: 0.352, SLG: 0.447	C FF 91 F CH 81 B FF 91 B CU 75 B CH 82 B SI 92 4-2 BB		B SI 90 F FF 91 F SI 91 B SI 92 B CH 81 B SI 93 4-2 2 G6-4-3 BB		B CH 81 C SI 92 X SI 93 1-1 2 1B 2-H 2B	B FF 94 B SI 94 X FF 95 2-0 ③ G3				2	1	1	1	2	0	0
9 DJ LeMahieu, R (1, 4) OBP: 0.366, SLG: 0.419	B FF 92 1 SAFE C FF 91 F CH 80 B SI 92 T FF 92 2-2 ① K		1 SAFE X CH 81 0-0 ① L7		C FF 93 S FF 93 F FF 93 B FF 93 B CH 83 F FF 93 F SI 93 B SI 94 B CH 83 4-2 2 1B 28 HR BB		F FF 96 X CU 82 0-1 HR			3	2	1	1	1	1	2
2 Troy Tulowitzki, R (1, 6) OBP: 0.340, SLG: 0.479	1 SAFE C FF 92 1 SAFE C FF 92 C FF 92 0-3 ② K		C FF 91 1 SAFE S CH 81 X FF 91 0-2 ② ③ G6-4-3 1-2f		B FF 92 C CH 83 X FF 93 1-1 28 HR 1-2 2-H 1B		C FF 96 B CH 90 T FF 97 X FF 96 1-2 28 G4-6-3 1B			4	1	2	1	0	1	2
28 Nolan Arenado, R (1, 5) OBP: 0.318, SLG: 0.590	B FF 92 B CH 81 X FF 93 2-0 ③ F8			X FF 92 0-0 HR	B CH 83 B CU 78 F CH 82 X CU 78 2-1 1-H 2-H HR		C CU 82 X SI 96 0-1 ① ② G4-6-3 1-2f			4	2	2	4	0	0	2
10 Ben Paulsen, L (1, 7) (8, 3) OBP: 0.349, SLG: 0.561		C SI 90 X CU 75 0-1 ① G3-1		L CH 81 X CU 76 0-1 ① G5-3	C SI 93 X CH 82 0-1 ② L8		B SI 96 S FF 97 F FF 97 X CH 90 1-2 ③ G3			4	0	0	0	0	0	0
20 Wilin Rosario, R (1, 3) OBP: 0.298, SLG: 0.475 43 Rafael Ynoa, S (8, 7) OBP: 0.284, SLG: 0.308		X FF 91 0-0 4 1B 2B		C CU 77 F FF 92 B CU 79 B CH 82 X SI 93 2-2 ② G2-3	C CU 79 B FF 92 F FF 92 F CH 83 F SI 92 X SI 93 1-2 HR			X FC 87 0-0 ① F7		3 1	2 0	2 0	1 0	0 0	0 0	0 0
4 Nick Hundley, R (1, 2) OBP: 0.342, SLG: 0.452		C CH 80 B FF 92 C CH 82 X SI 93 1-2 1 G1-3 2-H 1B		B CU 78 X CU 76 1-0 ③ P3	S SI 95 B SI 96 F FF 96 B SL 84 F SL 83 B CH 87 X FF 97 3-2 ③ F7			C FC 87 B CU 72 F FC 87 B CH 78 F FC 87 X CH 77 2-2 ② L8		4	0	1	1	0	0	0
1 Brandon Barnes, R (1, 9) OBP: 0.381, SLG: 0.415		B CU 73 1 SAFE C CH 81 X CH 79 1-1 ② G1-3 1-2			C CU 77 B CH 80 F FF 92 X CH 81 1-2 38 SH3-4 19 2B 1B	S FF 95 B FF 95 S SL 82 S FF 96 1-3 ① K		B FC 88 B FC 87 X FC 87 2-0 HR		4	2	2	1	0	1	1
38 Kyle Kendrick, R (1, 1) OBP: 0.200, SLG: 0.241 45 Scott Oberg, R (7, 1) 54 Tommy Kahnle, R (8, 1) 3 Daniel Descalso, L (8, PH) OBP: 0.280, SLG: 0.310 32 LaTroy Hawkins, R (9, 1)		F CH 81 C CU 76 S CU 77 0-3 ③ K			X CH 80 0-0 ① SH3-4 1-2	C FF 93 B SL 80 F FF 95 S SL 82 1-3 ② K2-3		X FC 88 0-0 ③ P6		2 0 0 1 0	0 0 0 0 0	0 0 0 0 0	0 0 0 0 0	0 0 0 0 0	2 0 0 0 0	1 0 0 0 0
Inning Stats	R: 0 E: 0 K: 2 S: 9 H: 0 LOB: 1 BB: 1 P: 17	R: 1 E: 0 K: 1 S: 11 H: 2 LOB: 1 BB: 0 P: 13	R: 0 E: 0 K: 0 S: 6 H: 0 LOB: 0 BB: 1 P: 10	R: 1 E: 0 K: 0 S: 7 H: 1 LOB: 0 BB: 0 P: 10	R: 6 E: 0 K: 0 S: 26 H: 5 LOB: 0 BB: 1 P: 39	R: 0 E: 0 K: 2 S: 7 H: 0 LOB: 0 BB: 0 P: 11	R: 1 E: 0 K: 0 S: 10 H: 2 LOB: 0 BB: 0 P: 12	R: 1 E: 0 K: 0 S: 7 H: 1 LOB: 0 BB: 0 P: 11		1B: 4 2B: 2 3B: 0 HR: 5 SF: 0 SAC: 1 DP: 2 HBP: 0						

	AB	32
	R	10
	H	11
	RBI	10
	BB	3
	SO	5
	LOB	8

WP: 0 PB: 0 SB: 0 CS: 0 PA: 36

PITCHER	IP	WLS	BF	H	R	ER	SO	BB	IBB	HBP	BLK	WP	HR	S	P	ERA	WHIP
57 Chase Anderson, R (1, 1) ERA: 3.54	4.2	L	24	8	8	8	3	3	0	0	0	0	3	55	82	15.43	2.357
48 Randall Delgado, R (5, 1) ERA: 3.12	1.1		4	0	0	0	2	0	0	0	0	0	0	11	18	0.00	0.000
30 David Hernandez, R (7, 1) ERA: 2.08	1.0		4	2	1	1	0	0	0	0	0	0	1	10	12	9.00	2.000
55 Josh Collmenter, R (8, 1) ERA: 5.23	1.0		4	1	1	1	0	0	0	0	0	0	1	7	11	9.00	1.000

PITCHER	IP	WLS	BF	H	R	ER	SO	BB	IBB	HBP	BLK	WP	HR	S	P	ERA	WHIP

Batter	1	2	3	4	5	6	7	8	9	AB	R	H	RBI	BB	SO	LOB
11 AJ Pollock, R (1, 8) OBP: 0.345, SLG: 0.469	C FF 90 S CH 80 B CH 81 X CH 80 1-2 G5-3		X FF 92 0-0 ② FC 1-2f	X SI 92 0-0 ③ G5-3		C FF 93 B FF 94 B FF 94 S SL 85 F FF 92 X SL 84 2-2 ① FC6-4 1-2f		C CH 89 B SL 89 F CH 89 S FF 97 1-3 ③ K		5	0	0	0	0	1	4
6 David Peralta, L (1, 7) OBP: 0.324, SLG: 0.424	X SI 91 0-0 ② G6-3		B FF 91 1 SAFE X FF 91 1-0 ③ F7		C SI 90 F FF 91 F CU 80 B FF 91 B SI 91 B CH 80 F FF 91 B SI 92 4-2 44 HR BB	B FF 91 X FF 91 1-0 ② F8			C FF 96 X FF 96 0-1 44 BB 24 1B 1B	4	2	1	0	1	0	2
44 Paul Goldschmidt, R (1, 3) OBP: 0.471, SLG: 0.655	C FF 92 F FF 91 X CU 83 0-2 ③ G6-3			C SI 91 B CH 78 X FF 92 1-1 ① L9	1 SAFE F FF 90 C FF 91 D CH 80 F FF 93 F SI 91 D CH 80 X FF 93 2-2 1-H HR	C SI 95 B SI 96 X FF 96 1-1 ③ G6-3			C FF 96 D FF 96 D CU 80 B SL 90 B SL 89 4-1 19 1B 24 1B 8 BB 1-2 BB	4	2	1	2	1	0	1
24 Yasmany Tomás, R (1, 9) OBP: 0.362, SLG: 0.444		C FF 91 B CU 81 B SI 92 B FF 91 X FF 91 3-1 ① G4-3		B FF 91 X FF 91 1-0 19 2B 2B	S CU 81 X FF 90 0-1 16 FC5-4 1B		X FF 96 0-0 16 F8 19 WP 1B		X SL 90 0-0 8 BB 19 1B 2 SF8 1-2 2-H 1B	5	2	4	1	0	0	0
19 Jake Lamb, L (1, 5) OBP: 0.356, SLG: 0.416		B SI 92 C CH 81 B SI 90 S FF 91 F CU 81 B CU 81 T FF 90 3-2 ② K		B CH 78 X SI 91 1-0 16 2B 2-H 2B	B FF 90 X FF 90 1-0 ① P6		B FF 97 B FF 95 C SI 95 B CH 90 X FF 96 3-1 ① G6-3 1-2		B FF 96 B FF 96 F FF 96 F FF 96 X SL 88 2-2 2 SF8 8 BB 1-2 2-3 1B	5	1	2	1	0	1	2
16 Chris Owings, R (1, 4) OBP: 0.254, SLG: 0.332		B FF 91 B CH 82 F FF 92 B SI 92 B FF 92 4-1 8 FC6-5 BB		S CH 78 C FF 92 B FF 91 X FF 91 1-2 8 WP 13 1B 2-H 2B	C FF 90 D CH 79 1 SAFE F FF 89 B FF 91 F SI 91 F CU 82 X FF 90 2-2 ② FC5-4 8 1B 1-2f		L FF 95 F FF 96 X SL 84 0-2 ② F8 2-3		C FF 97 C FF 97 F FF 97 D CU 82 F CU 80 T FF 96 1-2 ① K	4	1	1	1	1	1	5
8 Jarrod Saltalamacchia, S (1, 2) OBP: 0.256, SLG: 0.274		C CH 79 1 SAFE B SI 91 X SI 92 1-1 ③ FC6-5 1-2f		D SI 92 F CH 80 S CH 80 D CH 79 F FF 92 B CH 80 F CH 79 F FF 93 B CH 82 4-2 13 1B 2-3 BB	X SI 90 0-0 1-3 1B		T SI 97 B FF 98 S FF 97 S SL 84 1-3 ③ K		S FF 96 B FF 96 T FF 96 F FF 97 B SL 88 F FF 97 B FF 97 F FF 97 F FF 97 4-2 B FF 97 1-2 2-3 3-H BB	3	0	1	1	2	1	2
13 Nick Ahmed, R (1, 6) OBP: 0.310, SLG: 0.339 36 Enrique Burgos, R (7, 1) 26 Danny Dorn, L (8, PH) OBP: 0.269, SLG: 0.250 41 Daniel Hudson, R (8, 1) 2 Aaron Hill, R (9, PH) OBP: 0.292, SLG: 0.329 29 Brad Ziegler, R (9, 1)			C FF 91 B FF 92 S CH 79 B CH 79 X SI 91 2-2 11 FC 1B	X SI 91 0-0 1-3 3-H 1B	C SL 88 F FF 90 B FF 90 X CH 84 1-2 ③ G5-3			X CH 90 0-0 ① F8	B SL 90 C SL 90 X SL 89 1-1 ② SF8 2-3 3-H	3 0 1 0 0 0	0 0 0 0 0 0	2 0 0 0 1 0	1 0 0 0 0 0	0 0 0 0 0 0	0 0 0 0 0 0	2 0 0 0 0 0
27 Allen Webster, R (1, 1) 48 Randall Delgado, R (5, 1) 40 Andrew Chafin, R (5, 1) 4 Cliff Pennington, S (5, 6) OBP: 0.305, SLG: 0.232			X FF 89 0-0 ① B3	S FF 90 C FF 92 S FF 92 0-3 ② K		B SL 85 C FF 93 B FF 92 B FF 93 X FF 94 3-1 11 FC6-4 1B		C FF 97 B FF 96 S CH 90 B SL 88 B FF 97 F CH 89 S CH 90 3-3 ② K	C FF 93 X FF 93 0-1 ③ F7	2 0 0 3	0 0 0 0	0 0 0 1	0 0 0 0	0 0 0 1	1 0 0 0	3 0 0 2
Inning Stats	R: 0 E: 0 K: 0 S: 7 H: 0 LOB: 0 BB: 0 P: 8	R: 0 E: 0 K: 1 S: 9 H: 0 LOB: 1 BB: 1 P: 20	R: 0 E: 0 K: 0 S: 6 H: 1 LOB: 1 BB: 0 P: 9	R: 3 E: 0 K: 1 S: 17 H: 4 LOB: 2 BB: 1 P: 25	R: 2 E: 0 K: 0 S: 21 H: 3 LOB: 2 BB: 1 P: 31	R: 0 E: 0 K: 0 S: 9 H: 1 LOB: 1 BB: 0 P: 16	R: 0 E: 0 K: 1 S: 9 H: 1 LOB: 1 BB: 0 P: 13	R: 0 E: 0 K: 2 S: 8 H: 0 LOB: 0 BB: 0 P: 12	R: 3 E: 0 K: 1 S: 22 H: 3 LOB: 2 BB: 2 P: 34	1B: 9 2B: 3 3B: 0 HR: 1	SF: 1 SAC: 0 DP: 0 HBP: 0		WP: 2 PB: 0 SB: 0 CS: 0	PA: 45			

PITCHER		IP	WLS	BF	H	R	ER	SO	BB	IBB	HBP	BLK	WP	HR	S	P	ERA	WHIP
61 David Hale, R ERA: 5.86	(1, 1)	4.2		25	8	5	5	2	3	0	0	0	1	1	57	89	9.64	2.357
36 Christian Bergman, R ERA: 4.67	(5, 1)	0.1		1	0	0	0	0	0	0	0	0	0	0	3	4	0.00	0.000
60 Justin Miller, R ERA: 2.7	(6, 1)	0.1	H	2	1	0	0	0	0	0	0	0	0	0	6	11	0.00	3.000
53 Christian Friedrich, L ERA: 4.4	(6, 1)	0.1	H	1	0	0	0	0	0	0	0	0	0	0	1	2	0.00	0.000
45 Scott Oberg, R ERA: 4.71	(6, 1)	1.1	H	5	1	0	0	1	0	0	0	0	1	0	11	16	0.00	0.750

PITCHER		IP	WLS	BF	H	R	ER	SO	BB	IBB	HBP	BLK	WP	HR	S	P	ERA	WHIP
54 Tommy Kahnle, R ERA: 1.46	(8, 1)	1.0	H	3	0	0	0	2	0	0	0	0	0	0	8	12	0.00	0.000
66 John Axford, R ERA: 2.53	(9, 1)	0.2	L	7	3	3	3	1	2	0	0	0	0	0	20	32	40.50	7.500
32 LaTroy Hawkins, R ERA: 5.84	(9, 1)	0.1		1	0	0	0	0	0	0	0	0	0	0	2	2	0.00	0.000

TOP

Arizona Diamondbacks @ Colorado Rockies

Coors Field, Denver, CO

Wed Jun 24 2015, 7:27 PM - 11:21 PM MDT

Att. 30,367 - Overcast - 63 F

livebaseballscorecards.com

AB	39
R	8
H	13
RBI	8
BB	5
SO	6
LOB	23

Batter	1	2	3	4	5	6	7	8	9	AB	R	H	RBI	BB	SO	LOB
19 Charlie Blackmon, L (1, 8) OBP: 0.353, SLG: 0.446	B FF 93 S SI 91 X SI 92 1-1 9 E 9 E 1B		C SI 92 F CH 85 B FF 94 B SI 93 X SI 92 2-2 ① L6		C FF 91 F CH 84 X SI 92 0-2 9 S 28 1B 1B	B FF 93 B FF 92 F FF 92 B FF 94 X FF 93 3-1 ① F8			C SI 84 X CH 78 0-1 ① G4-3	5	2	2	0	0	0	0
9 DJ LeMahieu, R (1, 4) OBP: 0.363, SLG: 0.415	1 SAFE C SI 93 X SI 92 0-1 FC6 2 1B 1-H		S CU 78 F SI 93 F SL 84 B SI 93 B SI 87 X SI 92 2-2 1B		B FF 94 B CH 82 C FF 93 D FF 94 F SI 93 S CH 84 3-3 ① K 1-3	C SI 94 B FF 94 S SL 84 B SL 84 C FF 94 2-3 ② K			X SI 84 0-0 ② G6-3	5	1	1	0	0	2	1
2 Troy Tulowitzki, R (1, 6) OBP: 0.341, SLG: 0.475	B SI 92 S SI 92 F CH 84 F SI 93 F SI 93 F SL 85 B SI 95 F CH 85 B SL 87 3-2 X SI 84 10 G4-6-3 2-H 1B		B CH 84 B FF 94 F SI 93 1 SAFE D SI 93 X SI 92 3-1 ② P3		B SI 92 D CH 85 B FF 93 B SI 94 4-0 10 BB 28 1B 20 1B BB	B SL 83 C SI 94 B SL 85 F FF 94 F SI 96 F SL 85 X FF 96 2-2 ③ L9			B SI 85 B SI 86 C SI 86 C SI 85 S CH 79 2-3 ③ K	4	1	1	1	1	1	1
28 Nolan Arenado, R (1, 5) OBP: 0.317, SLG: 0.585	C SI 94 F SI 94 X SL 86 0-2 ① P6		X SL 83 0-0 ③ P5		X SL 80 0-0 20 1B 10 BB 4 BB 1-2 3-H 1B		B FF 97 B FF 97 S SL 90 F SL 90 F FF 98 B SL 90 X FF 98 3-2 ① F7			4	1	1	1	0	0	2
10 Ben Paulsen, L (1, 7) (8, 3) OBP: 0.355, SLG: 0.550	F SI 93 F CH 86 1 SAFE X SI 93 0-2 ②③ G4-6-3 1-2f			B SI 91 C SI 92 S CH 85 X CH 83 1-2 ① L8	C FF 93 D CH 84 S CH 84 B FF 94 F FF 94 F CH 85 B FF 94 B FF 95 4-2 4 BB 20 1B 1 FC6-5 1-2 2-3 BB		F FF 96 B FF 98 F CH 98 B SL 90 F SL 91 B FF 98 F FF 98 B SL 92 4-2 20 G6-4-3 BB			2	1	0	0	2	0	1
20 Wilin Rosario, R (1, 3) OBP: 0.304, SLG: 0.475 5 Carlos González, L (8, 9) OBP: 0.302, SLG: 0.409		C SI 92 S SL 86 F SL 83 B FF 93 S CH 86 1-3 ① K2-3		B CU 78 B CH 85 S SI 92 X CH 84 2-1 1 BB 1B	S SL 84 D CH 86 B CH 84 B FF 95 F FF 96 X FF 96 3-2 1 FC6-5 4 BB 1-2 2-3 3-H 1B		X SL 90 0-0 ②③ G6-4-3 1-2f			4 0	0 0	2 0	1 0	0 0	1 0	1 0
4 Nick Hundley, R (1, 2) OBP: 0.345, SLG: 0.466	B SI 93 F CH 85 X SI 92 1-1 HR		F SI 92 X SI 92 0-1 ② L8		F SI 95 B FF 95 B FF 96 B FF 96 B FF 95 4-1 1 FC6-5 1-2 2-3 3-H BB			C SI 96 C FF 95 X CH 85 0-2 ① P3		3	1	1	2	1	0	1
1 Brandon Barnes, R (1, 9) OBP: 0.376, SLG: 0.402 (8, 7)	C FF 94 F SI 93 B CH 86 X CH 87 1-2 ② G6-3		B SI 92 B SI 92 B CH 86 B SI 93 4-0 1-2 BB	C FF 93 B FF 94 C FF 92 B FF 92 B FF 94 X SI 94 3-2 ② FC6-5 1-2 2-3f 3-H			X SI 97 0-0 ② G4-3		3	0	0	1	1	0	2
61 David Hale, R (1, 1) 36 Christian Bergman, R (8, 1) 8 Michael McKenry, R (8, PH) left field, top 9th 60 Justin Miller, R (8, 1) 53 Christian Friedrich, R (8, 1) 45 Scott Oberg, R (8, 1) 54 Tommy Kahnle, R (8, 1) 3 Daniel Descalso, L (8, PH) left field, top 9th 66 John Axford, R (8, 1) 32 LaTroy Hawkins, R (8, 1)	B FF 92 C SI 92 X SI 92 1-1 G4-3		F SL 86 B SL 86 F FF 93 B CH 85 B SI 94 F SI 91 S SI 93 3-3 K	B FF 93 X CH 84 1-0 G4-3			B FF 97 B CH 86 B FF 96 C SI 96 F FF 96 S SI 98 3-3 K		2 0 0 0 0 1 2 0 0 0 0 0 0 0 1 0 0 0 0 0 0 0 0 0 0 0 0 0 0 0 0 0 0 0 0 0 0 0 0 0 0 0 0 0 0 0 0 0 0 1 0 0 0 0 1 0 0 0 0 0 0 0 0 0 0 0 0 0 0 0						

BOTTOM

Arizona Diamondbacks @ Colorado Rockies

Coors Field, Denver, CO

Wed Jun 24 2015, 7:27 PM - 11:21 PM MDT

Att. 30,367 - Overcast - 63 F

livebaseballscorecards.com

AB	34
R	7
H	8
RBI	6
BB	5
SO	6
LOB	13

Inning Stats	1	2	3	4	5	6	7	8	9
	R: 2 E: 2 K: 0 S: 17	R: 1 E: 0 K: 1 S: 11	R: 0 E: 0 K: 0 S: 10	R: 0 E: 0 K: 1 S: 11	R: 4 E: 0 K: 1 S: 19	R: 0 E: 0 K: 1 S: 10	R: 0 E: 0 K: 0 S: 9	R: 0 E: 0 K: 1 S: 7	R: 0 E: 0 K: 1 S: 6
	H: 2 LOB: 0 BB: 0 P: 21	H: 1 LOB: 0 BB: 0 P: 15	H: 1 LOB: 1 BB: 0 P: 17	H: 1 LOB: 2 BB: 1 P: 21	H: 3 LOB: 2 BB: 3 P: 41	H: 0 LOB: 0 BB: 0 P: 17	H: 0 LOB: 0 BB: 1 P: 16	H: 0 LOB: 0 BB: 0 P: 10	H: 0 LOB: 0 BB: 0 P: 8

| | | | | | |

Arizona Diamondbacks @ Colorado Rockies

Coors Field, Denver, CO

Thu Jun 25 2015, 1:12 PM - 4:41 PM MDT

Att. 30,568 - Sunny - 80 F

livebaseballscorecards.com

TOP

Batter	1	2	3	4	5	6	7	8	9	AB	R	H	RBI	BB	SO	LOB
13 Nick Ahmed, R (1, 6) OBP: 0.309, SLG: 0.342 26 Danny Dorn, L (9, PH) OBP: 0.259, SLG: 0.240	C FC 89 B FF 90 X FF 91 1-1 F8 ①		F FS 82 B FC 89 S FS 82 B FF 92 X FS 82 2-2 L8 ②		X FC 90 0-0 G6-3 ③		X FF 90 0-0 11 2B 2B		F FF 97 S FF 97 F CU 81 B FF 97 X FF 98 1-2 G3 ① 1-2 3-H	4 1	1 0	1 0	0 1	0 0	0 0	2 1
11 AJ Pollock, R (1, 8) OBP: 0.349, SLG: 0.473	C FC 88 F FS 82 B FF 92 F FC 87 S FS 83 1-3 K ②		B CU 71 X FS 82 1-0 G5-3 ③			B FS 81 C FC 87 B FS 82 F FS 81 F FF 92 B FC 89 B FS 84 4-2 2 L8 44 BB 7 1B BB	X CH 84 0-0 2-H 2B		F FF 97 C SL 92 B SL 93 B CU 81 F SB 98 X FF 98 2-2 44 S 2-3 1B	4	1	2	1	1	1	0
44 Paul Goldschmidt, R (1, 3) OBP: 0.473, SLG: 0.654	C FF 91 B FC 88 X FC 87 1-1 24 S 1B			S FS 82 X FC 87 0-1 G6-3 ①		1 SAFE B FC 89 C FS 83 D FC 90 F FC 88 1 SAFE 1 SAFE F FF 93 B FC 88 4-2 B FC 90 7 1B 1-2 BB	I IN 72 I IN 71 I IN 72 I IN 70 4-0 IBB		F FF 97 B FF 96 B SL 89 F FF 96 B FF 97 F SL 91 F FF 96 F FF 98 F SL 91 3-2 X CU 81 SF7 ② 1-2 3-H	2	0	1	1	2	0	0
24 Yasmany Tomás, R (1, 9) OBP: 0.353, SLG: 0.433	S FS 81 S FS 83 D FS 82 B FF 93 X FS 84 2-2 G6-3 ③ 1-2			X CU 71 0-0 G5-3 ②		F SL 88 X SL 85 0-1 L5 ①	C FF 88 B SL 89 B FF 90 S SL 88 B SL 87 X SL 88 3-2 G4-3 ③		C FF 97 F FF 98 F CU 80 S CU 81 0-3 K ③	5	0	0	0	0	1	6
2 Aaron Hill, R (1, 5) OBP: 0.285, SLG: 0.321		C FF 90 C FC 90 X FS 82 0-2 L6 ①		B FF 90 F FS 82 B FC 87 X FS 81 2-1 G5-3 ③		C FF 89 B FF 91 2 SAFE F CH 84 B SL 85 X CH 84 2-2 L8 ② 2-3		C SL 87 S SL 87 F SL 90 B FF 94 S SL 87 1-3 K ①		4	0	0	0	0	1	2
7 Welington Castillo, R (1, 2) OBP: 0.267, SLG: 0.389		B FC 88 C FC 86 F FC 87 B FF 92 B FC 88 S FS 82 3-3 K ②			B FC 86 F FC 87 B FF 91 B FS 82 S FS 80 B FS 82 4-2 16 G5-4-3 BB	C SL 88 B SL 88 X CH 84 1-1 1-3 3-H 1B		C FF 94 C FF 96 B FF 93 F SL 87 X SL 87 1-2 F7 ②		3	0	1	1	1	1	0
16 Chris Owings, R (1, 4) OBP: 0.254, SLG: 0.331		C FF 92 F FF 91 X FF 91 0-2 1B			C FS 82 S FC 88 X FC 89 0-2 ① ② G5-4-3 1-2f	F FF 93 B SL 88 X FF 91 1-1 P2 ③		X FF 94 0-0 F7 ③		4	0	1	0	0	0	3
6 David Peralta, L (1, 7) OBP: 0.324, SLG: 0.422 4 Cliff Pennington, S (9, PH) OBP: 0.313, SLG: 0.232		C FF 92 1 SAFE S FC 88 1 SAFE X FC 88 0-2 G6-3 ③			C FC 87 B FF 92 F FF 91 B FS 82 B FS 83 F FS 83 X FS 83 3-2 12 1B 1B		S FF 91 F FF 92 B SI 91 F SL 88 T CH 83 1-2 K ①		B FF 94 B SI 94 B FF 94 C FF 93 C FF 93 B FF 94 4-2 8 1B 26 G3 BB	3 0	0 1	1 0	0 0	1 1	1 0	1 0
12 Rubby De La Rosa, R (1, 1) OBP: 0.086, SLG: 0.086 41 Daniel Hudson, R (8, 1) 59 Oliver Pérez, L (8, 1) 8 Jarrod Saltalamacchia, S (9, PH) OBP: 0.264, SLG: 0.284			C FF 89 S FF 91 S FF 90 0-3 K ①		F FF 92 T FF 93 X FF 92 0-2 1-2 1B		B FF 89 F FF 87 F SL 85 B SL 86 B SI 88 S FF 89 3-3 K ②		X FF 95 0-0 11 1B 26 G3 44 SF7 1-3 1B	3 0 0 1	0 0 0 1	1 0 0 1	0 0 0 0	0 0 0 0	2 0 0 0	0 0 0 0
Inning Stats	R: 0 E: 0 K: 1 S: 11 H: 1 LOB: 1 BB: 0 P: 16	R: 0 E: 0 K: 1 S: 12 H: 1 LOB: 1 BB: 0 P: 15	R: 0 E: 0 K: 1 S: 7 H: 0 LOB: 0 BB: 0 P: 10	R: 0 E: 0 K: 0 S: 5 H: 0 LOB: 0 BB: 0 P: 7	R: 0 E: 0 K: 0 S: 13 H: 2 LOB: 2 BB: 1 P: 20	R: 1 E: 0 K: 0 S: 15 H: 1 LOB: 2 BB: 2 P: 27	R: 1 E: 0 K: 2 S: 12 H: 2 LOB: 2 BB: 1 P: 23	R: 0 E: 0 K: 1 S: 9 H: 0 LOB: 0 BB: 0 P: 11	R: 2 E: 0 K: 1 S: 22 H: 2 LOB: 1 BB: 1 P: 32	1B: 7 2B: 2 3B: 0 HR: 0 SF: 1 SAC: 0 DP: 1 HBP: 0						WP: 0 PB: 0 SB: 2 CS: 0 PA: 40	

	AB	34
	R	4
	H	9
	RBI	4
	BB	5
	SO	7
	LOB	15

PITCHER		IP	WLS	BF	H	R	ER	SO	BB	IBB	HBP	BLK	WP	HR	S	P	ERA	WHIP
29 Jorge De La Rosa, L ERA: 5.15	(1, 1)	5.0		21	4	1	1	3	3	0	0	0	0	0	54	82	1.80	1.400
36 Christian Bergman, R ERA: 4.66	(6, 1)	2.0		10	3	1	1	2	0	1	0	0	0	0	21	36	4.50	1.500
60 Justin Miller, R ERA: 2.08	(8, 1)	1.0	W	3	0	0	0	1	0	0	0	0	0	0	9	11	0.00	0.000
48 Boone Logan, L ERA: 5.32	(9, 1)	0.0		2	1	2	2	0	1	0	0	0	0	0	3	7	∞	∞
66 John Axford, R ERA: 2.42	(9, 1)	1.0	S	4	1	0	0	1	0	0	0	0	0	0	19	25	0.00	1.000

PITCHER	IP	WLS	BF	H	R	ER	SO	BB	IBB	HBP	BLK	WP	HR	S	P	ERA	WHIP

BOTTOM

Arizona Diamondbacks @ Colorado Rockies

Coors Field, Denver, CO

Thu Jun 25 2015, 1:12 PM - 4:41 PM MDT

Att. 30,568 - Sunny - 80 F

livebaseballscorecards.com

Batter	1	2	3	4	5	6	7	8	9	AB	R	H	RBI	BB	SO	LOB
19 Charlie Blackmon, L (1, 8) OBP: 0.354, SLG: 0.443	K			1B		G3		BB / K		4	1	1	0	1	2	3
43 Rafael Ynoa, S (1, 4) OBP: 0.274, SLG: 0.296	G1-3			FC4-6		G6-3		SH1-3		3	0	0	0	0	0	1
28 Nolan Arenado, R (1, 5) OBP: 0.319, SLG: 0.593	P3			F8		HR		IBB		3	2	1	1	1	0	1
10 Ben Paulsen, L (1, 7) (9, 3) OBP: 0.342, SLG: 0.529		G6-3		G5-3		F9		G4-1		4	0	0	1	0	0	2
20 Wilin Rosario, R (1, 3) OBP: 0.318, SLG: 0.484		P6			1B		1B	1B		4	1	3	1	0	0	0
5 Carlos González, L (9, 9) OBP: 0.302, SLG: 0.409										0	0	0	0	0	0	0
8 Michael McKenry, R (1, 2) OBP: 0.347, SLG: 0.463		G5-3			1B	K		BB		3	1	0	0	1	2	2
48 Boone Logan, R (9, 1)										0	0	0	0	0	0	0
66 John Axford, R (9, 1)										0	0	0	0	0	0	0
3 Daniel Descalso, L (1, 6) OBP: 0.278, SLG: 0.300			L1		BB	L7		BB		2	0	0	0	1	0	1
4 Nick Hundley, R (8, PH) OBP: 0.348, SLG: 0.466 (9, 2)										0	0	0	0	1	0	0
1 Brandon Barnes, R (1, 9) OBP: 0.372, SLG: 0.396 (9, 7)			K		1B	FC1-4-6		E5		4	0	1	0	0	1	2
29 Jorge De La Rosa, L (1, 1) OBP: 0.100, SLG: 0.100			G4-3		G3-2-3			HR / IBB		2	0	0	0	0	0	3
36 Christian Bergman, R (6, 1)										0	0	0	0	0	0	0
60 Justin Miller, R (8, 1)										0	0	0	0	0	0	0
2 Troy Tulowitzki, R (8, PH) OBP: 0.346, SLG: 0.490 (9, 6)										1	1	1	1	1	0	0
Inning Stats	R: 0 E: 0 K: 1 S: 5 — H: 0 LOB: 0 BB: 0 P: 8	R: 0 E: 0 K: 0 S: 8 — H: 0 LOB: 0 BB: 0 P: 13	R: 0 E: 0 K: 1 S: 9 — H: 0 LOB: 0 BB: 0 P: 12	R: 0 E: 0 K: 0 S: 7 — H: 1 LOB: 1 BB: 0 P: 9	R: 0 E: 0 K: 1 S: 14 — H: 2 LOB: 2 BB: 1 P: 22	R: 1 E: 0 K: 0 S: 9 — H: 1 LOB: 0 BB: 0 P: 12	R: 0 E: 0 K: 1 S: 11 — H: 1 LOB: 1 BB: 0 P: 16	R: 5 E: 1 K: 1 S: 20 — H: 2 LOB: 3 BB: 5 P: 45		1B: 5 2B: 0 3B: 0 HR: 2 — SF: 0 SAC: 1 DP: 1 HBP: 0						

PITCHER		IP	WLS	BF	H	R	ER	SO	BB	IBB	HBP	BLK	WP	HR	S	P	ERA	WHIP
12 Rubby De La Rosa, R	(1, 1)	7.0		26	5	1	1	4	1	0	0	0	0	1	63	92	1.29	0.857
ERA: 4.69																		
41 Daniel Hudson, R	(8, 1)	0.2	L	7	2	5	3	0	2	1	0	0	0	1	12	29	40.50	6.000
ERA: 3.82																		
59 Oliver Pérez, L	(8, 1)	0.1		4	0	0	0	1	1	1	0	0	0	0	8	16	0.00	3.000
ERA: 4.74																		

PITCHER	IP	WLS	BF	H	R	ER	SO	BB	IBB	HBP	BLK	WP	HR	S	P	ERA	WHIP

AB	30
R	6
H	7
RBI	4
BB	6
SO	5
LOB	15

WP: 0 PB: 0 SB: 2 CS: 0 — PA: 37

Batter	1	2	3	4	5	6	7	8	9	AB	R	H	RBI	BB	SO	LOB
11 AJ Pollock, R (1, 8) OBP: 0.348, SLG: 0.468	C FF 93 C SI 94 B SL 88 B SI 94 X SI 94 2-2 ① G6-3		1 SAFE B SL 86 B SL 88 B FF 93 C FF 94 B SI 94 4-1 6 BB 44 1B 1-2 BB		B SI 92 C SL 86 S SL 87 D SL 87 X SI 93 2-2 ②③ G6-4-3 1-2f			B SL 87 S SL 88 S CH 83 X SI 94 1-2 ③ G6-3		3	1	0	0	1	0	1
6 David Peralta, L (1, 7) OBP: 0.327, SLG: 0.418	B SI 95 C SL 86 B FF 95 B SL 87 C SI 94 B SI 93 4-2 44 G4-6-3 BB		B FF 94 C SL 85 F SI 94 B SL 87 D SL 86 B SI 93 4-2 44 1B 1-2 2-3 BB			C SI 91 X SL 85 0-1 ① G4-3			B FF 96 X FF 96 1-0 ① L7	2	0	0	0	2	0	0
44 Paul Goldschmidt, R (1, 3) OBP: 0.470, SLG: 0.648	C FF 94 C SI 94 X SL 87 0-2 ②③ G4-6-3 1-2f		C SI 93 D SL 87 B SI 92 B FF 92 F FF 93 X SI 94 3-2 1-3 2-H 3-H 1B			B FF 93 C SL 85 S FC 93 B SI 92 C SL 88 2-3 ② K			B FF 97 F FF 97 X FF 97 1-1 ② F9	4	0	1	2	0	1	1
24 Yasmany Tomás, R (1, 9) OBP: 0.356, SLG: 0.429		B FF 93 B SL 85 B SI 93 C FF 94 B SI 92 4-1 19 CS BB	X FF 92 0-0 ③ G6-3			B SL 86 X SI 92 1-0 ③ G5-3			B FF 98 B FF 97 B FF 97 B FF 97 4-0 19 DI BB	2	0	0	0	2	0	2
19 Jake Lamb, L (1, 5) OBP: 0.341, SLG: 0.395		B SI 93 B SI 93 C SL 84 C SL 87 C SL 87 2-3 ①② K 1-2		B FC 92 C SL 84 B SI 90 C SL 84 S SL 86 2-3 ① K			T SL 88 B CH 84 C SL 88 B FF 97 X CH 87 2-2 ① G5-3		S FF 98 F FF 98 B KC 87 S FF 97 1-3 ③ K 1-2	4	0	0	0	0	3	2
7 Welington Castillo, R (1, 2) OBP: 0.260, SLG: 0.378		C SI 94 B FF 95 C SI 94 F FF 95 X SL 88 1-2 ③ G5-3		B FC 93 C SI 91 S SL 86 C SI 91 1-3 ② K			B FF 96 C FF 95 X SL 88 1-1 ② F8			3	0	0	0	0	1	0
16 Chris Owings, R (1, 4) OBP: 0.255, SLG: 0.328			B SI 92 C FF 94 B SI 91 C SI 94 B SI 94 D SL 88 4-2 6 S 11 S 44 1B BB	C SI 93 B SI 94 S SL 88 B SL 87 B FF 93 C SI 93 3-3 ③ K			X FF 96 0-0 ③ L4			2	1	0	0	1	1	0
13 Nick Ahmed, R (1, 6) OBP: 0.305, SLG: 0.337			C SL 86 1 SAFE B SI 93 C SI 92 S SL 87 1-3 ① K		B SL 85 S SI 90 F FO 92 X SL 86 1-2 ① F8			S SL 86 X SL 88 0-1 ① F8		3	0	0	0	0	1	1
38 Robbie Ray, L (1, 1) OBP: 0.167, SLG: 0.167 36 Enrique Burgos, R (7, 1) 2 Aaron Hill, R (8, PH) OBP: 0.283, SLG: 0.318 30 David Hernandez, R (8, 1)			L FF 93 F SL 84 L SI 94 0-3 ② K		B FF 92 C FF 91 B SI 92 B FF 92 C FF 92 X FF 92 3-2 11 G6-4-3 1B			C FF 94 B FF 96 X FF 95 1-1 ② F8		2 0 1 0	0 0 0 0	1 0 0 0	0 0 0 0	1 0 0 0	1 0 0 0
Inning Stats	R: 0 E: 0 K: 0 S: 8 H: 0 LOB: 0 BB: 1 P: 14	R: 0 E: 0 K: 1 S: 8 H: 0 LOB: 0 BB: 1 P: 15	R: 2 E: 0 K: 2 S: 15 H: 1 LOB: 2 BB: 3 P: 31	R: 0 E: 0 K: 3 S: 9 H: 0 LOB: 0 BB: 0 P: 15	R: 0 E: 0 K: 0 S: 9 H: 1 LOB: 0 BB: 0 P: 15	R: 0 E: 0 K: 1 S: 6 H: 0 LOB: 0 BB: 0 P: 9	R: 0 E: 0 K: 0 S: 6 H: 0 LOB: 0 BB: 0 P: 9	R: 0 E: 0 K: 0 S: 7 H: 0 LOB: 0 BB: 0 P: 9	R: 0 E: 0 K: 1 S: 6 H: 0 LOB: 1 BB: 1 P: 13	1B: 2 2B: 0 3B: 0 HR: 0 SF: 0 SAC: 0 DP: 2 HBP: 0						

TOP

Arizona Diamondbacks @ San Diego Padres

Petco Park, San Diego, CA

Fri Jun 26 2015, 7:12 PM - 9:53 PM PDT

Att. 30,317 - Partly Cloudy - 71 F

livebaseballscorecards.com

AB	26
R	2
H	2
RBI	2
BB	6
SO	8
LOB	8

PITCHER		IP	WLS	BF	H	R	ER	SO	BB	IBB	HBP	BLK	WP	HR	S	P	ERA	WHIP
38 Tyson Ross, R ERA: 3.57	(1, 1)	6.0	W	22	2	2	2	7	5	0	0	0	0	0	55	99	3.00	1.167
37 Brandon Maurer, R ERA: 1.91	(7, 1)	1.0	H	3	0	0	0	0	0	0	0	0	0	0	6	9	0.00	0.000
53 Joaquín Benoit, R ERA: 2.32	(8, 1)	1.0	H	3	0	0	0	0	0	0	0	0	0	0	7	9	0.00	0.000
46 Craig Kimbrel, R ERA: 3.41	(9, 1)	1.0	S	4	0	0	0	1	1	0	0	0	0	0	6	13	0.00	1.000

PITCHER	IP	WLS	BF	H	R	ER	SO	BB	IBB	HBP	BLK	WP	HR	S	P	ERA	WHIP

WP: 0 PB: 0 SB: 2 CS: 1 PA: 32

BOTTOM

Arizona Diamondbacks @ San Diego Padres

Petco Park, San Diego, CA

Fri Jun 26 2015, 7:12 PM - 9:53 PM PDT

Att. 30,317 - Partly Cloudy - 71 F

livebaseballscorecards.com

Batter	1	2	3	4	5	6	7	8	9	AB	R	H	RBI	BB	SO	LOB
27 Matt Kemp, R (1, 9) OBP: 0.282, SLG: 0.359	B FF 95 F FF 95 B CH 87 X FF 94 2-1 ① P3		D SL 81 F CH 85 D SL 82 F CH 83 S SL 82 2-3 ② K 2-H		C SL 82 F SL 83 B SL 82 X SL 83 1-2 ② SF8 3-H			B CU 79 X CU 80 1-0 23 G4-3 10 E 2B		3	1	1	1	0	1	0
3 Derek Norris, R (1, 2) OBP: 0.294, SLG: 0.429	C FF 96 C FF 96 B FF 95 B FF 95 X FF 95 2-2 E3 23 2B		F CH 83 B FF 94 X CH 85 1-1 23 1B 2B		B SI 94 B SI 94 C FF 92 X CH 82 2-1 ③ P6			B FF 94 B CU 81 C FF 95 F CU 81 F FF 94 F CU 84 F FF 93 F FF 94 S CU 83 2-3 ① K		4	1	1	0	0	1	1
23 Yonder Alonso, L (1, 3) OBP: 0.410, SLG: 0.417	X FF 94 0-0 ② 1-H 2B		X SL 83 0-0 2-3 1B			C SL 79 F SL 81 F SL 81 B SI 90 B SL 81 T SI 91 2-2 ① K		C CU 81 D CU 82 X CH 87 1-1 ② G4-3 2-3		4	0	2	1	0	1	1
10 Justin Upton, R (1, 7) OBP: 0.351, SLG: 0.457	B SI 91 B FF 94 S FF 94 C FF 94 S SL 84 2-3 ③ K		D SL 84 B FF 93 B FF 93 F FF 93 F FF 94 C SL 84 3-3 ③ K			B SI 90 X SI 92 1-0 ② L9		B FF 93 S CU 82 B FF 94 F FF 95 X FF 94 2-2 E1 3-H 1B		4	0	1	1	0	2	2
11 Will Middlebrooks, R (1, 5) OBP: 0.252, SLG: 0.388		F FF 91 B SL 80 B FF 94 B FF 94 F FF 95 X FF 95 3-2 ① F9		B CH 83 B FF 92 X FF 94 2-0 ① F9		F SI 91 B SI 90 S SI 91 X SI 92 1-2 ③ L8		B CU 81 S CU 80 S CU 82 S CU 80 1-3 ③ K		4	0	0	0	0	1	1
12 Clint Barmes, R (1, 6) OBP: 0.315, SLG: 0.425		C FF 91 B CH 87 F FF 93 F FF 95 X SL 83 1-2 ② F8		C FF 94 B SL 83 F FF 94 F FF 95 X SL 81 1-2 ② F8			B FF 93 X SL 86 1-0 ① F7			3	0	0	0	0	0	0
2 B.J. Upton, R (1, 8) OBP: 0.235, SLG: 0.323		B SI 92 F FF 95 X FF 95 1-1 ③ G6-3		C FF 94 C FF 95 B FF 93 B FF 94 S FF 94 2-3 ③ K			B FF 95 S SL 88 B SL 88 S SL 87 X FF 96 2-2 ② G6-3			3	0	0	0	0	1	0
15 Cory Spangenberg, L (1, 4) OBP: 0.302, SLG: 0.349			B FF 92 B FF 92 C FF 93 F FF 94 F FF 94 B SL 83 X FF 95 3-2 27 S 38 SH1-4 27 E 1B		B SL 77 S SL 78 B SI 91 C FF 92 X FF 89 2-2 38 SH5-4 38 S 27 SF8 1B			B SL 92 B FF 95 C FF 96 F FF 96 X SL 90 2-2 1B		3	2	3	0	0	0	0
38 Tyson Ross, R (1, 1) OBP: 0.148, SLG: 0.222 37 Brandon Maurer, R (7, 1) 25 Will Venable, L (7, PH) OBP: 0.323, SLG: 0.413 53 Joaquín Benoit, R (8, 1) 46 Craig Kimbrel, R (9, 1)			1 SAFE B FF 90 B CH 88 C FF 90 X CH 85 2-1 ① SH1-4 1-2		B CH 87 C CH 88 X CH 80 1-1 ① SH5-4 1-3		1 SAFE 1 SAFE C FF 94 B FF 95 B FF 95 S SL 89 D SL 88 X SL 87 3-2 ③ P5			0 0 1 0 0	0 0 0 0 0	0 0 0 0 0	0 0 0 0 0	0 0 0 0 0	0 0 1 0 0	0 0 0 0 0
Inning Stats	R: 1 H: 1 E: 1 LOB: 0 K: 1 BB: 0 S: 9 P: 15	R: 0 H: 0 E: 0 LOB: 0 K: 0 BB: 0 S: 9 P: 14	R: 1 H: 3 E: 1 LOB: 2 K: 2 BB: 0 S: 15 P: 26	R: 0 H: 0 E: 0 LOB: 0 K: 1 BB: 0 S: 8 P: 13	R: 1 H: 1 E: 0 LOB: 0 K: 0 BB: 0 S: 10 P: 16	R: 0 H: 0 E: 0 LOB: 0 K: 1 BB: 0 S: 8 P: 12	R: 0 H: 1 E: 0 LOB: 1 K: 0 BB: 0 S: 10 P: 18	R: 1 H: 2 E: 1 LOB: 1 K: 2 BB: 0 S: 16 P: 23		1B: 5 SF: 1 2B: 3 SAC: 2 3B: 0 DP: 0 HR: 0 HBP: 0					WP: 0 PA: 32 PB: 0 SB: 2 CS: 0	

	AB	29
	R	4
	H	8
	RBI	3
	BB	0
	SO	7
	LOB	6

PITCHER	IP	WLS	BF	H	R	ER	SO	BB	IBB	HBP	BLK	WP	HR	S	P	ERA	WHIP
38 Robbie Ray, L (1, 1) ERA: 1.98	6.0	L	23	5	3	2	5	0	0	0	0	0	0	59	96	3.00	0.833
36 Enrique Burgos, R (7, 1) ERA: 4.02	1.0		4	1	0	0	0	0	0	0	0	0	0	10	18	0.00	1.000
30 David Hernandez, R (8, 1) ERA: 3.38	1.0		5	2	1	1	2	0	0	0	0	0	0	16	23	9.00	2.000

PITCHER	IP	WLS	BF	H	R	ER	SO	BB	IBB	HBP	BLK	WP	HR	S	P	ERA	WHIP

Batter	1	2	3	4	5	6	7	8	9	AB	R	H	RBI	BB	SO	LOB
13 Nick Ahmed, R (1, 6) OBP: 0.304, SLG: 0.335	C FF 95 X SL 86 0-1 E6 44 G6-4-3		C SL 85 C FF 95 F SL 86 F FF 95 B SL 87 B FF 96 B SI 96 X FF 98 3-2 ① F8		X SI 90 0-0 11 CS 1B			B SL 88 B FF 93 C FF 92 F FF 94 F SL 87 X FF 95 2-2 ① P4		4	0	1	0	0	0	0
11 AJ Pollock, R (1, 8) OBP: 0.343, SLG: 0.461	C FF 95 1 SAFE F FF 95 X FF 96 0-2 ① L3		B SL 85 X FF 94 1-0 ② G5-3		B SI 92 1 SAFE 1 SAFE B FF 94 X SI 92 2-0 ①② G4-3 1-2			B SL 87 C FF 93 B SL 84 X SL 86 2-1 ② G5-3		4	0	0	0	0	0	2
44 Paul Goldschmidt, R (1, 3) OBP: 0.468, SLG: 0.645	S FF 96 C FF 97 X FF 97 0-2 ②③ G6-4-3 1-2f		B SI 94 C FF 95 B FF 95 S SL 86 X FF 97 2-2 6 2B	2B	B FF 94 C SL 84 B SI 94 F SI 94 C SI 96 2-3 ③ K			F FF 96 F SL 84 S FF 94 0-3 ③ K		4	1	1	0	0	2	1
6 David Peralta, L (1, 7) OBP: 0.330, SLG: 0.425		B FF 94 B SI 93 B SI 92 C FF 92 F SI 94 X SI 95 3-2 19 1B 24 1B 1B	F SL 85 S CH 88 B FF 92 F FF 98 D SL 87 D FF 98 X CH 88 3-2 24 2B 2-H 2B			C CU 79 B SI 91 X FF 92 1-1 ① P4			B CU 78 F FF 90 B FF 91 F FF 91 F FF 91 F FF 92 C CU 79 2-3 ① K	4	1	2	1	0	1	0
24 Yasmany Tomás, R (1, 9) OBP: 0.358, SLG: 0.435		C FF 95 X SI 94 0-1 19 1B 1-2 1B	X SL 86 0-0 2-H 2B			X SI 92 0-0 ② G6-3			B FF 92 S FF 91 B FF 92 F FF 92 F FF 90 B CU 81 F FF 92 F FF 91 F FF 91 3-2 X FF 92 L8	4	0	2	1	0	0	0
8 Jarrod Saltalamacchia, S (1, 2) OBP: 0.253, SLG: 0.269		C SL 83 F FF 96 S CH 87 0-3 ① K	F FF 96 D SL 86 B FF 96 S CH 87 X FF 98 2-2 ③ G6-3			B CH 85 X FF 90 1-0 ③ P6			C CU 79 S CH 86 F CH 86 B CH 86 B FF 91 B CU 79 X FF 91 3-2 ③ F8	4	0	0	0	0	1	3
19 Jake Lamb, L (1, 5) OBP: 0.351, SLG: 0.405		B SL 84 S FF 96 S FF 96 X FF 98 1-2 58 FC6 1-2 2-3 1B		C FF 91 X FF 91 0-1 ① F7			B SI 88 C FF 90 S FF 91 F SL 83 F CH 88 X FF 93 1-2 16 G6-3 1B			3	0	2	0	0	0	0
16 Chris Owings, R (1, 4) OBP: 0.252, SLG: 0.324		S SI 97 C SI 97 F FF 97 B SI 98 S SL 87 1-3 ② K		F FF 92 B FF 93 C FF 92 C FF 94 1-3 ② K			B FF 91 B FF 92 F FF 93 F SI 92 F SI 95 F FF 97 X SI 96 2-2 ①② G6-3 1-2f			3	0	0	0	0	2	4
58 Jeremy Hellickson, R (1, 1) OBP: 0.231, SLG: 0.208 48 Randall Delgado, R (6, 1) 26 Danny Dorn, L (7, PH) OBP: 0.250, SLG: 0.231 55 Josh Collmenter, R (7, 1) OBP: 0.269, SLG: 0.208		C FF 96 C FF 96 X SL 87 0-2 ③ FC6 1-2f		C FF 94 B FF 94 C FF 93 F SI 94 C FF 96 1-3 ③ K			B SI 93 B SI 93 F FF 94 S FF 95 F FF 96 S CH 86 2-3 ③ K			2 0 1	0 0 0	0 0 0	0 0 0	0 0 0	1 0 1	3 0 0
Inning Stats	R: 0 E: 1 K: 0 S: 8 H: 0 LOB: 0 BB: 0 P: 8	R: 0 E: 0 K: 2 S: 18 H: 3 LOB: 3 BB: 0 P: 23	R: 2 E: 0 K: 0 S: 17 H: 3 LOB: 1 BB: 0 P: 28	R: 0 E: 0 K: 2 S: 9 H: 0 LOB: 0 BB: 0 P: 11	R: 0 E: 0 K: 1 S: 5 H: 1 LOB: 0 BB: 0 P: 9	R: 0 E: 0 K: 0 S: 4 H: 0 LOB: 0 BB: 0 P: 6	R: 0 E: 0 K: 1 S: 14 H: 1 LOB: 0 BB: 0 P: 19	R: 0 E: 0 K: 1 S: 9 H: 0 LOB: 0 BB: 0 P: 13	R: 0 E: 0 K: 1 S: 16 H: 0 LOB: 0 BB: 0 P: 24	1B: 5 2B: 3 3B: 0 HR: 0 SF: 0 SAC: 0 DP: 2 HBP: 0					WP: 0 PB: 0 SB: 0 CS: 1	PA: 33	

PITCHER		IP	WLS	BF	H	R	ER	SO	BB	IBB	HBP	BLK	WP	HR	S	P	ERA	WHIP
34 Andrew Cashner, R ERA: 4.22	(1, 1)	7.0	W	27	8	2	2	6	0	0	0	0	0	0	75	104	2.57	1.143
54 Marcos Mateo, R ERA: 4.5	(8, 1)	1.0		3	0	0	0	1	0	0	0	0	0	0	9	13	0.00	0.000
59 Kevin Quackenbush, R ERA: 2.82	(9, 1)	1.0		3	0	0	0	1	0	0	0	0	0	0	16	24	0.00	0.000

PITCHER	IP	WLS	BF	H	R	ER	SO	BB	IBB	HBP	BLK	WP	HR	S	P	ERA	WHIP

TOP

Arizona Diamondbacks @ San Diego Padres

Petco Park, San Diego, CA

Sat Jun 27 2015, 7:11 PM - 10:07 PM PDT

Att. 40,717 - Cloudy - 70 F

livebaseballscorecards.com

AB	33
R	2
H	8
RBI	2
BB	0
SO	8
LOB	13

Batter	1	2	3	4	5	6	7	8	9	AB	R	H	RBI	BB	SO	LOB
27 Matt Kemp, R (1, 9) OBP: 0.283, SLG: 0.363	X FF 90 0-0 26 G4-3 23 1B 2B		C FF 89 F FF 91 S CU 79 0-3 ① K		C CH 79 S CH 81 F CH 81 S CU 80 0-3 ① K	B FF 92 F FF 92 F SL 81 X SL 82 1-2 26 1B 1-2 2-H 1B		C FC 85 F CH 77 B CH 76 X CH 75 1-2 ② G5-3		5	1	2	1	0	2	0
26 Yangervis Solarte, S (1, 5) OBP: 0.301, SLG: 0.345	L FF 89 B SI 90 X FF 91 1-1 ① G4-3 2-3		C FF 91 F CH 80 F FF 91 B CU 79 X FF 91 1-2 2B		C FF 91 B SI 91 B CU 77 F FF 90 B CH 80 X SI 90 3-2 ② L8	F SL 80 X SL 79 0-1 23 G4-6-3 1-3 2-H 1B		C CH 77 X CH 74 0-1 1B		5	0	3	1	0	0	1
23 Yonder Alonso, L (1, 3) OBP: 0.410, SLG: 0.422	X CU 74 0-0 10 1B 3 G6-3 3-H 1B		C SI 91 B FF 91 X CU 77 1-1 ② F9		S CH 80 B CH 80 F FF 90 X CU 80 1-2 10 HR 2B	F FF 92 X CH 81 0-1 ②③ G4-6-3 1-2f		B FC 85 B FC 86 X CH 77 2-0 ③ L7		5	2	2	1	0	0	4
10 Justin Upton, R (1, 7) OBP: 0.356, SLG: 0.470	D CH 79 F CH 81 B SI 90 B CU 77 S SI 90 X CU 78 3-2 3 G6-3 1-3 1B		B FF 90 B CH 81 B CH 81 B CU 78 4-0 BB		B CH 81 S CH 82 D CH 82 B CU 79 C FF 91 X FF 91 3-2 2-H HR		B FC 85 C FC 85 X CH 77 1-1 ① F7			3	1	2	2	1	0	0
3 Derek Norris, R (1, 2) OBP: 0.290, SLG: 0.423	1 SAFE B SL 89 X SI 91 1-0 ② G6-3 1-2 3-H		D CU 76 C FF 91 X FF 92 1-1 ③ P6		F FF 91 S CH 82 S CH 80 0-3 ③ K		X FC 86 0-0 ② F7			4	0	0	1	0	1	3
25 Will Venable, L (1, 8) OBP: 0.327, SLG: 0.415	C FF 90 F CH 80 F CU 80 S CU 77 0-3 ③ K			B CH 79 F CH 80 S CH 79 F CH 79 B CU 80 X CU 79 2-2 ① G1-3		C FF 90 B FF 90 B FF 89 F CH 80 X CU 81 2-2 12 1B 34 1B 1B	B FC 86 S FC 85 X CH 76 1-1 12 2B 1B			4	1	2	0	0	1	1
15 Cory Spangenberg, L (1, 4) OBP: 0.304, SLG: 0.356 12 Clint Barmes, R (4, PR) OBP: 0.327, SLG: 0.444 (5, 6)		C FF 89 F FF 90 S CU 78 0-3 ① K2-3		C FF 91 B CU 80 B FF 90 X FF 90 2-1 2B		1 SAFE C FF 89 B FF 89 X FF 89 1-1 34 1B 27 1B 1-3 1B	C FC 84 1 SAFE X FC 86 0-1 1-3 2B			2 2	0 1	1 2	0 0	0 0	1 0	0 0
5 Alexi Amarista, L (1, 6) OBP: 0.294, SLG: 0.311 (5, 4)		B FF 90 C FF 91 F CH 81 S FF 90 1-3 ② K		B FF 91 F FF 90 B FF 91 S CH 80 F CU 81 C CU 80 2-3 ② K		F CU 78 F CU 80 B FF 89 X FF 90 1-2 ① F7	B CH 77 X CH 77 1-0 ③ L8			4	0	0	0	0	2	5
34 Andrew Cashner, R (1, 1) OBP: 0.133, SLG: 0.133 54 Marcos Mateo, R (8, 1) 39 Brett Wallace, L (8, PH) OBP: 0.500, SLG: 0.600 59 Kevin Quackenbush, R (9, 1)		C FF 90 C CU 77 S CU 79 0-3 ③ K		X CU 77 0-0 ③ L7		L FF 89 X CH 77 0-1 27 1B 26 1B 1-2 3-H 1B		B FC 85 X CH 76 1-0 ① P4		3 0 1 0	1 0 0 0	1 0 0 0	1 0 0 0	0 0 0 0	1 0 0 0	1 0 0 0
Inning Stats	R: 2 E: 0 K: 1 S: 12 H: 3 LOB: 1 BB: 0 P: 17	R: 0 E: 0 K: 3 S: 9 H: 0 LOB: 0 BB: 0 P: 10	R: 0 E: 0 K: 1 S: 11 H: 1 LOB: 2 BB: 1 P: 18	R: 0 E: 0 K: 1 S: 11 H: 1 LOB: 1 BB: 0 P: 17	R: 2 E: 0 K: 2 S: 16 H: 2 LOB: 0 BB: 0 P: 23	R: 3 E: 0 K: 0 S: 17 H: 5 LOB: 1 BB: 0 P: 22	R: 0 E: 0 K: 0 S: 8 H: 2 LOB: 2 BB: 0 P: 11	R: 0 E: 0 K: 0 S: 7 H: 1 LOB: 1 BB: 0 P: 11		1B: 9 2B: 5 3B: 0 HR: 1		SF: 0 SAC: 0 DP: 1 HBP: 0		WP: 1 PB: 0 SB: 0 CS: 0		PA: 39

BOTTOM

Arizona Diamondbacks @ San Diego Padres

Petco Park, San Diego, CA

Sat Jun 27 2015, 7:11 PM - 10:07 PM PDT

Att. 40,717 - Cloudy - 70 F

livebaseballscorecards.com

AB	38
R	7
H	15
RBI	7
BB	1
SO	8
LOB	15

PITCHER		IP	WLS	BF	H	R	ER	SO	BB	IBB	HBP	BLK	WP	HR	S	P	ERA	WHIP
58 Jeremy Hellickson, R ERA: 5.38	(1, 1)	5.1	L	27	10	7	7	8	1	0	0	0	1	1	69	99	11.81	2.062
48 Randall Delgado, R ERA: 3.57	(6, 1)	0.2		3	2	0	0	0	0	0	0	0	0	0	7	8	0.00	3.000
55 Josh Collmenter, R ERA: 5.09	(7, 1)	2.0		9	3	0	0	0	0	0	0	0	0	0	15	22	0.00	1.500

PITCHER	IP	WLS	BF	H	R	ER	SO	BB	IBB	HBP	BLK	WP	HR	S	P	ERA	WHIP

Arizona Diamondbacks @ San Diego Padres

Petco Park, San Diego, CA

Sun Jun 28 2015, 1:13 PM - 3:44 PM PDT

Att. 32,223 - Partly Cloudy - 78 F

livebaseballscorecards.com

TOP

Batter	1	2	3	4	5	6	7	8	9	AB	R	H	RBI	BB	SO	LOB
13 Nick Ahmed, R (1, 6) OBP: 0.298, SLG: 0.329	B FF 89 X FC 90 1-0 ① F7		F SI 90 X SI 92 0-1 ① F9		B EP 69 B SL 86 C SI 89 X SI 91 2-1 ③ G1-3		C CU 77 C CU 78 B FF 90 F FF 91 X FF 90 1-2 ③ P3			4	0	0	0	0	0	0
6 David Peralta, L (1, 8) (8, 7) OBP: 0.329, SLG: 0.437	C FF 89 S SL 86 S CU 75 0-3 ② K		B EP 70 B FF 90 B SI 90 C FF 89 X SL 86 3-1 HR			X CH 78 0-0 ① P5		C SL 87 S FF 96 B SL 90 F FF 96 B CH 87 S SL 90 2-3 ① K		4	1	1	1	0	2	0
44 Paul Goldschmidt, R (1, 3) OBP: 0.465, SLG: 0.639	S SI 91 B FC 92 X SI 90 1-1 ③ F7		T FC 93 B CU 79 B SI 93 C SI 93 F CU 79 B CH 82 S FC 91 3-3 ② K			B CU 77 B CH 80 B CH 79 S SI 91 X FF 92 3-1 ② L8		X FF 97 0-0 24 PB 1B		4	0	1	0	0	1	0
24 Yasmany Tomás, R (1, 9) OBP: 0.356, SLG: 0.429		B FF 92 S SI 92 X SI 93 1-1 E5 2 L9 19 1B 7 HR	F SL 86 S EP 71 F SI 93 X CU 79 0-2 G5-3			C SI 93 B CU 80 H FC 92 2-1 19 HR HBP		B FF 95 X SL 89 1-0 ② L9 1-2		3	2	0	0	0	0	1
19 Jake Lamb, L (1, 5) OBP: 0.357, SLG: 0.443		B FF 90 B FC 89 C FC 89 F FF 89 X EP 71 2-2 7 HR 1B 1-2		C FF 90 C CU 78 B FC 91 B SI 92 B CU 78 X FF 91 3-2 ① G1-6-3		C CU 74 S CU 75 1 SAFE B CU 76 X FF 91 1-2 1-H HR		C FF 94 B CH 84 C SL 90 S SL 89 1-3 ③ K		4	2	2	2	0	1	1
2 Aaron Hill, R (1, 4) OBP: 0.282, SLG: 0.317		L SI 90 B CU 76 B FF 91 B SI 90 X FF 90 3-1 ① L9 2-3		C SL 87 X CU 78 0-1 ② F7		B CH 83 B FF 89 C FF 87 B CH 81 F FF 88 X FF 89 3-2 7 S 1B			C FF 92 B SL 87 X FF 93 1-1 ① F7	4	0	1	0	0	0	2
7 Welington Castillo, R (1, 2) OBP: 0.260, SLG: 0.400		C CU 79 B SI 92 X EP 69 1-1 1-H 3-H HR		C EP 69 T SI 93 B SI 94 C FF 94 1-3 ③ K		C FF 89 B FF 90 B FF 89 C FF 90 B FF 90 X FF 90 3-2 ③ L4 1-2			X FF 93 0-0 ② P6	4	1	1	3	0	1	1
4 Cliff Pennington, S (1, 7) OBP: 0.303, SLG: 0.224 11 AJ Pollock, R (8, 8) OBP: 0.342, SLG: 0.460		C FF 91 B CH 80 F FF 92 S FF 92 1-3 ② K			F CH 77 B SI 90 T CH 78 X FC 89 1-2 ① P5		C FF 88 C CH 84 F FF 90 X CU 77 0-2 ① L9		B CH 82 C SL 85 F CH 83 X SL 86 1-2 ③ F9	3 1	0 0	0 0	0 0	0 0	1 0	0 0
57 Chase Anderson, R (1, 1) OBP: 0.148, SLG: 0.115 41 Daniel Hudson, R (8, 1) 29 Brad Ziegler, R (9, 1)		C FF 90 S SI 92 B SI 94 S CU 78 1-3 ③ K			B FF 91 C FF 91 F FF 92 B SI 92 C FF 92 2-3 ② K		B FF 90 X FF 88 1-0 ② G4-3			3 0 0	0 0 0	0 0 0	0 0 0	0 0 0	2 0 0	0 0 0
Inning Stats	R: 0 E: 0 K: 1 S: 6 H: 0 LOB: 0 BB: 0 P: 8	R: 3 E: 1 K: 2 S: 15 H: 2 LOB: 0 BB: 0 P: 24	R: 1 E: 0 K: 1 S: 12 H: 1 LOB: 0 BB: 0 P: 18	R: 0 E: 0 K: 1 S: 8 H: 0 LOB: 0 BB: 0 P: 12	R: 0 E: 0 K: 1 S: 8 H: 0 LOB: 0 BB: 0 P: 13	R: 2 E: 0 K: 0 S: 13 H: 2 LOB: 1 BB: 0 P: 25	R: 0 E: 0 K: 0 S: 9 H: 0 LOB: 0 BB: 0 P: 11	R: 0 E: 0 K: 2 S: 9 H: 1 LOB: 1 BB: 0 P: 13	R: 0 E: 0 K: 0 S: 6 H: 0 LOB: 0 BB: 0 P: 8	1B: 3 2B: 0 3B: 0 HR: 3	SF: 0 SAC: 0 DP: 0 HBP: 1					

	AB	34
	R	6
	H	6
	RBI	6
	BB	0
	SO	8
	LOB	5

WP: 0 PB: 1 SB: 1 CS: 0 PA: 35

PITCHER		IP	WLS	BF	H	R	ER	SO	BB	IBB	HBP	BLK	WP	HR	S	P	ERA	WHIP
40 Odrisamer Despaigne, R ERA: 4.94	(1, 1)	5.2	L	22	3	5	4	6	0	0	1	0	0	2	53	84	6.35	0.529
60 Frank Garces, L ERA: 3.96	(6, 1)	0.0		2	2	1	1	0	0	0	0	0	0	1	6	10	∞	∞
59 Kevin Quackenbush, R ERA: 2.66	(6, 1)	1.1		4	0	0	0	0	0	0	0	0	0	0	12	17	0.00	0.000
37 Brandon Maurer, R ERA: 1.86	(8, 1)	1.0		4	1	0	0	2	0	0	0	0	0	0	9	13	0.00	1.000
53 Joaquín Benoit, R ERA: 2.25	(9, 1)	1.0		3	0	0	0	0	0	0	0	0	0	0	6	8	0.00	0.000

PITCHER		IP	WLS	BF	H	R	ER	SO	BB	IBB	HBP	BLK	WP	HR	S	P	ERA	WHIP

BOTTOM

Arizona Diamondbacks @ San Diego Padres

Petco Park, San Diego, CA

Sun Jun 28 2015, 1:13 PM - 3:44 PM PDT

Att. 32,223 - Partly Cloudy - 78 F

livebaseballscorecards.com

Batter	1	2	3	4	5	6	7	8	9	AB	R	H	RBI	BB	SO	LOB
27 Matt Kemp, R (1, 9) OBP: 0.286, SLG: 0.375	B FF 91 F FF 91 B CH 82 X SI 92 2-1 HR		B FF 91 F CH 80 X SI 91 1-1 1B		D CH 82 X CH 82 1-0 ② G5-3			C SL 86 X SL 86 0-1 ① G2-3		4	1	2	1	0	0	1
26 Yangervis Solarte, S (1, 4) OBP: 0.296, SLG: 0.339 (7, 5)	C SI 91 B CH 80 X CH 82 1-1 ① F8		F SI 91 F CU 76 1 SAFE X CU 77 0-2 ③ P6		F CU 77 X CH 81 0-1 ③ G4-3			B CH 84 B CH 83 S SI 96 X FF 95 2-1 ② P6		4	0	0	0	0	0	2
23 Yonder Alonso, L (1, 3) OBP: 0.407, SLG: 0.415	F FF 91 X CU 76 0-1 ② G5-3			L CH 80 B CH 80 B SI 91 B CU 75 F SI 91 F SI 92 B SI 92 4-2 3 HR BB		X CH 80 0-0 ① G6-3		B CH 84 B FF 96 F FF 96 F FF 95 F FF 96 B SL 86 X FF 96 3-2 ③ G3		3	1	0	0	1	0	0
10 Justin Upton, R (1, 7) OBP: 0.352, SLG: 0.463	B FF 91 X FF 91 1-0 ③ F8			C CH 82 B CU 76 B CH 82 X FF 91 2-1 ① F9		C FF 90 B CH 81 B FF 90 X CU 75 2-1 ② P4			C SI 83 F CH 77 C CU 73 0-3 ① K	4	0	0	0	0	1	1
3 Derek Norris, R (1, 2) OBP: 0.293, SLG: 0.446		C FF 90 B CU 74 F FF 91 F SI 91 S CU 76 1-3 ① K		B CU 76 D FF 91 C CH 81 X FF 92 2-1 1-H HR		B FF 90 B CU 76 C CH 81 C CU 75 B CU 77 X CU 77 3-2 HR			B SI 85 X SI 85 1-0 ② G6-3	4	2	2	3	0	1	0
25 Will Venable, L (1, 8) OBP: 0.325, SLG: 0.409		C FF 91 X CU 76 0-1 ② G1-3		S FF 90 X CH 80 0-1 ② G4-3		B CU 75 C CH 80 S SI 90 X CU 76 1-2 ③ L7			C SI 84 B CH 78 B CH 77 B SI 84 C SI 84 B SI 85 4-2 39 DI BB	3	0	0	0	1	0	0
11 Will Middlebrooks, R (1, 5) OBP: 0.250, SLG: 0.385 5 Alexi Amarista, L (7, 4) OBP: 0.293, SLG: 0.309 39 Brett Wallace, L (9, PH) OBP: 0.429, SLG: 0.500		B FF 91 B FF 92 F SI 91 B SI 92 F FF 91 F CH 83 F FF 92 X FF 93 3-2 ③ F9		S CH 80 B CH 81 T CU 76 X CH 81 1-2 ③ G5-3			X CH 79 0-0 ① G3-1		B SI 84 S SI 84 B SI 85 S SI 85 S SI 85 2-3 ③ K 1-3	2 1 1	0 0 0	0 0 0	0 0 0	0 0 1	0 0 1	0 0 1
12 Clint Barmes, R (1, 6) OBP: 0.328, SLG: 0.450			C FF 89 B CU 75 S CH 80 X CU 75 1-2 ① G5-3		B CU 74 X CH 80 1-0 40 SH1-4 2B		B FF 90 C CU 74 F SI 91 F CU 76 F SI 91 X CH 80 1-2 ② F7			3	0	1	0	0	0	0
40 Odrisamer Despaigne, R (1, 1) OBP: 0.095, SLG: 0.143 60 Frank Garces, L (6, 1) 59 Kevin Quackenbush, R (6, 1) 2 B.J. Upton, R (7, PH) OBP: 0.229, SLG: 0.313 37 Brandon Maurer, R (8, 1) 53 Joaquin Benoit, R (9, 1)			B FF 91 X FF 91 1-0 ② G6-3		B FC 90 X FF 89 1-0 ① SH1-4 2-3		X FF 91 0-0 ③ G5-3			1 0 0 1 0 0	0 0 0 0 0 0	0 0 0 0 0 0	0 0 0 0 0 0	0 0 0 0 0 0	0 0 0 0 0 0	0 0 0 0 0 0
Inning Stats	R: 1 E: 0 K: 0 S: 7 H: 1 LOB: 0 BB: 0 P: 11	R: 0 E: 0 K: 1 S: 11 H: 0 LOB: 0 BB: 0 P: 15	R: 0 E: 0 K: 0 S: 9 H: 1 LOB: 1 BB: 0 P: 12	R: 2 E: 0 K: 0 S: 12 H: 1 LOB: 0 BB: 1 P: 21	R: 0 E: 0 K: 0 S: 5 H: 1 LOB: 1 BB: 0 P: 8	R: 1 E: 0 K: 0 S: 9 H: 1 LOB: 0 BB: 0 P: 15	R: 0 E: 0 K: 0 S: 7 H: 0 LOB: 0 BB: 0 P: 8	R: 0 E: 0 K: 0 S: 8 H: 0 LOB: 0 BB: 0 P: 13	R: 0 E: 0 K: 2 S: 9 H: 0 LOB: 1 BB: 1 P: 16	1B: 1 2B: 1 3B: 0 HR: 3 SF: 0 SAC: 1 DP: 0 HBP: 0						

	AB	31
	R	4
	H	5
	RBI	4
	BB	2
	SO	3
	LOB	5

PITCHER		IP	WLS	BF	H	R	ER	SO	BB	IBB	HBP	BLK	WP	HR	S	P	ERA	WHIP
57 Chase Anderson, R ERA: 3.66	(1, 1)	7.0	W	27	5	4	4	1	1	0	0	0	0	3	60	90	5.14	0.857
41 Daniel Hudson, R ERA: 3.71	(8, 1)	1.0	H	3	0	0	0	0	0	0	0	0	0	0	8	13	0.00	0.000
29 Brad Ziegler, R ERA: 1.41	(9, 1)	1.0	S	4	0	0	0	2	1	0	0	0	0	0	9	16	0.00	1.000

PITCHER	IP	WLS	BF	H	R	ER	SO	BB	IBB	HBP	BLK	WP	HR	S	P	ERA	WHIP

Batter	1	2	3	4	5	6	7	8	9	AB	R	H	RBI	BB	SO	LOB
31 Joc Pederson, L (1, 8) OBP: 0.384, SLG: 0.529	B SI 90 B SI 91 B FF 92 B SI 92 4-0 10 HBP 47 BB 23 G4-6-3 BB		L CH 82 S FF 92 B SL 83 S FF 92 1-3 ① K	F CH 84 B FF 92 X CH 83 1-1 HR		X SL 81 0-0 ① G3		B SL 90 B FF 94 B SL 88 C FF 96 X FF 94 3-1 ① P6		4	2	1	1	1	1	0
47 Howie Kendrick, R (1, 4) OBP: 0.342, SLG: 0.408	B SL 85 B FF 92 B FF 92 B FF 92 4-0 23 G4-6-3 10 HBP 1-2 BB		B FF 94 X SL 85 1-0 ② G5-3	B SL 85 B SL 84 S FF 93 B FF 92 F FF 92 B SL 85 4-2 10 1B BB		B SI 94 C SI 94 B SI 94 X SI 94 2-1 ② G4-3		X SL 90 0-0 1B		3	0	1	0	2	0	0
10 Justin Turner, R (1, 5) OBP: 0.397, SLG: 0.582	S SL 86 H SL 85 1-1 23 G4-6-3 1-2 2-3 HBP		B SL 85 B CH 83 F FF 93 X SI 91 2-1 23 E 66 FC1-5-2-6 1B	1 SAFE B FF 91 X CH 81 1-0 1-3 1B		C SI 95 B SI 94 C FF 95 B SL 84 T SI 96 2-2 ③ K		B SL 87 F SL 88 1 SAFE S FF 94 B FF 95 X SL 86 2-2 ② L9		4	0	2	0	0	1	1
23 Adrián González, L (1, 3) OBP: 0.372, SLG: 0.516	B SI 91 B CH 84 X SI 91 2-0 ① ② G4-6-3 1-2f 2-3 3-H		B FF 93 B CH 84 X SI 91 2-0 E6 66 FC1-5-2-6 1-3	B FF 89 C SL 75 F SI 89 X SL 78 1-2 ③ P2			B SL 82 F SL 82 B FF 94 B FF 93 C FF 92 F SL 83 F FF 94 B SI 94 4-2 16 2B 11 1B BB	T FF 94 B FF 94 F FF 95 T SL 88 1-2 ③ K		4	1	0	0	1	1	6
66 Yasiel Puig, R (1, 9) OBP: 0.382, SLG: 0.465	C SL 85 C SI 92 B SI 92 B SL 86 F FF 93 X CH 85 3-2 ③ L8		B SI 91 C SL 86 X SI 92 1-1 ③ FC1-5-2-6 1-2 3-H		B SL 78 C FF 91 B SL 79 B SL 79 B FF 92 4-1 11 F9 9 1B BB		B FF 93 C SI 94 F SI 95 B SI 94 F SL 83 B SI 94 S FF 95 3-3 ① K		F SI 83 S SI 83 X CU 73 0-2 ① F9	4	0	0	0	1	1	4
16 Andre Ethier, L (1, 7) OBP: 0.346, SLG: 0.479		C SI 91 X CH 82 0-1 ① G4-3		F SI 91 B FF 92 X CH 84 1-1 HR	C SI 89 S SL 80 1 SAFE S SL 80 0-3 ① K		B SL 83 X SL 82 1-0 1-3 11 1B 2B		B SI 82 C SI 84 X SI 84 1-1 11 DI 1B	5	2	3	1	0	1	1
9 Yasmani Grandal, S (1, 2) OBP: 0.379, SLG: 0.479		B FF 91 C CH 84 B FF 94 B CH 85 B SI 91 4-1 BB		B CU 76 F CH 84 B FF 93 B FF 90 X SI 90 3-1 HR	X SI 90 0-0 1-2 1B		D SL 83 D SL 82 C SL 81 B SL 83 I 4-1 11 1B IBB		B SI 84 C SI 84 F CH 77 X CH 77 1-2 ② L7	3	1	2	1	2	0	1
11 Jimmy Rollins, S (1, 6) OBP: 0.264, SLG: 0.331		B FF 92 F CH 82 C CH 83 1 SAFE F CH 82 T SL 84 1-2 ② K		X SI 92 0-0 ① L8	F SI 90 B SL 78 X SI 88 1-1 ② F9 2-3		B SI 93 F FF 93 B SI 94 S SI 94 X SI 95 2-2 ② 1-3 2-H 3-H 1B		C SI 84 S SI 85 X CH 77 0-2 ③ G4-3 1-2	5	0	1	2	0	1	4
46 Mike Bolsinger, R (1, 1) 7 Alex Guerrero, R (5, PH) 62 Joel Peralta, R (6, 1) 63 Yimi García, R (6, 1) 5 Alberto Callaspo, S (7, PH) 12 Juan Nicasio, R (7, 1) 36 Adam Liberatore, L (7, 1) 52 Pedro Báez, R (7, 1) 56 J.P. Howell, L (8, 1)		X FF 90 0-0 ③ G4-3		B FF 91 C FF 90 S FF 91 S SL 83 1-3 ② K	C FF 90 S FF 92 B FF 91 F SI 92 S SL 80 1-3 ③ K		1 SAFE C SI 93 C FF 94 B SI 94 F SL 84 X SI 95 1-2 ③ G6-3			2 0 0 0 0 1 1 1 0 0 0 0 1 2 0 0 0 0 0 0 0 0 0 0 0 0 0 0 1 0 0 0 0 0 1 0 0 0 0 0 0 0 0 0 0 0 0 0 0 0 0 0 0 0 0 0 0 0 0 0 0 0 0						

TOP

Los Angeles Dodgers @ Arizona Diamondbacks
Chase Field, Phoenix, AZ
Mon Jun 29 2015, 6:41 PM - 10:29 PM MST
Att. 24,215 - Roof Closed - 81 F

livebaseballscorecards.com

AB	36
R	6
H	10
RBI	5
BB	7
SO	8
LOB	21

Inning Stats	1	2	3	4	5	6	7	8	9
	R: 1 E: 0 K: 0 S: 5	R: 0 E: 0 K: 1 S: 8	R: 0 E: 1 K: 1 S: 9	R: 3 E: 0 K: 1 S: 16	R: 0 E: 0 K: 2 S: 11	R: 0 E: 0 K: 1 S: 6	R: 2 E: 0 K: 1 S: 17	R: 0 E: 0 K: 1 S: 9	R: 0 E: 0 K: 0 S: 11
	H: 0 LOB: 1 BB: 2 P: 19	H: 0 LOB: 1 BB: 1 P: 13	H: 1 LOB: 2 BB: 0 P: 16	H: 4 LOB: 2 BB: 1 P: 28	H: 1 LOB: 2 BB: 1 P: 17	H: 0 LOB: 0 BB: 0 P: 10	H: 2 LOB: 1 BB: 2 P: 32	H: 1 LOB: 1 BB: 0 P: 15	H: 1 LOB: 1 BB: 0 P: 13

1B: 6	SF: 0	WP: 0
2B: 1	SAC: 0	PB: 0
3B: 0	DP: 1	SB: 0
HR: 3	HBP: 1	CS: 0

PA: 44

PITCHER		IP	WLS	BF	H	R	ER	SO	BB	IBB	HBP	BLK	WP	HR	S	P	ERA	WHIP
27 Allen Webster, R ERA: 7.11	(1, 1)	3.2		21	5	4	4	3	4	0	1	0	0	3	35	72	9.82	2.455
59 Oliver Pérez, L ERA: 4.43	(4, 1)	1.1		6	1	0	0	2	1	0	0	0	0	0	14	21	0.00	1.500
40 Andrew Chafin, L ERA: 3.12	(6, 1)	2.0		9	2	2	2	2	1	1	0	0	0	0	23	42	9.00	1.500
36 Enrique Burgos, R ERA: 3.78	(8, 1)	1.0	W	4	1	0	0	1	0	0	0	0	0	0	9	15	0.00	1.000
29 Brad Ziegler, R ERA: 1.36	(9, 1)	1.0		4	1	0	0	0	0	0	0	0	0	0	11	13	0.00	1.000

PITCHER	IP	WLS	BF	H	R	ER	SO	BB	IBB	HBP	BLK	WP	HR	S	P	ERA	WHIP

Batter	1	2	3	4	5	6	7	8	9	AB	R	H	RBI	BB	SO	LOB
11 AJ Pollock, R (1, 8) OBP: 0.340, SLG: 0.455	C FC 86 C FC 87 X CU 79 0-2 ① L9		F SL 78 B CU 80 X SL 80 1-1 ② G5-3		C FF 88 X FF 89 0-1 ③ L9		S SL 88 B SL 88 B FF 96 1 SAFE X SL 87 2-1 6 S 6 3B 1B 1-2	B FF 97 S SI 97 X FF 96 1-1 ② P6		5	1	1	0	0	0	3
6 David Peralta, L (1, 7) OBP: 0.335, SLG: 0.448	X FC 88 0-0 44 CS 1B		B FC 88 B CU 80 T CU 80 X SL 80 2-1 ③ G3			B FF 93 B FF 91 C FF 92 B FF 95 S FF 92 F FF 94 C FF 94 3-3 ① K	C FF 94 B CH 87 X SL 87 1-1 1-H 2-H 3B	C SI 86 1 SAFE B SI 87 B SI 87 C SI 87 B SI 87 D KC 80 4-2 24 S 44 1B 1-2 BB		4	0	2	2	1	1	1
44 Paul Goldschmidt, R (1, 3) OBP: 0.467, SLG: 0.637	C FC 87 B FC 88 B CU 79 B FC 88 C CU 81 S CU 81 3-3 ② ③ K 1-2			B CU 78 B FC 86 C FC 86 B FC 87 X CU 77 3-1 ① P6		C FF 93 F FF 94 B SL 89 F FF 94 B FF 94 B SL 86 X FF 93 3-2 24 HR 1B	I IN 78 I IN 74 I IN 74 I IN 74 I IN 76 4-0 24 S IBB	F SI 88 X SI 88 0-1 24 S 1-2 2-H 3-H 1B		4	1	2	2	1	1	1
24 Yasmany Tomás, R (1, 9) OBP: 0.357, SLG: 0.440		C FC 85 C FC 87 B FC 86 S SL 80 1-3 ① K		X FC 88 0-0 ② G5-3		T FF 92 1 SAFE B FF 94 X FF 94 1-1 1-H HR	S FF 97 F FF 98 B FF 99 S FF 98 1-3 ③ K 1-2	B SI 88 B SI 88 B SI 89 C SI 85 B SI 88 4-1 1-2 2-3 BB		4	1	1	2	1	2	2
19 Jake Lamb, L (1, 5) OBP: 0.350, SLG: 0.424		C FC 87 B FC 87 B CU 80 S SL 80 S SL 81 2-3 ② K		C FC 86 X SL 79 0-1 ③ G3		X FF 91 0-0 ② F7		7 2B BB C SI 86 S KC 81 S KC 82 0-3 ③ K		4	1	0	0	1	2	3
7 Welington Castillo, R (1, 2) OBP: 0.267, SLG: 0.412	C FC 87 C FC 88 X FC 88 0-2 1B				C FF 88 T FF 88 F FF 90 F FS 81 B FF 89 B FF 89 B FS 78 X FF 89 3-2 ① F8	B FF 92 X SL 85 1-0 ③ G5-3		1 SAFE C FF 98 B SI 97 F FF 98 F FF 96 X FF 98 1-2 1-H 16 SH 2B		4	1	2	1	0	0	0
16 Chris Owings, R (1, 4) OBP: 0.253, SLG: 0.324	C FC 87 B FC 88 C CU 80 X CU 80 1-2 ③ G5-3				C CU 74 X FS 79 0-1 13 HR 1B		F FF 96 B FF 96 B SL 88 B FF 96 F FF 95 F FF 97 S SL 86 3-3 ① K	B FF 95 X FF 94 1-0 SH 13 SH5-4 44 1B 2-H		3	2	1	0	0	1	1
13 Nick Ahmed, R (1, 6) OBP: 0.303, SLG: 0.348			F FC 86 S SL 78 X SL 79 0-2 27 S 1B		X CU 74 0-0 1-H HR		B SL 86 X FF 96 1-0 ② G6-3	X FF 96 0-0 ① SH5-4 2-3		3	1	2	2	0	0	0
27 Allen Webster, R (1, 1) 59 Oliver Pérez, L (4, 1) 26 Danny Dorn, L (5, PH) OBP: 0.241, SLG: 0.222 40 Andrew Chafin, R (6, 1) 4 Cliff Pennington, S (7, PH) OBP: 0.310, SLG: 0.233 36 Enrique Burgos, R (8, 1) 2 Aaron Hill, R (8, PH) OBP: 0.287, SLG: 0.317 29 Brad Ziegler, R (9, 1)			B SL 77 C SL 77 M CU 78 L SL 79 1-3 ① K 1-2		C CU 76 B FF 88 F FS 79 F FS 81 B FF 89 X FS 81 2-2 ② G3-1		B FF 96 S FF 96 B FF 96 S FF 96 B FF 97 X FF 96 3-2 6 S 11 1B 6 3B 1B	B FF 97 B SI 96 C FF 98 B SI 97 F FF 98 B FF 98 4-2 6 BB 44 1B BB		1 0 0 1 0 0 1 0 0 0	0 0 0 0 0 1 1 0 1 0	0 0 0 0 0 1 1 0 0 0	0 0 0 0 0 0 0 0 1 0	0 0 0 0 0 0 0 0 0 0	1 0 0 0 0 0 0 0 0 0	1 0 0 0 0 0 0 0 0 0
Inning Stats	R: 0 E: 0 K: 1 S: 7 H: 1 LOB: 1 BB: 0 P: 10	R: 0 E: 0 K: 2 S: 12 H: 1 LOB: 1 BB: 0 P: 16	R: 0 E: 0 K: 1 S: 10 H: 1 LOB: 1 BB: 0 P: 14	R: 0 E: 0 K: 0 S: 5 H: 0 LOB: 0 BB: 0 P: 8	R: 2 E: 0 K: 0 S: 14 H: 2 LOB: 0 BB: 0 P: 19	R: 2 E: 0 K: 1 S: 12 H: 2 LOB: 0 BB: 0 P: 20	R: 2 E: 0 K: 2 S: 15 H: 3 LOB: 2 BB: 1 P: 30	R: 4 E: 1 K: 1 S: 19 H: 2 LOB: 3 BB: 4 P: 38		1B: 8 2B: 2 3B: 1 HR: 2	SF: 0 SAC: 2 DP: 1 HBP: 0			WP: 0 PB: 0 SB: 6 CS: 1	PA: 41	

PITCHER		IP	WLS	BF	H	R	ER	SO	BB	IBB	HBP	BLK	WP	HR	S	P	ERA	WHIP
46 Mike Bolsinger, R ERA: 2.76	(1, 1)	4.0		14	3	0	0	4	0	0	0	0	0	0	34	48	0.00	0.750
62 Joel Peralta, R ERA: 3.24	(5, 1)	1.0		5	2	2	2	0	0	0	0	0	0	1	14	19	18.00	2.000
63 Yimi García, R ERA: 3.41	(6, 1)	1.0	B	5	2	2	2	1	0	0	0	0	0	1	12	20	18.00	2.000
12 Juan Nicasio, R ERA: 2.32	(7, 1)	0.2	H	4	2	2	2	1	0	0	0	0	0	0	10	19	27.00	3.000
36 Adam Liberatore, L ERA: 2.78	(7, 1)	0.0	B	2	1	0	0	0	0	1	0	0	0	0	2	7	∞	∞

PITCHER		IP	WLS	BF	H	R	ER	SO	BB	IBB	HBP	BLK	WP	HR	S	P	ERA	WHIP
52 Pedro Báez, R ERA: 2.6	(7, 1)	1.0	L	7	1	4	2	1	2	0	0	0	0	0	14	26	18.00	3.000
56 J.P. Howell, L ERA: 0.39	(8, 1)	0.1		4	1	0	0	1	2	0	0	0	0	0	8	16	0.00	9.000

BOTTOM

Los Angeles Dodgers @ Arizona Diamondbacks

Chase Field, Phoenix, AZ

Mon Jun 29 2015, 6:41 PM - 10:29 PM MST

Att. 24,215 - Roof Closed - 81 F

livebaseballscorecards.com

AB	34
R	10
H	12
RBI	9
BB	5
SO	8
LOB	12

Batter	1	2	3	4	5	6	7	8	9	10	AB	R	H	RBI	BB	SO	LOB
31 Joc Pederson, L (1, 8) OBP: 0.384, SLG: 0.527	B SI 93 B FF 94 C SI 91 X SI 93 2-1 G6-3 ①		B CH 87 S CH 89 B FF 96 C FF 96 X SI 97 2-2 F8 ①		B FF 94 X CH 86 1-0 10 FC6-4 1B		B FF 95 F SL 86 S FF 96 1 SAFE X SL 84 1-2 10 F7 47 1B 1-2 1B		B SI 84 C SI 84 S CH 76 C SI 85 1-3 K ③		5	0	2	0	0	1	0
47 Howie Kendrick, R (1, 4) OBP: 0.349, SLG: 0.429	C FF 96 S SL 88 B SL 87 B FF 96 X FF 96 2-2 2B		C SL 88 X FF 96 0-1 1B		C SL 85 S SL 85 F FF 96 1 SAFE B SL 86 B FF 95 B SI 94 F SL 86 S CH 88 3-3 K ②		B SL 85 B FF 95 F FF 95 B SL 86 F FF 95 F FF 96 X FF 95 3-2 1-2 2-H 1B			B FF 95 X FF 94 1-0 HR	5	1	4	2	0	1	1
10 Justin Turner, R (1, 5) OBP: 0.388, SLG: 0.567	B SL 85 C SL 84 S FF 96 B FF 97 S SL 87 2-3 K ②		B FF 95 1 SAFE S SL 86 1 SAFE F SL 87 B SL 86 T FF 97 2-2 K ②		B FF 97 F SL 84 B SL 85 X SL 83 2-1 FC6-4 ③ 1-2f		D SL 83 B SL 80 B FF 93 X FF 93 3-0 F7 ② 2-3			B CU 82 S CU 82 C FF 95 S FF 95 1-3 K ①	5	0	0	0	0	3	5
23 Adrián González, L (1, 3) OBP: 0.369, SLG: 0.509	B CH 86 B FF 94 F SI 94 S SI 96 F SI 96 X FF 90 2-2 F7 ③		B FF 97 X FF 96 1-0 L7 ③			C CH 84 F SL 84 B FF 95 X SI 95 1-2 L7 ①	B CH 82 D CH 84 SL 82 C CH 83 X CH 84 3-1 G4-3 ③			B CU 82 F FF 95 B FF 94 B FF 94 F FF 93 D CU 83 4-2 66 1B 9 2B BB	4	1	0	0	1	0	4
66 Yasiel Puig, R (1, 9) OBP: 0.382, SLG: 0.471		S SL 84 S SI 94 B SI 95 F SL 85 B FF 96 X SL 85 2-2 G6-3 ①		X SL 83 0-0 2B		B SI 94 X SL 86 1-0 G5-3 ②		B SL 88 B SL 89 C CH 85 S FF 97 B FF 97 S FF 99 3-3 K ①		X SI 95 0-0 9 2B 1-2 1B	5	1	2	0	0	1	0
16 Andre Ethier, L (1, 7) OBP: 0.350, SLG: 0.479 12 Juan Nicasio, R (6, 1) 7 Alex Guerrero, R (8, PH) OBP: 0.291, SLG: 0.538 52 Pedro Báez, R (8, 1) 62 Joel Peralta, R (9, 1) 5 Alberto Callaspo, S (10, PH) OBP: 0.317, SLG: 0.288 74 Kenley Jansen, S (10, 1)		B SI 93 B FF 93 X FF 92 2-0 9 HR 1B		S FF 93 F SI 95 S CH 89 0-3 K ①		S FF 95 B FF 96 B SL 86 S CH 86 B FF 96 B SL 86 4-2 BB		S SL 89 X SL 90 0-1 G5-3 ②		B FF 94 C FF 94 X FF 94 1-1 F9 ②	2 0 1 0 0 1 0	1 0 0 0 0 0 0	1 0 0 0 0 0 0	0 0 0 0 0 0 0	1 0 0 0 0 0 0	1 0 0 0 0 0 2	1 0 0 0 0 0 0
9 Yasmani Grandal, S (1, 2) OBP: 0.380, SLG: 0.497	1 SAFE B CH 83 B SI 92 1 SAFE F FF 92 B CH 84 X SI 94 3-1 1-H HR		F FF 97 B CH 89 B CH 88 C SL 84 F FF 97 F FF 96 B CH 88 S SL 87 3-3 K ②		C FF 92 B SL 79 C SL 80 B FF 93 D SL 78 S FF 93 3-3 K ③		F FF 97 S FF 97 B FF 98 S FF 98 1-3 K ③		B CU 82 B FF 93 C FF 94 B FF 93 C FF 94 X SI 94 3-2 1-H 2-H 2B	5	1	2	4	0	3	2
11 Jimmy Rollins, S (1, 6) OBP: 0.262, SLG: 0.326	B SL 82 X SI 94 1-0 G3 ②		B CH 86 S SL 83 X CH 88 1-1 G3-1 ③				C FF 94 B SL 87 C SL 85 F SL 84 B SL 86 F FF 95 B SL 88 F FF 94 B FF 95 4-2 31 1B 47 1B BB		L SI 83 F CH 77 X CU 73 0-2 F7 ①	F FF 94 B CH 85 F CH 87 F SL 85 X CH 87 1-2 G4-3 ③	4	1	0	0	1	0	2
77 Carlos Frías, R (1, 1) OBP: 0.136, SLG: 0.050 33 Scott Van Slyke, R (6, 7) OBP: 0.322, SLG: 0.448		C FF 95 L SL 85 C SL 84 0-3 K ③		F FF 94 S FF 95 S SL 81 0-3 K ①			1 SAFE L FF 94 F SL 85 D SL 81 B SL 81 S FF 95 2-3 K ①		X SI 85 0-0 G4-3 ②		2 2	0 0	0 0	0 0	0 0	2 1	0 1
Inning Stats	R: 0 E: 0 K: 1 S: 12 H: 1 LOB: 1 BB: 0 P: 20	R: 2 E: 0 K: 1 S: 11 H: 2 LOB: 0 BB: 0 P: 19	R: 0 E: 0 K: 1 S: 9 H: 1 LOB: 1 BB: 0 P: 14	R: 0 E: 0 K: 2 S: 11 H: 1 LOB: 1 BB: 0 P: 15	R: 0 E: 0 K: 2 S: 11 H: 1 LOB: 1 BB: 0 P: 17	R: 0 E: 0 K: 1 S: 9 H: 0 LOB: 1 BB: 1 P: 18	R: 1 E: 0 K: 1 S: 19 H: 2 LOB: 2 BB: 1 P: 35	R: 0 E: 0 K: 2 S: 8 H: 0 LOB: 0 BB: 0 P: 12	R: 0 E: 0 K: 1 S: 7 H: 0 LOB: 0 BB: 0 P: 8	R: 3 E: 0 K: 1 S: 16 H: 3 LOB: 1 BB: 1 P: 27	1B: 6 2B: 3 3B: 0 HR: 2 SF: 0 SAC: 0 DP: 0 HBP: 0						

PITCHER		IP	WLS	BF	H	R	ER	SO	BB	IBB	HBP	BLK	WP	HR	S	P	ERA	WHIP
12 Rubby De La Rosa, R ERA: 4.6	(1, 1)	5.2		24	6	2	2	7	1	0	0	0	0	1	60	97	3.18	1.235
59 Oliver Pérez, L ERA: 4.35	(6, 1)	0.1	H	1	0	0	0	1	0	0	0	0	0	0	3	6	0.00	0.000
36 Enrique Burgos, R ERA: 4.24	(7, 1)	0.1	B	4	2	1	1	1	1	0	0	0	0	0	16	26	27.00	9.000
48 Randall Delgado, R ERA: 3.5	(7, 1)	0.2		2	0	0	0	0	0	0	0	0	0	0	3	9	0.00	0.000
41 Daniel Hudson, R ERA: 3.6	(8, 1)	1.0		3	0	0	0	2	0	0	0	0	0	0	8	12	0.00	0.000

PITCHER		IP	WLS	BF	H	R	ER	SO	BB	IBB	HBP	BLK	WP	HR	S	P	ERA	WHIP
29 Brad Ziegler, R ERA: 1.32	(9, 1)	1.0		3	0	0	0	1	0	0	0	0	0	0	7	8	0.00	0.000
30 David Hernandez, R ERA: 7.5	(10, 1)	0.2	L	6	3	3	3	1	1	0	0	0	0	1	12	22	40.50	6.000
37 Matt Stites, R ERA:	(10, 1)	0.1		1	0	0	0	0	0	0	0	0	0	0	4	5	0.00	0.000

TOP

Los Angeles Dodgers @ Arizona Diamondbacks

Chase Field, Phoenix, AZ

Tue Jun 30 2015, 6:41 PM - 10:50 PM MST

Att. 22,404 - Roof Closed - 83 F

livebaseballscorecards.com

AB	41
R	6
H	11
RBI	6
BB	3
SO	13
LOB	18

WP: 0		PA:	44
PB: 0			
SB: 0			
CS: 0			

Batter	1	2	3	4	5	6	7	8	9	10	AB	R	H	RBI	BB	SO	LOB
11 AJ Pollock, R (1, 8) OBP: 0.341, SLG: 0.451	C FC 90 B SI 90 B FC 91 B FF 91 B FF 92 4-1 6 FC4-6 BB		B FC 89 B CH 87 S SI 92 X FF 91 2-1 ① L9		X FF 90 0-0 ① F7		B FF 95 1 SAFE B FF 96 C FF 95 B FF 94 S FF 96 B FF 96 4-2 ① 6 G4-6-3 1-2 BB			C FC 93 C FC 93 F FC 94 T FC 94 0-2 ② K	3	0	0	0	2	1	1
6 David Peralta, L (1, 7) OBP: 0.336, SLG: 0.441	X FF 92 0-0 ① FC4-6 24 G5-3 44 BB 1-2f		C FF 93 F CH 86 D FC 91 F FC 90 B CH 87 D CH 87 D FC 90 4-2 1-2 BB		C CH 83 C CU 78 B FC 86 B CU 80 X FC 88 2-2 ② G3-4-1		1 SAFE B FF 94 1 SAFE B FF 93 F FF 92 1 SAFE X FF 94 2-1 ②③ G4-6-3 1-2f			S FC 92 F FC 93 B SL 80 B FC 93 B FC 92 B FC 92 4-2 44 DI 44 2B BB	3	1	0	0	2	0	2
44 Paul Goldschmidt, R (1, 3) OBP: 0.469, SLG: 0.639	C FF 92 B FC 89 F FF 93 B FC 89 F FC 88 1 SAFE F FF 91 B FC 89 B FC 90 4-2 1-2 BB		S FF 95 B FF 95 B FC 91 F SI 92 D FC 85 X FF 96 3-2 ② L8		B FF 91 B FC 87 B CH 89 C FC 87 X FC 90 3-1 24 1B 1B			C SL 88 S SL 89 X SL 90 0-2 ① G6-3		C FC 92 S FC 93 X FC 95 0-2 1-H 2B	4	0	2	1	1	0	2
24 Yasmany Tomás, R (1, 9) OBP: 0.358, SLG: 0.439	B FF 93 B FF 93 B FC 91 X SI 91 3-0 ②③ G5-3 2-3f		F FF 94 B FF 95 B FC 90 S SI 96 F FF 95 D FC 92 X FF 96 3-2 ③ G4-3		1 SAFE X FC 90 0-0 1-2 1B			B FF 96 F SI 96 X SI 95 1-1 ② 1B		S FC 92 F FC 92 C FC 93 0-3 ③	5	0	2	0	0	1	5
19 Jake Lamb, L (1, 5) OBP: 0.355, SLG: 0.427		B SI 90 X SI 90 1-0 7 1B 16 SF8 1B		C FF 93 C FF 92 B FC 87 X FC 90 1-2 13 HR 1B	C CH 86 2 SAFE F FF 93 B FC 93 B FF 94 X FC 92 2-2 ③ G4-3			B CH 84 B FF 96 S FF 96 B FF 97 S FF 96 F FF 98 F FF 98 S FF 97 3-3 ③ K			4	2	2	0	0	1	2
7 Welington Castillo, R (1, 2) OBP: 0.267, SLG: 0.407		B FF 90 C FF 90 X FF 91 1-1 ① 1-3 1B		B FC 89 C SI 94 X FC 87 1-1 ① P3		C FF 94 C FF 95 C FF 96 0-3 ① K			B FF 88 C CU 74 F FF 89 B FS 80 F FF 88 B FF 88 X FF 88 3-2 ① F8		4	0	1	0	0	1	1
16 Chris Owings, R (1, 4) OBP: 0.250, SLG: 0.321 48 Randall Delgado, R (7, 1) 41 Daniel Hudson, R (8, 1) 29 Brad Ziegler, R (9, 1) 2 Aaron Hill, R (9, PH) OBP: 0.285, SLG: 0.315 30 David Hernandez, R (10, 1) 37 Matt Stites, L (10, 1)		B FF 95 B FF 94 C FC 92 S FC 90 X FC 85 2-2 ② SF8 3-H		1 SAFE F CH 89 1 SAFE B FC 88 F SI 93 S FC 89 1-3 ② K		B SL 87 F FF 94 B SL 89 B FF 95 F FF 96 T FF 96 3-2 ② K			B FF 88 F FF 87 F FS 78 B FF 88 X FS 79 2-2 ② P6		2 0 0 0 1 0 0	0 0 0 0 0 0 0	0 0 0 0 0 0 0	1 0 0 0 0 0 0	0 0 0 0 0 0 0	2 0 0 0 0 0 0	1 0 0 0 0 0 0
13 Nick Ahmed, R (1, 6) OBP: 0.302, SLG: 0.360		C FF 94 S SI 93 X FC 88 0-2 ③ G5-3		X FC 88 0-0 1-H HR		F FF 96 X FF 96 0-1 ③ P3			B FF 88 S FS 81 B FS 80 X FS 79 2-1 ③ F7		4	1	1	2	0	0	0
12 Rubby De La Rosa, R (1, 1) OBP: 0.108, SLG: 0.108 59 Oliver Pérez, L (6, 1) 36 Enrique Burgos, R (7, 1) 4 Cliff Pennington, S (7, 4) OBP: 0.314, SLG: 0.239			C FC 91 B FC 90 S CH 88 F FC 87 B FC 86 F FC 88 X SI 90 2-2 6 BB 1B	B SI 91 C FF 91 B FF 90 C SI 90 B SI 92 X FC 91 3-2 ③ G5-3			F FF 94 F FF 94 B FF 96 B SL 87 F SL 85 F FF 96 F SL 86 X FF 96 2-2 11 BB 1B		C FC 90 X FC 91 0-1 ① G4-3	2 0 0 2	0 0 0 0	1 0 0 1	0 0 0 0	0 0 0 0	0 0 0 0	0 0 0 0
Inning Stats	R: 0 E: 0 K: 0 S: 7 H: 0 LOB: 1 BB: 2 P: 18	R: 1 E: 0 K: 0 S: 9 H: 2 LOB: 0 BB: 0 P: 13	R: 0 E: 0 K: 0 S: 17 H: 1 LOB: 2 BB: 1 P: 31	R: 2 E: 0 K: 1 S: 13 H: 2 LOB: 0 BB: 0 P: 19	R: 0 E: 0 K: 0 S: 10 H: 2 LOB: 2 BB: 0 P: 17	R: 0 E: 0 K: 2 S: 8 H: 0 LOB: 0 BB: 0 P: 11	R: 0 E: 0 K: 0 S: 10 H: 1 LOB: 1 BB: 1 P: 18	R: 0 E: 0 K: 1 S: 10 H: 1 LOB: 0 BB: 0 P: 14	R: 0 E: 0 K: 0 S: 9 H: 0 LOB: 0 BB: 0 P: 16	R: 1 E: 0 K: 2 S: 14 H: 1 LOB: 1 BB: 1 P: 18	1B: 8 2B: 1 3B: 0 HR: 1 SF: 1 SAC: 0 DP: 2 HBP: 0	WP: 0 PB: 0 SB: 0 CS: 0 PA: 40					

PITCHER		IP	WLS	BF	H	R	ER	SO	BB	IBB	HBP	BLK	WP	HR	S	P	ERA	WHIP
77 Carlos Frías, R ERA: 4.39	(1, 1)	5.0		23	7	3	3	1	3	0	0	0	0	1	56	98	5.40	2.000
12 Juan Nicasio, R ERA: 2.18	(6, 1)	2.0		6	1	0	0	2	1	0	0	0	0	0	18	29	0.00	1.000
52 Pedro Báez, R ERA: 2.45	(8, 1)	1.0		3	1	0	0	1	0	0	0	0	0	0	10	14	0.00	1.000
62 Joel Peralta, R ERA: 2.89	(9, 1)	1.0	W	3	0	0	0	0	0	0	0	0	0	0	9	16	0.00	0.000
74 Kenley Jansen, R ERA: 1.08	(10, 1)	1.0	S	5	1	1	1	2	1	0	0	0	0	0	14	18	9.00	2.000

PITCHER	IP	WLS	BF	H	R	ER	SO	BB	IBB	HBP	BLK	WP	HR	S	P	ERA	WHIP

BOTTOM

Los Angeles Dodgers @ Arizona Diamondbacks

Chase Field, Phoenix, AZ

Tue Jun 30 2015, 6:41 PM - 10:50 PM MST

Att. 22,404 - Roof Closed - 83 F

livebaseballscorecards.com

AB	34
R	4
H	10
RBI	4
BB	5
SO	6
LOB	14

Batter	1	2	3	4	5	6	7	8	9	AB	R	H	RBI	BB	SO	LOB
14 Enrique Hernández, R (1, 8) (7, 7) OBP: 0.310, SLG: 0.484	B FF 93 X FF 95 1-0 47 SF9 3B		B FF 93 X FF 94 1-0 47 1B 2-H 2B		B FF 91 S SL 81 B SL 80 C FF 93 F SL 81 C SL 82 2-3 ①		X FF 92 0-0 66 WP 47 G5-3 1B		D CH 78 C FC 86 B FC 86 X FC 86 2-1 ② P3	5	2	3	1	0	1	1
47 Howie Kendrick, R (1, 4) OBP: 0.350, SLG: 0.428	F FF 94 X FF 95 0-1 ① SF9 3-H		D SL 83 B SI 93 F FF 92 X FF 92 2-1 10 2B 2-H 1B		B SL 82 F FF 94 X CH 86 1-1 ② G4-3		B FF 93 1 SAFE B FF 93 B FF 94 C FF 92 C FF 92 F FF 93 F SL 82 X FF 93 3-2 ② G5-3 1-2		F FC 86 B FC 86 C FC 86 D CH 76 F FC 86 B CH 79 B FC 86 4-2 BB 1-2	3	1	1	2	1	0	1
10 Justin Turner, R (1, 5) OBP: 0.388, SLG: 0.565	C SI 94 C SL 84 X SL 86 0-2 ② G6-3		1 SAFE B SL 81 X CH 83 1-0 1-H 2B		C FF 95 F SL 82 S FF 94 0-3 ③ K		F SL 81 H FF 92 1-1 66 WP HBP		B FC 84 T FC 86 F FC 86 S CH 79 1-3 ③ K	4	0	1	1	0	2	2
66 Yasiel Puig, R (1, 9) OBP: 0.386, SLG: 0.467	S FF 95 F SL 86 B FF 94 B FF 96 S FF 96 2-3 ③ K		B FF 94 T FF 94 B FF 95 D SL 82 F FF 93 B FF 95 4-2 BB			S CH 82 C FF 94 B FF 92 B FF 92 X FF 93 2-2 11 1B 1B	S FF 92 F FF 90 B SL 82 D CH 83 F FF 93 B FF 93 S FF 93 3-3 ③ K 1-2 2-3			3	0	1	0	1	2	2
33 Scott Van Slyke, R (1, 3) OBP: 0.311, SLG: 0.431 74 Kenley Jansen, S (9, 1)		C FF 94 B FF 94 B FF 95 C FF 95 S FF 94 2-3 ① K	C SI 91 B SI 91 F CH 86 F SI 94 F FF 94 F FF 93 F FF 88 F SL 83 F FF 94 1-2 ② F SL 81 X SI 92 L7			X FF 92 0-0 ① F9		B CH 79 F FC 85 F CH 77 F CH 76 F FC 86 B CH 76 X FC 86 2-2 ① F8		4 0	0 0	0 0	0 0	0 0	1 0	3 0
7 Alex Guerrero, R (1, 7) OBP: 0.286, SLG: 0.527 31 Joc Pederson, L (7, 8) OBP: 0.383, SLG: 0.525		F FF 94 C FF 94 X SL 85 0-2 ② L9	X CH 85 0-0 ③ F9			F FF 90 1 SAFE B CH 80 B FF 90 1 SAFE D CH 85 X FF 91 3-1 ② P3		C FC 85 B FC 86 F CH 78 X CH 76 1-2 ② G3-1		3 1	0 0	0 0	0 0	0 0	0 0	3 0
11 Jimmy Rollins, S (1, 6) OBP: 0.266, SLG: 0.329		C FF 95 B SL 84 X FF 94 1-1 ③ L9		B FF 92 B FF 91 B FF 92 C FF 91 X FF 92 3-1 ① P4		B SI 90 F SI 91 X CH 82 1-1 1-2 1B		B CH 77 X CH 77 1-0 17 CS 1B		4	0	2	0	0	0	0
17 A.J. Ellis, R (1, 2) OBP: 0.314, SLG: 0.236			B FF 94 C FF 94 F FF 94 X SL 84 1-2 14 2B 2B	B FF 92 B FF 90 B FF 92 C FF 89 F FF 91 D FF 91 4-2 35 B1-6-4 BB		C SL 79 B FF 91 B SI 92 C CH 84 C SI 92 2-3 ③ K		1 SAFE B FC 84 F FC 85 C FC 85 1-2 ③ CS 1-2	B FC 85 B FC 85 C FC 84 C FC 85 F FC 86 B CH 76 B FC 86 4-2 47 BB BB	2	1	1	0	2	1	2
35 Brett Anderson, L (1, 1) OBP: 0.241, SLG: 0.125 63 Yimi García, R (8, 1) 36 Adam Liberatore, L (8, 1) 23 Adrián González, L (9, PH) OBP: 0.368, SLG: 0.507 (9, 3)			B FF 91 C FF 89 M FF 90 L FF 91 1-3 ① K	X CH 87 0-0 ② ③ B1-6-4 1-2f			C FF 90 S FF 93 S CH 83 0-3 ① K		C FC 86 B FC 86 B CH 79 F FC 85 X FC 87 2-2 ① L8	3 0 0 1	0 0 0 0	0 0 0 0	0 0 0 0	0 0 0 0	2 0 0 0	2 0 0 1
Inning Stats	R: 1 E: 0 K: 1 S: 9 H: 1 LOB: 0 BB: 0 P: 12	R: 0 E: 0 K: 1 S: 8 H: 0 LOB: 0 BB: 0 P: 11	R: 3 E: 0 K: 1 S: 23 H: 4 LOB: 2 BB: 1 P: 34	R: 0 E: 0 K: 0 S: 5 H: 0 LOB: 0 BB: 1 P: 12	R: 0 E: 0 K: 2 S: 9 H: 0 LOB: 0 BB: 0 P: 12	R: 0 E: 0 K: 1 S: 11 H: 2 LOB: 2 BB: 0 P: 19	R: 0 E: 0 K: 2 S: 14 H: 1 LOB: 2 BB: 0 P: 21	R: 0 E: 0 K: 0 S: 11 H: 1 LOB: 0 BB: 0 P: 16	R: 0 E: 0 K: 1 S: 14 H: 0 LOB: 2 BB: 2 P: 27	1B: 5 2B: 3 3B: 1 HR: 0 SF: 1 SAC: 0 DP: 1 HBP: 1						

PITCHER	IP	WLS	BF	H	R	ER	SO	BB	IBB	HBP	BLK	WP	HR	S	P	ERA	WHIP
38 Robbie Ray, L (1, 1) ERA: 2.55	6.0	L	26	7	4	4	6	2	0	0	0	0	0	65	100	6.00	1.500
48 Randall Delgado, R (7, 1) ERA: 3.41	1.0		5	1	0	0	2	0	0	1	0	1	0	14	21	0.00	1.000
55 Josh Collmenter, R (8, 1) ERA: 4.95	2.0		8	1	0	0	1	2	0	0	0	0	0	25	43	0.00	1.500

PITCHER	IP	WLS	BF	H	R	ER	SO	BB	IBB	HBP	BLK	WP	HR	S	P	ERA	WHIP

TOP

Los Angeles Dodgers @ Arizona Diamondbacks

Chase Field, Phoenix, AZ

Wed Jul 01 2015, 6:40 PM - 9:38 PM MST

Att. 20,277 - Roof Closed - 81 F

livebaseballscorecards.com

AB	33
R	4
H	9
RBI	4
BB	4
SO	9
LOB	17

WP: 1	PA: 40		
PB: 0			
SB: 0			
CS: 1			

BOTTOM

Los Angeles Dodgers @ Arizona Diamondbacks
Chase Field, Phoenix, AZ
Wed Jul 01 2015, 6:40 PM - 9:38 PM MST
Att. 20,277 - Roof Closed - 81 F

livebaseballscorecards.com

Batter	1	2	3	4	5	6	7	8	9	AB	R	H	RBI	BB	SO	LOB
13 Nick Ahmed, R (1, 6) OBP: 0.304, SLG: 0.361	C SI 91 X KC 77 0-1 11 CS 1B		C SI 89 S FF 90 S SI 92 0-3 ① K		X KC 75 0-0 11 G4-3 1B		B SI 88 B SI 89 X SI 88 2-0 ③ G6-3		X FC 92 0-0 ③ F9	5	0	2	0	0	1	0
11 AJ Pollock, R (1, 8) OBP: 0.346, SLG: 0.455	B SI 90 C SI 91 B SI 91 C KC 77 1 SAFE F FF 93 F FF 93 F SI 92 X SL 83 2-2 ①② 1-2 1B		C CH 82 X FF 91 0-1 24 1B 1B		B KC 75 D CH 84 B SI 89 C SI 88 X CH 84 3-1 ①② G4-3 1-2f			B FF 94 X FF 95 1-0 24 1B 2 SF7 1B		4	1	3	0	0	0	1
44 Paul Goldschmidt, R (1, 3) OBP: 0.466, SLG: 0.632	B KC 76 B SI 91 B KC 76 C SI 91 C SL 82 B FF 93 4-2 BB		C CH 84 B SI 90 B SI 90 F SI 90 1 SAFE S SL 82 2-3 ② K		B SI 92 C KC 78 X CH 84 1-1 ③ L9			C FF 94 F FF 94 B FF 95 S FF 95 1-3 ① K		3	0	0	0	1	2	2
24 Yasmany Tomás, R (1, 9) OBP: 0.361, SLG: 0.440	X SI 91 0-0 ③ G3		B SI 90 X SI 90 1-0 1-3 1B			C CH 81 F FF 90 B SI 90 X CH 82 1-2 ① G1-3		B FF 94 C FF 95 F FF 96 X FF 94 1-2 1-3 1B		4	0	2	0	0	0	1
2 Aaron Hill, R (1, 4) OBP: 0.284, SLG: 0.333 (9, 5)		C SI 90 C SI 90 S SI 92 0-3 ① K	F SI 91 C KC 78 B SI 91 S SL 82 1-3 ③ K			B SI 89 X KC 76 1-0 HR		B FF 95 F FC 90 F FF 95 X FF 95 1-2 ② SF7 3-H		3	1	1	2	0	2	2
19 Jake Lamb, L (1, 5) OBP: 0.345, SLG: 0.414 7 Welington Castillo, R (8, PH) OBP: 0.265, SLG: 0.403 4 Cliff Pennington, S (9, 4) OBP: 0.314, SLG: 0.239		C KC 75 F SI 91 B SL 83 X SL 82 1-2 ② L7		C FF 91 B SI 90 X SI 90 1-1 ① G5-3		B SL 81 X SI 89 1-0 ② G6-3		C FF 93 B FF 95 F FF 93 F FF 96 F FF 96 B SL 84 X FF 96 2-2 ③ F9		3 1 0	0 0 0	0 0 0	0 0 0	0 0 0	0 0 0	0 1 0
8 Jarrod Saltalamacchia, S (1, 2) OBP: 0.263, SLG: 0.284		B SI 92 B SI 92 B SI 91 B FF 91 4-0 6 HBP BB		B SI 91 C KC 77 X SI 92 1-1 2B		B CH 83 C CH 81 X SL 81 1-1 ③ G5-3			C FC 88 S FF 90 T FF 93 0-2 ① K	3	0	1	0	1	1	0
6 David Peralta, L (1, 7) OBP: 0.339, SLG: 0.454		H SI 90 1-0 1-2 HBP		C SL 82 B SI 91 S SI 90 F SI 91 B SL 83 F SI 91 C SL 84 2-3 ② K			C KC 75 X SL 81 0-1 ① G4-3		B FC 92 F FC 90 X SL 83 1-1 HR	3	1	1	1	0	1	1
38 Robbie Ray, L (1, 1) OBP: 0.125, SLG: 0.125 48 Randall Delgado, R (7, 1) 16 Chris Owings, R (7, PH) OBP: 0.249, SLG: 0.320 55 Josh Collmenter, R (8, 1) OBP: 0.269, SLG: 0.208 26 Danny Dorn, L (9, PH) OBP: 0.233, SLG: 0.214		D FF 91 C FF 90 X SI 90 1-1 ③ G3-1		B FF 91 C SL 82 B FF 92 F FF 91 F SL 84 C SL 84 2-3 ③ K			F KC 75 F SL 80 S SL 82 0-3 ② K		S FC 89 B FF 91 S FC 91 S FF 92 1-3 ② K	2 0 1 0 1	0 0 0 0 0	0 0 0 0 0	0 0 0 0 0	0 0 1 0 0	1 0 0 0 1	3 0 0 0 0
Inning Stats	R: 0 E: 0 K: 0 S: 11 H: 2 LOB: 1 BB: 1 P: 17	R: 0 E: 0 K: 1 S: 8 H: 0 LOB: 2 BB: 1 P: 15	R: 0 E: 0 K: 3 S: 12 H: 2 LOB: 2 BB: 0 P: 16	R: 0 E: 0 K: 2 S: 13 H: 1 LOB: 1 BB: 0 P: 19	R: 0 E: 0 K: 0 S: 5 H: 1 LOB: 0 BB: 0 P: 9	R: 1 E: 0 K: 0 S: 7 H: 1 LOB: 0 BB: 0 P: 11	R: 0 E: 0 K: 1 S: 6 H: 0 LOB: 0 BB: 0 P: 8	R: 1 E: 0 K: 1 S: 15 H: 2 LOB: 1 BB: 0 P: 21	R: 1 E: 0 K: 2 S: 9 H: 1 LOB: 0 BB: 0 P: 11	1B: 7 2B: 1 3B: 0 HR: 2 SF: 1 SAC: 0 DP: 1 HBP: 1						

	AB	R	H	RBI	BB	SO	LOB
	33	3	10	3	2	10	11

WP: 0 PB: 0 SB: 0 CS: 1 PA: 37

PITCHER	IP	WLS	BF	H	R	ER	SO	BB	IBB	HBP	BLK	WP	HR	S	P	ERA	WHIP
35 Brett Anderson, L (1, 1) ERA: 3.0	7.0	W	28	7	1	1	7	2	0	1	0	0	1	62	95	1.29	1.286
63 Yimi García, R (8, 1) ERA: 3.6	0.2	H	4	2	1	1	1	0	0	0	0	0	0	10	14	13.50	3.000
36 Adam Liberatore, L (8, 1) ERA: 2.74	0.1	H	1	0	0	0	0	0	0	0	0	0	0	5	7	0.00	0.000
74 Kenley Jansen, R (9, 1) ERA: 1.53	1.0	S	4	1	1	1	2	0	0	0	0	0	1	9	11	9.00	1.000

PITCHER	IP	WLS	BF	H	R	ER	SO	BB	IBB	HBP	BLK	WP	HR	S	P	ERA	WHIP

Colorado Rockies @ Arizona Diamondbacks

Chase Field, Phoenix, AZ

Thu Jul 02 2015, 6:42 PM - 9:42 PM MST

Att. 16,861 - Roof Closed - 81 F

livebaseballscorecards.com

TOP

Batter	1	2	3	4	5	6	7	8	9	AB	R	H	RBI	BB	SO	LOB
19 Charlie Blackmon, L (1, 8) OBP: 0.345, SLG: 0.434	B FC 87 B FF 88 F FF 89 C FF 89 X FF 90 2-2 ① P5		B FF 89 B FF 90 C CH 80 B FF 90 X FF 91 3-1 ③ P4			B FF 89 F CH 80 X FF 89 1-1 ① B1-3		B SI 93 B FF 94 F FF 95 X FF 95 2-1 ③ F7		4	0	0	0	0	0	1
2 Troy Tulowitzki, R (1, 6) OBP: 0.354, SLG: 0.479	C FF 89 X CU 77 0-1 ② L8			C CH 80 B FF 90 S CH 81 B FF 90 F FF 91 B CU 79 F CH 81 S FF 91 3-3 ① K		B FF 89 B CU 78 C CU 76 S CH 81 B CU 79 S CH 80 3-3 ② K			C FF 93 S SL 86 X FF 94 0-2 5 L5-3 1B	4	0	1	0	0	2	0
5 Carlos González, L (1, 9) OBP: 0.302, SLG: 0.410	C FF 90 B FF 90 F FF 90 B CH 80 S CH 81 2-3 ③ K			S FF 90 B FF 90 T CH 81 B FF 91 X CU 78 2-2 ② G4-3		S CH 80 B FF 90 X CH 81 1-1 ③ G4-3			F FF 94 B FF 93 S CH 84 F CH 85 F FF 92 F CH 86 X CH 85 1-2 ①② L5-3 1-1	4	0	0	0	0	1	1
28 Nolan Arenado, R (1, 5) OBP: 0.319, SLG: 0.611		B SI 88 C FF 89 B SI 89 X FF 90 2-1 2B		F FF 90 B SI 90 F SI 91 B FF 91 S CH 79 2-3 ③ K			B CH 79 X CH 79 1-0 ① F7		F FF 93 B SL 85 X FF 93 1-1 ③ F9	4	0	1	0	0	1	0
10 Ben Paulsen, L (1, 3) OBP: 0.343, SLG: 0.504		S CH 80 B FF 90 F FF 90 S CH 81 1-3 ① K			B FF 88 X CH 79 1-0 ① F8		C SI 90 B FF 89 X CH 80 1-1 ② G1			3	0	0	0	0	1	1
4 Nick Hundley, R (1, 2) OBP: 0.344, SLG: 0.457		C FF 90 B FF 90 B SI 90 B CH 80 X CH 80 3-1 ② G5-3			C CH 79 B CH 80 F CH 80 B SI 90 X FF 90 2-2 52 1B 2B		X FF 89 0-0 ③ G3-1			3	1	1	0	0	0	1
3 Daniel Descalso, L (1, 4) OBP: 0.267, SLG: 0.278		C CH 79 C FF 90 S CU 78 0-3 ③ K			F FF 90 X FF 90 0-1 ② F8			B FF 93 T FF 93 F CU 81 B FF 95 F CU 80 S FF 95 2-3 ① K		3	0	0	0	0	2	2
52 Chris Rusin, L (1, 1) OBP: 0.200, SLG: 0.200 45 Scott Oberg, R (7, 1) 60 Justin Miller, R (7, 1) 13 Drew Stubbs, R (8, PH) OBP: 0.179, SLG: 0.250 63 Rafael Betancourt, R (8, 1)			C FF 88 B CH 79 X FF 90 1-1 ① G6-3		X CH 78 0-0 1 FC4 2-H 1B			X FF 94 0-0 ② F9		2 0 0 1 0	0 0 0 0 0	1 0 0 0 0	1 0 0 0 0	0 0 0 0 0	0 0 0 0 0	0 0 0 0 0
1 Brandon Barnes, R (1, 7) OBP: 0.363, SLG: 0.367			X SI 90 0-0 ② G3-1		D CH 81 1 SAFE C CH 80 F SI 89 X CU 78 1-2 ③ FC4 1-2f			C FF 95 C FF 95 B FF 94 F FF 96 X CU 80 1-2 1B		3	0	1	0	0	0	1
Inning Stats	R: 0 E: 0 K: 1 S: 8 H: 0 LOB: 0 BB: 0 P: 12	R: 0 E: 0 K: 2 S: 10 H: 1 LOB: 1 BB: 0 P: 16	R: 0 E: 0 K: 0 S: 5 H: 0 LOB: 0 BB: 0 P: 9	R: 0 E: 0 K: 2 S: 11 H: 0 LOB: 0 BB: 0 P: 18	R: 1 E: 0 K: 0 S: 10 H: 2 LOB: 1 BB: 0 P: 14	R: 0 E: 0 K: 1 S: 7 H: 0 LOB: 0 BB: 0 P: 12	R: 0 E: 0 K: 0 S: 4 H: 0 LOB: 0 BB: 0 P: 6	R: 0 E: 0 K: 1 S: 11 H: 1 LOB: 1 BB: 0 P: 16	R: 0 E: 0 K: 0 S: 11 H: 1 LOB: 0 BB: 0 P: 13	1B: 3 2B: 3 3B: 0 HR: 0 SF: 0 SAC: 0 DP: 1 HBP: 0						

	AB	31
	R	1
	H	5
	RBI	1
	BB	0
	SO	7
	LOB	7

WP: 0 PB: 0 SB: 0 CS: 0 PA: 31

PITCHER		IP	WLS	BF	H	R	ER	SO	BB	IBB	HBP	BLK	WP	HR	S	P	ERA	WHIP
58 Jeremy Hellickson, R ERA: 5.06	(1, 1)	7.0	W	24	3	1	1	6	0	0	0	0	0	0	55	87	1.29	0.429
30 David Hernandez, R ERA: 6.43	(8, 1)	1.0		4	1	0	0	1	0	0	0	0	0	0	11	16	0.00	1.000
37 Matt Stites, R ERA:	(9, 1)	1.0		3	1	0	0	0	0	0	0	0	0	0	11	13	0.00	1.000

PITCHER	IP	WLS	BF	H	R	ER	SO	BB	IBB	HBP	BLK	WP	HR	S	P	ERA	WHIP

Batter	1	2	3	4	5	6	7	8	9	AB	R	H	RBI	BB	SO	LOB
13 Nick Ahmed, R (1, 6) OBP: 0.302, SLG: 0.357	C FF 89 B FC 87 X SI 90 1-1 44 CS 11 WP 1B		F SI 90 B FF 91 F CU 78 B FC 86 B SI 91 X FC 86 3-2 ③ F9		S CU 77 B SI 89 X CU 77 1-1 ③ F8		B SI 94 B FF 95 C FF 94 X FF 94 2-1 ① G5-3	B FF 90 X FF 90 1-0 ② G6-3 2-3		5	0	1	0	0	0	3
11 AJ Pollock, R (1, 8) OBP: 0.347, SLG: 0.464	C SI 89 1 SAFE F FC 88 1 SAFE D FC 84 X SI 90 1-2 ① P3 1-2			C CU 77 B FC 86 F CU 79 T CU 82 1-2 ① K		B CU 80 X CU 80 1-0 HR	B FF 95 B FF 95 X FF 95 2-0 44 BB 24 2B 1B	C SL 79 F FF 92 X SL 78 0-2 E5 44 FC6-4 3-H		5	2	2	1	0	1	1
44 Paul Goldschmidt, R (1, 3) OBP: 0.468, SLG: 0.630	B FC 88 B FC 87 C SI 89 2 SAFE B CU 82 X SI 90 3-1 ② 24 FC5-4 2-3 1B			F FC 86 B CU 80 X CU 82 1-1 1B		C SI 89 T CU 78 B CU 81 B SI 90 B FF 91 X FC 87 3-2 ① L8	B FF 94 1 SAFE B SL 83 B FF 94 B FF 94 4-0 1-2 24 2B BB	C SL 79 B FF 91 X FF 91 1-1 ③ FC6-4 1-2f		4	1	2	0	1	0	1
24 Yasmany Tomás, R (1, 9) OBP: 0.359, SLG: 0.441	F FC 86 X CU 79 0-1 ③ FC5-4 1-2f			F FC 87 1 SAFE X FC 86 0-1 ② F8		B CU 76 S CU 77 X FF 90 1-1 ② G3	S SI 93 X FF 94 0-1 1-H 2-H 2 2B 2B			4	1	1	2	0	0	2
7 Welington Castillo, R (1, 2) OBP: 0.271, SLG: 0.397		B CH 81 X SI 90 1-0 ① G5-3		1 SAFE C SI 88 B FC 86 S CH 82 B FC 87 C SI 90 2-3 ③ K		B FC 87 B CU 77 B SI 89 C FF 89 D CH 81 4-1 6 2 E 3B BB	B FF 94 B SI 94 C SL 82 B SI 94 B SI 94 4-1 2 2B BB			2	2	0	0	2	1	1
2 Aaron Hill, R (1, 5) OBP: 0.283, SLG: 0.337		C SI 89 B FC 87 S FC 87 C SI 91 1-3 ② K			C CH 79 X FC 85 0-1 ① F7	C CH 81 B FC 87 B FF 89 S FC 87 B SI 89 X CH 80 3-2 E5 6 3B 1-2	B SL 84 B SI 95 B SI 93 C SI 94 F FF 94 X FF 94 3-2 6 K 1-H 2-H 2B			4	1	1	2	0	1	1
6 David Peralta, L (1, 7) OBP: 0.342, SLG: 0.464		C FF 91 X SI 90 0-1 ③ G5-3			B SI 89 B CU 79 C SI 89 X SI 89 2-1 58 HBP 1B	C SI 88 X SI 89 0-1 1-H 2-H 3B	C FF 93 C FF 93 D SL 89 S SL 86 1-3 ②③ K 2-3			4	0	2	2	0	1	1
16 Chris Owings, R (1, 4) OBP: 0.253, SLG: 0.324			C SI 88 S CH 82 F FF 90 S CU 82 0-3 ① K		C FC 86 S FC 85 1 SAFE B FC 87 F CH 80 F CH 82 S CU 81 1-3 ② K	I IN 74 I IN 75 I IN 76 I IN 75 4-0 IBB		F FF 91 B SL 78 X SL 79 1-1 13 G6-3 11 E 2B		3	1	1	0	1	2	1
58 Jeremy Hellickson, R (1, 1) OBP: 0.241, SLG: 0.192 30 David Hernandez, R (8, 1) 26 Danny Dorn, L (8, PH) OBP: 0.226, SLG: 0.207 37 Matt Stites, L (9, 1)			B SI 90 S FC 87 C FC 87 F SI 90 X FC 85 1-2 ② P4		S FC 85 F SI 88 H FC 85 1-2 HBP	F SI 88 B FC 86 F SI 88 S CH 80 1-3 ③ K		B FF 91 B CH 85 F FF 92 T FC 90 F FF 91 B CH 84 X CH 83 3-2 ① P5		2 0 1 0	0 0 0 0	0 0 0 0	0 0 0 0	1 0 0 0	2 0 1 0	2 0 1 0
Inning Stats	R: 0 E: 0 K: 0 S: 9 H: 2 LOB: 1 BB: 0 P: 14	R: 0 E: 0 K: 1 S: 6 H: 0 LOB: 0 BB: 0 P: 8	R: 0 E: 0 K: 1 S: 11 H: 0 LOB: 0 BB: 0 P: 15	R: 0 E: 0 K: 2 S: 10 H: 1 LOB: 1 BB: 0 P: 14	R: 0 E: 0 K: 1 S: 13 H: 1 LOB: 2 BB: 0 P: 18	R: 3 E: 1 K: 1 S: 15 H: 2 LOB: 2 BB: 2 P: 32	R: 4 E: 0 K: 1 S: 12 H: 3 LOB: 1 BB: 2 P: 28	R: 1 E: 1 K: 0 S: 12 H: 1 LOB: 1 BB: 0 P: 18		1B: 5 2B: 3 3B: 1 HR: 1 SF: 0 SAC: 0 DP: 0 HBP: 1			WP: 1 PB: 0 SB: 0 CS: 1 PA: 39	

PITCHER		IP	WLS	BF	H	R	ER	SO	BB	IBB	HBP	BLK	WP	HR	S	P	ERA	WHIP
52 Chris Rusin, L ERA: 4.27	(1, 1)	6.0	L	27	6	3	1	6	1	1	1	0	1	1	64	101	1.50	1.167
45 Scott Oberg, R ERA: 5.76	(7, 1)	0.1		6	3	4	4	0	2	0	0	0	0	0	9	24	108.00	15.000
60 Justin Miller, R ERA: 1.35	(7, 1)	0.2		1	0	0	0	1	0	0	0	0	0	0	3	4	0.00	0.000
63 Rafael Betancourt, R ERA: 6.45	(8, 1)	1.0		5	1	1	0	0	0	0	0	0	0	0	12	18	0.00	1.000

PITCHER	IP	WLS	BF	H	R	ER	SO	BB	IBB	HBP	BLK	WP	HR	S	P	ERA	WHIP

BOTTOM

Colorado Rockies @ Arizona Diamondbacks

Chase Field, Phoenix, AZ

Thu Jul 02 2015, 6:42 PM - 9:42 PM MST

Att. 16,861 - Roof Closed - 81 F

livebaseballscorecards.com

AB	34
R	8
H	10
RBI	7
BB	4
SO	7
LOB	14

Batter	1	2	3	4	5	6	7	8	9	10	AB	R	H	RBI	BB	SO	LOB
19 Charlie Blackmon, L (1, 8) OBP: 0.344, SLG: 0.442	B SI 91 F SI 91 F FF 92 F FF 92 X SI 93 1-2 HR	B SI 92 C CH 81 X FF 92 1-1 ③ F8			C SI 91 B SI 90 X FF 90 1-1 ③ F8			C SI 96 F SI 96 B FF 96 B FF 96 F SI 96 B FF 97 C SI 98 3-3 ② K			4	1	1	1	0	1	0
9 DJ LeMahieu, R (1, 4) OBP: 0.349, SLG: 0.385	B FF 91 B CH 82 S FF 92 B FF 92 C SI 92 B SI 93 4-2 2 BB 20 2B BB		C FF 89 B FF 90 F FF 90 X SI 90 1-2 ① L9			B FF 91 B FF 90 F FF 92 C FF 92 2-3 ① K		X SI 97 0-0 ③ G6-3			3	1	0	0	1	1	0
2 Troy Tulowitzki, R (1, 6) OBP: 0.356, SLG: 0.477	B FF 92 1 SAFE B FF 91 B CH 81 C FF 92 1 SAFE C CH 81 B CH 82 4-2 20 2B 1-2 BB		X FF 91 0-0 ② F7			F CU 77 T FF 92 B FF 93 X CH 83 1-2 1B			F SI 83 X SI 83 0-1 ① G4-3		3	1	1	0	1	0	0
28 Nolan Arenado, R (1, 5) OBP: 0.315, SLG: 0.603	X CH 80 0-0 ① F4		B SI 91 C FF 92 X SI 91 1-1 ③ G5-3			B FF 92 T FF 93 T FF 92 F FF 94 F FF 93 T SI 92 1-2 ② K			X SI 84 0-0 ② G2-3		4	0	0	0	0	1	3
5 Carlos González, L (1, 9) OBP: 0.298, SLG: 0.404 3 Daniel Descalso, L (9, 9) OBP: 0.267, SLG: 0.278 10 Ben Paulsen, L (9, 7) OBP: 0.343, SLG: 0.504	B CH 81 C SI 91 S CH 81 B CH 81 B FF 92 F SI 92 C CH 82 3-3 ② K			B FF 91 S CH 81 B FF 91 F CU 77 X CH 81 2-2 ① P5		B SI 92 X FF 92 1-0 ③ F7			B SI 84 F SI 83 X CH 77 1-1 ③ G5-3		4 0 0	0 0 0	0 0 0	0 0 0	0 0 0	1 0 0	3 0 0
20 Wilin Rosario, R (1, 3) OBP: 0.327, SLG: 0.473	D CU 78 B CH 80 X CH 82 2-0 1-H 2-H 2B			F FF 91 B SI 91 F FF 91 F FF 93 B CH 81 S CU 78 2-3 ② K			C SL 86 T SL 87 B SL 85 C FF 96 1-3 ① K			F SI 91 B SI 92 B SI 93 B SI 92 B SI 92 4-1 8 L6-4 4 1B BB	3	0	1	2	1	2	0
4 Nick Hundley, R (1, 2) OBP: 0.342, SLG: 0.453	C SI 92 D CU 78 C SI 92 B SI 92 X CH 81 2-2 ③ G5-3			S CU 77 X SI 92 0-1 ③ G6-3			B FF 95 S SL 87 F SL 87 X FF 95 1-2 ② G5-3			1 SAFE X SI 88 0-0 1-2 1B	4	0	1	0	0	0	1
1 Brandon Barnes, R (1, 7) OBP: 0.365, SLG: 0.358 54 Tommy Kahnle, R (7, 1) 53 Christian Friedrich, R (8, 1) 45 Scott Oberg, R (9, 1) 8 Michael McKenry, R (10, PH) OBP: 0.336, SLG: 0.451 58 Yohan Flande, L (10, 1)		C FF 90 C SI 90 B SI 91 B FF 92 F FF 92 X SI 91 2-2 ① G4-3			X FF 91 0-0 ① F9		B SL 87 C SL 86 F FF 96 S FF 95 1-3 ③ K			D SI 91 F SI 88 B SI 88 B SI 91 X SI 92 3-1 ① ② L6-4 2-2	3 0 0 0 1	0 0 0 0 0	0 0 0 0 0	0 0 0 0 0	1 0 0 0 0	0 0 0 0 2	0 0 0 0 0
38 Kyle Kendrick, R (1, 1) OBP: 0.176, SLG: 0.212 60 Justin Miller, R (6, 1) 13 Drew Stubbs, R (7, 7) OBP: 0.172, SLG: 0.241 (9, 9)		F FF 91 B FF 92 C CH 81 B CU 77 B SI 91 F FF 92 T FF 92 3-2 ② K			X FF 91 0-0 ② F8			C SL 88 B SL 89 F FF 95 F CH 85 B CH 84 B FF 96 T SI 96 3-2 ① K			B SL 80 F SI 92 1 SAFE S SI 92 B SL 82 S SI 94 2-3 ③ K	2 0 2	0 0 0	0 0 0	0 0 0	0 0 0	1 0 2	0 0 1
Inning Stats	R: 3 E: 0 K: 1 S: 17 H: 2 LOB: 1 BB: 2 P: 33	R: 0 E: 0 K: 1 S: 10 H: 0 LOB: 0 BB: 0 P: 16	R: 0 E: 0 K: 0 S: 6 H: 0 LOB: 0 BB: 0 P: 8	R: 0 E: 0 K: 1 S: 9 H: 0 LOB: 0 BB: 0 P: 13	R: 0 E: 0 K: 0 S: 4 H: 0 LOB: 0 BB: 0 P: 5	R: 0 E: 0 K: 2 S: 12 H: 1 LOB: 1 BB: 0 P: 17	R: 0 E: 0 K: 2 S: 9 H: 0 LOB: 0 BB: 0 P: 12	R: 0 E: 0 K: 2 S: 9 H: 0 LOB: 0 BB: 0 P: 15	R: 0 E: 0 K: 0 S: 5 H: 0 LOB: 0 BB: 0 P: 6	R: 0 E: 0 K: 1 S: 7 H: 1 LOB: 1 BB: 1 P: 16	1B: 2 2B: 2 3B: 0 HR: 1	SF: 0 SAC: 0 DP: 1 HBP: 0		WP: 0 PB: 0 SB: 0 CS: 0	PA: 36			

PITCHER		IP	WLS	BF	H	R	ER	SO	BB	IBB	HBP	BLK	WP	HR	S	P	ERA	WHIP
57 Chase Anderson, R ERA: 3.71	(1, 1)	6.0		23	3	3	3	5	2	0	0	0	0	1	58	92	4.50	0.833
36 Enrique Burgos, R ERA: 4.0	(7, 1)	1.0		3	0	0	0	2	0	0	0	0	0	0	9	12	0.00	0.000
41 Daniel Hudson, R ERA: 3.5	(8, 1)	1.0		3	0	0	0	2	0	0	0	0	0	0	9	15	0.00	0.000
29 Brad Ziegler, R ERA: 1.29	(9, 1)	1.0		3	0	0	0	0	0	0	0	0	0	0	5	6	0.00	0.000
40 Andrew Chafin, L ERA: 3.05	(10, 1)	1.0	W	4	1	0	0	1	1	0	0	0	0	0	7	16	0.00	2.000

PITCHER	IP	WLS	BF	H	R	ER	SO	BB	IBB	HBP	BLK	WP	HR	S	P	ERA	WHIP

TOP

Colorado Rockies @ Arizona Diamondbacks

Chase Field, Phoenix, AZ

Fri Jul 03 2015, 6:42 PM - 10:16 PM MST

Att. 22,449 - Roof Closed - 78 F

livebaseballscorecards.com

AB	33
R	3
H	4
RBI	3
BB	3
SO	10
LOB	10

Batter	1	2	3	4	5	6	7	8	9	10	AB	R	H	RBI	BB	SO	LOB
11 AJ Pollock, R (1, 8) OBP: 0.347, SLG: 0.463	C SI 86 B SI 86 X SI 86 1-1 G6-3		F FC 87 F CH 80 B CH 81 B CH 81 B SI 89 X SI 89 3-2 G1-3		F CH 80 X SI 88 0-1 1B	X FF 93 0-0 FC6-4 1-2f			X FF 94 0-0 6 FC4-6 1-2 1B		5	0	2	0	0	0	3
6 David Peralta, L (1, 7) OBP: 0.339, SLG: 0.463	C SI 87 B SI 87 B FC 86 X SI 87 2-1 44 2B 2B		B FC 87 C SI 88 B FC 88 X CH 82 2-1 G3		B FC 87 S CH 80 X FC 86 1-1 F7		B CH 86 B FF 95 C CH 87 S CH 88 B CH 89 X CH 87 3-2 G4-3		B CU 77 B FF 95 X FF 95 2-0 FC4-6 44 IBB 1-2f 2-3		5	1	1	0	0	0	2
44 Paul Goldschmidt, R (1, 3) OBP: 0.470, SLG: 0.632	X FC 86 0-0 19 3B 2-H 2B		C SI 88 B CH 82 F CH 81 X SI 88 1-2 24 FC6-4 1B		C SL 80 X SI 88 0-1 G4-3		C FF 97 C FF 97 B FF 95 B CH 89 S CH 88 2-3 K		I IN 61 I IN 64 I IN 65 I IN 59 4-0 1-2 IBB		4	1	2	1	1	1	0
24 Yasmany Tomás, R (1, 9) OBP: 0.351, SLG: 0.431	C SI 87 C SI 88 C SI 88 0-3 K		X FC 86 0-0 FC6-4 1-2f			B FC 84 B FC 85 X SI 88 2-0 G5-3	B FF 95 S CH 87 F CH 87 B FF 95 F CH 88 S CH 89 2-3 K		F FF 94 C FF 94 B FF 95 D SL 86 S FF 96 2-3 K		5	0	0	0	0	3	5
19 Jake Lamb, L (1, 5) OBP: 0.357, SLG: 0.437 40 Andrew Chafin, R (10, 1)	C FC 86 F FC 87 B SI 88 X SI 88 1-2 2-H 3B			C CH 80 X FC 86 0-1 P5		B CH 80 B FC 87 X CH 81 2-0 7 HBP 4 1B 1B		C SL 85 S CU 76 B SL 86 B CU 76 B FF 92 D SL 84 4-2 16 1B BB	X FF 95 0-0 G4-3		4 0	1 0	2 0	1 0	1 0	0 0	3 0
7 Welington Castillo, R (1, 2) OBP: 0.276, SLG: 0.400	C SI 89 B SI 88 D SL 81 X SI 89 2-1 L7			B SL 81 C SI 88 B CH 81 B CH 81 C SI 88 X SI 89 3-2 G6-3		C SI 88 H SI 88 1-1 4 1B 1-2 HBP		B SI 90 C SI 92 1 SAFE F FF 90 S CU 78 1-3 K		B CH 84 X SI 90 1-0 16 1B 4 SF7 2B	4	1	1	0	0	1	2
16 Chris Owings, R (1, 4) OBP: 0.259, SLG: 0.329		C SI 87 T CH 80 B SL 79 S CH 80 1-3 K		B SI 89 F SI 88 X SI 89 1-1 4 1B 1B		B SI 89 C FC 86 F SI 89 C SI 89 1-3 K		C SI 90 F FF 91 D CU 78 X SL 84 1-2 4 G6-4-3 1-2 1B		L SI 90 C CH 84 X CH 84 0-2 2-3 1B	5	0	3	0	0	2	2
4 Cliff Pennington, S (1, 6) (10, 5) OBP: 0.318, SLG: 0.250		B CH 79 B FC 86 C FC 87 S CH 80 S CH 81 2-3 K		B FC 87 F FC 87 S CH 81 1 SAFE B SI 88 X CH 81 2-2 1-2 1B		B FC 88 F SI 89 B FC 88 F FC 87 X FC 88 2-2 2 BB 1-3 2-H 1B		B SI 90 F SI 90 C SI 90 X CU 77 1-2 2 3 G6-4-3 1-2f		X CH 86 0-0 SF7 3-H	4	0	2	2	0	1	2
57 Chase Anderson, R (1, 1) OBP: 0.138, SLG: 0.107 2 Aaron Hill, R (6, PH) OBP: 0.287, SLG: 0.337 36 Enrique Burgos, R (7, 1) 41 Daniel Hudson, R (8, 1) 29 Brad Ziegler, R (9, 1) 13 Nick Ahmed, R (9, PH) OBP: 0.305, SLG: 0.357 (10, 6)		C SI 88 S SL 78 S CH 80 0-3 K		T FC 86 C FC 86 B FC 85 D CH 81 S FC 85 2-3 K		B FF 93 F FF 92 B SL 86 C SL 84 B SL 86 D SL 87 4-2 11 FC6-4 1-2 BB			B SI 94 B SI 94 B FF 94 C FF 94 B FF 94 4-1 6 FC4-6 11 1B BB		2 0 0 0 0 0	0 0 0 0 0 0	0 0 0 0 0 0	0 1 0 0 0 1	2 0 0 0 0 0	2 0 0 0 0 0	2 0 0 0 0 0
Inning Stats	R: 2 E: 0 K: 1 S: 13 H: 3 LOB: 1 BB: 0 P: 19	R: 0 E: 0 K: 3 S: 9 H: 0 LOB: 0 BB: 0 P: 12	R: 0 E: 0 K: 0 S: 9 H: 1 LOB: 1 BB: 0 P: 15	R: 0 E: 0 K: 1 S: 13 H: 2 LOB: 2 BB: 0 P: 21	R: 0 E: 0 K: 0 S: 6 H: 1 LOB: 0 BB: 0 P: 7	R: 1 E: 0 K: 1 S: 12 H: 2 LOB: 3 BB: 1 P: 24	R: 0 E: 0 K: 2 S: 10 H: 0 LOB: 0 BB: 0 P: 17	R: 0 E: 0 K: 1 S: 11 H: 1 LOB: 1 BB: 1 P: 18	R: 0 E: 0 K: 1 S: 7 H: 1 LOB: 3 BB: 2 P: 19	R: 1 E: 0 K: 0 S: 5 H: 2 LOB: 1 BB: 0 P: 6	1B: 9 2B: 3 3B: 1 HR: 0	SF: 1 SAC: 0 DP: 1 HBP: 1	WP: 0 PB: 0 SB: 0 CS: 0	PA: 44			

PITCHER	IP	WLS	BF	H	R	ER	SO	BB	IBB	HBP	BLK	WP	HR	S	P	ERA	WHIP
38 Kyle Kendrick, R (1, 1) ERA: 6.0	5.2		26	9	3	3	6	0	0	1	0	0	0	59	91	4.76	1.588
60 Justin Miller, R (6, 1) ERA: 1.29	0.1		2	0	0	0	0	1	0	0	0	0	0	3	7	0.00	3.000
54 Tommy Kahnle, R (7, 1) ERA: 3.52	1.0		3	0	0	0	2	0	0	0	0	0	0	10	17	0.00	0.000
53 Christian Friedrich, L (8, 1) ERA: 4.46	1.0		4	1	0	0	1	1	0	0	0	0	0	11	18	0.00	2.000
45 Scott Oberg, R (9, 1) ERA: 5.58	1.0		6	1	0	0	1	1	1	0	0	0	0	7	19	0.00	2.000

PITCHER	IP	WLS	BF	H	R	ER	SO	BB	IBB	HBP	BLK	WP	HR	S	P	ERA	WHIP
58 Yohan Flande, L (10, 1) ERA: 8.22	0.1	L	3	2	1	1	0	0	0	0	0	0	0	5	6	27.00	6.000

BOTTOM

Colorado Rockies @ Arizona Diamondbacks

Chase Field, Phoenix, AZ

Fri Jul 03 2015, 6:42 PM - 10:16 PM MST

Att. 22,449 - Roof Closed - 78 F

livebaseballscorecards.com

AB	38
R	4
H	13
RBI	4
BB	4
SO	10
LOB	21

Colorado Rockies @ Arizona Diamondbacks

Chase Field, Phoenix, AZ

Sat Jul 04 2015, 7:12 PM - 10:29 PM MST

Att. 42,113 - Roof Closed - 79 F

livebaseballscorecards.com

TOP

Batter	1	2	3	4	5	6	7	8	9	AB	R	H	RBI	BB	SO	LOB
19 Charlie Blackmon, L (1, 8) OBP: 0.346, SLG: 0.446	C FF 92 S SL 80 B SL 84 X FF 94 1-2 9 G5-4-3 1B		B SL 79 X FF 92 1-1 9 1B 2-H 2B		C FF 92 S SL 81 X SL 82 0-2 ① FC4-6 9 1B 1-2f			C FF 96 X CH 84 0-1 ① L8		4	1	2	1	0	0	1
9 DJ LeMahieu, R (1, 4) OBP: 0.354, SLG: 0.390	C SI 92 1 SAFE C FF 91 X SL 80 0-2 ① ② G5-4-3 1-2f		F SL 78 F SI 92 F FF 90 X FF 91 0-2 2-H 1B		D SL 79 B SI 91 X SI 93 2-0 2 G5-4-3 1-2 1B			C CH 85 B FF 95 F FF 97 X FF 96 1-2 28 1B 2 BB 20 FC4 1B		4	1	3	1	0	0	1
2 Troy Tulowitzki, R (1, 6) OBP: 0.358, SLG: 0.480	B FF 92 B SI 92 B SI 93 C FF 92 T SI 92 F SI 93 X SI 93 3-2 2B		B SI 91 F SI 91 F SI 91 F SL 80 1 SAFE B CH 80 F SI 93 1 SAFE X SL 78 2-2 ② F7		B SI 91 C CH 77 X CH 80 1-1 ② ③ G5-4-3 1-2f			B FF 96 1 SAFE B FF 96 B FF 96 B FF 96 4-0 20 FC4 28 1B 1-2 BB		3	0	1	0	1	0	3
28 Nolan Arenado, R (1, 5) OBP: 0.314, SLG: 0.599	B SI 93 X SI 92 1-0 ③ G6-3		X SI 91 0-0 ③ G1-3			C FF 92 X SI 91 0-1 ① G5-3		S FF 96 X FF 96 0-1 20 FC4 1-2 2-3 1B		4	0	1	0	0	0	2
20 Wilin Rosario, R (1, 3) OBP: 0.318, SLG: 0.461		B SI 90 F SI 91 C SI 90 B FF 92 F SI 93 C SI 91 2-3 ① K	X SI 90 0-0 ① F9			B SI 93 X SI 93 1-1 ② P6		F CH 84 F CH 85 F FF 96 D CH 85 B CH 84 X CH 83 2-2 ② FC4 13 FC6-4 1-2f 2-3 3-H		4	0	0	1	0	1	2
13 Drew Stubbs, R (1, 7) OBP: 0.161, SLG: 0.224		C SI 93 B SI 92 B SI 93 B CH 83 X SI 92 3-1 ② P3	B FF 91 F SI 91 C SI 91 B SL 81 S SL 81 2-3 ② K			X FF 94 0-0 ③ L9		F CH 84 F FF 96 X CH 82 0-2 ③ FC6-4 1-2f		4	0	0	0	0	1	2
4 Nick Hundley, R (1, 2) OBP: 0.341, SLG: 0.458		S SI 93 S SI 92 X SI 93 0-2 ③ F9	X SI 92 0-0 3B				S FF 93 B SL 88 C SL 88 B SL 85 F FF 95 F FF 96 X SL 86 2-2 ① P4		C SI 83 B SI 83 X SI 84 1-1 ① G5-3	4	0	1	0	0	0	0
1 Brandon Barnes, R (1, 9) (8, 7) OBP: 0.352, SLG: 0.354			C SI 92 S SL 81 X SI 93 0-2 61 SH2-4 19 2B 1B	C SL 80 F SL 80 F SL 82 S SL 81 0-3 ③ K2-3			X SL 87 0-0 ② P4		C SI 83 B SI 83 F CH 78 B CU 74 X CH 77 2-2 ② G1-3	4	1	1	0	0	1	1
61 David Hale, R (1, 1) OBP: 0.071, SLG: 0.071 63 Rafael Betancourt, R (6, 1) 10 Ben Paulsen, L (7, PH) OBP: 0.341, SLG: 0.500 32 LaTroy Hawkins, R (7, 1) 54 Tommy Kahnle, R (8, 1) 48 Boone Logan, R (8, 1) 66 John Axford, R (8, 1) 5 Carlos González, L (8, 9) OBP: 0.297, SLG: 0.402			L SI 89 L SI 92 F SL 81 1 SAFE X SL 82 0-2 ① SH2-4 1-2		B SI 90 B SI 89 C FF 89 X FF 91 2-1 19 FC4-6 1B		F FF 94 C SL 88 F SL 86 F FF 94 T FF 95 0-2 ③ K		X SI 84 0-0 ③ G5-3	1 0 1 0 0 0 1	0 0 0 0 0 0 0	1 0 0 0 0 0 0	0 0 0 0 0 0 0	0 0 1 0 0 0 0	0 0 0 0 0 0 0	0 0 0 0 0 0 0
Inning Stats	R: 0 E: 0 K: 0 S: 11 H: 2 LOB: 1 BB: 0 P: 16	R: 0 E: 0 K: 1 S: 9 H: 0 LOB: 0 BB: 0 P: 14	R: 2 E: 0 K: 0 S: 19 H: 3 LOB: 1 BB: 0 P: 22	R: 0 E: 0 K: 2 S: 9 H: 1 LOB: 1 BB: 0 P: 11	R: 0 E: 0 K: 0 S: 8 H: 2 LOB: 1 BB: 0 P: 13	R: 0 E: 0 K: 0 S: 5 H: 0 LOB: 0 BB: 0 P: 6	R: 0 E: 0 K: 1 S: 11 H: 0 LOB: 0 BB: 0 P: 13	R: 1 E: 0 K: 0 S: 14 H: 2 LOB: 2 BB: 1 P: 21	R: 0 E: 0 K: 0 S: 6 H: 0 LOB: 0 BB: 0 P: 9	1B: 7 2B: 2 3B: 1 HR: 0 SF: 0 SAC: 1 DP: 2 HBP: 0						

AB	34
R	3
H	10
RBI	3
BB	1
SO	4
LOB	12

WP: 0 PA: 36
PB: 0
SB: 0
CS: 0

PITCHER		IP	WLS	BF	H	R	ER	SO	BB	IBB	HBP	BLK	WP	HR	S	P	ERA	WHIP
46 Patrick Corbin, L ERA: 3.6	(1, 1)	5.0	W	21	8	2	2	3	0	0	0	0	0	0	56	76	3.60	1.600
48 Randall Delgado, R ERA: 3.32	(6, 1)	1.0	H	3	0	0	0	0	0	0	0	0	0	0	5	6	0.00	0.000
36 Enrique Burgos, R ERA: 3.79	(7, 1)	1.0	H	3	0	0	0	1	0	0	0	0	0	0	11	13	0.00	0.000
41 Daniel Hudson, R ERA: 3.65	(8, 1)	1.0	H	6	2	1	1	0	1	0	0	0	0	0	14	21	9.00	3.000
29 Brad Ziegler, R ERA: 1.25	(9, 1)	1.0		3	0	0	0	0	0	0	0	0	0	0	6	9	0.00	0.000

PITCHER	IP	WLS	BF	H	R	ER	SO	BB	IBB	HBP	BLK	WP	HR	S	P	ERA	WHIP

Batter	1	2	3	4	5	6	7	8	9	AB	R	H	RBI	BB	SO	LOB
11 AJ Pollock, R (1, 8) OBP: 0.348, SLG: 0.465	B FF 88 X SI 89 1-0 E5 44 BB 6 S 24 FC5-4	B FF 89 C FF 89 X CH 78 1-1 ③ L5		B SI 91 C CU 79 B SI 91 F SI 90 F SI 90 X SI 91 2-2 6 S 2-H 3-H 2B		1 SAFE 1 SAFE X FF 90 0-0 1-3 1B		C CH 86 C FF 95 F FF 94 F CH 88 S CH 86 0-3 ② K		5	1	2	2	0	1	1
6 David Peralta, L (1, 7) OBP: 0.344, SLG: 0.461	1 SAFE B FF 89 B FF 89 B CH 78 B FF 89 4-0 24 FC5-4 44 BB 19 1B 1-2 BB		C FF 87 F CH 77 B CU 78 F FF 90 B FF 89 X CU 77 2-2 ① G6-3	B CU 79 F FF 89 B CH 78 S CU 78 B FF 90 B FF 90 4-2 2-3 BB		B FF 91 X CH 85 1-0 ③ P5		B FF 92 S FF 92 B FF 93 X SL 84 2-1 3-H 1B		3	1	1	1	2	0	2
44 Paul Goldschmidt, R (1, 3) OBP: 0.466, SLG: 0.623	S FF 90 S CU 79 D CU 80 B SI 91 D CU 81 F CH 80 F FF 91 B FF 91 4-2 24 FC5-4 1-2 2-3 BB		B CU 79 B FF 89 C CH 79 B FF 90 S CU 80 X SI 91 3-2 ② G2-3	C FF 89 D SI 89 B CU 82 C CU 80 D CH 80 F FF 90 S CU 80 3-3 ③ K			B SL 85 F FF 92 F FF 92 B CH 88 B SL 89 X CH 85 3-2 ① G5-3	B SL 86 D CU 77 C FF 94 X SL 87 2-1 ③ G1-3		4	0	0	0	1	1	3
24 Yasmany Tomás, R (1, 9) OBP: 0.350, SLG: 0.432	C FF 91 B FF 90 B FF 91 X CH 80 2-1 ① FC5-4 19 1B 1-2f 2-3 3-H		X FF 89 0-0 2B		S CH 79 S CU 80 X CU 78 0-2 ① F8		B FF 93 F FF 93 B FF 94 X CH 85 2-1 ② F7			4	0	1	1	0	0	2
19 Jake Lamb, L (1, 5) OBP: 0.353, SLG: 0.430	B CH 79 X FF 91 1-0 1-2 3-H 1B		C FF 89 S CH 79 D CU 79 B CU 81 S CH 78 2-3 ③ K		B CU 76 B CH 78 S FF 89 C FF 90 B CU 78 X FF 89 3-2 ② G6-3		B FF 92 F CH 84 X CH 85 1-1 ③ F8			4	0	1	1	0	1	1
8 Jarrod Saltalamacchia, S (1, 2) OBP: 0.273, SLG: 0.306	F SI 90 T SI 91 B CH 79 B SI 91 B SI 90 S FF 91 3-3 ② K			T CH 79 B CH 78 S FF 90 B SI 91 B CU 80 X FF 89 3-2 16 1B 13 FC1-2 2B	B FF 89 B SI 88 B CH 79 C FF 90 F FF 89 C CH 78 3-3 ③ K			C CH 85 X FF 95 0-1 13 1B 16 SH2-3 4 1B 1B		4	1	2	0	0	2	2
16 Chris Owings, R (1, 4) OBP: 0.264, SLG: 0.331	S CU 82 B FF 90 X CU 80 1-1 ③ F8			X CU 80 0-0 46 SH1-4 13 FC1-2 11 2B 2-3 1B		C FF 90 B FF 91 B CH 84 B FF 92 F FF 90 F FF 91 B SL 77 4-2 11 1B BB		B FF 94 C CH 84 X CH 84 1-1 ① SH2-3 1-2		2	1	1	0	1	0	2
13 Nick Ahmed, R (1, 6) OBP: 0.304, SLG: 0.355		B FF 88 B SI 89 C FF 89 X FF 90 2-1 ① G6-3		T SI 90 X SI 90 0-1 ① FC1-2 46 SH1-4 11 2B 1-2 3-H		F FF 90 X FF 90 0-1 ① F9		B CH 83 C FF 94 X FF 93 1-1 4 1B 4 E 2-3 1B		4	2	1	0	0	0	3
46 Patrick Corbin, L (1, 1) 48 Randall Delgado, R (6, 1) 2 Aaron Hill, R (6, PH) OBP: 0.286, SLG: 0.335 36 Enrique Burgos, R (7, 1) 41 Daniel Hudson, R (8, 1) 4 Cliff Pennington, S (8, PH) OBP: 0.324, SLG: 0.258 29 Brad Ziegler, R (9, 1)		C FF 90 X CU 79 0-1 ② P5		B SI 90 B SI 89 B FF 88 C FF 89 X FF 90 3-1 ② SH1-4 1-2 2-3		B SL 76 1 SAFE B FF 90 S FF 90 X SL 76 2-1 ② P3		X FF 94 0-0 E3 6 1B 1-H 3-H 1B		1 0 0 0 0 0 0 0 0 0 0 0 0 0 1 0 0 0 0 0 1 0 0 0 0 0 0 0 0 0 0 0 0 0 0 1 1 1 1 0 0 0 0 0 0 0 0 0 0						
Inning Stats	R: 2 E: 1 K: 1 S: 13 H: 1 LOB: 2 BB: 2 P: 29	R: 0 E: 0 K: 0 S: 6 H: 0 LOB: 0 BB: 0 P: 9	R: 0 E: 0 K: 1 S: 11 H: 1 LOB: 1 BB: 0 P: 18	R: 2 E: 0 K: 1 S: 18 H: 3 LOB: 2 BB: 1 P: 33	R: 0 E: 0 K: 1 S: 9 H: 0 LOB: 0 BB: 0 P: 15	R: 0 E: 0 K: 0 S: 9 H: 1 LOB: 2 BB: 1 P: 16	R: 0 E: 0 K: 0 S: 7 H: 0 LOB: 0 BB: 0 P: 13	R: 3 E: 1 K: 1 S: 16 H: 4 LOB: 1 BB: 0 P: 22		1B: 7 2B: 3 3B: 0 HR: 0 SF: 0 SAC: 2 DP: 0 HBP: 0				WP: 0 PB: 0 SB: 2 CS: 0 PA: 39		

PITCHER		IP	WLS	BF	H	R	ER	SO	BB	IBB	HBP	BLK	WP	HR	S	P	ERA	WHIP
61 David Hale, R ERA: 5.89	(1, 1)	5.0	L	24	5	4	3	4	3	0	0	0	0	0	57	104	5.40	1.600
63 Rafael Betancourt, R ERA: 6.17	(6, 1)	1.0		5	1	0	0	0	1	0	0	0	0	0	9	16	0.00	2.000
32 LaTroy Hawkins, R ERA: 4.91	(7, 1)	1.0		3	0	0	0	0	0	0	0	0	0	0	7	13	0.00	0.000
54 Tommy Kahnle, R ERA: 3.94	(8, 1)	0.2		5	3	3	1	1	0	0	0	0	0	0	12	14	13.50	4.500
48 Boone Logan, L ERA: 5.16	(8, 1)	0.0		1	1	0	0	0	0	0	0	0	0	0	2	4	∞	∞

PITCHER		IP	WLS	BF	H	R	ER	SO	BB	IBB	HBP	BLK	WP	HR	S	P	ERA	WHIP
66 John Axford, R ERA: 2.38	(8, 1)	0.1		1	0	0	0	0	0	0	0	0	0	0	2	4	0.00	0.000

BOTTOM

Colorado Rockies @ Arizona Diamondbacks

Chase Field, Phoenix, AZ

Sat Jul 04 2015, 7:12 PM - 10:29 PM MST

Att. 42,113 - Roof Closed - 79 F

livebaseballscorecards.com

AB	33
R	7
H	10
RBI	6
BB	4
SO	5
LOB	17

Colorado Rockies @ Arizona Diamondbacks

Chase Field, Phoenix, AZ

Sun Jul 05 2015, 1:12 PM - 4:43 PM MST

Att. 22,996 - Roof Closed - 76 F

livebaseballscorecards.com

TOP

Batter	1	2	3	4	5	6	7	8	9	AB	R	H	RBI	BB	SO	LOB
19 Charlie Blackmon, L (1, 8) OBP: 0.347, SLG: 0.448	C FF 93 B FF 94 X FF 94 1-1 9 1B 2 HR 1B	B SI 92 C CH 83 B CH 85 B SI 94 X SI 93 3-1 ② G3-1			C FF 93 X CH 85 0-1 ② L7		B SL 79 B SL 80 S SI 91 C SI 90 B SL 80 X SI 91 3-2 ① G1-3		C FC 86 B CH 79 B FC 86 X CH 79 2-1 9 L9 2B	5	1	2	0	0	0	0
9 DJ LeMahieu, R (1, 4) OBP: 0.351, SLG: 0.387	1 SAFE 1 SAFE C FF 94 S SL 84 X SL 86 0-2 2 HR 1-3 1B	C FF 94 B SI 93 F FF 96 F FF 91 B SL 87 S FF 97 2-3 ③ K			C FF 94 B SI 93 X FF 95 1-1 ③ G4-3		F FF 93 B CU 80 X FF 94 1-1 ② G6-3		B FC 85 C FC 85 X FC 85 1-1 ② L9 2-3	5	1	1	0	0	1	1
2 Troy Tulowitzki, R (1, 6) OBP: 0.358, SLG: 0.489	X SL 83 0-0 1-H 3-H HR		C FF 94 X FF 96 0-1 ① L9			B FF 92 B FF 93 X FF 95 2-0 5 HR 1B	C FF 94 B FF 95 B CU 83 B FF 94 X SI 93 3-1 ③ G6-3		D CH 79 C CH 78 B FC 86 B FC 86 C FC 86 X FC 87 3-2 ③ P1	5	2	2	3	0	0	1
5 Carlos González, L (1, 9) OBP: 0.303, SLG: 0.419	B FF 92 B SI 92 B SI 93 C SI 91 X SI 92 3-1 8 1B 10 1B 1B		B SI 94 X CH 82 1-0 ② G5-3			B FF 95 X CH 85 1-0 1-H HR		C FF 91 X SL 82 0-1 10 SH6-3 8 PB 1B		4	2	3	2	0	0	0
8 Michael McKenry, R (1, 2) OBP: 0.351, SLG: 0.452	C FF 95 X FF 96 0-1 1 G1-6-3 10 1B 1-2 1B		B FF 94 B FF 94 X FF 94 2-0 ③ L9			C FF 97 B SL 86 B FF 90 B SL 82 B SL 82 4-1 1 1B BB		B SI 90 F SI 91 B FF 91 C SI 92 B SL 82 B SI 91 4-2 10 SH6-3 1-2 BB		2	0	1	0	2	0	0
10 Ben Paulsen, L (1, 3) OBP: 0.341, SLG: 0.496	B CH 85 X SI 92 1-0 1 G1-6-3 1-2 2-H 1B			S SI 92 S CH 85 B FF 93 B FF 94 X CH 86 2-2 ① P6		B SI 90 F SI 88 B FF 90 S SL 79 S SL 78 2-3 ① K		X FF 90 0-0 ① SH6-3 1-2 2-3		3	0	1	1	0	1	1
1 Brandon Barnes, R (1, 7) OBP: 0.356, SLG: 0.354	B FF 98 C FF 96 B FF 95 X FF 96 2-1 ① ② G1-6-3 1-2f 2-3			C FF 95 X SI 94 0-1 ② L3		C SL 79 X FF 92 0-1 1-2 1B		I IN 74 I IN 74 I IN 73 I IN 74 4-0 3 G4-6-3 IBB		3	0	1	0	1	0	2
3 Daniel Descalso, L (1, 5) OBP: 0.257, SLG: 0.267	B FF 94 X CH 85 1-0 ③ G4-3			F FF 96 B SL 84 B SI 92 X CH 85 2-1 ③ L7		C SL 79 S SI 92 F FF 91 F SL 80 S SL 81 0-3 ② K		B SI 91 F FF 92 B SL 82 F FF 92 B SI 92 F FF 92 X FF 91 3-2 ② ③ G4-6-3 1-2f		4	0	0	0	0	1	6
29 Jorge De La Rosa, L (1, 1) OBP: 0.087, SLG: 0.087 32 LaTroy Hawkins, R (7, 1) 45 Scott Oberg, R (8, 1) 54 Tommy Kahnle, R (8, 1) 48 Boone Logan, R (8, 1) 20 Wilin Rosario, R (9, PH) OBP: 0.316, SLG: 0.458 66 John Axford, R (9, 1)		B FF 91 F CH 88 T FF 91 S CH 87 1-3 ① K			C FF 92 S FF 93 S FF 92 0-3 ① K	S FF 92 F FF 92 F FF 92 F SL 79 S SL 79 0-3 ③ K			C CH 77 C CU 72 B FC 86 B CH 76 F FC 86 X CH 78 2-2 ① L8	3 0 0 0 0 0 1 0	0 0 0 0 0 0 0 0	0 0 0 0 0 0 0 0	0 0 0 0 0 0 0 0	0 0 0 0 0 0 0 0	3 0 0 0 0 0 0 0	2 0 0 0 0 0 0 0
Inning Stats	R: 4 E: 0 K: 0 S: 14 H: 6 LOB: 1 BB: 0 P: 22	R: 0 E: 0 K: 2 S: 9 H: 0 LOB: 0 BB: 0 P: 15	R: 0 E: 0 K: 0 S: 4 H: 0 LOB: 0 BB: 0 P: 7	R: 0 E: 0 K: 0 S: 7 H: 0 LOB: 0 BB: 0 P: 11	R: 0 E: 0 K: 1 S: 7 H: 0 LOB: 0 BB: 0 P: 8	R: 2 E: 0 K: 3 S: 18 H: 3 LOB: 2 BB: 1 P: 27	R: 0 E: 0 K: 0 S: 7 H: 0 LOB: 0 BB: 0 P: 14	R: 0 E: 0 K: 0 S: 9 H: 1 LOB: 2 BB: 2 P: 20	R: 0 E: 0 K: 0 S: 11 H: 1 LOB: 1 BB: 0 P: 19	1B: 8 2B: 1 3B: 0 HR: 2	SF: 0 SAC: 1 DP: 2 HBP: 0					

	AB	35
	R	6
	H	11
	RBI	6
	BB	3
	SO	6
	LOB	13

WP: 0 PB: 1 SB: 0 CS: 0 PA: 39

PITCHER		IP	WLS	BF	H	R	ER	SO	BB	IBB	HBP	BLK	WP	HR	S	P	ERA	WHIP
12 Rubby De La Rosa, R ERA: 4.89	(1, 1)	5.0	L	23	8	6	6	3	1	0	0	0	0	2	44	73	10.80	1.800
59 Oliver Pérez, L ERA: 4.09	(6, 1)	1.1		5	1	0	0	3	0	0	0	0	0	0	18	23	0.00	0.750
30 David Hernandez, R ERA: 5.87	(7, 1)	0.2		2	0	0	0	0	0	0	0	0	0	0	4	8	0.00	0.000
40 Andrew Chafin, L ERA: 2.98	(8, 1)	1.0		5	1	0	0	0	1	1	0	0	0	0	9	20	0.00	2.000
55 Josh Collmenter, R ERA: 4.89	(9, 1)	1.0		4	1	0	0	0	0	0	0	0	0	0	11	19	0.00	1.000

PITCHER		IP	WLS	BF	H	R	ER	SO	BB	IBB	HBP	BLK	WP	HR	S	P	ERA	WHIP

BOTTOM

Colorado Rockies @ Arizona Diamondbacks

Chase Field, Phoenix, AZ

Sun Jul 05 2015, 1:12 PM - 4:43 PM MST

Att. 22,996 - Roof Closed - 76 F

livebaseballscorecards.com

Batter	1	2	3	4	5	6	7	8	9	AB	R	H	RBI	BB	SO	LOB
13 Nick Ahmed, R (1, 6) OBP: 0.310, SLG: 0.365	B FF 89 C FF 89 F FF 90 X CU 72 1-2 ① F9		F FC 85 B FS 81 F FC 86 F FF 90 X FS 82 1-2 11 G6-4-3 1B			F FC 88 F FC 84 B FF 89 X FS 85 1-2 11 G5-3 24 SF7 2B		B FF 93 C FF 94 B SI 92 B SI 93 C FF 93 X FF 93 3-2 ① L8	X FF 95 0-0 1-2 1B	5	1	3	0	0	0	0
11 AJ Pollock, R (1, 8) OBP: 0.346, SLG: 0.464	C FF 90 B CU 70 X FS 81 1-1 ② P4		C CU 71 B FC 87 X FS 82 1-1 ①② G6-4-3 1-2f			B FC 85 B FS 80 C FS 80 C FF 90 X FS 81 2-2 ① G5-3 2-3		C CU 78 B SL 82 X FF 94 1-1 44 2B 2B	C SL 90 X SL 89 0-1 ② L9	5	1	1	0	0	0	4
44 Paul Goldschmidt, R (1, 3) OBP: 0.466, SLG: 0.622	C FF 90 B FC 86 T FS 82 F FF 91 B FC 86 S FS 83 2-3 ③ K		B FC 87 B FC 87 C FS 81 F FF 90 S FC 87 2-3 ③ K			T FS 80 B FC 86 B FC 87 B FS 81 B FS 81 4-1 7 1B BB		C SI 94 B SL 81 C SL 83 X SL 81 1-2 24 1B 2B 2-H	B FF 97 C SL 88 F FF 96 T FF 96 1-2 ③ K	4	1	1	1	1	3	2
24 Yasmany Tomás, R (1, 9) OBP: 0.352, SLG: 0.448		X FS 80 0-0 HR		B FC 86 X FS 81 1-0 ① L5		B FC 85 X FC 86 1-0 ② SF7 3-H		F FF 95 X FF 95 0-1 2 BB 1B 2-H		3	1	2	3	0	0	0
7 Welington Castillo, R (1, 2) OBP: 0.282, SLG: 0.398		B FF 90 B FC 87 B FS 81 B FF 90 4-0 6 2B BB		C FF 89 B CU 70 B FC 85 S FS 81 S FC 85 2-3 ② K		F FS 81 X FC 86 0-1 1-3 1B		D FF 96 C CH 86 C CH 87 S CH 88 1-3 ② K		3	0	1	0	1	2	1
2 Aaron Hill, R (1, 5) OBP: 0.285, SLG: 0.329 55 Josh Collmenter, R (9, 1) OBP: 0.269, SLG: 0.208		C FS 82 X FS 80 0-1 ① L8		B FF 90 F FC 86 F FF 90 B FC 86 S FS 82 2-3 ③ K		F FS 81 F FC 86 B FF 90 B FS 82 B FS 84 X FS 83 3-2 ③ G5-3		C CH 86 B CH 87 B FF 94 B CH 87 B CH 86 4-1 1-2 BB		3 0	0 0	0 0	0 0	1 0	1 0	3 0
6 David Peralta, L (1, 7) OBP: 0.343, SLG: 0.462		C FF 90 B FC 87 X FC 87 1-1 1-3 2B			C FF 89 B FF 88 B FS 81 B FF 89 F FF 90 C FS 82 3-3 ① K		C FF 92 F FF 92 B FF 92 F SL 87 C FF 93 1-3 ① K	D SI 91 S SL 81 F SL 82 S SL 82 1-3 ③ K		4	0	1	0	0	3	2
16 Chris Owings, R (1, 4) OBP: 0.260, SLG: 0.326		B FS 82 F FS 82 X FS 81 1-1 ② G5-3			B FF 89 C FS 81 B FC 86 F FF 90 B FS 81 C FS 81 3-3 ② K		F FF 93 F SL 87 F FF 93 T SL 86 0-2 ② K		F FF 94 B SL 88 F FF 96 B FF 96 X SL 90 2-2 ① F9	4	0	0	0	0	2	2
12 Rubby De La Rosa, R (1, 1) OBP: 0.103, SLG: 0.103 59 Oliver Pérez, L (6, 1) 30 David Hernandez, R (7, 1) 4 Cliff Pennington, S (7, PH) OBP: 0.321, SLG: 0.255 40 Andrew Chafin, R (8, 1) 19 Jake Lamb, L (9, 5) OBP: 0.358, SLG: 0.435		B FF 90 B FF 90 C FF 89 B FF 91 F FF 90 X FF 91 3-2 ③ G6-3		F FF 90 X FS 80 0-1 ③ G5-3			B FF 92 C CH 83 C FF 92 X SL 87 1-2 ③ F7		X FF 96 0-0 13 1B 1B	2 0 0 1 0 1	0 0 0 0 0 0	0 0 0 0 0 1	0 0 0 0 0 0	0 0 0 0 0 0	0 0 0 0 0 0	2 0 0 0 0 0
Inning Stats	R: 0 E: 0 K: 1 S: 9 H: 0 LOB: 0 BB: 0 P: 13	R: 1 E: 0 K: 0 S: 10 H: 2 LOB: 2 BB: 1 P: 19	R: 0 E: 0 K: 1 S: 9 H: 1 LOB: 0 BB: 0 P: 13	R: 0 E: 0 K: 2 S: 7 H: 0 LOB: 0 BB: 0 P: 12	R: 0 E: 0 K: 2 S: 8 H: 0 LOB: 0 BB: 0 P: 14	R: 1 E: 0 K: 0 S: 13 H: 2 LOB: 2 BB: 1 P: 24	R: 0 E: 0 K: 2 S: 11 H: 0 LOB: 0 BB: 0 P: 13	R: 2 E: 0 K: 2 S: 17 H: 3 LOB: 2 BB: 1 P: 28	R: 0 E: 0 K: 1 S: 10 H: 2 LOB: 2 BB: 0 P: 13	1B: 5 2B: 4 3B: 0 HR: 1	SF: 1 SAC: 0 DP: 1 HBP: 0		WP: 0 PB: 0 SB: 0 CS: 0	PA: 39			

	AB	35
	R	4
	H	10
	RBI	4
	BB	3
	SO	11
	LOB	16

PITCHER		IP	WLS	BF	H	R	ER	SO	BB	IBB	HBP	BLK	WP	HR	S	P	ERA	WHIP
29 Jorge De La Rosa, L ERA: 4.46	(1, 1)	6.0	W	24	5	2	2	6	2	0	0	0	0	1	56	95	3.00	1.167
32 LaTroy Hawkins, R ERA: 4.6	(7, 1)	1.0		3	0	0	0	2	0	0	0	0	0	0	11	13	0.00	0.000
45 Scott Oberg, R ERA: 6.1	(8, 1)	0.1		4	3	2	2	0	0	0	0	0	0	0	10	15	54.00	9.000
54 Tommy Kahnle, R ERA: 3.86	(8, 1)	0.1	H	2	0	0	0	1	1	0	0	0	0	0	4	9	0.00	3.000
48 Boone Logan, L ERA: 5.09	(8, 1)	0.1	H	1	0	0	0	1	0	0	0	0	0	0	3	4	0.00	0.000

PITCHER		IP	WLS	BF	H	R	ER	SO	BB	IBB	HBP	BLK	WP	HR	S	P	ERA	WHIP
66 John Axford, R ERA: 2.28	(9, 1)	1.0	S	5	2	0	0	1	0	0	0	0	0	0	10	13	0.00	2.000

Batter	1	2	3	4	5	6	7	8	9	AB	R	H	RBI	BB	SO	LOB
11 AJ Pollock, R (1, 8) OBP: 0.344, SLG: 0.460	F CH 86 B SL 84 X SL 85 1-1 ① F8		C CU 76 S SL 86 B CH 86 B SI 89 X FF 90 2-2 ① F9		F SL 85 F SI 88 F SL 84 B CU 76 X SL 86 1-2 ① G1-3	C SL 89 1 SAFE B FF 89 X CU 78 1-1 E2 1-H 1B		1 SAFE 1 SAFE F FF 92 1 SAFE P PO 86 T FF 92 F FF 92 1 SAFE S SL 83 1-3 ② K 1 SAFE		5	0	1	1	0	1	1
6 David Peralta, L (1, 7) OBP: 0.344, SLG: 0.467	C SL 88 F SL 85 B CU 76 F SL 86 B SL 85 S CU 77 2-3 ② K		F SI 90 S SL 86 B FF 89 B CU 75 B CH 85 X SL 85 3-2 ② G4-3		B SL 87 B CH 85 X FF 90 2-0 19 1B 3B	B SI 93 C SI 93 X SI 93 1-1 ③ G1-3		1 SAFE F SI 93 H SI 92 1-1 44 1B 1-2 HBP		4	1	1	0	0	1	1
44 Paul Goldschmidt, R (1, 3) OBP: 0.470, SLG: 0.622	B SL 87 B FF 89 C FF 88 F FF 89 B FF 90 B SI 90 4-2 24 1B BB		X SI 90 0-0 1B		B SI 90 C SI 90 D SL 88 B SL 87 B SL 86 4-1 24 S 19 1B BB		C FF 95 S CU 83 F CU 84 B FF 95 X CU 83 1-2 ① G6-3	B FF 93 F CU 81 B CU 80 C FF 93 X FF 94 2-2 1-3 2-H 1B		3	1	2	1	2	0	0
24 Yasmany Tomás, R (1, 9) OBP: 0.353, SLG: 0.447	B SL 86 B SL 85 X FF 89 2-0 1-2 1B		C FF 90 D SI 89 X SL 86 1-1 ③ G3		C SL 86 S SI 89 S SL 87 0-3 ② K 1-2		F FF 95 B CU 84 X CU 84 1-1 8 S 19 1B 1B	C FF 94 F FF 95 X CU 84 0-2 ③ F9		5	0	2	0	0	1	5
19 Jake Lamb, L (1, 5) OBP: 0.376, SLG: 0.446	B SL 86 C SL 87 F SL 89 D CU 77 D CU 77 S SL 86 3-3 ③ K			C CH 83 B SL 86 B CU 76 B CH 82 F SI 88 B SI 89 4-2 16 BB 7 1B BB	C CU 78 B SL 87 X SL 87 1-1 2-H 3-H 1B		B FF 94 C FF 94 X CH 88 1-1 8 S 1-2 1B		C FF 91 B FF 90 B FF 90 X FF 91 2-1 1B	4	0	3	2	1	1	2
7 Welington Castillo, R (1, 2) OBP: 0.286, SLG: 0.399		C SL 87 B FF 88 F SL 86 X FF 88 1-2 8 BB 1B		C SL 87 1 SAFE B SL 86 B SL 86 X SL 86 2-1 16 BB 1-2 1B	1 SAFE 1 SAFE C SI 90 P PO 76 X SI 89 1-1 ③ L7		C FF 94 S CU 84 B CU 84 S CU 84 1-3 ② K		B FF 91 C FF 91 F SL 81 B FF 92 C FF 91 2-3 ① K	5	0	2	0	0	2	4
8 Jarrod Saltalamacchia, S (1, 10) OBP: 0.279, SLG: 0.303		B SI 88 C SI 88 B SL 84 S CH 83 B SL 85 B SI 88 4-2 16 B1-3 1-2 BB		C SI 90 C SL 86 D CU 78 S FF 91 1-3 ① K		B SL 87 X SL 88 1-0 16 FC6-4 1B	S CU 82 B CH 91 C CU 84 B CU 84 S CU 85 2-3 ③ K 1-2 2-3		C FF 91 1 SAFE S CH 77 F CH 76 B FF 91 1 SAFE C FF 92 1-3 ② K	4	0	1	0	1	3	5
16 Chris Owings, R (1, 4) OBP: 0.259, SLG: 0.321		X SL 86 0-0 ① ② B1-3 1-1f		C SL 86 B FF 90 B SL 87 C FF 90 B FF 90 B SI 89 4-2 13 L4-3 1-2 2-3 BB		F SL 86 C CU 76 F FF 89 B CU 77 F SL 84 X FF 89 1-2 ① FC6-4 11 S 11 E 1-2f		C FF 92 X SL 81 0-1 ① L9	1 SAFE C FF 90 D SL 82 B SL 81 S FF 92 B FF 92 F FF 92 S FF 92 3-3 ③ K	4	1	0	0	1	1	4
13 Nick Ahmed, R (1, 6) OBP: 0.309, SLG: 0.363		F FF 89 X SL 87 0-1 ③ G1-3		X SL 87 0-0 ② ③ L4-3 1-1		1 SAFE X SL 84 0-0 ② F8		C SL 84 F FF 93 B FF 90 F SL 80 F FF 93 F SL 83 X FF 91 1-2 6 HBP 44 1B 1B		4	1	1	0	0	0	5
Inning Stats	R: 0 H: 1 E: 0 LOB: 2 K: 2 BB: 1 S: 12 P: 24	R: 0 H: 1 E: 0 LOB: 1 K: 0 BB: 1 S: 8 P: 13	R: 0 H: 1 E: 0 LOB: 1 K: 0 BB: 0 S: 9 P: 15	R: 0 H: 1 E: 0 LOB: 2 K: 1 BB: 2 S: 10 P: 21	R: 2 H: 2 E: 0 LOB: 1 K: 1 BB: 1 S: 14 P: 22	R: 1 H: 2 E: 1 LOB: 1 K: 0 BB: 0 S: 11 P: 15	R: 0 H: 2 E: 0 LOB: 2 K: 2 BB: 0 S: 14 P: 20	R: 1 H: 2 E: 0 LOB: 2 K: 1 BB: 0 S: 20 P: 24	R: 0 H: 1 E: 0 LOB: 1 K: 3 BB: 0 S: 13 P: 21	1B: 12 SF: 0 2B: 2 SAC: 0 3B: 1 DP: 2 HR: 0 HBP: 1						

PITCHER		IP	WLS	BF	H	R	ER	SO	BB	IBB	HBP	BLK	WP	HR	S	P	ERA	WHIP
49 Yovani Gallardo, R ERA: 2.67	(1, 1)	5.2	L	28	8	3	3	4	5	0	0	0	0	0	62	107	4.76	2.294
71 Sam Freeman, L ERA: 4.15	(6, 1)	0.1		1	0	0	0	0	0	0	0	0	0	0	2	3	0.00	0.000
50 Keone Kela, R ERA: 3.09	(7, 1)	1.0		5	2	0	0	2	0	0	0	0	0	0	14	20	0.00	2.000
44 Spencer Patton, R ERA: 11.25	(8, 1)	0.2		3	1	1	1	1	0	0	0	0	0	0	13	14	13.50	1.500
47 Ross Detwiler, L ERA: 7.12	(8, 1)	0.0		1	0	0	0	0	0	0	1	0	0	0	1	2	∞	∞

PITCHER		IP	WLS	BF	H	R	ER	SO	BB	IBB	HBP	BLK	WP	HR	S	P	ERA	WHIP
52 Tanner Scheppers, R ERA: 4.15	(8, 1)	0.1		2	1	0	0	0	0	0	0	0	0	0	6	8	0.00	3.000
37 Shawn Tolleson, R ERA: 2.52	(9, 1)	1.0		4	1	0	0	3	0	0	0	0	0	0	13	21	0.00	1.000

TOP

Arizona Diamondbacks @ Texas Rangers

Globe Life Park in Arlington, Arlington, TX

Tue Jul 07 2015, 8:08 PM - 11:11 PM EDT

Att. 30,955 - Cloudy - 87 F

livebaseballscorecards.com

AB	38
R	4
H	13
RBI	4
BB	5
SO	10
LOB	27

WP: 0	PA: 44		
PB: 0			
SB: 4			
CS: 0			

BOTTOM

Batter	1	2	3	4	5	6	7	8	9	AB	R	H	RBI	BB	SO	LOB
7 Delino DeShields, R (1, 8) OBP: 0.362, SLG: 0.405	C FF 92 B SL 81 B SI 93 X FF 93 2-1 ① F8		C FF 91 B FF 93 F FF 94 X SL 85 1-2 ③ G5-3			F FF 90 F FF 92 X FF 93 0-2 ② L9		X FF 89 0-0 12 1B 2B		4	1	1	0	0	0	0
12 Rougned Odor, L (1, 4) OBP: 0.315, SLG: 0.376	C FF 93 B SL 86 F SL 84 B FF 95 S FF 94 2-3 ② K			C SL 80 B SI 91 F SL 81 F FF 91 S FF 94 1-3 ① K		C FF 94 F FF 93 F SI 91 C FF 94 0-3 ③ K		X FF 91 0-0 2-H 1B		4	0	1	1	0	3	0
84 Prince Fielder, L (1, 10) OBP: 0.411, SLG: 0.525	B FF 94 B FF 96 B FF 94 B FF 92 4-0 BB			F FF 92 B FF 96 X SL 84 1-1 ② F9			C FF 90 B FF 93 X FF 90 1-1 ① G3	C SL 78 B FF 91 X SI 90 1-1 ③ G5-3		3	0	0	0	1	0	1
29 Adrian Beltré, R (1, 5) OBP: 0.279, SLG: 0.370	C FF 92 B FF 92 D CH 87 X FF 93 2-1 ③ L8			F SI 93 F SI 94 B FF 94 B SI 94 X FF 94 2-2 ③ L9			X FF 91 0-0 ② L8		C SI 82 X SI 83 0-1 ① G3-1	4	0	0	0	0	0	1
18 Mitch Moreland, L (1, 3) OBP: 0.336, SLG: 0.527		C FF 91 X SL 82 0-1 ① G5-3			C FF 91 B FF 93 T FF 94 F FF 90 X SL 81 1-2 ① G4-3		X FF 92 0-0 32 FC6-5 1B		B SI 83 B SI 83 F SI 83 B SI 85 F SI 84 X SI 84 3-2 ② G5-3	4	0	1	0	0	0	0
32 Josh Hamilton, L (1, 7) OBP: 0.341, SLG: 0.514		C FF 93 B FF 94 S SL 84 B SL 85 X FF 95 2-2 ② G3-1			B SI 94 C FF 93 C FF 94 F SI 92 X FF 95 1-2 ② G4-3		T FF 92 B FF 93 X FF 92 1-1 ③ FC6-5 1-2f		F SI 84 F SI 84 B CH 78 S CH 78 1-3 ③ K2-3	4	0	0	0	0	1	1
1 Elvis Andrus, R (1, 6) OBP: 0.290, SLG: 0.315		C FF 89 B FF 93 X FF 92 1-1 ③ F9			X SI 93 0-0 1B			X FF 90 0-0 E9 17 SF8		3	1	1	0	0	0	0
17 Shin-Soo Choo, L (1, 9) OBP: 0.312, SLG: 0.397			X FF 91 0-0 ① L8		C FF 92 1 SAFE X FF 90 0-1 ③ F7			B FF 93 X FF 91 1-0 ① SF8 3-H		2	0	0	1	0	0	1
61 Robinson Chirinos, R (1, 2) OBP: 0.295, SLG: 0.406			B FF 91 C FF 92 B SL 81 X CH 81 2-1 ② P6			B FF 89 T SI 92 F FF 91 F FF 92 B SI 93 B SL 81 T FF 94 3-2 ① K		B SI 91 X CH 83 1-0 ② P2		3	0	0	0	0	1	0
Inning Stats	R: 0 E: 0 K: 1 S: 7 H: 0 LOB: 1 BB: 1 P: 17	R: 0 E: 0 K: 0 S: 7 H: 0 LOB: 0 BB: 0 P: 10	R: 0 E: 0 K: 0 S: 6 H: 0 LOB: 0 BB: 0 P: 9	R: 0 E: 0 K: 1 S: 9 H: 0 LOB: 0 BB: 0 P: 13	R: 0 E: 0 K: 0 S: 11 H: 1 LOB: 1 BB: 0 P: 13	R: 0 E: 0 K: 2 S: 11 H: 0 LOB: 0 BB: 0 P: 14	R: 0 E: 0 K: 0 S: 6 H: 1 LOB: 1 BB: 0 P: 8	R: 2 E: 1 K: 0 S: 7 H: 2 LOB: 1 BB: 0 P: 10	R: 0 E: 0 K: 1 S: 8 H: 0 LOB: 0 BB: 0 P: 12	1B: 3 2B: 1 3B: 0 HR: 0 SF: 1 SAC: 0 DP: 0 HBP: 0						

PITCHER		IP	WLS	BF	H	R	ER	SO	BB	IBB	HBP	BLK	WP	HR	S	P	ERA	WHIP
38 Robbie Ray, L ERA: 2.16	(1, 1)	7.2	W	29	4	2	0	4	1	0	0	0	0	0	62	91	0.00	0.652
59 Oliver Pérez, L ERA: 4.03	(8, 1)	0.1	H	1	0	0	0	0	0	0	0	0	0	0	2	3	0.00	0.000
29 Brad Ziegler, R ERA: 1.22	(9, 1)	1.0	S	3	0	0	0	1	0	0	0	0	0	0	8	12	0.00	0.000

PITCHER	IP	WLS	BF	H	R	ER	SO	BB	IBB	HBP	BLK	WP	HR	S	P	ERA	WHIP

Arizona Diamondbacks @ Texas Rangers

Globe Life Park in Arlington, Arlington, TX

Tue Jul 07 2015, 8:08 PM - 11:11 PM EDT

Att. 30,955 - Cloudy - 87 F

livebaseballscorecards.com

AB	31
R	2
H	4
RBI	2
BB	1
SO	5
LOB	4

Arizona Diamondbacks @ Texas Rangers

Globe Life Park in Arlington, Arlington, TX

Wed Jul 08 2015, 8:09 PM - 11:33 PM EDT

Att. 27,390 - Partly Cloudy - 85 F

livebaseballscorecards.com

TOP

Batter	1	2	3	4	5	6	7	8	9	AB	R	H	RBI	BB	SO	LOB
13 Nick Ahmed, R (1, 6) OBP: 0.314, SLG: 0.365	C SI 87 B SI 87 X SI 87 1-1 11 BLK 1B	D CH 76 X SI 86 1-0 1-3 11 HR 3-H 1B		C SI 86 B FC 83 X SI 86 1-1 L9			B FF 96 B FF 96 B FF 96 B FF 96 4-0 11 G4-6-3 BB		B CU 81 X FF 96 1-0 G6-3	4	1	2	1	1	0	1
11 AJ Pollock, R (1, 8) OBP: 0.347, SLG: 0.469	C SI 85 B SI 86 D CH 76 1 SAFE X CH 76 2-1 ① P4 1-2	1 SAFE C SI 85 X CU 72 0-1 1-H 3-H HR			C SI 84 B CH 75 X SI 84 1-1 24 G3 7 HR 1B		C FF 95 1 SAFE D CU 84 X FF 95 1-1 ①② G4-6-3 1-2f		B CU 82 B CU 84 B FF 95 C FF 94 B FF 94 4-1 BB	4	2	2	3	1	0	2
44 Paul Goldschmidt, R (1, 3) OBP: 0.466, SLG: 0.618	B CU 73 B SI 85 X CH 75 2-0 ② F9	F SI 84 F SI 87 F SI 88 B FC 80 S SI 86 1-3 ③ K			C FC 91 1 SAFE B SI 89 X SL 83 1-1 ① P4		B CU 84 X CU 83 1-0 2B		S FF 94 D FF 95 S CU 81 S CU 85 1-3 ③ K	5	0	1	0	0	2	3
24 Yasmany Tomás, R (1, 9) OBP: 0.352, SLG: 0.442	B CH 75 B SI 84 C SI 84 X CH 75 2-1 ③ G5-3		B SI 84 B SI 86 F SI 85 S CH 77 B SI 87 B SI 89 4-2 7 G6-4-3 BB		1 SAFE P PO 84 X FC 92 1-0 ② G3 1-2		B FF 96 S CU 84 F CU 83 S FF 96 1-3 ③ K			3	0	0	0	1	1	3
7 Welington Castillo, R (1, 2) OBP: 0.291, SLG: 0.430		B SI 84 X SI 86 1-0 ① F8	B SI 87 F SI 87 B SI 88 X SI 86 2-1 ①② G6-4-3 1-2f		B FF 92 F FC 93 X FC 94 1-1 2-H HR			B CU 84 C FF 95 F CU 84 B FF 95 X CU 85 2-2 2B		4	1	2	2	0	0	1
6 David Peralta, L (1, 7) OBP: 0.342, SLG: 0.461		B SI 84 B CU 72 B SI 86 C SI 85 B SI 85 4-1 19 1B 4 1B BB	B SI 87 C SI 86 X CU 74 1-1 G4-3		B FF 92 F CH 84 X FC 92 1-1 G4-3			C SI 93 B FS 82 C FF 93 B SL 83 S FF 94 2-3 ① K		3	1	0	0	1	1	1
2 Aaron Hill, R (1, 10) OBP: 0.284, SLG: 0.324		C SI 85 F SI 86 X SI 86 0-2 ② L9		C SI 84 B FC 82 B SI 84 C SI 84 F FC 80 B SI 89 B SI 87 4-2 BB		B FC 92 B FC 93 X FF 93 2-0 ① L9		B FF 93 X FF 93 1-0 ② G6-3		3	0	0	0	1	0	2
19 Jake Lamb, L (1, 5) OBP: 0.372, SLG: 0.440		B CU 74 1 SAFE B SI 86 F SI 87 B SI 87 C SI 87 X CH 77 3-2 4 1B 13 1B 1-3 1B		C SI 88 B SI 86 B SI 87 F SI 88 X SI 87 2-2 ① F7		C FC 92 B SL 86 C SL 84 B SL 86 S SL 85 2-3 ② K		C CU 80 F CU 82 B CU 82 S CU 81 1-3 ③ K		4	1	1	0	0	2	2
4 Cliff Pennington, S (1, 4) OBP: 0.319, SLG: 0.255		B CU 74 B CH 76 B SI 87 C SI 87 C SI 85 F SI 87 X CH 78 3-2 13 1B 11 HR 1-3 3-H 1B		1 SAFE X SI 85 0-0 ② F8		C CH 84 C FF 93 C FC 94 0-3 ③ K			B FF 93 B FF 94 X FF 93 2-0 ① F8	4	1	1	1	0	1	1
Inning Stats	R: 0 E: 0 K: 0 S: 7 H: 1 LOB: 1 BB: 0 P: 14	R: 5 E: 0 K: 1 S: 19 H: 4 LOB: 0 BB: 1 P: 32	R: 0 E: 0 K: 0 S: 6 H: 0 LOB: 0 BB: 1 P: 13	R: 0 E: 0 K: 0 S: 9 H: 0 LOB: 1 BB: 1 P: 16	R: 2 E: 0 K: 0 S: 10 H: 2 LOB: 0 BB: 0 P: 14	R: 0 E: 0 K: 2 S: 7 H: 0 LOB: 0 BB: 0 P: 11	R: 0 E: 0 K: 1 S: 6 H: 1 LOB: 1 BB: 1 P: 13	R: 0 E: 0 K: 2 S: 10 H: 1 LOB: 1 BB: 0 P: 16	R: 0 E: 0 K: 1 S: 6 H: 0 LOB: 1 BB: 1 P: 14	1B: 5 2B: 2 3B: 0 HR: 2 SF: 0 SAC: 0 DP: 2 HBP: 0						

TOP	
AB	34
R	7
H	9
RBI	7
BB	5
SO	7
LOB	16

PITCHER		IP	WLS	BF	H	R	ER	SO	BB	IBB	HBP	BLK	WP	HR	S	P	ERA	WHIP
54 Matt Harrison, L ERA: 13.5	(1, 1)	4.0	L	20	6	6	6	1	3	0	0	1	0	1	43	78	13.50	2.250
63 Anthony Bass, R ERA: 4.15	(5, 1)	2.0		7	1	1	1	2	0	0	0	0	0	1	15	22	4.50	0.500
50 Keone Kela, R ERA: 3.0	(7, 1)	1.0		5	2	0	0	1	1	0	0	0	0	0	9	18	0.00	3.000
71 Sam Freeman, L ERA: 4.08	(8, 1)	0.1		1	0	0	0	1	0	0	0	0	0	0	3	5	0.00	0.000
52 Tanner Scheppers, R ERA: 3.9	(8, 1)	1.2		6	0	0	0	2	1	0	0	0	0	0	10	20	0.00	0.600

PITCHER	IP	WLS	BF	H	R	ER	SO	BB	IBB	HBP	BLK	WP	HR	S	P	ERA	WHIP

BOTTOM

Arizona Diamondbacks @ Texas Rangers

Globe Life Park in Arlington, Arlington, TX

Wed Jul 08 2015, 8:09 PM - 11:33 PM EDT

Att. 27,390 - Partly Cloudy - 85 F

livebaseballscorecards.com

Batter	1	2	3	4	5	6	7	8	9	AB	R	H	RBI	BB	SO	LOB
7 Delino DeShields, R (1, 8) OBP: 0.352, SLG: 0.392	C FF 88 C CU 76 B CU 78 B FF 90 B FF 90 X FF 90 3-2 L9 ①		F CU 75 B CU 78 X SI 91 1-1 G5-3 ① B CU 79 C CH 81 B FF 90 B FF 90 F FF 90 C FF 90 3-3 K ②		D SI 90 S SI 92 B FF 91 1 SAFE X FF 90 2-1 P4 ① C FF 94 X FF 94 0-1 G6-3 ②				5	0	0	0	0	1	7
17 Shin-Soo Choo, L (1, 9) OBP: 0.310, SLG: 0.399	F FF 90 B FF 90 S CH 81 F CH 82 F FF 90 F CH 80 B SI 91 S CU 78 2-3 K ②		D CH 80 X FF 90 1-0 G3 ② 2-3 3-H F FF 91 B FF 91 D CU 78 F CH 82 B CH 80 X CH 81 3-2 F8 ③			F SI 90 X FF 90 0-1 SF7 ② 3-H		X FF 96 0-0 2B		4	0	1	2	0	1	4
84 Prince Fielder, L (1, 3) OBP: 0.411, SLG: 0.523	B FF 89 S CU 75 B FF 90 F FF 90 X CU 79 2-2 L5 ③		F FF 90 B FF 89 S CH 80 X SI 89 1-2 29 2B 1B 3-H		B FF 91 X SI 91 1-0 G1-3 ①	F FF 91 B FF 91 B SL 81 F SI 91 X SL 81 2-2 1-2 1B		C FF 91 X SI 91 0-1 G5-3 ③		5	0	2	1	0	0	1
29 Adrián Beltré, R (1, 5) OBP: 0.284, SLG: 0.378		C FF 88 F FF 88 X CU 79 0-2 18 G4-6-3 32 BB 1B	X FF 90 0-0 1-3 2B		F SI 92 B SI 92 X SI 92 1-1 32 2B 1B	C FF 91 B FF 92 X FF 92 1-1 L8 ③			B SI 84 C SI 83 F SI 83 C CU 74 1-3 K ①	5	1	3	0	0	1	2
32 Josh Hamilton, L (1, 7) OBP: 0.348, SLG: 0.512		B CH 80 D CU 78 D CH 81 B FF 89 4-0 18 G4-6-3 1-2 BB	S CU 78 D CU 78 F CH 80 D CU 79 S CH 80 2-3 K ③		C SI 90 D SL 81 F FF 91 B SI 92 X FF 92 3-2 18 G4-3 1-H 2B		C FF 92 B FF 90 S SI 91 X CH 81 1-2 F9 ①		X SI 84 0-0 G6-3 ②	4	0	1	1	1	1	2
18 Mitch Moreland, L (1, 10) OBP: 0.333, SLG: 0.521		B FF 90 C FF 90 B FF 90 S CH 81 X CH 81 2-2 G4-6-3 ①② 1-2f 2-3	C CU 75 B FF 90 X CU 76 1-1 12 E 1 BB 1B	B FF 90 C SI 90 D SL 81 F FF 90 X FF 91 2-2 G4-3 ② 2-3			B SI 91 B CH 84 B FF 94 C FF 94 F FF 93 F SI 93 S FF 94 3-3 K ②	B SI 84 X SI 83 1-0 F8 ③		5	0	1	0	0	1	3
1 Elvis Andrus, R (1, 6) OBP: 0.293, SLG: 0.313		S CH 80 B SI 89 D CH 79 S CH 80 X CH 81 2-2 L8 ③	F FF 89 B SI 90 B FF 89 B FF 90 B FF 90 4-1 12 E 1-2 BB	B SI 90 S SI 91 B CH 82 X SI 90 2-1 G6-3 ③			C SL 83 B SI 90 B SL 84 B SL 83 B FF 94 4-1 BB			2	0	0	0	2	0	2
12 Rougned Odor, L (1, 4) OBP: 0.319, SLG: 0.375			C FF 89 F FF 90 X CH 79 0-2 61 2B 17 G3 1B	B SL 89 S FF 89 X FF 90 1-1 FC4 1-2 2-3		H SL 79 1-0 61 1B 17 SF7 HBP	1 SAFE X FF 91 0-0 F7 ③			3	2	1	0	0	0	3
61 Robinson Chirinos, R (1, 2) OBP: 0.299, SLG: 0.413			B SI 90 1 SAFE 1 SAFE X CH 80 1-0 17 G3 84 1B 1-3 2B	F FF 89 B SI 90 B FF 90 S FF 90 F CU 78 T FF 91 2-2 K ①		C SI 91 D CH 83 B SI 89 X SI 92 2-1 84 1B 1-3 1B		B FF 95 B FF 95 S FF 95 F FF 95 S FF 95 2-3 K ①		4	1	2	0	0	2	3

	AB	37
	R	4
	H	11
	RBI	4
	BB	3
	SO	7
	LOB	27

Inning Stats	1	2	3	4	5	6	7	8	9
	R: 0 E: 0 K: 1 S: 12 H: 0 LOB: 0 BB: 0 P: 19	R: 0 E: 0 K: 0 S: 9 H: 1 LOB: 1 BB: 1 P: 17	R: 2 E: 0 K: 1 S: 14 H: 4 LOB: 2 BB: 0 P: 20	R: 0 E: 1 K: 2 S: 15 H: 1 LOB: 3 BB: 1 P: 29	R: 1 E: 0 K: 0 S: 11 H: 2 LOB: 1 BB: 0 P: 20	R: 1 E: 0 K: 0 S: 11 H: 2 LOB: 2 BB: 0 P: 19	R: 0 E: 0 K: 1 S: 9 H: 0 LOB: 1 BB: 1 P: 17	R: 0 E: 0 K: 1 S: 8 H: 1 LOB: 1 BB: 0 P: 10	R: 0 E: 0 K: 1 S: 5 H: 0 LOB: 0 BB: 0 P: 7

1B: 7	SF: 1	WP: 0	PA: 42
2B: 4	SAC: 0	PB: 0	
3B: 0	DP: 1	SB: 0	
HR: 0	HBP: 1	CS: 0	

PITCHER		IP	WLS	BF	H	R	ER	SO	BB	IBB	HBP	BLK	WP	HR	S	P	ERA	WHIP
58 Jeremy Hellickson, R ERA: 5.04	(1, 1)	4.0		20	6	2	2	4	2	0	0	0	0	0	50	85	4.50	2.000
40 Andrew Chafin, L ERA: 3.27	(5, 1)	1.2		10	4	2	2	0	0	0	1	0	0	0	20	36	10.80	2.400
48 Randall Delgado, R ERA: 3.2	(6, 1)	1.1	W	5	0	0	0	1	1	0	0	0	0	0	11	20	0.00	0.750
41 Daniel Hudson, R ERA: 3.58	(8, 1)	0.2	H	3	1	0	0	1	0	0	0	0	0	0	6	8	0.00	1.500
59 Oliver Pérez, L ERA: 3.97	(8, 1)	0.1	H	1	0	0	0	0	0	0	0	0	0	0	2	2	0.00	0.000

PITCHER		IP	WLS	BF	H	R	ER	SO	BB	IBB	HBP	BLK	WP	HR	S	P	ERA	WHIP
29 Brad Ziegler, R ERA: 1.18	(9, 1)	1.0	S	3	0	0	0	1	0	0	0	0	0	0	5	7	0.00	0.000

Arizona Diamondbacks @ New York Mets

Citi Field, Flushing, NY

Fri Jul 10 2015, 7:11 PM - 10:13 PM EDT

Att. 28,243 - Clear - 83 F

TOP

livebaseballscorecards.com

Batter	1	2	3	4	5	6	7	8	9	AB	R	H	RBI	BB	SO	LOB
11 AJ Pollock, R (1, 8) OBP: 0.349, SLG: 0.471	B FF 97 X SI 96 1-0 6 S 44 SF8 2B		C CU 84 X CH 87 0-1 ② L5		F FF 96 B FF 96 F CH 87 B CU 81 F CH 87 S CH 88 2-3 ② K			B CU 81 C CU 82 F CH 87 B CH 86 B CU 82 B CU 83 4-2 BB		3	1	1	0	1	1	1
6 David Peralta, L (1, 7) OBP: 0.341, SLG: 0.462	C FF 97 B FF 95 X FF 97 1-1 ① F8 2-3		B CH 88 B FF 97 S CH 88 X SI 97 2-1 2B		X CU 80 0-0 ③ G3			C SI 96 B CH 88 B FF 96 F CH 88 S FF 97 2-3 ② K		4	0	1	0	0	1	3
44 Paul Goldschmidt, R (1, 3) OBP: 0.462, SLG: 0.612	B CU 80 S FF 97 X CU 79 1-1 ② SF8 3-H		B CU 82 C CU 82 B FF 97 S CU 82 S FF 97 2-3 ③ K			C CU 80 T FF 96 B FF 96 C FF 95 1-3 ① K		C FF 97 B CU 81 X FF 95 1-1 ③ P2		3	0	0	1	0	2	2
24 Yasmany Tomás, R (1, 9) OBP: 0.354, SLG: 0.451	B SI 98 B CU 82 C FF 98 C FF 98 B SI 98 X FF 98 3-2 1B			C CU 82 B CU 82 C CH 88 B CU 81 X FF 97 2-2 ① L8		B CU 82 F FF 96 B CU 80 S CU 81 B CU 80 S CU 80 3-3 ② K			F SI 97 B SI 98 C SI 98 B SL 91 B FF 99 X SI 99 3-2 7 1B 3B	4	1	2	0	0	1	0
19 Jake Lamb, L (1, 5) OBP: 0.361, SLG: 0.425	C FF 97 B FF 97 T CH 88 1 SAFE B SI 97 S CU 81 2-3 ③ K			X CH 88 0-0 ② G6-3		C CH 88 F FF 98 C SI 98 0-3 ③			S FF 98 T SI 97 C SI 98 0-3 ① K	4	0	0	0	0	3	2
7 Welington Castillo, R (1, 2) OBP: 0.296, SLG: 0.428		C FF 95 F FF 94 T FF 95 0-2 ① K		B CU 82 B FF 97 B FF 97 C FF 97 B FF 97 4-1 BB			C FF 95 B CU 81 X SI 96 1-1 ① P3		F SI 98 S SL 91 D SL 92 F SL 91 B SL 92 F SI 98 X SL 91 2-2 16 FC6-4 3-H 1B	3	0	1	1	1	1	0
16 Chris Owings, R (1, 4) OBP: 0.255, SLG: 0.316		B FF 96 B SI 97 X SI 96 2-0 ② F9		F FF 97 F FF 95 F FF 96 B FF 96 B FF 97 S CU 81 2-3 ③ K			B FF 97 S SI 96 S FF 97 S CU 80 1-3 ② K2-3		B SI 98 C SI 98 X SI 97 1-1 ② FC6-4 1-2f	4	0	0	0	0	2	2
13 Nick Ahmed, R (1, 6) OBP: 0.310, SLG: 0.359		B SI 96 X SI 97 1-0 ③ G6-3			C CU 79 S CU 78 S CU 80 0-3 ① K		C FF 98 S CU 80 B FF 97 F FF 97 F FF 97 F CU 81 S CH 88 1-3 ③ K		B SL 90 X SI 97 1-0 ③ P5-3	4	0	0	0	0	2	1
57 Chase Anderson, R (1, 1) OBP: 0.161, SLG: 0.133 40 Andrew Chafin, R (5, 1) 30 David Hernandez, R (7, 1) 59 Oliver Pérez, L (7, 1) 4 Cliff Pennington, S (8, PH) OBP: 0.316, SLG: 0.253 55 Josh Collmenter, R (8, 1) OBP: 0.269, SLG: 0.208			B FF 95 B FF 96 C FF 96 F FF 96 C FF 97 2-3 ① K		C FF 95 C CU 79 X FF 95 0-2 1B			B SI 94 X SI 96 1-0 ① G4-3		2 0 0 0 0 1 0	0 0 0 0 0 0 0	1 0 0 0 0 0 0	0 0 0 0 0 0 0	0 0 0 0 0 0 0	1 0 0 0 0 0 0	0 0 0 0 0 0 0

Inning Stats																															
	R: 1	H: 2	R: 0	H: 0	R: 0	H: 1	R: 0	H: 0	R: 0	H: 1	R: 0	H: 0	R: 0	H: 0	R: 0	H: 0	R: 1	H: 2	1B: 3	SF: 1	WP: 0	PA: 35
	E: 0	LOB: 1	E: 0	LOB: 0	E: 0	LOB: 1	E: 0	LOB: 1	E: 0	LOB: 1	E: 0	LOB: 0	E: 0	LOB: 0	E: 0	LOB: 1	E: 0	LOB: 1	2B: 2	SAC: 0	PB: 0	
	K: 1	BB: 0	K: 1	BB: 0	K: 2	BB: 0	K: 1	BB: 1	K: 2	BB: 0	K: 3	BB: 0	K: 2	BB: 0	K: 1	BB: 1	K: 1	BB: 0	3B: 1	DP: 0	SB: 1	
	S: 11	P: 19	S: 5	P: 8	S: 10	P: 16	S: 9	P: 17	S: 11	P: 13	S: 9	P: 13	S: 11	P: 14	S: 8	P: 16	S: 14	P: 21	HR: 0	HBP: 0	CS: 0	

PITCHER		IP	WLS	BF	H	R	ER	SO	BB	IBB	HBP	BLK	WP	HR	S	P	ERA	WHIP
34 Noah Syndergaard, R ERA: 3.11	(1, 1)	8.0	W	30	4	1	1	13	2	0	0	0	0	0	74	116	1.12	0.750
27 Jeurys Familia, R ERA: 1.31	(9, 1)	1.0	S	5	2	1	1	1	0	0	0	0	0	0	14	21	9.00	2.000

PITCHER	IP	WLS	BF	H	R	ER	SO	BB	IBB	HBP	BLK	WP	HR	S	P	ERA	WHIP

AB	32
R	2
H	6
RBI	2
BB	2
SO	14
LOB	11

Batter	1	2	3	4	5	6	7	8	9	AB	R	H	RBI	BB	SO	LOB
3 Curtis Granderson, L (1, 9) OBP: 0.342, SLG: 0.419	C SI 90 B FF 91 S CH 82 B CU 76 X SI 92 2-2 ① F8	B SI 91 C SI 92 B SI 91 B SI 90 F FF 92 B SI 91 4-2 BB		B CU 76 B CH 82 C CH 83 B SI 91 C CH 81 S FF 92 3-3 ③ K			1 SAFE B FF 96 S FF 95 S SI 95 F FF 95 B FF 95 X FF 95 2-2 ① P6 1-2			3	0	0	0	1	1	3
11 Rubén Tejada, R (1, 6) OBP: 0.318, SLG: 0.326	X FF 91 0-0 4 BB 21 HR 1B	1 SAFE D CU 77 C CH 82 C CU 75 F SI 90 X SI 92 1-2 ③ G5-3			C CH 81 F SI 91 B CU 77 T SI 91 1-2 ① K		B CU 82 B FF 95 C FF 95 F CU 82 F FF 94 F FF 95 F CU 82 X FF 94 2-2 ② G6-3 2-3			4	1	1	0	0	1	2
28 Daniel Murphy, L (1, 5) OBP: 0.326, SLG: 0.393	D SI 92 B CH 81 B SI 91 C FF 92 X FF 92 3-1 ② F8		X SI 90 0-0 ① G1-3		B CU 76 C CH 82 B FF 91 X CH 81 2-1 4 1B 1B		B SL 80 C FF 92 B SI 91 T SL 80 B SL 80 X SL 80 3-2 ③ F7			4	0	1	0	0	0	2
4 Wilmer Flores, R (1, 4) OBP: 0.290, SLG: 0.403	B CU 77 S CH 82 B FF 92 D CH 82 1 SAFE F FF 92 B FF 93 4-2 21 HR 1-2 BB		B FF 90 F FF 90 C FF 91 F SI 92 B CU 78 B SI 91 X FF 92 3-2 ② G5-3		B FF 92 C CH 82 B SI 91 B CH 82 C CH 83 X FF 92 3-2 21 G1-6-3 1-2 1B			C FC 86 B CH 77 C FC 86 F CU 72 X FC 87 1-2 9 BB 22 BB 1B		3	1	2	0	1	0	0
21 Lucas Duda, L (1, 3) OBP: 0.344, SLG: 0.424	B CH 82 B SI 92 X SI 93 2-0 1-H 2-H HR		B SI 90 C CH 81 F CU 77 C SI 92 1-3 ③ K		C SL 83 X SI 94 0-1 ② ③ G1-6-3 1-2f			C FC 86 F FC 86 F CH 76 T FC 86 0-2 ① K		4	1	1	3	0	2	3
23 Michael Cuddyer, R (1, 7) OBP: 0.294, SLG: 0.369 27 Jeurys Familia, R (9, 1)	F FF 91 B CU 75 B CH 81 F FF 92 X CH 82 2-2 HR			C FF 90 B FF 89 F FF 90 F SI 91 F SI 92 X FF 92 1-2 22 L3 1B		B SI 93 F SI 94 F SI 95 C FF 94 1-3 ① K		B FC 85 X FC 86 1-0 ② F8		4 0	1 0	2 0	1 0	0 0	1 0	1 0
22 Kevin Plawecki, R (1, 2) OBP: 0.285, SLG: 0.325	C FF 91 F FF 91 B SI 91 B FF 92 B CU 78 X SI 92 3-2 ③ G5-3			1 SAFE B SI 90 C CH 82 X FF 91 1-1 ① ② L3 1-1		B SI 94 X SI 93 1-0 ② L4		S FC 85 C FC 86 B FC 86 B FC 87 F FC 87 1 SAFE D CH 77 B FC 87 4-2 9 BB 1-2 BB		3	0	0	0	1	0	1
34 Noah Syndergaard, L (1, 1) OBP: 0.238, SLG: 0.381 9 Kirk Nieuwenhuis, L (8, PH) OBP: 0.192, SLG: 0.182 (9, 7)		C FF 91 B CH 81 S CH 81 S CH 80 1-3 ① K		B SI 90 B FF 90 X SI 92 2-0 12 1B 1B		C FF 94 F SI 94 F SI 94 B SL 85 B SL 84 F FF 94 S SL 84 2-3 ③ K		C FC 86 B FC 86 B FC 87 B CH 78 B FC 86 4-1 1-2 2-3 BB		3 0	0 0	1 0	0 0	0 1	2 0	0 0
12 Juan Lagares, R (1, 8) OBP: 0.288, SLG: 0.344		C CU 75 B FF 91 F FF 90 B SI 92 X CH 82 2-2 ② G4-3		B CU 76 C CH 81 B SI 90 B CH 82 T FF 92 X FF 92 3-2 1-2 1B			C CU 82 C CU 83 F CU 84 B FF 94 F CU 82 F FF 95 X CU 83 1-2 11 G6-3 3 S 1B	C FC 88 B FC 88 X FC 87 1-1 ③ L7		4	0	2	0	0	0	3
Inning Stats	R: 4 H: 3 E: 0 LOB: 0 K: 0 BB: 1 S: 15 P: 31	R: 0 H: 0 E: 0 LOB: 1 K: 1 BB: 1 S: 12 P: 20	R: 0 H: 0 E: 0 LOB: 0 K: 1 BB: 0 S: 8 P: 12	R: 0 H: 3 E: 0 LOB: 2 K: 1 BB: 0 S: 14 P: 24	R: 0 H: 2 E: 0 LOB: 1 K: 1 BB: 0 S: 10 P: 16	R: 0 H: 0 E: 0 LOB: 0 K: 2 BB: 0 S: 9 P: 13	R: 0 H: 1 E: 0 LOB: 1 K: 0 BB: 0 S: 19 P: 27	R: 0 H: 1 E: 0 LOB: 3 K: 1 BB: 2 S: 15 P: 26		1B: 8 SF: 0 2B: 1 SAC: 0 3B: 0 DP: 2 HR: 2 HBP: 0						WP: 0 PA: 36 PB: 0 SB: 1 CS: 0

PITCHER	IP	WLS	BF	H	R	ER	SO	BB	IBB	HBP	BLK	WP	HR	S	P	ERA	WHIP
57 Chase Anderson, R (1, 1) ERA: 3.91	4.1	L	22	8	4	4	4	2	0	0	0	0	2	57	101	8.31	2.308
40 Andrew Chafin, L (5, 1) ERA: 3.15	1.2		4	0	0	0	2	0	0	0	0	0	0	11	15	0.00	0.000
30 David Hernandez, R (7, 1) ERA: 5.4	0.2		3	1	0	0	0	0	0	0	0	0	0	16	21	0.00	1.500
59 Oliver Pérez, L (7, 1) ERA: 3.91	0.1		1	0	0	0	0	0	0	0	0	0	0	3	6	0.00	0.000
55 Josh Collmenter, R (8, 1) ERA: 4.83	1.0		6	1	0	0	1	2	0	0	0	0	0	15	26	0.00	3.000

PITCHER	IP	WLS	BF	H	R	ER	SO	BB	IBB	HBP	BLK	WP	HR	S	P	ERA	WHIP

BOTTOM

Arizona Diamondbacks @ New York Mets

Citi Field, Flushing, NY

Fri Jul 10 2015, 7:11 PM - 10:13 PM EDT

Att. 28,243 - Clear - 83 F

livebaseballscorecards.com

AB	32
R	4
H	10
RBI	4
BB	4
SO	7
LOB	15

Arizona Diamondbacks @ New York Mets

Citi Field, Flushing, NY

Sat Jul 11 2015, 4:12 PM - 6:35 PM EDT

Att. 36,038 - Sunny - 85 F

TOP

livebaseballscorecards.com

Batter	1	2	3	4	5	6	7	8	9	AB	R	H	RBI	BB	SO	LOB
11 AJ Pollock, R (1, 8) OBP: 0.351, SLG: 0.468	C FF 96 B SL 91 B SL 91 S FF 97 B SL 90 B FF 97 4-2 6 HR BB	B CH 87 C FF 96 X CH 88 1-1 ③ FC6-4 1-2f			B FF 96 B CH 89 S SL 90 S FF 96 B SL 87 B CU 85 4-2 6 CS BB		C SI 95 B FF 96 S SI 95 X FF 97 1-2 ②③ G4-6-3 1-2f			2	1	0	0	2	0	3
6 David Peralta, L (1, 7) OBP: 0.347, SLG: 0.475	X FF 96 0-0 1-H HR		F CU 85 B CH 89 X CH 89 1-1 ① F8		B FF 96 1 SAFE C SI 95 1 SAFE B SI 95 C SI 96 B SL 92 B FF 96 4-2 ① 44 G5-3 1-2 BB			B FF 91 B FF 91 C FF 92 B SI 94 B FF 92 4-1 44 G6-4-3 BB		2	1	1	2	2	0	0
44 Paul Goldschmidt, R (1, 3) OBP: 0.457, SLG: 0.605	C SL 91 B SI 97 C SI 97 C CU 83 1-3 ① K		C SI 96 B CH 90 F SI 96 C SI 96 1-3 ② K		B FF 94 X FF 95 1-0 ② G5-3 1-2			C FF 93 B KC 81 X FF 93 1-1 ①② G6-4-3 1-2f		4	0	0	0	0	2	2
24 Yasmany Tomás, R (1, 9) OBP: 0.352, SLG: 0.448	X SL 91 0-0 ② G4-3		C SI 96 B CH 90 X SL 90 1-1 1B		F CU 84 F SI 95 F SI 96 C SI 95 0-3 ③ K			F KC 80 B FF 93 X FF 94 1-1 ③ G4-3		4	0	1	0	0	1	1
19 Jake Lamb, L (1, 5) OBP: 0.350, SLG: 0.411	B SI 96 C CH 88 F FF 96 T FF 96 1-2 ③ K		C SI 95 F SI 95 D CU 85 C SI 94 1-3 ③ K			C CU 83 X CH 88 0-1 ① F8			B SI 95 X SI 97 1-0 ① G1-3	4	0	0	0	0	2	1
7 Welington Castillo, R (1, 2) OBP: 0.295, SLG: 0.423		C SI 95 S CU 85 X SI 97 0-2 16 FC3-6 1B		S CU 85 C CU 85 C SI 95 0-3 ① K		B SI 96 C CU 85 B SL 91 F SL 90 X SI 97 2-2 ② F8			C SI 98 X SI 99 0-1 ② G5-3	4	0	1	0	0	1	0
16 Chris Owings, R (1, 4) OBP: 0.253, SLG: 0.313 59 Oliver Pérez, L (7, 1) 36 Enrique Burgos, R (8, 1) 8 Jarrod Saltalamacchia, Sr (9, PH) OBP: 0.276, SLG: 0.300		C FF 95 D FF 93 B SL 91 B SI 96 X SI 96 3-1 ① FC3-6 4 S 1-2f		B SI 96 C CU 85 X SL 91 1-1 ② G6-3		C CU 85 F SL 90 S FF 98 0-3 ③ K			B SI 98 S SI 99 B SL 90 F SI 98 B SI 99 S SI 99 3-3 ③ K	3 0 0 1	0 0 0 0	0 0 0 0	0 0 0 0	0 0 0 0	1 0 0 1	1 0 0 0
4 Cliff Pennington, S (1, 6) OBP: 0.325, SLG: 0.265		D CU 84 C SI 96 1 SAFE F SI 97 B FF 96 B FF 96 C CH 86 3-3 ② K 1-2		C CU 85 X FF 97 0-1 1B			S FF 92 B CU 85 C CU 85 X FF 95 1-2 11 G4-6-3 1B			3	0	2	0	0	1	1
46 Patrick Corbin, L (1, 1) 48 Randall Delgado, R (6, 1) 2 Aaron Hill, R (6, 4) OBP: 0.283, SLG: 0.322		S FF 96 B FF 96 B FF 96 S FF 96 B FF 96 F FF 95 F SI 96 F SI 96 B SI 96 4-2 11 FC6-4 BB		C SI 94 C SI 96 S CU 84 0-3 ③ K			C FF 94 C SL 90 B CU 84 B CU 84 B SI 96 X SI 95 3-2 ① F9			1 0 1	0 0 0	0 0 0	0 0 0	1 0 0	1 0 0	1 0 1
Inning Stats	R: 2 E: 0 K: 2 S: 10 H: 1 LOB: 0 BB: 1 P: 16	R: 0 E: 0 K: 1 S: 15 H: 1 LOB: 2 BB: 1 P: 26	R: 0 E: 0 K: 2 S: 10 H: 1 LOB: 1 BB: 0 P: 14	R: 0 E: 0 K: 2 S: 10 H: 1 LOB: 1 BB: 0 P: 11	R: 0 E: 0 K: 1 S: 9 H: 0 LOB: 1 BB: 2 P: 18	R: 0 E: 0 K: 1 S: 8 H: 0 LOB: 0 BB: 0 P: 10	R: 0 E: 0 K: 0 S: 9 H: 1 LOB: 0 BB: 0 P: 14	R: 0 E: 0 K: 0 S: 5 H: 0 LOB: 0 BB: 1 P: 11	R: 0 E: 0 K: 1 S: 6 H: 0 LOB: 0 BB: 0 P: 10	1B: 4 2B: 0 3B: 0 HR: 1	SF: 0 SAC: 0 DP: 2 HBP: 0			WP: 0 PB: 0 SB: 1 CS: 1	PA: 34		

	AB	29
	R	2
	H	5
	RBI	2
	BB	5
	SO	10
	LOB	11

PITCHER	IP	WLS	BF	H	R	ER	SO	BB	IBB	HBP	BLK	WP	HR	S	P	ERA	WHIP
33 Matt Harvey, R (1, 1) ERA: 3.07	7.0	W	28	5	2	2	9	4	0	0	0	0	1	71	109	2.57	1.286
39 Bobby Parnell, R (8, 1) ERA: 1.0	1.0	H	3	0	0	0	0	1	0	0	0	0	0	5	11	0.00	1.000
27 Jeurys Familia, R (9, 1) ERA: 1.28	1.0	S	3	0	0	0	1	0	0	0	0	0	0	6	10	0.00	0.000

PITCHER	IP	WLS	BF	H	R	ER	SO	BB	IBB	HBP	BLK	WP	HR	S	P	ERA	WHIP

Batter	1	2	3	4	5	6	7	8	9	AB	R	H	RBI	BB	SO	LOB
12 Juan Lagares, R (1, 8) OBP: 0.284, SLG: 0.340	B SI 94 B SI 93 C SI 94 C SI 95 X FF 96 2-2 ① G6-3		X SI 94 0-0 ③ G6-3		B CH 83 B CH 83 F FF 93 F FF 91 X SL 83 2-2 ③ G5-3			B FF 96 B SL 88 C SL 88 F SL 87 F FF 97 B FF 96 F FF 97 S SL 87 3-3 ① K		4	0	0	0	0	1	0
11 Rubén Tejada, R (1, 6) OBP: 0.317, SLG: 0.341	F SI 95 X SI 94 0-1 ② G5-3			S CH 83 B FF 92 F FF 94 S SL 83 1-3 ① K		S CH 80 X SI 91 0-1 HR		B SL 87 S SL 86 X SL 86 1-1 ② L7		4	1	1	1	0	1	0
23 Michael Cuddyer, R (1, 7) OBP: 0.294, SLG: 0.367 27 Jeurys Familia, R (9, 1)	B SI 96 X SI 94 1-0 1B			B CH 85 B CH 84 F SI 93 F SI 93 X SL 82 2-2 ② G5-3		B SL 83 X FF 93 1-0 ① F7		B FF 96 C FF 96 X FF 96 1-1 ③ F8		4 0	0 0	1 0	0 0	0 0	0 0	0 0
4 Wilmer Flores, R (1, 4) OBP: 0.288, SLG: 0.399	X SI 96 0-0 ③ F9			B CH 86 B SI 94 C SI 94 F SI 94 B SI 94 X SI 94 3-2 ③ G4-3		B FF 93 X SI 95 1-0 ② P2				3	0	0	0	0	0	1
21 Lucas Duda, L (1, 3) OBP: 0.346, SLG: 0.434		C FF 93 S SL 83 S SL 83 0-3 ① K			B SL 78 B FF 92 X FF 92 2-0 HR	B FF 93 B SI 91 B CH 85 B FF 93 4-0 BB				2	1	1	1	1	0	0
44 John Mayberry Jr., R (1, 9) OBP: 0.250, SLG: 0.365		C SI 94 B CH 87 B CH 85 C SI 94 S SL 84 2-3 ② K			X FF 92 0-0 ① F8	B FF 91 B FF 93 C FF 95 F SI 92 T FF 94 2-2 ③ K				3	0	0	0	0	2	1
22 Kevin Plawecki, R (1, 2) OBP: 0.280, SLG: 0.319		S SI 95 S SI 96 B SI 95 S SL 84 1-3 ③ K			C SI 91 C SI 93 B SL 83 X SI 94 1-2 ② G4-3	C SL 82 B SL 81 B SI 92 X SI 94 2-1 ① F8				3	0	0	0	0	1	0
29 Eric Campbell, R (1, 5) OBP: 0.288, SLG: 0.283			F SI 94 B CH 85 B SI 95 F SI 93 C SL 85 2-3 ① K		B SI 92 B SI 93 B CH 82 C SI 92 F SI 93 B SL 83 4-2 33 HR BB	F FF 94 B SL 83 C CH 85 B SL 82 B SI 94 C FF 95 3-3 ② K				2	1	0	0	1	2	0
33 Matt Harvey, R (1, 1) OBP: 0.118, SLG: 0.235 3 Curtis Granderson, L (7, PH) OBP: 0.342, SLG: 0.418 39 Bobby Parnell, R (8, 1) 9 Kirk Nieuwenhuis, L (9, 7) OBP: 0.192, SLG: 0.182			B SI 94 X SI 93 1-0 ② G5-3		X SI 93 0-0 1-H HR			B SL 80 C SI 91 C FF 91 B SL 80 S SL 79 2-3 ③ K		2 1 0 0	1 0 0 0	1 0 0 0	2 0 0 0	0 1 0 0	0 0 0 0	0 0 0 0
Inning Stats	R: 0 E: 0 K: 0 S: 7 H: 1 LOB: 1 BB: 0 P: 10	R: 0 E: 0 K: 3 S: 9 H: 0 LOB: 0 BB: 0 P: 12	R: 0 E: 0 K: 1 S: 5 H: 0 LOB: 0 BB: 0 P: 8	R: 0 E: 0 K: 1 S: 9 H: 0 LOB: 0 BB: 0 P: 15	R: 3 E: 0 K: 0 S: 11 H: 2 LOB: 0 BB: 1 P: 20	R: 1 E: 0 K: 1 S: 7 H: 1 LOB: 1 BB: 1 P: 15	R: 0 E: 0 K: 2 S: 8 H: 0 LOB: 0 BB: 0 P: 15	R: 0 E: 0 K: 1 S: 9 H: 0 LOB: 0 BB: 0 P: 14		1B: 1 2B: 0 3B: 0 HR: 3 SF: 0 SAC: 0 DP: 0 HBP: 0						

PITCHER	IP	WLS	BF	H	R	ER	SO	BB	IBB	HBP	BLK	WP	HR	S	P	ERA	WHIP
46 Patrick Corbin, L (1, 1) ERA: 5.4	5.0	L	20	4	4	4	5	1	0	0	0	0	3	43	67	7.20	1.000
48 Randall Delgado, R (6, 1) ERA: 3.07	1.2		6	0	0	0	2	1	0	0	0	0	0	10	23	0.00	0.600
59 Oliver Pérez, L (7, 1) ERA: 3.86	0.1		1	0	0	0	1	0	0	0	0	0	0	3	5	0.00	0.000
36 Enrique Burgos, R (8, 1) ERA: 3.6	1.0		3	0	0	0	1	0	0	0	0	0	0	9	14	0.00	0.000

PITCHER	IP	WLS	BF	H	R	ER	SO	BB	IBB	HBP	BLK	WP	HR	S	P	ERA	WHIP

BOTTOM

Arizona Diamondbacks @ New York Mets

Citi Field, Flushing, NY

Sat Jul 11 2015, 4:12 PM - 6:35 PM EDT

Att. 36,038 - Sunny - 85 F

livebaseballscorecards.com

AB	28
R	4
H	4
RBI	4
BB	2
SO	9
LOB	2

WP: 0 PA: 30
PB: 0
SB: 0
CS: 0

Arizona Diamondbacks @ New York Mets

Citi Field, Flushing, NY

Sun Jul 12 2015, 1:11 PM - 3:55 PM EDT

Att. 28,259 - Partly Cloudy - 87 F

livebaseballscorecards.com

TOP

Batter	1	2	3	4	5	6	7	8	9	AB	R	H	RBI	BB	SO	LOB
13 Nick Ahmed, R (1, 6) OBP: 0.305, SLG: 0.353	C FF 89 X SI 89 0-1 ① F7		X CU 74 0-0 ② G6-3 3-H			B FF 88 C CU 73 B FC 86 X FF 88 2-1 ① G5-3		B KC 78 X FF 91 1-0 ② L1		4	0	0	1	0	0	0
11 AJ Pollock, R (1, 8) OBP: 0.350, SLG: 0.464	C FF 91 C CH 84 B FF 91 B FF 89 X CH 84 2-2 ② G4-3		L FF 90 B SI 89 B CH 83 C FF 90 X CU 76 2-2 ③ L7			X CU 74 0-0 ② F9		F FF 92 B KC 82 B FF 93 T FF 92 F FF 94 B KC 84 F FF 95 B FF 94 4-2 BB		3	0	0	0	1	0	0
44 Paul Goldschmidt, R (1, 3) OBP: 0.455, SLG: 0.610	C FF 92 S SI 91 F SI 91 B SI 91 B CU 76 B FF 93 X SI 86 3-2 ③ G4-3			C SI 88 B FC 87 B SI 88 B FF 90 X FF 89 3-1 HR		C CU 74 B SI 88 F CU 74 B SI 90 X FC 87 2-2 ③ G5-3		C FF 94 1 SAFE B FF 94 X FF 95 1-1 ③ P3		4	1	1	1	0	0	1
24 Yasmany Tomás, R (1, 9) OBP: 0.351, SLG: 0.448		C FC 86 B SI 89 F FC 88 F CH 84 S CU 76 1-3 ① K		B SI 89 S CU 74 X CU 76 1-1 ① F8			F FF 86 F SI 88 X FF 89 0-2 6 1B 2B		X SL 87 0-0 ① L9	4	1	1	0	0	1	0
7 Welington Castillo, R (1, 2) OBP: 0.300, SLG: 0.421 23 Óscar Hernández, R (9, PR)		C SI 90 B FC 88 B FC 88 B CH 84 F SI 89 X SI 90 3-2 1B		C CU 74 X FC 87 0-1 ② P6			B SI 89 D FC 87 C SI 88 S CU 75 C SI 90 2-3 ① K		B FF 98 F FF 97 B SL 89 B SI 99 B FF 99 4-1 BB	3 0	0 0	1 0	0 0	1 0	1 0	1 0
2 Aaron Hill, R (1, 5) OBP: 0.279, SLG: 0.317 19 Jake Lamb, L (9, PH) OBP: 0.348, SLG: 0.408		F SI 88 C FF 89 S FF 89 0-3 ② K		C FF 90 B FC 88 B CH 83 X SI 88 2-1 ③ L9			X SI 88 0-0 ② F9		B SI 99 B SI 99 X SI 98 2-0 ② F8	3 1	0 0	0 0	0 0	0 0	1 0	2 1
6 David Peralta, L (1, 7) OBP: 0.345, SLG: 0.471		B FF 89 B FF 90 X FC 87 2-0 ③ F8			C CU 72 X CU 74 0-1 ① G3		B CU 75 B FC 87 F FF 89 X CU 76 2-1 2-H 1B		X SI 99 0-0 ③ F7	4	0	1	1	0	0	2
16 Chris Owings, R (1, 4) OBP: 0.253, SLG: 0.317			L FC 86 B SI 88 B CH 84 X CH 84 2-1 12 SH1-4 13 G6-3 2B		C FF 89 S FC 85 F SI 90 X CU 75 0-2 ② G6-3		B SL 84 B FC 94 1 SAFE B FF 93 C FF 92 C FF 92 X FC 95 3-2 ③ F9			3	1	1	0	0	0	1
12 Rubby De La Rosa, R (1, 1) OBP: 0.103, SLG: 0.103 59 Oliver Pérez, L (4, 1) 58 Jeremy Hellickson, R (5, PH) OBP: 0.233, SLG: 0.185 48 Randall Delgado, R (5, 1) 40 Andrew Chafin, R (6, 1) 4 Cliff Pennington, S (8, PH) OBP: 0.322, SLG: 0.262 41 Daniel Hudson, R (8, 1)			X FC 87 0-0 ① SH1-4 2-3		C FF 89 B CH 84 B CU 74 T FF 89 X FF 90 2-2 ③ G4-3			B FF 89 X FF 90 1-0 ① G3		0 0 1 0 0 0 1 0	0 0 0 0 0 0 0 0	0 0 0 0 0 0 0 0	0 0 0 0 0 0 0 0	0 0 0 0 0 0 0 0	0 0 0 0 0 0 0 0	0 0 0 0 0 0 0 0
Inning Stats	R: 0 E: 0 K: 0 S: 9 H: 0 LOB: 0 BB: 0 P: 14	R: 0 E: 0 K: 2 S: 11 H: 1 LOB: 1 BB: 0 P: 17	R: 1 E: 0 K: 0 S: 7 H: 1 LOB: 0 BB: 0 P: 11	R: 1 E: 0 K: 0 S: 8 H: 1 LOB: 0 BB: 0 P: 14	R: 0 E: 0 K: 0 S: 9 H: 0 LOB: 0 BB: 0 P: 11	R: 0 E: 0 K: 0 S: 6 H: 0 LOB: 0 BB: 0 P: 10	R: 1 E: 0 K: 1 S: 12 H: 2 LOB: 1 BB: 0 P: 19	R: 0 E: 0 K: 0 S: 8 H: 0 LOB: 1 BB: 1 P: 15	R: 0 E: 0 K: 0 S: 4 H: 0 LOB: 1 BB: 1 P: 10	1B: 2 2B: 2 3B: 0 HR: 1 SF: 0 SAC: 1 DP: 0 HBP: 0						

	AB	31
	R	3
	H	5
	RBI	3
	BB	2
	SO	3
	LOB	8

PITCHER		IP	WLS	BF	H	R	ER	SO	BB	IBB	HBP	BLK	WP	HR	S	P	ERA	WHIP
49 Jonathon Niese, L ERA: 3.61	(1, 1)	6.2	W	25	5	3	3	3	0	0	0	0	0	1	59	90	4.05	0.750
58 Jenrry Mejia, R ERA:	(7, 1)	0.1	H	1	0	0	0	0	0	0	0	0	0	0	3	6	0.00	0.000
39 Bobby Parnell, R ERA: 0.9	(8, 1)	1.0	H	4	0	0	0	0	1	0	0	0	0	0	8	15	0.00	1.000
27 Jeurys Familia, R ERA: 1.25	(9, 1)	1.0	S	4	0	0	0	0	1	0	0	0	0	0	4	10	0.00	1.000

PITCHER		IP	WLS	BF	H	R	ER	SO	BB	IBB	HBP	BLK	WP	HR	S	P	ERA	WHIP

Batter	1	2	3	4	5	6	7	8	9	AB	R	H	RBI	BB	SO	LOB
3 Curtis Granderson, L (1, 9) OBP: 0.340, SLG: 0.417	C SI 91 F FF 95 B FF 93 F SI 95 X CH 87 1-2 ① G6-3		B CH 84 F CH 85 X FF 94 1-1 ① P6 B SI 90 B SI 90 S CH 84 X SI 92 2-1 2B		C SI 93 C SI 92 X SL 81 0-2 ③ P4			C CH 85 S FF 96 S FF 96 0-3 ② K		5	0	1	0	0	1	3
28 Daniel Murphy, L (1, 5) OBP: 0.331, SLG: 0.405	C FF 94 B SL 84 B FF 94 X SI 92 2-1 ② G3-1		B CU 80 X CH 84 1-0 HR B FF 97 C FF 93 B SL 84 B SL 82 B FF 94 4-1 BB			B SL 84 C FF 94 B SI 95 C SI 94 B SL 84 X SI 94 3-2 ① G4-3		I IN 82 I IN 85 I IN 86 I IN 85 4-0 IBB		3	1	1	1	2	0	0
4 Wilmer Flores, R (1, 4) OBP: 0.286, SLG: 0.395	C FF 96 F FF 95 X SI 94 0-2 1B		B FF 96 C FF 95 B SL 84 B CH 90 C FF 94 X CH 87 3-2 ② F8 B CH 84 C SI 95 F SI 91 X SL 84 1-2 ② L7			B SI 95 X SI 94 1-0 ② F8		C SI 96 B FF 97 X CH 85 1-1 ③ L7		5	0	1	0	0	0	4
21 Lucas Duda, L (1, 3) OBP: 0.345, SLG: 0.430	F SI 93 B CH 85 F FF 96 F SI 96 X CH 88 1-2 ③ F7		B SI 94 B SI 93 B CH 85 B SI 93 4-0 9 HR BB	B SL 78 C SL 78 S SL 79 S SL 78 1-3 ③ K		B SI 93 C SL 84 X SI 94 1-1 ③ G6-3				3	1	0	0	1	1	3
9 Kirk Nieuwenhuis, L (1, 7) (9, 8) OBP: 0.221, SLG: 0.343		B FF 91 B SI 91 C FF 91 F SI 94 B SI 94 X SI 95 3-2 HR	B FF 96 B CH 86 X SI 95 2-0 1-H HR		C SI 91 B SI 91 B SI 92 S CH 83 B CH 84 X CH 84 3-2 HR		C FF 95 B SL 86 F SI 95 S SL 85 1-3 ① K			4	3	3	4	0	1	0
19 Johnny Monell, L (1, 2) OBP: 0.250, SLG: 0.244		C CH 86 F SL 83 F CH 90 B FF 93 B SL 84 F FF 96 B SI 96 S CH 87 3-3 ① K	C FF 96 B FF 95 T CH 86 X CH 88 1-2 11 1B 1B		B FF 93 S FF 94 C SI 93 F FF 93 S SL 85 1-3 ① K		C SL 84 B FF 95 F SL 85 X SL 85 1-2 ② G3			4	0	1	0	0	2	0
11 Rubén Tejada, R (1, 6) OBP: 0.316, SLG: 0.339		B FF 96 C SL 84 X SI 96 1-1 ② L9	C FF 95 B SL 84 1 SAFE X CU 82 1-1 1-3 1B		X FF 94 0-0 ② F8		B SI 96 S SI 95 F SI 95 B FF 96 X SI 95 2-2 ③ G6-3			4	0	1	0	0	0	0
49 Jonathon Niese, L (1, 1) OBP: 0.265, SLG: 0.226 58 Jenrry Mejia, R (7, 1) 39 Bobby Parnell, R (8, 1) 16 Danny Muno, S (8, PH) OBP: 0.214, SLG: 0.160 44 John Mayberry Jr., R (9, 7) OBP: 0.250, SLG: 0.365		F SI 93 X CH 85 0-1 12 FC6-4 1B	S SI 97 S FF 96 S FF 97 0-3 ③ K		S SI 94 B CH 84 B SI 94 F FF 94 F SI 93 B SL 83 B SI 92 4-2 12 1B BB			B SI 95 S SI 95 F SI 96 F SI 96 B SI 96 X FF 96 2-2 2B		2 0 0 1 0	0 0 0 0 0	1 0 0 1 0	0 0 0 0 0	1 0 0 0 0	1 0 0 0 0	2 0 0 0 0
12 Juan Lagares, R (1, 8) OBP: 0.284, SLG: 0.339 27 Jeurys Familia, R (9, 1)		D SL 84 F FF 94 S CH 86 X CH 90 1-2 ③ FC6-4 1-2f		X FF 90 0-0 ① F9	C FF 92 B CH 82 X FF 91 1-1 1-3 1B			B SI 96 C CH 85 B FF 96 F CH 84 D SI 96 F CH 85 F CH 84 S FF 96 3-3 ① K		4 0	0 0	1 0	0 0	0 0	1 0	2 0
Inning Stats	R: 0 E: 0 K: 0 S: 13 H: 1 LOB: 1 BB: 0 P: 17	R: 1 E: 0 K: 1 S: 15 H: 2 LOB: 1 BB: 0 P: 23	R: 3 E: 0 K: 1 S: 15 H: 4 LOB: 2 BB: 1 P: 28	R: 0 E: 0 K: 1 S: 10 H: 1 LOB: 2 BB: 1 P: 18	R: 1 E: 0 K: 1 S: 16 H: 2 LOB: 2 BB: 1 P: 25	R: 0 E: 0 K: 0 S: 6 H: 0 LOB: 0 BB: 0 P: 11	R: 0 E: 0 K: 1 S: 9 H: 0 LOB: 0 BB: 0 P: 13	R: 0 E: 0 K: 2 S: 14 H: 1 LOB: 2 BB: 1 P: 24		1B: 5 2B: 2 3B: 0 HR: 4 SF: 0 SAC: 0 DP: 0 HBP: 0				WP: 0 PB: 0 SB: 0 CS: 0 PA: 39		

PITCHER		IP	WLS	BF	H	R	ER	SO	BB	IBB	HBP	BLK	WP	HR	S	P	ERA	WHIP
12 Rubby De La Rosa, R ERA: 5.06	(1, 1)	3.2	L	21	8	4	4	2	2	0	0	0	0	3	50	82	9.82	2.727
59 Oliver Pérez, L ERA: 3.8	(4, 1)	0.1		1	0	0	0	1	0	0	0	0	0	0	3	4	0.00	0.000
48 Randall Delgado, R ERA: 3.21	(5, 1)	1.0		6	2	1	1	1	1	0	0	0	0	1	16	25	9.00	3.000
40 Andrew Chafin, L ERA: 3.02	(6, 1)	2.0		6	0	0	0	1	0	0	0	0	0	0	15	24	0.00	0.000
41 Daniel Hudson, R ERA: 3.49	(8, 1)	1.0		5	1	0	0	2	0	1	0	0	0	0	14	24	0.00	1.000

PITCHER	IP	WLS	BF	H	R	ER	SO	BB	IBB	HBP	BLK	WP	HR	S	P	ERA	WHIP

BOTTOM

Arizona Diamondbacks @ New York Mets

Citi Field, Flushing, NY

Sun Jul 12 2015, 1:11 PM - 3:55 PM EDT

Att. 28,259 - Partly Cloudy - 87 F

livebaseballscorecards.com

AB	35
R	5
H	11
RBI	5
BB	4
SO	7
LOB	14

Batter	1	2	3	4	5	6	7	8	9	10	11	12	AB	R	H	RBI	BB	SO	LOB
16 Ángel Pagán, S (1, 8) OBP: 0.304, SLG: 0.327	C FF 95 X SI 95 0-1 L9		B SL 80 C CH 85 F FF 94 S SL 83 1-3 K		C FF 93 B FF 93 B FF 93 B CH 85 X FF 93 3-1 G6-3		C FF 95 B FF 96 C SL 89 B SL 88 S SL 86 2-3 K	B FF 96 B CH 86 B FF 96 B SI 97 4-0 1-2 BB			T FF 94 X SI 93 0-1 12 SH4-3 2B	F FF 94 X FF 94 0-1 1-2 2-3 3-H E6	6	0	1	0	1	2	2
12 Joe Panik, L (1, 4) OBP: 0.374, SLG: 0.449	B FF 96 F FF 96 X SL 85 1-1 1B		B FF 94 C SL 82 F FF 94 B SL 84 F FF 95 F FF 93 X SL 83 2-2 F9		X FF 94 0-0 28 1B 5 1B 8 WP 1B		C SL 87 B SL 87 F FF 95 B SL 88 X FF 96 2-2 5 1B 28 SF9 1B	F CH 86 B CH 85 B CH 85 F FF 97 F SI 97 X SI 96 2-2 L8			X FF 94 0-0 SH4-3 2-3	C SI 93 F CH 83 B SL 84 S FF 94 1-3 K	6	2	3	0	0	1	5
5 Matt Duffy, R (1, 5) OBP: 0.337, SLG: 0.465	B SI 94 C FF 93 1 SAFE F FF 94 F SI 94 F FF 94 F FF 95 X CH 88 1-2 F9		F FF 94 B SI 96 X SL 85 1-1 2B		F SI 92 1 SAFE X FF 91 0-1 8 WP 28 1B 1-2 1B		C SL 87 B SL 86 X FF 96 1-1 8 HR 1-3 1B		B SI 84 B SI 84 X SI 84 2-0 G4-3		F FF 95 B FF 93 F FF 94 C FF 94 1-3 K	C FF 94 B FF 94 X FF 94 1-1 G6-3	7	1	3	0	0	1	5
28 Buster Posey, R (1, 2) OBP: 0.380, SLG: 0.495	S FF 95 F FF 95 S FF 95 0-3 K		B FF 94 C FF 93 F FF 93 X FF 94 1-2 L9		F FF 93 B FF 92 B FF 92 F FF 93 X FF 94 2-2 8 WP 1-2 2-3 1B		B SL 87 B SL 88 C FF 96 1 SAFE 1 SAFE B FF 95 X FF 95 2-2 SF9 3-H		C SI 84 X SI 85 0-1 L9		B SI 94 B FF 94 D SL 86 I IN 64 4-0 IBB		4	0	1	1	1	1	2
8 Hunter Pence, R (1, 9) OBP: 0.330, SLG: 0.500		B FF 94 F FF 93 C SI 93 X FF 94 1-2 35 2B 1B		B SI 92 C FF 93 B FF 93 F FF 93 B SL 81 F SL 82 X FF 94 3-2 2B	C FF 93 B FF 94 C FF 93 F SL 83 F SL 82 F FF 94 B FF 94 B CH 86 S SL 83 3-3 K 1-2 2-3 3-H		1 SAFE S FF 96 X FF 95 0-1 1-H HR		B SI 86 B SI 85 X SI 86 2-0 G6-3		F FF 94 F SI 94 B FF 93 X FF 94 1-2 G5-3		6	2	3	2	0	1	4
35 Brandon Crawford, L (1, 6) OBP: 0.334, SLG: 0.472	B 1 SAFE S SL 84 C SL 81 F FF 95 X SL 84 1-2 1-H 2B		B FF 94 C SL 82 S SL 82 F SL 81 C FF 95 1-3 K			B SL 83 C SL 82 F FF 92 S SL 82 1-3 K	M SL 77 X SL 77 0-1 L9			C SI 84 B CH 77 B CH 77 X SI 84 2-1 7 G4-3 2B		C CH 80 B SL 84 X CH 82 1-1 32 1B 7 PB 16 E 1B	6	1	3	1	0	2	1
9 Brandon Belt, L (1, 3) OBP: 0.349, SLG: 0.474	C FF 94 F SL 83 F SL 83 X SI 95 0-2 G5-3		F SL 85 F FF 94 C FF 95 0-3			B FF 93 S SL 80 F SL 81 B SI 94 S FF 93 2-3		C SL 75 B SL 77 S FF 88 X SL 76 1-2 16 BB 1B		C SI 86 B SI 86 X SI 85 1-1 F7		1 SAFE D SI 92 S FF 94 1 SAFE B CH 84 X CH 84 2-1 P6	6	0	1	0	0	2	4
43 Justin Maxwell, R (1, 7) OBP: 0.269, SLG: 0.360 7 Grégor Blanco, L (8, PH) OBP: 0.383, SLG: 0.429 (8, 7)	B FF 94 B FF 93 C SL 83 2 SAFE F FF 94 S SL 81 2-3 K			X FF 94 0-0 G3		B SI 92 B SI 92 B SI 92 B FF 92 4-0 BB	1 SAFE B FF 96 1 SAFE T FF 96 D FF 96 C CH 85 F CH 85 F FF 96 F SI 96 2-3 F FF 88 F CH 85 S CH 85 K		F SI 86 B CH 77 B CH 78 C CU 75 X CH 78 2-2 G4-3 2-3		C FF 93 B FF 93 B FF 91 B SI 89 4-1 16 E 32 1B 1-2 BB	2	0	0	0	1	1	2
	B FF 92 S FF 93 C FF 93 S SL 83 1-3 K				B FF 91 B FF 92 S FF 90 C FF 91 B SI 92 S FF 93 3-3 K	B SI 92 B FF 89 C SI 91 F SI 91 1 SAFE D SL 83 X SI 93 3-2 L8	B SI 96 F CH 83 D CH 84 1 SAFE B SI 96 S SI 96 F SI 97 C FF 97 3-3 K		C CU 75 B CU 74 B SI 85 S SI 85 D CU 75 T SI 85 3-2 K		X FF 89 0-0 16 E 1-2 2-3 1B	2	0	0	0	2	1
18 Matt Cain, R (1, 1) 13 Joaquin Arias, R (8, PH) 83 Jean Machi, R (8, 1) 70 George Kontos, R (8, 1) 61 Josh Osich, L (7, 1) 60 Hunter Strickland, R (7, 1) 1 Ehire Adrianza, S (8, PH) 54 Sergio Romo, R (8, 1) 49 Javier Lopez, L (8, 1) 52 Yusmeiro Petit, R (8, 1) 34 Andrew Susac, R (10, PH) 46 Santiago Casilla, R (10, 1)													0	0	0	0	0	0	0
													1	0	0	0	0	0	0
													0	0	0	0	0	0	0
													0	0	0	0	0	0	0
													1	0	0	0	0	1	1
													0	0	0	0	0	0	0
													0	0	0	0	0	0	0
													0	0	0	0	0	0	0
													0	0	0	0	0	0	0
													1	0	0	0	0	1	1
													0	0	0	0	0	0	0

TOP

San Francisco Giants @ Arizona Diamondbacks
Chase Field, Phoenix, AZ
Fri Jul 17 2015, 6:41 PM - 11:52 PM MST
Att. 26,922 - Roof Closed - 82 F

livebaseballscorecards.com

AB	51
R	6
H	16
RBI	4
BB	4
SO	16
LOB	31

Inning Stats	1	2	3	4	5	6	7	8	9	10	11	12
	R: 0 E: 0 K: 1 S: 13	R: 1 E: 0 K: 2 S: 17	R: 0 E: 0 K: 1 S: 13	R: 0 E: 0 K: 2 S: 12	R: 1 E: 0 K: 2 S: 17	R: 0 E: 0 K: 2 S: 9	R: 3 E: 0 K: 1 S: 15	R: 0 E: 0 K: 2 S: 19	R: 0 E: 0 K: 0 S: 4	R: 0 E: 0 K: 1 S: 10	R: 0 E: 0 K: 1 S: 9	R: 1 E: 1 K: 1 S: 13
	H: 1 LOB: 1 BB: 0 P: 15	H: 2 LOB: 1 BB: 0 P: 22	H: 1 LOB: 1 BB: 0 P: 18	H: 1 LOB: 1 BB: 0 P: 16	H: 3 LOB: 2 BB: 0 P: 28	H: 0 LOB: 1 BB: 1 P: 19	H: 3 LOB: 0 BB: 0 P: 22	H: 1 LOB: 2 BB: 1 P: 31	H: 0 LOB: 0 BB: 0 P: 8	H: 1 LOB: 1 BB: 0 P: 18	H: 1 LOB: 2 BB: 1 P: 15	H: 2 LOB: 3 BB: 1 P: 22

1B: 10	SF: 1
2B: 5	SAC: 1
3B: 0	DP: 0
HR: 1	HBP: 0

WP: 1	PA: 57
PB: 1	
SB: 0	
CS: 0	

PITCHER		IP	WLS	BF	H	R	ER	SO	BB	IBB	HBP	BLK	WP	HR	S	P	ERA	WHIP
38 Robbie Ray, L ERA: 2.29	(1, 1)	5.0		23	8	2	2	8	0	0	0	0	1	0	72	99	3.60	1.600
40 Andrew Chafin, L ERA: 2.96	(6, 1)	1.0	H	4	0	0	0	2	1	0	0	0	0	0	9	19	0.00	1.000
36 Enrique Burgos, R ERA: 4.79	(7, 1)	0.2	B	5	3	3	3	1	0	0	0	0	0	1	13	20	40.50	4.500
59 Oliver Pérez, L ERA: 3.75	(7, 1)	0.1		2	1	0	0	0	0	0	0	0	0	0	5	6	0.00	3.000
41 Daniel Hudson, R ERA: 3.4	(8, 1)	1.0		4	0	0	0	2	1	0	0	0	0	0	16	27	0.00	1.000
29 Brad Ziegler, R ERA: 1.13	(9, 1)	2.0		7	1	0	0	1	0	0	0	0	0	0	14	26	0.00	0.500
48 Randall Delgado, R ERA: 3.07	(11, 1)	2.0	L	12	3	1	0	2	1	1	0	0	0	0	22	37	0.00	2.000

Batter	1	2	3	4	5	6	7	8	9	10	11	12	AB	R	H	RBI	BB	SO	LOB
11 AJ Pollock, R (1, 8) OBP: 0.349, SLG: 0.468	F CH 84 B CH 85 S SL 84 B SL 86 X FF 92 2-2 6 1B 44 SF9 2B		B CU 74 B CU 73 C SL 83 X SL 83 2-1 6 3B 2B	B FF 91 B FF 91 X CH 85 2-0 ② F9		B SI 91 F FF 91 X FC 88 1-1 ③ G4-3			C FF 86 F FF 86 B SL 74 S FF 86 1-3 ① K		F FF 90 X FF 91 0-1 ② P4		6	2	2	0	0	1	2
6 David Peralta, L (1, 7) OBP: 0.349, SLG: 0.488	B CH 83 C SL 85 X CH 83 1-1 2-3 1B		B FF 91 X CH 85 1-0 44 SF8 2-H 3B	C SI 91 C FF 90 B FF 92 B SI 90 D SL 85 X CH 85 3-2 ③ G4-3			B SI 91 C SI 90 X FF 91 1-1 24 FC6-5 3B		B SI 84 B SL 78 B SI 84 C SI 82 C SI 84 C SI 85 3-3 ② K		C FF 93 S FF 92 B FF 91 C FF 92 1-3 ③ K		6	1	3	1	0	2	1
44 Paul Goldschmidt, R (1, 3) OBP: 0.455, SLG: 0.610	X FF 91 0-0 ① SF9 3-H		D SL 86 C FF 92 X CU 78 1-1 ① SF8 3-H		C SL 81 S FF 89 F FF 90 X CH 85 0-2 ① G6-3		B FC 88 F FC 88 B SI 91 B FC 88 B FC 88 4-1 19 WP 24 FC6-5 BB		B FF 87 B FF 89 C FF 89 F SL 86 F FF 89 X CU 78 2-2 1B			B FF 90 C FF 92 C CU 77 X CH 84 1-2 24 G4-3 1B	3	0	2	2	1	0	0
24 Yasmany Tomás, R (1, 9) OBP: 0.343, SLG: 0.438	1 SAFE B FF 91 S FF 91 D CU 77 D SL 84 X CH 85 3-1 ② L5		B FF 92 S SL 86 F SL 86 F FF 92 F FF 92 F FF 92 C FF 92 1-3 ② K		B SL 85 F CH 84 S SL 85 S SL 85 1-3 ② K		B FC 88 3 SAFE X FC 88 1-0 ① FC6-5 19 WP 1-2 3-H		1 SAFE F FF 89 F SL 85 P PO 81 S FC 90 1-3 ③ K			1 SAFE F FF 91 F FF 92 F FF 92 F FF 91 X CU 76 0-2 ①② G4-3 1-2f	6	0	0	0	0	3	5
19 Jake Lamb, L (1, 5) OBP: 0.347, SLG: 0.400	B CH 83 1 SAFE C CH 83 F FF 91 F SL 85 1 SAFE S FF 90 1-3 ③ K		B CH 87 F FF 92 X FF 92 1-1 1B		C CU 77 S CH 86 B CH 86 S SL 85 1-3 ③ K		B SI 94 F FC 91 B FC 90 S FC 90 B FC 90 S FF 96 3-3 ② K 1-2 2-3			C SI 93 X CH 87 0-1 ① G3		C FF 91 C FF 92 B FF 92 B FF 92 B FF 92 B SL 89 4-2 7 1B BB	5	0	1	0	1	3	3
7 Welington Castillo, R (1, 2) OBP: 0.301, SLG: 0.424		C CU 74 S SL 85 S SL 83 0-3 ① K	1 SAFE C CH 87 F SL 85 D SL 85 D SL 84 X SL 86 2-2 ③ G5-3			B CU 79 B CU 80 S FF 92 C FF 92 B FF 93 F FF 92 F FF 92 F FF 93 F FF 91 3-2 X FF 90 2 2B	B CU 85 F FF 97 F FF 98 F FF 98 S FF 98 1-3 ③ K		C SL 90 B SI 94 S CH 90 C SI 95 1-3 ② K		B CU 77 F FF 92 B SL 90 X FF 93 2-1 16 FC6-4 1-2 1B	6	1	2	0	0	3	3
16 Chris Owings, R (1, 4) OBP: 0.258, SLG: 0.329	C FF 90 C CH 89 F FF 92 X SL 86 0-2 13 G6-3 13 S 1B			X FF 90 0-0 HR		B FF 93 X CH 85 1-0 ① L8		B SL 76 C SL 76 C FF 87 S SL 74 1-3 ① K		C KC 79 B SL 89 F KC 80 B SI 94 B SL 89 B SI 94 4-2 BB		C SL 90 C FF 91 X SI 92 0-2 ③ FC6-4 1-2f	5	1	2	1	1	1	3
13 Nick Ahmed, R (1, 6) OBP: 0.303, SLG: 0.354 48 Randall Delgado, R (11, 1)	D CU 76 B SI 89 X SL 84 2-0 ② G6-3 1-3			B CU 75 C SL 84 C FF 90 B FF 91 X SL 84 2-2 38 FC6-5 2B		C FF 92 X CU 80 0-1 ② G6-3		C FF 87 C SL 75 B SL 75 X SL 75 1-2 ② F8		1 SAFE F SI 92 X SI 93 0-1 ③ G5-3			5	0	1	0	0	0	3
	X SI 91 0-0 ③ L7			L SI 90 X CH 90 0-1 ① FC6-5 2-3		C CU 81 D FF 93 B FF 92 X FF 92 2-1 2-H 2B		S SI 86 B SI 87 S SL 77 B SL 74 X SI 86 2-2 ③ G4-3			C FF 91 T CH 83 B SL 89 T FF 89 1-2 ① K		0	0	0	0	0	0	0

38 Robbie Ray, L (1, 1)
40 Andrew Chafin, R (6, 1)
2 Aaron Hill, R (6, PH)
36 Enrique Burgos, R (7, 1)
59 Oliver Pérez, L (7, 1)
41 Daniel Hudson, R (8, 1)
5 Ender Inciarte, L (6, PH)
29 Brad Ziegler, R (8, 1)
4 Cliff Pennington, S (10, 1)

Inning Stats	1	2	3	4	5	6	7	8	9	10	11	12
	R: 1 H: 2 E: 0 LOB: 1 K: 1 BB: 0 S: 12 P: 19	R: 0 H: 1 E: 0 LOB: 1 K: 1 BB: 0 S: 9 P: 11	R: 2 H: 3 E: 0 LOB: 1 K: 1 BB: 0 S: 16 P: 24	R: 1 H: 2 E: 0 LOB: 1 K: 0 BB: 0 S: 10 P: 17	R: 0 H: 0 E: 0 LOB: 0 K: 2 BB: 0 S: 10 P: 12	R: 1 H: 2 E: 0 LOB: 1 K: 0 BB: 0 S: 14 P: 21	R: 0 H: 1 E: 0 LOB: 2 K: 2 BB: 1 S: 11 P: 21	R: 0 H: 0 E: 0 LOB: 0 K: 1 BB: 0 S: 9 P: 13	R: 0 H: 1 E: 0 LOB: 1 K: 3 BB: 0 S: 14 P: 20	R: 0 H: 0 E: 0 LOB: 1 K: 1 BB: 1 S: 9 P: 14	R: 0 H: 0 E: 0 LOB: 0 K: 2 BB: 0 S: 8 P: 10	R: 0 H: 2 E: 0 LOB: 2 K: 0 BB: 1 S: 15 P: 22

PITCHER		IP	WLS	BF	H	R	ER	SO	BB	IBB	HBP	BLK	WP	HR	S	P	ERA	WHIP
18 Matt Cain, R ERA: 5.06	(1, 1)	5.0		23	8	4	4	5	0	0	0	0	0	1	57	83	7.20	1.600
63 Jean Machi, R ERA: 5.14	(6, 1)	0.2		4	2	1	1	0	0	0	0	0	0	0	12	18	13.50	3.000
70 George Kontos, R ERA: 1.65	(6, 1)	0.2		4	1	0	0	0	1	0	0	0	0	0	6	13	0.00	3.000
61 Josh Osich, L ERA:	(7, 1)	0.1		1	0	0	0	1	0	0	0	0	1	0	3	6	0.00	0.000
60 Hunter Strickland, R ERA: 2.14	(7, 1)	0.1		1	0	0	0	1	0	0	0	0	0	0	4	5	0.00	0.000

PITCHER		IP	WLS	BF	H	R	ER	SO	BB	IBB	HBP	BLK	WP	HR	S	P	ERA	WHIP
54 Sergio Romo, R ERA: 4.94	(8, 1)	1.1		4	0	0	0	2	0	0	0	0	0	0	12	17	0.00	0.000
49 Javier López, L ERA: 1.85	(9, 1)	0.1		1	0	0	0	1	0	0	0	0	0	0	3	6	0.00	0.000
52 Yusmeiro Petit, R ERA: 4.38	(9, 1)	0.1		2	1	0	0	1	0	0	0	0	0	0	8	10	0.00	3.000
46 Santiago Casilla, R ERA: 3.24	(10, 1)	1.0		4	0	0	0	1	1	0	0	0	0	0	9	14	0.00	1.000
32 Ryan Vogelsong, R ERA: 4.15	(11, 1)	2.0	W	8	2	0	0	2	1	0	0	0	0	0	23	32	0.00	1.500

BOTTOM

San Francisco Giants @ Arizona Diamondbacks

Chase Field, Phoenix, AZ

Fri Jul 17 2015, 6:41 PM - 11:52 PM MST

Att. 26,922 - Roof Closed - 82 F

livebaseballscorecards.com

AB	47
R	5
H	14
RBI	5
BB	3
SO	14
LOB	22

1B: 6	2B: 5	3B: 2	HR: 1	SF: 2	SAC: 0	DP: 1	HBP: 0	WP: 1	PB: 0	SB: 1	CS: 0	PA: 52

Batter	1	2	3	4	5	6	7	8	9	AB	R	H	RBI	BB	SO	LOB
16 Ángel Pagán, S (1, 8) OBP: 0.305, SLG: 0.329	C FF 91 F FF 92 F FF 93 B FF 93 X SI 93 1-2 5 12 L6-4 1B 1B		F CH 83 X FF 93 0-1 5 1B 28 E 1-2 1B	D CU 78 C CH 81 B FF 92 F CH 81 F SI 92 X FF 92 2-2 ② SF8 3-H		C CH 76 B FC 84 X FC 86 1-1 ① L4		C SL 92 B SL 86 X SL 86 1-1 ① F9		4	1	2	1	0	0	0
12 Joe Panik, L (1, 4) OBP: 0.379, SLG: 0.451	X SI 92 0-0 28 FC4-6 1-2 1B		S CH 83 S CH 82 S CH 81 0-3 ① K	H CU 78 1-0 5 1B 28 1B HBP		B CH 78 F FC 85 T CH 77 B FC 86 B FC 86 B FC 87 4-2 8 5 BB G4-3 BB		B FF 93 C FF 94 F SL 85 B SL 84 X SL 83 2-2 5 5 1B WP 28 1B 1B		3	2	2	0	1	1	2
5 Matt Duffy, R (1, 5) OBP: 0.341, SLG: 0.468	C FF 93 X SI 92 0-1 ①② L6-4 2-3		F FF 92 X SI 93 0-1 28 E 35 1B 1-2 2-3 1B	B FF 91 B CH 80 D CH 82 C FF 90 X SI 89 3-1 28 1B 8 1-2 1B		C CU 71 B FC 86 F FC 86 B FC 86 F CH 77 X CH 78 2-2 ② G4-3 1-2		D SL 84 X FF 94 1-0 28 1B 35 G1-2-3 1-3 1B		5	2	3	0	0	0	3
28 Buster Posey, R (1, 3) OBP: 0.386, SLG: 0.498 (4, 2)	F FF 91 B FF 93 X SI 93 1-1 ③ FC4-6 1-2f		B FF 94 C SI 93 F FF 94 X FF 94 1-2 E9 35 1B 1-3 2-H 3-H 1B	C FF 90 B SI 91 D CU 77 X FF 90 2-1 8 1B 1-3 2-H 1B		D CU 73 B FC 86 B FC 87 C FC 85 F FC 86 B FC 86 4-2 8 BB BB		D SL 84 1 SAFE B SL 86 B SL 84 F FF 95 X SL 86 3-2 8 BB 1-3 3-H 1B		4	1	3	4	1	0	1
8 Hunter Pence, R (1, 9) OBP: 0.352, SLG: 0.500		C FF 91 B SI 91 B CU 78 B FF 92 B FF 92 4-1 35 G3 BB	D CH 83 F FF 92 F CH 82 X SI 92 1-2 ② G5-3	C CU 79 S FF 94 D CU 81 X FF 95 1-2 1-2 3-H 1B		S FC 86 B FC 85 F FC 87 B FC 87 D CH 78 F CH 78 B FC 88 4-2 1-2 2-3 BB		B SL 85 S SL 85 S SL 82 D SL 86 B FF 96 B FF 96 4-2 1-2 BB		2	0	1	1	3	0	2
35 Brandon Crawford, L (1, 6) OBP: 0.332, SLG: 0.468		F FF 92 B FF 93 T SI 92 D CU 78 1 SAFE B CH 81 X CH 83 3-2 ① G3 1-2	X CH 82 0-0 2-H 3-H 1B	B FF 95 B CH 87 C FF 95 T FF 94 X FF 94 2-2 ③ G4-3		S CH 78 X FC 85 0-1 ③ G1-4-3		S SL 78 F SI 92 B FF 92 F SL 77 F SI 91 X SL 80 1-2 ②③ G1-2-3 3-Hf		5	0	1	2	0	0	9
9 Brandon Belt, L (1, 7) OBP: 0.343, SLG: 0.466 (4, 3)		T CH 83 B FF 93 S FF 93 B FF 93 B CH 82 S CH 82 3-3 ② K	1 SAFE B CH 81 X FF 91 1-0 ③ F7		F FF 93 S FF 94 B FF 94 S CU 82 1-3 ① K		B CU 70 S CH 76 B FC 84 S CH 76 X FC 85 2-2 ① L8		F SI 88 B FF 90 F SL 79 C SL 79 1-3 ① K	5	0	0	0	0	3	2
34 Andrew Susac, R (1, 2) OBP: 0.309, SLG: 0.411 7 Grégor Blanco, L (4, 7) OBP: 0.377, SLG: 0.422		B FF 93 C SI 92 F FF 92 D CU 78 B FF 93 C SI 92 3-3 ③ K		B CU 76 C FF 89 B CU 76 X CH 82 2-1 16 SF8 3B	F FF 94 F FF 94 F CU 82 B CH 90 C CU 82 1-3 ② K		C FC 84 F FC 85 F FC 85 S FC 85 0-3 ② K		F FF 91 C FF 91 B SL 80 X SI 91 1-2 ② G4-3	2 3	1 0	1 0	0 0	0 0	1 2	1 0
22 Jake Peavy, R (1, 1) OBP: 0.111, SLG: 0.111 60 Hunter Strickland, R (7, 1) 61 Josh Osich, L (8, 1) 54 Sergio Romo, R (8, 1)			C FF 90 B FF 91 S SI 90 X CU 77 1-2 5 16 1B 1B 28 E 1B	F CH 82 S CH 81 B FF 91 B CH 80 B CH 81 X SI 92 3-2 ① G5-3	X FF 94 0-0 ③ F8	S FC 85 B FC 85 S FC 86 X FC 85 1-2 ③ G6-3		C FF 92 B FF 90 X SI 91 1-1 ③ G5-3	4 0 0 1	1 0 0 0	1 0 0 0	0 0 0 0	0 0 0 0	0 0 0 0	1 0 0 0

Inning Stats	1	2	3	4	5	6	7	8	9
	R: 0 E: 0 K: 0 S: 9	H: 2 LOB: 1 BB: 0 P: 11	R: 0 E: 0 K: 2 S: 10	H: 0 LOB: 1 BB: 1 P: 23	R: 4 E: 1 K: 1 S: 18	H: 5 LOB: 1 BB: 0 P: 22	R: 3 E: 0 K: 0 S: 19	H: 4 LOB: 2 BB: 0 P: 35	R: 0 E: 0 K: 2 S: 8	H: 0 LOB: 0 BB: 0 P: 10	R: 0 E: 0 K: 0 S: 15	H: 0 LOB: 3 BB: 3 P: 30	R: 0 E: 0 K: 1 S: 10	H: 0 LOB: 0 BB: 0 P: 13	R: 1 E: 0 K: 0 S: 16	H: 3 LOB: 2 BB: 1 P: 28	R: 0 E: 0 K: 1 S: 8	H: 0 LOB: 0 BB: 0 P: 11

	1B: 13	SF: 1	WP: 1	PA: 45
	2B: 1	SAC: 0	PB: 0	
	3B: 1	DP: 2	SB: 0	
	HR: 0	HBP: 1	CS: 0	

PITCHER		IP	WLS	BF	H	R	ER	SO	BB	IBB	HBP	BLK	WP	HR	S	P	ERA	WHIP
57 Chase Anderson, R ERA: 4.37	(1, 1)	3.2	L	22	10	7	7	3	1	0	1	0	0	0	50	82	17.18	3.000
30 David Hernandez, R ERA: 4.66	(4, 1)	1.1		5	1	0	0	2	0	0	0	0	0	0	14	19	0.00	0.750
55 Josh Collmenter, R ERA: 4.71	(6, 1)	2.0		9	0	0	0	1	3	0	0	0	0	0	25	43	0.00	1.500
36 Enrique Burgos, R ERA: 5.14	(8, 1)	0.1		5	3	1	1	0	1	0	0	0	1	0	11	22	27.00	12.000
59 Oliver Pérez, L ERA: 3.51	(8, 1)	1.2		4	0	0	0	1	0	0	0	0	0	0	13	17	0.00	0.000

PITCHER	IP	WLS	BF	H	R	ER	SO	BB	IBB	HBP	BLK	WP	HR	S	P	ERA	WHIP

TOP

San Francisco Giants @ Arizona Diamondbacks

Chase Field, Phoenix, AZ

Sat Jul 18 2015, 5:12 PM - 8:36 PM MST

Att. 37,609 - Roof Closed - 79 F

livebaseballscorecards.com

AB	38
R	8
H	14
RBI	8
BB	5
SO	7
LOB	21

Batter	1	2	3	4	5	6	7	8	9	AB	R	H	RBI	BB	SO	LOB
5 Ender Inciarte, L (1, 9) OBP: 0.320, SLG: 0.377	B FF 90 C FF 89 X FC 87 1-1 L7		C FF 90 F FF 91 X FF 92 0-2 11 BLK 1B		C FF 89 S CH 83 F SI 90 D CH 83 B FC 86 B FF 90 X FF 88 3-2 2-H 11 1B		X FF 96 0-0 G3		B FF 86 X SI 87 1-0 2B	5	0	3	1	0	0	0
11 AJ Pollock, R (1, 8) OBP: 0.350, SLG: 0.465	B FF 91 B SI 90 X SI 90 2-0 G5-3		C SI 90 S FC 86 B FF 91 B CH 83 1 SAFE B SI 91 F SI 90 F SI 90 B SI 90 4-2 1-2 BB		X FC 85 0-0 1-2 1B		C FF 97 B CU 86 B CU 85 B FF 97 C FF 97 F FF 97 F FF 97 S FF 97 3-3 K		B FF 86 C SL 76 S SL 76 F SL 76 F SL 76 X SL 76 1-2 P2	4	0	1	0	1	1	1
44 Paul Goldschmidt, R (1, 3) OBP: 0.451, SLG: 0.602	F FF 90 F FF 90 X FF 91 0-2 P4		S FF 90 X CU 80 0-1 G1-3		C FC 86 D CH 81 S SI 90 F SI 90 S SI 90 1-3 K			B CU 85 S FF 96 F FF 97 F FF 96 S FF 97 1-3 K		4	0	0	0	0	2	4
6 David Peralta, L (1, 7) OBP: 0.351, SLG: 0.508		B FF 88 C SI 89 X FC 87 1-1 16 1B 3B		C FF 88 B FC 86 F FC 85 B FF 90 F FF 89 X CU 80 2-2 G3		F FC 86 X SI 89 0-1 HR		B FF 95 B FC 90 X FF 95 2-0 L8	4	2	2	1	0	0	0
16 Chris Owings, R (1, 4) OBP: 0.262, SLG: 0.329		X SI 90 0-0 13 G6-4-3 3-H 1B		C FC 84 B CU 78 B FF 89 C FF 89 F FF 89 F CH 83 F FC 86 F CU 80 X FF 90 2-2 F9		X FC 84 0-0 L7		B FF 96 S FF 95 B FF 96 S FC 91 B FF 96 B FF 96 4-2 19 1B BB	3	0	1	1	1	0	0
19 Jake Lamb, L (1, 5) OBP: 0.345, SLG: 0.396		C SI 90 1 SAFE B FC 86 1 SAFE B SI 90 X FC 86 2-1 F7		F FF 89 X CH 82 0-1 G4-3		C SI 88 X FC 85 0-1 F9		F FF 94 X FC 89 0-1 1-3 1B	4	0	1	0	0	0	1
13 Nick Ahmed, R (1, 6) OBP: 0.299, SLG: 0.349		X SI 91 0-0 G6-4-3 1-2f		C SI 88 X FC 84 0-1 G6-3		C SI 88 F SI 88 C SI 89 0-3 K		C SL 76 S SL 76 D SL 76 B SL 76 F SL 76 X FF 87 2-2 L8	4	0	0	0	0	1	3
23 Óscar Hernández, R (1, 2) OBP: 0.333, SLG: 0.667 7 Welington Castillo, R (9, PH) OBP: 0.299, SLG: 0.421			X FC 85 0-0 G3		C SI 89 B FC 85 S FC 84 F FF 90 X SL 82 1-2 5 1B 2B		F FC 84 B FC 84 B FC 85 F FC 85 C SI 90 2-3 K		B FF 88 B FF 87 S FF 87 B FF 87 F FF 88 S SL 78 3-3 K	3 1	1 0	1 0	0 0	0 0	1 1	0 0
57 Chase Anderson, R (1, 1) OBP: 0.156, SLG: 0.129 30 David Hernandez, R (4, 1) 2 Aaron Hill, R (5, PH) OBP: 0.281, SLG: 0.324 55 Josh Collmenter, R (6, 1) OBP: 0.269, SLG: 0.208 4 Cliff Pennington, S (7, PH) OBP: 0.325, SLG: 0.295 36 Enrique Burgos, R (8, 1) 59 Oliver Pérez, L (8, 1) 24 Yasmany Tomás, R (9, PH) OBP: 0.342, SLG: 0.436			B FF 88 C SI 90 S FC 85 S FC 86 1-3 K		C FC 85 F FF 89 B FF 90 X CH 83 1-2 G6-3		B CH 81 F SI 90 X FC 86 1-1 HR		C SL 76 S SL 75 B SL 76 S SL 73 1-3 K	1 0 1 0 1 0 0 1	0 0 0 0 0 0 0 0	0 0 0 0 1 0 0 0	0 0 0 0 0 0 0 0	0 0 0 0 0 0 0 0	1 0 0 0 0 0 0 1	0 0 0 0 0 0 0 0
Inning Stats	R: 0 E: 0 K: 0 S: 6 H: 0 LOB: 0 BB: 0 P: 9	R: 1 E: 0 K: 0 S: 6 H: 2 LOB: 0 BB: 0 P: 9	R: 0 E: 0 K: 1 S: 13 H: 1 LOB: 2 BB: 1 P: 18	R: 0 E: 0 K: 0 S: 13 H: 0 LOB: 0 BB: 0 P: 17	R: 1 E: 0 K: 1 S: 18 H: 3 LOB: 2 BB: 0 P: 24	R: 1 E: 0 K: 1 S: 8 H: 1 LOB: 0 BB: 0 P: 8	R: 1 E: 0 K: 2 S: 11 H: 1 LOB: 0 BB: 0 P: 17	R: 0 E: 0 K: 1 S: 13 H: 1 LOB: 2 BB: 1 P: 22	R: 0 E: 0 K: 2 S: 12 H: 1 LOB: 1 BB: 0 P: 18	1B: 5 2B: 2 3B: 1 HR: 2	SF: 0 SAC: 0 DP: 1 HBP: 0			WP: 0 PB: 0 SB: 0 CS: 0	PA: 38		

PITCHER		IP	WLS	BF	H	R	ER	SO	BB	IBB	HBP	BLK	WP	HR	S	P	ERA	WHIP
22 Jake Peavy, R ERA: 4.94	(1, 1)	6.1	W	27	8	4	4	4	1	0	0	1	0	2	69	93	5.68	1.421
60 Hunter Strickland, R ERA: 2.05	(7, 1)	1.0	H	3	0	0	0	2	0	0	0	0	0	0	10	14	0.00	0.000
61 Josh Osich, L ERA:	(8, 1)	0.1		3	1	0	0	0	1	0	0	0	0	0	5	11	0.00	6.000
54 Sergio Romo, R ERA: 4.71	(8, 1)	1.1	S	5	1	0	0	2	0	0	0	0	0	0	16	24	0.00	0.750

PITCHER	IP	WLS	BF	H	R	ER	SO	BB	IBB	HBP	BLK	WP	HR	S	P	ERA	WHIP

BOTTOM

San Francisco Giants @ Arizona Diamondbacks

Chase Field, Phoenix, AZ

Sat Jul 18 2015, 5:12 PM - 8:36 PM MST

Att. 37,609 - Roof Closed - 79 F

livebaseballscorecards.com

AB	36
R	4
H	10
RBI	4
BB	2
SO	8
LOB	10

Batter	1	2	3	4	5	6	7	8	9	AB	R	H	RBI	BB	SO	LOB
16 Ángel Pagán, S (1, 8) OBP: 0.302, SLG: 0.325	C SI 92 F FF 92 B SL 84 S SL 83 1-3 ① **K**	F SL 80 B FF 91 D SL 80 F CH 81 F SI 91 X FF 91 2-2 ③ **G3**			X SI 92 0-0 ① **G6-3**		B FF 92 B SI 90 C FF 92 X FF 93 2-1 ③ **F7**			4	0	0	0	0	1	2
12 Joe Panik, L (1, 4) OBP: 0.381, SLG: 0.450	B FF 93 B FF 94 X FF 93 2-0 ② **G4-3**		B SI 92 C SL 76 B SL 80 B SL 79 B FF 92 4-1 8 WP 8 2B **BB**		B FF 92 C FF 92 B FF 92 B FF 92 X FF 91 3-1 ② **P5**			C FF 95 B FF 96 B FF 95 F CH 84 X SL 87 2-2 28 FC5-4 **1B**		3	1	1	0	1	0	0
5 Matt Duffy, R (1, 5) OBP: 0.340, SLG: 0.463	B SI 94 C SI 94 B FF 94 F SI 94 F SI 95 H SI 94 3-2 28 1B **HBP**		F FF 92 1 SAFE X SI 92 0-1 ① **L9**		B CH 82 F SI 92 F SI 91 B FF 93 X CH 81 2-2 ③ **L9**			1 SAFE X SI 96 0-0 ① **L8**		3	0	0	0	0	0	2
28 Buster Posey, R (1, 2) OBP: 0.385, SLG: 0.495	B SI 93 X SI 93 1-0 8 FC6-4 **1-3** **1B**		X FF 91 0-0 ② **L8**			C SL 83 F FF 91 S CH 85 0-3 ① **K**		B FF 96 X FF 97 1-0 ② FC5-4 8 WP **1-2f**		4	0	1	0	0	1	2
8 Hunter Pence, R (1, 9) OBP: 0.348, SLG: 0.500	C SL 82 F SL 83 D SL 84 D SL 82 F FF 93 F SL 82 X SI 93 2-2 ③ **FC6-4** **1-2f**		C FF 92 F FF 91 F SI 92 B SL 80 F SL 81 F FF 91 B SL 79 B FF 92 X SL 76 3-2 **1-H** **2B**			F SL 82 S CH 82 F SL 82 B SL 81 X CH 84 2-2 ② **L4**		B CH 83 S CH 82 B CH 84 S CH 85 D CH 83 S FF 97 3-3 ③ **K** **1-2**		4	0	1	1	0	1	3
35 Brandon Crawford, L (1, 6) OBP: 0.329, SLG: 0.462		C FF 92 F SL 81 F SL 82 S FF 93 0-3 ① **K**	S FF 91 B FF 92 B FF 93 C FF 92 T FF 92 2-2 ③ **K**			S SL 83 S FF 92 C SL 82 0-3 ③ **K**			C FF 89 B SI 89 X FF 89 1-1 ① **G4-3**	4	0	0	0	0	3	1
43 Justin Maxwell, R (1, 7) OBP: 0.268, SLG: 0.373		B SI 92 X SI 92 1-0 **HR**		B SI 90 S CH 80 F CH 78 F FF 91 F SL 80 S SL 82 1-3 ① **K**			B SL 83 B SL 83 B FF 95 C FF 92 F FF 92 X FF 93 3-2 ① **F8**		B SI 90 C SI 90 B SI 90 X FF 90 2-1 ② **L8**	4	1	1	1	0	1	0
9 Brandon Belt, L (1, 3) OBP: 0.345, SLG: 0.468		B FF 91 X SL 78 1-0 **2B**		C FF 92 C FF 93 B FF 93 B SL 83 X SI 92 2-2 ② **G4-3**			B FF 92 B FF 93 B FF 93 C FF 93 S FF 93 B FF 93 4-2 70 SH1-4 **BB**		C SL 80 B SL 81 B FF 90 F FF 89 X SL 82 2-2 ③ **G3**	3	0	1	0	1	0	0
40 Madison Bumgarner, R (1, 1) OBP: 0.279, SLG: 0.390 70 George Kontos, R (6, 1) 49 Javier López, L (8, 1) 60 Hunter Strickland, R (8, 1) 46 Santiago Casilla, R (9, 1)		C SL 77 S FF 91 D SL 81 B FF 92 C SL 78 2-3 ② **K**		X FF 90 0-0 ③ **G6-3**			X FF 87 0-0 ② **SH1-4** **1-2**			2 0 0 0 0	0 0 0 0 0	0 0 0 0 0	0 0 0 0 0	0 0 0 0 0	1 0 0 0 0	1 0 0 0 0

Inning Stats																								
	R: 0	H: 1	R: 1	H: 2	R: 1	H: 1	R: 0	H: 0	R: 0	H: 0	R: 0	H: 0	R: 0	H: 1	R: 0	H: 0	1B: 2	SF: 0	WP: 2	PA: 35
	E: 0	LOB: 2	E: 0	LOB: 1	E: 0	LOB: 1	E: 0	LOB: 0	E: 0	LOB: 0	E: 0	LOB: 1	E: 0	LOB: 1	E: 0	LOB: 0	2B: 2	SAC: 1	PB: 0	
	K: 1	BB: 0	K: 2	BB: 0	K: 1	BB: 1	S: 6	BB: 0	K: 2	BB: 0	K: 0	BB: 1	K: 1	BB: 0	K: 0	BB: 0	3B: 0	DP: 0	SB: 0	
	S: 13	P: 22	S: 13	P: 19	S: 13	P: 22	S: 9	P: 12	S: 9	P: 11	S: 8	P: 17	S: 8	P: 14	S: 7	P: 12	HR: 1	HBP: 1	CS: 0	

PITCHER	IP	WLS	BF	H	R	ER	SO	BB	IBB	HBP	BLK	WP	HR	S	P	ERA	WHIP
46 Patrick Corbin, L (1, 1) ERA: 4.8	5.0	L	21	4	2	2	5	1	0	1	0	1	1	54	86	3.60	1.000
48 Randall Delgado, R (6, 1) ERA: 2.93	2.0		7	0	0	0	2	1	0	0	0	0	0	17	28	0.00	0.500
41 Daniel Hudson, R (8, 1) ERA: 3.32	1.0		4	1	0	0	1	0	0	0	0	1	0	8	14	0.00	1.000
40 Andrew Chafin, L (9, 1) ERA: 2.9	1.0		3	0	0	0	0	0	0	0	0	0	0	7	12	0.00	0.000

PITCHER	IP	WLS	BF	H	R	ER	SO	BB	IBB	HBP	BLK	WP	HR	S	P	ERA	WHIP

TOP

San Francisco Giants @ Arizona Diamondbacks

Chase Field, Phoenix, AZ

Sun Jul 19 2015, 1:11 PM - 4:15 PM MST

Att. 27,173 - Roof Closed - 78 F

livebaseballscorecards.com

AB	31
R	2
H	5
RBI	2
BB	2
SO	8
LOB	11

BOTTOM

Batter	1	2	3	4	5	6	7	8	9	AB	R	H	RBI	BB	SO	LOB
13 Nick Ahmed, R (1, 6) OBP: 0.295, SLG: 0.344	B FF 91 F FF 92 B FF 91 S FC 86 X CU 76 2-2 ① **P4**	B FF 91 F FF 92 F CU 76 B FF 90 X FF 91 2-2 ③ **L9**			B FC 85 F FC 84 X FF 92 1-1 ② **P4**		D FC 88 D FC 87 F FC 86 S SL 84 X SL 84 2-2 ③ **F9**		C KC 81 X SI 93 0-1 ③ **G5-3**	4	0	0	0	0	0	3
19 Jake Lamb, L (9, PH) OBP: 0.342, SLG: 0.393										1	0	0	0	0	0	1
5 Ender Inciarte, L (1, 7) OBP: 0.315, SLG: 0.372	C FF 92 C FF 92 B FF 92 F FF 92 F FF 92 B FF 93 X FC 87 2-2 ② **G6-3**		B FF 90 B FF 90 X FF 90 2-0 ① **G3**		B CU 77 C CU 77 B FF 91 C FF 91 F FF 92 F FC 86 X FF 92 2-2 ③ **L7**			B SI 85 C SI 85 X SL 78 1-1 ① **G4-3**		4	0	0	0	0	0	0
44 Paul Goldschmidt, R (1, 3) OBP: 0.451, SLG: 0.604	C CU 77 F FF 92 X FF 92 0-2 **2B**		B FF 91 S CU 78 B FC 86 S FC 85 B CU 77 F FC 86 F FC 85 X FF 92 3-2 **1B**			B FC 89 B FC 89 X SL 84 2-0 ① **F9**		C CU 84 X CU 83 0-1 ② **F8**		4	0	2	0	0	0	0
11 AJ Pollock, R (1, 8) OBP: 0.352, SLG: 0.466	B FC 86 B FC 86 C FF 92 X FF 92 2-1 ③ **F9**		1 SAFE B FC 85 B FF 91 X FC 85 2-0 ② **L9**			B SI 91 C FC 88 X FC 88 1-1 **1B**		X SI 97 0-0 **7 1B**		4	0	2	0	0	0	2
7 Welington Castillo, R (1, 2) OBP: 0.304, SLG: 0.420		C FC 86 S CU 77 B CU 76 B FF 92 B FC 87 B CU 76 4-2 **2 1B 24 1B 46 FC6-4 BB**	B FF 90 B CU 76 C FC 84 C FF 89 F FC 85 B CU 76 S FC 85 3-3 ③ **K**			C FF 90 1 SAFE B FC 88 F FC 87 S SL 84 1-3 ② **K**		1 SAFE B SI 94 X SI 97 1-0 **1-2 1B**		3	1	1	0	1	2	2
24 Yasmany Tomás, R (1, 9) OBP: 0.341, SLG: 0.433		C FF 91 B FC 86 X FC 84 1-1 **46 FC6-4 2 1B** **1-2 1B**		C CU 77 B FF 91 S FF 90 F FF 91 F FF 91 T FF 92 1-2 ① **K**		F FC 88 X FF 89 0-1 ③ **G6-3**		S CU 85 B CU 85 B CU 85 X FF 96 2-1 ③ **L9**		4	0	1	0	0	1	3
2 Aaron Hill, R (1, 5) OBP: 0.285, SLG: 0.328		C FF 90 X FF 92 0-1 **46 FC6-4** **1-2** **2-3 1B**		B CU 76 S FC 86 X FC 85 1-1 ② **G5-3**			B SI 90 X SI 90 1-0 **4 G3 4 S 1B**		C FF 92 B SL 87 C SL 88 X KC 78 1-2 ① **L8**	4	0	2	0	0	0	0
16 Chris Owings, R (1, 4) OBP: 0.261, SLG: 0.328	D FC 87 X FF 92 1-0 ① **F7**			C FF 91 B FC 86 B CU 76 C FF 91 X CU 76 2-2 ③ **G6-3**			C FC 87 1 SAFE X FC 87 0-1 ① **F9**		X SL 89 0-0 **6 G4-3 1B**	4	0	1	0	0	0	4
46 Patrick Corbin, L (1, 1) 26 Danny Dorn, L (5, PH) OBP: 0.219, SLG: 0.200 48 Randall Delgado, R (6, 1) 4 Cliff Pennington, S (7, PH) OBP: 0.322, SLG: 0.292 41 Daniel Hudson, R (8, 1) 40 Andrew Chafin, R (9, 1) 6 David Peralta, L (9, PH) OBP: 0.350, SLG: 0.506	S FF 93 B FF 93 S CU 78 D CU 78 F FF 92 X CU 77 2-2 ② **FC6-4** **1-2f** **2-3** **3-H**				B FF 91 F FF 90 F FC 87 F FF 92 S CU 76 1-3 ① **K2-3**		B SI 90 S SI 90 F SI 90 B SL 84 X SL 84 2-2 ② **G3** **1-3**		B SI 92 B SI 94 X SI 92 2-0 ② **G4-3** **1-2**	1 1 0 1 0 0 0 1	0 0 0 0 0 0 0 0	0 0 0 0 0 0 0 0	1 0 0 0 0 0 0 0	0 1 0 0 0 0 0 0	0 0 0 1 0 0 0 0	2 0 0 1 0 0 0 1
Inning Stats	R: 0 E: 0 K: 0 S: 13 H: 1 LOB: 1 BB: 0 P: 19	R: 1 E: 0 K: 0 S: 14 H: 2 LOB: 2 BB: 1 P: 24	R: 0 E: 0 K: 1 S: 11 H: 1 LOB: 1 BB: 0 P: 21	R: 0 E: 0 K: 1 S: 10 H: 0 LOB: 0 BB: 0 P: 14	R: 0 E: 0 K: 1 S: 11 H: 0 LOB: 0 BB: 0 P: 15	R: 0 E: 0 K: 1 S: 8 H: 1 LOB: 1 BB: 0 P: 12	R: 0 E: 0 K: 0 S: 9 H: 1 LOB: 1 BB: 0 P: 14	R: 0 E: 0 K: 0 S: 8 H: 2 LOB: 2 BB: 0 P: 12	R: 0 E: 0 K: 0 S: 7 H: 1 LOB: 1 BB: 0 P: 10	1B: 8 2B: 1 3B: 0 HR: 0	SF: 0 SAC: 0 DP: 0 HBP: 0		WP: 0 PB: 0 SB: 1 CS: 0	PA: 37			

PITCHER		IP	WLS	BF	H	R	ER	SO	BB	IBB	HBP	BLK	WP	HR	S	P	ERA	WHIP
40 Madison Bumgarner, L ERA: 3.27	(1, 1)	5.0	W	20	4	1	1	3	1	0	0	0	0	0	59	93	1.80	1.000
70 George Kontos, R ERA: 1.58	(6, 1)	2.0	H	8	2	0	0	1	0	0	0	0	0	0	17	26	0.00	1.000
49 Javier López, L ERA: 1.82	(8, 1)	0.1	H	1	0	0	0	0	0	0	0	0	0	0	2	3	0.00	0.000
60 Hunter Strickland, R ERA: 1.99	(8, 1)	0.2	H	4	2	0	0	0	0	0	0	0	0	0	6	9	0.00	3.000
46 Santiago Casilla, R ERA: 3.15	(9, 1)	1.0	S	4	1	0	0	0	0	0	0	0	0	0	7	10	0.00	1.000

PITCHER	IP	WLS	BF	H	R	ER	SO	BB	IBB	HBP	BLK	WP	HR	S	P	ERA	WHIP

San Francisco Giants @ Arizona Diamondbacks
Chase Field, Phoenix, AZ
Sun Jul 19 2015, 1:11 PM - 4:15 PM MST
Att. 27,173 - Roof Closed - 78 F

livebaseballscorecards.com

AB	36
R	1
H	9
RBI	1
BB	1
SO	4
LOB	19

Batter	1	2	3	4	5	6	7	8	9	AB	R	H	RBI	BB	SO	LOB
51 Ichiro Suzuki, L (1, 9) OBP: 0.319, SLG: 0.302	C FF 95 B FF 97 F FF 95 X CH 89 1-2 G5-3		B CH 86 B SI 94 B FF 93 B FF 95 4-0 14 G5-3 BB		X CH 85 0-0 G4-6-3 1-2f			B SL 80 C SI 92 X SL 80 1-1 5 FC6-4 21 1B 1B		3	0	1	0	1	0	1
14 Martín Prado, R (1, 4) (8, 5) OBP: 0.317, SLG: 0.375	B FF 95 B FF 96 B FF 96 B FF 95 4-0 48 1B 21 1B BB		1 SAFE 1 SAFE B FF 95 F SI 96 1 SAFE C SL 89 X FF 96 1-2 G5-3 1-2		B SI 96 F SI 95 B SI 95 C FF 94 X SI 98 2-2 G6-3			1 SAFE B FF 92 C SI 90 C FF 91 X SI 93 1-2 L7		3	0	0	0	1	0	2
21 Christian Yelich, L (1, 7) OBP: 0.344, SLG: 0.367	X FF 94 0-0 48 1B 1-2 1B		B CH 86 D CH 86 S CH 86 X CH 88 2-1 G3-4-1			X CH 84 0-0 B2-3		C SI 91 S SL 80 X SL 78 0-2 5 FC6-4 1-2 1B		4	0	2	0	0	0	1
48 Justin Bour, L (1, 3) OBP: 0.345, SLG: 0.486 5 Casey McGehee, R (8, PH) OBP: 0.283, SLG: 0.303 19 Miguel Rojas, R (8, PR) OBP: 0.222, SLG: 0.280 (8, 4)	B CH 86 X CH 86 1-0 3 G6-4-3 1-2 2-3 1B			F SI 92 F FF 94 X CH 88 0-2 F8 X SL 89 0-0 F9		B FF 95 C FF 97 B SI 95 B CH 85 C CH 86 F CH 87 B FF 97 4-2 3 G5-4-3 BB B SL 88 X FF 90 1-0 G5-4-3 1-2f		B SI 84 B SI 83 X SI 84 2-0 FC6-4 3 BB 1-2f 2-3 C SI 83 B SI 84 F SI 84 F CU 73 B CU 74 F SI 86 F CU 74 B CH 77 B SI 85 4-2 1-2 BB		2 1 0	0 0 0	1 0 0	0 0 0	1 0 0	0 2 0	0 0 0
3 Adeiny Hechavarría, R (1, 6) OBP: 0.314, SLG: 0.373	X FF 92 0-0 G6-4-3 1-2f						B SI 93 C CH 84 X CH 87 1-1 HR			3	0	0	0	1	0	4
32 Derek Dietrich, L (1, 5) (8, 3) OBP: 0.385, SLG: 0.571		C FF 93 X CH 86 0-1 G4-3		C FF 95 B FF 96 B CH 85 B CH 86 B FF 96 4-1 20 BB				C SI 85 C CU 74 B CH 77 D CH 77 F CU 74 B CH 77 F SI 85 X SI 86 3-2 G6-3		3	1	1	1	1	0	3
20 J.T. Realmuto, R (1, 2) OBP: 0.277, SLG: 0.390		B FF 96 C CH 88 C SL 88 B FF 98 F CH 89 X SL 89 2-2 G6-3		B FF 97 B SL 87 C FF 96 B FF 95 F FF 93 D CH 86 4-2 1-2 BB			X FF 97 0-0 28 G6-3 1B		B SI 84 F SI 83 C SI 84 T CU 74 1-2 K	3	0	1	0	1	1	0
28 Cole Gillespie, R (1, 8) OBP: 0.377, SLG: 0.540		B FF 95 S FF 98 B FF 97 F FF 98 B FF 99 S CH 88 3-3 K		B SL 88 F FF 96 B FF 95 F FF 94 X FF 91 2-2 G6-3			B SL 87 B CH 87 X SL 88 2-0 G6-3 1-2f		C SI 84 B CH 78 F SI 84 F CU 75 B CH 77 F SI 86 F CU 76 X SI 85 2-2 G4-3	4	0	0	0	0	1	3
41 David Phelps, R (1, 1) OBP: 0.138, SLG: 0.107 52 Brad Hand, L (6, 1) OBP: 0.167, SLG: 0.167 38 Michael Morse, R (7, PH) OBP: 0.267, SLG: 0.295 31 Steve Cishek, R (7, 1) 17 Donovan Solano, R (9, PH) OBP: 0.175, SLG: 0.213			B FF 94 F FF 94 B FF 95 F FF 93 B SL 87 X FF 94 3-2 G6-3		B FF 91 F FF 92 B SL 84 F FF 92 X SL 88 2-2 51 G4-6-3 1B		X CH 88 0-0 G6-3		F SI 85 F SI 86 B CU 73 F CU 75 B CH 78 F SI 85 F SI 85 S CU 75 2-3 K	2 0 1 0 0	0 0 0 0 0	1 0 0 0 0	0 0 0 0 0	0 0 0 0 1	0 0 0 0 0	0 0 0 0 0
Inning Stats	R: 0 E: 0 K: 0 S: 6 H: 2 LOB: 2 BB: 1 P: 12	R: 0 E: 0 K: 1 S: 9 H: 0 LOB: 0 BB: 0 P: 14	R: 0 E: 0 K: 0 S: 8 H: 0 LOB: 1 BB: 1 P: 18	R: 0 E: 0 K: 0 S: 10 H: 0 LOB: 2 BB: 2 P: 20	R: 0 E: 0 K: 0 S: 7 H: 1 LOB: 0 BB: 0 P: 11	R: 0 E: 0 K: 0 S: 5 H: 0 LOB: 0 BB: 1 P: 10	R: 1 E: 0 K: 0 S: 5 H: 2 LOB: 0 BB: 0 P: 8	R: 0 E: 0 K: 0 S: 19 H: 2 LOB: 3 BB: 1 P: 30	R: 0 E: 0 K: 2 S: 15 H: 0 LOB: 0 BB: 0 P: 20	1B: 6 2B: 0 3B: 0 HR: 1 SF: 0 SAC: 0 DP: 4 HBP: 0						

PITCHER		IP	WLS	BF	H	R	ER	SO	BB	IBB	HBP	BLK	WP	HR	S	P	ERA	WHIP
12 Rubby De La Rosa, R ERA: 4.83	(1, 1)	7.0	W	27	5	1	1	1	5	0	0	0	0	1	50	93	1.29	1.429
59 Oliver Pérez, L ERA: 3.46	(8, 1)	0.1	H	3	2	0	0	0	0	0	0	0	0	0	8	10	0.00	6.000
29 Brad Ziegler, R ERA: 1.08	(8, 1)	1.2	S	6	0	0	0	2	1	0	0	0	0	0	26	40	0.00	0.600

PITCHER	IP	WLS	BF	H	R	ER	SO	BB	IBB	HBP	BLK	WP	HR	S	P	ERA	WHIP

TOP

Miami Marlins @ Arizona Diamondbacks

Chase Field, Phoenix, AZ

Mon Jul 20 2015, 6:44 PM - 9:38 PM MST

Att. 17,668 - Roof Closed - 79 F

livebaseballscorecards.com

AB	30
R	1
H	7
RBI	1
BB	6
SO	3
LOB	16

MIAMI

WP: 0 PA: 36
PB: 0
SB: 0
CS: 0

BOTTOM

Miami Marlins @ Arizona Diamondbacks
Chase Field, Phoenix, AZ
Mon Jul 20 2015, 6:44 PM - 9:38 PM MST
Att. 17,668 - Roof Closed - 79 F

livebaseballscorecards.com

Batter	1	2	3	4	5	6	7	8	9	AB	R	H	RBI	BB	SO	LOB
5 Ender Inciarte, L (1, 9) OBP: 0.314, SLG: 0.370	X SI 90 0-0 11 G6-4-3 1B		B FF 90 B FF 91 B FF 91 X FF 92 3-0 ② G6-3		B KC 79 S CH 81 C SI 89 B SI 90 B CH 82 X CH 82 3-2 ① G4-3	D CU 77 S FF 93 X SI 92 1-1 ③ G1-3				4	0	1	0	0	0	3
11 AJ Pollock, R (1, 8) OBP: 0.353, SLG: 0.463	C FF 91 B FF 90 1 SAFE B SI 91 B FF 92 X FF 92 3-1 ①② G6-4-3 1-2f		B KC 83 3 SAFE B FF 93 S KC 82 C FF 93 F FC 90 B FF 93 B KC 81 4-2 44 BB 6 E BB		C FF 91 B SI 91 X KC 79 1-1 ② G5-3		B SL 80 F SI 91 B SI 90 B SI 92 B SI 90 4-1 44 G6-4-3 BB			2	1	0	0	2	0	1
44 Paul Goldschmidt, R (1, 3) OBP: 0.454, SLG: 0.604	B FF 92 B FF 92 B KC 81 B FF 91 4-0 6 S BB		1 SAFE B FF 92 1 SAFE B FC 90 C FF 92 1 SAFE S FF 92 B SI 93 B FC 90 4-2 6 E 1-2 BB		C KC 78 C SI 92 B FF 91 X FF 92 1-2 1B		1 SAFE X SI 92 0-0 ① G6-4-3 1-2f			2	0	1	0	2	0	1
6 David Peralta, L (1, 7) OBP: 0.348, SLG: 0.502	B SI 90 B CH 84 C SI 93 C FF 90 C FF 92 2-3 ③ K 1-2		X SI 92 0-0 E5 1-3 2-H 3-H 1B		D CH 82 S KC 79 1 SAFE F SI 90 B FF 91 X KC 78 2-2 ③ L9		B SL 80 S SI 93 F CH 85 S SI 90 1-3 ③ K			4	0	1	2	0	2	2
7 Welington Castillo, R (1, 2) OBP: 0.297, SLG: 0.410		C SL 88 X KC 77 0-1 ① G1-3	C KC 79 B SL 89 X KC 79 1-1 ③ G6-3			F SL 85 C KC 77 B SL 86 S KC 77 1-3 ① K		B SI 91 C SI 92 S SL 79 F SL 80 S SL 79 1-3 ① K		4	0	0	0	0	2	2
19 Jake Lamb, L (1, 5) OBP: 0.346, SLG: 0.396		C FF 90 B SI 91 C SI 89 X KC 78 1-2 ② G3-1	B CH 80 C CH 80 C SL 87 B SI 89 X SI 88 2-2 1B			X KC 78 0-0 13 BB 16 1B 12 FC9-6 1B		C SL 80 F SI 91 F FF 89 B SI 90 X SL 78 1-2 ② G3-1		4	1	2	0	0	0	0
16 Chris Owings, R (1, 4) OBP: 0.265, SLG: 0.330		C FF 91 B FC 90 B FF 92 F KC 79 X FC 90 2-2 ③ F8	X SL 88 0-0 ① F8			C KC 78 1 SAFE B SI 88 B FC 90 X SL 88 2-1 12 FC9-6 13 BB 1-2 1B		X SL 79 0-0 13 CS 1B		4	0	2	0	0	0	1
13 Nick Ahmed, R (1, 6) OBP: 0.299, SLG: 0.352			B FF 90 B FF 90 X FF 90 2-0 6 E 3B	1 SAFE B FC 91 1 SAFE B KC 78 F SL 88 L FF 91 X FF 91 2-2 ② F9		B FF 91 B SL 88 B KC 79 B FF 90 4-0 12 FC9-6 1-2 2-3 BB		B SI 89 B SI 90 B SI 90 3-0 ③ CS 1-2		2	1	1	0	1	0	1
12 Rubby De La Rosa, R (1, 1) OBP: 0.095, SLG: 0.095 59 Oliver Pérez, L (8, 1) 29 Brad Ziegler, R (8, 1)			B FF 90 C FF 92 F FC 90 S FC 92 1-3 ① K	B FF 91 X FF 91 1-0 ③ G5-3		X SL 89 0-0 ② FC9-6 1-2f 2-3 3-H				3 0 0	0 0 0	0 0 0	0 0 0	1 0 0	0 0 0	1 0 0
Inning Stats	R: 0 E: 0 K: 1 S: 6 H: 1 LOB: 1 BB: 1 P: 15	R: 0 E: 0 K: 0 S: 8 H: 0 LOB: 0 BB: 0 P: 11	R: 2 E: 1 K: 1 S: 13 H: 2 LOB: 2 BB: 2 P: 28	R: 0 E: 0 K: 0 S: 8 H: 1 LOB: 1 BB: 0 P: 13	R: 0 E: 0 K: 0 S: 11 H: 1 LOB: 1 BB: 0 P: 18	R: 1 E: 0 K: 1 S: 9 H: 2 LOB: 2 BB: 1 P: 17	R: 0 E: 0 K: 1 S: 5 H: 0 LOB: 0 BB: 1 P: 10	R: 0 E: 0 K: 1 S: 9 H: 1 LOB: 0 BB: 0 P: 14		1B: 7 2B: 0 3B: 1 HR: 0 SF: 0 SAC: 0 DP: 2 HBP: 0					WP: 0 PB: 0 SB: 1 CS: 1	PA: 35

	AB	29
	R	3
	H	8
	RBI	3
	BB	5
	SO	5
	LOB	15

PITCHER		IP	WLS	BF	H	R	ER	SO	BB	IBB	HBP	BLK	WP	HR	S	P	ERA	WHIP
41 David Phelps, R ERA: 3.91	(1, 1)	5.2	L	27	7	3	3	3	4	0	0	0	0	0	53	99	4.76	1.941
52 Brad Hand, L ERA: 5.48	(6, 1)	0.1		1	0	0	0	0	0	0	0	0	0	0	2	3	0.00	0.000
31 Steve Cishek, R ERA: 4.65	(7, 1)	2.0		6	1	0	0	2	1	0	0	0	0	0	14	24	0.00	1.000

PITCHER	IP	WLS	BF	H	R	ER	SO	BB	IBB	HBP	BLK	WP	HR	S	P	ERA	WHIP

Batter	1	2	3	4	5	6	7	8	9	AB	R	H	RBI	BB	SO	LOB
51 Ichiro Suzuki, L (1, 9) OBP: 0.312, SLG: 0.294	C FF 90 C FF 90 S CU 78 0-3 K		X SI 90 0-0 F7			B CH 78 B CH 79 F FF 90 X FF 90 2-1 G1-3		1 SAFE X FF 92 0-0 FC6-4 14 G5-3 21 1B 1-2f	B FC 85 C CH 76 F FC 85 F FC 86 B FC 86 X FC 86 2-2 G5-3	5	1	0	0	0	1	3
14 Martín Prado, R (1, 4) OBP: 0.316, SLG: 0.374 (8, 5)	C FF 90 C CU 78 B CU 73 B FF 91 B CU 78 X FF 91 3-2 1B			B CU 73 F FF 90 F SI 90 B CH 80 X SI 90 2-2 G5-3		C FF 90 B CU 75 C CU 78 B FF 91 B CH 79 X CH 82 3-2 G5-3		1 SAFE 1 SAFE C FF 94 F FF 94 F FF 95 D SL 86 1 SAFE F FF 93 D SL 85 3-2 B FF 94 X FF 94 G5-3 1-2		4	0	1	0	0	0	1
21 Christian Yelich, L (1, 8) OBP: 0.346, SLG: 0.369 (7, 7)	B CH 81 C FF 90 1 SAFE B FF 90 X CH 81 2-1 F7			X CU 74 0-0 L9		C SI 90 B FF 90 B FF 89 F FF 91 X FF 91 2-2 1B		B SL 82 X SL 81 1-0 5 S 2-H 1B		4	0	2	1	0	0	1
48 Justin Bour, L (1, 3) OBP: 0.340, SLG: 0.478 5 Casey McGehee, R (8, PH) OBP: 0.288, SLG: 0.303 (8, 3)	L CU 75 C CH 79 F CU 78 F FF 92 F CU 78 F FF 91 D CH 81 1 SAFE X CH 81 1-2 F7			C FF 90 B SI 88 T FF 90 B SI 91 F CU 77 B FF 91 X CH 80 3-2 G5-3		1 SAFE S CH 78 B CH 78 1 SAFE B FF 89 F CH 80 S CU 80 2-3 K2-3		B SL 83 F SL 83 B SL 84 F SL 82 F SL 82 B SI 93 B SL 83 4-2 1-2 BB		3	0	0	0	0	1	2
										0	0	0	0	1	0	0
38 Michael Morse, R (1, 7) OBP: 0.268, SLG: 0.316 28 Cole Gillespie, R (7, 8) OBP: 0.370, SLG: 0.529		B FF 90 X SI 91 1-0 L4			S CU 77 B FF 90 S FF 90 S FF 92 1-3 K		F FF 89 F FF 89 B FF 89 B SI 90 X FF 90 2-2 HR	X SL 82 0-0 P6		3	1	1	1	0	1	0
										1	0	0	0	0	0	2
32 Derek Dietrich, L (1, 5) OBP: 0.370, SLG: 0.548 22 Carter Capps, R (8, 1) OBP: 0.500, SLG: 0.500 17 Donovan Solano, R (9, PH) OBP: 0.172, SLG: 0.210 44 AJ Ramos, R (9, 1)		C CU 73 F FF 91 F CU 76 X FF 90 0-2 G3			C FF 90 B FF 90 S FF 91 B FF 91 X FF 90 2-2 P5		B CU 76 B CH 79 X CH 80 2-0 G4-3		C FC 84 B FC 84 B CH 75 X FC 85 2-1 F7	3	0	0	0	0	0	0
										0	0	0	0	0	0	0
										1	0	0	0	0	0	0
										0	0	0	0	0	0	0
20 J.T. Realmuto, R (1, 2) OBP: 0.280, SLG: 0.395		B SI 90 C FF 89 F CH 80 B CH 81 S CH 81 2-3 K			B FF 91 F CH 80 F FF 91 X SI 90 1-2 3 S 3 1B 2B		C FF 90 B CH 79 X CH 81 1-1 L9		B FC 83 F FC 84 B FC 84 X FC 84 2-1 19 CS 3 1B 1B	4	1	2	0	0	1	0
3 Adeiny Hechavarría, R (1, 6) OBP: 0.317, SLG: 0.375			C CH 80 X SI 89 0-1 L4		C CU 78 X CU 79 0-1 2-H 1B		B SI 89 X SI 90 1-0 G5-3		1 SAFE X FC 85 0-0 19 BB 1-2 1B	4	0	2	1	0	0	0
35 Mat Latos, R (1, 1) OBP: 0.278, SLG: 0.278 19 Miguel Rojas, R (8, PH) OBP: 0.276, SLG: 0.308 (8, 4)			C SI 89 C CU 78 S CU 78 0-3 K		C SI 89 S CU 78 S CU 79 0-3 K			F FF 92 X SL 84 0-1 51 FC6-4 1B	B CH 76 2 SAFE 1 SAFE C CH 74 F FC 84 F FC 85 B FC 81 B FC 86 B FC 86 4-2 1-2 2-3 BB	2	0	0	0	0	2	1
										1	0	1	0	1	0	0
Inning Stats	R: 0 E: 0 K: 1 S: 15 H: 1 LOB: 1 BB: 0 P: 21	R: 0 E: 0 K: 1 S: 8 H: 0 LOB: 0 BB: 0 P: 11	R: 0 E: 0 K: 1 S: 6 H: 0 LOB: 0 BB: 0 P: 6	R: 0 E: 0 K: 0 S: 8 H: 0 LOB: 0 BB: 0 P: 13	R: 1 E: 0 K: 2 S: 14 H: 2 LOB: 1 BB: 0 P: 18	R: 0 E: 0 K: 1 S: 11 H: 1 LOB: 1 BB: 0 P: 20	R: 1 E: 0 K: 0 S: 7 H: 1 LOB: 0 BB: 0 P: 13	R: 1 E: 0 K: 0 S: 13 H: 2 LOB: 2 BB: 1 P: 21	R: 0 E: 0 K: 0 S: 12 H: 2 LOB: 2 BB: 1 P: 22	1B: 7 2B: 1 3B: 0 HR: 1 SF: 0 SAC: 0 DP: 0 HBP: 0						

PITCHER		IP	WLS	BF	H	R	ER	SO	BB	IBB	HBP	BLK	WP	HR	S	P	ERA	WHIP
58 Jeremy Hellickson, R ERA: 4.87	(1, 1)	7.0	L	26	5	2	2	6	0	0	0	0	0	1	69	102	2.57	0.714
37 Matt Stites, R ERA: 4.5	(8, 1)	0.2		3	1	1	1	0	0	0	0	0	0	0	8	11	13.50	1.500
40 Andrew Chafin, L ERA: 2.9	(8, 1)	0.0		1	1	0	0	0	0	0	0	0	0	0	1	2	∞	∞
48 Randall Delgado, R ERA: 2.91	(8, 1)	0.1		2	0	0	0	0	1	0	0	0	0	0	4	8	0.00	3.000
55 Josh Collmenter, R ERA: 4.65	(9, 1)	1.0		5	2	0	0	0	1	0	0	0	0	0	12	22	0.00	3.000

PITCHER	IP	WLS	BF	H	R	ER	SO	BB	IBB	HBP	BLK	WP	HR	S	P	ERA	WHIP

TOP

Miami Marlins @ Arizona Diamondbacks

Chase Field, Phoenix, AZ

Tue Jul 21 2015, 6:41 PM - 9:36 PM MST

Att. 16,983 - Roof Closed - 79 F

livebaseballscorecards.com

AB	35
R	3
H	9
RBI	3
BB	2
SO	6
LOB	10

MIAMI

WP: 0 PA: 37
PB: 0
SB: 2
CS: 1

BOTTOM

Miami Marlins @ Arizona Diamondbacks
Chase Field, Phoenix, AZ
Tue Jul 21 2015, 6:41 PM - 9:36 PM MST
Att. 16,983 - Roof Closed - 79 F

livebaseballscorecards.com

Batter	1	2	3	4	5	6	7	8	9	AB	R	H	RBI	BB	SO	LOB
11 AJ Pollock, R (1, 8) OBP: 0.355, SLG: 0.463	B FC 91 C FC 92 X SI 92 1-1 ① G5-3		B CU 74 X FF 91 1-0 1B		B FC 92 X FC 90 1-0 16 S 16 WP 1B			B KC 82 F FF 100 X KC 84 1-1 ② L7		4	0	2	0	0	0	0
16 Chris Owings, R (1, 4) OBP: 0.261, SLG: 0.326	B FC 93 F FC 92 B SL 86 T FC 93 S SL 86 2-3 ② K		B FC 92 F FC 91 1 SAFE S SL 86 B SL 83 X SI 91 2-2 ③ G6-3		B SL 86 C SL 88 X FC 92 1-1 ③ L9 1-3			C FF 97 S KC 83 B FF 97 C KC 83 1-3 ③ K		4	0	0	0	0	2	2
44 Paul Goldschmidt, R (1, 3) OBP: 0.455, SLG: 0.601	B FC 95 X FC 93 1-0 1B			B CU 72 B SL 86 C FC 91 B FC 90 B FC 90 4-1 ① 19 G1 24 1B BB		C CU 73 B FC 90 B SL 86 B SL 85 X FC 91 3-1 ① L8			X FF 93 0-0 ① P4	3	0	1	0	1	0	0
6 David Peralta, L (1, 7) OBP: 0.347, SLG: 0.498	C FF 92 C FF 92 1 SAFE X FC 93 0-2 ③ G1-3			F CU 74 F FF 90 S FS 79 0-3 ① K		B CU 74 X FC 91 1-0 ② G3-1			B FF 94 X FF 93 1-0 19 DI 1B	4	0	1	0	0	1	2
24 Yasmany Tomás, R (1, 9) OBP: 0.339, SLG: 0.431		C CU 74 F FC 93 F CU 76 B FF 92 X FS 81 1-2 ① G6-3		F FF 91 X FC 91 0-1 19 G1 1B 1-2		B CU 74 S FC 91 F CU 76 S FS 80 1-3 ③ K			B SL 80 F FF 92 S CH 83 S SL 82 1-3 ② K	4	0	1	0	0	2	1
19 Jake Lamb, L (1, 5) OBP: 0.338, SLG: 0.385		C FF 92 B FC 92 F FS 84 B FS 82 B SL 86 F FC 93 C FF 92 3-3 ② K		X SL 87 0-0 ② G1 1-2 2-3			B FF 90 C FF 89 X SL 84 1-1 ① G3-1		C FF 94 B CH 87 F CH 85 C SL 80 1-3 ③ K 1-2	4	0	0	0	0	2	3
7 Welington Castillo, R (1, 2) OBP: 0.293, SLG: 0.402		C FF 92 F CU 75 B FS 84 S FS 81 1-3 ③ K		B SL 85 X SL 84 1-0 ③ G5-3			C FC 90 C FF 90 T CU 76 0-2 ② K			3	0	0	0	0	2	2
13 Nick Ahmed, R (1, 6) OBP: 0.296, SLG: 0.348 40 Andrew Chafin, R (8, 1) 48 Randall Delgado, R (8, 1) 55 Josh Collmenter, R (9, 1) OBP: 0.269, SLG: 0.208			C FC 90 X FF 91 0-1 ① L5		B SL 84 X FC 91 1-0 ① G5-3		B FC 92 S FC 89 S FF 89 X FF 90 1-2 ③ G6-3			3 0 0 0	0 0 0 0	0 0 0 0	0 0 0 0	0 0 0 0	0 0 0 0	0 0 0 0
58 Jeremy Hellickson, R (1, 1) OBP: 0.219, SLG: 0.172 37 Matt Stites, L (8, 1) 4 Cliff Pennington, S (8, 6) OBP: 0.320, SLG: 0.290			C FC 92 F FC 92 B FC 93 S FC 92 1-3 ② K		X FC 92 0-0 ② G6-3			B FF 97 F FF 98 S KC 83 S FF 99 1-3 ① K		2 0 1	0 0 0	0 0 0	0 0 0	0 0 0	1 0 1	0 0 0
Inning Stats	R: 0 H: 1 E: 0 LOB: 1 K: 1 BB: 0 S: 9 P: 13	R: 0 H: 0 E: 0 LOB: 0 K: 2 BB: 0 S: 11 P: 16	R: 0 H: 1 E: 0 LOB: 1 K: 1 BB: 0 S: 9 P: 13	R: 0 H: 1 E: 0 LOB: 2 K: 1 BB: 1 S: 8 P: 13	R: 0 H: 1 E: 0 LOB: 1 K: 0 BB: 0 S: 5 P: 8	R: 0 H: 0 E: 0 LOB: 0 K: 1 BB: 0 S: 6 P: 11	R: 0 H: 0 E: 0 LOB: 0 K: 1 BB: 0 S: 8 P: 10	R: 0 H: 0 E: 0 LOB: 0 K: 2 BB: 0 S: 8 P: 11	R: 0 H: 1 E: 0 LOB: 1 K: 2 BB: 0 S: 8 P: 11	1B: 5 2B: 0 3B: 0 HR: 0	SF: 0 SAC: 0 DP: 0 HBP: 0			WP: 1 PB: 0 SB: 1 CS: 0		PA: 33	

PITCHER		IP	WLS	BF	H	R	ER	SO	BB	IBB	HBP	BLK	WP	HR	S	P	ERA	WHIP
35 Mat Latos, R ERA: 4.48	(1, 1)	7.0	W	26	4	0	0	7	1	0	0	0	1	0	56	84	0.00	0.714
22 Carter Capps, R ERA: 1.32	(8, 1)	1.0	H	3	0	0	0	2	0	0	0	0	0	0	8	11	0.00	0.000
44 AJ Ramos, R ERA: 1.51	(9, 1)	1.0	S	4	1	0	0	2	0	0	0	0	0	0	8	11	0.00	1.000

PITCHER	IP	WLS	BF	H	R	ER	SO	BB	IBB	HBP	BLK	WP	HR	S	P	ERA	WHIP

Batter	1	2	3	4	5	6	7	8	9	AB	R	H	RBI	BB	SO	LOB
51 Ichiro Suzuki, L (1, 9) OBP: 0.310, SLG: 0.301	B FF 95 B FF 96 C FF 95 F SI 95 S FF 94 2-3 K	B FF 94 D SL 85 X FF 93 2-0 F7 2-3			F SL 78 X SL 77 0-1 14 1B 1-H 3B		F FF 92 T FF 93 B SI 93 B CH 87 X SI 92 2-2 G6-3		B FF 94 B FF 94 C FF 94 F FF 95 F CU 81 F FF 94 X CU 81 2-2 L1	5	1	1	1	0	1	2
14 Martín Prado, R (1, 4) (8, 5) OBP: 0.315, SLG: 0.372	C FF 94 B FF 97 X FF 96 1-1 G4-3		C SL 81 C SI 92 B FF 92 B CH 84 X SI 91 2-2 G6-3		C SI 89 B CH 84 B SI 92 B CH 83 X FF 92 3-1 21 G6-4-3 3-H 1B		C SL 82 C FF 94 B FF 93 S FF 94 1-3 K			4	0	1	1	0	1	0
21 Christian Yelich, L (1, 7) OBP: 0.345, SLG: 0.365	C FF 96 B SL 86 S FF 96 F FF 96 X SI 96 1-2 G6-3		C SL 80 B FF 94 X SI 92 1-1 G4-3		B SL 81 X SI 90 1-0 G6-4-3 1-2f		B FF 94 B FF 93 H FF 93 3-0 5 CS HBP			3	0	0	0	0	0	1
5 Casey McGehee, R (1, 5) (8, 3) OBP: 0.293, SLG: 0.311		C FF 94 B FF 95 B FF 95 B CH 86 X FF 95 3-1 20 2B 2B	C FF 92 B SI 94 F SL 81 F FF 92 B FF 93 B CH 84 C SL 81 3-3		B SI 90 B SI 91 C SL 77 B FF 90 F FF 92 B FF 93 4-2 38 S BB		1 SAFE 1 SAFE B FC 82 1 SAFE 1 SAFE B FC 83 2-0 CS 1-2	X FF 95 0-0 G4-3		3	1	1	0	1	1	0
38 Michael Morse, R (1, 3) OBP: 0.268, SLG: 0.310 36 Sam Dyson, R (8, 1) 40 Mike Dunn, L (8, 1) OBP: 1.000, SLG: 1.000 57 Bryan Morris, L (8, 1) 44 AJ Ramos, R (9, 1)		B SI 94 S SI 92 B FF 93 B FF 93 F SL 82 B SL 82 4-2 20 2B 28 SF9 BB		B SI 90 C FF 90 C SI 90 B SL 77 F SL 80 F SI 91 B SI 92 F FF 93 C SL 81 3-3	C FF 93 T FF 93 D SL 85 C FF 96 1-3 1-2			S FF 82 F FF 94 F CU 84 B CU 82 B FF 94 S CU 82 2-3 K		3 0 0 0 0	1 0 0 0 0	0 0 0 0 0	0 0 0 0 0	1 0 0 0 0	3 0 0 0 0	1 0 0 0 0
20 J.T. Realmuto, R (1, 2) OBP: 0.280, SLG: 0.397		B FF 93 F SI 93 F FF 94 F FF 95 X SL 84 1-2 28 SF9 16 2B 1-3 2-H 2B		C SL 80 B SI 91 B SI 90 X CH 84 2-1 F8		S SL 82 C FF 94 B SL 83 X FC 89 1-2 L8		C CU 81 C CU 81 B FF 94 S CU 81 1-3		4	1	1	1	0	1	0
28 Cole Gillespie, R (1, 8) OBP: 0.362, SLG: 0.509		D FF 94 C FF 92 B FF 94 B SI 94 X SI 93 3-1 SF9 2-3 3-H		B SL 79 B SI 92 B CH 82 C FF 90 C FF 88 F SL 77 F SI 91 F SI 93 B SL 80 4-2 BB		B FF 94 F FF 94 S SL 84 X SL 84 1-2 G5-3			B FF 93 C CU 80 X FF 95 1-1 P3	2	0	0	1	1	0	0
3 Adeiny Hechavarría, R (1, 6) OBP: 0.316, SLG: 0.376		C SI 92 B FF 93 S SI 93 F SI 95 C FF 94 1-3		B SI 90 1 SAFE X SI 89 1-0 F9		F FF 93 B FF 95 X SL 82 1-1 2B			B FF 94 B FF 93 C FF 95 C CU 82 F CU 83 X CU 82 2-2 G6-3	4	0	1	0	0	1	2
16 José Fernández, R (1, 1) OBP: 0.200, SLG: 0.600 19 Miguel Rojas, R (8, 4) OBP: 0.300, SLG: 0.370		F SI 94 C FF 95 X FF 94 0-2 51 PB 3-H 2B			X FF 88 0-0 E5 51 3B		B FF 94 B FF 94 B FF 94 C FF 94 F FF 95 X FF 94 3-2 L4		S CU 82 B CU 81 X FF 94 1-1 2B	3 1	1 0	1 1	1 0	0 0	0 0	1 0

Inning Stats	1	2	3	4	5	6	7	8	9
	R: 0 E: 0 K: 1 S: 9 H: 0 LOB: 0 BB: 0 P: 13	R: 3 E: 0 K: 1 S: 18 H: 3 LOB: 1 BB: 1 P: 32	R: 0 E: 0 K: 1 S: 9 H: 0 LOB: 0 BB: 0 P: 15	R: 0 E: 0 K: 1 S: 14 H: 0 LOB: 1 BB: 1 P: 24	R: 2 E: 1 K: 1 S: 11 H: 2 LOB: 1 BB: 1 P: 20	R: 0 E: 0 K: 0 S: 11 H: 1 LOB: 1 BB: 0 P: 17	R: 0 E: 0 K: 1 S: 6 H: 0 LOB: 0 BB: 0 P: 14	R: 0 E: 0 K: 2 S: 8 H: 0 LOB: 0 BB: 0 P: 11	R: 0 E: 0 K: 0 S: 13 H: 1 LOB: 1 BB: 0 P: 19

1B: 1	SF: 1
2B: 5	SAC: 0
3B: 1	DP: 1
HR: 0	HBP: 1

WP: 0	PA: 38
PB: 1	
SB: 1	
CS: 1	

PITCHER	IP	WLS	BF	H	R	ER	SO	BB	IBB	HBP	BLK	WP	HR	S	P	ERA	WHIP
38 Robbie Ray, L (1, 1) ERA: 2.72	4.2	L	22	5	5	4	4	3	0	0	0	0	0	58	100	7.71	1.714
37 Matt Stites, R (5, 1) ERA: 3.86	0.1		1	0	0	0	1	0	0	0	0	0	0	3	4	0.00	0.000
54 Dominic Leone, R (6, 1) ERA: 7.07	1.2		7	1	0	0	1	0	0	1	0	0	0	17	29	0.00	0.600
55 Josh Collmenter, R (7, 1) ERA: 4.63	0.1		0	0	0	0	0	0	0	0	0	0	0	0	2	0.00	0.000
30 David Hernandez, R (8, 1) ERA: 3.86	2.0		7	1	0	0	2	0	0	0	0	0	0	21	30	0.00	0.500

PITCHER	IP	WLS	BF	H	R	ER	SO	BB	IBB	HBP	BLK	WP	HR	S	P	ERA	WHIP

TOP

Miami Marlins @ Arizona Diamondbacks

Chase Field, Phoenix, AZ

Wed Jul 22 2015, 6:41 PM - 9:57 PM MST

Att. 15,857 - Roof Closed - 79 F

livebaseballscorecards.com

AB	32
R	5
H	7
RBI	5
BB	3
SO	8
LOB	7

MIAMI

BOTTOM

Miami Marlins @ Arizona Diamondbacks

Chase Field, Phoenix, AZ

Wed Jul 22 2015, 6:41 PM - 9:57 PM MST

Att. 15,857 - Roof Closed - 79 F

livebaseballscorecards.com

Batter	1	2	3	4	5	6	7	8	9	AB	R	H	RBI	BB	SO	LOB
5 Ender Inciarte, L (1, 8) (7, 7) OBP: 0.316, SLG: 0.374	C FF 95 B FF 97 F CU 83 S FF 98 1-3 K ①		X CU 82 0-0 F8 ③		B CH 89 B CH 89 B SI 93 C CH 87 X CU 82 3-1 P6 ③		X CH 87 0-0 1-3 2-H 2B		B FF 92 X FF 91 1-0 1-2 7 1B 1B	5	0	2	1	0	1	0
16 Chris Owings, R (1, 4) OBP: 0.258, SLG: 0.321 30 David Hernandez, R (8, 1) 7 Welington Castillo, R (9, PH) OBP: 0.296, SLG: 0.406 58 Jeremy Hellickson, R (9, PR) OBP: 0.219, SLG: 0.172	C FF 97 C FF 98 C FF 99 0-3 K ②			B CU 81 S CU 82 X FF 95 1-1 L7 ①		X CU 82 0-0 F7 ① C FF 96 B FF 96 S CU 84 F CU 85 S CU 84 1-3 K ③		C SL 78 F SL 79 F SL 81 B CH 86 X SL 81 1-2 2-3 1B	4 0 1 0	0 0 0 0	0 0 1 0	0 0 0 0	0 0 0 0	2 0 0 0	2 0 0 0
44 Paul Goldschmidt, R (1, 3) OBP: 0.456, SLG: 0.603	B CU 84 C CU 84 X FF 97 1-1 1B			X FF 98 0-0 24 1B 2B		C FF 96 S FF 98 B CU 86 B CU 85 S CH 89 2-3 K ②		B FF 95 C SI 94 B SI 94 B SI 92 B FF 96 4-1 11 2B 24 FC5-2 BB	C SL 81 D FF 93 S CH 84 C SL 82 1-3 K ①	4	1	2	0	1	2	3
6 David Peralta, L (1, 7) OBP: 0.347, SLG: 0.494 11 AJ Pollock, R (6, PR) OBP: 0.355, SLG: 0.466 (7, 8)	B FF 96 X FF 96 1-0 F8 ③			C FF 95 S CU 84 S CU 84 0-3 K ②		C CU 83 S CU 83 H FF 97 1-2 HBP		C SI 93 B SI 94 F SI 94 X SI 94 1-2 24 FC5-2 1-3 2B	F SL 82 S CH 86 F CH 86 S SL 81 0-3 K ②	2 2	0 0	0 1	0 0	0 0	1 1	2 3
24 Yasmany Tomás, R (1, 9) OBP: 0.337, SLG: 0.426		B FF 95 X FF 96 1-0 G4-3 ①		C FF 96 S CU 84 X FF 97 0-2 2-H 19 3B 1B		S CU 82 S CU 83 S CU 83 0-3 K ③		S SI 95 X CH 87 0-1 FC5-2 4 BB ① 2-3 3-H	B CH 86 C SL 80 S SL 82 S SL 82 1-3 K ③	5	1	1	1	0	2	6
19 Jake Lamb, L (1, 5) OBP: 0.335, SLG: 0.395		C FF 97 F FF 97 B FF 97 B CH 88 B CH 87 C CU 84 3-3 K ②		B FF 96 C CH 87 D CH 90 S CU 85 F CH 90 X CU 84 2-2 1-H 3B			B SI 91 S CH 86 X CH 88 1-1 G4-3 ①	C SL 87 T SL 87 B FF 94 C FF 95 1-3 K ②		4	0	1	1	0	2	2
4 Cliff Pennington, S (1, 6) OBP: 0.317, SLG: 0.282		B SI 94 S SI 94 X FF 96 1-1 L9 ③		X FF 95 0-0 L7 ③			C SI 92 X CU 81 0-1 G4-3 ②	C SL 87 B FF 95 C FF 95 B FF 95 B SL 89 B SL 89 4-2 1-2 BB		3	0	0	0	1	0	1
23 Óscar Hernández, R (1, 2) OBP: 0.286, SLG: 0.333			F FF 94 C FF 96 B FF 97 S CU 84 1-3 K ①		C CU 80 S CU 82 C CU 81 0-3 K ①		B FF 93 C FF 94 B FF 95 B CU 82 S CU 83 D CU 83 4-2 2 BB 5 2B BB	B FC 90 C SI 94 F FC 89 B FC 89 S FC 90 2-3 K ③		3	1	0	0	1	3	3
38 Robbie Ray, L (1, 1) OBP: 0.091, SLG: 0.091 37 Matt Stites, L (5, 1) 13 Nick Ahmed, R (5, PH) OBP: 0.295, SLG: 0.347 54 Dominic Leone, R (6, 1) 55 Josh Collmenter, R (7, 1) OBP: 0.269, SLG: 0.208 2 Aaron Hill, R (7, PH) OBP: 0.292, SLG: 0.328 (8, 4)			C FF 93 B SI 94 T FF 96 C CU 84 1-3 K ②		S FF 95 B CH 88 F CU 83 S CU 85 1-3 K ②		B CU 82 C FF 93 B CU 83 C CU 84 B CH 88 D CU 84 4-2 5 2B 1-2 BB		B SL 80 B FF 91 C FF 92 B SL 79 F FF 93 F FC 92 B FF 93 4-2 7 1B 5 1B BB	1 0 1 0 0 0	0 0 0 0 0 0	0 0 0 0 0 0	0 0 0 0 0 2	0 0 1 0 0 0	1 0 0 0 0 0	0 0 0 0 0 0
Inning Stats	R: 0 E: 0 K: 2 S: 9 H: 1 LOB: 1 BB: 0 P: 12	R: 0 E: 0 K: 1 S: 6 H: 0 LOB: 0 BB: 0 P: 11	R: 0 E: 0 K: 2 S: 7 H: 0 LOB: 0 BB: 0 P: 9	R: 2 E: 0 K: 1 S: 14 H: 3 LOB: 1 BB: 0 P: 17	R: 0 E: 0 K: 2 S: 8 H: 0 LOB: 0 BB: 0 P: 12	R: 0 E: 0 K: 2 S: 9 H: 0 LOB: 1 BB: 0 P: 12	R: 1 E: 0 K: 1 S: 13 H: 1 LOB: 2 BB: 2 P: 23	R: 0 E: 0 K: 2 S: 14 H: 1 LOB: 3 BB: 2 P: 26	R: 0 E: 0 K: 3 S: 18 H: 2 LOB: 3 BB: 1 P: 26	1B: 4 2B: 3 3B: 1 HR: 0	SF: 0 SAC: 0 DP: 0 HBP: 1					

	AB	35
	R	3
	H	8
	RBI	3
	BB	5
	SO	16
	LOB	22

WP: 0 PB: 0 SB: 0 CS: 0 PA: 41

PITCHER		IP	WLS	BF	H	R	ER	SO	BB	IBB	HBP	BLK	WP	HR	S	P	ERA	WHIP
16 José Fernández, R ERA: 2.77	(1, 1)	7.0	W	29	5	3	3	11	2	0	1	0	0	0	66	96	3.86	1.000
36 Sam Dyson, R ERA: 3.46	(8, 1)	0.1	H	3	1	0	0	0	1	0	0	0	0	0	6	11	0.00	6.000
40 Mike Dunn, L ERA: 4.45	(8, 1)	0.1	H	2	0	0	0	1	1	0	0	0	0	0	5	10	0.00	3.000
57 Bryan Morris, R ERA: 3.28	(8, 1)	0.1	H	1	0	0	0	1	0	0	0	0	0	0	3	5	0.00	0.000
44 AJ Ramos, R ERA: 1.48	(9, 1)	1.0	S	6	2	0	0	3	1	0	0	0	0	0	18	26	0.00	3.000

PITCHER	IP	WLS	BF	H	R	ER	SO	BB	IBB	HBP	BLK	WP	HR	S	P	ERA	WHIP

Batter	1	2	3	4	5	6	7	8	9	AB	R	H	RBI	BB	SO	LOB
28 Gerardo Parra, L (1, 7) OBP: 0.355, SLG: 0.510	X FF 93 0-0 ① F8		F FC 90 F CH 81 F FC 90 X CH 81 0-2 ①② FC1-6-2 20 FC6-4 1-2 3-H			C CH 80 F FF 91 B CU 82 F CU 79 B CH 81 H FC 90 3-2 8 WP HBP			C SI 93 B CH 86 B CH 86 F FF 93 X FF 94 2-2 20 8 HR 1B	3	1	1	0	0	0	2
20 Jonathan Lucroy, R (1, 2) OBP: 0.307, SLG: 0.335	B FF 92 B SI 92 C FF 91 S FC 91 F FF 92 F SI 93 F FC 90 F SI 92 F FF 93 2-2 ② X FC 81 F8		1 SAFE D FF 91 X FC 88 1-0 ③ FC6-4 1-2f			B FC 90 B FC 90 1 SAFE X FC 89 2-0 ② F9			B FF 94 F FF 91 C FF 94 B SL 83 X FC 88 2-2 8 HR 1B 1-2	4	1	1	0	0	0	2
8 Ryan Braun, R (1, 9) OBP: 0.338, SLG: 0.485	C FF 92 S FC 90 B FC 91 S FF 92 1-3 ③ K			F FC 90 S FF 94 B FF 93 F FC 92 F FC 92 S CU 81 1-3 ① K2-3		C FC 91 F FF 91 B FC 90 F FF 91 F CU 80 B FC 90 F SI 92 F FC 89 F CU 80 2-3 ③ F FF 91 F FC 90 S CU 81 K2-3 1-2			X SL 83 0-0 1-H 2-H HR	4	1	1	3	0	3	1
24 Adam Lind, L (1, 3) OBP: 0.370, SLG: 0.508		C FF 91 S CH 84 S SI 92 0-3 ① K		F FC 90 S CH 83 S CU 81 0-3 ② K			C FF 92 C SI 92 B FF 93 B SL 83 F FF 94 B SL 82 X FF 94 3-2 ① G6-3		C FF 93 B FF 91 F FF 91 F FF 94 F SL 83 X SL 84 1-2 ① G4-3	4	0	0	0	0	2	0
27 Carlos Gómez, R (1, 8) OBP: 0.334, SLG: 0.438		S FC 91 B FC 89 X SI 92 1-1 ② 2 G3-1 2B		B FC 90 B FC 91 S FC 92 B FF 93 X FC 90 3-1 ③ F8			C FF 92 X SI 94 0-2 ② G3-1		S FF 94 F FF 94 B FF 93 S FF 94 1-3 ② K	4	0	1	0	0	1	0
2 Scooter Gennett, L (1, 4) OBP: 0.309, SLG: 0.401		B SI 92 F SI 91 X SI 90 1-1 ② G3-1 2-3			C SI 90 S CH 81 F CU 81 X FF 93 0-2 9 G4-6-3 1B		C FF 92 B FF 93 B FF 93 B FF 92 F FF 91 X FF 92 3-2 ③ F8		X SI 92 0-0 ③ L8	4	0	1	0	0	0	1
9 Jean Segura, R (1, 6) OBP: 0.307, SLG: 0.356		D FC 89 F FC 90 F FC 92 S FC 90 1-3 ③ K			F FC 88 B FF 91 B CU 81 X FC 90 2-1 ①② G4-6-3 1-2f			B FF 94 B SI 94 F SI 94 B SI 94 F FF 94 X FF 94 3-2 ① G5-3		3	0	0	0	0	1	2
14 Hernán Pérez, R (1, 5) OBP: 0.268, SLG: 0.367			F FC 89 X FC 90 0-1 50 1B 28 FC1-6-2 2B		C CU 79 B FF 92 F FF 92 F CU 81 S FC 90 1-3 ③ K			C FF 94 B SL 84 B FF 94 F FF 95 F SL 85 S CH 83 2-3 ② K		3	0	1	0	0	2	0
50 Mike Fiers, R (1, 1) OBP: 0.103, SLG: 0.103 35 Shane Peterson, L (6, PH) OBP: 0.361, SLG: 0.390 46 Corey Knebel, R (6, 1) 5 Héctor Gómez, R (8, PH) OBP: 0.231, SLG: 0.353 32 David Goforth, R (8, 1)			X CH 87 0-0 28 FC1-6-2 2-3 1B			B FC 90 C CH 80 X CH 82 1-1 ① G6-3		C FF 94 S SL 82 B FF 93 F FF 94 S CH 86 1-3 ③ K		1 1 0 1 0	0 0 0 0 0	1 0 0 0 0	0 0 0 0 0	0 0 0 0 0	0 0 0 1 0	0 0 0 0 0
Inning Stats	R: 0 E: 0 K: 1 S: 12 H: 0 LOB: 0 BB: 0 P: 15	R: 0 E: 0 K: 2 S: 10 H: 1 LOB: 1 BB: 0 P: 13	R: 0 E: 0 K: 0 S: 8 H: 2 LOB: 1 BB: 0 P: 9	R: 0 E: 0 K: 2 S: 10 H: 0 LOB: 0 BB: 0 P: 14	R: 0 E: 0 K: 1 S: 10 H: 1 LOB: 0 BB: 0 P: 13	R: 0 E: 0 K: 1 S: 16 H: 0 LOB: 1 BB: 0 P: 24	R: 0 E: 0 K: 0 S: 10 H: 0 LOB: 0 BB: 0 P: 16	R: 0 E: 0 K: 2 S: 11 H: 0 LOB: 0 BB: 0 P: 17	R: 3 E: 0 K: 1 S: 16 H: 3 LOB: 0 BB: 0 P: 22	1B: 4 2B: 3 3B: 0 HR: 1 SF: 0 SAC: 0 DP: 2 HBP: 1						

PITCHER	IP	WLS	BF	H	R	ER	SO	BB	IBB	HBP	BLK	WP	HR	S	P	ERA	WHIP
52 Zack Godley, R (1, 1) ERA:	6.0	W	21	4	0	0	7	0	0	1	0	1	0	66	88	0.00	0.667
40 Andrew Chafin, L (7, 1) ERA: 2.84	1.0		3	0	0	0	0	0	0	0	0	0	0	10	16	0.00	0.000
48 Randall Delgado, R (8, 1) ERA: 2.85	1.0		3	0	0	0	2	0	0	0	0	0	0	11	17	0.00	0.000
54 Dominic Leone, R (9, 1) ERA: 8.4	1.0		6	3	3	3	1	0	0	0	0	0	1	16	22	27.00	3.000

PITCHER	IP	WLS	BF	H	R	ER	SO	BB	IBB	HBP	BLK	WP	HR	S	P	ERA	WHIP

TOP

Milwaukee Brewers @ Arizona Diamondbacks

Chase Field, Phoenix, AZ

Thu Jul 23 2015, 6:41 PM - 9:53 PM MST

Att. 18,011 - Roof Closed - 79 F

livebaseballscorecards.com

AB	32
R	3
H	7
RBI	3
BB	0
SO	10
LOB	8

WP: 1 PA: 33
PB: 0
SB: 0
CS: 0

Milwaukee Brewers @ Arizona Diamondbacks

Chase Field, Phoenix, AZ

Thu Jul 23 2015, 6:41 PM - 9:53 PM MST

Att. 18,011 - Roof Closed - 79 F

livebaseballscorecards.com

BOTTOM

Batter	1	2	3	4	5	6	7	8	9	AB	R	H	RBI	BB	SO	LOB
5 Ender Inciarte, L (1, 7) OBP: 0.321, SLG: 0.380	B FF 89 X FF 88 1-0 ① F9		B CH 84 L CH 84 X FF 90 1-1 2B	C CU 72 X CH 84 0-1 E5 1-H 2-H 1B		B KC 81 F FF 96 C FF 94 S KC 79 1-3 ③ K		D SL 91 B SI 95 B SI 94 B SI 93 4-0 4 1B 11 1B 1-2 BB		4	1	2	1	1	1	0
4 Cliff Pennington, S (1, 4) OBP: 0.321, SLG: 0.287	C FF 90 C FF 91 S CH 84 0-3 ② K2-3		D CH 85 S CH 84 S CH 85 S CH 85 1-3 ② K	B CU 72 C CH 85 F FF 91 C FF 90 1-3 ③ K			B FF 94 C FF 94 B FF 95 X FF 96 2-1 44 S 11 2B 1B	B SL 90 X SI 93 1-0 11 1B 1-2 2-3 1B		5	1	2	0	0	3	2
44 Paul Goldschmidt, R (1, 3) OBP: 0.458, SLG: 0.605	C FF 90 X FF 90 0-1 E8 2B		I IN 74 I IN 74 I IN 72 I IN 71 4-0 11 FC6-4 IBB		B CU 70 B FC 83 B FC 85 C FF 87 F FC 80 S FF 90 3-3 ① K		D KC 81 B FF 95 B FF 94 C FF 93 F FF 94 B FF 94 4-2 11 2B 1-2 BB	B SL 90 C SL 89 B SL 91 X FF 94 2-1 ② SF8 3-H		2	0	1	1	2	1	0
11 AJ Pollock, R (1, 8) OBP: 0.359, SLG: 0.476	C FF 88 B FF 92 F FF 90 B FF 92 F CU 73 F CU 73 F CH 84 B FF 92 F CH 84 3-2 ③ G5-3		C CU 73 X CH 83 0-1 ③ FC6-4 1-2f		X FF 90 0-0 2 1B 3B		F KC 80 X KC 79 0-1 1-3 2-H 2B	X SL 89 0-0 1-2 2-H 1B		5	1	3	2	0	0	3
24 Yasmany Tomás, R (1, 9) OBP: 0.338, SLG: 0.437		C CU 71 C FF 90 B FF 90 B CU 73 X FF 92 2-2 HR		F FF 88 X FF 88 0-1 2 BB 23 1B 1B	S FF 89 S FF 91 S FF 90 0-3 ② K		S FF 94 F FF 93 S FF 93 0-3 ① K	F SL 89 S SI 94 F SI 94 S FF 94 0-3 ③ K		5	2	2	1	0	3	5
2 Aaron Hill, R (1, 5) OBP: 0.296, SLG: 0.328		C FF 89 B FC 86 B CU 72 B FF 89 X FF 90 3-1 ① F9	B CU 72 D CH 84 B FC 86 1 SAFE C FF 89 B FF 89 4-1 23 1B 5 1B 1-2 BB	C CU 73 D CU 75 C FF 90 D CH 83 X CH 82 2-2 3-H 1B		X KC 79 0-0 ② G5-3				3	1	1	1	1	0	2
13 Nick Ahmed, R (1, 6) OBP: 0.291, SLG: 0.342		B FF 90 F FF 88 X FF 91 1-1 ② L9	B CU 73 F FF 89 C FF 90 F FF 90 S FF 91 1-3 ① K	F FF 90 C FF 90 1 SAFE D CU 74 F FF 91 1 SAFE F FF 90 D CU 75 C CU 73 2-3 ③ K		X FF 94 0-0 ③ F9				4	0	0	0	0	2	5
23 Óscar Hernández, R (1, 2) OBP: 0.273, SLG: 0.300		F FF 89 F FF 91 B CU 73 B CU 74 S CH 82 2-3 ③ K	B CH 84 S CH 84 B FF 92 C FF 90 D CU 73 2 SAFE X FF 91 3-2 5 1B 5 E 1-2 2-H 1B			C FF 94 C FF 95 S KC 81 0-3 ① K		F FF 94 F SL 90 B SL 90 S SL 91 1-3 ① K		4	1	1	1	0	3	0
52 Zack Godley, R (1, 1) 19 Jake Lamb, L (6, PH) OBP: 0.333, SLG: 0.392 40 Andrew Chafin, R (7, 1) 48 Randall Delgado, R (8, 1) 16 Chris Owings, R (8, PH) OBP: 0.260, SLG: 0.323 54 Dominic Leone, R (9, 1)			B FF 88 C FF 89 F FF 89 C CU 71 1-3 ① K	L CH 82 M FC 84 L FF 90 0-3 ② K		B FF 96 S FF 96 C FF 95 S FF 96 1-3 ② K		F SL 89 F SL 90 F SL 90 B FF 95 F SL 89 X SI 95 1-2 4 1B 5 BB 44 SF8 1B		2 1 0 0 1 0	0 0 0 0 1 0	0 0 0 0 0 0	0 0 0 0 0 0	0 1 0 0 0 0	2 0 0 0 0 0	2 0 0 0 0 0
Inning Stats	R: 0 E: 1 K: 1 S: 13 H: 1 LOB: 1 BB: 0 P: 17	R: 1 E: 0 K: 1 S: 10 H: 1 LOB: 0 BB: 0 P: 18	R: 0 E: 0 K: 2 S: 10 H: 1 LOB: 2 BB: 1 P: 17	R: 3 E: 1 K: 3 S: 18 H: 3 LOB: 1 BB: 1 P: 27	R: 1 E: 0 K: 3 S: 15 H: 2 LOB: 1 BB: 0 P: 22	R: 0 E: 0 K: 3 S: 9 H: 0 LOB: 0 BB: 0 P: 11	R: 1 E: 0 K: 1 S: 11 H: 2 LOB: 2 BB: 1 P: 17	R: 2 E: 0 K: 2 S: 16 H: 3 LOB: 2 BB: 1 P: 25		1B: 8 2B: 3 3B: 1 HR: 1 SF: 1 SAC: 0 DP: 0 HBP: 0			WP: 0 PB: 0 SB: 1 CS: 0 PA: 41		

	AB	36
	R	8
	H	13
	RBI	7
	BB	4
	SO	16
	LOB	19

PITCHER		IP	WLS	BF	H	R	ER	SO	BB	IBB	HBP	BLK	WP	HR	S	P	ERA	WHIP
50 Mike Fiers, R ERA: 3.94	(1, 1)	5.0	L	25	8	5	4	10	1	1	0	0	0	1	66	101	7.20	1.800
46 Corey Knebel, R ERA: 3.2	(6, 1)	2.0		9	2	1	1	4	1	0	0	0	0	0	20	28	4.50	1.500
32 David Goforth, R ERA: 5.4	(8, 1)	1.0		7	3	2	2	2	1	0	0	0	0	0	16	25	18.00	4.000

PITCHER	IP	WLS	BF	H	R	ER	SO	BB	IBB	HBP	BLK	WP	HR	S	P	ERA	WHIP

Batter	1	2	3	4	5	6	7	8	9	AB	R	H	RBI	BB	SO	LOB
9 Jean Segura, R (1, 6) OBP: 0.305, SLG: 0.351	F SI 92 X FF 92 0-1 ① G3		C SI 94 B SI 93 F FF 94 F SL 82 S SL 82 1-3 ② K		B SL 79 S CH 79 F SI 93 F SL 82 B CH 83 H FF 92 3-2 HBP			B SL 88 C FF 96 F CH 84 F FF 97 B CH 84 C FF 96 2-3 ① K	X SI 83 0-0 ③ G4-3	4	0	0	0	0	2	1
20 Jonathan Lucroy, R (1, 2) OBP: 0.314, SLG: 0.342	C SI 94 C SI 93 B FF 94 X CH 87 1-2 8 FC6-4 1B		B SI 94 B SI 93 C SI 94 X SI 94 2-1 1B		1 SAFE 1 SAFE B SI 90 1 SAFE B SI 90 X SI 92 2-0 ③ L8			B SL 88 B FF 96 C FF 96 F CH 85 X FF 96 2-2 27 BB 1B		4	0	3	0	0	0	1
8 Ryan Braun, R (1, 9) OBP: 0.337, SLG: 0.491	X FF 92 0-0 ② FC6-4 1-2f		C SI 94 X SI 93 0-1 ③ F9			X SI 92 0-0 HR		C FF 96 S SL 88 F SI 96 S CH 84 0-3 ② K		4	1	1	1	0	1	3
27 Carlos Gómez, R (1, 8) OBP: 0.333, SLG: 0.433	C SI 93 1 SAFE B SI 92 C FF 92 1 SAFE S SL 82 1-3 ③ K			X SI 92 0-0 ① L9		F CH 81 F SI 93 S SL 80 0-3 ① K		F SL 89 S SL 89 D CH 84 D SL 89 B FF 97 D CH 85 4-2 1-2 BB		3	0	0	0	1	2	1
24 Adam Lind, L (1, 3) OBP: 0.366, SLG: 0.502		B SI 91 C SI 92 B FF 92 X SI 92 2-1 ① G5-3		C FF 92 C FF 92 B FF 94 S SL 83 1-3 ② K		C FF 91 X SI 91 0-1 ② G4-3		C FF 91 X SI 92 0-1 ③ G5-3		4	0	0	0	0	1	2
18 Khris Davis, R (1, 7) OBP: 0.328, SLG: 0.453 28 Gerardo Parra, L (9, PH) OBP: 0.357, SLG: 0.512 (9, 7)		X SI 92 0-0 ② G1-3		B SI 94 F SI 93 B SL 80 F CH 81 B SL 83 B SI 94 4-2 BB		F FF 91 S FF 91 S SL 80 0-3 ③ K			B SI 82 X SI 83 1-0 2 G4-3 14 SH3-4 35 WP 1B	2 1	0 1	0 1	0 1	1 0	1 0	0 0
14 Hernán Pérez, R (1, 5) OBP: 0.270, SLG: 0.375		C FF 91 F SI 93 B SI 94 B SL 83 X FF 94 2-2 2B		X SL 75 0-0 ③ G3			F FF 91 X SL 78 0-1 ① F9		1 SAFE L SI 83 X SI 84 0-1 ① SH3-4 1-2	3	0	1	0	0	0	1
5 Héctor Gómez, R (1, 4) OBP: 0.226, SLG: 0.345 2 Scooter Gennett, L (9, PH) OBP: 0.307, SLG: 0.399 (9, 4)		F SI 94 D SL 80 S CH 80 X SI 94 1-2 ③ G1-3			C FF 92 F CH 80 B FF 93 S SL 81 1-3 ① K2-3		C SI 92 B CH 82 S FF 92 F SL 81 S SL 80 1-3 ② K2-3		X SI 84 0-0 ② G4-3 2-3	3 1	0 0	0 0	0 0	0 0	2 0	1 1
52 Jimmy Nelson, R (1, 1) OBP: 0.125, SLG: 0.128 21 Jeremy Jeffress, R (8, 1) 13 Will Smith, R (8, 1) 35 Shane Peterson, L (9, PH) OBP: 0.369, SLG: 0.390 57 Francisco Rodríguez, R (9, 1)			S SI 90 S SI 94 C SI 93 0-3 ① K		S FF 92 S FF 94 B SI 94 F SI 94 S SI 93 1-3 ② K		F FF 93 B FF 91 F SI 92 S SI 93 1-3 ③ K		B SI 84 B SI 84 B SI 84 C SI 82 F SI 83 B SI 84 4-2 3-H BB	3 0 0 0 0	0 0 0 0 0	0 0 0 0 0	0 0 0 0 1	0 0 0 0 0	3 0 0 0 0	0 0 0 0 0

Inning Stats																					
	R: 0 E: 0 K: 1 S: 9	H: 1 LOB: 1 BB: 0 P: 11	R: 0 E: 0 K: 0 S: 9	H: 1 LOB: 1 BB: 0 P: 14	R: 0 E: 0 K: 2 S: 11	H: 1 LOB: 1 BB: 0 P: 14	R: 0 E: 0 K: 1 S: 7	H: 0 LOB: 1 BB: 1 P: 12	R: 0 E: 0 K: 2 S: 11	H: 0 LOB: 1 BB: 0 P: 18	R: 1 E: 0 K: 2 S: 9	H: 1 LOB: 0 BB: 0 P: 9	R: 0 E: 0 K: 2 S: 9	H: 0 LOB: 0 BB: 0 P: 11	R: 0 E: 0 K: 2 S: 15	H: 1 LOB: 2 BB: 1 P: 23	R: 1 E: 0 K: 0 S: 7	H: 1 LOB: 1 BB: 1 P: 12	1B: 4 2B: 1 3B: 0 HR: 1	SF: 0 SAC: 1 DP: 0 HBP: 1	WP: 1 PB: 0 SB: 0 CS: 0	PA: 37

PITCHER		IP	WLS	BF	H	R	ER	SO	BB	IBB	HBP	BLK	WP	HR	S	P	ERA	WHIP
46 Patrick Corbin, L ERA: 3.68	(1, 1)	7.0	L	27	4	1	1	10	1	0	1	0	0	1	65	89	1.29	0.714
41 Daniel Hudson, R ERA: 3.27	(8, 1)	0.2		4	1	0	0	2	1	0	0	0	0	0	13	21	0.00	3.000
59 Oliver Pérez, L ERA: 3.42	(8, 1)	0.1		1	0	0	0	0	0	0	0	0	0	0	2	2	0.00	0.000
29 Brad Ziegler, R ERA: 1.27	(9, 1)	1.0		5	1	1	1	0	1	0	0	0	1	0	7	12	9.00	2.000

PITCHER	IP	WLS	BF	H	R	ER	SO	BB	IBB	HBP	BLK	WP	HR	S	P	ERA	WHIP

TOP

Milwaukee Brewers @ Arizona Diamondbacks

Chase Field, Phoenix, AZ

Fri Jul 24 2015, 6:41 PM - 9:37 PM MST

Att. 29,956 - Roof Closed - 79 F

livebaseballscorecards.com

AB	32
R	2
H	6
RBI	1
BB	3
SO	12
LOB	11

BOTTOM

Milwaukee Brewers @ Arizona Diamondbacks

Chase Field, Phoenix, AZ

Fri Jul 24 2015, 6:41 PM - 9:37 PM MST

Att. 29,956 - Roof Closed - 79 F

livebaseballscorecards.com

Batter	1	2	3	4	5	6	7	8	9	AB	R	H	RBI	BB	SO	LOB
5 Ender Inciarte, L (1, 9) (9, 7) OBP: 0.327, SLG: 0.388	B SI 92 B SI 93 B SI 93 C SI 93 C SI 93 X SI 92 3-2 6 WP 2B		C KC 82 X KC 82 0-1 44 S 11 1B 6 G1-2-3 1B		X FF 93 0-0 ③ F7			C FF 95 B FF 96 B FF 96 X FF 95 2-1 11 G6-4-3 1B		4	0	3	0	0	0	0
11 AJ Pollock, R (1, 8) OBP: 0.358, SLG: 0.474	B KC 84 F SI 92 B SI 92 F SL 86 2 SAFE C SI 93 2-3 ① K		1 SAFE X SI 92 0-0 44 S 1-2 1B			B KC 82 C KC 82 X FF 93 1-1 ① G6-3		S FF 96 X SI 95 0-1 ①② G6-4-3 1-2f		4	0	1	0	0	1	2
44 Paul Goldschmidt, R (1, 3) OBP: 0.461, SLG: 0.605	B KC 83 C KC 82 S SL 87 B SL 87 B SI 94 F SL 86 F SL 87 F SI 93 B SL 84 4-2 6 WP BB		D SI 92 D KC 84 B SL 85 I IN 78 4-0 1-2 2-3 IBB			C SI 93 C SL 88 B FF 95 F SL 84 X FF 94 1-2 ② G4-3		B KC 82 X FF 96 1-0 1B		2	0	1	0	2	0	0
6 David Peralta, L (1, 7) OBP: 0.347, SLG: 0.492 24 Yasmany Tomás, R (8, PH) OBP: 0.337, SLG: 0.435 (9, 9)	D KC 83 C KC 83 B KC 82 T FF 93 B SL 88 S KC 85 3-3 ② K 1-2 2-3		C KC 83 B SI 94 X KC 83 1-1 ②③ G1-2-3 3-Hf			B FF 94 X KC 82 1-0 1B		B SL 80 1 SAFE C FF 92 1 SAFE B SL 82 F FF 92 B FF 94 C FF 93 3-3 ③ K		3 1	0 0	1 0	0 0	0 0	1 1	5 1
16 Chris Owings, R (1, 4) OBP: 0.260, SLG: 0.329	F KC 84 C FF 94 D SL 89 F SL 87 S FF 95 1-3 ③ K			C FF 93 F SL 86 B SL 84 F FF 94 B KC 84 B FF 94 X FF 94 3-2 ① F8		B KC 83 F FF 92 C FF 94 S FF 95 1-3 ③ K			F SI 89 X FF 90 0-1 13 SF8 3B	4	1	1	0	0	2	3
19 Jake Lamb, L (1, 5) OBP: 0.325, SLG: 0.382		X SI 93 0-0 ① G6-3		C SI 94 B SI 95 F SI 95 X SL 88 1-2 ② F8			C SI 93 S SL 87 F SL 87 F SL 87 X SL 88 0-2 ① G3		S CH 82 S CH 84 D CH 86 S CH 86 1-3 ① K	4	0	0	0	0	1	1
13 Nick Ahmed, R (1, 6) OBP: 0.287, SLG: 0.338		C SI 93 X SI 93 0-1 ② G6-3		C SI 93 B SI 93 X SI 93 1-1 ③ F9			B SI 92 X SI 92 1-0 ② L5		C CU 76 S CH 83 F CH 85 B FF 91 X FF 91 1-2 ② SF8 3-H	3	0	0	1	0	0	0
23 Óscar Hernández, R (1, 2) OBP: 0.357, SLG: 0.333 7 Welington Castillo, R (9, PH) OBP: 0.295, SLG: 0.404		C FF 93 S SI 93 B SL 89 S SI 93 1-3 ③ K			F SI 91 B SI 92 B SI 92 B SI 94 F SI 93 B SI 91 4-2 46 G4-6-3 BB		F SI 93 B SL 86 X SL 87 1-1 2 FC6-4 1B		C CU 76 X CH 85 0-1 ③ G6-3	2 1	0 0	1 0	0 0	1 0	1 0	0 0
46 Patrick Corbin, L (1, 1) 2 Aaron Hill, R (7, PH) OBP: 0.294, SLG: 0.326 41 Daniel Hudson, R (8, 1) 59 Oliver Pérez, L (8, 1) 29 Brad Ziegler, R (9, 1)			C SI 92 X SI 94 0-1 ① G6-3		B SI 92 L SI 92 L SI 91 B KC 82 X SI 92 2-2 ①② G4-6-3 1-2f		C FF 92 B KC 85 X SI 94 1-1 ③ FC6-4 1-2f			2 1 0 0 0	0 0 0 0 0	0 0 0 0 0	0 0 0 0 0	0 0 0 0 0	0 0 0 0 0	1 1 0 0 0
Inning Stats	R: 0 H: 1 E: 0 LOB: 2 K: 3 BB: 1 S: 18 P: 31	R: 0 H: 0 E: 0 LOB: 0 K: 1 BB: 0 S: 6 P: 7	R: 0 H: 2 E: 0 LOB: 2 K: 0 BB: 1 S: 7 P: 12	R: 0 H: 0 E: 0 LOB: 0 K: 0 BB: 0 S: 9 P: 14	R: 0 H: 0 E: 0 LOB: 0 K: 0 BB: 1 S: 6 P: 12	R: 0 H: 1 E: 0 LOB: 1 K: 1 BB: 0 S: 10 P: 14	R: 0 H: 1 E: 0 LOB: 1 K: 0 BB: 0 S: 10 P: 13	R: 0 H: 2 E: 0 LOB: 1 K: 1 BB: 0 S: 8 P: 14	R: 1 H: 1 E: 0 LOB: 0 K: 1 BB: 0 S: 11 P: 13	1B: 6 SF: 1 2B: 1 SAC: 0 3B: 1 DP: 3 HR: 0 HBP: 0						

	AB	31
	R	1
	H	8
	RBI	1
	BB	3
	SO	7
	LOB	14

PITCHER		IP	WLS	BF	H	R	ER	SO	BB	IBB	HBP	BLK	WP	HR	S	P	ERA	WHIP
52 Jimmy Nelson, R ERA: 3.97	(1, 1)	7.0	W	27	5	0	0	5	2	1	0	0	1	0	66	103	0.00	1.000
21 Jeremy Jeffress, R ERA: 3.02	(8, 1)	0.2	H	3	2	0	0	0	0	0	0	0	0	0	5	8	0.00	3.000
13 Will Smith, L ERA: 1.75	(8, 1)	0.1	H	1	0	0	0	1	0	0	0	0	0	0	3	6	0.00	0.000
57 Francisco Rodríguez, R ERA: 1.54	(9, 1)	1.0	S	4	1	1	1	1	0	0	0	0	0	0	11	13	9.00	1.000

PITCHER	IP	WLS	BF	H	R	ER	SO	BB	IBB	HBP	BLK	WP	HR	S	P	ERA	WHIP

Batter	1	2	3	4	5	6	7	8	9	AB	R	H	RBI	BB	SO	LOB
28 Gerardo Parra, L (1, 7) OBP: 0.355, SLG: 0.507	B FF 93 T FF 92 S CH 87 F FF 97 S SI 96 1-3 K 20 CS		X SI 93 0-0 20 G6-4-3 1-2 1B		C CH 89 F FF 96 X SI 91 0-2 E5 20 FC6-4 2-3			F CH 86 B FF 95 F SI 92 S FF 97 1-3 ① K	S CH 76 F CH 77 B SI 85 C CU 75 1-3 ③ K	5	0	1	0	0	3	4
20 Jonathan Lucroy, R (1, 2) OBP: 0.313, SLG: 0.338	1 SAFE B FF 92 C FF 93 S SI 93 1 SAFE B SI 95 X FF 96 2-2 ① ② G4-3 1-2		D FF 97 T SI 94 C FF 97 X SI 96 1-2 ① ② G6-4-3 1-2f 2-3		1 SAFE X SI 96 0-0 ③ FC6-4 1-2f			B FF 95 B SI 94 B SI 93 B SI 92 4-0 BB		3	0	0	0	1	0	5
8 Ryan Braun, R (1, 9) OBP: 0.336, SLG: 0.488	X FF 93 0-0 24 S 1B		B CH 86 B CH 88 C FF 90 S FF 91 C FF 98 2-3 ③ K			X SL 87 0-0 ① F9		D CH 88 X SL 89 1-0 ② L8		4	0	1	0	0	1	2
24 Adam Lind, L (1, 3) OBP: 0.365, SLG: 0.500 35 Shane Peterson, L (2, 3) OBP: 0.356, SLG: 0.375	B FF 92 C FF 92 D CH 88 D CH 85 F SI 94 F CH 89 S FF 96 3-3 ③ K 1-2			C FF 93 B CH 86 C SL 89 S CH 90 1-3 ① K		B CH 87 F CH 87 B SI 96 B CH 89 F FF 93 X SL 89 3-2 ② G1		B CH 88 D SI 95 F FF 95 F SI 95 F SI 90 B CH 88 X FF 98 3-2 ③ G4-3		1 3	0 0	0 0	0 0	0 0	1 1	1 1
27 Carlos Gómez, R (1, 8) OBP: 0.336, SLG: 0.432		B FF 92 B FF 92 B FF 92 B FF 94 4-0 9 FC6-4 BB		C FF 96 X FF 90 0-1 ② G5-3		B FF 95 F SL 89 X FF 96 1-1 1B			C SI 83 X SI 84 0-1 ① L7	3	0	1	0	1	0	0
2 Scooter Gennett, L (1, 4) OBP: 0.301, SLG: 0.390		1 SAFE B SI 93 S CH 83 F FF 92 1 SAFE T FF 95 1-2 ① K		F CH 88 S SI 97 F FF 96 B FF 91 X FF 96 1-2 ③ G6-3		1 SAFE 1 SAFE B FF 94 X CH 85 1-0 ③ L8			C SI 83 S CH 76 X CH 76 0-2 ② G3	4	0	0	0	0	1	2
9 Jean Segura, R (1, 6) OBP: 0.304, SLG: 0.350		F FF 95 1 SAFE X FF 94 0-1 ② FC6-4 14 S 1-2f			B FF 95 F FF 93 F FF 95 X FF 97 1-2 ① G1-3		F FF 92 X FF 94 0-1 ① G6-3		X SI 84 0-0 14 1B 1B	4	0	1	0	0	0	1
14 Hernán Pérez, R (1, 5) OBP: 0.269, SLG: 0.371		1 SAFE B SI 92 B FF 96 B SL 89 C FF 95 S CH 86 X CH 88 3-2 ③ G4-3 1-2			S CH 88 C FF 96 B FF 97 F FF 91 X FF 91 1-2 E6 28 E 26 SH1-4		F CH 87 B SI 92 B CH 84 X CH 88 2-1 ② G1-3		B SI 83 X SI 84 1-0 18 BB 1-3 1B	4	0	1	0	0	0	1
26 Taylor Jungmann, R (1, 1) OBP: 0.250, SLG: 0.200 5 Héctor Gómez, R (7, PH) OBP: 0.224, SLG: 0.342 54 Michael Blazek, R (7, 1) OBP: 0.333, SLG: 0.667 51 Jonathan Broxton, R (8, 1) 18 Khris Davis, R (9, PH) OBP: 0.332, SLG: 0.453			S FF 92 T FF 94 B CH 88 X CH 88 1-2 20 G6-4-3 28 1B 1B		X FF 95 0-0 ② SH1-4 1-2		B CH 88 B SL 88 B SL 87 C FF 94 X FF 92 3-1 ③ G5-3		S CU 74 B CU 72 S SI 85 B CU 74 B SI 85 B SI 85 4-2 1-2 BB	1 1 0 0 0	0 0 0 0 0	1 0 0 0 0	0 0 0 0 0	0 0 0 0 1	0 0 0 0 0	0 0 0 0 0

Inning Stats																								
	R: 0 E: 0 K: 2 S: 12	H: 1 LOB: 1 BB: 0 P: 18	R: 0 E: 0 K: 1 S: 8	H: 0 LOB: 1 BB: 1 P: 16	R: 0 E: 0 K: 1 S: 10	H: 2 LOB: 1 BB: 0 P: 14	R: 0 E: 0 K: 1 S: 9	H: 0 LOB: 0 BB: 0 P: 11	R: 0 E: 2 K: 0 S: 12	H: 0 LOB: 2 BB: 0 P: 14	R: 0 E: 0 K: 0 S: 7	H: 1 LOB: 1 BB: 0 P: 12	R: 0 E: 0 K: 0 S: 6	H: 0 LOB: 0 BB: 0 P: 11	R: 0 E: 0 K: 1 S: 8	H: 0 LOB: 1 BB: 1 P: 17	R: 0 E: 0 K: 1 S: 12	H: 2 LOB: 3 BB: 1 P: 18	1B: 6 2B: 0 3B: 0 HR: 0	SF: 0 SAC: 1 DP: 1 HBP: 0	WP: 0 PB: 1 SB: 2 CS: 1	PA: 37				

PITCHER		IP	WLS	BF	H	R	ER	SO	BB	IBB	HBP	BLK	WP	HR	S	P	ERA	WHIP
12 Rubby De La Rosa, R ERA: 4.52	(1, 1)	8.0	W	31	4	0	0	6	2	0	0	0	0	0	72	113	0.00	0.750
29 Brad Ziegler, R ERA: 1.24	(9, 1)	1.0	S	6	2	0	0	1	1	0	0	0	0	0	12	18	0.00	3.000

PITCHER	IP	WLS	BF	H	R	ER	SO	BB	IBB	HBP	BLK	WP	HR	S	P	ERA	WHIP

TOP

Milwaukee Brewers @ Arizona Diamondbacks

Chase Field, Phoenix, AZ

Sat Jul 25 2015, 5:12 PM - 8:05 PM MST

Att. 34,957 - Roof Closed - 79 F

livebaseballscorecards.com

AB	33
R	0
H	6
RBI	0
BB	3
SO	7
LOB	17

Batter	1	2	3	4	5	6	7	8	9	AB	R	H	RBI	BB	SO	LOB
5 Ender Inciarte, L (1, 9) OBP: 0.326, SLG: 0.390	C FF 93 F FF 93 X FF 94 0-2 11 CS 2B	C CH 86 C CH 85 C FF 93 0-3 K			C CU 75 B CH 84 X FF 90 1-1 L7		C CU 78 B FF 92 X CU 76 1-1 L9			4	0	1	0	0	1	0
11 AJ Pollock, R (1, 8) OBP: 0.359, SLG: 0.471	B FF 92 B SI 92 S SI 92 2 SAFE B FF 93 B FF 93 4-1 44 2B 2-3 BB		C CU 74 B CH 85 X CH 86 1-1 F8		B CU 73 B CU 73 B FF 90 B FF 92 4-0 44 S BB			B FF 92 S FF 94 X FF 94 1-1 F8		2	1	0	0	2	0	0
44 Paul Goldschmidt, R (1, 3) OBP: 0.461, SLG: 0.605	C FF 92 1 SAFE D CU 77 1 SAFE B FF 93 X FF 92 2-1 19 1B 1-H 2B		B CU 76 B FF 93 C FF 93 B CU 77 B FF 94 4-1 6 E BB		F SI 90 C CU 75 1 SAFE B FF 91 B SI 91 B SI 91 S CU 76 3-3 K2-3 1-2			B FF 94 C SL 88 F FF 95 B SL 89 F FF 96 F FF 94 F CU 77 X FF 94 2-2 G4-3		3	1	1	1	1	1	1
6 David Peralta, L (1, 7) OBP: 0.342, SLG: 0.485	F FF 94 S CU 78 D CU 78 F CU 77 C FF 94 1-3 K		1 SAFE T FF 93 X CU 76 0-1 L7 1-2			B CH 83 C FF 90 F FF 91 B CU 76 C FF 91 2-3 K		X FF 94 0-0 G1-3		4	0	0	0	0	2	2
7 Welington Castillo, R (1, 2) OBP: 0.301, SLG: 0.401	B CU 76 C SI 92 F FF 94 D CU 76 H SI 92 3-2 19 1B HBP		B CU 74 C FF 92 F FF 92 S CU 76 1-3 K			C CU 74 C CU 74 B CU 77 B FF 92 B CU 73 B FF 91 4-2 BB				1	0	0	0	1	1	1
19 Jake Lamb, L (1, 5) OBP: 0.331, SLG: 0.387	D FF 93 B FF 94 F FF 94 B FF 94 X FF 94 3-1 1-2 3-H 1B			C CU 75 B CH 85 B FF 92 X CH 85 2-1 16 G6-4-3 1B		C FF 91 B FF 90 B CU 74 B FF 90 X FF 89 3-1 F7				3	0	2	1	0	0	1
16 Chris Owings, R (1, 4) OBP: 0.258, SLG: 0.326	C CU 76 C FF 94 D CU 78 B FF 93 D FF 94 S FF 92 3-3 K			D FF 92 B FF 91 1 SAFE X FF 92 2-0 G6-4-3 1-2f		F FF 90 X FF 91 0-1 F7				3	0	0	0	0	1	4
4 Cliff Pennington, S (1, 6) OBP: 0.313, SLG: 0.280		C FF 92 B CH 86 B CH 86 F FF 91 X CH 85 2-2 G4-3		B SI 93 B CH 84 B FF 92 C FF 91 F FF 91 F FF 91 X FF 91 3-2 G6-3			B CU 76 C SI 92 S CU 78 F CU 79 F CU 77 B CU 77 B FF 93 S FF 92 3-3 K		3	0	0	0	0	1	0
12 Rubby De La Rosa, R (1, 1) OBP: 0.089, SLG: 0.089 29 Brad Ziegler, R (9, 1)		C FF 92 C FF 93 S CU 77 0-3 K			B FF 90 C FF 90 C FF 90 X CU 74 1-2 G3-1		B FF 93 X FF 92 1-0 G3			3 0	0 0	0 0	0 0	1 0	0 0	0 0
Inning Stats	R: 2 E: 0 K: 2 S: 17 H: 3 LOB: 2 BB: 1 P: 33	R: 0 E: 0 K: 2 S: 9 H: 0 LOB: 0 BB: 0 P: 11	R: 0 E: 1 K: 1 S: 8 H: 0 LOB: 1 BB: 1 P: 14	R: 0 E: 0 K: 0 S: 7 H: 1 LOB: 0 BB: 0 P: 14	R: 0 E: 0 K: 1 S: 8 H: 0 LOB: 1 BB: 1 P: 17	R: 0 E: 0 K: 1 S: 9 H: 0 LOB: 1 BB: 1 P: 18	R: 0 E: 0 K: 1 S: 8 H: 0 LOB: 0 BB: 0 P: 13	R: 0 E: 0 K: 0 S: 9 H: 0 LOB: 0 BB: 0 P: 12		1B: 2 2B: 2 3B: 0 HR: 0 SF: 0 SAC: 0 DP: 1 HBP: 1						

PITCHER		IP	WLS	BF	H	R	ER	SO	BB	IBB	HBP	BLK	WP	HR	S	P	ERA	WHIP
26 Taylor Jungmann, R ERA: 2.14	(1, 1)	6.0	L	25	4	2	2	7	4	0	1	0	0	0	58	107	3.00	1.333
54 Michael Blazek, R ERA: 1.85	(7, 1)	1.0		3	0	0	0	1	0	0	0	0	0	0	8	13	0.00	0.000
51 Jonathan Broxton, R ERA: 6.0	(8, 1)	1.0		3	0	0	0	0	0	0	0	0	0	0	9	12	0.00	0.000

PITCHER	IP	WLS	BF	H	R	ER	SO	BB	IBB	HBP	BLK	WP	HR	S	P	ERA	WHIP

BOTTOM

Milwaukee Brewers @ Arizona Diamondbacks

Chase Field, Phoenix, AZ

Sat Jul 25 2015, 5:12 PM - 8:05 PM MST

Att. 34,957 - Roof Closed - 79 F

livebaseballscorecards.com

AB	26
R	2
H	4
RBI	2
BB	4
SO	8
LOB	9

Batter	1	2	3	4	5	6	7	8	9	AB	R	H	RBI	BB	SO	LOB
28 Gerardo Parra, L (1, 8) OBP: 0.356, SLG: 0.505	C FF 90 F FF 90 F CU 78 B FF 91 B CU 78 B CH 80 F CH 81 B FF 91 4-2 8 1B BB		X FF 90 0-0 8 FC5-2 1-3 1B		F CH 79 F FF 90 X CU 76 0-2 ① G4-3		X SL 83 0-0 ② B1			3	0	1	0	1	0	0
20 Jonathan Lucroy, R (1, 3) OBP: 0.312, SLG: 0.336	B FF 90 1 SAFE B SI 90 C FF 90 X FF 90 2-1 ① L7		1 SAFE B FF 90 B CH 80 F CH 81 1 SAFE X SI 89 2-1 ① F9		C CU 74 C CU 78 B FF 91 B CU 80 B SI 90 X SI 90 3-2 8 BB 1B		B SI 94 X SI 93 1-0 ③ L4			4	0	1	0	0	0	3
8 Ryan Braun, R (1, 9) OBP: 0.338, SLG: 0.487	1 SAFE B SI 89 X CH 81 1-0 1-2 1B		B SI 90 X SI 90 1-0 ② FC5-2 1-2 3-H		B FF 89 D CU 78 B SI 90 C CH 81 F SI 91 D CU 79 4-2 1-2 BB			X FF 94 0-0 ① F9		3	0	1	0	1	0	2
18 Khris Davis, R (1, 7) OBP: 0.325, SLG: 0.443	C FF 89 B SI 90 F FF 89 F CU 79 S CU 77 1-3 ② K		S CH 79 B FF 90 S CH 80 F CU 79 S CH 79 1-3 ③ K		C FF 90 S FF 90 B CU 81 S CH 81 1-3 ② K			C FF 92 B CU 82 C CU 82 B CU 82 B CU 81 S FF 95 3-3 ② K		4	0	0	0	0	4	6
2 Scooter Gennett, L (1, 4) OBP: 0.299, SLG: 0.384	B CH 80 S CH 81 F FF 91 S CU 80 1-3 ③ K2-3			C CU 73 H FF 90 1-1 14 G5-3 HBP	B FF 90 B FF 90 S CH 80 X CH 81 2-1 ③ G3			B FF 94 F FF 94 F FF 94 F FF 94 B CU 82 S CH 88 2-3 ③ K		3	0	0	0	0	2	4
14 Hernán Pérez, R (1, 5) OBP: 0.260, SLG: 0.358		F FF 90 F SI 90 F CU 78 X CH 79 0-2 ① G6-3		F CH 80 B SI 89 X SI 89 1-1 ① G5-3 1-2		B SI 89 X CH 79 1-0 ① F7			C SI 82 S SI 81 B CU 73 X SI 83 1-2 ① G4-3	4	0	0	0	0	0	1
5 Héctor Gómez, R (1, 6) OBP: 0.217, SLG: 0.331		B CH 80 B CH 80 C CH 80 X SI 90 2-1 ② L1		F SI 90 F CH 78 D CH 80 F CH 79 B SI 90 S CU 80 2-3 ② K2-3		C CH 80 X CH 79 0-1 ② G5-3			B SI 82 F SI 82 S SI 82 F SI 84 S CU 73 1-3 ② K	4	0	0	0	0	2	1
12 Martín Maldonado, R (1, 2) OBP: 0.263, SLG: 0.264		X FF 90 0-0 ③ G6-3		B FF 90 B FF 91 I IN 73 I IN 75 4-0 IBB		C CH 76 X CU 78 0-1 ③ G5-3			B CU 73 B SI 84 B SI 84 B SI 83 4-0 BB	2	0	0	0	2	0	0
22 Matt Garza, R (1, 1) OBP: 0.133, SLG: 0.103 48 Neal Cotts, L (6, 1) 35 Shane Peterson, L (7, PH) OBP: 0.352, SLG: 0.370 46 Corey Knebel, R (7, 1) 32 David Goforth, R (8, 1) 27 Carlos Gómez, R (9, PH) OBP: 0.334, SLG: 0.431			B FF 89 F FF 89 X FF 89 1-1 28 1B 8 FC5-2 1B	S CU 76 S CU 80 S CU 80 0-3 ③ K2-3			B FF 92 F FF 92 C FF 94 S SL 83 1-3 ① K		C SI 84 F CH 76 F CU 73 S CU 74 0-3 ③ K	2 0 1 0 0 0	0 0 0 0 0 0	1 0 0 0 0 0	0 0 0 0 0 0	0 0 0 0 0 1	1 0 1 0 0 1	2 0 0 0 0 1
Inning Stats	R: 0 E: 0 K: 2 S: 14 H: 1 LOB: 2 BB: 1 P: 23	R: 0 E: 0 K: 0 S: 7 H: 0 LOB: 0 BB: 0 P: 9	R: 0 E: 0 K: 1 S: 10 H: 2 LOB: 2 BB: 0 P: 15	R: 0 E: 0 K: 2 S: 10 H: 0 LOB: 2 BB: 1 P: 18	R: 0 E: 0 K: 1 S: 13 H: 1 LOB: 2 BB: 1 P: 23	R: 0 E: 0 K: 0 S: 5 H: 0 LOB: 0 BB: 0 P: 6	R: 0 E: 0 K: 1 S: 5 H: 0 LOB: 0 BB: 0 P: 7	R: 0 E: 0 K: 2 S: 8 H: 0 LOB: 0 BB: 0 P: 13	R: 0 E: 0 K: 2 S: 11 H: 0 LOB: 1 BB: 1 P: 17	1B: 4 2B: 0 3B: 0 HR: 0 SF: 0 SAC: 0 DP: 0 HBP: 1						

PITCHER		IP	WLS	BF	H	R	ER	SO	BB	IBB	HBP	BLK	WP	HR	S	P	ERA	WHIP
58 Jeremy Hellickson, R ERA: 4.6	(1, 1)	6.0	W	26	4	0	0	6	2	1	1	0	0	0	59	94	0.00	1.000
40 Andrew Chafin, L ERA: 2.79	(7, 1)	1.0	H	3	0	0	0	1	0	0	0	0	0	0	5	7	0.00	0.000
30 David Hernandez, R ERA: 3.55	(8, 1)	1.0	H	3	0	0	0	2	0	0	0	0	0	0	8	13	0.00	0.000
29 Brad Ziegler, R ERA: 1.21	(9, 1)	1.0	S	4	0	0	0	2	1	0	0	0	0	0	11	17	0.00	1.000

PITCHER	IP	WLS	BF	H	R	ER	SO	BB	IBB	HBP	BLK	WP	HR	S	P	ERA	WHIP

TOP

Milwaukee Brewers @ Arizona Diamondbacks

Chase Field, Phoenix, AZ

Sun Jul 26 2015, 1:15 PM - 4:32 PM MST

Att. 24,216 - Roof Closed - 76 F

livebaseballscorecards.com

AB	31
R	0
H	4
RBI	0
BB	4
SO	11
LOB	20

WP: 0 PA: 36
PB: 0
SB: 0
CS: 0

Batter	1	2	3	4	5	6	7	8	9	AB	R	H	RBI	BB	SO	LOB
5 Ender Inciarte, L (1, 7) OBP: 0.327, SLG: 0.394	C FF 91 X FF 91 0-1 44 G6-4-3 1B		B CU 72 B CU 72 B SI 92 C FF 91 X FF 92 3-1 ② G3-1		B FF 92 B FF 93 C FF 92 B SI 93 C FF 93 X FF 93 3-2 2B	B SL 86 B SL 86 F SL 84 B SL 86 X SL 85 3-1 ③ G3 2-3		F SI 93 1 SAFE X SI 93 0-1 ③ F7		5	0	2	0	0	0	2
2 Aaron Hill, R (1, 4) OBP: 0.289, SLG: 0.320	X FF 91 0-0 ① L9		C FF 92 X CU 74 0-1 E7		C SL 82 B SI 92 F FF 92 X SL 82 1-2 ② F7		C KC 80 F FF 94 B KC 81 B KC 80 B FF 95 X FF 96 3-2 ① F9			4	0	0	0	0	0	2
44 Paul Goldschmidt, R (1, 3) OBP: 0.462, SLG: 0.603	X FF 91 0-0 ② ③ G6-4-3 1-2f		C SL 82 F FF 93 F FF 92 B SI 93 B FF 92 D SL 84 S FF 91 3-3 ③ K		I IN 81 I IN 82 I IN 83 I IN 83 4-0 IBB		X FF 96 0-0 11 BB 1B			3	0	1	0	1	1	2
11 AJ Pollock, R (1, 8) OBP: 0.363, SLG: 0.472		B SI 92 F SI 91 B CU 72 F SI 92 X SL 84 2-2 19 FC4-6 1B		B SL 81 B FF 91 B FF 92 B FF 92 4-0 19 3B BB	C SI 92 X SI 93 0-1 ③ F9		1 SAFE D KC 81 B FF 94 B FF 94 C FF 94 D FF 95 4-1 1-2 BB			2	1	1	0	2	0	2
19 Jake Lamb, L (1, 5) OBP: 0.335, SLG: 0.409		C FF 91 B CU 73 X FF 93 1-1 ① FC4-6 24 2B 13 FC1-2 1-2f		B CU 74 B FF 91 C FF 91 X FF 92 2-1 1-H 3B		C CU 74 B FF 92 F FF 92 B SL 85 B SL 84 X CU 74 3-2 16 2B 2B	C KC 80 D FF 94 F FF 94 B KC 81 B FF 94 F FF 95 C FF 94 3-3 ② K			4	1	2	1	0	1	3
24 Yasmany Tomás, R (1, 9) OBP: 0.336, SLG: 0.436		X SI 92 0-0 13 FC1-2 1-3 2B		B SL 82 C FF 92 F FF 92 S SL 83 1-3 ① K		X FF 92 0-0 ① G6-3	C KC 80 F FF 94 F FF 96 F FF 94 F FF 95 C KC 79 0-3 ③ K			4	0	1	0	0	2	4
13 Nick Ahmed, R (1, 6) OBP: 0.286, SLG: 0.335		B SL 82 F FF 93 B FF 93 X SI 92 2-1 ② FC1-2 2-3 3-H		B SI 94 X SI 93 1-0 ② P6		B SI 93 B FF 92 C FF 92 B FF 93 B FF 93 4-1 16 2B BB		C SL 87 B SL 88 F SI 92 B SL 88 F FF 93 F SI 93 S SI 94 2-3 ① K2-3		3	1	0	0	1	1	3
23 Óscar Hernández, R (1, 2) OBP: 0.278, SLG: 0.250		S SL 83 B SL 83 C FF 93 B SI 92 F SL 83 X SL 83 2-2 ③ G5-3		F SI 93 C SL 83 B FF 93 S SI 93 1-3 ③ K		F FF 93 B FF 93 F FF 93 T FF 93 1-2 ② K		S SL 89 S SL 87 B SL 90 B SI 93 F FF 94 F SL 87 S SL 86 2-3 ② K		4	0	0	0	0	3	5
58 Jeremy Hellickson, R (1, 1) OBP: 0.206, SLG: 0.161 16 Chris Owings, R (6, PH) OBP: 0.260, SLG: 0.331 40 Andrew Chafin, R (7, 1) 30 David Hernandez, R (8, 1) 6 David Peralta, L (8, PH) OBP: 0.344, SLG: 0.487 29 Brad Ziegler, R (9, 1)			C SI 92 C FF 91 S SL 82 0-3 ① K		C SI 91 F SI 92 B FF 93 X FF 92 1-2 ① G4-3	S SL 83 X SL 83 0-1 5 S 1-H 2-H 2B		S SL 88 B SL 89 F FF 93 F SL 90 F SL 89 B FF 94 X SL 90 2-2 1B		2 0 0 0 0 1 0 1 0 1 2 0 0 0 0 0 0 0 0 0 0 0 0 0 0 0 0 0 1 0 1 0 0 0 0 0 0 0 0 0 0 0						
Inning Stats	R: 0 E: 0 K: 0 S: 4 H: 1 LOB: 0 BB: 0 P: 4	R: 0 E: 0 K: 0 S: 12 H: 2 LOB: 2 BB: 0 P: 19	R: 0 E: 1 K: 2 S: 11 H: 0 LOB: 1 BB: 0 P: 17	R: 1 E: 0 K: 2 S: 9 H: 1 LOB: 1 BB: 1 P: 18	R: 0 E: 0 K: 0 S: 11 H: 1 LOB: 2 BB: 1 P: 20	R: 2 E: 0 K: 1 S: 12 H: 2 LOB: 1 BB: 1 P: 23	R: 0 E: 0 K: 2 S: 15 H: 1 LOB: 2 BB: 1 P: 25	R: 0 E: 0 K: 2 S: 17 H: 1 LOB: 1 BB: 0 P: 23		1B: 4 2B: 4 3B: 1 HR: 0 SF: 0 SAC: 0 DP: 1 HBP: 0						

PITCHER		IP	WLS	BF	H	R	ER	SO	BB	IBB	HBP	BLK	WP	HR	S	P	ERA	WHIP
22 Matt Garza, R ERA: 5.2	(1, 1)	5.2	L	27	7	3	3	5	2	1	0	0	0	0	57	96	4.76	1.588
48 Neal Cotts, L ERA: 3.43	(6, 1)	0.1		1	0	0	0	0	0	0	0	0	0	0	2	5	0.00	0.000
46 Corey Knebel, R ERA: 3.08	(7, 1)	1.0		5	1	0	0	2	1	0	0	0	0	0	15	25	0.00	2.000
32 David Goforth, R ERA: 4.15	(8, 1)	1.0		4	1	0	0	2	0	0	0	0	0	0	17	23	0.00	1.000

PITCHER	IP	WLS	BF	H	R	ER	SO	BB	IBB	HBP	BLK	WP	HR	S	P	ERA	WHIP

BOTTOM

Milwaukee Brewers @ Arizona Diamondbacks

Chase Field, Phoenix, AZ

Sun Jul 26 2015, 1:15 PM - 4:32 PM MST
Att. 24,216 - Roof Closed - 76 F

livebaseballscorecards.com

AB	33
R	3
H	9
RBI	3
BB	4
SO	9
LOB	23

WP: 0 PA: 37
PB: 0
SB: 1
CS: 0

Batter	1	2	3	4	5	6	7	8	9	10	AB	R	H	RBI	BB	SO	LOB
5 Ender Inciarte, L (1, 7) OBP: 0.321, SLG: 0.387	C FF 92 F FF 93 X FC 89 0-2 ① G6-3	D FC 88 F FF 92 X FF 92 1-1 E6 1-2 2-3 3-H		C FC 87 B CU 75 L FC 90 X CU 77 1-2 ② G4-3		C FF 91 F FC 88 B CU 77 F CH 81 T FC 90 1-2 ③ K			B CU 79 B FF 92 C FF 92 C FF 93 F FF 93 X SL 84 2-2 ② G6-3		5	0	0	0	0	1	2
24 Yasmany Tomás, R (1, 9) OBP: 0.330, SLG: 0.429	C FF 92 C CU 77 B FF 92 S CH 84 1-3 ② K	F CH 81 D CH 81 F CU 75 S CH 82 1-3 ② K		B FF 92 B CH 84 B FF 92 X FF 92 3-0 ③ G6-3			F CU 73 B CH 82 B CH 79 X FC 87 2-1 ① G5-3		F SI 88 B SL 83 C FF 92 S CU 80 1-3 ③ K2-3		5	0	0	0	0	3	3
44 Paul Goldschmidt, R (1, 3) OBP: 0.465, SLG: 0.611	C CU 78 X FC 90 0-1 ③ HR	X FF 91 0-0 ③ G4-3			B FC 90 B FF 92 B FF 92 B FF 92 4-0 11 FC6-4 BB		C FC 91 B FC 90 B FF 92 B CH 82 C FC 90 B CH 81 4-2 BB			B SI 93 B SI 92 B SI 92 B SI 92 4-0 7 HBP 2 WP 19 SF8 BB	2	2	1	1	3	0	3
11 AJ Pollock, R (1, 8) OBP: 0.358, SLG: 0.465	X FF 93 0-0 ③ G4-3		C CU 75 B CH 82 B FF 92 C FF 92 X FF 92 2-2 ① G4-3		1 SAFE 1 SAFE C FF 92 B CH 81 S FC 88 F CU 76 X CH 81 1-2 ① FC6-4 2 FC1-4 1-2f		1 SAFE 1 SAFE L CH 81 B FC 90 S CH 80 D CU 76 1 SAFE F FC 90 X CH 80 2-2 ② L7			B SL 84 1 SAFE C SI 93 1 SAFE F SI 94 1 SAFE C SL 87 1-3 ① K	5	0	0	0	0	1	3
2 Aaron Hill, R (1, 10) OBP: 0.291, SLG: 0.323		B FF 92 F FF 91 C CH 83 F FF 93 B CU 79 X FF 92 2-2 ① G6-3	B FF 92 X FF 92 1-0 7 WP 2B	1 SAFE 1 SAFE X FF 92 0-0 ② FC1-4 7 E 1-2f			B SI 90 C SI 94 C CH 83 X SI 95 1-2 ③ G4-3			C SL 85 B SL 86 D SL 87 B SL 86 C SI 93 B SL 84 4-2 19 SF8 7 HBP 1-2 BB	4	0	1	0	1	0	2
7 Welington Castillo, R (1, 2) OBP: 0.303, SLG: 0.415 8 Jarrod Saltalamacchia, S (10, 2) OBP: 0.276, SLG: 0.300		C FF 92 X FF 94 0-1 HR	C CU 75 B CH 82 F CU 76 D CU 76 S CH 81 2-3 ② K 2-3	B FC 88 X CH 81 1-0 FC6 1-2				B SI 94 B CH 82 B SI 94 C SI 93 F SI 93 X CH 83 3-2 ① L5		B SL 85 C SI 92 H SI 94 2-1 19 SF8 1-2 2-3 HBP	4 0	1 0	1 0	1 0	0 0	1 0	2 0
19 Jake Lamb, L (1, 5) OBP: 0.337, SLG: 0.404		B FC 89 B FF 93 C FF 92 S FC 89 B FF 92 B FC 89 4-2 13 1B 16 1B 5 E BB	B FC 88 F FC 91 D CU 77 D CH 83 B FC 88 4-1 16 FC6-4 BB	C FC 91 D CU 76 B FC 87 C FF 91 B FF 91 S FF 91 3-3 ③ K		C CH 84 C CH 84 B CH 84 X CH 85 1-2 ② F8			C SL 86 D SL 87 X SL 85 1-1 ② SF8 1-2 2-3 3-H	2	1	0	1	2	1	2
16 Chris Owings, R (1, 4) OBP: 0.259, SLG: 0.329		1 SAFE B CU 76 B CH 83 X FF 92 2-0 5 E 13 1B 1-2 1B	X FF 92 0-0 ③ FC6-4 1-2f			C FC 90 X FC 86 0-1 ① G5-3		C SI 94 B SI 96 X SI 96 1-1 ③ G4-3		B FF 91 C SI 90 B SL 86 B FF 90 S SL 84 F SL 87 S SL 83 3-3 ③ K	5	0	1	0	0	1	4
13 Nick Ahmed, R (1, 6) OBP: 0.286, SLG: 0.333		B FF 92 C FF 92 S FC 89 B CH 82 X FF 92 2-2 5 E 1-2 2-3 1B		X FC 91 0-0 ① G5-3		C FC 90 C FC 86 F CU 77 B CH 80 B CH 79 F FC 91 F FF 91 X CU 75 2-2 ② G5-3			C FF 93 B FF 94 B SL 84 C FF 92 S FF 93 2-3 ① K		4	0	1	0	0	1	0
Inning Stats	R: 1 E: 0 K: 1 S: 9 H: 1 LOB: 0 BB: 0 P: 10	R: 2 E: 1 K: 1 S: 18 H: 3 LOB: 3 BB: 1 P: 30	R: 0 E: 0 K: 1 S: 9 H: 1 LOB: 2 BB: 1 P: 18	R: 0 E: 0 K: 0 S: 5 H: 0 LOB: 0 BB: 0 P: 9	R: 0 E: 1 K: 1 S: 9 H: 0 LOB: 2 BB: 1 P: 18	R: 0 E: 0 K: 1 S: 12 H: 0 LOB: 0 BB: 0 P: 15	R: 0 E: 0 K: 0 S: 11 H: 0 LOB: 1 BB: 1 P: 20	R: 0 E: 0 K: 0 S: 8 H: 0 LOB: 0 BB: 0 P: 13	R: 0 E: 0 K: 2 S: 10 H: 0 LOB: 0 BB: 0 P: 15	R: 1 E: 0 K: 2 S: 12 H: 0 LOB: 2 BB: 2 P: 27	1B: 2 2B: 1 3B: 0 HR: 2 SF: 1 SAC: 0 DP: 0 HBP: 1	WP: 2 PB: 0 SB: 0 CS: 0 PA: 44					

PITCHER	IP	WLS	BF	H	R	ER	SO	BB	IBB	HBP	BLK	WP	HR	S	P	ERA	WHIP
37 Mike Montgomery, L (1, 1) ERA: 3.2	6.2		31	5	3	2	5	4	0	0	0	1	2	70	116	2.70	1.350
56 Fernando Rodney, R (7, 1) ERA: 5.71	1.1		4	0	0	0	0	0	0	0	0	0	0	11	17	0.00	0.000
33 J.A. Happ, L (9, 1) ERA: 4.27	1.0		3	0	0	0	2	0	0	0	0	0	0	10	15	0.00	0.000
39 Carson Smith, R (10, 1) ERA: 2.41	0.1	L	4	0	1	1	1	2	0	1	0	1	0	6	17	27.00	6.000
38 Vidal Nuño, L (10, 1) ERA: 1.83	0.2		2	0	0	0	1	0	0	0	0	0	0	6	10	0.00	0.000

PITCHER	IP	WLS	BF	H	R	ER	SO	BB	IBB	HBP	BLK	WP	HR	S	P	ERA	WHIP

TOP

Arizona Diamondbacks @ Seattle Mariners

Safeco Field, Seattle, WA

Mon Jul 27 2015, 7:11 PM - 10:37 PM PDT

Att. 19,532 - Partly Cloudy - 70 F

livebaseballscorecards.com

AB	36
R	4
H	5
RBI	3
BB	6
SO	9
LOB	21

BOTTOM

Arizona Diamondbacks @ Seattle Mariners

Safeco Field, Seattle, WA

Mon Jul 27 2015, 7:11 PM - 10:37 PM PDT

Att. 19,532 - Partly Cloudy - 70 F

livebaseballscorecards.com

Batter	1	2	3	4	5	6	7	8	9	10	AB	R	H	RBI	BB	SO	LOB
16 Austin Jackson, R (1, 8) OBP: 0.295, SLG: 0.351	C FF 93 B CH 86 B CH 87 B SI 94 S FF 95 F FF 96 F FF 96 B SI 95 4-2 15 G6-4-3 BB		C FF 94 C SI 94 S FF 96 0-3 ② K		B SI 95 F FF 95 F SL 88 F SI 95 1 SAFE F FF 96 B SI 95 S FF 95 2-3 ③ K			C FF 94 B SL 86 S SI 93 B SL 85 S SL 86 2-3 ① K		B SI 94 B SI 95 C SI 94 X SI 94 2-1 ① G4-3	4	0	0	0	1	3	1
15 Kyle Seager, L (1, 5) OBP: 0.333, SLG: 0.455	C SL 86 S SL 86 1 SAFE F SL 85 B FF 96 1 SAFE X SL 87 1-2 ①② G6-4-3 1-2f		X FF 95 0-0 ③ F7			C SL 80 S SL 83 C FF 93 0-3 ① K		B SI 94 F SI 94 X SI 94 1-1 ② L7		B SL 84 B FF 95 X SI 93 2-0 23 G5-3 1B	5	0	1	0	0	1	1
23 Nelson Cruz, R (1, 9) OBP: 0.376, SLG: 0.555	B FF 93 F FF 92 B CH 87 X SL 87 2-1 1B			B SI 91 B SI 92 X SI 93 2-0 ① G4-3		B SI 92 F SI 92 B FF 92 F CH 83 B SI 94 X SI 93 3-2 ② G4-3		C SI 94 S SI 94 B SI 95 F SI 94 S CH 87 1-3 ③ K		B SI 93 B SI 94 X SI 92 2-0 ② G5-3 1-2	5	0	1	0	0	1	1
22 Robinson Canó, L (1, 4) OBP: 0.309, SLG: 0.416	C SL 83 F SL 95 F FF 96 X SL 86 0-2 ③ L7			C FF 92 X SI 93 0-1 30 G5-4-3 1B		X SL 82 0-0 HR			F FF 97 B SI 98 B FF 98 S CH 86 B SI 97 F SI 98 B SI 99 4-2 7 G6-3 BB	I IN 75 I IN 74 I IN 74 I IN 74 4-0 IBB	3	1	2	1	2	0	1
30 Franklin Gutierrez, R (1, 7) OBP: 0.308, SLG: 0.489 7 Seth Smith, L (9, PH) OBP: 0.339, SLG: 0.464 (10, 7)		C FF 92 C CH 86 F SL 84 S SI 95 0-3 ① K		C SI 93 B SI 92 B CH 84 X SI 94 2-1 ②③ G5-4-3 1-2f		B SI 91 B SI 92 B SI 91 B FF 92 4-0 BB			C SI 98 F CH 86 X FF 98 0-2 ①② G6-3 1-2f	B SL 82 C SL 82 S SL 83 1-3 ③ K	2 2	0 0	0 0	0 0	1 0	1 1	1 3
35 Mark Trumbo, R (1, 10) OBP: 0.285, SLG: 0.425 1 Chris Taylor, R (9, PR) OBP: 0.228, SLG: 0.221 (10, 10)		S FF 94 F SI 95 X SL 86 0-2 1B			B SI 90 B FF 93 B SI 93 C FF 90 F SI 92 X SI 92 3-2 20 1B 2B	C FF 91 B SI 91 X SI 93 1-1 ③ G1-3			X FF 97 0-0 20 WP 3 1B 2B		4 0	1 1	3 0	0 0	0 0	0 0	1 0
20 Logan Morrison, L (1, 3) OBP: 0.300, SLG: 0.367		X FF 94 0-0 ② L4			X FF 94 0-0 2-H 1B		B SI 89 X FF 93 1-0 ① G3-1		B SL 82 C SL 80 S SL 82 B SL 83 B SL 83 B SI 95 4-2 3 1B 2-3 BB		3	0	1	1	1	0	1
3 Mike Zunino, R (1, 2) OBP: 0.239, SLG: 0.310		B SI 94 B FF 89 X CH 86 2-0 ③ F7			1 SAFE F SL 84 S FF 94 F SI 94 1 SAFE B SI 92 S SI 94 1-3 ① K		B SI 92 S FF 94 B FF 95 F FF 95 F SI 95 F SI 95 F SI 96 B FF 96 3-3 C SL 83 ②		C FF 93 C FF 93 X SL 82 0-2 1-2 3-H 1B	4	0	1	1	0	2	2
5 Brad Miller, L (1, 6) OBP: 0.312, SLG: 0.383			B FF 92 S FF 92 B FF 93 B FF 93 X FF 94 3-1 ① F7		B FF 94 F FF 94 C FF 94 F SI 94 S SL 86 1-3 ② K		F FF 96 F FF 96 B FF 96 F FF 96 C FF 96 1-3 ③ K		C FF 93 X SL 83 0-1 ③ F8		4	0	0	0	0	2	3
Inning Stats	R: 0 H: 1 E: 0 LOB: 1 K: 0 BB: 1 S: 14 P: 21	R: 0 H: 1 E: 0 LOB: 1 K: 1 BB: 0 S: 9 P: 11	R: 0 H: 0 E: 0 LOB: 0 K: 1 BB: 0 S: 6 P: 9	R: 0 H: 1 E: 0 LOB: 0 K: 0 BB: 0 S: 5 P: 9	R: 1 H: 2 E: 0 LOB: 1 K: 3 BB: 0 S: 17 P: 24	R: 1 H: 1 E: 0 LOB: 1 K: 1 BB: 1 S: 9 P: 17	R: 0 H: 0 E: 0 LOB: 0 K: 2 BB: 0 S: 12 P: 17	R: 0 H: 0 E: 0 LOB: 0 K: 2 BB: 0 S: 9 P: 13	R: 1 H: 2 E: 0 LOB: 2 K: 0 BB: 2 S: 14 P: 22	R: 0 H: 1 E: 0 LOB: 2 K: 1 BB: 1 S: 7 P: 18	1B: 6 SF: 0 2B: 2 SAC: 0 3B: 0 DP: 3 HR: 1 HBP: 0						

PITCHER		IP	WLS	BF	H	R	ER	SO	BB	IBB	HBP	BLK	WP	HR	S	P	ERA	WHIP
38 Robbie Ray, L ERA: 2.7	(1, 1)	7.0		27	6	2	2	8	2	0	0	0	0	1	72	108	2.57	1.143
48 Randall Delgado, R ERA: 2.79	(8, 1)	1.0	H	3	0	0	0	2	0	0	0	0	0	0	9	13	0.00	0.000
41 Daniel Hudson, R ERA: 3.43	(9, 1)	0.2	H	3	1	1	1	0	1	0	0	0	0	0	7	11	13.50	3.000
59 Oliver Pérez, L ERA: 3.38	(9, 1)	0.1	W	3	1	0	0	0	1	0	0	0	1	0	7	11	0.00	6.000
40 Andrew Chafin, L ERA: 2.73	(10, 1)	1.0	S	5	1	0	0	1	0	1	0	0	0	0	7	18	0.00	1.000

PITCHER	IP	WLS	BF	H	R	ER	SO	BB	IBB	HBP	BLK	WP	HR	S	P	ERA	WHIP

AB	36
R	3
H	9
RBI	3
BB	5
SO	11
LOB	15

WP: 1 PA: 41
PB: 0
SB: 0
CS: 0

Arizona Diamondbacks @ Seattle Mariners

Safeco Field, Seattle, WA

Tue Jul 28 2015, 7:11 PM - 10:10 PM PDT

Att. 25,106 - Clear - 80 F

TOP

livebaseballscorecards.com

Batter	1	2	3	4	5	6	7	8	9	AB	R	H	RBI	BB	SO	LOB
5 Ender Inciarte, L (1, 9) OBP: 0.323, SLG: 0.397	C SI 87 F SI 88 B FF 89 X FS 84 1-2 ① G4-3		X SI 89 0-0 ① L8		L SL 74 B FS 85 B SI 90 X SI 90 2-1 HR	F SL 84 F FF 93 X SL 84 0-2 ③ G1		B FF 88 F FF 87 B SL 79 X FF 88 2-1 11 PO 1B 3-H		5	1	2	2	0	0	2
11 AJ Pollock, R (1, 8) OBP: 0.359, SLG: 0.463	C FF 89 S SL 82 F SI 86 F FF 90 B SL 83 F SI 86 X FF 89 1-2 6 S 6 1B 1B		C SI 90 B FS 82 F SL 75 F FF 92 F SI 91 B SI 87 C FF 92 2-3 ② K		S FC 84 B SL 84 F FF 91 C CU 72 1-3 ③ K		B FF 91 X FF 92 1-0 ① P2	D CU 71 F SI 85 B CH 81 B SI 85 1 SAFE 3-1 ③ PO 1-2	C FF 95 B SL 87 B FF 95 B FF 95 C SI 96 F SI 96 B FF 96 4-2 BB	4	1	1	0	1	2	0
44 Paul Goldschmidt, R (1, 3) OBP: 0.465, SLG: 0.608	C CU 73 B SI 90 X FS 85 1-1 ② F9		X SI 90 0-0 6 2B 1B			C SI 89 X CU 73 0-1 19 1B 6 1B 16 1B 1B	C FF 93 B FF 92 X FF 94 1-1 ② G6-3		X FF 94 0-0 ① F8	5	2	2	0	0	0	2
6 David Peralta, L (1, 7) OBP: 0.352, SLG: 0.495	C SL 75 B FS 85 B CU 74 B FS 85 X SI 85 3-1 1-H 1B		1 SAFE C SL 75 B FF 90 X SI 90 1-1 ③ 1-H 2B			1 SAFE P PO 84 C SI 88 X SI 89 1-1 19 1B 16 1B 1-2 1B	B SL 85 B FF 93 S FF 91 F SL 84 B FF 94 D SL 86 4-2 8 S BB		C FF 95 F CH 88 D CU 78 D CH 89 F FF 96 B CU 78 S CH 89 3-3 ② K	4	1	3	2	1	1	1
8 Jarrod Saltalamacchia, S (1, 10) OBP: 0.264, SLG: 0.284	C SI 90 S SI 91 B SI 91 D SL 75 X SL 75 2-2 ③ P6			B SI 88 B FF 90 B SI 90 C SI 91 X FF 91 3-1 ① P5		F SI 86 C FF 91 C FF 92 0-3 ① K	B FF 93 1 SAFE D FF 89 B FF 91 C FF 93 S FF 92 S FF 92 3-3 ③ K 1-2		C FF 95 C FF 96 X CU 79 0-2 ③ G2-3	5	0	0	0	0	2	5
19 Jake Lamb, L (1, 5) OBP: 0.346, SLG: 0.409		B SI 88 B CU 71 B SI 89 C FF 89 F SI 88 D SI 86 4-2 23 G6-3 16 F8 BB		B SL 75 B FS 84 F SI 90 C SL 82 T FF 92 2-2 ② K		X CU 75 0-0 16 1B 13 2B 1-2 2-3 1B		C FF 91 C SL 84 B SL 85 B FF 93 B FF 93 X FF 91 3-2 23 SH5-4 16 BB 13 SF9 1B		3	2	2	0	1	1	0
16 Chris Owings, R (1, 4) OBP: 0.262, SLG: 0.329		1 SAFE D FS 82 X SL 83 1-0 ① F8 1-2		B SL 82 F SI 89 B SI 90 X SI 89 2-1 ③ F8		B SI 92 X SI 91 1-0 13 2B 1-2 2-H 3-H 1B		B FF 91 B FF 91 F FF 91 1 SAFE B FF 91 C FF 91 F FF 91 F FF 92 B FF 93 4-2 13 SF9 23 SH5-4 5 1B 1-2 BB		3	1	1	2	1	0	1
23 Óscar Hernández, R (1, 2) OBP: 0.238, SLG: 0.211		B SL 75 C SI 91 C SI 91 X SL 82 1-2 ② G6-3 2-3			S SL 81 S SL 83 X FS 83 0-2 ① G4-3	F SL 82 S SL 81 F SL 81 D SL 80 S FF 91 1-3 ② K		X FF 91 0-0 ① SH5-4 1-2 2-3		3	0	0	0	0	1	3
13 Nick Ahmed, R (1, 6) OBP: 0.285, SLG: 0.337		B CU 74 F FF 91 B SI 86 X SI 92 2-1 ③ G6-3			B SI 89 X SI 90 1-0 ② P6	X SI 90 0-0 1-3 2-H 2B		X SI 86 0-0 ② SF9 2-3 3-H		3	0	1	2	0	0	1
Inning Stats	R: 1 H: 2 E: 0 LOB: 1 K: 0 BB: 0 S: 16 P: 24	R: 0 H: 0 E: 0 LOB: 1 K: 0 BB: 1 S: 8 P: 16	R: 1 H: 2 E: 0 LOB: 1 K: 1 BB: 0 S: 9 P: 12	R: 0 H: 0 E: 0 LOB: 0 K: 1 BB: 0 S: 7 P: 14	R: 1 H: 1 E: 0 LOB: 0 K: 1 BB: 0 S: 9 P: 13	R: 3 H: 5 E: 0 LOB: 2 K: 2 BB: 0 S: 18 P: 20	R: 0 H: 0 E: 0 LOB: 1 K: 1 BB: 1 S: 8 P: 17	R: 2 H: 2 E: 0 LOB: 0 K: 0 BB: 1 S: 12 P: 24	R: 0 H: 0 E: 0 LOB: 1 K: 1 BB: 1 S: 11 P: 18	1B: 9 SF: 1 2B: 2 SAC: 1 3B: 0 DP: 0 HR: 1 HBP: 0						

	AB	35
	R	8
	H	12
	RBI	8
	BB	4
	SO	7
	LOB	15

WP: 0 PA: 42
PB: 0
SB: 2
CS: 0

PITCHER		IP	WLS	BF	H	R	ER	SO	BB	IBB	HBP	BLK	WP	HR	S	P	ERA	WHIP
18 Hisashi Iwakuma, R ERA: 5.1	(1, 1)	5.2	L	27	10	6	6	5	1	0	0	0	0	1	64	96	9.53	1.941
59 David Rollins, L ERA: 9.31	(6, 1)	1.2		8	1	2	2	1	2	0	0	0	0	0	19	35	10.80	1.800
97 Joe Beimel, L ERA: 2.84	(8, 1)	0.2		2	1	0	0	0	0	0	0	0	0	0	4	9	0.00	1.500
54 Tom Wilhelmsen, R ERA: 4.22	(9, 1)	1.0		4	0	0	0	1	1	0	0	0	0	0	11	18	0.00	1.000

PITCHER	IP	WLS	BF	H	R	ER	SO	BB	IBB	HBP	BLK	WP	HR	S	P	ERA	WHIP

Batter	1	2	3	4	5	6	7	8	9	AB	R	H	RBI	BB	SO	LOB
16 Austin Jackson, R (1, 8) OBP: 0.297, SLG: 0.351	C SI 91 B SI 92 F FF 92 T FF 93 1-2 K ①		B FF 93 B FF 93 F FC 91 B SI 93 X FF 92 3-1 15 FC5-4 1B		B FC 89 B FF 92 B SI 91 B FC 89 4-0 1-2 BB		C FF 93 B SI 94 C SI 93 S SI 96 1-3 K ②			3	0	1	0	1	2	0
15 Kyle Seager, L (1, 5) OBP: 0.329, SLG: 0.450	B SI 93 B SI 93 C FF 93 F FF 92 F CH 85 X FF 92 2-2 G4-3 ②		C FF 90 X CH 83 0-1 FC5-4 ② 1-2f		B SI 91 X SI 90 1-0 F8 ③		B FF 94 C FF 94 S SL 86 S SL 84 1-3 K ③			4	0	0	0	0	1	3
23 Nelson Cruz, R (1, 10) OBP: 0.375, SLG: 0.559	X FF 92 0-0 G5-3 ③		B FF 93 B FF 91 C FF 91 1 SAFE B FF 93 X FF 91 3-1 G6-3 ③			X FF 90 0-0 HR		C FF 95 S CU 82 B FF 96 X CU 82 1-2 G5-3 ①		4	1	1	1	0	0	1
22 Robinson Canó, L (1, 4) OBP: 0.308, SLG: 0.413		B SI 91 B SI 93 C FF 92 X SI 94 2-1 G4-3 ①		S CH 83 F FF 93 B CH 83 F FC 91 B SI 92 B FF 91 B SI 92 4-2 7 G4-6-3 BB		F FF 91 S CH 82 S FC 91 0-3 K ①		F SI 96 F FF 96 B CU 84 F CU 83 X CH 89 1-2 L8 ②		3	0	0	0	1	1	0
7 Seth Smith, L (1, 9) OBP: 0.338, SLG: 0.460		S SI 92 X SI 93 0-1 G3-1 ②		B SI 92 B CU 79 X SI 91 2-0 G4-6-3 ①② 1-2f		C SI 92 B FC 91 C CH 82 X SI 93 1-2 5 2B 1B		B FF 96 B SI 96 S SI 95 B SI 94 X SI 94 3-1 F8 ③		4	1	1	0	0	0	1
35 Mark Trumbo, R (1, 3) OBP: 0.288, SLG: 0.429		S FF 91 S FC 92 B CU 82 X SI 92 1-2 1B		C CU 80 B SI 93 B CH 82 B FF 91 S FC 90 S SI 92 3-3 K ③		X FF 91 0-0 L4 ②			C FC 87 B FC 86 T FC 87 F FC 88 F CH 80 B FC 88 X FC 79 2-2 5 1B 2B	4	1	2	0	0	1	1
5 Brad Miller, L (1, 6) OBP: 0.317, SLG: 0.389		C FF 92 B CH 83 X SI 92 1-1 G6-3 ③			B FF 91 B CH 83 F SI 92 B CH 84 F FF 91 B SI 91 4-2 3 G4-6-3 BB	B CH 83 F FF 90 X FF 91 1-1 1-H 2B			B FC 87 X FC 87 1-0 13 G6-3 2-H 1B	3	0	2	2	1	0	1
3 Mike Zunino, R (1, 2) OBP: 0.240, SLG: 0.319			X FF 92 0-0 HR		C FC 88 X FC 89 0-1 G4-6-3 ①② 1-2f	S CU 78 F SI 89 B CU 78 S CU 79 1-3 K ③			C FC 86 S FC 86 B FC 86 S FC 87 1-3 K ①	4	1	1	1	0	2	3
13 Dustin Ackley, L (1, 7) OBP: 0.266, SLG: 0.357			C SI 93 C SI 93 B FF 93 B CH 85 B CH 83 X FF 92 3-2 F8 ①		B SI 92 C SI 92 B FF 91 B CH 84 X FC 91 3-1 16 BB 1B		C FF 92 F FF 92 X SL 84 0-2 G3 ①		C FC 86 X CH 77 0-1 G6-3 ②③ 1-2f	4	0	1	0	0	0	1
Inning Stats	R: 0 E: 0 K: 1 S: 8 H: 0 LOB: 0 BB: 0 P: 11	R: 0 E: 0 K: 0 S: 9 H: 1 LOB: 1 BB: 0 P: 13	R: 1 E: 0 K: 0 S: 10 H: 2 LOB: 1 BB: 0 P: 19	R: 0 E: 0 K: 1 S: 7 H: 0 LOB: 0 BB: 1 P: 16	R: 0 E: 0 K: 0 S: 7 H: 1 LOB: 2 BB: 2 P: 19	R: 2 E: 0 K: 2 S: 13 H: 3 LOB: 1 BB: 0 P: 16	R: 0 E: 0 K: 2 S: 9 H: 0 LOB: 0 BB: 0 P: 11	R: 0 E: 0 K: 0 S: 9 H: 0 LOB: 0 BB: 0 P: 14	R: 1 E: 0 K: 1 S: 11 H: 2 LOB: 0 BB: 0 P: 15	1B: 5 2B: 2 3B: 0 HR: 2 SF: 0 SAC: 0 DP: 3 HBP: 0						

PITCHER	IP	WLS	BF	H	R	ER	SO	BB	IBB	HBP	BLK	WP	HR	S	P	ERA	WHIP
52 Zack Godley, R (1, 1) ERA: 2.25	6.0	W	26	7	3	3	4	3	0	0	0	0	2	54	94	4.50	1.667
40 Andrew Chafin, L (7, 1) ERA: 2.68	1.0	H	3	0	0	0	2	0	0	0	0	0	0	9	11	0.00	0.000
30 David Hernandez, R (8, 1) ERA: 3.29	1.0		3	0	0	0	0	0	0	0	0	0	0	9	14	0.00	0.000
55 Josh Collmenter, R (9, 1) ERA: 4.68	1.0		4	2	1	1	1	0	0	0	0	0	0	11	15	9.00	2.000

PITCHER	IP	WLS	BF	H	R	ER	SO	BB	IBB	HBP	BLK	WP	HR	S	P	ERA	WHIP

BOTTOM

Arizona Diamondbacks @ Seattle Mariners

Safeco Field, Seattle, WA

Tue Jul 28 2015, 7:11 PM - 10:10 PM PDT

Att. 25,106 - Clear - 80 F

livebaseballscorecards.com

AB	33
R	4
H	9
RBI	4
BB	3
SO	7
LOB	11

WP: 0 PA: 36
PB: 0
SB: 0
CS: 0

Batter	1	2	3	4	5	6	7	8	9	AB	R	H	RBI	BB	SO	LOB
5 Ender Inciarte, L (1, 9) OBP: 0.324, SLG: 0.397	B SI 92 X SI 91 1-0 11 2B 44 1B 1B	S CU 81 S CH 88 B CU 82 B FF 92 F CH 89 X CH 90 2-2 ③ G4-3			C SI 91 B FF 92 B SI 87 X CU 80 2-1 ① L7		B CU 81 X CH 88 1-0 11 1B 6 3B 1B	S SL 86 B FF 91 S SL 87 B FF 88 S FF 90 2-3 ② K		5	2	2	0	0	1	2
11 AJ Pollock, R (1, 8) OBP: 0.362, SLG: 0.467	X SI 92 0-0 44 1B 1-3 2B		F FF 91 X CU 80 0-1 ① L8		C SI 92 B SI 92 X SI 88 1-1 ② G6-3		X SL 86 0-0 6 3B 1-2 1B	X FF 90 0-0 44 FC5-4 1-2 3-H 1B		5	2	3	1	0	0	0
44 Paul Goldschmidt, R (1, 3) OBP: 0.464, SLG: 0.605	F SI 92 F SI 89 D SI 90 X CH 89 1-2 7 HR 2-H 3-H 1B		X SI 92 0-0 ② G6-3		C CU 80 X SI 93 0-1 1B		C FF 94 B SI 94 D CU 84 F SI 91 F CU 82 S SI 91 2-3 ② K	F SL 86 C SI 89 B FF 89 B CH 84 X CH 83 2-2 ③ FC5-4 1-2f		5	1	2	2	0	1	4
6 David Peralta, L (1, 7) OBP: 0.349, SLG: 0.496	S CH 88 C CU 81 B SI 94 S CU 81 1-3 ① K		B CU 82 C CH 88 B CU 82 S CH 88 C FF 94 2-3 ③ K		B SI 91 1 SAFE C CU 80 B SI 94 B SI 93 X CH 89 3-1 ③ G4-3		D SI 91 X CU 81 1-0 1-H 2-H 3B		B SI 92 S SI 95 B CH 82 F SI 93 S SI 94 2-3 ① K	5	0	1	2	0	3	2
7 Welington Castillo, R (1, 2) OBP: 0.315, SLG: 0.453	B CU 80 C CH 88 X SI 93 1-1 2-H HR			B SL 84 B CH 88 X CH 88 2-0 HR		B FF 93 C FF 93 B CU 82 C CU 82 F CU 81 B CU 83 F FF 94 F CU 83 F FF 94 3-2 X CH 85 E5 24 19 G5-4-3 1B	C CH 87 B SI 94 D CU 83 B SL 87 C FF 94 F FF 94 B SI 91 4-2 BB		C SI 95 H SI 95 1-1 19 G4-6-3 HBP	3	2	2	3	1	0	0
19 Jake Lamb, L (1, 5) OBP: 0.342, SLG: 0.402	F SI 93 C CU 80 S SI 88 0-3 ② K			C CU 80 X FF 92 0-1 ① G4-3	C SI 94 D CU 82 X CU 81 1-1 24 G5-4-3 1-2 1B		B SL 87 S SL 84 F SL 86 B SL 86 S SL 88 2-3 ③ K		C SI 95 S CH 83 B SI 96 X CH 83 1-2 ②③ G4-6-3 1-2f	5	0	1	0	0	2	3
24 Yasmany Tomás, R (1, 10) OBP: 0.332, SLG: 0.433	F SI 93 S CU 81 B SI 89 B CU 81 S CH 89 2-3 ③ K			C CU 79 X SI 93 0-1 1B	C SI 90 X CU 82 0-1 ①② G5-4-3 1-2f 2-3			C SL 84 F FF 88 B CU 79 F SI 89 X CU 78 1-2 4 1B 11 1B 2B		4	1	2	0	0	1	2
16 Chris Owings, R (1, 4) OBP: 0.262, SLG: 0.328		X SI 92 0-0 4 CS 1B		C SI 92 B SI 89 C CU 80 X FF 93 1-2 ② P6		F SI 91 X SL 85 0-1 ③ L7		X SI 88 0-0 ① F9		4	0	1	0	0	0	3
4 Cliff Pennington, S (1, 6) OBP: 0.312, SLG: 0.279		1 SAFE C CU 81 F CH 87 B FF 92 S CU 82 1-3 ①② K 1-2		C CU 81 B SI 93 S SI 93 S CU 81 1-3 ③ K			X SI 92 0-0 ① F7	B FF 89 F SL 85 B CH 83 X SL 86 2-1 11 1B 2-3 1B		4	0	1	0	0	2	2
Inning Stats	R: 4 E: 0 K: 3 S: 16 H: 4 LOB: 0 BB: 0 P: 22	R: 0 E: 0 K: 1 S: 8 H: 1 LOB: 0 BB: 0 P: 11	R: 0 E: 0 K: 1 S: 6 H: 0 LOB: 0 BB: 0 P: 8	R: 1 E: 0 K: 1 S: 11 H: 2 LOB: 1 BB: 0 P: 15	R: 0 E: 0 K: 0 S: 8 H: 1 LOB: 1 BB: 0 P: 14	R: 0 E: 1 K: 0 S: 13 H: 1 LOB: 1 BB: 0 P: 17	R: 2 E: 0 K: 2 S: 14 H: 3 LOB: 2 BB: 1 P: 24	R: 1 E: 0 K: 1 S: 14 H: 3 LOB: 2 BB: 0 P: 21	R: 0 E: 0 K: 1 S: 7 H: 0 LOB: 0 BB: 0 P: 11	1B: 10 2B: 2 3B: 1 HR: 2	SF: 0 SAC: 0 DP: 2 HBP: 1			WP: 0 PB: 0 SB: 0 CS: 1	PA: 42		

TOP

Arizona Diamondbacks @ Seattle Mariners

Safeco Field, Seattle, WA

Wed Jul 29 2015, 12:42 PM - 3:30 PM PDT

Att. 32,502 - Sunny - 74 F

livebaseballscorecards.com

AB	40
R	8
H	15
RBI	8
BB	1
SO	10
LOB	18

PITCHER	IP	WLS	BF	H	R	ER	SO	BB	IBB	HBP	BLK	WP	HR	S	P	ERA	WHIP
34 Félix Hernández, R (1, 1) ERA: 3.02	6.2	L	32	12	7	7	7	1	0	0	0	0	2	73	106	9.45	1.950
38 Vidal Nuño, L (7, 1) ERA: 2.02	1.1		7	3	1	1	2	0	0	0	0	0	0	17	26	6.75	2.250
38 Vidal Nuño, L (8, 1) ERA: 2.02	1.1		7	3	1	1	2	0	0	0	0	0	0	17	26	6.75	2.250
56 Fernando Rodney, R (9, 1) ERA: 5.57	1.0		3	0	0	0	1	0	0	1	0	0	0	7	11	0.00	0.000

PITCHER	IP	WLS	BF	H	R	ER	SO	BB	IBB	HBP	BLK	WP	HR	S	P	ERA	WHIP

BOTTOM

Batter	AB	R	H	RBI	BB	SO	LOB
16 Austin Jackson, R (1, 8) OBP: 0.297, SLG: 0.353	4	1	1	0	0	1	1
15 Kyle Seager, L (1, 5) OBP: 0.329, SLG: 0.446	3	1	0	0	1	1	2
23 Nelson Cruz, R (1, 9) OBP: 0.376, SLG: 0.558	3	0	1	0	1	1	1
30 Franklin Gutierrez, R (1, 7) OBP: 0.304, SLG: 0.490	4	0	1	1	0	1	3
35 Mark Trumbo, R (1, 10) (8, 3) OBP: 0.284, SLG: 0.424	4	0	0	0	0	2	3
5 Brad Miller, L (1, 4) OBP: 0.319, SLG: 0.391	4	0	2	1	0	1	0
20 Logan Morrison, L (1, 3) OBP: 0.298, SLG: 0.363	3	0	0	0	0	1	3
38 Vidal Nuño, L (8, 1)	0	0	0	0	0	0	0
56 Fernando Rodney, R (9, 1)	0	0	0	0	0	0	0
Dustin Ackley, L (9, PH) OBP: 0.270, SLG: 0.366	1	0	1	0	0	0	0
2 Jesús Sucre, R (1, 2) OBP: 0.086, SLG: 0.200	3	0	1	0	0	0	1
7 Seth Smith, L (9, PH) OBP: 0.337, SLG: 0.459	1	0	0	0	0	0	1
1 Chris Taylor, R (1, 6) OBP: 0.219, SLG: 0.211	4	0	0	0	0	2	3

	AB	34
	R	2
	H	7
	RBI	2
	BB	2
	SO	10
	LOB	18

Inning Stats	1	2	3	4	5	6	7	8	9
	R: 0 E: 0 K: 2 S: 12 H: 1 LOB: 1 BB: 0 P: 17	R: 0 E: 0 K: 2 S: 10 H: 0 LOB: 0 BB: 0 P: 11	R: 0 E: 0 K: 1 S: 6 H: 0 LOB: 0 BB: 0 P: 10	R: 1 E: 0 K: 1 S: 10 H: 1 LOB: 2 BB: 2 P: 21	R: 0 E: 0 K: 0 S: 9 H: 1 LOB: 1 BB: 0 P: 12	R: 0 E: 0 K: 0 S: 5 H: 0 LOB: 0 BB: 0 P: 9	R: 0 E: 0 K: 1 S: 12 H: 1 LOB: 1 BB: 0 P: 17	R: 1 E: 0 K: 2 S: 12 H: 2 LOB: 1 BB: 0 P: 16	R: 0 E: 0 K: 1 S: 16 H: 1 LOB: 1 BB: 0 P: 25

1B: 3 SF: 0 WP: 0 PA: 36
2B: 4 SAC: 0 PB: 0
3B: 0 DP: 0 SB: 0
HR: 0 HBP: 0 CS: 0

PITCHER	IP	WLS	BF	H	R	ER	SO	BB	IBB	HBP	BLK	WP	HR	S	P	ERA	WHIP
46 Patrick Corbin, L (1, 1) ERA: 3.21	6.0	W	23	3	1	1	6	2	0	0	0	0	0	52	80	1.50	0.833
43 Addison Reed, R (7, 1) ERA: 5.81	2.0		9	3	1	1	3	0	0	0	0	0	0	24	33	4.50	1.500
55 Josh Collmenter, R (9, 1) ERA: 4.63	1.0		4	1	0	0	1	0	0	0	0	0	0	16	25	0.00	1.000

PITCHER	IP	WLS	BF	H	R	ER	SO	BB	IBB	HBP	BLK	WP	HR	S	P	ERA	WHIP

Arizona Diamondbacks @ Seattle Mariners

Safeco Field, Seattle, WA

Wed Jul 29 2015, 12:42 PM - 3:30 PM PDT

Att. 32,502 - Sunny - 74 F

livebaseballscorecards.com

Batter	1	2	3	4	5	6	7	8	9	10	AB	R	H	RBI	BB	SO	LOB
5 Ender Inciarte, L (1, 9) (7, 8) OBP: 0.322, SLG: 0.394	X FC 87 0-0 ① L4		C SI 88 C CH 82 B CU 74 F CU 74 X FF 90 1-2 ① G1-3		B CH 84 C FC 88 X CH 84 1-1 ① G3		C SI 92 B SI 91 B SL 86 X SI 90 2-1 ② G3		B SI 88 T SI 88 X SI 90 1-1 4 SH2-3 1B		5	0	1	0	0	0	0
11 AJ Pollock, R (1, 8) OBP: 0.361, SLG: 0.465 4 Cliff Pennington, S (7, PR) (7, 7) OBP: 0.312, SLG: 0.279	B FF 88 X FF 90 1-0 ② F8		F SI 89 F FC 87 B SI 91 F CU 74 B CU 71 X SI 90 2-2 ② G4-3		F SI 90 C FC 88 F CU 75 X CU 76 0-2 ② G5-3		B SL 87 C SI 91 X SL 86 1-1 44 1B 6 1B 1B		X SI 89 0-0 ① SH2-3 1-2		4 0	0 1	1 0	0 0	0 0	0 0	0 0
44 Paul Goldschmidt, R (1, 3) OBP: 0.465, SLG: 0.604	C FF 90 B FC 90 B FC 90 B FF 91 F FC 90 S FF 93 3-3 ③ K		B SI 90 F SI 91 B CH 86 X FC 89 2-1 ③ 6 1B 1B		B FC 88 C CH 85 X FC 89 1-1 ③ G4-3		B SI 92 B SL 88 B SI 91 X SI 92 3-0 6 1B 1-2 1B		I IN 68 I IN 70 I IN 76 I IN 76 4-0 6 G1-6-3 IBB		4	0	2	0	1	1	0
6 David Peralta, L (1, 7) (7, 9) OBP: 0.353, SLG: 0.498		C FC 87 B CU 67 X FC 88 1-1 ① G4-3	B CU 71 F FF 90 T FC 90 X FC 91 1-2 1-2 1B			C FC 86 B CU 73 F FC 89 B FC 89 X CU 74 2-2 7 2B 19 G6-3 1B	X SL 81 0-0 1-3 2-H 1B	X SI 90 0-0 ② ③ G1-6-3 1-2f		5	1	3	1	0	0	2
7 Welington Castillo, R (1, 2) OBP: 0.322, SLG: 0.478		C SI 90 B FC 88 B CU 76 S FF 90 F CU 74 F FF 91 B FF 86 X SI 92 3-2 19 E 24 1B 1B	D CU 76 C SI 90 B CU 77 X FC 88 2-1 ③ F9			B SI 89 B FC 87 X FC 89 2-0 19 G6-3 1-3 24 G6-3 2B	C FF 92 S CH 78 B CH 80 C FF 92 1-3 ③ K		X SI 86 0-0 HR	5	3	3	1	0	1	5
19 Jake Lamb, L (1, 5) OBP: 0.339, SLG: 0.414		S FC 88 B FC 89 B FC 88 F FC 87 X FC 89 2-2 E6 24 1B 1-2		C FC 88 B CH 84 X FF 90 1-1 ① L8		C FC 88 F FC 89 D CU 77 X FC 90 1-2 ① G6-3 2-3 3-H		B FF 92 C FF 92 C FF 92 B SL 81 S FF 92 2-3 ① K		C SI 88 F SI 90 C FF 92 B SL 84 X SI 90 1-2 HR	5	1	1	2	0	1	2
24 Yasmany Tomás, R (1, 10) OBP: 0.333, SLG: 0.432		B SI 88 X SI 90 1-0 1-3 2-H 1B		C CU 72 B CU 75 B FC 89 C SI 91 X CU 71 2-2 16 WP 1B		X SL 84 0-0 ② G6-3 3-H		S FC 92 C CU 82 B CU 81 S CU 82 1-3 ② K		S SL 82 F SL 83 F SI 82 S SI 90 0-3 ① K	5	0	2	2	0	2	0
16 Chris Owings, R (1, 4) OBP: 0.261, SLG: 0.326		S CU 73 B FC 86 S CU 74 B FC 90 S CU 73 2-3 ② K		C SI 89 B FF 89 S CU 76 D CU 74 F SI 90 D CU 76 C SI 90 3-3 ② K 1-2		B SI 92 C SI 91 T SL 84 S SL 86 1-3 ③ K		B FC 92 X FC 92 1-0 13 WP 1B		F FF 93 B SL 86 F FF 94 C KC 80 1-3 ② K	5	0	1	0	0	4	3
13 Nick Ahmed, R (1, 6) OBP: 0.281, SLG: 0.331		C SI 90 D CU 73 S CU 75 D CU 73 X FC 91 2-2 ③ G3-1		X FC 87 0-0 ③ G3-1			C SI 90 S SL 85 F SL 85 B SL 87 X SI 92 1-2 ① F7	1 SAFE 1 SAFE T FC 90 F FC 92 B CU 81 D CU 82 F FC 93 F CU 81 X FC 93 2-2 ③ G3 1-2		C KC 79 X FF 95 0-1 ③ F8	5	0	0	0	0	0	4
Inning Stats	R: 0 E: 0 K: 1 S: 5 H: 0 LOB: 0 BB: 0 P: 9	R: 1 E: 1 K: 1 S: 17 H: 2 LOB: 2 BB: 0 P: 28	R: 0 E: 0 K: 0 S: 15 H: 2 LOB: 2 BB: 0 P: 23	R: 0 E: 0 K: 1 S: 10 H: 1 LOB: 1 BB: 0 P: 16	R: 0 E: 0 K: 0 S: 8 H: 0 LOB: 0 BB: 0 P: 10	R: 2 E: 0 K: 1 S: 11 H: 2 LOB: 0 BB: 0 P: 17	R: 1 E: 0 K: 1 S: 13 H: 3 LOB: 3 BB: 0 P: 21	R: 0 E: 0 K: 2 S: 12 H: 1 LOB: 1 BB: 0 P: 18	R: 0 E: 0 K: 0 S: 4 H: 1 LOB: 1 BB: 1 P: 9	R: 2 E: 0 K: 2 S: 14 H: 2 LOB: 0 BB: 0 P: 16	1B: 11 2B: 1 3B: 0 HR: 2 SF: 0 SAC: 1 DP: 1 HBP: 0						

PITCHER		IP	WLS	BF	H	R	ER	SO	BB	IBB	HBP	BLK	WP	HR	S	P	ERA	WHIP
46 Scott Feldman, R ERA: 4.58	(1, 1)	5.1		24	7	3	3	3	0	0	0	0	1	0	62	98	5.06	1.312
50 Chad Qualls, R ERA: 4.31	(6, 1)	1.1	H	6	2	1	1	1	0	0	0	0	0	0	13	21	6.75	1.500
29 Tony Sipp, L ERA: 2.7	(7, 1)	0.2	B	3	1	0	0	2	0	0	0	0	0	0	7	10	0.00	1.500
36 Will Harris, R ERA: 1.35	(8, 1)	0.2		3	1	0	0	1	0	0	0	0	1	0	9	13	0.00	1.500
44 Luke Gregerson, R ERA: 3.2	(9, 1)	1.0		4	1	0	0	0	0	1	0	0	0	0	4	9	0.00	1.000

PITCHER		IP	WLS	BF	H	R	ER	SO	BB	IBB	HBP	BLK	WP	HR	S	P	ERA	WHIP
37 Pat Neshek, R ERA: 3.0	(10, 1)	0.1	L	3	2	2	2	1	0	0	0	0	0	2	9	10	54.00	6.000
35 Josh Fields, R ERA: 2.65	(10, 1)	0.2		2	0	0	0	1	0	0	0	0	0	0	5	6	0.00	0.000

TOP

Arizona Diamondbacks @ Houston Astros

Minute Maid Park, Houston, TX

Fri Jul 31 2015, 7:12 PM - 10:53 PM CDT

Att. 34,720 - Roof Closed - 73 F

livebaseballscorecards.com

AB	43
R	6
H	14
RBI	6
BB	1
SO	9
LOB	16

WP: 2 PA: 45
PB: 0
SB: 0
CS: 0

Batter	1	2	3	4	5	6	7	8	9	10	AB	R	H	RBI	BB	SO	LOB
27 Jose Altuve, R (1, 4) OBP: 0.343, SLG: 0.422	F FF 94 B FF 96 X FF 95 1-1 E6 20 1B		C SL 88 X SI 96 0-1 ① G5-3		B SL 88 B SL 87 S SL 85 F SL 87 S FF 95 2-3 ① K		F SL 85 X SL 85 0-1 ② P6			L SI 85 F SI 85 T CU 74 0-2 ② K	5	0	0	0	0	2	0
30 Carlos Gómez, R (1, 8) OBP: 0.323, SLG: 0.416	1 SAFE 1 SAFE 1 SAFE F FF 94 1 SAFE F FF 95 F FF 96 F FF 96 X SL 88 0-2 ① F8		B FF 96 B FF 96 X FF 96 2-0 ② P4		B FF 93 F FF 96 B FF 96 C FF 96 X FF 95 2-2 ② G6-3		T FC 91 F FC 92 T FC 92 0-2 ③ K			M SI 86 B SI 85 S CH 78 F CU 75 X CH 78 1-2 ③ G4-3	5	0	0	0	0	1	1
1 Carlos Correa, R (1, 6) OBP: 0.344, SLG: 0.542	1 SAFE 1 SAFE B SL 86 S CH 87 F FF 94 S SL 87 1-3 ② K		C SL 87 C CH 88 B FF 97 F SL 87 B CH 90 B SL 90 F CH 89 X FF 91 3-2 ③ G6-3		B SL 86 X CH 86 1-0 HR			B FF 95 C SL 90 S SL 88 B FF 96 X CH 84 2-2 ① G6-3			4	1	1	1	0	1	1
20 Preston Tucker, L (1, 7) OBP: 0.325, SLG: 0.477	B FF 95 X FF 94 1-0 ③ 1-2 1B			B FF 96 B FF 96 C SL 89 F FF 94 X SL 89 2-2 ① F8	C SL 89 B FF 95 F SL 88 F SL 88 F SL 88 B FF 98 B FF 96 F SL 89 F FF 95 3-2 X FF 92 1B			C SL 89 B FF 96 B FF 96 S CH 85 X CH 85 2-2 ② L9			4	0	2	0	0	0	0
Evan Gattis, R (1, 10) OBP: 0.273, SLG: 0.447		B FF 95 B CH 86 F CH 86 F FF 97 F CH 90 B FF 90 B FF 96 4-2 9 1B BB		X SL 88 0-0 ② G6-3	S SL 88 S FF 96 S FF 96 0-3 ③ K			B SL 89 C CH 84 F FF 96 B CH 84 B FF 97 X CH 86 3-2 ③ F8			3	0	0	0	1	1	1
28 Colby Rasmus, L (1, 9) OBP: 0.300, SLG: 0.449		B FF 93 T CH 88 X FF 95 1-1 ① F7		B FF 98 B CH 88 X SI 96 2-0 ③ P6		F CH 85 F FF 92 B SL 88 S SL 89 1-3 ① K			S CH 85 B SL 90 S CH 85 T CH 86 1-2 ① K		4	0	0	0	0	2	1
18 Luis Valbuena, L (1, 5) OBP: 0.285, SLG: 0.413		B CH 86 S FF 94 X CH 89 1-1 ② F7			C CH 85 B FF 96 F FF 96 B FF 96 F CH 87 B FF 97 X SL 89 3-2 9 1B 15 HR 1B	X CH 88 0-0 9 G4-6-3 1B			B CH 85 F CH 84 S FF 96 F FF 96 B SL 86 S FF 97 2-3 ② K		4	1	2	0	0	1	1
9 Marwin Gonzalez, S (1, 3) OBP: 0.308, SLG: 0.432		X FF 96 0-0 1-2 1B			1 SAFE B SI 95 X SL 87 1-0 15 HR 1-2 1B	1 SAFE C CH 88 X FF 95 0-1 ② ③ G4-6-3 1-2f			C FF 97 B FF 97 F FF 96 X FF 96 1-2 E1 15 CS		4	1	2	0	0	0	1
15 Jason Castro, L (1, 2) OBP: 0.282, SLG: 0.381		T CH 87 F FF 97 B FF 98 B CH 88 X SL 89 2-2 ③ G3			D FF 94 X FF 93 1-0 1-H 2-H HR		C SL 85 S FF 91 S FC 90 0-3 ① K			C CH 86 B CH 85 B FF 96 2-1 ③ CS 1-2 B SI 85 C SI 84 F CH 78 B CU 74 X SI 85 2-2 ① G4-3	4	1	1	3	0	1	2
Inning Stats	R: 0 H: 1 E: 1 LOB: 1 K: 1 BB: 0 S: 11 P: 14	R: 0 H: 1 E: 0 LOB: 2 K: 0 BB: 1 S: 11 P: 19	R: 0 H: 0 E: 0 LOB: 0 K: 0 BB: 0 S: 8 P: 13	R: 0 H: 0 E: 0 LOB: 0 K: 0 BB: 0 S: 5 P: 9	R: 4 H: 5 E: 0 LOB: 1 K: 2 BB: 0 S: 23 P: 36	R: 0 H: 1 E: 0 LOB: 0 K: 1 BB: 0 S: 6 P: 7	R: 0 H: 0 E: 0 LOB: 0 K: 2 BB: 0 S: 8 P: 8	R: 0 H: 0 E: 0 LOB: 0 K: 0 BB: 0 S: 9 P: 16	R: 0 H: 0 E: 1 LOB: 0 K: 2 BB: 0 S: 11 P: 17	R: 0 H: 0 E: 0 LOB: 0 K: 1 BB: 0 S: 10 P: 13	1B: 6 SF: 0 2B: 0 SAC: 0 3B: 0 DP: 1 HR: 2 HBP: 0						

PITCHER		IP	WLS	BF	H	R	ER	SO	BB	IBB	HBP	BLK	WP	HR	S	P	ERA	WHIP
12 Rubby De La Rosa, R ERA: 4.59	(1, 1)	6.0		26	8	4	4	4	1	0	0	0	0	2	64	98	6.00	1.500
43 Addison Reed, R ERA: 5.6	(7, 1)	1.0		3	0	0	0	2	0	0	0	0	0	0	8	8	0.00	0.000
41 Daniel Hudson, R ERA: 3.27	(8, 1)	2.0	W	6	0	0	0	2	0	0	0	0	0	0	20	33	0.00	0.000
29 Brad Ziegler, R ERA: 1.18	(10, 1)	1.0	S	3	0	0	0	1	0	0	0	0	0	0	10	13	0.00	0.000

PITCHER	IP	WLS	BF	H	R	ER	SO	BB	IBB	HBP	BLK	WP	HR	S	P	ERA	WHIP

BOTTOM

Arizona Diamondbacks @ Houston Astros

Minute Maid Park, Houston, TX

Fri Jul 31 2015, 7:12 PM - 10:53 PM CDT

Att. 34,720 - Roof Closed - 73 F

livebaseballscorecards.com

AB	37
R	4
H	8
RBI	4
BB	1
SO	9
LOB	8

WP: 0 PA: 39
PB: 0
SB: 0
CS: 1

Batter	1	2	3	4	5	6	7	8	9	AB	R	H	RBI	BB	SO	LOB
5 Ender Inciarte, L (1, 8) OBP: 0.321, SLG: 0.390	C SI 89 S SI 90 B SI 90 F SI 91 X SL 79 1-2 ① G3-1	F SI 90 B SI 90 B S SI 91 B SI 90 F F B 4-2 1-2 2-3 3-H BB			B FF 90 C SL 80 C SI 90 B SL 81 X SL 81 2-2 ② F8			B FF 93 F FF 92 C FF 94 F FF 94 B CU 80 X CU 81 2-2 ① G5-3		3	0	0	1	1	0	0
13 Nick Ahmed, R (1, 6) OBP: 0.277, SLG: 0.327	B SI 91 X SI 91 1-0 ② G6-3	C SL 79 B CH 80 C SL 80 D SI 91 F CH 80 X CH 80 2-2 ③ G6-3			C FF 90 B FF 90 T SL 79 X FF 90 1-2 E4			B FF 95 F FF 94 B CU 82 X FF 95 2-1 ② G6-3		4	0	0	0	0	0	3
44 Paul Goldschmidt, R (1, 3) OBP: 0.462, SLG: 0.599 19 Jake Lamb, L (7, 3) OBP: 0.337, SLG: 0.411	B SI 90 B SI 90 X SI 90 2-0 ③ G5-3		C FF 88 B SI 89 B SI 89 C SL 79 S SL 80 2-3 ① K		C SL 78 F SI 89 B CH 78 F SL 80 B SL 79 B SI 89 C SL 79 3-3 ③ K			C FF 93 X FF 94 0-1 ③ F7		3 1	0 0	0 0	0 0	0 0	2 0	1 0
7 Welington Castillo, R (1, 10) OBP: 0.318, SLG: 0.471 23 Óscar Hernández, R (9, PH) OBP: 0.273, SLG: 0.211		B SI 88 B SI 89 B SI 90 C SI 90 F S SI 90 3-3 ① K	C SL 79 B FF 90 C SL 79 S SL 80 1-3 ② K			B SL 76 S SI 88 C SI 89 S FF 90 1-3 ① K			F FF 93 S FF 93 F FF 93 F FF 94 B CU 78 B FF 94 F FF 94 F CU 81 B FF 94 4-2 F FF 84 F FF 94 B FF 96 BB	3 0	0 0	0 0	0 0	0 1	3 0	0 0
2 Aaron Hill, R (1, 5) OBP: 0.291, SLG: 0.322		C SI 90 B SI 89 B SI 90 F SL 77 F SL 80 F SI 90 X CH 78 2-2 24 BB 8 1B 1B	C SL 78 B SL 79 C SI 90 C FF 90 1-3 ③ K			C SI 90 B CH 79 F SL 78 S SL 80 1-3 ② K			C FF 94 D SL 85 F FF 94 S FF 94 1-3 ① K	4	1	1	0	0	3	1
24 Yasmany Tomás, R (1, 9) OBP: 0.333, SLG: 0.430 6 David Peralta, L (6, 9) OBP: 0.352, SLG: 0.496		B SI 90 C SI 91 B SI 90 B SI 90 D SI 91 4-1 4 BB 8 1B 5 BB 1-2 BB		X SL 78 0-0 ① F9		B SL 79 X SI 90 1-0 ③ G3			T FF 94 S FF 93 B FF 93 F FF 93 B CU 82 F FF 94 F CH 86 F FF 95 C FF 94 2-3 ② K	2 1	1 0	0 0	0 0	1 0	0 1	0 1
8 Jarrod Saltalamacchia, S (1, 2) OBP: 0.263, SLG: 0.283		X SI 91 0-0 5 BB 4 BB 1-2 2-H 1B		B FF 89 C SL 77 S CH 78 X CH 80 1-2 ② G1-3			F FF 93 B CH 79 C CH 78 X FF 92 1-2 ① F8		C FF 93 F FF 94 X FF 93 0-2 ③ F7	4	0	1	1	0	0	1
16 Chris Owings, R (1, 4) OBP: 0.259, SLG: 0.323		B SI 90 B SL 79 F SI 90 B SI 90 L SI 90 C SI 90 3-3 ② K		C FF 89 F SI 90 X FF 91 0-2 ③ P3			S FF 94 F FF 93 B SL 84 S SL 85 1-3 ② K			3	0	0	0	0	2	2
4 Cliff Pennington, S (1, 7) OBP: 0.312, SLG: 0.274		C SL 79 B SI 91 B SI 91 B SI 91 B SI 90 4-1 5 BB 1-2 2-3 BB			C SI 87 C SI 89 F FF 90 B FF 90 B CH 80 B SI 90 X FF 89 3-2 ① G5-3		C FF 95 B CH 88 B FF 94 X FF 94 2-1 ③ L9			2	0	0	0	1	0	0
Inning Stats	R: 0 E: 0 K: 0 S: 6 H: 0 LOB: 0 BB: 0 P: 10	R: 2 E: 0 K: 2 S: 22 H: 2 LOB: 3 BB: 3 P: 44	R: 0 E: 0 K: 3 S: 9 H: 0 LOB: 0 BB: 0 P: 13	R: 0 E: 0 K: 0 S: 7 H: 0 LOB: 0 BB: 0 P: 8	R: 0 E: 1 K: 1 S: 14 H: 0 LOB: 1 BB: 0 P: 23	R: 0 E: 0 K: 2 S: 7 H: 0 LOB: 0 BB: 0 P: 10	R: 0 E: 0 K: 1 S: 8 H: 0 LOB: 0 BB: 0 P: 12	R: 0 E: 0 K: 0 S: 8 H: 0 LOB: 0 BB: 0 P: 12	R: 0 E: 0 K: 2 S: 21 H: 0 LOB: 1 BB: 1 P: 28	1B: 2 2B: 0 3B: 0 HR: 0 SF: 0 SAC: 0 DP: 0 HBP: 0						WP: 0 PB: 0 SB: 0 CS: 0 PA: 34	

PITCHER		IP	WLS	BF	H	R	ER	SO	BB	IBB	HBP	BLK	WP	HR	S	P	ERA	WHIP
60 Dallas Keuchel, L ERA: 2.35	(1, 1)	6.0	W	24	2	2	2	8	3	0	0	0	0	0	65	108	3.00	0.833
35 Josh Fields, R ERA: 2.62	(7, 1)	0.1		1	0	0	0	0	0	0	0	0	0	0	3	4	0.00	0.000
67 Vince Velasquez, R ERA: 3.67	(7, 1)	2.2		9	0	0	0	3	1	0	0	0	0	0	34	48	0.00	0.375

PITCHER	IP	WLS	BF	H	R	ER	SO	BB	IBB	HBP	BLK	WP	HR	S	P	ERA	WHIP

TOP

Arizona Diamondbacks @ Houston Astros

Minute Maid Park, Houston, TX

Sat Aug 01 2015, 6:13 PM - 9:23 PM CDT

Att. 36,602 - Roof Closed - 73 F

livebaseballscorecards.com

AB	30
R	2
H	2
RBI	2
BB	4
SO	11
LOB	9

Batter	1	2	3	4	5	6	7	8	9	AB	R	H	RBI	BB	SO	LOB
27 Jose Altuve, R (1, 4) OBP: 0.341, SLG: 0.419	C FF 90 X FF 90 0-1 G6-3 ①		C CU 75 F FF 90 B FF 90 B SI 91 F CU 78 F FF 90 C FF 91 2-3 K ①	X FF 89 0-0 30 2B 1B		C FC 85 B CU 71 F FC 86 X FC 86 1-2 F7 ①		C FC 85 B FC 85 B CH 77 X FC 86 2-1 G5-3 ① 1-2		5	0	1	0	0	1	1
30 Carlos Gómez, R (1, 8) OBP: 0.327, SLG: 0.422	F FF 91 F CU 77 X CU 76 0-2 G1-3 ②		X CU 78 0-0 G6-3 ②	B FF 90 1 SAFE F CU 78 F SI 88 X CH 79 1-2 1-3 2B		C FC 86 F FC 86 F FC 85 B FC 87 X FC 87 1-2 1 HR 1B		X CH 78 0-0 2-H 1B ②		5	1	3	0	0	0	0
1 Carlos Correa, R (1, 6) OBP: 0.345, SLG: 0.571	B FC 89 B FF 87 S CH 78 F SI 86 X CH 78 2-2 HR		C FF 90 C FF 91 B FF 91 X CU 79 1-2 G6-3 ③	B FC 85 F FC 85 D CH 75 F FC 86 F FC 86 C FC 86 2-3 K ②		1 SAFE B FC 84 1 SAFE S CH 76 X FC 86 1-1 1-H HR		B FC 84 C FC 85 C CH 76 B FC 86 F CH 78 F FC 86 B FC 87 X FC 88 3-2 L9 ③		5	2	2	3	0	1	3
20 Preston Tucker, L (1, 7) OBP: 0.320, SLG: 0.469 6 Jake Marisnick, R (8, 9) OBP: 0.272, SLG: 0.370	C CU 72 B FF 90 S FF 91 S CU 78 1-3 K ③			C CH 80 B FF 88 C FC 86 B FC 85 S CH 79 2-2 G4-3 ① C FC 86 F FC 84 B FC 85 S CH 79 1-3 K ③		C CH 79 B CH 76 S CH 78 B CH 77 X CH 78 2-2 G4-3 ②				4 0	0 0	0 0	0 0	0 0	2 0	2 0
Evan Gattis, R (1, 10) OBP: 0.278, SLG: 0.452		B FF 89 B FC 88 C FC 88 B CU 80 B FF 91 4-1 28 FC5 8 1B BB	B FF 89 C CU 77 X FF 90 1-1 8 E 23 BB 2B	C FC 86 B FC 84 B FC 84 X FC 86 2-1 8 FC5-4 1B	B FC 85 X CH 77 1-0 P1 ③					3	1	2	0	1	0	0
8 Jed Lowrie, S (1, 5) OBP: 0.415, SLG: 0.522		B FC 88 B SI 90 X FF 91 2-0 23 G5-3 28 FC5 1-2 1B	C FF 90 F CU 79 F CU 79 X FF 91 0-2 E6 23 BB 28 HBP 16 HR 2-3	B FC 85 S CH 77 F CH 77 F FC 84 X FC 86 1-2 FC5-4 ① 23 F9 28 1B 1-2f		B FC 84 X FC 84 1-0 P5 ①				4	1	1	0	0	0	2
28 Colby Rasmus, L (1, 9) OBP: 0.306, SLG: 0.452 (8, 7)		F CU 75 B FF 90 D CU 78 X CH 80 2-1 FC5 ① 1-2 2-3f	B FF 90 F FF 90 F CU 78 B CU 76 H CU 80 3-2 23 BB 16 HR 1-2 HBP	C CH 77 X FC 85 0-1 1-2 1B			C FC 85 B CH 76 B CH 78 X FC 85 2-1 23 G6-4-3 1B			3	1	2	0	0	0	2
23 Chris Carter, R (1, 3) OBP: 0.295, SLG: 0.383		X CU 78 0-0 G5-3 ②③ 2-3f	B FF 91 B FF 91 C FF 91 B FF 90 F FF 92 B FF 91 4-2 16 HR 1-2 2-3 3-H BB	B FC 85 C FC 85 B FC 85 X CH 77 2-1 F9 ② 2-3			C FC 84 F FC 85 D CH 76 X FC 85 1-2 G6-4-3 ②③ 1-2f			3	1	0	1	1	0	5
16 Hank Conger, L (1, 2) OBP: 0.352, SLG: 0.508			X FF 89 0-0 HR	B FF 90 B CH 82 F CH 82 X FF 90 2-1 1-H 2-H 3-H HR	S CH 77 D CH 76 X CH 76 1-1 G2-3 ③			B CH 76 F FC 85 C FC 85 B CH 77 F CH 78 X FC 87 2-2 27 WP 30 1B 1B		4	2	3	5	0	0	2
Inning Stats	R: 1 E: 0 K: 1 S: 11 H: 1 LOB: 0 BB: 0 P: 14	R: 0 E: 0 K: 0 S: 5 H: 1 LOB: 1 BB: 1 P: 13	R: 1 E: 0 K: 1 S: 11 H: 1 LOB: 0 BB: 0 P: 14	R: 5 E: 1 K: 2 S: 26 H: 4 LOB: 2 BB: 1 P: 42	R: 0 E: 0 K: 0 S: 12 H: 2 LOB: 2 BB: 0 P: 18	R: 2 E: 0 K: 0 S: 13 H: 2 LOB: 0 BB: 0 P: 19	R: 0 E: 0 K: 0 S: 6 H: 1 LOB: 0 BB: 0 P: 10	R: 0 E: 0 K: 0 S: 12 H: 2 LOB: 1 BB: 0 P: 19		1B: 8 2B: 2 3B: 0 HR: 4 SF: 0 SAC: 0 DP: 2 HBP: 1				WP: 1 PB: 0 SB: 0 CS: 0 PA: 39	

PITCHER		IP	WLS	BF	H	R	ER	SO	BB	IBB	HBP	BLK	WP	HR	S	P	ERA	WHIP
58 Jeremy Hellickson, R ERA: 4.95	(1, 1)	3.1	L	20	7	7	6	2	2	0	1	0	0	3	46	73	16.20	2.700
55 Josh Collmenter, R ERA: 4.58	(4, 1)	4.2		19	7	2	2	2	0	0	0	0	1	1	50	76	3.86	1.500

PITCHER	IP	WLS	BF	H	R	ER	SO	BB	IBB	HBP	BLK	WP	HR	S	P	ERA	WHIP

BOTTOM

Arizona Diamondbacks @ Houston Astros

Minute Maid Park, Houston, TX

Sat Aug 01 2015, 6:13 PM - 9:23 PM CDT

Att. 36,602 - Roof Closed - 73 F

livebaseballscorecards.com

AB	36
R	9
H	14
RBI	9
BB	2
SO	4
LOB	17

Batter	1	2	3	4	5	6	7	8	9	AB	R	H	RBI	BB	SO	LOB
5 Ender Inciarte, L (1, 8) OBP: 0.317, SLG: 0.385	B FF 88 F FC 86 C FC 86 F CU 73 B FC 88 X CU 72 2-2 ① F7		M CU 72 X FC 87 0-1 ② L7		F FC 88 C FC 86 S FF 89 0-3 ② K		X FC 87 0-0 ② P4			4	0	0	0	0	1	4
24 Yasmany Tomás, R (1, 9) OBP: 0.329, SLG: 0.424	X FC 85 0-0 ② G1-3		X FC 86 0-0 ③ G1-3		C FF 91 S FC 87 D CU 73 S FF 91 1-3 ③ K		B FC 86 B FC 88 C FC 87 C FC 89 S FC 88 2-3 ③ K			4	0	0	0	0	2	4
44 Paul Goldschmidt, R (1, 10) OBP: 0.458, SLG: 0.592	C FF 90 X FC 85 0-1 ③ F8			C CU 70 B FF 91 F FC 87 F CU 71 B FF 92 B CU 74 S FC 88 3-3 ① K		C FF 91 B FC 87 S FF 92 X CU 74 1-2 ① F8		C SI 88 B SL 83 B SL 84 S SL 80 B SL 83 S SI 87 3-3 ① K		4	0	0	0	0	2	0
6 David Peralta, L (1, 7) OBP: 0.351, SLG: 0.493		C FC 86 F FC 85 F CU 72 F CU 72 C FC 86 0-3 ① K		C CU 72 L FC 85 S FF 92 0-3 ② K		F CU 73 B FC 86 X FC 86 1-1 7 G6-3 1B		S SI 89 C SI 91 S CH 70 0-3 ② K		4	0	1	0	0	3	0
7 Welington Castillo, R (1, 2) OBP: 0.321, SLG: 0.476		C FF 91 B FF 92 B FC 87 X FC 87 2-1 19 2B 2B		C CU 72 B CU 73 F CU 73 X FF 92 1-2 1B		C FC 86 F FC 86 F CU 71 D FC 86 F CU 72 X FC 86 1-2 ② G6-3 1-2		C SL 79 X SL 83 0-1 ③ F8		4	1	2	0	0	0	1
19 Jake Lamb, L (1, 3) OBP: 0.340, SLG: 0.425		C FC 86 X FC 87 0-1 13 PO 2-H 2B		C CU 71 B FF 91 X CU 72 1-1 ③ G4-3		B FC 86 B FC 86 C CU 73 X CU 72 2-1 ③ G4-3			C SI 90 B SI 89 B FF 90 X SI 90 2-1 2B	4	0	2	1	0	0	2
2 Aaron Hill, R (1, 5) OBP: 0.290, SLG: 0.325		C FF 90 S CU 72 D CU 72 X FF 90 1-2 ② L9			C FC 85 S CU 72 B FF 90 X CU 73 1-2 ① G6-3		B FC 84 B FC 87 X FC 84 2-0 13 1B 2B		F SI 90 X SL 83 0-1 ① G6-3	4	0	1	0	0	0	2
4 Cliff Pennington, S (1, 4) OBP: 0.317, SLG: 0.283		F CU 72 F FC 88 B FC 87 D CU 72 B FC 85 B FC 86 4-2 BB			B FF 91 S FC 88 X CH 81 1-1 13 1B 2B		X FC 85 0-0 ① L4		B SI 90 B FF 91 X FF 90 2-0 ② L9	3	0	1	0	1	0	2
13 Nick Ahmed, R (1, 6) OBP: 0.280, SLG: 0.329		C CU 73 S FF 90 2 SAFE 0-2 ③ PO 2-3	C FC 84 X FC 86 0-1 ① G6-3		C FC 86 X CU 72 0-1 2-3 1B		D CU 74 D FC 87 X FC 86 2-0 2-3 1B		D SI 90 B SL 84 C SI 89 X FF 90 2-1 ③ G6-3	4	0	2	0	0	0	1
Inning Stats	R: 0 H: 0 E: 0 LOB: 0 K: 0 BB: 0 S: 7 P: 9	R: 1 H: 2 E: 0 LOB: 1 K: 1 BB: 1 S: 16 P: 23	R: 0 H: 0 E: 0 LOB: 0 K: 0 BB: 0 S: 5 P: 5	R: 0 H: 1 E: 0 LOB: 1 K: 2 BB: 0 S: 12 P: 17	R: 0 H: 2 E: 0 LOB: 2 K: 2 BB: 0 S: 13 P: 16	R: 0 H: 1 E: 0 LOB: 1 K: 0 BB: 0 S: 12 P: 17	R: 0 H: 2 E: 0 LOB: 2 K: 1 BB: 0 S: 7 P: 13	R: 0 H: 0 E: 0 LOB: 0 K: 2 BB: 0 S: 8 P: 11	R: 0 H: 1 E: 0 LOB: 1 K: 0 BB: 0 S: 7 P: 13	1B: 4 SF: 0 2B: 5 SAC: 0 3B: 0 DP: 0 HR: 0 HBP: 0						WP: 0 PA: 37 PB: 0 SB: 0 CS: 0

TOP

Arizona Diamondbacks @ Houston Astros

Minute Maid Park, Houston, TX

Sun Aug 02 2015, 1:14 PM - 4:06 PM CDT

Att. 33,871 - Roof Closed - 73 F

livebaseballscorecards.com

AB	35
R	1
H	9
RBI	1
BB	1
SO	8
LOB	16

PITCHER		IP	WLS	BF	H	R	ER	SO	BB	IBB	HBP	BLK	WP	HR	S	P	ERA	WHIP
31 Collin McHugh, R ERA: 4.27	(1, 1)	7.0	W	29	8	1	1	6	1	0	0	0	0	0	72	100	1.29	1.286
37 Pat Neshek, R ERA: 2.93	(8, 1)	1.0	H	3	0	0	0	2	0	0	0	0	0	0	8	11	0.00	0.000
44 Luke Gregerson, R ERA: 3.12	(9, 1)	1.0	S	4	1	0	0	0	0	0	0	0	0	0	7	13	0.00	1.000

PITCHER		IP	WLS	BF	H	R	ER	SO	BB	IBB	HBP	BLK	WP	HR	S	P	ERA	WHIP

Batter	1	2	3	4	5	6	7	8	9	AB	R	H	RBI	BB	SO	LOB
27 Jose Altuve, R (1, 4) OBP: 0.344, SLG: 0.420	F SI 91 B SI 91 X SI 91 1-1 ① F8		B SI 90 X SI 92 1-0 FC6-5 1 S 1B	D SL 78 D SL 78 S SL 79 C SL 80 H SI 93 3-2 30 1B HBP 1-2 2-3		F SL 80 B SI 93 X SI 92 1-1 1B		C SL 77 S FF 90 T SL 80 0-2 ③ K		4	0	2	0	0	1	0
30 Carlos Gómez, R (1, 8) OBP: 0.326, SLG: 0.420	B SI 91 B SI 92 C SI 92 C SI 92 S SI 92 2-3 ② K		S SI 91 X SI 90 0-1 ① F9	F FF 90 S SI 93 B SI 93 B SI 93 X FF 94 2-2 1 S 1B 1-3 2-H 3-H		X SI 91 0-0 ② F9				4	0	1	2	0	1	2
1 Carlos Correa, R (1, 6) OBP: 0.348, SLG: 0.567	B SI 92 S SI 93 F SI 91 X SI 93 1-2 1B		B SI 90 1 SAFE C SI 92 B CH 84 B SI 91 2 SAFE B SI 90 4-1 FC6-5 1-2 BB	1 SAFE C CH 88 S SL 77 D SL 77 B SI 90 F SL 78 X SI 91 2-2 ③ G4-3 1-2		C SI 92 F SL 80 B SL 81 S SI 93 1-3 ③ K				3	0	1	0	1	1	3
Evan Gattis, R (1, 7) OBP: 0.278, SLG: 0.457 28 Colby Rasmus, L (8, 7) OBP: 0.306, SLG: 0.452	B SI 92 B CH 84 1 SAFE X SI 90 2-0 ③ G4-3		C SI 92 B SI 92 D CH 86 B SI 91 S SI 91 X SI 92 3-2 ② FC6-5 8 FC4-6 1-2 2-3f		B SL 78 C SL 76 X SI 91 1-1 HR		C FF 94 B CU 81 C CU 82 B CU 83 S FF 96 2-3 ① K			4 0	1 0	1 0	1 0	0 0	1 0	3 0
8 Jed Lowrie, S (1, 5) OBP: 0.407, SLG: 0.521		C CH 87 B SI 88 B FF 90 X CH 88 2-1 9 SH1-3 23 SF8 2B	X CH 83 0-0 ③ FC4-6 1-2f		C SI 92 F SL 80 X SL 83 0-2 ① F9		C CU 81 C CU 82 S CU 82 0-3 ② K			4	1	1	0	0	1	2
9 Marwin Gonzalez, S (1, 3) OBP: 0.308, SLG: 0.429		X SI 91 0-0 ① SH1-3 2-3	C FF 90 F SL 81 F SI 92 X SL 81 0-2 ① G4-3		S SL 82 S SL 82 S SL 82 0-3 ② K		C CU 82 B CU 82 F FF 96 B CU 82 F FF 96 F CH 89 B CU 81 B FF 95 4-2 BB			2	0	0	0	1	1	0
23 Chris Carter, R (1, 10) OBP: 0.297, SLG: 0.382		S SI 93 B SI 94 B SI 92 S SI 93 F FF 95 F CH 86 F SI 94 X SI 94 2-2 ② SF8 3-H	B SI 91 B SI 92 S FF 91 B SI 91 S FF 90 B SI 92 4-2 27 HBP 15 1B 30 1B BB		B FF 90 C SL 77 B SL 80 S SL 81 B SL 82 D SL 80 4-2 BB		X FF 95 0-0 ③ F8			1	1	0	1	2	0	1
15 Jason Castro, L (1, 2) OBP: 0.286, SLG: 0.388		B SL 80 C SL 83 X SI 93 1-1 2B	X SI 92 0-0 27 HBP 30 1B 1-2 1B		C SL 81 S SL 82 B SL 82 B SL 82 D SL 85 C SL 82 3-3 ③ K			C SL 77 S SL 79 S SL 80 0-3 ① K		4	1	2	0	0	2	1
6 Jake Marisnick, R (1, 9) OBP: 0.267, SLG: 0.364		C SI 94 B SI 93 F CH 88 S SI 94 1-3 ③ K	B SI 91 T FF 90 S SL 80 1-3 ② K			F SI 92 F SI 93 F SL 82 B SL 82 T FF 93 1-2 ① K		B FF 93 C SL 79 B SL 78 F SI 92 X SI 92 2-2 ② P4		4	0	0	0	0	3	3
Inning Stats	R: 0 E: 0 K: 1 S: 9 H: 1 LOB: 1 BB: 0 P: 15	R: 1 E: 0 K: 1 S: 14 H: 2 LOB: 1 BB: 0 P: 20	R: 0 E: 0 K: 0 S: 8 H: 1 LOB: 2 BB: 1 P: 16	R: 2 E: 0 K: 1 S: 19 H: 2 LOB: 2 BB: 1 P: 31	R: 1 E: 0 K: 2 S: 13 H: 1 LOB: 1 BB: 1 P: 21	R: 0 E: 0 K: 2 S: 10 H: 1 LOB: 1 BB: 0 P: 13	R: 0 E: 0 K: 2 S: 11 H: 0 LOB: 1 BB: 1 P: 17	R: 0 E: 0 K: 2 S: 9 H: 0 LOB: 0 BB: 0 P: 11		1B: 5 2B: 2 3B: 0 HR: 1	SF: 1 SAC: 1 DP: 0 HBP: 1		WP: 0 PB: 0 SB: 2 CS: 0	PA: 37	

BOTTOM

Arizona Diamondbacks @ Houston Astros

Minute Maid Park, Houston, TX

Sun Aug 02 2015, 1:14 PM - 4:06 PM CDT

Att. 33,871 - Roof Closed - 73 F

livebaseballscorecards.com

AB	30
R	4
H	8
RBI	4
BB	4
SO	11
LOB	15

PITCHER		IP	WLS	BF	H	R	ER	SO	BB	IBB	HBP	BLK	WP	HR	S	P	ERA	WHIP
38 Robbie Ray, L ERA: 3.01	(1, 1)	5.0	L	26	7	4	4	5	3	0	1	0	0	1	63	103	7.20	2.000
40 Andrew Chafin, L ERA: 2.63	(6, 1)	1.0		4	1	0	0	2	0	0	0	0	0	0	10	13	0.00	1.000
30 David Hernandez, R ERA: 3.07	(7, 1)	1.0		4	0	0	0	2	1	0	0	0	0	0	11	17	0.00	1.000
59 Oliver Pérez, L ERA: 3.25	(8, 1)	1.0		3	0	0	0	2	0	0	0	0	0	0	9	11	0.00	0.000

PITCHER	IP	WLS	BF	H	R	ER	SO	BB	IBB	HBP	BLK	WP	HR	S	P	ERA	WHIP

Arizona Diamondbacks @ Washington Nationals

Nationals Park, Washington, DC

Mon Aug 03 2015, 7:06 PM - 9:47 PM EDT

Att. 30,888 - Partly Cloudy - 89 F

TOP

livebaseballscorecards.com

Batter	1	2	3	4	5	6	7	8	9	AB	R	H	RBI	BB	SO	LOB
5 Ender Inciarte, L (1, 9) OBP: 0.316, SLG: 0.384	C SI 85 F SI 87 C SI 86 0-3 ① K		C CH 80 F SI 88 F CU 73 F SI 90 B FC 85 F SI 89 B CU 74 X SI 88 2-2 ③ L7		F CH 77 C SI 86 F SI 88 D CH 80 X SI 87 1-2 11 SF9 2-3 1B		X SI 93 0-0 ③ F8			4	0	1	0	0	1	0
11 AJ Pollock, R (1, 8) OBP: 0.360, SLG: 0.464	X SI 85 0-0 ② G6-3			C SI 86 B CH 77 B SI 87 C SI 87 X CU 73 2-2 6 HR 1B	B FC 83 1 SAFE F SI 88 1 SAFE B SI 88 B SI 87 X FC 83 3-1 ② SF9 1-2 3-H			F FF 94 B SL 84 X SI 94 1-1 ① G1-3		3	1	1	1	0	0	0
44 Paul Goldschmidt, R (1, 3) OBP: 0.454, SLG: 0.586	C SI 86 B SI 89 B FF 87 C CH 81 B SI 87 X CH 79 3-2 ③ G6-3			B SI 86 B FC 82 1 SAFE 1 SAFE S SI 87 F SI 86 F SI 88 X FC 84 2-2 ① P3	C FC 83 B SI 86 S SI 86 C SI 88 1-3 ③ K			X FF 94 0-0 ② P2		4	0	0	0	0	1	2
6 David Peralta, L (1, 7) OBP: 0.353, SLG: 0.503		C SI 84 B SI 86 F CH 78 X SI 86 1-2 7 G4-6-3 1B		X CH 80 0-0 1-H HR		B CU 68 B FC 82 B SI 86 C SI 84 F CH 78 F SI 88 C SI 88 3-3 ① K		S FF 95 F FF 95 S SL 84 0-3 ③ K		4	1	2	2	0	2	0
7 Welington Castillo, R (1, 2) OBP: 0.320, SLG: 0.487		C FF 85 X SI 86 0-1 ① ② G4-6-3 1-2f		F SI 89 X SI 90 0-1 HR		B FF 86 X FC 81 1-0 ② F8			C FF 91 X SL 79 0-1 ① F7	4	1	1	1	0	0	1
19 Jake Lamb, L (1, 5) OBP: 0.343, SLG: 0.443		C SI 86 S CH 78 B FC 83 B CU 72 F CH 77 T SI 88 2-2 ③ K		B SI 88 B SI 88 C CH 78 X SI 88 2-1 ② G4-3		C CU 70 F CH 78 B SI 88 B FF 88 F FF 88 F CU 71 B FC 82 X SI 89 3-2 1B			B FF 91 B FF 92 X FF 91 2-0 HR	4	1	2	1	0	1	0
2 Aaron Hill, R (1, 4) OBP: 0.285, SLG: 0.319			X SI 85 0-0 ① L8	C SI 88 B FC 84 C FC 84 X FC 82 1-2 ③ F8		C CU 70 B SI 86 C SI 86 D CU 71 F SI 86 B SI 86 S CU 71 3-3 ③ K			X FF 91 0-0 ② G6-3	4	0	0	0	0	1	1
13 Nick Ahmed, R (1, 6) OBP: 0.289, SLG: 0.348			B SI 86 B SI 86 B SI 86 C SI 87 X SI 86 3-1 HR	C SI 86 B CH 78 C SI 88 B FC 83 B FC 83 X SI 88 3-2 5 1B 11 SF9 52 SH1-4 1B			B SI 94 B SL 86 X SI 94 2-0 24 G4-6-3 1B		C FF 91 X SL 78 0-1 1B	4	2	4	1	0	0	0
52 Zack Godley, R (1, 1) 24 Yasmany Tomás, R (7, PH) OBP: 0.326, SLG: 0.422 43 Addison Reed, L (7, 1) 8 Jarrod Saltalamacchia, S (9, PH) OBP: 0.261, SLG: 0.280 41 Daniel Hudson, R (9, 1) 29 Brad Ziegler, R (9, 1)			C SI 87 S SI 88 B SI 88 F SI 88 S SI 88 1-3 ② K		D SI 86 1 SAFE B SI 86 L SI 85 1 SAFE X SI 86 2-1 ① SH1-4 1-2		B SL 86 B SI 92 C SI 92 X SI 92 2-1 ① ② G4-6-3 1-2f		F FF 90 B FS 84 F FS 85 F FF 91 C FS 84 1-3 ③ K	1 1 0 1 0 0 0	0 0 0 0 0 0 0	0 0 0 0 0 0 0	0 0 0 1 0 0 0	0 0 0 0 0 0 0	1 0 0 1 0 0 0	0 1 0 1 0 0 0

	AB	34
	R	6
	H	11
	RBI	6
	BB	0
	SO	8
	LOB	6

Inning Stats																				
	R: 0	H: 0	R: 0	H: 1	R: 1	H: 1	R: 3	H: 3	R: 1	H: 2	R: 0	H: 1	R: 0	H: 1	R: 0	H: 0	R: 1	H: 2	1B: 7	SF: 1	WP: 0	PA: 36
	E: 0	LOB: 0	E: 0	LOB: 0	E: 0	LOB: 0	E: 0	LOB: 0	E: 0	LOB: 1	E: 0	LOB: 1	E: 0	LOB: 0	E: 0	LOB: 0	E: 0	LOB: 1	2B: 0	SAC: 1	PB: 0	
	K: 1	BB: 0	K: 1	BB: 0	K: 1	BB: 0	K: 0	BB: 0	K: 1	BB: 0	K: 2	BB: 0	K: 0	BB: 0	K: 1	BB: 0	K: 1	BB: 0	3B: 0	DP: 2	SB: 0	
	S: 7	P: 10	S: 9	P: 12	S: 13	P: 19	S: 15	P: 22	S: 14	P: 24	S: 14	P: 24	S: 4	P: 8	S: 6	P: 7	S: 10	P: 13	HR: 4	HBP: 0	CS: 0	

PITCHER		IP	WLS	BF	H	R	ER	SO	BB	IBB	HBP	BLK	WP	HR	S	P	ERA	WHIP
33 Doug Fister, R ERA: 4.6	(1, 1)	6.0	L	25	8	5	5	6	0	0	0	0	0	3	72	111	7.50	1.333
57 Tanner Roark, R ERA: 4.65	(7, 1)	1.0		3	1	0	0	0	0	0	0	0	0	0	4	8	0.00	1.000
22 Drew Storen, R ERA: 1.6	(8, 1)	1.0		3	0	0	0	1	0	0	0	0	0	0	6	7	0.00	0.000
58 Jonathan Papelbon, R ERA: 1.73	(9, 1)	1.0		5	2	1	1	1	0	0	0	0	0	1	10	13	9.00	2.000

PITCHER		IP	WLS	BF	H	R	ER	SO	BB	IBB	HBP	BLK	WP	HR	S	P	ERA	WHIP

BOTTOM

Batter	1	2	3	4	5	6	7	8	9	AB	R	H	RBI	BB	SO	LOB
5 Yunel Escobar, R (1, 5) OBP: 0.358, SLG: 0.414	X FF 91 0-0 ① L9			X FF 91 0-0 6 FC9-6 1B	F CU 80 F CH 83 D CU 80 F CH 82 B FC 90 D CH 83 C FC 90 3-3 ③ K			X SI 93 0-0 ② L4	F SI 85 F SI 85 X CU 75 0-2 ③ F7	5	0	1	0	0	1	2
6 Anthony Rendon, R (1, 4) OBP: 0.359, SLG: 0.376	B FF 93 F FC 91 X FF 91 1-1 ② F7			D SI 89 B FC 90 B FC 87 C FF 91 C FC 88 F FC 89 X FF 91 3-2 ① FC9-6 25 BB 34 1B 1-2f		H CU 77 1-0 34 G3-6-3 HBP		C FF 93 B SL 87 F FF 92 F FF 92 X FF 91 1-2 ③ P3		3	0	0	0	0	0	1
34 Bryce Harper, L (1, 9) OBP: 0.454, SLG: 0.667	F SI 92 B SI 92 X SI 93 1-1 ③ L7			X FC 90 0-0 25 BB 1B 1-2		D SI 91 F SI 91 B FC 89 X FC 90 2-1 ①② G3-6-3 1-2f			X SI 96 0-0 ① F9	4	0	1	0	0	0	1
11 Ryan Zimmerman, R (1, 3) OBP: 0.270, SLG: 0.367		C FC 91 B SI 92 F FC 90 B CH 84 T CU 81 2-2 ① K		B SI 89 C SI 90 F FC 90 C FC 91 1-3 ② K		B FC 88 B CU 80 B FC 89 C FF 92 B FF 92 4-1 25 FC6-5 BB			C SI 96 X FF 96 0-1 HR	3	1	1	1	1	2	2
25 Clint Robinson, L (1, 7) OBP: 0.350, SLG: 0.405		B SI 92 F SI 91 B SI 90 S FC 91 T FC 90 2-2 ② K		B CH 82 B FC 87 D FC 89 C SI 91 B SI 91 4-1 1-2 2-3 BB		B SI 90 X SI 91 1-0 ③ FC6-5 1-2f			X SI 96 0-0 20 1B 40 1B 1B	3	1	1	0	1	1	1
20 Ian Desmond, R (1, 6) OBP: 0.263, SLG: 0.358		C FC 90 B FC 91 B SI 92 S FC 90 S FC 91 2-3 ③ K		B FC 88 B FC 89 S FC 90 B FC 90 X FF 92 3-1 ③ G6-3			B SL 86 B SL 88 X FF 92 2-0 ① G3		C CH 84 X SL 88 0-1 40 1B 3 2B 1-2 1B	4	1	1	0	0	1	3
40 Wilson Ramos, R (1, 2) OBP: 0.260, SLG: 0.362			X FF 91 0-0 ① G4-3		C FF 91 B SI 90 F FF 92 B FC 91 X SI 92 2-2 ① G6-3		C FF 93 B SL 88 C FF 94 B SL 88 F FF 93 X FF 93 2-2 ② G5-3		X SI 96 0-0 3 2B 1-2 2-H 1B	4	1	1	1	0	0	0
3 Michael Taylor, R (1, 8) OBP: 0.284, SLG: 0.375			C FF 92 B FC 90 X FC 91 1-1 ② F9		S FF 92 B FC 91 X SI 91 1-1 33 SH 1B		F FF 92 B SL 89 X SL 87 1-1 ③ G6-3		X CH 84 0-0 1-H 2-H 2B	4	0	2	2	0	0	0
33 Doug Fister, L (1, 1) OBP: 0.278, SLG: 0.259 57 Tanner Roark, R (7, 1) OBP: 0.211, SLG: 0.316 22 Drew Storen, S (8, 1) 12 Tyler Moore, R (8, PH) OBP: 0.260, SLG: 0.364 58 Jonathan Papelbon, R (9, 1) 28 Jayson Werth, R (9, PH) OBP: 0.282, SLG: 0.276			C SI 90 S SI 90 S FC 91 0-3 ③ K		M SI 90 M SI 91 B SI 91 X SI 91 1-2 ② SH 1-2			B SL 84 S FF 91 B FF 92 F FF 92 F FF 93 S FF 92 2-3 ① K	C CU 74 B SI 84 B SI 84 X SI 84 2-1 ② G1-3	1 0 0 1 0 1	0 0 0 0 0 0	0 0 0 0 0 0	0 0 0 1 0 1	0 0 0 0 0 0	1 0 0 0 0 0	0 0 0 1 0 1
Inning Stats	R: 0 E: 0 K: 0 S: 5 H: 0 LOB: 0 BB: 0 P: 7	R: 0 E: 0 K: 3 S: 9 H: 0 LOB: 0 BB: 0 P: 15	R: 0 E: 0 K: 1 S: 6 H: 0 LOB: 0 BB: 0 P: 7	R: 0 E: 0 K: 1 S: 12 H: 2 LOB: 3 BB: 1 P: 23	R: 0 E: 0 K: 1 S: 12 H: 1 LOB: 1 BB: 0 P: 19	R: 0 E: 0 K: 0 S: 4 H: 0 LOB: 1 BB: 1 P: 12	R: 0 E: 0 K: 0 S: 7 H: 0 LOB: 0 BB: 0 P: 12	R: 0 E: 0 K: 1 S: 9 H: 0 LOB: 0 BB: 0 P: 12	R: 4 E: 0 K: 0 S: 13 H: 5 LOB: 1 BB: 0 P: 15	1B: 6 2B: 1 3B: 0 HR: 1 SF: 0 SAC: 1 DP: 1 HBP: 1						

PITCHER		IP	WLS	BF	H	R	ER	SO	BB	IBB	HBP	BLK	WP	HR	S	P	ERA	WHIP
52 Zack Godley, R ERA: 1.5	(1, 1)	6.0	W	23	3	0	0	6	2	0	1	0	0	0	48	83	0.00	0.833
43 Addison Reed, R ERA: 5.22	(7, 1)	2.0		6	0	0	0	1	0	0	0	0	0	0	16	24	0.00	0.000
41 Daniel Hudson, R ERA: 4.06	(9, 1)	0.1		6	5	4	4	0	0	0	0	0	0	1	8	8	108.00	15.000
29 Brad Ziegler, R ERA: 1.17	(9, 1)	0.2	S	2	0	0	0	0	0	0	0	0	0	0	5	7	0.00	0.000

PITCHER	IP	WLS	BF	H	R	ER	SO	BB	IBB	HBP	BLK	WP	HR	S	P	ERA	WHIP

Arizona Diamondbacks @ Washington Nationals

Nationals Park, Washington, DC

Mon Aug 03 2015, 7:06 PM - 9:47 PM EDT

Att. 30,888 - Partly Cloudy - 89 F

livebaseballscorecards.com

AB	33
R	4
H	8
RBI	4
BB	2
SO	7
LOB	11

Batter	1	2	3	4	5	6	7	8	9	AB	R	H	RBI	BB	SO	LOB
5 Ender Inciarte, L (1, 9) OBP: 0.316, SLG: 0.382	B FF 93 X FF 94 1-0 1B		C FF 94 S CH 87 F FC 90 S FF 96 0-3 ② K	B CH 85 F CH 84 F FF 95 S FF 94 1-3 ③ K			X FF 90 0-0 ③ G5-3			4	0	1	0	0	2	3
11 AJ Pollock, R (1, 8) OBP: 0.356, SLG: 0.459	S SL 86 B FF 94 X FF 94 1-1 ① F8		C FF 96 C SL 88 B CH 85 X CH 86 1-2 ③ L8		S SL 85 C FF 94 X SL 85 0-2 ① G5-3			C SL 81 F SL 83 X SL 84 0-2 ① F9		4	0	0	0	0	0	2
44 Paul Goldschmidt, R (1, 3) OBP: 0.450, SLG: 0.580	S FF 94 S SL 88 B FF 96 1 SAFE F SL 88 S SL 87 1-3 ② K			B SL 86 S FF 94 S FF 95 B FF 97 S SL 88 2-3 ① K	C FF 93 B SL 87 B SL 86 F FF 94 F FF 95 S SL 87 2-3 ② K			C SL 81 S FF 93 C SL 84 0-3 ② K		4	0	0	0	0	4	1
6 David Peralta, L (1, 7) OBP: 0.351, SLG: 0.498	X FF 94 0-0 ③ F7			T FF 93 B CU 80 F FF 95 B CH 85 B FF 95 B CU 80 4-2 19 1B 8 1B BB	B CH 82 T FF 92 S FF 92 F FF 95 C FF 95 1-3 ③ K			C SL 82 S SI 94 X SL 83 0-2 ③ G2-3		3	1	0	0	1	1	1
19 Jake Lamb, L (1, 5) OBP: 0.346, SLG: 0.444		C FF 91 C FF 94 B FF 94 X CH 86 1-2 ① G3		F FF 95 X FF 95 0-1 8 1B 16 2B 1-3 1B		B CH 81 C CH 82 S CH 84 F FF 96 F FF 94 B SL 89 B FF 95 C FF 96 3-3 ① K			B FF 92 C FF 92 F FF 92 B FF 94 B FS 88 F FS 88 F FF 93 F FS 87 X FF 93 3-2 7 G6-3 8 F8 13 E 1B	4	2	2	0	0	1	0
8 Jarrod Saltalamacchia, S (1, 2) OBP: 0.261, SLG: 0.279		B FF 95 C FF 94 X FF 94 1-1 ② F7		B CH 86 F FF 96 B CH 87 B FF 96 C CH 86 X FF 96 3-2 16 2B 1-2 3-H 1B		T FF 94 C CH 83 B CH 83 B FF 96 F FF 96 X FF 94 2-2 ② P6			F FF 93 F FF 93 1 SAFE B FF 92 X FF 93 1-2 ① F8 1-2	4	1	1	1	0	0	1
16 Chris Owings, R (1, 4) OBP: 0.259, SLG: 0.326 40 Andrew Chafin, R (6, 1) 30 David Hernandez, R (8, 1) 59 Oliver Pérez, L (8, 1) 7 Welington Castillo, R (9, PH) OBP: 0.318, SLG: 0.485		C FF 95 C FF 95 B SL 88 B SL 88 F SL 88 F FF 96 F CH 87 S FF 97 2-3 ③ K		S SL 88 S FF 96 B SL 86 X SL 87 1-2 1-H 2-H 2B		F FF 94 S FF 95 F FF 95 B CU 78 X FF 95 1-2 ③ L3			S FF 93 X SL 81 0-1 ② G6-3 2-3	3 0 0 0 1	0 0 0 0 0	1 0 0 0 0	2 0 0 0 0	0 0 0 0 0	1 0 0 0 0	0 0 0 0 1
13 Nick Ahmed, R (1, 6) OBP: 0.288, SLG: 0.344			X FF 92 0-0 ① F9	B SL 88 B SL 86 S FF 95 F FF 95 F FF 96 B FF 95 F FF 96 B SL 86 4-2 BB			C SI 89 B FC 88 X FC 87 1-1 ① F7		S SL 80 B FF 93 F FF 93 X SL 80 1-2 E5 3-H	3	0	0	0	1	0	0
46 Patrick Corbin, L (1, 1) 55 Josh Collmenter, R (2, 1) OBP: 0.286, SLG: 0.200 4 Cliff Pennington, S (6, 4) OBP: 0.313, SLG: 0.279			B FF 93 B FF 93 B FF 95 C FF 95 C FF 94 B FF 96 4-2 BB	B FF 93 1 SAFE B FF 92 C FF 93 C FF 93 C FF 93 2-3 ② K			C FF 90 C CH 84 C FF 89 0-3 ② K		F FF 94 B FS 86 S FS 88 F SI 93 X FS 87 1-2 ③ G1	0 1 2	0 0 0	0 0 0	0 0 0	0 1 0	0 1 0	0 2 1
Inning Stats	R: 0 E: 0 K: 1 S: 8 H: 1 LOB: 1 BB: 0 P: 11	R: 0 E: 0 K: 1 S: 11 H: 0 LOB: 0 BB: 0 P: 15	R: 0 E: 0 K: 1 S: 10 H: 0 LOB: 1 BB: 1 P: 15	R: 3 E: 0 K: 3 S: 23 H: 3 LOB: 2 BB: 2 P: 40	R: 0 E: 0 K: 2 S: 11 H: 0 LOB: 0 BB: 0 P: 14	R: 0 E: 0 K: 1 S: 13 H: 0 LOB: 0 BB: 0 P: 19	R: 0 E: 0 K: 1 S: 6 H: 0 LOB: 0 BB: 0 P: 7	R: 0 E: 0 K: 1 S: 9 H: 0 LOB: 0 BB: 0 P: 9	R: 1 E: 1 K: 0 S: 18 H: 1 LOB: 1 BB: 0 P: 24	1B: 4 2B: 1 3B: 0 HR: 0 SF: 0 SAC: 0 DP: 0 HBP: 0						WP: 0 PB: 0 SB: 0 CS: 0 PA: 36	

PITCHER		IP	WLS	BF	H	R	ER	SO	BB	IBB	HBP	BLK	WP	HR	S	P	ERA	WHIP
31 Max Scherzer, R ERA: 2.31	(1, 1)	6.0		25	4	3	3	9	3	0	0	0	0	0	76	114	4.50	1.167
44 Casey Janssen, R ERA: 2.63	(7, 1)	1.0		3	0	0	0	1	0	0	0	0	0	0	6	7	0.00	0.000
22 Drew Storen, R ERA: 1.56	(8, 1)	1.0	W	3	0	0	0	1	0	0	0	0	0	0	9	9	0.00	0.000
58 Jonathan Papelbon, R ERA: 1.69	(9, 1)	1.0	S	5	1	1	0	0	0	0	0	0	0	0	18	24	0.00	1.000

PITCHER	IP	WLS	BF	H	R	ER	SO	BB	IBB	HBP	BLK	WP	HR	S	P	ERA	WHIP

TOP

Arizona Diamondbacks @ Washington Nationals

Nationals Park, Washington, DC

Tue Aug 04 2015, 7:36 PM - 10:49 PM EDT

Att. 26,112 - Cloudy - 82 F

livebaseballscorecards.com

AB	33
R	4
H	5
RBI	3
BB	3
SO	11
LOB	12

Batter	1	2	3	4	5	6	7	8	9	AB	R	H	RBI	BB	SO	LOB
5 Yunel Escobar, R (1, 5) OBP: 0.362, SLG: 0.425	C SI 92 B SL 80 X FF 92 1-1 HR	C SI 92 X SI 93 0-1 34 BB 1B		C FC 87 D CH 77 C FC 86 X FC 86 1-2 ① L8			B SL 80 B SL 81 B SI 92 C SI 93 B SI 93 4-1 6 L3 BB			3	1	2	1	1	0	1
6 Anthony Rendon, R (1, 4) OBP: 0.355, SLG: 0.371	B SI 92 X SI 93 1-0 34 2B 11 1B 1B	C SI 93 1 SAFE B CH 88 B SI 92 F CH 82 F SI 94 F SI 94 B SL 84 F SI 94 3-2 ① 1 SAFE X SI 92 L8		C FC 84 B FC 86 F CH 76 B CH 77 B FC 86 X FC 87 3-2 ② L8			B SI 92 B SI 92 F SI 92 1 SAFE B SI 92 F SI 93 X SI 93 3-2 ①② L3 1-1			4	1	1	0	0	0	3
34 Bryce Harper, L (1, 9) OBP: 0.455, SLG: 0.667	S SL 82 B SL 81 B SL 83 C FF 93 F FF 93 F SL 82 F FF 94 X SL 82 2-2 11 1B 28 FC3-6 1-3 2B	B FF 94 F SL 82 B SL 82 S SI 93 F FF 95 B FF 94 B SL 82 4-2 11 G4-6-3 1-2 BB		C FC 86 B FC 86 S CH 80 X CH 79 1-2 ③ G6-3			X SL 83 0-0 ③ L8			3	1	1	0	1	0	1
11 Ryan Zimmerman, R (1, 3) OBP: 0.273, SLG: 0.367	B SI 93 X CH 84 1-0 28 FC3-6 2-3 3-H 1B	C FC 85 X FC 84 0-1 ②③ G4-6-3 1-2f			C CH 78 C FC 85 B CH 78 X FC 86 1-2 ① L9			B CU 82 B FF 96 B FF 96 B FF 96 4-0 28 2B 40 1B BB		3	1	1	1	1	0	2
28 Jayson Werth, R (1, 7) OBP: 0.281, SLG: 0.283	F SI 93 X SL 80 0-1 ① FC3-6 3 1B 40 BB 1-2f 3-H		S FC 85 B FC 84 B CH 77 F FC 85 F FC 87 F CH 77 F FC 86 F FC 88 F CH 80 2-2 ① F CH 78 F FC 87 X FC 86 F8		B CH 78 B CH 79 C FC 86 X FC 87 2-1 ② G6-3			B FF 96 C FF 97 B FF 97 B FF 96 F FF 96 X FF 95 3-2 40 1B 1-3 2B		4	1	1	1	0	0	1
20 Ian Desmond, R (1, 6) OBP: 0.261, SLG: 0.354	C SI 93 B SI 93 S SL 80 B SL 83 B SI 93 S SI 92 3-3 ② K		B CH 78 F CH 77 B FC 87 F FC 86 C FC 86 2-3 ② K		C FC 85 B FC 85 B FC 86 S FC 86 F CH 80 S FC 87 2-3 ③ K			S CU 82 D CU 82 C CU 81 F CU 82 B SI 96 F CU 82 X FF 97 2-2 ① G3		4	0	0	0	0	3	3
40 Wilson Ramos, R (1, 2) OBP: 0.266, SLG: 0.365	C SI 93 F FF 93 F SL 81 B SL 81 B SI 93 B SI 93 F SL 79 B SI 94 4-2 3 1B 1-2 BB		B CU 71 B FC 85 X FC 86 2-0 1B			B SI 92 X SI 92 1-0 ① G6-3		C CU 82 B FF 96 F CU 83 X CU 82 1-2 2-H 3-H 1B		3	0	2	2	1	0	0
3 Michael Taylor, R (1, 8) OBP: 0.284, SLG: 0.373	B SL 79 S SL 78 S FF 94 X SL 83 1-2 1-2 2-3 1B		F FC 85 B CH 78 B CH 77 F FC 86 F FC 88 X CH 80 2-2 ③ L7			F FF 92 B SL 84 B SL 81 S SL 82 B FF 94 S SI 93 3-3 ② K		C CU 83 C CU 83 S CU 82 0-3 ② K		4	0	1	0	0	2	2
31 Max Scherzer, R (1, 1) OBP: 0.217, SLG: 0.200 26 Dan Uggla, R (6, PH) OBP: 0.296, SLG: 0.294 44 Casey Janssen, R (7, 1) 22 Drew Storen, S (8, 1) 25 Clint Robinson, L (8, PH) OBP: 0.350, SLG: 0.405 12 Tyler Moore, R (8, PH) OBP: 0.258, SLG: 0.361 58 Jonathan Papelbon, R (9, 1)	X SI 93 0-0 ③ G3-1			B FC 84 T FC 84 B FC 85 B FC 85 F FC 86 B FC 87 4-2 BB			B SL 83 B SI 94 B SI 92 X SI 94 3-0 ③ L7	B SL 79 C SL 81 F FF 92 S FF 93 1-3 ③ K		1 1 0 0 0 1 0	0 0 0 0 0 0 0	0 0 0 0 0 0 0	1 0 0 0 0 0 1	0 0 0 0 0 1 0	3 0 0 0 0 1 0	1 0 0 0 0 1 0
Inning Stats	R: 3 E: 0 K: 1 S: 23 H: 5 LOB: 3 BB: 1 P: 36	R: 0 E: 0 K: 0 S: 13 H: 1 LOB: 1 BB: 1 P: 20	R: 0 E: 0 K: 1 S: 18 H: 1 LOB: 1 BB: 0 P: 26	R: 0 E: 0 K: 0 S: 11 H: 0 LOB: 1 BB: 1 P: 20	R: 0 E: 0 K: 1 S: 9 H: 0 LOB: 0 BB: 0 P: 14	R: 0 E: 0 K: 1 S: 5 H: 0 LOB: 0 BB: 0 P: 12	R: 0 E: 0 K: 0 S: 5 H: 0 LOB: 0 BB: 1 P: 12	R: 2 E: 0 K: 2 S: 17 H: 2 LOB: 1 BB: 1 P: 28		1B: 6 2B: 3 3B: 0 HR: 1	SF: 0 SAC: 0 DP: 2 HBP: 0		WP: 0 PB: 0 SB: 0 CS: 0	PA: 36		

PITCHER		IP	WLS	BF	H	R	ER	SO	BB	IBB	HBP	BLK	WP	HR	S	P	ERA	WHIP
46 Patrick Corbin, L ERA: 3.99	(1, 1)	1.1		12	6	3	3	1	2	0	0	0	0	1	34	54	20.25	6.000
55 Josh Collmenter, R ERA: 4.4	(2, 1)	3.2		12	1	0	0	2	1	0	0	0	0	0	40	62	0.00	0.545
40 Andrew Chafin, L ERA: 2.54	(6, 1)	2.0		6	0	0	0	1	1	0	0	0	0	0	10	24	0.00	0.500
30 David Hernandez, R ERA: 4.11	(8, 1)	0.2	L	5	2	2	2	1	1	0	0	0	0	0	14	24	27.00	4.500
59 Oliver Pérez, L ERA: 3.21	(8, 1)	0.1		1	0	0	0	1	0	0	0	0	0	0	3	4	0.00	0.000

PITCHER	IP	WLS	BF	H	R	ER	SO	BB	IBB	HBP	BLK	WP	HR	S	P	ERA	WHIP

BOTTOM

Arizona Diamondbacks @ Washington Nationals
Nationals Park, Washington, DC
Tue Aug 04 2015, 7:36 PM - 10:49 PM EDT
Att. 26,112 - Cloudy - 82 F

livebaseballscorecards.com

AB	31
R	5
H	9
RBI	5
BB	5
SO	6
LOB	17

Batter	1	2	3	4	5	6	7	8	9	AB	R	H	RBI	BB	SO	LOB
5 Ender Inciarte, L (1, 7) OBP: 0.319, SLG: 0.390	C FF 91 X SI 91 0-1 G1-3		B CU 76 F SI 91 F SI 91 X SI 93 1-2 11 FC6-4 1B		B FF 92 C SI 91 M CU 78 F SI 92 F FF 92 X FF 92 1-2 L4	B SI 94 B SI 94 X SI 94 2-0 P5		C SI 94 X SL 83 0-1 7 HR 3B	B FF 95 C FF 95 S FF 96 B FF 95 B FF 94 F FF 95 F FF 95 X FF 96 3-2 11 1B 11 BLK 44 FC5-4 1-2 2-3 1B	6	2	3	0	0	0	1
11 AJ Pollock, R (1, 8) OBP: 0.358, SLG: 0.460	C SI 91 B SI 92 X SI 92 1-1 G1-3		1 SAFE 1 SAFE B CH 81 B FF 91 X SI 91 2-0 FC6-4 7 1B 44 1B 2 SF8 1-2f		B SI 93 B FF 92 C FF 93 X CH 84 2-1 7 S 44 1B 1B	C SL 86 X SI 94 0-1 2 BB 7 BB 1-2 1B		B FF 93 B FF 94 S FF 94 X FF 94 2-1 L6	C FF 96 F FF 96 F SL 80 F FF 96 B SL 81 F FF 94 F FF 96 F FF 96 2-2 X SL 79 44 FC5-4 1-3 2-H 3-H 1B	6	1	3	1	0	0	2
44 Paul Goldschmidt, R (1, 3) OBP: 0.453, SLG: 0.580	C SI 92 F SI 92 B FF 91 X FF 92 1-2 7 S 1B		F SI 91 X CH 82 0-1 7 1B 1-2 1B		1 SAFE C FF 91 B SI 92 B SI 92 1 SAFE B CH 83 T FF 93 F FF 94 F SI 94 3-2 X SI 92 7 S 1-2 1B	B SI 92 C SI 93 X SL 87 1-1 L9		B SI 94 D FC 87 B SI 94 B FF 93 4-0 7 HR BB	B CH 85 X CH 82 1-0 FC5-4 7 HBP 1-2f 3-H	5	1	3	1	1	0	3
7 Welington Castillo, R (1, 2) OBP: 0.327, SLG: 0.500	B SI 92 S CH 83 F CH 85 B FF 93 F FF 93 C CU 79 2-3 K 1-2		X CU 78 0-0 1-2 2-3 1B		B FF 93 B CU 79 C CH 82 S FF 93 C FF 94 2-3 K 1-2 2-3	D SL 87 B SI 93 B SL 85 C SI 93 B SI 93 4-1 2 BB 1-2 2-3 BB		X SI 92 0-0 1-H 3-H HR	H CU 77 1-0 1-2 HBP	4	1	2	3	1	2	3
2 Aaron Hill, R (1, 5) OBP: 0.286, SLG: 0.315		B SI 90 D SI 91 B SI 90 B FF 91 4-0 24 1B BB	C SI 93 D SI 88 F SI 93 X FF 93 1-2 SF8 3-H		B CU 79 F FF 93 F SI 93 D CU 81 F FF 93 C FF 93 2-3 K	F SI 94 B SI 94 F SL 87 B SI 95 B SI 94 B SL 88 4-2 1-2 2-3 3-H BB		B SI 94 B FF 94 C FF 94 B FF 94 F FF 93 X FC 89 3-2 G6-3	B CH 86 X CH 83 1-0 L4	3	0	0	2	2	1	4
24 Yasmany Tomás, R (1, 9) OBP: 0.329, SLG: 0.422		B SI 91 C CU 78 C SI 92 1 SAFE F CU 80 F FF 92 X CU 79 1-2 1B	C CH 84 C FF 93 S CU 81 0-3 K2-3			C CU 77 X FF 92 1-0 13 16 16 1B 13 E 1B 0-3 K		B FC 87 X FC 87 1-0 F9		5	1	2	0	0	2	5
16 Chris Owings, R (1, 4) OBP: 0.261, SLG: 0.325		C CH 84 B SI 93 B CH 84 F SI 92 F SI 93 C CU 79 2-3 K		X SI 91 0-0 B1-3		B FF 95 B FF 95 F FF 94 X SL 86 2-1 13 E 13 E 1-2 1B	C SI 92 C CU 75 B SI 93 X SI 93 1-2 L7		F FF 95 B FF 96 F FF 96 H FF 96 2-2 5 1B 4 1B 11 BLK HBP	4	2	1	0	0	1	2
13 Nick Ahmed, R (1, 6) OBP: 0.287, SLG: 0.342		B SI 93 S CH 85 F FF 93 F CU 79 S FF 93 1-3 K		C SI 92 S CH 83 F FF 92 X FF 93 0-2 L9		X SI 94 0-0 E1 8 1B 1-H 2-H 1B	F SL 87 S SI 93 B SI 93 F SI 95 F SI 94 F CU 78 S SI 94 1-3 K		B FF 96 X FF 96 1-0 P4	5	1	1	0	0	2	3
12 Rubby De La Rosa, R (1, 1) OBP: 0.095, SLG: 0.095 8 Jarrod Saltalamacchia, S (6, PH) OBP: 0.267, SLG: 0.286 30 David Hernández, R (6, 1) 19 Jake Lamb, L (7, PH) OBP: 0.345, SLG: 0.441 43 Addison Reed, L (7, 1) 59 Oliver Pérez, L (8, 1) 4 Cliff Pennington, S (9, PH) OBP: 0.318, SLG: 0.285 41 Daniel Hudson, R (9, 1)		C SI 92 B SI 92 S CU 79 S SI 94 1-3 K		C FF 93 X SI 92 0-1 G3		B SI 94 B SI 94 B SI 93 C SI 94 X SI 94 3-1 7 BB 11 1B 2 BB 3-H 1B	B SI 93 B SI 93 X SI 93 2-0 L8		C FF 96 F FF 96 B FF 97 B FF 96 F FF 97 X FF 96 2-2 11 BLK 5 1B 11 1B 1-2 1B	2 1 0 1 0 0 0 1	0 1 0 0 0 0 0 1	0 1 0 0 0 0 0 0	0 1 0 0 0 0 0 0	1 0 0 0 0 0 0 0	2 0 0 0 0 0 0 0	2 3 0 3 0 3 0 3
Inning Stats	R: 0 E: 0 K: 1 S: 11 H: 1 LOB: 1 BB: 0 P: 15	R: 0 E: 0 K: 3 S: 16 H: 1 LOB: 2 BB: 1 P: 25	R: 1 E: 0 K: 1 S: 13 H: 3 LOB: 2 BB: 0 P: 17	R: 0 E: 0 K: 0 S: 7 H: 0 LOB: 0 BB: 0 P: 7	R: 0 E: 0 K: 2 S: 19 H: 2 LOB: 2 BB: 0 P: 29	R: 4 E: 1 K: 1 S: 18 H: 5 LOB: 3 BB: 2 P: 35	R: 0 E: 0 K: 1 S: 10 H: 0 LOB: 0 BB: 0 P: 14	R: 3 E: 0 K: 0 S: 9 H: 2 LOB: 0 BB: 1 P: 19	R: 3 E: 0 K: 0 S: 22 H: 3 LOB: 2 BB: 0 P: 35	1B: 15 2B: 0 3B: 1 HR: 1 SF: 1 SAC: 0 DP: 0 HBP: 2						

PITCHER		IP	WLS	BF	H	R	ER	SO	BB	IBB	HBP	BLK	WP	HR	S	P	ERA	WHIP
47 Gio González, L ERA: 3.75	(1, 1)	5.0		24	8	2	2	7	1	0	0	0	0	0	67	95	3.60	1.800
30 Aaron Barrett, R ERA: 4.6	(6, 1)	0.1	L	5	4	2	2	0	0	0	0	0	0	0	8	15	54.00	12.000
57 Tanner Roark, R ERA: 4.54	(6, 1)	1.2		7	0	1	1	2	2	0	0	0	0	0	19	32	5.40	1.200
46 Matt Thornton, L ERA: 3.16	(8, 1)	1.0		6	2	3	3	0	1	0	0	0	0	1	9	19	27.00	3.000
73 Felipe Vázquez, L ERA: 3.04	(9, 1)	0.1		5	3	3	3	0	0	0	1	1	0	0	20	30	81.00	9.000

PITCHER		IP	WLS	BF	H	R	ER	SO	BB	IBB	HBP	BLK	WP	HR	S	P	ERA	WHIP
12 Tyler Moore, R ERA:	(9, 1)	0.2		3	0	0	0	0	0	0	1	0	0	0	2	5	0.00	0.000

TOP

Arizona Diamondbacks @ Washington Nationals

Nationals Park, Washington, DC

Wed Aug 05 2015, 7:06 PM - 11:02 PM EDT

Att. 37,572 - Clear - 87 F

livebaseballscorecards.com

AB	43
R	11
H	17
RBI	8
BB	4
SO	9
LOB	25

Batter	1	2	3	4	5	6	7	8	9	AB	R	H	RBI	BB	SO	LOB
5 Yunel Escobar, R (1, 5) OBP: 0.365, SLG: 0.428	X FF 94 0-0 34 BB 11 SF9 2B		B SL 83 B SL 85 S SL 86 F SL 87 S CH 90 2-3 ① K		C FF 94 B FF 90 B SI 93 S CH 87 B SI 90 B CH 89 4-2 BB		X SL 86 0-0 1-3 1B		F CH 84 B FF 98 X CH 86 1-1 ③ G6-3	4	1	2	0	1	1	0
6 Anthony Rendon, R (1, 4) OBP: 0.360, SLG: 0.370	B CH 87 B CH 87 B CH 86 B FF 95 4-0 11 SF9 34 BB 28 SF9 BB		B FF 96 B FF 95 C SL 86 C SL 87 X FF 96 2-2 11 FC6-4 1B		1 SAFE C SL 87 B SL 89 S CH 86 1 SAFE D FF 97 F CH 88 X FF 90 2-2 ③ G5-3		C FF 93 D SL 88 S FF 92 F FF 94 T SL 87 1-2 ③ K			3	1	1	0	1	1	3
34 Bryce Harper, L (1, 9) OBP: 0.455, SLG: 0.664	C SL 88 B SL 88 F SI 95 B SI 96 F FF 97 F SL 88 D SL 88 B CH 89 4-2 28 SF9 1-2 2-3 BB		B CH 88 C CH 88 B FF 95 B SL 87 F CH 89 X SI 96 3-2 ② F7			B CU 82 X FF 95 1-0 1B		F SL 79 S SL 80 S SL 82 0-3 ① K		3	0	1	0	1	1	1
11 Ryan Zimmerman, R (1, 3) OBP: 0.269, SLG: 0.362	B SI 96 F CH 88 X FF 97 1-1 ① SF9 2-3 3-H		C SL 89 B FF 90 F CH 86 F FF 90 F FF 90 F SI 97 1 SAFE X CH 90 1-2 ③ FC6-4 1-2f			1 SAFE C CU 83 C CU 82 S CU 84 0-3 ① K		C FF 93 C FF 92 B FF 95 C FF 92 1-3 ② K		3	0	0	1	0	2	2
28 Jayson Werth, R (1, 7) OBP: 0.273, SLG: 0.277	1 SAFE C FF 96 B FF 95 C FF 96 X FF 95 1-2 ② SF9 1-2 3-H		B FF 93 C SL 87 C FF 95 X SL 86 1-2 ① G5-3			X FF 96 0-0 ② L9		B SL 78 B FF 92 C FF 94 C FF 93 C SL 81 2-3 ③ K		3	0	0	1	0	1	1
8 Danny Espinosa, S (1, 6) OBP: 0.316, SLG: 0.405	F SL 87 B SI 94 S CH 88 F CH 89 F FF 95 F CH 88 B FF 98 F FF 96 X SL 89 2-2 ③ F7		L SI 93 B SL 89 B FF 89 F CU 80 S FF 96 2-3 ② K			C CU 82 B FF 97 B CU 83 F CU 82 X CU 82 2-2 ③ G3			X SI 96 0-0 ① L9	4	0	0	0	0	1	2
59 Jose Lobaton, S (1, 2) OBP: 0.294, SLG: 0.309		B SI 90 F SI 92 S CH 85 B FF 94 X CH 86 2-2 ① F7	B CH 89 B CU 78 B CH 86 C SI 93 S FF 90 X FF 96 3-2 ③ L5				C FF 92 B SL 89 B FF 93 C FF 93 B FF 93 X FF 93 3-2 ① F9		T SI 96 F CH 85 B SL 89 X CH 85 1-2 3 HR 1B	4	1	1	0	0	0	0
3 Michael Taylor, R (1, 8) OBP: 0.287, SLG: 0.384		S SL 85 F SL 87 B FF 93 B FF 97 F FF 96 F SL 86 S SL 88 2-3 ② K			C CH 86 S SL 88 X FF 90 0-2 ① G6-3		X SL 86 0-0 25 FC6-5 1B		X SL 89 0-0 1-H HR	4	1	2	2	0	1	0
47 Gio González, R (1, 1) OBP: 0.143, SLG: 0.115 30 Aaron Barrett, R (6, 1) 57 Tanner Roark, R (6, 1) OBP: 0.211, SLG: 0.316 25 Clint Robinson, L (7, PH) OBP: 0.349, SLG: 0.403 46 Matt Thornton, L (8, 1) 73 Felipe Vázquez, L (9, 1) 12 Tyler Moore, R (9, 1) OBP: 0.256, SLG: 0.359		B FF 94 C FF 94 S CH 88 X FF 98 1-2 ③ F9			C FF 92 S FF 90 X FF 90 0-2 ② G6-3		C FF 93 C FF 92 F FF 92 B SL 88 1 SAFE F SL 87 F FF 93 B FF 92 X FF 93 2-2 ② FC6-5 5 1B 1-2f		B FF 97 S CH 84 F CH 86 X SL 89 1-2 ② G6-3	2 0 0 0 1 0 0 0	0 0 0 0 0 0 0 1	0 0 0 0 0 0 0 0	0 0 0 0 0 0 0 0	0 0 0 0 0 0 0 0	0 0 0 0 1 0 0 0	0 0 0 0 0 0 0 0
Inning Stats	R: 2 E: 0 K: 0 S: 17 H: 1 LOB: 1 BB: 2 P: 29	R: 0 E: 0 K: 1 S: 11 H: 0 LOB: 0 BB: 0 P: 16	R: 0 E: 0 K: 1 S: 15 H: 1 LOB: 1 BB: 0 P: 23	R: 0 E: 0 K: 1 S: 9 H: 0 LOB: 0 BB: 0 P: 15	R: 0 E: 0 K: 0 S: 12 H: 0 LOB: 1 BB: 1 P: 18	R: 0 E: 0 K: 1 S: 8 H: 1 LOB: 1 BB: 0 P: 11	R: 0 E: 0 K: 1 S: 15 H: 2 LOB: 2 BB: 0 P: 21	R: 0 E: 0 K: 3 S: 9 H: 0 LOB: 0 BB: 0 P: 12	R: 2 E: 0 K: 0 S: 10 H: 2 LOB: 0 BB: 0 P: 13	1B: 5 2B: 1 3B: 0 HR: 1 SF: 2 SAC: 0 DP: 0 HBP: 0						

PITCHER		IP	WLS	BF	H	R	ER	SO	BB	IBB	HBP	BLK	WP	HR	S	P	ERA	WHIP
12 Rubby De La Rosa, R ERA: 4.56	(1, 1)	5.0	W	20	2	2	2	3	3	0	0	0	0	0	64	101	3.60	1.000
30 David Hernandez, R ERA: 3.86	(6, 1)	1.0	H	4	1	0	0	1	0	0	0	0	0	0	8	11	0.00	1.000
43 Addison Reed, R ERA: 5.04	(7, 1)	1.0	H	5	2	0	0	1	0	0	0	0	0	0	15	21	0.00	2.000
59 Oliver Pérez, L ERA: 3.1	(8, 1)	1.0		3	0	0	0	3	0	0	0	0	0	0	9	12	0.00	0.000
41 Daniel Hudson, R ERA: 4.37	(9, 1)	1.0		5	2	2	2	0	0	0	0	0	0	1	10	13	18.00	2.000

PITCHER	IP	WLS	BF	H	R	ER	SO	BB	IBB	HBP	BLK	WP	HR	S	P	ERA	WHIP

BOTTOM

Arizona Diamondbacks @ Washington Nationals
Nationals Park, Washington, DC
Wed Aug 05 2015, 7:06 PM - 11:02 PM EDT
Att. 37,572 - Clear - 87 F

livebaseballscorecards.com

AB	32
R	4
H	7
RBI	4
BB	3
SO	8
LOB	10

WP: 0	PA: 37		
PB: 0			
SB: 0			
CS: 0			

Batter	1	2	3	4	5	6	7	8	9	AB	R	H	RBI	BB	SO	LOB
5 Ender Inciarte, L (1, 8) OBP: 0.320, SLG: 0.393	B SI 95 B SI 95 C SI 93 C SI 93 F SI 94 X SI 94 2-2 ① F8		F SI 92 C CH 87 B CH 87 F SL 85 F SI 94 S SL 84 1-3 ③ K		B CH 87 B SI 93 F SI 92 F SL 82 F SL 83 X SI 93 2-2 ③ G6-3		X FC 87 0-0 1-3 2-H 3-H 2B		B SI 97 F SI 96 B SL 88 X SI 96 2-1 4 DI 1B	5	0	2	2	0	1	1
4 Cliff Pennington, S (1, 6) OBP: 0.314, SLG: 0.281	B SI 93 F SI 95 X SI 95 1-1 1B			B SI 91 C CH 85 B CH 86 C SL 82 S SL 82 2-3 ① K		B SI 90 X SL 82 1-0 ① G4-3	B SL 83 B SI 93 F FF 92 F FC 88 X SI 94 2-2 ② F7		C SI 97 T SL 89 S SL 89 0-3 ③ K 1-2	5	0	1	0	0	2	3
6 David Peralta, L (1, 7) OBP: 0.350, SLG: 0.498	C SI 93 X SI 94 0-1 ② F8			X SI 92 0-0 2B		C SL 81 B SL 81 F SL 82 F SL 82 S SI 91 1-3 ② K	X SI 94 0-0 ③ G6-3			4	0	1	0	0	1	3
19 Jake Lamb, L (1, 5) OBP: 0.343, SLG: 0.438	1 SAFE C SI 93 C CH 84 B CH 87 1 SAFE F SL 84 F SL 85 B SI 94 S SL 85 2-3 ③ K			B CH 86 X SI 92 1-0 ② F7		B SI 93 S SL 83 B SI 93 F SL 83 B SL 83 X SL 83 3-2 2 FC5-4 1B		C SL 81 X FF 95 0-1 ① L6		4	0	1	0	0	1	2
2 Aaron Hill, R (1, 4) OBP: 0.283, SLG: 0.310 27 Allen Webster, R (6, 1) 11 AJ Pollock, R (8, PH) OBP: 0.357, SLG: 0.459 29 Brad Ziegler, R (8, 1)		X SI 92 0-0 ① G6-3		X SL 82 0-0 ③ G5-3		B SI 93 B SL 82 F SI 92 F SI 93 X SL 83 2-2 ③ FC5-4 1-2f		X SL 82 0-0 ② P4		3 0 1 0	0 0 0 0	0 0 0 0	0 0 0 0	0 0 0 0	0 0 0 0	2 0 0 0
8 Jarrod Saltalamacchia, S (1, 3) OBP: 0.282, SLG: 0.318		B SI 93 B SI 93 C CH 87 B SI 94 F SL 83 C SL 84 3-3 ② K			B SL 79 F SI 91 X CH 85 1-1 HR		S FF 87 B FC 87 F CU 73 B FF 89 B FF 89 B FC 88 4-2 7 1B 24 1B 5 2B BB	B SI 96 B FF 94 C FF 94 B SL 82 B FF 94 4-1 BB		2	2	1	1	2	1	0
24 Yasmany Tomás, R (1, 9) OBP: 0.331, SLG: 0.423		C SI 95 F SI 94 B SL 85 F SL 85 S SL 85 1-3 ③ K			F SL 83 X SI 92 0-1 58 SH3-4 1B		S FC 88 F SL 83 D CU 75 X SL 84 1-2 7 1B 5 2B 1-2 1B	X SL 82 0-0 ③ P4		4	1	2	0	0	1	1
23 Óscar Hernández, R (1, 2) OBP: 0.250, SLG: 0.190 7 Welington Castillo, R (7, PH) OBP: 0.329, SLG: 0.500 (7, 2)			B SI 92 F SI 93 S SL 83 F SL 84 X SL 83 1-2 ① G1-3		C SI 92 S SL 82 B SL 84 F SL 82 S SL 83 1-3 ① K		C SL 84 X FC 88 0-1 5 2B 1-2 2-3 1B		C SI 97 F SI 98 B SL 87 F SI 97 S SL 89 1-3 ① K	2 2	0 0	0 1	0 0	0 0	1 1	1 0
58 Jeremy Hellickson, R (1, 1) OBP: 0.200, SLG: 0.156 40 Andrew Chafin, R (5, 1) 16 Chris Owings, R (6, 4) OBP: 0.260, SLG: 0.324			C SI 92 B SI 92 B SI 92 X SI 91 2-1 ② L3		X SI 92 0-0 ② SH3-4 1-2		C FF 89 F FF 88 B SL 84 X CU 75 1-2 ① P4		C FF 97 S SL 88 S SL 89 0-3 ② K	1 0 2	0 0 0	0 0 0	0 0 0	0 0 0	0 0 1	0 0 3
Inning Stats	R: 0 E: 0 K: 1 S: 13 H: 1 LOB: 1 BB: 0 P: 18	R: 0 E: 0 K: 2 S: 8 H: 0 LOB: 0 BB: 0 P: 12	R: 0 E: 0 K: 1 S: 11 H: 0 LOB: 0 BB: 0 P: 15	R: 0 E: 0 K: 1 S: 6 H: 1 LOB: 1 BB: 0 P: 9	R: 1 E: 0 K: 1 S: 13 H: 2 LOB: 1 BB: 0 P: 17	R: 0 E: 0 K: 1 S: 11 H: 1 LOB: 1 BB: 0 P: 18	R: 2 E: 0 K: 0 S: 15 H: 3 LOB: 2 BB: 1 P: 23	R: 0 E: 0 K: 0 S: 5 H: 0 LOB: 1 BB: 1 P: 9	R: 0 E: 0 K: 3 S: 12 H: 1 LOB: 1 BB: 0 P: 15	1B: 6 2B: 2 3B: 0 HR: 1	SF: 0 SAC: 1 DP: 0 HBP: 0					

PITCHER		IP	WLS	BF	H	R	ER	SO	BB	IBB	HBP	BLK	WP	HR	S	P	ERA	WHIP
41 Joe Ross, R ERA: 2.8	(1, 1)	6.0	W	23	5	1	1	7	0	0	0	0	0	1	62	89	1.50	0.833
44 Casey Janssen, R ERA: 3.33	(7, 1)	0.1	H	5	3	2	2	0	1	0	0	0	0	0	11	17	54.00	12.000
46 Matt Thornton, L ERA: 3.08	(7, 1)	0.2	H	2	0	0	0	0	0	0	0	0	0	0	4	6	0.00	0.000
22 Drew Storen, R ERA: 1.52	(8, 1)	1.0	H	4	0	0	0	0	1	0	0	0	0	0	5	9	0.00	1.000
45 Blake Treinen, R ERA: 4.29	(9, 1)	1.0		4	1	0	0	3	0	0	0	0	0	0	12	15	0.00	1.000

PITCHER	IP	WLS	BF	H	R	ER	SO	BB	IBB	HBP	BLK	WP	HR	S	P	ERA	WHIP

TOP

Arizona Diamondbacks @ Washington Nationals
Nationals Park, Washington, DC
Thu Aug 06 2015, 4:07 PM - 7:38 PM EDT
Att. 32,838 - Overcast - 81 F

livebaseballscorecards.com

AB	35
R	3
H	9
RBI	3
BB	2
SO	10
LOB	16

WP: 0	PA: 38																	
PB: 0																		
SB: 0																		
CS: 0																		

Batter	1	2	3	4	5	6	7	8	9	AB	R	H	RBI	BB	SO	LOB
5 Yunel Escobar, R (1, 5) OBP: 0.363, SLG: 0.424	F SI 92 B FF 92 X CU 78 1-1 ① G5-3		B CU 78 B SI 92 F CH 81 H SI 90 3-1 34 BB 6 BB HBP	D CH 81 B CH 80 X SI 91 2-0 ③ F9		B FF 91 C FF 91 S SL 87 S CH 84 1-3 ① K	X FF 86 0-0 ③ L9			4	0	0	0	0	1	2
6 Anthony Rendon, R (1, 4) OBP: 0.369, SLG: 0.369	C FF 91 C SI 91 X CU 80 0-2 ② F8		S CH 80 B SI 91 B SI 90 S CH 82 B FF 92 F CH 83 B FF 91 4-2 34 BB 1-2 BB		B FF 91 S FF 90 B FF 91 X SI 92 2-1 ① G5-3	B SL 85 B SL 85 B FF 91 B FF 92 4-0 34 BB BB		X SI 84 0-0 34 1B 25 HR 1B		3	1	1	0	2	0	0
34 Bryce Harper, L (1, 9) OBP: 0.461, SLG: 0.666	C FF 92 S CU 79 F CU 80 B SI 92 B CU 77 F FF 92 B CH 81 B SI 92 4-2 BB		B FF 91 D SI 92 B FF 92 D CH 82 4-0 1-2 2-3 BB		X CU 76 0-0 28 WP 28 PB 40 1B 1B	S CH 83 F FF 93 F SI 93 B CH 83 F CH 84 D SL 87 B CH 84 B CH 83 4-2 28 FC6-4 1-2 BB		B SI 84 B SI 85 C SI 84 B SI 84 X SI 84 3-1 25 HR 1-3 1B		2	2	2	0	3	0	0
25 Clint Robinson, L (1, 3) OBP: 0.345, SLG: 0.413	X CU 75 0-0 ③ G4-3		C FF 91 B FF 91 B FF 92 B CH 82 C CH 82 F FF 92 C FF 92 3-3 ② K		1 SAFE B CH 80 S CH 81 X CH 80 1-1 ② L9	F SI 92 B SI 92 B CH 84 B SI 93 X FF 92 3-1 ② F8		C SI 84 B CH 77 F CH 77 B CU 75 X SI 86 2-2 1-H 3-H HR		5	1	1	3	0	1	7
28 Jayson Werth, R (1, 7) OBP: 0.265, SLG: 0.267		S FF 90 C FF 91 X SI 92 0-2 ① L8	B FF 92 C FF 91 X SI 91 1-1 ③ G5-3		S CH 80 F SI 91 S CU 80 0-3 K 20 BB 40 1B 1-3	C SI 93 X SI 94 0-1 ③ FC6-4 1-2f		B SI 84 B SI 84 S SI 85 X SI 84 2-1 ① G6-3		5	1	0	0	0	1	6
20 Ian Desmond, R (1, 6) OBP: 0.265, SLG: 0.366		X CH 81 0-0 HR		C FF 90 C FF 92 B FF 93 B CU 78 F CU 80 B FF 92 X CH 82 3-2 40 1B 3 FC4-6 2B	D CU 79 D CU 80 D CU 78 B FF 91 4-0 3 BB 40 1B 1-2 BB		B SL 87 X SL 86 1-0 ① G5-3	B SI 85 C SI 84 X SI 84 1-1 ② G5-3		4	2	2	1	1	0	0
40 Wilson Ramos, R (1, 2) OBP: 0.268, SLG: 0.365		C FF 91 S SI 91 F CU 80 F SI 92 B CH 81 B FF 92 X FF 92 2-2 ② L9		B SI 90 B CU 76 C CU 76 F FF 92 D CU 78 F SI 91 X FF 92 3-2 3 FC4-6 2-3 1B	D CU 79 X SI 92 1-0 3 BB 1-2 2-H 3-H 1B		X FF 94 0-0 ② G5-3	C SI 84 B CH 77 F CH 77 B CU 74 B CU 75 X SI 84 3-2 ③ G6-3		5	0	2	2	0	0	0
3 Michael Taylor, R (1, 8) OBP: 0.289, SLG: 0.382		C SI 92 X SI 92 0-1 ③ G1-3		B FF 92 F SI 91 D CH 80 F CH 82 B CU 79 F CU 77 X SI 92 3-2 ① FC4-6 41 SH2-4 1-2f 3-H	B SI 93 B SI 94 B SI 93 S SI 93 B FF 94 4-1 1-2 2-3 BB		B FF 87 B SL 86 S FF 91 H FF 93 3-1 11 S 11 2B HBP			2	1	0	1	1	0	1
41 Joe Ross, R (1, 1) OBP: 0.111, SLG: 0.111 44 Casey Janssen, R (7, 1) 46 Matt Thornton, L (7, 1) 11 Ryan Zimmerman, R (7, PH) OBP: 0.272, SLG: 0.369 22 Drew Storen, S (8, 1) 45 Blake Treinen, R (9, 1)			C FF 92 B FF 90 S FF 92 B CU 81 C CU 76 2-3 ① K	1 SAFE 1 SAFE L FF 90 B CU 76 L FF 90 D CU 78 1 SAFE X FF 90 2-2 ② SH2-4 1-2	X SI 94 0-0 ③ F9	1 SAFE F FF 93 1 SAFE B SI 93 S SL 86 D SL 86 B SL 88 X CH 84 3-2 1-H 2B				2 0 0 0 1 0 0	0 0 0 0 0 0 0	0 0 0 0 1 0 0	0 0 0 0 1 0 0	1 0 0 0 0 0 0	3 0 0 0 0 0 0
Inning Stats	R: 0 E: 0 K: 0 S: 10 H: 0 LOB: 1 BB: 1 P: 15	R: 1 E: 0 K: 0 S: 11 H: 1 LOB: 0 BB: 0 P: 13	R: 0 E: 0 K: 2 S: 13 H: 0 LOB: 3 BB: 2 P: 30	R: 1 E: 0 K: 0 S: 16 H: 2 LOB: 1 BB: 0 P: 29	R: 2 E: 0 K: 1 S: 11 H: 2 LOB: 3 BB: 2 P: 23	R: 0 E: 0 K: 1 S: 11 H: 0 LOB: 2 BB: 2 P: 23	R: 1 E: 0 K: 0 S: 7 H: 1 LOB: 1 BB: 0 P: 14	R: 3 E: 0 K: 0 S: 13 H: 3 LOB: 0 BB: 0 P: 24		1B: 5 2B: 2 3B: 0 HR: 2 SF: 0 SAC: 1 DP: 0 HBP: 2		WP: 1 PB: 1 SB: 1 CS: 0 PA: 43		

PITCHER		IP	WLS	BF	H	R	ER	SO	BB	IBB	HBP	BLK	WP	HR	S	P	ERA	WHIP
58 Jeremy Hellickson, R ERA: 5.06	(1, 1)	4.2	L	25	5	4	4	3	4	0	1	0	1	1	59	104	7.71	1.929
40 Andrew Chafin, L ERA: 2.53	(5, 1)	0.1		2	0	0	0	0	1	0	0	0	0	0	2	6	0.00	3.000
27 Allen Webster, R ERA: 6.86	(6, 1)	2.0		10	1	1	1	1	2	0	1	0	0	0	18	37	4.50	1.500
29 Brad Ziegler, R ERA: 1.71	(8, 1)	1.0		6	3	3	3	0	0	0	0	0	0	1	13	24	27.00	3.000

PITCHER	IP	WLS	BF	H	R	ER	SO	BB	IBB	HBP	BLK	WP	HR	S	P	ERA	WHIP

BOTTOM

Arizona Diamondbacks @ Washington Nationals
Nationals Park, Washington, DC
Thu Aug 06 2015, 4:07 PM - 7:38 PM EDT
Att. 32,838 - Overcast - 81 F

livebaseballscorecards.com

AB	33
R	8
H	9
RBI	8
BB	7
SO	4
LOB	19

Cincinnati Reds @ Arizona Diamondbacks

Chase Field, Phoenix, AZ

Fri Aug 07 2015, 6:41 PM - 9:13 PM MST

Att. 26,836 - Roof Closed - 81 F

livebaseballscorecards.com

Batter	1	2	3	4	5	6	7	8	9	AB	R	H	RBI	BB	SO	LOB
4 Brandon Phillips, R (1, 4) OBP: 0.316, SLG: 0.370	C FF 92 F FF 92 X FF 92 0-2 ① G6-3		1 SAFE B CH 82 X CH 82 1-0 ②③ G6-4-3 1-2f			C CU 77 B CU 77 X CH 83 1-1 ① G5-3		S FF 96 X SI 96 0-1 ③ G3		4	0	0	0	0	0	1
19 Joey Votto, L (1, 3) OBP: 0.442, SLG: 0.532	B FF 93 B FF 93 X SI 93 2-0 2B			B CU 78 C CH 82 B FF 94 B FF 94 C CH 83 B FF 95 4-2 BB		C FF 93 B FF 93 B FF 92 B CU 79 B CU 79 4-1 BB			L SI 82 X CH 77 0-1 ① G4-3	2	0	1	0	2	0	0
21 Todd Frazier, R (1, 5) OBP: 0.315, SLG: 0.530	X CH 82 0-0 ② F7			F SI 93 C CU 78 S CU 79 0-3 ① K		F CH 82 1 SAFE F FF 92 D CU 78 C FF 93 1-3 ② K			X SI 83 0-0 1B	4	0	1	0	0	2	3
32 Jay Bruce, L (1, 9) OBP: 0.332, SLG: 0.475	C CU 78 F CH 83 D CU 79 F FF 94 D CU 78 B CH 83 S CU 79 3-3 ③ K			F FF 93 F FF 94 T CU 78 0-2 ② K		X FF 92 0-0 ③ G5-3			C SI 84 F CH 76 D CH 77 S CH 77 1-3 ② K	4	0	0	0	0	3	4
9 Marlon Byrd, R (1, 7) OBP: 0.293, SLG: 0.463		C FF 92 S CU 77 F CU 78 F SI 92 F SI 94 F CU 79 B CH 82 S FF 95 1-3 ① K		F CU 78 B FF 94 1 SAFE F CH 83 F CU 79 F FF 92 F FF 93 1 SAFE B FF 92 2-2 ③ G5-3 X CU 79			B FF 91 X CU 76 1-0 ① G5-3		X SI 84 0-0 ③ G4-3	4	0	0	0	0	1	2
29 Brayan Peña, S (1, 2) OBP: 0.343, SLG: 0.320		B FF 93 C FF 93 C SI 93 B FF 93 X SI 94 2-2 ② G3-1			F CU 75 X SI 91 0-1 26 FC3-5 7 1B 1B		S CH 81 X CU 78 0-1 ② F7			3	0	1	0	0	0	0
7 Eugenio Suárez, R (1, 6) OBP: 0.330, SLG: 0.450		X FF 94 0-0 ③ F9			C CU 77 C CH 81 F CU 77 F FF 92 X CH 81 0-2 26 E 1-2 1B		C CH 82 S CU 76 X CU 78 0-2 ③ G5-3			3	0	1	0	0	0	0
26 Raisel Iglesias, R (1, 1) 43 Manny Parra, L (7, 1) 3 Iván De Jesús Jr., R (8, PH) OBP: 0.349, SLG: 0.448 41 Ryan Mattheus, R (8, 1)			C FF 92 C FF 92 S CU 77 0-3 ① K		X FF 91 0-0 ①② FC3-5 1-3 2-3f			C SL 88 B SL 87 X CH 84 1-1 ① G6-3		2 0 1 0	0 0 0 0	0 0 0 0	0 0 0 0	1 0 0 0	0 0 0 0	2 0 0 0
6 Billy Hamilton, S (1, 8) OBP: 0.266, SLG: 0.282			X SI 93 0-0 4 G6-4-3 1B		D CH 82 B CH 82 C CU 78 C CU 79 S CU 80 2-3 ③ K			C CH 84 C FF 96 F FF 96 X SL 87 0-2 ② G3		3	0	1	0	0	1	1
Inning Stats	R: 0 E: 0 K: 1 S: 9 H: 1 LOB: 1 BB: 0 P: 14	R: 0 E: 0 K: 1 S: 11 H: 0 LOB: 0 BB: 0 P: 14	R: 0 E: 0 K: 1 S: 5 H: 1 LOB: 0 BB: 0 P: 6	R: 0 E: 0 K: 2 S: 14 H: 0 LOB: 1 BB: 1 P: 20	R: 0 E: 1 K: 1 S: 11 H: 2 LOB: 1 BB: 0 P: 13	R: 0 E: 0 K: 1 S: 7 H: 0 LOB: 1 BB: 1 P: 13	R: 0 E: 0 K: 0 S: 6 H: 0 LOB: 0 BB: 0 P: 7	R: 0 E: 0 K: 0 S: 8 H: 0 LOB: 0 BB: 0 P: 9	R: 0 E: 0 K: 1 S: 7 H: 1 LOB: 1 BB: 0 P: 8	1B: 4 2B: 1 3B: 0 HR: 0 SF: 0 SAC: 0 DP: 1 HBP: 0						

	AB	30
	R	0
	H	5
	RBI	0
	BB	2
	SO	8
	LOB	13

WP: 0 PB: 0 SB: 0 CS: 0 PA: 32

PITCHER		IP	WLS	BF	H	R	ER	SO	BB	IBB	HBP	BLK	WP	HR	S	P	ERA	WHIP
57 Chase Anderson, R ERA: 4.1	(1, 1)	7.0	W	25	4	0	0	7	2	0	0	0	0	0	63	87	0.00	0.857
41 Daniel Hudson, R ERA: 4.27	(8, 1)	1.0	H	3	0	0	0	0	0	0	0	0	0	0	8	9	0.00	0.000
29 Brad Ziegler, R ERA: 1.68	(9, 1)	1.0	S	4	1	0	0	1	0	0	0	0	0	0	7	8	0.00	1.000

PITCHER	IP	WLS	BF	H	R	ER	SO	BB	IBB	HBP	BLK	WP	HR	S	P	ERA	WHIP

Batter	1	2	3	4	5	6	7	8	9	AB	R	H	RBI	BB	SO	LOB
5 Ender Inciarte, L (1, 9) OBP: 0.322, SLG: 0.395	C SI 90 B SL 80 B SL 80 X SI 92 2-1 44 F9 11 BB 6 1B 1B		C SL 80 X SL 77 0-1 ② G3-1			C CH 84 B SL 79 X CH 84 1-1 ② G3-1		F SI 94 1 SAFE X SI 93 0-1 11 L6-3 1-3 1B		4	1	2	0	0	0	0
11 AJ Pollock, R (1, 8) OBP: 0.359, SLG: 0.460	1 SAFE B SI 92 1 SAFE F FF 91 B SI 91 D SI 91 C FF 92 B SI 90 4-2 6 1B 1-2 BB		B SI 90 F SL 81 B SL 81 X SI 91 2-1 ③ G4-3			M SI 89 C SI 90 B SL 84 F SL 83 X SL 80 1-2 2B		F SI 94 F SI 93 F SI 93 F FF 93 B FF 95 F SI 94 3 SAFE F SI 94 X FC 86 1-2 ②③ L6-3 1-1		3	0	1	0	1	0	2
44 Paul Goldschmidt, R (1, 3) OBP: 0.450, SLG: 0.576	C CH 84 B SI 93 B SI 90 B SL 84 X FF 92 3-1 ① F9 2-3			B SL 80 F SI 91 C CH 84 F SL 83 F SI 93 B SL 84 B SL 84 S SL 85 3-3 ① K		B SL 83 C SL 82 F SL 82 S SI 93 1-3 ③ K				3	0	0	0	0	2	3
6 David Peralta, L (1, 7) OBP: 0.350, SLG: 0.497	1 SAFE P PO 88 X SI 91 1-0 7 G5-4-3 1-2 3-H 1B			B SL 78 B CH 84 F SI 91 S CH 86 X CH 84 2-2 ② G4-3			B FF 92 F SL 82 S SL 82 X FF 94 1-2 ① G5-3			3	0	1	1	0	0	0
7 Welington Castillo, R (1, 2) OBP: 0.329, SLG: 0.512	F FF 90 X SI 91 0-1 ②③ G5-4-3 1-2f			F FF 92 F SL 82 B SI 93 B SI 93 F SL 84 F CH 86 B SI 94 C SL 82 3-3 ③ K			B FF 86 C FF 94 X FS 85 1-1 HR			3	1	1	1	0	1	2
19 Jake Lamb, L (1, 5) OBP: 0.338, SLG: 0.431		C SI 89 F SI 88 B SI 90 B FF 91 F SI 90 F SI 92 X SL 81 2-2 ① L9			S CH 83 C SL 80 X CH 86 0-2 ① G4-3		B SL 83 F SL 83 B FF 93 C FF 93 B FF 93 X FF 92 3-2 ② F7			3	0	0	0	0	0	0
16 Chris Owings, R (1, 4) OBP: 0.258, SLG: 0.321		F FF 89 B SL 81 C SL 81 X FF 91 1-2 ② F9			B SL 82 C SL 81 X SI 91 1-1 ② G6-3		B SL 84 X FF 93 1-0 ③ F9			3	0	0	0	0	0	0
13 Nick Ahmed, R (1, 6) OBP: 0.284, SLG: 0.339		C SL 79 B SL 80 F FF 90 F SL 81 B SI 92 B FF 92 F FF 92 C SL 81 3-3 ③ K			C SL 81 B SL 81 B SI 91 X SI 89 2-1 ③ L7			C SI 93 B SI 92 B FF 94 T SI 93 C SI 93 2-3 ① K		3	0	0	0	0	2	0
57 Chase Anderson, R (1, 1) OBP: 0.147, SLG: 0.121 41 Daniel Hudson, R (8, 1) 2 Aaron Hill, R (8, PH) OBP: 0.286, SLG: 0.313 29 Brad Ziegler, R (9, 1)			C FF 89 C SI 90 C SI 92 0-3 ① K			C FF 89 C SL 79 B SL 80 F SI 89 C SL 79 1-3 ① K		B FF 93 X SL 81 1-0 5 1B 5 S 1B		2 0 1 0	0 0 0 0	0 0 1 0	0 0 0 0	2 0 0 0	0 0 0 0	0 0 0 0
Inning Stats	R: 1 E: 0 K: 0 S: 10 H: 2 LOB: 1 BB: 1 P: 19	R: 0 E: 0 K: 1 S: 13 H: 0 LOB: 0 BB: 0 P: 19	R: 0 E: 0 K: 1 S: 7 H: 0 LOB: 0 BB: 0 P: 9	R: 0 E: 0 K: 2 S: 13 H: 0 LOB: 0 BB: 0 P: 21	R: 0 E: 0 K: 0 S: 7 H: 0 LOB: 0 BB: 0 P: 10	R: 0 E: 0 K: 2 S: 13 H: 1 LOB: 1 BB: 0 P: 17	R: 1 E: 0 K: 0 S: 9 H: 1 LOB: 0 BB: 0 P: 15	R: 0 E: 0 K: 1 S: 13 H: 2 LOB: 1 BB: 0 P: 17		1B: 4 2B: 2 3B: 0 HR: 1 SF: 0 SAC: 0 DP: 2 HBP: 0						

PITCHER		IP	WLS	BF	H	R	ER	SO	BB	IBB	HBP	BLK	WP	HR	S	P	ERA	WHIP
26 Raisel Iglesias, R ERA: 4.73	(1, 1)	6.0	L	21	3	1	1	6	1	0	0	0	0	0	63	95	1.50	0.667
43 Manny Parra, L ERA: 3.98	(7, 1)	1.0		4	1	1	1	0	0	0	0	0	0	1	9	15	9.00	1.000
41 Ryan Mattheus, R ERA: 4.36	(8, 1)	1.0		4	2	0	0	1	0	0	0	0	0	0	13	17	0.00	2.000

PITCHER	IP	WLS	BF	H	R	ER	SO	BB	IBB	HBP	BLK	WP	HR	S	P	ERA	WHIP

BOTTOM

Cincinnati Reds @ Arizona Diamondbacks

Chase Field, Phoenix, AZ

Fri Aug 07 2015, 6:41 PM - 9:13 PM MST

Att. 26,836 - Roof Closed - 81 F

livebaseballscorecards.com

AB	28
R	2
H	6
RBI	2
BB	1
SO	7
LOB	7

Cincinnati Reds @ Arizona Diamondbacks

Chase Field, Phoenix, AZ

Sat Aug 08 2015, 5:40 PM - 8:37 PM MST

Att. 40,512 - Roof Closed - 79 F

livebaseballscorecards.com

TOP

Batter	1	2	3	4	5	6	7	8	9	AB	R	H	RBI	BB	SO	LOB
6 Billy Hamilton, S (1, 8) OBP: 0.263, SLG: 0.279	X FF 94 0-0 ① F8		C CH 84 F SL 81 S SL 84 0-3 ② K		B SI 93 C CH 86 B CH 87 X SI 94 2-1 ② B1-3		X SL 85 0-0 ② F8			4	0	0	0	0	1	3
4 Brandon Phillips, R (1, 4) OBP: 0.320, SLG: 0.380	B FF 93 F SI 95 F SI 94 B SL 83 X FF 95 2-2 19 FC4-6 1B		B FF 93 B SI 93 B CH 86 C FF 93 B CH 84 4-1 1-2 BB		S SL 82 S SL 82 F SL 81 B SL 81 B SI 94 F SL 82 B SI 92 F SI 95 X SL 81 3-2 HR		B SL 87 F SL 87 S FF 94 B FF 93 X FF 93 2-2 ③ G4-3			3	1	2	1	1	0	2
19 Joey Votto, L (1, 3) OBP: 0.438, SLG: 0.527	C FF 95 X SI 93 0-1 ② FC4-6 1-2f		D SL 86 B SI 93 B FF 94 F FF 94 F SI 94 S SL 86 3-3 ③ K		C SI 94 B SI 94 B SI 94 B FF 95 C SI 95 F SI 94 C SI 93 3-3 ③ K			B SL 81 B SL 83 X FF 94 2-0 ① F7		4	0	0	0	0	2	3
21 Todd Frazier, R (1, 5) OBP: 0.313, SLG: 0.525	C CH 85 B FF 94 F FF 91 B SI 94 S SL 84 2-3 ③ K			X CH 82 0-0 ① F7		X CH 88 0-0 ① F9		S FF 94 C FF 94 B FF 94 B SL 84 S FF 94 2-3 ② K		4	0	0	0	0	2	1
32 Jay Bruce, L (1, 9) OBP: 0.329, SLG: 0.470		F FF 92 B SI 93 B SL 85 X FF 94 2-1 ① G4-3		C SI 92 B SL 83 F FF 94 B SI 93 X SL 83 2-2 ② G4-3		C FF 90 S SL 80 F FF 93 B SL 81 S SL 81 1-3 ② K		C FF 93 S FF 92 B FF 93 S FF 94 1-3 ③ K		4	0	0	0	0	2	0
9 Marlon Byrd, R (1, 7) OBP: 0.295, SLG: 0.475		S CH 84 F SI 95 B SL 85 F FF 95 B SL 83 F FF 95 B CH 86 X SI 94 3-2 ② L6		B SI 93 B SI 93 F CH 84 X SI 95 2-1 7 HR 2B		F SI 91 C SL 81 X SI 93 0-2 ③ G6-3			B FF 94 B CU 80 F FF 94 F FF 94 X CU 82 2-2 HR	4	2	2	1	0	0	0
7 Eugenio Suárez, R (1, 6) OBP: 0.333, SLG: 0.474		B SI 93 C CH 84 F FF 94 F SI 94 S SL 84 1-3 ③ K		X SL 84 0-0 2-H HR			C FF 92 B SL 86 B SL 88 X SL 88 2-1 16 1B 55 FC3-2-5 2B		C FF 94 C FF 95 F FF 95 F FF 93 B CU 82 X FF 94 1-2 ① G6-3	4	1	2	2	0	1	0
16 Tucker Barnhart, L (1, 2) OBP: 0.336, SLG: 0.344			X SI 92 0-0 4 BB 1B	B SI 93 X CH 84 1-0 ③ F9			F SL 88 X SL 87 0-1 55 FC3-2-5 2-3 1B		B CU 80 S CU 80 S FF 94 S CU 81 1-3 ② K	4	0	2	0	0	1	0
48 Keyvius Sampson, R (1, 1) 55 Skip Schumaker, L (7, PH) OBP: 0.302, SLG: 0.297 70 Jumbo Díaz, R (7, 1) 60 J.J. Hoover, R (8, 1) 3 Iván De Jesús Jr., R (9, PH) OBP: 0.346, SLG: 0.443 54 Aroldis Chapman, L (9, 1)			L FF 88 F CH 87 B SL 81 C FF 89 1-3 ① K		C SI 91 F SI 92 B SL 80 S SL 79 1-3 ① K		C FF 93 S SL 87 D SL 88 B FF 93 X SL 88 2-2 ① FC3-2-5 1-2 3-H		B FF 94 X FF 94 1-0 ③ L9	2 1 0 0 1 0	0 0 0 0 0 0	0 0 0 0 0 0	0 0 0 0 0 0	0 0 0 0 0 0	2 1 0 0 0 0	1 2 0 0 0 0
Inning Stats	R: 0 E: 0 K: 1 S: 9 H: 1 LOB: 1 BB: 0 P: 13	R: 0 E: 0 K: 1 S: 11 H: 0 LOB: 0 BB: 0 P: 17	R: 0 E: 0 K: 3 S: 11 H: 1 LOB: 2 BB: 1 P: 19	R: 2 E: 0 K: 0 S: 8 H: 2 LOB: 0 BB: 0 P: 13	R: 1 E: 0 K: 2 S: 15 H: 1 LOB: 0 BB: 0 P: 24	R: 0 E: 0 K: 1 S: 8 H: 0 LOB: 0 BB: 0 P: 9	R: 0 E: 0 K: 0 S: 11 H: 2 LOB: 2 BB: 0 P: 17	R: 0 E: 0 K: 2 S: 7 H: 0 LOB: 0 BB: 0 P: 12	R: 1 E: 0 K: 1 S: 12 H: 1 LOB: 0 BB: 0 P: 17	1B: 3 2B: 2 3B: 0 HR: 3 SF: 0 SAC: 0 DP: 0 HBP: 0						

	AB	35
	R	4
	H	8
	RBI	4
	BB	1
	SO	11
	LOB	12

WP: 0 PB: 0 SB: 0 CS: 0 PA: 36

PITCHER		IP	WLS	BF	H	R	ER	SO	BB	IBB	HBP	BLK	WP	HR	S	P	ERA	WHIP
38 Robbie Ray, L ERA: 3.13	(1, 1)	6.0	L	24	5	3	3	8	1	0	0	0	0	2	62	95	4.50	1.000
43 Addison Reed, R ERA: 4.88	(7, 1)	1.0		5	2	0	0	0	0	0	0	0	0	0	11	17	0.00	2.000
56 Keith Hessler, L ERA:	(8, 1)	1.0		3	0	0	0	2	0	0	0	0	0	0	7	12	0.00	0.000
30 David Hernandez, R ERA: 4.15	(9, 1)	1.0		4	1	1	1	1	0	0	0	0	0	1	12	17	9.00	1.000

PITCHER	IP	WLS	BF	H	R	ER	SO	BB	IBB	HBP	BLK	WP	HR	S	P	ERA	WHIP

Cincinnati Reds @ Arizona Diamondbacks

Chase Field, Phoenix, AZ

Sat Aug 08 2015, 5:40 PM - 8:37 PM MST

Att. 40,512 - Roof Closed - 79 F

livebaseballscorecards.com

BOTTOM

Batter	1	2	3	4	5	6	7	8	9	AB	R	H	RBI	BB	SO	LOB
5 Ender Inciarte, L (1, 9) OBP: 0.321, SLG: 0.393	C FF 92 F CH 86 C FF 94 0-3 ① K		B CU 76 B CH 85 C FF 92 X FF 92 2-1 11 E 11 S 1B		B FF 92 F FF 92 C FF 93 B CU 78 X FF 93 2-2 E6 11 BB		S SI 99 F FF 100 F SI 100 X FF 99 0-2 ③ G5-3			4	0	1	0	0	1	0
11 AJ Pollock, R (1, 8) OBP: 0.362, SLG: 0.463	S SL 88 B FF 95 B FF 93 X FF 93 2-1 6 1B 2B		C FF 92 B CH 85 D SL 87 1 SAFE 1 SAFE B FF 92 X FF 96 3-1 ② G1-3 1-3		C CU 77 F FF 93 D FF 93 1 SAFE F FF 93 F SL 88 D CU 80 1 SAFE B FF 93 4-2 B FF 93 44 G6-4-3 1-2 BB			B FF 93 S SL 82 S SL 82 B FF 94 B FF 93 B FF 94 4-2 BB		2	1	1	0	2	0	1
44 Paul Goldschmidt, R (1, 3) OBP: 0.447, SLG: 0.570	F FF 94 X FF 94 0-1 ② L8		D CU 82 B FF 95 C CU 78 C CU 78 S FF 95 2-3 ③ K		X FF 94 0-0 ② ③ G6-4-3 1-2f			B FF 92 B FF 93 1 SAFE X FF 92 2-0 ① F9		4	0	0	0	0	1	5
6 David Peralta, L (1, 7) OBP: 0.352, SLG: 0.495	S FF 94 F FF 94 B FF 95 X SL 90 1-2 2-H 1B			B FF 91 B FF 93 B FF 92 C FF 93 C FF 92 F FF 93 F FF 93 F FF 93 B FF 93 4-2 2 L9 19 BB BB		B CH 81 F FF 91 X FF 91 1-1 ① P2			X FF 92 0-0 ② P5		3	0	1	1	1	0	1
7 Welington Castillo, R (1, 2) OBP: 0.323, SLG: 0.502	X SL 89 0-0 ③ F8			B FF 94 C FF 92 X FF 92 1-1 ① P3		X SL 86 0-0 ② L5		C FF 93 S SL 84 D CU 76 X SL 83 1-2 ③ G4-3		4	0	0	0	0	0	3
19 Jake Lamb, L (1, 5) OBP: 0.343, SLG: 0.431 24 Yasmany Tomás, R (9, PH) OBP: 0.330, SLG: 0.422		C FF 93 S FF 92 B FF 92 B FF 94 F FF 92 F FF 93 C FF 94 2-3 ① K		B CH 84 B FF 92 D FF 93 1 SAFE B FF 92 4-0 1-2 BB		B CH 82 X FF 92 1-0 1B			S FF 100 S FF 102 F FF 102 S CH 90 0-3 ① K	2 1	0 0	1 0	0 0	1 0	1 1	0 0
2 Aaron Hill, R (1, 4) OBP: 0.285, SLG: 0.312		B SL 87 X FF 93 1-0 ② P3		C CU 77 X FF 94 0-1 ② L9 2-3		B FF 92 F FF 93 C CU 78 F FF 93 D FF 93 D FF 93 X FF 93 3-2 ③ G5-3			B FF 101 C FF 100 B FF 101 X FF 100 2-1 8 WP 1B	4	0	1	0	0	0	3
13 Nick Ahmed, R (1, 6) OBP: 0.282, SLG: 0.335 8 Jarrod Saltalamacchia, Sr (9, PH) OBP: 0.280, SLG: 0.315		F FF 93 B FF 94 F FF 94 X FF 94 1-2 ③ F8		1 SAFE B CU 79 X FF 94 1-0 ③ L9			B SL 87 C FF 98 B SL 87 S FF 98 F FF 98 X FF 99 2-2 ① F9		C FF 101 F SL 88 F FF 102 B CH 88 F FF 102 B CH 89 D SL 88 S FF 101 3-3 ② K 1-2	3 1	0 0	0 0	0 0	0 0	0 1	2 1
38 Robbie Ray, L (1, 1) OBP: 0.077, SLG: 0.077 43 Addison Reed, L (7, 1) 4 Jamie Romak, R (7, PH) 56 Keith Hessler, L (8, 1) 30 David Hernandez, R (9, 1) 16 Chris Owings, R (9, PH) OBP: 0.257, SLG: 0.320			C FF 90 X CU 74 0-1 ① G3-1		C FF 92 B CU 76 B FF 92 S FF 91 F FF 91 C FF 92 2-3 ① K		B SL 86 B SI 98 S FF 98 S FF 99 C FF 100 2-3 ② K		B SL 86 X FF 100 1-0 ③ G5-3	2 0 1 0 0 1	0 0 0 0 0 0	0 0 0 0 0 0	0 0 0 0 0 0	1 0 0 0 0 0	0 0 1 0 0 0	0 0 0 0 0 1
Inning Stats	R: 1 E: 0 K: 1 S: 11 H: 2 LOB: 1 BB: 0 P: 14	R: 0 E: 0 K: 1 S: 9 H: 0 LOB: 0 BB: 0 P: 13	R: 0 E: 0 K: 1 S: 9 H: 1 LOB: 1 BB: 0 P: 16	R: 0 E: 0 K: 0 S: 10 H: 0 LOB: 2 BB: 2 P: 20	R: 0 E: 1 K: 1 S: 12 H: 0 LOB: 1 BB: 1 P: 20	R: 0 E: 0 K: 0 S: 8 H: 1 LOB: 1 BB: 0 P: 13	R: 0 E: 0 K: 1 S: 11 H: 0 LOB: 0 BB: 0 P: 15	R: 0 E: 0 K: 0 S: 7 H: 0 LOB: 1 BB: 1 P: 14	R: 0 E: 0 K: 2 S: 12 H: 1 LOB: 1 BB: 0 P: 18	1B: 4 2B: 1 3B: 0 HR: 0 SF: 0 SAC: 0 DP: 1 HBP: 0						WP: 1 PB: 0 SB: 1 CS: 0 PA: 36

PITCHER	IP	WLS	BF	H	R	ER	SO	BB	IBB	HBP	BLK	WP	HR	S	P	ERA	WHIP
48 Keyvius Sampson, R (1, 1) ERA: 3.0	6.0	W	25	4	1	1	4	3	0	0	0	0	0	59	96	1.50	1.167
70 Jumbo Díaz, R (7, 1) ERA: 4.86	1.0	H	3	0	0	0	1	0	0	0	0	0	0	11	15	0.00	0.000
60 J.J. Hoover, R (8, 1) ERA: 2.01	1.0	H	4	0	0	0	0	1	0	0	0	0	0	7	14	0.00	1.000
54 Aroldis Chapman, L (9, 1) ERA: 1.7	1.0	S	4	1	0	0	2	0	0	0	0	1	0	12	18	0.00	1.000

PITCHER	IP	WLS	BF	H	R	ER	SO	BB	IBB	HBP	BLK	WP	HR	S	P	ERA	WHIP

AB	32
R	1
H	5
RBI	1
BB	4
SO	7
LOB	17

Batter	1	2	3	4	5	6	7	8	9	10	AB	R	H	RBI	BB	SO	LOB
6 Billy Hamilton, S (1, 8) OBP: 0.265, SLG: 0.283	B SI 92 C SI 93 S SL 82 B SL 84 F FF 94 C FF 93 2-3 ① K			F SI 91 X SL 81 0-1 9 1B 2B	B SL 81 X SI 92 1-0 1B		S FF 92 X CU 80 0-1 ③ L8			M CH 75 F FC 84 B CH 74 S CH 76 1-3 ① K	5	1	2	0	0	2	1
4 Brandon Phillips, R (1, 4) OBP: 0.319, SLG: 0.378	B SI 93 X SI 93 1-0 ② G6-3			L SL 80 B SI 90 F SI 90 F SI 92 S FF 91 1-3 ① K	1 SAFE 1 SAFE X SI 90 0-0 ③ P4			C FF 96 F CH 84 X FF 96 0-2 19 G4-3 19 S 1B		C FC 83 B FC 84 F FC 84 B CH 77 F CH 77 F FC 86 X FC 86 2-2 ② G3-1	5	0	1	0	0	1	2
19 Joey Votto, L (1, 3) OBP: 0.435, SLG: 0.521	B FF 93 C FF 93 C FF 94 B SI 94 F SI 94 B SL 83 X FF 93 3-2 ③ G3			D SL 81 B FF 92 C SL 78 B SI 92 C FF 93 B SL 83 4-2 32 1B 9 1B 7 FC5-4 BB		C SL 80 B SL 82 X FF 92 1-1 ① G3		1 SAFE C FF 96 C SI 97 B SI 97 F SI 96 F FF 98 D CH 84 D CH 85 X CH 84 3-2 ① G4-3 1-3		B FC 85 F CH 77 X CH 77 1-1 ③ G3-1	4	1	0	0	1	0	1
9 Marlon Byrd, R (1, 7) OBP: 0.298, SLG: 0.474		S SI 91 X SI 92 0-1 ① G6-3		B FF 92 B FF 92 C SI 93 B FF 92 X SI 93 3-1 7 FC5-4 32 1B 1-2 2-H 1B		X SI 92 0-0 ② G3-1		B SL 90 C SL 88 D SL 88 B FF 96 F SL 87 D CH 85 4-2 32 S BB			3	0	1	1	1	0	0
32 Jay Bruce, L (1, 9) OBP: 0.328, SLG: 0.467		B FF 92 B SI 92 B FF 93 C FF 92 X FF 93 3-1 ② L8		C FF 93 F SL 83 X SL 83 0-2 7 FC5-4 1-2 2-3 1B		C FF 92 B SL 84 S SL 80 F FF 93 X SL 82 1-2 ③ G4-3		F FF 96 B FF 97 T CH 84 D CH 85 S CH 85 2-3 ② K 1-2			4	0	1	0	0	1	2
7 Eugenio Suárez, R (1, 6) OBP: 0.332, SLG: 0.475		F SI 93 B SL 82 B SL 81 F SI 93 S FF 93 2-3 ③ K		B SI 93 B SI 93 X SI 92 2-0 ② FC5-4 1-2f 2-3 3-H			C SI 91 B FF 91 X SI 91 1-1 3 2B 2B	C FF 97 B SL 87 S SL 88 X SI 97 1-2 ③ G1-3			4	1	1	1	0	1	4
3 Iván De Jesús Jr., R (1, 5) OBP: 0.351, SLG: 0.455			C SI 92 X SL 79 0-1 16 G4-6-3 1B	B SI 92 1 SAFE C SI 92 C SL 81 X SL 82 1-2 ③ L8			B SL 81 T SI 92 F SI 92 F FF 92 X SL 82 1-2 2-H 2B		C SI 83 B SI 82 B SI 83 X SI 84 2-1 ① G1-3		4	0	2	1	0	0	2
16 Tucker Barnhart, L (1, 2) OBP: 0.327, SLG: 0.333			F SL 81 X SI 93 0-1 ① ② G4-6-3 1-2f		F SI 91 X CH 85 0-1 ① G4-3		B SL 79 B SI 93 X SI 90 2-0 ① B2		B SI 83 C SI 83 S CH 75 F CH 77 B CU 74 X CH 77 2-2 ② G4-3		4	0	0	0	0	0	2
28 Anthony DeSclafani, R (1, 1) OBP: 0.206, SLG: 0.200 21 Todd Frazier, R (7, PH) OBP: 0.312, SLG: 0.523 25 Burke Badenhop, R (7, 1) 43 Manny Parra, L (8, 1) 60 J.J. Hoover, R (8, 1) 55 Skip Schumaker, L (9, PH) OBP: 0.301, SLG: 0.295 70 Jumbo Díaz, R (9, 1) 41 Ryan Mattheus, R (10, 1)			B SI 94 C SI 93 T SI 94 S SL 82 1-3 ③ K		C FF 91 F SI 92 S SL 82 0-3 ② K		D CU 79 B CU 81 F FF 91 S FF 92 C FF 93 2-3 ② K		C SI 83 X CH 76 0-1 ③ G3-1		2 0 0 0 0 2 0 1 0 0 0 0 1 1 0 0 0 0 0 0 0 0 0 0 0 0 0 0 0 0 0 0 0 0 0 1 0 0 0 0 0 0 0 0 0 0 0 0 0 0 0 0 0 0 0 0						
Inning Stats	R: 0 H: 0 E: 0 LOB: 0 K: 1 BB: 0 S: 9 P: 15	R: 0 H: 0 E: 0 LOB: 0 K: 1 BB: 0 S: 7 P: 12	R: 0 H: 1 E: 0 LOB: 0 K: 1 BB: 0 S: 7 P: 8	R: 2 H: 3 E: 0 LOB: 2 K: 1 BB: 1 S: 17 P: 28	R: 0 H: 1 E: 0 LOB: 1 K: 1 BB: 0 S: 7 P: 8	R: 0 H: 0 E: 0 LOB: 0 K: 0 BB: 0 S: 7 P: 9	R: 1 H: 2 E: 0 LOB: 1 K: 1 BB: 0 S: 12 P: 18	R: 0 H: 1 E: 0 LOB: 2 K: 1 BB: 1 S: 16 P: 26	R: 0 H: 0 E: 0 LOB: 0 K: 0 BB: 0 S: 8 P: 12	R: 0 H: 0 E: 0 LOB: 0 K: 1 BB: 0 S: 10 P: 14	1B: 5 SF: 0 2B: 3 SAC: 0 3B: 0 DP: 1 HR: 0 HBP: 0						

PITCHER		IP	WLS	BF	H	R	ER	SO	BB	IBB	HBP	BLK	WP	HR	S	P	ERA	WHIP
46 Patrick Corbin, L ERA: 4.08	(1, 1)	6.0		25	7	3	3	5	1	0	0	0	0	0	60	88	4.50	1.333
40 Andrew Chafin, L ERA: 2.51	(7, 1)	0.1		1	0	0	0	0	0	0	0	0	0	0	1	3	0.00	0.000
30 David Hernandez, R ERA: 4.0	(7, 1)	0.2		2	0	0	0	1	0	0	0	0	0	0	5	7	0.00	0.000
41 Daniel Hudson, R ERA: 4.18	(8, 1)	1.0		5	1	0	0	1	1	0	0	0	0	0	16	26	0.00	2.000
29 Brad Ziegler, R ERA: 1.64	(9, 1)	1.0		3	0	0	0	0	0	0	0	0	0	0	8	12	0.00	0.000

PITCHER		IP	WLS	BF	H	R	ER	SO	BB	IBB	HBP	BLK	WP	HR	S	P	ERA	WHIP
55 Josh Collmenter, R ERA: 4.35	(10, 1)	1.0	W	3	0	0	0	1	0	0	0	0	0	0	10	14	0.00	0.000

TOP

Cincinnati Reds @ Arizona Diamondbacks

Chase Field, Phoenix, AZ

Sun Aug 09 2015, 1:11 PM - 4:31 PM MST

Att. 28,116 - Roof Closed - 77 F

livebaseballscorecards.com

AB	37
R	3
H	8
RBI	3
BB	2
SO	8
LOB	15

WP: 0	PA: 39		
PB: 0			
SB: 2			
CS: 0			

Batter	1	2	3	4	5	6	7	8	9	10	AB	R	H	RBI	BB	SO	LOB
5 Ender Inciarte, L (1, 9) OBP: 0.320, SLG: 0.391	F FF 90 B KC 77 F KC 76 X FF 93 1-2 **G4-3** ①	X CH 85 0-0 **FC4-6** ③ **1-2f**			B CH 81 C CH 83 X KC 73 1-1 11 G4-6-3 1B		X SI 87 0-0 **SH3-4** ① **1-2**		B SI 96 B FF 96 X FF 96 2-0 **F7** ②		4	0	1	0	0	0	1
11 AJ Pollock, R (1, 8) OBP: 0.360, SLG: 0.460	X FF 92 0-0 44 S 44 2B 1B		B SI 91 C FF 93 X SL 88 1-1 **G5-3** ①		C SI 88 B SI 93 1 SAFE 1 SAFE F SI 91 X SI 92 1-2 **G4-6-3** ①② **1-2f**		B SL 81 B SI 88 S SL 81 B SL 81 X SI 90 3-1 **G6-3** ②		X SL 86 0-0 **G6-3** ③		5	1	1	0	0	0	2
44 Paul Goldschmidt, R (1, 3) OBP: 0.450, SLG: 0.577	B FF 91 1 SAFE B FF 91 F FF 92 1 SAFE C SL 88 X SL 89 2-2 6 1B 2B **1-H**		B KC 77 S SL 86 F SI 93 F SI 93 F SL 89 X FF 94 1-2 6 CS 2B		C SL 87 B CH 84 X CH 85 1-1 6 2B 1B		B SI 88 C SI 89 C SI 89 F SL 83 B SI 90 F SL 83 C SI 89 2-3 **K** ③			B FF 93 B FF 92 B SI 93 C SI 91 C FF 94 B FF 94 4-2 8 SH1-4 6 1B 16 1B BB	4	2	3	1	1	1	1
6 David Peralta, L (1, 7) OBP: 0.361, SLG: 0.506	T FF 92 C FF 92 X FF 93 0-2 **2-3** 1B		C SI 92 X FF 93 0-1 **2-3** 1B ②		B FF 91 X SI 91 1-0 8 1B 2B **1-H**			C SL 83 B SL 82 X FF 92 1-1 16 L9 19 1B 1B		X SI 94 0-0 16 1B 8 SH1-4 1B **1-2**	5	1	5	1	0	0	0
8 Jarrod Saltalamacchia, S (1, 2) OBP: 0.279, SLG: 0.313	C FF 92 F CH 85 B SL 88 1 SAFE F SI 93 B FF 93 F SI 93 S FF 95 2-3 **K** ②		F FF 93 B CH 85 B CH 86 F FF 92 S SL 90 2-3 **K** ③		B CH 84 X CH 84 1-0 2-H 1B ③			S FF 94 C FF 93 1 SAFE X SL 83 0-2 **F8** ①		L SI 94 X SI 95 0-1 **SH1-4** ① **1-2** **2-3**	4	0	1	1	0	2	4
19 Jake Lamb, L (1, 5) OBP: 0.344, SLG: 0.428	B SI 92 F SI 92 X FF 92 1-1 **F7** ③			C CH 88 B CH 84 X SI 90 1-1 **G4-3** ①		B SI 88 B SL 86 B SI 90 C SI 88 X SI 90 3-1 **G6-3** ①		1 SAFE 1 SAFE 1 SAFE B SL 82 F FF 93 S FF 93 D SL 84 B FF 93 X FF 93 3-2 **1-2** 1B		I IN 81 I IN 80 I IN 79 I IN 79 4-0 16 1B IBB	4	0	1	0	1	0	2
16 Chris Owings, R (1, 4) OBP: 0.256, SLG: 0.318		B FF 90 F FF 91 B SI 90 F FF 92 X SI 93 2-2 **G3** ①		B KC 77 X CH 86 1-0 **L5** ②		S SL 85 F SL 85 X FF 93 0-2 **L9** ②		X FF 93 0-0 **L9** ② **2-3**		B FF 94 X SI 95 1-0 **1-2** **2-3** **3-H** 1B	5	0	1	1	0	0	2
13 Nick Ahmed, R (1, 6) OBP: 0.282, SLG: 0.334		X SL 89 0-0 **G6-3** ②		B SI 89 B FF 91 C SL 86 X FF 92 2-1 1B		B SI 92 C SL 87 L SL 87 B FF 92 F SL 87 B SI 93 X SL 88 3-2 **G5-3** ③		B SL 82 B FF 94 X FF 93 2-0 **F9** ③			4	0	1	0	0	0	2
46 Patrick Corbin, L (1, 1) 40 Andrew Chafin, R (7, 1) 30 David Hernandez, R (7, 1) 2 Aaron Hill, R (7, PH) OBP: 0.288, SLG: 0.315 41 Daniel Hudson, R (8, 1) 29 Brad Ziegler, R (9, 1) 24 Yasmany Tomás, R (9, PH) OBP: 0.325, SLG: 0.420 55 Josh Collmenter, R (10, 1) OBP: 0.286, SLG: 0.200		B SI 92 B FF 93 C FF 92 F SI 92 F FF 93 B SI 92 F SI 93 F SI 93 B SL 88 4-2 5 FC4-6 BB		F SI 88 C SI 91 B SL 87 F SI 92 B SL 86 T SI 93 2-2 **K** ③			B SI 88 C SI 89 B SI 88 C SI 88 F SI 87 B SI 89 X SI 86 3-2 5 SH3-4 1B		X SL 86 0-0 **G6-3** ①	1 0 0 0 1 1 1 0 0 0 0 0 0 0 0 0 0 0 0 0 0 1 0 1 0 0 0 0 0 0 0 0 0 0 0 0 0 0 0 0 0 0 1 0 0 0 0 0 0 0 0 0 0 0 0 0						
Inning Stats	R: 1 H: 3 E: 0 LOB: 2 K: 1 BB: 0 S: 17 P: 23	R: 0 H: 0 E: 0 LOB: 1 K: 0 BB: 1 S: 10 P: 16	R: 0 H: 2 E: 0 LOB: 1 K: 1 BB: 0 S: 12 P: 16	R: 0 H: 1 E: 0 LOB: 1 K: 1 BB: 0 S: 9 P: 15	R: 2 H: 4 E: 0 LOB: 1 K: 0 BB: 0 S: 9 P: 14	R: 0 H: 0 E: 0 LOB: 0 K: 0 BB: 0 S: 9 P: 15	R: 0 H: 1 E: 0 LOB: 1 K: 1 BB: 0 S: 12 P: 20	R: 0 H: 2 E: 0 LOB: 2 K: 0 BB: 0 S: 10 P: 16	R: 0 H: 0 E: 0 LOB: 0 K: 0 BB: 0 S: 3 P: 5	R: 1 H: 2 E: 0 LOB: 3 K: 0 BB: 2 S: 6 P: 15	1B: 12 2B: 3 3B: 0 HR: 0	SF: 0 SAC: 2 DP: 1 HBP: 0					

PITCHER		IP	WLS	BF	H	R	ER	SO	BB	IBB	HBP	BLK	WP	HR	S	P	ERA	WHIP
28 Anthony DeSclafani, R ERA: 3.75	(1, 1)	6.0		26	10	3	3	3	1	0	0	0	0	0	66	99	4.50	1.833
25 Burke Badenhop, R ERA: 3.83	(7, 1)	1.0		4	1	0	0	1	0	0	0	0	0	0	12	20	0.00	1.000
43 Manny Parra, L ERA: 3.86	(8, 1)	0.2		4	2	0	0	0	0	0	0	0	0	0	9	13	0.00	3.000
60 J.J. Hoover, R ERA: 1.99	(8, 1)	0.1		1	0	0	0	0	0	0	0	0	0	0	1	3	0.00	0.000
70 Jumbo Díaz, R ERA: 4.72	(9, 1)	1.0		3	0	0	0	0	0	0	0	0	0	0	3	5	0.00	0.000

PITCHER		IP	WLS	BF	H	R	ER	SO	BB	IBB	HBP	BLK	WP	HR	S	P	ERA	WHIP
41 Ryan Mattheus, R ERA: 4.59	(10, 1)	0.1	L	5	2	1	1	0	1	1	0	0	0	0	6	15	27.00	9.000

BOTTOM

Cincinnati Reds @ Arizona Diamondbacks

Chase Field, Phoenix, AZ

Sun Aug 09 2015, 1:11 PM - 4:31 PM MST

Att. 28,116 - Roof Closed - 77 F

livebaseballscorecards.com

AB	38
R	4
H	15
RBI	4
BB	3
SO	4
LOB	15

WP: 0 PA: 43
PB: 0
SB: 1
CS: 1

Batter	1	2	3	4	5	6	7	8	9	AB	R	H	RBI	BB	SO	LOB
26 Chase Utley, L (1, 3) OBP: 0.262, SLG: 0.294	C FF 92 F FF 93 X FF 95 0-2 ① P6		B SL 90 X SL 88 1-0 ② SF8 3-H		B SI 94 B SI 95 C CH 86 X CH 90 2-1 16 2B 1B		B FF 92 C SL 81 T SL 80 S SL 82 1-3 ① K		C FC 85 F FC 86 F FC 87 B FC 86 B CH 76 F FC 86 C CU 73 2-3 ③ K	3	1	1	1	0	1	1
59 Elvis Araujo, L (8, 1)										0	0	0	0	0	0	0
3 Jeff Francoeur, R (9, PH) OBP: 0.302, SLG: 0.473										1	0	0	0	0	1	0
16 César Hernández, S (1, 4) OBP: 0.359, SLG: 0.374	B SI 92 X FF 93 1-0 ② F7		B FF 96 B CH 88 F FF 94 X SI 96 2-1 37 1B 1B		B CH 88 S CH 86 X FF 95 1-1 1-H 2B		X SL 80 0-0 ② L9			4	0	2	1	0	0	1
37 Odúbel Herrera, L (1, 8) OBP: 0.320, SLG: 0.429	B SI 95 F FF 94 C CH 88 T FF 90 1-2 ③ K		1 SAFE C CH 86 B CH 86 1 SAFE X FF 94 1-1 1-3 1B		B CH 88 B CH 87 B FF 97 X FF 96 3-0 ③ L8		X SL 81 0-0 E1 7 DI 1-3			4	0	1	0	0	1	2
7 Maikel Franco, R (1, 5) OBP: 0.338, SLG: 0.490		B FF 93 C SL 86 C FF 93 F CH 89 B FF 96 X CH 88 2-2 2B	C SI 95 C FF 90 X CH 88 0-2 ③ G5-3			F CH 87 X CH 88 0-1 HR	C SL 82 X CH 85 0-1 ③ G6-3 1-2			4	1	2	1	0	0	4
9 Domonic Brown, L (1, 9) OBP: 0.291, SLG: 0.364		C FF 95 B CH 87 F SI 94 F SI 95 X CH 87 1-2 ① G6-3		B CH 89 B CH 83 T CH 86 B CH 87 S FF 94 F FF 96 B FF 91 4-2 13 G3-6-3 BB		X FF 96 0-0 ① L4		C FF 92 C FF 93 B SL 82 B FF 93 X FF 93 2-2 ① G6-3		3	0	0	0	1	0	1
25 Cody Asche, L (1, 7) OBP: 0.291, SLG: 0.377		B SI 94 S CH 86 X CH 89 1-1 ② P6		F FF 93 S CH 87 B CH 87 B SL 89 B FF 96 F SI 94 C CH 86 3-3 ① K		B FF 96 S CH 86 S CH 88 B FF 95 F FF 90 B SI 96 X CH 86 3-2 2B		B FF 95 S FF 94 T FF 93 X SL 84 1-2 ② G5-3		4	0	1	0	0	1	2
13 Freddy Galvis, S (1, 6) OBP: 0.309, SLG: 0.355		B SI 95 C CH 89 X CH 90 1-1 ③ G3-1		X SI 93 0-0 ② ③ G3-6-3 1-2f		C CH 86 B FF 96 X FF 96 1-1 ② F8		B FF 94 X FF 94 1-0 ③ F9		3	0	0	0	0	0	3
30 Justin De Fratus, S (6, 1)										0	0	0	0	0	0	0
18 Darin Ruf, R (8, PH) OBP: 0.302, SLG: 0.377										1	0	0	0	0	0	0
(8, 3)																
51 Carlos Ruiz, R (1, 2) OBP: 0.295, SLG: 0.292			X FF 91 0-0 26 SF8 3B		C FF 92 C SL 87 F FF 94 X FF 90 0-2 ① G3-1	F FF 90 T FF 91 B FF 96 B FF 96 X FF 90 2-2 ③ L8			C FC 84 C FC 85 X FC 85 0-2 ① P4	4	1	1	0	0	0	1
34 Aaron Harang, R (1, 1) OBP: 0.206, SLG: 0.212			S FF 94 S SI 94 F SI 95 S SL 85 0-3 ① K		X SI 92 0-0 ② G5-3		C SI 92 X SI 92 0-1 37 E 1B		C FC 85 B CH 76 X FC 85 1-1 ② P6	2	0	0	0	0	1	1
21 Adam Loewen, L (6, 1)										0	0	0	0	0	0	0
4 Andrés Blanco, S (6, 6) OBP: 0.361, SLG: 0.485										2	0	1	0	0	0	0
Inning Stats	R: 0 E: 0 K: 1 S: 7 H: 0 LOB: 0 BB: 0 P: 9	R: 0 E: 0 K: 0 S: 12 H: 1 LOB: 1 BB: 0 P: 17	R: 1 E: 0 K: 1 S: 13 H: 3 LOB: 3 BB: 0 P: 17	R: 0 E: 0 K: 1 S: 8 H: 0 LOB: 0 BB: 1 P: 15	R: 1 E: 0 K: 0 S: 10 H: 2 LOB: 1 BB: 0 P: 16	R: 1 E: 0 K: 0 S: 12 H: 2 LOB: 1 BB: 0 P: 18	R: 0 E: 1 K: 1 S: 9 H: 1 LOB: 2 BB: 0 P: 10	R: 0 E: 0 K: 0 S: 7 H: 0 LOB: 0 BB: 0 P: 11	R: 0 E: 0 K: 1 S: 10 H: 0 LOB: 0 BB: 0 P: 13	1B: 4 2B: 3 3B: 1 HR: 1 SF: 1 SAC: 0 DP: 1 HBP: 0						

PITCHER		IP	WLS	BF	H	R	ER	SO	BB	IBB	HBP	BLK	WP	HR	S	P	ERA	WHIP
12 Rubby De La Rosa, R ERA: 4.55	(1, 1)	6.0	W	26	8	3	3	3	1	0	0	0	0	1	62	92	4.50	1.500
40 Andrew Chafin, L ERA: 2.47	(7, 1)	1.0		5	1	0	0	1	0	0	0	0	0	0	9	10	0.00	1.000
56 Keith Hessler, L ERA:	(8, 1)	1.0		3	0	0	0	0	0	0	0	0	0	0	7	11	0.00	0.000
55 Josh Collmenter, R ERA: 4.31	(9, 1)	1.0		3	0	0	0	1	0	0	0	0	0	0	10	13	0.00	0.000

PITCHER	IP	WLS	BF	H	R	ER	SO	BB	IBB	HBP	BLK	WP	HR	S	P	ERA	WHIP

TOP

Philadelphia Phillies @ Arizona Diamondbacks

Chase Field, Phoenix, AZ

Mon Aug 10 2015, 6:41 PM - 9:41 PM MST
Att. 16,495 - Roof Closed - 78 F

livebaseballscorecards.com

AB	35
R	3
H	9
RBI	3
BB	1
SO	5
LOB	16

WP: 0 PB: 0 SB: 0 CS: 0 PA: 37

BOTTOM

Philadelphia Phillies @ Arizona Diamondbacks
Chase Field, Phoenix, AZ
Mon Aug 10 2015, 6:41 PM - 9:41 PM MST
Att. 16,495 - Roof Closed - 78 F

livebaseballscorecards.com

Batter	1	2	3	4	5	6	7	8	9	AB	R	H	RBI	BB	SO	LOB
11 AJ Pollock, R (1, 8) OBP: 0.363, SLG: 0.474	B FF 88 X FF 89 1-0 F9 ①		C SL 82 C CH 84 S SL 80 0-3 K ②		X FF 88 0-0 44 SF8 3B	C CH 85 B SI 85 S CU 74 F SL 78 X SI 90 1-2 6 1B, 19 S, 7 3B 2-3 1B	F FF 90 F CH 86 F SL 81 F CH 84 B SL 81 F FF 91 F FF 90 X SL 81 1-2 1-H HR			5	3	3	2	0	1	0
19 Jake Lamb, L (1, 5) OBP: 0.350, SLG: 0.439	C SI 89 F SI 89 B FF 90 B SL 83 X CH 84 2-2 1B		X SL 81 0-0 44 1B 3B		B CH 84 B FF 90 B SI 88 C SI 88 B FF 87 4-1 6 2B BB	B FF 90 S CU 82 S CU 83 S CU 83 1-3 K ② 1-2	C FF 91 F FF 90 X FF 90 0-2 G6-3 ①			4	2	2	0	1	1	2
44 Paul Goldschmidt, R (1, 3) OBP: 0.451, SLG: 0.576 23 Óscar Hernández, R (7, PH) OBP: 0.240, SLG: 0.182 (8, 2)	B FF 90 D SL 83 X FF 90 2-0 P3 ②		B SL 83 X SL 82 1-0 6 1B 3-H 1B		T SI 85 F FF 90 B SI 85 B SI 90 D SL 82 F SI 92 F SL 82 X SI 91 3-2 SF8 ① 3-H	I IN 80 I IN 81 I IN 82 I IN 83 4-0 6 1B 7 3B IBB	C FF 91 X CH 85 0-1 L7 ②			2 1	1 0	1 0	2 0	1 0	0 0	1 0
6 David Peralta, L (1, 7) OBP: 0.364, SLG: 0.511	1 SAFE B SI 89 B FF 89 X FF 90 2-0 F7 ③		1 SAFE B CH 83 F CH 83 B FF 90 X SI 90 2-1 1-3 1B		1 SAFE S CU 72 X CH 85 0-1 1-H 2B ②	B CU 82 B FF 91 F FF 92 X CU 83 2-1 7 3B 1-2 2-3 3-H 1B	B FF 90 S SL 82 B FF 91 B FF 89 X FF 90 3-1 G6-3 ③			5	1	3	2	0	0	1
7 Welington Castillo, R (1, 2) OBP: 0.326, SLG: 0.526 56 Keith Hessler, L (8, 1) 5 Ender Inciarte, L (8, PH) OBP: 0.320, SLG: 0.390 55 Josh Collmenter, R (9, 1) OBP: 0.286, SLG: 0.200		C SL 80 C FF 88 X FF 89 0-2 L9 ① C FF 90 X FF 90 0-1 G3 ②	F SI 86 D SL 82 F SI 86 1 SAFE C FF 91 1-3 K ③		S FF 90 F FF 90 B CH 84 X SL 82 1-2 HR F FF 89 F SI 90 F FF 89 B CU 75 F FF 91 B SI 90 F FF 91 F FF 91 X CU 75 2-2 F7 ③	C SL 81 F FF 93 B FF 93 B FF 93 X SL 82 2-2 1-H 2-H 3-H 24 1B 3B C FF 92 F FF 91 X FF 91 0-2 16 1B 3-H 1B		C CH 88 F CH 90 S CH 87 0-3 K ① B FF 90 B CH 88 S SL 88 B FF 90 B SL 88 4-1 BB		4 0 1 0 4	2 0 0 0 1	2 0 0 0 2	4 0 0 0 0	0 0 1 0 0	1 0 0 0 0	2 0 0 0 0
16 Chris Owings, R (1, 4) OBP: 0.258, SLG: 0.322		B SL 82 S SL 82 B SI 90 X SI 90 2-1 2B	C FF 90 F SI 89 B FF 90 B SI 85 F SL 84 X SI 91 2-2 G6-3 ①			S CU 72 2-1 G5-3 ① B FF 92 S SL 82 X FF 89 2-0 1-2 1B		B FF 89 F SL 79 F CH 85 B CH 89 F SL 84 S SL 81 2-3 K ②		5	0	2	0	0	1	1
13 Nick Ahmed, R (1, 6) OBP: 0.280, SLG: 0.332		X SL 83 0-0 G5-3 ③	C FF 90 B FF 90 C SI 90 C SI 91 1-3 K ②			S CU 74 1-1 4 2B 1B C SL 80 C FF 93 B FF 92 F CH 86 F FF 91 X CH 87 1-2 G6-3 ③		B FF 90 C CH 89 S SL 81 X FF 90 1-2 F9 ③		5	1	1	0	0	1	4
12 Rubby De La Rosa, R (1, 1) OBP: 0.082, SLG: 0.082 4 Jamie Romak, R (6, PH) OBP: 0.500, SLG: 1.000 40 Andrew Chafin, R (7, 1) 8 Jarrod Saltalamacchia, Sr (7, PH) OBP: 0.285, SLG: 0.313 (8, 3)			C FF 88 X SL 81 0-1 G6-3 ① F SL 82 S SL 81 F SL 81 B SI 90 S SL 80 1-3 K ③			1 SAFE X SL 81 0-0 11 1B 6 1B 1-H 2B C FF 91 H FF 91 1-1 11 WP 11 HR HBP				2 1 0 0	0 1 0 1	0 1 0 0	0 1 0 0	0 0 0 0	1 0 0 0	0 0 0 0
Inning Stats	R: 0 E: 0 K: 0 S: 6 H: 1 LOB: 1 BB: 0 P: 13	R: 0 E: 0 K: 0 S: 8 H: 1 LOB: 1 BB: 0 P: 10	R: 1 E: 0 K: 2 S: 12 H: 3 LOB: 2 BB: 0 P: 16	R: 1 E: 0 K: 2 S: 13 H: 1 LOB: 0 BB: 0 P: 20	R: 3 E: 0 K: 0 S: 19 H: 3 LOB: 0 BB: 1 P: 29	R: 6 E: 0 K: 1 S: 26 H: 7 LOB: 2 BB: 1 P: 42	R: 2 E: 0 K: 0 S: 15 H: 1 LOB: 0 BB: 0 P: 20	R: 0 E: 0 K: 2 S: 11 H: 0 LOB: 1 BB: 1 P: 18		1B: 8 2B: 3 3B: 3 HR: 3 SF: 1 SAC: 0 DP: 0 HBP: 1				WP: 1 PB: 0 SB: 1 CS: 0 PA: 44		

PITCHER		IP	WLS	BF	H	R	ER	SO	BB	IBB	HBP	BLK	WP	HR	S	P	ERA	WHIP
34 Aaron Harang, R ERA: 4.52	(1, 1)	5.1	L	28	12	8	8	4	1	0	0	0	0	2	67	101	13.50	2.438
21 Adam Loewen, L ERA: 54.0	(6, 1)	0.1		3	1	0	0	1	0	1	0	0	0	0	5	12	0.00	3.000
30 Justin De Fratus, R ERA: 5.69	(6, 1)	1.1		9	4	5	5	0	0	0	1	0	1	1	27	37	33.75	3.000
59 Elvis Araujo, L ERA: 3.16	(8, 1)	1.0		4	0	0	0	2	1	0	0	0	0	0	11	18	0.00	1.000

PITCHER	IP	WLS	BF	H	R	ER	SO	BB	IBB	HBP	BLK	WP	HR	S	P	ERA	WHIP

Batter	1	2	3	4	5	6	7	8	9	AB	R	H	RBI	BB	SO	LOB
26 Chase Utley, L (1, 4) OBP: 0.266, SLG: 0.298	C FF 88 B FF 89 B FF 90 X FF 90 2-1 G3-1 ①		C FF 89 X FF 90 0-1 G4-3 ①		X FF 91 0-0 1-2 1B ①			C CH 78 X FF 91 0-1 6 DI 1B ①		4	0	2	0	0	0	0
37 Odúbel Herrera, L (1, 8) OBP: 0.316, SLG: 0.424	C FF 89 B FF 90 F FF 91 X FF 90 1-2 G6-3 ②		B FF 90 B CH 78 X FF 90 2-0 F7 ②		D CU 74 X FF 91 1-0 P5 ②			X FF 91 0-0 P5 ①		4	0	0	0	0	0	3
7 Maikel Franco, R (1, 5) OBP: 0.340, SLG: 0.490 4 Andrés Blanco, S (1, PR) OBP: 0.351, SLG: 0.470 (1, 5)	B SI 90 C SI 91 H SI 89 2-1 6 6 1B E HBP		B SI 89 F FF 90 F CH 78 X FF 90 1-2 L8 ③		C FF 90 B FF 91 B CU 78 D CH 80 X FF 90 3-1 F8 ③			C SI 91 F SI 90 S CU 78 0-3 K ②		0 3	0 1	0 0	0 0	0 0	0 1	0 3
6 Ryan Howard, L (1, 3) OBP: 0.284, SLG: 0.451	B FF 89 B CH 79 F FF 89 X FF 89 2-1 E9 3 FC5-4 1-H 1B			C CU 74 B FF 91 S CU 77 B CU 77 X FF 91 2-2 G5-3 ①		B FF 90 B FF 90 X CH 80 2-0 L5 ①		S CU 76 B CH 81 B CU 78 S CU 77 F CU 79 C FF 91 2-3 1-2 K ③		4	0	1	0	0	1	1
3 Jeff Francoeur, R (1, 9) OBP: 0.301, SLG: 0.473	B FF 89 S CH 81 X CH 80 1-1 FC5-4 ③ 1-2f			X FF 90 0-0 18 F9 2B		X FF 90 0-0 F8 ②			B FF 92 C FF 91 X SL 86 1-1 G6-3 ①	4	0	1	0	0	0	1
18 Darin Ruf, R (1, 7) OBP: 0.301, SLG: 0.380		C FF 88 B CU 76 X SI 88 1-1 13 SH3 29 FC1-5/2 2B		C FF 90 B CU 78 F CU 76 D CH 79 F FF 91 X FF 91 2-2 F9 ② 2-3		F FF 90 S CH 80 S SI 91 0-3 K ③			C FF 92 F SL 87 F FF 92 F SL 86 C FF 92 0-3 K ②	4	0	1	0	0	2	1
13 Freddy Galvis, S (1, 6) OBP: 0.310, SLG: 0.355		B FF 90 S CH 80 X FF 89 1-1 SH3 2-3 ①		C CU 76 B CU 77 F FF 90 S CU 78 1-3 K ③			X FF 90 0-0 L8 ①		X FF 92 0-0 1B	3	0	1	0	0	1	1
29 Cameron Rupp, R (1, 2) OBP: 0.284, SLG: 0.333		X CU 74 0-0 FC1-5-2 ② 3-H		F FF 90 F CH 80 B CU 77 F CU 79 B FF 91 B CH 81 F FF 91 F FF 90 X FF 90 3-2 26 1B 1B			C CU 73 B FF 90 F CU 78 B CH 80 F CH 80 F FF 92 B CH 80 X FF 90 3-2 21 G4-6-3 1B		B FF 92 C FF 92 X SL 88 1-1 F9 ③	4	0	2	0	0	0	2
55 David Buchanan, R (1, 1) OBP: 0.250, SLG: 0.214 50 Héctor Neris, R (2, 1) 21 Adam Loewen, L (5, 1) 30 Justin De Fratus, S (7, 1)		C FF 90 C CU 76 S CU 78 0-3 K2-3 ③			C FF 90 S FF 90 S CU 74 0-3 K ①		C FF 92 B CU 77 X FF 91 1-1 G4-6-3 ②③ 1-2f			1 1 1 0	0 0 0 0	0 0 0 0	0 0 0 0	0 0 0 0	1 1 0 0	1 1 1 0
Inning Stats	R: 1 E: 1 K: 0 S: 10 H: 1 LOB: 1 BB: 0 P: 18	R: 0 E: 0 K: 1 S: 8 H: 1 LOB: 1 BB: 0 P: 10	R: 0 E: 0 K: 0 S: 6 H: 0 LOB: 0 BB: 0 P: 9	R: 0 E: 0 K: 1 S: 11 H: 1 LOB: 1 BB: 0 P: 16	R: 0 E: 0 K: 1 S: 13 H: 2 LOB: 2 BB: 0 P: 20	R: 0 E: 0 K: 1 S: 5 H: 0 LOB: 0 BB: 0 P: 7	R: 0 E: 0 K: 0 S: 8 H: 1 LOB: 0 BB: 0 P: 12	R: 0 E: 0 K: 2 S: 10 H: 1 LOB: 1 BB: 0 P: 12	R: 0 E: 0 K: 1 S: 10 H: 1 LOB: 1 BB: 0 P: 12	1B: 6 2B: 2 3B: 0 HR: 0 SF: 0 SAC: 1 DP: 1 HBP: 1						

PITCHER		IP	WLS	BF	H	R	ER	SO	BB	IBB	HBP	BLK	WP	HR	S	P	ERA	WHIP
58 Jeremy Hellickson, R ERA: 4.73	(1, 1)	8.0	W	31	7	1	0	6	0	0	1	0	0	0	71	104	0.00	0.875
43 Addison Reed, R ERA: 4.73	(9, 1)	1.0		4	1	0	0	1	0	0	0	0	0	0	10	12	0.00	1.000

PITCHER	IP	WLS	BF	H	R	ER	SO	BB	IBB	HBP	BLK	WP	HR	S	P	ERA	WHIP

TOP

Philadelphia Phillies @ Arizona Diamondbacks

Chase Field, Phoenix, AZ

Tue Aug 11 2015, 6:42 PM - 9:25 PM MST

Att. 19,836 - Roof Closed - 75 F

livebaseballscorecards.com

AB	33
R	1
H	8
RBI	0
BB	0
SO	7
LOB	15

WP: 0 PA: 35
PB: 0
SB: 0
CS: 0

Batter	1	2	3	4	5	6	7	8	9	AB	R	H	RBI	BB	SO	LOB
11 AJ Pollock, R (1, 8) OBP: 0.366, SLG: 0.477	F FF 88 B FF 87 X FF 89 1-1 44 L9 19 S 1B	1-2 6 HR 44 BB 1B 1-2 L9			C CU 80 X CU 82 0-1 6 1B 2B	X CU 82 0-0 ③ F8				5	2	3	0	0	0	2
19 Jake Lamb, L (1, 5) OBP: 0.342, SLG: 0.429	C SI 88 B SI 89 1 SAFE F FF 88 B CU 78 S CH 82 2-3 ① K 1-2	S CH 82 C FF 88 B FF 90 F CU 78 X CU 79 1-2 ① L4	B FF 92 F FF 93 B FF 94 F FF 93 B FS 85 X SI 94 3-2 ① F7		B FF 91 F FF 90 S CU 82 D CU 84 B SI 93 C FF 93 3-3 ② K		X FF 90 0-0 ① L7			5	0	0	0	0	2	4
44 Paul Goldschmidt, R (1, 3) OBP: 0.453, SLG: 0.575 23 Óscar Hernández, R (7, 2) OBP: 0.231, SLG: 0.174	X FF 90 0-0 ② L9 2-3	B CH 82 B CH 82 B FF 87 B FF 87 4-0 6 HR BB 1-2 2-3	H SI 94 1-0 6 G4-6-3 HBP		D CU 83 B FF 92 C FF 90 B CH 84 B FF 92 4-1 6 1B BB		C FF 89 B SL 80 B FF 89 X FF 89 2-1 ② G3-1			1 1	1 0	0 0	0 0	2 0	0 0	1 0
6 David Peralta, L (1, 7) OBP: 0.366, SLG: 0.520 4 Jamie Romak, R (5, PR) OBP: 0.333, SLG: 0.667 (6, 7)	B FF 89 B CH 82 X SI 90 2-0 ③ G6-3	X SI 89 0-0 1-H 2-H 3-H HR	B FS 85 X SI 93 1-0 ②③ G4-6-3 1-2f		F CU 82 F CU 82 X SI 91 0-2 1-2 2-H 1B		B SL 82 X CH 88 1-0 ③ P5			4 1	1 0	2 0	5 0	0 0	0 0	2 0
24 Yasmany Tomás, R (1, 9) OBP: 0.337, SLG: 0.438 5 Ender Inciarte, L (3, 9) OBP: 0.317, SLG: 0.387	2-1 2 1B 16 2B 8 BB 1B 0-1 2 HR 2B			F FF 92 X SI 93 0-1 ① G4-3	S FF 92 D CU 82 F FF 90 X CU 82 1-2 ③ L8			C FF 89 F SL 82 X SL 80 0-2 ① P5		2 3	2 0	2 0	0 0	0 0	0 0	0 2
8 Jarrod Saltalamacchia, S (1, 2) OBP: 0.289, SLG: 0.336 (7, 3)	4-2 2 1B 16 2B 1-2 BB 1-1 F7			C FF 92 F SI 93 B SL 84 S SL 85 1-3 K	C FF 90 X CH 84 0-1 HR		B FF 90 X FF 89 1-0 ② L8			4	2	1	1	1	1	1
2 Aaron Hill, R (1, 4) OBP: 0.294, SLG: 0.339	D FF 89 D FF 88 C FF 90 B CH 82 X FF 90 3-1 16 2B 58 1B 1-2 2-3 1B 1-2 2-H HR			F FF 93 F SI 93 D FS 86 F FS 85 D SI 93 X FF 92 2-2 ② L9	C FF 90 C FF 91 F FF 91 S CU 82 0-3 ① K		X FF 89 0-0 2B			5	2	3	2	0	1	1
16 Chris Owings, R (1, 6) OBP: 0.260, SLG: 0.329	X FF 91 0-0 58 1B 1-3 2-H 3-H 2B X FC 87 0-0 58 1B 2B			B SI 93 F FF 91 X FF 93 1-1 ③ F8	C FF 91 S FF 91 S CU 82 0-3 ② K		X SL 81 0-0 ③ L9			5	2	2	2	0	1	2
58 Jeremy Hellickson, R (1, 1) OBP: 0.256, SLG: 0.200 43 Addison Reed, L (9, 1)	X FC 89 0-0 44 BB 6 HR 11 1B 2-H 3-H 1B B FF 88 C CH 86 X CH 80 1-1 2-H 1B				C FF 91 B FF 91 B FF 91 B FF 92 C FF 91 S FF 92 3-3 ① K	F FF 90 B CU 82 B FF 90 C FF 90 F FF 92 B FF 91 D FF 91 4-2 BB				3 0	1 0	2 0	3 0	1 0	1 0	0 0
Inning Stats	R: 0 H: 1 E: 0 LOB: 1 K: 1 BB: 0 S: 7 P: 12	R: 11 H: 10 E: 0 LOB: 1 K: 0 BB: 2 S: 31 P: 50	R: 0 H: 0 E: 0 LOB: 0 K: 0 BB: 0 S: 4 P: 9	R: 0 H: 0 E: 0 LOB: 1 K: 1 BB: 0 S: 11 P: 15	R: 1 H: 2 E: 0 LOB: 2 K: 2 BB: 1 S: 15 P: 26	R: 1 H: 1 E: 0 LOB: 1 K: 2 BB: 1 S: 13 P: 17	R: 0 H: 0 E: 0 LOB: 0 K: 0 BB: 0 S: 4 P: 7	R: 0 H: 1 E: 0 LOB: 1 K: 0 BB: 0 S: 6 P: 7		1B: 7 SF: 0 2B: 5 SAC: 0 3B: 0 DP: 1 HR: 3 HBP: 1						

PITCHER		IP	WLS	BF	H	R	ER	SO	BB	IBB	HBP	BLK	WP	HR	S	P	ERA	WHIP
55 David Buchanan, R ERA: 9.0	(1, 1)	1.2	L	18	11	11	11	1	2	0	0	0	0	2	34	57	59.40	7.800
50 Héctor Neris, R ERA: 2.5	(2, 1)	2.1		8	0	0	0	1	0	0	1	0	0	0	19	29	0.00	0.000
21 Adam Loewen, L ERA: 15.43	(5, 1)	2.0		11	3	2	2	4	2	0	0	0	0	1	28	43	9.00	2.500
30 Justin De Fratus, R ERA: 5.51	(7, 1)	2.0		7	1	0	0	0	0	0	0	0	0	0	10	14	0.00	0.500

PITCHER	IP	WLS	BF	H	R	ER	SO	BB	IBB	HBP	BLK	WP	HR	S	P	ERA	WHIP

BOTTOM

Philadelphia Phillies @ Arizona Diamondbacks
Chase Field, Phoenix, AZ
Tue Aug 11 2015, 6:42 PM - 9:25 PM MST
Att. 19,836 - Roof Closed - 75 F

livebaseballscorecards.com

AB	39
R	13
H	15
RBI	13
BB	4
SO	6
LOB	15

WP: 0 PA: 44
PB: 1
SB: 1
CS: 0

Batter	1	2	3	4	5	6	7	8	9	AB	R	H	RBI	BB	SO	LOB
16 César Hernández, S (1, 4) OBP: 0.360, SLG: 0.375	F FF 92 C FF 92 F FF 93 X CU 78 0-2 37 G3 1B		F CH 82 C FF 93 F FF 93 F FF 93 B CH 83 X FF 93 1-2 ① G4-3		X SI 92 0-0 ① G1-3	B FF 94 C CU 81 B FF 94 X CU 80 2-1 4 1B 1B			B SL 88 X CH 84 1-0 ① F8	5	0	2	0	0	0	0
4 Andrés Blanco, S (1, 5) OBP: 0.353, SLG: 0.495	1 SAFE C FF 91 B CH 81 S CH 81 B CH 81 X FF 92 2-2 ① F9		C SI 93 B FF 93 X FF 92 1-1 HR		C SI 92 B CH 82 B CH 82 C CU 78 B CU 79 S CH 84 3-3 ② K	1 SAFE B SI 93 X FF 94 1-0 1-2 1B			B CH 84 X SL 88 1-0 ② P6	5	1	2	1	0	1	1
37 Odúbel Herrera, L (1, 8) OBP: 0.315, SLG: 0.421	1 SAFE D CU 76 C CH 81 C CU 76 B CU 76 F CH 82 X FF 93 2-2 ② G3 1-2		X CH 82 0-0 6 G3-4-3 1B		X SI 92 0-0 ③ G6-3	C CH 74 B FC 81 X FC 83 1-1 ③ G3			C SL 90 F SL 90 S SL 89 0-3 ③ K	5	0	1	0	0	1	3
6 Ryan Howard, L (1, 3) OBP: 0.284, SLG: 0.452	S CU 78 F FF 93 S CU 78 0-3 ③ K		1 SAFE 1 SAFE F CU 78 B CU 76 B FF 93 X CU 77 2-1 ② G3-4-3 1-2			B SI 91 X CU 77 1-0 25 G3 13 1B 2B	B FC 83 F FC 83 B FC 83 F FC 84 X FC 85 2-2 ① L6			4	1	1	0	0	1	2
3 Jeff Francoeur, R (1, 9) OBP: 0.304, SLG: 0.474		C FF 91 B FF 92 B CH 82 B CH 82 C FF 93 X FF 93 3-2 25 2B 29 SF8 1B	S CH 83 B CH 82 F FF 94 F CH 82 S FF 93 1-3 ③ K			B CH 83 B CH 83 C CH 83 X SI 93 2-1 13 1B 25 G3 29 HR 1B	B FC 84 X CH 76 1-0 ② G2-3			4	2	2	0	0	1	1
25 Cody Asche, L (1, 7) OBP: 0.293, SLG: 0.386		C FF 93 B FF 92 1 SAFE X CH 82 1-1 1-3 2B		C CU 76 X CU 75 0-1 13 1B 29 G4-6-3 2B		L CH 90 F CH 90 D SL 82 X SL 81 1-2 ① G3 1-2 2-3	F FC 84 B FC 85 X FC 86 1-1 ③ G4-3			4	1	2	0	0	0	2
13 Freddy Galvis, S (1, 6) OBP: 0.311, SLG: 0.357		C CU 78 F FF 94 F CU 78 F FF 94 S CH 82 0-3 ① K		X SI 92 0-0 29 G4-6-3 2-3 1B		F SL 80 C FF 91 D FF 92 F FF 92 X SL 84 1-2 29 HR 2-3 3-H 1B		B FF 95 C CH 84 X SL 88 1-1 ① G3		4	1	2	1	0	1	2
29 Cameron Rupp, R (1, 2) OBP: 0.283, SLG: 0.352		X CU 78 0-0 ② SF8 3-H		F CH 83 X SI 93 0-1 ① ② G4-6-3 1-2f 3-H		B FF 92 F FF 92 X FF 92 1-1 1-H 3-H HR		X SL 88 0-0 ② F9		3	1	1	4	0	0	1
27 Aaron Nola, R (1, 1) OBP: 0.250, SLG: 0.182 18 Darin Ruf, R (6, PH) OBP: 0.299, SLG: 0.377 46 Jeanmar Gómez, R (6, 1) 9 Domonic Brown, L (8, PH) OBP: 0.289, SLG: 0.361 57 Luis García, R (8, 1) 53 Ken Giles, R (8, 1)		C FF 94 C CH 81 S CU 79 0-3 ③ K2-3		B FF 92 C FF 92 F CU 77 B CU 77 B CH 83 X FF 93 3-2 ③ G4-3		C CU 79 B CU 80 X FF 94 1-1 ② G6-3		C SL 88 C SL 88 B SL 88 F FF 96 S FF 96 1-3 ③ K		2 1 0 1 0 0 0	0 0 0 0 0 0 0	0 0 0 0 0 0 0	0 0 0 0 0 0 0	1 0 0 0 0 0 0	1 0 0 1 0 0 0	1 0 0 0 0 0 0
Inning Stats	R: 0 E: 0 K: 1 S: 14 H: 1 LOB: 1 BB: 0 P: 18	R: 1 E: 0 K: 2 S: 14 H: 2 LOB: 1 BB: 0 P: 18	R: 1 E: 0 K: 1 S: 14 H: 2 LOB: 1 BB: 0 P: 19	R: 1 E: 0 K: 0 S: 8 H: 2 LOB: 0 BB: 0 P: 11	R: 0 E: 0 K: 1 S: 5 H: 0 LOB: 0 BB: 0 P: 8	R: 4 E: 0 K: 0 S: 19 H: 6 LOB: 2 BB: 0 P: 30	R: 0 E: 0 K: 0 S: 6 H: 0 LOB: 0 BB: 0 P: 10	R: 0 E: 0 K: 1 S: 7 H: 0 LOB: 0 BB: 0 P: 9	R: 0 E: 0 K: 1 S: 5 H: 0 LOB: 0 BB: 0 P: 7	1B: 8 2B: 3 3B: 0 HR: 2 SF: 1 SAC: 0 DP: 1 HBP: 0						

TOP

Philadelphia Phillies @ Arizona Diamondbacks
Chase Field, Phoenix, AZ
Wed Aug 12 2015, 12:41 PM - 4:14 PM MST
Att. 18,047 - Roof Closed - 75 F

livebaseballscorecards.com

AB	38
R	7
H	13
RBI	6
BB	0
SO	7
LOB	13

PITCHER		IP	WLS	BF	H	R	ER	SO	BB	IBB	HBP	BLK	WP	HR	S	P	ERA	WHIP
57 Chase Anderson, R ERA: 4.31	(1, 1)	5.0	L	23	9	5	5	5	0	0	0	0	0	1	58	80	9.00	1.800
56 Keith Hessler, L ERA: 7.71	(6, 1)	0.1	B	3	2	2	2	0	0	0	0	0	0	1	9	12	54.00	6.000
30 David Hernandez, R ERA: 3.93	(6, 1)	0.1		3	2	0	0	0	0	0	0	0	0	0	5	9	0.00	6.000
55 Josh Collmenter, R ERA: 4.25	(6, 1)	1.1		4	0	0	0	0	0	0	0	0	0	0	8	13	0.00	0.000
41 Daniel Hudson, R ERA: 4.01	(8, 1)	2.0		6	0	0	0	2	0	0	0	0	0	0	12	16	0.00	0.000

PITCHER	IP	WLS	BF	H	R	ER	SO	BB	IBB	HBP	BLK	WP	HR	S	P	ERA	WHIP

BOTTOM

Philadelphia Phillies @ Arizona Diamondbacks
Chase Field, Phoenix, AZ
Wed Aug 12 2015, 12:41 PM - 4:14 PM MST
Att. 18,047 - Roof Closed - 75 F

livebaseballscorecards.com

Batter	1	2	3	4	5	6	7	8	9	AB	R	H	RBI	BB	SO	LOB
5 Ender Inciarte, L (1, 9) OBP: 0.321, SLG: 0.390	C FF 91 B FF 90 B FF 91 C FF 91 F CH 83 F SI 92 F FF 90 X CU 76 2-2 11 1B 44 1B 1B		B SI 88 X SI 89 1-0 ① G3		C FF 90 X FF 88 0-1 11 G5-3 44 3B 1B	B SI 91 B SI 90 X SI 91 2-0 ② L7		F FF 97 B FF 96 S SL 87 X SL 86 1-2 11 FC4-2 11 WP 2-3 1B		5	2	3	0	0	0	2
11 AJ Pollock, R (1, 8) OBP: 0.366, SLG: 0.477	B FF 90 1 SAFE B FF 89 C FF 90 C FF 90 X CU 76 2-2 44 1B 19 G6-3 1-3 1B		S FF 91 X FF 90 0-1 19 F8 44 BB 1B		1 SAFE 1 SAFE C CU 76 X CU 76 0-1 ① G5-3 1-2	B SI 92 X SI 93 1-0 ③ G4-3		S SL 82 D SL 86 X FF 96 1-1 ② FC4-2 1-3 3-H		5	1	2	0	0	0	5
44 Paul Goldschmidt, R (1, 3) OBP: 0.457, SLG: 0.584	B CH 80 B FF 91 S CH 82 B FF 91 X FF 91 3-1 19 G6-3 19 PB 1-3 3-H 1B		1 SAFE F FF 90 D CU 77 D CU 78 1 SAFE F CH 82 F FF 91 F FF 90 D CU 77 4-2 B FF 90 19 F8 1-2 BB		B CH 79 2 SAFE 2 SAFE C FF 89 X CH 82 1-1 19 1B 2-H 3B		X SI 91 0-0 19 G6-3 7 SF8 2B	C SL 86 B SL 85 B FF 98 C SL 86 B SL 86 S SL 86 3-3 ③ K		4	2	3	2	1	1	2
19 Jake Lamb, L (1, 5) OBP: 0.339, SLG: 0.423	B CH 83 C FF 88 B SI 90 X SI 91 2-1 ① G6-3 1-3 3-H		2 SAFE X CH 81 0-0 ② F8 1-2 2-3		C FF 88 X SI 89 0-1 2 1B 3-H 1B		C SI 90 X SI 91 0-1 ① G6-3 2-3		B FF 95 X FF 95 1-0 ① G4-3	5	0	1	2	0	0	4
7 Welington Castillo, R (1, 2) OBP: 0.320, SLG: 0.516	C CU 76 F FF 89 X FF 88 0-2 ② G1-3		C FF 90 B FF 90 F FF 91 S CU 78 1-3 ③ K		1 SAFE C CU 76 B SI 91 B SI 86 X SI 89 2-1 ② L8		F SI 92 B SL 86 F CH 84 F SI 93 D SL 86 X SI 94 2-2 ② SF8 3-H		B SL 87 X FF 96 1-0 ② L8	4	0	0	1	0	1	4
2 Aaron Hill, R (1, 4) OBP: 0.298, SLG: 0.343 55 Josh Collmenter, R (6, 1) OBP: 0.286, SLG: 0.200 8 Jarrod Saltalamacchia, Sr (7, PH) OBP: 0.287, SLG: 0.333 41 Daniel Hudson, R (8, 1) 6 David Peralta, L (9, PH) OBP: 0.368, SLG: 0.522	B FF 91 C FF 91 F FF 91 X FF 92 1-2 ③ L7			X FF 88 0-0 1B	X CU 76 0-0 ③ 1-3 1B		B CH 85 B CH 85 F SI 91 X SI 92 2-1 ③ L8		X FF 97 0-0 1B	3 0 1 0 1	0 0 0 0 0	2 0 0 0 1	0 0 0 0 0	0 0 0 0 0	0 0 0 0 0	1 0 0 0 0
4 Jamie Romak, R (1, 7) OBP: 0.375, SLG: 0.500		B FF 90 X FF 91 1-0 ① F9		C SI 88 S CU 77 F CU 77 1 SAFE X FF 86 0-2 ① F8		S SI 91 B SI 91 X SI 92 1-1 13 FC5-4 1B		X FF 96 0-0 13 G1-3 16 2B 1B	S FF 96 D SL 85 C SL 86 D SL 87 B FF 97 S FF 98 3-3 ③ K	5	1	2	0	0	1	2
13 Nick Ahmed, R (1, 6) OBP: 0.277, SLG: 0.328		C FF 91 B FF 88 B FF 92 F FF 92 F CU 77 X CU 77 2-2 ② G5-3		C CU 76 B FF 89 F SI 89 X SI 87 1-2 ② P3		C SI 91 B SI 92 X SI 91 1-1 ① FC5-4 16 1B 1-2f		X FF 96 0-0 ① G1-3 1-2		4	0	0	0	0	0	3
57 Chase Anderson, R (1, 1) OBP: 0.139, SLG: 0.114 56 Keith Hessler, L (6, 1) 30 David Hernandez, R (6, 1) 16 Chris Owings, R (6, 4) OBP: 0.264, SLG: 0.335		C FF 90 C FF 92 F CU 76 C FF 92 0-3 ③ K		S FF 89 X FF 90 0-1 ③ B1-3		T SI 91 F SI 92 B SI 91 X SI 92 1-2 1-2 1B		C SI 96 C SL 86 F SL 86 X FF 97 0-2 5 1B 11 FC4-2 2-H 2B		2 0 0 2	0 0 0 0	0 0 0 2	0 0 0 1	1 0 0 0	1 0 0 0	0 0 0 0
Inning Stats	R: 2 E: 0 K: 0 S: 19 H: 3 LOB: 1 BB: 0 P: 29	R: 0 E: 0 K: 1 S: 9 H: 0 LOB: 0 BB: 0 P: 12	R: 0 E: 0 K: 1 S: 11 H: 1 LOB: 2 BB: 1 P: 17	R: 0 E: 0 K: 0 S: 10 H: 1 LOB: 1 BB: 0 P: 11	R: 2 E: 0 K: 0 S: 11 H: 4 LOB: 2 BB: 0 P: 14	R: 0 E: 0 K: 0 S: 9 H: 2 LOB: 2 BB: 0 P: 15	R: 1 E: 0 K: 0 S: 9 H: 1 LOB: 0 BB: 0 P: 13	R: 1 E: 0 K: 1 S: 14 H: 3 LOB: 2 BB: 0 P: 19	R: 0 E: 0 K: 1 S: 6 H: 1 LOB: 1 BB: 0 P: 11	1B: 13 2B: 2 3B: 1 HR: 0 SF: 1 SAC: 0 DP: 0 HBP: 0						

	AB	41
	R	6
	H	16
	RBI	6
	BB	1
	SO	4
	LOB	24

PITCHER	IP	WLS	BF	H	R	ER	SO	BB	IBB	HBP	BLK	WP	HR	S	P	ERA	WHIP
27 Aaron Nola, R (1, 1) ERA: 4.25	5.0	W	24	9	4	4	2	1	0	0	0	0	0	60	83	7.20	2.000
46 Jeanmar Gómez, R (6, 1) ERA: 2.16	2.0	H	9	3	1	1	0	0	0	0	0	0	0	18	28	4.50	1.500
57 Luis García, R (8, 1) ERA: 3.24	0.2	H	5	3	1	1	0	0	0	0	0	1	0	11	13	13.50	4.500
53 Ken Giles, R (8, 1) ERA: 1.75	1.1	S	5	1	0	0	2	0	0	0	0	0	0	9	17	0.00	0.750

PITCHER	IP	WLS	BF	H	R	ER	SO	BB	IBB	HBP	BLK	WP	HR	S	P	ERA	WHIP

Batter	1	2	3	4	5	6	7	8	9	AB	R	H	RBI	BB	SO	LOB
5 Ender Inciarte, L (1, 9) OBP: 0.325, SLG: 0.395	B FF 88 B FF 88 C FF 88 B SI 89 C FF 89 D CH 83 4-2 44 CS BB		C CU 73 B SI 90 B FF 92 B CU 72 C FF 92 X FF 92 3-2 ③ G5-3			X CH 81 0-0 44 WP 44 2B 1B		C FF 91 C FF 92 B FF 92 B FS 86 F FF 92 F FF 92 X FF 91 2-2 11 PB 11 1B 2B		3	2	2	0	1	0	0
11 AJ Pollock, R (1, 8) OBP: 0.365, SLG: 0.474	C FF 90 F SL 80 1 SAFE X SL 78 0-2 ① L5			F SL 77 F FF 88 B FF 90 B CU 70 F SL 80 X FF 91 2-2 ① F8		X SL 78 0-0 ② L7		B FF 92 F FF 92 B FF 92 X FF 92 2-1 44 S 2-H 1B		4	0	1	1	0	0	2
44 Paul Goldschmidt, R (1, 3) OBP: 0.455, SLG: 0.583	C SL 78 1 SAFE B FF 89 1 SAFE B SL 79 F FF 91 B FF 90 T FF 91 3-2 ②③ K 1-2			C FF 91 F FF 91 B CU 72 X FF 93 1-2 ② L4		C CU 71 B SL 79 B SL 78 B FF 90 C CU 71 F FF 92 X FF 92 3-2 1-H 2B		C FF 92 D SL 81 S SL 81 D SL 83 B SL 80 X SL 80 3-2 ③ G6-3 1-2		4	0	1	1	0	1	2
6 David Peralta, L (1, 7) OBP: 0.366, SLG: 0.517		C CU 69 S FF 89 B FF 90 B SL 79 F SI 90 B SL 78 F SI 90 S FF 91 3-3 ① K		B CH 82 F CU 73 B FF 91 F CU 72 B SI 92 B SL 80 4-2 BB		S SL 79 S FF 91 F FF 92 X SL 81 0-2 ③ F9			X SI 96 0-0 ① G4-3	3	0	0	0	1	1	1
7 Welington Castillo, R (1, 2) OBP: 0.315, SLG: 0.507		C FF 91 B SI 90 F SL 80 S SL 79 1-3 ② K		F SL 79 1 SAFE C SL 80 B FF 92 B FF 92 S CU 74 2-3 ③ K			F FF 91 B FF 92 T FF 92 S FF 92 1-3 ① K		C SI 98 X SI 98 0-1 ② F8	4	0	0	0	0	3	1
19 Jake Lamb, L (1, 5) OBP: 0.338, SLG: 0.425		C CU 70 B CU 69 B FF 90 X CH 84 2-1 2B			B FF 89 C FF 89 F FF 89 F SL 79 B FF 90 T FF 91 2-2 ① K		B FF 90 B FF 91 C FF 92 C FF 93 2-3 ② K		B SI 98 S SI 96 B SL 84 F SI 98 S SI 98 2-3 ③ K	4	0	1	0	0	3	0
16 Chris Owings, R (1, 4) OBP: 0.262, SLG: 0.332		C SL 80 S SL 81 D SL 82 B FF 92 F FF 92 B SL 81 S SL 81 3-3 ③ K			L FF 90 B FF 89 X SL 79 1-1 ② F8		S FF 91 S SL 82 X FF 93 0-2 ③ F8			3	0	0	0	0	1	1
13 Nick Ahmed, R (1, 6) OBP: 0.275, SLG: 0.325			C FF 90 B FF 89 C SL 79 T FF 92 1-2 ① K		X FF 90 0-0 ③ F9			B SL 80 X FF 90 1-0 ① F8		3	0	0	0	0	1	0
38 Robbie Ray, L (1, 1) OBP: 0.071, SLG: 0.071 40 Andrew Chafin, R (5, 1) 4 Jamie Romak, R (6, PH) OBP: 0.333, SLG: 0.444 43 Addison Reed, L (6, 1) 2 Aaron Hill, R (8, PH) OBP: 0.297, SLG: 0.342 41 Daniel Hudson, R (8, 1)			C FF 90 S FF 91 X FF 92 0-2 ② G5-3			C SL 76 B FF 88 B SL 78 F FF 89 F CU 70 F FF 90 X SL 78 2-2 ① G5-3		B FF 92 F FF 92 X FF 92 1-1 ② F9		1 0 1 0 1 0	0 0 0 0 0 0	0 0 0 0 0 0	0 0 0 0 0 0	0 0 0 0 0 0	0 0 0 0 0 0	0 0 0 0 0 0

TOP

Arizona Diamondbacks @ Atlanta Braves

Turner Field, Atlanta, GA

Fri Aug 14 2015, 7:39 PM - 10:36 PM EDT
Att. 31,917 - Partly Cloudy - 85 F

livebaseballscorecards.com

AB	31
R	2
H	5
RBI	2
BB	2
SO	10
LOB	7

Inning Stats	1	2	3	4	5	6	7	8	9
	R: 0 E: 0 K: 1 S: 8	H: 0 LOB: 1 BB: 1 P: 15	R: 0 E: 0 K: 3 S: 14	H: 1 LOB: 1 BB: 0 P: 23	R: 0 E: 0 K: 1 S: 9	H: 0 LOB: 0 BB: 0 P: 13	R: 0 E: 0 K: 1 S: 12	H: 0 LOB: 1 BB: 1 P: 21	R: 0 E: 0 K: 1 S: 7	H: 0 LOB: 0 BB: 0 P: 10	R: 1 E: 0 K: 0 S: 15	H: 2 LOB: 1 BB: 0 P: 20	R: 0 E: 0 K: 2 S: 9	H: 0 LOB: 0 BB: 0 P: 12	R: 1 E: 0 K: 0 S: 14	H: 2 LOB: 1 BB: 0 P: 23	R: 0 E: 0 K: 1 S: 6	H: 0 LOB: 0 BB: 0 P: 8

| | | |

BOTTOM

Arizona Diamondbacks @ Atlanta Braves

Turner Field, Atlanta, GA

Fri Aug 14 2015, 7:39 PM - 10:36 PM EDT
Att. 31,917 - Partly Cloudy - 85 F

livebaseballscorecards.com

Batter	1	2	3	4	5	6	7	8	9	AB	R	H	RBI	BB	SO	LOB
8 Jace Peterson, L (1, 4) OBP: 0.323, SLG: 0.351	B FF 92 C SI 94 B SI 92 B FF 94 X SI 93 3-1 ① G5-3		X SL 84 0-0 25 3B 2-H 3B		B SI 94 T SI 92 C FF 94 B SI 94 B FF 94 B SI 94 4-2 22 G3-1 25 1B BB	B FF 92 C FF 93 T FF 92 F FF 92 F FF 93 F FF 92 X FF 94 1-2 ③ F8				3	1	1	1	1	0	2
25 Cameron Maybin, R (1, 8) OBP: 0.335, SLG: 0.386	C FF 92 B SI 94 B CH 82 B FF 94 C FF 94 F SI 95 F SI 95 B SI 95 4-2 22 G6-4-3 BB		C SI 93 B SI 94 B SI 93 B FF 94 X SI 93 3-1 3-H 3B		C SI 92 B SI 93 B SI 93 1 SAFE F SI 92 D SL 81 X SL 80 3-2 22 G3-1 1-2 2-H 1B		B FF 92 C SL 86 F SL 84 X FF 90 1-2 ① G4-3			3	0	2	2	1	0	0
22 Nick Markakis, L (1, 9) OBP: 0.369, SLG: 0.376	B FF 94 1 SAFE B FF 92 B FF 91 C FF 92 F FF 92 F FF 94 X SL 83 3-2 ②③ G6-4-3 1-2f		B SI 94 F SL 85 B FF 95 B FF 94 C SI 94 F SI 92 X SI 94 3-2 ③ G1-3		C FF 92 B FF 92 X SL 82 1-1 ② G3-1 1-2 2-3		C FF 93 X FF 92 0-1 ② G3			4	0	0	0	0	0	4
7 Jonny Gomes, R (1, 7) OBP: 0.319, SLG: 0.335 2 Michael Bourn, L (7, PH) OBP: 0.301, SLG: 0.282 (8, 7)		C SI 92 B SI 93 B SI 96 B FF 96 B SI 94 4-1 15 G3-6 BB		B FF 91 C FF 92 C SI 93 B FF 95 F FF 94 X SI 94 2-2 ① P4	D SI 92 I IN 76 I IN 78 I IN 79 4-0 IBB		F SL 86 B SL 87 S FF 91 F FF 90 X FF 93 1-2 ③ G4-3			1 1	0 0	0 0	0 0	2 0	0 0	0 0
15 A.J. Pierzynski, L (1, 2) OBP: 0.331, SLG: 0.428		B SL 85 F FF 95 F FF 94 F SI 94 X SL 85 1-2 ①② G3-6 1-2f		B FF 95 B FF 95 B FF 95 B SI 95 4-0 13 1B BB	X SL 81 0-0 ③ F8			B SI 95 F SI 95 X SI 95 1-1 ① F8		3	0	0	0	1	0	4
13 Adonis García, R (1, 5) OBP: 0.270, SLG: 0.472		X SI 95 0-0 ③ G6-3		S SL 82 F SL 84 X SL 84 0-2 23 G5-4-3 1-2 1B		C SL 86 X SL 86 0-1 ① G6-3		X SL 88 0-0 ② G6-3		4	0	1	0	0	0	0
23 Nick Swisher, S (1, 3) OBP: 0.258, SLG: 0.278 32 David Aardsma, R (7, 1) 13 Pedro Ciriaco, R (8, PH) OBP: 0.272, SLG: 0.394 38 Arodys Vizcaíno, R (9, 1)			C SI 93 X SI 94 0-1 ① F9	X SI 94 0-0 ②③ G5-4-3 1-2f		B FF 93 F SL 86 B SL 88 F SL 87 B SL 87 F SL 86 B FF 94 4-2 53 2B BB		B SL 88 S SL 88 B SL 88 F SI 96 X SL 88 2-2 1B		2 0 1 0	0 0 0 0	0 0 1 0	0 0 0 0	1 0 0 0	0 0 0 0	2 0 0 0
19 Andrelton Simmons, R (1, 6) OBP: 0.323, SLG: 0.334			C SI 93 B SI 95 B SI 95 X FF 94 2-1 8 3B 49 SH5-4 1B	B CH 79 B SI 90 C SI 91 S SI 93 X SI 93 2-2 25 1B 49 SH5-4 1B	B SL 85 1 SAFE B SL 85 C SL 84 D CH 86 C FF 92 X FF 92 3-2 ② L8		1 SAFE B FF 95 C SL 87 X SL 89 1-1 ③ G6-3			4	2	2	0	0	0	2
49 Julio Teheran, R (1, 1) OBP: 0.079, SLG: 0.054 53 Joey Terdoslavich, S (6, PH) OBP: 0.240, SLG: 0.396 (7, 3)			X SI 92 0-0 ② SH5-4 1-2	X SI 90 0-0 ① SH5-4 1-2		B SL 86 F FF 92 C FF 93 X SL 86 1-2 1-3 2B				0 1	0 0	0 1	0 0	0 0	0 0	0 0
Inning Stats	R: 0 E: 0 K: 0 S: 10 H: 0 LOB: 0 BB: 1 P: 20	R: 0 E: 0 K: 0 S: 6 H: 0 LOB: 0 BB: 1 P: 11	R: 2 E: 0 K: 0 S: 12 H: 3 LOB: 1 BB: 0 P: 20	R: 0 E: 0 K: 0 S: 8 H: 1 LOB: 1 BB: 1 P: 14	R: 1 E: 0 K: 0 S: 12 H: 2 LOB: 3 BB: 2 P: 26	R: 0 E: 0 K: 0 S: 17 H: 1 LOB: 2 BB: 1 P: 26	R: 0 E: 0 K: 0 S: 9 H: 0 LOB: 0 BB: 0 P: 11	R: 0 E: 0 K: 0 S: 8 H: 1 LOB: 1 BB: 0 P: 12		1B: 5 2B: 1 3B: 2 HR: 0	SF: 0 SAC: 2 DP: 3 HBP: 0			WP: 0 PB: 0 SB: 0 CS: 0	PA: 35	

	AB	27
	R	3
	H	8
	RBI	3
	BB	6
	SO	0
	LOB	14

PITCHER		IP	WLS	BF	H	R	ER	SO	BB	IBB	HBP	BLK	WP	HR	S	P	ERA	WHIP
38 Robbie Ray, L ERA: 3.29	(1, 1)	4.1	L	20	6	3	3	0	4	0	0	0	0	0	45	83	6.23	2.308
40 Andrew Chafin, L ERA: 2.44	(5, 1)	0.2		3	0	0	0	0	0	1	0	0	0	0	3	8	0.00	0.000
43 Addison Reed, R ERA: 4.46	(6, 1)	2.0		8	1	0	0	0	1	0	0	0	0	0	26	37	0.00	1.000
41 Daniel Hudson, R ERA: 3.93	(8, 1)	1.0		4	1	0	0	0	0	0	0	0	0	0	8	12	0.00	1.000

PITCHER	IP	WLS	BF	H	R	ER	SO	BB	IBB	HBP	BLK	WP	HR	S	P	ERA	WHIP

Arizona Diamondbacks @ Atlanta Braves

Turner Field, Atlanta, GA

Sat Aug 15 2015, 7:10 PM - 10:11 PM EDT

Att. 29,624 - Partly Cloudy - 88 F

TOP

livebaseballscorecards.com

Batter	1	2	3	4	5	6	7	8	9	AB	R	H	RBI	BB	SO	LOB
5 Ender Inciarte, L (1, 9) OBP: 0.326, SLG: 0.393	C FF 91 F FF 96 C FF 96 0-3 ① K		X SI 94 0-0 ① G4-3		B CH 82 F SI 95 F FF 95 X FF 97 1-2 44 1B, 11 1B, 6 SF8 1B	X CU 79 0-0 ③ G4-3			C CU 76 B CH 85 B FF 92 B SI 92 C FF 92 F SL 86 B FF 92 4-2 44 S, 11 HBP, 44 1B BB	4	2	1	0	1	1	0
11 AJ Pollock, R (1, 8) OBP: 0.367, SLG: 0.477	S FF 95 B CU 76 F FF 95 X SL 89 1-2 6 1B 2B		B SL 87 F SL 87 B CU 76 C FF 96 F CH 85 X FF 97 2-2 ② G4-3		B FF 93 X SL 84 1-0 6 SF8, 44 1B, 2 SF9 1-2 1B		C FF 94 F CH 86 S SL 88 0-3 ① K		F FF 91 F CH 84 H FF 92 1-2 44 S, 44 1B 1-2 HBP	4	3	2	0	0	1	0
44 Paul Goldschmidt, R (1, 3) OBP: 0.454, SLG: 0.581	B FF 96 B FF 96 C SI 92 C SL 87 D FF 98 S SL 86 3-3 ② K		C FF 98 B CU 78 F FF 98 F SL 86 F SL 86 B FF 98 F SL 86 S FF 98 2-3 ③ K		D CU 73 X SL 82 1-0 19 2B 1-2 2-3 1B		C FF 94 C CU 78 B SL 89 S SI 90 1-3 ② K		B FF 92 C SL 85 C SL 85 D SL 88 X FF 91 2-2 2 G6-4-3, 6 BB 1-H 2-H 1B	5	1	2	2	0	3	1
6 David Peralta, L (1, 7) OBP: 0.370, SLG: 0.528	X SI 96 0-0 2 1B 2-H 1B			F FF 91 X CU 74 0-1 HR	T CH 83 X CH 85 0-1 ① SF8 2-3 3-H		B FF 95 B CH 88 C FF 95 X CH 87 2-1 ③ G4-3		1 SAFE D SL 80 1 SAFE B FF 93 B FF 89 C FF 92 S FF 91 F FF 93 F FF 93 4-2 B SL 80 2 G6-4-3 1-2 BB	3	1	2	3	1	0	0
2 Aaron Hill, R (1, 4) OBP: 0.299, SLG: 0.342	B FF 95 1 SAFE B CU 75 F FF 92 S SL 86 F SL 88 D SL 85 X SI 95 3-2 1-3 1B			B SL 84 B SI 96 C FF 95 B SL 83 B FF 93 4-1 8 L9, 19 1B, 16 FC5-4 BB	C SL 84 1 SAFE X SI 96 0-1 ② SF9 3-H			X FF 92 0-0 ① F9	C FF 91 X FF 94 0-1 ① ② G6-4-3 1-2f 2-3	3	1	1	1	1	0	2
19 Jake Lamb, L (1, 5) OBP: 0.339, SLG: 0.429	B FF 96 1 SAFE B CU 75 X SI 93 2-0 ③ G4-3			X SI 94 0-0 16 FC5-4 1-2 1B	1 SAFE 1 SAFE B FF 94 1 SAFE X CH 83 1-0 ① 2B 1-H			B FF 93 C FF 92 F SI 93 X SI 92 1-2 ② G1-3	S SL 83 S SL 82 X SL 83 0-2 ③ G3	5	0	2	1	0	0	3
8 Jarrod Saltalamacchia, S (1, 2) OBP: 0.286, SLG: 0.339		B FF 92 X FF 94 1-0 ① F9		C FF 96 B CH 84 F FF 95 F FF 97 X FF 97 1-2 ① L9 2-3	C FF 93 S SL 88 S SL 90 0-3 ③ K			S FF 94 C SL 79 B SL 80 B FF 94 F FF 93 F SL 81 X SL 78 2-2 2B		4	0	1	0	0	1	3
16 Chris Owings, R (1, 6) OBP: 0.262, SLG: 0.330		T FF 97 C CU 77 X SL 90 0-2 ② F9		F SL 86 1 SAFE B SI 96 1 SAFE X SL 84 1-1 ② FC5-4 1-2f 3-H		B FF 92 X SL 84 1-0 ① G4-3		D SL 78 D SI 93 B SI 93 B FF 92 4-0 BB	3	0	0	1	1	0	1
46 Patrick Corbin, L (1, 1) 30 David Hernandez, R (7, 1) 4 Jamie Romak, R (8, PH) OBP: 0.300, SLG: 0.400 56 Keith Hessler, L (8, 1) 41 Daniel Hudson, R (8, 1) 29 Brad Ziegler, R (9, 1)		C FF 93 F SI 94 S FF 96 0-3 ③ K		F FF 92 S FF 94 T FF 95 0-2 ③ K		B FF 93 B FF 91 C FF 93 C FF 94 S FF 95 2-3 ② K		S FF 93 B SL 80 S FF 94 B FF 93 B FF 93 S FF 94 3-3 ③ K		3 0 0 0 0 3 1 0 0 0 0 0 0 0 1 0 0 0 0 1 2 0 0 0 0 0 0 0 0 0 0 0 0 0 0 0 0 0 0 0 0 0						
Inning Stats	R: 1 E: 0 K: 2 S: 15 H: 3 LOB: 2 BB: 0 P: 24	R: 0 E: 0 K: 1 S: 7 H: 0 LOB: 0 BB: 0 P: 8	R: 0 E: 0 K: 1 S: 11 H: 0 LOB: 0 BB: 0 P: 15	R: 2 E: 0 K: 1 S: 13 H: 2 LOB: 1 BB: 1 P: 19	R: 3 E: 0 K: 1 S: 13 H: 4 LOB: 1 BB: 0 P: 17	R: 0 E: 0 K: 2 S: 5 H: 0 LOB: 0 BB: 0 P: 8	R: 0 E: 0 K: 2 S: 8 H: 0 LOB: 0 BB: 0 P: 11	R: 0 E: 0 K: 1 S: 12 H: 1 LOB: 2 BB: 1 P: 22	R: 2 E: 0 K: 0 S: 17 H: 1 LOB: 1 BB: 2 P: 28	1B: 7 2B: 3 3B: 0 HR: 1	SF: 2 SAC: 0 DP: 1 HBP: 1						

	AB	35
	R	8
	H	11
	RBI	8
	BB	4
	SO	10
	LOB	13

PITCHER		IP	WLS	BF	H	R	ER	SO	BB	IBB	HBP	BLK	WP	HR	S	P	ERA	WHIP
48 Mike Foltynewicz, R ERA: 5.61	(1, 1)	4.2	L	24	9	6	6	5	1	0	0	0	0	1	56	80	11.57	2.143
34 Edwin Jackson, R ERA: 2.97	(5, 1)	2.1		7	0	0	0	4	0	0	0	0	0	0	16	22	0.00	0.000
56 Ross Detwiler, L ERA: 6.45	(8, 1)	1.0		5	1	0	0	1	1	0	0	0	0	0	12	22	0.00	2.000
63 Jake Brigham, R ERA: 4.8	(9, 1)	0.0		3	1	2	2	0	1	0	1	0	0	0	8	15	∞	∞
56 Matt Marksberry, L ERA: 4.5	(9, 1)	1.0		3	0	0	0	0	1	0	0	0	0	0	9	13	0.00	1.000

PITCHER	IP	WLS	BF	H	R	ER	SO	BB	IBB	HBP	BLK	WP	HR	S	P	ERA	WHIP

BOTTOM

Arizona Diamondbacks @ Atlanta Braves

Turner Field, Atlanta, GA

Sat Aug 15 2015, 7:10 PM - 10:11 PM EDT

Att. 29,624 - Partly Cloudy - 88 F

livebaseballscorecards.com

Batter	1	2	3	4	5	6	7	8	9	AB	R	H	RBI	BB	SO	LOB
8 Jace Peterson, L (1, 4) OBP: 0.319, SLG: 0.347	X FF 91 0-0 ① F8		F FF 92 C SL 82 S SL 84 0-3 ② K			C SL 80 C SL 80 S SL 82 0-3 ① K		B FF 93 F FF 93 C FF 93 S SL 81 1-3 ① K	S SI 84 B SI 84 B SI 84 B SI 84 X SI 84 3-1 ② G4-3	5	0	0	0	0	3	0
25 Cameron Maybin, R (1, 8) OBP: 0.336, SLG: 0.389	C SI 91 B SI 92 X SI 93 1-1 1B		X SI 93 0-0 ③ G4-3			B SL 80 C SI 93 B SI 93 B SI 94 X SI 92 3-1 ② G4-3		C FF 94 X SL 82 0-1 7 1B 2B	B SI 84 C SI 85 B CH 77 C SI 84 X CU 75 2-2 ③ G5-3	5	1	2	0	0	0	0
22 Nick Markakis, L (1, 9) OBP: 0.366, SLG: 0.372	B SI 91 X FF 92 1-0 ② F7			C FF 92 B SL 82 B FF 92 X SI 92 2-1 ① G4-3		B SL 82 C FF 92 B FF 93 F FF 92 F SL 82 X SL 83 2-2 ③ F9		B FF 93 X FF 93 1-0 ② L8		4	0	0	0	0	0	2
7 Jonny Gomes, R (1, 7) OBP: 0.318, SLG: 0.333	B SI 91 C SI 92 C SI 92 1 SAFE B SI 94 F SI 94 C SI 93 2-3 ③ K			S SL 80 B SI 92 C FF 93 B SL 83 X SI 94 2-2 ② G5-3			F FF 90 B FF 92 C SI 92 S SL 81 1-3 ① K	D FF 93 D FF 93 C FF 94 C FF 94 F SL 83 B FF 94 X FF 94 3-2 13 2B 2-H 1B		4	1	1	1	0	2	1
13 Adonis García, R (1, 5) OBP: 0.282, SLG: 0.487		C SI 92 B SL 82 F SL 82 S SL 83 1-3 ① K		X SL 81 0-0 ③ G1-3			X SL 81 0-0 30 BB 19 BB 1B	B FF 94 B FF 93 X FF 93 2-0 1-H 23 HR 2B		4	1	2	1	0	1	0
23 Nick Swisher, S (1, 3) OBP: 0.258, SLG: 0.303		C FF 91 C SI 94 B SL 84 S SI 94 1-3 ② K			C SI 92 C SI 91 B SI 93 F SL 82 X SI 93 1-2 ① G6-3		C FF 92 F SL 81 C FF 92 0-3 ② K	B FF 96 B CH 84 F FF 96 X SI 96 2-1 2-H HR		4	1	1	2	0	2	1
19 Andrelton Simmons, R (1, 6) OBP: 0.325, SLG: 0.332		B SI 94 B SI 94 B SL 80 C SI 93 B SI 93 4-1 BB			C SL 81 B FF 92 B FF 93 X SI 93 2-1 ② G1-3		C SI 93 C SI 93 D SL 81 B SL 82 B FF 93 B FF 93 4-2 1-2 30 BB BB	B SL 89 C SL 89 B CH 85 X SL 88 2-1 E6		2	0	0	0	2	0	0
30 Ryan Lavarnway, R (1, 2) OBP: 0.299, SLG: 0.324		B FF 93 C FF 92 S SI 93 T SI 95 1-2 ③ K			B SL 82 F FF 92 X FF 93 1-1 2B		D SL 81 B FF 92 B SI 93 B SI 92 4-0 1-2 2-3 BB	D SL 89 C SI 96 S SI 95 S FF 97 1-3 ③ K		3	0	1	0	1	2	2
48 Mike Foltynewicz, R (1, 1) OBP: 0.077, SLG: 0.120 34 Edwin Jackson, R (5, 1) 14 Eury Pérez, R (7, PH) OBP: 0.339, SLG: 0.310 53 Joey Terdoslavich, S (7, PH) OBP: 0.235, SLG: 0.388 56 Ross Detwiler, R (8, 1) 63 Jake Brigham, R (9, 1) 56 Matt Marksberry, L (9, 1) 2 Michael Bourn, L (9, PH) OBP: 0.301, SLG: 0.281			C FF 91 X SI 92 0-1 ① G5-3		B SI 94 X SI 93 1-0 ③ G5-3		S FF 94 S FF 94 F FF 95 B FF 95 B FF 94 S SI 94 2-3 ③ K	B SI 84 F SI 84 X SI 84 1-1 ① G4-3	1 0 0 0 0 0 0 1 0 0 0 0 0 1 0 0 0 0 0 0 0 1 0 0 0 0 1 3 0 0 0 0 0 0 0 0 0 0 0 0 0 0 0 0 0 0 0 0 0 1 0 0 0 0 0 0						
Inning Stats	R: 0 E: 0 K: 1 S: 8 H: 1 LOB: 1 BB: 0 P: 12	R: 0 E: 0 K: 3 S: 10 H: 0 LOB: 1 BB: 1 P: 17	R: 0 E: 0 K: 1 S: 6 H: 0 LOB: 0 BB: 0 P: 6	R: 0 E: 0 K: 0 S: 6 H: 0 LOB: 0 BB: 0 P: 10	R: 0 E: 0 K: 0 S: 9 H: 1 LOB: 1 BB: 0 P: 14	R: 0 E: 0 K: 1 S: 9 H: 0 LOB: 0 BB: 0 P: 14	R: 0 E: 0 K: 3 S: 13 H: 1 LOB: 3 BB: 2 P: 24	R: 4 E: 1 K: 2 S: 18 H: 4 LOB: 1 BB: 0 P: 30	R: 0 E: 0 K: 0 S: 7 H: 0 LOB: 0 BB: 0 P: 13	1B: 3 2B: 3 3B: 0 HR: 1 SF: 0 SAC: 0 DP: 0 HBP: 0						

	AB	35
	R	4
	H	7
	RBI	4
	BB	3
	SO	11
	LOB	10

WP: 0 PA: 38
PB: 0
SB: 0
CS: 0

PITCHER		IP	WLS	BF	H	R	ER	SO	BB	IBB	HBP	BLK	WP	HR	S	P	ERA	WHIP
46 Patrick Corbin, L ERA: 3.43	(1, 1)	6.2	W	26	3	0	0	8	3	0	0	0	0	0	57	91	0.00	0.900
30 David Hernandez, R ERA: 3.86	(7, 1)	0.1		1	0	0	0	1	0	0	0	0	0	0	4	6	0.00	0.000
56 Keith Hessler, L ERA: 15.0	(8, 1)	0.2		5	3	3	3	1	0	0	0	0	0	0	11	18	40.50	4.500
41 Daniel Hudson, R ERA: 4.09	(8, 1)	0.1		3	1	1	1	1	0	0	0	0	0	1	7	12	27.00	3.000
29 Brad Ziegler, R ERA: 1.61	(9, 1)	1.0		3	0	0	0	0	0	0	0	0	0	0	7	13	0.00	0.000

PITCHER	IP	WLS	BF	H	R	ER	SO	BB	IBB	HBP	BLK	WP	HR	S	P	ERA	WHIP

Batter	1	2	3	4	5	6	7	8	9	10	AB	R	H	RBI	BB	SO	LOB
5 Ender Inciarte, L (1, 8) OBP: 0.328, SLG: 0.391	B FF 93 B SI 92 B SI 92 C SI 93 C FF 92 B FF 94 4-2 2 BB BB		F SI 92 B FF 94 B SI 92 S FC 88 B FF 95 B FC 87 4-2 BB			B FC 86 C FF 93 X FC 88 1-1 ① G1-3		B SI 92 1 SAFE L SI 92 X SI 91 1-1 ① FC4-6 2 G6-3 1-2f 3-H			2	0	0	1	2	0	1
2 Aaron Hill, R (1, 4) OBP: 0.299, SLG: 0.338 40 Andrew Chafin, R (8, 1) 30 David Hernandez, R (9, 1)	C FF 94 1 SAFE B SI 93 B FC 87 1 SAFE 1 SAFE B SI 93 F FF 94 B FF 94 4-2 1-2 BB		X SI 94 0-0 ② F8			C FF 92 S SI 93 B FF 95 F SI 93 X CU 75 1-2 ② F7		1 SAFE B SI 86 F SI 87 1 SAFE X SI 89 1-1 ② G6-3 1-2			3 0 0	0 0 0	0 0 0	0 0 0	1 0 0	0 0 0	2 0 0
44 Paul Goldschmidt, R (1, 3) OBP: 0.451, SLG: 0.575	D FF 95 C SI 94 F SI 95 T FF 96 1-2 ① K		C FF 95 1 SAFE 1 SAFE S FF 94 1 SAFE B FF 96 B FF 96 S FF 96 2-3 ③ K			B CU 76 B FC 86 C SI 93 X SI 92 2-1 ③ P2		F SI 89 B SI 89 F SI 89 F SI 90 F SI 90 X SI 90 1-2 ③ F8			4	0	0	0	0	2	5
6 David Peralta, L (1, 7) OBP: 0.371, SLG: 0.526	B FF 96 D CU 80 C FF 95 X FF 94 2-1 ② F7			F CU 76 B FF 93 X FF 93 1-1 ① F7			B FF 92 B FF 93 B FC 86 B SI 92 4-0 BB		B SI 95 S SI 96 X SI 96 1-1 7 G4-6-3 1B		3	0	1	0	1	0	2
7 Welington Castillo, R (1, 2) OBP: 0.310, SLG: 0.498	C FC 89 B FF 95 C FF 94 D CU 81 S FF 96 2-3 ③ K			B FC 87 X SI 93 1-0 ② G5-3			C SI 93 F SI 92 B FF 94 B FC 87 F SI 92 1 SAFE S SI 93 2-3 ① K		1 SAFE F SI 96 F SI 97 F SL 84 B SI 98 X SI 98 1-2 ①② G4-6-3 1-2f		4	0	0	0	0	2	4
19 Jake Lamb, L (1, 5) OBP: 0.333, SLG: 0.421		B FF 92 F FF 93 S FF 94 X SI 94 1-2 ① F7		C CU 77 B FF 94 F SI 92 C FC 86 1-3 ③			F FF 93 B FF 94 F FF 94 F FF 94 S FC 85 1-3 ② K		B SL 84 B SI 97 F SI 98 B SI 99 X SI 97 3-1 ③ F7		4	0	0	0	0	2	1
24 Yasmany Tomás, R (1, 9) OBP: 0.333, SLG: 0.432		C SI 94 F FF 95 X FF 96 0-2 ② G3			F FC 85 B FF 93 F FF 92 B FC 86 X FF 95 2-2 ① G3		X SI 93 0-0 ③ G3-1			F FF 92 B FF 93 S FF 92 B FF 92 F FF 94 S FF 94 2-3 ① K	4	0	0	0	0	1	1
13 Nick Ahmed, R (1, 6) OBP: 0.275, SLG: 0.324		B FF 94 S FF 95 F FF 95 T FF 96 1-2 ③ K			C CU 76 F FC 86 F FF 95 B FC 87 S CU 76 1-3 ② K			F FC 86 F SI 91 X FC 87 0-2 8 1B 5 FC4-6 1B		F FF 91 L SL 82 F FF 93 F FF 92 C FF 93 0-3 ② K	4	1	1	0	0	3	0
12 Rubby De La Rosa, R (1, 1) OBP: 0.078, SLG: 0.078 8 Jarrod Saltalamacchia, Jr (8, PH) OBP: 0.291, SLG: 0.344 16 Chris Owings, R (8, PR) OBP: 0.261, SLG: 0.329 (8, 4)			C FF 92 C SI 92 C FF 94 0-3 ① K		C FC 86 B FF 92 F FF 92 C FF 94 1-3 ③ K			B FF 93 B FF 93 T SI 92 X FF 93 2-1 5 FC4-6 1-3 1B		C SL 81 F SL 83 C SL 83 0-3 ③ K	2 1 1	0 0 0	0 1 0	0 0 0	0 0 0	2 0 1	0 0 0
Inning Stats	R: 0 H: 0 E: 0 LOB: 2 K: 2 BB: 2 S: 12 P: 25	R: 0 H: 0 E: 0 LOB: 0 K: 1 BB: 0 S: 9 P: 11	R: 0 H: 0 E: 0 LOB: 1 K: 2 BB: 1 S: 9 P: 15	R: 0 H: 0 E: 0 LOB: 0 K: 1 BB: 0 S: 6 P: 9	R: 0 H: 0 E: 0 LOB: 0 K: 2 BB: 0 S: 10 P: 14	R: 0 H: 0 E: 0 LOB: 0 K: 0 BB: 0 S: 8 P: 12	R: 0 H: 0 E: 0 LOB: 1 K: 2 BB: 1 S: 9 P: 16	R: 1 H: 2 E: 0 LOB: 2 K: 0 BB: 0 S: 14 P: 19	R: 0 H: 1 E: 0 LOB: 0 K: 0 BB: 0 S: 8 P: 13	R: 0 H: 0 E: 0 LOB: 0 K: 3 BB: 0 S: 12 P: 14	1B: 3 2B: 0 3B: 0 HR: 0	SF: 0 SAC: 0 DP: 1 HBP: 0						

PITCHER		IP	WLS	BF	H	R	ER	SO	BB	IBB	HBP	BLK	WP	HR	S	P	ERA	WHIP
17 Shelby Miller, R ERA: 2.43	(1, 1)	7.0		27	2	1	1	10	4	0	0	0	0	0	68	109	1.29	0.857
56 Ross Detwiler, L ERA: 6.4	(8, 1)	0.1	B	1	0	0	0	0	0	0	0	0	0	0	2	3	0.00	0.000
58 Peter Moylan, R ERA:	(8, 1)	0.2		2	0	0	0	0	0	0	0	0	0	0	7	9	0.00	0.000
38 Arodys Vizcaíno, R ERA: 0.54	(9, 1)	1.0		3	1	0	0	0	0	0	0	0	0	0	8	13	0.00	1.000
32 David Aardsma, R ERA: 3.95	(10, 1)	1.0	W	3	0	0	0	3	0	0	0	0	0	0	12	14	0.00	0.000

PITCHER	IP	WLS	BF	H	R	ER	SO	BB	IBB	HBP	BLK	WP	HR	S	P	ERA	WHIP

TOP

Arizona Diamondbacks @ Atlanta Braves

Turner Field, Atlanta, GA

Sun Aug 16 2015, 1:37 PM - 4:48 PM EDT
Att. 20,840 - Partly Cloudy - 85 F

livebaseballscorecards.com

AB	32
R	1
H	3
RBI	1
BB	4
SO	13
LOB	16

WP: 0 PA: 36
PB: 0
SB: 0
CS: 0

Batter	1	2	3	4	5	6	7	8	9	10	AB	R	H	RBI	BB	SO	LOB
2 Michael Bourn, L (1, 7) OBP: 0.302, SLG: 0.284	C FF 91 F FF 93 B SL 88 F SL 85 B FF 94 S CH 88 2-3 K		B SI 93 S CH 86 B SL 86 B SI 94 X FF 93 3-1 22 8-5 2B		X CH 88 0-0 E6 1-2 2-3 3-H		C CH 84 C SL 88 B FF 94 B CH 88 B SL 87 B CH 86 4-2 BB		C FF 95 S CU 82 D CU 82 X FF 94 1-2 L8		4	0	1	1	1	1	4
25 Cameron Maybin, R (1, 8) OBP: 0.336, SLG: 0.397	C FF 94 X SL 87 0-1 15 L4-6 22 1B 1B		B SI 95 X FF 95 1-0 G6-3		B SI 96 S SI 94 S SI 96 F SI 97 S FF 91 1-3 K		1 SAFE 1 SAFE 1 SAFE B SI 92 B FF 91 C SI 94 B FF 92 X SI 92 3-1 P4			C FF 93 B FF 93 C CU 81 X FF 94 1-2 HR	5	1	2	1	0	1	5
22 Nick Markakis, L (1, 9) OBP: 0.367, SLG: 0.372	B SI 94 X FF 93 1-0 1-2 1B		C SL 88 B FF 95 2 SAFE 1-1 8-5 2-3	B SL 84 B SL 86 B CH 85 B FF 91 4-0 13 G1-6-3 BB	X FF 96 0-0 F7			B FF 92 C SI 92 F FF 92 X SL 82 1-2 P6			3	0	1	0	1	0	3
15 A.J. Pierzynski, L (1, 2) OBP: 0.327, SLG: 0.422	B SL 88 B SL 89 X CH 89 2-0 L4-6 2-2			B SI 94 F SI 96 X FF 93 1-1 F8		B CH 89 B SL 85 X FF 90 2-0 G4-3		B FF 93 X SI 92 1-0 G6-3			4	0	0	0	0	0	3
13 Adonis García, R (1, 5) OBP: 0.268, SLG: 0.463		X SL 86 0-0 G4-3		X SL 87 0-0 G1-6-3 1-2f		C SI 92 B SL 89 S CH 87 B FF 96 X CH 88 2-2 G5-3		B SL 82 C SI 94 B FF 94 X SL 82 2-1 G5-3			4	0	0	0	0	0	1
8 Jace Peterson, L (1, 4) OBP: 0.323, SLG: 0.351		B SI 93 B CH 86 C CH 88 C SL 87 F SL 88 B FF 96 F FF 96 B FF 97 4-2 53 CS BB			B CH 84 F SL 87 C FF 95 X SI 94 1-2 19 2B 2 E 1B	F FF 93 B CH 85 X SL 87 1-1 2B			C SL 82 F SL 81 F SL 83 B FF 94 S SL 83 1-3 K		3	1	2	0	1	1	0
53 Joey Terdoslavich, S (1, 3) OBP: 0.236, SLG: 0.377		1 SAFE B FF 95 C SL 89 B SL 88 1 SAFE S SI 93 X SI 96 2-2 1-2 1B			C SL 87 X FF 93 0-1 F8	B FF 97 X CH 89 1-0 G3-1			F SI 94 F SL 84 X FF 94 0-2 G1-3		4	0	1	0	0	0	2
19 Andrelton Simmons, R (1, 6) OBP: 0.326, SLG: 0.337		C FF 96 B SI 94 X SL 87 1-1 G6-3			S SL 87 1 SAFE X SL 88 0-1 2 E 1-3 2B		B SI 94 X SI 95 1-0 L7		C SI 93 B SI 94 S SI 95 B SL 85 X SI 96 2-2 7 BB 1B		4	0	2	0	0	0	1
17 Shelby Miller, R (1, 1) OBP: 0.136, SLG: 0.122 56 Ross Detwiler, R (8, 1) 58 Peter Moylan, R (8, 1) 38 Arodys Vizcaíno, R (9, 1) 7 Jonny Gomes, R (9, PH) OBP: 0.221, SLG: 0.333 32 David Aardsma, R (10, 1)			C FF 93 S SL 87 S SL 86 0-3 K		C SL 86 B SL 88 B SL 88 B FF 96 B FF 99 4-1 2 E BB		S FF 91 B SL 86 X FF 93 1-1 G4-3		B FF 93 C CU 80 F CU 81 B FF 95 F FF 95 F FF 94 B CU 82 B FF 95 4-2 1-2 BB		2 0 0 0 0 0	0 0 0 0 0 0	0 0 0 0 0 0	1 0 0 0 1 0	1 0 0 0 0 0	0 0 0 0 0 0
Inning Stats	R: 0 E: 0 K: 1 S: 8 H: 2 LOB: 1 BB: 0 P: 13	R: 0 E: 0 K: 0 S: 10 H: 1 LOB: 1 BB: 1 P: 17	R: 0 E: 0 K: 1 S: 7 H: 1 LOB: 1 BB: 0 P: 12	R: 0 E: 0 K: 0 S: 3 H: 0 LOB: 0 BB: 1 P: 8	R: 1 E: 1 K: 1 S: 14 H: 2 LOB: 3 BB: 1 P: 20	R: 0 E: 0 K: 0 S: 7 H: 1 LOB: 1 BB: 0 P: 13	R: 0 E: 0 K: 0 S: 7 H: 0 LOB: 1 BB: 1 P: 16	R: 0 E: 0 K: 0 S: 6 H: 0 LOB: 0 BB: 0 P: 10	R: 0 E: 0 K: 1 S: 17 H: 1 LOB: 2 BB: 1 P: 25	R: 1 E: 0 K: 0 S: 3 H: 1 LOB: 0 BB: 0 P: 4	1B: 5 2B: 4 3B: 0 HR: 1	SF: 0 SAC: 0 DP: 2 HBP: 0	WP: 0 PB: 0 SB: 0 CS: 1	PA: 38		

PITCHER		IP	WLS	BF	H	R	ER	SO	BB	IBB	HBP	BLK	WP	HR	S	P	ERA	WHIP
12 Rubby De La Rosa, R ERA: 4.4	(1, 1)	7.0		30	7	1	1	3	4	0	0	0	0	0	56	99	1.29	1.571
40 Andrew Chafin, L ERA: 2.37	(8, 1)	1.2		6	1	0	0	1	0	0	0	0	0	0	16	23	0.00	0.600
30 David Hernandez, R ERA: 4.26	(9, 1)	0.1	L	3	1	1	1	0	1	0	0	0	0	1	10	16	27.00	6.000

PITCHER	IP	WLS	BF	H	R	ER	SO	BB	IBB	HBP	BLK	WP	HR	S	P	ERA	WHIP

BOTTOM

Arizona Diamondbacks @ Atlanta Braves

Turner Field, Atlanta, GA

Sun Aug 16 2015, 1:37 PM - 4:48 PM EDT
Att. 20,840 - Partly Cloudy - 85 F

livebaseballscorecards.com

AB	33
R	2
H	9
RBI	2
BB	5
SO	4
LOB	19

Arizona Diamondbacks @ Pittsburgh Pirates

PNC Park, Pittsburgh, PA

Mon Aug 17 2015, 7:09 PM - 10:35 PM EDT

Att. 27,365 - Partly Cloudy - 88 F

livebaseballscorecards.com

TOP

Batter	1	2	3	4	5	6	7	8	9	AB	R	H	RBI	BB	SO	LOB
5 Ender Inciarte, L (1, 7) OBP: 0.325, SLG: 0.387	C FF 95 F FF 94 X SI 95 0-2 G6-3	X SI 96 0-0 G4-6-3 1-2f			F SI 95 C KC 81 S SL 86 0-3 K		C SL 84 F FF 91 S CH 86 0-3 K			4	0	0	0	0	2	2
11 AJ Pollock, R (1, 8) OBP: 0.366, SLG: 0.479	B FF 94 B FF 95 X FF 95 2-0 6 2B 3B		S KC 83 F CH 89 B SL 89 C SI 96 1-3 K		C FF 94 F SI 93 X SL 85 0-2 G6-3			X SI 90 0-0 P6		4	1	1	0	0	1	0
44 Paul Goldschmidt, R (1, 3) OBP: 0.447, SLG: 0.570	B FF 97 C SL 86 F FF 97 F SL 90 B SI 97 S SL 91 2-3 K		S SL 87 T FF 94 B FF 94 X SI 96 1-2 G1-3		C FF 95 B KC 80 S SL 85 1-3 K2-3			C FF 91 B CH 85 C SL 84 F SI 91 B SI 91 X SL 85 2-2 G6-3		4	0	0	0	0	2	1
6 David Peralta, L (1, 9) OBP: 0.372, SLG: 0.529	F FF 98 F SL 91 B FF 98 B FF 98 F FF 98 X SL 89 2-2 7 PB 7 1B 3-H 2B		B SL 87 C SI 95 B CH 90 X CH 90 2-1 L8			C KC 80 S FF 95 F SI 93 B SI 97 B KC 81 F SI 96 B FF 96 F FF 95 F SL 90 3-2 X SI 95 7 CS 1B		X CH 85 0-0 G3		4	1	2	1	0	0	0
7 Welington Castillo, R (1, 2) OBP: 0.309, SLG: 0.493	C SL 88 B SI 97 B FF 97 X SL 89 2-1 2-H 1B			B FF 94 C FF 93 F CH 88 B FF 94 X CH 88 2-2 G5-3		1 SAFE B SI 95 B SI 95 C SI 96 C KC 82 X SI 95 2-2 G6-3 1-2			S FC 91 S CH 84 F FF 92 X CU 70 0-2 G5-3	4	0	1	1	0	0	1
19 Jake Lamb, L (1, 5) OBP: 0.332, SLG: 0.431	C FF 96 F FF 95 F FF 98 F SL 89 F CH 89 F CH 88 B SL 90 X FF 97 1-2 F8			B CH 88 B SL 87 F FF 95 X FF 94 2-1 HR		X FF 94 0-0 F7			C FC 93 B FF 92 F FC 92 C CU 71 1-3 K	4	1	1	1	0	1	1
16 Chris Owings, R (1, 4) OBP: 0.263, SLG: 0.332		C FF 93 X FF 92 0-1 13 L9 58 1B 2B		C SL 88 F KC 80 B SL 88 C FF 94 1-3 K			B FF 95 B SI 94 F SI 94 B FF 94 F SI 94 B FF 94 4-2 13 CS BB		S SL 76 F FF 93 F CU 72 B CH 86 X FC 91 1-2 F9	3	1	1	0	1	1	0
13 Nick Ahmed, R (1, 6) OBP: 0.275, SLG: 0.324		F SI 95 X FF 97 0-1 L9 2-3		C KC 82 S SL 88 B SI 96 X FF 95 1-2 1B			L KC 81 B SI 96 S SL 87 X SL 87 1-2 G5-3 1-2			3	0	1	0	0	0	2
58 Jeremy Hellickson, R (1, 1) OBP: 0.288, SLG: 0.216 48 Randall Delgado, R (6, 1) 8 Jarrod Saltalamacchia, S (7, PH) OBP: 0.296, SLG: 0.350 56 Keith Hessler, L (7, 1) 43 Addison Reed, L (7, 1) 41 Daniel Hudson, R (8, 1) 29 Brad Ziegler, R (9, 1)		B FF 96 D FF 95 F SI 96 F SI 97 X SL 88 2-2 5 G4-6-3 3-H 1B		X SI 95 0-0 G6-3			S KC 82 S SL 89 B SL 89 X SI 97 1-2 1B			2 0 1 0 0 0 0 0	0 0 0 0 0 0 0 0	1 0 1 0 0 0 0 0	1 0 0 0 0 0 0 0	0 0 0 0 0 0 0 0	0 0 0 0 0 0 0 0	1 0 0 0 0 0 0 0

	AB	33
	R	4
	H	9
	RBI	4
	BB	1
	SO	7
	LOB	8

Inning Stats	1	2	3	4	5	6	7	8	9	1B: 5	SF: 0	WP: 0	PA: 34
	R: 2 E: 0 K: 1 S: 21	H: 3 LOB: 1 BB: 0 P: 30	R: 1 E: 0 K: 0 S: 8	H: 2 LOB: 0 BB: 0 P: 10	R: 0 E: 0 K: 1 S: 8	H: 0 LOB: 0 BB: 0 P: 12	R: 1 E: 0 K: 1 S: 12	H: 2 LOB: 1 BB: 0 P: 18	R: 0 E: 0 K: 2 S: 9	H: 0 LOB: 0 BB: 0 P: 10	R: 0 E: 0 K: 0 S: 11	H: 1 LOB: 0 BB: 0 P: 16	R: 0 E: 0 K: 1 S: 11	H: 1 LOB: 1 BB: 1 P: 17	R: 0 E: 0 K: 0 S: 6	H: 0 LOB: 0 BB: 0 P: 8	R: 0 E: 0 K: 1 S: 11	H: 0 LOB: 0 BB: 0 P: 13	2B: 2 3B: 1 HR: 1	SAC: 0 DP: 1 HBP: 0	PB: 1 SB: 0 CS: 2	

PITCHER		IP	WLS	BF	H	R	ER	SO	BB	IBB	HBP	BLK	WP	HR	S	P	ERA	WHIP
45 Gerrit Cole, R ERA: 2.61	(1, 1)	6.2	L	27	9	4	4	5	1	0	0	0	0	1	77	110	5.40	1.500
55 Joe Blanton, R ERA: 3.29	(7, 1)	1.1		4	0	0	0	1	0	0	0	0	0	0	9	11	0.00	0.000
38 Joakim Soria, R ERA: 2.74	(9, 1)	1.0		3	0	0	0	1	0	0	0	0	0	0	11	13	0.00	0.000

PITCHER	IP	WLS	BF	H	R	ER	SO	BB	IBB	HBP	BLK	WP	HR	S	P	ERA	WHIP

Batter	1	2	3	4	5	6	7	8	9	AB	R	H	RBI	BB	SO	LOB
25 Gregory Polanco, L (1, 9) OBP: 0.333, SLG: 0.390	B FF 90 B FF 90 C SI 90 S FF 91 X FF 91 2-2 ① P6		C CU 74 B FC 88 F FC 85 F CH 80 B FF 91 B CU 79 X CH 81 3-2 ③ L7			B CU 76 B FC 86 S CH 80 X FF 91 2-1 ① L7	F FF 93 F FF 92 B FF 93 D SL 89 S FF 94 2-3 ② K		C SI 84 S CH 78 X CH 78 0-2 ③ G3	5	0	0	0	0	1	3
6 Starling Marte, R (1, 7) OBP: 0.337, SLG: 0.444	C FF 90 T CU 79 X CU 77 0-2 2B			B FF 90 C CH 80 X FF 90 1-1 ① F9		B SI 90 S CH 81 S CH 80 B CH 81 F CH 80 F FF 90 X CH 80 2-2 E4 22 BB	F FF 93 X FF 94 0-1 ③ F9			4	0	1	0	0	0	3
22 Andrew McCutchen, R (1, 8) OBP: 0.397, SLG: 0.509	C FF 90 B FF 90 D FF 90 B CU 76 F CU 77 F FF 90 S CH 82 3-3 ② K			B CU 73 B FF 90 F FF 90 X FF 90 2-1 ② G4-3		F SI 90 D SI 89 B FC 86 B CH 81 B FC 87 4-1 1-2 BB		B FF 96 F FF 96 B SL 89 B CH 85 S FF 97 X SI 96 3-2 ① L3		3	0	0	0	1	1	1
17 Aramis Ramirez, R (1, 5) OBP: 0.290, SLG: 0.415	F CU 78 B FF 91 T CU 79 B FF 93 S CU 79 2-3 ③ K			C FF 90 B CH 81 F CH 81 X FF 91 1-2 2B		B SL 82 S SL 83 B SI 92 S FF 94 C SI 88 2-3 ② K		F FF 97 X SL 87 0-1 ② F8		4	0	1	0	0	2	3
27 Jung Ho Kang, R (1, 6) OBP: 0.357, SLG: 0.439 55 Joe Blanton, R (7, 1) 38 Michael Morse, R (8, PH) OBP: 0.289, SLG: 0.312 (9, 3)		X FF 90 0-0 ① G5-3		X FF 91 0-0 ③ F9		B SL 85 D SL 86 S CH 86 B CH 86 F CH 87 X CH 86 3-2 ③ G5-3		S SL 88 F SL 90 X FF 96 0-2 18 1B 1B		3 0 1	0 0 0	0 0 1	0 0 0	0 0 0	0 0 0	3 0 0
18 Neil Walker, S (1, 4) OBP: 0.325, SLG: 0.432		C FF 91 B FF 88 F CH 81 B CH 81 F FF 91 S CU 78 2-3 ② K			B CH 79 S CH 79 F FC 87 B CU 78 X CH 80 2-2 ① P4		C FF 94 B SL 81 B FF 93 F FF 93 F FF 95 F FF 94 B SL 85 X FF 94 3-2 ① F7	D CH 84 B FF 97 C SI 96 X FF 97 2-1 1-2 1B		4	0	1	0	0	1	0
24 Pedro Alvarez, L (1, 3) OBP: 0.314, SLG: 0.469 38 Joakim Soria, R (9, 1)		C CU 74 B FF 91 C CU 77 F CU 78 X CH 80 1-2 ③ G2-3			B FF 89 B CH 80 X CU 73 2-0 HR		B FF 94 X FF 94 1-0 30 1B 29 BB 1B	F FF 96 D CH 85 F CH 84 S CH 85 1-3 ③ K		4 0	1 0	2 0	1 0	0 0	1 0	2 0
29 Francisco Cervelli, R (1, 2) OBP: 0.372, SLG: 0.429			F FF 91 B FF 91 B SI 90 F FF 91 B FF 91 X FF 90 3-2 ① F8		C CU 73 F CH 80 S CH 78 0-3 ② K		B SL 86 B SL 87 B FF 92 C FF 92 B FF 92 4-1 30 1B 1-2 BB		B SI 84 B SI 83 B SI 84 C SI 84 D SI 84 4-1 3 G6-3 BB	2	0	0	0	2	1	0
45 Gerrit Cole, R (1, 1) OBP: 0.156, SLG: 0.116 23 Pedro Florimón, S (7, 6) OBP: 0.167, SLG: 0.063 30 Travis Ishikawa, L (7, PH) OBP: 0.292, SLG: 0.310 3 Sean Rodríguez, R (7, PR) OBP: 0.246, SLG: 0.320 (8, 6)			C FF 90 S CU 77 X CU 79 0-2 ② L9		B FF 89 F FF 90 B FF 88 B SI 87 X FF 88 3-1 ③ G6-3		C FF 92 B FF 93 F FF 93 B SL 89 X FF 93 2-2 1-2 2-3 1B		B SI 85 B SI 84 C SI 84 X SI 84 2-1 ① ② G6-3 1-2f	2 0 1 1	0 0 0 0	0 0 1 0	0 0 0 0	0 0 0 0	0 0 0 0	0 0 0 1
Inning Stats	R: 0 E: 0 K: 2 S: 13 H: 1 LOB: 1 BB: 0 P: 20	R: 0 E: 0 K: 1 S: 9 H: 0 LOB: 0 BB: 0 P: 12	R: 0 E: 0 K: 0 S: 10 H: 0 LOB: 0 BB: 0 P: 16	R: 0 E: 0 K: 0 S: 8 H: 1 LOB: 1 BB: 0 P: 12	R: 1 E: 0 K: 1 S: 9 H: 1 LOB: 0 BB: 0 P: 16	R: 0 E: 1 K: 1 S: 14 H: 0 LOB: 2 BB: 1 P: 27	R: 0 E: 0 K: 1 S: 15 H: 2 LOB: 3 BB: 1 P: 27	R: 0 E: 0 K: 1 S: 13 H: 2 LOB: 2 BB: 0 P: 19	R: 0 E: 0 K: 0 S: 6 H: 0 LOB: 0 BB: 1 P: 12	1B: 4 2B: 2 3B: 0 HR: 1	SF: 0 SAC: 0 DP: 1 HBP: 0					

PITCHER	IP	WLS	BF	H	R	ER	SO	BB	IBB	HBP	BLK	WP	HR	S	P	ERA	WHIP
58 Jeremy Hellickson, R (1, 1) ERA: 4.6	5.1	W	21	3	1	1	4	1	0	0	0	0	1	57	92	1.69	0.750
48 Randall Delgado, R (6, 1) ERA: 2.76	0.2	H	2	0	0	0	1	0	0	0	0	0	0	6	11	0.00	0.000
56 Keith Hessler, L (7, 1) ERA: 13.5	0.1	H	2	1	0	0	0	0	0	0	0	0	0	6	10	0.00	3.000
43 Addison Reed, R (7, 1) ERA: 4.37	0.2	H	4	1	0	0	1	1	0	0	0	0	0	9	17	0.00	3.000
41 Daniel Hudson, R (8, 1) ERA: 4.01	1.0	H	5	2	0	0	1	0	0	0	0	0	0	13	19	0.00	2.000

PITCHER	IP	WLS	BF	H	R	ER	SO	BB	IBB	HBP	BLK	WP	HR	S	P	ERA	WHIP
29 Brad Ziegler, R (9, 1) ERA: 1.58	1.0	S	3	0	0	0	0	1	0	0	0	0	0	6	12	0.00	1.000

BOTTOM

Arizona Diamondbacks @ Pittsburgh Pirates

PNC Park, Pittsburgh, PA

Mon Aug 17 2015, 7:09 PM - 10:35 PM EDT

Att. 27,365 - Partly Cloudy - 88 F

livebaseballscorecards.com

AB	34
R	1
H	7
RBI	1
BB	3
SO	7
LOB	16

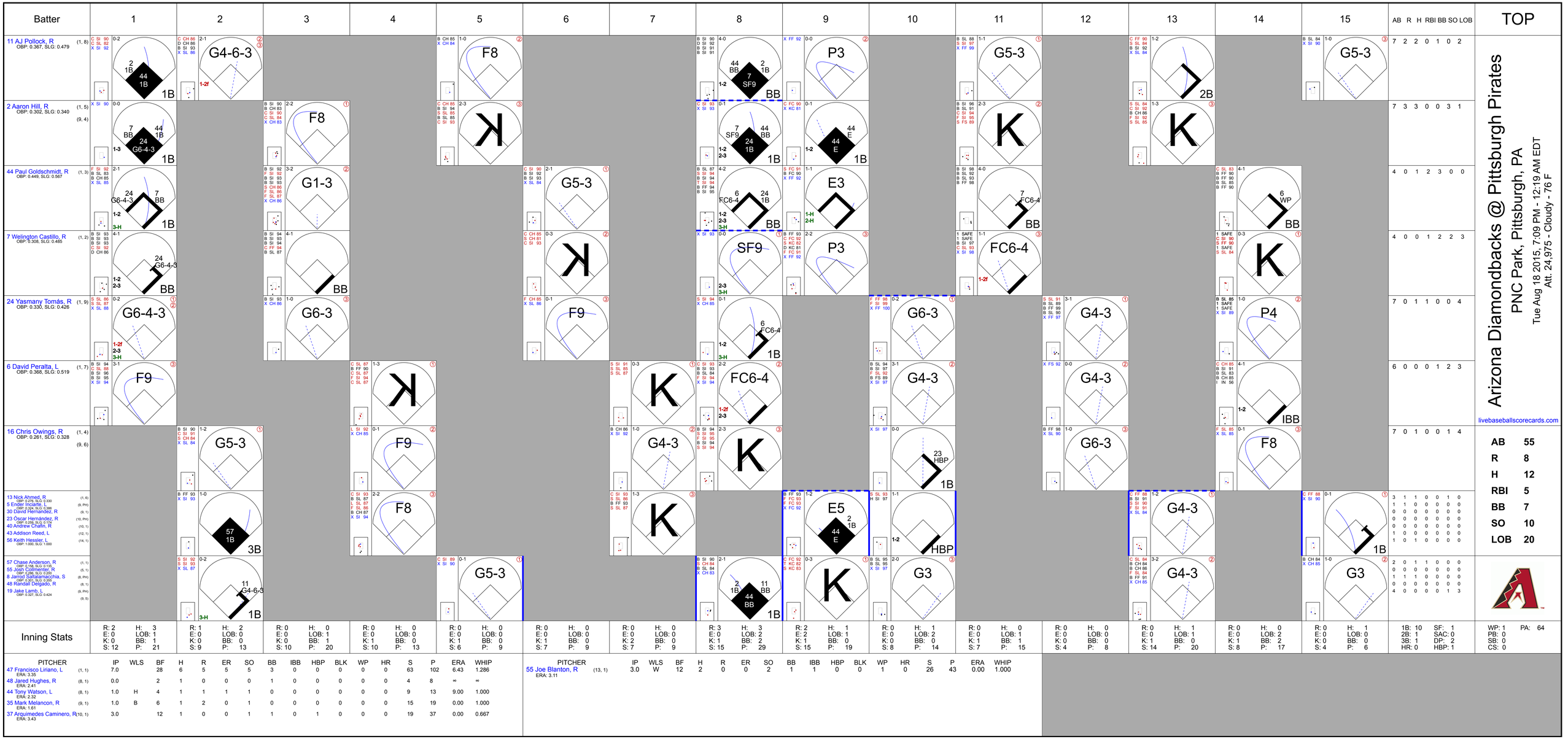
Batter
1
2
3
4
5
6
7
8
9
10
11
12
13
14
15
AB R H RBI BB SO LOB
TOP
11 AJ Pollock, R (1, 8) OBP: 0.367, SLG: 0.479
2 Aaron Hill, R (1, 5) (9, 4) OBP: 0.302, SLG: 0.340
44 Paul Goldschmidt, R (1, 3) OBP: 0.449, SLG: 0.567
7 Welington Castillo, R (1, 2) OBP: 0.308, SLG: 0.480
24 Yasmany Tomás, R (1, 9) OBP: 0.330, SLG: 0.426
6 David Peralta, L (1, 7) OBP: 0.369, SLG: 0.519
16 Chris Owings, R (1, 4) (9, 6) OBP: 0.261, SLG: 0.328
13 Nick Ahmed, R (1, 6) OBP: 0.276, SLG: 0.330
5 Ender Inciarte, L (9, PH) OBP: 0.324, SLG: 0.386
30 David Hernandez, R (9, 1)
23 Oscar Hernández, R (10, PH) OBP: 0.259, SLG: 0.174
40 Andrew Chafin, R (10, 1)
43 Addison Reed, L (12, 1)
56 Keith Hessler, L (14, 1) OBP: 1.000, SLG: 1.000
57 Chase Anderson, R (1, 1) OBP: 0.158, SLG: 0.133
55 Josh Collmenter, R (8, 1) OBP: 0.286, SLG: 0.200
8 Jarrod Saltalamacchia, S (8, PH) OBP: 0.301, SLG: 0.350
48 Randall Delgado, R (8, 1)
19 Jake Lamb, L (9, PH) OBP: 0.327, SLG: 0.424
(9, 5)
Inning Stats
R: 2 H: 3
E: 0 LOB: 1
K: 0 BB: 1
S: 12 P: 21
R: 1 H: 2
E: 0 LOB: 0
K: 0 BB: 0
S: 9 P: 13
R: 0 H: 0
E: 0 LOB: 1
K: 0 BB: 1
S: 10 P: 20
R: 0 H: 0
E: 0 LOB: 0
K: 1 BB: 0
S: 10 P: 13
R: 0 H: 0
E: 0 LOB: 0
K: 1 BB: 0
S: 6 P: 9
R: 0 H: 0
E: 0 LOB: 0
K: 1 BB: 0
S: 7 P: 9
R: 0 H: 0
E: 0 LOB: 0
K: 2 BB: 0
S: 7 P: 9
R: 3 H: 3
E: 0 LOB: 2
K: 1 BB: 2
S: 15 P: 29
R: 2 H: 1
E: 2 LOB: 1
K: 1 BB: 0
S: 15 P: 19
R: 0 H: 1
E: 0 LOB: 2
K: 0 BB: 0
S: 8 P: 14
R: 0 H: 0
E: 0 LOB: 1
K: 1 BB: 1
S: 7 P: 15
R: 0 H: 0
E: 0 LOB: 0
K: 0 BB: 0
S: 4 P: 8
R: 0 H: 1
E: 0 LOB: 1
K: 1 BB: 0
S: 14 P: 20
R: 0 H: 0
E: 0 LOB: 2
K: 1 BB: 2
S: 8 P: 17
R: 0 H: 1
E: 0 LOB: 0
K: 0 BB: 0
S: 4 P: 6
1B: 10 SF: 1
2B: 1 SAC: 0
3B: 1 DP: 2
HR: 0 HBP: 1
WP: 1 PA: 64
PB: 0
SB: 0
CS: 0
PITCHER IP WLS BF H R ER SO BB IBB HBP BLK WP HR S P ERA WHIP
47 Francisco Liriano, L (1, 1) ERA: 3.35 7.0 28 6 5 5 5 3 0 0 0 0 0 63 102 6.43 1.286
48 Jared Hughes, R (8, 1) ERA: 2.41 0.0 2 1 0 0 0 1 0 0 0 0 0 4 8 ∞ ∞
44 Tony Watson, L (8, 1) ERA: 2.32 1.0 H 4 1 1 1 1 0 0 0 0 0 0 9 13 9.00 1.000
35 Mark Melancon, R (9, 1) ERA: 1.61 1.0 B 6 1 2 0 1 0 0 0 0 0 0 15 19 0.00 1.000
37 Arquimedes Caminero, R (10, 1) ERA: 3.43 3.0 12 1 0 0 1 1 0 1 0 0 0 19 37 0.00 0.667
PITCHER IP WLS BF H R ER SO BB IBB HBP BLK WP HR S P ERA WHIP
55 Joe Blanton, R (13, 1) ERA: 3.11 3.0 W 12 2 0 0 2 1 1 0 0 1 0 26 43 0.00 1.000
Arizona Diamondbacks @ Pittsburgh Pirates
PNC Park, Pittsburgh, PA
Tue Aug 18 2015, 7:09 PM - 12:19 AM EDT
Att. 24,975 - Cloudy - 76 F
livebaseballscorecards.com
AB 55
R 8
H 12
RBI 5
BB 7
SO 10
LOB 20

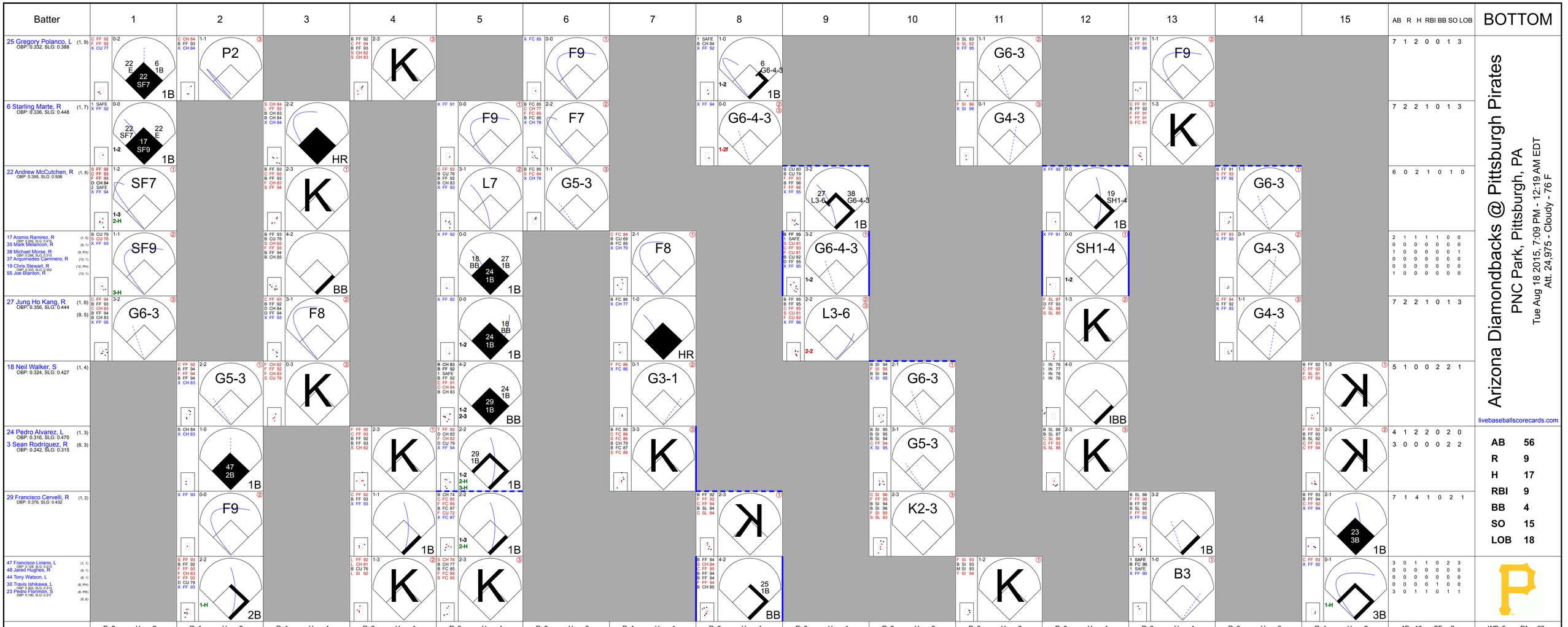
Batter
1
2
3
4
5
6
7
8
9
10
11
12
13
14
15
AB R H RBI BB SO LOB
BOTTOM
25 Gregory Polanco, L (1, 9) OBP: 0.332, SLG: 0.388
6 Starling Marte, R (1, 7) OBP: 0.336, SLG: 0.448
22 Andrew McCutchen, R (1, 8) OBP: 0.395, SLG: 0.506
17 Aramis Ramirez, R (1, 5) OBP: 0.292, SLG: 0.415
35 Mark Melancon, R (9, 1)
38 Michael Morse, R (9, PH) OBP: 0.288, SLG: 0.310
37 Arquimedes Caminero, R (10, 1)
19 Chris Stewart, R (12, PH) OBP: 0.333, SLG: 0.352
55 Joe Blanton, R (13, 1)
27 Jung Ho Kang, R (1, 6) OBP: 0.356, SLG: 0.444 (9, 5)
18 Neil Walker, S (1, 4) OBP: 0.324, SLG: 0.427
24 Pedro Alvarez, L (1, 3) OBP: 0.310, SLG: 0.470
3 Sean Rodriguez, R (8, 3) OBP: 0.242, SLG: 0.315
29 Francisco Cervelli, R (1, 2) OBP: 0.376, SLG: 0.432
47 Francisco Liriano, L (1, 1) OBP: 0.126, SLG: 0.213
48 Jared Hughes, R (8, 1)
44 Tony Watson, L (8, 1)
30 Travis Ishikawa, L (8, PH) OBP: 0.333, SLG: 0.370
23 Pedro Florimon, S (8, PR) OBP: 0.190, SLG: 0.211 (9, 6)
Inning Stats
R: 2 H: 2 E: 1 LOB: 0 K: 0 BB: 0 S: 13 P: 18
R: 1 H: 2 E: 0 LOB: 1 K: 0 BB: 0 S: 12 P: 18
R: 1 H: 1 E: 0 LOB: 1 K: 2 BB: 1 S: 14 P: 25
R: 0 H: 1 E: 0 LOB: 1 K: 3 BB: 0 S: 11 P: 17
R: 3 H: 4 E: 0 LOB: 2 K: 1 BB: 1 S: 17 P: 30
R: 0 H: 0 E: 0 LOB: 0 K: 0 BB: 0 S: 6 P: 9
R: 1 H: 1 E: 0 LOB: 0 K: 1 BB: 0 S: 8 P: 14
R: 0 H: 1 E: 0 LOB: 2 K: 1 BB: 1 S: 8 P: 15
R: 0 H: 1 E: 0 LOB: 0 K: 0 BB: 0 S: 11 P: 19
R: 0 H: 0 E: 0 LOB: 0 K: 1 BB: 0 S: 8 P: 15
R: 0 H: 0 E: 0 LOB: 0 K: 1 BB: 0 S: 7 P: 9
R: 0 H: 1 E: 0 LOB: 2 K: 2 BB: 1 S: 8 P: 15
R: 0 H: 1 E: 0 LOB: 1 K: 1 BB: 0 S: 10 P: 16
R: 0 H: 0 E: 0 LOB: 0 K: 0 BB: 0 S: 6 P: 8
R: 1 H: 2 E: 0 LOB: 1 K: 2 BB: 0 S: 10 P: 15
1B: 13 SF: 2 2B: 2 SAC: 1 3B: 1 DP: 2 HR: 2 HBP: 0
WP: 0 PA: 63 PB: 0 SB: 0 CS: 0
PITCHER IP WLS BF H R ER SO BB IBB HBP BLK WP HR S P ERA WHIP
57 Chase Anderson, R (1, 1) 4.2 25 9 7 5 5 2 0 0 0 0 1 60 97 9.64 2.357
ERA: 4.51
55 Josh Collmenter, R (5, 1) 2.1 9 2 1 1 2 0 0 0 0 0 1 21 34 3.86 0.857
ERA: 4.24
48 Randall Delgado, R (8, 1) 1.0 4 1 0 0 1 1 0 0 0 0 0 8 15 0.00 2.000
ERA: 2.7
30 David Hernandez, R (9, 1) 1.0 3 1 0 0 0 0 0 0 0 0 0 11 19 0.00 1.000
ERA: 4.05
40 Andrew Chafin, L (10, 1) 2.0 6 0 0 0 2 0 0 0 0 0 0 15 24 0.00 0.000
ERA: 2.3
PITCHER IP WLS BF H R ER SO BB IBB HBP BLK WP HR S P ERA WHIP
43 Addison Reed, R (12, 1) 2.0 9 2 0 0 3 0 0 0 0 0 0 18 31 0.00 1.000
ERA: 4.14
56 Keith Hessler, L (14, 1) 1.2 L 7 2 1 1 2 0 0 0 0 0 0 16 23 5.40 1.200
ERA: 10.8
Arizona Diamondbacks @ Pittsburgh Pirates
PNC Park, Pittsburgh, PA
Tue Aug 18 2015, 7:09 PM - 12:19 AM EDT
Att. 24,975 - Cloudy - 76 F
livebaseballscorecards.com
AB 56
R 9
H 17
RBI 9
BB 4
SO 15
LOB 18

Batter	1	2	3	4	5	6	7	8	9	AB	R	H	RBI	BB	SO	LOB
5 Ender Inciarte, L (1, 7) OBP: 0.323, SLG: 0.384	B FF 91 F FF 92 X SL 83 1-1 B2-3 ①		C SL 82 X FF 90 0-1 F7 ②			B FF 90 X CU 81 1-0 F7 ①			X FF 93 0-0 13 BB 44 1B 1B	4	1	1	0	0	0	1
13 Nick Ahmed, R (1, 6) OBP: 0.275, SLG: 0.328	X FF 92 0-0 G6-3 ②		C FF 92 B FF 90 F SL 83 F FF 92 F CU 76 C FF 92 1-3 K ③			X SL 81 0-0 B1-3 ②			B FF 94 B FF 94 B FF 93 B FF 94 4-0 44 1B 1-2 BB	3	0	0	0	1	1	1
44 Paul Goldschmidt, R (1, 3) OBP: 0.447, SLG: 0.564	C FF 91 F SI 91 B FF 92 B FF 92 B SI 91 C FF 92 3-3 K ③			C CH 82 S FF 89 F SL 82 X FF 92 0-2 G4-3 ①		S FF 91 X SL 84 0-1 F7 ③			B FF 92 X FC 91 1-0 1-2 2-H 1B	4	0	1	1	0	1	0
11 AJ Pollock, R (1, 8) OBP: 0.366, SLG: 0.475		B FF 89 F FF 91 B CH 83 B FF 92 F FF 91 B FF 92 4-2 19 G6-3 8 BB BB		B FF 90 B CU 74 X SI 91 2-0 G1-3 ②			B FF 92 F FF 92 C FC 93 F CU 70 S SL 80 1-3 K ①		B FF 92 S FC 91 L FC 91 B FC 92 C KC 81 2-3 K ①	3	0	0	0	1	2	2
8 Jarrod Saltalamacchia, S (1, 2) OBP: 0.299, SLG: 0.346		1 SAFE B FF 90 C FF 92 1 SAFE B FF 92 F FF 92 B FF 92 F FF 93 F FF 93 4-2 F FF 84 B FF 92 19 G6-3 1-2 BB		B CU 79 C SL 82 X FF 89 1-1 F7 ③			C FF 93 F FF 92 X FC 93 0-2 G4-3 ②		B FC 92 B FC 91 F FC 92 C FC 90 S KC 80 2-3 K ②	3	0	0	0	1	1	2
19 Jake Lamb, L (1, 5) OBP: 0.323, SLG: 0.418 52 Zack Godley, R (7, 1) 6 David Peralta, L (9, PH) OBP: 0.367, SLG: 0.518		C SL 84 F SL 85 B SL 86 X FF 92 1-2 G6-3 ①② 1-2f 2-3			B FF 89 C SL 81 S SI 89 B FF 92 F CU 76 B FF 89 X FF 90 3-2 F7 ①		B CH 86 B FC 93 C FC 93 C FC 92 S FC 94 2-3 K ③		F FC 92 F FC 91 C KC 79 0-3 K ③	3 0 1	0 0 0	0 0 0	0 0 0	0 0 0	1 0 1	2 0 2
24 Yasmany Tomás, R (1, 9) OBP: 0.330, SLG: 0.425		F SL 84 F FF 91 D CU 78 X FF 94 1-2 G3 ③			X FF 91 0-0 38 FC4-6 1B			S SI 93 B SI 94 S SI 93 F SI 93 X SI 94 1-2 G3-1 ①		3	0	1	0	0	0	1
16 Chris Owings, R (1, 4) OBP: 0.259, SLG: 0.325			C FF 90 B SL 81 B FF 90 F FF 90 F FF 92 X FF 92 2-2 P3 ①		B CU 81 F FF 90 F FF 90 F SL 82 F FF 91 F FF 92 T CU 76 1-2 K ②			X SI 93 0-0 G6-3 ②		3	0	0	0	0	1	1
38 Robbie Ray, L (1, 1) OBP: 0.125, SLG: 0.125 2 Aaron Hill, R (7, 5) OBP: 0.301, SLG: 0.339			C FF 92 X FF 91 0-1 1B		C FF 91 D FF 92 B FF 91 X FF 91 2-1 FC4-6 ③ 1-2f			C SI 93 S CH 86 B SI 93 B SI 94 F SI 94 X SI 94 2-2 G6-3 ③		2 1	0 0	1 0	0 0	0 0	0 0	1 0
Inning Stats	R: 0 E: 0 K: 1 S: 6 H: 0 LOB: 0 BB: 0 P: 10	R: 0 E: 0 K: 0 S: 13 H: 0 LOB: 1 BB: 2 P: 23	R: 0 E: 0 K: 1 S: 13 H: 1 LOB: 1 BB: 0 P: 16	R: 0 E: 0 K: 0 S: 7 H: 0 LOB: 0 BB: 0 P: 10	R: 0 E: 0 K: 1 S: 13 H: 1 LOB: 1 BB: 0 P: 19	R: 0 E: 0 K: 0 S: 4 H: 0 LOB: 0 BB: 0 P: 5	R: 0 E: 0 K: 2 S: 10 H: 0 LOB: 0 BB: 0 P: 13	R: 0 E: 0 K: 0 S: 9 H: 0 LOB: 0 BB: 0 P: 12	R: 1 E: 0 K: 3 S: 11 H: 2 LOB: 2 BB: 1 P: 20	1B: 4 2B: 0 3B: 0 HR: 0 SF: 0 SAC: 0 DP: 1 HBP: 0						

PITCHER		IP	WLS	BF	H	R	ER	SO	BB	IBB	HBP	BLK	WP	HR	S	P	ERA	WHIP
32 J.A. Happ, L ERA: 4.42	(1, 1)	6.0	W	21	2	0	0	3	2	0	0	0	0	0	56	83	0.00	0.667
38 Joakim Soria, R ERA: 2.68	(7, 1)	1.0	H	3	0	0	0	2	0	0	0	0	0	0	10	13	0.00	0.000
44 Tony Watson, L ERA: 2.28	(8, 1)	1.0	H	3	0	0	0	0	0	0	0	0	0	0	9	12	0.00	0.000
59 Antonio Bastardo, L ERA: 3.38	(9, 1)	0.0		2	1	1	1	0	1	0	0	0	0	0	1	5	∞	∞
35 Mark Melancon, R ERA: 1.58	(9, 1)	1.0	S	4	1	0	0	3	0	0	0	0	0	0	10	15	0.00	1.000

PITCHER	IP	WLS	BF	H	R	ER	SO	BB	IBB	HBP	BLK	WP	HR	S	P	ERA	WHIP

TOP

Arizona Diamondbacks @ Pittsburgh Pirates

PNC Park, Pittsburgh, PA

Wed Aug 19 2015, 7:08 PM - 9:58 PM EDT

Att. 32,088 - Partly Cloudy - 85 F

livebaseballscorecards.com

AB	30
R	1
H	4
RBI	1
BB	3
SO	8
LOB	13

WP: 0 PA: 33
PB: 0
SB: 0
CS: 0

BOTTOM

Arizona Diamondbacks @ Pittsburgh Pirates

PNC Park, Pittsburgh, PA

Wed Aug 19 2015, 7:08 PM - 9:58 PM EDT

Att. 32,088 - Partly Cloudy - 85 F

livebaseballscorecards.com

Batter	1	2	3	4	5	6	7	8	9	AB	R	H	RBI	BB	SO	LOB
25 Gregory Polanco, L (1, 9) OBP: 0.331, SLG: 0.389	B SI 94 B FF 94 B FF 94 C FF 94 C FF 94 F FF 95 F FF 95 T FF 95 3-2 ① **K**	D SL 86 B SL 82 B SI 94 C FF 95 S SI 95 X FF 95 3-2 6 1B **1-H** 2B		C SI 92 F SL 84 F SL 83 X FF 94 0-2 ③ **G6-3**			F FF 93 C CU 81 B CU 82 S FC 91 1-3 ③ **K**			4	0	1	1	0	2	2
6 Starling Marte, R (1, 7) OBP: 0.338, SLG: 0.451	B SL 86 B SL 85 F SI 94 F SI 94 C SI 95 2-3 ② **K**	S SL 83 X SI 95 0-1 ③ **2-H** 1B			C CH 86 X CH 79 0-1 ① **G3-1**			S FC 89 F FC 91 B CU 83 X CU 80 1-2 22 1B 24 BB 2B		4	1	2	0	0	1	0
22 Andrew McCutchen, R (1, 8) OBP: 0.398, SLG: 0.507	C SI 94 B SI 95 C FF 95 B FF 96 B SI 95 F SI 95 B FF 96 4-2 **BB**		B CH 86 X FF 90 1-0 ① **F9**		B CH 79 X SI 91 1-0 17 CS 1B			B FF 93 B FC 91 C FC 90 X FC 88 2-1 24 BB 27 BB **2-3** 1B		3	0	2	0	1	0	0
17 Aramis Ramirez, R (1, 5) OBP: 0.289, SLG: 0.410	S SI 94 B SI 94 F SI 93 F SL 81 X SI 92 1-2 ③ **F7**		C CH 79 B CH 79 F SI 92 B SL 78 X CH 79 2-2 ② **F7**		B CH 80 C SI 92 F FF 93 1 SAFE B SL 84 F CH 79 X FF 95 2-2 ②③ **G4-3** **1-2**			F SI 89 B FC 90 B CU 80 X FC 88 2-1 ① **L6**		4	0	0	0	0	0	4
27 Jung Ho Kang, R (1, 6) OBP: 0.360, SLG: 0.443		C FF 90 F SI 92 B SL 82 H SL 81 2-2 29 1B 38 WP HBP	X CH 77 0-0 ③ **G5-3**			B CH 88 B CH 78 C FF 93 B CH 81 B FF 91 4-1 29 G4-6-3 BB		B CU 80 B FC 90 B FC 90 B FF 92 4-0 24 BB **1-2** BB		1	1	0	0	2	0	0
29 Francisco Cervelli, R (1, 2) OBP: 0.375, SLG: 0.429		B SI 92 B SI 92 F FF 92 1 SAFE 1 SAFE B FF 92 X SI 92 3-1 38 WP 3 1B **1-3** 1B	C CH 86 F CH 81 B SI 93 B SL 79 C CH 76 2-3 ① **K**		B CH 79 S SI 92 F SI 93 B CH 80 1 SAFE F CH 79 X SI 94 2-2 ①② **G4-6-3** **1-2f**		F FC 89 F FF 91 B CU 80 T FC 89 1-2 ② **K**		4	1	1	0	0	2	4
38 Michael Morse, R (1, 3) OBP: 0.289, SLG: 0.311 38 Joakim Soria, R (7, 1) 44 Tony Watson, L (8, 1) 24 Pedro Alvarez, L (8, PH) OBP: 0.318, SLG: 0.470 59 Antonio Bastardo, R (9, 1) 35 Mark Melancon, R (9, 1)	C FF 92 S FF 93 B FF 93 B FF 92 S SL 81 2-3 ① **K** **1-2** **3-H**	F SL 80 X FF 88 0-1 32 SH1-4 3 1B 1B		F FF 91 F CH 80 S SL 83 0-3 ③ **K**		B CU 80 B CU 80 F FF 90 B FC 90 B FC 89 4-1 **1-2** **2-3** **3-H** BB		3 0 1 0 0 2 1 0 0 0 0 0 0 0 0 0 0 0 0 0 0 0 0 0 1 1 0 0 0 0 0 0 0 0 0 0 0 0 0 0 0 0						
3 Sean Rodríguez, R (1, 4) OBP: 0.253, SLG: 0.324	S SL 83 F SI 92 X FF 92 0-2 32 FC1-6 **2-H** 1B	X SI 91 0-0 32 SH1-4 **1-2** 1B			B FF 92 X FC 92 1-0 30 G4-6-3 1B	B FC 89 X FF 92 1-0 ③ **L4**		4	0	3	1	0	0	3
32 J.A. Happ, L (1, 1) 30 Travis Ishikawa, L (7, 3) OBP: 0.299, SLG: 0.305	B FF 93 B FF 92 X FF 93 2-0 ② **FC1-6** 25 2B **1-2f**	C FF 89 X FF 89 0-1 ② **SH1-4** **1-2** **2-3**			F SI 92 X FF 92 0-1 ①② **G4-6-3** **1-2f**			1 1 0 0 0 0 1 1 0 0 0 0 0 1						
Inning Stats	R: 0 E: 0 K: 2 S: 15 H: 0 LOB: 1 BB: 1 P: 25	R: 3 E: 0 K: 1 S: 16 H: 4 LOB: 2 BB: 0 P: 28	R: 0 E: 0 K: 0 S: 5 H: 0 LOB: 0 BB: 0 P: 8	R: 0 E: 0 K: 1 S: 12 H: 2 LOB: 2 BB: 0 P: 14	R: 0 E: 0 K: 0 S: 7 H: 1 LOB: 0 BB: 0 P: 10	R: 0 E: 0 K: 1 S: 8 H: 0 LOB: 0 BB: 1 P: 14	R: 0 E: 0 K: 1 S: 6 H: 1 LOB: 0 BB: 0 P: 8	R: 1 E: 0 K: 1 S: 12 H: 2 LOB: 3 BB: 2 P: 27		1B: 8 2B: 2 3B: 0 HR: 0 SF: 0 SAC: 1 DP: 2 HBP: 1		WP: 1 PB: 0 SB: 0 CS: 1 PA: 35		

	AB	29
	R	4
	H	10
	RBI	3
	BB	4
	SO	7
	LOB	16

PITCHER		IP	WLS	BF	H	R	ER	SO	BB	IBB	HBP	BLK	WP	HR	S	P	ERA	WHIP
38 Robbie Ray, L ERA: 3.38	(1, 1)	6.0	L	25	7	3	3	5	2	0	1	0	1	0	63	99	4.50	1.500
52 Zack Godley, R ERA: 1.8	(7, 1)	2.0		10	3	1	1	2	2	0	0	0	0	0	18	35	4.50	2.500

PITCHER	IP	WLS	BF	H	R	ER	SO	BB	IBB	HBP	BLK	WP	HR	S	P	ERA	WHIP

Arizona Diamondbacks @ Cincinnati Reds

Great American Ball Park, Cincinnati, OH

Thu Aug 20 2015, 7:11 PM - 10:31 PM EDT

Att. 22,063 - Partly Cloudy - 75 F

TOP

livebaseballscorecards.com

Batter	1	2	3	4	5	6	7	8	9	AB	R	H	RBI	BB	SO	LOB
5 Ender Inciarte, L (1, 7) OBP: 0.327, SLG: 0.388	C FF 90 B FF 91 B FF 91 S FF 92 B FF 93 X FF 93 3-2 ① G6-3		C FC 86 S FC 85 X FC 87 0-2 1B		L CU 70 S CU 70 X CU 67 0-2 11 1B 2B		C FF 93 C FF 94 F FS 84 B SI 94 F FF 93 B FF 93 X SL 82 2-2 ① L7	D FS 85 B SI 90 B FS 84 B SI 90 4-0 11 1B BB		4	1	2	0	1	0	0
11 AJ Pollock, R (1, 8) OBP: 0.370, SLG: 0.481	X FF 93 0-0 1B		B FF 92 B FC 87 F FF 92 1 SAFE C FF 93 C FF 93 2-3 ② K		C CH 76 S FC 89 B FF 91 F CH 76 B FF 93 X FF 92 2-2 2-H 1B		B FC 87 F FF 94 X SL 85 1-1 44 S 2B	C SI 90 B SI 90 X SI 90 1-1 1-3 2-H 3-H 1B		5	0	4	3	0	1	1
44 Paul Goldschmidt, R (1, 3) OBP: 0.443, SLG: 0.557	B FF 90 B FF 92 1 SAFE X FF 92 2-0 ② P3		B CU 68 1 SAFE B FF 92 C FF 90 B FF 93 C FF 91 F FF 94 T FF 93 3-2 ③ K		B FF 92 C FF 87 B FC 86 B FF 92 X FF 92 3-1 ③ F9		B FF 94 X FF 94 1-0 ② G5-3 2-3	S SI 90 B SL 83 X SI 90 1-1 ③ G1-6-3		5	0	0	0	0	1	6
7 Welington Castillo, R (1, 2) OBP: 0.306, SLG: 0.477	1 SAFE C FF 92 F FF 91 D CU 69 C FC 90 1-3 ③ K			B CH 73 S CH 75 B CH 75 X FF 90 2-1 ① L6		B FF 86 C CH 75 C CU 66 F FC 86 B FF 91 S CH 76 2-3 ① K	B SI 94 C FF 93 B SI 93 F FF 94 F SI 93 B SI 93 B SI 95 4-2 2 FC5-4 BB		C SL 83 B CU 76 S FF 94 X SL 84 1-2 ① G4-3	4	0	0	0	1	2	1
2 Aaron Hill, R (1, 5) OBP: 0.299, SLG: 0.336 (8, 4)		C FF 90 X FC 86 0-1 ① G6-3		B FC 88 B CH 76 C FF 91 F FF 91 B FC 87 C FC 87 3-3 ② K		S CU 66 S CH 74 B FF 90 X FF 92 1-2 24 1B 16 1B 1B	F SI 94 B FF 92 X SL 84 1-1 ③ FC5-4 1-2f		C SL 85 C FF 95 B FF 94 X SL 84 1-2 ② F8	5	1	1	0	0	1	2
24 Yasmany Tomás, R (1, 9) OBP: 0.331, SLG: 0.425		B CH 74 C FF 93 F FC 87 F FF 93 B FC 87 X CH 73 2-2 ② G6-3		F FC 86 F CH 75 B FF 92 F FF 91 F FF 92 F CH 73 B FC 87 S CH 73 2-3 ③ K		B CH 78 X FF 91 1-0 16 1B 1-3		C SL 83 C SI 91 B SL 84 B SL 82 B SI 89 F SI 90 X SI 90 3-2 8 2B 11 1B 1B	B CU 76 S FF 94 F CU 76 S FF 94 2-3 ③ K	5	1	2	0	0	2	0
16 Chris Owings, R (1, 4) OBP: 0.264, SLG: 0.340 (8, 6)		C CH 76 C CU 68 B CH 71 B FC 88 X FF 92 2-2 2B			B CU 68 X FF 89 1-0 HR	S CH 76 S CH 75 X FC 88 0-2 1-2 3-H 1B		B SI 89 F SI 89 C SI 89 B SL 83 C SI 89 2-3 ① K		4	1	3	2	0	1	1
13 Nick Ahmed, R (1, 6) OBP: 0.273, SLG: 0.325 19 Jake Lamb, L (8, PH) OBP: 0.322, SLG: 0.417 (8, 5)		C CH 76 B FF 92 C FF 93 S FC 90 1-3 ③ K			B FF 91 B FF 91 T FF 90 L FC 86 F FF 92 B FF 92 X FF 92 3-2 ① L8	S SI 94 X SI 93 0-1 ② F7		B SI 89 S FS 84 C SI 89 B FS 85 X FS 84 2-2 ② F8		3 1	0 0	0 0	0 0	0 0	1 0	3 1
46 Patrick Corbin, L (1, 1) 55 Josh Collmenter, R (3, 1) OBP: 0.276, SLG: 0.192 6 David Peralta, L (6, PH) OBP: 0.366, SLG: 0.516 40 Andrew Chafin, R (6, 1) 30 David Hernandez, R (7, 1) 8 Jarrod Saltalamacchia, S (8, PH) OBP: 0.304, SLG: 0.359 41 Daniel Hudson, R (8, 1) 29 Brad Ziegler, R (9, 1)			B FC 88 B FF 90 C FF 88 B FF 91 C FF 90 X FF 91 3-2 ① G5-3		C FF 91 C FF 91 B CU 69 C FF 91 1-3 ② K	X SL 86 0-0 ③ G4-3		S FS 85 C FS 84 X FS 85 0-2 11 1B 1-3 2B		1 1 1 0 0 1 0 0	0 0 0 0 0 1 0 0	0 0 0 0 0 1 0 0	0 0 0 0 0 0 0 0	0 1 0 0 0 0 0 0	0 0 2 0 0 0 0 0	0 0 0 0 0 0 0 0

	AB	40
	R	5
	H	13
	RBI	5
	BB	2
	SO	10
	LOB	17

Inning Stats	1	2	3	4	5	6	7	8	9	1B: 8	SF: 0	WP: 0	PA: 42
	R: 0 E: 0 K: 1 S: 8 H: 1 LOB: 1 BB: 0 P: 14	R: 0 E: 0 K: 1 S: 12 H: 1 LOB: 1 BB: 0 P: 17	R: 0 E: 0 K: 2 S: 13 H: 1 LOB: 1 BB: 0 P: 21	R: 0 E: 0 K: 2 S: 11 H: 0 LOB: 0 BB: 0 P: 18	R: 2 E: 0 K: 1 S: 17 H: 3 LOB: 1 BB: 0 P: 27	R: 1 E: 0 K: 1 S: 14 H: 3 LOB: 2 BB: 0 P: 18	R: 0 E: 0 K: 0 S: 13 H: 1 LOB: 2 BB: 1 P: 22	R: 2 E: 0 K: 1 S: 17 H: 3 LOB: 2 BB: 1 P: 30	R: 0 E: 0 K: 1 S: 9 H: 0 LOB: 0 BB: 0 P: 13	2B: 4 3B: 0 HR: 1	SAC: 0 DP: 0 HBP: 0	PB: 0 SB: 1 CS: 0	

PITCHER		IP	WLS	BF	H	R	ER	SO	BB	IBB	HBP	BLK	WP	HR	S	P	ERA	WHIP
47 John Lamb, L ERA: 6.35	(1, 1)	5.1		25	9	3	3	8	0	0	0	0	0	1	72	112	5.06	1.688
41 Ryan Mattheus, R ERA: 4.15	(6, 1)	1.2	H	7	1	0	0	0	1	0	0	0	0	0	16	25	0.00	1.200
25 Burke Badenhop, R ERA: 3.81	(8, 1)	1.0	L	7	3	2	2	1	1	0	0	0	0	0	17	30	18.00	4.000
60 J.J. Hoover, R ERA: 1.84	(9, 1)	1.0		3	0	0	0	1	0	0	0	0	0	0	9	13	0.00	0.000

PITCHER		IP	WLS	BF	H	R	ER	SO	BB	IBB	HBP	BLK	WP	HR	S	P	ERA	WHIP

BOTTOM

Arizona Diamondbacks @ Cincinnati Reds

Great American Ball Park, Cincinnati, OH

Thu Aug 20 2015, 7:11 PM - 10:31 PM EDT

Att. 22,063 - Partly Cloudy - 75 F

livebaseballscorecards.com

Batter	1	2	3	4	5	6	7	8	9	AB	R	H	RBI	BB	SO	LOB
30 Jason Bourgeois, R (1, 8) OBP: 0.291, SLG: 0.333	B SI 90 X SI 90 1-0 21 1B 7 1B 32 SF7-2-6 1B	B SI 92 C SI 91 B SI 91 X SL 79 2-1 1-H 7 1B 3B			C FC 83 C CU 70 B CH 76 X FC 86 1-2 ① L4		B CU 81 B FF 94 F FF 93 F FF 94 X CU 82 2-2 ③ F7			4	2	2	1	0	0	0
7 Eugenio Suárez, R (1, 6) OBP: 0.342, SLG: 0.488	C SI 91 C SI 91 F SL 82 X SI 92 0-2 32 SF7-2-6 21 1B 1-2 1B	B SI 90 C SI 92 X SI 91 1-1 19 2B 3-H 1B			B CU 70 B FC 86 C CH 77 C FC 86 T FC 86 2-2 ② K			B FF 95 S SL 88 F SL 88 X SL 88 1-2 19 BB 1B		4	0	3	1	0	1	0
19 Joey Votto, L (1, 3) OBP: 0.436, SLG: 0.538	B SL 82 C SL 79 B SI 91 C SL 80 B SI 92 X SI 92 3-2 ① L7	B SI 91 B SL 80 C SL 79 C SL 81 F SI 92 F SL 82 X SI 91 2-2 ③ 1-H 2B			B FC 86 F FC 86 B FC 87 B CH 78 X FC 87 3-1 ③ G3			S SL 89 C SL 89 B FF 96 B FF 96 B SL 90 B SL 90 4-2 1-2 BB		3	0	1	0	1	0	2
21 Todd Frazier, R (1, 5) OBP: 0.308, SLG: 0.518	D SI 91 X SI 92 1-0 1-2 2-3 1B	F FC 84 B CH 76 F FC 86 F FC 86 F CH 79 F CU 73 B FC 87 S FC 87 2-3 ① K				B SI 93 X SI 94 1-0 ① G4-3		S SL 89 S SL 88 B FF 97 D CH 85 X SL 89 2-2 ① F8		4	0	1	0	0	1	2
32 Jay Bruce, L (1, 9) OBP: 0.315, SLG: 0.450	B SI 92 X FF 92 1-0 ②③ SF7-2-6 2-3 3-H	C FC 85 X FC 86 0-1 ② L6				B SI 94 C FF 93 F SI 94 B SL 82 S SL 83 2-3 ② K		B SI 96 F SL 87 F FF 95 B CH 86 F SL 89 B SI 96 S SI 96 3-3 ② K		3	0	0	1	0	2	2
3 Iván De Jesús Jr., R (1, 4) OBP: 0.326, SLG: 0.402		B SI 91 C SI 91 F FF 91 C SI 92 1-3 ① K	C FC 86 B FC 86 C FC 85 B FC 87 C FC 87 2-3 ③ K			C SI 92 B FF 93 B SI 94 X FF 93 2-1 1B		C SL 87 B SL 88 S FF 96 X SI 96 1-2 ③ G6-3		4	0	1	0	0	2	2
55 Skip Schumaker, L (1, 7) OBP: 0.282, SLG: 0.278		B SI 92 F SL 79 C SL 82 B SL 81 X SL 81 2-2 16 1B 2B	C FC 84 B CU 69 X FC 86 1-1 ① G3-1			C SI 93 B SI 93 F SI 92 D SL 84 F SI 94 F SL 83 F FF 94 S SL 83 2-3 ③ K			C SI 83 X SI 84 0-1 ① G5-3	4	1	1	0	0	1	1
16 Tucker Barnhart, L (1, 2) OBP: 0.337, SLG: 0.355		F SL 80 B SI 90 B SL 81 X CH 82 2-1 2-H 30 3B 1B	B FC 85 B CH 77 X CH 79 2-0 ② G3				L FF 94 S FF 95 T CU 82 0-2 ① K		F SI 83 X CH 76 0-1 ② G5-3	4	1	1	1	0	1	0
47 John Lamb, L (1, 1) 41 Ryan Mattheus, R (6, 1) 27 Brennan Boesch, L (7, PH) OBP: 0.177, SLG: 0.153 25 Burke Badenhop, R (8, 1) 60 J.J. Hoover, R (9, 1) 29 Brayan Peña, S (9, PH) OBP: 0.342, SLG: 0.314		B FF 90 L SI 91 M FF 90 M SL 78 1-3 ② K	C FC 85 X FC 85 0-1 ③ G1-4-3				B FF 94 X FF 94 1-0 ② G2-3		B SI 85 C SI 84 F CH 76 X CH 77 1-2 ③ G5-3	2 0 1 0 0 1	0 0 0 0 0 0	0 0 0 0 0 0	0 0 0 0 0 0	0 0 0 0 0 0	1 0 0 0 0 0	1 0 0 0 0 0
Inning Stats	R: 1 H: 3 E: 0 LOB: 1 K: 0 BB: 0 S: 10 P: 16	R: 3 H: 5 E: 0 LOB: 2 K: 2 BB: 0 S: 20 P: 31	R: 0 H: 0 E: 0 LOB: 0 K: 2 BB: 0 S: 11 P: 15	R: 0 H: 0 E: 0 LOB: 0 K: 0 BB: 0 S: 5 P: 8	R: 0 H: 0 E: 0 LOB: 0 K: 1 BB: 0 S: 8 P: 14	R: 0 H: 1 E: 0 LOB: 1 K: 2 BB: 0 S: 12 P: 19	R: 0 H: 0 E: 0 LOB: 0 K: 1 BB: 0 S: 7 P: 10	R: 0 H: 1 E: 0 LOB: 2 K: 1 BB: 1 S: 15 P: 26	R: 0 H: 0 E: 0 LOB: 0 K: 0 BB: 0 S: 7 P: 8	1B: 7 SF: 1 2B: 3 SAC: 0 3B: 1 DP: 1 HR: 0 HBP: 0						

AB	34
R	4
H	10
RBI	4
BB	1
SO	9
LOB	10

WP: 0 PA: 36
PB: 0
SB: 0
CS: 0

PITCHER		IP	WLS	BF	H	R	ER	SO	BB	IBB	HBP	BLK	WP	HR	S	P	ERA	WHIP
46 Patrick Corbin, L ERA: 4.09	(1, 1)	2.0		12	8	4	4	2	0	0	0	0	0	0	30	47	18.00	4.000
55 Josh Collmenter, R ERA: 4.11	(3, 1)	3.0		9	0	0	0	3	0	0	0	0	0	0	24	37	0.00	0.000
40 Andrew Chafin, L ERA: 2.26	(6, 1)	1.0		4	1	0	0	2	0	0	0	0	0	0	12	19	0.00	1.000
30 David Hernandez, R ERA: 3.86	(7, 1)	1.0	W	3	0	0	0	1	0	0	0	0	0	0	7	10	0.00	0.000
41 Daniel Hudson, R ERA: 3.93	(8, 1)	1.0	H	5	1	0	0	1	1	0	0	0	0	0	15	26	0.00	2.000

PITCHER		IP	WLS	BF	H	R	ER	SO	BB	IBB	HBP	BLK	WP	HR	S	P	ERA	WHIP
29 Brad Ziegler, R ERA: 1.55	(9, 1)	1.0	S	3	0	0	0	0	0	0	0	0	0	0	7	8	0.00	0.000

Arizona Diamondbacks @ Cincinnati Reds

Great American Ball Park, Cincinnati, OH

Fri Aug 21 2015, 7:11 PM - 10:12 PM EDT

Att. 26,757 - Clear - 77 F

TOP

livebaseballscorecards.com

Batter	1	2	3	4	5	6	7	8	9	AB	R	H	RBI	BB	SO	LOB
5 Ender Inciarte, L (1, 7) OBP: 0.323, SLG: 0.384	C FF 87 B FF 88 C SL 78 F FF 89 B CU 74 B CH 82 S FF 88 3-3 ① **K**	B SL 80 X FF 88 1-0 ③ **F7**		S FF 88 X FF 88 0-1 ② **SF8** 3-H	C FF 85 B FF 85 X FF 87 1-1 ③ **L7**			X FF 98 0-0 ③ **P5**		4	0	0	1	0	1	3
11 AJ Pollock, R (1, 8) OBP: 0.374, SLG: 0.493	F FF 89 B FF 89 X CH 83 1-1 **HR**		C CU 72 X FF 88 0-1 **44 S 1B**	T FF 88 B FF 88 B FF 88 B FF 87 X FF 88 3-1 **7 1B** 1-3 **2B**		X CH 79 0-0 ① **L5**			B SL 88 F SL 89 F SL 87 X FF 98 1-2 **7 1B 44 S 2 SF8 1B**	5	3	4	1	0	0	0
44 Paul Goldschmidt, R (1, 3) OBP: 0.441, SLG: 0.552	X FF 88 0-0 ② **G5-3**		1 SAFE 1 SAFE 1 SAFE B FF 86 B CH 80 F CH 82 C FF 88 F FF 88 S FF 89 2-3 ① **K** 1-2	B CH 82 C CH 83 F FF 88 B FF 89 H CU 75 3-2 **7 1B HBP**		C CH 80 B SI 88 C CH 80 B SI 89 B KC 76 S SI 87 3-3 ② **K**			P PO 80 B FF 96 B FF 97 C FF 97 F SI 97 S SL 89 3-3 ① **K** 1-2	4	0	0	0	0	3	2
7 Welington Castillo, R (1, 2) OBP: 0.311, SLG: 0.477	C FF 88 F FF 89 B CU 74 B FF 88 B CU 73 B FF 88 4-2 **2 1B BB**		S CH 81 F CH 82 B FF 88 B FF 88 X FF 87 2-2 ② **L7**	B CH 81 B CH 82 F FF 87 X CH 80 2-1 **2 FC4** 1-3 2-H 3-H **1B**		B KC 69 C KC 73 F SI 88 X SI 87 1-2 ③ **P4**			S SL 90 B SL 88 B FF 100 2 SAFE X FF 96 2-1 **2-3 1B**	4	0	2	2	1	0	1
2 Aaron Hill, R (1, 5) OBP: 0.301, SLG: 0.336	B FF 87 S FF 86 X FF 87 1-1 **1-2 1B**		B CH 82 S CH 82 X CH 81 1-1 ③ **F7**	X FF 87 0-0 ③ **FC4** 1-2f			B KC 72 B KC 73 F CH 80 C SI 88 B SI 88 B CH 79 4-2 **13 CS 24 S BB**		B SI 97 X SI 98 1-0 ② **SF8** 3-H	3	0	1	1	1	0	3
24 Yasmany Tomás, R (1, 9) OBP: 0.329, SLG: 0.430 29 Brad Ziegler, R (9, 1)	F CH 81 X CH 82 0-1 ③ **L8**			B SL 76 B CH 82 X FF 87 2-0 **HR**	B FF 86 S FF 86 B CU 72 F FF 88 B CU 73 F CH 80 X FF 87 3-2 ① **G6-3**		C FF 88 B KC 74 1 SAFE B KC 73 C SI 86 B SI 88 S SI 85 3-3 ① **K** 1-2		S FF 98 T FF 98 B FF 96 S SI 98 1-3 ③ **K**	5 0	1 0	1 0	1 0	0 0	2 0	4 0
16 Chris Owings, R (1, 4) OBP: 0.267, SLG: 0.342		C CH 81 B CU 72 X CH 82 1-1 **12 SH3-4 1B**		X CH 81 0-0 **12 1B 13 S 5 SF8 1B**	B FF 88 S FF 87 F FF 87 B FF 88 X CH 81 2-2 ② **G5-3**		B FF 87 C SI 86 X KC 74 1-1 ② **G5-3**			4	1	2	0	0	0	1
13 Nick Ahmed, R (1, 6) OBP: 0.273, SLG: 0.324		X FF 86 0-0 ① **F7**		B FF 86 1 SAFE C FF 87 X FF 86 1-1 ① **G6-3** 1-2	X FF 86 0-0 **12 1B** **1B**		C KC 75 D KC 76 2 SAFE 1-1 ③ **CS** 2-3	C SL 88 B FF 98 X FF 97 1-1 ① **G4-3**		4	0	1	0	0	0	2
12 Rubby De La Rosa, R (1, 1) OBP: 0.113, SLG: 0.113 8 Jarrod Saltalamacchia, Sr (8, PH) OBP: 0.302, SLG: 0.357 56 Keith Hessler, L (8, 1) OBP: 1.000, SLG: 1.000 43 Addison Reed, L (8, 1) 6 David Peralta, L (9, 9) OBP: 0.366, SLG: 0.516		B FF 88 M FF 87 B FF 87 B FF 88 X FF 87 3-1 ② **SH3-4** 1-2		C FF 86 F FF 87 F SL 78 X CH 81 0-2 **11 2B 7 1B** 2-3 **1B**	B FF 84 C FF 86 X CH 80 1-1 **1-2 1B**			F FF 98 X FF 98 0-1 ② **F8**		2 1 0 0 0	1 0 0 0 0	2 0 0 0 0	0 0 0 0 0	0 0 0 0 0	0 0 0 0 0	0 0 0 0 0
Inning Stats	R: 1 E: 0 K: 1 S: 13 H: 2 LOB: 2 BB: 1 P: 22	R: 0 E: 0 K: 0 S: 6 H: 1 LOB: 1 BB: 0 P: 11	R: 0 E: 0 K: 1 S: 11 H: 1 LOB: 1 BB: 0 P: 16	R: 4 E: 0 K: 0 S: 17 H: 5 LOB: 2 BB: 0 P: 28	R: 0 E: 0 K: 0 S: 12 H: 2 LOB: 2 BB: 0 P: 19	R: 0 E: 0 K: 1 S: 7 H: 0 LOB: 0 BB: 0 P: 11	R: 0 E: 0 K: 1 S: 8 H: 0 LOB: 0 BB: 1 P: 17	R: 0 E: 0 K: 0 S: 5 H: 0 LOB: 0 BB: 0 P: 6	R: 1 E: 0 K: 2 S: 13 H: 2 LOB: 1 BB: 0 P: 20	1B: 10 2B: 1 3B: 0 HR: 2 SF: 2 SAC: 1 DP: 0 HBP: 1						

	AB	36
	R	6
	H	13
	RBI	6
	BB	2
	SO	6
	LOB	16

WP: 0 PB: 0 SB: 4 CS: 1 PA: 43

PITCHER		IP	WLS	BF	H	R	ER	SO	BB	IBB	HBP	BLK	WP	HR	S	P	ERA	WHIP
36 David Holmberg, L ERA: 6.57	(1, 1)	5.0	L	28	11	5	5	2	1	0	1	0	0	2	59	96	9.00	2.400
63 Sam LeCure, R ERA:	(6, 1)	2.0		6	0	0	0	2	1	0	0	0	0	0	15	28	0.00	0.500
70 Jumbo Díaz, R ERA: 4.14	(8, 1)	2.0		8	2	1	1	2	0	0	0	0	0	0	18	26	4.50	1.000

PITCHER	IP	WLS	BF	H	R	ER	SO	BB	IBB	HBP	BLK	WP	HR	S	P	ERA	WHIP

BOTTOM

Batter	1	2	3	4	5	6	7	8	9	AB	R	H	RBI	BB	SO	LOB
30 Jason Bourgeois, R (1, 8) OBP: 0.283, SLG: 0.321	C FF 93 B SL 88 X SL 88 1-1 ① P3		C SL 89 X SL 88 0-1 ③ G3-1		B FF 90 C SL 89 F SI 94 X FF 92 1-2 ③ G5-3		C SL 89 B CH 89 X SL 88 1-1 7 WP 2-H 1B		C SI 85 B CH 76 F SI 84 B CU 74 T SI 84 2-2 ③ K	5	0	1	1	0	1	3
7 Eugenio Suárez, R (1, 6) OBP: 0.336, SLG: 0.479	C FF 94 B SI 94 B SL 88 F SL 87 B SL 88 S FF 96 3-3 ② K			C FF 94 B SI 92 B SI 92 X SL 87 2-1 ① P6		F SI 93 F FF 93 C SI 94 0-3 ① K	B FF 96 C FF 96 C FF 96 S FF 94 1-3 ③ K 1-2			4	0	0	0	0	3	1
19 Joey Votto, L (1, 3) OBP: 0.438, SLG: 0.549	B SI 93 C SL 88 B CH 89 F SI 94 C FF 96 2-3 ③ K			B FF 94 X SL 85 1-0 2B		B FF 94 B FF 95 B FF 95 B FF 93 4-0 21 2B 32 G4-3 BB		S FF 92 B SL 84 B FF 93 B FF 92 C FF 92 X FF 93 3-2 HR		3	2	2	1	1	1	0
21 Todd Frazier, R (1, 5) OBP: 0.310, SLG: 0.520		S FF 93 S FF 95 X FF 95 0-2 ① F7		B FF 96 F SI 95 B FF 96 X FF 95 2-1 ② L5-6-3		F SI 96 B FF 96 B SI 94 X FF 95 2-1 32 G4-3 1-3 2B		X FF 93 0-0 1B		4	0	2	0	0	0	1
32 Jay Bruce, L (1, 9) OBP: 0.313, SLG: 0.446		X SI 93 0-0 ② L7		C FF 96 C FF 96 B SI 90 B SL 87 B SI 96 X FF 97 3-2 ③ P6		X FF 94 0-0 ② G4-3 2-3 3-H		1 SAFE B FF 93 X FF 92 1-0 ① F7		4	0	0	1	0	0	3
3 Iván De Jesús Jr., R (1, 4) OBP: 0.316, SLG: 0.388		F FF 95 C FF 96 X SI 96 0-2 ③ G4-3			B FF 94 C FF 94 F SI 93 F FF 96 B FF 91 X FF 96 2-2 ① G5-3	C FF 90 C FF 90 S FF 95 0-3 ③ K		C SL 86 B SL 88 B SL 87 X FF 93 2-1 ② F7		4	0	0	0	0	1	2
29 Brayan Peña, S (1, 2) OBP: 0.347, SLG: 0.327			X SI 91 0-0 27 F9 2B		B SI 92 F FF 95 B FF 96 X CH 85 2-1 55 1B 2B		B SI 91 B SI 92 X SI 93 2-0 4 G5-3 30 1B 1B	B FF 94 B FF 93 1 SAFE F FF 92 X FF 93 2-1 ③ P6		4	1	3	0	0	0	1
27 Brennan Boesch, L (1, 7) OBP: 0.167, SLG: 0.143			F FF 95 S FF 94 2 SAFE B FF 96 X FF 95 1-2 ① F9 2-3		X FF 96 0-0 ② F7		F SI 94 X FF 94 0-1 ① F8		F SI 82 B CH 76 F SI 83 B CH 76 X SI 85 2-2 ① G4-3	4	0	0	0	0	0	3
36 David Holmberg, R (1, 1) OBP: 0.400, SLG: 0.743 55 Skip Schumaker, L (5, PH) OBP: 0.286, SLG: 0.282 63 Sam LeCure, R (6, 1) 4 Brandon Phillips, R (7, PH) OBP: 0.323, SLG: 0.382 70 Jumbo Díaz, R (8, 1) 16 Tucker Barnhart, L (9, PH) OBP: 0.335, SLG: 0.353			S SL 88 S SL 89 S SL 89 0-3 ② K		F SI 95 X FF 97 0-1 1B 2-3		C FF 96 X SI 94 0-1 ② G5-3 1-2		C SI 83 S SI 84 B SI 84 X CH 77 1-2 ② L6	1 1 0 1 0 1	0 0 0 0 0 0	0 1 0 0 0 0	0 0 0 0 0 0	0 0 0 0 0 0	1 0 0 0 0 0	1 0 0 1 0 0
Inning Stats	R: 0 E: 0 K: 2 S: 8 H: 0 LOB: 0 BB: 0 P: 14	R: 0 E: 0 K: 0 S: 7 H: 0 LOB: 0 BB: 0 P: 7	R: 0 E: 0 K: 1 S: 9 H: 1 LOB: 1 BB: 0 P: 10	R: 0 E: 0 K: 0 S: 8 H: 1 LOB: 1 BB: 0 P: 16	R: 0 E: 0 K: 0 S: 12 H: 2 LOB: 2 BB: 0 P: 17	R: 1 E: 0 K: 2 S: 9 H: 1 LOB: 1 BB: 1 P: 15	R: 1 E: 0 K: 1 S: 10 H: 2 LOB: 1 BB: 0 P: 14	R: 1 E: 0 K: 0 S: 9 H: 2 LOB: 1 BB: 0 P: 17	R: 0 E: 0 K: 1 S: 9 H: 0 LOB: 0 BB: 0 P: 14							

PITCHER		IP	WLS	BF	H	R	ER	SO	BB	IBB	HBP	BLK	WP	HR	S	P	ERA	WHIP
12 Rubby De La Rosa, R ERA: 4.32	(1, 1)	7.0	W	29	7	2	2	6	1	0	0	0	1	0	63	93	2.57	1.143
56 Keith Hessler, L ERA: 12.6	(8, 1)	0.0		1	1	1	1	0	0	0	0	0	0	1	3	6	∞	∞
43 Addison Reed, R ERA: 4.03	(8, 1)	1.0	H	4	1	0	0	0	0	0	0	0	0	0	6	11	0.00	1.000
29 Brad Ziegler, R ERA: 1.52	(9, 1)	1.0	S	3	0	0	0	1	0	0	0	0	0	0	9	14	0.00	0.000

PITCHER	IP	WLS	BF	H	R	ER	SO	BB	IBB	HBP	BLK	WP	HR	S	P	ERA	WHIP

Arizona Diamondbacks @ Cincinnati Reds

Great American Ball Park, Cincinnati, OH

Fri Aug 21 2015, 7:11 PM - 10:12 PM EDT

Att. 26,757 - Clear - 77 F

livebaseballscorecards.com

AB	36
R	3
H	9
RBI	3
BB	1
SO	7
LOB	16

1B: 4	SF: 0	WP: 1	PA: 37
2B: 4	SAC: 0	PB: 0	
3B: 0	DP: 0	SB: 0	
HR: 1	HBP: 0	CS: 0	

Arizona Diamondbacks @ Cincinnati Reds

Great American Ball Park, Cincinnati, OH

Sat Aug 22 2015, 7:12 PM - 10:53 PM EDT

Att. 36,216 - Clear - 77 F

TOP

livebaseballscorecards.com

Batter	1	2	3	4	5	6	7	8	9	AB	R	H	RBI	BB	SO	LOB
5 Ender Inciarte, L (1, 7) OBP: 0.324, SLG: 0.396	X SI 92 0-0 HR	C FF 94 B SL 90 B FF 94 T FF 94 F SL 90 F FF 95 B SL 89 F FF 94 F FF 95 3-2 F FF 94 X SI 89 F7 ③		F FF 94 B SI 93 B SI 93 X SI 94 2-1 SF8 ② 2-3 3-H			C SL 88 B CH 86 B CH 86 F FF 92 B FF 93 X SI 92 3-2 44 HR 2B	B FC 90 X FF 94 1-0 FC5 11 1B 2-H 3-H		4	2	2	3	0	0	1
11 AJ Pollock, R (1, 8) OBP: 0.376, SLG: 0.495	B SL 87 C FF 93 X SL 88 1-1 44 HR 1B	C FF 93 T SI 88 B SL 90 X SI 94 1-2 44 1B 6 G4-6-3 44 S 1B	F FF 93 D SL 88 D SL 88 F SI 93 F SI 94 X SL 89 2-2 FC6-4 ③ 1-2f				B SI 92 B SI 91 C SI 92 X SI 92 2-1 G5-3 ① 1B	B FF 93 T SI 94 D FC 88 F SI 93 X FC 86 2-2 1-2 1B		5	2	3	0	0	0	3
44 Paul Goldschmidt, R (1, 3) OBP: 0.444, SLG: 0.568	C SI 92 F FF 92 D SL 87 X FF 94 1-2 1-H HR	C FF 94 F FF 94 X SL 80 0-2 6 G4-6-3 1-3 1B			C SI 88 X FF 92 0-1 6 G4-3 6 S 2 SF7 1B		C SI 92 X CU 82 0-1 2-H HR	B FF 91 X FF 93 1-0 L9 ②		5	3	4	4	0	0	2
6 David Peralta, L (1, 9) OBP: 0.362, SLG: 0.509	F CH 88 B SL 90 C FF 94 B SL 90 F FF 94 F SL 87 S SI 89 2-3 K ①	D FF 95 T FF 94 S SL 88 1 SAFE B SL 89 1 SAFE F FF 94 F SI 89 F SL 89 3-2 B FF 95 X SI 94 G4-6-3 ①② 1-2f 3-H			F CH 88 1 SAFE 1 SAFE D SL 86 P PO 87 S FF 91 F SI 93 F SL 86 B CH 88 3-2 X CH 89 G4-3 ① 1-3		B CH 85 S SL 88 B SL 88 X SI 91 2-1 G4-3 ② B FF 92 C SI 91 B CU 83 F SI 91 X FF 91 2-2 F7 ③	X FC 91 0-0 G4-3 ③		5	0	0	0	0	1	4
2 Aaron Hill, R (1, 4) OBP: 0.297, SLG: 0.332 40 Andrew Chafin, R (7, 1) 30 David Hernandez, R (7, 1) 23 Óscar Hernández, R (9, PH) OBP: 0.250, SLG: 0.167 56 Keith Hessler, L (9, 1) OBP: 1.000, SLG: 1.000 41 Daniel Hudson, R (9, 1)	S FF 94 X SL 88 0-1 G3-1 ②	B SL 81 B SI 94 F FF 93 S SL 90 C FF 95 2-3 K ③			B FF 92 F FF 92 X KC 78 1-1 SF7 ② 3-H		C CU 83 B FF 92 C SI 91 B CU 83 F SI 91 X FF 91 2-2 F7 ③		C SI 89 X SL 82 0-1 F7 ①	3 0 0 0 1 0 0	0 0 0 0 0 0 0	0 0 0 0 0 0 0	1 0 0 0 0 0 0	0 0 0 0 0 0 0	1 0 0 0 0 0 0	0 0 0 0 0 0 0
19 Jake Lamb, L (1, 5) OBP: 0.320, SLG: 0.412	C FF 93 F SI 88 B SI 94 T SL 89 1-2 K ③			C SI 92 B CH 87 X CH 88 1-1 G4-3 ①	C SL 85 X SI 93 0-1 F8 ③			F SI 93 B FF 93 F SI 95 X FC 92 1-2 8 G4-3 8 WP 16 1B 1B	X SI 89 0-0 L4 ②	5	1	1	0	0	1	0
8 Jarrod Saltalamacchia, S (1, 2) OBP: 0.299, SLG: 0.358		C FF 92 C SI 92 B FF 94 S SL 90 1-3 K ①		B FF 93 X SI 93 1-0 52 1B 5 SF8 2B		X SI 93 0-0 G4-3 ①		F FC 90 B FC 90 F FF 94 B SL 84 F FC 91 X FF 94 2-2 G4-3 ① 1-3	C SL 80 B SL 82 S SI 90 S SL 83 1-3 K ③	5	1	1	0	0	2	1
16 Chris Owings, R (1, 6) OBP: 0.271, SLG: 0.346 (7, 4)		X SL 88 0-0 48 SH2-4 1B		C SI 93 F SI 94 D SL 88 F FF 94 X SL 88 1-2 5 SF8 52 1B 1B		B CU 83 X SL 90 1-0 L8 ②		C FF 93 X SI 93 0-1 13 2B 5 WP 3-H 1B		4	1	3	1	0	0	0
48 Randall Delgado, R (1, 1) 52 Zack Godley, R (3, 1) OBP: 0.200, SLG: 0.200 13 Nick Ahmed, R (7, 6) OBP: 0.275, SLG: 0.329		L FF 93 X SI 94 0-1 SH2-4 ② 1-2		X SI 94 0-0 11 FC6-4 1-2 2-3 1B		S SL 91 S SI 93 B SL 91 F FF 93 S CU 84 1-3 K ③		X FF 89 0-0 5 WP 5 FC5 1-3 2B		0 2 1	0 0 1	0 1 1	0 0 0	0 0 0	0 1 0	0 0 0
Inning Stats	R: 3 E: 0 K: 2 S: 16 H: 3 LOB: 0 BB: 0 P: 21	R: 0 E: 0 K: 1 S: 14 H: 1 LOB: 1 BB: 0 P: 18	R: 1 E: 0 K: 1 S: 15 H: 2 LOB: 0 BB: 0 P: 21	R: 1 E: 0 K: 0 S: 14 H: 3 LOB: 2 BB: 0 P: 21	R: 1 E: 0 K: 0 S: 12 H: 1 LOB: 0 BB: 0 P: 15	R: 0 E: 0 K: 1 S: 6 H: 0 LOB: 0 BB: 0 P: 8	R: 2 E: 0 K: 0 S: 13 H: 2 LOB: 0 BB: 0 P: 22	R: 3 E: 0 K: 0 S: 16 H: 4 LOB: 2 BB: 0 P: 23	R: 0 E: 0 K: 1 S: 6 H: 0 LOB: 0 BB: 0 P: 7	1B: 10 2B: 3 3B: 0 HR: 3 SF: 2 SAC: 1 DP: 1 HBP: 0						

AB	40
R	11
H	16
RBI	9
BB	0
SO	6
LOB	11

WP: 2 PA: 43
PB: 0
SB: 2
CS: 0

PITCHER		IP	WLS	BF	H	R	ER	SO	BB	IBB	HBP	BLK	WP	HR	S	P	ERA	WHIP
28 Anthony DeSclafani, R ERA: 3.97	(1, 1)	5.0	L	24	10	6	6	4	0	0	0	0	0	2	71	96	10.80	2.000
62 Pedro Villarreal, R ERA: 3.46	(6, 1)	2.0		8	2	2	2	1	0	0	0	0	0	1	19	30	9.00	1.000
41 Ryan Mattheus, R ERA: 4.73	(8, 1)	1.0		8	4	3	3	0	0	0	0	0	2	0	16	23	27.00	4.000
25 Burke Badenhop, R ERA: 3.73	(9, 1)	1.0		3	0	0	0	1	0	0	0	0	0	0	6	7	0.00	0.000

PITCHER	IP	WLS	BF	H	R	ER	SO	BB	IBB	HBP	BLK	WP	HR	S	P	ERA	WHIP

BOTTOM

Arizona Diamondbacks @ Cincinnati Reds

Great American Ball Park, Cincinnati, OH

Sat Aug 22 2015, 7:12 PM - 10:53 PM EDT

Att. 36,216 - Clear - 77 F

livebaseballscorecards.com

Batter	1	2	3	4	5	6	7	8	9	AB	R	H	RBI	BB	SO	LOB
4 Brandon Phillips, R (1, 4) OBP: 0.322, SLG: 0.380	C FF 90 B FF 92 F FF 92 X CH 83 1-2 7 1B 21 1B 1B	B FF 91 D CH 84 F SL 81 X SI 92 2-1 ③ F9		C FF 93 S FC 91 F FF 93 B FC 91 X FC 90 1-2 ② L8		F FC 90 F CH 82 B FC 91 S FC 90 1-3 ③ K		F FF 94 B FF 95 C FF 95 T CU 82 1-2 ② K		5	1	1	0	0	2	3
7 Eugenio Suárez, R (1, 6) OBP: 0.338, SLG: 0.477	B FF 91 C FF 92 B FF 90 X SI 92 2-1 21 1B 1-2 1B		C FF 90 C SI 88 X SL 80 0-2 ① L8	F CU 81 X SI 91 0-1 ③ G5-3			B SI 95 C SI 95 B SI 95 B SI 95 F SI 95 X SI 95 3-2 19 BB 1B	C FF 94 X FF 93 0-1 ③ L7		5	0	2	0	0	0	2
19 Joey Votto, L (1, 3) OBP: 0.442, SLG: 0.548	F FF 92 C SI 93 B CH 84 D CH 84 S CH 85 2-3 ① K		S CH 84 B SI 91 B FF 92 F SI 92 B SI 93 F FF 94 F FF 94 B SI 92 4-2 21 2B 32 2B BB		B SI 91 C SI 91 S CH 83 B CH 84 X FC 91 2-2 32 G3-6-3 21 BB 27 G4-3 1B		C SI 94 C SL 84 1 SAFE B SI 96 D SL 84 B SL 84 F FF 94 1 SAFE D SL 84 4-2 1-2 BB		S FF 92 B SL 82 B FF 92 B FF 91 F FF 92 F FF 94 B FF 92 4-2 21 2B 3 1B BB	2	3	1	0	3	1	2
21 Todd Frazier, R (1, 5) OBP: 0.315, SLG: 0.526	S SL 81 D SL 81 S SL 80 B FF 93 X FF 94 2-2 1-2 2-H 1B		C FF 94 B SI 92 B SI 91 S CH 85 X CH 82 2-2 32 2B 1-3 2B		F FC 89 B FC 90 B FC 89 F FC 90 F FC 90 B FF 90 F FC 91 F FC 90 B FF 92 4-2 27 G4-3 32 G3-6-3 1-2 BB		F SI 94 B SL 84 F SI 95 X SL 84 1-2 ① F7		X FF 92 0-0 3 1B 16 1B 1-3 2B	4	2	3	1	1	0	2
32 Jay Bruce, L (1, 9) OBP: 0.311, SLG: 0.445	F FF 91 B FF 92 F FF 92 D CH 84 D SL 82 X SL 82 3-2 ② P5		F SI 90 X SL 82 0-1 ① 27 WP 27 2B 2-H 3-H 2B		C SI 91 X SI 91 0-1 ① G3-6-3 1-2 2-3		B SI 94 F FF 94 C SI 96 B SI 96 X SI 94 2-2 ② L7		B FF 93 X FF 93 1-0 ① F7	5	1	1	2	0	0	8
27 Brennan Boesch, L (1, 7) OBP: 0.174, SLG: 0.167 62 Pedro Villarreal, R (6, 1) 30 Jason Bourgeois, R (7, PH) OBP: 0.279, SLG: 0.316 41 Ryan Mattheus, R (8, 1) 25 Burke Badenhop, R (9, 1) 3 Iván De Jesús Jr., R (9, PH) OBP: 0.321, SLG: 0.393	F SI 90 F FF 91 B CH 84 S CH 83 1-3 ③ K		B CH 84 X CH 84 1-0 2-H 2B		B SI 91 F SI 91 F FC 90 F FC 90 F CU 80 X FC 91 1-2 ② G4-3 2-3 3-H		C CU 81 B FF 94 B FF 94 X FF 94 2-1 ③ P5		S SL 83 D SL 82 X FF 92 1-1 16 1B 2-3 3-H 1B	3 0 1 0 0 1	0 0 0 0 0 0	1 0 0 0 0 0	2 0 0 0 0 0	0 0 0 0 0 0	1 0 0 0 0 0	3 0 2 0 0 0
16 Tucker Barnhart, L (1, 2) OBP: 0.343, SLG: 0.356		S FF 88 B SI 89 B FF 93 F CH 83 B CH 84 B SI 93 4-2 65 FC4-6 BB	F FC 90 X FC 92 0-1 ② L5		C FC 89 X CU 82 0-1 ③ G5-3			F FF 92 S FF 94 F FF 94 X CU 81 0-2 55 1B 1B	C FF 92 X SL 83 0-1 1-2 3-H 1B	4	0	2	1	1	0	2
65 Ryan LaMarre, R (1, 8)		S FF 92 B FF 92 1 SAFE S SI 91 X SL 81 1-2 ① FC4-6 28 FC3-6 1-2f	T FF 92 S FC 92 C CU 81 0-3 ③ K			C FC 90 B SI 91 X FC 90 1-1 ① L6		F FF 95 B FF 94 S FF 94 F FF 94 X CU 82 1-2 ① F9	C FF 96 B FF 95 B FF 96 C FF 97 S SL 90 2-3 ② K	5	0	0	0	0	2	5
28 Anthony DeSclafani, R (1, 1) OBP: 0.191, SLG: 0.182 55 Skip Schumaker, L (6, 7) OBP: 0.286, SLG: 0.283		L FF 89 C SI 89 X SI 88 0-2 ② FC3-6 1-2f		B FC 91 B FC 91 C FC 91 S FF 93 F FF 93 F FC 91 S CU 82 2-3 ① K		C CU 79 S CH 84 B CH 82 B FC 91 X CH 82 2-2 ② L8		C CU 79 X SI 94 0-1 1-2 1B	D FF 96 F CH 84 X CH 85 1-1 ③ L3	2 3	0 0	0 1	0 0	0 0	1 0	1 2
Inning Stats	R: 1 E: 0 K: 2 S: 17 H: 3 LOB: 2 BB: 0 P: 28	R: 0 E: 0 K: 0 S: 10 H: 0 LOB: 1 BB: 1 P: 17	R: 3 E: 0 K: 1 S: 18 H: 3 LOB: 1 BB: 1 P: 25	R: 0 E: 0 K: 1 S: 11 H: 0 LOB: 0 BB: 0 P: 14	R: 1 E: 0 K: 0 S: 17 H: 1 LOB: 1 BB: 1 P: 24	R: 0 E: 0 K: 1 S: 8 H: 0 LOB: 0 BB: 0 P: 12	R: 0 E: 0 K: 0 S: 14 H: 1 LOB: 2 BB: 1 P: 26	R: 0 E: 0 K: 1 S: 15 H: 2 LOB: 2 BB: 0 P: 17	R: 2 E: 0 K: 1 S: 14 H: 3 LOB: 2 BB: 1 P: 23	1B: 9 2B: 4 3B: 0 HR: 0 SF: 0 SAC: 0 DP: 0 HBP: 0						

AB	40
R	7
H	13
RBI	7
BB	5
SO	7
LOB	32

WP: 1 PA: 45
PB: 0
SB: 0
CS: 0

PITCHER	IP	WLS	BF	H	R	ER	SO	BB	IBB	HBP	BLK	WP	HR	S	P	ERA	WHIP
48 Randall Delgado, R (1, 1) ERA: 3.27	2.1		15	6	4	4	2	2	0	0	0	1	0	40	65	15.43	3.429
52 Zack Godley, R (3, 1) ERA: 1.9	3.2	W	13	1	1	1	3	1	0	0	0	0	0	41	55	2.46	0.545
40 Andrew Chafin, L (7, 1) ERA: 2.24	0.2	H	4	1	0	0	0	1	0	0	0	0	0	12	22	0.00	3.000
30 David Hernandez, R (7, 1) ERA: 3.63	1.1	H	6	2	0	0	1	0	0	0	0	0	0	17	21	0.00	1.500
56 Keith Hessler, L (9, 1) ERA: 15.19	0.1		5	3	2	2	0	1	0	0	0	0	0	9	15	54.00	12.000

PITCHER	IP	WLS	BF	H	R	ER	SO	BB	IBB	HBP	BLK	WP	HR	S	P	ERA	WHIP
41 Daniel Hudson, R (9, 1) ERA: 3.88	0.2	S	2	0	0	0	1	0	0	0	0	0	0	5	8	0.00	0.000

Batter	1	2	3	4	5	6	7	8	9	AB	R	H	RBI	BB	SO	LOB
5 Ender Inciarte, L (1, 8) OBP: 0.327, SLG: 0.398	C FF 90 S SI 91 X SI 92 0-2 2B		C SI 91 X CH 86 0-1 ② G3-1			C CH 82 B FF 93 B SI 91 B CH 86 B FF 92 4-1 44 S 44 E BB		X SI 96 0-0 B3 1	B CH 86 B FF 93 B FF 92 C FF 92 B FF 91 4-1 BB	3	1	1	0	2	0	0
16 Chris Owings, R (1, 4) OBP: 0.268, SLG: 0.342	C FF 91 B FF 93 F SI 91 S SL 84 1-3 K 1		C SL 84 B SI 94 B CH 86 S FF 93 B FF 96 X FF 95 3-2 ③ L8			1 SAFE 1 SAFE C SI 92 X SI 93 0-1 ① L9		B FC 94 S SL 87 S SL 87 F SL 85 F FF 98 X SL 86 1-2 ② G5-3	B FF 92 X FF 91 1-0 ③ P3	5	0	0	0	0	1	3
44 Paul Goldschmidt, R (1, 3) OBP: 0.445, SLG: 0.566	B SI 94 C SI 93 B FF 95 B SI 93 C FF 94 F SL 86 B FF 95 4-2 BB			C SL 82 B SL 84 F SI 92 S SI 94 1-3 ① K		B SI 93 1 SAFE 1 SAFE C FF 92 B FF 93 F FF 93 F SL 83 X FF 93 2-2 E3 1-H		B SL 88 C SL 87 B SL 88 B SL 90 B SL 86 4-1 6 HR BB		2	1	0	0	2	1	0
6 David Peralta, L (1, 7) OBP: 0.360, SLG: 0.514	S SI 86 F SI 88 F SI 93 S FF 93 0-3 K 2			C CH 87 F CH 86 F FF 87 B SI 95 X SL 86 1-2 ② G3-1		B SI 88 C CH 87 X CH 87 1-1 ② G1-3		X SI 96 0-0 1-H HR		4	1	1	2	0	1	3
7 Welington Castillo, R (1, 2) OBP: 0.314, SLG: 0.490	B SL 84 F SL 85 C SI 94 C SL 85 1-3 ③ K			X FF 92 0-0 HR		B SL 84 C SL 82 S SL 85 S SL 85 1-3 ③ K		C FF 98 X FC 94 0-1 19 1B 1B		4	1	2	1	0	2	3
19 Jake Lamb, L (1, 5) OBP: 0.326, SLG: 0.415		B CH 87 X CH 84 1-0 13 G4-6-3 1B		C SL 80 B SI 91 F CH 86 S SL 83 1-3 ③ K			B CH 84 B SI 88 C FF 90 B CH 85 B CH 83 4-1 BB	B SI 97 C FF 97 X SL 89 1-1 1-2 1B		3	0	2	0	1	1	0
24 Yasmany Tomás, R (1, 9) OBP: 0.325, SLG: 0.425		1 SAFE C SI 91 C SI 92 B SI 94 S SL 82 1-3 ① K			F SL 81 S SL 82 B FF 94 B SL 84 S SL 85 2-3 ① K		B SI 90 F SI 90 B FF 90 1 SAFE F SI 89 S SL 84 2-3 ① K	D SL 90 S FF 97 S FF 97 S FF 98 1-3 ③ K		4	0	0	0	0	4	4
13 Nick Ahmed, R (1, 6) OBP: 0.272, SLG: 0.325		B SI 91 X SI 92 1-0 ②③ G4-6-3 1-2f			C SL 84 B SL 85 S SL 85 B FF 94 S FF 96 2-3 ② K		C SI 91 1 SAFE 1 SAFE X SI 90 0-1 ② B1		S FF 92 B FF 92 X CU 75 1-1 ① F8	4	0	0	0	0	1	2
57 Chase Anderson, R (1, 1) OBP: 0.146, SLG: 0.125 43 Addison Reed, L (7, 1) 8 Jarrod Saltalamacchia, Sr (9, PH) OBP: 0.297, SLG: 0.356 45 Matt Reynolds, L (9, 1)			B FF 90 C SI 89 S SL 80 C SL 80 1-3 ① K		B FF 93 C FF 92 S SL 84 S SL 86 1-3 ③ K		S FF 90 S SI 91 S SL 84 0-3 ③ K		S CH 85 B CH 85 B FF 93 S FF 92 B FF 94 X FF 92 3-2 ② F7	3 0 1 0	0 0 0 0	0 0 0 0	0 0 0 0	0 0 0 0	3 0 0 0	1 0 0 0

| Inning Stats | | |

BOTTOM

Batter	1	2	3	4	5	6	7	8	9	AB	R	H	RBI	BB	SO	LOB
30 Jason Bourgeois, R (1, 7) OBP: 0.277, SLG: 0.311	C FF 92 B CU 77 X FF 93 1-1 ① G6-3		X FF 91 0-0 4 G3-6-3 1B			C CU 76 F SI 91 B CH 81 B SI 91 S CH 82 2-3 ① K		B SL 89 S FF 92 C FF 92 C FF 92 1-3 ② K		4	0	1	0	0	2	0
4 Brandon Phillips, R (1, 4) OBP: 0.321, SLG: 0.378	F FF 92 F SI 93 X FF 93 0-2 21 F8 19 BB 1B		F FF 90 B FF 91 F CH 82 1 SAFE 1 SAFE X FF 93 1-2 ②③ G3-6-3 1-2f			B FF 92 F FF 91 F FF 92 B CH 82 X FF 92 2-2 ② G6-3		X FF 93 0-0 ③ F8		4	0	1	0	0	0	1
19 Joey Votto, L (1, 3) OBP: 0.442, SLG: 0.546	B FF 93 B FF 93 B CH 81 B FF 92 4-0 1-2 BB			B CU 76 B FF 92 X FF 93 2-0 ① F7		T SI 91 B FF 92 B SI 91 C SI 92 B CH 83 B CH 83 4-2 BB			C FF 86 C FF 89 C FF 88 0-3 ① K	2	0	0	0	2	1	0
21 Todd Frazier, R (1, 5) OBP: 0.312, SLG: 0.522	S FF 93 B FF 93 X FF 93 1-1 ② F8 2-3			B FF 91 B CH 83 S FF 93 X FF 93 2-1 ② F8		F FF 92 B CH 83 X FF 91 1-1 ③ P5			B FF 88 F FF 86 B FF 90 F FF 87 X FF 88 2-2 ② F8	4	0	0	0	0	0	3
29 Brayan Peña, S (1, 2) OBP: 0.343, SLG: 0.323	F FF 94 B FF 92 X FF 92 1-1 ③ F7			F SI 91 X SI 92 0-1 ③ G6-3			X FF 89 0-0 ① P3		B FF 89 C FF 87 F FF 87 B FF 87 F FF 89 B FF 89 S FF 89 3-3 ③ K	4	0	0	0	0	1	2
3 Iván De Jesús Jr., R (1, 6) OBP: 0.328, SLG: 0.395		B FF 91 C FF 92 S CH 83 B CU 77 F FF 93 X FF 92 2-2 55 G4-6-3 1B			B CH 82 C CH 83 B CU 77 B FF 94 C FF 94 B FF 94 4-2 65 1B BB		C FF 90 F FF 90 B CU 76 B CH 82 S FF 92 2-3 ② K			2	0	1	0	1	1	0
55 Skip Schumaker, L (1, 9) OBP: 0.287, SLG: 0.290		F FF 91 1 SAFE D CU 76 1 SAFE B CH 83 S CH 83 X FF 94 2-2 ①② G4-6-3 1-2f			1 SAFE B SI 92 1 SAFE S CH 83 B CH 83 1 SAFE B CH 83 F FF 93 X FF 93 3-2 ① F8		B SI 89 S FF 90 C FF 90 B FF 92 X CH 82 2-2 2B			3	0	1	0	0	0	2
65 Ryan LaMarre, R (1, 8) OBP: 0.125, SLG: 0.125		X FF 92 0-0 ③ G6-3			C CU 76 F FF 91 X CU 77 0-2 26 L3 1B 1-2		B SL 86 B FF 91 S FF 91 F FF 92 X FF 93 2-2 ③ L4			3	0	1	0	0	0	1
26 Raisel Iglesias, R (1, 1) OBP: 0.045, SLG: 0.045 70 Jumbo Díaz, R (8, 1) 32 Jay Bruce, L (8, PH) OBP: 0.311, SLG: 0.444 51 Collin Balester, R (9, 1)			B FF 92 C FF 92 X FF 92 1-1 ① B1-3		X FF 92 0-0 ②③ L3 1-1			L FC 90 S FF 93 B FF 90 B FF 93 F SL 86 F FF 92 F SL 86 X FF 92 2-2 ① F7		2 0 1 0	0 0 0 0	0 0 0 0	0 0 0 0	0 0 0 0	0 0 0 0	2 0 0 0
Inning Stats	R: 0 H: 1 E: 0 LOB: 2 K: 0 BB: 1 S: 9 P: 16	R: 0 H: 1 E: 0 LOB: 0 K: 0 BB: 0 S: 8 P: 12	R: 0 H: 1 E: 0 LOB: 0 K: 0 BB: 0 S: 6 P: 8	R: 0 H: 0 E: 0 LOB: 0 K: 0 BB: 0 S: 5 P: 9	R: 0 H: 1 E: 0 LOB: 1 K: 0 BB: 1 S: 9 P: 16	R: 0 H: 0 E: 0 LOB: 1 K: 1 BB: 1 S: 10 P: 19	R: 0 H: 1 E: 0 LOB: 1 K: 1 BB: 0 S: 10 P: 16	R: 0 H: 0 E: 0 LOB: 0 K: 1 BB: 0 S: 10 P: 13	R: 0 H: 0 E: 0 LOB: 0 K: 2 BB: 0 S: 10 P: 15	1B: 4 SF: 0 2B: 2 SAC: 0 3B: 0 DP: 3 HR: 0 HBP: 0						

PITCHER	IP	WLS	BF	H	R	ER	SO	BB	IBB	HBP	BLK	WP	HR	S	P	ERA	WHIP
57 Chase Anderson, R (1, 1) ERA: 4.28	6.2	W	25	5	0	0	2	3	0	0	0	0	0	54	91	0.00	1.200
43 Addison Reed, R (7, 1) ERA: 3.89	1.1	H	4	0	0	0	1	0	0	0	0	0	0	13	18	0.00	0.000
45 Matt Reynolds, L (9, 1) ERA:	1.0		3	0	0	0	2	0	0	0	0	0	0	10	15	0.00	0.000

PITCHER	IP	WLS	BF	H	R	ER	SO	BB	IBB	HBP	BLK	WP	HR	S	P	ERA	WHIP

Arizona Diamondbacks @ Cincinnati Reds

Great American Ball Park, Cincinnati, OH

Sun Aug 23 2015, 1:11 PM - 4:04 PM EDT

Att. 27,656 - Sunny - 83 F

livebaseballscorecards.com

AB	29
R	0
H	5
RBI	0
BB	3
SO	5
LOB	11

WP: 0	PA: 32		
PB: 0			
SB: 0			
CS: 0			

Batter	1	2	3	4	5	6	7	8	9	AB	R	H	RBI	BB	SO	LOB
13 Matt Carpenter, L (1, 5) OBP: 0.358, SLG: 0.462	B FF 88 C FF 89 F SI 89 B SI 90 F SI 90 B SI 90 X SI 90 3-2 ① F8		C FF 88 B SI 91 B SI 88 B CH 81 C FF 89 F FC 86 X FC 86 3-2 HR		C SI 90 B FF 90 B FF 88 S CH 84 F SI 89 S SL 84 2-3 ② K		B FF 94 C FF 91 S SL 82 D SL 82 D SL 81 B FF 93 4-2 22 BB 28 1B 4 1B BB	1 SAFE C CU 70 F FC 86 B FC 86 X FC 87 1-2 ③ P4		4	2	1	1	1	1	3
28 Tommy Pham, R (1, 8) OBP: 0.286, SLG: 0.357	B FF 89 B FF 90 X FF 89 2-0 ② L8		C FF 89 C SL 79 X SL 81 0-2 ② L7		C SL 80 X CU 77 0-1 ③ F9		F SL 90 X FF 96 0-1 22 BB 4 1B 1-2 3-H 1B		B FC 84 X CH 76 1-0 ① L7	5	1	1	1	0	0	2
27 Jhonny Peralta, R (1, 6) OBP: 0.342, SLG: 0.444	B FF 90 B FC 87 X FC 87 2-0 1B		S FC 85 S CU 75 B FF 90 B SL 80 B FF 88 X FC 84 3-2 ③ G5-3			S SL 79 B SI 88 B SI 89 F SL 80 B SI 89 B SI 89 4-2 22 FC3-5 BB	C SL 90 B SL 91 B FF 98 1 SAFE F CH 86 F CH 84 S FF 98 2-3 ② K		S FC 86 B CU 73 F FC 87 X FC 86 1-2 ② L7	4	0	1	0	1	1	2
22 Jason Heyward, L (1, 9) OBP: 0.349, SLG: 0.442	B SI 89 B FF 88 S SI 90 C SI 88 X SL 79 2-2 ③ F9			B FF 88 C SI 88 F SI 87 C SI 90 1-3 ① K		X CH 82 0-0 ① FC3-5 4 E 4 1B 55 FC5-4 1-2f	B CH 85 C FF 98 B FF 97 D CH 85 B FF 97 4-1 4 1B 1-2 2-3 BB		X FC 86 0-0 1B	4	1	1	0	1	1	2
4 Yadier Molina, R (1, 2) OBP: 0.317, SLG: 0.368		X FF 89 0-0 ① G6-3		B FF 89 C SI 88 B FF 90 X FC 87 2-1 ② G6-3		1 SAFE 1 SAFE X SI 88 0-0 E7 55 FC5-4 1-3 1B	B SL 89 X CH 84 1-0 1-2 2-H 3-H 1B		1 SAFE B FC 85 X FC 85 1-0 ③ F9	5	0	2	2	0	0	1
55 Stephen Piscotty, R (1, 7) OBP: 0.350, SLG: 0.560		B FF 90 X FC 87 1-0 2B		B FF 90 B FC 86 C FC 86 F FC 85 C SL 80 2-3 ③ K		B SI 90 F SL 80 B SI 87 F CH 82 F CH 82 X SI 89 2-2 ② FC5-4 1-2f 3-H	F FF 97 F CH 85 S FF 96 0-3 ③ K			4	0	1	1	0	2	3
12 Mark Reynolds, R (1, 3) OBP: 0.305, SLG: 0.394		C FF 91 S SL 81 S SL 82 0-3 ② K			B SL 78 S FC 84 B FC 85 X FC 84 2-1 35 E 1B	S SL 80 1 SAFE S SL 81 X SL 82 0-2 ③ L8		C FC 84 B FC 85 C FC 85 B CH 78 F CH 78 B FC 87 F FC 88 X FC 87 3-2 ① F8		4	0	1	0	0	1	2
35 Greg Garcia, L (1, 4) OBP: 0.367, SLG: 0.481 30 Jonathan Broxton, R (7, 1) 37 Brandon Moss, L (8, PH) OBP: 0.288, SLG: 0.383 46 Kevin Siegrist, L (8, 1) 44 Trevor Rosenthal, R (9, 1)		B SI 90 C CH 85 X FF 90 1-1 ③ G4-3			B SI 87 X FF 88 1-0 FC3 1-2		B CH 81 F FC 85 X SI 88 1-1 8 SH5-3 28 1B 1B	B FC 86 B CH 78 B FC 86 B FC 86 4-0 BB		3 0 0 0 0	1 0 0 0 0	1 0 0 0 0	0 0 1 0 0	0 0 0 0 0	0 0 0 0 0	2 0 0 0 0
31 Lance Lynn, S (1, 1) OBP: 0.175, SLG: 0.225 8 Peter Bourjos, R (7, PH) OBP: 0.308, SLG: 0.326 38 Pete Kozma, R (7, 4) OBP: 0.228, SLG: 0.155			C SI 88 X FC 84 0-1 ① G4-3		F FC 87 C FC 87 L SL 78 0-3 ① K		X SL 77 0-0 ① SH5-3 1-3	B FC 86 1 SAFE 1 SAFE C FC 86 C FC 86 B CH 78 F FC 86 X FC 87 2-2 ② P3		2 0 1	0 0 0	0 0 0	0 0 0	1 0 0	2 0 1	2 0 1
Inning Stats	R: 0 E: 0 K: 0 S: 9 H: 1 LOB: 1 BB: 0 P: 18	R: 0 E: 0 K: 1 S: 7 H: 1 LOB: 1 BB: 0 P: 9	R: 1 E: 0 K: 0 S: 12 H: 1 LOB: 0 BB: 0 P: 18	R: 0 E: 0 K: 2 S: 8 H: 0 LOB: 0 BB: 0 P: 13	R: 0 E: 1 K: 2 S: 12 H: 1 LOB: 2 BB: 0 P: 17	R: 1 E: 1 K: 0 S: 11 H: 1 LOB: 1 BB: 1 P: 17	R: 3 E: 0 K: 2 S: 16 H: 3 LOB: 2 BB: 2 P: 28	R: 0 E: 0 K: 0 S: 12 H: 0 LOB: 1 BB: 1 P: 22	R: 0 E: 0 K: 0 S: 6 H: 1 LOB: 1 BB: 0 P: 9	1B: 7 2B: 1 3B: 0 HR: 1 SF: 0 SAC: 1 DP: 0 HBP: 0						

PITCHER		IP	WLS	BF	H	R	ER	SO	BB	IBB	HBP	BLK	WP	HR	S	P	ERA	WHIP
47 Jhoulys Chacín, R ERA: 2.84	(1, 1)	6.1	L	27	6	3	2	5	1	0	0	0	0	1	62	96	2.84	1.105
40 Andrew Chafin, L ERA: 2.38	(7, 1)	0.0		1	0	0	0	0	1	0	0	0	0	0	2	6	∞	∞
41 Daniel Hudson, R ERA: 4.0	(7, 1)	0.2		5	2	2	2	2	1	0	0	0	0	0	11	18	27.00	4.500
55 Josh Collmenter, R ERA: 4.03	(8, 1)	2.0		8	1	0	0	0	1	0	0	0	0	0	18	31	0.00	1.000

PITCHER		IP	WLS	BF	H	R	ER	SO	BB	IBB	HBP	BLK	WP	HR	S	P	ERA	WHIP

TOP

St. Louis Cardinals @ Arizona Diamondbacks
Chase Field, Phoenix, AZ
Mon Aug 24 2015, 7:10 PM - 10:28 PM MST
Att. 19,892 - Roof Closed - 80 F

livebaseballscorecards.com

AB	36
R	5
H	9
RBI	5
BB	4
SO	7
LOB	20

PA: 41
WP: 0
PB: 0
SB: 0
CS: 0

Batter	1	2	3	4	5	6	7	8	9	AB	R	H	RBI	BB	SO	LOB
5 Ender Inciarte, L (1, 9) OBP: 0.325, SLG: 0.395	C FF 90 X FF 91 0-1 G2-3		X FF 93 0-0 11 G6-4-3 1B		F SI 91 B SI 88 F SI 90 F FF 94 F SI 92 X SI 92 1-2 FC4 11 1B 1-2		B SI 91 F SI 85 1 SAFE D SI 85 F SI 91 X SL 84 2-2 L7		C FF 97 B SL 85 F CH 88 F FF 98 F CH 88 B FF 99 F CH 89 F CH 89 X FF 98 2-2 G6-3	5	0	1	0	0	0	2
11 AJ Pollock, R (1, 8) OBP: 0.377, SLG: 0.496	F FF 90 B SI 90 B SI 90 X FF 91 2-1 L9		B FF 93 F FF 94 S SL 85 B SI 92 B SL 88 X SL 87 3-2 G6-4-3 1-2f		X SI 92 0-0 44 G6-4-3 1-2 2-3 1B		D SL 86 B SL 84 X SL 85 2-0 L8		B CU 79 B CH 87 C FF 98 X FF 98 2-1 44 F9 6 1B 2B	5	1	2	0	0	0	2
44 Paul Goldschmidt, R (1, 3) OBP: 0.442, SLG: 0.561	F FF 92 B SL 87 X CU 80 1-1 G5-3			X SI 91 0-0 F7	B FF 92 C FF 92 F FF 93 B SI 93 F SI 94 B SI 94 X SI 94 3-2 G6-4-3 1-2f		B SL 87 B SL 86 C SL 86 B SL 86 B FF 92 4-1 6 1B 1-2 BB		B FF 98 X FF 98 1-0 F9 2-3	4	0	0	0	1	0	4
6 David Peralta, L (1, 7) OBP: 0.366, SLG: 0.518		S FF 91 B FF 92 B FF 91 F FF 92 S FF 93 2-3 K		B FF 91 C FF 92 X FF 92 1-1 7 1B 1B		C CU 77 X FF 92 0-1 7 G5-4-3 1B	F SL 86 B FF 94 S SI 87 X SL 89 1-2 1-2 2-3 1B		F FF 98 B FF 98 S FF 98 X FF 98 1-2 3-H 1B	5	0	4	1	0	1	0
7 Welington Castillo, R (1, 2) OBP: 0.317, SLG: 0.502 55 Josh Collmenter, R (8, 1) OBP: 0.276, SLG: 0.192 24 Yasmany Tomás, R (9, PH) OBP: 0.324, SLG: 0.424		F FF 92 B FF 92 X FF 94 1-1 HR		1 SAFE B SI 90 C SI 91 X SI 91 1-1 2 G5-3 19 BB 1-3 1B		C SI 91 B FF 91 B FF 93 1 SAFE X SL 86 2-1 G5-4-3 1-2f	B SL 88 D SI 93 S SL 87 F FF 94 X SL 88 2-2 L9		S FF 99 B FF 99 S FF 99 B FF 100 S FF 100 2-3 K	4 0 1	1 0 0	2 0 0	1 0 0	0 0 1	0 0 1	4 0 1
19 Jake Lamb, L (1, 5) OBP: 0.332, SLG: 0.416		B FF 93 B FF 93 X FF 92 2-0 2 FC6-4 1B		F FF 93 B SI 92 B FF 94 B FF 94 B SI 92 4-1 1-2 BB		B CU 80 F FF 93 B SI 91 B FF 92 B FF 92 4-1 2 2B BB		B FF 94 B FF 95 C FF 95 C FF 94 C FF 96 2-3 K 1		2	1	1	0	2	1	0
2 Aaron Hill, R (1, 4) OBP: 0.296, SLG: 0.335		B FF 92 C SI 90 B SI 90 B FF 91 X FF 92 3-1 FC6-4 1-2f		X SI 94 0-0 G5-3 2-3f		1 SAFE B FF 93 B FF 94 X SL 87 2-0 1-H 2B		B FF 94 C FF 94 S CH 84 B CH 86 C FF 95 2-3 K	4	0	1	1	0	1	4
16 Chris Owings, R (1, 6) OBP: 0.266, SLG: 0.339 8 Jarrod Saltalamacchia, S (8, 2) OBP: 0.301, SLG: 0.360		B FF 93 F SI 90 B FF 92 S FF 92 B FF 94 F SI 93 F FF 95 S FF 94 3-3 K			F FF 91 C CU 78 F SL 85 B FF 92 S SI 92 1-3 K	X FF 93 0-0 B2		B FF 95 X FF 94 1-0 1B	3 1	0 0	0 1	0 0	0 0	2 0	2 0
47 Jhoulys Chacín, R (1, 1) OBP: 0.500, SLG: 0.500 40 Andrew Chafin, R (7, 1) 41 Daniel Hudson, R (7, 1) 13 Nick Ahmed, R (7, 6) OBP: 0.273, SLG: 0.326			B FF 90 B FF 91 C FF 90 X FF 91 2-1 G6-3		B FF 93 C FF 93 F FF 93 X FF 95 1-2 11 1B 5 E 1B		B FF 94 B SL 87 X FF 92 2-0 6 1B 44 BB 1B		B FF 94 B FF 94 B FF 95 C FF 92 X FF 94 3-1 P4	2 0 0 2	0 0 0 0	1 0 0 1	0 0 0 0	0 0 0 0	0 0 0 0	0 0 0 1
Inning Stats	R: 0 E: 0 K: 0 S: 6 H: 0 LOB: 0 BB: 0 P: 9	R: 1 E: 1 K: 2 S: 13 H: 2 LOB: 1 BB: 0 P: 24	R: 0 E: 0 K: 0 S: 6 H: 1 LOB: 0 BB: 0 P: 11	R: 0 E: 0 K: 0 S: 7 H: 2 LOB: 2 BB: 1 P: 13	R: 0 E: 1 K: 1 S: 17 H: 2 LOB: 2 BB: 0 P: 23	R: 1 E: 0 K: 0 S: 7 H: 2 LOB: 1 BB: 1 P: 15	R: 0 E: 0 K: 0 S: 12 H: 2 LOB: 3 BB: 1 P: 25	R: 0 E: 0 K: 2 S: 9 H: 1 LOB: 1 BB: 0 P: 17	R: 1 E: 0 K: 1 S: 16 H: 2 LOB: 1 BB: 0 P: 24	1B: 11 2B: 2 3B: 0 HR: 1 SF: 0 SAC: 0 DP: 4 HBP: 0						WP: 0 PB: 0 SB: 0 CS: 0 PA: 41	

PITCHER		IP	WLS	BF	H	R	ER	SO	BB	IBB	HBP	BLK	WP	HR	S	P	ERA	WHIP
31 Lance Lynn, R ERA: 2.94	(1, 1)	6.0	W	26	9	2	2	3	2	0	0	0	0	1	56	95	3.00	1.833
30 Jonathan Broxton, R ERA: 4.93	(7, 1)	1.0	H	6	2	0	0	0	1	0	0	0	0	0	12	25	0.00	3.000
46 Kevin Siegrist, L ERA: 1.73	(8, 1)	1.0	H	4	1	0	0	2	0	0	0	0	0	0	9	17	0.00	1.000
44 Trevor Rosenthal, R ERA: 1.57	(9, 1)	1.0	S	5	2	1	1	1	0	0	0	0	0	0	16	24	9.00	2.000

PITCHER	IP	WLS	BF	H	R	ER	SO	BB	IBB	HBP	BLK	WP	HR	S	P	ERA	WHIP

BOTTOM

St. Louis Cardinals @ Arizona Diamondbacks

Chase Field, Phoenix, AZ

Mon Aug 24 2015, 7:10 PM - 10:28 PM MST

Att. 19,892 - Roof Closed - 80 F

livebaseballscorecards.com

AB	38
R	3
H	14
RBI	3
BB	3
SO	6
LOB	20

Batter	1	2	3	4	5	6	7	8	9	AB	R	H	RBI	BB	SO	LOB
13 Matt Carpenter, L (1, 5) OBP: 0.359, SLG: 0.460	C FF 93 B SI 95 B FF 96 C FF 96 B FF 95 F FF 95 F FF 96 F FF 96 B FF 95 4-2 28 1B 22 1B BB	C FF 93 X SL 79 0-1 ① G3		B SL 75 C CH 86 B FF 88 C CH 88 B FF 91 F FF 91 F FF 91 H SI 93 4-2 28 1B 27 SF8 HBP	C FF 92 B FF 92 S FF 92 D SL 82 B CH 85 S CH 84 3-3 ③ K		X FF 88 0-0 ② L9		B SI 83 B SI 83 C SI 83 S SI 83 B SI 83 F SI 83 B SI 83 4-2 1-2 BB	2	2	0	0	1	1	1
38 Pete Kozma, R (6, 5) OBP: 0.234, SLG: 0.153										1	0	0	0	1	0	0
28 Tommy Pham, R (1, 8) OBP: 0.313, SLG: 0.400 (7, 7)	C FF 93 B FF 92 X SI 94 1-1 1-3 22 1B 1B	C FF 93 B CH 81 B CH 81 C CH 80 B CH 80 B SI 95 4-2 27 FC6-4 BB		B FF 88 1 SAFE 1 SAFE D SL 77 C CH 86 X CH 86 2-1 27 SF8 4 SF8 1-3 1B		B FF 92 F FF 91 B SL 86 B FF 91 X FF 91 3-1 27 1B 3B	C FF 88 X KC 79 0-1 ③ G5-3		X SI 84 0-0 ③ G6-3	5	3	3	0	1	0	2
27 Jhonny Peralta, R (1, 6) OBP: 0.343, SLG: 0.444	B SI 94 B CH 81 F FF 94 S SI 95 F SI 94 C FF 93 2-3 ① K	X SI 92 0-0 ② FC6-4 1-2f		C SL 83 B SL 82 D SL 82 F CH 83 X FF 92 2-2 ① SF8 2-3 3-H		B FF 91 X FF 92 1-0 22 FC4-6 3-H 1B		B FF 87 F FF 87 X FF 88 1-1 48 FC3-6 1B		4	0	2	2	0	1	3
35 Greg Garcia, L (8, PR) OBP: 0.367, SLG: 0.481 (8, 6)										0	0	0	0	0	0	0
22 Jason Heyward, L (1, 9) OBP: 0.349, SLG: 0.441	X FF 95 0-0 4 S 4 2B 2-H 3-H 1B	C SL 78 X SI 92 0-1 ③ G4-3		B FF 92 B FF 92 F FF 93 2-1 CI		X FF 92 0-0 ① FC4-6 4 G5-3 55 1B 1-2f		S FF 88 S FF 88 S FF 88 0-3 ① K		3	2	1	2	0	0	2
43 Seth Maness, R (7, 1)										1	0	0	0	0	1	1
28 Steve Cishek, R (9, 1)										0	0	0	0	0	0	0
4 Yadier Molina, R (1, 2) OBP: 0.319, SLG: 0.371	1 SAFE 1 SAFE B FF 92 S SI 93 B SI 92 S CH 81 B SI 94 X SI 93 3-2 55 S 16 1B 1-H 2B		S SI 91 B SI 93 B SI 91 B CH 80 F SI 95 B FF 95 4-2 12 BB BB	B FF 90 1 SAFE F SI 91 1 SAFE B CH 82 F FF 92 D CH 83 X SL 82 3-2 ② SF8 3-H		X FF 92 0-0 ② G5-3 1-2		T FF 88 B CH 81 S FF 88 X CH 81 1-2 ② FC3-6 1-2f		2	1	1	2	1	0	1
48 Tony Cruz, R (8, PH) OBP: 0.207, SLG: 0.203 (8, 2)										1	0	0	0	0	0	1
55 Stephen Piscotty, R (1, 7) OBP: 0.352, SLG: 0.549 (7, 9)	B CH 79 B SI 92 F CH 81 B SI 93 F CH 79 F SL 79 F SI 93 F SL 78 B FF 93 4-2 12 FC6-5 16 1B 2-3 BB		B CH 79 F SI 92 F SI 90 B SI 93 X SL 79 2-2 ① L8	S FF 90 D SL 80 B SI 90 X CH 85 2-1 ③ G5-3		B FF 92 F FF 92 X SL 86 1-1 2-H 1B		C FF 88 S CH 82 F FF 87 B KC 78 S CH 81 1-3 ③ K		4	0	1	1	1	1	3
16 Kolten Wong, L (1, 4) OBP: 0.320, SLG: 0.385	1 SAFE B SL 80 C SL 80 F FF 94 F SL 81 X SI 92 1-2 12 FC6-3 1-2 3-H 1B		C SL 79 S SL 78 X SL 82 0-2 ② F7		C FF 93 X CH 85 0-1 2B	B FF 92 C FF 92 B FF 92 X FF 92 2-1 ③ F7			B SI 82 B SI 82 F SI 83 X SI 82 2-1 ① G3	5	0	2	1	0	0	2
12 Mark Reynolds, R (1, 3) OBP: 0.307, SLG: 0.392	C SI 93 X SL 80 0-1 ② FC6-5 1-2 2-3f		B SI 92 1 SAFE B CH 81 F CH 80 B SL 77 B SI 92 4-1 1-2 BB		B SL 81 F SL 81 B SL 82 B SL 81 X SL 81 3-1 ① F7		C FF 86 B CH 80 S FF 86 B FF 87 X KC 78 2-2 ① P3		B SI 83 S SI 83 B SI 82 X SI 83 2-1 8 FC6-4 1B	4	0	1	0	1	0	3
54 Jaime García, L (1, 1) OBP: 0.071, SLG: 0.071	C FF 93 S FF 92 S FF 93 0-3 ③ K		B FF 91 S FF 90 B FF 89 S FF 90 S FF 92 2-3 ③ K		S FF 93 S CH 85 F FF 93 S SL 82 0-3 ② K		X FF 86 0-0 HR		S SI 84 X SI 82 0-1 ② FC6-4 38 BB 1-2f	3	0	0	0	0	3	5
8 Peter Bourjos, R (7, PH) OBP: 0.310, SLG: 0.345 (7, 8)										2	1	1	1	0	0	1
Inning Stats	R: 4 E: 0 K: 2 S: 29 H: 4 LOB: 2 BB: 2 P: 44	R: 0 E: 0 K: 0 S: 7 H: 0 LOB: 1 BB: 1 P: 11	R: 0 E: 0 K: 1 S: 12 H: 0 LOB: 2 BB: 2 P: 24	R: 2 E: 1 K: 0 S: 15 H: 1 LOB: 1 BB: 0 P: 30	R: 0 E: 0 K: 2 S: 11 H: 1 LOB: 1 BB: 0 P: 17	R: 2 E: 0 K: 0 S: 9 H: 3 LOB: 1 BB: 0 P: 16	R: 1 E: 0 K: 0 S: 7 H: 1 LOB: 0 BB: 0 P: 9	R: 0 E: 0 K: 2 S: 12 H: 1 LOB: 1 BB: 0 P: 15	R: 0 E: 0 K: 0 S: 10 H: 1 LOB: 2 BB: 1 P: 18	1B: 8 2B: 2 3B: 1 HR: 1 SF: 2 SAC: 0 DP: 0 HBP: 1						

TOP

St. Louis Cardinals @ Arizona Diamondbacks
Chase Field, Phoenix, AZ
Tue Aug 25 2015, 6:44 PM - 9:51 PM MST
Att. 18,720 - Roof Closed - 79 F

livebaseballscorecards.com

AB	37
R	9
H	12
RBI	9
BB	6
SO	7
LOB	25

PITCHER		IP	WLS	BF	H	R	ER	SO	BB	IBB	HBP	BLK	WP	HR	S	P	ERA	WHIP
38 Robbie Ray, L ERA: 3.86	(1, 1)	3.0	L	20	5	6	6	3	5	0	1	0	0	0	54	91	18.00	3.333
48 Randall Delgado, R ERA: 3.15	(4, 1)	2.0		8	1	0	0	2	0	0	0	0	0	0	20	35	0.00	0.500
43 Addison Reed, R ERA: 4.24	(6, 1)	1.0		6	3	2	2	0	0	0	0	0	0	0	9	16	18.00	3.000
45 Matt Reynolds, L ERA: 3.0	(7, 1)	2.0		8	2	1	1	2	0	0	0	0	0	1	19	24	4.50	1.000
29 Brad Ziegler, R ERA: 1.49	(9, 1)	1.0		5	1	0	0	0	1	0	0	0	0	0	10	18	0.00	2.000

PITCHER	IP	WLS	BF	H	R	ER	SO	BB	IBB	HBP	BLK	WP	HR	S	P	ERA	WHIP

BOTTOM

St. Louis Cardinals @ Arizona Diamondbacks
Chase Field, Phoenix, AZ
Tue Aug 25 2015, 6:44 PM - 9:51 PM MST
Att. 18,720 - Roof Closed - 79 F

livebaseballscorecards.com

Batter	1	2	3	4	5	6	7	8	9	AB	R	H	RBI	BB	SO	LOB
5 Ender Inciarte, L (1, 7) (9, 8) OBP: 0.325, SLG: 0.394	C FF 89 B SI 89 C SI 89 X SL 81 1-2 F7 ①		B FF 91 C FF 90 B SI 90 F SI 91 B FF 91 X SI 91 3-2 F8 ②			B FF 89 F SI 89 F SL 84 F SI 90 B CU 74 X SI 90 2-2 G6-3 ①		B SI 88 S CH 83 B SI 88 F FF 89 F FF 89 F FF 89 X FF 90 2-2 19 G4-6-3 1-2 1B		4	0	1	0	0	0	0
11 AJ Pollock, R (1, 8) OBP: 0.376, SLG: 0.494 29 Brad Ziegler, R (9, 1)	C FF 90 B SI 90 B SI 90 X SI 90 2-1 G1-3 ②		B CU 71 F CH 82 X CH 84 1-1 G5-3 ③			X SI 91 0-0 44 1B 1B		C SI 90 X SL 82 0-1 L5 ①		4 0	0 0	1 0	0 0	0 0	0 0	2 0
44 Paul Goldschmidt, R (1, 3) OBP: 0.445, SLG: 0.565 19 Jake Lamb, L (8, 3) OBP: 0.331, SLG: 0.414	C SI 91 C CH 83 B SL 85 F CU 73 B CH 83 B CH 84 B CH 83 4-2 BB			C CU 70 B SI 90 C FF 89 F SI 90 X SI 90 1-2 7 WP 2 SF8 2B		B SI 90 C SI 90 B CH 83 B SI 90 X SI 90 3-1 2 FC6-4 1-2 1B		C SI 89 F SI 89 B FF 90 X CH 83 1-2 G4-6-3 ②③ 1-2f		2 1	1 0	2 0	0 0	1 0	0 0	0 2
7 Welington Castillo, R (1, 2) OBP: 0.313, SLG: 0.496 23 Óscar Hernández, R (8, 2) OBP: 0.241, SLG: 0.160	C SI 90 C SI 91 B FF 90 F SI 91 X CH 83 1-2 L8 ③			B CH 82 F SI 90 B FF 81 S CH 83 B SI 90 S SI 89 3-3 K ① 2-3		C CH 82 S CH 82 F SL 83 F CH 82 D SL 83 F SI 89 S CH 82 1-3 K ②			C SI 92 X SI 90 0-1 G5-3 ①	3 1	0 0	0 0	0 0	0 0	2 0	4 0
2 Aaron Hill, R (1, 5) OBP: 0.295, SLG: 0.335		B SI 90 X SI 90 1-0 G6-3 ①		B SI 91 F SI 90 X SI 90 1-1 SF8 ② 3-H		B SI 90 X SI 89 1-0 FC6-4 ③ 1-2f			C SI 90 X SL 81 0-1 1B	3	0	1	1	0	0	2
24 Yasmany Tomás, R (1, 9) OBP: 0.323, SLG: 0.422		F FF 90 X CH 84 0-1 1B		B FF 91 B SI 91 F SI 90 X SI 90 2-1 L8 ③			X SI 89 0-0 F8 ①		B SL 82 X SI 90 1-0 L8 ②	4	0	1	0	0	0	1
16 Chris Owings, R (1, 4) OBP: 0.264, SLG: 0.336		B SI 90 F FF 90 S SI 91 F SL 84 S SL 85 1-3 K ②			B FF 88 X SI 89 1-0 F8 ①		C SI 89 C SI 90 B SL 82 F FF 90 F SI 90 F SL 81 X SI 90 1-2 G6-3 ②		C SI 90 S SI 90 B SL 81 B SL 80 X SL 80 2-2 F8 ③	4	0	0	0	0	1	2
13 Nick Ahmed, R (1, 6) OBP: 0.271, SLG: 0.323		B SI 90 1 SAFE B SI 90 C SI 90 F SI 90 S CH 84 2-3 K ③			F FF 89 F CH 83 X SL 84 0-2 F8 ②		C SI 90 S SI 90 B FF 91 B SL 82 F FF 89 X SI 89 2-2 G5-3 ③			3	0	0	0	0	1	1
38 Robbie Ray, L (1, 1) OBP: 0.118, SLG: 0.118 48 Randall Delgado, R (4, 1) 8 Jarrod Saltalamacchia, S (5, PH) OBP: 0.299, SLG: 0.358 43 Addison Reed, L (6, 1) 45 Matt Reynolds, L (7, 1) 6 David Peralta, L (8, PH) OBP: 0.368, SLG: 0.520 (9, 7)			B FF 88 C FF 89 F SI 89 B SL 84 S SL 84 2-3 K ①		B SI 90 S SI 89 F SI 90 S CH 82 1-3 K ③			C SI 89 S CH 83 X CH 84 0-2 5 1B 1B		1 0 1 0 0 1	0 0 0 0 0 0	0 0 0 0 0 1	0 0 0 0 0 0	1 0 0 0 0 0	0 0 1 0 0 0	0 0 0 0 0 0
Inning Stats	R: 0 E: 0 K: 0 S: 12 H: 0 LOB: 1 BB: 1 P: 20	R: 0 E: 0 K: 2 S: 10 H: 1 LOB: 1 BB: 0 P: 14	R: 0 E: 0 K: 1 S: 8 H: 0 LOB: 0 BB: 0 P: 14	R: 1 E: 0 K: 1 S: 11 H: 1 LOB: 0 BB: 0 P: 18	R: 0 E: 0 K: 1 S: 7 H: 0 LOB: 0 BB: 0 P: 9	R: 0 E: 0 K: 1 S: 14 H: 2 LOB: 2 BB: 0 P: 21	R: 0 E: 0 K: 0 S: 11 H: 0 LOB: 0 BB: 0 P: 14	R: 0 E: 0 K: 0 S: 13 H: 2 LOB: 1 BB: 0 P: 16	R: 0 E: 0 K: 0 S: 8 H: 1 LOB: 1 BB: 0 P: 11	1B: 6 2B: 1 3B: 0 HR: 0		SF: 1 SAC: 0 DP: 1 HBP: 0		WP: 1 PB: 0 SB: 0 CS: 0		PA: 34

PITCHER		IP	WLS	BF	H	R	ER	SO	BB	IBB	HBP	BLK	WP	HR	S	P	ERA	WHIP
54 Jaime García, L ERA: 1.77	(1, 1)	6.0	W	23	4	1	1	6	1	0	0	0	1	0	62	96	1.50	0.833
43 Seth Maness, R ERA: 3.96	(7, 1)	2.0		7	2	0	0	0	0	0	0	0	0	0	24	30	0.00	1.000
28 Steve Cishek, R ERA: 3.53	(9, 1)	1.0		4	1	0	0	0	0	0	0	0	0	0	8	11	0.00	1.000

PITCHER	IP	WLS	BF	H	R	ER	SO	BB	IBB	HBP	BLK	WP	HR	S	P	ERA	WHIP

AB	32
R	1
H	7
RBI	1
BB	1
SO	6
LOB	14

Batter	1	2	3	4	5	6	7	8	9	AB	R	H	RBI	BB	SO	LOB
13 Matt Carpenter, L (1, 5) OBP: 0.359, SLG: 0.458	B FF 92 B FF 93 C SI 93 F FF 93 B FF 93 T FF 94 3-2 ① K		C SL 78 S SL 82 B SI 93 T SL 83 1-2 ① K		C SL 81 S SL 81 S SL 83 0-3 ③ K		C SI 92 X SL 82 0-1 3-H 1B			4	0	1	1	0	3	1
28 Tommy Pham, R (1, 8) OBP: 0.333, SLG: 0.403 8 Peter Bourjos, R (9, 8) OBP: 0.310, SLG: 0.345	B SI 93 X FF 93 1-0 1B		B SL 82 B SI 92 C SI 93 B SI 93 F SI 93 B SI 92 4-2 27 G1-6-3 1-2 BB			B FF 90 B SI 91 C SI 91 B SI 92 B SI 91 4-1 BB	1 SAFE F SI 91 C SI 91 1 SAFE B CH 84 1 SAFE 1 SAFE C FF 91 1-3 ③ K			2 0	0 0	1 0	0 0	2 0	1 0	1 0
27 Jhonny Peralta, R (1, 6) OBP: 0.340, SLG: 0.441	F SI 93 1 SAFE B FF 92 B SI 93 X CH 84 2-1 ② F7		B CH 84 B SI 93 X SI 93 2-0 ② ③ G1-6-3 1-2f			1 SAFE B SL 80 1 SAFE S FF 91 C SI 92 B SI 92 1 SAFE X SL 81 2-2 ① P4		S SL 81 F FF 92 S SL 81 0-3 ① K		4	0	0	0	0	1	4
22 Jason Heyward, L (1, 9) OBP: 0.346, SLG: 0.437	1 SAFE 1 SAFE C SL 81 C SL 80 S SL 81 0-3 ③ K			C SL 80 X SI 92 0-1 ① G4-3		B SI 90 C FF 89 X FF 90 1-1 ② F8		B SL 80 X SL 80 1-0 ② G6-3		4	0	0	0	0	1	2
4 Yadier Molina, R (1, 2) OBP: 0.316, SLG: 0.367		X SI 91 0-0 E1 55 WP		C FF 92 F SI 91 F SI 93 F FF 94 X SL 82 0-2 ② G6-3		B CH 82 F SI 91 1 SAFE 1 SAFE B CH 82 X FF 91 2-1 ③ F8		X SI 92 0-0 ③ G4-3		4	0	0	0	0	0	1
55 Stephen Piscotty, R (1, 7) OBP: 0.349, SLG: 0.538		F SI 92 1 SAFE F FF 91 F SL 82 S SL 81 0-3 ① K 1-2		F CH 83 F SL 82 B SL 82 S SL 81 1-3 ③ K2-3			B FF 94 F FF 93 X CU 80 1-1 16 2B 1B		B CU 68 F FC 84 F CH 75 B FC 86 F FC 86 F CH 76 F CH 76 F FC 86 X FC 86 2-2 ① F8	4	1	1	0	0	2	1
16 Kolten Wong, L (1, 4) OBP: 0.319, SLG: 0.386		X SL 79 0-0 ② F9			C FF 90 B SL 82 B SL 80 X FF 90 2-1 ① G4-3		1 SAFE B FF 92 D CU 81 B FF 94 C FF 95 S FF 94 F FF 94 1 SAFE X FF 93 3-2 41 G6-3 13 1B 2B 1-H		B FC 84 X FC 85 1-0 ② G4-3	4	1	1	1	0	0	1
12 Mark Reynolds, R (1, 3) OBP: 0.309, SLG: 0.401		B SL 81 F FF 90 S SL 81 D SL 82 X SL 81 2-2 ③ G6-3			B SI 92 X CH 82 1-0 HR		F CU 82 T CU 82 S CU 81 0-3 ① K		C CU 70 B FC 84 F CH 77 F FC 86 B FC 86 B FC 87 F FC 86 B FC 86 4-2 BB	3	1	1	1	1	1	2
41 John Lackey, R (1, 1) OBP: 0.173, SLG: 0.163 46 Kevin Siegrist, L (8, 1) 37 Brandon Moss, L (9, PH) OBP: 0.288, SLG: 0.382 44 Trevor Rosenthal, R (9, 1)			C SI 90 X SI 92 0-1 28 BB 1B		C SI 90 F SI 91 F SI 92 C SL 81 0-3 ② K		F SI 94 X FF 93 0-1 ② G6-3 2-3		B FC 84 S CH 76 X CH 75 1-1 ③ F9	3 0 1 0	0 0 0 0	1 0 0 0	0 0 0 0	0 0 0 0	1 0 0 0	1 0 1 0

livebaseballscorecards.com

TOP

St. Louis Cardinals @ Arizona Diamondbacks
Chase Field, Phoenix, AZ
Wed Aug 26 2015, 6:41 PM - 9:16 PM MST
Att. 17,572 - Roof Closed - 78 F

AB	33
R	3
H	6
RBI	3
BB	3
SO	10
LOB	15

Inning Stats	1	2	3	4	5	6	7	8	9	1B: 4 SF: 0	WP: 1 PA: 36
	R: 0 H: 1 E: 0 LOB: 1 K: 2 BB: 0 S: 9 P: 15	R: 0 H: 0 E: 1 LOB: 1 K: 1 BB: 0 S: 9 P: 11	R: 0 H: 1 E: 0 LOB: 1 K: 1 BB: 1 S: 8 P: 15	R: 0 H: 0 E: 0 LOB: 0 K: 1 BB: 0 S: 10 P: 11	R: 1 H: 1 E: 0 LOB: 0 K: 2 BB: 0 S: 10 P: 13	R: 0 H: 0 E: 0 LOB: 1 K: 0 BB: 1 S: 8 P: 17	R: 2 H: 3 E: 0 LOB: 1 K: 2 BB: 0 S: 16 P: 21	R: 0 H: 0 E: 0 LOB: 0 K: 1 BB: 0 S: 5 P: 6	R: 0 H: 0 E: 0 LOB: 1 K: 0 BB: 1 S: 14 P: 22	2B: 1 SAC: 0 3B: 0 DP: 1 HR: 1 HBP: 0	PB: 0 SB: 0 CS: 0

PITCHER	IP	WLS	BF	H	R	ER	SO	BB	IBB	HBP	BLK	WP	HR	S	P	ERA	WHIP
46 Patrick Corbin, L (1, 1) ERA: 3.78	6.0		23	3	1	1	7	2	0	0	0	1	1	54	82	1.50	0.833
30 David Hernandez, R (7, 1) ERA: 4.3	0.2	L	4	2	2	2	1	0	0	0	0	0	0	11	15	27.00	3.000
40 Andrew Chafin, L (7, 1) ERA: 2.33	1.1		5	1	0	0	2	0	0	0	0	0	0	10	12	0.00	0.750
55 Josh Collmenter, R (9, 1) ERA: 3.99	1.0		4	0	0	0	0	1	0	0	0	0	0	14	22	0.00	1.000

PITCHER	IP	WLS	BF	H	R	ER	SO	BB	IBB	HBP	BLK	WP	HR	S	P	ERA	WHIP

Batter	1	2	3	4	5	6	7	8	9	AB	R	H	RBI	BB	SO	LOB
5 Ender Inciarte, L (1, 9) OBP: 0.326, SLG: 0.395	B FF 90 B SI 91 C FF 90 X FF 91 2-1 11 G6-4-3 1B		C FF 91 B CH 83 X FF 90 1-1 ① L9		B FF 92 X CU 78 1-0 11 G4-6-3 1B			C FF 94 B FF 95 X CU 81 1-1 ② G4-3		4	0	2	0	0	0	1
11 AJ Pollock, R (1, 8) OBP: 0.373, SLG: 0.489	X SI 90 0-0 ①② G6-4-3 1-2f		C FC 83 S FC 85 X SI 92 0-2 ② L9		1 SAFE 1 SAFE 1 SAFE C SI 91 F FF 90 X FF 93 0-2 ②③ G4-6-3 1-2f			X FF 94 0-0 ③ L8		4	0	0	0	0	0	3
44 Paul Goldschmidt, R (1, 3) OBP: 0.446, SLG: 0.571	C FF 92 X FF 92 0-1 HR		C SI 92 X SI 92 0-1 1-2 1B			B FF 92 C FC 83 B FC 84 C FC 83 S FC 83 2-3 ① K			C FF 96 B CH 86 B CH 87 C FF 97 B FF 97 S FF 98 3-3 ① K	4	1	2	1	0	2	0
6 David Peralta, L (1, 7) OBP: 0.366, SLG: 0.517	C FF 92 X FF 92 0-1 1B		C CU 79 D CH 84 C FC 84 T CU 80 1-2 ③ K			X FF 91 0-0 ② G6-3			B CH 89 F CH 88 C CH 89 F FF 98 F CH 89 B FF 98 S FF 98 2-3 ② K	4	0	1	0	0	2	2
2 Aaron Hill, R (1, 4) OBP: 0.295, SLG: 0.331	D FF 91 B SI 92 C SI 91 F SI 92 F SI 92 D FC 86 F SI 92 X FF 91 3-2 ③ F7			B FC 83 F SI 92 B SI 92 B SI 92 C FC 81 F FC 82 X SI 92 3-2 ① L8		S FC 84 F SI 93 B FF 92 X FC 84 1-2 ③ G6-3			B SL 84 B FF 96 B FF 97 B FF 98 4-0 BB	3	0	0	0	1	0	1
19 Jake Lamb, L (1, 5) OBP: 0.330, SLG: 0.409		B FF 91 B FF 91 F CU 78 F FC 85 B FF 92 B CU 77 4-2 8 G4-6-3 BB		C FF 92 F FF 92 F FF 94 F FF 94 S FC 86 0-3 ② K			B CU 77 S FC 83 X FC 83 1-1 ① F9		C FF 97 X FF 97 0-1 ③ L8	3	0	0	0	1	1	1
8 Jarrod Saltalamacchia, S (1, 2) OBP: 0.300, SLG: 0.364		X SI 91 0-0 ①② G4-6-3 1-2f		C FF 93 F FF 92 X FF 92 0-2 2B			X FF 91 0-0 ② L8			3	0	1	0	0	0	1
13 Nick Ahmed, R (1, 6) OBP: 0.269, SLG: 0.321		C SI 93 X SI 93 0-1 ③ F9		F FC 84 B FC 84 B FF 91 X SI 92 2-1 ③ P5			B FC 84 S CU 78 B FC 84 X SI 92 2-1 ③ G4-3			3	0	0	0	0	0	1
46 Patrick Corbin, L (1, 1) OBP: 0.214, SLG: 0.083			B FF 89 C FF 90 B SI 90 X SI 89 2-1 44 1B 1B		C FF 90 F FF 90 B FC 83 S FC 83 1-3 ① K			C FF 94 B CH 85 B CH 84 B FF 94 F FF 94 S FF 94 3-3 ① K		2	0	1	0	0	1	0
30 David Hernandez, R (7, 1)										0	0	0	0	0	0	0
40 Andrew Chafin, R (7, 1)										0	0	0	0	0	0	0
16 Chris Owings, R (8, PH) OBP: 0.263, SLG: 0.335										1	0	0	0	0	1	0
55 Josh Collmenter, R (9, 1) OBP: 0.276, SLG: 0.192										0	0	0	0	0	0	0
Inning Stats	R: 1 E: 0 K: 0 S: 12 H: 3 LOB: 1 BB: 0 P: 17	R: 0 E: 0 K: 0 S: 5 H: 0 LOB: 0 BB: 1 P: 9	R: 0 E: 0 K: 1 S: 12 H: 2 LOB: 2 BB: 0 P: 16	R: 0 E: 0 K: 1 S: 14 H: 1 LOB: 1 BB: 0 P: 19	R: 0 E: 0 K: 1 S: 7 H: 1 LOB: 0 BB: 0 P: 9	R: 0 E: 0 K: 1 S: 7 H: 0 LOB: 0 BB: 0 P: 10	R: 0 E: 0 K: 0 S: 5 H: 0 LOB: 0 BB: 0 P: 8	R: 0 E: 0 K: 1 S: 6 H: 0 LOB: 0 BB: 0 P: 10	R: 0 E: 0 K: 2 S: 10 H: 0 LOB: 1 BB: 1 P: 19							

PITCHER		IP	WLS	BF	H	R	ER	SO	BB	IBB	HBP	BLK	WP	HR	S	P	ERA	WHIP
41 John Lackey, R ERA: 2.92	(1, 1)	7.0	W	26	7	1	1	4	1	0	0	0	0	1	62	88	1.29	1.143
46 Kevin Siegrist, L ERA: 1.7	(8, 1)	1.0	H	3	0	0	0	1	0	0	0	0	0	0	6	10	0.00	0.000
44 Trevor Rosenthal, R ERA: 1.54	(9, 1)	1.0	S	4	0	0	0	2	1	0	0	0	0	0	10	19	0.00	1.000

PITCHER	IP	WLS	BF	H	R	ER	SO	BB	IBB	HBP	BLK	WP	HR	S	P	ERA	WHIP

BOTTOM

St. Louis Cardinals @ Arizona Diamondbacks

Chase Field, Phoenix, AZ

Wed Aug 26 2015, 6:41 PM - 9:16 PM MST

Att. 17,572 - Roof Closed - 78 F

livebaseballscorecards.com

AB	31
R	1
H	7
RBI	1
BB	2
SO	7
LOB	10

1B: 5	SF: 0	WP: 0	PA: 33
2B: 1	SAC: 0	PB: 0	
3B: 0	DP: 3	SB: 0	
HR: 1	HBP: 0	CS: 0	

Batter	1	2	3	4	5	6	7	8	9	AB	R	H	RBI	BB	SO	LOB
13 Matt Carpenter, L (1, 3) (6, 5) OBP: 0.359, SLG: 0.458	B FF 93 B SI 92 B FF 94 B FF 93 4-0 28 BB 16 2B BB	B SL 87 S FF 95 S FF 96 B FF 96 X CH 88 2-2 1-3 2-H 2B		C FF 97 S FF 96 F FF 97 F SL 88 B FF 96 S FF 96 1-3 ② K		C FF 87 B FF 86 X FF 86 1-1 ③ F7		1 SAFE B FF 95 C SI 96 S FF 96 B FF 98 S CH 84 2-3 ②③ K 1-2		4	1	1	1	1	2	1
28 Tommy Pham, R (1, 8) (7, 7) OBP: 0.337, SLG: 0.395	B FF 94 C CH 87 D SL 87 1 SAFE 1 SAFE B SL 85 B FF 95 4-1 16 2B 1-2 BB	B SL 87 X FF 91 1-0 ① F8		X FF 94 0-0 ③ G6-3			B CH 80 C KC 77 X FF 88 1-1 16 G1-3 22 G4-3 1B		B FF 95 X FF 95 1-0 ① G1-3	4	0	1	0	1	0	2
22 Jason Heyward, L (1, 9) OBP: 0.345, SLG: 0.434	C SI 91 B FF 95 F FF 95 S FF 96 1-3 ① K	X FF 96 0-0 ② F7			X SI 91 0-0 ① G5-3		B KC 75 X KC 75 1-0 ① G4-3 1-2		C SI 83 B SI 82 S CH 76 X CH 76 1-2 27 G5-4-3 1B	5	0	1	0	0	1	5
27 Jhonny Peralta, R (1, 6) OBP: 0.339, SLG: 0.437	D CH 89 F CH 88 B FF 94 B CH 87 S CH 87 S CH 88 3-3 ② K	B SL 86 B CH 87 F CH 87 B CH 89 X CH 88 3-1 ③ G6-3			C FF 93 S FF 94 S SI 96 0-3 ② K		I IN 69 I IN 72 I IN 70 I IN 70 4-0 16 G1-3 IBB		X SI 82 0-0 ②③ G5-4-3 1-2f	4	0	0	0	1	2	5
16 Kolten Wong, L (1, 4) OBP: 0.321, SLG: 0.390	C SI 95 B FF 96 X SI 93 1-1 1-3 2-H 2B		B FF 90 B CH 85 X CH 86 2-0 ① G4-3		B SI 95 F SI 92 S SI 96 F SI 98 X SI 96 1-2 37 HR 1B		X KC 76 0-0 ② G1-3 1-2 2-3			4	1	2	1	0	0	2
37 Brandon Moss, L (1, 7) OBP: 0.292, SLG: 0.390 36 Randy Choate, L (7, 1) 30 Jonathan Broxton, R (7, 1) 28 Steve Cishek, R (8, 1) 43 Seth Maness, R (8, 1) 44 Trevor Rosenthal, R (9, 1)	B CH 87 C SL 86 B FF 97 S CH 87 X CH 90 2-2 ③ G3-1		C SI 91 F FF 95 B FF 94 B SL 88 B CH 88 B FF 95 4-2 48 BLK BB		1 SAFE 1 SAFE X CH 88 0-0 1-H HR		B KC 79 B FF 88 C KC 78 B KC 78 F KC 78 B FF 89 4-2 BB			2 0 0 0 0 0	1 0 0 0 0 0	1 0 0 0 0 0	2 0 0 0 0 0	2 0 0 0 0 0	0 0 0 0 0 0	2 0 0 0 0 0
48 Tony Cruz, R (1, 2) OBP: 0.209, SLG: 0.241 4 Yadier Molina, R (9, 2) OBP: 0.316, SLG: 0.367		B FF 93 B FF 93 X FF 90 2-0 HR	1 SAFE S SL 86 B SL 87 D SL 89 S CH 86 B FF 97 X SL 88 3-2 ② P4 1-2		B FF 98 X FF 96 1-0 ③ G3		B FF 92 S FF 92 F FF 92 D SL 90 T FF 94 2-2 ③ K			4 0	1 0	1 0	1 0	0 0	1 0	4 0
35 Greg Garcia, L (1, 5) OBP: 0.375, SLG: 0.464 12 Mark Reynolds, R (6, PH) (6, 3) OBP: 0.310, SLG: 0.401		B FF 95 B FF 94 B CH 85 B FF 94 4-0 18 SH 13 2B BB	B CH 86 F SI 93 C FF 96 X CH 88 1-2 ③ G4-3			X CH 80 0-0 ① F8		B SL 89 B FF 96 C SI 98 S SL 89 B FF 98 X FF 98 3-2 8 FC5-4 1B		1 2	1 0	0 1	0 0	1 0	0 0	1 0
18 Carlos Martinez, R (1, 1) OBP: 0.180, SLG: 0.167 8 Peter Bourjos, R (7, 8) OBP: 0.309, SLG: 0.343		X FF 96 0-0 SH 13 2B 1-2		B FF 92 C FF 92 S FF 96 F FF 97 F FF 96 B SL 88 X FF 96 2-2 ① G3-1		C FF 86 X FF 88 0-1 ② G4-3		X SL 89 0-0 ① FC5-4 13 CS 1-2f		2 1	0 0	0 0	0 0	0 0	0 0	0 1
Inning Stats	R: 1 E: 0 K: 2 S: 12 H: 1 LOB: 2 BB: 2 P: 27	R: 2 E: 0 K: 0 S: 9 H: 2 LOB: 2 BB: 1 P: 21	R: 0 E: 0 K: 0 S: 9 H: 0 LOB: 1 BB: 1 P: 19	R: 0 E: 0 K: 1 S: 11 H: 0 LOB: 0 BB: 0 P: 14	R: 2 E: 0 K: 1 S: 10 H: 2 LOB: 0 BB: 0 P: 12	R: 0 E: 0 K: 0 S: 5 H: 0 LOB: 0 BB: 0 P: 6	R: 0 E: 0 K: 1 S: 9 H: 1 LOB: 3 BB: 2 P: 21	R: 0 E: 0 K: 1 S: 7 H: 1 LOB: 0 BB: 0 P: 12	R: 0 E: 0 K: 0 S: 5 H: 1 LOB: 0 BB: 0 P: 7	1B: 4 2B: 2 3B: 0 HR: 2 SF: 0 SAC: 1 DP: 1 HBP: 0						

TOP

St. Louis Cardinals @ Arizona Diamondbacks

Chase Field, Phoenix, AZ

Thu Aug 27 2015, 6:41 PM - 10:04 PM MST

Att. 22,036 - Roof Closed - 78 F

livebaseballscorecards.com

AB	33
R	5
H	8
RBI	5
BB	6
SO	6
LOB	23

PITCHER		IP	WLS	BF	H	R	ER	SO	BB	IBB	HBP	BLK	WP	HR	S	P	ERA	WHIP
12 Rubby De La Rosa, R ERA: 4.46	(1, 1)	5.0	L	25	5	5	5	4	4	0	0	1	0	2	51	93	9.00	1.800
45 Matt Reynolds, L ERA: 1.93	(6, 1)	1.2		8	1	0	0	0	1	1	0	0	0	0	11	22	0.00	1.200
43 Addison Reed, R ERA: 4.2	(7, 1)	0.1		1	0	0	0	1	0	0	0	0	0	0	3	5	0.00	0.000
41 Daniel Hudson, R ERA: 3.9	(8, 1)	1.1		4	1	0	0	1	0	0	0	0	0	0	8	14	0.00	0.750
29 Brad Ziegler, R ERA: 1.47	(9, 1)	0.2		2	1	0	0	0	0	0	0	0	0	0	4	5	0.00	1.500

PITCHER	IP	WLS	BF	H	R	ER	SO	BB	IBB	HBP	BLK	WP	HR	S	P	ERA	WHIP

WP: 0 PA: 40
PB: 0
SB: 0
CS: 1

Batter	1	2	3	4	5	6	7	8	9	AB	R	H	RBI	BB	SO	LOB
5 Ender Inciarte, L (1, 9) OBP: 0.332, SLG: 0.397	B FF 94 C FF 94 B CH 86 B SI 94 B FF 95 4-1 11 G6-4-3 BB	B CH 88 X SI 96 1-0 1-3 2-H 3-H 1B			X FF 96 0-0 ② G6-3			C SI 92 B SL 82 B SL 81 B SI 92 B SI 92 4-1 44 BB 11 BB BB	F CH 88 X CH 88 0-1 1-2 1B	3	0	2	2	2	0	0
11 AJ Pollock, R (1, 8) OBP: 0.371, SLG: 0.485	B SI 95 1 SAFE B CU 86 C FF 96 S SI 95 X CU 86 2-2 ①② G6-4-3 1-2f	F CU 88 F CU 87 F FF 98 X CU 86 0-2 ③ L5			B CU 83 T CH 87 B SI 95 B CU 86 C FF 97 F FF 97 C CH 86 3-3 ③			B SI 92 C SL 80 B SI 90 B SI 92 C SI 92 F SL 81 B SL 81 4-2 44 BB 1-2 BB	F FF 98 C FF 98 S CH 89 0-3 ③	4	0	0	0	1	2	5
44 Paul Goldschmidt, R (1, 3) OBP: 0.444, SLG: 0.567	B FF 97 B CU 86 F SI 95 F SI 96 X FF 98 2-2 ③ G6-3		C FF 96 B CH 88 S CU 85 B CU 86 X CU 85 2-2 ① G1-3			B CU 84 B CH 86 B CU 83 C FF 96 T FF 96 S FF 97 3-3 ① K		C SI 92 B SI 91 B SI 92 B SI 92 B SI 92 4-1 1-2 2-3 BB		3	0	0	0	1	1	0
6 David Peralta, L (1, 7) OBP: 0.365, SLG: 0.514		B FF 93 B SI 92 C FF 96 X FF 94 2-1 7 1B 19 1B 1B	S CH 90 C CU 84 F CU 87 S CH 88 0-3 ② K			C FF 98 F CH 87 B FF 98 X CH 87 1-2 ② G1-3		B CH 82 F CH 83 F SI 89 F CH 83 S CH 84 1-3 ① K		4	1	1	0	0	2	3
7 Welington Castillo, R (1, 2) OBP: 0.313, SLG: 0.492		C FF 97 D SI 96 X CU 85 1-1 2 FC6-4 5 19 1B 1B 1-2 1B	B SI 97 B CU 84 B CU 85 C FF 98 F SI 96 X CH 87 3-2 ③ G5-3			B CH 86 B CU 85 C FF 98 B SI 96 F FF 97 C CU 88 3-3 ③		S SL 81 F FF 88 F FF 90 S CH 84 0-3 ② K		4	1	1	0	0	2	3
19 Jake Lamb, L (1, 5) OBP: 0.332, SLG: 0.411		B CH 88 B FF 98 B FF 98 C FF 98 S CH 88 X FF 98 3-2 2 FC6-4 1-2 2-H 1B		B SI 95 B CH 85 C FF 96 B CU 84 X FF 96 3-1 ① G6-3			B SL 74 B SI 83 X SI 84 2-0 2 FC5-4 1B	F CH 83 F SI 89 B FF 89 B CH 82 D CH 83 X CH 81 3-2 ③ G3-1		4	0	2	1	0	0	3
2 Aaron Hill, R (1, 4) OBP: 0.294, SLG: 0.327		C FF 96 B SI 98 S CU 86 X SI 98 1-2 ① FC6-4 16 BB 5 1B 1-2f 2-3		C FF 97 F CU 84 X FF 98 0-2 ② F7			B SL 85 X FF 92 1-0 ① FC5-4 1-2f		C FF 97 B FF 98 S CH 88 B CH 88 B FF 98 B FF 99 4-2 5 1B BB	3	1	0	0	1	0	3
16 Chris Owings, R (1, 6) OBP: 0.263, SLG: 0.333		D CU 87 B SI 97 B SI 96 B SI 96 4-0 5 1B 1-2 BB		C CU 84 B CU 83 F FF 96 S CH 87 1-3 ③ K			C FF 94 F SL 86 B SL 88 D SL 84 F FF 95 T FF 95 2-2 ② K		F FF 97 B FF 98 S FF 98 B FF 98 X FF 98 2-2 ① L9	3	0	0	0	1	2	2
12 Rubby De La Rosa, R (1, 1) OBP: 0.111, SLG: 0.111 24 Yasmany Tomas, R (5, PH) OBP: 0.323, SLG: 0.421 45 Matt Reynolds, L (6, 1) 43 Addison Reed, L (7, 1) 8 Jarrod Saltalamacchia, S (7, PH) OBP: 0.266, SLG: 0.362 41 Daniel Hudson, R (8, 1) 29 Brad Ziegler, R (9, 1) 13 Nick Ahmed, R (9, PH) OBP: 0.268, SLG: 0.320		F FF 96 S SI 97 F CU 86 B FF 97 C CU 86 1-3 ② K			B SI 93 S CU 82 B CU 84 B CH 88 X CU 82 3-1 ① G6-3		C FF 95 B FF 96 F FF 96 F FF 96 B FF 95 F SL 89 S SI 89 2-3 ③ K2-3		F FF 98 S FF 98 B FF 99 S FF 97 1-3 ② K	1 1 0 0 1 0 0	0 0 0 0 0 0 0	0 0 0 0 0 0 0	0 0 0 0 0 0 0	0 0 0 0 1 0 0	1 0 0 0 0 1 0	3 0 0 0 1 1 0
Inning Stats	R: 0 E: 0 K: 0 S: 7 H: 0 LOB: 0 BB: 1 P: 15	R: 3 E: 0 K: 1 S: 19 H: 4 LOB: 2 BB: 1 P: 32	R: 0 E: 0 K: 1 S: 10 H: 0 LOB: 0 BB: 0 P: 15	R: 0 E: 0 K: 1 S: 8 H: 0 LOB: 0 BB: 0 P: 12	R: 0 E: 0 K: 1 S: 7 H: 0 LOB: 0 BB: 0 P: 13	R: 0 E: 0 K: 2 S: 9 H: 0 LOB: 0 BB: 0 P: 16	R: 0 E: 0 K: 2 S: 11 H: 1 LOB: 1 BB: 0 P: 18	R: 0 E: 0 K: 2 S: 16 H: 0 LOB: 3 BB: 3 P: 32	R: 0 E: 0 K: 2 S: 13 H: 1 LOB: 2 BB: 1 P: 20	1B: 6 2B: 0 3B: 0 HR: 0	SF: 0 SAC: 0 DP: 1 HBP: 0		WP: 0 PB: 0 SB: 0 CS: 0	PA: 38			

PITCHER		IP	WLS	BF	H	R	ER	SO	BB	IBB	HBP	BLK	WP	HR	S	P	ERA	WHIP
18 Carlos Martinez, R ERA: 2.91	(1, 1)	6.0	W	23	4	3	3	6	2	0	0	0	0	0	60	103	4.50	1.000
36 Randy Choate, L ERA: 4.07	(7, 1)	0.0		1	1	0	0	0	0	0	0	0	0	0	1	3	∞	∞
30 Jonathan Broxton, R ERA: 4.82	(7, 1)	1.0	H	3	0	0	0	2	0	0	0	0	0	0	10	15	0.00	0.000
28 Steve Cishek, R ERA: 3.53	(8, 1)	0.0		3	0	0	0	0	3	0	0	0	0	0	5	17	∞	∞
43 Seth Maness, R ERA: 3.88	(8, 1)	1.0	H	3	0	0	0	2	0	0	0	0	0	0	11	15	0.00	0.000

PITCHER		IP	WLS	BF	H	R	ER	SO	BB	IBB	HBP	BLK	WP	HR	S	P	ERA	WHIP
44 Trevor Rosenthal, R ERA: 1.52	(9, 1)	1.0	S	5	1	0	0	2	1	0	0	0	0	0	13	20	0.00	2.000

BOTTOM

St. Louis Cardinals @ Arizona Diamondbacks
Chase Field, Phoenix, AZ
Thu Aug 27 2015, 6:41 PM - 10:04 PM MST
Att. 22,036 - Roof Closed - 78 F

livebaseballscorecards.com

AB	32
R	3
H	6
RBI	3
BB	6
SO	12
LOB	24

Oakland Athletics @ Arizona Diamondbacks

Chase Field, Phoenix, AZ

Fri Aug 28 2015, 6:44 PM - 9:36 PM MST

Att. 30,059 - Roof Closed - 78 F

livebaseballscorecards.com

TOP

Batter	1	2	3	4	5	6	7	8	9	AB	R	H	RBI	BB	SO	LOB
1 Billy Burns, S (1, 8) OBP: 0.337, SLG: 0.391	F FF 91 F CH 83 B FF 91 B CU 77 F FF 93 B FF 93 F SI 93 F FF 94 F FF 94 3-2 F FF 84 F SI 93 X CH 83 G4-3 ①		B CH 82 B CH 81 B FF 92 C FF 92 T FF 93 X FF 94 3-2 20 2B 3-H 1B		X CU 77 0-0 G6-3 ③			C FF 91 F FF 91 S SI 94 0-3 K ①		4	1	1	1	0	1	1
20 Mark Canha, R (1, 3) OBP: 0.308, SLG: 0.421	C FF 93 C CH 83 F FF 92 X FF 93 0-2 G5-3 ②		B SI 92 1 SAFE B CH 81 C CH 82 1 SAFE B FF 91 X FF 91 3-1 1-H 2B			C CU 77 C FF 92 F FF 92 B CU 77 F FF 92 F CH 83 S CH 81 1-3 K ①		C SI 92 B FF 92 B FF 92 X SI 93 2-1 G6-3 ②		4	0	1	1	0	1	0
22 Josh Reddick, L (1, 9) OBP: 0.329, SLG: 0.452	B SI 92 F CH 82 X FF 92 1-1 G4-3 ③		C FF 90 X CH 82 0-1 P5 ③			B SI 91 B FF 91 B CH 82 B FF 91 4-0 26 1B BB		B FF 92 B FF 92 X FF 92 2-0 G5-3 ③		3	0	0	0	1	0	1
26 Danny Valencia, R (1, 5) OBP: 0.331, SLG: 0.517		B FF 91 C CH 81 X CH 82 1-1 G6-3 ①		B FF 92 C FF 92 X SI 91 1-1 G4-3 ①		B FF 92 1 SAFE X CH 83 1-0 1-2 1B			X FF 94 0-0 15 HR 1B	4	1	2	0	0	0	0
21 Stephen Vogt, L (1, 2) OBP: 0.339, SLG: 0.444		B FF 91 C CH 82 B FF 92 B CH 84 C FF 93 X FF 93 3-2 G3 ②		C SI 91 B SI 91 B FF 92 S CH 82 X FF 92 2-2 G6-3 ②		C SI 92 F FF 91 F FF 92 B FF 92 F CH 82 X CU 78 1-2 L9 ②			C FF 94 F FF 95 F CU 82 D CU 82 B SI 95 X CU 82 2-2 F8 ①	4	0	0	0	0	0	3
15 Brett Lawrie, R (1, 4) OBP: 0.312, SLG: 0.422		C FF 93 B SI 92 B FF 92 B CH 82 F FF 93 F FF 93 X FF 93 3-2 G4-3 ③		C CU 78 C FF 91 C FF 92 0-3 K ③		S FF 92 F FF 93 B FF 93 X FF 92 1-2 L8 ③			D FF 95 B CU 80 F FF 94 F SI 94 F CU 83 F FF 94 F FF 94 X CH 88 2-2 1-H HR	4	1	1	2	0	1	2
5 Jake Smolinski, R (1, 7) OBP: 0.299, SLG: 0.327 50 Max Muncy, L (9, PH) OBP: 0.283, SLG: 0.386			B FF 90 X FF 90 1-0 G5-3 ①		B FF 90 B FF 90 B FF 90 C FF 90 X SI 91 3-1 G6-3 ①		C FF 92 B FF 92 T FF 94 B FF 94 X FF 95 2-2 F9 ①		B SI 83 X SI 83 1-0 10 G6-4-3 1B	3 1	0 0	0 1	0 0	0 0	0 0	0 0
10 Marcus Semien, R (1, 6) OBP: 0.299, SLG: 0.394			C FF 91 X CU 76 0-1 54 G4-3 1 1B 2B		C FF 91 B FF 91 B CH 82 X FF 91 2-1 2B		B SL 82 C SL 82 C FF 94 B CH 86 F FF 95 F SL 83 X SL 82 2-2 F8 ②		F SI 84 F SI 84 X SI 84 0-2 G6-4-3 ②③ 1-2f	4	1	2	0	0	0	1
54 Sonny Gray, R (1, 1) OBP: 0.167, SLG: 0.167 29 Pat Venditte, L (7, 1) 49 Edward Mujica, R (8, 1)			X FF 92 0-0 G4-3 ② 2-3		C FF 92 C FF 92 D CU 78 C CU 78 1-3 K ②		F FF 92 C FF 95 C FF 94 0-3 K ③			3 0 0	0 0 0	0 0 0	0 0 0	0 0 0	2 0 0	2 0 0
Inning Stats	R: 0 E: 0 K: 0 S: 15 H: 0 LOB: 0 BB: 0 P: 19	R: 0 E: 0 K: 0 S: 9 H: 0 LOB: 0 BB: 0 P: 16	R: 2 E: 0 K: 0 S: 11 H: 3 LOB: 1 BB: 0 P: 18	R: 0 E: 0 K: 1 S: 8 H: 0 LOB: 0 BB: 0 P: 11	R: 0 E: 0 K: 1 S: 8 H: 1 LOB: 1 BB: 0 P: 14	R: 0 E: 0 K: 1 S: 15 H: 1 LOB: 2 BB: 1 P: 23	R: 0 E: 0 K: 1 S: 11 H: 0 LOB: 0 BB: 0 P: 15	R: 0 E: 0 K: 1 S: 6 H: 0 LOB: 0 BB: 0 P: 10	R: 2 E: 0 K: 0 S: 15 H: 3 LOB: 0 BB: 0 P: 20	1B: 4 2B: 3 3B: 0 HR: 1 SF: 0 SAC: 0 DP: 1 HBP: 0						

	AB	34
	R	4
	H	8
	RBI	4
	BB	1
	SO	5
	LOB	10

WP: 0 PA: 35
PB: 0
SB: 0
CS: 0

PITCHER	IP	WLS	BF	H	R	ER	SO	BB	IBB	HBP	BLK	WP	HR	S	P	ERA	WHIP
57 Chase Anderson, R (1, 1) ERA: 4.22	6.0		24	5	2	2	3	1	0	0	0	0	0	66	101	3.00	1.000
48 Randall Delgado, R (7, 1) ERA: 3.09	1.0	W	3	0	0	0	1	0	0	0	0	0	0	11	15	0.00	0.000
40 Andrew Chafin, L (8, 1) ERA: 2.3	1.0		3	0	0	0	1	0	0	0	0	0	0	6	10	0.00	0.000
30 David Hernandez, R (9, 1) ERA: 5.01	0.1		3	2	2	2	0	0	0	0	0	0	1	11	15	54.00	6.000
29 Brad Ziegler, R (9, 1) ERA: 1.46	0.2	S	2	1	0	0	0	0	0	0	0	0	0	4	5	0.00	1.500

PITCHER	IP	WLS	BF	H	R	ER	SO	BB	IBB	HBP	BLK	WP	HR	S	P	ERA	WHIP

Batter	1	2	3	4	5	6	7	8	9	AB	R	H	RBI	BB	SO	LOB
5 Ender Inciarte, L (1, 9) OBP: 0.331, SLG: 0.394	C FF 91 X SI 92 0-1 G1-3 ①		B CH 87 B FF 91 C FF 90 C FF 92 B CH 88 X FF 92 3-2 G3-1 ③			B FF 90 B FF 90 B FF 91 C FF 91 B FF 91 4-1 44 PB 6 2B BB	B SI 82 B SL 71 F SL 72 C SL 72 C SI 82 2-3 K ②			3	1	0	0	1	1	1
11 AJ Pollock, R (1, 8) OBP: 0.370, SLG: 0.483	C SI 91 F CH 89 X FF 92 0-2 G5-3 ②			X CH 87 0-0 G5-3 ①		D SI 91 C FF 91 B SL 86 F SL 87 S SL 86 2-3 K ①	F SL 73 X SI 85 0-1 44 HR 3-H 1B			4	1	1	1	0	1	1
44 Paul Goldschmidt, R (1, 3) OBP: 0.443, SLG: 0.571	C SI 92 B CH 88 S CH 88 B SL 86 X CH 88 2-2 G4-3 ③			C FF 92 B CU 80 B SI 92 F FF 91 S FF 92 2-3 K ②		C SL 86 B SL 86 S FC 89 F SL 85 S SL 86 1-3 K 6 2B 7 SF9 1-3	1 SAFE B SI 85 C SL 74 B SL 75 F SI 86 1 SAFE 1 SAFE B SL 75 X SL 75 3-2 1-H HR			4	2	1	2	0	2	1
6 David Peralta, L (1, 7) OBP: 0.367, SLG: 0.515		S CH 87 B FF 92 S CU 80 B SL 85 X CH 87 2-2 G4-3 ①		B FF 92 B CH 87 B SI 91 C FF 90 F FF 91 F FF 92 B FF 92 4-2 BB		X CH 86 0-0 7 SF9 1-3 3-H 2B	C SL 70 F SL 71 X SI 82 0-2 P6 ③			3	0	1	1	1	0	0
7 Welington Castillo, R (1, 2) OBP: 0.312, SLG: 0.494		B SI 92 B SI 91 X FF 91 2-0 L4 ②		B SI 92 C FF 91 1 SAFE B CH 87 B FF 93 X FF 93 3-1 L8 ③		S SL 87 D SL 87 F SL 86 B SL 85 X SL 86 2-2 SF9 ② 2-3 3-H		B SL 82 B SL 82 C FF 90 B FF 90 X FF 90 3-1 19 G3-1 2B		3	0	1	1	0	0	1
19 Jake Lamb, L (1, 5) OBP: 0.334, SLG: 0.412		B CH 87 B FF 92 X FF 92 2-0 1B			X FF 91 0-0 16 FC4 1B	B FF 91 B FF 90 C FF 92 B FC 89 S FF 91 F FC 89 S FF 91 3-3 K ③		S FS 86 X FS 86 0-1 G3-1 ① 2-3		4	0	2	0	0	1	2
16 Chris Owings, R (1, 4) OBP: 0.263, SLG: 0.334		C SI 91 F CH 87 S SL 84 0-3 K ③			B FF 91 1 SAFE 1 SAFE X CH 85 1-0 FC4 57 G4-3 1-2f ①		F SL 86 C SL 86 X SL 85 0-2 2 2B 2B	X SL 84 0-0 G5-3 ②		4	1	1	0	0	1	3
57 Chase Anderson, R (1, 1) OBP: 0.140, SLG: 0.119 48 Randall Delgado, R (7, 1) 2 Aaron Hill, R (7, PH) OBP: 0.266, SLG: 0.333 40 Andrew Chafin, R (8, 1) 24 Yasmany Tomás, R (8, PH) OBP: 0.322, SLG: 0.420 30 David Hernández, R (9, 1) 29 Brad Ziegler, R (9, 1)			C SI 91 X SI 92 0-1 G6-3 ① C SI 92 F CH 87 X SL 85 0-2 G6-3 ②		B FF 91 X FF 91 1-0 G4-3 ② 2-3 D CH 89 B SI 92 S FC 89 X FF 92 2-1 F8 ③		C SL 88 F FF 90 D SL 86 X SL 86 1-2 13 SH5-3 11 1B 2-H 2B X SI 92 0-0 SH5-3 ① 2-3	C SL 83 B FF 90 F SL 83 B SL 83 S FS 86 2-3 K2-3 ③		2 0 0 0 0 0 1 0 0 0 0 0 0 0 1 1 1 1 0 0 0 0 0 0 0 0 1 0 0 0 0 1 1 0 0 0 0 0 0 0 0						
13 Nick Ahmed, R (1, 6) OBP: 0.267, SLG: 0.318										2	0	0	0	0	0	1
Inning Stats	R: 0 E: 0 K: 0 S: 8 H: 0 LOB: 0 BB: 0 P: 10	R: 0 E: 0 K: 1 S: 8 H: 1 LOB: 1 BB: 0 P: 14	R: 0 E: 0 K: 0 S: 8 H: 0 LOB: 0 BB: 0 P: 11	R: 0 E: 0 K: 1 S: 9 H: 0 LOB: 1 BB: 1 P: 18	R: 0 E: 1 K: 0 S: 5 H: 1 LOB: 1 BB: 0 P: 9	R: 2 E: 0 K: 3 S: 16 H: 1 LOB: 1 BB: 1 P: 28	R: 4 E: 0 K: 1 S: 18 H: 4 LOB: 0 BB: 0 P: 24	R: 0 E: 0 K: 1 S: 8 H: 1 LOB: 1 BB: 0 P: 13		1B: 3 2B: 4 3B: 0 HR: 1 SF: 1 SAC: 1 DP: 0 HBP: 0				WP: 0 PB: 2 SB: 0 CS: 0 PA: 35		

PITCHER		IP	WLS	BF	H	R	ER	SO	BB	IBB	HBP	BLK	WP	HR	S	P	ERA	WHIP
54 Sonny Gray, R ERA: 2.13	(1, 1)	6.1	L	27	5	4	2	5	2	0	0	0	0	0	61	98	2.84	1.105
29 Pat Venditte, S ERA: 3.77	(7, 1)	0.2		4	2	2	2	1	0	0	0	0	0	1	11	16	27.00	3.000
49 Edward Mujica, R ERA: 4.76	(8, 1)	1.0		4	1	0	0	1	0	0	0	0	0	0	8	13	0.00	1.000

PITCHER	IP	WLS	BF	H	R	ER	SO	BB	IBB	HBP	BLK	WP	HR	S	P	ERA	WHIP

BOTTOM

Oakland Athletics @ Arizona Diamondbacks

Chase Field, Phoenix, AZ

Fri Aug 28 2015, 6:44 PM - 9:36 PM MST

Att. 30,059 - Roof Closed - 78 F

livebaseballscorecards.com

AB	31
R	6
H	8
RBI	6
BB	2
SO	7
LOB	12

Oakland Athletics @ Arizona Diamondbacks

Chase Field, Phoenix, AZ

Sat Aug 29 2015, 5:10 PM - 7:50 PM MST

Att. 35,990 - Roof Closed - 78 F

livebaseballscorecards.com

TOP

Batter	1	2	3	4	5	6	7	8	9	AB	R	H	RBI	BB	SO	LOB
1 Billy Burns, S (1, 8) OBP: 0.336, SLG: 0.389	X FF 88 0-0 ① G3		B CU 76 T FF 87 B SI 87 X CH 86 2-1 20 CS 1B		B SI 87 B SI 88 F SI 88 F SI 88 F CU 75 X CU 77 2-2 ③ G4-3			S FF 91 B SI 90 X SI 91 1-1 ① G3	X CH 83 0-0 ③ L7	5	0	1	0	0	0	1
20 Mark Canha, R (1, 3) OBP: 0.307, SLG: 0.419	C FF 88 S FC 86 B SL 79 S SL 81 1-3 ② K		B SI 86 C SI 87 F SI 87 X FF 88 1-2 ②③ G6-3 1-2			C SL 78 F SL 80 S SL 81 0-3 ① K		S SL 80 F SI 90 B SL 81 X SI 93 1-2 22 G4-3 21 1B 1B		4	1	1	0	0	2	1
22 Josh Reddick, L (1, 9) OBP: 0.330, SLG: 0.451	C FF 88 F SI 87 B SI 88 B SI 88 B CH 82 S SL 79 3-3 ③ K			B SI 86 B CH 82 B SI 86 B SI 86 C FF 88 B SI 86 4-1 15 FC6-5 21 1B BB		B SI 89 C SL 77 C SI 90 X SI 90 1-2 26 G5-3 1B		B FF 90 X SL 80 1-0 ② G4-3 1-2		3	0	1	0	1	1	1
26 Danny Valencia, R (1, 5) OBP: 0.333, SLG: 0.519		C FF 88 B FF 87 X FC 85 1-1 21 HR 2B		1 SAFE F FF 86 B SI 88 B SI 87 F CH 81 T SL 79 2-2 ① K		B SL 80 D SL 82 X FC 86 2-0 ② G5-3 1-2		I IN 73 I IN 74 I IN 73 I IN 72 4-0 21 1B IBB		3	1	1	0	1	1	2
21 Stephen Vogt, L (1, 2) OBP: 0.344, SLG: 0.456		X FF 89 0-0 2-H HR		C SI 87 X CH 82 0-1 15 FC6-5 1-2 1B		B SL 80 C CH 84 D SL 82 B SI 90 D CH 84 4-1 BB		D SL 79 B SL 80 S SL 81 B FF 91 F FF 90 F SL 81 X SL 80 3-2 1-3 2-H 1B		3	1	3	3	1	0	0
15 Brett Lawrie, R (1, 4) OBP: 0.309, SLG: 0.418		B FF 89 S FC 85 X FC 86 1-1 ① G1-3		F FF 87 X SI 89 0-1 ② FC6-5 1-2 2-3f		C SL 81 C SL 80 S SL 81 0-3 ③ K		B FF 92 S SL 85 S CH 85 X CH 85 1-2 ③ F7		4	0	0	0	0	1	6
4 Coco Crisp, S (1, 7) OBP: 0.228, SLG: 0.194 13 Drew Pomeranz, R (9, 1)		C FF 89 B CH 82 X CH 82 1-1 ② G4-3		C SI 89 B SI 90 X CU 77 1-1 ③ G3			C CU 77 B SL 78 X CH 83 1-1 ① F7		C CH 83 B SL 85 B CH 85 B FF 93 C FF 94 X FF 95 3-2 ① G4-3	4 0	0 0	0 0	0 0	0 0	0 0	2 0
10 Marcus Semien, R (1, 6) OBP: 0.296, SLG: 0.391		C FF 89 X FC 86 0-1 ③ G1-3			C SL 82 S SL 79 X SL 80 0-2 ① P4		C SI 89 X SI 88 0-1 ② F8		C CH 84 C FF 92 B CH 86 X FF 94 1-2 ② F9	4	0	0	0	0	0	0
36 Aaron Brooks, R (1, 1) 16 Billy Butler, R (7, PH) OBP: 0.309, SLG: 0.356 33 Fernando Rodriguez Jr., R (1, 1) 5 Jake Smolinski, R (9, PH) OBP: 0.305, SLG: 0.343 (9, 7)			B FF 87 B FF 87 C FC 86 X FF 88 2-1 ① G6-3		B FF 88 C FC 87 B CU 76 F FC 87 B CU 76 X FC 86 3-2 ② F9		C SL 79 B FC 85 C SL 81 S SL 80 1-3 ③ K		X FF 94 0-0 2B	2 1 0 1	0 0 0 0	0 0 0 1	0 0 0 0	0 0 0 0	0 1 0 0	0 0 0 0
Inning Stats	R: 0 E: 0 K: 2 S: 7 H: 0 LOB: 0 BB: 0 P: 11	R: 2 E: 0 K: 0 S: 9 H: 2 LOB: 0 BB: 0 P: 12	R: 0 E: 0 K: 0 S: 7 H: 1 LOB: 0 BB: 0 P: 12	R: 0 E: 0 K: 1 S: 10 H: 1 LOB: 2 BB: 1 P: 17	R: 0 E: 0 K: 0 S: 10 H: 0 LOB: 0 BB: 0 P: 15	R: 0 E: 0 K: 2 S: 11 H: 1 LOB: 2 BB: 1 P: 18	R: 0 E: 0 K: 1 S: 7 H: 0 LOB: 0 BB: 0 P: 9	R: 1 E: 0 K: 0 S: 13 H: 2 LOB: 2 BB: 1 P: 24	R: 0 E: 0 K: 0 S: 8 H: 1 LOB: 1 BB: 0 P: 12	1B: 5 2B: 2 3B: 0 HR: 1 SF: 0 SAC: 0 DP: 0 HBP: 0						

	AB	34
	R	3
	H	8
	RBI	3
	BB	3
	SO	6
	LOB	13

WP: 0 PB: 0 SB: 0 CS: 1 PA: 37

PITCHER		IP	WLS	BF	H	R	ER	SO	BB	IBB	HBP	BLK	WP	HR	S	P	ERA	WHIP
47 Jhoulys Chacín, R ERA: 2.7	(1, 1)	7.0		27	5	2	2	6	2	0	0	0	0	1	61	94	2.57	1.000
40 Andrew Chafin, L ERA: 2.41	(8, 1)	0.2	L	5	2	1	1	0	0	1	0	0	0	0	10	20	13.50	3.000
48 Randall Delgado, R ERA: 3.02	(8, 1)	1.1		5	1	0	0	0	0	0	0	0	0	0	11	16	0.00	0.750

PITCHER	IP	WLS	BF	H	R	ER	SO	BB	IBB	HBP	BLK	WP	HR	S	P	ERA	WHIP

Batter	1	2	3	4	5	6	7	8	9	AB	R	H	RBI	BB	SO	LOB
5 Ender Inciarte, L (1, 9) OBP: 0.337, SLG: 0.399	B FF 90 F FF 89 X CH 82 1-1 11 1B 1B		C CU 76 X CH 82 0-1 44 BB 1B		B SI 89 F FF 91 X FF 92 1-1 11 1B 44 G5-4-3 2-3 1B		B FF 92 C FF 92 F FF 93 B CU 80 B FF 94 B FF 93 4-2 BB			3	1	3	0	1	0	0
11 AJ Pollock, R (1, 8) OBP: 0.371, SLG: 0.484	X SI 89 0-0 1-2 1B		C FF 90 S SL 83 1 SAFE S FF 92 0-3 ① K		X SL 83 0-0 44 G5-4-3 1-3 3-H 1B		X FC 87 0-0 ③ G5-3			4	0	2	1	0	1	2
44 Paul Goldschmidt, R (1, 3) OBP: 0.442, SLG: 0.567	C SI 91 B SL 84 B FF 90 F CH 81 C FF 91 2-3 ① K		1 SAFE B FF 91 C FF 91 B SI 89 B SL 83 1 SAFE B CH 80 4-1 7 FC6-4 1-2 BB		X FF 90 0-0 ① ② G5-4-3 1-2f 3-H			B FC 88 F FF 92 B FF 93 S FF 93 B FF 94 C FF 93 3-3 ① K		3	0	0	0	1	2	3
6 David Peralta, L (1, 7) OBP: 0.363, SLG: 0.509	S CH 81 S CH 81 B CH 82 B FF 91 S CH 81 2-3 ② K		X FF 91 0-0 ② L9		C CH 84 X CH 82 0-1 ③ G3			S FF 93 S CU 79 X FF 93 0-2 ② G4-3		4	0	0	0	0	1	4
7 Welington Castillo, R (1, 2) OBP: 0.311, SLG: 0.490	B SI 90 B SL 86 B FF 91 C FF 91 C SI 90 X CH 82 3-2 ③ G5-3		C SL 86 X SL 86 0-1 ③ FC6-4 1-2f			C SI 89 X SL 85 0-1 2 G6-4-3 1B		C FC 88 B FC 88 C FC 88 B FC 89 X FC 89 2-2 ③ G1		4	0	1	0	0	0	4
19 Jake Lamb, L (1, 5) OBP: 0.330, SLG: 0.406		C SI 90 F CH 81 S FF 91 0-3 ① K		C CU 75 F SL 84 B FF 90 X FF 91 1-2 ① L7		B CH 80 1 SAFE X CH 81 1-0 ① F8			S FF 93 C FF 93 F FF 94 S FF 94 0-3 ① K	4	0	0	0	0	2	1
2 Aaron Hill, R (1, 4) OBP: 0.297, SLG: 0.333 16 Chris Owings, R (9, 4) OBP: 0.262, SLG: 0.333		C FF 92 C FF 90 B FF 92 B SL 85 B FF 93 F FF 93 X FF 92 3-2 47 SH3-4 1B		B SL 85 C SI 90 X SL 84 1-1 ② G5-3		F SL 85 B SI 90 X FF 89 1-1 ② ③ G6-4-3 1-2f			S FF 93 F FF 94 B FF 94 S FF 95 1-3 ② K	3 1	0 0	1 0	0 0	0 0	0 1	1 0
47 Jhoulys Chacín, R (1, 1) OBP: 0.333, SLG: 0.333 24 Yasmany Tomás, R (7, PH) OBP: 0.321, SLG: 0.419 40 Andrew Chafin, R (8, 1) 48 Randall Delgado, R (8, 1) 8 Jarrod Saltalamacchia, Sr (9, PH) OBP: 0.296, SLG: 0.359		X FF 92 0-0 ② SH3-4 1-2		C FF 92 X FF 92 0-1 ③ G1-3			X FF 92 0-0 ① G6-3		F FF 94 F FF 94 S FF 95 0-3 ③ K	1 1 0 0 1	0 0 0 0 0	0 0 0 0 0	0 0 0 0 0	0 0 0 0 0	0 0 0 0 1	0 0 0 0 0
13 Nick Ahmed, R (1, 6) OBP: 0.268, SLG: 0.321		B SI 91 C SL 84 B SI 89 B FF 91 X SI 91 3-1 ③ G6-3			B FF 91 C SI 91 X SL 84 1-1 5 1B 11 1B 2B		C FF 92 X FC 89 0-1 ② P4			3	1	1	0	0	0	1
Inning Stats	R: 0 H: 2 E: 0 LOB: 2 K: 2 BB: 0 S: 12 P: 20	R: 0 H: 1 E: 0 LOB: 1 K: 1 BB: 0 S: 10 P: 16	R: 0 H: 1 E: 0 LOB: 2 K: 1 BB: 1 S: 9 P: 13	R: 0 H: 0 E: 0 LOB: 0 K: 0 BB: 0 S: 7 P: 9	R: 2 H: 3 E: 0 LOB: 0 K: 0 BB: 0 S: 8 P: 10	R: 0 H: 1 E: 0 LOB: 0 K: 0 BB: 0 S: 5 P: 7	R: 0 H: 0 E: 0 LOB: 1 K: 0 BB: 1 S: 6 P: 10	R: 0 H: 0 E: 0 LOB: 0 K: 1 BB: 0 S: 9 P: 14	R: 0 H: 0 E: 0 LOB: 0 K: 3 BB: 0 S: 10 P: 11	1B: 7 2B: 1 3B: 0 HR: 0	SF: 0 SAC: 1 DP: 2 HBP: 0	WP: 0 PB: 0 SB: 0 CS: 0	PA: 35				

PITCHER	IP	WLS	BF	H	R	ER	SO	BB	IBB	HBP	BLK	WP	HR	S	P	ERA	WHIP
36 Aaron Brooks, R (1, 1) ERA: 5.47	6.0		25	8	2	2	4	1	0	0	0	0	0	51	75	3.00	1.500
33 Fernando Rodriguez Jr., R (7, 1) ERA: 3.89	2.0	W	7	0	0	0	1	1	0	0	0	0	0	15	24	0.00	0.500
13 Drew Pomeranz, L (9, 1) ERA: 3.54	1.0	S	3	0	0	0	3	0	0	0	0	0	0	10	11	0.00	0.000

PITCHER	IP	WLS	BF	H	R	ER	SO	BB	IBB	HBP	BLK	WP	HR	S	P	ERA	WHIP

BOTTOM

Oakland Athletics @ Arizona Diamondbacks

Chase Field, Phoenix, AZ

Sat Aug 29 2015, 5:10 PM - 7:50 PM MST

Att. 35,990 - Roof Closed - 78 F

livebaseballscorecards.com

AB	32
R	2
H	8
RBI	1
BB	2
SO	8
LOB	16

Oakland Athletics @ Arizona Diamondbacks

Chase Field, Phoenix, AZ

Sun Aug 30 2015, 1:10 PM - 5:13 PM MST

Att. 29,576 - Roof Closed - 77 F

TOP

livebaseballscorecards.com

Batter	1	2	3	4	5	6	7	8	9	10	11	AB	R	H	RBI	BB	SO	LOB
1 Billy Burns, S (1, 8) OBP: 0.338, SLG: 0.389	X FF 91 0-0 22 1B 1B		B SI 91 B CH 83 B SI 89 C FF 89 B FF 88 4-1 20 E 20 E BB		S CH 83 S CH 82 F FF 92 X CH 84 0-2 ① 20 G4-3 1-3 1B		1 SAFE L CH 76 L CH 75 S CH 76 0-3 ① K		1 SAFE B FF 92 C FF 93 1 SAFE D CH 84 B FF 91 F FF 93 L FF 92 3-3 ① K 1-2	B SI 85 F SI 84 B CH 78 X SI 84 2-1 ③ G4-3		5	1	2	0	1	2	5
20 Mark Canha, R (1, 7) OBP: 0.305, SLG: 0.417	1 SAFE 1 SAFE S FF 90 F FF 91 B FF 88 1 SAFE B FF 89 D CH 82 X FF 92 3-2 ① F8		1 SAFE S SL 86 X SL 85 0-1 E5 22 3B 1-H		B SL 86 X SL 85 1-0 ② G4-3 2-3		B FC 85 1 SAFE C FC 84 X FC 85 1-1 1-H 2B		C SL 80 F SL 81 B FF 93 X FF 93 1-2 ② F9		X SI 83 0-0 ① G6-3	6	1	1	1	0	0	4
22 Josh Reddick, L (1, 9) OBP: 0.333, SLG: 0.455	C FF 92 1 SAFE B FF 91 F CH 82 F CH 84 B SL 85 B SL 86 X FF 91 3-2 ② 1-2 1B		B FF 91 B SI 91 X CH 83 2-0 2-H 3B		C SI 92 C CH 82 B FF 91 B SL 84 X SL 86 2-2 ③ L9		B KC 75 S KC 76 F KC 77 B FF 87 S KC 77 2-3 ② K2-3		I IN 66 I IN 66 I IN 69 I IN 68 4-0 IBB		B SI 84 B SI 84 X SI 84 2-0 ② G1-3	5	0	2	1	1	1	2
26 Danny Valencia, R (1, 5) OBP: 0.337, SLG: 0.517	F FF 91 S SL 83 S SL 84 0-3 ③ K		C SL 86 X SL 86 0-1 ③ G5-3			B FC 84 C FC 84 S CH 74 B CH 74 X FC 86 2-2 21 1B 1B	I IN 67 I IN 67 I IN 68 I IN 66 4-0 IBB		C SL 81 X FF 94 0-1 ③ G6-3		C SI 85 X SI 84 0-1 19 HBP 21 1B 10 1B 1B	5	1	2	0	1	1	4
21 Stephen Vogt, L (1, 3) OBP: 0.346, SLG: 0.465		C FF 91 B CH 83 C SI 92 B CH 81 X FF 92 2-2 ① G6-3		B SI 89 B FF 91 C SI 90 B FF 91 F SI 90 X CH 82 3-2 HR		C FC 84 B FC 83 C FC 84 X CH 76 1-2 1-2 1B	B FF 89 C KC 75 S KC 77 1 SAFE D KC 80 S KC 76 2-3 ③ K			B SI 84 F SI 84 B CH 76 B SI 84 X SI 84 3-1 ① L7	B SI 84 X SI 83 1-0 19 HBP 1-2 10 1B 1B	6	2	3	1	0	1	2
19 Josh Phegley, R (1, 2) OBP: 0.315, SLG: 0.463		C FF 92 C SL 84 X SL 86 0-2 ② G5-3		B FF 90 X FF 90 1-0 ① G5-3		F FC 84 C FC 83 S FC 85 0-3 ① K		B FF 93 B CU 81 C SI 94 C CU 80 F FF 94 B CU 82 C FF 94 3-3 ① K		F SI 84 X SI 84 0-1 28 1B 10 1B 5 FC5-2 1B	B CU 74 H CU 73 2-0 1-2 2-3 10 1B 28 1B HBP	5	1	1	0	0	2	2
10 Marcus Semien, R (1, 6) OBP: 0.297, SLG: 0.390		X FF 92 0-0 ③ F9		C FF 91 B SL 85 B SL 83 X FF 90 2-1 ② P2		X FC 85 0-0 ② F9		B CU 80 B CU 80 X SI 92 2-0 ② G6-3		B SI 84 B SI 84 X SI 84 2-0 5 FC5-2 28 1B 1-2 1B	X SI 85 0-0 28 1B 1-2 2-H 3-H 1B	6	0	2	2	0	0	2
28 Eric Sogard, L (1, 4) OBP: 0.289, SLG: 0.276			X FF 90 0-0 ① F8	B FF 91 C FF 89 X CH 81 1-1 ③ P2		C FC 83 F CH 74 B FC 83 F FC 85 F CH 76 X CH 75 1-2 ③ P5		X FF 94 0-0 ③ P6		C SI 84 B CH 76 X SI 84 1-1 5 FC5-2 1-2 2-3 1B	B SI 92 B SI 91 C SI 91 B SI 92 X SI 92 3-1 1-3 2-H 1B	6	0	2	1	0	0	2
30 Jesse Chavez, R (7, 1) SWP: 0.000, SLG: 0.000 49 Edward Mujica, R (8, 1) 4 Coco Crisp, S (7, PH) SWP: 0.000, SLG: 0.000 33 Fernando Rodriguez Jr., R (7, 1) 62 Sean Doolittle, L (8, 1) 16 Billy Butler, R (8, PH) SWP: 0.111, SLG: 0.444 23 Sam Fuld, L (8, PR) SWP: 0.000, SLG: 0.000 13 Drew Pomeranz, R (9, 1) 5 Jake Smolinski, R (10, PH) SWP: 0.000, SLG: 0.000 29 Pat Venditte, L (10, 1)			B FF 89 B FF 88 C FF 89 F FF 90 S FF 90 2-3 ② K		C FF 90 X FF 90 0-1 1 1B 1B		F FC 84 F FC 84 B CH 75 X FC 85 1-2 20 2B 1B		B FF 93 F FF 93 F FF 93 F SL 83 X FF 94 1-2 1 WP 1B	F SI 84 X SI 84 0-1 ② FC5-2 1-2 2-3 3-Hf	B SI 90 C SI 91 B SI 91 C SI 91 F SI 90 F SI 91 B SI 92 C SI 91 3-3 ③ K	2 0 1 0 0 1 0 0 0 0 0 0 0 0 1 1 1 0 0 0 0 0 0 0 0 0 0 0 0 0 0 0 0 0 0 1 0 1 0 0 0 0 0 0 0 0 0 0 0 0 0 0 0 0 0 0 1 0 0 0 0 3 1 0 0 0 0 1 2							
Inning Stats	R: 0 E: 0 K: 1 S: 11 H: 2 LOB: 1 BB: 0 P: 17	R: 0 E: 0 K: 0 S: 7 H: 0 LOB: 0 BB: 0 P: 9	R: 2 E: 1 K: 1 S: 10 H: 1 LOB: 1 BB: 1 P: 18	R: 1 E: 0 K: 0 S: 8 H: 1 LOB: 0 BB: 0 P: 15	R: 0 E: 0 K: 0 S: 10 H: 2 LOB: 1 BB: 0 P: 13	R: 0 E: 0 K: 1 S: 15 H: 2 LOB: 2 BB: 0 P: 19	R: 1 E: 0 K: 3 S: 14 H: 2 LOB: 2 BB: 1 P: 24	R: 0 E: 0 K: 1 S: 6 H: 0 LOB: 0 BB: 0 P: 11	R: 0 E: 0 K: 1 S: 12 H: 1 LOB: 2 BB: 1 P: 21	R: 0 E: 0 K: 0 S: 11 H: 3 LOB: 3 BB: 0 P: 19	R: 3 E: 0 K: 1 S: 13 H: 4 LOB: 2 BB: 0 P: 24	1B: 15 2B: 1 3B: 1 HR: 1 SF: 0 SAC: 0 DP: 0 HBP: 1						

PITCHER		IP	WLS	BF	H	R	ER	SO	BB	IBB	HBP	BLK	WP	HR	S	P	ERA	WHIP
27 Allen Webster, R ERA: 5.88	(1, 1)	5.0		21	6	3	1	2	1	0	0	0	0	1	46	72	1.80	1.400
55 Josh Collmenter, R ERA: 4.03	(6, 1)	1.1		8	4	1	1	2	0	0	0	0	0	0	23	29	6.75	3.000
45 Matt Reynolds, L ERA: 1.69	(7, 1)	0.2		3	0	0	0	2	0	1	0	0	0	0	6	14	0.00	0.000
30 David Hernandez, R ERA: 4.81	(8, 1)	1.0		3	0	0	0	1	0	0	0	0	0	0	6	11	0.00	0.000
61 Silvino Bracho, R ERA:	(9, 1)	1.0		5	1	0	0	1	0	1	0	0	1	0	12	21	0.00	1.000

PITCHER		IP	WLS	BF	H	R	ER	SO	BB	IBB	HBP	BLK	WP	HR	S	P	ERA	WHIP
29 Brad Ziegler, R ERA: 1.88	(10, 1)	1.2	L	12	6	3	3	0	0	0	1	0	0	0	17	30	16.20	3.600
35 A.J. Schugel, R ERA: 5.4	(11, 1)	0.1		2	1	0	0	1	0	0	0	0	0	0	7	13	0.00	3.000

AB	50
R	7
H	18
RBI	6
BB	3
SO	9
LOB	28

WP: 1	PA: 54		
PB: 0			
SB: 0			
CS: 0			

Oakland Athletics @ Arizona Diamondbacks

Chase Field, Phoenix, AZ

Sun Aug 30 2015, 1:10 PM - 5:13 PM MST

Att. 29,576 - Roof Closed - 77 F

livebaseballscorecards.com

BOTTOM

Batter	1	2	3	4	5	6	7	8	9	10	11	AB	R	H	RBI	BB	SO	LOB
5 Ender Inciarte, L (1, 8) OBP: 0.337, SLG: 0.398	L7	F8		G4-3		F8			6 SF8		F8	6	1	2	1	0	0	1
16 Chris Owings, R (1, 4) OBP: 0.263, SLG: 0.333	K	44 FC6-4 1B		44 FC6-4 1B			P4		K		FC5-4 44 DI	6	0	2	1	0	2	2
44 Paul Goldschmidt, R (1, 3) OBP: 0.442, SLG: 0.565	6 1B BB	FC6-4		FC6-4			6 1B BB				L9	4	0	1	0	2	0	4
6 David Peralta, L (1, 7) OBP: 0.366, SLG: 0.520	1B		HR		K				SF8			4	1	3	2	0	1	0
8 Jarrod Saltalamacchia, S (1, 2) OBP: 0.287, SLG: 0.347 29 Brad Ziegler, R (10, 1) 35 A.J. Schugel, R (11, 1)	K	G4-1		G6-3			K		F9			5 0 0	0 0 0	0 0 0	0 0 0	0 0 0	2 0 0	5 0 0
19 Jake Lamb, L (1, 5) OBP: 0.331, SLG: 0.406		K	1B		1B		F9			K		5	0	2	0	0	2	2
24 Yasmany Tomás, R (1, 9) OBP: 0.319, SLG: 0.416		27 E 5 1B 1B			K			K		F8		5	1	1	0	0	3	2
13 Nick Ahmed, R (1, 6) OBP: 0.264, SLG: 0.316		P3	G5-3			F7		F9		L7		5	0	0	0	0	0	2
27 Allen Webster, R (1, 1) 55 Josh Collmenter, R (6, 1) 45 Matt Reynolds, L (7, 1) 30 David Hernandez, R (8, 1) 11 AJ Pollock, R (8, PH) OBP: 0.321, SLG: 0.483 61 Silvino Bracho, R (9, 1) 7 Welington Castillo, R (10, 2) OBP: 0.313, SLG: 0.492		E1 5 1B 16 1B		G6-3		K		K			FC5-4 1B	2 1 0 0 1 0 1	1 0 0 0 0 0 0	0 0 0 0 0 0 0	0 0 0 0 0 0 0	0 1 0 0 0 0 0	0 0 0 0 1 0 0	1 0 0 0 0 0 0
Inning Stats	R: 0 E: 0 K: 2 S: 11 H: 1 LOB: 2 BB: 1 P: 18	R: 2 E: 1 K: 1 S: 18 H: 3 LOB: 2 BB: 0 P: 26	R: 1 E: 0 K: 1 S: 13 H: 2 LOB: 1 BB: 0 P: 22	R: 0 E: 0 K: 0 S: 9 H: 1 LOB: 1 BB: 0 P: 13	R: 0 E: 0 K: 2 S: 10 H: 1 LOB: 1 BB: 0 P: 16	R: 0 E: 0 K: 1 S: 6 H: 0 LOB: 0 BB: 0 P: 8	R: 0 E: 0 K: 1 S: 15 H: 1 LOB: 2 BB: 1 P: 23	R: 0 E: 0 K: 2 S: 9 H: 0 LOB: 0 BB: 0 P: 12	R: 1 E: 0 K: 1 S: 18 H: 2 LOB: 1 BB: 0 P: 28	R: 0 E: 0 K: 1 S: 6 H: 0 LOB: 0 BB: 0 P: 7	R: 0 E: 0 K: 0 S: 12 H: 1 LOB: 1 BB: 0 P: 16	1B: 11 2B: 0 3B: 0 HR: 1	SF: 1 SAC: 0 DP: 0 HBP: 0	WP: 0 PB: 0 SB: 0 CS: 0	PA: 48			

	AB	45
	R	4
	H	12
	RBI	4
	BB	2
	SO	12
	LOB	19

PITCHER		IP	WLS	BF	H	R	ER	SO	BB	IBB	HBP	BLK	WP	HR	S	P	ERA	WHIP
30 Jesse Chavez, R ERA: 3.93	(1, 1)	5.0		25	8	3	1	6	1	0	0	0	0	1	61	95	1.80	1.800
49 Edward Mujica, R ERA: 4.65	(6, 1)	1.0		3	0	0	0	1	0	0	0	0	0	0	6	8	0.00	0.000
33 Fernando Rodriguez Jr., R ERA: 3.8	(7, 1)	1.0	H	5	1	0	0	1	1	0	0	0	0	0	15	23	0.00	2.000
62 Sean Doolittle, L ERA: 7.36	(8, 1)	1.0	H	3	0	0	0	2	0	0	0	0	0	0	9	12	0.00	0.000
13 Drew Pomeranz, L ERA: 3.61	(9, 1)	1.0	B	5	2	1	1	1	0	0	0	0	0	0	18	28	9.00	2.000

PITCHER		IP	WLS	BF	H	R	ER	SO	BB	IBB	HBP	BLK	WP	HR	S	P	ERA	WHIP
29 Pat Venditte, S ERA: 3.31	(10, 1)	2.0	W	7	1	0	0	1	0	0	0	0	0	0	18	23	0.00	0.500

Batter	1	2	3	4	5	6	7	8	9	AB	R	H	RBI	BB	SO	LOB
5 Ender Inciarte, L (1, 9) OBP: 0.336, SLG: 0.395	B FF 93 B FF 91 C FF 92 X FF 93 2-1 ① F9		C SI 95 F CH 95 B FF 95 X FF 96 1-2 11 HR 2-H 1B		B CH 86 F CH 87 F FF 92 B CH 87 S CH 87 2-3 ① K	X CH 85 0-0 ③ G4-3			C FF 93 B FF 92 X FF 92 1-1 ③ G6-3	5	1	1	1	0	1	1
11 AJ Pollock, R (1, 8) OBP: 0.372, SLG: 0.489	C FF 88 X FF 88 0-1 44 G3 1B		C SL 86 1 SAFE 1 SAFE F CH 86 X CH 85 0-2 1-H HR		C FF 92 B FF 92 F FF 95 S SL 87 1-3 ② K		C FF 94 F FF 95 B SL 86 F FF 96 X FF 95 1-2 ① G5-3			4	1	2	2	0	1	0
44 Paul Goldschmidt, R (1, 3) OBP: 0.441, SLG: 0.564	B FF 88 B FF 93 1 SAFE X SL 86 2-0 ② G3 1-2		C CU 73 T FF 94 B FF 93 B FF 88 S FF 94 2-3 ② K		B FF 93 X FF 94 1-0 6 1B 2B		B FF 96 F SL 86 S FF 95 B CH 86 F CH 88 B FF 95 X FF 96 3-2 ② G6-3			4	1	1	0	0	1	1
6 David Peralta, L (1, 7) OBP: 0.367, SLG: 0.520	C FF 94 F FF 95 X CH 85 0-2 ③ G6-3		X FF 95 0-0 7 FC6-4 1B		D CU 73 X SI 93 1-0 7 1B 2-H 1B		B FF 88 F FF 93 F FF 94 B SL 88 S SI 93 2-3 ③ K			4	0	2	1	0	1	1
7 Welington Castillo, R (1, 2) OBP: 0.316, SLG: 0.493		C FF 95 F FF 95 X FF 90 0-2 19 G3-5-3 1B	C CH 86 C FF 94 X FF 95 0-2 ③ FC6-4 1-2f		C FF 88 C FF 92 F CU 69 X FF 95 0-2 1-2 1B			C FF 92 C CU 86 B FC 89 S FC 88 1-3 ① K		4	0	2	0	0	1	1
19 Jake Lamb, L (1, 5) OBP: 0.327, SLG: 0.400		C FF 94 F FF 94 F FF 95 X FF 87 0-2 ①② G3-5-3 1-2f		X CH 86 0-0 ① G4-3	C FF 92 D FF 87 S CH 85 S CH 85 1-3 ③ K			C CU 86 X FF 94 0-1 ② F7		4	0	0	0	0	1	3
15 Phil Gosselin, R (1, 4) OBP: 0.326, SLG: 0.386 13 Nick Ahmed, R (8, 6) OBP: 0.264, SLG: 0.316		B FF 95 C CH 87 B FF 95 X FF 94 2-1 ③ G4-3		C FF 93 B FF 93 B FF 95 X FF 88 2-1 ② L7		L SL 86 S SI 92 B FF 89 B FF 90 X FF 94 2-2 ① G4-3		F CU 86 C CU 86 F FC 88 X FC 88 0-2 ③ G6-3		4 0	0 0	0 0	0 0	0 0	0 0	0 0
16 Chris Owings, R (1, 6) (8, 4) OBP: 0.267, SLG: 0.340			F FF 94 B FF 96 X SL 86 1-1 38 SH5-4 5 1B 1B	C FF 94 B FF 94 F FF 93 B FF 94 B CU 71 X FF 93 3-2 1B		B CU 71 S SL 84 F FF 93 B CH 86 F FF 93 X SL 87 3-2 38 WP 2B			B CU 83 S CU 84 T FF 92 F CU 87 X FF 93 1-2 ① L9	4	1	3	0	0	0	0
38 Robbie Ray, L (1, 1) OBP: 0.105, SLG: 0.105 48 Randall Delgado, R (6, 1) 30 David Hernandez, R (8, 1) 8 Jarrod Saltalamacchia, S (9, PH) OBP: 0.286, SLG: 0.345 29 Brad Ziegler, R (9, 1) 45 Matt Reynolds, L (9, 1)			X FF 95 0-0 ① SH5-4 1-2	X FF 94 0-0 ③ G4-3		F FF 90 B CU 71 B SI 92 X FF 91 2-1 ② F7 2-3			B X FF 92 1-0 ② L8	2 0 0 1 0 0	0 0 0 0 0 0	0 0 0 0 0 0	0 0 0 0 0 0	0 0 0 0 0 0	0 0 0 0 0 0	2 0 0 0 0 0
Inning Stats	R: 0 E: 0 K: 0 S: 8 H: 1 LOB: 1 BB: 0 P: 12	R: 0 E: 0 K: 0 S: 9 H: 1 LOB: 0 BB: 0 P: 11	R: 3 E: 0 K: 1 S: 16 H: 4 LOB: 1 BB: 0 P: 20	R: 0 E: 0 K: 0 S: 7 H: 1 LOB: 1 BB: 0 P: 12	R: 1 E: 0 K: 3 S: 15 H: 3 LOB: 2 BB: 0 P: 21	R: 0 E: 0 K: 0 S: 9 H: 1 LOB: 1 BB: 0 P: 16	R: 0 E: 0 K: 1 S: 11 H: 0 LOB: 0 BB: 0 P: 17	R: 0 E: 0 K: 1 S: 9 H: 0 LOB: 0 BB: 0 P: 10	R: 0 E: 0 K: 0 S: 7 H: 0 LOB: 0 BB: 0 P: 10	1B: 8 2B: 2 3B: 0 HR: 1	SF: 0 SAC: 1 DP: 1 HBP: 0					

PITCHER		IP	WLS	BF	H	R	ER	SO	BB	IBB	HBP	BLK	WP	HR	S	P	ERA	WHIP
35 Chad Bettis, R ERA: 4.78	(1, 1)	6.0		28	11	4	4	4	0	0	0	0	1	1	64	92	6.00	1.833
62 Gonzalez Germen, R ERA: 5.96	(7, 1)	0.2		2	0	0	0	0	0	0	0	0	0	0	8	12	0.00	0.000
53 Christian Friedrich, L ERA: 5.33	(7, 1)	0.1		1	0	0	0	1	0	0	0	0	0	0	3	5	0.00	0.000
64 Simon Castro, R ERA:	(8, 1)	2.0	W	6	0	0	0	1	0	0	0	0	0	0	16	20	0.00	0.000

PITCHER	IP	WLS	BF	H	R	ER	SO	BB	IBB	HBP	BLK	WP	HR	S	P	ERA	WHIP

TOP

Arizona Diamondbacks @ Colorado Rockies

Coors Field, Denver, CO

Mon Aug 31 2015, 6:42 PM - 10:12 PM MDT

Att. 21,386 - Overcast - 68 F

livebaseballscorecards.com

AB	36
R	4
H	11
RBI	4
BB	0
SO	6
LOB	9

1B: 8	SF: 0	WP: 1	PA: 37
2B: 2	SAC: 1	PB: 0	
3B: 0	DP: 1	SB: 0	
HR: 1	HBP: 0	CS: 0	

Batter	1	2	3	4	5	6	7	8	9	AB	R	H	RBI	BB	SO	LOB
19 Charlie Blackmon, L (1, 8) OBP: 0.354, SLG: 0.465	B FF 95 X FF 95 1-0 7 S 1B		B FF 93 B FF 94 X FF 92 2-0 7 G6-3 3B		C FF 93 B SI 93 B FF 94 B SL 85 B FF 95 4-1 7 BB BB		C CH 83 B SI 91 X FF 94 1-1 7 G3 2B		B SI 86 C SI 85 F SI 86 S CH 78 1-3 ① K	4	1	3	0	1	1	1
7 José Reyes, S (1, 6) OBP: 0.313, SLG: 0.393	C FF 92 1 SAFE B FF 93 D FF 94 1 SAFE C SI 93 D SI 94 1 SAFE F SI 95 3-3 S SI 94 ① K 1-2		X FF 92 0-0 ① G6-3 3-H		B SI 93 1 SAFE 1 SAFE F FF 92 1 SAFE B FF 90 B SI 94 B FF 93 4-1 1-2 BB		C CH 83 D SL 86 S CH 83 D CH 84 F SL 86 F CH 86 F CH 86 B SI 94 X SL 83 3-2 ① G3 2-3		X SI 86 0-0 28 1B 1-3 2B	4	1	1	1	1	1	2
28 Nolan Arenado, R (1, 5) OBP: 0.312, SLG: 0.541	B FF 93 X SI 93 1-0 ② G5-3		C FF 93 F SL 85 S SL 80 0-3 ② K		B FF 94 D FF 93 C SL 84 B SL 85 X FF 94 3-1 ② F9		F F X 0-2 ② L4		B SI 87 X CU 74 1-0 9 E 9 E 10 1B 2-H 3-H 1B	5	1	1	2	0	1	4
5 Carlos González, L (1, 9) OBP: 0.329, SLG: 0.533	C FF 94 F FF 95 T SI 94 0-2 ③ K		B FF 94 S SL 86 S SL 86 B SL 82 B FF 96 S SL 86 3-3 ③ K		B SL 85 S FF 94 B FF 94 B FF 95 F FF 94 X FF 96 3-2 ③ G4-3		B B B B 4-0 BB		C SI 86 X SI 86 0-1 ② L7	4	0	0	0	1	2	4
9 DJ LeMahieu, R (1, 4) OBP: 0.369, SLG: 0.402		C SI 92 B SL 86 B SL 85 B FF 95 X SI 95 3-1 12 G4-3 4 S 1B		X SI 93 0-0 4 F8 2B		B SL 81 C FF 92 B SL 83 C FF 94 X SL 77 2-2 ① G5-3	D D CH 85 X SL 83 2-0 ③ F9		D SI 85 F SI 86 X SI 87 1-1 E1 10 1B 1-3	5	1	2	0	0	0	3
4 Nick Hundley, R (1, 2) OBP: 0.337, SLG: 0.467		1 SAFE C FF 95 S SI 94 B SL 88 F FF 95 S SL 80 1-3 ① K 1-2		B SI 94 F SI 93 D SL 86 F SI 95 X SL 79 2-2 ① F8 2-3		B FF 94 F SI 95 D SL 85 S FF 96 1-3 ② K		F SI 93 F FF 95 X FF 94 0-2 1 G5-3 1B	B SI 87 B SI 87 B SI 86 C SI 87 C CU 75 B CH 78 4-2 10 1B BB	4	0	1	0	1	2	2
12 Matt McBride, R (1, 3) OBP: 0.205, SLG: 0.184 10 Ben Paulsen, L (9, PH) OBP: 0.333, SLG: 0.485		X SI 95 0-0 ② G4-3 2-3		C FF 95 B SL 87 F FF 96 B SL 79 B SL 87 X SL 87 3-2 ② F7		X SI 94 0-0 1 HBP 1B		X FF 95 0-0 F8	S FF 89 T FF 89 X FF 89 ① 0-2 1-3 2-H 3-H 1B	4 1	0 0	1 1	0 2	0 0	0 0	3 0
1 Brandon Barnes, R (1, 7) OBP: 0.327, SLG: 0.357		B SL 81 C FF 96 B FF 96 B SL 86 I IN 65 4-1 35 S IBB		S SL 86 B FF 96 S SL 87 F SL 87 F FF 95 F SL 85 S FF 96 1-3 ③ K		H SL 86 1-0 1-2 HBP		B CU 83 F SI 95 B FF 95 S CU 81 1 SAFE F SI 95 F FF 95 X CU 82 2-2 ② ③ G5-3 1-2		2	0	0	0	1	1	2
35 Chad Bettis, R (1, 1) OBP: 0.154, SLG: 0.043 16 Kyle Parker, R (6, PH) OBP: 0.243, SLG: 0.323 62 Gonzalez Germen, R (7, 1) 53 Christian Friedrich, R (7, 1) 64 Simon Castro, R (8, 1) 3 Daniel Descalso, L (9, PH) OBP: 0.297, SLG: 0.345		B FF 94 B SI 95 B FF 95 C FF 94 F SI 93 C FF 96 3-3 ③ K 1-2		C SI 91 X SI 92 0-1 ① G1-3		B SL 84 S SL 84 C SI 94 X CH 86 1-2 ③ F9		C SI 85 B CH 78 B SI 86 X SI 86 2-1 7 2B 28 1B 1B	2 1 0 0 0 1	0 0 0 0 0 1	0 0 0 0 0 1	0 0 0 0 0 1	0 0 0 0 0 0	1 0 0 0 0 0	2 2 0 0 0 0
Inning Stats	R: 0 E: 0 K: 2 S: 9 H: 1 LOB: 1 BB: 0 P: 14	R: 0 E: 0 K: 2 S: 11 H: 1 LOB: 2 BB: 1 P: 22	R: 1 E: 0 K: 2 S: 8 H: 1 LOB: 0 BB: 0 P: 13	R: 0 E: 0 K: 1 S: 13 H: 1 LOB: 1 BB: 0 P: 19	R: 0 E: 0 K: 0 S: 9 H: 0 LOB: 2 BB: 2 P: 23	R: 0 E: 0 K: 1 S: 10 H: 1 LOB: 2 BB: 0 P: 15	R: 0 E: 0 K: 0 S: 12 H: 1 LOB: 2 BB: 1 P: 22	R: 0 E: 0 K: 0 S: 9 H: 1 LOB: 0 BB: 0 P: 11	R: 4 E: 1 K: 1 S: 16 H: 4 LOB: 2 BB: 1 P: 25	1B: 7 2B: 3 3B: 1 HR: 0 SF: 0 SAC: 0 DP: 0 HBP: 1						WP: 0 PB: 0 SB: 3 CS: 0 PA: 43	

PITCHER	IP	WLS	BF	H	R	ER	SO	BB	IBB	HBP	BLK	WP	HR	S	P	ERA	WHIP
38 Robbie Ray, L (1, 1) ERA: 3.72	5.2		26	5	1	1	8	2	1	1	0	0	0	57	102	1.59	1.235
48 Randall Delgado, R (6, 1) ERA: 2.95	1.1	H	6	1	0	0	0	1	0	0	0	0	0	15	26	0.00	1.500
30 David Hernandez, R (8, 1) ERA: 4.62	1.0	H	3	1	0	0	0	0	0	0	0	0	0	9	11	0.00	1.000
29 Brad Ziegler, R (9, 1) ERA: 2.17	0.2	L	7	3	4	2	1	1	0	0	0	0	0	13	22	27.00	6.000
45 Matt Reynolds, L (9, 1) ERA: 1.69	0.0	B	1	1	0	0	0	0	0	0	0	0	0	3	3	∞	∞

PITCHER	IP	WLS	BF	H	R	ER	SO	BB	IBB	HBP	BLK	WP	HR	S	P	ERA	WHIP

BOTTOM

Arizona Diamondbacks @ Colorado Rockies

Coors Field, Denver, CO

Mon Aug 31 2015, 6:42 PM - 10:12 PM MDT

Att. 21,386 - Overcast - 68 F

livebaseballscorecards.com

AB	37
R	5
H	11
RBI	5
BB	5
SO	9
LOB	25

Batter	1	2	3	4	5	6	7	8	9	AB	R	H	RBI	BB	SO	LOB
5 Ender Inciarte, L (1, 7) (7, 9) OBP: 0.338, SLG: 0.399	C SI 90 F SI 91 B SL 84 X SL 85 1-2 11 CS 15 S 1B		B CH 85 B SI 90 B FF 91 C SI 90 C FF 91 F FF 91 B FF 91 4-2 15 2B BB		X SI 92 0-0 ② G1-3		X FF 97 0-0 ① F6		B CU 72 X FF 92 1-0 44 L6-4-3 2B	4	1	2	0	1	0	2
15 Phil Gosselin, R (1, 4) OBP: 0.373, SLG: 0.489	B SL 90 B SI 90 B CH 86 D SI 92 4-0 11 CS 1-2 BB		1 SAFE C CH 85 B SI 91 1 SAFE B SI 90 F SI 91 B SI 90 1 SAFE 1 SAFE 3-2 F CH 85 F FF 91 1 SAFE 1 SAFE X SI 91 1-H 2B		C FF 93 C SI 92 B CH 85 B SI 92 X FF 93 2-2 E3		B FF 98 B FF 96 F FF 95 X FF 96 2-1 1-H 2-H HR		B FF 91 B CH 82 D CH 82 B FF 92 4-0 44 L6-4-3 BB	3	1	2	4	2	0	0
44 Paul Goldschmidt, R (1, 3) OBP: 0.439, SLG: 0.560	C SI 91 C SL 83 C SL 83 0-3 ① K		X SL 85 0-0 ① G5-3		D SL 86 C SI 91 S SL 84 S SL 86 1-3 ③ K		C FF 94 X FF 94 0-1 24 WP 8 S 1B		C CU 75 S CU 74 X CU 77 0-2 ① ② ③ L6-4-3 1-1 2-2	5	0	1	0	0	2	6
11 AJ Pollock, R (1, 8) OBP: 0.372, SLG: 0.492	C CH 85 F CH 87 C SI 92 0-3 ② ③ K 1-2 2-3		B SI 92 B SI 90 F SL 85 B SI 90 F FF 90 B SI 91 4-2 8 G6-4-3 BB			C FF 98 B SL 81 X FF 95 1-1 8 G3 3B	X FF 93 0-0 ② L9			3	1	1	0	1	1	3
8 Jarrod Saltalamacchia, S (1, 2) OBP: 0.291, SLG: 0.364		C FF 91 X SL 85 0-1 HR	X SI 91 0-0 ② ③ G6-4-3 1-2f			B FF 96 F FF 97 B SL 82 X FF 97 2-1 ① G3 3-H	B FF 95 1 SAFE D CH 87 B CH 86 B FF 94 4-0 24 WP 1-2 BB			3	1	1	2	1	0	2
24 Yasmany Tomás, R (1, 9) OBP: 0.319, SLG: 0.414 45 Matt Reynolds, L (7, 1) 55 Josh Collmenter, R (8, 1) OBP: 0.267, SLG: 0.185 41 Daniel Hudson, R (9, 1)		F SI 91 F SI 91 S CH 86 0-3 ① K	F SL 83 X SL 83 0-1 62 G5-4-3 1B			C SL 82 F FF 97 B CH 87 X SL 83 1-2 ② L7	F FF 95 B CH 88 F FF 95 D CH 88 T CH 88 2-2 ③ K 1-2 2-3			4 0 0 0	0 0 0 0	1 0 0 0	0 0 0 0	0 0 0 0	2 0 0 0	2 0 0 0
62 Brandon Drury, R (1, 5)		C SI 92 X SI 91 0-1 ② G5-3	C CH 84 X FF 90 0-1 ① ② G5-4-3 1-2f			C SL 84 F FF 95 X SL 83 0-2 ③ G1-3		C FF 90 F SL 84 X SL 86 0-2 ① G5-3		4	0	0	0	0	0	1
13 Nick Ahmed, R (1, 6) OBP: 0.267, SLG: 0.326		B SI 92 L SL 83 B FF 92 F SI 92 B CH 86 X SL 86 3-2 3B	B SI 91 B SI 92 X FF 91 2-0 ③ G4-3				X FF 98 0-0 15 HR 2B	X SL 84 0-0 ② G6-3		4	1	2	0	0	0	0
46 Patrick Corbin, L (1, 1) OBP: 0.235, SLG: 0.071 61 Silvino Bracho, R (7, 1) 6 David Peralta, L (7, 7) OBP: 0.366, SLG: 0.518		B SI 92 S SI 92 F FF 92 X SI 91 1-2 ③ G1			B SI 90 C SI 90 B SI 90 B SI 92 C SI 91 F SI 91 F SI 92 C SI 92 3-3 ① K		F FF 97 B FF 97 B FF 95 S FF 96 B FF 96 B FF 96 4-2 15 HR BB	B FF 91 S SL 84 F SL 84 F FF 94 X SL 87 1-2 ③ G4-3		2 0 1	1 0 0	0 0 0	0 0 0	1 0 0	1 0 0	1 0 0

Arizona Diamondbacks @ Colorado Rockies

Coors Field, Denver, CO

Tue Sep 01 2015, 1:12 PM - 4:13 PM MDT

Att. 21,550 - Partly Cloudy - 85 F

livebaseballscorecards.com

TOP	
AB	33
R	6
H	10
RBI	6
BB	6
SO	6
LOB	17

Inning Stats	1	2	3	4	5	6	7	8	9
	R: 0 E: 0 K: 2 S: 9	H: 1 LOB: 1 BB: 1 P: 14	R: 1 E: 0 K: 1 S: 13	H: 2 LOB: 1 BB: 0 P: 17	R: 1 E: 0 K: 0 S: 12	H: 1 LOB: 1 BB: 2 P: 23	R: 0 E: 0 K: 0 S: 5	H: 1 LOB: 0 BB: 0 P: 7	R: 0 E: 1 K: 2 S: 12	H: 0 LOB: 1 BB: 0 P: 18	R: 1 E: 0 K: 0 S: 10	H: 1 LOB: 0 BB: 0 P: 14	R: 3 E: 0 K: 1 S: 12	H: 3 LOB: 2 BB: 2 P: 24	R: 0 E: 0 K: 0 S: 8	H: 0 LOB: 0 BB: 0 P: 9	R: 0 E: 0 K: 0 S: 4	H: 1 LOB: 0 BB: 1 P: 9

1B: 3	SF: 0	WP: 1	PA: 39
2B: 3	SAC: 0	PB: 0	
3B: 3	DP: 2	SB: 2	
HR: 2	HBP: 0	CS: 2	

PITCHER		IP	WLS	BF	H	R	ER	SO	BB	IBB	HBP	BLK	WP	HR	S	P	ERA	WHIP
58 Yohan Flande, L ERA: 4.04	(1, 1)	5.0		21	5	2	2	5	3	0	0	0	0	1	51	79	3.60	1.600
46 Miguel Castro, R ERA: 6.59	(6, 1)	1.1	L	8	3	4	4	0	1	0	0	0	0	1	16	26	27.00	3.000
62 Gonzalez Germen, R ERA: 5.81	(7, 1)	0.2		4	1	0	0	1	1	0	0	0	1	0	6	12	0.00	3.000
49 Rex Brothers, L ERA: 4.91	(8, 1)	1.0		3	0	0	0	0	0	0	0	0	0	0	8	9	0.00	0.000
65 Jason Gurka, L ERA: 6.75	(9, 1)	1.0		3	1	0	0	0	1	0	0	0	0	0	4	9	0.00	2.000

PITCHER	IP	WLS	BF	H	R	ER	SO	BB	IBB	HBP	BLK	WP	HR	S	P	ERA	WHIP

BOTTOM

Arizona Diamondbacks @ Colorado Rockies

Coors Field, Denver, CO

Tue Sep 01 2015, 1:12 PM - 4:13 PM MDT

Att. 21,550 - Partly Cloudy - 85 F

livebaseballscorecards.com

Batter	1	2	3	4	5	6	7	8	9	AB	R	H	RBI	BB	SO	LOB
19 Charlie Blackmon, L (1, 8) OBP: 0.353, SLG: 0.462	C FF 92 B SI 91 F FF 92 X SL 83 1-2 P4 ①		B SL 79 C SL 80 X SI 92 1-1 P6 ③			C FF 91 S SL 80 X SL 82 0-2 G4-3 ①		C KC 78 B FF 88 S FF 87 B KC 80 X KC 78 2-2 7 G4-6-3 1B	B FF 98 C SI 98 X CH 86 1-1 P6 ③	5	0	1	0	0	0	1
7 José Reyes, S (1, 6) OBP: 0.312, SLG: 0.394	F SI 93 X FF 94 0-1 G1-4-3 ②			C SL 79 B SI 92 B SI 93 S FF 92 X SI 94 2-2 G5-3 ①		X SI 91 0-0 28 1B 2B		C FF 88 1 SAFE B FF 89 X FF 86 1-1 G4-6-3 ①② 1-2f		4	0	1	0	0	0	1
28 Nolan Arenado, R (1, 5) OBP: 0.314, SLG: 0.547	C SI 93 F SL 84 B SL 83 X SI 94 1-2 G1-3 ③			F SL 83 X SL 82 0-1 G1-3 ②		B SI 91 F SI 92 S FF 91 X SL 81 1-2 20 G5-4-3 1B 2-3		C FF 89 X KC 80 0-1 HR		4	1	2	1	0	0	0
20 Wilin Rosario, R (1, 3) OBP: 0.288, SLG: 0.419 62 Gonzalez Germen, R (7, 1) 49 Rex Brothers, L (8, 1) 18 Cristhian Adames, S (8, PH) OBP: 1.000, SLG: 1.000 65 Jason Gurka, L (9, 1)		F SI 92 B SI 93 B CH 84 F CH 86 F SL 83 B FF 93 X SI 94 3-2 G6-3 ①		F SI 93 B CH 88 F CH 86 B SI 89 T FF 94 2-2 K ③		B CH 84 X CH 85 1-0 G5-4-3 ②③ 1-2f		X FC 86 0-0 9 FC6-4 1B		3 0 0 1 0	0 0 0 0 0	0 0 0 1 0	0 0 0 0 0	0 0 0 0 0	1 0 0 0 0	2 0 0 0 0
9 DJ LeMahieu, R (1, 4) OBP: 0.370, SLG: 0.409		F FF 95 B FF 94 B SI 93 F SI 93 F SI 95 X SL 83 2-2 HR			X FF 91 0-0 4 G1-6-3 1B		C SI 91 B CH 86 B CH 87 C SI 93 T SI 93 2-2 K ①	C FC 86 B FC 86 X FC 87 1-1 FC6-4 ③ 1-2f		4	1	2	1	0	1	1
4 Nick Hundley, R (1, 2) OBP: 0.339, SLG: 0.470		F SI 93 F SI 93 B SI 94 F FF 94 S FF 94 1-3 K ②			B FF 91 F SI 91 1 SAFE X CH 83 1-1 G1-6-3 ①② 1-2f		B SI 92 X SI 93 1-0 16 BB 1B		B FF 98 B FF 97 C SI 98 X SI 98 2-1 5 2B	4	1	2	0	0	1	1
16 Kyle Parker, R (1, 7) OBP: 0.257, SLG: 0.368		C SI 93 X SL 84 0-1 F9 ③			X SL 82 0-0 HR		B FF 92 D FF 94 B FF 93 C FF 92 S FF 93 F FF 93 B FF 94 4-2 1-2 BB		F SI 99 S SI 100 T FF 99 0-2 K ①	3	1	1	1	1	1	1
1 Brandon Barnes, R (1, 9) OBP: 0.327, SLG: 0.357 5 Carlos González, L (9, PH) OBP: 0.330, SLG: 0.536			F FF 90 B FF 90 S SL 81 F SI 92 S SL 83 1-3 K ①		B FF 91 B SI 91 X SI 91 2-0 1B		B FF 93 S FF 94 S FF 93 S FF 94 1-3 K ②		X FF 98 0-0 2-H 2B	3 1	0 0	1 1	0 1	0 0	2 0	2 0
58 Yohan Flande, L (1, 1) OBP: 0.167, SLG: 0.167 12 Matt McBride, R (5, PH) OBP: 0.200, SLG: 0.179 46 Miguel Castro, R (6, 1) 10 Ben Paulsen, L (7, 3) OBP: 0.331, SLG: 0.482			X FF 91 0-0 B1-3 ②		S SL 83 X FF 92 0-1 G5-3 ③		S KC 77 C FF 89 D KC 80 F KC 80 S KC 81 1-3 K2-3 ③		C CH 84 F CH 84 B CH 86 T SI 99 1-2 K ②	1 1 0 2	0 0 0 0	0 0 0 0	0 0 0 0	0 0 0 0	0 0 2 2	0 1 0 3

Inning Stats																					
	R: 0 E: 0 K: 0 S: 8	H: 0 LOB: 0 BB: 0 P: 10	R: 1 E: 0 K: 1 S: 14	H: 1 LOB: 0 BB: 0 P: 20	R: 0 E: 0 K: 1 S: 7	H: 0 LOB: 0 BB: 0 P: 9	R: 0 E: 0 K: 1 S: 8	H: 0 LOB: 0 BB: 0 P: 12	R: 1 E: 0 K: 0 S: 7	H: 3 LOB: 1 BB: 0 P: 10	R: 0 E: 0 K: 0 S: 8	H: 2 LOB: 1 BB: 0 P: 10	R: 0 E: 0 K: 3 S: 14	H: 1 LOB: 2 BB: 1 P: 23	R: 1 E: 0 K: 0 S: 10	H: 3 LOB: 1 BB: 0 P: 14	R: 1 E: 0 K: 2 S: 11	H: 2 LOB: 1 BB: 0 P: 15	1B: 6 2B: 3 3B: 0 HR: 3	SF: 0 SAC: 0 DP: 3 HBP: 0	WP: 0 PB: 0 SB: 0 CS: 0	PA: 37

PITCHER		IP	WLS	BF	H	R	ER	SO	BB	IBB	HBP	BLK	WP	HR	S	P	ERA	WHIP
46 Patrick Corbin, L ERA: 3.67	(1, 1)	6.1	W	24	7	2	2	4	0	0	0	0	0	2	56	78	2.84	1.105
61 Silvino Bracho, R ERA:	(7, 1)	0.1		2	0	0	0	1	1	0	0	0	0	0	6	11	0.00	3.000
45 Matt Reynolds, L ERA: 2.84	(7, 1)	1.0	H	4	2	1	1	1	0	0	0	0	0	1	11	15	9.00	2.000
55 Josh Collmenter, R ERA: 4.02	(8, 1)	0.1	H	2	1	0	0	0	0	0	0	0	0	0	3	4	0.00	3.000
41 Daniel Hudson, R ERA: 3.99	(9, 1)	1.0	S	5	2	1	1	2	0	0	0	0	0	0	11	15	9.00	2.000

PITCHER	IP	WLS	BF	H	R	ER	SO	BB	IBB	HBP	BLK	WP	HR	S	P	ERA	WHIP

Arizona Diamondbacks @ Colorado Rockies

Coors Field, Denver, CO

Tue Sep 01 2015, 6:40 PM - 9:48 PM MDT

Att. 20,411 - Partly Cloudy - 80 F

livebaseballscorecards.com

TOP

Batter	1	2	3	4	5	6	7	8	9	AB	R	H	RBI	BB	SO	LOB
5 Ender Inciarte, L (1, 7) OBP: 0.337, SLG: 0.396	X SI 89 0-0 ① B3		C FC 89 B CH 84 B FC 90 X SI 90 2-1 44 E 11 G5-3 1B		C SL 88 B FF 92 B CH 83 F SL 88 F SL 87 X FF 92 2-2 ② F8		B SI 97 X FF 98 1-0 ① F7		B FF 94 F SL 83 C SL 84 X SL 83 1-2 ① G4-3	5	0	1	0	0	0	1
11 AJ Pollock, R (1, 8) OBP: 0.373, SLG: 0.497	B SI 89 C SI 90 X CH 82 1-1 ② L7		1 SAFE X SL 81 0-0 ② G5-3 1-2		B SI 89 X SL 88 1-0 1B		F FF 98 B SI 98 F SI 97 X SL 93 1-2 2-H HR		F FF 97 C CU 79 B FF 98 B FF 96 C CU 79 2-3 ② K	5	1	2	2	0	1	1
44 Paul Goldschmidt, R (1, 3) OBP: 0.437, SLG: 0.563	B FC 88 B SI 90 X FC 88 2-0 HR		B SL 82 C SI 91 B SI 91 B SL 82 F SI 91 2 SAFE F SI 91 X SI 91 3-2 ③ G1-4-3 2-3		1 SAFE B CU 80 B FF 92 B SL 86 X SL 88 3-0 ③ F7		C FF 100 B SL 93 F SL 92 X FF 98 1-2 ② G6-3		C SL 90 B FF 98 X CU 80 1-1 ③ F8	5	1	1	1	0	0	3
6 David Peralta, L (1, 9) OBP: 0.365, SLG: 0.516	B FC 88 B CH 82 B FC 87 C SI 89 S CH 82 F CH 83 X FC 87 3-2 E4			L SI 89 B SI 90 F FC 89 F FC 89 S SL 81 1-3 ① K		F SL 87 X CH 82 0-1 E6 7 G5-4-3	X SI 98 0-0 7 FC6-4 1B			4	0	1	0	0	1	0
7 Welington Castillo, R (1, 2) OBP: 0.311, SLG: 0.485	X SI 91 0-0 ③ F9			B SI 92 B SI 90 C SL 80 F SI 90 B SI 91 X SI 91 3-2 ② G5-3		B SL 87 C FF 90 F FF 86 F CH 81 F SL 87 F FF 90 X CU 79 1-2 ①② G5-4-3 1-2f	X FF 97 0-0 ③ FC6-4 1-2f			4	0	0	0	0	0	4
19 Jake Lamb, L (1, 5) OBP: 0.329, SLG: 0.399		B SI 88 C CH 81 B FC 87 X FC 88 2-1 15 G6-4-3 1B		B CH 83 B FC 89 B CH 82 C SI 90 B CH 83 4-1 15 BB BB		S CH 83 B SL 89 F SL 89 F FF 91 X CH 84 2-2 ③ F8		B SI 98 F SL 92 B FF 96 F FF 98 F SL 92 S SL 92 2-3 ① K		3	0	1	0	1	1	0
15 Phil Gosselin, R (1, 4) OBP: 0.389, SLG: 0.479 36 Enrique Burgos, R (7, 1) 8 Jarrod Saltalamacchia, Sr (8, PH) OBP: 0.289, SLG: 0.362 55 Josh Collmenter, R (8, 1) OBP: 0.267, SLG: 0.185		B SI 89 1 SAFE C SI 89 X SI 90 1-1 ①② G6-4-3 1-2f		C FC 88 B SI 91 F SI 90 D SL 82 1 SAFE F FC 88 B SI 92 F SL 82 F SI 91 4-2 B SI 92 1-2 BB			B FF 95 H FF 95 2-0 16 BB 2 2B HBP	C FF 99 B FF 98 B SI 96 C SL 90 B SL 90 X FF 98 3-2 ② G3-1		1 0 1 0	1 0 0 0	0 0 0 0	0 0 0 0	1 0 0 0	0 0 0 0	1 0 0 0
16 Chris Owings, R (1, 6) OBP: 0.269, SLG: 0.340 (7, 4)	X SL 80 0-0 ③ G6-3		B SI 91 C SI 91 B FC 84 B FC 89 C SI 92 X SI 92 3-2 ③ G5-3				B FF 96 B SL 86 1 SAFE B FF 95 C FF 96 C FF 95 F FF 96 B SL 88 4-2 2 2B 1-2 BB	C SL 90 X FF 97 0-1 13 E 13 S 1B		3	1	1	0	1	0	2
12 Rubby De La Rosa, R (1, 1) OBP: 0.107, SLG: 0.107 2 Aaron Hill, R (7, PH) OBP: 0.299, SLG: 0.339 13 Nick Ahmed, R (7, PR) OBP: 0.266, SLG: 0.325 (7, 6)			B SI 90 C SI 89 F SI 90 B FC 88 F SI 90 C SI 91 2-3 ① K		B FF 87 C FF 87 X FF 90 1-1 ① G3		B FF 96 C FF 95 C CU 77 X SL 86 1-2 1-H 2-H 11 HR 2B	B FF 98 X SI 97 1-0 ③ G5-3 1-3		2 1 1	0 0 1	0 1 0	0 2 0	0 0 0	1 0 1	0 0 1

Inning Stats	1	2	3	4	5	6	7	8	9	1B	SF	WP	PA
	R: 1 E: 1 K: 0 S: 9 H: 1 LOB: 1 BB: 0 P: 15	R: 0 E: 0 K: 0 S: 5 H: 1 LOB: 0 BB: 0 P: 8	R: 0 E: 1 K: 1 S: 11 H: 1 LOB: 1 BB: 0 P: 18	R: 0 E: 0 K: 1 S: 16 H: 0 LOB: 2 BB: 2 P: 31	R: 0 E: 0 K: 0 S: 8 H: 1 LOB: 1 BB: 0 P: 15	R: 0 E: 1 K: 0 S: 11 H: 0 LOB: 0 BB: 0 P: 14	R: 4 E: 0 K: 0 S: 15 H: 3 LOB: 2 BB: 1 P: 25	R: 0 E: 0 K: 1 S: 10 H: 1 LOB: 1 BB: 0 P: 16	R: 0 E: 0 K: 1 S: 8 H: 0 LOB: 0 BB: 0 P: 12	1B: 5 2B: 1 3B: 0 HR: 2	SF: 0 SAC: 0 DP: 2 HBP: 1	WP: 0 PB: 0 SB: 1 CS: 0	PA: 39

	AB	35
	R	5
	H	8
	RBI	5
	BB	3
	SO	4
	LOB	13

PITCHER		IP	WLS	BF	H	R	ER	SO	BB	IBB	HBP	BLK	WP	HR	ERA	WHIP
38 Kyle Kendrick, R ERA: 6.29	(1, 1)	4.0		17	3	1	1	2	2	0	0	0	0	0	2.25	1.250
36 Christian Bergman, R ERA: 4.11	(5, 1)	2.0		7	1	0	0	0	0	0	0	0	0	0	0.00	0.500
45 Scott Oberg, R ERA: 6.13	(7, 1)	0.0	L	3	1	3	3	0	1	0	1	0	0	0	∞	∞
47 Jairo Díaz, R ERA: 1.5	(7, 1)	2.0		9	3	1	1	1	0	0	0	0	0	1	4.50	1.500
48 Boone Logan, L ERA: 4.7	(9, 1)	0.1		1	0	0	0	0	0	0	0	0	0	0	0.00	0.000

PITCHER		IP	WLS	BF	H	R	ER	SO	BB	IBB	HBP	BLK	WP	HR	S	P	ERA	WHIP
66 John Axford, R ERA: 4.26	(9, 1)	0.2		2	0	0	0	1	0	0	0	0	0	0	5	8	0.00	0.000

Batter	1	2	3	4	5	6	7	8	9	AB	R	H	RBI	BB	SO	LOB
19 Charlie Blackmon, L (1, 8) OBP: 0.352, SLG: 0.460	C FF 96 X FF 96 0-1 ① 1B	B CH 90 C CH 87 B FF 96 F FF 97 F FF 90 S FF 98 2-3 ③ K			B SL 86 B CH 84 F SI 95 B CH 86 S CH 87 X FF 99 3-2 ② L9		B FF 97 F SL 87 C FF 97 S SL 88 1-3 ③ K			4	0	1	0	0	2	2
18 Cristhian Adames, S (1, 6) OBP: 0.600, SLG: 0.750	B FF 95 F FF 96 X CH 89 1-1 28 1B 2B		C CH 85 X FF 94 0-1 ① G4-3		S FF 96 F FF 98 F FF 98 B FF 90 F FF 98 F CH 90 B FF 91 F FF 99 H FF 100 3-2 HBP			C FC 85 B CH 78 F CH 78 B FC 87 X FC 87 2-2 ① G6-3		3	1	1	0	0	0	0
5 Carlos González, L (1, 9) OBP: 0.327, SLG: 0.532	B FF 97 S FF 96 F FF 97 X FF 90 1-2 ② F8		B CH 86 S FF 95 F FF 97 S CH 90 1-3 ② K		1 SAFE S FF 90 B FF 99 1 SAFE F FF 90 F FF 90 1 SAFE X FF 100 1-2 ③ F9			B FC 87 F FC 86 X FC 88 1-1 ② G3-1		4	0	0	0	0	1	2
28 Nolan Arenado, R (1, 5) OBP: 0.317, SLG: 0.556	B FF 98 B FF 97 X SI 96 2-0 10 BLK 10 2B 2-H 1B		F FF 96 X SI 96 0-1 HR			B SL 89 C SL 87 C SL 89 F FF 98 X FF 91 1-2 ① P3		X FC 86 0-0 2B		4	2	3	2	0	0	0
10 Ben Paulsen, L (1, 3) OBP: 0.330, SLG: 0.482	B FF 96 F CH 88 B FF 97 X CH 86 2-1 1-H 2B		B FF 94 F CH 86 F FF 96 F FF 91 S FF 98 1-3 ③ K			B SI 95 F SL 88 X FF 96 1-1 ② P6		B FC 86 X CH 77 1-0 ③ G3-1		4	0	1	1	0	1	1
12 Matt McBride, R (1, 7) OBP: 0.186, SLG: 0.167 1 Brandon Barnes, R (7, 7) OBP: 0.327, SLG: 0.357 48 Boone Logan, R (9, 1) 66 John Axford, R (9, 1) 9 DJ LeMahieu, R (9, PH) OBP: 0.371, SLG: 0.411	B SI 92 X CH 88 1-0 ③ F7			C SL 86 B CH 87 F CH 87 F FF 96 X FF 96 1-2 ① G5-3		S CH 88 S SL 89 X FF 91 0-2 ③ L6			B CH 78 B FC 87 B FC 86 C FC 86 C FC 87 F FC 88 X FC 88 3-2 3 G3-6-3 1B	3 0 0 0 1	0 0 0 0 0	0 0 0 0 1	0 0 0 0 0	0 0 0 0 0	0 0 0 0 0	1 0 0 0 0
3 Daniel Descalso, L (1, 4) OBP: 0.290, SLG: 0.336		B CH 90 C SI 90 B FF 96 B SI 92 X SI 93 3-1 ① G4-3		B SL 86 F SL 86 X FF 97 1-1 ② G3			B FF 96 S SL 88 X FF 96 1-1 E4		C FC 85 B FC 86 D CH 78 F FC 86 F FC 87 X FC 87 2-2 ① ② G3-6-3 1-2f	4	0	0	0	0	0	1
50 Dustin Garneau, R (1, 2) OBP: 0.235, SLG: 0.267 4 Nick Hundley, R (9, PH) OBP: 0.338, SLG: 0.469		B FF 93 B SL 85 C CH 88 X FF 92 2-1 ② L1		X FF 96 0-0 ③ P6			C SL 86 B SL 87 S SL 86 S SL 87 1-3 ① K		C FC 86 B FC 86 S CH 79 B FC 87 S FC 87 2-3 ③ K	3 1	0 0	0 0	0 0	0 0	1 1	1 0
38 Kyle Kendrick, R (1, 1) OBP: 0.184, SLG: 0.216 36 Christian Bergman, R (5, 1) 45 Scott Oberg, R (7, 1) 47 Jairo Díaz, R (7, 1) 16 Kyle Parker, R (7, 7) OBP: 0.253, SLG: 0.362		B FF 95 C FF 95 B FF 96 F SI 91 F SL 88 F FF 99 F SL 85 X FF 96 2-2 1B			C FF 92 B FF 95 X SL 86 1-1 ① G5-6-3		S FF 96 D SL 87 F FF 97 S SL 86 1-3 ② K			1 1 0 0 1	0 0 0 0 0	1 0 0 0 0	0 0 0 0 1	0 0 0 0 0	0 0 0 0 1	0 0 0 0 1
Inning Stats	R: 2 E: 0 K: 0 S: 11 H: 4 LOB: 1 BB: 0 P: 18	R: 0 E: 0 K: 1 S: 14 H: 1 LOB: 1 BB: 0 P: 23	R: 1 E: 0 K: 2 S: 11 H: 1 LOB: 0 BB: 0 P: 13	R: 0 E: 0 K: 0 S: 7 H: 0 LOB: 0 BB: 0 P: 9	R: 0 E: 0 K: 0 S: 15 H: 0 LOB: 1 BB: 0 P: 23	R: 0 E: 0 K: 0 S: 9 H: 0 LOB: 0 BB: 0 P: 11	R: 0 E: 1 K: 3 S: 11 H: 0 LOB: 1 BB: 0 P: 15	R: 0 E: 0 K: 0 S: 7 H: 1 LOB: 1 BB: 0 P: 11	R: 0 E: 0 K: 1 S: 11 H: 1 LOB: 0 BB: 0 P: 18	1B: 4 2B: 3 3B: 0 HR: 1	SF: 0 SAC: 0 DP: 1 HBP: 1			WP: 0 PB: 0 SB: 0 CS: 0	PA: 35		

PITCHER		IP	WLS	BF	H	R	ER	SO	BB	IBB	HBP	BLK	WP	HR	S	P	ERA	WHIP
12 Rubby De La Rosa, R ERA: 4.46	(1, 1)	6.0	W	24	6	3	3	3	0	0	1	1	0	1	67	97	4.50	1.000
36 Enrique Burgos, R ERA: 4.91	(7, 1)	1.0	H	4	0	0	0	3	0	0	0	0	0	0	11	15	0.00	0.000
55 Josh Collmenter, R ERA: 3.94	(8, 1)	2.0	S	7	2	0	0	1	0	0	0	0	0	0	18	29	0.00	1.000

PITCHER	IP	WLS	BF	H	R	ER	SO	BB	IBB	HBP	BLK	WP	HR	S	P	ERA	WHIP

BOTTOM

Arizona Diamondbacks @ Colorado Rockies

Coors Field, Denver, CO

Tue Sep 01 2015, 6:40 PM - 9:48 PM MDT

Att. 20,411 - Partly Cloudy - 80 F

livebaseballscorecards.com

AB	34
R	3
H	8
RBI	3
BB	0
SO	7
LOB	9

Arizona Diamondbacks @ Colorado Rockies

Coors Field, Denver, CO

Wed Sep 02 2015, 6:43 PM - 10:20 PM MDT

Att. 20,574 - Partly Cloudy - 87 F

livebaseballscorecards.com

Batter	1	2	3	4	5	6	7	8	9	AB	R	H	RBI	BB	SO	LOB
5 Ender Inciarte, L (1, 7) OBP: 0.335, SLG: 0.393	BB	L8		G6-3		FC4-6			P3	4	1	0	1	1	0	4
15 Phil Gosselin, R (1, 4) OBP: 0.373, SLG: 0.453	1B		F9		G5-3	G6-3			G4-3	5	0	1	0	0	0	1
11 AJ Pollock, R (1, 8) OBP: 0.372, SLG: 0.498	SF9		2B		G4-3		F8			3	0	1	1	0	0	0
6 David Peralta, L (1, 9) OBP: 0.366, SLG: 0.521	1B		G3-1		3B		G3-1			4	0	2	0	0	0	1
7 Welington Castillo, R (1, 2) OBP: 0.307, SLG: 0.478	G6-4-3		L9		G5-3		G6-3			4	0	0	0	0	0	4
19 Jake Lamb, L (1, 3) OBP: 0.331, SLG: 0.404		1B		K		2B		K		4	2	2	0	0	2	0
62 Brandon Drury, R (1, 5) OBP: 0.250, SLG: 0.143		BB		1B		G5-3		G6-3		3	0	1	0	1	0	1
16 Chris Owings, R (1, 6) OBP: 0.274, SLG: 0.346		1B		1B		2B		K		4	1	3	2	0	1	0
57 Chase Anderson, R (1, 1) OBP: 0.136, SLG: 0.116		B2-5-4		SH2-4		BB			K	1	0	0	0	0	0	2
8 Jarrod Saltalamacchia, S (6, PH) OBP: 0.293, SLG: 0.362										0	0	0	0	1	0	0
48 Randall Delgado, R (6, 1)										0	0	0	0	0	0	0
56 Keith Hessler, L (7, 1) OBP: 1.000, SLG: 1.000										0	0	0	0	0	0	0
61 Silvino Bracho, R (7, 1)										0	0	0	0	0	0	0
37 Matt Stites, L (8, 1)										0	0	0	0	0	0	0
24 Yasmany Tomás, R (9, PH) OBP: 0.318, SLG: 0.413										1	0	0	0	0	1	0
Inning Stats	R: 1 E: 0 K: 0 S: 17 H: 2 LOB: 1 BB: 1 P: 25	R: 1 E: 0 K: 0 S: 11 H: 2 LOB: 1 BB: 1 P: 17	R: 0 E: 0 K: 0 S: 11 H: 1 LOB: 1 BB: 0 P: 17	R: 0 E: 0 K: 1 S: 9 H: 2 LOB: 2 BB: 0 P: 9	R: 0 E: 0 K: 0 S: 6 H: 1 LOB: 1 BB: 0 P: 6	R: 2 E: 0 K: 0 S: 12 H: 2 LOB: 1 BB: 1 P: 19	R: 0 E: 0 K: 0 S: 9 H: 0 LOB: 0 BB: 0 P: 16	R: 0 E: 0 K: 2 S: 9 H: 0 LOB: 0 BB: 0 P: 12	R: 0 E: 0 K: 1 S: 7 H: 0 LOB: 0 BB: 0 P: 8	1B: 6 2B: 3 3B: 1 HR: 0 SF: 1 SAC: 1 DP: 2 HBP: 0						

TOP	
AB	33
R	4
H	10
RBI	4
BB	3
SO	4
LOB	13

WP: 0 PB: 0 SB: 2 CS: 0 PA: 38

PITCHER		IP	WLS	BF	H	R	ER	SO	BB	IBB	HBP	BLK	WP	HR	S	P	ERA	WHIP
55 Jon Gray, R ERA: 6.15	(1, 1)	5.1		26	10	4	4	1	2	0	0	0	0	0	58	79	6.75	2.250
53 Christian Friedrich, L ERA: 5.3	(6, 1)	0.1		2	0	0	0	0	1	0	0	0	0	0	5	10	0.00	3.000
51 Brooks Brown, R ERA: 3.65	(6, 1)	1.1	W	4	0	0	0	0	0	0	0	0	0	0	12	20	0.00	0.000
48 Boone Logan, L ERA: 4.65	(8, 1)	0.1	H	1	0	0	0	1	0	0	0	0	0	0	3	4	0.00	0.000
60 Justin Miller, R ERA: 4.22	(8, 1)	1.2	S	5	0	0	0	2	0	0	0	0	0	0	13	16	0.00	0.000

PITCHER	IP	WLS	BF	H	R	ER	SO	BB	IBB	HBP	BLK	WP	HR	S	P	ERA	WHIP

Batter	1	2	3	4	5	6	7	8	9	AB	R	H	RBI	BB	SO	LOB
19 Charlie Blackmon, L (1, 8) OBP: 0.354, SLG: 0.464	C FF 92 X FF 93 0-1 7 1B 5 SF8 1B	B CU 79 F CU 79 C CU 80 X CU 80 1-2 2B		B FF 93 B CH 84 X CH 85 2-0 ③ F7			B SI 92 1 SAFE 1 SAFE X SI 93 1-0 1-3 5 HR 1B	C FF 92 X CH 85 0-1 ② G1-6-3		5	2	3	0	0	0	1
7 José Reyes, S (1, 6) OBP: 0.318, SLG: 0.398	1 SAFE 1 SAFE L SI 92 L CH 84 B FF 91 D CH 84 F SI 94 D CU 79 F FF 94 3-2 F FF 84 F CH 85 X FF 95 1-3 28 HR 1B	B SI 94 S CU 80 X CH 84 1-1 ③ P6			C FF 94 B CU 78 F CH 83 B CU 80 X CH 84 2-2 9 E 28 G4-3 1B		B CH 83 C FF 92 B FF 94 D SL 85 F CH 84 F CH 85 F SI 92 B FF 96 4-2 5 HR BB	B FF 95 F CH 85 X FF 93 1-1 5 HR 1B		4	3	3	0	1	0	1
5 Carlos González, L (1, 9) OBP: 0.328, SLG: 0.545	S FF 95 X FF 95 0-1 ① SF8 3-H		S CH 84 S CH 83 X CH 83 0-2 ① P3		1 SAFE D CH 84 S CH 85 X FF 94 1-1 ① L7		B SL 84 F SL 83 X SL 82 1-1 1-H 2-H 3-H HR	B FF 93 S FF 96 X CH 88 1-1 1-H HR		4	2	2	7	0	0	1
28 Nolan Arenado, R (1, 5) OBP: 0.318, SLG: 0.561	X FF 94 0-0 1-H HR		B FF 93 X FF 93 1-0 ② G6-3		1 SAFE X FF 93 0-0 ② G4-3 1-2		B FF 93 F FF 94 B FF 94 B FF 93 F FF 94 X FF 94 3-2 ① L5	B FF 96 X FF 96 1-0 9 1B 1B		5	1	2	2	0	0	1
9 DJ LeMahieu, R (1, 4) OBP: 0.373, SLG: 0.413	C FF 94 X CH 85 0-1 4 S 1B		C FF 93 B FF 94 B CU 80 B FF 93 C FF 94 X SI 95 3-2 1B		2 SAFE B FF 92 B FF 94 C FF 94 B SI 95 C CH 85 X FF 95 3-2 ③ G3 2-3		F FF 94 F SL 82 F FF 94 X SL 83 0-2 ② G5-3	C FF 96 D SL 88 B SL 87 X FF 96 2-1 1-2 1B		5	0	3	0	0	0	1
10 Ben Paulsen, L (1, 3) OBP: 0.331, SLG: 0.481	1 SAFE F FF 94 B FF 94 X CH 83 1-1 ② P6		B CH 84 S CU 79 S FF 95 S CU 79 1-3 ③ K2-3			C FF 93 B SI 93 X FF 94 1-1 16 G4-3 1B	B FF 93 X SL 80 1-0 4 2B 1B	B FF 95 B FF 96 X CH 87 2-0 ③ P3		5	0	2	0	0	1	4
4 Nick Hundley, R (1, 2) OBP: 0.339, SLG: 0.472	C FF 94 F FF 94 D CU 80 B FF 95 D CU 80 S FF 96 3-3 ③ K 1-2			C SI 93 X CH 84 0-1 1B		X FF 92 0-0 ① F9	B SL 80 X FF 93 1-0 1-3 2B			4	0	2	0	0	1	2
16 Kyle Parker, R (1, 7) OBP: 0.241, SLG: 0.342 48 Boone Logan, R (8, 1) 60 Justin Miller, R (8, 1)		C FF 92 C CU 78 S CU 78 0-3 ① K		B FF 94 X CH 84 1-0 ① P5		D SL 86 F SL 85 F SL 86 B SI 92 B CH 84 F SL 86 X CH 85 3-2 ②③ G4-3 1-2f	B FF 94 T SL 81 S SL 81 X SL 83 1-2 ③ L8			4 0 0	0 0 0	0 0 0	0 0 0	1 0 0	4 0 0	
55 Jon Gray, R (1, 1) 53 Christian Friedrich, R (6, 1) 51 Brooks Brown, L (6, 1) 18 Cristhian Adames, S (7, PH) OBP: 0.667, SLG: 0.800 1 Brandon Barnes, R (8, 7) OBP: 0.325, SLG: 0.356		C FF 94 C FF 94 B FF 95 S CU 79 1-3 ② K		L FF 95 1 SAFE L FF 94 B FF 94 S CU 80 1-3 ② K			F FF 94 F SI 92 B SL 85 X CH 84 1-2 19 1B 5 HR 1B	C FF 92 S SL 85 B SL 86 X FF 93 1-2 ① F9		2 0 0 1 1	0 0 0 1 0	0 0 0 1 0	0 0 0 0 0	2 0 0 0 0	1 0 0 0 0	
Inning Stats	R: 3 E: 0 K: 1 S: 19 H: 4 LOB: 1 BB: 0 P: 26	R: 0 E: 0 K: 2 S: 11 H: 1 LOB: 1 BB: 0 P: 14	R: 0 E: 0 K: 1 S: 10 H: 1 LOB: 1 BB: 0 P: 15	R: 0 E: 0 K: 1 S: 7 H: 1 LOB: 1 BB: 0 P: 11	R: 0 E: 1 K: 0 S: 9 H: 1 LOB: 1 BB: 0 P: 15	R: 0 E: 0 K: 0 S: 7 H: 1 LOB: 0 BB: 0 P: 11	R: 4 E: 0 K: 0 S: 22 H: 5 LOB: 2 BB: 1 P: 35	R: 2 E: 0 K: 0 S: 13 H: 4 LOB: 2 BB: 0 P: 21		1B: 13 2B: 2 3B: 0 HR: 3 SF: 1 SAC: 0 DP: 1 HBP: 0				WP: 0 PB: 0 SB: 1 CS: 0 PA: 42		

PITCHER	IP	WLS	BF	H	R	ER	SO	BB	IBB	HBP	BLK	WP	HR	S	P	ERA	WHIP
57 Chase Anderson, R (1, 1) ERA: 4.26	5.0		23	8	3	3	5	0	0	0	0	0	1	56	81	5.40	1.600
48 Randall Delgado, R (6, 1) ERA: 3.36	1.0	L	6	3	3	3	0	1	0	0	0	0	0	15	25	27.00	4.000
56 Keith Hessler, L (7, 1) ERA: 16.88	0.0	B	1	1	1	1	0	0	0	0	0	0	1	2	3	∞	∞
61 Silvino Bracho, R (7, 1) ERA:	1.0		5	2	0	0	0	0	0	0	0	0	0	12	18	0.00	2.000
37 Matt Stites, R (8, 1) ERA: 8.1	1.0		7	4	2	2	0	0	0	0	0	0	1	13	21	18.00	4.000

PITCHER	IP	WLS	BF	H	R	ER	SO	BB	IBB	HBP	BLK	WP	HR	S	P	ERA	WHIP

BOTTOM

Arizona Diamondbacks @ Colorado Rockies

Coors Field, Denver, CO

Wed Sep 02 2015, 6:43 PM - 10:20 PM MDT

Att. 20,574 - Partly Cloudy - 87 F

livebaseballscorecards.com

AB	40
R	9
H	18
RBI	9
BB	1
SO	5
LOB	16

Arizona Diamondbacks @ Chicago Cubs

Wrigley Field, Chicago, IL

Fri Sep 04 2015, 1:24 PM - 5:03 PM CDT

Att. 36,132 - Partly Cloudy - 74 F

TOP

livebaseballscorecards.com

Batter	1	2	3	4	5	6	7	8	9	AB	R	H	RBI	BB	SO	LOB
5 Ender Inciarte, L (1, 9) (6, 8) OBP: 0.332, SLG: 0.388	B FF 92 F FF 93 F FF 93 F FC 90 X CU 77 1-2 ① G1-3		B FF 92 F FF 91 L FC 87 B FC 85 X FF 94 2-2 ① G1-3		X FF 92 0-0 ① FC5-6 15 S 15 2B 1-2f		C FF 97 X CU 83 0-1 ② G3	S FF 89 X FF 88 0-1 ③ G3		5	1	0	0	0	0	2
15 Phil Gosselin, R (1, 5) (7, 7) OBP: 0.391, SLG: 0.474	B FF 94 F FC 89 S FC 90 F FF 94 F CU 77 X FF 94 1-2 ② F9		C FC 88 F FC 88 F FC 88 B CU 78 B FC 88 B SI 92 F FF 92 X FF 94 3-2 ② P3		B SI 91 C FC 88 B FC 89 B FF 92 S FC 88 X FC 88 3-2 ② P3 1-H 2B		C FC 93 X FC 92 0-1 ② 19 HR 1B		B FF 90 C FF 90 B CH 77 F CH 80 B FF 91 F FF 91 B FF 91 4-2 ② 19 1B BB	4	1	2	1	1	0	0
11 AJ Pollock, R (1, 8) OBP: 0.370, SLG: 0.495 19 Jake Lamb, L (6, 3) OBP: 0.335, SLG: 0.419 (7, 5)	F FC 89 B CU 76 X CU 75 1-1 ③ L6		B SI 94 X SI 92 1-0 ③ G6-3		C CU 75 F FF 92 B FC 88 X CU 75 1-2 ② F9		B FF 96 B FF 96 F FF 96 X FF 96 2-1 ② 1-H HR		B FF 91 C FF 90 F FC 88 X FC 87 1-2 ① 1-2 1B	3 2	0 1	0 2	0 2	0 0	0 0	1 0
7 Welington Castillo, R (1, 2) OBP: 0.308, SLG: 0.480 61 Silvino Bracho, R (5, 1) 8 Jarrod Saltalamacchia, Sr (7, PH) OBP: 0.295, SLG: 0.364 (7, 3)		C FF 92 C FF 92 B FC 88 B CU 76 C FF 92 2-3 ① K		X CU 73 0-0 16 2B 2B	F FF 92 F FF 93 D CU 78 X FF 93 1-2 ③ P3		B SI 96 B SI 97 S FF 96 B CU 84 F FF 96 X SI 97 3-2 1B		C FF 91 C FF 90 B SL 79 D CH 81 B FF 90 S FF 91 3-3 ① K	3 0 2	1 0 0	1 0 1	0 0 0	0 0 1	1 0 2	1 0 2
6 David Peralta, L (1, 7) OBP: 0.365, SLG: 0.518 56 Keith Hessler, L (7, 1) OBP: 1.000, SLG: 1.000 37 Matt Stites, L (8, 1) 57 Chase Anderson, R (9, PH) OBP: 0.133, SLG: 0.114		C FC 87 X FC 88 0-1 16 WP 24 BB 1B		C FF 92 X FC 88 0-1 ① F8		B FF 96 C FF 96 S CU 86 B FF 97 X CU 86 2-2 ① G6-3	B CU 85 X FF 96 1-0 ③ G5-3		B CU 70 C FF 91 F FF 90 F FF 92 D CH 82 B FF 91 X FF 92 3-2 ② P4	4 0 0 1	0 0 0 0	1 0 0 0	0 0 0 0	0 0 0 0	0 0 0 0	2 0 0 2
24 Yasmany Tomás, R (1, 3) OBP: 0.319, SLG: 0.409 (6, 9)		B SI 92 C FF 92 D CH 85 F FC 88 B FF 93 D FF 90 4-2 16 WP 1-2 BB		B SI 92 C FF 92 B FF 93 C FF 93 D FC 89 F FF 93 F FF 94 X FF 93 3-2 ② G5-3		B FF 96 F FF 97 S CU 86 B CU 87 B FF 96 B FF 97 4-2 16 FC3-6 BB		X SI 88 0-0 ① G4-3	F FF 91 S FF 92 B FF 92 B FF 92 F FF 92 B FF 90 S FF 94 3-3 ③ K	3	0	0	0	2	1	3
16 Chris Owings, R (1, 4) OBP: 0.274, SLG: 0.347		S FF 92 C FF 93 S CU 78 0-3 ② K 1-2 2-3		B FF 93 B FF 93 C FF 92 B CU 78 F FF 92 X FC 89 3-2 2-H 2B		C FF 97 X FF 97 0-1 ② FC3-6 13 FC4-6 1-2f		B FF 88 F FF 89 F SI 88 F CU 72 F FF 90 B CH 81 X SL 84 2-2 E4 13 3B		4	1	1	1	0	1	3
13 Nick Ahmed, R (1, 6) OBP: 0.268, SLG: 0.331		B FF 93 B CU 75 C CU 73 F FF 93 B FF 94 B FC 87 4-2 BB		C FF 93 D SI 87 X FF 93 1-1 ③ F7		B CU 86 C CU 86 S CU 86 F FF 96 F FF 98 X SL 86 1-2 ③ FC4-6 1-2f		X FF 88 0-0 1-H 3B		3	0	1	1	1	0	2
52 Zack Godley, R (1, 1) OBP: 0.167, SLG: 0.167 36 Enrique Burgos, R (4, 1) 62 Brandon Drury, R (5, PH) OBP: 0.333, SLG: 0.250 35 A.J. Schugel, R (5, 1) 23 Óscar Hernández, R (5, 2) OBP: 0.226, SLG: 0.148		M FC 91 M FF 94 S FC 90 0-3 ③ K			B FF 91 X FF 91 1-0 5 FC5-6 1B		S FF 97 S FF 97 B FF 97 F CU 85 S CU 84 1-3 ① K2-3	B FF 89 B SI 89 F FF 88 C FF 89 B FF 89 F FF 89 X CH 81 3-2 ② G1-3		1 0 1 0 2	0 0 0 0 0	0 0 1 0 0	0 0 0 0 0	1 0 0 0 1	3 0 0 0 1

| Inning Stats | | |

BOTTOM

Arizona Diamondbacks @ Chicago Cubs

Wrigley Field, Chicago, IL

Fri Sep 04 2015, 1:24 PM - 5:03 PM CDT

Att. 36,132 - Partly Cloudy - 74 F

livebaseballscorecards.com

Batter	1	2	3	4	5	6	7	8	9	AB	R	H	RBI	BB	SO	LOB
24 Dexter Fowler, S (1, 8) OBP: 0.350, SLG: 0.424 5 Quintin Berry, L (6, PH) (7, 8)	B SI 89 B SI 91 C SI 92 B SI 93 B FF 93 4-1 44 BB 8 1B 17 BB BB	C FF 94 F FF 94 C CU 82 0-3 ① K		B SI 91 S CU 82 C FF 92 C CU 82 1-3 ① K	B SI 92 X SI 93 1-0 ② F7	B FF 91 S FF 92 S CH 84 B CH 86 B SL 82 S FF 92 3-3 ③ K				3 1 0 0 1 2 3 1 0 0 0 0 1 0						
27 Austin Jackson, R (1, 9) OBP: 0.312, SLG: 0.387 15 Chris Denorfia, R (7, 7) OBP: 0.307, SLG: 0.337	C FF 93 S FF 91 B FF 92 S FC 91 1-3 ① K	C FF 93 B CU 81 B FC 91 B FF 93 X FF 92 3-1 ② G1-3		X FC 91 0-0 ② F8	C SI 92 X SI 92 0-1 8 BB 44 HR 1-2 2-3 3-H 1B		B FF 92 B FF 93 X FF 93 2-0 ① F8			4 1 1 1 0 1 1 1 0 0 0 0 0 0						
8 Chris Coghlan, L (1, 7) OBP: 0.337, SLG: 0.439 (7, 3)	C FC 91 B SI 93 C FF 92 B FC 92 1 SAFE X FC 90 2-2 17 BB 44 BB 9 BB 1-2 1B	B SI 94 X SI 92 1-0 ③ G4-3		B FF 91 B CH 85 F FC 90 B SI 92 F SI 91 B FC 90 4-2 44 1B BB	B CH 82 F SI 92 B CH 82 B SI 92 F SI 91 D SI 92 4-2 44 HR 1-2 2-3 3-H BB		C FF 94 X FF 93 0-1 ② P4			3 2 1 1 2 0 0						
44 Anthony Rizzo, L (1, 3) OBP: 0.392, SLG: 0.534 41 Matt Szczur, R (7, 9) OBP: 0.280, SLG: 0.348	B SI 92 B FF 91 B FF 92 C FF 93 B SI 92 4-1 9 BB 17 BB 3 SF9 1-2 2-3 BB		X SI 93 0-0 ① F8	1 SAFE C SL 86 B FF 94 B FF 95 C SL 86 1 SAFE F FF 96 X SL 84 2-2 17 FC5-4 1-3 1B	S CH 82 B SI 92 X CH 82 1-1 1-H 2-H 3-H HR		B FF 93 F FF 94 F FF 94 X SL 81 1-2 1B			3 2 2 4 1 0 0 1 0 1 0 0 0 0						
17 Kris Bryant, R (1, 5) OBP: 0.370, SLG: 0.486 52 Justin Grimm, R (6, 1) 21 Tommy Hunter, R (7, 1) 13 Starlin Castro, R (7, PH) OBP: 0.276, SLG: 0.323 18 Tsuyoshi Wada, L (8, 1) 37 Travis Wood, R (9, 1) OBP: 0.172, SLG: 0.111	B FF 91 B FC 90 C FF 93 B FC 91 F FF 92 B FC 91 4-2 9 BB 1-2 2-3 3-H BB		B FF 92 B CH 85 X FF 92 2-0 ② F9	B SL 84 B SL 85 F FF 95 B FF 95 X FF 95 3-1 ③ FC5-4 1-2f	S SI 92 B SI 92 X SI 92 1-1 9 HR 1B		C FF 93 F FF 93 B FF 94 F FF 93 F SL 82 F SL 83 S FF 94 1-3 ③ K			3 1 1 1 1 0 2 0 0 0 0 0 0 0 0 0 0 0 0 0 0 1 0 0 0 0 1 1 0 0 0 0 0 0 0 0 0 0 0 0 0 0						
9 Javier Báez, R (1, 4) OBP: 0.400, SLG: 0.667 (6, 5)	D CU 81 B FF 90 F FF 93 F SI 92 B FF 92 B FF 92 4-2 1-2 2-3 3-H BB		X FF 92 0-0 1B		2-2 3 CS 1B 1-H HR			B SL 85 B FF 92 C FF 94 X SL 85 2-1 ① P2		4 1 3 3 1 0 0						
3 David Ross, R (1, 2) OBP: 0.287, SLG: 0.280	C SI 92 X FF 93 0-1 ② SF9 3-H		B FF 91 C FF 91 S CU 80 F CU 81 B FC 90 X CU 79 2-2 ③ F9		1-1 ① 34 E 27 1B 1-2 2B 3-2 ③ F8			C FF 94 C SL 86 S SL 84 0-3 ② K		4 1 1 1 0 1 1						
34 Jon Lester, L (1, 1) OBP: 0.059, SLG: 0.020 19 Jonathan Herrera, S (6, 4) OBP: 0.238, SLG: 0.306	S SI 92 X SI 91 0-1 ③ G4-3			B SI 90 B FF 91 B SI 89 B FF 92 4-0 22 HR BB	B SI 90 X SI 92 1-0 E6 27 1B 22 BB 8 BB 2-3	C FF 92 F FF 92 S FF 92 0-3 ① K		F FF 93 B CH 86 F FF 94 F CH 86 B FF 97 S CH 85 2-3 ③ K		2 2 0 0 1 0 3 2 0 0 0 0 2 0						
22 Addison Russell, R (1, 6) OBP: 0.303, SLG: 0.403		B FF 93 X SI 92 1-0 HR		B FF 92 B FC 90 C SI 92 C FC 91 B FC 90 F FF 92 X FF 92 3-2 1-H HR	B SI 94 C CH 82 B CH 81 F SI 93 F CH 82 B CH 83 F SI 92 B SI 92 4-2 8 BB 27 1B 44 HR 1-2 BB	B SL 82 B FF 92 S FF 92 S FF 92 F FF 92 S FF 92 2-3 ② K				3 3 2 3 1 1 0						
Inning Stats	R: 3 H: 1 E: 0 LOB: 2 K: 1 BB: 4 S: 16 P: 35	R: 1 H: 1 E: 0 LOB: 0 K: 1 BB: 0 S: 7 P: 12	R: 0 H: 1 E: 0 LOB: 1 K: 0 BB: 0 S: 7 P: 11	R: 2 H: 2 E: 0 LOB: 2 K: 1 BB: 2 S: 16 P: 33	R: 8 H: 6 E: 1 LOB: 0 K: 0 BB: 2 S: 28 P: 46	R: 0 H: 0 E: 0 LOB: 0 K: 3 BB: 0 S: 10 P: 15	R: 0 H: 1 E: 0 LOB: 1 K: 1 BB: 0 S: 12 P: 16	R: 0 H: 0 E: 0 LOB: 0 K: 2 BB: 0 S: 9 P: 13		1B: 7 SF: 1 2B: 1 SAC: 0 3B: 0 DP: 0 HR: 4 HBP: 0				WP: 0 PA: 44 PB: 0 SB: 0 CS: 1		

	AB	35
	R	14
	H	12
	RBI	14
	BB	8
	SO	9
	LOB	11

PITCHER		IP	WLS	BF	H	R	ER	SO	BB	IBB	HBP	BLK	WP	HR	S	P	ERA	WHIP
52 Zack Godley, R ERA: 3.62	(1, 1)	3.2	L	21	4	6	6	3	6	0	0	0	0	2	40	80	14.73	2.727
36 Enrique Burgos, R ERA: 4.84	(4, 1)	0.1		2	1	0	0	0	0	0	0	0	0	0	6	11	0.00	3.000
35 A.J. Schugel, R ERA: 4.5	(5, 1)	0.2		9	5	7	1	0	2	0	0	0	0	1	19	34	13.50	10.500
61 Silvino Bracho, R ERA: 2.45	(5, 1)	1.1		5	1	1	0	3	0	0	0	0	0	1	19	27	0.00	0.750
56 Keith Hessler, L ERA: 14.21	(7, 1)	1.0		4	1	0	0	1	0	0	0	0	0	0	12	16	0.00	1.000

PITCHER		IP	WLS	BF	H	R	ER	SO	BB	IBB	HBP	BLK	WP	HR	S	P	ERA	WHIP
37 Matt Stites, R ERA: 6.23	(8, 1)	1.0		3	0	0	0	2	0	0	0	0	0	0	9	13	0.00	0.000

Batter	1	2	3	4	5	6	7	8	9	AB	R	H	RBI	BB	SO	LOB
5 Ender Inciarte, L (1, 9) OBP: 0.331, SLG: 0.387	C SI 96 B CU 81 F CU 82 X SL 92 1-2 ① G1-3		B SI 96 C SI 97 F SL 93 X CU 81 1-2 ② G4-3			M SL 90 S SI 96 X CU 82 0-2 ② G3-1			B FF 98 F FF 97 X FF 96 1-1 11 G5-4-3 1B	4	0	1	0	0	0	0
11 AJ Pollock, R (1, 8) OBP: 0.367, SLG: 0.491	C SI 95 F SI 95 B FF 96 F SL 91 X SL 93 1-2 ② L7		B SI 95 B CU 81 X SL 91 2-0 ③ L6			B SI 96 F SI 96 F SI 95 B CH 88 S CH 89 2-3 ③ K			F FF 97 X FF 97 0-1 ①② G5-4-3 1-2f	4	0	0	0	0	1	1
44 Paul Goldschmidt, R (1, 3) OBP: 0.437, SLG: 0.562	B SI 95 B SI 96 C SI 96 F SL 92 F CU 82 B SI 96 X SI 96 3-2 6 1B 1B			B SI 95 S FF 96 F SI 95 S CH 91 1-3 ① K			S SL 92 B CH 89 F SI 95 B CU 82 B CH 88 F SL 91 S SI 95 3-3 ① K		C FF 98 B SL 89 B CH 89 X FF 97 2-1 1B	4	0	2	0	0	2	0
6 David Peralta, L (1, 7) OBP: 0.364, SLG: 0.515	B SI 94 1 SAFE F SI 96 X SI 95 1-1 8 S 1-3 1B			B SL 92 X CH 90 1-0 ② G4-3			F SI 95 B CH 88 X SI 95 1-1 ② G4-3		X FF 96 0-0 ③ G3-1	4	0	1	0	0	0	1
8 Jarrod Saltalamacchia, S (1, 2) OBP: 0.296, SLG: 0.369	C SI 97 B CU 82 F CU 82 B FF 94 B SL 89 S SL 93 3-3 ③ K 1-2			B CU 83 S FF 96 C SL 92 B CU 82 F FF 96 S CH 89 2-3 ③ K			S SL 90 B CH 89 C FF 96 B CU 80 F SL 92 X SL 91 2-2 2B			3	0	1	0	0	2	2
19 Jake Lamb, L (1, 5) OBP: 0.335, SLG: 0.418		C SI 95 C CU 81 B FF 96 F SI 96 B CU 80 X SL 92 2-2 62 G1-6-3 1B			C SI 94 B CU 83 S SI 95 C SI 96 1-3 ① K		B SL 91 B CH 87 X SI 95 2-0 ③ G1-3			3	0	1	0	0	1	1
62 Brandon Drury, R (1, 4) OBP: 0.250, SLG: 0.182		1 SAFE C SI 95 1 SAFE B SL 93 X SI 96 1-1 ①② G1-6-3 1-2f			X SI 94 0-0 ② G5-3			C SI 93 B SI 95 B SL 91 X SI 95 2-1 ① G6-3		3	0	0	0	0	0	1
16 Chris Owings, R (1, 6) OBP: 0.272, SLG: 0.345		C SI 95 C SI 96 B SI 96 X CU 82 1-2 ③ F9			C SI 95 B SI 95 B CH 89 X SL 92 2-1 ③ F8			C SI 95 S CU 80 B SL 93 F SI 95 B SI 94 X SL 91 2-2 ② F9		3	0	0	0	0	0	0
38 Robbie Ray, L (1, 1) OBP: 0.100, SLG: 0.100 24 Yasmany Tomás, R (6, PH) OBP: 0.315, SLG: 0.408 48 Randall Delgado, R (6, 1) 30 David Hernandez, R (7, 1) 15 Phil Gosselin, R (8, PH) OBP: 0.385, SLG: 0.466 41 Daniel Hudson, R (8, 1)			B SI 94 B SI 94 C SI 95 S SI 95 F SI 95 F SL 92 X SI 96 2-2 ① L6			C SI 95 S FF 95 S CU 82 0-3 ① K		F SI 94 B SI 95 X SI 94 1-1 ③ G3-1	1 1 0 0 1 0	0 0 0 0 0 0	0 0 0 0 0 0	0 0 0 0 0 0	0 1 0 0 0 0	0 0 0 0 0 0	0 0 0 0 0 0
Inning Stats	R: 0 H: 2 E: 0 LOB: 2 K: 1 BB: 0 S: 16 P: 25	R: 0 H: 1 E: 0 LOB: 0 K: 0 BB: 0 S: 9 P: 13	R: 0 H: 0 E: 0 LOB: 0 K: 0 BB: 0 S: 9 P: 14	R: 0 H: 0 E: 0 LOB: 0 K: 2 BB: 0 S: 8 P: 12	R: 0 H: 0 E: 0 LOB: 0 K: 1 BB: 0 S: 6 P: 9	R: 0 H: 0 E: 0 LOB: 0 K: 2 BB: 0 S: 9 P: 11	R: 0 H: 1 E: 0 LOB: 1 K: 1 BB: 0 S: 11 P: 19	R: 0 H: 0 E: 0 LOB: 0 K: 0 BB: 0 S: 8 P: 13	R: 0 H: 2 E: 0 LOB: 1 K: 0 BB: 0 S: 7 P: 10	1B: 5 2B: 1 3B: 0 HR: 0	SF: 0 SAC: 0 DP: 2 HBP: 0					

TOP

Arizona Diamondbacks @ Chicago Cubs

Wrigley Field, Chicago, IL

Sat Sep 05 2015, 1:22 PM - 3:56 PM CDT

Att. 40,690 - Cloudy - 80 F

livebaseballscorecards.com

AB	31
R	0
H	6
RBI	0
BB	0
SO	7
LOB	6

PITCHER		IP	WLS	BF	H	R	ER	SO	BB	IBB	HBP	BLK	WP	HR	S	P	ERA	WHIP
49 Jake Arrieta, R ERA: 2.03	(1, 1)	8.0	W	27	4	0	0	7	0	0	0	0	0	0	76	116	0.00	0.500
56 Héctor Rondón, R ERA: 1.48	(9, 1)	1.0	S	4	2	0	0	0	0	0	0	0	0	0	7	10	0.00	2.000

PITCHER		IP	WLS	BF	H	R	ER	SO	BB	IBB	HBP	BLK	WP	HR	S	P	ERA	WHIP

Batter	1	2	3	4	5	6	7	8	9	AB	R	H	RBI	BB	SO	LOB
24 Dexter Fowler, S (1, 8) OBP: 0.351, SLG: 0.429	B SI 92 F FF 93 B SI 94 B FF 94 F FF 93 F SI 95 X FF 95 3-2 ① F8		B SL 81 C SI 92 X FF 93 1-1 ① G3		X SL 78 0-0 HR		B FF 95 B CU 81 B SI 93 B FF 95 4-0 BB			3	1	1	1	1	0	0
27 Austin Jackson, R (1, 9) OBP: 0.314, SLG: 0.385	C SI 94 B SI 94 B FF 94 B FF 94 B FF 94 4-1 17 FC6-4 BB		C FF 91 B SL 82 H SL 82 2-1 17 L9-3 HBP		C SI 90 F SL 78 B FF 89 B SI 92 C SI 92 2-3 ① K		**C SI 93** **1 SAFE** 1 SAFE **S FF 94** B FF 95 1 SAFE S CU 83 1-3 ③ K			2	0	0	0	1	2	1
17 Kris Bryant, R (1, 7) (9, 5) OBP: 0.367, SLG: 0.481	X SI 94 0-0 ② FC6-4 **1-2f**		B SI 92 B SI 92 C FF 90 S SI 93 X SI 93 2-2 ② ③ L9-3 **1-1**		S SI 92 F FF 95 F SL 78 F FF 96 S FF 95 0-3 ② K			C FF 97 B SL 89 B SI 97 C FF 98 S SI 98 2-3 ① K		4	0	0	0	0	2	2
44 Anthony Rizzo, L (1, 3) OBP: 0.391, SLG: 0.532	X SI 94 0-0 ③ G5-3			S SL 82 B SI 92 X SI 92 1-1 13 1B 9 BB 3 G4-3 1B	C FF 96 F SL 86 F FF 96 C SL 86 0-3 ③ K			B CH 86 X CH 86 1-0 ② P5		4	1	1	0	0	1	1
9 Javier Báez, R (1, 5) (9, 4) OBP: 0.357, SLG: 0.500		B SI 92 C FF 94 S SL 83 S SL 84 1-3 ① K		F FF 93 B SI 93 1 SAFE B SL 85 S SL 85 F FF 95 D SL 85 D SL 85 4-2 3 G4-3 13 1B **1-2** BB		L SL 84 S CH 84 B CH 85 F CH 85 B FF 92 X SL 85 2-2 ① G6-3		C SI 97 B SL 88 X SL 88 1-1 ③ L8		3	0	0	0	1	1	0
13 Starlin Castro, R (1, 4) OBP: 0.278, SLG: 0.325 15 Chris Denorfia, R (9, 7) OBP: 0.307, SLG: 0.337		C FF 95 B FF 95 S FF 95 F SL 87 X FF 94 1-2 3 BB 1B		B SI 94 B SI 92 S CH 82 B CH 80 F SI 94 X SI 94 3-2 3 G4-3 **1-2** **2-3** 1B		C FF 95 B CH 86 C FF 92 X SL 84 1-2 ② G6-3				3 0	0 0	2 0	0 0	0 0	0 0	0 0
3 David Ross, R (1, 2) OBP: 0.288, SLG: 0.276		**F SI 93** **B SI 94** **B SI 93** 1 SAFE 1 SAFE B SI 91 B FF 94 4-1 **1-2** BB		S SI 93 S FF 95 B FF 92 B FF 96 B SL 86 X SI 95 3-2 ① G4-3 **1-2** **2-3** **3-H**		B FF 94 C FF 93 X FF 93 1-1 ③ F8				2	0	0	1	1	0	2
49 Jake Arrieta, R (1, 1) OBP: 0.143, SLG: 0.238 56 Héctor Rondón, R (9, 1)		S FF 92 B SI 94 F FF 94 S SL 84 1-3 ② K		C SL 82 B SI 94 S SI 94 B SL 81 D SL 83 S SI 94 3-3 ② K			C SI 93 F SI 93 B CU 82 B FF 96 C FF 94 2-3 ① K			3 0	0 0	0 0	0 0	0 0	3 0	4 0
22 Addison Russell, R (1, 6) OBP: 0.301, SLG: 0.399		F SL 85 C FF 95 B SL 87 S SL 86 1-3 ③ K		B FF 93 B SI 93 F CH 81 C SI 94 D SL 86 S SI 94 3-3 ③ K			B FF 95 C CU 82 S CU 82 B FF 94 F FF 95 X CU 81 2-2 ② F7			3	0	0	0	0	2	4
Inning Stats	R: 0 E: 0 K: 0 S: 7 H: 0 LOB: 1 BB: 1 P: 14	R: 0 E: 0 K: 3 S: 14 H: 1 LOB: 2 BB: 1 P: 22	R: 0 E: 0 K: 0 S: 6 H: 0 LOB: 0 BB: 0 P: 11	R: 1 E: 0 K: 2 S: 17 H: 2 LOB: 2 BB: 1 P: 34	R: 1 E: 0 K: 3 S: 13 H: 1 LOB: 0 BB: 0 P: 15	R: 0 E: 0 K: 0 S: 9 H: 0 LOB: 0 BB: 0 P: 13	R: 0 E: 0 K: 2 S: 10 H: 0 LOB: 1 BB: 1 P: 19	R: 0 E: 0 K: 1 S: 6 H: 0 LOB: 0 BB: 0 P: 10		1B: 3 2B: 1 3B: 0 HR: 1	SF: 0 SAC: 0 DP: 1 HBP: 1			WP: 0 PB: 0 SB: 0 CS: 0	PA: 32	

BOTTOM

Arizona Diamondbacks @ Chicago Cubs

Wrigley Field, Chicago, IL

Sat Sep 05 2015, 1:22 PM - 3:56 PM CDT

Att. 40,690 - Cloudy - 80 F

livebaseballscorecards.com

AB	27
R	2
H	4
RBI	2
BB	4
SO	11
LOB	14

PITCHER		IP	WLS	BF	H	R	ER	SO	BB	IBB	HBP	BLK	WP	HR	S	P	ERA	WHIP
38 Robbie Ray, L ERA: 3.72	(1, 1)	5.0	L	22	4	2	2	8	3	0	1	0	0	1	57	96	3.60	1.400
48 Randall Delgado, R ERA: 3.3	(6, 1)	1.0		3	0	0	0	0	0	0	0	0	0	0	9	13	0.00	0.000
30 David Hernandez, R ERA: 4.44	(7, 1)	1.0		4	0	0	0	2	1	0	0	0	0	0	10	19	0.00	1.000
41 Daniel Hudson, R ERA: 3.92	(8, 1)	1.0		3	0	0	0	1	0	0	0	0	0	0	6	10	0.00	0.000

PITCHER	IP	WLS	BF	H	R	ER	SO	BB	IBB	HBP	BLK	WP	HR	S	P	ERA	WHIP

Arizona Diamondbacks @ Chicago Cubs

Wrigley Field, Chicago, IL

Sun Sep 06 2015, 1:21 PM - 4:21 PM CDT

Att. 41,183 - Sunny - 88 F

TOP

livebaseballscorecards.com

Batter	1	2	3	4	5	6	7	8	9	AB	R	H	RBI	BB	SO	LOB
5 Ender Inciarte, L (1, 9) OBP: 0.331, SLG: 0.384	B FC 88 B SI 87 C FC 88 B SI 88 B FC 88 4-1 11 FC6-4 BB		B SI 88 B SI 88 C SI 88 X SI 88 2-1 E4		B SI 89 F SI 88 X CH 80 1-1 ② FC4-6 11 CS 1-2f			X SI 94 0-0 ① L7		3	0	0	0	1	0	1
11 AJ Pollock, R (1, 8) OBP: 0.366, SLG: 0.488	1 SAFE 1 SAFE F SI 86 C SI 88 1 SAFE X CH 80 0-2 ① FC6-4 44 CS 1-2f		X CU 78 0-0 ③ L6		1 SAFE 1 SAFE 0-0 ③ CS 1-2	S CU 84 B FF 97 B FF 98 B CU 85 B FF 97 4-1 44 L9-3 BB		C SI 94 F SI 95 S KC 83 0-3 ② K		3	0	0	0	1	1	2
44 Paul Goldschmidt, R (1, 3) OBP: 0.434, SLG: 0.558	B CU 78 C SI 87 F SI 88 C SI 88 1-3 ②③ K 1-2			X CH 79 0-0 ① F9		F FF 96 1 SAFE F FF 96 1 SAFE 1 SAFE F FF 95 X CU 85 0-2 ①② L9-3 1-1		C SI 94 C KC 81 S CH 83 0-3 ③ K		4	0	0	0	0	2	2
6 David Peralta, L (1, 7) OBP: 0.365, SLG: 0.514		C SI 87 X SI 88 0-1 7 L4 1B		C SI 88 B CU 79 B CH 81 S CH 81 B SI 88 F CH 80 B SI 88 4-2 7 2B BB		C CU 86 X FF 97 0-1 ③ L6			C KC 80 S CH 84 B CH 84 C SI 94 1-3 ① K	3	1	1	0	1	1	0
7 Welington Castillo, R (1, 2) OBP: 0.313, SLG: 0.498		C SI 87 D SI 87 1 SAFE C SI 88 F SI 88 B SI 88 1 SAFE B CH 80 F SI 88 3-2 ①② F CH 80 F SI 88 1 SAFE X SI 88 L4 1-1		C CU 75 X CH 79 0-1 1-H 2B			C SI 93 B CH 87 X SI 94 1-1 19 BB 1B		X SI 94 0-0 HR	4	1	3	2	0	0	1
19 Jake Lamb, L (1, 5) OBP: 0.338, SLG: 0.421		B SI 88 B CH 81 B SI 88 C FC 88 F FC 89 F SI 89 X FC 89 3-2 2B		B SI 88 B CH 81 F SI 88 F CH 80 S CH 80 2-3 ② K			B SI 93 B CH 82 B CH 83 C SI 93 S CH 84 B CH 84 4-2 1-2 BB		B SI 94 C CH 84 S CH 85 B SI 94 B SI 94 S CH 86 3-3 ② K	3	0	1	0	1	2	1
16 Chris Owings, R (1, 4) OBP: 0.272, SLG: 0.342		D CU 77 B CH 80 S CH 80 B SI 88 C SI 88 C SI 88 3-3 ③ K 2B		B CU 77 D CH 81 X CH 80 2-0 ③ G6-3			B SI 96 B SI 94 C CH 84 F CH 85 S CH 85 2-3 ① K		C KC 82 B KC 81 B CH 86 B CH 85 S SI 92 B SI 94 4-2 13 HR BB	3	1	0	0	1	2	4
13 Nick Ahmed, R (1, 6) OBP: 0.268, SLG: 0.338			C SI 88 B CU 78 M SI 88 F CU 78 B CH 80 X CH 81 2-2 ① G5-3		X SI 89 0-0 ① G4-3		C SI 96 C SI 96 B FF 96 S CH 84 1-3 ② K		C FF 96 X FF 96 0-1 1-H HR	4	1	1	2	0	1	2
12 Rubby De La Rosa, R (1, 1) OBP: 0.103, SLG: 0.103 36 Enrique Burgos, R (6, 1) 45 Matt Reynolds, L (6, 1) 61 Silvino Bracho, R (6, 1) 8 Jarrod Saltalamacchia, S (7, PH) OBP: 0.284, SLG: 0.367 55 Josh Collmenter, R (7, 1) OBP: 0.267, SLG: 0.185 15 Phil Gosselin, R (9, PH) OBP: 0.379, SLG: 0.458			C SI 87 X SI 88 0-1 ② L9		C SI 85 C SI 89 S CU 79 0-3 K 5 FC4-6		B SI 95 S SI 95 X SI 95 1-1 ③ L6		C FF 96 S SL 84 S SL 83 0-3 ③ K	2 0 0 0 1 0 1	0 0 0 0 0 0 0	0 0 0 0 0 0 0	0 0 0 0 0 0 0	0 0 0 0 0 0 0	1 0 0 0 0 0 1	0 0 0 0 2 0 0

	AB	31
	R	4
	H	6
	RBI	4
	BB	5
	SO	11
	LOB	15

Inning Stats																																
	R: 0 E: 0 K: 1 S: 7		H: 0 LOB: 0 BB: 1 P: 12		R: 0 E: 0 K: 1 S: 16		H: 2 LOB: 1 BB: 0 P: 25		R: 0 E: 1 K: 0 S: 9		H: 0 LOB: 1 BB: 0 P: 13		R: 1 E: 0 K: 1 S: 10		H: 1 LOB: 1 BB: 1 P: 18		R: 0 E: 0 K: 1 S: 6		H: 0 LOB: 0 BB: 0 P: 7		R: 0 E: 0 K: 0 S: 7		H: 0 LOB: 0 BB: 1 P: 11		R: 0 E: 0 K: 2 S: 12		H: 1 LOB: 2 BB: 1 P: 21		R: 0 E: 0 K: 2 S: 7		H: 0 LOB: 0 BB: 0 P: 7		R: 3 E: 0 K: 3 S: 14		H: 2 LOB: 0 BB: 1 P: 22		1B: 2 2B: 4 3B: 0 HR: 2		SF: 0 SAC: 0 DP: 2 HBP: 0		WP: 1 PB: 0 SB: 0 CS: 2		PA: 37

PITCHER		IP	WLS	BF	H	R	ER	SO	BB	IBB	HBP	BLK	WP	HR	S	P	ERA	WHIP
28 Kyle Hendricks, R ERA: 4.08	(1, 1)	5.0		19	3	1	1	4	2	0	0	0	1	0	48	75	1.80	1.000
52 Justin Grimm, R ERA: 1.94	(6, 1)	1.0	W	3	0	0	0	0	1	0	0	0	0	0	7	11	0.00	1.000
57 Fernando Rodney, R ERA: 5.43	(7, 1)	1.0		5	1	0	0	2	1	0	0	0	0	0	12	21	0.00	2.000
53 Trevor Cahill, R ERA: 7.28	(8, 1)	1.2		7	1	2	2	4	1	0	0	0	0	1	16	24	10.80	1.200
46 Pedro Strop, R ERA: 2.95	(9, 1)	0.1		2	1	1	1	1	0	0	0	0	0	1	5	5	27.00	3.000

PITCHER		IP	WLS	BF	H	R	ER	SO	BB	IBB	HBP	BLK	WP	HR	S	P	ERA	WHIP

Batter	1	2	3	4	5	6	7	8	9	AB	R	H	RBI	BB	SO	LOB
24 Dexter Fowler, S (1, 8) OBP: 0.349, SLG: 0.426	B SI 93 C SL 86 B FF 95 F FF 96 F SI 94 S CH 88 2-3 **K** ①		F FF 97 B FF 98 F CH 86 C SL 90 1-3 **K** ③		B SI 94 B CH 86 F SI 93 F SI 94 S SI 96 2-3 **K** ②	B SL 82 B SL 82 B FF 93 F FF 93 C FF 93 S FF 93 3-3 **K** ③				4	0	0	0	0	4	3
27 Austin Jackson, R (1, 9) OBP: 0.313, SLG: 0.386	B FF 94 F FF 95 C FF 95 B CH 89 F FF 96 F CH 89 X SI 96 2-2 **G5-3** ②			C SL 87 C FF 95 X CH 88 0-2 **F9** ①	B FF 96 F FF 94 B FF 94 S FF 97 S FF 97 2-3 **K** ③		B FC 84 C FC 84 B FC 85 B FC 85 X FC 85 3-1 8 F7 2B			4	0	1	0	0	1	3
8 Chris Coghlan, L (1, 7) OBP: 0.336, SLG: 0.437 53 Trevor Cahill, R (8, 1) OBP: 0.200, SLG: 0.200 46 Pedro Strop, R (9, 1)	B SI 95 F SI 93 B SI 96 F CH 89 X SI 96 2-2 **L7** ③			B CH 87 F FF 96 X CH 87 1-1 **G3-1** ②		B CH 81 F SI 91 B FF 96 B SI 95 F CH 85 X CH 88 3-2 17 WP 44 BB 47 HR 1B	B CH 77 X CH 75 1-0 **F7** ① **2-3**			4 0 0	1 0 0	1 0 0	0 0 0	0 0 0	0 0 0	1 0 0
44 Anthony Rizzo, L (1, 3) OBP: 0.390, SLG: 0.529		X SI 92 0-0 **G6-3** ①		X FF 96 0-0 **F9** ③		**B SI 93** 1 SAFE B SI 94 1 SAFE B SI 94 B SI 92 4-0 17 WP 47 HR **BB** **1-2**	C FC 85 B FC 85 S FC 85 F CH 77 F FC 86 X FC 86 1-2 **G1-3** ②			3	1	0	0	1	0	1
17 Kris Bryant, R (1, 5) OBP: 0.368, SLG: 0.487		C FF 94 B FF 95 C FF 95 S FF 95 1-3 **K** ②			C CH 88 S SI 92 X FF 95 0-2 **HR**	B FF 95 B SL 86 F SL 85 D FF 95 D SL 86 4-1 47 HR **BB** **1-2** **2-3**	X FC 86 0-0 **F9** ③			3	2	1	1	1	1	1
47 Miguel Montero, L (1, 2) OBP: 0.343, SLG: 0.433		B SI 93 B FF 96 B CH 86 D SI 92 4-0 9 WP **BB**			F FF 94 B FF 96 S FF 96 B FF 96 F CH 88 B FF 97 X SL 87 3-2 11 G3-1 9 1B **1B**	B FF 90 X FF 89 1-0 **1-H** **2-H** **3-H** **HR**		B FC 85 X FC 85 1-0 **G6-3** ①		3	1	2	4	1	0	0
9 Javier Báez, R (1, 4) OBP: 0.333, SLG: 0.438		C FF 96 F FF 96 B FF 95 B FF 98 B FF 98 X FF 98 3-2 **F9** ③ **1-2**			B FF 98 X SI 96 1-0 11 G3-1 **1-2** **1B**	B FF 93 C FF 93 B FF 94 X SL 82 2-1 **L7** ①		C FC 86 C FC 85 C FC 84 0-3 ②		4	0	1	0	0	1	1
28 Kyle Hendricks, R (1, 1) OBP: 0.078, SLG: 0.080 11 Tommy La Stella, L (5, PH) OBP: 0.226, SLG: 0.310 52 Justin Grimm, R (6, 1) 19 Jonathan Herrera, S (6, PH) OBP: 0.244, SLG: 0.336 57 Fernando Rodney, R (7, 1) 15 Chris Denorfia, R (8, 7) OBP: 0.310, SLG: 0.346			C FF 91 X FF 94 0-1 **G3-1** ①		C SI 94 B FF 95 C CH 86 F FF 97 X FF 97 1-2 **G3-1** ① **1-2** **2-3**	X FF 92 0-0 **HR**		X CH 78 0-0 **2B**		1 1 0 1 0 1	0 0 0 1 0 0	0 0 0 1 0 1	0 0 0 1 0 0	0 2 0 0 0 0	0 0 0 0 0 0	0 0 0 0 0 0
22 Addison Russell, R (1, 6) OBP: 0.300, SLG: 0.398			C FF 94 S CH 87 B FF 97 S CH 88 1-3 **K** ②		B CH 88 S CH 88 C FF 96 X SL 88 1-2 **1B**	B SL 81 F SL 81 F FF 93 S FF 94 1-3 **K** ②		C FC 86 F FC 85 X CH 78 0-2 **L7** ③		4	0	1	0	0	2	1
Inning Stats	R: 0 E: 0 K: 1 S: 13 H: 0 LOB: 0 BB: 0 P: 19	R: 0 E: 0 K: 1 S: 7 H: 0 LOB: 1 BB: 1 P: 15	R: 0 E: 0 K: 2 S: 8 H: 0 LOB: 0 BB: 0 P: 10	R: 0 E: 0 K: 0 S: 6 H: 0 LOB: 0 BB: 0 P: 7	R: 1 E: 0 K: 2 S: 21 H: 4 LOB: 3 BB: 0 P: 31	R: 5 E: 0 LOB: 0 BB: 2 P: 32 H: 3	R: 0 E: 0 K: 0 S: 9 H: 1 LOB: 1 BB: 0 P: 14	R: 0 E: 0 K: 1 S: 8 H: 1 LOB: 1 BB: 0 P: 9		1B: 4 2B: 2 3B: 0 HR: 3	SF: 0 SAC: 0 DP: 0 HBP: 0			WP: 2 PB: 0 SB: 0 CS: 0	PA: 36	

PITCHER		IP	WLS	BF	H	R	ER	SO	BB	IBB	HBP	BLK	WP	HR	S	P	ERA	WHIP
12 Rubby De La Rosa, R ERA: 4.49	(1, 1)	5.0	L	22	5	3	3	6	2	0	0	0	1	1	58	92	5.40	1.400
36 Enrique Burgos, R ERA: 5.24	(6, 1)	0.0		1	0	0	0	0	1	0	0	0	1	0	1	5	∞	∞
45 Matt Reynolds, L ERA: 4.26	(6, 1)	0.0		1	1	2	2	0	0	0	0	0	0	1	1	2	∞	∞
61 Silvino Bracho, R ERA: 3.86	(6, 1)	1.0		4	1	1	1	2	0	0	0	0	0	1	9	15	9.00	1.000
55 Josh Collmenter, R ERA: 3.87	(7, 1)	2.0		8	2	0	0	1	0	0	0	0	0	0	17	23	0.00	1.000

PITCHER	IP	WLS	BF	H	R	ER	SO	BB	IBB	HBP	BLK	WP	HR	S	P	ERA	WHIP

BOTTOM

Arizona Diamondbacks @ Chicago Cubs

Wrigley Field, Chicago, IL

Sun Sep 06 2015, 1:21 PM - 4:21 PM CDT

Att. 41,183 - Sunny - 88 F

livebaseballscorecards.com

AB	33
R	6
H	9
RBI	6
BB	3
SO	9
LOB	13

Batter	1	2	3	4	5	6	7	8	9	AB	R	H	RBI	BB	SO	LOB
16 Ángel Pagán, S (1, 8) OBP: 0.297, SLG: 0.323	F SI 92 F SI 93 B FF 92 S SL 83 1-3 ① K		C SI 91 F SI 92 B SI 93 F SI 93 B SL 85 F SI 93 B CH 86 F FF 93 F FF 93 3-2 X SI 83 2B		B FF 91 B SI 90 C SI 89 X SI 92 2-1 ① 1B		C FF 91 B FF 90 B FF 91 B CH 84 F FF 92 F SL 82 F CH 83 S FF 92 3-3 ③ K		B SI 83 X SI 82 1-0 ③ G4-3	5	0	2	0	0	2	1
37 Kelby Tomlinson, R (1, 4) OBP: 0.361, SLG: 0.409 12 Joe Panik, L (8, PH) OBP: 0.375, SLG: 0.447 (8, 4)	B SI 92 F SI 93 F SI 93 B SL 82 C SI 93 2-3 ② K		F FF 91 S SL 82 D SL 81 F SI 92 B SL 82 B FF 91 F SI 93 X SL 81 3-2 ② G5-3		X SI 91 0-0 ② F8			C SI 97 C SI 96 F FF 96 B FF 95 B CH 86 F FF 96 X CH 86 2-2 5 G3 28 1B 2B		3 1	0 1	0 1	0 0	0 0	1 0	2 0
5 Matt Duffy, R (1, 5) OBP: 0.340, SLG: 0.442	C SI 93 C SI 94 B SI 94 B SL 84 X SI 94 2-2 28 1B 1B		B SI 92 X SI 91 1-0 ③ G4-3		D SI 91 C SL 79 F SL 81 D SL 80 X FF 90 2-2 ③ F8			C SL 88 B FF 96 B FF 90 F FF 97 X SL 89 2-2 ① G3 2-3		4	0	1	0	0	0	3
28 Buster Posey, R (1, 3) OBP: 0.387, SLG: 0.489	F SI 93 C FF 92 B SI 94 X SI 93 1-2 6 FC5-4 1-2 1B			S SI 91 X SI 91 0-1 6 1B 2B		B SI 90 X SI 90 1-0 ① L9		X FF 96 0-0 6 1B 3-H 1B		4	0	3	1	0	0	0
6 Marlon Byrd, R (1, 9) OBP: 0.291, SLG: 0.459	F SI 92 B FF 91 X SL 81 1-1 ③ FC5-4 1-2f			X SI 91 0-0 ② 2-3 1B		X SI 91 0-0 ② G1-4-3		S SL 87 B SL 89 S FF 94 F FF 96 F SL 88 X SL 88 1-2 1-2 1B		4	0	2	0	0	0	2
9 Brandon Belt, L (1, 7) OBP: 0.353, SLG: 0.472		F FF 91 X SL 82 0-1 ① F7		S SL 83 X SL 82 0-1 ① F8		S SL 79 F SI 89 B SL 83 B SI 90 F FF 91 S SL 81 2-3 ③ K		B FF 96 B FF 96 D CH 85 C FF 96 F SI 97 F FF 97 F CH 86 X SI 97 3-2 ② L8		4	0	0	0	0	1	4
35 Brandon Crawford, L (1, 6) OBP: 0.317, SLG: 0.465		X SL 80 0-0 ② G4-3		F SL 82 S SL 82 D SL 82 D SL 83 1 SAFE F SL 82 C FF 93 2-3 ② K			C FF 90 S SL 81 B SL 79 X FF 90 1-2 ① P3	B FF 97 F FF 96 B CH 86 S FF 97 F FF 98 B SL 91 X FF 97 3-2 ③ F8		4	0	0	0	0	1	4
14 Jackson Williams, R (1, 2) 21 Nick Noonan, L (9, PH) OBP: 0.333, SLG: 0.400		C SI 91 B SI 91 S SL 82 S SL 83 1-3 ③ K		B SL 82 B SL 82 X FF 91 2-0 ③ G5-3			C FF 89 B SL 82 X SL 82 1-1 ② P2		X SI 83 0-0 ① G4-3	3 1	0 0	0 0	0 0	0 0	1 0	2 0
13 Mike Leake, R (1, 1) OBP: 0.115, SLG: 0.213 70 George Kontos, R (6, 1) 45 Alejandro De Aza, L (7, PH) OBP: 0.318, SLG: 0.429 32 Ryan Vogelsong, R (7, 1) OBP: 0.167, SLG: 0.257 7 Grégor Blanco, L (9, PH) OBP: 0.371, SLG: 0.408			B SI 91 X SL 92 1-0 ① G5-3		S FF 89 X SL 80 0-1 ① G1-3		X CH 83 0-0 1B		C SI 83 B CH 75 B CH 76 F SI 83 B CH 76 X SI 83 3-2 ② G4-3	2 0 1 0 1	0 0 0 0 0	0 0 1 0 0	0 0 0 0 0	0 0 0 0 0	0 0 0 0 0	0 0 0 0 0

TOP

San Francisco Giants @ Arizona Diamondbacks
Chase Field, Phoenix, AZ
Mon Sep 07 2015, 1:11 PM - 4:05 PM MST
Att. 28,078 - Roof Closed - 77 F

livebaseballscorecards.com

AB	37
R	1
H	10
RBI	1
BB	0
SO	6
LOB	18

GIANTS

Inning Stats	1	2	3	4	5	6	7	8	9	1B: 7	SF: 0	WP: 0	PA: 37
R:	0	0	0	0	0	0	0	1	0	2B: 3	SAC: 0	PB: 0	
E:	0	0	0	0	0	0	0	0	0	3B: 0	DP: 0	SB: 0	
K:	2	1	0	1	0	1	1	0	0	HR: 0	HBP: 0	CS: 0	
S:	14	6	14	10	8	6	11	23	5				
H:	2	0	1	2	1	0	1	3	0				
LOB:	2	0	1	0	1	0	1	2	0				
BB:	0	0	0	0	0	0	0	0	0				
P:	21	7	22	14	12	9	16	34	9				

PITCHER		IP	WLS	BF	H	R	ER	SO	BB	IBB	HBP	BLK	WP	HR	S	P	ERA	WHIP
46 Patrick Corbin, L ERA: 3.32	(1, 1)	6.0	W	24	6	0	0	5	0	0	0	0	0	0	58	85	0.00	1.000
48 Randall Delgado, R ERA: 3.25	(7, 1)	1.0		4	1	0	0	1	0	0	0	0	0	0	11	16	0.00	1.000
41 Daniel Hudson, R ERA: 4.01	(8, 1)	1.0		6	3	1	1	0	0	0	0	0	0	0	23	34	9.00	3.000
29 Brad Ziegler, R ERA: 2.14	(9, 1)	1.0		3	0	0	0	0	0	0	0	0	0	0	5	9	0.00	0.000

PITCHER		IP	WLS	BF	H	R	ER	SO	BB	IBB	HBP	BLK	WP	HR	S	P	ERA	WHIP

Batter	1	2	3	4	5	6	7	8	9	AB	R	H	RBI	BB	SO	LOB
11 AJ Pollock, R (1, 8) OBP: 0.367, SLG: 0.494	C SI 90 F FC 89 X SI 91 0-2 5 G1-6-3 1B	X SI 91 0-0 ③ G6-3		C SI 91 B FC 89 X KC 80 1-1 ② SF9 2-3 3-H		F KC 79 B FC 88 X SI 89 1-1 HR		B FF 90 B FF 90 X SI 92 2-0 ③ L6		4	1	2	2	0	0	3
5 Ender Inciarte, L (1, 9) OBP: 0.330, SLG: 0.383	C SI 90 ① 1 SAFE ② 1 SAFE 1 SAFE X SI 90 0-1 G1-6-3 1-2f		B SI 89 X FC 87 1-0 44 G6-4-3 1B	B KC 79 C SI 91 X FC 88 1-1 ③ P4		C FF 92 C CH 85 X SL 85 0-2 ③ P5				4	0	1	0	0	0	3
44 Paul Goldschmidt, R (1, 3) OBP: 0.433, SLG: 0.554	F SI 91 F SI 92 B FC 90 F KC 82 S SL 82 1-3 ③ K		B SI 89 C SI 90 X FC 88 1-1 ①② G6-4-3 1-2f		C CH 87 F FC 87 B SL 81 B FC 90 F FC 89 B SL 82 B SL 82 4-2 7 G6-3 6 1B BB		C FF 91 B CU 75 C FF 90 F FF 93 C SL 90 1-3 ① K			3	0	0	0	1	2	1
6 David Peralta, L (1, 7) OBP: 0.367, SLG: 0.514		C SI 89 B FC 88 X SI 90 1-1 19 1B 15 HR 1B	C KC 79 X SI 90 0-1 ③ G4-3		C SI 89 X SI 89 0-1 7 G6-3 1-2 1B		C CU 76 B CH 83 X FF 90 1-1 ② P5			4	1	2	0	0	0	0
7 Welington Castillo, R (1, 2) OBP: 0.309, SLG: 0.491		B SI 90 T SI 90 C SL 80 S SL 80 1-3 ① K		C FC 87 B SL 78 F SI 90 B SI 91 S SL 81 2-3 ① K	F SL 80 X SI 90 0-1 ① G6-3 1-2 2-3		B CU 77 C FF 92 B FF 90 X SL 89 2-1 ③ G6-3			4	0	0	0	0	2	3
19 Jake Lamb, L (1, 5) OBP: 0.346, SLG: 0.428		F FC 88 B FC 88 1 SAFE X SI 90 1-1 15 HR 1-2 1B		B SI 91 C CH 86 C KC 79 B SL 81 F FF 89 B FC 90 B KC 80 4-2 13 1B 15 1B 46 1B BB	I IN 69 I IN 72 I IN 73 I IN 74 4-0 15 G6-4-3 IBB			C FF 90 S CU 74 B FF 89 X CU 75 1-2 15 G4-3 2B		2	2	2	0	2	0	0
15 Phil Gosselin, R (1, 4) OBP: 0.386, SLG: 0.508		C SI 91 B SI 91 X SL 80 1-1 1-H 2-H HR		C SI 90 1 SAFE C FC 89 X SI 92 0-2 46 1B 13 1B 11 SF9 1-2 1B	C FC 89 F FC 89 D SL 83 F FC 89 D KC 81 B FC 90 F FC 90 X SI 91 3-2 ②③ G6-4-3 1-2f			C FF 90 B CU 76 X SL 88 1-1 ① G4-3 2-3		4	2	2	3	0	0	4
13 Nick Ahmed, R (1, 6) OBP: 0.270, SLG: 0.342		C SI 91 B SI 92 F SI 92 X KC 81 1-2 46 G4-3 2B		X SI 90 0-0 11 SF9 46 1B 1-2 2-3 1B		F CH 86 C KC 79 S SL 79 0-3 ① K		C SI 91 B SI 91 D CU 78 X FF 91 2-1 ② G5-3		4	0	2	0	0	1	1
46 Patrick Corbin, L (1, 1) OBP: 0.263, SLG: 0.125 62 Brandon Drury, R (6, PH) OBP: 0.231, SLG: 0.167 48 Randall Delgado, R (7, 1) 41 Daniel Hudson, R (8, 1) 8 Jarrod Saltalamacchia, S (8, PH) OBP: 0.298, SLG: 0.367 29 Brad Ziegler, R (9, 1)		L SI 90 X SI 90 0-1 ② G4-3 2-3		X SI 91 0-0 1-2 2-3 3-H 1B		B SI 88 B SI 88 S FC 87 S FC 88 C FC 89 2-3 ② K		S SL 89 F FF 92 B SL 89 B SL 90 B FF 92 B SI 92 4-2 BB		2 1 0 0 0 0	0 0 0 0 0 0	1 0 0 0 1 0	1 0 0 0 0 0	0 1 0 0 0 0	0 0 0 0 0 0	1 0 0 0 0 0
Inning Stats	R: 0 E: 0 K: 1 S: 9 H: 1 LOB: 0 BB: 0 P: 10	R: 3 E: 0 K: 1 S: 15 H: 4 LOB: 1 BB: 0 P: 20	R: 0 E: 0 K: 0 S: 5 H: 1 LOB: 0 BB: 0 P: 7	R: 2 E: 0 K: 1 S: 15 H: 3 LOB: 2 BB: 1 P: 23	R: 0 E: 0 K: 0 S: 12 H: 1 LOB: 2 BB: 2 P: 23	R: 1 E: 0 K: 2 S: 11 H: 1 LOB: 0 BB: 0 P: 14	R: 0 E: 0 K: 1 S: 8 H: 0 LOB: 0 BB: 0 P: 12	R: 0 E: 0 K: 0 S: 10 H: 1 LOB: 2 BB: 1 P: 20		1B: 8 2B: 2 3B: 0 HR: 2 SF: 1 SAC: 0 DP: 3 HBP: 0		WP: 0 PB: 0 SB: 0 CS: 0 PA: 37		

PITCHER		IP	WLS	BF	H	R	ER	SO	BB	IBB	HBP	BLK	WP	HR	S	P	ERA	WHIP
13 Mike Leake, R ERA: 3.7	(1, 1)	5.2	L	28	11	6	6	5	2	1	0	0	0	2	64	94	9.53	2.294
70 George Kontos, R ERA: 1.9	(6, 1)	0.1		1	0	0	0	0	0	0	0	0	0	0	3	3	0.00	0.000
32 Ryan Vogelsong, R ERA: 4.51	(7, 1)	2.0		8	1	0	0	1	1	0	0	0	0	0	18	32	0.00	1.000

PITCHER	IP	WLS	BF	H	R	ER	SO	BB	IBB	HBP	BLK	WP	HR	S	P	ERA	WHIP

BOTTOM

San Francisco Giants @ Arizona Diamondbacks

Chase Field, Phoenix, AZ

Mon Sep 07 2015, 1:11 PM - 4:05 PM MST

Att. 28,078 - Roof Closed - 77 F

livebaseballscorecards.com

AB	32
R	6
H	12
RBI	6
BB	4
SO	6
LOB	16

Batter	1	2	3	4	5	6	7	8	9	AB	R	H	RBI	BB	SO	LOB
16 Ángel Pagán, S (1, 8) OBP: 0.296, SLG: 0.322	C FF 91 F FF 91 C CH 83 0-3 ① K		C CU 77 X CU 78 0-1 12 2B 1B	C FC 85 D CH 75 S CH 75 X FC 84 1-2 ② FC5-4 12 HBP 1-2f		C SL 81 X FF 93 0-1 ③ L8			B SI 94 F FF 94 C CU 80 F FF 94 X CU 81 1-2 ② F8	5	1	1	0	0	1	1
12 Joe Panik, L (1, 4) OBP: 0.380, SLG: 0.459	B FF 92 F FF 91 C SI 92 F FF 91 B CU 78 B SI 93 B SI 93 4-2 5 G5-3 BB		1 SAFE B SI 90 X FF 91 1-0 5 1B 1-H 2B	H FC 84 1-0 1-2 HBP			C FF 92 B SL 80 F FF 93 F FF 93 B SL 83 X FF 93 2-2 ① G5-3		B FF 94 B FF 93 X FF 93 2-0 HR	3	2	2	2	1	0	0
5 Matt Duffy, R (1, 5) OBP: 0.339, SLG: 0.439	C FF 91 B FF 92 1 SAFE B FF 92 X CU 77 2-1 ② G5-3 1-2		S CH 82 B CH 82 X FF 91 1-1 9 2B 2-H 1B	C FC 85 B CH 76 B CH 76 B FC 85 C FC 85 F FC 85 S FC 87 3-3 ③ K			B FF 93 X FF 93 1-0 ② F8		C FF 96 B CU 83 B CU 82 B FF 94 C FF 94 S CU 81 3-3 ③ K2-3	5	1	1	1	0	2	3
28 Buster Posey, R (1, 2) OBP: 0.386, SLG: 0.487	B CU 77 B FF 92 C FF 92 C CH 83 F CH 83 S CU 78 2-3 ③ K		C FF 91 D SL 81 F FF 92 F SL 81 X SL 82 1-2 ① L7		X CH 76 0-0 ① L7		X FF 94 0-0 1B			4	0	1	0	0	1	2
6 Marlon Byrd, R (1, 9) OBP: 0.289, SLG: 0.455		B FF 91 B FF 91 X FF 91 2-0 ① G5-3	B FF 92 1 SAFE S FF 92 F FF 93 F FF 92 B FF 93 1 SAFE S FF 93 2-3 ② K		C FC 84 C FC 83 B CH 77 S FC 85 1-3 ② K		D SL 85 F FF 93 S FF 94 B SL 84 X FF 94 2-2 ③ F7			4	0	0	0	0	2	2
9 Brandon Belt, L (1, 3) OBP: 0.354, SLG: 0.473		T FF 93 F FF 91 X CU 78 0-2 ② G3-1	1 SAFE C FF 92 B FF 92 1 SAFE X FF 92 1-1 1-H 2B		S CH 76 B FC 84 B FC 84 B FC 86 D CH 78 4-1 BB			C FF 94 B SL 84 F FF 93 S SL 84 1-3 ① K		3	0	1	1	1	1	0
35 Brandon Crawford, L (1, 6) OBP: 0.315, SLG: 0.463 1 Ehire Adrianza, S (4, 6) OBP: 0.235, SLG: 0.207		C SI 92 F FF 93 B SI 94 B SI 93 S CU 79 2-3 ③ K	D KC 76 T KC 78 B FF 87 C FF 87 D KC 78 S FF 87 3-3 ③ K		C CU 70 S FC 84 X CH 74 0-2 ③ P2			S SL 84 B SL 85 X FF 93 1-1 ② F8		2 2	0 0	0 0	0 0	0 0	2 0	1 1
7 Grégor Blanco, L (1, 7) OBP: 0.370, SLG: 0.415			X SI 91 0-0 HR	B FC 83 B FC 83 C CH 76 X CH 75 2-1 ① G4-3		F FF 92 B FF 94 F FF 93 B SL 84 X FF 94 2-2 ① P5		C FF 95 B SL 86 B SL 86 S FF 95 X FF 94 2-2 ③ G1-3		4	1	1	1	0	0	0
17 Tim Hudson, R (1, 1) OBP: 0.222, SLG: 0.343 61 Josh Osich, L (7, 1) 60 Hunter Strickland, R (7, 1) 54 Sergio Romo, R (8, 1) 45 Alejandro De Aza, L (9, PH) OBP: 0.317, SLG: 0.428 46 Santiago Casilla, R (9, 1)			F FF 92 B FF 91 X FF 92 1-1 HR	C FC 82 X FC 84 0-1 16 FC5-4 1B		C FF 93 B SL 82 X FF 93 1-1 ② P4			B FF 93 C FF 94 B CU 81 F FF 94 X CU 81 2-2 ① G3-1	3 0 0 0 0 1 0	1 0 0 0 0 0 0	2 0 0 0 0 0 0	1 0 0 0 0 0 0	0 0 0 0 0 0 0	0 0 0 0 0 0 0	0 0 0 0 0 0 0
Inning Stats	R: 0 E: 0 K: 2 S: 12 H: 0 LOB: 1 BB: 1 P: 20	R: 0 E: 0 K: 1 S: 7 H: 0 LOB: 0 BB: 0 P: 11	R: 5 E: 0 K: 2 S: 21 H: 6 LOB: 1 BB: 0 P: 31	R: 0 E: 0 K: 1 S: 11 H: 1 LOB: 2 BB: 0 P: 18	R: 0 E: 0 K: 1 S: 8 H: 0 LOB: 1 BB: 1 P: 13	R: 0 E: 0 K: 0 S: 7 H: 0 LOB: 0 BB: 0 P: 10	R: 0 E: 0 K: 0 S: 9 H: 1 LOB: 1 BB: 0 P: 14	R: 0 E: 0 K: 1 S: 8 H: 0 LOB: 0 BB: 0 P: 12	R: 1 E: 0 K: 1 S: 11 H: 1 LOB: 0 BB: 0 P: 19	1B: 4 2B: 2 3B: 0 HR: 3 SF: 0 SAC: 0 DP: 0 HBP: 1						

PITCHER	IP	WLS	BF	H	R	ER	SO	BB	IBB	HBP	BLK	WP	HR	S	P	ERA	WHIP
57 Chase Anderson, R (1, 1) ERA: 4.52	2.0	L	12	5	5	5	3	1	0	0	0	0	2	27	42	22.50	3.000
61 Silvino Bracho, R (3, 1) ERA: 3.38	0.2		3	1	0	0	1	0	0	0	0	0	0	10	14	0.00	1.500
45 Matt Reynolds, L (3, 1) ERA: 4.05	0.1		1	0	0	0	1	0	0	0	0	0	0	3	6	0.00	0.000
55 Josh Collmenter, R (4, 1) ERA: 3.8	2.0		9	1	0	0	2	1	0	1	0	0	0	19	31	0.00	1.000
56 Keith Hessler, L (6, 1) ERA: 11.74	1.1		4	0	0	0	0	0	0	0	0	0	0	11	16	0.00	0.000

PITCHER	IP	WLS	BF	H	R	ER	SO	BB	IBB	HBP	BLK	WP	HR	S	P	ERA	WHIP
36 Enrique Burgos, R (7, 1) ERA: 4.88	1.2		6	1	0	0	1	0	0	0	0	0	0	13	20	0.00	0.600
30 David Hernandez, R (9, 1) ERA: 4.61	1.0		4	1	1	1	1	0	0	0	0	0	1	11	19	9.00	1.000

TOP

San Francisco Giants @ Arizona Diamondbacks

Chase Field, Phoenix, AZ

Tue Sep 08 2015, 6:41 PM - 9:30 PM MST

Att. 18,683 - Roof Closed - 78 F

livebaseballscorecards.com

AB	36
R	6
H	9
RBI	6
BB	2
SO	9
LOB	10

WP: 0	PA: 39
PB: 0	
SB: 0	
CS: 0	

BOTTOM

San Francisco Giants @ Arizona Diamondbacks
Chase Field, Phoenix, AZ
Tue Sep 08 2015, 6:41 PM - 9:30 PM MST
Att. 18,683 - Roof Closed - 78 F

livebaseballscorecards.com

Batter	1	2	3	4	5	6	7	8	9	AB	R	H	RBI	BB	SO	LOB
11 AJ Pollock, R (1, 8) OBP: 0.364, SLG: 0.490	C FF 87 F FC 82 B SI 88 X SI 88 1-2 ① G6-3		S FC 82 B SI 87 X SI 88 1-1 ③ FC6-4 1-2f			C FC 81 B SI 88 S CU 74 F FF 88 X FC 83 1-2 ① L6		C FF 87 X SL 78 0-1 ③ G5-3		4	0	0	0	0	0	1
15 Phil Gosselin, R (1, 4) OBP: 0.365, SLG: 0.478	B SI 89 C FC 82 F FS 80 B FC 83 X FC 83 2-2 ② G6-3			B SI 88 L FC 81 X SI 88 1-1 ① G3		B FC 83 C FC 83 C FC 83 B SI 88 S FC 84 2-3 ② K			C FF 93 S KC 78 F SL 89 B FF 94 B SL 90 B KC 80 X FF 94 3-2 ① F9	4	0	0	0	0	1	0
44 Paul Goldschmidt, R (1, 3) OBP: 0.432, SLG: 0.552	F SI 89 B SI 89 X FC 83 1-1 ③ G6-3			C FC 82 C CU 75 B SI 88 X FC 82 1-2 8 1B 6 1B 19 SF5 1B		B CU 76 B SI 89 B FC 83 C SI 88 C SI 88 C FC 82 3-3 ③ K			B SI 94 C SI 94 F FF 94 S FF 95 1-3 ② K	4	1	1	0	0	2	0
6 David Peralta, L (1, 7) OBP: 0.366, SLG: 0.511		F SI 88 B FF 88 F FF 89 X FS 80 1-2 ① G4-3		B SI 87 F FF 88 X SI 88 1-1 19 E 8 1B 19 SF5 1-2 1B			C SI 96 B FC 91 X FC 91 1-1 ① G1-3		F FF 94 B CH 89 B CH 87 C KC 79 F FF 96 F SL 89 F SL 89 C SL 90 2-3 ③ K	4	0	1	0	0	1	0
8 Jarrod Saltalamacchia, S (1, 2) OBP: 0.304, SLG: 0.391		B FS 80 B SI 88 S SI 89 X SI 88 2-1 ② G4-3		D SI 88 C FC 82 X FS 81 1-1 19 SF5 1-2 2-3 1B			B SI 97 F FF 96 B CH 86 S FC 90 X FC 90 2-2 HR			3	1	2	1	0	0	0
19 Jake Lamb, L (1, 5) OBP: 0.343, SLG: 0.425		B CU 73 B FF 89 S SI 88 F SI 88 X SI 89 2-2 ③ G4-3		C SI 89 X SI 89 0-1 ② ③ SF5 1-2 2-H 3-H			B FF 97 C SI 96 F FF 96 S FC 91 1-3 ② K			2	0	0	1	0	1	0
24 Yasmany Tomás, R (1, 9) OBP: 0.316, SLG: 0.405			C SI 86 B CU 72 S FC 80 C SI 88 1-3 ① K		X SI 88 0-0 ① G4-3		F CU 84 S FF 97 S FF 98 0-3 ③ K			3	0	0	0	0	2	0
16 Chris Owings, R (1, 6) OBP: 0.270, SLG: 0.340			C FF 88 X FS 79 0-1 ② L9		C SI 88 X CU 76 0-1 ② L8			X SI 87 0-0 ① G6-3		3	0	0	0	0	0	0
57 Chase Anderson, R (1, 1) OBP: 0.125, SLG: 0.214 61 Silvino Bracho, R (3, 1) 45 Matt Reynolds, L (2, 1) 68 Sócrates Brito, L (3, PH) 55 Josh Collmenter, R (4, 1) OBP: 0.000, SLG: 0.000 4 Jamie Romak, R (5, PH) OBP: 0.273, SLG: 0.364 56 Keith Hessler, L (6, 1) OBP: 0.000, SLG: 0.000 36 Enrique Burgos, R (7, 1) 5 Ender Inciarte, L (8, PH) OBP: 0.200, SLG: 0.250 30 David Hernandez, R (9, 1)			C SI 88 X SI 88 0-1 11 FC6-4 1B		C SI 88 C FC 81 F SI 88 S FC 82 0-3 ③ K			X FF 87 0-0 ② F7		0 0 0 0 0 0 0 0 0 0 0 0 0 0 0 0 0 0 0 0 0 0 0 0 1 0 1 0 0 0 0 0 0 0 0 0 0 0 0 1 0 0 0 0 1 0 0 0 0 0 0 0 0 0 0 0 0 0 0 0 0 0 1 0 0 0 0 0 0 0						
Inning Stats	R: 0 E: 0 K: 0 S: 8 H: 0 LOB: 0 BB: 0 P: 12	R: 0 E: 0 K: 0 S: 8 H: 0 LOB: 0 BB: 0 P: 13	R: 0 E: 0 K: 1 S: 9 H: 1 LOB: 1 BB: 0 P: 11	R: 1 E: 1 K: 0 S: 11 H: 3 LOB: 2 BB: 0 P: 15	R: 0 E: 0 K: 1 S: 7 H: 0 LOB: 0 BB: 0 P: 7	R: 0 E: 0 K: 2 S: 10 H: 0 LOB: 0 BB: 0 P: 16	R: 1 E: 0 K: 2 S: 11 H: 1 LOB: 0 BB: 0 P: 15	R: 0 E: 0 K: 0 S: 4 H: 0 LOB: 0 BB: 0 P: 4	R: 0 E: 0 K: 2 S: 13 H: 0 LOB: 0 BB: 0 P: 19	1B: 4 2B: 0 3B: 0 HR: 1	SF: 1 SAC: 0 DP: 0 HBP: 0						

AB	30
R	2
H	5
RBI	2
BB	0
SO	8
LOB	1

WP: 0	PA: 31
PB: 0	
SB: 0	
CS: 0	

PITCHER		IP	WLS	BF	H	R	ER	SO	BB	IBB	HBP	BLK	WP	HR	S	P	ERA	WHIP
17 Tim Hudson, R ERA: 4.51	(1, 1)	6.0	W	21	4	1	1	4	0	0	0	0	0	0	53	74	1.50	0.667
61 Josh Osich, L ERA: 1.8	(7, 1)	0.2		3	1	1	1	1	0	0	0	0	0	1	8	12	13.50	1.500
60 Hunter Strickland, R ERA: 1.81	(7, 1)	0.1	H	1	0	0	0	1	0	0	0	0	0	0	3	3	0.00	0.000
54 Sergio Romo, R ERA: 3.04	(8, 1)	1.0	H	3	0	0	0	0	0	0	0	0	0	0	4	4	0.00	0.000
46 Santiago Casilla, R ERA: 3.12	(9, 1)	1.0		3	0	0	0	2	0	0	0	0	0	0	13	19	0.00	0.000

PITCHER	IP	WLS	BF	H	R	ER	SO	BB	IBB	HBP	BLK	WP	HR	S	P	ERA	WHIP

San Francisco Giants @ Arizona Diamondbacks

Chase Field, Phoenix, AZ

Wed Sep 09 2015, 6:42 PM - 9:30 PM MST

Att. 20,576 - Roof Closed - 76 F

livebaseballscorecards.com

TOP

Batter	1	2	3	4	5	6	7	8	9	AB	R	H	RBI	BB	SO	LOB
16 Ángel Pagán, S (1, 8) OBP: 0.296, SLG: 0.319	B SI 90 C FF 91 B FC 91 F FC 91 F FC 91 B FF 92 F FF 93 X SI 91 3-2 L8		S FC 90 B CU 79 C SI 90 T CU 79 1-2 K			B SI 92 B SI 93 F SI 92 1 SAFE B SI 93 B SI 93 4-1 5 WP 12 G4-3 1-2 BB	C FF 90 X FF 90 0-1 F7			3	0	0	0	1	1	4
12 Joe Panik, L (1, 4) OBP: 0.378, SLG: 0.455 37 Kelby Tomlinson, R (7, 4) OBP: 0.367, SLG: 0.416	C FF 92 F FC 92 F FF 93 B CU 82 X CU 80 1-2 F7			C SI 89 X CH 83 0-1 F9		B FF 92 C SI 93 S SL 82 X SI 93 1-2 G4-3 1-2 2-3		F FF 98 B SL 87 S SL 86 B SL 87 F FF 97 F FF 97 B FF 98 X FF 97 3-2 9 S 1B		3 1	0 0	0 1	0 0	0 0	0 0	2 0
5 Matt Duffy, R (1, 5) OBP: 0.336, SLG: 0.436	B FC 90 X FF 91 1-0 F9			C FC 91 B CU 81 F FC 89 X FC 91 1-2 L9		C SL 81 D SI 92 F SI 94 B SL 82 X SL 81 2-2 G4-3 2-3 3-H		1 SAFE C FF 97 1 SAFE B SL 88 B SL 89 1 SAFE S CH 85 1 SAFE 1 SAFE 3-2 B FF 97 X CH 86 L9		4	0	0	0	0	0	2
9 Brandon Belt, L (1, 3) OBP: 0.356, SLG: 0.472		B SI 89 X SI 90 1-0 7 G4-6-3 1B		S FC 89 C FC 89 S CU 81 0-3 K		B SL 82 B FF 93 B FF 92 C FF 93 X SL 82 3-1 L9		B KC 76 B KC 80 B KC 77 C FF 89 C KC 78 D KC 79 4-2 1-2 BB		3	0	1	0	1	1	1
6 Marlon Byrd, R (1, 9) OBP: 0.291, SLG: 0.457		F FC 90 S FC 90 B FC 88 S FC 88 1-3 K			X FC 88 0-0 1B		B FF 92 F FF 92 F FF 93 X CH 85 1-2 21 G3-1 2B	F SI 83 X SI 84 0-1 L9		4	0	2	0	0	1	3
7 Grégor Blanco, L (1, 7) OBP: 0.368, SLG: 0.413		B CU 80 B FC 89 C SI 88 F FC 90 1 SAFE X SI 88 2-2 G4-6-3 1-2f			B SI 91 B SI 90 C FC 89 X SI 91 2-1 14 FC6-4 1B		B CH 84 D CH 84 C CH 84 X FF 91 2-1 P4	X CH 77 0-0 G3		4	0	1	0	0	0	4
21 Nick Noonan, L (1, 6) OBP: 0.200, SLG: 0.222			B SI 89 X SI 90 1-0 G4-3		B SI 90 F FF 90 S CH 82 F CH 83 S FC 89 1-3 K		B CH 85 X CH 83 1-0 G3-1 2-3		C SI 82 F CH 76 B CU 73 B CH 76 F SI 84 X CU 73 2-2 F7	4	0	0	0	0	1	2
14 Jackson Williams, R (1, 2)			C FC 91 C FF 91 B CU 81 B FF 91 B FC 91 B FC 91 4-2 53 S BB		B FC 89 B FC 89 X FC 89 2-0 FC6-4 1-2f		B FF 91 B FF 92 B FF 92 C FF 92 F SL 84 B FF 93 4-2 28 IBB BB		C SI 84 S SI 84 B CU 73 B SI 84 X SI 84 2-2 G1-3	2	0	0	0	2	0	1
53 Chris Heston, R OBP: 0.213, SLG: 0.250 41 Jeremy Affeldt, L (0, 1) 45 Alejandro De Aza, L (0, PH) 70 George Kontos, R (0, 1) 28 Buster Posey, R (1, PH) OBP: 0.407, SLG: 0.507 13 Mike Leake, R (1, PR) OBP: 0.333, SLG: 0.333 57 Mike Broadway, R (0, 1) 61 Josh Osich, L (0, 1) 2 Juan Carlos Perez, R (0, PH) OBP: 0.000, SLG: 0.000			L FC 89 B FC 88 M FC 89 L FF 90 1-3 K 1-2			H FC 88 1-0 12 G4-3 16 BB 5 WP HBP	I IN 69 I IN 72 I IN 71 I IN 70 4-0 1-2 IBB	B SI 84 S SI 84 X SI 84 1-1 G4-3	1 0 0 0 0 1 1 0 0 0 0 0 0 0 0 1 0 0 0 0 0 0 0 0 0 0 0 0 0 0 0 0 1 0 0 0 0 0 0 0 0 0 0 0 0 0 0 0 0 0 0 0 0 0 0 0 1 0 0 0 0 0 0							
Inning Stats	R: 0 E: 0 K: 0 S: 10 H: 0 LOB: 0 BB: 0 P: 15	R: 0 E: 0 K: 1 S: 7 H: 1 LOB: 0 BB: 0 P: 11	R: 0 E: 0 K: 2 S: 9 H: 0 LOB: 1 BB: 1 P: 16	R: 0 E: 0 K: 1 S: 8 H: 0 LOB: 0 BB: 0 P: 9	R: 0 E: 0 K: 1 S: 8 H: 2 LOB: 1 BB: 0 P: 13	R: 1 E: 0 K: 0 S: 9 H: 0 LOB: 1 BB: 1 P: 20	R: 0 E: 0 K: 0 S: 10 H: 1 LOB: 3 BB: 2 P: 22	R: 0 E: 0 K: 0 S: 13 H: 1 LOB: 2 BB: 1 P: 23	R: 0 E: 0 K: 0 S: 9 H: 0 LOB: 0 BB: 0 P: 14	1B: 4 2B: 1 3B: 0 HR: 0 SF: 0 SAC: 0 DP: 1 HBP: 1						

	AB	30
	R	1
	H	5
	RBI	0
	BB	5
	SO	5
	LOB	20

WP: 1 PA: 36
PB: 0
SB: 2
CS: 0

PITCHER		IP	WLS	BF	H	R	ER	SO	BB	IBB	HBP	BLK	WP	HR	S	P	ERA	WHIP
52 Zack Godley, R ERA: 3.34	(1, 1)	5.0	W	18	3	1	1	5	1	0	1	0	0	0	42	65	1.80	0.800
40 Andrew Chafin, L ERA: 2.37	(6, 1)	1.0	H	4	0	0	0	0	1	0	0	0	1	0	9	19	0.00	1.000
48 Randall Delgado, R ERA: 3.19	(7, 1)	1.0	H	6	1	0	0	0	1	1	0	0	0	0	10	22	0.00	2.000
41 Daniel Hudson, R ERA: 3.99	(8, 1)	0.1	H	2	1	0	0	0	0	0	0	0	0	0	8	14	0.00	3.000
45 Matt Reynolds, L ERA: 4.05	(8, 1)	0.0		1	0	0	0	0	1	0	0	0	0	0	2	6	∞	∞

PITCHER		IP	WLS	BF	H	R	ER	SO	BB	IBB	HBP	BLK	WP	HR	S	P	ERA	WHIP
29 Brad Ziegler, R ERA: 2.08	(8, 1)	1.2	S	5	0	0	0	0	0	0	0	0	0	0	12	17	0.00	0.000

BOTTOM

San Francisco Giants @ Arizona Diamondbacks
Chase Field, Phoenix, AZ
Wed Sep 09 2015, 6:42 PM - 9:30 PM MST
Att. 20,576 - Roof Closed - 76 F

livebaseballscorecards.com

Batter	1	2	3	4	5	6	7	8	9	AB	R	H	RBI	BB	SO	LOB
5 Ender Inciarte, L (1, 8) (8, 9) OBP: 0.333, SLG: 0.388	F SI 88 B FF 88 X SI 89 1-1 ① G4-3		B CU 74 C CH 81 F SI 88 F CU 75 X SI 88 1-2 16 FC6-4 1B		B SI 89 F SI 86 X CH 82 1-1 16 G5-3 1B		L FF 95 X FF 95 0-1 16 CS 2B			4	0	3	0	0	0	0
16 Chris Owings, R (1, 4) OBP: 0.270, SLG: 0.339	B SI 89 B SI 89 X SI 90 2-0 1B		1 SAFE X SI 87 0-0 ③ FC6-4 1-2f		B SL 74 1 SAFE X SI 87 1-0 ② G5-3 1-2		C SL 84 F SL 86 S SL 85 0-3 ②③ K2-3 2-3			4	0	1	0	0	1	3
44 Paul Goldschmidt, R (1, 3) OBP: 0.431, SLG: 0.548	B SI 90 F SI 89 B SL 78 1 SAFE X SI 89 2-1 ② F7			C SL 75 B SL 78 X SI 88 1-1 ① F8	I IN 78 I IN 79 I IN 79 I IN 78 4-0 IBB			F FF 94 C SL 83 X FF 95 0-2 E6 8 PB		3	0	0	0	1	0	1
6 David Peralta, L (1, 7) OBP: 0.365, SLG: 0.511	B SI 89 D CH 83 X SI 88 2-0 ③ G4-3			X SI 88 0-0 8 HR 2B	C SI 90 X CU 74 0-1 ③ G4-3			1 SAFE F FF 94 F FF 94 S FC 87 0-3 ① K		4	1	1	0	0	1	4
8 Jarrod Saltalamacchia, S (1, 2) OBP: 0.303, SLG: 0.406		C SI 88 F SI 88 F SI 88 S SL 76 0-3 ① K		F SI 90 B CH 82 S CU 74 F CU 73 B SI 89 X SI 89 2-2 2-H HR		X FC 89 0-0 ① G3		1 SAFE 1 SAFE B FF 93 S CH 83 X CH 84 1-1 ② F7 1-2		4	1	1	2	0	1	1
19 Jake Lamb, L (1, 5) OBP: 0.341, SLG: 0.421		X SI 88 0-0 ② F7		B CU 73 B SI 88 B SI 87 B CH 84 4-0 BB		B FF 93 S FC 88 B FF 92 S FC 87 B FC 88 F FF 92 X SL 84 3-2 ② G3		S FC 88 S FC 87 B FC 90 S CH 84 1-3 ③ K		3	0	0	0	1	1	1
68 Sócrates Brito, L (1, 9) OBP: 0.500, SLG: 0.500 11 AJ Pollock, R (8, 8) OBP: 0.364, SLG: 0.490		B SI 89 F CH 82 C CU 76 S SL 81 1-3 ③ K		X SI 87 0-0 ② L9		C SI 92 F SL 84 X SL 83 0-2 1B				3 0	0 0	1 0	0 0	0 0	1 0	1 0
13 Nick Ahmed, R (1, 6) OBP: 0.268, SLG: 0.339			B SI 88 C SI 88 S SL 78 B SL 78 C SI 88 2-3 ① K	B SI 88 B SL 73 F SI 86 1 SAFE F SI 86 S CU 73 2-3 ③ K		1 SAFE 1 SAFE X FF 91 0-0 ③ G3				3	0	0	0	0	2	2
52 Zack Godley, R (1, 1) OBP: 0.125, SLG: 0.125 40 Andrew Chafin, R (6, 1) 48 Randall Delgado, R (7, 1) 15 Phil Gosselin, R (7, PH) OBP: 0.360, SLG: 0.471 41 Daniel Hudson, R (8, 1) 45 Matt Reynolds, L (8, 1) 29 Brad Ziegler, R (8, 1)			C SI 88 B SI 87 C SL 76 C FF 89 1-3 ② K		C SI 87 S SI 86 X SI 88 0-2 ① G1-3		B FF 95 C FF 94 F FF 95 F SL 85 S SL 87 1-3 ① K			2 0 0 1 0 0 0	0 0 0 0 0 0 0	0 0 0 0 0 0 0	0 0 0 0 0 0 0	1 0 0 1 0 0 0	0 0 0 0 0 0 0	0 0 0 0 0 0 0

| | | | |

Batter	1	2	3	4	5	6	7	8	9	AB	R	H	RBI	BB	SO	LOB
27 Justin Ruggiano, R (1, 7) OBP: 0.347, SLG: 0.494	C FF 92 B FF 92 B SI 94 S SI 93 B SI 94 S SI 95 3-3 ① **K**		D SI 92 F SI 93 B FF 92 D SI 92 F SI 93 F SI 94 F SI 94 B SI 94 4-2 10 BB 1-2 BB		B SI 92 X SI 93 1-0 ② F9		C FF 92 F SL 86 S SL 87 0-3 ③ **K**		F FF 93 S SL 87 X SL 87 0-2 1-H 2-H 3-H HR	4	1	1	4	1	2	0
18 José Peraza, R (1, 4) OBP: 0.273, SLG: 0.350	B FF 94 B SL 84 C SI 95 C SI 94 X FF 95 2-2 ② G4-3		B SI 93 F SL 84 B SI 93 C FF 93 B FF 94 X FF 91 3-2 ② F9		C SI 93 B FF 92 B SI 93 X SI 92 2-1 ③ P4			B FF 92 B FF 93 F FF 93 C FF 93 X SL 86 2-2 ① G6-3	X FF 93 0-0 ③ P3	5	0	0	0	0	0	2
10 Justin Turner, R (1, 5) OBP: 0.358, SLG: 0.488 65 Austin Barnes, R (6, 5) OBP: 0.348, SLG: 0.263	C SI 93 C FF 94 S SL 81 0-3 ③ **K**		F SI 94 B FF 94 B FF 92 C SI 94 D SL 85 F SI 94 F SI 93 B SL 80 4-2 1-2 2-3 BB			B FF 94 B FF 93 B FF 93 C FF 92 B FF 94 4-1 17 WP 33 G5-3 BB		C FF 94 X SL 85 0-1 ② G5-3		1 1	0 0	0 0	0 0	2 0	1 0	0 0
23 Adrián González, L (1, 3) OBP: 0.354, SLG: 0.489 62 Joel Peralta, R (5, 1) 31 Joc Pederson, L (6, PH) OBP: 0.357, SLG: 0.432 58 Ian Thomas, R (6, 1)		C FF 93 B SL 84 B SI 92 C SI 95 B FF 95 X SL 86 3-2 ① F8	D SL 78 C FF 94 F FF 94 F FF 95 B FF 90 F SI 95 F SL 86 X SI 93 2-2 ③ G6-3			X FF 94 0-0 ① P6		S FF 93 F FF 94 C FF 95 0-3 ③ **K**		2 0 1 1	0 0 0 0	0 0 0 0	0 0 0 0	0 0 0 0	0 0 0 1	3 0 1 0
33 Scott Van Slyke, R (1, 9) OBP: 0.332, SLG: 0.401 (5, 3)		C SI 94 B SI 95 S SI 95 F FF 95 B SL 81 H SI 95 3-2 5 BB HBP		X SI 91 0-0 ① L7		B SL 86 X SL 83 1-0 ② G5-3 1-2			C FF 92 C FF 94 S SL 87 0-3 ① **K**	3	0	0	0	0	1	1
5 Corey Seager, L (1, 6) OBP: 0.500, SLG: 0.538		C FF 94 D SL 85 B SI 94 B FF 93 B FF 95 4-1 17 L3 1-2 BB		B FF 91 F SI 92 B SL 83 F SI 93 B FF 94 X SI 94 3-2 28 FC6-4 1B		F FF 95 D SL 85 D SL 87 S SL 86 D SL 86 B FF 96 4-2 17 WP BB			S SI 91 B FF 92 B CH 83 B CH 83 B FF 93 4-1 17 FC5-4 BB	1	0	1	0	3	0	0
17 A.J. Ellis, R (1, 2) OBP: 0.351, SLG: 0.359		C SI 93 B SI 94 C SI 94 X SI 93 1-2 ②③ L3 1-1		F SI 93 B FF 90 C SI 91 X FF 91 1-2 ② L7		B FF 94 B SL 84 B FF 95 C FF 95 X FF 95 3-1 ③ F8 1-2 2-3			B FF 93 B FF 91 C FF 92 X FF 91 2-1 ② FC5-4 30 E 28 1B 27 HR 1-2f	4	1	0	0	0	0	6
28 Chris Heisey, R (1, 8) OBP: 0.318, SLG: 0.176			B SI 91 C SI 93 X FF 93 1-1 ① L7	B FF 90 X SI 93 1-0 ③ FC6-4 1-2f			C FF 92 F FF 91 X FF 95 0-2 ① P6		S FF 92 X FF 94 0-1 30 E 27 HR 1-2 1B	4	1	1	0	0	0	1
57 Alex Wood, R (1, 1) OBP: 0.224, SLG: 0.178 52 Pedro Báez, R (2, 1) 7 Alex Guerrero, R (3, PH) OBP: 0.259, SLG: 0.446 11 Jimmy Rollins, S (3, PR) OBP: 0.279, SLG: 0.355 63 Yimi García, R (3, 1) 54 Jim Johnson, R (4, 1) 30 Scott Schebler, L (5, PH) OBP: 0.333, SLG: 0.647 (5, 9)			C SI 92 B SI 94 F FF 93 X SL 79 1-2 10 BB 27 BB 1B		C FF 93 S SL 83 F SL 79 X SL 84 0-2 ① G3-1		S FF 93 B CH 90 B CH 85 B FF 95 F FF 93 F FF 94 S FF 94 3-3 ② **K**		F FF 93 X CH 84 0-1 E3 27 HR 1-2 2-3	0 0 1 0 0 0 3	0 0 0 0 0 0 1	0 0 1 0 0 0 0	0 0 0 0 0 0 0	0 0 0 0 0 0 1	0 0 0 0 0 1 2	0 0 0 0 0 0 0
Inning Stats	R: 0 E: 0 K: 2 S: 9 H: 0 LOB: 0 BB: 0 P: 14	R: 0 E: 0 K: 0 S: 10 H: 0 LOB: 1 BB: 1 P: 21	R: 0 E: 0 K: 0 S: 22 H: 1 LOB: 3 BB: 2 P: 37	R: 0 E: 0 K: 0 S: 8 H: 1 LOB: 1 BB: 0 P: 13	R: 0 E: 0 K: 0 S: 7 H: 0 LOB: 0 BB: 0 P: 10	R: 0 E: 0 K: 0 S: 7 H: 0 LOB: 2 BB: 2 P: 19	R: 0 E: 0 K: 2 S: 10 H: 0 LOB: 0 BB: 0 P: 13	R: 0 E: 0 K: 1 S: 8 H: 0 LOB: 0 BB: 0 P: 10	R: 4 E: 1 K: 1 S: 14 H: 2 LOB: 0 BB: 1 P: 20	1B: 3 2B: 1 3B: 0 HR: 1 SF: 0 SAC: 0 DP: 1 HBP: 1						

TOP

Los Angeles Dodgers @ Arizona Diamondbacks

Chase Field, Phoenix, AZ

Fri Sep 11 2015, 6:41 PM - 10:04 PM MST

Att. 35,615 - Roof Closed - 78 F

livebaseballscorecards.com

AB	31
R	4
H	4
RBI	4
BB	6
SO	6
LOB	16

WP: 1 PB: 0 SB: 0 CS: 0 PA: 38

PITCHER		IP	WLS	BF	H	R	ER	SO	BB	IBB	HBP	BLK	WP	HR	S	P	ERA	WHIP
38 Robbie Ray, L ERA: 3.54	(1, 1)	5.0	W	20	2	0	0	2	3	0	1	0	0	0	56	95	0.00	1.000
36 Enrique Burgos, R ERA: 4.68	(6, 1)	1.0		5	0	0	0	0	2	0	0	0	1	0	7	19	0.00	2.000
37 Matt Stites, R ERA: 4.26	(7, 1)	2.0		6	0	0	0	3	0	0	0	0	0	0	18	23	0.00	0.000
27 Allen Webster, R ERA: 5.67	(9, 1)	1.0		7	2	4	0	1	1	0	0	0	0	1	14	20	0.00	3.000

PITCHER		IP	WLS	BF	H	R	ER	SO	BB	IBB	HBP	BLK	WP	HR	S	P	ERA	WHIP

Batter	1	2	3	4	5	6	7	8	9	AB	R	H	RBI	BB	SO	LOB
11 AJ Pollock, R (1, 8) OBP: 0.363, SLG: 0.488	C CH 87 X KC 81 0-1 44 BB 7 HR 1B	F CH 81 B CH 87 B CH 80 X CH 81 2-1 ① G6-3	B FF 91 F FF 91 X SL 81 1-1 ① P3	B CU 79 F SI 93 X SI 94 1-1 ③ G5-3		C FF 88 F FF 90 X CH 80 0-2 ③ F8				5	1	1	0	0	0	3
37 Matt Stites, L (7, 1)										0	0	0	0	0	0	0
27 Allen Webster, R (9, 1)										0	0	0	0	0	0	0
5 Ender Inciarte, L (1, 7) OBP: 0.335, SLG: 0.390 (7, 8)	B SI 88 C CH 87 B CH 87 1 SAFE B CH 87 C CH 86 X SI 87 3-2 ① L6	B SI 88 C KC 81 B KC 82 X CH 87 2-1 44 HR 1B	C FF 91 X CH 83 0-1 1B		F FF 91 B FS 82 X FF 89 1-1 7 WP 44 PB 1B		C FF 88 F FC 85 X CH 79 0-2 ① L9			5	1	3	0	0	0	1
44 Paul Goldschmidt, R (1, 3) OBP: 0.431, SLG: 0.553 4 Jamie Romak, R (7, 3) OBP: 0.250, SLG: 0.333	B CH 87 T SI 88 B SI 88 1 SAFE D CH 80 B CH 81 4-1 7 HR 1-2 BB	B CH 80 1 SAFE F SI 88 B CH 81 B CH 87 C CH 87 F SI 89 X SI 88 3-2 1-H HR	X FF 89 0-0 ② F9		C FF 90 B CU 78 B FF 90 B FF 90 C FF 90 C FS 81 3-3 ① K 1-2		B FF 87 C CH 78 C CU 75 B CH 80 B CH 79 S CH 79 3-3 ② K			3	2	1	2	1	1	2
										1	0	0	0	0	1	0
7 Welington Castillo, R (1, 2) OBP: 0.309, SLG: 0.498 23 Óscar Hernández, R (7, 2) OBP: 0.219, SLG: 0.143	B CH 87 X KC 80 1-0 1-H 2-H HR	F SI 88 S CH 81 B CH 81 X CH 81 1-2 ② G4-3	B SL 82 B SL 81 B FC 88 C FF 89 F FF 91 X FF 93 3-2 ③ L7		C CU 77 B FS 82 F FF 90 D FS 81 F FS 81 S FS 81 2-3 ② K 2-3		B CH 77 B FF 88 T FF 88 S FF 88 B CH 79 S CH 78 3-3 ③ K			4	1	1	3	0	1	2
										1	0	0	0	0	1	0
15 Phil Gosselin, R (1, 5) OBP: 0.350, SLG: 0.452	B SI 88 B CH 82 X CH 87 2-0 16 3B 1B	C CH 86 S KC 80 F KC 80 B CH 81 B KC 80 X CH 80 2-2 E4 16 1B 24 2B		B SI 93 B SI 93 X SI 93 2-0 ① F9	B FF 91 C FF 90 T FF 90 C FF 91 1-3 ③ K			B FF 87 B CH 75 X FF 87 2-0 ① P6		5	2	1	0	0	1	1
16 Chris Owings, R (1, 4) OBP: 0.272, SLG: 0.345 62 Brandon Drury, R (8, 5) OBP: 0.286, SLG: 0.231	1 SAFE C CH 87 1 SAFE S SI 87 X KC 80 0-2 1-H 24 FC6-2 3B	C CH 86 B SI 88 X CH 80 1-1 1-3 24 2B 1B		B SI 94 C SI 93 C CH 87 B SI 94 X CU 80 2-2 E5 24 1B 13 2B		B FF 88 S CH 77 S CH 79 F FC 88 C CU 73 1-3 ① K		B FF 90 C FF 89 C CU 72 B CH 79 X CH 77 2-2 24 G6-4-3 1B		4	2	2	1	0	1	0
										1	0	1	0	0	0	0
24 Yasmany Tomás, R (1, 9) OBP: 0.317, SLG: 0.407	B SI 88 3 SAFE F SI 87 B SI 88 X CH 80 2-1 ② FC6-2 13 1B 3-H	S FF 96 B FF 97 1 SAFE X FF 98 1-1 1-H 13 HR 3-H 2B		B SI 94 C CU 78 D CH 88 F SI 93 F SI 94 X CU 78 2-2 13 2B 1-3 1B		B CH 77 X CH 77 1-0 ② G6-3		F FF 87 X CH 77 0-1 ②③ G6-4-3 1-2f		5	1	2	2	0	0	2
13 Nick Ahmed, R (1, 6) OBP: 0.275, SLG: 0.358	C SI 88 B SI 87 S CH 82 F CH 80 B SI 88 X CH 87 2-2 1-2 1B	F FF 97 X FF 96 0-1 2-H HR	B SI 94 X SI 94 1-0 1-3 3-H 2B			B CU 72 S FF 89 B FC 86 F CH 77 F CH 80 B FF 89 X FF 86 3-2 72 1B 2B				4	2	4	3	0	0	0
38 Robbie Ray, L (1, 1) OBP: 0.087, SLG: 0.087 36 Enrique Burgos, R (6, 1)	C CH 87 C KC 81 S KC 81 0-3 ③ K	B FF 97 C FF 95 S FF 96 F FF 97 F FF 96 X CH 85 1-2 ③ G5-3	S SI 94 X SI 94 0-1 ② G2-3			C CH 76 D CU 73 F CH 78 X FF 90 1-2 2-H 1B				3	0	0	0	0	1	4
72 Peter O'Brien, R (6, PH) OBP: 1.000, SLG: 1.000										0	0	0	0	0	0	0
(7, 7)										1	0	1	1	0	0	0
Inning Stats	R: 4 E: 0 K: 1 S: 20 H: 5 LOB: 2 BB: 1 P: 34	R: 6 E: 1 K: 0 S: 26 H: 5 LOB: 0 BB: 0 P: 39	R: 0 E: 0 K: 0 S: 8 H: 1 LOB: 1 BB: 0 P: 12	R: 1 E: 1 K: 0 S: 13 H: 2 LOB: 2 BB: 0 P: 21	R: 0 E: 0 K: 3 S: 12 H: 1 LOB: 1 BB: 0 P: 19	R: 1 E: 0 K: 1 S: 15 H: 2 LOB: 1 BB: 0 P: 21	R: 0 E: 0 K: 2 S: 9 H: 0 LOB: 0 BB: 0 P: 15	R: 0 E: 0 K: 0 S: 6 H: 1 LOB: 0 BB: 0 P: 10		1B: 10 2B: 3 3B: 1 HR: 3 SF: 0 SAC: 0 DP: 1 HBP: 0					WP: 1 PB: 1 SB: 0 CS: 0 PA: 43	

BOTTOM

Los Angeles Dodgers @ Arizona Diamondbacks

Chase Field, Phoenix, AZ

Fri Sep 11 2015, 6:41 PM - 10:04 PM MST

Att. 35,615 - Roof Closed - 78 F

livebaseballscorecards.com

AB	42
R	12
H	17
RBI	12
BB	1
SO	7
LOB	15

PITCHER		IP	WLS	BF	H	R	ER	SO	BB	IBB	HBP	BLK	WP	HR	S	P	ERA	WHIP
57 Alex Wood, L ERA: 3.81	(1, 1)	1.2	L	15	8	8	8	1	1	0	0	0	0	2	37	62	43.20	5.400
52 Pedro Báez, R ERA: 3.77	(2, 1)	0.1		3	2	2	0	0	0	0	0	0	0	1	9	11	0.00	6.000
63 Yimi García, R ERA: 3.2	(3, 1)	1.0		4	1	0	0	0	0	0	0	0	0	0	8	12	0.00	1.000
54 Jim Johnson, R ERA: 4.26	(4, 1)	1.0		6	2	1	0	0	0	0	0	0	0	0	13	21	0.00	2.000
62 Joel Peralta, R ERA: 4.91	(5, 1)	1.0		4	1	0	0	3	0	0	0	0	1	0	12	19	0.00	1.000

PITCHER		IP	WLS	BF	H	R	ER	SO	BB	IBB	HBP	BLK	WP	HR	S	P	ERA	WHIP
58 Ian Thomas, L ERA: 3.93	(6, 1)	3.0		11	3	1	1	3	0	0	0	0	0	0	30	46	3.00	1.000

Los Angeles Dodgers @ Arizona Diamondbacks

Chase Field, Phoenix, AZ

Sat Sep 12 2015, 5:11 PM - 9:03 PM MST

Att. 42,517 - Roof Closed - 77 F

livebaseballscorecards.com

Batter	1	2	3	4	5	6	7	8	9	AB	R	H	RBI	BB	SO	LOB
3 Carl Crawford, L (1, 7) OBP: 0.300, SLG: 0.420	B FF 90 B FF 90 C FF 91 B FF 92 X FF 92 3-1 HR	C SL 85 C CH 87 S FF 94 0-3 ② K	B FF 92 B FF 92 C FF 93 F FF 93 S SL 82 2-3 ③ K		B CH 76 C FC 84 1 SAFE X FC 84 1-1 ③ F9			C FF 86 F CH 81 X CH 81 0-2 ① G6-3	C SI 97 B FF 97 X SL 87 1-1 ② FC5-2 2-3 3-H	3	1	1	1	0	2	1
30 Scott Schebler, L (5, PH) OBP: 0.316, SLG: 0.611										1	0	0	0	0	0	1
(5, 7)																
33 Scott Van Slyke, R (8, PH) OBP: 0.329, SLG: 0.397										2	0	0	0	0	0	2
(8, 7)																
26 Chase Utley, L (1, 4) OBP: 0.295, SLG: 0.358	X FF 95 0-0 16 1B 5 1B 1B	C SL 85 B FF 95 X SL 86 1-1 ③ G4-3		C FF 92 B FF 93 F FF 92 S SL 81 1-3 ① K		B FC 84 B CH 77 X FC 85 2-0 ① L8		C KC 77 S FF 87 B FF 87 F KC 78 F CH 80 B FF 87 S KC 80 2-3 ② K2-3	B SI 96 B SI 96 S SI 97 F SI 97 X FF 97 2-2 ③ G6-3	6	1	1	0	0	2	4
23 Adrián González, L (1, 3) OBP: 0.354, SLG: 0.494	B SI 94 X FF 93 1-0 ① P6		C SL 84 B SI 92 B SL 85 X SI 92 2-1 HR	X CH 90 0-0 ② G6-3		X CH 78 0-0 ② G6-3		B FF 88 X KC 78 1-0 10 1B 1B		5	1	2	1	0	0	1
10 Justin Turner, R (1, 5) OBP: 0.361, SLG: 0.488	S SL 85 X SL 85 0-1 ② F8		X SL 85 0-0 16 2B 1B	B FF 93 B FF 92 B FF 92 C FF 93 F FF 92 B FF 92 4-2 BB		B FC 85 C FC 85 B FC 84 X CH 76 2-1 ③ G5-3		X CH 80 0-0 1-2 1B		4	1	2	0	1	0	1
16 Andre Ethier, L (1, 9) OBP: 0.367, SLG: 0.484	F FF 94 1 SAFE B SL 85 B FF 93 F SL 83 F FF 94 B SL 86 X FF 94 3-2 5 1B 1-3 1B		B FF 91 1 SAFE X FF 95 1-0 5 1B 1-H 2B	F FF 92 X SL 83 0-1 ③ G1-3			C KC 76 F FF 88 F KC 78 B FF 89 S KC 79 1-3 ① K	C KC 76 F KC 78 S KC 78 0-3 ③ K		5	1	2	1	0	2	3
5 Corey Seager, L (1, 6) OBP: 0.568, SLG: 0.733	C SL 85 B FF 94 D CH 84 C SL 85 F FF 95 B SL 88 X CH 87 3-2 9 S 1-3 3-H 1B		B FF 97 F SL 86 X CH 85 1-1 31 HR 2-H 1B		B FC 85 C FC 84 F CH 76 X FC 86 1-2 HR		C KC 78 F FF 88 B KC 80 B KC 78 B FF 89 B FF 87 4-2 27 PB 9 BB BB		F FF 96 B CH 85 F FF 97 F SI 97 B SL 87 F FF 97 B CH 86 F FF 98 X FF 98 3-2 7 2B 2B	4	3	4	3	1	0	0
9 Yasmani Grandal, S (1, 2) OBP: 0.367, SLG: 0.429	1 SAFE F FF 94 B FF 96 B SL 86 C FF 93 X FF 94 2-2 ③ P5 1-2		B SI 90 C SL 81 1 SAFE D SL 82 1 SAFE C FF 92 D SL 81 F SI 92 C SI 92 3-3 ① K		C CH 77 F FC 84 B CH 76 B FC 85 S CH 76 2-3 ① K		F CH 80 C FF 86 B FF 87 B CH 80 1 SAFE B FF 87 B FF 88 4-2 27 PB 1-2 BB		C SI 98 B FF 98 D CH 87 F CH 87 B FF 96 B FF 98 4-2 7 2B 33 FC5-2 BB	3	0	0	0	2	2	3
31 Joc Pederson, L (1, 8) OBP: 0.360, SLG: 0.441		B FF 90 S FF 94 L FF 92 F FF 94 B SL 87 B FF 93 F CH 86 X CH 86 3-2 46 SH5-4 1B	1 SAFE B SL 81 X SL 81 1-1 1-H HR		L FC 85 F CH 78 B CH 77 F CU 72 X FC 85 1-2 1B		C KC 77 C FF 87 S KC 79 0-3 ② K		B FF 97 D CH 84 B CH 85 C FF 97 F FF 98 X SI 97 3-2 ① F6	5	1	3	2	0	1	4
46 Mike Bolsinger, R (1, 1) 56 J.P. Howell, L (4, 1) 28 Chris Heisey, R (5, PH) 54 Jim Johnson, R (6, 1) 12 Juan Nicasio, R (6, 1) 27 Justin Ruggiano, R (7, PH) 43 Luis Avilán, L (7, 1) 63 Yimi García, R (7, 1) 41 Chris Hatcher, R (8, 1) 7 Alex Guerrero, R (9, PH) 11 Jimmy Rollins, S (9, PH) 74 Kenley Jansen, S (9, 1)		B FF 92 B CH 89 M FF 92 C FF 91 1 SAFE 1 SAFE 1 SAFE X FF 94 2-2 ① SH5-4 1-2	C SI 92 S SI 92 C SI 94 0-3 ② K		B FC 84 1 SAFE C FC 84 D CH 77 X FC 85 2-1 ② F8		C FF 87 S CH 81 D CH 80 S CH 83 1-3 ③ K 1-2 2-3	X SL 86 0-0 33 FC5-2 1-3 2-H 2B	1 0 0 0 0 1 0 0 0 0 0 0 0 0 1 0 0 0 0 0 1 0 0 0 0 0 0 0 0 0 0 0 0 0 0 1 0 0 0 0 1 2 0 0 0 0 0 0 0 0 0 0 0 0 0 0 0 0 0 0 0 0 0 1 0 1 1 0 0 0 0 0 0 0 0 0 0 0 0 0 0 0 0 0						
Inning Stats	R: 2 E: 0 K: 0 S: 17 H: 4 LOB: 2 BB: 0 P: 29	R: 0 E: 0 K: 1 S: 13 H: 1 LOB: 1 BB: 0 P: 19	R: 5 E: 0 K: 3 S: 18 H: 5 LOB: 0 BB: 0 P: 28	R: 0 E: 0 K: 1 S: 8 H: 0 LOB: 1 BB: 1 P: 13	R: 1 E: 0 K: 1 S: 14 H: 2 LOB: 1 BB: 0 P: 21	R: 0 E: 0 K: 0 S: 4 H: 0 LOB: 0 BB: 0 P: 8	R: 0 E: 0 K: 3 S: 14 H: 0 LOB: 2 BB: 2 P: 24	R: 0 E: 0 K: 2 S: 13 H: 2 LOB: 2 BB: 0 P: 16	R: 1 E: 0 K: 0 S: 17 H: 2 LOB: 3 BB: 1 P: 30	1B: 9 2B: 3 3B: 0 HR: 4 SF: 0 SAC: 1 DP: 0 HBP: 0						

	AB	42
	R	9
	H	16
	RBI	9
	BB	4
	SO	11
	LOB	23

WP: 0 PB: 1 SB: 1 CS: 0 PA: 47

PITCHER		IP	WLS	BF	H	R	ER	SO	BB	IBB	HBP	BLK	WP	HR	S	P	ERA	WHIP
12 Rubby De La Rosa, R ERA: 4.75	(1, 1)	2.0	L	15	9	6	6	1	0	0	0	0	0	2	36	58	27.00	4.500
40 Andrew Chafin, L ERA: 2.47	(3, 1)	1.0		4	1	1	1	3	0	0	0	0	0	1	12	18	9.00	1.000
56 Keith Hessler, L ERA: 10.38	(4, 1)	1.0		4	0	0	0	1	1	0	0	0	0	0	8	13	0.00	1.000
55 Josh Collmenter, R ERA: 3.81	(5, 1)	2.0		8	2	1	1	1	0	0	0	0	0	1	18	29	4.50	1.000
45 Matt Reynolds, L ERA: 3.12	(7, 1)	2.0		10	2	0	0	5	2	0	0	0	0	0	27	40	0.00	2.000

PITCHER		IP	WLS	BF	H	R	ER	SO	BB	IBB	HBP	BLK	WP	HR	S	P	ERA	WHIP
41 Daniel Hudson, R ERA: 4.07	(9, 1)	1.0		6	2	1	1	0	1	0	0	0	0	0	17	30	9.00	3.000

BOTTOM

Los Angeles Dodgers @ Arizona Diamondbacks
Chase Field, Phoenix, AZ
Sat Sep 12 2015, 5:11 PM - 9:03 PM MST
Att. 42,517 - Roof Closed - 77 F

livebaseballscorecards.com

Batter	1	2	3	4	5	6	7	8	9	AB	R	H	RBI	BB	SO	LOB
11 AJ Pollock, R (1, 8) OBP: 0.361, SLG: 0.488	B FC 86 C FC 85 X CU 77 1-1 L8 ①		C SL 79 S SL 80 B FC 87 F FC 86 X SL 79 1-2 L9 ①	X FC 85 0-0 SF9 ② 3-H		X FF 96 0-0 5 S 5 1B 2B		C FF 95 B SL 84 X FF 96 1-1 G5-3 ②		4	1	1	1	0	0	0
5 Ender Inciarte, L (1, 9) OBP: 0.336, SLG: 0.392	B FC 88 C FC 87 B FF 86 C FC 88 S SL 80 2-3 K ②		C FC 89 X SL 79 0-1 F7 ②	C CU 80 X FC 88 0-1 1-3 2B		C FF 96 C FF 97 F FF 96 B FF 96 B FF 95 X SL 86 2-2 2-H 1B		B FS 88 F FF 95 C SL 84 X FS 88 1-2 F7 ③		5	0	2	1	0	1	0
44 Paul Goldschmidt, R (1, 3) OBP: 0.433, SLG: 0.557	B CU 77 C FC 88 B FC 86 C FC 88 X SL 79 2-2 2B		X CU 78 0-0 2B	B FC 87 B FC 87 I IN 75 I IN 73 4-0 IBB		1 SAFE B FF 96 B FF 95 C SL 86 S FF 95 B FF 96 F SL 87 F FF 96 S SL 86 3-3 K ③			C FC 91 F FC 93 F FC 92 F FC 93 S SL 84 0-3 K ①	4	0	2	0	1	2	1
6 David Peralta, L (1, 7) OBP: 0.363, SLG: 0.514	B CU 78 C CU 78 B FC 88 S SL 80 D SL 81 X CU 80 3-2 G4-3 ③		B FC 87 B CU 78 X CU 77 2-0 G3 ③	X KC 78 0-0 L7 ③			C SI 93 C SI 92 B CU 79 B SI 91 X CU 76 2-2 HR		C FC 92 S FC 93 S FC 92 0-3 K ②	5	1	1	1	0	1	5
7 Welington Castillo, R (1, 2) OBP: 0.313, SLG: 0.497		C CU 78 B FC 86 C FC 87 X SL 81 1-2 16 G6-4-3 19 BB 1B		C CU 75 B SL 79 B FC 87 B CU 78 C FC 88 B FC 87 4-2 16 1B 19 1B 13 SF8 BB	C SI 93 B SI 94 B CU 79 X SI 95 2-1 L9 ①		B SI 94 B CH 83 C SI 93 S CH 81 S CH 83 2-3 K ①		B FC 92 B FC 92 B FC 91 C FC 90 F FC 91 B FC 94 4-2 BB	3	1	1	0	2	1	0
19 Jake Lamb, L (1, 5) OBP: 0.342, SLG: 0.419		B FC 88 B FC 87 B CU 77 C FC 86 B FC 85 4-1 16 G6-4-3 1-2 BB	C FC 86 X CU 79 0-1 72 WP 16 1B 72 1B 1-2 1B	C SI 94 C SI 95 S CU 80 0-3 K ②			C FF 93 B FF 94 S CH 82 X SI 93 1-2 G6-3 ②		F FC 91 X FC 92 0-1 F8 ③	4	1	1	0	1	1	1
16 Chris Owings, R (1, 4) OBP: 0.273, SLG: 0.345		B CU 78 X CU 78 1-0 G6-4-3 ① ② 1-2f 2-3	B CU 78 C FC 88 X SL 80 1-1 72 1B 72 WP 11 SF9 1-2 2-3 1B	C FF 94 B SI 94 X SI 94 1-1 L9 ③			B SI 93 S CH 81 B CH 82 B CH 81 B SI 93 4-1 BB			3	1	1	0	1	0	2
13 Nick Ahmed, R (1, 6) OBP: 0.275, SLG: 0.357		C FC 88 C FC 88 B FC 87 F CU 79 B FC 87 D SL 81 F SL 80 B CU 79 4-2 BB	C FC 87 S FC 87 B FC 87 X FC 88 1-2 SF8 ① 3-H			C FF 96 C FF 95 X SL 88 0-2 G4-3 ①	C SL 82 F FF 95 X FF 95 0-2 P3 ③			2	0	0	1	1	0	1
12 Rubby De La Rosa, R 40 Andrew Chafin, R 56 Keith Hessler, L 72 Peter O'Brien, R 55 Josh Collmenter, R 68 Socrates Brito, L 45 Matt Reynolds, L 15 Phil Gosselin, R 41 Daniel Hudson, R		F FC 86 B FC 87 C CU 78 F CU 77 X SL 80 1-2 G4-3 ③	F FC 87 B SL 80 B FC 88 X SL 80 2-1 5 2B 1-3 2-H 1B			B FF 95 B FF 95 F FF 94 C FF 96 F SL 86 X SL 86 2-2 G6-3 ②		C FF 96 F FF 95 S FF 96 0-3 K ①		1 0 0 0 0 0 2 0 0 0 0 0 0 0 0 0 0 0 0 0 0 1 0 1 1 0 0 0 0 0 0 0 0 0 0 1 0 0 0 0 0 0 0 0 0 0 0 0 0 1 0 0 0 0 1 0 0 0 0 0 0 0 0						
Inning Stats	R: 0 E: 0 K: 1 S: 11 H: 1 LOB: 1 BB: 0 P: 19	R: 0 E: 0 K: 0 S: 13 H: 1 LOB: 2 BB: 2 P: 24	R: 0 E: 0 K: 0 S: 8 H: 1 LOB: 1 BB: 0 P: 11	R: 3 E: 0 K: 0 S: 15 H: 4 LOB: 3 BB: 2 P: 27	R: 0 E: 0 K: 1 S: 7 H: 0 LOB: 0 BB: 0 P: 10	R: 1 E: 0 K: 1 S: 17 H: 2 LOB: 1 BB: 0 P: 24	R: 1 E: 0 K: 1 S: 13 H: 1 LOB: 1 BB: 1 P: 22	R: 0 E: 0 K: 1 S: 8 H: 0 LOB: 0 BB: 0 P: 10	R: 0 E: 0 K: 2 S: 12 H: 0 LOB: 1 BB: 1 P: 16	1B: 5 2B: 4 3B: 0 HR: 1 SF: 2 SAC: 0 DP: 1 HBP: 0						

	AB	34
	R	5
	H	10
	RBI	5
	BB	6
	SO	7
	LOB	12

WP: 1 PA: 42
PB: 0
SB: 1
CS: 0

PITCHER		IP	WLS	BF	H	R	ER	SO	BB	IBB	HBP	BLK	WP	HR	S	P	ERA	WHIP
46 Mike Bolsinger, R ERA: 3.13	(1, 1)	3.2		21	7	3	3	1	3	1	0	0	1	0	46	80	7.36	2.727
56 J.P. Howell, L ERA: 1.58	(4, 1)	0.1	W	1	0	0	0	0	0	0	0	0	0	0	1	1	0.00	0.000
54 Jim Johnson, R ERA: 4.19	(5, 1)	1.0		3	0	0	0	1	0	0	0	0	0	0	7	10	0.00	0.000
12 Juan Nicasio, R ERA: 3.38	(6, 1)	1.0		5	2	1	1	1	0	0	0	0	0	0	17	24	9.00	2.000
43 Luis Avilán, L ERA: 4.25	(7, 1)	0.2		4	1	1	1	1	1	0	0	0	0	1	10	19	13.50	3.000

PITCHER		IP	WLS	BF	H	R	ER	SO	BB	IBB	HBP	BLK	WP	HR	S	P	ERA	WHIP
63 Yimi García, R ERA: 3.18	(7, 1)	0.1	H	1	0	0	0	0	0	0	0	0	0	0	3	3	0.00	0.000
41 Chris Hatcher, R ERA: 4.4	(8, 1)	1.0	H	3	0	0	0	1	0	0	0	0	0	0	8	10	0.00	0.000
74 Kenley Jansen, R ERA: 2.01	(9, 1)	1.0		4	0	0	0	2	1	0	0	0	0	0	12	16	0.00	1.000

Batter	1	2	3	4	5	6	7	8	9	AB	R	H	RBI	BB	SO	LOB
27 Justin Ruggiano, R (1, 7) OBP: 0.353, SLG: 0.506	X SI 92 0-0 18 SH5-3 10 1B 2B	1 SAFE F SL 78 1 SAFE B CH 82 B CH 83 B CH 85 S SI 92 F SI 93 S FF 92 3-3 ③ K 1-2		B FF 91 X FF 92 1-0 1-2 1B			B FF 92 C CH 85 B CH 87 B CH 85 F FF 94 X SL 84 3-2 ② G3	F FF 93 S FF 93 F SL 82 X SL 82 0-2 ③ G3-1		3	1	2	0	0	1	1
30 Scott Schebler, L (7, PH) OBP: 0.286, SLG: 0.550 (7, 7)										2	0	0	0	0	0	0
18 José Peraza, R (1, 4) OBP: 0.250, SLG: 0.318	X FF 91 0-0 ① SH5-3 2-3		B SI 91 X SI 91 1-0 ① B1-3	F FF 92 X FF 91 0-1 ③ F9			B FF 93 F FF 93 X FF 91 1-1 10 WP 23 1B 2B		C FF 94 X FF 94 0-1 ① P3	2	0	0	0	0	0	2
59 Ronald Torreyes, R (5, 4) OBP: 0.500, SLG: 1.000										2	1	1	0	0	0	0
10 Justin Turner, R (1, 5) OBP: 0.364, SLG: 0.489	B FF 92 C SI 92 F SL 84 F FF 93 D SL 82 D SL 84 X SI 93 3-2 33 FC5-4 23 1B 3-H 1B		B SL 82 X SI 92 1-0 23 1B 33 FC4-6 23 S 1B		C SI 90 B SI 90 F FF 92 S SL 81 1-3 ① K		B FF 92 B SL 83 B CH 86 C FF 93 B SL 83 4-1 33 WP 23 1B 2-3 BB		C FF 94 C FF 94 B FF 94 S FF 93 1-3 ② K	4	1	2	1	1	2	0
23 Adrián González, L (1, 3) OBP: 0.358, SLG: 0.496	B FF 91 B FF 92 X SI 92 2-0 33 FC5-4 1-2 1B		C SL 81 S SL 83 B SL 84 X SL 84 1-2 33 FC4-6 1-3 1B		F FF 92 S SL 80 B FF 93 S SI 92 1-3 ② K		C SL 81 X SL 80 0-1 33 WP 1-2 3-H 1B		B FF 92 C FF 93 B CH 85 B FF 93 B FF 93 4-1 5 BB 33 1B BB	4	0	3	1	1	1	0
33 Scott Van Slyke, R (1, 9) OBP: 0.330, SLG: 0.394	C SI 91 B FF 92 F FF 92 D SL 82 F SI 93 B FF 92 X CH 84 2-2 ② FC5-4 1-2f 2-3		B SI 92 B SI 92 B FF 92 X FF 92 3-0 ② FC4-6 1-2f 3-H		B SI 92 F CH 87 X FF 92 1-1 ③ P3		B FF 92 B FF 91 I I IN 76 4-0 1-2 2-3 IBB		C FF 93 B FF 93 F FF 94 X FF 94 1-2 5 BB 1-2 1B	4	0	1	1	1	0	3
5 Corey Seager, L (1, 6) OBP: 0.524, SLG: 0.647	X FF 92 0-0 ③ G1-3		B SL 82 C SI 92 B SL 82 X SL 82 2-1 ③ G3			X SL 78 0-0 ① G3	B SL 82 C FF 93 X SL 81 1-1 ③ F8		B FF 94 B FF 93 F FF 93 S FF 93 B FF 94 F FF 93 F FF 93 F FF 93 B FF 94 4-2 1-2 2-3 BB	4	0	0	0	1	0	6
17 A.J. Ellis, R (1, 2) OBP: 0.347, SLG: 0.374		C FF 91 B SI 91 C FF 91 F SL 82 X FF 93 1-2 ① F9		B SI 92 X SI 92 1-0 ① F8		B SI 92 C SI 92 X CH 86 1-1 ② F9		B FF 91 C FF 92 B SL 82 X FF 91 2-1 HR	C FF 94 X FF 94 0-1 ③ F8	5	1	1	1	0	0	3
31 Joc Pederson, L (1, 8) OBP: 0.359, SLG: 0.439		X SI 91 0-0 27 WP 1B		C FF 91 B FF 92 S FF 93 S SL 83 1-3 ② K		B SL 81 S SL 80 F FF 93 B SL 82 X SL 83 2-2 ③ G4-3		F FF 92 B FF 93 C FF 92 F SL 83 S SL 82 1-3 ① K		4	0	1	0	0	2	0
21 Zack Greinke, R (1, 1) OBP: 0.219, SLG: 0.323 74 Kenley Jansen, S (9, 1)		X SI 92 0-0 ② L9		C SI 92 B SI 93 C SI 93 X SL 81 1-2 27 1B 1B			B FF 91 C FF 94 F FF 93 S SL 84 1-3 ① K	C FF 92 F FF 92 B SL 83 S SL 80 1-3 ② K		4	0	1	0	0	2	1
										0	0	0	0	0	0	0
Inning Stats	R: 1 E: 0 K: 0 S: 13 H: 3 LOB: 2 BB: 0 P: 20	R: 0 E: 0 K: 1 S: 10 H: 1 LOB: 1 BB: 0 P: 14	R: 1 E: 0 K: 0 S: 8 H: 2 LOB: 2 BB: 0 P: 16	R: 0 E: 0 K: 1 S: 10 H: 2 LOB: 2 BB: 0 P: 14	R: 0 E: 0 K: 2 S: 8 H: 0 LOB: 0 BB: 0 P: 11	R: 0 E: 0 K: 0 S: 6 H: 0 LOB: 0 BB: 0 P: 9	R: 1 E: 0 K: 1 S: 13 H: 2 LOB: 3 BB: 2 P: 27	R: 1 E: 0 K: 2 S: 13 H: 1 LOB: 0 BB: 0 P: 17	R: 0 E: 0 K: 1 S: 16 H: 1 LOB: 3 BB: 2 P: 26	1B: 9 2B: 2 3B: 0 HR: 1 SF: 0 SAC: 1 DP: 0 HBP: 0						

PITCHER		IP	WLS	BF	H	R	ER	SO	BB	IBB	HBP	BLK	WP	HR	S	P	ERA	WHIP
46 Patrick Corbin, L ERA: 3.29	(1, 1)	6.0	L	26	8	2	2	4	0	0	0	0	1	0	55	84	3.00	1.333
48 Randall Delgado, R ERA: 3.3	(7, 1)	0.2		4	1	1	1	1	1	0	0	0	1	0	9	18	13.50	3.000
56 Keith Hessler, L ERA: 9.9	(7, 1)	1.1		7	2	1	1	2	0	1	0	0	1	1	17	26	6.75	1.500
61 Silvino Bracho, R ERA: 2.84	(9, 1)	1.0		6	1	0	0	1	2	0	0	0	0	0	16	26	0.00	3.000

PITCHER	IP	WLS	BF	H	R	ER	SO	BB	IBB	HBP	BLK	WP	HR	S	P	ERA	WHIP

TOP

Los Angeles Dodgers @ Arizona Diamondbacks

Chase Field, Phoenix, AZ

Sun Sep 13 2015, 1:10 PM - 4:06 PM MST

Att. 36,501 - Roof Closed - 75 F

livebaseballscorecards.com

AB	38
R	4
H	12
RBI	4
BB	4
SO	8
LOB	16

WP: 3	PA: 43		
PB: 0			
SB: 1			
CS: 0			

Batter	1	2	3	4	5	6	7	8	9	AB	R	H	RBI	BB	SO	LOB
11 AJ Pollock, R (1, 8) OBP: 0.361, SLG: 0.486	B FF 92 X FF 91 1-0 ① G4-3			X SL 86 0-0 ① G5-3		X FF 92 0-0 5 G4-3 1B 1-2			F FC 90 F SL 83 F FC 92 F FC 92 F FC 93 B FC 92 S SL 83 1-3 ① K	4	0	1	0	0	1	0
5 Ender Inciarte, L (1, 9) OBP: 0.333, SLG: 0.389	B FF 92 C CH 86 X FF 92 1-1 ② G5-3			C CU 78 B SI 90 B FF 92 X SI 89 2-1 ② G4-3		X CH 88 0-0 ② G4-3 1-2 2-3			L FF 90 S FC 92 B FC 93 T FF 93 1-2 ② K	4	0	0	0	0	1	2
44 Paul Goldschmidt, R (1, 3) OBP: 0.431, SLG: 0.553	S FF 92 C FF 93 B SL 88 F FF 92 T FF 94 1-2 ③ K			F FF 92 B SL 88 B SI 92 C SI 93 B SI 89 S SL 87 3-3 ③ K		S FF 93 B FF 94 C FF 94 B FF 94 S FF 94 2-3 ③ K			C SL 82 B FC 93 B SL 84 C FC 93 F FC 94 B FC 94 F FC 94 B FC 93 4-2 6 1B 8 HR BB	3	1	0	0	1	3	2
6 David Peralta, L (1, 7) OBP: 0.362, SLG: 0.512		T FF 92 F CH 88 F CH 88 C FF 93 0-3 ① K			B CU 77 X FF 91 1-0 ① L6		B CH 87 B CH 87 X CH 87 2-0 ① G4-3		T FC 92 X FC 92 0-1 8 HR 1B 1-2	4	1	1	0	0	1	0
8 Jarrod Saltalamacchia, S (1, 2) OBP: 0.313, SLG: 0.435		B FF 93 C CU 78 C FF 93 B SL 88 B SL 88 B FF 93 4-2 19 G4-6-3 BB			F FF 91 S CH 88 B CH 88 X FF 94 1-2 2B		C FF 91 B FF 91 B CH 88 B FF 92 C CH 88 X CH 88 3-2 ② G4-3		B FC 91 F FC 91 B FC 92 F FC 91 B FC 92 F FC 92 X FC 92 3-2 1-H 2-H HR	3	1	2	3	1	0	0
19 Jake Lamb, L (1, 5) OBP: 0.338, SLG: 0.413		C FF 92 B CH 89 X CH 89 1-1 ② ③ G4-6-3 1-2f			C CU 77 S CH 89 S SL 87 0-3 ② K		X CU 75 0-0 ③ G6-3		F FC 91 F FC 92 B SL 83 F FC 93 S FC 92 1-3 ③ K	4	0	0	0	0	2	2
16 Chris Owings, R (1, 4) OBP: 0.274, SLG: 0.344			C SL 84 C CU 76 B FF 92 B SL 86 S FF 93 2-3 ① K		S FF 92 F FF 92 D SL 87 B SL 87 T SL 88 2-2 ③ K			S FF 91 B CU 68 B SL 85 B FF 91 F FF 90 B FF 90 4-2 13 G6-4-3 BB		2	0	0	0	1	2	1
13 Nick Ahmed, R (1, 6) OBP: 0.275, SLG: 0.356			F FF 91 X SI 92 0-1 ② G6-3			S SL 85 B FF 90 X SL 85 1-1 68 FC4 1B		S SL 88 X SL 88 0-1 ① ② G6-4-3 1-2f		3	0	1	0	0	0	1
46 Patrick Corbin, L (1, 1) OBP: 0.250, SLG: 0.118 68 Socrates Brito, L (6, PH) OBP: 0.333, SLG: 0.333 48 Randall Delgado, R (7, 1) 56 Keith Hessler, L (7, 1) OBP: 1.000, SLG: 1.000 72 Peter O'Brien, R (8, PH) OBP: 0.667, SLG: 0.667 61 Silvino Bracho, R (9, 1)			C FF 91 B FF 92 B CU 78 B FF 92 F CH 88 X FF 90 3-2 ③ L8			X CH 88 0-0 ① FC4 5 11 G4-3 1B 1-2f		S SL 88 S FF 91 S SL 87 0-3 ③ K		1 1 0 0 1 0	0 0 0 0 0 0	0 0 0 0 0 0	0 0 0 0 0 0	0 0 0 0 1 0	0 1 0 0 0 0	0 0 0 0 0 0
Inning Stats	R: 0 E: 0 K: 1 S: 7 H: 0 LOB: 0 BB: 0 P: 10	R: 0 E: 0 K: 1 S: 8 H: 0 LOB: 0 BB: 1 P: 13	R: 0 E: 0 K: 1 S: 8 H: 0 LOB: 0 BB: 0 P: 13	R: 0 E: 0 K: 1 S: 6 H: 0 LOB: 0 BB: 0 P: 11	R: 0 E: 0 K: 2 S: 10 H: 1 LOB: 1 BB: 0 P: 14	R: 0 E: 0 K: 1 S: 8 H: 2 LOB: 2 BB: 0 P: 11	R: 0 E: 0 K: 0 S: 5 H: 0 LOB: 0 BB: 0 P: 10	R: 0 E: 0 K: 1 S: 7 H: 0 LOB: 0 BB: 1 P: 11	R: 3 E: 0 K: 3 S: 23 H: 2 LOB: 0 BB: 1 P: 33	1B: 3 2B: 1 3B: 0 HR: 1 SF: 0 SAC: 0 DP: 2 HBP: 0						

PITCHER		IP	WLS	BF	H	R	ER	SO	BB	IBB	HBP	BLK	WP	HR	S	P	ERA	WHIP
21 Zack Greinke, R ERA: 1.61	(1, 1)	8.0	W	27	3	0	0	8	2	0	0	0	0	0	59	93	0.00	0.625
74 Kenley Jansen, R ERA: 2.56	(9, 1)	1.0		6	2	3	3	3	1	0	0	0	0	1	23	33	27.00	3.000

PITCHER	IP	WLS	BF	H	R	ER	SO	BB	IBB	HBP	BLK	WP	HR	S	P	ERA	WHIP

BOTTOM

Los Angeles Dodgers @ Arizona Diamondbacks

Chase Field, Phoenix, AZ

Sun Sep 13 2015, 1:10 PM - 4:06 PM MST

Att. 36,501 - Roof Closed - 75 F

livebaseballscorecards.com

AB	30
R	3
H	5
RBI	3
BB	3
SO	11
LOB	9

San Diego Padres @ Arizona Diamondbacks

Chase Field, Phoenix, AZ

Mon Sep 14 2015, 6:42 PM - 10:10 PM MST

Att. 15,951 - Roof Closed - 76 F

livebaseballscorecards.com

TOP

Batter	1	2	3	4	5	6	7	8	9	AB	R	H	RBI	BB	SO	LOB
4 Wil Myers, R (1, 3) (6, 8) OBP: 0.328, SLG: 0.459	HR	G6-3		BB	2B			G6-3		4	1	2	4	1	0	0
26 Yangervis Solarte, S (1, 5) OBP: 0.327, SLG: 0.431	BB	1B		G4-3	G5-3			1B		4	1	2	0	1	0	2
27 Matt Kemp, R (1, 9) OBP: 0.316, SLG: 0.443 39 Brett Wallace, L (6, 3) OBP: 0.385, SLG: 0.563	BB	F7			1B		G6-3	K		3 1	2 0	1 0	0 0	1 0	0 1	1 1
10 Justin Upton, R (1, 7) OBP: 0.337, SLG: 0.455	FC5	P3		BB		K		FC5-4		4	2	0	0	1	1	4
9 Jedd Gyorko, R (1, 6) OBP: 0.294, SLG: 0.399 5 Alexi Amarista, L (6, 6) OBP: 0.265, SLG: 0.303	SF8		1B		1B	L6			K2-3	3 1	1 0	2 0	1 0	0 0	0 1	0 0
15 Cory Spangenberg, L (1, 4) OBP: 0.317, SLG: 0.383	1B		SH1-3		2B	F7			G4-3	4	2	2	3	0	0	0
3 Derek Norris, R (1, 2) OBP: 0.291, SLG: 0.398 18 Austin Hedges, R (5, 2) OBP: 0.213, SLG: 0.233 28 Cody Decker, R (9, PH) 58 Rocky Gale, R (9, 2)	1B		L5		IBB	K			P3	2 1 1 0	1 0 0 0	1 0 0 0	1 0 0 0	1 1 0 0	0 0 0 0	1 0 0 0
16 Travis Jankowski, L (1, 8) (6, 9) OBP: 0.216, SLG: 0.300	K			1B	K	E4				4	0	1	0	0	2	4
33 James Shields, R (1, 1) OBP: 0.141, SLG: 0.143 50 Nick Vincent, R (8, 1) 25 Jay Jackson, R (9, 1) 54 Marcos Mateo, R (9, 1)	F9			G5-3	K	G6-3				4 0 0 0	0 0 0 0	0 0 0 0	0 0 0 0	1 0 0 0	6 0 0 0	
Inning Stats	R: 5 E: 1 K: 1 S: 16 H: 3 LOB: 1 BB: 2 P: 37	R: 0 E: 0 K: 0 S: 9 H: 1 LOB: 1 BB: 0 P: 15	R: 0 E: 0 K: 0 S: 5 H: 1 LOB: 0 BB: 0 P: 7	R: 0 E: 0 K: 0 S: 10 H: 1 LOB: 1 BB: 1 P: 22	R: 5 E: 0 K: 2 S: 23 H: 4 LOB: 1 BB: 2 P: 44	R: 0 E: 0 K: 1 S: 9 H: 0 LOB: 0 BB: 0 P: 12	R: 0 E: 1 K: 1 S: 9 H: 0 LOB: 1 BB: 0 P: 13	R: 0 E: 0 K: 1 S: 10 H: 1 LOB: 1 BB: 0 P: 15	R: 0 E: 0 K: 1 S: 9 H: 0 LOB: 0 BB: 0 P: 15	1B: 8 2B: 3 3B: 0 HR: 1 SF: 1 SAC: 1 DP: 1 HBP: 0						

	AB	36
	R	10
	H	11
	RBI	9
	BB	5
	SO	7
	LOB	19

WP: 1 PB: 0 SB: 3 CS: 1 PA: 43

PITCHER		IP	WLS	BF	H	R	ER	SO	BB	IBB	HBP	BLK	WP	HR	S	P	ERA	WHIP
58 Jeremy Hellickson, R (1, 1) ERA: 4.78		1.0	L	9	3	5	3	1	2	0	0	0	0	1	16	37	27.00	5.000
27 Allen Webster, R (2, 1) ERA: 5.1		3.0		11	3	0	0	0	1	0	0	0	1	0	24	44	0.00	1.333
37 Matt Stites, R (5, 1) ERA: 8.53		0.0		3	2	3	3	0	1	0	0	0	0	0	8	15	∞	∞
40 Andrew Chafin, L (5, 1) ERA: 2.69		1.0		6	2	2	2	2	0	1	0	0	0	0	15	29	18.00	2.000
35 A.J. Schugel, R (6, 1) ERA: 2.57		3.0		11	1	0	0	3	0	0	0	0	0	0	28	40	0.00	0.333

PITCHER		IP	WLS	BF	H	R	ER	SO	BB	IBB	HBP	BLK	WP	HR	S	P	ERA	WHIP
30 David Hernandez, R (9, 1) ERA: 4.45		1.0		3	0	0	0	1	0	0	0	0	0	0	9	15	0.00	0.000

BOTTOM

San Diego Padres @ Arizona Diamondbacks

Chase Field, Phoenix, AZ

Mon Sep 14 2015, 6:42 PM - 10:10 PM MST

Att. 15,951 - Roof Closed - 76 F

livebaseballscorecards.com

Batter	1	2	3	4	5	6	7	8	9	AB	R	H	RBI	BB	SO	LOB
11 AJ Pollock, R (1, 8) OBP: 0.360, SLG: 0.487	C FF 89 C CH 82 B FF 90 B CH 81 X FF 91 2-2 5 G4-3 44 2B 2B		B SI 89 X FC 84 1-0 ① P3		X SI 88 0-0 ① F7			B FF 89 B SL 87 C FF 89 B SL 86 B FF 89 4-1 68 1B BB	S SL 85 C SL 86 S SL 86 0-3 ② K	3	1	1	0	0	0	0
72 Peter O'Brien, R (6, 7) OBP: 0.600, SLG: 0.500										1	0	0	0	1	1	1
5 Ender Inciarte, L (1, 9) OBP: 0.333, SLG: 0.387	B FF 90 X SI 90 1-0 ① G4-3 2-3		B FF 88 B FF 88 C FF 88 F SI 88 F FC 86 F SI 88 B SI 89 B CH 83 4-2 6 1B BB		C FF 87 X SI 89 0-1 ② L8			C FF 89 X SL 86 0-1 ① P6	X FF 94 0-0 2-3 1B	2	0	0	0	1	0	1
23 Óscar Hernández, R (6, 2) OBP: 0.235, SLG: 0.167										2	0	1	0	0	0	1
44 Paul Goldschmidt, R (1, 3) OBP: 0.431, SLG: 0.554	B SI 91 X FC 87 1-0 3-H 2B		B KC 77 S FF 90 T FF 90 D FF 90 F FF 90 S FF 90 2-3 ② K		B FF 89 C FC 81 B KC 75 S FF 89 B FF 90 F FF 89 F FF 89 X FF 89 3-2 ③ G5-3			C SL 86 X SL 86 0-1 ② F8	B SL 84 F FF 95 S SL 87 B SL 87 S SL 86 2-3 ③ K	3	0	1	1	0	1	1
35 A.J. Schugel, R (6, 1)										0	0	0	0	0	0	0
13 Nick Ahmed, R (8, PH) OBP: 0.275, SLG: 0.356										1	0	0	0	0	0	1
30 David Hernandez, R (9, 1)										0	0	0	0	0	0	0
8 Jarrod Saltalamacchia, Sr (9, PH) OBP: 0.311, SLG: 0.432										1	0	0	0	0	1	2
6 David Peralta, L (1, 7) OBP: 0.365, SLG: 0.513	C SI 91 F CH 84 B CH 84 D CH 83 B SI 90 D CH 84 4-2 BB		B CH 83 X SI 89 1-0 1-2 1B			C FF 89 B KC 75 X FC 85 1-1 ① P5		F SL 87 B SL 87 B SL 87 S CH 84 X SL 86 2-2 1-3 1B		1	0	1	0	1	0	0
68 Sócrates Brito, L (6, 8) OBP: 0.375, SLG: 0.375										2	0	1	0	0	0	0
7 Welington Castillo, R (1, 2) OBP: 0.311, SLG: 0.493	B KC 77 B SI 89 B FF 90 C FF 90 F FF 90 X FF 90 3-2 ② F9		X FF 90 0-0 ③ L7			X FF 89 0-0 ② F9		F SL 87 F FF 90 F FF 89 X SI 90 0-2 ③ G5-3		2	0	0	0	0	0	4
24 Yasmany Tomás, R (6, 9) OBP: 0.315, SLG: 0.405										2	0	0	0	0	0	2
19 Jake Lamb, L (1, 5) OBP: 0.340, SLG: 0.417	C SI 89 D CH 85 C SI 90 B CH 84 C FC 86 2-3 ③ K			F FF 89 X FC 86 0-1 1B		B FF 89 C SI 89 B KC 77 X CH 81 2-1 ③ G3			B FF 93 B FF 94 T FF 93 F FF 94 F FF 94 B SL 85 X FF 94 3-2 15 1B 2B	4	1	2	0	0	1	2
(6, 3)																
15 Phil Gosselin, R (1, 4) OBP: 0.341, SLG: 0.436		C FF 90 S KC 77 B FF 91 B CH 83 X FF 90 2-2 ① G6-3		M FC 85 C FC 83 S KC 75 0-3 ① K			C FF 89 C FC 83 B CH 81 F KC 76 B KC 64 C FF 90 2-3 ① K		X FF 94 0-0 62 DI 62 2B 2-H 1B	4	1	1	1	0	2	1
58 Jeremy Hellickson, R (1, 1) OBP: 0.268, SLG: 0.216		C FF 89 B FF 90 C FF 90 C FC 84 1-3 ② K		F SI 88 S CH 82 F CH 83 D KC 76 F FF 90 B CH 84 C KC 82 2-3 ② K			B FF 90 X FC 83 1-0 ② L1-3		C SL 86 B FF 93 X SL 86 1-1 23 1B 1-H 2B	0	0	0	0	0	0	0
27 Allen Webster, R (2, 1)										1	0	0	0	0	1	0
4 Jamie Romak, R (4, PH) OBP: 0.231, SLG: 0.308										1	0	0	0	0	1	1
37 Matt Stites, L (5, 1)										0	0	0	0	0	0	0
40 Andrew Chafin, R (5, 1)										0	0	0	0	0	0	0
62 Brandon Drury, R (6, 5) OBP: 0.313, SLG: 0.333										2	0	1	1	0	0	0
16 Chris Owings, R (1, 6) OBP: 0.272, SLG: 0.341		C FF 89 X FC 85 0-1 ③ G6-3		X FF 89 0-0 ③ F7			B FF 88 B FF 89 B FF 88 C CH 87 X FF 88 3-1 ③ G5-3		F FF 94 X SL 85 0-1 ① G6-3	4	0	0	0	0	0	2
Inning Stats	R: 1 E: 0 K: 1 S: 13 H: 2 LOB: 2 BB: 1 P: 26	R: 0 E: 0 K: 1 S: 8 H: 0 LOB: 0 BB: 0 P: 11	R: 0 E: 0 K: 1 S: 11 H: 1 LOB: 2 BB: 1 P: 19	R: 0 E: 0 K: 2 S: 11 H: 1 LOB: 1 BB: 0 P: 13	R: 0 E: 0 K: 0 S: 8 H: 0 LOB: 0 BB: 0 P: 11	R: 0 E: 0 K: 0 S: 5 H: 0 LOB: 0 BB: 0 P: 8	R: 0 E: 0 K: 1 S: 7 H: 0 LOB: 0 BB: 0 P: 13	R: 0 E: 0 K: 0 S: 12 H: 1 LOB: 2 BB: 1 P: 18	R: 2 E: 0 K: 2 S: 16 H: 4 LOB: 2 BB: 0 P: 22	1B: 5 2B: 4 3B: 0 HR: 0 SF: 0 SAC: 0 DP: 0 HBP: 0						

	AB	R	H	RBI	BB	SO	LOB
	36	3	9	3	3	8	19

PITCHER		IP	WLS	BF	H	R	ER	SO	BB	IBB	HBP	BLK	WP	HR	S	P	ERA	WHIP
33 James Shields, R ERA: 3.8	(1, 1)	7.0	W	27	4	1	1	6	2	0	0	0	0	0	63	101	1.29	0.857
50 Nick Vincent, R ERA: 2.6	(8, 1)	1.0		5	1	0	0	0	1	0	0	0	0	0	12	18	0.00	2.000
25 Jay Jackson, R ERA: 27.0	(9, 1)	0.2		6	4	2	2	1	0	0	0	0	0	0	13	17	27.00	6.000
54 Marcos Mateo, R ERA: 4.5	(9, 1)	0.1		1	0	0	0	1	0	0	0	0	0	0	3	5	0.00	0.000

PITCHER	IP	WLS	BF	H	R	ER	SO	BB	IBB	HBP	BLK	WP	HR	S	P	ERA	WHIP

Batter	1	2	3	4	5	6	7	8	9	AB	R	H	RBI	BB	SO	LOB
4 Wil Myers, R (1, 3) OBP: 0.325, SLG: 0.450	C FF 87 B SI 88 B SI 88 F CH 83 S SL 80 2-3 K ①		C SI 88 B SL 89 B SL 79 S SL 81 D SL 81 B SI 88 4-2 26 G6-3 1-2 2-3 BB		D SL 80 C CH 81 B CH 83 B SL 81 C FC 87 C FC 87 3-3 K ③		1 SAFE 1 SAFE B SL 82 F SL 82 B CH 83 S SL 82 B FF 92 S FF 93 3-3 K ③		B SI 84 F SI 85 X SI 84 1-1 G6-3 ② 1-2	4	0	0	0	1	3	3
26 Yangervis Solarte, S (1, 5) OBP: 0.326, SLG: 0.429	X SI 89 0-0 G3-1 ②		B SI 89 F CH 82 X SI 87 1-1 G6-3 ① ② 1-2f 2-3 3-H			B SI 90 X SI 90 1-0 L8 ①		B FF 96 C FF 96 C CH 85 S SL 86 1-3 K ①	B SI 84 B SI 84 X SI 83 2-0 1B 2-3	5	0	1	0	0	1	2
27 Matt Kemp, R (1, 9) OBP: 0.313, SLG: 0.439	B FF 89 C SI 89 S FC 86 B FF 89 B FF 89 X SL 80 3-2 F7 ③		B FF 90 S CH 81 D SL 82 X SL 82 2-1 F7 ③			C FF 90 F FC 91 S CU 81 0-3 K ②		F FF 97 C FF 97 B FF 97 S SL 87 1-3 K ②	B SI 84 C SI 84 X SI 83 1-1 G6-3 ③	5	0	0	0	0	2	3
10 Justin Upton, R (1, 7) OBP: 0.340, SLG: 0.465		B FF 88 B FC 85 B FC 86 X FF 88 3-0 HR		B SL 79 C SI 87 C FF 89 B SL 81 F SL 81 X SL 81 2-2 P6 ①		S FC 91 B FC 91 B SI 92 X FF 92 2-1 2B		C FF 98 B SL 88 X SL 88 1-1 15 BB 39 WP 9 1B 1B		4	2	3	1	0	0	0
9 Jedd Gyorko, R (1, 6) OBP: 0.293, SLG: 0.398		F FF 88 S SI 88 B SI 89 B FF 89 X SL 81 2-2 F8 ①		C FC 85 B SI 87 C SL 79 X FF 89 1-2 G3 ②		B FC 90 C CU 80 X FC 90 1-1 G6-3 ③		X FF 97 0-0 39 WP 15 BB 1-2 1B		4	0	1	0	0	0	1
15 Cory Spangenberg, L (1, 4) OBP: 0.320, SLG: 0.382		C SI 89 B SI 88 B FC 85 F SI 88 B CU 76 X FC 86 3-2 18 CS 1B		C FF 89 B CU 73 B CU 76 X SI 88 2-1 L8 ③			B FC 89 X SI 89 1-0 L8 ①	C FF 97 B CH 86 F CH 85 D SL 89 D CH 87 B FF 98 4-2 39 WP 1-2 2-3 BB		3	0	1	0	1	0	0
18 Austin Hedges, R (1, 2) OBP: 0.215, SLG: 0.235 39 Brett Wallace, L (8, PH) OBP: 0.380, SLG: 0.556 58 Rocky Gale, R (8, 2)		1 SAFE B SL 80 C FC 85 S FC 86 B SL 82 S SL 81 2-3 K ② ③ 1-2			X FC 86 0-0 F9 ①		C FC 89 B CU 81 B CU 81 X FC 90 2-1 16 1B 28 G1-3 1B	B SI 84 B SI 84 B SI 84 C SI 84 S CH 77 3-3 K ③ 1-2 2-3 3-H		3 1 0	1 0 0	1 0 0	0 0 0	0 0 0	1 1 0	1 2 0
38 Tyson Ross, R (1, 1) OBP: 0.375, SLG: 0.286 1 Alex Dickerson, L (7, PH) OBP: 0.500, SLG: 0.722 28 Cody Decker, R (7, PH) 20 Bud Norris, R (7, 1) 59 Kevin Quackenbush, R (7, 1) 45 Marc Rzepczynski, L (7, 1) 50 Nick Vincent, R (7, 1) 53 Joaquin Benoit, R (8, 1) 2 B.J. Upton, R (8, PH) OBP: 0.000, SLG: 0.414			B FC 86 C FF 88 B FC 84 X FC 86 2-1 4 BB 16 1B 26 G6-3 1B		B FF 87 C FF 88 C SL 79 B SI 88 B SL 81 F FC 86 B SL 80 4-2 BB		B CH 78 B CH 81 S CH 80 X CH 79 2-1 G1-3 ② 1-2		F SI 83 F SI 84 X CH 77 0-2 G6-3 ①	1 0 1 0 0 0 0 0 0 0 1	1 0 0 0 0 0 0 0 0 0 0	1 0 0 0 0 0 0 0 0 0 0	0 0 0 0 0 0 0 0 0 0 0	1 0 0 0 0 0 0 0 0 0 0	0 0 0 0 0 0 0 0 0 0 0	0 0 0 0 0 0 0 0 0 0 0
16 Travis Jankowski, L (1, 8) OBP: 0.236, SLG: 0.315		B SI 86 X SI 87 1-0 26 G6-3 4 BB 1-2 1B		B SI 86 D SL 79 C FF 89 X SI 87 2-1 F7 ②		B KC 77 B KC 75 C KC 75 X KC 76 2-1 2-H 1B		B SI 83 B SI 83 C SI 83 F SI 83 B CH 76 F SI 84 X SI 83 3-2 E6 26 1B 4 G6-3		4	0	2	1	0	0	1
Inning Stats	R: 0 E: 0 K: 1 S: 7 H: 0 LOB: 0 BB: 0 P: 12	R: 1 E: 0 K: 1 S: 10 H: 2 LOB: 0 BB: 0 P: 20	R: 1 E: 0 K: 0 S: 9 H: 2 LOB: 1 BB: 1 P: 19	R: 0 E: 0 K: 0 S: 9 H: 0 LOB: 0 BB: 0 P: 14	R: 0 E: 0 K: 1 S: 9 H: 0 LOB: 1 BB: 1 P: 18	R: 0 E: 0 K: 1 S: 8 H: 1 LOB: 1 BB: 0 P: 12	R: 1 E: 0 K: 1 S: 10 H: 2 LOB: 1 BB: 0 P: 20	R: 1 E: 0 K: 3 S: 14 H: 2 LOB: 2 BB: 1 P: 24	R: 0 E: 1 K: 0 S: 12 H: 1 LOB: 2 BB: 0 P: 19	1B: 8 2B: 1 3B: 0 HR: 1 SF: 0 SAC: 0 DP: 1 HBP: 0						

TOP

San Diego Padres @ Arizona Diamondbacks

Chase Field, Phoenix, AZ

Tue Sep 15 2015, 6:42 PM - 10:12 PM MST

Att. 17,531 - Clear - 92 F

livebaseballscorecards.com

AB	36
R	4
H	10
RBI	2
BB	3
SO	8
LOB	14

PITCHER		IP	WLS	BF	H	R	ER	SO	BB	IBB	HBP	BLK	WP	HR	S	P	ERA	WHIP
47 Jhoulys Chacín, R ERA: 2.95	(1, 1)	5.0		19	4	2	2	3	2	0	0	0	0	1	44	83	3.60	1.200
52 Zack Godley, R ERA: 3.48	(6, 1)	1.1		6	2	1	1	1	0	0	0	0	0	0	11	18	6.75	1.500
45 Matt Reynolds, L ERA: 3.0	(7, 1)	0.1		2	1	0	0	0	0	0	0	0	0	0	4	8	0.00	3.000
48 Randall Delgado, R ERA: 3.29	(7, 1)	0.1	W	1	0	0	0	1	0	0	0	0	0	0	3	6	0.00	0.000
41 Daniel Hudson, R ERA: 4.18	(8, 1)	0.2	H	5	2	1	1	2	1	0	0	0	0	0	11	18	13.50	4.500

PITCHER		IP	WLS	BF	H	R	ER	SO	BB	IBB	HBP	BLK	WP	HR	S	P	ERA	WHIP
29 Brad Ziegler, R ERA: 2.03	(8, 1)	1.1	S	6	1	0	0	1	0	0	0	0	1	0	15	25	0.00	0.750

WP: 1 PA: 39
PB: 0
SB: 0
CS: 1

Batter	1	2	3	4	5	6	7	8	9	AB	R	H	RBI	BB	SO	LOB
11 AJ Pollock, R (1, 8) OBP: 0.361, SLG: 0.491	B SI 92 B SI 91 B SL 84 B CH 90 4-0 44 G4-3 5 S BB		B FF 94 C SL 86 X SI 93 1-1 ② G5-3		C FF 92 S SL 89 B SI 94 F SL 87 B SL 89 B SI 93 X SI 94 3-2 ③ G4-3		X FF 90 0-0 1-H 3-H HR	X SL 88 0-0 ③ G6-3		4	1	1	3	1	0	0
5 Ender Inciarte, L (1, 9) OBP: 0.335, SLG: 0.388	C SL 83 1 SAFE F FF 93 B SI 93 F SL 86 X SL 86 1-2 ① F9 1-2		B SI 94 C SL 85 X FF 93 1-1 6 WP 44 WP 1B			B SL 81 C SL 83 L SL 88 B SI 93 C SL 90 2-3 ① K	B CU 77 F FF 91 C FF 90 X FF 90 1-2 44 S 62 1B 1B			4	1	2	0	0	1	1
44 Paul Goldschmidt, R (1, 3) OBP: 0.433, SLG: 0.553	X SL 89 0-0 ② G4-3 2-3		1 SAFE B FF 93 B SL 89 B SL 90 C SI 93 B SI 92 4-1 6 WP 1-2 BB			B FF 93 B SI 91 B SL 85 B SI 93 4-0 6 1B 7 1B BB	1 SAFE C CU 77 1 SAFE B FF 90 B FF 91 D CU 78 B FF 91 4-1 62 1B 1-2 BB			1	1	0	0	3	0	1
6 David Peralta, L (1, 7) OBP: 0.364, SLG: 0.511	F SL 84 F FF 92 C SI 93 0-3 ③ K		F FF 92 B FF 91 F FF 92 F SL 86 F SL 86 S SL 90 1-3 ③ K 1-2 2-3			F SL 83 1 SAFE B SL 88 F SI 91 F SL 85 X FF 92 1-2 7 1B 1-2 1B	C SL 84 D SI 92 F SI 92 D SL 85 S SL 86 2-3 ① K			4	0	1	0	0	3	5
7 Welington Castillo, R (1, 2) OBP: 0.313, SLG: 0.493		F SL 87 C SI 91 B SI 92 B SL 83 B SL 86 X SL 86 3-2 62 G4-3 1B		B CH 89 X SI 90 1-0 ① G5-3		B FF 91 B CH 89 B SL 84 C SI 91 X FF 91 3-1 62 G6-4-3 1-2 2-H 1B	F SL 87 B SL 87 X SL 88 1-1 ② F9			4	0	2	1	0	0	2
62 Brandon Drury, R (1, 5) OBP: 0.300, SLG: 0.316 29 Brad Ziegler, R (8, 1)		C SI 93 D SL 86 B SL 85 F SL 90 X SI 94 2-2 ① G4-3 1-2		C SL 84 B SI 92 F SI 93 C SI 92 1-3 ② K		B SI 92 B SL 86 X SL 86 2-0 ②③ G6-4-3 1-2f	C SL 87 B SL 87 X FF 91 1-1 1-3 2-H 1B			4 0	0 0	1 0	1 0	0 0	1 0	3 0
16 Chris Owings, R (1, 4) OBP: 0.271, SLG: 0.338		S SI 92 F SI 92 F SL 86 X SI 92 0-2 ② P3		C FF 92 B SI 92 F SI 93 F SL 90 B SL 86 F SI 92 C SL 88 2-3 ③ K			BB 0-3 K			3	1	0	0	1	2	3
13 Nick Ahmed, R (1, 6) OBP: 0.274, SLG: 0.359		B FF 91 F FF 93 B FF 94 S SL 86 S SL 88 2-3 ③ K			C FF 90 B SI 90 S SL 85 S SL 86 1-3 ① K		C SL 85 X SL 83 0-1 1-H 11 HR 3B	S SL 88 F FF 95 B SL 90 B SL 90 F FF 96 B CH 85 X CH 84 3-2 ① G4-3		4	1	1	1	0	2	1
47 Jhoulys Chacin, R OBP: 0.000, SLG: 0.000 15 Phil Gosselin, R OBP: 0.000, SLG: 0.000 52 Zack Godley, R OBP: 0.000, SLG: 0.000 45 Matt Reynolds, L 48 Randall Delgado, R 2 Aaron Hill, R OBP: 0.000, SLG: 0.000 68 Socrates Brito, L OBP: 0.000, SLG: 0.000 41 Daniel Hudson, R 19 Jake Lamb, L OBP: 0.000, SLG: 0.000			C FF 92 S SL 85 F SL 86 S SL 87 0-3 ① K		B FF 92 S SL 84 S SL 86 B SL 86 B SI 92 S SL 85 3-3 ② K		C FF 96 B FF 96 B FF 95 D SL 84 B SL 85 4-1 11 HR BB	F FF 96 F CH 85 B CH 85 S CH 85 1-3 ② K		1 1 0 0 0 0 0 0 1	0 0 0 0 0 0 0 1 0	0 0 0 0 0 0 0 0 0	0 0 0 0 0 1 0 0 0	0 0 0 0 0 0 0 0 0	1 1 0 0 0 0 0 0 0	0 0 0 0 0 0 0 0 0
Inning Stats	R: 0 E: 0 K: 1 S: 8 H: 0 LOB: 1 BB: 1 P: 13	R: 0 E: 0 K: 1 S: 13 H: 1 LOB: 1 BB: 0 P: 20	R: 0 E: 0 K: 2 S: 14 H: 1 LOB: 2 BB: 1 P: 21	R: 0 E: 0 K: 2 S: 9 H: 0 LOB: 0 BB: 0 P: 13	R: 0 E: 0 K: 2 S: 10 H: 0 LOB: 0 BB: 0 P: 17	R: 1 E: 0 K: 1 S: 10 H: 2 LOB: 1 BB: 1 P: 22	R: 5 E: 0 K: 2 S: 22 H: 4 LOB: 2 BB: 3 P: 39	R: 0 E: 0 K: 1 S: 8 H: 0 LOB: 0 BB: 0 P: 12		1B: 6 2B: 0 3B: 1 HR: 1	SF: 0 SAC: 0 DP: 1 HBP: 0					

PITCHER		IP	WLS	BF	H	R	ER	SO	BB	IBB	HBP	BLK	WP	HR	S	P	ERA	WHIP
38 Tyson Ross, R ERA: 3.18	(1, 1)	6.0		24	4	1	1	9	3	0	0	0	2	0	64	106	1.50	1.167
20 Bud Norris, R ERA: 7.03	(7, 1)	0.0	L	3	1	3	3	0	2	0	0	0	0	0	7	15	∞	∞
59 Kevin Quackenbush, R ERA: 3.95	(7, 1)	0.0	B	3	2	1	1	0	1	0	0	0	0	1	5	10	∞	∞
45 Marc Rzepczynski, L ERA: 5.63	(7, 1)	0.1		1	0	0	0	1	0	0	0	0	0	0	3	5	0.00	0.000
50 Nick Vincent, R ERA: 2.5	(7, 1)	0.2		3	1	1	1	1	0	0	0	0	0	0	7	9	13.50	1.500

PITCHER		IP	WLS	BF	H	R	ER	SO	BB	IBB	HBP	BLK	WP	HR	S	P	ERA	WHIP
53 Joaquín Benoit, R ERA: 2.37	(8, 1)	1.0		3	0	0	0	1	0	0	0	0	0	0	8	12	0.00	0.000

BOTTOM

San Diego Padres @ Arizona Diamondbacks

Chase Field, Phoenix, AZ

Tue Sep 15 2015, 6:42 PM - 10:12 PM MST

Att. 17,531 - Clear - 92 F

livebaseballscorecards.com

AB	31
R	6
H	8
RBI	6
BB	6
SO	12
LOB	16

WP: 2 PB: 0 SB: 2 CS: 0 PA: 37

San Diego Padres @ Arizona Diamondbacks

Chase Field, Phoenix, AZ

Wed Sep 16 2015, 6:41 PM - 9:30 PM MST

Att. 18,767 - Partly Cloudy - 96 F

livebaseballscorecards.com

TOP

Batter	1	2	3	4	5	6	7	8	9	AB	R	H	RBI	BB	SO	LOB
4 Wil Myers, R (1, 7) OBP: 0.333, SLG: 0.447	B FF 94 B SI 94 C FF 94 B FF 95 B FF 95 4-1 26 G6-4-3 BB		X SL 81 0-0 ① FC5-4 26 G6-4-3 1-2f		C FF 92 B SL 85 B SI 95 S FF 95 B FF 95 B FF 96 4-2 26 1B 27 HR BB		B CU 79 B FF 93 B FF 94 B FF 94 4-0 26 G6-4-3 1-2 BB			1	1	0	0	3	0	1
26 Yangervis Solarte, S (1, 5) OBP: 0.326, SLG: 0.427	C SI 93 B SI 94 X SL 80 1-1 ①② G6-4-3 1-2f		C SI 92 1 SAFE 1 SAFE B SI 92 F SI 91 F SI 93 X CH 76 1-2 ②③ G6-4-3 1-2f		D SI 92 1 SAFE X SI 93 1-0 27 HR 1-2 1B		C FF 94 F CU 80 F CU 81 D CU 80 X FF 94 1-2 ①② G6-4-3 1-2f 2-3			4	1	1	0	0	0	4
27 Matt Kemp, R (1, 9) OBP: 0.313, SLG: 0.443	C SI 94 B CH 86 C FF 95 F SL 87 B SL 78 F FF 96 F FF 96 S SL 85 2-3 ③ K			F SL 80 X SI 92 0-1 ① G5-3	F SL 83 B SI 94 X SI 93 1-1 1-H 2-H HR		B CU 81 X CU 82 1-0 ③ F8			4	1	1	3	0	1	1
39 Brett Wallace, L (1, 3) OBP: 0.386, SLG: 0.566		S SL 85 B CH 86 B FF 95 B FF 96 X FF 95 3-1 2 BB 1B		C SL 81 B SI 94 S SL 84 B FF 95 B FF 94 X SL 84 3-2 15 1B 2B	B FF 93 S FF 92 B CH 85 S CH 86 F FF 94 C FF 94 2-3 ③ K			S FC 84 B CH 76 S CH 76 F CH 76 X FC 86 1-2 ① G6-3		4	1	2	0	0	1	0
9 Jedd Gyorko, R (1, 6) OBP: 0.293, SLG: 0.395		F SI 94 F SL 82 F SI 94 1 SAFE F SL 87 B SL 80 F SI 96 B FF 95 1 SAFE 2-2 ① X SI 84 F9		B SL 84 C SL 83 F SI 92 F SL 84 F SI 94 X SI 92 1-2 ② L3		C SL 82 B SL 83 S CH 84 B FF 92 B SL 83 B SI 93 4-2 BB		C CU 71 B CH 76 X FC 86 1-1 ② L6		3	0	0	0	1	0	2
15 Cory Spangenberg, L (1, 4) OBP: 0.319, SLG: 0.380		B SI 94 B FF 94 C FF 94 F SI 94 F FF 95 S SL 86 2-3 ② K		B SL 85 F SI 94 B SI 93 S SI 94 X SI 92 2-2 2-H 1B		L SI 90 1 SAFE S CH 86 S CH 85 0-3 ① K		X FC 86 0-0 ③ B1-3		4	0	1	1	0	2	2
2 B.J. Upton, R (1, 8) OBP: 0.307, SLG: 0.407		B SI 94 S SI 93 B SI 94 S SI 93 F SI 94 B SL 85 B SI 94 4-2 18 FC3-6 1-2 BB		1 SAFE 1 SAFE F SI 91 1 SAFE B FF 89 F SI 93 B SI 92 B SL 83 S SI 94 3-3 ③ K		S SI 93 S SI 91 B SL 82 S CH 86 1-3 ② K			B FC 84 X FC 84 1-0 ① G4-3	3	0	0	0	1	2	2
18 Austin Hedges, R (1, 2) OBP: 0.209, SLG: 0.228		C CH 84 B SI 94 X SI 93 1-1 ③ FC3-6 1-2f			C SI 90 B SL 83 F SI 92 X SI 94 1-2 ① G4-3	D SL 81 B CH 83 X SL 82 2-0 ③ G5-3			C FC 84 F FC 86 X CH 77 0-2 ② G4-3	4	0	0	0	0	0	3
34 Andrew Cashner, R (1, 1) 53 Joaquín Benoit, R (8, 1) 46 Craig Kimbrel, R (8, 1)			C SI 92 F SI 93 B SL 84 B SL 71 B SI 93 X SI 94 3-2 E3 4 FC5-4		C SI 92 S SI 92 B SI 95 B FF 94 C SI 92 2-3 ② K		B FF 94 C FF 94 X FF 94 1-1 E4 26 G6-4-3 4 BB		C FC 85 F FC 84 B FC 86 B CU 72 C FC 87 2-3 ③ K	3 0 1	0 0 0	0 0 0	0 0 0	0 0 0	1 0 1	0 0 0
Inning Stats	R: 0 E: 0 K: 1 S: 9 H: 0 LOB: 0 BB: 1 P: 16	R: 0 E: 0 K: 1 S: 17 H: 1 LOB: 2 BB: 1 P: 29	R: 0 E: 1 K: 0 S: 8 H: 0 LOB: 0 BB: 0 P: 12	R: 1 E: 0 K: 1 S: 16 H: 2 LOB: 1 BB: 0 P: 25	R: 3 E: 0 K: 2 S: 15 H: 2 LOB: 0 BB: 1 P: 26	R: 0 E: 0 K: 2 S: 10 H: 0 LOB: 1 BB: 1 P: 17	R: 0 E: 1 K: 0 S: 7 H: 0 LOB: 1 BB: 1 P: 14	R: 0 E: 0 K: 0 S: 7 H: 0 LOB: 0 BB: 0 P: 9	R: 0 E: 0 K: 1 S: 7 H: 0 LOB: 0 BB: 0 P: 10	1B: 3 2B: 1 3B: 0 HR: 1 SF: 0 SAC: 0 DP: 3 HBP: 0						

	AB	31
	R	4
	H	5
	RBI	4
	BB	5
	SO	8
	LOB	15

WP: 0 PA: 36
PB: 0
SB: 0
CS: 0

PITCHER		IP	WLS	BF	H	R	ER	SO	BB	IBB	HBP	BLK	WP	HR	S	P	ERA	WHIP
38 Robbie Ray, L ERA: 3.72	(1, 1)	4.2	L	21	5	4	4	4	3	0	0	0	0	1	61	102	7.71	1.714
48 Randall Delgado, R ERA: 3.22	(5, 1)	1.1		5	0	0	0	3	1	0	0	0	0	0	14	23	0.00	0.750
30 David Hernandez, R ERA: 4.3	(7, 1)	1.0		4	0	0	0	0	1	0	0	0	0	0	7	14	0.00	1.000
55 Josh Collmenter, R ERA: 3.75	(8, 1)	2.0		6	0	0	0	1	0	0	0	0	0	0	14	19	0.00	0.000

PITCHER	IP	WLS	BF	H	R	ER	SO	BB	IBB	HBP	BLK	WP	HR	S	P	ERA	WHIP

BOTTOM

San Diego Padres @ Arizona Diamondbacks
Chase Field, Phoenix, AZ
Wed Sep 16 2015, 6:41 PM - 9:30 PM MST
Att. 18,767 - Partly Cloudy - 96 F

livebaseballscorecards.com

Batter	1	2	3	4	5	6	7	8	9	AB	R	H	RBI	BB	SO	LOB
11 AJ Pollock, R (1, 8) OBP: 0.363, SLG: 0.495	C FF 94 B SI 94 X SI 94 1-1 5 1B 1B		B FF 96 X SL 87 1-0 2B		F FF 92 B SI 93 X SI 93 1-1 44 G1-4-3 1B		C FF 95 F FF 94 F FF 97 F SI 95 F SL 87 B SI 95 F SI 96 C SI 96 1-3 ③			4	0	3	0	0	1	0
5 Ender Inciarte, L (1, 9) OBP: 0.334, SLG: 0.387	1 SAFE 1 SAFE C SI 94 B FF 95 X FF 96 1-1 6 G4-6-3 1-2 1B		D SL 88 X FF 97 1-0 ③ G5-3		X CH 84 0-0 ① L8			F CH 84 B CH 86 B CH 85 F FF 95 S FF 95 2-3 ① K		4	0	1	0	0	1	2
44 Paul Goldschmidt, R (1, 3) OBP: 0.432, SLG: 0.553	B FF 96 S SL 88 F SI 97 B SI 97 F SL 89 S SL 87 2-3 ① K			B FF 91 C SI 92 B SI 94 C SI 93 S SI 95 2-3 ① K	B FF 94 C SI 91 X SI 93 1-1 ② ③ G1-4-3 1-2f			B FF 95 B SL 90 B FF 96 C FF 94 C FF 95 X FF 96 3-2 2B		4	0	1	0	0	2	3
6 David Peralta, L (1, 7) OBP: 0.363, SLG: 0.510	X FF 96 0-0 ② ③ G4-6-3 1-2f			X SL 81 0-0 62 BB 16 1B 2B		B FF 90 X FF 91 1-0 ① F8		C FF 94 S CH 85 S FF 94 0-3 ② K		4	1	1	0	0	1	3
8 Jarrod Saltalamacchia, S (1, 2) OBP: 0.310, SLG: 0.445		C FF 92 X FF 92 0-1 ① L8		C FF 95 S FF 96 C SI 95 0-3 ② K		X SL 84 0-0 HR		X FF 96 0-0 ③ G4-3		4	1	1	1	0	1	2
19 Jake Lamb, L (1, 5) OBP: 0.338, SLG: 0.412		C FF 94 B SL 86 C FF 94 X SL 87 1-2 ② F9		B FF 96 B FF 95 C SL 86 B FF 95 B FF 96 4-1 62 BB 16 1B BB		B SI 93 C CH 87 X FF 94 1-1 ② F7			B FF 95 S FF 96 C FF 96 B KC 86 F KC 86 B FF 96 F FF 97 F FF 96 S FF 97 3-3 ① K	3	1	0	0	1	1	0
62 Brandon Drury, R (1, 4) OBP: 0.304, SLG: 0.286 55 Josh Collmenter, R (8, 1) OBP: 0.267, SLG: 0.185 68 Sócrates Brito, L (9, PH) OBP: 0.333, SLG: 0.333		F FF 94 F FF 95 B SL 87 B SI 96 X FF 96 2-2 ③ G6-3		C FF 96 D SI 97 B SI 96 B FF 96 C SL 88 B SI 98 4-2 16 1B 1-2 2-3 BB		B FF 94 C SI 94 X FF 94 1-1 ③ F7			B KC 87 S FF 96 F FF 95 B FF 97 S KC 88 2-3 ② K	2 0 1	0 0 0	0 0 0	0 0 0	1 0 0	0 0 1	0 0 0
16 Chris Owings, R (1, 6) OBP: 0.271, SLG: 0.338		C FF 92 F SI 94 F FF 94 X SL 86 0-2 ① L3		X SI 98 0-0 1-3 2-H 3-H 1B			C FF 90 B SL 83 C SI 93 S FF 94 1-3 ① K		F FF 96 B FF 97 S FF 96 F FF 97 C KC 86 1-3 ③ K	4	0	1	2	0	2	0
38 Robbie Ray, L (1, 1) OBP: 0.080, SLG: 0.080 48 Randall Delgado, R (5, 1) 30 David Hernandez, R (7, 1) 2 Aaron Hill, R (7, PH) OBP: 0.300, SLG: 0.338 (8, 4)		C FF 92 B SI 94 X SI 94 1-1 ② G3		F SI 94 F SL 86 S FF 96 0-3 ③ K			C FF 93 B FF 94 X FF 94 1-1 ② L7			2 0 0 1	0 0 0 0	0 0 0 0	0 0 0 0	0 0 0 0	1 0 0 0	2 0 0 0

Inning Stats	1	2	3	4	5	6	7	8	9
	R: 0 E: 0 K: 1 S: 9 H: 2 LOB: 1 BB: 0 P: 13	R: 0 E: 0 K: 0 S: 8 H: 0 LOB: 0 BB: 0 P: 11	R: 0 E: 0 K: 0 S: 8 H: 1 LOB: 1 BB: 1 P: 11	R: 2 E: 0 K: 3 S: 14 H: 2 LOB: 2 BB: 2 P: 24	R: 0 E: 0 K: 0 S: 5 H: 1 LOB: 0 BB: 0 P: 7	R: 1 E: 0 K: 0 S: 6 H: 1 LOB: 0 BB: 0 P: 9	R: 0 E: 0 K: 2 S: 12 H: 0 LOB: 0 BB: 0 P: 15	R: 0 E: 0 K: 2 S: 10 H: 1 LOB: 1 BB: 0 P: 15	R: 0 E: 0 K: 3 S: 13 H: 0 LOB: 0 BB: 0 P: 19

| | | |

Batter	1	2	3	4	5	6	7	8	9	AB	R	H	RBI	BB	SO	LOB
11 AJ Pollock, R (1, 8) OBP: 0.364, SLG: 0.495	C FF 90 S FC 86 B FC 86 F FF 92 B CU 77 X FF 91 2-2 7 FC5-4 44 1B 1B		X FF 91 0-0 ② G6-3			C FC 85 T CU 75 B FF 92 X FC 86 1-2 44 2B 44 E 1B		B FC 87 C FC 84 X FF 90 1-1 ① FC1-4 5 G1-3 1-2f		4	1	2	0	0	0	1
5 Ender Inciarte, L (1, 9) OBP: 0.331, SLG: 0.384	B FF 89 1 SAFE X FF 90 1-0 ① L7		B FF 91 C FC 86 C FF 91 B FC 87 X FF 91 2-2 ③ G1-3			C FF 91 L FF 90 X FF 90 0-2 ① L7		F FF 92 1 SAFE 1 SAFE B FF 90 X FC 83 1-1 ② G1-3 1-2		4	0	0	0	0	0	3
44 Paul Goldschmidt, R (1, 3) OBP: 0.435, SLG: 0.556	B FF 91 X FF 90 1-0 7 FC5-4 1-2 1B			B FF 92 C CH 84 B CU 76 C FC 86 B CU 79 F CU 76 B FC 86 4-2 7 G5-4-3 BB		C FF 91 B FC 85 X FC 85 1-1 E7 7 G6-2-3 1-H 2B		I IN 69 I IN 74 I IN 74 I IN 74 4-0 IBB		2	1	2	0	2	0	0
7 Welington Castillo, R (1, 2) OBP: 0.310, SLG: 0.487	B FF 90 C FF 90 F CU 76 X CU 74 1-2 ② FC5-4 1-2f 2-3			1 SAFE B FC 86 T FF 90 B CU 74 X FF 92 2-1 ① G5-4-3 ② 1-2f		C CU 77 B FF 92 F FC 86 B FF 92 X CU 74 2-2 ② G6-2-3 3-H		X FF 92 0-0 ③ F8		4	0	0	1	0	0	5
2 Aaron Hill, R (1, 4) OBP: 0.297, SLG: 0.335 16 Chris Owings, R (7, 4) OBP: 0.271, SLG: 0.337	B FC 85 F FC 85 B FC 85 B FF 91 S FC 85 X FC 85 3-2 ③ L7			B CH 84 F FF 91 B CU 77 B FC 86 F FF 91 F FC 87 F FC 86 F FF 91 C FF 91 3-3 ③ K		F FF 92 B CU 74 B FC 86 F FC 85 B FF 91 F FC 86 S FC 86 3-3 ③ K			B SI 92 B SI 91 F SI 91 B SI 91 S SI 93 C SL 84 3-3 ① K	3 1	0 0	0 0	0 0	0 0	2 1	2 0
24 Yasmany Tomás, R (1, 7) OBP: 0.315, SLG: 0.410 6 David Peralta, L (7, 7) OBP: 0.362, SLG: 0.509		F FF 91 F CU 76 B FC 86 B FF 91 S FF 92 2-3 ① K			B FC 86 X FC 86 1-0 3B		S FF 92 S FF 92 S FF 92 0-3 ① K		C SI 90 B SI 91 B CU 75 X SI 90 2-1 ② G1-3	3 1	0 0	1 0	0 0	0 0	2 0	0 0
62 Brandon Drury, R (1, 5) OBP: 0.269, SLG: 0.250 19 Jake Lamb, L (9, PH) OBP: 0.337, SLG: 0.411 (9, 5)		C FC 86 F FF 91 X CU 77 0-2 ② F8			B FF 90 F FC 86 B FF 91 S FF 92 S FF 92 2-3 ① K		F FF 92 S FF 93 S FF 92 0-3 ② K		B FF 92 S SL 86 B SI 92 X SI 93 2-1 ③ L9	3 1	0 0	0 0	0 0	0 0	2 0	1 0
13 Nick Ahmed, R (1, 6) OBP: 0.273, SLG: 0.357		X FF 92 0-0 ③ P6			S FC 86 B FF 91 X FC 85 1-1 ② P5		B FF 92 F FF 92 B FF 92 B FF 92 X FF 92 3-1 ③ F8			3	0	0	0	0	0	1
12 Rubby De La Rosa, R (1, 1) OBP: 0.098, SLG: 0.098 40 Andrew Chafin, R (6, 1) 48 Randall Delgado, R (7, 1) 72 Peter O'Brien, R (8, PH) OBP: 0.667, SLG: 0.500 68 Socrates Brito, L (8, PR) OBP: 0.333, SLG: 0.333 41 Daniel Hudson, R (8, 1) 29 Brad Ziegler, R (9, 1)			C FF 91 F FF 90 C CU 76 0-3 ① K		X FC 85 0-0 ③ G6-3			B CU 73 B FF 91 B FF 91 B FF 91 4-0 11 FC1-4 BB		2 0 0 0 0 0 0	0 0 0 0 0 0 0	0 0 0 0 0 0 0	0 0 0 0 1 0 0	1 0 0 0 0 0 0	1 0 0 0 0 0 0	

Inning Stats	1	2	3	4	5	6	7	8	9
	R: 0 E: 0 K: 0 S: 12	R: 0 E: 0 K: 1 S: 7	R: 0 E: 0 K: 1 S: 7	R: 0 E: 0 K: 1 S: 11	R: 0 E: 0 K: 1 S: 7	R: 2 E: 1 K: 1 S: 15	R: 0 E: 0 K: 2 S: 8	R: 0 E: 0 K: 0 S: 5	R: 0 E: 0 K: 1 S: 7
	H: 2 LOB: 2 BB: 0 P: 20	H: 0 LOB: 0 BB: 0 P: 9	H: 0 LOB: 0 BB: 0 P: 9	H: 0 LOB: 0 BB: 1 P: 20	H: 1 LOB: 1 BB: 0 P: 11	H: 2 LOB: 0 BB: 0 P: 22	H: 0 LOB: 0 BB: 0 P: 11	H: 0 LOB: 2 BB: 2 P: 15	H: 0 LOB: 0 BB: 0 P: 14

1B: 3 SF: 0 WP: 0 PA: 34
2B: 1 SAC: 0 PB: 0
3B: 1 DP: 1 SB: 0
HR: 0 HBP: 0 CS: 0

PITCHER		IP	WLS	BF	H	R	ER	SO	BB	IBB	HBP	BLK	WP	HR	S	P	ERA	WHIP
40 Madison Bumgarner, L ERA: 2.84	(1, 1)	8.0	L	31	5	2	1	7	2	1	0	0	0	0	72	117	1.12	0.875
62 Cory Gearrin, R ERA:	(9, 1)	0.1		1	0	0	0	1	0	0	0	0	0	0	3	6	0.00	0.000
41 Jeremy Affeldt, L ERA: 5.18	(9, 1)	0.1		1	0	0	0	0	0	0	0	0	0	0	2	4	0.00	0.000
70 George Kontos, R ERA: 1.82	(9, 1)	0.1		1	0	0	0	0	0	0	0	0	0	0	2	4	0.00	0.000

PITCHER	IP	WLS	BF	H	R	ER	SO	BB	IBB	HBP	BLK	WP	HR	S	P	ERA	WHIP

TOP

Arizona Diamondbacks @ San Francisco Giants

AT&T Park, San Francisco, CA

Fri Sep 18 2015, 7:17 PM - 10:12 PM PDT

Att. 41,346 - Clear - 65 F

livebaseballscorecards.com

AB	31
R	2
H	5
RBI	1
BB	3
SO	8
LOB	14

BOTTOM

Batter	1	2	3	4	5	6	7	8	9	AB	R	H	RBI	BB	SO	LOB
16 Ángel Pagán, S (1, 8) OBP: 0.302, SLG: 0.327	B SI 92 C FF 92 X SL 86 1-1 ① G3-1		B SI 92 B SI 93 2-0 ③ CS 1-2	B FF 91 B SL 84 B CH 90 B FF 92 4-0 5 1B BB		B FF 93 F CH 89 B FF 92 F SI 94 H FF 95 3-2 5 G4-3 45 BB HBP		X SI 97 0-0 ② F7		2	0	0	0	1	0	0
45 Alejandro De Aza, L (1, 7) OBP: 0.322, SLG: 0.424	B FF 91 C FF 90 X SL 86 1-1 ② G4-3			1 SAFE C SI 92 B FF 94 B SL 86 F SI 91 F FF 95 F SI 94 F SL 88 X SL 89 2-2 ① F7		B CH 90 1 SAFE F SI 92 C SL 86 B SL 88 F SI 95 B SL 87 B SI 95 4-2 5 G4-3 1-2 BB		C SI 96 B SI 97 S SL 88 S SL 87 1-3 ③ K		3	0	0	0	1	1	1
5 Matt Duffy, R (1, 5) OBP: 0.339, SLG: 0.434	C FF 92 B CH 88 X SL 85 1-1 ③ G1-3			B SI 92 1 SAFE 1 SAFE 1 SAFE X SL 87 1-0 1-2 1B		B SI 92 F SI 93 B SI 94 B FF 97 C FF 96 X SL 89 3-2 ② G4-3 1-2 2-3			C SI 84 B SI 84 X SI 84 1-1 ① F8	4	0	1	0	0	0	2
28 Buster Posey, R (1, 2) OBP: 0.392, SLG: 0.486		B SL 86 B FF 94 F SL 85 B FF 92 F SL 84 X CH 88 3-2 ① F7		B SL 87 C SL 88 F FF 95 F SI 95 S SL 89 1-3 ② K		B FF 96 B FF 94 I IN 80 I IN 83 4-0 IBB			X SI 84 0-0 6 DI 1B	3	0	1	0	1	1	2
9 Brandon Belt, L (1, 3) OBP: 0.356, SLG: 0.478 21 Nick Noonan, L (9, 3) OBP: 0.182, SLG: 0.200		X SL 87 0-0 ② L7		B FF 96 S FF 96 B SL 87 C SL 89 F FF 96 S FF 97 2-3 ③ K		B FF 95 X SL 82 1-0 ③ G4-3			C SI 85 F CH 76 T CH 77 0-2 ② K	3 1	0 0	0 0	0 0	0 0	1 1	5 1
6 Marlon Byrd, R (1, 9) OBP: 0.297, SLG: 0.462		C FF 93 S SL 88 F FF 96 F SL 86 F CH 89 S SI 92 0-3 ③ K			C SL 84 B SL 87 F SI 91 B FF 93 X SL 88 2-2 ① G5-3		B SL 82 S SL 84 F FF 91 B SL 83 S CH 85 2-3 ① K		B SI 84 F SI 85 F CH 77 S CU 74 1-3 ③ K 1-2	4	0	0	0	0	3	1
35 Brandon Crawford, L (1, 6) OBP: 0.314, SLG: 0.460			B SI 91 S CH 84 B FF 93 C SI 90 F SI 94 F CH 87 S FF 94 2-3 ① K		B SL 85 S SL 86 F SI 93 F FF 95 X FF 95 1-2 ② F7		B SI 92 B SI 93 C SI 92 S FF 94 S CH 86 2-3 ② K			3	0	0	0	0	2	0
37 Kelby Tomlinson, R (1, 4) OBP: 0.357, SLG: 0.405			B FF 93 B FF 94 F FF 94 B FF 95 B FF 94 4-1 16 CS BB		B FF 95 C FF 95 X SI 92 1-1 ③ G4-3		T FF 94 C FF 94 B SL 84 B SL 84 S CH 87 2-3 ③ K			2	0	0	0	1	1	0
40 Madison Bumgarner, R (1, 1) OBP: 0.267, SLG: 0.472 47 Jarrett Parker, L (8, PH) OBP: 0.231, SLG: 0.538 62 Cory Gearrin, R (9, 1) 41 Jeremy Affeldt, L (9, 1) 70 George Kontos, R (9, 1)			1 SAFE S CH 88 F SL 87 F SL 89 X FF 96 0-2 ② P4			B FF 92 S SL 84 S SL 85 S SL 87 1-3 ① K		F FF 95 B SI 96 S CH 85 B CH 85 F CH 85 B SI 97 X SI 97 3-2 ① F8		2 1 0 0 0	0 0 0 0 0	0 0 0 0 0	0 0 0 0 0	1 0 0 0 0	1 0 0 0 0	1 0 0 0 0
Inning Stats	R: 0 E: 0 K: 0 S: 6 H: 0 LOB: 0 BB: 0 P: 9	R: 0 E: 0 K: 1 S: 10 H: 0 LOB: 0 BB: 0 P: 13	R: 0 E: 0 K: 1 S: 10 H: 0 LOB: 0 BB: 1 P: 18	R: 0 E: 0 K: 2 S: 15 H: 1 LOB: 2 BB: 1 P: 25	R: 0 E: 0 K: 0 S: 9 H: 0 LOB: 0 BB: 0 P: 13	R: 0 E: 0 K: 1 S: 12 H: 0 LOB: 3 BB: 2 P: 28	R: 0 E: 0 K: 3 S: 9 H: 0 LOB: 0 BB: 0 P: 15	R: 0 E: 0 K: 1 S: 8 H: 0 LOB: 0 BB: 0 P: 12	R: 0 E: 0 K: 2 S: 9 H: 1 LOB: 1 BB: 0 P: 11	1B: 2 2B: 0 3B: 0 HR: 0	SF: 0 SAC: 0 DP: 0 HBP: 1			WP: 0 PB: 0 SB: 0 CS: 1	PA: 34		

PITCHER		IP	WLS	BF	H	R	ER	SO	BB	IBB	HBP	BLK	WP	HR	S	P	ERA	WHIP
12 Rubby De La Rosa, R ERA: 4.6	(1, 1)	5.2	W	22	1	0	0	5	3	1	1	0	0	0	61	104	0.00	0.706
40 Andrew Chafin, L ERA: 2.67	(6, 1)	0.1	H	1	0	0	0	0	0	0	0	0	0	0	1	2	0.00	0.000
48 Randall Delgado, R ERA: 3.17	(7, 1)	1.0	H	3	0	0	0	3	0	0	0	0	0	0	9	15	0.00	0.000
41 Daniel Hudson, R ERA: 4.11	(8, 1)	1.0	H	3	0	0	0	1	0	0	0	0	0	0	8	12	0.00	0.000
29 Brad Ziegler, R ERA: 2.0	(9, 1)	1.0	S	4	1	0	0	2	0	0	0	0	0	0	9	11	0.00	1.000

PITCHER	IP	WLS	BF	H	R	ER	SO	BB	IBB	HBP	BLK	WP	HR	S	P	ERA	WHIP

Arizona Diamondbacks @ San Francisco Giants

AT&T Park, San Francisco, CA

Fri Sep 18 2015, 7:17 PM - 10:12 PM PDT

Att. 41,346 - Clear - 65 F

livebaseballscorecards.com

AB	28
R	0
H	2
RBI	0
BB	4
SO	11
LOB	13

Batter	1	2	3	4	5	6	7	8	9	AB	R	H	RBI	BB	SO	LOB
11 AJ Pollock, R (1, 8) OBP: 0.369, SLG: 0.496	C SI 90 X FC 89 0-1 44 1B 6 1B 1B	C KC 80 X SI 91 0-1 ② L7		X FF 90 0-0 5 1B 1B		B SL 83 S SL 83 F CH 86 F FF 93 B FF 93 B SL 86 F SL 85 B CH 86 4-2 5 E 5 S 5 1B BB	B CH 84 B FF 94 B FF 93 C FF 91 F CH 83 B SL 85 4-2 BB		B SL 86 X SL 84 1-0 44 FC6-4 1B	4	2	3	0	2	0	2
5 Ender Inciarte, L (1, 9) OBP: 0.333, SLG: 0.385	X SI 90 0-0 ① F8	C SI 90 X SI 90 0-1 44 FC5-4 1-2 2-H 1B		1 SAFE B FF 88 C CH 80 B FF 89 1 SAFE X FF 89 2-1 1-2 1B		F FF 92 B FF 92 S CU 78 F CU 78 D SL 85 F FF 92 F FF 92 X FF 92 2-2 6 FC3-6 44 S 1-H 1B	T FF 93 C FF 93 S FF 94 0-3 ③ K		C FF 95 C SL 84 F FF 96 X FF 95 0-2 ② L7	6	0	3	2	0	1	4
44 Paul Goldschmidt, R (1, 3) OBP: 0.434, SLG: 0.553	F FC 90 1 SAFE 1 SAFE C KC 80 X SI 91 0-2 6 1B 1-2 1B	B SI 91 C SI 91 X FF 89 1-1 ③ FC5-4 1-2f		C FF 87 F CU 79 D FF 91 S CU 79 1-3 ② K		C FF 92 S SL 85 1 SAFE D SL 84 1 SAFE D CU 78 B SL 85 B SI 90 4-2 6 FC3-6 1-2 BB		B SL 85 C FF 93 X FF 93 1-1 ① G4-3	B FF 95 B FF 95 C SL 84 X FF 94 2-1 ③ FC6-4 1-2f	5	0	1	0	1	1	5
6 David Peralta, L (1, 7) OBP: 0.364, SLG: 0.510	B FF 89 T FC 89 X SL 81 1-1 8 G4-6-3 1-3 2-H 1B		C SI 88 B SI 89 X CH 85 1-1 19 1B 1B	B CU 77 F FF 89 F FF 87 C FF 90 1-3 ③ K		X CH 85 0-0 ① FC3-6 8 S 1-2f 2-3		B CH 83 B FF 92 C FF 92 S FF 92 F FF 94 X CH 84 2-2 8 2B 1B		5	1	3	1	0	1	4
8 Jarrod Saltalamacchia, S (1, 2) OBP: 0.307, SLG: 0.444	X SI 91 0-0 ② ③ G4-6-3 1-2f		C SI 90 B KC 80 X FC 88 1-1 ① F9		F FF 88 X CH 82 0-1 ① G3-1	B CH 86 F CH 85 F SL 86 B S CH 87 2-3 ② K 1-2		B FF 92 X FF 91 1-0 19 WP 1-H 2B		5	0	1	1	0	1	5
15 Phil Gosselin, R (1, 4) OBP: 0.341, SLG: 0.422 30 David Hernandez, R (8, 1) 55 Josh Collmenter, R (9, 1) OBP: 0.267, SLG: 0.185		B SI 90 B SI 90 B FC 89 B SI 90 4-0 19 1B 16 1B BB	C FC 90 X SL 81 0-1 ② L9		X SL 86 0-0 16 1B 46 1B 1B	C FF 91 B FF 92 S SL 85 S SL 85 1-3 ③ K2-3		B FC 86 X FC 85 1-0 ② F8		4 0 0	2 0 0	1 0 0	0 0 0	1 0 0	1 0 0	4 0 0
19 Jake Lamb, L (1, 5) OBP: 0.341, SLG: 0.412		B SI 90 1 SAFE C SI 90 F FC 89 X FF 89 1-2 46 FC1-5 16 1B 1-2 1B	C FC 90 C SI 90 B SI 92 F SL 81 1 SAFE F FC 89 B SI 90 X SI 91 2-2 1-2 1B		F CH 82 B FF 89 X FF 88 1-1 ② L9		C CH 82 B FF 93 X CH 83 1-1 ① G4-3	B FF 88 F FF 86 B FF 87 B CU 82 B FF 89 4-1 2-3 BB		4	0	2	0	1	0	1
16 Chris Owings, R (1, 6) OBP: 0.272, SLG: 0.338 (8, 4)	X SI 91 0-0 46 FC1-5 5 1B 1-2 2-H 1B		C SL 80 C KC 80 B SL 80 F SI 91 F FC 90 B SI 91 X KC 80 2-2 ③ L8		1 SAFE X CU 78 0-0 46 1B 1-2 1B		S SL 84 S FF 94 X CH 84 0-2 E4	C FC 87 C FF 89 B FC 87 S FF 90 1-3 ③ K		5	1	2	1	0	1	4
46 Patrick Corbin, L (1, 1) OBP: 0.250, SLG: 0.143 13 Nick Ahmed, R (8, 6) OBP: 0.272, SLG: 0.356	X SI 90 0-0 ① FC1-5 5 1B 1-2 2-3f			C FF 88 C FF 89 X CU 79 0-2 ① G3	C CH 84 D CU 79 S FF 89 X CU 79 1-2 ③ 1-3 2-H 1B		B FF 92 S FF 92 C FF 91 B FF 94 S FF 94 2-3 ② K		X FF 95 0-0 ① F9	4 1	0 0	1 0	1 0	0 0	1 0	3 0

Inning Stats																																			
	R: 1	E: 0	K: 0	S: 9	H: 3	LOB: 1	BB: 0	P: 10	R: 2	E: 0	K: 0	S: 11	H: 3	LOB: 2	BB: 1	P: 17	R: 0	E: 0	K: 0	S: 16	H: 2	LOB: 2	BB: 0	P: 22	R: 0	E: 0	K: 2	S: 12	H: 2	LOB: 2	BB: 0	P: 16	R: 1	E: 0	K: 0	S: 9	H: 3	LOB: 2	BB: 0	P: 11
	R: 1	E: 0	K: 2	S: 19	H: 1	LOB: 2	BB: 2	P: 32	R: 0	E: 1	K: 2	S: 13	H: 0	LOB: 2	BB: 1	P: 20	R: 1	E: 0	K: 1	S: 12	H: 2	LOB: 2	BB: 1	P: 22	R: 0	E: 0	K: 0	S: 8	H: 1	LOB: 1	BB: 0	P: 11	1B: 16	2B: 1	3B: 0	HR: 0	SF: 0	SAC: 0	DP: 1	HBP: 0	WP: 1	PB: 0	SB: 3	CS: 0	PA: 48

PITCHER		IP	WLS	BF	H	R	ER	SO	BB	IBB	HBP	BLK	WP	HR	S	P	ERA	WHIP
13 Mike Leake, R ERA: 3.81	(1, 1)	3.0	L	17	8	3	3	0	1	0	0	0	0	0	36	49	9.00	3.000
52 Yusmeiro Petit, R ERA: 3.72	(4, 1)	2.0		10	5	1	1	2	0	0	0	0	0	0	21	27	4.50	2.500
18 Matt Cain, R ERA: 6.2	(6, 1)	1.0		6	1	1	1	2	2	0	0	0	0	0	19	32	9.00	3.000
59 Cody Hall, R ERA: 6.75	(7, 1)	1.1		8	2	1	1	2	1	0	0	0	0	0	20	31	6.75	2.250
38 Brett Bochy, R ERA:	(8, 1)	0.2		3	0	0	0	1	1	0	0	0	1	0	5	11	0.00	1.500

PITCHER		IP	WLS	BF	H	R	ER	SO	BB	IBB	HBP	BLK	WP	HR	S	P	ERA	WHIP
57 Mike Broadway, R ERA: 5.02	(9, 1)	1.0		4	1	0	0	0	0	0	0	0	0	0	8	11	0.00	1.000

TOP

Arizona Diamondbacks @ San Francisco Giants

AT&T Park, San Francisco, CA

Sat Sep 19 2015, 1:05 PM - 4:07 PM PDT

Att. 41,206 - Sunny - 82 F

livebaseballscorecards.com

AB	43
R	6
H	17
RBI	6
BB	5
SO	7
LOB	32

BOTTOM

Batter	1	2	3	4	5	6	7	8	9	AB	R	H	RBI	BB	SO	LOB
16 Ángel Pagán, S (1, 8) OBP: 0.301, SLG: 0.326 57 Mike Broadway, R (9, 1)	C SI 91 F FF 92 B SL 83 B SI 93 B SI 93 X SI 94 3-2 37 G5-4-3 1B		C SI 91 B FF 92 X CH 85 1-1 F8 ②		C SL 76 B SI 94 B SI 93 B SI 93 X SI 93 3-1 G4-3 ③			C SI 94 F FF 95 B CU 82 F CU 82 F CU 82 B FF 95 F FF 94 B CU 81 F FF 94 3-2 X FF 94 F7 ②		4 0	0 0	1 0	0 0	0 0	0 0	2 0
37 Kelby Tomlinson, R (1, 4) OBP: 0.354, SLG: 0.395	C SL 78 X CH 85 0-1 ① ② G5-4-3 1-2f		B SI 92 C SL 79 X SL 82 1-1 G5-3 ③			B SL 76 C SI 91 X SL 80 1-1 L9 ①		C FF 95 D CU 80 B CU 79 B FF 93 H SI 92 4-1 1-2 HBP		3	0	0	0	0	0	1
5 Matt Duffy, R (1, 5) OBP: 0.339, SLG: 0.432	X FF 92 0-0 F8 ③			B FF 89 C FF 91 X CH 84 1-1 1B		B CH 83 B SI 92 X SI 92 2-0 F9 ②		B SI 94 B FF 94 F SI 94 B SI 93 X SI 94 3-1 F8 ③		4	0	1	0	0	0	2
28 Buster Posey, R (1, 3) OBP: 0.391, SLG: 0.484		F SI 92 B SL 81 F FF 92 F SI 93 F SI 94 F SL 84 B CH 87 X CH 85 2-2 F9 ①		B SL 80 B FF 92 X FF 92 2-0 F8 ①		X SI 92 0-0 G5-3 ③			B FC 84 C FC 84 X FC 84 1-1 6 G2-3 1B	4	0	1	0	0	0	1
6 Marlon Byrd, R (1, 9) OBP: 0.295, SLG: 0.458		X SI 92 0-0 F8 ②		F SI 92 F SI 92 C SI 92 0-3 K			S SL 80 F SI 93 S SL 80 0-3 K ①		C FC 84 X FC 84 0-1 1-2 G2-3 ①	4	0	0	0	0	2	2
2 Juan Carlos Perez, R (1, 7) OBP: 0.308, SLG: 0.368 (9, 8)		C SI 93 F CH 88 B SI 93 F SL 84 X SI 94 1-2 35 1B 1B		X SI 93 0-0 G5-3 ③			C FF 92 B SL 81 F SL 81 S SI 94 1-3 K ②		F FC 85 D FC 85 B CH 75 B FC 85 X FC 86 3-1 G5-3 ②	4	0	1	0	0	1	2
35 Brandon Crawford, L (1, 6) OBP: 0.313, SLG: 0.458		F SL 81 1 SAFE B FF 92 X FF 92 1-1 56 FC5-4 1-3 1B			B SL 80 S SL 80 X FF 93 1-1 B1-3 ①		S SL 82 B FF 92 B SL 82 S SL 82 S FF 93 2-3 K ③		D CH 77 B CH 77 S CH 78 F FC 85 F FC 86 D CH 77 S CH 77 3-3 K ③	4	0	1	0	0	2	1
56 Trevor Brown, R (1, 2)		C SI 92 B SI 92 S SL 83 X SL 82 1-2 FC5-4 ③ 1-2f			B SI 92 X SI 93 1-0 G4-3 ②			B SI 94 X FF 94 1-0 F9 ①		3	0	0	0	0	0	2
13 Mike Leake, R (1, 1) OBP: 0.121, SLG: 0.258 52 Yusmeiro Petit, R (4, 1) 1 Ehire Adrianza, S (5, PH) OBP: 0.289, SLG: 0.268 18 Matt Cain, R (6, 1) 59 Cody Hall, R (7, 1) 38 Brett Bochy, R (8, 1) 47 Jarrett Parker, L (8, PH) OBP: 0.286, SLG: 0.571 (9, 7)			F SI 92 C SL 79 S SL 81 0-3 K2-3 ①		B FF 93 X FF 92 1-0 2B			C CU 81 X FF 93 0-1 37 HBP 1B		1 0 1 0 0 0 1	0 0 0 0 0 0 0	0 0 1 0 0 0 0	0 0 0 0 0 0 0	1 0 0 0 0 0 0	0 0 0 0 0 0 0	0 0 0 0 0 0 0
Inning Stats	R: 0 E: 0 K: 0 S: 6 H: 1 LOB: 0 BB: 0 P: 9	R: 0 E: 0 K: 0 S: 16 H: 2 LOB: 2 BB: 0 P: 21	R: 0 E: 0 K: 1 S: 7 H: 0 LOB: 0 BB: 0 P: 9	R: 0 E: 0 K: 1 S: 7 H: 1 LOB: 1 BB: 0 P: 10	R: 0 E: 0 K: 0 S: 6 H: 1 LOB: 1 BB: 0 P: 12	R: 0 E: 0 K: 0 S: 4 H: 0 LOB: 0 BB: 0 P: 7	R: 0 E: 0 K: 3 S: 9 H: 0 LOB: 0 BB: 0 P: 12	R: 0 E: 0 K: 0 S: 13 H: 1 LOB: 2 BB: 0 P: 24	R: 0 E: 0 K: 1 S: 10 H: 1 LOB: 1 BB: 0 P: 17	1B: 6 2B: 1 3B: 0 HR: 0 SF: 0 SAC: 0 DP: 1 HBP: 1						

PITCHER	IP	WLS	BF	H	R	ER	SO	BB	IBB	HBP	BLK	WP	HR	S	P	ERA	WHIP
46 Patrick Corbin, L (1, 1) ERA: 2.99	7.0	W	25	5	0	0	5	0	0	0	0	0	0	55	80	0.00	0.714
30 David Hernandez, R (8, 1) ERA: 4.15	1.0		5	1	0	0	0	0	0	1	0	0	0	13	24	0.00	1.000
55 Josh Collmenter, R (9, 1) ERA: 3.71	1.0		4	1	0	0	1	0	0	0	0	0	0	10	17	0.00	1.000

PITCHER	IP	WLS	BF	H	R	ER	SO	BB	IBB	HBP	BLK	WP	HR	S	P	ERA	WHIP

Arizona Diamondbacks @ San Francisco Giants
AT&T Park, San Francisco, CA
Sat Sep 19 2015, 1:05 PM - 4:07 PM PDT
Att. 41,206 - Sunny - 82 F

livebaseballscorecards.com

AB	33
R	0
H	7
RBI	0
BB	0
SO	6
LOB	13

WP: 0 PA: 34
PB: 0
SB: 0
CS: 0

Batter	1	2	3	4	5	6	7	8	9	AB	R	H	RBI	BB	SO	LOB
11 AJ Pollock, R (1, 8) OBP: 0.368, SLG: 0.495	X SI 88 0-0 ① G6-3			C FC 80 B CU 75 X FS 80 1-1 ① G5-3		C FF 87 C CU 75 X CU 76 0-2 ② G4-3		C SL 76 F SL 75 X SL 76 0-2 1B		4	0	1	0	0	0	0
5 Ender Inciarte, L (1, 9) OBP: 0.337, SLG: 0.390	C SI 90 B FF 90 X SI 90 1-1 44 G6-4-3 1B			X SI 89 0-0 44 G6-3 2B		C FS 80 C CU 75 B SI 88 X FC 83 1-2 44 S 1B		C SL 76 1 SAFE F SL 78 C SL 78 0-3 ③ K		4	0	3	0	0	1	1
44 Paul Goldschmidt, R (1, 3) OBP: 0.433, SLG: 0.550	S FC 81 B SI 90 X FC 82 1-1 ② ③ G6-4-3 1-2f			X CU 76 0-0 ② G6-3 2-3		C SI 88 D CU 77 F FC 81 B SI 90 F SI 91 B FF 90 B SI 89 4-2 1-2 BB			B SI 92 B SL 88 B SI 92 C SI 92 C SI 92 X SL 88 3-2 ① F9	3	0	0	0	1	0	2
6 David Peralta, L (1, 7) OBP: 0.368, SLG: 0.518		B SI 88 B SI 87 X FC 82 2-0 7 G6-4-3 1B		B FC 81 B SI 89 C SI 88 B FS 80 F SI 89 B SI 89 4-2 BB		C CU 76 X FC 85 0-1 ③ P5			B SI 94 B SI 94 B SI 93 C FF 93 F SI 93 X FF 95 3-2 HR	3	1	2	1	1	0	2
7 Welington Castillo, R (1, 2) OBP: 0.306, SLG: 0.481		B SI 89 X FC 82 1-0 ① ② G6-4-3 1-2f		C FC 81 1 SAFE B CU 76 F SI 88 C FC 82 1-3 ③ K			C SI 97 F SI 97 F FF 97 B FF 96 X CU 86 1-2 ① F8		C SI 94 C KC 79 C KC 78 0-3 ② K	4	0	0	0	0	2	3
19 Jake Lamb, L (1, 5) OBP: 0.340, SLG: 0.408		C FF 89 F CU 75 X FC 83 0-2 ③ F7			B FS 78 S FC 82 F FC 82 B FS 81 F FC 83 B FC 84 B FC 83 4-2 16 CS BB		X FF 97 0-0 ② G4-3		C SI 95 B CH 87 S KC 79 S FF 95 1-3 ③ K	3	0	0	0	1	1	0
16 Chris Owings, R (1, 4) OBP: 0.270, SLG: 0.335 (8, 6)			X SI 88 0-0 ① F8		P PO 81 C SI 89 F FC 82 S CU 76 1-3 ① ② K2-3 1-2		B CU 85 S FF 97 F FF 97 S FF 96 1-3 ③ K			3	0	0	0	0	2	1
13 Nick Ahmed, R (1, 6) OBP: 0.271, SLG: 0.354 68 Sócrates Brito, L (8, PH) OBP: 0.300, SLG: 0.300 62 Brandon Drury, R (8, 4) OBP: 0.269, SLG: 0.250			B SI 89 F SI 88 C CU 75 S FC 83 1-3 ② K		X SI 89 0-0 ③ G5-3			C SL 76 B SI 87 F SI 87 X CH 82 1-2 ① P6		2 1 0	0 0 0	0 0 0	0 0 0	0 0 0	1 0 0	0 0 0
58 Jeremy Hellickson, R (1, 1) OBP: 0.256, SLG: 0.205 48 Randall Delgado, R (6, 1) 45 Matt Reynolds, L (6, 1) 61 Silvino Bracho, R (6, 1) 56 Keith Hessler, L (7, 1) OBP: 1.000, SLG: 1.000 8 Jarrod Saltalamacchia, S (8, PH) OBP: 0.305, SLG: 0.441 37 Matt Stites, L (8, 1)			C SI 87 C SI 89 F FC 82 B CU 77 F FC 82 X CU 76 1-2 ③ L9			X SI 88 0-0 ① G6-3		C CH 82 F SI 88 B SL 78 S SL 78 1-3 ② K		2 0 0 0 0 1 0	0 0 0 0 0 0 0	0 0 0 0 0 0 0	0 0 0 0 0 0 0	0 0 0 0 0 1 0	0 0 0 0 0 0 0	0 0 0 0 0 0 0
Inning Stats	R: 0 E: 0 K: 0 S: 5 H: 1 LOB: 0 BB: 0 P: 7	R: 0 E: 0 K: 0 S: 5 H: 1 LOB: 0 BB: 0 P: 8	R: 0 E: 0 K: 1 S: 9 H: 0 LOB: 0 BB: 0 P: 11	R: 0 E: 0 K: 1 S: 9 H: 1 LOB: 2 BB: 1 P: 15	R: 0 E: 0 K: 1 S: 8 H: 0 LOB: 0 BB: 1 P: 12	R: 0 E: 0 K: 0 S: 12 H: 1 LOB: 2 BB: 1 P: 17	R: 0 E: 0 K: 1 S: 8 H: 0 LOB: 0 BB: 0 P: 10	R: 0 E: 0 K: 2 S: 12 H: 1 LOB: 1 BB: 0 P: 14	R: 1 E: 0 K: 2 S: 12 H: 1 LOB: 0 BB: 0 P: 19	1B: 4 2B: 1 3B: 0 HR: 1 SF: 0 SAC: 0 DP: 2 HBP: 0						

PITCHER		IP	WLS	BF	H	R	ER	SO	BB	IBB	HBP	BLK	WP	HR	S	P	ERA	WHIP
17 Tim Hudson, R ERA: 4.2	(1, 1)	6.0	W	22	4	0	0	3	3	0	0	0	0	0	48	70	0.00	1.167
60 Hunter Strickland, R ERA: 2.28	(7, 1)	1.0		3	0	0	0	1	0	0	0	0	0	0	8	10	0.00	0.000
54 Sergio Romo, R ERA: 2.98	(8, 1)	1.0		4	1	0	0	2	0	0	0	0	0	0	12	14	0.00	1.000
46 Santiago Casilla, R ERA: 3.08	(9, 1)	1.0		4	1	1	1	2	0	0	0	0	0	1	12	19	9.00	1.000

PITCHER	IP	WLS	BF	H	R	ER	SO	BB	IBB	HBP	BLK	WP	HR	S	P	ERA	WHIP

TOP

Arizona Diamondbacks @ San Francisco Giants
AT&T Park, San Francisco, CA
Sun Sep 20 2015, 1:06 PM - 4:02 PM PDT
Att. 41,390 - Sunny - 84 F

livebaseballscorecards.com

AB	30
R	1
H	6
RBI	1
BB	3
SO	8
LOB	9

WP: 0 PA: 33
PB: 0
SB: 1
CS: 1

Batter	1	2	3	4	5	6	7	8	9	AB	R	H	RBI	BB	SO	LOB
16 Ángel Pagán, S (1, 8) OBP: 0.303, SLG: 0.330	C FF 88 C CU 75 X CU 77 0-2 ① F7		1 SAFE C SI 89 B SI 90 C CU 75 T FF 90 1-2 ② K			C FF 89 T FF 90 B CU 78 X FF 91 1-2 45 2B 1B	C FF 94 C SL 82 X SL 83 0-2 2B			4	1	2	0	0	1	1
45 Alejandro De Aza, L (1, 7) OBP: 0.322, SLG: 0.426 2 Juan Carlos Perez, R (7, PH) OBP: 0.300, SLG: 0.359 54 Sergio Romo, R (8, 1) 46 Santiago Casilla, R (9, 1)	F FF 89 F CU 76 F FF 89 F CU 76 B FF 89 X SI 90 1-2 ② G3		C CU 74 B CU 76 B CU 75 X SI 91 2-1 ③ F7 1-2			L CU 75 1 SAFE X SI 90 0-1 28 HR 2B 1-H	C SL 85 S SL 83 S FF 94 0-3 ③ K			3 1 0 0	1 0 0 0	1 0 0 0	1 0 0 0	0 0 0 0	0 1 0 0	1 1 0 0
5 Matt Duffy, R (1, 5) OBP: 0.342, SLG: 0.432	B SI 90 B SI 90 S CH 79 F FF 89 X CH 79 2-2 1B			B CU 72 C CU 72 X FF 89 1-1 ① G4-3		B SI 89 B SI 93 B CH 84 C SI 92 B FF 93 4-1 28 HR BB		F FF 93 B SL 85 S FF 91 B CH 91 B SL 86 F FF 92 F FF 96 B FF 95 4-2 47 S 47 1B BB		2	2	1	0	2	0	0
28 Buster Posey, R (1, 3) OBP: 0.390, SLG: 0.488	F CU 71 1 SAFE F FF 90 B SI 89 F CH 79 X SI 90 1-2 ③ G1-3			X FF 89 0-0 ② F9		C SL 82 F CH 85 B FF 92 X CH 85 1-2 1-H 2-H HR		1 SAFE 1 SAFE F FF 94 X SL 87 0-1 ① P4		4	1	1	3	0	0	2
47 Jarrett Parker, L (1, 9) OBP: 0.278, SLG: 0.500 (8, 7)		C CU 72 B CH 78 S CH 79 S CU 78 1-3 ① K		C FF 89 F FF 90 B CU 78 S CH 78 1-3 ③ K		S KC 77 B KC 78 F FF 87 F KC 78 C FF 87 1-3 ① K		B FF 94 D FF 93 B CH 87 C FF 94 X SL 86 3-1 1-H 1B		4	0	1	1	0	3	0
35 Brandon Crawford, L (1, 6) OBP: 0.311, SLG: 0.454		C SI 90 B FC 86 X CU 75 1-1 ② G6-3			F CH 78 C FF 90 B CU 75 B FF 91 X CU 76 2-2 ① G6-3	B KC 78 T KC 78 B KC 80 S FF 88 B KC 80 F FF 86 F FF 88 F FF 87 X KC 78 3-2 ② G4-3		B FF 95 X FF 94 1-0 ② F7		4	0	0	0	0	0	1
37 Kelby Tomlinson, R (1, 4) OBP: 0.351, SLG: 0.385		C CU 74 C FF 90 F FF 90 B CU 78 S FF 90 1-3 ③ K			F SI 89 B SI 89 T SI 90 F SI 90 B CH 80 F CH 80 B FF 90 B CH 80 4-2 56 FC6-4 BB	C FF 92 F FF 94 S SL 83 0-3 ③ K		B FF 95 C SL 86 D SL 86 F FF 95 X FF 96 2-2 ③ G1-3		3	0	0	0	1	2	1
56 Trevor Brown, R (1, 2)			B CU 73 B FF 89 B FF 89 C FF 89 B FF 90 4-1 45 S BB		B SI 90 1 SAFE X SI 90 1-0 ② FC6-4 1-2f		B FF 91 X FF 92 1-0 ① P3			2	0	0	0	1	0	1
17 Tim Hudson, R (1, 1) OBP: 0.205, SLG: 0.316 60 Hunter Strickland, R (7, 1) 21 Nick Noonan, L (7, PH) OBP: 0.167, SLG: 0.182 6 Marlon Byrd, R (8, 9) OBP: 0.295, SLG: 0.458			L SI 88 B FF 88 L FF 88 C CU 75 1-3 ① K		C FF 90 C CU 77 X CU 78 0-2 ③ F8		B FF 93 F FF 91 S SL 83 B SL 83 B FF 94 C FF 93 3-3 ② K			2 0 1 0	0 0 0 0	0 0 0 0	0 0 0 0	0 0 1 0	1 0 0 0	2 0 0 0
Inning Stats	R: 0 E: 0 K: 0 S: 15 H: 1 LOB: 1 BB: 0 P: 19	R: 0 E: 0 K: 2 S: 9 H: 0 LOB: 0 BB: 0 P: 12	R: 0 E: 0 K: 2 S: 9 H: 0 LOB: 1 BB: 1 P: 17	R: 0 E: 0 K: 1 S: 6 H: 0 LOB: 0 BB: 0 P: 8	R: 0 E: 0 K: 0 S: 11 H: 0 LOB: 1 BB: 1 P: 18	R: 4 E: 0 K: 2 S: 22 H: 3 LOB: 0 BB: 1 P: 32	R: 0 E: 0 K: 2 S: 10 H: 1 LOB: 1 BB: 0 P: 14	R: 1 E: 0 K: 0 S: 12 H: 1 LOB: 1 BB: 1 P: 22		1B: 3 2B: 2 3B: 0 HR: 1	SF: 0 SAC: 0 DP: 0 HBP: 0		WP: 0 PB: 0 SB: 2 CS: 0	PA: 34	

PITCHER		IP	WLS	BF	H	R	ER	SO	BB	IBB	HBP	BLK	WP	HR	S	P	ERA	WHIP
58 Jeremy Hellickson, R ERA: 4.73	(1, 1)	5.0	L	20	3	2	2	5	2	0	0	0	0	0	55	80	3.60	1.000
48 Randall Delgado, R ERA: 3.44	(6, 1)	0.0		2	1	2	2	0	1	0	0	0	0	1	4	9	∞	∞
45 Matt Reynolds, L ERA: 2.79	(6, 1)	0.2		2	0	0	0	1	0	0	0	0	0	0	10	14	0.00	0.000
61 Silvino Bracho, R ERA: 2.45	(6, 1)	1.0		4	1	0	0	2	0	0	0	0	0	0	10	14	0.00	1.000
56 Keith Hessler, L ERA: 9.58	(7, 1)	0.1		1	0	0	0	1	0	0	0	0	0	0	3	3	0.00	0.000

PITCHER		IP	WLS	BF	H	R	ER	SO	BB	IBB	HBP	BLK	WP	HR	S	P	ERA	WHIP
37 Matt Stites, R ERA: 8.59	(8, 1)	1.0		5	1	1	1	0	1	0	0	0	0	0	12	22	9.00	2.000

BOTTOM

Arizona Diamondbacks @ San Francisco Giants

AT&T Park, San Francisco, CA

Sun Sep 20 2015, 1:06 PM - 4:02 PM PDT

Att. 41,390 - Sunny - 84 F

livebaseballscorecards.com

AB	30
R	5
H	6
RBI	5
BB	4
SO	9
LOB	10

Batter	1	2	3	4	5	6	7	8	9	AB	R	H	RBI	BB	SO	LOB
5 Ender Inciarte, L (1, 9) OBP: 0.335, SLG: 0.390	B SI 89 F SI 90 C SL 81 B SI 91 X SI 91 2-2 G1-3		B KC 74 B SI 87 C SI 88 C SL 82 X FF 91 2-2 2 G4-3 11 SF8 2B	C SI 89 X SI 89 0-1 G3		B CH 87 F FF 97 F FF 98 X CH 88 1-2 G6-3	F SI 96 C CU 80 F CU 80 B SI 95 X CU 81 1-2 F9 1-2		X FF 90 0-0 L4	6	1	1	0	0	0	4
2 Aaron Hill, R (1, 4) 29 Brad Ziegler, R (9, 1) OBP: 0.301, SLG: 0.350	B SI 91 X SI 91 1-0 11 G4-3 2B		C CH 82 X CH 82 0-1 G4-3 2-3		C SI 87 X SL 81 0-1 HR	C FF 99 F FF 99 X SL 94 0-2 G6-3		B FF 90 C FF 90 F FF 91 B FS 81 X FS 80 2-2 G5-3	D CH 78 C FF 90 B CH 80 B FF 90 B FF 89 4-1 11 E BB 1-2	5 0	1 0	2 0	1 0	1 0	0 0	1 0
11 AJ Pollock, R (1, 8) OBP: 0.368, SLG: 0.497	B CH 82 C CH 82 C SI 91 B FF 92 X SL 82 2-2 G4-3 2-3		B KC 75 F FF 90 X FF 91 1-1 SF8 3-H		X KC 75 0-0 44 1B 7 1B 2B	X SL 92 0-0 7 WP 2B		B CU 79 X CU 78 1-0 F8	B CU 75 B FF 89 X FF 89 2-0 E6 1-2 2-3	5	1	2	1	0	0	3
44 Paul Goldschmidt, R (1, 3) OBP: 0.435, SLG: 0.555	B KC 76 X KC 76 1-0 L9		B FF 90 B KC 76 B KC 76 C KC 76 B CH 85 4-1 7 FC6-4 BB		X SI 90 0-0 24 FC3-6 7 1B 62 FC5-4 1B 2-3	I IN 71 I IN 69 I IN 63 I IN 59 4-0 7 WP IBB		S FS 82 X FS 82 0-1 HR	C CU 75 F CU 74 C FF 92 0-3 K	4	2	2	1	2	1	4
7 Welington Castillo, R (1, 2) OBP: 0.305, SLG: 0.476		B SI 88 C FF 89 X CH 82 1-1 G5-3	X FF 91 0-0 FC6-4 1-2f		1 SAFE F FF 89 X FF 89 0-1 24 FC3-6 1B 1-2 3-H	S SL 91 B SL 91 B FF 100 F FF 99 B FF 100 X FF 100 3-2 P3 1-2 2-3		C FF 91 X FS 81 0-1 G6-3		5	0	1	1	0	0	3
24 Yasmany Tomás, R (1, 7) OBP: 0.314, SLG: 0.416 45 Matt Reynolds, L (7, 1) 41 Daniel Hudson, R (8, 1) 16 Chris Owings, R (9, PH) (9, 4)		B SI 89 B CH 82 B SI 89 C SI 89 X SI 90 3-1 G1-3	X CH 82 0-0 HR	B SI 88 D SI 89 X SI 89 2-0 FC3-6 62 FC5-4 1-2f 2-3			B SI 94 C SI 94 X CU 78 1-1 F7		C SL 87 S SL 87 B SL 88 F FF 96 B SL 86 X SL 86 2-2 13 SH1-4 62 1B 6 1B 1B	4 0 0 1	1 0 0 1	1 0 0 1	1 0 0 1	0 0 0 0	0 0 0 0	2 0 0 0
62 Brandon Drury, R (1, 5) OBP: 0.323, SLG: 0.345		B SI 91 C FF 91 B KC 77 X FF 91 2-1 13 1B 1B	X SI 90 0-0 13 G4-3 2B	C SL 80 1 SAFE X SL 80 0-1 FC5-4 13 BB 1-2f 3-H			B CU 80 B SI 94 C SI 96 X SI 95 2-1 F8		1 SAFE X FF 95 0-0 13 SH1-4 6 1B 1B 1-2	5	1	3	1	0	0	1
13 Nick Ahmed, R (1, 6) OBP: 0.275, SLG: 0.356	B SI 91 X SI 91 1-0 1B 1-2		B SI 90 X SI 91 1-0 G4-3 2-3	B SL 92 1 SAFE B FF 98 B FF 98 D FF 100 4-0 BB 1-2			C SI 95 X SI 95 0-1 6 1B 1B		B FF 96 2 SAFE L FF 93 X FF 94 1-1 SH1-4 1-2 2-3	3	0	2	0	1	0	1
47 Jhoulys Chacín, R (1, 1) OBP: 0.143, SLG: 0.143 40 Andrew Chafin, R (6, 1) 30 David Hernandez, R (6, 1) 6 David Peralta, L (7, PH) OBP: 0.370, SLG: 0.520 (7, 7)		F SI 90 F SL 83 F SL 83 F SI 93 T SL 83 0-2 K	X SI 90 0-0 G1-3	C SI 99 S FF 99 S FF 98 0-3 K			S SI 95 X CH 90 0-1 5 S 1B 1-3		B CU 72 S FF 90 S FF 90 F FF 92 X CU 75 1-2 11 E 2 S 1B 2-H 3-H	3 0 0 2	0 0 0 0	0 0 0 2	0 0 0 2	2 0 0 0	0 0 0 0	5 0 0 0
Inning Stats	R: 0 E: 0 K: 0 S: 8 H: 1 LOB: 1 BB: 0 P: 14	R: 0 E: 0 K: 1 S: 12 H: 2 LOB: 2 BB: 0 P: 19	R: 1 E: 0 K: 0 S: 9 H: 1 LOB: 1 BB: 1 P: 16	R: 1 E: 0 K: 0 S: 6 H: 2 LOB: 1 BB: 0 P: 7	R: 3 E: 0 K: 1 S: 12 H: 4 LOB: 2 BB: 1 P: 18	R: 0 E: 0 K: 0 S: 10 H: 1 LOB: 2 BB: 1 P: 18	R: 0 E: 0 K: 0 S: 12 H: 2 LOB: 2 BB: 0 P: 16	R: 1 E: 0 K: 0 S: 8 H: 1 LOB: 0 BB: 0 P: 11	R: 2 E: 1 K: 1 S: 17 H: 3 LOB: 3 BB: 1 P: 27	1B: 9 2B: 5 3B: 0 HR: 3 SF: 1 SAC: 1 DP: 0 HBP: 0						

PITCHER		IP	WLS	BF	H	R	ER	SO	BB	IBB	HBP	BLK	WP	HR	S	P	ERA	WHIP
35 Brett Anderson, L ERA: 3.52	(1, 1)	4.2	L	25	10	5	5	1	1	0	0	0	0	2	44	67	9.64	2.357
52 Pedro Báez, R ERA: 3.5	(5, 1)	1.1		7	1	0	0	1	1	1	0	0	1	0	13	25	0.00	1.500
54 Jim Johnson, R ERA: 4.02	(7, 1)	1.0		5	2	0	0	0	0	0	0	0	0	0	12	16	0.00	2.000
62 Joel Peralta, R ERA: 4.88	(8, 1)	1.0		4	1	1	1	0	0	0	0	0	0	1	8	11	9.00	1.000
12 Juan Nicasio, R ERA: 3.74	(9, 1)	0.1		3	2	2	2	0	0	0	0	0	0	0	7	10	54.00	6.000

PITCHER		IP	WLS	BF	H	R	ER	SO	BB	IBB	HBP	BLK	WP	HR	S	P	ERA	WHIP
58 Ian Thomas, L ERA: 3.72	(9, 1)	0.2		5	1	0	0	1	1	0	0	0	0	0	10	17	0.00	3.000

TOP

Arizona Diamondbacks @ Los Angeles Dodgers

Dodger Stadium, Los Angeles, CA

Mon Sep 21 2015, 7:11 PM - 10:33 PM PDT

Att. 38,791 - Partly Cloudy - 73 F

livebaseballscorecards.com

AB	43
R	8
H	17
RBI	8
BB	4
SO	3
LOB	24

WP: 1 PA: 49
PB: 0
SB: 2
CS: 0

BOTTOM

Arizona Diamondbacks @ Los Angeles Dodgers

Dodger Stadium, Los Angeles, CA

Mon Sep 21 2015, 7:11 PM - 10:33 PM PDT

Att. 38,791 - Partly Cloudy - 73 F

livebaseballscorecards.com

Batter	1	2	3	4	5	6	7	8	9	AB	R	H	RBI	BB	SO	LOB
3 Carl Crawford, L (1, 7) OBP: 0.296, SLG: 0.421	C SI 89 B SI 90 S SI 89 F SI 91 B SI 91 X SI 91 2-2 G1-3	X SI 88 0-0 23 BB 1-2 1B		X FF 91 0-0 G4-3			C FF 89 F FF 89 F KC 79 F KC 79 S FF 88 0-3 K		C SI 84 F CH 77 B CH 77 F SI 85 X CU 74 1-2 G6-3	5	0	1	0	0	1	0
26 Chase Utley, L (1, 5) OBP: 0.287, SLG: 0.337	C SI 90 S SL 79 B SL 82 F SL 83 X CH 84 1-2 G3	C SL 81 D FC 86 B SI 89 D SI 90 S SL 80 T SL 79 3-2 K			B CU 75 B SI 88 B SI 89 C FF 89 F FF 89 F FF 88 F FF 88 B FF 88 4-2 23 G4-6-3 BB		H KC 77 1-0 47 FC6-4 HBP		C SI 85 B CH 78 F SI 85 F CH 79 F CU 76 B SI 86 X CH 79 2-2 F8	3	0	0	0	1	1	2
23 Adrián González, L (1, 3) OBP: 0.357, SLG: 0.499	X SI 90 0-0 HR	B FF 90 B CH 84 B SL 81 B CH 84 4-0 1-2 2-3 BB			C SI 89 B CH 83 C SL 81 B SL 82 X SL 81 2-2 G4-6-3 1-2f		B KC 77 S FF 89 F FF 90 F KC 80 F FF 88 F CH 80 D KC 82 X FF 88 2-2 F8		B CH 78 F SI 86 C CU 75 X SI 87 1-2 2B	4	1	2	1	1	0	2
47 Howie Kendrick, R (1, 4) OBP: 0.338, SLG: 0.413	X SI 90 0-0 16 1B 5 2B 1B	X SL 81 0-0 L9			B FF 91 X SI 89 1-0 G5-3		B FF 89 C FF 88 F CH 82 X CH 83 1-2 FC6-4 1-2f		C SI 86 S CH 78 X CU 76 0-2 F7	5	1	1	0	0	0	5
16 Andre Ethier, L (1, 9) OBP: 0.367, SLG: 0.478 11 Jimmy Rollins, S (8, PH) OBP: 0.277, SLG: 0.353 12 Juan Nicasio, R (9, 1) 58 Ian Thomas, R (9, 1)	B CH 83 F CH 83 X SI 89 1-1 5 2B 1-2 1B	B CH 83 X CH 83 1-0 L9	C SI 89 B FC 85 F SL 79 F SI 90 B SL 82 B SI 89 B SI 89 4-2 9 BB		S CH 79 B CH 81 C FF 89 X FF 88 1-2 P3			2 1 0 0	0 0 0 0	1 0 0 0	0 0 0 0	1 0 0 0	0 0 0 0	0 0 0 0
5 Corey Seager, L (1, 6) OBP: 0.479, SLG: 0.607	C CU 77 F CH 84 X SL 82 0-2 1-3 2-H 2B	B SI 89 B CH 84 C SI 89 X CH 84 2-1 L8			B SL 78 B SL 79 C SI 89 X SI 88 2-1 F7		B FF 88 F KC 79 B FF 89 B FF 87 C FF 90 B FF 88 4-2 9 HR BB			3	1	1	1	1	0	1
9 Yasmani Grandal, S (1, 2) OBP: 0.363, SLG: 0.429	C SL 79 B SI 89 B SL 83 C SL 80 B SI 90 S SL 83 3-3 K	C SI 89 F FF 89 F SI 90 X SL 79 0-2 G4-3			B SL 81 B SL 81 1 SAFE B FC 86 C SI 89 B FC 86 4-1 1-2 BB			X CH 83 0-0 1-H HR		3	1	1	2	1	1	2
31 Joc Pederson, L (1, 8) OBP: 0.351, SLG: 0.427 33 Scott Van Slyke, R (6, PH) OBP: 0.329, SLG: 0.402 (7, 8) (9, 9)		B FF 89 F FF 89 X FC 87 1-1 P3		C FC 86 B FC 85 C CH 83 B SL 82 X SL 82 2-2 G1-3		S SI 95 B SI 95 B SI 95 F SI 94 B SI 95 F FF 95 F FF 95 F SL 84 S FF 94 3-3 K		X SL 88 0-0 L1		2 2	0 0	0 0	0 0	0 0	0 1	0 2
35 Brett Anderson, L (1, 1) OBP: 0.167, SLG: 0.093 52 Pedro Báez, R (5, 1) 27 Justin Ruggiano, R (6, PH) OBP: 0.239, SLG: 0.491 30 Scott Schebler, L (6, PH) OBP: 0.367, SLG: 0.615 54 Jim Johnson, R (7, 1) 62 Joel Peralta, R (8, 1) 7 Alex Guerrero, R (8, PH) OBP: 0.255, SLG: 0.437 28 Chris Heisey, R (9, 8) OBP: 0.323, SLG: 0.191		B FF 88 X SI 88 1-0 23 BB 3 1B 1B		C FF 91 S CU 77 C SL 79 0-3 K		B CU 79 F CU 81 S SI 95 S CU 82 1-3 K		X SL 88 0-0 F7		2 0 0 1 0 0 1 0	0 0 0 0 0 0 0 0	1 0 0 0 0 0 0 0	0 0 0 0 0 0 0 0	1 0 0 0 0 0 0 0	0 0 0 1 0 0 0 0	0 0 0 2 0 0 0 0
Inning Stats	R: 2 E: 0 K: 1 S: 18 H: 4 LOB: 2 BB: 0 P: 25	R: 0 E: 0 K: 1 S: 8 H: 2 LOB: 3 BB: 1 P: 17	R: 0 E: 0 K: 0 S: 7 H: 0 LOB: 0 BB: 0 P: 10	R: 0 E: 0 K: 1 S: 7 H: 0 LOB: 0 BB: 0 P: 9	R: 0 E: 0 K: 0 S: 8 H: 0 LOB: 0 BB: 1 P: 15	R: 0 E: 0 K: 2 S: 15 H: 0 LOB: 2 BB: 2 P: 29	R: 0 E: 0 K: 1 S: 14 H: 0 LOB: 1 BB: 0 P: 18	R: 2 E: 0 K: 0 S: 8 H: 1 LOB: 0 BB: 1 P: 13	R: 0 E: 0 K: 0 S: 15 H: 1 LOB: 1 BB: 0 P: 19	1B: 4 2B: 2 3B: 0 HR: 2	SF: 0 SAC: 0 DP: 1 HBP: 1					

	AB	34
	R	4
	H	8
	RBI	4
	BB	5
	SO	6
	LOB	16

WP: 0 PB: 0 SB: 0 CS: 0 PA: 40

PITCHER		IP	WLS	BF	H	R	ER	SO	BB	IBB	HBP	BLK	WP	HR	S	P	ERA	WHIP
47 Jhoulys Chacín, R ERA: 3.04	(1, 1)	5.1	W	25	6	2	2	3	4	0	0	0	0	1	54	92	3.38	1.875
40 Andrew Chafin, L ERA: 2.66	(6, 1)	0.1	H	1	0	0	0	1	0	0	0	0	0	0	6	9	0.00	0.000
30 David Hernandez, R ERA: 4.11	(6, 1)	0.1	H	1	0	0	0	1	0	0	0	0	0	0	3	4	0.00	0.000
45 Matt Reynolds, L ERA: 4.09	(7, 1)	1.1	H	7	1	2	2	1	1	0	1	0	0	1	20	29	13.50	1.500
41 Daniel Hudson, R ERA: 4.06	(8, 1)	0.2	H	2	0	0	0	0	0	0	0	0	0	0	2	2	0.00	0.000

PITCHER		IP	WLS	BF	H	R	ER	SO	BB	IBB	HBP	BLK	WP	HR	S	P	ERA	WHIP
29 Brad Ziegler, R ERA: 1.97	(9, 1)	1.0		4	1	0	0	0	0	0	0	0	0	0	15	19	0.00	1.000

Batter	1	2	3	4	5	6	7	8	9	AB	R	H	RBI	BB	SO	LOB
13 Nick Ahmed, R (1, 6) OBP: 0.275, SLG: 0.359	T SI 89 B SI 90 B CH 82 S SI 90 F SI 90 B SI 90 C SI 91 3-3 K ①			C CH 82 B SI 88 B SI 88 X SI 89 2-1 16 SH5-3 11 G6-3 2B		B KC 81 B CH 83 S CH 83 S CH 83 B SI 91 S CH 82 3-3 K ③		B SL 80 F FF 92 S FF 94 B FF 94 F FF 94 F FF 94 S FF 93 2-3 K ②	C FF 93 S CH 85 S SL 85 0-3 K ③	3	1	1	0	0	2	0
2 Aaron Hill, R (7, 4) OBP: 0.299, SLG: 0.347										2	0	0	0	0	2	2
16 Chris Owings, R (1, 4) (7, 6) OBP: 0.270, SLG: 0.335	C SI 91 X SI 90 0-1 L9 ②			X SI 90 0-0 SH5-3 2-3			B KC 81 B CH 82 F SI 89 C KC 81 X KC 81 2-2 G5-3 ①	S FF 92 B SL 82 T FF 92 B FF 93 F FF 92 F FF 93 S SL 82 2-3 K ③		3	0	0	0	0	1	2
11 AJ Pollock, R (1, 8) OBP: 0.369, SLG: 0.503	X CH 83 0-0 F9 ③			B SI 89 B SI 89 X CH 83 2-0 G6-3 ② 3-H			C SI 88 B SI 88 B KC 82 X CH 82 2-1 HR		X SI 95 0-0 44 1B 8 1B 1B	4	2	2	2	0	0	0
44 Paul Goldschmidt, R (1, 3) OBP: 0.436, SLG: 0.560		B SI 88 B KC 81 B SI 88 C SI 88 C SI 89 F SI 89 C SI 90 3-3 K ①		C KC 82 B KC 83 C SI 89 B KC 83 B KC 83 X SI 89 3-2 L9 ③			C FF 96 B FC 90 B FC 91 X FC 90 2-1 HR		C SI 94 B CU 80 S CH 90 1 SAFE B SI 94 X CU 81 2-2 5 1B 8 1B 6 FC4-2 1-3 1B	4	1	2	1	0	1	0
8 Jarrod Saltalamacchia, S (1, 2) OBP: 0.304, SLG: 0.437		C SI 89 B SI 90 X SI 89 1-1 G6-3 ②			B SI 88 X CH 82 1-0 G3 ①		B FF 97 S FS 88 B SL 85 C FF 96 S FF 97 2-3 K ②		X SI 95 0-0 6 FC4-2 5 1B 62 PB 1-2 3-H 1B	4	1	1	1	0	1	0
24 Yasmany Tomás, R (1, 9) OBP: 0.315, SLG: 0.415		B SI 89 F SI 90 B SI 90 F KC 83 X SI 91 2-2 1B ③			S SI 88 F SI 89 S SI 88 0-3 K ②		C FF 97 F FF 97 S FF 97 0-3 K ③		D FF 92 X FF 92 1-0 62 PB 6 FC4-2 62 HR 1-2 2-3 1B	3	0	1	0	0	2	0
5 Ender Inciarte, L (8, 9) OBP: 0.336, SLG: 0.391										1	1	1	0	0	0	0
6 David Peralta, L (1, 7) OBP: 0.369, SLG: 0.518			C SI 89 F KC 83 F SI 89 S KC 82 0-3 K ①		X KC 82 0-0 G6-3 ③			C SI 87 B SI 87 F SI 86 B KC 80 B KC 81 X SI 89 3-2 4 CS 62 1B 1B	X SL 82 0-0 FC4-2 62 PB 62 HR 1-2 2-3 3-Hf ①	4	1	1	0	0	1	3
62 Brandon Drury, R (1, 5) OBP: 0.343, SLG: 0.455			C SI 90 B CH 83 B SI 90 X CH 83 2-1 G5-3 ②			C KC 81 C SI 89 F SI 88 F KC 82 X SI 90 0-2 G4-3 ①		1 SAFE F SI 88 F KC 82 1 SAFE D CH 81 D KC 80 1 SAFE B SI 88 1 SAFE 3-2 X SI 88 4 CS 1-2 1B	F FF 93 B FF 94 X FF 93 1-1 1-H 2-H 3-H HR	4	1	2	3	0	0	0
38 Robbie Ray, L (1, 1) OBP: 0.074, SLG: 0.074 40 Andrew Chafin, R (7, 1) 4 Jamie Romak, R (8, PH) OBP: 0.286, SLG: 0.308 41 Daniel Hudson, R (8, 1) 15 Phil Gosselin, R (9, PH) OBP: 0.337, SLG: 0.417 55 Josh Collmenter, R (9, 1) OBP: 0.267, SLG: 0.185			C SI 89 S KC 82 X SI 90 0-2 G1-3 ③			C SI 89 C KC 81 S KC 82 0-3 K ②		S SI 87 F SI 88 F KC 81 B SI 87 D KC 81 D CH 81 D KC 80 4-2 1-2 2-3 BB ①	C CH 85 S SL 82 X FF 94 0-2 G4-3 ②	2 0 0 0 1 0 0	0 0 0 0 0 0 0	0 0 0 0 0 0 0	0 0 0 0 0 0 0	0 0 1 0 0 0 0	1 0 0 0 0 0 0	0 0 0 0 0 0 0
Inning Stats	R: 0 E: 0 K: 1 S: 7 H: 0 LOB: 0 BB: 0 P: 10	R: 0 E: 0 K: 1 S: 9 H: 1 LOB: 1 BB: 0 P: 15	R: 0 E: 0 K: 1 S: 9 H: 0 LOB: 0 BB: 0 P: 11	R: 1 E: 0 K: 0 S: 7 H: 1 LOB: 0 BB: 0 P: 14	R: 0 E: 0 K: 1 S: 5 H: 0 LOB: 0 BB: 0 P: 6	R: 0 E: 0 K: 2 S: 11 H: 0 LOB: 0 BB: 0 P: 14	R: 2 E: 0 K: 2 S: 13 H: 2 LOB: 0 BB: 0 P: 21	R: 0 E: 0 K: 2 S: 19 H: 2 LOB: 2 BB: 1 P: 33	R: 5 E: 0 K: 1 S: 15 H: 5 LOB: 0 BB: 0 P: 19	1B: 7 2B: 1 3B: 0 HR: 3 SF: 0 SAC: 1 DP: 0 HBP: 0						WP: 0 PB: 1 SB: 0 CS: 2 PA: 37

PITCHER		IP	WLS	BF	H	R	ER	SO	BB	IBB	HBP	BLK	WP	HR	S	P	ERA	WHIP
57 Alex Wood, L ERA: 3.6	(1, 1)	6.1	L	21	3	2	2	6	0	0	0	0	0	1	53	79	2.84	0.474
41 Chris Hatcher, R ERA: 4.11	(7, 1)	0.2		3	1	1	1	2	0	0	0	0	0	1	8	12	13.50	1.500
56 J.P. Howell, L ERA: 1.49	(8, 1)	0.1		3	2	0	0	0	1	0	0	0	0	0	9	19	0.00	9.000
63 Yimi García, R ERA: 3.0	(8, 1)	0.2		2	0	0	0	2	0	0	0	0	0	0	10	14	0.00	0.000
54 Jim Johnson, R ERA: 4.43	(9, 1)	0.0		3	3	3	3	0	0	0	0	0	0	0	5	7	∞	∞

PITCHER		IP	WLS	BF	H	R	ER	SO	BB	IBB	HBP	BLK	WP	HR	S	P	ERA	WHIP
36 Adam Liberatore, L ERA: 4.67	(9, 1)	1.0		5	2	2	2	1	0	0	0	0	0	1	10	12	18.00	2.000

TOP

Arizona Diamondbacks @ Los Angeles Dodgers

Dodger Stadium, Los Angeles, CA

Tue Sep 22 2015, 7:12 PM - 10:06 PM PDT

Att. 41,419 - Clear - 73 F

livebaseballscorecards.com

AB	35
R	8
H	11
RBI	7
BB	1
SO	11
LOB	7

BOTTOM

Arizona Diamondbacks @ Los Angeles Dodgers
Dodger Stadium, Los Angeles, CA
Tue Sep 22 2015, 7:12 PM - 10:06 PM PDT
Att. 41,419 - Clear - 73 F

livebaseballscorecards.com

Batter	1	2	3	4	5	6	7	8	9	AB	R	H	RBI	BB	SO	LOB
27 Justin Ruggiano, R (1, 7) (9, 9) OBP: 0.336, SLG: 0.482	B FF 95 C FF 95 X FF 94 1-1 23 G3 47 E 1B	S SL 86 C FF 95 B SI 95 S SL 87 1-3 K ③			B SL 81 B SI 92 C FF 93 F FF 92 X FF 94 2-2 F8 ①		D SL 83 S SL 82 X SL 82 1-1 G6-4-3 ②③ 1-2f			4	0	1	0	0	1	3
47 Howie Kendrick, R (1, 4) OBP: 0.335, SLG: 0.409	C FF 94 B CH 87 1 SAFE B FF 95 1 SAFE F FF 94 B SI 94 X FF 95 3-2 E3 23 G3 1-2		C FF 93 F SL 80 F FF 94 S SL 81 0-3 K ①		F FF 94 F FF 94 X FF 94 0-2 L8 ②			C FF 96 F CH 86 B SI 97 S CH 85 1-3 K ①		4	0	0	0	0	2	1
23 Adrián González, L (1, 3) OBP: 0.355, SLG: 0.495	X FF 95 0-0 G3 ① 1-2 2-3		B FF 95 C FF 94 F SI 94 S FF 95 1-3 K ②		F SL 85 B SL 84 B SL 82 X SI 93 2-1 G3-1 ③			S SI 97 B FF 96 X SI 96 1-1 P6 ②		4	0	0	0	0	1	2
33 Scott Van Slyke, R (1, 9) OBP: 0.329, SLG: 0.401 3 Carl Crawford, L (8, PH) OBP: 0.294, SLG: 0.418 (9, 7)	F FF 96 F FF 95 F FF 96 S SL 84 0-3 K ②		S SL 85 B FF 96 X FF 95 1-1 1B			B FF 93 B FF 94 F FF 93 X FF 94 2-1 P3 ①		B CH 85 X CH 85 1-0 G3-1 ③		3 1	0 0	1 0	0 0	0 0	1 0	2 0
5 Corey Seager, L (1, 6) OBP: 0.468, SLG: 0.578	F SL 86 B SL 85 B SI 95 B SL 87 I IN 62 4-1 IBB		C SI 93 B SI 92 S FF 96 1 SAFE F FF 95 B SL 81 X SI 95 2-2 G6-3 ③			C FF 96 F SL 83 F SL 82 X FF 96 0-2 G1-3 ②			X FC 85 0-0 L8 ①	3	0	0	0	1	0	1
17 A.J. Ellis, R (1, 2) OBP: 0.347, SLG: 0.385	F FF 94 X FF 94 0-1 P6 ③			B SI 93 C FF 93 B FF 94 B FF 94 F FF 93 F FF 94 X FF 96 3-2 G6-3 ①		C FF 95 F FF 96 X FF 94 0-2 G6-3 ③			C CU 70 F FC 86 X FC 87 0-2 L4 ②	4	0	0	0	0	0	3
28 Chris Heisey, R (1, 8) OBP: 0.338, SLG: 0.204 30 Scott Schebler, L (9, PH) OBP: 0.355, SLG: 0.593		B FF 92 F FF 94 B FF 94 B FF 94 X SI 94 3-1 57 SH1-3 1B		F FF 95 F SL 85 B FF 96 B SL 81 B FF 95 S FF 95 3-3 K ②			C SI 93 B SL 82 C FF 92 B SL 82 B SI 94 F SI 94 B FF 93 4-2 7 FC6-4 BB		X CH 78 0-0 G3 ③	2 1	0 0	1 0	0 0	1 0	1 0	0 0
7 Alex Guerrero, R (1, 5) OBP: 0.256, SLG: 0.433		1 SAFE B FF 93 S FF 93 F SI 94 B FF 94 C FF 95 2-3 K ①		F FF 94 B SL 81 B FF 95 S FF 95 F FF 95 F FF 95 F SL 85 B SL 81 B FF 96 4-2 BB			F FF 93 B SI 93 X FF 93 1-1 FC6-4 ① 65 BB 1-2f			2	0	0	0	1	1	2
57 Alex Wood, R (1, 1) OBP: 0.208, SLG: 0.163 41 Chris Hatcher, R (7, 1) 65 Austin Barnes, R (7, PH) OBP: 0.379, SLG: 0.333 56 J.P. Howell, L (8, 1) 63 Yimi García, R (8, 1) 54 Jim Johnson, R (9, 1) 36 Adam Liberatore, L (9, 1)		X FF 94 0-0 SH1-3 ② 1-2		S SI 94 C SI 94 C FF 94 0-3 K ③			C SI 93 B SI 93 F SL 83 F FF 93 D SL 83 1 SAFE F SI 93 B FF 94 F FF 94 4-2 B SI 93 27 G6-4-3 BB 1-2			1 0 0 0 0 0 0	0 0 0 0 0 0 0	0 0 0 0 0 0 0	0 0 1 0 0 0 0	1 0 0 0 0 0 0	1 0 0 0 0 0 0
Inning Stats	R: 0 H: 1 E: 1 LOB: 3 K: 1 BB: 1 S: 13 P: 21	R: 0 H: 1 E: 0 LOB: 1 K: 2 BB: 0 S: 9 P: 15	R: 0 H: 1 E: 0 LOB: 1 K: 2 BB: 0 S: 13 P: 17	R: 0 H: 0 E: 0 LOB: 1 K: 2 BB: 1 S: 15 P: 25	R: 0 H: 0 E: 0 LOB: 0 K: 0 BB: 0 S: 8 P: 12	R: 0 H: 0 E: 0 LOB: 0 K: 0 BB: 0 S: 9 P: 11	R: 0 H: 0 E: 0 LOB: 1 K: 0 BB: 2 S: 12 P: 22	R: 0 H: 0 E: 0 LOB: 0 K: 1 BB: 0 S: 6 P: 9	R: 0 H: 0 E: 0 LOB: 0 K: 0 BB: 0 S: 5 P: 5	1B: 3 SF: 0 2B: 0 SAC: 1 3B: 0 DP: 1 HR: 0 HBP: 0					WP: 0 PA: 34 PB: 0 SB: 0 CS: 0	

PITCHER	IP	WLS	BF	H	R	ER	SO	BB	IBB	HBP	BLK	WP	HR	S	P	ERA	WHIP
38 Robbie Ray, L (1, 1) ERA: 3.53	6.0	W	24	3	0	0	7	1	1	0	0	0	0	67	101	0.00	0.667
40 Andrew Chafin, L (7, 1) ERA: 2.63	1.0	H	4	0	0	0	0	2	0	0	0	0	0	12	22	0.00	2.000
41 Daniel Hudson, R (8, 1) ERA: 4.0	1.0	H	3	0	0	0	1	0	0	0	0	0	0	6	9	0.00	0.000
55 Josh Collmenter, R (9, 1) ERA: 3.68	1.0		3	0	0	0	0	0	0	0	0	0	0	5	5	0.00	0.000

PITCHER	IP	WLS	BF	H	R	ER	SO	BB	IBB	HBP	BLK	WP	HR	S	P	ERA	WHIP

AB	29
R	0
H	3
RBI	0
BB	4
SO	8
LOB	15

Batter	1	2	3	4	5	6	7	8	9	AB	R	H	RBI	BB	SO	LOB
5 Ender Inciarte, L (1, 9) OBP: 0.337, SLG: 0.392	X SI 94 0-0 ① F7		B CU 80 B SI 96 C FF 96 F SI 96 F FF 96 B FC 91 F SI 95 F FC 92 X FC 84 3-2 ③ F9			X CH 88 0-0 1B			C FC 89 C FC 91 X FF 93 0-2 11 DI 1B	4	0	2	0	0	0	0
16 Chris Owings, R (1, 6) OBP: 0.268, SLG: 0.332	C FF 94 F FF 96 X SI 96 0-2 ② L9			X FC 90 0-0 ① G5-3		D SL 89 C FF 98 1 SAFE X SL 91 1-1 ② L8			F FC 92 S FC 91 F FC 94 X FC 92 0-2 ① P3	4	0	0	0	0	0	2
11 AJ Pollock, R (1, 8) OBP: 0.366, SLG: 0.499	B FF 96 C SI 94 B SI 94 S SI 93 X FF 95 2-2 ③ P4			B FC 92 X SI 96 1-0 ② G4-3		C SL 90 1 SAFE X SL 90 0-1 ③ G1-3			C FC 93 X FC 93 0-1 ② P4 1-2	4	0	0	0	0	0	2
44 Paul Goldschmidt, R (1, 3) OBP: 0.435, SLG: 0.563		X FF 92 0-0 HR		S FC 93 X SI 96 0-1 ③ G6-3			C FF 98 C FF 93 B SL 93 S FF 100 1-3 ① K		B FC 94 X FC 93 1-0 ③ L4	4	1	1	1	0	1	1
6 David Peralta, L (1, 7) OBP: 0.367, SLG: 0.515		C FF 94 X FF 94 0-1 ① L7			C FF 90 B FF 91 S FF 91 F FF 92 S FF 92 1-3 ① K		F FF 94 X FF 93 0-1 ② L3			3	0	0	0	0	1	0
8 Jarrod Saltalamacchia, S (1, 2) OBP: 0.305, SLG: 0.435		B CH 86 F SI 95 X CH 87 1-1 ② F7			S FF 91 B FF 92 B FF 92 X FF 90 2-1 19 1B 1B		C SI 94 S CH 82 B CH 81 B CH 81 B FF 94 S CH 80 3-3 ③ K			3	0	1	0	0	1	0
19 Jake Lamb, L (1, 5) OBP: 0.340, SLG: 0.407		C FF 94 F FF 94 B SI 96 B SI 96 B FC 91 S FF 93 3-3 ③ K			X FF 90 0-0 62 G5-4-3 1-2 1B			B SI 92 S FF 93 B FF 94 B FF 94 F SI 93 F FF 94 X FF 93 3-2 ① F7		3	0	1	0	0	1	0
62 Brandon Drury, R (1, 4) OBP: 0.316, SLG: 0.417			C FF 95 S FC 91 S FC 90 0-3 ① K		C CH 78 X CH 79 0-1 ② ③ G5-4-3 1-2f			B SL 84 F FF 96 F FC 92 B FC 92 X FC 90 2-2 ② F9		3	0	0	0	0	1	2
57 Chase Anderson, R (1, 1) OBP: 0.128, SLG: 0.109 48 Randall Delgado, R (7, 1) 68 Sócrates Brito, L (8, PH) OBP: 0.273, SLG: 0.273 30 David Hernandez, R (8, 1) 45 Matt Reynolds, L (8, 1)			B FF 94 C SI 94 C FF 96 F FC 91 X FF 96 1-2 ② G3-1			C FF 98 B FF 98 B FF 98 C FF 98 F FF 99 C FF 98 2-3 ① K			B FS 88 C FF 96 X FS 88 1-1 ③ G4-3	2 0 1 0 0	0 0 0 0 0	0 0 0 0 0	0 0 0 0 0	1 0 0 0 0	0 0 0 0 0	0 0 0 0 0
Inning Stats	R: 0 E: 0 K: 0 S: 7 H: 0 LOB: 0 BB: 0 P: 9	R: 1 E: 0 K: 1 S: 8 H: 1 LOB: 0 BB: 0 P: 12	R: 0 E: 0 K: 1 S: 13 H: 0 LOB: 0 BB: 0 P: 17	R: 0 E: 0 K: 0 S: 4 H: 0 LOB: 0 BB: 0 P: 5	R: 0 E: 0 K: 1 S: 9 H: 2 LOB: 1 BB: 0 P: 12	R: 0 E: 0 K: 1 S: 9 H: 1 LOB: 1 BB: 0 P: 12	R: 0 E: 0 K: 2 S: 8 H: 0 LOB: 0 BB: 0 P: 12	R: 0 E: 0 K: 0 S: 9 H: 0 LOB: 0 BB: 0 P: 15	R: 0 E: 0 K: 0 S: 10 H: 1 LOB: 1 BB: 0 P: 11	1B: 4 2B: 0 3B: 0 HR: 1 SF: 0 SAC: 0 DP: 1 HBP: 0						

PITCHER		IP	WLS	BF	H	R	ER	SO	BB	IBB	HBP	BLK	WP	HR	S	P	ERA	WHIP
77 Carlos Frías, R ERA: 4.16	(1, 1)	4.0		13	1	1	1	2	0	0	0	0	0	1	32	43	2.25	0.250
58 Ian Thomas, L ERA: 3.54	(5, 1)	1.0		4	2	0	0	1	0	0	0	0	0	0	9	12	0.00	2.000
52 Pedro Báez, R ERA: 3.4	(6, 1)	1.1		5	1	0	0	2	0	0	0	0	0	0	12	16	0.00	0.750
43 Luis Avilán, L ERA: 4.01	(7, 1)	1.0		3	0	0	0	1	0	0	0	0	0	0	9	15	0.00	0.000
41 Chris Hatcher, R ERA: 4.04	(8, 1)	0.2	W	2	0	0	0	0	0	0	0	0	0	0	5	8	0.00	0.000

PITCHER		IP	WLS	BF	H	R	ER	SO	BB	IBB	HBP	BLK	WP	HR	S	P	ERA	WHIP
74 Kenley Jansen, R ERA: 2.4	(9, 1)	1.0	S	4	1	0	0	0	0	0	0	0	0	0	10	11	0.00	1.000

TOP

Arizona Diamondbacks @ Los Angeles Dodgers
Dodger Stadium, Los Angeles, CA
Wed Sep 23 2015, 7:10 PM - 9:42 PM PDT
Att. 46,364 - Clear - 79 F

livebaseballscorecards.com

AB	31
R	1
H	5
RBI	1
BB	0
SO	6
LOB	7

WP: 0 PA: 31
PB: 0
SB: 0
CS: 0

Batter	1	2	3	4	5	6	7	8	9	AB	R	H	RBI	BB	SO	LOB
26 Chase Utley, L (1, 4) OBP: 0.289, SLG: 0.351	X FF 92 0-0 HR		C SI 91 S CH 82 B CH 84 B CU 79 B SI 93 S CH 85 3-3 ① K			C CU 78 F CH 83 C CU 78 0-3 ① K		X CU 81 0-0 5 HR 2-H 2B		4	2	2	2	0	2	0
5 Corey Seager, L (1, 5) OBP: 0.457, SLG: 0.603	F SI 93 B FC 89 B CH 83 X CH 84 2-1 ① F7		F CU 79 B SI 92 B FF 93 F CH 84 F CH 85 S FF 94 2-3 ② K			B SI 92 B CH 83 S CH 84 F FF 93 S CH 83 2-3 ② K		C KC 77 D KC 79 B KC 78 X KC 80 2-1 2-H HR		4	1	1	2	0	2	0
23 Adrián González, L (1, 3) OBP: 0.354, SLG: 0.493	C SI 93 B FF 94 B SI 93 B SI 94 D FF 93 4-1 BB		C FF 93 B FF 91 F FF 93 B FF 94 S CH 84 2-3 ③ K			S CH 84 B CH 82 B CU 79 S CH 84 F CU 81 X CH 83 2-2 ③ F8		X FF 87 0-0 ② F8		3	0	0	0	1	1	0
16 Andre Ethier, L (1, 9) OBP: 0.364, SLG: 0.473	C CU 77 F FC 91 D CU 80 S CH 84 1-3 ② K			F SI 92 C SI 92 S FF 92 0-3 ① K			C FF 94 F FF 92 B CH 86 S CH 86 1-3 ① K	F FF 89 S KC 81 T FF 87 0-2 ③ K		4	0	0	0	0	4	1
9 Yasmani Grandal, S (1, 2) OBP: 0.363, SLG: 0.427	B SI 93 B SI 93 C CU 78 C SI 93 D CU 80 X FF 94 3-2 ③ F9			B SI 92 B CU 78 F SI 93 C CU 78 F CU 78 S CU 80 2-3 ② K			B SL 86 B SL 83 C CH 86 B SI 92 B SI 94 4-1 BB			2	0	0	0	1	1	1
33 Scott Van Slyke, R (1, 7) OBP: 0.326, SLG: 0.397 3 Carl Crawford, L (7, PH) OBP: 0.292, SLG: 0.416 28 Chris Heisey, R (8, 7) OBP: 0.338, SLG: 0.204		C FF 93 B SI 92 S SI 92 S CH 82 1-3 ① K		F FF 93 B FC 89 X CH 84 1-1 ③ G5-3			F FF 93 F SI 93 B FF 89 D CH 86 B CH 85 S CH 84 3-3 ② K			2 1 0	0 0 0	0 0 0	0 0 0	0 0 0	1 1 0	0 1 0
31 Joc Pederson, L (1, 8) OBP: 0.349, SLG: 0.424		B FF 92 B FF 94 C CH 84 L CH 84 B CU 80 X CH 84 3-2 ② P4			F CH 82 C FC 88 B CU 78 S CH 85 1-3 ① K		S FF 94 B FF 93 X SI 93 1-1 ③ F8			3	0	0	0	0	1	1
11 Jimmy Rollins, S (1, 6) OBP: 0.279, SLG: 0.354		F SI 92 B SI 93 B SI 92 F SI 92 F CH 85 F FF 94 B CU 79 B FF 93 4-2 BB			C CU 77 B SI 92 S SI 92 X CH 84 1-2 ② L4			X FF 94 0-0 59 SH3-4 26 2B 1B		2	1	1	0	1	0	0
77 Carlos Frías, R (1, 1) OBP: 0.130, SLG: 0.048 58 Ian Thomas, R (5, 1) 7 Alex Guerrero, R (5, PH) OBP: 0.255, SLG: 0.431 52 Pedro Báez, R (6, 1) 43 Luis Avilán, L (7, 1) 41 Chris Hatcher, R (8, 1) 59 Ronald Torreyes, R (8, PH) OBP: 0.333, SLG: 0.400 74 Kenley Jansen, S (9, 1)		C FF 94 X FF 94 0-1 ③ B1			X SI 93 0-0 ③ G5-3			1 SAFE X SI 94 0-0 ① SH3-4 1-2		1 0 1 0 0 0 0 0	0 0 0 0 0 0 0 0	0 0 0 0 0 0 0 0	0 0 0 0 0 0 0 0	0 0 0 0 0 0 0 0	0 0 0 0 0 0 0 0	1 0 0 0 0 0 0 0
Inning Stats	R: 1 H: 1 E: 0 LOB: 1 K: 1 BB: 1 S: 10 P: 20	R: 0 H: 0 E: 0 LOB: 1 K: 1 BB: 1 S: 12 P: 20	R: 0 H: 0 E: 0 LOB: 0 K: 3 BB: 0 S: 10 P: 17	R: 0 H: 0 E: 0 LOB: 0 K: 2 BB: 0 S: 9 P: 12	R: 0 H: 0 E: 0 LOB: 0 K: 1 BB: 0 S: 7 P: 9	R: 0 H: 0 E: 0 LOB: 0 K: 2 BB: 0 S: 10 P: 14	R: 0 H: 0 E: 0 LOB: 1 K: 2 BB: 1 S: 9 P: 18	R: 3 H: 3 E: 0 LOB: 0 K: 1 BB: 0 S: 9 P: 11		1B: 1 SF: 0 2B: 1 SAC: 1 3B: 0 DP: 0 HR: 2 HBP: 0					WP: 0 PA: 31 PB: 0 SB: 0 CS: 0	

PITCHER	IP	WLS	BF	H	R	ER	SO	BB	IBB	HBP	BLK	WP	HR	S	P	ERA	WHIP
57 Chase Anderson, R (1, 1) ERA: 4.4	6.0		21	1	1	1	10	2	0	0	0	0	1	58	92	1.50	0.500
48 Randall Delgado, R (7, 1) ERA: 3.39	1.0		4	0	0	0	2	1	0	0	0	0	0	9	18	0.00	1.000
30 David Hernandez, R (8, 1) ERA: 4.65	0.1	L	3	2	2	2	0	0	0	0	0	0	0	3	3	54.00	6.000
45 Matt Reynolds, L (8, 1) ERA: 4.63	0.2		3	1	1	1	1	0	0	0	0	0	1	6	8	13.50	1.500

PITCHER	IP	WLS	BF	H	R	ER	SO	BB	IBB	HBP	BLK	WP	HR	S	P	ERA	WHIP

BOTTOM

Arizona Diamondbacks @ Los Angeles Dodgers

Dodger Stadium, Los Angeles, CA

Wed Sep 23 2015, 7:10 PM - 9:42 PM PDT

Att. 46,364 - Clear - 79 F

livebaseballscorecards.com

AB	27
R	4
H	4
RBI	4
BB	3
SO	13
LOB	5

Batter	1	2	3	4	5	6	7	8	9	AB	R	H	RBI	BB	SO	LOB
5 Ender Inciarte, L (1, 9) OBP: 0.335, SLG: 0.389	B FF 92 C FF 92 C CU 71 S SL 91 1-3 K2-3 ①		C FF 93 B FF 93 S CU 72 B SL 91 X SL 89 2-2 L8 ①	B SL 89 B FF 94 T FF 93 F FF 93 F SL 89 F CU 75 S FF 94 2-3 K ③			C SI 86 B SI 86 B SI 87 C SI 86 X SI 88 2-2 G6-3 ①			4	0	0	0	0	2	0
2 Aaron Hill, R (1, 4) OBP: 0.299, SLG: 0.346	X FF 92 0-0 F9 ②		C FF 93 B CU 73 S CU 74 B SL 91 X FF 94 2-2 11 BB 44 1B 1B		B FF 92 F SL 88 X FF 92 1-1 L6 ①		C FF 93 X FF 96 0-1 F7 ②			4	1	1	0	0	0	0
11 AJ Pollock, R (1, 8) OBP: 0.366, SLG: 0.497	C FF 93 C FF 94 T SL 92 0-2 K ③		B SL 92 F SL 91 D CU 75 B FF 95 B FF 95 4-1 44 1B 1-2 BB		F FF 94 X CU 73 0-1 F9 ②		X SL 81 0-0 G6-3 ③			3	0	0	0	1	1	0
44 Paul Goldschmidt, R (1, 3) OBP: 0.435, SLG: 0.563		B FF 93 X FF 92 1-0 7 1B 24 1B 1B	X SL 91 0-0 1-2 2-H 1B		F FF 95 C CU 74 B FF 95 S SL 91 1-3 K ③			C FF 96 B FS 88 B FF 96 B FS 89 X FF 97 3-1 P4 ①		4	1	2	1	0	1	0
7 Welington Castillo, R (1, 2) OBP: 0.304, SLG: 0.473		F FF 93 T SL 90 1 SAFE D SL 91 X CU 74 1-2 24 1B 1-2 1B	B FF 95 X FF 95 1-0 F7 ②			C SL 87 SL 87 S FF 97 B FF 97 B FF 98 S FF 97 3-3 K ①		C SL 85 B FS 87 T FF 97 F FF 97 S FS 88 1-3 K ②		4	0	1	0	0	2	2
24 Yasmany Tomás, R (1, 7) OBP: 0.314, SLG: 0.414		X FF 94 0-0 1-3 2-H 1B	F FF 95 F CU 74 B FF 94 B SL 91 S CU 74 2-3 K2-3 ③			S FF 98 B FF 97 F FF 97 F FF 98 F FF 99 X FF 98 1-2 F9 ②		F FF 96 C FF 97 F FF 97 B FS 89 S SL 85 1-3 K ③		4	0	1	1	0	2	2
62 Brandon Drury, R (1, 5) OBP: 0.333, SLG: 0.525		C FF 94 B CU 74 1 SAFE C FF 94 F SL 91 F SL 90 F FF 95 F CU 74 F SL 89 1-3 S FF 94 K ①		T FF 93 B CU 73 S FF 93 X CU 74 1-2 HR		C FF 98 B SL 86 B SL 87 B FF 97 X FF 95 3-1 8 WP 2B			B FC 92 S FC 90 F FC 92 F FC 93 B FC 93 F FC 92 F FC 93 F FC 93 B SL 81 3-2 X FC 83 L7 ①	4	1	2	1	0	1	2
16 Chris Owings, R (1, 6) OBP: 0.268, SLG: 0.331 19 Jake Lamb, L (9, PH) OBP: 0.339, SLG: 0.406		S SL 90 B CU 73 S SL 90 1 SAFE B FF 95 S SL 90 2-3 K ②		X FF 94 0-0 F9 ①		C FF 96 B FF 97 B FF 97 B FF 97 S FF 97 F FF 98 F FF 97 B FF 97 4-2 8 WP BB			B FC 93 B FC 92 F FC 92 F FC 93 X FC 93 2-2 F8 ②	2 1	0 0	0 0	0 0	1 0	1 0	2 0
46 Patrick Corbin, L (1, 1) OBP: 0.231, SLG: 0.130 40 Andrew Chafin, R (5, 1) 8 Jarrod Saltalamacchia, S (6, PH) OBP: 0.303, SLG: 0.433 36 Enrique Burgos, R (6, 1) 56 Keith Hessler, L (6, 1) OBP: 1.000, SLG: 1.000 61 Silvino Bracho, R (6, 1) 37 Matt Stites, L (8, 1) 6 David Peralta, L (9, PH) OBP: 0.366, SLG: 0.513		S FF 94 S FF 93 1 SAFE S FF 94 0-3 K ③		C FF 93 S FF 93 B FF 94 C CU 73 1-3 K ②		S SI 96 B FF 96 F FF 97 B FF 98 S FF 98 2-3 K ③ 1-2 2-3			F FC 94 F FC 93 B FC 93 F SL 83 F FC 94 F FC 94 F FF 93 S FC 94 1-3 K ③	2 0 1 0 0 0 0 1	0 0 0 0 0 0 0 0	0 0 0 0 0 0 0 0	0 0 0 0 0 0 0 0	0 0 0 0 0 0 0 0	2 0 1 0 0 0 0 1	2 0 2 0 0 0 0 0
Inning Stats	R: 0 E: 0 K: 2 S: 7 H: 0 LOB: 0 BB: 0 P: 8	R: 1 E: 0 K: 3 S: 19 H: 3 LOB: 2 BB: 0 P: 24	R: 1 E: 0 K: 1 S: 12 H: 2 LOB: 2 BB: 1 P: 23	R: 1 E: 0 K: 2 S: 12 H: 1 LOB: 0 BB: 0 P: 16	R: 0 E: 0 K: 1 S: 7 H: 0 LOB: 0 BB: 0 P: 9	R: 0 E: 0 K: 2 S: 17 H: 1 LOB: 2 BB: 1 P: 30	R: 0 E: 0 K: 0 S: 6 H: 0 LOB: 0 BB: 0 P: 8	R: 0 E: 0 K: 2 S: 10 H: 0 LOB: 0 BB: 0 P: 15	R: 0 E: 0 K: 1 S: 17 H: 0 LOB: 0 BB: 0 P: 23	1B: 5 2B: 1 3B: 0 HR: 1	SF: 0 SAC: 0 DP: 0 HBP: 0					

PITCHER	IP	WLS	BF	H	R	ER	SO	BB	IBB	HBP	BLK	WP	HR	S	P	ERA	WHIP
22 Clayton Kershaw, L (1, 1) ERA: 2.25	5.0	W	22	6	3	3	9	1	0	0	0	0	1	57	80	5.40	1.400
12 Juan Nicasio, R (6, 1) ERA: 3.67	1.0	H	5	1	0	0	2	1	0	0	0	1	0	17	30	0.00	2.000
56 J.P. Howell, L (7, 1) ERA: 1.48	0.1	H	1	0	0	0	0	0	0	0	0	0	0	3	5	0.00	0.000
63 Yimi García, R (7, 1) ERA: 2.96	0.2	H	2	0	0	0	0	0	0	0	0	0	0	3	3	0.00	0.000
41 Chris Hatcher, R (8, 1) ERA: 3.93	1.0	H	3	0	0	0	2	0	0	0	0	0	0	10	15	0.00	0.000

PITCHER	IP	WLS	BF	H	R	ER	SO	BB	IBB	HBP	BLK	WP	HR	S	P	ERA	WHIP
74 Kenley Jansen, R (9, 1) ERA: 2.36	1.0	S	3	0	0	0	1	0	0	0	0	0	0	17	23	0.00	0.000

TOP

Arizona Diamondbacks @ Los Angeles Dodgers
Dodger Stadium, Los Angeles, CA
Thu Sep 24 2015, 12:11 PM - 3:31 PM PDT
Att. 38,234 - Sunny - 88 F

livebaseballscorecards.com

AB	34
R	3
H	7
RBI	3
BB	2
SO	14
LOB	12

BOTTOM

Arizona Diamondbacks @ Los Angeles Dodgers
Dodger Stadium, Los Angeles, CA
Thu Sep 24 2015, 12:11 PM - 3:31 PM PDT
Att. 38,234 - Sunny - 88 F

livebaseballscorecards.com

Batter	1	2	3	4	5	6	7	8	9	AB	R	H	RBI	BB	SO	LOB
27 Justin Ruggiano, R (1, 7) OBP: 0.344, SLG: 0.482	T FF 92 F FF 93 B SL 83 X SL 83 1-2 ① G4-3		B FF 92 T SL 80 S SI 93 F SI 94 B SL 82 F FF 93 B CH 88 B SL 81 4-2 1-2 BB		X CH 87 0-0 E8 47 1B 1B	F FF 96 B FF 95 B FF 94 B SL 84 X FF 95 3-1 ① L8		B FF 94 C FF 94 B SL 85 B FF 94 B FF 93 4-1 11 1B BB		2	1	1	0	1	0	0
3 Carl Crawford, L (6, PH) OBP: 0.294, SLG: 0.413 (7, 7)										1	0	0	0	1	0	0
11 Jimmy Rollins, S (1, 6) OBP: 0.282, SLG: 0.353	B FF 92 S FF 93 F FF 93 B SI 93 B SI 94 X SI 94 3-2 ② F9		X SI 93 0-0 ② P3		D SL 82 D SL 81 B CH 85 B FF 92 4-0 10 BB 47 1B BB	B FF 95 B SL 85 B FF 94 B FF 94 4-0 31 G5-3 BB		B FF 91 1 SAFE 1 SAFE X FF 93 1-0 47 G4-6-3 1-2 1B		3	1	1	0	2	0	2
10 Justin Turner, R (1, 5) OBP: 0.368, SLG: 0.488	B FF 92 B FF 93 C SL 78 C SL 81 F SI 93 F SL 84 B SI 92 X FF 93 3-2 ③ L9		C SL 82 B SL 80 X SL 82 1-1 ③ L8		1 SAFE B SI 92 D SL 81 B SI 94 B FF 91 4-0 17 BB 47 1B 28 HR 1-2 BB	1 SAFE B SL 84 X SL 84 1-0 ② G5-3 1-3		B FF 94 F FF 93 T FF 94 B FF 96 F FF 95 B CH 87 X FF 97 3-2 ① F6		2	1	0	0	1	0	2
31 Joc Pederson, L (6, 8) OBP: 0.348, SLG: 0.422										2	0	0	0	0	0	3
47 Howie Kendrick, R (1, 4) OBP: 0.333, SLG: 0.406		C SI 92 X FF 91 0-1 ① G1-3		B SI 92 X SI 92 1-0 ① G4-3	B FF 92 F FF 92 X FF 92 1-1 17 BB 28 HR 1-2 2-H 3-H 1B	F SI 94 T SL 82 F SL 83 S FF 94 0-3 ③ K		X FF 95 0-0 ② ③ G4-6-3 1-2f		5	1	1	2	0	1	3
33 Scott Van Slyke, R (1, 3) OBP: 0.325, SLG: 0.394		B FF 91 F SI 92 X SI 92 1-1 ② G6-3		X FF 93 0-0 17 E 17 FC4 1B	S SL 83 C SL 82 S SL 83 0-3 ② K		S FF 92 B FF 93 S FF 92 B FF 95 F SI 94 X SL 84 2-2 ① P3			4	0	1	0	0	1	2
17 A.J. Ellis, R (1, 2) OBP: 0.356, SLG: 0.393		C SI 92 B FF 92 X FF 92 1-1 2B		C SL 81 B SI 93 X SL 83 1-1 FC4 1-3	B SI 93 S SL 81 S SL 82 B SL 82 B SI 95 F SL 82 B SI 94 4-2 28 HR 1-2 2-3 BB		C FF 93 S SL 83 B SL 84 B SL 84 H FF 94 3-2 16 1B HBP			2	1	1	0	1	0	1
28 Chris Heisey, R (1, 8) OBP: 0.338, SLG: 0.269 (6, 9)		B SL 79 S SL 80 B SL 82 B SI 92 C SL 77 X FF 93 3-2 ③ L7		S SL 82 B SL 83 F FF 93 S SL 82 1-3 ② K	B SL 82 F SI 94 X SL 82 1-1 1-H 2-H 3-H HR		C FF 94 X FF 94 0-1 1-2 1B			3	1	1	4	0	1	3
16 Andre Ethier, L (7, PH) OBP: 0.365, SLG: 0.474 (8, 9)										1	0	1	0	0	0	0
30 Scott Schebler, L (1, 9) OBP: 0.333, SLG: 0.552			F FF 90 F FF 90 S SL 82 0-3 ① K2-3	C SL 81 S SL 83 S SL 83 0-3 ③ K	F SI 94 X SI 93 0-1 2B		X SL 82 0-0 ② F7			2	0	0	0	0	2	2
7 Alex Guerrero, R (5, PH) OBP: 0.258, SLG: 0.438 (6, 5)										1	0	1	0	0	0	0
23 Adrián González, L (7, PH) OBP: 0.353, SLG: 0.492										1	0	0	0	0	0	2
59 Ronald Torreyes, R (8, 5) OBP: 0.333, SLG: 0.400										0	0	0	0	0	0	0
22 Clayton Kershaw, L (1, 1) OBP: 0.174, SLG: 0.167			B FF 93 C FF 93 B FF 93 F FF 93 F FF 92 X SL 77 2-2 27 BB 1B		F8		B FF 93 D CH 86 F SI 94 F FF 94 F FF 94 F SI 95 S CH 87 2-3 ③ K			1	0	1	0	0	0	0
65 Austin Barnes, R (5, PH) OBP: 0.355, SLG: 0.308					G4-3					2	0	0	0	0	0	1
12 Juan Nicasio, R (6, 1)										0	0	0	0	0	0	0
56 J.P. Howell, L (7, 1)										0	0	0	0	0	0	0
63 Yimi García, R (7, 1)										0	0	0	0	0	0	0
26 Chase Utley, L (7, PH) OBP: 0.289, SLG: 0.350										1	0	0	0	0	1	2
41 Chris Hatcher, R (8, 1)										0	0	0	0	0	0	0
74 Kenley Jansen, S (9, 1)										0	0	0	0	0	0	0
Inning Stats	R: 0 E: 0 K: 0 S: 11 H: 0 LOB: 0 BB: 0 P: 18	R: 0 E: 0 K: 0 S: 9 H: 1 LOB: 1 BB: 1 P: 14	R: 0 E: 0 K: 1 S: 14 H: 1 LOB: 2 BB: 1 P: 21	R: 0 E: 1 K: 2 S: 10 H: 1 LOB: 2 BB: 0 P: 13	R: 6 E: 1 K: 1 S: 16 H: 4 LOB: 1 BB: 3 P: 35	R: 0 E: 0 K: 1 S: 7 H: 0 LOB: 1 BB: 1 P: 15	R: 0 E: 0 K: 1 S: 14 H: 1 LOB: 2 BB: 0 P: 21	R: 0 E: 0 K: 0 S: 7 H: 1 LOB: 1 BB: 1 P: 15		1B: 6 2B: 2 3B: 0 HR: 1 SF: 0 SAC: 0 DP: 1 HBP: 1				WP: 0 PB: 0 SB: 0 CS: 0 PA: 40		

		AB	33
		R	6
		H	9
		RBI	6
		BB	6
		SO	6
		LOB	23

PITCHER		IP	WLS	BF	H	R	ER	SO	BB	IBB	HBP	BLK	WP	HR	S	P	ERA	WHIP
46 Patrick Corbin, L ERA: 3.28	(1, 1)	4.1	L	22	5	4	4	3	3	0	0	0	0	0	48	81	8.31	1.846
40 Andrew Chafin, L ERA: 2.85	(5, 1)	0.2		5	2	2	2	1	1	0	0	0	0	1	12	20	27.00	4.500
36 Enrique Burgos, R ERA: 4.62	(6, 1)	0.1		2	0	0	0	0	1	0	0	0	0	0	2	9	0.00	3.000
56 Keith Hessler, L ERA: 9.28	(6, 1)	0.1		1	0	0	0	0	0	0	0	0	0	0	1	2	0.00	0.000
61 Silvino Bracho, R ERA: 2.08	(6, 1)	1.1		6	1	0	0	2	0	0	1	0	0	0	18	25	0.00	0.750

PITCHER		IP	WLS	BF	H	R	ER	SO	BB	IBB	HBP	BLK	WP	HR	S	P	ERA	WHIP
37 Matt Stites, R ERA: 7.56	(8, 1)	1.0		4	1	0	0	0	1	0	0	0	0	0	7	15	0.00	2.000

Arizona Diamondbacks @ San Diego Padres

Petco Park, San Diego, CA

Fri Sep 25 2015, 7:11 PM - 10:08 PM PDT

Att. 24,179 - Clear - 82 F

TOP

livebaseballscorecards.com

Batter	1	2	3	4	5	6	7	8	9	AB	R	H	RBI	BB	SO	LOB
5 Ender Inciarte, L (1, 9) OBP: 0.334, SLG: 0.387	C SI 91 X SI 92 0-1 G6-3	B CU 80 X SI 90 1-0 1-2 15 1B 11 HR 1B		B FF 91 C FF 91 B CH 85 B CH 86 C SI 89 X FF 90 3-2 F7 ②			C SL 88 F FF 95 F FF 95 X SL 88 0-2 P4 ①			4	1	1	0	0	0	0
15 Phil Gosselin, R (1, 4) OBP: 0.344, SLG: 0.432 16 Chris Owings, R (7, 6) OBP: 0.268, SLG: 0.331	C FF 92 B CU 80 F CH 87 X CU 82 1-2 11 1B 2B	X CH 85 0-0 1-2 2-3 11 HR 1B		B SI 90 C FF 90 B CH 88 X FF 90 2-1 G3 ③			B FF 96 C SL 85 S SL 87 F FF 95 X SL 79 1-2 F9 ②			4 0	2 0	2 0	0 0	0 0	0 0	0 0
11 AJ Pollock, R (1, 8) OBP: 0.366, SLG: 0.502	C FF 91 D SI 91 F CH 85 X FF 91 1-2 44 2B 2-H 1B	B CU 81 B FF 91 F FF 90 F CH 88 X CH 88 2-2 1-H 2-H 3-H HR			C SI 88 X CU 80 0-1 G6-3 ①		X FF 95 0-0 G1-3 ③			4	2	2	5	0	0	0
44 Paul Goldschmidt, R (1, 3) OBP: 0.434, SLG: 0.563	C CU 79 X FF 91 0-1 2-H 2B	S FF 91 X SI 90 0-1 F9 ②			C CH 84 B FF 91 F CH 86 X CU 81 1-2 L9 ②			B SL 86 X FF 95 1-0 F9 ①		4	0	1	1	0	0	0
6 David Peralta, L (1, 7) OBP: 0.365, SLG: 0.510	B FF 91 C FF 90 B FF 91 B SI 91 F CH 87 B CU 81 4-2 BB	C CU 81 B FF 91 F CU 82 B FF 91 B CU 82 C CH 85 3-3 K ③			X CH 84 0-0 G3 ③			B SL 85 X SI 95 1-0 G4-3 ②		3	0	0	0	1	1	0
7 Welington Castillo, R (1, 2) OBP: 0.301, SLG: 0.467	B CH 85 B FF 90 X FF 91 2-0 L8 ②		C SI 89 C CH 86 B CU 81 X FF 91 1-2 G5-3 ①			B FC 92 C SI 93 F SI 90 X CU 82 1-2 G6-3 ①		F FF 95 B FF 95 B FF 96 B FF 95 F FF 95 S SL 88 3-3 K ③		4	0	0	0	0	1	2
19 Jake Lamb, L (1, 5) OBP: 0.338, SLG: 0.402	B SI 90 X SI 90 1-0 G1-3 ③		C FF 90 B CU 81 B CH 87 X FF 89 2-1 G6-3 ②			B FC 92 B CH 80 C FF 92 B SI 91 B FF 91 4-1 62 G3-1 62 WP BB			C SI 92 F SI 92 B SL 84 C SL 84 1-3 K ①	3	0	0	0	1	1	2
62 Brandon Drury, R (1, 6) OBP: 0.326, SLG: 0.488 (7, 4)		C CH 87 H SI 92 1-1 12 FC2-6 HBP	B FF 90 S CH 87 S CH 86 B SI 91 X FF 92 2-2 L9 ③			B FC 89 C SI 92 X FF 92 1-1 G3-1 1-3 ②			S SL 85 S SL 86 X SL 84 0-2 G5-3 ②	3	0	0	0	0	0	1
12 Rubby De La Rosa, R (1, 1) OBP: 0.094, SLG: 0.094 48 Randall Delgado, R (6, 1) 41 Daniel Hudson, R (8, 1) 24 Yasmany Tomás, R (9, PH) OBP: 0.313, SLG: 0.413 29 Brad Ziegler, R (9, 1)		B FF 88 X FF 89 1-0 FC2-6 15 1B 5 1B 11 HR 1-2f ①		C FF 89 B CH 86 B FF 90 F FF 88 X FF 89 2-2 G6-3 ①		F FC 94 F FC 94 X FF 95 0-2 G1-3 ③			B FF 95 S FF 95 F FF 95 F SL 84 X SL 85 1-2 F7 ③	3 0 0 1 0	1 0 0 0 0	0 0 0 0 0	0 0 0 0 0	0 0 0 0 0	0 0 0 0 0	2 0 0 0 0

Inning Stats																					
	R: 2	H: 3	R: 4	H: 3	R: 0	H: 0	R: 0	H: 0	R: 0	H: 0	R: 0	H: 0	R: 0	H: 0	R: 0	H: 0	1B: 3	SF: 0	WP: 1	PA: 36
	E: 0	LOB: 2	E: 0	LOB: 0	E: 0	LOB: 0	E: 0	LOB: 0	E: 0	LOB: 1	E: 0	LOB: 0	E: 0	LOB: 0	E: 0	LOB: 0	2B: 2	SAC: 0	PB: 0	
	K: 0	BB: 1	K: 1	BB: 0	K: 0	BB: 0	K: 0	BB: 0	K: 0	BB: 1	K: 0	BB: 0	K: 1	BB: 0	K: 1	BB: 0	3B: 0	DP: 0	SB: 0	
	S: 14	P: 23	S: 12	P: 20	S: 8	P: 13	S: 8	P: 15	S: 6	P: 7	S: 9	P: 15	S: 9	P: 10	S: 5	P: 10	S: 10	P: 12	HR: 1	HBP: 1	CS: 0

PITCHER		IP	WLS	BF	H	R	ER	SO	BB	IBB	HBP	BLK	WP	HR	S	P	ERA	WHIP
49 Casey Kelly, R ERA: 9.0	(1, 1)	5.0	L	23	6	6	6	1	1	0	1	0	0	1	48	78	10.80	1.400
40 Odrisamer Despaigne, R ERA: 5.8	(6, 1)	1.0		4	0	0	0	0	1	0	0	0	1	0	9	15	0.00	1.000
43 Jon Edwards, R ERA: 3.29	(7, 1)	1.0		3	0	0	0	0	0	0	0	0	0	0	9	10	0.00	0.000
54 Marcos Mateo, R ERA: 4.26	(8, 1)	1.0		3	0	0	0	1	0	0	0	0	0	0	5	10	0.00	0.000
45 Marc Rzepczynski, L ERA: 5.88	(9, 1)	0.1		1	0	0	0	1	0	0	0	0	0	0	3	4	0.00	0.000

PITCHER		IP	WLS	BF	H	R	ER	SO	BB	IBB	HBP	BLK	WP	HR	S	P	ERA	WHIP
25 Jay Jackson, R ERA: 11.57	(9, 1)	0.2		2	0	0	0	0	0	0	0	0	0	0	7	8	0.00	0.000

AB	33
R	6
H	6
RBI	6
BB	2
SO	3
LOB	7

Batter	1	2	3	4	5	6	7	8	9	AB	R	H	RBI	BB	SO	LOB
4 Wil Myers, R (1, 3) (7, 8) OBP: 0.345, SLG: 0.448	X FF 92 0-0 G5-3		C FF 95 C SL 87 B SL 87 B SL 87 B FF 96 D CH 88 4-2 BB		B SL 88 D SL 86 X FF 95 2-0 2-H 1B		C FF 92 B SL 84 B SL 84 C SL 83 B CH 86 F FF 95 S FF 94 3-3 K			3	0	1	1	1	1	0
15 Cory Spangenberg, L (1, 5) OBP: 0.318, SLG: 0.384	B FF 91 S FF 92 B FF 93 F FF 92 X FF 94 2-2 L8		C SL 84 1 SAFE F SL 87 F SL 86 X FF 96 0-2 G4-3		S CH 86 F SI 94 D CH 88 B FF 97 B SL 89 X FF 95 3-2 L7		B CH 85 B FF 92 S FF 93 C FF 93 F FF 94 B CH 85 X CH 84 3-2 G1-3			4	0	0	0	0	0	2
27 Matt Kemp, R (1, 9) OBP: 0.312, SLG: 0.445	S SL 86 S SL 88 B SL 87 B SI 94 T SL 87 2-2 K			F CH 89 B FF 92 S SL 86 X SL 86 1-2 9 E 9 S 9 G6-3 1B		C FF 92 X FF 90 0-1 G5-3		B SL 88 C FF 95 F FF 95 S SL 87 1-3 K		4	1	1	0	0	2	0
10 Justin Upton, R (1, 7) OBP: 0.338, SLG: 0.456		C FF 92 B SL 85 C SL 86 B FF 95 F FF 93 X SL 86 2-2 F9		X SL 84 0-0 P3		B FF 93 C FF 95 X FF 95 1-1 G6-3		B FF 97 C FF 96 B FF 96 S SL 88 X SL 87 2-2 P3		4	0	0	0	0	0	1
9 Jedd Gyorko, R (1, 4) OBP: 0.298, SLG: 0.407		B FF 94 C SL 84 B FF 93 S SL 85 C FF 96 2-3 K		S SL 86 B FF 96 X SL 87 1-1 1-H G6-3		B SL 87 B SL 85 C FF 94 B FF 95 B FF 94 4-1 3 BB 5 1B BB		C SL 88 B FF 96 C FF 96 S FF 96 1-3 K		3	1	0	1	1	2	0
3 Derek Norris, R (1, 2) OBP: 0.300, SLG: 0.410		C SL 86 S SL 86 B SL 87 X FF 93 1-2 1B		C FF 94 B FF 94 F FF 94 X SL 86 1-2 F7		B FF 94 B FF 93 B SL 87 C FF 92 F FF 93 B FF 94 4-2 5 1B 1-2 BB			B SI 83 B SI 83 X SI 82 2-0 5 FC4-6 1B	3	0	2	0	1	0	0
5 Alexi Amarista, L (1, 6) OBP: 0.265, SLG: 0.303		F SI 93 B FF 94 C SL 83 F FF 96 B SL 86 B SL 86 F FF 95 X FF 94 3-2 F8			B SL 83 X FF 91 1-0 P6	C FF 92 F FF 92 B FF 93 B FF 94 X SL 84 2-2 1-3 2-H 1B			C SI 84 X SI 84 0-1 FC4-6 39 FC4-6 1-2f	4	0	1	1	0	0	2
49 Casey Kelly, R (1, 1) 58 Rocky Gale, L (5, PH) 40 Odrisamer Despaigne, R (6, 1) OBP: 0.097, SLG: 0.100 1 Alex Dickerson, L (6, PH) OBP: 0.250, SLG: 0.250 39 Brett Wallace, L (6, PH) OBP: 0.383, SLG: 0.570 (7, 3)			B FF 90 F FF 92 C SL 83 X SL 86 1-2 G5-3		C FF 94 X SL 87 0-1 G3	C CH 84 B FF 92 1 SAFE S FF 94 F CH 85 S CH 84 1-3 K			B SI 84 B SI 85 C SI 83 X SI 83 2-1 FC4-6 26 DI 1-2f	1	0	0	0	0	0	0
16 Travis Jankowski, L (1, 8) OBP: 0.250, SLG: 0.333 43 Jon Edwards, R (7, 1) 2 B.J. Upton, R (7, PH) OBP: 0.310, SLG: 0.411 54 Marcos Mateo, R (8, 1) 45 Marc Rzepczynski, L (9, 1) 25 Jay Jackson, R (9, 1) 26 Yangervis Solarte, S (9, PH) OBP: 0.325, SLG: 0.433			C FF 94 B FF 94 X SL 83 1-1 G3		C FF 94 B SL 83 C FF 95 F FF 96 F SL 86 X SL 88 1-2 4 1B 2B		B FF 94 F FF 93 B FF 94 F FF 94 S FF 94 2-3 K		C SI 84 X CH 76 0-1 P3 1-2	2	1	1	0	0	0	0
										0	0	0	0	0	0	0
										1	0	0	0	0	1	0
										0	0	0	0	0	0	0
										0	0	0	0	0	0	0
										1	0	0	0	0	0	1
Inning Stats	R: 0 E: 0 K: 1 S: 7 H: 0 LOB: 0 BB: 0 P: 11	R: 0 E: 0 K: 1 S: 15 H: 1 LOB: 1 BB: 0 P: 23	R: 0 E: 0 K: 0 S: 11 H: 0 LOB: 1 BB: 1 P: 17	R: 1 E: 0 K: 0 S: 9 H: 1 LOB: 0 BB: 0 P: 12	R: 1 E: 0 K: 0 S: 12 H: 2 LOB: 1 BB: 0 P: 19	R: 1 E: 0 K: 1 S: 14 H: 1 LOB: 2 BB: 2 P: 26	R: 0 E: 0 K: 2 S: 11 H: 0 LOB: 0 BB: 0 P: 19	R: 0 E: 0 K: 2 S: 9 H: 0 LOB: 0 BB: 0 P: 13	R: 0 E: 0 K: 0 S: 7 H: 1 LOB: 1 BB: 0 P: 11	1B: 5 2B: 1 3B: 0 HR: 0 SF: 0 SAC: 0 DP: 0 HBP: 0						

PITCHER		IP	WLS	BF	H	R	ER	SO	BB	IBB	HBP	BLK	WP	HR	S	P	ERA	WHIP
12 Rubby De La Rosa, R ERA: 4.56	(1, 1)	5.2	W	24	4	3	2	2	3	0	0	0	0	0	61	98	3.18	1.235
48 Randall Delgado, R ERA: 3.33	(6, 1)	1.1	H	5	1	0	0	3	0	0	0	0	0	0	18	29	0.00	0.750
41 Daniel Hudson, R ERA: 3.94	(8, 1)	1.0	H	3	0	0	0	2	0	0	0	0	0	0	9	13	0.00	0.000
29 Brad Ziegler, R ERA: 1.94	(9, 1)	1.0	S	4	1	0	0	0	0	0	0	0	0	0	7	11	0.00	1.000

PITCHER	IP	WLS	BF	H	R	ER	SO	BB	IBB	HBP	BLK	WP	HR	S	P	ERA	WHIP

BOTTOM

Arizona Diamondbacks @ San Diego Padres

Petco Park, San Diego, CA

Fri Sep 25 2015, 7:11 PM - 10:08 PM PDT

Att. 24,179 - Clear - 82 F

livebaseballscorecards.com

AB	33
R	3
H	6
RBI	3
BB	3
SO	7
LOB	9

WP: 0 PA: 36
PB: 0
SB: 1
CS: 0

Arizona Diamondbacks @ San Diego Padres

Petco Park, San Diego, CA

Sat Sep 26 2015, 5:42 PM - 8:36 PM PDT

Att. 32,186 - Sunny - 82 F

livebaseballscorecards.com

TOP

Batter	1	2	3	4	5	6	7	8	9	AB	R	H	RBI	BB	SO	LOB
5 Ender Inciarte, L (1, 9) OBP: 0.333, SLG: 0.390	B FF 89 C FF 89 C FF 90 S CU 77 1-3 K		B FF 90 1 SAFE C FF 88 X CH 80 1-1 ② ③ G3-6 1-2f			B CU 70 B FF 88 C FF 90 X FF 90 2-1 3B			F FF 97 C KC 87 B FF 97 S KC 88 1-3 ① K	4	0	1	0	0	2	1
2 Aaron Hill, R (1, 4) OBP: 0.298, SLG: 0.345 68 Sócrates Brito, L (9, PR) OBP: 0.273, SLG: 0.273	C FF 90 X FF 91 0-1 ① P3			B CU 71 F CH 80 X FF 89 1-1 ① F9		C CH 82 F CH 83 S FF 90 0-3 ③ K			B KC 86 B FF 97 F FF 96 F FF 96 B FF 97 X FF 97 3-2 1B	4 0	0 0	1 0	0 0	0 0	1 0	2 0
11 AJ Pollock, R (1, 8) OBP: 0.366, SLG: 0.500	B FF 90 X FF 91 1-0 ② L8			C FF 89 B FF 90 B FF 90 X CH 83 2-1 ② G5-3			B CU 71 C FF 89 X FF 89 1-1 44 G4-6-3 1B		B KC 87 F FF 96 C KC 88 S KC 88 1-3 ② K	4	0	1	0	0	1	2
44 Paul Goldschmidt, R (1, 3) OBP: 0.431, SLG: 0.558	B FF 90 X FF 90 1-0 ③ L8			B CU 73 C FF 90 S CH 82 F CU 74 C FF 90 1-3 ③ K			B FF 89 D CH 83 1 SAFE C FF 89 B CH 82 X FF 90 3-1 ① ② G4-6-3 1-2f		X FF 97 0-0 ③ G6-3	4	0	0	0	0	1	3
7 Welington Castillo, R (1, 2) OBP: 0.298, SLG: 0.463		F FF 90 B CU 74 X FF 90 1-1 ① F9			C FF 89 C CH 83 B CU 75 B FF 90 B CH 82 X CH 82 3-2 ① G1-3		C FF 90 B CU 72 B FF 90 C FF 89 B FF 90 X CH 82 3-2 ③ L8			3	0	0	0	0	0	0
24 Yasmany Tomás, R (1, 7) OBP: 0.311, SLG: 0.410 55 Josh Collmenter, R (8, 1) OBP: 0.267, SLG: 0.185 61 Silvino Bracho, R (8, 1)		B CU 72 B FF 90 X FF 89 2-0 ② G4-3			F FF 90 X CH 83 0-1 ② L7			X FF 94 0-0 ① G6-3		3 0 0	0 0 0	0 0 0	0 0 0	0 0 0	0 0 0	0 0 0
62 Brandon Drury, R (1, 5) OBP: 0.306, SLG: 0.457		B X FF 90 1-0 ③ F8			C FF 90 F FF 90 B CH 83 X FF 90 1-2 ③ G6-3			C FF 94 B SL 89 X SL 88 1-1 ② G6-3		3	0	0	0	0	0	0
16 Chris Owings, R (1, 6) OBP: 0.269, SLG: 0.333			B FF 87 X FF 88 1-0 ① G1-3			B CU 71 X FF 89 1-0 ① G4-3		B SL 88 C SL 88 S SL 89 F FF 95 F CH 84 X SL 87 1-2 2B		3	0	1	0	0	0	0
58 Jeremy Hellickson, R (1, 1) OBP: 0.267, SLG: 0.200 45 Matt Reynolds, L (7, 1) 30 David Hernandez, R (7, 1) 6 David Peralta, L (8, PH) OBP: 0.365, SLG: 0.509 (8, 7)			B FF 89 B FF 88 C FF 87 S FF 89 B FF 89 B FF 88 4-2 5 G3-6 BB			C FF 89 F CH 82 C FF 90 0-3 ② K		S CH 85 S FF 95 S FF 96 0-3 ③ K	1 0 0 1	0 0 0 0	0 0 0 0	0 0 0 0	1 0 0 0	1 0 0 1	0 0 0 1
Inning Stats	R: 0 E: 0 K: 1 S: 7 H: 0 LOB: 1 BB: 0 P: 10	R: 0 E: 0 K: 0 S: 4 H: 0 LOB: 0 BB: 0 P: 8	R: 0 E: 0 K: 0 S: 5 H: 0 LOB: 0 BB: 1 P: 11	R: 0 E: 0 K: 1 S: 8 H: 0 LOB: 0 BB: 0 P: 12	R: 0 E: 0 K: 0 S: 8 H: 0 LOB: 0 BB: 0 P: 12	R: 0 E: 0 K: 2 S: 9 H: 1 LOB: 0 BB: 0 P: 12	R: 0 E: 0 K: 0 S: 7 H: 1 LOB: 0 BB: 0 P: 14	R: 0 E: 0 K: 1 S: 11 H: 1 LOB: 1 BB: 0 P: 13	R: 0 E: 0 K: 2 S: 10 H: 1 LOB: 1 BB: 0 P: 15	1B: 2 2B: 1 3B: 1 HR: 0 SF: 0 SAC: 0 DP: 2 HBP: 0						

	AB	30
	R	0
	H	4
	RBI	0
	BB	1
	SO	7
	LOB	9

WP: 1 PA: 31
PB: 0
SB: 0
CS: 0

PITCHER		IP	WLS	BF	H	R	ER	SO	BB	IBB	HBP	BLK	WP	HR	S	P	ERA	WHIP
41 Robbie Erlin, L ERA: 6.3	(1, 1)	7.0	W	23	2	0	0	4	1	0	0	0	1	0	48	79	0.00	0.429
53 Joaquín Benoit, R ERA: 2.38	(8, 1)	1.0	H	4	1	0	0	1	0	0	0	0	0	0	11	13	0.00	1.000
46 Craig Kimbrel, R ERA: 2.62	(9, 1)	1.0	S	4	1	0	0	2	0	0	0	0	0	0	10	15	0.00	1.000

PITCHER	IP	WLS	BF	H	R	ER	SO	BB	IBB	HBP	BLK	WP	HR	S	P	ERA	WHIP

BOTTOM

Arizona Diamondbacks @ San Diego Padres

Petco Park, San Diego, CA

Sat Sep 26 2015, 5:42 PM - 8:36 PM PDT

Att. 32,186 - Sunny - 82 F

livebaseballscorecards.com

Batter	1	2	3	4	5	6	7	8	9	AB	R	H	RBI	BB	SO	LOB
4 Wil Myers, R (1, 3) OBP: 0.339, SLG: 0.440	C SI 90 B CU 74 F CU 71 X CH 80 1-2 ① G6-3		B SI 90 B CH 80 B CH 80 C FF 90 F CH 80 X FF 89 3-2 ② G4-3		C CU 76 B FF 90 X FF 89 1-1 ③ F9		C CU 80 S CU 83 C CU 81 0-3 ③ K			4	0	0	0	0	1	0
15 Cory Spangenberg, L (1, 5) OBP: 0.324, SLG: 0.396	B FF 90 B FF 91 C FF 90 X CH 80 2-1 ② F7		B CU 71 C FF 90 B FF 90 B SI 90 F FF 90 X FF 90 3-2 2B			B CU 71 X FF 89 1-0 27 WP 9 SF9 2B		B FC 83 B CH 76 S CH 77 B FC 84 F FC 85 F FC 86 X FC 86 3-2 27 1B 10 2B 1B		4	2	3	0	0	0	0
27 Matt Kemp, R (1, 9) OBP: 0.313, SLG: 0.446	B FF 91 B SI 90 F SI 90 X FF 91 2-1 1B		F FF 89 S CH 79 T CH 81 0-2 ③ K			C CU 75 B CU 76 X SI 90 1-1 ① G1-3 2-3		1 SAFE C FC 84 X CH 76 0-1 10 2B 9 SF9 1-2 1B		4	1	2	0	0	1	2
10 Justin Upton, R (1, 7) OBP: 0.339, SLG: 0.457	C FF 89 B FF 90 B FF 90 1 SAFE 1 SAFE F CH 80 S SI 91 2-3 ③ K			X CH 80 0-0 ① G5-3		B SI 90 B SI 90 B SI 90 C CU 79 F SI 91 F SI 91 D CH 80 4-2 9 SF9 BB		S FC 84 X FC 84 0-1 9 SF9 1-3 2-H 2B		3	0	1	1	1	1	1
9 Jedd Gyorko, R (1, 4) OBP: 0.295, SLG: 0.405		B CU 71 S CH 80 C FF 90 B CH 81 X FF 91 2-2 ① P6		C FF 88 C FF 90 B FF 91 F CH 81 S CH 80 1-3 ② K		C CU 77 X FF 91 0-1 ② SF9 1-2 3-H		C CU 70 S FC 84 X FC 84 0-2 ① SF9 2-3 3-H		2	0	0	2	0	1	0
3 Derek Norris, R (1, 2) OBP: 0.304, SLG: 0.411		B FF 91 C FF 90 H FF 90 2-1 HBP		C CU 73 C CU 78 X CH 81 0-2 1B		B FF 90 B SI 90 F SI 91 B CU 73 B FF 90 4-1 BB		B FF 92 B SL 80 C FF 92 B FF 93 C FF 92 S FF 93 3-3 ② K		2	0	1	0	1	1	1
5 Alexi Amarista, L (1, 6) OBP: 0.262, SLG: 0.299	C FF 89 S CU 76 F CU 78 B FF 90 C FF 90 1-3 ② K		S FF 89 B FF 90 S CU 74 F CU 78 F CU 76 1 SAFE X FF 91 1-2 ③ F8			D CU 76 C FF 90 F CU 78 S CU 79 1-3 ③ K		F FF 92 B FF 92 S FF 92 B FF 93 X FF 92 2-2 ③ G3-1		4	0	0	0	0	2	5
41 Robbie Erlin, R (1, 1) 28 Cody Decker, R (7, PH) 53 Joaquín Benoit, R (8, 1) 46 Craig Kimbrel, R (9, 1)	C SL 88 B CU 72 X FF 89 1-1 ③ G1-3				C FF 88 X FF 90 0-1 ① L9		C CH 80 B CH 83 S FF 89 S CH 82 1-3 ① K			2 1 0 0	0 0 0 0	0 0 0 0	0 0 0 0	0 1 0 0	0 0 0 0	1 0 0 0
16 Travis Jankowski, L (1, 8) OBP: 0.239, SLG: 0.319			C CU 70 C CU 75 B CU 73 B FF 89 X FF 90 2-2 ① G6-3		B FF 89 B FF 89 B FF 90 C FF 89 F FF 89 F FF 89 X FC 87 3-2 ② F8		C KC 80 B FF 90 X KC 78 1-1 ② G3			3	0	0	0	0	0	0
Inning Stats	R: 0 E: 0 K: 1 S: 10 H: 1 LOB: 1 BB: 0 P: 17	R: 0 E: 0 K: 1 S: 10 H: 0 LOB: 1 BB: 0 P: 16	R: 0 E: 0 K: 1 S: 12 H: 1 LOB: 1 BB: 0 P: 20	R: 0 E: 0 K: 1 S: 13 H: 1 LOB: 1 BB: 0 P: 15	R: 0 E: 0 K: 0 S: 8 H: 0 LOB: 0 BB: 0 P: 12	R: 1 E: 0 K: 1 S: 12 H: 1 LOB: 2 BB: 2 P: 23	R: 0 E: 0 K: 2 S: 8 H: 0 LOB: 0 BB: 0 P: 10	R: 2 E: 0 K: 1 S: 17 H: 3 LOB: 1 BB: 0 P: 25		1B: 4 2B: 3 3B: 0 HR: 0 SF: 2 SAC: 0 DP: 0 HBP: 1				WP: 1 PB: 0 SB: 0 CS: 0 PA: 34		

	AB	29
	R	3
	H	7
	RBI	3
	BB	2
	SO	8
	LOB	10

PITCHER		IP	WLS	BF	H	R	ER	SO	BB	IBB	HBP	BLK	WP	HR	S	P	ERA	WHIP
58 Jeremy Hellickson, R ERA: 4.6	(1, 1)	6.0	L	25	4	1	1	5	2	0	1	0	1	0	65	103	1.50	1.000
45 Matt Reynolds, L	(7, 1)	0.2		2	0	0	0	1	0	0	0	0	0	0	5	7	0.00	0.000
30 David Hernandez, R ERA: 4.38	(7, 1)	0.1		1	0	0	0	1	0	0	0	0	0	0	3	3	0.00	0.000
55 Josh Collmenter, R ERA: 4.6	(8, 1)	0.1		4	3	2	2	0	0	0	0	0	0	0	11	14	54.00	9.000
61 Silvino Bracho, R ERA: 3.82	(8, 1)	0.2		2	0	0	0	1	0	0	0	0	0	0	6	11	0.00	0.000
ERA: 1.93																		

PITCHER	IP	WLS	BF	H	R	ER	SO	BB	IBB	HBP	BLK	WP	HR	S	P	ERA	WHIP

Batter	1	2	3	4	5	6	7	8	9	AB	R	H	RBI	BB	SO	LOB
5 Ender Inciarte, L (1, 9) OBP: 0.338, SLG: 0.406	X FF 90 0-0 6 S 1B		C FF 91 B FC 86 B FF 91 S CH 84 B SI 90 X CH 84 3-2 11 CS 1B		F KC 78 X FF 89 0-1 HR		T CH 84 X KC 78 0-1 1-H HR	B FF 92 X FF 92 1-0 ③ G4-3		5	2	4	3	0	0	1
2 Aaron Hill, R (1, 4) OBP: 0.297, SLG: 0.346	B SI 90 S FC 86 S CH 84 C CH 85 1-3 ① K		B SI 90 C FC 84 B SI 90 C SI 90 1 SAFE C FC 86 2-3 ① K		F SI 88 B KC 76 X FF 88 1-1 2B		S FC 85 B KC 78 X KC 76 1-1 ① G1-3		B SL 87 B FF 93 S FF 94 F SL 86 X FF 95 2-2 ① F9	5	0	1	0	0	2	2
11 AJ Pollock, R (1, 8) OBP: 0.367, SLG: 0.498	B SI 90 1 SAFE M CH 85 B SI 91 S CH 86 S CH 85 2-3 ② K		B FC 84 C KC 78 B SI 90 C CH 85 F KC 78 1 SAFE F CH 83 B CH 83 C FC 87 1-2 3-3 ②③ K		S KC 78 D KC 78 S FF 90 B CH 83 B CH 83 D CH 84 4-2 BB		B FF 89 B SI 89 C FC 85 B SI 90 B FC 85 4-1 6 G6-3 6 S BB		B FF 96 C FF 94 B SL 88 B FF 94 B FF 94 4-1 BB	2	0	0	0	3	2	2
6 David Peralta, L (1, 7) OBP: 0.365, SLG: 0.513	B FF 92 B SI 91 B FF 91 B FF 91 4-0 1-2 BB			X FF 89 0-0 HR	X KC 77 0-0 ③ F8		F FF 91 S SL 87 F FF 91 B SI 91 B SL 88 X CH 83 2-2 ② G6-3 1-3		1 SAFE C FF 93 1 SAFE S FF 94 S SL 88 0-3 ② K	4	1	1	1	1	1	4
8 Jarrod Saltalamacchia, S (1, 2) OBP: 0.306, SLG: 0.429	B SI 92 B SI 91 X FF 91 2-0 ③ F9			B FF 91 F CH 84 B CH 82 X FC 87 2-1 ① F8		X SI 90 0-0 24 G6-4-3 1B	B SL 88 B CH 83 B FF 91 C FF 91 F CH 84 B SL 87 4-2 BB		C FF 92 1 SAFE F FF 93 T SL 87 0-2 ③ K	4	0	1	0	1	1	3
24 Yasmany Tomás, R (1, 3) OBP: 0.308, SLG: 0.405 44 Paul Goldschmidt, R (8, 3) OBP: 0.431, SLG: 0.558		X FF 91 0-0 ① L8		F FF 89 B KC 79 X KC 78 1-1 ② G6-3		X FC 84 0-0 ①② G6-4-3 1-2f	X SL 88 0-0 ③ L9			4 0	0 0	0 0	0 0	0 0	0 0	3 0
19 Jake Lamb, L (1, 5) OBP: 0.340, SLG: 0.402		B FF 92 B FF 91 F FC 88 B CH 84 B FF 92 4-1 BB		S CH 83 C KC 78 F KC 69 C FC 87 0-3 ③ K		C CH 83 B KC 77 B CH 82 X SI 90 2-1 1B		B FF 89 X FF 92 1-0 ① F7		3	0	1	0	1	1	0
16 Chris Owings, R (1, 6) OBP: 0.267, SLG: 0.330		B FC 85 S FC 86 T FC 85 F FF 91 X CH 85 1-2 ② F7			F SI 88 F CH 81 B KC 77 B KC 81 F FC 83 S CH 82 2-3 ① K	F FF 91 B FF 90 F FF 90 S CH 84 1-3 ③ K		C SL 81 B SL 84 B SL 81 S FF 93 S SL 83 2-3 ② K		4	0	0	0	0	3	2
52 Zack Godley, R (1, 1) OBP: 0.111, SLG: 0.111 47 Jhoulys Chacín, R (4, 1) OBP: 0.125, SLG: 0.125 68 Socrates Brito, L (7, PH) OBP: 0.333, SLG: 0.333 40 Andrew Chafin, R (7, 1) 48 Randall Delgado, R (7, 1) 15 Phil Gosselin, R (8, PH) OBP: 0.351, SLG: 0.432 41 Daniel Hudson, R (8, 1) 29 Brad Ziegler, R (9, 1)		X FF 90 0-0 ③ G1-3			C FF 90 B KC 75 B KC 74 F FF 90 B FC 84 S FF 90 3-3 ② K		S KC 77 B CH 81 B CH 81 B FC 86 X SI 90 3-1 5 HR 1B	B FF 93 C FF 92 C FF 93 B SL 85 F SL 83 B SL 83 B SL 81 4-2 BB		1 1 1 0 0 0 0 0	0 0 1 0 0 0 0 0	0 0 1 0 0 0 1 0	0 0 0 0 0 0 0 0	0 1 0 0 0 0 0 0	0 0 0 0 0 0 0 0	1 0 0 0 0 0 0 0
Inning Stats	R: 0 E: 0 K: 2 S: 8 H: 1 LOB: 2 BB: 1 P: 17	R: 0 E: 0 K: 0 S: 7 H: 0 LOB: 1 BB: 1 P: 12	R: 0 E: 0 K: 2 S: 11 H: 1 LOB: 0 BB: 0 P: 19	R: 1 E: 0 K: 1 S: 9 H: 1 LOB: 0 BB: 0 P: 12	R: 1 E: 0 K: 2 S: 14 H: 2 LOB: 2 BB: 1 P: 24	R: 0 E: 0 K: 1 S: 7 H: 2 LOB: 1 BB: 0 P: 10	R: 2 E: 0 K: 0 S: 14 H: 2 LOB: 2 BB: 2 P: 28	R: 0 E: 0 K: 1 S: 8 H: 0 LOB: 1 BB: 1 P: 16	R: 0 E: 0 K: 2 S: 10 H: 0 LOB: 1 BB: 1 P: 16	1B: 5 2B: 1 3B: 0 HR: 3 SF: 0 SAC: 0 DP: 1 HBP: 0						

TOP

Arizona Diamondbacks @ San Diego Padres

Petco Park, San Diego, CA

Sun Sep 27 2015, 1:12 PM - 4:35 PM PDT

Att. 27,115 - Sunny - 83 F

livebaseballscorecards.com

AB	34
R	4
H	9
RBI	4
BB	7
SO	11
LOB	18

PITCHER		IP	WLS	BF	H	R	ER	SO	BB	IBB	HBP	BLK	WP	HR	S	P	ERA	WHIP
33 James Shields, R ERA: 3.91	(1, 1)	6.1	L	30	9	4	4	8	4	0	0	0	0	3	63	109	5.68	2.053
50 Nick Vincent, R ERA: 2.14	(7, 1)	0.2		3	0	0	0	0	1	0	0	0	0	0	7	13	0.00	1.500
56 Shawn Kelley, R ERA: 2.61	(8, 1)	1.0		4	0	0	0	1	1	0	0	0	0	0	8	16	0.00	1.000
43 Jon Edwards, R ERA: 3.07	(9, 1)	1.0		4	0	0	0	2	1	0	0	0	0	0	10	16	0.00	1.000

PITCHER	IP	WLS	BF	H	R	ER	SO	BB	IBB	HBP	BLK	WP	HR	S	P	ERA	WHIP

Batter	1	2	3	4	5	6	7	8	9	AB	R	H	RBI	BB	SO	LOB
16 Travis Jankowski, L (1, 8) OBP: 0.243, SLG: 0.347	C SI 91 F FC 90 X CU 81 0-2 ① G1-3		B FC 89 B FF 90 C FC 91 B FC 92 C FC 91 X FC 90 3-2 ① F7		C FC 85 X FC 86 0-1 15 1B 2-H 3B		L SI 90 L SL 80 X SL 80 0-2 ① SH1-4 1-2 2-3			3	1	1	1	0	0	0
15 Cory Spangenberg, L (1, 5) OBP: 0.326, SLG: 0.395	B SI 92 B FC 91 B SI 91 B FF 93 4-0 27 G5-4-3 BB		B CU 80 X FC 90 1-0 ② G4-3		C FF 89 B SL 80 X SL 81 1-1 3-H 1B		M SL 80 C SI 93 S SL 83 0-3 ② K			3	0	1	1	1	1	2
27 Matt Kemp, R (1, 9) OBP: 0.311, SLG: 0.443	C FF 93 F SI 92 F CU 80 B FF 92 B CH 84 F FC 92 1 SAFE B FC 88 X SI 91 2-2 ②③ G5-4-3 1-2f		F FC 91 F FF 92 F FC 91 B CU 81 B SI 91 F FC 91 F FC 91 F CU 80 3-3 ③ K		1 SAFE B SI 89 C SI 88 B SI 87 X FC 86 2-1 ② F8		D SL 86 B SL 84 C FF 94 X FF 95 2-1 ③ G5-3			4	0	0	0	0	1	4
10 Justin Upton, R (1, 7) OBP: 0.337, SLG: 0.454		S FF 91 S FC 92 S FC 92 0-3 ① K		B FF 89 B FC 87 F FC 88 S FC 87 B FF 89 F SL 82 F FC 86 F SL 82 F SL 80 3-3 ① K	C FF 89 1 SAFE X FC 86 0-1 ③ G4-3			C FF 97 B FF 96 S FF 97 F FF 98 S FF 98 1-3 ① K		4	0	0	0	0	3	1
39 Brett Wallace, L (1, 3) OBP: 0.388, SLG: 0.562		X SI 92 0-0 5 WP 9 1B 1B		B FF 90 B SI 86 B SI 89 B SI 88 4-0 BB		C CU 74 B CH 83 X CH 82 1-1 ① G4-3		B FF 97 S FF 97 S CH 86 S CH 86 1-3 ② K		3	0	1	0	1	1	0
9 Jedd Gyorko, R (1, 4) OBP: 0.295, SLG: 0.404		X FC 90 0-0 5 WP 1-2 1B		S FC 85 S SL 80 F SI 86 B SL 80 B FC 85 S SL 80 2-3 ② K		B FF 88 F FC 86 F SL 79 F SL 80 F SL 80 F CU 77 B FF 89 F FC 86 B FF 89 3-2 X FF 89 ② G4-3		S SL 87 C SL 87 B SL 88 B SL 88 S CH 86 2-3 ③ K		4	0	1	0	0	2	1
3 Derek Norris, R (1, 2) OBP: 0.301, SLG: 0.408		B FC 90 C FC 91 C CU 80 D CU 80 X FF 91 2-2 ② F7		B FF 89 B FC 85 F CH 84 F FC 86 F SI 89 1 SAFE S SL 82 2-3 ③ K		C FF 89 B FF 90 S FC 89 F FF 90 S SL 80 1-3 ③ K			X SI 84 0-0 ① G4-3	4	0	0	0	0	2	3
5 Alexi Amarista, L (1, 6) 4 Wil Myers, R (7, PH) OBP: 0.342, SLG: 0.440 56 Shawn Kelley, R (8, 1) 43 Jon Edwards, R (9, 1) 26 Yangervis Solarte, S (9, PH) OBP: 0.325, SLG: 0.432		S CU 81 I IN 79 I IN 81 I IN 81 I IN 80 4-1 1-2 2-3 IBB		C FC 86 B SI 88 C SL 78 X CU 77 1-2 ① G3-1		B SI 91 B SI 92 T SI 92 S FF 92 B FF 92 B SI 93 4-2 16 SH1-4 2 BB BB		B SI 84 X SI 83 1-0 ② G4-3	1 0 0 0 1	0 0 0 0 0	0 0 0 0 0	0 0 0 0 0	1 1 0 0 0	0 0 0 0 0	0 0 0 0 0
33 James Shields, R (1, 1) OBP: 0.145, SLG: 0.162 50 Nick Vincent, R (7, 1) 2 B.J. Upton, R (7, PH) OBP: 0.314, SLG: 0.411 12 Clint Barmes, R (8, 6) OBP: 0.285, SLG: 0.363		F FC 87 B FC 90 F CU 80 B CU 79 F FC 90 S FC 89 2-3 ③ K		B FF 88 X FF 88 1-0 16 3B 2B		S SI 92 B SI 92 B SI 92 F SI 92 B SI 94 B SI 92 4-2 16 SH1-4 1-2 BB		B SI 85 B SI 84 C SI 84 F SI 84 X SI 85 2-2 ③ L9	2 0 0 0 1	1 0 0 0 0	1 0 0 0 0	0 0 0 0 0	0 0 0 1 0	1 0 0 0 0	3 0 0 0 0
Inning Stats	R: 0 E: 0 K: 0 S: 9 H: 0 LOB: 0 BB: 1 P: 15	R: 0 E: 0 K: 2 S: 13 H: 2 LOB: 3 BB: 1 P: 21	R: 0 E: 0 K: 1 S: 13 H: 0 LOB: 0 BB: 0 P: 20	R: 0 E: 0 K: 3 S: 15 H: 0 LOB: 1 BB: 1 P: 26	R: 2 E: 0 K: 0 S: 12 H: 3 LOB: 1 BB: 0 P: 17	R: 0 E: 0 K: 1 S: 13 H: 0 LOB: 0 BB: 0 P: 18	R: 0 E: 0 K: 1 S: 12 H: 0 LOB: 2 BB: 2 P: 22	R: 0 E: 0 K: 3 S: 10 H: 0 LOB: 0 BB: 0 P: 14	R: 0 E: 0 K: 0 S: 5 H: 0 LOB: 0 BB: 0 P: 8	1B: 3 2B: 1 3B: 1 HR: 0	SF: 0 SAC: 1 DP: 1 HBP: 0			WP: 1 PB: 0 SB: 0 CS: 0	PA: 36		

PITCHER	IP	WLS	BF	H	R	ER	SO	BB	IBB	HBP	BLK	WP	HR	S	P	ERA	WHIP
52 Zack Godley, R (1, 1) ERA: 3.19	3.0		12	2	0	0	3	1	1	0	0	1	0	35	56	0.00	1.000
47 Jhoulys Chacín, R (4, 1) ERA: 3.38	3.0	W	13	3	2	2	4	1	0	0	0	0	0	40	61	6.00	1.333
40 Andrew Chafin, L (7, 1) ERA: 2.82	0.2	H	4	0	0	0	1	2	0	0	0	0	0	10	18	0.00	3.000
48 Randall Delgado, R (7, 1) ERA: 3.31	0.1	H	1	0	0	0	0	0	0	0	0	0	0	2	4	0.00	0.000
41 Daniel Hudson, R (8, 1) ERA: 3.88	1.0	H	3	0	0	0	3	0	0	0	0	0	0	10	14	0.00	0.000

PITCHER	IP	WLS	BF	H	R	ER	SO	BB	IBB	HBP	BLK	WP	HR	S	P	ERA	WHIP
29 Brad Ziegler, R (9, 1) ERA: 1.91	1.0	S	3	0	0	0	0	0	0	0	0	0	0	5	8	0.00	0.000

BOTTOM

Arizona Diamondbacks @ San Diego Padres

Petco Park, San Diego, CA

Sun Sep 27 2015, 1:12 PM - 4:35 PM PDT

Att. 27,115 - Sunny - 83 F

livebaseballscorecards.com

AB	30
R	2
H	5
RBI	2
BB	5
SO	11
LOB	14

Colorado Rockies @ Arizona Diamondbacks

Chase Field, Phoenix, AZ

Tue Sep 29 2015, 6:41 PM - 10:11 PM MST

Att. 21,526 - Clear - 98 F

livebaseballscorecards.com

Batter	1	2	3	4	5	6	7	8	9	10	11	AB	R	H	RBI	BB	SO	LOB
19 Charlie Blackmon, L (1, 8) OBP: 0.352, SLG: 0.457	B FF 92 C FF 94 S SL 85 F SL 86 X SI 94 1-2 7 1B 5 1B 1B		C SI 92 X SI 92 0-1 ① G4-3		B SI 90 X SI 92 1-0 E9 7 S 1B		B KC 77 C KC 77 X FF 88 1-1 ② F8		C FF 94 S SL 83 B FF 93 F FF 93 S SL 82 1-3 ③ K			5	1	2	0	0	1	0
7 José Reyes, S (1, 6) OBP: 0.312, SLG: 0.382	1 SAFE B SI 92 1 SAFE X FF 89 1-0 5 E 5 1B 28 SF7 1-2 1B		B SI 91 B SI 91 F SI 93 F SI 94 B SL 84 X SI 95 3-2 5 HR 1B		B FF 92 F FF 94 F FF 94 F FF 90 B SL 82 X FF 94 2-2 ① P6 2-3		B FF 87 B FF 89 F CH 82 B FF 88 C FF 86 X FF 88 3-2 1B			C FF 95 S CH 84 B CH 86 X CH 84 1-2 ① P4		5	1	3	0	0	0	1
5 Carlos González, L (1, 9) OBP: 0.324, SLG: 0.542	S FF 95 X FF 94 0-1 E7 1-3 2-H 1B		S SI 93 1 SAFE 1 SAFE X CH 85 0-1 ② 1-2 HR		B FF 95 B SI 94 F SI 93 F SI 92 F SI 94 S SL 84 2-3 ② K		B FF 87 1 SAFE X FF 89 1-0 ③ F8			B SI 97 S CH 84 S SI 98 F FF 98 B SI 97 S CH 86 2-3 ② K		5	1	2	2	0	2	2
28 Nolan Arenado, R (1, 5) OBP: 0.320, SLG: 0.570	B SI 94 X SL 84 1-0 ① SF7 3-H		B SI 92 F SL 82 X SI 94 1-1 ③ P6		I IN 64 I IN 66 I IN 63 4-0 IBB			S SL 81 X SI 93 0-1 6 G4-3 9 CS 2B		B FF 96 F CH 84 S CH 85 S CH 85 1-3 ③ K		3	0	1	1	1	1	0
6 Corey Dickerson, L (1, 7) OBP: 0.339, SLG: 0.519	C SI 94 X SL 82 0-1 ② L9			C SI 93 X SI 92 0-1 ① G1-3	B FF 93 C SI 91 X SI 92 1-1 ③ P5			X FF 90 0-0 ① G4-3 2-3			B FF 94 F FF 93 S SI 94 F CH 86 F CH 87 B FF 91 F CH 84 S SL 84 2-3 ① K	5	0	0	0	0	1	4
33 Justin Morneau, L (1, 3) OBP: 0.361, SLG: 0.459	B SL 83 B SL 77 F SI 91 B SI 91 F SI 93 F SL 83 X SI 93 3-2 ③ G3			C SI 93 B SL 78 F SL 84 F SI 93 F SL 78 B FF 95 F FF 94 B SI 94 X SL 85 3-2 ② G5-3		X SL 80 0-0 ① G3-1		D SL 82 D SL 81 B SL 81 B FF 92 4-0 9 CS BB			F CH 84 B FF 93 S CH 86 S CH 87 1-3 ② K	4	0	0	0	1	1	1
9 DJ LeMahieu, R (1, 4) OBP: 0.362, SLG: 0.392		C FF 91 X SL 84 0-1 ① G6-3		B SL 83 B SL 84 C SI 93 T FF 95 F SI 95 B SL 85 X SI 94 3-2 30 BB 1B		B SI 92 C SI 93 X SL 82 1-1 ② P6		B FF 94 T FF 92 3 SAFE B FF 93 F FF 93 X FF 93 2-2 ② ③ L7 1-2 3-H			X FF 94 0-0 ③ L8	5	0	1	0	0	0	2
30 Tom Murphy, R (1, 2) OBP: 0.333, SLG: 0.567		C FF 93 S FF 93 B FF 90 S SL 78 1-3 ② K		B SI 92 B SL 81 B SI 92 B SI 92 4-0 1-2 BB		B FF 94 C SL 82 X SI 92 1-1 ③ F8			B SL 81 X SL 80 1-0 ① F7			3	0	0	0	1	1	0
36 Christian Bergman, R (1, 1) 45 Scott Oberg, R (8, 1) 43 Rafael Ynoa, S (7, PH) 60 Justin Miller, R (7, 1) 49 Rex Brothers, L (7, 1) 47 Jairo Diaz, R (8, 1) 3 Daniel Descalso, L (8, PH) 48 Boone Logan, R (8, 1) 62 Gonzalez Germen, R (10, 1) 51 Brooks Brown, L (11, 1) 53 Christian Friedrich, R (11, 1)							S FF 87 X FF 87 0-1 ① P4		B FF 93 B FF 93 F FF 92 S CH 82 S FF 94 2-3 ② K			2 0 0 0 0 1 2 0 0 0 0 0 0 0 1 0 0 0 0 0 0 0 0 0 0 0 0 0 0 0 0 0 0 0 0 0 0 0 0 0 0 0 1 0 0 0 0 1 0 0 0 0 0 0 0 0 0 0 0 0 0 0 0 0 0 0 0 0 0 0						
Inning Stats	R: 2 E: 1 K: 0 S: 14 H: 3 LOB: 1 BB: 0 P: 20	R: 0 E: 0 K: 1 S: 8 H: 0 LOB: 0 BB: 0 P: 10	R: 1 E: 0 K: 0 S: 9 H: 2 LOB: 0 BB: 0 P: 13	R: 0 E: 0 K: 1 S: 17 H: 1 LOB: 2 BB: 1 P: 27	R: 0 E: 1 K: 1 S: 11 H: 1 LOB: 2 BB: 1 P: 21	R: 0 E: 0 K: 0 S: 5 H: 0 LOB: 0 BB: 0 P: 7	R: 0 E: 0 K: 0 S: 8 H: 1 LOB: 1 BB: 0 P: 13	R: 0 E: 0 K: 0 S: 6 H: 1 LOB: 1 BB: 1 P: 12	R: 0 E: 0 K: 2 S: 8 H: 0 LOB: 0 BB: 0 P: 12	R: 0 E: 0 K: 2 S: 10 H: 0 LOB: 0 BB: 0 P: 14	R: 0 E: 0 K: 2 S: 10 H: 0 LOB: 0 BB: 0 P: 13	1B: 7 2B: 1 3B: 0 HR: 1	SF: 1 SAC: 0 DP: 0 HBP: 0					

PITCHER	IP	WLS	BF	H	R	ER	SO	BB	IBB	HBP	BLK	WP	HR	S	P	ERA	WHIP
38 Robbie Ray, L (1, 1) ERA: 3.5	6.0		26	7	3	2	3	1	1	0	0	0	1	64	98	3.00	1.333
45 Matt Reynolds, L (7, 1) ERA: 4.05	1.0		4	1	0	0	0	0	0	0	0	0	0	8	13	0.00	1.000
40 Andrew Chafin, L (8, 1) ERA: 2.81	0.1		3	1	0	0	0	1	0	0	0	0	0	3	7	0.00	6.000
61 Silvino Bracho, R (8, 1) ERA: 1.64	1.2		4	0	0	0	2	0	0	0	0	0	0	11	17	0.00	0.000
41 Daniel Hudson, R (10, 1) ERA: 3.82	1.0		3	0	0	0	2	0	0	0	0	0	0	10	14	0.00	0.000

PITCHER	IP	WLS	BF	H	R	ER	SO	BB	IBB	HBP	BLK	WP	HR	S	P	ERA	WHIP
48 Randall Delgado, R (11, 1) ERA: 3.26	1.0	W	3	0	0	0	2	0	0	0	0	0	0	10	13	0.00	0.000

TOP

AB	39
R	3
H	9
RBI	3
BB	3
SO	9
LOB	12

WP: 0 PA: 43
PB: 0
SB: 1
CS: 2

Colorado Rockies @ Arizona Diamondbacks

Chase Field, Phoenix, AZ

Tue Sep 29 2015, 6:41 PM - 10:11 PM MST

Att. 21,526 - Clear - 98 F

livebaseballscorecards.com

BOTTOM

Batter	1	2	3	4	5	6	7	8	9	10	11	AB	R	H	RBI	BB	SO	LOB
5 Ender Inciarte, L (1, 9) OBP: 0.338, SLG: 0.408	C FF 89 X CH 82 0-1 ① L7		B SL 87 F CH 82 F FF 90 B CU 79 B FF 89 X CH 82 3-2 62 G6-3 3B		C CU 77 F FF 88 F SL 81 X CH 82 0-2 ① G5-3		2 SAFE X SL 85 0-0 ③ G1-3			B CH 86 B FF 94 S CH 86 B FF 94 B CH 86 4-1 BB		4	1	1	0	1	0	1
62 Brandon Drury, R (1, 4) OBP: 0.278, SLG: 0.412	B FF 88 B SL 88 S SL 87 B FF 89 C SL 87 X FF 91 3-2 ② L8		F SI 88 X FF 87 0-1 ② G6-3 3-H		B CU 76 B FF 86 X SL 85 2-0 ② L5			C SL 88 F SI 96 S SL 90 0-3 ① K2-3		C FF 94 B FF 94 T CH 87 S SI 94 1-3 ③ K		5	0	0	1	0	2	1
11 AJ Pollock, R (1, 8) OBP: 0.369, SLG: 0.499	C FF 91 B CH 84 X CH 84 1-1 44 1B 2B		B CU 80 B FF 87 B SL 87 B SI 88 4-0 44 FC5-4 BB		B FF 90 F CU 78 B CH 85 X SL 85 2-1 ③ F8			X FF 97 0-0 ② G5-3			B CH 91 B CH 85 B SI 93 B SI 93 4-0 6 BB 44 BB 7 FC5-2 BB	3	1	1	0	2	0	0
44 Paul Goldschmidt, R (1, 3) OBP: 0.431, SLG: 0.556	B SL 87 B SL 86 X FF 90 2-0 2-H 1B		B CH 87 1 SAFE X FF 87 1-0 ③ FC5-4 1-2f			B SL 84 C FF 94 F FF 95 B FF 95 B CU 79 S SL 84 3-3 ① K		B SL 90 B SL 88 X FF 96 2-0 ③ G6-3			1 SAFE 1 SAFE 1 SAFE D SI 93 1 SAFE B SI 94 B SI 94 B SI 93 4-0 7 FC5-2 6 BB 15 1B 1-2 BB	4	1	1	1	1	1	1
6 David Peralta, L (1, 7) OBP: 0.367, SLG: 0.516	C CH 82 F FF 90 F SL 84 B CH 82 B FF 89 F SL 86 1 SAFE 1 SAFE X CH 82 2-2 ③ G4-3			C FF 88 X CU 76 0-1 19 SF9 3B		C FF 96 B FF 94 B FF 95 B SL 84 F FF 96 B CU 79 4-2 7 G4-6-3 BB			F FF 92 S SL 83 S SL 82 0-3 ① K		B SI 93 B SI 94 B SI 93 C SI 94 B SI 94 4-1 15 1B 7 FC5-2 1-2 2-3 BB	3	1	1	0	2	1	1
7 Welington Castillo, R (1, 2) OBP: 0.294, SLG: 0.456		X FF 89 0-0 ① P6		D CU 77 C FF 87 F FF 87 X SL 84 1-2 ① G6-3		B FF 92 X FF 95 1-0 ② G4-6-3 1-2f ③			S SL 83 B SI 94 C FF 94 F SL 84 B SI 94 S SL 83 2-3 ② K		C FF 92 B SL 87 B FF 91 S CH 88 F CH 87 X SL 88 2-2 ① FC5-2 15 1B 1-2 2-3 3-Hf	5	0	0	0	0	1	5
19 Jake Lamb, L (1, 5) OBP: 0.336, SLG: 0.398 15 Phil Gosselin, R (11, PH) OBP: 0.357, SLG: 0.438	C CH 82 X CU 77 0-1 ② F7		F FF 89 B FF 89 F FF 90 B FF 89 X FF 90 2-2 ② SF9 3-H				B FF 92 B FF 93 B FF 93 C FF 93 F FF 92 C FF 93 3-3 ① K		B SL 84 B FF 94 C SL 84 C SL 82 S SL 82 2-3 ③ K		C FF 92 D SL 87 B FF 91 X SL 86 2-1 1-2 2-3 3-H 1B	3 1	0 0	0 1	1 1	0 0	2 0	0 0
16 Chris Owings, R (1, 6) OBP: 0.267, SLG: 0.329	C FF 89 T FF 91 B CU 77 C FF 92 1-3 ③ K			C FF 90 S SL 85 B SL 83 B CU 76 X SL 85 2-2 1B			C SL 84 X SL 85 0-1 ② G6-3			C SI 93 B SL 86 X SL 86 1-1 ① L7	4	0	1	0	0	1	0
38 Robbie Ray, L (1, 1) OBP: 0.069, SLG: 0.069 45 Matt Reynolds, L (7, 1) 68 Sócrates Brito, L (7, PH) OBP: 0.385, SLG: 0.462 40 Andrew Chafin, R (8, 1) 61 Silvino Bracho, R (8, 1) 41 Daniel Hudson, R (10, 1) 2 Aaron Hill, R (10, PH) OBP: 0.296, SLG: 0.344 48 Randall Delgado, R (11, 1)			C FF 86 F FF 89 S CU 77 0-3 ① K	F FF 88 B FF 90 F FF 89 S CU 77 1-3 ③ K2-3			S FF 93 F FF 92 B CH 87 F FF 94 X SL 84 1-2 2B			S CH 86 B CH 87 F CH 86 B FF 93 C FF 94 2-3 ② K		2 0 1 0 0 0 1 0	0 0 0 0 0 0 0 0	0 0 1 0 0 0 0 0	0 0 0 0 0 0 1 0	2 0 0 0 0 0 0 0	1 0 0 0 0 0 0 0	
Inning Stats	R: 1 H: 2 E: 0 LOB: 1 K: 0 BB: 0 S: 13 P: 21	R: 0 H: 0 E: 0 LOB: 0 K: 1 BB: 0 S: 6 P: 7	R: 1 H: 1 E: 0 LOB: 1 K: 1 BB: 1 S: 9 P: 17	R: 1 H: 2 E: 0 LOB: 1 K: 1 BB: 0 S: 14 P: 20	R: 0 H: 0 E: 0 LOB: 0 K: 0 BB: 0 S: 7 P: 11	R: 0 H: 0 E: 0 LOB: 0 K: 1 BB: 0 S: 6 P: 14	R: 0 H: 1 E: 0 LOB: 1 K: 1 BB: 0 S: 10 P: 14	R: 0 H: 0 E: 0 LOB: 0 K: 1 BB: 0 S: 5 P: 7	R: 0 H: 0 E: 0 LOB: 0 K: 3 BB: 0 S: 10 P: 14	R: 0 H: 0 E: 0 LOB: 1 K: 2 BB: 1 S: 9 P: 17	R: 1 H: 1 E: 0 LOB: 3 K: 0 BB: 3 S: 7 P: 23	1B: 3 SF: 1 2B: 2 SAC: 0 3B: 2 DP: 1 HR: 0 HBP: 0						

AB	36
R	4
H	7
RBI	4
BB	6
SO	11
LOB	10

WP: 0 PA: 43
PB: 0
SB: 0
CS: 0

PITCHER		IP	WLS	BF	H	R	ER	SO	BB	IBB	HBP	BLK	WP	HR	S	P	ERA	WHIP
36 Christian Bergman, R ERA: 4.68	(1, 1)	5.0		21	5	3	3	3	1	0	0	0	0	0	49	76	5.40	1.200
45 Scott Oberg, R ERA: 5.02	(6, 1)	1.0		3	0	0	0	1	1	0	0	0	0	0	6	14	0.00	1.000
60 Justin Miller, R ERA: 3.13	(7, 1)	0.2		3	1	0	0	1	0	0	0	0	0	0	9	13	0.00	1.500
49 Rex Brothers, L ERA: 2.0	(7, 1)	0.1		1	0	0	0	0	0	0	0	0	0	0	1	1	0.00	0.000
47 Jairo Díaz, R ERA: 2.65	(8, 1)	1.0		3	0	0	0	1	0	0	0	0	0	0	5	7	0.00	0.000

PITCHER		IP	WLS	BF	H	R	ER	SO	BB	IBB	HBP	BLK	WP	HR	S	P	ERA	WHIP
48 Boone Logan, L ERA: 4.37	(9, 1)	1.0		3	0	0	0	3	0	0	0	0	0	0	10	14	0.00	0.000
62 Gonzalez Germen, R ERA: 4.42	(10, 1)	1.0		4	0	0	0	2	1	0	0	0	0	0	9	17	0.00	1.000
51 Brooks Brown, R ERA: 5.06	(11, 1)	0.0	L	3	0	1	1	0	3	0	0	0	0	0	1	13	∞	∞
53 Christian Friedrich, L ERA: 5.31	(11, 1)	0.1		2	1	0	0	0	0	0	0	0	0	0	6	10	0.00	3.000

Colorado Rockies @ Arizona Diamondbacks

Chase Field, Phoenix, AZ

Wed Sep 30 2015, 6:42 PM - 9:39 PM MST

Att. 18,529 - Clear - 105 F

livebaseballscorecards.com

TOP

Batter	1	2	3	4	5	6	7	8	9	AB	R	H	RBI	BB	SO	LOB
19 Charlie Blackmon, L (1, 8) OBP: 0.349, SLG: 0.454	C SI 90 S FC 88 B FF 92 B SI 92 X CH 83 2-2 ① F8		C FF 92 X CH 82 0-1 ② P4		B CH 81 C CH 81 B FF 91 X CH 81 2-1 ① F7		C FF 94 B FF 94 X CH 89 1-1 ③ G6-3			4	0	0	0	0	0	0
7 José Reyes, S (1, 6) OBP: 0.311, SLG: 0.380	B SI 90 C FF 91 B CH 82 M CH 82 F FF 92 S CH 82 2-3 ② K		B CU 76 B CH 82 B SI 91 B FF 92 4-0 BB		F SI 90 B FC 88 C SI 91 X CH 82 1-2 ② G4-3			F FF 93 X SI 92 0-1 ① G5-3		3	0	0	0	1	1	0
5 Carlos González, L (1, 9) OBP: 0.324, SLG: 0.540	C FF 93 X FF 89 0-1 1B		1 SAFE S CH 82 X FF 92 0-1 ③ L7		F FF 91 F FF 91 S CH 83 0-3 ③ K			C SI 94 X SI 94 0-1 ② L7		4	0	1	0	0	1	1
28 Nolan Arenado, R (1, 5) OBP: 0.323, SLG: 0.572	C FF 92 C SI 92 X CH 82 0-2 ③ F7			B FF 90 X FF 90 1-0 9 G1-3 2B	C CH 81 B FC 85 B CH 82 X FF 91 2-1 1B			B FF 94 B FF 94 B CU 83 B FF 94 4-0 BB		3	0	2	0	1	0	1
6 Corey Dickerson, L (1, 7) OBP: 0.333, SLG: 0.509		X SI 90 0-0 ① F7		B FF 90 S FF 90 S CH 82 X CH 82 1-2 ① P5	B SI 90 S FF 91 F FF 91 S CH 82 1-3 ① K			C FF 87 C KC 77 S KC 78 0-3 ③ K		4	0	0	0	0	2	3
33 Justin Morneau, L (1, 3) OBP: 0.364, SLG: 0.469		C FF 90 B SI 90 F CH 81 F FF 91 F FF 92 X CU 77 1-2 9 SF8 3B		F CH 81 B SI 91 B CH 82 F CH 82 F FF 92 D CH 81 D FF 93 4-2 9 G1-3 BB	C FF 92 B SL 82 S FF 93 S FF 93 1-3 ② K				C FF 96 C SI 96 F FF 96 F CH 85 F CH 84 B CH 84 F CH 85 F SI 97 B SI 97 2-2 ① X CH 85 L7	3	1	1	0	1	1	1
9 DJ LeMahieu, R (1, 4) OBP: 0.360, SLG: 0.390		B FF 92 B FF 92 B CH 82 C FF 91 X CH 81 3-1 ② SF8 3-H		B FF 92 S FF 92 B FF 91 B CH 83 F FF 92 X SI 92 3-2 ② G1-3 1-2 2-3	B SI 92 C FF 93 C FF 93 X SI 90 1-2 ③ G4-3				B FF 97 C FF 96 B FF 96 F FF 96 S CH 84 2-3 ② K	3	0	0	1	0	1	3
50 Dustin Garneau, R (1, 2) OBP: 0.239, SLG: 0.311 10 Ben Paulsen, L (9, PH) OBP: 0.325, SLG: 0.453		B FF 92 B FF 90 F FF 91 X CH 82 2-1 ③ F7		I IN 72 I IN 72 I IN 75 I IN 75 4-0 IBB			C FF 94 B FF 94 B FF 94 B FF 94 F FF 95 T CU 82 3-2 ① K		B FF 96 C FF 96 X CH 85 1-1 1B	2 1	0 0	0 1	0 0	1 0	1 0	0 0
35 Chad Bettis, R (1, 1) OBP: 0.182, SLG: 0.069 3 Daniel Descalso, L (7, PH) OBP: 0.291, SLG: 0.339 49 Rex Brothers, L (7, 1) 45 Scott Oberg, R (7, 1) 53 Christian Friedrich, R (7, 1) 64 Simon Castro, R (8, 1) 20 Wilin Rosario, R (9, PH) OBP: 0.291, SLG: 0.413			C FF 91 C FF 90 B CU 77 B FF 92 X FF 92 2-2 ① L3	B FF 92 B FF 92 S FF 91 C FF 92 S FF 93 2-3 ③ K			C FF 93 S CU 82 F CU 83 F CU 83 F SI 94 F CU 82 B SI 94 S CU 82 1-3 ② K		X SI 97 0-0 ③ G1	2 1 0 0 0 0 1	0 0 0 0 0 0 0	0 0 0 0 0 0 0	0 0 0 0 0 0 0	1 1 0 0 0 0 0	0 0 0 0 0 0 0	3 0 0 0 0 0 1
Inning Stats	R: 0 E: 0 K: 1 S: 12 H: 1 LOB: 1 BB: 0 P: 16	R: 1 E: 0 K: 0 S: 10 H: 1 LOB: 0 BB: 0 P: 16	R: 0 E: 0 K: 0 S: 7 H: 0 LOB: 1 BB: 1 P: 13	R: 0 E: 0 K: 1 S: 13 H: 1 LOB: 3 BB: 2 P: 28	R: 0 E: 0 K: 1 S: 8 H: 0 LOB: 0 BB: 0 P: 11	R: 0 E: 0 K: 2 S: 11 H: 1 LOB: 1 BB: 0 P: 16	R: 0 E: 0 K: 2 S: 12 H: 0 LOB: 0 BB: 0 P: 17	R: 0 E: 0 K: 1 S: 7 H: 0 LOB: 1 BB: 1 P: 11	R: 0 E: 0 K: 1 S: 14 H: 1 LOB: 1 BB: 0 P: 19	1B: 3 2B: 1 3B: 1 HR: 0	SF: 1 SAC: 0 DP: 0 HBP: 0		WP: 0 PB: 0 SB: 0 CS: 0	PA: 36		

	AB	31
	R	1
	H	5
	RBI	1
	BB	4
	SO	9
	LOB	13

PITCHER	IP	WLS	BF	H	R	ER	SO	BB	IBB	HBP	BLK	WP	HR	S	P	ERA	WHIP
57 Chase Anderson, R (1, 1) ERA: 4.3	5.1		23	4	1	1	4	2	1	0	0	0	0	55	92	1.69	1.125
56 Keith Hessler, L (6, 1) ERA: 9.0	0.1		1	0	0	0	1	0	0	0	0	0	0	3	4	0.00	0.000
48 Randall Delgado, R (6, 1) ERA: 3.25	0.1	W	1	0	0	0	0	0	0	0	0	0	0	3	4	0.00	0.000
30 David Hernandez, R (7, 1) ERA: 4.36	1.2	H	6	0	0	0	2	1	0	0	0	0	0	16	25	0.00	0.600
45 Matt Reynolds, L (8, 1) ERA: 3.95	0.1	H	1	0	0	0	1	0	0	0	0	0	0	3	3	0.00	0.000

PITCHER	IP	WLS	BF	H	R	ER	SO	BB	IBB	HBP	BLK	WP	HR	S	P	ERA	WHIP
41 Daniel Hudson, R (9, 1) ERA: 3.76	1.0	S	4	1	0	0	1	0	0	0	0	0	0	14	19	0.00	1.000

Batter	1	2	3	4	5	6	7	8	9	AB	R	H	RBI	BB	SO	LOB
68 Sócrates Brito, L (1, 9) OBP: 0.333, SLG: 0.444	C FF 93 B FF 93 T SI 92 X FF 92 1-2 G5-3 ①		F CH 84 B FF 93 B FF 92 F FF 91 T CH 85 2-2 K ①		X FF 93 0-0 15 PB 15 SF8 2B		C FF 92 B FF 93 X SL 86 1-1 G4-3 ①	B FF 91 B FF 90 B FF 91 C FF 90 S FF 90 S CU 84 3-3 K ②		5	1	1	0	0	2	1
15 Phil Gosselin, R (1, 4) OBP: 0.359, SLG: 0.462	B SI 94 C FF 92 X FF 92 1-1 G6-3 ②		B FF 93 B SL 87 F FF 92 X FF 93 2-1 3B		C FF 92 F SI 91 B FF 87 B FF 90 F FF 90 X FF 92 2-2 SF8 ② 2-H		C FF 95 B SL 86 B FF 94 X FF 94 2-1 44 BB 11 BB 6 SF7 1B	X FF 91 0-0 G6-3 ③		4	1	2	1	0	0	1
11 AJ Pollock, R (1, 8) OBP: 0.369, SLG: 0.497	C FF 94 C FF 94 B FF 89 B FF 93 X FF 94 2-2 G6-3 ③		F SI 90 B FF 92 F FF 92 S FF 90 1-3 K ②		B SL 88 F FF 93 B FF 91 X SL 88 2-1 G5-3 ③		B FF 96 1 SAFE C FF 95 D SL 86 B FF 95 B FF 95 4-1 8 BB 44 BB 1-2 BB			3	0	0	0	1	1	1
44 Paul Goldschmidt, R (1, 3) OBP: 0.432, SLG: 0.557		F FF 94 B CU 74 X SL 89 1-1 G4-3 ①	B FF 89 T FF 89 B FF 91 F FF 89 S FF 94 2-3 K ③			B CU 70 F FF 92 X FF 92 1-1 8 1B 2B	B SL 87 B FF 95 B FF 94 C FF 95 F FF 95 B SL 86 4-2 8 BB 1-2 2-3 BB			3	1	1	0	1	1	1
6 David Peralta, L (1, 7) OBP: 0.370, SLG: 0.521		X FF 93 0-0 16 BB 2B		B CU 70 B FF 90 C FF 90 X SL 86 2-1 19 FC6-4 1B		B FF 92 B FF 91 D CH 84 B FF 91 4-0 8 1B BB	B CH 87 X FF 90 1-0 SF7 ② 3-H			2	0	2	1	1	0	0
8 Jarrod Saltalamacchia, S (1, 2) OBP: 0.309, SLG: 0.428		B CU 72 F FF 91 S CH 82 B CH 82 X FF 92 2-2 L4 ②		C FF 92 F CH 82 B FF 93 C FF 92 1-3 K ①		C FF 90 B FF 90 F FF 90 X CH 85 1-2 1-3 2-H 1B	F FF 90 D CU 77 C FF 91 D SL 86 D SL 87 F FF 91 D SL 86 4-2 1-2 2-3 BB			3	0	1	1	1	1	2
19 Jake Lamb, L (1, 5) OBP: 0.335, SLG: 0.395		C SI 91 B SL 87 B FF 91 S CH 83 B CH 81 B FF 93 4-2 16 BB BB		X FF 93 0-0 FC6-4 ② 1-2f		F FF 91 F FF 88 S SI 92 0-3 K ①	D SL 87 D FF 90 X FF 90 2-0 G6-3 ③			3	0	0	0	1	1	6
16 Chris Owings, R (1, 6) OBP: 0.267, SLG: 0.327		B FF 93 B SL 87 S SL 87 B FF 88 B FF 88 4-1 1-2 2-3 BB		C FF 93 X FF 93 0-1 F9 ③		B FF 92 L SL 88 F SL 88 B FF 92 S FF 92 2-3 K ②		X FF 90 0-0 L8 ①		3	0	0	0	1	1	3
57 Chase Anderson, R (1, 1) OBP: 0.122, SLG: 0.104 56 Keith Hessler, L (6, 1) OBP: 1.000, SLG: 1.000 48 Randall Delgado, R (6, 1) 2 Aaron Hill, R (6, PH) OBP: 0.295, SLG: 0.343 30 David Hernandez, R (7, 1) 45 Matt Reynolds, L (8, 1) 4 Jamie Romak, R (8, PH) OBP: 0.333, SLG: 0.357 41 Daniel Hudson, R (9, 1)		F FF 92 B FF 88 X FF 91 1-1 G3 ③			B FF 92 C FF 92 B FF 93 X FF 90 2-1 G5-3 ①	B FF 91 B FF 92 X FF 90 2-0 L8 ③		B CU 82 F FF 90 B CU 83 X FF 90 2-1 E6 1B		2 0 0 1 0 0 1 0 0	0 0 0 0 0 0 0 0 0	0 0 0 0 0 0 1 0 0	0 0 0 0 0 0 0 0 0	0 0 0 0 0 0 2 0 0	0 0 0 0 0 0 0 0 0	3 0 0 0 0 0 0 0 0
Inning Stats	R: 0 E: 0 K: 0 S: 8 H: 0 LOB: 0 BB: 0 P: 12	R: 0 E: 0 K: 0 S: 11 H: 1 LOB: 3 BB: 2 P: 23	R: 0 E: 0 K: 3 S: 11 H: 1 LOB: 1 BB: 0 P: 18	R: 0 E: 0 K: 1 S: 8 H: 1 LOB: 1 BB: 0 P: 11	R: 1 E: 0 K: 0 S: 9 H: 1 LOB: 0 BB: 0 P: 15	R: 1 E: 0 K: 2 S: 12 H: 2 LOB: 2 BB: 1 P: 22	R: 1 E: 0 K: 0 S: 12 H: 1 LOB: 3 BB: 3 P: 30	R: 0 E: 1 K: 1 S: 7 H: 1 LOB: 1 BB: 0 P: 12		1B: 4 2B: 3 3B: 1 HR: 0	SF: 2 SAC: 0 DP: 0 HBP: 0			WP: 0 PB: 1 SB: 0 CS: 0	PA: 38	

PITCHER		IP	WLS	BF	H	R	ER	SO	BB	IBB	HBP	BLK	WP	HR	S	P	ERA	WHIP
35 Chad Bettis, R ERA: 4.23	(1, 1)	6.0	L	27	6	2	1	6	3	0	0	0	0	0	59	101	1.50	1.500
49 Rex Brothers, L ERA: 1.93	(7, 1)	0.1		1	0	0	0	0	0	0	0	0	0	0	2	3	0.00	0.000
45 Scott Oberg, R ERA: 5.18	(7, 1)	0.0		3	1	0	0	0	2	0	0	0	0	0	5	15	∞	∞
53 Christian Friedrich, L ERA: 5.25	(7, 1)	0.2		3	0	1	1	0	1	0	0	0	0	0	5	12	13.50	1.500
64 Simon Castro, R ERA: 4.66	(8, 1)	1.0		4	1	0	0	1	0	0	0	0	0	0	7	12	0.00	1.000

PITCHER	IP	WLS	BF	H	R	ER	SO	BB	IBB	HBP	BLK	WP	HR	S	P	ERA	WHIP

BOTTOM

Colorado Rockies @ Arizona Diamondbacks

Chase Field, Phoenix, AZ

Wed Sep 30 2015, 6:42 PM - 9:39 PM MST

Att. 18,529 - Clear - 105 F

livebaseballscorecards.com

AB	30
R	3
H	8
RBI	3
BB	6
SO	7
LOB	20

Batter	1	2	3	4	5	6	7	8	9	AB	R	H	RBI	BB	SO	LOB
19 Charlie Blackmon, L (1, 8) OBP: 0.350, SLG: 0.453	C FF 93 B SI 92 B SI 92 F SL 82 S SL 83 2-3 ① **K**		X FF 91 0-0 ① **B1-3**		C SL 80 B FF 90 F SL 82 X SI 92 1-2 **28 L8 7 1B 20 1B 1B**	C SL 83 D SL 82 B FF 93 B SL 85 B FF 92 4-1 **BB**		B FF 93 C SI 92 F SI 92 X SI 93 1-2 ③ **G5-3**		4	1	1	0	1	1	0
7 José Reyes, S (1, 6) OBP: 0.312, SLG: 0.380	B SI 93 X SI 92 1-0 **20 BB 9 1B 1B**		B SI 91 F SI 92 F FF 91 S SL 82 1-3 ② **K**		1 SAFE 1 SAFE B FF 88 X FF 89 1-0 **20 1B 1-2 1B**	F FF 94 F FF 91 B FF 94 X SL 83 1-2 ③ **G1-3**			C FF 92 F SL 81 B SL 82 F FF 94 F FF 94 S SL 81 1-3 ① **K**	5	1	2	0	0	2	2
28 Nolan Arenado, R (1, 5) OBP: 0.322, SLG: 0.570	S SL 79 D SL 81 D SI 93 S FF 92 F SL 82 X CH 86 2-2 ② **L9**		B FF 92 X FF 92 1-0 ③ **L5**		B SL 80 C CH 84 F CH 83 D SL 82 X SL 80 2-2 ① **L8** **2-3**		C SL 86 B SL 87 X FF 95 1-1 **9 WP 30 2B 2B**		C FF 93 B FF 91 B CH 85 X FF 92 2-1 ② **F9**	5	1	1	0	0	0	3
20 Wilin Rosario, R (1, 3) OBP: 0.298, SLG: 0.421 10 Ben Paulsen, L (7, 3) OBP: 0.324, SLG: 0.452	1 SAFE B SL 81 B CH 86 S SL 79 B FF 92 B CH 86 4-1 **9 1B 1-2 BB**			C SI 91 X FF 91 0-1 **30 G4-3 16 WP 2B**	D SL 77 X CH 83 1-0 ② **1-3 3-H 1B**		F SL 85 S SL 86 S SL 86 0-3 ① **K**		C FF 92 B CH 83 X FF 93 1-1 ③ **F8**	3 1	1 0	2 0	1 0	1 0	1 0	1 0
9 DJ LeMahieu, R (1, 4) OBP: 0.359, SLG: 0.389	C SI 93 S SL 81 D SL 82 X SI 91 1-2 **30 FC5-4 1-3 2-H 1B**			S SL 82 S SL 82 X SL 81 0-2 ① **L8**	B SI 90 S SL 79 X SL 80 1-1 ③ **G5-3**		B SL 84 B FF 95 F SL 84 F FF 95 D SL 85 F SL 85 S SL 88 3-3 ② **K2-3** **2-3**			4	0	1	1	0	1	3
30 Tom Murphy, R (1, 2) OBP: 0.324, SLG: 0.559	1 SAFE B SI 92 C SL 80 X SI 93 1-1 ③ **FC5-4** **1-2f**			C SL 81 B SI 91 X SI 93 1-1 ② **G4-3** **2-3**		B SI 91 S SL 78 S SL 81 S SL 80 1-3 ① **K2-3**	X SL 86 0-0 **16 WP 3-H 2B**			4	0	1	1	0	1	3
16 Kyle Parker, R (1, 9) OBP: 0.225, SLG: 0.314		C SI 90 C SI 91 S SL 82 0-3 ① **K**		S SL 79 B SL 81 X SI 93 1-1 **43 2B 3-H 1B**		X CH 84 0-0 **43 2B 2B**	B FF 95 F SL 86 B FF 96 X SL 86 2-1 ③ **P6** **2-3**			4	2	2	0	0	1	1
43 Rafael Ynoa, S (1, 7) OBP: 0.268, SLG: 0.331		F SI 92 B SI 92 X FF 92 1-1 ② **F8**		C FF 92 F SL 83 B SI 93 X SI 93 1-2 **1-H 2B**		F SL 78 B SL 80 X SI 91 1-1 **2-H 2B**		B SI 92 X SI 92 1-0 ① **G5-3**		4	0	2	2	0	0	0
61 David Hale, R (1, 1) OBP: 0.087, SLG: 0.087 18 Cristhian Adames, S (6, PH) OBP: 0.327, SLG: 0.333 62 Gonzalez Germen, R (6, 1) 60 Justin Miller, R (7, 1) 48 Boone Logan, R (7, 1) 3 Daniel Descalso, L (8, PH) OBP: 0.289, SLG: 0.337 47 Jairo Diaz, R (8, 1)		S SI 92 B FF 93 F FF 92 X SL 80 1-2 ③ **L4**		B SI 90 S SI 91 B SI 92 F SI 91 S SI 92 2-3 ③ **K**		X FF 93 0-0 ② **P4**		B FF 93 B SI 92 X SI 92 2-0 ② **G4-3**		2 1 0 0 0 1 0	0 0 0 0 0 0 0	0 0 0 0 0 0 0	0 0 0 0 0 0 0	1 0 0 0 0 0 0	1 1 0 0 0 0 0	
Inning Stats	R: 1 E: 0 K: 1 S: 14 H: 2 LOB: 2 BB: 1 P: 25	R: 0 E: 0 K: 1 S: 8 H: 0 LOB: 0 BB: 0 P: 10	R: 0 E: 0 K: 1 S: 5 H: 0 LOB: 0 BB: 0 P: 7	R: 2 E: 0 K: 1 S: 15 H: 3 LOB: 1 BB: 0 P: 20	R: 1 E: 0 K: 0 S: 10 H: 3 LOB: 1 BB: 0 P: 16	R: 1 E: 0 K: 1 S: 11 H: 2 LOB: 2 BB: 1 P: 18	R: 1 E: 0 K: 2 S: 12 H: 2 LOB: 1 BB: 0 P: 18	R: 0 E: 0 K: 0 S: 5 H: 0 LOB: 0 BB: 0 P: 9	R: 0 E: 0 K: 1 S: 9 H: 0 LOB: 0 BB: 0 P: 13	1B: 6 2B: 6 3B: 0 HR: 0	SF: 0 SAC: 0 DP: 0 HBP: 0			WP: 3 PB: 0 SB: 0 CS: 0	PA: 40	

PITCHER		IP	WLS	BF	H	R	ER	SO	BB	IBB	HBP	BLK	WP	HR	S	P	ERA	WHIP
46 Patrick Corbin, L ERA: 3.6	(1, 1)	5.1		26	10	5	5	5	1	0	0	0	1	0	58	86	8.44	2.062
56 Keith Hessler, L ERA: 8.49	(6, 1)	0.2		3	0	0	0	0	1	0	0	0	0	0	5	10	0.00	1.500
36 Enrique Burgos, R ERA: 4.78	(7, 1)	1.0	W	5	2	1	1	2	0	0	0	0	2	0	12	18	9.00	2.000
40 Andrew Chafin, L ERA: 2.77	(8, 1)	1.0	H	3	0	0	0	0	0	0	0	0	0	0	5	9	0.00	0.000
61 Silvino Bracho, R ERA: 1.5	(9, 1)	1.0	S	3	0	0	0	1	0	0	0	0	0	0	9	13	0.00	0.000

PITCHER	IP	WLS	BF	H	R	ER	SO	BB	IBB	HBP	BLK	WP	HR	S	P	ERA	WHIP

TOP

Colorado Rockies @ Arizona Diamondbacks

Chase Field, Phoenix, AZ

Thu Oct 01 2015, 6:41 PM - 9:50 PM MST

Att. 20,826 - Clear - 104 F

livebaseballscorecards.com

AB	38
R	6
H	12
RBI	5
BB	2
SO	8
LOB	15

BOTTOM

Colorado Rockies @ Arizona Diamondbacks

Chase Field, Phoenix, AZ

Thu Oct 01 2015, 6:41 PM - 9:50 PM MST

Att. 20,826 - Clear - 104 F

livebaseballscorecards.com

Batter	1	2	3	4	5	6	7	8	9	AB	R	H	RBI	BB	SO	LOB
11 AJ Pollock, R (1, 8) OBP: 0.367, SLG: 0.494	C FF 91 F FF 92 B SI 91 X CH 78 1-2 15 1B 15 S 44 SF4 1B	B CU 82 X CU 80 1-0 ① L5	B FF 88 C CH 76 C FF 89 B FF 89 X FF 88 2-2 ① P6	C SL 87 T SL 87 B FF 94 F FF 94 X SL 87 1-2 ② G6-3	B SL 88 B FF 97 F SL 90 C FF 98 F SI 97 D SL 89 S SI 96 3-3 ③ K					5	1	1	0	0	1	1
15 Phil Gosselin, R (1, 4) OBP: 0.364, SLG: 0.495	C SI 92 C FF 92 F SI 91 D CU 85 D CU 85 B FF 92 X FF 92 3-2 6 1B 7 G6-3 1-3 1B	B FF 92 X FF 90 1-0 ② L7	C CU 82 X CU 80 0-1 ② F8	C SL 86 X SL 86 0-1 IHR						4	2	2	1	0	0	0
44 Paul Goldschmidt, R (1, 3) OBP: 0.432, SLG: 0.559	B CU 83 B SI 91 B CU 83 C FF 90 X SI 90 3-1 ① SF4 3-H	C FF 91 C FF 90 B FF 88 F CU 82 S FF 90 1-3 ③ K	C FF 88 B FF 90 B SI 89 B CU 80 C CU 78 X FF 89 3-2 68 3B 2B	C FF 94 B FF 94 C FF 93 F SL 88 F FF 94 X SL 87 1-2 68 1B 7 2B 1B						3	2	2	1	0	1	0
6 David Peralta, L (1, 7) OBP: 0.371, SLG: 0.522 68 Sócrates Brito, L (4, PH) OBP: 0.429, SLG: 0.619 (5, 7)	1 SAFE X CH 80 0-0 7 G6-3 1-3 1B		C FF 89 B FF 89 X FF 90 1-1 19 F9 7 S 24 G6-3 1B	B CH 78 S CH 77 F FF 90 X CU 82 1-2 2-H 3B	C FF 93 F FF 92 X FF 93 0-2 7 2B 1-2 1B					1 3	0 2	1 3	0 1	0 0	0 0	0 0
7 Welington Castillo, R (1, 2) OBP: 0.296, SLG: 0.458	X CU 82 0-0 ② G6-3 1-2 3-H		1 SAFE 1 SAFE B FF 89 B SI 89 1 SAFE F SI 90 F CU 83 D FF 90 B FF 90 4-2 24 G6-3 1-2 BB	B FF 90 X CU 81 1-0 ③ F9	C SL 87 X SL 86 0-1 19 WP 1-H 2-H 2B					3	1	1	3	1	0	2
19 Jake Lamb, L (1, 5) OBP: 0.334, SLG: 0.393	B FF 91 F FF 90 F FF 91 F CU 83 B CH 78 F FF 90 T CU 82 2-2 ③ K 3-H		S CH 79 B FF 90 X CH 78 1-1 ① F9 2-3	C FF 93 B FF 92 B FF 92 X CH 83 2-1 24 G6-4-3 1B	B FF 92 B SL 82 B SL 82 C FF 92 X SL 82 3-1 ③ P5 2-H					4	0	1	0	0	1	3
24 Yasmany Tomás, R (1, 9) OBP: 0.305, SLG: 0.401		F CU 80 X CU 82 0-1 ① G6-3	S CU 80 B CU 81 X FF 91 1-1 ② G6-3 1-2 3-H	B CH 86 T CH 85 D FF 93 F FF 94 X FF 93 2-2 ①② G6-4-3 1-2f	B SL 88 F SL 86 S SL 88 S SL 88 1-3 ① K					4	0	0	1	0	1	2
16 Chris Owings, R (1, 6) OBP: 0.268, SLG: 0.329		B FF 90 X CU 82 1-0 ② F8	I IN 76 I IN 76 I IN 75 I IN 74 4-0 46 FC6-4 IBB	B FF 94 F FF 94 B SL 87 B FF 94 X FF 93 3-1 ③ G6-3	F FF 97 X SL 88 0-1 2B					3	0	1	0	1	0	0
46 Patrick Corbin, L (1, 1) OBP: 0.214, SLG: 0.120 56 Keith Hessler, L (6, 1) OBP: 1.000, SLG: 1.000 36 Enrique Burgos, R (7, 1) 2 Aaron Hill, R (7, PH) OBP: 0.294, SLG: 0.342 40 Andrew Chafin, R (8, 1) 8 Jarrod Saltalamacchia, S (8, PH) OBP: 0.308, SLG: 0.426 61 Silvino Bracho, R (9, 1)		B SI 90 T FF 90 S FF 89 S FF 92 1-3 ③ K	C SI 90 B SI 91 F SI 90 X FF 90 1-2 ③ FC6-4 1-2f		C FF 94 B FF 94 S SL 85 X FF 93 1-2 ① F9	X FF 98 0-0 ② F7			2 0 0 1 0 1 0	0 0 0 0 0 0 0	0 0 0 0 0 0 0	0 0 0 0 0 0 0	1 0 0 0 0 0 0	0 0 0 0 0 0 0	2 0 0 0 0 1 0
Inning Stats	R: 2 E: 0 K: 1 S: 16 H: 3 LOB: 1 BB: 0 P: 25	R: 0 E: 0 K: 1 S: 6 H: 0 LOB: 0 BB: 0 P: 8	R: 0 E: 0 K: 1 S: 6 H: 0 LOB: 0 BB: 0 P: 9	R: 1 E: 0 K: 0 S: 11 H: 1 LOB: 2 BB: 2 P: 23	R: 1 E: 0 K: 0 S: 12 H: 2 LOB: 1 BB: 0 P: 19	R: 0 E: 0 K: 0 S: 7 H: 1 LOB: 0 BB: 0 P: 14	R: 4 E: 0 K: 0 S: 21 H: 4 LOB: 0 BB: 0 P: 27	R: 0 E: 0 K: 2 S: 10 H: 1 LOB: 1 BB: 0 P: 14		1B: 7 2B: 3 3B: 1 HR: 1	SF: 1 SAC: 0 DP: 1 HBP: 0			WP: 2 PB: 0 SB: 2 CS: 0	PA: 37	

	AB	R	H	RBI	BB	SO	LOB
AB	34						
R	8						
H	12						
RBI	7						
BB	2						
SO	5						
LOB	11						

PITCHER		IP	WLS	BF	H	R	ER	SO	BB	IBB	HBP	BLK	WP	HR	S	P	ERA	WHIP
61 David Hale, R ERA: 6.09	(1, 1)	5.0		23	6	4	4	3	1	1	0	0	0	0	51	84	7.20	1.400
62 Gonzalez Germen, R ERA: 4.3	(6, 1)	1.0	H	3	1	0	0	0	0	0	0	0	0	0	7	14	0.00	1.000
60 Justin Miller, R ERA: 4.18	(7, 1)	0.2	L	6	4	4	4	0	0	0	0	0	0	0	19	22	54.00	6.000
48 Boone Logan, L ERA: 4.33	(7, 1)	0.1		1	0	0	0	0	0	0	0	0	1	0	2	5	0.00	0.000
47 Jairo Díaz, R ERA: 2.5	(8, 1)	1.0		4	1	0	0	2	0	0	0	0	0	0	10	14	0.00	1.000

PITCHER	IP	WLS	BF	H	R	ER	SO	BB	IBB	HBP	BLK	WP	HR	S	P	ERA	WHIP

Houston Astros @ Arizona Diamondbacks

Chase Field, Phoenix, AZ

Fri Oct 02 2015, 6:41 PM - 10:32 PM MST

Att. 33,218 - Clear - 91 F

TOP

livebaseballscorecards.com

Batter	1	2	3	4	5	6	7	8	9	AB	R	H	RBI	BB	SO	LOB
27 Jose Altuve, R (1, 4) OBP: 0.349, SLG: 0.448	F FF 93 C FF 94 B CH 89 C FF 96 1-3 K	X SL 83 0-0 G6-3	B FF 95 F SL 85 C FF 95 X SL 88 1-2 SF9 3-H			C SL 86 B FF 91 C FF 91 X SL 86 1-2 L7	X FF 96 0-0 SF9 3-H	F SI 91 X SI 92 1-1 4 E 2 2B 1-3 2B	B SI 90 S CH 78 X CH 79 1-1 4 G4-3 1-2 1B	4	0	1	2	0	1	0
9 Marwin Gonzalez, S (8, PR) OBP: 0.314, SLG: 0.440 (8, 4)										1	1	1	0	0	0	0
4 George Springer, R (1, 9) OBP: 0.360, SLG: 0.451	B FF 94 X SL 86 1-0 E5 1 1B 28 1B	C SL 85 B FF 93 X SL 84 1-1 HR	X FF 93 0-0 F8			X FF 92 0-0 G6-3	B SL 87 X CH 86 1-0 1 3B 1-2 2-3 1B	B CU 77 C SI 92 S CH 80 X CH 82 1-2 E1 2 2B 63 1B 2-3 3-H	C SI 91 B SI 88 B CH 80 F CH 80 X SI 91 2-2 G4-3 1-2 2-3	7	4	2	1	0	0	4
1 Carlos Correa, R (1, 6) OBP: 0.348, SLG: 0.520	C FF 96 1 SAFE 1 SAFE X FF 95 0-1 18 BB 28 1B 23 1B 1-2 1B	C FF 93 B CH 87 C FF 93 F FF 94 F FF 94 B FF 95 B SL 87 S CH 89 3-3 K	B FC 83 X FC 83 1-0 HR			B FF 91 B CH 83 B FF 92 C FF 93 S SI 89 B FF 92 4-2 28 S 28 HR BB	F CH 85 B SL 88 C FF 92 F FF 97 F FF 97 X SL 88 1-2 18 2B 1-H 2-H 3-H 3B	F CH 79 B SI 91 C SI 91 X SI 92 2-2 63 1B 1-3 3-H 2B	S CH 80 X CH 82 0-1 G1-3	4	4	3	4	1	1	0
2 Jonathan Villar, S (7, 6) OBP: 0.339, SLG: 0.414										2	1	1	1	0	0	2
28 Colby Rasmus, L (1, 8) OBP: 0.312, SLG: 0.460	X SI 93 0-0 18 BB 23 1B 1-2 2-H 1B	B CH 87 B CH 87 B FF 94 S CH 87 B CH 88 4-2 18 2B 18 E BB	C CH 77 F FC 83 B CH 75 X CH 77 1-2 L9			D CH 84 B SI 90 B SI 90 F FF 90 C SI 90 X FF 91 3-2 1-H HR	B CH 86 C FF 95 B FF 94 B CH 87 B FF 95 4-1 18 2B 23 WP BB	X CH 81 0-0 F9		4	4	2	3	2	0	2
18 Luis Valbuena, L (1, 5) OBP: 0.311, SLG: 0.441	B FF 96 D SL 86 B CH 85 B SI 93 4-0 20 G4-3 23 1B 1-2 2-3 BB	X FF 96 0-0 E7 1-H 2B	C FC 84 X CH 77 0-1 G3			B FF 92 B FF 90 X SI 90 2-0 HR	B FF 94 B FF 94 S FF 94 X FF 94 2-1 23 WP 6 1B 1-3 3-H 2B	C CU 77 F CH 81 F CH 82 F SI 92 X SI 93 0-2 2-H 3-H 1B		4	2	3	2	1	0	0
63 Matt Duffy, R (7, 5) OBP: 0.500, SLG: 0.571										1	0	1	2	0	0	0
23 Chris Carter, R (1, 3) OBP: 0.306, SLG: 0.423	X FF 95 0-0 20 G4-3 1-2 2-H 3-H 1B	B FF 90 C SL 86 C FF 98 F SI 93 B FF 96 B FF 97 F FF 95 C FF 96 3-3 K	C CH 76 B CU 72 B FC 85 X CH 77 2-1 F9			B SL 86 C SL 86 B CH 85 S SL 87 B SL 87 F FF 87 C FF 94 3-3 K	C SL 85 S SL 84 B SL 83 D FF 95 S SL 83 2-3 K 2-3 3-H	F SI 90 F SI 90 D CH 80 S CH 81 1-3 K		5	0	1	2	0	3	3
12 Max Stassi, R (7, 2) OBP: 0.438, SLG: 0.600										1	0	0	0	0	1	2
20 Preston Tucker, L (1, 7) OBP: 0.300, SLG: 0.441	S CH 87 X CH 88 0-1 G4-3 1-2 2-3	B FF 92 F CH 84 S CH 85 B CH 85 F SL 86 F FF 95 F CH 87 X SI 94 2-2 60 SH5-4 15 BB 27 SF9 1B	B CH 76 F CH 76 X FC 83 1-1 G5-3				C SL 85 S SL 84 B SL 83 D FF 95 S SL 83 E4 21 BB 15 1B 27 SF9 3-H 1B	C CU 76 X SI 89 0-1 F7		4	1	1	0	0	0	2
6 Jake Marisnick, R (7, PR) OBP: 0.282, SLG: 0.382 (7, 8)										2	1	1	1	0	0	2
15 Jason Castro, L (1, 2) OBP: 0.286, SLG: 0.371	I IN 80 I IN 81 I IN 79 I IN 80 4-0 IBB	B SI 92 C SI 92 B CH 84 B SI 92 F SI 94 F FF 94 F CH 86 B SI 94 4-2 60 SH5-4 1-2 BB	C FC 84 F FC 83 B FC 84 X FC 84 1-2 G5-3				B FF 94 X FF 94 1-0 4 1B 21 BB 1 3B 1-2 1B C FF 95 B FF 95 B FF 94 X SL 85 2-2 G3		C SI 90 F CH 80 X CH 81 0-2 4 G4-3 9 1B 1B	3	1	1	0	2	0	1
56 Joe Thatcher, L (7, 1)										0	0	0	0	0	0	0
67 Vince Velasquez, R (8, 1)										0	0	0	0	0	0	0
16 Hank Conger, L (9, PH) OBP: 0.308, SLG: 0.445										1	0	1	0	0	0	0
68 Michael Feliz, R (9, 1)										0	0	0	0	0	0	0
60 Dallas Keuchel, L (1, 1) OBP: 0.200, SLG: 0.200	C SI 92 C SI 94 S FF 94 0-3 K	C FF 90 X FF 90 0-1 SH5-4 1-2 2-3	C FC 84 B FC 82 F FC 84 S CU 73 1-3 K				S CH 85 B CH 87 C FF 94 D FF 94 F CH 86 D CH 87 F FF 95 B FF 96 4-2 4 1B 1 3B 1-2 2-3 BB	C SI 92 S CH 82 B CH 82 B CH 82 B SI 93 B SI 93 4-2 27 2B 4 E BB	S CH 80 B FF 90 X CH 81 1-1 F9	2	0	0	0	0	2	3
21 Jon Singleton, L (7, PH) OBP: 0.328, SLG: 0.298 (7, 3)										1	2	0	0	2	0	1

AB	46
R	21
H	19
RBI	18
BB	8
SO	8
LOB	22

Inning Stats	1	2	3	4	5	6	7	8	9
	R: 3 E: 1 K: 2 S: 13 H: 3 LOB: 3 BB: 2 P: 23	R: 2 E: 1 K: 2 S: 16 H: 2 LOB: 1 BB: 1 P: 27	R: 1 E: 0 K: 0 S: 16 H: 1 LOB: 1 BB: 1 P: 23	R: 1 E: 0 K: 0 S: 8 H: 1 LOB: 0 BB: 0 P: 12	R: 0 E: 0 K: 1 S: 8 H: 0 LOB: 0 BB: 0 P: 11	R: 3 E: 0 K: 1 S: 14 H: 2 LOB: 0 BB: 1 P: 27	R: 7 E: 1 K: 1 S: 26 H: 5 LOB: 1 BB: 2 P: 45	R: 4 E: 1 K: 1 S: 21 H: 3 LOB: 2 BB: 1 P: 30	R: 0 E: 0 K: 0 S: 12 H: 2 LOB: 2 BB: 0 P: 16

| | | | | | | | | | |

BOTTOM

Houston Astros @ Arizona Diamondbacks

Chase Field, Phoenix, AZ

Fri Oct 02 2015, 6:41 PM - 10:32 PM MST

Att. 33,218 - Clear - 91 F

livebaseballscorecards.com

Batter	1	2	3	4	5	6	7	8	9	AB	R	H	RBI	BB	SO	LOB
11 AJ Pollock, R (1, 8) OBP: 0.366, SLG: 0.492	X SI 88 0-0 1B		B CH 78 B FC 86 B CH 80 C SI 88 X FC 87 3-1 ① ② L4 2-2		B SL 78 X SL 78 1-0 ② F9		C FF 83 X FF 84 0-1 ② G5-3		C FF 94 S FF 94 F FF 93 B SL 82 F FF 96 X SL 83 1-2 ② G5-3 1-2	5	0	1	0	0	0	3
15 Phil Gosselin, R (1, 4) OBP: 0.375, SLG: 0.500 (3, 7)	C SI 89 C FC 86 1 SAFE B SL 77 X SL 79 1-2 ① F9		C SI 89 S FC 87 B SI 89 H SL 79 2-2 44 1B 2 2B HBP		B FC 86 B SI 89 C SI 90 S CH 82 B SI 89 F SI 90 B SI 90 4-2 BB		F FF 83 B SL 75 X FF 82 1-1 ③ G4-3		C FF 93 S SL 83 X SL 81 0-2 19 BLK 2 1B 2-H 2B	3	2	1	1	1	0	2
44 Paul Goldschmidt, R (1, 3) OBP: 0.431, SLG: 0.558 19 Jake Lamb, L (7, 3) OBP: 0.335, SLG: 0.392	F FC 86 B FC 86 C SI 89 1 SAFE S SL 79 1-3 ② K		D SL 79 B SI 88 F SI 89 X FC 88 2-1 2 2B 1-2 1B		B SL 78 B SI 90 F FC 86 C SL 79 S SL 81 2-3 ③ K			C FF 94 B CH 87 X SL 87 1-1 E3 2 2B 7 G5-3	C FF 95 F CH 85 B FF 96 F FF 96 B FF 94 F FF 95 F FF 95 F FF 95 B SL 83 4-2 B FF 93 2 1B 2-3 BB	3 1	0 1	1 0	0 0	0 1	2 0	2 0
2 Aaron Hill, R (1, 5) OBP: 0.299, SLG: 0.353 (3, 4)	F SI 88 D FC 87 X FC 87 1-1 ③ F8		B SI 89 B SI 90 C SI 90 D SI 90 X FC 88 3-1 ③ 1-H 2-H 2B			B SL 75 C FF 88 X CH 80 1-1 E6 7 FC6-4		F FF 94 B SL 85 X FF 93 1-1 1-3 2B	S SL 81 B SL 81 F FF 93 D SL 83 F FF 94 X FF 94 2-2 1-2 3-H 1B	5	0	3	2	0	0	1
7 Welington Castillo, R (1, 2) OBP: 0.295, SLG: 0.454		C SI 88 X SI 88 0-1 ① G5-3		X SI 88 0-0 62 G6-4-3 1B		C SL 75 B FC 85 X CH 81 1-1 ① FC6-4 1-2f		B SL 85 B FF 95 F FF 95 B FF 94 X FF 94 3-1 ① G5-3 3-H	C FF 95 S FF 95 B FF 93 D SL 82 F FF 96 S FF 96 2-3 ③ K	5	0	1	1	0	1	4
24 Yasmany Tomás, R (1, 7) OBP: 0.305, SLG: 0.401 62 Brandon Drury, R (2, PH) OBP: 0.259, SLG: 0.382 (3, 5)		B SI 89 B FC 86 F FC 85 F CH 79 B SL 80 X SI 90 3-2 ② G6-3		B FC 87 B SI 89 X SI 89 2-0 ① ② G6-4-3 1-2f		C SL 75 B SL 77 F CH 80 D SL 80 F CH 79 F SI 89 D SL 80 X CH 80 3-2 ② L8		X FF 95 0-0 ② G5-3		0 4	0 0	0 0	0 0	0 0	0 0	0 3
16 Chris Owings, R (1, 6) OBP: 0.268, SLG: 0.327		C SI 88 S CH 80 B CH 79 B SI 90 F CH 81 B FF 90 B CH 80 4-2 BB		F SI 89 B FC 87 B SI 89 F SI 89 S SL 80 2-3 ③ K		B SI 88 B SI 89 S FF 88 F FF 90 D SL 80 F FF 90 X FF 89 3-2 ③ F9		F FF 94 F FF 95 B SL 86 D SL 86 F FF 95 F FF 95 S FF 96 2-3 ③ K		3	0	0	0	1	2	2
68 Sócrates Brito, L (1, 9) OBP: 0.360, SLG: 0.520		D SI 88 F SI 90 X SI 89 1-1 ③ G2-3			X SI 89 0-0 ① G4-3		C FF 83 B SL 75 S FF 83 B SL 75 S SL 75 2-3 ① K		B FF 95 B FF 95 B FF 94 C FF 92 F FF 93 F FF 94 T FF 95 3-2 ① K	4	0	0	0	0	2	1
12 Rubby De La Rosa, R (1, 1) OBP: 0.000, SLG: 0.000 4 Jaime Romak, R (3, PH) OBP: 0.375, SLG: 0.467 55 Josh Collmenter, R (4, 1) OBP: 0.000, SLG: 0.000 72 Peter O'Brien, R (5, PH) OBP: 0.118, SLG: 1.000 27 Allen Webster, R (6, 1) 37 Matt Stites, L (7, 1) 36 Enrique Burgos, R (7, 1) 8 Jarrod Saltalamacchia, S (7, PH) OBP: 0.311, SLG: 0.424 35 A.J. Schugel, R (8, 1) 23 Óscar Hernández, R (9, PH) OBP: 0.257, SLG: 0.734			C SL 76 B SL 76 X SI 89 1-1 11 L4 2B		C SL 77 B FC 87 X SI 89 1-1 HR		X FF 84 0-0 2B		X SL 84 0-0 11 G5-3 15 2B 1B	0 1 0 0 1 0 0 0 1 0 1 0 1	0 0 0 0 1 0 0 0 1 0 0 0 1	0 1 0 0 1 0 0 0 1 0 0 0 1	0 0 0 0 1 0 0 0 0 0 0 0 1	0 0 0 0 0 0 0 0 0 0 0 0 0	0 0 0 0 0 0 0 0 0 0 0 0 0	0 0 0 0 0 0 0 0 0 0 0 0 0
Inning Stats	R: 0 E: 0 K: 1 S: 9 H: 1 LOB: 1 BB: 0 P: 12	R: 0 E: 0 K: 0 S: 10 H: 0 LOB: 1 BB: 1 P: 18	R: 1 E: 0 K: 0 S: 10 H: 3 LOB: 2 BB: 0 P: 21	R: 0 E: 0 K: 1 S: 5 H: 1 LOB: 0 BB: 0 P: 9	R: 1 E: 0 K: 1 S: 10 H: 1 LOB: 1 BB: 1 P: 18	R: 0 E: 1 K: 0 S: 13 H: 0 LOB: 1 BB: 0 P: 21	R: 0 E: 0 K: 1 S: 8 H: 1 LOB: 1 BB: 0 P: 11	R: 1 E: 1 K: 1 S: 12 H: 1 LOB: 1 BB: 0 P: 19	R: 2 E: 0 K: 2 S: 27 H: 3 LOB: 2 BB: 1 P: 39	1B: 5 2B: 6 3B: 0 HR: 1 SF: 0 SAC: 0 DP: 2 HBP: 1						

	AB	37
	R	5
	H	11
	RBI	5
	BB	3
	SO	7
	LOB	18

WP: 0 PB: 0 SB: 0 CS: 0 PA: 41

PITCHER		IP	WLS	BF	H	R	ER	SO	BB	IBB	HBP	BLK	WP	HR	S	P	ERA	WHIP
60 Dallas Keuchel, L ERA: 2.48	(1, 1)	6.0	W	25	6	2	2	3	2	0	1	0	0	1	57	99	3.00	1.333
56 Joe Thatcher, L ERA: 3.18	(7, 1)	1.0		4	1	0	0	1	0	0	0	0	0	0	8	11	0.00	1.000
67 Vince Velasquez, R ERA: 4.37	(8, 1)	1.0		5	1	1	0	1	0	0	0	0	0	0	12	19	0.00	1.000
68 Michael Feliz, R ERA: 7.88	(9, 1)	1.0		7	3	2	2	2	1	0	0	1	0	0	27	39	18.00	4.000

PITCHER	IP	WLS	BF	H	R	ER	SO	BB	IBB	HBP	BLK	WP	HR	S	P	ERA	WHIP

Batter	1	2	3	4	5	6	7	8	9	AB	R	H	RBI	BB	SO	LOB
27 Jose Altuve, R (1, 4) OBP: 0.351, SLG: 0.455	B SI 88 X FF 89 1-0 4 1B 1 SF9 2B		C CU 75 C CU 76 B CU 78 B SI 91 X CU 76 2-2 ② G5-3		C FF 91 B FF 91 F SI 91 F CU 77 X FF 91 1-2 HR		F SL 84 F SL 82 D CH 86 D SL 83 F CH 87 F CH 87 X FF 93 2-2 ①② G5-4-3 1-2f 2-3	D FF 94 B CU 81 F FF 94 H SI 92 3-1 1-2 2-3 3-H HBP		4	2	2	2	0	0	2
4 George Springer, R (1, 9) OBP: 0.363, SLG: 0.452	X CU 73 0-0 28 SH1-3 2-3 1B		B CH 79 F CH 81 C SI 90 F SI 90 X FF 90 1-2 1B		B CH 81 F FF 90 X CH 81 1-1 ② G5-3		F CH 86 B FF 91 B FF 93 S FF 95 D SL 85 B FF 93 4-2 1 S BB	B CH 76 S FC 84 B FC 84 F FC 85 F FC 86 F CH 79 S FC 86 2-3 ③ K		4	0	2	0	1	1	3
1 Carlos Correa, R (1, 6) OBP: 0.344, SLG: 0.514	B FF 89 F SI 90 1 SAFE F CU 77 X CU 76 1-2 ① SF9 3-H		1 SAFE D CH 80 X SI 89 1-0 ③ G5-3		B SI 90 C SI 90 C FF 91 F SI 91 S CU 78 1-3 ③ K		C SL 82 1 SAFE 1 SAFE F FF 91 B CH 85 D CH 86 F FF 92 B FF 93 S SL 83 3-3 ③ K 1-2		B CH 76 C FC 85 B CH 77 X FC 84 2-1 ① G6-3	4	0	0	1	0	2	3
28 Colby Rasmus, L (1, 8) OBP: 0.315, SLG: 0.477 (6, 7)	X CU 73 0-0 ② SH1-3 1-2			B CU 75 B CU 72 C CH 79 F CU 75 F CU 77 X CU 78 2-2 HR	S SL 82 S FF 92 B SL 81 B FF 93 C FF 93 2-3 ① K			S KC 75 B KC 78 C FF 86 X KC 78 1-2 HR	X FC 84 0-0 8 BB 1B	4	2	3	2	0	1	0
18 Luis Valbuena, L (1, 5) OBP: 0.310, SLG: 0.438 8 Jed Lowrie, S (8, PH) OBP: 0.315, SLG: 0.405 (8, 5)	B CU 75 C CU 74 S CH 79 S CU 77 1-3 ③ K			B CH 80 F CH 81 X FF 89 1-1 ① L9	C FF 94 C FF 93 B FF 92 B SL 83 B FF 92 X FF 92 3-2 ② L4			B FF 93 B CU 80 F FF 94 B FF 94 B FF 94 4-1 6 PB 23 G1-3 27 HBP BB	B FC 83 B FC 84 B CH 77 C FC 84 F FC 85 B FC 86 4-2 1-2 BB	3 0	0 1	0 0	0 2	0 0	1 0	1 0
23 Chris Carter, R (1, 3) OBP: 0.308, SLG: 0.429 36 Will Harris, R (8, 1) 63 Matt Duffy, R (9, PH) OBP: 0.444, SLG: 0.500 44 Luke Gregerson, L (9, 1)		C FF 90 B FF 89 B CU 76 X CU 73 2-1 20 L9-5 2B		B FF 90 S CH 81 C FF 90 X CH 80 1-2 20 FC6-5 2B	F FF 91 F FF 92 X FF 91 0-2 ③ P3			C FF 94 X FF 94 0-1 ① G1-3 1-2	C FC 85 C CH 76 B CH 78 F FC 86 S FC 85 1-3 ② K	4 0 1 0	0 0 0 0	2 0 0 0	0 0 0 0	0 0 0 0	0 0 1 0	1 0 2 0
20 Preston Tucker, L (1, 7) OBP: 0.298, SLG: 0.438 6 Jake Marisnick, R (6, 8) OBP: 0.282, SLG: 0.385		C CU 74 D CH 80 C FF 90 F CU 77 F CU 76 X FF 90 1-2 ①② L9-5 2-3		B FF 90 B SI 91 F CU 75 X FF 90 2-1 ② FC6-5 2-3			C FF 94 B SL 85 X SL 84 1-1 15 1B 2B	C CU 82 F FF 94 S CU 81 0-3 K 27 HBP 15 S 2-3	B CH 76 S FC 85 X FC 85 1-1 ③ F9	2 3	0 1	0 1	0 1	0 0	0 1	2 3
15 Jason Castro, L (1, 2) OBP: 0.286, SLG: 0.369		B FF 90 C CU 74 B CU 76 F FF 91 X CH 80 2-2 ③ L9		D FF 88 S CU 74 B FF 90 1 SAFE B SI 90 S CU 75 S CU 76 3-3 ③ K			X FF 94 0-0 27 G5-4-3 31 E 2-H 1B	C CU 81 S CU 81 D CU 81 C FF 94 1-3 ② K 1-2		4	0	1	1	0	2	3
31 Collin McHugh, R (1, 1) OBP: 0.125, SLG: 0.125 Evan Gattis, R (8, PH) OBP: 0.285, SLG: 0.464 9 Marwin Gonzalez, S (8, 3) OBP: 0.314, SLG: 0.440			C FF 89 B FF 90 X FF 90 1-1 ① F8		C FF 89 B CU 75 B FF 90 X FF 90 2-1 ① P2		L FF 89 L FF 89 1 SAFE X SL 79 0-2 FC2 27 G5-4-3 1-2	C CU 82 D CU 83 B FF 94 H CU 80 3-1 27 HBP HBP		3 0 0	0 0 0	0 0 0	0 0 0	0 0 0	0 0 0	1 0 0
Inning Stats	R: 1 H: 2 E: 0 LOB: 1 K: 1 BB: 0 S: 9 P: 12	R: 0 H: 1 E: 0 LOB: 0 K: 0 BB: 0 S: 10 P: 15	R: 0 H: 1 E: 0 LOB: 1 K: 0 BB: 0 S: 10 P: 15	R: 1 H: 2 E: 0 LOB: 1 K: 1 BB: 0 S: 14 P: 23	R: 1 H: 1 E: 0 LOB: 0 K: 1 BB: 0 S: 12 P: 17	R: 0 H: 0 E: 0 LOB: 0 K: 1 BB: 0 S: 9 P: 14	R: 1 H: 2 E: 1 LOB: 2 K: 1 BB: 1 S: 17 P: 27	R: 2 H: 1 E: 0 LOB: 3 K: 3 BB: 1 S: 19 P: 33	R: 0 H: 1 E: 0 LOB: 2 K: 1 BB: 1 S: 11 P: 19	1B: 4 SF: 1 2B: 5 SAC: 1 3B: 0 DP: 2 HR: 3 HBP: 2						

TOP

Houston Astros @ Arizona Diamondbacks

Chase Field, Phoenix, AZ

Sat Oct 03 2015, 5:11 PM - 8:38 PM MST

Att. 37,687 - Sunny - 88 F

livebaseballscorecards.com

AB	36
R	6
H	11
RBI	6
BB	3
SO	9
LOB	21

PITCHER		IP	WLS	BF	H	R	ER	SO	BB	IBB	HBP	BLK	WP	HR	S	P	ERA	WHIP
58 Jeremy Hellickson, R ERA: 4.62	(1, 1)	5.0	L	21	7	3	3	3	0	0	0	0	0	2	55	82	5.40	1.400
56 Keith Hessler, L ERA: 8.03	(6, 1)	0.2		2	0	0	0	1	0	0	0	0	0	0	6	11	0.00	0.000
61 Silvino Bracho, R ERA: 1.46	(6, 1)	0.1		1	0	0	0	0	0	0	0	0	0	0	3	3	0.00	0.000
48 Randall Delgado, R ERA: 3.33	(7, 1)	1.0		6	2	1	1	1	1	0	0	0	0	0	17	27	9.00	3.000
45 Matt Reynolds, L ERA: 4.61	(8, 1)	0.0		1	1	1	1	0	0	0	0	0	0	1	3	4	∞	∞

PITCHER		IP	WLS	BF	H	R	ER	SO	BB	IBB	HBP	BLK	WP	HR	S	P	ERA	WHIP
30 David Hernandez, R ERA: 4.28	(8, 1)	0.2		6	0	1	0	2	1	0	2	0	0	0	11	22	0.00	1.500
55 Josh Collmenter, R ERA: 3.79	(8, 1)	1.1		6	1	0	0	2	1	0	0	0	0	0	16	26	0.00	1.500

Batter	1	2	3	4	5	6	7	8	9	AB	R	H	RBI	BB	SO	LOB
68 Sócrates Brito, L (1, 9) OBP: 0.345, SLG: 0.517	B FF 88 B FF 89 F FC 86 B FC 87 X FF 90 3-1 2B		B FC 86 X FF 88 1-0 ① L7		C FC 86 X CH 80 0-1 ③ G4-3		S FC 85 B FC 86 F CH 80 B CU 71 X FF 90 2-2 ③ L8			4	0	1	0	0	0	1
2 Aaron Hill, R (1, 4) OBP: 0.295, SLG: 0.348	F FF 89 F FC 87 F CU 74 D CU 73 C FC 87 1-3 ① K		C CU 72 X FF 91 0-1 ② L9			B CU 70 X FC 84 1-0 ① G5-3		B FC 91 X FC 91 1-0 ① P6		4	0	0	0	0	1	2
11 AJ Pollock, R (1, 8) OBP: 0.365, SLG: 0.492	C CU 73 S FF 88 F CU 73 F FC 87 S FF 91 0-3 ② K		C SI 87 D CH 81 X FC 85 1-1 ③ F8			L CU 70 F CH 82 F FF 90 X CU 72 0-2 7 1B 2B		X FC 92 0-0 ② G4-3		4	1	1	0	0	1	2
44 Paul Goldschmidt, R (1, 3) OBP: 0.433, SLG: 0.564	I IN 50 I IN 56 I IN 59 I IN 56 4-0 IBB			C FC 86 B CU 73 X FC 87 1-1 1B		C CU 71 F FC 85 S CU 71 0-3 ② K		B FF 92 B FC 90 B FC 90 C FC 90 X FC 90 3-1 HR		3	1	2	1	1	1	1
7 Welington Castillo, R (1, 2) OBP: 0.294, SLG: 0.452	X FC 87 0-0 ③ F9			B FC 85 B FF 89 C FC 86 S CU 73 F CU 74 C FC 86 2-3 ① K		C FC 85 D CU 72 C CU 72 X FC 84 1-2 19 1B 2-H 1B		F FC 92 B CU 82 X FC 92 1-1 ③ G4-3		4	0	1	1	0	1	3
19 Jake Lamb, L (1, 5) OBP: 0.334, SLG: 0.390		X FC 85 0-0 ① G3		B FF 91 C FC 88 X CU 73 1-1 ② L9		C FC 84 X FF 91 0-1 1-2 1B			B SI 88 F SI 89 B SL 81 X SI 90 2-1 ① G3	4	0	1	0	0	0	1
72 Peter O'Brien, R (1, 7) OBP: 0.455, SLG: 0.667		C CU 72 S CU 73 B FF 89 B FC 86 S CU 72 2-3 ② K		B FC 87 F FC 87 S CU 73 S CU 73 1-3 ③ K2-3		C FC 84 B FC 86 B CU 72 X FC 85 2-1 ③ G4-3			S SL 82 S SI 89 S SL 81 0-3 ② K	4	0	0	0	0	3	3
16 Chris Owings, R (1, 6) OBP: 0.266, SLG: 0.325		F FC 86 X FC 85 0-1 ③ G6-3			B FF 89 X FC 85 1-0 ① G4-3		B FC 82 X FC 85 1-0 ① G6-3		B SI 90 F SI 89 C SI 89 X SL 82 1-2 ③ G1-3	4	0	0	0	0	0	0
58 Jeremy Hellickson, R (1, 1) 15 Phil Gosselin, R (5, PH) 56 Keith Hessler, L (8, 1) 61 Silvino Bracho, R (8, 1) 48 Randall Delgado, R (7, 1) 62 Brandon Drury, R (7, PH) 45 Matt Reynolds, L (8, 1) 30 David Hernandez, R (8, 1) 55 Josh Collmenter, R (8, 1)			C FF 88 B CU 71 F FC 83 B CU 70 X FC 82 3-2 1B		B FF 88 X FF 88 1-0 ② G6-3		B FC 84 X FC 86 1-0 ② P4			1 1 0 0 0 0 1 0 0	0 0 0 0 0 0 0 0 0	1 0 0 0 0 0 0 0 0	0 0 0 0 0 0 0 0 0	0 0 0 0 0 0 0 0 0	0 0 0 0 0 0 0 0 0	0 0 0 0 0 0 0 0 0
Inning Stats	R: 0 E: 0 K: 2 S: 12 H: 1 LOB: 2 BB: 1 P: 20	R: 0 E: 0 K: 1 S: 6 H: 0 LOB: 0 BB: 0 P: 8	R: 0 E: 0 K: 0 S: 8 H: 1 LOB: 1 BB: 0 P: 13	R: 0 E: 0 K: 2 S: 11 H: 1 LOB: 1 BB: 0 P: 16	R: 0 E: 0 K: 0 S: 4 H: 0 LOB: 0 BB: 0 P: 6	R: 1 E: 0 K: 1 S: 15 H: 3 LOB: 2 BB: 0 P: 19	R: 0 E: 0 K: 0 S: 5 H: 0 LOB: 0 BB: 0 P: 9	R: 1 E: 0 K: 0 S: 6 H: 1 LOB: 0 BB: 0 P: 11	R: 0 E: 0 K: 1 S: 8 H: 0 LOB: 0 BB: 0 P: 11	1B: 4 2B: 2 3B: 0 HR: 1 SF: 0 SAC: 0 DP: 0 HBP: 0						

PITCHER		IP	WLS	BF	H	R	ER	SO	BB	IBB	HBP	BLK	WP	HR	S	P	ERA	WHIP
31 Collin McHugh, R ERA: 3.89	(1, 1)	7.0	W	28	6	1	1	6	0	1	0	0	0	0	61	91	1.29	0.857
36 Will Harris, R ERA: 1.9	(8, 1)	1.0		4	1	1	1	0	0	0	0	0	0	1	6	11	9.00	1.000
44 Luke Gregerson, R ERA: 3.1	(9, 1)	1.0		3	0	0	0	1	0	0	0	0	0	0	8	11	0.00	0.000

PITCHER	IP	WLS	BF	H	R	ER	SO	BB	IBB	HBP	BLK	WP	HR	S	P	ERA	WHIP

BOTTOM

Houston Astros @ Arizona Diamondbacks

Chase Field, Phoenix, AZ

Sat Oct 03 2015, 5:11 PM - 8:38 PM MST

Att. 37,687 - Sunny - 88 F

livebaseballscorecards.com

AB	34
R	2
H	7
RBI	2
BB	1
SO	7
LOB	13

1B: 4	SF: 0	WP: 0	PA: 35
2B: 2	SAC: 0	PB: 0	
3B: 0	DP: 0	SB: 0	
HR: 1	HBP: 0	CS: 0	

Houston Astros @ Arizona Diamondbacks

Chase Field, Phoenix, AZ

Sun Oct 04 2015, 12:10 PM - 3:29 PM MST

Att. 24,788 - Roof Closed - 75 F

livebaseballscorecards.com

Batter	1	2	3	4	5	6	7	8	9	AB	R	H	RBI	BB	SO	LOB
27 Jose Altuve, R (1, 4) OBP: 0.353, SLG: 0.459	C FF 93 X SI 94 0-1 ① F7		C SL 80 X SL 79 0-1 4 2B 1B		F FF 92 B SI 93 X SL 81 1-1 FC6-4 3B		B SI 96 B CH 84 X SI 96 2-0 ② L4		F SI 84 B SI 84 C SI 83 B CU 75 X SI 84 2-2 4 G4-6-3 1-2 1B	5	2	3	0	0	0	0
4 George Springer, R (1, 9) OBP: 0.367, SLG: 0.459	S FF 94 F SI 94 X FF 94 0-2 2B		C SI 92 1 SAFE D SL 79 B FF 91 B SI 93 X SI 93 3-1 ② 1-H 2B		S FF 94 B SI 94 T SL 81 F SI 94 H FF 94 2-2 FC6-4 1 BB HBP		B SI 96 C SI 97 S SL 88 B SL 88 B CH 86 B CH 85 4-2 1 1B 6 WP BB		X SI 83 0-0 ① ② G4-6-3 1-2f 2-3	3	1	2	1	1	0	2
1 Carlos Correa, R (1, 6) OBP: 0.345, SLG: 0.512	C SL 82 S SL 83 X SL 82 0-2 ② L5		C SL 82 F FF 95 S SL 83 0-3 ③ K		S SL 80 D SL 80 F FF 94 F SL 82 D SL 81 F SL 80 F SL 83 B SI 93 B SL 84 4-2 FC6-4 1-2 BB		1 SAFE 1 SAFE C FF 96 1 SAFE X CH 82 0-1 6 S 1-3 1B		C SI 84 B SI 84 X SI 84 1-1 ③ G6-3	4	0	1	0	1	1	2
28 Colby Rasmus, L (1, 8) OBP: 0.314, SLG: 0.475 Evan Gattis, R (5, PH) OBP: 0.285, SLG: 0.463 6 Jake Marisnick, R (5, PR) OBP: 0.281, SLG: 0.383 (5, 8)	C FF 94 C SI 95 D FF 96 C SI 95 1-3 ③ K			C SL 82 C SI 93 B FF 95 C SI 94 1-3 ① K	C SL 84 X SL 82 0-1 ② FC6-4 23 S 1-2f 2-3 3-H		B SL 88 B SL 88 B CH 86 C FF 96 C FF 97 S FF 97 3-3 ③ K 1-3 3-H			2 1 1	0 0 0	0 1 0	0 0 0	0 0 0	2 0 1	1 2 1
23 Chris Carter, R (1, 3) OBP: 0.307, SLG: 0.427		B FF 93 C FF 92 F FF 94 F SI 93 F SL 83 F FF 94 B FF 95 F FF 95 X SI 94 2-2 ① G6-3		X SI 93 0-0 9 1B 1B	1 SAFE C SL 82 C SI 92 B SL 84 D CH 87 S CH 85 2-3 ③ K 1-2			C SI 83 F SI 82 F CU 73 B CH 78 S CH 77 1-3 ① K		4	0	1	0	0	2	2
9 Marwin Gonzalez, S (1, 7) OBP: 0.317, SLG: 0.442 20 Preston Tucker, L (8, PH) OBP: 0.297, SLG: 0.437 (8, 7)		C SL 85 F FF 94 X SL 84 0-2 1B		B SI 92 C FF 92 S SL 78 B FF 93 X SI 94 2-2 1-2 1B		L FF 91 X SI 92 0-1 ① B3		B SI 83 B SI 84 C SI 84 F SI 83 S CH 76 2-3 ② K		3 1	0 0	2 0	0 0	0 0	0 1	0 0
8 Jed Lowrie, S (1, 5) OBP: 0.312, SLG: 0.400 50 Chad Qualls, R (6, 1) 38 Oliver Pérez, L (7, 1) 16 Hank Conger, L (8, PH) OBP: 0.311, SLG: 0.448 37 Pat Neshek, S (8, 1)		B SI 94 B SI 93 C FF 91 F SI 92 1 SAFE T SI 93 2-2 ② K		B SI 93 B FF 93 F CH 80 F FF 92 D SL 78 C FF 93 3-3 ② K		C FF 91 B SL 82 S SL 82 B CH 86 S FF 94 2-3 ② K		B CH 78 C SI 84 S CH 77 X CH 77 1-2 15 FC6-5 1B		3 0 0 1 0	0 0 0 0 0	0 0 0 1 0	0 0 0 0 0	3 0 0 0 0	3 0 0 0 0
15 Jason Castro, L (1, 2) OBP: 0.283, SLG: 0.365		C FF 93 T FF 93 F SI 95 B SL 84 S SL 80 1-3 ③ K		C SL 83 S SL 83 S SL 85 0-3 ③ K		B SL 82 C SL 82 B SI 92 T FF 93 S CH 86 2-3 ③ K		F SI 84 S CH 77 B SI 85 F CH 77 X SI 84 1-2 ③ FC6-5 1-2f		4	0	0	0	0	3	4
43 Lance McCullers Jr., L (1, 1) 29 Tony Sipp, L (6, 1) 18 Luis Valbuena, L (6, 5) OBP: 0.310, SLG: 0.438			C FF 91 S FF 92 X FF 93 0-2 ① G4-3		B FF 92 B SI 91 C FF 91 S FF 91 C FF 91 2-3 ① K		X FF 94 0-0 ① L8		B SI 82 F SI 82 B SI 84 B SI 83 X SI 84 3-1 4 G4-6-3 27 1B 1B	2 0 2	0 0 0	0 0 1	0 0 0	0 0 0	1 0 0	0 0 0
Inning Stats	R: 0 E: 0 K: 1 S: 11 H: 1 LOB: 1 BB: 0 P: 12	R: 0 E: 0 K: 2 S: 17 H: 1 LOB: 1 BB: 0 P: 22	R: 1 E: 0 K: 1 S: 10 H: 2 LOB: 0 BB: 0 P: 13	R: 0 E: 0 K: 3 S: 13 H: 2 LOB: 2 BB: 0 P: 19	R: 1 E: 0 K: 2 S: 18 H: 1 LOB: 3 BB: 1 P: 29	R: 0 E: 0 K: 2 S: 8 H: 0 LOB: 0 BB: 0 P: 12	R: 1 E: 0 K: 1 S: 9 H: 1 LOB: 1 BB: 1 P: 18	R: 0 E: 0 K: 2 S: 14 H: 1 LOB: 1 BB: 0 P: 19	R: 0 E: 0 K: 0 S: 8 H: 2 LOB: 1 BB: 0 P: 14	1B: 8 2B: 2 3B: 1 HR: 0 SF: 0 SAC: 0 DP: 1 HBP: 1						

TOP

AB	36
R	3
H	11
RBI	2
BB	2
SO	14
LOB	17

WP: 1 PB: 0 SB: 3 CS: 0 PA: 39

PITCHER		IP	WLS	BF	H	R	ER	SO	BB	IBB	HBP	BLK	WP	HR	S	P	ERA	WHIP
38 Robbie Ray, L ERA: 3.52	(1, 1)	4.1		21	7	2	2	8	1	0	1	0	0	0	64	88	4.15	1.846
48 Randall Delgado, R ERA: 3.25	(5, 1)	1.2		5	0	0	0	3	0	0	0	0	0	0	13	19	0.00	0.000
40 Andrew Chafin, L ERA: 2.76	(7, 1)	0.1	H	1	0	0	0	0	0	0	0	0	0	0	1	1	0.00	0.000
41 Daniel Hudson, R ERA: 3.86	(7, 1)	0.2	W	4	1	1	1	1	1	0	0	0	1	0	8	17	13.50	3.000
29 Brad Ziegler, R ERA: 1.85	(8, 1)	2.0	S	8	3	0	0	2	0	0	0	0	0	0	22	33	0.00	1.500

PITCHER	IP	WLS	BF	H	R	ER	SO	BB	IBB	HBP	BLK	WP	HR	S	P	ERA	WHIP

Batter	1	2	3	4	5	6	7	8	9	AB	R	H	RBI	BB	SO	LOB
68 Sócrates Brito, L (1, 9) OBP: 0.324, SLG: 0.455	C FF 94 X FF 96 0-1 ① F7		X FF 93 0-0 ② F7	C KC 82 X KC 83 0-1 ③ G4-3 2-3 3-H		B SL 81 B FF 92 B FF 92 C FF 92 B SL 81 4-1 BB		S SI 89 S CH 66 F SI 90 S CH 67 0-3 ② K		4	0	0	0	1	1	2
15 Phil Gosselin, R (1, 7) OBP: 0.373, SLG: 0.500	B FF 94 F FF 94 F FF 94 B KC 83 F FF 94 X KC 81 2-2 ② L8		C FF 92 C KC 80 B KC 83 B KC 82 B FF 94 X KC 82 3-2 11 1B 1B		C FF 93 S FF 94 B KC 83 F FF 94 C FF 94 1-3 ① K	C SI 90 F SL 86 S SL 86 0-3 ③ K		C SL 81 X SI 89 0-1 1-3 2B		5	0	2	0	0	2	2
11 AJ Pollock, R (1, 8) OBP: 0.367, SLG: 0.498	C FF 95 B KC 78 B KC 80 X FF 95 2-1 HR		X KC 80 0-0 44 BB 1-3 1B		C FF 93 C CH 89 B CH 87 X KC 85 1-2 ② G6-3		X SI 92 0-0 44 WP 44 S 44 HR 1B	F SL 82 F SL 84 X SL 83 0-2 ③ F8		5	2	3	1	0	0	2
44 Paul Goldschmidt, R (1, 3) OBP: 0.435, SLG: 0.570	B FF 96 B FF 94 C KC 81 B KC 80 C KC 82 X KC 82 3-2 ③ F9		B FF 94 C KC 83 B FF 95 B FF 94 D KC 85 4-1 1-2 BB		B FF 95 C KC 82 B CH 88 T KC 83 B FF 96 X KC 84 3-2 8 WP 8 2B 1B		S SL 86 C SI 92 B SL 88 F SL 86 B SL 84 F SL 86 D SL 89 F SL 87 X SL 86 3-2 1-H HR			3	2	2	2	1	0	0
8 Jarrod Saltalamacchia, S (1, 2) OBP: 0.310, SLG: 0.435 29 Brad Ziegler, R (8, 1)		C FF 93 B FF 94 B KC 82 C FF 95 F KC 83 C KC 82 2-3 ① K	B KC 82 S FF 94 B KC 84 S FF 95 C KC 84 2-3 ③ K		S FF 94 B KC 85 S FF 95 F FF 96 F KC 84 X FF 95 1-2 1-H 2B		B SL 77 X SI 91 1-0 ① P4			4 0	0 0	1 0	1 0	0 0	2 0	3 0
2 Aaron Hill, R (1, 4) OBP: 0.295, SLG: 0.345	B FF 94 B FF 95 B FF 94 C FF 93 F FF 95 B FF 95 4-2 16 FC6-4 BB		B FF 92 B FF 92 S FF 92 X FF 93 2-1 ① P3	F KC 82 X FF 95 0-1 ③ G1-3		X SI 92 0-0 ② L7				3	0	0	0	1	0	1
19 Jake Lamb, L (1, 5) OBP: 0.331, SLG: 0.386	C FF 95 S KC 83 C KC 83 0-3 ② K		X FF 93 0-0 E1 38 2B 68 BLK			C FF 92 B SL 81 F FF 91 X FF 92 1-2 ① L7	C SI 90 B FF 92 B SL 78 X SL 79 2-1 ③ G1-3			4	1	0	0	0	1	1
16 Chris Owings, R (1, 6) OBP: 0.264, SLG: 0.322	C FF 95 F KC 84 F FF 96 B KC 83 X KC 83 1-2 ③ FC6-4 1-2f		B FF 92 F FF 94 C KC 82 B KC 83 C KC 83 2-3 ② K			C FF 91 S CH 78 F CH 78 S FF 91 0-3 ② K		X SI 87 0-0 ① G5-3		4	0	0	0	0	2	2
38 Robbie Ray, L (1, 1) OBP: 0.097, SLG: 0.129 48 Randall Delgado, R (5, 1) 72 Peter O'Brien, R (6, PH) OBP: 0.500, SLG: 0.800 40 Andrew Chafin, R (7, 1) 41 Daniel Hudson, R (7, 1) 7 Welington Castillo, R (8, 2) OBP: 0.296, SLG: 0.453			C FF 93 F FF 95 S KC 84 0-3 ① K2-3	B FF 93 F FF 94 X KC 84 1-1 68 BLK 1-3 2B		S SL 78 B CH 78 X CH 78 1-1 2B		X SI 90 0-0 15 2B 1B		2 0 1 0 0 1	0 0 0 0 0 0	1 0 1 0 0 0	0 0 0 0 0 0	1 0 0 0 0 0	0 0 0 0 0 0	0 0 0 0 0 0
Inning Stats	R: 1 E: 0 K: 0 S: 11 H: 1 LOB: 0 BB: 0 P: 18	R: 0 E: 0 K: 2 S: 13 H: 0 LOB: 1 BB: 1 P: 20	R: 0 E: 0 K: 2 S: 12 H: 2 LOB: 3 BB: 1 P: 21	R: 1 E: 1 K: 1 S: 10 H: 1 LOB: 1 BB: 0 P: 15	R: 1 E: 0 K: 1 S: 17 H: 2 LOB: 1 BB: 0 P: 23	R: 0 E: 0 K: 2 S: 13 H: 1 LOB: 2 BB: 1 P: 19	R: 2 E: 0 K: 0 S: 11 H: 2 LOB: 2 BB: 0 P: 17	R: 0 E: 0 K: 1 S: 11 H: 2 LOB: 2 BB: 0 P: 11		1B: 5 2B: 4 3B: 0 HR: 2	SF: 0 SAC: 0 DP: 0 HBP: 0				WP: 2 PB: 0 SB: 1 CS: 0	PA: 39	

PITCHER		IP	WLS	BF	H	R	ER	SO	BB	IBB	HBP	BLK	WP	HR	S	P	ERA	WHIP
43 Lance McCullers Jr., R ERA: 3.22	(1, 1)	5.0		24	6	3	2	6	2	0	0	1	1	1	63	97	3.60	1.600
29 Tony Sipp, L ERA: 1.99	(6, 1)	0.2		4	1	0	0	1	1	0	0	0	0	0	10	16	0.00	3.000
50 Chad Qualls, R ERA: 4.38	(6, 1)	0.1	L	3	2	2	2	1	0	0	0	0	1	1	10	13	54.00	6.000
38 Oliver Pérez, L ERA: 4.17	(7, 1)	1.0		3	0	0	0	0	0	0	0	0	0	0	4	7	0.00	0.000
37 Pat Neshek, R ERA: 3.62	(8, 1)	1.0		5	2	0	0	1	0	0	0	0	0	0	11	11	0.00	2.000

PITCHER	IP	WLS	BF	H	R	ER	SO	BB	IBB	HBP	BLK	WP	HR	S	P	ERA	WHIP

BOTTOM

Houston Astros @ Arizona Diamondbacks

Chase Field, Phoenix, AZ

Sun Oct 04 2015, 12:10 PM - 3:29 PM MST

Att. 24,788 - Roof Closed - 75 F

livebaseballscorecards.com

AB	36
R	5
H	11
RBI	4
BB	3
SO	9
LOB	13