

Arizona Diamondbacks - 2015

Batter	1	2	3	4	5	6	7	8	9	AB	R	H	RBI	BB	SO	LOB	TOP					
59 Rosell Herrera, S Tyler Massey, L	G1-3		F9	G5-3			L8		G4-3	4	0	0	0	0	0	3	Colorado Rockies @ Arizona Diamondbacks Salt River Fields at Talking Stick, Scottsdale, AZ Thu Mar 05 2015, 5:51 PM - 5:59 PM EST Att: 7,595 - Sunny - 70 F livebaseballscorecards.com					
23 Charlie Culberson, R 77 Trevor Story, R	G4-3		1B	2B		G5-3	K		1B	3	1	2	0	0	0	0						
33 Justin Morneau, L 10 Ben Paulsen, L	G4-6-3		F8			K	K		G1-3	2	0	0	0	0	3							
20 Wilin Rosario, R 12 Omar Quintanilla, L		G5-3	1B			K			G3-1	3	0	1	1	0	1							
8 Michael McKenry, R 50 Dustin Garneau, R	G5-3		1B			P4			F8	2	0	1	1	0	0							
26 Roger Bernadina, L 7 Matt McBride, R			1B			G1-3			2B	1	0	0	0	1	2							
16 Kyle Parker, R 72 Ryan Casteel, R			1B			2B			G6-3	3	0	2	0	0	0							
43 Rafael Ynoa, S Pat Valaika, R	L4		1B			K			G4-3	2	0	1	0	0	2							
65 Cristhian Adames, S 91 Joey Wong, L			1B						2B	1	1	1	0	0	0							
Inning Stats	R: 0 E: 0 K: 0 S: 7	H: 1 LOB: 0 BB: 0 P: 11	R: 0 E: 0 K: 0 S: 10	H: 1 LOB: 2 BB: 1 P: 22	R: 2 E: 0 K: 1 S: 17	H: 4 LOB: 2 BB: 0 P: 21	R: 0 E: 0 K: 0 S: 7	H: 1 LOB: 0 BB: 0 P: 9	R: 0 E: 0 K: 2 S: 11	H: 0 LOB: 0 BB: 0 P: 13	R: 0 E: 0 K: 1 S: 9	H: 1 LOB: 1 BB: 0 P: 14	R: 0 E: 0 K: 2 S: 10	H: 1 LOB: 1 BB: 0 P: 15	R: 0 E: 0 K: 0 S: 9	H: 1 LOB: 1 BB: 0 P: 11		R: 1 E: 0 K: 0 S: 10	H: 2 LOB: 1 BB: 0 P: 13	1B: 7 2B: 5 3B: 0 HR: 0	SF: 0 SAC: 0 DP: 1 HBP: 0	WP: 0 PA: 39 PB: 0 SB: 0 CS: 0
PITCHER	IP	WLS	BF	H	R	ER	SO	BB	IBB	HBP	BLK	WP	HR	S	P	ERA		WHIP				
35 Trevor Cahill, R 54 Vidal Nuno, L 25 Archie Bradley, R 59 Oliver Pérez, L 56 JC Ramirez, R	2.0	W	11	5	2	2	1	0	0	0	0	0	0	24	30	9.00		2.500				
50 Evan Marshall, R	1.0	S	5	2	1	1	0	0	0	0	0	0	0	10	15	0.00		1.000				

Batter	1	2	3	4	5	6	7	8	9	AB	R	H	RBI	BB	SO	LOB	BOTTOM					
5 Ender Inciarte, L 77 Nick Buss, L	F7			1B			G5-3	F7		2	0	1	0	0	0	0	Colorado Rockies @ Arizona Diamondbacks Salt River Fields at Talking Stick, Scottsdale, AZ Thu Mar 05 2015, 5:51 PM - 5:59 PM EST Att: 7,595 - Sunny - 70 F livebaseballscorecards.com					
13 Nick Ahmed, R 76 Danny Worth, R	L7	HBP		L4			1B			3	0	0	0	0	1	5						
2 Aaron Hill, R 62 Brandon Drury, R	K			P4			G6-3			3	0	0	0	0	1	0						
15 Mark Trumbo, R 68 Sócrates Brito, L				F8			K2-3			3	1	1	0	0	1	0						
24 Yasmany Tomás, R 31 Jordan Pacheco, R				G6-3			G6-3			1	0	0	0	0	2	0						
7 Cody Ross, R 28 Nick Evans, R				L6-3						2	1	1	1	0	0	0						
72 Peter O'Brien, R 19 Jake Lamb, L				1B			2B			2	0	1	0	0	1	0						
79 Danny Dorn, L 75 Jamie Romak, R				1B						1	1	1	0	1	0	0						
18 Gerald Laird, R 9 Tuffy Gosewisch, R				1B						2	0	0	0	0	1	0						
Inning Stats	R: 0 E: 0 K: 1 S: 9	H: 0 LOB: 0 BB: 0 P: 13	R: 2 E: 0 K: 1 S: 18	H: 3 LOB: 3 BB: 1 P: 29	R: 0 E: 0 K: 0 S: 6	H: 0 LOB: 0 BB: 0 P: 9	R: 2 E: 0 K: 0 S: 10	H: 4 LOB: 2 BB: 0 P: 16	R: 0 E: 0 K: 1 S: 8	H: 0 LOB: 0 BB: 0 P: 13	R: 0 E: 0 K: 0 S: 11	H: 1 LOB: 1 BB: 0 P: 16	R: 0 E: 0 K: 1 S: 7	H: 2 LOB: 2 BB: 0 P: 7	R: 0 E: 0 K: 1 S: 13	H: 1 LOB: 1 BB: 1 P: 19		1B: 7 2B: 4 3B: 0 HR: 1	SF: 0 SAC: 0 DP: 1 HBP: 1	WP: 0 PA: 37 PB: 0 SB: 0 CS: 0		
PITCHER	IP	WLS	BF	H	R	ER	SO	BB	IBB	HBP	BLK	WP	HR	S	P	ERA		WHIP				
45 Jhoulys Chacin, R 76 Jason Gurka, L 31 Eddie Butler, R 41 Jair Jurrjens, R 62 Jorge Rondon, R	1.2		3	1	0	0	1	0	0	1	0	0	0	5	6	0.00		3.000				
51 Brooks Brown, R	1.0		5	1	0	0	1	0	0	0	0	0	0	19	29	0.00		0.500				


Batter	1	2	3	4	5	6	7	8	9	AB	R	H	RBI	BB	SO	LOB	TOP																				
3 Craig Gentry, R OBP: 0.300, SLG: 0.222 7 Jason Pridie, L OBP: 0.286, SLG: 0.857	L8	P4			K	BB		79 1B 2B		3	0	0	0	1	1	2																					
23 Sam Fuld, L OBP: 0.300, SLG: 0.222 79 Alex Hassan, R OBP: 0.286, SLG: 0.286	G1-3		K		G3-1	P6		66 CS 1B		4	0	0	0	0	1	3																					
10 Marcus Semien, R OBP: 0.700, SLG: 1.333 52 Joey Wendle, L OBP: 0.571, SLG: 0.400	K				G4-3			K2-3		4	0	1	0	0	2	0																					
20 Mark Canha, R OBP: 0.364, SLG: 0.700 66 Bruce Maxwell, L (8, PH)			19 2B BB		K			E8 19 2B 1B		3	3	2	0	1	1	1																					
19 Josh Phegley, R OBP: 0.500, SLG: 1.000 45 Bryan Anderson, L OBP: 0.800, SLG: 0.667			25 1B 2B		P5			25 F8 12 SF8 2B		4	2	3	3	0	0	1																					
17 Ike Davis, L OBP: 0.500, SLG: 0.400 77 Matt Olson, L	G4-3				G4-3			3 BB 1 BB BB		2	0	0	0	1	0	1																					
25 Tyler Ladendorf, R OBP: 0.231, SLG: 0.231 50 Max Muncy, L OBP: 0.400, SLG: 0.400					G5-3			F8		4	0	1	1	0	1	3																					
12 Andy Parrino, S OBP: 0.111, SLG: 0.250 78 Niuman Romero, S					L9			SF8		3	0	1	1	0	1	1																					
1 Billy Burns, S OBP: 0.455, SLG: 0.556					G4-3			7 E 7 2B 1B		3	1	2	0	1	0	1																					
Inning Stats	R: 0 E: 0 K: 1 S: 9	H: 0 LOB: 0 BB: 0 P: 14	R: 2 E: 0 K: 0 S: 16	H: 2 LOB: 2 BB: 2 P: 27	R: 0 E: 0 K: 2 S: 12	H: 1 LOB: 1 BB: 0 P: 19	R: 0 E: 0 K: 0 S: 9	H: 1 LOB: 1 BB: 0 P: 12	R: 0 E: 0 K: 1 S: 11	H: 0 LOB: 0 BB: 2 P: 18	R: 2 E: 0 K: 0 S: 17	H: 3 LOB: 3 BB: 2 P: 28	R: 1 E: 1 K: 3 S: 15	H: 2 LOB: 1 BB: 0 P: 23	R: 2 E: 0 K: 2 S: 21	H: 3 LOB: 0 BB: 2 P: 33	R: 0 E: 0 K: 2 S: 10	H: 0 LOB: 2 BB: 2 P: 21	1B: 6 2B: 6 3B: 0 HR: 0	SF: 1 FC: 0 DP: 0 HBP: 0	WP: 0 PB: 0 SB: 1 CS: 1	PA: 45															
PITCHER	IP	WLS	BF	H	R	ER	SO	BB	IBB	HBP	BLK	WP	HR	S	P	ERA	WHIP	PITCHER	IP	WLS	BF	H	R	ER	SO	BB	IBB	HBP	BLK	WP	HR	S	P	ERA	WHIP		
38 Robbie Ray, L ERA: 9.0	2.0	L	10	2	2	2	1	2	0	0	0	0	0	25	41	9.00	2.000	33 Jake Barrett, R ERA: 18.0	1.0		5	3	2	2	2	0	0	0	0	0	0	21	33	18.00	3.000		
48 Randall Delgado, R ERA: 3.1	2.0		8	2	0	0	2	0	0	0	0	0	0	21	31	0.00	1.000	63 Enrique Burgos, R ERA: 18.0	1.0		5	0	0	0	2	2	0	0	0	0	10	21	0.00	2.000			
27 Allen Webster, R ERA: 10.8	1.2		9	3	2	2	1	1	0	0	0	0	0	25	38	10.80	2.400																				
Julio DePaula, R ERA: 6.1	0.1		2	0	0	0	0	1	0	0	0	0	0	3	8	0.00	3.000																				
64 Will Locante, L ERA: 9.0	1.0		5	2	1	1	3	0	0	0	0	0	0	15	23	9.00	2.000																				

Oakland Athletics @ Arizona Diamondbacks
Salt River Fields at Talking Stick, Scottsdale, AZ

Fri Mar 06 2015, 6:49 PM - 6:57 PM EST
Att. 10,726 - Sunny - 77 F

livebaseballscores.com

AB 37
R 7
H 12
RBI 7
BB 6
SO 11
LOB 19



Batter	1	2	3	4	5	6	7	8	9	AB	R	H	RBI	BB	SO	LOB	BOTTOM																			
11 AJ Pollock, R (1, 8) 77 Nick Buss, L OBP: 0.333, SLG: 0.200	K		G5-3		F9			28 BB 75 FC6 60 HBP 1B	G4-3	3	0	0	0	0	1	1																				
5 Ender Inciarte, L OBP: 0.333, SLG: 0.200 68 Sócrates Brito, L OBP: 0.333, SLG: 0.200	G3		FC3-2 44 E		G6-3			K		3	0	0	0	0	1	1																				
44 Paul Goldschmidt, R OBP: 0.400, SLG: 0.250 75 Jamie Romak, R OBP: 0.600, SLG: 0.750			L5					FC6 60 HBP 28 BB 1B		3	0	1	0	0	0	1																				
6 David Peralta, L OBP: 0.500, SLG: 0.250 28 Nick Evans, R OBP: 0.750, SLG: 0.500										2	1	1	0	1	0	1																				
24 Yasmany Tomás, R (1, 10) 60 Blake Lalli, L (8, PH)	G4-3									0	0	0	0	1	0	0																				
19 Jake Lamb, L (1, 5) 31 Jordan Pacheco, R OBP: 0.200, SLG: 0.400										1	0	0	0	1	0	0																				
62 Brandon Drury, R OBP: 0.400, SLG: 0.667 76 Danny Worth, R OBP: 0.333, SLG: 0.333										2	0	0	0	0	2	0																				
23 Óscar Hernández, R (1, 2) 72 Peter O'Brien, R OBP: 0.571, SLG: 0.500										2	0	0	0	0	1	1																				
13 Nick Ahmed, R (1, 6) 74 Walter Ibarra, S OBP: 0.750, SLG: 0.750 73 Mark Thomas, R (8, PH)										2	0	0	0	0	2	0																				
11 G5-3 5 FC3-2 11 WP 1B										2	0	1	0	0	0	0																				
Inning Stats	R: 0 E: 0 K: 1 S: 13	H: 2 LOB: 2 BB: 0 P: 21	R: 0 E: 0 K: 0 S: 9	H: 0 LOB: 0 BB: 0 P: 16	R: 0 E: 0 K: 0 S: 12	H: 1 LOB: 1 BB: 0 P: 20	R: 1 E: 0 K: 1 S: 13	H: 0 LOB: 0 BB: 2 P: 26	R: 0 E: 0 K: 0 S: 10	H: 0 LOB: 0 BB: 0 P: 13	R: 0 E: 1 K: 1 S: 10	H: 0 LOB: 1 BB: 0 P: 17	R: 0 E: 0 K: 3 S: 10	H: 0 LOB: 0 BB: 0 P: 15	R: 1 E: 0 K: 3 S: 18	H: 1 LOB: 3 BB: 1 P: 31	R: 0 E: 0 K: 2 S: 10	H: 1 LOB: 1 BB: 0 P: 14	1B: 5 2B: 0 3B: 0 HR: 0	SF: 1 FC: 0 DP: 0 HBP: 1	WP: 1 PB: 0 SB: 1 CS: 1	PA: 37														
PITCHER	IP	WLS	BF	H	R	ER	SO	BB	IBB	HBP	BLK	WP	HR	S	P	ERA	WHIP	PITCHER	IP	WLS	BF	H	R	ER	SO	BB	IBB	HBP	BLK	WP	HR	S	P	ERA	WHIP	
31 Kendall Graveman, R ERA: 1.1	2.0	W	8	2	0	0	0	0	0	0	0	0	0	22	37	0.00	1.000	44 Eury De La Rosa, L (7, 1) ERA: 1.1	1.0		3	0	0	0	3	0	0	0	0	10	15	0.00	0.000			
55 Matt Buschmann, R ERA: 3.1	1.0	H	4	1	0	0	0	0	0	0	0	1	0	12	20	0.00	1.000	72 Jim Fuller, L (8, 1) ERA: 5.4	0.2		6	1	1	2	1	0	1	0	0	15	25	13.50	3.000			
37 R.J. Alvarez, R (4, 1)	1.0	H	5	0	1	1	1	2	0	0	0	0	0	13	26	9.00	2.000	29 Paul Smyth, R (8, 1) ERA: 1.1	1.1		5	1	0	0	3	0	0	0	0	13	20	0.00	0.750			
33 Fernando Rodriguez Jr., R (5, 1)	1.0	H	3	0	0	0	0	0	0	0	0	0	0	10	13	0.00	0.000																			
76 Brock Huntzinger, R ERA: 4.5	1.0	H	3	0	0	0	1	0	0	0	0	0	0	10	17	0.00	0.000																			

Oakland Athletics @ Arizona Diamondbacks
Salt River Fields at Talking Stick, Scottsdale, AZ

Fri Mar 06 2015, 6:49 PM - 6:57 PM EST
Att. 10,726 - Sunny - 77 F

livebaseballscores.com

AB 32
R 2
H 5
RBI 2
BB 3
SO 11
LOB 15



Batter	1	2	3	4	5	6	7	8	9	AB	R	H	RBI	BB	SO	LOB	TOP																			
77 Nick Buss, L OBP: 0.333, SLG: 0.250 68 Sócrates Brito, L OBP: 0.250, SLG: 0.143	G3		1-2 24 WP 1B		0-3 K			0-0 P3	1-1 L7	3	0	1	0	0	1	1	Arizona Diamondbacks @ Seattle Mariners Peoria Stadium, Peoria, AZ Sat Mar 07 2015, 3:07 PM - 6:03 PM EST Att: 9,130 - Sunny - 79 F																			
24 Yasmany Tomás, R OBP: 0.083, SLG: 0.167 62 Brandon Drury, R OBP: 0.333, SLG: 0.500	G4-3		2-2 G1-3			0-0 2 WP 2B		3-2 L9		3	0	1	0	0	0	2																				
2 Aaron Hill, R OBP: 0.167, SLG: 0.167 31 Jordan Pacheco, R OBP: 0.333, SLG: 0.400	G6-3			0-1 G4-3		2-2 19 CS 1B		4-2 BB		3	0	1	1	0	0	0																				
19 Jake Lamb, L 72 Peter O'Brien, R OBP: 0.500, SLG: 0.429		1-0 G3-1		2-2 F7		1-1 P6		2-3 K		3	0	0	0	0	0	2																				
15 Mark Trumbo, R OBP: 0.500, SLG: 1.333 28 Nick Evans, R OBP: 0.333, SLG: 0.400		1-2 L9		1-0 HR		2-1 2B		0-2 E6 75 2B		3	1	2	1	0	0	0																				
7 Cody Ross, R OBP: 0.200, SLG: 0.200 8 Ben Francisco, R		0-2 G6-3		0-1 G5-3		3-2 G3		1-3 K		3	0	0	0	0	0	2																				
79 Danny Dorn, L OBP: 0.444, SLG: 0.875 75 Jamie Romak, R OBP: 0.667, SLG: 1.000			1-1 77 1B		0-0 2B		1-3 K	3-1 60 2B		3	0	2	0	0	1	0																				
9 Tuffy Gosewisch, R OBP: 0.400, SLG: 0.400 60 Blake Lalli, L OBP: 1.000, SLG: 2.000			0-1 F8		2-1 G1-3		1-0 76 G4-6-3 1B	1-0 74 G4-3 2B		3	0	1	0	0	0	2																				
76 Danny Worth, R OBP: 0.167, SLG: 0.167 74 Walter Ibarra, S OBP: 0.600, SLG: 0.600			0-3 K		1-2 G6-3		1-1 G4-6-3	0-0 G4-3		3	0	0	0	0	1	3																				
Inning Stats	R: 0 E: 0 K: 0 S: 9	H: 0 LOB: 0 BB: 0 P: 13	R: 0 E: 0 K: 0 S: 7	H: 0 LOB: 0 BB: 0 P: 9	R: 0 E: 0 K: 1 S: 16	H: 2 LOB: 2 BB: 0 P: 20	R: 1 E: 0 K: 0 S: 8	H: 1 LOB: 1 BB: 0 P: 11	R: 0 E: 0 K: 1 S: 11	H: 3 LOB: 2 BB: 0 P: 19	R: 0 E: 0 K: 1 S: 6	H: 1 LOB: 0 BB: 0 P: 9	R: 0 E: 0 K: 1 S: 9	H: 0 LOB: 1 BB: 1 P: 18	R: 2 E: 1 K: 1 S: 14	H: 2 LOB: 1 BB: 0 P: 20		1B: 4 2B: 5 3B: 0 HR: 1	SF: 0 SAC: 0 DP: 1 HBP: 0	WP: 2 PB: 0 SB: 0 CS: 1	PA: 37															
PITCHER	IP	WLS	BF	H	R	ER	SO	BB	IBB	HBP	BLK	WP	HR	S	P	ERA	WHIP	PITCHER		IP	WLS	BF	H	R	ER	SO	BB	IBB	HBP	BLK	WP	HR	S	P	ERA	WHIP
18 Hisashi Iwakuma, R ERA: 3.0	2.0	6	0	0	0	0	1	0	0	0	0	0	0	16	22	0.00	0.000	83 Paul Fry, L ERA: 3.96		2.0	7	1	0	0	0	2	1	0	0	0	15	27	0.00	1.000		
52 Dominic Leone, R ERA: 9.0	1.0	5	2	0	0	1	0	0	0	0	0	0	1	16	20	0.00	2.000	49 Justin Germano, R ERA: 3.96		1.0	L	6	2	2	1	1	0	0	0	0	0	14	20	9.00	2.000	
93 Trey Cochran-Gill, R ERA: 9.0	1.0	4	1	1	1	0	0	0	0	0	0	0	1	8	11	9.00	1.000																			
73 David Rollins, L ERA: 9.0	1.0	4	1	0	0	1	0	0	0	0	0	0	0	9	12	0.00	1.000																			
92 Emilio Pagan, R ERA: 9.0	1.0	B	5	3	1	1	0	0	0	0	0	1	0	11	19	9.00	3.000																			

Batter	1	2	3	4	5	6	7	8	9	AB	R	H	RBI	BB	SO	LOB	BOTTOM																			
16 Austin Jackson, R OBP: 0.400, SLG: 0.400 9 Endy Chavez, L	3-2 7 G3-6-3 1B		1-2 FC6-4			4-1 7 CS BB			1-1 L4	2	0	1	0	0	0	1	Arizona Diamondbacks @ Seattle Mariners Peoria Stadium, Peoria, AZ Sat Mar 07 2015, 3:07 PM - 6:03 PM EST Att: 9,130 - Sunny - 79 F																			
7 Seth Smith, L 84 Gabriel Guerrero, R OBP: 1.000, SLG: 3.000	1-1 G3-6-3			0-1 G6-3		3-2 G1-3		0-1 77 1B 3B		3	0	0	0	0	0	2																				
22 Robinson Cano, L OBP: 0.400, SLG: 0.600 81 Chris Mariscal, R OBP: 1.000, SLG: 1.000	1-0 G6-3			1-1 G4-3		1-0 23 1B		4-2 70 FC6-4 77 1B BB		2	0	0	0	0	0	0																				
23 Nelson Cruz, R OBP: 0.500, SLG: 1.000 77 Tyler Marlette, R OBP: 1.000, SLG: 1.000		0-0 G6-3		2-2 F8		1-1 1B		0-0 70 FC6-4 1B		3	0	1	0	0	0	0																				
25 Rickie Weeks Jr, R OBP: 0.200, SLG: 0.800 70 Julio Morban, L		1-0 F8			1-1 HR	2-2 P5		1-2 FC6-4		2	1	1	1	0	0	0																				
46 D.J. Peterson, R OBP: 0.333, SLG: 0.571		1-2 G1-3			1-0 3 1B 2B		2-1 P6	0-3 K		4	1	1	0	0	1	2																				
3 Mike Zunino, R OBP: 0.500 81 Marcus Littlewood, S			1-2 P3		3-2 1 BLK 1 G4-3-2 1B		1-1 84 1B	0-2 G5-3		2	0	1	1	0	0	0																				
2 Jesús Sucre, R OBP: 0.250, SLG: 0.333					1-3 K		2-3 K		2-3 K	4	0	0	0	0	4	2																				
67 Patrick Kivlehan, R OBP: 0.300, SLG: 0.600					1-2 G4-3-2		0-0 1B		0-1 G3-1	2	0	1	0	0	0	1																				
1 Chris Taylor, R OBP: 0.429, SLG: 1.143 84 Tyler Smith, R OBP: 0.500, SLG: 0.500					1-1 16 FC6-4 1B		1-2 1B			2	0	1	0	0	0	0																				
Inning Stats	R: 0 E: 0 K: 0 S: 6	H: 1 LOB: 0 BB: 0 P: 11	R: 0 E: 0 K: 0 S: 5	H: 0 LOB: 0 BB: 0 P: 7	R: 0 E: 0 K: 1 S: 13	H: 1 LOB: 1 BB: 0 P: 19	R: 0 E: 0 K: 0 S: 7	H: 0 LOB: 0 BB: 0 P: 10	R: 2 E: 0 K: 1 S: 12	H: 3 LOB: 1 BB: 0 P: 20	R: 0 E: 0 K: 1 S: 12	H: 2 LOB: 2 BB: 1 P: 23	R: 0 E: 0 K: 1 S: 14	H: 2 LOB: 2 BB: 1 P: 19	R: 0 E: 0 K: 1 S: 9	H: 0 LOB: 0 BB: 0 P: 12	1B: 8 2B: 2 3B: 1 HR: 1	SF: 0 SAC: 0 DP: 2 HBP: 0	WP: 0 PB: 0 SB: 0 CS: 1	PA: 37																
PITCHER	IP	WLS	BF	H	R	ER	SO	BB	IBB	HBP	BLK	WP	HR	S	P	ERA	WHIP	PITCHER		IP	WLS	BF	H	R	ER	SO	BB	IBB	HBP	BLK	WP	HR	S	P	ERA	WHIP
55 Josh Collmenter, R ERA: 9.0	2.0	6	1	0	0	0	1	0	0	0	0	0	1	11	18	0.00	0.500	Jeremy Accardo, R ERA: 9.0		1.0	S	3	0	0	0	1	0	0	0	0	9	12	0.00	0.000		
40 Andrew Chafin, L ERA: 9.0	2.0	10	4	2	2	1	0	0	0	0	0	0	1	27	41	9.00	2.000																			
Gabriel Arias, R ERA: 9.0	1.0	2	0	0	0	1	0	0	0	0	1	0	0	6	8	0.00	0.000																			
67 Tim Crabbe, R ERA: 9.0	1.2	9	4	0	0	1	1	0	0	0	0	0	0	23	39	0.00	3.000																			
47 Dan Runzler, L ERA: 11.57	1.1	W	7	2	1	1	1	1	0	0	0	0	0	17	24	6.75	2.250																			



Batter	1	2	3	4	5	6	7	8	9	AB	R	H	RBI	BB	SO	LOB	TOP			
56 Gary Brown, R OBP: 0.357, SLG: 0.615 81 Ryan Lolis, L OBP: 0.500, SLG: 0.500	L6		7 3B	F9			87 G6-4-3		G5-3	3	1	1	0	0	0	2	San Francisco Giants @ Arizona Diamondbacks Salt River Fields at Talking Stick, Scottsdale, AZ Sun Mar 08 2015, 7:13 PM - 7:20 PM EDT Att: 12,976 - Sunny - 76 F			
7 Grégor Blanco, L OBP: 0.444, SLG: 0.625 87 Brett Jackson, L	F8		9 1B				G6-4-3		G4-3	2	1	1	1	1	0	0				
9 Brandon Belt, L OBP: 0.538, SLG: 0.545 80 Kelby Tomlinson, R (7, PR)	K		2 2B	F7			37 FC6-4			4	1	2	1	0	1	3				
37 Adam Duvall, R OBP: 0.250, SLG: 0.400		G6-3	F8				FC6-4			4	0	0	0	0	1	2				
2 Juan Carlos Perez, R OBP: 0.364, SLG: 0.545		83 G3	1B	F8					K	4	0	2	1	0	1	0				
83 Mac Williamson, R OBP: 0.333, SLG: 0.667		G3	G4-3						K	4	1	1	0	0	1	2				
21 Brandon Hicks, R OBP: 0.300, SLG: 0.250 82 Ydwin Villegas, R				F9					G6-3	4	0	0	1	0	1	1				
6 Guillermo Quiroz, R OBP: 0.286, SLG: 0.714 77 Aramis Garcia, R					F8				G5-3	3	1	1	1	0	0	0				
1 Ehire Adrianza, S OBP: 0.357, SLG: 0.182 66 Carlos Trunfel, R OBP: 0.200, SLG: 0.200				F9					P5	3	0	1	0	0	1	0				
Inning Stats	R: 0 E: 0 K: 1 S: 11	H: 0 LOB: 0 BB: 0 P: 16	R: 0 E: 0 K: 0 S: 13	H: 1 LOB: 1 BB: 0 P: 19	R: 4 E: 0 K: 0 S: 17	H: 5 LOB: 1 BB: 0 P: 24	R: 0 E: 1 K: 0 S: 14	H: 1 LOB: 3 BB: 1 P: 21	R: 0 E: 0 K: 2 S: 8	H: 0 LOB: 0 BB: 0 P: 10	R: 0 E: 0 K: 0 S: 8	H: 2 LOB: 1 BB: 0 P: 10	R: 1 E: 0 K: 1 S: 9	H: 1 LOB: 0 BB: 0 P: 13	R: 0 E: 0 K: 0 S: 5	H: 0 LOB: 0 BB: 0 P: 5		1B: 6 2B: 1 3B: 2 HR: 1	SF: 0 SAC: 0 DP: 1 HBP: 0	WP: 0 PB: 0 SB: 2 CS: 0
PITCHER	IP	WLS	BF	H	R	ER	SO	BB	IBB	HBP	BLK	WP	HR	S	P	ERA	WHIP			
41 Daniel Hudson, R ERA: 2.19	2.0		7	1	0	0	1	0	0	0	0	0	0	24	35	0.00	0.500			
32 Yoan López, R ERA: 21.6	1.2	W	12	6	4	4	0	0	0	0	0	0	1	25	34	21.60	3.600			
Andrew Barbosa, L ERA: 0.00	0.1	H	2	0	0	0	0	1	0	0	0	0	0	6	11	0.00	3.000			
56 JC Ramirez, R ERA: 0.00	2.0	H	6	0	0	0	4	0	0	0	0	0	0	16	20	0.00	0.000			
50 Evan Marshall, R ERA: 4.5	1.0		4	2	0	0	0	0	0	0	0	0	0	8	10	0.00	2.000			
41 Daniel Hudson, R ERA: 2.19	1.0		4	1	1	1	1	0	0	0	0	0	0	9	13	9.00	1.000			
31 RJ Hively, R ERA: 0.00	1.0		3	0	0	0	0	0	0	0	0	0	0	5	5	0.00	0.000			

Batter	1	2	3	4	5	6	7	8	9	AB	R	H	RBI	BB	SO	LOB	BOTTOM			
11 AJ Pollock, R OBP: 0.300, SLG: 0.222 6 Evan Marzilli, L	44 S		68 G3-1				68 FC6-4			3	1	2	0	1	0	0	San Francisco Giants @ Arizona Diamondbacks Salt River Fields at Talking Stick, Scottsdale, AZ Sun Mar 08 2015, 7:13 PM - 7:20 PM EDT Att: 12,976 - Sunny - 76 F			
68 Sócrates Brito, L OBP: 0.231, SLG: 0.167	G3-1		K	G5-3	FC6-4				31 BB	5	0	1	0	0	1	6				
44 Paul Goldschmidt, R OBP: 0.653, SLG: 0.957 34 Rudy Flores, L			15 HR						31 BB	2	1	2	1	1	0	0				
15 Mark Trumbo, R OBP: 0.444, SLG: 1.333 9 Tuffy Gosewisch, R OBP: 0.296, SLG: 0.296	L1-3								31 BB	3	1	1	2	0	1	2				
24 Yasmany Tomás, R OBP: 0.125, SLG: 0.313 31 Jordan Pacheco, R OBP: 0.429, SLG: 0.400		G6-3	K						23 G6-4-3	4	1	1	1	0	1	0				
72 Peter O'Brien, R OBP: 0.545, SLG: 0.444 23 Oscar Hernández, R OBP: 0.167, SLG: 0.167				G5-3					62 HR	2	2	1	0	1	0	0				
62 Brandon Drury, R OBP: 0.556, SLG: 1.167 4 Domingo Leyba, S									62 2B	2	2	3	1	0	0	0				
76 Danny Worth, R OBP: 0.333, SLG: 0.444 Sergio Alcántara, S									62 2B	1	0	0	0	0	0	0				
8 Ben Francisco, R OBP: 0.167, SLG: 0.167 Breland Almadova, R OBP: 1.000, SLG: 2.000									68 FC6-4	3	0	1	1	0	0	2				
Inning Stats	R: 1 E: 0 K: 0 S: 8	H: 2 LOB: 0 BB: 0 P: 15	R: 2 E: 0 K: 0 S: 9	H: 2 LOB: 0 BB: 0 P: 12	R: 2 E: 0 K: 2 S: 13	H: 1 LOB: 1 BB: 1 P: 25	R: 0 E: 0 K: 0 S: 11	H: 1 LOB: 2 BB: 2 P: 23	R: 5 E: 0 K: 2 S: 21	H: 6 LOB: 3 BB: 1 P: 36	R: 0 E: 0 K: 0 S: 6	H: 0 LOB: 0 BB: 0 P: 9	R: 0 E: 0 K: 0 S: 12	H: 1 LOB: 1 BB: 0 P: 18	R: 0 E: 0 K: 0 S: 11	H: 1 LOB: 2 BB: 2 P: 22		1B: 8 2B: 4 3B: 1 HR: 2	SF: 0 SAC: 0 DP: 2 HBP: 0	WP: 1 PB: 0 SB: 1 CS: 0
PITCHER	IP	WLS	BF	H	R	ER	SO	BB	IBB	HBP	BLK	WP	HR	S	P	ERA	WHIP			
71 Ty Blach, L ERA: 22.5	3.0		14	5	5	5	2	1	0	0	0	0	0	30	52	15.00	2.000			
68 Chris Stratton, R ERA: 135.0	1.0		6	1	0	0	0	2	0	0	0	0	0	11	23	0.00	3.000			
94 Travis Blackley, L ERA: 135.0	0.1		7	5	5	5	1	1	0	0	0	0	0	15	29	135.00	18.000			
61 Joan Gregorio, R ERA: 0.00	0.2		3	1	0	0	1	0	0	0	0	0	0	6	7	0.00	1.500			
92 Josh Osich, L ERA: 0.00	1.0		3	0	0	0	0	0	0	0	0	0	0	6	9	0.00	0.000			
PITCHER	IP	WLS	BF	H	R	ER	SO	BB	IBB	HBP	BLK	WP	HR	S	P	ERA	WHIP			
98 Dan Slania, R ERA: 4.5	1.0		4	1	0	0	0	0	0	0	0	0	0	12	18	0.00	1.000			
75 Braulio Lara, L ERA: 4.5	1.0		5	1	0	0	0	2	0	0	0	1	0	11	22	0.00	3.000			

Batter	1	2	3	4	5	6	7	8	9	AB	R	H	RBI	BB	SO	LOB	TOP										
11 AJ Pollock, R OBP: 0.482, SLG: 0.417 77 Nick Buss, L OBP: 0.200, SLG: 0.143										3	1	3	0	0	0	0											
5 Ender Inciarte, L OBP: 0.385, SLG: 0.333 68 Sócrates Brito, L OBP: 0.214, SLG: 0.154										4	0	1	0	0	0	2											
44 Paul Goldschmidt, R OBP: 0.450, SLG: 0.590 28 Nick Evans, R OBP: 0.333, SLG: 0.375										2	0	0	1	0	2	2											
6 David Peralta, L OBP: 0.385, SLG: 0.300 79 Danny Dom, L OBP: 0.400, SLG: 0.615										3	0	0	0	0	0	3											
72 Peter O'Brien, R OBP: 0.429, SLG: 0.333 8 Ben Francisco, R OBP: 0.143, SLG: 0.143										3	0	0	0	0	1	0											
62 Brandon Drury, R OBP: 0.583, SLG: 1.111 76 Danny Worth, R OBP: 0.400, SLG: 0.500										3	1	2	0	0	1	0											
31 Jordan Pacheco, R OBP: 0.400, SLG: 0.299 75 Jamie Romak, R OBP: 0.556, SLG: 1.000										2	0	0	0	0	0	2											
9 Tuffy Gosewisch, R OBP: 0.300, SLG: 0.300 73 Mark Thomas, R OBP: 0.500, SLG: 0.500										3	0	1	1	0	1	2											
13 Nick Ahmed, R OBP: 0.250, SLG: 0.333 74 Walter Ibarra, S OBP: 0.556, SLG: 0.500										3	0	0	0	0	1	1											
Inning Stats	R: 0 E: 0 K: 1 S: 6	H: 1 LOB: 1 BB: 0 P: 6	R: 1 E: 0 K: 2 S: 9	H: 2 LOB: 1 BB: 0 P: 9	R: 0 E: 0 K: 1 S: 6	H: 1 LOB: 1 BB: 0 P: 7	R: 0 E: 0 K: 1 S: 6	H: 1 LOB: 1 BB: 0 P: 6	R: 1 E: 0 K: 0 S: 5	H: 2 LOB: 1 BB: 0 P: 5	R: 0 E: 0 K: 1 S: 5	H: 0 LOB: 1 BB: 0 P: 6	R: 0 E: 0 K: 0 S: 3	H: 0 LOB: 0 BB: 0 P: 3	R: 1 E: 1 K: 0 S: 6	H: 2 LOB: 2 BB: 1 P: 6	R: 0 E: 0 K: 3 S: 9	H: 0 LOB: 1 BB: 1 P: 13	1B: 8 2B: 1 3B: 0 HR: 0	SF: 1 SAC: 0 DP: 0 HBP: 1	WP: 1 PB: 0 CS: 1	PA: 39					
PITCHER	IP	WLS	BF	H	R	ER	SO	BB	IBB	HBP	BLK	WP	HR	S	P	ERA	WHIP										
62 Jose Quintana, L ERA: 2.25	2.0		9	3	1	1	3	0	0	0	1	0	0	15	7	4.50	1.500										
30 David Robertson, R ERA: 4.5	1.0		4	1	0	0	1	0	0	0	0	1	0	6	7	0.00	1.000										
46 Brad Penny, R ERA: 4.5	2.0		9	3	1	1	1	0	0	0	0	0	0	11	11	4.50	1.500										
34 Matt Albers, R ERA: 4.5	1.0		4	0	0	0	1	0	0	1	0	0	0	5	6	0.00	0.000										
63 Jairo Asencio, R ERA: 4.5	1.0		3	0	0	0	0	0	0	0	0	0	0	3	3	0.00	0.000										

Arizona Diamondbacks @ Chicago White Sox
 Camelback Ranch, Glendale, AZ
 Mon Mar 09 2015, 7:20 PM - 7:20 PM EDT
 Att: 5,148 - Sunny - 83 F

AB	36
R	3
H	9
RBI	3
BB	1
SO	9
LOB	20



Batter	1	2	3	4	5	6	7	8	9	AB	R	H	RBI	BB	SO	LOB	BOTTOM										
64 Emilio Bonifacio, S OBP: 0.286, SLG: 0.333 20 JB Shuck, L OBP: 0.444, SLG: 0.375										3	0	0	0	0	0	1											
10 Alexei Ramirez, R OBP: 0.435, SLG: 0.545 85 Juan Diaz, L OBP: 0.333, SLG: 0.625										3	0	1	0	0	0	1											
53 Melky Cabrera, S OBP: 0.273, SLG: 0.111 86 Courtney Hawkins, R OBP: 0.364, SLG: 0.636										1	0	0	0	2	0	1											
25 Adam LaRoche, L OBP: 0.182, SLG: 0.273 84 Dan Black, S OBP: 0.400, SLG: 0.250										3	0	1	0	0	2	2											
27 Leury Garcia, S OBP: 0.333, SLG: 0.333 77 Jared Mitchell, L OBP: 0.333, SLG: 0.333										3	0	0	0	0	1	3											
12 Conor Gillaspie, L OBP: 0.222, SLG: 0.125 18 Tyler Saladino, R OBP: 0.250, SLG: 0.250										2	0	1	0	1	1	0											
15 Gordon Beckham, R OBP: 0.286, SLG: 0.333 70 Andy LaRoche, R OBP: 0.400, SLG: 0.636										2	0	0	0	1	0	2											
21 Tyler Flowers, R OBP: 0.286, SLG: 0.333 17 Adrian Nieto, S OBP: 0.417, SLG: 0.800										3	0	1	0	0	1	2											
5 Yolmer Sánchez, S OBP: 0.300, SLG: 0.300 7 Micah Johnson, L OBP: 0.417, SLG: 0.800										2	0	1	0	0	0	2											
Inning Stats	R: 0 E: 0 K: 1 S: 6	H: 1 LOB: 1 BB: 0 P: 6	R: 0 E: 0 K: 2 S: 8	H: 1 LOB: 2 BB: 1 P: 12	R: 0 E: 0 K: 0 S: 4	H: 1 LOB: 2 BB: 1 P: 8	R: 0 E: 0 K: 1 S: 5	H: 0 LOB: 0 BB: 0 P: 5	R: 0 E: 0 K: 0 S: 3	H: 1 LOB: 0 BB: 0 P: 3	R: 0 E: 0 K: 1 S: 5	H: 0 LOB: 2 BB: 2 P: 13	R: 2 E: 0 K: 1 S: 8	H: 3 LOB: 1 BB: 0 P: 9	R: 0 E: 0 K: 0 S: 3	H: 0 LOB: 1 BB: 1 P: 7	R: 1 E: 1 K: 0 S: 5	H: 2 LOB: 1 BB: 0 P: 5	1B: 6 2B: 1 3B: 0 HR: 2	SF: 1 SAC: 0 DP: 1 HBP: 0	WP: 0 PB: 0 CS: 1	PA: 39					
PITCHER	IP	WLS	BF	H	R	ER	SO	BB	IBB	HBP	BLK	WP	HR	S	P	ERA	WHIP										
57 Chase Anderson, R ERA: 6.75	2.2		11	2	0	0	3	1	0	0	0	0	0	16	20	0.00	1.125										
12 Rubby De La Rosa, R ERA: 4.5	0.1	H	3	1	0	0	0	1	0	0	0	0	0	2	6	0.00	6.000										
70 Aaron Blair, R ERA: 4.5	3.0	H	11	1	0	0	2	2	0	0	0	0	0	13	21	0.00	1.000										
63 Enrique Burgos, R ERA: 4.5	1.0	B	5	2	1	1	0	0	0	0	0	0	1	11	16	9.00	2.000										

Arizona Diamondbacks @ Chicago White Sox
 Camelback Ranch, Glendale, AZ
 Mon Mar 09 2015, 7:20 PM - 7:20 PM EDT
 Att: 5,148 - Sunny - 83 F

AB	33
R	3
H	9
RBI	3
BB	5
SO	6
LOB	19



Batter	1	2	3	4	5	6	7	8	9	AB	R	H	RBI	BB	SO	LOB	TOP				
56 Kole Calhoun, L (1,9) OBP: 0.385, SLG: 0.273 8 Taylor Featherston, R (6,6) OBP: 0.417, SLG: 0.500	4-2 5 1B 6 FC6-4 BB	0-1 F7			1-3 K		2-1 G4-3		0-1 2B	2	1	0	0	1	1	0					
27 Mike Trout, R (1,8) OBP: 0.482, SLG: 0.636 75 Kyle Kubitz, L (6,5) OBP: 0.167, SLG: 0.167	0-1 L9		0-1 G3-1			3-3 K		0-0 B1-3	2-0 F7	3	0	0	0	0	1	1					
5 Albert Pujols, R (1,3) OBP: 0.462, SLG: 0.462 44 Daniel Robertson, R (6,8) OBP: 0.267, SLG: 0.286	1-2 6 FC6-4 1B		1-2 L3			2-3 K		2-2 G6-3	1-0 P3	3	0	1	0	0	1	0					
6 David Freese, R (1,5) OBP: 0.154, SLG: 0.154 54 Roger Kieschnick, L (6,9) OBP: 0.429, SLG: 0.200	3-1 FC6-4 1-2 3-H		2-1 G6-3			1-3 K		4-2 19 1B BB		3	0	0	1	0	1	1					
2 Erick Aybar, S (1,6) OBP: 0.273, SLG: 0.455 19 Efran Navarro, L (6,3) OBP: 0.455, SLG: 0.545	0-0 L5			0-1 P3				2-0 G3-1	0-1 1B	2	0	0	0	0	0	1					
17 Chris Iannetta, R (1,2) OBP: 0.384, SLG: 0.500 13 Josh Rutledge, R (7,4) OBP: 0.143, SLG: 0.143		1-0 20 1B 7 E 2B		2-3 K				1-3 K	0-0 F9	3	1	1	0	0	2	0					
20 Matt Joyce, L (1,10) OBP: 0.500, SLG: 0.500 80 Johni Turbo, R (7,10) OBP: 0.545, SLG: 1.000		0-0 7 S 10 G6-3 1B		2-2 L9				0-0 7 1B 39 1B 1B	4-0 39 WP 8 2B BB	3	1	2	0	0	0	0					
12 Johnny Giavotella, R (6,PH) OBP: 0.545, SLG: 1.000		2-3 10 G6-3 1B						0-1 39 1B 1B	2-3 K	3	0	1	0	0	1	1					
7 Collin Cowgill, R (1,7) OBP: 0.200, SLG: 0.200 99 Carlos Pérez, R (7,2)		1-3 K		2-2 G5-3				1-2 39 1B 1B		1	0	0	0	0	1	1					
10 Grant Green, R (1,4) OBP: 0.300, SLG: 0.300 39 Marc Krauss, L (7,PH) OBP: 0.857, SLG: 1.667		1-2 G6-3		0-0 G5-3				1-1 1-3 2-H 1B	4-1 8 2B BB	2	0	0	1	0	0	0					
74 Eric Stamets, R (6,FR) OBP: 1.000, SLG: 2.000		3-H								0	0	0	0	0	0	0					
Inning Stats	R: 1 E: 0 K: 0 S: 10	H: 1 LOB: 1 BB: 1 P: 18	R: 2 E: 0 K: 1 S: 10	H: 2 LOB: 0 BB: 0 P: 13	R: 0 E: 0 K: 0 S: 7	H: 0 LOB: 0 BB: 0 P: 10	R: 0 E: 0 K: 1 S: 10	H: 0 LOB: 0 BB: 0 P: 14	R: 0 E: 0 K: 3 S: 10	H: 0 LOB: 0 BB: 0 P: 16	R: 1 E: 0 K: 1 S: 11	H: 3 LOB: 3 BB: 0 P: 17	R: 0 E: 0 K: 0 S: 10	H: 1 LOB: 2 BB: 2 P: 16	R: 1 E: 0 K: 1 S: 9	H: 1 LOB: 3 BB: 2 P: 22	1B: 6 2B: 2 3B: 0 HR: 0	SF: 0 SAC: 0 DP: 0 HBP: 0	WP: 1 PB: 0 SB: 2 CS: 0	PA: 39	
PITCHER	IP WLS BF H R ER SO BB IBB HBP BLK WP HR S P ERA WHIP	3.0 13 3 3 2 1 1 0 0 0 0 0 27 41 6.00 1.333	3.0 9 0 0 0 5 0 0 0 0 0 0 27 40 0.00 0.000	2.0 W 11 4 1 1 1 1 0 0 0 0 21 33 4.50 2.500	1.0 S 6 1 1 1 1 2 0 0 0 1 0 9 22 9.00 3.000																

Los Angeles Angels @ Arizona Diamondbacks
Salt River Fields at Talking Stick, Scottsdale, AZ
Wed Mar 11 2015, 4:11 PM - 7:11 PM EDT
Att: 11,796 - Partly Cloudy - 80 F

livebaseballscorecards.com

AB 35
R 5
H 8
RBI 4
BB 4
SO 8
LOB 16



Batter	1	2	3	4	5	6	7	8	9	AB	R	H	RBI	BB	SO	LOB	BOTTOM			
11 AJ Pollock, R (1,8) OBP: 0.471, SLG: 0.500 77 Nick Buss, L (7,8) OBP: 0.263, SLG: 0.222	1-3 K	0-1 2H 2B		0-2 E4		1-2 44 S 5 1B 1B		0-0 SH2-3		4	0	2	3	0	1	0				
5 Ender Inciarte, L (1,7) OBP: 0.412, SLG: 0.375 79 Danny Dorn, L (7,7) OBP: 0.316, SLG: 0.471	2-1 44 E 1B	0-0 F9		0-0 B5-3		1-2 44 S 1B		1-1 L7		4	0	2	0	0	0	2				
44 Paul Goldschmidt, R (1,3) OBP: 0.400, SLG: 0.394 28 Nick Evans, R (7,3) OBP: 0.400, SLG: 0.556	4-0 6 BB		2-2 G5-3		0-2 G6-3		2-3 K	3-2 68 2B		3	0	0	0	1	1	2				
6 David Peralta, L (1,9) OBP: 0.412, SLG: 0.308 68 Sócrates Brito, L (7,9) OBP: 0.250, SLG: 0.267	4-1 BB		2-1 19 S 1B		1-2 G4-3		3-3 K	1-1 2B		3	0	1	0	1	1	2				
24 Yasmany Tomás, R (1,10) OBP: 0.261, SLG: 0.545 72 Peter O'Brien, R (8,PH) OBP: 0.400, SLG: 0.308	1-2 BB		0-1 P3		1-2 1B		0-2 2B	1-0 P6		4	0	2	0	0	0	4				
19 Jake Lamb, L (1,5) OBP: 0.300, SLG: 0.588 75 Jamie Romak, R (7,5) OBP: 0.455, SLG: 0.800	1-1 P5		0-3 K		3-2 G5-3		1-3 K			3	0	0	0	0	1	5				
62 Brandon Drury, R (1,4) OBP: 0.529, SLG: 1.077 74 Walter Ibarra, S (7,4) OBP: 0.455, SLG: 0.400		3-3 K		2-2 HR		4-0 9 1B 11 1B BB		1-1 L5		2	2	1	1	1	1	0				
9 Tuffy Gosewisch, R (1,2) OBP: 0.308, SLG: 0.308 73 Mark Thomas, R (7,2) OBP: 0.333, SLG: 0.333		1-1 L7		0-0 G6-3		1-2 11 1B 13 G5-3 1B		2-3 K		3	1	1	0	0	0	0				
13 Nick Ahmed, R (1,6) OBP: 0.267, SLG: 0.400 76 Danny Worth, R (8,PH) OBP: 0.286, SLG: 0.357		3-2 11 2B		3-2 G5-3		3-2 G5-3		1-2 E6 79 L7 77 SH2-3 2B		3	1	1	0	0	0	2				
Inning Stats	R: 0 E: 0 K: 1 S: 9	H: 1 LOB: 3 BB: 2 P: 21	R: 1 E: 0 K: 1 S: 11	H: 2 LOB: 1 BB: 0 P: 18	R: 0 E: 0 K: 1 S: 13	H: 1 LOB: 1 BB: 0 P: 17	R: 1 E: 1 K: 0 S: 12	H: 1 LOB: 1 BB: 0 P: 17	R: 0 E: 0 K: 2 S: 11	H: 1 LOB: 1 BB: 0 P: 15	R: 2 E: 1 K: 0 S: 13	H: 2 LOB: 1 BB: 0 P: 20	1B: 6 2B: 5 3B: 0 HR: 1	SF: 0 SAC: 1 DP: 0 HBP: 0	WP: 0 PB: 0 SB: 4 CS: 0	PA: 41				
PITCHER	IP WLS BF H R ER SO BB IBB HBP BLK WP HR S P ERA WHIP	3.0 16 4 0 0 0 0 2 0 0 0 0 9 12 0.00 0.000	1.1 B 8 3 2 2 0 1 0 0 0 0 26 42 13.50 3.000	0.2 3 1 0 0 2 0 0 0 0 0 0 12 18 0.00 1.500	1.0 4 1 0 0 2 0 0 0 0 0 0 11 15 0.00 1.000															

Los Angeles Angels @ Arizona Diamondbacks
Salt River Fields at Talking Stick, Scottsdale, AZ
Wed Mar 11 2015, 4:11 PM - 7:11 PM EDT
Att: 11,796 - Partly Cloudy - 80 F

livebaseballscorecards.com

AB 37
R 6
H 12
RBI 6
BB 3
SO 7
LOB 22



Batter	1	2	3	4	5	6	7	8	9	AB	R	H	RBI	BB	SO	LOB	TOP							
30 Jason Bourgeois, R OBP: 0.368, SLG: 0.526 75 Kyle Waldrop, L OBP: 0.313, SLG: 0.600	1-1 27 1B 21 1B	0-2 G6-3		0-1 G4-3		0-2 27 1B 21 2B	0-0 12 2B		1-0 F8	4	2	2	0	0	0	0								
27 Brennan Boesch, L OBP: 0.500, SLG: 0.889 82 Aristides Aquino, R OBP: 0.286, SLG: 0.167	0-0 4 1B 21 1B FC4-6	0-0 G3-1		1-3 K		0-1 21 2B	0-3 K		0-0 G6-3	4	2	2	0	0	0	1								
21 Todd Frazier, R OBP: 0.214, SLG: 0.385 12 Brian O'Grady, L OBP: 0.333, SLG: 0.500	0-0 29 FC4-6 7 1B	0-0 P6				1-1 K	1-1 4 2B		1-1 F8	4	2	2	3	0	1	0								
4 Brandon Phillips, R OBP: 0.353, SLG: 0.500 6 Phillip Ervin, R OBP: 0.250, SLG: 0.250	1-0 29 FC4-6 7 1B		2-2 L9			0-2 29 WP 29 1B	1-2 29 1B			4	2	3	1	0	0	0								
29 Bryan Peña, S OBP: 0.188, SLG: 0.250 40 Dylan Axelrod, R OBP: 0.250, SLG: 0.375 19 Will Ferrell, R 23 Taylor Sparks, R OBP: 0.226, SLG: 0.375	2-2 FC4-6 7 1B 23 BB		1-0 K			2-2 2H	1-2 2H			4	1	3	3	0	0	2								
89 Chris Dominguez, R OBP: 0.250, SLG: 0.350 76 Amir Garrett, R 3 Gavin LaValley, R 26 Raisel Iglesias, R	2-3 K		0-0 G6-3			0-3 K	1-0 G4-3		4-2 71 G6-4-3 BB	4	0	0	0	0	2	5								
23 Donald Lutz, L OBP: 0.400, SLG: 0.643 71 Irving Fatu, S OBP: 0.538, SLG: 0.600	4-2 7 1B BB		3-2 2H 2B			1-3 K			2-0 G6-4-3	2	0	1	1	1	1	1								
7 Eugenio Suárez, R OBP: 0.400, SLG: 0.714 67 Iván De Jesús, Jr., R OBP: 0.538, SLG: 0.727	0-0 1-2 2-3 3-H 1B		1-3 K			0-0 G5-3	1-0 73 2B		0-1 1B	3	0	1	1	0	1	1								
44 Mike Leake, R 58 Nate Adcock, R 73 Kyle Skipworth, L OBP: 0.462, SLG: 0.750	2-3 K					2-3 K	1-1 75 1B		1-2 G6-3	2	0	0	0	0	1	3								
Inning Stats	R: 3 E: 0 K: 2 S: 21	H: 5 LOB: 3 BB: 1 P: 33	R: 0 E: 0 K: 0 S: 5	H: 0 LOB: 0 BB: 0 P: 5	R: 1 E: 0 K: 1 S: 12	H: 2 LOB: 1 BB: 0 P: 19	R: 0 E: 0 K: 1 S: 6	H: 0 LOB: 0 BB: 0 P: 7	R: 1 E: 0 K: 3 S: 17	H: 2 LOB: 1 BB: 0 P: 22	R: 4 E: 0 K: 1 S: 19	H: 5 LOB: 1 BB: 0 P: 25	R: 3 E: 0 K: 3 S: 17	H: 4 LOB: 2 BB: 1 P: 31	R: 0 E: 0 K: 0 S: 9	H: 1 LOB: 1 BB: 1 P: 16	R: 0 E: 0 K: 0 S: 4	H: 0 LOB: 0 BB: 0 P: 6	1B: 11 2B: 7 3B: 1 HR: 0	SF: 0 2B: 7 3B: 1 HBP: 0	WP: 1 PB: 0 SB: 0 CS: 0	PA: 48		
PITCHER	IP WLS BF H R ER SO BB IBB HBP BLK WP HR S P ERA WHIP	2.2 L 16 7 4 4 2 1 0 0 0 0 0 0 35 53 13.50 3.000	2.0 8 2 1 1 4 0 0 0 0 0 1 0 0 23 29 4.50 1.000	1.0 8 5 4 4 1 0 0 0 0 0 0 0 19 25 36.00 5.000	1.0 8 4 3 3 3 1 0 0 0 0 0 0 17 31 27.00 5.000	1.0 4 1 0 0 0 0 0 0 0 0 0 0 9 16 0.00 2.000	1.0 3 0 0 0 0 0 0 0 0 0 0 0 4 6 0.00 0.000																	

Cincinnati Reds @ Arizona Diamondbacks
Salt River Fields at Talking Stick, Scottsdale, AZ
Thu Mar 12 2015, 5:09 PM - 8:07 PM EDT
Att: 12,921 - Partly Cloudy - 82 F

AB	45
R	12
H	19
RBI	12
BB	3
SO	11
LOB	19



Batter	1	2	3	4	5	6	7	8	9	AB	R	H	RBI	BB	SO	LOB	BOTTOM							
5 Ender Inciarte, L OBP: 0.400, SLG: 0.368 68 Sócrates Brito, L OBP: 0.278, SLG: 0.353	1-1 E6		2-1 F8			1-2 2 G5-4-3 1B	0-0 L7		1-0 2B	3	0	1	0	0	0	0								
24 Yasmany Tomás, R OBP: 0.231, SLG: 0.480 62 Brandon Drury, R OBP: 0.526, SLG: 1.000	1-0 F8		0-3 K			1-0 F8	1-0 74 DI 74 2B		3-2 G6-3	3	0	0	0	0	1	3								
2 Aaron Hill, R OBP: 0.357, SLG: 0.385 74 Walter Ibarra, S OBP: 0.500, SLG: 0.545	0-2 L9		1-0 15 C6-4 1B			0-0 G5-4-3	1-2 1H 2B			3	0	1	0	0	0	3								
15 Mark Trumbo, R OBP: 0.267, SLG: 0.800 79 Danny Dom, L OBP: 0.300, SLG: 0.444	3-1 G5-3		0-0 FC6-4			0-1 G6-3	0-2 F8			3	0	0	0	0	0	2								
7 Cody Ross, R OBP: 0.357, SLG: 0.500 19 Will Ferrell, R 8 Ben Francisco, R OBP: 0.125, SLG: 0.125		4-0 13 1B BB		1-0 L1		3-2 G5-3			1-0 L4	2	0	0	0	1	0	0								
28 Nick Evans, R OBP: 0.385, SLG: 0.455 56 JC Ramirez, R 47 Dan Runzler, L 19 Jake Lamb, L OBP: 0.286, SLG: 0.556 63 Enrique Burgos, R		1-1 F9		4-2 18 G5-4-3 BB		1-0 F9			2-2 G1-3	2	0	0	0	1	0	1								
18 Gerald Laird, R OBP: 0.429, SLG: 0.714 31 Jordan Pacheco, R OBP: 0.385, SLG: 0.400		1-0 F8		1-1 G5-4-3			2-2 F9		1-1 L7	2	0	0	0	0	0	0								
13 Nick Ahmed, R OBP: 0.353, SLG: 0.471 76 Danny Worth, R OBP: 0.250, SLG: 0.313		0-0 1B				2-1 6 WP 6 1B	2-2 75 2B		0-0 P6	2	1	2	0	0	0	0								
27 Allen Webster, R Jeremy Accardo, R 40 Andrew Chafin, R 6 David Peralta, L 64 Will Locante, L 75 Jamie Romak, R OBP: 0.462, SLG: 0.833		1-3 K				3-2 24 F8 5 1B	3-1 62 1B		1-3 K	1	0	0	0	0	1	2								
Inning Stats	R: 0 E: 1 K: 0 S: 8	H: 0 LOB: 0 BB: 0 P: 13	R: 0 E: 0 K: 1 S: 7	H: 1 LOB: 1 BB: 1 P: 14	R: 0 E: 0 K: 1 S: 7	H: 1 LOB: 1 BB: 0 P: 10	R: 0 E: 0 K: 0 S: 5	H: 0 LOB: 0 BB: 1 P: 11	R: 1 E: 0 K: 0 S: 11	H: 3 LOB: 1 BB: 0 P: 18	R: 0 E: 0 K: 0 S: 6	H: 0 LOB: 0 BB: 0 P: 10	R: 3 E: 1 K: 0 S: 18	H: 3 LOB: 1 BB: 0 P: 27	R: 0 E: 0 K: 0 S: 6	H: 0 LOB: 0 BB: 0 P: 10	R: 0 E: 0 K: 1 S: 14	H: 1 LOB: 1 BB: 0 P: 19	1B: 6 2B: 3 3B: 0 HR: 0	SF: 0 2B: 3 3B: 0 HBP: 0	WP: 1 PB: 0 SB: 0 CS: 0	PA: 38		
PITCHER	IP WLS BF H R ER SO BB IBB HBP BLK WP HR S P ERA WHIP	3.0 W 13 2 3 1 1 0 1 0 0 0 0 0 16 29 4.50 2.000	1.0 3 0 0 0 0 0 0 0 0 0 0 0 6 10 0.00 0.000	1.0 7 3 3 0 0 0 0 0 0 0 0 0 18 27 0.00 3.000	2.0 7 1 0 0 1 0 0 0 0 0 0 0 20 29 0.00 0.500																			

Cincinnati Reds @ Arizona Diamondbacks
Salt River Fields at Talking Stick, Scottsdale, AZ
Thu Mar 12 2015, 5:09 PM - 8:07 PM EDT
Att: 12,921 - Partly Cloudy - 82 F

AB	36
R	4
H	9
RBI	4
BB	2
SO	3
LOB	16



Batter	1	2	3	4	5	6	7	8	9	AB	R	H	RBI	BB	SO	LOB	TOP										
11 AJ Pollock, R OBP: 0.450, SLG: 0.474 6 Evan Marzilli, L	G1-3		1B		K			BB	K	3	0	1	0	0	1	0	Arizona Diamondbacks @ Cleveland Indians Goodyear Ballpark, Goodyear, AZ Fri Mar 13 2015, 4:06 PM - 7:05 PM EDT Att: 5,660 - Sunny - 82 F										
4 Cliff Pennington, S 76 Danny Worth, R OBP: 0.279, SLG: 0.294	F8		P6			F7		BB	K	3	0	0	0	0	1	0											
44 Paul Goldschmidt, R 79 Danny Dorn, L OBP: 0.444, SLG: 0.429 79 Danny Dorn, L OBP: 0.286, SLG: 0.421	1B		F9			1B		K		3	0	2	0	0	1	0											
6 David Peralta, L 28 Nick Evans, R OBP: 0.476, SLG: 0.375 OBP: 0.357, SLG: 0.417	BB		G6-3			1B		F8		2	0	1	0	1	0	0											
72 Peter O'Brien, R 60 Blake Lalli, L OBP: 0.333, SLG: 0.250 OBP: 0.286, SLG: 0.333	BB		K			1B		E5		3	0	0	0	0	1	4											
19 Jake Lamb, L 31 Jordan Pacheco, R OBP: 0.292, SLG: 0.571 OBP: 0.429, SLG: 0.455			2B			G1-3		1B		3	0	1	0	0	1	2											
75 Jamie Romak, R OBP: 0.412, SLG: 0.667			K					BB		3	0	0	0	1	2	1											
62 Brandon Drury, R 74 Walter Ibarra, S OBP: 0.455, SLG: 0.833 OBP: 0.462, SLG: 0.500			F7					BB		3	0	0	0	0	0	0											
68 Sócrates Brito, L 77 Nick Buss, L OBP: 0.238, SLG: 0.300 OBP: 0.250, SLG: 0.211			F9			G6-3		F9		1	0	0	0	0	0	3											
			F7			K		P5		1	0	0	0	0	0	0											
Inning Stats	R: 0 E: 0 K: 0 S: 4	H: 1 LOB: 2 BB: 1 P: 8	R: 0 E: 0 K: 1 S: 5	H: 0 LOB: 0 BB: 0 P: 5	R: 0 E: 0 K: 0 S: 4	H: 1 LOB: 1 BB: 0 P: 4	R: 0 E: 0 K: 2 S: 8	H: 1 LOB: 1 BB: 0 P: 8	R: 0 E: 0 K: 1 S: 5	H: 0 LOB: 0 BB: 0 P: 7	R: 0 E: 0 K: 0 S: 5	H: 2 LOB: 2 BB: 0 P: 5	R: 0 E: 0 K: 1 S: 5	H: 0 LOB: 0 BB: 0 P: 5	R: 2 E: 1 K: 1 S: 7	H: 1 LOB: 3 BB: 0 P: 19	R: 0 E: 0 K: 2 S: 7	H: 0 LOB: 0 BB: 0 P: 7	1B: 5 2B: 1 3B: 0 HR: 0	SF: 0 SAC: 0 DP: 0 HBP: 0	WP: 0 PB: 0 SB: 1 CS: 0	PA: 38					
PITCHER	IP	WLS	BF	H	R	ER	SO	BB	IBB	HBP	BLK	WP	HR	S	P	ERA	WHIP										
34 Zach McAllister, R ERA: 5.0	4.0	W	16	3	0	0	3	1	0	0	0	0	0	21	25	0.00	1.000										
49 Austin Adams, R ERA: 4.5	1.0		3	0	0	0	2	0	0	0	0	0	0	7	7	0.00	0.000										
48 Scott Atchison, R ERA:	1.0		5	2	0	0	0	0	0	0	0	0	0	5	5	0.00	2.000										
50 Nick Hagadone, L ERA:	1.0		3	0	0	0	1	0	0	0	0	0	0	5	5	0.00	0.000										
83 Dustin Molleken, R ERA: 3.0	0.2		7	1	2	0	1	3	0	0	0	0	0	6	18	0.00	6.000										

Batter	1	2	3	4	5	6	7	8	9	AB	R	H	RBI	BB	SO	LOB	BOTTOM										
24 Michael Bourn, L OBP: 0.579, SLG: 0.688 84 Jordan Smith, L OBP: 0.250, SLG: 0.200	F8	HR	K		P5			BB		3	1	1	1	0	1	0	Arizona Diamondbacks @ Cleveland Indians Goodyear Ballpark, Goodyear, AZ Fri Mar 13 2015, 4:06 PM - 7:05 PM EDT Att: 5,660 - Sunny - 82 F										
22 Jason Kipnis, L OBP: 0.331, SLG: 0.455 1 Michael Martinez, S OBP: 0.214, SLG: 0.286	2B	2B	G6-3			F8		F7		3	1	2	0	0	0	0											
23 Michael Brantley, L OBP: 0.287, SLG: 0.214 68 James Ramsey, L OBP: 0.333, SLG: 0.467	1B	BB	F7			K		K		2	0	1	1	1	0	0											
41 Carlos Santana, S OBP: 0.375, SLG: 0.476 79 Audy Ciraco, R OBP: 0.250, SLG: 0.417	1B	K				1B				4	0	2	0	0	2	2											
8 Lonnie Chisenhall, L OBP: 0.333, SLG: 0.313 11 Yandy Diaz, R	2B	E4				F7				3	0	1	0	1	0	3											
7 David Murphy, L OBP: 0.235, SLG: 0.188	BB	BB	G3-1			BB		G5-3		3	0	0	0	1	0	4											
75 Carlos Moncrief, L OBP: 0.273, SLG: 0.286	G3-1		BB			G6-3		F8		3	1	0	0	1	0	4											
11 José Ramírez, S OBP: 0.238, SLG: 0.381 76 Ryan Rohlinger, R OBP: 0.273, SLG: 0.556	HR	HR	1B			G6-3		K		4	2	2	1	0	1	0											
12 Brett Hayes, R OBP: 0.500, SLG: 1.000 54 Adam Moore, R	K	HR				G6-3		G4-3		3	1	1	3	0	1	0											
			HR							1	0	0	0	0	0	0											
Inning Stats	R: 1 E: 0 K: 0 S: 6	H: 4 LOB: 3 BB: 1 P: 10	R: 2 E: 1 K: 2 S: 13	H: 3 LOB: 3 BB: 1 P: 20	R: 3 E: 0 K: 1 S: 7	H: 2 LOB: 0 BB: 1 P: 11	R: 0 E: 0 K: 1 S: 5	H: 0 LOB: 1 BB: 1 P: 9	R: 0 E: 0 K: 1 S: 6	H: 1 LOB: 0 BB: 0 P: 6	R: 0 E: 0 K: 1 S: 5	H: 0 LOB: 0 BB: 0 P: 5	R: 0 E: 0 K: 1 S: 5	H: 0 LOB: 1 BB: 1 P: 9	R: 0 E: 0 K: 1 S: 5	H: 0 LOB: 1 BB: 1 P: 9	1B: 4 2B: 3 3B: 0 HR: 3	SF: 0 SAC: 0 DP: 0 HBP: 0	WP: 0 PB: 0 SB: 0 CS: 0	PA: 39							
PITCHER	IP	WLS	BF	H	R	ER	SO	BB	IBB	HBP	BLK	WP	HR	S	P	ERA	WHIP										
58 Jeremy Hellickson, R ERA: 7.36	1.2	L	14	7	3	3	2	2	0	0	0	0	0	1	1	0.00	0.000										
31 RJ Hively, R ERA:	0.1		1	0	0	0	0	0	0	0	0	0	0	1	1	0.00	0.000										
41 Daniel Hudson, R ERA: 0.78	2.0		10	2	3	3	2	2	0	0	0	0	1	12	20	13.50	2.000										
65 A.J. Schugel, R ERA:	2.0		7	1	0	0	1	0	0	0	0	0	0	9	9	0.00	0.500										
32 Yohan López, R ERA: 9.82	2.0		7	0	0	0	2	1	0	0	0	0	0	10	14	0.00	0.500										

Batter	1	2	3	4	5	6	7	8	9	AB	R	H	RBI	BB	SO	LOB	TOP										
24 Dexter Fowler, S OBP: 0.407, SLG: 0.333 96 Jae-Hoon Ha, R OBP: 1.000, SLG: 1.000	4-1 BB		0-0 2B		4-2 BB	3-2 F7		1-2 HBP		2	1	1	1	2	0	1											
8 Chris Cochran, L OBP: 0.428, SLG: 0.526 73 Anthony Carter, L OBP: 0.333, SLG: 0.333	2-0 G3-1		4-0 BB		0-1 BB	1-1 F9		1-2 G4-3		4	1	1	0	1	0	4											
66 Drake Britton, L OBP: 0.333, SLG: 0.333 99 Yoanner Negrin, R OBP: 0.333, SLG: 0.333	1-2 BB		1-3 BB		1-3 2B			1-2 L9		0	0	0	0	0	0	0											
13 Starlin Castro, R OBP: 0.286, SLG: 0.385 19 Jonathan Herrera, S OBP: 0.350, SLG: 0.368	0-2 G5-3		1-3 BB		0-0 2B			0-1 L9		4	1	2	2	0	1	3											
44 Anthony Rizzo, L OBP: 0.207, SLG: 0.115 27 Phil Coke, L OBP: 0.333, SLG: 0.333	1-0 L8		3-2 F7		2-3 K			1-3 K		3	0	0	0	0	1	4											
68 Jorge Soler, R OBP: 0.414, SLG: 0.714 22 Felix Doubront, L OBP: 0.200, SLG: 0.400 74 Kyle Schwarber, L OBP: 0.200, SLG: 0.400 48 Francisley Bueno, L OBP: 0.200, SLG: 0.400 Christian Villanueva, R OBP: 0.200, SLG: 0.400		0-1 G6-3	0-0 F9		0-1 3B			2-3 K		3	0	1	1	0	0	2											
20 Mike Olt, R OBP: 0.375, SLG: 0.500 Rubi Silva, L OBP: 0.333, SLG: 0.333	2-1 G6-3			0-3 K	3-3 K			3-2 1B		3	0	0	0	1	2	1											
9 Javier Báez, R OBP: 0.129, SLG: 0.200	2-3 K			4-2 BB	1-3 K			0-3 K		4	0	0	0	1	4	4											
5 Wellington Castillo, R OBP: 0.417, SLG: 0.571 81 Wilson Contreras, R OBP: 0.200, SLG: 0.053			4-2 BB	0-3 K				1-0 F9		2	1	0	0	2	1	1											
36 Edwin Jackson, R OBP: 0.500, SLG: 1.000 33 Mike Baxter, L OBP: 0.200, SLG: 0.053			2-2 2B	1-3 K	0-0 F7			4-1 BB		2	1	1	1	0	1	1											
Inning Stats	R: 0 E: 0 K: 0 S: 6	H: 0 LOB: 1 BB: 1 P: 13	R: 0 E: 0 K: 1 S: 7	H: 0 LOB: 0 BB: 0 P: 11	R: 2 E: 0 K: 1 S: 15	H: 2 LOB: 2 BB: 2 P: 29	R: 0 E: 0 K: 3 S: 14	H: 0 LOB: 1 BB: 1 P: 19	R: 3 E: 0 K: 3 S: 24	H: 3 LOB: 1 BB: 1 P: 34	R: 0 E: 0 K: 0 S: 8	H: 0 LOB: 1 BB: 1 P: 16	R: 0 E: 0 K: 3 S: 15	H: 1 LOB: 2 BB: 1 P: 25	R: 0 E: 0 K: 0 S: 9	H: 0 LOB: 3 BB: 1 P: 16	R: 0 E: 0 K: 3 S: 15	H: 1 LOB: 1 BB: 0 P: 21	1B: 1 2B: 4 3B: 2 HR: 0	SF: 0 SAC: 0 DP: 0 HBP: 1	WP: 1 PB: 0 SB: 0 CS: 0	PA: 43					
PITCHER	IP	WLS	BF	H	R	ER	SO	BB	IBB	HBP	BLK	WP	HR	S	P	ERA	WHIP										
12 Rubby De La Rosa, R ERA: 3.75 40 Andrew Chafin, L ERA: 9.0 63 Enrique Burgos, R ERA: 1.5 65 A.J. Schugel, R ERA: 47 Dan Runzler, L ERA: 4.26	4.0		18	2	2	2	5	4	0	0	0	0	0	42	72	4.50	1.500										
59 Oliver Pérez, L ERA:	1.0		4	1	0	0	3	0	0	0	0	0	0	15	21	0.00	1.000										

Chicago Cubs @ Arizona Diamondbacks
Salt River Fields at Talking Stick, Scottsdale, AZ
Thu Mar 19 2015, 9:43 PM - 1:21 AM EDT
Att: 13,028 - Partly Cloudy - 70 F

AB 34
R 5
H 7
RBI 5
BB 8
SO 14
LOB 27



Batter	1	2	3	4	5	6	7	8	9	AB	R	H	RBI	BB	SO	LOB	BOTTOM										
11 AJ Pollock, R OBP: 0.455, SLG: 0.500 77 Nick Buss, L OBP: 0.250, SLG: 0.296	1-3 K		1-1 G6-3		0-0 1B			2-2 F9		3	0	1	0	0	1	0											
5 Ender Inciarte, L OBP: 0.472, SLG: 0.455 28 Nick Evans, R OBP: 0.350, SLG: 0.353	0-0 1B			1-2 FC6-4	2-2 FC4-6			2-3 F8		3	0	2	0	0	0	1											
44 Paul Goldschmidt, R OBP: 0.375, SLG: 0.250 72 Peter O'Brien, R OBP: 0.310, SLG: 0.231	2-3 K		0-1 FC6-4	3-1 F9				0-0 1B		3	1	0	0	0	1	3											
6 David Peralta, L OBP: 0.486, SLG: 0.448 68 Sócrates Brito, L OBP: 0.250, SLG: 0.296		2-0 G6-3		1-2 2B	2-2 1B			2-2 1B		3	2	2	0	0	0	0											
16 Chris Owings, R OBP: 0.286, SLG: 0.231 74 Walter Ibarra, S OBP: 0.412, SLG: 0.438		4-2 BB		0-1 E6	3-3 K			0-0 1B		3	2	1	2	1	1	2											
19 Jake Lamb, L OBP: 0.385, SLG: 0.594 59 Oliver Pérez, L ERA:		0-3 K		2-3 SF8	3-2 1B			1-2 HBP		2	1	1	1	0	1	1											
18 Gerald Laird, R OBP: 0.250, SLG: 0.438 60 Blake Lalli, L OBP: 0.500, SLG: 0.636		0-0 FC5-4		1-1 2B	1-0 G3-6			4-0 BB		3	0	1	1	0	0	2											
13 Nick Ahmed, R OBP: 0.419, SLG: 0.483 76 Danny Worth, R OBP: 0.318, SLG: 0.381			1-0 L7	0-0 G3				1-2 HBP		3	0	1	0	0	0	1											
12 Rubby De La Rosa, R ERA: 3.75 40 Andrew Chafin, L ERA: 9.0 63 Enrique Burgos, R ERA: 1.5 65 A.J. Schugel, R ERA: 47 Dan Runzler, L ERA: 4.26 62 Brandon Drury, R ERA:			3-2 G4-3		2-3 K			4-2 BB		1	0	0	0	0	0	0											
Inning Stats	R: 0 E: 0 K: 2 S: 7	H: 1 LOB: 1 BB: 0 P: 10	R: 0 E: 0 K: 1 S: 7	H: 0 LOB: 1 BB: 1 P: 13	R: 0 E: 0 K: 0 S: 6	H: 0 LOB: 0 BB: 0 P: 11	R: 3 E: 1 K: 0 S: 18	H: 3 LOB: 1 BB: 0 P: 24	R: 0 E: 0 K: 1 S: 10	H: 1 LOB: 1 BB: 0 P: 17	R: 1 E: 0 K: 1 S: 9	H: 2 LOB: 0 BB: 0 P: 16	R: 0 E: 0 K: 1 S: 7	H: 1 LOB: 0 BB: 0 P: 10	R: 5 E: 0 K: 0 S: 20	H: 5 LOB: 2 BB: 2 P: 37	R: 0 E: 0 K: 0 S: 9	H: 0 LOB: 0 BB: 0 P: 16	1B: 11 2B: 3 3B: 0 HR: 0	SF: 1 SAC: 0 DP: 3 HBP: 1	WP: 0 PB: 0 SB: 1 CS: 1	PA: 38					
PITCHER	IP	WLS	BF	H	R	ER	SO	BB	IBB	HBP	BLK	WP	HR	S	P	ERA	WHIP										
36 Edwin Jackson, R ERA: 1.0 27 Phil Coke, L ERA: 22 Felix Doubront, L ERA: 12.0 48 Francisley Bueno, L ERA: 1.69 73 Anthony Carter, R ERA: 8.44	4.0		17	4	3	1	3	1	0	0	0	0	0	10	17	0.00	1.000										
66 Drake Britton, L ERA: 1.69 99 Yoanner Negrin, R ERA:	0.1		3	1	1	0	0	1	0	0	0	0	0	7	10	0.00	1.500										

Chicago Cubs @ Arizona Diamondbacks
Salt River Fields at Talking Stick, Scottsdale, AZ
Thu Mar 19 2015, 9:43 PM - 1:21 AM EDT
Att: 13,028 - Partly Cloudy - 70 F

AB 33
R 9
H 13
RBI 8
BB 3
SO 6
LOB 15



Batter	1	2	3	4	5	6	7	8	9	AB	R	H	RBI	BB	SO	LOB	TOP			
11 AJ Pollock, R OBP: 0.405, SLG: 0.441 33 Jake Barrett, R (7, 1) 56 JC Ramirez, R (8, 1)	G5-3		F9		G6-4-3		K			4	0	0	0	0	1	2	Arizona Diamondbacks @ Milwaukee Brewers Maryvale Baseball Park, Phoenix, AZ Fri Mar 20 2015, 4:10 PM - 7:01 PM EDT Att: 8,112 - Sunny - 75 F			
2 Aaron Hill, R OBP: 0.219, SLG: 0.200 74 Walter Ibarra, S OBP: 0.412, SLG: 0.438	K		G4-3		K			F7		4	0	0	0	0	2	0				
44 Paul Goldschmidt, R OBP: 0.412, SLG: 0.497 79 Danny Dorn, L OBP: 0.290, SLG: 0.367	15 1B				15 1B 24 G4-3			G4-3		2	2	2	0	0	0	0				
15 Mark Trumbo, R OBP: 0.345, SLG: 0.655 28 Nick Evans, R OBP: 0.333, SLG: 0.333	7 FC6-4 2H				24 G4-3 9 1B 7 WP			G6-3		3	1	2	1	0	1	1				
7 Cody Ross, R OBP: 0.370, SLG: 0.391 6 Evan Marzilli, L (6, 9)	FC6-4				K			G4-3		3	0	0	0	0	1	4				
24 Yasmany Tomas, R OBP: 0.250, SLG: 0.381					G4-3			K		4	0	0	1	0	2	2				
9 Tuffy Gosewisch, R OBP: 0.333, SLG: 0.320 77 Nick Buss, L OBP: 0.241, SLG: 0.286	G4-3				2-3 3-H 6-0					2	0	1	1	1	0	0				
13 Nick Ahmed, R OBP: 0.394, SLG: 0.452 76 Danny Worth, R OBP: 0.316, SLG: 0.381	G5-3				K			SH1-3 BB		2	0	0	0	0	1	1				
35 Trevor Cahill, R (1, 1) 31 Jordan Pacheco, R (5, PH) OBP: 0.474, SLG: 0.500 54 Vidal Nuno, L (5, 1) 60 Blake Lalli, L OBP: 0.467, SLG: 0.583 (7, 2)	G4-3				G4-3			K		1	0	0	0	0	0	0				
Inning Stats	R: 1 E: 0 K: 1 S: 7	H: 2 LOB: 1 BB: 0 P: 7	R: 0 E: 0 K: 1 S: 5	H: 0 LOB: 0 BB: 0 P: 5	R: 0 E: 0 K: 0 S: 3	H: 0 LOB: 0 BB: 0 P: 3	R: 2 E: 0 K: 2 S: 10	H: 3 LOB: 1 BB: 0 P: 11	R: 0 E: 0 K: 1 S: 4	H: 1 LOB: 1 BB: 0 P: 8	R: 0 E: 0 K: 2 S: 8	H: 0 LOB: 1 BB: 0 P: 11	R: 0 E: 0 K: 0 S: 3	H: 0 LOB: 0 BB: 0 P: 3	R: 0 E: 0 K: 0 S: 3	H: 0 LOB: 0 BB: 0 P: 3		1B: 3 2B: 3 3B: 0 HR: 0	SF: 0 SAC: 1 DP: 1 HBP: 0	WP: 1 PB: 0 CS: 0
PITCHER	IP WLS BF H R ER SO BB IBB HBP BLK WP HR S P ERA WHIP																			
52 Jimmy Nelson, R ERA: 9.0	3.2	16	5	3	3	3	0	0	0	0	1	0	22	23	7.36	1.364				
21 Jeremy Jeffress, R ERA: 2.7	1.1	4	0	0	0	2	1	0	0	0	0	0	7	11	0.00	0.750				
54 Michael Blazek, R ERA: 4.66	2.0	8	1	0	0	4	1	0	0	0	0	0	15	19	0.00	1.000				
59 Josh Roenicke, R ERA: 4.5	1.0	3	0	0	0	0	0	0	0	0	0	0	3	3	0.00	0.000				
77 David Goforth, R ERA: 1.69	1.0	3	0	0	0	0	0	0	0	0	0	0	3	3	0.00	0.000				
Batter	1	2	3	4	5	6	7	8	9	AB	R	H	RBI	BB	SO	LOB	BOTTOM			
2 Scooter Gennett, L OBP: 0.250, SLG: 0.333 7 Logan Schafer, L OBP: 0.241, SLG: 0.250	8 BB 16 E	G3-1			F9			G3-1		3	1	1	0	0	0	0	Arizona Diamondbacks @ Milwaukee Brewers Maryvale Baseball Park, Phoenix, AZ Fri Mar 20 2015, 4:10 PM - 7:01 PM EDT Att: 8,112 - Sunny - 75 F			
20 Jonathan Lucroy, R OBP: 0.385, SLG: 0.667 3 Eilan Herrera, S OBP: 0.348, SLG: 0.333	16 E 18 1B				G4-3					3	1	2	0	0	0	0				
8 Ryan Braun, R OBP: 0.350, SLG: 0.333 70 Matt Long, L OBP: 0.364, SLG: 0.895	18 1B 28 1B									1	2	1	1	2	0	0				
16 Aramis Ramirez, R OBP: 0.333, SLG: 0.333 61 Bryan Petersen, L OBP: 0.296, SLG: 0.263	E5				G6-4-3					3	0	0	1	0	0	4				
18 Kris Davis, R OBP: 0.480, SLG: 0.652 66 Juan Centeno, L OBP: 0.400, SLG: 0.667	28 1B									3	0	3	1	0	0	0				
28 Gerardo Parra, L OBP: 0.250, SLG: 0.346 54 Michael Blazek, R (6, 1)	28 1B									0	0	0	0	0	0	0				
60 Matt Clark, L OBP: 0.344, SLG: 0.563 59 Josh Roenicke, R (8, 1) 77 David Goforth, R (9, 1)	28 1B				FC1-6-5					1	0	0	0	0	0	2				
9 Jean Segura, R OBP: 0.287, SLG: 0.250 5 Héctor Gómez, R OBP: 0.258, SLG: 0.367	F9									3	0	1	0	0	0	3				
14 Luis Jimenez, R OBP: 0.258, SLG: 0.310 21 Jeremy Jeffress, R (4, 1)	K									2	0	0	0	0	1	5				
62 Luis Sardinas, S OBP: 0.120, SLG: 0.120	K				G5-4-3					0	0	0	0	0	0	0				
52 Jimmy Nelson, R (1, 1) 15 Jason Rogers, R OBP: 0.370, SLG: 0.348 (4, 3)	K									1	0	0	0	0	1	3				
Inning Stats	R: 3 E: 1 K: 2 S: 12	H: 4 LOB: 3 BB: 1 P: 16	R: 0 E: 0 K: 0 S: 3	H: 1 LOB: 1 BB: 1 P: 7	R: 0 E: 0 K: 0 S: 4	H: 2 LOB: 1 BB: 0 P: 5	R: 0 E: 0 K: 1 S: 5	H: 0 LOB: 0 BB: 0 P: 5	R: 1 E: 0 K: 1 S: 8	H: 2 LOB: 1 BB: 0 P: 11	R: 0 E: 0 K: 1 S: 5	H: 0 LOB: 0 BB: 0 P: 5	R: 1 E: 0 K: 1 S: 7	H: 2 LOB: 2 BB: 1 P: 11	R: 0 E: 0 K: 0 S: 4	H: 1 LOB: 1 BB: 0 P: 5	1B: 10 2B: 1 3B: 0 HR: 1	SF: 1 SAC: 0 DP: 2 HBP: 0	WP: 0 PB: 0 SB: 0 CS: 0	PA: 37
PITCHER	IP WLS BF H R ER SO BB IBB HBP BLK WP HR S P ERA WHIP																			
35 Trevor Cahill, R ERA: 4.5	4.0	20	7	3	3	3	2	0	0	0	0	0	1	13	16	4.50	1.000			
54 Vidal Nuno, L ERA: 9.0	2.0	8	2	1	1	2	0	0	0	0	0	0	7	11	9.00	3.000				
33 Jake Barrett, R ERA: 9.0	1.0	4	1	0	0	0	0	0	0	0	0	0	4	5	0.00	1.000				

Batter	1	2	3	4	5	6	7	8	9	AB	R	H	RBI	BB	SO	LOB	TOP					
2 Scooter Gennett, L (1,4) OBP: 0.289, SLG: 0.378 64 Shane Peterson, L (6,7) OBP: 0.387, SLG: 0.462	F7		9 2B	G4-3	9 1B		K			4	2	2	2	0	0	1						
9 Jean Segura, R (1,6) OBP: 0.333, SLG: 0.378 5 Héctor Gómez, R (6,4) OBP: 0.297, SLG: 0.389 92 Nate Orf, R (9,4)	F8		24 1B		18 1B			60 WP 1B		4	2	3	3	0	0	0						
24 Adam Lind, L (1,3) OBP: 0.295, SLG: 0.396 47 Rob Wooten, R (5,1) Corey Knebel, R (7,1) 14 Luis Valbuena, R (8,PH) OBP: 0.266, SLG: 0.349 97 Jed Bradley, L (8,1) 68 Ariel Peña, R (8,1)	K		18 1B					P3		4	1	2	1	0	0	1						
18 Khris Davis, R (1,7) OBP: 0.444, SLG: 0.576 62 Luis Sardinas, S (6,6) OBP: 0.250, SLG: 0.226 90 Nick Shaw, L (9,6)	L7		28 1B	3 BLK		70 FC3-2 66 BB	3 1B	K		3	2	1	1	1	1	0						
28 Gerardo Parra, L (1,8) OBP: 0.289, SLG: 0.371 60 Matt Clark, L (5,3)	3 2B		3 BLK			1	SAFE	K	F8	2	1	1	1	1	1	2						
3 Elan Herrera, S (1,5) OBP: 0.375, SLG: 0.519 94 D'Vontrey Richardson, R (7,7)	1-H		7 BB	70 FC3-2 7 BB				K		4	1	2	1	0	2	1						
70 Matt Long, L (1,9) OBP: 0.342, SLG: 0.643 15 Jason Rogers, R (7,5) OBP: 0.412, SLG: 0.379	G3					7 BB	66 BB	K		4	1	0	0	0	2	3						
66 Juan Centeno, L (1,2) OBP: 0.529, SLG: 0.643 67 Nevin Ashley, R (8,2) OBP: 0.500, SLG: 0.556	G3-1		54 SH1-4			7 BB	2 2B			2	1	1	1	2	0	0						
54 Michael Blazek, R (1,1) 7 Logan Schafer, L (5,PH) 93 Kyle Wren, L (5,8) OBP: 0.667, SLG: 0.500	G6-3		2 2B	9 1B				K		1	0	0	0	0	0	0						
Inning Stats	R: 0 E: 0 K: 1 S: 7	H: 0 LOB: 0 BB: 0 P: 12	R: 1 E: 0 K: 0 S: 9	H: 1 LOB: 0 BB: 1 P: 17	R: 4 E: 0 K: 1 S: 18	H: 4 LOB: 1 BB: 1 P: 26	R: 0 E: 0 K: 1 S: 12	H: 1 LOB: 0 BB: 0 P: 17	R: 7 E: 0 K: 2 S: 27	H: 6 LOB: 1 BB: 2 P: 42	R: 0 E: 0 K: 2 S: 9	H: 0 LOB: 0 BB: 0 P: 11	R: 0 E: 0 K: 3 S: 10	H: 0 LOB: 1 BB: 1 P: 17	R: 0 E: 0 K: 2 S: 12	H: 1 LOB: 1 BB: 0 P: 19	R: 0 E: 0 K: 0 S: 7	H: 0 LOB: 0 BB: 0 P: 11	1B: 10 2B: 3 3B: 0 HR: 0	SF: 0 SAC: 1 DP: 0 HBP: 0	WP: 1 PB: 0 SB: 0 CS: 0	PA: 44
PITCHER	IP WLS BF	H R ER SO	BB IBB HBP BLK	WP HR S P	ERA WHIP	PITCHER	IP WLS BF	H R ER SO	BB IBB HBP BLK	WP HR S P	ERA WHIP											
32 Yoan López, R (1,1) ERA: 8.38	3.0 L 15	5 5 5 2	2 0 0 1	0 0 19 25	15.00 2.333	15 Silvino Bracho, R (9,1) ERA:	1.0 L 3	0 0 0 0	0 0 7 11	0 0 7 11	0.00 0.000											
47 Dan Runzler, R (4,1) ERA: 5.4	1.0 6 3 2	2 2 1 0	0 0 0 0	0 0 20 34	18.00 3.000																	
65 A.J. Schugel, R (5,1) ERA: 9.0	1.0 9 4 5	5 5 2 1	2 0 0 0	0 0 9 11	45.00 6.000																	
59 Oliver Pérez, L (6,1) ERA:	1.0 3 0 0	0 0 0 2	0 0 0 0	0 0 22 36	0.00 1.000																	
63 Enrique Burgos, R (7,1) ERA: 1.0	2.0 8 1 0	0 0 0 5	1 0 0 0	1 0 22 36	0.00 1.000																	

Milwaukee Brewers @ Arizona Diamondbacks
Salt River Fields at Talking Stick, Scottsdale, AZ
Tue Mar 24 2015, 9:44 PM - 12:37 AM EDT
Att: 11,917 - Clear - 78 F

livebaseballscorecards.com

AB 38
R 12
H 13
RBI 11
BB 5
SO 11
LOB 13



Batter	1	2	3	4	5	6	7	8	9	AB	R	H	RBI	BB	SO	LOB	BOTTOM					
11 AJ Pollock, R (1,8) OBP: 0.404, SLG: 0.477 26 Mitch Haniger, R (7,9)	K		CS	5 G4-6-3 1B		G6-3		G5-3		3	0	1	0	0	1	0						
5 Ender Inciarte, L (1,9) OBP: 0.458, SLG: 0.488 Ryan Court, R (7,5) OBP: 1.000, SLG: 1.000	K			G4-6-3		F8		BLK 1B		3	0	1	0	0	1	1						
44 Paul Goldschmidt, R (1,3) OBP: 0.381, SLG: 0.333 Daniel Palka, L (6,3)	K		7 BB			F8		K		1	0	0	0	1	1	0						
7 Cody Ross, R (1,7) OBP: 0.375, SLG: 0.370 59 Oliver Pérez, L (6,1)	L9		24 FC6-4 BB					K		1	0	0	0	1	0	0						
24 Yasmany Tomás, R (1,5) OBP: 0.280, SLG: 0.458 63 Enrique Burgos, R (7,1) 15 Silvino Bracho, R (9,1) Michael Pérez, L (9,PH)	K		FC6-4			G5-3		G4-3		3	0	0	0	0	1	4						
60 Blake Lalli, L (1,2) OBP: 0.400, SLG: 0.471 8 Chuck Taylor, S (7,7)	G4-3							G3-1		2	0	1	0	0	0	0						
16 Chris Owings, R (1,4) OBP: 0.208, SLG: 0.174 74 Walter Ibarra, S (8,4) OBP: 0.350, SLG: 0.368	G5-3					F8		F9		3	0	0	0	0	0	1						
13 Nick Ahmed, R (1,6) OBP: 0.333, SLG: 0.378 3 Alvaro Rondon, L (8,6)	E6		11 CS			P5		K		3	0	0	0	0	1	1						
32 Yoan López, R (1,1) 4 Kevin Medrano, L (3,PH) 47 Dan Runzler, L (4,1) 65 A.J. Schugel, R (5,1) 77 Nick Buss, L (5,7) OBP: 0.210, SLG: 0.250	F7					P2		K		0	0	0	0	0	0	0						
Inning Stats	R: 0 E: 0 K: 3 S: 9	H: 0 LOB: 0 BB: 0 P: 13	R: 0 E: 0 K: 1 S: 5	H: 0 LOB: 0 BB: 0 P: 10	R: 0 E: 0 K: 0 S: 9	H: 0 LOB: 0 BB: 0 P: 14	R: 0 E: 0 K: 0 S: 7	H: 1 LOB: 2 BB: 2 P: 17	R: 0 E: 0 K: 0 S: 12	H: 1 LOB: 0 BB: 0 P: 16	R: 0 E: 0 K: 0 S: 9	H: 0 LOB: 0 BB: 0 P: 13	R: 0 E: 0 K: 2 S: 12	H: 0 LOB: 2 BB: 0 P: 16	R: 0 E: 0 K: 2 S: 10	H: 1 LOB: 1 BB: 0 P: 15	R: 0 E: 0 K: 1 S: 8	H: 0 LOB: 0 BB: 0 P: 11	1B: 3 2B: 1 3B: 0 HR: 0	SF: 0 SAC: 0 DP: 1 HBP: 1	WP: 0 PB: 0 SB: 0 CS: 1	PA: 34
PITCHER	IP WLS BF	H R ER SO	BB IBB HBP BLK	WP HR S P	ERA WHIP	PITCHER	IP WLS BF	H R ER SO	BB IBB HBP BLK	WP HR S P	ERA WHIP											
54 Michael Blazek, R (1,1) ERA: 3.29	4.0 W 14	1 0 0 4	2 0 0 1	0 0 21 29	0.00 1.000																	
47 Rob Wooten, R (5,1) ERA: 0.75	2.0 9 2 0	0 0 0 0	0 0 0 0	0 0 12 16	0.00 0.000																	
Corey Knebel, R (7,1) ERA: 3.0	1.0 3 0 0	0 0 0 2	0 0 0 0	0 0 10 15	0.00 1.000																	
97 Jed Bradley, L (8,1) ERA:	1.0 4 1 0	0 0 0 2	0 0 0 1	0 0 8 11	0.00 0.000																	
68 Ariel Peña, R (9,1) ERA: 2.45	1.0 3 0 0	0 0 0 1	0 0 0 0	0 0 8 11	0.00 0.000																	

Milwaukee Brewers @ Arizona Diamondbacks
Salt River Fields at Talking Stick, Scottsdale, AZ
Tue Mar 24 2015, 9:44 PM - 12:37 AM EDT
Att: 11,917 - Clear - 78 F

livebaseballscorecards.com

AB 30
R 0
H 4
RBI 0
BB 2
SO 9
LOB 11



Batter	1	2	3	4	5	6	7	8	9	10	AB	R	H	RBI	BB	SO	LOB	TOP		
4 Will Myers, R OBP: 0.333, SLG: 0.489 88 Travis Jankowski, L OBP: 0.750, SLG: 0.967											3	1	0	0	1	1	1	San Diego Padres @ Arizona Diamondbacks Salt River Fields at Talking Stick, Scottsdale, AZ Thu Mar 26 2015, 4:11 PM - 7:21 PM EDT Att: 11,066 - Partly Cloudy - 82 F		
23 Yonder Alonso, L OBP: 0.341, SLG: 0.439 16 Abraham Almonte, S, PR OBP: 0.342, SLG: 0.364											3	0	3	0	1	0	0			
27 Matt Kemp, R OBP: 0.390, SLG: 0.641 44 Dale Thayer, R OBP: 0.529, SLG: 0.935											4	0	1	1	0	0	3			
10 Justin Upton, R OBP: 0.341, SLG: 0.684 88 Marcos Mateo, R OBP: 0.395, SLG: 0.505 54 Alex Torres, L OBP: 0.294, SLG: 0.625 62 Chris Reardon, L OBP: 1.000, SLG: 1.000											4	0	0	0	0	1	4			
11 Will Middlebrooks, R OBP: 0.331, SLG: 0.390 59 Kevin Quackenbush, R OBP: 0.440, SLG: 0.565 84 Brett Wallace, L OBP: 0.231, SLG: 0.270 43 Wil Nieves, R OBP: 0.308, SLG: 0.273											2	1	0	0	2	0	1			
9 Jedd Gyorko, R OBP: 0.331, SLG: 0.390 59 Kevin Quackenbush, R OBP: 0.440, SLG: 0.565 84 Brett Wallace, L OBP: 0.231, SLG: 0.270 43 Wil Nieves, R OBP: 0.308, SLG: 0.273											3	0	0	0	0	1	2			
3 Derek Norris, R OBP: 0.231, SLG: 0.270 43 Wil Nieves, R OBP: 0.308, SLG: 0.273											3	0	2	0	0	0	0			
12 Clint Barnes, R OBP: 0.313, SLG: 0.185 2 Jake Goebbert, L OBP: 0.235, SLG: 0.412											2	0	0	0	0	0	1			
40 Odrisamer Despaigne, R OBP: 0.368, SLG: 0.424											2	0	0	0	0	1	3			
											2	0	0	0	0	1				
Inning Stats	R: 0 E: 0 K: 1 S: 7	H: 1 LOB: 1 BB: 0 P: 12	R: 0 E: 0 K: 0 S: 8	H: 1 LOB: 2 BB: 1 P: 10	R: 1 E: 0 K: 1 S: 13	H: 1 LOB: 2 BB: 2 P: 24	R: 0 E: 0 K: 1 S: 9	H: 0 LOB: 0 BB: 0 P: 11	R: 0 E: 0 K: 0 S: 7	H: 0 LOB: 1 BB: 1 P: 10	R: 2 E: 0 K: 1 S: 12	H: 2 LOB: 1 BB: 1 P: 24	R: 0 E: 0 K: 1 S: 7	H: 1 LOB: 0 BB: 0 P: 9	R: 0 E: 0 K: 0 S: 9	H: 1 LOB: 1 BB: 0 P: 12	1B: 9 2B: 0 3B: 0 HR: 1	SF: 0 SAC: 0 DP: 0 HBP: 1	WP: 1 PB: 0 SB: 0 CS: 2	PA: 43
PITCHER	IP 6.0	WLS 2	BF 26	H 6	R 1	ER 1	SO 4	BB 2	IBB 0	HBP 1	BLK 0	WP 0	HR 0	S 54	P 85	ERA 1.50	WHIP 1.333			
57 Chase Anderson, R ERA: 1.84 27 Allen Webster, R ERA: 8.18 40 Andrew Chafin, L ERA: 6.48 29 Brad Ziegler, R ERA: 4.5 14 Jimmie Sherry, R ERA:	IP 1.2	WLS B	BF 9	H 2	R 2	ER 2	SO 0	BB 2	IBB 0	HBP 0	BLK 0	WP 1	HR 1	S 14	P 29	ERA 10.80	WHIP 2.400			

Batter	1	2	3	4	5	6	7	8	9	10	AB	R	H	RBI	BB	SO	LOB	BOTTOM		
11 AJ Pollock, R OBP: 0.412, SLG: 0.479 77 Nick Buss, L OBP: 0.235, SLG: 0.273											4	0	2	2	0	1	1	San Diego Padres @ Arizona Diamondbacks Salt River Fields at Talking Stick, Scottsdale, AZ Thu Mar 26 2015, 4:11 PM - 7:21 PM EDT Att: 11,066 - Partly Cloudy - 82 F		
19 Jake Lamb, L OBP: 0.352, SLG: 0.532 31 Jordan Pacheco, R OBP: 0.417, SLG: 0.389											4	0	2	0	0	0	3			
44 Paul Goldschmidt, R OBP: 0.490, SLG: 0.929 27 Allen Webster, R OBP: 0.500, SLG: 1.000 40 Andrew Chafin, R OBP: 0.333, SLG: 0.350											4	0	0	0	0	2	4			
6 David Peralta, L OBP: 0.490, SLG: 0.450 Breland Almadova, R OBP: 0.333, SLG: 0.967											3	0	1	0	1	0	2			
15 Mark Trumbo, R OBP: 0.421, SLG: 0.967 13 Nick Ahmed, R OBP: 0.341, SLG: 0.410											3	0	1	0	0	1	2			
2 Aaron Hill, R OBP: 0.238, SLG: 0.205 16 Chris Owings, R OBP: 0.200, SLG: 0.167											4	0	1	1	0	0	2			
9 Tuffy Gosewisch, R OBP: 0.333, SLG: 0.333 60 Blake Lalli, L OBP: 0.364, SLG: 0.421											2	1	1	0	0	0	0			
4 Cliff Pennington, S OBP: 0.174, SLG: 0.105 29 Brad Ziegler, R ERA: 5.14 14 Jimmie Sherry, R ERA: 4.5 26 Mitch Hanger, R OBP: 0.200, SLG: 0.250 8 Chuck Taylor, S ERA:											3	1	1	0	1	0	3			
57 Chase Anderson, R OBP: 1.000, SLG: 1.000 5 Ender Inciarte, L OBP: 0.431, SLG: 0.457											1	0	1	0	0	0	0			
											3	0	0	0	0	1				
Inning Stats	R: 0 E: 0 K: 2 S: 15	H: 1 LOB: 2 BB: 1 P: 26	R: 1 E: 0 K: 0 S: 8	H: 2 LOB: 3 BB: 1 P: 15	R: 0 E: 0 K: 0 S: 9	H: 2 LOB: 2 BB: 0 P: 13	R: 0 E: 0 K: 1 S: 12	H: 0 LOB: 0 BB: 0 P: 20	R: 1 E: 0 K: 0 S: 9	H: 2 LOB: 1 BB: 1 P: 10	R: 0 E: 0 K: 0 S: 6	H: 1 LOB: 1 BB: 0 P: 7	R: 0 E: 0 K: 0 S: 5	H: 0 LOB: 0 BB: 0 P: 10	R: 0 E: 0 K: 1 S: 9	H: 1 LOB: 1 BB: 0 P: 14	1B: 10 2B: 3 3B: 0 HR: 0	SF: 0 SAC: 1 DP: 1 HBP: 1	WP: 0 PB: 0 SB: 0 CS: 0	PA: 45
PITCHER	IP 5.0	WLS 2	BF 25	H 7	R 1	ER 1	SO 4	BB 2	IBB 0	HBP 1	BLK 0	WP 0	HR 0	S 55	P 90	ERA 1.80	WHIP 1.800			
40 Odrisamer Despaigne, R ERA: 2.12 59 Kevin Quackenbush, R ERA: 5.14 44 Dale Thayer, R ERA: 3.86 88 Marcos Mateo, R ERA: 5.4 54 Alex Torres, L ERA: 2.25	IP 1.0	WLS 4	BF 4	H 2	R 1	ER 1	SO 0	BB 0	IBB 0	HBP 0	BLK 0	WP 0	HR 0	S 9	P 10	ERA 9.00	WHIP 2.000			
62 Chris Reardon, L ERA:	IP 1.0	WLS 0	BF 4	H 1	R 0	ER 0	SO 1	BB 0	IBB 0	HBP 0	BLK 0	WP 0	HR 0	S 14	P 14	ERA 0.00	WHIP 1.000			


Batter	1	2	3	4	5	6	7	8	9	AB	R	H	RBI	BB	SO	LOB	TOP																				
11 José Ramírez, S OBP: 0.250, SLG: 0.313 9 Yu Chang, R	G6-3		L8-5			K		K		3	0	0	0	0	1	2																					
4 Mike Aviles, R OBP: 0.343, SLG: 0.313 1 Michael Martínez, S OBP: 0.294, SLG: 0.471	G1-3		F7					G4-3		3	0	1	0	0	0	1																					
44 Brandon Moss, L OBP: 0.310, SLG: 0.750 12 Brett Hayes, R OBP: 0.391, SLG: 0.632 1 Ivan Castillo, S	F7				K			G4-6-3	E6	3	0	0	0	0	1	1																					
41 Carlos Santana, S OBP: 0.291, SLG: 0.447 36 Jesús Aguilar, R OBP: 0.376, SLG: 0.545	G3-1		F8			G3-1		SF7		3	0	0	0	0	0	0																					
9 Ryan Raburn, R OBP: 0.289, SLG: 0.212 16 Anthony Gallas, R OBP: 0.667, SLG: 1.000	BB					F9		L9		2	0	1	0	1	0	0																					
61 Jerry Sands, R OBP: 0.410, SLG: 0.457 26 Greg Allen, S	F7		P3			L7				3	0	0	0	0	0	2																					
62 Tyler Holt, R OBP: 0.327, SLG: 0.350 23 Logan Vick, L OBP: 0.333, SLG: 0.667	FC6-4				L9			G1-3	F9	3	0	0	0	0	0	1																					
55 Roberto Pérez, R OBP: 0.444, SLG: 0.591			L8-5		K			76 2B		2	1	1	0	1	1	0																					
76 Ryan Rohlinger, R OBP: 0.394, SLG: 0.630 22 Yonathan Mendoza, S					G3			1 WP		2	0	1	1	1	0	0																					
Inning Stats	R: 0 H: 0 E: 0 K: 0 S: 6	H: 0 LOB: 0 BB: 0 P: 7	R: 0 H: 0 E: 0 K: 0 S: 6	H: 0 LOB: 1 BB: 1 P: 14	R: 0 H: 1 E: 0 K: 0 S: 9	H: 1 LOB: 1 BB: 1 P: 18	R: 0 H: 1 E: 0 K: 1 S: 10	H: 0 LOB: 0 BB: 0 P: 10	R: 0 H: 1 E: 0 K: 1 S: 6	H: 0 LOB: 0 BB: 0 P: 9	R: 0 H: 0 E: 0 K: 0 S: 5	H: 0 LOB: 0 BB: 0 P: 6	R: 1 H: 1 E: 0 K: 0 S: 11	H: 1 LOB: 1 BB: 1 P: 19	R: 1 H: 0 E: 1 K: 0 S: 10	H: 0 LOB: 2 BB: 1 P: 17	1B: 3 2B: 2 3B: 0 HR: 0	SF: 1 SAC: 0 DP: 2 HBP: 0	WP: 2 PB: 0 SB: 0 CS: 0	PA: 34																	
PITCHER	IP	WLS	BF	H	R	ER	SO	BB	IBB	HBP	BLK	WP	HR	S	P	ERA	WHIP	PITCHER			IP	WLS	BF	H	R	ER	SO	BB	IBB	HBP	BLK	WP	HR	S	P	ERA	WHIP
55 Josh Collmenter, R ERA: 3.0	7.0	24	3	0	0	3	2	0	0	0	0	0	0	48	81	0.00	0.714																				
50 Evan Marshall, R ERA: 3.0	1.0	5	1	1	1	1	1	0	0	0	0	1	0	11	19	9.00	2.000																				
43 Addison Reed, R ERA: 1.0	1.0	5	0	1	0	0	1	0	0	0	0	1	0	10	17	0.00	1.000																				

Cleveland Indians @ Arizona Diamondbacks
Salt River Fields at Talking Stick, Scottsdale, AZ

Fri Mar 27 2015, 4:10 PM - 6:52 PM EDT
Att: 11,537 - Sunny - 89 F

livebaseballscorecards.com

AB 29
R 2
H 4
RBI 2
BB 4
SO 4
LOB 12



Batter	1	2	3	4	5	6	7	8	9	AB	R	H	RBI	BB	SO	LOB	BOTTOM																				
5 Ender Inciarte, L OBP: 0.400, SLG: 0.420 50 Evan Marshall, R 43 Addison Reed, L	L8		P6			K		K		4	0	0	0	0	2	3																					
16 Chris Owings, R OBP: 0.250, SLG: 0.333 74 Walter Ibarra, S OBP: 0.318, SLG: 0.333	6 2B					K		F9		3	1	2	0	0	1	0																					
44 Paul Goldschmidt, R OBP: 0.327, SLG: 0.275 34 Rudy Flores, L OBP: 0.667, SLG: 0.500 11 Tom Betza, L OBP: 0.500, SLG: 0.500	K					L7		19 2B		3	0	0	0	0	2	2																					
6 David Peralta, L OBP: 0.463, SLG: 0.455	2B		G3-1			L7		E4		4	1	1	1	0	0	2																					
19 Jake Lamb, L OBP: 0.379, SLG: 0.580	BB					2B		60 SF8		3	0	2	1	1	1	0																					
18 Gerald Laird, R OBP: 0.200, SLG: 0.333 60 Blake Lalli, L OBP: 0.348, SLG: 0.421	L8				G3			SF8		3	0	0	0	0	0	3																					
Danny Dorn, L OBP: 0.270, SLG: 0.371								15 SH1-3		4	0	2	0	0	2	2																					
4 Cliff Pennington, S OBP: 0.192, SLG: 0.095 Sergio Alcántara, S	K					K		G6-3		2	0	0	0	1	2	1																					
55 Josh Collmenter, R 15 Garrett Weber, R 6 Evan Marzilli, L	G3					SH1-3				2	0	0	0	0	1	0																					
Inning Stats	R: 1 H: 2 E: 0 K: 1 S: 13	H: 2 LOB: 2 BB: 1 P: 20	R: 0 H: 0 E: 0 K: 2 S: 14	H: 0 LOB: 0 BB: 0 P: 22	R: 0 H: 1 E: 0 K: 1 S: 13	H: 1 LOB: 1 BB: 0 P: 16	R: 0 H: 1 E: 0 K: 2 S: 9	H: 0 LOB: 0 BB: 0 P: 16	R: 0 H: 1 E: 0 K: 0 S: 7	H: 1 LOB: 1 BB: 0 P: 9	R: 0 H: 1 E: 0 K: 1 S: 14	H: 1 LOB: 3 BB: 1 P: 21	R: 2 H: 2 E: 1 K: 1 S: 16	H: 2 LOB: 2 BB: 0 P: 24	1B: 3 2B: 4 3B: 1 HR: 0	SF: 1 SAC: 1 DP: 0 HBP: 0	WP: 0 PB: 0 SB: 0 CS: 0	PA: 35																			
PITCHER	IP	WLS	BF	H	R	ER	SO	BB	IBB	HBP	BLK	WP	HR	S	P	ERA	WHIP	PITCHER			IP	WLS	BF	H	R	ER	SO	BB	IBB	HBP	BLK	WP	HR	S	P	ERA	WHIP
28 Corey Kluber, R ERA: 3.38	6.0	26	6	1	1	9	2	0	0	0	0	0	0	74	107	1.50	1.333																				
51 Anthony Swarzak, R ERA: 9.35	1.0	3	0	0	0	1	0	0	0	0	0	0	0	8	11	0.00	0.000																				
37 Cody Allen, R ERA: 1.5	1.0	6	2	2	1	1	0	0	0	0	0	0	0	16	24	9.00	2.000																				

Cleveland Indians @ Arizona Diamondbacks
Salt River Fields at Talking Stick, Scottsdale, AZ

Fri Mar 27 2015, 4:10 PM - 6:52 PM EDT
Att: 11,537 - Sunny - 89 F

livebaseballscorecards.com

AB 31
R 3
H 8
RBI 3
BB 2
SO 11
LOB 18



Batter	1	2	3	4	5	6	7	8	9	AB	R	H	RBI	BB	SO	LOB	TOP							
14 Omar Infante, R OBP: 0.382, SLG: 0.500 76 J.C. Boscan, R OBP: 0.333, SLG: 0.286											3	1	3	0	0	0	0	0						
24 Christian Colón, R OBP: 0.426, SLG: 0.385											5	1	0	0	0	1	4							
6 Lorenzo Cain, R OBP: 0.364, SLG: 0.415 65 Whit Merrifield, R OBP: 0.389, SLG: 0.529											3	0	2	1	0	0	1							
35 Eric Hosmer, L OBP: 0.353, SLG: 0.612 69 Alex Liddi, R OBP: 0.500, SLG: 0.750											2	1	1	1	1	0	1							
8 Mike Moustakas, L OBP: 0.353, SLG: 0.447 78 Gabriel Noriega, R OBP: 0.290, SLG: 0.214											3	0	1	0	0	0	2							
16 Paulo Orlando, R OBP: 0.436, SLG: 0.611											4	1	3	2	1	1	2							
43 Moisés Sierra, R OBP: 0.400, SLG: 0.433											4	0	1	1	1	1	4							
19 Erik Kratz, R OBP: 0.345, SLG: 0.463 31 Louis Coleman, R OBP: 0.353, SLG: 0.415 96 Brian Fletcher, R OBP: 0.353, SLG: 0.415 40 Kelvin Herrera, R OBP: 0.353, SLG: 0.415 67 Franklin Morales, L OBP: 0.353, SLG: 0.415 79 Ethan Chapman, L OBP: 0.353, SLG: 0.415 46 Ryan Madson, L OBP: 0.353, SLG: 0.415											3	0	0	0	0	0	3							
41 Danny Duffy, L OBP: 0.436, SLG: 0.333											2	0	0	0	0	2	2							
9 Ryan Jackson, R OBP: 0.436, SLG: 0.333											3	0	0	0	0	2	2							
Inning Stats	R: 1 E: 0 K: 0 S: 10	H: 2 LOB: 0 BB: 0 P: 15	R: 0 E: 0 K: 0 S: 8	H: 1 LOB: 1 BB: 0 P: 12	R: 0 E: 0 K: 1 S: 8	H: 1 LOB: 1 BB: 0 P: 11	R: 1 E: 0 K: 2 S: 15	H: 2 LOB: 2 BB: 1 P: 25	R: 1 E: 0 K: 0 S: 14	H: 3 LOB: 0 BB: 0 P: 20	R: 0 E: 0 K: 0 S: 6	H: 0 LOB: 0 BB: 1 P: 12	R: 5 E: 0 K: 1 S: 26	H: 5 LOB: 1 BB: 1 P: 36	R: 0 E: 0 K: 0 S: 3	H: 0 LOB: 0 BB: 0 P: 3	R: 2 E: 1 K: 2 S: 10	H: 3 LOB: 2 BB: 1 P: 14	1B: 11 2B: 6 3B: 0 HR: 0	SF: 0 SAC: 0 DP: 3 HBP: 0	WP: 0 PB: 0 CS: 1	PA: 45		
PITCHER	IP WLS BF H R ER SO BB IBB HBP BLK WP HR S P ERA WHIP	IP WLS BF H R ER SO BB IBB HBP BLK WP HR S P ERA WHIP	IP WLS BF H R ER SO BB IBB HBP BLK WP HR S P ERA WHIP	IP WLS BF H R ER SO BB IBB HBP BLK WP HR S P ERA WHIP	IP WLS BF H R ER SO BB IBB HBP BLK WP HR S P ERA WHIP	IP WLS BF H R ER SO BB IBB HBP BLK WP HR S P ERA WHIP	IP WLS BF H R ER SO BB IBB HBP BLK WP HR S P ERA WHIP	IP WLS BF H R ER SO BB IBB HBP BLK WP HR S P ERA WHIP	IP WLS BF H R ER SO BB IBB HBP BLK WP HR S P ERA WHIP	IP WLS BF H R ER SO BB IBB HBP BLK WP HR S P ERA WHIP	IP WLS BF H R ER SO BB IBB HBP BLK WP HR S P ERA WHIP	IP WLS BF H R ER SO BB IBB HBP BLK WP HR S P ERA WHIP	IP WLS BF H R ER SO BB IBB HBP BLK WP HR S P ERA WHIP	IP WLS BF H R ER SO BB IBB HBP BLK WP HR S P ERA WHIP	IP WLS BF H R ER SO BB IBB HBP BLK WP HR S P ERA WHIP	IP WLS BF H R ER SO BB IBB HBP BLK WP HR S P ERA WHIP	IP WLS BF H R ER SO BB IBB HBP BLK WP HR S P ERA WHIP	IP WLS BF H R ER SO BB IBB HBP BLK WP HR S P ERA WHIP	IP WLS BF H R ER SO BB IBB HBP BLK WP HR S P ERA WHIP	IP WLS BF H R ER SO BB IBB HBP BLK WP HR S P ERA WHIP	IP WLS BF H R ER SO BB IBB HBP BLK WP HR S P ERA WHIP	IP WLS BF H R ER SO BB IBB HBP BLK WP HR S P ERA WHIP	IP WLS BF H R ER SO BB IBB HBP BLK WP HR S P ERA WHIP	IP WLS BF H R ER SO BB IBB HBP BLK WP HR S P ERA WHIP

Kansas City Royals @ Arizona Diamondbacks
Salt River Fields at Talking Stick, Scottsdale, AZ

Sat Mar 28 2015, 4:12 PM - 7:32 PM EDT
Att: 13,258 - Sunny - 89 F

livebaseballscorecards.com

AB 41
R 10
H 17
RBI 9
BB 4
SO 6
LOB 24

Batter	1	2	3	4	5	6	7	8	9	AB	R	H	RBI	BB	SO	LOB	BOTTOM							
11 AJ Pollock, R OBP: 0.414, SLG: 0.545 6 Evan Marzilli, L											3	2	2	2	0	0	0							
16 Chris Owings, R OBP: 0.298, SLG: 0.333 5 Alex Glenn, L OBP: 0.500, SLG: 0.500											3	0	1	0	0	1	1							
44 Paul Goldschmidt, R OBP: 0.469, SLG: 0.357 Daniel Palka, L OBP: 0.250, SLG: 0.500											2	1	1	2	1	1	0							
15 Mark Trumbo, R OBP: 0.422, SLG: 0.643 77 Nick Buss, L OBP: 0.298, SLG: 0.316											3	0	1	0	0	1	2							
7 Cody Ross, R OBP: 0.343, SLG: 0.333 38 Robbie Ray, L OBP: 0.380, SLG: 0.412 65 A.J. Schugel, R OBP: 0.353, SLG: 0.415 63 Enrique Burgos, R OBP: 0.353, SLG: 0.415 52 Todd Glassmann, R											3	0	0	0	0	2	3							
24 Yasmany Tomás, R OBP: 0.316, SLG: 0.453 4 Domingo Leyba, S OBP: 0.250, SLG: 0.250											2	0	0	0	1	0	0							
31 Jordan Pacheco, R OBP: 0.347, SLG: 0.417 60 Blake Lalli, L OBP: 0.375, SLG: 0.450											3	1	1	0	0	1	2							
13 Nick Ahmed, R OBP: 0.347, SLG: 0.426 3 Raul Navarro, R											3	1	2	1	0	0	0							
58 Jeremy Hellickson, R OBP: 0.320, SLG: 0.333 40 Andrew Chafin, R OBP: 0.320, SLG: 0.333 74 Walter Ibarra, S OBP: 0.320, SLG: 0.333											1	0	0	0	0	1	0							
Inning Stats	R: 0 E: 0 K: 2 S: 10	H: 0 LOB: 0 BB: 0 P: 16	R: 0 E: 0 K: 2 S: 10	H: 0 LOB: 0 BB: 0 P: 12	R: 0 E: 0 K: 2 S: 12	H: 0 LOB: 0 BB: 0 P: 17	R: 2 E: 0 K: 0 S: 13	H: 3 LOB: 2 BB: 1 P: 25	R: 2 E: 0 K: 1 S: 14	H: 4 LOB: 1 BB: 1 P: 21	R: 1 E: 0 K: 0 S: 11	H: 2 LOB: 1 BB: 0 P: 16	R: 0 E: 0 K: 2 S: 7	H: 0 LOB: 1 BB: 1 P: 11	R: 0 E: 0 K: 1 S: 5	H: 1 LOB: 1 BB: 1 P: 9	R: 0 E: 0 K: 1 S: 7	H: 2 LOB: 2 BB: 0 P: 7	1B: 8 2B: 2 3B: 0 HR: 2	SF: 0 SAC: 0 DP: 1 HBP: 0	WP: 3 PB: 0 SB: 0 CS: 2	PA: 41		
PITCHER	IP WLS BF H R ER SO BB IBB HBP BLK WP HR S P ERA WHIP	IP WLS BF H R ER SO BB IBB HBP BLK WP HR S P ERA WHIP	IP WLS BF H R ER SO BB IBB HBP BLK WP HR S P ERA WHIP	IP WLS BF H R ER SO BB IBB HBP BLK WP HR S P ERA WHIP	IP WLS BF H R ER SO BB IBB HBP BLK WP HR S P ERA WHIP	IP WLS BF H R ER SO BB IBB HBP BLK WP HR S P ERA WHIP	IP WLS BF H R ER SO BB IBB HBP BLK WP HR S P ERA WHIP	IP WLS BF H R ER SO BB IBB HBP BLK WP HR S P ERA WHIP	IP WLS BF H R ER SO BB IBB HBP BLK WP HR S P ERA WHIP	IP WLS BF H R ER SO BB IBB HBP BLK WP HR S P ERA WHIP	IP WLS BF H R ER SO BB IBB HBP BLK WP HR S P ERA WHIP	IP WLS BF H R ER SO BB IBB HBP BLK WP HR S P ERA WHIP	IP WLS BF H R ER SO BB IBB HBP BLK WP HR S P ERA WHIP	IP WLS BF H R ER SO BB IBB HBP BLK WP HR S P ERA WHIP	IP WLS BF H R ER SO BB IBB HBP BLK WP HR S P ERA WHIP	IP WLS BF H R ER SO BB IBB HBP BLK WP HR S P ERA WHIP	IP WLS BF H R ER SO BB IBB HBP BLK WP HR S P ERA WHIP	IP WLS BF H R ER SO BB IBB HBP BLK WP HR S P ERA WHIP	IP WLS BF H R ER SO BB IBB HBP BLK WP HR S P ERA WHIP	IP WLS BF H R ER SO BB IBB HBP BLK WP HR S P ERA WHIP	IP WLS BF H R ER SO BB IBB HBP BLK WP HR S P ERA WHIP	IP WLS BF H R ER SO BB IBB HBP BLK WP HR S P ERA WHIP	IP WLS BF H R ER SO BB IBB HBP BLK WP HR S P ERA WHIP	IP WLS BF H R ER SO BB IBB HBP BLK WP HR S P ERA WHIP

Kansas City Royals @ Arizona Diamondbacks
Salt River Fields at Talking Stick, Scottsdale, AZ

Sat Mar 28 2015, 4:12 PM - 7:32 PM EDT
Att: 13,258 - Sunny - 89 F

livebaseballscorecards.com

AB 37
R 5
H 12
RBI 5
BB 4
SO 11
LOB 17

Batter	1	2	3	4	5	6	7	8	9	AB	R	H	RBI	BB	SO	LOB	TOP										
4 Cliff Pennington, S OBP: 0.207, SLG: 0.087 15 Garrett Weber, R	L9		K			G6-3		L9		2	0	0	0	1	1	0											
16 Chris Oquinos, R OBP: 0.235, SLG: 0.303 3 Raul Navarro, R	G5-3			F8		G6-3		K		3	0	0	0	0	0	1											
6 David Peralta, L OBP: 0.456, SLG: 0.468 11 Tom Belza, L OBP: 0.333, SLG: 0.333	L8		L8			G5-3			G4-3	3	0	1	0	0	0	0											
15 Mark Trumbo, R OBP: 0.404, SLG: 0.614 6 Evan Marzilli, L	G5-3		G5-3			L8		G5-3		2	0	0	0	0	0	1											
2 Aaron Hill, R OBP: 0.224, SLG: 0.196 Mark Thomas, R OBP: 0.286, SLG: 0.167	F9					L7				3	1	1	0	0	0	0											
24 Yasmany Tomás, R OBP: 0.317, SLG: 0.446 45 Matt Reynolds, L	K					F8			G5-3	3	0	1	0	0	1	0											
29 Brad Ziegler, R 43 Addison Reed, L 53 Steve McQuail, R (8,PH)	K									0	0	0	0	0	0	0											
18 Gerald Laird, R OBP: 0.185, SLG: 0.320 7 Ryan Gebhardt, R	G4-3					SF9				1	0	0	1	0	0	0											
77 Nick Buss, L OBP: 0.273, SLG: 0.300 52 Todd Glaesmann, R (8,PR)	L9		L9			G4-3				2	0	0	0	0	0	1											
41 Daniel Hudson, R 11 Seth Simmons, R 31 Stewart Ijames, L (5,PH) 12 Rubby De La Rosa, R 34 Rudy Flores, L OBP: 0.500, SLG: 0.333	K		K			K				1	0	0	0	0	1	0											
Inning Stats	R: 0 E: 0 K: 0 S: 9	H: 1 LOB: 1 BB: 0 P: 14	R: 0 E: 0 K: 1 S: 7	H: 0 LOB: 0 BB: 0 P: 9	R: 0 E: 0 K: 2 S: 9	H: 0 LOB: 0 BB: 0 P: 11	R: 0 E: 0 K: 0 S: 8	H: 0 LOB: 0 BB: 0 P: 10	R: 1 E: 0 K: 1 S: 9	H: 2 LOB: 1 BB: 0 P: 15	R: 0 E: 0 K: 0 S: 6	H: 0 LOB: 0 BB: 1 P: 13	R: 0 E: 0 K: 0 S: 10	H: 0 LOB: 2 BB: 1 P: 20	R: 0 E: 0 K: 0 S: 11	H: 0 LOB: 1 BB: 1 P: 20	1B: 2 2B: 1 3B: 0 HR: 0	SF: 1 SAC: 0 DP: 1 HBP: 1	WP: 1 PB: 0 SB: 0 CS: 0	PA: 33							
PITCHER	IP	WLS	BF	H	R	ER	SO	BB	IBB	HBP	BLK	WP	HR	S	P	ERA	WHIP										
24 Jordan Lyles, R ERA: 0.68	6.0		21	3	1	1	4	1	0	0	0	1	0	48	72	1.50	0.667										
63 Rafael Betancourt, R ERA: 1.17	1.0	W	3	0	0	0	0	0	0	0	0	0	0	8	11	0.00	0.000										
0 Adam Ottavino, R ERA: 1.00	1.0	H	5	0	0	0	2	1	0	1	0	0	0	10	20	0.00	1.000										
32 LaTroy Hawkins, R ERA: 5.4	1.0	S	4	0	0	0	0	1	0	0	0	0	0	11	20	0.00	1.000										

Arizona Diamondbacks @ Colorado Rockies
Salt River Fields at Talking Stick, Scottsdale, AZ

Sun Mar 29 2015, 4:12 PM - 6:42 PM EDT
Att: 11,225 - Partly Cloudy - 85 F

livebaseballscorecards.com

AB 28
R 1
H 3
RBI 1
BB 3
SO 6
LOB 11




Batter	1	2	3	4	5	6	7	8	9	AB	R	H	RBI	BB	SO	LOB	BOTTOM										
19 Charlie Blackmon, L OBP: 0.400, SLG: 0.412 93 Denzel Richardson, R	BB					K		K		3	0	1	0	1	2	2											
13 Drew Stubbs, R OBP: 0.313, SLG: 0.341 93 Raimel Tapia, L OBP: 0.400, SLG: 0.600	K		K			K				3	0	0	0	0	3	4											
2 Troy Tulowitzki, R OBP: 0.355, SLG: 0.667 90 Wilson Soriano, R	L9		G4-6-3			G5-3		SH5-3		3	0	0	0	0	0	3											
33 Justin Morneau, L OBP: 0.161, SLG: 0.400 63 Rafael Betancourt, R 8 Michael McKenry, R OBP: 0.263, SLG: 0.229	FC6-4			F8		HR		K		3	1	2	1	0	0	0											
28 Nolan Arenado, R OBP: 0.321, SLG: 0.627 Tim Smalling, R	FC6-4			G5-3		L8		K		3	0	0	0	0	2												
83 Noel Cuevas, R OBP: 0.500, SLG: 0.800	G5-3					K				3	0	1	0	0	1	0											
4 Nick Hundley, R ERA: 4.22 0 Adam Ottavino, S 32 LaTroy Hawkins, R (9,1)	K									3	0	0	0	0	2	1											
3 Daniel Descalso, L OBP: 0.391, SLG: 0.550 78 Zach Osborne, R	K									2	1	1	1	1	1	0											
24 Jordan Lyles, R Ryan Casteel, R OBP: 0.222, SLG: 0.281	SH1-4									0	0	0	0	1	0	0											
Inning Stats	R: 0 E: 0 K: 1 S: 13	H: 1 LOB: 2 BB: 1 P: 26	R: 0 E: 0 K: 2 S: 10	H: 0 LOB: 0 BB: 0 P: 14	R: 0 E: 0 K: 1 S: 11	H: 1 LOB: 1 BB: 1 P: 19	R: 0 E: 0 K: 1 S: 9	H: 1 LOB: 1 BB: 0 P: 18	R: 1 E: 0 K: 1 S: 11	H: 1 LOB: 0 BB: 0 P: 18	R: 1 E: 0 K: 1 S: 7	H: 2 LOB: 0 BB: 0 P: 10	R: 0 E: 0 K: 2 S: 9	H: 1 LOB: 1 BB: 0 P: 13	1B: 3 2B: 1 3B: 1 HR: 2	SF: 0 SAC: 2 DP: 1 HBP: 0	WP: 0 PB: 0 SB: 0 CS: 1	PA: 32									
PITCHER	IP	WLS	BF	H	R	ER	SO	BB	IBB	HBP	BLK	WP	HR	S	P	ERA	WHIP										
41 Daniel Hudson, R ERA: 7.71	3.2		15	3	0	0	4	2	0	0	0	0	0	40	72	0.00	1.364										
11 Seth Simmons, R ERA: 3.16	0.1		1	0	0	0	1	0	0	0	0	0	0	3	5	0.00	0.000										
12 Rubby De La Rosa, R ERA: 3.16	2.0		8	1	1	1	3	1	0	0	0	0	1	20	35	4.50	1.000										
45 Matt Reynolds, L ERA: 3.16	1.0	L	4	2	1	1	1	0	0	0	0	0	1	7	10	9.00	2.000										
29 Brad Ziegler, R ERA: 3.38	0.2		3	1	0	0	1	0	0	0	0	0	0	6	8	0.00	1.500										

Arizona Diamondbacks @ Colorado Rockies
Salt River Fields at Talking Stick, Scottsdale, AZ

Sun Mar 29 2015, 4:12 PM - 6:42 PM EDT
Att: 11,225 - Partly Cloudy - 85 F

livebaseballscorecards.com

AB 27
R 2
H 7
RBI 2
BB 3
SO 11
LOB 14



Batter	1	2	3	4	5	6	7	8	9	AB	R	H	RBI	BB	SO	LOB	TOP			
7 Delino DeShields, R OBP: 0.300, SLG: 0.474 74 Zach Coe, R	G5-3	9 1B	HR	K	K	K	K	G5-3		4	2	2	2	0	1	2	Texas Rangers @ Arizona Diamondbacks Salt River Fields at Talking Stick, Scottsdale, AZ Tue Mar 31 2015, 4:12 PM - 7:29 PM EDT Att: 6,252 - Sunny - 89 F			
9 Adam Rosales, R OBP: 0.380, SLG: 0.523 68 Luis Mendez, S	P6	43 CS	2B	K	K	K	K	SF8		4	0	2	1	0	1	0				
43 Carlos Peguero, L OBP: 0.431, SLG: 0.533	2B	CS	18 1B	K	K	K2-3	K	K		5	1	2	0	0	3	2				
18 Mitch Moreland, L OBP: 0.311, SLG: 0.523 52 Rock Sholders, L	L9		16 2B	L7	L7	F7			K2-3	3	0	1	1	0	0	2				
16 Ryan Rua, R OBP: 0.344, SLG: 0.550 63 Jake Skole, L	G6-3	G6-3	G6-3	G6-3	G6-3	BB		K		3	0	1	0	0	0	1				
12 Raoufed Odor, L OBP: 0.381, SLG: 0.525 25 Seth Spivey, L	K	G3	G3	K	K	G1-6-3		G1-3		3	0	0	0	0	2	2				
38 Chris Gimenez, R OBP: 0.226, SLG: 0.333	K	G5-3	G5-3	K	K	K		K		4	1	1	0	0	2	2				
36 Luis Marté, R OBP: 0.571, SLG: 0.400	22 2B	7 1B	BB	22 2B	68 SF8	HBP		84 2B		2	2	2	1	1	0	0				
22 Nick Martinez, L OBP: 0.267, SLG: 0.200 20 Jesús Pirela, R 35 Phil Klein, R 55 Roman Mendez, R 84 Chuck Mooman, R 74 Keone Kela, R Ross Wolf, R	7 1B	9 E	G4-3	G4-3	G4-3	BB		43 BLK		2	1	0	1	0	0	3				
Inning Stats	R: 0 E: 0 K: 0 S: 7	H: 1 LOB: 1 BB: 0 P: 9	R: 4 E: 0 K: 1 S: 16	H: 5 LOB: 0 BB: 23 P: 20	R: 1 E: 0 K: 0 S: 11	H: 3 LOB: 3 BB: 1 P: 24	R: 1 E: 0 K: 1 S: 12	H: 2 LOB: 1 BB: 0 P: 20	R: 0 E: 0 K: 2 S: 8	H: 0 LOB: 0 BB: 1 P: 12	R: 0 E: 0 K: 1 S: 5	H: 0 LOB: 0 BB: 1 P: 12	R: 1 E: 0 K: 1 S: 8	H: 1 LOB: 1 BB: 0 P: 14	R: 0 E: 0 K: 2 S: 8	H: 0 LOB: 0 BB: 14 P: 14		1B: 5 2B: 7 3B: 0 HR: 1	SF: 1 SAC: 0 DP: 1 HBP: 1	WP: 0 PB: 0 SB: 1 CS: 1
PITCHER	IP WLS BF H R ER SO BB IBB HBP BLK WP HR S P ERA WHIP	IP WLS BF H R ER SO BB IBB HBP BLK WP HR S P ERA WHIP	IP WLS BF H R ER SO BB IBB HBP BLK WP HR S P ERA WHIP	IP WLS BF H R ER SO BB IBB HBP BLK WP HR S P ERA WHIP	IP WLS BF H R ER SO BB IBB HBP BLK WP HR S P ERA WHIP	IP WLS BF H R ER SO BB IBB HBP BLK WP HR S P ERA WHIP	IP WLS BF H R ER SO BB IBB HBP BLK WP HR S P ERA WHIP	IP WLS BF H R ER SO BB IBB HBP BLK WP HR S P ERA WHIP	IP WLS BF H R ER SO BB IBB HBP BLK WP HR S P ERA WHIP	IP WLS BF H R ER SO BB IBB HBP BLK WP HR S P ERA WHIP	IP WLS BF H R ER SO BB IBB HBP BLK WP HR S P ERA WHIP	IP WLS BF H R ER SO BB IBB HBP BLK WP HR S P ERA WHIP	IP WLS BF H R ER SO BB IBB HBP BLK WP HR S P ERA WHIP	IP WLS BF H R ER SO BB IBB HBP BLK WP HR S P ERA WHIP	IP WLS BF H R ER SO BB IBB HBP BLK WP HR S P ERA WHIP	IP WLS BF H R ER SO BB IBB HBP BLK WP HR S P ERA WHIP	IP WLS BF H R ER SO BB IBB HBP BLK WP HR S P ERA WHIP			
57 Chase Anderson, R ERA: 4.34	4.0	23	11	6	6	2	1	0	0	0	0	0	0	0	0	0	13.50	3.000		
35 Trevor Cahill, R ERA: 3.6	2.0	8	1	0	0	5	1	0	0	0	0	0	0	0	0	20	3.5	0.00	1.000	
27 Willy Paredes, R ERA: 23.63	2.0	B	8	1	1	2	1	0	1	1	0	0	0	0	13	26	4.50	1.000		
43 Addison Reed, R ERA:	1.0	W	3	0	0	2	0	0	0	0	0	0	0	0	8	14	0.00	0.000		



AB 37
R 7
H 13
RBI 6
BB 3
SO 11
LOB 17

Batter	1	2	3	4	5	6	7	8	9	AB	R	H	RBI	BB	SO	LOB	BOTTOM					
11 AJ Pollock, R OBP: 0.403, SLG: 0.516	L9	G4-3		16 E	BB	16 CS	BB	K		3	0	0	0	2	1	1	Texas Rangers @ Arizona Diamondbacks Salt River Fields at Talking Stick, Scottsdale, AZ Tue Mar 31 2015, 4:12 PM - 7:29 PM EDT Att: 6,252 - Sunny - 89 F					
16 Chris Owings, R OBP: 0.231, SLG: 0.297	G6-3		44 G3	44 S	15 HR	SF8	F8	L8		4	1	1	1	0	0	2						
44 Paul Goldschmidt, R OBP: 0.371, SLG: 0.431 13 Fidel Pena, S	HR		G3	G6-3	G6-3	G6-3	1B		31 2B	5	1	3	1	0	0	2						
15 Mark Trumbo, R OBP: 0.423, SLG: 0.694	7 BB	19 1B	1B		WP	2B	2B	L9		5	2	3	2	0	0	2						
19 Jake Lamb, L OBP: 0.418, SLG: 0.627 31 Jordan Pacheco, R OBP: 0.432, SLG: 0.414	7 BB	1B	7 G6-3	3B	K	K	K	K		4	1	2	0	0	2	1						
7 Cody Ross, R OBP: 0.357, SLG: 0.343 26 Mitch Haniger, R OBP: 0.400, SLG: 0.250	1B	BB	G5-3	G5-3	WP	2B	BB	K		1	0	1	0	0	0	0						
Mark Thomas, R OBP: 0.273, SLG: 0.300 60 Blake Lalli, L OBP: 0.357, SLG: 0.417	K	K	P4	P4	13 G5-3	2B	G5-3	G5-3		2	0	1	1	0	0	0						
13 Nick Ahmed, R OBP: 0.339, SLG: 0.426	L8		L8	16 E	11 WP	SF8	1B	G5-3		4	1	1	0	0	0	1						
57 Chase Anderson, R ERA: 4.34 6 David Peralta, R OBP: 0.337, SLG: 0.440 35 Phil Klein, R ERA: 8.0 55 Roman Mendez, R ERA: 1.0 74 Keone Kela, R ERA:	G1-3	G1-3	G1-3	L7	L7	K	K	K		1	0	0	0	0	0	0						
Inning Stats	R: 1 E: 0 K: 1 S: 16	H: 3 LOB: 3 BB: 1 P: 30	R: 0 E: 0 K: 0 S: 7	H: 0 LOB: 0 BB: 0 P: 8	R: 3 E: 0 K: 0 S: 14	H: 3 LOB: 0 BB: 0 P: 23	R: 1 E: 1 K: 0 S: 12	H: 1 LOB: 1 BB: 1 P: 21	R: 2 E: 0 K: 2 S: 18	H: 2 LOB: 1 BB: 1 P: 30	R: 0 E: 0 K: 0 S: 11	H: 1 LOB: 1 BB: 1 P: 17	R: 0 E: 0 K: 2 S: 9	H: 0 LOB: 0 BB: 0 P: 15	R: 0 E: 0 K: 1 S: 10	H: 1 LOB: 1 BB: 0 P: 15		R: 1 E: 0 K: 0 S: 5	H: 3 LOB: 3 BB: 1 P: 12	1B: 8 2B: 3 3B: 1 HR: 2	SF: 1 SAC: 0 DP: 0 HBP: 0	WP: 2 PB: 0 SB: 1 CS: 1
PITCHER	IP WLS BF H R ER SO BB IBB HBP BLK WP HR S P ERA WHIP	IP WLS BF H R ER SO BB IBB HBP BLK WP HR S P ERA WHIP	IP WLS BF H R ER SO BB IBB HBP BLK WP HR S P ERA WHIP	IP WLS BF H R ER SO BB IBB HBP BLK WP HR S P ERA WHIP	IP WLS BF H R ER SO BB IBB HBP BLK WP HR S P ERA WHIP	IP WLS BF H R ER SO BB IBB HBP BLK WP HR S P ERA WHIP	IP WLS BF H R ER SO BB IBB HBP BLK WP HR S P ERA WHIP	IP WLS BF H R ER SO BB IBB HBP BLK WP HR S P ERA WHIP	IP WLS BF H R ER SO BB IBB HBP BLK WP HR S P ERA WHIP	IP WLS BF H R ER SO BB IBB HBP BLK WP HR S P ERA WHIP	IP WLS BF H R ER SO BB IBB HBP BLK WP HR S P ERA WHIP	IP WLS BF H R ER SO BB IBB HBP BLK WP HR S P ERA WHIP	IP WLS BF H R ER SO BB IBB HBP BLK WP HR S P ERA WHIP	IP WLS BF H R ER SO BB IBB HBP BLK WP HR S P ERA WHIP	IP WLS BF H R ER SO BB IBB HBP BLK WP HR S P ERA WHIP	IP WLS BF H R ER SO BB IBB HBP BLK WP HR S P ERA WHIP	IP WLS BF H R ER SO BB IBB HBP BLK WP HR S P ERA WHIP					
22 Nick Martinez, R ERA: 4.2	4.1	24	8	7	6	2	3	0	0	0	0	0	0	0	0	0	12.46	2.538				
20 Jesús Pirela, R	0.2	B	3	1	0	1	0	0	0	0	1	0	8	12	0.00	1.500						
35 Phil Klein, R ERA: 8.0	1.0	4	1	0	0	0	1	0	0	0	0	0	11	17	0.00	2.000						
55 Roman Mendez, R ERA: 1.0	1.0	3	0	0	0	2	0	0	0	0	0	0	9	15	0.00	0.000						
74 Keone Kela, R ERA:	1.0	4	1	0	0	1	0	0	0	0	0	0	10	15	0.00	1.000						



AB 37
R 8
H 14
RBI 8
BB 5
SO 6
LOB 14

Batter	1	2	3	4	5	6	7	8	9	AB	R	H	RBI	BB	SO	LOB	TOP			
5 Ender Inciarte, L OBP: 0.397, SLG: 0.403	F7		BB		G3			G4-3		3	0	0	0	1	0	0	Arizona Diamondbacks @ Cincinnati Reds Goodyear Ballpark, Goodyear, AZ Wed Apr 01 2015, 4:07 PM - 6:23 PM EDT Att: 3,020 - Sunny - 84 F			
4 Cliff Pennington, S OBP: 0.194, SLG: 0.089	P6		K		K			F7		4	0	0	0	0	2	1				
6 David Peralta, L OBP: 0.438, SLG: 0.434	K			BB	G3-1			1B		3	1	1	0	1	1	0				
2 Aaron Hill, R OBP: 0.232, SLG: 0.208		K		BB	1B			G5-3		4	1	1	0	0	1	1				
19 Jake Lamb, L OBP: 0.423, SLG: 0.613	G4-3			1B	G4-3			BB		3	1	1	0	1	0	0				
24 Yasmany Tomás, R OBP: 0.326, SLG: 0.452	E9			1B	K			FC4-6		4	0	1	3	0	1	1				
18 Gerald Laird, R OBP: 0.161, SLG: 0.276	G5-3			2B	K			F9		4	0	0	0	0	1	3				
6 Evan Marzilli, L OBP: 0.161, SLG: 0.276			G4-3		K			F7		4	0	0	0	0	2	2				
25 Archie Bradley, R OBP: 0.200, SLG: 0.200			G6-3		K					2	0	0	0	0	1	1				
7 Cody Ross, R OBP: 0.349, SLG: 0.333										1	0	0	0	0	1	0				
38 Robbie Ray, L OBP: 0.349, SLG: 0.333										0	0	0	0	0	0	0				
Inning Stats	R: 0 E: 0 K: 1 S: 5	H: 0 LOB: 0 BB: 0 P: 5	R: 0 E: 1 K: 1 S: 6	H: 0 LOB: 1 BB: 0 P: 6	R: 0 E: 0 K: 1 S: 5	H: 0 LOB: 1 BB: 1 P: 9	R: 3 E: 0 K: 3 S: 12	H: 3 LOB: 1 BB: 1 P: 16	R: 0 E: 0 K: 1 S: 5	H: 0 LOB: 0 BB: 0 P: 5	R: 0 E: 0 K: 2 S: 7	H: 0 LOB: 0 BB: 0 P: 7	R: 0 E: 0 K: 0 S: 4	H: 1 LOB: 1 BB: 1 P: 4	R: 0 E: 0 K: 0 S: 3	H: 0 LOB: 1 BB: 1 P: 7	1B: 3 2B: 1 3B: 0 HR: 0	SF: 0 SAC: 0 DP: 0 HBP: 0	WP: 1 PB: 0 SB: 0 CS: 0	PA: 35
PITCHER	IP WLS BF H R ER SO BB IBB HBP BLK WP HR S P ERA WHIP																			
47 Johnny Cueto, R ERA: 3.98	(1, 1) 5.0 L 21 3 3 3 7 2 0 0 0 0 1 0 33 41 5.40 1.000																			
37 Kevin Gregg, R ERA: 2.25	(6, 1) 1.0 3 0 0 0 1 0 0 0 0 0 0 0 5 5 0.00 0.000																			
43 Manny Parra, L ERA: 1.5	(7, 1) 1.0 3 0 0 0 2 0 0 0 0 0 0 0 7 7 0.00 0.000																			
49 Carlos Gonzalez, R ERA:	(8, 1) 1.0 4 1 0 0 0 0 0 0 0 0 0 0 4 4 0.00 1.000																			
40 Kevin Shackelford, R ERA:	(9, 1) 1.0 4 0 0 0 0 1 0 0 0 0 0 0 3 7 0.00 1.000																			

Batter	1	2	3	4	5	6	7	8	9	AB	R	H	RBI	BB	SO	LOB	BOTTOM					
4 Brandon Phillips, R OBP: 0.305, SLG: 0.327	F8			BB		F8		K		2	0	0	0	1	0	0	Arizona Diamondbacks @ Cincinnati Reds Goodyear Ballpark, Goodyear, AZ Wed Apr 01 2015, 4:07 PM - 6:23 PM EDT Att: 3,020 - Sunny - 84 F					
79 Luis Gonzalez, R OBP: 0.333, SLG: 0.500				BB				F7		1	0	0	0	0	1	0						
21 Todd Frazier, R OBP: 0.315, SLG: 0.580	P3			BB						2	0	1	0	1	0	0						
37 Beau Amaral, L OBP: 0.167, SLG: 0.167				BB						1	0	0	0	0	0	0						
9 Marlon Byrd, R OBP: 0.356, SLG: 0.417				F9		F9				3	0	0	0	0	0	3						
43 Manny Parra, L ERA: 1.5	G6-3								BB	0	0	0	0	0	0	0						
49 Carlos Gonzalez, R ERA:										0	0	0	0	0	0	0						
40 Kevin Shackelford, R ERA:										0	0	0	0	0	0	0						
64 Jose Fernandez, R ERA:										0	0	0	0	1	0	0						
39 Devin Mesoraco, R OBP: 0.273, SLG: 0.400	F7			G6-4-3				G6-4-3		2	0	0	0	0	0	2						
7 Bryson Smith, R OBP: 0.500, SLG: 0.333										2	0	1	0	0	0	1						
27 Brennan Boesch, L OBP: 0.379, SLG: 0.655	G4-3							F9		1	0	0	0	1	0	0						
Josh Satin, R OBP: 0.267, SLG: 0.333										1	0	0	0	1	0	0						
17 Kristopher Negron, R OBP: 0.475, SLG: 0.577										2	0	0	0	0	0	1						
15 Marquez Smith, R OBP: 0.543, SLG: 0.889	G3									1	0	0	0	0	1	2						
89 Chris Dominguez, R OBP: 0.333, SLG: 0.615				G6-3						2	0	0	0	0	0	1						
82 Aristides Aquino, R OBP: 0.250, SLG: 0.143						FC4-6		P2		1	0	0	0	0	0	2						
55 Skip Schumaker, L OBP: 0.367, SLG: 0.442										2	0	0	0	0	1	1						
16 Joe Hudson, R OBP: 0.367, SLG: 0.442										1	0	0	0	0	0	2						
47 Johnny Cueto, R ERA: 3.98										1	0	0	0	0	1	0						
37 Kevin Gregg, R ERA: 2.25										0	0	0	0	0	0	0						
29 Brayan Peña, S OBP: 0.311, SLG: 0.302										1	0	0	0	0	0	0						
9 Ryan Wright, R ERA: 6.35										1	0	0	0	0	1	0						
Inning Stats	R: 0 E: 0 K: 0 S: 3	H: 0 LOB: 0 BB: 0 P: 3	R: 0 E: 0 K: 0 S: 3	H: 0 LOB: 0 BB: 0 P: 3	R: 0 E: 0 K: 1 S: 5	H: 0 LOB: 0 BB: 0 P: 5	R: 0 E: 0 K: 0 S: 2	H: 0 LOB: 1 BB: 2 P: 10	R: 0 E: 0 K: 1 S: 5	H: 0 LOB: 1 BB: 1 P: 10	R: 0 E: 0 K: 0 S: 4	H: 1 LOB: 1 BB: 0 P: 4	R: 0 E: 0 K: 1 S: 6	H: 1 LOB: 2 BB: 1 P: 10	R: 0 E: 0 K: 2 S: 7	H: 0 LOB: 0 BB: 0 P: 7	R: 0 E: 0 K: 0 S: 2	H: 0 LOB: 0 BB: 1 P: 6	1B: 2 2B: 0 3B: 0 HR: 0	SF: 0 SAC: 0 DP: 2 HBP: 0	WP: 1 PB: 0 SB: 1 CS: 0	PA: 32
PITCHER	IP WLS BF H R ER SO BB IBB HBP BLK WP HR S P ERA WHIP																					
25 Archie Bradley, R ERA: 1.61	(1, 1) 3.0 S 11 1 0 0 3 2 0 0 0 0 0 0 15 23 0.00 1.000																					
38 Robbie Ray, L ERA: 6.35	(7, 1) 3.0 S 11 1 0 0 3 2 0 0 0 0 0 0 15 23 0.00 1.000																					

AB	32
R	3
H	4
RBI	3
BB	3
SO	10
LOB	9



AB	27
R	0
H	2
RBI	0
BB	5
SO	5
LOB	15



Batter	1	2	3	4	5	6	7	8	9	AB	R	H	RBI	BB	SO	LOB	TOP										
24 Dexter Fowler, S OBP: 0.441, SLG: 0.563 20 Mike Olt, R OBP: 0.386, SLG: 0.542										1	0	0	0	0	1	0	Chicago Cubs @ Arizona Diamondbacks Chase Field, Phoenix, AZ Fri Apr 03 2015, 6:41 PM - 9:31 PM MST Att: 15,173 - Clear - 83 F										
68 Jorge Soler, R OBP: 0.400, SLG: 0.621 Brian Schmitter, R										3	0	1	0	1	0	3											
44 Anthony Rizzo, L OBP: 0.250, SLG: 0.328										4	0	0	0	0	0	2											
13 Starlin Castro, R OBP: 0.245, SLG: 0.380										4	0	0	0	0	1	1											
11 Tommy La Stella, L OBP: 0.448, SLG: 0.510 30 Jason Motte, R Zac Rosscup, R										3	0	1	0	0	0	0											
81 Jacob Hanemann, L OBP: 0.333, SLG: 0.250										1	0	0	0	0	0	0											
7 Arismendy Alcantara, S OBP: 0.310, SLG: 0.442										4	0	1	0	0	1	1											
3 David Ross, R OBP: 0.323, SLG: 0.500 5 Wellington Castillo, R OBP: 0.350, SLG: 0.528										2	0	1	0	0	0	1											
36 Edwin Jackson, R 27 Phil Coke, L 37 Travis Wood, R 46 Pedro Strop, R 56 Héctor Rondón, R 47 Miguel Montero, L 6 Ryan Sweeney, L										0	0	0	0	0	0	0											
41 Matt Szczur, R OBP: 0.426, SLG: 0.792 40 Michael Jensen, R 19 Jonathan Herrera, S OBP: 0.341, SLG: 0.317										1	0	0	0	1	0	0											
Inning Stats	R: 0 H: 1 E: 0 K: 2 S: 11	H: 1 LOB: 1 BB: 0 P: 18	R: 0 H: 0 E: 0 K: 0 S: 8	H: 1 LOB: 0 BB: 0 P: 15	R: 1 H: 1 E: 0 K: 1 S: 17	H: 1 LOB: 1 BB: 1 P: 27	R: 0 H: 1 E: 0 K: 0 S: 8	H: 1 LOB: 0 BB: 0 P: 13	R: 0 H: 1 E: 0 K: 0 S: 10	H: 2 LOB: 2 BB: 2 P: 23	R: 0 H: 0 E: 0 K: 0 S: 10	H: 0 LOB: 1 BB: 1 P: 15	R: 0 H: 1 E: 0 K: 1 S: 9	H: 1 LOB: 0 BB: 0 P: 12	R: 0 H: 0 E: 0 K: 1 S: 6	H: 0 LOB: 0 BB: 0 P: 11	R: 0 H: 0 E: 0 K: 0 S: 11	H: 0 LOB: 0 BB: 0 P: 15	1B: 2 2B: 3 3B: 1 HR: 1	SF: 0 SAC: 0 DP: 3 HBP: 0	WP: 0 PB: 0 SB: 0 CS: 0	PA: 33					
PITCHER	IP	WLS	BF	H	R	ER	SO	BB	IBB	HBP	BLK	WP	HR	S	P	ERA	WHIP										
58 Jeremy Hellickson, R ERA: 4.76 40 Andrew Chafin, L ERA: 4.73 41 Daniel Hudson, R ERA: 3.86 63 Enrique Burgos, R ERA: 1.42	5.0	W	20	5	1	1	3	3	0	0	0	0	1	54	26	1.80	1.600										



Batter	1	2	3	4	5	6	7	8	9	AB	R	H	RBI	BB	SO	LOB	BOTTOM										
11 AJ Pollock, R OBP: 0.411, SLG: 0.515 5 Ender Inciarte, L OBP: 0.403, SLG: 0.415										3	0	1	0	0	1	1	Chicago Cubs @ Arizona Diamondbacks Chase Field, Phoenix, AZ Fri Apr 03 2015, 6:41 PM - 9:31 PM MST Att: 15,173 - Clear - 83 F										
16 Chris Owings, R OBP: 0.261, SLG: 0.364 4 Cliff Pennington, S OBP: 0.211, SLG: 0.097										3	1	1	0	0	0	2											
44 Paul Goldschmidt, R OBP: 0.382, SLG: 0.526 Danny Dorn, L OBP: 0.275, SLG: 0.368										3	1	1	1	0	1	1											
6 David Peralta, L OBP: 0.426, SLG: 0.439 41 Daniel Hudson, R 63 Enrique Burgos, R										4	1	1	0	0	1	1											
15 Mark Trumbo, R OBP: 0.431, SLG: 0.691 24 Yasmany Tomás, R OBP: 0.319, SLG: 0.433										3	0	2	2	0	1	0											
19 Jake Lamb, L OBP: 0.432, SLG: 0.609 31 Jordan Pacheco, R OBP: 0.425, SLG: 0.387										2	0	1	0	0	1	2											
9 Tuffy Gosewisch, R OBP: 0.388, SLG: 0.422 40 Andrew Chafin, R Peter O'Brien, R OBP: 0.306, SLG: 0.242 6 Evan Marzilli, L										3	0	1	0	0	0	2											
13 Nick Ahmed, R OBP: 0.333, SLG: 0.410 Danny Worth, R OBP: 0.236, SLG: 0.320										3	0	0	0	0	1	1											
58 Jeremy Hellickson, R OBP: 0.333, SLG: 0.667 2 Aaron Hill, R OBP: 0.241, SLG: 0.236										2	0	1	0	0	1	1											
Inning Stats	R: 1 H: 2 E: 1 K: 2 S: 17	H: 2 LOB: 2 BB: 0 P: 25	R: 0 H: 2 E: 0 K: 0 S: 12	H: 2 LOB: 0 BB: 0 P: 19	R: 1 H: 2 E: 0 K: 1 S: 9	H: 2 LOB: 1 BB: 0 P: 15	R: 0 H: 1 E: 0 K: 2 S: 10	H: 1 LOB: 1 BB: 0 P: 15	R: 1 H: 2 E: 0 K: 1 S: 9	H: 2 LOB: 2 BB: 0 P: 14	R: 1 H: 1 E: 1 K: 0 S: 8	H: 1 LOB: 0 BB: 0 P: 12	R: 0 H: 0 E: 0 K: 1 S: 7	H: 0 LOB: 0 BB: 0 P: 11	R: 1 H: 2 E: 0 K: 0 S: 10	H: 2 LOB: 2 BB: 0 P: 18		1B: 7 2B: 4 3B: 0 HR: 1	SF: 0 SAC: 0 DP: 0 HBP: 1	WP: 0 PB: 0 SB: 1 CS: 0	PA: 38						
PITCHER	IP	WLS	BF	H	R	ER	SO	BB	IBB	HBP	BLK	WP	HR	S	P	ERA	WHIP										
36 Edwin Jackson, R ERA: 4.96 27 Phil Coke, L ERA: 2.0 46 Pedro Strop, R ERA: 2.0 56 Héctor Rondón, R ERA: 1.0 40 Michael Jensen, R ERA: 3.38	1.0	5	2	0	0	0	0	0	0	0	0	0	0	12	19	0.00	2.000										
30 Jason Motte, R Zac Rosscup, L Brian Schmitter, R ERA: 10.0	0.1	1.0	3	0	0	0	1	0	0	0	0	0	0	7	11	0.00	0.000										



Batter	1	2	3	4	5	6	7	8	9	AB	R	H	RBI	BB	SO	LOB	TOP					
81 Jacob Hanemann, L (1, 9) OBP: 0.231, SLG: 0.167	G4-3		G4-3		F8		G4-3			4	0	0	0	0	0	1	Chicago Cubs @ Arizona Diamondbacks Chase Field, Phoenix, AZ Sat Apr 04 2015, 1:11 PM - 3:53 PM MST Att: 15,852 - Partly Cloudy - 83 F					
Addison Russell, R (1, 6) OBP: 0.345, SLG: 0.488	G3 2B		G5-3			G1-3		K		4	0	1	0	0	1	1						
Kyle Schwarber, L (1, 2) OBP: 0.238, SLG: 0.476	G3		K					F8		3	1	1	0	0	1	2						
Rafly Lopez, L (7, 2) OBP: 0.364, SLG: 0.222	G3		K			1B 2B		F8		1	0	0	0	0	0	0						
Javier Báez, R (1, 4) OBP: 0.237, SLG: 0.236	L7					1B HBP		K		3	1	1	0	0	1	1						
Junior Lake, R (1, 7) OBP: 0.365, SLG: 0.426			G4-6-3 1B			1B HBP				4	0	2	1	0	1	1						
Albert Almora Jr., R (1, 8) OBP: 0.367, SLG: 0.448	L7					1B		G5-3		4	0	2	1	0	0	1						
94 Jeimer Candelario, S (1, 9) OBP: 0.226, SLG: 0.195										2	0	0	0	0	0	2						
Hunter Cervenko, L (4, 1)										0	0	0	0	0	0	0						
Rubi Silva, L (6, 9) OBP: 0.333, SLG: 0.333										1	0	0	0	0	0	2						
99 Fernando Cruz, R (6, 1)										0	0	0	0	0	0	0						
Blake Parker, R (8, 1)										0	0	0	0	0	0	0						
79 Billy McKinney, L (6, 9) OBP: 0.501, SLG: 0.750										0	0	0	0	1	0	0						
Mike Baxter, L (1, 3) OBP: 0.175, SLG: 0.088	F8									4	0	0	0	0	1	2						
37 Travis Wood, R (1, 1) OBP: 0.375, SLG: 1.143										0	0	0	0	0	0	0						
28 Kyle Hendricks, R (2, 1) OBP: 0.667, SLG: 0.667										0	0	0	0	0	0	0						
86 Mark Zagunis, R (3, PH)										0	0	0	0	1	0	0						
Gonzalez Germen, R (3, 1)										0	0	0	0	0	0	0						
Chris Valaika, R (4, 5) OBP: 0.135, SLG: 0.114										2	0	0	0	0	0	0						
Inning Stats	R: 0 E: 0 K: 0 S: 7	H: 1 LOB: 1 BB: 0 P: 12	R: 0 E: 0 K: 0 S: 7	H: 1 LOB: 1 BB: 0 P: 12	R: 0 E: 0 K: 1 S: 14	H: 0 LOB: 1 BB: 1 P: 26	R: 0 E: 0 K: 0 S: 8	H: 2 LOB: 1 BB: 0 P: 11	R: 0 E: 0 K: 0 S: 6	H: 0 LOB: 0 BB: 0 P: 9	R: 2 E: 0 K: 0 S: 13	H: 3 LOB: 1 BB: 0 P: 23	R: 0 E: 0 K: 1 S: 7	H: 0 LOB: 0 BB: 0 P: 8	R: 0 E: 0 K: 2 S: 8	H: 0 LOB: 0 BB: 0 P: 12	R: 0 E: 0 K: 1 S: 8	H: 0 LOB: 1 BB: 1 P: 16	1B: 5 2B: 2 3B: 0 HR: 0	SF: 0 SAC: 0 DP: 2 HBP: 1	WP: 0 PB: 0 SB: 0 CS: 0	PA: 35
PITCHER	IP WLS BF H R ER SO BB IBB HBP BLK WP HR S P ERA WHIP																					
32 Anthony Banda, L (1, 1) ERA: 18.0	5.0 W 19 4 0 0 1 1 0 0 0 0 0 0 42 70 0.00 1.000																					
Joey Krehbiel, R (6, 1)	1.0 6 3 2 2 0 0 0 0 1 0 0 0 13 23 18.00 3.000																					
19 Adam Miller, R (7, 1) ERA: 18.0	1.0 H 3 0 0 0 1 0 0 0 0 0 0 0 7 8 0.00 0.000																					
15 Silvino Bracho, R (8, 1)	1.0 H 3 0 0 0 2 0 0 0 0 0 0 0 8 12 0.00 0.000																					
14 Jimmie Sherry, R (9, 1) ERA: 18.0	1.0 S 4 0 0 0 1 1 0 0 0 0 0 0 8 16 0.00 1.000																					


Batter	1	2	3	4	5	6	7	8	9	AB	R	H	RBI	BB	SO	LOB	BOTTOM			
11 AJ Pollock, R (1, 8) OBP: 0.413, SLG: 0.529	G5-3		G4-3 5 HR			G3-1		L4		2	0	1	0	0	0	0	Chicago Cubs @ Arizona Diamondbacks Chase Field, Phoenix, AZ Sat Apr 04 2015, 1:11 PM - 3:53 PM MST Att: 15,852 - Partly Cloudy - 83 F			
6 Evan Marzilli, L (3, FR) (4, 9)			2B							2	1	0	0	0	2					
5 Ender Inciarte, L (1, 9) OBP: 0.400, SLG: 0.412			G4-3			G3-1				3	1	1	0	0	1					
Peter O'Brien, R (6, 8) OBP: 0.297, SLG: 0.235	44 2B		1B							1	0	0	0	0	0					
44 Paul Goldschmidt, R (1, 3) OBP: 0.591, SLG: 0.952	15 1B		K							1	0	1	1	0	0					
19 Jake Lamb, L (1, FR) (2, 3) (3, 3) (8, 5)	15 2B									2	1	1	0	0	1					
31 Jordan Pacheco, R (7, 3) OBP: 0.439, SLG: 0.435	15 1B									1	0	1	0	0	0					
15 Mark Trumbo, R (1, 10) OBP: 0.450, SLG: 0.754										2	1	2	3	0	0					
6 David Peraltá, L (6, PH) (7, 10) OBP: 0.414, SLG: 0.424	2 1B		HR							2	0	0	0	0	2					
2 Aaron Hill, R (1, 5) OBP: 0.230, SLG: 0.224	FC6-4									3	0	0	0	0	1					
4 Domingo Leyba, S (7, 4) OBP: 0.200, SLG: 0.200	1-2		K							1	0	0	0	0	1					
24 Yasmany Tomás, R (1, 7) OBP: 0.307, SLG: 0.414										3	0	0	0	0	1					
Danny Dorn, L (8, 7) OBP: 0.275, SLG: 0.368	K									0	0	0	0	0	0					
16 Chris Owings, R (1, 4) OBP: 0.250, SLG: 0.348										2	0	0	0	0	1					
13 Nick Ahmed, R (5, 6) OBP: 0.344, SLG: 0.410	G5-3									0	0	0	0	0	0					
Danny Worth, R (7, FR) (8, 6) OBP: 0.296, SLG: 0.320										0	0	0	0	0	0					
18 Gerald Laird, R (1, 2) OBP: 0.162, SLG: 0.258										2	0	0	0	0	1					
Mark Thomas, R (5, 2) OBP: 0.250, SLG: 0.273	L9									1	0	0	0	0	1					
4 Cliff Pennington, S (1, 6) (5, 4) (7, 5) (8, 3)	F7									3	0	1	0	0	0					
60 Blake Lalli, L (8, 3) OBP: 0.345, SLG: 0.400										0	0	0	0	0	0					
Inning Stats	R: 2 E: 0 K: 1 S: 11	H: 3 LOB: 2 BB: 0 P: 16	R: 0 E: 0 K: 0 S: 6	H: 0 LOB: 0 BB: 0 P: 9	R: 2 E: 0 K: 2 S: 14	H: 2 LOB: 1 BB: 0 P: 25	R: 0 E: 0 K: 2 S: 9	H: 0 LOB: 0 BB: 0 P: 14	R: 0 E: 0 K: 0 S: 8	H: 0 LOB: 0 BB: 0 P: 11	R: 0 E: 0 K: 1 S: 10	H: 1 LOB: 0 BB: 0 P: 15	R: 0 E: 0 K: 1 S: 9	H: 1 LOB: 2 BB: 0 P: 16	R: 0 E: 0 K: 1 S: 9	H: 1 LOB: 1 BB: 0 P: 12	1B: 4 2B: 4 3B: 0 HR: 1	SF: 0 SAC: 0 DP: 1 HBP: 1	WP: 1 PB: 0 SB: 0 CS: 1	PA: 32
PITCHER	IP WLS BF H R ER SO BB IBB HBP BLK WP HR S P ERA WHIP																			
37 Travis Wood, L (1, 1) ERA: 4.87	1.0 L 6 3 2 2 2 0 0 0 0 0 0 0 11 16 18.00 3.000																			
28 Kyle Hendricks, R (2, 1) ERA: 3.33	1.0 3 0 0 0 0 0 0 0 0 0 0 0 6 9 0.00 0.000																			
Gonzalez Germen, R (3, 1) ERA: 17.05	1.0 5 2 2 2 2 0 0 0 0 0 0 1 14 25 18.00 2.000																			
Hunter Cervenko, L (4, 1) ERA: 6.75	2.0 6 0 0 0 0 2 0 0 0 0 0 0 17 25 0.00 0.000																			
99 Fernando Cruz, R (6, 1) ERA: 2.7	2.0 8 2 0 0 2 0 0 0 1 0 0 0 19 31 0.00 1.000																			


AB	32
R	2
H	7
RBI	2
BB	2
SO	5
LOB	13



AB	31
R	4
H	8
RBI	4
BB	0
SO	8
LOB	14



Batter	1	2	3	4	5	6	7	8	9	AB	R	H	RBI	BB	SO	LOB	TOP										
23 Norichika Aoki, L OBP: 0.400, SLG: 0.400	L7		12 2B		16 2B	F7		F7		5	1	2	0	0	0	2	San Francisco Giants @ Arizona Diamondbacks Chase Field, Phoenix, AZ Mon Apr 06 2015, 7:11 PM - 10:29 PM MST Att. 49,043 - Clear - 81 F										
12 Joe Panik, L OBP: 0.800, SLG: 0.800	16 2B		16 1B		16 2B	G3		K		5	2	3	0	0	1	0											
16 Angel Pagan, S OBP: 0.800, SLG: 1.250										4	1	3	2	1	1	0											
28 Buster Posey, R	K									4	0	0	1	0	1	4											
9 Brandon Belt, L	F8									4	0	0	0	0	1	3											
14 Casey McGehee, R OBP: 0.750, SLG: 0.667										3	1	2	0	1	0	0											
35 Brandon Crawford, L OBP: 0.500, SLG: 0.500										4	0	2	1	0	0	1											
7 Grégor Blanco, L										4	0	0	0	0	1	4											
40 Madison Bumgarner, R 50 Matt Duffy, R 49 Javier Lopez, L 63 Jean Machi, R 54 Sergio Romo, R 41 Jeremy Affeldt, L 46 Santiago Casilla, R										3	0	0	0	0	2	2											
Inning Stats	R: 0 E: 0 K: 1 S: 11	H: 2 LOB: 2 BB: 0 P: 12	R: 0 E: 0 K: 0 S: 6	H: 0 LOB: 0 BB: 0 P: 12	R: 1 E: 0 K: 0 S: 9	H: 3 LOB: 1 BB: 0 P: 13	R: 0 E: 0 K: 3 S: 18	H: 2 LOB: 2 BB: 0 P: 28	R: 4 E: 0 K: 0 S: 22	H: 4 LOB: 1 BB: 1 P: 34	R: 0 E: 0 K: 1 S: 8	H: 0 LOB: 0 BB: 0 P: 11	R: 0 E: 0 K: 1 S: 8	H: 0 LOB: 0 BB: 0 P: 11	R: 0 E: 0 K: 0 S: 9	H: 2 LOB: 2 BB: 0 P: 12			R: 0 E: 0 K: 1 S: 6	H: 0 LOB: 0 BB: 1 P: 15	1B: 10 2B: 3 3B: 0 HR: 0	SF: 1 SAC: 0 DP: 1 HBP: 0	WP: 0 PB: 0 SB: 0 CS: 0	PA: 40			
PITCHER	IP	WLS	BF	H	R	ER	SO	BB	IBB	HBP	BLK	WP	HR	S	P	ERA	WHIP										
55 Josh Collmenter, R ERA: 7.71	4.2	L	24	10	5	4	4	1	0	0	0	0	0	59	89	7.71	2.357										
40 Andrew Chafin, L ERA:	2.1		8	1	0	0	2	0	0	0	0	0	0	23	32	0.00	0.429										
41 Daniel Hudson, R ERA:	1.0		5	2	0	0	0	0	0	0	0	0	0	9	12	0.00	2.000										
59 Oliver Pérez, L ERA:	0.1		2	0	0	0	1	1	0	0	0	0	0	4	11	0.00	3.000										
29 Brad Ziegler, R ERA:	0.2		1	0	0	0	0	0	0	0	0	0	0	2	4	0.00	0.000										

Batter	1	2	3	4	5	6	7	8	9	AB	R	H	RBI	BB	SO	LOB	BOTTOM										
11 AJ Pollock, R OBP: 0.200, SLG: 0.200	P2		G5-3							5	0	1	0	0	0	1	San Francisco Giants @ Arizona Diamondbacks Chase Field, Phoenix, AZ Mon Apr 06 2015, 7:11 PM - 10:29 PM MST Att. 49,043 - Clear - 81 F										
5 Ender Inciarte, L OBP: 0.600, SLG: 0.500	HBP		15 3B							4	2	2	0	0	0	1											
44 Paul Goldschmidt, R	K		L9							4	1	0	0	1	2	2											
15 Mark Trumbo, R OBP: 0.250, SLG: 0.750	F7									4	0	1	1	0	0	3											
2 Aaron Hill, R OBP: 0.500, SLG: 0.500										4	1	2	0	0	1	1											
16 Chris Owings, R										3	0	0	0	0	1	1											
19 Jake Lamb, L OBP: 1.000, SLG: 2.000	F8									1	0	1	3	0	0	0											
9 Tuffy Gosewisch, R OBP: 0.250, SLG: 0.250										4	0	1	0	0	1	1											
13 Nick Ahmed, R										1	0	0	0	1	0	0											
4 Cliff Pennington, S										0	0	0	0	1	0	0											
55 Josh Collmenter, R 40 Andrew Chafin, R 31 Jordan Pacheco, R 41 Daniel Hudson, R 6 David Peralta, L 59 Oliver Pérez, L 29 Brad Ziegler, R										2	0	0	0	0	0	3											
Inning Stats	R: 0 E: 0 K: 1 S: 10	H: 0 LOB: 1 BB: 0 P: 16	R: 0 E: 0 K: 0 S: 9	H: 1 LOB: 2 BB: 0 P: 14	R: 1 E: 0 K: 1 S: 9	H: 2 LOB: 1 BB: 0 P: 13	R: 0 E: 0 K: 1 S: 10	H: 0 LOB: 1 BB: 1 P: 15	R: 0 E: 0 K: 0 S: 7	H: 1 LOB: 0 BB: 0 P: 9	R: 0 E: 0 K: 0 S: 9	H: 1 LOB: 0 BB: 0 P: 14	R: 0 E: 0 K: 2 S: 16	H: 3 LOB: 2 BB: 2 P: 27	R: 0 E: 0 K: 1 S: 8	H: 0 LOB: 0 BB: 0 P: 12		1B: 7 2B: 1 3B: 1 HR: 0	SF: 0 SAC: 0 DP: 2 HBP: 2	WP: 1 PB: 0 SB: 0 CS: 0	PA: 39						
PITCHER	IP	WLS	BF	H	R	ER	SO	BB	IBB	HBP	BLK	WP	HR	S	P	ERA	WHIP										
40 Madison Bumgarner, L ERA: 1.29	7.0	W	28	6	1	1	3	1	0	2	0	0	0	62	93	1.29	1.000										
49 Javier Lopez, L ERA:	0.0		1	1	1	1	0	0	0	0	0	0	0	2	3	"	"										
63 Jean Machi, R ERA: 54.0	0.1		3	1	0	0	0	1	0	0	0	1	0	4	8	0.00	6.000										
54 Sergio Romo, R ERA:	0.1	H	3	1	2	2	1	1	0	0	0	0	0	6	11	54.00	6.000										
41 Jeremy Affeldt, L ERA:	0.1	H	1	0	0	0	1	0	0	0	0	0	0	4	5	0.00	0.000										
PITCHER	IP	WLS	BF	H	R	ER	SO	BB	IBB	HBP	BLK	WP	HR	S	P	ERA	WHIP										
46 Santiago Casilla, R ERA:	1.0	S	3	0	0	0	1	0	0	0	0	0	0	8	12	0.00	0.000										

Batter	1	2	3	4	5	6	7	8	9	AB	R	H	RBI	BB	SO	LOB	TOP			
23 Norichika Aoki, L OBP: 0.300, SLG: 0.400	G3-1		K		G4-3	G4-3		G4-3		5	0	1	0	0	1	1	San Francisco Giants @ Arizona Diamondbacks Chase Field, Phoenix, AZ Tue Apr 07 2015, 6:41 PM - 9:51 PM MST Att: 22,626 - Partly Cloudy - 79 F			
12 Joe Panik, L OBP: 0.400, SLG: 0.500	K		L7		SF7	G6-3				3	0	0	1	1	1					
16 Angel Pagan, S OBP: 0.600, SLG: 0.875	28 HR				G4-3			G1-3		4	2	1	0	1	1	2				
28 Buster Posey, R OBP: 0.444, SLG: 0.857	2B				BB					3	1	3	2	1	0	0				
9 Brandon Belt, L OBP: 0.167, SLG: 0.167	L4				1B					2	0	1	1	0	0	0				
13 Joaquin Arias, R					1B					1	0	0	0	0	0	2				
52 Yusmeiro Petit, R					IBB					0	0	0	0	0	0	0				
43 Justin Maxwell, R (7, PH)										1	0	0	0	0	1	1				
70 George Kontos, R										0	0	0	0	0	0	0				
14 Casey McGehee, R OBP: 0.375, SLG: 0.286	K				K	G4-3		G5-3		4	0	0	0	0	2	2				
35 Brandon Crawford, L OBP: 0.375, SLG: 0.750	L8				K			L8		4	1	1	1	0	1	2				
7 Gregor Blanco, L OBP: 0.125, SLG: 0.250	G4-3				G3-1			L8		4	1	1	0	0	0	2				
32 Ryan Vogelsong, R OBP: 0.500, SLG: 0.500					G4-3					2	1	1	0	0	0	0				
29 Héctor Sánchez, S OBP: 0.500, SLG: 1.000						23 SF7				2	0	1	1	0	1	0				
Inning Stats	R: 2 H: 2 E: 0 K: 1 S: 8	H: 2 LOB: 0 BB: 0 P: 15	R: 0 H: 0 E: 0 K: 1 S: 6	H: 0 LOB: 0 BB: 0 P: 8	R: 0 H: 0 E: 0 K: 1 S: 6	H: 0 LOB: 0 BB: 0 P: 9	R: 1 H: 2 E: 0 K: 2 S: 16	H: 2 LOB: 2 BB: 1 P: 27	R: 1 H: 2 E: 0 K: 0 S: 14	H: 2 LOB: 1 BB: 0 P: 26	R: 2 H: 3 E: 0 K: 0 S: 14	H: 1 LOB: 1 BB: 0 P: 18	R: 0 H: 0 E: 0 K: 0 S: 5	H: 0 LOB: 0 BB: 0 P: 10	R: 0 H: 0 E: 0 K: 2 S: 12	H: 0 LOB: 1 BB: 1 P: 20	1B: 4 2B: 4 3B: 0 HR: 2	SF: 1 SAC: 0 DP: 0 HBP: 0	WP: 0 PB: 0 SB: 0 CS: 0	PA: 39
PITCHER	IP WLS BF H R ER SO BB IBB HBP BLK WP HR S P ERA WHIP	IP WLS BF H R ER SO BB IBB HBP BLK WP HR S P ERA WHIP	IP WLS BF H R ER SO BB IBB HBP BLK WP HR S P ERA WHIP	IP WLS BF H R ER SO BB IBB HBP BLK WP HR S P ERA WHIP	IP WLS BF H R ER SO BB IBB HBP BLK WP HR S P ERA WHIP	IP WLS BF H R ER SO BB IBB HBP BLK WP HR S P ERA WHIP	IP WLS BF H R ER SO BB IBB HBP BLK WP HR S P ERA WHIP	IP WLS BF H R ER SO BB IBB HBP BLK WP HR S P ERA WHIP	IP WLS BF H R ER SO BB IBB HBP BLK WP HR S P ERA WHIP	IP WLS BF H R ER SO BB IBB HBP BLK WP HR S P ERA WHIP	IP WLS BF H R ER SO BB IBB HBP BLK WP HR S P ERA WHIP	IP WLS BF H R ER SO BB IBB HBP BLK WP HR S P ERA WHIP	IP WLS BF H R ER SO BB IBB HBP BLK WP HR S P ERA WHIP	IP WLS BF H R ER SO BB IBB HBP BLK WP HR S P ERA WHIP	IP WLS BF H R ER SO BB IBB HBP BLK WP HR S P ERA WHIP	IP WLS BF H R ER SO BB IBB HBP BLK WP HR S P ERA WHIP	IP WLS BF H R ER SO BB IBB HBP BLK WP HR S P ERA WHIP			
12 Rubby De La Rosa, R ERA: 10.13	5.1 W 26 8 6 6 5 1 1 0 0 0 0 2 56 92 10.12 1.688	0.2 H 3 1 0 0 0 0 0 0 0 0 0 0 8 13 0.00 1.500	1.0 H 4 1 0 0 1 0 0 0 0 0 0 11 18 0.00 1.000	1.0 H 3 0 0 0 0 0 0 0 0 0 0 5 10 0.00 0.000	1.0 S 4 0 0 0 2 1 0 0 0 0 0 12 20 0.00 1.000															
29 Brad Ziegler, R ERA:																				
48 Randall Delgado, R ERA:																				
50 Evan Marshall, R ERA:																				
43 Addison Reed, R ERA:																				

Batter	1	2	3	4	5	6	7	8	9	AB	R	H	RBI	BB	SO	LOB	BOTTOM			
5 Ender Inciarte, L OBP: 0.333, SLG: 0.250	K		F8		G1-3	G4-3				4	0	0	0	0	1	2	San Francisco Giants @ Arizona Diamondbacks Chase Field, Phoenix, AZ Tue Apr 07 2015, 6:41 PM - 9:51 PM MST Att: 22,626 - Partly Cloudy - 79 F			
2 Aaron Hill, R OBP: 0.375, SLG: 0.500	K		6 HR			F7		P4		4	1	1	0	0	1	0				
44 Paul Goldschmidt, R OBP: 0.550, SLG: 0.333			6 HR			6 BB		19 HR		2	2	2	0	2	0	0				
6 David Peralta, L OBP: 0.600, SLG: 1.333	BB		6 HR		BB	19 HR		15 HR		2	2	1	3	2	0	1				
15 Mark Trumbo, R OBP: 0.250, SLG: 0.750			19 HR			19 HR		15 HR		4	1	1	0	0	2	4				
50 Evan Marshall, R								G6-4-3		0	0	0	0	0	0	0				
43 Addison Reed, L										0	0	0	0	0	0	0				
19 Jake Lamb, L OBP: 0.600, SLG: 1.500	G4-3							G3		3	1	1	4	1	0	1				
9 Tuffy Gosewisch, R OBP: 0.250, SLG: 0.250	F8									4	0	1	0	0	0	1				
13 Nick Ahmed, R OBP: 0.429, SLG: 0.200	K									4	0	1	0	0	2	1				
12 Rubby De La Rosa, R										2	0	0	0	0	0	2				
29 Brad Ziegler, R										0	0	0	0	0	0	0				
31 Jordan Pacheco, R OBP: 0.500, SLG: 0.500										1	0	0	0	0	1	0				
48 Randall Delgado, R										0	0	0	0	0	0	0				
11 AJ Pollock, R OBP: 0.167, SLG: 0.167										1	0	0	0	0	0	0				
Inning Stats	R: 0 H: 0 E: 0 K: 2 S: 10	H: 0 LOB: 1 BB: 1 P: 19	R: 1 H: 1 E: 0 K: 1 S: 11	H: 1 LOB: 0 BB: 0 P: 13	R: 3 H: 2 E: 0 K: 1 S: 14	H: 2 LOB: 0 BB: 1 P: 22	R: 0 H: 1 E: 0 K: 0 S: 11	H: 1 LOB: 2 BB: 1 P: 19	R: 3 H: 3 E: 0 K: 2 S: 21	H: 3 LOB: 1 BB: 1 P: 33	R: 0 H: 0 E: 0 K: 1 S: 5	H: 0 LOB: 0 BB: 0 P: 9	R: 0 H: 1 E: 0 K: 0 S: 10	H: 1 LOB: 1 BB: 1 P: 18	R: 0 H: 0 E: 0 K: 0 S: 7	H: 0 LOB: 0 BB: 0 P: 7	1B: 4 2B: 1 3B: 1 HR: 2	SF: 0 SAC: 0 DP: 1 HBP: 0	WP: 0 PB: 0 SB: 1 CS: 0	PA: 36
PITCHER	IP WLS BF H R ER SO BB IBB HBP BLK WP HR S P ERA WHIP	IP WLS BF H R ER SO BB IBB HBP BLK WP HR S P ERA WHIP	IP WLS BF H R ER SO BB IBB HBP BLK WP HR S P ERA WHIP	IP WLS BF H R ER SO BB IBB HBP BLK WP HR S P ERA WHIP	IP WLS BF H R ER SO BB IBB HBP BLK WP HR S P ERA WHIP	IP WLS BF H R ER SO BB IBB HBP BLK WP HR S P ERA WHIP	IP WLS BF H R ER SO BB IBB HBP BLK WP HR S P ERA WHIP	IP WLS BF H R ER SO BB IBB HBP BLK WP HR S P ERA WHIP	IP WLS BF H R ER SO BB IBB HBP BLK WP HR S P ERA WHIP	IP WLS BF H R ER SO BB IBB HBP BLK WP HR S P ERA WHIP	IP WLS BF H R ER SO BB IBB HBP BLK WP HR S P ERA WHIP	IP WLS BF H R ER SO BB IBB HBP BLK WP HR S P ERA WHIP	IP WLS BF H R ER SO BB IBB HBP BLK WP HR S P ERA WHIP	IP WLS BF H R ER SO BB IBB HBP BLK WP HR S P ERA WHIP	IP WLS BF H R ER SO BB IBB HBP BLK WP HR S P ERA WHIP	IP WLS BF H R ER SO BB IBB HBP BLK WP HR S P ERA WHIP	IP WLS BF H R ER SO BB IBB HBP BLK WP HR S P ERA WHIP			
32 Ryan Vogelsong, R ERA: 13.5	4.2 L 24 7 7 7 5 4 0 0 0 0 0 2 62 99 13.50 2.143	1.1 5 1 0 0 2 0 0 0 0 0 0 0 10 16 0.00 0.750	2.0 7 1 0 0 0 1 0 0 0 0 0 0 17 25 0.00 1.000																	
52 Yusmeiro Petit, R ERA:																				
70 George Kontos, R ERA:																				



Batter	1	2	3	4	5	6	7	8	9	10	AB	R	H	RBI	BB	SO	LOB	TOP							
11 Jimmy Rollins, S OBP: 0.316, SLG: 0.667	(1,6) F7		(2,3) K		(2,2) 2B		(1,0) B1-3			(2,2) F7	5	0	1	2	0	1	0	Los Angeles Dodgers @ Arizona Diamondbacks Chase Field, Phoenix, AZ Fri Apr 10 2015, 6:41 PM - 9:36 PM MST Att: 27,404 - Clear - 82 F							
66 Yasiel Puig, R OBP: 0.211, SLG: 0.176	(1,9) K		(0,2) F8		(1,3) K			(2,2) G4-3		(1,0) F7	5	0	1	0	0	2	1								
23 Adrián González, L OBP: 0.722, SLG: 1.750	(1,3) 1B			(4,1) 47 BB	(4,0) IBB			(3,1) G5-3		(0,1) G3-6-3	3	0	1	0	2	0	1								
47 Howie Kendrick, R OBP: 0.375, SLG: 0.533	(1,4) BB			(3,2) G6-4-3	(3,2) L9			(0,0) G3			3	0	0	0	1	0	3								
9 Yasmani Grandal, S OBP: 0.333, SLG: 0.444	(1,2) K			(2,2) HR			(0,1) G4-3		(3,3) K2-3		4	1	1	1	0	2	2								
3 Carl Crawford, L OBP: 0.400, SLG: 0.500	(1,7) K			(1,0) G4-3			(1,2) G4-3		(2,2) 31 F9		4	0	1	0	0	1	0								
5 Juan Uribe, R OBP: 0.286, SLG: 0.231	(1,5) G6-3				(3,1) 31 1B		(0,3) K		(1,1) 1B		4	1	2	0	0	1	0								
31 Joc Pederson, L OBP: 0.313, SLG: 0.357	(1,8) G4-3				(2,0) 11 2B			(1,2) F9		(1,0) 1B	4	1	1	0	0	0	2								
35 Brett Anderson, L 33 Scott Van Slyke, R 63 Yimi Garcia, R 16 Andre Ethier, L 62 Joel Peralta, R 56 J.P. Howell, L	(1,11) K				(0,0) 35 SH2-4		(2,2) G6-3		(3,1) G3		1	0	0	0	0	1	0								
Inning Stats	R: 0 E: 0 K: 2 S: 14	H: 1 LOB: 2 BB: 1 P: 25	R: 0 E: 0 K: 1 S: 8	H: 0 LOB: 0 BB: 0 P: 12	R: 0 E: 0 K: 2 S: 9	H: 0 LOB: 0 BB: 0 P: 19	R: 1 E: 0 K: 0 S: 9	H: 1 LOB: 0 BB: 1 P: 19	R: 2 E: 0 K: 1 S: 17	H: 3 LOB: 2 BB: 0 P: 32	R: 0 E: 0 K: 0 S: 8	H: 0 LOB: 0 BB: 0 P: 9	R: 0 E: 0 K: 0 S: 7	H: 0 LOB: 0 BB: 0 P: 12	R: 0 E: 0 K: 1 S: 11	H: 2 LOB: 2 BB: 0 P: 19	R: 0 E: 0 K: 0 S: 6		H: 1 LOB: 0 BB: 0 P: 9	1B: 6 2B: 1 3B: 0 HR: 1	SF: 0 SAC: 1 DP: 2 HBP: 0	WP: 0 PB: 0 SB: 0 CS: 0	PA: 39		
PITCHER	IP 5.0	WLS 22	H 5	R 3	ER 3	SO 6	BB 2	IBB 0	HBP 0	BLK 0	WP 0	HR 1	S 57	P 100	ERA 5.40	WHIP 1.400									
57 Chase Anderson, R ERA: 5.4	(1,1)																								
40 Andrew Chafin, L ERA:	(6,1)																								
43 Addison Reed, R ERA:	(9,1)																								
59 Oliver Pérez, L ERA:	(10,1)																								

AB	35
R	3
H	8
RBI	3
BB	3
SO	8
LOB	11



Batter	1	2	3	4	5	6	7	8	9	10	AB	R	H	RBI	BB	SO	LOB	BOTTOM						
11 AJ Pollock, R OBP: 0.267, SLG: 0.154	(1,8) F9		(0,2) 44 HR		(1,1) P4			(0,3) K		(4,1) 5 1B	4	1	1	0	1	1	0	Los Angeles Dodgers @ Arizona Diamondbacks Chase Field, Phoenix, AZ Fri Apr 10 2015, 6:41 PM - 9:36 PM MST Att: 27,404 - Clear - 82 F						
5 Ender Inciarte, L OBP: 0.400, SLG: 0.357	(1,7) G1-3		(1,1) 44 HR		(1,1) G1-6-3		(0,0) F8		(0,0) BB	(1,3) 1B	5	1	2	1	0	0	0							
44 Paul Goldschmidt, R OBP: 0.588, SLG: 0.769	(1,3) 15 FC6-4		(0,0) HR		(1,1) F9		(3,2) 1B			(3,2) P4	4	1	3	3	0	0	0							
15 Mark Trumbo, R OBP: 0.188, SLG: 0.438	(1,9) FC6-4		(1,3) HR		(1,2) E5		(0,3) K			(0,3) K	4	0	1	0	0	2	2							
2 Aaron Hill, R OBP: 0.308, SLG: 0.385	(1,5) F9		(0,0) G6-3		(1,2) G1-3				(3,2) P4		4	0	0	0	0	1								
16 Chris Owings, R OBP: 0.273, SLG: 0.111	(1,4) F9				(2,3) K2-3				(1,3) K		4	0	0	0	0	2	1							
9 Tuffy Gosewisch, R OBP: 0.250, SLG: 0.182	(1,2) BB				(2,2) L6				(2,3) K		3	0	0	0	1	1	0							
13 Nick Ahmed, R OBP: 0.273, SLG: 0.111	(1,6) G4-3				(3,2) F9				(0,1) F7		3	0	0	0	1	1	0							
57 Chase Anderson, R 31 Jordan Pacheco, R 40 Andrew Chafin, L 43 Addison Reed, L 59 Oliver Pérez, L 4 Cliff Pennington, S	(1,11) K				(0,3) K		(0,2) K			(4,1) 11 S	1	0	0	0	0	1	0							
Inning Stats	R: 0 E: 0 K: 0 S: 12	H: 1 LOB: 1 BB: 0 P: 19	R: 0 E: 0 K: 0 S: 7	H: 0 LOB: 1 BB: 1 P: 14	R: 3 E: 0 K: 2 S: 14	H: 3 LOB: 0 BB: 0 P: 16	R: 0 E: 0 K: 0 S: 10	H: 0 LOB: 0 BB: 0 P: 15	R: 0 E: 0 K: 1 S: 9	H: 0 LOB: 0 BB: 0 P: 11	R: 0 E: 1 K: 1 S: 14	H: 1 LOB: 1 BB: 0 P: 19	R: 0 E: 0 K: 2 S: 8	H: 0 LOB: 0 BB: 0 P: 8	R: 0 E: 0 K: 2 S: 12	H: 1 LOB: 1 BB: 0 P: 15	R: 0 E: 0 K: 2 S: 10		H: 0 LOB: 0 BB: 0 P: 16	R: 1 E: 0 K: 0 S: 5	H: 1 LOB: 2 BB: 2 P: 15	1B: 6 2B: 0 3B: 0 HR: 1	SF: 0 SAC: 0 DP: 0 HBP: 0	WP: 1 PB: 0 SB: 1 CS: 0
PITCHER	IP 6.0	WLS 24	H 5	R 3	ER 3	SO 4	BB 1	IBB 0	HBP 0	BLK 0	WP 0	HR 1	S 66	P 94	ERA 4.50	WHIP 1.000								
35 Brett Anderson, L ERA: 4.5	(1,1)																							
63 Yimi Garcia, R ERA: 2.25	(7,1)																							
62 Joel Peralta, R ERA:	(9,1)																							
56 J.P. Howell, L ERA: 5.4	(10,1)																							


AB	35
R	4
H	7
RBI	4
BB	3
SO	10
LOB	5



Batter	1	2	3	4	5	6	7	8	9	AB	R	H	RBI	BB	SO	LOB	TOP							
11 Jimmy Rollins, S OBP: 0.310, SLG: 0.538										4	0	2	1	1	0	3								
66 Yasiel Puig, R OBP: 0.240, SLG: 0.318										5	1	1	1	1	1	4								
23 Adrián González, L 75 Paco Rodríguez, L 41 Chris Hatcher, R 62 Joel Peralta, R										5	1	2	0	0	0	3								
47 Howie Kendrick, R OBP: 0.320, SLG: 0.458										5	0	1	0	0	0	2								
9 Yasmani Grandal, S OBP: 0.353, SLG: 0.429										5	2	2	0	0	0	3								
16 Andre Ethier, L OBP: 0.335, SLG: 0.400										4	0	2	0	1	1	2								
7 Alex Guerrero, R OBP: 0.429, SLG: 1.000										5	1	3	4	0	0	1								
31 Joc Pederson, L OBP: 0.375, SLG: 0.571										4	2	3	1	1	1	0								
21 Zack Greinke, R 52 Pedro Báez, R 33 Scott Van Slyke, R										3	0	0	0	0	1	6								
Inning Stats	R: 0 E: 0 K: 0 S: 7	H: 1 LOB: 0 BB: 0 P: 12	R: 0 E: 0 K: 0 S: 7	H: 1 LOB: 1 BB: 0 P: 10	R: 1 E: 0 K: 0 S: 7	H: 1 LOB: 1 BB: 1 P: 13	R: 1 E: 0 K: 1 S: 13	H: 4 LOB: 3 BB: 0 P: 20	R: 1 E: 0 K: 0 S: 14	H: 2 LOB: 1 BB: 0 P: 19	R: 1 E: 0 K: 0 S: 13	H: 2 LOB: 1 BB: 2 P: 21	R: 1 E: 0 K: 0 S: 12	H: 3 LOB: 3 BB: 2 P: 24	R: 0 E: 1 K: 0 S: 11	H: 0 LOB: 1 BB: 0 P: 13	R: 2 E: 0 K: 3 S: 17	H: 2 LOB: 2 BB: 1 P: 27	1B: 9 2B: 3 3B: 1 HR: 3	SF: 1 SAC: 1 DP: 1 HBP: 1	WP: 0 PB: 0 SB: 1 CS: 1	PA: 48		
PITCHER	IP WLS BF H R ER SO BB IBB HBP BLK WP HR S P ERA WHIP	5.0 L 24 9 3 3 1 1 0 0 0 0 1 48 74 5.40 2.000	6.1 L 16 5 2 2 0 0 2 0 0 0 1 36 58 6.00 1.667	9.1 L 7 2 2 2 3 1 0 1 0 0 1 17 27 18.00 3.000																				

Los Angeles Dodgers @ Arizona Diamondbacks
Chase Field, Phoenix, AZ
Sun Apr 12 2015, 1:10 PM - 4:37 PM MST
Att: 29,678 - Partly Cloudy - 77 F


AB 40
R 7
H 16
RBI 7
BB 4
SO 4
LOB 24






Batter	1	2	3	4	5	6	7	8	9	AB	R	H	RBI	BB	SO	LOB	BOTTOM						
11 AJ Pollock, R OBP: 0.375, SLG: 0.333										5	0	1	3	0	1	3							
5 Ender Inciarte, L OBP: 0.375, SLG: 0.391										5	0	1	0	0	1	2							
44 Paul Goldschmidt, R OBP: 0.440, SLG: 0.667										4	0	0	0	0	2	1							
6 David Peralta, L OBP: 0.308, SLG: 0.455										4	0	0	0	0	2	0							
19 Jake Lamb, L OBP: 0.462, SLG: 0.727										4	1	2	0	0	1	0							
9 Tuffy Gosewisch, R OBP: 0.283, SLG: 0.222 59 Oliver Pérez, L										3	0	1	0	0	0	1							
16 Chris Owings, R OBP: 0.125, SLG: 0.133										3	1	1	0	1	1	2							
4 Cliff Pennington, S OBP: 0.500, SLG: 0.429										3	1	1	0	1	1	2							
13 Nick Ahmed, R OBP: 0.316, SLG: 0.188										4	0	2	0	0	1	4							
55 Josh Collmenter, R 2 Aaron Hill, R 65 A.J. Schugel, R 31 Jordan Pacheco, R										0	0	0	0	0	0	0							
Inning Stats	R: 0 E: 0 K: 0 S: 10	H: 0 LOB: 0 BB: 0 P: 16	R: 0 E: 0 K: 3 S: 12	H: 1 LOB: 1 BB: 0 P: 17	R: 0 E: 0 K: 0 S: 7	H: 1 LOB: 1 BB: 0 P: 11	R: 0 E: 1 K: 2 S: 14	H: 0 LOB: 0 BB: 0 P: 19	R: 0 E: 0 K: 1 S: 6	H: 0 LOB: 0 BB: 0 P: 9	R: 0 E: 0 K: 0 S: 13	H: 2 LOB: 1 BB: 0 P: 22	R: 0 E: 0 K: 2 S: 10	H: 1 LOB: 1 BB: 0 P: 11	R: 4 E: 0 K: 2 S: 33	H: 4 LOB: 1 BB: 1 P: 46	1B: 7 2B: 3 3B: 0 HR: 0	SF: 0 SAC: 1 DP: 1 HBP: 0	WP: 0 PB: 0 SB: 0 CS: 1	PA: 39			
PITCHER	IP WLS BF H R ER SO BB IBB HBP BLK WP HR S P ERA WHIP	7.0 W 26 5 1 0 0 2 0 0 0 0 0 10 11 0.00 1.000	1.0 L 4 1 0 0 2 0 0 0 0 0 0 7 10 27.00 3.000	0.1 L 5 3 3 3 1 1 0 0 0 0 0 18 26 81.00 12.000	0.1 S 1 0 0 0 0 0 0 0 0 0 0 8 10 0.00 0.000																		

Los Angeles Dodgers @ Arizona Diamondbacks
Chase Field, Phoenix, AZ
Sun Apr 12 2015, 1:10 PM - 4:37 PM MST
Att: 29,678 - Partly Cloudy - 77 F

AB 36
R 4
H 10
RBI 4
BB 1
SO 11
LOB 15



Batter	1	2	3	4	5	6	7	8	9	AB	R	H	RBI	BB	SO	LOB	TOP					
11 AJ Pollock, R OBP: 0.379, SLG: 0.292	4-2 C FC 89 B FF 89 F CU 92 S CH 90 X SI 90		1-2 C CH 77 B CU 77 F SI 91 X CU 76		1-2 C EP 87 B CU 78 F SI 91 F CU 96 F CU 75 F SI 91 X FF 92			1-0 B FF 93 X FF 93		3	0	0	0	1	0	1	<p>Arizona Diamondbacks @ San Diego Padres Petco Park, San Diego, CA Tue Apr 14 2015, 7:12 PM - 9:42 PM PDT Att: 20,102 - Clear - 66 F</p> <p>livebaseballscorecards.com</p> <p>AB 28 R 1 H 3 RBI 1 BB 3 SO 4 LOB 13</p> 					
16 Chris Owings, R OBP: 0.125, SLG: 0.130	0-0 X SI 90		1-3 B SL 85 F CU 74 F SI 91 S FF 93			0-0 X FF 88		2-3 C SL 83 S CH 81 B CH 81 F CH 82 F SI 94 B FF 93 B FF 93 S CH 81		4	0	0	0	0	2	1						
44 Paul Goldschmidt, R OBP: 0.441, SLG: 0.571	0-0 X SI 92			3-2 B FF 91 C CH 77 B CU 79 S CH 70 X SI 91		3-3 C SL 84 B EP 85 B FF 92 F SI 91 C CH 76		1-1 B SL 84 C FF 93 X SL 83		4	0	1	0	0	1	2						
6 David Peralta, L OBP: 0.318, SLG: 0.368	1-0 X CH 78			1-0 H FC 89		0-1 C EP 87 X SL 88		1-1 B FF 92 F FF 92 X FF 93		3	1	0	0	0	0	3						
15 Mark Trumbo, R OBP: 0.286, SLG: 0.464		0-2 C SL 83 C FC 88 X FF 92		3-2 B SI 91 C CH 77 F SL 86 B FF 92 D EP 70 X SI 92			0-1 C FF 91 X CH 79		0-0 X FF 93		4	0	1	1	0	0		1				
19 Jake Lamb, L OBP: 0.476, SLG: 0.722		2-0 B SI 88 B FF 89 X FF 89		3-0 B SI 91 D CH 77 B SL 85 X FF 90			0-1 C FF 88 X FF 88				3	0	1	0	0	0		1				
9 Tuffy Gosewisch, R OBP: 0.259, SLG: 0.200		1-0 B FF 92 X SI 90		0-0 X FF 90			4-1 B SI 90 C FC 89 B FF 91 B FF 88				2	0	0	0	1	0		2				
13 Nick Ahmed, R OBP: 0.261, SLG: 0.150		1-0 D FC 87 X SI 92		0-0 X SL 82			0-0 X SL 84				3	0	0	0	0	0		2				
58 Jeremy Hellickson, R ERA: 0.77																	<p>Arizona Diamondbacks @ San Diego Padres Petco Park, San Diego, CA Tue Apr 14 2015, 7:12 PM - 9:42 PM PDT Att: 20,102 - Clear - 66 F</p> <p>livebaseballscorecards.com</p> <p>AB 32 R 5 H 8 RBI 4 BB 3 SO 8 LOB 14</p> 					
48 Randall Delgado, R ERA: 1.8																						
5 Ender Inciarte, L OBP: 0.433, SLG: 0.571																						
40 Andrew Chafin, R ERA: 2.45																						
Inning Stats	R: 0 E: 1 K: 0 S: 7	H: 0 LOB: 1 BB: 1 P: 12	R: 0 E: 0 K: 0 S: 6	H: 1 LOB: 1 BB: 0 P: 10	R: 0 E: 0 K: 2 S: 10	H: 0 LOB: 0 BB: 0 P: 12	R: 1 E: 0 K: 0 S: 8	H: 1 LOB: 1 BB: 0 P: 18	R: 0 E: 0 K: 0 S: 11	H: 0 LOB: 0 BB: 0 P: 13	R: 0 E: 0 K: 1 S: 6	H: 0 LOB: 0 BB: 0 P: 9	R: 0 E: 0 K: 0 S: 6	H: 0 LOB: 1 BB: 1 P: 10	R: 0 E: 0 K: 1 S: 10	H: 0 LOB: 0 BB: 1 P: 17	R: 0 E: 0 K: 0 S: 5	H: 1 LOB: 0 BB: 0 P: 7	1B: 1 2B: 3 3B: 0 HR: 0	SF: 0 SAC: 0 DP: 3 HBP: 1	WP: 0 PB: 0 SB: 0 CS: 0	PA: 32
PITCHER	IP WLS BF H R ER SO BB IBB HBP BLK WP HR S P ERA WHIP																					
40 Odrisamer Despaigne, R	7.0 W 26 2 1 1 3 2 0 1 0 0 0 0 54 84 1.29 0.571																					
53 Joaquin Benoit, R	1.0 3 0 0 0 1 1 0 0 0 0 0 0 10 17 0.00 1.000																					
44 Dale Thayer, R	1.0 3 1 0 0 0 0 0 0 0 0 0 0 5 7 0.00 1.000																					

Batter	1	2	3	4	5	6	7	8	9	AB	R	H	RBI	BB	SO	LOB	BOTTOM					
4 Will Myers, R OBP: 0.289, SLG: 0.378	1-0 B FF 90 X FF 91		2-2 C SL 82 B CH 81 X CH 82		2-2 C FF 90 B FF 89 B CU 80 X FF 88			2-3 F FF 89 B SI 89 F CU 76 S CH 80		4	1	1	0	0	1	0	<p>Arizona Diamondbacks @ San Diego Padres Petco Park, San Diego, CA Tue Apr 14 2015, 7:12 PM - 9:42 PM PDT Att: 20,102 - Clear - 66 F</p> <p>livebaseballscorecards.com</p> <p>AB 32 R 5 H 8 RBI 4 BB 3 SO 8 LOB 14</p> 					
26 Yancysier Solarte, S OBP: 0.417, SLG: 0.560	0-0 X CU 76		4-1 C CH 80 B CH 80 B CH 80 B CH 80		0-1 F FF 89 X FF 88		0-2 C CU 74 F CH 81 X FF 90			3	0	1	0	1	0	0						
27 Matt Kemp, R OBP: 0.400, SLG: 0.553	2-2 B FF 90 C CH 76 B CU 79 X CU 78		3-2 F FF 90 B FF 90 D CU 79 X FF 90		2-2 B FF 89 C FF 90 B CH 80 X FF 90		3-2 B CH 81 F CH 81 S CH 81 B FF 89 X FF 90		3-3 C SL 82 B FF 84 S CH 84 B FF 89 S SL 82		4	2	2	1	0	0		1				
10 Justin Upton, R OBP: 0.368, SLG: 0.606	4-2 B SI 90 B CU 79 C CH 81 D CH 82 I SAFE F CU 78 B FF 90		2-3 F FF 89 C FF 90 C FF 90		0-0 X CH 78		0-0 X CH 78		0-3 C SL 82 B FF 84 S CH 84 B FF 89 S SL 82		3	2	1	1	1	2		2				
3 Derek Norris, R OBP: 0.314, SLG: 0.364	3-2 B CU 77 F CH 81 F FF 91 B FF 91 X CH 81		0-0 X CH 81		1-0 B FF 90 X FF 89				0-3 C SI 91 C SI 92		4	0	1	1	0	1		2				
23 Yonder Alonso, L OBP: 0.455, SLG: 0.500	1-0 B FF 90 X CH 81		4-0 D CU 79 H IN 72 H IN 73		1-0 B FF 90 X FF 89				0-0 X FF 91		3	0	1	1	1	1		1				
11 Will Middlebrooks, R OBP: 0.278, SLG: 0.352	2-3 B FF 90 B CU 76 C FF 90 S CH 82		0-1 C CH 81 X FF 91						0-1 C SI 90 X SL 82		4	0	1	0	0	1		5				
5 Alexi Amarista, L OBP: 0.364, SLG: 0.333		0-3 F FF 89 B FF 89 S CU 79		1-2 L FF 90 B FF 89 F FF 89 X CU 79					0-1 C SL 81 X SI 92		4	0	0	0	0	1		2				
40 Odrisamer Despaigne, R		0-3 C FF 89 S CU 79		0-0 X FF 88							3	0	0	0	0	1	1					
53 Joaquin Benoit, R											0	0	0	0	0	0	0					
44 Dale Thayer, R											0	0	0	0	0	0	0					
Inning Stats	R: 3 E: 0 K: 1 S: 17	H: 3 LOB: 1 BB: 1 P: 30	R: 0 E: 0 K: 2 S: 10	H: 0 LOB: 0 BB: 0 P: 12	R: 0 E: 0 K: 1 S: 10	H: 1 LOB: 3 BB: 2 P: 23	R: 0 E: 0 K: 0 S: 7	H: 0 LOB: 0 BB: 0 P: 10	R: 1 E: 0 K: 0 S: 7	H: 1 LOB: 0 BB: 0 P: 10	R: 0 E: 0 K: 1 S: 8	H: 1 LOB: 1 BB: 0 P: 10	R: 1 E: 0 K: 2 S: 14	H: 1 LOB: 0 BB: 0 P: 22	R: 0 E: 0 K: 1 S: 8	H: 1 LOB: 1 BB: 0 P: 8	R: 0 E: 0 K: 1 S: 3	H: 0 LOB: 0 BB: 0 P: 7	1B: 3 2B: 3 3B: 1 HR: 1	SF: 0 SAC: 0 DP: 0 HBP: 0	WP: 1 PB: 0 SB: 0 CS: 0	PA: 35
PITCHER	IP WLS BF H R ER SO BB IBB HBP BLK WP HR S P ERA WHIP																					
58 Jeremy Hellickson, R	6.2 L 30 7 5 5 6 2 1 0 0 0 1 0 4 7 6.75 1.350																					
48 Randall Delgado, R	0.1 1 0 0 0 1 0 0 0 0 0 1 0 4 7 0.00 0.000																					
40 Andrew Chafin, L	1.0 4 1 0 0 1 0 0 0 0 0 0 0 8 8 0.00 1.000																					

Batter	1	2	3	4	5	6	7	8	9	AB	R	H	RBI	BB	SO	LOB	TOP					
5 Ender Inciarte, L OBP: 0.435, SLG: 0.535	F7		1B	L7		L9	G3		1B	6	2	2	0	0	0	2	Arizona Diamondbacks @ San Francisco Giants AT&T Park, San Francisco, CA Fri Apr 17 2015, 7:16 PM - 10:16 PM PDT Att: 41,550 - Clear - 54 F					
11 AJ Pollock, R OBP: 0.422, SLG: 0.487	K		1B	1B		1B	BB		1B	5	2	4	1	1	1	0						
44 Paul Goldschmidt, R OBP: 0.429, SLG: 0.634 31 Jordan Pacheco, R OBP: 0.273, SLG: 0.200	G6-3		1B	F8		BB	BB		BB	4	1	1	1	1	1	4						
6 David Peralta, L OBP: 0.333, SLG: 0.462	G3-1		1B			1B			1B	5	1	3	2	0	0	2						
19 Jake Lamb, L OBP: 0.548, SLG: 0.760 24 Yasmany Tomás, R (9, PH)	1B		3B			BB			F8	3	0	2	2	2	0	1						
9 Tuffy Gosewisch, R OBP: 0.237, SLG: 0.194	G6-3		L4			1B			K	6	0	1	1	0	2	9						
16 Chris Owings, R OBP: 0.200, SLG: 0.182	BB		1B			1B			K	4	2	2	0	1	1	3						
13 Nick Ahmed, R OBP: 0.257, SLG: 0.161	K		1B			1B			K	5	0	0	0	0	2	7						
55 Josh Collmenter, R OBP: 0.429, SLG: 0.429	G6-3		1B			1B			1B	5	1	3	1	0	1	0						
Inning Stats	R: 0 E: 0 K: 1 S: 9	H: 0 LOB: 0 BB: 0 P: 13	R: 0 E: 0 K: 1 S: 15	H: 1 LOB: 2 BB: 1 P: 24	R: 3 E: 0 K: 0 S: 11	H: 4 LOB: 1 BB: 0 P: 17	R: 1 E: 0 K: 0 S: 12	H: 3 LOB: 2 BB: 0 P: 21	R: 1 E: 0 K: 2 S: 16	H: 2 LOB: 1 BB: 0 P: 30	R: 1 E: 0 K: 1 S: 14	H: 2 LOB: 2 BB: 1 P: 23	R: 0 E: 0 K: 2 S: 10	H: 1 LOB: 2 BB: 1 P: 15	R: 2 E: 0 K: 1 S: 12	H: 3 LOB: 2 BB: 1 P: 20		1B: 14 2B: 3 3B: 1 HR: 0	SF: 1 SAC: 0 DP: 0 HBP: 0	WP: 0 PB: 1 SB: 2 CS: 0	PA: 51	
PITCHER	IP WLS BF H R ER SO	IP WLS BF H R ER SO	IP WLS BF H R ER SO	IP WLS BF H R ER SO	IP WLS BF H R ER SO	IP WLS BF H R ER SO	IP WLS BF H R ER SO	IP WLS BF H R ER SO	IP WLS BF H R ER SO	IP WLS BF H R ER SO	IP WLS BF H R ER SO	IP WLS BF H R ER SO	IP WLS BF H R ER SO	IP WLS BF H R ER SO	IP WLS BF H R ER SO	IP WLS BF H R ER SO	ERA WHIP	ERA WHIP				
22 Jake Peavy, R ERA: 9.39	3.2	L	20	8	4	4	2	1	0	0	0	0	0	0	0	0	9.82	2.455				
70 George Kontos, R ERA: 1.04	1.1	6	2	1	1	0	0	0	0	0	0	0	0	0	0	10	17	6.75	1.500			
32 Ryan Vogelsong, R ERA: 10.45	2.0	15	5	2	1	3	4	0	0	0	0	0	0	0	33	60	4.50	4.500				
52 Yusmeiro Petit, R ERA: 4.91	2.0	10	3	2	2	3	1	0	0	0	0	0	0	0	19	28	9.00	2.000				
Batter	1	2	3	4	5	6	7	8	9	AB	R	H	RBI	BB	SO	LOB	BOTTOM					
23 Norichika Aoki, L OBP: 0.404, SLG: 0.360	G5-3		P6			G1-3			G3	4	0	0	0	0	0	0	Arizona Diamondbacks @ San Francisco Giants AT&T Park, San Francisco, CA Fri Apr 17 2015, 7:16 PM - 10:16 PM PDT Att: 41,550 - Clear - 54 F					
12 Joe Panik, L OBP: 0.306, SLG: 0.364	F9		1B			G2-3			2B	4	0	2	0	0	0	0						
16 Ángel Pagán, S OBP: 0.420, SLG: 0.500 43 Justin Maxwell, R OBP: 0.333, SLG: 0.278	1B		FC6			G4-3			K	3	0	1	0	0	0	1						
28 Buster Posey, R OBP: 0.333, SLG: 0.375 29 Héctor Sánchez, S OBP: 0.130, SLG: 0.174	FC6-4		1B			F9			P6	3	0	0	0	0	0	1						
14 Casey McGehee, R OBP: 0.308, SLG: 0.391	G4-3		BB			L9				2	0	0	0	1	0	0						
9 Brandon Belt, L OBP: 0.143, SLG: 0.077	G1-3		L3			G4-3				3	0	0	0	0	0	1						
7 Gregor Blanco, L OBP: 0.333, SLG: 0.389	1B		P6			G4-3				3	0	1	0	0	0	0						
35 Brandon Crawford, L OBP: 0.250, SLG: 0.308	K		G3			F8				3	0	0	0	0	1	1						
22 Jake Peavy, R 70 George Kontos, R 13 Joaquin Arias, R 32 Ryan Vogelsong, R 52 Yusmeiro Petit, R 50 Matt Duffy, R	F9		F9			F8			F9	1	0	0	0	0	0	0						
Inning Stats	R: 0 E: 0 K: 0 S: 9	H: 1 LOB: 1 BB: 0 P: 13	R: 0 E: 0 K: 1 S: 10	H: 1 LOB: 1 BB: 0 P: 17	R: 0 E: 0 K: 0 S: 9	H: 0 LOB: 0 BB: 1 P: 13	R: 0 E: 0 K: 0 S: 6	H: 0 LOB: 0 BB: 0 P: 12	R: 0 E: 0 K: 0 S: 6	H: 0 LOB: 0 BB: 0 P: 10	R: 0 E: 0 K: 0 S: 7	H: 0 LOB: 0 BB: 0 P: 14	R: 0 E: 0 K: 0 S: 6	H: 0 LOB: 0 BB: 0 P: 10	R: 0 E: 0 K: 0 S: 7	H: 0 LOB: 0 BB: 0 P: 13		R: 0 E: 0 K: 1 S: 10	H: 1 LOB: 1 BB: 0 P: 12	1B: 3 2B: 2 3B: 0 HR: 0	SF: 0 SAC: 0 DP: 1 HBP: 0	WP: 0 PB: 0 SB: 0 CS: 0
PITCHER	IP WLS BF H R ER SO	IP WLS BF H R ER SO	IP WLS BF H R ER SO	IP WLS BF H R ER SO	IP WLS BF H R ER SO	IP WLS BF H R ER SO	IP WLS BF H R ER SO	IP WLS BF H R ER SO	IP WLS BF H R ER SO	IP WLS BF H R ER SO	IP WLS BF H R ER SO	IP WLS BF H R ER SO	IP WLS BF H R ER SO	IP WLS BF H R ER SO	IP WLS BF H R ER SO	IP WLS BF H R ER SO	ERA WHIP	ERA WHIP				
55 Josh Collmenter, R ERA: 3.38	9.0	W	31	4	0	0	2	1	0	0	0	0	0	0	0	0	0.00	0.556				

Batter	1	2	3	4	5	6	7	8	9	AB	R	H	RBI	BB	SO	LOB	TOP	
5 Ender Inciarte, L OBP: 0.364, SLG: 0.442	G4-3		G1-3	G5-3			G1-3		FC6-2-5	5	0	0	0	0	0	2	Arizona Diamondbacks @ San Francisco Giants AT&T Park, San Francisco, CA Sun Apr 19 2015, 1:05 PM - 3:51 PM PDT Att: 41,528 - Cloudy - 61 F	
11 AJ Pollock, R OBP: 0.431, SLG: 0.489	44 HR		31 HBP				G3		G4-3	5	2	3	0	0	0	2		
44 Paul Goldschmidt, R OBP: 0.421, SLG: 0.667	1-H		31 HBP	16 BB			L3			3	2	1	2	1	1	1		
15 Mark Trumbo, R OBP: 0.273, SLG: 0.455	F8		L8						G6-3	4	0	0	0	0	0	2		
6 David Peralta, L OBP: 0.324, SLG: 0.533										0	0	0	0	0	0	0		
2 Aaron Hill, R OBP: 0.216, SLG: 0.229	G6-3		31 HBP	16 BB					K	3	1	0	0	1	1	0		
31 Jordan Pacheco, R OBP: 0.287, SLG: 0.154			16 BB						G6-3	3	0	0	1	0	1	0		
16 Chris Owings, R OBP: 0.233, SLG: 0.244			16 BB						G6-3	4	0	3	2	0	0	0		
13 Nick Ahmed, R OBP: 0.238, SLG: 0.135	K2-3		K						FC1-5	4	0	0	0	0	2	4		
58 Jeremy Hellickson, R																		
29 Brad Ziegler, R																		
24 Yasmany Tomás, R OBP: 0.250, SLG: 0.250																		
43 Addison Reed, L																		
Inning Stats	R: 2 H: 2 E: 0 K: 0 S: 10	H: 2 R: 0 ER: 1 LOB: 1 BB: 0 P: 13	R: 0 H: 1 E: 1 K: 2 S: 10	H: 1 R: 0 ER: 0 LOB: 1 BB: 0 P: 12	R: 3 H: 2 E: 0 K: 1 S: 17	H: 2 R: 0 ER: 0 LOB: 1 BB: 0 P: 31	R: 0 H: 1 E: 0 K: 2 S: 14	H: 1 R: 0 ER: 0 LOB: 1 BB: 0 P: 18	R: 0 H: 0 E: 0 K: 1 S: 6	H: 0 R: 0 ER: 0 LOB: 0 BB: 0 P: 8	R: 0 H: 0 E: 0 K: 0 S: 5	H: 0 R: 0 ER: 0 LOB: 0 BB: 0 P: 7	R: 0 H: 0 E: 0 K: 0 S: 12	H: 0 R: 0 ER: 0 LOB: 0 BB: 0 P: 16	R: 0 H: 0 E: 0 K: 1 S: 5	H: 2 R: 0 ER: 0 LOB: 2 BB: 0 P: 10	1B: 6 RBI: 5 SF: 0 2B: 1 3B: 0 HR: 1	WP: 0 PA: 38 PB: 0 SB: 1 CS: 0
PITCHER	IP WLS BF H R ER SO BB IBB HBP BLK WP HR S P ERA WHIP																	
17 Tim Hudson, R ERA: 3.93	5.0 L 24 6 5 5 6 2 0 1 0 0 0 1 57 82 9.00 1.600																	
70 George Kontos, R ERA: 0.94	2.0 6 0 0 0 0 0 0 0 0 0 0 0 17 23 0.00 0.000																	
63 Jean Machi, R ERA: 2.45	1.1 6 2 0 0 1 0 0 0 0 0 0 0 10 15 0.00 1.500																	
41 Jeremy Affeldt, L ERA: 2.25	0.2 2 0 0 0 0 0 0 0 0 0 0 0 3 4 0.00 0.000																	

Batter	1	2	3	4	5	6	7	8	9	AB	R	H	RBI	BB	SO	LOB	BOTTOM	
23 Norichika Aoki, L OBP: 0.409, SLG: 0.441	12 BB		G1-3						G3	4	1	2	0	0	0	0	Arizona Diamondbacks @ San Francisco Giants AT&T Park, San Francisco, CA Sun Apr 19 2015, 1:05 PM - 3:51 PM PDT Att: 41,528 - Cloudy - 61 F	
12 Joe Panik, L OBP: 0.328, SLG: 0.377	28 G5-4-3		F9						G4-3	4	0	1	0	0	0	1		
16 Ángel Pagán, S OBP: 0.373, SLG: 0.434	SF7		G1-4-3						G3-1	3	0	0	1	0	0	0		
28 Buster Posey, R OBP: 0.321, SLG: 0.354	G5-4-3		G1-4-3						F9	4	0	0	0	0	0	1		
9 Brandon Belt, L OBP: 0.222, SLG: 0.152									K	4	0	2	0	0	2	0		
14 Casey McGehee, R OBP: 0.285, SLG: 0.323	G6-4-3		F7						G6-3	4	0	0	0	0	0	2		
34 Andrew Susac, R OBP: 0.250, SLG: 0.250			F8						K	3	0	1	0	0	1	1		
35 Brandon Crawford, L OBP: 0.294, SLG: 0.400									P5	2	0	2	0	1	0	0		
17 Tim Hudson, R																		
50 Matt Duffy, R ERA: 4.58																		
70 George Kontos, R																		
7 Grégor Blanco, L OBP: 0.260, SLG: 0.375																		
63 Jean Machi, R																		
41 Jeremy Affeldt, L																		
Inning Stats	R: 1 H: 2 E: 0 K: 0 S: 9	H: 2 R: 0 ER: 0 LOB: 2 BB: 1 P: 11	R: 0 H: 0 E: 0 K: 0 S: 9	H: 0 R: 0 ER: 0 LOB: 0 BB: 0 P: 12	R: 0 H: 1 E: 0 K: 0 S: 8	H: 1 R: 0 ER: 0 LOB: 1 BB: 0 P: 16	R: 0 H: 2 E: 0 K: 0 S: 9	H: 2 R: 0 ER: 0 LOB: 1 BB: 0 P: 17	R: 0 H: 0 E: 0 K: 1 S: 11	H: 0 R: 0 ER: 0 LOB: 0 BB: 0 P: 13	R: 0 H: 1 E: 0 K: 1 S: 10	H: 1 R: 0 ER: 0 LOB: 1 BB: 0 P: 11	R: 0 H: 0 E: 0 K: 0 S: 5	H: 0 R: 0 ER: 0 LOB: 0 BB: 0 P: 6	R: 0 H: 0 E: 0 K: 1 S: 6	H: 0 R: 0 ER: 0 LOB: 0 BB: 0 P: 12	1B: 6 RBI: 1 H: 8 RBI: 1 SO: 3 LOB: 9	WP: 0 PA: 33 PB: 0 SB: 0 CS: 0
PITCHER	IP WLS BF H R ER SO BB IBB HBP BLK WP HR S P ERA WHIP																	
58 Jeremy Hellickson, R ERA: 4.58	6.2 W 26 8 1 1 2 1 0 0 0 0 0 0 8 90 1.35 1.350																	
29 Brad Ziegler, R ERA: 2.45	1.1 4 0 0 0 0 0 0 0 0 0 0 0 8 10 0.00 0.000																	
43 Addison Reed, R ERA: 2.45	1.0 3 0 0 0 1 0 0 0 0 0 0 0 6 12 0.00 0.000																	

Batter	1	2	3	4	5	6	7	8	9	AB	R	H	RBI	BB	SO	LOB	TOP			
2 Leonys Martin, L (1.8) OBP: 0.286, SLG: 0.288										4	2	2	2	1	1	0				
1 Elvis Andrus, R (1.6) OBP: 0.197, SLG: 0.283										5	1	2	1	0	0	1				
84 Prince Fielder, L (1.3) OBP: 0.407, SLG: 0.381 52 Tanner Scheppers, R (9.1)										5	1	2	3	0	0	3				
29 Adrián Beltré, R (1.5) OBP: 0.213, SLG: 0.281										4	0	1	0	0	0	1				
17 Shin-Soo Choo, L (1.9) OBP: 0.220, SLG: 0.243										4	0	0	0	0	1	2				
61 Robinson Chirinos, R (1.2) OBP: 0.258, SLG: 0.464										4	0	0	0	0	0	1				
43 Carlos Peguero, L (1.7) OBP: 0.407, SLG: 0.381 37 Shawn Tolleson, R (7.1)										3	0	0	0	0	2	1				
18 Mitch Moreland, L (9.3) OBP: 0.405, SLG: 0.500										4	0	0	0	0	0	1				
22 Nick Martinez, L (1.1) OBP: 0.345, SLG: 0.318										2	0	0	0	0	1	0				
Inning Stats	R: 1 H: 2 E: 0 K: 0 S: 15	H: 2 LOB: 1 BB: 0 P: 23	R: 0 H: 0 E: 0 K: 0 S: 7	H: 0 LOB: 0 BB: 0 P: 11	R: 0 H: 0 E: 1 K: 1 S: 9	H: 0 LOB: 1 BB: 0 P: 11	R: 0 H: 1 E: 0 K: 2 S: 11	H: 0 LOB: 1 BB: 0 P: 17	R: 0 H: 0 E: 0 K: 0 S: 12	H: 0 LOB: 0 BB: 0 P: 16	R: 0 H: 0 E: 0 K: 1 S: 7	H: 0 LOB: 0 BB: 0 P: 11	R: 4 H: 2 E: 1 K: 0 S: 18	H: 2 LOB: 0 BB: 1 P: 33	R: 2 H: 3 E: 0 K: 0 S: 13	H: 3 LOB: 2 BB: 1 P: 31	1B: 4 2B: 3 3B: 0 HR: 1	SF: 0 SAC: 0 DP: 0 HBP: 0	WP: 0 PA: 39 PB: 0 SB: 5 CS: 0	
PITCHER	IP	WLS	BF	H	R	ER	SO	BB	IBB	HBP	BLK	WP	HR	S	P	ERA	WHIP			
57 Chase Anderson, R (1.1) ERA: 3.0	7.0		25	3	1	1	5	0	0	0	0	0	0	72	106	1.29	0.429			
41 Daniel Hudson, R (8.1) ERA: 4.75	1.0	L	7	2	4	3	0	1	0	0	0	0	1	18	33	27.00	3.000			
50 Evan Marshall, R (9.1) ERA: 9.0	0.2		4	1	2	2	0	1	0	0	0	0	0	8	18	27.00	3.000			
59 Oliver Pérez, L (9.1) ERA: 5.79	0.1		3	2	0	0	0	0	0	0	0	0	0	5	13	0.00	6.000			

Texas Rangers @ Arizona Diamondbacks
Chase Field, Phoenix, AZ
Tue Apr 21 2015, 6:41 PM - 9:45 PM MST
Att: 18,345 - Partly Cloudy - 86 F

AB 37
R 7
H 8
RBI 6
BB 2
SO 5
LOB 10



Batter	1	2	3	4	5	6	7	8	9	AB	R	H	RBI	BB	SO	LOB	BOTTOM			
11 AJ Pollock, R (1.8) OBP: 0.411, SLG: 0.460										5	0	1	0	0	1	1				
16 Chris Owings, R (1.4) OBP: 0.229, SLG: 0.239										5	0	1	0	0	1	2				
44 Paul Goldschmidt, R (1.3) OBP: 0.426, SLG: 0.647										3	0	1	0	1	2	2				
15 Mark Trumbo, R (1.9) OBP: 0.271, SLG: 0.438										4	0	1	0	0	2	2				
6 David Peralta, L (1.7) OBP: 0.289, SLG: 0.471										4	0	0	0	0	0	1				
24 Yasmyn Tomás, R (1.5) ERA: 0.45 4 Cliff Pennington, S (6.3) OBP: 0.385, SLG: 0.300										3	1	2	0	0	0	0				
9 Tuffy Gosewisch, R (1.2) OBP: 0.261, SLG: 0.209										4	0	1	0	0	0	3				
13 Nick Ahmed, R (1.6) OBP: 0.217, SLG: 0.122										4	0	0	1	0	1	1				
57 Chase Anderson, R (1.1) 7 Danny Dorn, L (7.3) 41 Daniel Hudson, R (8.1) 50 Evan Marshall, R (9.1) 59 Oliver Pérez, L (9.1) 5 Ender Inciarte, L (9.3) OBP: 0.307, SLG: 0.434										2	0	0	0	0	0	1				
Inning Stats	R: 0 H: 1 E: 0 K: 0 S: 12	H: 2 LOB: 1 BB: 0 P: 16	R: 1 H: 2 E: 0 K: 0 S: 12	H: 2 LOB: 1 BB: 0 P: 14	R: 0 H: 0 E: 0 K: 1 S: 9	H: 0 LOB: 0 BB: 1 P: 14	R: 0 H: 0 E: 0 K: 0 S: 9	H: 0 LOB: 0 BB: 0 P: 12	R: 0 H: 2 E: 1 K: 1 S: 22	H: 2 LOB: 3 BB: 0 P: 31	R: 0 H: 1 E: 0 K: 2 S: 15	H: 1 LOB: 2 BB: 1 P: 25	R: 0 H: 0 E: 0 K: 2 S: 8	H: 0 LOB: 0 BB: 0 P: 10	R: 0 H: 1 E: 1 K: 1 S: 13	H: 1 LOB: 2 BB: 0 P: 17	1B: 7 2B: 0 3B: 0 HR: 0	SF: 0 SAC: 0 DP: 0 HBP: 0	WP: 0 PA: 38 PB: 0 SB: 0 CS: 0	
PITCHER	IP	WLS	BF	H	R	ER	SO	BB	IBB	HBP	BLK	WP	HR	S	P	ERA	WHIP			
22 Nick Martinez, R (1.1) ERA: 0.45	6.0		25	5	1	1	3	1	0	0	0	0	0	70	96	1.50	1.000			
50 Keone Kela, R (7.1) ERA: 1.35	0.2	W	4	1	0	0	1	1	0	0	0	0	0	10	18	0.00	3.000			
37 Shawn Tolleson, R (7.1) ERA: 1.23	1.1		4	0	0	0	3	0	0	0	0	0	0	13	17	0.00	0.000			
52 Tanner Scheppers, R (9.1) ERA: 15.43	1.0		5	1	0	0	1	0	0	0	0	0	0	13	17	0.00	1.000			

Texas Rangers @ Arizona Diamondbacks
Chase Field, Phoenix, AZ
Tue Apr 21 2015, 6:41 PM - 9:45 PM MST
Att: 18,345 - Partly Cloudy - 86 F

AB 36
R 1
H 7
RBI 1
BB 2
SO 8
LOB 14



Batter	1	2	3	4	5	6	7	8	9	AB	R	H	RBI	BB	SO	LOB	TOP		
2 Leonys Martin, L OBP: 0.294, SLG: 0.286	G6-3	G4-6-3			L8			G6-3	G6-3	4	0	1	1	1	0	2	<p>Texas Rangers @ Arizona Diamondbacks Chase Field, Phoenix, AZ Wed Apr 22 2015, 6:40 PM - 9:39 PM MST Att: 17,886 - Clear - 85 F</p> <p>livebaseballscorecards.com</p>		
1 Elvis Andrus, R OBP: 0.197, SLG: 0.266	F8				F9			G6-3	G6-3	4	0	0	0	1	0	3			
84 Prince Fielder, L OBP: 0.424, SLG: 0.483	17 HBP 61 BB				F7			P6		3	1	0	0	1	1	2			
29 Adrian Beltré, R OBP: 0.246, SLG: 0.350	61 BB 17 HBP				L9					3	1	2	1	1	0	1			
17 Shin-Soo Choo, L OBP: 0.244, SLG: 0.231	20 FC5 61 BB				P6			G6-3		2	1	0	0	1	0	2			
61 Robinson Chirinos, R OBP: 0.298, SLG: 0.464	20 FC5				G6-3					3	1	1	1	1	1	0			
20 Jake Smolinski, R OBP: 0.303, SLG: 0.269	FC5				G4-3					4	0	0	1	0	1	4			
12 Rougned Odor, L OBP: 0.283, SLG: 0.260					F7					3	0	1	1	1	0	0			
49 Yovani Gallardo, R OBP: 0.290, SLG: 0.290					FC3-6					2	0	1	0	0	0	1			
55 Roman Mendez, R ERA: 1.53										2	0	0	0	0	0	0			
18 Mitch Moreland, L OBP: 0.266, SLG: 0.468										1	0	0	0	0	0	1			
41 Logan Verrett, R ERA: 6.0										0	0	0	0	0	0	0			
57 Stolmy Pimentel, R ERA: 2.45										1	1	1	0	0	0	0			
9 Adam Rosales, R OBP: 0.278, SLG: 0.412										1	1	1	0	0	0	0			
Inning Stats	R: 1 H: 0 E: 0 K: 0 S: 17	H: 0 LOB: 3 BB: 3 P: 37	R: 0 H: 0 E: 0 K: 0 S: 5	H: 0 LOB: 0 BB: 1 P: 9	R: 0 H: 0 E: 0 K: 1 S: 7	H: 0 LOB: 1 BB: 1 P: 14	R: 0 H: 0 E: 0 K: 0 S: 6	H: 0 LOB: 0 BB: 0 P: 10	R: 0 H: 1 E: 0 K: 0 S: 9	H: 1 LOB: 1 BB: 0 P: 14	R: 0 H: 1 E: 0 K: 1 S: 5	H: 1 LOB: 0 BB: 0 P: 8	R: 0 H: 0 E: 0 K: 0 S: 5	H: 0 LOB: 0 BB: 1 P: 11	R: 4 H: 4 E: 0 K: 0 S: 17	H: 4 LOB: 1 BB: 1 P: 34	1B: 5 2B: 1 3B: 0 HR: 1	SF: 0 DP: 4 HBP: 1	WP: 0 PA: 38 PB: 0 SB: 0 CS: 0
PITCHER	IP WLS BF H R ER SO BB IBB HBP BLK WP HR S P ERA WHIP																		
25 Archie Bradley, R ERA: 1.45	6.0 W 24 2 1 1 2 5 0 1 0 0 0 0 49 92 1.50 1.167																		
48 Randall Delgado, R ERA: 1.53	2.0 6 1 0 0 1 1 0 0 0 0 0 12 20 0.00 1.000																		
40 Andrew Chafin, L ERA: 6.14	0.2 6 3 4 4 0 1 0 0 0 0 1 11 24 54.00 6.000																		
43 Addison Reed, R ERA: 2.25	0.1 2 1 0 0 0 0 0 0 0 0 0 6 10 0.00 3.000																		

Batter	1	2	3	4	5	6	7	8	9	AB	R	H	RBI	BB	SO	LOB	BOTTOM		
5 Ender Inciarte, L OBP: 0.344, SLG: 0.414	11 E 11 B		E3 11 B 15 G6-3		F8		G3-1	L6		5	2	1	0	0	0	3	<p>Texas Rangers @ Arizona Diamondbacks Chase Field, Phoenix, AZ Wed Apr 22 2015, 6:40 PM - 9:39 PM MST Att: 17,886 - Clear - 85 F</p> <p>livebaseballscorecards.com</p>		
11 AJ Pollock, R OBP: 0.417, SLG: 0.472	E5 44 G5-3				K		SF9			3	1	2	1	0	1	0			
44 Paul Goldschmidt, R OBP: 0.415, SLG: 0.611	G5-3				K		K2-3			3	1	0	1	1	2	2			
15 Mark Trumbo, R OBP: 0.288, SLG: 0.442			G5-3					F9		4	0	2	2	0	0	1			
2 Aaron Hill, R OBP: 0.220, SLG: 0.211			L9							3	1	0	0	1	2	3			
16 Chris Owings, R OBP: 0.250, SLG: 0.360	L9									4	2	2	2	0	1	1			
9 Tuffy Gosewisch, R OBP: 0.240, SLG: 0.191			G3-1					E3 13 BB		4	0	0	0	0	0	1			
25 Archie Bradley, R ERA: 3.92										2	0	0	0	0	1	0			
26 Danny Dorn, L ERA: 2.57										1	0	0	0	0	0	0			
48 Randall Delgado, R ERA: 6.0										0	0	0	0	0	0	0			
6 David Peralta, R ERA: 2.45										0	0	0	1	0	0	0			
40 Andrew Chafin, R ERA: 6.0										0	0	0	0	0	0	0			
43 Addison Reed, L ERA: 2.45										0	0	0	0	0	0	0			
13 Nick Ahmed, R OBP: 0.240, SLG: 0.159										3	1	1	0	1	1	0			
Inning Stats	R: 2 H: 3 E: 1 K: 1 S: 16	H: 3 LOB: 1 BB: 0 P: 25	R: 0 H: 0 E: 0 K: 2 S: 9	H: 0 LOB: 0 BB: 0 P: 14	R: 1 H: 1 E: 0 K: 1 S: 14	H: 1 LOB: 1 BB: 0 P: 21	R: 1 H: 1 E: 0 K: 0 S: 7	H: 1 LOB: 0 BB: 0 P: 10	R: 1 H: 1 E: 0 K: 2 S: 15	H: 1 LOB: 1 BB: 1 P: 26	R: 0 H: 0 E: 0 K: 1 S: 7	H: 0 LOB: 0 BB: 0 P: 10	R: 1 H: 1 E: 0 K: 1 S: 8	H: 1 LOB: 0 BB: 0 P: 12	R: 2 H: 1 E: 1 K: 0 S: 18	H: 1 LOB: 2 BB: 2 P: 35	1B: 5 2B: 1 3B: 1 HR: 1	SF: 2 DP: 0 HBP: 0	WP: 0 PA: 37 PB: 0 SB: 1 CS: 0
PITCHER	IP WLS BF H R ER SO BB IBB HBP BLK WP HR S P ERA WHIP																		
49 Yovani Gallardo, R ERA: 3.92	5.0 L 23 6 5 3 6 1 0 0 0 0 0 0 7 10 5.40 1.400																		
55 Roman Mendez, R ERA: 2.57	1.0 3 0 0 0 1 0 0 0 0 0 0 7 10 0.00 0.000																		
41 Logan Verrett, R ERA: 6.0	1.2 9 2 3 2 1 1 0 0 0 0 0 24 41 10.80 1.800																		
57 Stolmy Pimentel, R ERA: 2.45	0.1 2 0 0 0 0 1 0 0 0 0 0 2 6 0.00 3.000																		



Batter	1	2	3	4	5	6	7	8	9	AB	R	H	RBI	BB	SO	LOB	TOP			
5 Josh Harrison, R OBP: 0.279, SLG: 0.406										4	0	2	2	0	0	0				
25 Gregory Polanco, L OBP: 0.303, SLG: 0.422										4	1	0	0	0	0	1				
22 Andrew McCutchen, R OBP: 0.313, SLG: 0.340										3	1	0	0	1	1	1				
18 Neil Walker, S OBP: 0.288, SLG: 0.387										4	0	2	2	0	0	0				
6 Starling Marte, R OBP: 0.276, SLG: 0.547										4	0	1	0	0	1	2				
24 Pedro Alvarez, L OBP: 0.283, SLG: 0.462										2	0	0	0	0	0	0				
12 Corey Hart, R OBP: 0.250, SLG: 0.400										1	0	0	0	0	1	1				
3 Sean Rodriguez, R OBP: 0.333, SLG: 0.533										1	0	0	0	0	1	0				
29 Francisco Cervelli, R OBP: 0.327, SLG: 0.333										4	0	0	0	0	0	1				
10 Jordy Mercer, R OBP: 0.327, SLG: 0.220										2	1	1	0	2	0	0				
45 Gerrit Cole, R OBP: 0.200, SLG: 0.111										3	1	1	0	0	1	2				
48 Jared Hughes, R OBP: 0.167, SLG: 0.125										0	0	0	0	0	0	0				
35 Mark Melancon, R OBP: 0.167, SLG: 0.125										1	0	0	0	0	0	1				
										0	0	0	0	0	0	0				
Inning Stats	R: 1 H: 2 E: 0 K: 0 S: 12	H: 2 LOB: 1 BB: 0 P: 20	R: 2 H: 3 E: 0 K: 0 S: 13	H: 3 LOB: 1 BB: 0 P: 21	R: 0 H: 0 E: 0 K: 0 S: 7	H: 0 LOB: 0 BB: 0 P: 10	R: 0 H: 0 E: 0 K: 1 S: 7	H: 0 LOB: 0 BB: 0 P: 10	R: 0 H: 0 E: 0 K: 1 S: 8	H: 0 LOB: 0 BB: 0 P: 12	R: 0 H: 1 E: 0 K: 1 S: 11	H: 1 LOB: 2 BB: 1 P: 17	R: 1 H: 1 E: 0 K: 0 S: 8	H: 1 LOB: 1 BB: 1 P: 15	R: 0 H: 0 E: 0 K: 1 S: 10	H: 0 LOB: 1 BB: 1 P: 16	1B: 4 2B: 3 3B: 0 HR: 0	SF: 0 SAC: 0 DP: 0 HBP: 0	WP: 0 PB: 0 SB: 1 CS: 0	PA: 36
PITCHER	IP WLS BF H R ER SO BB IBB HBP BLK WP HR S P ERA WHIP																			
55 Josh Collmenter, R ERA: 3.85	6.0 L 23 6 3 3 3 0 0 0 0 0 0 55 86 4.50 1.000																			
59 Oliver Pérez, L ERA: 5.4	(7, 1) 0.1 1 0 0 0 1 0 0 0 0 0 0 3 3 0.00 0.000																			
29 Brad Ziegler, R ERA: 5.4	(7, 1) 0.2 3 0 0 0 0 0 1 0 0 0 0 7 13 0.00 0.000																			
50 Evan Marshall, R ERA: 7.71	(8, 1) 2.0 9 1 1 1 1 2 0 0 0 0 0 0 18 31 4.50 1.500																			

Pittsburgh Pirates @ Arizona Diamondbacks
Chase Field, Phoenix, AZ
Fri Apr 24 2015, 6:41 PM - 9:21 PM MST
Att: 24,427 - Clear - 77 F

livebaseballscorecards.com

AB 33
R 4
H 7
RBI 4
BB 3
SO 5
LOB 9

Batter	1	2	3	4	5	6	7	8	9	AB	R	H	RBI	BB	SO	LOB	BOTTOM			
5 Ender Inciarte, L OBP: 0.354, SLG: 0.419										4	0	2	0	0	0	0				
11 AJ Pollock, R OBP: 0.406, SLG: 0.456										4	0	1	0	0	1	1				
44 Paul Goldschmidt, R OBP: 0.420, SLG: 0.596										3	1	1	0	1	0	2				
15 Mark Trumbo, R OBP: 0.286, SLG: 0.446										4	0	1	0	0	1	2				
24 Yasmany Tomás, R OBP: 0.455, SLG: 0.400										3	0	1	0	1	0	1				
16 Chris Owings, R OBP: 0.250, SLG: 0.352										4	0	1	1	0	2	2				
9 Tuffy Gosewisch, R OBP: 0.226, SLG: 0.180										3	0	0	0	0	2	3				
4 Cliff Pennington, S OBP: 0.357, SLG: 0.273										1	0	0	0	0	0	0				
55 Josh Collmenter, R ERA: 3.85	(1, 1)																			
59 Oliver Pérez, L ERA: 5.4	(7, 1)																			
29 Brad Ziegler, R ERA: 5.4	(7, 1)																			
26 Danny Dorn, L OBP: 0.250, SLG: 0.352	(7, PH)																			
50 Evan Marshall, R ERA: 7.71	(8, 1)																			
2 Aaron Hill, R OBP: 0.234, SLG: 0.286	(9, PH)																			
13 Nick Ahmed, R OBP: 0.226, SLG: 0.149	(1, 6)																			
6 David Peralta, L OBP: 0.275, SLG: 0.457	(9, PH)																			
Inning Stats	R: 0 H: 0 E: 0 K: 0 S: 9	H: 0 LOB: 1 BB: 1 P: 14	R: 0 H: 0 E: 0 K: 1 S: 7	H: 0 LOB: 0 BB: 0 P: 8	R: 0 H: 2 E: 0 K: 0 S: 10	H: 2 LOB: 0 BB: 0 P: 16	R: 0 H: 1 E: 0 K: 1 S: 10	H: 1 LOB: 1 BB: 0 P: 11	R: 0 H: 0 E: 0 K: 1 S: 7	H: 0 LOB: 0 BB: 0 P: 10	R: 1 H: 3 E: 0 K: 1 S: 12	H: 3 LOB: 2 BB: 0 P: 18	R: 0 H: 1 E: 0 K: 2 S: 15	H: 1 LOB: 1 BB: 1 P: 25	R: 0 H: 0 E: 0 K: 0 S: 6	H: 0 LOB: 0 BB: 0 P: 9	1B: 6 2B: 1 3B: 0 HR: 0	SF: 0 SAC: 0 DP: 0 HBP: 0	WP: 0 PB: 0 SB: 1 CS: 0	PA: 36
PITCHER	IP WLS BF H R ER SO BB IBB HBP BLK WP HR S P ERA WHIP																			
45 Gerrit Cole, R ERA: 2.19	7.2 W 32 7 1 1 7 2 0 0 0 0 0 78 108 1.17 1.174																			
48 Jared Hughes, R ERA: 2.89	(8, 1) 0.1 H 1 0 0 0 1 0 0 0 0 0 0 4 6 0.00 0.000																			
35 Mark Melancon, R ERA: 6.48	(9, 1) 1.0 S 3 0 0 0 0 0 0 0 0 0 0 6 9 0.00 0.000																			

Pittsburgh Pirates @ Arizona Diamondbacks
Chase Field, Phoenix, AZ
Fri Apr 24 2015, 6:41 PM - 9:21 PM MST
Att: 24,427 - Clear - 77 F

livebaseballscorecards.com

AB 34
R 1
H 7
RBI 1
BB 2
SO 8
LOB 11

Batter	1	2	3	4	5	6	7	8	9	AB	R	H	RBI	BB	SO	LOB	TOP										
5 Josh Harrison, R OBP: 0.264, SLG: 0.382										4	0	0	0	0	2	1											
25 Gregory Polanco, L OBP: 0.276, SLG: 0.397										4	0	0	0	0	1	1											
22 Andrew McCutchen, R OBP: 0.294, SLG: 0.316										4	0	0	0	0	1	1											
18 Neil Walker, S OBP: 0.300, SLG: 0.424										4	2	2	0	0	1	1											
6 Starling Marte, R OBP: 0.274, SLG: 0.526										4	0	1	1	0	1	1											
24 Pedro Alvarez, L OBP: 0.279, SLG: 0.482										4	0	2	1	0	0	0											
3 Sean Rodriguez, R OBP: 0.333, SLG: 0.533										0	0	0	0	0	0	0											
29 Francisco Cervelli, R OBP: 0.321, SLG: 0.347										4	0	1	0	0	1	3											
10 Jordy Mercer, R OBP: 0.308, SLG: 0.295										3	0	0	0	0	2	1											
34 A.J. Burnett, R OBP: 0.143, SLG: 0.143										2	0	1	0	0	1	0											
15 Andrew Lamb, L OBP: 0.158, SLG: 0.118										1	0	0	0	0	0	0											
44 Tony Watson, L OBP: 0.333, SLG: 0.533										0	0	0	0	0	0	0											
35 Mark Melancon, R OBP: 0.333, SLG: 0.533										0	0	0	0	0	0	0											
Inning Stats	R: 0 H: 0 E: 1 K: 0 S: 10	H: 0 LOB: 1 BB: 0 P: 15	R: 0 H: 1 E: 0 K: 2 S: 14	H: 1 LOB: 1 BB: 0 P: 22	R: 0 H: 1 E: 0 K: 1 S: 6	H: 1 LOB: 0 BB: 0 P: 6	R: 1 H: 2 E: 0 K: 1 S: 13	H: 2 LOB: 1 BB: 0 P: 18	R: 0 H: 0 E: 0 K: 2 S: 10	H: 0 LOB: 0 BB: 0 P: 13	R: 0 H: 0 E: 0 K: 1 S: 7	H: 0 LOB: 0 BB: 0 P: 11	R: 0 H: 0 E: 0 K: 1 S: 9	H: 0 LOB: 2 BB: 0 P: 13	R: 1 H: 3 E: 0 K: 1 S: 18	H: 3 LOB: 2 BB: 0 P: 32	1B: 3 2B: 4 3B: 0 HR: 0	SF: 0 SAC: 0 DP: 0 HBP: 0	WP: 0 PB: 0 SB: 1 CS: 0	PA: 35							
PITCHER	IP	WLS	BF	H	R	ER	SO	BB	IBB	HBP	BLK	WP	HR	S	P	ERA	WHIP										
12 Rubby De La Rosa, R ERA: 4.68	7.0		25	4	1	1	8	0	0	0	0	0	0	67	98	1.29	0.571										
29 Brad Ziegler, R ERA: 3.0	1.0	W	3	0	0	0	1	0	0	0	0	0	0	9	13	0.00	0.000										
43 Addison Reed, R ERA: 3.6	1.0	L	6	3	1	1	1	0	0	0	0	0	0	18	32	9.00	3.000										

Pittsburgh Pirates @ Arizona Diamondbacks
Chase Field, Phoenix, AZ
Sat Apr 25 2015, 5:10 PM - 8:02 PM MST
Att: 38,859 - Cloudy - 77 F

AB 34
R 2
H 7
RBI 2
BB 0
SO 10
LOB 9



Batter	1	2	3	4	5	6	7	8	9	AB	R	H	RBI	BB	SO	LOB	BOTTOM										
5 Ender Inciarte, L OBP: 0.362, SLG: 0.415										3	0	1	0	1	0	0											
11 AJ Pollock, R OBP: 0.397, SLG: 0.443										4	0	1	0	0	0	1											
44 Paul Goldschmidt, R OBP: 0.397, SLG: 0.557										4	0	0	0	0	0	3											
6 David Peralta, L OBP: 0.256, SLG: 0.421										3	0	0	0	0	2	1											
15 Mark Trumbo, R OBP: 0.291, SLG: 0.439										1	0	0	0	0	0	2											
2 Aaron Hill, R OBP: 0.217, SLG: 0.209										4	0	1	0	0	1	2											
16 Chris Owings, R OBP: 0.267, SLG: 0.362										4	1	2	0	0	0	1											
9 Tuffy Gosewisch, R OBP: 0.246, SLG: 0.294										4	0	2	1	0	0	1											
13 Nick Ahmed, R OBP: 0.226, SLG: 0.149										0	0	0	0	0	0	0											
4 Cliff Pennington, S OBP: 0.444, SLG: 0.308										2	0	1	0	2	0	0											
12 Rubby De La Rosa, R OBP: 0.217, SLG: 0.209										2	0	1	0	2	0	0											
26 Danny Dorn, L OBP: 0.217, SLG: 0.209										2	0	0	0	0	1	4											
29 Brad Ziegler, L OBP: 0.217, SLG: 0.209										1	0	0	0	0	1	0											
43 Addison Reed, L OBP: 0.217, SLG: 0.209										0	0	0	0	0	0	0											
24 Yasmany Tomás, R OBP: 0.417, SLG: 0.364										1	0	0	0	0	0	1											
Inning Stats	R: 0 H: 0 E: 0 K: 0 S: 7	H: 3 LOB: 2 BB: 0 P: 11	R: 1 H: 3 E: 0 K: 2 S: 15	H: 3 LOB: 2 BB: 0 P: 23	R: 0 H: 0 E: 0 K: 1 S: 6	H: 0 LOB: 1 BB: 1 P: 12	R: 0 H: 1 E: 0 K: 0 S: 9	H: 1 LOB: 2 BB: 1 P: 16	R: 0 H: 0 E: 0 K: 0 S: 5	H: 0 LOB: 0 BB: 0 P: 8	R: 0 H: 1 E: 0 K: 0 S: 5	H: 1 LOB: 0 BB: 0 P: 6	R: 0 H: 0 E: 0 K: 1 S: 13	H: 2 LOB: 2 BB: 0 P: 20	R: 0 H: 1 E: 0 K: 0 S: 11	H: 1 LOB: 1 BB: 1 P: 19	1B: 8 2B: 0 3B: 0 HR: 0	SF: 0 SAC: 0 DP: 1 HBP: 0	WP: 0 PB: 0 SB: 3 CS: 1	PA: 36							
PITCHER	IP	WLS	BF	H	R	ER	SO	BB	IBB	HBP	BLK	WP	HR	S	P	ERA	WHIP										
34 A.J. Burnett, R ERA: 1.8	7.0		27	5	2	1	4	1	0	0	0	0	0	54	88	1.29	0.857										
44 Tony Watson, L ERA: 3.0	1.0	W	5	2	0	0	1	0	0	0	0	0	0	13	20	0.00	2.000										
35 Mark Melancon, R ERA: 5.79	1.0	S	4	1	0	0	0	1	0	0	0	0	0	11	19	0.00	2.000										

Pittsburgh Pirates @ Arizona Diamondbacks
Chase Field, Phoenix, AZ
Sat Apr 25 2015, 5:10 PM - 8:02 PM MST
Att: 38,859 - Cloudy - 77 F

AB 33
R 1
H 8
RBI 1
BB 3
SO 5
LOB 16



Batter	1	2	3	4	5	6	7	8	9	AB	R	H	RBI	BB	SO	LOB	TOP							
19 Charlie Blackmon, L (1.8) OBP: 0.378, SLG: 0.465										4	0	0	0	0	1	0	Colorado Rockies @ Arizona Diamondbacks Chase Field, Phoenix, AZ Wed Apr 29 2015, 6:40 PM - 9:14 PM MST Att: 19,633 - Clear - 92 F							
6 Corey Dickerson, L (1.7) OBP: 0.378, SLG: 0.605										4	0	1	0	0	1	0								
2 Troy Tulowitzki, R (1.6) OBP: 0.321, SLG: 0.526										4	1	2	0	0	0	0								
33 Justin Morneau, L (1.3) OBP: 0.338, SLG: 0.438										4	0	0	0	0	0	2								
28 Nolan Arenado, R (1.5) OBP: 0.338, SLG: 0.527										3	0	1	1	0	0	0								
5 Carlos González, L (1.9) OBP: 0.247, SLG: 0.347										3	0	0	0	0	0	1								
53 Christian Friedrich, R (7.1)										0	0	0	0	0	0	0								
48 Boone Logan, R (8.1)										0	0	0	0	0	0	0								
4 Nick Hundley, R (1.2) OBP: 0.369, SLG: 0.450										3	0	1	0	0	0	0								
3 Daniel Descalso, L (1.4) OBP: 0.214, SLG: 0.120										3	0	0	0	0	0	1								
24 Jordan Lyles, R (1.1)										2	0	0	0	0	0	1								
45 Scott Oberg, R (6.1)										0	0	0	0	0	0	0								
13 Drew Stubbs, R (7.9)										1	0	0	0	0	1	0								
Inning Stats	R: 1 H: 2 E: 1 K: 2 S: 18	H: 2 LOB: 2 BB: 0 P: 24	R: 0 H: 1 E: 0 K: 0 S: 7	H: 1 LOB: 0 BB: 0 P: 9	R: 0 H: 0 E: 0 K: 0 S: 5	H: 0 LOB: 0 BB: 0 P: 10	R: 0 H: 0 E: 0 K: 1 S: 7	H: 0 LOB: 0 BB: 0 P: 9	R: 0 H: 0 E: 0 K: 1 S: 9	H: 2 LOB: 1 BB: 0 P: 13	R: 0 H: 0 E: 0 K: 0 S: 5	H: 0 LOB: 0 BB: 0 P: 6	R: 0 H: 0 E: 0 K: 0 S: 7	H: 0 LOB: 0 BB: 0 P: 12	R: 0 H: 0 E: 0 K: 2 S: 12	H: 0 LOB: 0 BB: 0 P: 19	R: 0 H: 0 E: 0 K: 0 S: 6	H: 0 LOB: 0 BB: 0 P: 8	1B: 3 2B: 3 3B: 0 HR: 0	SF: 0 SAC: 0 DP: 1 HBP: 0	WP: 0 PB: 0 SB: 0 CS: 0	PA: 31		
PITCHER	IP WLS BF ERA	WLS BF ERA	H R ER SO	H R ER SO	BB IBB HBP BLK	BB IBB HBP BLK	WP HR S P	ERA WHIP	PITCHER	IP WLS BF ERA	WLS BF ERA	H R ER SO	H R ER SO	BB IBB HBP BLK	BB IBB HBP BLK	WP HR S P	ERA WHIP							
55 Josh Collmenter, R (1.1) ERA: 2.76	8.0	W	28	5	1	0	6	0	0	0	0	0	0	0	0	0	0	0.00	0.625					
36 Enrique Burgos, R (9.1) ERA:	1.0		3	0	0	0	0	0	0	0	0	0	0	0	0	0	0	0.00	0.000					

Batter	1	2	3	4	5	6	7	8	9	AB	R	H	RBI	BB	SO	LOB	BOTTOM						
5 Ender Inciarte, L (1.8) OBP: 0.357, SLG: 0.405										4	2	1	0	1	1	1	Colorado Rockies @ Arizona Diamondbacks Chase Field, Phoenix, AZ Wed Apr 29 2015, 6:40 PM - 9:14 PM MST Att: 19,633 - Clear - 92 F						
16 Chris Owings, R (1.4) OBP: 0.247, SLG: 0.320										4	0	1	0	0	1	1							
44 Paul Goldschmidt, R (1.3) OBP: 0.440, SLG: 0.594										4	2	3	1	1	0	0							
15 Mark Trumbo, R (1.9) OBP: 0.338, SLG: 0.542										4	0	1	1	0	0	3							
11 AJ Pollock, R (8.8) OBP: 0.373, SLG: 0.400										1	0	0	0	0	0	2							
6 David Peralta, L (1.7) OBP: 0.327, SLG: 0.545										4	2	3	1	1	0	0							
24 Yasenmy Tomás, R (1.5) OBP: 0.429, SLG: 0.375										1	2	1	0	3	0	0							
4 Cliff Pennington, S (7. PR) OBP: 0.429, SLG: 0.267										4	1	2	3	0	0	3							
31 Jordan Pacheco, R (1.2) OBP: 0.348, SLG: 0.400										4	1	2	3	0	2	1							
13 Nick Ahmed, R (1.6) OBP: 0.234, SLG: 0.158										4	0	1	0	0	0	0							
55 Josh Collmenter, R (1.1) ERA: 4.25	5.0	L	26	7	6	1	0	0	0	0	0	0	0	0	0	0	0.00	0.000					
2 Aaron Hill, R (8. PH) OBP: 0.226, SLG: 0.220	1.2		5	0	0	0	3	0	0	0	0	0	0	0	0	0	0.00	0.000					
36 Enrique Burgos, R (9.1) ERA: 5.19	1.0		6	3	1	1	0	0	0	0	0	0	0	0	0	0	0.00	3.000					
Inning Stats	R: 2 H: 3 E: 0 K: 0 S: 8	H: 3 LOB: 1 BB: 1 P: 14	R: 0 H: 0 E: 0 K: 1 S: 6	H: 0 LOB: 0 BB: 0 P: 8	R: 0 H: 1 E: 0 K: 0 S: 8	H: 1 LOB: 1 BB: 0 P: 14	R: 0 H: 2 E: 0 K: 0 S: 11	H: 2 LOB: 2 BB: 1 P: 20	R: 5 H: 2 E: 0 K: 0 S: 15	H: 2 LOB: 0 BB: 3 P: 31	R: 0 H: 0 E: 0 K: 3 S: 9	H: 0 LOB: 0 BB: 0 P: 15	R: 1 H: 2 E: 0 K: 1 S: 11	H: 2 LOB: 1 BB: 0 P: 17	R: 1 H: 3 E: 0 K: 0 S: 13	H: 3 LOB: 2 BB: 0 P: 17	1B: 11 2B: 1 3B: 0 HR: 1	SF: 0 SAC: 1 DP: 2 HBP: 0	WP: 0 PB: 0 SB: 3 CS: 0	PA: 40			
PITCHER	IP WLS BF ERA	WLS BF ERA	H R ER SO	H R ER SO	BB IBB HBP BLK	BB IBB HBP BLK	WP HR S P	ERA WHIP	PITCHER	IP WLS BF ERA	WLS BF ERA	H R ER SO	H R ER SO	BB IBB HBP BLK	BB IBB HBP BLK	WP HR S P	ERA WHIP						
24 Jordan Lyles, R (1.1) ERA: 4.25	5.0	L	26	7	6	1	0	0	0	0	0	0	0	0	0	0	0.00	0.000					
45 Scott Oberg, R (6.1) ERA: 9.0	1.2		5	0	0	0	3	0	0	0	0	0	0	0	0	0	0.00	0.000					
53 Christian Friedrich, L (7.1) ERA: 4.22	0.1		3	2	1	1	1	0	0	0	0	0	0	0	0	0	27.00	6.000					
48 Boone Logan, L (8.1) ERA: 5.19	1.0		6	3	1	1	0	0	0	0	0	0	0	0	0	0	9.00	3.000					

AB	31
R	1
H	5
RBI	1
BB	0
SO	6
LOB	6



AB	34
R	9
H	13
RBI	8
BB	5
SO	5
LOB	13



Batter	1	2	3	4	5	6	7	8	9	AB	R	H	RBI	BB	SO	LOB	TOP			
11 AJ Pollock, R OBP: 0.368, SLG: 0.392	L8		K					G5-3		4	0	1	0	0	1	0	Arizona Diamondbacks @ Los Angeles Dodgers Dodger Stadium, Los Angeles, CA Fri May 01 2015, 7:12 PM - 9:58 PM PDT Att: 50,164 - Clear - 73 F			
16 Chris Owings, R OBP: 0.235, SLG: 0.304	G6-3			G5-3		K		P6		4	0	0	0	0	1	2				
44 Paul Goldschmidt, R OBP: 0.449, SLG: 0.593	G6-3					F7				4	0	2	0	0	0	2				
15 Mark Trumbo, R OBP: 0.321, SLG: 0.513		K			F7					4	0	0	0	0	1	4				
6 David Peralta, L OBP: 0.321, SLG: 0.511		24 BB			L7					3	0	0	0	1	1	5				
24 Yasmany Tomás, R OBP: 0.406, SLG: 0.357										4	0	1	0	0	0	1				
9 Tuffy Gosewisch, R OBP: 0.217, SLG: 0.169										3	0	0	0	0	0	2				
13 Nick Ahmed, R OBP: 0.224, SLG: 0.150			L4							3	0	0	0	0	1	0				
12 Rubby De La Rosa, R OBP: 0.250, SLG: 0.250										1	0	0	0	0	0	0				
41 Daniel Hudson, R OBP: 0.353, SLG: 0.400										1	0	1	0	0	0	0				
5 Ender Inciarte, L OBP: 0.353, SLG: 0.400										1	0	0	0	0	0	0				
36 Enrique Burgos, R OBP: 0.224, SLG: 0.150										0	0	0	0	0	0	0				
Inning Stats	R: 0 H: 0 E: 0 K: 0 S: 7	H: 0 LOB: 0 BB: 0 P: 10	R: 0 H: 1 E: 0 K: 1 S: 12	H: 1 LOB: 1 BB: 1 P: 18	R: 0 H: 0 E: 0 K: 1 S: 10	H: 0 LOB: 0 BB: 0 P: 14	R: 0 H: 1 E: 0 K: 0 S: 7	H: 1 LOB: 1 BB: 0 P: 9	R: 0 H: 2 E: 1 K: 2 S: 13	H: 3 LOB: 3 BB: 0 P: 19	R: 0 H: 0 E: 0 K: 1 S: 10	H: 0 LOB: 0 BB: 0 P: 11	R: 0 H: 0 E: 0 K: 0 S: 6	H: 0 LOB: 0 BB: 0 P: 8	R: 0 H: 1 E: 0 K: 0 S: 9	H: 1 LOB: 1 BB: 0 P: 15	1B: 4 2B: 1 3B: 0 HR: 0	SF: 0 SAC: 0 DP: 1 HBP: 0	WP: 0 PB: 0 SB: 0 CS: 0	PA: 33
PITCHER	IP WLS BF H R ER SO	IP WLS BF H R ER SO	IP WLS BF H R ER SO	IP WLS BF H R ER SO	IP WLS BF H R ER SO	IP WLS BF H R ER SO	IP WLS BF H R ER SO	IP WLS BF H R ER SO	IP WLS BF H R ER SO	IP WLS BF H R ER SO	IP WLS BF H R ER SO	IP WLS BF H R ER SO	IP WLS BF H R ER SO	IP WLS BF H R ER SO	IP WLS BF H R ER SO	IP WLS BF H R ER SO	ERA WHIP	ERA WHIP		
77 Carlos Frías, R ERA: 2.7	5.1	W	20	4	0	0	3	1	0	0	0	0	0	0	0	0	0.00	0.938		
52 Pedro Báez, R ERA: 3.86	1.2		6	0	0	0	2	0	0	0	0	0	0	0	0	0	0.00	0.000		
26 Sergio Santos, L ERA: 1.42	1.0		3	0	0	0	0	0	0	0	0	0	0	0	0	0	0.00	0.000		
56 J.P. Howell, L ERA: 1.42	1.0		4	1	0	0	0	0	0	0	0	0	0	0	0	0	0.00	1.000		

Batter	1	2	3	4	5	6	7	8	9	AB	R	H	RBI	BB	SO	LOB	BOTTOM			
31 Joc Pederson, L OBP: 0.463, SLG: 0.633	F7									3	1	1	4	1	1	0	Arizona Diamondbacks @ Los Angeles Dodgers Dodger Stadium, Los Angeles, CA Fri May 01 2015, 7:12 PM - 9:58 PM PDT Att: 50,164 - Clear - 73 F			
11 Jimmy Rollins, S OBP: 0.278, SLG: 0.321										3	0	0	0	1	1	1				
47 Howie Kendrick, R OBP: 0.348, SLG: 0.506										3	1	0	0	1	1	1				
23 Adrián González, L OBP: 0.424, SLG: 0.765										4	1	1	0	0	2	1				
10 Justin Turner, R OBP: 0.289, SLG: 0.514										4	1	1	1	0	2	2				
16 Andre Ethier, L OBP: 0.424, SLG: 0.653										3	2	2	1	1	0	0				
9 Yasmani Grandal, S OBP: 0.313, SLG: 0.268										3	1	0	0	1	1	3				
7 Alex Guerrero, R OBP: 0.419, SLG: 1.000										2	1	0	0	1	1	0				
26 Sergio Santos, R OBP: 0.486, SLG: 0.655										0	0	0	0	0	0	0				
33 Scott Van Slyke, R OBP: 0.486, SLG: 0.655										1	0	1	2	0	0	0				
56 J.P. Howell, L OBP: 0.313, SLG: 0.268										0	0	0	0	0	0	0				
77 Carlos Frías, R ERA: 2.7										2	0	0	0	0	2	3				
52 Pedro Báez, R ERA: 3.86										0	0	0	0	0	0	0				
14 Enrique Hernández, R OBP: 0.333, SLG: 0.500										2	0	0	0	0	1	2				
Inning Stats	R: 0 H: 0 E: 0 K: 1 S: 14	H: 3 LOB: 1 BB: 1 P: 24	R: 5 H: 3 E: 0 K: 1 S: 18	H: 3 LOB: 2 BB: 2 P: 28	R: 0 H: 0 E: 0 K: 2 S: 11	H: 0 LOB: 0 BB: 0 P: 14	R: 0 H: 0 E: 0 K: 1 S: 7	H: 0 LOB: 0 BB: 0 P: 10	R: 1 H: 1 E: 0 K: 0 S: 11	H: 1 LOB: 0 BB: 0 P: 18	R: 0 H: 0 E: 0 K: 3 S: 12	H: 0 LOB: 1 BB: 1 P: 22	R: 2 H: 2 E: 0 K: 2 S: 17	H: 2 LOB: 2 BB: 2 P: 31	1B: 3 2B: 0 3B: 0 HR: 3	SF: 0 SAC: 0 DP: 0 HBP: 0	WP: 0 PB: 0 SB: 0 CS: 0	PA: 36		
PITCHER	IP WLS BF H R ER SO	IP WLS BF H R ER SO	IP WLS BF H R ER SO	IP WLS BF H R ER SO	IP WLS BF H R ER SO	IP WLS BF H R ER SO	IP WLS BF H R ER SO	IP WLS BF H R ER SO	IP WLS BF H R ER SO	IP WLS BF H R ER SO	IP WLS BF H R ER SO	IP WLS BF H R ER SO	IP WLS BF H R ER SO	IP WLS BF H R ER SO	IP WLS BF H R ER SO	IP WLS BF H R ER SO	ERA WHIP	ERA WHIP		
12 Rubby De La Rosa, R ERA: 6.75	5.0	L	21	3	5	5	6	3	0	0	0	0	0	0	0	0	9.00	1.200		
41 Daniel Hudson, R ERA: 9.0	2.0		8	1	1	1	4	1	0	0	0	0	0	0	0	0	4.50	1.000		
36 Enrique Burgos, R ERA: 9.0	1.0		7	2	2	2	2	2	0	0	0	0	0	0	0	0	18.00	4.000		



Batter	1	2	3	4	5	6	7	8	9	AB	R	H	RBI	BB	SO	LOB	TOP				
5 Ender Inciarte, L OBP: 0.360, SLG: 0.417										4	1	2	1	0	1	1	Arizona Diamondbacks @ Los Angeles Dodgers Dodger Stadium, Los Angeles, CA Sat May 02 2015, 6:11 PM - 9:25 PM PDT Att. 43,617 - Clear - 73 F				
11 AJ Pollock, R OBP: 0.352, SLG: 0.373										4	0	0	0	0	1	2					
44 Paul Goldschmidt, R OBP: 0.440, SLG: 0.612										4	1	1	2	0	2	0					
15 Mark Trumbo, R OBP: 0.317, SLG: 0.494										3	0	0	0	1	0	0					
24 Yasmani Tomás, R OBP: 0.388, SLG: 0.375										4	0	1	0	0	0	1					
2 Aaron Hill, R OBP: 0.226, SLG: 0.278										4	1	1	1	0	0	1					
31 Jordan Pacheco, R OBP: 0.370, SLG: 0.391										3	1	1	0	1	0	0					
4 Cliff Pennington, S OBP: 0.400, SLG: 0.263										4	0	1	0	0	0	1					
56 Jeremy Hellickson, R OBP: 0.111, SLG: 0.111 40 Andrew Chafin, R OBP: 0.146 26 Danny Dorn, L OBP: 0.146 50 Evan Marshall, R OBP: 0.146 59 Oliver Pérez, L OBP: 0.146 29 Brad Ziegler, R OBP: 0.146 6 David Peraltá, R OBP: 0.146										2	0	1	0	0	0	1					
Inning Stats	R: 2 H: 3 E: 0 K: 0 S: 15	H: 3 LOB: 1 BB: 0 P: 22	R: 1 H: 2 E: 0 K: 0 S: 17	H: 2 LOB: 1 BB: 1 P: 28	R: 0 H: 0 E: 0 K: 1 S: 12	H: 0 LOB: 0 BB: 0 P: 14	R: 1 H: 2 E: 0 K: 1 S: 10	H: 2 LOB: 1 BB: 0 P: 19	R: 0 H: 0 E: 0 K: 0 S: 9	H: 0 LOB: 0 BB: 0 P: 13	R: 0 H: 0 E: 0 K: 1 S: 6	H: 0 LOB: 0 BB: 0 P: 9	R: 0 H: 0 E: 0 K: 1 S: 14	H: 0 LOB: 1 BB: 0 P: 22	R: 0 H: 2 E: 0 K: 0 S: 7	H: 2 LOB: 1 BB: 0 P: 9	1B: 5 2B: 2 3B: 0 HR: 2	SF: 0 SAC: 0 DP: 0 HBP: 0	WP: 0 PB: 0 SB: 0 CS: 0	PA: 36	
PITCHER	IP WLS BF H R ER SO BB IBB HBP BLK WP HR S P ERA WHIP	IP WLS BF H R ER SO BB IBB HBP BLK WP HR S P ERA WHIP	IP WLS BF H R ER SO BB IBB HBP BLK WP HR S P ERA WHIP	IP WLS BF H R ER SO BB IBB HBP BLK WP HR S P ERA WHIP	IP WLS BF H R ER SO BB IBB HBP BLK WP HR S P ERA WHIP	IP WLS BF H R ER SO BB IBB HBP BLK WP HR S P ERA WHIP	IP WLS BF H R ER SO BB IBB HBP BLK WP HR S P ERA WHIP	IP WLS BF H R ER SO BB IBB HBP BLK WP HR S P ERA WHIP	IP WLS BF H R ER SO BB IBB HBP BLK WP HR S P ERA WHIP	IP WLS BF H R ER SO BB IBB HBP BLK WP HR S P ERA WHIP	IP WLS BF H R ER SO BB IBB HBP BLK WP HR S P ERA WHIP	IP WLS BF H R ER SO BB IBB HBP BLK WP HR S P ERA WHIP	IP WLS BF H R ER SO BB IBB HBP BLK WP HR S P ERA WHIP	IP WLS BF H R ER SO BB IBB HBP BLK WP HR S P ERA WHIP	IP WLS BF H R ER SO BB IBB HBP BLK WP HR S P ERA WHIP	IP WLS BF H R ER SO BB IBB HBP BLK WP HR S P ERA WHIP	IP WLS BF H R ER SO BB IBB HBP BLK WP HR S P ERA WHIP	IP WLS BF H R ER SO BB IBB HBP BLK WP HR S P ERA WHIP	IP WLS BF H R ER SO BB IBB HBP BLK WP HR S P ERA WHIP	IP WLS BF H R ER SO BB IBB HBP BLK WP HR S P ERA WHIP	IP WLS BF H R ER SO BB IBB HBP BLK WP HR S P ERA WHIP
30 Scott Baker, R ERA: 5.73	4.0	19	7	4	4	2	1	0	0	0	0	0	0	0	0	0	9.00	2.000			
12 Juan Nicasio, R ERA: 1.46	3.0	9	0	0	0	2	0	0	0	0	0	0	0	0	0	0	0.00	0.000			
63 Yimi García, R ERA: 0.71	1.0	4	0	0	0	1	1	0	0	0	0	0	0	0	0	0	0.00	1.000			
41 Chris Hatcher, R ERA: 6.75	1.0	4	2	0	0	0	0	0	0	0	0	0	0	0	0	0	0.00	2.000			

Batter	1	2	3	4	5	6	7	8	9	AB	R	H	RBI	BB	SO	LOB	BOTTOM				
31 Joc Pederson, L OBP: 0.447, SLG: 0.646										5	1	1	1	0	3	4	Arizona Diamondbacks @ Los Angeles Dodgers Dodger Stadium, Los Angeles, CA Sat May 02 2015, 6:11 PM - 9:25 PM PDT Att. 43,617 - Clear - 73 F				
10 Justin Turner, R OBP: 0.333, SLG: 0.625										3	3	2	1	1	0	0					
47 Howie Kendrick, R OBP: 0.355, SLG: 0.506										4	1	2	1	0	0	1					
23 Adrián González, L OBP: 0.417, SLG: 0.753										4	0	1	1	0	1	2					
33 Scott Van Slyke, R OBP: 0.462, SLG: 0.606										4	0	1	1	0	1	1					
16 Andre Ethier, L OBP: 0.413, SLG: 0.615										3	0	0	0	1	1	2					
9 Yasmani Grandal, S OBP: 0.336, SLG: 0.317										4	1	3	0	0	1	0					
14 Enrique Hernández, R OBP: 0.222, SLG: 0.333 63 Yimi García, R OBP: 0.146 7 Alex Guerrero, R OBP: 0.146 41 Chris Hatcher, R OBP: 0.146										3	0	0	0	0	1	2					
30 Scott Baker, R ERA: 5.73	5.1	23	6	3	3	6	1	0	0	0	0	0	0	0	0	0	5.06	1.312			
40 Andrew Chafin, L ERA: 4.85	0.2	2	0	0	0	2	0	0	0	0	0	0	0	0	0	0	0.00	0.000			
50 Evan Marshall, R ERA: 7.45	0.2	3	2	2	0	0	0	0	0	0	1	12	18	27.00	4.500						
59 Oliver Pérez, L ERA: 5.4	0.1	1	0	0	0	1	0	0	0	0	0	3	4	0.00	0.000						
29 Brad Ziegler, R ERA: 0.84	1.0	6	3	1	1	0	1	0	0	0	0	9	15	9.00	4.000						
Inning Stats	R: 2 H: 3 E: 0 K: 2 S: 14	H: 1 LOB: 1 BB: 0 P: 19	R: 0 H: 1 E: 0 K: 2 S: 14	H: 1 LOB: 1 BB: 0 P: 19	R: 1 H: 1 E: 0 K: 0 S: 9	H: 1 LOB: 1 BB: 1 P: 21	R: 0 H: 1 E: 0 K: 2 S: 12	H: 1 LOB: 1 BB: 0 P: 18	R: 0 H: 0 E: 0 K: 0 S: 5	H: 0 LOB: 0 BB: 0 P: 8	R: 0 H: 0 E: 0 K: 2 S: 11	H: 0 LOB: 0 BB: 0 P: 15	R: 2 H: 3 E: 0 K: 1 S: 15	H: 3 LOB: 1 BB: 0 P: 22	R: 1 H: 3 E: 0 K: 0 S: 9	H: 3 LOB: 2 BB: 1 P: 15	1B: 7 2B: 3 3B: 0 HR: 2	SF: 0 SAC: 0 DP: 0 HBP: 0	WP: 0 PB: 0 SB: 0 CS: 1	PA: 37	
PITCHER	IP WLS BF H R ER SO BB IBB HBP BLK WP HR S P ERA WHIP	IP WLS BF H R ER SO BB IBB HBP BLK WP HR S P ERA WHIP	IP WLS BF H R ER SO BB IBB HBP BLK WP HR S P ERA WHIP	IP WLS BF H R ER SO BB IBB HBP BLK WP HR S P ERA WHIP	IP WLS BF H R ER SO BB IBB HBP BLK WP HR S P ERA WHIP	IP WLS BF H R ER SO BB IBB HBP BLK WP HR S P ERA WHIP	IP WLS BF H R ER SO BB IBB HBP BLK WP HR S P ERA WHIP	IP WLS BF H R ER SO BB IBB HBP BLK WP HR S P ERA WHIP	IP WLS BF H R ER SO BB IBB HBP BLK WP HR S P ERA WHIP	IP WLS BF H R ER SO BB IBB HBP BLK WP HR S P ERA WHIP	IP WLS BF H R ER SO BB IBB HBP BLK WP HR S P ERA WHIP	IP WLS BF H R ER SO BB IBB HBP BLK WP HR S P ERA WHIP	IP WLS BF H R ER SO BB IBB HBP BLK WP HR S P ERA WHIP	IP WLS BF H R ER SO BB IBB HBP BLK WP HR S P ERA WHIP	IP WLS BF H R ER SO BB IBB HBP BLK WP HR S P ERA WHIP	IP WLS BF H R ER SO BB IBB HBP BLK WP HR S P ERA WHIP	IP WLS BF H R ER SO BB IBB HBP BLK WP HR S P ERA WHIP	IP WLS BF H R ER SO BB IBB HBP BLK WP HR S P ERA WHIP	IP WLS BF H R ER SO BB IBB HBP BLK WP HR S P ERA WHIP	IP WLS BF H R ER SO BB IBB HBP BLK WP HR S P ERA WHIP	IP WLS BF H R ER SO BB IBB HBP BLK WP HR S P ERA WHIP
58 Jeremy Hellickson, R ERA: 5.2	5.1	23	6	3	3	6	1	0	0	0	0	0	0	0	0	0	5.06	1.312			
40 Andrew Chafin, L ERA: 4.85	0.2	2	0	0	0	2	0	0	0	0	0	0	0	0	0	0	0.00	0.000			
50 Evan Marshall, R ERA: 7.45	0.2	3	2	2	0	0	0	0	0	0	1	12	18	27.00	4.500						
59 Oliver Pérez, L ERA: 5.4	0.1	1	0	0	0	1	0	0	0	0	0	3	4	0.00	0.000						
29 Brad Ziegler, R ERA: 0.84	1.0	6	3	1	1	0	1	0	0	0	0	9	15	9.00	4.000						



Batter	1	2	3	4	5	6	7	8	9	10	11	12	13	AB	R	H	RBI	BB	SO	LOB	TOP
5 Ender Inciarte, L OBP: 0.351, SLG: 0.404 (1, 7)	G6-3			G6-4-3 1B		G3			F7		K			5	0	1	0	0	1	1	
11 AJ Pollock, R OBP: 0.353, SLG: 0.352 (1, 8)	F9			G6-4-3		K2-3			P2				K	5	0	0	0	0	2	2	
44 Paul Goldschmidt, R OBP: 0.448, SLG: 0.622 (1, 3)	G5-3			G5-3 1B					K					5	0	3	0	0	1	0	
15 Mark Trumbo, R OBP: 0.310, SLG: 0.176 50 Evan Marshall, R (12, 1)	G6-4-3 1B			G5-3					K					5	0	1	0	0	2	3	
24 Yasmany Tomás, R OBP: 0.333, SLG: 0.333 6 David Peralta, L OBP: 0.328, SLG: 0.510 (12, 7)	G6-4-3			G5-3		L8			K					4	0	0	0	0	2	2	
16 Chris Owings, R OBP: 0.233, SLG: 0.289 (1, 4)	F9			G5-3		K			K					4	0	0	0	1	1	0	
9 Tuffy Gosewisch, R OBP: 0.222, SLG: 0.176 26 Danny Dorn, L OBP: 0.429, SLG: 0.200 31 Jordan Pacheco, R OBP: 0.379, SLG: 0.400 (10, PH) (10, 2)	G4-3			G4-3		CS			G6-3					3	0	1	0	0	0	0	
13 Nick Ahmed, R OBP: 0.229, SLG: 0.159 40 Andrew Chafin, R (8, 1)	G4-3			G4-3		G3			G5-3					3	0	1	0	0	1	0	
36 Enrique Burgos, R (10, 1)									K					3	0	1	0	0	1	0	
2 Aaron Hill, R OBP: 0.237, SLG: 0.286 (10, 5)									K					2	0	1	0	0	0	0	
57 Chase Anderson, R 59 Oliver Pérez, L 48 Randall Delgado, R 4 Cliff Pennington, S OBP: 0.370, SLG: 0.238 (8, 6)	K								K					2	0	0	0	0	2	1	
Inning Stats	R: 0 E: 0 K: 0	H: 0 LOB: 0 P: 13	R: 0 E: 0 K: 0	H: 1 LOB: 0 P: 9	R: 0 E: 0 K: 1	H: 2 LOB: 1 P: 10	R: 0 E: 0 K: 3	H: 1 LOB: 0 P: 15	R: 0 E: 0 K: 1	H: 0 LOB: 0 P: 14	R: 0 E: 0 K: 1	H: 1 LOB: 2 P: 17	R: 0 E: 0 K: 1	H: 2 LOB: 2 P: 14	1B: 8 2B: 1 3B: 0 HR: 0	SF: 0 SAC: 3 DP: 3 HBP: 0	WIP: 0 PB: 0 SB: 0 CS: 1	PA: 45			
PITCHER	IP ERA WLS BF H R ER SO BB IBB HBP BLK WP HR S P ERA WHIP	35 Brett Anderson, L ERA: 4.21 52 Pedro Báez, R ERA: 2.45 36 Adam Liberatore, L ERA: 63 Yimi García, R ERA: 0.66 26 Sergio Santos, R ERA: 3.0	6.0 4.21 1.0 3.0 1.0 1.0 1.0 0.2	WLS BF H R ER SO BB IBB HBP BLK WP HR S P ERA WHIP	20 5 0 0 0 4 0 0 0 0 0 0 0 57 86 0.00 0.833	PITCHER	75 Paco Rodríguez, L ERA: 1.35 12 Juan Nicasio, R ERA: 1.35 56 J.P. Howell, L ERA: 1.23	1.1 1.0 1.0 1.0	WLS BF H R ER SO BB IBB HBP BLK WP HR S P ERA WHIP	4 0 0 0 0 1 0 0 0 0 0 0 0 9 11 0.00 0.000											
Batter	1	2	3	4	5	6	7	8	9	10	11	12	13	AB	R	H	RBI	BB <td>SO <td>LOB <td>BOTTOM</td> </td></td>	SO <td>LOB <td>BOTTOM</td> </td>	LOB <td>BOTTOM</td>	BOTTOM
31 Joc Pederson, L OBP: 0.422, SLG: 0.600 (1, 8)	K			K		K			G5-3					5	0	0	0	0	3	2	
11 Jimmy Rollins, S OBP: 0.299, SLG: 0.398 (1, 6)	K			B1-3		K			K					5	0	0	0	0	3	0	
47 Howie Kendrick, R OBP: 0.357, SLG: 0.506 12 Juan Nicasio, R (12, 1) 56 J.P. Howell, L (13, 1)	HBP			G6-3		L9			K					4	0	1	0	0	1	0	
23 Adrián González, L OBP: 0.406, SLG: 0.723 (1, 3)	G3			G6-3		B2-3			E5					5	0	1	0	0	1	1	
7 Alex Guerrero, R OBP: 0.389, SLG: 0.899 26 Sergio Santos, R (10, 1) 75 Paco Rodríguez, L (10, 1) 14 Enrique Hernández, R OBP: 0.200, SLG: 0.300 (12, 4)	G5-3			K		K			G4-3					4	0	0	0	0	2	2	
16 Andre Ethier, L OBP: 0.426, SLG: 0.625 (1, 9)	G5-4-3 BB			K		P6			K					4	0	2	0	1	0	0	
5 Juan Uribe, R OBP: 0.306, SLG: 0.356 (1, 5)	G5-4-3			G6-3		L9			K					5	0	1	0	0	2	3	
17 A.J. Ellis, R OBP: 0.200, SLG: 0.174 9 Yasmani Grandal, S OBP: 0.356, SLG: 0.377 (10, PH) (11, 2)	G6-3			L9		P5			G4-3					3	0	0	0	0	1	0	
35 Brett Anderson, L 52 Pedro Báez, R 36 Adam Liberatore, L 10 Justin Turner, R 63 Yimi García, R 33 Scott Van Slyke, R OBP: 0.400, SLG: 0.598 (10, 1)	K			K		K			K					2	0	0	0	0	1	1	
Inning Stats	R: 0 E: 0 K: 2	H: 0 LOB: 1 P: 20	R: 0 E: 0 K: 0	H: 0 LOB: 0 P: 12	R: 0 E: 0 K: 2	H: 1 LOB: 0 P: 18	R: 0 E: 0 K: 2	H: 1 LOB: 1 P: 17	R: 0 E: 0 K: 1	H: 0 LOB: 0 P: 10	R: 0 E: 1 K: 1	H: 1 LOB: 1 P: 18	R: 0 E: 0 K: 2	H: 0 LOB: 0 P: 13	1B: 3 2B: 2 3B: 0 HR: 1	SF: 0 SAC: 0 DP: 1 HBP: 1	WIP: 1 PB: 0 SB: 0 CS: 0	PA: 44			
PITCHER	IP ERA WLS BF H R ER SO BB IBB HBP BLK WP HR S P ERA WHIP	57 Chase Anderson, R ERA: 3.38 59 Oliver Pérez, L ERA: 4.91 48 Randall Delgado, R ERA: 1.94 40 Andrew Chafin, L ERA: 4.4 36 Enrique Burgos, R ERA: 4.5	6.0 0.2 1.0 1.1 2.0	WLS BF H R ER SO BB IBB HBP BLK WP HR S P ERA WHIP	21 2 0 0 0 7 1 0 0 0 0 0 0 8 11 0.00 0.500	PITCHER	50 Evan Marshall, R ERA: 7.99	1.0 1.0	WLS BF H R ER SO BB IBB HBP BLK WP HR S P ERA WHIP	4 1 1 1 0 0 0 0 0 0 1 9 15 9.00 1.000											

Arizona Diamondbacks @ Los Angeles Dodgers
Dodger Stadium, Los Angeles, CA
Sun May 03 2015, 1:11 PM - 5:12 PM PDT
Att. 48,136 - Sunny - 72 F

livebaseballscorecards.com

AB 43
R 0
H 9
RBI 0
BB 1
SO 13
LOB 11



Arizona Diamondbacks @ Los Angeles Dodgers
Dodger Stadium, Los Angeles, CA
Sun May 03 2015, 1:11 PM - 5:12 PM PDT
Att. 48,136 - Sunny - 72 F

livebaseballscorecards.com

AB 41
R 1
H 6
RBI 1
BB 2
SO 15
LOB 12



Batter	1	2	3	4	5	6	7	8	9	AB	R	H	RBI	BB	SO	LOB	TOP			
4 Wil Myers, R OBP: 0.318, SLG: 0.442	G1-3		15 SH2-3 BB		G6-3			K		3	0	0	0	1	1	0	San Diego Padres @ Arizona Diamondbacks Chase Field, Phoenix, AZ Thu May 07 2015, 6:41 PM - 9:33 PM MST Att: 16,929 - Partly Cloudy - 84 F			
15 Cory Spangenberg, L OBP: 0.266, SLG: 0.341	F7		SH2-3		F8			F7		3	0	0	0	0	0	0				
27 Matt Kemp, R OBP: 0.328, SLG: 0.417																				
25 Will Venable, L OBP: 0.161, SLG: 0.333			K		G6-3			G6-3		3	0	1	0	0	1	1				
10 Justin Upton, R OBP: 0.350, SLG: 0.552																				
12 Clint Barmes, R OBP: 0.324, SLG: 0.412	K				L9			F7		3	0	0	0	0	1	1				
26 Yangervis Solarte, S OBP: 0.356, SLG: 0.438																				
50 Nick Vincent, R																				
59 Kevin Quackenbush, R																				
44 Dale Thayer, R																				
18 Austin Hedges, R OBP: 0.427, SLG: 0.437																				
3 Derek Norris, R OBP: 0.330, SLG: 0.485																				
23 Yonder Alonso, L OBP: 0.230, SLG: 0.340																				
11 Will Middlebrooks, R																				
5 Alexi Amarista, L OBP: 0.305, SLG: 0.296																				
40 Odrisamer Despaigne, R OBP: 0.091, SLG: 0.091																				
9 Jedd Gyorko, R OBP: 0.247, SLG: 0.294																				
Inning Stats	R: 0 H: 1 E: 0 K: 1 S: 10	H: 1 LOB: 1 BB: 0 P: 14	R: 0 H: 1 E: 0 K: 1 S: 14	H: 1 LOB: 1 BB: 0 P: 20	R: 0 H: 0 E: 0 K: 2 S: 10	H: 0 LOB: 1 BB: 1 P: 16	R: 0 H: 1 E: 0 K: 2 S: 14	H: 1 LOB: 2 BB: 1 P: 25	R: 0 H: 0 E: 0 K: 0 S: 6	H: 0 LOB: 0 BB: 0 P: 11	R: 0 H: 0 E: 0 K: 1 S: 10	H: 0 LOB: 0 BB: 0 P: 16	R: 0 H: 0 E: 0 K: 1 S: 9	H: 0 LOB: 0 BB: 0 P: 17	R: 0 H: 0 E: 0 K: 0 S: 7	H: 0 LOB: 0 BB: 0 P: 9	1B: 1 2B: 2 3B: 0 HR: 0	SF: 0 SAC: 1 DP: 0 HBP: 0	WP: 0 PB: 0 SB: 0 CS: 0	PA: 32
PITCHER	IP WLS BF H R ER SO BB IBB HBP BLK WP HR S P ERA WHIP																			
12 Rubby De La Rosa, R ERA: 4.38	7.0 W 26 3 0 0 7 2 0 0 0 0 0 0 72 112 0.00 0.714																			
41 Daniel Hudson, R ERA: 6.17	1.0 3 0 0 0 1 0 0 0 0 0 0 0 9 17 0.00 0.000																			
50 Evan Marshall, R ERA: 6.94	1.0 3 0 0 0 0 0 0 0 0 0 0 0 7 9 0.00 0.000																			

Batter	1	2	3	4	5	6	7	8	9	AB	R	H	RBI	BB	SO	LOB	BOTTOM			
5 Ender Inciarte, L OBP: 0.345, SLG: 0.410	F7	G4-3		G3		K		11 L8 4 G4-3 2B		5	1	1	0	0	1	0	San Diego Padres @ Arizona Diamondbacks Chase Field, Phoenix, AZ Thu May 07 2015, 6:41 PM - 9:33 PM MST Att: 16,929 - Partly Cloudy - 84 F			
15 Mark Trumbo, R OBP: 0.333, SLG: 0.565				G5-3				L8		4	2	2	1	0	0	0				
11 AJ Pollock, R OBP: 0.364, SLG: 0.385	HR									1	0	0	0	0	0	1				
44 Paul Goldschmidt, R OBP: 0.433, SLG: 0.664																				
41 Daniel Hudson, R ERA: 6.17																				
4 Cliff Pennington, S OBP: 0.406, SLG: 0.280	F9							G4-3		4	2	2	2	0	0	0				
50 Evan Marshall, R ERA: 6.94																				
6 David Peralta, L OBP: 0.348, SLG: 0.533	16 WP 16 PB 24 1B							24 1B		5	2	4	1	0	0	0				
24 Yasmany Tomás, R OBP: 0.392, SLG: 0.383	16 PB 16 WP 16 1B									5	2	3	0	0	1	2				
16 Chris Owings, R OBP: 0.253, SLG: 0.319	9 2B 1H 2H 1B									4	2	2	1	1	1	3				
9 Tuffy Gosewisch, R OBP: 0.275, SLG: 0.276										4	0	3	4	0	0	1				
13 Nick Ahmed, R OBP: 0.241, SLG: 0.157	G1-3									4	0	0	0	0	0	4				
12 Rubby De La Rosa, R ERA: 4.38																				
26 Danny Dorn, L OBP: 0.444, SLG: 0.296																				
Inning Stats	R: 4 H: 5 E: 0 K: 0 S: 22	H: 5 LOB: 1 BB: 0 P: 35	R: 0 H: 0 E: 0 K: 0 S: 9	H: 0 LOB: 0 BB: 0 P: 14	R: 2 H: 3 E: 0 K: 1 S: 16	H: 3 LOB: 1 BB: 0 P: 24	R: 0 H: 0 E: 0 K: 0 S: 5	H: 0 LOB: 0 BB: 0 P: 7	R: 2 H: 2 E: 0 K: 0 S: 12	H: 2 LOB: 1 BB: 1 P: 20	R: 2 H: 3 E: 0 K: 2 S: 23	H: 3 LOB: 1 BB: 0 P: 29	R: 0 H: 1 E: 0 K: 1 S: 9	H: 1 LOB: 1 BB: 0 P: 11	R: 1 H: 3 E: 0 K: 1 S: 11	H: 3 LOB: 2 BB: 0 P: 14	1B: 7 2B: 8 3B: 0 HR: 2	SF: 0 SAC: 0 DP: 0 HBP: 0	WP: 1 PB: 1 SB: 0 CS: 0	PA: 42
PITCHER	IP WLS BF H R ER SO BB IBB HBP BLK WP HR S P ERA WHIP																			
40 Odrisamer Despaigne, R ERA: 5.13	5.0 L 26 10 8 8 1 1 0 0 0 0 0 0 2 64 10.00 2.200																			
50 Nick Vincent, R ERA: 6.14	1.0 6 3 2 2 2 0 0 0 0 0 0 0 23 29 18.00 3.000																			
59 Kevin Quackenbush, R ERA: 2.35	1.0 4 1 0 0 1 0 0 0 0 0 0 0 9 11 0.00 1.000																			
44 Dale Thayer, R ERA: 2.08	1.0 6 3 1 1 1 0 0 0 0 0 0 0 11 14 9.00 3.000																			

AB	29
R	0
H	3
RBI	0
BB	2
SO	8
LOB	7



AB	41
R	11
H	17
RBI	10
BB	1
SO	5
LOB	12



Batter	1	2	3	4	5	6	7	8	9	AB	R	H	RBI	BB	SO	LOB	TOP					
4 Will Myers, R OBP: 0.336, SLG: 0.488										5	1	4	1	0	0	0	San Diego Padres @ Arizona Diamondbacks Chase Field, Phoenix, AZ Fri May 08 2015, 6:42 PM - 10:06 PM MST Att: 28,677 - Partly Cloudy - 70 F					
15 Cory Spangenberg, L OBP: 0.362, SLG: 0.465										1	2	1	0	4	0	0						
27 Matt Kemp, R OBP: 0.323, SLG: 0.408										5	0	1	1	0	2	6						
10 Justin Upton, R OBP: 0.352, SLG: 0.550										4	1	1	1	1	0	2						
26 Yangervis Solarte, S OBP: 0.348, SLG: 0.424										5	0	1	0	0	1	3						
46 Craig Kimbrel, R										0	0	0	0	0	0	0						
3 Derek Norris, R OBP: 0.324, SLG: 0.472										5	0	1	0	0	1	3						
25 Will Venable, L OBP: 0.222, SLG: 0.514										5	2	3	2	0	1	3						
5 Alexi Amarista, L OBP: 0.302, SLG: 0.284										3	0	0	1	1	0	0						
33 James Shields, R OBP: 0.118, SLG: 0.118										3	0	0	0	0	2	1						
37 Brandon Maurer, R ERA: 3.78										0	0	0	0	0	0	0						
9 Jedd Gyorko, R OBP: 0.283, SLG: 0.279										1	0	0	0	0	0	0						
53 Joaquin Benoit, R ERA: 1.42										0	0	0	0	0	0	0						
11 Will Middlebrooks, R OBP: 0.230, SLG: 0.340										0	0	0	0	0	0	0						
Inning Stats	R: 0 E: 0 K: 1 S: 10	H: 1 LOB: 1 BB: 1 P: 20	R: 1 E: 0 K: 1 S: 11	H: 1 LOB: 0 BB: 0 P: 14	R: 1 E: 0 K: 1 S: 11	H: 2 LOB: 2 BB: 1 P: 21	R: 1 E: 0 K: 0 S: 10	H: 1 LOB: 0 BB: 0 P: 17	R: 2 E: 0 K: 1 S: 13	H: 3 LOB: 2 BB: 0 P: 30	R: 0 E: 0 K: 1 S: 13	H: 1 LOB: 1 BB: 2 P: 18	R: 0 E: 0 K: 1 S: 15	H: 1 LOB: 1 BB: 1 P: 23	R: 0 E: 0 K: 1 S: 8	H: 1 LOB: 1 BB: 0 P: 11	1B: 6 2B: 2 3B: 2 HR: 2	SF: 0 SAC: 0 DP: 1 HBP: 0	WP: 1 PB: 0 SB: 3 CS: 2	PA: 43		
PITCHER	IP WLS BF H R ER SO	IP WLS BF H R ER SO	IP WLS BF H R ER SO	IP WLS BF H R ER SO	IP WLS BF H R ER SO	IP WLS BF H R ER SO	IP WLS BF H R ER SO	IP WLS BF H R ER SO	IP WLS BF H R ER SO	IP WLS BF H R ER SO	IP WLS BF H R ER SO	IP WLS BF H R ER SO	IP WLS BF H R ER SO	IP WLS BF H R ER SO	IP WLS BF H R ER SO	IP WLS BF H R ER SO	ERA WHIP	ERA WHIP	ERA WHIP	ERA WHIP		
58 Jeremy Hellickson, R ERA: 5.85	4.2	24	8	5	5	3	2	0	0	0	0	0	0	0	0	0	9.64	2.143	0.00	0.000		
40 Andrew Chafin, L ERA: 3.78	0.1	1	0	0	0	0	0	0	0	0	0	0	0	0	0	0	0.00	0.000	0.00	0.000		
48 Randall Delgado, R ERA: 1.42	1.0	5	1	0	0	0	1	0	0	0	0	0	0	0	0	0.00	2.000	0.00	0.000			
36 Enrique Burgos, R ERA: 6.0	1.0	L 5	1	1	1	1	2	0	0	0	0	0	0	0	0	9.00	3.000	0.00	0.000			
29 Brad Ziegler, R ERA: 0.71	1.2	7	2	0	0	1	1	0	0	0	0	0	0	0	0	0.00	1.800	0.00	0.000			
59 Oliver Pérez, L ERA: 5.4	0.1	1	0	0	0	1	0	0	0	0	0	0	0	0	0	0.00	0.000	0.00	0.000			
11 AJ Pollock, R OBP: 0.366, SLG: 0.416										5	1	2	1	0	1	1						
15 Mark Trumbo, R OBP: 0.320, SLG: 0.542										4	0	0	0	0	2	2						
44 Paul Goldschmidt, R OBP: 0.435, SLG: 0.667										4	1	2	1	0	1	1						
6 David Peralta, L OBP: 0.342, SLG: 0.563										4	1	1	1	0	1	2						
24 Yasmany Tomás, R OBP: 0.382, SLG: 0.360										3	0	0	0	1	1	0						
2 Aaron Hill, R OBP: 0.316, SLG: 0.394										1	1	0	0	3	0	0						
16 Chris Owings, R OBP: 0.253, SLG: 0.347										4	1	1	2	0	0	3						
9 Tuffy Gosewisch, R OBP: 0.265, SLG: 0.266										3	0	0	0	0	3	2						
4 Cliff Pennington, S OBP: 0.394, SLG: 0.269										1	0	0	0	0	0	0						
58 Jeremy Hellickson, R ERA: 5.85										1	0	0	0	0	0	0						
40 Andrew Chafin, R ERA: 3.78										0	0	0	0	0	0	0						
26 Darryl Strawberry, L ERA: 3.21										0	0	0	0	0	0	0						
5 Ender Inciarte, L ERA: 3.46										0	0	0	0	0	0	0						
36 Enrique Burgos, R ERA: 6.0										0	0	0	0	0	0	0						
29 Brad Ziegler, R ERA: 0.71										0	0	0	0	0	0	0						
59 Oliver Pérez, L ERA: 5.4										0	0	0	0	0	0	0						
31 Joaquin Benoit, R ERA: 1.42										0	0	0	0	0	0	0						
Inning Stats	R: 0 E: 0 K: 2 S: 9	H: 0 LOB: 0 BB: 0 P: 12	R: 2 E: 0 K: 2 S: 10	H: 1 LOB: 0 BB: 1 P: 18	R: 0 E: 0 K: 1 S: 15	H: 2 LOB: 2 BB: 0 P: 22	R: 0 E: 0 K: 0 S: 7	H: 0 LOB: 0 BB: 0 P: 10	R: 1 E: 0 K: 1 S: 8	H: 1 LOB: 0 BB: 0 P: 15	R: 2 E: 0 K: 1 S: 16	H: 2 LOB: 2 BB: 2 P: 31	R: 0 E: 0 K: 0 S: 5	H: 1 LOB: 0 BB: 0 P: 8	R: 0 E: 0 K: 1 S: 5	H: 0 LOB: 1 BB: 1 P: 10	R: 0 E: 0 K: 1 S: 8	H: 0 LOB: 0 BB: 0 P: 12	1B: 3 2B: 0 3B: 0 HR: 4	SF: 0 SAC: 0 DP: 0 HBP: 0	WP: 0 PB: 0 SB: 1 CS: 1	PA: 38
PITCHER	IP WLS BF H R ER SO	IP WLS BF H R ER SO	IP WLS BF H R ER SO	IP WLS BF H R ER SO	IP WLS BF H R ER SO	IP WLS BF H R ER SO	IP WLS BF H R ER SO	IP WLS BF H R ER SO	IP WLS BF H R ER SO	IP WLS BF H R ER SO	IP WLS BF H R ER SO	IP WLS BF H R ER SO	IP WLS BF H R ER SO	IP WLS BF H R ER SO	IP WLS BF H R ER SO	IP WLS BF H R ER SO	ERA WHIP	ERA WHIP	ERA WHIP	ERA WHIP		
33 James Shields, R ERA: 4.25	1.0	H 3	1	0	0	0	0	0	0	0	0	0	0	0	0	0.00	1.000	0.00	0.000			
37 Brandon Maurer, R ERA: 3.21	1.0	H 4	0	0	0	1	1	0	0	0	0	0	0	0	0	0.00	1.000	0.00	0.000			
53 Joaquin Benoit, R ERA: 3.46	1.0	S 3	0	0	0	1	0	0	0	0	0	0	0	0	0	0.00	0.000	0.00	0.000			
46 Craig Kimbrel, R ERA: 4.63	1.0	S 3	0	0	0	1	0	0	0	0	0	0	0	0	0	0.00	0.000	0.00	0.000			

San Diego Padres @ Arizona Diamondbacks
 Chase Field, Phoenix, AZ
 Fri May 08 2015, 6:42 PM - 10:06 PM MST
 Att: 28,677 - Partly Cloudy - 70 F

AB	37
R	6
H	12
RBI	6
BB	6
SO	7
LOB	18



San Diego Padres @ Arizona Diamondbacks
 Chase Field, Phoenix, AZ
 Fri May 08 2015, 6:42 PM - 10:06 PM MST
 Att: 28,677 - Partly Cloudy - 70 F

AB	33
R	5
H	7
RBI	5
BB	4
SO	9
LOB	13



Batter	1	2	3	4	5	6	7	8	9	AB	R	H	RBI	BB	SO	LOB	TOP								
5 Ender Inciarte, L OBP: 0.350, SLG: 0.442										5	0	3	0	0	1	2	Arizona Diamondbacks @ Philadelphia Phillies Citizens Bank Park, Philadelphia, PA Fri May 15 2015, 7:06 PM - 10:11 PM EDT Att: 21,383 - Partly Cloudy - 73 F								
11 AJ Pollock, R OBP: 0.346, SLG: 0.408										5	1	1	1	0	2	4									
44 Paul Goldschmidt, R OBP: 0.440, SLG: 0.646										4	0	1	2	0	0	1									
6 David Peralta, L OBP: 0.337, SLG: 0.529										4	0	1	0	0	1	2									
16 Chris Owings, R OBP: 0.279, SLG: 0.381										4	0	2	0	0	0	1									
4 Cliff Pennington, S OBP: 0.311, SLG: 0.189										4	0	0	0	0	0	3									
9 Tuffy Gosewisch, R OBP: 0.273, SLG: 0.272										3	1	0	0	1	0	1									
13 Nick Ahmed, R OBP: 0.245, SLG: 0.170										3	1	1	0	0	0	1									
31 Jordan Pacheco, R (9, PH) OBP: 0.347, SLG: 0.390										1	0	0	0	0	1	0									
57 Chase Anderson, R OBP: 0.286, SLG: 0.152										2	0	1	0	0	0	0									
40 Andrew Chafin, R ERA: 6.75										0	0	0	0	0	0	0									
15 Mark Trumbo, R OBP: 0.349, SLG: 0.559										1	0	0	0	0	0	1									
41 Daniel Hudson, R ERA: 6.0										0	0	0	0	0	0	0									
59 Oliver Pérez, L ERA: 6.52										0	0	0	0	0	0	0									
36 Enrique Burgos, R ERA: 4.15										1	0	0	0	0	0	0									
24 Yasmany Tomás, R ERA: 3.5										1	0	0	0	0	0	0									
Inning Stats	R: 0 E: 0 K: 0 S: 8	H: 1 LOB: 1 BB: 0 P: 12	R: 0 E: 0 K: 0 S: 6	H: 1 LOB: 1 BB: 0 P: 9	R: 0 E: 0 K: 1 S: 6	H: 0 LOB: 0 BB: 0 P: 8	R: 0 E: 0 K: 0 S: 11	H: 1 LOB: 1 BB: 0 P: 17	R: 0 E: 0 K: 0 S: 14	H: 2 LOB: 2 BB: 0 P: 18	R: 0 E: 0 K: 0 S: 9	H: 1 LOB: 1 BB: 0 P: 12	R: 3 E: 0 K: 2 S: 16	H: 3 LOB: 1 BB: 1 P: 26	R: 0 E: 0 K: 0 S: 7	H: 0 LOB: 0 BB: 0 P: 10	R: 0 E: 0 K: 2 S: 9	H: 1 LOB: 1 BB: 0 P: 14	1B: 8 2B: 2 3B: 0 HR: 0	SF: 0 SAC: 0 DP: 0 HBP: 0	WP: 0 PB: 0 SB: 0 CS: 0	PA: 38			
PITCHER	IP	WLS	BF	H	R	ER	SO	BB	IBB	HBP	BLK	WP	HR	S	P	ERA	WHIP								
38 Chad Billingsley, R ERA: 6.75	(1, 1)	6.0	26	7	2	2	2	1	0	0	0	0	0	57	85	3.00	1.333								
30 Justin De Fratus, R ERA: 2.84	(7, 1)	0.2	4	2	1	1	1	0	0	0	0	0	0	10	12	13.50	3.000								
59 Elvis Aráujo, L ERA:	(7, 1)	0.1	W	1	0	0	1	0	0	0	0	0	0	3	5	0.00	0.000								
57 Luis García, R ERA: 3.5	(8, 1)	2.0	S	7	1	0	2	0	0	0	0	0	0	16	24	0.00	0.500								

Batter	1	2	3	4	5	6	7	8	9	AB	R	H	RBI	BB	SO	LOB	BOTTOM								
2 Ben Revere, L OBP: 0.284, SLG: 0.336										4	0	0	0	0	1	4	Arizona Diamondbacks @ Philadelphia Phillies Citizens Bank Park, Philadelphia, PA Fri May 15 2015, 7:06 PM - 10:11 PM EDT Att: 21,383 - Partly Cloudy - 73 F								
13 Freddy Galvis, S OBP: 0.414, SLG: 0.413										2	2	1	2	1	0	0									
24 Grady Sizemore, L OBP: 0.279, SLG: 0.266										2	0	0	0	1	0	2									
3 Jeff Francoeur, R OBP: 0.256, SLG: 0.361										1	0	1	1	0	0	0									
6 Ryan Howard, L OBP: 0.291, SLG: 0.479										4	0	1	1	0	1	0									
57 Luis García, R ERA: 3.5										0	0	0	0	0	0	0									
7 Maikel Franco, R ERA: 6.0										4	0	0	0	0	1	2									
26 Chase Utley, L OBP: 0.397, SLG: 0.221										3	0	1	0	0	1	2									
59 Elvis Aráujo, L ERA: 6.52										0	0	0	0	0	0	0									
18 Darin Ruf, R OBP: 0.236, SLG: 0.324										1	0	0	0	0	0	0									
37 Odúbel Herrera, L OBP: 0.301, SLG: 0.391										4	0	1	0	0	1	3									
51 Carlos Ruiz, R OBP: 0.320, SLG: 0.278										2	1	1	0	1	0	1									
38 Chad Billingsley, R OBP: 0.200, SLG: 0.800										2	0	0	0	0	1	2									
30 Justin De Fratus, S ERA: 4.19										0	0	0	0	0	0	0									
16 César Hernández, S OBP: 0.389, SLG: 0.293										1	1	1	0	0	0	0									
Inning Stats	R: 0 E: 0 K: 0 S: 8	H: 0 LOB: 0 BB: 0 P: 13	R: 0 E: 0 K: 0 S: 9	H: 1 LOB: 1 BB: 0 P: 15	R: 0 E: 0 K: 0 S: 14	H: 0 LOB: 0 BB: 2 P: 27	R: 0 E: 0 K: 1 S: 7	H: 0 LOB: 0 BB: 0 P: 11	R: 0 E: 0 K: 1 S: 11	H: 1 LOB: 1 BB: 0 P: 21	R: 1 E: 0 K: 1 S: 13	H: 1 LOB: 2 BB: 1 P: 24	R: 3 E: 1 K: 2 S: 18	H: 4 LOB: 0 BB: 0 P: 27	R: 0 E: 0 K: 1 S: 7	H: 0 LOB: 0 BB: 0 P: 8	1B: 4 2B: 3 3B: 0 HR: 0	SF: 0 SAC: 0 DP: 0 HBP: 1	WP: 1 PB: 0 SB: 0 CS: 0	PA: 34					
PITCHER	IP	WLS	BF	H	R	ER	SO	BB	IBB	HBP	BLK	WP	HR	S	P	ERA	WHIP								
57 Chase Anderson, R ERA: 2.81	(1, 1)	5.1	23	3	1	1	3	3	0	0	0	0	0	3	7	0.00	0.000								
40 Andrew Chafin, L ERA: 4.19	(6, 1)	0.2	2	0	0	0	0	0	0	0	0	0	0	3	7	0.00	0.000								
41 Daniel Hudson, R ERA: 6.0	(7, 1)	0.0	2	2	2	2	0	0	0	0	0	0	0	5	8	∞	∞								
59 Oliver Pérez, L ERA: 6.52	(7, 1)	0.1	L	2	1	0	1	0	0	0	0	1	0	6	9	0.00	3.000								
36 Enrique Burgos, R ERA: 4.15	(7, 1)	1.2	5	1	1	1	2	0	0	0	0	0	0	14	18	5.40	0.600								

AB	37
R	3
H	10
RBI	3
BB	1
SO	6
LOB	17



AB	30
R	4
H	7
RBI	4
BB	3
SO	6
LOB	16



Batter	1	2	3	4	5	6	7	8	9	AB	R	H	RBI	BB	SO	LOB	TOP					
5 Ender Inciarte, L (1.8)	G4-3		G6-3				F9		G4-3	5	1	1	0	0	0	0	Arizona Diamondbacks @ Philadelphia Phillies Citizens Bank Park, Philadelphia, PA Sat May 16 2015, 7:07 PM - 11:36 PM EDT Att: 33,649 - Cloudy - 83 F livebaseballscorecards.com					
15 Mark Trumbo, R (1.9)	G6-3		G6-3				K		K	4	0	1	0	0	2	1						
44 Paul Goldschmidt, R (1.3)	G6-3		FC6-4				G6-3		G6-3	4	1	1	2	0	0	1						
6 David Peralta, L (1.7)		F8		G3-1			G4-3		F7	4	0	0	0	0	0	0						
24 Yasmany Tomás, R (1.5)		G6-3		P4			G5-3		HR	4	1	2	1	0	0	0						
16 Chris Owings, R (1.4)		G6-3		E4			G4-6-3		K	4	2	3	0	0	1	0						
9 Tuffy Gosewisch, R (1.2)		K		E4			G4-6-3		G5-3	4	0	1	1	0	1	3						
13 Nick Ahmed, R (1.6)		K		K			F8		K	3	0	1	1	0	1	3						
4 Cliff Pennington, S (9. PH)		K		K			F8		K	1	0	0	0	0	1	0						
25 Archie Bradley, R (1.1)				K			G4-6-3		K2-3	1	0	0	0	0	0	0						
26 Chase Utley, L (1.4)				F9			G4-6-3			1	0	0	0	0	0	0						
63 Jake Diekman, L (7.1)				F9			G4-6-3			1	0	0	0	0	0	0						
53 Ken Giles, R (8.1)				F9			G4-6-3			1	0	0	0	0	0	0						
58 Jonathan Papelbon, R (9.1)				F9			G4-6-3			1	0	0	0	0	0	0						
Inning Stats	R: 0 E: 0 K: 0 S: 8	H: 0 LOB: 0 BB: 0 P: 10	R: 0 E: 0 K: 2 S: 17	H: 2 LOB: 2 BB: 0 P: 25	R: 0 E: 0 K: 1 S: 9	H: 1 LOB: 1 BB: 0 P: 11	R: 1 E: 0 K: 0 S: 10	H: 2 LOB: 2 BB: 0 P: 11	R: 2 E: 0 K: 1 S: 11	H: 2 LOB: 0 BB: 0 P: 18	R: 1 E: 0 K: 0 S: 12	H: 2 LOB: 0 BB: 0 P: 22	R: 0 E: 0 K: 1 S: 8	H: 0 LOB: 0 BB: 0 P: 12	R: 1 E: 0 K: 1 S: 11	H: 1 LOB: 0 BB: 0 P: 16	R: 0 E: 0 K: 2 S: 10	H: 0 LOB: 0 BB: 0 P: 12	1B: 7 2B: 1 3B: 0 HR: 2	SF: 0 SAC: 0 DP: 1 HBP: 0	WP: 0 PB: 0 SB: 0 CS: 0	PA: 37
PITCHER	IP WLS BF H R ER SO BB IBB HBP BLK WP HR S P ERA WHIP																					
31 Jerome Williams, R (1.1)	5.0 W 23 7 3 2 4 0 0 0 0 0 1 55 75 3.60 1.400																					
30 Justin De Fratus, R (6.1)	1.0 4 2 1 1 0 0 0 0 0 0 0 12 22 9.00 2.000																					
63 Jake Diekman, L (7.1)	1.1 H 4 0 0 0 1 0 0 0 0 0 0 11 17 0.00 0.000																					
53 Ken Giles, R (8.1)	0.2 H 3 1 1 1 1 0 0 0 0 0 1 8 11 13.50 1.500																					
58 Jonathan Papelbon, R (9.1)	1.0 S 3 0 0 0 2 0 0 0 0 0 0 10 12 0.00 0.000																					

Batter	1	2	3	4	5	6	7	8	9	AB	R	H	RBI	BB	SO	LOB	BOTTOM					
37 Odúbel Herrera, L (1.8)	G4-3	G4-3		FC1-6			G3			5	0	0	0	0	1	4	Arizona Diamondbacks @ Philadelphia Phillies Citizens Bank Park, Philadelphia, PA Sat May 16 2015, 7:07 PM - 11:36 PM EDT Att: 33,649 - Cloudy - 83 F livebaseballscorecards.com					
13 Freddy Galvis, S (1.6)				K			K		K	3	1	0	0	2	3	2						
24 Grady Sizemore, L (1.7)				BB						5	1	0	0	0	0	1						
58 Jonathan Papelbon, R (9.1)				BB						0	0	0	0	0	0	0						
6 Ryan Howard, L (1.3)				BB						5	1	2	1	0	2	4						
7 Maikel Franco, R (1.5)				BB						4	1	1	0	1	1	3						
26 Chase Utley, L (1.4)				BB						3	1	2	2	1	0	0						
63 Jake Diekman, R (7.1)				BB						0	0	0	0	0	0	0						
53 Ken Giles, R (8.1)				BB						0	0	0	0	0	0	0						
2 Ben Revere, L (8. PH)				BB						1	0	0	0	0	0	2						
3 Jeff Francoeur, R (1.9)				BB						4	1	1	1	0	1	5						
51 Carlos Ruiz, R (1.2)				BB						4	1	2	1	0	0	1						
31 Jerome Williams, R (1.1)				BB						2	0	0	0	0	0	1						
4 Andrés Blanco, S (6. PH)				BB						1	0	1	1	0	0	0						
30 Justin De Fratus, S (6.1)				BB						0	0	0	0	0	0	0						
16 César Hernández, S (7.4)				BB						1	0	0	0	0	0	0						
Inning Stats	R: 0 E: 0 K: 1 S: 10	H: 0 LOB: 1 BB: 1 P: 19	R: 1 E: 1 K: 0 S: 11	H: 2 LOB: 2 BB: 0 P: 16	R: 3 E: 0 K: 0 S: 15	H: 3 LOB: 1 BB: 2 P: 30	R: 0 E: 0 K: 1 S: 18	H: 1 LOB: 2 BB: 0 P: 22	R: 3 E: 0 K: 3 S: 15	H: 4 LOB: 1 BB: 0 P: 21	R: 0 E: 0 K: 1 S: 13	H: 1 LOB: 2 BB: 1 P: 21	R: 0 E: 0 K: 2 S: 11	H: 2 LOB: 2 BB: 0 P: 16	R: 0 E: 0 K: 2 S: 11	H: 0 LOB: 0 BB: 0 P: 13	R: 0 E: 0 K: 2 S: 11	H: 2 LOB: 2 BB: 0 P: 16	1B: 7 2B: 5 3B: 0 HR: 1	SF: 0 SAC: 0 DP: 1 HBP: 0	WP: 0 PB: 1 SB: 1 CS: 0	PA: 42
PITCHER	IP WLS BF H R ER SO BB IBB HBP BLK WP HR S P ERA WHIP																					
25 Archie Bradley, R (1.1)	2.0 L 15 5 4 4 0 0 3 0 0 0 0 0 33 59 18.00 4.000																					
56 JC Ramirez, R (3.1)	1.0 2 0 0 0 0 0 0 0 0 0 0 3 6 0.00 0.000																					
40 Andrew Chafin, L (4.1)	1.0 7 3 2 2 1 0 0 0 0 0 0 22 28 18.00 3.000																					
36 Enrique Burgos, R (5.1)	1.0 5 2 1 1 3 0 0 0 0 0 0 11 15 9.00 2.000																					
43 Addison Reed, R (6.1)	2.0 8 1 0 0 1 0 1 0 0 0 0 21 34 0.00 0.500																					
29 Brad Ziegler, R (8.1)	1.0 5 2 0 0 2 0 0 0 0 0 0 11 16 0.00 2.000																					

Batter	1	2	3	4	5	6	7	8	9	AB	R	H	RBI	BB	SO	LOB	TOP										
5 Ender Inciarte, L OBP: 0.333, SLG: 0.417	F7		FC4-6 11 WP 15 S		K			K	FC6-4	5	0	0	0	0	2	4	Arizona Diamondbacks @ Philadelphia Phillies Citizens Bank Park, Philadelphia, PA Sun May 17 2015, 1:38 PM - 4:29 PM EDT Att: 22,123 - Cloudy - 82 F										
15 Mark Trumbo, R OBP: 0.323, SLG: 0.538	BB		K			F8		1B		3	0	1	0	1	1												
44 Paul Goldschmidt, R OBP: 0.430, SLG: 0.644	F9		11 WP IBB			K		F9		3	0	0	0	1	2												
11 AJ Pollock, R OBP: 0.340, SLG: 0.400	F9		G6-3			24 1B		F8		4	0	1	0	0	4												
24 Yasmany Tomás, R OBP: 0.356, SLG: 0.382		G5-3 31 2 1B			F8			G6-3		4	0	2	0	0	0												
2 Aaron Hill, R OBP: 0.337, SLG: 0.453					G6-3			F7		4	0	2	0	0	2												
16 Chris Owings, R OBP: 0.292, SLG: 0.397										4	0	1	0	0	2												
31 Jordan Pacheco, R OBP: 0.315, SLG: 0.348										4	0	0	0	0	1	4											
55 Josh Collmenter, R OBP: 0.278, SLG: 0.278										2	0	1	0	0	0	0											
6 David Peralta, L OBP: 0.320, SLG: 0.500										1	0	0	0	0	1	0											
48 Randall Delgado, R OBP: 0.320, SLG: 0.500										0	0	0	0	0	0	0											
56 JC Ramirez, R OBP: 0.319, SLG: 0.184										0	0	0	0	0	0	0											
4 Cliff Pennington, S OBP: 0.319, SLG: 0.184										0	0	0	0	1	0	0											
Inning Stats	R: 0 E: 0 K: 0 S: 9	H: 0 LOB: 1 BB: 1 P: 14	R: 0 E: 0 K: 0 S: 7	H: 2 LOB: 1 BB: 0 P: 11	R: 0 E: 0 K: 1 S: 11	H: 1 LOB: 2 BB: 1 P: 20	R: 0 E: 0 K: 0 S: 6	H: 0 LOB: 0 BB: 0 P: 7	R: 0 E: 0 K: 2 S: 9	H: 0 LOB: 0 BB: 0 P: 12	R: 0 E: 0 K: 1 S: 10	H: 2 LOB: 2 BB: 0 P: 15	R: 0 E: 0 K: 1 S: 8	H: 0 LOB: 0 BB: 0 P: 11	R: 0 E: 0 K: 1 S: 6	H: 1 LOB: 1 BB: 0 P: 8	R: 0 E: 0 K: 0 S: 11	H: 2 LOB: 3 BB: 1 P: 22	1B: 7 2B: 1 3B: 0 HR: 0	SF: 0 SAC: 0 DP: 0 HBP: 0	WP: 1 PB: 0 SB: 1 CS: 0	PA: 37					
PITCHER	IP	WLS	BF	H	R	ER	SO	BB	IBB	HBP	BLK	WP	HR	S	P	ERA	WHIP										
47 Sean O'Sullivan, R ERA: 3.68	6.0	W	24	5	0	0	4	1	1	0	0	1	0	52	79	0.00	1.000										
57 Luis García, R ERA: 3.32	1.0		3	0	0	0	1	0	0	0	0	0	0	8	11	0.00	0.000										
53 Ken Giles, R ERA: 2.08	1.0		4	1	0	0	1	0	0	0	0	0	0	6	8	0.00	1.000										
46 Jeanmar Gómez, R ERA: 3.45	1.0		6	2	0	0	0	1	0	0	0	0	0	11	22	0.00	3.000										

Batter	1	2	3	4	5	6	7	8	9	AB	R	H	RBI	BB	SO	LOB	BOTTOM										
2 Ben Revere, L OBP: 0.299, SLG: 0.345	24 G3 24 S		4 G4-6-3 BB		G3		4 G3	E7		4	0	3	1	1	0	0	Arizona Diamondbacks @ Philadelphia Phillies Citizens Bank Park, Philadelphia, PA Sun May 17 2015, 1:38 PM - 4:29 PM EDT Att: 22,123 - Cloudy - 82 F										
4 Andrés Blanco, S OBP: 0.294, SLG: 0.375	F8		G4-6-3			P5	G3	G4-3		5	0	0	0	0	6												
24 Grady Sizemore, L OBP: 0.312, SLG: 0.306	G3		L6			G5-3				3	0	0	0	1	0	1											
53 Ken Giles, R OBP: 0.312, SLG: 0.306										0	0	0	0	0	0	0											
46 Jeanmar Gómez, R OBP: 0.319, SLG: 0.184										0	0	0	0	0	0	0											
18 Darin Ruf, R OBP: 0.262, SLG: 0.377										3	2	2	1	1	0	3											
7 Maikel Franco, R OBP: 0.308, SLG: 0.667	F7									4	2	2	2	0	2												
16 César Hernández, S OBP: 0.390, SLG: 0.353										4	1	2	1	0	2	0											
37 Odúbel Herrera, L OBP: 0.291, SLG: 0.375										3	1	1	0	0	0	1											
29 Cameron Rupp, R OBP: 0.239, SLG: 0.244										3	0	0	1	0	2	1											
47 Sean O'Sullivan, R ERA: 3.68										2	0	0	0	0	0	0											
57 Luis García, R ERA: 3.32										0	0	0	0	0	0	0											
6 Ryan Howard, L OBP: 0.301, SLG: 0.488										1	0	1	0	0	0	0											
3 Jeff Francoeur, R OBP: 0.263, SLG: 0.391										0	0	0	0	1	0	0											
Inning Stats	R: 0 E: 0 K: 0 S: 7	H: 1 LOB: 2 BB: 1 P: 16	R: 1 E: 0 K: 0 S: 8	H: 1 LOB: 0 BB: 0 P: 12	R: 0 E: 0 K: 0 S: 5	H: 0 LOB: 0 BB: 1 P: 10	R: 1 E: 0 K: 1 S: 8	H: 1 LOB: 0 BB: 0 P: 11	R: 0 E: 0 K: 0 S: 8	H: 0 LOB: 0 BB: 0 P: 12	R: 2 E: 0 K: 0 S: 10	H: 3 LOB: 1 BB: 0 P: 17	R: 0 E: 0 K: 1 S: 15	H: 2 LOB: 3 BB: 1 P: 24	R: 2 E: 1 K: 2 S: 23	H: 3 LOB: 2 BB: 1 P: 35	1B: 6 2B: 2 3B: 1 HR: 2	SF: 1 SAC: 1 DP: 1 HBP: 0	WP: 0 PB: 0 SB: 2 CS: 0	PA: 38							
PITCHER	IP	WLS	BF	H	R	ER	SO	BB	IBB	HBP	BLK	WP	HR	S	P	ERA	WHIP										
55 Josh Collmenter, R ERA: 5.36	6.0	L	25	6	4	4	4	2	0	0	0	0	1	46	78	6.00	1.333										
48 Randall Delgado, R ERA: 3.44	1.2		11	4	2	2	3	2	0	0	0	0	1	35	56	10.80	3.600										
56 JC Ramirez, R ERA: 2.25	0.1		2	1	0	0	0	0	0	0	0	0	0	3	3	0.00	3.000										

AB	34
R	0
H	8
RBI	0
BB	3
SO	6
LOB	19

AB	32
R	6
H	11
RBI	6
BB	4
SO	4
LOB	14



Batter	1	2	3	4	5	6	7	8	9	10	11	12	13	AB	R	H	RBI	BB	SO	LOB	TOP																																																																																	
5 Ender Inciarte, L OBP: 0.335, SLG: 0.410 (1, 7)	G6-3			24 1B	G4-3			K			G1-3		11 FC6-4 BB	5	1	1	0	1	1	1																																																																																		
11 AJ Pollock, R OBP: 0.327, SLG: 0.382 (1, 8)	G6-3			F7							K		FC6-4	6	0	0	0	0	2	3																																																																																		
44 Paul Goldschmidt, R OBP: 0.428, SLG: 0.623 (1, 3)	K			24 2B							G6-3		G4-3	5	1	1	0	0	1	0																																																																																		
24 Yasmany Tomás, R OBP: 0.372, SLG: 0.411 (1, 5)				14H 2H							K		G4-3	5	0	3	2	0	1	0																																																																																		
15 Mark Trumbo, R OBP: 0.325, SLG: 0.488 (18, 19)	K			P4									G4-6-3	4	0	1	0	0	0	1	2																																																																																	
13 Nick Ahmed, R OBP: 0.355, SLG: 0.514 (12, 19)	K			SH2-4									G4-3	0	0	0	0	0	0	0	0																																																																																	
29 Brad Ziegler, R ERA: 1.04 (12, 19)				23									G4-3	1	0	0	0	0	0	0	0																																																																																	
43 Addison Reed, R ERA: 5.54 (12, 1)				23									G4-3	1	0	0	0	0	0	0	0																																																																																	
36 Enrique Burgos, R ERA: 4.22 (13, 1)				23									G4-3	1	0	0	0	0	0	0	0																																																																																	
2 Aaron Hill, R OBP: 0.320, SLG: 0.429 (1, 4)	G4-6-3			K									G4-3	5	0	0	0	0	2	3																																																																																		
16 Chris Owings, R OBP: 0.289, SLG: 0.389 (1, 6)				F9									G4-3	5	1	1	0	0	1	2																																																																																		
9 Tuffy Gosewisch, R OBP: 0.269, SLG: 0.277 (1, 2)	P3			SH2-4									G4-3	5	0	1	0	0	1	3																																																																																		
12 Rubby De La Rosa, R OBP: 0.056, SLG: 0.056 (10, 7)	K			SH2-4									G4-3	2	0	0	0	0	1	0																																																																																		
6 David Peralta, L OBP: 0.324, SLG: 0.511 (10, 7)	K			SH2-4									G4-3	2	0	1	1	0	1	0																																																																																		
Inning Stats	<table border="1"> <tr> <td>R: 0</td><td>H: 0</td><td>R: 0</td><td>H: 1</td><td>R: 0</td><td>H: 0</td><td>R: 2</td><td>H: 3</td><td>R: 0</td><td>H: 1</td><td>R: 0</td><td>H: 0</td><td>R: 0</td><td>H: 1</td><td>R: 0</td><td>H: 1</td><td>R: 1</td><td>H: 2</td><td>1B: 6</td><td>SF: 0</td><td>WP: 1</td><td>PA: 47</td> </tr> <tr> <td>E: 0</td><td>LOB: 0</td><td>E: 0</td><td>LOB: 0</td><td>E: 0</td><td>LOB: 0</td><td>E: 0</td><td>LOB: 1</td><td>E: 0</td><td>LOB: 1</td><td>E: 0</td><td>LOB: 0</td><td>E: 0</td><td>LOB: 0</td><td>E: 0</td><td>LOB: 2</td><td>E: 0</td><td>LOB: 0</td><td>2B: 3</td><td>SAC: 1</td><td>PB: 0</td><td></td> </tr> <tr> <td>K: 1</td><td>BB: 0</td><td>K: 1</td><td>BB: 0</td><td>K: 1</td><td>BB: 0</td><td>K: 1</td><td>BB: 0</td><td>K: 0</td><td>BB: 0</td><td>K: 0</td><td>BB: 0</td><td>K: 2</td><td>BB: 0</td><td>K: 3</td><td>BB: 0</td><td>K: 2</td><td>BB: 0</td><td>3B: 0</td><td>DP: 2</td><td>SB: 1</td><td></td> </tr> <tr> <td>S: 11</td><td>P: 17</td><td>S: 10</td><td>P: 17</td><td>S: 6</td><td>P: 9</td><td>S: 12</td><td>P: 14</td><td>S: 6</td><td>P: 10</td><td>S: 7</td><td>P: 10</td><td>S: 9</td><td>P: 10</td><td>S: 12</td><td>P: 20</td><td>S: 9</td><td>P: 13</td><td>HR: 0</td><td>HBP: 0</td><td>CS: 0</td><td></td> </tr> </table>													R: 0	H: 0	R: 0	H: 1	R: 0	H: 0	R: 2	H: 3	R: 0	H: 1	R: 0	H: 0	R: 0	H: 1	R: 0	H: 1	R: 1	H: 2	1B: 6	SF: 0	WP: 1	PA: 47	E: 0	LOB: 0	E: 0	LOB: 0	E: 0	LOB: 0	E: 0	LOB: 1	E: 0	LOB: 1	E: 0	LOB: 0	E: 0	LOB: 0	E: 0	LOB: 2	E: 0	LOB: 0	2B: 3	SAC: 1	PB: 0		K: 1	BB: 0	K: 1	BB: 0	K: 1	BB: 0	K: 1	BB: 0	K: 0	BB: 0	K: 0	BB: 0	K: 2	BB: 0	K: 3	BB: 0	K: 2	BB: 0	3B: 0	DP: 2	SB: 1		S: 11	P: 17	S: 10	P: 17	S: 6	P: 9	S: 12	P: 14	S: 6	P: 10	S: 7	P: 10	S: 9	P: 10	S: 12	P: 20	S: 9	P: 13	HR: 0	HBP: 0	CS: 0		
R: 0	H: 0	R: 0	H: 1	R: 0	H: 0	R: 2	H: 3	R: 0	H: 1	R: 0	H: 0	R: 0	H: 1	R: 0	H: 1	R: 1	H: 2	1B: 6	SF: 0	WP: 1	PA: 47																																																																																	
E: 0	LOB: 0	E: 0	LOB: 0	E: 0	LOB: 0	E: 0	LOB: 1	E: 0	LOB: 1	E: 0	LOB: 0	E: 0	LOB: 0	E: 0	LOB: 2	E: 0	LOB: 0	2B: 3	SAC: 1	PB: 0																																																																																		
K: 1	BB: 0	K: 1	BB: 0	K: 1	BB: 0	K: 1	BB: 0	K: 0	BB: 0	K: 0	BB: 0	K: 2	BB: 0	K: 3	BB: 0	K: 2	BB: 0	3B: 0	DP: 2	SB: 1																																																																																		
S: 11	P: 17	S: 10	P: 17	S: 6	P: 9	S: 12	P: 14	S: 6	P: 10	S: 7	P: 10	S: 9	P: 10	S: 12	P: 20	S: 9	P: 13	HR: 0	HBP: 0	CS: 0																																																																																		
PITCHER	<table border="1"> <tr> <td>IP</td><td>WLS</td><td>BF</td><td>H</td><td>R</td><td>ER</td><td>SO</td><td>BB</td><td>IBB</td><td>HBP</td><td>BLK</td><td>WP</td><td>HR</td><td>S</td><td>P</td><td>ERA</td><td>WHIP</td> </tr> <tr> <td>15 Dan Haren, R ERA: 3.47 (1, 1)</td> <td>8.0</td><td></td><td>28</td><td>5</td><td>2</td><td>2</td><td>5</td><td>0</td><td>0</td><td>0</td><td>0</td><td>0</td><td>0</td><td>68</td><td>98</td><td>2.25</td><td>0.625</td> </tr> <tr> <td>44 AJ Ramos, R ERA: 0.9 (9, 1)</td> <td>1.0</td><td></td><td>3</td><td>0</td><td>0</td><td>0</td><td>2</td><td>0</td><td>0</td><td>0</td><td>0</td><td>0</td><td>9</td><td>10</td><td>0.00</td><td>0.000</td> </tr> <tr> <td>36 Sam Dyson, R ERA: 2.18 (10, 1)</td> <td>2.0</td><td></td><td>7</td><td>1</td><td>0</td><td>0</td><td>5</td><td>0</td><td>0</td><td>0</td><td>0</td><td>1</td><td>0</td><td>21</td><td>33</td><td>0.00</td><td>0.500</td> </tr> <tr> <td>31 Steve Cishek, R ERA: 5.22 (12, 1)</td> <td>2.0</td><td>L</td><td>9</td><td>3</td><td>1</td><td>1</td><td>0</td><td>1</td><td>0</td><td>0</td><td>0</td><td>0</td><td>0</td><td>14</td><td>24</td><td>4.50</td><td>2.000</td> </tr> </table>													IP	WLS	BF	H	R	ER	SO	BB	IBB	HBP	BLK	WP	HR	S	P	ERA	WHIP	15 Dan Haren, R ERA: 3.47 (1, 1)	8.0		28	5	2	2	5	0	0	0	0	0	0	68	98	2.25	0.625	44 AJ Ramos, R ERA: 0.9 (9, 1)	1.0		3	0	0	0	2	0	0	0	0	0	9	10	0.00	0.000	36 Sam Dyson, R ERA: 2.18 (10, 1)	2.0		7	1	0	0	5	0	0	0	0	1	0	21	33	0.00	0.500	31 Steve Cishek, R ERA: 5.22 (12, 1)	2.0	L	9	3	1	1	0	1	0	0	0	0	0	14	24	4.50	2.000	
IP	WLS	BF	H	R	ER	SO	BB	IBB	HBP	BLK	WP	HR	S	P	ERA	WHIP																																																																																						
15 Dan Haren, R ERA: 3.47 (1, 1)	8.0		28	5	2	2	5	0	0	0	0	0	0	68	98	2.25	0.625																																																																																					
44 AJ Ramos, R ERA: 0.9 (9, 1)	1.0		3	0	0	0	2	0	0	0	0	0	9	10	0.00	0.000																																																																																						
36 Sam Dyson, R ERA: 2.18 (10, 1)	2.0		7	1	0	0	5	0	0	0	0	1	0	21	33	0.00	0.500																																																																																					
31 Steve Cishek, R ERA: 5.22 (12, 1)	2.0	L	9	3	1	1	0	1	0	0	0	0	0	14	24	4.50	2.000																																																																																					
Batter	1	2	3	4	5	6	7	8	9	10	11	12	13	AB	R	H	RBI <td>BB</td> <td>SO</td> <td>LOB</td> <td>BOTTOM</td>	BB	SO	LOB	BOTTOM																																																																																	
9 Dee Strange-Gordon, L OBP: 0.420, SLG: 0.497 (1, 4)	K			G3				F8					K	5	0	0	0	0	2	1																																																																																		
14 Martín Prado, R OBP: 0.307, SLG: 0.346 (1, 5)	F9			G5-3				G6-3					K	5	0	1	0	0	1	1																																																																																		
27 Giancarlo Stanton, R OBP: 0.320, SLG: 0.623 (1, 9)	K			P6				G5-4-3					L7	4	0	0	0	1	1	1																																																																																		
46 Justin Bour, L OBP: 0.455, SLG: 0.533 (1, 3)	G4-3			K				20 HR					G6-3	5	1	1	0	0	1	1																																																																																		
20 J.T. Realmuto, R OBP: 0.297, SLG: 0.351 (1, 2)	G4-3			L8				HR					G3	4	1	1	2	1	0	0																																																																																		
21 Christian Yelich, L OBP: 0.284, SLG: 0.244 (1, 7)	2B			G6-3				G6-3					G4-3	5	0	1	0	0	2	1																																																																																		
3 Adeiny Hechavarria, R OBP: 0.327, SLG: 0.411 (1, 6)	L1			B1-3				G4-3					G5-3	5	0	0	0	0	1	1																																																																																		
51 Ichiro Suzuki, L OBP: 0.342, SLG: 0.337 (1, 8)				G6-3				G6-3					G4-3	4	0	2	0	1	0	0																																																																																		
15 Dan Haren, R ERA: 3.47 (18, 19)				SH1-4				L9					G1-4-3	1	0	0	0	0	1	1																																																																																		
17 Dioner Navarro, R ERA: 3.24 (9, 1)				K									K	1	0	0	0	0	0	0																																																																																		
44 AJ Ramos, R ERA: 0.9 (9, 1)														1	0	0	0	0	0	0																																																																																		
36 Sam Dyson, R ERA: 2.18 (10, 1)														1	0	0	0	0	0	0																																																																																		
31 Steve Cishek, R ERA: 5.22 (12, 1)														1	0	0	0	0	0	0																																																																																		
10 Jeff Baker, R ERA: 4.22 (13, 1)														1	0	0	0	0	0	1																																																																																		
Inning Stats	<table border="1"> <tr> <td>R: 0</td><td>H: 0</td><td>R: 0</td><td>H: 1</td><td>R: 0</td><td>H: 1</td><td>R: 0</td><td>H: 0</td><td>R: 0</td><td>H: 1</td><td>R: 2</td><td>H: 2</td><td>R: 0</td><td>H: 0</td><td>R: 0</td><td>H: 0</td><td>R: 0</td><td>H: 0</td><td>1B: 4</td><td>SF: 0</td><td>WP: 0</td><td>PA: 45</td> </tr> <tr> <td>E: 0</td><td>LOB: 0</td><td>E: 0</td><td>LOB: 1</td><td>E: 0</td><td>LOB: 1</td><td>E: 0</td><td>LOB: 0</td><td>E: 0</td><td>LOB: 0</td><td>E: 0</td><td>LOB: 0</td><td>E: 0</td><td>LOB: 0</td><td>E: 0</td><td>LOB: 0</td><td>E: 0</td><td>LOB: 1</td><td>2B: 1</td><td>SAC: 1</td><td>PB: 0</td><td></td> </tr> <tr> <td>K: 2</td><td>BB: 0</td><td>K: 0</td><td>BB: 0</td><td>K: 0</td><td>BB: 0</td><td>K: 1</td><td>BB: 0</td><td>K: 0</td><td>BB: 0</td><td>K: 0</td><td>BB: 0</td><td>K: 0</td><td>BB: 0</td><td>K: 1</td><td>BB: 0</td><td>K: 2</td><td>BB: 2</td><td>3B: 0</td><td>DP: 1</td><td>SB: 0</td><td></td> </tr> <tr> <td>S: 11</td><td>P: 16</td><td>S: 6</td><td>P: 6</td><td>S: 5</td><td>P: 13</td><td>S: 5</td><td>P: 10</td><td>S: 5</td><td>P: 8</td><td>S: 5</td><td>P: 8</td><td>S: 3</td><td>P: 4</td><td>S: 8</td><td>P: 11</td><td>S: 10</td><td>P: 16</td><td>HR: 1</td><td>HBP: 0</td><td>CS: 2</td><td></td> </tr> </table>													R: 0	H: 0	R: 0	H: 1	R: 0	H: 1	R: 0	H: 0	R: 0	H: 1	R: 2	H: 2	R: 0	H: 0	R: 0	H: 0	R: 0	H: 0	1B: 4	SF: 0	WP: 0	PA: 45	E: 0	LOB: 0	E: 0	LOB: 1	E: 0	LOB: 1	E: 0	LOB: 0	E: 0	LOB: 0	E: 0	LOB: 0	E: 0	LOB: 0	E: 0	LOB: 0	E: 0	LOB: 1	2B: 1	SAC: 1	PB: 0		K: 2	BB: 0	K: 0	BB: 0	K: 0	BB: 0	K: 1	BB: 0	K: 0	BB: 0	K: 0	BB: 0	K: 0	BB: 0	K: 1	BB: 0	K: 2	BB: 2	3B: 0	DP: 1	SB: 0		S: 11	P: 16	S: 6	P: 6	S: 5	P: 13	S: 5	P: 10	S: 5	P: 8	S: 5	P: 8	S: 3	P: 4	S: 8	P: 11	S: 10	P: 16	HR: 1	HBP: 0	CS: 2		
R: 0	H: 0	R: 0	H: 1	R: 0	H: 1	R: 0	H: 0	R: 0	H: 1	R: 2	H: 2	R: 0	H: 0	R: 0	H: 0	R: 0	H: 0	1B: 4	SF: 0	WP: 0	PA: 45																																																																																	
E: 0	LOB: 0	E: 0	LOB: 1	E: 0	LOB: 1	E: 0	LOB: 0	E: 0	LOB: 0	E: 0	LOB: 0	E: 0	LOB: 0	E: 0	LOB: 0	E: 0	LOB: 1	2B: 1	SAC: 1	PB: 0																																																																																		
K: 2	BB: 0	K: 0	BB: 0	K: 0	BB: 0	K: 1	BB: 0	K: 0	BB: 0	K: 0	BB: 0	K: 0	BB: 0	K: 1	BB: 0	K: 2	BB: 2	3B: 0	DP: 1	SB: 0																																																																																		
S: 11	P: 16	S: 6	P: 6	S: 5	P: 13	S: 5	P: 10	S: 5	P: 8	S: 5	P: 8	S: 3	P: 4	S: 8	P: 11	S: 10	P: 16	HR: 1	HBP: 0	CS: 2																																																																																		
PITCHER	<table border="1"> <tr> <td>IP</td><td>WLS</td><td>BF</td><td>H</td><td>R</td><td>ER</td><td>SO</td><td>BB</td><td>IBB</td><td>HBP</td><td>BLK</td><td>WP</td><td>HR</td><td>S</td><td>P</td><td>ERA</td><td>WHIP</td> </tr> <tr> <td>12 Rubby De La Rosa, R ERA: 4.08 (1, 1)</td> <td>9.0</td><td></td><td>32</td><td>6</td><td>2</td><td>2</td><td>5</td><td>0</td><td>0</td><td>0</td><td>0</td><td>1</td><td>66</td><td>94</td><td>2.00</td><td>0.667</td> </tr> <tr> <td>29 Brad Ziegler, R ERA: 1.04 (12, 1)</td> <td>2.0</td><td></td><td>6</td><td>0</td><td>0</td><td>0</td><td>3</td><td>0</td><td>0</td><td>0</td><td>0</td><td>0</td><td>18</td><td>27</td><td>0.00</td><td>0.000</td> </tr> <tr> <td>43 Addison Reed, R ERA: 5.54 (12, 1)</td> <td>1.0</td><td>W</td><td>4</td><td>0</td><td>0</td><td>0</td><td>0</td><td>2</td><td>0</td><td>0</td><td>0</td><td>0</td><td>6</td><td>18</td><td>0.00</td><td>2.000</td> </tr> <tr> <td>36 Enrique Burgos, R ERA: 4.22 (13, 1)</td> <td>1.0</td><td>S</td><td>3</td><td>0</td><td>0</td><td>0</td><td>2</td><td>1</td><td>0</td><td>0</td><td>0</td><td>0</td><td>8</td><td>15</td><td>0.00</td><td>1.000</td> </tr> </table>													IP	WLS	BF	H	R	ER	SO	BB	IBB	HBP	BLK	WP	HR	S	P	ERA	WHIP	12 Rubby De La Rosa, R ERA: 4.08 (1, 1)	9.0		32	6	2	2	5	0	0	0	0	1	66	94	2.00	0.667	29 Brad Ziegler, R ERA: 1.04 (12, 1)	2.0		6	0	0	0	3	0	0	0	0	0	18	27	0.00	0.000	43 Addison Reed, R ERA: 5.54 (12, 1)	1.0	W	4	0	0	0	0	2	0	0	0	0	6	18	0.00	2.000	36 Enrique Burgos, R ERA: 4.22 (13, 1)	1.0	S	3	0	0	0	2	1	0	0	0	0	8	15	0.00	1.000				
IP	WLS	BF	H	R	ER	SO	BB	IBB	HBP	BLK	WP	HR	S	P	ERA	WHIP																																																																																						
12 Rubby De La Rosa, R ERA: 4.08 (1, 1)	9.0		32	6	2	2	5	0	0	0	0	1	66	94	2.00	0.667																																																																																						
29 Brad Ziegler, R ERA: 1.04 (12, 1)	2.0		6	0	0	0	3	0	0	0	0	0	18	27	0.00	0.000																																																																																						
43 Addison Reed, R ERA: 5.54 (12, 1)	1.0	W	4	0	0	0	0	2	0	0	0	0	6	18	0.00	2.000																																																																																						
36 Enrique Burgos, R ERA: 4.22 (13, 1)	1.0	S	3	0	0	0	2	1	0	0	0	0	8	15	0.00	1.000																																																																																						

Arizona Diamondbacks @ Miami Marlins
Marlins Park, Miami, FL
Mon May 18 2015, 7:13 PM - 10:23 PM EDT
Att. 17,526 - Roof Closed - 74 F

livebaseballscorecards.com

AB 45
R 3
H 9
RBI 3
BB 1
SO 12
LOB 15



Arizona Diamondbacks @ Miami Marlins
Marlins Park, Miami, FL
Mon May 18 2015, 7:13 PM - 10:23 PM EDT
Att. 17,526 - Roof Closed - 74 F

livebaseballscorecards.com

AB 41
R 2
H 6
RBI 2
BB 3
SO 10
LOB 8



Batter	1	2	3	4	5	6	7	8	9	AB	R	H	RBI	BB	SO	LOB	TOP			
5 Ender Inciarte, L (1,8) OBP: 0.335, SLG: 0.409										5	0	2	0	0	0	2	Arizona Diamondbacks @ Miami Marlins Marlins Park, Miami, FL Tue May 19 2015, 7:12 PM - 9:57 PM EDT Att: 16,034 - Clear - 82 F			
15 Mark Trumbo, R (1,9) OBP: 0.318, SLG: 0.520										4	1	1	0	0	1	2				
44 Paul Goldschmidt, R (1,3) OBP: 0.419, SLG: 0.610										4	0	0	0	0	1	2				
6 David Peralta, L (1,7) OBP: 0.324, SLG: 0.500										2	1	0	0	1	0	0				
11 AJ Pollock, R (8,PH) OBP: 0.331, SLG: 0.409										3	1	2	0	1	0	0				
24 Yasmany Tomás, R (1,5) OBP: 0.390, SLG: 0.434										4	0	0	0	0	1	4				
16 Chris Owings, R (1,4) OBP: 0.281, SLG: 0.378										4	0	1	0	0	0	2				
9 Tuffy Gosewisch, R (1,2) OBP: 0.268, SLG: 0.276										3	0	2	1	0	1	0				
13 Nick Ahmed, R (1,6) OBP: 0.260, SLG: 0.191										2	0	0	0	0	0	2				
58 Jeremy Hellickson, R (1,1) OBP: 0.214, SLG: 0.214										1	0	0	0	0	0	1				
2 Aaron Hill, R (7,PH) OBP: 0.316, SLG: 0.424										0	0	0	0	0	0	0				
41 Daniel Hudson, R (7,1) OBP: 0.306, SLG: 0.175										1	0	0	0	0	0	1				
4 Cliff Pennington, S (9,PH) OBP: 0.306, SLG: 0.175										0	0	0	0	0	0	1				
36 Enrique Burgos, R (9,1) OBP: 0.306, SLG: 0.175										0	0	0	0	0	0	0				
Inning Stats	R: 0 E: 0 K: 0 S: 8	H: 1 LOB: 0 BB: 0 P: 11	R: 0 E: 0 K: 0 S: 10	H: 0 LOB: 1 BB: 1 P: 16	R: 0 E: 0 K: 1 S: 11	H: 1 LOB: 1 BB: 0 P: 16	R: 2 E: 1 K: 1 S: 14	H: 2 LOB: 2 BB: 1 P: 21	R: 0 E: 0 K: 0 S: 9	H: 0 LOB: 0 BB: 0 P: 10	R: 0 E: 0 K: 0 S: 13	H: 1 LOB: 1 BB: 0 P: 15	R: 2 E: 0 K: 1 S: 10	H: 3 LOB: 0 BB: 0 P: 13	R: 0 E: 0 K: 0 S: 7	H: 1 LOB: 1 BB: 0 P: 11	1B: 7 2B: 1 3B: 0 HR: 1	SF: 0 SAC: 1 DP: 1 HBP: 0	WP: 0 PB: 0 SB: 0 CS: 1	PA: 38
PITCHER	IP	WLS	BF	H	R	ER	SO	BB	IBB	HBP	BLK	WP	HR	S	P	ERA	WHIP			
34 Tom Koehler, R (1,1) ERA: 3.7	6.2		27	5	2	0	3	2	0	0	0	0	0	69	98	0.00	1.050			
40 Mike Dunn, L (7,1) ERA: 5.52	0.2	L	5	3	2	2	1	0	0	0	0	0	1	13	16	27.00	4.500			
57 Bryan Morris, R (8,1) ERA: 4.05	1.2		5	1	0	0	0	0	0	0	0	0	0	8	12	0.00	0.600			

Batter	1	2	3	4	5	6	7	8	9	AB	R	H	RBI	BB	SO	LOB	BOTTOM			
9 Dee Strange-Gordon, L (1,4) OBP: 0.426, SLG: 0.491										4	1	1	0	0	1	1	Arizona Diamondbacks @ Miami Marlins Marlins Park, Miami, FL Tue May 19 2015, 7:12 PM - 9:57 PM EDT Att: 16,034 - Clear - 82 F			
14 Martin Prado, R (1,5) OBP: 0.305, SLG: 0.344										4	0	1	0	0	1	1				
27 Giancarlo Stanton, R (1,9) OBP: 0.324, SLG: 0.541										4	1	1	2	0	1	1				
13 Marcell Ozuna, R (1,8) OBP: 0.344, SLG: 0.397										2	0	0	0	1	0	0				
40 Mike Dunn, L (7,1) ERA: 5.52										0	0	0	0	0	0	0				
57 Bryan Morris, L (8,1) OBP: 0.471, SLG: 0.533										0	0	0	0	0	0	0				
48 Justin Bour, L (9,PH) OBP: 0.471, SLG: 0.533										0	0	0	0	0	0	0				
20 J.T. Realmuto, R (1,2) OBP: 0.257, SLG: 0.337										4	0	0	0	0	1	3				
21 Christian Yelich, L (1,7) OBP: 0.284, SLG: 0.244										4	0	1	0	0	1	2				
38 Michael Morse, R (1,3) OBP: 0.269, SLG: 0.282										4	0	1	0	0	1	2				
3 Adeiny Hechavarria, R (1,6) OBP: 0.327, SLG: 0.409										3	0	1	0	0	0	1				
34 Tom Koehler, R (1,1) OBP: 0.071, SLG: 0.071										1	0	0	0	0	1	0				
51 Ichiro Suzuki, L (7,8) OBP: 0.339, SLG: 0.333										1	0	0	0	0	1	0				
Inning Stats	R: 0 E: 0 K: 2 S: 12	H: 0 LOB: 0 BB: 0 P: 18	R: 0 E: 0 K: 0 S: 7	H: 0 LOB: 0 BB: 0 P: 11	R: 0 E: 0 K: 0 S: 11	H: 1 LOB: 1 BB: 0 P: 15	R: 0 E: 0 K: 0 S: 7	H: 1 LOB: 2 BB: 1 P: 15	R: 2 E: 0 K: 1 S: 15	H: 2 LOB: 0 BB: 0 P: 24	R: 0 E: 0 K: 1 S: 7	H: 1 LOB: 0 BB: 0 P: 13	R: 0 E: 0 K: 1 S: 6	H: 0 LOB: 0 BB: 0 P: 8	R: 0 E: 0 K: 2 S: 16	H: 1 LOB: 2 BB: 1 P: 26	1B: 5 2B: 0 3B: 0 HR: 1	SF: 0 SAC: 1 DP: 0 HBP: 0	WP: 0 PB: 0 SB: 0 CS: 1	PA: 35
PITCHER	IP	WLS	BF	H	R	ER	SO	BB	IBB	HBP	BLK	WP	HR	S	P	ERA	WHIP			
58 Jeremy Hellickson, R (1,1) ERA: 5.52	6.0		23	4	2	2	4	1	0	0	0	0	1	60	95	3.00	0.833			
41 Daniel Hudson, R (7,1) ERA: 5.29	2.0	W	6	1	0	0	2	0	0	0	0	0	0	13	21	0.00	0.500			
36 Enrique Burgos, R (9,1) ERA: 3.86	1.0	S	5	1	0	0	2	1	0	0	0	0	0	16	26	0.00	2.000			

AB	34
R	4
H	9
RBI	3
BB	2
SO	4
LOB	16

AB	31
R	2
H	6
RBI	2
BB	2
SO	8
LOB	11



Batter	1	2	3	4	5	6	7	8	9	AB	R	H	RBI	BB	SO	LOB	TOP				
5 Ender Inciarte, L (1,9) OBP: 0.325, SLG: 0.396										5	0	0	0	0	2	2					
11 AJ Pollock, R (1,8) OBP: 0.346, SLG: 0.418										4	4	3	0	1	0	0					
44 Paul Goldschmidt, R (1,3) OBP: 0.419, SLG: 0.690										4	0	1	0	1	1	3					
6 David Peralta, L (1,7) OBP: 0.327, SLG: 0.500										4	0	2	3	0	0	2					
24 Yasmany Tomás, R (1,5) OBP: 0.391, SLG: 0.432										5	0	2	0	0	1	2					
2 Aaron Hill, R (1,4) OBP: 0.311, SLG: 0.406										4	1	0	0	1	1	5					
9 Tuffy Gosewisch, R (1,2) OBP: 0.267, SLG: 0.275										4	0	1	0	0	1	1					
13 Nick Ahmed, R (1,6) OBP: 0.269, SLG: 0.214										4	1	2	1	0	1	2					
57 Chase Anderson, R (1,1) OBP: 0.200, SLG: 0.143										3	0	0	1	0	2	2					
29 Brad Ziegler, R (9,1)										0	0	0	0	0	0	0					
Inning Stats	R: 1 H: 2 E: 0 K: 1 S: 14	H: 2 LOB: 1 BB: 0 P: 20	R: 2 H: 1 E: 0 K: 0 S: 10	H: 1 LOB: 0 BB: 1 P: 18	R: 0 H: 1 E: 0 K: 1 S: 15	H: 1 LOB: 2 BB: 1 P: 23	R: 0 H: 0 E: 1 K: 1 S: 8	H: 0 LOB: 1 BB: 0 P: 10	R: 1 H: 1 E: 0 K: 0 S: 12	H: 1 LOB: 1 BB: 1 P: 20	R: 1 H: 1 E: 0 K: 2 S: 11	H: 1 LOB: 0 BB: 0 P: 12	R: 0 H: 1 E: 0 K: 2 S: 16	H: 1 LOB: 1 BB: 0 P: 22	R: 1 H: 3 E: 0 K: 0 S: 12	H: 3 LOB: 2 BB: 0 P: 14	1B: 10 2B: 1 3B: 0 HR: 0	SF: 1 SAC: 1 DP: 0 HBP: 0	WP: 1 PB: 0 SB: 7 CS: 0	PA: 42	
PITCHER	IP WLS BF H R ER SO BB IBB HBP BLK WP HR S P ERA WHIP	IP WLS BF H R ER SO BB IBB HBP BLK WP HR S P ERA WHIP	IP WLS BF H R ER SO BB IBB HBP BLK WP HR S P ERA WHIP	IP WLS BF H R ER SO BB IBB HBP BLK WP HR S P ERA WHIP	IP WLS BF H R ER SO BB IBB HBP BLK WP HR S P ERA WHIP	IP WLS BF H R ER SO BB IBB HBP BLK WP HR S P ERA WHIP	IP WLS BF H R ER SO BB IBB HBP BLK WP HR S P ERA WHIP	IP WLS BF H R ER SO BB IBB HBP BLK WP HR S P ERA WHIP	IP WLS BF H R ER SO BB IBB HBP BLK WP HR S P ERA WHIP	IP WLS BF H R ER SO BB IBB HBP BLK WP HR S P ERA WHIP	IP WLS BF H R ER SO BB IBB HBP BLK WP HR S P ERA WHIP	IP WLS BF H R ER SO BB IBB HBP BLK WP HR S P ERA WHIP	IP WLS BF H R ER SO BB IBB HBP BLK WP HR S P ERA WHIP	IP WLS BF H R ER SO BB IBB HBP BLK WP HR S P ERA WHIP	IP WLS BF H R ER SO BB IBB HBP BLK WP HR S P ERA WHIP	IP WLS BF H R ER SO BB IBB HBP BLK WP HR S P ERA WHIP	IP WLS BF H R ER SO BB IBB HBP BLK WP HR S P ERA WHIP	IP WLS BF H R ER SO BB IBB HBP BLK WP HR S P ERA WHIP	IP WLS BF H R ER SO BB IBB HBP BLK WP HR S P ERA WHIP	IP WLS BF H R ER SO BB IBB HBP BLK WP HR S P ERA WHIP	IP WLS BF H R ER SO BB IBB HBP BLK WP HR S P ERA WHIP

Arizona Diamondbacks @ Miami Marlins
Marlins Park, Miami, FL
Wed May 20 2015, 7:12 PM - 9:47 PM EDT
Att: 17,158 - Partly Cloudy - 82 F

AB	37
R	6
H	11
RBI	5
BB	3
SO	9
LOB	19



Batter	1	2	3	4	5	6	7	8	9	AB	R	H	RBI	BB	SO	LOB	BOTTOM					
9 Dee Strange-Gordon, L (1,4) OBP: 0.422, SLG: 0.481										3	0	0	0	0	0	1						
13 Marcell Ozuna, R (1,8) OBP: 0.342, SLG: 0.393										4	0	1	0	0	0	1						
27 Giancarlo Stanton, R (1,9) OBP: 0.316, SLG: 0.526										4	0	0	0	0	1	2						
14 Martin Prado, R (1,5) OBP: 0.304, SLG: 0.342										4	0	1	0	0	0	1						
21 Christian Yelich, L (1,7) OBP: 0.266, SLG: 0.238										2	0	0	0	1	1	1						
38 Michael Morse, R (1,3) OBP: 0.285, SLG: 0.278										2	0	0	0	0	0	2						
22 Carter Capps, R (6,1)										0	0	0	0	0	0	0						
52 Brad Hand, L (8,1)										0	0	0	0	0	0	0						
17 Donovan Solano, R (8, PH) OBP: 0.231, SLG: 0.292										1	0	0	0	0	0	0						
57 Bryan Morris, L (9,1)										0	0	0	0	0	0	0						
3 Adeiny Hechavarria, R (1,6) OBP: 0.321, SLG: 0.401										3	0	0	0	0	0	1						
8 Jhonatan Solano, R (1,2) OBP: 0.143, SLG: 0.154										3	0	0	0	0	0	0						
41 David Phelps, R (1,1) OBP: 0.154, SLG: 0.083										1	0	0	0	0	0	0						
48 Justin Bour, L (6,3) OBP: 0.500, SLG: 0.594										2	1	2	0	0	0	0						
Inning Stats	R: 0 H: 0 E: 0 K: 0 S: 8	H: 0 LOB: 0 BB: 0 P: 12	R: 0 H: 0 E: 0 K: 0 S: 8	H: 0 LOB: 0 BB: 1 P: 13	R: 0 H: 0 E: 0 K: 1 S: 8	H: 0 LOB: 0 BB: 0 P: 8	R: 0 H: 0 E: 0 K: 1 S: 8	H: 0 LOB: 0 BB: 0 P: 13	R: 0 H: 1 E: 0 K: 0 S: 9	H: 1 LOB: 1 BB: 0 P: 14	R: 0 H: 1 E: 0 K: 0 S: 7	H: 1 LOB: 1 BB: 0 P: 11	R: 0 H: 0 E: 0 K: 1 S: 8	H: 0 LOB: 0 BB: 0 P: 10	R: 0 H: 0 E: 0 K: 0 S: 6	H: 0 LOB: 0 BB: 0 P: 7	R: 1 H: 2 E: 0 K: 0 S: 11	H: 2 LOB: 1 BB: 0 P: 16	1B: 3 2B: 1 3B: 0 HR: 0	SF: 0 SAC: 0 DP: 2 HBP: 1	WP: 0 PB: 0 SB: 0 CS: 0	PA: 31
PITCHER	IP WLS BF H R ER SO BB IBB HBP BLK WP HR S P ERA WHIP	IP WLS BF H R ER SO BB IBB HBP BLK WP HR S P ERA WHIP	IP WLS BF H R ER SO BB IBB HBP BLK WP HR S P ERA WHIP	IP WLS BF H R ER SO BB IBB HBP BLK WP HR S P ERA WHIP	IP WLS BF H R ER SO BB IBB HBP BLK WP HR S P ERA WHIP	IP WLS BF H R ER SO BB IBB HBP BLK WP HR S P ERA WHIP	IP WLS BF H R ER SO BB IBB HBP BLK WP HR S P ERA WHIP	IP WLS BF H R ER SO BB IBB HBP BLK WP HR S P ERA WHIP	IP WLS BF H R ER SO BB IBB HBP BLK WP HR S P ERA WHIP	IP WLS BF H R ER SO BB IBB HBP BLK WP HR S P ERA WHIP	IP WLS BF H R ER SO BB IBB HBP BLK WP HR S P ERA WHIP	IP WLS BF H R ER SO BB IBB HBP BLK WP HR S P ERA WHIP	IP WLS BF H R ER SO BB IBB HBP BLK WP HR S P ERA WHIP	IP WLS BF H R ER SO BB IBB HBP BLK WP HR S P ERA WHIP	IP WLS BF H R ER SO BB IBB HBP BLK WP HR S P ERA WHIP	IP WLS BF H R ER SO BB IBB HBP BLK WP HR S P ERA WHIP	IP WLS BF H R ER SO BB IBB HBP BLK WP HR S P ERA WHIP	IP WLS BF H R ER SO BB IBB HBP BLK WP HR S P ERA WHIP	IP WLS BF H R ER SO BB IBB HBP BLK WP HR S P ERA WHIP	IP WLS BF H R ER SO BB IBB HBP BLK WP HR S P ERA WHIP	IP WLS BF H R ER SO BB IBB HBP BLK WP HR S P ERA WHIP	

Arizona Diamondbacks @ Miami Marlins
Marlins Park, Miami, FL
Wed May 20 2015, 7:12 PM - 9:47 PM EDT
Att: 17,158 - Partly Cloudy - 82 F

AB	29
R	1
H	4
RBI	0
BB	1
SO	2
LOB	9



Batter	1	2	3	4	5	6	7	8	9	AB	R	H	RBI	BB	SO	LOB	TOP					
5 Ender Inciarte, L OBP: 0.333, SLG: 0.403										5	1	3	2	0	1	3	Arizona Diamondbacks @ Miami Marlins Marlins Park, Miami, FL Thu May 21 2015, 12:13 PM - 3:14 PM EDT Att: 20,692 - Roof Closed - 76 F					
11 AJ Pollock, R OBP: 0.348, SLG: 0.425										5	0	2	1	0	0	4						
6 David Peralta, L OBP: 0.313, SLG: 0.476										5	0	0	0	0	3	4						
43 Addison Reed, L										0	0	0	0	0	0	0						
13 Nick Ahmed, R OBP: 0.269, SLG: 0.214										0	0	0	0	0	0	0						
24 Yasmany Tomas, R OBP: 0.391, SLG: 0.442										5	1	2	1	0	1	0						
29 Brad Ziegler, R										0	0	0	0	0	0	0						
15 Mark Trumbo, R OBP: 0.231, SLG: 0.519										4	1	1	0	1	1	1						
16 Chris Owings, R OBP: 0.273, SLG: 0.367										4	1	0	0	0	1	1						
31 Jordan Pacheco, R OBP: 0.328, SLG: 0.354										2	1	1	1	1	0	0						
9 Tuffy Gosewisch, R OBP: 0.287, SLG: 0.275										0	0	0	0	0	0	0						
4 Cliff Pennington, S OBP: 0.327, SLG: 0.214										2	2	1	1	1	0	0						
25 Archie Bradley, R OBP: 0.291, SLG: 0.509										2	0	0	0	0	2	2						
2 Asahti Hill, R OBP: 0.279, SLG: 0.400										0	0	0	1	0	0	0						
48 Randall Delgado, R										0	0	0	0	0	0	0						
40 Andrew Chafin, R										0	0	0	0	0	0	0						
44 Paul Goldschmidt, R OBP: 0.421, SLG: 0.603										1	0	1	0	0	0	0						
Inning Stats	R: 1 E: 0 K: 1 S: 11	H: 2 LOB: 1 BB: 0 P: 14	R: 1 E: 0 K: 1 S: 15	H: 2 LOB: 2 BB: 1 P: 26	R: 0 E: 0 K: 2 S: 11	H: 0 LOB: 0 BB: 0 P: 13	R: 0 E: 0 K: 1 S: 8	H: 0 LOB: 0 BB: 0 P: 13	R: 0 E: 0 K: 2 S: 12	H: 1 LOB: 1 BB: 0 P: 16	R: 0 E: 0 K: 0 S: 11	H: 3 LOB: 1 BB: 1 P: 18	R: 0 E: 0 K: 1 S: 7	H: 1 LOB: 1 BB: 0 P: 11	R: 1 E: 0 K: 0 S: 9	H: 2 LOB: 2 BB: 1 P: 15	R: 0 E: 0 K: 1 S: 6	H: 0 LOB: 0 BB: 0 P: 8	1B: 7 2B: 5 3B: 0 HR: 0	SF: 2 SAC: 2 DP: 1 HBP: 0	WP: 2 PB: 1 SB: 0 CS: 1	PA: 42
PITCHER	IP WLS BF H R ER SO BB IBB HBP BLK WP HR S P ERA WHIP																					
35 Mat Latos, R ERA: 6.12	5.1 26 7 6 0 7 2 0 0 0 0 2 0 62 92 10.12 1.688																					
31 Steve Cishek, R ERA: 7.51	1.2 7 2 0 0 1 0 0 0 0 0 0 0 13 19 0.00 1.200																					
36 Sam Dyson, R ERA: 2.53	0.2 L 5 2 1 1 0 1 0 0 0 0 0 0 8 14 13.50 4.500																					
40 Mike Dunn, L ERA: 5.06	1.1 4 0 0 0 1 0 0 0 0 0 0 0 7 9 0.00 0.000																					

Batter	1	2	3	4	5	6	7	8	9	AB	R	H	RBI	BB	SO	LOB	BOTTOM					
9 Dee Strange-Gordon, L OBP: 0.416, SLG: 0.470										4	1	0	0	1	2	3	Arizona Diamondbacks @ Miami Marlins Marlins Park, Miami, FL Thu May 21 2015, 12:13 PM - 3:14 PM EDT Att: 20,692 - Roof Closed - 76 F					
13 Marcell Ozuna, R OBP: 0.344, SLG: 0.393									5	2	2	1	0	1	2							
27 Giancarlo Stanton, R OBP: 0.324, SLG: 0.523										3	1	1	1	2	1	0						
14 Martin Prado, R OBP: 0.313, SLG: 0.349										5	0	3	1	0	1	1						
21 Christian Yelich, L OBP: 0.263, SLG: 0.236										5	0	1	0	0	1	5						
48 Justin Bour, L OBP: 0.487, SLG: 0.571										3	0	1	1	0	2	3						
31 Steve Cishek, R										0	0	0	0	0	0	0						
17 Donovan Solano, R (7, PH) OBP: 0.222, SLG: 0.280										1	0	0	0	0	0	0						
36 Sam Dyson, R										0	0	0	0	0	0	0						
40 Mike Dunn, L										0	0	0	0	0	0	0						
20 J.T. Realmuto, R OBP: 0.257, SLG: 0.352										4	1	1	0	0	0	3						
3 Adeiny Hechavarria, R OBP: 0.319, SLG: 0.400										3	0	1	1	0	0	0						
35 Mat Latos, R OBP: 0.444, SLG: 0.444										1	0	1	0	0	0	0						
10 Jeff Baker, R OBP: 0.462, SLG: 0.429										2	1	1	0	0	1	0						
Inning Stats	R: 3 E: 0 K: 0 S: 18	H: 4 LOB: 1 BB: 1 P: 29	R: 0 E: 0 K: 0 S: 10	H: 1 LOB: 1 BB: 0 P: 11	R: 0 E: 0 K: 2 S: 9	H: 0 LOB: 1 BB: 1 P: 19	R: 1 E: 0 K: 1 S: 9	H: 2 LOB: 1 BB: 0 P: 12	R: 0 E: 0 K: 1 S: 11	H: 2 LOB: 0 BB: 0 P: 15	R: 2 E: 1 K: 1 S: 12	H: 3 LOB: 2 BB: 1 P: 22	R: 0 E: 0 K: 0 S: 6	H: 0 LOB: 0 BB: 0 P: 9	R: 0 E: 0 K: 2 S: 9	H: 0 LOB: 0 BB: 0 P: 11	R: 0 E: 0 K: 2 S: 8	H: 0 LOB: 0 BB: 0 P: 9	1B: 11 2B: 0 3B: 1 HR: 0	SF: 1 SAC: 1 DP: 1 HBP: 0	WP: 0 PB: 0 SB: 0 CS: 0	PA: 41
PITCHER	IP WLS BF H R ER SO BB IBB HBP BLK WP HR S P ERA WHIP																					
25 Archie Bradley, R ERA: 4.0	5.0 25 9 4 4 4 2 0 0 0 0 0 0 11 21 7.20 2.200																					
48 Randall Delgado, R ERA: 4.29	0.2 B 6 3 2 2 1 1 0 0 0 0 0 0 11 21 27.00 6.000																					
40 Andrew Chafin, L ERA: 4.57	1.1 W 4 0 0 0 0 0 0 0 0 0 0 0 7 10 0.00 0.000																					
43 Addison Reed, R ERA: 5.14	1.0 H 3 0 0 0 2 0 0 0 0 0 0 0 9 11 0.00 0.000																					
29 Brad Ziegler, R ERA: 0.93	1.0 S 3 0 0 0 2 0 0 0 0 0 0 0 8 9 0.00 0.000																					

AB	35
R	7
H	11
RBI	7
BB	3
SO	9
LOB	15



AB	36
R	6
H	12
RBI	5
BB	3
SO	9
LOB	17



Batter	1	2	3	4	5	6	7	8	9	10	11	12	13	AB	R	H	RBI	BB	SO	LOB	TOP						
24 Dexter Fowler, S OBP: 0.356, SLG: 0.445														5	2	1	1	1	1	2							
17 Kris Bryant, R OBP: 0.401, SLG: 0.467														6	1	1	1	0	2	0							
44 Anthony Rizzo, L OBP: 0.446, SLG: 0.565														5	0	1	0	1	0	0							
13 Starlin Castro, R OBP: 0.305, SLG: 0.351														6	0	2	1	0	1	1							
68 Jorge Soler, R OBP: 0.333, SLG: 0.391														6	1	2	0	0	1	3							
21 Junior Lake, R OBP: 0.333, SLG: 0.350														6	0	2	0	0	1	1							
3 David Ross, R OBP: 0.341, SLG: 0.303														2	0	0	0	1	1	2							
47 Miguel Montero, L OBP: 0.400, SLG: 0.452														2	0	0	0	1	0	2							
50 Jon Lester, L ERA: 3.56														3	0	0	0	0	0	0							
44 Jon Lester, L ERA: 3.56														1	0	0	0	0	0	0							
22 Addison Russell, R OBP: 0.295, SLG: 0.419														6	0	1	1	0	1	5							
Inning Stats	R: 0 E: 0 K: 1 S: 7	H: 0 LOB: 0 BB: 0 P: 11	R: 0 E: 0 K: 0 S: 20	H: 1 LOB: 2 BB: 1 P: 30	R: 1 E: 0 K: 0 S: 16	H: 2 LOB: 1 BB: 0 P: 23	R: 1 E: 0 K: 2 S: 14	H: 3 LOB: 0 BB: 0 P: 20	R: 0 E: 0 K: 1 S: 8	H: 0 LOB: 0 BB: 0 P: 11	R: 0 E: 0 K: 1 S: 7	H: 0 LOB: 0 BB: 0 P: 12	R: 0 E: 0 K: 2 S: 13	H: 0 LOB: 0 BB: 0 P: 16	R: 0 E: 0 K: 2 S: 15	H: 1 LOB: 1 BB: 0 P: 13	R: 0 E: 0 K: 0 S: 8	H: 0 LOB: 0 BB: 0 P: 13	R: 0 E: 0 K: 0 S: 15	H: 2 LOB: 3 BB: 1 P: 24	1B: 7 2B: 3 3B: 0 HR: 1	SF: 0 SAC: 0 DP: 1 HBP: 0	W/P: 0 PB: 0 SB: 1 CS: 2	PA: 54			
PITCHER	IP 5.0	WLS 22	H 6	R 2	ER 2	SO 4	BB 1	IBB 0	HBP 0	BLK 0	WP 0	HR 1	S 65	P 95	ERA 3.60	WHIP 1.400											
55 Josh Colimenter, R ERA: 5.19	0.1	0	0	0	0	0	0	0	0	0	0	0	0	0	0	0	0	0	0	0	0	0	0	0	0		
41 Daniel Hudson, R ERA: 4.74	2.0	6	0	0	0	3	0	0	0	0	0	0	0	18	27	0.00	0.000										
36 Enrique Burgos, R ERA: 3.55	1.0	3	0	0	0	2	0	0	0	0	0	0	0	13	16	0.00	0.000										
29 Brad Ziegler, R ERA: 0.9	0.2	3	0	0	1	1	0	0	0	0	0	0	0	8	15	0.00	1.500										
59 Oliver Pérez, L ERA: 6.3	0.1	1	0	0	0	1	0	0	0	0	0	0	0	5	8	0.00	0.000										

Chicago Cubs @ Arizona Diamondbacks
Chase Field, Phoenix, AZ
Fri May 22 2015, 6:41 PM - 11:08 PM MST
Att: 34,498 - Partly Cloudy - 78 F

livebaseballscores.com

AB 49
R 4
H 11
RBI 4
BB 5
SO 11
LOB 21



Batter	1	2	3	4	5	6	7	8	9	10	11	12	13	AB	R	H	RBI	BB	SO	LOB	BOTTOM							
5 Ender Inciarte, L OBP: 0.325, SLG: 0.390														5	0	0	0	1	2	1								
11 AJ Pollock, R OBP: 0.350, SLG: 0.454														6	2	4	0	0	0	0								
44 Paul Goldschmidt, R OBP: 0.429, SLG: 0.623														5	1	3	3	1	2	1								
24 Yasmany Tomás, R OBP: 0.378, SLG: 0.424														6	0	1	0	0	2	6								
15 Mark Trumbo, R OBP: 0.310, SLG: 0.390														5	0	0	0	0	1	3								
40 Andrew Chafin, R ERA: 4.18														0	0	0	0	0	0	0								
31 Jordan Pacheco, R OBP: 0.325, SLG: 0.341														1	0	0	0	0	1	3								
48 Randall Delgado, R ERA: 4.05														0	0	0	0	0	0	0								
16 Chris Owings, R OBP: 0.262, SLG: 0.352														6	0	0	0	0	0	1								
9 Tuffy Gosewisch, R OBP: 0.279, SLG: 0.283														4	1	1	0	2	0	0								
13 Nick Ahmed, R OBP: 0.281, SLG: 0.260														6	1	3	2	0	1	2								
65 Josh Willingham, R ERA: 3.96														2	0	0	0	0	0	0								
41 David Wright, R ERA: 3.66														0	0	0	0	0	0	0								
26 Brad Ziegler, R ERA: 0.9														0	0	0	0	0	0	0								
40 Addison Russell, R OBP: 0.295, SLG: 0.419														0	0	0	0	0	0	0								
8 David Freese, L ERA: 4.96														0	0	0	0	0	0	0								
Inning Stats	R: 1 E: 0 K: 1 S: 10	H: 2 LOB: 1 BB: 0 P: 15	R: 0 E: 1 K: 0 S: 9	H: 0 LOB: 1 BB: 0 P: 16	R: 0 E: 0 K: 0 S: 7	H: 1 LOB: 1 BB: 0 P: 13	R: 0 E: 0 K: 0 S: 7	H: 0 LOB: 0 BB: 0 P: 11	R: 0 E: 0 K: 1 S: 8	H: 1 LOB: 1 BB: 0 P: 11	R: 0 E: 0 K: 2 S: 8	H: 0 LOB: 1 BB: 0 P: 17	R: 2 E: 0 K: 0 S: 16	H: 3 LOB: 1 BB: 0 P: 20	R: 0 E: 0 K: 0 S: 9	H: 1 LOB: 0 BB: 0 P: 15	R: 0 E: 0 K: 2 S: 9	H: 1 LOB: 3 BB: 2 P: 23	1B: 7 2B: 2 3B: 1 HR: 2	SF: 0 SAC: 0 DP: 0 HBP: 0	W/P: 0 PB: 0 SB: 3 CS: 1	PA: 54						
PITCHER	IP 7.0	WLS 28	H 5	R 2	ER 2	SO 4	BB 2	IBB 0	HBP 0	BLK 0	WP 0	HR 1	S 59	P 96	ERA 2.57	WHIP 1.000												
34 Jon Lester, L ERA: 3.56	0.1	0	0	0	0	0	0	0	0	0	0	0	0	7	9	0.00	0.000											
46 Pedro Strop, R ERA: 3.66	1.0	3	0	0	0	2	1	0	0	0	0	0	0	10	17	0.00	1.000											
52 Justin Grimm, R ERA: 3.79	1.0	4	0	0	0	2	1	0	0	0	0	0	0	10	19	0.00	1.000											
56 Héctor Rondón, R ERA: 3.79	1.0	B	6	3	2	2	0	0	0	0	0	0	0	1	16	20	18.00	3.000										
30 Jason Motte, R ERA: 4.96	0.2	3	1	0	0	0	0	0	0	0	0	0	0	11	15	0.00	1.500											
PITCHER	IP 0.1	WLS 0	H 0	R 0	ER 0	SO 0	BB 0	IBB 0	HBP 0	BLK 0	WP 0	HR 0	S 0	P 0	ERA 0.00	WHIP 0.000												
40 James Russell, L ERA: 2.08	0.1	0	0	0	0	0	0	0	0	0	0	0	0	0	0	0	0	0	0	0	0	0	0	0	0			
37 Travis Wood, L ERA: 5.31	1.0	6	1	0	0	2	1	1	0	0	0	0	0	9	23	0.00	2.000											
59 Zac Rosscup, L ERA: 4.32	0.1	L	3	2	1	1	0	0	0	0	0	0	0	11	18	27.00	6.000											

Chicago Cubs @ Arizona Diamondbacks
Chase Field, Phoenix, AZ
Fri May 22 2015, 6:41 PM - 11:08 PM MST
Att: 34,498 - Partly Cloudy - 78 F

livebaseballscores.com

AB 48
R 5
H 12
RBI 5
BB 5
SO 9
LOB 18



Batter	1	2	3	4	5	6	7	8	9	AB	R	H	RBI	BB	SO	LOB	TOP								
24 Dexter Fowler, S OBP: 0.359, SLG: 0.440										4	1	1	0	1	1	3	Chicago Cubs @ Arizona Diamondbacks Chase Field, Phoenix, AZ Sat May 23 2015, 7:12 PM - 10:24 PM MST Att: 30,502 - Clear - 84 F								
17 Kris Bryant, R OBP: 0.401, SLG: 0.460										4	2	1	1	0	1	2									
44 Anthony Rizzo, L OBP: 0.444, SLG: 0.586										5	1	2	6	0	1	2									
13 Starlin Castro, R OBP: 0.302, SLG: 0.347										5	1	1	0	0	2	3									
47 Miguel Montero, L OBP: 0.392, SLG: 0.433										4	1	0	0	0	2	2									
68 Jorge Soler, R OBP: 0.337, SLG: 0.400										4	1	2	2	0	1	0									
8 Chris Coghlan, L OBP: 0.279, SLG: 0.415										3	1	1	0	1	0	0									
49 Jake Arrieta, R 29 Mike Baxter, L 36 Edwin Jackson, R 21 Junior Lake, R 40 James Russell, L 30 Jason Motte, R 46 Pedro Strop, R										2	0	0	0	0	1	2									
22 Addison Russell, R OBP: 0.293, SLG: 0.407										3	1	0	0	1	2	0									
Inning Stats	R: 0 H: 0 E: 0 K: 2 S: 9	H: 0 LOB: 1 BB: 1 P: 15	R: 0 H: 0 E: 0 K: 1 S: 11	H: 0 LOB: 0 BB: 0 P: 14	R: 0 H: 0 E: 0 K: 1 S: 9	H: 0 LOB: 0 BB: 0 P: 13	R: 0 H: 1 E: 0 K: 1 S: 12	H: 1 LOB: 1 BB: 0 P: 16	R: 4 H: 3 E: 0 K: 2 S: 18	H: 3 LOB: 1 BB: 1 P: 29	R: 0 H: 0 E: 0 K: 1 S: 8	H: 0 LOB: 0 BB: 0 P: 12	R: 0 H: 0 E: 0 K: 1 S: 7	H: 0 LOB: 0 BB: 0 P: 10	R: 2 H: 2 E: 0 K: 1 S: 15	H: 2 LOB: 2 BB: 1 P: 28		R: 3 H: 2 E: 1 K: 3 S: 15	H: 2 LOB: 0 BB: 0 P: 23	1B: 5 2B: 2 3B: 0 HR: 1	SF: 0 SAC: 0 DP: 1 HBP: 2	WP: 1 PB: 0 SB: 2 CS: 0	PA: 41		
PITCHER	IP	WLS	BF	H	R	ER	SO	BB	IBB	HBP	BLK	WP	HR	S	P	ERA	WHIP								
12 Rubby De La Rosa, R ERA: 4.27	6.0		25	4	4	4	8	2	0	1	0	0	0	67	99	6.00	1.000								
56 JC Ramirez, R ERA: 2.84	7.1	1.2	H	6	1	1	1	0	0	0	0	0	0	14	19	5.40	0.600								
59 Oliver Pérez, L ERA: 7.2	8.1	0.0	B	2	1	1	1	0	0	0	1	0	0	4	8	∞	∞								
41 Daniel Hudson, R ERA: 4.66	8.1	0.1		2	0	0	0	1	0	0	0	1	0	4	11	0.00	3.000								
36 Enrique Burgos, R ERA: 4.61	9.1	1.0	L	6	2	3	2	3	0	0	0	0	1	15	23	18.00	2.000								

Batter	1	2	3	4	5	6	7	8	9	AB	R	H	RBI	BB	SO	LOB	BOTTOM								
11 AJ Pollock, R OBP: 0.357, SLG: 0.449										4	1	1	0	0	1	1	Chicago Cubs @ Arizona Diamondbacks Chase Field, Phoenix, AZ Sat May 23 2015, 7:12 PM - 10:24 PM MST Att: 30,502 - Clear - 84 F								
15 Mark Trumbo, R OBP: 0.308, SLG: 0.500										4	1	1	0	0	1	3									
59 Oliver Pérez, L										0	0	0	0	0	0	0									
41 Daniel Hudson, R										0	0	0	0	0	0	0									
36 Enrique Burgos, R										0	0	0	0	0	0	0									
44 Paul Goldschmidt, R OBP: 0.431, SLG: 0.614										2	2	0	0	2	0	1									
6 David Peralta, L OBP: 0.306, SLG: 0.468										4	0	1	3	0	0	3									
24 Yasmany Tomás, R OBP: 0.375, SLG: 0.417										4	0	1	2	0	2	1									
2 Aaron Hill, R OBP: 0.312, SLG: 0.400										4	0	1	0	0	0	1									
9 Tuffy Gosewisch, R OBP: 0.278, SLG: 0.308										4	1	1	1	0	2	1									
13 Nick Ahmed, R OBP: 0.280, SLG: 0.259										4	1	1	0	0	2	0									
12 Rubby De La Rosa, R OBP: 0.050, SLG: 0.050	6.0		27	7	6	3	7	2	0	0	0	0	0	0	0	1									
16 Chris Owings, R ERA: 3.95	7.1	1.0		3	0	0	0	0	0	0	0	0	0	0	0	0									
56 JC Ramirez, R	8.1	0.1		1	0	0	0	0	0	0	0	0	0	0	0	0									
30 Jason Motte, R ERA: 4.78	8.1	0.2	W	2	0	0	0	0	0	0	0	0	0	0	0	0									
46 Pedro Strop, R ERA: 3.48	9.1	1.0	S	3	0	0	0	1	0	0	0	0	0	0	0	0									
Inning Stats	R: 2 H: 2 E: 0 K: 1 S: 14	H: 2 LOB: 1 BB: 1 P: 22	R: 0 H: 0 E: 0 K: 2 S: 9	H: 0 LOB: 0 BB: 0 P: 11	R: 0 H: 1 E: 1 K: 0 S: 10	H: 1 LOB: 1 BB: 0 P: 15	R: 0 H: 1 E: 0 K: 2 S: 8	H: 1 LOB: 0 BB: 0 P: 10	R: 3 H: 2 E: 0 K: 2 S: 14	H: 2 LOB: 1 BB: 1 P: 24	R: 1 H: 1 E: 0 K: 0 S: 6	H: 1 LOB: 0 BB: 0 P: 10	R: 0 H: 0 E: 0 K: 0 S: 6	H: 0 LOB: 0 BB: 0 P: 11	R: 0 H: 0 E: 0 K: 0 S: 9	H: 0 LOB: 0 BB: 0 P: 11	R: 0 H: 0 E: 0 K: 1 S: 6	H: 0 LOB: 0 BB: 0 P: 9	1B: 4 2B: 2 3B: 0 HR: 1	SF: 0 SAC: 0 DP: 0 HBP: 0	WP: 0 PB: 0 SB: 0 CS: 2	PA: 36			
PITCHER	IP	WLS	BF	H	R	ER	SO	BB	IBB	HBP	BLK	WP	HR	S	P	ERA	WHIP								
49 Jake Arrieta, R ERA: 2.95	6.0		27	7	6	3	7	2	0	0	0	0	0	61	92	4.50	1.500								
36 Edwin Jackson, R ERA: 3.95	7.1	1.0		3	0	0	0	0	0	0	0	0	0	6	11	0.00	0.000								
40 James Russell, L ERA: 2.0	8.1	0.1		1	0	0	0	0	0	0	0	0	0	3	4	0.00	0.000								
30 Jason Motte, R ERA: 4.78	8.1	0.2	W	2	0	0	0	0	0	0	0	0	0	6	7	0.00	0.000								
46 Pedro Strop, R ERA: 3.48	9.1	1.0	S	3	0	0	0	1	0	0	0	0	0	6	9	0.00	0.000								

Batter	1	2	3	4	5	6	7	8	9	10	11	12	13	14	15	16	17	AB	R	H	RBI	BB	SO	LOB	TOP										
11 AJ Pollock, R OBP: 0.366, SLG: 0.465	G5-3	1B		3B		G6-3			44 WP BB		44 BB BB		4 SH5-3 2B		P6		G6-3	7	1	3	1	2	0	3											
4 Cliff Pennington, S OBP: 0.362, SLG: 0.222	G6-3	G6-3		SF7					44 36-4-3 1B		K		SH5-3		G1-3		L3	7	0	1	1	0	1	5											
44 Paul Goldschmidt, R OBP: 0.463, SLG: 0.688	HR			1B					G6-4-3									4	1	3	1	4	0	1											
6 David Peralta, L OBP: 0.328, SLG: 0.483	G6-3			1B					1B									0	0	0	0	0	0	0											
5 Ender Inciarte, R OBP: 0.316, SLG: 0.380	G6-3			1B					K									8	0	1	0	0	1	8											
15 Mark Trumbo, R OBP: 0.314, SLG: 0.533				1B					K									8	2	2	1	0	3	4											
24 Yasmany Tomás, R OBP: 0.357, SLG: 0.402	2B								HR									7	1	1	0	1	3	2											
8 Jared Saltalamacchia, S OBP: 0.257, SLG: 0.189	1B								G5-3									4	0	1	0	2	2	2											
54 Vidal Núño, L OBP: 0.271, SLG: 0.189	F7								K									2	0	0	0	0	0	0											
16 Chris Cwings, R OBP: 0.257, SLG: 0.325	1B								57 SH3-4 BB									4	0	1	0	2	2	2											
40 Andrew Chafin, R OBP: 0.271, SLG: 0.189	F9								K									2	0	0	0	0	0	0											
29 Brad Ziegler, R OBP: 0.271, SLG: 0.189	1B								K									3	1	1	1	0	3	5											
31 Jordan Pacheco, R OBP: 0.310, SLG: 0.317	1B								K									5	1	1	1	0	3	5											
37 Chase Anderson, R OBP: 0.271, SLG: 0.189	SH1-3								K									1	0	0	0	0	0	0											
56 JC Ramirez, R OBP: 0.271, SLG: 0.189	L8								SH3-4									1	0	0	0	0	0	0											
43 Addison Reed, L OBP: 0.271, SLG: 0.189	SH1-3								P6									1	0	0	0	0	0	0											
41 Daniel Hudson, R OBP: 0.271, SLG: 0.189	L8								P6									1	0	0	0	0	0	0											
13 Nick Ahmed, R OBP: 0.271, SLG: 0.189	SH1-3								G6-3									4	0	2	0	0	1	2											
Inning Stats	R: 1 E: 0 K: 0 S: 12	H: 1 LOB: 0 BB: 0 P: 15	R: 3 E: 0 K: 0 S: 16	H: 4 LOB: 1 BB: 0 P: 28	R: 0 E: 0 K: 0 S: 7	H: 2 LOB: 0 BB: 0 P: 13	R: 0 E: 0 K: 1 S: 6	H: 0 LOB: 0 BB: 0 P: 11	R: 0 E: 0 K: 0 S: 3	H: 1 LOB: 0 BB: 0 P: 4	R: 1 E: 0 K: 2 S: 11	H: 1 LOB: 0 BB: 0 P: 15	R: 0 E: 0 K: 1 S: 10	H: 0 LOB: 1 BB: 2 P: 22	R: 0 E: 0 K: 1 S: 8	H: 0 LOB: 2 BB: 2 P: 18	R: 0 E: 0 K: 0 S: 8	H: 1 LOB: 0 BB: 1 P: 15	R: 0 E: 0 K: 0 S: 6	H: 0 LOB: 0 BB: 0 P: 8	R: 0 E: 0 K: 0 S: 7	H: 1 LOB: 0 BB: 1 P: 13	R: 0 E: 0 K: 0 S: 6	H: 0 LOB: 0 BB: 0 P: 10	R: 0 E: 0 K: 0 S: 6	H: 1 LOB: 1 BB: 0 P: 10	1B: 11 2B: 2 3B: 1 HR: 2	SF: 1 SAC: 3 DP: 1 HBP: 0	WP: 2 PA: 75						
PITCHER	IP 5.0	WLS 3.2	BF 21	H 9	R 5	ER 5	SO 2	BB 0	IBB 0	HBP 0	BLK 0	WP 0	HR 0	S 5	P 1	ERA 12.27	WHIP 2.727	57 Francisco Rodriguez, R ERA: 1.5	IP 1.0	WLS 5	BF 0	H 1	R 0	ER 0	SO 1	BB 0	IBB 0	HBP 0	BLK 0	WP 0	HR 0	S 10	P 22	ERA 0.00	WHIP 1.000
59 Tyler Wagner, R ERA: 12.27	IP 5.0	WLS 3.2	BF 21	H 9	R 5	ER 5	SO 2	BB 0	IBB 0	HBP 0	BLK 0	WP 0	HR 0	S 5	P 1	ERA 12.27	WHIP 2.727	13 Will Smith, L ERA: 1.5	IP 1.0	WLS 4	BF 0	H 0	R 0	ER 0	SO 2	BB 0	IBB 0	HBP 0	BLK 0	WP 0	HR 0	S 10	P 20	ERA 0.00	WHIP 1.000
32 David Goforth, R ERA: 4.38	IP 0.1	WLS 0	BF 0	H 0	R 0	ER 0	SO 0	BB 0	IBB 0	HBP 0	BLK 0	WP 0	HR 0	S 0	P 0	ERA 0.00	WHIP 0.000	46 Corey Knebel, R ERA: 4.38	IP 2.0	WLS 10	BF 2	H 0	R 0	ER 0	SO 3	BB 0	IBB 0	HBP 0	BLK 0	WP 0	HR 0	S 21	P 34	ERA 0.00	WHIP 2.000
48 Neal Cotts, L ERA: 4.38	IP 0.0	WLS 0	BF 0	H 0	R 0	ER 0	SO 0	BB 0	IBB 0	HBP 0	BLK 0	WP 0	HR 0	S 0	P 0	ERA 0.00	WHIP 0.000	22 Matt Garza, R ERA: 5.52	IP 5.0	WLS W	BF 20	H 3	R 0	ER 0	SO 1	BB 0	IBB 0	HBP 0	BLK 0	WP 0	HR 0	S 32	P 54	ERA 0.00	WHIP 0.600
51 Jonathan Broxton, R ERA: 6.80	IP 1.0	WLS H	BF 3	H 1	R 0	ER 0	SO 0	BB 0	IBB 0	HBP 0	BLK 0	WP 0	HR 0	S 3	P 4	ERA 9.00	WHIP 1.000																		
21 Jeremy Jeffress, R ERA: 3.5	IP 1.0	WLS B	BF 4	H 1	R 1	ER 1	SO 2	BB 0	IBB 0	HBP 0	BLK 0	WP 0	HR 0	S 1	P 1	ERA 9.00	WHIP 1.000																		
Batter	1	2	3	4	5	6	7	8	9	10	11	12	13	14	15	16	17	AB <td>R <td>H <td>RBI <td>BB <td>SO <td>LOB <td>BOTTOM</td> </td></td></td></td></td></td>	R <td>H <td>RBI <td>BB <td>SO <td>LOB <td>BOTTOM</td> </td></td></td></td></td>	H <td>RBI <td>BB <td>SO <td>LOB <td>BOTTOM</td> </td></td></td></td>	RBI <td>BB <td>SO <td>LOB <td>BOTTOM</td> </td></td></td>	BB <td>SO <td>LOB <td>BOTTOM</td> </td></td>	SO <td>LOB <td>BOTTOM</td> </td>	LOB <td>BOTTOM</td>	BOTTOM										
9 Jean Segura, R OBP: 0.320, SLG: 0.408	F7								G6-3									8	1	4	2	0	1	0											
28 Gerardo Parra, L OBP: 0.302, SLG: 0.435	G4-3								F7									8	0	1	0	0	0	4											
8 Ryan Braun, R OBP: 0.340, SLG: 0.508	K								F9									7	1	1	1	1	2	4											
27 Carlos Gómez, R OBP: 0.303, SLG: 0.456	L7								27 BB									7	0	2	1	1	1	1											
15 Jason Rogers, R OBP: 0.310, SLG: 0.382	1B								BB									7	1	2	0	0	1	5											
3 Elian Herrera, S OBP: 0.282, SLG: 0.367	F8								1B									7	0	0	0	1	2	7											
10 Luis Sardinas, S OBP: 0.246, SLG: 0.281	G3								K									8	1	2	0	0	3	3											
12 Martin Maldonado, R OBP: 0.240, SLG: 0.273	1B								K									7	1	2	0	0	1	5											
30 Tyler Wagner, R ERA: 12.27	IP 5.0	WLS 3.2	BF 21	H 9	R 5	ER 5	SO 2	BB 0	IBB 0	HBP 0	BLK 0	WP 0	HR 0	S 5	P 1	ERA 12.27	WHIP 2.727	29 Brad Ziegler, R ERA: 1.88	IP 0.1	WLS L	BF 21	H 2	R 1	ER 1	SO 6	BB 2	IBB 0	HBP 0	BLK 0	WP 0	HR 0	S 59	P 92	ERA 1.69	WHIP 0.750
32 David Goforth, R ERA: 4.38	IP 0.1	WLS 0	BF 0	H 0	R 0	ER 0	SO 0	BB 0	IBB 0	HBP 0	BLK 0	WP 0	HR 0	S 0	P 0	ERA 0.00	WHIP 0.000																		
48 Neal Cotts, L ERA: 4.38	IP 0.0	WLS 0	BF 0	H 0	R 0	ER 0	SO 0	BB 0	IBB 0	HBP 0	BLK 0	WP 0	HR 0	S 0	P 0	ERA 0.00	WHIP 0.000																		
51 Jonathan Broxton, R ERA: 6.80	IP 1.0	WLS H	BF 3	H 1	R 0	ER 0	SO 0	BB 0	IBB 0	HBP 0	BLK 0	WP 0	HR 0	S 3	P 4	ERA 9.00	WHIP 1.000																		
21 Jeremy Jeffress, R ERA: 3.5	IP 1.0	WLS B	BF 4	H 1	R 1	ER 1	SO 2	BB 0	IBB 0	HBP 0	BLK 0	WP 0	HR 0	S 1	P 1	ERA 9.00	WHIP 1.000																		
PITCHER	IP 5.0	WLS 3.2	BF 21	H 9	R 5	ER 5	SO 2	BB 0	IBB 0	HBP 0	BLK 0	WP 0	HR 0	S 5	P 1	ERA 12.27	WHIP 2.727	29 Brad Ziegler, R ERA: 1.88	IP 0.1	WLS L	BF 21	H 2	R 1	ER 1	SO 6	BB 2	IBB 0	HBP 0	BLK 0	WP 0	HR 0	S 59	P 92	ERA 1.69	WHIP 0.750
57 Chase Anderson, R ERA: 3.50	IP 2.0	WLS B	BF 8	H 2	R 0	ER 0	SO 0	BB 0	IBB 0	HBP 0	BLK 0	WP 0	HR 0	S 0	P 0	ERA 0.00	WHIP 1.000																		
56 JC Ramirez, R ERA: 2.61	IP 3.0	WLS 0	BF 0	H 0	R 0	ER 0	SO 0	BB 0	IBB 0	HBP 0	BLK 0	WP 0	HR 0	S 0	P 0	ERA 0.00	WHIP 0.000																		
43 Addison Reed, R ERA: 4.74	IP 1.0	WLS 3	BF 1	H 0	R 0	ER 0	SO 2	BB 0	IBB 0	HBP 0	BLK 0	WP 0	HR 0	S 1	P 2	ERA 0.00	WHIP 2.000																		
41 Daniel Hudson, R ERA: 3.57	IP 1.2	WLS 7	BF 1	H 0	R 0	ER 0	SO 2	BB 0	IBB 0	HBP 0	BLK 0	WP 0	HR 0	S 1	P 2	ERA 0.00	WHIP 1.200																		
40 Andrew Chafin, L ERA: 3.88	IP 1.2	WLS 7	BF 1	H 0	R 0	ER 0	SO 2	BB 0	IBB 0	HBP 0	BLK 0	WP 0	HR 0	S 1	P 2	ERA 0.00	WHIP 1.200																		
Inning Stats	R: 0 E: 0 K: 1 S: 12	H: 0 LOB: 0 BB: 0 P: 17	R: 0 E: 0 K: 0 S: 7	H: 1 LOB: 1 BB: 0 P: 8	R: 1 E: 1 K: 1 S: 10	H: 2 LOB: 2 BB: 0 P: 17	R: 2 E: 0 K: 0 S: 20	H: 3 LOB: 1 BB: 0 P: 26	R: 0 E: 0 K: 0 S: 7	H: 1 LOB: 0 BB: 0 P: 12	R: 0 E: 0 K: 1 S: 9	H: 0 LOB: 0 BB: 0 P: 12	R: 0 E: 0 K: 1 S: 11	H: 1 LOB: 1 BB: 1 P: 22	R: 0 E: 0 K: 0 S: 8	H: 0 LOB: 2 BB: 2 P: 23	R: 0 E: 0 K: 1 S: 9	H: 0 LOB: 0 BB: 0 P: 14	R: 0 E: 0 K: 1 S: 9	H: 0 LOB: 0															

Batter	1	2	3	4	5	6	7	8	9	AB	R	H	RBI	BB	SO	LOB	TOP								
8 Jace Peterson, L (1,4) OBP: 0.339, SLG: 0.345	B6-3		F7			F7	FC6-4		G3	4	0	1	0	1	0	1	<p>Atlanta Braves @ Arizona Diamondbacks</p> <p>Chase Field, Phoenix, AZ</p> <p>Tue Jun 02 2015, 6:40 PM - 9:59 PM MST</p> <p>Att: 17,101 - Clear - 100 F</p> <p>livebaseballscorecards.com</p>								
19 Andreton Simmons, R (1,6) OBP: 0.321, SLG: 0.395	G3		F9			L8	FC3-6		G5-3	5	0	0	0	0	0	3									
5 Freddie Freeman, L (1,3) OBP: 0.361, SLG: 0.497	22 2B		L7			FC6-4	L7			4	2	1	0	0	0	2									
22 Nick Markakis, L (1,9) OBP: 0.387, SLG: 0.361			G6-3				G6-3			4	1	2	1	0	0	1									
2 Juan Uribe, R (1,5) OBP: 0.316, SLG: 0.375										3	1	1	0	1	1	1									
15 A.J. Pierzynski, L (1,2) OBP: 0.307, SLG: 0.391			L8							4	1	1	2	0	0	1									
7 Jonny Gomes, R (1,7) OBP: 0.273, SLG: 0.347										4	1	1	1	0	3	0									
26 Todd Cunningham, S (1,8) OBP: 0.333, SLG: 0.362			G6-3							4	0	3	2	0	0	0									
17 Shelby Miller, R (1,1) OBP: 0.291, SLG: 0.295			G5-3							2	0	0	0	0	0	1									
57 Cody Martin, R (5,1) OBP: 0.260, SLG: 0.324										0	0	0	0	0	0	0									
13 Pedro Ciriaco, R (5,PH) OBP: 0.260, SLG: 0.324										0	0	0	0	0	1	1									
51 Nick Masset, R (5,1) OBP: 0.260, SLG: 0.324										0	0	0	0	0	0	0									
50 Brandon Cunniff, R (5,1) OBP: 0.260, SLG: 0.324										0	0	0	0	0	0	0									
43 Luis Avilan, L (5,1) OBP: 0.260, SLG: 0.324										0	0	0	0	0	0	0									
4 Eric Young Jr., S (5,PH) OBP: 0.260, SLG: 0.324										1	0	0	0	0	0	1									
Inning Stats	R: 1 E: 0 K: 1 S: 19	H: 2 LOB: 1 BB: 0 P: 29	R: 0 E: 0 K: 1 S: 12	H: 1 LOB: 1 BB: 0 P: 21	R: 0 E: 0 K: 0 S: 5	H: 0 LOB: 0 BB: 0 P: 10	R: 0 E: 0 K: 0 S: 6	H: 1 LOB: 0 BB: 0 P: 11	R: 0 E: 0 K: 1 S: 7	H: 0 LOB: 0 BB: 0 P: 11	R: 5 E: 0 K: 1 S: 19	H: 5 LOB: 1 BB: 1 P: 30	R: 0 E: 0 K: 0 S: 10	H: 0 LOB: 0 BB: 1 P: 19	R: 0 E: 0 K: 1 S: 8	H: 0 LOB: 0 BB: 0 P: 13	R: 0 E: 0 K: 0 S: 7	H: 1 LOB: 1 BB: 0 P: 10	1B: 6 2B: 4 3B: 0 HR: 0	SF: 0 SAC: 0 DP: 1 HBP: 0	WP: 0 PB: 0 SB: 1 CS: 0	PA: 38			
PITCHER	IP WLS BF H R ER SO BB IBB HBP BLK WP HR S P ERA WHIP	5.0 0.0 B 3 2 1 1 0 1 0 0 0 0 0 4 8 4.76 1.059	5.0 0.0 B 3 2 1 1 0 1 0 0 0 0 0 4 8 13.50 1.500	1.0 0.0 H 3 0 0 0 1 0 0 0 0 0 0 8 13 0.00 0.000	1.0 0.0 S 4 1 0 0 0 0 0 0 0 0 0 7 10 0.00 1.000																				

Batter	1	2	3	4	5	6	7	8	9	AB	R	H	RBI	BB	SO	LOB	BOTTOM						
5 Ender Inciarte, L (1,7) OBP: 0.323, SLG: 0.379	G5-3					FC6				3	2	1	2	2	0	1	<p>Atlanta Braves @ Arizona Diamondbacks</p> <p>Chase Field, Phoenix, AZ</p> <p>Tue Jun 02 2015, 6:40 PM - 9:59 PM MST</p> <p>Att: 17,101 - Clear - 100 F</p> <p>livebaseballscorecards.com</p>						
11 AJ Pollock, R (1,8) OBP: 0.395, SLG: 0.474	G6-3					G6-3				5	1	2	3	0	1	2							
44 Paul Goldschmidt, R (1,3) OBP: 0.471, SLG: 0.677										1	0	1	1	4	0	0							
Mark Trumbo, R (1,9) OBP: 0.299, SLG: 0.506										5	0	0	0	0	2	9							
24 Yasmany Tomás, R (1,5) OBP: 0.358, SLG: 0.398										5	0	2	1	0	1	0							
4 Cliff Pennington, S (9,5) OBP: 0.308, SLG: 0.222										0	0	0	0	0	0	0							
31 Jordan Pacheco, R (1,2) OBP: 0.338, SLG: 0.338										4	1	2	0	1	0	1							
16 Chris Owings, R (1,4) OBP: 0.283, SLG: 0.339										4	0	1	0	1	0	3							
13 Nick Ahmed, R (1,6) OBP: 0.283, SLG: 0.329										3	2	0	0	1	0	4							
55 Josh Collmenter, R (1,1) OBP: 0.269, SLG: 0.217										1	1	0	0	1	0	2							
56 J. Ramirez, R (5,1) OBP: 0.269, SLG: 0.217										0	0	0	0	0	0	0							
40 Andrew Chafin, R (5,1) OBP: 0.269, SLG: 0.217										0	0	0	0	0	0	0							
2 Aaron Hill, R (7,PH) OBP: 0.269, SLG: 0.217										0	0	0	0	0	0	0							
41 Daniel Hudson, R (5,1) OBP: 0.269, SLG: 0.217										0	0	0	0	0	0	0							
29 Brad Ziegler, R (5,1) OBP: 0.269, SLG: 0.217										0	0	0	0	0	0	0							
Inning Stats	R: 0 E: 0 K: 1 S: 9	H: 0 LOB: 1 BB: 1 P: 15	R: 3 E: 0 K: 0 S: 19	H: 3 LOB: 3 BB: 3 P: 41	R: 0 E: 0 K: 0 S: 7	H: 1 LOB: 0 BB: 0 P: 7	R: 1 E: 0 K: 0 S: 10	H: 0 LOB: 2 BB: 2 P: 24	R: 0 E: 0 K: 1 S: 17	H: 2 LOB: 2 BB: 0 P: 23	R: 1 E: 0 K: 1 S: 8	H: 1 LOB: 3 BB: 3 P: 22	R: 2 E: 0 K: 1 S: 16	H: 2 LOB: 1 BB: 1 P: 24	R: 0 E: 0 K: 0 S: 7	H: 0 LOB: 0 BB: 0 P: 8	R: 0 E: 0 K: 0 S: 7	H: 0 LOB: 0 BB: 0 P: 8	1B: 7 2B: 1 3B: 0 HR: 1	SF: 0 SAC: 1 DP: 1 HBP: 0	WP: 1 PB: 0 SB: 2 CS: 0	PA: 43	
PITCHER	IP WLS BF H R ER SO BB IBB HBP BLK WP HR S P ERA WHIP	4.1 0.2 2 0 0 0 0 0 0 0 0 1 0 6 0.00 0.000	0.2 H 5 1 1 1 1 1 1 1 0 0 0 0 7 17 13.50 3.000	1.1 L 8 2 2 2 1 2 0 0 0 0 0 1 17 29 13.50 3.000	1.0 3 0 0 0 0 0 0 0 0 0 0 0 7 8 0.00 0.000																		



Batter	1	2	3	4	5	6	7	8	9	AB	R	H	RBI	BB	SO	LOB	TOP								
11 Rubén Tejada, R OBP: 0.381, SLG: 0.446										3	0	1	1	1	1	4									
28 Daniel Murphy, L OBP: 0.335, SLG: 0.414										2	0	1	0	0	0	0									
29 Eric Campbell, R OBP: 0.292, SLG: 0.261										3	0	0	0	0	1	4									
23 Michael Cuddyer, R OBP: 0.330, SLG: 0.403										5	0	1	0	0	2	2									
21 Lucas Duda, L OBP: 0.387, SLG: 0.521										5	0	1	0	0	3	4									
4 Wilmer Flores, R OBP: 0.275, SLG: 0.409										5	2	1	0	0	0	3									
44 John Mayberry Jr., R OBP: 0.274, SLG: 0.393										5	2	4	2	0	0	0									
12 Juan Lagares, R OBP: 0.292, SLG: 0.308										5	1	2	0	0	1	2									
22 Kevin Plawecki, R OBP: 0.248, SLG: 0.311										4	1	1	2	0	1	4									
33 Matt Harvey, R OBP: 0.091, SLG: 0.091										3	0	1	0	0	0	2									
3 Curtis Granderson, L OBP: 0.338, SLG: 0.362										1	0	1	1	0	0	0									
36 Sean Gilmartin, L OBP: 0.292, SLG: 0.308										0	0	0	0	0	0	0									
47 Hansel Robles, R OBP: 0.292, SLG: 0.308										0	0	0	0	0	0	0									
27 Jeury Familia, R OBP: 0.292, SLG: 0.308										0	0	0	0	0	0	0									
Inning Stats	R: 0 E: 0 K: 2 S: 17	H: 2 LOB: 2 BB: 0 P: 25	R: 0 E: 0 K: 1 S: 15	H: 2 LOB: 2 BB: 0 P: 20	R: 0 E: 0 K: 1 S: 12	H: 1 LOB: 1 BB: 1 P: 18	R: 0 E: 0 K: 0 S: 14	H: 0 LOB: 0 BB: 0 P: 19	R: 0 E: 0 K: 0 S: 18	H: 1 LOB: 2 BB: 1 P: 28	R: 3 E: 0 K: 0 S: 13	H: 4 LOB: 1 BB: 0 P: 21	R: 0 E: 0 K: 1 S: 11	H: 0 LOB: 0 BB: 0 P: 15	R: 1 E: 0 K: 2 S: 19	H: 3 LOB: 2 BB: 0 P: 31	R: 2 E: 1 K: 2 S: 11	H: 1 LOB: 0 BB: 0 P: 16	1B: 8 2B: 5 3B: 0 HR: 1	SF: 1 SAC: 0 DP: 0 HBP: 0	WP: 0 PB: 0 SB: 0 CS: 0	PA: 43			
PITCHER	IP	WLS	BF	H	R	ER	SO	BB	IBB	HBP	BLK	WP	HR	S	P	ERA	WHIP								
38 Robbie Ray, L ERA: 0.82	5.0		22	6	0	0	4	1	0	0	0	0	0	76	110	0.00	1.400								
54 Dominic Leone, R ERA: 8.03	1.0	L	7	4	3	3	0	0	0	0	0	0	0	13	21	27.00	4.000								
59 Oliver Pérez, L ERA: 5.74	1.0		3	0	0	0	1	0	0	0	0	0	0	11	15	0.00	0.000								
43 Addison Reed, R ERA: 4.71	1.0		6	3	1	1	2	0	0	0	0	0	0	19	31	9.00	3.000								
41 Daniel Hudson, R ERA: 3.65	1.0		5	1	2	0	2	0	0	0	0	0	1	11	16	0.00	1.000								

New York Mets @ Arizona Diamondbacks
Chase Field, Phoenix, AZ
Thu Jun 04 2015, 6:43 PM - 10:02 PM MST
Att: 18,954 - Cloudy - 91 F

AB 41
R 6
H 14
RBI 6
BB 1
SO 9
LOB 25



Batter	1	2	3	4	5	6	7	8	9	AB	R	H	RBI	BB	SO	LOB	BOTTOM								
5 Ender Inciarte, L OBP: 0.319, SLG: 0.372										4	0	2	0	0	0	0									
11 AJ Pollock, R OBP: 0.373, SLG: 0.495										4	0	2	0	0	0	1									
44 Paul Goldschmidt, R OBP: 0.470, SLG: 0.677										3	1	1	1	1	2	3									
24 Yasmany Tomás, R OBP: 0.368, SLG: 0.412										3	0	1	0	1	1	4									
6 David Peralta, L OBP: 0.322, SLG: 0.473										4	0	0	0	0	1	3									
16 Chris Owings, R OBP: 0.267, SLG: 0.341										4	0	1	0	0	2	1									
8 Jarrod Saltalamacchia, S OBP: 0.250, SLG: 0.333										4	1	1	1	0	3	1									
13 Nick Ahmed, R OBP: 0.280, SLG: 0.319										4	0	0	0	0	1	1									
38 Robbie Ray, L ERA: 3.05	7.0	W	27	6	2	2	9	1	0	0	0	0	0	75	106	2.57	1.000								
36 Sean Gilmartin, L ERA: 2.45	0.0		1	1	0	0	0	0	0	0	0	0	0	2	4										
47 Hansel Robles, R ERA: 5.56	0.1	H	1	0	0	0	0	0	0	0	0	0	0	2	2	0.00	0.000								
27 Jeury Familia, R ERA: 1.35	1.2	S	7	1	0	0	2	1	0	0	0	2	0	18	33	0.00	1.200								
Inning Stats	R: 0 E: 0 K: 0 S: 8	H: 1 LOB: 1 BB: 1 P: 15	R: 1 E: 0 K: 0 S: 11	H: 1 LOB: 0 BB: 0 P: 18	R: 0 E: 0 K: 3 S: 17	H: 2 LOB: 2 BB: 0 P: 21	R: 0 E: 0 K: 3 S: 10	H: 0 LOB: 0 BB: 0 P: 14	R: 0 E: 0 K: 0 S: 7	H: 0 LOB: 0 BB: 0 P: 7	R: 1 E: 0 K: 1 S: 12	H: 2 LOB: 1 BB: 0 P: 17	R: 0 E: 0 K: 2 S: 10	H: 0 LOB: 0 BB: 0 P: 14	R: 0 E: 0 K: 1 S: 11	H: 1 LOB: 2 BB: 1 P: 22	R: 0 E: 0 K: 1 S: 11	H: 1 LOB: 1 BB: 0 P: 17	1B: 6 2B: 0 3B: 0 HR: 2	SF: 0 SAC: 0 DP: 1 HBP: 0	WP: 3 PB: 0 SB: 0 CS: 0	PA: 36			
PITCHER	IP	WLS	BF	H	R	ER	SO	BB	IBB	HBP	BLK	WP	HR	S	P	ERA	WHIP								
33 Matt Harvey, R ERA: 3.05	7.0		27	6	2	2	9	1	0	0	0	0	0	75	106	2.57	1.000								
36 Sean Gilmartin, L ERA: 2.45	0.0		1	1	0	0	0	0	0	0	0	0	0	2	4										
47 Hansel Robles, R ERA: 5.56	0.1	H	1	0	0	0	0	0	0	0	0	0	0	2	2	0.00	0.000								
27 Jeury Familia, R ERA: 1.35	1.2	S	7	1	0	0	2	1	0	0	0	2	0	18	33	0.00	1.200								

New York Mets @ Arizona Diamondbacks
Chase Field, Phoenix, AZ
Thu Jun 04 2015, 6:43 PM - 10:02 PM MST
Att: 18,954 - Cloudy - 91 F

AB 34
R 2
H 8
RBI 2
BB 2
SO 11
LOB 15



Batter	1	2	3	4	5	6	7	8	9	AB	R	H	RBI	BB	SO	LOB	TOP					
3 Curtis Granderson, L OBP: 0.341, SLG: 0.361										3	0	1	0	1	1	3						
11 Rubén Tejada, R OBP: 0.375, SLG: 0.436										4	0	1	0	0	1	1						
21 Lucas Duda, L OBP: 0.385, SLG: 0.513										3	0	0	0	1	1	3						
23 Michael Cuddyer, R OBP: 0.329, SLG: 0.416										4	1	1	1	0	2	1						
4 Wilmer Flores, R OBP: 0.275, SLG: 0.411										4	1	1	0	0	0	1						
12 Juan Lagares, R OBP: 0.291, SLG: 0.307										4	0	1	0	0	2	0						
29 Eric Campbell, R OBP: 0.291, SLG: 0.261										4	0	1	1	0	0	0						
20 Anthony Recker, R OBP: 0.286, SLG: 0.310										4	0	0	0	0	2	2						
49 Jonathon Niese, L OBP: 0.273, SLG: 0.200										1	0	0	0	1	1	0						
44 John Mayberry Jr., R OBP: 0.270, SLG: 0.366										1	0	0	0	0	0	0						
52 Carlos Torres, R ERA: 3.51										0	0	0	0	0	0	0						
51 Jack Leathersich, R ERA: 3.29										0	0	0	0	0	0	0						
62 Erik Goeddel, R ERA: 3.29										0	0	0	0	0	0	0						
Inning Stats	R: 0 E: 0 K: 0 S: 4	H: 1 LOB: 0 BB: 0 P: 6	R: 1 E: 0 K: 0 S: 13	H: 1 LOB: 0 BB: 0 P: 17	R: 0 E: 0 K: 2 S: 16	H: 1 LOB: 2 BB: 1 P: 23	R: 1 E: 0 K: 1 S: 17	H: 3 LOB: 3 BB: 1 P: 29	R: 0 E: 0 K: 2 S: 12	H: 0 LOB: 1 BB: 1 P: 21	R: 0 E: 0 K: 1 S: 5	H: 0 LOB: 0 BB: 0 P: 8	R: 0 E: 0 K: 0 S: 11	H: 0 LOB: 0 BB: 0 P: 17	R: 0 E: 0 K: 2 S: 9	H: 0 LOB: 0 BB: 0 P: 16	R: 0 E: 0 K: 2 S: 10	H: 0 LOB: 0 BB: 0 P: 14	1B: 4 2B: 1 3B: 0 HR: 1	SF: 0 SAC: 0 DP: 1 HBP: 0	WP: 0 PB: 0 SB: 0 CS: 0	PA: 35
PITCHER	IP	WLS	BF	H	R	ER	SO	BB	IBB	HBP	BLK	WP	HR	S	P	ERA	WHIP					
58 Jeremy Hellickson, R ERA: 4.88	6.0	W	26	6	2	2	6	3	0	0	0	0	1	67	104	3.00	1.500					
40 Andrew Chafin, L ERA: 3.41	1.0	H	3	0	0	0	0	0	0	0	0	0	0	11	17	0.00	0.000					
41 Daniel Hudson, R ERA: 3.51	1.0	H	3	0	0	0	2	0	0	0	0	0	0	9	16	0.00	0.000					
48 Randall Delgado, R ERA: 3.29	1.0		3	0	0	0	2	0	0	0	0	0	0	10	14	0.00	0.000					

New York Mets @ Arizona Diamondbacks
Chase Field, Phoenix, AZ
Fri Jun 05 2015, 6:41 PM - 9:29 PM MST
Att: 24,332 - Roof Closed - 74 F

livebaseballscorecards.com

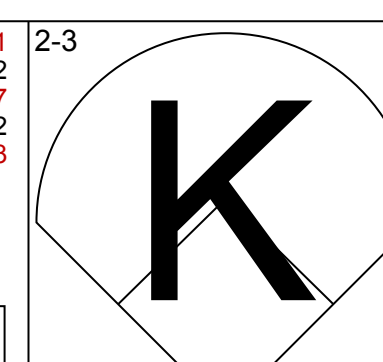
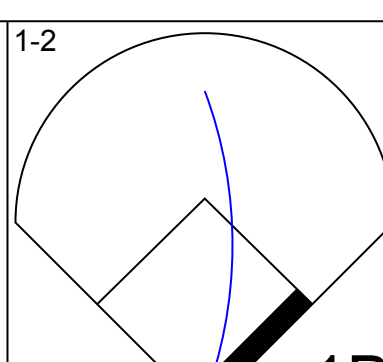
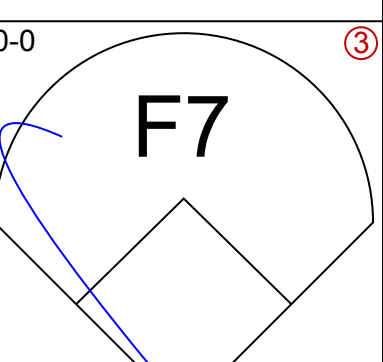
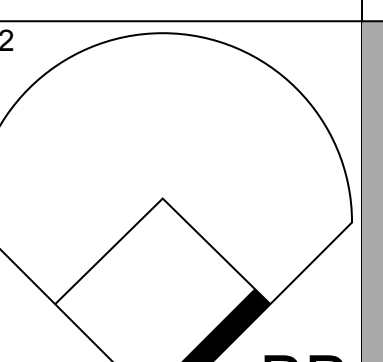
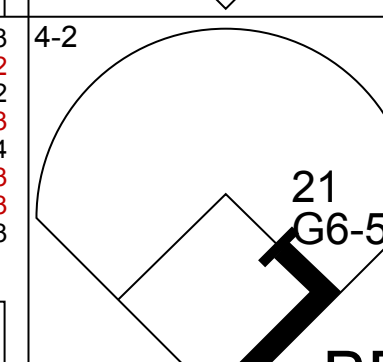
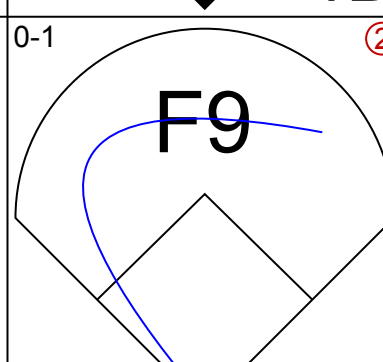
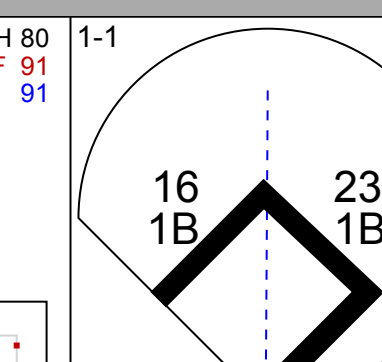
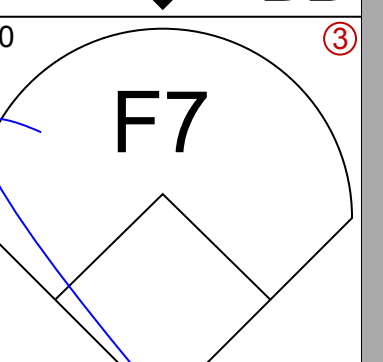
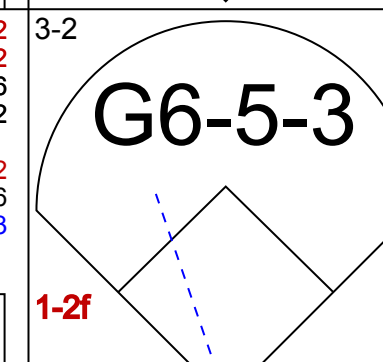
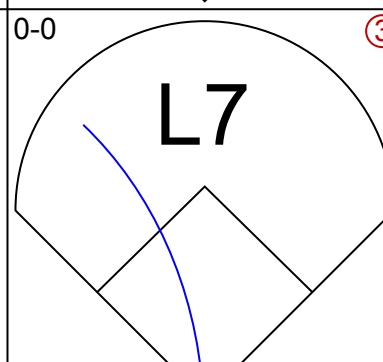
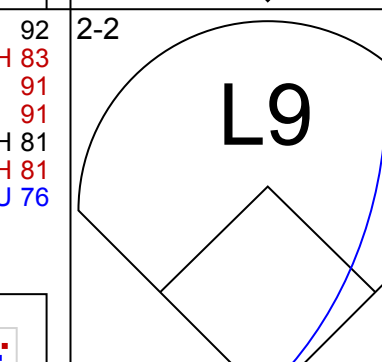
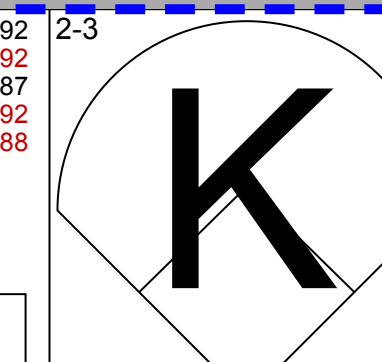
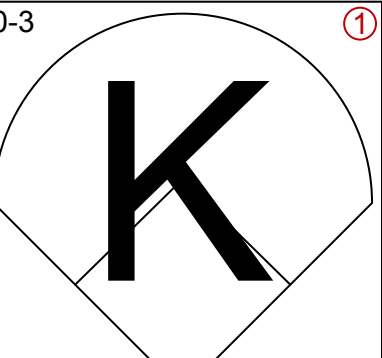

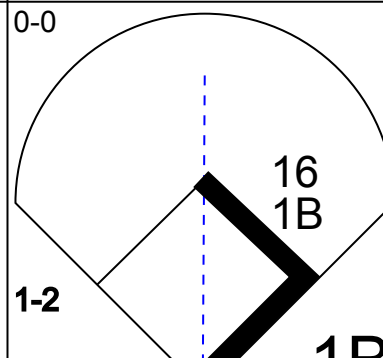
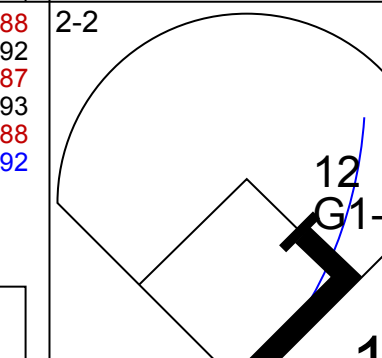
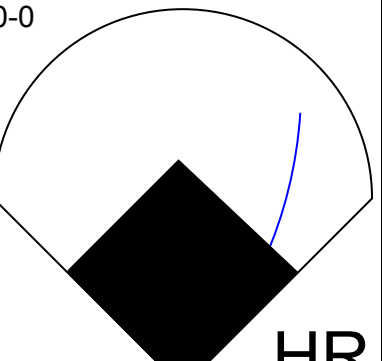
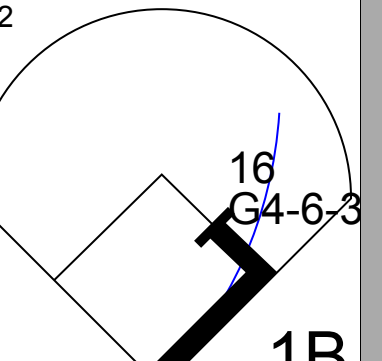
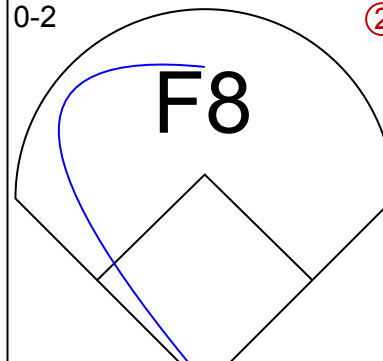
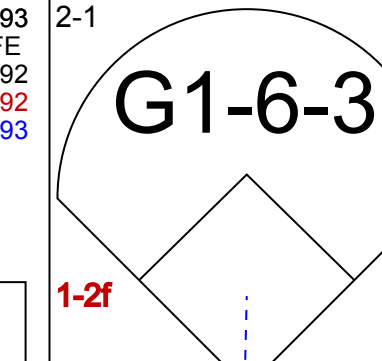


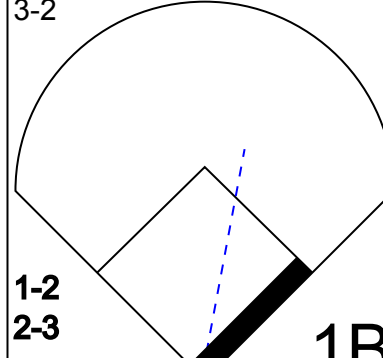
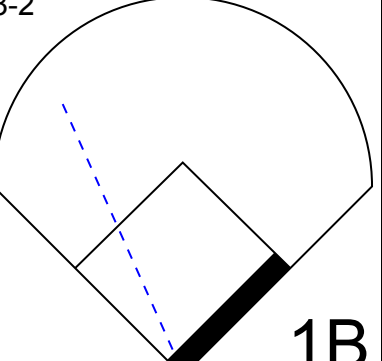

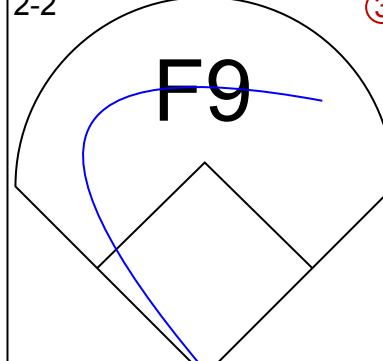
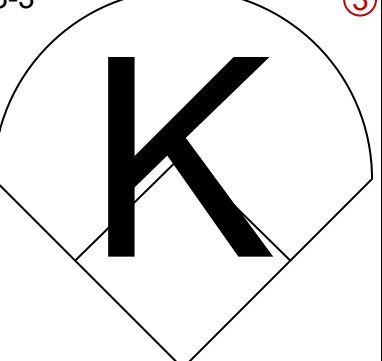
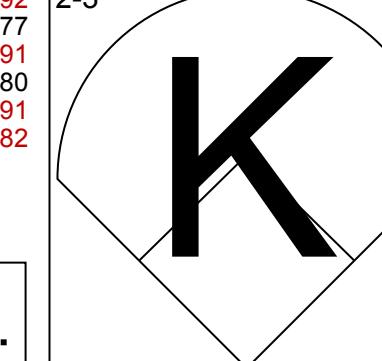
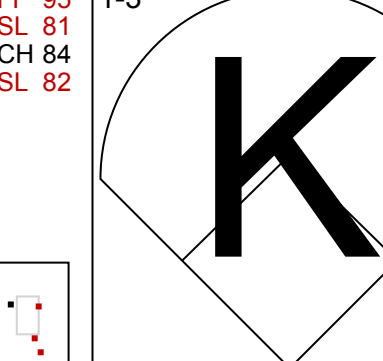
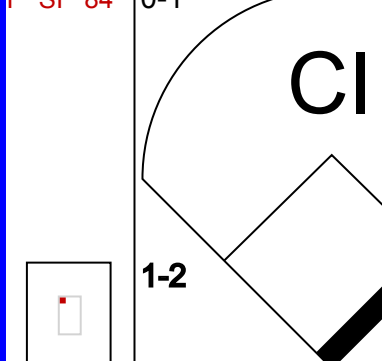
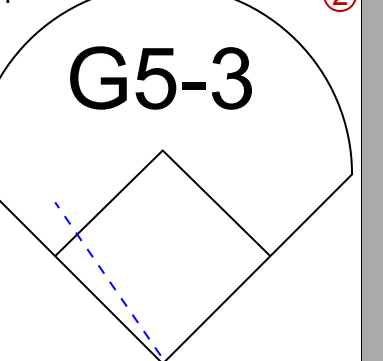
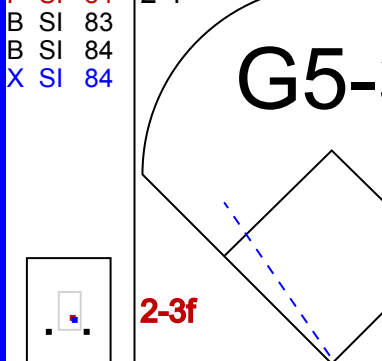
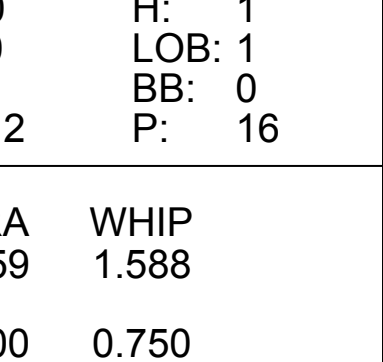
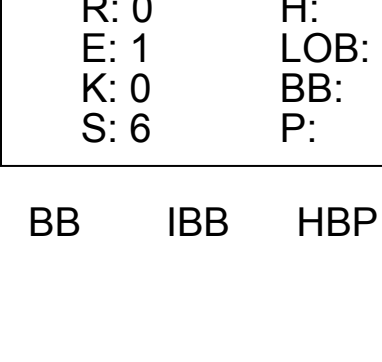
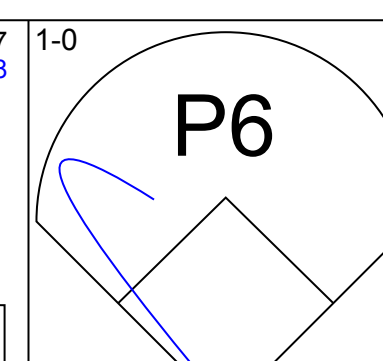
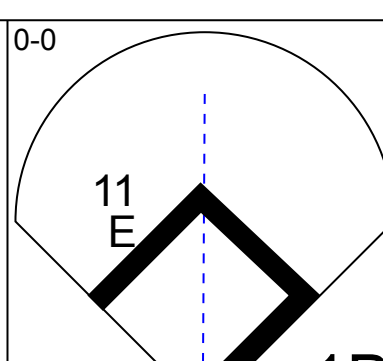
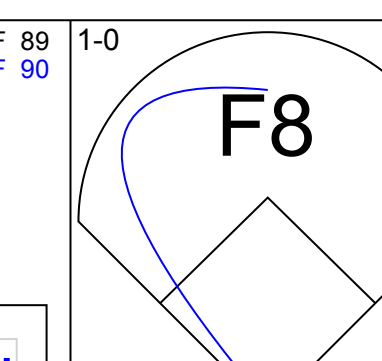
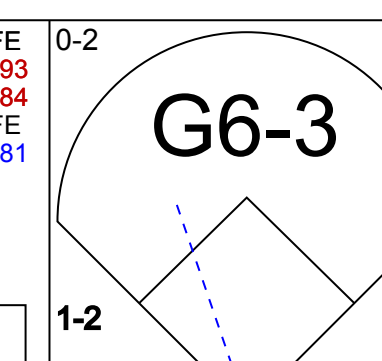
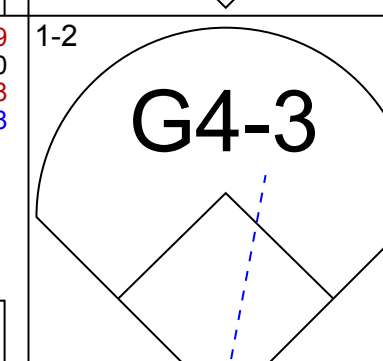
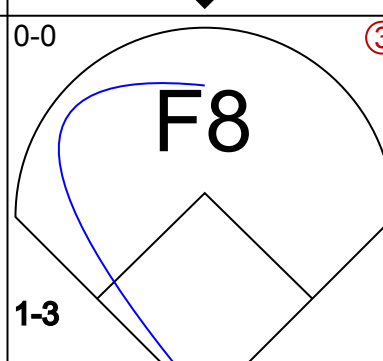
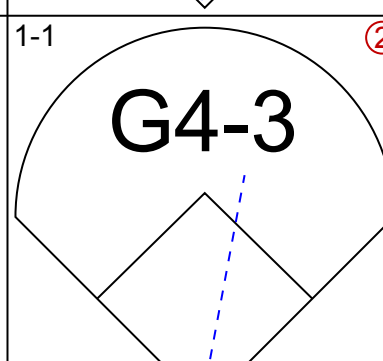
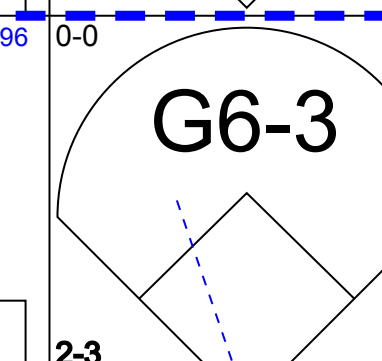
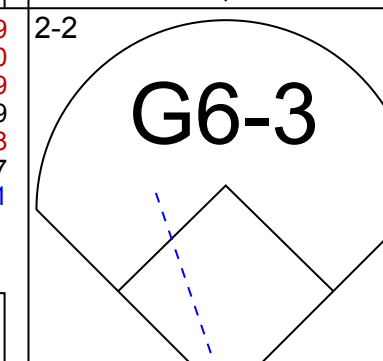

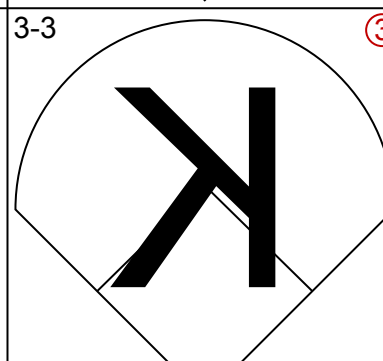
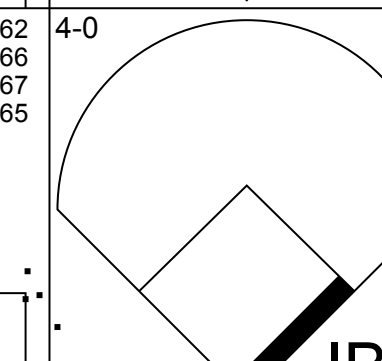
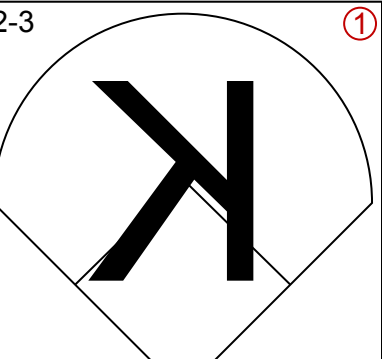
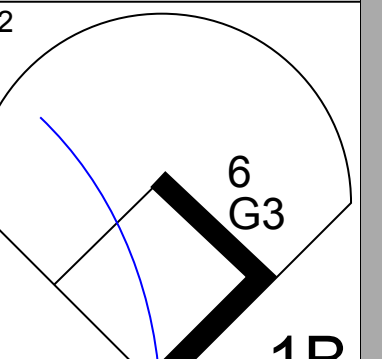
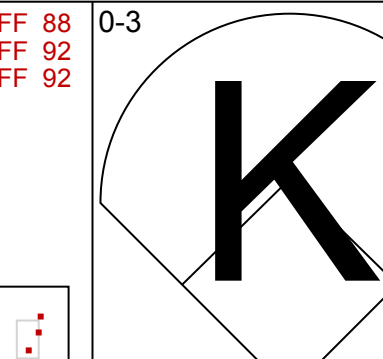

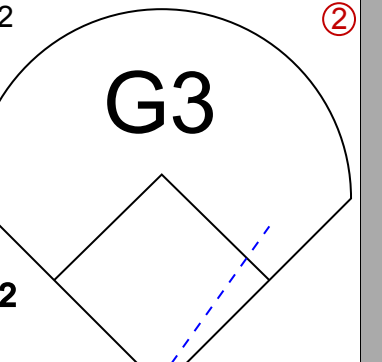
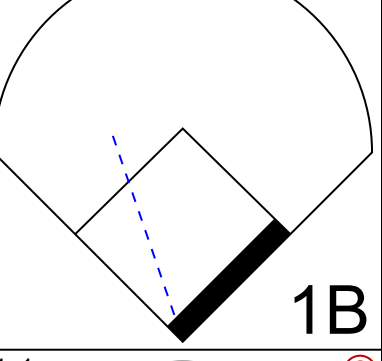
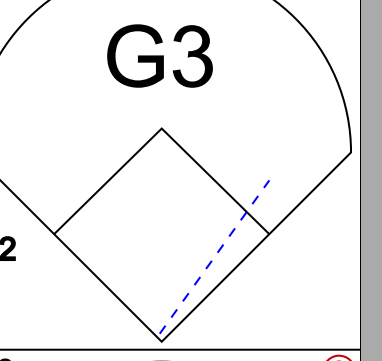

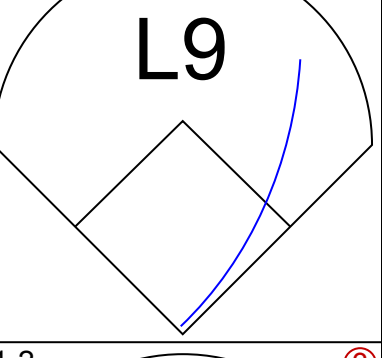
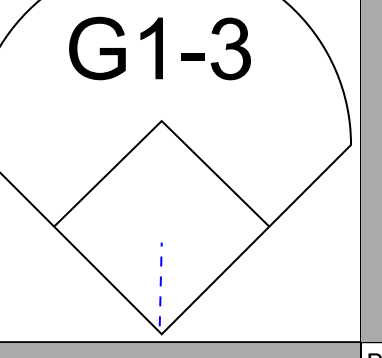

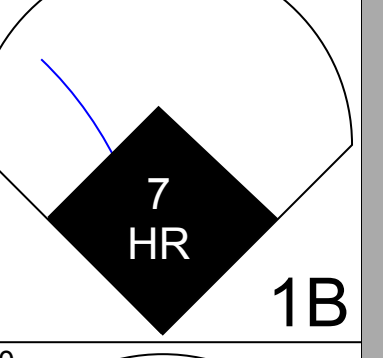
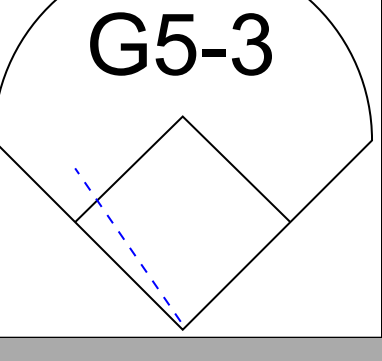
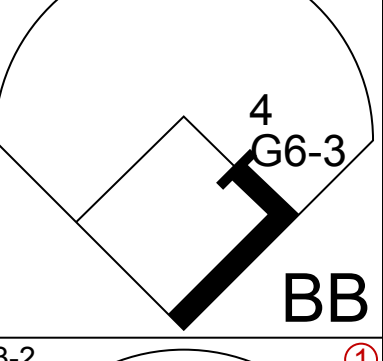
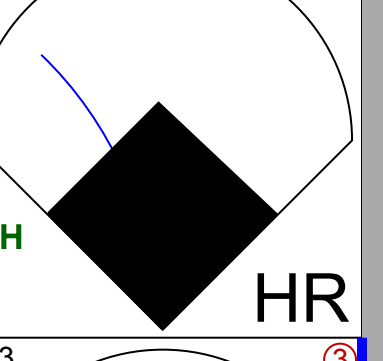
AB 32
R 2
H 6
RBI 2
BB 3
SO 10
LOB 11

Batter	1	2	3	4	5	6	7	8	9	AB	R	H	RBI	BB	SO	LOB	BOTTOM				
5 Ender Inciarte, L OBP: 0.318, SLG: 0.379										4	1	1	0	0	2	1					
11 AJ Pollock, R OBP: 0.379, SLG: 0.510										4	2	3	2	0	0	0					
44 Paul Goldschmidt, R OBP: 0.471, SLG: 0.672										3	2	1	1	1	1	1					
24 Yasmany Tomás, R OBP: 0.374, SLG: 0.424										3	0	2	1	0	0	0					
6 David Peralta, L OBP: 0.327, SLG: 0.473										0	1	0	0	1	0	0					
2 Aaron Hill, R OBP: 0.281, SLG: 0.349										4	0	1	1	0	1	2					
16 Chris Owings, R OBP: 0.267, SLG: 0.341										3	0	1	1	0	1	1					
7 Wellington Castillo, R OBP: 0.203, SLG: 0.264										4	0	0	0	0	4	3					
13 Nick Ahmed, R OBP: 0.286, SLG: 0.315										2	1	0	0	2	0	0					
58 Jeremy Hellickson, R ERA: 4.88										1	0	0	0	0	1	0					
8 Jarrod Saltalamacchia, S ERA: 3.91										0	0	0	0	0	0	0					
4 Cliff Pennington, S ERA: 1.08										1	0	0	0	0	0	2					
48 Randall Delgado, R ERA: 3.29										0	0	0	0	0	0	0					
Inning Stats	R: 0 E: 0 K: 1 S: 6	H: 2 LOB: 1 BB: 0 P: 8	R: 0 E: 0 K: 1 S: 9	H: 2 LOB: 1 BB: 0 P: 13	R: 1 E: 1 K: 1 S: 8	H: 1 LOB: 1 BB: 1 P: 17	R: 0 E: 0 K: 1 S: 9	H: 0 LOB: 0 BB: 0 P: 12	R: 0 E: 0 K: 2 S: 8	H: 0 LOB: 0 BB: 0 P: 12	R: 2 E: 0 K: 2 S: 14	H: 3 LOB: 1 BB: 0 P: 19	R: 0 E: 0 K: 1 S: 8	H: 0 LOB: 0 BB: 0 P: 11	R: 4 E: 0 K: 1 S: 13	H: 3 LOB: 2 BB: 3 P: 30	1B: 5 2B: 3 3B: 1 HR: 0	SF: 1 SAC: 1 DP: 1 HBP: 0	WP: 1 PB: 0 SB: 3 CS: 0	PA: 36	
PITCHER	IP	WLS	BF	H	R	ER	SO	BB	IBB	HBP	BLK	WP	HR	S	P	ERA	WHIP				
49 Jonathon Niese, L ERA: 4.43	6.0	L	24	6	3	3	3	1	0	1	0	0	0	54	81	4.50	1.167				
52 Carlos Torres, R ERA: 3.91	1.0		6	2	3	3	1	0	1	0	0	0	0	11	20	27.00	2.000				
51 Jack Leathersich, L ERA: 1.08	0.0		1	0	0	0	0	1	0	0	0	0	0	2	6	∞	∞				
62 Erik Goeddel, R ERA: 2.05	1.0		5	1	1	1	1	1	0	0	0	1	0	8	15	9.00	2.000				

New York Mets @ Arizona Diamondbacks
Chase Field, Phoenix, AZ
Fri Jun 05 2015, 6:41 PM - 9:29 PM MST
Att: 24,332 - Roof Closed - 74 F

livebaseballscorecards.com

AB 30
R 7
H 9
RBI 6
BB 4
SO 10
LOB 10

Batter	1	2	3	4	5	6	7	8	9	AB	R	H	RBI	BB	SO	LOB	TOP					
3 Curtis Granderson, L (1,9) OBP: 0.383, SLG: 0.361										3	0	1	0	1	1	1						
11 Rubén Tejada, R (1,6) OBP: 0.380, SLG: 0.432										3	0	1	0	1	0	2						
21 Lucas Duda, L (1,3) OBP: 0.378, SLG: 0.503										4	0	0	0	0	1	3						
23 Michael Cuddyer, R (1,7) OBP: 0.332, SLG: 0.418										4	0	2	0	0	2	0						
12 Juan Lagares, R (1,8) OBP: 0.295, SLG: 0.325										4	1	2	1	0	0	3						
16 Danny Muno, S (1,4) OBP: 0.190, SLG: 0.105										4	0	1	0	0	0	1						
29 Eric Campbell, R (1,5) OBP: 0.298, SLG: 0.271										4	0	2	0	0	0	3						
20 Anthony Recker, R (1,2) OBP: 0.269, SLG: 0.269										3	0	0	0	0	3	1						
1 Danrell Ceciliani, L (9,PH) OBP: 0.231, SLG: 0.208										0	0	0	0	0	0	0						
40 Bartolo Colon, R (1,1) OBP: 0.160, SLG: 0.208										3	0	1	0	0	1	0						
54 Alex Torres, L (8,1)										0	0	0	0	0	0	0						
47 Hansel Robles, R (8,1)										0	0	0	0	0	0	0						
51 Jack Leathersich, R (8,1)										0	0	0	0	0	0	0						
44 John Mayberry Jr., R (9,PH) OBP: 0.286, SLG: 0.379										1	0	0	0	0	0	2						
Inning Stats	R: 0 E: 0 K: 1 S: 11	H: 0 LOB: 0 BB: 1 P: 20	R: 1 E: 0 K: 2 S: 14	H: 2 LOB: 1 BB: 0 P: 22	R: 0 E: 0 K: 1 S: 9	H: 1 LOB: 1 BB: 0 P: 11	R: 0 E: 0 K: 1 S: 13	H: 1 LOB: 0 BB: 0 P: 18	R: 0 E: 0 K: 1 S: 12	H: 1 LOB: 1 BB: 0 P: 16	R: 0 E: 0 K: 0 S: 18	H: 3 LOB: 3 BB: 0 P: 26	R: 0 E: 0 K: 1 S: 9	H: 0 LOB: 1 BB: 1 P: 16	R: 0 E: 0 K: 1 S: 9	H: 1 LOB: 0 BB: 0 P: 15	R: 0 E: 1 K: 0 S: 6	H: 1 LOB: 1 BB: 0 P: 9	1B: 9 2B: 0 3B: 0 HR: 1	SF: 0 SAC: 0 DP: 4 HBP: 0	WP: 0 PB: 0 CS: 0	PA: 36
PITCHER	IP 5.2	WLS W	BF 24	H 8	R 1	ER 1	SO 6	BB 1	IBB 0	HBP 0	BLK 0	WP 0	HR 1	S 73	P 107	ERA 1.59	WHIP 1.588					
57 Chase Anderson, R (1,1) ERA: 3.12	1.1	W	5	0	0	0	1	1	0	0	0	0	0	0	13	22	0.00	0.750				
48 Randall Delgado, R (6,1) ERA: 3.14	1.0	H	3	1	0	0	1	0	0	0	0	0	0	9	15	0.00	1.000					
43 Addison Reed, R (8,1) ERA: 4.5	1.0	S	4	1	0	0	0	0	0	0	0	0	0	6	9	0.00	1.000					
29 Brad Ziegler, R (9,1) ERA: 1.73																						
Batter	1	2	3	4	5	6	7	8	9	AB	R	H	RBI	BB	SO	LOB	BOTTOM					
5 Ender Inciarte, L (1,9) OBP: 0.316, SLG: 0.377										4	0	1	0	0	0	1						
11 AJ Pollock, R (1,8) OBP: 0.373, SLG: 0.500										4	0	0	0	0	0	2						
44 Paul Goldschmidt, R (1,3) OBP: 0.467, SLG: 0.662										3	0	0	0	1	2	0						
24 Yasmany Tomás, R (1,5) OBP: 0.373, SLG: 0.423										3	0	1	0	0	2	0						
19 Jake Lamb, L (8,5) OBP: 0.500, SLG: 0.667										1	0	0	0	0	1	2						
6 David Peralta, L (1,7) OBP: 0.327, SLG: 0.470										3	0	1	0	0	0	1						
16 Chris Owings, R (1,4) OBP: 0.288, SLG: 0.340										3	1	1	0	0	0	2						
7 Wellington Castillo, R (1,2) OBP: 0.220, SLG: 0.311										2	1	1	2	1	0	1						
4 Cliff Pennington, S (1,6) ERA: 4.53										3	0	0	0	0	2	1						
43 Addison Reed, L (8,1)										0	0	0	0	0	0	0						
29 Brad Ziegler, R (9,1)										0	0	0	0	0	0	0						
57 Chase Anderson, R (1,1) OBP: 0.150, SLG: 0.105										2	0	0	0	0	1	0						
48 Randall Delgado, R (6,1)										0	0	0	0	0	0	0						
13 Nick Ahmed, R (8,6) ERA: 5.4										1	0	1	0	0	0	0						
57 Chase Anderson, R (1,1) OBP: 0.270, SLG: 0.190										0	0	0	0	0	0	0						
43 Addison Reed, L (8,1)										0	0	0	0	0	0	0						
29 Brad Ziegler, R (9,1)										0	0	0	0	0	0	0						
Inning Stats	R: 0 E: 0 K: 0 S: 9	H: 0 LOB: 0 BB: 0 P: 13	R: 0 E: 0 K: 1 S: 10	H: 1 LOB: 1 BB: 0 P: 14	R: 0 E: 1 K: 2 S: 8	H: 1 LOB: 1 BB: 0 P: 10	R: 0 E: 0 K: 1 S: 14	H: 1 LOB: 1 BB: 0 P: 18	R: 0 E: 0 K: 0 S: 7	H: 0 LOB: 0 BB: 1 P: 14	R: 0 E: 0 K: 1 S: 7	H: 0 LOB: 0 BB: 0 P: 12	R: 2 E: 0 K: 2 S: 9	H: 2 LOB: 0 BB: 0 P: 12	R: 0 E: 0 K: 1 S: 9	H: 1 LOB: 2 BB: 1 P: 16	1B: 5 2B: 0 3B: 0 HR: 1	SF: 0 SAC: 0 DP: 1 HBP: 0	WP: 0 PB: 0 CS: 0	PA: 31		
PITCHER	IP 7.0	WLS L	BF 26	H 5	R 2	ER 2	SO 7	BB 1	IBB 0	HBP 0	BLK 0	WP 0	HR 1	S 64	P 93	ERA 2.57	WHIP 0.857					
40 Bartolo Colon, R (1,1) ERA: 4.53	0.1		2	1	0	0	0	0	0	0	0	0	0	5	7	0.00	3.000					
54 Alex Torres, L (8,1)	0.1		2	0	0	0	0	0	1	0	0	0	0	1	5	0.00	0.000					
47 Hansel Robles, R (8,1)	0.1		2	0	0	0	0	0	0	0	0	0	0	3	4	0.00	0.000					
51 Jack Leathersich, L (8,1) ERA: 1.04																						

New York Mets @ Arizona Diamondbacks
Chase Field, Phoenix, AZ
Sat Jun 06 2015, 7:11 PM - 9:51 PM MST
Att: 30,265 - Partly Cloudy - 97 F

AB 33
R 1
H 10
RBI 1
BB 2
SO 8
LOB 16



New York Mets @ Arizona Diamondbacks
Chase Field, Phoenix, AZ
Sat Jun 06 2015, 7:11 PM - 9:51 PM MST
Att: 30,265 - Partly Cloudy - 97 F

AB 29
R 2
H 6
RBI 2
BB 2
SO 8
LOB 10



Batter	1	2	3	4	5	6	7	8	9	AB	R	H	RBI	BB	SO	LOB	TOP					
5 Ender Inciarte, L OBP: 0.319, SLG: 0.379										5	1	1	0	0	0	3						
11 AJ Pollock, R OBP: 0.372, SLG: 0.509										5	2	3	1	0	2	3						
44 Paul Goldschmidt, R OBP: 0.469, SLG: 0.665										5	2	4	2	0	0	0						
24 Yasmany Tomás, R OBP: 0.364, SLG: 0.429										5	1	2	2	0	0	3						
2 Aaron Hill, R OBP: 0.282, SLG: 0.336										4	0	0	0	0	2	4						
16 Chris Owings, R OBP: 0.257, SLG: 0.327										3	0	0	1	0	1	2						
7 Wellington Castillo, R OBP: 0.213, SLG: 0.266										3	0	0	0	1	0	1						
13 Nick Ahmed, R OBP: 0.288, SLG: 0.311										4	0	1	0	0	0	1						
56 Jeremy Hellickson, R OBP: 0.226, SLG: 0.250										1	0	0	0	0	0	1						
6 David Peraltá, L OBP: 0.245, SLG: 0.247										0	0	0	0	0	0	0						
40 Andrew Chafin, R OBP: 0.279, SLG: 0.198										0	0	0	0	0	0	0						
48 Randall Delgado, R OBP: 0.279, SLG: 0.198										0	0	0	0	0	0	0						
4 Cliff Pennington, S OBP: 0.279, SLG: 0.198										1	0	0	0	0	0	0						
41 Daniel Hudson, R OBP: 0.279, SLG: 0.198										0	0	0	0	0	0	0						
Inning Stats	R: 1 E: 0 K: 2 S: 16	H: 3 LOB: 2 BB: 0 P: 23	R: 0 E: 1 K: 0 S: 9	H: 0 LOB: 1 BB: 0 P: 15	R: 0 E: 0 K: 0 S: 8	H: 2 LOB: 1 BB: 0 P: 15	R: 0 E: 0 K: 1 S: 11	H: 0 LOB: 0 BB: 1 P: 20	R: 3 E: 0 K: 0 S: 11	H: 3 LOB: 0 BB: 0 P: 18	R: 0 E: 1 K: 1 S: 17	H: 1 LOB: 2 BB: 1 P: 22	R: 1 E: 0 K: 0 S: 8	H: 1 LOB: 1 BB: 0 P: 10	R: 0 E: 0 K: 0 S: 7	H: 0 LOB: 0 BB: 0 P: 10	R: 1 E: 0 K: 1 S: 11	H: 1 LOB: 0 BB: 0 P: 16	1B: 7 2B: 1 3B: 0 HR: 3	SF: 1 SAC: 1 DP: 1 HBP: 1	WP: 0 PB: 1 CS: 1	PA: 41
PITCHER	IP: 5.0 WLS: 1 BF: 24 ERA: 3.57	H: 3 R: 1 ER: 4 SO: 3	BB: 1 IBB: 0 HBP: 0 BLK: 0	WP: 0 HR: 2 S: 55 P: 91	ERA: 7.20 WHIP: 1.800	IP: 1.0 WLS: 0 BF: 4 ERA: 1.0	H: 1 R: 1 ER: 1 SO: 1	BB: 0 IBB: 0 HBP: 0 BLK: 0	WP: 0 HR: 0 S: 11 P: 16	ERA: 9.00 WHIP: 1.000												
35 Brett Anderson, L ERA: 3.57	12 Juan Nicasio, R ERA: 2.16	36 Adam Liberatore, L ERA: 3.12	63 Yimi García, R ERA: 3.86	56 J.P. Howell, L ERA: 0.55	74 Kenley Jansen, R ERA: 1.0																	

Arizona Diamondbacks @ Los Angeles Dodgers
Dodger Stadium, Los Angeles, CA
Wed Jun 10 2015, 7:10 PM - 10:45 PM PDT
Att. 47,174 - Clear - 70 F

AB	36
R	6
H	11
RBI	6
BB	2
SO	5
LOB	18



Batter	1	2	3	4	5	6	7	8	9	AB	R	H	RBI	BB	SO	LOB	BOTTOM	
31 Joc Pederson, L OBP: 0.377, SLG: 0.557										3	1	0	0	2	2	0		
66 Yasiel Puig, R OBP: 0.439, SLG: 0.603										4	2	4	3	1	0	0		
23 Adrián González, L OBP: 0.400, SLG: 0.570										4	0	0	0	1	1	4		
47 Howie Kendrick, R OBP: 0.352, SLG: 0.444										5	0	1	1	0	0	2		
9 Yasmani Grandal, S OBP: 0.387, SLG: 0.454										3	1	1	1	1	1	2		
16 Andre Ethier, L OBP: 0.389, SLG: 0.506										3	1	1	0	0	1	0		
63 Yimi García, R ERA: 3.86										0	0	0	0	0	0	0		
7 Alex Guerrero, R OBP: 0.309, SLG: 0.617										1	0	0	0	0	1	2		
56 J.P. Howell, L ERA: 0.55										0	0	0	0	0	0	0		
2B Chris Heisey, R OBP: 0.367, SLG: 0.217										0	0	0	0	0	0	0		
5 Alberto Callaspo, S OBP: 0.303, SLG: 0.265										4	2	2	0	0	0	0		
11 Jimmy Rollins, S OBP: 0.267, SLG: 0.347										3	0	0	0	0	1	2		
35 Brett Anderson, L OBP: 0.273, SLG: 0.118										1	0	0	1	0	1	0		
12 Juan Nicasio, R ERA: 2.16										0	0	0	0	0	0	0		
36 Adam Liberatore, L ERA: 3.12										0	0	0	0	0	0	0		
14 Enrique Hernández, R OBP: 0.301, SLG: 0.412										1	0	1	0	0	0	0		
74 Kenley Jansen, S ERA: 1.0										0	0	0	0	0	0	0		
Inning Stats	R: 0 E: 1 K: 1 S: 12	H: 1 LOB: 2 BB: 0 P: 17	R: 4 E: 0 K: 1 S: 12	H: 3 LOB: 0 BB: 1 P: 22	R: 1 E: 0 K: 1 S: 12	H: 1 LOB: 0 BB: 0 P: 18	R: 0 E: 0 K: 1 S: 13	H: 1 LOB: 2 BB: 1 P: 21	R: 0 E: 0 K: 2 S: 14	H: 1 LOB: 1 BB: 0 P: 25	R: 0 E: 0 K: 0 S: 6	H: 0 LOB: 0 BB: 0 P: 10	R: 1 E: 0 K: 0 S: 5	H: 1 LOB: 2 BB: 2 P: 13	1B: 5 2B: 2 3B: 0 HR: 2	SF: 1 SAC: 2 DP: 0 HBP: 0	WP: 0 PB: 0 CS: 0	PA: 40
PITCHER	IP: 3.2 WLS: 1 BF: 20 ERA: 5.25	H: 1 R: 0 ER: 5 SO: 4	BB: 2 IBB: 0 HBP: 0 BLK: 0	WP: 0 HR: 2 S: 47 P: 76	ERA: 12.27 WHIP: 2.182	IP: 1.0 WLS: 0 BF: 4 ERA: 1.0	H: 1 R: 1 ER: 1 SO: 1	BB: 0 IBB: 0 HBP: 0 BLK: 0	WP: 0 HR: 0 S: 11 P: 16	ERA: 9.00 WHIP: 1.000								
58 Jeremy Hellickson, R ERA: 3.57	59 Oliver Pérez, L ERA: 5.0	40 Andrew Chafin, R ERA: 3.45	48 Randall Delgado, R ERA: 3.03	41 Daniel Hudson, R ERA: 3.87	74 Kenley Jansen, S ERA: 1.0													

Arizona Diamondbacks @ Los Angeles Dodgers
Dodger Stadium, Los Angeles, CA
Wed Jun 10 2015, 7:10 PM - 10:45 PM PDT
Att. 47,174 - Clear - 70 F

AB	32
R	7
H	9
RBI	7
BB	5
SO	8
LOB	12




Batter	1	2	3	4	5	6	7	8	9	AB	R	H	RBI	BB	SO	LOB	TOP								
5 Ender Inciarte, L OBP: 0.317, SLG: 0.372	G1-3		11 G6-3 44 1B HBP		6 1B 16 2B 1B	11 S 11 SF8		P5		4	2	1	0	0	0	0									
11 AJ Pollock, R OBP: 0.382, SLG: 0.492	G5-3		G6-3		K	SF8			K	4	0	0	1	0	2	2									
44 Paul Goldschmidt, R OBP: 0.479, SLG: 0.659	BB		2H 1B		6 1B 16 2B BB	P4			6 CS 1B	3	1	2	0	2	0	0									
6 David Peralta, L OBP: 0.325, SLG: 0.450	K				K	16 2B 1B		L8		5	0	1	0	0	3	2									
16 Chris Owings, R OBP: 0.257, SLG: 0.325		G6-3			G6-3	19 WP BB				3	0	1	2	1	0	0									
19 Jake Lamb, L OBP: 0.421, SLG: 0.531		2H 7 E 2B			4 B 7 1B 1B	IBB				3	1	2	0	1	1	1									
7 Wellington Castillo, R OBP: 0.297, SLG: 0.316		E6			4 BB 1B	K				4	0	1	0	0	1	4									
4 Cliff Pennington, S OBP: 0.277, SLG: 0.186		G3-6-3			L7				G5-3	3	0	0	0	1	0	4									
12 Rubby De La Rosa, R OBP: 0.034, SLG: 0.034					K				K	4	0	0	0	0	4	3									
41 Daniel Hudson, R					K				K	0	0	0	0	0	0	0									
Inning Stats	R: 0 H: 0 K: 1 S: 12	H: 0 LOB: 1 BB: 1 P: 18	R: 1 H: 1 E: 1 K: 0 S: 10	LOB: 0 BB: 0 P: 17	R: 0 H: 1 E: 0 K: 1 S: 9	LOB: 2 BB: 0 P: 11	R: 0 H: 2 E: 0 K: 2 S: 15	LOB: 3 BB: 1 P: 24	R: 2 H: 3 E: 0 K: 2 S: 14	LOB: 3 BB: 2 P: 32	R: 1 H: 0 E: 1 K: 1 S: 12	LOB: 0 BB: 0 P: 16	R: 0 H: 0 E: 0 K: 1 S: 10	LOB: 1 BB: 1 P: 16	R: 0 H: 0 E: 0 K: 1 S: 9	LOB: 0 BB: 0 P: 13	R: 0 H: 1 E: 0 K: 2 S: 11	LOB: 0 BB: 0 P: 14	1B: 6 2B: 2 3B: 0 HR: 0	SF: 1 SAC: 0 DP: 1 HBP: 1	WP: 1 PB: 0 SB: 2 CS: 1	PA: 40			
PITCHER	IP	WLS	BF	H	R	ER	SO	BB	IBB	HBP	BLK	WP	HR	S	P	ERA	WHIP								
53 Chris Heston, R ERA: 3.76	5.0	L	26	7	3	2	6	3	1	1	0	0	0	60	102	3.60	2.000								
70 George Kontos, R ERA: 1.59	1.0		4	0	1	0	1	0	0	0	0	0	0	12	16	0.00	0.000								
49 Javier López, L ERA: 1.02	2.0		7	0	0	0	2	1	0	0	0	1	0	19	29	0.00	0.500								
57 Mike Broadway, R ERA:	1.0		3	1	0	0	2	0	0	0	0	0	0	11	14	0.00	1.000								

Arizona Diamondbacks @ San Francisco Giants
AT&T Park, San Francisco, CA
Sun Jun 14 2015, 1:06 PM - 3:57 PM PDT
Att: 41,310 - Partly Cloudy - 63 F

livebaseballscores.com

AB 33
R 4
H 8
RBI 3
BB 5
SO 11
LOB 16




Batter	1	2	3	4	5	6	7	8	9	AB	R	H	RBI	BB	SO	LOB	BOTTOM								
23 Norichika Aoki, L OBP: 0.393, SLG: 0.400	35 1B 12 G4-3 1B		G6-3		G4-6-3			G3-1		4	0	1	0	0	0	2									
12 Joe Panik, L OBP: 0.380, SLG: 0.476	G4-3		G4-3		L6				9 1B 2B	4	0	1	0	0	0	1									
9 Brandon Belt, L OBP: 0.364, SLG: 0.505	35 1B BB		K		F7				28 G5-3 14 BB 1B	3	0	1	0	1	1	0									
35 Brandon Crawford, L OBP: 0.350, SLG: 0.482	14 G6-4-3 1B				K				K	4	0	2	0	0	2	2									
14 Casey McGehee, R OBP: 0.262, SLG: 0.282	G6-4-3		G5-4-3		G6-4-3				43 G6-4-3 1B	3	0	1	0	1	0	4									
43 Justin Maxwell, R OBP: 0.276, SLG: 0.374		G5-3			L5				BB	3	0	0	0	0	0	1									
28 Buster Posey, R OBP: 0.367, SLG: 0.462					G6-4-3				G5-3	1	0	0	0	0	0	3									
47 Jarrett Parker, L OBP: 0.167, SLG: 0.167		K			5 F7 34 1B 1B				K	3	0	1	0	0	2	0									
34 Andrew Susac, R OBP: 0.328, SLG: 0.310					23 G4-6-3 1B				K	2	0	1	0	1	1	0									
53 Chris Heston, R ERA: 3.76	8.0	W	30	8	0	0	6	2	0	0	0	0	0	0	0	1									
5 Matt Duffy, R ERA: 5.27	1.0		3	0	0	0	1	1	0	0	0	0	0	0	0	2									
70 George Kontos, R ERA: 1.59	1.0	S	3	0	0	0	1	1	0	0	0	0	0	0	0	0									
49 Javier López, L ERA: 1.02	1.0	S	3	0	0	0	1	1	0	0	0	0	0	0	0	0									
13 Joaquin Arias, R OBP: 0.147, SLG: 0.329					F9				K	1	0	0	0	0	0	0									
57 Mike Broadway, R ERA:					F7				K	0	0	0	0	0	0	0									
Inning Stats	R: 0 H: 2 K: 0 S: 7	H: 0 LOB: 2 BB: 1 P: 14	R: 0 H: 0 E: 0 K: 1 S: 8	LOB: 1 BB: 1 P: 13	R: 0 H: 0 E: 0 K: 1 S: 6	LOB: 0 BB: 0 P: 11	R: 0 H: 1 E: 0 K: 0 S: 6	LOB: 0 BB: 0 P: 7	R: 0 H: 2 E: 0 K: 0 S: 8	LOB: 1 BB: 0 P: 9	R: 0 H: 0 E: 0 K: 1 S: 8	LOB: 0 BB: 0 P: 11	R: 0 H: 1 E: 0 K: 1 S: 10	LOB: 0 BB: 0 P: 16	R: 0 H: 0 E: 0 K: 2 S: 8	LOB: 0 BB: 0 P: 10	R: 0 H: 2 E: 0 K: 1 S: 10	LOB: 2 BB: 1 P: 20	1B: 7 2B: 1 3B: 0 HR: 0	SF: 0 SAC: 0 DP: 5 HBP: 0	WP: 0 PB: 0 SB: 0 CS: 0	PA: 33			
PITCHER	IP	WLS	BF	H	R	ER	SO	BB	IBB	HBP	BLK	WP	HR	S	P	ERA	WHIP								
12 Rubby De La Rosa, R ERA: 5.27	8.0	W	30	8	0	0	6	2	0	0	0	0	0	65	97	0.00	1.250								
41 Daniel Hudson, R ERA: 3.41	1.0	S	3	0	0	0	1	1	0	0	0	0	0	6	14	0.00	1.000								

Arizona Diamondbacks @ San Francisco Giants
AT&T Park, San Francisco, CA
Sun Jun 14 2015, 1:06 PM - 3:57 PM PDT
Att: 41,310 - Partly Cloudy - 63 F

livebaseballscores.com

AB 30
R 0
H 8
RBI 0
BB 3
SO 7
LOB 16



Batter	1	2	3	4	5	6	7	8	9	AB	R	H	RBI	BB	SO	LOB	TOP			
5 Ender Inciarte, L OBP: 0.316, SLG: 0.371 4 Cliff Pennington, S OBP: 0.291, SLG: 0.295	G3-1		P2		SH2-3				E3	1	0	0	0	0	0	0				
11 AJ Pollock, R OBP: 0.383, SLG: 0.490	K		44 HR		G6-3				SF9	3	1	1	1	1	1	0				
44 Paul Goldschmidt, R OBP: 0.484, SLG: 0.678	2B		HR		K				6 BB	4	1	3	3	1	1	0				
6 David Peralta, L OBP: 0.322, SLG: 0.438	G3		G6-3						IBB	4	0	0	0	1	1	1				
24 Yasmany Tomás, R OBP: 0.360, SLG: 0.434	P3		P2						K	5	1	1	1	1	0	2				
19 Jake Lamb, L OBP: 0.410, SLG: 0.509	K		16 S		F8				K	4	0	1	0	0	1	0				
16 Chris Owings, R OBP: 0.257, SLG: 0.329	K		L5		F8				F8	4	1	1	0	0	1	1				
7 Wellington Castillo, R OBP: 0.238, SLG: 0.308			44 HR		G6-3				F8	3	1	0	0	1	0	2				
13 Nick Ahmed, R OBP: 0.302, SLG: 0.318	F9		11 E						F7	4	2	2	0	0	0	1				
Inning Stats	R: 0 H: 1 E: 0 K: 1 S: 11	H: 1 LOB: 1 BB: 0 P: 14	R: 0 H: 0 E: 0 K: 2 S: 8	H: 0 LOB: 0 BB: 0 P: 10	R: 3 H: 1 E: 0 K: 0 S: 9	H: 1 LOB: 2 BB: 2 P: 22	R: 0 H: 1 E: 0 K: 0 S: 8	H: 1 LOB: 1 BB: 0 P: 11	R: 1 H: 1 E: 1 K: 1 S: 9	H: 1 LOB: 0 BB: 0 P: 15	R: 0 H: 3 E: 0 K: 0 S: 8	H: 3 LOB: 2 BB: 0 P: 11	R: 0 H: 0 E: 0 K: 2 S: 12	H: 0 LOB: 0 BB: 0 P: 16	R: 2 H: 3 E: 1 K: 1 S: 18	H: 3 LOB: 3 BB: 2 P: 28	1B: 6 2B: 3 3B: 0 HR: 2	SF: 1 SAC: 1 DP: 0 HBP: 0	WP: 0 PB: 0 SB: 1 CS: 1	PA: 41
PITCHER	IP	WLS	BF	H	R	ER	SO	BB	IBB	HBP	BLK	WP	HR	S	P	ERA	WHIP			
36 Jered Weaver, R ERA: 4.65	7.0	L	30	8	5	4	4	2	0	0	0	0	2	61	95	5.14	1.429			
37 Cesar Ramos, L ERA: 2.5	1.0		3	0	0	0	2	0	0	0	0	0	0	12	16	0.00	0.000			
59 Fernando Salas, R ERA: 4.85	1.0		8	3	2	2	1	1	1	0	0	0	0	18	28	18.00	4.000			

Arizona Diamondbacks @ Los Angeles Angels
Angel Stadium of Anaheim, Anaheim, CA
Mon Jun 15 2015, 7:09 PM - 10:06 PM PDT
Att: 35,193 - Clear - 75 F


AB	35
R	7
H	11
RBI	6
BB	4
SO	7
LOB	9



Batter	1	2	3	4	5	6	7	8	9	AB	R	H	RBI	BB	SO	LOB	BOTTOM					
2 Erick Aybar, S OBP: 0.301, SLG: 0.301	B1-3				F8					3	1	1	0	1	0	0						
27 Mike Trout, R OBP: 0.381, SLG: 0.577	K				5 G4-6-3					3	0	1	2	1	1	0						
5 Albert Pujols, R OBP: 0.323, SLG: 0.540	F8				G4-6-3					3	0	0	0	1	0	2						
6 David Freese, R OBP: 0.297, SLG: 0.424	L8				G5-3				F8	4	0	0	0	0	0	1						
56 Kole Calhoun, L OBP: 0.328, SLG: 0.398	F7				F8				G4-3	4	0	0	0	0	0	1						
12 Johnny Cueto, R OBP: 0.527, SLG: 0.354	L9				K				G6-3	3	0	0	0	1	1	0						
58 Carlos Pérez, R OBP: 0.268, SLG: 0.367	L7				P3				G6-4-3	3	0	0	0	0	0	1						
18 Kyle Kubitz, L OBP: 0.294, SLG: 0.250	K				P3				17 E	3	1	1	0	0	1	0						
44 Daniel Robertson, R OBP: 0.333, SLG: 0.333	F7				2 1B				E5	2	0	1	0	0	0	0						
20 Matt Joyce, L OBP: 0.255, SLG: 0.314										0	0	0	0	0	0	0						
17 Chris Iannetta, R OBP: 0.282, SLG: 0.282										1	0	0	0	0	0	1						
8 Taylor Featherston, R OBP: 0.139, SLG: 0.152										0	1	0	0	0	0	0						
Inning Stats	R: 0 H: 0 E: 0 K: 1 S: 8	H: 0 LOB: 0 BB: 0 P: 11	R: 0 H: 0 E: 0 K: 0 S: 9	H: 0 LOB: 0 BB: 0 P: 14	R: 0 H: 0 E: 0 K: 1 S: 16	H: 0 LOB: 0 BB: 0 P: 22	R: 0 H: 0 E: 0 K: 0 S: 8	H: 0 LOB: 1 BB: 1 P: 15	R: 0 H: 2 E: 1 K: 0 S: 7	H: 2 LOB: 1 BB: 2 P: 12	R: 0 H: 0 E: 0 K: 0 S: 7	H: 0 LOB: 2 BB: 0 P: 8	R: 0 H: 0 E: 0 K: 0 S: 7	H: 0 LOB: 1 BB: 1 P: 18	R: 3 H: 2 E: 1 K: 0 S: 16	H: 2 LOB: 1 BB: 2 P: 29	R: 0 H: 0 E: 0 K: 0 S: 9	H: 0 LOB: 0 BB: 0 P: 14	1B: 3 2B: 1 3B: 0 HR: 0	SF: 0 SAC: 0 DP: 2 HBP: 0	WP: 1 PB: 0 SB: 0 CS: 0	PA: 33
PITCHER	IP	WLS	BF	H	R	ER	SO	BB	IBB	HBP	BLK	WP	HR	S	P	ERA	WHIP					
38 Robbie Ray, L ERA: 1.09	7.0	W	23	2	0	0	3	2	0	0	0	0	0	5	12	0.00	3.000					
30 David Hernandez, R ERA: 5.0	0.2		3	1	1	0	0	1	0	0	0	0	0	5	10	∞	∞					
59 Oliver Pérez, L ERA: 5.0	0.0		2	0	0	0	0	1	0	0	0	0	0	5	10	∞	∞					
43 Addison Reed, R ERA: 4.86	1.1	S	5	1	2	0	0	0	0	0	0	1	0	15	21	0.00	0.750					

Arizona Diamondbacks @ Los Angeles Angels
Angel Stadium of Anaheim, Anaheim, CA
Mon Jun 15 2015, 7:09 PM - 10:06 PM PDT
Att: 35,193 - Clear - 75 F

AB	29
R	3
H	4
RBI	2
BB	4
SO	3
LOB	6



Batter	1	2	3	4	5	6	7	8	9	AB	R	H	RBI	BB	SO	LOB	TOP										
2 Erick Aybar, S OBP: 0.291, SLG: 0.290	G4-3			F7	P6		B1		G4-3	5	0	0	0	0	0	4	Los Angeles Angels @ Arizona Diamondbacks Chase Field, Phoenix, AZ Wed Jun 17 2015, 6:42 PM - 9:41 PM MST Att: 28,481 - Roof Closed - 79 F										
56 Kole Calhoun, L OBP: 0.326, SLG: 0.393	L4			5 1B			F8			4	1	2	0	0	0	2											
27 Mike Trout, R OBP: 0.381, SLG: 0.573	K			K			G5-3			4	0	1	0	0	2	3											
5 Albert Pujols, R OBP: 0.324, SLG: 0.545		F9					G6-3		F9	4	0	1	1	0	0	1											
6 David Freese, R OBP: 0.291, SLG: 0.427	F9			G3			L8		K	4	0	0	0	0	1	3											
20 Matt Joyce, L OBP: 0.272, SLG: 0.328	G3-1									3	1	2	0	1	0	0											
12 Johnny Giavotella, R OBP: 0.326, SLG: 0.351										4	0	1	0	0	1	3											
17 Chris Iannetta, R OBP: 0.268, SLG: 0.269				E6			L5		K	4	0	1	0	0	1	3											
8 Taylor Featherston, R OBP: 0.128, SLG: 0.139	F7						G5-4-3			4	0	2	0	0	0	2											
53 Héctor Santiago, R OBP: 0.333, SLG: 0.330	G1-6-3								G4-6-3	2	0	1	0	0	0	1											
Inning Stats	R: 0 E: 0 K: 1 S: 6	H: 0 LOB: 0 BB: 0 P: 9	R: 0 E: 0 K: 0 S: 7	H: 0 LOB: 0 BB: 0 P: 15	R: 0 E: 1 K: 0 S: 6	H: 0 LOB: 0 BB: 0 P: 9	R: 0 E: 0 K: 1 S: 11	H: 2 LOB: 2 BB: 0 P: 20	R: 1 E: 0 K: 0 S: 12	H: 3 LOB: 1 BB: 0 P: 18	R: 1 E: 0 K: 0 S: 11	H: 2 LOB: 2 BB: 1 P: 20	R: 0 E: 0 K: 2 S: 9	H: 2 LOB: 0 BB: 0 P: 12	R: 0 E: 0 K: 2 S: 15	H: 1 LOB: 1 BB: 0 P: 21	R: 0 E: 0 K: 0 S: 7	H: 1 LOB: 1 BB: 0 P: 11	1B: 8 2B: 2 3B: 1 HR: 0	SF: 0 SAC: 0 DP: 3 HBP: 0	WP: 0 PB: 0 SB: 0 CS: 0	PA: 37					
PITCHER	IP	WLS	BF	H	R	ER	SO	BB	IBB	HBP	BLK	WP	HR	S	P	ERA	WHIP										
57 Chase Anderson, R ERA: 2.84	6.0	W	25	7	2	2	2	1	0	0	0	0	0	53	91	3.00	1.333										
30 David Hernandez, R ERA:	0.1	H	3	2	0	0	0	0	0	0	0	0	0	5	7	0.00	6.000										
59 Oliver Pérez, L ERA: 4.91	0.1	H	1	0	0	0	0	0	0	0	0	0	0	1	1	0.00	0.000										
41 Daniel Hudson, R ERA: 3.26	1.1	H	5	1	0	0	2	0	0	0	0	0	0	18	25	0.00	0.750										
29 Brad Ziegler, R ERA: 1.55	1.0	S	3	1	0	0	0	0	0	0	0	0	0	7	11	0.00	1.000										

Batter	1	2	3	4	5	6	7	8	9	AB	R	H	RBI	BB	SO	LOB	BOTTOM										
11 AJ Pollock, R OBP: 0.352, SLG: 0.476	F8			F8			L3			4	0	0	0	0	1	2	Los Angeles Angels @ Arizona Diamondbacks Chase Field, Phoenix, AZ Wed Jun 17 2015, 6:42 PM - 9:41 PM MST Att: 28,481 - Roof Closed - 79 F										
6 David Peralta, L OBP: 0.319, SLG: 0.429	K			K			K			4	1	1	0	0	3	1											
44 Paul Goldschmidt, R OBP: 0.491, SLG: 0.679	HR			F8			24 1B			4	1	2	1	0	1	1											
24 Yasmany Tomás, R OBP: 0.361, SLG: 0.443	16 S			2 BB			24 1B			4	0	3	1	0	1	0											
2 Aaron Hill, R OBP: 0.292, SLG: 0.329	16 S			G5-3			1B			3	0	0	0	1	1	3											
16 Chris Owings, R OBP: 0.257, SLG: 0.330	K			K			F9			4	0	1	0	0	2	3											
7 Wellington Castillo, R OBP: 0.249, SLG: 0.347	K			HR			4 CS			4	1	2	1	0	1	0											
13 Nick Ahmed, R OBP: 0.301, SLG: 0.309	57 SH2-4			F8			K			3	0	0	0	1	2	2											
57 Chase Anderson, R OBP: 0.182, SLG: 0.143							4 CS			1	0	1	0	0	0	0											
4 Cliff Pennington, S OBP: 0.297, SLG: 0.280							G3			1	0	0	0	0	0	2											
Inning Stats	R: 1 E: 0 K: 2 S: 14	H: 2 LOB: 2 BB: 1 P: 24	R: 0 E: 0 K: 2 S: 11	H: 0 LOB: 1 BB: 1 P: 20	R: 1 E: 0 K: 1 S: 13	H: 2 LOB: 1 BB: 0 P: 21	R: 1 E: 0 K: 1 S: 11	H: 2 LOB: 1 BB: 0 P: 17	R: 0 E: 0 K: 3 S: 11	H: 0 LOB: 0 BB: 0 P: 15	R: 0 E: 0 K: 1 S: 7	H: 2 LOB: 1 BB: 0 P: 11	R: 0 E: 0 K: 1 S: 11	H: 2 LOB: 2 BB: 0 P: 18	R: 0 E: 0 K: 1 S: 6	H: 0 LOB: 0 BB: 0 P: 10	R: 0 E: 0 K: 1 S: 6	H: 0 LOB: 0 BB: 0 P: 10	1B: 6 2B: 1 3B: 1 HR: 2	SF: 0 SAC: 1 DP: 0 HBP: 0	WP: 0 PB: 0 SB: 2 CS: 2	PA: 35					
PITCHER	IP	WLS	BF	H	R	ER	SO	BB	IBB	HBP	BLK	WP	HR	S	P	ERA	WHIP										
53 Héctor Santiago, L ERA: 2.77	5.0	L	24	7	3	3	9	2	0	0	0	0	0	5	8	0.00	1.000										
68 Cam Bedrosian, R ERA: 4.05	1.0		3	1	0	0	1	0	0	0	0	0	0	5	8	0.00	1.000										
62 Trevor Gott, R ERA:	1.0		5	2	0	0	1	0	0	0	0	0	0	11	18	0.00	2.000										
59 Fernando Salas, R ERA: 4.67	1.0		3	0	0	0	1	0	0	0	0	0	0	6	10	0.00	0.000										

AB	36
R	2
H	11
RBI	1
BB	1
SO	4
LOB	20



AB	32
R	3
H	10
RBI	3
BB	2
SO	12
LOB	14



Batter	1	2	3	4	5	6	7	8	9	AB	R	H	RBI	BB	SO	LOB	TOP								
13 Nick Ahmed, R (1,6) OBP: 0.309, SLG: 0.342	F8		L8		G6-3		2B		G3	4	1	1	0	0	0	2	Arizona Diamondbacks @ Colorado Rockies Coors Field, Denver, CO Thu Jun 25 2015, 1:12 PM - 4:41 PM MDT Att: 30,568 - Sunny - 80 F								
26 Danny Dorn, L (9,PH) OBP: 0.259, SLG: 0.240										1	0	0	1	0	0	1									
11 AJ Pollock, R (1,8) OBP: 0.349, SLG: 0.473	K		G5-3			BB	2B		BB	4	1	2	1	1	1	0									
44 Paul Goldschmidt, R (1,3) OBP: 0.473, SLG: 0.654					G6-3					2	0	1	1	2	0	0									
24 Yasmany Tomás, R (1,9) OBP: 0.353, SLG: 0.433					G5-3		L5		G4-3	5	0	0	0	0	1	6									
2 Aaron Hill, R (1,5) OBP: 0.285, SLG: 0.321		L6			G5-3		L8		K	4	0	0	0	0	1	2									
7 Wellington Castillo, R (1,2) OBP: 0.287, SLG: 0.389						BB	1B		F7	3	0	1	1	1	1	0									
16 Chris Owings, R (1,4) OBP: 0.254, SLG: 0.331					G5-4-3		P2		F7	4	0	1	0	0	0	3									
6 David Peralta, L (1,7) OBP: 0.324, SLG: 0.422										3	0	1	0	0	1	1									
4 Cliff Pennington, S (9,PH) OBP: 0.313, SLG: 0.232									BB	0	1	0	0	1	0	0									
12 Rubby De La Rosa, R (1,1) OBP: 0.096, SLG: 0.096										3	0	1	0	0	2	0									
41 Daniel Hudson, R (8,1) ERA: 4.66										0	0	0	0	0	0	0									
59 Oliver Pérez, L (8,1) ERA: 4.66										0	0	0	0	0	0	0									
8 Jarrod Saltalamacchia, 3B (PH) OBP: 0.284, SLG: 0.284										1	1	1	0	0	0	0									
Inning Stats	R: 0 H: 1 E: 0 K: 1 S: 11	H: 1 LOB: 1 BB: 0 P: 16	R: 0 H: 1 E: 0 K: 1 S: 12	H: 1 LOB: 1 BB: 0 P: 15	R: 0 H: 0 E: 0 K: 1 S: 7	H: 0 LOB: 0 BB: 0 P: 10	R: 0 H: 0 E: 0 K: 0 S: 5	H: 0 LOB: 0 BB: 0 P: 7	R: 0 H: 2 E: 0 K: 0 S: 13	H: 2 LOB: 2 BB: 1 P: 20	R: 1 H: 1 E: 0 K: 0 S: 15	H: 1 LOB: 2 BB: 2 P: 27	R: 1 H: 2 E: 0 K: 2 S: 12	H: 2 LOB: 2 BB: 1 P: 23	R: 0 H: 0 E: 0 K: 1 S: 9	H: 0 LOB: 0 BB: 0 P: 11	R: 2 H: 2 E: 0 K: 1 S: 22	H: 2 LOB: 1 BB: 1 P: 32	1B: 7 2B: 2 3B: 0 HR: 0	SF: 1 DP: 1 HBP: 0	WP: 0 PB: 0 SB: 2 CS: 0	PA: 40			
PITCHER	IP	WLS	BF	H	R	ER	SO	BB	IBB	HBP	BLK	WP	HR	S	P	ERA	WHIP								
29 Jorge De La Rosa, L (1,1) ERA: 9.15	5.0		21	4	1	1	3	3	0	0	0	0	0	54	82	1.80	1.400								
36 Christian Bergman, R (8,1) ERA: 4.66	2.0	W	10	3	1	1	2	0	1	0	0	0	0	21	36	4.50	1.500								
60 Justin Miller, R (8,1) ERA: 4.66	1.0		3	0	0	0	1	0	0	0	0	0	0	9	11	0.00	0.000								
48 Boone Logan, L (9,1) ERA: 5.32	0.0		2	1	2	2	0	1	0	0	0	0	0	3	7	=	=								
66 John Axford, R (9,1) ERA: 4.66	1.0	S	4	1	0	0	1	0	0	0	0	0	0	19	25	0.00	1.000								

Batter	1	2	3	4	5	6	7	8	9	AB	R	H	RBI	BB	SO	LOB	BOTTOM								
19 Charlie Blackmon, L (1,8) OBP: 0.354, SLG: 0.443	K					G3				4	1	1	0	1	2	3	Arizona Diamondbacks @ Colorado Rockies Coors Field, Denver, CO Thu Jun 25 2015, 1:12 PM - 4:41 PM MDT Att: 30,568 - Sunny - 80 F								
43 Rafael Ynoa, S (1,4) OBP: 0.274, SLG: 0.296										3	0	0	0	0	0	1									
28 Nolan Arenado, R (1,5) OBP: 0.319, SLG: 0.593										3	2	1	1	1	0	1									
10 Ben Paulsen, L (1,7) OBP: 0.342, SLG: 0.529										4	0	0	1	0	0	2									
20 Wilin Rosario, R (1,3) OBP: 0.318, SLG: 0.484										4	1	3	1	0	0	0									
5 Carlos González, L (9,9) OBP: 0.302, SLG: 0.409										0	0	0	0	0	0	0									
8 Michael McKenry, R (1,2) OBP: 0.347, SLG: 0.463										3	1	0	0	1	2	2									
48 Boone Logan, R (9,1) ERA: 5.32										0	0	0	0	0	0	0									
66 John Axford, R (9,1) ERA: 4.66										0	0	0	0	0	0	0									
3 Daniel Descalso, L (1,6) ERA: 4.66										2	0	0	0	1	0	1									
4 Nick Hundley, R (8,PH) OBP: 0.348, SLG: 0.466										0	0	0	0	1	0	0									
1 Brandon Barnes, R (1,9) OBP: 0.372, SLG: 0.396										4	0	1	0	0	1	2									
29 Jorge De La Rosa, L (1,1) OBP: 0.100, SLG: 0.100										2	0	0	0	0	0	3									
36 Christian Bergman, R (8,1) ERA: 4.66										0	0	0	0	0	0	0									
60 Justin Miller, R (8,1) ERA: 4.66										0	0	0	0	0	0	0									
2 Troy Tulowitzki, R (9,PH) OBP: 0.346, SLG: 0.490										1	1	1	1	1	0	0									
Inning Stats	R: 0 H: 0 E: 0 K: 1 S: 5	H: 0 LOB: 0 BB: 0 P: 8	R: 0 H: 0 E: 0 K: 0 S: 8	H: 0 LOB: 0 BB: 0 P: 13	R: 0 H: 0 E: 0 K: 1 S: 9	H: 0 LOB: 0 BB: 0 P: 12	R: 0 H: 1 E: 0 K: 0 S: 7	H: 1 LOB: 1 BB: 0 P: 9	R: 0 H: 2 E: 0 K: 1 S: 14	H: 2 LOB: 2 BB: 1 P: 22	R: 1 H: 1 E: 0 K: 0 S: 9	H: 1 LOB: 0 BB: 0 P: 12	R: 0 H: 1 E: 0 K: 1 S: 11	H: 1 LOB: 1 BB: 0 P: 16	R: 5 H: 2 E: 1 K: 1 S: 20	H: 2 LOB: 3 BB: 5 P: 45	1B: 5 2B: 0 3B: 0 HR: 2	SF: 0 DP: 1 HBP: 0	WP: 0 PB: 0 SB: 2 CS: 0	PA: 37					
PITCHER	IP	WLS	BF	H	R	ER	SO	BB	IBB	HBP	BLK	WP	HR	S	P	ERA	WHIP								
12 Rubby De La Rosa, R (1,1) ERA: 4.66	7.0		26	5	1	1	4	1	0	0	0	0	0	63	92	1.29	0.857								
41 Daniel Hudson, R (8,1) ERA: 3.82	0.2	L	7	2	5	3	0	2	1	0	0	0	1	12	29	40.50	6.000								
59 Oliver Pérez, L (8,1) ERA: 4.74	0.1		4	0	0	0	1	1	1	0	0	0	0	8	16	0.00	3.000								

Batter	1	2	3	4	5	6	7	8	9	AB	R	H	RBI	BB	SO	LOB	TOP				
11 AJ Pollock, R (1, 8) OBP: 0.348, SLG: 0.468	G6-3		6 BB 1B		G6-4-3			G6-3		3	1	0	0	1	0	1					
6 David Peralta, L (1, 7) OBP: 0.327, SLG: 0.418	G4-6-3 BB		44 BB 1B			G4-3			L7	2	0	0	0	2	0	0					
44 Paul Goldschmidt, R (1, 3) OBP: 0.470, SLG: 0.648	G4-6-3		1-3 2-H 1B						F9	4	0	1	2	0	1	1					
24 Yasmany Tomás, R (1, 9) OBP: 0.356, SLG: 0.429		19 CS BB	G6-3							2	0	0	0	2	0	2					
19 Jake Lamb, L (1, 5) OBP: 0.341, SLG: 0.395										4	0	0	0	0	3	2					
7 Wellington Castillo, R (1, 2) OBP: 0.280, SLG: 0.378										3	0	0	0	0	1	0					
16 Chris Owings, R (1, 4) OBP: 0.295, SLG: 0.328			6 S 11 S 44 BB 1B							2	1	0	0	1	1	0					
13 Nick Ahmed, R (1, 6) OBP: 0.305, SLG: 0.337										3	0	0	0	0	1	1					
38 Robbie Ray, L (1, 1) OBP: 0.167, SLG: 0.167										2	0	1	0	0	1	1					
36 Enrique Burgos, R (7, 1)										0	0	0	0	0	0	0					
2 Aaron Hill, R (8, PH) OBP: 0.283, SLG: 0.318										1	0	0	0	0	0	0					
30 David Hernandez, R (8, 1)										0	0	0	0	0	0	0					
Inning Stats	R: 0 E: 0 K: 0 S: 8	H: 0 LOB: 0 BB: 1 P: 14	R: 0 E: 0 K: 1 S: 8	H: 0 LOB: 0 BB: 1 P: 15	R: 2 E: 0 K: 2 S: 15	H: 1 LOB: 2 BB: 3 P: 31	R: 0 E: 0 K: 3 S: 9	H: 0 LOB: 0 BB: 0 P: 15	R: 0 E: 0 K: 1 S: 9	H: 0 LOB: 0 BB: 0 P: 9	R: 0 E: 0 K: 0 S: 6	H: 0 LOB: 0 BB: 0 P: 9	R: 0 E: 0 K: 0 S: 7	H: 0 LOB: 0 BB: 0 P: 9	R: 0 E: 0 K: 1 S: 6	H: 0 LOB: 1 BB: 1 P: 13	1B: 2 2B: 0 3B: 0 HR: 0	SF: 0 SAC: 0 DP: 2 HBP: 0	WP: 0 PB: 0 SB: 2 CS: 1	PA: 32	
PITCHER	IP WLS BF H R ER SO	IP WLS BF H R ER SO	IP WLS BF H R ER SO	IP WLS BF H R ER SO	IP WLS BF H R ER SO	IP WLS BF H R ER SO	IP WLS BF H R ER SO	IP WLS BF H R ER SO	IP WLS BF H R ER SO	IP WLS BF H R ER SO	IP WLS BF H R ER SO	IP WLS BF H R ER SO	IP WLS BF H R ER SO	IP WLS BF H R ER SO	IP WLS BF H R ER SO	IP WLS BF H R ER SO	ERA WHIP	ERA WHIP			
38 Tyson Ross, R (1, 1) ERA: 3.57	6.0	W	22	2	2	2	7	5	0	0	0	0	0	0	0	0	0	3.00	1.167		
37 Brandon Maurer, R (7, 1) ERA: 1.91	1.0	H	3	0	0	0	0	0	0	0	0	0	0	0	0	0	0	0.00	0.000		
53 Joaquin Benoit, R (8, 1) ERA: 2.32	1.0	H	3	0	0	0	0	0	0	0	0	0	0	0	0	0	0	0.00	0.000		
46 Craig Kimbrel, R (9, 1) ERA: 3.41	1.0	S	4	0	0	0	1	1	0	0	0	0	0	0	0	0	0	0.00	1.000		

Arizona Diamondbacks @ San Diego Padres
Petco Park, San Diego, CA
Fri Jun 26 2015, 7:12 PM - 9:53 PM PDT
Att: 30,317 - Partly Cloudy - 71 F


AB 26
R 2
H 2
RBI 2
BB 6
SO 8
LOB 8



Batter	1	2	3	4	5	6	7	8	9	AB	R	H	RBI	BB	SO	LOB	BOTTOM				
27 Matt Kemp, R (1, 9) OBP: 0.282, SLG: 0.359	P3		K		SF8			G4-3 23 BB 10 E 2B		3	1	1	1	0	1	0					
3 Derek Norris, R (1, 2) OBP: 0.294, SLG: 0.429	E3 23 BB 2B		23 BB 2B		P6			K		4	1	1	0	0	1	1					
23 Yonder Alonso, L (1, 3) OBP: 0.410, SLG: 0.417	1-H 2B		2-3 1B					G4-3		4	0	2	1	0	1	1					
10 Justin Upton, R (1, 7) OBP: 0.351, SLG: 0.457	K		K					E1 1B		4	0	1	1	0	2	2					
11 Will Middlebrooks, R (1, 5) OBP: 0.252, SLG: 0.388		F9			F9			L8		4	0	0	0	0	1	1					
12 Clint Barmes, R (1, 6) OBP: 0.315, SLG: 0.425		F8			F8			F7		3	0	0	0	0	0	0					
2 B.J. Upton, R (1, 8) OBP: 0.235, SLG: 0.323		G6-3			K			G6-3		3	0	0	0	0	1	0					
15 Cory Spangenberg, L (1, 4) OBP: 0.302, SLG: 0.349			27 S 27 S 38 SH1-4 E		38 SH5-4 SF8			1B		3	2	3	0	0	0	0					
38 Tyson Ross, R (1, 1) OBP: 0.148, SLG: 0.222			1 SAFE SH1-4		1 SAFE SH5-4					0	0	0	0	0	0	0					
37 Brandon Maurer, R (7, 1) ERA: 4.02								P5		0	0	0	0	0	0	0					
25 Will Venable, L (7, PH) OBP: 0.323, SLG: 0.413										1	0	0	0	0	0	1					
53 Joaquin Benoit, R (8, 1) ERA: 2.32										0	0	0	0	0	0	0					
46 Craig Kimbrel, R (9, 1) ERA: 3.38										0	0	0	0	0	0	0					
Inning Stats	R: 1 E: 1 K: 1 S: 9	H: 1 LOB: 0 BB: 0 P: 15	R: 0 E: 0 K: 0 S: 9	H: 0 LOB: 0 BB: 0 P: 14	R: 1 E: 1 K: 2 S: 15	H: 3 LOB: 2 BB: 0 P: 26	R: 0 E: 0 K: 1 S: 8	H: 0 LOB: 0 BB: 0 P: 13	R: 1 E: 0 K: 0 S: 10	H: 1 LOB: 0 BB: 0 P: 16	R: 0 E: 0 K: 1 S: 8	H: 0 LOB: 0 BB: 0 P: 12	R: 0 E: 0 K: 0 S: 10	H: 1 LOB: 1 BB: 0 P: 18	R: 1 E: 1 K: 2 S: 16	H: 2 LOB: 1 BB: 0 P: 23	1B: 5 2B: 3 3B: 0 HR: 0	SF: 1 SAC: 2 DP: 0 HBP: 0	WP: 0 PB: 0 SB: 2 CS: 0	PA: 32	
PITCHER	IP WLS BF H R ER SO	IP WLS BF H R ER SO	IP WLS BF H R ER SO	IP WLS BF H R ER SO	IP WLS BF H R ER SO	IP WLS BF H R ER SO	IP WLS BF H R ER SO	IP WLS BF H R ER SO	IP WLS BF H R ER SO	IP WLS BF H R ER SO	IP WLS BF H R ER SO	IP WLS BF H R ER SO	IP WLS BF H R ER SO	IP WLS BF H R ER SO	IP WLS BF H R ER SO	IP WLS BF H R ER SO	ERA WHIP	ERA WHIP			
38 Robbie Ray, L (1, 1) ERA: 1.98	6.0	L	23	5	3	2	5	0	0	0	0	0	0	0	0	0	0	3.00	0.833		
36 Enrique Burgos, R (7, 1) ERA: 4.02	1.0		4	1	0	0	0	0	0	0	0	10	18	0.00	1.000						
30 David Hernandez, R (8, 1) ERA: 3.38	1.0		5	2	1	1	2	0	0	0	0	16	23	9.00	2.000						

Arizona Diamondbacks @ San Diego Padres
Petco Park, San Diego, CA
Fri Jun 26 2015, 7:12 PM - 9:53 PM PDT
Att: 30,317 - Partly Cloudy - 71 F

AB 29
R 4
H 8
RBI 3
BB 0
SO 7
LOB 6



Batter	1	2	3	4	5	6	7	8	9	AB	R	H	RBI	BB	SO	LOB	TOP										
13 Nick Ahmed, R OBP: 0.298, SLG: 0.329	F7		F9		G1-3		P3			4	0	0	0	0	0	0											
6 David Peralta, L OBP: 0.325, SLG: 0.437	K		HR			P5		K		4	1	1	1	0	2	0											
44 Paul Goldschmidt, R OBP: 0.463, SLG: 0.639	F7		K			L8		24 FB 1B		4	0	1	0	0	1	0											
24 Yasmany Tomás, R OBP: 0.356, SLG: 0.429		E5 2 LG 7 HR 19 1B		G5-3		19 HR HBP		L9		3	2	0	0	0	0	1											
19 Jake Lamb, L OBP: 0.357, SLG: 0.443		7 HR 1B		G1-6-3		HR		K		4	2	2	2	0	1	1											
2 Aaron Hill, R OBP: 0.282, SLG: 0.317		L9		F7		7 S 1B		F7		4	0	1	0	0	0	2											
7 Welington Castillo, R OBP: 0.260, SLG: 0.400		HR		K		L4		P6		4	1	1	3	0	1	1											
4 Cliff Pennington, S OBP: 0.303, SLG: 0.224		K		P5		L9		F9		3	0	0	0	0	1	0											
11 AJ Pollock, R OBP: 0.342, SLG: 0.460		K								1	0	0	0	0	0	0											
57 Chase Anderson, R OBP: 0.148, SLG: 0.115		K								3	0	0	0	0	2	0											
41 Daniel Hudson, R OBP: 0.282, SLG: 0.460		K								0	0	0	0	0	0	0											
29 Brad Ziegler, R OBP: 0.282, SLG: 0.460		K								0	0	0	0	0	0	0											
Inning Stats	R: 0 E: 0 K: 1 S: 6	H: 0 LOB: 0 BB: 0 P: 8	R: 3 E: 1 K: 2 S: 15	H: 2 LOB: 0 BB: 0 P: 24	R: 1 E: 0 K: 1 S: 12	H: 1 LOB: 0 BB: 0 P: 18	R: 0 E: 0 K: 1 S: 8	H: 0 LOB: 0 BB: 0 P: 12	R: 0 E: 0 K: 1 S: 8	H: 0 LOB: 0 BB: 0 P: 13	R: 2 E: 0 K: 0 S: 13	H: 2 LOB: 1 BB: 0 P: 25	R: 0 E: 0 K: 2 S: 9	H: 0 LOB: 0 BB: 0 P: 11	R: 0 E: 0 K: 2 S: 9	H: 1 LOB: 1 BB: 0 P: 10	R: 0 E: 0 K: 0 S: 6	H: 0 LOB: 0 BB: 0 P: 8	1B: 3 2B: 0 3B: 0 HR: 3	SF: 0 SAC: 0 DP: 0 HBP: 1	WP: 0 PB: 1 SB: 1 CS: 0	PA: 35					
PITCHER	IP	WLS	BF	H	R	ER	SO	BB	IBB	HBP	BLK	WP	HR	S	P	ERA	WHIP										
40 Odrisamer Despaigne, R ERA: 4.84	5.2	L	22	3	5	4	6	0	0	1	0	0	2	53	84	6.35	0.529										
60 Frank Garcés, L ERA: 3.96	0.0		2	2	1	1	0	0	0	0	0	0	1	6	10	∞	∞										
59 Kevin Quackenbush, R ERA: 2.66	1.1		4	0	0	0	0	0	0	0	0	0	0	12	17	0.00	0.000										
37 Brandon Maurer, R ERA: 1.86	1.0		4	1	0	0	2	0	0	0	0	0	0	9	13	0.00	1.000										
53 Joaquin Benoit, R ERA: 2.25	1.0		3	0	0	0	0	0	0	0	0	0	0	6	8	0.00	0.000										

Arizona Diamondbacks @ San Diego Padres
Petco Park, San Diego, CA
Sun Jun 28 2015, 1:13 PM - 3:44 PM PDT
Att: 32,223 - Partly Cloudy - 78 F

AB 34
R 6
H 6
RBI 6
BB 0
SO 8
LOB 5



Batter	1	2	3	4	5	6	7	8	9	AB	R	H	RBI	BB	SO	LOB	BOTTOM										
27 Matt Kemp, R OBP: 0.286, SLG: 0.375	HR		1B		G5-3			G2-3		4	1	2	1	0	0	1											
26 Yanoris Solarte, S OBP: 0.296, SLG: 0.339	F8		P6		G4-3			P6		4	0	0	0	0	0	2											
23 Yonder Alonso, L OBP: 0.407, SLG: 0.415	G5-3				3 HR BB			G6-3		3	1	0	0	1	0	0											
10 Justin Upton, R OBP: 0.352, SLG: 0.463	F8		F9					P4		4	0	0	0	0	1	1											
3 Derek Norris, R OBP: 0.293, SLG: 0.446		K			HR			G6-3		4	2	2	3	0	1	0											
25 Will Venable, L OBP: 0.325, SLG: 0.409		G1-3			G4-3			L7		3	0	0	0	1	0	0											
11 Will Middlebrooks, R OBP: 0.250, SLG: 0.385		F9			G5-3					2	0	0	0	0	0	0											
5 Alexi Amarista, L OBP: 0.293, SLG: 0.309										1	0	0	0	0	0	0											
39 Brett Wallace, L OBP: 0.429, SLG: 0.500										1	0	0	0	0	1	1											
12 Clint Barmes, R OBP: 0.328, SLG: 0.450			G5-3					40 SH1-4 2B		3	0	1	0	0	0	0											
40 Odrisamer Despaigne, R ERA: 4.84			G6-3							1	0	0	0	0	0	0											
60 Frank Garcés, L ERA: 3.96										0	0	0	0	0	0	0											
59 Kevin Quackenbush, R ERA: 2.66										0	0	0	0	0	0	0											
2 B.J. Upton, R OBP: 0.352, SLG: 0.463										1	0	0	0	0	0	0											
37 Brandon Maurer, R ERA: 1.86										0	0	0	0	0	0	0											
53 Joaquin Benoit, R ERA: 2.25										0	0	0	0	0	0	0											
Inning Stats	R: 1 E: 0 K: 0 S: 7	H: 1 LOB: 0 BB: 0 P: 11	R: 0 E: 0 K: 1 S: 11	H: 0 LOB: 0 BB: 0 P: 15	R: 0 E: 0 K: 0 S: 9	H: 1 LOB: 1 BB: 0 P: 12	R: 2 E: 0 K: 0 S: 12	H: 1 LOB: 0 BB: 1 P: 21	R: 0 E: 0 K: 0 S: 5	H: 1 LOB: 1 BB: 0 P: 8	R: 1 E: 0 K: 0 S: 9	H: 1 LOB: 0 BB: 0 P: 15	R: 0 E: 0 K: 0 S: 7	H: 0 LOB: 0 BB: 0 P: 8	R: 0 E: 0 K: 2 S: 8	H: 0 LOB: 1 BB: 1 P: 13	R: 0 E: 0 K: 2 S: 9	H: 0 LOB: 1 BB: 1 P: 16	1B: 1 2B: 1 3B: 0 HR: 3	SF: 0 SAC: 1 DP: 0 HBP: 0	WP: 0 PB: 0 SB: 0 CS: 0	PA: 34					
PITCHER	IP	WLS	BF	H	R	ER	SO	BB	IBB	HBP	BLK	WP	HR	S	P	ERA	WHIP										
57 Chase Anderson, R ERA: 3.66	7.0	W	27	4	4	4	4	1	0	0	0	0	3	60	90	5.14	0.857										
41 Daniel Hudson, R ERA: 3.71	1.0	H	3	0	0	0	0	0	0	0	0	0	0	8	13	0.00	0.000										
29 Brad Ziegler, R ERA: 1.41	1.0	S	4	0	0	0	2	1	0	0	0	0	0	9	16	0.00	1.000										

Arizona Diamondbacks @ San Diego Padres
Petco Park, San Diego, CA
Sun Jun 28 2015, 1:13 PM - 3:44 PM PDT
Att: 32,223 - Partly Cloudy - 78 F

AB 31
R 4
H 5
RBI 4
BB 2
SO 3
LOB 5



Batter	1	2	3	4	5	6	7	8	9	10	AB	R	H	RBI	BB	SO	LOB	TOP		
31 Joc Pederson, L OBP: 0.384, SLG: 0.527	G6-3		F8		FC6-4 1B		F7 1B		K		5	0	2	0	0	1	0			
47 Howie Kendrick, R OBP: 0.349, SLG: 0.429		2B		1B	K		1B			HR	5	1	4	2	0	1	1			
10 Justin Turner, R OBP: 0.388, SLG: 0.567	K		K		FC6-4		F7			K	5	0	0	0	0	3	5			
23 Adrián González, L OBP: 0.369, SLG: 0.509	F7		L7			L7	G4-3			BB 9 2B	4	1	0	0	1	0	4			
66 Yasiel Puig, R OBP: 0.382, SLG: 0.471	G6-3					G5-3		K		BB 9 2B	5	1	2	0	0	1	0			
16 Andre Ethier, L OBP: 0.300, SLG: 0.479		9 HR		K				G5-3		F9	2	1	1	0	1	1	1			
7 Alex Guerrero, R OBP: 0.284, SLG: 0.538				K			BB				0	0	0	0	0	0	0			
62 Joel Peralta, R OBP: 0.291, SLG: 0.439				K							0	0	0	0	0	0	0			
5 Alberto Callaspo, S OBP: 0.173, SLG: 0.249				K							0	0	0	0	0	0	2			
74 Kenley Jansen, S											0	0	0	0	0	0	0			
9 Yasmani Grandal, S OBP: 0.380, SLG: 0.497		HR		K				K			5	1	2	4	0	3	2			
11 Jimmy Rollins, S OBP: 0.262, SLG: 0.326	G3		G3-1							2B	4	1	0	0	1	0	2			
77 Carlos Frías, R OBP: 0.138, SLG: 0.050											2	0	0	0	0	2	0			
33 Scott Van Slyke, R OBP: 0.322, SLG: 0.448					K			K			2	0	0	0	0	1	1			
Inning Stats	R: 0 E: 0 K: 1 S: 12	H: 1 LOB: 1 BB: 0 P: 20	R: 2 E: 0 K: 1 S: 11	H: 2 LOB: 0 BB: 0 P: 19	R: 0 E: 0 K: 1 S: 9	H: 1 LOB: 1 BB: 0 P: 17	R: 0 E: 0 K: 2 S: 11	H: 0 LOB: 1 BB: 1 P: 18	R: 1 E: 0 K: 1 S: 9	H: 2 LOB: 2 BB: 1 P: 35	R: 0 E: 0 K: 2 S: 8	H: 0 LOB: 0 BB: 0 P: 12	R: 0 E: 0 K: 1 S: 7	H: 0 LOB: 0 BB: 0 P: 8	R: 3 E: 0 K: 1 S: 16	H: 3 LOB: 1 BB: 1 P: 27	1B: 6 2B: 3 3B: 0 HR: 2	SF: 0 SAC: 0 DP: 0 HBP: 0	WP: 0 PB: 0 SB: 0 CS: 0	PA: 44
PITCHER	IP	WLS	BF	H	R	ER	SO	BB	IBB	HBP	BLK	WP	HR	S	P	ERA	WHIP			
12 Rubby De La Rosa, R ERA: 4.6	5.2		24	6	2	2	7	1	0	0	0	0	0	3	6	0.00	0.000			
59 Oliver Pérez, L ERA: 3.5	0.1	H	1	0	0	0	1	0	0	0	0	0	0	0	3	6	0.00	0.000		
36 Enrique Burgos, R ERA: 4.24	0.1	B	4	2	1	1	1	1	0	0	0	0	0	16	26	27.000	9.000			
48 Randall Delgado, R ERA: 3.5	0.2		2	0	0	0	0	0	0	0	0	0	0	3	9	0.00	0.000			
41 Daniel Hudson, R ERA: 3.5	1.0		3	0	0	0	2	0	0	0	0	0	0	8	12	0.00	0.000			
PITCHER	IP	WLS	BF	H	R	ER	SO	BB	IBB	HBP	BLK	WP	HR	S	P	ERA	WHIP			
29 Brad Ziegler, R ERA: 1.32	1.0		3	0	0	0	1	0	0	0	0	0	0	7	8	0.00	0.000			
30 David Hernandez, R ERA: 7.5	0.2	L	6	3	3	3	1	1	0	0	0	0	1	12	22	40.50	6.000			
37 Matt Stiles, R ERA:	0.1		1	0	0	0	0	0	0	0	0	0	0	4	5	0.00	0.000			

Los Angeles Dodgers @ Arizona Diamondbacks
Chase Field, Phoenix, AZ
Tue Jun 30 2015, 6:41 PM - 10:50 PM MST
Att: 22,404 - Roof Closed - 83 F

livebaseballscorecards.com

AB 41
R 6
H 11
RBI 6
BB 3
SO 13
LOB 18

Dodgers

Batter	1	2	3	4	5	6	7	8	9	10	AB	R	H	RBI	BB	SO	LOB	BOTTOM		
11 AJ Pollock, R OBP: 0.341, SLG: 0.451	FC4-6 BB		L9		F7		BB 6 G4-6-3			K	3	0	0	0	2	1	1			
6 David Peralta, L OBP: 0.336, SLG: 0.441	FC4-6 GS-3 24 44 BB		BB		G3-4-1		G4-6-3			BB 44 DI 2B	3	1	0	0	2	0	2			
44 Paul Goldschmidt, R OBP: 0.489, SLG: 0.639	BB		L8		L8		24 1B		G6-3		4	0	2	1	1	0	2			
24 Yasmany Tomás, R OBP: 0.358, SLG: 0.439	G5-3		G4-3		G4-3		1B		1B		5	0	2	0	0	1	5			
19 Jake Lamb, L OBP: 0.355, SLG: 0.427		16 SF8 1B		13 HR 1B		G4-3		K			4	2	2	0	0	1	2			
7 Wellington Castillo, R OBP: 0.267, SLG: 0.407			P3		P3				F8		4	0	1	0	0	1	1			
16 Chris O'Leary, R OBP: 0.276, SLG: 0.321			SF8		K				P6		2	0	0	1	0	2	1			
48 Randall Delgado, R ERA: 3.5					K				K		0	0	0	0	0	0	0			
41 Daniel Hudson, R ERA: 3.5					K				K		0	0	0	0	0	0	0			
29 Brad Ziegler, R ERA: 1.32					K				K		0	0	0	0	0	0	0			
2 Aaron Hill, R OBP: 0.286, SLG: 0.315					K				K		0	0	0	0	0	0	0			
30 David Hernandez, R ERA: 7.5					K				K		0	0	0	0	0	0	0			
37 Matt Stiles, L ERA:					K				K		0	0	0	0	0	0	0			
13 Nick Ahmed, R OBP: 0.302, SLG: 0.360			G5-3		HR				F7		4	1	1	2	0	0	0			
12 Rubby De La Rosa, R OBP: 0.108, SLG: 0.108					G5-3				G4-3		2	0	1	0	0	0	0			
59 Oliver Pérez, L ERA: 3.5											0	0	0	0	0	0	0			
36 Enrique Burgos, R ERA: 4.24											0	0	0	0	0	0	0			
4 Cliff Pennington, S OBP: 0.314, SLG: 0.239											2	0	1	0	0	0	0			
Inning Stats	R: 0 E: 0 K: 0 S: 7	H: 0 LOB: 1 BB: 2 P: 18	R: 1 E: 0 K: 0 S: 9	H: 2 LOB: 0 BB: 0 P: 13	R: 0 E: 0 K: 0 S: 17	H: 1 LOB: 2 BB: 1 P: 31	R: 2 E: 0 K: 1 S: 13	H: 2 LOB: 0 BB: 0 P: 19	R: 0 E: 0 K: 0 S: 10	H: 1 LOB: 0 BB: 1 P: 18	R: 0 E: 0 K: 1 S: 10	H: 1 LOB: 0 BB: 0 P: 14	R: 0 E: 0 K: 0 S: 9	H: 0 LOB: 0 BB: 0 P: 16	R: 1 E: 0 K: 2 S: 14	H: 1 LOB: 1 BB: 1 P: 18	1B: 8 2B: 1 3B: 0 HR: 1	SF: 1 SAC: 0 DP: 2 HBP: 0	WP: 0 PB: 0 SB: 0 CS: 0	PA: 40
PITCHER	IP	WLS	BF	H	R	ER	SO	BB	IBB	HBP	BLK	WP	HR	S	P	ERA	WHIP			
77 Carlos Frías, R ERA: 4.39	5.0		23	7	3	3	1	3	0	0	0	0	0	1	56	5.40	2.000			
12 Juan Nicasio, R ERA: 2.10	2.0		6	1	0	0	2	1	0	0	0	0	0	18	29	0.00	1.000			
52 Pedro Báez, R ERA: 2.45	1.0	W	3	1	0	0	1	0	0	0	0	0	0	10	14	0.00	1.000			
62 Joel Peralta, R ERA: 2.89	1.0		3	0	0	0	0	0	0	0	0	0	0	9	16	0.00	0.000			
74 Kenley Jansen, R ERA: 1.09	1.0	S	5	1	1	1	2	1	0	0	0	0	0	14	18	9.00	2.000			

Los Angeles Dodgers @ Arizona Diamondbacks
Chase Field, Phoenix, AZ
Tue Jun 30 2015, 6:41 PM - 10:50 PM MST
Att: 22,404 - Roof Closed - 83 F

livebaseballscorecards.com

AB 34
R 4
H 10
RBI 4
BB 5
SO 6
LOB 14

A

Batter	1	2	3	4	5	6	7	8	9	AB	R	H	RBI	BB	SO	LOB	TOP										
19 Charlie Blackmon, L OBP: 0.344, SLG: 0.434										4	0	0	0	0	0	1	Colorado Rockies @ Arizona Diamondbacks Chase Field, Phoenix, AZ Thu Jul 02 2015, 6:42 PM - 9:42 PM MST Att: 16,861 - Roof Closed - 81 F livebaseballscorecards.com										
2 Troy Tulowitzki, R OBP: 0.354, SLG: 0.479										4	0	1	0	0	2	0											
5 Carlos González, L OBP: 0.302, SLG: 0.410										4	0	0	0	0	1	1											
28 Nolan Arenado, R OBP: 0.319, SLG: 0.611											4	0	1	0	0	1		0									
10 Ben Paulsen, L OBP: 0.343, SLG: 0.504											3	0	0	0	0	1		1									
4 Nick Hundley, R OBP: 0.344, SLG: 0.457											3	1	1	0	0	0		1									
3 Daniel Descalso, L OBP: 0.267, SLG: 0.278										3	0	0	0	0	2	2											
52 Chris Rusin, L ERA: 0.200, SLG: 0.200										2	0	1	1	0	0	0											
45 Scott Oberg, R										0	0	0	0	0	0	0											
60 Justin Miller, R										0	0	0	0	0	0	0											
13 Drew Stubbs, R OBP: 0.179, SLG: 0.250										0	0	0	0	0	0	0											
63 Rafael Betancourt, R										0	0	0	0	0	0	0											
1 Brandon Barnes, R OBP: 0.363, SLG: 0.367										3	0	1	0	0	0	1											
Inning Stats	R: 0 E: 0 K: 1 S: 8	H: 0 LOB: 0 BB: 0 P: 12	R: 0 E: 0 K: 2 S: 10	H: 1 LOB: 1 BB: 0 P: 16	R: 0 E: 0 K: 0 S: 5	H: 0 LOB: 0 BB: 0 P: 9	R: 0 E: 0 K: 2 S: 11	H: 0 LOB: 0 BB: 0 P: 18	R: 1 E: 0 K: 0 S: 10	H: 2 LOB: 1 BB: 0 P: 14	R: 0 E: 0 K: 1 S: 7	H: 0 LOB: 0 BB: 0 P: 12	R: 0 E: 0 K: 0 S: 4	H: 0 LOB: 0 BB: 0 P: 6	R: 0 E: 0 K: 1 S: 11	H: 1 LOB: 0 BB: 0 P: 16	R: 0 E: 0 K: 0 S: 11	H: 1 LOB: 0 BB: 0 P: 13	1B: 3 2B: 3 3B: 0 HR: 0	SF: 0 SAC: 0 DP: 1 HBP: 0	WP: 0 PB: 0 SB: 0 CS: 0	PA: 31					
PITCHER	IP	WLS	BF	H	R	ER	SO	BB	IBB	HBP	BLK	WP	HR	S	P	ERA	WHIP										
58 Jeremy Hellickson, R ERA: 6.43	7.0	W	24	3	1	1	6	0	0	0	0	0	0	55	87	1.29	0.429										
30 David Hernandez, R ERA: 6.43	1.0		4	1	0	0	1	0	0	0	0	0	0	11	16	0.00	1.000										
37 Matt Stites, R ERA:	1.0		3	1	0	0	0	0	0	0	0	0	0	11	13	0.00	1.000										

Batter	1	2	3	4	5	6	7	8	9	AB	R	H	RBI	BB	SO	LOB	BOTTOM										
13 Nick Ahmed, R OBP: 0.302, SLG: 0.357										5	0	1	0	0	0	3	Colorado Rockies @ Arizona Diamondbacks Chase Field, Phoenix, AZ Thu Jul 02 2015, 6:42 PM - 9:42 PM MST Att: 16,861 - Roof Closed - 81 F livebaseballscorecards.com										
11 AJ Pollock, R OBP: 0.347, SLG: 0.464										5	2	2	1	0	1	1											
44 Paul Goldschmidt, R OBP: 0.469, SLG: 0.630										4	1	2	0	1	0	1											
24 Yasmany Tomás, R OBP: 0.359, SLG: 0.441										4	1	1	2	0	0	2											
7 Wellington Castillo, R OBP: 0.271, SLG: 0.397										2	2	0	0	2	1	1											
2 Aaron Hill, R OBP: 0.283, SLG: 0.337										4	1	1	2	0	1	1											
6 David Peralta, L OBP: 0.342, SLG: 0.464										4	0	2	2	0	1	1											
16 Chris Owings, R OBP: 0.253, SLG: 0.324										3	1	1	0	1	2	1											
58 Jeremy Hellickson, R ERA: 6.43										2	0	0	0	0	1	2											
30 David Hernandez, R ERA: 6.43										0	0	0	0	0	0	0											
26 Danny Dorn, L OBP: 0.230, SLG: 0.207										1	0	0	0	0	0	1											
37 Matt Stites, L ERA:										0	0	0	0	0	0	0											
Inning Stats	R: 0 E: 0 K: 0 S: 9	H: 2 LOB: 1 BB: 0 P: 14	R: 0 E: 0 K: 1 S: 6	H: 0 LOB: 0 BB: 0 P: 8	R: 0 E: 0 K: 1 S: 11	H: 0 LOB: 0 BB: 0 P: 15	R: 0 E: 0 K: 2 S: 10	H: 1 LOB: 1 BB: 0 P: 14	R: 0 E: 0 K: 1 S: 13	H: 1 LOB: 2 BB: 0 P: 18	R: 3 E: 1 K: 1 S: 15	H: 2 LOB: 2 BB: 2 P: 32	R: 4 E: 0 K: 1 S: 12	H: 3 LOB: 1 BB: 2 P: 28	R: 1 E: 1 K: 0 S: 12	H: 1 LOB: 1 BB: 0 P: 18	1B: 5 2B: 3 3B: 1 HR: 1	SF: 0 SAC: 0 DP: 0 HBP: 1	WP: 1 PB: 0 SB: 0 CS: 1	PA: 39							
PITCHER	IP	WLS	BF	H	R	ER	SO	BB	IBB	HBP	BLK	WP	HR	S	P	ERA	WHIP										
52 Chris Rusin, L ERA: 4.27	6.0	L	27	6	3	1	6	1	1	0	0	0	0	64	101	1.50	1.167										
45 Scott Oberg, R ERA: 5.76	0.1		6	3	4	4	0	2	0	0	0	0	0	9	24	108.00	15.000										
60 Justin Miller, R ERA: 1.35	0.2		1	0	0	0	1	0	0	0	0	0	0	3	4	0.00	0.000										
63 Rafael Betancourt, R ERA: 6.45	1.0		5	1	1	0	0	0	0	0	0	0	0	12	18	0.00	1.000										



Batter	1	2	3	4	5	6	7	8	9	10	AB	R	H	RBI	BB	SO	LOB	TOP
19 Charlie Blackmon, L OBP: 0.344, SLG: 0.442											4	1	1	1	0	1	0	Colorado Rockies @ Arizona Diamondbacks Chase Field, Phoenix, AZ Fri Jul 03 2015, 6:42 PM - 10:16 PM MST Att: 22,449 - Roof Closed - 78 F
9 DJ LeMahieu, R OBP: 0.349, SLG: 0.385											3	1	0	0	1	1	0	
2 Troy Tulowitzki, R OBP: 0.356, SLG: 0.477											3	1	1	0	1	0	0	
28 Nolan Arenado, R OBP: 0.315, SLG: 0.603											4	0	0	0	0	1	3	
5 Carlos González, L OBP: 0.298, SLG: 0.404											4	0	0	0	0	1	3	
3 Daniel Descalso, L OBP: 0.267, SLG: 0.278											0	0	0	0	0	0	0	
10 Ben Paulsen, L OBP: 0.343, SLG: 0.504											0	0	0	0	0	0	0	
20 Wilin Rosario, R OBP: 0.327, SLG: 0.473											3	0	1	2	1	2	0	
4 Nick Hundley, R OBP: 0.342, SLG: 0.453											4	0	1	0	0	0	1	
1 Brandon Barnes, R OBP: 0.298, SLG: 0.298											3	0	0	0	0	1	0	
54 Tommy Kahnle, R OBP: 0.267, SLG: 0.278											0	0	0	0	0	0	0	
53 Christian Friedrich, R ERA: 3.52											0	0	0	0	0	0	0	
45 Scott Oberg, R ERA: 4.46											1	0	0	0	0	0	2	
8 Michael McKenry, R OBP: 0.306, SLG: 0.351											0	0	0	0	0	0	0	
58 Yohan Flande, L ERA: 3.05											2	0	0	0	0	0	0	
38 Kyle Kendrick, R OBP: 0.176, SLG: 0.212											2	0	0	0	0	1	0	
60 Justin Miller, R ERA: 1.29											0	0	0	0	0	0	0	
13 Drew Stubbs, R OBP: 0.172, SLG: 0.241											2	0	0	0	0	2	1	
Inning Stats	R: 3 E: 0 K: 1 S: 17	H: 2 LOB: 1 BB: 2 P: 33	R: 0 E: 0 K: 1 S: 10	H: 0 LOB: 0 BB: 0 P: 16	R: 0 E: 0 K: 0 S: 6	H: 0 LOB: 0 BB: 0 P: 13	R: 0 E: 0 K: 1 S: 9	H: 1 LOB: 1 BB: 0 P: 17	R: 0 E: 0 K: 2 S: 9	H: 0 LOB: 0 BB: 0 P: 12	R: 0 E: 0 K: 2 S: 9	H: 0 LOB: 0 BB: 0 P: 15	R: 0 E: 0 K: 0 S: 5	H: 1 LOB: 1 BB: 1 P: 16	1B: 2 2B: 2 3B: 0 HR: 1	SF: 0 SAC: 0 DP: 1 HBP: 0	WP: 0 PB: 0 SB: 0 CS: 0	PA: 36
PITCHER	IP WLS BF H R ER SO BB IBB HBP BLK WP HR S P ERA WHIP	6.0 3.71 23 3 3 3 5 2 0 0 0 0 1 58 92 4.50 0.833																

Batter	1	2	3	4	5	6	7	8	9	10	AB	R	H	RBI	BB	SO	LOB	BOTTOM				
11 AJ Pollock, R OBP: 0.347, SLG: 0.463											5	0	2	0	0	0	3	Colorado Rockies @ Arizona Diamondbacks Chase Field, Phoenix, AZ Fri Jul 03 2015, 6:42 PM - 10:16 PM MST Att: 22,449 - Roof Closed - 78 F				
6 David Peralta, L OBP: 0.339, SLG: 0.463											5	1	1	0	0	0	2					
44 Paul Goldschmidt, R OBP: 0.470, SLG: 0.832											4	1	2	1	1	1	0					
24 Yasmany Tomás, R OBP: 0.351, SLG: 0.431											5	0	0	0	0	3	5					
19 Jake Lamb, L OBP: 0.357, SLG: 0.437											4	1	2	1	1	0	3					
40 Andrew Chafin, R ERA: 3.05											0	0	0	0	0	0	0					
7 Wellington Castillo, R OBP: 0.276, SLG: 0.400											4	1	1	0	0	1	2					
16 Chris Owings, R OBP: 0.259, SLG: 0.329											5	0	3	0	0	2	2					
4 Cliff Pennington, S OBP: 0.318, SLG: 0.250											4	0	2	2	0	1	2					
57 Chase Anderson, R ERA: 3.29											2	0	0	0	0	2	2					
2 Austin Liles, R OBP: 0.138, SLG: 0.107											0	0	0	0	1	0	0					
36 Enrique Burgos, R ERA: 1.29											0	0	0	0	0	0	0					
41 Daniel Hudson, R ERA: 3.52											0	0	0	0	0	0	0					
29 Brad Ziegler, R ERA: 4.46											0	0	0	0	0	0	0					
13 Nick Ahmed, R OBP: 0.306, SLG: 0.357											0	0	0	0	1	0	0					
Inning Stats	R: 2 E: 0 K: 1 S: 13	H: 3 LOB: 1 BB: 0 P: 19	R: 0 E: 0 K: 3 S: 9	H: 0 LOB: 0 BB: 0 P: 12	R: 0 E: 0 K: 0 S: 9	H: 1 LOB: 1 BB: 0 P: 15	R: 0 E: 0 K: 1 S: 13	H: 2 LOB: 2 BB: 0 P: 21	R: 0 E: 0 K: 0 S: 6	H: 1 LOB: 0 BB: 0 P: 7	R: 1 E: 0 K: 1 S: 12	H: 2 LOB: 2 BB: 1 P: 24	R: 0 E: 0 K: 2 S: 10	H: 0 LOB: 0 BB: 0 P: 17	R: 0 E: 0 K: 1 S: 11	H: 1 LOB: 1 BB: 1 P: 18	R: 0 E: 0 K: 1 S: 7	H: 1 LOB: 3 BB: 2 P: 19	1B: 9 2B: 3 3B: 1 HR: 0	SF: 1 SAC: 0 DP: 1 HBP: 1	WP: 0 PB: 0 SB: 0 CS: 0	PA: 44
PITCHER	IP WLS BF H R ER SO BB IBB HBP BLK WP HR S P ERA WHIP	5.2 0.1 26 0 0 0 0 1 0 0 0 0 0 3 91 4.76 1.588																				
PITCHER	IP WLS BF H R ER SO BB IBB HBP BLK WP HR S P ERA WHIP	10.1 L 3 2 1 1 0 0 0 0 0 0 0 5 27.00 6.000																				

Batter	1	2	3	4	5	6	7	8	9	AB	R	H	RBI	BB	SO	LOB	TOP							
11 AJ Pollock, R OBP: 0.344, SLG: 0.460	F8		F9		G1-3	E2		K		5	0	1	1	0	1	1								
6 David Peralta, L OBP: 0.344, SLG: 0.467	K		G4-3			G1-3		44 1B HBP		4	1	1	0	0	1	1								
44 Paul Goldschmidt, R OBP: 0.470, SLG: 0.622	24 1B BB		1B			19 1B 3B		G6-3		3	1	2	1	2	0	0								
24 Yasmany Tomás, R OBP: 0.353, SLG: 0.447	1B		G3			K		F9		5	0	2	0	0	1	5								
19 Jake Lamb, L OBP: 0.376, SLG: 0.446	K				16 BB 7 1B BB	1B		8 S 1B		4	0	3	2	1	1	2								
7 Wellington Castillo, R OBP: 0.286, SLG: 0.399	8 BB 1B		16 BB 1B		L7			K		5	0	2	0	0	2	4								
8 Jarrod Saltalamacchia, S OBP: 0.279, SLG: 0.393	16 B1-3 BB		K			16 FC6-4 1B		K		4	0	1	0	1	3	5								
16 Chris Owings, R OBP: 0.259, SLG: 0.321	B1-3		13 L4-3 BB			11 E FC6-4		L9		4	1	0	0	1	1	4								
13 Nick Ahmed, R OBP: 0.309, SLG: 0.363	G1-3		L4-3			F8		6 HBP 1B		4	1	1	0	0	0	5								
Inning Stats	R: 0 H: 1 E: 0 K: 2 S: 12	H: 1 LOB: 2 BB: 1 P: 24	R: 0 H: 1 E: 0 K: 0 S: 8	H: 1 LOB: 1 BB: 1 P: 13	R: 0 H: 1 E: 0 K: 0 S: 9	H: 1 LOB: 1 BB: 0 P: 15	R: 0 H: 1 E: 0 K: 1 S: 10	H: 1 LOB: 2 BB: 2 P: 21	R: 2 H: 2 E: 0 K: 1 S: 14	H: 2 LOB: 1 BB: 1 P: 22	R: 1 H: 2 E: 1 K: 0 S: 11	H: 2 LOB: 1 BB: 1 P: 15	R: 0 H: 2 E: 0 K: 2 S: 14	H: 2 LOB: 2 BB: 0 P: 20	R: 1 H: 2 E: 0 K: 1 S: 20	H: 2 LOB: 2 BB: 0 P: 24	R: 0 H: 1 E: 0 K: 3 S: 13	H: 1 LOB: 1 BB: 0 P: 21	1B: 12 2B: 2 3B: 1 HR: 0	SF: 0 SAC: 0 DP: 2 HBP: 1	WP: 0 PB: 0 SB: 4 CS: 0	PA: 44		
PITCHER	IP WLS BF H R ER SO BB IBB HBP BLK WP HR S P ERA WHIP	IP WLS BF H R ER SO BB IBB HBP BLK WP HR S P ERA WHIP	IP WLS BF H R ER SO BB IBB HBP BLK WP HR S P ERA WHIP	IP WLS BF H R ER SO BB IBB HBP BLK WP HR S P ERA WHIP	IP WLS BF H R ER SO BB IBB HBP BLK WP HR S P ERA WHIP	IP WLS BF H R ER SO BB IBB HBP BLK WP HR S P ERA WHIP	IP WLS BF H R ER SO BB IBB HBP BLK WP HR S P ERA WHIP	IP WLS BF H R ER SO BB IBB HBP BLK WP HR S P ERA WHIP	IP WLS BF H R ER SO BB IBB HBP BLK WP HR S P ERA WHIP	IP WLS BF H R ER SO BB IBB HBP BLK WP HR S P ERA WHIP	IP WLS BF H R ER SO BB IBB HBP BLK WP HR S P ERA WHIP	IP WLS BF H R ER SO BB IBB HBP BLK WP HR S P ERA WHIP	IP WLS BF H R ER SO BB IBB HBP BLK WP HR S P ERA WHIP	IP WLS BF H R ER SO BB IBB HBP BLK WP HR S P ERA WHIP	IP WLS BF H R ER SO BB IBB HBP BLK WP HR S P ERA WHIP	IP WLS BF H R ER SO BB IBB HBP BLK WP HR S P ERA WHIP	IP WLS BF H R ER SO BB IBB HBP BLK WP HR S P ERA WHIP	IP WLS BF H R ER SO BB IBB HBP BLK WP HR S P ERA WHIP	IP WLS BF H R ER SO BB IBB HBP BLK WP HR S P ERA WHIP	IP WLS BF H R ER SO BB IBB HBP BLK WP HR S P ERA WHIP	IP WLS BF H R ER SO BB IBB HBP BLK WP HR S P ERA WHIP	IP WLS BF H R ER SO BB IBB HBP BLK WP HR S P ERA WHIP	IP WLS BF H R ER SO BB IBB HBP BLK WP HR S P ERA WHIP	IP WLS BF H R ER SO BB IBB HBP BLK WP HR S P ERA WHIP

Arizona Diamondbacks @ Texas Rangers
Globe Life Park in Arlington, Arlington, TX
Tue Jul 07 2015, 8:08 PM - 11:11 PM EDT
Att: 30,955 - Cloudy - 87 F

AB 38
R 4
H 13
RBI 4
BB 5
SO 10
LOB 27



Batter	1	2	3	4	5	6	7	8	9	AB	R	H	RBI	BB	SO	LOB	BOTTOM							
7 Delino DeShields, R OBP: 0.362, SLG: 0.405	F8		G5-3			L9		12 1B 2B		4	1	1	0	0	0	0								
12 Rougned Odor, L OBP: 0.315, SLG: 0.376	K		K			K		2H 1B		4	0	1	1	0	3	0								
84 Prince Fielder, L OBP: 0.411, SLG: 0.525	BB		F9			G3		G5-3		3	0	0	0	1	0	1								
29 Adrian Beltré, R OBP: 0.279, SLG: 0.370	L8		L9			L8		G3-1		4	0	0	0	0	0	1								
18 Mitch Moreland, L OBP: 0.336, SLG: 0.527	G5-3		G4-3			G4-3		G5-3		4	0	1	0	0	0	0								
32 Josh Hamilton, L OBP: 0.341, SLG: 0.514	G3-1		G4-3			FC6-5 1B		K2-3		4	0	0	0	0	1	1								
1 Elvis Andrus, R OBP: 0.290, SLG: 0.315	F9		F9			1B		E9 17 SF8		3	1	1	0	0	0	0								
17 Shin-Soo Choo, L OBP: 0.312, SLG: 0.397	L8		L8			F7		SF8		2	0	0	1	0	0	1								
61 Robinson Chirinos, R OBP: 0.295, SLG: 0.406	P6		K			K		P2		3	0	0	0	0	1	0								
Inning Stats	R: 0 H: 0 E: 0 K: 1 S: 7	H: 0 LOB: 1 BB: 1 P: 17	R: 0 H: 0 E: 0 K: 0 S: 7	H: 0 LOB: 0 BB: 0 P: 10	R: 0 H: 0 E: 0 K: 0 S: 6	H: 0 LOB: 0 BB: 0 P: 9	R: 0 H: 0 E: 0 K: 1 S: 9	H: 0 LOB: 0 BB: 0 P: 13	R: 0 H: 1 E: 0 K: 2 S: 11	H: 1 LOB: 1 BB: 0 P: 14	R: 0 H: 0 E: 0 K: 2 S: 11	H: 0 LOB: 0 BB: 0 P: 14	R: 0 H: 1 E: 0 K: 0 S: 6	H: 1 LOB: 1 BB: 0 P: 8	R: 2 H: 2 E: 1 K: 0 S: 7	H: 2 LOB: 1 BB: 0 P: 10	R: 0 H: 0 E: 0 K: 1 S: 8	H: 0 LOB: 0 BB: 0 P: 12	1B: 3 2B: 1 3B: 0 HR: 0	SF: 1 SAC: 0 DP: 0 HBP: 0	WP: 0 PB: 0 SB: 0 CS: 0	PA: 33		
PITCHER	IP WLS BF H R ER SO BB IBB HBP BLK WP HR S P ERA WHIP	IP WLS BF H R ER SO BB IBB HBP BLK WP HR S P ERA WHIP	IP WLS BF H R ER SO BB IBB HBP BLK WP HR S P ERA WHIP	IP WLS BF H R ER SO BB IBB HBP BLK WP HR S P ERA WHIP	IP WLS BF H R ER SO BB IBB HBP BLK WP HR S P ERA WHIP	IP WLS BF H R ER SO BB IBB HBP BLK WP HR S P ERA WHIP	IP WLS BF H R ER SO BB IBB HBP BLK WP HR S P ERA WHIP	IP WLS BF H R ER SO BB IBB HBP BLK WP HR S P ERA WHIP	IP WLS BF H R ER SO BB IBB HBP BLK WP HR S P ERA WHIP	IP WLS BF H R ER SO BB IBB HBP BLK WP HR S P ERA WHIP	IP WLS BF H R ER SO BB IBB HBP BLK WP HR S P ERA WHIP	IP WLS BF H R ER SO BB IBB HBP BLK WP HR S P ERA WHIP	IP WLS BF H R ER SO BB IBB HBP BLK WP HR S P ERA WHIP	IP WLS BF H R ER SO BB IBB HBP BLK WP HR S P ERA WHIP	IP WLS BF H R ER SO BB IBB HBP BLK WP HR S P ERA WHIP	IP WLS BF H R ER SO BB IBB HBP BLK WP HR S P ERA WHIP	IP WLS BF H R ER SO BB IBB HBP BLK WP HR S P ERA WHIP	IP WLS BF H R ER SO BB IBB HBP BLK WP HR S P ERA WHIP	IP WLS BF H R ER SO BB IBB HBP BLK WP HR S P ERA WHIP	IP WLS BF H R ER SO BB IBB HBP BLK WP HR S P ERA WHIP	IP WLS BF H R ER SO BB IBB HBP BLK WP HR S P ERA WHIP	IP WLS BF H R ER SO BB IBB HBP BLK WP HR S P ERA WHIP	IP WLS BF H R ER SO BB IBB HBP BLK WP HR S P ERA WHIP	IP WLS BF H R ER SO BB IBB HBP BLK WP HR S P ERA WHIP

Arizona Diamondbacks @ Texas Rangers
Globe Life Park in Arlington, Arlington, TX
Tue Jul 07 2015, 8:08 PM - 11:11 PM EDT
Att: 30,955 - Cloudy - 87 F

AB 31
R 2
H 4
RBI 2
BB 1
SO 5
LOB 4



Batter	1	2	3	4	5	6	7	8	9	AB	R	H	RBI	BB	SO	LOB	TOP								
11 AJ Pollock, R OBP: 0.349, SLG: 0.471										3	1	1	0	1	1	1	Arizona Diamondbacks @ New York Mets Citi Field, Flushing, NY Fri Jul 10 2015, 7:11 PM - 10:13 PM EDT Att: 28,243 - Clear - 83 F								
6 David Peraltá, L OBP: 0.341, SLG: 0.462										4	0	1	0	0	1	3									
44 Paul Goldschmidt, R OBP: 0.462, SLG: 0.612										3	0	0	1	0	2	2									
24 Yasmany Tomás, R OBP: 0.354, SLG: 0.451										4	1	2	0	0	1	0									
19 Jake Lamb, L OBP: 0.361, SLG: 0.425										4	0	0	0	0	3	2									
7 Wellington Castillo, R OBP: 0.296, SLG: 0.428										3	0	1	1	1	1	0									
16 Chris Owings, R OBP: 0.255, SLG: 0.316										4	0	0	0	0	2	2									
13 Nick Ahmed, R OBP: 0.310, SLG: 0.359										4	0	0	0	0	2	1									
57 Chase Anderson, R OBP: 0.165, SLG: 0.132										2	0	1	0	0	1	0									
40 Andrew Chafin, R ERA: 3.15										0	0	0	0	0	0	0									
30 David Hernandez, R ERA: 5.4										0	0	0	0	0	0	0									
59 Oliver Pérez, L ERA: 3.91										0	0	0	0	0	0	0									
4 Cliff Pennington, S ERA: 4.33										1	0	0	0	0	0	0									
55 Josh Collmenter, R ERA: 4.83										0	0	0	0	0	0	0									
Inning Stats	R: 1 E: 0 K: 1 S: 11	H: 2 LOB: 1 BB: 0 P: 19	R: 0 E: 0 K: 1 S: 5	H: 0 LOB: 0 BB: 0 P: 8	R: 0 E: 0 K: 2 S: 10	H: 1 LOB: 1 BB: 0 P: 16	R: 0 E: 0 K: 1 S: 9	H: 0 LOB: 1 BB: 0 P: 17	R: 0 E: 0 K: 2 S: 11	H: 1 LOB: 1 BB: 0 P: 13	R: 0 E: 0 K: 3 S: 9	H: 0 LOB: 0 BB: 0 P: 13	R: 0 E: 0 K: 2 S: 11	H: 0 LOB: 0 BB: 0 P: 14	R: 0 E: 0 K: 1 S: 8	H: 0 LOB: 1 BB: 1 P: 16	R: 1 E: 0 K: 1 S: 14	H: 2 LOB: 1 BB: 0 P: 21	1B: 3 2B: 2 3B: 1 HR: 0	SF: 1 SAC: 0 DP: 0 HBP: 0	WP: 0 PB: 0 SB: 1 CS: 1	PA: 35			
PITCHER	IP	WLS	BF	H	R	ER	SO	BB	IBB	HBP	BLK	WP	HR	S	P	ERA	WHIP								
34 Noah Syndergaard, R ERA: 3.11	8.0	W	30	4	1	1	13	2	0	0	0	0	0	74	116	1.12	0.750								
27 Jeury Familia, R ERA: 1.31	1.0	S	5	2	1	1	1	0	0	0	0	0	0	14	21	9.00	2.000								

Batter	1	2	3	4	5	6	7	8	9	AB	R	H	RBI	BB	SO	LOB	BOTTOM								
3 Curtis Granderson, L OBP: 0.342, SLG: 0.419										3	0	0	0	1	1	3	Arizona Diamondbacks @ New York Mets Citi Field, Flushing, NY Fri Jul 10 2015, 7:11 PM - 10:13 PM EDT Att: 28,243 - Clear - 83 F								
11 Rubén Tejada, R OBP: 0.318, SLG: 0.326										4	1	1	0	0	1	2									
28 Daniel Murphy, L OBP: 0.326, SLG: 0.393										4	0	1	0	0	0	2									
4 Wilmer Flores, R OBP: 0.290, SLG: 0.403										3	1	2	0	1	0	0									
21 Lucas Duda, L OBP: 0.344, SLG: 0.424										4	1	1	3	0	2	3									
23 Michael Cuddyer, R OBP: 0.294, SLG: 0.369										4	1	2	1	0	1	1									
27 Jeury Familia, R ERA: 1.31										0	0	0	0	0	0	0									
22 Kevin Plawecki, R OBP: 0.285, SLG: 0.325										3	0	0	0	1	0	1									
34 Noah Syndergaard, L OBP: 0.238, SLG: 0.381										3	0	1	0	0	2	0									
9 Kirk Nieuwenhuis, L OBP: 0.192, SLG: 0.182										0	0	0	0	1	0	0									
12 Juan Lagares, R OBP: 0.288, SLG: 0.344										4	0	2	0	0	0	3									
Inning Stats	R: 4 E: 0 K: 0 S: 15	H: 3 LOB: 0 BB: 1 P: 31	R: 0 E: 0 K: 1 S: 12	H: 0 LOB: 1 BB: 1 P: 20	R: 0 E: 0 K: 1 S: 8	H: 0 LOB: 0 BB: 0 P: 12	R: 0 E: 0 K: 1 S: 14	H: 3 LOB: 2 BB: 0 P: 24	R: 0 E: 0 K: 1 S: 10	H: 2 LOB: 1 BB: 0 P: 16	R: 0 E: 0 K: 2 S: 9	H: 0 LOB: 0 BB: 0 P: 13	R: 0 E: 0 K: 0 S: 19	H: 1 LOB: 1 BB: 0 P: 27	R: 0 E: 0 K: 1 S: 15	H: 1 LOB: 3 BB: 2 P: 26	1B: 8 2B: 1 3B: 0 HR: 2	SF: 0 SAC: 0 DP: 2 HBP: 0	WP: 0 PB: 0 SB: 1 CS: 0	PA: 36					
PITCHER	IP	WLS	BF	H	R	ER	SO	BB	IBB	HBP	BLK	WP	HR	S	P	ERA	WHIP								
57 Chase Anderson, R ERA: 3.91	4.1	L	22	4	0	4	4	4	0	0	0	0	0	11	15	0.00	0.000								
40 Andrew Chafin, L ERA: 3.15	1.2		4	0	0	0	2	0	0	0	0	0	0	16	21	0.00	1.500								
30 David Hernandez, R ERA: 5.4	0.2		3	1	0	0	0	0	0	0	0	0	0	3	6	0.00	0.000								
59 Oliver Pérez, L ERA: 3.91	0.1		1	0	0	0	0	0	0	0	0	0	0	15	26	0.00	3.000								
55 Josh Collmenter, R ERA: 4.83	1.0		6	1	0	0	1	2	0	0	0	0	0	15	26	0.00	3.000								

AB	32
R	2
H	6
RBI	2
BB	2
SO	14
LOB	11



Batter	1	2	3	4	5	6	7	8	9	AB	R	H	RBI	BB	SO	LOB	TOP			
11 AJ Pollock, R OBP: 0.351, SLG: 0.468										2	1	0	0	2	0	3				
6 David Peralta, L OBP: 0.347, SLG: 0.475										2	1	1	2	2	0	0				
44 Paul Goldschmidt, R OBP: 0.497, SLG: 0.695										4	0	0	0	0	2	2				
24 Yasmany Tomás, R OBP: 0.352, SLG: 0.448										4	0	1	0	0	1	1				
19 Jake Lamb, L OBP: 0.352, SLG: 0.411										4	0	0	0	0	2	1				
7 Wellington Castillo, R OBP: 0.295, SLG: 0.423										4	0	1	0	0	1	0				
16 Chris Owings, R OBP: 0.253, SLG: 0.313										3	0	0	0	0	1	1				
59 Oliver Pérez, L ERA: 3.07										3	0	2	0	0	1	1				
36 Enrique Burgos, R ERA: 3.86										1	0	0	0	1	1					
8 Jarrod Saltalamacchia, 3B, PH OBP: 0.276, SLG: 0.300										0	0	0	0	0	0	0				
4 Cliff Pennington, S OBP: 0.325, SLG: 0.265										1	0	0	0	0	0	0				
46 Patrick Corbin, L ERA: 5.4										1	0	0	0	1	1					
48 Randall Delgado, R ERA: 3.07										0	0	0	0	0	0	0				
2 Aaron Hill, R OBP: 0.283, SLG: 0.322										1	0	0	0	0	0	1				
Inning Stats	R: 2 H: 1 E: 0 K: 2 S: 10	H: 1 LOB: 1 BB: 1 P: 16	R: 0 H: 1 E: 0 K: 1 S: 15	H: 1 LOB: 2 BB: 1 P: 26	R: 0 H: 1 E: 0 K: 2 S: 10	H: 1 LOB: 1 BB: 0 P: 14	R: 0 H: 1 E: 0 K: 1 S: 9	H: 0 LOB: 1 BB: 2 P: 18	R: 0 H: 1 E: 0 K: 0 S: 9	H: 0 LOB: 0 BB: 0 P: 14	R: 0 H: 0 E: 0 K: 0 S: 5	H: 0 LOB: 0 BB: 1 P: 11	R: 0 H: 0 E: 0 K: 1 S: 6	H: 0 LOB: 0 BB: 0 P: 10	1B: 4 2B: 0 3B: 0 HR: 1	SF: 0 SAC: 0 DP: 2 HBP: 0	WP: 0 PB: 0 SB: 1 CS: 1	PA: 34		
PITCHER	IP	WLS	BF	H	R	ER	SO	BB	IBB	HBP	BLK	WP	HR	S	P	ERA	WHIP			
33 Matt Harvey, R	7.0	W	28	5	2	2	9	4	0	0	0	0	1	71	109	2.57	1.286			
39 Bobby Parnell, R	1.0	H	3	0	0	0	0	1	0	0	0	0	0	5	11	0.00	1.000			
27 Jeury Familia, R	1.0	S	3	0	0	0	1	0	0	0	0	0	0	6	10	0.00	0.000			
Batter	1	2	3	4	5	6	7	8	9	AB	R	H	RBI	BB	SO	LOB	BOTTOM			
12 Juan Lagares, R OBP: 0.284, SLG: 0.340										4	0	0	0	0	1	0				
11 Rubén Tejada, R OBP: 0.317, SLG: 0.341										4	1	1	1	0	1	0				
23 Michael Cuddyer, R OBP: 0.294, SLG: 0.367										4	0	1	0	0	0	0				
27 Jeury Familia, R										0	0	0	0	0	0	0				
4 Wilmer Flores, R OBP: 0.288, SLG: 0.399										3	0	0	0	0	0	1				
21 Lucas Duda, L OBP: 0.346, SLG: 0.434										2	1	1	1	1	1	0				
44 John Mayberry Jr., R OBP: 0.250, SLG: 0.365										3	0	0	0	0	2	1				
22 Kevin Plawecki, R OBP: 0.280, SLG: 0.319										3	0	0	0	0	1	0				
29 Eric Campbell, R OBP: 0.283, SLG: 0.283										2	1	0	0	1	2	0				
33 Matt Harvey, R										2	1	1	2	0	0	0				
3 Curtis Granderson, L										1	0	0	0	0	1	0				
39 Bobby Parnell, R										0	0	0	0	0	0	0				
9 Kirk Nieuwenhuis, L OBP: 0.192, SLG: 0.182										0	0	0	0	0	0	0				
Inning Stats	R: 0 H: 1 E: 0 K: 0 S: 7	H: 0 LOB: 0 BB: 0 P: 10	R: 0 H: 0 E: 0 K: 3 S: 9	H: 0 LOB: 0 BB: 0 P: 12	R: 0 H: 0 E: 0 K: 1 S: 5	H: 0 LOB: 0 BB: 0 P: 8	R: 0 H: 0 E: 0 K: 1 S: 9	H: 0 LOB: 0 BB: 0 P: 15	R: 3 H: 2 E: 0 K: 0 S: 11	H: 2 LOB: 0 BB: 1 P: 20	R: 1 H: 1 E: 0 K: 1 S: 7	H: 1 LOB: 1 BB: 1 P: 15	R: 0 H: 0 E: 0 K: 2 S: 8	H: 0 LOB: 0 BB: 0 P: 15	R: 0 H: 0 E: 0 K: 1 S: 9	H: 0 LOB: 0 BB: 0 P: 14	1B: 1 2B: 0 3B: 0 HR: 3	SF: 0 SAC: 0 DP: 0 HBP: 0	WP: 0 PB: 0 SB: 0 CS: 0	PA: 30
PITCHER	IP	WLS	BF	H	R	ER	SO	BB	IBB	HBP	BLK	WP	HR	S	P	ERA	WHIP			
46 Patrick Corbin, L	5.0	L	20	4	4	4	5	1	0	0	0	0	3	43	67	7.20	1.000			
48 Randall Delgado, R	1.2		6	0	0	0	2	1	0	0	0	0	0	10	23	0.00	0.600			
59 Oliver Pérez, L	0.1		1	0	0	0	1	0	0	0	0	0	0	3	5	0.00	0.000			
36 Enrique Burgos, R	1.0		3	0	0	0	1	0	0	0	0	0	0	9	14	0.00	0.000			

Arizona Diamondbacks @ New York Mets
Citi Field, Flushing, NY
Sat Jul 11 2015, 4:12 PM - 6:35 PM EDT
Att: 36,038 - Sunny - 85 F

AB 29
R 2
H 5
RBI 2
BB 5
SO 10
LOB 11



Arizona Diamondbacks @ New York Mets
Citi Field, Flushing, NY
Sat Jul 11 2015, 4:12 PM - 6:35 PM EDT
Att: 36,038 - Sunny - 85 F

AB 28
R 4
H 4
RBI 4
BB 2
SO 9
LOB 2




Batter	1	2	3	4	5	6	7	8	9	AB	R	H	RBI	BB	SO	LOB	TOP			
13 Nick Ahmed, R OBP: 0.305, SLG: 0.353	F7		G6-3			G5-3		L1		4	0	0	1	0	0	0	Arizona Diamondbacks @ New York Mets Citi Field, Flushing, NY Sun Jul 12 2015, 1:11 PM - 3:55 PM EDT Att: 28,259 - Partly Cloudy - 87 F			
11 AJ Pollock, R OBP: 0.350, SLG: 0.464	G4-3		L7			F9		BB		3	0	0	0	1	0					
44 Paul Goldschmidt, R OBP: 0.453, SLG: 0.610	G4-3					G5-3		P3		4	1	1	1	0	0					
24 Yasmany Tomás, R OBP: 0.351, SLG: 0.448	K		F8			6 1B		L9		4	1	1	0	0	1					
7 Wellington Castillo, R OBP: 0.300, SLG: 0.421			P6			K				3	0	1	0	1	1					
23 Oscar Hernández, R (9, PH)			1B					BB		0	0	0	0	0	0					
2 Aaron Hill, R OBP: 0.275, SLG: 0.317			K			L9		F8		3	0	0	0	0	1					
19 Jake Lamb, L (9, PH)								F9		1	0	0	0	0	0					
6 David Peralta, L OBP: 0.345, SLG: 0.471			F8			G3		F7		4	0	1	1	0	0					
16 Chris Owings, R OBP: 0.253, SLG: 0.317						G6-3		F9		3	1	1	0	0	0					
12 Rubby De La Rosa, R OBP: 0.203, SLG: 0.103			SH1-4			G4-3		G3		0	0	0	0	0	0					
59 Oliver Pérez, L (4, 1)										0	0	0	0	0	0					
58 Jeremy Hellickson, R OBP: 0.255, SLG: 0.148										1	0	0	0	0	0					
48 Randall Delgado, R (5, 1)										0	0	0	0	0	0					
40 Andrew Chafin, R (6, 1)										0	0	0	0	0	0					
4 Cliff Pennington, S OBP: 0.192, SLG: 0.092										1	0	0	0	0	0					
41 Daniel Hudson, R (8, 1)										0	0	0	0	0	0					
Inning Stats	R: 0 E: 0 K: 0 S: 9	H: 0 LOB: 0 BB: 0 P: 14	R: 0 E: 0 K: 2 S: 11	H: 1 LOB: 1 BB: 0 P: 17	R: 1 E: 0 K: 0 S: 7	H: 1 LOB: 0 BB: 0 P: 11	R: 1 E: 0 K: 0 S: 8	H: 1 LOB: 0 BB: 0 P: 14	R: 0 E: 0 K: 0 S: 6	H: 0 LOB: 0 BB: 0 P: 10	R: 1 E: 0 K: 1 S: 12	H: 2 LOB: 1 BB: 0 P: 19	R: 0 E: 0 K: 0 S: 8	H: 0 LOB: 1 BB: 1 P: 15	R: 0 E: 0 K: 0 S: 4	H: 0 LOB: 1 BB: 1 P: 10	1B: 2 2B: 2 3B: 0 HR: 1	SF: 0 SAC: 1 DP: 0 HBP: 0	WP: 0 PB: 0 SB: 0 CS: 0	PA: 34
PITCHER	IP WLS BF H R ER SO BB IBB HBP BLK WP HR S P ERA WHIP	IP WLS BF H R ER SO BB IBB HBP BLK WP HR S P ERA WHIP	IP WLS BF H R ER SO BB IBB HBP BLK WP HR S P ERA WHIP	IP WLS BF H R ER SO BB IBB HBP BLK WP HR S P ERA WHIP	IP WLS BF H R ER SO BB IBB HBP BLK WP HR S P ERA WHIP	IP WLS BF H R ER SO BB IBB HBP BLK WP HR S P ERA WHIP	IP WLS BF H R ER SO BB IBB HBP BLK WP HR S P ERA WHIP	IP WLS BF H R ER SO BB IBB HBP BLK WP HR S P ERA WHIP	IP WLS BF H R ER SO BB IBB HBP BLK WP HR S P ERA WHIP	IP WLS BF H R ER SO BB IBB HBP BLK WP HR S P ERA WHIP	IP WLS BF H R ER SO BB IBB HBP BLK WP HR S P ERA WHIP	IP WLS BF H R ER SO BB IBB HBP BLK WP HR S P ERA WHIP	IP WLS BF H R ER SO BB IBB HBP BLK WP HR S P ERA WHIP	IP WLS BF H R ER SO BB IBB HBP BLK WP HR S P ERA WHIP	IP WLS BF H R ER SO BB IBB HBP BLK WP HR S P ERA WHIP	IP WLS BF H R ER SO BB IBB HBP BLK WP HR S P ERA WHIP	IP WLS BF H R ER SO BB IBB HBP BLK WP HR S P ERA WHIP			
49 Jonathon Niese, L ERA: 3.61	6.2	W	25	5	3	3	3	0	0	0	0	0	0	0	0	0	4.05	0.750		
56 Jenny Mejia, R ERA:	0.1	H	1	0	0	0	0	0	0	0	0	0	0	0	3	6	0.00	0.000		
39 Bobby Parnell, R ERA: 0.9	1.0	H	4	0	0	0	0	1	0	0	0	0	0	8	15	0.00	1.000			
27 Jeury Familia, R ERA: 1.25	1.0	S	4	0	0	0	0	1	0	0	0	0	0	4	10	0.00	1.000			
Batter	1	2	3	4	5	6	7	8	9	AB <td>R <td>H <td>RBI <td>BB <td>SO <td>LOB <td rowspan="10">Arizona Diamondbacks @ New York Mets Citi Field, Flushing, NY Sun Jul 12 2015, 1:11 PM - 3:55 PM EDT Att: 28,259 - Partly Cloudy - 87 F</td> </td></td></td></td></td></td>	R <td>H <td>RBI <td>BB <td>SO <td>LOB <td rowspan="10">Arizona Diamondbacks @ New York Mets Citi Field, Flushing, NY Sun Jul 12 2015, 1:11 PM - 3:55 PM EDT Att: 28,259 - Partly Cloudy - 87 F</td> </td></td></td></td></td>	H <td>RBI <td>BB <td>SO <td>LOB <td rowspan="10">Arizona Diamondbacks @ New York Mets Citi Field, Flushing, NY Sun Jul 12 2015, 1:11 PM - 3:55 PM EDT Att: 28,259 - Partly Cloudy - 87 F</td> </td></td></td></td>	RBI <td>BB <td>SO <td>LOB <td rowspan="10">Arizona Diamondbacks @ New York Mets Citi Field, Flushing, NY Sun Jul 12 2015, 1:11 PM - 3:55 PM EDT Att: 28,259 - Partly Cloudy - 87 F</td> </td></td></td>	BB <td>SO <td>LOB <td rowspan="10">Arizona Diamondbacks @ New York Mets Citi Field, Flushing, NY Sun Jul 12 2015, 1:11 PM - 3:55 PM EDT Att: 28,259 - Partly Cloudy - 87 F</td> </td></td>	SO <td>LOB <td rowspan="10">Arizona Diamondbacks @ New York Mets Citi Field, Flushing, NY Sun Jul 12 2015, 1:11 PM - 3:55 PM EDT Att: 28,259 - Partly Cloudy - 87 F</td> </td>	LOB <td rowspan="10">Arizona Diamondbacks @ New York Mets Citi Field, Flushing, NY Sun Jul 12 2015, 1:11 PM - 3:55 PM EDT Att: 28,259 - Partly Cloudy - 87 F</td>	Arizona Diamondbacks @ New York Mets Citi Field, Flushing, NY Sun Jul 12 2015, 1:11 PM - 3:55 PM EDT Att: 28,259 - Partly Cloudy - 87 F			
3 Curtis Granderson, L OBP: 0.340, SLG: 0.417	G6-3		P6			P4		K		5	0	1	0	0	1	3				
28 Daniel Murphy, L OBP: 0.331, SLG: 0.405	G3-1		HR			G4-3		IBB		3	1	1	1	2	0	0				
4 Wilmer Flores, R OBP: 0.286, SLG: 0.395			F8			F8		L7		5	0	1	0	0	0	4				
21 Lucas Duda, L OBP: 0.345, SLG: 0.430	F7		9 HR			G6-3				3	1	0	0	1	1	3				
9 Kirk Nieuwenhuis, L OBP: 0.221, SLG: 0.343			HR			HR		K		4	3	3	4	0	1	0				
19 Johnny Monell, L OBP: 0.250, SLG: 0.244			K			K		G3		4	0	1	0	0	2	0				
11 Rubén Tejada, R OBP: 0.316, SLG: 0.339			L9			F8		G6-3		4	0	1	0	0	0	0				
49 Jonathon Niese, L OBP: 0.265, SLG: 0.226										2	0	1	0	1	1	2				
58 Jenny Mejia, R (7, 1)										0	0	0	0	0	0	0				
39 Bobby Parnell, R (8, 1)										0	0	0	0	0	0	0				
16 Danny Muno, S OBP: 0.214, SLG: 0.160										1	0	1	0	0	0	0				
44 John Mayberry Jr., R OBP: 0.250, SLG: 0.365										0	0	0	0	0	0	0				
12 Juan Lagares, R OBP: 0.284, SLG: 0.339			FC6-4			F9		K		4	0	1	0	0	1	2				
27 Jeury Familia, R (9, 1)										0	0	0	0	0	0	0				
Inning Stats	R: 0 E: 0 K: 0 S: 13	H: 1 LOB: 1 BB: 0 P: 17	R: 1 E: 0 K: 1 S: 15	H: 2 LOB: 1 BB: 0 P: 23	R: 3 E: 0 K: 1 S: 15	H: 4 LOB: 2 BB: 1 P: 28	R: 0 E: 0 K: 1 S: 10	H: 1 LOB: 2 BB: 1 P: 18	R: 1 E: 0 K: 1 S: 16	H: 2 LOB: 2 BB: 1 P: 25	R: 0 E: 0 K: 0 S: 6	H: 0 LOB: 0 BB: 0 P: 11	R: 0 E: 0 K: 1 S: 9	H: 0 LOB: 0 BB: 0 P: 13	R: 0 E: 0 K: 2 S: 14	H: 1 LOB: 2 BB: 1 P: 24	1B: 5 2B: 2 3B: 0 HR: 4	SF: 0 SAC: 0 DP: 0 HBP: 0	WP: 0 PB: 0 SB: 0 CS: 0	PA: 39
PITCHER	IP WLS BF H R ER SO BB IBB HBP BLK WP HR S P ERA WHIP	IP WLS BF H R ER SO BB IBB HBP BLK WP HR S P ERA WHIP	IP WLS BF H R ER SO BB IBB HBP BLK WP HR S P ERA WHIP	IP WLS BF H R ER SO BB IBB HBP BLK WP HR S P ERA WHIP	IP WLS BF H R ER SO BB IBB HBP BLK WP HR S P ERA WHIP	IP WLS BF H R ER SO BB IBB HBP BLK WP HR S P ERA WHIP	IP WLS BF H R ER SO BB IBB HBP BLK WP HR S P ERA WHIP	IP WLS BF H R ER SO BB IBB HBP BLK WP HR S P ERA WHIP	IP WLS BF H R ER SO BB IBB HBP BLK WP HR S P ERA WHIP	IP WLS BF H R ER SO BB IBB HBP BLK WP HR S P ERA WHIP	IP WLS BF H R ER SO BB IBB HBP BLK WP HR S P ERA WHIP	IP WLS BF H R ER SO BB IBB HBP BLK WP HR S P ERA WHIP	IP WLS BF H R ER SO BB IBB HBP BLK WP HR S P ERA WHIP	IP WLS BF H R ER SO BB IBB HBP BLK WP HR S P ERA WHIP	IP WLS BF H R ER SO BB IBB HBP BLK WP HR S P ERA WHIP	IP WLS BF H R ER SO BB IBB HBP BLK WP HR S P ERA WHIP				
12 Rubby De La Rosa, R ERA: 3.68	3.2	L	21	4	4	4	2	0	0	0	0	0	0	0	0	0	9.82	2.727		
48 Randall Delgado, R ERA: 3.21	1.0	6	2	1	1	1	1	0	0	0	0	0	0	1	16	25	9.00	3.000		
40 Andrew Chafin, L ERA: 3.02	2.0	6	0	0	0	0	0	0	0	0	0	0	0	15	24	0.00	0.000			
41 Daniel Hudson, R ERA: 3.68	1.0	5	1	0	0	2	0	1	0	0	0	0	0	14	24	0.00	1.000			

Batter	1	2	3	4	5	6	7	8	9	10	11	12	AB	R	H	RBI	BB	SO	LOB	TOP						
16 Angel Pagán, S OBP: 0.304, SLG: 0.327	L9		K		G6-3		K				SH4-3 2B	E6	6	0	1	0	1	2	2							
12 Joe Panik, L OBP: 0.374, SLG: 0.449	1B		F9		2B WP		K				SH4-3	K	6	2	3	0	0	1	5							
5 Matt Duffy, R OBP: 0.337, SLG: 0.465	F9		F9		2B WP		K			G4-3		G6-3	7	1	3	0	0	1	5							
28 Buster Posey, R OBP: 0.380, SLG: 0.495	K		L9		1B		K			L9			4	0	1	1	1	1	2							
8 Hunter Pence, R OBP: 0.330, SLG: 0.500	3B 2B				K		K			G6-3		G5-3	6	2	3	2	0	1	4							
35 Brandon Crawford, L OBP: 0.334, SLG: 0.472	2B				K		L9						6	1	3	1	0	2	1							
9 Brandon Belt, L OBP: 0.349, SLG: 0.474	G5-3				K		K						6	0	1	0	0	2	4							
43 Justin Maxwell, R OBP: 0.269, SLG: 0.360	K				G3								2	0	0	0	1	1	2							
7 Gregor Blanco, L OBP: 0.383, SLG: 0.429	K												2	0	0	0	1	1	2							
18 Matt Cain, R ERA: 3.79	K				K		L8						2	0	0	0	0	2	1							
19 Madison Bumgarner, R ERA: 3.28													0	0	0	0	0	0	0							
20 George Kontos, R ERA: 1.65													0	0	0	0	0	0	0							
61 Josh Osich, L ERA: 3.75													0	0	0	0	0	0	0							
60 Hunter Strickland, R ERA: 2.14													0	0	0	0	0	0	0							
Inning Stats	R: 0 E: 0 K: 13	H: 1 LOB: 1 P: 15	R: 1 E: 0 K: 17	H: 2 LOB: 1 P: 22	R: 0 E: 0 K: 13	H: 1 LOB: 1 BB: 0 P: 18	R: 0 E: 0 K: 12	H: 1 LOB: 1 BB: 0 P: 16	R: 1 E: 0 K: 17	H: 3 LOB: 2 BB: 0 P: 28	R: 0 E: 0 K: 2	H: 0 LOB: 1 BB: 1 P: 19	R: 3 E: 0 K: 15	H: 0 LOB: 0 BB: 0 P: 22	R: 0 E: 0 K: 4	H: 0 LOB: 0 BB: 0 P: 8	R: 0 E: 0 K: 10	H: 1 LOB: 1 BB: 0 P: 18	R: 0 E: 0 K: 1	H: 1 LOB: 2 BB: 1 P: 15	R: 1 E: 1 K: 13	H: 2 LOB: 3 BB: 1 P: 22	1B: 10 2B: 5 3B: 0 HR: 1	SF: 1 SAC: 1 DP: 0 HBP: 0	WP: 1 PB: 1 SB: 0 CS: 0	PA: 57
PITCHER	IP: 5.0 ERA: 2.29	WLS: 8 BF: 23	H: 2 R: 2 ER: 2 SO: 8	BB: 0 IBB: 0 HBP: 0 BLK: 0	WP: 0 HR: 0 S: 9	P: 19 ERA: 3.60 WHIP: 1.600	PITCHER		IP: 2.0 ERA: 1.13	WLS: 1 BF: 7	H: 1 R: 0 ER: 0 SO: 2	BB: 0 IBB: 0 HBP: 0 BLK: 0	WP: 0 HR: 0 S: 10	P: 26 ERA: 0.00 WHIP: 0.500	PITCHER		IP: 2.0 ERA: 3.07	WLS: 1 BF: 12	H: 3 R: 1 ER: 0 SO: 2	BB: 1 IBB: 0 HBP: 0 BLK: 0	WP: 0 HR: 0 S: 10	P: 37 ERA: 0.00 WHIP: 2.000			WP: 1 PB: 1 SB: 0 CS: 0	PA: 57

San Francisco Giants @ Arizona Diamondbacks
Chase Field, Phoenix, AZ
Fri Jul 17 2015, 6:41 PM - 11:52 PM MST
Att. 26,922 - Roof Closed - 82 F

AB 51
R 6
H 16
RBI 4
BB 4
SO 16
LOB 31



Batter	1	2	3	4	5	6	7	8	9	10	11	12	AB	R	H	RBI	BB	SO	LOB	BOTTOM																										
11 AJ Pollock, R OBP: 0.349, SLG: 0.468	6 SF9		6 3B		F9		G4-3				K		6	2	2	0	0	1	2																											
6 David Peralta, L OBP: 0.349, SLG: 0.488	2B		2B		G4-3						K		6	1	3	1	0	2	1																											
44 Paul Goldschmidt, R OBP: 0.455, SLG: 0.610	1B		3B		G6-3								3	0	2	2	1	0	0																											
24 Yasmany Tomás, R OBP: 0.343, SLG: 0.436	L5		K		K		FC6-5 WP				K		6	0	0	0	0	3	5																											
19 Jake Lamb, L OBP: 0.347, SLG: 0.400	K		1B		K		K						5	0	1	0	1	3	3																											
7 Wellington Castillo, R OBP: 0.301, SLG: 0.424	K		G5-3		K		K				G3		6	1	2	0	0	3	3																											
16 Chris Owings, R OBP: 0.258, SLG: 0.329	G6-3		HR		L8		K						5	1	2	1	1	1	3																											
13 Nick Ahmed, R OBP: 0.303, SLG: 0.354	G6-3		FC6-5 2B		G6-3		G6-3				F8		5	0	1	0	0	0	3																											
48 Randal Delgado, R ERA: 3.07	L7		FC6-5		2B		G4-3				K		0	0	0	0	0	0	0																											
18 Matt Cain, R ERA: 3.00													2	0	0	0	0	0	0																											
63 Jean Machi, R ERA: 5.14													0	0	1	0	0	0	0																											
70 George Kontos, R ERA: 1.65													0	0	0	0	0	0	0																											
61 Josh Osich, L ERA: 3.75													0	0	0	0	0	0	0																											
60 Hunter Strickland, R ERA: 2.14													0	0	0	0	0	0	0																											
Inning Stats	R: 1 E: 0 K: 12	H: 2 LOB: 1 BB: 0 P: 19	R: 0 E: 0 K: 9	H: 1 LOB: 1 BB: 0 P: 11	R: 2 E: 0 K: 1	H: 3 LOB: 1 BB: 0 P: 24	R: 1 E: 0 K: 10	H: 2 LOB: 1 BB: 0 P: 17	R: 0 E: 0 K: 10	H: 0 LOB: 0 BB: 0 P: 12	R: 1 E: 0 K: 14	H: 2 LOB: 1 BB: 1 P: 21	R: 0 E: 0 K: 5	H: 1 LOB: 2 BB: 0 P: 21	R: 0 E: 0 K: 9	H: 0 LOB: 0 BB: 0 P: 13	R: 0 E: 0 K: 14	H: 1 LOB: 1 BB: 0 P: 20	R: 0 E: 0 K: 3	H: 0 LOB: 0 BB: 1 P: 14	R: 0 E: 0 K: 1	H: 0 LOB: 0 BB: 0 P: 10	R: 0 E: 0 K: 15	H: 2 LOB: 2 BB: 1 P: 22	1B: 6 2B: 5 3B: 2 HR: 1	SF: 2 SAC: 0 DP: 1 HBP: 0	WP: 1 PB: 0 SB: 1 CS: 0	PA: 52																		
PITCHER	IP: 5.0 ERA: 1.85	WLS: 4 BF: 18	H: 4 R: 1 ER: 1 SO: 5	BB: 0 IBB: 0 HBP: 0 BLK: 0	WP: 0 HR: 0 S: 10	P: 21 ERA: 13.50 WHIP: 3.000	PITCHER		IP: 1.1 ERA: 1.85	WLS: 1 BF: 4	H: 0 R: 0 ER: 0 SO: 2	BB: 0 IBB: 0 HBP: 0 BLK: 0	WP: 0 HR: 0 S: 8	P: 17 ERA: 0.00 WHIP: 0.000	PITCHER		IP: 0.1 ERA: 1.85	WLS: 1 BF: 1	H: 0 R: 0 ER: 0 SO: 1	BB: 0 IBB: 0 HBP: 0 BLK: 0	WP: 0 HR: 0 S: 9	P: 6 ERA: 0.00 WHIP: 0.000	PITCHER		IP: 0.1 ERA: 4.38	WLS: 2 BF: 1	H: 0 R: 0 ER: 0 SO: 1	BB: 1 IBB: 0 HBP: 0 BLK: 0	WP: 0 HR: 0 S: 14	P: 10 ERA: 0.00 WHIP: 3.000	PITCHER		IP: 1.0 ERA: 3.24	WLS: 4 BF: 8	H: 0 R: 0 ER: 0 SO: 1	BB: 1 IBB: 0 HBP: 0 BLK: 0	WP: 0 HR: 0 S: 9	P: 14 ERA: 0.00 WHIP: 1.000	PITCHER		IP: 2.0 ERA: 4.15	WLS: 2 BF: 12	H: 2 R: 0 ER: 0 SO: 2	BB: 1 IBB: 0 HBP: 0 BLK: 0	WP: 0 HR: 0 S: 11	P: 32 ERA: 0.00 WHIP: 1.500

San Francisco Giants @ Arizona Diamondbacks
Chase Field, Phoenix, AZ
Fri Jul 17 2015, 6:41 PM - 11:52 PM MST
Att. 26,922 - Roof Closed - 82 F

AB 47
R 5
H 14
RBI 5
BB 3
SO 14
LOB 22



Batter	1	2	3	4	5	6	7	8	9	AB	R	H	RBI	BB	SO	LOB	TOP							
16 Angel Pagán, S OBP: 0.305, SLG: 0.329										4	1	2	1	0	0	0	<p>San Francisco Giants @ Arizona Diamondbacks Chase Field, Phoenix, AZ Sat Jul 18 2015, 5:12 PM - 8:36 PM MST Att: 37,609 - Roof Closed - 79 F</p>							
12 Joe Panik, L OBP: 0.378, SLG: 0.451										3	2	2	0	1	1	2								
5 Matt Duffy, R OBP: 0.341, SLG: 0.468										5	2	3	0	0	0	3								
28 Buster Posey, R OBP: 0.386, SLG: 0.498										4	1	3	4	1	0	1								
8 Hunter Pence, R OBP: 0.352, SLG: 0.500										2	0	1	1	3	0	2								
35 Brandon Crawford, L OBP: 0.332, SLG: 0.468										5	0	1	2	0	0	9								
9 Brandon Belt, L OBP: 0.343, SLG: 0.466										5	0	0	0	0	3	2								
34 Andrew Susac, R OBP: 0.309, SLG: 0.411										2	1	1	0	0	1	1								
7 Gregor Blanco, L OBP: 0.377, SLG: 0.422										3	0	0	0	0	2	0								
22 Jake Peavy, R OBP: 0.111, SLG: 0.111										4	1	1	0	0	0	1								
60 Hunter Strickland, R OBP: 0.000, SLG: 0.000										0	0	0	0	0	0	0								
61 Josh Osich, L OBP: 0.000, SLG: 0.000										0	0	0	0	0	0	0								
54 Sergio Romo, R OBP: 0.000, SLG: 0.000										1	0	0	0	0	0	0								
Inning Stats	R: 0 E: 0 K: 0 S: 9	H: 2 LOB: 1 BB: 0 P: 11	R: 0 E: 0 K: 2 S: 10	H: 0 LOB: 1 BB: 1 P: 23	R: 4 E: 1 K: 1 S: 18	H: 5 LOB: 1 BB: 0 P: 22	R: 3 E: 0 K: 0 S: 19	H: 4 LOB: 2 BB: 0 P: 35	R: 0 E: 0 K: 2 S: 8	H: 0 LOB: 0 BB: 0 P: 10	R: 0 E: 0 K: 0 S: 15	H: 0 LOB: 3 BB: 0 P: 30	R: 0 E: 0 K: 1 S: 10	H: 0 LOB: 0 BB: 0 P: 13	R: 1 E: 0 K: 0 S: 16	H: 3 LOB: 2 BB: 1 P: 28	R: 0 E: 0 K: 1 S: 8	H: 0 LOB: 0 BB: 0 P: 11	1B: 13 HR: 0	SF: 1 2B: 1 3B: 1 DP: 2 HBP: 1	WP: 1 PB: 0 SB: 0 CS: 0	PA: 45		
PITCHER	IP WLS BF H R ER SO BB IBB HBP BLK WP HR S P ERA WHIP	IP WLS BF H R ER SO BB IBB HBP BLK WP HR S P ERA WHIP	IP WLS BF H R ER SO BB IBB HBP BLK WP HR S P ERA WHIP	IP WLS BF H R ER SO BB IBB HBP BLK WP HR S P ERA WHIP	IP WLS BF H R ER SO BB IBB HBP BLK WP HR S P ERA WHIP	IP WLS BF H R ER SO BB IBB HBP BLK WP HR S P ERA WHIP	IP WLS BF H R ER SO BB IBB HBP BLK WP HR S P ERA WHIP	IP WLS BF H R ER SO BB IBB HBP BLK WP HR S P ERA WHIP	IP WLS BF H R ER SO BB IBB HBP BLK WP HR S P ERA WHIP	IP WLS BF H R ER SO BB IBB HBP BLK WP HR S P ERA WHIP	IP WLS BF H R ER SO BB IBB HBP BLK WP HR S P ERA WHIP	IP WLS BF H R ER SO BB IBB HBP BLK WP HR S P ERA WHIP	IP WLS BF H R ER SO BB IBB HBP BLK WP HR S P ERA WHIP	IP WLS BF H R ER SO BB IBB HBP BLK WP HR S P ERA WHIP	IP WLS BF H R ER SO BB IBB HBP BLK WP HR S P ERA WHIP	IP WLS BF H R ER SO BB IBB HBP BLK WP HR S P ERA WHIP	IP WLS BF H R ER SO BB IBB HBP BLK WP HR S P ERA WHIP	IP WLS BF H R ER SO BB IBB HBP BLK WP HR S P ERA WHIP	IP WLS BF H R ER SO BB IBB HBP BLK WP HR S P ERA WHIP	IP WLS BF H R ER SO BB IBB HBP BLK WP HR S P ERA WHIP	IP WLS BF H R ER SO BB IBB HBP BLK WP HR S P ERA WHIP	IP WLS BF H R ER SO BB IBB HBP BLK WP HR S P ERA WHIP	IP WLS BF H R ER SO BB IBB HBP BLK WP HR S P ERA WHIP	IP WLS BF H R ER SO BB IBB HBP BLK WP HR S P ERA WHIP

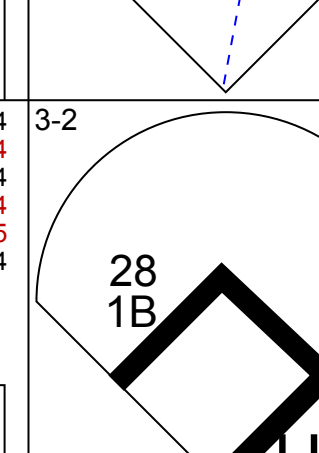

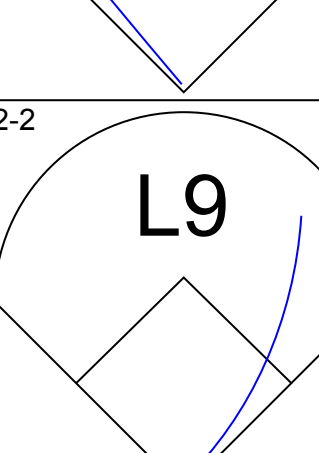

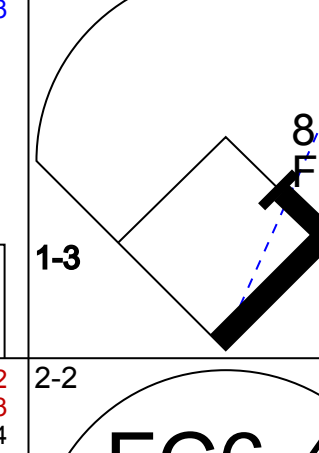
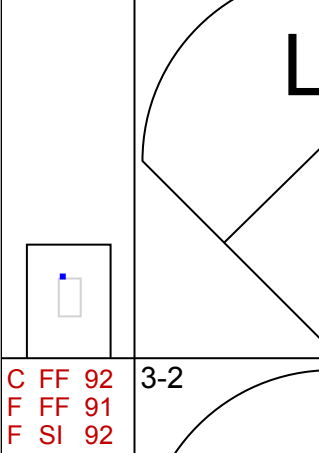

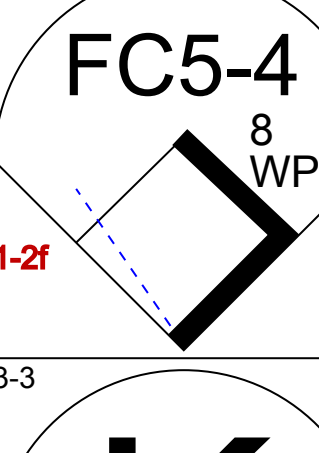
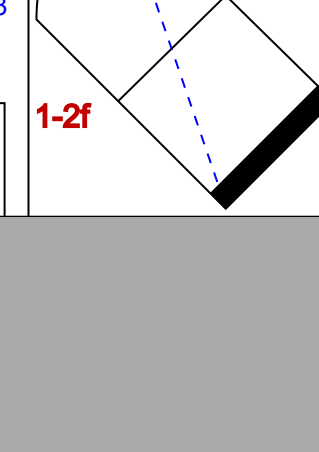
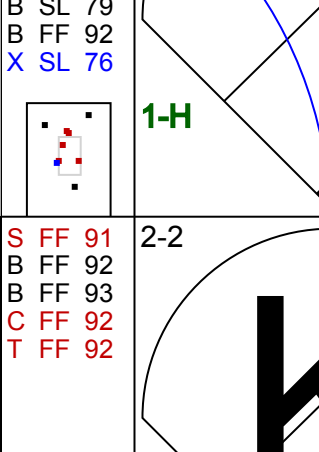

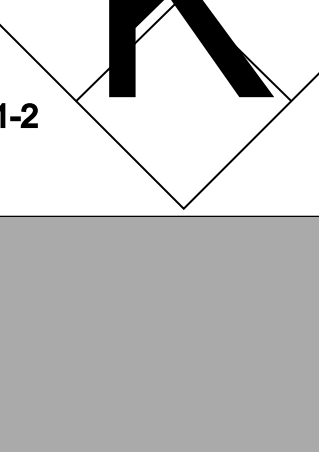








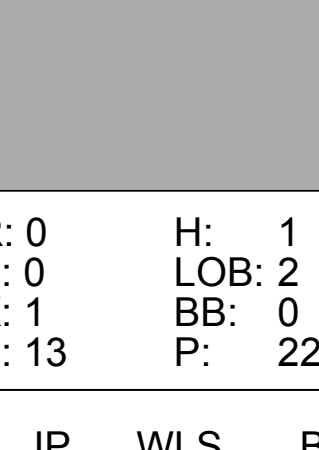
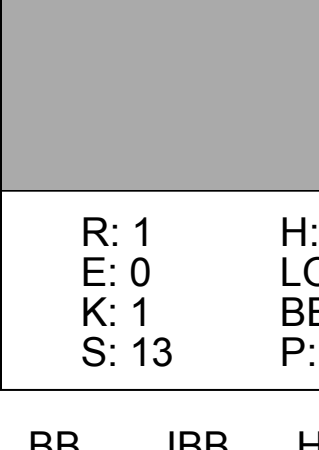
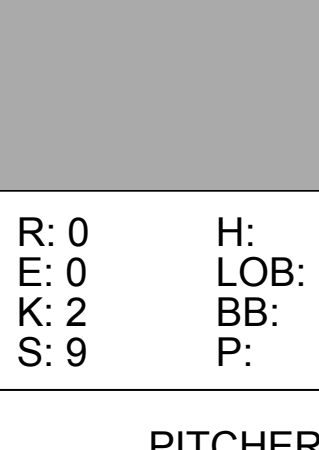
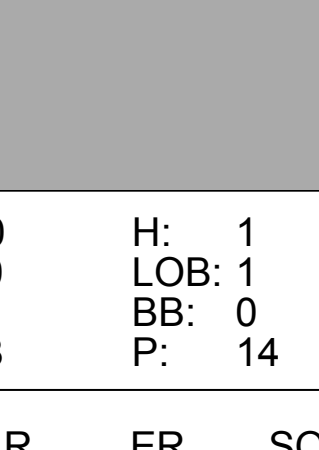
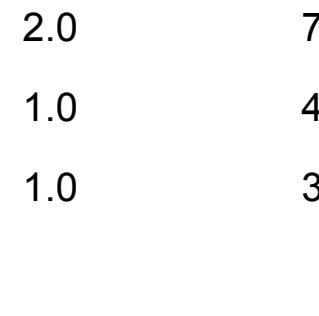



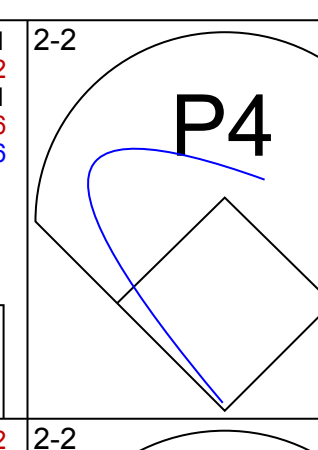

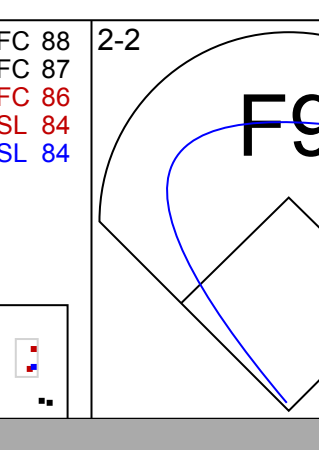

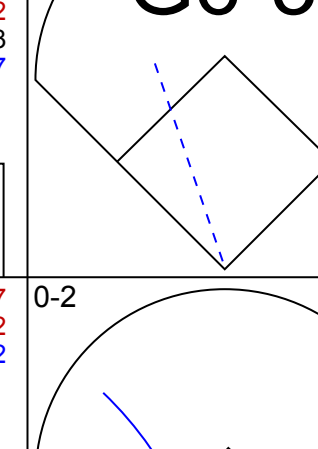


AB 38
R 8
H 14
RBI 8
BB 5
SO 7
LOB 21



Batter	1	2	3	4	5	6	7	8	9	AB	R	H	RBI	BB	SO	LOB	BOTTOM							
5 Ender Inciarte, L OBP: 0.320, SLG: 0.377										5	0	3	1	0	0	0	<p>San Francisco Giants @ Arizona Diamondbacks Chase Field, Phoenix, AZ Sat Jul 18 2015, 5:12 PM - 8:36 PM MST Att: 37,609 - Roof Closed - 79 F</p>							
11 AJ Pollock, R OBP: 0.350, SLG: 0.465										4	0	1	0	1	1	1								
44 Paul Goldschmidt, R OBP: 0.491, SLG: 0.692										4	0	0	0	0	2	4								
6 David Peralta, L OBP: 0.351, SLG: 0.508										4	2	2	1	0	0	0								
16 Chris Owings, R OBP: 0.262, SLG: 0.329										3	0	1	1	1	0	0								
19 Jake Lamb, L OBP: 0.345, SLG: 0.396										4	0	1	0	0	0	1								
13 Nick Ahmed, R OBP: 0.299, SLG: 0.349										4	0	0	0	0	1	3								
23 Oscar Hernández, R OBP: 0.333, SLG: 0.667										3	1	1	0	0	1	0								
7 Wellington Castillo, R OBP: 0.299, SLG: 0.421										1	0	0	0	0	1	0								
57 Chase Anderson, R OBP: 0.196, SLG: 0.192										1	0	0	0	0	1	0								
30 David Hernandez, R OBP: 0.000, SLG: 0.000										0	0	0	0	0	0	0								
2 Aaron Hill, R OBP: 0.000, SLG: 0.000										0	0	0	0	0	0	0								
55 Josh Collmenter, R OBP: 0.000, SLG: 0.000										0	0	0	0	0	0	0								
4 Cliff Pennington, S OBP: 0.000, SLG: 0.000										1	1	1	1	0	0	0								
36 Enrique Burgos, R OBP: 0.000, SLG: 0.000										0	0	0	0	0	0	0								
59 Oliver Pérez, L OBP: 0.000, SLG: 0.000										0	0	0	0	0	0	0								
24 Yasmany Tomás, R OBP: 0.000, SLG: 0.000										1	0	0	0	0	1	0								
Inning Stats	R: 0 E: 0 K: 0 S: 6	H: 0 LOB: 0 BB: 0 P: 9	R: 1 E: 0 K: 0 S: 6	H: 2 LOB: 0 BB: 0 P: 9	R: 0 E: 0 K: 1 S: 13	H: 1 LOB: 2 BB: 1 P: 18	R: 0 E: 0 K: 0 S: 13	H: 0 LOB: 0 BB: 0 P: 17	R: 1 E: 0 K: 1 S: 18	H: 3 LOB: 2 BB: 0 P: 24	R: 1 E: 0 K: 1 S: 8	H: 1 LOB: 0 BB: 0 P: 8	R: 1 E: 0 K: 2 S: 11	H: 1 LOB: 0 BB: 0 P: 17	R: 0 E: 0 K: 1 S: 13	H: 1 LOB: 2 BB: 1 P: 22	R: 0 E: 0 K: 2 S: 12	H: 1 LOB: 1 BB: 0 P: 18	1B: 5 HR: 2	SF: 0 2B: 2 3B: 1 DP: 1 HBP: 0	WP: 0 PB: 0 SB: 0 CS: 0	PA: 38		
PITCHER	IP WLS BF H R ER SO BB IBB HBP BLK WP HR S P ERA WHIP	IP WLS BF H R ER SO BB IBB HBP BLK WP HR S P ERA WHIP	IP WLS BF H R ER SO BB IBB HBP BLK WP HR S P ERA WHIP	IP WLS BF H R ER SO BB IBB HBP BLK WP HR S P ERA WHIP	IP WLS BF H R ER SO BB IBB HBP BLK WP HR S P ERA WHIP	IP WLS BF H R ER SO BB IBB HBP BLK WP HR S P ERA WHIP	IP WLS BF H R ER SO BB IBB HBP BLK WP HR S P ERA WHIP	IP WLS BF H R ER SO BB IBB HBP BLK WP HR S P ERA WHIP	IP WLS BF H R ER SO BB IBB HBP BLK WP HR S P ERA WHIP	IP WLS BF H R ER SO BB IBB HBP BLK WP HR S P ERA WHIP	IP WLS BF H R ER SO BB IBB HBP BLK WP HR S P ERA WHIP	IP WLS BF H R ER SO BB IBB HBP BLK WP HR S P ERA WHIP	IP WLS BF H R ER SO BB IBB HBP BLK WP HR S P ERA WHIP	IP WLS BF H R ER SO BB IBB HBP BLK WP HR S P ERA WHIP	IP WLS BF H R ER SO BB IBB HBP BLK WP HR S P ERA WHIP	IP WLS BF H R ER SO BB IBB HBP BLK WP HR S P ERA WHIP	IP WLS BF H R ER SO BB IBB HBP BLK WP HR S P ERA WHIP	IP WLS BF H R ER SO BB IBB HBP BLK WP HR S P ERA WHIP	IP WLS BF H R ER SO BB IBB HBP BLK WP HR S P ERA WHIP	IP WLS BF H R ER SO BB IBB HBP BLK WP HR S P ERA WHIP	IP WLS BF H R ER SO BB IBB HBP BLK WP HR S P ERA WHIP	IP WLS BF H R ER SO BB IBB HBP BLK WP HR S P ERA WHIP	IP WLS BF H R ER SO BB IBB HBP BLK WP HR S P ERA WHIP	IP WLS BF H R ER SO BB IBB HBP BLK WP HR S P ERA WHIP

AB 36
R 4
H 10
RBI 4
BB 2
SO 8
LOB 10

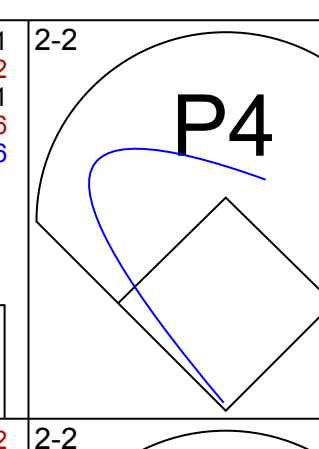
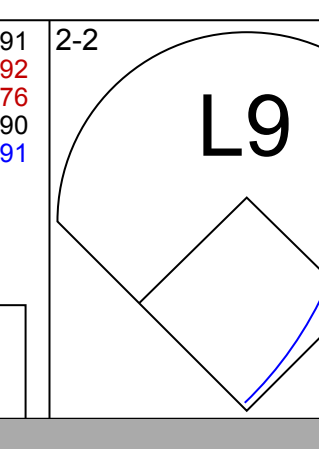
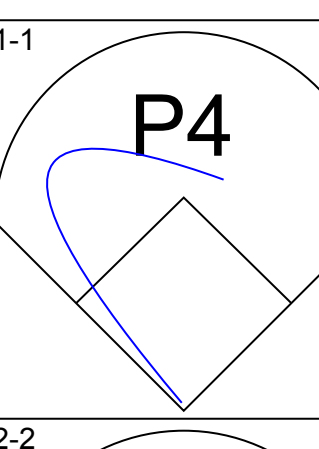
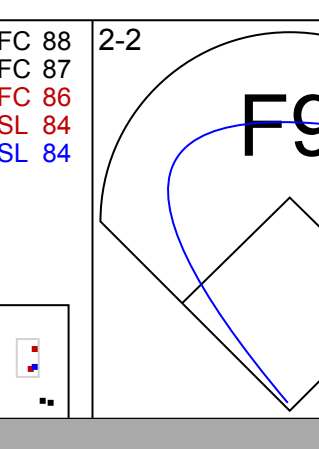

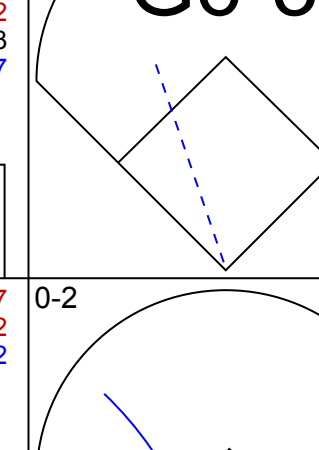
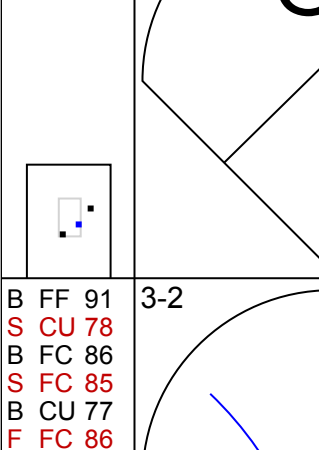
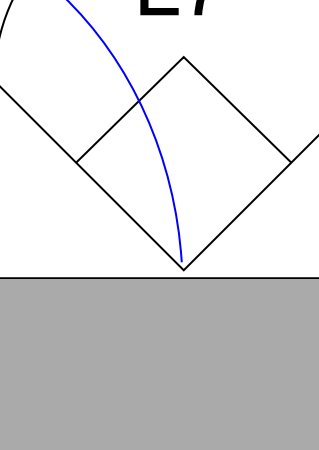
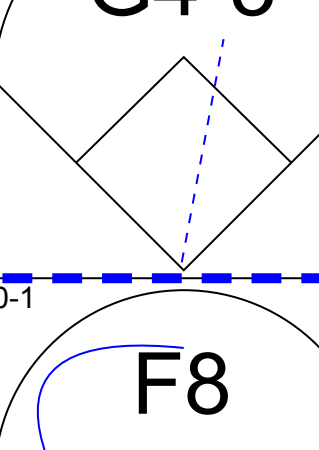
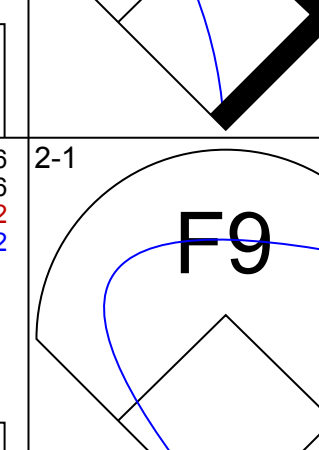
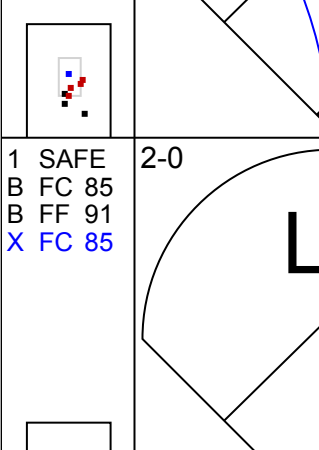
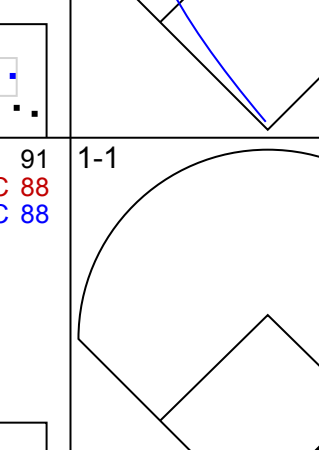
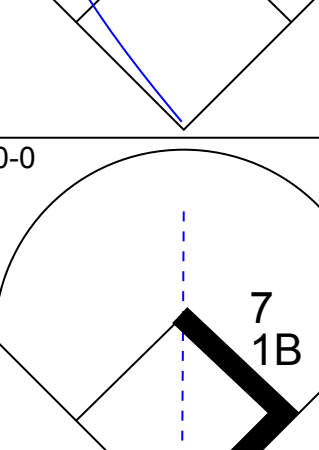

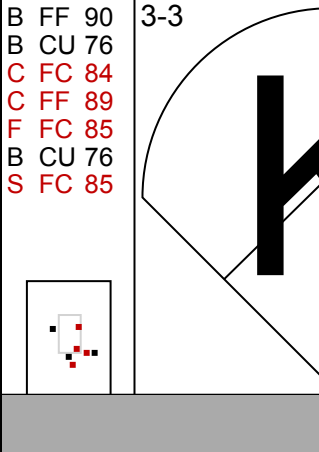
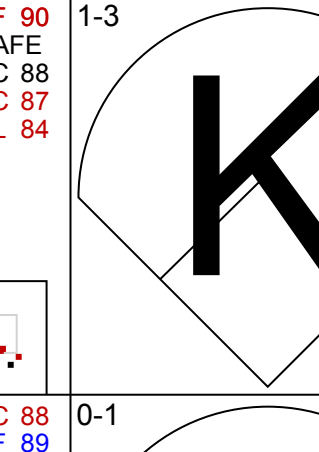
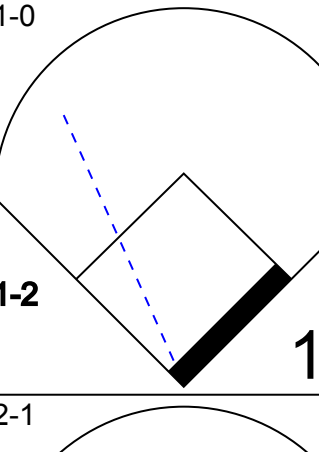


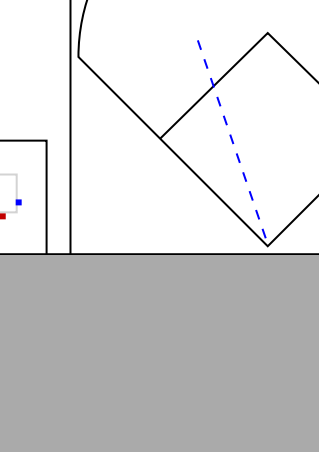
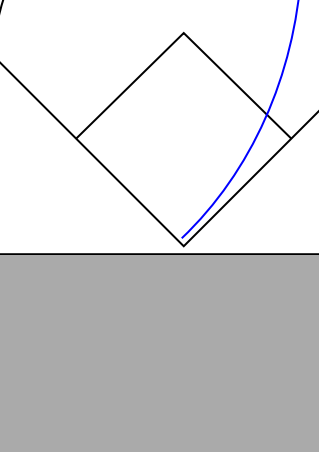

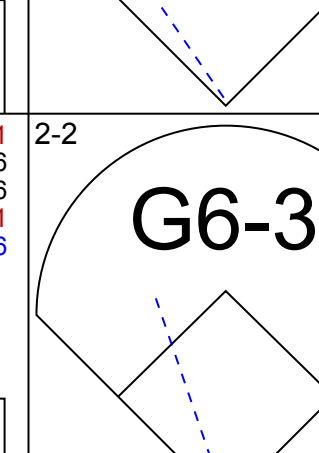







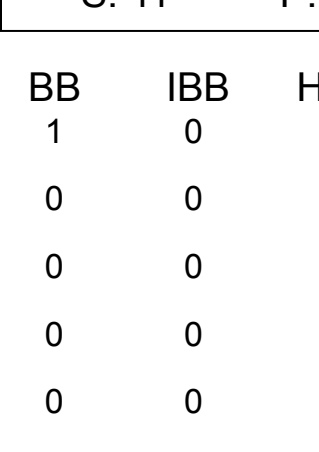
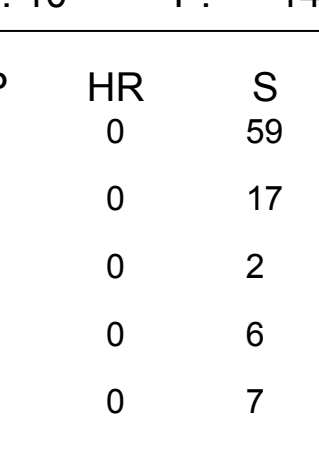
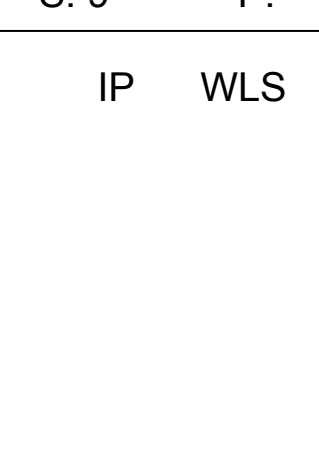


Batter	1	2	3	4	5	6	7	8	9	AB	R	H	RBI	BB	SO	LOB	TOP				
16 Angel Pagán, S OBP: 0.302, SLG: 0.325										4	0	0	0	0	1	2					
12 Joe Panik, L OBP: 0.381, SLG: 0.450										3	1	1	0	1	0	0					
5 Matt Duffy, R OBP: 0.340, SLG: 0.463										3	0	0	0	0	0	2					
28 Buster Posey, R OBP: 0.385, SLG: 0.495										4	0	1	0	0	1	2					
8 Hunter Pence, R OBP: 0.348, SLG: 0.500										4	0	1	1	0	1	3					
35 Brandon Crawford, L OBP: 0.339, SLG: 0.462										4	0	0	0	0	3	1					
43 Justin Maxwell, R OBP: 0.268, SLG: 0.373										4	1	1	1	0	1	0					
9 Brandon Belt, L OBP: 0.345, SLG: 0.468										3	0	1	0	1	0	0					
40 Madison Bumgarner, R OBP: 0.279, SLG: 0.390										2	0	0	0	0	1	1					
70 George Kontos, R ERA: 2.93										0	0	0	0	0	0	0					
49 Javier López, L ERA: 3.32										0	0	0	0	0	0	0					
60 Hunter Strickland, R ERA: 2.9										0	0	0	0	0	0	0					
46 Santiago Casilla, R ERA: 2.9										0	0	0	0	0	0	0					
Inning Stats	R: 0 E: 0 K: 1 S: 13	H: 1 LOB: 2 BB: 0 P: 22	R: 1 E: 0 K: 2 S: 13	H: 2 LOB: 1 BB: 0 P: 19	R: 1 E: 0 K: 1 S: 13	H: 1 LOB: 1 BB: 1 P: 22	R: 0 E: 0 K: 1 S: 9	H: 0 LOB: 0 BB: 0 P: 12	R: 0 E: 0 K: 2 S: 9	H: 0 LOB: 0 BB: 1 P: 11	R: 0 E: 0 K: 0 S: 8	H: 0 LOB: 1 BB: 1 P: 17	R: 0 E: 0 K: 1 S: 8	H: 1 LOB: 1 BB: 0 P: 14	R: 0 E: 0 K: 0 S: 7	H: 0 LOB: 0 BB: 0 P: 12	1B: 2 2B: 2 3B: 0 HR: 1	SF: 0 SAC: 1 DP: 0 HBP: 1	WP: 2 PB: 0 SB: 0 CS: 0	PA: 35	
PITCHER	IP	WLS	BF	H	R	ER	SO	BB	IBB	HBP	BLK	WP	HR	S	P	ERA	WHIP				
46 Patrick Corbin, L ERA: 4.8	5.0	L	21	4	2	2	5	1	0	1	0	1	1	54	86	3.60	1.000				
48 Randall Delgado, R ERA: 2.93	2.0		7	0	0	0	2	1	0	0	0	0	0	17	28	0.00	0.500				
41 Daniel Hudson, R ERA: 3.32	1.0		4	1	0	0	1	0	0	0	0	1	0	8	14	0.00	1.000				
40 Andrew Chafin, L ERA: 2.9	1.0		3	0	0	0	0	0	0	0	0	0	0	7	12	0.00	0.000				

San Francisco Giants @ Arizona Diamondbacks
Chase Field, Phoenix, AZ
Sun Jul 19 2015, 1:11 PM - 4:15 PM MST
Att: 27,173 - Roof Closed - 78 F

AB 31
R 2
H 5
RBI 2
BB 2
SO 8
LOB 11

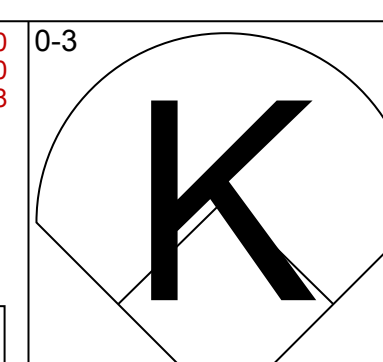
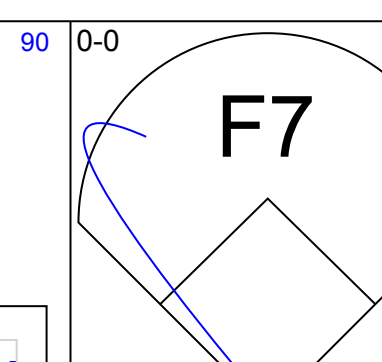
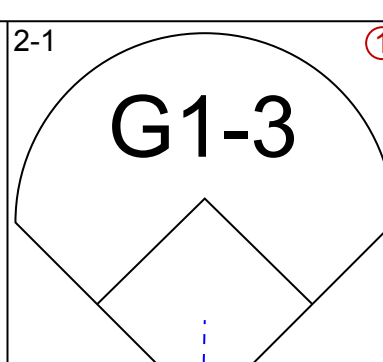
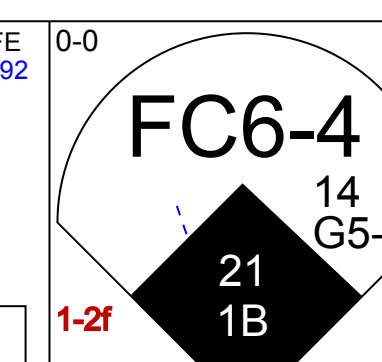
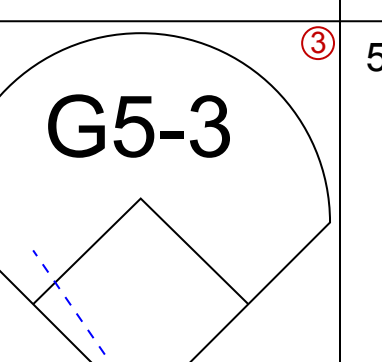
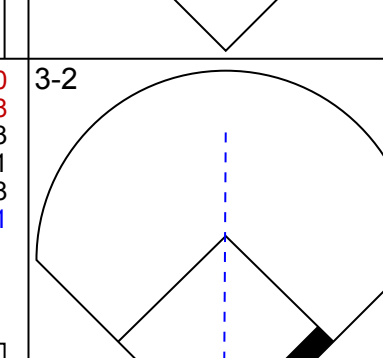
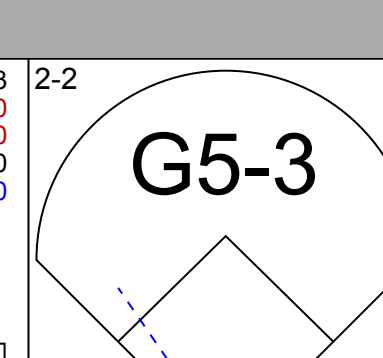
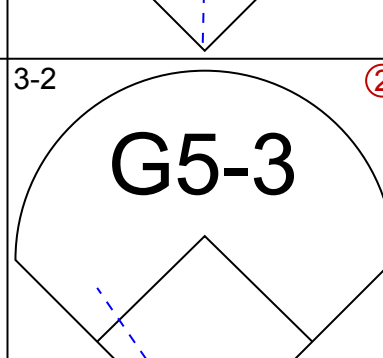
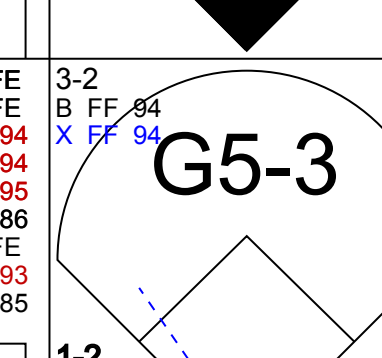
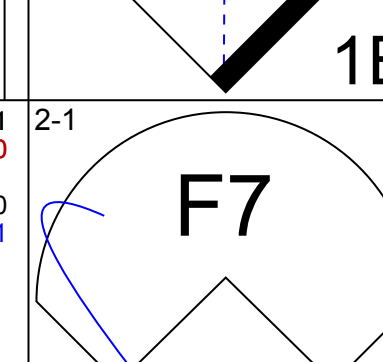
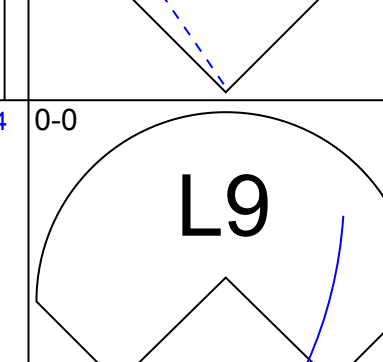
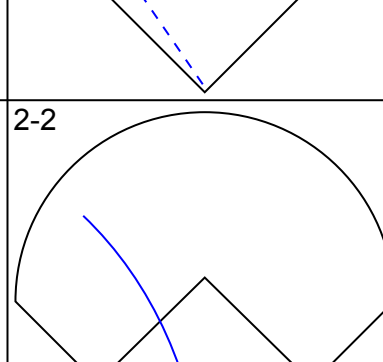
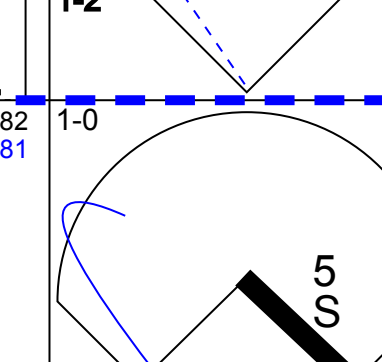
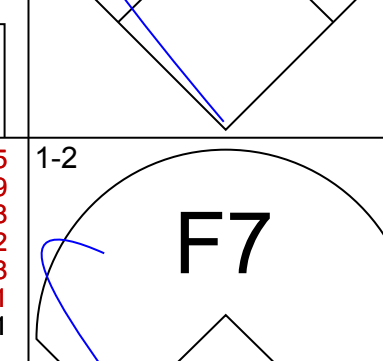
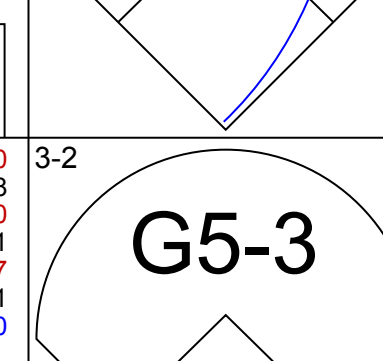
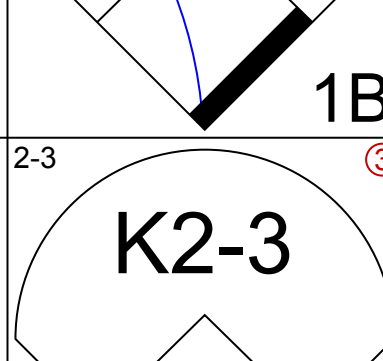
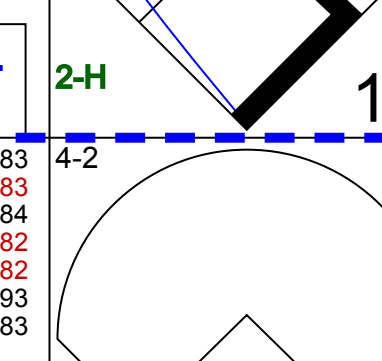
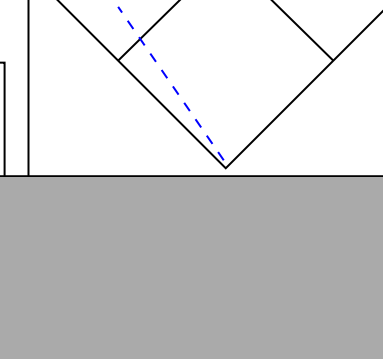
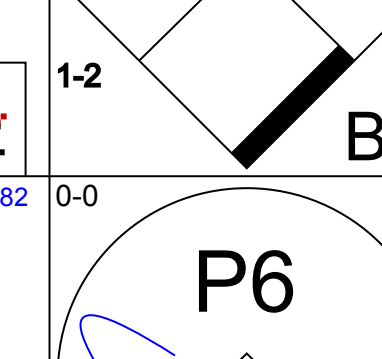
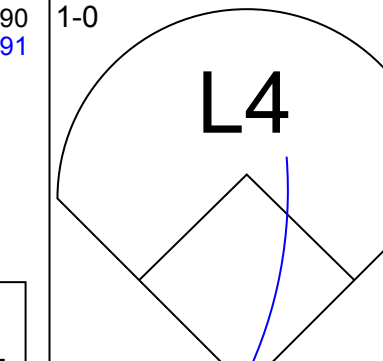
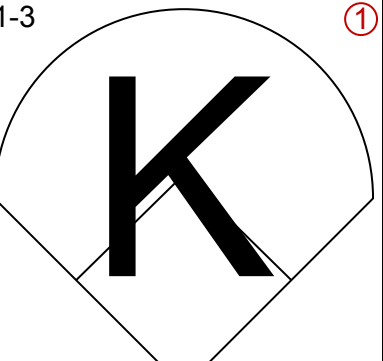
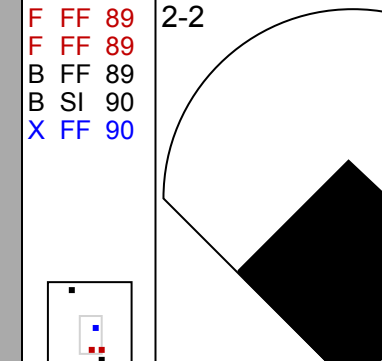
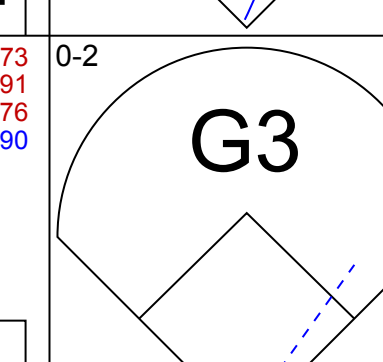
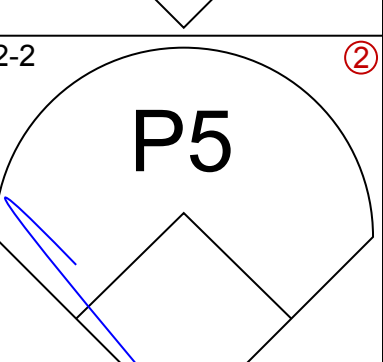
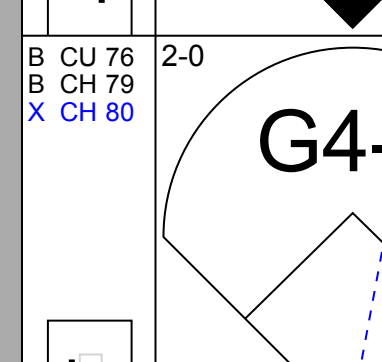
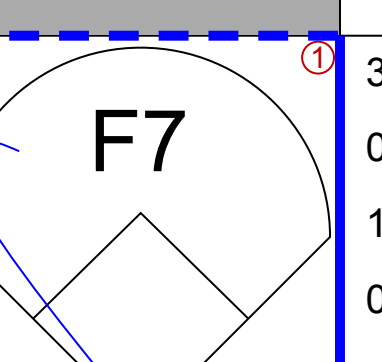
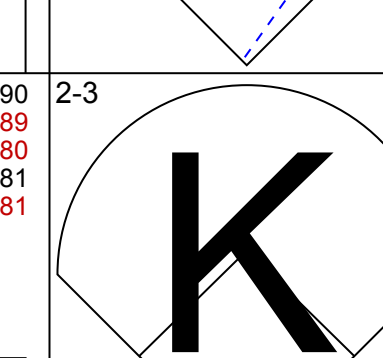
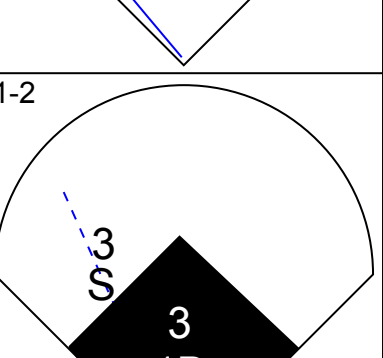
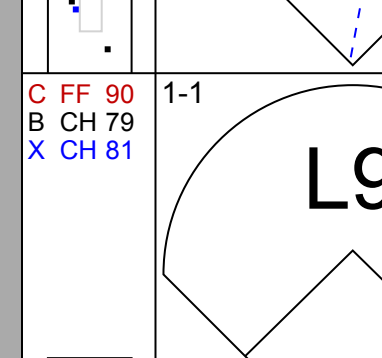
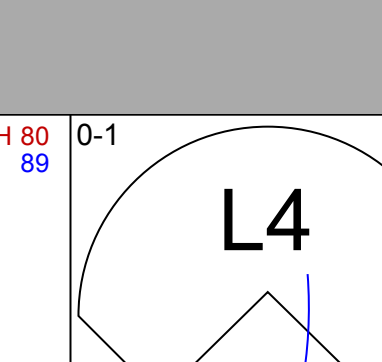
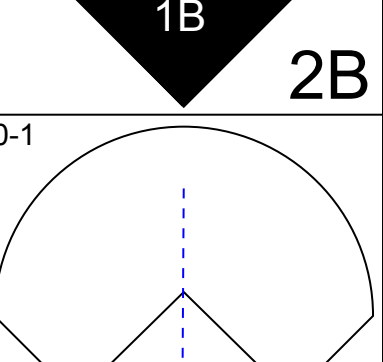
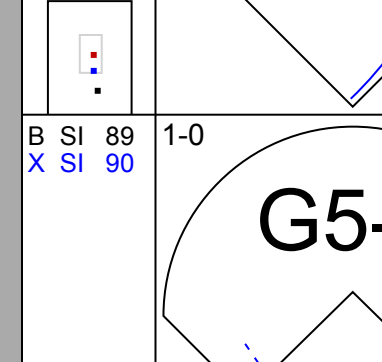
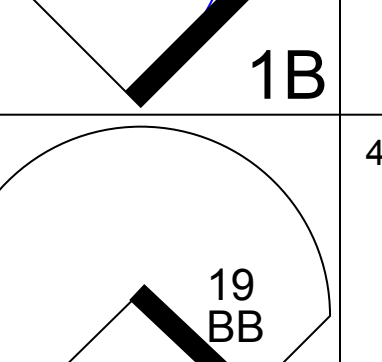
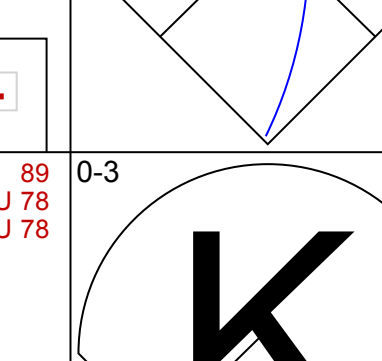
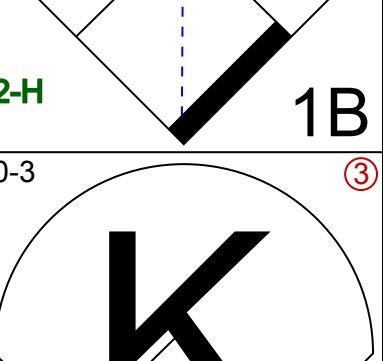
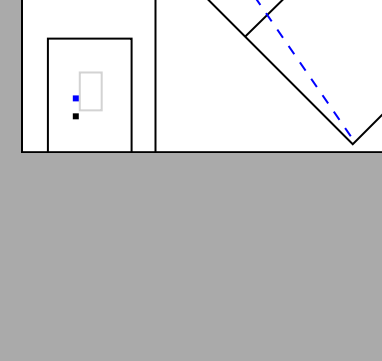


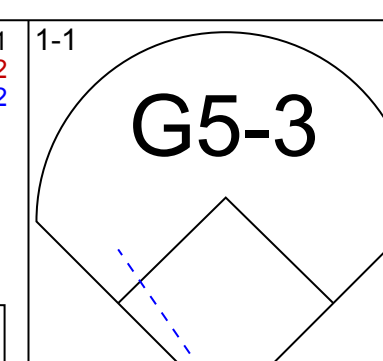
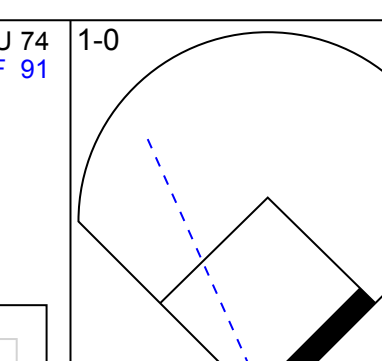
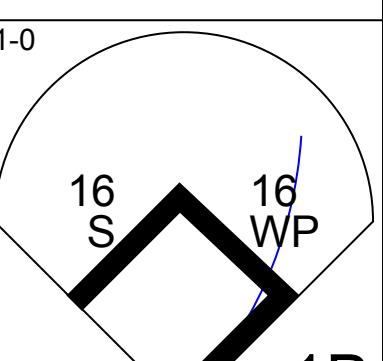
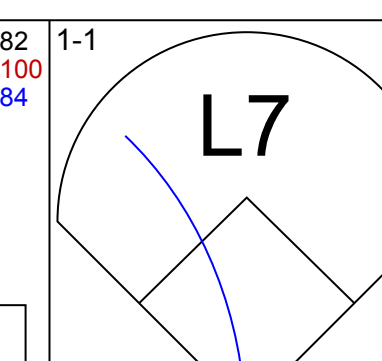
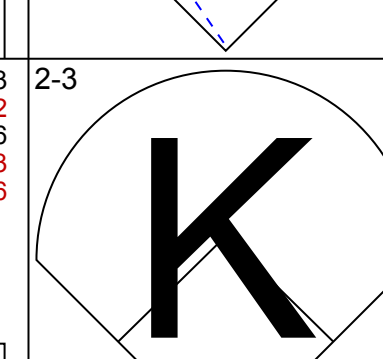
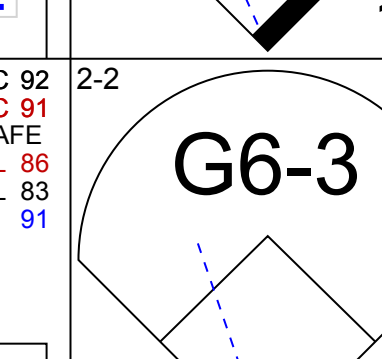
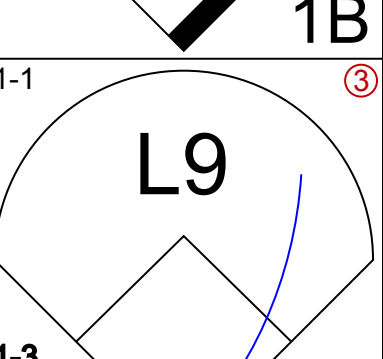
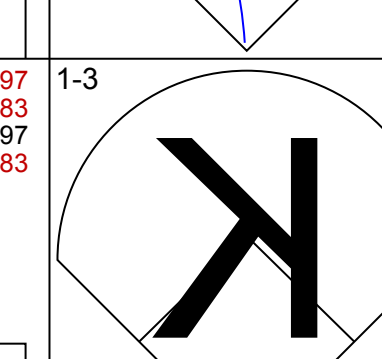
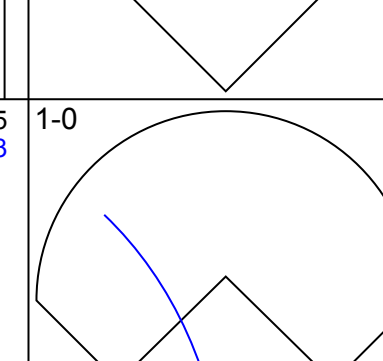
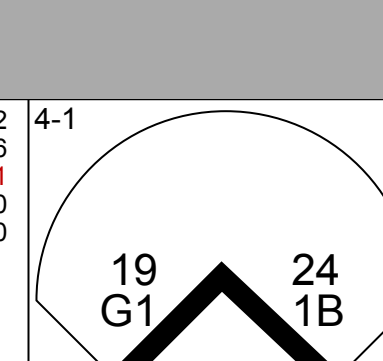
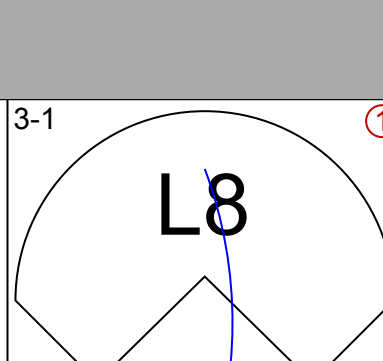
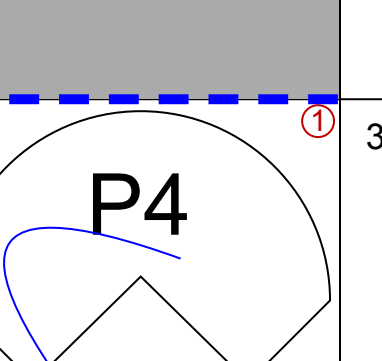
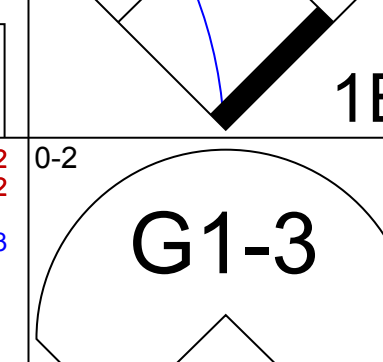
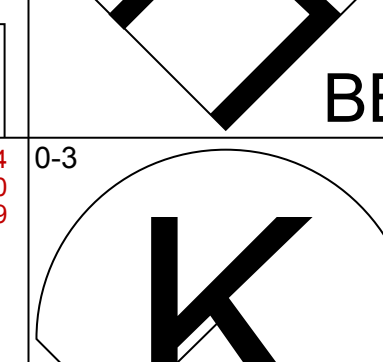
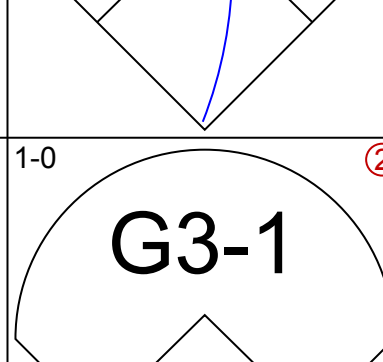
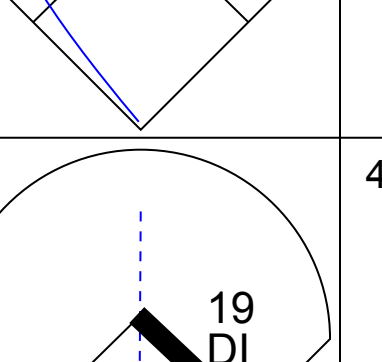
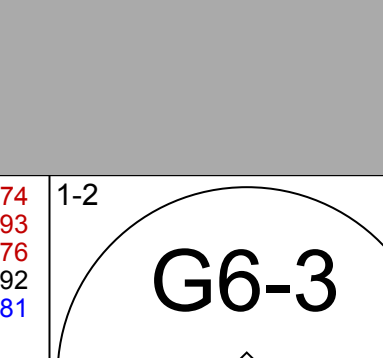
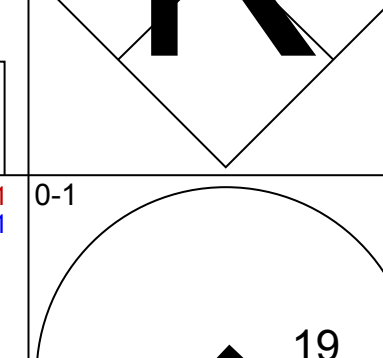
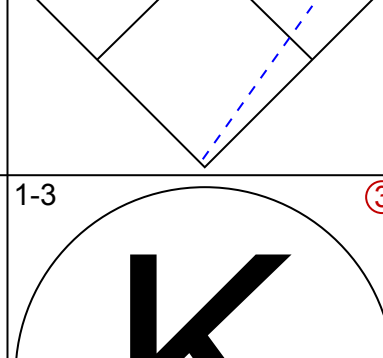
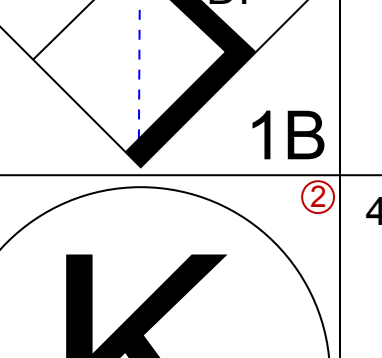
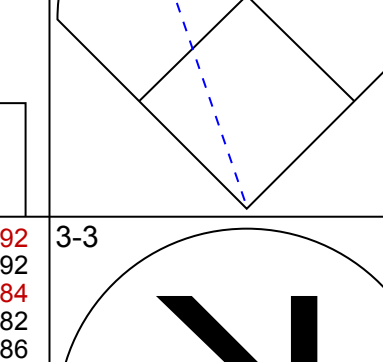
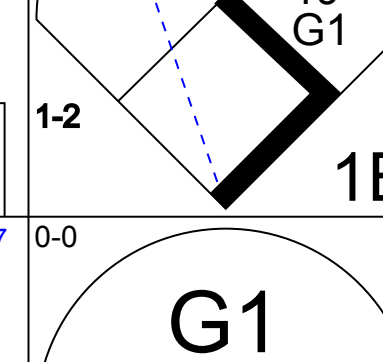
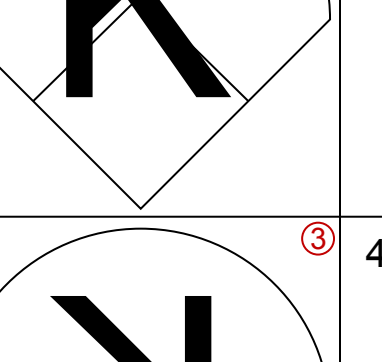

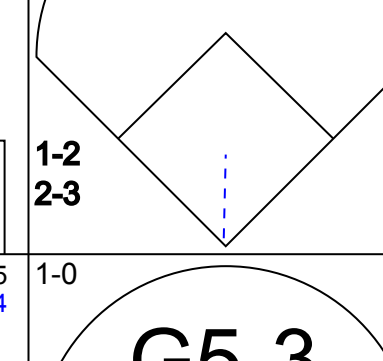
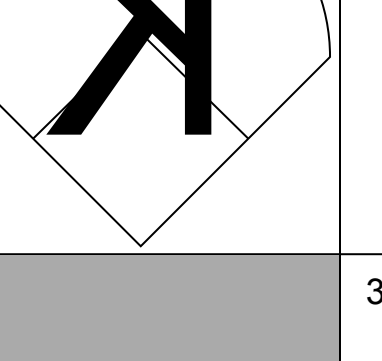
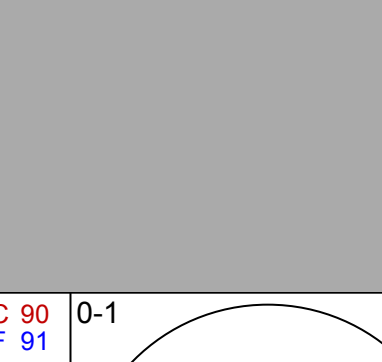
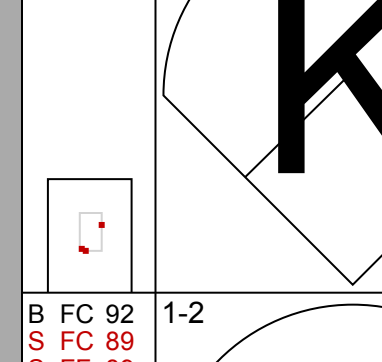
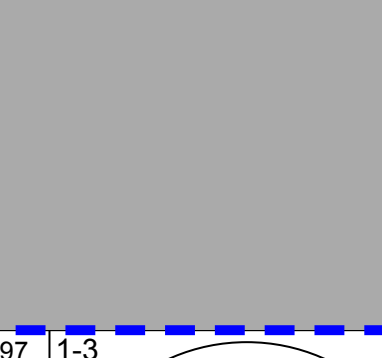
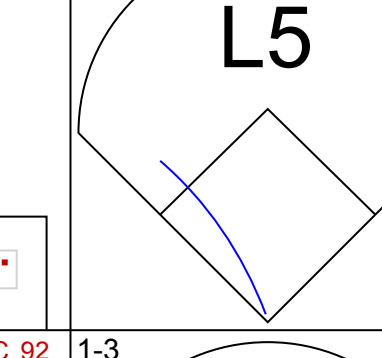
Batter	1	2	3	4	5	6	7	8	9	AB	R	H	RBI	BB	SO	LOB	BOTTOM					
13 Nick Ahmed, R OBP: 0.295, SLG: 0.344										4	0	0	0	0	0	3						
19 Jake Lamb, L OBP: 0.342, SLG: 0.393										4	0	0	0	0	0	0						
5 Ender Inciarte, L OBP: 0.315, SLG: 0.372										4	0	2	0	0	0	0						
44 Paul Goldschmidt, R OBP: 0.491, SLG: 0.694										4	0	2	0	0	0	2						
11 AJ Pollock, R OBP: 0.352, SLG: 0.466										4	0	2	0	0	0	2						
7 Welington Castillo, R OBP: 0.304, SLG: 0.420										3	1	1	0	1	2	2						
24 Yasmany Tomás, R OBP: 0.341, SLG: 0.433										4	0	1	0	0	1	3						
2 Aaron Hill, R OBP: 0.285, SLG: 0.328										4	0	2	0	0	0	0						
16 Chris Owings, R OBP: 0.261, SLG: 0.328										4	0	1	0	0	0	4						
46 Patrick Corbin, L ERA: 3.27										1	0	0	1	0	0	2						
26 Danny Dorn, L OBP: 0.279, SLG: 0.390										1	0	0	0	0	0	1						
48 Randall Delgado, R ERA: 2.93										0	0	0	0	0	0	0						
4 Cliff Pennington, S OBP: 0.322, SLG: 0.329										0	0	0	0	0	0	1						
41 Daniel Hudson, R ERA: 3.32										0	0	0	0	0	0	0						
40 Andrew Chafin, R ERA: 2.9										0	0	0	0	0	0	0						
6 David Peraltá, L OBP: 0.260, SLG: 0.308										1	0	0	0	0	0	1						
Inning Stats	R: 0 E: 0 K: 0 S: 13	H: 1 LOB: 1 BB: 0 P: 19	R: 1 E: 0 K: 0 S: 14	H: 2 LOB: 2 BB: 1 P: 24	R: 0 E: 0 K: 0 S: 11	H: 1 LOB: 1 BB: 0 P: 21	R: 0 E: 0 K: 1 S: 10	H: 0 LOB: 0 BB: 0 P: 14	R: 0 E: 0 K: 1 S: 11	H: 0 LOB: 0 BB: 0 P: 15	R: 0 E: 0 K: 0 S: 8	H: 1 LOB: 1 BB: 0 P: 12	R: 0 E: 0 K: 0 S: 9	H: 1 LOB: 1 BB: 0 P: 14	R: 0 E: 0 K: 0 S: 8	H: 2 LOB: 2 BB: 0 P: 12	R: 0 E: 0 K: 0 S: 7	H: 1 LOB: 1 BB: 0 P: 10	1B: 8 2B: 1 3B: 0 HR: 0	SF: 0 SAC: 0 DP: 0 HBP: 0	WP: 0 PB: 0 SB: 1 CS: 0	PA: 37
PITCHER	IP	WLS	BF	H	R	ER	SO	BB	IBB	HBP	BLK	WP	HR	S	P	ERA	WHIP					
40 Madison Bumgarner, L ERA: 3.27	5.0	W	20	4	1	1	3	1	0	0	0	0	0	59	93	1.80	1.000					
70 George Kontos, R ERA: 1.58	2.0	H	8	2	0	0	1	0	0	0	0	0	0	17	26	0.00	1.000					
49 Javier López, L ERA: 1.25	0.1	H	1	0	0	0	0	0	0	0	0	0	0	2	3	0.00	0.000					
60 Hunter Strickland, R ERA: 1.99	0.2	H	4	2	0	0	0	0	0	0	0	0	0	6	9	0.00	3.000					
46 Santiago Casilla, R ERA: 3.15	1.0	S	4	1	0	0	0	0	0	0	0	0	0	7	10	0.00	1.000					

San Francisco Giants @ Arizona Diamondbacks
Chase Field, Phoenix, AZ
Sun Jul 19 2015, 1:11 PM - 4:15 PM MST
Att: 27,173 - Roof Closed - 78 F

AB 36
R 1
H 9
RBI 1
BB 1
SO 4
LOB 19



Batter	1	2	3	4	5	6	7	8	9	AB	R	H	RBI	BB	SO	LOB	TOP							
51 Ichiro Suzuki, L (1,9) OBP: 0.312, SLG: 0.294										5	1	0	0	0	1	3	Miami Marlins @ Arizona Diamondbacks Chase Field, Phoenix, AZ Tue Jul 21 2015, 6:41 PM - 9:36 PM MST Att: 16,983 - Roof Closed - 79 F							
14 Martin Prado, R (1,4) (8,5) OBP: 0.316, SLG: 0.374										4	0	1	0	0	0	1								
21 Christian Yelich, L (1,8) (7,7) OBP: 0.340, SLG: 0.369										4	0	2	1	0	0	1								
48 Justin Bour, L (1,3) OBP: 0.340, SLG: 0.478										3	0	0	0	0	1	2								
5 Casey McGehee, R (8,PH) (8,3) OBP: 0.298, SLG: 0.393										0	0	0	0	1	0	0								
38 Michael Morse, R (1,7) OBP: 0.268, SLG: 0.316										3	1	1	1	0	1	0								
28 Cole Gillespie, R (7,8) OBP: 0.370, SLG: 0.529										1	0	0	0	0	0	2								
32 Derek Dietrich, L (1,5) OBP: 0.370, SLG: 0.548										3	0	0	0	0	0	0								
22 Carter Capps, R (8,1) OBP: 0.500, SLG: 0.500										0	0	0	0	0	0	0								
17 Donovan Solano, R (8,PH) OBP: 0.172, SLG: 0.210										1	0	0	0	0	0	0								
44 AJ Ramos, R (9,1)										0	0	0	0	0	0	0								
20 J.T. Realmuto, R (1,2) OBP: 0.280, SLG: 0.395										4	1	2	0	0	1	0								
3 Adeiny Hechavarria, R (1,6) OBP: 0.317, SLG: 0.375										4	0	2	1	0	0	0								
35 Mat Latos, R (1,1) OBP: 0.278, SLG: 0.278										2	0	0	0	0	2	1								
19 Miguel Rojas, R (8,PH) OBP: 0.276, SLG: 0.308										1	0	1	0	1	0	0								
Inning Stats	R: 0 H: 1 E: 0 K: 1 S: 15	H: 1 LOB: 1 BB: 0 P: 21	R: 0 H: 0 E: 0 K: 1 S: 8	H: 0 LOB: 0 BB: 0 P: 11	R: 0 H: 0 E: 0 K: 1 S: 6	H: 0 LOB: 0 BB: 0 P: 6	R: 0 H: 0 E: 0 K: 0 S: 8	H: 0 LOB: 0 BB: 0 P: 13	R: 1 H: 2 E: 0 K: 2 S: 14	H: 1 LOB: 1 BB: 0 P: 18	R: 0 H: 1 E: 0 K: 1 S: 11	H: 1 LOB: 0 BB: 0 P: 20	R: 1 H: 1 E: 0 K: 0 S: 7	H: 1 LOB: 0 BB: 0 P: 13	R: 1 H: 2 E: 0 K: 0 S: 13	H: 2 LOB: 2 BB: 1 P: 21	R: 0 H: 2 E: 0 K: 0 S: 12	H: 2 LOB: 2 BB: 1 P: 22	1B: 7 2B: 1 3B: 0 HR: 1	SF: 0 SAC: 0 DP: 0 HBP: 0	WP: 0 PB: 0 SB: 2 CS: 1	PA: 37		
PITCHER	IP WLS BF H R ER SO BB IBB HBP BLK WP HR S P ERA WHIP	7.0 L 26 5 2 2 6 0 0 0 0 0 1 69 102 2.57 0.714	0.2 3 1 1 0 0 0 0 0 0 0 0 0 0 8 11 13.50 1.500	0.0 1 1 0 0 0 0 0 0 0 0 0 0 1 2 ∞ ∞	0.1 2 0 0 0 0 1 0 0 0 0 0 0 4 8 0.00 3.000	1.0 5 2 0 0 0 0 1 0 0 0 0 0 12 22 0.00 3.000																		

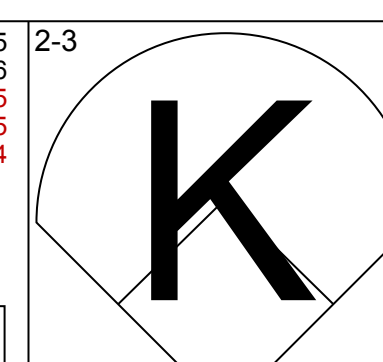
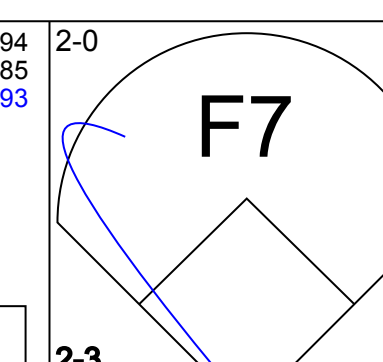
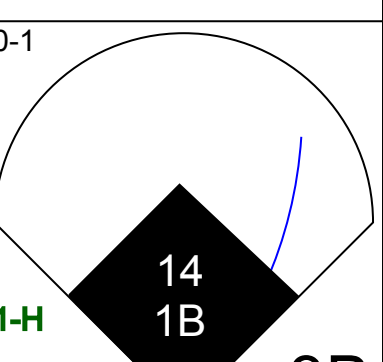
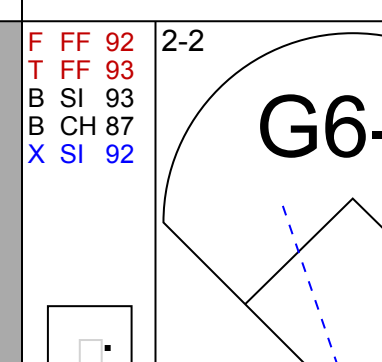
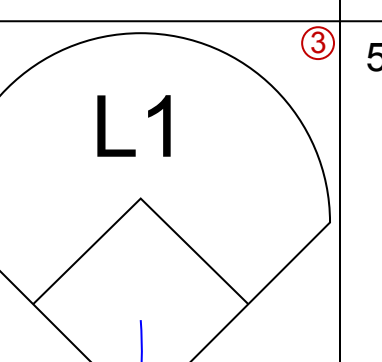
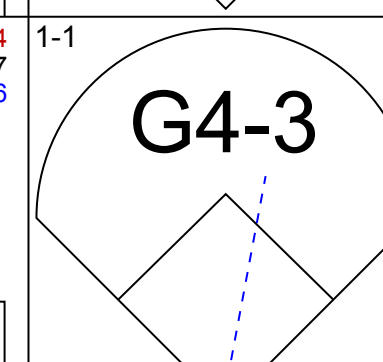
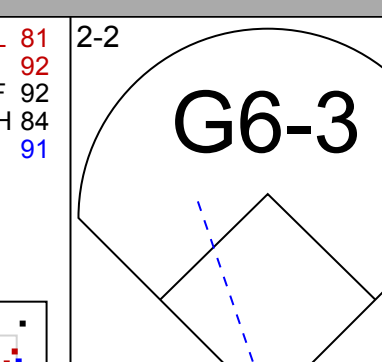
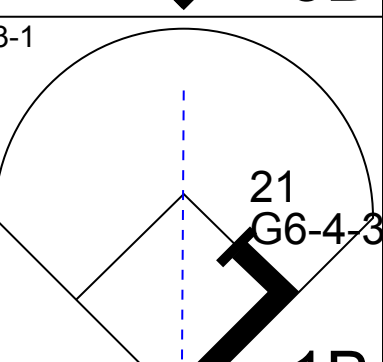
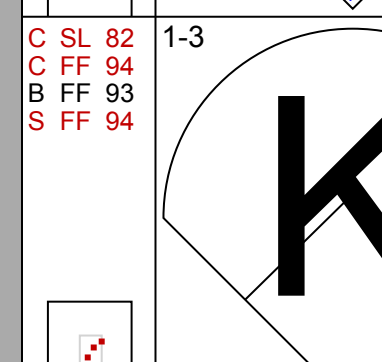
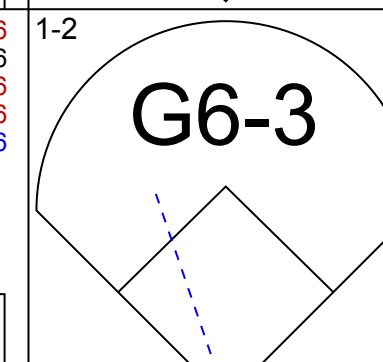
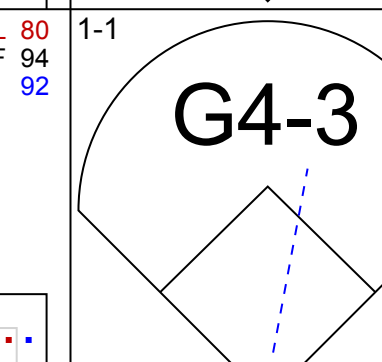
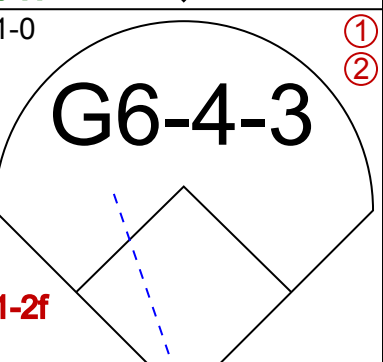
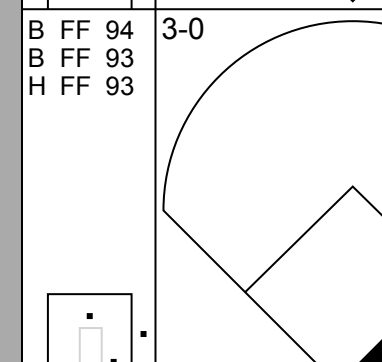
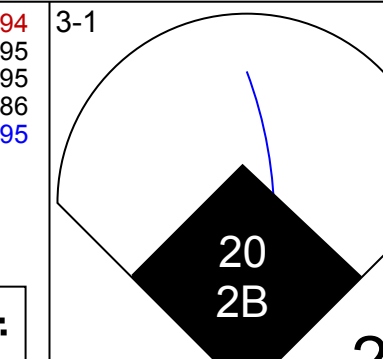
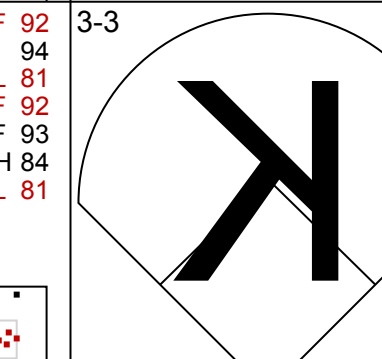
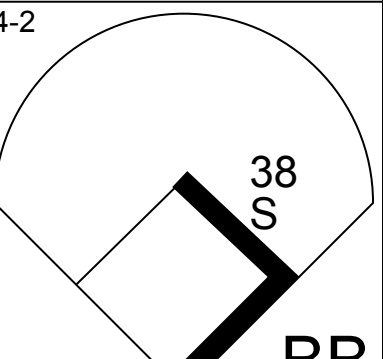
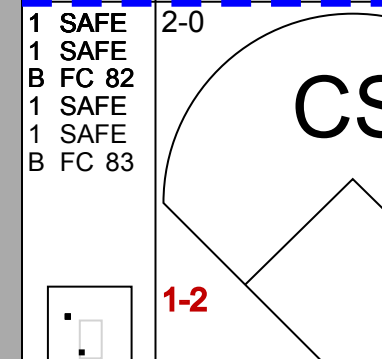
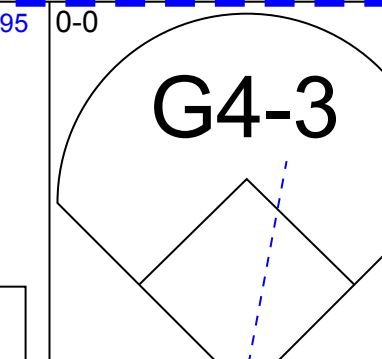
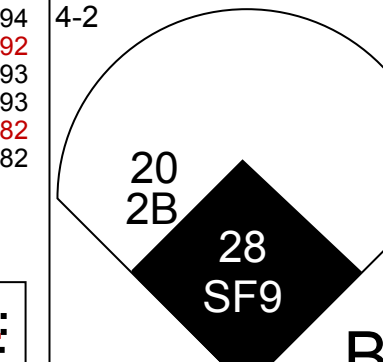
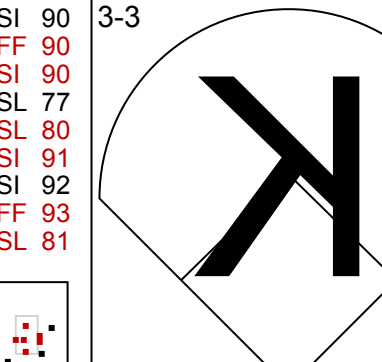
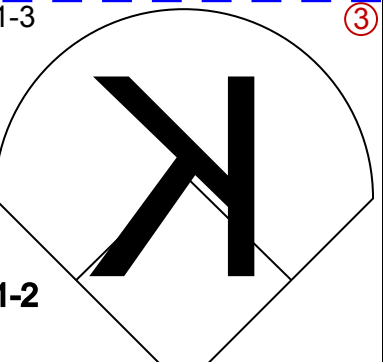
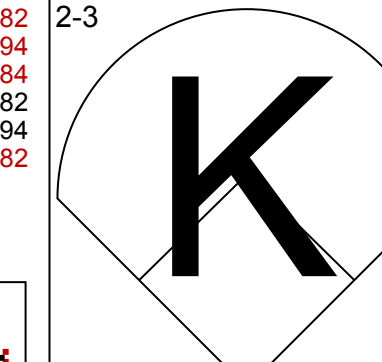
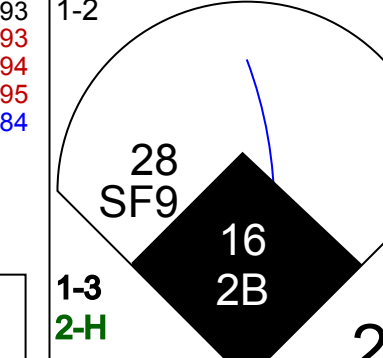
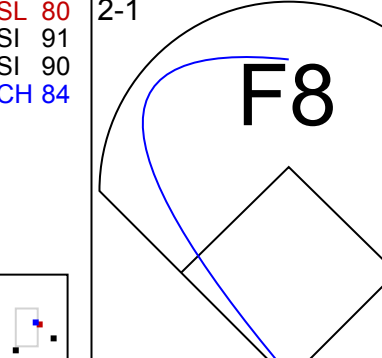
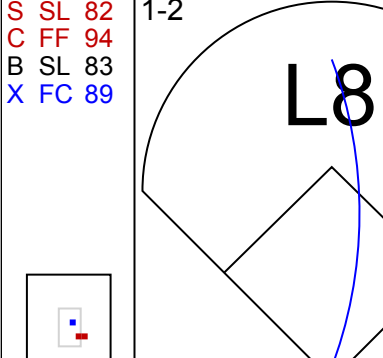
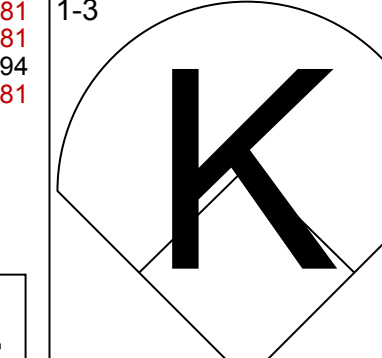
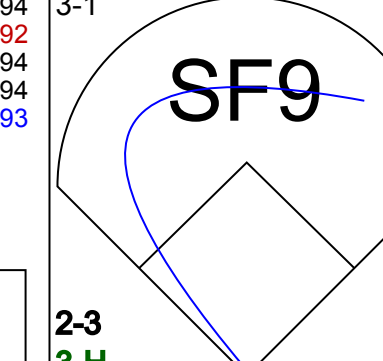
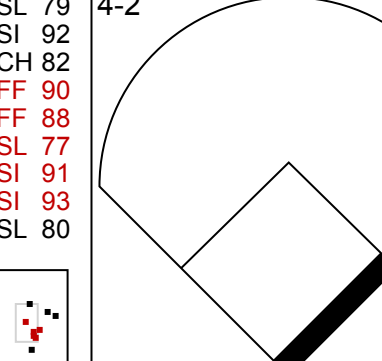
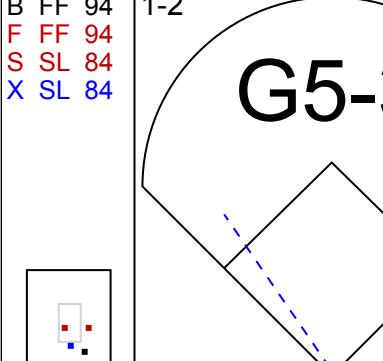
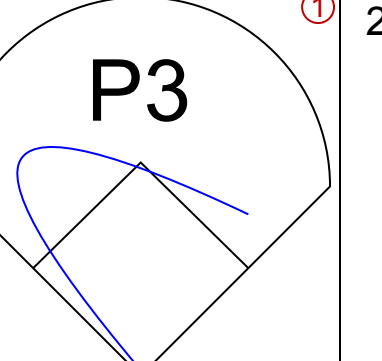
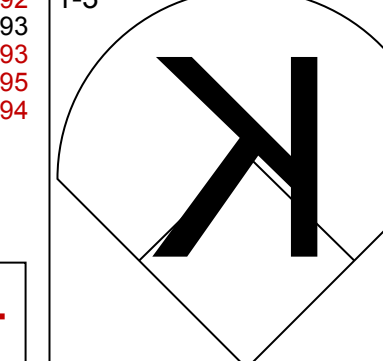
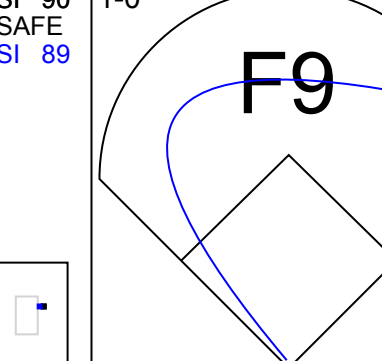
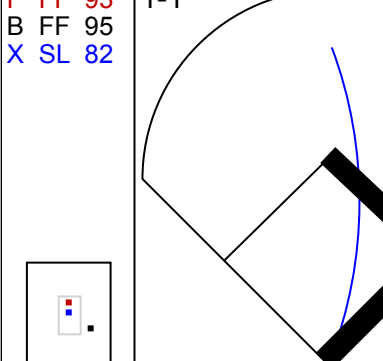
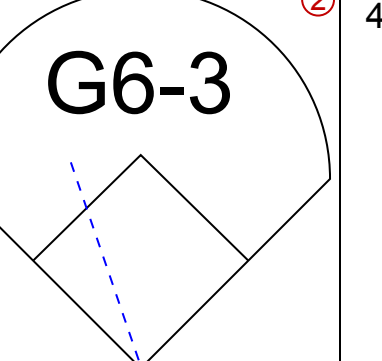
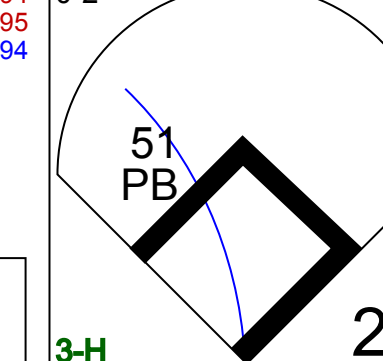
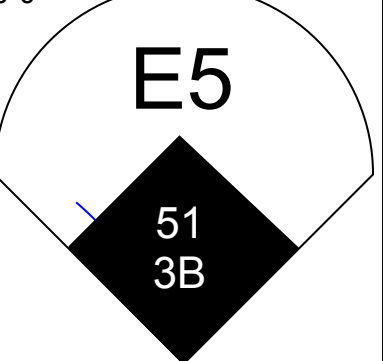
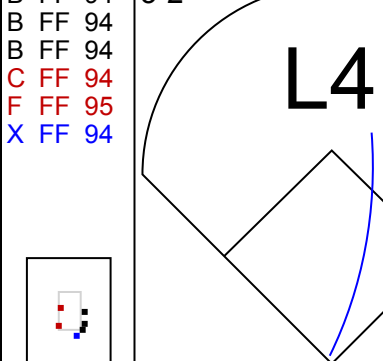
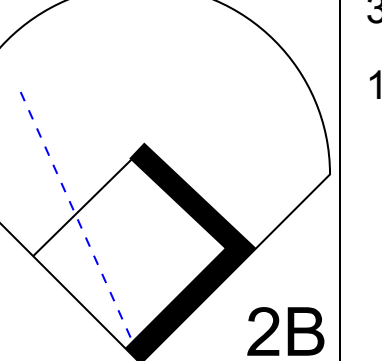
Batter	1	2	3	4	5	6	7	8	9	AB	R	H	RBI	BB	SO	LOB	BOTTOM					
11 AJ Pollock, R (1,8) OBP: 0.355, SLG: 0.463										4	0	2	0	0	0	0	Miami Marlins @ Arizona Diamondbacks Chase Field, Phoenix, AZ Tue Jul 21 2015, 6:41 PM - 9:36 PM MST Att: 16,983 - Roof Closed - 79 F					
16 Chris Owings, R (1,4) OBP: 0.281, SLG: 0.326										4	0	0	0	0	2	2						
44 Paul Goldschmidt, R (1,3) OBP: 0.455, SLG: 0.691										3	0	1	0	1	0	0						
6 David Peralta, L (1,7) OBP: 0.347, SLG: 0.498										4	0	1	0	0	1	2						
24 Yasmany Tomás, R (1,9) OBP: 0.339, SLG: 0.431										4	0	1	0	0	2	1						
19 Jake Lamb, L (1,5) OBP: 0.338, SLG: 0.385										4	0	0	0	0	2	3						
7 Wellington Castillo, R (1,2) OBP: 0.293, SLG: 0.402										3	0	0	0	0	2	2						
13 Nick Ahmed, R (1,6) OBP: 0.296, SLG: 0.348										3	0	0	0	0	0	0						
40 Andrew Chafin, R (8,1)										0	0	0	0	0	0	0						
48 Randall Delgado, R (8,1)										0	0	0	0	0	0	0						
55 Josh Collmenter, R (9,1) OBP: 0.269, SLG: 0.298										0	0	0	0	0	0	0						
58 Jeremy Hellickson, R (1,1) OBP: 0.219, SLG: 0.172										2	0	0	0	0	1	0						
37 Matt Stites, L (8,1)										0	0	0	0	0	0	0						
4 Cliff Pennington, S (8,6) OBP: 0.320, SLG: 0.290										1	0	0	0	0	1	0						
Inning Stats	R: 0 H: 1 E: 0 K: 1 S: 9	H: 0 LOB: 1 BB: 0 P: 13	R: 0 H: 0 E: 0 K: 2 S: 11	H: 0 LOB: 0 BB: 0 P: 16	R: 0 H: 1 E: 0 K: 1 S: 9	H: 1 LOB: 1 BB: 0 P: 13	R: 0 H: 1 E: 0 K: 1 S: 8	H: 1 LOB: 2 BB: 1 P: 13	R: 0 H: 0 E: 0 K: 1 S: 6	H: 0 LOB: 0 BB: 0 P: 11	R: 0 H: 0 E: 0 K: 1 S: 8	H: 0 LOB: 0 BB: 0 P: 10	R: 0 H: 0 E: 0 K: 2 S: 8	H: 0 LOB: 0 BB: 0 P: 11	R: 0 H: 1 E: 0 K: 2 S: 8	H: 1 LOB: 1 BB: 0 P: 11	1B: 5 2B: 0 3B: 0 HR: 0	SF: 0 SAC: 0 DP: 0 HBP: 0	WP: 1 PB: 0 SB: 1 CS: 0	PA: 33		
PITCHER	IP WLS BF H R ER SO BB IBB HBP BLK WP HR S P ERA WHIP	7.0 W 26 4 0 0 0 2 0 0 0 0 0 8 11 0.00 0.000	1.0 H 3 0 0 0 2 0 0 0 0 0 0 8 11 0.00 1.000	1.0 S 4 1 0 0 2 0 0 0 0 0 0 8 11 0.00 1.000																		

livebaseballscorecards.com

MIAMI

livebaseballscorecards.com

MIAMI

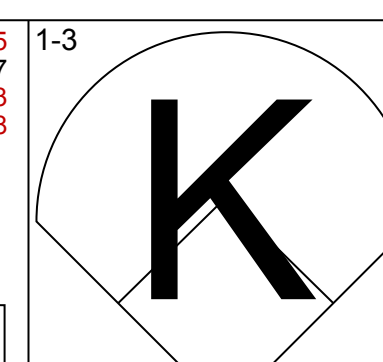
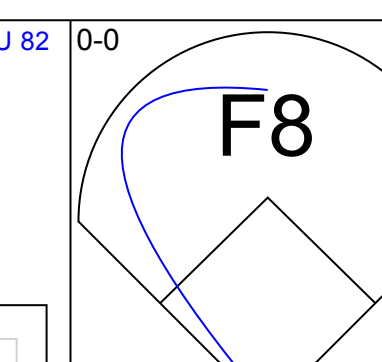
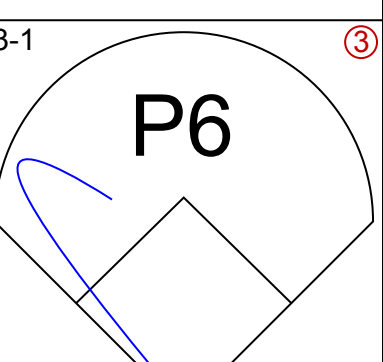
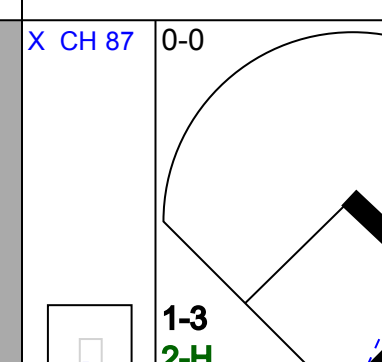
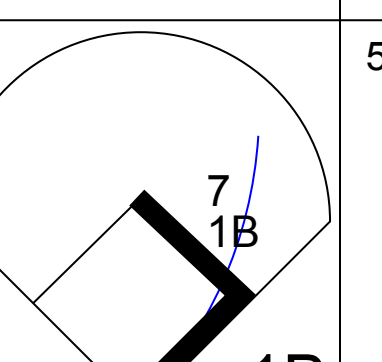
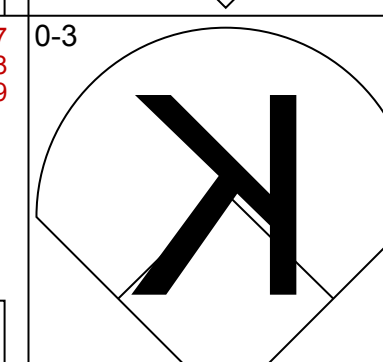
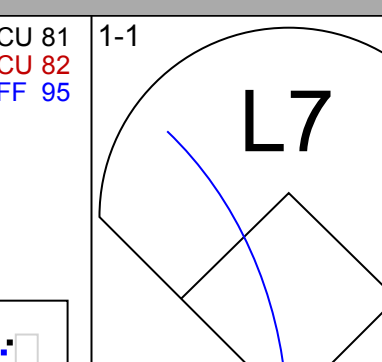
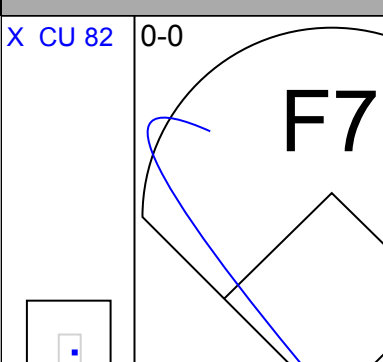

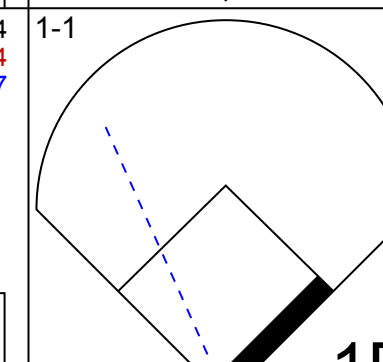
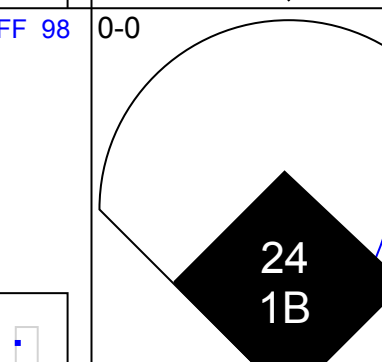
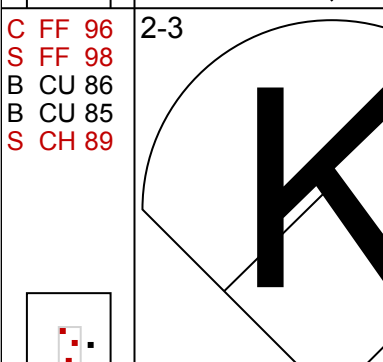
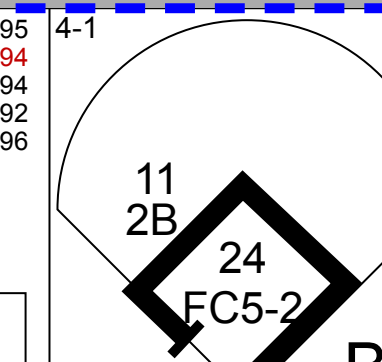
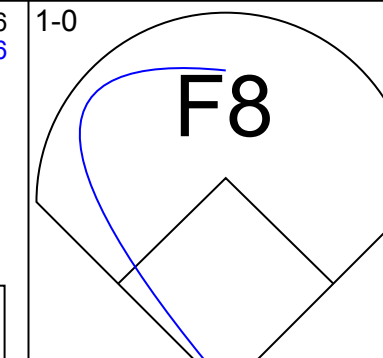
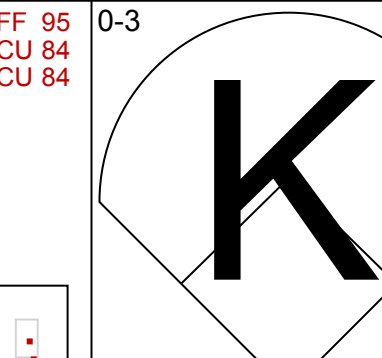
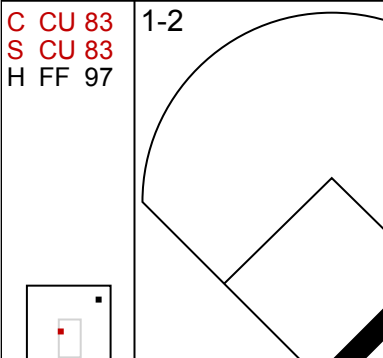
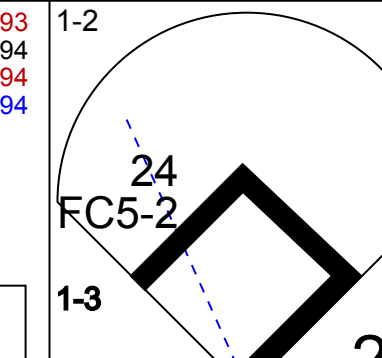
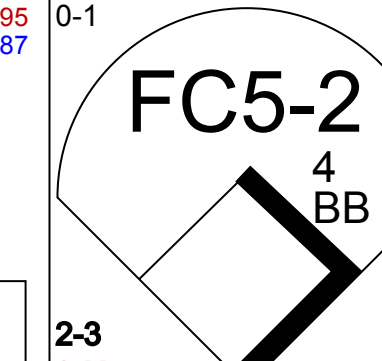
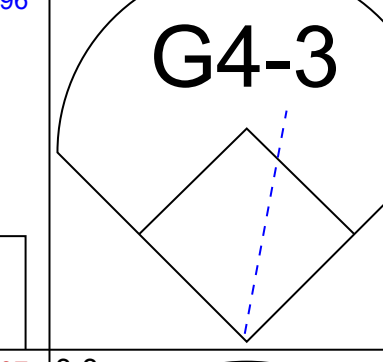
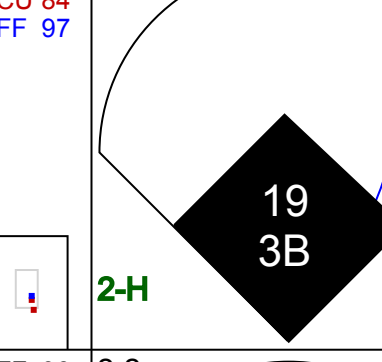
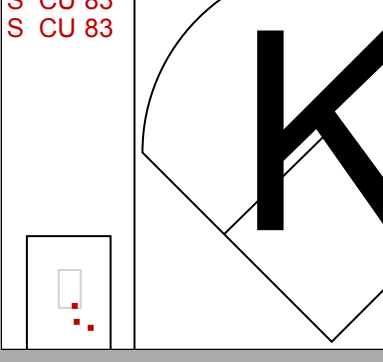
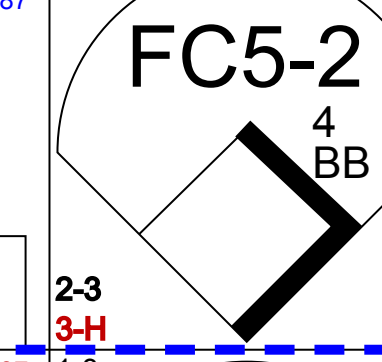
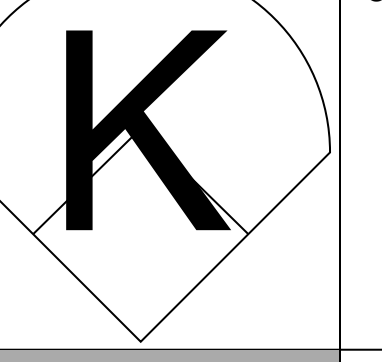
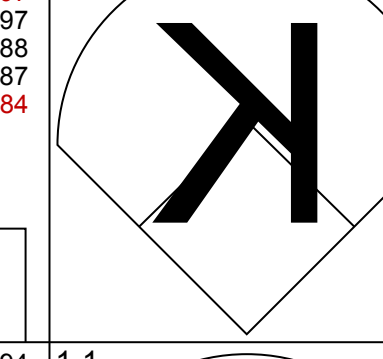
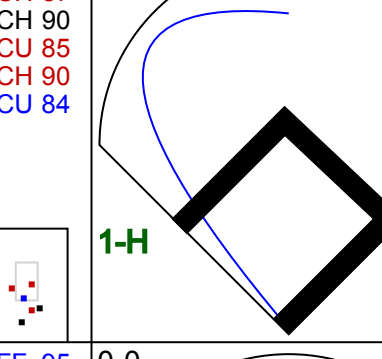

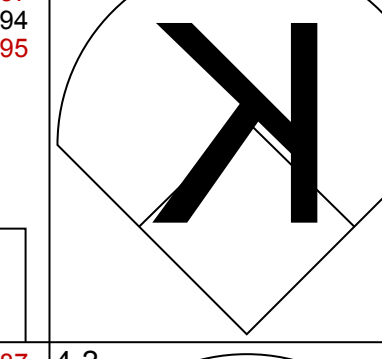
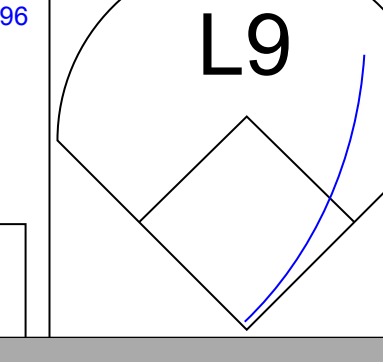
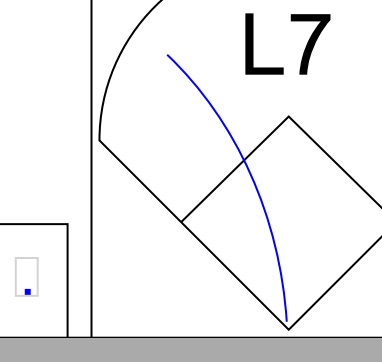

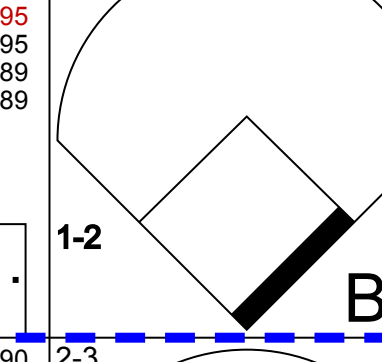
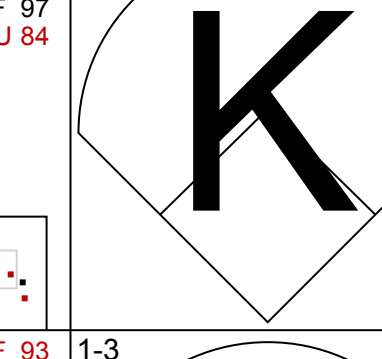
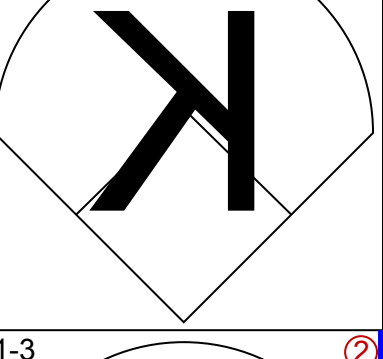
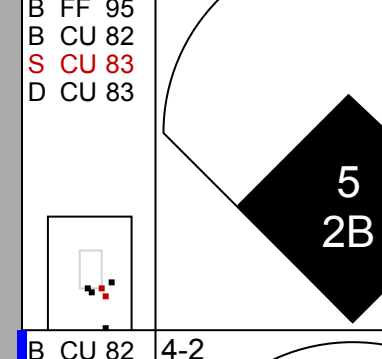

Batter	1	2	3	4	5	6	7	8	9	AB	R	H	RBI	BB	SO	LOB	TOP					
51 Ichiro Suzuki, L (1,9) OBP: 0.310, SLG: 0.301										5	1	1	1	0	1	2						
14 Martín Prado, R (1,4) OBP: 0.315, SLG: 0.372										4	0	1	1	0	1	0						
21 Christian Yelich, L (1,7) OBP: 0.345, SLG: 0.365										3	0	0	0	0	0	1						
5 Casey McGehee, R (1,5) OBP: 0.293, SLG: 0.311										3	1	1	0	1	1	0						
38 Michael Morse, R (1,3) OBP: 0.268, SLG: 0.310										3	1	0	0	1	3	1						
36 Sam Dyson, R (8,1)										0	0	0	0	0	0	0						
40 Mike Dunn, L (8,1)										0	0	0	0	0	0	0						
57 Bryan Morris, L (8,1)										0	0	0	0	0	0	0						
44 AJ Ramos, R (9,1)										0	0	0	0	0	0	0						
20 J.T. Realmuto, R (1,2) OBP: 0.280, SLG: 0.397										4	1	1	1	0	1	0						
28 Cole Gillespie, R (1,8) OBP: 0.362, SLG: 0.509										2	0	0	1	1	0	0						
3 Aneiny Hechavarria, R (1,6) OBP: 0.316, SLG: 0.376										4	0	1	0	0	1	2						
16 José Fernández, R (1,1) OBP: 0.200, SLG: 0.600										3	1	1	1	0	0	1						
19 Miguel Rojas, R (8,4) OBP: 0.300, SLG: 0.370										1	0	1	0	0	0	0						
Inning Stats	R: 0 E: 0 K: 1 S: 9	H: 0 LOB: 0 BB: 0 P: 13	R: 3 E: 0 K: 1 S: 18	H: 3 LOB: 1 BB: 1 P: 32	R: 0 E: 0 K: 1 S: 9	H: 0 LOB: 0 BB: 0 P: 15	R: 0 E: 0 K: 1 S: 14	H: 0 LOB: 1 BB: 0 P: 24	R: 2 E: 1 K: 1 S: 11	H: 2 LOB: 1 BB: 1 P: 20	R: 0 E: 0 K: 0 S: 11	H: 1 LOB: 1 BB: 0 P: 17	R: 0 E: 0 K: 1 S: 6	H: 0 LOB: 0 BB: 0 P: 14	R: 0 E: 0 K: 2 S: 8	H: 0 LOB: 0 BB: 0 P: 11	R: 0 E: 0 K: 0 S: 13	H: 1 LOB: 0 BB: 0 P: 19	1B: 1 2B: 5 HR: 0	SF: 1 SAC: 0 HBP: 1	WP: 0 PB: 1 SB: 1 CS: 1	PA: 38
PITCHER	IP WLS BF H R ER SO BB IBB HBP BLK WP HR S P ERA WHIP																					
38 Robbie Ray, L (1,1) ERA: 2.72	4.2 L 22 5 5 4 4 3 0 0 0 0 0 0 58 100 7.71 1.714																					
37 Matt Sities, R (5,1) ERA: 3.85	0.1 1 0 0 0 1 0 0 0 0 0 0 0 3 4 0.00 0.000																					
54 Dominic Leone, R (6,1) ERA: 7.07	1.2 7 1 0 0 1 0 0 0 1 0 0 0 17 29 0.00 0.600																					
55 Josh Collmenter, R (7,1) ERA: 4.63	0.1 0 0 0 0 0 0 0 0 0 0 0 0 2 0.00 0.000																					
30 David Hernandez, R (8,1) ERA: 3.85	2.0 7 1 0 0 2 0 0 0 0 0 0 0 21 30 0.00 0.500																					

Miami Marlins @ Arizona Diamondbacks
Chase Field, Phoenix, AZ
Wed Jul 22 2015, 6:41 PM - 9:57 PM MST
Att: 15,857 - Roof Closed - 79 F

livebaseballscorecards.com

MIAMI

AB	32
R	5
H	7
RBI	5
BB	3
SO	8
LOB	7

Batter	1	2	3	4	5	6	7	8	9	AB	R	H	RBI	BB	SO	LOB	BOTTOM					
5 Ender Inciarte, L (1,8) OBP: 0.316, SLG: 0.374										5	0	2	1	0	1	0						
16 Chris Owings, R (1,4) OBP: 0.258, SLG: 0.321										4	0	0	0	0	0	2						
30 David Hernandez, R (8,1)										0	0	0	0	0	0	0						
7 Wellington Castillo, R (9,PH) OBP: 0.296, SLG: 0.406										1	0	1	0	0	0	0						
56 Jeremy Hellickson, R (9,PR) OBP: 0.249, SLG: 0.172										0	0	0	0	0	0	0						
44 Paul Goldschmidt, R (1,3) OBP: 0.456, SLG: 0.693										4	1	2	0	1	2	3						
6 David Peralta, L (1,7) OBP: 0.347, SLG: 0.494										2	0	0	0	0	1	2						
11 AJ Pollock, R (6,PR) OBP: 0.355, SLG: 0.466										2	0	1	0	0	1	3						
24 Yasmany Tomás, R (1,9) OBP: 0.337, SLG: 0.426										5	1	1	1	0	2	6						
19 Jake Lamb, L (1,5) OBP: 0.335, SLG: 0.395										4	0	1	1	0	2	2						
4 Cliff Pennington, S (1,6) OBP: 0.317, SLG: 0.262										3	0	0	0	1	0	1						
23 Óscar Hernández, R (1,2) OBP: 0.286, SLG: 0.333										3	1	0	0	1	3	3						
38 Robbie Ray, L (1,1) ERA: 2.72										1	0	0	0	0	1	0						
37 Matt Sities, L (5,PH) ERA: 3.85										0	0	0	0	0	0	0						
13 Nick Ahmed, R (8,1) OBP: 0.296, SLG: 0.344										1	0	0	0	0	1	0						
54 Dominic Leone, R (8,1)										0	0	0	0	0	0	0						
55 Josh Collmenter, R (7,1) ERA: 4.63										0	0	0	0	0	0	0						
2 Aaron Hill, R (8,4) OBP: 0.250, SLG: 0.328										0	0	0	0	2	0	0						
Inning Stats	R: 0 E: 0 K: 2 S: 9	H: 1 LOB: 1 BB: 0 P: 12	R: 0 E: 0 K: 1 S: 6	H: 0 LOB: 0 BB: 0 P: 11	R: 0 E: 0 K: 2 S: 7	H: 0 LOB: 0 BB: 0 P: 9	R: 2 E: 0 K: 1 S: 14	H: 3 LOB: 1 BB: 0 P: 17	R: 0 E: 0 K: 2 S: 8	H: 0 LOB: 0 BB: 0 P: 12	R: 0 E: 0 K: 2 S: 9	H: 0 LOB: 1 BB: 0 P: 12	R: 1 E: 0 K: 1 S: 13	H: 1 LOB: 2 BB: 2 P: 23	R: 0 E: 0 K: 2 S: 14	H: 1 LOB: 3 BB: 2 P: 26	R: 0 E: 0 K: 3 S: 18	H: 2 LOB: 3 BB: 1 P: 26	1B: 4 2B: 3 HR: 0	SF: 0 SAC: 0 HBP: 1	WP: 0 PB: 0 SB: 0 CS: 0	PA: 41
PITCHER	IP WLS BF H R ER SO BB IBB HBP BLK WP HR S P ERA WHIP																					
16 José Fernández, R (1,1) ERA: 2.77	7.0 W 29 5 3 3 3 2 0 1 0 0 0 0 66 96 3.86 1.000																					
36 Sam Dyson, R (8,1) ERA: 3.46	0.1 H 3 1 0 0 0 1 0 0 0 0 0 0 6 11 0.00 6.000																					
40 Mike Dunn, L (8,1) ERA: 4.45	0.1 H 2 0 0 0 1 1 0 0 0 0 0 0 5 10 0.00 3.000																					
57 Bryan Morris, R (8,1) ERA: 3.28	0.1 H 1 0 0 0 1 0 0 0 0 0 0 0 3 5 0.00 0.000																					
44 AJ Ramos, R (9,1) ERA: 1.48	1.0 S 6 2 0 0 3 1 0 0 0 0 0 0 18 26 0.00 3.000																					

Miami Marlins @ Arizona Diamondbacks
Chase Field, Phoenix, AZ
Wed Jul 22 2015, 6:41 PM - 9:57 PM MST
Att: 15,857 - Roof Closed - 79 F

livebaseballscorecards.com

MIAMI

AB	35
R	3
H	8
RBI	3
BB	5
SO	16
LOB	22

Batter	1	2	3	4	5	6	7	8	9	AB	R	H	RBI	BB	SO	LOB	TOP																				
9 Jean Segura, R OBP: 0.305, SLG: 0.351	G3		K		HBP			K	G4-3	4	0	0	0	0	2	1																					
20 Jonathan Lucroy, R OBP: 0.314, SLG: 0.342	1B		1B		L8			1B		4	0	3	0	0	0	1																					
8 Ryan Braun, R OBP: 0.337, SLG: 0.491	FC6-4		F9					K		4	1	1	1	1	0	1	3																				
27 Carlos Gómez, R OBP: 0.333, SLG: 0.433	K									3	0	0	0	1	2	1																					
24 Adam Lind, L OBP: 0.366, SLG: 0.502	G5-3		K					G4-3	G5-3	4	0	0	0	0	1	2																					
18 Khris Davis, R OBP: 0.328, SLG: 0.453	G1-3									2	0	0	0	1	1	0																					
28 Gerardo Parra, L OBP: 0.357, SLG: 0.512										1	1	1	0	0	0	0																					
14 Hernán Pérez, R OBP: 0.270, SLG: 0.375										3	0	1	0	0	0	1																					
5 Héctor Gómez, R OBP: 0.226, SLG: 0.345	G1-3									3	0	0	0	0	2	1																					
2 Scooter Gennett, L OBP: 0.307, SLG: 0.399										1	0	0	0	0	0	1																					
52 Jimmy Nelson, R OBP: 0.125, SLG: 0.128										3	0	0	0	0	3	0																					
21 Jeremy Jeffress, R ERA: 3.27										0	0	0	0	0	0	0																					
13 Will Smith, R ERA: 1.75										0	0	0	0	0	0	0																					
35 Shane Peterson, L OBP: 0.369, SLG: 0.390										0	0	0	0	1	0	0																					
57 Francisco Rodríguez, R ERA: 1.27										0	0	0	0	0	0	0																					
Inning Stats	R: 0 H: 1 E: 0 K: 1 S: 9	H: 1 LOB: 1 BB: 0 P: 11	R: 0 H: 0 E: 0 K: 0 S: 9	H: 1 LOB: 1 BB: 0 P: 14	R: 0 H: 1 E: 0 K: 2 S: 11	H: 1 LOB: 1 BB: 0 P: 14	R: 0 H: 0 E: 0 K: 1 S: 7	H: 0 LOB: 1 BB: 1 P: 12	R: 0 H: 0 E: 0 K: 2 S: 9	H: 1 LOB: 0 BB: 0 P: 9	R: 0 H: 0 E: 0 K: 2 S: 9	H: 0 LOB: 0 BB: 0 P: 11	R: 0 H: 1 E: 0 K: 2 S: 15	H: 1 LOB: 2 BB: 2 P: 23	R: 1 H: 1 E: 0 K: 0 S: 7	H: 1 LOB: 1 BB: 1 P: 12	1B: 4 2B: 1 3B: 0 HR: 1	SF: 0 SAC: 1 DP: 0 HBP: 1	WP: 1 PA: 37 PB: 0 CS: 0 SB: 0																		
PITCHER	IP	WLS	BF	H	R	ER	SO	BB	IBB	HBP	BLK	WP	HR	S	P	ERA	WHIP	PITCHER			IP	WLS	BF	H	R	ER	SO	BB	IBB	HBP	BLK	WP	HR	S	P	ERA	WHIP
46 Patrick Corbin, L ERA: 3.68	7.0	L	27	4	1	1	10	1	0	1	0	0	1	65	89	1.29	0.714																				
41 Daniel Hudson, R ERA: 3.27	0.2		4	1	0	0	2	1	0	0	0	0	0	13	21	0.00	3.000																				
59 Oliver Pérez, L ERA: 3.42	0.1		1	0	0	0	0	0	0	0	0	0	0	2	2	0.00	0.000																				
29 Brad Ziegler, R ERA: 1.27	1.0		5	1	1	1	0	1	0	0	0	1	0	7	12	9.00	2.000																				

Batter	1	2	3	4	5	6	7	8	9	AB	R	H	RBI	BB	SO	LOB	BOTTOM																				
5 Ender Inciarte, L OBP: 0.327, SLG: 0.388	2B		1B		F7			1B		4	0	3	0	0	0	0																					
11 AJ Pollock, R OBP: 0.325, SLG: 0.474	K		1B					G6-4-3		4	0	1	0	0	1	2																					
44 Paul Goldschmidt, R OBP: 0.461, SLG: 0.695	BB		1B					1B		2	0	1	0	2	0	0																					
6 David Peralta, L OBP: 0.347, SLG: 0.492	K		1B					1B		3	0	1	0	0	1	5																					
24 Yasmany Tomás, R OBP: 0.337, SLG: 0.435										1	0	0	0	0	1	1																					
16 Chris Owings, R OBP: 0.260, SLG: 0.329	K									4	1	1	0	0	2	3																					
19 Jake Lamb, L OBP: 0.325, SLG: 0.382	G6-3									4	0	0	0	0	1	1																					
13 Nick Ahmed, R OBP: 0.287, SLG: 0.338	G6-3									3	0	0	1	0	0	0																					
23 Óscar Hernández, R OBP: 0.357, SLG: 0.353	K									2	0	1	0	1	1	0																					
7 Wellington Castillo, R OBP: 0.295, SLG: 0.404										1	0	0	0	0	0	0																					
46 Patrick Corbin, L ERA: 3.68										2	0	0	0	0	0	1																					
2 Aaron Hill, R OBP: 0.294, SLG: 0.326										1	0	0	0	0	0	1																					
41 Daniel Hudson, R ERA: 3.02										0	0	0	0	0	0	0																					
59 Oliver Pérez, L ERA: 3.42										0	0	0	0	0	0	0																					
29 Brad Ziegler, R ERA: 1.27										0	0	0	0	0	0	0																					
Inning Stats	R: 0 H: 1 E: 0 K: 3 S: 18	H: 0 LOB: 0 BB: 0 P: 7	R: 0 H: 2 E: 0 K: 0 S: 7	H: 2 LOB: 2 BB: 1 P: 12	R: 0 H: 0 E: 0 K: 0 S: 9	H: 0 LOB: 0 BB: 0 P: 14	R: 0 H: 0 E: 0 K: 1 S: 10	H: 1 LOB: 1 BB: 0 P: 14	R: 0 H: 1 E: 0 K: 1 S: 8	H: 2 LOB: 1 BB: 0 P: 14	R: 1 H: 1 E: 0 K: 1 S: 11	H: 1 LOB: 0 BB: 0 P: 13	1B: 6 2B: 1 3B: 1 HR: 0	SF: 1 SAC: 0 DP: 3 HBP: 0	WP: 1 PA: 35 PB: 0 CS: 0 SB: 2																						
PITCHER	IP	WLS	BF	H	R	ER	SO	BB	IBB	HBP	BLK	WP	HR	S	P	ERA	WHIP	PITCHER			IP	WLS	BF	H	R	ER	SO	BB	IBB	HBP	BLK	WP	HR	S	P	ERA	WHIP
52 Jimmy Nelson, R ERA: 3.97	7.0	W	27	5	2	0	5	2	1	0	0	0	0	5	8	0.00	1.000																				
21 Jeremy Jeffress, R ERA: 3.02	0.2	H	3	2	0	0	0	0	0	0	0	0	0	5	8	0.00	3.000																				
13 Will Smith, L ERA: 1.75	0.1	H	1	0	0	0	1	0	0	0	0	0	0	3	6	0.00	0.000																				
57 Francisco Rodríguez, R ERA: 1.54	1.0	S	4	1	1	1	1	0	0	0	0	0	0	11	13	9.00	1.000																				

Milwaukee Brewers @ Arizona Diamondbacks
Chase Field, Phoenix, AZ
Fri Jul 24 2015, 6:41 PM - 9:37 PM MST
Att: 29,956 - Roof Closed - 79 F

livebaseballscores.com

AB 32
R 2
H 6
RBI 1
BB 3
SO 12
LOB 11



Milwaukee Brewers @ Arizona Diamondbacks
Chase Field, Phoenix, AZ
Fri Jul 24 2015, 6:41 PM - 9:37 PM MST
Att: 29,956 - Roof Closed - 79 F

livebaseballscores.com

AB 31
R 1
H 8
RBI 1
BB 3
SO 7
LOB 14



Batter	1	2	3	4	5	6	7	8	9	AB	R	H	RBI	BB	SO	LOB	TOP					
28 Gerardo Parra, L (1,8) OBP: 0.356, SLG: 0.505										3	0	1	0	1	0	0						
20 Jonathan Lucroy, R (1,3) OBP: 0.312, SLG: 0.335										4	0	1	0	0	0	3						
8 Ryan Braun, R (1,9) OBP: 0.338, SLG: 0.487										3	0	1	0	1	0	2						
18 Khris Davis, R (1,7) OBP: 0.325, SLG: 0.443										4	0	0	0	0	4	6						
2 Scooter Gennett, L (1,4) OBP: 0.299, SLG: 0.384										3	0	0	0	0	2	4						
14 Hernán Pérez, R (1,5) OBP: 0.260, SLG: 0.358											4	0	0	0	0	1						
5 Héctor Gómez, R (1,6) OBP: 0.217, SLG: 0.331											4	0	0	0	2	1						
12 Martín Maldonado, R (1,2) OBP: 0.263, SLG: 0.264											2	0	0	0	2	0						
22 Matt Garza, R (1,1) OBP: 0.133, SLG: 0.100										2	0	1	0	0	1	2						
48 Neal Cotts, L (6,1)										1	0	0	0	0	0	0						
35 Shane Peterson, L (7,PH)										0	0	0	0	0	1	0						
46 Corey Knebel, R (7,1)										0	0	0	0	0	0	0						
32 David Goforth, R (8,1)										0	0	0	0	0	0	0						
27 Carlos Gómez, R (8,PH) OBP: 0.304, SLG: 0.431										1	0	0	0	0	1	1						
Inning Stats	R: 0 E: 0 K: 2 S: 14	H: 1 LOB: 2 BB: 1 P: 23	R: 0 E: 0 K: 0 S: 7	H: 0 LOB: 0 BB: 0 P: 9	R: 0 E: 0 K: 1 S: 10	H: 2 LOB: 2 BB: 1 P: 15	R: 0 E: 0 K: 2 S: 10	H: 0 LOB: 2 BB: 1 P: 18	R: 0 E: 0 K: 1 S: 13	H: 1 LOB: 0 BB: 0 P: 23	R: 0 E: 0 K: 0 S: 5	H: 0 LOB: 0 BB: 0 P: 6	R: 0 E: 0 K: 1 S: 5	H: 0 LOB: 0 BB: 0 P: 7	R: 0 E: 0 K: 2 S: 8	H: 0 LOB: 0 BB: 0 P: 13	R: 0 E: 0 K: 2 S: 11	H: 0 LOB: 1 BB: 1 P: 17	1B: 4 2B: 0 3B: 0 HR: 0	SF: 0 SAC: 0 DP: 0 HBP: 1	WP: 0 PB: 0 SB: 0 CS: 0	PA: 36
PITCHER	IP	WLS	BF	H	R	ER	SO	BB	IBB	HBP	BLK	WP	HR	S	P	ERA	WHIP					
58 Jeremy Hellickson, R (1,1) ERA: 4.6	6.0	W	26	4	0	0	6	2	1	1	0	0	0	59	94	0.00	1.000					
40 Andrew Chafin, L (7,1) ERA: 2.79	1.0	H	3	0	0	0	1	0	0	0	0	0	0	5	7	0.00	0.000					
30 David Hernandez, R (8,1) ERA: 3.55	1.0	H	3	0	0	0	2	0	0	0	0	0	0	8	13	0.00	0.000					
29 Brad Ziegler, R (9,1) ERA: 1.21	1.0	S	4	0	0	0	2	1	0	0	0	0	0	11	17	0.00	1.000					

Milwaukee Brewers @ Arizona Diamondbacks
Chase Field, Phoenix, AZ
Sun Jul 26 2015, 1:15 PM - 4:32 PM MST
Att: 24,216 - Roof Closed - 76 F

AB 31
R 0
H 4
RBI 0
BB 4
SO 11
LOB 20



Batter	1	2	3	4	5	6	7	8	9	AB	R	H	RBI	BB	SO	LOB	BOTTOM				
5 Ender Inciarte, L (1,7) OBP: 0.327, SLG: 0.394										5	0	2	0	0	0	2					
2 Aaron Hill, R (1,4) OBP: 0.285, SLG: 0.320										4	0	0	0	0	0	2					
44 Paul Goldschmidt, R (1,3) OBP: 0.462, SLG: 0.693										3	0	1	0	1	1	2					
11 AJ Pollock, R (1,8) OBP: 0.363, SLG: 0.472										2	1	1	0	2	0	2					
19 Jake Lamb, L (1,5) OBP: 0.335, SLG: 0.409										4	1	2	1	0	1	3					
24 Yasmany Tomás, R (1,9) OBP: 0.336, SLG: 0.436										4	0	1	0	0	2	4					
13 Nick Ahmed, R (1,6) OBP: 0.286, SLG: 0.335										3	1	0	0	1	1	3					
23 Óscar Hernández, R (1,2) OBP: 0.278, SLG: 0.250										4	0	0	0	0	3	5					
58 Jeremy Hellickson, R (1,1) OBP: 0.206, SLG: 0.254											2	0	0	0	1	0					
16 Chris Swintosky, R (6,PH) OBP: 0.200, SLG: 0.300										1	0	1	0	0	0	0					
40 Andrew Chafin, L (7,1) ERA: 3.43										0	0	0	0	0	0	0					
30 David Hernandez, R (8,1) ERA: 3.08										0	0	0	0	0	0	0					
6 David Peralta, L (8,PH) OBP: 0.344, SLG: 0.425										1	0	1	0	0	0	0					
29 Brad Ziegler, R (9,1) ERA: 4.15										0	0	0	0	0	0	0					
Inning Stats	R: 0 E: 0 K: 0 S: 4	H: 2 LOB: 2 BB: 0 P: 4	R: 0 E: 0 K: 2 S: 11	H: 0 LOB: 1 BB: 0 P: 17	R: 1 E: 0 K: 2 S: 9	H: 1 LOB: 1 BB: 1 P: 18	R: 0 E: 0 K: 0 S: 11	H: 1 LOB: 2 BB: 1 P: 20	R: 2 E: 0 K: 1 S: 12	H: 2 LOB: 1 BB: 1 P: 23	R: 0 E: 0 K: 2 S: 15	H: 1 LOB: 2 BB: 1 P: 25	R: 0 E: 0 K: 2 S: 17	H: 1 LOB: 0 BB: 0 P: 23	1B: 4 2B: 4 3B: 1 HR: 0	SF: 0 SAC: 0 DP: 1 HBP: 0	WP: 0 PB: 0 SB: 1 CS: 0	PA: 37			
PITCHER	IP	WLS	BF	H	R	ER	SO	BB	IBB	HBP	BLK	WP	HR	S	P	ERA	WHIP				
22 Matt Garza, R (1,1) ERA: 5.2	5.2	L	27	7	3	3	5	2	1	0	0	0	0	2	5	0.00	0.000				
46 Corey Knebel, R (7,1) ERA: 3.08	1.0	5	1	0	0	2	1	0	0	0	0	0	0	15	25	0.00	2.000				
32 David Goforth, R (8,1) ERA: 4.15	1.0	4	1	0	0	2	0	0	0	0	0	0	0	17	23	0.00	1.000				

Milwaukee Brewers @ Arizona Diamondbacks
Chase Field, Phoenix, AZ
Sun Jul 26 2015, 1:15 PM - 4:32 PM MST
Att: 24,216 - Roof Closed - 76 F


AB 33
R 3
H 9
RBI 3
BB 4
SO 9
LOB 23



Batter	1	2	3	4	5	6	7	8	9	10	AB	R	H	RBI	BB	SO	LOB										
5 Ender Inciarte, L (1,7) OBP: 0.321, SLG: 0.387	G6-3	E6		G4-3		K			G6-3		5	0	0	0	0	1	2										
24 Yasmany Tomás, R (1,9) OBP: 0.330, SLG: 0.429	K	K		G6-3					K2-3		5	0	0	0	0	3	3										
44 Paul Goldschmidt, R (1,3) OBP: 0.465, SLG: 0.611	HR	G4-3									2	2	1	1	3	0	3										
11 AJ Pollock, R (1,8) OBP: 0.358, SLG: 0.465	G4-3			G4-3							5	0	0	0	0	1	3										
2 Aaron Hill, R (1,10) OBP: 0.291, SLG: 0.323		G6-3		2B							4	0	1	0	1	0	2										
7 Wellington Castillo, R (1,2) OBP: 0.363, SLG: 0.415		HR		K							4	1	1	1	0	1	2										
8 Jarrod Saltalamacchia, S (10,2) OBP: 0.276, SLG: 0.300											0	0	0	0	0	0	0										
19 Jake Lamb, L (1,5) OBP: 0.337, SLG: 0.404											2	1	0	1	2	1	2										
16 Chris Owings, R (1,4) OBP: 0.259, SLG: 0.329											5	0	1	0	0	1	4										
13 Nick Ahmed, R (1,6) OBP: 0.288, SLG: 0.333											4	0	1	0	0	1	0										
Inning Stats	R: 1 E: 0 K: 1 S: 9	H: 1 LOB: 0 BB: 1 P: 10	R: 2 E: 1 K: 1 S: 18	H: 3 LOB: 3 BB: 1 P: 30	R: 0 E: 0 K: 1 S: 9	H: 1 LOB: 2 BB: 1 P: 18	R: 0 E: 0 K: 0 S: 5	H: 0 LOB: 0 BB: 0 P: 9	R: 0 E: 0 K: 1 S: 9	H: 0 LOB: 2 BB: 1 P: 18	R: 0 E: 0 K: 0 S: 12	H: 0 LOB: 1 BB: 0 P: 15	R: 0 E: 0 K: 0 S: 11	H: 0 LOB: 1 BB: 1 P: 20	R: 0 E: 0 K: 2 S: 10	H: 0 LOB: 0 BB: 0 P: 13	R: 0 E: 0 K: 2 S: 10	H: 0 LOB: 0 BB: 0 P: 15	R: 1 E: 0 K: 2 S: 12	H: 0 LOB: 2 BB: 2 P: 27	1B: 2 2B: 1 3B: 0 HR: 2	SF: 1 SAC: 0 DP: 0 HBP: 1	WP: 2 PB: 0 SB: 0 CS: 0	PA: 44			
PITCHER	IP 6.2	WLS 31	BF 5	H 3	R 2	ER 2	SO 5	BB 4	IBB 0	HBP 0	BLK 0	WP 1	HR 2	S 70	P 116	ERA 2.70	WHIP 1.350										
37 Mike Montgomery, L (1,1) ERA: 3.2	1.1	4	0	0	0	0	0	0	0	0	0	0	0	11	17	0.00	0.000										
56 Fernando Rodney, R (7,1) ERA: 5.71	1.0	3	0	0	0	2	0	0	0	0	0	0	0	10	15	0.00	0.000										
33 J.A. Happ, L (9,1) ERA: 4.27	0.1	L	4	0	1	1	1	2	0	1	0	1	0	6	17	27.00	6.000										
39 Carson Smith, R (10,1) ERA: 2.41	0.2	2	0	0	0	1	0	0	0	0	0	0	0	6	10	0.00	0.000										
36 Vidal Nuno, L (10,1) ERA: 1.83																											

Arizona Diamondbacks @ Seattle Mariners
Safeco Field, Seattle, WA
Mon Jul 27 2015, 7:11 PM - 10:37 PM PDT
Att. 19,532 - Partly Cloudy - 70 F


AB	36
R	4
H	5
RBI	3
BB	6
SO	9
LOB	21



Batter	1	2	3	4	5	6	7	8	9	10	AB	R	H	RBI	BB	SO	LOB										
16 Austin Jackson, R (1,8) OBP: 0.295, SLG: 0.351	G6-4-3										4	0	0	0	1	3	1										
15 Kyle Seager, L (1,5) OBP: 0.333, SLG: 0.455	G6-4-3										5	0	1	0	0	1	1										
23 Nelson Cruz, R (1,9) OBP: 0.376, SLG: 0.555	1B										5	0	1	0	0	1	1										
22 Robinson Cano, L (1,4) OBP: 0.309, SLG: 0.416	L7										3	1	2	1	2	0	1										
30 Franklin Gutierrez, R (1,7) OBP: 0.308, SLG: 0.489											2	0	0	0	1	1	1										
7 Seth Smith, L (9,PH) OBP: 0.339, SLG: 0.464											2	0	0	0	0	1	3										
35 Mark Trumbo, R (1,10) OBP: 0.285, SLG: 0.425											4	1	3	0	0	0	1										
1 Chris Taylor, R (9,PR) OBP: 0.228, SLG: 0.221											0	1	0	0	0	0	0										
20 Logan Morrison, L (1,3) OBP: 0.300, SLG: 0.367											3	0	1	1	1	0	1										
3 Mike Zunino, R (1,2) OBP: 0.239, SLG: 0.310											4	0	1	1	0	2	2										
5 Brad Miller, L (1,6) OBP: 0.312, SLG: 0.383											4	0	0	0	0	2	3										
Inning Stats	R: 0 E: 0 K: 0 S: 14	H: 1 LOB: 1 BB: 1 P: 21	R: 0 E: 0 K: 1 S: 9	H: 1 LOB: 0 BB: 0 P: 11	R: 0 E: 0 K: 1 S: 6	H: 0 LOB: 0 BB: 0 P: 9	R: 0 E: 0 K: 0 S: 5	H: 1 LOB: 0 BB: 0 P: 9	R: 1 E: 0 K: 1 S: 9	H: 1 LOB: 1 BB: 1 P: 17	R: 0 E: 0 K: 2 S: 12	H: 0 LOB: 0 BB: 0 P: 17	R: 0 E: 0 K: 2 S: 9	H: 0 LOB: 0 BB: 0 P: 13	R: 1 E: 0 K: 0 S: 14	H: 2 LOB: 2 BB: 2 P: 22	R: 0 E: 0 K: 1 S: 7	H: 1 LOB: 2 BB: 1 P: 18	1B: 6 2B: 2 3B: 0 HR: 1	SF: 0 SAC: 0 DP: 3 HBP: 0	WP: 1 PB: 0 SB: 0 CS: 0	PA: 41					
PITCHER	IP 7.0	WLS 27	BF 6	H 2	R 2	ER 2	SO 8	BB 2	IBB 0	HBP 0	BLK 0	WP 0	HR 1	S 72	P 108	ERA 2.57	WHIP 1.143										
48 Randall Delgado, R (8,1) ERA: 2.79	1.0	H	3	0	0	2	0	0	0	0	0	0	0	9	13	0.00	0.000										
41 Daniel Hudson, R (9,1) ERA: 3.43	0.2	H	3	1	1	1	0	1	0	0	0	0	0	7	11	13.50	3.000										
59 Oliver Pérez, L (9,1) ERA: 3.38	0.1	W	3	1	0	0	0	1	0	0	0	1	0	7	11	0.00	6.000										
40 Andrew Chafin, L (10,1) ERA: 2.73	1.0	S	5	1	0	0	1	0	1	0	0	0	0	7	18	0.00	1.000										

Arizona Diamondbacks @ Seattle Mariners
Safeco Field, Seattle, WA
Mon Jul 27 2015, 7:11 PM - 10:37 PM PDT
Att. 19,532 - Partly Cloudy - 70 F

AB	36
R	3
H	9
RBI	3
BB	5
SO	11
LOB	15



Batter	1	2	3	4	5	6	7	8	9	AB	R	H	RBI	BB	SO	LOB	TOP			
5 Ender Inciarte, L (1, 9) OBP: 0.324, SLG: 0.397										5	2	2	0	0	1	2				
11 AJ Pollock, R (1, 8) OBP: 0.362, SLG: 0.467										5	2	3	1	0	0	0				
44 Paul Goldschmidt, R (1, 3) OBP: 0.464, SLG: 0.695										5	1	2	2	0	1	4				
6 David Peralta, L (1, 7) OBP: 0.349, SLG: 0.496										5	0	1	2	0	3	2				
7 Wellington Castillo, R (1, 2) OBP: 0.315, SLG: 0.453										3	2	2	3	1	0	0				
19 Jake Lamb, L (1, 5) OBP: 0.342, SLG: 0.402										5	0	1	0	0	2	3				
24 Yasmany Tomás, R (1, 10) OBP: 0.332, SLG: 0.433										4	1	2	0	0	1	2				
16 Chris Owings, R (1, 4) OBP: 0.262, SLG: 0.328										4	0	1	0	0	0	3				
4 Cliff Pennington, S (1, 6) OBP: 0.312, SLG: 0.279										4	0	1	0	0	2	2				
Inning Stats	R: 4 H: 4 E: 0 K: 3 S: 16	H: 4 LOB: 0 BB: 0 P: 22	R: 0 H: 1 E: 0 K: 1 S: 8	H: 1 LOB: 0 BB: 0 P: 11	R: 0 H: 0 E: 0 K: 1 S: 6	H: 0 LOB: 0 BB: 0 P: 8	R: 1 H: 2 E: 0 K: 1 S: 11	H: 2 LOB: 1 BB: 0 P: 15	R: 0 H: 1 E: 1 K: 0 S: 13	H: 1 LOB: 1 BB: 0 P: 17	R: 2 H: 3 E: 0 K: 2 S: 14	H: 3 LOB: 2 BB: 1 P: 24	R: 1 H: 3 E: 0 K: 1 S: 14	H: 3 LOB: 2 BB: 0 P: 21	R: 0 H: 0 E: 0 K: 1 S: 7	H: 0 LOB: 0 BB: 0 P: 11	1B: 10 2B: 2 3B: 1 HR: 2	SF: 0 SAC: 0 DP: 2 HBP: 1	WP: 0 PB: 0 SB: 0 CS: 1	PA: 42
PITCHER	IP WLS BF ERA WHIP	WLS BF ERA WHIP	H R ER SO BB IBB HBP BLK	H R ER SO BB IBB HBP BLK	H R ER SO BB IBB HBP BLK	H R ER SO BB IBB HBP BLK	H R ER SO BB IBB HBP BLK	H R ER SO BB IBB HBP BLK	H R ER SO BB IBB HBP BLK	H R ER SO BB IBB HBP BLK	H R ER SO BB IBB HBP BLK	H R ER SO BB IBB HBP BLK	H R ER SO BB IBB HBP BLK	H R ER SO BB IBB HBP BLK	H R ER SO BB IBB HBP BLK	H R ER SO BB IBB HBP BLK	WP HR S P ERA WHIP	ERA WHIP		
34 Félix Hernández, R (1, 1) ERA: 3.02	6.2 L 32 9.45 1.950	12 7 7 7 1 0 0 0	7 7 7 7 0 0 0 0	7 7 7 7 0 0 0 0	7 7 7 7 0 0 0 0	7 7 7 7 0 0 0 0	7 7 7 7 0 0 0 0	7 7 7 7 0 0 0 0	7 7 7 7 0 0 0 0	7 7 7 7 0 0 0 0	7 7 7 7 0 0 0 0	7 7 7 7 0 0 0 0	7 7 7 7 0 0 0 0	7 7 7 7 0 0 0 0	7 7 7 7 0 0 0 0	7 7 7 7 0 0 0 0	9.45 1.950			
38 Vidal Nuño, L (7, 1) ERA: 2.02	1.1 7 3 6.75 2.250	3 1 1 2 0 0 0 0	3 1 1 2 0 0 0 0	3 1 1 2 0 0 0 0	3 1 1 2 0 0 0 0	3 1 1 2 0 0 0 0	3 1 1 2 0 0 0 0	3 1 1 2 0 0 0 0	3 1 1 2 0 0 0 0	3 1 1 2 0 0 0 0	3 1 1 2 0 0 0 0	3 1 1 2 0 0 0 0	3 1 1 2 0 0 0 0	3 1 1 2 0 0 0 0	3 1 1 2 0 0 0 0	3 1 1 2 0 0 0 0	6.75 2.250			
38 Vidal Nuño, L (8, 1) ERA: 2.02	1.1 7 3 6.75 2.250	3 1 1 2 0 0 0 0	3 1 1 2 0 0 0 0	3 1 1 2 0 0 0 0	3 1 1 2 0 0 0 0	3 1 1 2 0 0 0 0	3 1 1 2 0 0 0 0	3 1 1 2 0 0 0 0	3 1 1 2 0 0 0 0	3 1 1 2 0 0 0 0	3 1 1 2 0 0 0 0	3 1 1 2 0 0 0 0	3 1 1 2 0 0 0 0	3 1 1 2 0 0 0 0	3 1 1 2 0 0 0 0	3 1 1 2 0 0 0 0	6.75 2.250			
56 Fernando Rodney, R (9, 1) ERA: 5.57	1.0 3 0 0.00 0.000	0 0 0 1 0 0 1 0	0 0 0 1 0 0 1 0	0 0 0 1 0 0 1 0	0 0 0 1 0 0 1 0	0 0 0 1 0 0 1 0	0 0 0 1 0 0 1 0	0 0 0 1 0 0 1 0	0 0 0 1 0 0 1 0	0 0 0 1 0 0 1 0	0 0 0 1 0 0 1 0	0 0 0 1 0 0 1 0	0 0 0 1 0 0 1 0	0 0 0 1 0 0 1 0	0 0 0 1 0 0 1 0	0 0 0 1 0 0 1 0	0.00 0.000			

Arizona Diamondbacks @ Seattle Mariners
Safeco Field, Seattle, WA
Wed Jul 29 2015, 12:42 PM - 3:30 PM PDT
Att. 32,502 - Sunny - 74 F

AB 40
R 8
H 15
RBI 8
BB 1
SO 10
LOB 18



Batter	1	2	3	4	5	6	7	8	9	AB	R	H	RBI	BB	SO	LOB	BOTTOM			
16 Austin Jackson, R (1, 8) OBP: 0.297, SLG: 0.353										4	1	1	0	0	1	1				
15 Kyle Seager, L (1, 5) OBP: 0.328, SLG: 0.446										3	1	0	0	1	1	2				
23 Nelson Cruz, R (1, 9) OBP: 0.376, SLG: 0.558										3	0	1	0	1	1	1				
30 Franklin Gutierrez, R (1, 7) OBP: 0.304, SLG: 0.490										4	0	1	1	0	1	3				
35 Mark Trumbo, R (1, 10) OBP: 0.284, SLG: 0.424										4	0	0	0	0	2	3				
5 Brad Miller, L (1, 4) OBP: 0.319, SLG: 0.391										4	0	2	1	0	1	0				
20 Logan Morrison, L (1, 3) OBP: 0.298, SLG: 0.363										3	0	0	0	0	1	3				
38 Vidal Nuño, L (8, 1) ERA: 5.51										0	0	0	0	0	0	0				
56 Fernando Rodney, R (9, 1) OBP: 0.270, SLG: 0.366										0	0	0	0	0	0	0				
2 Jesús Sucre, R (1, 2) OBP: 0.086, SLG: 0.200										3	0	1	0	0	0	1				
7 Seth Smith, L (9, PH) OBP: 0.337, SLG: 0.459										1	0	0	0	0	0	1				
1 Chris Taylor, R (1, 6) OBP: 0.219, SLG: 0.211										4	0	0	0	0	2	3				
Inning Stats	R: 0 H: 1 E: 0 K: 2 S: 12	H: 0 LOB: 0 BB: 0 P: 17	R: 0 H: 0 E: 0 K: 2 S: 10	H: 0 LOB: 0 BB: 0 P: 11	R: 0 H: 0 E: 0 K: 1 S: 6	H: 0 LOB: 0 BB: 0 P: 10	R: 1 H: 1 E: 0 K: 1 S: 10	H: 1 LOB: 2 BB: 2 P: 21	R: 0 H: 1 E: 0 K: 0 S: 9	H: 0 LOB: 1 BB: 0 P: 12	R: 0 H: 0 E: 0 K: 0 S: 5	H: 0 LOB: 0 BB: 0 P: 9	R: 0 H: 1 E: 0 K: 1 S: 12	H: 2 LOB: 1 BB: 0 P: 16	R: 1 H: 2 E: 0 K: 2 S: 12	H: 1 LOB: 1 BB: 0 P: 25	1B: 3 2B: 4 3B: 0 HR: 0	SF: 0 SAC: 0 DP: 0 HBP: 0	WP: 0 PB: 0 SB: 0 CS: 0	PA: 36
PITCHER	IP WLS BF ERA WHIP	WLS BF ERA WHIP	H R ER SO BB IBB HBP BLK	H R ER SO BB IBB HBP BLK	H R ER SO BB IBB HBP BLK	H R ER SO BB IBB HBP BLK	H R ER SO BB IBB HBP BLK	H R ER SO BB IBB HBP BLK	H R ER SO BB IBB HBP BLK	H R ER SO BB IBB HBP BLK	H R ER SO BB IBB HBP BLK	H R ER SO BB IBB HBP BLK	H R ER SO BB IBB HBP BLK	H R ER SO BB IBB HBP BLK	H R ER SO BB IBB HBP BLK	H R ER SO BB IBB HBP BLK	WP HR S P ERA WHIP	ERA WHIP		
46 Patrick Corbin, L (1, 1) ERA: 3.21	6.0 W 23 1.50 0.833	3 1 1 3 2 0 0 0	3 1 1 3 0 0 0 0	3 1 1 3 0 0 0 0	3 1 1 3 0 0 0 0	3 1 1 3 0 0 0 0	3 1 1 3 0 0 0 0	3 1 1 3 0 0 0 0	3 1 1 3 0 0 0 0	3 1 1 3 0 0 0 0	3 1 1 3 0 0 0 0	3 1 1 3 0 0 0 0	3 1 1 3 0 0 0 0	3 1 1 3 0 0 0 0	3 1 1 3 0 0 0 0	3 1 1 3 0 0 0 0	1.50 0.833			
43 Addison Reed, R (7, 1) ERA: 5.81	2.0 9 3 4.50 1.500	3 1 1 3 0 0 0 0	3 1 1 3 0 0 0 0	3 1 1 3 0 0 0 0	3 1 1 3 0 0 0 0	3 1 1 3 0 0 0 0	3 1 1 3 0 0 0 0	3 1 1 3 0 0 0 0	3 1 1 3 0 0 0 0	3 1 1 3 0 0 0 0	3 1 1 3 0 0 0 0	3 1 1 3 0 0 0 0	3 1 1 3 0 0 0 0	3 1 1 3 0 0 0 0	3 1 1 3 0 0 0 0	3 1 1 3 0 0 0 0	4.50 1.500			
55 Josh Collmenter, R (9, 1) ERA: 4.63	1.0 4 1 0.00 1.000	1 0 0 1 0 0 0 0	1 0 0 1 0 0 0 0	1 0 0 1 0 0 0 0	1 0 0 1 0 0 0 0	1 0 0 1 0 0 0 0	1 0 0 1 0 0 0 0	1 0 0 1 0 0 0 0	1 0 0 1 0 0 0 0	1 0 0 1 0 0 0 0	1 0 0 1 0 0 0 0	1 0 0 1 0 0 0 0	1 0 0 1 0 0 0 0	1 0 0 1 0 0 0 0	1 0 0 1 0 0 0 0	1 0 0 1 0 0 0 0	0.00 1.000			

Arizona Diamondbacks @ Seattle Mariners
Safeco Field, Seattle, WA
Wed Jul 29 2015, 12:42 PM - 3:30 PM PDT
Att. 32,502 - Sunny - 74 F

AB 34
R 2
H 7
RBI 2
BB 2
SO 10
LOB 18



Batter	1	2	3	4	5	6	7	8	9	AB	R	H	RBI	BB	SO	LOB	TOP					
5 Ender Inciarte, L OBP: 0.316, SLG: 0.382											4	0	1	0	0	2	3					
11 AJ Pollock, R OBP: 0.356, SLG: 0.459										4	0	0	0	0	0	2						
44 Paul Goldschmidt, R OBP: 0.450, SLG: 0.580										4	0	0	0	0	4	1						
6 David Peralta, L OBP: 0.351, SLG: 0.498										3	1	0	0	1	1							
19 Jake Lamb, L OBP: 0.346, SLG: 0.444										4	2	2	0	0	1	0						
8 Jarrod Saltalamacchia, S OBP: 0.281, SLG: 0.279										4	1	1	1	0	0	1						
16 Chris Owings, R OBP: 0.259, SLG: 0.326																						
40 Andrew Chafin, R																						
30 David Hernandez, R																						
59 Oliver Pérez, L																						
7 Wellington Castillo, R OBP: 0.318, SLG: 0.485																						
13 Nick Ahmed, R OBP: 0.288, SLG: 0.344																						
46 Patrick Corbin, L																						
55 Josh Collmenter, R																						
4 Cliff Pennington, S OBP: 0.313, SLG: 0.279																						
Inning Stats	R: 0 E: 0 K: 1 S: 8	H: 1 LOB: 1 BB: 0 P: 11	R: 0 E: 0 K: 1 S: 11	H: 0 LOB: 1 BB: 0 P: 15	R: 0 E: 0 K: 1 S: 10	H: 0 LOB: 1 BB: 1 P: 15	R: 3 E: 0 K: 3 S: 23	H: 3 LOB: 2 BB: 2 P: 40	R: 0 E: 0 K: 2 S: 11	H: 0 LOB: 0 BB: 0 P: 14	R: 0 E: 0 K: 1 S: 13	H: 0 LOB: 0 BB: 0 P: 19	R: 0 E: 0 K: 1 S: 6	H: 0 LOB: 0 BB: 0 P: 7	R: 0 E: 0 K: 1 S: 9	H: 0 LOB: 0 BB: 0 P: 9	R: 1 E: 1 K: 0 S: 18	H: 1 LOB: 1 BB: 0 P: 24	1B: 4 2B: 1 3B: 0 HR: 0	SF: 0 SAC: 0 DP: 0 HBP: 0	WP: 0 PB: 0 SB: 0 CS: 0	PA: 36
PITCHER	IP WLS BF H R ER SO BB IBB HBP BLK WP HR S P ERA WHIP																					
31 Max Scherzer, R ERA: 2.31	6.0 25 4 3 3 9 3 0 0 0 0 0 0 76 114 4.50 1.167																					
44 Casey Janssen, R ERA: 2.63	1.0 3 0 0 0 1 0 0 0 0 0 0 0 6 7 0.00 0.000																					
22 Drew Storen, R ERA: 1.56	1.0 W 3 0 0 0 1 0 0 0 0 0 0 0 9 9 0.00 0.000																					
58 Jonathan Papelbon, R ERA: 1.69	1.0 S 5 1 1 0 0 0 0 0 0 0 0 0 18 24 0.00 1.000																					

Arizona Diamondbacks @ Washington Nationals
Nationals Park, Washington, DC
Tue Aug 04 2015, 7:36 PM - 10:49 PM EDT
Att: 26,112 - Cloudy - 82 F

AB	33
R	4
H	5
RBI	3
BB	3
SO	11
LOB	12



Batter	1	2	3	4	5	6	7	8	9	AB	R	H	RBI	BB	SO	LOB	BOTTOM			
5 Yuliel Escobar, R OBP: 0.362, SLG: 0.425										3	1	2	1	1	0	1				
6 Anthony Rendon, R OBP: 0.355, SLG: 0.371										4	1	1	0	0	0	3				
34 Bryce Harper, L OBP: 0.455, SLG: 0.667										3	1	1	0	1	0	1				
11 Ryan Zimmerman, R OBP: 0.273, SLG: 0.367										3	1	1	1	1	0	2				
28 Jayson Werth, R OBP: 0.281, SLG: 0.283										4	1	1	1	0	0	1				
20 Ian Desmond, R OBP: 0.261, SLG: 0.354										4	0	0	0	0	3	3				
40 Wilson Ramos, R OBP: 0.266, SLG: 0.365										3	0	2	2	1	0	0				
3 Michael Taylor, R OBP: 0.284, SLG: 0.373										4	0	1	0	0	2	2				
31 Max Scherzer, R OBP: 0.247, SLG: 0.300																				
26 Dan Uggla, R OBP: 0.286, SLG: 0.296																				
44 Casey Janssen, R ERA: 4.4																				
22 Drew Storen, S																				
25 Clint Robinson, L																				
12 Tyler Moore, R																				
58 Jonathan Papelbon, R																				
Inning Stats	R: 3 E: 0 K: 1 S: 23	H: 5 LOB: 3 BB: 1 P: 36	R: 0 E: 0 K: 0 S: 13	H: 1 LOB: 1 BB: 1 P: 20	R: 0 E: 0 K: 1 S: 18	H: 1 LOB: 1 BB: 0 P: 26	R: 0 E: 0 K: 0 S: 11	H: 0 LOB: 1 BB: 1 P: 20	R: 0 E: 0 K: 1 S: 9	H: 0 LOB: 0 BB: 0 P: 14	R: 0 E: 0 K: 1 S: 5	H: 0 LOB: 0 BB: 0 P: 12	R: 0 E: 0 K: 0 S: 5	H: 0 LOB: 0 BB: 1 P: 12	R: 2 E: 0 K: 2 S: 17	H: 2 LOB: 1 BB: 1 P: 28	1B: 6 2B: 3 3B: 0 HR: 1	SF: 0 SAC: 0 DP: 2 HBP: 0	WP: 0 PB: 0 SB: 0 CS: 0	PA: 36
PITCHER	IP WLS BF H R ER SO BB IBB HBP BLK WP HR S P ERA WHIP																			
46 Patrick Corbin, L ERA: 3.99	1.1 12 6 3 3 1 2 0 0 0 0 0 0 40 54 20.25 6.000																			
55 Josh Collmenter, R ERA: 4.4	3.2 12 1 0 0 2 1 0 0 0 0 0 0 40 62 0.00 0.545																			
40 Andrew Chafin, L ERA: 2.54	2.0 6 0 0 0 1 1 0 0 0 0 0 0 10 24 0.00 0.500																			
30 David Hernandez, R ERA: 4.11	0.2 L 5 2 2 2 1 1 0 0 0 0 0 0 14 24 27.00 4.500																			
59 Oliver Pérez, L ERA: 3.21	0.1 1 0 0 0 1 0 0 0 0 0 0 0 3 4 0.00 0.000																			

Arizona Diamondbacks @ Washington Nationals
Nationals Park, Washington, DC
Tue Aug 04 2015, 7:36 PM - 10:49 PM EDT
Att: 26,112 - Cloudy - 82 F

AB	31
R	5
H	9
RBI	5
BB	5
SO	6
LOB	17



Batter	1	2	3	4	5	6	7	8	9	AB	R	H	RBI	BB	SO	LOB	TOP				
4 Brandon Phillips, R OBP: 0.316, SLG: 0.370	G6-3		G6-4-3			G5-3		G3		4	0	0	0	0	0	1	Cincinnati Reds @ Arizona Diamondbacks Chase Field, Phoenix, AZ Fri Aug 07 2015, 6:41 PM - 9:13 PM MST Att: 26,836 - Roof Closed - 81 F				
19 Joey Votto, L OBP: 0.442, SLG: 0.532	2B			BB		BB		G4-3		2	0	1	0	2	0	0					
21 Todd Frazier, R OBP: 0.315, SLG: 0.530	F7			K		K				4	0	1	0	0	2	3					
32 Jay Bruce, L OBP: 0.332, SLG: 0.475	K			K		K				4	0	0	0	0	3	4					
9 Marlon Byrd, R OBP: 0.299, SLG: 0.463	K			G5-3		G5-3				4	0	0	0	0	1	2					
29 Brayan Peña, S OBP: 0.343, SLG: 0.320	G3-1					F7				3	0	1	0	0	0	0					
7 Eugenio Suárez, R OBP: 0.330, SLG: 0.450	F9					G5-3				3	0	1	0	0	0	0					
26 Raisel Iglesias, R 43 Manny Parra, L 3 Iván De Jesús Jr., R 41 Ryan Mattheus, R			K			FC3-5		G6-3		2	0	0	0	0	0	1		2			
6 Billy Hamilton, S OBP: 0.266, SLG: 0.282						K		G3		3	0	1	0	0	1	1		0			
Inning Stats	R: 0 E: 0 K: 1 S: 9	H: 1 LOB: 1 BB: 0 P: 14	R: 0 E: 0 K: 1 S: 11	H: 0 LOB: 0 BB: 0 P: 14	R: 0 E: 0 K: 1 S: 5	H: 1 LOB: 0 BB: 0 P: 6	R: 0 E: 0 K: 2 S: 14	H: 0 LOB: 1 BB: 1 P: 20	R: 0 E: 1 K: 1 S: 7	H: 2 LOB: 1 BB: 0 P: 13	R: 0 E: 0 K: 0 S: 6	H: 0 LOB: 0 BB: 0 P: 7	R: 0 E: 0 K: 0 S: 8	H: 0 LOB: 0 BB: 0 P: 9	R: 0 E: 0 K: 1 S: 7	H: 1 LOB: 1 BB: 0 P: 8		1B: 4 2B: 1 3B: 0 HR: 0	SF: 0 SAC: 0 DP: 1 HBP: 0	WP: 0 PB: 0 SB: 0 CS: 0	PA: 32
PITCHER	IP	WLS	BF	H	R	ER	SO	BB	IBB	HBP	BLK	WP	HR	S	P	ERA	WHIP				
57 Chase Anderson, R ERA: 4.1	7.0	W	25	4	0	0	7	2	0	0	0	0	0	63	87	0.00	0.857				
41 Daniel Hudson, R ERA: 4.27	1.0	H	3	0	0	0	0	0	0	0	0	0	0	8	9	0.00	0.000				
29 Brad Ziegler, R ERA: 1.68	1.0	S	4	1	0	0	1	0	0	0	0	0	0	7	8	0.00	1.000				

Batter	1	2	3	4	5	6	7	8	9	AB	R	H	RBI	BB	SO	LOB	BOTTOM					
5 Ender Inciarte, L OBP: 0.322, SLG: 0.395	1B		G3-1			G3-1				4	1	2	0	0	0	0	Cincinnati Reds @ Arizona Diamondbacks Chase Field, Phoenix, AZ Fri Aug 07 2015, 6:41 PM - 9:13 PM MST Att: 26,836 - Roof Closed - 81 F					
11 AJ Pollock, R OBP: 0.359, SLG: 0.460	BB		G4-3			2B		L6-3		3	0	1	0	1	0	2						
44 Paul Goldschmidt, R OBP: 0.450, SLG: 0.576	F9					K				3	0	0	0	0	2	3						
6 David Peralta, L OBP: 0.350, SLG: 0.497	1B		G4-3			G5-3				3	0	1	1	0	0	0						
7 Wellington Castillo, R OBP: 0.329, SLG: 0.512	G5-4-3					K		HR		3	1	1	1	0	1	2						
19 Jake Lamb, L OBP: 0.338, SLG: 0.431	L9					G4-3		F7		3	0	0	0	0	0	0						
16 Chris Owings, R OBP: 0.258, SLG: 0.321	F9					G6-3		F9		3	0	0	0	0	0	0						
13 Nick Ahmed, R OBP: 0.284, SLG: 0.339	K					L7		K		3	0	0	0	0	2	0						
57 Chase Anderson, R 41 Daniel Hudson, R 2 Aaron Hill, R 29 Brad Ziegler, R	K					K		1B		2	0	0	0	0	2	0		0				
Inning Stats	R: 1 E: 0 K: 0 S: 10	H: 2 LOB: 1 BB: 1 P: 19	R: 0 E: 0 K: 1 S: 13	H: 0 LOB: 0 BB: 0 P: 19	R: 0 E: 0 K: 1 S: 7	H: 0 LOB: 0 BB: 0 P: 9	R: 0 E: 0 K: 2 S: 13	H: 0 LOB: 0 BB: 0 P: 21	R: 0 E: 0 K: 0 S: 7	H: 1 LOB: 1 BB: 0 P: 10	R: 1 E: 0 K: 0 S: 9	H: 1 LOB: 0 BB: 0 P: 15	R: 0 E: 0 K: 1 S: 13	H: 2 LOB: 1 BB: 0 P: 17	R: 0 E: 0 K: 1 S: 13	H: 2 LOB: 1 BB: 0 P: 17		1B: 4 2B: 2 3B: 0 HR: 1	SF: 0 SAC: 0 DP: 2 HBP: 0	WP: 0 PB: 0 SB: 1 CS: 0	PA: 29	
PITCHER	IP	WLS	BF	H	R	ER	SO	BB	IBB	HBP	BLK	WP	HR	S	P	ERA	WHIP					
26 Raisel Iglesias, R ERA: 4.73	6.0	L	21	3	1	1	0	0	0	0	0	0	0	1	9	15	9.00	1.000				
43 Manny Parra, L ERA: 3.98	1.0		4	1	1	1	0	0	0	0	0	0	0	9	15	9.00	1.000					
41 Ryan Mattheus, R ERA: 4.36	1.0		4	2	0	0	1	0	0	0	0	0	0	13	17	0.00	2.000					




Batter	1	2	3	4	5	6	7	8	9	10	AB	R	H	RBI	BB	SO	LOB										
6 Billy Hamilton, S OBP: 0.265, SLG: 0.283	(1, 8)										5	1	2	0	0	2	1										
4 Brandon Phillips, R OBP: 0.319, SLG: 0.378	(1, 4)										5	0	1	0	0	1	2										
19 Joey Votto, L OBP: 0.435, SLG: 0.521	(1, 3)										4	1	0	0	1	0	1										
9 Marlon Byrd, R OBP: 0.298, SLG: 0.474		(1, 7)									3	0	1	1	1	0	0										
32 Jay Bruce, L OBP: 0.328, SLG: 0.467	(1, 9)										4	0	1	0	0	1	2										
7 Eugenio Suárez, R OBP: 0.332, SLG: 0.475	(1, 6)										4	1	1	1	0	1	4										
3 Iván De Jesús Jr., R OBP: 0.351, SLG: 0.455	(1, 5)										4	0	2	1	0	0	2										
16 Tucker Barnhart, L OBP: 0.327, SLG: 0.333	(1, 2)										4	0	0	0	0	0	2										
28 Anthony DeSclafani, R ERA: 4.08	(1, 11)										2	0	0	0	0	0	2										
21 Todd Frazier, R ERA: 3.75	(7, 9)										1	0	0	0	0	0	1										
25 Burke Badenhop, R ERA: 4.0	(7, 1)										0	0	0	0	0	0	0										
43 Manny Parra, L ERA: 3.86	(8, 1)										0	0	0	0	0	0	0										
60 J.J. Hoover, R ERA: 1.99	(8, 1)										0	0	0	0	0	0	0										
56 Skip Schumaker, L ERA: 3.75	(8, 9)										0	0	0	0	0	0	0										
70 Jumbo Diaz, R ERA: 1.72	(8, 1)										0	0	0	0	0	0	0										
41 Ryan Mattheus, R ERA: 4.59	(10, 1)										0	0	0	0	0	0	0										
Inning Stats	R: 0 E: 0 K: 1 S: 9	H: 0 LOB: 0 BB: 0 P: 15	R: 0 E: 0 K: 1 S: 7	H: 0 LOB: 0 BB: 0 P: 12	R: 0 E: 0 K: 1 S: 7	H: 1 LOB: 0 BB: 0 P: 8	R: 2 E: 0 K: 1 S: 17	H: 3 LOB: 2 BB: 1 P: 28	R: 0 E: 0 K: 1 S: 7	H: 0 LOB: 0 BB: 0 P: 9	R: 1 E: 0 K: 1 S: 12	H: 2 LOB: 1 BB: 0 P: 18	R: 0 E: 0 K: 0 S: 16	H: 1 LOB: 2 BB: 1 P: 26	R: 0 E: 0 K: 0 S: 8	H: 0 LOB: 0 BB: 0 P: 12	R: 0 E: 0 K: 1 S: 10	H: 0 LOB: 0 BB: 0 P: 14	1B: 5 2B: 3 3B: 0 HR: 0	SF: 0 SAC: 0 DP: 1 HBP: 0	WP: 0 PB: 0 SB: 2 CS: 0	PA: 39					
PITCHER	IP 6.0	WLS 25	BF 7	H 3	R 3	ER 3	SO 5	BB 1	IBB 0	HBP 0	BLK 0	WP 0	HR 0	S 60	P 88	ERA 4.50	WHIP 1.333										
46 Patrick Corbin, L ERA: 4.08	(1, 1)	6.0	25	7	3	3	5	1	0	0	0	0	0	60	88	4.50	1.333										
40 Andrew Chafin, L ERA: 2.51	(7, 1)	0.1	1	0	0	0	0	0	0	0	0	0	0	1	3	0.00	0.000										
30 David Hernandez, R ERA: 4.0	(7, 1)	0.2	2	0	0	0	1	0	0	0	0	0	0	5	7	0.00	0.000										
41 Daniel Hudson, R ERA: 4.18	(8, 1)	1.0	5	1	0	0	1	1	0	0	0	0	0	16	26	0.00	2.000										
29 Brad Ziegler, R ERA: 1.64	(9, 1)	1.0	3	0	0	0	0	0	0	0	0	0	0	8	12	0.00	0.000										

TOP

Cincinnati Reds @ Arizona Diamondbacks
Chase Field, Phoenix, AZ
Sun Aug 09 2015, 1:11 PM - 4:31 PM MST
Att. 28,116 - Roof Closed - 77 F

AB	37
R	3
H	8
RBI	3
BB	2
SO	8
LOB	15



Batter	1	2	3	4	5	6	7	8	9	10	AB	R	H	RBI	BB	SO	LOB										
5 Ender Inciarte, L OBP: 0.320, SLG: 0.391	(1, 9)										4	0	1	0	0	0	1										
11 AJ Pollock, R OBP: 0.360, SLG: 0.480	(1, 8)										5	1	1	0	0	0	2										
44 Paul Goldschmidt, R OBP: 0.480, SLG: 0.577	(1, 3)										4	2	3	1	1	1	1										
6 David Peralta, L OBP: 0.361, SLG: 0.506	(1, 7)										5	1	5	1	0	0	0										
8 Jarrod Saltalamacchia, S OBP: 0.279, SLG: 0.313	(1, 2)										4	0	1	1	0	2	4										
19 Jake Lamb, L OBP: 0.344, SLG: 0.428	(1, 5)										4	0	1	0	1	0	2										
16 Chris Owings, R OBP: 0.256, SLG: 0.318	(1, 4)										5	0	1	1	0	0	2										
13 Nick Ahmed, R OBP: 0.282, SLG: 0.334	(1, 6)										4	0	1	0	0	0	2										
46 Patrick Corbin, L ERA: 3.75	(1, 11)										1	0	0	0	0	1	1										
25 Burke Badenhop, R ERA: 3.86	(7, 1)										0	0	0	0	0	0	0										
43 Manny Parra, L ERA: 3.86	(8, 1)										0	0	0	0	0	0	0										
60 J.J. Hoover, R ERA: 1.99	(8, 1)										0	0	0	0	0	0	0										
56 Skip Schumaker, L ERA: 3.75	(8, 9)										0	0	0	0	0	0	0										
70 Jumbo Diaz, R ERA: 1.72	(8, 1)										0	0	0	0	0	0	0										
Inning Stats	R: 1 E: 0 K: 1 S: 17	H: 3 LOB: 2 BB: 0 P: 23	R: 0 E: 0 K: 0 S: 10	H: 0 LOB: 0 BB: 1 P: 16	R: 0 E: 0 K: 1 S: 12	H: 2 LOB: 1 BB: 1 P: 16	R: 0 E: 0 K: 0 S: 9	H: 1 LOB: 1 BB: 0 P: 15	R: 2 E: 0 K: 0 S: 9	H: 4 LOB: 1 BB: 0 P: 14	R: 0 E: 0 K: 0 S: 9	H: 0 LOB: 0 BB: 0 P: 15	R: 0 E: 0 K: 0 S: 12	H: 1 LOB: 1 BB: 0 P: 20	R: 0 E: 0 K: 0 S: 10	H: 2 LOB: 2 BB: 0 P: 16	R: 0 E: 0 K: 0 S: 3	H: 0 LOB: 0 BB: 0 P: 5	R: 1 E: 0 K: 0 S: 6	H: 2 LOB: 3 BB: 2 P: 15	1B: 12 2B: 3 3B: 0 HR: 0	SF: 0 SAC: 2 DP: 1 HBP: 0	WP: 0 PB: 0 SB: 1 CS: 1	PA: 43			
PITCHER	IP 6.0	WLS 26	BF 10	H 3	R 3	ER 3	SO 3	BB 1	IBB 0	HBP 0	BLK 0	WP 0	HR 0	S 66	P 99	ERA 4.50	WHIP 1.833										
28 Anthony DeSclafani, R ERA: 3.75	(1, 1)	6.0	26	10	3	3	3	1	0	0	0	0	0	66	99	4.50	1.833										
41 Ryan Mattheus, R ERA: 4.59	(10, 1)	0.1	L	5	2	1	0	1	1	0	1	1	0	6	15	27.00	9.000										

BOTTOM

Cincinnati Reds @ Arizona Diamondbacks
Chase Field, Phoenix, AZ
Sun Aug 09 2015, 1:11 PM - 4:31 PM MST
Att. 28,116 - Roof Closed - 77 F

AB	38
R	4
H	15
RBI	4
BB	3
SO	4
LOB	15



Batter	1	2	3	4	5	6	7	8	9	AB	R	H	RBI	BB	SO	LOB	TOP										
26 Chase Utley, L (1,3) OBP: 0.282, SLG: 0.294 59 Elvis Araujo, L (8,1) 3 Jeff Francoeur, R (9,PH) OBP: 0.302, SLG: 0.473	P6		SF8		16 2B		K		K	3	1	1	1	0	1	1	Philadelphia Phillies @ Arizona Diamondbacks Chase Field, Phoenix, AZ Mon Aug 10 2015, 6:41 PM - 9:41 PM MST Att: 16,495 - Roof Closed - 78 F										
16 César Hernández, S (1,4) OBP: 0.356, SLG: 0.374	F7		37 1B		1B		L9			4	0	2	1	0	0	1											
37 Odúbel Herrera, L (1,8)	K		1B		L8		E1			4	0	1	0	0	1	2											
7 Maikel Franco, R (1,5) OBP: 0.338, SLG: 0.490		G5-3					G6-3			4	1	2	1	0	0	4											
9 Dornic Brown, L (1,9) OBP: 0.291, SLG: 0.364	G6-3		13 G3-6-3 BB				L4			3	0	0	0	1	0	1											
25 Cody Asche, L (1,7) OBP: 0.291, SLG: 0.377	P6						2B			4	0	1	0	0	1	2											
13 Freddy Galvis, S (1,6) 30 Justin De Fratus, S (6,1) 18 Darin Ruf, R (8,PH) OBP: 0.302, SLG: 0.377	G3-1		G3-6-3				F8			3	0	0	0	0	0	3											
51 Carlos Ruiz, R (1,2) OBP: 0.295, SLG: 0.292					G3-1		L8			4	1	1	0	0	0	1											
34 Aaron Harang, R (1,1) OBP: 0.206, SLG: 0.212 21 Adam Loewen, L (6,1) 4 Andrés Blanco, S (6,6) OBP: 0.361, SLG: 0.485							G5-3			2	0	0	0	0	1	1											
										2	0	0	0	0	0	0											
										2	0	1	0	0	0	0											
Inning Stats	R: 0 E: 0 K: 1 S: 7	H: 0 LOB: 0 BB: 0 P: 9	R: 0 E: 0 K: 0 S: 12	H: 1 LOB: 1 BB: 0 P: 17	R: 1 E: 0 K: 1 S: 13	H: 3 LOB: 2 BB: 0 P: 17	R: 0 E: 0 K: 1 S: 8	H: 0 LOB: 0 BB: 1 P: 15	R: 1 E: 0 K: 0 S: 10	H: 2 LOB: 1 BB: 0 P: 16	R: 1 E: 0 K: 0 S: 12	H: 2 LOB: 1 BB: 0 P: 18	R: 0 E: 0 K: 1 S: 9	H: 1 LOB: 2 BB: 0 P: 10	R: 0 E: 0 K: 0 S: 7	H: 0 LOB: 0 BB: 0 P: 11	R: 0 E: 0 K: 1 S: 10	H: 0 LOB: 0 BB: 0 P: 13	1B: 4 2B: 3 3B: 1 HR: 1	SF: 1 SAC: 0 DP: 1 HBP: 0	WP: 0 PB: 0 SB: 0 CS: 0	PA: 37					
PITCHER	IP	WLS	BF	H	R	ER	SO	BB	IBB	HBP	BLK	WP	HR	S	P	ERA	WHIP										
12 Rubby De La Rosa, R (1,1) ERA: 4.55 40 Andrew Chafin, L (7,1) ERA: 2.47 56 Keith Hessler, L (8,1) ERA: 55 Josh Colmlenter, R (9,1) ERA: 4.31	6.0	W	26	8	3	3	3	1	0	0	0	0	1	62	92	4.50	1.500										

Batter	1	2	3	4	5	6	7	8	9	AB	R	H	RBI	BB	SO	LOB	BOTTOM										
11 AJ Pollock, R (1,8) OBP: 0.363, SLG: 0.474	F9		K		44 SF8		6B 19 S			5	3	3	2	0	1	0	Philadelphia Phillies @ Arizona Diamondbacks Chase Field, Phoenix, AZ Mon Aug 10 2015, 6:41 PM - 9:41 PM MST Att: 16,495 - Roof Closed - 78 F										
19 Jake Lamb, L (1,5) OBP: 0.350, SLG: 0.439	1B		44 1B		6 2B		K			4	2	2	0	1	1	2											
44 Paul Goldschmidt, R (1,3) 23 Óscar Hernández, R (7,PH) OBP: 0.240, SLG: 0.162	P3		6 1B		SF8		6 1B			2	1	1	2	1	0	1											
6 David Peralta, L (1,7) OBP: 0.364, SLG: 0.511	F7		1B		1B		G6-3			5	1	3	2	0	0	1											
7 Wellington Castillo, R (1,2) 56 Keith Hessler, L (8,1) 5 Ender Inciarte, L (8,PH) 55 Josh Colmlenter, R (9,1) OBP: 0.286, SLG: 0.200	L9		K		HR		24 1B			4	2	2	4	0	1	2											
24 Yasmany Tomás, R (1,9) OBP: 0.333, SLG: 0.431	G3				F7		16 1B			4	1	2	2	1	0	0											
16 Chris Owings, R (1,4) OBP: 0.258, SLG: 0.322	2B		G6-3		G5-3					5	0	2	0	0	1	1											
13 Nick Ahmed, R (1,6) OBP: 0.280, SLG: 0.332	G5-3		K							5	1	1	0	0	1	4											
12 Rubby De La Rosa, R (1,1) OBP: 0.082, SLG: 0.082 4 Jamie Romak, R (6,PH) 40 Andrew Chafin, R (7,1) 8 Jarrod Saltalamacchia, R (8,3) OBP: 0.285, SLG: 0.313	G6-3		G6-3		K		11 1B			2	0	0	0	0	1	0											
							11 1B			1	1	1	1	0	0	0											
										0	0	0	0	0	0	0											
										0	1	0	0	0	0	0											
Inning Stats	R: 0 E: 0 K: 0 S: 6	H: 1 LOB: 1 BB: 0 P: 13	R: 0 E: 0 K: 0 S: 8	H: 1 LOB: 0 BB: 0 P: 10	R: 1 E: 0 K: 2 S: 12	H: 3 LOB: 0 BB: 0 P: 16	R: 1 E: 0 K: 2 S: 13	H: 1 LOB: 0 BB: 0 P: 20	R: 3 E: 0 K: 0 S: 19	H: 3 LOB: 0 BB: 1 P: 29	R: 6 E: 0 K: 1 S: 26	H: 7 LOB: 2 BB: 1 P: 42	R: 2 E: 0 K: 0 S: 15	H: 1 LOB: 0 BB: 0 P: 20	R: 0 E: 0 K: 2 S: 11	H: 0 LOB: 1 BB: 1 P: 18	1B: 8 2B: 3 3B: 3 HR: 3	SF: 1 SAC: 0 DP: 0 HBP: 1	WP: 1 PB: 0 SB: 1 CS: 0	PA: 44							
PITCHER	IP	WLS	BF	H	R	ER	SO	BB	IBB	HBP	BLK	WP	HR	S	P	ERA	WHIP										
34 Aaron Harang, R (1,1) ERA: 4.52 21 Adam Loewen, L (6,1) ERA: 54.0 30 Justin De Fratus, R (6,1) ERA: 5.69 59 Elvis Araujo, L (8,1) ERA: 3.16	5.1	L	28	12	8	8	4	1	0	0	0	0	2	67	101	13.50	2.438										

AB 35
R 3
H 9
RBI 3
BB 1
SO 5
LOB 16



AB 39
R 13
H 17
RBI 13
BB 3
SO 7
LOB 11




Batter	1	2	3	4	5	6	7	8	9	AB	R	H	RBI	BB	SO	LOB	TOP			
26 Chase Utley, L (1,4) OBP: 0.266, SLG: 0.298	G3-1		G4-3														4 0 2 0 0 0 0			
37 Odibel Herrera, L (1,8) OBP: 0.316, SLG: 0.424	G6-3		F7														4 0 0 0 0 0 3			
7 Maikel Franco, R (1,5) OBP: 0.349, SLG: 0.490			L8														0 0 0 0 0 0 0			
4 Andrés Blanco, S (1,PR) OBP: 0.351, SLG: 0.470	HBP																3 1 0 0 0 1 3			
6 Ryan Howard, L (1,3) OBP: 0.284, SLG: 0.451	E9																4 0 1 0 0 1 1			
3 Jeff Francoeur, R (1,9) OBP: 0.301, SLG: 0.473	FC5-4																4 0 1 0 0 0 1			
18 Darin Ruf, R (1,7) OBP: 0.301, SLG: 0.380																	4 0 1 0 0 2 1			
13 Freddy Galvis, S (1,6)																	3 0 1 0 0 1 1			
29 Cameron Rupp, R (1,2) OBP: 0.284, SLG: 0.333																	4 0 2 0 0 0 2			
55 David Buchanan, R (1,1) OBP: 0.250, SLG: 0.214																	1 0 0 0 0 1 1			
50 Héctor Neris, R (2,1) ERA: 4.73																	1 0 0 0 0 1 1			
21 Adam Loewen, L (5,1) ERA: 15.43																	1 0 0 0 0 0 1			
30 Justin De Fratus, S (7,1) ERA: 5.51																	0 0 0 0 0 0 0			
Inning Stats	R: 1 H: 1 E: 0 K: 0 S: 10	H: 1 LOB: 1 BB: 0 P: 18	R: 0 H: 1 E: 0 K: 1 S: 8	H: 1 LOB: 1 BB: 0 P: 10	R: 0 H: 0 E: 0 K: 0 S: 6	H: 0 LOB: 0 BB: 0 P: 9	R: 0 H: 1 E: 0 K: 1 S: 11	H: 1 LOB: 1 BB: 0 P: 16	R: 0 H: 2 E: 0 K: 1 S: 13	H: 2 LOB: 2 BB: 0 P: 20	R: 0 H: 0 E: 0 K: 1 S: 5	H: 0 LOB: 0 BB: 0 P: 7	R: 0 H: 1 E: 0 K: 2 S: 10	H: 1 LOB: 1 BB: 0 P: 12	R: 0 H: 1 E: 0 K: 1 S: 10	H: 1 LOB: 1 BB: 0 P: 12	1B: 6 2B: 2 3B: 0 HR: 0	SF: 0 SAC: 1 DP: 1 HBP: 1	WP: 0 PB: 0 SB: 0 CS: 0	PA: 35
PITCHER	IP WLS BF H R ER SO BB IBB HBP BLK WP HR S P ERA WHIP																			
58 Jeremy Hellickson, R (1,1) ERA: 4.73	8.0 W 31 7 1 0 6 0 0 1 0 0 0 0 71 104 0.00 0.875																			
43 Addison Reed, R (9,1) ERA: 4.73	1.0 4 1 0 0 1 0 0 0 0 0 0 0 10 12 0.00 1.000																			

Philadelphia Phillies @ Arizona Diamondbacks
Chase Field, Phoenix, AZ
Tue Aug 11 2015, 6:42 PM - 9:25 PM MST
Att: 19,836 - Roof Closed - 75 F

livebaseballscorecards.com

AB 33
R 1
H 8
RBI 0
BB 0
SO 7
LOB 15




Batter	1	2	3	4	5	6	7	8	9	AB	R	H	RBI	BB	SO	LOB	BOTTOM			
11 AJ Pollock, R (1,8) OBP: 0.366, SLG: 0.477																	5 2 3 0 0 0 2			
19 Jake Lamb, L (1,5) OBP: 0.342, SLG: 0.429																	5 0 0 0 0 2 4			
44 Paul Goldschmidt, R (1,3) OBP: 0.231, SLG: 0.174																	1 1 0 0 2 0 1			
23 Óscar Hernández, R (7,2) OBP: 0.231, SLG: 0.174																	1 0 0 0 0 0 0			
6 David Peralta, L (1,7) OBP: 0.366, SLG: 0.520																	4 1 2 5 0 0 2			
4 Jamie Romak, R (6,PR) OBP: 0.333, SLG: 0.667																	1 0 0 0 0 0 0			
24 Yasmany Tomás, R (1,9) OBP: 0.337, SLG: 0.438																	2 2 2 0 0 0 0			
5 Ender Inciarte, L (3,9) OBP: 0.317, SLG: 0.387																	3 0 0 0 0 0 2			
8 Jarrod Saltalamacchia, S (1,2) OBP: 0.289, SLG: 0.338																	4 2 1 1 1 1 1			
2 Aaron Hill, R (1,4) OBP: 0.294, SLG: 0.339																	5 2 3 2 0 1 1			
16 Chris Owings, R (1,6) OBP: 0.260, SLG: 0.329																	5 2 2 2 0 1 2			
58 Jeremy Hellickson, R (1,1) ERA: 4.73																	3 1 2 3 1 1 0			
43 Addison Reed, L (9,1) ERA: 4.73																	0 0 0 0 0 0 0			
Inning Stats	R: 0 H: 1 E: 0 K: 1 S: 7	H: 1 LOB: 1 BB: 0 P: 12	R: 11 H: 10 E: 0 K: 0 S: 31	H: 10 LOB: 1 BB: 2 P: 50	R: 0 H: 0 E: 0 K: 0 S: 4	H: 0 LOB: 0 BB: 0 P: 9	R: 0 H: 0 E: 0 K: 1 S: 11	H: 0 LOB: 1 BB: 0 P: 15	R: 1 H: 2 E: 0 K: 2 S: 15	H: 2 LOB: 2 BB: 1 P: 26	R: 1 H: 1 E: 0 K: 2 S: 13	H: 1 LOB: 1 BB: 1 P: 17	R: 0 H: 0 E: 0 K: 0 S: 4	H: 0 LOB: 0 BB: 0 P: 7	R: 0 H: 1 E: 0 K: 0 S: 6	H: 1 LOB: 1 BB: 0 P: 7	1B: 7 2B: 5 3B: 0 HR: 3	SF: 0 SAC: 0 DP: 1 HBP: 1	WP: 0 PB: 1 SB: 1 CS: 0	PA: 44
PITCHER	IP WLS BF H R ER SO BB IBB HBP BLK WP HR S P ERA WHIP																			
55 David Buchanan, R (1,1) ERA: 9.0	1.2 L 18 11 11 11 1 2 0 0 0 0 0 0 2 34 57 59.40 7.800																			
50 Héctor Neris, R (2,1) ERA: 2.5	2.1 8 0 0 0 1 0 0 1 0 0 0 0 19 29 0.00 0.000																			
21 Adam Loewen, L (5,1) ERA: 15.43	2.0 11 3 2 2 4 2 0 0 0 0 0 1 28 43 9.00 2.500																			
30 Justin De Fratus, R (7,1) ERA: 5.51	2.0 7 1 0 0 0 0 0 0 0 0 0 0 10 14 0.00 0.500																			

Philadelphia Phillies @ Arizona Diamondbacks
Chase Field, Phoenix, AZ
Tue Aug 11 2015, 6:42 PM - 9:25 PM MST
Att: 19,836 - Roof Closed - 75 F

livebaseballscorecards.com

AB 39
R 13
H 15
RBI 13
BB 4
SO 6
LOB 15



Batter	1	2	3	4	5	6	7	8	9	AB	R	H	RBI	BB	SO	LOB	TOP				
16 César Hernández, S (1.4) OBP: 0.360, SLG: 0.375										5	0	2	0	0	0	0	Philadelphia Phillies @ Arizona Diamondbacks Chase Field, Phoenix, AZ Wed Aug 12 2015, 12:41 PM - 4:14 PM MST Att: 18,047 - Roof Closed - 75 F				
4 Andrés Blanco, S (1.5) OBP: 0.353, SLG: 0.495										5	1	2	1	0	1	1					
37 Odúbel Herrera, L (1.8) OBP: 0.315, SLG: 0.421										5	0	1	0	0	1	3					
6 Ryan Howard, L (1.3) OBP: 0.284, SLG: 0.452										4	1	1	0	0	1	2					
3 Jeff Francoeur, R (1.9) OBP: 0.304, SLG: 0.474										4	2	2	0	0	1	1					
25 Cody Asche, L (1.7) OBP: 0.293, SLG: 0.386										4	1	2	0	0	0	2					
13 Freddy Galvis, S (1.6) OBP: 0.311, SLG: 0.357										4	1	2	1	0	1	2					
29 Cameron Rupp, R (1.2) OBP: 0.283, SLG: 0.352										3	1	1	4	0	0	1					
27 Aaron Nola, R (1.1) OBP: 0.269, SLG: 0.182										2	0	0	0	0	1	1					
18 Dáviní Ruiz, R (0.6 PH) OBP: 0.269, SLG: 0.377										1	0	0	0	0	0	0					
46 Jeanmar Gómez, R (0.6 PH) OBP: 0.269, SLG: 0.377										0	0	0	0	0	0	0					
9 Domonic Brown, L (0.6 PH) OBP: 0.269, SLG: 0.377										1	0	0	0	0	0	0					
57 Luis García, R (0.6 PH) OBP: 0.269, SLG: 0.377										0	0	0	0	0	0	0					
53 Ken Giles, R (0.6 PH) OBP: 0.269, SLG: 0.377										0	0	0	0	0	0	0					
Inning Stats	R: 0 E: 0 K: 1 S: 14	H: 1 LOB: 1 BB: 0 P: 18	R: 1 E: 0 K: 2 S: 14	H: 2 LOB: 1 BB: 0 P: 18	R: 1 E: 0 K: 1 S: 14	H: 2 LOB: 1 BB: 0 P: 19	R: 1 E: 0 K: 0 S: 8	H: 2 LOB: 0 BB: 0 P: 11	R: 0 E: 0 K: 1 S: 5	H: 0 LOB: 0 BB: 0 P: 8	R: 4 E: 0 K: 0 S: 19	H: 6 LOB: 2 BB: 0 P: 30	R: 0 E: 0 K: 0 S: 6	H: 0 LOB: 0 BB: 0 P: 10	R: 0 E: 0 K: 1 S: 7	H: 0 LOB: 0 BB: 0 P: 9	R: 0 E: 0 K: 1 S: 5	H: 0 LOB: 0 BB: 0 P: 7	1B: 8 2B: 3 HR: 2	SF: 1 SAC: 0 HBP: 0	WP: 0 PA: 39 PB: 0 SB: 0 CS: 0
PITCHER	IP WLS BF H R ER SO BB IBB HBP BLK WP HR S P ERA WHIP																				
57 Chase Anderson, R (1.1) ERA: 4.31	5.0 L 23 9 5 5 5 0 0 0 0 0 0 1 58 80 9.00 1.800																				
56 Keith Hessler, L (0.6 PH) ERA: 7.71	0.1 B 3 2 2 2 0 0 0 0 0 0 1 9 12 54.00 6.000																				
30 David Hernandez, R (0.6 PH) ERA: 3.93	0.1 3 2 0 0 0 0 0 0 0 0 0 5 9 0.00 6.000																				
55 Josh Collmenter, R (0.6 PH) ERA: 4.25	1.1 4 0 0 0 0 0 0 0 0 0 0 8 13 0.00 0.000																				
41 Daniel Hudson, R (0.6 PH) ERA: 4.01	2.0 6 0 0 0 2 0 0 0 0 0 0 0 12 16 0.00 0.000																				

Batter	1	2	3	4	5	6	7	8	9	AB	R	H	RBI	BB	SO	LOB	BOTTOM				
5 Ender Inciarte, L (1.9) OBP: 0.321, SLG: 0.390										5	2	3	0	0	0	2	Philadelphia Phillies @ Arizona Diamondbacks Chase Field, Phoenix, AZ Wed Aug 12 2015, 12:41 PM - 4:14 PM MST Att: 18,047 - Roof Closed - 75 F				
11 AJ Pollock, R (1.8) OBP: 0.366, SLG: 0.477										5	1	2	0	0	0	5					
44 Paul Goldschmidt, R (1.3) OBP: 0.497, SLG: 0.994										4	2	3	2	1	1	2					
19 Jake Lamb, L (1.5) OBP: 0.339, SLG: 0.423										5	0	1	2	0	0	4					
7 Wellington Castillo, R (1.2) OBP: 0.320, SLG: 0.516										4	0	0	1	0	1	4					
2 Aaron Hill, R (1.4) OBP: 0.298, SLG: 0.343										3	0	2	0	0	0	1					
55 Josh Collmenter, R (0.6 PH) OBP: 0.298, SLG: 0.290										0	0	0	0	0	0	0					
8 Jarrod Saltalamacchia, R (0.6 PH) OBP: 0.287, SLG: 0.333										1	0	0	0	0	0	0					
41 Daniel Hudson, R (0.6 PH) OBP: 0.269, SLG: 0.377										0	0	0	0	0	0	0					
6 David Peralta, L (0.6 PH) OBP: 0.369, SLG: 0.522										1	0	1	0	0	0	0					
4 Jamie Romak, R (1.7) OBP: 0.375, SLG: 0.500										5	1	2	0	0	1	2					
13 Nick Ahmed, R (1.6) OBP: 0.277, SLG: 0.328										4	0	0	0	0	0	3					
57 Chase Anderson, R (1.1) OBP: 0.139, SLG: 0.114										2	0	0	0	0	1	1					
56 Keith Hessler, L (0.6 PH) ERA: 2.16										0	0	0	0	0	0	0					
30 David Hernandez, R (0.6 PH) ERA: 3.24										0	0	0	0	0	0	0					
16 Chris Owings, R (0.6 PH) OBP: 0.264, SLG: 0.335										2	0	2	1	0	0	0					
Inning Stats	R: 2 E: 0 K: 0 S: 19	H: 3 LOB: 1 BB: 0 P: 29	R: 0 E: 0 K: 1 S: 9	H: 0 LOB: 0 BB: 0 P: 12	R: 0 E: 0 K: 1 S: 11	H: 1 LOB: 2 BB: 1 P: 17	R: 0 E: 0 K: 0 S: 10	H: 1 LOB: 1 BB: 0 P: 11	R: 2 E: 0 K: 0 S: 11	H: 4 LOB: 2 BB: 0 P: 14	R: 0 E: 0 K: 0 S: 9	H: 2 LOB: 2 BB: 0 P: 15	R: 1 E: 0 K: 0 S: 9	H: 1 LOB: 0 BB: 0 P: 13	R: 1 E: 0 K: 1 S: 14	H: 3 LOB: 2 BB: 0 P: 19	R: 0 E: 0 K: 1 S: 6	H: 1 LOB: 1 BB: 0 P: 11	1B: 13 2B: 2 HR: 0	SF: 1 SAC: 0 HBP: 0	WP: 1 PA: 43 PB: 1 SB: 0 CS: 0
PITCHER	IP WLS BF H R ER SO BB IBB HBP BLK WP HR S P ERA WHIP																				
27 Aaron Nola, R (1.1) ERA: 4.25	5.0 W 24 9 4 4 2 1 0 0 0 0 0 0 18 28 4.50 1.500																				
46 Jeanmar Gómez, R (0.6 PH) ERA: 2.16	2.0 H 9 3 1 1 0 0 0 0 0 0 0 0 18 28 4.50 1.500																				
57 Luis García, R (0.6 PH) ERA: 3.24	0.2 H 5 3 1 1 0 0 0 0 0 0 1 0 11 13 13.50 4.500																				
53 Ken Giles, R (0.6 PH) ERA: 1.75	1.1 S 5 1 0 0 2 0 0 0 0 0 0 0 9 17 0.00 0.750																				

Batter	1	2	3	4	5	6	7	8	9	AB	R	H	RBI	BB	SO	LOB	TOP										
5 Ender Inciarte, L (1, 9) OBP: 0.325, SLG: 0.395										3	2	2	0	1	0	0	Arizona Diamondbacks @ Atlanta Braves Turner Field, Atlanta, GA Fri Aug 14 2015, 7:39 PM - 10:36 PM EDT Att: 31,917 - Partly Cloudy - 85 F										
11 AJ Pollock, R (1, 8) OBP: 0.395, SLG: 0.474										4	0	1	1	0	0	2											
44 Paul Goldschmidt, R (1, 3) OBP: 0.453, SLG: 0.583										4	0	1	1	0	1	2											
6 David Peralta, L (1, 7) OBP: 0.366, SLG: 0.517										3	0	0	0	1	1												
7 Wellington Castillo, R (1, 2) OBP: 0.315, SLG: 0.507										4	0	0	0	0	3	1											
19 Jake Lamb, L (1, 5) OBP: 0.338, SLG: 0.425										4	0	1	0	0	3	0											
16 Chris Owings, R (1, 4) OBP: 0.262, SLG: 0.332										3	0	0	0	0	1	1											
13 Nick Ahmed, R (1, 6) OBP: 0.275, SLG: 0.325										3	0	0	0	0	1	0											
38 Robbie Ray, L (1, 1) OBP: 0.077, SLG: 0.097										1	0	0	0	0	0	0											
40 Andrew Chafin, R (5, 1) ERA: 2.44										0	0	0	0	0	0	0											
4 Jamie Romak, R (6, PH) OBP: 0.333, SLG: 0.444										0	0	0	0	0	0	0											
43 Addison Reed, L (6, 1) ERA: 4.1										0	0	0	0	0	0	0											
2 Aaron Hill, R (8, PH) OBP: 0.325, SLG: 0.342										0	0	0	0	0	0	0											
41 Daniel Hudson, R (8, 1) ERA: 0.57										0	0	0	0	0	0	0											
Inning Stats	R: 0 E: 0 K: 1 S: 8	H: 0 LOB: 1 BB: 1 P: 15	R: 0 E: 0 K: 3 S: 14	H: 1 LOB: 1 BB: 2 P: 23	R: 0 E: 0 K: 1 S: 9	H: 0 LOB: 0 BB: 0 P: 13	R: 0 E: 0 K: 1 S: 12	H: 0 LOB: 1 BB: 1 P: 21	R: 0 E: 0 K: 1 S: 7	H: 0 LOB: 3 BB: 0 P: 10	R: 1 E: 0 K: 0 S: 15	H: 2 LOB: 1 BB: 0 P: 20	R: 0 E: 0 K: 2 S: 9	H: 0 LOB: 0 BB: 0 P: 12	R: 1 E: 0 K: 0 S: 14	H: 2 LOB: 1 BB: 0 P: 23	R: 0 E: 0 K: 1 S: 6	H: 0 LOB: 0 BB: 0 P: 8	1B: 2 2B: 4 HR: 0	SF: 0 SAC: 0 DP: 1 HBP: 0	WP: 1 PB: 1 CS: 1	PA: 33					
PITCHER	IP	WLS	BF	H	R	ER	SO	BB	IBB	HBP	BLK	WP	HR	S	P	ERA	WHIP										
49 Julio Teheran, R (1, 1) ERA: 4.44	6.0	W	22	3	1	1	7	2	0	0	0	1	0	65	102	1.50	0.833										
32 David Aardsma, R (7, 1) ERA: 4.1	2.0	H	8	2	1	0	2	0	0	0	0	0	0	23	35	0.00	1.000										
38 Arodys Vizcaino, R (9, 1) ERA: 0.57	1.0	S	3	0	0	0	1	0	0	0	0	0	0	6	8	0.00	0.000										

Batter	1	2	3	4	5	6	7	8	9	AB	R	H	RBI	BB	SO	LOB	BOTTOM										
8 Jace Peterson, L (1, 4) OBP: 0.323, SLG: 0.351										3	1	1	1	1	0	2	Arizona Diamondbacks @ Atlanta Braves Turner Field, Atlanta, GA Fri Aug 14 2015, 7:39 PM - 10:36 PM EDT Att: 31,917 - Partly Cloudy - 85 F										
25 Cameron Maybin, R (1, 8) OBP: 0.335, SLG: 0.385										3	0	2	2	1	0	0											
22 Nick Markakis, L (1, 9) OBP: 0.369, SLG: 0.376										4	0	0	0	0	0	4											
7 Jonny Gomes, R (1, 7) OBP: 0.319, SLG: 0.335										1	0	0	0	2	0	0											
2 Michael Bourn, L (7, PH) OBP: 0.301, SLG: 0.282										1	0	0	0	0	0	0											
15 AJ Pierzynski, L (1, 2) OBP: 0.331, SLG: 0.428										3	0	0	0	1	0	4											
13 Adonis Garcia, R (1, 5) OBP: 0.270, SLG: 0.472										4	0	1	0	0	0	0											
23 Nick Swisher, S (1, 3) OBP: 0.258, SLG: 0.278										2	0	0	0	1	0	2											
32 David Aardsma, R (7, 1) ERA: 4.1										0	0	0	0	0	0	0											
13 Pedro Ciriaco, R (8, PH) OBP: 0.272, SLG: 0.394										1	0	1	0	0	0	0											
38 Arodys Vizcaino, R (9, 1) ERA: 0.57										0	0	0	0	0	0	0											
19 Andrelton Simmons, R (1, 6) OBP: 0.323, SLG: 0.334										4	2	2	0	0	0	2											
49 Julio Teheran, R (1, 1) OBP: 0.079, SLG: 0.054										0	0	0	0	0	0	0											
53 Joey Terdoslavich, S (6, PH) OBP: 0.240, SLG: 0.356										1	0	1	0	0	0	0											
Inning Stats	R: 0 E: 0 K: 0 S: 10	H: 0 LOB: 0 BB: 1 P: 20	R: 0 E: 0 K: 0 S: 6	H: 0 LOB: 1 BB: 1 P: 11	R: 2 E: 0 K: 0 S: 12	H: 3 LOB: 0 BB: 0 P: 20	R: 0 E: 0 K: 0 S: 8	H: 1 LOB: 1 BB: 1 P: 14	R: 1 E: 0 K: 0 S: 12	H: 2 LOB: 3 BB: 2 P: 26	R: 0 E: 0 K: 0 S: 17	H: 1 LOB: 2 BB: 1 P: 26	R: 0 E: 0 K: 0 S: 9	H: 0 LOB: 0 BB: 0 P: 11	R: 0 E: 0 K: 0 S: 8	H: 1 LOB: 1 BB: 0 P: 12	1B: 5 2B: 1 3B: 2 HR: 0	SF: 0 SAC: 2 DP: 3 HBP: 0	WP: 0 PB: 0 CS: 0	PA: 35							
PITCHER	IP	WLS	BF	H	R	ER	SO	BB	IBB	HBP	BLK	WP	HR	S	P	ERA	WHIP										
38 Robbie Ray, L (1, 1) ERA: 3.29	4.1	L	20	6	3	3	0	4	0	0	0	0	0	45	83	6.23	2.308										
40 Andrew Chafin, L (5, 1) ERA: 2.44	0.2		3	0	0	0	0	0	1	0	0	0	0	3	8	0.00	0.000										
43 Addison Reed, R (6, 1) ERA: 4.46	2.0		8	1	0	0	0	1	0	0	0	0	0	26	37	0.00	1.000										
41 Daniel Hudson, R (8, 1) ERA: 3.93	1.0		4	1	0	0	0	0	0	0	0	0	0	8	12	0.00	1.000										

Batter	1	2	3	4	5	6	7	8	9	AB	R	H	RBI	BB	SO	LOB	TOP					
5 Ender Inciarte, L OBP: 0.326, SLG: 0.393										4	2	1	0	1	1	0	Arizona Diamondbacks @ Atlanta Braves Turner Field, Atlanta, GA Sat Aug 15 2015, 7:10 PM - 10:11 PM EDT Att: 29,624 - Partly Cloudy - 88 F					
11 AJ Pollock, R OBP: 0.397, SLG: 0.477										4	3	2	0	0	1	0						
44 Paul Goldschmidt, R OBP: 0.454, SLG: 0.581										5	1	2	2	0	3	1						
6 David Peralta, L OBP: 0.370, SLG: 0.528										3	1	2	3	1	0	0						
2 Aaron Hill, R OBP: 0.299, SLG: 0.342										3	1	1	1	1	0	2						
19 Jake Lamb, L OBP: 0.339, SLG: 0.429										5	0	2	1	0	0	3						
8 Jarrod Saltalamacchia, S OBP: 0.286, SLG: 0.339										4	0	1	0	0	1	3						
16 Chris Owings, R OBP: 0.262, SLG: 0.330										3	0	0	1	1	0	1						
46 Patrick Corbin, L 30 David Hernandez, R 4 Jamie Romak, R 56 Keith Hessler, L 41 Daniel Hudson, R 29 Brad Ziegler, R										3	0	0	0	0	0	3		AB 35 R 8 H 11 RBI 8 BB 4 SO 10 LOB 13				
Inning Stats	R: 1 E: 0 K: 2 S: 15	H: 3 LOB: 2 BB: 0 P: 24	R: 0 E: 0 K: 1 S: 7	H: 0 LOB: 0 BB: 0 P: 8	R: 0 E: 0 K: 1 S: 11	H: 0 LOB: 0 BB: 0 P: 15	R: 2 E: 0 K: 1 S: 13	H: 2 LOB: 1 BB: 1 P: 19	R: 3 E: 0 K: 1 S: 13	H: 4 LOB: 1 BB: 0 P: 17	R: 0 E: 0 K: 1 S: 5	H: 0 LOB: 0 BB: 0 P: 8	R: 0 E: 0 K: 2 S: 8	H: 0 LOB: 0 BB: 0 P: 11	R: 0 E: 0 K: 1 S: 12	H: 1 LOB: 2 BB: 2 P: 22		R: 2 E: 0 K: 0 S: 17	H: 1 LOB: 1 BB: 2 P: 28	1B: 7 2B: 3 3B: 0 HR: 1	SF: 2 SAC: 0 DP: 1 HBP: 1	WP: 0 PB: 0 CS: 2
PITCHER	IP WLS BF H R ER SO BB IBB HBP BLK WP HR S P ERA WHIP	4.2 L 24 9 6 6 5 1 0 0 0 0 1 56 80 11.57 2.143	5.1 7 0 0 0 4 0 0 0 0 0 0 16 22 0.00 0.000	6.1 5 1 0 0 1 1 0 0 0 0 0 12 22 0.00 2.000	6.1 0.0 3 1 2 2 0 1 0 1 0 0 8 15 = =	6.1 1.0 3 0 0 0 0 1 0 0 0 0 9 13 0.00 1.000																

Batter	1	2	3	4	5	6	7	8	9	AB	R	H	RBI	BB	SO	LOB	BOTTOM					
8 Jace Peterson, L OBP: 0.319, SLG: 0.347										5	0	0	0	0	3	0	Arizona Diamondbacks @ Atlanta Braves Turner Field, Atlanta, GA Sat Aug 15 2015, 7:10 PM - 10:11 PM EDT Att: 29,624 - Partly Cloudy - 88 F					
25 Cameron Maybin, R OBP: 0.336, SLG: 0.389										5	1	2	0	0	0	0						
22 Nick Markakis, L OBP: 0.366, SLG: 0.372										4	0	0	0	0	0	2						
7 Jonny Gomes, R OBP: 0.318, SLG: 0.333										4	1	1	1	0	2	1						
13 Adonis Garcia, R OBP: 0.282, SLG: 0.487										4	1	2	1	0	1	0						
23 Nick Swisher, S OBP: 0.258, SLG: 0.303										4	1	1	2	0	2	1						
19 Andrelton Simmons, R OBP: 0.325, SLG: 0.332										2	0	0	0	2	0	0						
30 Ryan Lavanway, R OBP: 0.299, SLG: 0.324										3	0	1	0	1	2	2						
48 Mike Folynewicz, R ERA: 3.43										1	0	0	0	0	0	0						
14 Eury Pérez, R 53 Jody Hedgeslavich, S 56 Ross Detwiler, R 63 Jake Brigham, R 56 Matt Marksberry, L 2 Michael Bourn, L										1	0	0	0	0	0	0						
Inning Stats	R: 0 E: 0 K: 1 S: 8	H: 1 LOB: 1 BB: 0 P: 12	R: 0 E: 0 K: 3 S: 10	H: 0 LOB: 1 BB: 1 P: 17	R: 0 E: 0 K: 1 S: 6	H: 0 LOB: 0 BB: 0 P: 6	R: 0 E: 0 K: 0 S: 6	H: 0 LOB: 0 BB: 0 P: 10	R: 0 E: 0 K: 0 S: 9	H: 1 LOB: 1 BB: 0 P: 14	R: 0 E: 0 K: 1 S: 9	H: 0 LOB: 0 BB: 0 P: 14	R: 0 E: 0 K: 3 S: 13	H: 1 LOB: 3 BB: 2 P: 24	R: 4 E: 1 K: 2 S: 18	H: 4 LOB: 1 BB: 0 P: 30	R: 0 E: 0 K: 0 S: 7	H: 0 LOB: 0 BB: 0 P: 13	1B: 3 2B: 3 3B: 0 HR: 1	SF: 0 SAC: 0 DP: 0 HBP: 0	WP: 0 PB: 0 CS: 0	PA: 38
PITCHER	IP WLS BF H R ER SO BB IBB HBP BLK WP HR S P ERA WHIP	6.2 W 26 9 0 0 0 1 3 0 0 0 0 0 4 6 0.00 0.900	0.1 1 0 0 0 1 0 0 0 0 0 0 0 4 6 0.00 0.000	0.2 5 3 3 3 1 0 0 0 0 0 0 0 11 18 40.50 4.500	0.1 3 1 1 1 1 0 0 0 0 0 1 7 12 27.00 3.000	1.0 3 0 0 0 0 0 0 0 0 0 0 7 13 0.00 0.000																

Batter	1	2	3	4	5	6	7	8	9	AB	R	H	RBI	BB	SO	LOB	TOP										
5 Ender Inciarte, L OBP: 0.323, SLG: 0.384	B2-3		F7			F7			13 BB 1B	4	1	1	0	0	0	1											
13 Nick Ahmed, R OBP: 0.275, SLG: 0.328	G6-3		K			B1-3			44 BB 1B	3	0	0	0	1	1	1											
44 Paul Goldschmidt, R OBP: 0.447, SLG: 0.564	K			G4-3		F7				4	0	1	1	0	1	0											
11 AJ Pollock, R OBP: 0.366, SLG: 0.475		19 G6-3 8 BB BB		G1-3			K			3	0	0	0	1	2	2											
8 Jarrod Saltalamacchia, S OBP: 0.299, SLG: 0.346		19 G6-3 BB		F7		G4-3				3	0	0	0	1	1	2											
19 Jake Lamb, L OBP: 0.323, SLG: 0.418																											
52 Zack Godley, R OBP: 0.367, SLG: 0.518																											
6 David Peralta, L OBP: 0.330, SLG: 0.425																											
24 Yasmany Tomás, R OBP: 0.330, SLG: 0.425																											
16 Chris Owings, R OBP: 0.259, SLG: 0.325																											
38 Robbie Ray, L OBP: 0.125, SLG: 0.125																											
2 Aaron Hill, R OBP: 0.301, SLG: 0.339																											
Inning Stats	R: 0 E: 0 K: 1 S: 6	H: 0 LOB: 0 BB: 0 P: 10	R: 0 E: 0 K: 0 S: 13	H: 0 LOB: 1 BB: 23 P: 23	R: 0 E: 0 K: 1 S: 13	H: 1 LOB: 1 BB: 0 P: 16	R: 0 E: 0 K: 0 S: 7	H: 0 LOB: 0 BB: 0 P: 10	R: 0 E: 0 K: 1 S: 13	H: 1 LOB: 1 BB: 0 P: 19	R: 0 E: 0 K: 0 S: 4	H: 0 LOB: 0 BB: 0 P: 5	R: 0 E: 0 K: 2 S: 10	H: 0 LOB: 0 BB: 0 P: 13	R: 0 E: 0 K: 0 S: 9	H: 0 LOB: 0 BB: 0 P: 12	R: 1 E: 0 K: 3 S: 11	H: 2 LOB: 2 BB: 1 P: 20	1B: 4 2B: 0 3B: 0 HR: 0	SF: 0 SAC: 0 DP: 1 HBP: 0	WP: 0 PB: 0 SB: 0 CS: 0	PA: 33					
PITCHER	IP	WLS	BF	H	R	ER	SO	BB	IBB	HBP	BLK	WP	HR	S	P	ERA	WHIP										
32 J.A. Happ, L ERA: 4.42	6.0	W	21	2	0	0	3	2	0	0	0	0	0	56	83	0.00	0.667										
38 Joakim Soria, R ERA: 2.68	1.0	H	3	0	0	0	2	0	0	0	0	0	0	10	13	0.00	0.000										
44 Tony Watson, L ERA: 2.28	1.0	H	3	0	0	0	0	0	0	0	0	0	0	9	12	0.00	0.000										
59 Antonio Bastardo, L ERA: 3.38	0.0		2	1	1	1	0	1	0	0	0	0	0	1	5	-	-										
35 Mark Melancon, R ERA: 1.58	1.0	S	4	1	0	0	3	0	0	0	0	0	0	10	15	0.00	1.000										

Arizona Diamondbacks @ Pittsburgh Pirates
PNC Park, Pittsburgh, PA
Wed Aug 19 2015, 7:08 PM - 9:58 PM EDT
Att: 32,088 - Partly Cloudy - 85 F

livebaseballscorecards.com

AB	30
R	1
H	4
RBI	1
BB	3
SO	8
LOB	13




Batter	1	2	3	4	5	6	7	8	9	AB	R	H	RBI	BB	SO	LOB	BOTTOM										
25 Gregory Polanco, L OBP: 0.331, SLG: 0.389	K			G6-3						4	0	1	1	0	2	2											
6 Starling Marte, R OBP: 0.338, SLG: 0.451	K									4	1	2	0	0	1	0											
22 Andrew McCutchen, R OBP: 0.380, SLG: 0.507																											
17 Aramis Ramirez, R OBP: 0.289, SLG: 0.410																											
27 Jung Ho Kang, R OBP: 0.360, SLG: 0.443																											
29 Francisco Cervelli, R OBP: 0.375, SLG: 0.429																											
38 Michael Morse, R OBP: 0.289, SLG: 0.371																											
38 Joakim Soria, R ERA: 2.68																											
44 Tony Watson, L ERA: 2.28																											
24 Pedro Alvarez, L OBP: 0.310, SLG: 0.430																											
59 Antonio Bastardo, R ERA: 3.38																											
35 Mark Melancon, R ERA: 1.58																											
3 Sean Rodriguez, R OBP: 0.253, SLG: 0.324																											
32 J.A. Happ, L ERA: 4.42																											
30 Travis Ishikawa, L OBP: 0.299, SLG: 0.305																											
Inning Stats	R: 0 E: 0 K: 2 S: 15	H: 0 LOB: 1 BB: 1 P: 25	R: 3 E: 0 K: 1 S: 16	H: 4 LOB: 2 BB: 0 P: 28	R: 0 E: 0 K: 0 S: 5	H: 0 LOB: 0 BB: 0 P: 8	R: 0 E: 0 K: 1 S: 12	H: 2 LOB: 2 BB: 0 P: 14	R: 0 E: 0 K: 0 S: 7	H: 1 LOB: 0 BB: 0 P: 10	R: 0 E: 0 K: 1 S: 8	H: 0 LOB: 0 BB: 1 P: 14	R: 0 E: 0 K: 1 S: 6	H: 1 LOB: 0 BB: 0 P: 8	R: 1 E: 0 K: 1 S: 12	H: 2 LOB: 3 BB: 2 P: 27	R: 1 E: 0 K: 3 S: 11	H: 2 LOB: 2 BB: 1 P: 20	1B: 8 2B: 2 3B: 0 HR: 0	SF: 0 SAC: 1 DP: 2 HBP: 1	WP: 1 PB: 0 SB: 0 CS: 1	PA: 35					
PITCHER	IP	WLS	BF	H	R	ER	SO	BB	IBB	HBP	BLK	WP	HR	S	P	ERA	WHIP										
38 Robbie Ray, L ERA: 3.38	6.0	L	25	7	3	3	3	2	0	0	0	0	0	18	35	4.50	1.500										
52 Zack Godley, R ERA: 1.6	2.0		10	3	1	1	2	2	0	0	0	0	0	18	35	4.50	2.500										

Arizona Diamondbacks @ Pittsburgh Pirates
PNC Park, Pittsburgh, PA
Wed Aug 19 2015, 7:08 PM - 9:58 PM EDT
Att: 32,088 - Partly Cloudy - 85 F

livebaseballscorecards.com

AB	29
R	4
H	10
RBI	3
BB	4
SO	7
LOB	16



Batter	1	2	3	4	5	6	7	8	9	AB	R	H	RBI	BB	SO	LOB	TOP					
5 Ender Inciarte, L (1, 7) OBP: 0.327, SLG: 0.388	G6-3		1B		2B		L7	11 1B BB		4	1	2	0	1	0	0	Arizona Diamondbacks @ Cincinnati Reds Great American Ball Park, Cincinnati, OH Thu Aug 20 2015, 7:11 PM - 10:31 PM EDT Att: 22,063 - Partly Cloudy - 75 F					
11 AJ Pollock, R (1, 8) OBP: 0.370, SLG: 0.481	1B		K		1B		44 S	1-3 2-H 1B		5	0	4	3	0	1							
44 Paul Goldschmidt, R (1, 3) OBP: 0.443, SLG: 0.557	P3		K		F9		G5-3	G1-6-3		5	0	0	0	0	1	6						
7 Wellington Castillo, R (1, 2) OBP: 0.306, SLG: 0.477	K			L6		K		G4-3		4	0	0	0	1	2	1						
2 Aaron Hill, R (1, 5) (8, 4) OBP: 0.299, SLG: 0.336	G6-3		K		1B		FC5-4	F8		5	1	1	0	0	1	2						
24 Yasmany Tomás, R (1, 9) OBP: 0.331, SLG: 0.425	G6-3		K		1B		16 1B	K		5	1	2	0	0	2	0						
16 Chris Owings, R (1, 4) (8, 6) OBP: 0.264, SLG: 0.340	2B		HR		1B		8 2B 11 1B	K		4	1	3	2	0	1	1						
13 Nick Ahmed, R (1, 6) OBP: 0.273, SLG: 0.325	K		L8		F7		F8			3	0	0	0	0	1	3						
19 Jake Lamb, L (8, PH) (8, 5) OBP: 0.322, SLG: 0.417	K									1	0	0	0	0	0	1						
46 Patrick Corbin, L (1, 1) 55 Josh Collmenter, R (1, 1) 6 David Hernandez, R (8, PH) 40 Andrew Chafin, L (8, 1) 30 David Hernandez, R (7, 1) 8 Jarrod Saltalamacchia, S (8, PH) 41 Daniel Hudson, R (8, 1) 29 Brad Ziegler, R (8, 1)	G5-3		G4-3							1	0	0	0	0	0	0						
Inning Stats	R: 0 E: 0 K: 1 S: 8	H: 1 LOB: 1 BB: 0 P: 14	R: 0 E: 0 K: 1 S: 12	H: 1 LOB: 1 BB: 0 P: 17	R: 0 E: 0 K: 2 S: 13	H: 1 LOB: 1 BB: 0 P: 21	R: 0 E: 0 K: 2 S: 11	H: 0 LOB: 0 BB: 0 P: 18	R: 2 E: 0 K: 1 S: 17	H: 3 LOB: 1 BB: 0 P: 27	R: 1 E: 0 K: 1 S: 14	H: 3 LOB: 2 BB: 0 P: 18	R: 0 E: 0 K: 0 S: 13	H: 1 LOB: 2 BB: 1 P: 22	R: 2 E: 0 K: 1 S: 17	H: 3 LOB: 2 BB: 1 P: 30	R: 0 E: 0 K: 1 S: 9	H: 0 LOB: 0 BB: 0 P: 13	1B: 8 2B: 4 3B: 0 HR: 1	SF: 0 SAC: 0 DP: 0 HBP: 0	WP: 0 PB: 0 SB: 1 CS: 0	PA: 42
PITCHER	IP WLS BF H R ER SO BB IBB HBP BLK WP HR S P ERA WHIP																					
47 John Lamb, L (1, 1) ERA: 6.35	5.1		25	9	3	3	8	0	0	0	0	0	0	0	1	72	112	5.06	1.688			
41 Ryan Mattheus, R (8, 1) ERA: 4.15	1.2	H	7	1	0	0	0	1	0	0	0	0	0	0	16	25	0.00	1.200				
25 Burke Badenhop, R (8, 1) ERA: 3.81	1.0	L	7	3	2	2	1	1	0	0	0	0	0	0	17	30	18.00	4.000				
60 J.J. Hoover, R (9, 1) ERA: 1.84	1.0		3	0	0	0	1	0	0	0	0	0	0	0	9	13	0.00	0.000				

AB	40
R	5
H	13
RBI	5
BB	2
SO	10
LOB	17



Batter	1	2	3	4	5	6	7	8	9	AB	R	H	RBI	BB	SO	LOB	BOTTOM					
30 Jason Bourgeois, R (1, 8) OBP: 0.291, SLG: 0.333	21 1B 32 7 1B	7 1B			L4		F7			4	2	2	1	0	0	0	Arizona Diamondbacks @ Cincinnati Reds Great American Ball Park, Cincinnati, OH Thu Aug 20 2015, 7:11 PM - 10:31 PM EDT Att: 22,063 - Partly Cloudy - 75 F					
7 Eugenio Suárez, R (1, 6) OBP: 0.342, SLG: 0.488	32 21 1B	19 2B			K			19 BB		4	0	3	1	0	1	0						
19 Joey Votto, L (1, 3) OBP: 0.436, SLG: 0.538	L7				G3					3	0	1	0	1	0	2						
21 Todd Frazier, R (1, 5) OBP: 0.308, SLG: 0.518	1B		K		G4-3		F8			4	0	1	0	0	1	2						
32 Jay Bruce, L (1, 9) OBP: 0.315, SLG: 0.450	SF7-2-6		L6		K		K			3	0	0	1	0	2	2						
3 Iván De Jesús Jr., R (1, 4) OBP: 0.328, SLG: 0.402	K		K		1B		G6-3			4	0	1	0	0	2	2						
55 Skip Schumaker, L (1, 7) OBP: 0.282, SLG: 0.278	16 1B				K					4	1	1	0	0	1	1						
16 Tucker Barnhart, L (1, 2) OBP: 0.337, SLG: 0.355	30 3B				G3		K			4	1	1	1	0	1	0						
47 John Lamb, L (1, 1) 41 Ryan Mattheus, R (8, 1) 27 Brennan Boesch, L (7, PH) 25 Burke Badenhop, R (8, 1) 60 J.J. Hoover, R (9, 1) 29 Braynan Peña, S (8, PH)	16 1B				G1-4-3		G2-3			2	0	0	0	0	1	1						
Inning Stats	R: 1 E: 0 K: 0 S: 10	H: 3 LOB: 1 BB: 0 P: 16	R: 3 E: 0 K: 2 S: 20	H: 5 LOB: 2 BB: 0 P: 31	R: 0 E: 0 K: 2 S: 11	H: 0 LOB: 0 BB: 0 P: 15	R: 0 E: 0 K: 0 S: 5	H: 0 LOB: 0 BB: 0 P: 8	R: 0 E: 0 K: 1 S: 8	H: 1 LOB: 1 BB: 0 P: 14	R: 0 E: 0 K: 2 S: 12	H: 0 LOB: 0 BB: 0 P: 19	R: 0 E: 0 K: 1 S: 7	H: 0 LOB: 0 BB: 0 P: 10	R: 0 E: 0 K: 1 S: 15	H: 1 LOB: 2 BB: 1 P: 26		R: 0 E: 0 K: 0 S: 7	H: 0 LOB: 0 BB: 0 P: 8	1B: 7 2B: 3 3B: 1 HR: 0	SF: 1 SAC: 0 DP: 1 HBP: 0	WP: 0 PB: 0 SB: 0 CS: 0
PITCHER	IP WLS BF H R ER SO BB IBB HBP BLK WP HR S P ERA WHIP																					
46 Patrick Corbin, L (1, 1) ERA: 4.09	2.0		12	8	4	4	2	0	0	0	0	0	0	0	24	37	0.00	0.000				
55 Josh Collmenter, R (3, 1) ERA: 4.11	3.0		9	0	0	0	3	0	0	0	0	0	0	0	24	37	0.00	0.000				
40 Andrew Chafin, L (8, 1) ERA: 2.26	1.0		4	1	0	0	2	0	0	0	0	0	0	12	19	0.00	1.000					
30 David Hernandez, R (7, 1) ERA: 3.86	1.0	W	3	0	0	0	1	0	0	0	0	0	0	7	10	0.00	0.000					
41 Daniel Hudson, R (8, 1) ERA: 3.93	1.0	H	5	1	0	0	1	1	0	0	0	0	0	15	26	0.00	2.000					

AB	34
R	4
H	10
RBI	4
BB	1
SO	9
LOB	10



Batter	1	2	3	4	5	6	7	8	9	AB	R	H	RBI	BB	SO	LOB	TOP					
13 Matt Carpenter, L (1,5) OBP: 0.359, SLG: 0.460 38 Pete Kozma, R (6,5) OBP: 0.234, SLG: 0.153										2	2	0	0	1	1	1						
28 Tommy Pham, R (1,8) OBP: 0.313, SLG: 0.400										5	3	3	0	1	0	2						
27 Jhonny Peralta, R (1,6) OBP: 0.343, SLG: 0.444 35 Greg Garcia, L (8,PR) OBP: 0.367, SLG: 0.481										4	0	2	2	0	1	3						
22 Jason Heyward, L (1,9) OBP: 0.349, SLG: 0.441 43 Seth Maness, R (7,1) 28 Steve Cishek, R (9,1)										3	2	1	2	0	0	2						
4 Yadier Molina, R (1,2) OBP: 0.319, SLG: 0.371 48 Tony Cruz, R (8,PH) OBP: 0.207, SLG: 0.203										2	1	1	2	1	0	1						
55 Stephen Piscotty, R (1,7) OBP: 0.352, SLG: 0.549									4	0	1	1	1	1	1	3						
16 Kolten Wong, L (1,4) OBP: 0.320, SLG: 0.385										5	0	2	1	0	0	2						
12 Mark Reynolds, R (1,3) OBP: 0.307, SLG: 0.392										4	0	1	0	1	0	3						
54 Jaime Garcia, L (1,1) OBP: 0.071, SLG: 0.071 8 Peter Bourjos, R (7,PH) OBP: 0.310, SLG: 0.345										3	0	0	0	0	3	5						
Inning Stats	R: 4 H: 4 E: 0 K: 2 S: 29	H: 4 LOB: 2 BB: 2 P: 44	R: 0 H: 0 E: 0 K: 0 S: 7	H: 0 LOB: 1 BB: 1 P: 11	R: 0 H: 0 E: 0 K: 1 S: 12	H: 0 LOB: 2 BB: 2 P: 24	R: 2 H: 1 E: 1 K: 0 S: 15	H: 1 LOB: 1 BB: 0 P: 30	R: 0 H: 1 E: 0 K: 2 S: 11	H: 1 LOB: 1 BB: 0 P: 17	R: 2 H: 3 E: 0 K: 0 S: 9	H: 3 LOB: 1 BB: 0 P: 16	R: 1 H: 1 E: 0 K: 0 S: 7	H: 1 LOB: 0 BB: 0 P: 9	R: 0 H: 1 E: 0 K: 2 S: 12	H: 1 LOB: 1 BB: 0 P: 15	R: 0 H: 1 E: 0 K: 0 S: 10	H: 1 LOB: 2 BB: 1 P: 18	1B: 8 2B: 2 3B: 1 HR: 1	SF: 2 SAC: 0 DP: 0 HBP: 1	WP: 0 PB: 0 SB: 2 CS: 0	PA: 47
PITCHER	IP WLS BF H R ER SO BB IBB HBP BLK WP HR S P ERA WHIP																					
38 Robbie Ray, L (1,1) ERA: 3.86	3.0 L 20 5 6 6 3 5 0 0 1 0 0 0 0 20 91 18.00 3.333																					
48 Randall Delgado, R (4,1) ERA: 3.15	2.0 8 1 0 0 2 0 0 0 0 0 0 0 0 20 35 0.00 0.500																					
43 Addison Reed, R (6,1) ERA: 4.24	1.0 6 3 2 2 0 0 0 0 0 0 0 0 0 9 16 18.00 3.000																					
45 Matt Reynolds, L (7,1) ERA: 3.0	2.0 8 2 1 1 2 0 0 0 0 0 0 1 19 24 4.50 1.000																					
29 Brad Ziegler, R (9,1) ERA: 1.49	1.0 5 1 0 0 0 1 0 0 0 0 0 0 0 10 18 0.00 2.000																					

St. Louis Cardinals @ Arizona Diamondbacks
Chase Field, Phoenix, AZ
Tue Aug 25 2015, 6:44 PM - 9:51 PM MST
Att: 18,720 - Roof Closed - 79 F

AB 37
R 9
H 12
RBI 9
BB 6
SO 7
LOB 25

Batter	1	2	3	4	5	6	7	8	9	AB	R	H	RBI	BB	SO	LOB	BOTTOM					
5 Ender Inciarte, L (1,7) OBP: 0.325, SLG: 0.394										4	0	1	0	0	0	0						
11 AJ Pollock, R (1,8) OBP: 0.376, SLG: 0.494 29 Brad Ziegler, R (9,1)										4	0	1	0	0	0	2						
44 Paul Goldschmidt, R (1,3) OBP: 0.443, SLG: 0.595 19 Jake Lamb, L (8,3) OBP: 0.331, SLG: 0.414										2	1	2	0	1	0	0						
7 Wellington Castillo, R (1,2) OBP: 0.313, SLG: 0.496 23 Oscar Hernández, R (8,2) OBP: 0.241, SLG: 0.160										3	0	0	0	0	2	4						
2 Aaron Hill, R (1,5) OBP: 0.295, SLG: 0.335										3	0	1	1	0	0	2						
24 Yasmany Tomás, R (1,9) OBP: 0.323, SLG: 0.422										4	0	1	0	0	0	1						
16 Chris Owings, R (1,4) OBP: 0.284, SLG: 0.336										4	0	0	0	0	1	2						
13 Nick Ahmed, R (1,6) OBP: 0.271, SLG: 0.323										3	0	0	0	0	1	1						
38 Robbie Ray, L (1,1) ERA: 3.15 48 Randall Delgado, R (4,1) ERA: 3.15 8 Jarrod Saltalamacchia, S (5,PH) 43 Addison Reed, L (6,1) 45 Matt Reynolds, L (7,1) 6 David Peralta, L (8,PH) OBP: 0.308, SLG: 0.320										1	0	0	0	0	1	0						
Inning Stats	R: 0 H: 0 E: 0 K: 0 S: 12	H: 0 LOB: 1 BB: 1 P: 20	R: 0 H: 1 E: 0 K: 2 S: 10	H: 1 LOB: 0 BB: 0 P: 14	R: 0 H: 0 E: 0 K: 1 S: 8	H: 0 LOB: 0 BB: 0 P: 14	R: 1 H: 1 E: 0 K: 1 S: 11	H: 1 LOB: 0 BB: 0 P: 18	R: 0 H: 0 E: 0 K: 1 S: 7	H: 0 LOB: 0 BB: 0 P: 9	R: 0 H: 2 E: 0 K: 1 S: 14	H: 2 LOB: 2 BB: 0 P: 21	R: 0 H: 0 E: 0 K: 0 S: 11	H: 0 LOB: 0 BB: 0 P: 14	R: 0 H: 2 E: 0 K: 0 S: 13	H: 2 LOB: 1 BB: 0 P: 16	R: 0 H: 1 E: 0 K: 0 S: 8	H: 1 LOB: 1 BB: 0 P: 11	1B: 6 2B: 1 3B: 0 HR: 0	SF: 1 SAC: 0 DP: 1 HBP: 0	WP: 1 PB: 0 SB: 0 CS: 0	PA: 34
PITCHER	IP WLS BF H R ER SO BB IBB HBP BLK WP HR S P ERA WHIP																					
54 Jaime Garcia, L (1,1) ERA: 1.77	6.0 W 23 4 1 1 6 1 0 0 0 0 0 0 24 30 1.50 0.833																					
43 Seth Maness, R (7,1) ERA: 3.96	2.0 7 2 0 0 0 0 0 0 0 0 0 0 24 30 0.00 1.000																					
28 Steve Cishek, R (9,1) ERA: 3.53	1.0 4 1 0 0 0 0 0 0 0 0 0 0 8 11 0.00 1.000																					

St. Louis Cardinals @ Arizona Diamondbacks
Chase Field, Phoenix, AZ
Tue Aug 25 2015, 6:44 PM - 9:51 PM MST
Att: 18,720 - Roof Closed - 79 F

AB 32
R 1
H 7
RBI 1
BB 1
SO 6
LOB 14

Batter	1	2	3	4	5	6	7	8	9	AB	R	H	RBI	BB	SO	LOB	TOP										
13 Matt Carpenter, L (1.5) OBP: 0.359, SLG: 0.458										4	0	1	1	0	3	1	St. Louis Cardinals @ Arizona Diamondbacks Chase Field, Phoenix, AZ Wed Aug 26 2015, 6:41 PM - 9:16 PM MST Att: 17,572 - Roof Closed - 78 F										
28 Tommy Pham, R (1.8) OBP: 0.333, SLG: 0.403										2	0	1	0	2	1												
8 Peter Bourjos, R (9.8) OBP: 0.310, SLG: 0.345										0	0	0	0	0	0												
27 Jhonny Peralta, R (1.6) OBP: 0.340, SLG: 0.441										4	0	0	0	0	1	4											
22 Jason Heyward, L (1.9) OBP: 0.346, SLG: 0.437										4	0	0	0	0	1	2											
4 Yadier Molina, R (1.2) OBP: 0.316, SLG: 0.367										4	0	0	0	0	0	1											
55 Stephen Piscotty, R (1.7) OBP: 0.349, SLG: 0.538										4	1	1	0	0	2	1											
16 Kolten Wong, L (1.4) OBP: 0.319, SLG: 0.386										4	1	1	1	0	0	1											
12 Mark Reynolds, R (1.3) OBP: 0.309, SLG: 0.401										3	1	1	1	1	1	2											
41 John Lackey, R (1.1) OBP: 0.173, SLG: 0.163										3	0	1	0	0	1	1											
46 Kevin Siegrist, L (8.1) OBP: 0.289, SLG: 0.382										0	0	0	0	0	0	0											
37 Brandon Moss, L (9.1) OBP: 0.310, SLG: 0.345										1	0	0	0	0	0	1											
44 Trevor Rosenthal, R (9.1) OBP: 0.310, SLG: 0.345										0	0	0	0	0	0	0											
Inning Stats	R: 0 H: 1 E: 0 K: 2 S: 9	H: 1 LOB: 1 BB: 0 P: 15	R: 0 H: 0 E: 1 K: 1 S: 9	H: 0 LOB: 1 BB: 0 P: 11	R: 0 H: 1 E: 0 K: 1 S: 8	H: 1 LOB: 1 BB: 1 P: 15	R: 0 H: 0 E: 0 K: 1 S: 10	H: 0 LOB: 0 BB: 0 P: 11	R: 1 H: 1 E: 0 K: 2 S: 10	H: 1 LOB: 0 BB: 0 P: 13	R: 0 H: 0 E: 0 K: 0 S: 8	H: 0 LOB: 1 BB: 1 P: 17	R: 2 H: 3 E: 0 K: 2 S: 16	H: 3 LOB: 1 BB: 0 P: 21	R: 0 H: 0 E: 0 K: 1 S: 5	H: 0 LOB: 1 BB: 1 P: 22	1B: 4 2B: 1 3B: 0 HR: 1	SF: 0 SAC: 0 DP: 1 HBP: 0	WP: 1 PB: 0 SB: 0 CS: 0	PA: 36							
PITCHER	IP	WLS	BF	H	R	ER	SO	BB	IBB	HBP	BLK	WP	HR	S	P	ERA	WHIP										
46 Patrick Corbin, L (1.1) ERA: 3.78	6.0		23	3	1	1	7	2	0	0	0	1	1	54	82	1.50	0.833										
30 David Hernandez, R (7.1) ERA: 4.3	0.2	L	4	2	2	2	1	0	0	0	0	0	0	11	15	27.00	3.000										
40 Andrew Chafin, L (7.1) ERA: 2.33	1.1		5	1	0	0	2	0	0	0	0	0	0	10	12	0.00	0.750										
55 Josh Collmenter, R (9.1) ERA: 3.99	1.0		4	0	0	0	0	1	0	0	0	0	0	14	22	0.00	1.000										

Batter	1	2	3	4	5	6	7	8	9	AB	R	H	RBI	BB	SO	LOB	BOTTOM										
5 Ender Inciarte, L (1.9) OBP: 0.326, SLG: 0.395										4	0	2	0	0	0	1	St. Louis Cardinals @ Arizona Diamondbacks Chase Field, Phoenix, AZ Wed Aug 26 2015, 6:41 PM - 9:16 PM MST Att: 17,572 - Roof Closed - 78 F										
11 AJ Pollock, R (1.8) OBP: 0.373, SLG: 0.489										4	0	0	0	0	0	3											
44 Paul Goldschmidt, R (1.3) OBP: 0.446, SLG: 0.571										4	1	2	1	0	2	0											
6 David Peralta, L (1.7) OBP: 0.366, SLG: 0.517										4	0	1	0	0	2	2											
2 Aaron Hill, R (1.4) OBP: 0.295, SLG: 0.331										3	0	0	0	1	0	1											
19 Jake Lamb, L (1.5) OBP: 0.330, SLG: 0.409										3	0	0	0	1	1	1											
8 Jarrod Saltalamacchia, S (1.2) OBP: 0.300, SLG: 0.364										3	0	1	0	0	0	1											
13 Nick Ahmed, R (1.6) OBP: 0.269, SLG: 0.321										3	0	0	0	0	0	1											
46 Patrick Corbin, L (1.1) OBP: 0.214, SLG: 0.083										2	0	1	0	0	1	0											
30 David Hernandez, R (7.1) ERA: 4.3										0	0	0	0	0	0	0											
40 Andrew Chafin, R (7.1) ERA: 2.33										0	0	0	0	0	0	0											
16 Chris Owings, R (8.1) OBP: 0.263, SLG: 0.335										1	0	0	0	0	1	0											
55 Josh Collmenter, R (9.1) OBP: 0.276, SLG: 0.192										0	0	0	0	0	0	0											
Inning Stats	R: 1 H: 3 E: 0 K: 0 S: 12	H: 3 LOB: 1 BB: 0 P: 17	R: 0 H: 0 E: 0 K: 0 S: 5	H: 0 LOB: 0 BB: 1 P: 9	R: 0 H: 2 E: 0 K: 1 S: 12	H: 2 LOB: 0 BB: 0 P: 16	R: 0 H: 1 E: 0 K: 1 S: 14	H: 1 LOB: 1 BB: 0 P: 19	R: 0 H: 1 E: 0 K: 1 S: 7	H: 1 LOB: 0 BB: 0 P: 9	R: 0 H: 0 E: 0 K: 1 S: 7	H: 0 LOB: 0 BB: 0 P: 10	R: 0 H: 0 E: 0 K: 0 S: 5	H: 0 LOB: 0 BB: 0 P: 8	R: 0 H: 0 E: 0 K: 1 S: 6	H: 0 LOB: 0 BB: 0 P: 10	R: 0 H: 0 E: 0 K: 2 S: 10	H: 0 LOB: 1 BB: 1 P: 19	1B: 5 2B: 1 3B: 0 HR: 1	SF: 0 SAC: 0 DP: 3 HBP: 0	WP: 0 PB: 0 SB: 0 CS: 0	PA: 33					
PITCHER	IP	WLS	BF	H	R	ER	SO	BB	IBB	HBP	BLK	WP	HR	S	P	ERA	WHIP										
41 John Lackey, R (1.1) ERA: 2.92	7.0		26	7	1	1	4	1	0	0	0	0	0	6	10	0.00	0.000										
46 Kevin Siegrist, L (8.1) ERA: 1.7	1.0	H	3	0	0	0	1	0	0	0	0	0	0	6	10	0.00	0.000										
44 Trevor Rosenthal, R (9.1) ERA: 1.54	1.0	S	4	0	0	0	2	1	0	0	0	0	0	10	19	0.00	1.000										

AB 33
R 3
H 6
RBI 3
BB 3
SO 10
LOB 15



AB 31
R 1
H 7
RBI 1
BB 2
SO 7
LOB 10



Batter	1	2	3	4	5	6	7	8	9	10	11	AB	R	H	RBI	BB	SO	LOB	TOP
1 Billy Burns, S OBP: 0.338, SLG: 0.389												5	1	2	0	1	2	5	
20 Mark Canha, R OBP: 0.305, SLG: 0.417												6	1	1	1	0	0	4	
22 Josh Reddick, L OBP: 0.333, SLG: 0.455												5	0	2	1	1	1	2	
26 Danny Valencia, R OBP: 0.337, SLG: 0.517												5	1	2	0	1	1	4	
21 Stephen Vogt, L OBP: 0.340, SLG: 0.465												6	2	3	1	0	1	2	
19 Josh Phegley, R OBP: 0.315, SLG: 0.463												5	1	1	0	0	2	2	
10 Marcus Semien, R OBP: 0.297, SLG: 0.390												6	0	2	2	0	0	2	
28 Eric Sogard, L OBP: 0.289, SLG: 0.276												6	0	2	1	0	0	2	
30 Jesse Chavez, R ERA: 4.65												2	0	0	0	0	0	1	
27 Allen Webster, R ERA: 5.88	IP: 5.0	WLS: 2	BF: 21	H: 6	R: 3	ER: 1	SO: 2	BB: 1	IBB: 0	HBP: 0	BLK: 0	WP: 0	HR: 1	S: 46	P: 72	ERA: 1.80	WHIP: 1.400		
55 Josh Collmenter, R ERA: 4.03	1.1		8	4	1	1	2	0	0	0	0	0	0	23	29	6.75	3.000		
45 Matt Reynolds, L ERA: 1.69	0.2		3	0	0	0	2	0	1	0	0	0	0	6	14	0.00	0.000		
30 David Hernandez, R ERA: 4.81	1.0		3	0	0	0	1	0	0	0	0	0	0	6	11	0.00	0.000		
61 Silvino Bracho, R ERA: 4.81	1.0		5	1	0	0	1	0	1	0	0	1	0	12	21	0.00	1.000		
29 Brad Ziegler, R ERA: 1.88	IP: 1.2	WLS: 1	BF: 12	H: 6	R: 3	ER: 3	SO: 0	BB: 0	IBB: 0	HBP: 0	BLK: 0	WP: 0	HR: 0	S: 17	P: 30	ERA: 16.20	WHIP: 3.600		
35 A.J. Schugel, R ERA: 5.4	0.1		2	1	0	0	1	0	0	0	0	0	0	7	13	0.00	3.000		

Oakland Athletics @ Arizona Diamondbacks
Chase Field, Phoenix, AZ
Sun Aug 30 2015, 1:10 PM - 5:13 PM MST
Att: 29,576 - Roof Closed - 77 F

AB	50
R	7
H	18
RBI	6
BB	3
SO	9
LOB	28



Batter	1	2	3	4	5	6	7	8	9	10	11	AB	R	H	RBI	BB	SO	LOB	BOTTOM
5 Ender Inciarte, L OBP: 0.337, SLG: 0.398												6	1	2	1	0	0	1	
16 Chris Owings, R OBP: 0.263, SLG: 0.333												6	0	2	1	0	2	2	
44 Paul Goldschmidt, R OBP: 0.442, SLG: 0.565												4	0	1	0	2	0	4	
6 David Peralta, L OBP: 0.366, SLG: 0.520												4	1	3	2	0	1	0	
8 Jarrod Saltalamacchia, S OBP: 0.297, SLG: 0.347												5	0	0	0	0	2	5	
29 Brad Ziegler, R ERA: 1.88	1.0		3	0	0	0	1	0	0	0	0	0	0	0	0	0	0	0	
35 A.J. Schugel, R ERA: 5.4	1.1		5	1	0	0	1	0	0	0	0	0	0	0	0	0	0	0	
19 Jake Lamb, L OBP: 0.331, SLG: 0.406												5	0	2	0	0	2	2	
24 Yasmany Tomás, R OBP: 0.319, SLG: 0.416												5	1	1	0	0	3	2	
13 Nick Ahmed, R OBP: 0.264, SLG: 0.316												5	0	0	0	0	0	2	
27 Allen Webster, R ERA: 5.88	IP: 5.0	WLS: 2	BF: 25	H: 8	R: 3	ER: 1	SO: 6	BB: 1	IBB: 0	HBP: 0	BLK: 0	WP: 0	HR: 1	S: 61	P: 95	ERA: 1.80	WHIP: 1.800		
49 Edward Mujica, R ERA: 4.65	1.0		3	0	0	0	1	0	0	0	0	0	0	6	8	0.00	0.000		
33 Fernando Rodriguez Jr., R ERA: 3.8	1.0	H: 5		1	0	0	1	0	0	0	0	0	0	15	23	0.00	2.000		
62 Sean Doolittle, L ERA: 7.36	1.0	H: 3		0	0	0	2	0	0	0	0	0	0	9	12	0.00	0.000		
13 Drew Pomeranz, L ERA: 3.91	1.0	B: 5		2	1	1	1	0	0	0	0	0	0	18	28	9.00	2.000		
29 Pat Venditte, S ERA: 3.31	IP: 2.0	WLS: 1	BF: 7	H: 1	R: 0	ER: 0	SO: 1	BB: 0	IBB: 0	HBP: 0	BLK: 0	WP: 0	HR: 0	S: 18	P: 23	ERA: 0.00	WHIP: 0.500		

Oakland Athletics @ Arizona Diamondbacks
Chase Field, Phoenix, AZ
Sun Aug 30 2015, 1:10 PM - 5:13 PM MST
Att: 29,576 - Roof Closed - 77 F

AB	45
R	4
H	12
RBI	4
BB	2
SO	12
LOB	19



Batter	1	2	3	4	5	6	7	8	9	AB	R	H	RBI	BB	SO	LOB	TOP							
5 Ender Inciarte, L (1,7) OBP: 0.338, SLG: 0.399										4	1	2	0	1	0	2	Arizona Diamondbacks @ Colorado Rockies Coors Field, Denver, CO Tue Sep 01 2015, 1:12 PM - 4:13 PM MDT Att: 21,550 - Partly Cloudy - 85 F livebaseballscorecards.com							
15 Phil Gosselin, R (1,4) OBP: 0.373, SLG: 0.489										3	1	2	4	2	0	0								
44 Paul Goldschmidt, R (1,3) OBP: 0.439, SLG: 0.560										5	0	1	0	0	2	6								
11 AJ Pollock, R (1,8) OBP: 0.372, SLG: 0.492										3	1	1	0	1	1	3								
8 Jarrod Saltalamacchia, S (1,2) OBP: 0.291, SLG: 0.364										3	1	1	2	1	0	2								
24 Yasmany Tomás, R (1,9) OBP: 0.316, SLG: 0.414										4	0	1	0	0	2	2								
45 Matt Reynolds, L (7,1)										0	0	0	0	0	0	0								
55 Josh Collmenter, R (8,1) OBP: 0.297, SLG: 0.185										0	0	0	0	0	0	0								
41 Daniel Hudson, R (9,1)										0	0	0	0	0	0	0								
62 Brandon Drury, R (1,5)										4	0	0	0	0	0	1								
13 Nick Ahmed, R (1,6) OBP: 0.267, SLG: 0.326										4	1	2	0	0	0	0								
46 Patrick Corbin, L (1,1) OBP: 0.235, SLG: 0.071										2	1	0	0	1	1	1								
61 Silvino Bracho, R (7,1)										0	0	0	0	0	0	0								
6 David Peralta, L (7,7) OBP: 0.366, SLG: 0.518										1	0	0	0	0	0	0								
Inning Stats	R: 0 E: 0 K: 2 S: 9	H: 1 LOB: 1 BB: 1 P: 14	R: 1 E: 0 K: 1 S: 13	H: 2 LOB: 1 BB: 0 P: 17	R: 1 E: 0 K: 0 S: 12	H: 1 LOB: 1 BB: 2 P: 23	R: 0 E: 0 K: 0 S: 5	H: 1 LOB: 0 BB: 0 P: 7	R: 0 E: 1 K: 2 S: 12	H: 0 LOB: 1 BB: 0 P: 18	R: 1 E: 0 K: 0 S: 10	H: 1 LOB: 0 BB: 0 P: 14	R: 3 E: 0 K: 1 S: 12	H: 3 LOB: 2 BB: 2 P: 24	R: 0 E: 0 K: 0 S: 8	H: 0 LOB: 0 BB: 0 P: 9	R: 0 E: 0 K: 0 S: 4	H: 1 LOB: 0 BB: 1 P: 9	1B: 3 2B: 3 3B: 3 HR: 2	SF: 0 SAC: 0 DP: 2 HBP: 0	WP: 1 PB: 0 CS: 2 SB: 2	PA: 39		
PITCHER	IP WLS BF H R ER SO BB IBB HBP BLK WP HR S P ERA WHIP	5.0 L 8 3 4 2 5 3 0 0 0 0 1 51 79 3.60 1.600	6.1 L 4 1 0 0 1 1 0 0 0 0 1 6 12 0.00 3.000	7.1 L 3 0 0 0 0 0 0 0 0 0 0 8 9 0.00 0.000	8.1 L 3 1 0 0 0 1 0 0 0 0 0 4 9 0.00 2.000																			

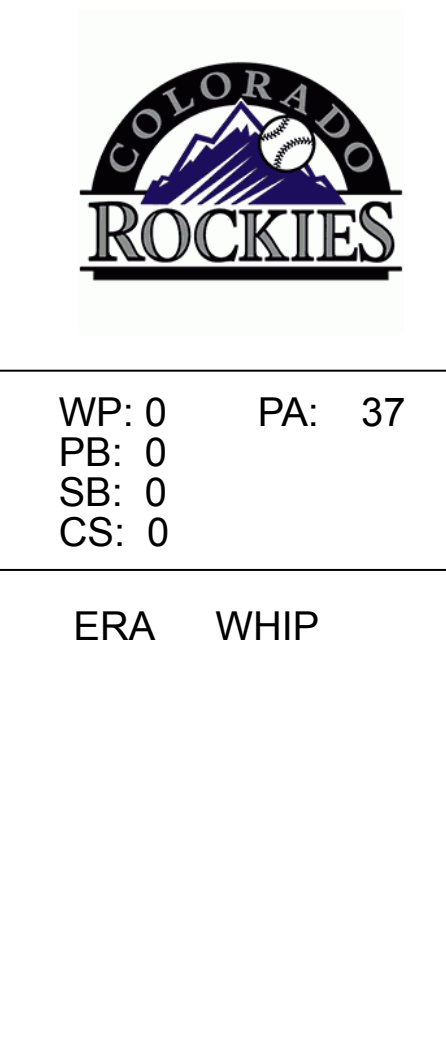
Batter	1	2	3	4	5	6	7	8	9	AB	R	H	RBI	BB	SO	LOB	BOTTOM						
19 Charlie Blackmon, L (1,8) OBP: 0.353, SLG: 0.462										5	0	1	0	0	0	1	Arizona Diamondbacks @ Colorado Rockies Coors Field, Denver, CO Tue Sep 01 2015, 1:12 PM - 4:13 PM MDT Att: 21,550 - Partly Cloudy - 85 F livebaseballscorecards.com						
7 José Reyes, S (1,6) OBP: 0.312, SLG: 0.394										4	0	1	0	0	0	1							
28 Nolan Arenado, R (1,5) OBP: 0.314, SLG: 0.547										4	1	2	1	0	0	0							
20 Wilin Rosario, R (1,3) OBP: 0.288, SLG: 0.419										3	0	0	0	0	1	2							
62 Gonzalez Germen, R (7,1) ERA: 5.81										0	0	0	0	0	0	0							
49 Rex Brothers, L (8,1) ERA: 4.91										0	0	0	0	0	0	0							
18 Cristhian Adames, S (8,PH) OBP: 1.000, SLG: 1.000										1	0	1	0	0	0	0							
65 Jason Gurka, L (9,1) ERA: 6.75										0	0	0	0	0	0	0							
9 DJ LeMahieu, R (1,4) OBP: 0.370, SLG: 0.409										4	1	2	1	0	1	1							
4 Nick Hundley, R (1,2) OBP: 0.338, SLG: 0.470										4	1	2	0	0	1	1							
16 Kyle Parker, R (1,7) OBP: 0.257, SLG: 0.368										3	1	1	1	1	1	1							
1 Brandon Barnes, R (1,9) OBP: 0.327, SLG: 0.357										3	0	1	0	0	2	2							
5 Carlos González, L (9,PH) OBP: 0.330, SLG: 0.535										1	0	1	1	0	0	0							
58 Yohan Flande, L (1,1) OBP: 0.167, SLG: 0.167										1	0	0	0	0	0	0							
12 Matt McBride, R (5,PH) OBP: 0.200, SLG: 0.179										1	0	0	0	0	0	1							
46 Miguel Castro, R (6,1) ERA: 2.84										0	0	0	0	0	0	0							
10 Ben Paulsen, L (7,3) OBP: 0.331, SLG: 0.482										2	0	0	0	0	2	3							
Inning Stats	R: 0 E: 0 K: 0 S: 8	H: 0 LOB: 0 BB: 0 P: 10	R: 1 E: 0 K: 1 S: 14	H: 1 LOB: 0 BB: 0 P: 20	R: 0 E: 0 K: 1 S: 7	H: 0 LOB: 0 BB: 0 P: 9	R: 0 E: 0 K: 1 S: 8	H: 0 LOB: 0 BB: 0 P: 12	R: 1 E: 0 K: 0 S: 7	H: 3 LOB: 1 BB: 0 P: 10	R: 0 E: 0 K: 0 S: 8	H: 2 LOB: 1 BB: 0 P: 10	R: 0 E: 0 K: 3 S: 14	H: 1 LOB: 2 BB: 1 P: 23	R: 1 E: 0 K: 0 S: 10	H: 3 LOB: 1 BB: 0 P: 14	R: 1 E: 0 K: 2 S: 11	H: 2 LOB: 1 BB: 0 P: 15	1B: 6 2B: 3 3B: 0 HR: 3	SF: 0 SAC: 0 DP: 3 HBP: 0	WP: 0 PB: 0 CS: 0 SB: 0	PA: 37	
PITCHER	IP WLS BF H R ER SO BB IBB HBP BLK WP HR S P ERA WHIP	6.1 W 24 2 2 2 4 0 0 0 0 0 2 56 78 2.84 1.105	7.1 L 4 2 1 1 1 1 0 0 0 0 1 11 15 9.00 2.000	8.1 L 2 1 0 0 0 0 0 0 0 0 3 4 0.00 3.000	9.1 S 5 2 1 1 2 0 0 0 0 0 0 11 15 9.00 2.000																		


Arizona Diamondbacks @ Colorado Rockies
 Coors Field, Denver, CO
 Tue Sep 01 2015, 1:12 PM - 4:13 PM MDT
 Att: 21,550 - Partly Cloudy - 85 F
livebaseballscorecards.com


Arizona Diamondbacks @ Colorado Rockies
 Coors Field, Denver, CO
 Tue Sep 01 2015, 1:12 PM - 4:13 PM MDT
 Att: 21,550 - Partly Cloudy - 85 F
livebaseballscorecards.com

AB	33
R	6
H	10
RBI	6
BB	6
SO	6
LOB	17

AB	36
R	4
H	12
RBI	4
BB	1
SO	8
LOB	13



Batter	1	2	3	4	5	6	7	8	9	AB R H RBI BB SO LOB	TOP											
5 Ender Inciarte, L OBP: 0.335, SLG: 0.393	4-1 15 1B 11 SF9 BB	0-1 L8	0-1 G6-3	0-1 G6-3	0-1 G5-3	1-2 FC4-6 15 S 1-2F 3-H	1-1 P3	1-1 P3	1-1 P3	4 1 0 1 1 0 4	Arizona Diamondbacks @ Colorado Rockies Coors Field, Denver, CO Wed Sep 02 2015, 6:43 PM - 10:20 PM MDT Att: 20,574 - Partly Cloudy - 87 F livebaseballscores.com AB 33 R 4 H 10 RBI 4 BB 3 SO 4 LOB 13 											
15 Phil Gosselin, R OBP: 0.373, SLG: 0.453	1-1 6 1B		0-2 F9		0-1 G5-3	2-1 G6-3	0-1 G4-3	0-1 G4-3	0-1 G4-3	5 0 1 0 0 0 1												
11 AJ Pollock, R OBP: 0.372, SLG: 0.498	2-2 SF9		2-1 G3-1		0-1 G4-3		2-0 F8			3 0 1 1 0 0 0												
6 David Peralta, L OBP: 0.366, SLG: 0.521	0-1 7 1B G6-4-3		1-2 G3-1		0-0 3B		3-2 G3-1			4 0 2 0 0 0 1												
7 Wellington Castillo, R OBP: 0.307, SLG: 0.478	1-2 G6-4-3		3-2 L9		0-0 G5-3		2-2 G6-3			4 0 0 0 0 0 4												
19 Jake Lamb, L OBP: 0.331, SLG: 0.404	1-2 62 BB 16 1B			0-2 K		0-1 62 G5-3 16 2B		1-3 K		4 2 2 0 0 2 0												
62 Brandon Drury, R OBP: 0.250, SLG: 0.143	1-0 57 1B B2-5-4		0-1 57 SH2-4 16 1B		0-1 G5-3		1-2 G6-3			3 0 1 0 1 0 1												
16 Chris Owings, R OBP: 0.274, SLG: 0.346	1-2 57 B2-5-4 1B		0-0 57 SH2-4 1B		0-0 1B		1-3 K			4 1 3 2 0 1 0												
57 Chase Anderson, R OBP: 0.336, SLG: 0.116	0-1 B2-5-4		0-0 SH2-4			0-1 5 FC4-6 2B		0-3 K		1 0 0 0 0 0 2												
8 Jarrod Saltalamacchia, S OBP: 0.279, SLG: 0.360										0 0 0 0 0 1 0												
48 Randall Delgado, R ERA: 3.65										0 0 0 0 0 0 0												
56 Keith Hessler, L ERA: 16.88										0 0 0 0 0 0 0												
61 Silvino Bracho, R ERA: 4.65										0 0 0 0 0 0 0												
37 Matt Stites, R ERA: 4.22										0 0 0 0 0 0 0												
24 Yasmany Tomás, R ERA: 4.22										1 0 0 0 0 1 0												
Inning Stats	R: 1 E: 0 K: 0 S: 17	H: 2 LOB: 1 BB: 1 P: 25	R: 1 E: 0 K: 0 S: 11	H: 2 LOB: 1 BB: 1 P: 17	R: 0 E: 0 K: 1 S: 9	H: 1 LOB: 2 BB: 0 P: 9	R: 0 E: 0 K: 0 S: 6	H: 1 LOB: 1 BB: 0 P: 6	R: 0 E: 0 K: 0 S: 12	H: 2 LOB: 1 BB: 1 P: 19	R: 0 E: 0 K: 2 S: 9	H: 0 LOB: 0 BB: 0 P: 16	R: 0 E: 0 K: 2 S: 9	H: 0 LOB: 0 BB: 0 P: 12	R: 0 E: 0 K: 1 S: 7	H: 0 LOB: 0 BB: 0 P: 8	1B: 6 2B: 3 3B: 1 HR: 0	SF: 1 SAC: 1 DP: 2 HBP: 0	WP: 0 PB: 0 SB: 2 CS: 0	PA: 38		
PITCHER	IP WLS BF H R ER SO BB IBB HBP BLK WP HR S P ERA WHIP											IP WLS BF H R ER SO BB IBB HBP BLK WP HR S P ERA WHIP										
55 Jon Gray, R ERA: 6.15	(1, 1) 5.1 26 10 4 4 1 2 0 0 0 0 0 0 58 79 6.75 2.250																					
53 Christian Friedrich, L ERA: 5.3	(6, 1) 0.1 2 0 0 0 0 1 0 0 0 0 0 0 5 10 0.00 3.000																					
51 Brooks Brown, R ERA: 3.65	(6, 1) 1.1 W 4 0 0 0 0 0 0 0 0 0 0 12 20 0.00 0.000																					
48 Boone Logan, L ERA: 4.65	(8, 1) 0.1 H 1 0 0 0 1 0 0 0 0 0 0 3 4 0.00 0.000																					
60 Justin Miller, R ERA: 4.22	(8, 1) 1.2 S 5 0 0 0 2 0 0 0 0 0 0 0 13 16 0.00 0.000																					

Batter	1	2	3	4	5	6	7	8	9	AB R H RBI BB SO LOB	BOTTOM											
19 Charlie Blackmon, L OBP: 0.354, SLG: 0.464	0-1 7 1B 5 SF8	1-2 2B		2-0 F7			1-0 5 HR	0-1 G1-6-3		5 2 3 0 0 0 1	Arizona Diamondbacks @ Colorado Rockies Coors Field, Denver, CO Wed Sep 02 2015, 6:43 PM - 10:20 PM MDT Att: 20,574 - Partly Cloudy - 87 F livebaseballscores.com AB 40 R 9 H 18 RBI 9 BB 1 SO 5 LOB 16 											
7 José Reyes, S OBP: 0.318, SLG: 0.398	3-2 28 HR	1-1 P6		2-2 9 F 28 G4-3		4-2 5 HR	1-1 5 HR	1-1 5 HR	1-1 5 HR	4 3 3 0 1 0 1												
5 Carlos González, L OBP: 0.328, SLG: 0.545	0-1 SF8		0-2 P3		1-1 L7	1-1 HR	1-1 HR	1-1 HR	1-1 HR	4 2 2 7 0 0 1												
28 Nolan Arenado, R OBP: 0.318, SLG: 0.561	0-0 HR		1-0 G6-3		0-0 G4-3	3-2 L5	3-2 L5	0-0 9 1B	0-0 1B	5 1 2 2 0 0 1												
9 DJ LeMahieu, R OBP: 0.373, SLG: 0.413	0-1 4 S		3-2 1B		3-2 G3	0-2 G5-3	2-1 G5-3	2-1 1B	1-2 1B	5 0 3 0 0 0 1												
10 Ben Paulsen, L OBP: 0.331, SLG: 0.481	1-1 P6		1-3 K2-3		1-1 16 G4-3 1B	1-0 4 2B	1-0 1B	2-0 P3	2-0 P3	5 0 2 0 0 1 4												
4 Nick Hundley, R OBP: 0.339, SLG: 0.472	3-3 K			0-1 1B		0-0 F9	1-0 2B			4 0 2 0 0 1 2												
16 Kyle Parker, R OBP: 0.241, SLG: 0.342		0-3 K		1-0 P5		3-2 G4-3	1-2 L8			4 0 0 0 0 1 4												
48 Boone Logan, R										0 0 0 0 0 0 0												
60 Justin Miller, R										0 0 0 0 0 0 0												
55 Jon Gray, R ERA: 4.26	(1, 1) 5.0 23 8 3 3 5 0 0 0 0 0 0 58 79 6.75 2.250																					
48 Randall Delgado, R ERA: 3.36	(6, 1) 1.0 L 6 3 3 3 0 1 0 0 0 0 0 0 15 25 27.00 4.000																					
56 Keith Hessler, L ERA: 16.88	(7, 1) 0.0 B 1 1 1 1 0 0 0 0 0 0 0 1 2 3 ∞ ∞																					
61 Silvino Bracho, R ERA: 4.65	(7, 1) 1.0 5 2 0 0 0 0 0 0 0 0 0 12 18 0.00 2.000																					
37 Matt Stites, R ERA: 8.1	(8, 1) 1.0 7 4 2 2 0 0 0 0 0 0 0 1 13 21 18.00 4.000																					
Inning Stats	R: 3 E: 0 K: 1 S: 19	H: 4 LOB: 1 BB: 0 P: 26	R: 0 E: 0 K: 2 S: 11	H: 1 LOB: 1 BB: 0 P: 14	R: 0 E: 0 K: 1 S: 10	H: 1 LOB: 1 BB: 0 P: 15	R: 0 E: 0 K: 1 S: 7	H: 1 LOB: 1 BB: 0 P: 11	R: 0 E: 0 K: 0 S: 9	H: 1 LOB: 0 BB: 0 P: 15	R: 0 E: 0 K: 0 S: 7	H: 1 LOB: 0 BB: 0 P: 11	R: 4 E: 0 K: 0 S: 22	H: 5 LOB: 2 BB: 1 P: 35	R: 2 E: 0 K: 0 S: 13	H: 4 LOB: 2 BB: 0 P: 21	1B: 13 2B: 2 3B: 0 HR: 3	SF: 1 SAC: 0 DP: 1 HBP: 0	WP: 0 PB: 0 SB: 1 CS: 0	PA: 42		
PITCHER	IP WLS BF H R ER SO BB IBB HBP BLK WP HR S P ERA WHIP											IP WLS BF H R ER SO BB IBB HBP BLK WP HR S P ERA WHIP										
57 Chase Anderson, R ERA: 4.26	(1, 1) 5.0 23 8 3 3 5 0 0 0 0 0 0 58 79 6.75 2.250																					
48 Randall Delgado, R ERA: 3.36	(6, 1) 1.0 L 6 3 3 3 0 1 0 0 0 0 0 0 15 25 27.00 4.000																					
56 Keith Hessler, L ERA: 16.88	(7, 1) 0.0 B 1 1 1 1 0 0 0 0 0 0 0 1 2 3 ∞ ∞																					
61 Silvino Bracho, R ERA: 4.65	(7, 1) 1.0 5 2 0 0 0 0 0 0 0 0 0 12 18 0.00 2.000																					
37 Matt Stites, R ERA: 8.1	(8, 1) 1.0 7 4 2 2 0 0 0 0 0 0 0 1 13 21 18.00 4.000																					

Batter	1	2	3	4	5	6	7	8	9	AB R H RBI BB SO LOB	TOP								
5 Ender Inciarte, L OBP: 0.331, SLG: 0.387	G1-3		G4-3			G3-1			G5-4-3	4 0 1 0 0 0 0	Arizona Diamondbacks @ Chicago Cubs Wrigley Field, Chicago, IL Sat Sep 05 2015, 1:22 PM - 3:56 PM CDT Att: 40,690 - Cloudy - 80 F								
11 AJ Pollock, R OBP: 0.397, SLG: 0.491	L7		L6			K			G5-4-3	4 0 0 0 0 1 1									
44 Paul Goldschmidt, R OBP: 0.437, SLG: 0.562	1B					K			1B	4 0 2 0 0 2 0									
6 David Peralta, L OBP: 0.364, SLG: 0.515	1B		G4-3			G4-3			G3-1	4 0 1 0 0 0 1									
8 Jarrod Saltalamacchia, S OBP: 0.296, SLG: 0.369	K					K				3 0 1 0 0 2 2									
19 Jake Lamb, L OBP: 0.335, SLG: 0.418						G1-3				3 0 1 0 0 1 1									
62 Brandon Drury, R OBP: 0.250, SLG: 0.182	G1-6-3					G5-3			G6-3	3 0 0 0 0 0 1									
16 Chris Owings, R OBP: 0.272, SLG: 0.345	F9					F8			F9	3 0 0 0 0 0 0									
38 Robbie Ray, L OBP: 0.106, SLG: 0.100			L6						G3-1	1 0 0 0 0 0 0									
24 Vladimir Torres, R OBP: 0.176, SLG: 0.000										1 0 0 0 0 1 0									
48 Randall Delgado, R OBP: 0.176, SLG: 0.000										0 0 0 0 0 0 0									
30 David Hernandez, R OBP: 0.176, SLG: 0.000										0 0 0 0 0 0 0									
15 Phil Cosselin, R OBP: 0.396, SLG: 0.496										1 0 0 0 0 0 0									
41 Daniel Hudson, R OBP: 0.176, SLG: 0.000										0 0 0 0 0 0 0									
Inning Stats	R: 0 H: 2 E: 0 K: 1 S: 16	H: 2 LOB: 2 BB: 0 P: 25	R: 0 H: 1 E: 0 K: 0 S: 9	H: 1 LOB: 0 BB: 0 P: 13	R: 0 H: 0 E: 0 K: 2 S: 8	H: 0 LOB: 0 BB: 0 P: 12	R: 0 H: 0 E: 0 K: 1 S: 6	H: 0 LOB: 0 BB: 0 P: 9	R: 0 H: 0 E: 0 K: 2 S: 9	H: 0 LOB: 0 BB: 0 P: 11	R: 0 H: 1 E: 0 K: 1 S: 11	H: 0 LOB: 0 BB: 0 P: 19	R: 0 H: 0 E: 0 K: 0 S: 8	H: 0 LOB: 0 BB: 0 P: 13	R: 0 H: 2 E: 0 K: 0 S: 7	H: 2 LOB: 1 BB: 0 P: 10	1B: 5 2B: 1 3B: 0 HR: 0	SF: 0 SAC: 0 DP: 2 HBP: 0	WP: 0 PA: 31 PB: 0 SB: 1 CS: 0
PITCHER	IP WLS BF H R ER SO BB IBB HBP BLK WP HR S P ERA WHIP											IP WLS BF H R ER SO BB IBB HBP BLK WP HR S P ERA WHIP							
49 Jake Arrieta, R ERA: 2.03	8.0 W 27 4 0 0 7 0 0 0 0 0 0 0 76 116 0.00 0.500											56 Héctor Rondón, R ERA: 1.45	1.0 S 4 2 0 0 0 0 0 0 0 0 0 0 7 10 0.00 2.000						

Batter	1	2	3	4	5	6	7	8	9	AB R H RBI BB SO LOB	BOTTOM								
24 Dexter Fowler, S OBP: 0.351, SLG: 0.429	F8		G3			HR			BB	3 1 1 1 1 0 0	Arizona Diamondbacks @ Chicago Cubs Wrigley Field, Chicago, IL Sat Sep 05 2015, 1:22 PM - 3:56 PM CDT Att: 40,690 - Cloudy - 80 F								
27 Austin Jackson, R OBP: 0.314, SLG: 0.385	BB		HBP			K			K	2 0 0 0 1 2 1									
17 Kris Bryant, R OBP: 0.367, SLG: 0.481	FC6-4		L9-3			K			K	4 0 0 0 0 2 2									
44 Anthony Rizzo, L OBP: 0.391, SLG: 0.532	G5-3					K			P5	4 1 1 0 0 1 1									
9 Javier Báez, R OBP: 0.357, SLG: 0.500	K		BB			G6-3			L8	3 0 0 0 1 1 0									
13 Starlin Castro, R OBP: 0.276, SLG: 0.325	BB					G6-3				3 0 2 0 0 0 0									
15 Chris Denorfia, R OBP: 0.307, SLG: 0.337	1B					1B				0 0 0 0 0 0 0									
3 David Ross, R OBP: 0.288, SLG: 0.276	BB		G4-3			F8				2 0 0 1 1 0 2									
49 Jake Arrieta, R ERA: 2.03	K					K				3 0 0 0 0 3 4									
56 Héctor Rondón, R ERA: 1.45	K					K				0 0 0 0 0 0 0									
22 Addison Russell, R OBP: 0.301, SLG: 0.399	K					F7				3 0 0 0 0 2 4									
Inning Stats	R: 0 H: 0 E: 0 K: 0 S: 7	H: 0 LOB: 1 BB: 1 P: 14	R: 0 H: 1 E: 0 K: 3 S: 14	H: 1 LOB: 2 BB: 1 P: 22	R: 0 H: 0 E: 0 K: 0 S: 6	H: 0 LOB: 0 BB: 0 P: 11	R: 1 H: 2 E: 0 K: 2 S: 17	H: 2 LOB: 2 BB: 1 P: 34	R: 1 H: 1 E: 0 K: 3 S: 13	H: 0 LOB: 0 BB: 0 P: 15	R: 0 H: 0 E: 0 K: 0 S: 9	H: 0 LOB: 0 BB: 0 P: 13	R: 0 H: 0 E: 0 K: 2 S: 10	H: 0 LOB: 1 BB: 1 P: 19	R: 0 H: 0 E: 0 K: 1 S: 6	H: 0 LOB: 0 BB: 0 P: 10	1B: 3 2B: 1 3B: 0 HR: 1	SF: 0 SAC: 0 DP: 1 HBP: 1	WP: 0 PA: 32 PB: 0 SB: 0 CS: 0
PITCHER	IP WLS BF H R ER SO BB IBB HBP BLK WP HR S P ERA WHIP											IP WLS BF H R ER SO BB IBB HBP BLK WP HR S P ERA WHIP							
38 Robbie Ray, L ERA: 3.72	5.0 L 22 4 2 2 2 0 3 0 0 0 0 0 1 57 96 3.60 1.400											48 Randall Delgado, R ERA: 3.3	1.0 3 0 0 0 0 0 0 0 0 0 0 9 13 0.00 0.000						
30 David Hernandez, R ERA: 4.44	1.0 4 0 0 0 2 1 0 0 0 0 0 0 10 19 0.00 1.000											41 Daniel Hudson, R ERA: 3.92	1.0 3 0 0 0 1 0 0 0 0 0 0 6 10 0.00 0.000						

Batter	1	2	3	4	5	6	7	8	9	AB	R	H	RBI	BB	SO	LOB	TOP
5 Ender Inciarte, L OBP: 0.331, SLG: 0.384										3	0	0	0	1	0	1	Arizona Diamondbacks @ Chicago Cubs Wrigley Field, Chicago, IL Sun Sep 06 2015, 1:21 PM - 4:21 PM CDT Att: 41,183 - Sunny - 88 F
11 AJ Pollock, R OBP: 0.396, SLG: 0.488										3	0	0	0	1	1	2	
44 Paul Goldschmidt, R OBP: 0.434, SLG: 0.558										4	0	0	0	0	2	2	
6 David Peralta, L OBP: 0.365, SLG: 0.514										3	1	1	0	1	1	0	
7 Wellington Castillo, R OBP: 0.313, SLG: 0.498										4	1	3	2	0	0	1	
19 Jake Lamb, L OBP: 0.338, SLG: 0.421										3	0	1	0	1	2	1	
16 Chris Owings, R OBP: 0.272, SLG: 0.342										3	1	0	0	1	2	4	
13 Nick Ahmed, R OBP: 0.268, SLG: 0.338										4	1	1	2	0	1	2	
12 Rubby De La Rosa, R OBP: 0.163, SLG: 0.193										2	0	0	0	0	0	0	
36 Enrique Burgos, R ERA: 4.08										1B: 2	SF: 0	WP: 1	PA: 37				
57 Fernando Rodney, R ERA: 1.94										2B: 4	SAC: 0	FB: 0					
53 Trevor Cahill, R ERA: 7.28										3B: 0	DP: 2	CS: 2					
46 Pedro Strop, R ERA: 2.95										HR: 2	HBP: 0	ER: 1					
28 Kyle Hendricks, R ERA: 4.08																	
52 Justin Grimm, R ERA: 1.94																	
57 Fernando Rodney, R ERA: 1.94																	
53 Trevor Cahill, R ERA: 7.28																	
46 Pedro Strop, R ERA: 2.95																	
Batter	1	2	3	4	5	6	7	8	9	AB	R	H	RBI	BB	SO	LOB	BOTTOM
24 Dexter Fowler, S OBP: 0.349, SLG: 0.426										4	0	0	0	0	4	3	Arizona Diamondbacks @ Chicago Cubs Wrigley Field, Chicago, IL Sun Sep 06 2015, 1:21 PM - 4:21 PM CDT Att: 41,183 - Sunny - 88 F
27 Austin Jackson, R OBP: 0.313, SLG: 0.386										4	0	1	0	0	1	3	
8 Chris Coghlan, L OBP: 0.336, SLG: 0.437										4	1	1	0	0	0	1	
53 Trevor Cahill, R OBP: 0.200, SLG: 0.200										3	1	0	0	1	0	1	
44 Anthony Rizzo, L OBP: 0.390, SLG: 0.529										3	2	1	1	1	1	1	
17 Kris Bryant, R OBP: 0.368, SLG: 0.487										3	2	1	1	1	1	1	
47 Miguel Montero, L OBP: 0.343, SLG: 0.433										3	1	2	4	1	0	0	
9 Javier Báez, R OBP: 0.333, SLG: 0.438										4	0	1	0	0	1	1	
28 Kyle Hendricks, R ERA: 4.08										1B: 4	SF: 0	WP: 2	PA: 36				
11 Tommy La Stella, L OBP: 0.245, SLG: 0.306										2B: 2	SAC: 0	FB: 0					
52 Justin Grimm, R ERA: 1.94										3B: 0	DP: 0	CS: 0					
19 Jonathan Herrera, S ERA: 4.49										HR: 3	HBP: 0	ER: 1					
57 Fernando Rodney, R ERA: 1.94																	
15 Chris Denorfia, R OBP: 0.316, SLG: 0.346																	
22 Addison Russell, R OBP: 0.300, SLG: 0.398																	
12 Rubby De La Rosa, R OBP: 0.163, SLG: 0.193																	
36 Enrique Burgos, R ERA: 4.08																	
45 Matt Reynolds, L ERA: 4.28																	
61 Silvano Bracho, R ERA: 3.86																	
55 Josh Collmenter, R ERA: 3.87																	
PITCHER	IP	WLS	BF	H	R	ER	SO	BB	IBB	HBP	BLK	WP	HR	S	P	ERA	WHIP
12 Rubby De La Rosa, R	5.0	L	22	5	3	3	6	2	0	0	0	1	1	58	92	5.40	1.400
36 Enrique Burgos, R	0.0		1	0	0	0	0	1	0	0	0	1	0	1	5	"	"
45 Matt Reynolds, L	0.0		1	1	2	2	0	0	0	0	0	0	1	1	2	"	"
61 Silvano Bracho, R	1.0		4	1	1	1	2	0	0	0	0	0	1	9	15	9.00	1.000
55 Josh Collmenter, R	2.0		8	2	0	0	1	0	0	0	0	0	0	17	23	0.00	1.000
PITCHER	IP	WLS	BF	H	R	ER	SO	BB	IBB	HBP	BLK	WP	HR	S	P	ERA	WHIP
12 Rubby De La Rosa, R	5.0		22	5	3	3	6	2	0	0	0	1	1	58	92	5.40	1.400
36 Enrique Burgos, R	0.0		1	0	0	0	0	1	0	0	0	1	0	1	5	"	"
45 Matt Reynolds, L	0.0		1	1	2	2	0	0	0	0	0	0	1	1	2	"	"
61 Silvano Bracho, R	1.0		4	1	1	1	2	0	0	0	0	0	1	9	15	9.00	1.000
55 Josh Collmenter, R	2.0		8	2	0	0	1	0	0	0	0	0	0	17	23	0.00	1.000

Batter	1	2	3	4	5	6	7	8	9	AB	R	H	RBI	BB	SO	LOB	TOP			
16 Angel Pagán, S OBP: 0.297, SLG: 0.323										5	0	2	0	0	2	1	<p>San Francisco Giants @ Arizona Diamondbacks Chase Field, Phoenix, AZ Mon Sep 07 2015, 1:11 PM - 4:05 PM MST Att: 28,078 - Roof Closed - 77 F</p> <p>livebaseballscores.com</p> <p>AB 37 R 1 H 10 RBI 1 BB 0 SO 6 LOB 18</p>			
37 Kelly Tomlinson, R OBP: 0.361, SLG: 0.409										3	0	0	0	0	1	2				
12 Joe Panik, L OBP: 0.375, SLG: 0.447										4	0	1	0	0	0	3				
5 Matt Duffy, R OBP: 0.340, SLG: 0.442										4	0	3	1	0	0	0				
28 Buster Posey, R OBP: 0.387, SLG: 0.489										4	0	3	1	0	0	0				
6 Marlon Byrd, R OBP: 0.291, SLG: 0.459										4	0	2	0	0	0	2				
9 Brandon Belt, L OBP: 0.397, SLG: 0.472										4	0	0	0	0	1	4				
35 Brandon Crawford, L OBP: 0.317, SLG: 0.465										4	0	0	0	0	1	4				
14 Jackson Williams, R OBP: 0.333, SLG: 0.400										3	0	0	0	0	1	2				
13 Mike Leake, R OBP: 0.115, SLG: 0.213										2	0	0	0	0	0	0				
70 George Kontos, R OBP: 0.177, SLG: 0.257										0	0	0	0	0	0	0				
45 Alejandro De Aza, L OBP: 0.318, SLG: 0.429										1	0	1	0	0	0	0				
32 Ryan Vogelsong, R OBP: 0.167, SLG: 0.257										0	0	0	0	0	0	0				
7 Gregor Blanco, L OBP: 0.371, SLG: 0.408										1	0	0	0	0	0	0				
Inning Stats	R: 0 E: 0 K: 2 S: 14	H: 2 LOB: 2 BB: 0 P: 21	R: 0 E: 0 K: 1 S: 6	H: 0 LOB: 0 BB: 0 P: 7	R: 0 E: 0 K: 0 S: 14	H: 1 LOB: 1 BB: 0 P: 22	R: 0 E: 0 K: 1 S: 10	H: 2 LOB: 2 BB: 0 P: 14	R: 0 E: 0 K: 1 S: 8	H: 0 LOB: 0 BB: 0 P: 9	R: 0 E: 0 K: 1 S: 6	H: 1 LOB: 1 BB: 0 P: 16	R: 1 E: 0 K: 0 S: 23	H: 3 LOB: 2 BB: 0 P: 34	R: 0 E: 0 K: 0 S: 5	H: 0 LOB: 0 BB: 0 P: 9	1B: 7 2B: 3 3B: 0 HR: 0	SF: 0 SAC: 0 DP: 0 HBP: 0	WP: 0 PB: 0 SB: 0 CS: 0	PA: 37
PITCHER	IP WLS BF H R ER SO BB IBB HBP BLK WP HR S P ERA WHIP	IP WLS BF H R ER SO BB IBB HBP BLK WP HR S P ERA WHIP	IP WLS BF H R ER SO BB IBB HBP BLK WP HR S P ERA WHIP	IP WLS BF H R ER SO BB IBB HBP BLK WP HR S P ERA WHIP	IP WLS BF H R ER SO BB IBB HBP BLK WP HR S P ERA WHIP	IP WLS BF H R ER SO BB IBB HBP BLK WP HR S P ERA WHIP	IP WLS BF H R ER SO BB IBB HBP BLK WP HR S P ERA WHIP	IP WLS BF H R ER SO BB IBB HBP BLK WP HR S P ERA WHIP	IP WLS BF H R ER SO BB IBB HBP BLK WP HR S P ERA WHIP	IP WLS BF H R ER SO BB IBB HBP BLK WP HR S P ERA WHIP	IP WLS BF H R ER SO BB IBB HBP BLK WP HR S P ERA WHIP	IP WLS BF H R ER SO BB IBB HBP BLK WP HR S P ERA WHIP	IP WLS BF H R ER SO BB IBB HBP BLK WP HR S P ERA WHIP	IP WLS BF H R ER SO BB IBB HBP BLK WP HR S P ERA WHIP	IP WLS BF H R ER SO BB IBB HBP BLK WP HR S P ERA WHIP	IP WLS BF H R ER SO BB IBB HBP BLK WP HR S P ERA WHIP	IP WLS BF H R ER SO BB IBB HBP BLK WP HR S P ERA WHIP			
46 Patrick Corbin, L ERA: 3.32	6.0	W	24	6	0	0	5	0	0	0	0	0	0	0	0	0	0.00	1.000		
48 Randall Delgado, R ERA: 3.25	1.0		4	1	0	0	1	0	0	0	0	0	0	0	0	0	0.00	1.000		
41 Daniel Hudson, R ERA: 4.01	1.0		6	3	1	1	0	0	0	0	0	0	0	0	0	0	9.00	3.000		
29 Brad Ziegler, R ERA: 2.14	1.0		3	0	0	0	0	0	0	0	0	0	0	0	0	0	0.00	0.000		

Batter	1	2	3	4	5	6	7	8	9	AB	R	H	RBI	BB	SO	LOB	BOTTOM			
11 AJ Pollock, R OBP: 0.367, SLG: 0.494										4	1	2	2	0	0	3	<p>San Francisco Giants @ Arizona Diamondbacks Chase Field, Phoenix, AZ Mon Sep 07 2015, 1:11 PM - 4:05 PM MST Att: 28,078 - Roof Closed - 77 F</p> <p>livebaseballscores.com</p> <p>AB 32 R 6 H 12 RBI 6 BB 4 SO 6 LOB 16</p>			
5 Ender Inciarte, L OBP: 0.330, SLG: 0.383										3	0	0	0	1	2	1				
44 Paul Goldschmidt, R OBP: 0.433, SLG: 0.554										4	1	2	0	0	0	0				
6 David Peralta, L OBP: 0.367, SLG: 0.514										4	0	0	0	0	0	2				
7 Wellington Castillo, R OBP: 0.309, SLG: 0.491										4	0	0	0	0	0	2				
19 Jake Lamb, L OBP: 0.346, SLG: 0.428										2	2	2	0	2	0	0				
15 Phil Gosselin, R OBP: 0.386, SLG: 0.508										4	2	2	3	0	0	4				
13 Nick Ahmed, R OBP: 0.270, SLG: 0.342										4	0	2	0	0	1	1				
46 Patrick Corbin, L ERA: 3.32										2	0	1	1	0	0	1				
62 Brandon Drury, R ERA: 1.9										1	0	0	0	0	0	1				
48 Randall Delgado, R ERA: 3.25										0	0	0	0	0	0	0				
41 Daniel Hudson, R ERA: 4.01										0	0	0	0	0	0	0				
8 Jarrod Saltalamacchia, S ERA: 2.96										0	0	0	0	0	0	0				
29 Brad Ziegler, R ERA: 2.14										0	0	0	0	0	0	0				
Inning Stats	R: 0 E: 0 K: 1 S: 9	H: 1 LOB: 0 BB: 0 P: 10	R: 3 E: 0 K: 1 S: 15	H: 4 LOB: 1 BB: 0 P: 20	R: 0 E: 0 K: 0 S: 5	H: 1 LOB: 0 BB: 0 P: 7	R: 2 E: 0 K: 1 S: 15	H: 3 LOB: 2 BB: 1 P: 23	R: 0 E: 0 K: 0 S: 12	H: 1 LOB: 2 BB: 2 P: 23	R: 1 E: 0 K: 2 S: 11	H: 1 LOB: 0 BB: 0 P: 14	R: 0 E: 0 K: 1 S: 8	H: 0 LOB: 0 BB: 0 P: 12	R: 0 E: 0 K: 0 S: 10	H: 1 LOB: 2 BB: 1 P: 20	1B: 8 2B: 2 3B: 0 HR: 2	SF: 1 SAC: 0 DP: 3 HBP: 0	WP: 0 PB: 0 SB: 0 CS: 0	PA: 37
PITCHER	IP WLS BF H R ER SO BB IBB HBP BLK WP HR S P ERA WHIP	IP WLS BF H R ER SO BB IBB HBP BLK WP HR S P ERA WHIP	IP WLS BF H R ER SO BB IBB HBP BLK WP HR S P ERA WHIP	IP WLS BF H R ER SO BB IBB HBP BLK WP HR S P ERA WHIP	IP WLS BF H R ER SO BB IBB HBP BLK WP HR S P ERA WHIP	IP WLS BF H R ER SO BB IBB HBP BLK WP HR S P ERA WHIP	IP WLS BF H R ER SO BB IBB HBP BLK WP HR S P ERA WHIP	IP WLS BF H R ER SO BB IBB HBP BLK WP HR S P ERA WHIP	IP WLS BF H R ER SO BB IBB HBP BLK WP HR S P ERA WHIP	IP WLS BF H R ER SO BB IBB HBP BLK WP HR S P ERA WHIP	IP WLS BF H R ER SO BB IBB HBP BLK WP HR S P ERA WHIP	IP WLS BF H R ER SO BB IBB HBP BLK WP HR S P ERA WHIP	IP WLS BF H R ER SO BB IBB HBP BLK WP HR S P ERA WHIP	IP WLS BF H R ER SO BB IBB HBP BLK WP HR S P ERA WHIP	IP WLS BF H R ER SO BB IBB HBP BLK WP HR S P ERA WHIP	IP WLS BF H R ER SO BB IBB HBP BLK WP HR S P ERA WHIP	IP WLS BF H R ER SO BB IBB HBP BLK WP HR S P ERA WHIP			
13 Mike Leake, R ERA: 3.7	5.2	L	28	11	6	6	5	2	1	0	0	0	0	0	0	0	9.53	2.294		
70 George Kontos, R ERA: 1.9	0.1		1	0	0	0	0	0	0	0	0	0	0	0	0	0	0.00	0.000		
32 Ryan Vogelsong, R ERA: 4.51	2.0		8	1	0	0	1	1	0	0	0	0	0	0	0	0	0.00	1.000		

Batter	1	2	3	4	5	6	7	8	9	AB	R	H	RBI	BB	SO	LOB	TOP						
16 Angel Pagán, S OBP: 0.296, SLG: 0.319	L8		K			5 WP 12 G4-3 BB	F7			3	0	0	0	1	1	4	San Francisco Giants @ Arizona Diamondbacks Chase Field, Phoenix, AZ Wed Sep 09 2015, 6:42 PM - 9:30 PM MST Att: 20,576 - Roof Closed - 76 F						
12 Joe Panik, L OBP: 0.378, SLG: 0.455 37 Kelby Tomlinson, R OBP: 0.367, SLG: 0.416	F7			F9		G4-3		1B		3	0	0	0	0	0	2							
5 Matt Duffy, R OBP: 0.336, SLG: 0.436	F9			L9		G4-3		L9		4	0	0	0	0	0	2							
9 Brandon Belt, L OBP: 0.356, SLG: 0.472		7 G4-6-3 1B		K		L9		BB		3	0	1	0	1	1	1							
6 Marlon Byrd, R OBP: 0.291, SLG: 0.457		K				1B	21 G3-1 2B	L9		4	0	2	0	0	1	3							
7 Grégor Blanco, L OBP: 0.386, SLG: 0.413		G4-6-3				14 FC6-4 1B	P4	G3		4	0	1	0	0	0	4							
21 Nick Noonan, L OBP: 0.200, SLG: 0.222			G4-3			K	G3-1		F7	4	0	0	0	0	1	2							
14 Jackson Williams, R				53 S BB		FC6-4		G1-3		2	0	0	0	2	0	1							
43 Chris Heston, R 41 Jeremy Affeldt, L 45 Alejandro De Aza, L 70 George Kontos, R 28 Buster Posey, R 13 Mike Cosselin, R 41 Daniel Hudson, R 45 Matt Reynolds, L 29 Brad Ziegler, R				K			12 G4-3 5 WP HBP		G4-3	1	0	0	0	0	0	1							
Inning Stats	R: 0 E: 0 K: 0 S: 10	H: 0 LOB: 0 BB: 0 P: 15	R: 0 E: 0 K: 1 S: 7	H: 1 LOB: 0 BB: 0 P: 11	R: 0 E: 0 K: 2 S: 9	H: 0 LOB: 1 BB: 1 P: 16	R: 0 E: 0 K: 1 S: 8	H: 0 LOB: 0 BB: 0 P: 9	R: 0 E: 0 K: 1 S: 8	H: 2 LOB: 1 BB: 0 P: 13	R: 1 E: 0 K: 0 S: 9	H: 0 LOB: 1 BB: 1 P: 20	R: 0 E: 0 K: 0 S: 10	H: 1 LOB: 3 BB: 2 P: 22	R: 0 E: 0 K: 0 S: 13	H: 1 LOB: 2 BB: 1 P: 23		R: 0 E: 0 K: 0 S: 9	H: 0 LOB: 0 BB: 0 P: 14	1B: 4 2B: 1 3B: 0 HR: 0	SF: 0 SAC: 0 DP: 1 HBP: 1	WP: 1 PB: 0 SB: 2 CS: 0	PA: 36
PITCHER	IP WLS BF H R ER SO BB IBB HBP BLK WP HR S P ERA WHIP	5.0 W 18 3 1 1 5 1 0 1 0 0 0 42 65 1.80 0.800	1.0 H 4 0 0 0 0 1 0 0 0 1 0 9 19 0.00 1.000	1.0 H 6 1 0 0 0 1 1 0 0 0 0 10 22 0.00 2.000	0.1 H 2 1 0 0 0 0 0 0 0 0 8 14 0.00 3.000	0.0 1 0 0 0 0 1 0 0 0 0 0 2 6 ∞ ∞	1.2 S 5 0 0 0 0 0 0 0 0 12 17 0.00 0.000	PITCHER	IP WLS BF H R ER SO BB IBB HBP BLK WP HR S P ERA WHIP	1.2 S 5 0 0 0 0 0 0 0 0 0 12 17 0.00 0.000													
5 Ender Inciarte, L OBP: 0.333, SLG: 0.388	G4-3		16 FC6-4 1B			16 G5-3 1B		16 CS 2B		4	0	3	0	0	0	0	San Francisco Giants @ Arizona Diamondbacks Chase Field, Phoenix, AZ Wed Sep 09 2015, 6:42 PM - 9:30 PM MST Att: 20,576 - Roof Closed - 76 F						
16 Chris Owings, R OBP: 0.270, SLG: 0.339			FC6-4			G5-3		K2-3		4	0	1	0	0	1	3							
44 Paul Goldschmidt, R OBP: 0.431, SLG: 0.548	F7			F8				E6 8 PB BB		3	0	0	0	1	0	1							
6 David Peralta, L OBP: 0.365, SLG: 0.511	G4-3					G4-3		K		4	1	1	0	0	1	4							
8 Jarrod Saltalamacchia, S OBP: 0.303, SLG: 0.406			K			8 HR 2B		G3		4	1	1	2	0	1	1							
19 Jake Lamb, L OBP: 0.341, SLG: 0.421						HR		G3		3	0	0	0	1	1	1							
68 Sócrates Brito, L OBP: 0.500, SLG: 0.500 11 AJ Pollock, R OBP: 0.364, SLG: 0.490						BB		G3		3	0	0	0	1	1	1							
13 Nick Ahmed, R OBP: 0.268, SLG: 0.339						L9		1B		3	0	0	0	0	0	0							
52 Zack Godfrey, R OBP: 0.276, SLG: 0.192 40 Andrew Chafin, L ERA: 3.55 48 Randall Delgado, R ERA: 1.87 15 Phil Cosselin, R 41 Daniel Hudson, R 45 Matt Reynolds, L 29 Brad Ziegler, R								G3		2	0	0	0	0	0	0							
Inning Stats	R: 0 E: 0 K: 0 S: 6	H: 1 LOB: 1 BB: 0 P: 13	R: 0 E: 0 K: 2 S: 8	H: 0 LOB: 0 BB: 0 P: 9	R: 0 E: 0 K: 2 S: 11	H: 1 LOB: 1 BB: 0 P: 15	R: 2 E: 0 K: 1 S: 11	H: 2 LOB: 1 BB: 1 P: 20	R: 0 E: 0 K: 0 S: 8	H: 1 LOB: 2 BB: 1 P: 14	R: 0 E: 0 K: 0 S: 9	H: 1 LOB: 0 BB: 0 P: 12	R: 0 E: 0 K: 2 S: 9	H: 1 LOB: 0 BB: 0 P: 10	R: 0 E: 0 K: 2 S: 11	H: 0 LOB: 1 BB: 0 P: 13		1B: 4 2B: 2 3B: 0 HR: 1	SF: 0 SAC: 0 DP: 0 HBP: 0	WP: 0 PB: 1 SB: 0 CS: 1	PA: 33		
PITCHER	IP WLS BF H R ER SO BB IBB HBP BLK WP HR S P ERA WHIP	4.2 L 21 5 2 2 5 1 1 0 0 0 1 42 69 3.86 1.286	0.1 1 0 0 0 0 0 0 0 0 0 0 2 2 0.00 0.000	1.0 4 1 0 0 0 0 0 0 0 0 0 9 12 0.00 1.000	1.0 4 1 0 0 2 0 0 0 0 0 0 12 13 0.00 1.000	1.0 3 0 0 0 2 0 0 0 0 0 0 8 10 0.00 0.000																	

AB 30
R 1
H 5
RBI 0
BB 5
SO 5
LOB 20



AB 31
R 2
H 7
RBI 2
BB 2
SO 9
LOB 13



Batter	1	2	3	4	5	6	7	8	9	AB	R	H	RBI	BB	SO	LOB	TOP			
27 Justin Ruggiano, R (1, 7) OBP: 0.347, SLG: 0.494										4	1	1	4	1	2	0	Los Angeles Dodgers @ Arizona Diamondbacks Chase Field, Phoenix, AZ Fri Sep 11 2015, 6:41 PM - 10:04 PM MST Att: 35,615 - Roof Closed - 78 F			
18 José Peraza, R (1, 4) OBP: 0.273, SLG: 0.350									5	0	0	0	0	0	2					
10 Justin Turner, R (1, 5) OBP: 0.358, SLG: 0.498									1	0	0	0	2	1	0					
65 Austin Barnes, R (6, 5) OBP: 0.348, SLG: 0.263									2	0	0	0	0	0	3					
23 Adrián González, L (1, 3) OBP: 0.354, SLG: 0.489									3	0	0	0	0	1	1					
62 Joel Peralta, R (5, 1)									0	0	0	0	0	0	0					
31 Joc Pederson, L (6, PH) OBP: 0.357, SLG: 0.432									1	0	0	0	0	1	0					
58 Ian Thomas, R (6, 1)									1	0	0	0	1	0	0					
33 Scott Van Slyke, R (1, 9) OBP: 0.332, SLG: 0.401									3	0	0	0	0	1	1					
5 Corey Seager, L (1, 6) OBP: 0.500, SLG: 0.538									1	0	1	0	3	0	0					
17 A.J. Ellis, R (1, 2) OBP: 0.351, SLG: 0.359									4	1	0	0	0	0	6					
28 Chris Heisey, R (1, 8) OBP: 0.318, SLG: 0.176									4	1	1	0	0	0	1					
57 Alex Wood, R (1, 1) OBP: 0.285, SLG: 0.179									0	0	0	0	0	0	0					
52 Pedro Báez, R (2, 1) OBP: 0.273, SLG: 0.350									0	0	0	0	0	0	0					
7 Alex Guerrero, R (3, PH) OBP: 0.250, SLG: 0.333									0	0	0	0	0	0	0					
11 Jimmy Rollins, S (3, PH) OBP: 0.357, SLG: 0.432									0	0	0	0	0	0	0					
63 Yimi García, R (3, 1) OBP: 0.273, SLG: 0.350									0	0	0	0	0	0	0					
54 Jim Johnson, R (4, 1) OBP: 0.357, SLG: 0.432									0	0	0	0	0	0	0					
30 Scott Schebler, L (5, PH) OBP: 0.333, SLG: 0.401									3	1	0	0	0	1	2					
Inning Stats	R: 0 E: 0 K: 2 S: 9	H: 0 LOB: 0 BB: 0 P: 14	R: 0 E: 0 K: 0 S: 10	H: 0 LOB: 1 BB: 1 P: 21	R: 0 E: 0 K: 0 S: 22	H: 1 LOB: 3 BB: 2 P: 37	R: 0 E: 0 K: 0 S: 8	H: 1 LOB: 1 BB: 0 P: 13	R: 0 E: 0 K: 0 S: 7	H: 0 LOB: 2 BB: 0 P: 10	R: 0 E: 0 K: 0 S: 10	H: 0 LOB: 0 BB: 0 P: 13	R: 0 E: 0 K: 1 S: 8	H: 0 LOB: 0 BB: 0 P: 10	R: 4 E: 1 K: 1 S: 14	H: 2 LOB: 0 BB: 1 P: 20	1B: 3 2B: 1 3B: 0 HR: 1	SF: 0 SAC: 0 DP: 1 HBP: 1	WP: 1 PB: 0 SB: 0 CS: 0	PA: 38
PITCHER	IP WLS BF H R ER SO BB IBB HBP BLK WP HR S P ERA WHIP	5.0 W 20 2 0 0 2 3 0 1 0 0 0 56 95 0.00 1.000	1.0 5 0 0 0 0 2 0 0 0 0 1 0 7 19 0.00 2.000	2.0 6 0 0 0 3 0 0 0 0 0 0 0 18 23 0.00 0.000	1.0 7 2 4 0 1 1 0 0 0 0 0 1 14 20 0.00 3.000															
38 Robbie Ray, L (1, 1) ERA: 3.54																				
36 Enrique Burgos, R (6, 1) ERA: 4.88																				
37 Matt Stites, R (7, 1) ERA: 4.26																				
27 Allen Webster, R (9, 1) ERA: 5.67																				

Batter	1	2	3	4	5	6	7	8	9	AB	R	H	RBI	BB	SO	LOB	BOTTOM			
11 AJ Pollock, R (1, 8) OBP: 0.363, SLG: 0.488										5	1	1	0	0	0	3	Los Angeles Dodgers @ Arizona Diamondbacks Chase Field, Phoenix, AZ Fri Sep 11 2015, 6:41 PM - 10:04 PM MST Att: 35,615 - Roof Closed - 78 F			
37 Matt Stites, L (7, 1)										5	1	3	0	0	1					
27 Allen Webster, R (9, 1)										3	2	1	2	1	2					
5 Ender Inciarte, L (1, 7) OBP: 0.335, SLG: 0.390										4	1	1	3	0	1	2				
44 Paul Goldschmidt, R (1, 3) OBP: 0.431, SLG: 0.553										1	0	0	0	0	1	0				
4 Jamie Romak, R (7, 3) OBP: 0.250, SLG: 0.333										4	1	1	3	0	1	2				
7 Wellington Castillo, R (1, 2) OBP: 0.309, SLG: 0.498										1	0	0	0	0	1	0				
23 Oscar Hernández, R (7, 2) OBP: 0.219, SLG: 0.143										5	2	1	0	0	1	1				
15 Phil Gosselin, R (1, 5) OBP: 0.350, SLG: 0.452										4	2	2	1	0	1	0				
16 Chris Owings, R (1, 4) OBP: 0.272, SLG: 0.345										1	0	1	0	0	0	0				
62 Brandon Drury, R (8, 5) OBP: 0.286, SLG: 0.231										5	1	2	2	0	2					
24 Yasmany Tomás, R (1, 9) OBP: 0.317, SLG: 0.407										4	2	4	3	0	0					
13 Nick Ahmed, R (1, 6) OBP: 0.275, SLG: 0.358										3	0	0	0	0	1	4				
38 Robbie Ray, L (1, 1) OBP: 0.087, SLG: 0.087										0	0	0	0	0	0	0				
36 Enrique Burgos, R (6, 1) ERA: 4.88										1	0	1	1	0	0	0				
72 Peter O'Brien, R (6, PH) OBP: 1.000, SLG: 1.000										1	0	1	1	0	0	0				
Inning Stats	R: 4 E: 0 K: 1 S: 20	H: 5 LOB: 2 BB: 1 P: 34	R: 6 E: 1 K: 0 S: 26	H: 5 LOB: 0 BB: 0 P: 39	R: 0 E: 0 K: 0 S: 8	H: 1 LOB: 1 BB: 0 P: 12	R: 1 E: 0 K: 0 S: 13	H: 2 LOB: 2 BB: 0 P: 21	R: 0 E: 0 K: 3 S: 12	H: 1 LOB: 1 BB: 0 P: 19	R: 1 E: 0 K: 1 S: 15	H: 2 LOB: 1 BB: 0 P: 21	R: 0 E: 0 K: 2 S: 9	H: 0 LOB: 0 BB: 0 P: 15	R: 0 E: 0 K: 0 S: 6	H: 1 LOB: 0 BB: 0 P: 10	1B: 10 2B: 3 3B: 1 HR: 3	SF: 0 SAC: 0 DP: 1 HBP: 0	WP: 1 PB: 1 SB: 0 CS: 0	PA: 43
PITCHER	IP WLS BF H R ER SO BB IBB HBP BLK WP HR S P ERA WHIP	1.2 L 15 8 8 8 1 0 0 0 0 0 1 9 11 0.00 6.000	0.1 3 2 2 0 0 0 0 0 0 0 0 0 8 12 0.00 1.000	1.0 4 1 0 0 0 0 0 0 0 0 0 0 13 21 0.00 2.000	1.0 6 2 1 0 0 0 0 0 0 0 0 0 12 19 0.00 1.000															
57 Alex Wood, L (1, 1) ERA: 3.81																				
52 Pedro Báez, R (2, 1) ERA: 3.7																				
63 Yimi García, R (3, 1) ERA: 3.2																				
54 Jim Johnson, R (4, 1) ERA: 4.26																				
62 Joel Peralta, R (5, 1) ERA: 4.91																				



Batter	1	2	3	4	5	6	7	8	9	AB	R	H	RBI	BB	SO	LOB	TOP					
3 Carl Crawford, L OBP: 0.300, SLG: 0.420										3	1	1	1	0	2	1	Los Angeles Dodgers @ Arizona Diamondbacks Chase Field, Phoenix, AZ Sat Sep 12 2015, 5:11 PM - 9:03 PM MST Att. 42,517 - Roof Closed - 77 F					
30 Scott Schebler, L OBP: 0.316, SLG: 0.611										1	0	0	0	0	0	1						
33 Scott Van Slyke, R OBP: 0.329, SLG: 0.397										2	0	0	0	0	0	2						
26 Chase Utley, L OBP: 0.295, SLG: 0.358										6	1	1	0	0	2	4						
23 Adrián González, L OBP: 0.354, SLG: 0.494										5	1	2	1	0	0	1						
10 Justin Turner, R OBP: 0.361, SLG: 0.488										4	1	2	0	1	0	1						
16 Andre Ethier, L OBP: 0.367, SLG: 0.484										5	1	2	1	0	2	3						
5 Corey Seager, L OBP: 0.388, SLG: 0.733										4	3	4	3	1	0	0						
9 Yasmani Grandal, S OBP: 0.367, SLG: 0.429										3	0	0	0	2	2	3						
31 Joc Pederson, L OBP: 0.360, SLG: 0.441										5	1	3	2	0	1	4						
46 Mike Robinson, R ERA: 4.75										1	0	0	0	0	0	0						
48 Mike Robinson, R ERA: 4.75										0	0	0	0	0	0	0						
49 Mike Robinson, R ERA: 4.75										0	0	0	0	0	0	0						
50 Mike Robinson, R ERA: 4.75										0	0	0	0	0	0	0						
51 Mike Robinson, R ERA: 4.75										0	0	0	0	0	0	0						
52 Mike Robinson, R ERA: 4.75										0	0	0	0	0	0	0						
53 Mike Robinson, R ERA: 4.75										0	0	0	0	0	0	0						
54 Mike Robinson, R ERA: 4.75										0	0	0	0	0	0	0						
55 Mike Robinson, R ERA: 4.75										0	0	0	0	0	0	0						
56 Mike Robinson, R ERA: 4.75										0	0	0	0	0	0	0						
57 Mike Robinson, R ERA: 4.75										0	0	0	0	0	0	0						
58 Mike Robinson, R ERA: 4.75										0	0	0	0	0	0	0						
59 Mike Robinson, R ERA: 4.75										0	0	0	0	0	0	0						
60 Mike Robinson, R ERA: 4.75										0	0	0	0	0	0	0						
61 Mike Robinson, R ERA: 4.75										0	0	0	0	0	0	0						
62 Mike Robinson, R ERA: 4.75										0	0	0	0	0	0	0						
63 Mike Robinson, R ERA: 4.75										0	0	0	0	0	0	0						
64 Mike Robinson, R ERA: 4.75										0	0	0	0	0	0	0						
65 Mike Robinson, R ERA: 4.75										0	0	0	0	0	0	0						
66 Mike Robinson, R ERA: 4.75										0	0	0	0	0	0	0						
67 Mike Robinson, R ERA: 4.75										0	0	0	0	0	0	0						
68 Mike Robinson, R ERA: 4.75										0	0	0	0	0	0	0						
69 Mike Robinson, R ERA: 4.75										0	0	0	0	0	0	0						
70 Mike Robinson, R ERA: 4.75										0	0	0	0	0	0	0						
71 Mike Robinson, R ERA: 4.75										0	0	0	0	0	0	0						
72 Mike Robinson, R ERA: 4.75										0	0	0	0	0	0	0						
73 Mike Robinson, R ERA: 4.75										0	0	0	0	0	0	0						
74 Mike Robinson, R ERA: 4.75										0	0	0	0	0	0	0						
75 Mike Robinson, R ERA: 4.75										0	0	0	0	0	0	0						
76 Mike Robinson, R ERA: 4.75										0	0	0	0	0	0	0						
77 Mike Robinson, R ERA: 4.75										0	0	0	0	0	0	0						
78 Mike Robinson, R ERA: 4.75										0	0	0	0	0	0	0						
79 Mike Robinson, R ERA: 4.75										0	0	0	0	0	0	0						
80 Mike Robinson, R ERA: 4.75										0	0	0	0	0	0	0						
81 Mike Robinson, R ERA: 4.75										0	0	0	0	0	0	0						
82 Mike Robinson, R ERA: 4.75										0	0	0	0	0	0	0						
83 Mike Robinson, R ERA: 4.75										0	0	0	0	0	0	0						
84 Mike Robinson, R ERA: 4.75										0	0	0	0	0	0	0						
85 Mike Robinson, R ERA: 4.75										0	0	0	0	0	0	0						
86 Mike Robinson, R ERA: 4.75										0	0	0	0	0	0	0						
87 Mike Robinson, R ERA: 4.75										0	0	0	0	0	0	0						
88 Mike Robinson, R ERA: 4.75										0	0	0	0	0	0	0						
89 Mike Robinson, R ERA: 4.75										0	0	0	0	0	0	0						
90 Mike Robinson, R ERA: 4.75										0	0	0	0	0	0	0						
91 Mike Robinson, R ERA: 4.75										0	0	0	0	0	0	0						
92 Mike Robinson, R ERA: 4.75										0	0	0	0	0	0	0						
93 Mike Robinson, R ERA: 4.75										0	0	0	0	0	0	0						
94 Mike Robinson, R ERA: 4.75										0	0	0	0	0	0	0						
95 Mike Robinson, R ERA: 4.75										0	0	0	0	0	0	0						
96 Mike Robinson, R ERA: 4.75										0	0	0	0	0	0	0						
97 Mike Robinson, R ERA: 4.75										0	0	0	0	0	0	0						
98 Mike Robinson, R ERA: 4.75										0	0	0	0	0	0	0						
99 Mike Robinson, R ERA: 4.75										0	0	0	0	0	0	0						
100 Mike Robinson, R ERA: 4.75										0	0	0	0	0	0	0						
Inning Stats	R: 2 E: 0 K: 0 S: 17	H: 4 LOB: 2 BB: 0 P: 29	R: 0 E: 0 K: 1 S: 13	H: 1 LOB: 1 BB: 0 P: 19	R: 5 E: 0 K: 3 S: 18	H: 5 LOB: 0 BB: 0 P: 28	R: 0 E: 0 K: 1 S: 8	H: 0 LOB: 1 BB: 1 P: 13	R: 1 E: 0 K: 1 S: 14	H: 2 LOB: 1 BB: 0 P: 21	R: 0 E: 0 K: 0 S: 4	H: 0 LOB: 2 BB: 2 P: 8	R: 0 E: 0 K: 3 S: 14	H: 0 LOB: 2 BB: 2 P: 24	R: 0 E: 0 K: 2 S: 13	H: 2 LOB: 3 BB: 1 P: 16	R: 1 E: 0 K: 0 S: 17	H: 2 LOB: 3 BB: 1 P: 30	1B: 9 2B: 3 3B: 0 HR: 4	SF: 0 SAC: 1 DP: 0 HBP: 0	WP: 0 PB: 1 SB: 1 CS: 0	PA: 47
PITCHER	IP WLS BF H R ER SO BB IBB HBP BLK WP HR S P ERA WHIP	12 Rubby De La Rosa, R ERA: 4.75	2.0 L 15 9 6 6 1 0 0 0 0 0 0 2 36 58 27.00 4.500	40 Andrew Chafin, L ERA: 2.47	(3.1) 1.0 4 1 1 1 3 0 0 0 0 0 1 12 18																	

Batter	1	2	3	4	5	6	7	8	9	AB	R	H	RBI	BB	SO	LOB	TOP					
11 AJ Pollock, R OBP: 0.364, SLG: 0.495										4	1	2	0	0	0	1	Arizona Diamondbacks @ San Francisco Giants AT&T Park, San Francisco, CA Fri Sep 18 2015, 7:17 PM - 10:12 PM PDT Att: 41,346 - Clear - 65 F					
5 Ender Inciarte, L OBP: 0.331, SLG: 0.384										4	0	0	0	0	0	3						
44 Paul Goldschmidt, R OBP: 0.435, SLG: 0.556										2	1	2	0	2	0	0						
7 Wellington Castillo, R OBP: 0.310, SLG: 0.487										4	0	0	1	0	0	5						
2 Aaron Hill, R OBP: 0.297, SLG: 0.335																						
16 Chris Owings, R OBP: 0.271, SLG: 0.337																						
24 Yasmany Tomás, R OBP: 0.315, SLG: 0.410																						
6 David Peralta, L OBP: 0.362, SLG: 0.509																						
62 Brandon Drury, R OBP: 0.269, SLG: 0.250																						
19 Jake Lamb, L OBP: 0.337, SLG: 0.411																						
13 Nick Ahmed, R OBP: 0.273, SLG: 0.357																						
12 Rubby De La Rosa, R OBP: 0.066, SLG: 0.092																						
40 Andrew Chafin, R ERA: 4.6																						
48 Randall Delgado, R ERA: 3.13																						
72 Peter O'Brien, R OBP: 0.333, SLG: 0.523																						
68 Sócrates Brito, L OBP: 0.333, SLG: 0.523																						
41 Daniel Hudson, R ERA: 4.11																						
29 Brad Ziegler, R ERA: 2.0																						
Inning Stats	R: 0 E: 0 K: 0 S: 12	H: 2 LOB: 2 BB: 0 P: 20	R: 0 E: 0 K: 1 S: 7	H: 0 LOB: 0 BB: 0 P: 9	R: 0 E: 0 K: 1 S: 7	H: 0 LOB: 0 BB: 0 P: 9	R: 0 E: 0 K: 1 S: 11	H: 0 LOB: 0 BB: 1 P: 20	R: 0 E: 0 K: 1 S: 7	H: 1 LOB: 1 BB: 0 P: 11	R: 2 E: 0 K: 1 S: 15	H: 2 LOB: 0 BB: 0 P: 22	R: 0 E: 0 K: 2 S: 8	H: 0 LOB: 0 BB: 0 P: 11	R: 0 E: 0 K: 0 S: 5	H: 0 LOB: 0 BB: 2 P: 15	R: 0 E: 0 K: 1 S: 7	H: 0 LOB: 0 BB: 0 P: 14	1B: 3 2B: 1 3B: 1 HR: 0	SF: 0 SAC: 0 DP: 1 HBP: 0	WP: 0 PB: 0 SB: 0 CS: 0	PA: 34
PITCHER	IP WLS BF H R ER SO BB IBB HBP BLK WP HR S P ERA WHIP																					
40 Madison Bumgarner, L ERA: 2.94	(1, 1) 8.0 L 31 5 2 1 7 2 1 0 0 0 0 0 72 117 1.12 0.875																					
62 Cory Gearrin, R ERA: 5.18	(9, 1) 0.1 1 0 0 0 1 0 0 0 0 0 0 0 3 6 0.00 0.000																					
41 Jeremy Affeldt, L ERA: 5.18	(9, 1) 0.1 1 0 0 0 0 0 0 0 0 0 0 0 2 4 0.00 0.000																					
70 George Kontos, R ERA: 1.82	(9, 1) 0.1 1 0 0 0 0 0 0 0 0 0 0 0 2 4 0.00 0.000																					

Batter	1	2	3	4	5	6	7	8	9	AB	R	H	RBI	BB	SO	LOB	BOTTOM					
16 Angel Pagán, S OBP: 0.302, SLG: 0.327										2	0	0	0	1	0	0	Arizona Diamondbacks @ San Francisco Giants AT&T Park, San Francisco, CA Fri Sep 18 2015, 7:17 PM - 10:12 PM PDT Att: 41,346 - Clear - 65 F					
45 Alejandro De Aza, L OBP: 0.322, SLG: 0.424										3	0	0	0	1	1	1						
5 Matt Duffy, R OBP: 0.339, SLG: 0.434																						
28 Buster Posey, R OBP: 0.392, SLG: 0.486																						
9 Brandon Belt, L OBP: 0.356, SLG: 0.478																						
21 Nick Noonan, L OBP: 0.182, SLG: 0.200																						
6 Marlon Byrd, R OBP: 0.297, SLG: 0.462																						
35 Brandon Crawford, L OBP: 0.314, SLG: 0.460																						
37 Kelby Tomlinson, R OBP: 0.357, SLG: 0.405																						
40 Madison Bumgarner, R OBP: 0.267, SLG: 0.472																						
47 Jarrett Parker, L OBP: 0.231, SLG: 0.338																						
62 Cory Gearrin, R ERA: 5.18																						
41 Jeremy Affeldt, L ERA: 5.18																						
70 George Kontos, R ERA: 1.82																						
Inning Stats	R: 0 E: 0 K: 0 S: 6	H: 0 LOB: 0 BB: 0 P: 9	R: 0 E: 0 K: 1 S: 10	H: 0 LOB: 0 BB: 1 P: 13	R: 0 E: 0 K: 1 S: 10	H: 0 LOB: 0 BB: 1 P: 18	R: 0 E: 0 K: 2 S: 15	H: 1 LOB: 2 BB: 1 P: 25	R: 0 E: 0 K: 0 S: 9	H: 0 LOB: 0 BB: 0 P: 13	R: 0 E: 0 K: 1 S: 12	H: 0 LOB: 3 BB: 2 P: 28	R: 0 E: 0 K: 3 S: 9	H: 0 LOB: 0 BB: 0 P: 15	R: 0 E: 0 K: 1 S: 8	H: 0 LOB: 0 BB: 0 P: 12	R: 0 E: 0 K: 2 S: 9	H: 1 LOB: 1 BB: 0 P: 11	1B: 2 2B: 0 3B: 0 HR: 0	SF: 0 SAC: 0 DP: 0 HBP: 1	WP: 0 PB: 0 SB: 0 CS: 1	PA: 34
PITCHER	IP WLS BF H R ER SO BB IBB HBP BLK WP HR S P ERA WHIP																					
12 Rubby De La Rosa, R ERA: 4.6	(1, 1) 5.2 W 22 1 0 0 0 0 3 1 1 0 0 0 0 1 2 0.00 0.000																					
40 Andrew Chafin, L ERA: 2.67	(6, 1) 0.1 H 1 0 0 0 0 0 0 0 0 0 0 0 1 2 0.00 0.000																					
48 Randall Delgado, R ERA: 3.13	(7, 1) 1.0 H 3 0 0 0 0 3 0 0 0 0 0 0 0 9 15 0.00 0.000																					
41 Daniel Hudson, R ERA: 4.11	(8, 1) 1.0 H 3 0 0 0 0 1 0 0 0 0 0 0 0 8 12 0.00 0.000																					
29 Brad Ziegler, R ERA: 2.0	(9, 1) 1.0 S 4 1 0 0 2 0 0 0 0 0 0 0 0 9 11 0.00 1.000																					

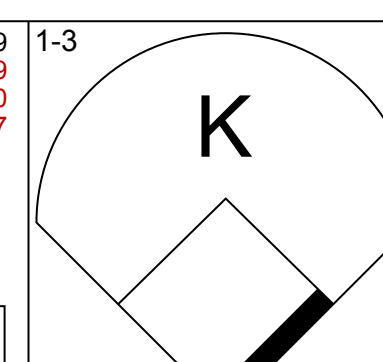
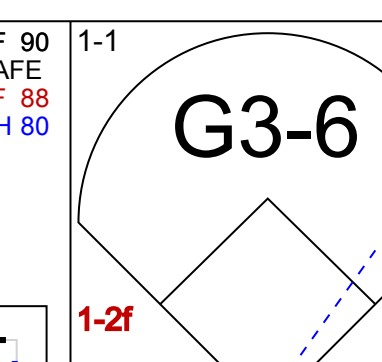
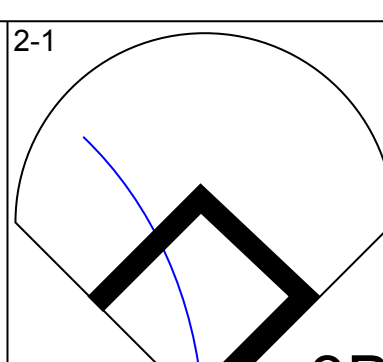
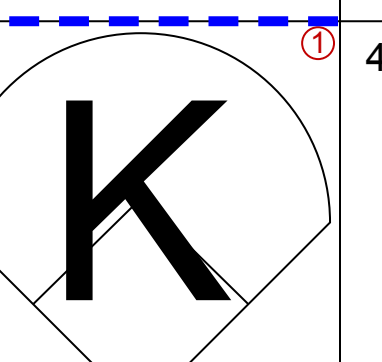
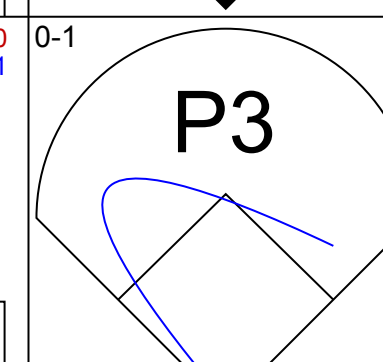
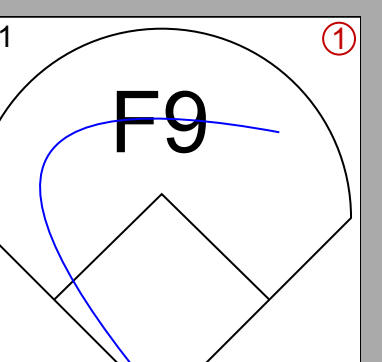
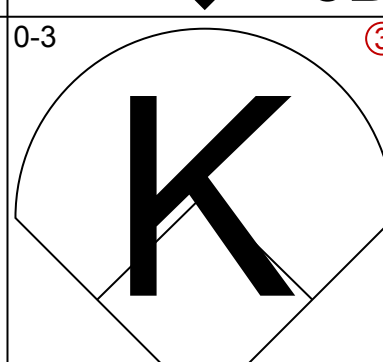
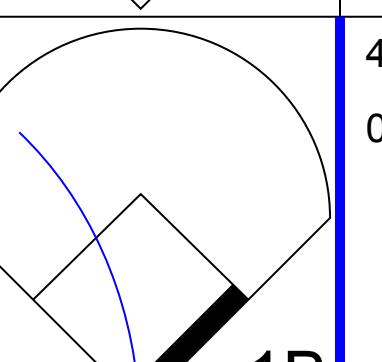
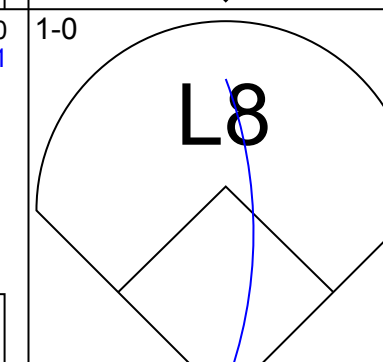
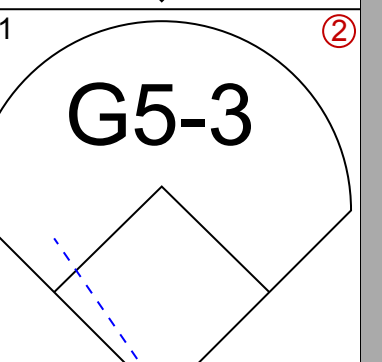
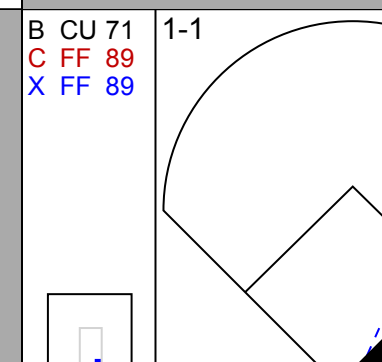
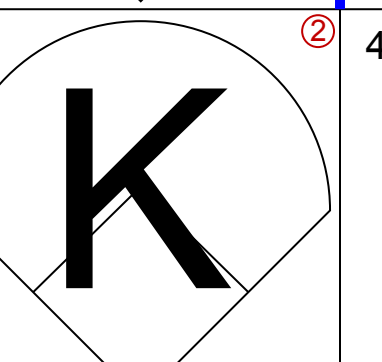
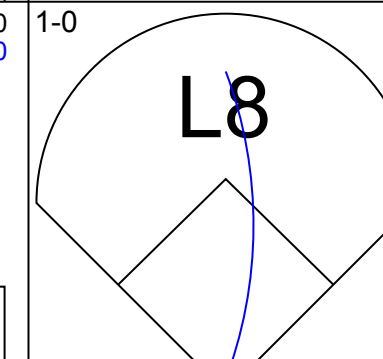
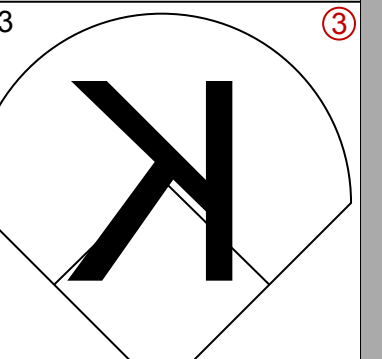
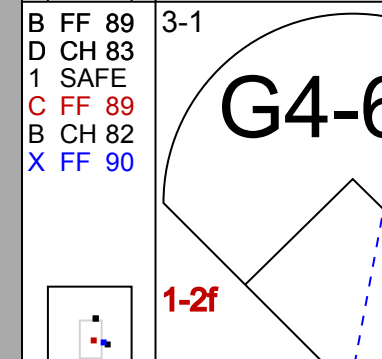
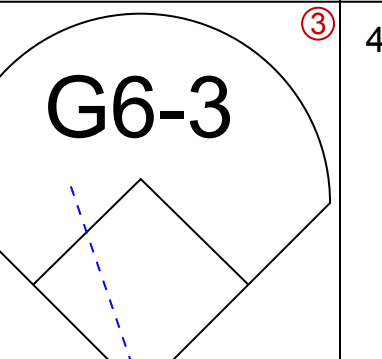
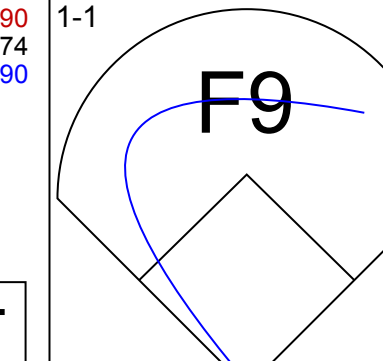
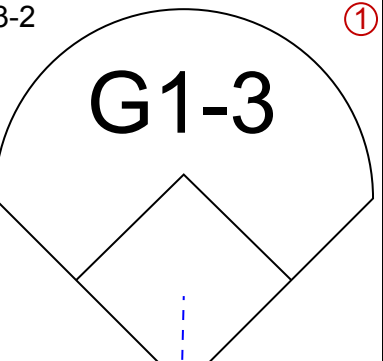
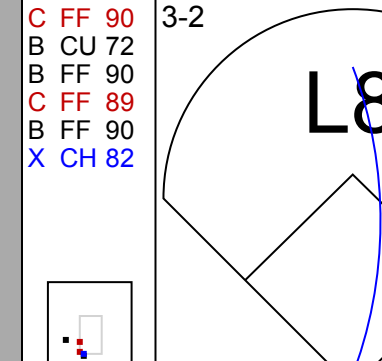
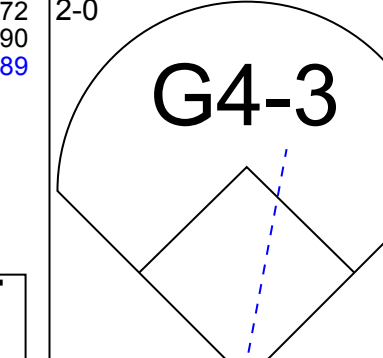
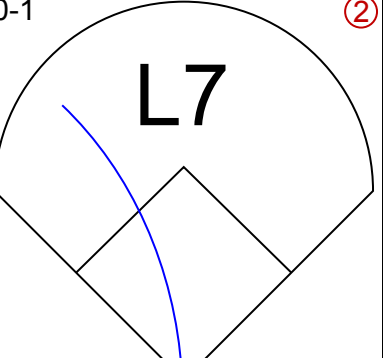
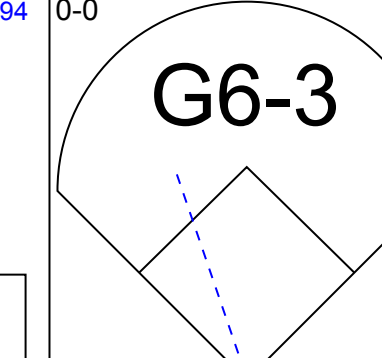
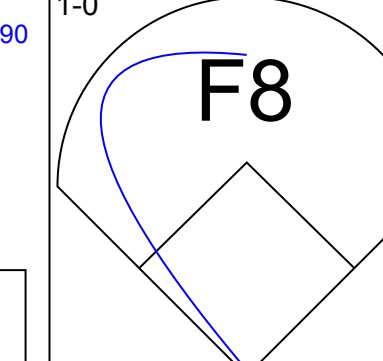
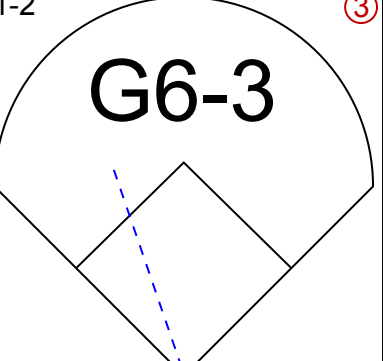
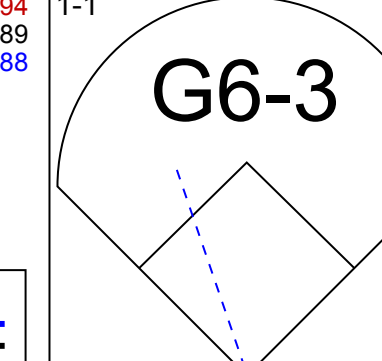
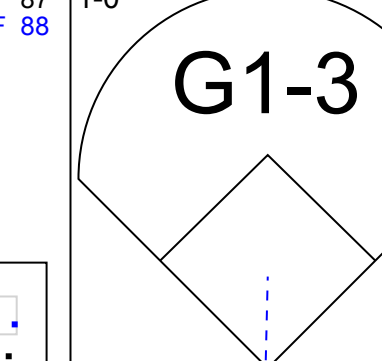
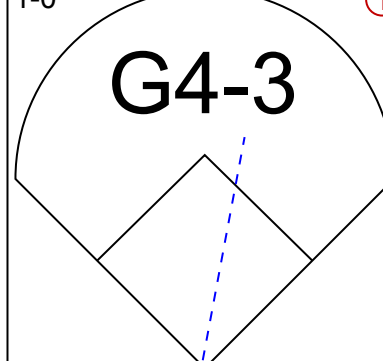
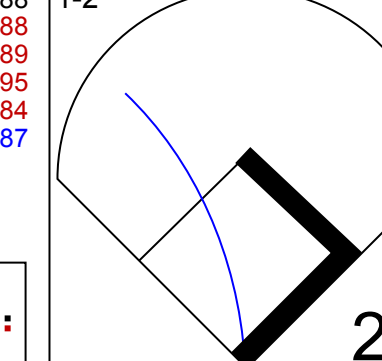
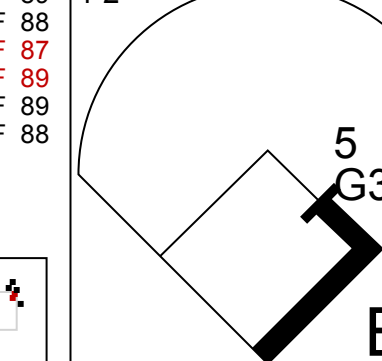
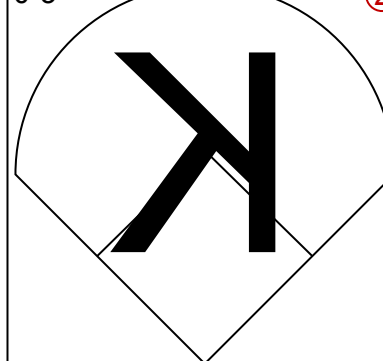
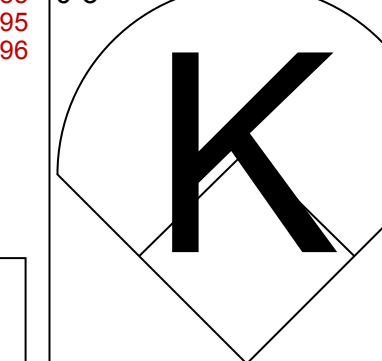


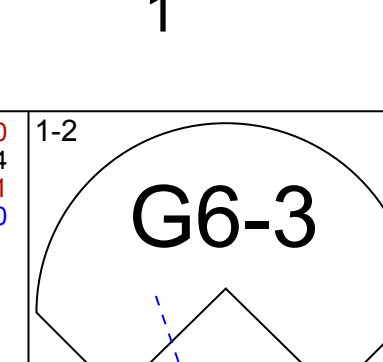
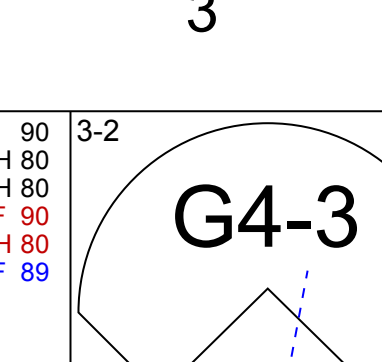
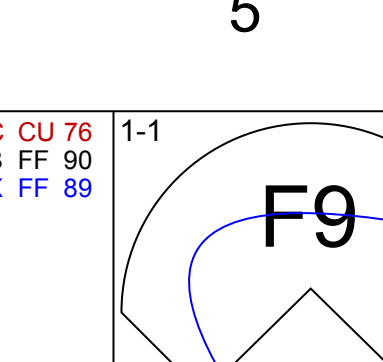
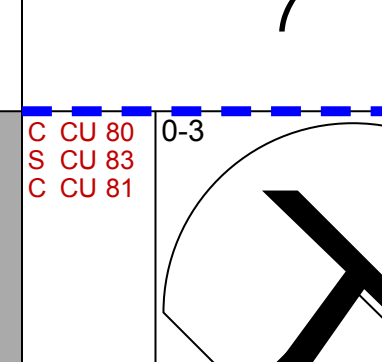
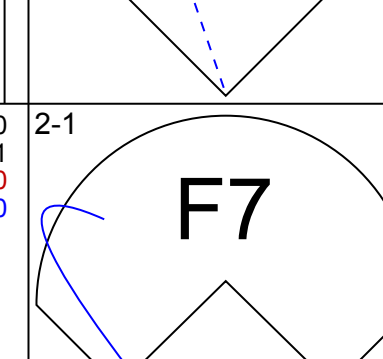
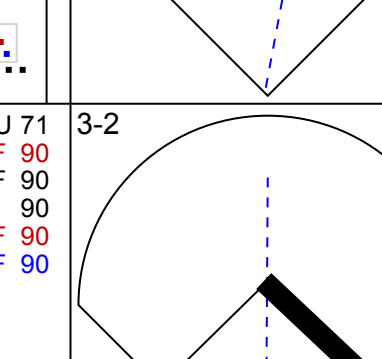
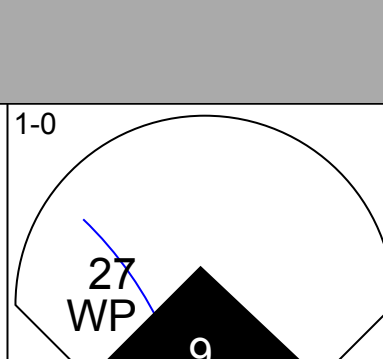
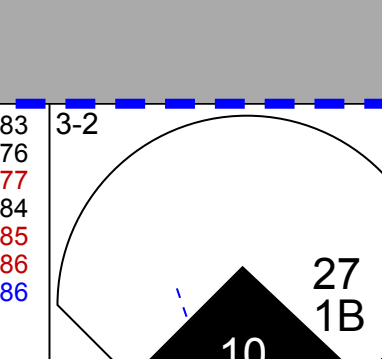
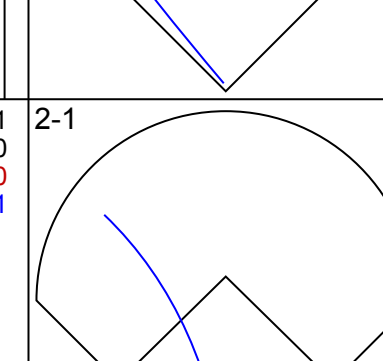
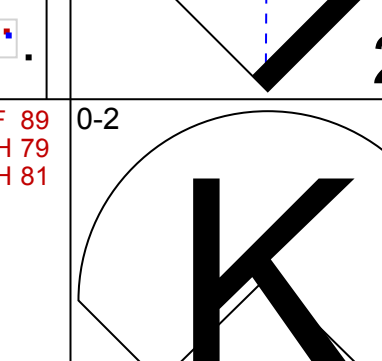
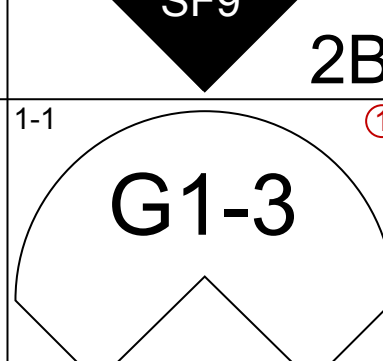
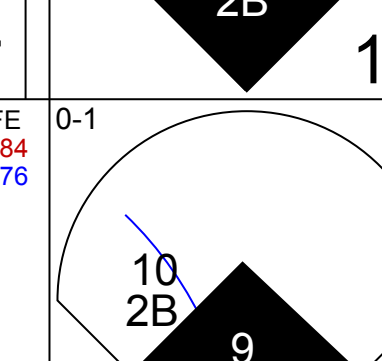
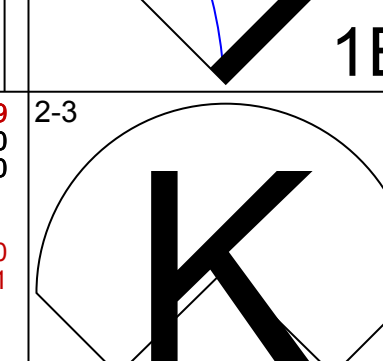
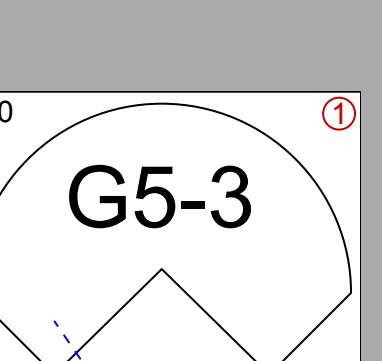
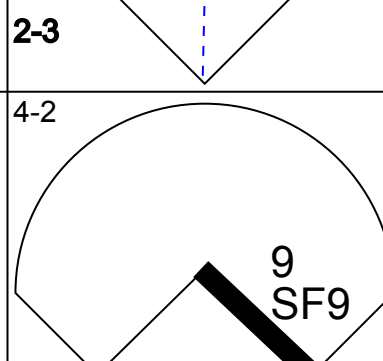
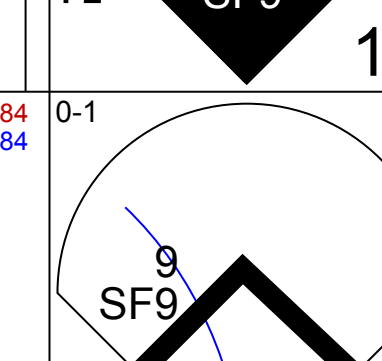
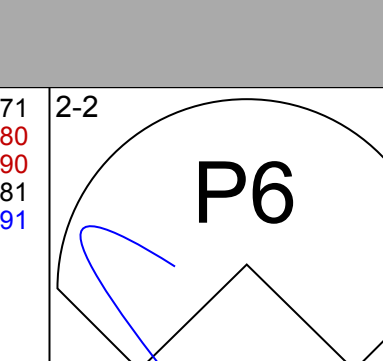
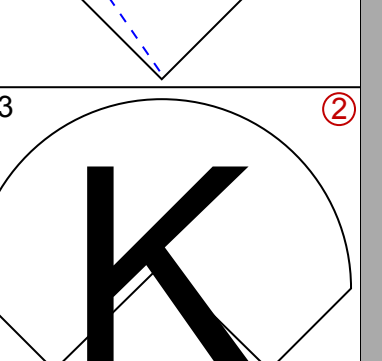
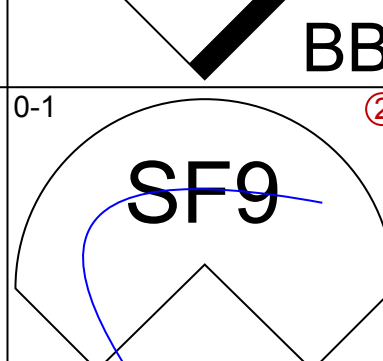
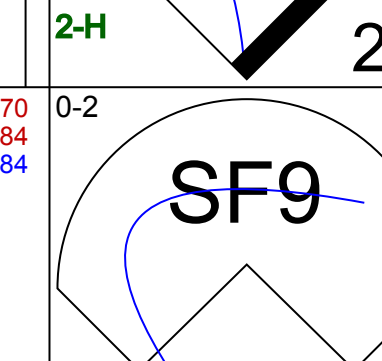
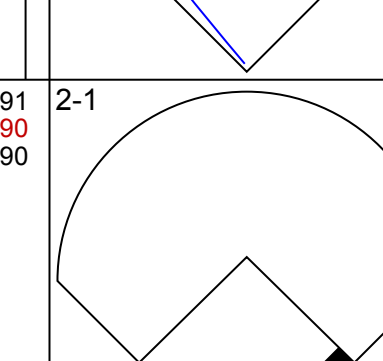
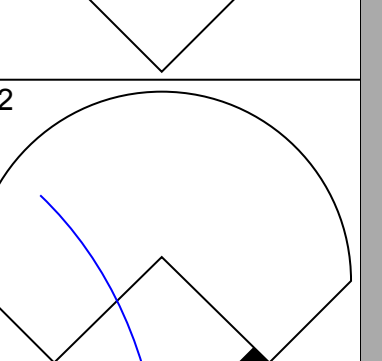
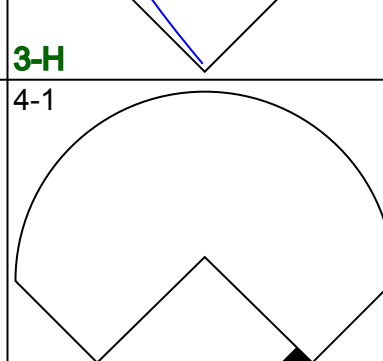
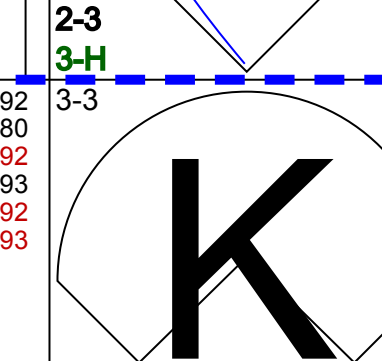
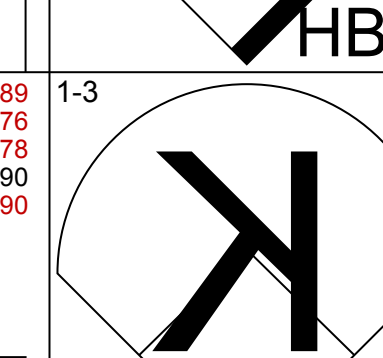
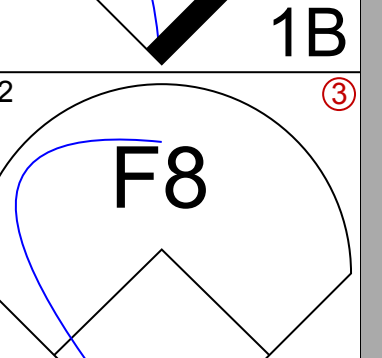
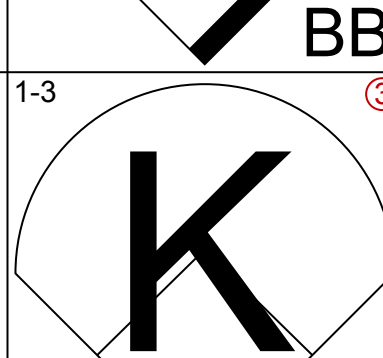
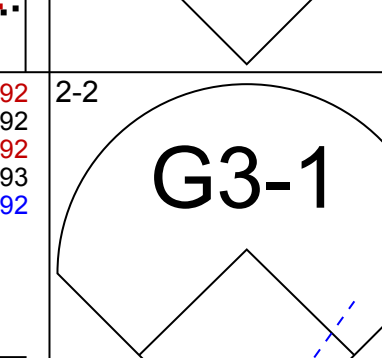
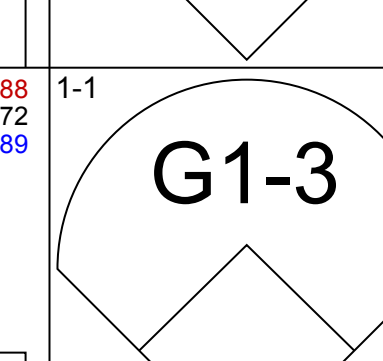
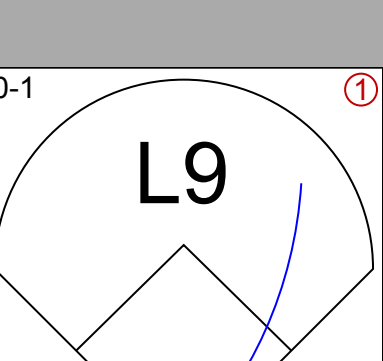
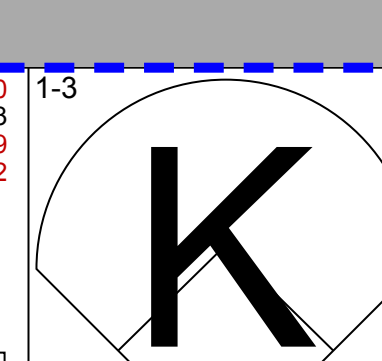
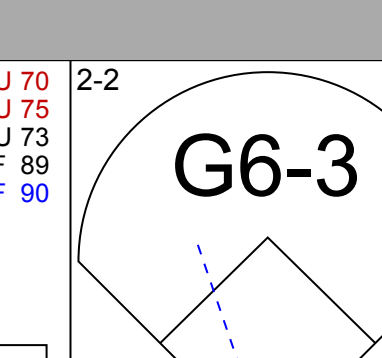
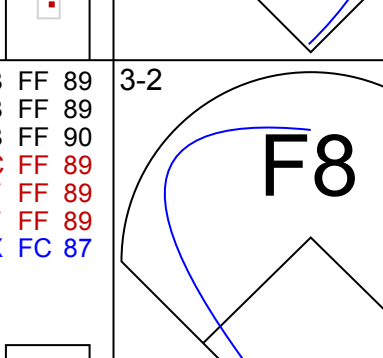
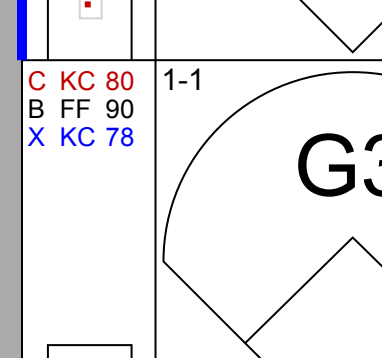
Batter	1	2	3	4	5	6	7	8	9	AB	R	H	RBI	BB	SO	LOB	TOP						
11 AJ Pollock, R (1.8) OBP: 0.369, SLG: 0.496										4	2	3	0	2	0	2	Arizona Diamondbacks @ San Francisco Giants AT&T Park, San Francisco, CA Sat Sep 19 2015, 1:05 PM - 4:07 PM PDT Att: 41,206 - Sunny - 82 F						
5 Ender Inciarte, L (1.9) OBP: 0.333, SLG: 0.385										6	0	3	2	0	1	4							
44 Paul Goldschmidt, R (1.3) OBP: 0.434, SLG: 0.553										5	0	1	0	1	1	5							
6 David Peralta, L (1.7) OBP: 0.364, SLG: 0.510										5	1	3	1	0	1	4							
8 Jarrod Saltalamacchia, S (1.2) OBP: 0.307, SLG: 0.444										5	0	1	1	0	1	5							
15 Phil Gosselin, R (1.4) OBP: 0.341, SLG: 0.422										4	2	1	0	1	1	4							
30 David Hernandez, R (8.1)										0	0	0	0	0	0	0							
55 Josh Collmenter, R (9.1) OBP: 0.287, SLG: 0.185										4	0	2	0	1	0	1							
19 Jake Lamb, L (1.5) OBP: 0.341, SLG: 0.412										5	1	2	1	0	1	4							
16 Chris Owings, R (1.6) OBP: 0.272, SLG: 0.338																							
46 Patrick Corbin, L (1.1) OBP: 0.250, SLG: 0.143										4	0	1	1	0	1	3							
13 Nick Ahmed, R (8.6) OBP: 0.272, SLG: 0.356										1	0	0	0	0	0	0							
Inning Stats	R: 1 E: 0 K: 0 S: 9	H: 3 LOB: 1 BB: 0 P: 10	R: 2 E: 0 K: 0 S: 11	H: 3 LOB: 2 BB: 1 P: 17	R: 0 E: 0 K: 0 S: 16	H: 2 LOB: 0 BB: 0 P: 22	R: 0 E: 0 K: 2 S: 12	H: 2 LOB: 2 BB: 0 P: 16	R: 1 E: 0 K: 0 S: 19	H: 3 LOB: 2 BB: 0 P: 11	R: 1 E: 0 K: 2 S: 19	H: 1 LOB: 2 BB: 2 P: 32	R: 0 E: 1 K: 2 S: 13	H: 0 LOB: 2 BB: 1 P: 20	R: 1 E: 0 K: 1 S: 12	H: 2 LOB: 2 BB: 1 P: 22	R: 0 E: 0 K: 0 S: 8	H: 1 LOB: 1 BB: 0 P: 11	1B: 16 2B: 1 3B: 0 HR: 0	SF: 0 SAC: 0 DP: 1 HBP: 0	WP: 1 PB: 0 CS: 0	PA: 48	
PITCHER	IP WLS BF H R ER SO BB IBB HBP BLK WP HR S P ERA WHIP	3.0 L 17 8 3 3 0 1 0 0 0 0 0 36 49 9.00 3.000	4.1 L 10 5 1 1 2 0 0 0 0 0 0 21 27 4.50 2.500	6.1 L 10 6 1 1 2 2 0 0 0 0 0 19 32 9.00 3.000	7.1 L 8 2 1 1 2 1 0 0 0 0 0 20 31 6.75 2.250	8.1 L 3 0 0 0 1 1 0 0 0 1 0 5 11 0.00 1.500	1.0 L 4 1 0 0 0 0 0 0 0 0 0 1 4 1.00 1.000	57 Mike Broadway, R (9.1) ERA: 5.02	IP WLS BF H R ER SO BB IBB HBP BLK WP HR S P ERA WHIP	1.0 L 4 1 0 0 0 0 0 0 0 0 0 1 4 5.02 1.000													

Batter	1	2	3	4	5	6	7	8	9	AB	R	H	RBI	BB	SO	LOB	BOTTOM						
16 Angel Pagan, S (1.8) OBP: 0.301, SLG: 0.326										4	0	1	0	0	0	2	Arizona Diamondbacks @ San Francisco Giants AT&T Park, San Francisco, CA Sat Sep 19 2015, 1:05 PM - 4:07 PM PDT Att: 41,206 - Sunny - 82 F						
57 Mike Broadway, R (9.1)										0	0	0	0	0	0	0							
37 Kelly Tomlinson, R (1.4) OBP: 0.354, SLG: 0.395										3	0	0	0	0	0	1							
5 Matt Duffy, R (1.5) OBP: 0.339, SLG: 0.432										4	0	1	0	0	0	2							
28 Buster Posey, R (1.3) OBP: 0.391, SLG: 0.484										4	0	1	0	0	0	1							
6 Marlon Byrd, R (1.9) OBP: 0.295, SLG: 0.458										4	0	0	0	0	2	2							
2 Juan Carlos Perez, R (1.7) OBP: 0.308, SLG: 0.368										4	0	1	0	0	1	2							
35 Brandon Crawford, L (1.6) OBP: 0.313, SLG: 0.456										4	0	1	0	0	2	1							
56 Trevor Brown, R (1.2) OBP: 0.287, SLG: 0.185										3	0	0	0	0	0	2							
13 Mike Leake, R (1.1) OBP: 0.121, SLG: 0.299										1	0	0	0	0	1	0							
52 Yusmeiro Petit, R (4.1) ERA: 3.72										0	0	0	0	0	0	0							
1 Ehre Adrianza, S (5.0PH) OBP: 0.268, SLG: 0.268										0	0	0	0	0	0	0							
18 Matt Cain, R (8.1)										0	0	0	0	0	0	0							
59 Cody Hall, R (7.1) ERA: 6.75										0	0	0	0	0	0	0							
38 Brett Bochy, R (8.1) OBP: 0.287, SLG: 0.356										0	0	0	0	0	0	0							
47 Jarrett Parker, L (8.0PH) OBP: 0.268, SLG: 0.321										0	0	0	0	0	0	0							
Inning Stats	R: 0 E: 0 K: 0 S: 6	H: 1 LOB: 0 BB: 0 P: 9	R: 0 E: 0 K: 0 S: 16	H: 2 LOB: 0 BB: 0 P: 21	R: 0 E: 0 K: 1 S: 7	H: 0 LOB: 0 BB: 0 P: 9	R: 0 E: 0 K: 1 S: 7	H: 1 LOB: 1 BB: 0 P: 10	R: 0 E: 0 K: 0 S: 4	H: 0 LOB: 0 BB: 0 P: 7	R: 0 E: 0 K: 3 S: 9	H: 0 LOB: 0 BB: 0 P: 12	R: 0 E: 0 K: 0 S: 13	H: 1 LOB: 2 BB: 0 P: 24	R: 0 E: 0 K: 1 S: 10	H: 1 LOB: 1 BB: 0 P: 17	1B: 6 2B: 1 3B: 0 HR: 0	SF: 0 SAC: 0 DP: 1 HBP: 1	WP: 0 PB: 0 CS: 0	PA: 34			
PITCHER	IP WLS BF H R ER SO BB IBB HBP BLK WP HR S P ERA WHIP	7.0 W 25 5 1 0 0 0 0 0 0 0 0 13 24 0.00 1.000	1.0 L 5 1 0 0 0 0 0 0 0 0 0 1 4 0.00 1.000	1.0 L 4 1 0 0 1 0 0 0 0 0 0 10 17 0.00 1.000																			



Batter	1	2	3	4	5	6	7	8	9	AB	R	H	RBI	BB	SO	LOB	TOP			
5 Ender Inciarte, L OBP: 0.334, SLG: 0.387	G6-3	15 11 1B		F7			P4			4	1	1	0	0	0	0	Arizona Diamondbacks @ San Diego Padres Petco Park, San Diego, CA Fri Sep 25 2015, 7:11 PM - 10:08 PM PDT Att: 24,179 - Clear - 82 F			
15 Phil Gosselin, R OBP: 0.344, SLG: 0.432				G3			F9			4	2	2	0	0	0	0				
16 Chris Owings, R OBP: 0.268, SLG: 0.331										0	0	0	0	0	0	0				
11 AJ Pollock, R OBP: 0.366, SLG: 0.502							G1-3			4	2	2	5	0	0	0				
44 Paul Goldschmidt, R OBP: 0.434, SLG: 0.563										4	0	1	1	0	0	0				
6 David Peralta, L OBP: 0.365, SLG: 0.510										3	0	0	0	1	1	0				
7 Wellington Castillo, R OBP: 0.301, SLG: 0.467										4	0	0	0	0	1	2				
19 Jake Lamb, L OBP: 0.338, SLG: 0.402										3	0	0	0	1	1	2				
62 Brandon Drury, R OBP: 0.326, SLG: 0.488										3	0	0	0	0	0	1				
12 Rubby De La Rosa, R OBP: 0.094, SLG: 0.094										3	1	0	0	0	0	2				
48 Randall Delgado, R ERA: 5.8										0	0	0	0	0	0	0				
41 Daniel Hudson, R ERA: 3.29										0	0	0	0	0	0	0				
24 Yasmany Tomas, R OBP: 0.313, SLG: 0.413										1	0	0	0	0	0	0				
29 Brad Ziegler, R ERA: 5.98										0	0	0	0	0	0	0				
Inning Stats	R: 2 E: 0 K: 0 S: 14	H: 3 LOB: 2 BB: 1 P: 23	R: 4 E: 0 K: 1 S: 12	H: 3 LOB: 0 BB: 0 P: 20	R: 0 E: 0 K: 0 S: 8	H: 0 LOB: 0 BB: 0 P: 13	R: 0 E: 0 K: 0 S: 8	H: 0 LOB: 0 BB: 0 P: 15	R: 0 E: 0 K: 0 S: 9	H: 0 LOB: 1 BB: 1 P: 15	R: 0 E: 0 K: 1 S: 5	H: 0 LOB: 0 BB: 0 P: 10	R: 0 E: 0 K: 1 S: 10	H: 0 LOB: 0 BB: 0 P: 12	1B: 3 2B: 2 3B: 0 HR: 1	SF: 0 SAC: 0 DP: 0 HBP: 1	WP: 1 PB: 0 SB: 0 CS: 0	PA: 36		
PITCHER	IP WLS BF H R ER SO BB IBB HBP BLK WP HR S P ERA WHIP	49 Casey Kelly, R (1.1) 5.0 L 23 6 6 6 1 1 0 0 0 0 1 48 78 10.80 1.400 40 Odrisamer Despaigne, R (6.1) 1.0 4 0 0 0 0 1 0 0 0 0 1 0 9 15 0.00 1.000 43 Jon Edwards, R (7.1) 1.0 3 0 0 0 0 0 0 0 0 0 0 0 9 10 0.00 0.000 54 Marcos Mateo, R (8.1) 1.0 3 0 0 0 1 0 0 0 0 0 0 0 5 10 0.00 0.000 45 Marc Rzepczynski, L (9.1) 0.1 1 0 0 0 1 0 0 0 0 0 0 0 3 4 0.00 0.000																		
4 Wil Myers, R OBP: 0.345, SLG: 0.448	G5-3									3	0	1	1	1	1	0	Arizona Diamondbacks @ San Diego Padres Petco Park, San Diego, CA Fri Sep 25 2015, 7:11 PM - 10:08 PM PDT Att: 24,179 - Clear - 82 F			
15 Cory Spangenberg, L OBP: 0.316, SLG: 0.364										4	0	0	0	0	0	2				
27 Matt Kemp, R OBP: 0.312, SLG: 0.445										4	1	1	0	0	2	0				
10 Justin Upton, R OBP: 0.338, SLG: 0.456										4	0	0	0	0	0	1				
9 Jedd Gyorko, R OBP: 0.298, SLG: 0.407										3	1	0	1	1	2	0				
3 Derek Norris, R OBP: 0.300, SLG: 0.410										3	0	2	0	1	0	0				
5 Alexi Amarista, L OBP: 0.265, SLG: 0.303										4	0	1	1	0	0	2				
49 Casey Kelly, R ERA: 5.8										1	0	0	0	0	0	0				
40 Odrisamer Despaigne, R ERA: 3.29										1	0	0	0	0	0	0				
1 Alex Dickerson, L OBP: 0.335, SLG: 0.376										2	0	0	0	0	0	0				
16 Travis Jankowski, L OBP: 0.226, SLG: 0.330										2	1	1	0	0	0	0				
43 Jon Edwards, R ERA: 3.29										0	0	0	0	0	0	0				
2 B.J. Upton, R OBP: 0.316, SLG: 0.445										1	0	0	0	0	0	0				
54 Marcos Mateo, R ERA: 3.29										0	0	0	0	0	0	0				
45 Marc Rzepczynski, L ERA: 5.98										1	0	0	0	0	0	0				
25 Jay Jackson, R ERA: 11.57										0	0	0	0	0	0	0				
26 Yangervis Solarte, S OBP: 0.226, SLG: 0.330										1	0	0	0	0	0	1				
Inning Stats	R: 0 E: 0 K: 1 S: 7	H: 0 LOB: 0 BB: 0 P: 11	R: 0 E: 0 K: 1 S: 15	H: 1 LOB: 1 BB: 0 P: 23	R: 0 E: 0 K: 0 S: 11	H: 0 LOB: 1 BB: 1 P: 17	R: 1 E: 0 K: 0 S: 9	H: 1 LOB: 0 BB: 0 P: 12	R: 1 E: 0 K: 0 S: 12	H: 2 LOB: 1 BB: 0 P: 19	R: 1 E: 0 K: 1 S: 14	H: 1 LOB: 2 BB: 2 P: 26	R: 0 E: 0 K: 2 S: 9	H: 0 LOB: 0 BB: 0 P: 13	R: 0 E: 0 K: 0 S: 7	H: 1 LOB: 1 BB: 0 P: 11	1B: 5 2B: 1 3B: 0 HR: 0	SF: 0 SAC: 0 DP: 0 HBP: 0	WP: 0 PB: 0 SB: 1 CS: 0	PA: 36
PITCHER	IP WLS BF H R ER SO BB IBB HBP BLK WP HR S P ERA WHIP	12 Rubby De La Rosa, R (1.1) 5.2 W 24 4 3 2 2 3 0 0 0 0 0 0 0 18 29 0.00 0.750 48 Randall Delgado, R (6.1) 1.1 H 5 1 0 0 3 0 0 0 0 0 0 0 18 29 0.00 0.750 41 Daniel Hudson, R (8.1) 1.0 H 3 0 0 0 2 0 0 0 0 0 0 0 9 13 0.00 0.000 29 Brad Ziegler, R (9.1) 1.0 S 4 1 0 0 0 0 0 0 0 0 0 0 7 11 0.00 1.000																		
4 Wil Myers, R OBP: 0.345, SLG: 0.448	G5-3									3	0	1	1	1	1	0	Arizona Diamondbacks @ San Diego Padres Petco Park, San Diego, CA Fri Sep 25 2015, 7:11 PM - 10:08 PM PDT Att: 24,179 - Clear - 82 F			
15 Cory Spangenberg, L OBP: 0.316, SLG: 0.364										4	0	0	0	0	0	2				
27 Matt Kemp, R OBP: 0.312, SLG: 0.445										4	1	1	0	0	2	0				
10 Justin Upton, R OBP: 0.338, SLG: 0.456										4	0	0	0	0	0	1				
9 Jedd Gyorko, R OBP: 0.298, SLG: 0.407										3	1	0	1	1	2	0				
3 Derek Norris, R OBP: 0.300, SLG: 0.410										3	0	2	0	1	0	0				
5 Alexi Amarista, L OBP: 0.265, SLG: 0.303										4	0	1	1	0	0	2				
49 Casey Kelly, R ERA: 5.8										1	0	0	0	0	0	0				
40 Odrisamer Despaigne, R ERA: 3.29										1	0	0	0	0	0	0				
1 Alex Dickerson, L OBP: 0.335, SLG: 0.376										2	0	0	0	0	0	0				
16 Travis Jankowski, L OBP: 0.226, SLG: 0.330										2	1	1	0	0	0	0				
43 Jon Edwards, R ERA: 3.29										0	0	0	0	0	0	0				
2 B.J. Upton, R OBP: 0.316, SLG: 0.445										1	0	0	0	0	0	0				
54 Marcos Mateo, R ERA: 3.29										0	0	0	0	0	0	0				
45 Marc Rzepczynski, L ERA: 5.98										1	0	0	0	0	0	0				
25 Jay Jackson, R ERA: 11.57										0	0	0	0	0	0	0				
26 Yangervis Solarte, S OBP: 0.226, SLG: 0.330										1	0	0	0	0	0	1				
Inning Stats	R: 0 E: 0 K: 1 S: 7	H: 0 LOB: 0 BB: 0 P: 11	R: 0 E: 0 K: 1 S: 15	H: 1 LOB: 1 BB: 0 P: 23	R: 0 E: 0 K: 0 S: 11	H: 0 LOB: 1 BB: 1 P: 17	R: 1 E: 0 K: 0 S: 9	H: 1 LOB: 0 BB: 0 P: 12	R: 1 E: 0 K: 0 S: 12	H: 2 LOB: 1 BB: 0 P: 19	R: 1 E: 0 K: 1 S: 14	H: 1 LOB: 2 BB: 2 P: 26	R: 0 E: 0 K: 2 S: 9	H: 0 LOB: 0 BB: 0 P: 13	R: 0 E: 0 K: 0 S: 7	H: 1 LOB: 1 BB: 0 P: 11	1B: 5 2B: 1 3B: 0 HR: 0	SF: 0 SAC: 0 DP: 0 HBP: 0	WP: 0 PB: 0 SB: 1 CS: 0	PA: 36
PITCHER	IP WLS BF H R ER SO BB IBB HBP BLK WP HR S P ERA WHIP	12 Rubby De La Rosa, R (1.1) 5.2 W 24 4 3 2 2 3 0 0 0 0 0 0 0 18 29 0.00 0.750 48 Randall Delgado, R (6.1) 1.1 H 5 1 0 0 3 0 0 0 0 0 0 0 18 29 0.00 0.750 41 Daniel Hudson, R (8.1) 1.0 H 3 0 0 0 2 0 0 0 0 0 0 0 9 13 0.00 0.000 29 Brad Ziegler, R (9.1) 1.0 S 4 1 0 0 0 0 0 0 0 0 0 0 7 11 0.00 1.000																		

Batter	1	2	3	4	5	6	7	8	9	AB	R	H	RBI	BB	SO	LOB	TOP			
5 Ender Inciarte, L (1,9) OBP: 0.333, SLG: 0.390										4	0	1	0	0	2	1	Arizona Diamondbacks @ San Diego Padres Petco Park, San Diego, CA Sat Sep 26 2015, 5:42 PM - 8:36 PM PDT Att: 32,186 - Sunny - 82 F			
2 Aaron Hill, R (1,4) OBP: 0.298, SLG: 0.345 68 Sócrates Brito, L (9,FR) OBP: 0.273, SLG: 0.273										4	0	1	0	0	1	2				
11 AJ Pollock, R (1,8) OBP: 0.366, SLG: 0.500										4	0	1	0	0	1	2				
44 Paul Goldschmidt, R (1,3) OBP: 0.431, SLG: 0.558										4	0	0	0	0	1	3				
7 Wellington Castillo, R (1,2) OBP: 0.298, SLG: 0.463										3	0	0	0	0	0	0				
24 Yasmany Tomás, R (1,7) OBP: 0.311, SLG: 0.410 55 Josh Collmenter, R (8,1) OBP: 0.267, SLG: 0.185 61 Silvino Bracho, R (8,1)										3	0	0	0	0	0	0				
62 Brandon Drury, R (1,5) OBP: 0.306, SLG: 0.457										3	0	0	0	0	0	0				
16 Chris Owings, R (1,6) OBP: 0.269, SLG: 0.333										3	0	1	0	0	0	0				
58 Jeremy Hellickson, R (1,1) OBP: 0.267, SLG: 0.200 45 Matt Reynolds, L (7,1) 30 David Hernandez, R (7,1) 6 David Peralta, L (8,PH) OBP: 0.365, SLG: 0.509										1	0	0	0	1	1	0				
Inning Stats	R: 0 E: 0 K: 1 S: 7	H: 0 LOB: 1 BB: 0 P: 10	R: 0 E: 0 K: 0 S: 4	H: 0 LOB: 0 BB: 0 P: 8	R: 0 E: 0 K: 0 S: 5	H: 0 LOB: 0 BB: 1 P: 11	R: 0 E: 0 K: 1 S: 8	H: 0 LOB: 0 BB: 0 P: 12	R: 0 E: 0 K: 0 S: 8	H: 1 LOB: 1 BB: 0 P: 12	R: 0 E: 0 K: 0 S: 7	H: 1 LOB: 0 BB: 0 P: 14	R: 0 E: 0 K: 1 S: 11	H: 1 LOB: 1 BB: 0 P: 13	R: 0 E: 0 K: 2 S: 10	H: 1 LOB: 1 BB: 0 P: 15		1B: 2 2B: 1 3B: 1 HR: 0	SF: 0 SAC: 0 DP: 2 HBP: 0	WP: 1 PB: 0 SB: 0 CS: 0
PITCHER	IP	WLS	BF	H	R	ER	SO	BB	IBB	HBP	BLK	WP	HR	S	P	ERA	WHIP			
41 Robbie Erlin, L (1,1) ERA: 6.3	7.0	W	23	2	0	0	4	1	0	0	0	1	0	48	79	0.00	0.429			
53 Joaquin Benoit, R (8,1) ERA: 2.38	1.0	H	4	1	0	0	1	0	0	0	0	0	0	11	13	0.00	1.000			
46 Craig Kimbrel, R (9,1) ERA: 2.62	1.0	S	4	1	0	0	2	0	0	0	0	0	0	10	15	0.00	1.000			

Batter	1	2	3	4	5	6	7	8	9	AB	R	H	RBI	BB	SO	LOB	BOTTOM			
4 Wil Myers, R (1,3) OBP: 0.339, SLG: 0.440										4	0	0	0	0	1	0	Arizona Diamondbacks @ San Diego Padres Petco Park, San Diego, CA Sat Sep 26 2015, 5:42 PM - 8:36 PM PDT Att: 32,186 - Sunny - 82 F			
15 Cory Spangenberg, L (1,5) OBP: 0.304, SLG: 0.396										4	2	3	0	0	0	0				
27 Matt Kemp, R (1,9) OBP: 0.313, SLG: 0.446										4	1	2	0	0	1	2				
10 Justin Upton, R (1,7) OBP: 0.339, SLG: 0.457										3	0	1	1	1	1	1				
9 Jedd Gyorko, R (1,4) OBP: 0.295, SLG: 0.405										2	0	0	2	0	1	0				
3 Derek Norris, R (1,2) OBP: 0.304, SLG: 0.411										2	0	1	0	1	1	1				
5 Alexi Amarista, L (1,6) OBP: 0.262, SLG: 0.299										4	0	0	0	0	2	5				
41 Robbie Erlin, R (1,1) 28 Cody Decker, R (7,PH) 53 Joaquin Benoit, R (8,1) 46 Craig Kimbrel, R (9,1)										2	0	0	0	0	0	1				
16 Travis Jankowski, L (1,8) OBP: 0.239, SLG: 0.319										3	0	0	0	0	0	0				
Inning Stats	R: 0 E: 0 K: 1 S: 10	H: 1 LOB: 1 BB: 0 P: 17	R: 0 E: 0 K: 1 S: 10	H: 0 LOB: 0 BB: 0 P: 16	R: 0 E: 0 K: 1 S: 12	H: 1 LOB: 1 BB: 0 P: 20	R: 0 E: 0 K: 1 S: 13	H: 1 LOB: 1 BB: 0 P: 15	R: 0 E: 0 K: 0 S: 8	H: 0 LOB: 0 BB: 0 P: 12	R: 1 E: 0 K: 1 S: 12	H: 1 LOB: 2 BB: 2 P: 23	R: 0 E: 0 K: 2 S: 8	H: 0 LOB: 0 BB: 0 P: 10	R: 2 E: 0 K: 1 S: 17	H: 3 LOB: 1 BB: 0 P: 25		1B: 4 2B: 3 3B: 0 HR: 0	SF: 2 SAC: 0 DP: 0 HBP: 1	WP: 1 PB: 0 SB: 0 CS: 0
PITCHER	IP	WLS	BF	H	R	ER	SO	BB	IBB	HBP	BLK	WP	HR	S	P	ERA	WHIP			
58 Jeremy Hellickson, R (1,1) ERA: 4.8	6.0	L	25	4	1	1	5	2	0	1	0	1	0	65	103	1.50	1.000			
45 Matt Reynolds, L (7,1) ERA: 4.38	0.2		2	0	0	0	1	0	0	0	0	0	0	5	7	0.00	0.000			
30 David Hernandez, R (7,1) ERA: 4.6	0.1		1	0	0	0	1	0	0	0	0	0	0	3	3	0.00	0.000			
55 Josh Collmenter, R (8,1) ERA: 3.82	0.1		4	3	2	2	0	0	0	0	0	0	0	11	14	54.00	9.000			
61 Silvino Bracho, R (8,1) ERA: 1.98	0.2		2	0	0	0	1	0	0	0	0	0	0	6	11	0.00	0.000			

Batter	1	2	3	4	5	6	7	8	9	AB	R	H	RBI	BB	SO	LOB	TOP				
19 Charlie Blackmon, L (1.8) C SI 90 2-2 B FF 92 2-2 S CH 83 OBP: 0.349, SLG: 0.454	F8		P4		F7		G6-3			4	0	0	0	0	0	0	Colorado Rockies @ Arizona Diamondbacks Chase Field, Phoenix, AZ Wed Sep 30 2015, 6:42 PM - 9:39 PM MST Att: 18,529 - Clear - 105 F				
7 José Reyes, S (1.6) B SI 90 2-3 C FF 91 2-3 M CH 82 S CH 82 OBP: 0.311, SLG: 0.380	K				G4-3			G5-3		3	0	0	0	1	1	0					
5 Carlos González, L (1.9) C FF 93 0-1 X FF 89 OBP: 0.324, SLG: 0.540								L7		4	0	1	0	0	1	1					
28 Nolan Arenado, R (1.5) C FF 92 0-2 X CH 82 OBP: 0.323, SLG: 0.572	F7									3	0	2	0	1	0	1					
6 Corey Dickerson, L (1.7) X SI 90 0-0 OBP: 0.333, SLG: 0.509	F7									4	0	0	0	0	2	3					
33 Justin Morneau, L (1.3) C FF 90 1-2 B CH 81 F FF 91 F FF 91 X CH 77 OBP: 0.364, SLG: 0.469										3	1	1	0	1	1	1					
9 DJ LeMahieu, R (1.4) B FF 92 3-1 B CH 82 X CH 81 OBP: 0.360, SLG: 0.390	SF8									3	0	0	1	0	1	3					
50 Dustin Garneau, R (1.2) B FF 92 2-1 F FF 90 X CH 82 OBP: 0.239, SLG: 0.311	F7									2	0	0	0	1	1	0					
10 Ben Paulsen, L (9. PH) C FF 91 2-2 B CH 82 OBP: 0.325, SLG: 0.453										1	0	1	0	0	0	0					
35 Chad Bettis, R (1.1) C SI 90 2-2 B FF 92 2-2 S CH 83 OBP: 0.142, SLG: 0.099	L3									2	0	0	0	0	1	3					
3 Daniel Descalso, L (7. PH) C FF 92 2-2 B CH 82 OBP: 0.297, SLG: 0.336										1	0	0	0	0	0	0					
49 Rex Brothers, L (7.1) C FF 92 2-2 B CH 82 OBP: 0.297, SLG: 0.336										0	0	0	0	0	0	0					
45 Scott Oberg, R (7.1) C FF 92 2-2 B CH 82 OBP: 0.297, SLG: 0.336										0	0	0	0	0	0	0					
53 Christian Friedrich, R (7.1) C FF 92 2-2 B CH 82 OBP: 0.297, SLG: 0.336										0	0	0	0	0	0	0					
64 Simon Castro, R (8.1) C FF 92 2-2 B CH 82 OBP: 0.297, SLG: 0.336										0	0	0	0	0	0	0					
20 Wilin Rosario, R (9. PH) C FF 92 2-2 B CH 82 OBP: 0.297, SLG: 0.336										1	0	0	0	0	0	1					
Inning Stats	R: 0 E: 0 K: 1 S: 12	H: 1 LOB: 1 BB: 0 P: 16	R: 1 E: 0 K: 0 S: 10	H: 1 LOB: 0 BB: 0 P: 16	R: 0 E: 0 K: 0 S: 7	H: 0 LOB: 1 BB: 1 P: 13	R: 0 E: 0 K: 1 S: 13	H: 1 LOB: 3 BB: 2 P: 28	R: 0 E: 0 K: 1 S: 8	H: 0 LOB: 0 BB: 0 P: 11	R: 0 E: 0 K: 2 S: 11	H: 1 LOB: 1 BB: 0 P: 16	R: 0 E: 0 K: 2 S: 12	H: 0 LOB: 0 BB: 0 P: 17	R: 0 E: 0 K: 1 S: 7	H: 1 LOB: 1 BB: 0 P: 19	1B: 3 2B: 1 3B: 1 HR: 0	SF: 1 SAC: 0 DP: 0 HBP: 0	WP: 0 PB: 0 SB: 0 CS: 0	PA: 36	
PITCHER	IP WLS BF H R ER SO BB IBB HBP BLK WP HR S P ERA WHIP	57 Chase Anderson, R (1.1) ERA: 4.3	56 Keith Hessler, L (6.1) ERA: 5.0	48 Randall Delgado, R (6.1) ERA: 3.25	30 David Hernandez, R (7.1) ERA: 4.36	45 Matt Reynolds, L (8.1) ERA: 3.95	41 Daniel Hudson, R (9.1) ERA: 3.76	IP WLS BF H R ER SO BB IBB HBP BLK WP HR S P ERA WHIP	57 Chase Anderson, R (1.1) ERA: 4.3	56 Keith Hessler, L (6.1) ERA: 5.0	48 Randall Delgado, R (6.1) ERA: 3.25	30 David Hernandez, R (7.1) ERA: 4.36	45 Matt Reynolds, L (8.1) ERA: 3.95	41 Daniel Hudson, R (9.1) ERA: 3.76	IP WLS BF H R ER SO BB IBB HBP BLK WP HR S P ERA WHIP	57 Chase Anderson, R (1.1) ERA: 4.3	56 Keith Hessler, L (6.1) ERA: 5.0	48 Randall Delgado, R (6.1) ERA: 3.25	30 David Hernandez, R (7.1) ERA: 4.36	45 Matt Reynolds, L (8.1) ERA: 3.95	41 Daniel Hudson, R (9.1) ERA: 3.76

Colorado Rockies @ Arizona Diamondbacks
 Chase Field, Phoenix, AZ
 Wed Sep 30 2015, 6:42 PM - 9:39 PM MST
 Att: 18,529 - Clear - 105 F

livebaseballscorecards.com

AB 31
R 1
H 5
RBI 1
BB 4
SO 9
LOB 13



Colorado Rockies @ Arizona Diamondbacks
 Chase Field, Phoenix, AZ
 Wed Sep 30 2015, 6:42 PM - 9:39 PM MST
 Att: 18,529 - Clear - 105 F

livebaseballscorecards.com

AB 30
R 3
H 8
RBI 3
BB 6
SO 7
LOB 20



Batter	1	2	3	4	5	6	7	8	9	AB	R	H	RBI	BB	SO	LOB	TOP						
27 Jose Altuve, R OBP: 0.351, SLG: 0.455										4	2	2	2	0	0	2	Houston Astros @ Arizona Diamondbacks Chase Field, Phoenix, AZ Sat Oct 03 2015, 5:11 PM - 8:38 PM MST Att: 37,687 - Sunny - 88 F						
4 George Springer, R OBP: 0.363, SLG: 0.452										4	0	2	0	1	1	3							
1 Carlos Correa, R OBP: 0.344, SLG: 0.514										4	0	0	1	0	2	3							
28 Colby Rasmus, L OBP: 0.315, SLG: 0.477										4	2	3	2	0	1	0							
18 Luis Valbuena, L OBP: 0.298, SLG: 0.438										3	0	0	0	0	1	1							
8 Jed Lowrie, S OBP: 0.315, SLG: 0.405										0	1	0	0	2	0	0							
23 Chris Carter, R OBP: 0.308, SLG: 0.429										4	0	2	0	0	0	1							
36 Will Harris, R										0	0	0	0	0	0	0							
63 Matt Duffy, R OBP: 0.444, SLG: 0.500										2	0	0	0	0	0	2							
44 Luke Gregerson, L										3	1	1	0	0	1	3							
20 Preston Tucker, L OBP: 0.282, SLG: 0.385										4	0	1	1	0	2	3							
6 Jake Marisnick, R OBP: 0.282, SLG: 0.385										3	1	1	0	0	1	3							
15 Jason Castro, L OBP: 0.286, SLG: 0.369										4	0	1	1	0	2	3							
31 Collin McHugh, R OBP: 0.125, SLG: 0.125										3	0	0	0	0	0	1							
Evan Gattis, R OBP: 0.265, SLG: 0.464										0	0	0	0	0	0	0							
9 Marwin Gonzalez, S OBP: 0.314, SLG: 0.440										0	0	0	0	0	0	0							
Inning Stats	R: 1 E: 0 K: 1 S: 9	H: 2 LOB: 1 BB: 0 P: 12	R: 0 E: 0 K: 0 S: 10	H: 1 LOB: 0 BB: 0 P: 15	R: 0 E: 0 K: 0 S: 10	H: 1 LOB: 1 BB: 0 P: 15	R: 1 E: 0 K: 1 S: 14	H: 2 LOB: 1 BB: 0 P: 23	R: 1 E: 0 K: 1 S: 12	H: 1 LOB: 0 BB: 0 P: 17	R: 0 E: 0 K: 1 S: 9	H: 0 LOB: 0 BB: 0 P: 14	R: 1 E: 1 K: 1 S: 17	H: 2 LOB: 2 BB: 1 P: 27	R: 2 E: 0 K: 3 S: 19	H: 1 LOB: 3 BB: 3 P: 33	R: 0 E: 0 K: 1 S: 11	H: 1 LOB: 2 BB: 1 P: 19	1B: 4 2B: 5 3B: 0 HR: 3	SF: 1 SAC: 1 DP: 2 HBP: 2	WP: 0 PB: 1 SB: 2 CS: 0	PA: 43	
PITCHER	IP WLS BF H R ER SO BB IBB HBP BLK WP HR S P ERA WHIP	5.0 L 21 7 3 3 3 0 0 0 0 0 2 55 82 5.40 1.400	0.2 0 2 0 0 0 1 0 0 0 0 0 0 3 3 0.00 0.000	0.1 0 1 0 0 0 0 0 0 0 0 0 0 3 3 0.00 0.000	1.0 1 6 2 1 1 1 1 0 0 0 0 0 17 27 9.00 3.000	0.0 1 1 1 1 0 0 0 0 0 0 0 1 3 4 =	0.2 6 0 1 0 0 2 1 0 0 0 0 0 0 11 22 0.00 1.500	1.1 6 1 0 0 0 2 1 0 0 0 0 0 0 16 26 0.00 1.500															

AB	36
R	6
H	11
RBI	6
BB	3
SO	9
LOB	21



Batter	1	2	3	4	5	6	7	8	9	AB	R	H	RBI	BB	SO	LOB	BOTTOM					
68 Sócrates Brito, L OBP: 0.345, SLG: 0.517										4	0	1	0	0	0	1	Houston Astros @ Arizona Diamondbacks Chase Field, Phoenix, AZ Sat Oct 03 2015, 5:11 PM - 8:38 PM MST Att: 37,687 - Sunny - 88 F					
2 Aaron Hill, R OBP: 0.295, SLG: 0.348										4	0	0	0	0	1	2						
11 AJ Pollock, R OBP: 0.365, SLG: 0.492										4	1	1	0	0	1	2						
44 Paul Goldschmidt, R OBP: 0.433, SLG: 0.564										3	1	2	1	1	1	1						
7 Wellington Castillo, R OBP: 0.294, SLG: 0.452										4	0	1	1	0	1	3						
19 Jake Lamb, L OBP: 0.334, SLG: 0.390										4	0	1	0	0	0	1						
72 Peter O'Brien, R OBP: 0.455, SLG: 0.667										4	0	0	0	0	3	3						
16 Chris Owings, R OBP: 0.266, SLG: 0.325										4	0	0	0	0	0	0						
08 Jeremy Hellickson, R ERA: 4.62										1	0	0	0	0	0	0						
15 Paul Goldschmidt, R ERA: 3.89										1	0	0	0	0	0	0						
36 Will Harris, R ERA: 1.9										1	0	0	0	0	0	0						
44 Luke Gregerson, R ERA: 3.1										1	0	0	0	0	0	0						
Inning Stats	R: 0 E: 0 K: 2 S: 12	H: 1 LOB: 2 BB: 1 P: 20	R: 0 E: 0 K: 1 S: 6	H: 0 LOB: 0 BB: 0 P: 8	R: 0 E: 0 K: 0 S: 8	H: 1 LOB: 1 BB: 0 P: 13	R: 0 E: 0 K: 2 S: 11	H: 1 LOB: 1 BB: 0 P: 16	R: 0 E: 0 K: 0 S: 4	H: 0 LOB: 0 BB: 0 P: 6	R: 1 E: 0 K: 1 S: 15	H: 3 LOB: 2 BB: 0 P: 19	R: 0 E: 0 K: 0 S: 5	H: 0 LOB: 0 BB: 0 P: 9	R: 1 E: 0 K: 0 S: 6	H: 1 LOB: 0 BB: 0 P: 11	R: 0 E: 0 K: 1 S: 8	H: 0 LOB: 0 BB: 0 P: 11	1B: 4 2B: 2 3B: 0 HR: 1	SF: 0 SAC: 0 DP: 0 HBP: 0	WP: 0 PB: 0 SB: 0 CS: 0	PA: 35
PITCHER	IP WLS BF H R ER SO BB IBB HBP BLK WP HR S P ERA WHIP	7.0 W 28 6 1 1 0 0 0 0 0 0 1 6 11 9.00 1.000	1.0 4 1 1 1 0 0 0 0 0 0 0 0 6 11 9.00 1.000	1.0 3 0 0 0 1 0 0 0 0 0 0 0 8 11 0.00 0.000																		

AB	34
R	2
H	7
RBI	2
BB	1
SO	7
LOB	13



Batter	1	2	3	4	5	6	7	8	9	AB	R	H	RBI	BB	SO	LOB	TOP					
27 Jose Altuve, R OBP: 0.353, SLG: 0.459	F7		4 2B		FC6-4		L4		G4-6-3	5	2	3	0	0	0	0	Houston Astros @ Arizona Diamondbacks Chase Field, Phoenix, AZ Sun Oct 04 2015, 12:10 PM - 3:29 PM MST Att: 24,788 - Roof Closed - 75 F					
4 George Springer, R OBP: 0.367, SLG: 0.459	2B		1B		HBP		1B		G4-6-3	3	1	2	1	1	0	2						
1 Carlos Correa, R OBP: 0.345, SLG: 0.512	L5		K		FC6-4		1B		G6-3	4	0	1	0	1	1	2						
28 Colby Rasmus, L OBP: 0.314, SLG: 0.475	K		K		FC6-4		K			2	0	0	0	0	2	1						
Evan Gattis, R OBP: 0.295, SLG: 0.463										1	0	0	1	0	0	2						
6 Jake Marisnick, R OBP: 0.281, SLG: 0.383										1	0	0	0	0	1	1						
23 Chris Carter, R OBP: 0.307, SLG: 0.427	G6-3		1B		K		K			4	0	1	0	0	2	2						
9 Marwin Gonzalez, S OBP: 0.317, SLG: 0.442	1B		1B							3	0	2	0	0	0	0						
20 Preston Tucker, L OBP: 0.297, SLG: 0.437	1B		1B							1	0	0	0	0	1	0						
8 Jed Lowrie, S OBP: 0.311, SLG: 0.448	K		K							3	0	0	0	0	3	3						
50 Chad Qualls, R	K		K							0	0	0	0	0	0	0						
38 Oliver Pérez, L	K		K							0	0	0	0	0	0	0						
16 Hank Conger, L OBP: 0.311, SLG: 0.448	K		K							1	0	1	0	0	0	0						
37 Pat Neshek, S	K		K							0	0	0	0	0	0	0						
15 Jason Castro, L OBP: 0.283, SLG: 0.365	K		K							4	0	0	0	0	3	4						
43 Lance McCullers Jr., L OBP: 0.310, SLG: 0.438	G4-3				K		L8		G4-6-3	2	0	0	0	0	1	0						
29 Tony Sipp, L										0	0	0	0	0	0	0						
18 Luis Valbuena, L OBP: 0.310, SLG: 0.438										2	0	1	0	0	0	0						
Inning Stats	R: 0 H: 1 E: 0 K: 1 S: 11	H: 1 LOB: 1 BB: 0 P: 12	R: 0 H: 0 E: 0 K: 2 S: 17	H: 1 LOB: 1 BB: 0 P: 22	R: 1 H: 2 E: 0 K: 1 S: 10	H: 2 LOB: 0 BB: 0 P: 13	R: 0 H: 2 E: 0 K: 3 S: 13	H: 2 LOB: 2 BB: 0 P: 19	R: 1 H: 1 E: 0 K: 2 S: 18	H: 1 LOB: 1 BB: 1 P: 29	R: 0 H: 0 E: 0 K: 2 S: 8	H: 0 LOB: 0 BB: 0 P: 12	R: 1 H: 1 E: 0 K: 1 S: 9	H: 1 LOB: 1 BB: 1 P: 18	R: 0 H: 1 E: 0 K: 2 S: 14	H: 1 LOB: 1 BB: 0 P: 19	R: 0 H: 2 E: 0 K: 0 S: 8	H: 2 LOB: 1 BB: 0 P: 14	1B: 8 2B: 2 HR: 0	SF: 0 SAC: 0 HBP: 1	WP: 1 PB: 0 SB: 3 CS: 0	PA: 39
PITCHER	IP WLS BF H R ER SO BB IBB HBP BLK WP HR S P ERA WHIP	IP WLS BF H R ER SO BB IBB HBP BLK WP HR S P ERA WHIP	IP WLS BF H R ER SO BB IBB HBP BLK WP HR S P ERA WHIP	IP WLS BF H R ER SO BB IBB HBP BLK WP HR S P ERA WHIP	IP WLS BF H R ER SO BB IBB HBP BLK WP HR S P ERA WHIP	IP WLS BF H R ER SO BB IBB HBP BLK WP HR S P ERA WHIP	IP WLS BF H R ER SO BB IBB HBP BLK WP HR S P ERA WHIP	IP WLS BF H R ER SO BB IBB HBP BLK WP HR S P ERA WHIP	IP WLS BF H R ER SO BB IBB HBP BLK WP HR S P ERA WHIP	IP WLS BF H R ER SO BB IBB HBP BLK WP HR S P ERA WHIP	IP WLS BF H R ER SO BB IBB HBP BLK WP HR S P ERA WHIP	IP WLS BF H R ER SO BB IBB HBP BLK WP HR S P ERA WHIP	IP WLS BF H R ER SO BB IBB HBP BLK WP HR S P ERA WHIP	IP WLS BF H R ER SO BB IBB HBP BLK WP HR S P ERA WHIP	IP WLS BF H R ER SO BB IBB HBP BLK WP HR S P ERA WHIP	IP WLS BF H R ER SO BB IBB HBP BLK WP HR S P ERA WHIP	IP WLS BF H R ER SO BB IBB HBP BLK WP HR S P ERA WHIP					
38 Robbie Ray, L ERA: 3.52	4.1	21	7	2	2	8	1	0	1	0	0	0	0	0	64	88	4.15	1.846				
48 Randall Delgado, R ERA: 3.25	1.2	5	0	0	0	3	0	0	0	0	0	0	0	13	19	0.00	0.000					
40 Andrew Chafin, L ERA: 2.76	0.1	H	1	0	0	0	0	0	0	0	0	0	1	1	0.00	0.000						
41 Daniel Hudson, R ERA: 3.86	0.2	W	4	1	1	1	1	0	0	0	1	0	8	17	13.50	3.000						
29 Brad Ziegler, R ERA: 1.65	2.0	S	8	3	0	0	2	0	0	0	0	0	22	33	0.00	1.500						
Batter	1	2	3	4	5	6	7	8	9	AB	R	H	RBI	BB	SO	LOB	Houston Astros @ Arizona Diamondbacks Chase Field, Phoenix, AZ Sun Oct 04 2015, 12:10 PM - 3:29 PM MST Att: 24,788 - Roof Closed - 75 F					
68 Sócrates Brito, L OBP: 0.324, SLG: 0.455	F7		F7		G4-3				K	4	0	0	0	1	1	2						
15 Phil Gosselin, R OBP: 0.373, SLG: 0.500	L8		1B		K		K			5	0	2	0	0	2	2						
11 AJ Pollock, R OBP: 0.367, SLG: 0.498	HR		1B		G6-3		1B		F8	5	2	3	1	0	0	2						
44 Paul Goldschmidt, R OBP: 0.435, SLG: 0.570	F9		1B		1B		1B			3	2	2	2	1	0	0						
8 Jarrod Saltalamacchia, S OBP: 0.310, SLG: 0.435	K		K		1B		HR			4	0	1	1	0	2	3						
29 Brad Ziegler, R										0	0	0	0	0	0	0						
2 Aaron Hill, R OBP: 0.295, SLG: 0.345	16 FC6-4 BB		2B		P3		G1-3		L7	3	0	0	0	1	0	1						
19 Jake Lamb, L OBP: 0.331, SLG: 0.386	K		K		E1		L7		G1-3	4	1	0	0	0	1	1						
16 Chris Owings, R OBP: 0.264, SLG: 0.322	FC6-4		K		K		K		G5-3	4	0	0	0	0	2	2						
38 Robbie Ray, L OBP: 0.307, SLG: 0.452			K2-3		68 BLK		2B			2	0	1	0	0	1	0						
48 Randall Delgado, R ERA: 3.22										0	0	0	0	0	0	0						
72 Peter O'Brien, R OBP: 0.295, SLG: 0.452										1	0	1	0	0	0	0						
40 Andrew Chafin, R										0	0	0	0	0	0	0						
41 Daniel Hudson, R										0	0	0	0	0	0	0						
7 Wellington Castillo, R OBP: 0.296, SLG: 0.453										1	0	1	0	0	0	0						
Inning Stats	R: 1 H: 1 E: 0 K: 0 S: 11	H: 0 LOB: 0 BB: 0 P: 18	R: 0 H: 0 E: 0 K: 2 S: 13	H: 0 LOB: 1 BB: 1 P: 20	R: 0 H: 2 E: 0 K: 2 S: 12	H: 2 LOB: 3 BB: 1 P: 21	R: 1 H: 1 E: 1 K: 1 S: 10	H: 1 LOB: 1 BB: 0 P: 15	R: 1 H: 2 E: 0 K: 1 S: 17	H: 2 LOB: 1 BB: 0 P: 23	R: 0 H: 1 E: 0 K: 2 S: 13	H: 1 LOB: 2 BB: 1 P: 19	R: 2 H: 2 E: 0 K: 0 S: 11	H: 2 LOB: 0 BB: 0 P: 17	R: 0 H: 2 E: 0 K: 1 S: 11	H: 2 LOB: 2 BB: 0 P: 11	1B: 5 2B: 4 HR: 2	SF: 0 SAC: 0 HBP: 0	WP: 2 PB: 0 SB: 1 CS: 0	PA: 39		
PITCHER	IP WLS BF H R ER SO BB IBB HBP BLK WP HR S P ERA WHIP	IP WLS BF H R ER SO BB IBB HBP BLK WP HR S P ERA WHIP	IP WLS BF H R ER SO BB IBB HBP BLK WP HR S P ERA WHIP	IP WLS BF H R ER SO BB IBB HBP BLK WP HR S P ERA WHIP	IP WLS BF H R ER SO BB IBB HBP BLK WP HR S P ERA WHIP	IP WLS BF H R ER SO BB IBB HBP BLK WP HR S P ERA WHIP	IP WLS BF H R ER SO BB IBB HBP BLK WP HR S P ERA WHIP	IP WLS BF H R ER SO BB IBB HBP BLK WP HR S P ERA WHIP	IP WLS BF H R ER SO BB IBB HBP BLK WP HR S P ERA WHIP	IP WLS BF H R ER SO BB IBB HBP BLK WP HR S P ERA WHIP	IP WLS BF H R ER SO BB IBB HBP BLK WP HR S P ERA WHIP	IP WLS BF H R ER SO BB IBB HBP BLK WP HR S P ERA WHIP	IP WLS BF H R ER SO BB IBB HBP BLK WP HR S P ERA WHIP	IP WLS BF H R ER SO BB IBB HBP BLK WP HR S P ERA WHIP	IP WLS BF H R ER SO BB IBB HBP BLK WP HR S P ERA WHIP	IP WLS BF H R ER SO BB IBB HBP BLK WP HR S P ERA WHIP						
43 Lance McCullers Jr., R ERA: 3.22	5.0	24	6	3	2	6	2	0	0	1	1	63	97	3.60	1.600							
29 Tony Sipp, L ERA: 1.99	0.2	L	3	2	2	2	1	0	0	10	16	0.00	3.000									
50 Chad Qualls, R ERA: 4.38	0.1	L	3	2	2	2	1	0	0	10	13	54.00	6.000									
38 Oliver Pérez, L	1.0		3	0	0	0	0	0	0	4	7	0.00	0.000									
37 Pat Neshek, R ERA: 3.82	1.0		5	2	0	0	1	0	0	11	11	0.00	2.000									