

Arizona Diamondbacks - 2016

Batter	1	2	3	4	5	6	7	8	9	AB	R	H	RBI	BB	SO	LOB	TOP							
19 Charlie Blackmon, L (1.8) OBP: 0.600, SLG: 0.667 59 Rosell Herrera, S (5.8)										2	1	1	0	1	0	0								
27 Trevor Story, R (1.6) OBP: 0.333, SLG: 1.333 43 Rafael Ynoa, S (6.6)										3	1	1	3	0	1	1								
5 Carlos González, L (1.9) OBP: 0.400, SLG: 1.000 67 David Dahl, L (5.9)										3	1	1	1	0	2	1								
28 Nolan Arenado, R (1.5) OBP: 0.400, SLG: 0.600 85 Ryan McMahon, L (5.5)										3	0	1	0	0	0	1								
12 Mark Reynolds, R (1.3) 72 Ryan Casteel, R (6.3)										3	0	0	0	0	2	1								
23 Tom Murphy, R (1.2) 20 Jackson Williams, R (6.2)										3	0	0	0	0	1	0								
1 Brandon Barnes, R (1.7) 75 Noel Cuevas, R (6.7)										3	0	1	0	0	2	0								
84 Dom Nuñez, L (1.10) 80 Mike Tauchman, L (7.10) OBP: 0.667, SLG: 0.500										2	0	0	0	0	1	1								
18 Cristhian Adames, S (1.4) 91 Joey Wong, L (6.4)										2	1	1	0	0	1	1								
Inning Stats	R: 0 E: 0 K: 1 S: 10	H: 1 LOB: 1 BB: 0 P: 17	R: 0 E: 0 K: 2 S: 12	H: 0 LOB: 0 BB: 0 P: 18	R: 3 E: 0 K: 3 S: 17	H: 3 LOB: 1 BB: 1 P: 26	R: 0 E: 0 K: 1 S: 10	H: 1 LOB: 1 BB: 0 P: 13	R: 1 E: 0 K: 2 S: 9	H: 1 LOB: 0 BB: 0 P: 16	R: 0 E: 0 K: 2 S: 8	H: 0 LOB: 0 BB: 0 P: 12	R: 1 E: 0 K: 2 S: 20	H: 2 LOB: 2 BB: 1 P: 31	R: 0 E: 0 K: 0 S: 11	H: 1 LOB: 3 BB: 2 P: 24	R: 1 E: 0 K: 3 S: 16	H: 1 LOB: 1 BB: 1 P: 27	1B: 5 2B: 3 3B: 0 HR: 2	SF: 0 SAC: 0 DP: 0 HBP: 0	WP: 2 PB: 0 SB: 2 CS: 0	PA: 42		
PITCHER	IP WLS BF H R ER SO BB IBB HBP BLK WP HR S P ERA WHIP	38 Robbie Ray, L (1.1) ERA: 0.00	2.0 7 1 0 0 3 0 0 0 0 0 0 22 35 0.00 0.500	52 Zack Godley, R (3.1) ERA: 13.5	2.0 B 11 4 3 3 4 1 0 0 0 0 1 27 39 13.50 2.500	19 Tyler Clippard, R (5.1) ERA: 9.0	1.0 B 4 1 1 1 1 0 0 0 0 0 1 9 16 9.00 1.000	48 Randall Delgado, R (6.1) ERA: 9.0	1.0 3 0 0 0 2 0 0 0 0 0 0 8 12 9.00 0.000	36 Enrique Burgos, R (7.1) ERA: 9.0	1.0 6 2 1 1 2 1 0 0 0 0 0 20 31 9.00 3.000	PITCHER	31 Kyle Drabek, R (8.1) ERA: 9.0	1.0 L 5 1 1 1 3 1 0 0 0 0 2 0 16 27 9.00 2.000	66 José Cisneros, R (9.1) ERA: 9.0	1.0 5 1 1 1 3 1 0 0 0 0 2 0 16 27 9.00 2.000								

Colorado Rockies @ Arizona Diamondbacks
Salt River Fields at Talking Stick, Scottsdale, AZ
Thu Mar 03 2016, 3:11 PM - 6:19 PM EST
Att: 7,295 - Partly Cloudy - 84 F

livebaseballscorecards.com

AB 37
R 6
H 10
RBI 5
BB 5
SO 15
LOB 16

Batter	1	2	3	4	5	6	7	8	9	AB	R	H	RBI	BB	SO	LOB	BOTTOM						
13 Nick Ahmed, R (1.6) OBP: 0.333, SLG: 1.000 76 Jack Reinheimer, R (5.6)										3	1	1	0	0	0	1							
30 Sócrates Brito, L (1.7) OBP: 0.500, SLG: 0.500 14 Peter O'Brien, R (5.7)										2	0	1	1	0	0	0							
15 Phil Gosselin, R (1.4) OBP: 0.500, SLG: 0.500 27 Brandon Drury, R (5.4)										2	1	1	0	0	0	1							
6 David Peraltá, L (1.9) OBP: 0.500, SLG: 0.500 80 Gabriel Guerrero, R (5.9)										2	1	1	0	0	0	0							
5 Rickie Weeks Jr., R (1.10) OBP: 0.500, SLG: 1.000 79 Zach Borenstein, L (6.10) OBP: 0.667, SLG: 1.667										2	0	1	2	0	1	1							
22 Jake Lamb, L (1.5) OBP: 0.500, SLG: 1.000 1 Joaquin Arias, R (5.5)										2	1	1	0	0	1	1							
10 Chris Herrmann, L (1.3) 74 Carlos Rivera, R (5.3)										2	0	0	0	0	1	1							
8 Tuffy Gosewisch, R (1.2) OBP: 0.500, SLG: 2.000 70 Brett Hayes, R (5.2) 28 Óscar Hernández, R (8.2)										1	0	1	1	0	0	0							
77 Evan Marzilli, L (1.8) OBP: 0.400, SLG: 0.400 4 Jason Bourgeois, R (5.8)										2	0	0	0	0	1	1							
Inning Stats	R: 1 E: 1 K: 1 S: 9	H: 2 LOB: 1 BB: 0 P: 16	R: 1 E: 0 K: 1 S: 8	H: 1 LOB: 0 BB: 0 P: 16	R: 2 E: 0 K: 1 S: 14	H: 3 LOB: 1 BB: 0 P: 22	R: 0 E: 0 K: 0 S: 8	H: 1 LOB: 1 BB: 0 P: 12	R: 0 E: 0 K: 1 S: 6	H: 0 LOB: 0 BB: 0 P: 7	R: 0 E: 0 K: 1 S: 8	H: 0 LOB: 0 BB: 0 P: 9	R: 0 E: 0 K: 0 S: 5	H: 0 LOB: 0 BB: 0 P: 8	R: 1 E: 0 K: 0 S: 14	H: 2 LOB: 2 BB: 1 P: 25	R: 0 E: 0 K: 1 S: 10	H: 1 LOB: 1 BB: 0 P: 15	1B: 4 2B: 5 3B: 1 HR: 0	SF: 1 SAC: 0 DP: 1 HBP: 0	WP: 0 PB: 0 SB: 0 CS: 0	PA: 38	
PITCHER	IP WLS BF H R ER SO BB IBB HBP BLK WP HR S P ERA WHIP	24 Jordan Lyles, R (1.1) ERA: 9.0	2.0 B 10 4 2 2 1 0 0 0 0 0 0 22 34 9.00 2.000	31 Eddie Butler, R (3.1) ERA: 9.0	1.0 3 0 0 0 1 0 0 0 0 0 0 6 7 9.00 0.000	65 Jason Gurka, L (5.1) ERA: 9.0	1.0 3 0 0 0 1 0 0 0 0 0 0 8 9 9.00 0.000	60 Justin Miller, R (6.1) ERA: 9.0	1.0 H 3 0 0 0 0 0 0 0 0 0 0 5 8 9.00 0.000	PITCHER	77 Sam Moll, L (8.1) ERA: 9.0	1.0 W 6 2 1 1 1 0 0 0 0 0 0 10 15 9.00 3.000	62 Gonzalez Germen, R (9.1) ERA: 9.0	1.0 S 4 1 0 0 1 0 0 0 0 0 0 0 10 15 9.00 1.000									

Colorado Rockies @ Arizona Diamondbacks
Salt River Fields at Talking Stick, Scottsdale, AZ
Thu Mar 03 2016, 3:11 PM - 6:19 PM EST
Att: 7,295 - Partly Cloudy - 84 F

livebaseballscorecards.com

AB 36
R 5
H 10
RBI 5
BB 1
SO 7
LOB 10

Batter	1	2	3	4	5	6	7	8	9	AB	R	H	RBI	BB	SO	LOB	TOP			
24 Jon Jay, L OBP: 0.250, SLG: 0.375 70 Manuel Margot, R OBP: 0.333, SLG: 0.667	G1-3		F7		G1-3			32 PB 39 1B 2B	G6-4-3	3	0	0	0	0	0	0	San Diego Padres @ Arizona Diamondbacks Salt River Fields at Talking Stick, Scottsdale, AZ Wed Mar 09 2016, 3:11 PM - 6:13 PM EST Att: 10,027 - Sunny - 76 F			
73 José Pirela, R OBP: 0.235, SLG: 0.294 32 Jabari Blash, R OBP: 0.412, SLG: 0.364	L8		G6-3 1B		1B			39 1B 16 1B BB		3	0	2	0	0	0	0				
4 Wil Myers, R 39 Brett Wallace, L OBP: 0.462, SLG: 0.636	G5-3		G6-3		G5-3			16 1B 72 G5-4-3 1B		3	0	0	0	0	0	2				
27 Matt Kemp, R OBP: 0.357, SLG: 0.333 1 Alex Dickerson, L (8, PH)		G6-3		G5-3		F9		72 G5-4-3 16 1B HBP		3	0	0	0	0	0	0				
2 B.J. Upton, R OBP: 0.286, SLG: 0.429 16 Travis Jankowski, L OBP: 0.231, SLG: 0.231		8 1B 10 1B 1B		10 S 10 1B 2B		K		72 G5-4-3 1B		3	1	2	0	0	1	0				
10 Alexei Ramirez, R OBP: 0.500, SLG: 0.417 72 José Rondón, R OBP: 0.375, SLG: 0.750		8 1B 1B		8 CS 1B		G3-1		G5-4-3		3	0	2	1	0	0	0				
8 Jemile Weeks, S 28 Nick Noonan, L OBP: 0.400, SLG: 0.444		1B		2-H 1B				L7		2	0	1	0	1	1	0				
12 Christian Bethancourt, R OBP: 0.333, SLG: 0.538 18 Austin Hedges, R OBP: 0.462, SLG: 1.000	F3		F8						P4	3	0	0	0	0	0	4				
5 Alexi Amarista, L OBP: 0.182, SLG: 0.100 83 Ryan Schimpf, L OBP: 0.385, SLG: 0.500	G4-3				G3-1			G3		2	0	0	0	0	0	3				
										1	0	0	0	1	0	0				
Inning Stats	R: 0 E: 0 K: 0 S: 6	H: 0 LOB: 0 BB: 0 P: 9	R: 0 E: 0 K: 0 S: 15	H: 3 LOB: 3 BB: 0 P: 24	R: 0 E: 0 K: 0 S: 3	H: 1 LOB: 0 BB: 0 P: 5	R: 1 E: 0 K: 0 S: 8	H: 2 LOB: 1 BB: 1 P: 15	R: 0 E: 0 K: 1 S: 11	H: 0 LOB: 0 BB: 0 P: 12	R: 0 E: 0 K: 1 S: 9	H: 0 LOB: 0 BB: 0 P: 14	R: 3 E: 0 K: 0 S: 15	H: 3 LOB: 1 BB: 1 P: 29	R: 0 E: 0 K: 0 S: 5	H: 0 LOB: 0 BB: 1 P: 9	1B: 8 2B: 2 3B: 0 HR: 0	SF: 0 SAC: 0 DP: 3 HBP: 1	WP: 0 PB: 1 SB: 1 CS: 1	PA: 37
PITCHER	IP WLS BF H R ER SO BB IBB HBP BLK WP HR S P ERA WHIP																			
21 Zack Greinke, R ERA: 4.5	3.0 W 12 3 1 1 1 1 0 0 0 0 0 27 44 0.00 1.333																			
34 Tyler Wagner, R ERA: 5.4	1.0 0 2 3 3 1 1 0 0 0 0 0 16 28 27.00 3.000																			
40 Andrew Chafin, L ERA: 13.5	1.0 H 3 1 0 0 0 0 0 0 0 0 0 8 15 0.00 1.000																			
56 Keith Hessler, L ERA:	1.0 3 0 0 0 0 1 0 0 0 0 0 5 9 0.00 1.000																			
63 Sam LeCure, R ERA:																				

Batter	1	2	3	4	5	6	7	8	9	AB	R	H	RBI	BB	SO	LOB	BOTTOM			
16 Chris Owings, R OBP: 0.333, SLG: 0.286 1 Joaquin Arias, R OBP: 0.545, SLG: 0.500	G4-3		FC5-4		44 S 30 WP 44 SF8 1B			77 3B 1B		3	1	1	1	0	0	1	San Diego Padres @ Arizona Diamondbacks Salt River Fields at Talking Stick, Scottsdale, AZ Wed Mar 09 2016, 3:11 PM - 6:13 PM EST Att: 10,027 - Sunny - 76 F			
30 Sócrates Brito, L OBP: 0.615, SLG: 0.750 77 Evan Marzilli, L OBP: 0.357, SLG: 0.538	G4-3		L7		7 WP 10 WP 1B			F7		3	1	1	0	0	0	1				
44 Paul Goldschmidt, R OBP: 0.438, SLG: 0.920 74 Carlos Rivera, R OBP: 0.308, SLG: 0.462	22 WP BB				G6-3			K		1	0	0	1	1	0	0				
22 Jake Lamb, L OBP: 0.375, SLG: 0.643 83 Domingo Leyba, S	G4-3				G4-3			L8		2	0	0	0	1	0	1				
7 Wellington Castillo, R OBP: 0.462, SLG: 1.167 73 Mark Thomas, R			G6-3		F9			K		1	0	0	0	1	0	0				
10 Chris Herrmann, L OBP: 0.417, SLG: 0.300 8 Tuffy Gosewisch, R OBP: 0.143, SLG: 0.333								K		3	1	2	0	0	1	2				
27 Brandon Drury, R OBP: 0.438, SLG: 0.938 76 Jack Reinheimer, R OBP: 0.417, SLG: 0.750								K		1	0	0	0	0	1	0				
80 Gabriel Guerrero, R OBP: 0.200, SLG: 0.400 79 Zach Borenstein, L OBP: 0.375, SLG: 0.500										2	1	1	2	0	0	1				
4 Jason Bourgeois, R OBP: 0.313, SLG: 0.333 14 Peter O'Brien, R OBP: 0.222, SLG: 0.313										2	1	1	0	0	0	0				
										2	0	0	0	0	1	2				
Inning Stats	R: 0 E: 0 K: 0 S: 11	H: 0 LOB: 1 BB: 1 P: 19	R: 0 E: 0 K: 0 S: 6	H: 1 LOB: 0 BB: 0 P: 12	R: 0 E: 0 K: 1 S: 12	H: 1 LOB: 1 BB: 0 P: 13	R: 0 E: 0 K: 0 S: 8	H: 0 LOB: 0 BB: 0 P: 10	R: 5 E: 0 K: 1 S: 22	H: 5 LOB: 3 BB: 2 P: 45	R: 2 E: 0 K: 1 S: 11	H: 3 LOB: 1 BB: 0 P: 18	R: 0 E: 0 K: 2 S: 11	H: 0 LOB: 0 BB: 0 P: 13	R: 1 E: 0 K: 2 S: 15	H: 3 LOB: 2 BB: 0 P: 20	1B: 10 2B: 1 3B: 1 HR: 1	SF: 1 SAC: 0 DP: 1 HBP: 0	WP: 6 PB: 0 SB: 3 CS: 0	PA: 39
PITCHER	IP WLS BF H R ER SO BB IBB HBP BLK WP HR S P ERA WHIP																			
29 Colin Rea, R ERA:	3.0 0 0 0 0 0 1 0 0 0 0 0 8 44 0.00 1.000																			
50 Nick Vincent, R ERA: 3.0	1.0 H 3 0 0 0 0 0 0 0 0 0 0 8 10 0.00 0.000																			
66 Johnny Hellweg, R ERA: 16.88	0.2 L 8 5 5 5 0 1 0 0 0 0 1 1 14 31 67.50 9.000																			
57 Leonel Campos, R ERA: 6.0	1.0 7 3 2 2 1 1 0 0 0 0 3 0 16 27 18.00 4.000																			
86 Eric Yardley, R ERA:	0.1 1 0 0 0 0 1 0 0 0 0 0 0 3 5 0.00 0.000																			
PITCHER	IP WLS BF H R ER SO BB IBB HBP BLK WP HR S P ERA WHIP																			
74 Tayron Guerrero, R ERA: 9.0	1.0 0 0 0 0 2 0 0 0 0 0 0 0 11 13 9.00 3.000																			
52 Blake Smith, R ERA: 9.0	1.0 6 3 1 1 2 0 0 0 0 0 0 0 15 20 9.00 3.000																			

AB 33
R 4
H 10
RBI 3
BB 3
SO 2
LOB 13



AB 35
R 8
H 13
RBI 7
BB 3
SO 7
LOB 13



Batter	1	2	3	4	5	6	7	8	9	AB	R	H	RBI	BB	SO	LOB	TOP					
16 Chris Owings, R (1,4) 84 Gabriel Noriega, R (6,4)	2-2 44 S 6 1B	0-2 30 CS 1B		1-2 G4-3		0-1 F9	1-3 K		0-0 G4-3	4	1	2	0	0	0	1	Arizona Diamondbacks @ Kansas City Royals Surprise Stadium, Surprise, AZ Fri Mar 11 2016, 3:07 PM - 5:59 PM EST Att: 10,110 - Partly Cloudy - 81 F livebaseballscorecards.com					
30 Sócrates Brito, L (1,9) 60 Todd Glaesmann, R (6,9)	3-3 SAFE K	2-2 P5		0-1 G6-3		1-1 6 BB 44 1B		1-0 G5-3	2-1 G5-3	4	0	1	0	0	1	2						
44 Paul Goldschmidt, R (1,3) 71 Kyle Jensen, R (6,PR) (6,3)	3-3 K		3-3 K	3-2 K		0-0 6 BB 1-2 3-H 1B		4-2 74 WP 79 1B BB	3-H 4-1 BB	4	0	1	1	0	3	1						
6 David Peralta, L (1,10) 70 Brett Hayes, R (8,PH) (8,10) (8,2)	0-2 3-H 1B		0-0 G1-3		3-3 K	4-1 1-2 2-3 BB		1-3 K	1-2 P5	3	0	1	1	1	1	0						
14 Peter O'Brien, R (1,7) 79 Zach Borenstein, L (6,7)	0-3 K		0-3 10 HR 1B		1-3 K	0-2 G4-3		0-2 74 WP 1B		4	1	1	0	0	2	4						
22 Jake Lamb, L (1,5) 74 Carlos Rivera, R (6,5)		0-2 13 HR 2B	0-0 10 HR 1B		2-2 1B		0-1 76 G1-3 10 1B 80 G6-3	3-1 F9		3	2	2	0	0	0	1						
10 Chris Herrmann, L (1,2) 73 Mark Thomas, R (7,2) 65 Matt Koch, L (8,1)		1-0 F7	3-2 1-2 2-H HR		1-2 G3		1-0 80 G6-3 76 G1-3 1B	4-2 BB	76 1B 80 2B BB	4	1	2	3	0	0	2						
13 Nick Ahmed, R (1,6) 76 Jack Reinheimer, R (6,6)		2-1 HR	1-1 1B		0-1 G6-3	1-0 G1-3		1-0 80 2B 84 G4-3 1B	1-2 1B	3	1	2	2	0	0	0						
77 Evan Marzilli, L (1,8) 80 Gabriel Guerrero, R (6,8)	1-0 HR		1-1 G4-3		0-0 30 1B 44 1B 1B	2-1 G6-3		0-2 84 G4-3 60 G6-3 2B	1-3 2-H 1B	3	2	2	1	0	0	1						
Inning Stats	R: 1 E: 0 K: 3 S: 18	H: 2 LOB: 1 BB: 0 P: 26	R: 3 E: 0 K: 0 S: 14	H: 4 LOB: 0 BB: 0 P: 20	R: 3 E: 1 K: 1 S: 16	H: 3 LOB: 1 BB: 0 P: 27	R: 0 E: 0 K: 1 S: 9	H: 0 LOB: 0 BB: 0 P: 13	R: 0 E: 0 K: 2 S: 13	H: 1 LOB: 1 BB: 0 P: 20	R: 1 E: 0 K: 0 S: 12	H: 3 LOB: 3 BB: 1 P: 17	R: 1 E: 0 K: 1 S: 10	H: 2 LOB: 1 BB: 0 P: 15	R: 0 E: 0 K: 1 S: 11	H: 1 LOB: 2 BB: 1 P: 20		R: 3 E: 0 K: 0 S: 15	H: 2 LOB: 1 BB: 2 P: 27	1B: 12 2B: 3 3B: 0 HR: 3	SF: 0 SAC: 0 DP: 0 HBP: 0	WP: 1 PB: 0 CS: 1 PA: 49
PITCHER	IP WLS BF H R ER SO BB IBB HBP BLK WP HR S P ERA WHIP	2.0 L 11 6 4 4 3 0 0 0 0 0 2 32 46 18.00 3.000	3.1 1.0 7 3 3 0 1 0 0 0 0 0 1 16 27 0.00 3.000	4.1 3.0 14 4 1 1 1 1 0 0 0 0 0 34 50 3.00 1.667	7.1 2.0 10 3 1 1 2 1 0 0 0 1 0 21 35 4.50 2.000	9.1 1.0 7 2 3 3 0 2 0 0 0 0 0 15 27 27.00 4.000	PITCHER	IP WLS BF H R ER SO BB IBB HBP BLK WP HR S P ERA WHIP	2.0 L 11 6 4 4 3 0 0 0 0 0 2 32 46 18.00 3.000	3.1 1.0 7 3 3 0 1 0 0 0 0 0 1 16 27 0.00 3.000	4.1 3.0 14 4 1 1 1 1 0 0 0 0 0 34 50 3.00 1.667	7.1 2.0 10 3 1 1 2 1 0 0 0 1 0 21 35 4.50 2.000	9.1 1.0 7 2 3 3 0 2 0 0 0 0 0 15 27 27.00 4.000									
Batter	1	2	3	4	5	6	7	8	9	AB	R	H	RBI	BB	SO	LOB		BOTTOM				
2 Alcides Escobar, R (1,6) 62 Ramón Torres, S (7,6)	0-1 G6-3		0-1 L9			1-2 G6-3		0-0 G6-3	0-2 L8	3	0	0	0	0	0	0		Arizona Diamondbacks @ Kansas City Royals Surprise Stadium, Surprise, AZ Fri Mar 11 2016, 3:07 PM - 5:59 PM EST Att: 10,110 - Partly Cloudy - 81 F livebaseballscorecards.com				
8 Mike Moustakas, L (1,5) 65 Whit Merrifield, R (7,5)	1-2 F7		2-1 6 1B 1B		0-1 1B	1-3 K		0-1 86 1B 2B		3	0	1	0	0	1	0						
6 Lorenzo Cain, R (1,8) 11 Bubba Starling, R (6,8)	1-0 25 FC5-4 1B		0-1 1B		1-1 G5-3		1-2 L9			2	0	2	0	0	0	0						
25 Kendrys Morales, S (1,3) 86 Balbino Fuentesmayor, R (6,3)	1-0 FC5-4		1-3 K		0-0 FC5 70 BB 1B		0-2 70 2B 1B			2	0	0	0	0	1	3						
13 Salvador Perez, R (1,2) 70 Cam Gallagher, R (7,2)		2-1 F8	1-1 F8		4-1 FC5 BB		2-0 1-H 2B			2	0	0	0	0	0	2						
74 José Martínez, R (1,10)		2-2 G6-3	0-1 F9		2-3 K		0-3 K			4	0	0	0	0	2	5						
14 Omar Infante, R (1,4) 27 Adalberto Mondesi, S (6,4)		1-3 K		1-0 F9		2-3 K		0-0 FC9-6 1B		2	0	0	0	0	1	0						
38 Jorge Bonifacio, R (1,7) 0 Terrance Gore, R (6,7)		1-0 26 G6-4-3 1B		0-3 K		2-2 FC5		2-2 FC9-6 34 G3		2	0	1	0	0	1	0						
26 Brett Eibner, R (1,9) 34 Rey Fuentes, L (6,9)		3-2 SAFE G6-4-3		1-3 K		0-0 HR		2-2 G3		2	0	0	0	0	1	1						
Inning Stats	R: 0 E: 0 K: 0 S: 7	H: 1 LOB: 1 BB: 0 P: 10	R: 0 E: 0 K: 1 S: 9	H: 0 LOB: 0 BB: 0 P: 14	R: 0 E: 0 K: 1 S: 6	H: 1 LOB: 0 BB: 0 P: 10	R: 0 E: 0 K: 1 S: 11	H: 2 LOB: 2 BB: 0 P: 15	R: 0 E: 0 K: 2 S: 7	H: 0 LOB: 0 BB: 0 P: 9	R: 0 E: 0 K: 1 S: 8	H: 0 LOB: 0 BB: 0 P: 11	R: 0 E: 0 K: 2 S: 12	H: 1 LOB: 2 BB: 1 P: 22	R: 3 E: 0 K: 1 S: 14	H: 4 LOB: 1 BB: 0 P: 17	R: 0 E: 0 K: 0 S: 10		H: 1 LOB: 1 BB: 0 P: 14	1B: 7 2B: 2 3B: 0 HR: 1	SF: 0 SAC: 0 DP: 1 HBP: 0	WP: 0 PB: 0 SB: 0 CS: 0 PA: 37
PITCHER	IP WLS BF H R ER SO BB IBB HBP BLK WP HR S P ERA WHIP	3.0 W 10 2 0 0 1 0 0 0 0 0 0 11 15 0.00 2.000	4.1 1.0 5 2 0 0 1 0 0 0 0 0 0 7 9 0.00 0.000	5.1 1.0 3 0 0 0 2 0 0 0 0 0 0 7 9 0.00 0.000	6.1 2.0 8 1 0 0 3 1 0 0 0 0 0 20 33 0.00 1.000	8.1 2.0 11 5 3 3 1 0 0 0 0 0 1 24 31 13.50 2.500	PITCHER	IP WLS BF H R ER SO BB IBB HBP BLK WP HR S P ERA WHIP	2.0 L 11 6 4 4 3 0 0 0 0 0 2 32 46 18.00 3.000	3.1 1.0 7 3 3 0 1 0 0 0 0 0 1 16 27 0.00 3.000	4.1 3.0 14 4 1 1 1 1 0 0 0 0 0 34 50 3.00 1.667	7.1 2.0 10 3 1 1 2 1 0 0 0 1 0 21 35 4.50 2.000	9.1 1.0 7 2 3 3 0 2 0 0 0 0 0 15 27 27.00 4.000									

Batter	1	2	3	4	5	6	7	8	9	AB	R	H	RBI	BB	SO	LOB	TOP			
8 Norichika Aoki, L (1,8) OBP: 0.320, SLG: 0.304 68 Efrén Navarro, L (6,7) OBP: 0.273, SLG: 0.333										3	1	1	0	0	0	1	Seattle Mariners @ Arizona Diamondbacks Salt River Fields at Talking Stick, Scottsdale, AZ Mon Mar 14 2016, 4:10 PM - 7:07 PM EDT Att: 11,491 - Partly Cloudy - 75 F			
16 Luis Sardinas, S (1,6) OBP: 0.481, SLG: 0.692 10 Jesus Montero, R (6,3)										3	1	2	1	0	0	1				
15 Kyle Seager, L (1,5) OBP: 0.571, SLG: 0.571 54 Bengie González, S (6,6) OBP: 0.667, SLG: 0.500										3	1	1	2	0	2	1				
7 Seth Smith, L (1,9) OBP: 0.550, SLG: 0.684 5 Ed Lucas, R (4,9) (7,5)										2	0	1	0	0	0	0				
56 Dae-Ho Lee, R (1,3) OBP: 0.300, SLG: 0.389 81 Logan Taylor, R (6,5) Dylan Unsworth, R (7,1)										3	0	0	0	0	0	1				
85 Braden Bishop, R (9,PH) OBP: 0.333, SLG: 0.333										1	0	0	0	0	0	0				
3 Mike Zunino, R (1,2) OBP: 0.188, SLG: 0.077 84 Luis Liberato, L (6,PR) (6,8)										2	0	1	0	1	0	0				
99 Daniel Robertson, R (1,7) OBP: 0.650, SLG: 0.933 28 Steven Baron, R (6,2) OBP: 0.333, SLG: 0.500										3	0	1	0	0	1	1				
36 Shawn O'Malley, S (1,4) OBP: 0.583, SLG: 0.650 80 Rayer Ascanio, R (7,4) OBP: 0.500, SLG: 0.750										2	0	1	0	0	0	2				
44 Taijuan Walker, R (1,1) 62 Joel Peralta, R (4,1) 59 David Rollins, L (5,1) 88 Arby Fields, S (7,PH) Ian Miller, L (7,9)										1	0	0	0	0	0	1				
Inning Stats	R: 0 E: 0 K: 1 S: 8	H: 1 LOB: 0 BB: 0 P: 10	R: 0 E: 0 K: 1 S: 12	H: 1 LOB: 1 BB: 0 P: 16	R: 3 E: 0 K: 0 S: 18	H: 3 LOB: 1 BB: 0 P: 27	R: 0 E: 0 K: 0 S: 9	H: 1 LOB: 0 BB: 1 P: 14	R: 0 E: 0 K: 1 S: 8	H: 1 LOB: 2 BB: 1 P: 18	R: 0 E: 0 K: 3 S: 13	H: 1 LOB: 3 BB: 2 P: 23	R: 0 E: 0 K: 0 S: 14	H: 1 LOB: 1 BB: 0 P: 18	R: 0 E: 0 K: 2 S: 17	H: 2 LOB: 2 BB: 0 P: 28	1B: 7 2B: 2 3B: 2 HR: 1	SF: 0 SAC: 1 DP: 1 HBP: 1	WP: 0 PB: 0 SB: 1 CS: 1	PA: 41
PITCHER	IP WLS BF H R ER SO BB IBB HBP BLK WP HR S P ERA WHIP																			
21 Zack Greinke, R (1,1) ERA: 3.12	3.2	17	6	3	3	2	0	0	0	0	0	0	0	0	1	46	65	7.36	1.636	
90 Nick Sananides, R (4,1)	0.1	W	1	0	0	0	0	0	0	0	0	0	0	0	1	2	0.00	0.000		
41 Daniel Hudson, R (5,1) ERA: 1.8	2.0	H	8	2	0	2	1	0	0	0	0	0	0	0	17	28	0.00	1.500		
19 Tyler Clippard, R (7,1) ERA: 2.25	1.0	H	6	1	0	3	2	0	0	0	0	0	0	13	23	0.00	3.000			
48 Randall Delgado, R (8,1) ERA: 1.29	2.0	S	9	3	0	2	0	0	0	0	0	0	0	31	46	0.00	1.500			

Batter	1	2	3	4	5	6	7	8	9	AB	R	H	RBI	BB	SO	LOB	BOTTOM			
16 Chris Owings, R (1,4) OBP: 0.407, SLG: 0.375 15 Phil Gosselin, R (8,5) OBP: 0.440, SLG: 0.565										3	2	2	0	1	0	2	Seattle Mariners @ Arizona Diamondbacks Salt River Fields at Talking Stick, Scottsdale, AZ Mon Mar 14 2016, 4:10 PM - 7:07 PM EDT Att: 11,491 - Partly Cloudy - 75 F			
30 Sócrates Brito, L (1,8) OBP: 0.417, SLG: 0.609 41 Daniel Hudson, R (5,1)										3	0	0	1	0	1	2				
19 Tyler Clippard, R (7,1) 27 Brandon Drury, R (7,PH) OBP: 0.464, SLG: 0.846										0	0	0	0	0	0	0				
44 Paul Goldschmidt, R (1,3) OBP: 0.290, SLG: 0.291 1 Joaquin Arias, R (8,3) OBP: 0.412, SLG: 0.375										4	0	1	0	0	2	3				
6 David Peralta, L (1,9) OBP: 0.308, SLG: 0.375 80 Gabriel Guerrero, R (8,9) OBP: 0.273, SLG: 0.455										4	0	0	0	0	0	2				
22 Jake Lamb, L (1,5) OBP: 0.423, SLG: 0.625 86 Dan Rohlfing, R (8,2)										4	1	2	1	0	2	1				
8 Tuffy Gosewisch, R (1,2) OBP: 0.125, SLG: 0.200 48 Randall Delgado, R (8,1)										4	0	1	0	0	0	1				
77 Evan Marzilli, L (1,7) OBP: 0.385, SLG: 0.667 4 Jason Bourgeois, R (9,8) OBP: 0.231, SLG: 0.360										4	1	1	0	0	2	2				
21 Zack Greinke, R (1,1) 90 Nick Sananides, R (4,1) 14 Peter O'Brien, R (4,PH) OBP: 0.351, SLG: 0.600										1	0	0	0	0	1	2				
13 Nick Ahmed, R (1,6) OBP: 0.423, SLG: 0.880 83 Domingo Leyba, S (9,6) OBP: 0.250, SLG: 0.250										0	0	0	0	0	0	0				
Inning Stats	R: 1 E: 0 K: 0 S: 8	H: 1 LOB: 0 BB: 0 P: 15	R: 1 E: 0 K: 2 S: 15	H: 3 LOB: 2 BB: 0 P: 25	R: 0 E: 0 K: 1 S: 9	H: 1 LOB: 1 BB: 0 P: 18	R: 2 E: 0 K: 2 S: 15	H: 3 LOB: 2 BB: 1 P: 22	R: 0 E: 0 K: 1 S: 7	H: 0 LOB: 0 BB: 0 P: 10	R: 0 E: 0 K: 0 S: 6	H: 0 LOB: 1 BB: 0 P: 10	R: 2 E: 0 K: 1 S: 12	H: 3 LOB: 1 BB: 0 P: 16	R: 2 E: 0 K: 2 S: 12	H: 2 LOB: 0 BB: 0 P: 19	1B: 8 2B: 3 3B: 1 HR: 1	SF: 0 SAC: 0 DP: 0 HBP: 0	WP: 0 PB: 0 SB: 2 CS: 0	PA: 38
PITCHER	IP WLS BF H R ER SO BB IBB HBP BLK WP HR S P ERA WHIP																			
44 Taijuan Walker, R (1,1) ERA: 6.48	3.1	L	17	7	4	4	3	0	0	0	0	0	0	0	38	66	10.80	2.100		
62 Joel Peralta, R (4,1) ERA: 3.18	0.2	B	4	1	0	2	1	0	0	0	0	0	0	9	14	0.00	3.000			
59 David Rollins, L (5,1) ERA: 1.8	2.0		6	0	0	1	0	0	0	0	0	0	0	13	20	0.00	0.000			
Dylan Unsworth, R (7,1) ERA: 18.0	2.0		11	5	4	4	3	0	0	0	0	0	0	24	35	18.00	2.500			

Batter	1	2	3	4	5	6	7	8	9	AB	R	H	RBI	BB	SO	LOB	TOP										
2 Jean Segura, R OBP: 0.593, SLG: 0.889 14 Peter O'Brien, R OBP: 0.325, SLG: 0.553	0-0 44 S 6 SF8 1B	0-3 K			3-2 HR		0-0 G6-3		0-0 E4	3	2	2	1	0	1	2											
30 Sócrates Brito, L OBP: 0.419, SLG: 0.567 77 Evan Marzilli, L OBP: 0.357, SLG: 0.615	0-0 27 FC4 1B		0-0 G6-3		0-0 G4-3		0-0 G6-3		0-3 K	3	0	1	0	0	0	0											
44 Paul Goldschmidt, R OBP: 0.503, SLG: 0.933 19 Tyler Clippard, R 89 Blake Perry, R 1 Joaquin Arias, R OBP: 0.350, SLG: 0.916	1-3 K		0-0 K		0-3 K		0-3 K		0-0 G6-3	3	0	1	0	0	2	2											
6 David Peralta, L OBP: 0.303, SLG: 0.321 76 Jack Reinheimer, R OBP: 0.474, SLG: 0.684	0-0 SF8		0-3 K		4-0 27 G5-3 BB				0-0 80 2B 1B	1	0	0	1	1	1	1											
27 Brandon Drury, R OBP: 0.439, SLG: 0.800 80 Gabriel Guerrero, R OBP: 0.292, SLG: 0.500	0-0 3-H FC4		0-0 L9		0-0 G5-3				0-0 1-H 81 1B 2B	3	0	0	0	0	0	3											
5 Rickie Weeks Jr., R OBP: 0.552, SLG: 0.809 81 Ronnie Freeman, R OBP: 1.000, SLG: 1.000		0-3 K		0-0 F9		0-0 F8			0-0 74 1B 1B	3	0	0	0	0	1	1											
70 Brett Hayes, R OBP: 0.198, SLG: 0.133 41 Daniel Hudson, R 45 Matt Reynolds, L 85 Steve Hathaway, L 74 Carlos Rivera, R OBP: 0.300, SLG: 0.600 56 Keith Hessler, L		0-0 1B		0-0 G6-3		0-0 G4-3			0-0 1-2 1B	3	0	1	0	0	0	0											
25 Archie Bradley, R 89 Joey Krehbiel, R 22 Jake Lamb, L OBP: 0.419, SLG: 0.571 29 Brad Ziegler, R 15 Phil Gosselin, R OBP: 0.407, SLG: 0.520		0-3 K		0-3 K					0-0 E4 79 G4-6-3 1B	1	0	0	0	0	1	1											
13 Nick Ahmed, R OBP: 0.448, SLG: 0.857 79 Zach Borenstein, L OBP: 0.357, SLG: 0.480		0-0 1B		0-0 G4-3		0-0 G4-6-3			0-3 K	2	0	1	0	0	0	0											
Inning Stats	R: 1 E: 0 K: 1 S: 7	H: 2 LOB: 1 P: 8	R: 0 E: 0 K: 3 S: 11	H: 2 LOB: 2 BB: 0 P: 11	R: 0 E: 0 K: 1 S: 6	H: 1 LOB: 1 BB: 0 P: 6	R: 0 E: 0 K: 1 S: 5	H: 0 LOB: 0 BB: 0 P: 5	R: 1 E: 0 K: 1 S: 8	H: 1 LOB: 0 BB: 1 P: 11	R: 0 E: 0 K: 0 S: 3	H: 0 LOB: 0 BB: 0 P: 3	R: 2 E: 1 K: 1 S: 9	H: 4 LOB: 2 BB: 0 P: 9	R: 0 E: 1 K: 2 S: 8	H: 0 LOB: 1 BB: 0 P: 8	1B: 8 2B: 1 3B: 0 HR: 1	SF: 1 SAC: 0 DP: 1 HBP: 0	WP: 0 PB: 0 SB: 2 CS: 0	PA: 39							
PITCHER	IP	WLS	BF	H	R	ER	SO	BB	IBB	HBP	BLK	WP	HR	S	P	ERA	WHIP										
39 Jason Hammel, R ERA: 0.9	4.0	W	17	5	1	1	6	0	0	0	0	0	0	29	30	2.25	1.250										
55 Drew Rucinski, R ERA: 3.5	1.0		4	1	1	1	1	0	0	0	0	0	1	8	11	9.00	1.000										
13 Aaron Brooks, R ERA: 2.57	3.0	H	14	4	2	2	1	1	0	0	0	0	0	15	19	6.00	1.667										
48 Brandon Gomes, R ERA:	1.0		4	0	0	0	2	0	0	0	0	0	0	8	8	0.00	0.000										

Arizona Diamondbacks @ Chicago Cubs
Sloan Park, Mesa, AZ
Thu Mar 17 2016, 7:08 PM - 10:39 PM EDT
Att: 15,329 - Sunny - 88 F

AB 37
R 4
H 10
RBI 4
BB 1
SO 10
LOB 16



Batter	1	2	3	4	5	6	7	8	9	AB	R	H	RBI	BB	SO	LOB	BOTTOM										
24 Dexter Fowler, S OBP: 0.321, SLG: 0.542 78 Albert Almora Jr., R OBP: 0.231, SLG: 0.330	0-0 E4 3B	0-0 G3-1		0-3 K	1-0 G6-3			0-0 72 WP 72 HR 1B		3	1	1	0	0	1	1											
22 Jason Heyward, L OBP: 0.296, SLG: 0.500 72 John Andreoli, R OBP: 0.419, SLG: 0.889	4-0 44 S 17 2B BB	0-0 G4-3		0-0 44 SF8 3B	3-H K			3-2 HR		2	2	1	1	1	0	0											
44 Anthony Rizzo, L OBP: 0.346, SLG: 0.545 7 Arismendy Alcantara, S OBP: 0.448, SLG: 0.400	1-3 K		4-0 68 2B BB	0-0 SF8	0-0 F8			0-0 1B 1B		1	1	0	1	1	1	1											
17 Kris Bryant, R OBP: 0.231, SLG: 0.400 Matt Clark, L OBP: 0.429, SLG: 0.417	0-0 12 3B 2B		0-3 K	0-3 K	0-0 P4			0-0 99 G6-4-3 1B		3	1	1	1	0	2	1											
12 Kyle Schwarber, L OBP: 0.348, SLG: 0.400 19 Kristopher Negron, R OBP: 0.292, SLG: 0.699	0-0 68 HR 3B		4-0 68 2B BB		4-0 66 G6-3 BB			0-0 F3		1	1	1	1	2	0	0											
68 Jorge Soler, R OBP: 0.299, SLG: 0.435 99 Jason Vosler, L	1-1 HR		0-0 27 FC6-4 2B		0-0 G6-3			0-0 P6		3	1	2	3	0	0	1											
27 Addison Russell, R OBP: 0.269, SLG: 0.419 5 Juan Carlos Perez, R OBP: 0.148, SLG: 0.154	0-0 G6-3		0-0 FC6-4 2B		1-0 66 2B 15 3B HBP			0-0 F7		2	0	0	0	0	0	2											
66 Munenori Kawasaki, L OBP: 0.500, SLG: 0.524 13 Aaron Brooks, R 48 Brandon Gomes, R	0-0 G3-1		0-1 G5-3		0-0 15 3B 2B			0-3 K		3	1	1	1	0	0	2											
39 Jason Hammel, R 90 Victor Caratini, S OBP: 1.000, SLG: 2.000 55 Drew Rucinski, R 15 Tim Federowicz, R OBP: 0.350, SLG: 0.632		0-3 K		0-0 22 3B 2B		0-0 78 WP 3B		0-0 P6		1	0	0	0	0	0	0											
Inning Stats	R: 5 E: 1 K: 1 S: 10	H: 4 LOB: 0 BB: 1 P: 16	R: 0 E: 0 K: 1 S: 5	H: 0 LOB: 0 BB: 0 P: 5	R: 1 E: 0 K: 1 S: 7	H: 1 LOB: 2 BB: 2 P: 15	R: 2 E: 0 K: 2 S: 9	H: 2 LOB: 0 BB: 0 P: 9	R: 4 E: 0 K: 1 S: 7	H: 2 LOB: 1 BB: 1 P: 13	R: 1 E: 0 K: 0 S: 4	H: 1 LOB: 0 BB: 0 P: 4	R: 0 E: 0 K: 1 S: 5	H: 0 LOB: 0 BB: 0 P: 5	R: 2 E: 0 K: 0 S: 8	H: 4 LOB: 1 BB: 0 P: 11	1B: 3 2B: 4 3B: 4 HR: 3	SF: 1 SAC: 0 DP: 1 HBP: 1	WP: 2 PB: 0 SB: 3 CS: 0	PA: 42							
PITCHER	IP	WLS	BF	H	R	ER	SO	BB	IBB	HBP	BLK	WP	HR	S	P	ERA	WHIP										
25 Archie Bradley, R ERA: 9.0	2.1	L	15	5	6	6	3	3	0	0	0	0	0	1	33	23.14	3.429										
89 Joey Krehbiel, R ERA:	0.2		2	0	0	0	0	0	0	0	0	0	0	3	3	0.00	0.000										
29 Brad Ziegler, R ERA: 9.0	1.0		5	2	2	2	2	0	0	0	0	0	0	9	9	18.00	2.000										
19 Tyler Clippard, R ERA: 10.38	0.1		5	2	4	4	0	1	0	1	0	0	0	3	8	108.00	9.000										
89 Blake Perry, R ERA:	0.2		2	0	0	0	1	0	0	0	0	1	0	4	5	0.00	0.000										
41 Daniel Hudson, R ERA: 3.0	1.0		1	1	1	1	0	0	0	0	0	0	0	4	4	9.00	1.000										
45 Matt Reynolds, L ERA: 5.4	0.1		1	0	0	0	0	0	0	0	0	0	0	1	1	0.00	0.000										
85 Steve Hathaway, L ERA:	0.2		2	0	0	0	1	0	0	0	0	0	0	4	4	0.00	0.000										
56 Keith Hessler, L ERA: 6.75	1.0		6	4	2	2	0	0	0	0	0	1	1	8	11	18.00	4.000										

Arizona Diamondbacks @ Chicago Cubs
Sloan Park, Mesa, AZ
Thu Mar 17 2016, 7:08 PM - 10:39 PM EDT
Att: 15,329 - Sunny - 88 F

AB 36
R 15
H 14
RBI 13
BB 4
SO 7
LOB 14



Batter	1	2	3	4	5	6	7	8	9	AB	R	H	RBI	BB	SO	LOB	TOP					
30 Sócrates Brito, L OBP: 0.444, SLG: 0.618										4	1	2	0	1	1	1	Arizona Diamondbacks @ Seattle Mariners Peoria Stadium, Peoria, AZ Sat Mar 19 2016, 10:09 PM - 1:06 AM EDT Att: 11,319 - Clear - 81 F					
13 Nick Ahmed, R OBP: 0.395, SLG: 0.703									5	0	1	1	0	1	3							
16 Chris Owings, R OBP: 0.390, SLG: 0.378									4	0	1	0	1	2	2							
22 Jake Lamb, L OBP: 0.410, SLG: 0.485									3	0	0	0	1	1	2							
5 Rickie Weeks Jr., R OBP: 0.485, SLG: 0.519									4	0	0	0	0	0	4							
79 Zach Borenstein, L OBP: 0.389, SLG: 0.467									3	1	0	0	1	1	1							
16 Victor Reyes, S (7, 9)									0	0	0	0	0	0	0							
14 Peter O'Brien, R OBP: 0.304, SLG: 0.590									4	1	1	0	0	0	1							
90 Rudy Flores, L (8, 3)									0	0	0	0	0	0	0							
70 Brett Hayes, R OBP: 0.263, SLG: 0.278									3	1	2	0	0	1	0							
89 Stryker Trahan, L (8, PH)									1	0	0	0	0	0	0							
86 Dan Rohlfing, R (8, 2)									0	0	0	0	0	0	0							
77 Evan Marzilli, L OBP: 0.389, SLG: 0.676									4	0	1	3	0	0	1							
Inning Stats	R: 0 E: 1 K: 1 S: 8	H: 1 LOB: 2 BB: 1 P: 14	R: 1 E: 0 K: 0 S: 11	H: 2 LOB: 1 BB: 0 P: 15	R: 0 E: 1 K: 2 S: 10	H: 0 LOB: 1 BB: 0 P: 12	R: 0 E: 0 K: 1 S: 9	H: 0 LOB: 0 BB: 0 P: 16	R: 1 E: 0 K: 0 S: 12	H: 2 LOB: 1 BB: 2 P: 19	R: 2 E: 0 K: 0 S: 18	H: 2 LOB: 2 BB: 2 P: 31	R: 0 E: 0 K: 2 S: 11	H: 0 LOB: 1 BB: 1 P: 20	R: 0 E: 0 K: 0 S: 4	H: 0 LOB: 0 BB: 0 P: 6	R: 0 E: 0 K: 1 S: 7	H: 1 LOB: 0 BB: 0 P: 8	1B: 5 2B: 1 3B: 2 HR: 0	SF: 0 SAC: 0 DP: 0 HBP: 0	WP: 0 PB: 0 SB: 0 CS: 0	PA: 40
PITCHER	IP WLS BF H R ER SO BB IBB HBP BLK WP HR S P ERA WHIP																					
34 Félix Hernández, R ERA: 5.68	4.0	B	17	3	1	1	4	1	0	0	0	0	0	0	0	0	2.25	1.000				
37 Mike Montgomery, L ERA: 1.5	1.0	B	5	2	1	1	0	0	0	0	0	0	0	0	0	12	9.00	2.000				
50 Blake Parker, R ERA: 3.18	0.2	L	6	2	2	2	0	2	0	0	0	0	0	0	15	27.00	6.000					
38 Vidal Nuño, L ERA: 4.66	1.1		5	0	0	0	2	1	0	0	0	0	0	14	24	0.00	0.750					
91 Dan Altavilla, R ERA:	1.0		3	0	0	0	0	0	0	0	0	0	0	4	6	0.00	0.000					
Batter	1	2	3	4	5	6	7	8	9	AB	R	H	RBI	BB	SO	LOB	BOTTOM					
12 Leonys Martin, L OBP: 0.265, SLG: 0.313										3	0	0	0	0	1	0	Arizona Diamondbacks @ Seattle Mariners Peoria Stadium, Peoria, AZ Sat Mar 19 2016, 10:09 PM - 1:06 AM EDT Att: 11,319 - Clear - 81 F					
86 Austin Cousino, L (6, 8)									2	0	0	0	0	1	0							
4 Ketel Marte, S OBP: 0.257, SLG: 0.375									3	0	1	0	1	0	0							
54 Bengie González, S OBP: 0.563, SLG: 0.417									1	0	0	0	0	1	0							
22 Robinson Canó, L OBP: 0.344, SLG: 0.710									4	0	1	0	0	0	3							
71 Tyler Smith, R OBP: 0.381, SLG: 0.421									1	0	0	0	0	1	0							
23 Nelson Cruz, R OBP: 0.179, SLG: 0.200									4	0	0	0	0	1	4							
85 Austin Wilson, R (8, 9)									0	0	0	0	0	0	0							
26 Adam Lind, L OBP: 0.400, SLG: 0.722									2	1	1	0	1	1	0							
85 Dalton Kelly, L OBP: 1.000, SLG: 1.000									1	0	1	0	0	0	0							
32 Steve Clevenger, L OBP: 0.353, SLG: 0.375									2	0	1	0	0	0	0							
28 Steven Baron, R OBP: 0.300, SLG: 0.400									2	0	0	0	0	0	2							
68 Efrén Navarro, L OBP: 0.242, SLG: 0.357									4	1	1	2	0	2	3							
5 Ed Lucas, R OBP: 0.353, SLG: 0.355									4	0	3	0	0	0	1							
81 Zach Shank, R (8, PR)									0	0	0	0	0	0	0							
73 Dario Pizzano, L OBP: 0.333, SLG: 0.400									2	0	0	0	0	1	1							
86 Alex Jackson, R (7, 10)									2	0	0	0	0	1	4							
Inning Stats	R: 0 E: 0 K: 1 S: 7	H: 0 LOB: 0 BB: 0 P: 11	R: 1 E: 0 K: 0 S: 13	H: 2 LOB: 1 BB: 0 P: 17	R: 0 E: 1 K: 1 S: 9	H: 0 LOB: 2 BB: 1 P: 14	R: 1 E: 0 K: 1 S: 11	H: 2 LOB: 1 BB: 0 P: 17	R: 0 E: 0 K: 1 S: 7	H: 1 LOB: 1 BB: 0 P: 13	R: 0 E: 0 K: 1 S: 10	H: 1 LOB: 2 BB: 1 P: 19	R: 0 E: 0 K: 0 S: 9	H: 1 LOB: 1 BB: 0 P: 13	R: 0 E: 0 K: 2 S: 17	H: 2 LOB: 2 BB: 0 P: 25	R: 0 E: 0 K: 3 S: 9	H: 0 LOB: 0 BB: 0 P: 13	1B: 7 2B: 0 3B: 1 HR: 1	SF: 0 SAC: 0 DP: 0 HBP: 0	WP: 0 PB: 0 SB: 1 CS: 0	PA: 39
PITCHER	IP WLS BF H R ER SO BB IBB HBP BLK WP HR S P ERA WHIP																					
34 Tyler Wagner, R ERA: 4.5	5.0	W	22	5	2	2	4	1	0	0	0	0	0	0	1	5	3.60	1.200				
59 Scott Rice, L ERA:	0.0		1	0	0	0	0	1	0	0	0	0	0	1	5	∞	∞					
55 Josh Collmenter, R ERA: 8.1	2.0	H	8	2	0	0	1	0	0	0	0	0	0	18	27	0.00	1.000					
75 Kaleb Fleck, R ERA:	1.0	H	5	2	0	0	2	0	0	0	0	0	0	17	25	0.00	2.000					
36 Enrique Burgos, R ERA: 1.8	1.0	S	3	0	0	0	3	0	0	0	0	0	0	9	13	0.00	0.000					

Batter	1	2	3	4	5	6	7	8	9	AB	R	H	RBI	BB	SO	LOB	TOP					
7 Colin Walsh, S OBP: 0.400, SLG: 0.344	G1-3		F9		L8		K			4	0	0	0	0	1	2						
5 Jonathan Villar, S OBP: 0.216, SLG: 0.286 Isan Diaz, L	K		G6-3		E5		F8			4	0	1	0	0	1	0						
15 Will Middlebrooks, R OBP: 0.290, SLG: 0.286 35 Shane Peterson, L	P3		G6-3		K		G6-3			3	0	0	0	0	1	2						
16 Domingo Santana, R OBP: 0.600, SLG: 0.792 Tyrone Taylor, R	E5		2B		BB		G6-3			3	1	1	0	1	0	1						
2 Scooter Gennett, L OBP: 0.600, SLG: 1.100 90 Nate Orf, R	2B		BB		K		K			3	0	2	1	0	1	1						
12 Martin Maldonado, R OBP: 0.296, SLG: 0.393 99 Nick Ramirez, L	K		K		K		G5-3			3	0	0	0	0	2	4						
24 Eric Young Jr., S OBP: 0.125, SLG: 0.125 68 Adam Weisenburger, R	E5		K		K		G4-3			3	0	0	0	0	1	3						
23 Keon Broxton, R OBP: 0.500, SLG: 0.370	G6-3		G4-3		G4-3		7 WP BLK			4	0	1	0	0	1	2						
71 Josh Hader, L 93 Austin Ross, L 46 Corey Knebel, R Monte Harrison, R 32 David Goforth, R 91 Javier Betancourt, R 18 Jaye Chapman, R	K		K		5E 5B		K			1	0	0	0	0	1	0						
Inning Stats	R: 0 E: 0 K: 1 S: 5	H: 0 LOB: 0 BB: 0 P: 6	R: 1 E: 2 K: 1 S: 10	H: 1 LOB: 1 BB: 0 P: 17	R: 0 E: 0 K: 1 S: 6	H: 0 LOB: 0 BB: 0 P: 7	R: 0 E: 0 K: 2 S: 12	H: 1 LOB: 2 BB: 1 P: 23	R: 0 E: 1 K: 1 S: 9	H: 2 LOB: 2 BB: 0 P: 14	R: 0 E: 0 K: 1 S: 8	H: 1 LOB: 1 BB: 0 P: 11	R: 0 E: 0 K: 2 S: 12	H: 1 LOB: 1 BB: 0 P: 21	R: 1 E: 0 K: 1 S: 15	H: 2 LOB: 1 BB: 0 P: 23	R: 0 E: 0 K: 1 S: 7	H: 0 LOB: 0 BB: 0 P: 10	1B: 6 2B: 2 HR: 0	SF: 0 SAC: 0 DP: 1 HBP: 0	WP: 1 PB: 0 CS: 0	PA: 36
PITCHER	IP WLS BF H R ER SO BB IBB HBP BLK WP HR S P ERA WHIP																					
46 Patrick Corbin, L ERA: 0.63	5.1	23	5	1	0	7	1	0	0	0	0	0	0	0	47	74	0.00	1.125				
41 Daniel Hudson, R ERA: 2.35	1.2	5	1	0	2	0	0	0	1	1	0	15	25	0.00	0.600							
29 Brad Ziegler, R ERA: 9.0	1.0	5	2	1	1	1	0	0	0	0	0	15	23	9.00	2.000							
61 Silvano Bracho, R ERA:	1.0	W 3	0	0	0	1	0	0	0	0	0	7	10	0.00	0.000							

Milwaukee Brewers @ Arizona Diamondbacks
Salt River Fields at Talking Stick, Scottsdale, AZ

Mon Mar 21 2016, 9:41 PM - 12:45 AM EDT
Att: 11,011 - Partly Cloudy - 84 F

livebaseballscorecards.com

AB 35
R 2
H 8
RBI 2
BB 1
SO 11
LOB 17




Batter	1	2	3	4	5	6	7	8	9	AB	R	H	RBI	BB	SO	LOB	BOTTOM					
2 Jean Segura, R OBP: 0.553, SLG: 0.811 15 Phil Gosselin, R OBP: 0.432, SLG: 0.594	BB		K		F9		G1-4-3		BB	2	0	0	0	1	1	0						
13 Nick Ahmed, R OBP: 0.419, SLG: 0.738	K		2B		G1-3		G1-3		BB	5	1	3	1	0	1	1						
44 Paul Goldschmidt, R OBP: 0.370, SLG: 0.457 14 Peter O'Brien, R OBP: 0.313, SLG: 0.522	BB		F9		F9		24B		BB	2	0	1	0	0	0	1						
6 David Peralta, L OBP: 0.318, SLG: 0.306 4 Jason Bourgeois, R OBP: 0.275, SLG: 0.359	K		L7		L7		24B		BB	2	0	0	0	1	1	2						
24 Yasmany Tomás, R OBP: 0.438, SLG: 0.533 5 Rickie Weeks Jr., R OBP: 0.500, SLG: 0.519	G4-3		K		K		BB		BB	3	0	1	1	0	1	2						
22 Jake Lamb, L OBP: 0.405, SLG: 0.457 27 Brandon Drury, R OBP: 0.419, SLG: 0.737	G5-4-3		G5-3		G5-3		F8		BB	2	0	0	0	1	0	3						
8 Tuffy Gosewisch, R OBP: 0.115, SLG: 0.200 70 Brett Hayes, R OBP: 0.300, SLG: 0.278 60 Todd Glaesmann, R OBP: 0.417, SLG: 0.333	G5-4-3		G6-3		G6-3		G6-3		BB	3	0	0	0	0	1	0						
46 Patrick Corbin, L OBP: 0.250, SLG: 0.500 41 Daniel Hudson, R	K		G6-3		G6-3		K		SH1-4	2	0	0	0	0	0	0						
16 Chris Owings, R OBP: 0.381, SLG: 0.368 77 Evan Marzilli, L OBP: 0.389, SLG: 0.676	K		K		K		K		BB	1	0	0	0	0	1	0						
30 Sócrates Brito, L OBP: 0.410, SLG: 0.568 29 Brad Ziegler, R 61 Silvano Bracho, R	K		K		K		F8		G4-3	3	0	0	0	0	2	0						
1 Joaquin Arias, R OBP: 0.296, SLG: 0.269										1	0	0	0	0	2							
Inning Stats	R: 0 E: 0 K: 2 S: 15	H: 0 LOB: 2 BB: 1 P: 27	R: 0 E: 0 K: 1 S: 9	H: 0 LOB: 1 BB: 1 P: 14	R: 0 E: 0 K: 2 S: 11	H: 1 LOB: 0 BB: 0 P: 21	R: 0 E: 0 K: 1 S: 6	H: 0 LOB: 0 BB: 0 P: 8	R: 0 E: 0 K: 1 S: 7	H: 0 LOB: 0 BB: 0 P: 9	R: 1 E: 0 K: 0 S: 15	H: 2 LOB: 3 BB: 1 P: 27	R: 0 E: 0 K: 1 S: 9	H: 0 LOB: 0 BB: 0 P: 12	R: 1 E: 0 K: 1 S: 14	H: 2 LOB: 2 BB: 1 P: 23	R: 1 E: 0 K: 0 S: 8	H: 1 LOB: 2 BB: 2 P: 16	1B: 3 2B: 2 3B: 1 HR: 0	SF: 0 SAC: 1 DP: 1 HBP: 1	WP: 0 PB: 0 CS: 0	PA: 38
PITCHER	IP WLS BF H R ER SO BB IBB HBP BLK WP HR S P ERA WHIP																					
71 Josh Hader, L ERA: 1.29	3.0	12	1	0	0	5	2	0	0	0	0	0	13	17	0.00	0.000						
93 Austin Ross, R ERA:	2.0	H 6	0	0	0	2	0	0	0	0	0	15	27	9.00	3.000							
46 Corey Knebel, R ERA: 9.0	1.0	B 6	2	1	1	0	1	0	0	0	0	23	35	4.50	1.500							
32 David Goforth, R ERA: 5.0	2.0	L 5	1	1	1	0	2	0	0	0	0	8	16	13.50	4.500							

Milwaukee Brewers @ Arizona Diamondbacks
Salt River Fields at Talking Stick, Scottsdale, AZ

Mon Mar 21 2016, 9:41 PM - 12:45 AM EDT
Att: 11,011 - Partly Cloudy - 84 F

livebaseballscorecards.com

AB 30
R 3
H 6
RBI 3
BB 6
SO 9
LOB 15



Batter	1	2	3	4	5	6	7	8	9	10	AB	R	H	RBI	BB	SO	LOB	TOP
2 Denard Span, L OBP: 0.300, SLG: 0.541 66 Gorkys Hernández, R OBP: 0.370, SLG: 0.425											4	2	2	1	0	0	1	
16 Ángel Pagán, S OBP: 0.517, SLG: 0.640 82 Austin Slater, R											3	0	1	0	1	0	2	
5 Matt Duffy, R OBP: 0.297, SLG: 0.495 82 Christian Arroyo, R OBP: 0.588, SLG: 0.786											4	0	0	0	0	2	3	
8 Hunter Pence, R OBP: 0.478, SLG: 1.130 81 Junior Arias, R OBP: 0.235, SLG: 0.235											4	3	3	3	0	1	0	
35 Brandon Crawford, L Chris Stratton, R 57 Mike Broadway, R 90 Jake Dunning, R 77 Aramis Garcia, R											2	1	0	0	1	0	0	
37 Kelyb Tomlinson, R OBP: 0.318, SLG: 0.333											5	1	2	2	0	2	0	
10 George Kottaras, L OBP: 0.273, SLG: 0.250 43 Ricky Romero, R											4	0	0	0	1	4	1	
17 Grant Green, R OBP: 0.289, SLG: 0.465											4	0	1	0	0	3	2	
71 Ty Blach, R											2	0	0	0	0	1	1	
84 Rando Moreno, S OBP: 0.353, SLG: 0.467											2	0	1	0	0	1	0	
Inning Stats	R: 4 E: 1 K: 2 S: 13	H: 3 LOB: 0 BB: 1 P: 26	R: 1 E: 0 K: 2 S: 12	H: 2 LOB: 1 BB: 0 P: 18	R: 1 E: 0 K: 2 S: 9	H: 1 LOB: 0 BB: 0 P: 15	R: 0 E: 1 K: 0 S: 8	H: 0 LOB: 0 BB: 0 P: 12	R: 0 E: 0 K: 2 S: 8	H: 0 LOB: 1 BB: 1 P: 15	R: 1 E: 0 K: 2 S: 19	H: 3 LOB: 3 BB: 1 P: 30	R: 0 E: 0 K: 2 S: 9	H: 0 LOB: 0 BB: 0 P: 15	1B: 4 2B: 3 3B: 1 HR: 3	SF: 0 SAC: 0 DP: 1 HBP: 0	WP: 0 PB: 0 SB: 1 CS: 1	PA: 43
PITCHER	IP 5.2	WLS 25	BF 7	H 6	R 5	ER 9	SO 9	BB 1	IBB 0	HBP 0	BLK 0	WP 0	HR 2	S 55	P 91	ERA 7.94	WHIP 1.412	
PITCHER	IP 1.0	WLS 3	BF 0	H 0	R 0	ER 0	SO 3	BB 0	IBB 0	HBP 0	BLK 0	WP 0	HR 0	S 10	P 15	ERA 0.00	WHIP 0.000	

San Francisco Giants @ Arizona Diamondbacks
Salt River Fields at Talking Stick, Scottsdale, AZ
Tue Mar 22 2016, 10:13 PM - 1:33 AM EDT
Att: 12,713 - Partly Cloudy - 72 F

livebaseballscorecards.com

AB 40
R 7
H 10
RBI 6
BB 3
SO 18
LOB 13

GIANTS

Batter	1	2	3	4	5	6	7	8	9	10	AB	R	H	RBI	BB	SO	LOB	BOTTOM						
2 Jean Segura, R OBP: 0.537, SLG: 0.775 15 Phil Gosselin, R OBP: 0.436, SLG: 0.576											3	0	1	1	0	0	2							
16 Chris Owings, R OBP: 0.391, SLG: 0.381 83 Sean Jamieson, R OBP: 0.333, SLG: 0.333											4	2	2	0	0	0	1							
44 Paul Goldschmidt, R OBP: 0.386, SLG: 0.500 1 Joaquin Arias, R OBP: 0.310, SLG: 0.286											3	0	2	0	0	0	0							
6 David Peraltá, L 61 Silvino Bracho, R 58 Adam Loewen, L 36 Enrique Burgos, R 93 Mitch Haniger, R 85 Steve Hathaway, L											4	0	0	0	0	0	3							
7 Wellington Castillo, R OBP: 0.345, SLG: 1.144 70 Brett Hayes, R OBP: 0.316, SLG: 0.263											2	0	1	0	1	0	1							
24 Yeanyman Tomás, R OBP: 0.421, SLG: 0.556 33 Jake Barrett, R											3	1	1	0	0	0	2							
22 Jake Lamb, L OBP: 0.432, SLG: 0.486 27 Brandon Drury, R OBP: 0.391, SLG: 0.683											2	1	2	0	0	0	0							
12 Rubby De La Rosa, R											0	0	0	0	0	0	0							
14 Peter O'Brien, R OBP: 0.314, SLG: 0.571											3	1	1	3	0	1	0							
4 Jason Bourgeois, R OBP: 0.256, SLG: 0.333 30 Sócrates Brito, L OBP: 0.425, SLG: 0.579											3	0	0	1	0	1	3							
Inning Stats	R: 1 E: 0 K: 0 S: 11	H: 2 LOB: 1 BB: 0 P: 20	R: 1 E: 0 K: 0 S: 9	H: 2 LOB: 1 BB: 0 P: 15	R: 1 E: 0 K: 0 S: 13	H: 3 LOB: 1 BB: 0 P: 18	R: 1 E: 0 K: 0 S: 6	H: 2 LOB: 1 BB: 0 P: 7	R: 0 E: 0 K: 0 S: 9	H: 0 LOB: 1 BB: 0 P: 19	R: 0 E: 0 K: 3 S: 9	H: 0 LOB: 0 BB: 0 P: 12	R: 0 E: 0 K: 0 S: 14	H: 1 LOB: 1 BB: 0 P: 20	R: 3 E: 0 K: 0 S: 14	H: 2 LOB: 1 BB: 3 P: 30	R: 0 E: 0 K: 2 S: 9	H: 0 LOB: 0 BB: 0 P: 16	R: 0 E: 0 K: 1 S: 12	H: 0 LOB: 0 BB: 0 P: 16	1B: 9 2B: 2 3B: 0 HR: 1	SF: 0 SAC: 2 DP: 3 HBP: 0	WP: 1 PB: 0 SB: 2 CS: 0	PA: 44
PITCHER	IP 4.0	WLS 9	BF 13	H 4	R 4	ER 3	SO 3	BB 0	IBB 0	HBP 0	BLK 0	WP 0	HR 1	S 39	P 60	ERA 9.00	WHIP 2.250							
PITCHER	IP 3.0	WLS H	BF 5	H 2	R 1	ER 1	SO 1	BB 0	IBB 0	HBP 0	BLK 0	WP 0	HR 0	S 10	P 18	ERA 9.00	WHIP 3.000							

San Francisco Giants @ Arizona Diamondbacks
Salt River Fields at Talking Stick, Scottsdale, AZ
Tue Mar 22 2016, 10:13 PM - 1:33 AM EDT
Att: 12,713 - Partly Cloudy - 72 F

livebaseballscorecards.com

AB 38
R 7
H 12
RBI 5
BB 4
SO 6
LOB 16

GIANTS

Batter	1	2	3	4	5	6	7	8	9	AB	R	H	RBI	BB	SO	LOB	TOP									
2 Jean Segura, R (1,4) 83 Domingo Leyba, S (7,FR) OBP: 0.543, SLG: 0.750 OBP: 0.167, SLG: 0.200	1-1 30 S 15 3B 1B	4-2 30 G3 15 1B BB		2-0 G6-3 1-2		2-3 K 1-2	0-0 87 S 1B		1-0 FC4-6 1 1B 1-2	4 2 2 0 1 1 1 1 0 0 0 0 0 1																
30 Sócrates Brito, L (1,8) 87 Johnny Omahen, R (6,1) 91 RJ Hively, R (8,1) 1 Joaquin Arias, R (9,PH) OBP: 0.375, SLG: 0.500 OBP: 0.323, SLG: 0.300	2-2 G6-3 1-2	2-1 G3 1-2		1-3 K 1-2		2-2 P4 1-2 2-3	2-3 K 1-3		1-0 1B 1-3	4 0 0 0 0 1 3 1 0 0 0 0 1 2 0 0 0 0 0 0 0 1 0 1 0 0 0 0																
15 Phil Gosselin, R (1,3) 85 Steve Hathaway, L (9,1)	3-2 6 1B 2H 3B	0-1		1-0 L3		1-3 K 1-3	1-3 K 1-3			5 1 2 2 0 2 4 0 0 0 0 0 0 0																
6 David Peralta, L (1,9) 85 Chuck Taylor, S (7,FR) OBP: 0.308, SLG: 0.279 OBP: 0.344, SLG: 0.590	0-0 24 1B 22 SF9 3H 1B	1-2 F8 1B			1-1 G3		4-0 24 2B BB	0-1 L4		3 1 1 1 1 0 1 1 1 0 0 0 0 0																
24 Yasmany Tomás, R (1,7) 14 Peter O'Brien, R (7,FR) OBP: 0.478, SLG: 0.682 OBP: 0.315, SLG: 0.558	1-0 16 2B 1B				1-0 16 BB 2B		1 SAFE 1 SAFE 4 3B 2B	0-0 27 G5-3 1B		4 1 3 1 0 1 0 1 1 1 0 0 0 0																
22 Jake Lamb, L (1,5) 27 Brandon Drury, R (7,FR) OBP: 0.489, SLG: 0.579 OBP: 0.373, SLG: 0.630	1-1 SF9 3H 2B			4-2 16 FC6-4 BB	4-2 16 BB BB		1-0 4 3B HBP	3-2 G5-3 1-2		0 0 0 1 2 0 0 1 1 0 0 0 0 1																
16 Chris Owings, R (1,6) 75 Kaleb Fleck, R (5,1) 4 Jason Bourgeois, R (6,8)	2-1 1H 2B			3-2 FC6-4 1-2	4-1 1-2 2-3 BB		1-2 1H 2H 8 1B 3B	2-2 F8		2 0 1 1 1 0 1 0 0 0 0 0 0 0 2 1 1 2 0 0 1																
8 Tuffy Gosewisch, R (1,2) 70 Brett Hayes, R (7,2)	3-3 K 3			1-0 F8	1-3 K 2		1-1 13 FC6-4 1B	4-2 83 FC4-6 BB		4 0 1 1 0 2 5 0 0 0 0 1 0 0																
92 Anthony Banda, L (1,1) 5 Rickie Weeks Jr., R (4,PH) 33 Jake Barrett, R (4,1) 13 Nick Ahmed, R (5,PH) OBP: 0.388, SLG: 0.688				2-2 E6 2 WP K	2-3 K 3		2-2 FC6-4 87 S 2 1B 1-2	1 SAFE 2-3 K 1		1 0 0 0 0 1 0 1 0 0 0 0 0 0 0 0 0 0 0 0 0 3 0 0 0 0 2 6																
Inning Stats	R: 4 E: 0 K: 1 S: 19	H: 5 LOB: 1 BB: 0 P: 32	R: 1 E: 0 K: 1 S: 13	H: 1 LOB: 1 BB: 21	R: 0 E: 0 K: 1 S: 12	H: 0 LOB: 1 BB: 1 P: 22	R: 0 E: 1 K: 1 S: 9	H: 0 LOB: 1 BB: 0 P: 15	R: 0 E: 0 K: 2 S: 16	H: 1 LOB: 3 BB: 2 P: 29	R: 0 E: 0 K: 2 S: 14	H: 0 LOB: 0 BB: 1 P: 19	R: 4 E: 0 K: 2 S: 19	H: 4 LOB: 3 BB: 1 P: 33	R: 0 E: 0 K: 0 S: 10	H: 1 LOB: 1 BB: 0 P: 15	R: 0 E: 0 K: 1 S: 8	H: 1 LOB: 2 BB: 1 P: 16	1B: 8 2B: 3 HR: 0	SF: 1 SAC: 0 HBP: 1	WP: 1 PB: 0 SB: 3 CS: 0	PA: 47				
PITCHER	IP WLS BF H R ER SO BB IBB HBP BLK WP HR S P ERA WHIP	29 Colin Rea, R (1,1) ERA: 5.82	57 Leonel Campos, R (4,1) ERA: 2.7	61 Luis Perdomo, R (5,1) ERA: 15.43	23 Carlos Villanueva, R (6,1) ERA: 9.45	54 Matt Thornton, L (7,1) ERA: 8.31	89 T.J. Weir, R (7,1) ERA: 3.38	64 Daniel McCutchen, R (8,1) ERA: 3.38	78 José Domínguez, R (9,1) ERA: 1.00	IP WLS BF H R ER SO BB IBB HBP BLK WP HR S P ERA WHIP	89 T.J. Weir, R (7,1) ERA: 3.38	64 Daniel McCutchen, R (8,1) ERA: 3.38	78 José Domínguez, R (9,1) ERA: 1.00	IP WLS BF H R ER SO BB IBB HBP BLK WP HR S P ERA WHIP	89 T.J. Weir, R (7,1) ERA: 3.38	64 Daniel McCutchen, R (8,1) ERA: 3.38	78 José Domínguez, R (9,1) ERA: 1.00	IP WLS BF H R ER SO BB IBB HBP BLK WP HR S P ERA WHIP	89 T.J. Weir, R (7,1) ERA: 3.38	64 Daniel McCutchen, R (8,1) ERA: 3.38	78 José Domínguez, R (9,1) ERA: 1.00	IP WLS BF H R ER SO BB IBB HBP BLK WP HR S P ERA WHIP	89 T.J. Weir, R (7,1) ERA: 3.38	64 Daniel McCutchen, R (8,1) ERA: 3.38	78 José Domínguez, R (9,1) ERA: 1.00	IP WLS BF H R ER SO BB IBB HBP BLK WP HR S P ERA WHIP
Batter	1	2	3	4	5	6	7	8	9	AB	R	H	RBI	BB	SO	LOB	BOTTOM									
24 Jon Jay, L (1,8) 92 Auston Bousfield, R (7,FR) OBP: 0.365, SLG: 0.510 OBP: 0.500, SLG: 0.660	3-2 F8 1B	1-3 K 1B			1-2 G4-3 3		0-0 8 FC4-6 1B		2-1 G6-3 1	4 0 1 1 0 0 1 0 1 0 0 0 0 0 0 0																
3 Derek Norris, R (1,2) 23 Carlos Villanueva, R (7,1) 54 Matt Thornton, L (7,1) 89 T.J. Weir, R (7,PH) 8 Jemile Weeks, S (8,4) OBP: 0.407, SLG: 0.571 ERA: 15.43	3-3 K 2			1-0 1B	2-1 G6-3 3		0-2 FC4-6 32 E 1-2		1-1 G6-3 2	3 0 1 1 0 0 1 0 0 0 0 0 0 0 0 0 0 0 0 0 0 0 0 0 2 0 0 1 0 0 0 1																
27 Matt Kemp, R (1,9) 32 Jabari Blass, R (7,9) OBP: 0.442, SLG: 0.541 OBP: 0.348, SLG: 0.474	1-3 K 3			1-1 F8 1B		0-0 G5-3 1	1-3 K 3		2-3 K 3	3 0 0 0 0 1 1 2 0 0 0 0 2 1																
4 Wil Myers, R (1,3) 9 Adam Rosales, R (6,FR) OBP: 0.333, SLG: 0.444 OBP: 0.395, SLG: 0.544		1-1 HR 1B		0-1 P6 1B		2-1 10 BB 73 2B 1B		4-1 26 1B 5 1B BB		3 1 2 1 0 0 1 0 2 0 0 1 0 0																
26 Yangervis Solarte, S (1,5) 92 Diego Goris, R (8,FR) OBP: 0.306, SLG: 0.283		2-1 E4 10 1B 2 2B		1-0 F7 1B		0-0 F9 1B		0-0 5 1B 73 1B 1B		4 1 1 1 0 0 0 2 0 1 0 0 0 0 0 0																
10 Alexei Ramirez, R (1,6) 5 Alexi Amarista, L (8,6) OBP: 0.341, SLG: 0.474 OBP: 0.306, SLG: 0.364		1-1 2 2B 1B		2-3 K 1		4-2 73 2B BB		1-0 73 1B 1B		2 1 1 0 1 1 0 1 0 1 1 0 0 0																
2 B.J. Upton, R (1,7) 73 José Pirela, R (6,7) OBP: 0.412 OBP: 0.326, SLG: 0.442		0-1 15 G4-3 29 BLK 1H 2H 2B		1-2 F9 2B		1-0 1H 2H 2B		1-3 11 G4-6-3 1B		2 1 1 2 0 0 0 2 0 2 2 0 0 0																
15 Cory Spangenberg, L (1,4) 64 Daniel McCutchen, R (8,1) 18 Austin Hedges, R (8,PH) 78 José Domínguez, R (9,1)		1-1 G4-3 2-3		1-3 K 3			0-0 L6 1B	1-3 SAFE K 1		3 0 0 0 0 1 1 0 0 0 0 0 0 0 1 0 0 0 0 1 2 0 0 0 0 0 0 0																
29 Colin Rea, R (1,1) 57 Leonel Campos, R (4,1) 61 Luis Perdomo, R (5,1) 12 Christian Bethancourt, R (PH) 11 Erik Krasuzki, R (6,2) OBP: 0.357, SLG: 0.520 OBP: 0.300, SLG: 0.409		2-2 F8 3H 1B			1-3 K 1		0-2 24 1B 8 FC4-6 1B	2-1 G4-6-3 1B		1 0 1 0 0 0 0 1 0 2 1 1 0 0 0 2																
Inning Stats	R: 0 E: 0 K: 2 S: 10	H: 0 LOB: 0 BB: 0 P: 17	R: 4 E: 1 K: 1 S: 16	H: 3 LOB: 0 BB: 0 P: 24	R: 0 E: 0 K: 0 S: 6	H: 1 LOB: 0 BB: 0 P: 9	R: 0 E: 0 K: 2 S: 9	H: 0 LOB: 0 BB: 0 P: 13	R: 0 E: 0 K: 1 S: 10	H: 0 LOB: 0 BB: 0 P: 14	R: 1 E: 0 K: 0 S: 7	H: 2 LOB: 3 BB: 1 P: 14	R: 1 E: 1 K: 1 S: 12	H: 2 LOB: 2 BB: 0 P: 13	R: 2 E: 0 K: 1 S: 11	H: 3 LOB: 2 BB: 1 P: 21	R: 0 E: 0 K: 1 S: 7	H: 0 LOB: 0 BB: 0 P: 12	1B: 8 2B: 2 3B: 0 HR: 1	SF: 0 SAC: 0 DP: 1 HBP: 0	WP: 0 PB: 0 SB: 0 CS: 0	PA: 39				
PITCHER	IP WLS BF H R ER SO BB IBB HBP BLK WP HR S P ERA WHIP	92 Anthony Banda, L (1,1) ERA: 9.0	33 Jake Barrett, R (4,1) ERA: 1.08	75 Kaleb Fleck, R (5,1) ERA: 1.08	87 Johnny Omahen, R (6,1) ERA: 18.0	91 RJ Hively, R (8,1) ERA: 1.08	85 Steve Hathaway, L (9,1) ERA: 1.08	IP WLS BF H R ER SO BB IBB HBP BLK WP HR S P ERA WHIP	85 Steve Hathaway, L (9,1) ERA: 1.08	IP WLS BF H R ER SO BB IBB HBP BLK WP HR S P ERA WHIP	85 Steve Hathaway, L (9,1) ERA: 1.08	IP WLS BF H R ER SO BB IBB HBP BLK WP HR S P ERA WHIP	85 Steve Hathaway, L (9,1) ERA: 1.08	IP WLS BF H R ER SO BB IBB HBP BLK WP HR S P ERA WHIP	85 Steve Hathaway, L (9,1) ERA: 1.08	IP WLS BF H R ER SO BB IBB HBP BLK WP HR S P ERA WHIP	85 Steve Hathaway, L (9,1) ERA: 1.08	IP WLS BF H R ER SO BB IBB HBP BLK WP HR S P ERA WHIP	85 Steve Hathaway, L (9,1) ERA: 1.08	IP WLS BF H R ER SO BB IBB HBP BLK WP HR S P ERA WHIP	85 Steve Hathaway, L (9,1) ERA: 1.08	IP WLS BF H R ER SO BB IBB HBP BLK WP HR S P ERA WHIP	85 Steve Hathaway, L (9,1) ERA: 1.08	IP WLS BF H R ER SO BB IBB HBP BLK WP HR S P ERA WHIP		

Arizona Diamondbacks @ San Diego Padres
Peoria Stadium, Peoria, AZ
Thu Mar 24 2016, 4:11 PM - 7:33 PM EDT
Att: 7,151 - Sunny - 79 F

AB 39
R 9
H 13
RBI 9
BB 6
SO 11
LOB 26



Arizona Diamondbacks @ San Diego Padres
Peoria Stadium, Peoria, AZ
Thu Mar 24 2016, 4:11 PM - 7:33 PM EDT
Att: 7,151 - Sunny - 79 F

AB 37
R 8
H 11
RBI 7
BB 2
SO 9
LOB 11



Batter	1	2	3	4	5	6	7	8	9	AB	R	H	RBI	BB	SO	LOB	TOP							
30 Sócrates Brito, L (1, 9) OBP: 0.362, SLG: 0.455	F8			G4-3		G3	BB		K2-3	4	0	0	0	1	1	0								
16 Chris Owings, R (1, 6) OBP: 0.410, SLG: 0.556	G5-3			HR		F8	L7			4	1	1	1	0	0	2								
22 Jake Lamb, L (1, 5) OBP: 0.491, SLG: 0.717	K			P6						4	0	2	0	0	1	0								
85 Mike Freeman, L (8, PR) OBP: 0.333, SLG: 0.500						1B				0	0	0	0	0	0	0								
5 Rickie Weeks Jr., R (1, 10) OBP: 0.465, SLG: 0.441		F8		K		G5-3			K	4	0	0	0	0	2	2								
15 Phil Gosselin, R (1, 3) OBP: 0.431, SLG: 0.711		F8							G6-3	4	2	2	1	0	0	1								
14 Peter O'Brien, R (1, 7) OBP: 0.317, SLG: 0.579										3	0	0	0	1	2	1								
93 Mitch Haniger, R (8, PR) OBP: 0.317, SLG: 0.579										0	0	0	0	0	0	0								
88 Colin Bray, S (1, 8) OBP: 0.250, SLG: 0.500				F8						4	1	2	1	0	0	2								
76 Jack Reinheimer, R (1, 4) OBP: 0.423, SLG: 0.560		F8								3	0	0	0	1	2	1								
8 Tuffy Gosewisch, R (1, 2) OBP: 0.143, SLG: 0.235				K		F8			G4-3	4	0	0	1	0	1	2								
Inning Stats	R: 0 E: 0 K: 1 S: 7	H: 0 LOB: 0 BB: 0 P: 10	R: 0 E: 0 K: 1 S: 9	H: 0 LOB: 0 BB: 0 P: 12	R: 0 E: 0 K: 1 S: 8	H: 0 LOB: 0 BB: 0 P: 8	R: 1 E: 0 K: 1 S: 9	H: 1 LOB: 0 BB: 0 P: 12	R: 1 E: 0 K: 2 S: 9	H: 2 LOB: 1 BB: 0 P: 12	R: 0 E: 0 K: 0 S: 8	H: 1 LOB: 1 BB: 0 P: 12	R: 2 E: 0 K: 0 S: 13	H: 2 LOB: 2 BB: 2 P: 25	R: 0 E: 0 K: 1 S: 10	H: 1 LOB: 2 BB: 1 P: 20	R: 0 E: 0 K: 2 S: 7	H: 0 LOB: 0 BB: 0 P: 9	1B: 2 2B: 1 3B: 2 HR: 2	SF: 0 SAC: 0 DP: 0 HBP: 0	WP: 2 PB: 0 SB: 0 CS: 0	PA: 37		
PITCHER	IP	WLS	BF	H	R	ER	SO	BB	IBB	HBP	BLK	WP	HR	S	P	ERA	WHIP							
48 Colby Lewis, R (1, 1) ERA: 8.27	6.2	W	27	6	4	4	6	1	0	0	0	2	2	62	86	5.40	1.050							
82 Jimmy Reyes, L (7, 1) ERA:	0.1	H	2	0	0	0	0	1	0	0	0	0	0	1	5	0.00	3.000							
31 Matt Bush, R (8, 1) ERA:	1.0	H	5	1	0	0	1	1	0	0	0	0	0	10	20	0.00	2.000							
50 Keone Kela, R (9, 1) ERA:	1.0	S	3	0	0	0	2	0	0	0	0	0	0	7	9	0.00	0.000							

Arizona Diamondbacks @ Texas Rangers
 Surprise Stadium, Surprise, AZ
 Sun Mar 27 2016, 4:07 PM - 6:41 PM EDT
 Att: 7,410 - Sunny - 82 F

AB	34
R	4
H	7
RBI	4
BB	3
SO	9
LOB	11



Batter	1	2	3	4	5	6	7	8	9	AB	R	H	RBI	BB	SO	LOB	BOTTOM							
12 Rougned Odor, L (1, 4) OBP: 0.438, SLG: 0.813	84 E				G4-3	F7				4	0	1	0	0	1	3								
15 Pedro Ciriaco, R (7, 4) OBP: 0.442, SLG: 0.529	K									0	0	0	0	0	0	0								
17 Shin-Soo Choo, L (1, 9) OBP: 0.421, SLG: 0.424	K									3	0	1	0	0	2	1								
5 Jairo Beras, R (5, PR) OBP: 0.333, SLG: 0.500										1	1	0	0	0	0	1								
29 Adrián Beltré, R (1, 5) OBP: 0.243, SLG: 0.472	F8				F9					4	1	1	1	0	1	1								
84 Prince Fielder, L (1, 10) OBP: 0.341, SLG: 0.513	E7									4	1	3	3	0	1	0								
20 Ian Desmond, R (1, 8) OBP: 0.426, SLG: 0.575	1B									2	0	1	0	1	0	1								
6 Jose Cardona, R (5, PR) OBP: 0.333, SLG: 0.514										1	0	0	0	0	1	0								
18 Mitch Moreland, L (1, 3) OBP: 0.333, SLG: 0.514	K									3	0	0	0	0	2	4								
25 Justin Ruggiano, R (1, 7) OBP: 0.326, SLG: 0.457										3	0	0	0	0	0	3								
66 Luke Tiedler, L (6, 7) OBP: 0.375, SLG: 0.556										1	0	0	0	0	0	0								
1 Elvis Andrus, R (1, 6) OBP: 0.439, SLG: 0.361										3	1	1	0	0	0	0								
2 Hanser Alberto, R (7, 6) OBP: 0.375, SLG: 0.556										1	0	1	0	0	0	0								
61 Robinson Chirinos, R (1, 2) OBP: 0.289, SLG: 0.361										3	1	3	1	0	0	0								
Inning Stats	R: 0 E: 1 K: 2 S: 14	H: 2 LOB: 3 BB: 1 P: 23	R: 0 E: 0 K: 1 S: 14	H: 1 LOB: 1 BB: 0 P: 20	R: 0 E: 0 K: 1 S: 9	H: 1 LOB: 1 BB: 0 P: 17	R: 0 E: 0 K: 0 S: 5	H: 0 LOB: 0 BB: 0 P: 9	R: 4 E: 0 K: 0 S: 15	H: 5 LOB: 2 BB: 0 P: 20	R: 1 E: 0 K: 0 S: 8	H: 2 LOB: 1 BB: 0 P: 13	R: 0 E: 0 K: 3 S: 12	H: 0 LOB: 0 BB: 0 P: 17	R: 0 E: 0 K: 1 S: 8	H: 1 LOB: 0 BB: 0 P: 13	R: 0 E: 0 K: 1 S: 8	H: 1 LOB: 0 BB: 0 P: 13	1B: 11 2B: 0 3B: 0 HR: 1	SF: 0 SAC: 0 DP: 1 HBP: 1	WP: 3 PB: 0 SB: 0 CS: 1	PA: 36		
PITCHER	IP	WLS	BF	H	R	ER	SO	BB	IBB	HBP	BLK	WP	HR	S	P	ERA	WHIP							
32 Yoan López, R (1, 1) ERA: 1.29	3.0	L	15	7	5	5	0	0	0	1	0	2	1	28	42	15.00	2.333							
55 Josh Collmenter, R (4, 1) ERA: 9.09	1.0		3	0	0	0	3	0	0	0	0	0	0	12	17	0.00	0.000							
48 Randall Delgado, R (7, 1) ERA: 1.8	1.0		3	1	0	0	1	0	0	0	0	0	0	8	13	0.00	1.000							

Arizona Diamondbacks @ Texas Rangers
 Surprise Stadium, Surprise, AZ
 Sun Mar 27 2016, 4:07 PM - 6:41 PM EDT
 Att: 7,410 - Sunny - 82 F

AB	33
R	5
H	12
RBI	5
BB	1
SO	8
LOB	14



Batter	1	2	3	4	5	6	7	8	9	10	AB	R	H	RBI	BB	SO	LOB	TOP																	
18 Cristian Adames, S OBP: 0.313, SLG: 0.565 96 Carlos Herrera, L	(1.6) C SI 96 F CH 87 X CH 90 K SL 90 0-3 K		B FF 92 F SI 96 X CH 87 1-1 28 43 2B 1B	C CH 91 B SI 92 F FF 95 X SL 89 1-2 F8	B SL 84 C FF 93 F CH 92 X SL 89 2-3 K			B FF 94 X SL 83 1-0 G4-3			4	1	1	0	0	2	1																		
8 Gerardo Parra, L OBP: 0.308, SLG: 0.417 Terry McClure, R	(1.8) C SI 96 F CH 87 X CH 90 K SL 90 0-2 L7		S SI 96 F FF 93 X CH 87 0-1 L9	C SI 92 B SI 93 F FF 94 X SL 89 1-1 P4			C FF 92 B SI 93 F FF 94 X SL 86 2-3 K2-3				3	0	0	0	0	0	1																		
28 Nolan Arenado, R OBP: 0.569, SLG: 0.957 Joshua Fuentes, R	(1.5) X FF 97 0-0 FC5-4 1B		B SI 93 F FF 96 X CH 87 1-0 43 2B 2B	C SI 90 B SI 91 F FF 92 X CH 91 1-1 G6-3			X FF 93 0-0 G6-3				3	1	2	0	0	0	0																		
12 Mark Reynolds, R OBP: 0.406, SLG: 0.541	(1.3) B SI 95 C FF 93 X SL 86 1-1 FC5-4		S SL 88 B SI 98 F FF 96 X CH 89 4-2 43 2B BB	C SI 92 S FF 93 B SI 95 F FF 97 B CH 90 F SI 98 X SL 93 2-2 43 G6-4-3 1B			B SL 85 C SI 95 F FF 93 X SL 84 2-2 G4-3				3	2	1	0	2	0	1																		
6 Ryan Raburn, R 89 Randy Reyes, R	(1.9) C FF 93 B SI 94 F CH 88 X CH 90 2-2 G5-3		F FF 95 B SI 97 F FF 96 X CH 88 2-3 K	B FF 95 D SI 91 F SI 91 X CH 86 3-1 L8			C FF 90 F FF 93 F FF 93 X SL 89 1-3 K				3	0	0	0	0	1	4																		
43 Rafael Ynoa, S 95 Chris Nelson, R	(1.4) B SI 96 F CH 87 X SL 90 1-1 G4-3		C SI 97 B SI 97 F FF 97 X CH 87 0-1 2B	B SI 93 C CH 88 F SI 92 X SL 97 2-2 G6-4-3			FF 91 B CH 80 F FF 92 X CH 80 2-1 L5				3	1	1	3	0	0	1																		
Raimel Tapia, L 64 Simon Castro, R 65 Jason Gurka, L 13 Dustin Garneau, R 63 Brian Schmitter, R	(1.7) S FF 94 X CH 87 0-1 14 2B 1B		S CH 88 X SL 86 0-2 14 2B 2B	B FF 94 X SI 91 1-0 14 L3 1B			S FF 91 S FF 91 F FF 90 S FS 82 0-3 K				4	2	3	1	0	1	0																		
14 Tony Wolters, L 20 Jackson Williams, R	(1.2) 1 SAFE X FF 95 0-0 2B		1 SAFE X CH 86 1-0 2B	B SI 93 1 SAFE L SI 93 X SL 92 1-1 L3			B FF 93 C SI 93 F FF 93 X SL 83 1-3 K				3	0	2	2	0	0	1																		
36 Christian Bergman, R 10 Ben Paulsen, L 45 Scott Oberg, R 60 Justin Miller, R 48 Boone Logan, R Tyler Massey, L	(1.1) B SI 97 C SI 94 F CH 87 X CH 89 1-2 G3-1		C SI 95 B SI 90 F CH 89 X SL 89 1-3 K	B FF 92 F SI 94 F SI 94 F FF 90 C CH 97 X FF 95 3-2 18 WP 2B			C FF 94 X FF 94 0-2 G1-3				2	0	0	0	0	1	2																		
Inning Stats	R: 0 E: 0 K: 1 S: 11	H: 1 LOB: 1 BB: 0 P: 12	R: 1 E: 0 K: 0 S: 13	H: 2 LOB: 1 BB: 0 P: 17	R: 5 E: 0 K: 2 S: 19	H: 5 LOB: 1 BB: 1 P: 29	R: 0 E: 0 K: 0 S: 7	H: 0 LOB: 0 BB: 0 P: 10	R: 0 E: 0 K: 0 S: 11	H: 2 LOB: 1 BB: 0 P: 18	R: 0 E: 0 K: 1 S: 7	H: 0 LOB: 0 BB: 0 P: 11	R: 0 E: 0 K: 2 S: 9	H: 0 LOB: 0 BB: 0 P: 12	R: 0 E: 0 K: 1 S: 7	H: 0 LOB: 0 BB: 0 P: 9	R: 2 E: 1 K: 1 S: 12	H: 1 LOB: 1 BB: 1 P: 20	1B: 5 2B: 7 3B: 1 HR: 0	SF: 0 SAC: 0 DP: 2 HBP: 0	WP: 2 PA: 43														
PITCHER	IP 5.2	WLS 27	BF 11	H 6	R 6	ER 3	SO 3	BB 1	IBB 0	HBP 0	BLK 0	WP 0	HR 0	S 68	P 98	ERA 9.53	WHIP 2.118	PITCHER	IP 1.0	WLS L	BF 6	H 1	R 2	ER 0	SO 1	BB 1	IBB 0	HBP 0	BLK 0	WP 1	HR 0	S 12	P 20	ERA 0.00	WHIP 2.000
12 Rubby De La Rosa, R ERA: 7.45	(1.1)	72 Daniel Gibson, L ERA: 27.0	(6.1)	36 Enrique Burgos, R ERA: 1.23	(7.1)	19 Tyler Clippard, R ERA: 5.4	(8.1)	40 Andrew Chatin, L ERA: 5.23	(9.1)	85 Myles Smith, R ERA:	(10.1)																								

Colorado Rockies @ Arizona Diamondbacks
Salt River Fields at Talking Stick, Scottsdale, AZ
Sun Mar 27 2016, 4:12 PM - 7:35 PM EDT
Att: 9,715 - Sunny - 82 F

livebaseballscorecards.com

AB 41
R 8
H 12
RBI 8
BB 2
SO 9
LOB 14

WP: 2 PA: 43
PB: 0
SB: 0
CS: 0




Batter	1	2	3	4	5	6	7	8	9	10	AB	R	H	RBI	BB	SO	LOB	BOTTOM																	
2 Jean Segura, R OBP: 0.547, SLG: 0.785 83 Sean Jamieson, R OBP: 0.600, SLG: 0.750	(1.4) C SI 89 X SI 88 1-1 G6-3		B SL 85 C SI 89 X SI 87 1-2 44 G6-3 1B	C SI 91 B SI 91 F FF 91 X SL 80 1-1 44 HR 1B			F FF 94 B SI 97 B SI 94 F SI 94 F SI 93 B SI 93 F FF 93 X SL 89 4-2 97 WP BB				3	1	2	1	0	0	0																		
27 Brandon Drury, R OBP: 0.329, SLG: 0.514 19 Tyler Clippard, R 40 Andrew Chatin, R 92 Cody Rags, L 85 Myles Smith, R	(1.5) C CU 77 X SI 88 0-1 6 2B		B SI 90 B SI 90 C SI 90 B SI 91 1 SAFE F CH 80 X FF 91 3-2 P4	C SI 90 B SI 90 F SI 91 X SL 90 2-1 L7			X FF 92 0-0 P6				4	1	1	0	0	0	3																		
44 Paul Goldschmidt, R OBP: 0.371, SLG: 0.556 97 Kevin Cron, R OBP: 0.400, SLG: 1.000	(1.3) B SI 78 C SI 81 S SI 92 2-3 K		F SI 80 S SI 86 S SI 92 0-2 G6-3	X SI 91 0-0 HR			F CH 88 B SI 86 X SL 84 1-3 K				3	1	1	2	0	1	2																		
6 David Peralta, L 60 Todd Glausmann, R	(1.9) X CH 81 0-0 24 2B		B SI 90 X SL 86 2-0 3B	L SI 89 F SI 90 T SI 90 0-2 K			C FF 91 F CU 82 B SI 86 X FF 93 1-2 P3				3	1	2	1	0	1	0																		
24 Yasmany Tomás, R 84 Gabriel Noriega, R	(1.7) F SI 91 B SI 91 X SL 87 1-2 2B		C SI 92 X CU 78 0-1 L5	X FF 94 0-0 4 10 G2-3 G3-1 1B			F FF 92 C FF 94 B SI 94 F FF 94 X SL 88 1-2 4 FC6-4 1B				3	0	2	1	0	0	1																		
10 Chris Herrmann, L 86 Dan Rohlfing, R 88 Michael Pérez, L	(1.2) B SI 90 B SI 91 F SI 90 C SI 90 3-3 K		B SI 90 X CH 81 0-0 L5	B FF 93 B FF 94 B SI 94 1 SAFE C CH 87 X CH 86 2-2 G3-1			C FF 94 S SI 86 C FF 95 0-3 K				3	0	0	0	0	1	3																		
4 Jason Bourgeois, R OBP: 0.263, SLG: 0.429	(1.8) C SI 90 B SI 87 X SI 90 2-1 F9		C SI 92 B SI 91 X CH 80 1-2 L8	D SL 86 X FF 94 1-0 G2-3			C SI 86 B SI 86 F FF 92 X FF 94 1-1 FC6-4				5	0	0	0	0	0	6																		
12 Rubby De La Rosa, R 72 Daniel Gibson, R 89 Stryker Trahan, L 36 Enrique Burgos, R 87 Zach Nehrl, R	(1.1) C SI 87 B SI 87 X CU 76 1-2 G6-3		B SI 87 B SI 89 X SI 87 2-1 G2-3	C FF 96 C CH 77 B SI 87 C CU 78 2-3 K2-3			B FF 92 X FF 92 1-0 G6-3				2	0	0	0	0	0	0																		
13 Nick Ahmed, R OBP: 0.411, SLG: 0.727	(1.6) C SI 92 B SI 88 X SI 91 2-3 K		B SI 92 B SI 93 F FF 93 X SL 86 1-0 83 2B 1B								4	2	2	0	0	2	0																		
Inning Stats	R: 2 E: 0 K: 2 S: 14	H: 3 LOB: 1 BB: 0 P: 21	R: 0 E: 0 K: 1 S: 8	H: 0 LOB: 0 BB: 0 P: 13	R: 0 E: 0 K: 0 S: 10	H: 1 LOB: 0 BB: 0 P: 14	R: 0 E: 0 K: 0 S: 7	H: 1 LOB: 1 BB: 0 P: 10	R: 3 E: 0 K: 1 S: 11	H: 3 LOB: 0 BB: 0 P: 16	R: 0 E: 0 K: 1 S: 8	H: 1 LOB: 2 BB: 0 P: 13	R: 0 E: 0 K: 2 S: 14	H: 0 LOB: 1 BB: 1 P: 22	R: 0 E: 0 K: 1 S: 12	H: 1 LOB: 1 BB: 0 P: 15	R: 1 E: 0 K: 2 S: 10	H: 2 LOB: 1 BB: 0 P: 18	R: 0 E: 0 K: 1 S: 12	H: 2 LOB: 1 BB: 0 P: 17	1B: 7 2B: 4 3B: 2 HR: 1	SF: 0 SAC: 0 DP: 2 HBP: 0	WP: 1 PA: 43 PB: 0 SB: 0 CS: 0												
PITCHER	IP 5.0	WLS 22	BF 8	H 5	R 5	ER 4	SO 4	BB 0	IBB 0	HBP 0	BLK 0	WP 0	HR 0	S 50	P 74	ERA 9.00	WHIP 1.600	PITCHER	IP 1.0	WLS W	BF 5	H 2	R 1	ER 1	SO 1	BB 0	IBB 0	HBP 0	BLK 0	WP 0	HR 0	S 10	P 18	ERA 9.00	WHIP 2.000
36 Christian Bergman, R ERA: 3.38	(1.1)	45 Scott Oberg, R ERA: 1.35	(6.1)	60 Justin Miller, R ERA: 5.14	(7.1)	48 Boone Logan, L ERA: 3.0	(8.1)	64 Simon Castro, R ERA:	(8.1)	65 Jason Gurka, L ERA: 2.25 63 Brian Schmitter, R ERA: 7.88	(10.1)																								

Colorado Rockies @ Arizona Diamondbacks
Salt River Fields at Talking Stick, Scottsdale, AZ
Sun Mar 27 2016, 4:12 PM - 7:35 PM EDT
Att: 9,715 - Sunny - 82 F

livebaseballscorecards.com

AB 42
R 6
H 14
RBI 6
BB 1
SO 11
LOB 23



Batter	1	2	3	4	5	6	7	8	9	AB	R	H	RBI	BB	SO	LOB	TOP						
19 Charlie Blackmon, L OBP: 0.439, SLG: 0.609 59 Rosell Herrera, S OBP: 0.250, SLG: 0.143	F8	G4-3		E4		HR	1B		K	4	1	1	1	0	0	2	Colorado Rockies @ Arizona Diamondbacks Salt River Fields at Talking Stick, Scottsdale, AZ Tue Mar 29 2016, 4:11 PM - 7:19 PM EDT Att: 9,428 - Cloudy - 63 F						
18 Christian Adams, S OBP: 0.300, SLG: 0.311 92 Emerson Jimenez, L OBP: 0.500, SLG: 0.333	G5-3		K	G5-3		1B	BB		G4-3	3	1	0	0	1	1	2							
28 Nolan Arenado, R OBP: 0.500, SLG: 1.000 Michael Benjamin, R OBP: 0.200, SLG: 0.200	1B		HR		HR	1B	F8		K	3	2	3	2	0	0	0							
12 Mark Reynolds, R OBP: 0.417, SLG: 0.537 10 Ben Paulsen, L OBP: 0.302, SLG: 0.362	1B		G6-3		1B	K			FC6-2	4	0	2	0	0	1	2							
9 DJ LeMahieu, R OBP: 0.360, SLG: 0.435 92 Mytz Jones, R OBP: 0.333, SLG: 0.333	G4-3		G3		1B	K			G4-3	3	0	1	0	0	0	2							
8 Gerardo Parra, L OBP: 0.309, SLG: 0.400 20 Jackson Williams, R OBP: 0.111, SLG: 0.059 84 Dom Nunez, L (8, 2)	G6-3		G4-3		BB	G6-3			FC6-2	2	0	0	0	1	0	0							
1 Brandon Barnes, R OBP: 0.417, SLG: 0.417 Juan Ciriaco, R (5, 4)	1B		K		G4-3		F8		FC6-2	3	1	1	0	0	1	2							
14 Tony Wolters, L OBP: 0.500, SLG: 0.750 71 Antonio Senzate, R OBP: 0.500, SLG: 0.500	2B		BB		BB	1B			K	1	1	1	0	2	0	0							
52 Chris Rusin, L (1, 1) 6 Ryan Raburn, R OBP: 0.341, SLG: 0.235 50 Chad Qualls, R (4, 1) 83 Jordan Patterson, L OBP: 0.333, SLG: 0.333 (5, 7)	SH3-4		BB		FC6-5		F9		1B	0	0	0	1	0	0	0							
Inning Stats	R: 0 E: 0 K: 0 S: 12	H: 2 LOB: 2 BB: 0 P: 20	R: 1 E: 0 K: 0 S: 11	H: 1 LOB: 0 BB: 0 P: 13	R: 1 E: 0 K: 1 S: 9	H: 0 LOB: 2 BB: 2 P: 15	R: 1 E: 1 K: 1 S: 14	H: 3 LOB: 3 BB: 2 P: 24	R: 2 E: 0 K: 2 S: 16	H: 2 LOB: 1 BB: 0 P: 27	R: 0 E: 0 K: 0 S: 15	H: 3 LOB: 3 BB: 0 P: 25	R: 0 E: 0 K: 1 S: 12	H: 1 LOB: 2 BB: 0 P: 18	R: 0 E: 0 K: 2 S: 9	H: 1 LOB: 1 BB: 0 P: 14		1B: 10 2B: 1 3B: 1 HR: 3	SF: 0 SAC: 1 DP: 0 HBP: 0	WP: 1 PB: 0 SB: 1 CS: 0	PA: 48		
PITCHER	IP WLS BF H R ER SO BB IBB HBP BLK WP HR S P ERA WHIP	92 Anthony Banda, L ERA: 6.43	4.0 L 20 5 3 2 2 2 0 0 0 0 1 46 72 4.50 1.750	29 Brad Ziegler, R ERA: 9.0	1.0 7 3 1 1 0 2 0 0 0 0 1 10 22 9.00 5.000	41 Daniel Hudson, R ERA: 2.79	1.0 6 2 2 1 2 1 0 0 0 0 1 16 27 9.00 3.000	89 Joey Krehbiel, R ERA: 3.6	1.0 6 3 0 0 0 0 0 0 0 0 0 15 25 0.00 3.000	50 Evan Marshall, R ERA: 3.6	1.0 5 1 0 0 1 1 0 0 0 0 0 12 18 0.00 2.000	91 RJ Hively, R ERA: 1.0	(9, 1) 1.0 4 1 0 0 2 0 0 0 0 0 1 10 22 9.00 5.000										

Batter	1	2	3	4	5	6	7	8	9	AB	R	H	RBI	BB	SO	LOB	BOTTOM						
13 Nick Ahmed, R OBP: 0.417, SLG: 0.712 89 Joey Krehbiel, R (7, 1)	1B	1B		G6-3		P3			L8	4	1	2	0	0	0	1	Colorado Rockies @ Arizona Diamondbacks Salt River Fields at Talking Stick, Scottsdale, AZ Tue Mar 29 2016, 4:11 PM - 7:19 PM EDT Att: 9,428 - Cloudy - 63 F						
74 Carlos Rivera, R OBP: 0.333, SLG: 0.571	1B	1B								0	0	0	0	0	0	0							
16 Chris Owings, R OBP: 0.412, SLG: 0.557 88 Colin Bray, S OBP: 0.200, SLG: 0.400	1B	F9		G4-3		G3-1			K	3	0	1	0	0	1	1							
44 Paul Goldschmidt, R OBP: 0.362, SLG: 0.535 71 Kyle Jensen, R OBP: 0.500, SLG: 0.500	P4		G6-3		1B		F9		HBP	3	0	1	0	0	0	2							
24 Yasmany Tomas, R OBP: 0.514, SLG: 0.697 41 Daniel Hudson, R (6, 1) 60 Todd Glaesmann, R OBP: 0.444, SLG: 0.533	BB	1B		1B		2B			P4	2	0	2	0	1	0	0							
27 Brandon Drury, R OBP: 0.408, SLG: 0.692 86 Dan Rohlfing, R (8, 2)	SF7		1B		2B		2B		F9	2	0	1	1	0	0	4							
15 Phil Gosselin, R OBP: 0.436, SLG: 0.681 50 Evan Marshall, R (8, 1) 91 RJ Hively, R (9, 1) 84 Tyler Baker, L (9, PH)	HBP		L5		BB		G4-3		F7	2	0	0	0	1	0	3							
10 Chris Herrmann, L OBP: 0.270, SLG: 0.343 85 Mike Freeman, L OBP: 0.428, SLG: 0.714	G4-3		F8		F7				2B	3	0	0	0	0	0	8							
4 Jason Bourgeois, R OBP: 0.250, SLG: 0.407 84 Ildemaro Vargas, S OBP: 0.125, SLG: 0.250	G5-3		L9		G4-3				K	3	0	0	0	0	0	0							
92 Anthony Banda, L (1, 1) 14 Peter O'Brien, R OBP: 0.311, SLG: 0.569 29 Brad Ziegler, R (5, 1) 5 Rickie Weeks Jr., R OBP: 0.500, SLG: 0.583	K		K		2B		HBP			1	0	0	0	0	0	0							
Inning Stats	R: 1 E: 0 K: 0 S: 14	H: 2 LOB: 3 BB: 1 P: 23	R: 0 E: 0 K: 1 S: 8	H: 1 LOB: 1 BB: 0 P: 10	R: 0 E: 0 K: 0 S: 10	H: 2 LOB: 2 BB: 0 P: 14	R: 0 E: 0 K: 1 S: 5	H: 0 LOB: 0 BB: 0 P: 8	R: 0 E: 0 K: 0 S: 14	H: 2 LOB: 3 BB: 1 P: 24	R: 0 E: 0 K: 0 S: 10	H: 1 LOB: 1 BB: 0 P: 14	R: 0 E: 0 K: 0 S: 7	H: 1 LOB: 1 BB: 0 P: 9	R: 0 E: 0 K: 2 S: 10	H: 1 LOB: 2 BB: 0 P: 15	R: 0 E: 0 K: 0 S: 4	H: 0 LOB: 1 BB: 0 P: 6	1B: 6 2B: 4 3B: 0 HR: 0	SF: 1 SAC: 0 DP: 0 HBP: 3	WP: 0 PB: 0 SB: 0 CS: 0	PA: 42	
PITCHER	IP WLS BF H R ER SO BB IBB HBP BLK WP HR S P ERA WHIP	52 Chris Rusin, L ERA: 3.88	3.0 W 16 5 1 1 1 1 0 0 0 0 0 0 5 8 0.00 0.000	50 Chad Qualls, R ERA: 4.15	1.0 H 3 0 0 0 1 0 0 0 0 0 0 0 5 8 0.00 0.000	71 Antonio Senzate, R ERA: 1.8	5.0 S 23 5 0 0 2 1 0 2 0 0 0 0 45 68 0.00 1.200																

AB	41
R	6
H	15
RBI	4
BB	6
SO	7
LOB	27

AB	36
R	1
H	10
RBI	1
BB	2
SO	4
LOB	28



Batter	1	2	3	4	5	6	7	8	9	AB	R	H	RBI	BB	SO	LOB	TOP																		
2 Jean Segura, R OBP: 0.541, SLG: 0.776 14 Peter O'Brien, R OBP: 0.306, SLG: 0.559	G5-3					K		G6-3		3	1	1	0	1	1	2	Arizona Diamondbacks @ Oakland Athletics Hohokam Stadium, Mesa, AZ Wed Mar 30, 2016, 3:08 PM - 6:32 PM EDT Att: 5,335 - Partly Cloudy - 64 F																		
16 Chris Owings, R OBP: 0.458, SLG: 0.547 5 Rickie Weeks Jr., R OBP: 0.521, SLG: 0.632	F9		G3							3	1	1	0	0	0	2																			
15 Phil Gosselin, R OBP: 0.458, SLG: 0.745 85 Mike Freeman, L OBP: 0.375, SLG: 0.625	F9							F7		4	1	3	5	0	0	0																			
7 Wellington Castillo, R OBP: 0.463, SLG: 1.029 80 Skyler Trahan, L OBP: 0.333, SLG: 0.667	F8									4	1	1	2	0	1	2																			
27 Brandon Drury, R OBP: 0.405, SLG: 0.691 4 Jason Bourgeois, R OBP: 0.242, SLG: 0.393	K									3	1	1	0	0	1	1																			
24 Yasmany Tomás, R OBP: 0.500, SLG: 0.667 83 Sean Jamieson, R OBP: 0.571, SLG: 0.600	K									3	0	1	1	0	1	1																			
22 Jake Lamb, L OBP: 0.508, SLG: 0.686 87 Chad Oberacker, L OBP: 0.667, SLG: 2.000										3	1	1	0	1	1	1																			
8 Tuffy Gosewisch, R OBP: 0.159, SLG: 0.238 86 Dan Rohlfing, R										4	1	1	1	1	1	1																			
30 Sócrates Brito, L OBP: 0.358, SLG: 0.429 84 Gabriel Noriega, R OBP: 0.250, SLG: 0.250										4	1	1	0	0	1	2																			
Inning Stats	R: 0 E: 0 K: 0 S: 3	H: 0 LOB: 0 BB: 0 P: 3	R: 0 E: 0 K: 2 S: 7	H: 0 LOB: 0 BB: 0 P: 7	R: 0 E: 0 K: 0 S: 3	H: 0 LOB: 2 BB: 2 P: 11	R: 0 E: 0 K: 0 S: 4	H: 1 LOB: 1 BB: 0 P: 4	R: 6 E: 0 K: 2 S: 13	H: 6 LOB: 1 BB: 1 P: 17	R: 2 E: 0 K: 3 S: 12	H: 3 LOB: 1 BB: 0 P: 12	R: 1 E: 0 K: 2 S: 9	H: 2 LOB: 1 BB: 0 P: 9	R: 1 E: 0 K: 0 S: 4	H: 2 LOB: 1 BB: 0 P: 4		R: 2 E: 0 K: 0 S: 4	H: 1 LOB: 0 BB: 0 P: 5	1B: 7 2B: 5 3B: 1 HR: 2	SF: 0 SAC: 0 DP: 0 HBP: 1	WP: 0 PB: 0 SB: 0 CS: 0	PA: 45												
PITCHER	IP	WLS	BF	H	R	ER	SO	BB	IBB	HBP	BLK	WP	HR	S	P	ERA	WHIP	PITCHER	IP	WLS	BF	H	R	ER	SO	BB	IBB	HBP	BLK	WP	HR	S	P	ERA	WHIP
18 Rich Hill, L ERA: 11.25 66 Ryan Dull, R ERA: 3.6 62 Sean Doolittle, L ERA: 6.0 90 Tucker Healy, R ERA: 19.29 94 Trey Cochran-Gill, R ERA: 3.98	4.1	18	2	2	2	2	3	0	0	0	0	0	0	19	31	4.15	1.154	91 Andres Avila, R ERA: 18.0	1.0	5	1	2	2	0	0	0	0	1	4	5	18.00	1.000			

Batter	1	2	3	4	5	6	7	8	9	AB	R	H	RBI	BB	SO	LOB	BOTTOM																		
1 Billy Burns, S OBP: 0.396, SLG: 0.490 20 Mark Canha, R OBP: 0.256, SLG: 0.282 58 Brett Vertigan, L OBP: 0.750, SLG: 0.667	L5									1	0	0	0	0	0	0	Arizona Diamondbacks @ Oakland Athletics Hohokam Stadium, Mesa, AZ Wed Mar 30, 2016, 3:08 PM - 6:32 PM EDT Att: 5,335 - Partly Cloudy - 64 F																		
8 Jed Lowrie, S OBP: 0.467, SLG: 0.707 67 Chad Pinder, R OBP: 0.308, SLG: 0.522										1	0	1	0	0	0	0																			
22 Josh Reddick, L OBP: 0.500, SLG: 0.619 90 Seth Brown, L										1	0	0	0	0	1	1																			
26 Danny Valencia, R OBP: 0.367, SLG: 0.717 36 Matt Chapman, R OBP: 0.354, SLG: 0.690										1	0	0	0	0	1	1																			
21 Stephen Vogt, L OBP: 0.378, SLG: 0.563 19 Josh Phegley, R OBP: 0.310, SLG: 0.561 63 Bruce Maxwell, L OBP: 0.360, SLG: 0.545										0	1	0	0	1	0	0																			
2 Kris Davis, R OBP: 0.385, SLG: 0.511 79 James Harris, R										1	1	1	0	0	0	0																			
3 Chris Coghlan, L OBP: 0.385, SLG: 0.657 16 Billy Butler, R OBP: 0.466, SLG: 0.579 15 Andrew Lamb, L OBP: 0.302, SLG: 0.532 72 Danny Oh, L OBP: 0.250, SLG: 0.250										1	1	1	2	0	0	0																			
17 Yonder Alonso, L OBP: 0.420, SLG: 0.467 29 Matt McBride, R OBP: 0.211, SLG: 0.118										1	1	1	1	0	0	0																			
10 Marcus Semien, R OBP: 0.226, SLG: 0.204 68 Wade Kirkland, R OBP: 0.375, SLG: 0.429										2	1	1	0	2	0	0																			
Inning Stats	R: 0 E: 0 K: 0 S: 4	H: 1 LOB: 1 BB: 0 P: 4	R: 5 E: 0 K: 1 S: 9	H: 4 LOB: 0 BB: 1 P: 13	R: 0 E: 0 K: 1 S: 5	H: 0 LOB: 1 BB: 1 P: 10	R: 2 E: 0 K: 2 S: 9	H: 2 LOB: 2 BB: 1 P: 14	R: 0 E: 0 K: 1 S: 6	H: 1 LOB: 1 BB: 1 P: 10	R: 2 E: 0 K: 2 S: 10	H: 1 LOB: 1 BB: 2 P: 20	R: 0 E: 0 K: 1 S: 6	H: 1 LOB: 1 BB: 0 P: 6	R: 0 E: 0 K: 2 S: 7	H: 0 LOB: 0 BB: 0 P: 7		R: 0 E: 0 K: 3 S: 10	H: 1 LOB: 3 BB: 2 P: 18	1B: 6 2B: 3 3B: 0 HR: 2	SF: 0 SAC: 0 DP: 0 HBP: 1	WP: 1 PB: 0 SB: 2 CS: 0	PA: 47												
PITCHER	IP	WLS	BF	H	R	ER	SO	BB	IBB	HBP	BLK	WP	HR	S	P	ERA	WHIP	PITCHER	IP	WLS	BF	H	R	ER	SO	BB	IBB	HBP	BLK	WP	HR	S	P	ERA	WHIP
26 Shelby Miller, R ERA: 4.79 29 Brad Ziegler, R ERA: 7.2 36 Enrique Burgos, R ERA: 3.24 61 Silvino Bracho, R ERA: 1.42 58 Adam Loewen, L ERA: 13.5	4.0	5	1	0	0	1	1	0	0	0	0	0	0	6	10	0.00	2.000	90 Nick Saranides, R ERA:	1.0	6	1	1	0	0	3	2	0	0	0	1	0	18	0.00	3.000	



Batter	1	2	3	4	5	6	7	8	9	AB	R	H	RBI	BB	SO	LOB	TOP										
13 Nick Ahmed, R OBP: 0.413, SLG: 0.710 83 Domingo Leyba, S OBP: 0.125, SLG: 0.143	G5-3		15 E 2B		L7		F7		G5-3	3	1	1	0	0	0	0	Arizona Diamondbacks @ Colorado Rockies Salt River Fields at Talking Stick, Scottsdale, AZ Thu Mar 31 2016, 3:12 PM - 6:03 PM EDT Att: 11,059 - Cloudy - 68 F livebaseballscorecards.com										
15 Phil Gosselin, R OBP: 0.429, SLG: 0.691 86 Henry Castillo, S (7.4)	L8		E5 44 1B 6 L7-2 2-H		K		G4-3			4	0	0	0	0	1	0											
44 Paul Goldschmidt, R OBP: 0.379, SLG: 0.531 90 Rudy Flores, L (5. PR)	L6						K			3	0	2	0	0	0	0											
6 David Peralta, L OBP: 0.353, SLG: 0.397 79 Zach Borenstein, L OBP: 0.410, SLG: 0.485		22 1B 24 1B 1B	L7-2 2-0 3-H		G4-3					3	0	1	0	0	0	3											
7 Wellington Castillo, R OBP: 0.465, SLG: 1.063 81 Romie Freeman, R OBP: 0.667, SLG: 0.667	F9				HR		L6			2	1	1	1	0	0	1											
24 Yasmanny Tomás, R OBP: 0.488, SLG: 0.641 14 Peter O'Brien, R OBP: 0.302, SLG: 0.550	G5-3 5 22 1B 1B				G1-3		G6-3			3	0	1	0	0	0	0											
22 Jake Lamb, L OBP: 0.515, SLG: 0.679 74 Carlos Rivera, R OBP: 0.364, SLG: 0.571					P6					2	0	1	0	1	0	0											
5 Rickie Weeks Jr., R OBP: 0.529, SLG: 0.707 4 Jason Bourgeois, R OBP: 0.238, SLG: 0.387	G5-3 2-3				HR					3	1	2	1	0	0	3											
30 Sócrates Brito, L OBP: 0.343, SLG: 0.409 88 Colin Bray, S OBP: 0.182, SLG: 0.364			G4-3		L7		K			3	0	0	0	0	1	2											
Inning Stats	R: 0 E: 0 K: 0 S: 7	H: 0 LOB: 0 BB: 0 P: 9	R: 0 E: 0 K: 0 S: 13	H: 3 LOB: 2 BB: 20 P: 20	R: 1 E: 1 K: 0 S: 9	H: 2 LOB: 1 BB: 0 P: 15	R: 2 E: 0 K: 0 S: 11	H: 2 LOB: 1 BB: 0 P: 20	R: 0 E: 0 K: 1 S: 11	H: 1 LOB: 2 BB: 1 P: 18	R: 0 E: 0 K: 1 S: 9	H: 0 LOB: 0 BB: 0 P: 12	R: 0 E: 0 K: 0 S: 11	H: 2 LOB: 2 BB: 1 P: 20	R: 0 E: 0 K: 1 S: 6	H: 0 LOB: 1 BB: 1 P: 12		1B: 8 2B: 2 3B: 0 HR: 2	SF: 0 SAC: 0 DP: 3 HBP: 0	WP: 0 PB: 0 SB: 0 CS: 0	PA: 39						
PITCHER	IP	WLS	BF	H	R	ER	SO	BB	IBB	HBP	BLK	WP	HR	S	P	ERA	WHIP										
73 Kyle Freeland, L ERA: 3.52	5.2	W	25	8	3	2	1	1	0	0	0	0	2	55	91	3.18	1.588										
48 Boone Logan, L ERA: 2.09	0.1	H	2	1	0	0	1	0	0	0	0	0	0	5	6	0.00	3.000										
46 Miguel Castro, R ERA: 3.0	1.0	H	3	0	0	0	1	0	0	0	0	0	0	9	12	0.00	0.000										
62 Gonzalez Gemen, R ERA: 1.93	1.0	H	5	2	0	0	0	1	0	0	0	0	0	11	20	0.00	3.000										
51 Jake McGee, L ERA: 2.57	1.0	S	4	0	0	0	1	1	0	0	0	0	0	6	12	0.00	1.000										

Batter	1	2	3	4	5	6	7	8	9	AB	R	H	RBI	BB	SO	LOB	BOTTOM										
19 Charlie Blackmon, L OBP: 0.429, SLG: 0.654 94 Daniel Suero, L	G3						F8		G3	3	1	2	2	0	0	0	Arizona Diamondbacks @ Colorado Rockies Salt River Fields at Talking Stick, Scottsdale, AZ Thu Mar 31 2016, 3:12 PM - 6:03 PM EDT Att: 11,059 - Cloudy - 68 F livebaseballscorecards.com										
9 DJ LeMahieu, R OBP: 0.345, SLG: 0.412 91 Jose Gomez, R OBP: 0.500, SLG: 1.000	G6-3 28 2B 1B		HR		G6-3					3	1	1	0	0	0	1											
5 Carlos González, L OBP: 0.286, SLG: 0.519 89 Ryan Stephens, L (5. PR)	K				G4-6-3 8 12 1B 2B		G4-3 89 93 1B 2B			2	1	1	0	1	1	1											
28 Nolan Arenado, R OBP: 0.583, SLG: 1.091 96 Tim Smaling, R OBP: 0.500, SLG: 0.571	G6-3 1-H 2B				HBP		F9			2	0	1	1	0	0	1											
8 Gerardo Parra, L OBP: 0.328, SLG: 0.429 93 Dillon Thomas, L OBP: 0.500, SLG: 0.500	G1-3				G4-6-3		K			3	0	0	0	0	1	4											
12 Mark Reynolds, R OBP: 0.444, SLG: 0.617 90 Collin Ferguson, L			HR				F9			3	1	2	2	0	0	1											
4 Nick Hundley, R OBP: 0.357, SLG: 0.500 14 Tony Wolters, L OBP: 0.486, SLG: 0.688					G5-3					2	0	0	0	0	1	1											
10 Ben Paulsen, L OBP: 0.322, SLG: 0.365 20 Jackson Williams, R OBP: 0.095, SLG: 0.050					F7					2	1	1	0	0	0	0											
18 Cristhian Adames, S OBP: 0.276, SLG: 0.473 92 Emerson Jimenez, L OBP: 0.333, SLG: 0.250			HR		G4-3 18 19 1B					2	0	0	0	0	1	1											
Inning Stats	R: 1 E: 0 K: 1 S: 11	H: 2 LOB: 1 BB: 0 P: 21	R: 3 E: 0 K: 1 S: 17	H: 3 LOB: 0 BB: 0 P: 23	R: 1 E: 0 K: 0 S: 6	H: 2 LOB: 1 BB: 0 P: 11	R: 0 E: 0 K: 0 S: 8	H: 1 LOB: 1 BB: 0 P: 13	R: 0 E: 0 K: 1 S: 11	H: 0 LOB: 2 BB: 1 P: 20	R: 0 E: 0 K: 1 S: 8	H: 0 LOB: 0 BB: 0 P: 10	R: 1 E: 0 K: 1 S: 11	H: 2 LOB: 2 BB: 1 P: 18	R: 0 E: 0 K: 1 S: 9	H: 1 LOB: 1 BB: 0 P: 13		1B: 5 2B: 4 3B: 0 HR: 2	SF: 0 SAC: 0 DP: 1 HBP: 1	WP: 0 PB: 0 SB: 1 CS: 0	PA: 37						
PITCHER	IP	WLS	BF	H	R	ER	SO	BB	IBB	HBP	BLK	WP	HR	S	P	ERA	WHIP										
78 Braden Shipley, R ERA: 6.43	5.0	L	24	8	5	5	3	1	0	1	0	0	2	53	88	9.00	1.800										
40 Andrew Chafin, L ERA: 4.29	1.0		3	0	0	0	1	0	0	0	0	0	0	8	10	0.00	0.000										
48 Randall Delgado, R ERA: 2.31	1.2		9	3	1	1	2	1	0	0	0	0	0	18	29	5.40	2.400										
59 Scott Rice, L ERA:	0.1		1	0	0	0	0	0	0	0	0	0	0	2	2	0.00	0.000										

Arizona Diamondbacks @ Colorado Rockies
 Salt River Fields at Talking Stick, Scottsdale, AZ
 Thu Mar 31 2016, 3:12 PM - 6:03 PM EDT
 Att: 11,059 - Cloudy - 68 F
livebaseballscorecards.com

Arizona Diamondbacks @ Colorado Rockies
 Salt River Fields at Talking Stick, Scottsdale, AZ
 Thu Mar 31 2016, 3:12 PM - 6:03 PM EDT
 Att: 11,059 - Cloudy - 68 F
livebaseballscorecards.com

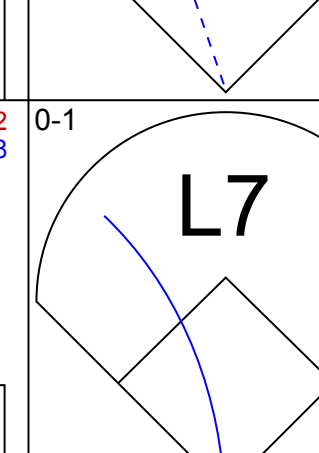
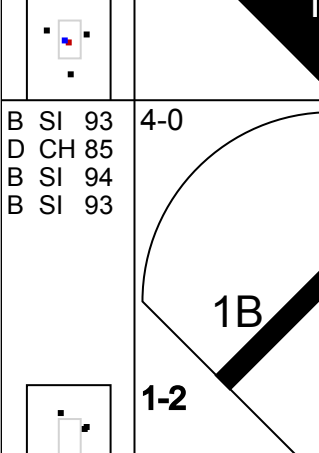
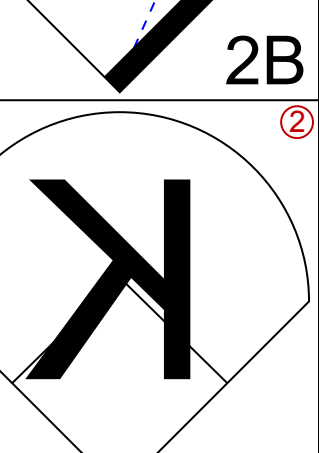



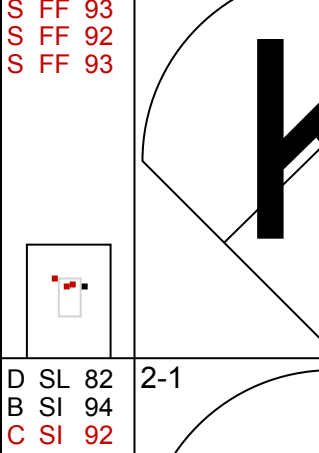
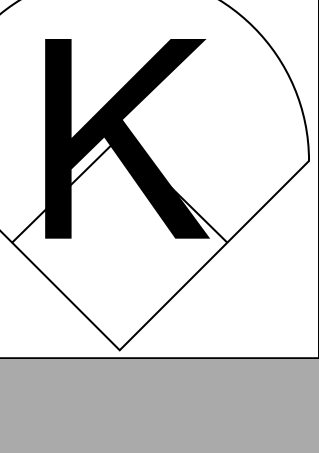
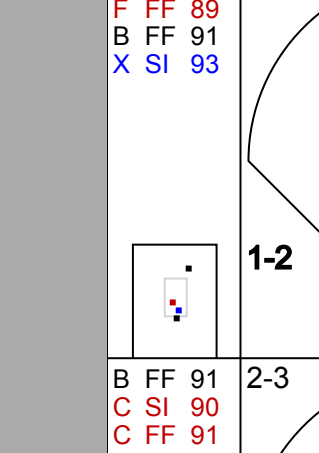

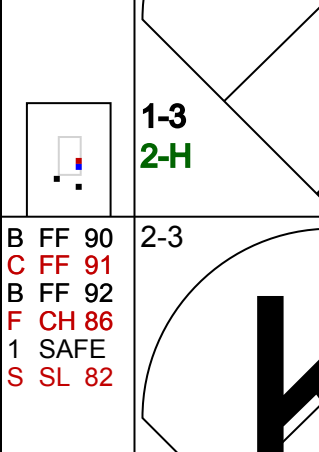

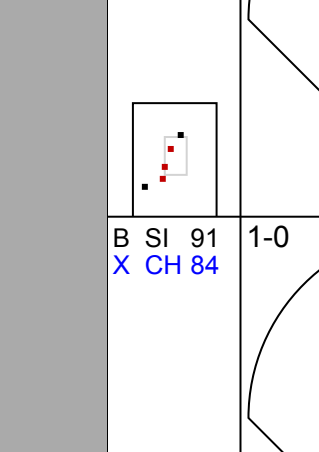
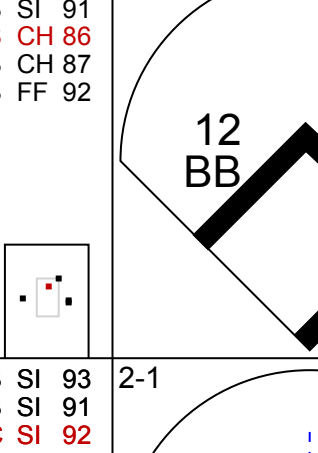
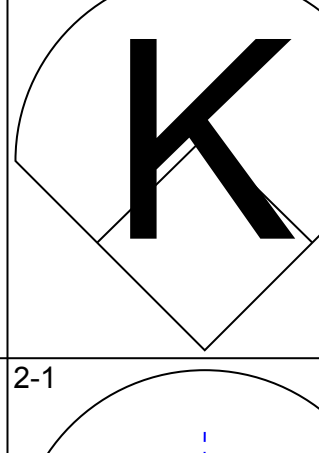
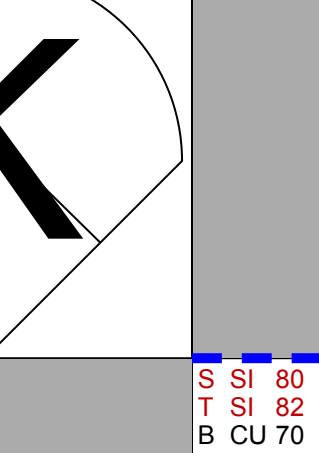
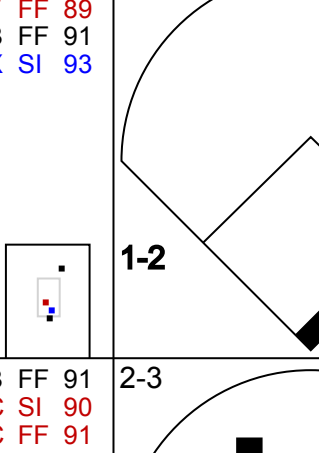
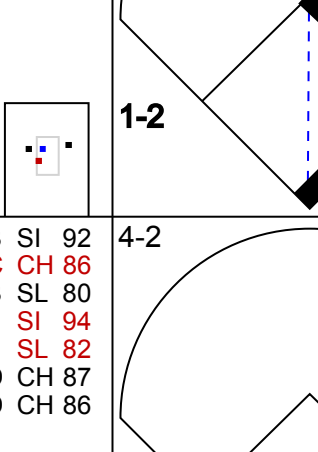
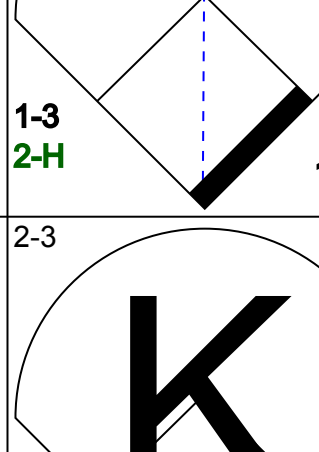
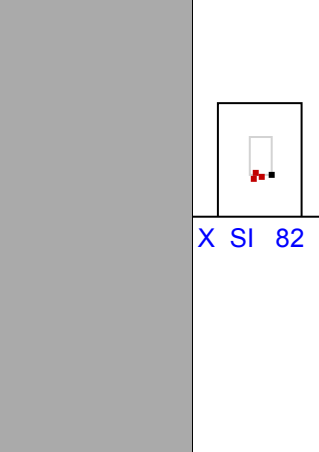
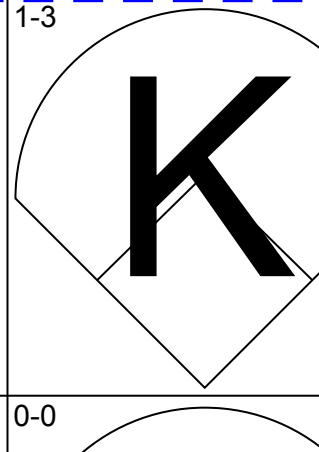
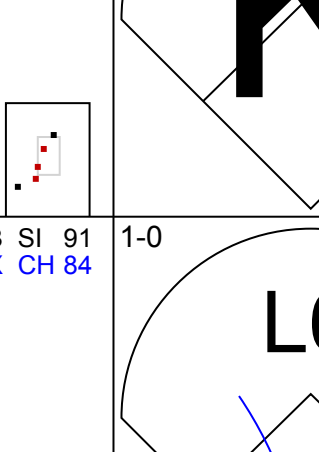
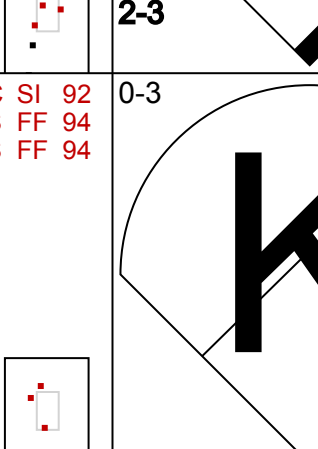

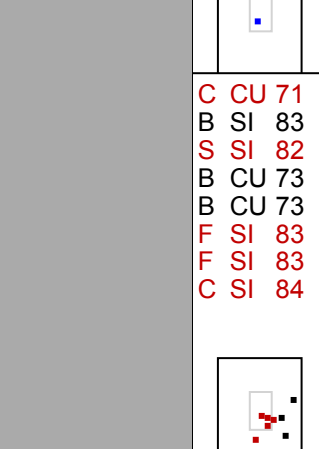
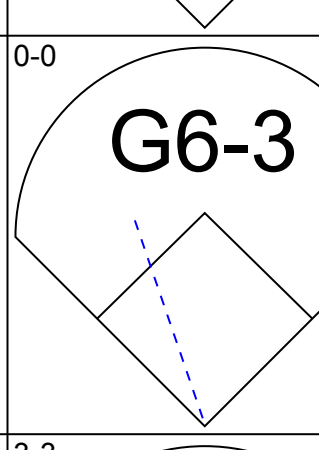


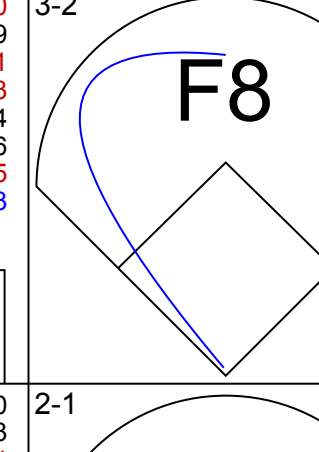
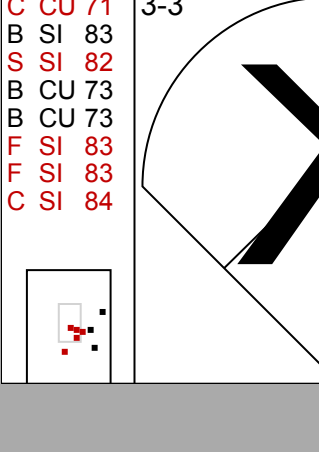
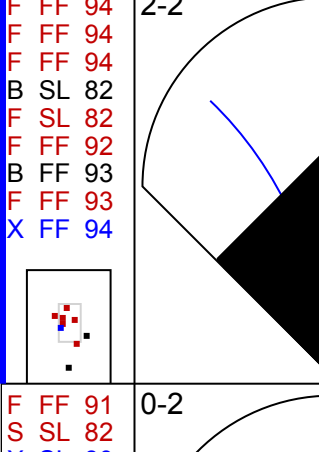

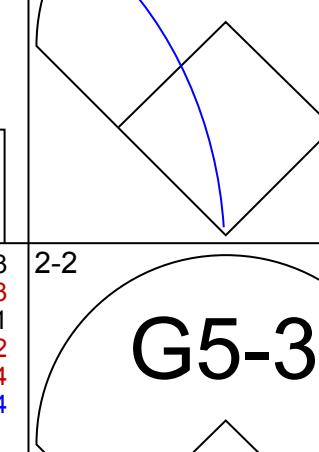
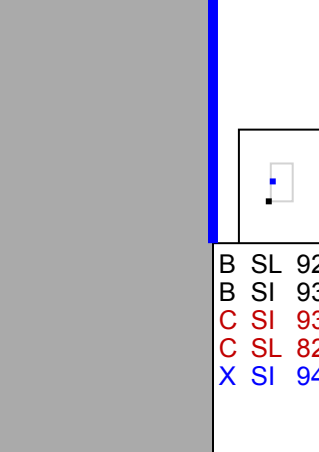
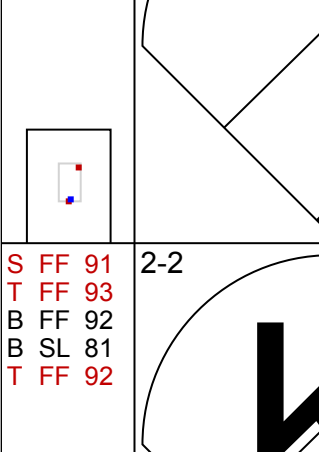
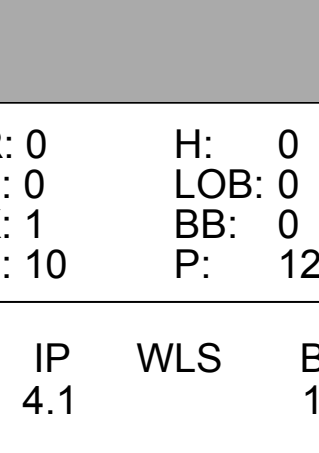
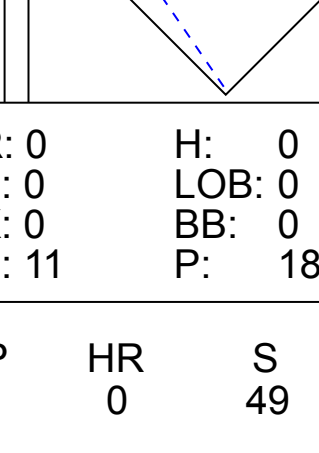
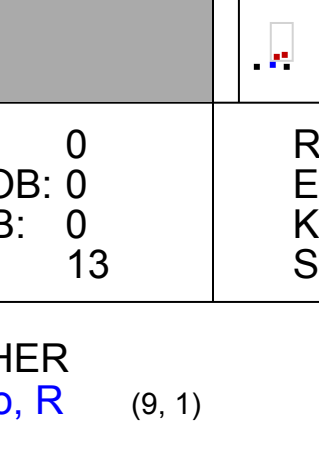
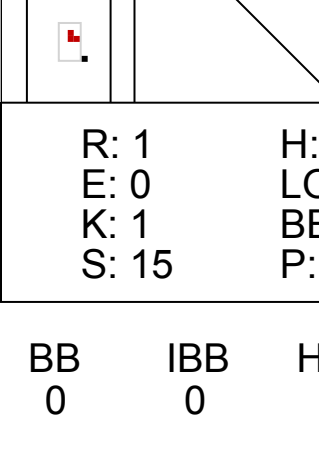
AB	36
R	3
H	11
RBI	2
BB	3
SO	4
LOB	14

AB	34
R	6
H	11
RBI	6
BB	2
SO	6
LOB	16



Batter	1	2	3	4	5	6	7	8	9	AB	R	H	RBI	BB	SO	LOB	TOP										
2 Alcides Escobar, R OBP: 0.241, SLG: 0.385										4	1	1	0	0	0	2	Kansas City Royals @ Arizona Diamondbacks Chase Field, Phoenix, AZ Fri Apr 01 2016, 6:42 PM - 9:27 PM MST Att: 14,639 - Clear - 77 F										
8 Mike Moustakas, L OBP: 0.379, SLG: 0.593										4	0	0	1	0	1	1											
6 Lorenzo Cain, R OBP: 0.382, SLG: 0.569										4	0	0	0	0	1	0											
35 Eric Hosmer, L OBP: 0.407, SLG: 0.612										2	0	0	0	2	1	0											
25 Kendrys Morales, S OBP: 0.273, SLG: 0.431										4	2	2	1	0	0	2											
4 Alex Gordon, L OBP: 0.426, SLG: 0.510										4	0	2	0	0	1	1											
13 Salvador Perez, R OBP: 0.322, SLG: 0.482										4	1	2	1	0	1	1											
69 Corey Toups, R OBP: 0.273, SLG: 0.431										0	0	0	0	0	0	0											
14 Omar Infante, R OBP: 0.396, SLG: 0.467										3	0	1	0	1	0	2											
34 Rey Fuentes, L OBP: 0.453, SLG: 0.632										3	0	1	0	0	0	1											
Inning Stats	R: 1 E: 0 K: 1 S: 8	H: 1 LOB: 0 BB: 0 P: 13	R: 1 E: 0 K: 0 S: 9	H: 2 LOB: 1 BB: 1 P: 21	R: 0 E: 0 K: 0 S: 6	H: 0 LOB: 0 BB: 0 P: 10	R: 0 E: 0 K: 0 S: 6	H: 0 LOB: 0 BB: 0 P: 12	R: 1 E: 0 K: 1 S: 13	H: 3 LOB: 1 BB: 0 P: 19	R: 0 E: 0 K: 0 S: 3	H: 0 LOB: 0 BB: 0 P: 9	R: 0 E: 0 K: 2 S: 11	H: 0 LOB: 0 BB: 0 P: 15	R: 0 E: 0 K: 0 S: 9	H: 0 LOB: 2 BB: 0 P: 14	R: 1 E: 0 K: 1 S: 13	H: 3 LOB: 2 BB: 0 P: 21	1B: 7 2B: 0 3B: 1 HR: 1	SF: 0 SAC: 0 DP: 2 HBP: 0	WP: 0 PB: 0 SB: 0 CS: 1	PA: 36					
PITCHER	IP	WLS	BF	H	R	ER	SO	BB	IBB	HBP	BLK	WP	HR	S	P	ERA	WHIP										
12 Rubby De La Rosa, R ERA: 7.03	5.0	W	20	6	3	3	2	2	0	0	0	0	1	42	75	5.40	1.600										
19 Tyler Clippard, R ERA: 4.82	1.0	H	3	0	0	0	0	1	0	0	0	0	0	3	9	0.00	1.000										
36 Enrique Burgos, R ERA: 2.85	1.0	H	3	0	0	0	2	0	0	0	0	0	0	11	15	0.00	0.000										
33 Jake Barrett, R ERA: 0.79	1.0	H	3	0	0	0	0	0	0	0	0	0	0	9	14	0.00	0.000										
41 Daniel Hudson, R ERA: 3.38	1.0		6	3	1	1	1	0	0	0	0	0	0	13	21	9.00	3.000										


Batter	1	2	3	4	5	6	7	8	9	AB	R	H	RBI	BB	SO	LOB	BOTTOM										
2 Jean Segura, R OBP: 0.500, SLG: 0.714										5	1	0	0	0	2	3	Kansas City Royals @ Arizona Diamondbacks Chase Field, Phoenix, AZ Fri Apr 01 2016, 6:42 PM - 9:27 PM MST Att: 14,639 - Clear - 77 F										
11 AJ Pollock, R OBP: 0.333, SLG: 0.300										2	1	1	1	0	0	0											
30 Sócrates Brito, L OBP: 0.356, SLG: 0.420										3	0	2	0	0	1	0											
44 Paul Goldschmidt, R OBP: 0.362, SLG: 0.544										4	1	2	0	0	1	2											
15 Phil Cosselin, R OBP: 0.422, SLG: 0.679										1	0	0	0	0	0	0											
6 David Peralta, L OBP: 0.347, SLG: 0.377										3	1	0	1	1	1	3											
16 Chris Owings, R OBP: 0.406, SLG: 0.547										0	0	0	0	0	0	0											
7 Wellington Castillo, R OBP: 0.447, SLG: 1.000										4	0	1	0	0	1	3											
22 Jake Lamb, L OBP: 0.514, SLG: 0.679										3	2	1	1	1	0	0											
27 Brandon Drury, R OBP: 0.405, SLG: 0.691										0	0	0	0	0	0	0											
24 Yasmany Tomás, R OBP: 0.444, SLG: 0.581										4	0	0	1	0	2	3											
4 Jason Bourgeois, R OBP: 0.238, SLG: 0.387										0	0	0	0	0	0	0											
5 Rickie Weeks Jr., R OBP: 0.637, SLG: 0.727										3	0	2	2	0	1	0											
10 Chris Herrmann, L OBP: 0.263, SLG: 0.333										1	0	0	0	0	1	0											
13 Nick Ahmed, R OBP: 0.433, SLG: 0.758										4	1	3	1	0	0	2											
Inning Stats	R: 0 E: 0 K: 1 S: 6	H: 1 LOB: 2 BB: 1 P: 12	R: 0 E: 0 K: 1 S: 9	H: 0 LOB: 0 BB: 0 P: 15	R: 5 E: 0 K: 0 S: 17	H: 5 LOB: 2 BB: 1 P: 29	R: 0 E: 0 K: 1 S: 6	H: 1 LOB: 1 BB: 0 P: 12	R: 1 E: 0 K: 1 S: 14	H: 3 LOB: 2 BB: 0 P: 19	R: 0 E: 0 K: 2 S: 9	H: 1 LOB: 1 BB: 0 P: 15	R: 0 E: 0 K: 2 S: 9	H: 0 LOB: 0 BB: 0 P: 11	R: 1 E: 0 K: 2 S: 10	H: 1 LOB: 0 BB: 0 P: 15	1B: 7 2B: 4 3B: 0 HR: 1	SF: 0 SAC: 0 DP: 0 HBP: 0	WP: 0 PB: 0 SB: 2 CS: 0	PA: 39							
PITCHER	IP	WLS	BF	H	R	ER	SO	BB	IBB	HBP	BLK	WP	HR	S	P	ERA	WHIP										
32 Chris Young, R ERA: 7.11	2.1	L	13	4	4	4	2	1	0	0	0	0	0	24	40	15.43	2.143										
96 Kevin McCarthy, R ERA: 16.2	0.2		5	2	1	1	0	1	0	0	0	0	0	8	16	13.50	4.500										
41 Danny Duffy, L ERA: 6.43	1.0		4	1	0	0	1	0	0	0	0	0	0	6	12	0.00	1.000										
67 Chien-Ming Wang, R ERA: 2.4	1.0		6	3	1	1	1	0	0	0	0	0	0	14	19	9.00	3.000										
47 Peter Moylan, R ERA: 6.0	2.0		7	1	0	0	4	0	0	0	0	0	0	18	26	0.00	0.500										

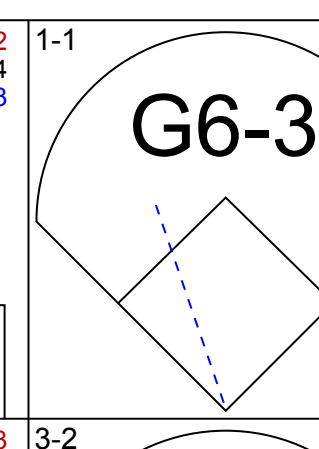

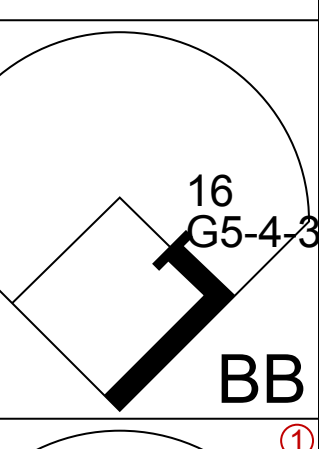
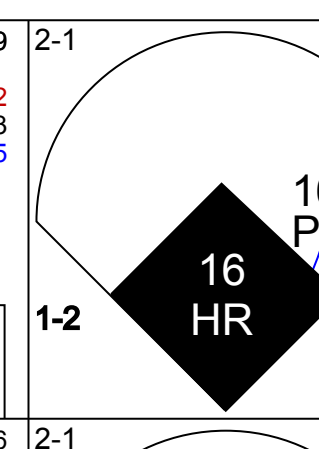
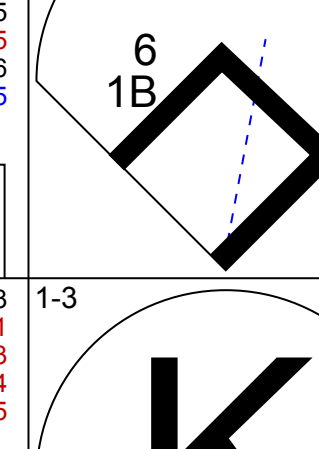
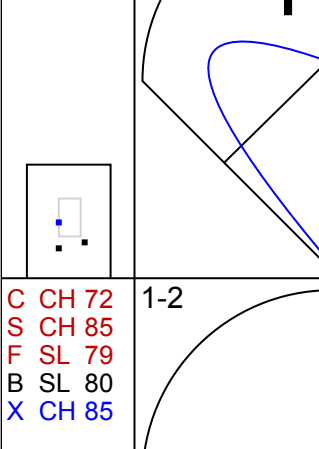
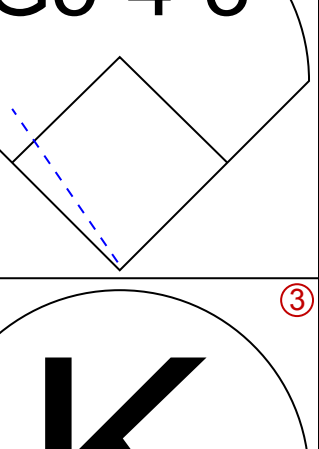
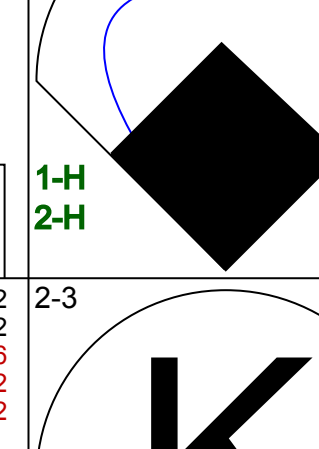
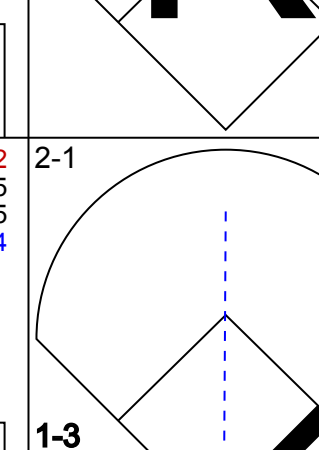
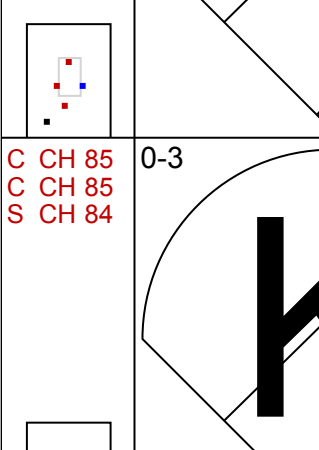
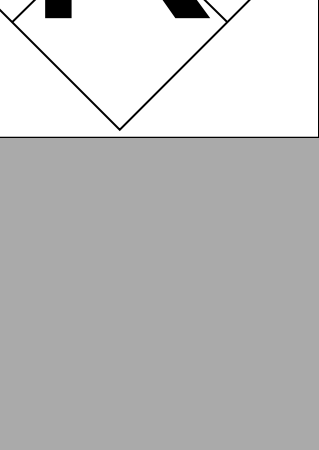
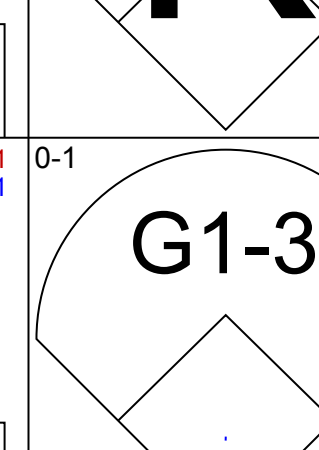
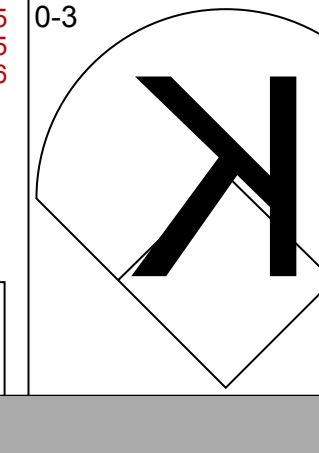
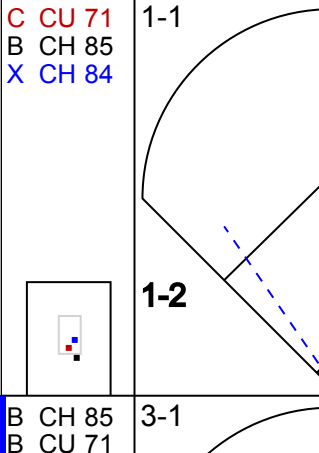

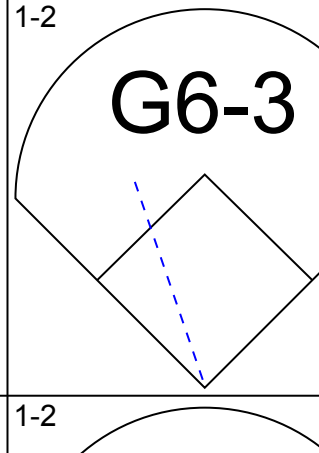


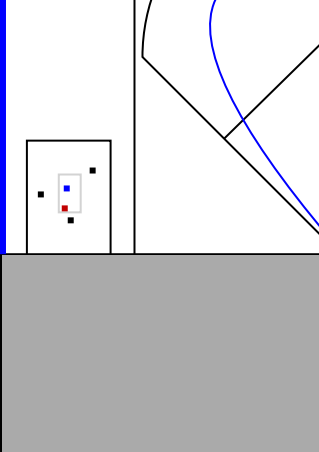

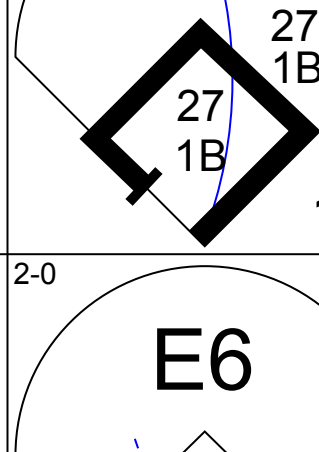
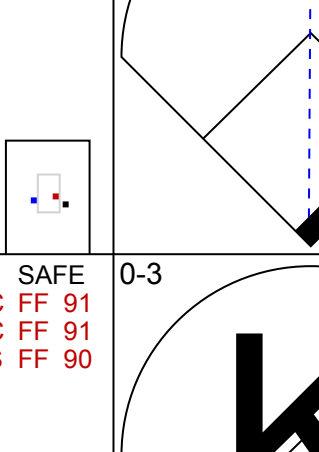



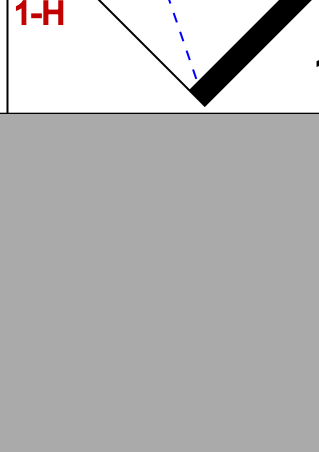
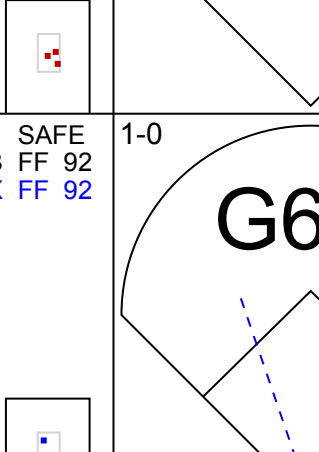






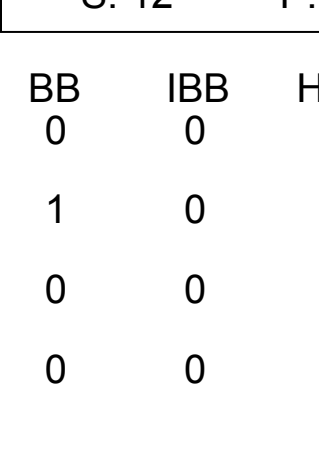
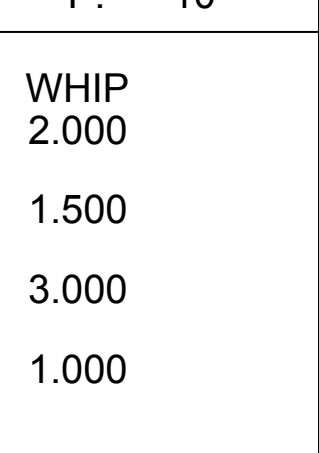

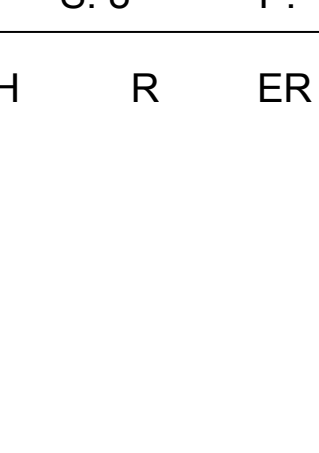





Batter	1	2	3	4	5	6	7	8	9	AB	R	H	RBI	BB	SO	LOB	TOP					
65 Whit Merrifield, R OBP: 0.389, SLG: 0.653										5	0	0	0	0	2	1						
24 Christian Colón, R OBP: 0.224, SLG: 0.204 Ramón Torres, S OBP: 0.200, SLG: 0.200										3	1	2	0	0	0	0						
José Martínez, R OBP: 0.289, SLG: 0.280 71 Parker Morin, L OBP: 0.300, SLG: 0.556										2	0	0	0	1	1	1						
46 Cody Decker, R OBP: 0.346, SLG: 0.523 86 Balbino Fuenmayor, R OBP: 0.292, SLG: 0.281										2	0	0	0	1	2	3						
Brett Eibner, R OBP: 0.423, SLG: 0.211 0 Terrance Gore, R OBP: 0.300, SLG: 0.222										3	0	2	1	0	1	0						
12 Clint Barmes, R OBP: 0.377, SLG: 0.306 Adalberto Mondesi, S OBP: 0.255, SLG: 0.304										2	0	0	0	1	1	2						
Bubba Starling, R OBP: 0.133, SLG: 0.267 43 Dusty Coleman, R OBP: 0.261, SLG: 0.773										3	0	0	0	0	2	3						
Jorge Bonifacio, R OBP: 0.367, SLG: 0.643 15 Travis Snider, L OBP: 0.304, SLG: 0.409										2	0	0	0	0	1	3						
9 Drew Butera, R OBP: 0.195, SLG: 0.316 Tony Cruz, R OBP: 0.186, SLG: 0.268										3	0	0	0	0	0	3						
Inning Stats	R: 0 E: 0 K: 1 S: 10	H: 0 LOB: 0 BB: 0 P: 12	R: 0 E: 0 K: 2 S: 13	H: 1 LOB: 3 BB: 2 P: 24	R: 1 E: 0 K: 2 S: 11	H: 2 LOB: 2 BB: 1 P: 23	R: 0 E: 0 K: 0 S: 11	H: 0 LOB: 0 BB: 0 P: 18	R: 0 E: 0 K: 3 S: 17	H: 0 LOB: 0 BB: 0 P: 23	R: 0 E: 0 K: 2 S: 9	H: 0 LOB: 0 BB: 0 P: 13	R: 0 E: 0 K: 0 S: 7	H: 0 LOB: 2 BB: 0 P: 12	R: 0 E: 0 K: 2 S: 11	H: 1 LOB: 2 BB: 0 P: 17	R: 1 E: 0 K: 1 S: 15	H: 2 LOB: 0 BB: 0 P: 19	1B: 5 2B: 1 3B: 0 HR: 1	SF: 0 SAC: 0 DP: 1 HBP: 1	WP: 0 PB: 0 SB: 0 CS: 0	PA: 37
PITCHER	IP	WLS	BF	H	R	ER	SO	BB	IBB	HBP	BLK	WP	HR	S	P	ERA	WHIP					
38 Robbie Ray, L ERA: 3.5	4.1		19	3	1	1	6	3	0	0	0	0	0	49	82	2.08	1.385					
75 Kaleb Fleck, R ERA:	0.2		3	1	0	0	2	0	0	0	0	0	0	13	18	0.00	1.500					
29 Brad Ziegler, R ERA: 6.0	1.0		3	0	0	0	2	0	0	0	0	0	0	9	13	0.00	0.000					
Evan Marshall, R ERA: 3.27	1.0	W	3	0	0	0	0	0	0	0	0	0	0	7	12	0.00	0.000					
40 Andrew Chafin, L ERA: 3.69	1.0	H	5	1	0	0	2	0	0	1	0	0	0	11	17	0.00	1.000					

Kansas City Royals @ Arizona Diamondbacks
Chase Field, Phoenix, AZ
Sat Apr 02 2016, 12:12 PM - 2:56 PM MST
Att: 14,551 - Sunny - 76 F

livebaseballscorecards.com

AB 33
R 2
H 7
RBI 2
BB 3
SO 13
LOB 21




Batter	1	2	3	4	5	6	7	8	9	AB	R	H	RBI	BB	SO	LOB	BOTTOM				
2 Jean Segura, R OBP: 0.493, SLG: 0.703 15 Phil Gosselin, R OBP: 0.433, SLG: 0.672										1	0	0	0	0	0	0					
16 Chris Owings, R OBP: 0.413, SLG: 0.588										4	1	2	3	0	0	1					
44 Paul Goldschmidt, R OBP: 0.377, SLG: 0.536 Peter O'Brien, R OBP: 0.303, SLG: 0.540										1	0	0	0	0	1	1					
6 David Peralta, L OBP: 0.356, SLG: 0.387 30 Sócrates Brito, L OBP: 0.342, SLG: 0.403										1	0	1	0	0	0	0					
24 Yasmany Tomás, R OBP: 0.426, SLG: 0.553										4	0	1	0	0	1	2					
22 Jake Lamb, L OBP: 0.521, SLG: 0.684 87 Dawel Lugo, R OBP: 0.667, SLG: 0.667										1	0	1	0	0	0	0					
27 Brandon Drury, R OBP: 0.423, SLG: 0.722										4	0	3	1	0	1	1					
10 Chris Herrmann, L OBP: 0.262, SLG: 0.325										4	1	1	0	0	0	4					
13 Nick Ahmed, R OBP: 0.426, SLG: 0.746 83 Domingo Leyba, S OBP: 0.100, SLG: 0.111										1	0	0	0	0	1	2					
Inning Stats	R: 0 E: 0 K: 2 S: 16	H: 2 LOB: 2 BB: 0 P: 23	R: 1 E: 0 K: 2 S: 13	H: 2 LOB: 0 BB: 0 P: 20	R: 0 E: 0 K: 1 S: 12	H: 2 LOB: 0 BB: 0 P: 19	R: 0 E: 0 K: 1 S: 8	H: 1 LOB: 0 BB: 0 P: 13	R: 0 E: 0 K: 0 S: 9	H: 2 LOB: 2 BB: 0 P: 13	R: 3 E: 0 K: 2 S: 17	H: 3 LOB: 0 BB: 0 P: 25	R: 0 E: 0 K: 1 S: 8	H: 1 LOB: 1 BB: 0 P: 11	1B: 11 2B: 0 3B: 1 HR: 1	SF: 0 SAC: 0 DP: 2 HBP: 0	WP: 0 PB: 1 SB: 0 CS: 0	PA: 35			
PITCHER	IP	WLS	BF	H	R	ER	SO	BB	IBB	HBP	BLK	WP	HR	S	P	ERA	WHIP				
30 Yordano Ventura, R ERA: 9.0	2.0		10	4	1	1	4	0	0	0	0	0	0	29	43	4.50	2.000				
37 John Lannan, L ERA: 3.77	4.0		15	5	0	0	3	1	0	0	0	0	0	35	55	0.00	1.500				
52 Brian Duensing, L ERA: 4.76	1.0	L	6	3	3	3	2	0	0	0	0	0	1	17	25	27.00	3.000				
59 David Huff, L ERA: 4.24	1.0		4	1	0	0	1	0	0	0	0	0	0	8	11	0.00	1.000				

Kansas City Royals @ Arizona Diamondbacks
Chase Field, Phoenix, AZ
Sat Apr 02 2016, 12:12 PM - 2:56 PM MST
Att: 14,551 - Sunny - 76 F

livebaseballscorecards.com

AB 34
R 4
H 13
RBI 4
BB 1
SO 10
LOB 17



Batter	1	2	3	4	5	6	7	8	9	AB	R	H	RBI	BB	SO	LOB	TOP			
19 Charlie Blackmon, L (1.8)	L6		27 HR	G3-1		F7		28 HR	F7	5	2	1	1	1	0	1	Colorado Rockies @ Arizona Diamondbacks Chase Field, Phoenix, AZ Mon Apr 04 2016, 6:42 PM - 10:53 PM MST Att: 48,165 - Partly Cloudy - 90 F			
27 Trevor Story, R (1.6)	G5-3		2B	HR	HR	K		L6	K	6	2	2	4	0	2	2				
5 Carlos González, L (1.9)	K		HR	L8		K		28 HR		5	2	2	1	0	2	0				
28 Nolan Arenado, R (1.5)		G4-3	F8	F9		1B		HR		5	1	2	3	0	0	0				
8 Gerardo Parra, L (1.7)	G3-1		4 S	9 1B		P6		1B	HR	5	1	3	0	0	0	0				
12 Mark Reynolds, R (1.3)	FC5-4		P6	F8		F8		K	4 WP	4	0	1	0	1	1	3				
4 Nick Hundley, R (1.2)	FC5-4		9 1B	1B		1B		L9		3	0	1	0	2	0	3				
9 DJ LeMahieu, R (1.4)			1B			G1-4-3		FC5		3	1	2	1	0	0	1				
10 Ben Paulsen, L (7. PH)										0	0	0	0	0	0	0				
18 Cristhian Adames, S (5.4)			1B			G4-3		K	L8	2	1	1	0	0	1	2				
Inning Stats	R: 0 E: 0 K: 1 S: 7	H: 0 LOB: 0 BB: 0 P: 10	R: 0 E: 0 K: 0 S: 8	H: 1 LOB: 1 BB: 0 P: 14	R: 6 E: 0 K: 1 S: 28	H: 7 LOB: 2 BB: 1 P: 39	R: 1 E: 0 K: 0 S: 12	H: 1 LOB: 0 BB: 0 P: 19	R: 0 E: 0 K: 1 S: 10	H: 0 LOB: 1 BB: 0 P: 16	R: 0 E: 0 K: 2 S: 18	H: 2 LOB: 3 BB: 1 P: 32	R: 3 E: 0 K: 1 S: 17	H: 3 LOB: 2 BB: 2 P: 32	R: 0 E: 0 K: 1 S: 16	H: 0 LOB: 1 BB: 0 P: 25	1B: 7 2B: 4 3B: 0 HR: 4	SF: 0 SAC: 0 DP: 0 HBP: 1	WP: 1 PB: 0 CS: 1	PA: 47
PITCHER	IP WLS BF H R ER SO BB IBB HBP BLK WP HR S P ERA WHIP																			
21 Zack Greinke, R (1.1)	4.0 L 22 9 7 7 2 1 0 0 0 0 0 3 55 82 15.75 2.500																			
33 Jake Barrett, R (6.1)	1.0 4 1 0 0 0 0 0 0 0 0 0 9 13 0.00 1.000																			
48 Randall Delgado, R (6.1)	1.2 8 2 0 0 3 1 0 0 0 0 0 0 26 46 0.00 1.800																			
40 Andrew Chafin, L (7.1)	1.0 5 1 2 2 1 1 0 0 0 0 0 11 19 18.00 2.000																			
61 Silvino Bracho, R (8.1)	1.1 8 2 1 1 1 1 0 1 0 1 1 24 40 6.75 2.250																			

Batter	1	2	3	4	5	6	7	8	9	AB	R	H	RBI	BB	SO	LOB	BOTTOM					
2 Jean Segura, R (1.4)	L7		F9		44 BB	16 1B		G4-3		5	1	2	0	0	0	1	Colorado Rockies @ Arizona Diamondbacks Chase Field, Phoenix, AZ Mon Apr 04 2016, 6:42 PM - 10:53 PM MST Att: 48,165 - Partly Cloudy - 90 F					
16 Chris Owings, R (1.8)	G6-3		K		44 BB	24 1B		K		5	1	1	0	0	2	2						
44 Paul Goldschmidt, R (1.3)	K		K		22 BB	24 1B		G4-3		4	0	0	0	1	2	2						
7 Wellington Castillo, R (1.2)		L8	K		F9			L6		4	0	0	0	1	1	4						
6 David Peralta, L (1.9)		24 2B	21 1B		22 HR			K		5	2	3	0	0	2	3						
24 Yasmany Tomás, R (1.7)		21 1B			K			K		4	0	2	2	0	1	1						
61 Silvino Bracho, R (8.1)		21 1B			K			F7		0	0	0	0	0	0	0						
5 Rickie Weeks Jr., R (9. PH)		2B			22 BB			K		1	0	0	0	1	2							
22 Jake Lamb, L (1.5)	K		HR		G1-3			K		3	1	1	2	1	1	2						
21 Zack Greinke, R (1.1)					G1-3			K		1	0	1	1	0	0	0						
27 Brandon Lundy, R (4. PH)										0	0	0	0	0	0	0						
33 Jake Barrett, R (5.1)										0	0	0	0	0	0	0						
15 Phil Gosselin, R (5. PH)										1	0	0	0	0	1	3						
48 Randall Delgado, R (8.1)										0	0	0	0	0	0	0						
40 Andrew Chafin, R (7.1)										0	0	0	0	0	0	0						
30 Socarrates Brito, L (8.7)										1	0	0	0	0	1	0						
13 Nick Ahmed, R (1.6)		L8			K2-3					4	0	2	0	0	1	2						
Inning Stats	R: 0 E: 0 K: 1 S: 10	H: 0 LOB: 0 BB: 0 P: 14	R: 1 E: 0 K: 1 S: 13	H: 3 LOB: 0 BB: 0 P: 19	R: 0 E: 0 K: 3 S: 13	H: 0 LOB: 1 BB: 0 P: 20	R: 2 E: 0 K: 2 S: 12	H: 2 LOB: 0 BB: 0 P: 14	R: 2 E: 0 K: 2 S: 18	H: 3 LOB: 3 BB: 2 P: 35	R: 0 E: 0 K: 0 S: 7	H: 2 LOB: 1 BB: 0 P: 9	R: 0 E: 0 K: 1 S: 9	H: 0 LOB: 0 BB: 0 P: 14	R: 0 E: 0 K: 1 S: 10	H: 1 LOB: 1 BB: 0 P: 12	R: 0 E: 0 K: 2 S: 16	H: 1 LOB: 2 BB: 1 P: 25	1B: 9 2B: 3 3B: 0 HR: 1	SF: 0 SAC: 0 DP: 1 HBP: 0	WP: 1 PB: 0 CS: 0	PA: 42
PITCHER	IP WLS BF H R ER SO BB IBB HBP BLK WP HR S P ERA WHIP																					
29 Jorge De La Rosa, L (1.1)	4.2 25 5 2 0 0 1 0 0 0 0 0 0 12 17 0.00 1.500																					
60 Justin Miller, R (5.1)	1.1 W 5 2 0 0 1 0 0 0 0 0 0 0 14 19 0.00 0.000																					
48 Boone Logan, L (7.1)	1.2 H 5 0 0 0 2 0 0 0 0 0 0 0 5 7 0.00 3.000																					
50 Chad Qualls, R (8.1)	0.1 2 1 0 0 0 0 0 0 0 0 0 0 16 25 0.00 2.000																					
46 Miguel Castro, R (9.1)	1.0 5 1 0 0 2 1 0 0 0 0 0 0 16 25 0.00 2.000																					



Batter	1	2	3	4	5	6	7	8	9	AB	R	H	RBI	BB	SO	LOB	TOP				
9 DJ LeMahieu, R OBP: 0.600, SLG: 1.200										4	2	2	1	0	0	0					
27 Trevor Story, R OBP: 0.286, SLG: 1.143										4	1	1	2	0	2	0					
5 Carlos González, L OBP: 0.385, SLG: 0.583										4	0	1	0	0	2	0					
28 Nolan Arenado, R OBP: 0.154, SLG: 0.385										4	0	0	0	0	0	1					
12 Mark Reynolds, R OBP: 0.222, SLG: 0.125										4	0	0	0	0	2	0					
6 Ryan Raburn, R OBP: 0.400, SLG: 1.000										3	1	2	1	0	0	0					
19 Charlie Blackmon, L OBP: 0.200, SLG: 0.222										0	0	0	0	0	0	0					
4 Nick Hundley, R OBP: 0.455, SLG: 0.667										3	0	0	0	0	0	1					
1 Brandon Barnes, R OBP: 0.700, SLG: 0.667										3	0	2	0	0	0	0					
46 Miguel Castro, R										0	0	0	0	0	0	0					
48 Boone Logan, R										0	0	0	0	0	0	0					
50 Chad Qualls, R										0	0	0	0	0	0	0					
51 Jake McGee, L										0	0	0	0	0	0	0					
32 Tyler Chatwood, R										2	0	0	0	0	1	1					
8 Gerardo Parra, L OBP: 0.400, SLG: 0.700										1	0	0	0	0	0	0					
Inning Stats	R: 2 H: 2 E: 0 K: 2 S: 10	WLS: 2 BF: 0 BB: 0 P: 16	R: 0 H: 1 E: 0 K: 0 S: 5	LOB: 0 BB: 0 P: 11	R: 1 H: 1 E: 0 K: 2 S: 8	LOB: 0 BB: 0 P: 11	R: 0 H: 0 E: 0 K: 0 S: 5	LOB: 0 BB: 0 P: 8	R: 0 H: 1 E: 0 K: 1 S: 9	LOB: 0 BB: 0 P: 12	R: 0 H: 1 E: 0 K: 1 S: 8	LOB: 1 BB: 0 P: 13	R: 1 H: 2 E: 0 K: 0 S: 12	LOB: 0 BB: 0 P: 17	R: 0 H: 0 E: 0 K: 0 S: 8	LOB: 0 BB: 0 P: 12	R: 0 H: 0 E: 0 K: 1 S: 8	LOB: 0 BB: 0 P: 12	1B: 5 2B: 0 3B: 0 HR: 3	SF: 0 SAC: 0 DP: 1 HBP: 0	WP: 0 PA: 34 PB: 0 SB: 0 CS: 2
PITCHER	IP	WLS	BF	H	R	ER	SO	BB	IBB	HBP	BLK	WP	HR	S	P	ERA	WHIP				
46 Patrick Corbin, L ERA: 5.14	7.0	L	26	8	4	4	6	0	0	0	0	0	3	57	88	5.14	1.143				
48 Randall Delgado, R ERA:	1.0		3	0	0	0	0	0	0	0	0	0	0	8	12	0.00	0.000				
29 Brad Ziegler, R ERA:	1.0		3	0	0	0	1	0	0	0	0	0	0	8	12	0.00	0.000				

Colorado Rockies @ Arizona Diamondbacks
 Chase Field, Phoenix, AZ
 Wed Apr 06 2016, 12:40 PM - 3:19 PM MST
 Att: 18,572 - Roof Closed - 77 F

AB	32
R	4
H	8
RBI	4
BB	0
SO	7
LOB	3



Batter	1	2	3	4	5	6	7	8	9	AB	R	H	RBI	BB	SO	LOB	BOTTOM				
2 Jean Segura, R OBP: 0.467, SLG: 0.786										5	0	2	0	0	1	2					
16 Chris Owings, R OBP: 0.273, SLG: 0.273										5	0	1	1	0	1	5					
44 Paul Goldschmidt, R OBP: 0.429, SLG: 0.700										2	0	0	0	1	1	2					
6 David Peralta, L OBP: 0.357, SLG: 0.429										4	0	0	1	0	0	6					
22 Jake Lamb, L OBP: 0.308, SLG: 0.545										4	0	0	0	0	1	2					
27 Brandon Drury, R OBP: 0.167, SLG: 0.167										4	0	1	0	0	1	0					
10 Chris Herrmann, L										4	0	0	0	0	1	1					
46 Patrick Corbin, L OBP: 0.500, SLG: 0.500										2	1	1	0	0	0	0					
15 Phil Cosselin, R OBP: 0.333, SLG: 0.333										1	0	1	0	0	0	0					
48 Randall Delgado, R										0	0	0	0	0	0	0					
29 Brad Ziegler, R										0	0	0	0	0	0	0					
5 Rickie Weeks Jr., R OBP: 0.333, SLG: 0.333										1	0	0	0	0	0	0					
13 Nick Ahmed, R OBP: 0.583, SLG: 0.909										4	2	2	1	0	0	1					
Inning Stats	R: 0 H: 1 E: 0 K: 2 S: 11	WLS: 1 BF: 0 BB: 0 P: 14	R: 0 H: 0 E: 0 K: 1 S: 9	LOB: 0 BB: 0 P: 14	R: 2 H: 2 E: 1 K: 0 S: 12	LOB: 2 BB: 0 P: 14	R: 0 H: 0 E: 0 K: 0 S: 7	LOB: 0 BB: 0 P: 10	R: 0 H: 1 E: 0 K: 0 S: 9	LOB: 1 BB: 0 P: 14	R: 0 H: 2 E: 0 K: 1 S: 14	LOB: 3 BB: 1 P: 24	R: 0 H: 0 E: 0 K: 2 S: 8	LOB: 0 BB: 0 P: 10	R: 1 H: 1 E: 0 K: 0 S: 10	LOB: 0 BB: 0 P: 17	1B: 7 2B: 0 3B: 0 HR: 1	SF: 0 SAC: 0 DP: 0 HBP: 1	WP: 0 PA: 38 PB: 0 SB: 1 CS: 0		
PITCHER	IP	WLS	BF	H	R	ER	SO	BB	IBB	HBP	BLK	WP	HR	S	P	ERA	WHIP				
32 Tyler Chatwood, R ERA: 1.42	6.1	W	28	7	2	1	3	0	0	1	0	0	0	5	10	0.00	3.000				
46 Miguel Castro, R	0.1	H	2	0	0	0	1	1	0	0	0	0	0	5	7	0.00	0.000				
48 Boone Logan, L	0.2	H	2	0	0	0	1	0	0	0	0	0	0	5	7	0.00	0.000				
50 Chad Qualls, R	0.2	H	2	0	0	0	1	0	0	0	0	0	0	5	7	0.00	0.000				
51 Jake McGee, L ERA: 9.0	1.0	S	4	1	1	1	0	0	0	0	0	0	1	10	17	9.00	1.000				

Colorado Rockies @ Arizona Diamondbacks
 Chase Field, Phoenix, AZ
 Wed Apr 06 2016, 12:40 PM - 3:19 PM MST
 Att: 18,572 - Roof Closed - 77 F

AB	36
R	3
H	8
RBI	3
BB	1
SO	6
LOB	19



Batter	1	2	3	4	5	6	7	8	9	AB	R	H	RBI	BB	SO	LOB	TOP			
24 Dexter Fowler, S OBP: 0.667, SLG: 1.083	F8	G4-3		18 WP 3B	18 BB 22 BB BB		44 BB 1B		22 1B 18 BB BB	4	2	2	2	2	0	2	Chicago Cubs @ Arizona Diamondbacks Chase Field, Phoenix, AZ Thu Apr 07 2016, 6:42 PM - 10:11 PM MST Att: 24,656 - Roof Closed - 79 F			
22 Jason Heyward, L OBP: 0.333, SLG: 0.308	G4-3		18 BB 44 1B 1B	44 S 3B BB	18 BB BB		F5		18 2B 44 HR 1B	4	3	2	0	2	0	2				
18 Ben Zobrist, S OBP: 0.333, SLG: 0.500	P6		44 1B 17 E BB	44 3B BB	44 BB BB		F9		44 HR 2B	3	3	1	1	3	0	2				
44 Anthony Rizzo, L OBP: 0.600, SLG: 1.182		17 2B 27 1B HBP	17 E 1B	17 E 3B	17 E BB				HR	4	3	3	6	1	1	3				
17 Kris Bryant, R OBP: 0.333, SLG: 0.308		27 1B 2B	P2	E5 G4-3 1B			F9			6	1	3	0	0	1	4				
12 Kyle Schwarber, L Tommy La Stella, L 46 Pedro Strop, R 37 Travis Wood, R 68 Jorge Soler, R 56 Héctor Rondón, R		27 1B BB	G3	G4-3			G3-1		F9	0	0	0	0	1	0	0				
47 Miguel Montero, L OBP: 0.182, SLG: 0.455		K	G4-3	G6-3			G4-3		G3	6	0	0	0	0	1	6				
27 Addison Russell, R OBP: 0.308, SLG: 0.273		1B			24 3B 2B		K		P3	4	2	2	2	1	1	0				
41 John Lackey, R 20 Matt Szczur, R		K		L8	G6-3				G5-3	3	0	0	0	0	1	3				
										2	0	1	0	0	0	0				
Inning Stats	R: 0 E: 0 K: 0 S: 6	H: 0 LOB: 0 BB: 0 P: 10	R: 2 E: 0 K: 2 S: 18	H: 2 LOB: 2 BB: 1 P: 26	R: 2 E: 1 K: 0 S: 9	H: 2 LOB: 1 BB: 1 P: 18	R: 5 E: 0 K: 0 S: 16	H: 4 LOB: 3 BB: 2 P: 36	R: 0 E: 0 K: 0 S: 6	H: 0 LOB: 0 BB: 0 P: 9	R: 1 E: 0 K: 1 S: 16	H: 2 LOB: 3 BB: 2 P: 33	R: 0 E: 0 K: 0 S: 4	H: 0 LOB: 0 BB: 0 P: 6	R: 4 E: 0 K: 0 S: 14	H: 4 LOB: 1 BB: 1 P: 28	1B: 8 2B: 3 3B: 2 HR: 1	SF: 0 SAC: 0 DP: 0 HBP: 1	WP: 1 PB: 0 SB: 1 CS: 0	PA: 52
PITCHER	IP WLS BF H R ER SO BB IBB HBP BLK WP HR S P ERA WHIP	IP WLS BF H R ER SO BB IBB HBP BLK WP HR S P ERA WHIP	IP WLS BF H R ER SO BB IBB HBP BLK WP HR S P ERA WHIP	IP WLS BF H R ER SO BB IBB HBP BLK WP HR S P ERA WHIP	IP WLS BF H R ER SO BB IBB HBP BLK WP HR S P ERA WHIP	IP WLS BF H R ER SO BB IBB HBP BLK WP HR S P ERA WHIP	IP WLS BF H R ER SO BB IBB HBP BLK WP HR S P ERA WHIP	IP WLS BF H R ER SO BB IBB HBP BLK WP HR S P ERA WHIP	IP WLS BF H R ER SO BB IBB HBP BLK WP HR S P ERA WHIP	IP WLS BF H R ER SO BB IBB HBP BLK WP HR S P ERA WHIP	IP WLS BF H R ER SO BB IBB HBP BLK WP HR S P ERA WHIP	IP WLS BF H R ER SO BB IBB HBP BLK WP HR S P ERA WHIP	IP WLS BF H R ER SO BB IBB HBP BLK WP HR S P ERA WHIP	IP WLS BF H R ER SO BB IBB HBP BLK WP HR S P ERA WHIP	IP WLS BF H R ER SO BB IBB HBP BLK WP HR S P ERA WHIP	IP WLS BF H R ER SO BB IBB HBP BLK WP HR S P ERA WHIP	IP WLS BF H R ER SO BB IBB HBP BLK WP HR S P ERA WHIP			

AB	41
R	14
H	14
RBI	11
BB	10
SO	5
LOB	25



Batter	1	2	3	4	5	6	7	8	9	AB	R	H	RBI	BB	SO	LOB	BOTTOM					
2 Jean Segura, R OBP: 0.474, SLG: 1.056	HR	IHR		G4-3			K2-3			4	2	2	2	0	1	0	Chicago Cubs @ Arizona Diamondbacks Chase Field, Phoenix, AZ Thu Apr 07 2016, 6:42 PM - 10:11 PM MST Att: 24,656 - Roof Closed - 79 F					
13 Nick Ahmed, R OBP: 0.438, SLG: 0.667	K	K		G6-3			G5-3			4	0	0	0	0	2	0						
44 Paul Goldschmidt, R OBP: 0.444, SLG: 0.615	6 2B 22 1B BB		6 3B 1B		F9				K	3	2	1	0	1	1	0						
6 David Peralta, L OBP: 0.500, SLG: 0.765	22 1B 2B		22 SF7 3B						BB	3	2	3	1	1	0	0						
7 Wellington Castillo, R OBP: 0.214, SLG: 0.154	P3		F8				G5-3		K	4	0	0	0	0	1	5						
22 Jake Lamb, L OBP: 0.353, SLG: 0.571			SF7						L8	3	0	2	3	0	0	1						
24 Yasmany Tomás, R OBP: 0.308, SLG: 0.455	F9		K				G5-4-3			4	0	0	0	0	2	2						
16 Chris Owings, R OBP: 0.200, SLG: 0.200	F9		G6-3				L9		K	4	0	0	0	0	1	0						
12 Rubby De La Rosa, R 33 Jake Barrett, R 30 Sócrates Brito, L 31 Kyle Drabek, R 40 Andrew Chafin, R 27 Brandon Drury, R 48 Randall Delgado, R 5 Rickie Weeks Jr., R		K		L8					F8	1	0	0	0	0	1	0						
										0	0	0	0	0	0	0						
Inning Stats	R: 3 E: 0 K: 1 S: 17	H: 3 LOB: 1 BB: 1 P: 23	R: 1 E: 0 K: 2 S: 9	H: 1 LOB: 0 BB: 0 P: 13	R: 2 E: 0 K: 1 S: 11	H: 2 LOB: 0 BB: 0 P: 14	R: 0 E: 0 K: 0 S: 6	H: 0 LOB: 0 BB: 0 P: 8	R: 0 E: 0 K: 0 S: 7	H: 1 LOB: 0 BB: 0 P: 10	R: 0 E: 0 K: 0 S: 9	H: 1 LOB: 0 BB: 0 P: 16	R: 0 E: 0 K: 2 S: 8	H: 0 LOB: 0 BB: 0 P: 12	R: 0 E: 0 K: 2 S: 8	H: 0 LOB: 1 BB: 1 P: 15	R: 0 E: 0 K: 2 S: 9	H: 0 LOB: 0 BB: 0 P: 13	1B: 3 2B: 2 3B: 1 HR: 2	SF: 1 SAC: 0 DP: 1 HBP: 0	WP: 0 PB: 0 SB: 0 CS: 0	PA: 36
PITCHER	IP WLS BF H R ER SO BB IBB HBP BLK WP HR S P ERA WHIP	IP WLS BF H R ER SO BB IBB HBP BLK WP HR S P ERA WHIP	IP WLS BF H R ER SO BB IBB HBP BLK WP HR S P ERA WHIP	IP WLS BF H R ER SO BB IBB HBP BLK WP HR S P ERA WHIP	IP WLS BF H R ER SO BB IBB HBP BLK WP HR S P ERA WHIP	IP WLS BF H R ER SO BB IBB HBP BLK WP HR S P ERA WHIP	IP WLS BF H R ER SO BB IBB HBP BLK WP HR S P ERA WHIP	IP WLS BF H R ER SO BB IBB HBP BLK WP HR S P ERA WHIP	IP WLS BF H R ER SO BB IBB HBP BLK WP HR S P ERA WHIP	IP WLS BF H R ER SO BB IBB HBP BLK WP HR S P ERA WHIP	IP WLS BF H R ER SO BB IBB HBP BLK WP HR S P ERA WHIP	IP WLS BF H R ER SO BB IBB HBP BLK WP HR S P ERA WHIP	IP WLS BF H R ER SO BB IBB HBP BLK WP HR S P ERA WHIP	IP WLS BF H R ER SO BB IBB HBP BLK WP HR S P ERA WHIP	IP WLS BF H R ER SO BB IBB HBP BLK WP HR S P ERA WHIP	IP WLS BF H R ER SO BB IBB HBP BLK WP HR S P ERA WHIP	IP WLS BF H R ER SO BB IBB HBP BLK WP HR S P ERA WHIP					

AB	33
R	6
H	8
RBI	6
BB	2
SO	10
LOB	8



Batter	1	2	3	4	5	6	7	8	9	AB	R	H	RBI	BB	SO	LOB	TOP						
24 Dexter Fowler, S OBP: 0.684, SLG: 1.067										3	0	2	0	1	0	1							
22 Jason Heyward, L OBP: 0.386, SLG: 0.313										3	0	1	1	1	2	2							
18 Ben Zobrist, S OBP: 0.421, SLG: 0.375										4	0	0	1	0	1	5							
44 Anthony Rizzo, L OBP: 0.474, SLG: 0.867										4	0	0	0	0	2	4							
17 Kris Bryant, R OBP: 0.263, SLG: 0.235										4	0	0	0	0	0								
68 Jorge Soler, R OBP: 0.214, SLG: 0.154										4	0	1	0	0	0								
27 Addison Russell, R OBP: 0.353, SLG: 0.231										2	0	0	0	1	0	0							
3 David Ross, R OBP: 0.375, SLG: 0.429										3	1	0	0	1	1	2							
39 Jason Hammel, R OBP: 0.286, SLG: 0.266										2	1	0	0	0	0	4							
2 Tommy La Stella, L OBP: 0.226, SLG: 0.226										2	1	0	0	0	0	0							
52 Justin Grimm, R OBP: 0.226, SLG: 0.226										0	0	0	0	0	0	0							
46 Pedro Strop, R OBP: 0.226, SLG: 0.226										0	0	0	0	0	0	0							
37 Travis Wood, R OBP: 0.226, SLG: 0.226										0	0	0	0	0	0	0							
53 Trevor Cahill, R OBP: 0.226, SLG: 0.226										0	0	0	0	0	0	0							
Inning Stats	R: 0 E: 0 K: 1 S: 7	H: 1 LOB: 0 BB: 0 P: 12	R: 0 E: 0 K: 1 S: 7	H: 0 LOB: 0 BB: 0 P: 9	R: 2 E: 0 K: 0 S: 11	H: 0 LOB: 2 BB: 4 P: 29	R: 0 E: 0 K: 0 S: 9	H: 1 LOB: 2 BB: 0 P: 18	R: 0 E: 0 K: 1 S: 10	H: 0 LOB: 1 BB: 0 P: 16	R: 0 E: 0 K: 0 S: 7	H: 0 LOB: 0 BB: 0 P: 13	R: 0 E: 0 K: 2 S: 9	H: 1 LOB: 1 BB: 0 P: 15	R: 0 E: 0 K: 1 S: 7	H: 0 LOB: 0 BB: 0 P: 11	R: 0 E: 0 K: 0 S: 7	H: 0 LOB: 0 BB: 0 P: 11	1B: 3 2B: 3 3B: 0 HR: 0	SF: 0 SAC: 0 DP: 2 HBP: 1	WP: 0 PB: 0 SB: 0 CS: 0	PA: 35	
PITCHER	IP WLS BF H R ER SO BB IBB HBP BLK WP HR S P ERA WHIP	IP WLS BF H R ER SO BB IBB HBP BLK WP HR S P ERA WHIP	IP WLS BF H R ER SO BB IBB HBP BLK WP HR S P ERA WHIP	IP WLS BF H R ER SO BB IBB HBP BLK WP HR S P ERA WHIP	IP WLS BF H R ER SO BB IBB HBP BLK WP HR S P ERA WHIP	IP WLS BF H R ER SO BB IBB HBP BLK WP HR S P ERA WHIP	IP WLS BF H R ER SO BB IBB HBP BLK WP HR S P ERA WHIP	IP WLS BF H R ER SO BB IBB HBP BLK WP HR S P ERA WHIP	IP WLS BF H R ER SO BB IBB HBP BLK WP HR S P ERA WHIP	IP WLS BF H R ER SO BB IBB HBP BLK WP HR S P ERA WHIP	IP WLS BF H R ER SO BB IBB HBP BLK WP HR S P ERA WHIP	IP WLS BF H R ER SO BB IBB HBP BLK WP HR S P ERA WHIP	IP WLS BF H R ER SO BB IBB HBP BLK WP HR S P ERA WHIP	IP WLS BF H R ER SO BB IBB HBP BLK WP HR S P ERA WHIP	IP WLS BF H R ER SO BB IBB HBP BLK WP HR S P ERA WHIP	IP WLS BF H R ER SO BB IBB HBP BLK WP HR S P ERA WHIP	IP WLS BF H R ER SO BB IBB HBP BLK WP HR S P ERA WHIP	IP WLS BF H R ER SO BB IBB HBP BLK WP HR S P ERA WHIP	IP WLS BF H R ER SO BB IBB HBP BLK WP HR S P ERA WHIP	IP WLS BF H R ER SO BB IBB HBP BLK WP HR S P ERA WHIP	IP WLS BF H R ER SO BB IBB HBP BLK WP HR S P ERA WHIP	IP WLS BF H R ER SO BB IBB HBP BLK WP HR S P ERA WHIP	IP WLS BF H R ER SO BB IBB HBP BLK WP HR S P ERA WHIP
38 Robbie Ray, L ERA: 3.0	6.0	25	4	2	2	3	4	0	1	0	0	0	0	0	0	0	0	0	9	15	0.00	1.000	
19 Tyler Clippard, R ERA: 1.0	1.0	4	1	0	0	2	0	0	0	0	0	0	0	0	0	0	0	0	7	11	0.00	0.000	
41 Daniel Hudson, R ERA: 1.0	1.0	3	0	0	0	1	0	0	0	0	0	0	0	0	0	0	0	0	7	11	0.00	0.000	
29 Brad Ziegler, R ERA: 1.0	1.0	W	3	0	0	0	0	0	0	0	0	0	0	0	0	0	0	0	7	11	0.00	0.000	



Chicago Cubs @ Arizona Diamondbacks
Chase Field, Phoenix, AZ
Fri Apr 08 2016, 6:41 PM - 9:28 PM MST
Att: 27,539 - Roof Closed - 74 F


AB 30
R 2
H 5
RBI 2
BB 4
SO 6
LOB 18

Batter	1	2	3	4	5	6	7	8	9	AB	R	H	RBI	BB	SO	LOB	BOTTOM							
2 Jean Segura, R OBP: 0.522, SLG: 1.091										5	2	3	0	0	0	1								
30 Sócrates Brito, L OBP: 0.200, SLG: 0.200										4	0	1	0	0	1	2								
44 Paul Goldschmidt, R OBP: 0.455, SLG: 0.958										4	0	2	2	0	1	2								
6 David Peralta, L OBP: 0.455, SLG: 0.650										3	0	0	0	1	0	3								
7 Wellington Castillo, R OBP: 0.278, SLG: 0.188										3	0	1	0	1	2	1								
16 Chris Owings, R OBP: 0.200, SLG: 0.200										0	1	0	0	0	0	0								
22 Jake Lamb, L OBP: 0.286, SLG: 0.444										4	0	0	0	0	0	3								
24 Yasmany Tomás, R OBP: 0.294, SLG: 0.400										4	0	1	1	0	2	0								
38 Robbie Ray, L ERA: 1.5	6.0	24	4	1	1	6	3	0	0	0	0	0	0	0	0	0								
15 Phil Gosselin, R OBP: 0.250, SLG: 0.250	1.0	H	3	0	0	0	0	0	0	0	0	0	0	0	0	0								
41 Daniel Hudson, R ERA: 2.7	1.0	B	4	2	1	1	0	0	0	0	0	0	0	0	0	0								
29 Brad Ziegler, R ERA: 0.1	0.1	L	3	2	1	1	0	0	0	0	0	0	0	0	0	0								
13 Nick Ahmed, R OBP: 0.421, SLG: 0.588	0.1	L	3	2	1	1	0	0	0	0	0	0	0	0	0	0								
Inning Stats	R: 0 E: 0 K: 0 S: 7	H: 2 LOB: 1 BB: 0 P: 13	R: 0 E: 0 K: 2 S: 7	H: 0 LOB: 0 BB: 0 P: 10	R: 0 E: 0 K: 1 S: 8	H: 0 LOB: 0 BB: 0 P: 12	R: 0 E: 0 K: 2 S: 13	H: 0 LOB: 2 BB: 2 P: 26	R: 0 E: 2 K: 0 S: 8	H: 0 LOB: 1 BB: 1 P: 14	R: 1 E: 0 K: 1 S: 8	H: 2 LOB: 1 BB: 0 P: 14	R: 0 E: 0 K: 2 S: 7	H: 0 LOB: 0 BB: 0 P: 10	R: 1 E: 0 K: 0 S: 10	H: 2 LOB: 1 BB: 0 P: 16	R: 1 E: 0 K: 0 S: 8	H: 2 LOB: 1 BB: 0 P: 17	1B: 6 2B: 2 3B: 0 HR: 0	SF: 0 SAC: 0 DP: 1 HBP: 0	WP: 0 PB: 0 SB: 2 CS: 0	PA: 35		
PITCHER	IP WLS BF H R ER SO BB IBB HBP BLK WP HR S P ERA WHIP	IP WLS BF H R ER SO BB IBB HBP BLK WP HR S P ERA WHIP	IP WLS BF H R ER SO BB IBB HBP BLK WP HR S P ERA WHIP	IP WLS BF H R ER SO BB IBB HBP BLK WP HR S P ERA WHIP	IP WLS BF H R ER SO BB IBB HBP BLK WP HR S P ERA WHIP	IP WLS BF H R ER SO BB IBB HBP BLK WP HR S P ERA WHIP	IP WLS BF H R ER SO BB IBB HBP BLK WP HR S P ERA WHIP	IP WLS BF H R ER SO BB IBB HBP BLK WP HR S P ERA WHIP	IP WLS BF H R ER SO BB IBB HBP BLK WP HR S P ERA WHIP	IP WLS BF H R ER SO BB IBB HBP BLK WP HR S P ERA WHIP	IP WLS BF H R ER SO BB IBB HBP BLK WP HR S P ERA WHIP	IP WLS BF H R ER SO BB IBB HBP BLK WP HR S P ERA WHIP	IP WLS BF H R ER SO BB IBB HBP BLK WP HR S P ERA WHIP	IP WLS BF H R ER SO BB IBB HBP BLK WP HR S P ERA WHIP	IP WLS BF H R ER SO BB IBB HBP BLK WP HR S P ERA WHIP	IP WLS BF H R ER SO BB IBB HBP BLK WP HR S P ERA WHIP	IP WLS BF H R ER SO BB IBB HBP BLK WP HR S P ERA WHIP	IP WLS BF H R ER SO BB IBB HBP BLK WP HR S P ERA WHIP	IP WLS BF H R ER SO BB IBB HBP BLK WP HR S P ERA WHIP	IP WLS BF H R ER SO BB IBB HBP BLK WP HR S P ERA WHIP	IP WLS BF H R ER SO BB IBB HBP BLK WP HR S P ERA WHIP	IP WLS BF H R ER SO BB IBB HBP BLK WP HR S P ERA WHIP	IP WLS BF H R ER SO BB IBB HBP BLK WP HR S P ERA WHIP	IP WLS BF H R ER SO BB IBB HBP BLK WP HR S P ERA WHIP
39 Jason Hammel, R ERA: 1.5	6.0	H	3	0	0	0	0	0	0	0	0	0	0	0	0	0								
52 Justin Grimm, R ERA: 2.7	1.0	B	4	2	1	1	0	0	0	0	0	0	0	0	0	0								
46 Pedro Strop, R ERA: 2.7	1.0	B	4	2	1	1	0	0	0	0	0	0	0	0	0	0								
37 Travis Wood, L ERA: 9.0	0.1	L	3	2	1	1	0	0	0	0	0	0	0	0	0	0								
53 Trevor Cahill, R ERA: 9.0	0.1	L	3	2	1	1	0	0	0	0	0	0	0	0	0	0								

Chicago Cubs @ Arizona Diamondbacks
Chase Field, Phoenix, AZ
Fri Apr 08 2016, 6:41 PM - 9:28 PM MST
Att: 27,539 - Roof Closed - 74 F

AB 32
R 3
H 8
RBI 3
BB 3
SO 8
LOB 12

Batter	1	2	3	4	5	6	7	8	9	AB	R	H	RBI	BB	SO	LOB	TOP																					
24 Dexter Fowler, S OBP: 0.625, SLG: 0.895	G4-1	K		BB		K			G4-6-3 18 22 HBP	4	1	1	0	1	2	1	Chicago Cubs @ Arizona Diamondbacks Chase Field, Phoenix, AZ Sat Apr 09 2016, 5:11 PM - 7:56 PM MST Att: 32,185 - Cloudy - 82 F																					
22 Jason Heyward, L OBP: 0.375, SLG: 0.300	BB	P6		K		G3			HBP	4	1	1	0	0	1	2																						
18 Ben Zobrist, S OBP: 0.500, SLG: 0.500	BB								G4-6-3	4	1	3	1	1	0	2																						
44 Anthony Rizzo, L OBP: 0.500, SLG: 0.778	BB								BB	3	1	1	1	2	0	3																						
17 Kris Bryant, R OBP: 0.333, SLG: 0.381										4	0	2	1	1	1	2																						
47 Miguel Montero, L OBP: 0.188, SLG: 0.467										4	0	1	1	0	0	4																						
68 Jorge Soler, R ERA: 12.46										4	0	0	0	0	2	2																						
20 Matt Szczur, R OBP: 0.571, SLG: 1.143										4	0	0	0	0	2	3																						
27 Addison Russell, R OBP: 0.286, SLG: 0.176										3	0	1	0	0	1	0																						
43 Adam Warren, R ERA: 12.46										1	0	0	0	0	1	0																						
56 Héctor Rondón, R ERA: 12.46										0	0	0	0	0	0	0																						
Inning Stats	R: 3 H: 4 E: 0 K: 0 S: 15	L: 29 LOB: 0 P: 24	R: 0 H: 1 E: 0 K: 1 S: 8	R: 0 H: 1 E: 0 K: 1 S: 11	R: 1 H: 1 E: 0 K: 2 S: 16	R: 0 H: 0 E: 0 K: 1 S: 8	R: 0 H: 0 E: 0 K: 1 S: 8	R: 0 H: 2 E: 0 K: 0 S: 7	R: 0 H: 0 E: 0 K: 2 S: 10	R: 0 H: 1 E: 0 K: 0 S: 9	H: 1 LOB: 3 P: 22	1B: 6 2B: 4 3B: 0 HR: 0	SF: 1 SAC: 0 DP: 2 HBP: 1	WP: 0 PB: 0 SB: 0 CS: 0	PA: 42																							
PITCHER	IP WLS BF H R ER SO BB IBB HBP BLK WP HR S P ERA WHIP	21 Zack Greinke, R ERA: 9.9	6.0 L 29 7 4 4 8 3 0 0 0 0 0 0 66 100 6.00 1.667	40 Andrew Chafin, L ERA: 6.0	1.0 4 2 0 0 0 0 0 0 0 0 0 0 10 0.00 2.000	Rubby De La Rosa, R ERA: 12.46	1.0 3 0 0 0 2 0 0 0 0 0 0 10 14 0.00 2.000	29 Brad Ziegler, R ERA: 12.46	1.0 6 1 0 0 0 1 1 1 0 0 0 9 22 0.00 2.000	PITCHER	IP WLS BF H R ER SO BB IBB HBP BLK WP HR S P ERA WHIP	6 David Peralta, L OBP: 0.423, SLG: 0.583	2-3 K 1 LOB: 0 P: 17	7 Wellington Castillo, R OBP: 0.273, SLG: 0.158	2-2 G6-3	24 Yasmany Tomás, R OBP: 0.250, SLG: 0.333	3-1 G4-3	27 Brandon Drury, R OBP: 0.300, SLG: 0.490	1-2 SH3-4	21 Zack Greinke, R OBP: 0.500, SLG: 0.500	2-2 SH3-4	40 Andrew Chafin, R ERA: 6.0	1-1 SH3-4	15 Phil Gosselin, R ERA: 12.46	3-1 SH3-4	Rubby De La Rosa, R ERA: 12.46	1-2 SH3-4	29 Brad Ziegler, R ERA: 12.46	1-2 SH3-4	13 Nick Ahmed, R OBP: 0.364, SLG: 0.500	0-1 G5-3	28 Kyle Hendricks, R ERA: 2.7	6.2 W 25 4 2 2 0 0 1 0 0 0 0 0 66 99 2.70 0.750	43 Adam Warren, R ERA: 12.46	1.1 H 4 0 0 0 0 0 0 0 0 0 0 8 15 0.00 0.000	56 Héctor Rondón, R ERA: 12.46	1.0 S 3 0 0 0 2 0 0 0 0 0 0 7 10 0.00 0.000	

Batter	1	2	3	4	5	6	7	8	9	AB	R	H	RBI	BB	SO	LOB	BOTTOM																		
2 Jean Segura, R OBP: 0.444, SLG: 0.923	G6-3		F9			G3			G5-3	4	0	0	0	0	0	1	Chicago Cubs @ Arizona Diamondbacks Chase Field, Phoenix, AZ Sat Apr 09 2016, 5:11 PM - 7:56 PM MST Att: 32,185 - Cloudy - 82 F																		
16 Chris Owings, R OBP: 0.211, SLG: 0.211	G5-3					K			F9	4	1	1	0	0	1	0																			
44 Paul Goldschmidt, R OBP: 0.385, SLG: 0.476	K					L6				4	0	0	0	0	2	1																			
6 David Peralta, L OBP: 0.423, SLG: 0.583						G4-3			G4-3	4	1	1	0	0	1	1																			
7 Wellington Castillo, R OBP: 0.273, SLG: 0.158										3	0	0	0	1	2	1																			
24 Yasmany Tomás, R OBP: 0.250, SLG: 0.333										3	0	0	0	0	1	2																			
27 Brandon Drury, R OBP: 0.300, SLG: 0.490										3	0	2	1	0	0	0																			
21 Zack Greinke, R OBP: 0.500, SLG: 0.500										1	0	0	0	0	0	0																			
40 Andrew Chafin, R ERA: 6.0										0	0	0	0	0	0	0																			
15 Phil Gosselin, R ERA: 12.46										1	0	0	0	0	0	1																			
Rubby De La Rosa, R ERA: 12.46										0	0	0	0	0	0	0																			
29 Brad Ziegler, R ERA: 12.46										0	0	0	0	0	0	0																			
Inning Stats	R: 0 H: 0 E: 0 K: 1 S: 8	L: 25 LOB: 0 P: 12	R: 0 H: 1 E: 0 K: 0 S: 11	R: 1 H: 1 E: 0 K: 1 S: 10	R: 0 H: 0 E: 0 K: 0 S: 6	R: 0 H: 0 E: 0 K: 1 S: 9	R: 1 H: 2 E: 0 K: 1 S: 14	R: 0 H: 0 E: 0 K: 0 S: 6	R: 0 H: 0 E: 0 K: 2 S: 7	R: 0 H: 0 E: 0 K: 0 S: 10	1B: 3 2B: 1 3B: 0 HR: 0	SF: 0 SAC: 1 DP: 0 HBP: 0	WP: 1 PB: 0 SB: 2 CS: 0	PA: 32																					
PITCHER	IP WLS BF H R ER SO BB IBB HBP BLK WP HR S P ERA WHIP	28 Kyle Hendricks, R ERA: 2.7	6.2 W 25 4 2 2 0 0 1 0 0 0 0 0 66 99 2.70 0.750	43 Adam Warren, R ERA: 12.46	1.1 H 4 0 0 0 0 0 0 0 0 0 0 8 15 0.00 0.000	56 Héctor Rondón, R ERA: 12.46	1.0 S 3 0 0 0 2 0 0 0 0 0 0 7 10 0.00 0.000	PITCHER	IP WLS BF H R ER SO BB IBB HBP BLK WP HR S P ERA WHIP	6 David Peralta, L OBP: 0.423, SLG: 0.583	2-3 K 1 LOB: 0 P: 17	7 Wellington Castillo, R OBP: 0.273, SLG: 0.158	2-2 G6-3	24 Yasmany Tomás, R OBP: 0.250, SLG: 0.333	3-1 G4-3	27 Brandon Drury, R OBP: 0.300, SLG: 0.490	1-2 SH3-4	21 Zack Greinke, R OBP: 0.500, SLG: 0.500	2-2 SH3-4	40 Andrew Chafin, R ERA: 6.0	1-1 SH3-4	15 Phil Gosselin, R ERA: 12.46	3-1 SH3-4	Rubby De La Rosa, R ERA: 12.46	1-2 SH3-4	29 Brad Ziegler, R ERA: 12.46	1-2 SH3-4	13 Nick Ahmed, R OBP: 0.364, SLG: 0.500	0-1 G5-3	28 Kyle Hendricks, R ERA: 2.7	6.2 W 25 4 2 2 0 0 1 0 0 0 0 0 66 99 2.70 0.750	43 Adam Warren, R ERA: 12.46	1.1 H 4 0 0 0 0 0 0 0 0 0 0 8 15 0.00 0.000	56 Héctor Rondón, R ERA: 12.46	1.0 S 3 0 0 0 2 0 0 0 0 0 0 7 10 0.00 0.000

Batter	1	2	3	4	5	6	7	8	9	AB	R	H	RBI	BB	SO	LOB	TOP				
18 Ben Zobrist, S OBP: 0.483, SLG: 0.458										4	0	1	0	1	2	5	Chicago Cubs @ Arizona Diamondbacks Chase Field, Phoenix, AZ Sun Apr 10 2016, 1:11 PM - 4:31 PM MST Att: 33,258 - Roof Closed - 73 F				
22 Jason Heyward, L OBP: 0.379, SLG: 0.292										4	1	1	1	1	0	2					
17 Kris Bryant, R OBP: 0.310, SLG: 0.346										5	1	1	0	0	1	3					
44 Anthony Rizzo, L OBP: 0.448, SLG: 0.636										4	0	0	0	1	2	4					
68 Jorge Soler, R OBP: 0.182, SLG: 0.300										3	1	1	2	0	1	2					
20 Matt Szczur, R OBP: 0.500, SLG: 1.000										1	0	0	0	0	0	0					
2 Tommy La Stella, L OBP: 0.500, SLG: 0.825										4	1	3	1	0	0	0					
52 Justin Grimm, R										0	0	0	0	0	0	0					
66 Munenori Kawasaki, L (R, PH)										1	0	1	0	0	0	0					
54 Neil Ramirez, R										0	0	0	0	0	0	0					
47 Miguel Montero, L OBP: 0.333, SLG: 0.611										3	1	2	1	2	1	1					
27 Addison Russell, R OBP: 0.269, SLG: 0.182										5	1	1	0	0	2	6					
49 Jake Arrieta, R OBP: 0.333, SLG: 1.333										3	1	1	2	0	2	3					
24 Dexter Fowler, S OBP: 0.640, SLG: 0.895										0	0	0	0	0	0	0					
Inning Stats	R: 0 H: 0 E: 0 K: 2 S: 13	H: 0 LOB: 2 BB: 2 P: 24	R: 2 H: 3 E: 0 K: 1 S: 16	H: 3 LOB: 1 BB: 0 P: 23	R: 0 H: 0 E: 0 K: 1 S: 8	H: 0 LOB: 0 BB: 0 P: 12	R: 1 H: 2 E: 0 K: 2 S: 14	H: 2 LOB: 1 BB: 0 P: 25	R: 0 H: 0 E: 0 K: 0 S: 4	H: 0 LOB: 0 BB: 0 P: 6	R: 1 H: 2 E: 0 K: 2 S: 12	H: 2 LOB: 2 BB: 1 P: 22	R: 2 H: 2 E: 0 K: 2 S: 16	H: 2 LOB: 1 BB: 1 P: 25	R: 1 H: 2 E: 0 K: 1 S: 14	H: 2 LOB: 2 BB: 0 P: 22	R: 0 H: 1 E: 0 K: 0 S: 10	H: 1 LOB: 1 BB: 1 P: 19	1B: 8 2B: 2 3B: 0 HR: 2	SF: 1 SAC: 0 DP: 1 HBP: 1	WP: 1 PA: 44 PB: 0 SB: 1 CS: 0
PITCHER	IP WLS BF H R ER SO BB IBB HBP BLK WP HR S P ERA WHIP	IP WLS BF H R ER SO BB IBB HBP BLK WP HR S P ERA WHIP	IP WLS BF H R ER SO BB IBB HBP BLK WP HR S P ERA WHIP	IP WLS BF H R ER SO BB IBB HBP BLK WP HR S P ERA WHIP	IP WLS BF H R ER SO BB IBB HBP BLK WP HR S P ERA WHIP	IP WLS BF H R ER SO BB IBB HBP BLK WP HR S P ERA WHIP	IP WLS BF H R ER SO BB IBB HBP BLK WP HR S P ERA WHIP	IP WLS BF H R ER SO BB IBB HBP BLK WP HR S P ERA WHIP	IP WLS BF H R ER SO BB IBB HBP BLK WP HR S P ERA WHIP	IP WLS BF H R ER SO BB IBB HBP BLK WP HR S P ERA WHIP	IP WLS BF H R ER SO BB IBB HBP BLK WP HR S P ERA WHIP	IP WLS BF H R ER SO BB IBB HBP BLK WP HR S P ERA WHIP	IP WLS BF H R ER SO BB IBB HBP BLK WP HR S P ERA WHIP	IP WLS BF H R ER SO BB IBB HBP BLK WP HR S P ERA WHIP	IP WLS BF H R ER SO BB IBB HBP BLK WP HR S P ERA WHIP	IP WLS BF H R ER SO BB IBB HBP BLK WP HR S P ERA WHIP	IP WLS BF H R ER SO BB IBB HBP BLK WP HR S P ERA WHIP	IP WLS BF H R ER SO BB IBB HBP BLK WP HR S P ERA WHIP	IP WLS BF H R ER SO BB IBB HBP BLK WP HR S P ERA WHIP	IP WLS BF H R ER SO BB IBB HBP BLK WP HR S P ERA WHIP	IP WLS BF H R ER SO BB IBB HBP BLK WP HR S P ERA WHIP

Chicago Cubs @ Arizona Diamondbacks
 Chase Field, Phoenix, AZ
 Sun Apr 10 2016, 1:11 PM - 4:31 PM MST
 Att: 33,258 - Roof Closed - 73 F

livebaseballscorecards.com

UBS

AB 37
 R 7
 H 12
 RBI 7
 BB 5
 SO 11
 LOB 26

Batter	1	2	3	4	5	6	7	8	9	AB	R	H	RBI	BB	SO	LOB	BOTTOM				
30 Sócrates Brito, L OBP: 0.286, SLG: 0.500										4	1	2	1	0	0	0					
15 Phil Gosselin, R OBP: 0.125, SLG: 0.125										3	0	0	0	0	1	0					
13 Nick Ahmed, R OBP: 0.348, SLG: 0.476										1	0	0	0	0	0	1					
44 Paul Goldschmidt, R OBP: 0.400, SLG: 0.640										4	1	2	1	0	1	0					
6 David Peralta, L OBP: 0.400, SLG: 0.571										4	1	1	0	0	1	1					
27 Brandon Drury, R OBP: 0.214, SLG: 0.286										4	0	0	0	0	0	1					
22 Jake Lamb, L OBP: 0.320, SLG: 0.455										4	0	2	1	0	1	0					
16 Chris Owings, R OBP: 0.227, SLG: 0.227										3	0	1	0	0	1	2					
33 Jake Barrett, R										0	0	0	0	0	0	0					
45 Matt Buschmann, R										0	0	0	0	0	0	0					
5 Rickie Weeks Jr., R OBP: 0.200, SLG: 0.200										1	0	0	0	0	1	0					
10 Chris Herrmann, L										4	0	0	0	0	1	2					
26 Shelby Miller, R										2	0	0	0	0	2	0					
48 Randall Delgado, R										0	0	0	0	0	0	0					
2 Jean Segura, R OBP: 0.429, SLG: 0.889										1	0	0	0	0	0	0					
Inning Stats	R: 0 H: 1 E: 0 K: 0 S: 12	H: 1 LOB: 1 BB: 0 P: 19	R: 0 H: 1 E: 0 K: 1 S: 13	H: 1 LOB: 1 BB: 0 P: 17	R: 0 H: 0 E: 0 K: 2 S: 9	H: 0 LOB: 0 BB: 0 P: 12	R: 2 H: 3 E: 0 K: 0 S: 9	H: 3 LOB: 1 BB: 0 P: 13	R: 1 H: 1 E: 0 K: 2 S: 8	H: 1 LOB: 0 BB: 0 P: 11	R: 0 H: 1 E: 0 K: 1 S: 11	H: 1 LOB: 1 BB: 0 P: 16	R: 0 H: 1 E: 0 K: 0 S: 8	H: 1 LOB: 1 BB: 0 P: 11	R: 0 H: 0 E: 0 K: 1 S: 7	H: 0 LOB: 0 BB: 0 P: 11	R: 0 H: 0 E: 0 K: 2 S: 9	H: 0 LOB: 0 BB: 0 P: 12	1B: 4 2B: 2 3B: 0 HR: 2	SF: 0 SAC: 0 DP: 0 HBP: 0	WP: 0 PA: 35 PB: 0 SB: 0 CS: 0
PITCHER	IP WLS BF H R ER SO BB IBB HBP BLK WP HR S P ERA WHIP	IP WLS BF H R ER SO BB IBB HBP BLK WP HR S P ERA WHIP	IP WLS BF H R ER SO BB IBB HBP BLK WP HR S P ERA WHIP	IP WLS BF H R ER SO BB IBB HBP BLK WP HR S P ERA WHIP	IP WLS BF H R ER SO BB IBB HBP BLK WP HR S P ERA WHIP	IP WLS BF H R ER SO BB IBB HBP BLK WP HR S P ERA WHIP	IP WLS BF H R ER SO BB IBB HBP BLK WP HR S P ERA WHIP	IP WLS BF H R ER SO BB IBB HBP BLK WP HR S P ERA WHIP	IP WLS BF H R ER SO BB IBB HBP BLK WP HR S P ERA WHIP	IP WLS BF H R ER SO BB IBB HBP BLK WP HR S P ERA WHIP	IP WLS BF H R ER SO BB IBB HBP BLK WP HR S P ERA WHIP	IP WLS BF H R ER SO BB IBB HBP BLK WP HR S P ERA WHIP	IP WLS BF H R ER SO BB IBB HBP BLK WP HR S P ERA WHIP	IP WLS BF H R ER SO BB IBB HBP BLK WP HR S P ERA WHIP	IP WLS BF H R ER SO BB IBB HBP BLK WP HR S P ERA WHIP	IP WLS BF H R ER SO BB IBB HBP BLK WP HR S P ERA WHIP	IP WLS BF H R ER SO BB IBB HBP BLK WP HR S P ERA WHIP	IP WLS BF H R ER SO BB IBB HBP BLK WP HR S P ERA WHIP	IP WLS BF H R ER SO BB IBB HBP BLK WP HR S P ERA WHIP	IP WLS BF H R ER SO BB IBB HBP BLK WP HR S P ERA WHIP	IP WLS BF H R ER SO BB IBB HBP BLK WP HR S P ERA WHIP

Chicago Cubs @ Arizona Diamondbacks
 Chase Field, Phoenix, AZ
 Sun Apr 10 2016, 1:11 PM - 4:31 PM MST
 Att: 33,258 - Roof Closed - 73 F

livebaseballscorecards.com

AB 35
 R 3
 H 8
 RBI 3
 BB 0
 SO 9
 LOB 7

Batter	1	2	3	4	5	6	7	8	9	AB	R	H	RBI	BB	SO	LOB	TOP										
2 Jean Segura, R OBP: 0.459, SLG: 0.794										3	0	2	0	1	0	0											
16 Chris Owings, R OBP: 0.200, SLG: 0.200										3	0	0	0	0	0	2											
6 David Peralta, L OBP: 0.361, SLG: 0.485										1	0	0	0	0	1	2											
44 Paul Goldschmidt, R OBP: 0.359, SLG: 0.696										3	0	0	0	1	0	3											
7 Wellington Castillo, R OBP: 0.300, SLG: 0.259										4	0	0	0	0	1	2											
27 Brandon Drury, R OBP: 0.222, SLG: 0.278											4	0	1	0	0	0											
22 Jake Lamb, L OBP: 0.323, SLG: 0.500											3	0	0	0	1	3											
24 Yasmany Tomás, R OBP: 0.259, SLG: 0.261											2	0	0	0	1	0											
12 Rubby De La Rosa, R 40 Andrew Chafin, R 48 Randall Delgado, R 33 Jake Barrett, R 15 Phil Cosselin, R 19 Tyler Clippard, R											2	0	0	0	0	0	2										
13 Nick Ahmed, R OBP: 0.367, SLG: 0.667											3	1	1	1	0	0											
Inning Stats	R: 0 E: 0 K: 0 S: 7	H: 1 LOB: 1 BB: 0 P: 11	R: 0 E: 0 K: 0 S: 8	H: 0 LOB: 1 BB: 2 P: 16	R: 1 E: 0 K: 0 S: 16	H: 2 LOB: 1 BB: 1 P: 27	R: 0 E: 0 K: 1 S: 10	H: 1 LOB: 0 BB: 0 P: 13	R: 0 E: 0 K: 0 S: 9	H: 0 LOB: 0 BB: 0 P: 11	R: 0 E: 0 K: 1 S: 8	H: 0 LOB: 0 BB: 0 P: 12	R: 0 E: 0 K: 1 S: 9	H: 1 LOB: 2 BB: 1 P: 14	R: 0 E: 0 K: 1 S: 9	H: 0 LOB: 0 BB: 0 P: 13	1B: 4 2B: 0 3B: 0 HR: 1	SF: 0 SAC: 0 DP: 1 HBP: 0	WP: 0 PB: 0 SB: 0 CS: 1	PA: 34							
PITCHER	IP	WLS	BF	H	R	ER	SO	BB	IBB	HBP	BLK	WP	HR	S	P	ERA	WHIP										
57 Alex Wood, L ERA: 4.5	7.0	W	26	5	1	1	3	3	0	0	0	0	1	69	105	1.29	1.143										
52 Pedro Báez, R ERA: 4.15	0.1	H	2	0	0	0	0	1	0	0	0	0	0	1	5	0.00	3.000										
74 Kenley Jansen, R ERA:	1.2	S	5	0	0	0	2	0	0	0	0	0	0	14	18	0.00	0.000										

Arizona Diamondbacks @ Los Angeles Dodgers
Dodger Stadium, Los Angeles, CA
Wed Apr 13 2016, 7:11 PM - 10:22 PM PDT
Att. 44,244 - Clear - 65 F

livebaseballscores.com

AB 29
R 1
H 5
RBI 1
BB 4
SO 5
LOB 14

Batter	1	2	3	4	5	6	7	8	9	AB	R	H	RBI	BB	SO	LOB	BOTTOM										
26 Chase Utley, L OBP: 0.395, SLG: 0.471										4	0	2	1	0	0	1											
5 Corey Seager, L OBP: 0.325, SLG: 0.405										4	0	0	0	0	1	3											
10 Justin Turner, R OBP: 0.297, SLG: 0.303										2	0	0	0	0	0	0											
23 Adrián González, L OBP: 0.439, SLG: 0.583										4	1	1	1	0	1	4											
66 Yasiel Puig, R OBP: 0.500, SLG: 0.636										4	0	2	0	0	1	2											
74 Kenley Jansen, S										0	0	0	0	0	0	0											
9 Yasmani Grandal, S										3	0	0	0	1	0	2											
47 Howie Kendrick, R OBP: 0.250, SLG: 0.250											4	1	1	0	0	1	3										
31 Joc Pederson, L OBP: 0.355, SLG: 0.500											3	1	1	0	0	1	1										
57 Alex Wood, R											3	0	0	0	0	3	4										
52 Pedro Báez, R											0	0	0	0	0	0	0										
21 Trayce Thompson, R OBP: 0.500, SLG: 0.615											0	0	0	0	0	0	0										
Inning Stats	R: 0 E: 0 K: 0 S: 6	H: 0 LOB: 0 BB: 0 P: 9	R: 0 E: 0 K: 1 S: 8	H: 0 LOB: 1 BB: 1 P: 19	R: 0 E: 0 K: 1 S: 12	H: 1 LOB: 1 BB: 0 P: 18	R: 1 E: 0 K: 0 S: 9	H: 2 LOB: 0 BB: 0 P: 14	R: 2 E: 0 K: 2 S: 17	H: 2 LOB: 2 BB: 0 P: 26	R: 0 E: 0 K: 2 S: 12	H: 1 LOB: 2 BB: 0 P: 20	R: 0 E: 0 K: 1 S: 14	H: 1 LOB: 2 BB: 0 P: 22	R: 0 E: 1 K: 1 S: 7	H: 0 LOB: 1 BB: 0 P: 12	1B: 5 2B: 3 3B: 0 HR: 1	SF: 0 SAC: 0 DP: 2 HBP: 3	WP: 0 PB: 0 SB: 0 CS: 1	PA: 35							
PITCHER	IP	WLS	BF	H	R	ER	SO	BB	IBB	HBP	BLK	WP	HR	S	P	ERA	WHIP										
12 Rubby De La Rosa, R ERA: 8.0	4.2	L	21	5	3	2	3	1	0	1	0	0	0	3	5	0.00	0.000										
40 Andrew Chafin, L ERA: 5.4	0.1		1	0	0	0	1	0	0	0	0	0	0	3	5	0.00	0.000										
48 Randall Delgado, R ERA: 7.35	1.0		5	1	0	0	2	0	0	1	0	0	0	12	20	0.00	1.000										
33 Jake Barrett, R ERA: 5.4	1.0		5	1	0	0	1	0	0	1	0	0	0	14	22	0.00	1.000										
19 Tyler Clippard, R ERA:	1.0		3	0	0	0	1	0	0	0	0	0	0	7	12	0.00	0.000										

Arizona Diamondbacks @ Los Angeles Dodgers
Dodger Stadium, Los Angeles, CA
Wed Apr 13 2016, 7:11 PM - 10:22 PM PDT
Att. 44,244 - Clear - 65 F

livebaseballscores.com

AB 31
R 3
H 7
RBI 2
BB 1
SO 8
LOB 20

Batter	1	2	3	4	5	6	7	8	9	AB	R	H	RBI	BB	SO	LOB	TOP										
2 Jean Segura, R OBP: 0.439, SLG: 0.737										4	0	1	0	0	0	1	Arizona Diamondbacks @ Los Angeles Dodgers Dodger Stadium, Los Angeles, CA Thu Apr 14 2016, 7:12 PM - 9:45 PM PDT Att: 40,879 - Clear - 65 F										
30 Sócrates Brito, L OBP: 0.304, SLG: 0.522 45 Matt Buschmann, R (8, 1)										4	1	2	0	0	0	1											
44 Paul Goldschmidt, R OBP: 0.329, SLG: 0.541										4	0	0	0	0	1	2											
6 David Peralta, L OBP: 0.350, SLG: 0.486										4	0	1	1	0	0	0											
27 Brandon Drury, R OBP: 0.182, SLG: 0.227										4	0	0	0	0	2	1											
22 Jake Lamb, L OBP: 0.351, SLG: 0.452											3	0	0	0	1	0											
10 Chris Herrmann, L OBP: 0.091, SLG: 0.182										3	1	1	0	0	2	1											
38 Robbie Ray, L 48 Randall Delgado, R (7, 1) 40 Andrew Chafin, R (7, 1) 16 Chris Owings, R (8, 8) 13 Nick Ahmed, R OBP: 0.364, SLG: 0.633										3	0	0	0	0	3	1											
										0	0	0	0	0	0	0											
										3	0	1	1	0	1	0											
Inning Stats	R: 0 E: 0 K: 1 S: 8	H: 1 LOB: 0 BB: 0 P: 13	R: 0 E: 0 K: 1 S: 9	H: 0 LOB: 1 BB: 1 P: 17	R: 0 E: 0 K: 2 S: 8	H: 0 LOB: 0 BB: 0 P: 12	R: 0 E: 0 K: 0 S: 12	H: 1 LOB: 1 BB: 0 P: 21	R: 1 E: 0 K: 1 S: 11	H: 2 LOB: 1 BB: 0 P: 18	R: 1 E: 0 K: 1 S: 10	H: 1 LOB: 0 BB: 0 P: 15	R: 0 E: 0 K: 2 S: 7	H: 0 LOB: 0 BB: 0 P: 13	R: 0 E: 0 K: 1 S: 13	H: 1 LOB: 1 BB: 0 P: 18	R: 0 E: 0 K: 1 S: 10	H: 0 LOB: 0 BB: 0 P: 14	1B: 4 2B: 2 3B: 0 HR: 0	SF: 0 SAC: 0 DP: 1 HBP: 0	WP: 0 PB: 0 SB: 1 CS: 1	PA: 33					
PITCHER	IP	WLS	BF	H	R	ER	SO	BB	IBB	HBP	BLK	WP	HR	S	P	ERA	WHIP										
68 Ross Stripling, R ERA: 2.03	6.0		23	5	2	2	5	1	0	0	0	0	0	58	96	3.00	1.000										
56 J.P. Howell, L ERA: 27.0	1.0	W	3	0	0	0	2	0	0	0	0	0	0	7	13	0.00	0.000										
63 Yimi García, R ERA: 3.86	1.0	H	4	1	0	0	1	0	0	0	0	0	0	13	18	0.00	1.000										
74 Kenley Jansen, R ERA:	1.0	S	3	0	0	0	1	0	0	0	0	0	0	10	14	0.00	0.000										

Batter	1	2	3	4	5	6	7	8	9	AB	R	H	RBI	BB	SO	LOB	BOTTOM										
14 Enrique Hernández, R OBP: 0.455, SLG: 0.500										3	1	2	2	1	0	0	Arizona Diamondbacks @ Los Angeles Dodgers Dodger Stadium, Los Angeles, CA Thu Apr 14 2016, 7:12 PM - 9:45 PM PDT Att: 40,879 - Clear - 65 F										
66 Yasiel Puig, R OBP: 0.500, SLG: 0.622									4	1	2	1	0	1	3												
23 Adrián González, L OBP: 0.422, SLG: 0.550										4	0	1	1	0	1	2											
47 Howie Kendrick, R OBP: 0.250, SLG: 0.250										4	0	1	0	0	0	1											
5 Corey Seager, L OBP: 0.295, SLG: 0.366										4	0	0	0	0	1	1											
21 Travece Thompson, R OBP: 0.500, SLG: 0.563											3	1	1	0	1	0											
17 A.J. Ellis, R OBP: 0.227, SLG: 0.150										3	0	0	0	1	0	1											
42 Austin Barnes, R OBP: 0.235, SLG: 0.133 63 Yimi García, R (8, 1) 74 Kenley Jansen, S (9, 1)											1	1	0	0	2	1		2									
68 Ross Stripling, R 56 J.P. Howell, L 10 Justin Turner, R (7, PH) (8, 5)										2	0	0	0	0	2	1											
										0	0	0	0	0	0	0											
Inning Stats	R: 0 E: 0 K: 1 S: 6	H: 0 LOB: 0 BB: 1 P: 10	R: 0 E: 0 K: 1 S: 11	H: 1 LOB: 2 BB: 2 P: 26	R: 0 E: 0 K: 1 S: 9	H: 1 LOB: 0 BB: 0 P: 10	R: 0 E: 0 K: 0 S: 6	H: 0 LOB: 0 BB: 0 P: 6	R: 0 E: 0 K: 1 S: 13	H: 1 LOB: 2 BB: 1 P: 22	R: 0 E: 0 K: 2 S: 7	H: 0 LOB: 0 BB: 0 P: 9	R: 5 E: 0 K: 0 S: 13	H: 5 LOB: 0 BB: 1 P: 24	R: 0 E: 0 K: 0 S: 8	H: 0 LOB: 0 BB: 0 P: 11	1B: 7 2B: 1 3B: 0 HR: 0	SF: 0 SAC: 0 DP: 3 HBP: 0	WP: 0 PB: 0 SB: 0 CS: 0	PA: 34							
PITCHER	IP	WLS	BF	H	R	ER	SO	BB	IBB	HBP	BLK	WP	HR	S	P	ERA	WHIP										
38 Robbie Ray, L ERA: 2.92	6.1		26	4	2	2	6	5	0	0	0	0	0	56	94	2.84	1.421										
48 Randall Delgado, R ERA: 9.92	0.0	L	2	2	1	1	0	0	0	0	0	0	0	3	6												
40 Andrew Chafin, L ERA: 6.75	0.2		3	2	2	2	0	0	0	0	0	0	0	6	7	27.00	3.000										
45 Matt Buschmann, R (8, 1)	1.0		3	0	0	0	0	0	0	0	0	0	0	8	11	0.00	0.000										




Batter	1	2	3	4	5	6	7	8	9	10	11	12	13	14	AB	R	H	RBI	BB	SO	LOB	TOP		
2 Jean Segura, R OBP: 0.385, SLG: 0.625	(1, 4) C FF 94 1-3 C FF 92 1-3 S FF 95		X FF 93 0-0		X FF 93 0-0		C FF 90 0-1 X FF 91		S CH 83 1-3 F CH 83 C SI 94		C SI 92 1-2 B SI 94 S SI 94 X SI 94		C CU 94 0-2 S CH 89 F CH 89 X CH 89		7	0	1	1	0	2	4			
36 Scotches Brin, L OBP: 0.275, SLG: 0.425 46 Randall Delgado, R 40 Andrew Chafin, R 5 Rickie Weeks Jr., R 41 Daniel Hudson, L 19 Tyler Clippard, R 15 Phil Gosselin, R OBP: 0.338, SLG: 0.536	(1, 4) C FF 94 0-3 C FF 92 0-3 S FF 95		X CH 85 0-0		B FF 95 1-3 C FF 92 1-3 S FF 95			B SL 82 3-1 S CH 83 B FF 96 X FF 96		B SI 81 2-1 S SI 81 X SL 80		C CU 79 0-3 C ST 81 S ST 82		B SI 86 3-1 B FF 95 S SI 95 X FF 95		3	0	0	0	0	2	2		
44 Paul Goldschmidt, R OBP: 0.352, SLG: 0.477	(1, 3) B FF 96 2-0 I SAFE B SI 94 D FF 96		B FF 94 3-3 S SI 93 S SI 93 C FF 96		C SI 91 1-1 B SI 96 C FF 94 X FF 94		C CH 85 4-2 B FF 92 C SI 82 B SI 82 B FF 92 B SI 82 C FF 94 X CH 93		B SL 83 1-1 B FF 96 X SL 79		B SI 87 1-0 X FF 88		B SI 92 4-2 C CU 79 B SI 92 B SI 92 S SI 91 B SI 93 S CU 83		C CH 91 0-1 X FF 95		4	0	1	0	3	1	3	
6 David Peralta, L OBP: 0.333, SLG: 0.426	(1, 9) B FF 94 1-1 E: 0 K: 2 C FF 94 X CH 85			C SI 92 1-1 B SI 93 C FF 94 X FF 94		B SI 91 3-2 C SI 82 F SI 80 I SAFE I SAFE I SAFE I SI 93 X CH 86		B SL 83 3-3 B FF 92 C SI 82 B SI 80 B FF 92 C FF 94 X CH 86		B SL 79 3-3 S CH 83 B FF 96 B FF 96 C SI 82 C FF 97		X CH 82 0-0	I SAFE 3-3 B SI 91 B CU 81 B SI 91 C SI 91 B SI 93 S CU 83		C CH 91 0-1 X FF 94		7	0	1	0	0	2	5	
7 Wellington Castillo, R OBP: 0.275, SLG: 0.306	(1, 2) C FF 93 1-2 B SI 84 F SI 84 X FF 94			C SI 92 1-2 B SI 93 C FF 94 X FF 94		C SI 91 1-2 B SI 93 C FF 94 X FF 94		B SI 81 2-2 C SI 80 B FF 96 X SL 85		B SL 84 0-3 S SI 83		C CU 79 0-3 S SI 83		I IN 81 4-0 I IN 81 I IN 81		5	0	0	0	1	1	3		
22 Jake Lamb, L OBP: 0.350, SLG: 0.575 16 Chris Owings, R 33 Jake Barnett, R 10 Kevin Quackenbush, L 29 Brad Ziegler, R Rubby De La Rosa, R	(1, 9) L SI 93 3-3 B SI 85 B FF 95 C FF 95			C SI 92 1-0 X FF 92		B CH 86 2-0 B SI 86 X CH 85				C CH 81 2-3 S CH 82 S CH 81		C SI 92 3-3 C CU 82 S SI 92 S SI 92 C SI 91		C SI 92 3-3 C CU 82 S SI 92 S SI 92 C SI 91		4	0	0	0	0	2	1		
13 Nick Ahmed, R OBP: 0.349, SLG: 0.575	(1, 6) C SI 94 3-2 B SI 94 B FF 94 C FF 94 X FF 94			F FF 93 1-2 B SI 83 X FF 95		R CU 78 1-0 X FF 90				B SI 91 2-2 S CH 82 X CH 82		B SI 91 2-0 B SI 92 X SI 92		B FF 91 2-3 B FF 92 B FF 92 S SI 91 X FF 92		6	0	2	0	0	1	0		
24 Yasmany Tomás, R OBP: 0.297, SLG: 0.364	(1, 7) X SI 92 0-0			F SI 91 3-2 B SI 85 B FF 94 X FF 95		F SI 91 0-2 C SI 80				I SAFE 3-2 C SI 81 F SI 85 I SAFE I SAFE D CH 82		B SI 91 1-1 X SI 92		B FF 92 3-3 B FF 92 S SI 91 X FF 92		6	2	3	0	0	1	2		
26 Shelby Miller, R 45 Matt Buschmann, R 27 Brandon Drury, R OBP: 0.222, SLG: 0.280	(1, 1) (2, 1) (5, 9)			C SI 91 2-1 B SI 91 X SI 92		B SI 90 1-0 X FF 90				S SI 82 1-3 S SI 82 F SI 91 C SI 94		B SI 91 0-3 B SI 92 X SI 92		B FF 92 0-3 B FF 92 S SI 91 X FF 92		0	0	0	0	0	0	0		
Inning Stats	R: 0 E: 0 K: 2 S: 8	H: 0 LOB: 1 BB: 1 P: 14	R: 0 E: 0 K: 1 S: 12	H: 1 LOB: 1 BB: 0 P: 19	R: 0 E: 0 K: 0 S: 7	H: 0 LOB: 0 BB: 0 P: 12	R: 0 E: 0 K: 2 S: 6	H: 0 LOB: 0 BB: 0 P: 9	R: 1 E: 1 K: 0 S: 9	H: 1 LOB: 0 BB: 0 P: 20	R: 0 E: 0 K: 1 S: 11	H: 1 LOB: 2 BB: 0 P: 16	R: 0 E: 0 K: 3 S: 13	H: 0 LOB: 2 BB: 0 P: 27	R: 0 E: 0 K: 0 S: 10	H: 1 LOB: 1 BB: 0 P: 13	R: 0 E: 0 K: 3 S: 11	H: 0 LOB: 0 BB: 0 P: 16	R: 0 E: 0 K: 0 S: 10	H: 1 LOB: 1 BB: 0 P: 13	1B: 7 2B: 4 3B: 0 HR: 0	SF: 1 SAC: 0 DP: 0 HBP: 1	WP: 1 PB: 1 SB: 2 CS: 0	PA: 58
PITCHER	IP	WLS	BF	H	R	ER	SO	BB	IBB	HBP	BLK	WP	HR	S	P	ERA	WHIP							
34 Andrew Cashner, R ERA: 5.4	(1, 1) 6.0		24	4	1	1	5	2	0	0	0	0	0	59	96	1.50	1.000							
59 Kevin Quackenbush, R ERA: 3.86	(7, 1) 1.0	H: 4	1	1	0	0	0	0	0	0	0	0	0	7	9	0.00	1.000							
37 Brandon Maurer, R ERA: 3.99	(8, 1) 1.0	B: 4	4	1	1	1	1	0	0	0	0	1	0	11	20	9.00	1.000							
56 Fernando Rodney, R ERA: 3.99	(9, 1) 1.0	S: 5	1	0	0	2	0	0	0	1	0	0	0	14	23	0.00	1.000							
23 Carlos Villanueva, R ERA: 3.38	(10, 1) 0.2	K: 4	2	0	0	1	0	0	0	0	0	0	0	7	10	0.00	3.000							
PITCHER	IP	WLS	BF	H	R	ER	SO	BB	IBB	HBP	BLK	WP	HR	S	P	ERA	WHIP							
52 Brad Hand, L ERA: 1.5	(10, 1) 2.1		10	1	0	0	5	2	0	0	0	0	0	27	46	0.00	0.857							
40 Ryan Buchter, L ERA: 1.5	(13, 1) 1.0	K: 3	0	0	0	3	0	0	0	0	0	0	0	11	16	0.00	0.000							
61 Luis Perdomo, R ERA: 15.75	(14, 1) 1.0	W: 4	1	0	0	0	0	0	0	0	0	0	0	13	0.00	1.000								

Arizona Diamondbacks @ San Diego Padres
Petco Park, San Diego, CA
Sat Apr 16 2016, 5:41 PM - 11:05 PM PDT
Att. 34,051 - Clear - 76 F

livebaseballscorecards.com

AB: 52
R: 3
H: 11
RBI: 2
BB: 4
SO: 17
LOB: 25




Batter	1	2	3	4	5	6	7	8	9	10	11	12	13	14	AB	R	H	RBI	BB	SO	LOB	BOTTOM	
24 Jon Jay, L OBP: 0.268, SLG: 0.269	(1, 8) C FF 93 2-2 B SI 85 F CH 86 X FF 94				B FF 93 1-1 F FF 93 X FF 93		C SI 92 2-1 B SI 81 X SI 93		I SAFE 3-3 C SI 92 B SI 81 C CH 82 C CH 79 C SI 91			C SI 92 0-2 F CH 74 X SI 83		X CH 76 0-0		6	0	1	1	1	1	4	
4 Will Myers, R OBP: 0.275, SLG: 0.429	(1, 3) S FF 95 1-3 B SI 85 B FF 95 C FF 95				F FF 93 1-1 B SI 85 X FF 93							C SI 83 0-2 B SI 83 X SI 83		B FF 94 3-2 B SI 85 B FF 95 X FF 95		7	1	4	0	0	2	3	
27 Matt Kemp, R OBP: 0.289, SLG: 0.545 16 Travis Jankowski, L OBP: 0.444, SLG: 0.286	(1, 9) (8, 9)				S FF 92 1-1 B SI 82 X FF 92		I SAFE 0-3 C SI 94 C SI 94					X FF 96 0-0		C SI 82 3-3 B SI 85 B SI 84 F CH 74 S CH 75 S CH 75		4	1	1	1	0	1	2	
39 Brett Wallace, L OBP: 0.143, SLG: 0.077 9 Adam Rosales, R OBP: 0.198, SLG: 0.250	(1, 5) (6, 5)				C FF 94 0-1 X CH 86		C SI 88 3-2 B SI 88 F FF 95 B SI 91 C SI 84 X CH 84					X SL 85 0-0		C FF 94 1-3 I SAFE I SAFE I SAFE S FF 94		3	0	0	0	0	1	1	
2 B.J. Upton, R OBP: 0.341, SLG: 0.463	(1, 7)				B FF 94 3-2 B SI 85 B FF 92 B FC 89 F FF 94 X FF 94		X FF 93 0-0					I SAFE 2-2 B SI 84 F FF 94 B SI 84 B FF 96 X FF 96		X SI 82 0-0		7	2	3	2	0	0	1	
3 Derek Norris, R OBP: 0.209, SLG: 0.200	(1, 2)				D FF 94 1-1 I SAFE S FF 93 X FF 93		X FF 92 0-0					S FF 94 0-3 B SI 85 X FF 95		F FF 96 0-3 B SI 85		6	0	1	0	0	1	1	
10 Alexei Ramirez, R OBP: 0.304, SLG: 0.262	(1, 6)				C FF 93 3-2 B SI 88 B FF 94 B FF 93 X FF 88		B SI 86 2-2 B SI 86 L SI 86 X FF 90					B SI 87 1-0 X FF 90		I SAFE 1-1 F FF 94 F SI 82 X SI 81		5	1	2	1	1	0	2	
5 Alexi Amarista, L OBP: 0.495, SLG: 0.388	(1, 4)				I IN 89 4-0 I IN 72		C FF 90 0-3 S CH 85					B SI 87 2-2 X FF 95		I IN 84 4-0 I IN 87 I IN 88		4	0	0	0	2	1	2	
34 Andrew Cashner, R 41 Daniel Hudson, L 35 Jason Blum, R 37 Brandon Maurer, R 48 Fernando Rodney, R 10 Kevin Quackenbush, L 29 Brad Ziegler, R Rubby De La Rosa, R OBP: 0.280, SLG: 0.388	(1, 1) (2, 1) (5, 9) (8, 1) (9, 1) (10, 1)				F FF 93 4-1 I SAFE D FC 88 B FC 87 B FF 94 X FF 94		L SI 89 0-3 B SI 89 S SI 85					C SI 92 3-3 B SI 82 B SI 82 B SI 93 X FF 93		B SI 81 3-1 C SI 92 B SI 83 X SI 83		1	0	0	0	0	0	0	0
Inning Stats	R: 0 E: 0 K: 1 S: 12	H: 0 LOB: 0 BB: 0 P: 15	R: 2 E: 1 K: 1 S: 19	H: 2 LOB: 3 BB: 3 P: 41	R: 1 E: 0 K: 0 S: 12	H: 1 LOB: 0 BB: 0 P: 17	R: 0 E: 0 K: 2 S: 6	H: 0 LOB: 0 BB: 0 P: 11	R: 0 E: 0 K: 1 S: 7	H: 1 LOB: 1 BB: 0 P: 12	R: 0 E: 0 K: 2 S: 10	H: 1 LOB: 1 BB: 0 P: 15	R: 0 E: 0 K: 1 S: 12	H: 2 LOB: 2 BB: 0 P: 24	R: 0 E: 0 K: 1 S: 9	H: 2 LOB: 3 BB: 1 P: 15	R: 2 E: 0 K: 2 S: 11	H: 2 LOB: 0 BB: 0 P: 15	1B: 10 2B: 2 3B: 0 HR: 2	SF: 0 SAC: 0 DP: 0 HBP: 0	WP: 0 PB: 0 SB: 3 CS: 1	PA: 59	
PITCHER	IP	WLS	BF	H	R	ER	SO	BB	IBB	HBP	BLK	WP	HR	S	P	ERA	WHIP						
26 Shelby Miller, R ERA: 8.53	(1, 1) 1.2		10	2	2	1	1	2	0	0	0	0	0	28	50	10.80	2.400						
45 Matt Buschmann, R ERA: 2.08	(2, 1) 2.1	K: 8	1	1	1	3	0	0	0	0	0	1	24	34	3.86	0.429							
48 Randall Delgado, R ERA: 7.71	(5, 1) 2.0	R: 2	2	0	0	1	0	0	0	0	0	0	1	26	22	0.00	1.000						
40 Andrew Chafin, L ERA: 5.4	(7, 1) 1.0	K: 4	1	0	0	2	0	0	0	0	0	0	10	15	0.00	1.000							
41 Daniel Hudson, R ERA: 8.1	(8, 1) 1.0	S: 3	0	0	0	0	0	0	0	0	0	0	8	12	0.00	0.000							
PITCHER	IP	WLS	BF	H	R	ER	SO	BB	IBB	HBP	BLK	WP	HR	S	P	ERA	WHIP						
19 Tyler Clippard, R ERA: 3.86	(9, 1) 1.0		4	1	0	0	1	0	0	0	0	0	0	12	25	0.00	2.000						
33 Jake Barnett, R ERA: 3.86	(10, 1) 2.0	K: 7	1	0	0	1	0	0	0	0	0	0	0	26	26	0.00	0.500						
29 Brad Ziegler, R ERA: 1.20	(12, 1) 2.0	H: 4	0	0	0	3	0	1	0	0	0	0	0	26	39	0.00	2.000						
Rubby De La Rosa, R ERA: 9.31	(14, 1) 0.2	L: 4	2	2	2	2	2	0	0	0	0	1	11	15	27.00	3.000							

Arizona Diamondbacks @ San Diego Padres
Petco Park, San Diego, CA
Sat Apr 16 2016, 5:41 PM - 11:05 PM PDT
Att. 34,051 - Clear - 76 F

livebaseballscorecards.com

AB: 54
R: 5
H: 14
RBI: 5
BB: 5
SO: 14
LOB: 26



Batter	1	2	3	4	5	6	7	8	9	AB	R	H	RBI	BB	SO	LOB	TOP										
13 Nick Ahmed, R OBP: 0.313, SLG: 0.511	F8		P2		G6-3		G5-3		G5-3	5	0	0	0	0	0	2	Arizona Diamondbacks @ San Diego Padres Petco Park, San Diego, CA Sun Apr 17 2016, 1:42 PM - 4:19 PM PDT Att: 30,520 - Sunny - 85 F										
5 Rickie Weeks Jr., R OBP: 0.300, SLG: 0.333 30 Sócrates Brito, L OBP: 0.226, SLG: 0.387	G5-3		15 S BB		P3		P5			2	0	0	0	1	0	0											
15 Phil Gosselin, R OBP: 0.333, SLG: 0.556	24 HR		L7		F9				HR	4	2	2	1	0	0	1											
24 Yasmany Tomás, R OBP: 0.341, SLG: 0.568	2H HR				27 HR		HR		L4	4	3	3	3	0	0	0											
27 Brandon Drury, R OBP: 0.258, SLG: 0.483 50 Evan Marshall, R	P4		HR		22 G3		F8		F8	4	2	2	2	0	0	0											
22 Jake Lamb, L OBP: 0.347, SLG: 0.405					K2-3		G3		L7	4	0	1	1	0	1	0											
16 Chris Owings, R OBP: 0.200, SLG: 0.200	G6-4-3		10 G4-6-3						K	4	0	1	0	0	2	1											
10 Chris Herrmann, L OBP: 0.063, SLG: 0.125					G4-6-3		G4-3		F7	4	0	0	0	0	1	1											
46 Patrick Corbin, L OBP: 0.286, SLG: 0.286 40 Andrew Chafin, R 6 David Peralta, L OBP: 0.346, SLG: 0.438			G3		K2-3		13 G5-3			3	0	1	0	0	1	0											
										1	0	1	0	0	0	0											
Inning Stats	R: 2 H: 2 E: 0 K: 0 S: 8	H: 2 LOB: 0 BB: 0 P: 12	R: 0 H: 1 E: 0 K: 1 S: 6	LOB: 0 BB: 0 P: 11	R: 0 H: 0 E: 0 K: 0 S: 8	LOB: 1 BB: 1 P: 15	R: 2 H: 3 E: 0 K: 1 S: 11	LOB: 0 BB: 0 P: 17	R: 0 H: 0 E: 0 K: 1 S: 9	LOB: 0 BB: 0 P: 9	R: 2 H: 2 E: 0 K: 1 S: 13	LOB: 0 BB: 0 P: 19	R: 0 H: 1 E: 0 K: 0 S: 6	LOB: 1 BB: 0 P: 10	R: 1 H: 1 E: 0 K: 0 S: 8	LOB: 0 BB: 0 P: 10	R: 0 H: 1 E: 0 K: 1 S: 10	LOB: 1 BB: 0 P: 14	1B: 5 2B: 1 3B: 1 HR: 4	SF: 0 SAC: 0 DP: 2 HBP: 0	WP: 0 PB: 0 SB: 1 CS: 0	PA: 37					
PITCHER	IP	WLS	BF	H	R	ER	SO	BB	IBB	HBP	BLK	WP	HR	S	P	ERA	WHIP										
41 Robbie Erlin, L ERA: 4.02	6.0	L	25	8	6	6	4	1	0	0	0	0	3	55	83	9.00	1.500										
59 Kevin Quackenbush, R ERA: 4.05	2.0		8	2	1	1	0	0	0	0	0	0	1	14	20	4.50	1.000										
61 Luis Perdomo, R ERA: 12.6	1.0		4	1	0	0	1	0	0	0	0	0	0	14	14	0.00	1.000										

Batter	1	2	3	4	5	6	7	8	9	AB	R	H	RBI	BB	SO	LOB	BOTTOM										
4 WJ Myers, R OBP: 0.309, SLG: 0.442	15 E 1B		15 1B		K		BB			3	1	2	0	1	1	0	Arizona Diamondbacks @ San Diego Padres Petco Park, San Diego, CA Sun Apr 17 2016, 1:42 PM - 4:19 PM PDT Att: 30,520 - Sunny - 85 F										
15 Cory Spangenberg, L OBP: 0.275, SLG: 0.347	E1 27 FC 1B		K		G6-3		K			4	1	1	0	0	2	3											
27 Matt Kemp, R OBP: 0.286, SLG: 0.532	FC		2 3B 1B		K				K	4	1	1	1	0	2	0											
2 B.J. Upton, R OBP: 0.333, SLG: 0.489	K				G5-3				G6-3	4	0	1	1	0	1	0											
10 Alexei Ramirez, R OBP: 0.280, SLG: 0.239 61 Luis Perdomo, R	G1-3		G5-3				G3-1		P5	4	0	0	0	0	0	1											
										0	0	0	0	0	0	0											
32 Jabari Blesh, R OBP: 0.235, SLG: 0.200 59 Kevin Quackenbush, R 5 Alexi Amarista, L OBP: 0.435, SLG: 0.350			K		K		L7		G4-3	3	0	0	0	0	2	0											
										0	0	0	0	0	0	0											
12 Christian Bethancourt, R OBP: 0.309, SLG: 0.333					G6-3				G5-3	3	0	1	0	1	0	0											
										4	BB BB																
9 Adam Rosales, R OBP: 0.200, SLG: 0.211									K	3	0	0	0	1	2	2											
										2	0	0	0	0	0	2											
41 Robbie Erlin, R 16 Travis Jankowski, L OBP: 0.400, SLG: 0.250			G6-3		F7		L7			1	0	0	0	0	0	1											
										2	0	0	0	0	0	2											
Inning Stats	R: 2 H: 2 E: 2 K: 1 S: 13	H: 2 LOB: 0 BB: 0 P: 17	R: 0 H: 1 E: 0 K: 2 S: 9	LOB: 1 BB: 0 P: 15	R: 1 H: 3 E: 0 K: 1 S: 12	LOB: 1 BB: 0 P: 21	R: 0 H: 0 E: 0 K: 1 S: 9	LOB: 0 BB: 1 P: 16	R: 0 H: 0 E: 0 K: 2 S: 9	LOB: 0 BB: 0 P: 12	R: 0 H: 0 E: 0 K: 0 S: 5	LOB: 0 BB: 0 P: 7	R: 0 H: 0 E: 0 K: 1 S: 12	LOB: 0 BB: 2 P: 20	R: 0 H: 0 E: 0 K: 1 S: 10	LOB: 0 BB: 0 P: 13	R: 0 H: 0 E: 0 K: 1 S: 8	LOB: 0 BB: 0 P: 10	1B: 4 2B: 1 3B: 1 HR: 0	SF: 1 SAC: 0 DP: 0 HBP: 0	WP: 0 PB: 0 SB: 0 CS: 0	PA: 35					
PITCHER	IP	WLS	BF	H	R	ER	SO	BB	IBB	HBP	BLK	WP	HR	S	P	ERA	WHIP										
46 Patrick Corbin, L ERA: 2.75	6.2	W	28	6	3	1	7	3	0	0	0	0	0	66	105	1.35	1.350										
40 Andrew Chafin, L ERA: 5.00	0.1	H	1	0	0	0	1	0	0	0	0	0	0	3	3	0.00	0.000										
50 Evan Marshall, R ERA:	2.0		6	0	0	0	2	0	0	0	0	0	0	18	23	0.00	0.000										

AB	36
R	7
H	11
RBI	7
BB	1
SO	5
LOB	6

AB	32
R	3
H	6
RBI	2
BB	3
SO	10
LOB	9



Batter	1	2	3	4	5	6	7	8	9	AB	R	H	RBI	BB	SO	LOB	TOP										
2 Jean Segura, R OBP: 0.381, SLG: 0.576										5	1	1	1	0	1	3	<p>Arizona Diamondbacks @ San Francisco Giants AT&T Park, San Francisco, CA Tue Apr 19 2016, 7:15 PM - 10:23 PM PDT Att: 41,218 - Partly Cloudy - 65 F</p> <p>livebaseballscores.com</p> <p>AB 32 R 3 H 8 RBI 3 BB 6 SO 8 LOB 19</p>										
22 Jake Lamb, L OBP: 0.397, SLG: 0.538										4	1	1	1	1	2	3											
44 Paul Goldschmidt, R OBP: 0.369, SLG: 0.451										3	0	0	1	1	1	1											
6 David Peralta, L OBP: 0.349, SLG: 0.448										5	0	1	0	0	1	3											
24 Yasmany Tomás, R OBP: 0.360, SLG: 0.523										2	0	1	0	2	1	0											
7 Wellington Castillo, R OBP: 0.286, SLG: 0.372										3	0	0	0	1	1	4											
13 Nick Ahmed, R OBP: 0.273, SLG: 0.442										4	0	0	0	0	0	3											
16 Chris Owings, R OBP: 0.289, SLG: 0.297										3	1	2	0	1	0	0											
38 Robbie Ray, L OBP: 0.143, SLG: 0.143										2	0	1	0	0	1	2											
40 Andrew Chafin, R ERA: 6.48										0	0	0	0	0	0	0											
50 Evan Marshall, R ERA: 10.8										0	0	0	0	0	0	0											
5 Rickie Weeks Jr., R OBP: 0.333, SLG: 0.500										1	0	1	0	0	0	0											
19 Tyler Clippard, R ERA: 4.26										0	0	0	0	0	0	0											
48 Steven Okert, L ERA: 1.000										0	0	0	0	0	0	0											
Inning Stats	R: 0 E: 0 K: 0 S: 7	H: 0 LOB: 1 BB: 1 P: 13	R: 0 E: 0 K: 1 S: 15	H: 0 LOB: 2 BB: 2 P: 26	R: 0 E: 0 K: 1 S: 8	H: 0 LOB: 1 BB: 0 P: 14	R: 0 E: 0 K: 0 S: 11	H: 2 LOB: 2 BB: 0 P: 20	R: 3 E: 0 K: 2 S: 15	H: 5 LOB: 1 BB: 0 P: 21	R: 0 E: 0 K: 2 S: 11	H: 0 LOB: 0 BB: 0 P: 12	R: 0 E: 0 K: 0 S: 4	H: 0 LOB: 0 BB: 1 P: 8	R: 0 E: 0 K: 2 S: 10	H: 1 LOB: 2 BB: 1 P: 18	1B: 5 2B: 2 3B: 1 HR: 0	SF: 1 SAC: 1 DP: 1 HBP: 0	WP: 1 PB: 0 SB: 0 CS: 0	PA: 40							
PITCHER	IP	WLS	BF	H	R	ER	SO	BB	IBB	HBP	BLK	WP	HR	S	P	ERA	WHIP										
18 Matt Cain, R ERA: 6.48	4.2	L	23	5	3	3	2	3	1	0	0	1	0	52	87	5.79	1.714										
57 Mike Broadway, R ERA: 6.48	1.0		5	2	0	0	2	0	0	0	0	0	0	12	20	0.00	2.000										
49 Javier López, L ERA: 10.8	0.1		1	0	0	0	1	0	0	0	0	0	0	3	3	0.00	0.000										
60 Hunter Strickland, R ERA: 4.26	1.0		3	0	0	0	1	0	0	0	0	0	0	7	12	0.00	0.000										
48 Steven Okert, L ERA: 1.000	2.0		8	1	0	0	2	1	1	0	0	0	0	14	26	0.00	1.000										

Batter	1	2	3	4	5	6	7	8	9	AB	R	H	RBI	BB	SO	LOB	BOTTOM										
2 Denard Span, L OBP: 0.302, SLG: 0.357										3	0	0	0	1	0	1	<p>Arizona Diamondbacks @ San Francisco Giants AT&T Park, San Francisco, CA Tue Apr 19 2016, 7:15 PM - 10:23 PM PDT Att: 41,218 - Partly Cloudy - 65 F</p> <p>livebaseballscores.com</p> <p>AB 32 R 0 H 6 RBI 0 BB 4 SO 10 LOB 17</p>										
12 Joe Panik, L OBP: 0.295, SLG: 0.482										4	0	1	0	0	1	1											
28 Buster Posey, R OBP: 0.352, SLG: 0.426										3	0	1	0	1	1	3											
8 Hunter Pence, R OBP: 0.343, SLG: 0.351										4	0	1	0	0	0	3											
Trevor Brown, R OBP: 0.412, SLG: 1.000										3	0	1	0	1	0	2											
35 Brandon Crawford, L OBP: 0.333, SLG: 0.426										4	0	0	0	0	2	2											
5 Matt Duffy, R OBP: 0.237, SLG: 0.339										3	0	2	0	1	0	0											
18 Matt Cain, R ERA: 1.96										2	0	0	0	0	2	2											
57 Mike Broadway, R ERA: 6.48										0	0	0	0	0	0	0											
49 Javier López, L ERA: 10.8										0	0	0	0	0	0	0											
51 Mac Williamson, R ERA: 4.26										1	0	0	0	0	1	1											
60 Hunter Strickland, R ERA: 4.26										0	0	0	0	0	0	0											
48 Steven Okert, L ERA: 1.000										1	0	0	0	0	0	1											
9 Brandon Bell, L OBP: 0.383, SLG: 0.528										1	0	0	0	0	0	1											
16 Ángel Pagán, S OBP: 0.417, SLG: 0.519										4	0	0	0	0	3	1											
Inning Stats	R: 0 E: 0 K: 0 S: 9	H: 1 LOB: 2 BB: 1 P: 19	R: 0 E: 0 K: 2 S: 9	H: 0 LOB: 0 BB: 0 P: 11	R: 0 E: 0 K: 1 S: 7	H: 0 LOB: 1 BB: 1 P: 14	R: 0 E: 0 K: 2 S: 13	H: 2 LOB: 2 BB: 0 P: 17	R: 0 E: 0 K: 2 S: 14	H: 1 LOB: 2 BB: 0 P: 27	R: 0 E: 0 K: 1 S: 9	H: 1 LOB: 1 BB: 0 P: 13	R: 0 E: 0 K: 2 S: 8	H: 0 LOB: 0 BB: 0 P: 11	R: 0 E: 0 K: 0 S: 12	H: 1 LOB: 1 BB: 1 P: 20	R: 0 E: 0 K: 2 S: 8	H: 0 LOB: 1 BB: 1 P: 16	1B: 6 2B: 0 3B: 0 HR: 0	SF: 0 SAC: 0 DP: 1 HBP: 1	WP: 0 PB: 0 SB: 1 CS: 0	PA: 37					
PITCHER	IP	WLS	BF	H	R	ER	SO	BB	IBB	HBP	BLK	WP	HR	S	P	ERA	WHIP										
38 Robbie Ray, L ERA: 1.96	6.0	W	26	5	0	0	8	2	0	1	0	0	0	61	101	0.00	1.167										
40 Andrew Chafin, L ERA: 4.26	1.0	H	3	0	0	0	2	0	0	0	0	0	0	8	11	0.00	0.000										
50 Evan Marshall, R ERA: 10.8	1.0	H	4	1	0	0	0	1	0	0	0	0	0	12	20	0.00	2.000										
19 Tyler Clippard, R ERA: 4.26	1.0	S	4	0	0	0	0	1	0	0	0	0	0	8	16	0.00	1.000										

Batter	1	2	3	4	5	6	7	8	9	AB	R	H	RBI	BB	SO	LOB	TOP				
2 Jean Segura, R OBP: 0.358, SLG: 0.540										4	0	0	0	0	1	2	Arizona Diamondbacks @ San Francisco Giants AT&T Park, San Francisco, CA Wed Apr 20 2016, 7:17 PM - 10:09 PM PDT Att: 41,497 - Partly Cloudy - 64 F				
27 Brandon Drury, R OBP: 0.289, SLG: 0.457										3	0	2	0	1	1	0					
19 Tyler Clippard, R										0	0	0	0	0	0	0					
29 Brad Ziegler, R										0	0	0	0	0	0	0					
44 Paul Goldschmidt, R OBP: 0.362, SLG: 0.436										4	0	1	0	0	1	5					
24 Yasmany Tomás, R OBP: 0.352, SLG: 0.500										4	1	1	0	0	1	3					
7 Wellington Castillo, R OBP: 0.283, SLG: 0.426											4	1	1	2	0	1		0			
6 David Peralta, L OBP: 0.343, SLG: 0.426											3	0	0	0	0	1		0			
13 Nick Ahmed, R OBP: 0.254, SLG: 0.411											4	0	0	0	0	1		1			
16 Chris Owings, R OBP: 0.268, SLG: 0.275										3	0	0	0	0	1	0					
21 Zack Greinke, R OBP: 0.429, SLG: 0.429										2	0	1	0	0	0	0					
40 Andrew Chafin, R										0	0	0	0	0	0	0					
22 Jake Lamb, L OBP: 0.377, SLG: 0.566										1	0	1	0	0	0	0					
Inning Stats	R: 0 E: 0 K: 1 S: 7	H: 0 LOB: 0 BB: 1 P: 14	R: 0 E: 0 K: 1 S: 6	H: 0 LOB: 0 BB: 0 P: 9	R: 0 E: 0 K: 1 S: 8	H: 0 LOB: 0 BB: 0 P: 10	R: 0 E: 0 K: 1 S: 11	H: 1 LOB: 1 BB: 0 P: 15	R: 0 E: 0 K: 1 S: 16	H: 2 LOB: 2 BB: 0 P: 23	R: 2 E: 0 K: 1 S: 12	H: 2 LOB: 0 BB: 0 P: 14	R: 0 E: 0 K: 0 S: 9	H: 2 LOB: 2 BB: 0 P: 14	R: 0 E: 0 K: 0 S: 5	H: 0 LOB: 0 BB: 0 P: 8	1B: 5 2B: 1 3B: 0 HR: 1	SF: 0 SAC: 0 DP: 1 HBP: 1	WP: 0 PB: 0 SB: 0 CS: 0	PA: 34	
PITCHER	IP	WLS	BF	H	R	ER	SO	BB	IBB	HBP	BLK	WP	HR	S	P	ERA	WHIP				
40 Madison Bumgarner, L ERA: 3.91	7.0	L	26	5	2	2	8	1	0	0	0	0	1	67	96	2.57	0.857				
64 Derek Law, R ERA:	1.1		6	2	0	0	0	0	0	0	0	0	0	11	17	0.00	1.500				
61 Josh Osich, L ERA: 2.35	0.2		2	0	0	0	0	0	0	1	0	0	0	3	5	0.00	0.000				

Batter	1	2	3	4	5	6	7	8	9	AB	R	H	RBI	BB	SO	LOB	BOTTOM					
2 Denard Span, L OBP: 0.299, SLG: 0.350										4	0	1	0	0	2	1	Arizona Diamondbacks @ San Francisco Giants AT&T Park, San Francisco, CA Wed Apr 20 2016, 7:17 PM - 10:09 PM PDT Att: 41,497 - Partly Cloudy - 64 F					
12 Joe Panik, L OBP: 0.308, SLG: 0.492										3	0	1	0	1	0	0						
28 Buster Posey, R OBP: 0.328, SLG: 0.392										4	0	0	0	0	0	3						
9 Brandon Belt, L OBP: 0.369, SLG: 0.491										4	0	0	0	0	3	3						
61 Josh Osich, L										0	0	0	0	0	0	0						
35 Brandon Crawford, L OBP: 0.310, SLG: 0.392										4	0	0	0	0	3	2						
5 Matt Duffy, R OBP: 0.254, SLG: 0.383											4	0	2	0	0	0						
7 Gregor Blanco, L OBP: 0.222, SLG: 0.333											4	1	2	0	0	2						
40 Madison Bumgarner, R OBP: 0.333, SLG: 0.625										2	0	0	0	0	2	2						
8 Hunter Pence, R OBP: 0.338, SLG: 0.345										1	0	0	0	0	0	1						
64 Derek Law, R										0	0	0	0	0	0	0						
Trevor Brown, R OBP: 0.389, SLG: 0.941										1	0	0	0	0	1	1						
16 Ángel Pagán, S OBP: 0.413, SLG: 0.509										3	0	1	1	0	0	1						
Inning Stats	R: 0 E: 0 K: 2 S: 12	H: 1 LOB: 2 BB: 1 P: 18	R: 0 E: 0 K: 1 S: 11	H: 1 LOB: 0 BB: 0 P: 13	R: 0 E: 0 K: 1 S: 14	H: 1 LOB: 1 BB: 0 P: 20	R: 0 E: 0 K: 1 S: 9	H: 1 LOB: 0 BB: 0 P: 13	R: 0 E: 0 K: 1 S: 6	H: 0 LOB: 0 BB: 0 P: 9	R: 0 E: 0 K: 1 S: 7	H: 0 LOB: 0 BB: 0 P: 12	R: 1 E: 0 K: 1 S: 14	H: 2 LOB: 1 BB: 0 P: 21	R: 0 E: 0 K: 1 S: 12	H: 0 LOB: 0 BB: 0 P: 17	R: 0 E: 0 K: 2 S: 13	H: 1 LOB: 0 BB: 0 P: 16	1B: 3 2B: 3 3B: 1 HR: 0	SF: 0 SAC: 0 DP: 0 HBP: 0	WP: 0 PB: 0 SB: 0 CS: 0	PA: 35
PITCHER	IP	WLS	BF	H	R	ER	SO	BB	IBB	HBP	BLK	WP	HR	S	P	ERA	WHIP					
21 Zack Greinke, R ERA: 5.25	6.2	W	27	6	1	1	7	1	0	0	0	0	0	70	102	1.35	1.050					
40 Andrew Chafin, L ERA: 4.05	0.1	H	1	0	0	0	1	0	0	0	0	0	0	3	4	0.00	0.000					
19 Tyler Clippard, R ERA:	1.0	H	3	0	0	0	1	0	0	0	0	0	0	12	17	0.00	0.000					
29 Brad Ziegler, R ERA: 1.0	1.0	S	4	1	0	0	2	0	0	0	0	0	0	13	16	0.00	1.000					



Batter	1	2	3	4	5	6	7	8	9	AB	R	H	RBI	BB	SO	LOB	TOP				
2 Jean Segura, R OBP: 0.375, SLG: 0.574										5	1	3	2	0	0	0	Arizona Diamondbacks @ San Francisco Giants AT&T Park, San Francisco, CA Thu Apr 21 2016, 12:48 PM - 3:56 PM PDT Att: 41,052 - Overcast - 67 F				
22 Jake Lamb, L OBP: 0.394, SLG: 0.579										4	1	2	0	1	0	1					
44 Paul Goldschmidt, R OBP: 0.379, SLG: 0.458										4	0	2	2	1	0	4					
6 David Peralta, L OBP: 0.338, SLG: 0.406										3	0	0	0	0	1	1					
24 Yasmany Tomás, R OBP: 0.345, SLG: 0.538										4	1	1	1	0	0	3					
15 Phil Gosselin, R OBP: 0.304, SLG: 0.478										4	0	0	0	0	0	0					
13 Nick Ahmed, R OBP: 0.254, SLG: 0.411										0	0	0	0	0	0	0					
16 Chris Owings, R OBP: 0.289, SLG: 0.295										4	1	2	0	0	0	0					
10 Chris Herrmann, L OBP: 0.095, SLG: 0.100										3	1	0	0	1	1	0					
26 Shelby Miller, R										1	0	0	0	0	0	0					
34 Tyler Wagner, R										2	0	0	0	0	1	0					
41 Daniel Hudson, R										0	0	0	0	0	0	0					
5 Rickie Weeks Jr., R										1	1	0	1	0	0	1					
50 Evan Marshall, R										0	0	0	0	0	0	0					
Inning Stats	R: 1 H: 2 E: 0 K: 1 S: 15	H: 2 LOB: 1 BB: 0 P: 20	R: 0 H: 0 E: 0 K: 0 S: 10	H: 0 LOB: 0 BB: 0 P: 12	R: 1 H: 2 E: 0 K: 0 S: 7	H: 2 LOB: 1 BB: 0 P: 9	R: 1 H: 2 E: 0 K: 0 S: 10	H: 2 LOB: 0 BB: 0 P: 16	R: 0 H: 0 E: 0 K: 2 S: 12	H: 0 LOB: 0 BB: 0 P: 15	R: 0 H: 0 E: 0 K: 0 S: 5	H: 0 LOB: 0 BB: 0 P: 5	R: 0 H: 0 E: 0 K: 0 S: 6	H: 0 LOB: 0 BB: 0 P: 6	R: 0 H: 0 E: 0 K: 0 S: 11	H: 0 LOB: 2 BB: 1 P: 18	R: 3 H: 2 E: 1 K: 0 S: 15	H: 2 LOB: 1 BB: 2 P: 28	1B: 6 2B: 2 3B: 1 HR: 1	SF: 0 SAC: 0 DP: 1 HBP: 1	WP: 0 PA: 40 PB: 0 SB: 4 CS: 0
PITCHER	IP WLS BF H R ER SO BB IBB HBP BLK WP HR S P ERA WHIP																				
47 Johnny Cueto, R ERA: 3.49	7.0 L 27 8 3 3 3 0 0 0 0 0 1 65 83 3.86 1.143																				
60 Hunter Strickland, R ERA: 3.86	0.2 3 0 0 0 0 1 0 0 0 0 0 0 8 14 0.00 1.500																				
61 Josh Osich, L ERA: 2.25	0.0 1 0 0 0 0 0 0 0 1 0 0 0 1 2 ∞ ∞																				
62 Cory Gearrin, R ERA: 3.52	0.2 6 2 3 3 0 1 0 0 0 0 0 0 15 22 40.50 4.500																				
48 Steven Okert, L ERA:	0.2 2 0 0 0 0 1 0 0 0 0 0 0 2 8 0.00 1.500																				

Batter	1	2	3	4	5	6	7	8	9	AB	R	H	RBI	BB	SO	LOB	BOTTOM				
2 Denard Span, L OBP: 0.310, SLG: 0.339										2	1	0	0	2	0	0	Arizona Diamondbacks @ San Francisco Giants AT&T Park, San Francisco, CA Thu Apr 21 2016, 12:48 PM - 3:56 PM PDT Att: 41,052 - Overcast - 67 F				
12 Joe Panik, L OBP: 0.304, SLG: 0.468										3	0	0	0	1	0	1					
8 Hunter Pence, R OBP: 0.333, SLG: 0.328										3	0	0	1	1	1	1					
9 Brandon Belt, L OBP: 0.348, SLG: 0.459										4	0	0	0	0	0	3					
35 Brandon Crawford, L OBP: 0.323, SLG: 0.389										3	0	1	0	1	0	1					
16 Angel Pagan, S OBP: 0.388, SLG: 0.475										4	0	0	0	0	0	2					
5 Matt Duffy, R OBP: 0.269, SLG: 0.391										4	0	2	0	0	0	1					
Trevor Brown, R OBP: 0.333, SLG: 0.800										3	0	0	0	0	1	2					
47 Johnny Cueto, R ERA: 3.49										1	1	0	0	1	0	1					
7 Grady Sizemore, L OBP: 0.217, SLG: 0.391										1	0	0	0	0	0	0					
60 Hunter Strickland, R ERA: 3.86										0	0	0	0	0	0	0					
61 Josh Osich, L ERA: 2.25										0	0	0	0	0	0	0					
62 Cory Gearrin, R ERA: 3.52										0	0	0	0	0	0	0					
48 Steven Okert, L ERA:										0	0	0	0	0	0	0					
Inning Stats	R: 0 H: 0 E: 0 K: 1 S: 8	H: 1 LOB: 1 BB: 0 P: 16	R: 0 H: 1 E: 0 K: 0 S: 7	H: 1 LOB: 1 BB: 0 P: 15	R: 2 H: 0 E: 0 K: 0 S: 15	H: 0 LOB: 4 BB: 1 P: 35	R: 0 H: 1 E: 0 K: 1 S: 10	H: 1 LOB: 1 BB: 0 P: 14	R: 0 H: 0 E: 0 K: 0 S: 5	H: 0 LOB: 0 BB: 0 P: 12	R: 0 H: 1 E: 0 K: 0 S: 9	H: 1 LOB: 1 BB: 0 P: 14	R: 0 H: 0 E: 0 K: 0 S: 6	H: 0 LOB: 0 BB: 0 P: 10	R: 0 H: 0 E: 0 K: 0 S: 8	H: 0 LOB: 0 BB: 0 P: 12	R: 0 H: 0 E: 0 K: 0 S: 4	H: 0 LOB: 1 BB: 1 P: 11	1B: 3 2B: 0 3B: 0 HR: 0	SF: 0 SAC: 0 DP: 2 HBP: 0	WP: 0 PA: 34 PB: 0 SB: 1 CS: 0
PITCHER	IP WLS BF H R ER SO BB IBB HBP BLK WP HR S P ERA WHIP																				
26 Shelby Miller, R ERA: 8.59	2.0 W 12 2 0 0 1 5 0 0 0 0 0 0 23 55 9.00 3.000																				
34 Tyler Wagner, R ERA:	5.0 W 16 2 0 0 1 0 0 0 0 0 0 0 37 61 0.00 0.400																				
41 Daniel Hudson, R ERA: 1.17	1.0 H 3 0 0 0 0 0 0 0 0 0 0 0 8 12 0.00 0.000																				
50 Evan Marshall, R ERA:	1.0 3 0 0 0 0 1 0 0 0 0 0 0 4 11 0.00 1.000																				



Batter	1	2	3	4	5	6	7	8	9	AB	R	H	RBI	BB	SO	LOB	TOP			
10 Jordy Mercer, R OBP: 0.386, SLG: 0.407										4	2	3	1	1	0	0	Pittsburgh Pirates @ Arizona Diamondbacks Chase Field, Phoenix, AZ Fri Apr 22 2016, 6:41 PM - 9:52 PM MST Att: 27,829 - Clear - 95 F			
22 Andrew McCutchen, R OBP: 0.346, SLG: 0.379										5	0	1	1	0	1	2				
29 Francisco Cervelli, R OBP: 0.433, SLG: 0.490										5	0	1	1	0	0	2				
6 Starling Marte, R OBP: 0.370, SLG: 0.529										4	1	1	0	0	0	2				
5 Josh Harrison, R OBP: 0.361, SLG: 0.418										4	2	3	1	0	0	0				
15 Jason Rogers, R										2	0	0	0	1	0	2				
30 Neftali Feliz, R										0	0	0	0	0	0	0				
44 Tony Watson, L										0	0	0	0	0	0	0				
17 Matt Joyce, L OBP: 0.462, SLG: 0.500										0	0	0	0	0	0	0				
3 Sean Rodriguez, R OBP: 0.600, SLG: 0.929										4	1	2	3	0	0	1				
25 Gregory Polanco, L OBP: 0.423, SLG: 0.491										4	1	1	1	0	1	1				
35 Mark Melancon, R										0	0	0	0	0	0	0				
18 Jonathon Niese, L										2	0	0	0	0	1	0				
23 David Freese, R OBP: 0.380, SLG: 0.339										2	1	1	0	0	0	1				
Inning Stats	R: 0 E: 0 K: 0 S: 5	H: 1 LOB: 0 BB: 0 P: 11	R: 3 E: 0 K: 1 S: 12	H: 3 LOB: 0 BB: 0 P: 18	R: 2 E: 1 K: 0 S: 13	H: 3 LOB: 1 BB: 0 P: 22	R: 0 E: 0 K: 1 S: 9	H: 0 LOB: 0 BB: 0 P: 15	R: 0 E: 0 K: 0 S: 11	H: 0 LOB: 1 BB: 0 P: 14	R: 2 E: 0 K: 0 S: 21	H: 3 LOB: 1 BB: 1 P: 29	R: 1 E: 0 K: 0 S: 13	H: 2 LOB: 1 BB: 0 P: 18	R: 0 E: 0 K: 0 S: 3	H: 1 LOB: 0 BB: 0 P: 8	1B: 6 2B: 4 3B: 0 HR: 3	SF: 0 SAC: 1 DP: 3 HBP: 0	WP: 1 PB: 0 SB: 0 CS: 0	PA: 39
PITCHER	IP WLS BF H R ER SO BB IBB HBP BLK WP HR S P ERA WHIP	IP WLS BF H R ER SO BB IBB HBP BLK WP HR S P ERA WHIP	IP WLS BF H R ER SO BB IBB HBP BLK WP HR S P ERA WHIP	IP WLS BF H R ER SO BB IBB HBP BLK WP HR S P ERA WHIP	IP WLS BF H R ER SO BB IBB HBP BLK WP HR S P ERA WHIP	IP WLS BF H R ER SO BB IBB HBP BLK WP HR S P ERA WHIP	IP WLS BF H R ER SO BB IBB HBP BLK WP HR S P ERA WHIP	IP WLS BF H R ER SO BB IBB HBP BLK WP HR S P ERA WHIP	IP WLS BF H R ER SO BB IBB HBP BLK WP HR S P ERA WHIP	IP WLS BF H R ER SO BB IBB HBP BLK WP HR S P ERA WHIP	IP WLS BF H R ER SO BB IBB HBP BLK WP HR S P ERA WHIP	IP WLS BF H R ER SO BB IBB HBP BLK WP HR S P ERA WHIP	IP WLS BF H R ER SO BB IBB HBP BLK WP HR S P ERA WHIP	IP WLS BF H R ER SO BB IBB HBP BLK WP HR S P ERA WHIP	IP WLS BF H R ER SO BB IBB HBP BLK WP HR S P ERA WHIP	IP WLS BF H R ER SO BB IBB HBP BLK WP HR S P ERA WHIP	IP WLS BF H R ER SO BB IBB HBP BLK WP HR S P ERA WHIP	IP WLS BF H R ER SO BB IBB HBP BLK WP HR S P ERA WHIP		

Batter	1	2	3	4	5	6	7	8	9	AB	R	H	RBI	BB	SO	LOB	BOTTOM					
2 Jean Segura, R OBP: 0.390, SLG: 0.575										5	0	3	1	0	0	3	Pittsburgh Pirates @ Arizona Diamondbacks Chase Field, Phoenix, AZ Fri Apr 22 2016, 6:41 PM - 9:52 PM MST Att: 27,829 - Clear - 95 F					
27 Brandon Drury, R OBP: 0.302, SLG: 0.450										5	0	2	1	0	0	1						
44 Paul Goldschmidt, R OBP: 0.380, SLG: 0.444										4	0	1	0	1	1	2						
24 Yasmany Tomás, R OBP: 0.333, SLG: 0.509										5	0	1	0	0	1	5						
7 Wellington Castillo, R OBP: 0.293, SLG: 0.538										5	2	2	2	0	0	2						
6 David Peralta, L OBP: 0.342, SLG: 0.464										5	2	2	1	0	0	0						
13 Nick Ahmed, R OBP: 0.254, SLG: 0.400										5	2	2	2	0	0	2						
22 Jake Lamb, L OBP: 0.388, SLG: 0.569										5	2	2	1	0	0	0						
16 Chris Owings, R OBP: 0.306, SLG: 0.340										5	2	2	1	0	0	0						
46 Patrick Corbin, L ERA: 4.24										4	0	1	0	0	1	1						
15 Phil Gosselin, R ERA: 2.16										1	0	0	0	0	0	0						
48 Randall Delgado, R ERA: 4.5										4	0	1	0	0	1	1						
5 Richie Weeks Jr., R ERA: 1.17										1	0	0	0	0	0	0						
Inning Stats	R: 0 E: 0 K: 0 S: 6	H: 1 LOB: 0 BB: 0 P: 8	R: 1 E: 0 K: 0 S: 9	H: 1 LOB: 0 BB: 0 P: 15	R: 1 E: 0 K: 1 S: 14	H: 3 LOB: 2 BB: 0 P: 21	R: 2 E: 0 K: 1 S: 15	H: 3 LOB: 1 BB: 0 P: 22	R: 0 E: 0 K: 0 S: 9	H: 1 LOB: 1 BB: 1 P: 15	R: 0 E: 0 K: 1 S: 14	H: 1 LOB: 2 BB: 1 P: 23	R: 0 E: 0 K: 0 S: 7	H: 0 LOB: 0 BB: 0 P: 10	R: 3 E: 1 K: 0 S: 17	H: 5 LOB: 3 BB: 0 P: 27	R: 0 E: 0 K: 0 S: 5	H: 0 LOB: 0 BB: 0 P: 7	1B: 9 2B: 2 3B: 1 HR: 3	SF: 0 SAC: 0 DP: 2 HBP: 0	WP: 0 PB: 0 SB: 2 CS: 0	PA: 43
PITCHER	IP WLS BF H R ER SO BB IBB HBP BLK WP HR S P ERA WHIP	IP WLS BF H R ER SO BB IBB HBP BLK WP HR S P ERA WHIP	IP WLS BF H R ER SO BB IBB HBP BLK WP HR S P ERA WHIP	IP WLS BF H R ER SO BB IBB HBP BLK WP HR S P ERA WHIP	IP WLS BF H R ER SO BB IBB HBP BLK WP HR S P ERA WHIP	IP WLS BF H R ER SO BB IBB HBP BLK WP HR S P ERA WHIP	IP WLS BF H R ER SO BB IBB HBP BLK WP HR S P ERA WHIP	IP WLS BF H R ER SO BB IBB HBP BLK WP HR S P ERA WHIP	IP WLS BF H R ER SO BB IBB HBP BLK WP HR S P ERA WHIP	IP WLS BF H R ER SO BB IBB HBP BLK WP HR S P ERA WHIP	IP WLS BF H R ER SO BB IBB HBP BLK WP HR S P ERA WHIP	IP WLS BF H R ER SO BB IBB HBP BLK WP HR S P ERA WHIP	IP WLS BF H R ER SO BB IBB HBP BLK WP HR S P ERA WHIP	IP WLS BF H R ER SO BB IBB HBP BLK WP HR S P ERA WHIP	IP WLS BF H R ER SO BB IBB HBP BLK WP HR S P ERA WHIP	IP WLS BF H R ER SO BB IBB HBP BLK WP HR S P ERA WHIP	IP WLS BF H R ER SO BB IBB HBP BLK WP HR S P ERA WHIP	IP WLS BF H R ER SO BB IBB HBP BLK WP HR S P ERA WHIP				



Batter	1	2	3	4	5	6	7	8	9	AB	R	H	RBI	BB	SO	LOB	TOP				
15 Phil Gosselin, R OBP: 0.256, SLG: 0.359	F8		L8	L7			K		P3	5	0	0	0	0	1	2					
27 Brandon Drury, R OBP: 0.333, SLG: 0.615	F9		44 1B		G6-3		6 44 1B		L9	5	0	2	0	0	0	0					
44 Paul Goldschmidt, R OBP: 0.434, SLG: 0.495	G1-3									3	0	2	0	1	0	0					
5 Rickie Weeks, Jr., R OBP: 0.290, SLG: 0.391			7 16 24 BB							3	1	1	0	0	0	3					
6 David Peraltá, L OBP: 0.304, SLG: 0.430										1	0	0	0	0	0	2					
24 Yasmany Tomás, R OBP: 0.346, SLG: 0.521			16 7 BB							3	2	1	0	1	1	4					
7 Wellington Castillo, R OBP: 0.344, SLG: 0.595										4	1	2	2	0	1	0					
16 Chris Owings, R OBP: 0.317, SLG: 0.355			16 13 SF8							3	0	0	1	1	1	2					
13 Nick Ahmed, R OBP: 0.245, SLG: 0.303										3	0	1	1	0	1	0					
46 Patrick Corbin, L OBP: 0.286, SLG: 0.357										2	0	0	0	0	0	1					
40 Andrew Chafin, R ERA: 4.35										0	0	0	0	0	0	0					
33 Jake Barrett, R ERA: 3.6										0	0	0	0	0	0	0					
19 Tyler Clippard, R ERA: 3.0										0	0	0	0	0	0	0					
36 Enrique Burgos, R ERA: 6.35										0	0	0	0	0	0	0					
22 Jake Lamb, L OBP: 0.302, SLG: 0.506										1	0	0	0	0	1	0					
Inning Stats	R: 0 E: 0 K: 0 S: 7	H: 0 LOB: 0 BB: 0 P: 9	R: 2 E: 0 K: 0 S: 16	H: 2 LOB: 1 BB: 23	R: 0 E: 0 K: 0 S: 10	H: 2 LOB: 2 BB: 0 P: 17	R: 0 E: 0 K: 0 S: 10	H: 1 LOB: 2 BB: 1 P: 14	R: 0 E: 0 K: 0 S: 7	H: 2 LOB: 0 BB: 1 P: 10	R: 0 E: 0 K: 2 S: 14	H: 2 LOB: 2 BB: 0 P: 23	R: 0 E: 0 K: 3 S: 9	H: 0 LOB: 0 BB: 0 P: 12	R: 0 E: 0 K: 1 S: 6	H: 0 LOB: 0 BB: 0 P: 10	1B: 8 2B: 0 3B: 0 HR: 1	SF: 1 SAC: 1 DP: 1 HBP: 0	WP: 0 PB: 0 SB: 0 CS: 0	PA: 38	
PITCHER	IP WLS BF H R ER SO BB IBB HBP BLK WP HR S P ERA WHIP	IP WLS BF H R ER SO BB IBB HBP BLK WP HR S P ERA WHIP	IP WLS BF H R ER SO BB IBB HBP BLK WP HR S P ERA WHIP	IP WLS BF H R ER SO BB IBB HBP BLK WP HR S P ERA WHIP	IP WLS BF H R ER SO BB IBB HBP BLK WP HR S P ERA WHIP	IP WLS BF H R ER SO BB IBB HBP BLK WP HR S P ERA WHIP	IP WLS BF H R ER SO BB IBB HBP BLK WP HR S P ERA WHIP	IP WLS BF H R ER SO BB IBB HBP BLK WP HR S P ERA WHIP	IP WLS BF H R ER SO BB IBB HBP BLK WP HR S P ERA WHIP	IP WLS BF H R ER SO BB IBB HBP BLK WP HR S P ERA WHIP	IP WLS BF H R ER SO BB IBB HBP BLK WP HR S P ERA WHIP	IP WLS BF H R ER SO BB IBB HBP BLK WP HR S P ERA WHIP	IP WLS BF H R ER SO BB IBB HBP BLK WP HR S P ERA WHIP	IP WLS BF H R ER SO BB IBB HBP BLK WP HR S P ERA WHIP	IP WLS BF H R ER SO BB IBB HBP BLK WP HR S P ERA WHIP	IP WLS BF H R ER SO BB IBB HBP BLK WP HR S P ERA WHIP	IP WLS BF H R ER SO BB IBB HBP BLK WP HR S P ERA WHIP	IP WLS BF H R ER SO BB IBB HBP BLK WP HR S P ERA WHIP	IP WLS BF H R ER SO BB IBB HBP BLK WP HR S P ERA WHIP	IP WLS BF H R ER SO BB IBB HBP BLK WP HR S P ERA WHIP	IP WLS BF H R ER SO BB IBB HBP BLK WP HR S P ERA WHIP

Arizona Diamondbacks @ Miami Marlins
Marlins Park, Miami, FL
Tue May 03 2016, 7:12 PM - 10:23 PM EDT
Att: 16,323 - Roof Closed - 75 F

AB 33
R 4
H 9
RBI 4
BB 3
SO 6
LOB 14



Batter	1	2	3	4	5	6	7	8	9	AB	R	H	RBI	BB	SO	LOB	BOTTOM					
11 J T Realmuto, R OBP: 0.321, SLG: 0.457	14 21 FC6-4		G1-3						SF7	4	1	1	1	0	0	3						
14 Martín Prado, R OBP: 0.433, SLG: 0.470	21 FC6-4		G5-3						F8-2	5	0	1	0	0	1	5						
21 Christian Yelich, L OBP: 0.499, SLG: 0.590	27 FC1-4									4	1	1	2	0	1	1						
27 Giancarlo Stanton, R OBP: 0.359, SLG: 0.547	FC1-4									3	1	0	0	1	1	1						
13 Marcell Ozuna, R OBP: 0.290, SLG: 0.457										4	1	1	2	0	2	2						
12 Chris Johnson, R OBP: 0.286, SLG: 0.240										3	1	0	0	1	1	1						
3 Ainey Hechavarría, R OBP: 0.267, SLG: 0.342										3	2	1	0	1	0	1						
19 Miguel Rojas, R OBP: 0.370, SLG: 0.417										2	0	2	0	0	0	0						
32 Derek Dietrich, L OBP: 0.449, SLG: 0.650										0	0	0	0	1	0	0						
20 Justin Nicolino, L ERA: 4.91										1	0	0	0	0	1	1						
51 Ichiro Suzuki, L OBP: 0.305, SLG: 0.390										1	0	1	2	0	0	0						
46 Kyle Barracough, R ERA: 3.6										0	0	0	0	0	0	0						
35 David Phelps, R ERA: 3.0										0	0	0	0	0	0	0						
41 Justin Bour, L OBP: 0.301, SLG: 0.461										0	0	0	0	1	0	0						
44 AJ Ramos, R ERA: 6.35										0	0	0	0	0	0	0						
Inning Stats	R: 1 E: 0 K: 1 S: 12	H: 2 LOB: 1 BB: 0 P: 20	R: 0 E: 0 K: 1 S: 9	H: 1 LOB: 1 BB: 0	R: 0 E: 0 K: 0 S: 10	H: 0 LOB: 0 BB: 0 P: 15	R: 0 E: 1 K: 0 S: 10	H: 0 LOB: 1 BB: 0 P: 16	R: 0 E: 1 K: 0 S: 15	H: 1 LOB: 1 BB: 0 P: 23	R: 4 E: 0 K: 0 S: 17	H: 2 LOB: 2 BB: 3 P: 35	R: 1 E: 0 K: 3 S: 11	H: 1 LOB: 0 BB: 0 P: 13	R: 1 E: 0 K: 0 S: 10	H: 1 LOB: 1 BB: 2 P: 21	1B: 5 2B: 2 3B: 0 HR: 2	SF: 1 SAC: 1 DP: 1 HBP: 1	WP: 0 PB: 0 SB: 0 CS: 0	PA: 38		
PITCHER	IP WLS BF H R ER SO BB IBB HBP BLK WP HR S P ERA WHIP	IP WLS BF H R ER SO BB IBB HBP BLK WP HR S P ERA WHIP	IP WLS BF H R ER SO BB IBB HBP BLK WP HR S P ERA WHIP	IP WLS BF H R ER SO BB IBB HBP BLK WP HR S P ERA WHIP	IP WLS BF H R ER SO BB IBB HBP BLK WP HR S P ERA WHIP	IP WLS BF H R ER SO BB IBB HBP BLK WP HR S P ERA WHIP	IP WLS BF H R ER SO BB IBB HBP BLK WP HR S P ERA WHIP	IP WLS BF H R ER SO BB IBB HBP BLK WP HR S P ERA WHIP	IP WLS BF H R ER SO BB IBB HBP BLK WP HR S P ERA WHIP	IP WLS BF H R ER SO BB IBB HBP BLK WP HR S P ERA WHIP	IP WLS BF H R ER SO BB IBB HBP BLK WP HR S P ERA WHIP	IP WLS BF H R ER SO BB IBB HBP BLK WP HR S P ERA WHIP	IP WLS BF H R ER SO BB IBB HBP BLK WP HR S P ERA WHIP	IP WLS BF H R ER SO BB IBB HBP BLK WP HR S P ERA WHIP	IP WLS BF H R ER SO BB IBB HBP BLK WP HR S P ERA WHIP	IP WLS BF H R ER SO BB IBB HBP BLK WP HR S P ERA WHIP	IP WLS BF H R ER SO BB IBB HBP BLK WP HR S P ERA WHIP	IP WLS BF H R ER SO BB IBB HBP BLK WP HR S P ERA WHIP	IP WLS BF H R ER SO BB IBB HBP BLK WP HR S P ERA WHIP	IP WLS BF H R ER SO BB IBB HBP BLK WP HR S P ERA WHIP	IP WLS BF H R ER SO BB IBB HBP BLK WP HR S P ERA WHIP	IP WLS BF H R ER SO BB IBB HBP BLK WP HR S P ERA WHIP

Arizona Diamondbacks @ Miami Marlins
Marlins Park, Miami, FL
Tue May 03 2016, 7:12 PM - 10:23 PM EDT
Att: 16,323 - Roof Closed - 75 F

AB 30
R 7
H 8
RBI 7
BB 5
SO 7
LOB 15



Batter	1	2	3	4	5	6	7	8	9	AB	R	H	RBI	BB	SO	LOB	TOP			
15 Phil Gosselin, R OBP: 0.250, SLG: 0.326	K2-3		HBP		L3		FC3-6		K	4	0	0	0	0	2	1	Arizona Diamondbacks @ Miami Marlins Marlins Park, Miami, FL Wed May 04 2016, 7:11 PM - 9:58 PM EDT Att: 17,043 - Roof Closed - 71 F			
22 Jake Lamb, L OBP: 0.374, SLG: 0.506	1B		1B		BB		F7		G1	4	1	2	0	1	0	1				
44 Paul Goldschmidt, R OBP: 0.421, SLG: 0.474	K		K		G5-3		FC6-4			4	0	0	0	0	2	5				
6 David Peralta, L OBP: 0.311, SLG: 0.455		L9		K		HR			10 1B	3	1	1	2	1	1	2				
27 Brandon Drury, R OBP: 0.341, SLG: 0.617	10 1B				G4-3				K	3	1	1	0	1	1	1				
24 Yasmany Tomás, R OBP: 0.342, SLG: 0.510	K				K				F9	4	0	1	0	0	2	3				
10 Chris Herrmann, L OBP: 0.256, SLG: 0.432					G4-3				1B	4	0	2	0	0	0	1				
13 Nick Ahmed, R OBP: 0.245, SLG: 0.312	P4								K	4	0	1	1	0	1	4				
12 Rubby De La Rosa, R 40 Andrew Chafin, R 2 Jean Segura, R 33 Jake Barrett, R 41 Daniel Hudson, R 5 Richie Weeks Jr., R	G1-3				K				K	2	0	0	0	0	1	1				
Inning Stats	R: 0 E: 0 K: 2 S: 11	H: 1 LOB: 0 BB: 0 P: 17	R: 0 E: 0 K: 1 S: 16	H: 1 LOB: 2 BB: 1 P: 28	R: 0 E: 0 K: 2 S: 12	H: 1 LOB: 2 BB: 0 P: 16	R: 1 E: 0 K: 2 S: 10	H: 2 LOB: 1 BB: 1 P: 18	R: 2 E: 0 K: 0 S: 9	H: 1 LOB: 0 BB: 0 P: 20	R: 0 E: 0 K: 0 S: 9	H: 1 LOB: 0 BB: 0 P: 14	R: 0 E: 0 K: 2 S: 17	H: 1 LOB: 2 BB: 1 P: 27	R: 0 E: 0 K: 2 S: 8	H: 0 LOB: 0 BB: 0 P: 9	1B: 6 2B: 2 3B: 0 HR: 1	SF: 0 SAC: 0 DP: 0 HBP: 1	WP: 0 PB: 0 SB: 0 CS: 1	PA: 38
PITCHER	IP WLS BF H R ER SO BB IBB HBP BLK WP HR S P ERA WHIP																			
José Fernández, R ERA: 4.28	5.0 W 23 6 3 3 7 2 0 1 0 0 1 60 99 5.40 1.600																			
62 José Ureña, R ERA: 6.14	1.0 H 3 1 0 0 0 0 0 0 0 0 0 0 9 14 0.00 1.000																			
57 Bryan Morris, R ERA: 4.09	1.0 H 4 1 0 0 0 0 0 0 0 0 0 0 10 13 0.00 1.000																			
46 Kyle Barraclough, R ERA:	1.0 H 5 1 0 0 2 1 0 0 0 0 0 0 17 27 0.00 2.000																			
44 AJ Ramos, R ERA: 0.79	1.0 S 3 0 0 0 2 0 0 0 0 0 0 0 8 9 0.00 0.000																			
Batter	1	2	3	4	5	6	7	8	9	AB	R	H	RBI	BB	SO	LOB	BOTTOM			
11 J T Realmuto, R OBP: 0.341, SLG: 0.482	14 CS		14 G6-3		21 1B		K			4	1	3	0	0	1	2	Arizona Diamondbacks @ Miami Marlins Marlins Park, Miami, FL Wed May 04 2016, 7:11 PM - 9:58 PM EDT Att: 17,043 - Roof Closed - 71 F			
14 Martín Prado, R OBP: 0.415, SLG: 0.448	G6-3		G6-3		F9		G5-3			4	0	0	0	0	0	3				
21 Christian Yelich, L OBP: 0.490, SLG: 0.499	F7		G4-3		G4-3		G4-3			4	1	1	1	0	0	1				
27 Giancarlo Stanton, R OBP: 0.374, SLG: 0.596		32 LB	13 1B		HR		F9			3	2	2	2	1	0	0				
32 Derek Dietrich, L OBP: 0.415, SLG: 0.591	L8		L8		IBB		F9			4	0	0	0	0	1	3				
44 AJ Ramos, R			K		G4-3					0	0	0	0	0	0	0				
13 Marcell Ozuna, R OBP: 0.288, SLG: 0.458	L8		L8		1B		L9			4	0	2	1	0	0	0				
3 Adeiny Hechavarría, R OBP: 0.299, SLG: 0.325	F7		G2-3		K		L9			4	0	0	0	0	1	2				
19 Miguel Rojas, R OBP: 0.367, SLG: 0.385	F7		BB				K			2	0	0	0	1	1	2				
José Fernández, R ERA: 4.6	5.2 L 27 8 4 4 4 1 0 0 0 0 0 0 3 3 0.00 0.000																			
40 Andrew Chafin, L ERA: 4.22	0.1 1 0 0 0 1 0 0 0 0 0 0 0 3 3 0.00 0.000																			
33 Jake Barrett, R ERA: 3.23	1.0 3 0 0 0 0 0 0 0 0 0 0 0 8 14 0.00 0.000																			
41 Daniel Hudson, R ERA: 0.71	1.0 3 0 0 0 0 0 0 0 0 0 0 0 10 16 0.00 0.000																			
Inning Stats	R: 0 E: 0 K: 0 S: 6	H: 1 LOB: 0 BB: 0 P: 11	R: 1 E: 0 K: 0 S: 8	H: 2 LOB: 1 BB: 0 P: 14	R: 3 E: 0 K: 1 S: 11	H: 3 LOB: 0 BB: 0 P: 18	R: 0 E: 0 K: 1 S: 12	H: 0 LOB: 1 BB: 1 P: 16	R: 0 E: 0 K: 0 S: 9	H: 1 LOB: 2 BB: 1 P: 19	R: 0 E: 1 K: 3 S: 15	H: 1 LOB: 2 BB: 0 P: 21	R: 0 E: 0 K: 0 S: 8	H: 0 LOB: 0 BB: 0 P: 14	R: 0 E: 0 K: 0 S: 10	H: 0 LOB: 0 BB: 0 P: 16	1B: 5 2B: 2 3B: 0 HR: 1	SF: 0 SAC: 0 DP: 0 HBP: 0	WP: 0 PB: 0 SB: 0 CS: 1	PA: 34
PITCHER	IP WLS BF H R ER SO BB IBB HBP BLK WP HR S P ERA WHIP																			
12 Rubby De La Rosa, R ERA: 4.6	5.2 L 27 8 4 4 4 1 0 0 0 0 0 0 3 3 0.00 0.000																			
40 Andrew Chafin, L ERA: 4.22	0.1 1 0 0 0 1 0 0 0 0 0 0 0 3 3 0.00 0.000																			
33 Jake Barrett, R ERA: 3.23	1.0 3 0 0 0 0 0 0 0 0 0 0 0 8 14 0.00 0.000																			
41 Daniel Hudson, R ERA: 0.71	1.0 3 0 0 0 0 0 0 0 0 0 0 0 10 16 0.00 0.000																			

Batter	1	2	3	4	5	6	7	8	9	AB	R	H	RBI	BB	SO	LOB	TOP					
2 Jean Segura, R OBP: 0.372, SLG: 0.526	F9		P4			FC5-4 1B		1B		4	0	2	0	0	0	0	Arizona Diamondbacks @ Miami Marlins Marlins Park, Miami, FL Thu May 05 2016, 7:13 PM - 9:59 PM EDT Att: 16,704 - Clear - 74 F					
27 Brandon Drury, R OBP: 0.326, SLG: 0.588	L7			G5-3		FC5-4 G		P6		4	0	0	0	0	0	2						
44 Paul Goldschmidt, R OBP: 0.499, SLG: 0.455	K			F9		G		K		4	0	0	0	0	2	1						
7 Wellington Castillo, R OBP: 0.340, SLG: 0.570		K			G5-3			P4		4	0	1	0	0	1	0						
6 David Peralta, L OBP: 0.325, SLG: 0.455					G3-1			24 DI 1B		2	0	1	0	1	0	0						
24 Yasmanny Tomás, R OBP: 0.335, SLG: 0.500								K		4	0	1	0	0	3	4						
16 Chris Owings, R OBP: 0.306, SLG: 0.342						L4				3	0	0	0	0	1	2						
13 Nick Ahmed, R OBP: 0.238, SLG: 0.302			L9		F8			K		3	0	0	0	0	1	0						
36 Enrique Burgos, R										0	0	0	0	0	0	0						
38 Robbie Ray, L OBP: 0.091, SLG: 0.091						G6-3		F7		2	0	0	0	0	1	0						
48 Randall Delgado, R 6.1										0	0	0	0	0	0	0						
62 Zac Curtis, L 6.1										0	0	0	0	0	0	0						
22 Jake Lamb, L OBP: 0.370, SLG: 0.500										1	0	0	0	0	0	0						
Inning Stats	R: 0 E: 0 K: 1 S: 9	H: 0 LOB: 0 BB: 0 P: 14	R: 0 E: 0 K: 3 S: 13	H: 0 LOB: 1 BB: 0 P: 16	R: 0 E: 0 K: 1 S: 9	H: 0 LOB: 0 BB: 0 P: 14	R: 0 E: 0 K: 1 S: 15	H: 1 LOB: 2 BB: 1 P: 27	R: 0 E: 0 K: 0 S: 6	H: 0 LOB: 0 BB: 0 P: 8	R: 0 E: 0 K: 0 S: 9	H: 1 LOB: 0 BB: 0 P: 13	R: 0 E: 0 K: 0 S: 6	H: 1 LOB: 1 BB: 0 P: 9	R: 0 E: 0 K: 1 S: 11	H: 1 LOB: 1 BB: 0 P: 15	R: 0 E: 0 K: 2 S: 9	H: 1 LOB: 1 BB: 0 P: 13	1B: 5 2B: 0 3B: 0 HR: 0	SF: 0 SAC: 0 DP: 1 HBP: 1	WP: 0 PB: 0 SB: 0 CS: 0	PA: 33
PITCHER	IP WLS BF H R ER SO BB IBB HBP BLK WP HR S P ERA WHIP	IP WLS BF H R ER SO BB IBB HBP BLK WP HR S P ERA WHIP															IP WLS BF H R ER SO BB IBB HBP BLK WP HR S P ERA WHIP					
61 Adam Conley, L ERA: 3.06	5.1	W	20	2	0	0	6	1	0	1	0	0	0	0	0	0	0.00	0.562				
57 Bryan Morris, R ERA: 3.95	0.2	H	1	0	0	0	0	0	0	0	0	0	0	0	3	4	0.00	0.000				
55 Nefi Ogando, R ERA: 1.06	1.0	H	4	1	0	0	0	0	0	0	0	0	0	6	9	0.00	1.000					
35 David Phelps, R ERA: 0.73	1.0	H	4	1	0	0	1	0	0	0	0	0	0	11	15	0.00	1.000					
44 AJ Ramos, R	1.0		4	1	0	0	2	0	0	0	0	0	0	9	13	0.00	1.000					

Batter	1	2	3	4	5	6	7	8	9	AB	R	H	RBI	BB	SO	LOB	BOTTOM					
11 J.T. Realmuto, R OBP: 0.326, SLG: 0.461	G5-3		K		G5-3		K			4	0	0	0	0	2	0	Arizona Diamondbacks @ Miami Marlins Marlins Park, Miami, FL Thu May 05 2016, 7:13 PM - 9:59 PM EDT Att: 16,704 - Clear - 74 F					
14 Martín Prado, R OBP: 0.408, SLG: 0.440	G6-3		F8		F8			21 WP 21 HR 1B		4	1	1	0	0	0	0						
21 Christian Yelich, L OBP: 0.443, SLG: 0.511	K				K		G4-3	HR		4	1	1	2	0	2	0						
27 Giancarlo Stanton, R OBP: 0.387, SLG: 0.609		13 F8 32 1B BB		L9		13 1B 1B		3 FC5 2B		3	1	2	0	1	0	0						
13 Marcell Ozuna, R OBP: 0.306, SLG: 0.460		F8		12 2B 1B		1B		L4		4	1	2	0	0	0	2						
12 Chris Johnson, R OBP: 0.281, SLG: 0.276				32 1B 2B		L5		F8		4	0	1	1	0	1	4						
32 Derek Dietrich, L OBP: 0.429, SLG: 0.596						G1-3		3 FC5 IBB		3	0	2	1	0	0	2						
35 David Phelps, R OBP: 0.500, SLG: 0.500										0	0	0	0	0	0	0						
51 Ichiro Suzuki, L OBP: 0.400, SLG: 0.389										0	0	0	0	1	0	0						
44 AJ Ramos, R										0	0	0	0	0	0	0						
3 Adeiny Hechavarria, R OBP: 0.245, SLG: 0.310					G4-3		G1-3	FC5		4	0	0	0	0	0	5						
61 Adam Conley, L ERA: 4.7	5.1	L	23	6	2	2	5	0	0	0	0	0	0	0	0	0	0.00	1.312				
48 Randall Delgado, R ERA: 6.62	0.1		1	0	0	0	0	0	0	0	0	3	5	0.00	0.000							
62 Zac Curtis, L ERA: 8.1	1.1		4	0	0	0	2	0	0	0	0	8	11	0.00	0.000							
36 Enrique Burgos, R	1.0		7	3	2	2	0	0	1	1	14	25	18.00	3.000								
Inning Stats	R: 0 E: 0 K: 1 S: 7	H: 0 LOB: 0 BB: 0 P: 11	R: 1 E: 0 K: 1 S: 16	H: 1 LOB: 1 BB: 1 P: 27	R: 0 E: 0 K: 1 S: 9	H: 0 LOB: 0 BB: 0 P: 10	R: 1 E: 0 K: 1 S: 22	H: 3 LOB: 2 BB: 0 P: 29	R: 0 E: 0 K: 0 S: 8	H: 0 LOB: 0 BB: 0 P: 12	R: 0 E: 0 K: 0 S: 12	H: 2 LOB: 2 BB: 0 P: 20	R: 0 E: 0 K: 2 S: 7	H: 0 LOB: 0 BB: 0 P: 10	R: 2 E: 0 K: 0 S: 14	H: 3 LOB: 2 BB: 1 P: 25	R: 2 E: 0 K: 0 S: 14	H: 3 LOB: 2 BB: 1 P: 25	1B: 6 2B: 2 3B: 0 HR: 1	SF: 0 SAC: 0 DP: 0 HBP: 0	WP: 1 PB: 0 SB: 0 CS: 0	PA: 35
PITCHER	IP WLS BF H R ER SO BB IBB HBP BLK WP HR S P ERA WHIP	IP WLS BF H R ER SO BB IBB HBP BLK WP HR S P ERA WHIP															IP WLS BF H R ER SO BB IBB HBP BLK WP HR S P ERA WHIP					
38 Robbie Ray, L	1.1																					
48 Randall Delgado, R	0.1																					
62 Zac Curtis, L	1.1																					
36 Enrique Burgos, R	1.0																					

AB	31
R	0
H	5
RBI	0
BB	1
SO	9
LOB	9

AB	33
R	4
H	9
RBI	4
BB	2
SO	7
LOB	13

Batter	1	2	3	4	5	6	7	8	9	AB	R	H	RBI	BB	SO	LOB	TOP							
2 Jean Segura, R OBP: 0.373, SLG: 0.517	G6-3	G5-3		L4-3 BB			K		22 E 7 1B FC4 1B	4	1	1	0	1	1	1								
22 Jake Lamb, L OBP: 0.362, SLG: 0.478			F7	L4-3			F7		FC4 7 1B	4	1	0	0	1	0	2								
44 Paul Goldschmidt, R OBP: 0.407, SLG: 0.447	F8						F7		G6-3	4	1	1	0	1	0	3								
6 David Peralta, L OBP: 0.336, SLG: 0.462									K	5	2	3	1	0	1	3								
7 Wellington Castillo, R OBP: 0.343, SLG: 0.571	L8		E5						K	5	0	2	2	0	1	2								
27 Brandon Drury, R OBP: 0.319, SLG: 0.600		G6-3	G5-3						K	5	1	1	1	0	0	4								
16 Chris Owings, R OBP: 0.326, SLG: 0.358									K	2	1	1	0	2	0	0								
21 Zack Greinke, R OBP: 0.353, SLG: 0.313										3	0	0	0	0	0	3								
19 Tyler Clippard, R OBP: 0.244, SLG: 0.326										0	0	0	0	0	0	0								
15 Phil Gosselin, R OBP: 0.244, SLG: 0.326										0	0	0	0	0	0	0								
41 Daniel Hudson, R OBP: 0.244, SLG: 0.326										0	0	0	0	0	0	0								
29 Brad Ziegler, R OBP: 0.239, SLG: 0.300										0	0	0	0	0	0	0								
13 Nick Ahmed, R OBP: 0.239, SLG: 0.300										4	0	1	1	0	1	2								
Inning Stats	R: 0 E: 0 K: 0 S: 10	H: 1 LOB: 2 BB: 1 P: 18	R: 1 E: 0 K: 0 S: 13	H: 2 LOB: 1 BB: 0 P: 20	R: 2 E: 1 K: 0 S: 16	H: 1 LOB: 2 BB: 2 P: 27	R: 0 E: 0 K: 0 S: 8	H: 0 LOB: 0 BB: 1 P: 16	R: 0 E: 0 K: 1 S: 7	H: 1 LOB: 0 BB: 0 P: 11	R: 1 E: 0 K: 1 S: 11	H: 1 LOB: 2 BB: 0 P: 20	R: 0 E: 0 K: 1 S: 6	H: 0 LOB: 0 BB: 0 P: 10	R: 1 E: 0 K: 0 S: 19	H: 2 LOB: 2 BB: 1 P: 32	R: 2 E: 1 K: 1 S: 13	H: 2 LOB: 1 BB: 0 P: 20	1B: 7 2B: 4 3B: 0 HR: 1	SF: 1 2B: 4 DP: 2 HBP: 0	WP: 0 PB: 0 SB: 1 CS: 0	PA: 42		
PITCHER	IP WLS BF H R ER SO BB IBB HBP BLK WP HR S P ERA WHIP	5.0 L 23 5 3 2 1 3 1 0 0 0 0 54 92 3.60 1.600	6.1 1 5 1 1 1 2 0 0 0 0 0 1 14 24 6.75 0.750	7.1 0.2 2 0 0 0 0 0 0 0 0 0 3 6 0.00 0.000	8.1 1.0 7 3 2 1 0 0 1 0 0 0 20 33 9.00 3.000	9.1 1.0 5 1 1 0 1 0 0 0 0 0 12 19 0.00 1.000																		

Arizona Diamondbacks @ Atlanta Braves
Turner Field, Atlanta, GA
Fri May 06 2016, 7:36 PM - 10:53 PM EDT
Att: 23,514 - Partly Cloudy - 67 F

AB	36
R	7
H	10
RBI	6
BB	5
SO	4
LOB	20



Batter	1	2	3	4	5	6	7	8	9	AB	R	H	RBI	BB	SO	LOB	BOTTOM						
22 Nick Markakis, L OBP: 0.395, SLG: 0.400	G6-3		K							4	1	2	0	0	1	0							
13 Adonis Garcia, R OBP: 0.318, SLG: 0.308	G1-3			L4						4	0	1	1	0	0	1							
5 Freddie Freeman, L OBP: 0.374, SLG: 0.424										4	0	2	0	0	1	2							
24 Kelly Johnson, L OBP: 0.271, SLG: 0.259	G3									3	0	1	0	1	0	3							
15 A.J. Pierzynski, L OBP: 0.271, SLG: 0.262										2	0	0	0	0	1	1							
25 Tyler Flowers, R OBP: 0.326, SLG: 0.244										2	0	1	1	0	1	0							
4 Reid Brignac, L OBP: 0.083, SLG: 0.167	K2-3									4	0	0	0	0	1	2							
1 Erick Aybar, S OBP: 0.212, SLG: 0.220	K2-3									4	0	2	0	0	1	0							
36 Aaron Blair, R OBP: 0.212, SLG: 0.220										1	0	0	0	0	1	0							
30 Matt Tuiasosopo, R OBP: 0.212, SLG: 0.220										1	0	0	0	0	1	1							
53 Jim Johnson, R OBP: 0.212, SLG: 0.220										0	0	0	0	0	0	0							
54 Hunter Cervenka, L OBP: 0.212, SLG: 0.220										0	0	0	0	0	0	0							
14 Daniel Castro, R OBP: 0.212, SLG: 0.220										1	0	0	0	0	1	1							
40 Alexi Ogando, R OBP: 0.212, SLG: 0.220										0	0	0	0	0	0	0							
34 Eric O'Flaherty, L OBP: 0.212, SLG: 0.220										0	0	0	0	0	0	0							
17 Mallex Smith, L OBP: 0.292, SLG: 0.364	K2-3									3	1	1	0	0	2	1							
Inning Stats	R: 0 E: 0 K: 0 S: 12	H: 1 LOB: 1 BB: 0 P: 18	R: 0 E: 0 K: 2 S: 7	H: 0 LOB: 0 BB: 0 P: 11	R: 0 E: 0 K: 3 S: 9	H: 0 LOB: 0 BB: 0 P: 11	R: 0 E: 0 K: 2 S: 14	H: 1 LOB: 1 BB: 0 P: 22	R: 0 E: 0 K: 1 S: 8	H: 1 LOB: 0 BB: 0 P: 11	R: 2 E: 1 K: 0 S: 13	H: 4 LOB: 2 BB: 1 P: 22	R: 0 E: 0 K: 2 S: 8	H: 1 LOB: 1 BB: 0 P: 10	R: 0 E: 0 K: 0 S: 10	H: 2 LOB: 1 BB: 0 P: 14	R: 0 E: 0 K: 1 S: 9	H: 0 LOB: 0 BB: 0 P: 14	1B: 10 2B: 0 3B: 0 HR: 0	SF: 0 2B: 0 DP: 2 HBP: 0	WP: 0 PB: 0 SB: 1 CS: 1	PA: 34	
PITCHER	IP WLS BF H R ER SO BB IBB HBP BLK WP HR S P ERA WHIP	6.0 H 24 7 2 2 8 1 0 0 0 0 8 95 3.00 1.333	1.0 H 3 1 0 0 2 0 0 0 0 0 8 10 0.00 1.000	1.0 H 4 2 0 0 0 0 0 0 0 0 10 14 0.00 2.000	1.0 3 0 0 0 1 0 0 0 0 0 9 14 0.00 0.000																		

Arizona Diamondbacks @ Atlanta Braves
Turner Field, Atlanta, GA
Fri May 06 2016, 7:36 PM - 10:53 PM EDT
Att: 23,514 - Partly Cloudy - 67 F

AB	33
R	2
H	10
RBI	2
BB	1
SO	11
LOB	12



Batter	1	2	3	4	5	6	7	8	9	AB	R	H	RBI	BB	SO	LOB	TOP					
2 Jean Segura, R OBP: 0.374, SLG: 0.512	L8		G4-3		G5-3				G4-3	5	2	2	0	0	0	4	Arizona Diamondbacks @ Atlanta Braves Turner Field, Atlanta, GA Sat May 07 2016, 7:13 PM - 10:27 PM EDT Att: 22,178 - Clear - 78 F					
22 Jake Lamb, L OBP: 0.364, SLG: 0.495	2B		E6		L9		L5		G4-3	5	0	2	1	0	0	1						
44 Paul Goldschmidt, R OBP: 0.414, SLG: 0.438	K				K					2	0	0	0	3	2	1						
6 David Peralta, L OBP: 0.323, SLG: 0.443	G3		K		F8				K	5	0	0	0	0	3	6						
7 Wellington Castillo, R OBP: 0.346, SLG: 0.558		G6-3	L8							4	1	1	1	1	1	2						
27 Brandon Drury, R OBP: 0.333, SLG: 0.621	G5-3									5	0	3	1	0	0	2						
16 Chris Owings, R OBP: 0.326, SLG: 0.349	G6-3									2	0	0	0	1	0	1						
26 Shelby Miller, R OBP: 0.091, SLG: 0.091										3	1	1	0	0	2	3						
19 Tyler Clippard, R OBP: 0.261, SLG: 0.341										0	0	0	0	0	0	0						
41 Daniel Hudson, R OBP: 0.239, SLG: 0.291										0	0	0	0	0	0	0						
29 Brad Ziegler, R OBP: 0.239, SLG: 0.291										0	0	0	0	0	0	0						
13 Nick Ahmed, R OBP: 0.239, SLG: 0.291										3	0	0	0	1	1	5						
Inning Stats	R: 0 E: 0 K: 1 S: 11	H: 1 LOB: 1 BB: 0 P: 19	R: 0 E: 0 K: 0 S: 9	H: 0 LOB: 0 BB: 0 P: 14	R: 2 E: 1 K: 2 S: 14	H: 3 LOB: 2 BB: 1 P: 25	R: 0 E: 0 K: 1 S: 17	H: 1 LOB: 2 BB: 1 P: 29	R: 0 E: 0 K: 1 S: 7	H: 0 LOB: 0 BB: 0 P: 14	R: 1 E: 0 K: 1 S: 9	H: 1 LOB: 2 BB: 2 P: 18	R: 0 E: 0 K: 1 S: 8	H: 0 LOB: 0 BB: 1 P: 17	R: 0 E: 0 K: 1 S: 13	H: 2 LOB: 2 BB: 0 P: 24	R: 1 E: 0 K: 1 S: 14	H: 2 LOB: 2 BB: 1 P: 26	1B: 6 2B: 4 3B: 0 HR: 0	SF: 0 SAC: 1 DP: 0 HBP: 0	WP: 2 PB: 0 CS: 1 SB: 1	PA: 42
PITCHER	IP WLS BF H R ER SO BB IBB HBP BLK WP HR S P ERA WHIP	5.0 L 6 1 1 1 1 5 2 0 0 0 0 0 9 18 1.80 3.000	6.1 1.0 3 0 0 0 1 1 0 0 0 0 8 17 0.00 1.000	7.1 1.0 5 2 0 0 1 0 0 0 0 0 13 24 0.00 2.000	8.1 1.0 6 2 1 1 1 1 0 0 1 1 0 14 26 9.00 3.000																	
49 Julio Teheran, R ERA: 3.48	20 Bud Norris, R ERA: 7.31	54 Hunter Cervenka, L ERA: 5.4	39 Jason Grilli, R ERA: 1.59																			
22 Nick Markakis, L OBP: 0.382, SLG: 0.385	F8	G4-3			G3				G4-3	4	0	0	0	0	0	3	Arizona Diamondbacks @ Atlanta Braves Turner Field, Atlanta, GA Sat May 07 2016, 7:13 PM - 10:27 PM EDT Att: 22,178 - Clear - 78 F					
11 Ender Inciarte, L OBP: 0.357, SLG: 0.182	K				G6-3				G5-3	3	0	0	0	1	1	1						
5 Freddie Freeman, L OBP: 0.378, SLG: 0.451	HR									3	1	1	1	1	0	1						
15 A.J. Pierzynski, L OBP: 0.257, SLG: 0.246	L7								G4-3	4	0	0	0	0	0	2						
4 Reid Brignac, L OBP: 0.188, SLG: 0.250										4	1	2	0	0	0	0						
1 Encik Aybar, S OBP: 0.213, SLG: 0.214										3	0	0	0	0	0	1						
14 Daniel Castro, R OBP: 0.247, SLG: 0.217										3	0	0	0	1	0	0						
49 Julio Teheran, R ERA: 3.48	23 Chase d'Arnaud, R OBP: 0.466, SLG: 0.546	20 Bud Norris, R ERA: 7.31	54 Hunter Cervenka, L ERA: 5.4	24 Kelly Johnson, L OBP: 0.257, SLG: 0.246	39 Jason Grilli, R ERA: 1.59	38 Aroldys Vizcaino, R ERA: 1.59																
17 Mallex Smith, L OBP: 0.284, SLG: 0.358	SF7									1	0	0	1	0	0	0						
Inning Stats	R: 1 E: 0 K: 1 S: 10	H: 1 LOB: 0 BB: 0 P: 11	R: 1 E: 0 K: 0 S: 12	H: 1 LOB: 2 BB: 1 P: 22	R: 0 E: 0 K: 0 S: 5	H: 0 LOB: 0 BB: 1 P: 13	R: 0 E: 0 K: 0 S: 11	H: 0 LOB: 0 BB: 0 P: 17	R: 0 E: 0 K: 0 S: 7	H: 1 LOB: 1 BB: 0 P: 9	R: 0 E: 0 K: 0 S: 8	H: 1 LOB: 1 BB: 0 P: 11	R: 0 E: 0 K: 1 S: 7	H: 0 LOB: 0 BB: 1 P: 11	R: 0 E: 0 K: 0 S: 7	H: 0 LOB: 1 BB: 1 P: 11		R: 0 E: 0 K: 0 S: 8	H: 0 LOB: 0 BB: 0 P: 12	1B: 3 2B: 0 3B: 0 HR: 1	SF: 1 SAC: 1 DP: 1 HBP: 1	WP: 0 PB: 0 CS: 0
PITCHER	IP WLS BF H R ER SO BB IBB HBP BLK WP HR S P ERA WHIP	6.0 H 3 0 0 0 1 0 0 0 0 0 0 7 11 0.00 0.000	7.1 H 4 0 0 0 0 1 0 0 0 0 0 7 11 0.00 1.000	8.1 H 4 0 0 0 0 0 0 0 0 0 0 8 12 0.00 0.000																		
26 Shelby Miller, R ERA: 7.36	19 Tyler Clippard, R ERA: 2.57	41 Daniel Hudson, R ERA: 0.61	29 Brad Ziegler, R ERA: 2.7																			

Batter	1	2	3	4	5	6	7	8	9	10	11	AB	R	H	RBI	BB	SO	LOB	TOP					
2 Jean Segura, R OBP: 0.388, SLG: 0.508	(1,4) C FF 90 B SL 86 B FF 94 F FF 95 X SL 87		C CU 76 X SL 86			S CU 72 B FF 94 X SL 84		B FF 94 B FF 94 F FF 95 X SL 84		B SL 79 C FF 81 C SL 80 B SL 83		5	1	1	0	0	1	0						
22 Jake Lamb, L OBP: 0.365, SLG: 0.490	(1,5) B FF 95 B FF 94 X SL 84			C SI 92 B FF 95 B FF 95 F FF 96		C SI 84 B FF 95 B CH 85 C SL 83 X SL 84		C SL 81 F SI 95 F FF 95 X FF 95		C SL 79 B SL 80 F SL 80 F FF 92 F FF 92 B SL 82 B SL 82		5	0	2	1	0	2	0						
44 Paul Goldschmidt, R OBP: 0.407, SLG: 0.422	(1,3) D SL 85 F FF 94 X SL 84			B CU 76 C SL 84 C SL 84 C SL 87		C CU 75 B FF 95 B SL 87 C SL 87		1 SAFE C SL 84 B FF 94 C SL 84 C FF 95			B SI 92 C SI 91 B SI 92 B SI 92 C SI 93 B SI 93		4	0	0	0	1	3	2					
5 Rickie Weeks Jr., R OBP: 0.233, SLG: 0.321	(1,7) B SL 83 X FF 95			C FF 97 B CU 76 C SL 86				F FF 92 C SI 83 C SL 82 X SL 92			1 SAFE F SI 92 F CH 86 B SI 92 B SI 92 C SI 94		4	0	0	0	0	1	2					
6 David Peraltá, L OBP: 0.321, SLG: 0.439	(8,9)										1 SAFE F SI 92 F CH 86 B SI 92 B SI 92 C SI 94		1	1	0	0	0	0	1					
27 Brandon Drury, R OBP: 0.327, SLG: 0.600	(1,9) C FF 94 B FF 95 F SL 85 S SI 96					C SL 85 C CU 76 F SI 95 B CH 85 B FF 96 X SL 95		C SL 85 C SL 85 S SI 96		C SI 97 C SL 84 S SI 83		5	0	1	0	0	4	1						
10 Chris Herrmann, L OBP: 0.263, SLG: 0.571	(1,2) X FF 95				1 SAFE B FF 95 X FF 93		C CU 75 C SL 85 X FF 95		B SI 98 C SL 84 B SI 97 B SI 96		C SI 93 C CU 76 X CH 97		5	2	2	3	0	1	1					
16 Chris Owings, R OBP: 0.330, SLG: 0.352						B SL 85 B FF 92 F SL 85 X CU 77		X FF 95		C SI 92 B SI 94 C FF 90 F SI 92 X SI 91		5	1	2	0	0	0	1						
46 Patrick Corbin, L OBP: 0.266, SLG: 0.333	(1,1)					T FF 91 C SI 83 C CU 72 B SI 95 F FF 94				X SI 97		3	0	1	1	0	0	1	1					
40 Andrew Chafin, R OBP: 0.266, SLG: 0.333	(8,1)											0	0	0	0	0	0	0	0					
33 Jake Barrett, R OBP: 0.266, SLG: 0.333	(8,1)											0	0	0	0	0	0	0	0					
62 Zac Curtis, L OBP: 0.266, SLG: 0.333	(8,1)											0	0	0	0	0	0	0	0					
48 Randall Delgado, R OBP: 0.266, SLG: 0.333	(8,1)											0	0	0	0	0	0	0	0					
29 Brad Ziegler, R OBP: 0.266, SLG: 0.333	(11,1)											0	0	0	0	0	0	0	0					
13 Nick Ahmed, R OBP: 0.231, SLG: 0.280	(1,6) X SL 84					B SL 83 F SI 95 C SL 86				F SI 93 C FF 94 S FF 95		4	0	0	0	0	3	1						
Inning Stats	R: 0 E: 0 K: 0 S: 9	H: 1 LOB: 1 P: 15	R: 0 E: 0 K: 1 S: 5	H: 0 LOB: 0 BB: 0 P: 7	R: 0 E: 0 K: 1 S: 7	H: 0 LOB: 0 BB: 0 P: 8	R: 0 E: 0 K: 3 S: 9	H: 0 LOB: 0 BB: 0 P: 15	R: 1 E: 0 K: 1 S: 17	H: 2 LOB: 1 BB: 0 P: 26	R: 0 E: 0 K: 1 S: 8	H: 0 LOB: 0 BB: 0 P: 15	R: 1 E: 0 K: 2 S: 18	H: 2 LOB: 1 BB: 0 P: 23	R: 0 E: 0 K: 2 S: 12	H: 1 LOB: 1 BB: 0 P: 18	R: 0 E: 0 K: 3 S: 14	H: 0 LOB: 0 BB: 0 P: 18	R: 2 E: 0 K: 1 S: 16	H: 1 LOB: 0 BB: 1 P: 26	1B: 5 2B: 1 3B: 1 HR: 2	SF: 0 SAC: 0 DP: 0 HBP: 0	WP: 0 PB: 0 SB: 1 CS: 0	PA: 43
PITCHER	IP ERA WLS BF H R ER SO BB IBB HBP BLK WP HR S P ERA WHIP	26 Mike Folynewicz, R ERA: 5.06	40 Alexi Ogando, R ERA: 2.87	38 Aroldys Vizcaino, R ERA: 1.46	39 Jason Grilli, R ERA: 4.91	53 Jim Johnson, R ERA: 7.3	PITCHER	IP ERA WLS BF H R ER SO BB IBB HBP BLK WP HR S P ERA WHIP	29 Brad Ziegler, R ERA: 2.51	46 Patrick Corbin, L ERA: 4.12	40 Andrew Chafin, L ERA: 6.55	33 Jake Barrett, R ERA: 3.09	62 Zac Curtis, L ERA:	48 Randall Delgado, R ERA: 6.16										

Arizona Diamondbacks @ Atlanta Braves
Turner Field, Atlanta, GA
Sun May 08 2016, 1:37 PM - 5:23 PM EDT
Att: 17,106 - Sunny - 83 F

livebaseballscorecards.com

AB 42
R 5
H 9
RBI 5
BB 1
SO 16
LOB 11



Batter	1	2	3	4	5	6	7	8	9	10	11	AB	R	H	RBI	BB	SO	LOB	BOTTOM							
22 Nick Markakis, L OBP: 0.395, SLG: 0.394	(1,9) X FF 90		B FF 92 X FF 92		S SL 80 C FF 92 X FF 92			F FF 92 X SI 92		F SI 93 C FF 92 F FF 92 X SI 92		5	1	3	0	1	0	1								
11 Ender Inciarte, L OBP: 0.300, SLG: 0.176	(1,8) B FF 90 B SI 91 B SL 79 F FF 91 S FF 91		D SL 79 X SI 92		C SL 80 B FF 92 C SL 82 D SL 82		C SL 80 B FF 92 C SL 82 D SL 82		C SI 90 B FF 92 C SL 81		C SI 90 B FF 92 C SL 81		6	1	1	0	0	3	5							
5 Freddie Freeman, L OBP: 0.376, SLG: 0.434	(1,3) C SL 81 B SL 83 S FF 92		D SL 80 B FF 92 C SL 80 D SL 82		B SI 91 C SI 92 X CH 84		B SI 91 C SI 92 X CH 84		C SI 92 B FF 92 C SL 83		F SI 84 B SI 85 X SI 86		4	0	0	0	2	3	3							
25 Tyler Flowers, R OBP: 0.200, SLG: 0.200	(1,2) B SI 91 X SI 92		B SI 91 C SI 92 X CH 84		B SI 91 C SI 92 X CH 84		B SI 91 C SI 92 X CH 84		B SI 91 C SI 92 X CH 84		B SI 91 C SI 92 X CH 84		3	0	1	1	0	0	3							
17 Mallex Smith, L OBP: 0.200, SLG: 0.200	(8,PH)											0	0	0	0	0	0	0	0							
38 Aroldys Vizcaino, R ERA: 1.46	(8,PH)											0	0	0	0	0	0	0	0							
24 Kelly Johnson, L OBP: 0.200, SLG: 0.200	(8,PH)											0	0	0	0	0	0	0	0							
39 Jason Grilli, R ERA: 4.91	(10,1)											0	0	0	0	0	0	0	0							
53 Jim Johnson, R ERA: 7.3	(11,1)											0	0	0	0	0	0	0	0							
18 Jeff Francoeur, R OBP: 0.300, SLG: 0.291	(1,7) B SI 92 S FF 92 X SI 93				B SI 90 B FF 91 X CH 94		B SI 90 B FF 91 X CH 94		B SI 90 B FF 91 X CH 94		B SI 90 B FF 91 X CH 94		5	0	2	2	0	0	4							
1 Erick Aybar, S OBP: 0.221, SLG: 0.215	(1,6) C SI 91 B SI 91 X SI 92				F SI 92 C SI 91 S SI 91		F SI 92 C SI 91 S SI 91		F SI 92 C SI 91 S SI 91		F SI 92 C SI 91 S SI 91		4	0	1	0	1	1	2							
23 Chase d'Arnaud, R OBP: 0.300, SLG: 0.300	(1,4) X SI 92				1 SAFE C SI 90 X SI 91		1 SAFE C SI 90 X SI 91		C CH 83 X SL 79		B FF 94 X FF 94		5	0	1	0	0	1	4							
14 Daniel Castro, R OBP: 0.244, SLG: 0.216	(1,5) B SI 92 X FF 91				B SI 91 C SI 92 X SI 92		B SI 91 C SI 92 X SI 92		B SI 90 C SI 90 X FF 90		1 SAFE F SI 94 X SI 93		5	0	1	0	0	0	3							
26 Mike Folynewicz, R OBP: 0.200, SLG: 0.200	(1,1)				S SI 92 X SI 92		L SI 91 C SI 92 X SI 91		C SI 80 B CH 85 B SI 90 B SI 90 X SI 90		B SI 83 C SI 83 B SI 83 X SI 84		1	0	1	0	0	0	0							
30 Matt Tuiasosopo, R ERA: 3.09	(7,PH)											0	0	0	0	0	0	0	0							
40 Alexi Ogando, R ERA: 2.87	(8,1)											0	0	0	0	0	0	0	0							
15 A.J. Pierzynski, L OBP: 0.250, SLG: 0.239	(8,2)											2	0	0	0	0	0	0	0							
Inning Stats	R: 0 E: 0 K: 2 S: 7	H: 0 LOB: 0 BB: 0 P: 11	R: 0 E: 0 K: 0 S: 7	H: 1 LOB: 1 BB: 0 P: 9	R: 0 E: 0 K: 0 S: 11	H: 2 LOB: 3 BB: 1 P: 20	R: 0 E: 0 K: 1 S: 7	H: 1 LOB: 0 BB: 0 P: 9	R: 0 E: 0 K: 1 S: 10	H: 1 LOB: 1 BB: 0 P: 15	R: 0 E: 0 K: 1 S: 12	H: 0 LOB: 1 BB: 0 P: 21	R: 0 E: 0 K: 0 S: 7	H: 0 LOB: 0 BB: 0 P: 12	R: 3 E: 0 K: 2 S: 21	H: 4 LOB: 2 BB: 1 P: 32	R: 0 E: 0 K: 1 S: 16	H: 1 LOB: 3 BB: 2 P: 30	R: 0 E: 0 K: 0 S: 4	H: 1 LOB: 0 BB: 0 P: 5	R: 0 E: 0 K: 0 S: 10	H: 0 LOB: 1 BB: 1 P: 18	1B: 10 2B: 1 3B: 0 HR: 0	SF: 0 SAC: 1 DP: 2 HBP: 1	WP: 0 PB: 0 SB: 0 CS: 0	PA: 48
PITCHER	IP ERA WLS BF H R ER SO BB IBB HBP BLK WP HR S P ERA WHIP	46 Patrick Corbin, L ERA: 4.12	40 Andrew Chafin, L ERA: 6.55	33 Jake Barrett, R ERA: 3.09	62 Zac Curtis, L ERA:	48 Randall Delgado, R ERA: 6.16	PITCHER	IP ERA WLS BF H R ER SO BB IBB HBP BLK WP HR S P ERA WHIP	29 Brad Ziegler, R ERA: 2.51	46 Patrick Corbin, L ERA: 4.12	40 Andrew Chafin, L ERA: 6.55	33 Jake Barrett, R ERA: 3.09	62 Zac Curtis, L ERA:	48 Randall Delgado, R ERA: 6.16												

Arizona Diamondbacks @ Atlanta Braves
Turner Field, Atlanta, GA
Sun May 08 2016, 1:37 PM - 5:23 PM EDT
Att: 17,106 - Sunny - 83 F

livebaseballscorecards.com

AB 41
R 3
H 11
RBI 3
BB 5
SO 8
LOB 25



Batter	1	2	3	4	5	6	7	8	9	AB	R	H	RBI	BB	SO	LOB	TOP						
2 Jean Segura, R OBP: 0.377, SLG: 0.536										5	0	3	1	0	1	2							
27 Brandon Drury, R OBP: 0.325, SLG: 0.569										5	0	2	0	0	0	2							
44 Paul Goldschmidt, R OBP: 0.413, SLG: 0.457										5	1	1	1	1	0	2							
7 Wellington Castillo, R OBP: 0.360, SLG: 0.577										5	1	2	0	0	1	2							
22 Jake Lamb, L OBP: 0.368, SLG: 0.519										5	0	0	0	0	0	3							
24 Yasmany Tomás, R OBP: 0.355, SLG: 0.519										4	1	3	0	1	1	2							
16 Chris Owings, R OBP: 0.330, SLG: 0.361										4	1	2	1	0	0	2							
13 Nick Ahmed, R OBP: 0.240, SLG: 0.274										2	1	1	1	2	0	1							
12 Rubby De La Rosa, R OBP: 0.330, SLG: 0.361										2	0	0	1	0	1	2							
41 Daniel Hudson, R OBP: 0.330, SLG: 0.361										0	0	0	0	0	0	0							
29 Brad Ziegler, R OBP: 0.330, SLG: 0.361										0	0	0	0	0	0	0							
Inning Stats	R: 0 H: 1 E: 0 K: 2 S: 10	H: 1 LOB: 1 BB: 0 P: 16	R: 0 H: 1 E: 0 K: 0 S: 9	H: 1 LOB: 2 BB: 1 P: 16	R: 0 H: 1 E: 0 K: 1 S: 10	H: 1 LOB: 1 BB: 0 P: 15	R: 0 H: 2 E: 0 K: 0 S: 7	H: 2 LOB: 1 BB: 0 P: 10	R: 0 H: 1 E: 0 K: 1 S: 6	H: 1 LOB: 1 BB: 0 P: 8	R: 4 H: 4 E: 0 K: 0 S: 15	H: 4 LOB: 0 BB: 1 P: 27	R: 1 H: 1 E: 0 K: 1 S: 9	H: 1 LOB: 0 BB: 0 P: 12	R: 0 H: 1 E: 0 K: 0 S: 17	H: 1 LOB: 2 BB: 1 P: 23	R: 0 H: 2 E: 0 K: 1 S: 12	H: 2 LOB: 2 BB: 0 P: 17	1B: 10 2B: 3 3B: 0 HR: 1	SF: 0 SAC: 2 DP: 0 HBP: 0	WP: 0 PB: 0 SB: 0 CS: 1	PA: 43	
PITCHER	IP WLS BF H R ER SO BB IBB HBP BLK WP HR S P ERA WHIP	IP WLS BF H R ER SO BB IBB HBP BLK WP HR S P ERA WHIP	IP WLS BF H R ER SO BB IBB HBP BLK WP HR S P ERA WHIP	IP WLS BF H R ER SO BB IBB HBP BLK WP HR S P ERA WHIP	IP WLS BF H R ER SO BB IBB HBP BLK WP HR S P ERA WHIP	IP WLS BF H R ER SO BB IBB HBP BLK WP HR S P ERA WHIP	IP WLS BF H R ER SO BB IBB HBP BLK WP HR S P ERA WHIP	IP WLS BF H R ER SO BB IBB HBP BLK WP HR S P ERA WHIP	IP WLS BF H R ER SO BB IBB HBP BLK WP HR S P ERA WHIP	IP WLS BF H R ER SO BB IBB HBP BLK WP HR S P ERA WHIP	IP WLS BF H R ER SO BB IBB HBP BLK WP HR S P ERA WHIP	IP WLS BF H R ER SO BB IBB HBP BLK WP HR S P ERA WHIP	IP WLS BF H R ER SO BB IBB HBP BLK WP HR S P ERA WHIP	IP WLS BF H R ER SO BB IBB HBP BLK WP HR S P ERA WHIP	IP WLS BF H R ER SO BB IBB HBP BLK WP HR S P ERA WHIP	IP WLS BF H R ER SO BB IBB HBP BLK WP HR S P ERA WHIP	IP WLS BF H R ER SO BB IBB HBP BLK WP HR S P ERA WHIP	IP WLS BF H R ER SO BB IBB HBP BLK WP HR S P ERA WHIP	IP WLS BF H R ER SO BB IBB HBP BLK WP HR S P ERA WHIP	IP WLS BF H R ER SO BB IBB HBP BLK WP HR S P ERA WHIP	IP WLS BF H R ER SO BB IBB HBP BLK WP HR S P ERA WHIP	IP WLS BF H R ER SO BB IBB HBP BLK WP HR S P ERA WHIP	IP WLS BF H R ER SO BB IBB HBP BLK WP HR S P ERA WHIP

Arizona Diamondbacks @ Colorado Rockies
 Coors Field, Denver, CO
 Tue May 10 2016, 6:43 PM - 9:50 PM MDT
 Att: 23,363 - Partly Cloudy - 55 F

livebaseballscorecards.com

AB 37
 R 5
 H 14
 RBI 5
 BB 3
 SO 6
 LOB 20

Batter	1	2	3	4	5	6	7	8	9	AB	R	H	RBI	BB	SO	LOB	BOTTOM						
19 Charlie Blackmon, L OBP: 0.321, SLG: 0.397										4	0	1	0	0	1	3							
27 Trevor Story, R OBP: 0.331, SLG: 0.612										4	0	0	0	0	1	3							
5 Carlos González, L OBP: 0.350, SLG: 0.463										4	0	0	0	0	2	2							
28 Nolan Arenado, R OBP: 0.379, SLG: 0.646										4	0	0	0	0	0	1							
8 Gerardo Parra, L OBP: 0.307, SLG: 0.459										4	0	1	0	0	1	0							
9 DJ LeMahieu, R OBP: 0.347, SLG: 0.430										4	0	0	0	0	1	1							
10 Ben Paulsen, L OBP: 0.290, SLG: 0.369										3	0	0	0	0	0	0							
36 Christian Bergman, R OBP: 0.333, SLG: 0.333										0	0	0	0	0	0	0							
14 Tony Wolters, L OBP: 0.297, SLG: 0.222										2	1	1	0	1	0	0							
52 Chris Rusin, L OBP: 0.167, SLG: 0.167										1	0	0	0	0	0	1							
62 Gonzalez Germen, R OBP: 0.347, SLG: 0.430										0	0	0	0	0	0	0							
12 Mark Reynolds, R OBP: 0.392, SLG: 0.494										1	0	1	0	0	0	0							
Inning Stats	R: 0 H: 1 E: 0 K: 2 S: 14	H: 0 LOB: 0 BB: 0 P: 17	R: 0 H: 0 E: 0 K: 1 S: 8	H: 0 LOB: 0 BB: 0 P: 10	R: 0 H: 1 E: 0 K: 1 S: 10	H: 1 LOB: 1 BB: 0 P: 16	R: 0 H: 1 E: 0 K: 1 S: 11	H: 1 LOB: 1 BB: 0 P: 14	R: 0 H: 0 E: 0 K: 0 S: 6	H: 0 LOB: 0 BB: 0 P: 7	R: 0 H: 0 E: 0 K: 1 S: 6	H: 0 LOB: 0 BB: 0 P: 6	R: 1 H: 1 E: 0 K: 0 S: 12	H: 1 LOB: 1 BB: 1 P: 24	R: 0 H: 0 E: 0 K: 0 S: 8	H: 0 LOB: 0 BB: 0 P: 9	1B: 3 2B: 1 3B: 0 HR: 0	SF: 0 SAC: 1 DP: 0 HBP: 0	WP: 1 PB: 0 SB: 0 CS: 0	PA: 33			
PITCHER	IP WLS BF H R ER SO BB IBB HBP BLK WP HR S P ERA WHIP	IP WLS BF H R ER SO BB IBB HBP BLK WP HR S P ERA WHIP	IP WLS BF H R ER SO BB IBB HBP BLK WP HR S P ERA WHIP	IP WLS BF H R ER SO BB IBB HBP BLK WP HR S P ERA WHIP	IP WLS BF H R ER SO BB IBB HBP BLK WP HR S P ERA WHIP	IP WLS BF H R ER SO BB IBB HBP BLK WP HR S P ERA WHIP	IP WLS BF H R ER SO BB IBB HBP BLK WP HR S P ERA WHIP	IP WLS BF H R ER SO BB IBB HBP BLK WP HR S P ERA WHIP	IP WLS BF H R ER SO BB IBB HBP BLK WP HR S P ERA WHIP	IP WLS BF H R ER SO BB IBB HBP BLK WP HR S P ERA WHIP	IP WLS BF H R ER SO BB IBB HBP BLK WP HR S P ERA WHIP	IP WLS BF H R ER SO BB IBB HBP BLK WP HR S P ERA WHIP	IP WLS BF H R ER SO BB IBB HBP BLK WP HR S P ERA WHIP	IP WLS BF H R ER SO BB IBB HBP BLK WP HR S P ERA WHIP	IP WLS BF H R ER SO BB IBB HBP BLK WP HR S P ERA WHIP	IP WLS BF H R ER SO BB IBB HBP BLK WP HR S P ERA WHIP	IP WLS BF H R ER SO BB IBB HBP BLK WP HR S P ERA WHIP	IP WLS BF H R ER SO BB IBB HBP BLK WP HR S P ERA WHIP	IP WLS BF H R ER SO BB IBB HBP BLK WP HR S P ERA WHIP	IP WLS BF H R ER SO BB IBB HBP BLK WP HR S P ERA WHIP	IP WLS BF H R ER SO BB IBB HBP BLK WP HR S P ERA WHIP	IP WLS BF H R ER SO BB IBB HBP BLK WP HR S P ERA WHIP	IP WLS BF H R ER SO BB IBB HBP BLK WP HR S P ERA WHIP

Arizona Diamondbacks @ Colorado Rockies
 Coors Field, Denver, CO
 Tue May 10 2016, 6:43 PM - 9:50 PM MDT
 Att: 23,363 - Partly Cloudy - 55 F

livebaseballscorecards.com

AB 31
 R 1
 H 4
 RBI 0
 BB 1
 SO 6
 LOB 11

Batter	1	2	3	4	5	6	7	8	9	AB	R	H	RBI	BB	SO	LOB	TOP											
2 Denard Span, L OBP: 0.354, SLG: 0.333										5	1	2	0	0	2	1												
12 Joe Panik, L OBP: 0.316, SLG: 0.426										4	1	1	2	0	1	2												
5 Matt Duffy, R OBP: 0.321, SLG: 0.373										4	1	1	0	0	0	0												
28 Buster Posey, R OBP: 0.338, SLG: 0.437										4	1	2	0	0	1	0												
9 Brandon Belt, L OBP: 0.440, SLG: 0.521										4	0	1	1	0	1	1												
8 Hunter Pence, R OBP: 0.398, SLG: 0.473										2	0	0	1	2	1	1												
35 Brandon Crawford, L OBP: 0.331, SLG: 0.403										4	0	0	0	0	0	4												
7 Grégor Blanco, L OBP: 0.288, SLG: 0.362										3	0	1	0	1	0	0												
47 Johnny Cueto, R OBP: 0.356, SLG: 0.105										2	0	0	0	0	0	0												
61 Josh Osich, L ERA: 1.93										2	0	0	0	0	0	0												
62 Cory Gearrin, R ERA: 3.24										2	0	0	0	0	0	0												
21 Connor Gillaspie, L ERA: 1.93										2	0	0	0	0	0	0												
46 Santiago Casilla, R ERA: 1.93										2	0	0	0	0	0	0												
49 Javier López, L ERA: 4.81										2	0	0	0	0	0	0												
Inning Stats	R: 0 E: 0 K: 0 S: 6	H: 1 LOB: 0 BB: 0 P: 9	R: 0 E: 0 K: 1 S: 9	H: 0 LOB: 1 BB: 1 P: 16	R: 0 E: 0 K: 0 S: 7	H: 0 LOB: 1 BB: 1 P: 14	R: 2 E: 0 K: 1 S: 16	H: 4 LOB: 2 BB: 0 P: 24	R: 2 E: 0 K: 1 S: 14	H: 3 LOB: 2 BB: 1 P: 26	R: 0 E: 0 K: 1 S: 9	H: 0 LOB: 0 BB: 0 P: 15	R: 0 E: 0 K: 1 S: 8	H: 0 LOB: 0 BB: 0 P: 13	R: 0 E: 0 K: 1 S: 6	H: 0 LOB: 0 BB: 0 P: 9	R: 0 E: 0 K: 2 S: 7	H: 0 LOB: 0 BB: 0 P: 9	1B: 6 2B: 1 3B: 0 HR: 1	SF: 0 SAC: 1 DP: 1 HBP: 0	WP: 0 PB: 0 SB: 0 CS: 0	PA: 37						
PITCHER	IP	WLS	BF	H	R	ER	SO	BB	IBB	HBP	BLK	WP	HR	S	P	ERA	WHIP											
21 Zack Greinke, R ERA: 5.26	6.0	L	28	8	4	4	4	3	0	0	0	0	0	1	61	104	6.00	1.833										
50 Evan Marshall, R ERA: 4.32	1.0		3	0	0	0	1	0	0	0	0	0	0	8	13	0.00	0.000											
40 Andrew Chafin, L ERA: 6.0	1.0		3	0	0	0	1	0	0	0	0	0	0	6	9	0.00	0.000											
33 Jake Barrett, R ERA: 2.63	1.0		3	0	0	0	2	0	0	0	0	0	0	7	9	0.00	0.000											

San Francisco Giants @ Arizona Diamondbacks
Chase Field, Phoenix, AZ
Thu May 12 2016, 6:41 PM - 9:54 PM MST
Att: 19,461 - Clear - 98 F

AB	33
R	4
H	8
RBI	4
BB	3
SO	8
LOB	11



Batter	1	2	3	4	5	6	7	8	9	AB	R	H	RBI	BB	SO	LOB	BOTTOM										
2 Jean Segura, R OBP: 0.376, SLG: 0.533										5	1	3	0	0	1	0											
27 Brandon Drury, R OBP: 0.325, SLG: 0.547										4	0	2	0	1	2	2											
44 Paul Goldschmidt, R OBP: 0.499, SLG: 0.456										4	0	0	0	1	3	5											
22 Jake Lamb, L OBP: 0.358, SLG: 0.491										4	0	1	1	1	2	5											
7 Wellington Castillo, R OBP: 0.353, SLG: 0.560										4	0	1	0	0	1	4											
24 Yasmany Tomás, R OBP: 0.360, SLG: 0.518										4	1	0	0	0	0	2											
16 Chris Owings, R OBP: 0.325, SLG: 0.371										4	0	1	1	0	1	1											
21 Zack Greinke, R ERA: 2.97										2	0	1	0	0	0	0											
5 Richie Weeks Jr, R ERA: 1.93										2	0	0	0	0	0	0											
50 Evan Marshall, R ERA: 4.32										2	0	0	0	0	0	0											
40 Andrew Chafin, R ERA: 6.0										2	0	0	0	0	0	0											
33 Jake Barrett, R ERA: 2.63										2	0	0	0	0	0	0											
10 Chris Herrmann, L ERA: 2.63										2	0	0	0	0	0	0											
13 Nick Ahmed, R OBP: 0.244, SLG: 0.286										3	0	0	0	0	1	3											
15 Phil Gosselin, R OBP: 0.294, SLG: 0.388										1	0	1	0	0	0	0											
Inning Stats	R: 1 E: 0 K: 0 S: 11	H: 3 LOB: 1 BB: 0 P: 18	R: 0 E: 0 K: 1 S: 7	H: 1 LOB: 0 BB: 0 P: 10	R: 0 E: 0 K: 3 S: 20	H: 0 LOB: 2 BB: 1 P: 28	R: 0 E: 0 K: 0 S: 4	H: 0 LOB: 0 BB: 0 P: 5	R: 0 E: 0 K: 1 S: 12	H: 2 LOB: 1 BB: 0 P: 19	R: 1 E: 0 K: 2 S: 12	H: 2 LOB: 2 BB: 1 P: 21	R: 0 E: 0 K: 2 S: 10	H: 0 LOB: 0 BB: 0 P: 14	R: 0 E: 0 K: 1 S: 8	H: 0 LOB: 1 BB: 1 P: 17	R: 0 E: 0 K: 2 S: 12	H: 2 LOB: 3 BB: 1 P: 21	1B: 7 2B: 2 3B: 1 HR: 0	SF: 0 SAC: 0 DP: 1 HBP: 0	WP: 1 PB: 0 SB: 1 CS: 1	PA: 40					
PITCHER	IP	WLS	BF	H	R	ER	SO	BB	IBB	HBP	BLK	WP	HR	S	P	ERA	WHIP										
47 Johnny Cueto, R ERA: 2.97	7.0	W	30	8	2	2	9	2	0	0	0	0	0	2	6	"	"										
61 Josh Osich, L ERA: 1.93	0.0		1	0	0	0	0	1	0	0	0	0	0	2	6	"	"										
62 Cory Gearrin, R ERA: 3.24	1.0	H	3	0	0	0	1	0	0	0	0	0	0	6	11	0.00	0.000										
46 Santiago Casilla, R ERA: 1.93	0.2	H	5	2	0	0	2	1	0	0	0	0	0	10	17	0.00	4.500										
49 Javier López, L ERA: 4.81	0.1	S	1	0	0	0	0	0	0	0	0	0	0	2	4	0.00	0.000										

San Francisco Giants @ Arizona Diamondbacks
Chase Field, Phoenix, AZ
Thu May 12 2016, 6:41 PM - 9:54 PM MST
Att: 19,461 - Clear - 98 F

AB	36
R	2
H	10
RBI	2
BB	4
SO	12
LOB	22



Batter	1	2	3	4	5	6	7	8	9	AB	R	H	RBI	BB	SO	LOB	TOP	
2 Denard Span, L (1.8) OBP: 0.358, SLG: 0.338										4	1	2	0	0	0	1	San Francisco Giants @ Arizona Diamondbacks Chase Field, Phoenix, AZ Fri May 13 2016, 6:41 PM - 9:41 PM MST Att: 21,753 - Clear - 101 F	
12 Joe Panik, L (1.4) OBP: 0.329, SLG: 0.456										3	1	2	3	1	0	0		
5 Matt Duffy, R (1.5) OBP: 0.319, SLG: 0.370										4	0	1	0	0	0	3		
28 Buster Posey, R (1.2) OBP: 0.328, SLG: 0.423										4	0	0	0	0	0	3		
9 Brandon Belt, L (1.3) OBP: 0.442, SLG: 0.512										2	0	0	0	2	1	0		
8 Hunter Pence, R (1.9) OBP: 0.385, SLG: 0.467										4	0	1	0	0	1	2		
35 Brandon Crawford, L (1.6) OBP: 0.329, SLG: 0.406										4	0	1	0	0	1	1		
29 Jeff Samardzija, R (1.1) OBP: 0.160, SLG: 0.240										3	0	0	0	0	0	1		
61 Josh Osich, L (9.1)										0	0	0	0	0	0	0		
46 Santiago Casilla, R (9.1)										0	0	0	0	0	0	0		
16 Ángel Pagán, S (1.7) OBP: 0.375, SLG: 0.457										2	1	1	0	1	0	0		
Inning Stats	R: 0 H: 1 E: 0 K: 0 S: 12	H: 1 LOB: 1 BB: 0 P: 15	R: 0 H: 0 E: 0 K: 0 S: 10	H: 1 LOB: 0 BB: 0 P: 13	R: 0 H: 0 E: 0 K: 0 S: 5	H: 0 LOB: 0 BB: 1 P: 9	R: 0 H: 1 E: 0 K: 0 S: 8	H: 1 LOB: 0 BB: 0 P: 9	R: 0 H: 0 E: 0 K: 0 S: 6	H: 0 LOB: 0 BB: 0 P: 10	R: 0 H: 1 E: 0 K: 0 S: 11	H: 1 LOB: 1 BB: 1 P: 20	R: 0 H: 0 E: 0 K: 1 S: 7	H: 0 LOB: 0 BB: 1 P: 12	1B: 6 2B: 1 3B: 0 HR: 1	SF: 0 SAC: 0 DP: 5 HBP: 0	WP: 1 PB: 0 CS: 0	PA: 34
PITCHER	IP WLS BF H R ER SO BB IBB HBP BLK WP HR S P ERA WHIP	IP WLS BF H R ER SO BB IBB HBP BLK WP HR S P ERA WHIP																
26 Shelby Miller, R (1.1) ERA: 6.94	5.2 L 23 7 3 3 2 2 0 0 0 1 1 67 99 4.76 1.588																	
33 Jake Barrett, R (6.1) ERA: 2.57	0.1 1 0 0 0 0 0 0 0 0 0 0 0 1 1 0.00 0.000																	
62 Zac Curtis, L (7.1) ERA: 6.0	1.0 3 0 0 0 0 0 0 0 0 0 0 6 10 0.00 0.000																	
48 Randall Delgado, R (8.1) ERA: 5.54	1.0 4 1 0 0 0 1 1 0 0 0 0 0 7 12 0.00 1.000																	
40 Andrew Chafin, L (9.1) ERA: 5.54	1.0 3 0 0 0 0 1 1 0 0 0 0 0 7 12 0.00 1.000																	

AB	30
R	3
H	8
RBI	3
BB	4
SO	3
LOB	11



Batter	1	2	3	4	5	6	7	8	9	AB	R	H	RBI	BB	SO	LOB	BOTTOM					
2 Jean Segura, R (1.4) OBP: 0.375, SLG: 0.526										4	0	1	1	0	0	2	San Francisco Giants @ Arizona Diamondbacks Chase Field, Phoenix, AZ Fri May 13 2016, 6:41 PM - 9:41 PM MST Att: 21,753 - Clear - 101 F					
27 Brandon Drury, R (1.9) OBP: 0.323, SLG: 0.537										4	0	1	0	0	0	1						
44 Paul Goldschmidt, R (1.3) OBP: 0.386, SLG: 0.442										4	0	0	0	0	1	1						
22 Jake Lamb, L (1.5) OBP: 0.355, SLG: 0.492										4	0	1	0	0	0	0						
7 Welington Castillo, R (1.2) OBP: 0.341, SLG: 0.540										4	0	0	0	0	2	2						
24 Yasmany Tomás, R (1.7) OBP: 0.348, SLG: 0.500										4	0	0	0	0	1	0						
16 Chris Owings, R (1.8) OBP: 0.342, SLG: 0.389										3	0	3	0	0	0	0						
13 Nick Ahmed, R (1.6) OBP: 0.246, SLG: 0.287										3	0	1	0	0	0	2						
26 Shelby Miller, R (1.1) OBP: 0.154, SLG: 0.306										2	1	1	0	0	1	2						
33 Jake Barrett, R (6.1) ERA: 2.88										0	0	0	0	0	0	0						
62 Zac Curtis, L (7.1) ERA: 1.88										0	0	0	0	0	0	0						
15 Phil Cosselin, R (7.9) OBP: 0.305, SLG: 0.306										1	0	0	0	0	0	0						
48 Randall Delgado, R (8.1) ERA: 5.54										0	0	0	0	0	0	0						
40 Andrew Chafin, R (9.1) ERA: 1.34										0	0	0	0	0	0	0						
Inning Stats	R: 0 H: 2 E: 0 K: 0 S: 13	H: 2 LOB: 2 BB: 0 P: 18	R: 0 H: 2 E: 0 K: 1 S: 15	H: 2 LOB: 0 BB: 0 P: 21	R: 0 H: 0 E: 0 K: 1 S: 10	H: 0 LOB: 0 BB: 0 P: 15	R: 0 H: 1 E: 0 K: 1 S: 9	H: 1 LOB: 1 BB: 0 P: 13	R: 1 H: 2 E: 0 K: 0 S: 9	H: 2 LOB: 0 BB: 0 P: 11	R: 0 H: 0 E: 0 K: 0 S: 10	H: 0 LOB: 0 BB: 0 P: 14	R: 0 H: 1 E: 0 K: 0 S: 3	H: 1 LOB: 0 BB: 0 P: 5	R: 0 H: 0 E: 0 K: 0 S: 8	H: 0 LOB: 0 BB: 0 P: 15	R: 0 H: 0 E: 0 K: 2 S: 13	H: 0 LOB: 0 BB: 0 P: 16	1B: 6 2B: 1 3B: 1 HR: 0	SF: 0 SAC: 0 DP: 2 HBP: 0	WP: 0 PB: 0 CS: 0	PA: 33
PITCHER	IP WLS BF H R ER SO BB IBB HBP BLK WP HR S P ERA WHIP	IP WLS BF H R ER SO BB IBB HBP BLK WP HR S P ERA WHIP																				
29 Jeff Samardzija, R (1.1) ERA: 2.88	8.0 W 30 8 1 1 3 0 0 0 0 0 0 77 112 1.12 1.000																					
61 Josh Osich, L (9.1) ERA: 1.88	0.1 H 1 0 0 0 0 0 0 0 0 0 3 4 0.00 0.000																					
46 Santiago Casilla, R (9.1) ERA: 1.34	0.2 S 2 0 0 0 0 0 0 0 0 0 10 12 0.00 0.000																					

AB	33
R	1
H	8
RBI	1
BB	0
SO	5
LOB	10



Batter	1	2	3	4	5	6	7	8	9	AB	R	H	RBI	BB	SO	LOB	TOP		
2 Denard Span, L (1,8) OBP: 0.377, SLG: 0.371											4	2	4	0	0	0	0	San Francisco Giants @ Arizona Diamondbacks Chase Field, Phoenix, AZ Sat May 14 2016, 5:12 PM - 8:15 PM MST Att: 32,448 - Roof Closed - 77 F	
12 Joe Panik, L (1,4) OBP: 0.331, SLG: 0.450										4	1	1	1	1	0	4			
5 Matt Duffy, R (1,5) OBP: 0.315, SLG: 0.360										4	0	0	0	1	1	6			
28 Buster Posey, R (1,2) OBP: 0.331, SLG: 0.430											5	1	2	2	0	2			
8 Hunter Pence, R (1,9) OBP: 0.386, SLG: 0.482											4	1	1	2	1	1	3		
9 Brandon Belt, L (1,3) OBP: 0.347, SLG: 0.504											4	0	1	0	0	2	1		
16 Angel Pagan, S (1,7) OBP: 0.361, SLG: 0.439											4	0	0	0	0	2			
37 Kelby Tomlinson, R (1,6) OBP: 0.389, SLG: 0.360											3	0	2	0	0	0	1		
35 Brandon Crawford, L (8,6) OBP: 0.327, SLG: 0.403											3	0	0	0	0	2	3		
22 Jake Peavy, R (1,1) OBP: 0.268, SLG: 0.250											3	0	0	0	0	2	3		
64 Derek Law, R (7,1) ERA: 3.0																			
61 Josh Osich, L (7,1) ERA: 1.84																			
60 Hunter Strickland, R (8,1) ERA: 3.38																			
21 Conor Gillaspie, L (9,PH) OBP: 0.281, SLG: 0.264																			
62 Cory Gearrin, R (9,1) ERA: 3.08																			
Inning Stats	R: 1 E: 0 K: 0 S: 10	H: 2 LOB: 1 BB: 0 P: 16	R: 0 E: 0 K: 0 S: 6	H: 1 LOB: 1 BB: 0 P: 10	R: 0 E: 0 K: 1 S: 8	H: 1 LOB: 0 BB: 0 P: 11	R: 2 E: 0 K: 1 S: 13	H: 3 LOB: 1 BB: 0 P: 19	R: 0 E: 0 K: 1 S: 6	H: 0 LOB: 0 BB: 0 P: 12	R: 0 E: 0 K: 1 S: 10	H: 2 LOB: 2 BB: 0 P: 16	R: 0 E: 0 K: 1 S: 8	H: 0 LOB: 1 BB: 1 P: 15	R: 2 E: 0 K: 1 S: 15	H: 2 LOB: 2 BB: 1 P: 24	1B: 9 2B: 1 3B: 1 HR: 1	SF: 0 SAC: 0 DP: 2 HBP: 1	WP: 0 PA: 41 PB: 0 SB: 0 CS: 0
PITCHER	IP WLS BF H R ER SO BB IBB HBP BLK WP HR S P ERA WHIP	IP WLS BF H R ER SO BB IBB HBP BLK WP HR S P ERA WHIP	IP WLS BF H R ER SO BB IBB HBP BLK WP HR S P ERA WHIP	IP WLS BF H R ER SO BB IBB HBP BLK WP HR S P ERA WHIP	IP WLS BF H R ER SO BB IBB HBP BLK WP HR S P ERA WHIP	IP WLS BF H R ER SO BB IBB HBP BLK WP HR S P ERA WHIP	IP WLS BF H R ER SO BB IBB HBP BLK WP HR S P ERA WHIP	IP WLS BF H R ER SO BB IBB HBP BLK WP HR S P ERA WHIP	IP WLS BF H R ER SO BB IBB HBP BLK WP HR S P ERA WHIP	IP WLS BF H R ER SO BB IBB HBP BLK WP HR S P ERA WHIP	IP WLS BF H R ER SO BB IBB HBP BLK WP HR S P ERA WHIP	IP WLS BF H R ER SO BB IBB HBP BLK WP HR S P ERA WHIP	IP WLS BF H R ER SO BB IBB HBP BLK WP HR S P ERA WHIP	IP WLS BF H R ER SO BB IBB HBP BLK WP HR S P ERA WHIP	IP WLS BF H R ER SO BB IBB HBP BLK WP HR S P ERA WHIP	IP WLS BF H R ER SO BB IBB HBP BLK WP HR S P ERA WHIP	IP WLS BF H R ER SO BB IBB HBP BLK WP HR S P ERA WHIP	IP WLS BF H R ER SO BB IBB HBP BLK WP HR S P ERA WHIP	
46 Patrick Corbin, L (1,1) ERA: 4.14	6.1	27	9	3	3	4	1	0	0	0	0	0	0	0	0	0	4.26	1.579	
62 Zac Curtis, L (7,1) ERA: 3.0	0.1	2	1	0	0	0	0	0	0	0	0	0	0	0	0	2	3	0.00	3.000
50 Evan Marshall, R (7,1) ERA: 3.72	1.1	5	0	0	0	1	1	0	0	0	0	0	0	0	10	20	0.00	0.750	
41 Daniel Hudson, R (9,1) ERA: 1.85	1.0	L 7	2	2	2	1	1	0	1	0	0	0	0	0	15	24	18.00	3.000	

Batter	1	2	3	4	5	6	7	8	9	AB	R	H	RBI	BB	SO	LOB	BOTTOM				
2 Jean Segura, R (1,4) OBP: 0.364, SLG: 0.509										5	0	0	1	0	0	4	San Francisco Giants @ Arizona Diamondbacks Chase Field, Phoenix, AZ Sat May 14 2016, 5:12 PM - 8:15 PM MST Att: 32,448 - Roof Closed - 77 F				
22 Jake Lamb, L (1,5) OBP: 0.350, SLG: 0.476										4	0	0	0	1	1	2					
44 Paul Goldschmidt, R (1,3) OBP: 0.393, SLG: 0.436										4	1	1	0	0	0	1					
5 Rickie Weeks Jr., R (1,7) OBP: 0.270, SLG: 0.382										4	0	1	0	0	3	2					
10 Chris Herrmann, L (1,2) OBP: 0.293, SLG: 0.600											3	1	1	0	1	1		1			
27 Brandon Drury, R (1,9) OBP: 0.323, SLG: 0.532											3	0	1	0	0	0		2			
50 Evan Marshall, R (7,1) ERA: 3.72											0	0	0	0	0	0		0			
15 Phil Gosselin, R (8,PH) OBP: 0.293, SLG: 0.380											0	0	0	0	0	0		0			
41 Daniel Hudson, R (9,1) ERA: 1.85											0	0	0	0	0	0		0			
16 Chris Owings, R (1,8) OBP: 0.347, SLG: 0.492											4	1	2	1	0	1		2			
13 Nick Ahmed, R (1,6) OBP: 0.239, SLG: 0.278											4	0	0	0	0	2	4				
46 Patrick Corbin, L (1,1) ERA: 4.14											2	0	0	0	0	0	2				
62 Zac Curtis, L (7,1) ERA: 3.0											2	0	2	0	0	0	0				
24 Yasmany Tomás, R (7,9) OBP: 0.356, SLG: 0.508											2	0	2	0	0	0	0				
Inning Stats	R: 0 E: 0 K: 1 S: 8	H: 0 LOB: 1 BB: 1 P: 19	R: 1 E: 1 K: 1 S: 19	H: 1 LOB: 2 BB: 1 P: 28	R: 0 E: 0 K: 1 S: 6	H: 0 LOB: 0 BB: 0 P: 9	R: 0 E: 0 K: 1 S: 9	H: 1 LOB: 1 BB: 0 P: 13	R: 0 E: 0 K: 0 S: 7	H: 0 LOB: 0 BB: 0 P: 9	R: 0 E: 0 K: 1 S: 10	H: 1 LOB: 1 BB: 0 P: 16	R: 1 E: 0 K: 0 S: 8	H: 2 LOB: 1 BB: 0 P: 9	R: 1 E: 0 K: 2 S: 12	H: 2 LOB: 1 BB: 0 P: 17	R: 0 E: 0 K: 1 S: 8	H: 1 LOB: 0 BB: 0 P: 10	1B: 6 2B: 2 3B: 0 HR: 0	SF: 1 SAC: 0 DP: 0 HBP: 0	WP: 0 PA: 38 PB: 0 SB: 1 CS: 0
PITCHER	IP WLS BF H R ER SO BB IBB HBP BLK WP HR S P ERA WHIP	IP WLS BF H R ER SO BB IBB HBP BLK WP HR S P ERA WHIP	IP WLS BF H R ER SO BB IBB HBP BLK WP HR S P ERA WHIP	IP WLS BF H R ER SO BB IBB HBP BLK WP HR S P ERA WHIP	IP WLS BF H R ER SO BB IBB HBP BLK WP HR S P ERA WHIP	IP WLS BF H R ER SO BB IBB HBP BLK WP HR S P ERA WHIP	IP WLS BF H R ER SO BB IBB HBP BLK WP HR S P ERA WHIP	IP WLS BF H R ER SO BB IBB HBP BLK WP HR S P ERA WHIP	IP WLS BF H R ER SO BB IBB HBP BLK WP HR S P ERA WHIP	IP WLS BF H R ER SO BB IBB HBP BLK WP HR S P ERA WHIP	IP WLS BF H R ER SO BB IBB HBP BLK WP HR S P ERA WHIP	IP WLS BF H R ER SO BB IBB HBP BLK WP HR S P ERA WHIP	IP WLS BF H R ER SO BB IBB HBP BLK WP HR S P ERA WHIP	IP WLS BF H R ER SO BB IBB HBP BLK WP HR S P ERA WHIP	IP WLS BF H R ER SO BB IBB HBP BLK WP HR S P ERA WHIP	IP WLS BF H R ER SO BB IBB HBP BLK WP HR S P ERA WHIP	IP WLS BF H R ER SO BB IBB HBP BLK WP HR S P ERA WHIP	IP WLS BF H R ER SO BB IBB HBP BLK WP HR S P ERA WHIP			
22 Jake Peavy, R (1,1) ERA: 7.43	6.0	24	3	1	1	0	2	0	0	0	0	0	0	0	0	0	1.50	0.833			
64 Derek Law, R (7,1) ERA: 3.0	0.2	H 4	2	1	1	0	0	0	0	0	0	0	0	0	5	5	13.50	3.000			
61 Josh Osich, L (7,1) ERA: 1.84	0.1	H 1	0	0	0	0	0	0	0	0	0	0	0	3	4	0.00	0.000				
60 Hunter Strickland, R (8,1) ERA: 3.38	1.0	W 5	2	1	1	2	0	0	0	0	0	0	0	12	17	9.00	2.000				
62 Cory Gearrin, R (9,1) ERA: 3.08	1.0	S 4	1	0	0	1	0	0	0	0	0	0	0	8	10	0.00	1.000				

Batter	1	2	3	4	5	6	7	8	9	AB	R	H	RBI	BB	SO	LOB	TOP										
2 Denard Span, L OBP: 0.368, SLG: 0.361 (1, 8)	G4-3		G4-3			G4-3		G4-3		4	0	0	0	0	0	0	San Francisco Giants @ Arizona Diamondbacks Chase Field, Phoenix, AZ Sun May 15 2016, 1:11 PM - 4:07 PM MST Att: 25,007 - Roof Closed - 74 F										
12 Joe Panik, L OBP: 0.329, SLG: 0.439 (1, 4)	P6			K				G3		3	0	0	0	1	1	0											
8 Hunter Pence, R OBP: 0.382, SLG: 0.476 (1, 9)	K			G6-3				K		4	1	1	0	0	2	1											
9 Brandon Belt, L OBP: 0.438, SLG: 0.500 (1, 3)		F9						L7		3	0	1	0	1	0	0											
35 Brandon Crawford, L OBP: 0.325, SLG: 0.398 (1, 6)	L3			K				G3-1		4	0	1	1	0	1	1											
16 Angel Pagán, S OBP: 0.357, SLG: 0.426 (1, 7)	G3							P6		3	0	0	0	1	0	2											
21 Conor Gillaspie, L OBP: 0.400, SLG: 0.476 46 Santiago Casilla, R (9, 1)			K							2	0	0	0	2	2	0											
Trevor Brown, R OBP: 0.320, SLG: 0.543 (1, 2)				K						4	1	1	1	0	2	5											
18 Matt Cain, R 7 Grégor Blanco, L 49 Javier López, L 60 Hunter Strickland, R 5 Matt Duffy, R (1, 1) (8, PH) (8, 1) (8, 1) (9, 5)										2	0	0	0	0	0	0											
Inning Stats	R: 0 E: 0 K: 1 S: 6	H: 0 LOB: 0 BB: 0 P: 8	R: 0 E: 0 K: 0 S: 5	H: 0 LOB: 0 BB: 0 P: 8	R: 1 E: 0 K: 1 S: 10	H: 1 LOB: 0 BB: 0 P: 14	R: 0 E: 0 K: 2 S: 13	H: 0 LOB: 1 BB: 1 P: 21	R: 0 E: 0 K: 2 S: 9	H: 0 LOB: 0 BB: 0 P: 15	R: 0 E: 0 K: 1 S: 8	H: 0 LOB: 1 BB: 1 P: 15	R: 0 E: 0 K: 1 S: 11	H: 0 LOB: 2 BB: 2 P: 23	R: 0 E: 0 K: 0 S: 7	H: 0 LOB: 0 BB: 0 P: 10		R: 1 E: 0 K: 0 S: 7	H: 3 LOB: 2 BB: 1 P: 12	1B: 3 2B: 0 3B: 0 HR: 1	SF: 0 SAC: 0 DP: 1 HBP: 0	WP: 1 PB: 0 SB: 0 CS: 0	PA: 35				
PITCHER	IP	WLS	BF	H	R	ER	SO	BB	IBB	HBP	BLK	WP	HR	S	P	ERA	WHIP										
12 Rubby De La Rosa, R ERA: 3.52 19 Tyler Clippard, R ERA: 2.76 41 Daniel Hudson, R ERA: 1.56 29 Brad Ziegler, R ERA: 2.76	6.2	25	1	1	1	7	4	0	0	0	0	1	1	59	101	1.35	0.750										
12 Jean Segura, R OBP: 0.355, SLG: 0.497 (1, 4)	G5-3		G4-6-3			G4-3														4	0	0	0	0	0	5	San Francisco Giants @ Arizona Diamondbacks Chase Field, Phoenix, AZ Sun May 15 2016, 1:11 PM - 4:07 PM MST Att: 25,007 - Roof Closed - 74 F
16 Chris Owings, R OBP: 0.336, SLG: 0.388 (1, 6)	K			F9				K		4	0	0	0	0	2	1											
22 Jake Lamb, L OBP: 0.349, SLG: 0.480 15 Phil Gosselin, R OBP: 0.296, SLG: 0.380 (1, 5) (8, PH) (9, 5)	K							L9		3	1	1	0	0	1	0											
44 Paul Goldschmidt, R OBP: 0.390, SLG: 0.430 (1, 3)		F9						SF8		2	0	0	1	1	0	1											
7 Wellington Castillo, R OBP: 0.339, SLG: 0.530 (1, 2)								P3		4	0	1	0	0	1	1											
10 Chris Herrmann, L OBP: 0.306, SLG: 0.586 (1, 8)										3	0	1	0	1	2	0											
24 Yasmany Tomás, R OBP: 0.356, SLG: 0.496 13 Nick Ahmed, R OBP: 0.239, SLG: 0.278 (1, 7) (9, PR)										3	0	0	0	1	0	4											
27 Brandon Drury, R OBP: 0.343, SLG: 0.547 (1, 9)										4	0	4	0	0	0	0											
12 Rubby De La Rosa, R ERA: 5.87 19 Tyler Clippard, R ERA: 4.91 41 Daniel Hudson, R ERA: 3.18 29 Brad Ziegler, R ERA: 2.50, SLG: 0.371 (1, 1) (7, PH) (8, 1) (9, 1) (9, PH)										1	0	1	0	0	0	0											
Inning Stats	R: 0 E: 0 K: 2 S: 11	H: 0 LOB: 0 BB: 0 P: 15	R: 0 E: 0 K: 2 S: 8	H: 0 LOB: 0 BB: 0 P: 12	R: 0 E: 1 K: 0 S: 10	H: 1 LOB: 1 BB: 0 P: 12	R: 1 E: 0 K: 0 S: 10	H: 1 LOB: 0 BB: 0 P: 15	R: 0 E: 0 K: 1 S: 11	H: 3 LOB: 2 BB: 0 P: 13	R: 0 E: 0 K: 1 S: 16	H: 1 LOB: 1 BB: 2 P: 28	R: 0 E: 0 K: 0 S: 9	H: 1 LOB: 1 BB: 0 P: 16	R: 0 E: 0 K: 0 S: 4	H: 0 LOB: 0 BB: 1 P: 9	R: 0 E: 0 K: 1 S: 10	H: 1 LOB: 2 BB: 1 P: 18	1B: 7 2B: 1 3B: 0 HR: 0	SF: 1 SAC: 2 DP: 4 HBP: 0	WP: 1 PB: 0 SB: 0 CS: 0	PA: 36					
PITCHER	IP	WLS	BF	H	R	ER	SO	BB	IBB	HBP	BLK	WP	HR	S	P	ERA	WHIP										
18 Matt Cain, R ERA: 5.87 49 Javier López, L ERA: 4.91 60 Hunter Strickland, R ERA: 3.18 46 Santiago Casilla, R ERA: 1.72	7.0	29	1	1	1	5	2	0	0	0	0	1	0	75	111	1.29	1.286										

AB	30
R	2
H	4
RBI	2
BB	5
SO	8
LOB	9



AB	29
R	1
H	8
RBI	1
BB	4
SO	6
LOB	14



Batter	1	2	3	4	5	6	7	8	9	AB	R	H	RBI	BB	SO	LOB	TOP			
2 Jean Segura, R OBP: 0.348, SLG: 0.484										4	2	0	0	1	0	3				
1 Michael Bourn, L OBP: 0.412, SLG: 0.438										5	0	3	1	0	0	0				
44 Paul Goldschmidt, R OBP: 0.412, SLG: 0.445										3	0	1	2	1	0	2				
7 Wellington Castillo, R OBP: 0.329, SLG: 0.508										5	1	1	0	0	0	5				
24 Yasmany Tomás, R OBP: 0.348, SLG: 0.464										5	1	1	1	0	0	3				
27 Brandon Drury, R OBP: 0.335, SLG: 0.531										4	1	2	1	0	0	0				
16 Chris Owings, R OBP: 0.338, SLG: 0.419										4	0	2	0	0	1	0				
21 Zack Greinke, R OBP: 0.308, SLG: 0.333										3	0	1	1	0	0	2				
29 Brad Ziegler, R										0	0	0	0	0	0	0				
13 Nick Ahmed, R OBP: 0.259, SLG: 0.315										4	2	2	0	0	0	0				
Inning Stats	R: 3 E: 0 K: 0 S: 13	H: 5 LOB: 2 BB: 1 P: 22	R: 1 E: 0 K: 0 S: 14	H: 3 LOB: 2 BB: 0 P: 22	R: 1 E: 0 K: 0 S: 10	H: 2 LOB: 1 BB: 0 P: 15	R: 0 E: 0 K: 0 S: 7	H: 0 LOB: 1 BB: 1 P: 15	R: 0 E: 0 K: 1 S: 7	H: 0 LOB: 0 BB: 0 P: 8	R: 0 E: 0 K: 0 S: 18	H: 3 LOB: 1 BB: 0 P: 23	R: 0 E: 0 K: 1 S: 8	H: 0 LOB: 0 BB: 0 P: 12	R: 0 E: 0 K: 0 S: 6	H: 0 LOB: 1 BB: 0 P: 9	1B: 11 2B: 2 HR: 0	SF: 1 2B: 2 HBP: 1	WP: 0 PB: 0 SB: 0 CS: 0	PA: 41
PITCHER	IP: 2.1 WLS: L BF: 16 H: 10 R: 5 ER: 5 SO: 0 BB: 1 IBB: 0 HBP: 0 BLK: 0 WP: 0 HR: 0 S: 33 P: 55 ERA: 19.29 WHIP: 4.714	IP: 3.0 WLS: 15 BF: 3 H: 2 R: 2 ER: 2 SO: 1 BB: 0 IBB: 0 HBP: 0 BLK: 0 WP: 0 HR: 7 S: 10 P: 50 ERA: 4.91 WHIP: 1.091	IP: 7.1 WLS: 3 BF: 0 H: 0 R: 0 ER: 0 SO: 1 BB: 0 IBB: 0 HBP: 0 BLK: 0 WP: 0 HR: 0 S: 7 P: 10 ERA: 0.00 WHIP: 0.000	IP: 8.1 WLS: 3 BF: 0 H: 0 R: 0 ER: 0 SO: 0 BB: 0 IBB: 0 HBP: 0 BLK: 0 WP: 0 HR: 8 S: 12 P: 0 ERA: 0.00 WHIP: 0.000	IP: 9.1 WLS: 4 BF: 0 H: 0 R: 0 ER: 0 SO: 0 BB: 0 IBB: 1 HBP: 0 BLK: 0 WP: 0 HR: 6 S: 9 P: 0 ERA: 0.00 WHIP: 0.000	PITCHER	IP: 3.2 WLS: L BF: 10 H: 5 R: 5 ER: 5 SO: 0 BB: 1 IBB: 0 HBP: 0 BLK: 0 WP: 0 HR: 36 S: 55 P: 55 ERA: 19.29 WHIP: 4.714	IP: 3.1 WLS: 15 BF: 3 H: 2 R: 2 ER: 2 SO: 1 BB: 0 IBB: 0 HBP: 0 BLK: 0 WP: 0 HR: 7 S: 10 P: 50 ERA: 4.91 WHIP: 1.091	IP: 7.1 WLS: 3 BF: 0 H: 0 R: 0 ER: 0 SO: 1 BB: 0 IBB: 0 HBP: 0 BLK: 0 WP: 0 HR: 0 S: 7 P: 10 ERA: 0.00 WHIP: 0.000	IP: 8.1 WLS: 3 BF: 0 H: 0 R: 0 ER: 0 SO: 0 BB: 0 IBB: 0 HBP: 0 BLK: 0 WP: 0 HR: 8 S: 12 P: 0 ERA: 0.00 WHIP: 0.000	IP: 9.1 WLS: 4 BF: 0 H: 0 R: 0 ER: 0 SO: 0 BB: 0 IBB: 1 HBP: 0 BLK: 0 WP: 0 HR: 6 S: 9 P: 0 ERA: 0.00 WHIP: 0.000									

Arizona Diamondbacks @ St. Louis Cardinals
 Busch Stadium, St. Louis, MO
 Sun May 22 2016, 1:18 PM - 4:01 PM CDT
 Att: 43,829 - Sunny - 80 F

AB	37
R	7
H	13
RBI	6
BB	2
SO	1
LOB	15



Batter	1	2	3	4	5	6	7	8	9	AB	R	H	RBI	BB	SO	LOB	BOTTOM					
13 Matt Carpenter, L OBP: 0.385, SLG: 0.522										3	0	1	0	0	1	1						
59 Eric Fryer, R OBP: 0.550, SLG: 0.611										1	0	0	0	0	0	0						
36 Aledmys Díaz, R OBP: 0.386, SLG: 0.599										3	0	0	0	1	0	1						
55 Stephen Piscotty, R OBP: 0.400, SLG: 0.516										3	0	1	0	0	0	2						
19 Rubén Tejada, R										1	0	0	0	0	0	0						
32 Matt Adams, L OBP: 0.340, SLG: 0.461										3	1	0	0	1	2	1						
4 Yadier Molina, R OBP: 0.387, SLG: 0.418																						
70 Tyler Lyons, L																						
60 Dean Kiekhefer, L																						
37 Brandon Moss, L OBP: 0.315, SLG: 0.482										4	1	1	1	0	1	1						
15 Randal Grichuk, R OBP: 0.302, SLG: 0.394										4	0	1	1	0	1	0						
16 Kolten Wong, L OBP: 0.339, SLG: 0.340										4	0	2	0	0	1	1						
54 Jaime García, L OBP: 0.300, SLG: 0.300										0	0	0	0	0	0	0						
67 Matt Bowman, R										1	0	0	0	0	1	0						
30 Jonathan Broxton, R										0	0	0	0	0	0	0						
41 Jeremy Hazelbaker, L OBP: 0.304, SLG: 0.544										1	0	0	0	0	0	1						
Inning Stats	R: 0 E: 0 K: 0 S: 10	H: 1 LOB: 1 BB: 0 P: 12	R: 0 E: 0 K: 0 S: 9	H: 0 LOB: 0 BB: 0 P: 12	R: 0 E: 0 K: 1 S: 12	H: 1 LOB: 2 BB: 1 P: 16	R: 0 E: 0 K: 2 S: 13	H: 1 LOB: 0 BB: 0 P: 18	R: 0 E: 0 K: 1 S: 7	H: 1 LOB: 1 BB: 0 P: 12	R: 0 E: 0 K: 1 S: 5	H: 0 LOB: 0 BB: 0 P: 7	R: 0 E: 0 K: 2 S: 11	H: 1 LOB: 1 BB: 0 P: 16	R: 0 E: 0 K: 0 S: 9	H: 0 LOB: 0 BB: 0 P: 14	R: 1 E: 0 K: 1 S: 9	H: 1 LOB: 1 BB: 1 P: 20	1B: 3 2B: 2 HR: 1	SF: 0 2B: 2 HBP: 0	WP: 0 PB: 0 SB: 0 CS: 0	PA: 35
PITCHER	IP: 8.0 WLS: W BF: 30 H: 5 R: 1 ER: 1 SO: 7 BB: 1 IBB: 0 HBP: 0 BLK: 0 WP: 1 HR: 1 S: 76 P: 107 ERA: 1.12 WHIP: 0.750	IP: 1.0 WLS: 5 BF: 1 H: 1 R: 1 ER: 1 SO: 1 BB: 0 IBB: 0 HBP: 0 BLK: 0 WP: 0 HR: 9 S: 20 P: 20 ERA: 9.00 WHIP: 2.000	PITCHER	IP: 3.2 WLS: L BF: 10 H: 5 R: 5 ER: 5 SO: 0 BB: 1 IBB: 0 HBP: 0 BLK: 0 WP: 0 HR: 36 S: 55 P: 55 ERA: 19.29 WHIP: 4.714	IP: 3.1 WLS: 15 BF: 3 H: 2 R: 2 ER: 2 SO: 1 BB: 0 IBB: 0 HBP: 0 BLK: 0 WP: 0 HR: 7 S: 10 P: 50 ERA: 4.91 WHIP: 1.091	IP: 7.1 WLS: 3 BF: 0 H: 0 R: 0 ER: 0 SO: 1 BB: 0 IBB: 0 HBP: 0 BLK: 0 WP: 0 HR: 0 S: 7 P: 10 ERA: 0.00 WHIP: 0.000	IP: 8.1 WLS: 3 BF: 0 H: 0 R: 0 ER: 0 SO: 0 BB: 0 IBB: 0 HBP: 0 BLK: 0 WP: 0 HR: 8 S: 12 P: 0 ERA: 0.00 WHIP: 0.000	IP: 9.1 WLS: 4 BF: 0 H: 0 R: 0 ER: 0 SO: 0 BB: 0 IBB: 1 HBP: 0 BLK: 0 WP: 0 HR: 6 S: 9 P: 0 ERA: 0.00 WHIP: 0.000														

Arizona Diamondbacks @ St. Louis Cardinals
 Busch Stadium, St. Louis, MO
 Sun May 22 2016, 1:18 PM - 4:01 PM CDT
 Att: 43,829 - Sunny - 80 F

AB	32
R	2
H	6
RBI	2
BB	2
SO	8
LOB	9



Batter	1	2	3	4	5	6	7	8	9	AB	R	H	RBI	BB	SO	LOB	TOP										
13 Nick Ahmed, R OBP: 0.285, SLG: 0.314	F9		G6-4-3 1B		G4-3		G5-3			4	0	1	0	0	0	1											
5 Rickie Weeks Jr., R OBP: 0.300, SLG: 0.500	K		G6-4-3 1-2		G6-4-3		HR			4	1	2	1	0	1	1											
44 Paul Goldschmidt, R OBP: 0.400, SLG: 0.432	F9		F9		G5-3					4	0	0	0	0	1	1											
7 Wellington Castillo, R OBP: 0.325, SLG: 0.486		P2			G5-3		F8			4	0	0	0	0	0	1											
27 Brandon Drury, R OBP: 0.327, SLG: 0.513		L9			G5-3 22 1B		G5-3			4	0	1	0	0	0	0											
22 Jake Lamb, L OBP: 0.358, SLG: 0.513					G3		G3			3	1	1	0	1	0	0											
16 Chris Owings, R OBP: 0.340, SLG: 0.431					F4		G4-3			4	1	2	1	0	0	2											
24 Yasmany Tomás, R OBP: 0.350, SLG: 0.483					G6-3					4	1	2	2	0	0	3											
12 Rubby De La Rosa, R OBP: 0.071, SLG: 0.071					G3		G6-3			2	0	0	0	0	0	0											
33 Jake Barrett, R ERA: 5.08										0	0	0	0	0	0	0											
15 Phil Gosselin, R OBP: 0.299, SLG: 0.361										1	0	0	0	0	0	1											
62 Zac Curtis, L ERA: 3.72										0	0	0	0	0	0	0											
19 Tyler Clippard, R ERA: 2.21										0	0	0	0	0	0	0											
Inning Stats	R: 0 E: 0 K: 1 S: 7	H: 0 LOB: 0 BB: 0 P: 12	R: 3 E: 0 K: 0 S: 13	H: 2 LOB: 0 BB: 1 P: 23	R: 0 E: 0 K: 0 S: 8	H: 1 LOB: 0 BB: 0 P: 11	R: 0 E: 0 K: 0 S: 11	H: 2 LOB: 2 BB: 0 P: 14	R: 1 E: 0 K: 0 S: 9	H: 1 LOB: 0 BB: 0 P: 9	R: 0 E: 0 K: 0 S: 6	H: 0 LOB: 0 BB: 0 P: 8	R: 0 E: 0 K: 0 S: 9	H: 1 LOB: 1 BB: 0 P: 15	R: 0 E: 0 K: 1 S: 7	H: 1 LOB: 0 BB: 0 P: 13	R: 0 E: 0 K: 0 S: 8	H: 1 LOB: 1 BB: 0 P: 13	1B: 4 2B: 4 3B: 0 HR: 2	SF: 0 SAC: 0 DP: 2 HBP: 0	WP: 0 PB: 0 SB: 0 CS: 0	PA: 35					
PITCHER	IP	WLS	BF	H	R	ER	SO	BB	IBB	HBP	BLK	WP	HR	S	P	ERA	WHIP										
49 Jeff Locke, L	6.1	W	26	7	4	4	1	1	0	0	0	0	2	59	86	5.68	1.263										
48 Jared Hughes, R	0.2	H	2	0	0	0	0	0	0	0	0	0	0	4	6	0.00	0.000										
30 Nefali Feliz, R	1.0	H	3	1	0	0	1	0	0	0	0	0	0	7	13	0.00	1.000										
35 Mark Melancon, R	1.0	S	4	1	0	0	0	0	0	0	0	0	0	8	13	0.00	1.000										

Arizona Diamondbacks @ Pittsburgh Pirates
PNC Park, Pittsburgh, PA
Wed May 25 2016, 7:07 PM - 10:12 PM EDT
Att: 20,696 - Clear - 81 F

AB	34
R	4
H	9
RBI	4
BB	1
SO	2
LOB	10



Batter	1	2	3	4	5	6	7	8	9	AB	R	H	RBI	BB	SO	LOB	BOTTOM										
28 John Jaso, L OBP: 0.371, SLG: 0.447	G4-3									5	1	1	0	0	0	3											
35 Mark Melancon, R		G5-3								0	0	0	0	0	0	0											
22 Andrew McCutchen, R OBP: 0.340, SLG: 0.461										4	1	2	0	0	2	1											
25 Gregory Polanco, L OBP: 0.402, SLG: 0.557										4	1	3	1	0	1	0											
6 Starling Marte, R OBP: 0.359, SLG: 0.453										4	0	0	1	0	2	4											
23 David Freese, R OBP: 0.365, SLG: 0.394										3	1	1	2	1	1	4											
3 Sean Rodriguez, R OBP: 0.394, SLG: 0.607										4	1	1	1	0	0	4											
10 Jordy Mercer, R OBP: 0.382, SLG: 0.370										4	0	0	0	0	1	0											
19 Chris Stewart, R OBP: 0.333, SLG: 0.385										4	0	1	0	0	1	0											
49 Jeff Locke, L OBP: 0.188, SLG: 0.133										3	0	1	0	0	0	1											
48 Jared Hughes, R										0	0	0	0	0	0	0											
30 Nefali Feliz, R										0	0	0	0	0	0	0											
17 Matt Joyce, L OBP: 0.478, SLG: 0.673										1	0	1	0	0	0	0											
27 Jung Ho Kang, R OBP: 0.340, SLG: 0.690										0	0	0	0	0	0	0											
Inning Stats	R: 0 E: 1 K: 1 S: 19	H: 2 LOB: 3 BB: 0 P: 25	R: 0 E: 0 K: 0 S: 10	H: 1 LOB: 1 BB: 0 P: 14	R: 0 E: 0 K: 2 S: 13	H: 1 LOB: 1 BB: 0 P: 19	R: 1 E: 0 K: 1 S: 7	H: 1 LOB: 0 BB: 0 P: 10	R: 4 E: 0 K: 0 S: 16	H: 4 LOB: 0 BB: 0 P: 27	R: 0 E: 0 K: 1 S: 13	H: 0 LOB: 1 BB: 0 P: 17	R: 0 E: 0 K: 2 S: 10	H: 0 LOB: 1 BB: 1 P: 17	R: 0 E: 0 K: 1 S: 10	H: 1 LOB: 1 BB: 0 P: 16	1B: 6 2B: 3 3B: 0 HR: 2	SF: 0 SAC: 0 DP: 0 HBP: 0	WP: 0 PB: 0 SB: 1 CS: 0	PA: 37							
PITCHER	IP	WLS	BF	H	R	ER	SO	BB	IBB	HBP	BLK	WP	HR	S	P	ERA	WHIP										
12 Rubby De La Rosa, R	4.1	L	23	9	5	5	4	0	0	0	0	0	2	63	92	10.38	2.077										
33 Jake Barrett, R	1.2		6	1	0	0	1	0	0	0	0	0	0	15	20	0.00	0.600										
62 Zac Curtis, L	1.0		4	0	0	0	2	1	0	0	0	0	0	10	17	0.00	1.000										
19 Tyler Clippard, R	1.0		4	1	0	0	1	0	0	0	0	0	0	10	16	0.00	1.000										

Arizona Diamondbacks @ Pittsburgh Pirates
PNC Park, Pittsburgh, PA
Wed May 25 2016, 7:07 PM - 10:12 PM EDT
Att: 20,696 - Clear - 81 F

AB	36
R	5
H	11
RBI	5
BB	1
SO	8
LOB	17



Batter	1	2	3	4	5	6	7	8	9	AB	R	H	RBI	BB	SO	LOB	TOP						
2 Jean Segura, R OBP: 0.348, SLG: 0.480										5	2	2	0	0	0	2							
1 Michael Bourn, L OBP: 0.478, SLG: 0.500										3	0	2	1	2	0	0							
44 Paul Goldschmidt, R OBP: 0.494, SLG: 0.425										5	0	1	2	0	1	5							
22 Jake Lamb, L OBP: 0.360, SLG: 0.506										4	0	1	0	1	1	2							
27 Brandon Drury, R OBP: 0.329, SLG: 0.509										5	0	2	0	0	2	3							
10 Chris Herrmann, L OBP: 0.354, SLG: 0.595										4	0	2	0	1	1	2							
16 Chris Owings, R OBP: 0.342, SLG: 0.432										4	0	1	0	1	0	4							
24 Yasmany Tomás, R OBP: 0.341, SLG: 0.470										4	0	0	0	0	2	5							
40 Andrew Chafin, R OBP: 0.354, SLG: 0.470										0	0	0	0	0	0	0							
50 Evan Marshall, R OBP: 0.354, SLG: 0.470										0	0	0	0	0	0	0							
46 Patrick Corbin, L OBP: 0.320, SLG: 0.440										3	1	2	0	0	0	3							
33 Jake Barrett, R OBP: 0.366, SLG: 0.390										0	0	0	0	0	0	0							
48 Randall Delgado, R OBP: 0.366, SLG: 0.390										0	0	0	0	0	0	0							
5 Rickie Weeks Jr., R OBP: 0.294, SLG: 0.489										1	0	0	0	0	0	0							
Inning Stats	R: 1 H: 2 E: 0 K: 1 S: 17	H: 2 BB: 1 P: 25	R: 0 H: 2 E: 0 K: 0 S: 10	H: 2 LOB: 3 P: 16	R: 0 H: 2 E: 0 K: 1 S: 20	H: 2 LOB: 3 P: 31	R: 0 H: 1 E: 0 K: 0 S: 6	H: 1 LOB: 0 P: 10	R: 0 H: 0 E: 0 K: 3 S: 17	H: 0 LOB: 0 P: 24	R: 2 H: 3 E: 0 K: 1 S: 11	H: 3 LOB: 2 P: 21	R: 0 H: 1 E: 0 K: 0 S: 7	H: 1 LOB: 1 P: 14	R: 0 H: 0 E: 0 K: 0 S: 8	H: 0 LOB: 2 P: 11	R: 0 H: 2 E: 0 K: 1 S: 18	H: 2 LOB: 0 P: 24	1B: 10 2B: 3 3B: 0 HR: 0	SF: 0 SAC: 0 DP: 2 HBP: 0	WP: 0 PB: 0 SB: 2 CS: 0	PA: 43	
PITCHER	IP: 5.0 WLS: 2 BF: 24 ERA: 2.53	H: 7 R: 1 ER: 0 SO: 5	BB: 3 IBB: 0 HBP: 0 BLK: 0	WP: 0 HR: 0 S: 70 P: 106	ERA: 0.00 WHIP: 2.000	IP: 1.0 WLS: 5 BF: 5 ERA: 2.11	H: 2 R: 0 ER: 0 SO: 1	BB: 0 IBB: 0 HBP: 0 BLK: 0	WP: 0 HR: 0 S: 18 P: 24	ERA: 0.00 WHIP: 2.000													
45 Gerrit Cole, R ERA: 2.53						35 Mark Melancon, R ERA: 2.11																	
31 A.J. Schugel, R ERA: 5.3																							
53 Kyle Lobstein, L ERA: 4.79																							
52 Rob Scahill, R ERA: 5.14																							
30 Neftali Feliz, R ERA: 3.24																							

Arizona Diamondbacks @ Pittsburgh Pirates
PNC Park, Pittsburgh, PA
Thu May 26 2016, 12:41 PM - 4:19 PM EDT
Att: 30,861 - Partly Cloudy - 78 F

AB 38
R 3
H 13
RBI 3
BB 5
SO 7
LOB 26

Batter	1	2	3	4	5	6	7	8	9	AB	R	H	RBI	BB	SO	LOB	BOTTOM			
10 Jordy Mercer, R OBP: 0.377, SLG: 0.365										5	1	1	0	0	1	2				
22 Andrew McCutchen, R OBP: 0.341, SLG: 0.453										3	1	0	0	2	0	0				
23 David Freese, R OBP: 0.366, SLG: 0.390										4	0	1	0	1	1	3				
27 Jung Ho Kang, R OBP: 0.364, SLG: 0.702										5	0	3	2	0	0	2				
6 Starling Marte, R OBP: 0.355, SLG: 0.451										5	0	1	1	0	2	5				
29 Francisco Cervelli, R OBP: 0.373, SLG: 0.309										4	2	1	0	1	1	3				
25 Gregory Polanco, L OBP: 0.399, SLG: 0.550										4	1	1	0	0	1	4				
3 Sean Rodriguez, R OBP: 0.400, SLG: 0.609										3	2	1	0	1	2	2				
45 Gerrit Cole, R OBP: 0.328, SLG: 0.440																				
5 Josh Harrison, R OBP: 0.365, SLG: 0.425																				
53 Kyle Lobstein, L ERA: 4.79																				
52 Rob Scahill, L ERA: 5.14																				
30 Neftali Feliz, R ERA: 3.24																				
17 Matt Joyce, L ERA: 6.92																				
35 Mark Melancon, R ERA: 2.11																				
Inning Stats	R: 0 H: 1 E: 0 K: 0 S: 9	H: 1 LOB: 2 P: 17	R: 3 H: 2 E: 1 K: 1 S: 14	H: 2 LOB: 0 P: 21	R: 0 H: 1 E: 0 K: 0 S: 9	H: 1 LOB: 1 P: 17	R: 0 H: 1 E: 0 K: 3 S: 12	H: 1 LOB: 0 P: 18	R: 0 H: 0 E: 0 K: 0 S: 5	H: 0 LOB: 0 P: 8	R: 2 H: 2 E: 0 K: 1 S: 17	H: 2 LOB: 1 P: 29	R: 0 H: 1 E: 0 K: 1 S: 11	H: 1 LOB: 2 P: 25	R: 3 H: 4 E: 0 K: 3 S: 18	H: 4 LOB: 2 P: 32	1B: 6 2B: 5 3B: 0 HR: 1	SF: 0 SAC: 0 DP: 0 HBP: 0	WP: 2 PB: 0 SB: 0 CS: 0	PA: 42
PITCHER	IP: 5.2 WLS: 2 BF: 26 ERA: 4.21	H: 5 R: 4 ER: 0 SO: 4	BB: 2 IBB: 0 HBP: 0 BLK: 0	WP: 0 HR: 1 S: 58 P: 99	ERA: 6.35 WHIP: 1.412	IP: 1.0 WLS: 5 BF: 5 ERA: 2.11	H: 2 R: 0 ER: 0 SO: 1	BB: 0 IBB: 0 HBP: 0 BLK: 0	WP: 0 HR: 0 S: 18 P: 24	ERA: 0.00 WHIP: 2.000										
46 Patrick Corbin, L ERA: 4.21																				
33 Jake Barrett, R ERA: 2.37																				
48 Randall Delgado, R ERA: 5.25																				
40 Andrew Chafin, L ERA: 9.0																				
50 Evan Marshall, R ERA: 6.92																				

Arizona Diamondbacks @ Pittsburgh Pirates
PNC Park, Pittsburgh, PA
Thu May 26 2016, 12:41 PM - 4:19 PM EDT
Att: 30,861 - Partly Cloudy - 78 F

AB 37
R 8
H 12
RBI 8
BB 5
SO 9
LOB 22

Batter	1	2	3	4	5	6	7	8	9	AB	R	H	RBI	BB	SO	LOB	TOP								
24 Jon Jay, L (1,8) OBP: 0.335, SLG: 0.386	G4-3		G6-3					G4-3		4	1	1	1	0	0	0	San Diego Padres @ Arizona Diamondbacks Chase Field, Phoenix, AZ Sat May 28 2016, 7:11 PM - 10:32 PM MST Att: 23,927 - Clear - 99 F								
4 Wil Myers, R (1,3) OBP: 0.333, SLG: 0.429	K		G6-3					G6-4-3		3	1	1	0	1	1	0									
27 Matt Kemp, R (1,9) OBP: 0.243, SLG: 0.465	HR		G5-3					G6-4-3		4	1	1	1	0	0	3									
26 Yangelvis Solarte, S (1,4) OBP: 0.396, SLG: 0.643	G4-3		F7					G3-1		4	1	2	1	0	0	0									
2 B.J. Upton, R (1,7) OBP: 0.330, SLG: 0.425	G5-3							G3-1		3	1	2	1	0	0	0									
39 Brett Wallace, L (1,5) OBP: 0.333, SLG: 0.353	G5-3							G3-1		4	0	1	0	0	1	3									
3 Derek Norris, R (1,2) OBP: 0.238, SLG: 0.338	G6-3							E1		4	1	0	0	0	1	2									
10 Alexei Ramirez, R (1,6) OBP: 0.272, SLG: 0.289			G5-3					G3-1		2	0	0	0	0	0	1									
46 Matt Thornton, L (7,1)								G3-1		0	0	0	0	0	0	0									
56 Fernando Rodney, R (8,1)								G3-6-3		1	0	1	2	0	0	0									
44 Héctor Sánchez, S (9,PH) OBP: 0.255, SLG: 0.277								G3-6-3		0	0	0	0	0	0	0									
9 Adam Rosales, R (9,PR) OBP: 0.255, SLG: 0.277								G3-6-3		0	0	0	0	0	0	0									
49 César Vargas, R (1,1)								G3-6-3		0	0	0	0	0	0	0									
61 Luis Perdomo, R (2,1)								G3-6-3		1	0	0	0	0	0	0									
52 Brad Hand, L (5,1)								G3-6-3		0	0	0	0	0	0	0									
5 Alexi Amarista, L (5,6)								G3-6-3		3	1	1	0	0	0	1									
16 Travis Jankowski, L (7,PH) OBP: 0.348, SLG: 0.262								G3-6-3		1	0	0	0	0	1	0									
Inning Stats	R: 1 E: 0 K: 1 S: 10	H: 1 LOB: 0 BB: 0 P: 14	R: 0 E: 0 K: 0 S: 5	H: 0 LOB: 0 BB: 0 P: 10	R: 0 E: 0 K: 0 S: 6	H: 0 LOB: 0 BB: 0 P: 9	R: 0 E: 0 K: 0 S: 8	H: 0 LOB: 1 BB: 0 P: 14	R: 0 E: 0 K: 1 S: 10	H: 1 LOB: 1 BB: 0 P: 17	R: 3 E: 0 K: 0 S: 21	H: 4 LOB: 2 BB: 1 P: 32	R: 0 E: 0 K: 2 S: 10	H: 0 LOB: 0 BB: 0 P: 14	R: 0 E: 0 K: 0 S: 8	H: 1 LOB: 0 BB: 0 P: 13	R: 3 E: 1 K: 0 S: 10	H: 3 LOB: 1 BB: 0 P: 14	1B: 5 2B: 4 3B: 0 HR: 1	SF: 1 DP: 2 HBP: 0	WP: 0 PB: 0 SB: 0 CS: 0	PA: 36			
PITCHER	IP WLS BF H R ER SO BB IBB HBP BLK WP HR S P ERA WHIP	IP WLS BF H R ER SO BB IBB HBP BLK WP HR S P ERA WHIP	IP WLS BF H R ER SO BB IBB HBP BLK WP HR S P ERA WHIP	IP WLS BF H R ER SO BB IBB HBP BLK WP HR S P ERA WHIP	IP WLS BF H R ER SO BB IBB HBP BLK WP HR S P ERA WHIP	IP WLS BF H R ER SO BB IBB HBP BLK WP HR S P ERA WHIP	IP WLS BF H R ER SO BB IBB HBP BLK WP HR S P ERA WHIP	IP WLS BF H R ER SO BB IBB HBP BLK WP HR S P ERA WHIP	IP WLS BF H R ER SO BB IBB HBP BLK WP HR S P ERA WHIP	IP WLS BF H R ER SO BB IBB HBP BLK WP HR S P ERA WHIP	IP WLS BF H R ER SO BB IBB HBP BLK WP HR S P ERA WHIP	IP WLS BF H R ER SO BB IBB HBP BLK WP HR S P ERA WHIP	IP WLS BF H R ER SO BB IBB HBP BLK WP HR S P ERA WHIP	IP WLS BF H R ER SO BB IBB HBP BLK WP HR S P ERA WHIP	IP WLS BF H R ER SO BB IBB HBP BLK WP HR S P ERA WHIP	IP WLS BF H R ER SO BB IBB HBP BLK WP HR S P ERA WHIP	IP WLS BF H R ER SO BB IBB HBP BLK WP HR S P ERA WHIP	IP WLS BF H R ER SO BB IBB HBP BLK WP HR S P ERA WHIP	IP WLS BF H R ER SO BB IBB HBP BLK WP HR S P ERA WHIP	IP WLS BF H R ER SO BB IBB HBP BLK WP HR S P ERA WHIP	IP WLS BF H R ER SO BB IBB HBP BLK WP HR S P ERA WHIP	IP WLS BF H R ER SO BB IBB HBP BLK WP HR S P ERA WHIP	IP WLS BF H R ER SO BB IBB HBP BLK WP HR S P ERA WHIP	IP WLS BF H R ER SO BB IBB HBP BLK WP HR S P ERA WHIP	IP WLS BF H R ER SO BB IBB HBP BLK WP HR S P ERA WHIP

AB	34
R	7
H	10
RBI	6
BB	1
SO	4
LOB	10



Batter	1	2	3	4	5	6	7	8	9	AB	R	H	RBI	BB	SO	LOB	BOTTOM								
2 Jean Segura, R (1,4) OBP: 0.335, SLG: 0.463	K2-3	SF9		G3		F7	L6			4	0	0	1	0	1	2	San Diego Padres @ Arizona Diamondbacks Chase Field, Phoenix, AZ Sat May 28 2016, 7:11 PM - 10:32 PM MST Att: 23,927 - Clear - 99 F								
1 Michael Bourn, L (1,9) OBP: 0.500, SLG: 0.577	44 2B	44 HR		44 HR				G4-3		4	2	3	2	1	0	0									
44 Paul Goldschmidt, R (1,3) OBP: 0.413, SLG: 0.453	22 1B	22 HR		L3				G4-3		3	2	2	2	2	0	1									
22 Jake Lamb, L (1,5) OBP: 0.364, SLG: 0.522	7 FC5-4	G1-3				7 1B	P5	E4		4	1	1	2	1	0	3									
7 Wellington Castillo, R (1,2) OBP: 0.313, SLG: 0.463	FC5-4	K				16 G2-3	K2-3	G6-4-3		5	0	1	0	0	2	5									
27 Brandon Drury, R (1,7) OBP: 0.326, SLG: 0.512	FC6-4		K			16 G2-3		G6-3		3	0	0	0	1	1	1									
16 Chris Owings, R (1,8) OBP: 0.339, SLG: 0.432		21 1B	G6-3			G2-3		2B		4	1	2	0	0	0	2									
21 Zack Greinke, R (1,1) ERA: 5.03		2 SF9	G4-3							3	1	1	0	0	1	2									
19 Tyler Clippard, R (7,1)		2 SF9								0	0	0	0	0	0	0									
5 Rickie Weeks Jr., R (7,PH) ERA: 8.63		1 1B								0	0	0	0	1	0	0									
41 Daniel Hudson, R (8,1)										0	0	0	0	0	0	0									
29 Brad Ziegler, R (9,1)										0	0	0	0	0	0	0									
13 Nick Ahmed, R (1,6) OBP: 0.270, SLG: 0.308		2 SF9								3	1	0	0	1	3	4									
Inning Stats	R: 2 E: 0 K: 1 S: 11	H: 2 LOB: 1 BB: 1 P: 19	R: 5 E: 0 K: 1 S: 30	H: 4 LOB: 0 BB: 1 P: 47	R: 0 E: 0 K: 1 S: 6	H: 0 LOB: 0 BB: 0 P: 8	R: 0 E: 0 K: 1 S: 12	H: 1 LOB: 1 BB: 0 P: 14	R: 1 E: 0 K: 2 S: 16	H: 1 LOB: 2 BB: 2 P: 28	R: 0 E: 0 K: 1 S: 10	H: 1 LOB: 2 BB: 1 P: 22	R: 0 E: 0 K: 1 S: 12	H: 1 LOB: 2 BB: 1 P: 18	R: 0 E: 1 K: 0 S: 8	H: 0 LOB: 1 BB: 1 P: 16	1B: 6 2B: 2 3B: 1 HR: 1	SF: 1 DP: 1 HBP: 0	WP: 1 PB: 0 SB: 3 CS: 0	PA: 41					
PITCHER	IP WLS BF H R ER SO BB IBB HBP BLK WP HR S P ERA WHIP	IP WLS BF H R ER SO BB IBB HBP BLK WP HR S P ERA WHIP	IP WLS BF H R ER SO BB IBB HBP BLK WP HR S P ERA WHIP	IP WLS BF H R ER SO BB IBB HBP BLK WP HR S P ERA WHIP	IP WLS BF H R ER SO BB IBB HBP BLK WP HR S P ERA WHIP	IP WLS BF H R ER SO BB IBB HBP BLK WP HR S P ERA WHIP	IP WLS BF H R ER SO BB IBB HBP BLK WP HR S P ERA WHIP	IP WLS BF H R ER SO BB IBB HBP BLK WP HR S P ERA WHIP	IP WLS BF H R ER SO BB IBB HBP BLK WP HR S P ERA WHIP	IP WLS BF H R ER SO BB IBB HBP BLK WP HR S P ERA WHIP	IP WLS BF H R ER SO BB IBB HBP BLK WP HR S P ERA WHIP	IP WLS BF H R ER SO BB IBB HBP BLK WP HR S P ERA WHIP	IP WLS BF H R ER SO BB IBB HBP BLK WP HR S P ERA WHIP	IP WLS BF H R ER SO BB IBB HBP BLK WP HR S P ERA WHIP	IP WLS BF H R ER SO BB IBB HBP BLK WP HR S P ERA WHIP	IP WLS BF H R ER SO BB IBB HBP BLK WP HR S P ERA WHIP	IP WLS BF H R ER SO BB IBB HBP BLK WP HR S P ERA WHIP	IP WLS BF H R ER SO BB IBB HBP BLK WP HR S P ERA WHIP	IP WLS BF H R ER SO BB IBB HBP BLK WP HR S P ERA WHIP	IP WLS BF H R ER SO BB IBB HBP BLK WP HR S P ERA WHIP	IP WLS BF H R ER SO BB IBB HBP BLK WP HR S P ERA WHIP	IP WLS BF H R ER SO BB IBB HBP BLK WP HR S P ERA WHIP	IP WLS BF H R ER SO BB IBB HBP BLK WP HR S P ERA WHIP	IP WLS BF H R ER SO BB IBB HBP BLK WP HR S P ERA WHIP	IP WLS BF H R ER SO BB IBB HBP BLK WP HR S P ERA WHIP

AB	33
R	8
H	10
RBI	7
BB	7
SO	8
LOB	20



Batter	1	2	3	4	5	6	7	8	9	AB	R	H	RBI	BB	SO	LOB	TOP										
24 Jon Jay, L OBP: 0.338, SLG: 0.394	K2-3		L5					2B		4	0	2	0	0	1	0	San Diego Padres @ Arizona Diamondbacks Chase Field, Phoenix, AZ Sun May 29 2016, 1:11 PM - 4:24 PM MST Att: 21,458 - Roof Closed - 74 F livebaseballscorecards.com										
4 Wil Myers, R OBP: 0.300, SLG: 0.420	G5-3		1B					2B		4	0	0	1	0	1	2											
27 Matt Kemp, R OBP: 0.238, SLG: 0.455	K		G5-3					K		4	0	0	0	0	2	2											
26 Yangeris Solarte, S OBP: 0.404, SLG: 0.644		2B						K		3	1	1	0	0	1	0											
2 B.J. Upton, R OBP: 0.323, SLG: 0.416	F9		G6-3					F9		4	0	0	0	0	0	2											
12 Christian Bethancourt, R OBP: 0.283, SLG: 0.350			G5-3					K		4	0	1	1	0	1	1											
10 Alexei Ramirez, R OBP: 0.271, SLG: 0.305	F9							K		4	1	1	1	0	1	2											
5 Alexi Amarista, L OBP: 0.291, SLG: 0.265	K2-3							K		3	0	0	0	0	2	1											
13 Drew Pomeranz, R OBP: 0.105, SLG: 0.105										2	0	0	0	0	2	0											
23 Carlos Villanueva, R OBP: 0.359, SLG: 0.392										0	0	0	0	0	0	0											
39 Brett Wallace, L OBP: 0.359, SLG: 0.392										0	1	0	0	1	0	0											
57 Leonel Campos, R OBP: 0.291, SLG: 0.265										0	0	0	0	0	0	0											
Inning Stats	R: 0 E: 0 K: 2 S: 8	H: 0 LOB: 0 BB: 0 P: 10	R: 1 E: 0 K: 1 S: 16	H: 2 LOB: 1 BB: 0 P: 23	R: 0 E: 0 K: 2 S: 13	H: 1 LOB: 1 BB: 0 P: 17	R: 0 E: 0 K: 0 S: 9	H: 0 LOB: 0 BB: 0 P: 9	R: 1 E: 0 K: 1 S: 7	H: 1 LOB: 0 BB: 0 P: 9	R: 0 E: 0 K: 1 S: 8	H: 0 LOB: 0 BB: 0 P: 9	R: 0 E: 0 K: 1 S: 6	H: 0 LOB: 0 BB: 0 P: 10	R: 1 E: 0 K: 2 S: 12	H: 1 LOB: 1 BB: 0 P: 21	R: 0 E: 0 K: 1 S: 10	H: 0 LOB: 1 BB: 0 P: 16	1B: 2 2B: 2 3B: 0 HR: 1	SF: 0 SAC: 0 DP: 0 HBP: 1	WP: 0 PB: 0 SB: 0 CS: 0	PA: 34					
PITCHER	IP	WLS	BF	H	R	ER	SO	BB	IBB	HBP	BLK	WP	HR	S	P	ERA	WHIP										
25 Archie Bradley, R ERA: 6.11	7.1	W	27	4	3	3	9	1	0	0	0	0	1	70	96	3.68	0.682										
41 Daniel Hudson, R ERA: 1.31	0.2		3	1	0	0	1	0	0	0	0	0	0	9	12	0.00	1.500										
29 Brad Ziegler, R ERA: 3.54	1.0	S	4	0	0	0	1	0	0	1	0	0	0	10	16	0.00	0.000										

Batter	1	2	3	4	5	6	7	8	9	AB	R	H	RBI	BB	SO	LOB	BOTTOM										
2 Jean Segura, R OBP: 0.336, SLG: 0.462	G4-3	G5-3	K					1B		5	0	2	0	0	1	2	San Diego Padres @ Arizona Diamondbacks Chase Field, Phoenix, AZ Sun May 29 2016, 1:11 PM - 4:24 PM MST Att: 21,458 - Roof Closed - 74 F livebaseballscorecards.com										
15 Phil Gosselin, R OBP: 0.301, SLG: 0.348	44 BB	FC4	G6-3					K		3	2	0	1	1	1	3											
1 Michael Bourn, L OBP: 0.484, SLG: 0.556	27 FC6-4	44 BB	G6-3					K		1	0	0	0	0	0	1											
44 Paul Goldschmidt, R OBP: 0.419, SLG: 0.463	27 FC6-4		K					K		3	0	2	2	1	1	0											
27 Brandon Drury, R OBP: 0.318, SLG: 0.500	FC6-4		K					K		4	0	0	1	0	3	5											
22 Jake Lamb, L OBP: 0.394, SLG: 0.522	1-2		K					K		0	0	0	0	0	0	0											
24 Yasmany Tomás, R OBP: 0.326, SLG: 0.447	K	G4-3						K		4	0	0	0	0	2	2											
16 Chris Owings, R OBP: 0.343, SLG: 0.449			K					K		3	1	1	1	1	2	0											
10 Chris Herrmann, L OBP: 0.379, SLG: 0.623			13 BB					F7		2	1	1	0	2	0	1											
13 Nick Ahmed, R OBP: 0.275, SLG: 0.313			2 WP					K		4	1	2	0	0	1	2											
25 Archie Bradley, R OBP: 0.143, SLG: 0.143			15 FC4					K		3	1	1	1	0	2	2											
41 Daniel Hudson, R ERA: 1.31			15 FC4					K		0	0	0	0	0	0	0											
5 Rickie Weeks Jr., R OBP: 0.299, SLG: 0.451			44 BB					K		1	0	0	0	0	1	0											
29 Brad Ziegler, R ERA: 3.54			2 WP					K		0	0	0	0	0	0	0											
Inning Stats	R: 1 E: 0 K: 1 S: 13	H: 1 LOB: 1 BB: 1 P: 23	R: 5 E: 0 K: 1 S: 20	H: 4 LOB: 1 BB: 1 P: 32	R: 0 E: 0 K: 3 S: 9	H: 0 LOB: 1 BB: 1 P: 14	R: 0 E: 0 K: 2 S: 8	H: 0 LOB: 0 BB: 0 P: 9	R: 0 E: 0 K: 2 S: 11	H: 0 LOB: 3 BB: 1 P: 19	R: 0 E: 0 K: 3 S: 12	H: 2 LOB: 3 BB: 1 P: 20	R: 0 E: 0 K: 1 S: 9	H: 1 LOB: 1 BB: 0 P: 14	R: 0 E: 0 K: 1 S: 7	H: 1 LOB: 0 BB: 0 P: 11	1B: 6 2B: 1 3B: 1 HR: 1	SF: 0 SAC: 0 DP: 1 HBP: 0	WP: 2 PB: 0 SB: 1 CS: 0	PA: 38							
PITCHER	IP	WLS	BF	H	R	ER	SO	BB	IBB	HBP	BLK	WP	HR	S	P	ERA	WHIP										
13 Drew Pomeranz, L ERA: 2.49	5.0	L	25	5	6	6	9	4	0	0	0	0	1	61	97	10.80	1.800										
23 Carlos Villanueva, R ERA: 4.5	2.0		10	3	0	0	4	1	0	0	0	0	0	21	34	0.00	2.000										
57 Leonel Campos, R ERA: 13.5	1.0		3	1	0	0	1	0	0	0	0	0	0	7	11	0.00	1.000										

AB 32
R 3
H 5
RBI 3
BB 1
SO 11
LOB 10



AB 33
R 6
H 9
RBI 6
BB 5
SO 14
LOB 18



Batter	1	2	3	4	5	6	7	8	9	AB	R	H	RBI	BB	SO	LOB	TOP	
4 George Springer, R OBP: 0.376, SLG: 0.509										4	2	3	4	0	0	0	Houston Astros @ Arizona Diamondbacks Chase Field, Phoenix, AZ Tue May 31 2016, 12:41 PM - 3:52 PM MST Att: 15,556 - Roof Closed - 74 F	
27 Jose Altuve, R OBP: 0.403, SLG: 0.550										5	0	2	1	0	0	2		
1 Carlos Correa, R OBP: 0.348, SLG: 0.414										2	0	1	0	3	0	0		
11 Evan Gattis, R OBP: 0.299, SLG: 0.417										4	0	0	1	1	0	6		
13 Tyler White, R OBP: 0.313, SLG: 0.436										4	0	0	0	0	1	5		
46 Scott Feldman, L										1	0	0	0	0	1	1		
44 Luke Gregerson, L										0	0	0	0	0	0	0		
18 Luis Valbuena, L OBP: 0.323, SLG: 0.411										4	2	1	1	1	2	1		
30 Carlos Gómez, R OBP: 0.246, SLG: 0.250										3	1	1	0	1	2	0		
6 Jake Marisnick, R OBP: 0.222, SLG: 0.304										4	2	2	1	0	0	1		
43 Lance McCullers Jr., L OBP: 0.333, SLG: 0.333										3	1	1	0	0	0	2		
45 Michael Feliz, R										0	0	0	0	0	0	0		
9 Marwin Gonzalez, S OBP: 0.285, SLG: 0.380										1	0	1	0	0	0	0		
Inning Stats	R: 0 H: 2 E: 0 K: 1 S: 14	H: 3 R: 3 ER: 0 LOB: 2 BB: 1 P: 25	R: 3 H: 3 ER: 0 LOB: 0 K: 2 S: 12	H: 1 R: 1 ER: 0 LOB: 0 BB: 0 P: 10	R: 4 H: 4 ER: 0 LOB: 2 K: 0 S: 16	H: 1 R: 1 ER: 0 LOB: 0 BB: 0 P: 8	R: 0 H: 0 E: 0 K: 0 S: 6	H: 0 R: 0 ER: 0 LOB: 0 BB: 1 P: 17	R: 0 H: 1 E: 0 K: 2 S: 10	H: 0 R: 0 ER: 0 LOB: 1 BB: 1 P: 18	1B: 8 R: 2 H: 2 RBI: 3 BB: 2 SO: 2 LOB: 1	SF: 0 2B: 2 3B: 0 DP: 3 HR: 2 HBP: 1	WP: 1 PA: 42 PB: 0 SB: 0 CS: 1					
PITCHER	IP: 3.1 WLS: L BF: 19 H: 9 R: 7 ER: 7 SO: 3	IP: 4.1 WLS: L BF: 24 H: 6 R: 3 ER: 3 SO: 7	IP: 3.0 WLS: L BF: 19 H: 3 R: 3 ER: 0 SO: 10	IP: 1.0 WLS: L BF: 4 H: 0 R: 0 ER: 0 SO: 0	IP: 1.0 WLS: L BF: 4 H: 1 R: 1 ER: 1 SO: 1	IP: 1.0 WLS: L BF: 4 H: 0 R: 0 ER: 0 SO: 2	IP: 1.0 WLS: L BF: 4 H: 0 R: 0 ER: 0 SO: 0	IP: 1.0 WLS: L BF: 4 H: 0 R: 0 ER: 0 SO: 2	IP: 1.0 WLS: L BF: 4 H: 0 R: 0 ER: 0 SO: 2	IP: 1.0 WLS: L BF: 4 H: 0 R: 0 ER: 0 SO: 2	IP: 1.0 WLS: L BF: 4 H: 0 R: 0 ER: 0 SO: 2	IP: 1.0 WLS: L BF: 4 H: 0 R: 0 ER: 0 SO: 2	IP: 1.0 WLS: L BF: 4 H: 0 R: 0 ER: 0 SO: 2	IP: 1.0 WLS: L BF: 4 H: 0 R: 0 ER: 0 SO: 2	IP: 1.0 WLS: L BF: 4 H: 0 R: 0 ER: 0 SO: 2	IP: 1.0 WLS: L BF: 4 H: 0 R: 0 ER: 0 SO: 2	IP: 1.0 WLS: L BF: 4 H: 0 R: 0 ER: 0 SO: 2	ERA: 18.90 WHIP: 3.300
46 Patrick Corbin, L ERA: 4.96	IP: 3.1 WLS: L BF: 19 H: 9 R: 7 ER: 7 SO: 3	IP: 4.1 WLS: L BF: 24 H: 6 R: 3 ER: 3 SO: 7	IP: 3.0 WLS: L BF: 19 H: 3 R: 3 ER: 0 SO: 10	IP: 1.0 WLS: L BF: 4 H: 0 R: 0 ER: 0 SO: 0	IP: 1.0 WLS: L BF: 4 H: 1 R: 1 ER: 1 SO: 1	IP: 1.0 WLS: L BF: 4 H: 0 R: 0 ER: 0 SO: 2	IP: 1.0 WLS: L BF: 4 H: 0 R: 0 ER: 0 SO: 0	IP: 1.0 WLS: L BF: 4 H: 0 R: 0 ER: 0 SO: 2	IP: 1.0 WLS: L BF: 4 H: 0 R: 0 ER: 0 SO: 2	IP: 1.0 WLS: L BF: 4 H: 0 R: 0 ER: 0 SO: 2	IP: 1.0 WLS: L BF: 4 H: 0 R: 0 ER: 0 SO: 2	IP: 1.0 WLS: L BF: 4 H: 0 R: 0 ER: 0 SO: 2	IP: 1.0 WLS: L BF: 4 H: 0 R: 0 ER: 0 SO: 2	IP: 1.0 WLS: L BF: 4 H: 0 R: 0 ER: 0 SO: 2	IP: 1.0 WLS: L BF: 4 H: 0 R: 0 ER: 0 SO: 2	IP: 1.0 WLS: L BF: 4 H: 0 R: 0 ER: 0 SO: 2	ERA: 2.25 WHIP: 1.000	
33 Jake Barrett, R	IP: 0.2 WLS: L BF: 4 H: 1 R: 0 ER: 0 SO: 1	IP: 4.1 WLS: L BF: 24 H: 6 R: 3 ER: 3 SO: 7	IP: 3.0 WLS: L BF: 19 H: 3 R: 3 ER: 0 SO: 10	IP: 1.0 WLS: L BF: 4 H: 0 R: 0 ER: 0 SO: 0	IP: 1.0 WLS: L BF: 4 H: 1 R: 1 ER: 1 SO: 1	IP: 1.0 WLS: L BF: 4 H: 0 R: 0 ER: 0 SO: 2	IP: 1.0 WLS: L BF: 4 H: 0 R: 0 ER: 0 SO: 0	IP: 1.0 WLS: L BF: 4 H: 0 R: 0 ER: 0 SO: 2	IP: 1.0 WLS: L BF: 4 H: 0 R: 0 ER: 0 SO: 2	IP: 1.0 WLS: L BF: 4 H: 0 R: 0 ER: 0 SO: 2	IP: 1.0 WLS: L BF: 4 H: 0 R: 0 ER: 0 SO: 2	IP: 1.0 WLS: L BF: 4 H: 0 R: 0 ER: 0 SO: 2	IP: 1.0 WLS: L BF: 4 H: 0 R: 0 ER: 0 SO: 2	IP: 1.0 WLS: L BF: 4 H: 0 R: 0 ER: 0 SO: 2	IP: 1.0 WLS: L BF: 4 H: 0 R: 0 ER: 0 SO: 2	IP: 1.0 WLS: L BF: 4 H: 0 R: 0 ER: 0 SO: 2	ERA: 0.00 WHIP: 3.000	
48 Randall Delgado, R ERA: 4.76	IP: 1.0 WLS: L BF: 4 H: 1 R: 1 ER: 1 SO: 1	IP: 4.1 WLS: L BF: 24 H: 6 R: 3 ER: 3 SO: 7	IP: 3.0 WLS: L BF: 19 H: 3 R: 3 ER: 0 SO: 10	IP: 1.0 WLS: L BF: 4 H: 0 R: 0 ER: 0 SO: 0	IP: 1.0 WLS: L BF: 4 H: 1 R: 1 ER: 1 SO: 1	IP: 1.0 WLS: L BF: 4 H: 0 R: 0 ER: 0 SO: 2	IP: 1.0 WLS: L BF: 4 H: 0 R: 0 ER: 0 SO: 0	IP: 1.0 WLS: L BF: 4 H: 0 R: 0 ER: 0 SO: 2	IP: 1.0 WLS: L BF: 4 H: 0 R: 0 ER: 0 SO: 2	IP: 1.0 WLS: L BF: 4 H: 0 R: 0 ER: 0 SO: 2	IP: 1.0 WLS: L BF: 4 H: 0 R: 0 ER: 0 SO: 2	IP: 1.0 WLS: L BF: 4 H: 0 R: 0 ER: 0 SO: 2	IP: 1.0 WLS: L BF: 4 H: 0 R: 0 ER: 0 SO: 2	IP: 1.0 WLS: L BF: 4 H: 0 R: 0 ER: 0 SO: 2	IP: 1.0 WLS: L BF: 4 H: 0 R: 0 ER: 0 SO: 2	IP: 1.0 WLS: L BF: 4 H: 0 R: 0 ER: 0 SO: 2	ERA: 9.00 WHIP: 1.000	
61 Silvino Bracho, R ERA: 4.76	IP: 1.0 WLS: L BF: 4 H: 1 R: 1 ER: 1 SO: 1	IP: 4.1 WLS: L BF: 24 H: 6 R: 3 ER: 3 SO: 7	IP: 3.0 WLS: L BF: 19 H: 3 R: 3 ER: 0 SO: 10	IP: 1.0 WLS: L BF: 4 H: 0 R: 0 ER: 0 SO: 0	IP: 1.0 WLS: L BF: 4 H: 1 R: 1 ER: 1 SO: 1	IP: 1.0 WLS: L BF: 4 H: 0 R: 0 ER: 0 SO: 2	IP: 1.0 WLS: L BF: 4 H: 0 R: 0 ER: 0 SO: 0	IP: 1.0 WLS: L BF: 4 H: 0 R: 0 ER: 0 SO: 2	IP: 1.0 WLS: L BF: 4 H: 0 R: 0 ER: 0 SO: 2	IP: 1.0 WLS: L BF: 4 H: 0 R: 0 ER: 0 SO: 2	IP: 1.0 WLS: L BF: 4 H: 0 R: 0 ER: 0 SO: 2	IP: 1.0 WLS: L BF: 4 H: 0 R: 0 ER: 0 SO: 2	IP: 1.0 WLS: L BF: 4 H: 0 R: 0 ER: 0 SO: 2	IP: 1.0 WLS: L BF: 4 H: 0 R: 0 ER: 0 SO: 2	IP: 1.0 WLS: L BF: 4 H: 0 R: 0 ER: 0 SO: 2	IP: 1.0 WLS: L BF: 4 H: 0 R: 0 ER: 0 SO: 2	ERA: 0.00 WHIP: 0.000	
55 Josh Collmenter, R ERA: 8.31	IP: 2.0 WLS: L BF: 8 H: 1 R: 0 ER: 0 SO: 0	IP: 4.1 WLS: L BF: 24 H: 6 R: 3 ER: 3 SO: 7	IP: 3.0 WLS: L BF: 19 H: 3 R: 3 ER: 0 SO: 10	IP: 1.0 WLS: L BF: 4 H: 0 R: 0 ER: 0 SO: 0	IP: 1.0 WLS: L BF: 4 H: 1 R: 1 ER: 1 SO: 1	IP: 1.0 WLS: L BF: 4 H: 0 R: 0 ER: 0 SO: 2	IP: 1.0 WLS: L BF: 4 H: 0 R: 0 ER: 0 SO: 0	IP: 1.0 WLS: L BF: 4 H: 0 R: 0 ER: 0 SO: 2	IP: 1.0 WLS: L BF: 4 H: 0 R: 0 ER: 0 SO: 2	IP: 1.0 WLS: L BF: 4 H: 0 R: 0 ER: 0 SO: 2	IP: 1.0 WLS: L BF: 4 H: 0 R: 0 ER: 0 SO: 2	IP: 1.0 WLS: L BF: 4 H: 0 R: 0 ER: 0 SO: 2	IP: 1.0 WLS: L BF: 4 H: 0 R: 0 ER: 0 SO: 2	IP: 1.0 WLS: L BF: 4 H: 0 R: 0 ER: 0 SO: 2	IP: 1.0 WLS: L BF: 4 H: 0 R: 0 ER: 0 SO: 2	IP: 1.0 WLS: L BF: 4 H: 0 R: 0 ER: 0 SO: 2	ERA: 1.500	
2 Jean Segura, R OBP: 0.332, SLG: 0.466										5	0	1	2	0	0	1	Houston Astros @ Arizona Diamondbacks Chase Field, Phoenix, AZ Tue May 31 2016, 12:41 PM - 3:52 PM MST Att: 15,556 - Roof Closed - 74 F	
1 Michael Bourn, L OBP: 0.425, SLG: 0.457										4	2	1	0	1	2	1		
44 Paul Goldschmidt, R OBP: 0.426, SLG: 0.494										4	1	3	0	1	1	1		
22 Jake Lamb, L OBP: 0.368, SLG: 0.533										5	0	2	1	0	2	3		
27 Brandon Drury, R OBP: 0.321, SLG: 0.494										3	0	0	0	1	2	3		
10 Chris Herrmann, L OBP: 0.359, SLG: 0.585										4	0	0	1	0	2	4		
16 Chris Owings, R OBP: 0.341, SLG: 0.436										2	0	0	0	2	1	0		
24 Yasmany Tomás, R OBP: 0.324, SLG: 0.440										4	1	2	0	0	1	4		
46 Patrick Corbin, L ERA: 4.96	IP: 3.1 WLS: L BF: 19 H: 9 R: 7 ER: 7 SO: 3	IP: 4.1 WLS: L BF: 24 H: 6 R: 3 ER: 3 SO: 7	IP: 3.0 WLS: L BF: 19 H: 3 R: 3 ER: 0 SO: 10	IP: 1.0 WLS: L BF: 4 H: 0 R: 0 ER: 0 SO: 0	IP: 1.0 WLS: L BF: 4 H: 1 R: 1 ER: 1 SO: 1	IP: 1.0 WLS: L BF: 4 H: 0 R: 0 ER: 0 SO: 2	IP: 1.0 WLS: L BF: 4 H: 0 R: 0 ER: 0 SO: 0	IP: 1.0 WLS: L BF: 4 H: 0 R: 0 ER: 0 SO: 2	IP: 1.0 WLS: L BF: 4 H: 0 R: 0 ER: 0 SO: 2	IP: 1.0 WLS: L BF: 4 H: 0 R: 0 ER: 0 SO: 2	IP: 1.0 WLS: L BF: 4 H: 0 R: 0 ER: 0 SO: 2	IP: 1.0 WLS: L BF: 4 H: 0 R: 0 ER: 0 SO: 2	IP: 1.0 WLS: L BF: 4 H: 0 R: 0 ER: 0 SO: 2	IP: 1.0 WLS: L BF: 4 H: 0 R: 0 ER: 0 SO: 2	IP: 1.0 WLS: L BF: 4 H: 0 R: 0 ER: 0 SO: 2	IP: 1.0 WLS: L BF: 4 H: 0 R: 0 ER: 0 SO: 2		ERA: 2.25 WHIP: 1.000
33 Jake Barrett, R	IP: 0.2 WLS: L BF: 4 H: 1 R: 0 ER: 0 SO: 1	IP: 4.1 WLS: L BF: 24 H: 6 R: 3 ER: 3 SO: 7	IP: 3.0 WLS: L BF: 19 H: 3 R: 3 ER: 0 SO: 10	IP: 1.0 WLS: L BF: 4 H: 0 R: 0 ER: 0 SO: 0	IP: 1.0 WLS: L BF: 4 H: 1 R: 1 ER: 1 SO: 1	IP: 1.0 WLS: L BF: 4 H: 0 R: 0 ER: 0 SO: 2	IP: 1.0 WLS: L BF: 4 H: 0 R: 0 ER: 0 SO: 0	IP: 1.0 WLS: L BF: 4 H: 0 R: 0 ER: 0 SO: 2	IP: 1.0 WLS: L BF: 4 H: 0 R: 0 ER: 0 SO: 2	IP: 1.0 WLS: L BF: 4 H: 0 R: 0 ER: 0 SO: 2	IP: 1.0 WLS: L BF: 4 H: 0 R: 0 ER: 0 SO: 2	IP: 1.0 WLS: L BF: 4 H: 0 R: 0 ER: 0 SO: 2	IP: 1.0 WLS: L BF: 4 H: 0 R: 0 ER: 0 SO: 2	IP: 1.0 WLS: L BF: 4 H: 0 R: 0 ER: 0 SO: 2	IP: 1.0 WLS: L BF: 4 H: 0 R: 0 ER: 0 SO: 2	IP: 1.0 WLS: L BF: 4 H: 0 R: 0 ER: 0 SO: 2		ERA: 0.00 WHIP: 3.000
48 Randall Delgado, R ERA: 4.76	IP: 1.0 WLS: L BF: 4 H: 1 R: 1 ER: 1 SO: 1	IP: 4.1 WLS: L BF: 24 H: 6 R: 3 ER: 3 SO: 7	IP: 3.0 WLS: L BF: 19 H: 3 R: 3 ER: 0 SO: 10	IP: 1.0 WLS: L BF: 4 H: 0 R: 0 ER: 0 SO: 0	IP: 1.0 WLS: L BF: 4 H: 1 R: 1 ER: 1 SO: 1	IP: 1.0 WLS: L BF: 4 H: 0 R: 0 ER: 0 SO: 2	IP: 1.0 WLS: L BF: 4 H: 0 R: 0 ER: 0 SO: 0	IP: 1.0 WLS: L BF: 4 H: 0 R: 0 ER: 0 SO: 2	IP: 1.0 WLS: L BF: 4 H: 0 R: 0 ER: 0 SO: 2	IP: 1.0 WLS: L BF: 4 H: 0 R: 0 ER: 0 SO: 2	IP: 1.0 WLS: L BF: 4 H: 0 R: 0 ER: 0 SO: 2	IP: 1.0 WLS: L BF: 4 H: 0 R: 0 ER: 0 SO: 2	IP: 1.0 WLS: L BF: 4 H: 0 R: 0 ER: 0 SO: 2	IP: 1.0 WLS: L BF: 4 H: 0 R: 0 ER: 0 SO: 2	IP: 1.0 WLS: L BF: 4 H: 0 R: 0 ER: 0 SO: 2	IP: 1.0 WLS: L BF: 4 H: 0 R: 0 ER: 0 SO: 2	ERA: 9.00 WHIP: 1.000	
61 Silvino Bracho, R ERA: 4.76	IP: 1.0 WLS: L BF: 4 H: 1 R: 1 ER: 1 SO: 1	IP: 4.1 WLS: L BF: 24 H: 6 R: 3 ER: 3 SO: 7	IP: 3.0 WLS: L BF: 19 H: 3 R: 3 ER: 0 SO: 10	IP: 1.0 WLS: L BF: 4 H: 0 R: 0 ER: 0 SO: 0	IP: 1.0 WLS: L BF: 4 H: 1 R: 1 ER: 1 SO: 1	IP: 1.0 WLS: L BF: 4 H: 0 R: 0 ER: 0 SO: 2	IP: 1.0 WLS: L BF: 4 H: 0 R											

Batter	1	2	3	4	5	6	7	8	9	10	11	AB R H RBI BB SO LOB	TOP											
2 Sean Segura, R OBP: 0.338, SLG: 0.464	4-2 1 CS BB		3-2 44 WP 1B			2-0 P4			3-2 1B HBP	1-3 K2-3		3 1 1 0 1 1 0												
1 Michael Bourn, L OBP: 0.422, SLG: 0.462	4-2 44 1B BB		1-1 L8			1-3 K			1-2 22 HR 2B		0-2 G1-3	4 1 1 1 1 1 2												
44 Paul Goldschmidt, R OBP: 0.421, SLG: 0.476	2-2 22 WP 1B		1 SAFE L7			3-3 K			2-2 L3		3-3 K	5 0 1 0 0 2 2												
22 Jake Lamb, L OBP: 0.364, SLG: 0.540	1-3 K		3-H G5-3			0-3 K			0-0 HR		1-3 K	5 1 1 2 0 3 1												
5 Rickie Weeks, Jr., R OBP: 0.302, SLG: 0.439		2-1 F8				0-0 G2-3			2-2 1B			4 0 2 0 0 0 0												
10 Chris Herrmann, L OBP: 0.344, SLG: 0.558		3-2 G6-3				3-3 K			0-3 K			4 0 0 0 0 2 1												
16 Chris Owings, R OBP: 0.333, SLG: 0.425		3-3 K				1-2 G5-3			0-3 K			4 0 0 0 0 3 1												
24 Yasmany Tomás, R OBP: 0.323, SLG: 0.435			1-3 K			1-1 27 CS 1B			3-2 G4-3		0-0 G5-3	4 0 1 0 0 1 0												
27 Brandon Drury, R OBP: 0.319, SLG: 0.489			0-0 1B 44 WP 1B			2-3 K			3-2 G6-3		0-3 K	4 1 1 0 0 2 1												
Inning Stats	R: 0 E: 0 K: 1 S: 11	H: 1 LOB: 1 BB: 2 P: 22	R: 0 E: 0 K: 1 S: 8	H: 0 LOB: 0 BB: 0 P: 16	R: 1 E: 0 K: 1 S: 12	H: 2 LOB: 1 BB: 0 P: 20	R: 0 E: 0 K: 1 S: 8	H: 0 LOB: 0 BB: 0 P: 13	R: 0 E: 0 K: 1 S: 10	H: 1 LOB: 1 BB: 0 P: 14	R: 0 E: 0 K: 2 S: 8	H: 1 LOB: 0 BB: 0 P: 11	R: 0 E: 0 K: 1 S: 9	H: 0 LOB: 0 BB: 0 P: 15	R: 3 E: 0 K: 1 S: 22	H: 3 LOB: 1 BB: 0 P: 31	R: 0 E: 0 K: 2 S: 10	H: 0 LOB: 0 BB: 0 P: 14	R: 0 E: 0 K: 2 S: 10	H: 0 LOB: 0 BB: 0 P: 14	1B: 6 2B: 2 3B: 0 HR: 1	SF: 0 SAC: 0 DP: 1 HBP: 1	WP: 2 PB: 0 SB: 0 CS: 2	PA: 40
54 Mike Fiers, R ERA: 4.84	IP: 6.0	WLS: 21	BF: 4	H: 4	R: 1	ER: 1	SO: 7	BB: 2	IBB: 0	HBP: 0	BLK: 0	WP: 2	HR: 0	S: 57	P: 99	ERA: 1.50	WHIP: 1.000							
53 Ken Giles, R ERA: 6.04	1.0	H: 3	1	0	0	2	0	0	0	0	0	0	0	9	11	0.00	1.000							
36 Will Harris, R ERA: 0.35	1.0	H: 3	0	0	0	1	0	0	0	0	0	0	0	9	15	0.00	0.000							
44 Luke Gregerson, R ERA: 4.32	0.1	B: 4	2	3	3	0	0	0	0	1	0	0	1	10	16	81.00	6.000							
37 Pat Neshek, R ERA: 3.18	0.2	3	1	0	0	1	0	0	0	0	0	0	0	12	15	0.00	1.500							
45 Michael Feliz, R ERA: 3.75	IP: 2.0	WLS: 6	BF: 0	H: 0	R: 0	ER: 0	SO: 4	BB: 0	IBB: 0	HBP: 0	BLK: 0	WP: 0	HR: 0	S: 19	P: 24	ERA: 0.00	WHIP: 0.000							

Arizona Diamondbacks @ Houston Astros
Minute Maid Park, Houston, TX
Wed Jun 01 2016, 7:12 PM - 10:53 PM CDT
Att: 22,642 - Roof Closed - 73 F

livebaseballscorecards.com

AB 37
R 4
H 8
RBI 3
BB 2
SO 15
LOB 8



Batter	1	2	3	4	5	6	7	8	9	10	11	AB R H RBI BB SO LOB	BOTTOM													
4 George Springer, R OBP: 0.379, SLG: 0.525	1-0 G3		4-0 27 BB BB			2-3 K			0-1 G5-3		0-0 HR	5 1 2 1 1 1 0														
27 Jose Altuve, R OBP: 0.407, SLG: 0.558	3-2 2B		4-0 BB			2-1 1B 2B			1-1 L8			4 1 2 0 1 0 1														
1 Carlos Correa, R OBP: 0.349, SLG: 0.424	2-3 K		3-3 K			2-2 11 HR 1B			2-0 3B			5 1 2 1 0 3 5														
11 Evan Gattis, R OBP: 0.295, SLG: 0.433	1-1 G5-3		1-3 K			1-0 2-H HR			0-2 F8			5 1 1 2 0 1 6														
9 Marwin Gonzalez, S OBP: 0.270, SLG: 0.376	1-1 F8		1-1 F9			0-0 18 BB 1B			1-2 30 L8 16 SF7 HBP			4 1 1 0 0 1 0														
18 Luis Valbuena, L OBP: 0.319, SLG: 0.400	1-2 G4-3		3-2 G4-3			2-3 K			4-1 BB			4 0 0 0 1 2 1														
30 Carlos Gómez, R OBP: 0.245, SLG: 0.248	3-2 G6-3		1-2 13 S 1B			1-3 K			1-0 L8			5 0 1 0 0 2 2														
13 Tyler White, R OBP: 0.307, SLG: 0.427			1-2 E5 27 BB 6 SH1-3			1-0 P4			0-0 SF7			3 0 0 0 0 1 1														
16 Tony Kemp, L OBP: 0.276, SLG: 0.320			1-2 K			1-0 F9			3-H G1-3			1 0 0 1 0 0 0														
6 Jake Marisnick, R OBP: 0.211, SLG: 0.288			0-0 SH1-3			0-1 G6-3			2-2 K			4 0 0 0 0 1 1														
Inning Stats	R: 0 E: 0 K: 1 S: 9	H: 1 LOB: 1 BB: 0 P: 16	R: 0 E: 0 K: 0 S: 8	H: 0 LOB: 0 BB: 0 P: 13	R: 0 E: 1 K: 2 S: 11	H: 0 LOB: 3 BB: 2 P: 24	R: 0 E: 0 K: 1 S: 15	H: 1 LOB: 1 BB: 0 P: 22	R: 3 E: 0 K: 2 S: 15	H: 4 LOB: 1 BB: 0 P: 24	R: 0 E: 0 K: 1 S: 6	H: 0 LOB: 0 BB: 0 P: 8	R: 0 E: 0 K: 1 S: 10	H: 1 LOB: 1 BB: 0 P: 15	R: 0 E: 0 K: 0 S: 8	H: 0 LOB: 0 BB: 1 P: 16	R: 0 E: 0 K: 3 S: 10	H: 0 LOB: 0 BB: 0 P: 16	R: 0 E: 0 K: 3 S: 10	H: 0 LOB: 0 BB: 0 P: 16	R: 1 E: 0 K: 1 S: 7	H: 1 LOB: 0 BB: 0 P: 9	1B: 3 2B: 3 3B: 1 HR: 2	SF: 1 SAC: 1 DP: 0 HBP: 1	WP: 1 PB: 0 SB: 0 CS: 2	PA: 46
38 Robbie Ray, L ERA: 4.74	IP: 5.0	WLS: 24	BF: 6	H: 3	R: 3	ER: 3	SO: 6	BB: 2	IBB: 0	HBP: 0	BLK: 0	WP: 0	HR: 1	S: 58	P: 99	ERA: 5.40	WHIP: 1.600									
33 Jake Barrett, R ERA: 2.18	1.0	3	0	0	0	1	0	0	0	0	0	0	0	6	8	0.00	0.000									
41 Daniel Hudson, R ERA: 1.25	1.0	4	1	0	0	1	0	0	0	0	0	1	0	10	15	0.00	1.000									
62 Zac Curtis, L ERA: 1.04	0.1	3	0	1	1	0	1	0	0	0	0	0	0	4	10	27.00	3.000									
29 Brad Ziegler, R ERA: 3.27	1.2	6	1	0	0	0	0	0	0	0	0	0	0	12	17	0.00	0.600									
19 Tyler Clippard, R ERA: 2.49	IP: 1.2	WLS: 6	BF: 1	H: 1	R: 1	ER: 1	SO: 4	BB: 0	IBB: 0	HBP: 0	BLK: 0	WP: 0	HR: 1	S: 17	P: 25	ERA: 5.40	WHIP: 0.600									

Arizona Diamondbacks @ Houston Astros
Minute Maid Park, Houston, TX
Wed Jun 01 2016, 7:12 PM - 10:53 PM CDT
Att: 22,642 - Roof Closed - 73 F

livebaseballscorecards.com

AB 40
R 5
H 9
RBI 5
BB 3
SO 12
LOB 17




Batter	1	2	3	4	5	6	7	8	9	AB	R	H	RBI	BB	SO	LOB	TOP										
2 Jean Segura, R OBP: 0.332, SLG: 0.456										4	0	0	0	0	3	2	Arizona Diamondbacks @ Houston Astros Minute Maid Park, Houston, TX Thu Jun 02 2016, 1:12 PM - 3:47 PM CDT Att: 21,764 - Roof Closed - 73 F										
1 Michael Bourn, L OBP: 0.429, SLG: 0.452										3	0	1	0	1	0	1											
44 Paul Goldschmidt, R OBP: 0.419, SLG: 0.468										3	0	0	0	1	0	2											
5 Rickie Weeks Jr., R OBP: 0.299, SLG: 0.426										4	1	1	0	0	1	1											
7 Wellington Castillo, R OBP: 0.315, SLG: 0.465										4	1	2	1	0	1	0											
22 Jake Lamb, L OBP: 0.381, SLG: 0.531										3	1	0	0	0	2	1											
16 Chris Owings, R OBP: 0.337, SLG: 0.427										4	0	2	1	0	0	0											
27 Brandon Drury, R OBP: 0.318, SLG: 0.484										4	0	1	0	0	1	3											
13 Nick Ahmed, R OBP: 0.265, SLG: 0.302										2	0	0	1	0	1	1											
Inning Stats	R: 0 E: 0 K: 1 S: 8	H: 0 LOB: 1 BB: 1 P: 16	R: 0 E: 0 K: 0 S: 5	H: 1 LOB: 0 BB: 0 P: 9	R: 0 E: 0 K: 0 S: 11	H: 1 LOB: 1 BB: 0 P: 18	R: 0 E: 0 K: 1 S: 6	H: 0 LOB: 0 BB: 0 P: 10	R: 0 E: 0 K: 2 S: 9	H: 0 LOB: 0 BB: 0 P: 12	R: 0 E: 0 K: 2 S: 16	H: 1 LOB: 1 BB: 0 P: 24	R: 3 E: 0 K: 1 S: 15	H: 3 LOB: 1 BB: 0 P: 21	R: 0 E: 0 K: 0 S: 3	H: 0 LOB: 0 BB: 1 P: 8		R: 0 E: 0 K: 2 S: 10	H: 1 LOB: 0 BB: 0 P: 12	1B: 6 2B: 1 3B: 0 HR: 0	SF: 1 SAC: 0 DP: 1 HBP: 1	WP: 2 PB: 0 CS: 0 SB: 1	PA: 35				
PITCHER	IP	WLS	BF	H	R	ER	SO	BB	IBB	HBP	BLK	WP	HR	S	P	ERA	WHIP										
60 Dallas Keuchel, L ERA: 5.5	6.0	L	25	6	3	3	6	1	0	1	0	2	0	61	98	4.50	1.167										
37 Pat Neshek, R ERA: 3.0	1.0		3	0	0	0	1	0	0	0	0	0	0	9	12	0.00	0.000										
47 Chris Devenski, R ERA: 2.66	2.0		7	1	0	0	2	1	0	0	0	0	0	13	20	0.00	1.000										

Batter	1	2	3	4	5	6	7	8	9	AB	R	H	RBI	BB	SO	LOB	BOTTOM										
4 George Springer, R OBP: 0.377, SLG: 0.520										4	0	1	0	0	1	1	Arizona Diamondbacks @ Houston Astros Minute Maid Park, Houston, TX Thu Jun 02 2016, 1:12 PM - 3:47 PM CDT Att: 21,764 - Roof Closed - 73 F										
27 Jose Altuve, R OBP: 0.405, SLG: 0.553										4	0	1	0	0	0	1											
1 Carlos Correa, R OBP: 0.347, SLG: 0.420										4	0	1	0	0	1	3											
28 Colby Rasmus, L OBP: 0.314, SLG: 0.388										4	0	0	0	0	2	2											
11 Evan Gattis, R OBP: 0.287, SLG: 0.419										4	0	0	0	0	2	1											
18 Luis Valbuena, L OBP: 0.320, SLG: 0.399										3	0	1	0	0	1	0											
30 Carlos Gómez, R OBP: 0.239, SLG: 0.242										3	0	0	0	0	3	1											
9 Marwin Gonzalez, S OBP: 0.264, SLG: 0.368										3	0	0	0	0	2	0											
16 Tony Kemp, L OBP: 0.281, SLG: 0.321										3	0	1	0	0	2	0											
Inning Stats	R: 0 E: 0 K: 1 S: 9	H: 0 LOB: 0 BB: 0 P: 11	R: 0 E: 0 K: 2 S: 11	H: 0 LOB: 0 BB: 0 P: 18	R: 0 E: 0 K: 2 S: 8	H: 0 LOB: 0 BB: 0 P: 9	R: 0 E: 1 K: 1 S: 11	H: 1 LOB: 1 BB: 0 P: 15	R: 0 E: 0 K: 1 S: 8	H: 0 LOB: 0 BB: 0 P: 13	R: 0 E: 0 K: 2 S: 14	H: 2 LOB: 2 BB: 0 P: 19	R: 0 E: 0 K: 2 S: 13	H: 1 LOB: 1 BB: 0 P: 18	R: 0 E: 0 K: 2 S: 9	H: 0 LOB: 0 BB: 0 P: 14		R: 0 E: 0 K: 1 S: 11	H: 1 LOB: 1 BB: 0 P: 17	1B: 5 2B: 0 3B: 0 HR: 0	SF: 0 SAC: 0 DP: 0 HBP: 0	WP: 0 PB: 0 CS: 0 SB: 0	PA: 32				
PITCHER	IP	WLS	BF	H	R	ER	SO	BB	IBB	HBP	BLK	WP	HR	S	P	ERA	WHIP										
21 Zack Greinke, R ERA: 4.29	7.0	W	25	4	0	0	11	0	0	0	0	0	0	74	103	0.00	0.571										
41 Daniel Hudson, R ERA: 1.19	1.0	H	3	0	0	0	2	0	0	0	0	0	0	9	14	0.00	0.000										
29 Brad Ziegler, R ERA: 3.13	1.0	S	4	1	0	0	1	0	0	0	0	0	0	11	17	0.00	1.000										

AB	31
R	3
H	7
RBI	3
BB	2
SO	9
LOB	11

AB	32
R	0
H	5
RBI	0
BB	0
SO	14
LOB	9



Batter	1	2	3	4	5	6	7	8	9	AB	R	H	RBI	BB	SO	LOB	TOP							
1 Michael Bourn, L (1,8) OBP: 0.373, SLG: 0.385										5	1	1	0	0	4	1	Arizona Diamondbacks @ Chicago Cubs Wrigley Field, Chicago, IL Sun Jun 05 2016, 1:24 PM - 4:21 PM CDT Att: 41,596 - Partly Cloudy - 73 F							
15 Phil Gosselin, R (1,4) OBP: 0.300, SLG: 0.333										4	0	1	0	1	2	0								
44 Paul Goldschmidt, R (1,3) OBP: 0.421, SLG: 0.452										3	0	1	1	2	1	1								
22 Jake Lamb, L (1,5) OBP: 0.350, SLG: 0.524										5	0	0	0	0	3	5								
10 Chris Herrmann, L (1,2) OBP: 0.353, SLG: 0.554										4	1	3	0	0	1	0								
16 Chris Owings, R (1,6) OBP: 0.340, SLG: 0.419										3	1	2	0	0	1	0								
13 Nick Ahmed, R (7,6) OBP: 0.258, SLG: 0.293										0	0	0	0	0	0	0								
24 Yasmany Tomás, R (1,7) OBP: 0.320, SLG: 0.448										4	0	1	2	0	2	2								
27 Brandon Drury, R (1,9) OBP: 0.325, SLG: 0.476										2	0	0	0	2	2	2								
46 Patrick Corbin, L (1,1) OBP: 0.310, SLG: 0.414										3	0	1	0	0	2	2								
5 Rickie Weeks Jr., R (8,PH) OBP: 0.286, SLG: 0.466										1	0	0	0	0	0	0								
19 Tyler Clippard, R (8,1) OBP: 0.258, SLG: 0.293										0	0	0	0	0	0	0								
29 Brad Ziegler, R (9,1) OBP: 0.258, SLG: 0.293										0	0	0	0	0	0	0								
Inning Stats	R: 0 E: 0 K: 3 S: 16	H: 0 LOB: 1 BB: 1 P: 26	R: 2 E: 0 K: 3 S: 16	H: 3 LOB: 1 BB: 0 P: 25	R: 0 E: 0 K: 2 S: 9	H: 0 LOB: 0 BB: 0 P: 15	R: 0 E: 0 K: 3 S: 11	H: 1 LOB: 1 BB: 0 P: 16	R: 1 E: 0 K: 1 S: 17	H: 5 LOB: 2 BB: 0 P: 26	R: 0 E: 0 K: 2 S: 12	H: 0 LOB: 1 BB: 1 P: 18	R: 0 E: 0 K: 2 S: 12	H: 0 LOB: 1 BB: 1 P: 20	R: 0 E: 0 K: 1 S: 8	H: 1 LOB: 2 BB: 1 P: 15	R: 0 E: 0 K: 1 S: 9	H: 0 LOB: 1 BB: 1 P: 17	1B: 9 2B: 1 3B: 0 HR: 0	SF: 0 DP: 0 HBP: 0	WP: 0 PB: 0 SB: 2 CS: 1	PA: 40		
PITCHER	IP ERA WLS BF H R ER SO BB IBB HBP BLK WP HR S P ERA WHIP	IP ERA WLS BF H R ER SO BB IBB HBP BLK WP HR S P ERA WHIP	IP ERA WLS BF H R ER SO BB IBB HBP BLK WP HR S P ERA WHIP	IP ERA WLS BF H R ER SO BB IBB HBP BLK WP HR S P ERA WHIP	IP ERA WLS BF H R ER SO BB IBB HBP BLK WP HR S P ERA WHIP	IP ERA WLS BF H R ER SO BB IBB HBP BLK WP HR S P ERA WHIP	IP ERA WLS BF H R ER SO BB IBB HBP BLK WP HR S P ERA WHIP	IP ERA WLS BF H R ER SO BB IBB HBP BLK WP HR S P ERA WHIP	IP ERA WLS BF H R ER SO BB IBB HBP BLK WP HR S P ERA WHIP	IP ERA WLS BF H R ER SO BB IBB HBP BLK WP HR S P ERA WHIP	IP ERA WLS BF H R ER SO BB IBB HBP BLK WP HR S P ERA WHIP	IP ERA WLS BF H R ER SO BB IBB HBP BLK WP HR S P ERA WHIP	IP ERA WLS BF H R ER SO BB IBB HBP BLK WP HR S P ERA WHIP	IP ERA WLS BF H R ER SO BB IBB HBP BLK WP HR S P ERA WHIP	IP ERA WLS BF H R ER SO BB IBB HBP BLK WP HR S P ERA WHIP	IP ERA WLS BF H R ER SO BB IBB HBP BLK WP HR S P ERA WHIP	IP ERA WLS BF H R ER SO BB IBB HBP BLK WP HR S P ERA WHIP	IP ERA WLS BF H R ER SO BB IBB HBP BLK WP HR S P ERA WHIP	IP ERA WLS BF H R ER SO BB IBB HBP BLK WP HR S P ERA WHIP	IP ERA WLS BF H R ER SO BB IBB HBP BLK WP HR S P ERA WHIP	IP ERA WLS BF H R ER SO BB IBB HBP BLK WP HR S P ERA WHIP	IP ERA WLS BF H R ER SO BB IBB HBP BLK WP HR S P ERA WHIP	IP ERA WLS BF H R ER SO BB IBB HBP BLK WP HR S P ERA WHIP	IP ERA WLS BF H R ER SO BB IBB HBP BLK WP HR S P ERA WHIP

Batter	1	2	3	4	5	6	7	8	9	AB	R	H	RBI	BB	SO	LOB	BOTTOM							
24 Dexter Fowler, S (1,8) OBP: 0.421, SLG: 0.515										4	0	0	0	0	0	2	Arizona Diamondbacks @ Chicago Cubs Wrigley Field, Chicago, IL Sun Jun 05 2016, 1:24 PM - 4:21 PM CDT Att: 41,596 - Partly Cloudy - 73 F							
18 Ben Zobrist, S (1,4) OBP: 0.438, SLG: 0.500										3	0	0	0	1	1	1								
17 Kris Bryant, R (1,3) OBP: 0.358, SLG: 0.507										4	0	1	0	0	2	1								
68 Jorge Soler, R (1,7) OBP: 0.313, SLG: 0.367										3	0	0	0	0	0	1								
43 Adam Warren, R (9,1) OBP: 0.390, SLG: 0.524										0	0	0	0	0	0	0								
9 Javier Báez, R (1,5) OBP: 0.292, SLG: 0.411										3	1	1	1	0	0	2								
2 Tommy La Stella, L (9,PH) OBP: 0.372, SLG: 0.493										1	0	0	0	0	0	0								
27 Addison Russell, R (1,6) OBP: 0.327, SLG: 0.363										4	0	0	0	0	1	0								
20 Matt Szczur, R (1,9) OBP: 0.396, SLG: 0.531										3	0	1	0	0	1	0								
44 Anthony Rizzo, L (9,PH) OBP: 0.390, SLG: 0.524										0	0	0	0	1	0	0								
47 Miguel Montero, L (1,2) OBP: 0.346, SLG: 0.333										4	1	1	0	0	0	2								
49 Jake Arrieta, R (1,1) OBP: 0.310, SLG: 0.414										1	0	1	1	0	0	0								
53 Trevor Cahill, R (6,1) ERA: 4.73										0	0	0	0	0	0	0								
52 Justin Grimm, R (7,1) ERA: 3.48										0	0	0	0	0	0	0								
3 David Ross, R (7,PH) OBP: 0.292, SLG: 0.411										1	0	0	0	0	1	0								
37 Travis Wood, R (8,1) OBP: 0.390, SLG: 0.524										0	0	0	0	0	0	0								
22 Jason Heyward, L (9,9) OBP: 0.316, SLG: 0.493										0	0	0	0	0	0	0								
Inning Stats	R: 0 E: 0 K: 0 S: 8	H: 1 LOB: 2 BB: 0 P: 14	R: 1 E: 0 K: 0 S: 12	H: 2 LOB: 1 BB: 0 P: 21	R: 0 E: 0 K: 2 S: 7	H: 0 LOB: 0 BB: 0 P: 9	R: 0 E: 0 K: 1 S: 7	H: 0 LOB: 0 BB: 0 P: 8	R: 0 E: 0 K: 0 S: 11	H: 1 LOB: 1 BB: 0 P: 14	R: 1 E: 0 K: 0 S: 8	H: 1 LOB: 0 BB: 0 P: 11	R: 0 E: 0 K: 2 S: 10	H: 0 LOB: 0 BB: 0 P: 13	R: 0 E: 0 K: 1 S: 10	H: 0 LOB: 1 BB: 1 P: 18	R: 0 E: 0 K: 0 S: 8	H: 0 LOB: 1 BB: 1 P: 13	1B: 3 2B: 1 3B: 0 HR: 1	SF: 0 DP: 0 HBP: 1	WP: 0 PB: 0 SB: 0 CS: 0	PA: 35		
PITCHER	IP ERA WLS BF H R ER SO BB IBB HBP BLK WP HR S P ERA WHIP	IP ERA WLS BF H R ER SO BB IBB HBP BLK WP HR S P ERA WHIP	IP ERA WLS BF H R ER SO BB IBB HBP BLK WP HR S P ERA WHIP	IP ERA WLS BF H R ER SO BB IBB HBP BLK WP HR S P ERA WHIP	IP ERA WLS BF H R ER SO BB IBB HBP BLK WP HR S P ERA WHIP	IP ERA WLS BF H R ER SO BB IBB HBP BLK WP HR S P ERA WHIP	IP ERA WLS BF H R ER SO BB IBB HBP BLK WP HR S P ERA WHIP	IP ERA WLS BF H R ER SO BB IBB HBP BLK WP HR S P ERA WHIP	IP ERA WLS BF H R ER SO BB IBB HBP BLK WP HR S P ERA WHIP	IP ERA WLS BF H R ER SO BB IBB HBP BLK WP HR S P ERA WHIP	IP ERA WLS BF H R ER SO BB IBB HBP BLK WP HR S P ERA WHIP	IP ERA WLS BF H R ER SO BB IBB HBP BLK WP HR S P ERA WHIP	IP ERA WLS BF H R ER SO BB IBB HBP BLK WP HR S P ERA WHIP	IP ERA WLS BF H R ER SO BB IBB HBP BLK WP HR S P ERA WHIP	IP ERA WLS BF H R ER SO BB IBB HBP BLK WP HR S P ERA WHIP	IP ERA WLS BF H R ER SO BB IBB HBP BLK WP HR S P ERA WHIP	IP ERA WLS BF H R ER SO BB IBB HBP BLK WP HR S P ERA WHIP	IP ERA WLS BF H R ER SO BB IBB HBP BLK WP HR S P ERA WHIP	IP ERA WLS BF H R ER SO BB IBB HBP BLK WP HR S P ERA WHIP	IP ERA WLS BF H R ER SO BB IBB HBP BLK WP HR S P ERA WHIP	IP ERA WLS BF H R ER SO BB IBB HBP BLK WP HR S P ERA WHIP	IP ERA WLS BF H R ER SO BB IBB HBP BLK WP HR S P ERA WHIP	IP ERA WLS BF H R ER SO BB IBB HBP BLK WP HR S P ERA WHIP	IP ERA WLS BF H R ER SO BB IBB HBP BLK WP HR S P ERA WHIP




Batter	1	2	3	4	5	6	7	8	9	AB R H RBI BB SO LOB	TOP									
27 Mike Mahtook, R OBP: 0.191, SLG: 0.205	F9		1B		2B	K		G5-3		5 1 2 0 0 1 0	Tampa Bay Rays @ Arizona Diamondbacks Chase Field, Phoenix, AZ Mon Jun 06 2016, 6:40 PM - 10:10 PM MST Att: 17,176 - Roof Closed - 81 F livebaseballscorecards.com									
1 Tim Beckham, R OBP: 0.243, SLG: 0.369	P4		K		HR	K		BB		4 1 1 2 1 2 1										
3 Evan Longoria, R OBP: 0.335, SLG: 0.540	BB		F8		BB	1B		K		3 1 1 0 2 1 2										
7 Logan Morrison, L OBP: 0.341, SLG: 0.418	K				BB			G5-3		3 1 0 0 2 1 2										
20 Steven Souza Jr., R OBP: 0.316, SLG: 0.454	K		G6-3		K			K		5 0 0 0 0 3 4										
8 Desmond Jennings, R OBP: 0.297, SLG: 0.315	G5-3		1B		2B			BB		4 2 3 2 1 0 0										
38 Taylor Motter, R OBP: 0.327, SLG: 0.375	1B		1B		2B			BB		3 0 2 1 0 1 0										
13 Brad Miller, L OBP: 0.296, SLG: 0.431	1B		1B		2B			CS		1 0 0 0 0 0 1										
19 Curt Casali, R OBP: 0.264, SLG: 0.389	FC6-4		1B		IBB			CS		3 0 1 1 1 1 1										
22 Chris Archer, R ERA: 4.18			K		K			K		3 0 0 0 0 2 4										
10 Corey Dickerson, L ERA: 4.26			K		K			K		1 0 0 0 0 1 0										
50 Tyler Sturdevant, R ERA: 4.26			K		K			K		0 0 0 0 0 0 0										
45 Enny Romero, L ERA: 4.35			K		K			K		0 0 0 0 0 0 0										
31 Xavier Cedeño, L ERA: 3.57			K		K			K		0 0 0 0 0 0 0										
37 Alex Colomé, R ERA: 1.04			K		K			K		0 0 0 0 0 0 0										
Inning Stats	R: 0 H: 0 E: 0 K: 1 S: 9	H: 0 LOB: 1 BB: 1 P: 18	R: 0 H: 1 E: 0 K: 1 S: 8	H: 1 LOB: 1 BB: 0 P: 12	R: 0 H: 1 E: 0 K: 2 S: 10	H: 1 LOB: 0 BB: 0 P: 14	R: 1 H: 3 E: 0 K: 1 S: 14	H: 3 LOB: 2 BB: 3 P: 18	R: 0 H: 1 E: 0 K: 2 S: 14	H: 1 LOB: 2 BB: 1 P: 24	R: 1 H: 1 E: 0 K: 3 S: 15	H: 1 LOB: 0 BB: 0 P: 22	R: 0 H: 0 E: 0 K: 1 S: 8	H: 0 LOB: 1 BB: 1 P: 17	R: 0 H: 0 E: 0 K: 1 S: 12	H: 0 LOB: 0 BB: 1 P: 21	1B: 6 2B: 2 3B: 0 HR: 2	SF: 1 SAC: 0 DP: 0 HBP: 0	WP: 0 PB: 0 SB: 0 CS: 1	PA: 44
PITCHER	IP WLS BF H R ER SO BB IBB HBP BLK WP HR S P ERA WHIP											IP WLS BF H R ER SO BB IBB HBP BLK WP HR S P ERA WHIP								
38 Robbie Ray, L ERA: 5.14	4.1 L 24 8 5 5 6 3 0 0 0 0 0 1 55 88 10.38 2.538																			
48 Randall Delgado, R ERA: 4.18	1.2 8 1 0 0 2 1 1 0 0 0 0 1 20 37 0.00 1.200																			
33 Jake Barrett, R ERA: 2.38	1.0 4 1 1 1 3 0 0 0 0 0 0 1 15 22 9.00 1.000																			
55 Josh Collmenter, R ERA: 4.91	2.0 7 0 0 0 2 2 0 0 0 0 0 0 20 38 0.00 1.000																			

Batter	1	2	3	4	5	6	7	8	9	AB R H RBI BB SO LOB	BOTTOM									
2 Jean Segura, R OBP: 0.327, SLG: 0.441	K		BB		K		K	FC6-4		4 1 0 0 1 3 4	Tampa Bay Rays @ Arizona Diamondbacks Chase Field, Phoenix, AZ Mon Jun 06 2016, 6:40 PM - 10:10 PM MST Att: 17,176 - Roof Closed - 81 F livebaseballscorecards.com									
1 Michael Bourn, L OBP: 0.344, SLG: 0.351	P5		K		K		L8	G4-3		5 0 0 0 0 2 2										
44 Paul Goldschmidt, R OBP: 0.424, SLG: 0.495	BB		2B		K		HBP	G5-3		3 0 1 1 1 1 0										
22 Jake Lamb, L OBP: 0.350, SLG: 0.518	BB		2B		P5		BB	G6-3		2 0 0 0 1 1 1										
5 Rickie Weeks Jr., R OBP: 0.292, SLG: 0.400	BB		K		P5		BB	G6-3		1 0 0 0 1 0 0										
7 Wellington Castillo, R OBP: 0.311, SLG: 0.446	G6-3		K		G1-3		BB			3 0 0 1 1 1 3										
6 David Peralta, L OBP: 0.328, SLG: 0.468	K		1B		K		BB			3 1 2 1 0 1 0										
27 Brandon Drury, R OBP: 0.323, SLG: 0.473	K		1B		K		HR			1 0 0 0 0 1 3										
55 Josh Collmenter, R ERA: 4.91	K		K		K		K			0 0 0 0 0 0 0										
24 Yasmany Tomás, R OBP: 0.313, SLG: 0.438	K		K		K		G5-3			4 0 0 0 0 3 1										
13 Nick Ahmed, R OBP: 0.258, SLG: 0.292	B5-3		K		K		F8	1B		4 0 1 0 0 1 1										
38 Robbie Ray, L OBP: 0.200, SLG: 0.350	HR		1B		1B		BB			2 1 2 1 0 0 0										
48 Randall Delgado, R ERA: 4.18	HR		1B		1B		BB			0 0 0 0 0 0 0										
33 Jake Barrett, R ERA: 2.38	HR		1B		1B		BB			0 0 0 0 0 0 0										
15 Phil Gosselin, R OBP: 0.305, SLG: 0.338	HR		1B		1B		BB			2 1 1 0 0 1 1										
Inning Stats	R: 0 H: 0 E: 0 K: 1 S: 13	H: 0 LOB: 2 BB: 0 P: 29	R: 0 H: 0 E: 0 K: 2 S: 7	H: 0 LOB: 0 BB: 0 P: 11	R: 2 H: 2 E: 0 K: 3 S: 15	H: 2 LOB: 1 BB: 1 P: 23	R: 0 H: 2 E: 0 K: 3 S: 18	H: 2 LOB: 2 BB: 0 P: 22	R: 0 H: 0 E: 0 K: 2 S: 9	H: 0 LOB: 0 BB: 0 P: 13	R: 1 H: 1 E: 0 K: 1 S: 11	H: 1 LOB: 3 BB: 2 P: 35	R: 0 H: 1 E: 0 K: 1 S: 9	H: 1 LOB: 1 BB: 0 P: 13	R: 0 H: 0 E: 0 K: 0 S: 7	H: 0 LOB: 0 BB: 0 P: 11	1B: 4 2B: 1 3B: 0 HR: 2	SF: 0 SAC: 0 DP: 0 HBP: 1	WP: 0 PB: 1 SB: 0 CS: 0	PA: 40
PITCHER	IP WLS BF H R ER SO BB IBB HBP BLK WP HR S P ERA WHIP											IP WLS BF H R ER SO BB IBB HBP BLK WP HR S P ERA WHIP								
22 Chris Archer, R ERA: 4.73	6.0 W 26 5 3 3 12 3 0 0 1 0 0 0 13 20 4.50 1.333																			
50 Tyler Sturdevant, R ERA: 4.26	0.2 H 4 1 1 1 1 0 0 0 1 0 0 0 13 20 13.50 1.500																			
45 Enny Romero, L ERA: 4.35	0.0 2 0 0 0 0 2 0 0 0 0 0 0 1 9 * *																			
31 Xavier Cedeño, L ERA: 3.57	1.1 H 5 1 0 0 2 0 0 0 0 0 0 0 13 19 0.00 0.750																			
37 Alex Colomé, R ERA: 1.04	1.0 S 3 0 0 0 0 0 0 0 0 0 0 0 7 11 0.00 0.000																			

AB	35
R	6
H	10
RBI	6
BB	7
SO	13
LOB	15

AB	34
R	4
H	7
RBI	4
BB	5
SO	15
LOB	16




Batter	1	2	3	4	5	6	7	8	9	AB	R	H	RBI	BB	SO	LOB	TOP					
38 Taylor Motter, R OBP: 0.302, SLG: 0.341	F9 2-2		G6-3 1-2			L9 3-2		G1-3 2-2		4	0	0	0	0	0	0						
13 Brad Miller, L OBP: 0.290, SLG: 0.421	K2-3 1-3			G3-1 0-0		G3-1 2-1		G4-3 1-0		4	0	0	0	0	1	0						
8 Desmond Jennings, R OBP: 0.297, SLG: 0.313				L5 2-2		G5-3 2-0		F9 1-2		4	0	1	0	0	0	0						
7 Logan Morrison, L OBP: 0.339, SLG: 0.414	G1-3 1-0						P5 0-0		P4 0-1	4	0	1	0	0	0	1						
27 Mikie Mahtook, R OBP: 0.180, SLG: 0.191		G5-3 2-2				G1-3 1-0		G1-3 1-0		3	0	0	0	0	0	1						
10 Corey Dickerson, L OBP: 0.239, SLG: 0.414					F8 0-1					2	0	0	0	1	1	0						
1 Tim Beckham, R OBP: 0.233, SLG: 0.353					P3 2-2					3	0	0	0	0	0	1						
24 Hank Conger, L OBP: 0.277, SLG: 0.329										2	0	1	0	1	0	0						
55 Matt Moore, L OBP: 0.250, SLG: 0.250										2	0	0	0	0	0	2						
2 Nick Franklin, S (8, PH)										1	0	0	0	0	0	0						
51 Dana Eveland, L (8, 1)										0	0	0	0	0	0	0						
52 Ryan Garton, R (8, 1)										0	0	0	0	0	0	0						
Inning Stats	R: 0 E: 0 K: 1 S: 10	H: 1 LOB: 1 BB: 0 P: 16	R: 0 E: 0 K: 1 S: 10	H: 0 LOB: 0 BB: 0 P: 13	R: 0 E: 0 K: 0 S: 6	H: 0 LOB: 0 BB: 1 P: 11	R: 0 E: 0 K: 0 S: 7	H: 1 LOB: 1 BB: 0 P: 11	R: 0 E: 0 K: 0 S: 9	H: 1 LOB: 1 BB: 0 P: 15	R: 0 E: 0 K: 0 S: 6	H: 0 LOB: 0 BB: 0 P: 13	R: 0 E: 0 K: 0 S: 5	H: 0 LOB: 1 BB: 1 P: 10	R: 0 E: 0 K: 0 S: 5	H: 0 LOB: 0 BB: 0 P: 7	R: 0 E: 0 K: 0 S: 6	H: 0 LOB: 0 BB: 0 P: 8	1B: 3 2B: 0 3B: 0 HR: 0	SF: 0 SAC: 0 DP: 1 HBP: 0	WP: 0 PB: 0 SB: 0 CS: 0	PA: 31
PITCHER	IP 9.0	WLS W	BF 31	H 3	R 0	ER 0	SO 2	BB 2	IBB 0	HBP 0	BLK 0	WP 0	HR 0	S 64	P 104	ERA 0.00	WHIP 0.556					

Tampa Bay Rays @ Arizona Diamondbacks
Chase Field, Phoenix, AZ
Tue Jun 07 2016, 6:41 PM - 8:55 PM MST
Att: 17,964 - Roof Closed - 78 F

livebaseballscorecards.com

AB 29
R 0
H 3
RBI 0
BB 2
SO 2
LOB 5



Batter	1	2	3	4	5	6	7	8	9	AB	R	H	RBI	BB	SO	LOB	BOTTOM				
2 Jean Segura, R OBP: 0.325, SLG: 0.436	F8 0-0		G5-3 1-0							3	0	0	0	1	0	2					
1 Michael Bourn, L OBP: 0.338, SLG: 0.333	B3 1-0			F7 0-2						3	1	0	0	1	0	1					
44 Paul Goldschmidt, R OBP: 0.429, SLG: 0.490										4	2	3	2	0	0	0					
7 Welington Castillo, R OBP: 0.314, SLG: 0.447		F9 1-1								4	1	2	0	0	1	2					
27 Brandon Drury, R OBP: 0.319, SLG: 0.466										3	0	0	0	0	1	3					
6 David Peralta, L OBP: 0.326, SLG: 0.465										1	0	0	0	0	1	2					
22 Jake Lamb, L OBP: 0.350, SLG: 0.531										3	1	1	3	0	0	0					
24 Yasmany Tomás, R OBP: 0.314, SLG: 0.436										3	0	1	0	0	1	0					
21 Zack Greinke, R OBP: 0.290, SLG: 0.310										2	0	0	0	0	1	0					
13 Nick Ahmed, R OBP: 0.259, SLG: 0.298										3	0	1	0	0	0	1					
Inning Stats	R: 0 E: 0 K: 0 S: 5	H: 0 LOB: 0 BB: 0 P: 7	R: 0 E: 0 K: 0 S: 8	H: 0 LOB: 0 BB: 0 P: 12	R: 0 E: 0 K: 0 S: 6	H: 1 LOB: 1 BB: 0 P: 7	R: 3 E: 0 K: 2 S: 16	H: 3 LOB: 0 BB: 0 P: 23	R: 0 E: 0 K: 0 S: 6	H: 1 LOB: 0 BB: 0 P: 8	R: 2 E: 0 K: 0 S: 13	H: 2 LOB: 0 BB: 1 P: 22	R: 0 E: 0 K: 1 S: 9	H: 0 LOB: 0 BB: 0 P: 10	R: 0 E: 0 K: 2 S: 11	H: 1 LOB: 2 BB: 1 P: 17	1B: 4 2B: 3 3B: 0 HR: 2	SF: 0 SAC: 1 DP: 2 HBP: 0	WP: 0 PB: 0 SB: 0 CS: 0	PA: 32	
PITCHER	IP 7.0	WLS L	BF 27	H 7	R 5	ER 5	SO 3	BB 1	IBB 0	HBP 0	BLK 0	WP 0	HR 2	S 63	P 89	ERA 6.43	WHIP 1.143				
55 Matt Moore, L ERA: 5.56	0.1	2	0	0	0	0	1	0	0	0	0	0	4	8	0.00	3.000					
51 Dana Eveland, L ERA: 6.19	0.2	3	1	0	0	2	0	0	0	0	0	0	7	9	0.00	1.500					

Tampa Bay Rays @ Arizona Diamondbacks
Chase Field, Phoenix, AZ
Tue Jun 07 2016, 6:41 PM - 8:55 PM MST
Att: 17,964 - Roof Closed - 78 F

livebaseballscorecards.com

AB 29
R 5
H 8
RBI 5
BB 2
SO 5
LOB 11



Batter	1	2	3	4	5	6	7	8	9	AB R H RBI BB SO LOB	TOP											
38 Taylor Motter, R OBP: 0.293, SLG: 0.313	G4-3		BB					L8		4 1 0 0 1 1 3	<p>Tampa Bay Rays @ Arizona Diamondbacks</p> <p>Chase Field, Phoenix, AZ</p> <p>Wed Jun 08 2016, 12:43 PM - 3:41 PM MST</p> <p>Att: 16,954 - Roof Closed - 76 F</p> <p>livebaseballscorecards.com</p>											
10 Corey Dickerson, L OBP: 0.250, SLG: 0.457	HR		1B					1B	4 2 3 2 0 0 0													
27 Mike Mahtook, R OBP: 0.196, SLG: 0.208			1B				HR	1B	1 1 1 0 0 0 0													
3 Evan Longoria, R OBP: 0.332, SLG: 0.533	L4		1B				F8	F8	5 0 1 1 0 0 1													
7 Logan Morrison, L OBP: 0.330, SLG: 0.401	L9		1B				F7	G4-3	5 0 0 0 0 1 3													
20 Steven Souza Jr., R OBP: 0.318, SLG: 0.452				L3			P4	1B	5 0 2 1 0 1 0													
8 Desmond Jennings, R OBP: 0.264, SLG: 0.338				BB			HR	L7	3 1 1 1 1 1 1													
1 Tim Beckham, R OBP: 0.234, SLG: 0.375							3B	P3	4 1 1 0 0 2 1													
19 Curt Casali, R OBP: 0.271, SLG: 0.383							BB	K	2 0 0 0 2 1 0													
23 Jake Odorizzi, R OBP: 0.266, SLG: 0.290							1B	BB	2 0 0 0 0 0 2													
28 Steve Pearce, R OBP: 0.249, SLG: 0.337									1 0 1 1 0 0 0 0													
30 Erasmo Ramirez, R OBP: 0.209, SLG: 0.239									0 0 0 0 0 0 0 0													
2 Nick Franklin, S OBP: 0.209, SLG: 0.239									0 0 0 0 0 1 0 0													
31 Xavier Cedeño, L OBP: 0.209, SLG: 0.239									0 0 0 0 0 0 0 0													
37 Alex Colomé, R OBP: 0.209, SLG: 0.239									0 0 0 0 0 0 0 0													
Inning Stats	R: 1 E: 0 K: 0 S: 14	H: 1 LOB: 0 BB: 0 P: 20	R: 0 E: 0 K: 3 S: 9	H: 0 LOB: 0 BB: 0 P: 13	R: 1 E: 0 K: 0 S: 6	H: 2 LOB: 2 BB: 1 P: 16	R: 0 E: 0 K: 1 S: 8	H: 0 LOB: 0 BB: 2 P: 17	R: 0 E: 0 K: 0 S: 3	H: 0 LOB: 0 BB: 0 P: 6	R: 2 E: 0 K: 2 S: 12	H: 3 LOB: 2 BB: 1 P: 23	R: 1 E: 0 K: 0 S: 6	H: 2 LOB: 1 BB: 0 P: 12	R: 0 E: 0 K: 1 S: 12	H: 0 LOB: 1 BB: 1 P: 24	R: 1 E: 0 K: 0 S: 11	H: 2 LOB: 1 BB: 0 P: 18	1B: 6 2B: 0 3B: 1 HR: 3	SF: 0 SAC: 0 DP: 0 HBP: 0	WP: 0 PB: 0 CS: 0	PA: 41
PITCHER	IP WLS BF H R ER SO BB IBB HBP BLK WP HR S P ERA WHIP											IP WLS BF H R ER SO BB IBB HBP BLK WP HR S P ERA WHIP										
25 Archie Bradley, R ERA: 5.22	5.2 L 26 5 4 4 5 4 0 0 0 0 0 2 48 88 6.35 1.588																					
33 Jake Barrett, R ERA: 2.35	0.1 2 1 0 0 1 0 0 0 0 0 0 4 7 0.00 3.000																					
19 Tyler Clippard, R ERA: 2.66	1.0 5 2 1 1 0 0 0 0 0 0 1 6 12 9.00 2.000																					
48 Randall Delgado, R ERA: 4.05	4 0 0 0 1 1 0 0 0 0 0 0 12 24 0.00 1.000																					
29 Brad Ziegler, R ERA: 3.24	4 2 1 1 0 0 0 0 0 0 0 0 11 18 9.00 2.000																					

Batter	1	2	3	4	5	6	7	8	9	AB R H RBI BB SO LOB	BOTTOM									
2 Jean Segura, R OBP: 0.327, SLG: 0.433	G3-1		BB					G5-3		4 0 1 0 1 0 1	<p>Tampa Bay Rays @ Arizona Diamondbacks</p> <p>Chase Field, Phoenix, AZ</p> <p>Wed Jun 08 2016, 12:43 PM - 3:41 PM MST</p> <p>Att: 16,954 - Roof Closed - 76 F</p> <p>livebaseballscorecards.com</p>									
22 Jake Lamb, L OBP: 0.347, SLG: 0.520	L7		K				K	BB	4 0 0 0 1 3 4											
44 Paul Goldschmidt, R OBP: 0.425, SLG: 0.483			L9				1B	K	5 0 1 0 0 3 3											
6 David Peralta, L OBP: 0.322, SLG: 0.455							F7	G4-6-3	5 1 1 0 0 2 4											
5 Rickie Weeks Jr., R OBP: 0.303, SLG: 0.449	HR		1B				G5-3	L7	4 1 2 1 0 0 0											
10 Chris Herrmann, L OBP: 0.358, SLG: 0.543			BB				K	BB	2 1 0 1 2 1 1											
24 Yasmany Tomás, R OBP: 0.317, SLG: 0.438			BB				1B	BB	4 0 2 0 0 1 2											
13 Nick Ahmed, R OBP: 0.264, SLG: 0.299			IBB				G5-3	G5-3	3 0 1 0 1 0 3											
25 Archie Bradley, R OBP: 0.142, SLG: 0.152							G6-3	1B	2 0 1 1 0 1 1											
33 Jake Barrett, R ERA: 3.05								1B	0 0 0 0 0 0 0 1											
15 Phil Cosselin, R OBP: 0.209, SLG: 0.239									0 0 0 0 0 0 0 0											
19 Tyler Clippard, R ERA: 3.38									0 0 0 0 0 0 0 0											
48 Randall Delgado, R ERA: 4.05									0 0 0 0 0 0 0 0											
29 Brad Ziegler, R ERA: 3.24									1 0 1 0 0 0 0 0											
1 Michael Bourn, L OBP: 0.248, SLG: 0.344									0 0 0 0 0 0 0 0											
Inning Stats	R: 0 E: 0 K: 1 S: 7	H: 0 LOB: 0 BB: 0 P: 9	R: 2 E: 0 K: 3 S: 18	H: 2 LOB: 3 BB: 3 P: 41	R: 1 E: 0 K: 0 S: 14	H: 2 LOB: 1 BB: 0 P: 17	R: 0 E: 0 K: 2 S: 13	H: 1 LOB: 1 BB: 0 P: 15	R: 0 E: 0 K: 1 S: 7	H: 1 LOB: 1 BB: 0 P: 9	R: 0 E: 0 K: 1 S: 7	H: 1 LOB: 1 BB: 0 P: 11	R: 0 E: 0 K: 0 S: 7	H: 1 LOB: 1 BB: 1 P: 16	R: 0 E: 0 K: 1 S: 8	H: 2 LOB: 2 BB: 1 P: 13	1B: 9 2B: 0 3B: 0 HR: 1	SF: 0 SAC: 0 DP: 2 HBP: 0	WP: 0 PB: 0 CS: 0	PA: 40
PITCHER	IP WLS BF H R ER SO BB IBB HBP BLK WP HR S P ERA WHIP											IP WLS BF H R ER SO BB IBB HBP BLK WP HR S P ERA WHIP								
23 Jake Odorizzi, R ERA: 3.47	5.0 W 23 5 3 3 3 2 1 0 0 0 0 0 63 97 5.40 1.400																			
30 Erasmo Ramirez, R ERA: 3.05	2.0 H 8 2 0 0 2 0 0 0 0 0 0 14 20 0.00 1.000																			
31 Xavier Cedeño, L ERA: 3.38	1.0 H 4 1 0 0 0 1 0 0 0 0 0 7 16 0.00 2.000																			
37 Alex Colomé, R ERA: 1.0	1.0 S 5 2 0 0 1 1 0 0 0 0 0 8 13 0.00 3.000																			

AB 36
R 6
H 10
RBI 6
BB 5
SO 7
LOB 11




AB 35
R 3
H 10
RBI 3
BB 5
SO 11
LOB 20



Batter	1	2	3	4	5	6	7	8	9	AB	R	H	RBI	BB	SO	LOB	TOP			
3 Adeiny Hechavarria, R OBP: 0.271, SLG: 0.343	F7		14 BB 1B		L9		14 BB 21 2B BB	G4-3		4	1	1	0	1	0	1				
14 Martin Prado, R OBP: 0.355, SLG: 0.392	L9		1B			G6-3	21 2B BB	G6-3		4	1	1	0	1	0	0				
21 Christian Yelich, L OBP: 0.499, SLG: 0.510	13 BB 3B		1B			G4-3	13 BB 2H 2B	G6-3		5	2	2	2	0	1	2				
13 Marcell Ozuna, R OBP: 0.371, SLG: 0.552	1B		K2-3			K	1B	F9		5	0	2	2	0	2	2				
27 Giancarlo Stanton, R OBP: 0.304, SLG: 0.428	F9				K		2B			4	1	1	0	0	2	2				
12 Chris Johnson, R OBP: 0.292, SLG: 0.382	G6-3				G4-3		K			4	0	0	0	0	2	2				
19 Miguel Rojas, R OBP: 0.316, SLG: 0.319	K				L9		K			3	1	0	0	1	1	0				
6 Jeff Mathis, R OBP: 0.204, SLG: 0.213	F9				G6-3		41 HR BB			3	1	1	0	1	0	0				
20 Justin Nicolino, L OBP: 0.133, SLG: 0.071					G5-3		41 HR BB			2	0	0	0	0	0	0				
49 Brian Ellington, R ERA: 4.76					F8		HR			0	0	0	0	0	0	0				
28 Cole Gillespie, R OBP: 0.246, SLG: 0.387										0	0	0	0	0	0	0				
41 Justin Bour, L OBP: 0.266, SLG: 0.329										0	0	0	0	0	0	0				
46 Kyle Barraclough, R ERA: 3.98										0	0	0	0	0	0	0				
51 Ichiro Suzuki, L OBP: 0.346, SLG: 0.529										0	0	0	0	0	0	0				
35 David Phelps, R OBP: 0.206, SLG: 0.266										0	0	0	0	0	0	0				
44 AJ Ramos, R ERA: 3.89										0	0	0	0	0	0	0				
Inning Stats	R: 1 E: 0 K: 0 S: 12	H: 2 LOB: 1 BB: 0 P: 22	R: 0 E: 0 K: 1 S: 7	H: 0 LOB: 0 BB: 0 P: 9	R: 0 E: 0 K: 2 S: 11	H: 2 LOB: 2 BB: 0 P: 15	R: 0 E: 0 K: 1 S: 6	H: 0 LOB: 0 BB: 0 P: 12	R: 0 E: 0 K: 1 S: 6	H: 0 LOB: 0 BB: 0 P: 10	R: 0 E: 0 K: 3 S: 20	H: 4 LOB: 1 BB: 4 P: 40	R: 0 E: 0 K: 0 S: 8	H: 1 LOB: 0 BB: 0 P: 10	R: 0 E: 0 K: 0 S: 4	H: 0 LOB: 0 BB: 0 P: 7	1B: 5 2B: 2 3B: 1 HR: 1	SF: 0 SAC: 0 DP: 0 HBP: 0	WP: 0 PB: 0 SB: 0 CS: 0	PA: 40
PITCHER	IP WLS BF H R ER SO BB IBB HBP BLK WP HR S P ERA WHIP	IP WLS BF H R ER SO BB IBB HBP BLK WP HR S P ERA WHIP	IP WLS BF H R ER SO BB IBB HBP BLK WP HR S P ERA WHIP	IP WLS BF H R ER SO BB IBB HBP BLK WP HR S P ERA WHIP	IP WLS BF H R ER SO BB IBB HBP BLK WP HR S P ERA WHIP	IP WLS BF H R ER SO BB IBB HBP BLK WP HR S P ERA WHIP	IP WLS BF H R ER SO BB IBB HBP BLK WP HR S P ERA WHIP	IP WLS BF H R ER SO BB IBB HBP BLK WP HR S P ERA WHIP	IP WLS BF H R ER SO BB IBB HBP BLK WP HR S P ERA WHIP	IP WLS BF H R ER SO BB IBB HBP BLK WP HR S P ERA WHIP	IP WLS BF H R ER SO BB IBB HBP BLK WP HR S P ERA WHIP	IP WLS BF H R ER SO BB IBB HBP BLK WP HR S P ERA WHIP	IP WLS BF H R ER SO BB IBB HBP BLK WP HR S P ERA WHIP	IP WLS BF H R ER SO BB IBB HBP BLK WP HR S P ERA WHIP	IP WLS BF H R ER SO BB IBB HBP BLK WP HR S P ERA WHIP	IP WLS BF H R ER SO BB IBB HBP BLK WP HR S P ERA WHIP	IP WLS BF H R ER SO BB IBB HBP BLK WP HR S P ERA WHIP			
46 Patrick Corbin, L ERA: 4.81	6.1		5	4	4	6	2	0	0	0	0	0	0	0	0	0	5.68	1.105		
19 Tyler Clippard, R ERA: 3.5	0.0	L	3	1	1	0	2	0	0	0	0	0	1	1	10					
62 Zac Curtis, L ERA: 3.86	0.0		1	1	2	0	0	0	0	0	0	0	0	1	1					
33 Jake Barrett, R ERA: 2.28	0.2		3	1	1	2	0	0	0	0	0	9	11	13.50	1.500					
55 Josh Collmenter, R ERA: 3.89	2.0		7	1	0	0	0	0	0	0	0	0	12	17	0.00	0.500				

Miami Marlins @ Arizona Diamondbacks
Chase Field, Phoenix, AZ
Fri Jun 10 2016, 6:41 PM - 9:50 PM MST
Att: 26,970 - Roof Closed - 79 F


AB 36
R 8
H 9
RBI 8
BB 4
SO 8
LOB 10



Batter	1	2	3	4	5	6	7	8	9	AB	R	H	RBI	BB	SO	LOB	BOTTOM					
2 Jean Segura, R OBP: 0.330, SLG: 0.434	K		SH5-3			7 S 44 WP 1B		L9		4	0	2	1	0	1	0						
1 Michael Bourn, L OBP: 0.324, SLG: 0.323	G1-3		SF9		F8		K	F8		4	0	0	1	0	1	3						
44 Paul Goldschmidt, R OBP: 0.432, SLG: 0.486	7 S 1B		7 BB 1B		22 BB 1B		IBB	G5-3		4	1	3	0	1	0	0						
7 Wellington Castillo, R OBP: 0.317, SLG: 0.443	G5-3		BB		22 BB 1B		K	G6-3		4	1	1	0	1	1	3						
14 Peter O'Brien, R ERA: 4.76	G4-3		K				K	K		4	0	0	0	0	3	4						
55 Josh Collmenter, R ERA: 3.89	G4-3		K				K	K		0	0	0	0	0	0	0						
10 Chris Herrmann, L OBP: 0.355, SLG: 0.537	G4-3		K				K	K		1	0	0	0	0	1	0						
22 Jake Lamb, L OBP: 0.348, SLG: 0.520	G4-3		K			24 BB 1B	K2-3	BB		4	0	1	2	1	2	0						
24 Yasmany Tomás, R OBP: 0.319, SLG: 0.434	G6-3		G4-3			13 BB G6-4-3 1B	BB	F7		4	1	1	0	1	0	1						
13 Nick Ahmed, R OBP: 0.273, SLG: 0.324			46 BB 2B		2 BB 1B		G6-4-3			4	2	3	1	0	0	2						
46 Patrick Corbin, L ERA: 4.76			2 SF9 2B		2 BB 1B					3	1	2	1	0	1	0						
19 Tyler Clippard, R ERA: 3.5										0	0	0	0	0	0	0						
62 Zac Curtis, L ERA: 3.86										0	0	0	0	0	0	0						
33 Jake Barrett, R ERA: 2.28										0	0	0	0	0	0	0						
6 David Peralta, L OBP: 0.178, SLG: 0.465										0	0	0	0	0	0	0						
Inning Stats	R: 0 E: 0 K: 1 S: 8	H: 1 LOB: 1 BB: 0 P: 13	R: 0 E: 0 K: 0 S: 5	H: 0 LOB: 0 BB: 0 P: 11	R: 2 E: 1 K: 1 S: 12	H: 3 LOB: 2 BB: 1 P: 20	R: 1 E: 0 K: 1 S: 11	H: 3 LOB: 2 BB: 0 P: 16	R: 2 E: 0 K: 3 S: 13	H: 4 LOB: 1 BB: 0 P: 17	R: 0 E: 0 K: 3 S: 14	H: 1 LOB: 2 BB: 1 P: 21	R: 1 E: 0 K: 3 S: 14	H: 1 LOB: 1 BB: 1 P: 20	R: 0 E: 0 K: 0 S: 9	H: 0 LOB: 0 BB: 0 P: 12	R: 0 E: 0 K: 1 S: 9	H: 0 LOB: 1 BB: 1 P: 17	1B: 9 2B: 3 3B: 1 HR: 0	SF: 1 SAC: 1 DP: 1 HBP: 0	WP: 1 PB: 0 SB: 2 CS: 0	PA: 43
PITCHER	IP WLS BF H R ER SO BB IBB HBP BLK WP HR S P ERA WHIP	IP WLS BF H R ER SO BB IBB HBP BLK WP HR S P ERA WHIP	IP WLS BF H R ER SO BB IBB HBP BLK WP HR S P ERA WHIP	IP WLS BF H R ER SO BB IBB HBP BLK WP HR S P ERA WHIP	IP WLS BF H R ER SO BB IBB HBP BLK WP HR S P ERA WHIP	IP WLS BF H R ER SO BB IBB HBP BLK WP HR S P ERA WHIP	IP WLS BF H R ER SO BB IBB HBP BLK WP HR S P ERA WHIP	IP WLS BF H R ER SO BB IBB HBP BLK WP HR S P ERA WHIP	IP WLS BF H R ER SO BB IBB HBP BLK WP HR S P ERA WHIP	IP WLS BF H R ER SO BB IBB HBP BLK WP HR S P ERA WHIP	IP WLS BF H R ER SO BB IBB HBP BLK WP HR S P ERA WHIP	IP WLS BF H R ER SO BB IBB HBP BLK WP HR S P ERA WHIP	IP WLS BF H R ER SO BB IBB HBP BLK WP HR S P ERA WHIP	IP WLS BF H R ER SO BB IBB HBP BLK WP HR S P ERA WHIP	IP WLS BF H R ER SO BB IBB HBP BLK WP HR S P ERA WHIP	IP WLS BF H R ER SO BB IBB HBP BLK WP HR S P ERA WHIP	IP WLS BF H R ER SO BB IBB HBP BLK WP HR S P ERA WHIP					
20 Justin Nicolino, L ERA: 4.76	5.2		12	5	5	6	1	0	0	0	0	0	0	0	0	0	7.94	2.294				
49 Brian Ellington, R ERA: 4.76	0.1	W	2	0	0	1	0	1	0	5	10	0.00	0.000									
46 Kyle Barraclough, R ERA: 3.98	1.0	H	5	1	1	3	1	0	0	14	20	9.00	2.000									
35 David Phelps, R ERA: 2.31	1.0	H	3	0	0	0	0	0	0	9	12	0.00	0.000									
44 AJ Ramos, R ERA: 2.15	1.0	S	4	0	0	1	1	0	0	9	17	0.00	1.000									

Miami Marlins @ Arizona Diamondbacks
Chase Field, Phoenix, AZ
Fri Jun 10 2016, 6:41 PM - 9:50 PM MST
Att: 26,970 - Roof Closed - 79 F

AB 37
R 6
H 13
RBI 6
BB 4
SO 11
LOB 14



Batter	1	2	3	4	5	6	7	8	9	AB	R	H	RBI	BB	SO	LOB	TOP					
32 Derek Dietrich, L (1,4) OBP: 0.382, SLG: 0.460										4	1	2	0	1	0	0	Miami Marlins @ Arizona Diamondbacks Chase Field, Phoenix, AZ Sat Jun 11 2016, 7:11 PM - 9:43 PM MST Att: 33,442 - Clear - 100 F					
14 Martín Prado, R (1,5) OBP: 0.384, SLG: 0.409										5	0	4	0	0	1	2						
19 Miguel Rojas, R (8, FR) OBP: 0.316, SLG: 0.319										3	0	0	1	2	0	5						
21 Christian Yelich, L (1,7) OBP: 0.409, SLG: 0.502										3	0	0	1	2	0	5						
13 Marcell Ozuna, R (1,8) OBP: 0.368, SLG: 0.557										5	1	1	1	0	1	7						
27 Giancarlo Stanton, R (1,9) OBP: 0.303, SLG: 0.421										3	0	0	0	0	1	1						
41 Justin Bour, L (1,3) OBP: 0.309, SLG: 0.462										4	0	0	0	0	1	1						
11 J.T. Realmuto, R (1,2) OBP: 0.335, SLG: 0.415										4	1	1	1	0	0	1						
3 Adeiny Hechavarria, R (1,6) OBP: 0.271, SLG: 0.337										4	0	0	0	0	0	2						
José Fernández, R (1,1) OBP: 0.208, SLG: 0.174										2	0	0	0	0	2	0						
51 Ichiro Suzuki, L (7, PH) OBP: 0.389, SLG: 0.379										1	0	1	0	0	0	0						
40 Mike Dunn, L (7, 1) OBP: 0.286, SLG: 0.375										0	0	0	0	0	0	0						
28 Cole Gillespie, R (8, PH) OBP: 0.286, SLG: 0.375										1	0	0	0	0	0	2						
64 Nick Wittgren, R (8, 1) OBP: 0.286, SLG: 0.375										0	0	0	0	0	0	0						
Inning Stats	R: 1 E: 0 K: 0 S: 8	H: 1 LOB: 1 BB: 1 P: 19	R: 0 E: 0 K: 0 S: 7	H: 0 LOB: 0 BB: 0 P: 10	R: 0 E: 0 K: 1 S: 10	H: 1 LOB: 2 BB: 1 P: 16	R: 1 E: 0 K: 0 S: 8	H: 1 LOB: 2 BB: 0 P: 13	R: 0 E: 0 K: 1 S: 9	H: 0 LOB: 2 BB: 1 P: 15	R: 0 E: 0 K: 1 S: 5	H: 0 LOB: 2 BB: 0 P: 11	R: 0 E: 0 K: 1 S: 11	H: 2 LOB: 2 BB: 0 P: 14	R: 1 E: 0 K: 1 S: 17	H: 1 LOB: 2 BB: 0 P: 30	R: 0 E: 0 K: 1 S: 9	H: 2 LOB: 2 BB: 0 P: 14	1B: 6 2B: 0 3B: 1 HR: 2	SF: 0 SAC: 0 DP: 1 HBP: 1	WP: 0 PB: 0 SB: 0 CS: 0	PA: 40
PITCHER	IP WLS BF H R ER SO BB IBB HBP BLK WP HR S P ERA WHIP																					
52 Zack Godley, R (1,1) ERA: 3.0	6.0 W 25 4 2 2 3 3 0 0 0 0 0 1 47 84 3.00 1.167																					
19 Tyler Clippard, R (7, 1) ERA: 3.95	1.0 H 5 2 0 0 1 0 0 0 0 0 0 1 11 14 0.00 2.000																					
41 Daniel Hudson, R (8, 1) ERA: 1.82	1.0 H 6 1 1 1 1 0 0 0 1 0 0 1 17 30 9.00 1.000																					
29 Brad Ziegler, R (9, 1) ERA: 3.12	1.0 S 4 2 0 0 1 0 0 0 0 0 0 0 9 14 0.00 2.000																					

Batter	1	2	3	4	5	6	7	8	9	AB	R	H	RBI	BB	SO	LOB	BOTTOM			
2 Jean Segura, R (1,4) OBP: 0.326, SLG: 0.431										4	1	1	0	0	1	1	Miami Marlins @ Arizona Diamondbacks Chase Field, Phoenix, AZ Sat Jun 11 2016, 7:11 PM - 9:43 PM MST Att: 33,442 - Clear - 100 F			
22 Jake Lamb, L (1,5) OBP: 0.346, SLG: 0.519										4	1	1	1	0	3	0				
44 Paul Goldschmidt, R (1,3) OBP: 0.429, SLG: 0.494										4	1	1	1	0	2	0				
6 David Peralta, L (1,9) OBP: 0.318, SLG: 0.460										4	0	1	1	0	1	0				
5 Rickie Weeks Jr., R (1,7) OBP: 0.291, SLG: 0.431										3	0	0	0	0	1	1				
19 Tyler Clippard, R (7, 1) ERA: 3.95										0	0	0	0	0	0	0				
41 Daniel Hudson, R (8, 1) ERA: 1.82										0	0	0	0	0	0	0				
29 Brad Ziegler, R (9, 1) ERA: 3.12										0	0	0	0	0	0	0				
10 Chris Herrmann, L (1,2) OBP: 0.355, SLG: 0.561										3	1	1	1	0	1	0				
13 Nick Ahmed, R (1,6) OBP: 0.274, SLG: 0.325										3	0	1	0	0	1	0				
52 Zack Godley, R (1,1) ERA: 3.0										2	0	0	0	0	1	0				
24 Yasmany Tomás, R (7, 7) OBP: 0.318, SLG: 0.431										1	0	0	0	0	1	1				
1 Michael Bourn, L (1,8) OBP: 0.325, SLG: 0.368										3	1	1	1	0	0	1				
Inning Stats	R: 0 E: 0 K: 2 S: 8	H: 0 LOB: 0 BB: 0 P: 14	R: 0 E: 0 K: 0 S: 5	H: 0 LOB: 0 BB: 0 P: 6	R: 0 E: 0 K: 1 S: 8	H: 0 LOB: 0 BB: 0 P: 12	R: 0 E: 0 K: 2 S: 13	H: 0 LOB: 0 BB: 0 P: 16	R: 0 E: 0 K: 2 S: 9	H: 0 LOB: 0 BB: 0 P: 12	R: 4 E: 0 K: 1 S: 17	H: 5 LOB: 1 BB: 0 P: 25	R: 1 E: 0 K: 1 S: 14	H: 2 LOB: 1 BB: 0 P: 20	R: 0 E: 0 K: 3 S: 9	H: 0 LOB: 0 BB: 0 P: 11	1B: 3 2B: 1 3B: 1 HR: 2	SF: 0 SAC: 0 DP: 0 HBP: 0	WP: 0 PB: 0 SB: 0 CS: 0	PA: 31
PITCHER	IP WLS BF H R ER SO BB IBB HBP BLK WP HR S P ERA WHIP																			
José Fernández, R (1,1) ERA: 2.57	6.0 L 23 5 4 4 8 0 0 0 0 0 0 1 60 85 6.00 0.833																			
40 Mike Dunn, L (7, 1) ERA: 5.4	1.0 5 2 1 1 1 0 0 0 0 0 0 1 14 20 9.00 2.000																			
64 Nick Wittgren, R (8, 1) ERA: 2.63	1.0 3 0 0 0 3 0 0 0 0 0 0 0 9 11 0.00 0.000																			


Batter	1	2	3	4	5	6	7	8	9	AB	R	H	RBI	BB	SO	LOB	TOP			
11 J.T. Realmuto, R OBP: 0.329, SLG: 0.407										4	0	0	0	0	2	1	Miami Marlins @ Arizona Diamondbacks Chase Field, Phoenix, AZ Sun Jun 12 2016, 1:13 PM - 3:53 PM MST Att: 27,741 - Roof Closed - 75 F			
14 Martin Prado, R OBP: 0.384, SLG: 0.409										3	0	1	0	0	1	0				
28 Cole Gillespie, R OBP: 0.278, SLG: 0.364										1	0	0	0	0	0	0				
21 Christian Yelich, L OBP: 0.499, SLG: 0.496										2	0	0	0	1	0	1				
13 Marcell Ozuna, R OBP: 0.363, SLG: 0.550										3	0	0	0	0	0	1				
27 Giancarlo Stanton, R OBP: 0.299, SLG: 0.415										3	0	0	0	0	1	1				
12 Chris Johnson, R OBP: 0.293, SLG: 0.380										3	0	1	0	0	1	0				
32 Derek Dietrich, L OBP: 0.376, SLG: 0.451										3	0	0	0	0	1	1				
19 Miguel Rojas, R OBP: 0.317, SLG: 0.320										3	0	1	0	0	0	0				
61 Adam Conley, L										1	0	0	0	0	0	1				
3 Adeiny Hechavarría, R OBP: 0.270, SLG: 0.335										1	0	0	0	0	0	0				
33 Dustin McGowan, R										0	0	0	0	0	0	0				
51 Ichiro Suzuki, L										0	0	0	0	1	0	0				
Inning Stats	R: 0 H: 0 E: 0 K: 2 S: 9	H: 0 LOB: 0 BB: 0 P: 14	R: 0 H: 0 E: 0 K: 0 S: 8	H: 0 LOB: 0 BB: 0 P: 14	R: 0 H: 1 E: 0 K: 0 S: 10	H: 1 LOB: 0 BB: 0 P: 13	R: 0 H: 1 E: 0 K: 0 S: 6	H: 1 LOB: 1 BB: 0 P: 8	R: 0 H: 1 E: 0 K: 1 S: 9	H: 1 LOB: 1 BB: 0 P: 15	R: 0 H: 0 E: 0 K: 1 S: 18	H: 0 LOB: 0 BB: 23	R: 0 H: 0 E: 0 K: 2 S: 13	H: 0 LOB: 0 BB: 17	R: 0 H: 0 E: 0 K: 0 S: 13	H: 0 LOB: 0 BB: 12	1B: 3 2B: 0 3B: 0 HR: 0	SF: 0 SAC: 0 DP: 3 HBP: 0	WP: 0 PB: 0 CS: 0	PA: 29
PITCHER	IP WLS BF H R ER SO BB IBB HBP BLK WP HR S P ERA WHIP	IP WLS BF H R ER SO BB IBB HBP BLK WP HR S P ERA WHIP	IP WLS BF H R ER SO BB IBB HBP BLK WP HR S P ERA WHIP	IP WLS BF H R ER SO BB IBB HBP BLK WP HR S P ERA WHIP	IP WLS BF H R ER SO BB IBB HBP BLK WP HR S P ERA WHIP	IP WLS BF H R ER SO BB IBB HBP BLK WP HR S P ERA WHIP	IP WLS BF H R ER SO BB IBB HBP BLK WP HR S P ERA WHIP	IP WLS BF H R ER SO BB IBB HBP BLK WP HR S P ERA WHIP	IP WLS BF H R ER SO BB IBB HBP BLK WP HR S P ERA WHIP	IP WLS BF H R ER SO BB IBB HBP BLK WP HR S P ERA WHIP	IP WLS BF H R ER SO BB IBB HBP BLK WP HR S P ERA WHIP	IP WLS BF H R ER SO BB IBB HBP BLK WP HR S P ERA WHIP	IP WLS BF H R ER SO BB IBB HBP BLK WP HR S P ERA WHIP	IP WLS BF H R ER SO BB IBB HBP BLK WP HR S P ERA WHIP	IP WLS BF H R ER SO BB IBB HBP BLK WP HR S P ERA WHIP	IP WLS BF H R ER SO BB IBB HBP BLK WP HR S P ERA WHIP	IP WLS BF H R ER SO BB IBB HBP BLK WP HR S P ERA WHIP			
38 Robbie Ray, L ERA: 4.57	7.2	W	25	3	0	0	6	1	0	0	0	0	0	0	0	0	0	0.00	0.522	
48 Randall Delgado, R ERA: 4.01	0.1	1	0	0	0	0	0	0	0	0	0	0	0	0	0	0	0	0.00	0.000	
33 Jake Barrett, R ERA: 2.19	1.0	3	0	0	0	0	0	1	0	0	0	0	0	0	0	0	0	0.00	1.000	

Batter	1	2	3	4	5	6	7	8	9	AB	R	H	RBI	BB	SO	LOB	BOTTOM			
2 Jean Segura, R OBP: 0.333, SLG: 0.432										4	2	2	0	1	0	1	Miami Marlins @ Arizona Diamondbacks Chase Field, Phoenix, AZ Sun Jun 12 2016, 1:13 PM - 3:53 PM MST Att: 27,741 - Roof Closed - 75 F			
27 Brandon Drury, R OBP: 0.316, SLG: 0.459										5	0	1	0	0	1	2				
44 Paul Goldschmidt, R OBP: 0.430, SLG: 0.499										4	2	2	1	0	1	2				
7 Wellington Castillo, R OBP: 0.326, SLG: 0.452										3	1	2	1	1	0	0				
6 David Peralta, L OBP: 0.309, SLG: 0.450										3	0	0	1	0	1	3				
14 Peter O'Brien, R OBP: 0.111, SLG: 0.444										4	1	1	3	0	1	2				
13 Nick Ahmed, R OBP: 0.274, SLG: 0.323										4	0	1	0	0	0	0				
38 Robbie Ray, L OBP: 0.261, SLG: 0.391										3	0	2	0	0	0	0				
48 Randall Delgado, R										0	0	0	0	0	0	0				
15 Phil Gosselin, R OBP: 0.298, SLG: 0.329										1	0	0	0	0	1	0				
33 Jake Barrett, R										0	0	0	0	0	0	0				
1 Michael Bourn, L OBP: 0.321, SLG: 0.361										4	0	1	0	0	1	3				
Inning Stats	R: 4 H: 4 E: 1 K: 1 S: 20	H: 4 LOB: 2 BB: 1 P: 31	R: 1 H: 2 E: 0 K: 0 S: 12	H: 2 LOB: 1 BB: 0 P: 19	R: 0 H: 1 E: 0 K: 0 S: 4	H: 1 LOB: 1 BB: 0 P: 4	R: 1 H: 3 E: 0 K: 1 S: 16	H: 3 LOB: 2 BB: 0 P: 22	R: 0 H: 1 E: 0 K: 0 S: 10	H: 1 LOB: 1 BB: 0 P: 16	R: 0 H: 0 E: 0 K: 2 S: 10	H: 0 LOB: 0 BB: 17	R: 0 H: 0 E: 0 K: 1 S: 7	H: 0 LOB: 0 BB: 9	R: 0 H: 1 E: 0 K: 1 S: 14	H: 1 LOB: 2 BB: 1 P: 26	1B: 9 2B: 2 3B: 0 HR: 1	SF: 1 SAC: 0 DP: 0 HBP: 0	WP: 0 PB: 0 CS: 0	PA: 39
PITCHER	IP WLS BF H R ER SO BB IBB HBP BLK WP HR S P ERA WHIP	IP WLS BF H R ER SO BB IBB HBP BLK WP HR S P ERA WHIP	IP WLS BF H R ER SO BB IBB HBP BLK WP HR S P ERA WHIP	IP WLS BF H R ER SO BB IBB HBP BLK WP HR S P ERA WHIP	IP WLS BF H R ER SO BB IBB HBP BLK WP HR S P ERA WHIP	IP WLS BF H R ER SO BB IBB HBP BLK WP HR S P ERA WHIP	IP WLS BF H R ER SO BB IBB HBP BLK WP HR S P ERA WHIP	IP WLS BF H R ER SO BB IBB HBP BLK WP HR S P ERA WHIP	IP WLS BF H R ER SO BB IBB HBP BLK WP HR S P ERA WHIP	IP WLS BF H R ER SO BB IBB HBP BLK WP HR S P ERA WHIP	IP WLS BF H R ER SO BB IBB HBP BLK WP HR S P ERA WHIP	IP WLS BF H R ER SO BB IBB HBP BLK WP HR S P ERA WHIP	IP WLS BF H R ER SO BB IBB HBP BLK WP HR S P ERA WHIP	IP WLS BF H R ER SO BB IBB HBP BLK WP HR S P ERA WHIP	IP WLS BF H R ER SO BB IBB HBP BLK WP HR S P ERA WHIP	IP WLS BF H R ER SO BB IBB HBP BLK WP HR S P ERA WHIP				
61 Adam Conley, L ERA: 4.13	5.0	L	28	11	6	5	2	1	0	0	0	0	0	0	0	0	0	9.00	2.400	
33 Dustin McGowan, R ERA: 2.95	3.0	11	1	0	0	4	1	0	0	0	0	0	0	0	0	0	0	0.00	0.667	

AB	27
R	0
H	3
RBI	0
BB	2
SO	6
LOB	6



AB	35
R	6
H	12
RBI	6
BB	2
SO	6
LOB	13



Batter	1	2	3	4	5	6	7	8	9	AB	R	H	RBI	BB	SO	LOB	TOP											
26 Chase Utley, L OBP: 0.350, SLG: 0.386										5	0	0	0	0	1	2	Los Angeles Dodgers @ Arizona Diamondbacks Chase Field, Phoenix, AZ Mon Jun 13 2016, 6:41 PM - 10:02 PM MST Att: 21,374 - Clear - 98 F											
5 Cory Seager, L OBP: 0.344, SLG: 0.520										4	2	2	1	1	0	1												
10 Justin Turner, R OBP: 0.314, SLG: 0.354										5	0	2	1	0	1	1												
23 Adrián González, L OBP: 0.354, SLG: 0.395										4	0	0	0	0	1	3												
21 Trayce Thompson, R OBP: 0.353, SLG: 0.524										2	0	0	0	2	1	2												
31 Joc Pederson, L OBP: 0.321, SLG: 0.452										3	0	1	0	1	0	4												
9 Yasmani Grandal, S OBP: 0.304, SLG: 0.351										3	0	0	0	1	0	1												
33 Scott Van Slyke, R 52 Pedro Báez, R 14 Enrique Hernández, R 67 Louis Coleman, R 36 Adam Liberatore, L 55 Joe Blanton, L										3	0	1	0	0	0	1												
46 Mike Bolsinger, R 56 J.P. Howell, L 47 Howie Kendrick, R										2	0	0	0	0	2	1												
Inning Stats	R: 1 H: 2 E: 0 K: 1 S: 11	H: 2 LOB: 2 BB: 1 P: 21	R: 0 H: 1 E: 0 K: 1 S: 10	H: 1 LOB: 1 BB: 0 P: 13	R: 0 H: 1 E: 0 K: 2 S: 11	H: 1 LOB: 2 BB: 1 P: 18	R: 0 H: 0 E: 0 K: 1 S: 7	H: 0 LOB: 0 BB: 0 P: 8	R: 1 H: 1 E: 0 K: 0 S: 10	H: 1 LOB: 0 BB: 0 P: 16	R: 0 H: 1 E: 0 K: 0 S: 11	H: 1 LOB: 1 BB: 0 P: 16	R: 0 H: 1 E: 0 K: 1 S: 17	H: 1 LOB: 1 BB: 0 P: 27	R: 0 H: 0 E: 0 K: 1 S: 16	H: 0 LOB: 0 BB: 3 P: 30		R: 0 H: 0 E: 0 K: 0 S: 6	H: 0 LOB: 0 BB: 0 P: 11	1B: 3 2B: 3 3B: 0 HR: 1	SF: 0 SAC: 0 DP: 0 HBP: 0	WP: 0 PB: 0 SB: 0 CS: 0	PA: 39					
PITCHER	IP	WLS	BF	H	R	ER	SO	BB	IBB	HBP	BLK	WP	HR	S	P	ERA	WHIP											
21 Zack Greinke, R ERA: 3.75	7.0	W	30	7	2	2	6	2	0	0	0	0	0	1	77	119	2.57	1.286										
41 Daniel Hudson, R ERA: 1.8	0.1	H	4	0	0	0	0	3	0	0	0	0	0	10	23	0.00	9.000											
29 Brad Ziegler, R ERA: 2.93	1.2	S	5	0	0	0	1	0	0	0	0	0	0	12	18	0.00	0.000											

Batter	1	2	3	4	5	6	7	8	9	AB	R	H	RBI	BB	SO	LOB	BOTTOM										
2 Jean Segura, R OBP: 0.336, SLG: 0.433										4	0	2	1	0	0	0	Los Angeles Dodgers @ Arizona Diamondbacks Chase Field, Phoenix, AZ Mon Jun 13 2016, 6:41 PM - 10:02 PM MST Att: 21,374 - Clear - 98 F										
22 Jake Lamb, L OBP: 0.349, SLG: 0.531										3	1	1	1	1	0	0											
44 Paul Goldschmidt, R OBP: 0.429, SLG: 0.498										4	1	1	1	0	1	2											
6 David Peralta, L OBP: 0.310, SLG: 0.448										3	0	1	0	0	2	0											
7 Wellington Castillo, R OBP: 0.321, SLG: 0.444										3	0	0	0	0	3	1											
14 Peter O'Brien, R 1 Michael Bourn, L										2	0	0	0	0	1	0											
24 Yasmany Tomás, R OBP: 0.313, SLG: 0.425										3	0	0	0	0	0	1											
21 Zack Greinke, R 5 Rickie Weeks Jr., R 41 Daniel Hudson, R 29 Brad Ziegler, R										2	0	1	0	0	0	0											
13 Nick Ahmed, R OBP: 0.270, SLG: 0.318										3	1	0	0	0	1	1											
Inning Stats	R: 1 H: 2 E: 0 K: 1 S: 11	H: 2 LOB: 1 BB: 0 P: 15	R: 0 H: 0 E: 0 K: 0 S: 5	H: 0 LOB: 0 BB: 0 P: 8	R: 1 H: 1 E: 0 K: 1 S: 11	H: 1 LOB: 0 BB: 0 P: 18	R: 0 H: 0 E: 0 K: 3 S: 9	H: 0 LOB: 0 BB: 0 P: 16	R: 1 H: 2 E: 0 K: 0 S: 11	H: 2 LOB: 0 BB: 0 P: 21	R: 0 H: 0 E: 0 K: 2 S: 9	H: 0 LOB: 0 BB: 0 P: 12	R: 0 H: 0 E: 0 K: 1 S: 12	H: 0 LOB: 1 BB: 1 P: 20	R: 0 H: 1 E: 0 K: 0 S: 10	H: 1 LOB: 1 BB: 1 P: 19		1B: 4 2B: 0 3B: 0 HR: 2	SF: 0 SAC: 0 DP: 1 HBP: 0	WP: 1 PB: 0 SB: 1 CS: 1	PA: 31						
PITCHER	IP	WLS	BF	H	R	ER	SO	BB	IBB	HBP	BLK	WP	HR	S	P	ERA	WHIP										
46 Mike Bolsinger, R ERA: 5.78	4.2	L	19	5	3	3	5	0	0	0	0	0	0	4	7	0.00	1.071										
56 J.P. Howell, L ERA: 4.87	0.2	1	0	0	0	0	0	0	0	0	0	0	0	4	4	0.00	0.000										
52 Pedro Báez, R ERA: 3.18	1.2	6	0	0	0	3	1	0	0	0	0	1	0	19	30	0.00	0.600										
67 Louis Coleman, R ERA: 2.81	0.1	2	1	0	0	0	0	0	0	0	0	0	0	4	7	0.00	3.000										
36 Adam Liberatore, L ERA: 0.92	0.0	1	0	0	0	0	1	0	0	0	0	0	0	3	7	∞	∞										

AB	34
R	2
H	7
RBI	2
BB	5
SO	7
LOB	22



AB	28
R	3
H	6
RBI	3
BB	2
SO	8
LOB	6




Batter	1	2	3	4	5	6	7	8	9	AB	R	H	RBI	BB	SO	LOB	TOP				
14 Enrique Hernández, R OBP: 0.273, SLG: 0.345 31 Joc Pederson, L OBP: 0.323, SLG: 0.462	L9	G5-3			G5-3		K			3	0	0	0	0	0	2					
10 Justin Turner, R OBP: 0.370, SLG: 0.370	21 BB		1B		L8		G5-3			3	0	1	0	1	0	0					
5 Corey Seager, L OBP: 0.337, SLG: 0.504	K		K		K		K		L7	4	0	0	0	0	3	1					
21 Trave Thompson, R OBP: 0.343, SLG: 0.503	23 WP		K		K		G6-3		K	4	0	1	0	0	2	0					
23 Adrián González, L OBP: 0.350, SLG: 0.385	K		K		K		G5-3		G5-3	3	1	1	0	1	1	2					
47 Howie Kendrick, R OBP: 0.286, SLG: 0.299	22 BB		BB		G6-4-3		33 HR		G4-3	4	1	2	0	0	0	1					
33 Scott Van Slyke, R OBP: 0.241, SLG: 0.407	K		K		2B		HR		K	4	1	2	3	0	2	1					
17 A.J. Ellis, R OBP: 0.286, SLG: 0.253	F7		L9		L9		F9		P3	4	0	0	0	0	0	2					
22 Clayton Kershaw, L OBP: 0.205, SLG: 0.211 55 Joe Blanton, R 74 Kenley Jansen, S	BB		BB		K2-3		G4-3			2	0	0	0	0	1	1					
Inning Stats	R: 0 H: 1 E: 0 K: 2 S: 11	H: 1 LOB: 2 BB: 1 P: 19	R: 0 H: 1 E: 0 K: 1 S: 10	H: 1 LOB: 2 BB: 1 P: 16	R: 0 H: 1 E: 0 K: 2 S: 8	H: 1 LOB: 0 BB: 0 P: 12	R: 0 H: 1 E: 0 K: 0 S: 8	H: 1 LOB: 1 BB: 1 P: 14	R: 0 H: 0 E: 0 K: 1 S: 7	H: 0 LOB: 0 BB: 0 P: 11	R: 3 H: 3 E: 0 K: 1 S: 13	H: 3 LOB: 0 BB: 0 P: 23	R: 0 H: 0 E: 0 K: 1 S: 5	H: 0 LOB: 0 BB: 0 P: 10	R: 0 H: 0 E: 0 K: 1 S: 17	H: 0 LOB: 0 BB: 0 P: 24	1B: 5 2B: 1 3B: 0 HR: 1	SF: 0 SAC: 0 DP: 1 HBP: 0	WP: 1 PB: 0 SB: 0 CS: 0	PA: 35	
PITCHER	IP	WLS	BF	H	R	ER	SO	BB	IBB	HBP	BLK	WP	HR	S	P	ERA	WHIP				
46 Patrick Corbin, L ERA: 4.76 52 Zack Godley, R ERA: 2.7 40 Andrew Chafin, L ERA: 8.5 41 Daniel Hudson, R ERA: 1.73	6.1	L	27	7	3	3	7	3	0	0	0	1	1	62	103	4.26	1.579				

Los Angeles Dodgers @ Arizona Diamondbacks
Chase Field, Phoenix, AZ
Wed Jun 15 2016, 12:40 PM - 3:32 PM MST
Att: 27,792 - Roof Closed - 74 F

livebaseballscorecards.com

AB 32
R 3
H 7
RBI 3
BB 3
SO 10
LOB 9




Batter	1	2	3	4	5	6	7	8	9	AB	R	H	RBI	BB	SO	LOB	BOTTOM					
2 Jean Segura, R OBP: 0.340, SLG: 0.439	K		G5-3			G4-3		L9		4	0	0	0	0	1	1						
27 Brandon Drury, R OBP: 0.310, SLG: 0.450	P6				G5-3		K2-3		E6	4	0	0	0	0	1	1						
44 Paul Goldschmidt, R OBP: 0.423, SLG: 0.499	K				K		FC6-4		FC6-4	4	0	1	1	0	2	1						
5 Rickie Weeks Jr., R OBP: 0.294, SLG: 0.474		HR			2B		L8		G6-3	4	1	2	1	0	0	1						
7 Wellington Castillo, R OBP: 0.320, SLG: 0.446 10 Chris Herrmann, L OBP: 0.346, SLG: 0.544	K		K		K		2B		K	3	0	1	0	0	2	1						
24 Yasmany Tomás, R OBP: 0.314, SLG: 0.421 22 Jake Lamb, L OBP: 0.350, SLG: 0.526	K				G4-6-3		K		K	2	0	0	0	1	2	1						
13 Nick Ahmed, R OBP: 0.282, SLG: 0.309	F8				G4-6-3		G6-3		K	3	0	0	0	0	0	2						
46 Patrick Corbin, L OBP: 0.324, SLG: 0.441 52 Zack Godley, R 15 Phil Gosselin, R OBP: 0.291, SLG: 0.321 40 Andrew Chafin, R 41 Daniel Hudson, R	G5-3				F7		K			2	0	0	0	0	0	0						
1 Michael Bourn, L OBP: 0.330, SLG: 0.359	K				G4-3		K		K	3	1	1	0	0	2	0						
Inning Stats	R: 0 H: 0 E: 0 K: 2 S: 7	H: 1 LOB: 0 BB: 0 P: 15	R: 1 H: 1 E: 0 K: 2 S: 9	H: 1 LOB: 0 BB: 0 P: 10	R: 0 H: 0 E: 0 K: 1 S: 10	H: 0 LOB: 0 BB: 0 P: 13	R: 0 H: 1 E: 0 K: 2 S: 9	H: 1 LOB: 1 BB: 0 P: 11	R: 0 H: 0 E: 0 K: 0 S: 9	H: 0 LOB: 0 BB: 1 P: 16	R: 1 H: 2 E: 1 K: 1 S: 11	H: 2 LOB: 1 BB: 0 P: 17	R: 0 H: 1 E: 0 K: 2 S: 12	H: 1 LOB: 1 BB: 0 P: 18	R: 0 H: 0 E: 1 K: 1 S: 16	H: 0 LOB: 0 BB: 0 P: 23	R: 0 H: 0 E: 0 K: 2 S: 9	H: 0 LOB: 0 BB: 0 P: 15	1B: 2 2B: 2 3B: 0 HR: 1	SF: 0 SAC: 0 DP: 1 HBP: 0	WP: 0 PB: 0 SB: 0 CS: 0	PA: 33
PITCHER	IP	WLS	BF	H	R	ER	SO	BB	IBB	HBP	BLK	WP	HR	S	P	ERA	WHIP					
22 Clayton Kershaw, L ERA: 1.58 55 Joe Blanton, R ERA: 2.27 74 Kenley Jansen, R ERA: 1.71	7.1	W	27	5	2	2	10	1	0	0	0	0	1	70	104	2.46	0.818					

Los Angeles Dodgers @ Arizona Diamondbacks
Chase Field, Phoenix, AZ
Wed Jun 15 2016, 12:40 PM - 3:32 PM MST
Att: 27,792 - Roof Closed - 74 F

livebaseballscorecards.com

AB 32
R 2
H 5
RBI 2
BB 1
SO 13
LOB 9



Batter	1	2	3	4	5	6	7	8	9	AB	R	H	RBI	BB	SO	LOB	TOP							
2 Jean Segura, R OBP: 0.338, SLG: 0.434										5	0	1	0	0	1	2								
1 Michael Bourn, L OBP: 0.333, SLG: 0.361										5	1	2	0	0	2	3								
44 Paul Goldschmidt, R OBP: 0.426, SLG: 0.598										5	2	3	1	0	1	1								
7 Wellington Castillo, R OBP: 0.317, SLG: 0.455										5	1	1	1	0	4	3								
14 Peter O'Brien, R OBP: 0.150, SLG: 0.690										5	2	2	4	0	0	0								
24 Yasmany Tomás, R OBP: 0.316, SLG: 0.449										5	2	2	2	0	3	0								
22 Jake Lamb, L OBP: 0.359, SLG: 0.530										4	1	3	0	1	0	0								
13 Nick Ahmed, R OBP: 0.261, SLG: 0.306										5	1	1	0	0	2	3								
38 Robbie Ray, L OBP: 0.280, SLG: 0.400										2	0	1	0	0	1	0								
15 Phil Gosselin, R OBP: 0.287, SLG: 0.316										1	0	0	0	0	1	1								
40 Andrew Chafin, R OBP: 0.287, SLG: 0.316										0	0	0	0	0	0	0								
52 Zack Godley, R OBP: 0.289, SLG: 0.421										0	0	0	0	0	0	0								
48 Randall Delgado, R OBP: 0.279, SLG: 0.341										0	0	0	0	0	0	0								
Inning Stats	R: 0 H: 1 E: 0 K: 3 S: 12	H: 1 LOB: 1 BB: 0 P: 18	R: 2 H: 3 E: 2 K: 2 S: 20	H: 3 LOB: 2 BB: 0 P: 27	R: 0 H: 0 E: 0 K: 1 S: 12	H: 0 LOB: 0 BB: 0 P: 16	R: 1 H: 2 E: 0 K: 1 S: 12	H: 2 LOB: 1 BB: 0 P: 16	R: 4 H: 4 E: 0 K: 2 S: 21	H: 4 LOB: 0 BB: 0 P: 28	R: 0 H: 2 E: 0 K: 1 S: 9	H: 2 LOB: 2 BB: 0 P: 12	R: 2 H: 2 E: 0 K: 3 S: 14	H: 2 LOB: 1 BB: 1 P: 24	R: 1 H: 1 E: 0 K: 1 S: 6	H: 1 LOB: 0 BB: 0 P: 13	R: 0 H: 1 E: 0 K: 1 S: 10	H: 1 LOB: 1 BB: 0 P: 13	1B: 9 2B: 1 3B: 0 HR: 6	SF: 0 SAC: 1 DP: 0 HBP: 0	WP: 0 PB: 0 SB: 0 CS: 1	PA: 44		
PITCHER	IP WLS BF H R ER SO BB IBB HBP BLK WP HR S P ERA WHIP	IP WLS BF H R ER SO BB IBB HBP BLK WP HR S P ERA WHIP	IP WLS BF H R ER SO BB IBB HBP BLK WP HR S P ERA WHIP	IP WLS BF H R ER SO BB IBB HBP BLK WP HR S P ERA WHIP	IP WLS BF H R ER SO BB IBB HBP BLK WP HR S P ERA WHIP	IP WLS BF H R ER SO BB IBB HBP BLK WP HR S P ERA WHIP	IP WLS BF H R ER SO BB IBB HBP BLK WP HR S P ERA WHIP	IP WLS BF H R ER SO BB IBB HBP BLK WP HR S P ERA WHIP	IP WLS BF H R ER SO BB IBB HBP BLK WP HR S P ERA WHIP	IP WLS BF H R ER SO BB IBB HBP BLK WP HR S P ERA WHIP	IP WLS BF H R ER SO BB IBB HBP BLK WP HR S P ERA WHIP	IP WLS BF H R ER SO BB IBB HBP BLK WP HR S P ERA WHIP	IP WLS BF H R ER SO BB IBB HBP BLK WP HR S P ERA WHIP	IP WLS BF H R ER SO BB IBB HBP BLK WP HR S P ERA WHIP	IP WLS BF H R ER SO BB IBB HBP BLK WP HR S P ERA WHIP	IP WLS BF H R ER SO BB IBB HBP BLK WP HR S P ERA WHIP	IP WLS BF H R ER SO BB IBB HBP BLK WP HR S P ERA WHIP	IP WLS BF H R ER SO BB IBB HBP BLK WP HR S P ERA WHIP	IP WLS BF H R ER SO BB IBB HBP BLK WP HR S P ERA WHIP	IP WLS BF H R ER SO BB IBB HBP BLK WP HR S P ERA WHIP	IP WLS BF H R ER SO BB IBB HBP BLK WP HR S P ERA WHIP	IP WLS BF H R ER SO BB IBB HBP BLK WP HR S P ERA WHIP	IP WLS BF H R ER SO BB IBB HBP BLK WP HR S P ERA WHIP	IP WLS BF H R ER SO BB IBB HBP BLK WP HR S P ERA WHIP

Arizona Diamondbacks @ Philadelphia Phillies
Citizens Bank Park, Philadelphia, PA
Fri Jun 17 2016, 7:09 PM - 10:13 PM EDT
Att: 19,282 - Partly Cloudy - 73 F

AB	42
R	10
H	16
RBI	8
BB	1
SO	15
LOB	13



Batter	1	2	3	4	5	6	7	8	9	AB	R	H	RBI	BB	SO	LOB	BOTTOM							
37 Odúbel Herrera, L OBP: 0.404, SLG: 0.421										4	0	0	0	0	2	2								
25 Cody Asche, L OBP: 0.313, SLG: 0.477										4	1	1	0	0	1	1								
19 Tommy Joseph, R OBP: 0.268, SLG: 0.511										3	1	0	0	1	1	0								
7 Maikel Franco, R OBP: 0.289, SLG: 0.421										4	0	0	0	0	2	2								
29 Cameron Rupp, R OBP: 0.296, SLG: 0.444										4	0	2	2	0	1	0								
13 Freddy Galvis, S OBP: 0.249, SLG: 0.351										4	0	1	0	0	1	1								
17 Peter Bourjos, R OBP: 0.346, SLG: 0.325										2	0	1	0	0	0	0								
52 Severino González, R ERA: 6.49										0	0	0	0	0	0	0								
4 Andrés Blanco, S OBP: 0.337, SLG: 0.446										1	0	1	0	0	0	0								
59 Elvis Araujo, L ERA: 4.91										0	0	0	0	0	0	0								
50 Héctor Neris, R ERA: 3.06										0	0	0	0	0	0	0								
41 Jimmy Paredes, S OBP: 0.286, SLG: 0.430										1	0	0	0	0	0	0								
39 Adam Morgan, L OBP: 0.067, SLG: 0.133										0	0	0	0	0	0	0								
2 Tyler Goeddel, R OBP: 0.279, SLG: 0.367										3	0	0	0	0	1	3								
16 César Hernández, S OBP: 0.297, SLG: 0.341										3	0	1	0	0	1	1								
Inning Stats	R: 2 H: 2 E: 0 K: 0 S: 12	H: 2 LOB: 1 BB: 1 P: 21	R: 0 H: 1 E: 0 K: 1 S: 10	H: 1 LOB: 1 BB: 0 P: 16	R: 0 H: 0 E: 0 K: 1 S: 9	H: 0 LOB: 0 BB: 0 P: 13	R: 0 H: 0 E: 0 K: 1 S: 10	H: 0 LOB: 0 BB: 0 P: 13	R: 0 H: 1 E: 0 K: 2 S: 12	H: 1 LOB: 1 BB: 0 P: 14	R: 0 H: 3 E: 0 K: 2 S: 21	H: 3 LOB: 3 BB: 0 P: 31	R: 0 H: 0 E: 0 K: 1 S: 8	H: 0 LOB: 0 BB: 0 P: 8	R: 0 H: 0 E: 0 K: 1 S: 7	H: 0 LOB: 0 BB: 0 P: 11	R: 0 H: 0 E: 0 K: 1 S: 7	H: 0 LOB: 0 BB: 0 P: 9	1B: 5 2B: 1 3B: 1 HR: 0	SF: 0 SAC: 1 DP: 0 HBP: 0	WP: 0 PB: 0 SB: 0 CS: 0	PA: 35		
PITCHER	IP WLS BF H R ER SO BB IBB HBP BLK WP HR S P ERA WHIP	IP WLS BF H R ER SO BB IBB HBP BLK WP HR S P ERA WHIP	IP WLS BF H R ER SO BB IBB HBP BLK WP HR S P ERA WHIP	IP WLS BF H R ER SO BB IBB HBP BLK WP HR S P ERA WHIP	IP WLS BF H R ER SO BB IBB HBP BLK WP HR S P ERA WHIP	IP WLS BF H R ER SO BB IBB HBP BLK WP HR S P ERA WHIP	IP WLS BF H R ER SO BB IBB HBP BLK WP HR S P ERA WHIP	IP WLS BF H R ER SO BB IBB HBP BLK WP HR S P ERA WHIP	IP WLS BF H R ER SO BB IBB HBP BLK WP HR S P ERA WHIP	IP WLS BF H R ER SO BB IBB HBP BLK WP HR S P ERA WHIP	IP WLS BF H R ER SO BB IBB HBP BLK WP HR S P ERA WHIP	IP WLS BF H R ER SO BB IBB HBP BLK WP HR S P ERA WHIP	IP WLS BF H R ER SO BB IBB HBP BLK WP HR S P ERA WHIP	IP WLS BF H R ER SO BB IBB HBP BLK WP HR S P ERA WHIP	IP WLS BF H R ER SO BB IBB HBP BLK WP HR S P ERA WHIP	IP WLS BF H R ER SO BB IBB HBP BLK WP HR S P ERA WHIP	IP WLS BF H R ER SO BB IBB HBP BLK WP HR S P ERA WHIP	IP WLS BF H R ER SO BB IBB HBP BLK WP HR S P ERA WHIP	IP WLS BF H R ER SO BB IBB HBP BLK WP HR S P ERA WHIP	IP WLS BF H R ER SO BB IBB HBP BLK WP HR S P ERA WHIP	IP WLS BF H R ER SO BB IBB HBP BLK WP HR S P ERA WHIP	IP WLS BF H R ER SO BB IBB HBP BLK WP HR S P ERA WHIP	IP WLS BF H R ER SO BB IBB HBP BLK WP HR S P ERA WHIP	IP WLS BF H R ER SO BB IBB HBP BLK WP HR S P ERA WHIP

Arizona Diamondbacks @ Philadelphia Phillies
Citizens Bank Park, Philadelphia, PA
Fri Jun 17 2016, 7:09 PM - 10:13 PM EDT
Att: 19,282 - Partly Cloudy - 73 F

AB	33
R	2
H	7
RBI	2
BB	1
SO	10
LOB	10



Batter	1	2	3	4	5	6	7	8	9	AB	R	H	RBI	BB	SO	LOB	TOP								
2 Jean Segura, R OBP: 0.342, SLG: 0.435										4	1	2	0	1	1	1	Arizona Diamondbacks @ Philadelphia Phillies Citizens Bank Park, Philadelphia, PA Sat Jun 18 2016, 3:08 PM - 5:45 PM EDT Att: 33,797 - Sunny - 84 F								
1 Michael Bourn, L OBP: 0.316, SLG: 0.341										5	0	0	0	0	2	7									
44 Paul Goldschmidt, R OBP: 0.425, SLG: 0.518										5	1	2	2	0	2	2									
22 Jake Lamb, L OBP: 0.364, SLG: 0.543										4	1	2	1	0	0	1									
14 Peter O'Brien, R OBP: 0.125, SLG: 0.500										4	0	0	0	0	2	2									
7 Wellington Castillo, R OBP: 0.321, SLG: 0.456										4	0	2	0	0	2	1									
24 Yasmany Tomás, R OBP: 0.310, SLG: 0.441										4	0	0	0	0	1	3									
21 Zack Greinke, R OBP: 0.270, SLG: 0.286										4	0	0	0	0	0	1									
29 Brad Ziegler, R ERA: 2.45										0	0	0	0	0	0	0									
13 Nick Ahmed, R OBP: 0.270, SLG: 0.329										4	1	3	1	0	1	0									
Inning Stats	R: 0 E: 0 K: 1 S: 6	H: 1 LOB: 0 BB: 0 P: 11	R: 0 E: 0 K: 3 S: 12	H: 1 LOB: 1 BB: 0 P: 16	R: 0 E: 1 K: 0 S: 10	H: 1 LOB: 2 BB: 0 P: 14	R: 0 E: 0 K: 1 S: 8	H: 1 LOB: 1 BB: 0 P: 11	R: 3 E: 0 K: 1 S: 16	H: 3 LOB: 1 BB: 0 P: 22	R: 0 E: 0 K: 0 S: 16	H: 2 LOB: 3 BB: 1 P: 26	R: 1 E: 0 K: 2 S: 18	H: 1 LOB: 0 BB: 0 P: 23	R: 0 E: 0 K: 1 S: 6	H: 0 LOB: 0 BB: 0 P: 8	R: 0 E: 0 K: 2 S: 10	H: 1 LOB: 1 BB: 0 P: 15	1B: 8 2B: 0 3B: 0 HR: 3	SF: 0 SAC: 0 DP: 1 HBP: 1	WP: 0 PB: 0 SB: 2 CS: 0	PA: 40			
PITCHER	IP	WLS	BF	H	R	ER	SO	BB	IBB	HBP	BLK	WP	HR	S	P	ERA	WHIP								
48 Jerad Eickhoff, R ERA: 3.49	5.2	L	28	9	3	3	6	1	0	1	0	0	2	67	98	4.76	1.765								
38 Andrew Bailey, R ERA: 4.07	0.1		1	0	0	0	0	0	0	0	0	0	0	1	2	0.00	0.000								
52 Severino González, R ERA: 2.45	2.0		7	1	1	1	3	0	0	0	0	0	1	24	31	4.50	0.500								
34 Brett Oberholzer, L ERA: 5.08	1.0		4	1	0	0	2	0	0	0	0	0	0	10	15	0.00	1.000								

Batter	1	2	3	4	5	6	7	8	9	AB	R	H	RBI	BB	SO	LOB	BOTTOM								
25 Cody Asche, L OBP: 0.288, SLG: 0.438										4	0	0	0	0	0	0	Arizona Diamondbacks @ Philadelphia Phillies Citizens Bank Park, Philadelphia, PA Sat Jun 18 2016, 3:08 PM - 5:45 PM EDT Att: 33,797 - Sunny - 84 F								
37 Odiel Herrera, L OBP: 0.402, SLG: 0.430										4	1	1	1	0	2	0									
4 Andrés Blanco, S OBP: 0.324, SLG: 0.448										4	0	2	0	0	0	0									
6 Ryan Howard, L OBP: 0.203, SLG: 0.343										4	0	0	0	0	1	2									
41 Jimmy Paredes, S OBP: 0.288, SLG: 0.449										3	0	1	0	0	1	0									
7 Maikel Franco, R OBP: 0.286, SLG: 0.416										3	0	0	0	0	1	2									
51 Carlos Ruiz, R OBP: 0.306, SLG: 0.337										2	0	0	0	1	0	2									
13 Freddy Galvis, S OBP: 0.246, SLG: 0.347										3	0	0	0	0	1	1									
48 Jerad Eickhoff, R OBP: 0.196, SLG: 0.290										1	0	0	0	0	0	0									
2 Tyler Goeddel, R OBP: 0.196, SLG: 0.290										0	0	0	0	0	0	0									
52 Severino González, R ERA: 2.45										0	0	0	0	0	0	0									
16 César Hernández, S OBP: 0.206, SLG: 0.320										0	0	0	0	0	0	0									
34 Brett Oberholzer, L ERA: 5.08										0	0	0	0	0	0	0									
Inning Stats	R: 1 E: 0 K: 1 S: 7	H: 1 LOB: 0 BB: 0 P: 10	R: 0 E: 0 K: 0 S: 6	H: 0 LOB: 1 BB: 1 P: 12	R: 0 E: 0 K: 0 S: 10	H: 0 LOB: 0 BB: 0 P: 11	R: 0 E: 0 K: 1 S: 8	H: 0 LOB: 0 BB: 0 P: 10	R: 0 E: 0 K: 1 S: 9	H: 0 LOB: 0 BB: 0 P: 13	R: 0 E: 0 K: 1 S: 8	H: 0 LOB: 0 BB: 0 P: 10	R: 0 E: 0 K: 1 S: 13	H: 2 LOB: 2 BB: 0 P: 19	R: 0 E: 0 K: 1 S: 7	H: 0 LOB: 0 BB: 0 P: 9	R: 0 E: 0 K: 1 S: 6	H: 1 LOB: 0 BB: 0 P: 8	1B: 2 2B: 1 3B: 0 HR: 1	SF: 0 SAC: 0 DP: 1 HBP: 0	WP: 0 PB: 0 SB: 0 CS: 0	PA: 31			
PITCHER	IP	WLS	BF	H	R	ER	SO	BB	IBB	HBP	BLK	WP	HR	S	P	ERA	WHIP								
21 Zack Greinke, R ERA: 3.54	8.0	W	28	3	1	1	6	1	0	0	0	0	0	68	94	1.12	0.500								
29 Brad Ziegler, R ERA: 2.83	1.0	S	3	1	0	0	1	0	0	0	0	0	0	6	8	0.00	1.000								

Batter	1	2	3	4	5	6	7	8	9	AB	R	H	RBI	BB	SO	LOB	TOP			
2 Jean Segura, R OBP: 0.343, SLG: 0.438										4	1	2	0	0	0	0	Arizona Diamondbacks @ Philadelphia Phillies Citizens Bank Park, Philadelphia, PA Mon Jun 20 2016, 1:09 PM - 3:48 PM EDT Att: 22,118 - Partly Cloudy - 91 F			
15 Phil Gosselin, R OBP: 0.302, SLG: 0.345										4	1	1	1	0	1	1				
22 Jake Lamb, L OBP: 0.366, SLG: 0.565										4	1	2	2	0	1	0				
5 Rickie Weeks Jr., R OBP: 0.292, SLG: 0.476 41 Daniel Hudson, R										3	0	1	0	0	1	1				
14 Peter O'Brien, R OBP: 0.133, SLG: 0.433 29 Brad Ziegler, R										1	0	0	0	0	1	0				
7 Wellington Castillo, R OBP: 0.315, SLG: 0.447										0	0	0	0	0	0	0				
30 Sócrates Brito, L OBP: 0.206, SLG: 0.353										3	0	0	0	0	2	1				
24 Yasmany Tomás, R OBP: 0.310, SLG: 0.444										3	0	1	0	0	1	1				
13 Nick Ahmed, R OBP: 0.262, SLG: 0.318										3	0	0	0	0	0	1				
26 Shelby Miller, R OBP: 0.118, SLG: 0.235 19 Tyler Clippard, R										2	0	0	0	0	2	0				
1 Michael Bourn, L OBP: 0.308, SLG: 0.330										0	0	0	0	0	0	0				
										1	0	0	0	0	1	0				
Inning Stats	R: 3 H: 4 E: 0 K: 1 S: 17	H: 4 R: 1 BB: 0 P: 23	R: 0 H: 0 E: 0 K: 1 S: 6	H: 0 R: 0 BB: 0 P: 6	R: 0 H: 1 E: 0 K: 0 S: 5	H: 1 R: 0 BB: 0 P: 7	R: 0 H: 1 E: 0 K: 0 S: 8	H: 1 R: 0 BB: 0 P: 12	R: 0 H: 0 E: 0 K: 1 S: 10	H: 0 R: 0 BB: 0 P: 15	R: 0 H: 0 E: 0 K: 1 S: 8	H: 0 R: 0 BB: 0 P: 12	R: 0 H: 0 E: 0 K: 2 S: 10	H: 1 R: 0 BB: 0 P: 13	R: 0 H: 0 E: 0 K: 2 S: 8	H: 0 R: 0 BB: 0 P: 11	1B: 3 2B: 4 3B: 0 HR: 1	SF: 0 SAC: 0 DP: 2 HBP: 0	WP: 0 PB: 0 SB: 0 CS: 0	PA: 32
PITCHER	IP	WLS	BF	H	R	ER	SO	BB	IBB	HBP	BLK	WP	HR	S	P	ERA	WHIP			
58 Jeremy Hellickson, R ERA: 4.41	7.0	L	26	6	3	3	6	0	0	0	0	0	1	64	87	3.86	0.857			
50 Héctor Neris, R ERA: 2.89	2.0		6	1	0	0	4	0	0	0	0	0	0	18	24	0.00	0.500			

Batter	1	2	3	4	5	6	7	8	9	AB	R	H	RBI	BB	SO	LOB	BOTTOM			
16 César Hernández, S OBP: 0.293, SLG: 0.336										4	0	1	0	0	0	1	Arizona Diamondbacks @ Philadelphia Phillies Citizens Bank Park, Philadelphia, PA Mon Jun 20 2016, 1:09 PM - 3:48 PM EDT Att: 22,118 - Partly Cloudy - 91 F			
13 Freddy Galvis, S OBP: 0.244, SLG: 0.339										4	0	0	0	0	1	2				
37 Odúbel Herrera, L OBP: 0.398, SLG: 0.425										4	0	1	0	0	2	2				
4 Andrés Blanco, S OBP: 0.319, SLG: 0.437										4	1	1	0	0	0	1				
19 Tommy Joseph, R OBP: 0.248, SLG: 0.470										4	0	0	0	0	0	3				
29 Cameron Rupp, R OBP: 0.295, SLG: 0.434										4	0	1	0	0	2	2				
2 Tyler Goeddel, R OBP: 0.286, SLG: 0.379										3	0	2	1	0	0	0				
58 Jeremy Hellickson, R ERA: 6.36 41 Jimmy Paredes, S OBP: 0.227, SLG: 0.105 50 Héctor Neris, R										2	0	0	0	0	1	1				
17 Peter Bourjos, R OBP: 0.249, SLG: 0.319 25 Cody Asche, L OBP: 0.281, SLG: 0.415										1	0	0	0	0	1	0				
										1	0	0	0	0	1	0				
Inning Stats	R: 0 H: 1 E: 0 K: 1 S: 11	H: 2 R: 1 BB: 0 P: 16	R: 1 H: 2 E: 0 K: 0 S: 9	H: 2 R: 0 BB: 0 P: 14	R: 0 H: 0 E: 0 K: 1 S: 9	H: 0 R: 0 BB: 1 P: 18	R: 0 H: 0 E: 0 K: 1 S: 8	H: 0 R: 0 BB: 0 P: 13	R: 0 H: 0 E: 0 K: 1 S: 9	H: 0 R: 0 BB: 0 P: 11	R: 0 H: 2 E: 0 K: 0 S: 14	H: 2 R: 0 BB: 0 P: 21	R: 0 H: 0 E: 0 K: 1 S: 9	H: 0 R: 0 BB: 0 P: 10	R: 0 H: 1 E: 1 K: 1 S: 7	H: 1 R: 0 BB: 0 P: 9	1B: 4 2B: 2 3B: 0 HR: 0	SF: 0 SAC: 0 DP: 1 HBP: 0	WP: 0 PB: 0 SB: 0 CS: 1	PA: 33
PITCHER	IP	WLS	BF	H	R	ER	SO	BB	IBB	HBP	BLK	WP	HR	S	P	ERA	WHIP			
26 Shelby Miller, R ERA: 6.36	6.2	W	25	5	1	1	5	1	0	0	0	0	0	67	102	1.35	0.900			
19 Tyler Clippard, R ERA: 3.49	0.1	H	1	0	0	0	0	0	0	0	0	0	0	2	3	0.00	0.000			
41 Daniel Hudson, R ERA: 1.61	1.0	H	3	0	0	0	1	0	0	0	0	0	0	9	10	0.00	0.000			
29 Brad Ziegler, R ERA: 2.84	1.0	S	4	1	0	0	1	0	0	0	0	0	0	7	9	0.00	1.000			

AB	32
R	3
H	7
RBI	3
BB	0
SO	10
LOB	6



Batter	1	2	3	4	5	6	7	8	9	AB	R	H	RBI	BB	SO	LOB	TOP					
2 Jean Segura, R OBP: 0.345, SLG: 0.435										2	1	0	0	2	0	0						
10 Chris Herrmann, L OBP: 0.355, SLG: 0.536										4	0	1	1	0	1	1						
44 Paul Goldschmidt, R OBP: 0.420, SLG: 0.596										4	0	0	0	0	2	2						
22 Jake Lamb, L OBP: 0.361, SLG: 0.556										4	0	0	0	0	4	1						
5 Rickie Weeks Jr., R OBP: 0.290, SLG: 0.459										3	1	0	0	1	2	0						
24 Yasmyn Tomás, R OBP: 0.352, SLG: 0.454										4	1	1	2	0	3	0						
14 Peter O'Brien, R 30 Sócrates Brito, L OBP: 0.206, SLG: 0.353										3	1	1	1	0	0	0						
13 Nick Ahmed, R OBP: 0.258, SLG: 0.314										3	0	0	0	0	0	0						
1 Michael Bourn, L OBP: 0.299, SLG: 0.320										3	0	0	0	0	2	0						
Inning Stats	R: 0 E: 0 K: 2 S: 10	H: 0 LOB: 1 BB: 1 P: 19	R: 0 E: 0 K: 1 S: 8	H: 0 LOB: 0 BB: 0 P: 13	R: 1 E: 0 K: 2 S: 10	H: 1 LOB: 1 BB: 1 P: 17	R: 2 E: 0 K: 1 S: 12	H: 1 LOB: 0 BB: 0 P: 22	R: 0 E: 0 K: 2 S: 9	H: 0 LOB: 0 BB: 0 P: 11	R: 1 E: 0 K: 2 S: 9	H: 1 LOB: 0 BB: 0 P: 12	R: 0 E: 0 K: 1 S: 7	H: 0 LOB: 0 BB: 0 P: 10	R: 0 E: 0 K: 3 S: 15	H: 0 LOB: 0 BB: 0 P: 20	1B: 1 2B: 0 3B: 0 HR: 2	SF: 0 SAC: 0 DP: 0 HBP: 0	WP: 0 PB: 0 SB: 2 CS: 0	PA: 33		
PITCHER	IP WLS BF H R ER SO BB IBB HBP BLK WP HR S P ERA WHIP	IP WLS BF H R ER SO BB IBB HBP BLK WP HR S P ERA WHIP	IP WLS BF H R ER SO BB IBB HBP BLK WP HR S P ERA WHIP	IP WLS BF H R ER SO BB IBB HBP BLK WP HR S P ERA WHIP	IP WLS BF H R ER SO BB IBB HBP BLK WP HR S P ERA WHIP	IP WLS BF H R ER SO BB IBB HBP BLK WP HR S P ERA WHIP	IP WLS BF H R ER SO BB IBB HBP BLK WP HR S P ERA WHIP	IP WLS BF H R ER SO BB IBB HBP BLK WP HR S P ERA WHIP	IP WLS BF H R ER SO BB IBB HBP BLK WP HR S P ERA WHIP	IP WLS BF H R ER SO BB IBB HBP BLK WP HR S P ERA WHIP	IP WLS BF H R ER SO BB IBB HBP BLK WP HR S P ERA WHIP	IP WLS BF H R ER SO BB IBB HBP BLK WP HR S P ERA WHIP	IP WLS BF H R ER SO BB IBB HBP BLK WP HR S P ERA WHIP	IP WLS BF H R ER SO BB IBB HBP BLK WP HR S P ERA WHIP	IP WLS BF H R ER SO BB IBB HBP BLK WP HR S P ERA WHIP	IP WLS BF H R ER SO BB IBB HBP BLK WP HR S P ERA WHIP	IP WLS BF H R ER SO BB IBB HBP BLK WP HR S P ERA WHIP	IP WLS BF H R ER SO BB IBB HBP BLK WP HR S P ERA WHIP	IP WLS BF H R ER SO BB IBB HBP BLK WP HR S P ERA WHIP	IP WLS BF H R ER SO BB IBB HBP BLK WP HR S P ERA WHIP	IP WLS BF H R ER SO BB IBB HBP BLK WP HR S P ERA WHIP	IP WLS BF H R ER SO BB IBB HBP BLK WP HR S P ERA WHIP
25 Marco Estrada, R ERA: 2.7	6.0	L	23	2	3	3	8	3	0	0	0	0	0	0	1	53	88	4.50	0.833			
30 Jesse Chavez, R ERA: 3.25	1.0		4	1	1	1	2	0	0	0	0	0	0	1	9	12	9.00	1.000				
37 Jason Grilli, R ERA: 4.56	1.0		3	0	0	0	1	0	0	0	0	0	0	7	10	0.00	0.000					
54 Roberto Osuna, R ERA: 2.01	1.0		3	0	0	0	3	0	0	0	0	0	0	15	20	0.00	0.000					

Arizona Diamondbacks @ Toronto Blue Jays
Rogers Centre, Toronto, ON
Tue Jun 21 2016, 7:10 PM - 9:49 PM EDT
Att: 41,838 - Clear - 77 F

AB	30
R	4
H	3
RBI	4
BB	3
SO	14
LOB	4



Batter	1	2	3	4	5	6	7	8	9	AB	R	H	RBI	BB	SO	LOB	BOTTOM						
3 Ezequiel Carrera, L OBP: 0.386, SLG: 0.441										3	0	1	0	1	0	0							
29 Devon Travis, R OBP: 0.286, SLG: 0.442										4	0	1	0	0	0	1							
20 Josh Donaldson, R OBP: 0.389, SLG: 0.564										3	0	2	0	1	0	2							
10 Edwin Encarnación, R OBP: 0.342, SLG: 0.511										4	0	0	0	0	1	4							
55 Russell Martin, R OBP: 0.304, SLG: 0.320										4	0	1	0	0	1	0							
21 Michael Saunders, L OBP: 0.383, SLG: 0.594										4	1	1	0	0	1	1							
2 Troy Tulowitzki, R OBP: 0.297, SLG: 0.404										3	1	2	0	1	0	0							
11 Kevin Pillar, R OBP: 0.290, SLG: 0.412										4	0	1	2	0	0	2							
18 Darwin Barney, R OBP: 0.340, SLG: 0.390										3	0	0	0	0	1	1							
14 Justin Smoak, S OBP: 0.350, SLG: 0.410										1	0	0	0	0	0	0							
Inning Stats	R: 0 E: 0 K: 0 S: 6	H: 1 LOB: 1 BB: 0 P: 12	R: 0 E: 0 K: 1 S: 9	H: 1 LOB: 0 BB: 0 P: 13	R: 0 E: 0 K: 0 S: 14	H: 2 LOB: 2 BB: 0 P: 21	R: 2 E: 0 K: 2 S: 12	H: 2 LOB: 0 BB: 1 P: 23	R: 0 E: 0 K: 0 S: 7	H: 2 LOB: 1 BB: 1 P: 12	R: 0 E: 0 K: 0 S: 6	H: 2 LOB: 1 BB: 0 P: 9	R: 0 E: 0 K: 0 S: 10	H: 1 LOB: 1 BB: 1 P: 15	R: 0 E: 0 K: 1 S: 6	H: 0 LOB: 0 BB: 0 P: 12	R: 0 E: 0 K: 0 S: 8	H: 0 LOB: 0 BB: 0 P: 13	1B: 7 2B: 2 3B: 0 HR: 0	SF: 0 SAC: 0 DP: 2 HBP: 0	WP: 0 PB: 0 SB: 0 CS: 1	PA: 37	
PITCHER	IP WLS BF H R ER SO BB IBB HBP BLK WP HR S P ERA WHIP	IP WLS BF H R ER SO BB IBB HBP BLK WP HR S P ERA WHIP	IP WLS BF H R ER SO BB IBB HBP BLK WP HR S P ERA WHIP	IP WLS BF H R ER SO BB IBB HBP BLK WP HR S P ERA WHIP	IP WLS BF H R ER SO BB IBB HBP BLK WP HR S P ERA WHIP	IP WLS BF H R ER SO BB IBB HBP BLK WP HR S P ERA WHIP	IP WLS BF H R ER SO BB IBB HBP BLK WP HR S P ERA WHIP	IP WLS BF H R ER SO BB IBB HBP BLK WP HR S P ERA WHIP	IP WLS BF H R ER SO BB IBB HBP BLK WP HR S P ERA WHIP	IP WLS BF H R ER SO BB IBB HBP BLK WP HR S P ERA WHIP	IP WLS BF H R ER SO BB IBB HBP BLK WP HR S P ERA WHIP	IP WLS BF H R ER SO BB IBB HBP BLK WP HR S P ERA WHIP	IP WLS BF H R ER SO BB IBB HBP BLK WP HR S P ERA WHIP	IP WLS BF H R ER SO BB IBB HBP BLK WP HR S P ERA WHIP	IP WLS BF H R ER SO BB IBB HBP BLK WP HR S P ERA WHIP	IP WLS BF H R ER SO BB IBB HBP BLK WP HR S P ERA WHIP	IP WLS BF H R ER SO BB IBB HBP BLK WP HR S P ERA WHIP	IP WLS BF H R ER SO BB IBB HBP BLK WP HR S P ERA WHIP	IP WLS BF H R ER SO BB IBB HBP BLK WP HR S P ERA WHIP	IP WLS BF H R ER SO BB IBB HBP BLK WP HR S P ERA WHIP	IP WLS BF H R ER SO BB IBB HBP BLK WP HR S P ERA WHIP	IP WLS BF H R ER SO BB IBB HBP BLK WP HR S P ERA WHIP	IP WLS BF H R ER SO BB IBB HBP BLK WP HR S P ERA WHIP
46 Patrick Corbin, L ERA: 4.63	6.1	W	29	9	2	2	3	3	0	0	0	0	0	0	0	0	0	2.84	1.895				
33 Jake Barrett, R ERA: 2.1	0.2	H	1	0	0	0	0	0	0	0	0	0	0	4	5	0.00	0.000						
19 Tyler Clippard, R ERA: 3.33	1.0	H	3	0	0	0	1	0	0	0	0	0	0	6	12	0.00	0.000						
41 Daniel Hudson, R ERA: 1.55	1.0	S	3	0	0	0	0	0	0	0	0	0	0	8	13	0.00	0.000						

Arizona Diamondbacks @ Toronto Blue Jays
Rogers Centre, Toronto, ON
Tue Jun 21 2016, 7:10 PM - 9:49 PM EDT
Att: 41,838 - Clear - 77 F

AB	33
R	2
H	9
RBI	2
BB	3
SO	4
LOB	11



Batter	1	2	3	4	5	6	7	8	9	AB	R	H	RBI	BB	SO	LOB	TOP				
2 Jean Segura, R OBP: 0.361, SLG: 0.439										4	3	3	1	1	0	1	Arizona Diamondbacks @ Colorado Rockies Coors Field, Denver, CO Sun Jun 26 2016, 2:11 PM - 5:45 PM MDT Att: 32,435 - Sunny - 89 F				
1 Michael Bourn, L OBP: 0.313, SLG: 0.368										5	1	2	0	0	0	4					
44 Paul Goldschmidt, R OBP: 0.436, SLG: 0.522										5	0	2	4	0	2	3					
22 Jake Lamb, L OBP: 0.364, SLG: 0.570										4	1	0	0	1	3	3					
5 Rickie Weeks Jr., R OBP: 0.320, SLG: 0.462 40 Andrew Chafin, R 61 Silvino Bracho, R										4	0	3	1	1	1	1					
10 Chris Herrmann, L OBP: 0.363, SLG: 0.529										5	0	1	1	0	0	3					
24 Yasmany Tomás, R OBP: 0.308, SLG: 0.469										5	0	1	0	0	2	3					
27 Brandon Drury, R OBP: 0.317, SLG: 0.448 33 Jake Barrett, R										4	2	2	0	0	0	2					
46 Patrick Corbin, L OBP: 0.314, SLG: 0.429 48 Randall Delgado, R										1	0	0	0	0	0	2					
13 Nick Ahmed, R OBP: 0.284, SLG: 0.318										0	0	0	0	0	0	0					
Inning Stats	R: 2 H: 3 E: 0 K: 0 S: 11	H: 3 BB: 2 P: 19	R: 1 H: 2 E: 0 K: 1 S: 11	H: 2 LOB: 1 BB: 0 P: 16	R: 0 H: 1 E: 0 K: 1 S: 10	LOB: 1 BB: 0 P: 13	R: 2 H: 2 E: 0 K: 1 S: 13	H: 2 LOB: 1 BB: 1 P: 22	R: 0 H: 1 E: 0 K: 0 S: 7	H: 1 LOB: 2 BB: 1 P: 12	R: 2 H: 4 E: 0 K: 0 S: 12	H: 1 LOB: 1 BB: 0 P: 17	R: 0 H: 1 E: 0 K: 3 S: 15	H: 1 LOB: 1 BB: 0 P: 22	R: 0 H: 0 E: 0 K: 2 S: 10	H: 0 LOB: 0 BB: 0 P: 11	1B: 13 HR: 0	SF: 0 SAC: 2 DP: 1 HBP: 0	WP: 1 PA: 44 PB: 0 SB: 1 CS: 0		
PITCHER	IP WLS BF H R ER SO BB IBB HBP BLK WP HR S P ERA WHIP	IP WLS BF H R ER SO BB IBB HBP BLK WP HR S P ERA WHIP	IP WLS BF H R ER SO BB IBB HBP BLK WP HR S P ERA WHIP	IP WLS BF H R ER SO BB IBB HBP BLK WP HR S P ERA WHIP	IP WLS BF H R ER SO BB IBB HBP BLK WP HR S P ERA WHIP	IP WLS BF H R ER SO BB IBB HBP BLK WP HR S P ERA WHIP	IP WLS BF H R ER SO BB IBB HBP BLK WP HR S P ERA WHIP	IP WLS BF H R ER SO BB IBB HBP BLK WP HR S P ERA WHIP	IP WLS BF H R ER SO BB IBB HBP BLK WP HR S P ERA WHIP	IP WLS BF H R ER SO BB IBB HBP BLK WP HR S P ERA WHIP	IP WLS BF H R ER SO BB IBB HBP BLK WP HR S P ERA WHIP	IP WLS BF H R ER SO BB IBB HBP BLK WP HR S P ERA WHIP	IP WLS BF H R ER SO BB IBB HBP BLK WP HR S P ERA WHIP	IP WLS BF H R ER SO BB IBB HBP BLK WP HR S P ERA WHIP	IP WLS BF H R ER SO BB IBB HBP BLK WP HR S P ERA WHIP	IP WLS BF H R ER SO BB IBB HBP BLK WP HR S P ERA WHIP	IP WLS BF H R ER SO BB IBB HBP BLK WP HR S P ERA WHIP				
35 Chad Bettis, R ERA: 5.84	5.0	30	12	7	7	3	3	0	0	0	0	0	0	0	0	0	12.60	3.000			
58 Yohan Flande, L ERA:	1.0	3	1	0	0	0	0	0	0	0	0	0	0	0	0	0	0.00	1.000			
24 Jordan Lyles, R ERA: 7.66	1.0	4	1	0	0	1	0	0	0	0	0	0	0	0	0	6	8	0.00	1.000		
48 Boone Logan, L ERA: 3.15	1.0	4	1	0	0	3	0	0	0	0	0	0	0	0	0	15	22	0.00	1.000		
54 Carlos Estévez, R ERA: 4.28	1.0	W	3	0	0	0	0	0	0	0	0	0	0	0	10	11	0.00	0.000			
Batter	1	2	3	4	5	6	7	8	9	AB	R	H	RBI	BB	SO	LOB	BOTTOM				
19 Charlie Blackmon, L OBP: 0.367, SLG: 0.518										4	1	2	1	1	1	1	Arizona Diamondbacks @ Colorado Rockies Coors Field, Denver, CO Sun Jun 26 2016, 2:11 PM - 5:45 PM MDT Att: 32,435 - Sunny - 89 F				
9 DJ LeMahieu, R OBP: 0.395, SLG: 0.498 3 Daniel Descalso, L OBP: 0.462, SLG: 0.500										1	1	0	0	2	0	1					
28 Nolan Arenado, R OBP: 0.376, SLG: 0.585									5	1	1	0	0	0	3						
27 Trevor Story, R OBP: 0.339, SLG: 0.559										2	4	2	1	2	0	0					
5 Carlos González, L OBP: 0.362, SLG: 0.561										4	1	2	4	1	1	1					
6 Ryan Raburn, R OBP: 0.327, SLG: 0.441 24 Jordan Lyles, R 18 Christian Adams, S 46 Boone Logan, R 54 Carlos Estévez, R 14 Tony Wolters, L OBP: 0.300, SLG: 0.318										3	0	1	0	0	0	4					
12 Mark Reynolds, R OBP: 0.356, SLG: 0.462										4	1	1	3	0	0	4					
4 Nick Hundley, R OBP: 0.368, SLG: 0.474										4	0	1	0	0	1	0					
35 Chad Bettis, R OBP: 0.080, SLG: 0.042 58 Yohan Flande, L										2	0	0	0	0	1	2					
1 Brandon Barnes, R OBP: 0.273, SLG: 0.327										0	0	0	0	0	0	0					
Inning Stats	R: 0 H: 1 E: 0 K: 0 S: 7	H: 1 LOB: 0 BB: 0 P: 11	R: 0 H: 2 E: 0 K: 0 S: 5	H: 2 LOB: 1 BB: 0 P: 7	R: 1 H: 1 E: 0 K: 0 S: 9	H: 1 LOB: 1 BB: 1 P: 17	R: 1 H: 1 E: 0 K: 1 S: 13	H: 1 LOB: 2 BB: 2 P: 30	R: 4 H: 3 E: 0 K: 0 S: 11	H: 3 LOB: 0 BB: 2 P: 26	R: 0 H: 0 E: 0 K: 0 S: 7	H: 0 LOB: 1 BB: 1 P: 12	R: 1 H: 1 E: 0 K: 0 S: 9	H: 1 LOB: 1 BB: 1 P: 17	R: 0 H: 1 E: 0 K: 2 S: 11	H: 1 LOB: 2 BB: 1 P: 17	R: 2 H: 1 E: 0 K: 1 S: 7	H: 1 LOB: 0 BB: 0 P: 15	1B: 6 HR: 4	SF: 1 SAC: 0 DP: 3 HBP: 1	WP: 1 PA: 43 PB: 0 SB: 0 CS: 0
PITCHER	IP WLS BF H R ER SO BB IBB HBP BLK WP HR S P ERA WHIP	IP WLS BF H R ER SO BB IBB HBP BLK WP HR S P ERA WHIP	IP WLS BF H R ER SO BB IBB HBP BLK WP HR S P ERA WHIP	IP WLS BF H R ER SO BB IBB HBP BLK WP HR S P ERA WHIP	IP WLS BF H R ER SO BB IBB HBP BLK WP HR S P ERA WHIP	IP WLS BF H R ER SO BB IBB HBP BLK WP HR S P ERA WHIP	IP WLS BF H R ER SO BB IBB HBP BLK WP HR S P ERA WHIP	IP WLS BF H R ER SO BB IBB HBP BLK WP HR S P ERA WHIP	IP WLS BF H R ER SO BB IBB HBP BLK WP HR S P ERA WHIP	IP WLS BF H R ER SO BB IBB HBP BLK WP HR S P ERA WHIP	IP WLS BF H R ER SO BB IBB HBP BLK WP HR S P ERA WHIP	IP WLS BF H R ER SO BB IBB HBP BLK WP HR S P ERA WHIP	IP WLS BF H R ER SO BB IBB HBP BLK WP HR S P ERA WHIP	IP WLS BF H R ER SO BB IBB HBP BLK WP HR S P ERA WHIP	IP WLS BF H R ER SO BB IBB HBP BLK WP HR S P ERA WHIP	IP WLS BF H R ER SO BB IBB HBP BLK WP HR S P ERA WHIP	IP WLS BF H R ER SO BB IBB HBP BLK WP HR S P ERA WHIP				
46 Patrick Corbin, L ERA: 4.99	4.1	23	7	6	6	1	5	0	0	0	0	0	0	0	0	0	12.46	2.769			
48 Randall Delgado, R ERA: 3.55	1.2	6	1	0	0	0	1	0	0	0	0	0	0	0	0	12	21	0.00	1.200		
33 Jake Barrett, R ERA: 2.3	1.1	B	7	2	1	1	1	0	0	0	0	0	0	0	1	14	23	6.75	2.250		
40 Andrew Chafin, L ERA: 7.85	0.1	2	0	0	0	1	1	0	0	0	0	0	0	0	0	4	9	0.00	3.000		
61 Silvino Bracho, R ERA: 7.88	1.0	L	5	1	2	2	0	0	1	0	0	0	0	0	1	9	17	18.00	1.000		
PITCHER	IP WLS BF H R ER SO BB IBB HBP BLK WP HR S P ERA WHIP	IP WLS BF H R ER SO BB IBB HBP BLK WP HR S P ERA WHIP	IP WLS BF H R ER SO BB IBB HBP BLK WP HR S P ERA WHIP	IP WLS BF H R ER SO BB IBB HBP BLK WP HR S P ERA WHIP	IP WLS BF H R ER SO BB IBB HBP BLK WP HR S P ERA WHIP	IP WLS BF H R ER SO BB IBB HBP BLK WP HR S P ERA WHIP	IP WLS BF H R ER SO BB IBB HBP BLK WP HR S P ERA WHIP	IP WLS BF H R ER SO BB IBB HBP BLK WP HR S P ERA WHIP	IP WLS BF H R ER SO BB IBB HBP BLK WP HR S P ERA WHIP	IP WLS BF H R ER SO BB IBB HBP BLK WP HR S P ERA WHIP	IP WLS BF H R ER SO BB IBB HBP BLK WP HR S P ERA WHIP	IP WLS BF H R ER SO BB IBB HBP BLK WP HR S P ERA WHIP	IP WLS BF H R ER SO BB IBB HBP BLK WP HR S P ERA WHIP	IP WLS BF H R ER SO BB IBB HBP BLK WP HR S P ERA WHIP	IP WLS BF H R ER SO BB IBB HBP BLK WP HR S P ERA WHIP	IP WLS BF H R ER SO BB IBB HBP BLK WP HR S P ERA WHIP	IP WLS BF H R ER SO BB IBB HBP BLK WP HR S P ERA WHIP				
46 Patrick Corbin, L ERA: 4.99	4.1	23	7	6	6	1	5	0	0	0	0	0	0	0	0	0	12.46	2.769			
48 Randall Delgado, R ERA: 3.55	1.2	6	1	0	0	0	1	0	0	0	0	0	0	0	0	12	21	0.00	1.200		
33 Jake Barrett, R ERA: 2.3	1.1	B	7	2	1	1	1	0	0	0	0	0	0	0	1	14	23	6.75	2.250		
40 Andrew Chafin, L ERA: 7.85	0.1	2	0	0	0	1	1	0	0	0	0	0	0	0	0	4	9	0.00	3.000		
61 Silvino Bracho, R ERA: 7.88	1.0	L	5	1	2	2	0	0	1	0	0	0	0	0	1	9	17	18.00	1.000		

Batter	1	2	3	4	5	6	7	8	9	AB	R	H	RBI	BB	SO	LOB	TOP
37 Odiel Herrera, L (1.8) OBP: 0.397, SLG: 0.436										5	2	4	1	0	0	1	Philadelphia Phillies @ Arizona Diamondbacks Chase Field, Phoenix, AZ Mon Jun 27 2016, 6:40 PM - 9:58 PM MST Att: 22,567 - Roof Closed - 82 F
17 Peter Bourjos, R (1.9) OBP: 0.292, SLG: 0.378										5	2	3	0	0	1	2	
19 Tommy Joseph, R (1.3) OBP: 0.246, SLG: 0.468										5	0	0	0	0	4	8	
7 Maikel Franco, R (1.5) OBP: 0.304, SLG: 0.427										5	1	2	3	0	0	3	
29 Cameron Rupp, R (1.2) OBP: 0.398, SLG: 0.478										4	0	1	1	1	2	2	
13 Freddy Galvis, S (1.6) OBP: 0.248, SLG: 0.353										5	1	0	0	0	0	4	
2 Tyler Goeddel, R (1.7) 61 Eubray Ramos, R (6.1) 50 Héctor Neris, R (8.1) 41 Jimmy Paredes, S (8. PH) 52 Severino González, R (9.1)										3	0	0	0	0	1	2	
16 César Hernández, S (1.4) OBP: 0.305, SLG: 0.351										5	1	3	2	0	1	0	
28 Vince Velasquez, R (1.1) 25 Cody Asche, L (6.7)										2	0	1	0	0	1	0	
Inning Stats	R: 0 H: 2 E: 0 K: 2 S: 15	H: 0 LOB: 2 BB: 0 P: 18	R: 0 H: 1 E: 0 K: 1 S: 6	R: 0 H: 0 E: 0 K: 0 S: 9	R: 0 H: 0 E: 0 K: 2 S: 12	R: 2 H: 4 E: 0 K: 1 S: 16	R: 6 H: 6 E: 0 K: 1 S: 25	R: 0 H: 1 E: 0 K: 1 S: 9	R: 0 H: 2 E: 0 K: 1 S: 12	1B: 12 2B: 4 HR: 0	SF: 0 SAC: 0 HBP: 0	WP: 2 PB: 0 SB: 0 CS: 0	PA: 45				
PITCHER	IP: 6.0 WLS: L BF: 27 ERA: 4.69	H: 4 R: 4 ER: 4 SO: 7	BB: 0 IBB: 0 HBP: 0 BLK: 0	WP: 1 HR: 0 S: 72 P: 101 ERA: 6.00 WHIP: 1.500	IP: 0.2 WLS: 7 BF: 3 ERA: 3.54	H: 3 R: 2 ER: 2 SO: 1	BB: 2 IBB: 0 HBP: 0 BLK: 0	WP: 0 HR: 0 S: 15 P: 24 ERA: 27.00 WHIP: 7.500	IP: 2.1 WLS: 4 BF: 11 ERA: 4.8	H: 2 R: 2 ER: 2 SO: 2	BB: 0 IBB: 0 HBP: 0 BLK: 0	WP: 0 HR: 0 S: 25 P: 36 ERA: 7.71 WHIP: 1.714					

Batter	1	2	3	4	5	6	7	8	9	AB	R	H	RBI	BB	SO	LOB	BOTTOM
2 Jean Segura, R (1.4) OBP: 0.359, SLG: 0.437										4	0	1	0	0	1	1	Philadelphia Phillies @ Arizona Diamondbacks Chase Field, Phoenix, AZ Mon Jun 27 2016, 6:40 PM - 9:58 PM MST Att: 22,567 - Roof Closed - 82 F
1 Michael Bourn, L (1.8) OBP: 0.318, SLG: 0.361										2	0	0	0	2	0	1	
44 Paul Goldschmidt, R (1.3) 14 Peter O'Brien, R (9.3)										4	0	2	0	0	1	3	
22 Jake Lamb, L (1.5) 55 Josh Collmenter, R (7.1) 15 Phil Gosselin, R (8. PH)										3	0	0	0	0	2	2	
5 Rickie Weeks Jr., R (1.7) OBP: 0.308, SLG: 0.443										4	0	0	0	0	2	1	
7 Wellington Castillo, R (1.2) OBP: 0.312, SLG: 0.430										4	0	0	0	0	2	1	
24 Yasmany Tomás, R (1.9) OBP: 0.307, SLG: 0.465										4	0	1	0	0	2	1	
13 Nick Ahmed, R (1.6) OBP: 0.269, SLG: 0.322										3	0	2	0	0	1	0	
38 Robbie Ray, L (1.1) 33 Jake Barrett, R (7.1) 27 Brandon Drury, R (7.5)										2	0	0	0	0	2	2	
Inning Stats	R: 0 H: 1 E: 0 K: 2 S: 14	H: 2 LOB: 2 BB: 0 P: 19	R: 0 H: 2 E: 0 K: 1 S: 10	R: 0 H: 0 E: 0 K: 1 S: 10	R: 0 H: 0 E: 0 K: 2 S: 9	R: 0 H: 0 E: 0 K: 1 S: 6	R: 0 H: 0 E: 0 K: 2 S: 11	R: 0 H: 1 E: 0 K: 0 S: 12	R: 0 H: 1 E: 0 K: 3 S: 14	1B: 7 2B: 2 HR: 0	SF: 0 SAC: 0 HBP: 0	WP: 0 PB: 0 SB: 0 CS: 1	PA: 34				
PITCHER	IP: 5.0 WLS: W BF: 19 ERA: 3.38	H: 19 R: 0 ER: 0 SO: 7	BB: 0 IBB: 0 HBP: 0 BLK: 0	WP: 0 HR: 0 S: 55 P: 84 ERA: 0.00 WHIP: 1.000	IP: 2.0 WLS: H BF: 6 ERA: 3.38	H: 6 R: 0 ER: 0 SO: 3	BB: 1 IBB: 0 HBP: 0 BLK: 0	WP: 0 HR: 0 S: 17 P: 24 ERA: 0.00 WHIP: 0.500	IP: 1.0 WLS: 5 BF: 1 ERA: 2.61	H: 1 R: 0 ER: 0 SO: 0	BB: 0 IBB: 0 HBP: 0 BLK: 0	WP: 0 HR: 0 S: 12 P: 20 ERA: 2.000	IP: 1.0 WLS: 4 BF: 1 ERA: 3.12	H: 0 R: 0 ER: 0 SO: 3	BB: 0 IBB: 0 HBP: 0 BLK: 0	WP: 0 HR: 0 S: 14 P: 20 ERA: 0.00 WHIP: 1.000	

Batter	1	2	3	4	5	6	7	8	9	AB	R	H	RBI	BB	SO	LOB	TOP								
37 Dóbel Herrera, L OBP: 0.397, SLG: 0.435										5	0	2	0	0	1	2									
17 Peter Bourjos, R OBP: 0.295, SLG: 0.376										4	0	1	0	1	1	1									
7 Maikel Franco, R OBP: 0.306, SLG: 0.441										5	1	2	1	0	2	5									
6 Ryan Howard, L OBP: 0.211, SLG: 0.349										3	0	0	1	2	1	1									
51 Carlos Ruiz, R OBP: 0.312, SLG: 0.327										4	0	0	0	0	1	5									
25 Cody Asche, L OBP: 0.321, SLG: 0.462										3	0	0	0	1	3	3									
13 Freddy Galvis, S OBP: 0.252, SLG: 0.359										4	1	2	0	0	0	2									
16 César Hernández, S OBP: 0.305, SLG: 0.351										3	0	1	0	0	0	2									
50 Héctor Neris, R OBP: 0.281, SLG: 0.426										0	0	0	0	0	0	0									
41 Jimmy Paredes, S OBP: 0.281, SLG: 0.426										0	0	0	0	0	0	0									
46 Jeanmar Gómez, R OBP: 0.281, SLG: 0.426										0	0	0	0	0	0	0									
48 Jerad Eickhoff, R OBP: 0.185, SLG: 0.222										2	0	1	1	0	0	0									
30 David Hernandez, R OBP: 0.321, SLG: 0.452										2	1	1	1	0	1	0									
4 Andrés Blanco, S OBP: 0.321, SLG: 0.452										2	1	1	1	0	1	0									
Inning Stats	R: 0 E: 0 K: 1 S: 12	H: 1 LOB: 1 BB: 0 P: 16	R: 1 E: 0 K: 1 S: 14	H: 3 LOB: 2 BB: 0 P: 19	R: 0 E: 0 K: 2 S: 13	H: 1 LOB: 0 BB: 1 P: 21	R: 0 E: 0 K: 0 S: 10	H: 0 LOB: 1 BB: 0 P: 14	R: 1 E: 0 K: 1 S: 10	H: 1 LOB: 0 BB: 0 P: 13	R: 0 E: 0 K: 1 S: 7	H: 0 LOB: 1 BB: 0 P: 11	R: 0 E: 0 K: 3 S: 15	H: 1 LOB: 0 BB: 0 P: 23	R: 0 E: 0 K: 0 S: 11	H: 0 LOB: 1 BB: 1 P: 20	R: 2 E: 0 K: 1 S: 14	H: 3 LOB: 2 BB: 2 P: 28	1B: 7 2B: 4 3B: 0 HR: 1	SF: 0 SAC: 0 DP: 2 HBP: 1	WP: 1 PB: 0 SB: 0 CS: 1	PA: 41			
PITCHER	IP: 2.0 WLS: 3.62	WLS: 10	BF: 4	H: 1 R: 1 ER: 1 SO: 2	BB: 0 IBB: 0 HBP: 0 BLK: 0	WP: 0 HR: 0 S: 26 P: 35	ERA: 4.50 WHIP: 2.000	PITCHER	IP: 1.0 WLS: 2.88	WLS: 7	BF: 3	H: 2 R: 2 ER: 2 SO: 1	BB: 2 IBB: 0 HBP: 0 BLK: 0	WP: 0 HR: 0 S: 14 P: 28	ERA: 18.00 WHIP: 5.000										
21 Zack Greinke, R ERA: 3.62	3.0	12	3	1	1	3	1	0	0	1	1	33	48	3.00	1.333										
48 Randall Delgado, R ERA: 3.51	1.0	4	0	0	0	1	0	0	0	0	0	7	11	0.00	0.000										
40 Andrew Chafin, L ERA: 7.29	1.0	4	1	0	0	3	0	0	0	0	0	15	23	0.00	1.000										
19 Tyler Clippard, R ERA: 3.07	1.0	H	4	0	0	0	1	0	0	0	0	11	20	0.00	1.000										
41 Daniel Hudson, R ERA: 3.25																									
Batter	1	2	3	4	5	6	7	8	9	AB	R	H	RBI	BB	SO	LOB	BOTTOM								
2 Jean Segura, R OBP: 0.363, SLG: 0.438										4	0	2	0	1	1	2									
1 Michael Bourn, L OBP: 0.307, SLG: 0.347										5	0	0	0	0	3	4									
44 Paul Goldschmidt, R OBP: 0.431, SLG: 0.514																									

Batter	1	2	3	4	5	6	7	8	9	AB	R	H	RBI	BB	SO	LOB	TOP								
7 Grégor Blanco, L (1,8) OBP: 0.335, SLG: 0.345										5	0	2	0	0	0	0	San Francisco Giants @ Arizona Diamondbacks Chase Field, Phoenix, AZ Fri Jul 01 2016, 6:41 PM - 9:32 PM MST Att: 24,859 - Roof Closed - 79 F								
16 Angel Pagan, S (1,7) OBP: 0.342, SLG: 0.411										5	0	0	0	0	1	2									
9 Brandon Belt, L (1,3) OBP: 0.399, SLG: 0.518										3	1	0	0	1	2	2									
35 Brandon Crawford, L (1,6) OBP: 0.347, SLG: 0.425										3	1	0	0	1	0	1									
6 Jarrett Parker, L (1,9) OBP: 0.392, SLG: 0.500										4	2	2	1	0	2	2									
21 Conor Gillaspie, L (1,5) OBP: 0.345, SLG: 0.438										4	2	3	1	0	0	0									
62 Cory Gearrin, R (8,1) OBP: 1.000, SLG: 1.000										0	0	0	0	0	0	0									
46 Santiago Casilla, R (9,1) OBP: 0.240, SLG: 0.195										4	0	2	2	0	1	3									
38 Grant Green, R (1,4) OBP: 0.444, SLG: 0.556										4	0	1	2	0	1	3									
Trevor Brown, R (1,2) OBP: 0.299, SLG: 0.416										3	0	0	0	0	1	1									
47 Johnny Cueto, R (1,1) OBP: 0.095, SLG: 0.050										1	0	0	0	0	0	0									
17 Rubén Tejada, R (8,5) OBP: 0.240, SLG: 0.195										3	0	0	0	0	1	1									
Inning Stats	R: 0 E: 0 K: 1 S: 8	H: 1 LOB: 0 BB: 0 P: 10	R: 1 E: 0 K: 1 S: 9	H: 1 LOB: 1 BB: 1 P: 16	R: 0 E: 0 K: 1 S: 8	H: 0 LOB: 0 BB: 0 P: 10	R: 2 E: 0 K: 1 S: 10	H: 2 LOB: 1 BB: 1 P: 20	R: 0 E: 0 K: 0 S: 9	H: 1 LOB: 0 BB: 0 P: 13	R: 2 E: 0 K: 1 S: 15	H: 3 LOB: 1 BB: 0 P: 22	R: 0 E: 0 K: 1 S: 6	H: 0 LOB: 0 BB: 0 P: 8	R: 1 E: 0 K: 1 S: 10	H: 2 LOB: 1 BB: 0 P: 15	R: 0 E: 0 K: 1 S: 10	H: 0 LOB: 0 BB: 0 P: 14	1B: 6 2B: 2 3B: 1 HR: 1	SF: 0 SAC: 0 DP: 0 HBP: 0	WP: 0 PB: 0 SB: 0 CS: 1	PA: 38			
PITCHER	IP	WLS	BF	H	R	ER	SO	BB	IBB	HBP	BLK	WP	HR	S	P	ERA	WHIP								
26 Shelby Miller, R (1,1) ERA: 6.85	6.0	L	27	8	5	5	5	2	0	0	0	0	0	59	91	7.50	1.667								
40 Andrew Chafin, L (7,1) ERA: 9.95	1.0		3	0	0	0	1	0	0	0	0	0	0	6	8	0.00	0.000								
48 Randall Delgado, R (8,1) ERA: 3.56	2.0		8	2	1	1	2	0	0	0	0	0	1	20	29	4.50	1.000								

Batter	1	2	3	4	5	6	7	8	9	AB	R	H	RBI	BB	SO	LOB	BOTTOM								
2 Jean Segura, R (1,4) OBP: 0.358, SLG: 0.435										4	1	1	0	0	1	2	San Francisco Giants @ Arizona Diamondbacks Chase Field, Phoenix, AZ Fri Jul 01 2016, 6:41 PM - 9:32 PM MST Att: 24,859 - Roof Closed - 79 F								
1 Michael Bourn, L (1,8) OBP: 0.324, SLG: 0.379										3	0	1	0	0	0	0									
44 Paul Goldschmidt, R (1,3) OBP: 0.426, SLG: 0.512										4	1	1	1	0	1	1									
22 Jake Lamb, L (1,5) OBP: 0.365, SLG: 0.598										4	1	1	1	0	3	1									
7 Wellington Castillo, R (1,2) OBP: 0.322, SLG: 0.450										4	1	2	2	0	0	0									
10 Chris Herrmann, L (1,7) OBP: 0.347, SLG: 0.500										4	0	1	0	0	1	0									
24 Yasmany Tomás, R (1,9) OBP: 0.314, SLG: 0.475										4	0	1	0	0	1	2									
13 Nick Ahmed, R (1,6) OBP: 0.275, SLG: 0.324										2	0	0	0	0	1	1									
15 Phil Gosselin, R (7,4) OBP: 0.322, SLG: 0.355										1	0	1	0	1	0	0									
26 Shelby Miller, R (1,1) OBP: 0.143, SLG: 0.238										2	0	0	0	0	1	1									
40 Andrew Chafin, R (7,1) ERA: 2.97										0	0	0	0	0	0	0									
27 Brandon Drury, R (7,PH) OBP: 0.312, SLG: 0.438										1	0	0	0	0	1	1									
48 Randall Delgado, R (8,1) OBP: 0.299, SLG: 0.416										0	0	0	0	0	0	0									
14 Peter O'Brien, L (9,PH) OBP: 0.172, SLG: 0.345										1	0	0	0	1	2	2									
Inning Stats	R: 3 E: 0 K: 1 S: 20	H: 3 LOB: 0 BB: 0 P: 29	R: 0 E: 0 K: 2 S: 10	H: 1 LOB: 1 BB: 0 P: 12	R: 1 E: 0 K: 1 S: 10	H: 1 LOB: 0 BB: 0 P: 13	R: 0 E: 0 K: 3 S: 10	H: 0 LOB: 0 BB: 0 P: 17	R: 0 E: 0 K: 0 S: 10	H: 1 LOB: 1 BB: 0 P: 14	R: 0 E: 0 K: 1 S: 8	H: 0 LOB: 0 BB: 0 P: 10	R: 0 E: 1 K: 1 S: 9	H: 1 LOB: 1 BB: 0 P: 15	R: 0 E: 0 K: 1 S: 10	H: 0 LOB: 0 BB: 0 P: 17	R: 0 E: 0 K: 1 S: 11	H: 2 LOB: 2 BB: 1 P: 18	1B: 5 2B: 2 3B: 0 HR: 2	SF: 0 SAC: 1 DP: 1 HBP: 0	WP: 0 PB: 1 SB: 0 CS: 0	PA: 36			
PITCHER	IP	WLS	BF	H	R	ER	SO	BB	IBB	HBP	BLK	WP	HR	S	P	ERA	WHIP								
47 Johnny Cueto, R (1,1) ERA: 2.97	7.0	W	28	7	4	4	9	0	0	0	0	0	0	10	17	0.00	0.000								
62 Cory Gearrin, R (8,1) ERA: 2.8	1.0	H	3	0	0	0	1	0	0	0	0	0	0	10	17	0.00	0.000								
46 Santiago Casilla, R (9,1) ERA: 3.13	1.0	S	5	2	0	0	1	1	0	0	0	0	0	11	18	0.00	3.000								


livebaseballscorecards.com



Batter	1	2	3	4	5	6	7	8	9	AB	R	H	RBI	BB	SO	LOB	TOP										
7 Grégor Blanco, L OBP: 0.328, SLG: 0.337	G1-3	F7			K		F7			4	0	0	0	0	1	1	San Francisco Giants @ Arizona Diamondbacks Chase Field, Phoenix, AZ Sat Jul 02 2016, 7:11 PM - 10:05 PM MST Att: 30,683 - Roof Closed - 80 F										
16 Angel Pagan, S OBP: 0.335, SLG: 0.402	K		G6-3		G5-3			G3-1		4	0	0	0	0	1	0											
9 Brandon Belt, L OBP: 0.398, SLG: 0.514	K				G6-3			F9		4	0	1	0	0	1	0											
28 Buster Posey, R OBP: 0.354, SLG: 0.468			G6-4-3							2	1	1	0	2	0	1											
35 Brandon Crawford, L OBP: 0.349, SLG: 0.437										4	2	2	1	0	0	2											
51 Mac Williamson, R OBP: 0.333, SLG: 0.447																											
6 Jarrett Parker, L OBP: 0.398, SLG: 0.506																											
38 Grant Green, R OBP: 0.308, SLG: 0.385																											
17 Rubén Tejada, R OBP: 0.241, SLG: 0.200																											
29 Jeff Samardzija, R OBP: 0.158, SLG: 0.189																											
61 Josh Osich, L ERA: 4.44																											
21 Conor Gillaspie, L OBP: 0.341, SLG: 0.432																											
Inning Stats	R: 0 E: 0 K: 2 S: 8	H: 0 LOB: 0 BB: 0 P: 12	R: 3 E: 1 K: 1 S: 15	H: 2 LOB: 1 BB: 1 P: 29	R: 0 E: 0 K: 0 S: 8	H: 1 LOB: 0 BB: 0 P: 13	R: 2 E: 0 K: 1 S: 9	H: 2 LOB: 0 BB: 0 P: 13	R: 0 E: 0 K: 1 S: 7	H: 0 LOB: 0 BB: 0 P: 12	R: 0 E: 0 K: 0 S: 10	H: 0 LOB: 1 BB: 0 P: 19	R: 0 E: 0 K: 1 S: 11	H: 0 LOB: 0 BB: 0 P: 15	R: 0 E: 0 K: 0 S: 7	H: 1 LOB: 1 BB: 0 P: 12	R: 0 E: 0 K: 1 S: 12	H: 1 LOB: 1 BB: 0 P: 18	1B: 4 2B: 1 3B: 0 HR: 2	SF: 0 SAC: 0 DP: 2 HBP: 1	WP: 0 PB: 0 SB: 0 CS: 0	PA: 36					
PITCHER	IP	WLS	BF	H	R	ER	SO	BB	IBB	HBP	BLK	WP	HR	S	P	ERA	WHIP										
46 Patrick Corbin, L ERA: 4.9	5.1		24	5	5	2	5	2	0	1	0	0	2	54	93	3.38	1.312										
36 Enrique Burgos, R ERA: 8.48	1.2		4	0	0	0	1	0	0	0	0	0	0	14	20	0.00	0.000										
33 Jake Barrett, R ERA: 3.34	1.0	W	4	1	0	0	0	0	0	0	0	0	0	7	12	0.00	1.000										
29 Brad Ziegler, R ERA: 2.72	1.0	S	4	1	0	0	1	0	0	0	0	0	0	12	18	0.00	1.000										

Batter	1	2	3	4	5	6	7	8	9	AB	R	H	RBI	BB	SO	LOB	BOTTOM										
2 Jean Segura, R OBP: 0.357, SLG: 0.433	K				G3		G6-3			4	0	1	0	0	1	0	San Francisco Giants @ Arizona Diamondbacks Chase Field, Phoenix, AZ Sat Jul 02 2016, 7:11 PM - 10:05 PM MST Att: 30,683 - Roof Closed - 80 F										
1 Michael Bourn, L OBP: 0.322, SLG: 0.382	K				L8					4	1	1	1	0	1	1											
44 Paul Goldschmidt, R OBP: 0.421, SLG: 0.595	K				L9					4	0	0	0	0	1	2											
22 Jake Lamb, L OBP: 0.370, SLG: 0.603										3	2	2	0	1	0	0											
7 Wilmington Castillo, R OBP: 0.325, SLG: 0.469										4	2	2	4	0	1	1											
10 Chris Herrmann, L OBP: 0.358, SLG: 0.511										3	0	2	1	1	1	1											
24 Yasmany Tomás, R OBP: 0.310, SLG: 0.467										4	0	0	0	0	0	4											
15 Phil Gosselin, R OBP: 0.311, SLG: 0.342										4	0	0	0	0	1	2											
46 Patrick Corbin, L OBP: 0.324, SLG: 0.459										2	1	1	0	0	0	1											
36 Enrique Burgos, R ERA: 3.97										0	0	0	0	0	0	0											
14 Peter O'Brien, R OBP: 0.169, SLG: 0.339										1	0	0	0	0	0	0											
33 Jake Barrett, R ERA: 3.34										0	0	0	0	0	0	0											
29 Brad Ziegler, R ERA: 2.72										0	0	0	0	0	0	0											
Inning Stats	R: 0 E: 0 K: 3 S: 9	H: 0 LOB: 0 BB: 0 P: 13	R: 0 E: 0 K: 0 S: 10	H: 1 LOB: 1 BB: 0 P: 12	R: 1 E: 0 K: 0 S: 7	H: 2 LOB: 1 BB: 0 P: 8	R: 2 E: 0 K: 0 S: 10	H: 3 LOB: 1 BB: 0 P: 17	R: 0 E: 0 K: 2 S: 12	H: 1 LOB: 0 BB: 0 P: 15	R: 0 E: 0 K: 0 S: 7	H: 0 LOB: 0 BB: 0 P: 10	R: 3 E: 0 K: 1 S: 14	H: 2 LOB: 1 BB: 2 P: 28	R: 0 E: 0 K: 1 S: 11	H: 0 LOB: 0 BB: 0 P: 15	1B: 3 2B: 5 3B: 0 HR: 1	SF: 0 SAC: 0 DP: 0 HBP: 0	WP: 0 PB: 0 SB: 0 CS: 0	PA: 35							
PITCHER	IP	WLS	BF	H	R	ER	SO	BB	IBB	HBP	BLK	WP	HR	S	P	ERA	WHIP										
29 Jeff Samardzija, R ERA: 3.97	7.1		30	4	4	4	5	0	0	0	0	0	0	68	94	4.91	1.091										
61 Josh Osich, L ERA: 4.44	0.0		1	0	0	0	0	1	0	0	0	0	0	4	4	-	-										
60 Hunter Strickland, R ERA: 3.0	0.2	L	4	1	2	2	1	1	0	0	0	0	1	10	17	27.00	3.000										

AB	33
R	5
H	7
RBI	4
BB	2
SO	7
LOB	13



Batter	1	2	3	4	5	6	7	8	9	10	11	AB R H RBI BB SO LOB	TOP												
17 Rubén Tejada, R OBP: 0.237, SLG: 0.220	(1,5) K		(1,1) L7	(3,1) 9 2B		(0,1) G5-3			(3,3) K		(0,1) SH1-3	5 1 1 0 0 2 0	<p>San Francisco Giants @ Arizona Diamondbacks</p> <p>Chase Field, Phoenix, AZ</p> <p>Sun Jul 03 2016, 1:13 PM - 4:59 PM MST</p> <p>Att: 26,171 - Roof Closed - 77 F</p>												
38 Grant Green, R 16 Angel Pagán, S OBP: 0.333, SLG: 0.400	(1,4) 2B 9 BB 1B		(1,0) 35 HBP 9 1B	(1,0) F7		(0,3) K			(2,2) G6-3		(0,3) K	5 1 2 0 0 1 2 1 0 0 0 0 1 1													
9 Brandon Belt, L 46 Santiago Casilla, R	(1,7) 28 1B BB		(1,2) 51 1B 35 HBP	(0,2) 2B		(2,3) K			(4,1) BB		(3,2) P5	4 1 2 2 2 1 1 0 0 0 0 0 0 0													
28 Buster Posey, R OBP: 0.388, SLG: 0.467	(1,3) 1B		(0,1) L8	(4,0) 2B		(4,1) BB			(0,0) L7			3 0 1 0 2 0 3													
35 Brandon Crawford, L OBP: 0.347, SLG: 0.431	(1,6) K		(1,1) 51 1B HBP	(2,3) K		(2,2) K			(0,0) F9			4 0 0 0 0 3 6													
51 Mac Williamson, R OBP: 0.322, SLG: 0.423	(1,9) G5-3		(0,0) 1B			(1,1) L7			(1,2) K			5 0 1 2 0 1 4													
Trevor Brown, R OBP: 0.286, SLG: 0.396		(1,0) G5-3	(0,3) K			(0,0) G5-3			(1,1) F9			5 0 0 0 0 2 2													
6 Jarrett Parker, L OBP: 0.388, SLG: 0.483		(0,2) G4-3		(0,0) L7		(2,3) K			(3,3) K		(4,2) 2B BB	4 1 0 0 1 2 0													
56 Albert Suárez, R 70 George Kontos, R 21 Cory Gearrin, L 62 Cory Gearrin, R 60 Hunter Strickland, R 61 Josh Osich, L 1 Ramiro Peña, S	(1,1) K		(2,3) K	(1,1) 17 2B 9 2B 1B		(0,3) K			(0,1) G4-3		(1,0) SH1-3 2B	3 1 1 0 0 2 0 0 0 0 0 0 0 0 1 0 1 0 1 1 0 0 0 0													
Inning Stats	R: 0 E: 0 K: 2 S: 16	H: 2 LOB: 3 BB: 1 P: 26	R: 0 E: 0 K: 1 S: 7	H: 0 LOB: 0 BB: 0 P: 10	R: 2 E: 0 K: 1 S: 15	H: 3 LOB: 2 BB: 0 P: 19	R: 2 E: 0 K: 1 S: 14	H: 3 LOB: 2 BB: 1 P: 25	R: 0 E: 0 K: 1 S: 9	H: 0 LOB: 0 BB: 0 P: 9	R: 0 E: 0 K: 2 S: 9	H: 0 LOB: 1 BB: 1 P: 18		R: 0 E: 0 K: 1 S: 7	H: 0 LOB: 0 BB: 0 P: 11	R: 0 E: 0 K: 1 S: 12	H: 0 LOB: 1 BB: 1 P: 21	R: 0 E: 0 K: 2 S: 10	H: 0 LOB: 0 BB: 0 P: 14	R: 1 E: 0 K: 1 S: 12	H: 1 LOB: 1 BB: 1 P: 20	1B: 6 2B: 3 3B: 0 HR: 0	SF: 0 SAC: 1 DP: 0 HBP: 1	WP: 0 PB: 0 SB: 0 CS: 0	PA: 48
PITCHER	38 Robbie Ray, L ERA: 4.76	IP: 6.0 WLS: 2 BF: 29 H: 8 R: 4 ER: 4 SO: 8	BB: 1 IBB: 0 HBP: 0 BLK: 0	WP: 0 HR: 0 S: 7	P: 101 ERA: 6.00 WHIP: 1.500	19 Tyler Lippard, R ERA: 3.16	IP: 1.0 WLS: 0 BF: 5 H: 1 R: 1 ER: 1 SO: 2	BB: 1 IBB: 0 HBP: 0 BLK: 0	WP: 0 HR: 0 S: 10	P: 14 ERA: 0.00 WHIP: 0.000	36 Enrique Burgos, R ERA: 6.75	IP: 1.0 WLS: 0 BF: 5 H: 1 R: 1 ER: 1 SO: 2		BB: 1 IBB: 0 HBP: 0 BLK: 0	WP: 0 HR: 0 S: 12	P: 10 ERA: 9.00 WHIP: 2.000									

Batter	1	2	3	4	5	6	7	8	9	10	11	AB R H RBI BB SO LOB	BOTTOM												
2 Jean Segura, R OBP: 0.355, SLG: 0.432	(1,6) F9	(2,1) F8				(0,1) 2B			(0,1) L1-3			5 0 1 0 0 0 4	<p>San Francisco Giants @ Arizona Diamondbacks</p> <p>Chase Field, Phoenix, AZ</p> <p>Sun Jul 03 2016, 1:13 PM - 4:59 PM MST</p> <p>Att: 26,171 - Roof Closed - 77 F</p>												
1 Michael Bourn, L OBP: 0.319, SLG: 0.376	(1,8) 44 FC4-6 1B		(0,2) G5-3			(1,3) K			(0,0) G3		(1,2) G4-3	5 0 1 0 0 1 1													
44 Paul Goldschmidt, R OBP: 0.418, SLG: 0.510	(1,3) FC4-6		(3,2) G6-3			(2,2) HR			(1,1) E3 22 HR		(2,1) G6-3	5 2 1 1 0 0 1													
22 Jake Lamb, L OBP: 0.367, SLG: 0.607	(1,5) K		(3,3) K			(1,0) L8			(3,2) HR		(1,3) K	5 1 1 2 0 3 1													
24 Yasmany Tomás, R OBP: 0.308, SLG: 0.462		(0,2) G6-3				(3,3) K			(3,1) G4-3		(2,0) G3-1	5 0 1 0 0 1 0													
15 Phil Gosselin, R OBP: 0.317, SLG: 0.351		(3,2) 27 2B				(1,1) G3-1					(0,1) SH5-4 1B	3 1 1 0 1 1 0													
27 Brandon Drury, R OBP: 0.310, SLG: 0.438		(0,0) 8 1B 2B				(2,1) G6-3			(0,0) F7		(2,2) F8	5 0 1 1 0 0 2													
8 Tuffy Gosewisch, R 7 Wellington Castillo, R	(1,2) SH3-4 1B					(0,0) G5-6-3			(0,1) 10 WP 1B		(1,3) K	4 0 2 0 0 1 0 0 0 0 0 0 1 0 0													
38 Freddie Benoit, L 40 Andrew Cashner, R 35 Jake Barrett, R 10 Hunter Strickland, R 41 Daniel Hudson, R 29 Brad Ziegler, R 7 George Kontos, R 19 Tyler Lippard, R 36 Enrique Burgos, R 44 Paul Goldschmidt, R	(1,1) SH3-4		(1,1) G4-3			(1,2) K			(3,3) K		(4,2) 2 1-3 BB	1 0 1 0 0 0 0 0 1 2													
Inning Stats	R: 0 E: 0 K: 1 S: 11	H: 1 LOB: 1 BB: 0 P: 18	R: 1 E: 0 K: 0 S: 14	H: 3 LOB: 2 BB: 0 P: 23	R: 0 E: 0 K: 1 S: 13	H: 0 LOB: 0 BB: 0 P: 19	R: 0 E: 0 K: 1 S: 8	H: 0 LOB: 0 BB: 0 P: 14	R: 0 E: 0 K: 1 S: 10	H: 1 LOB: 1 BB: 0 P: 12	R: 1 E: 0 K: 0 S: 10	H: 1 LOB: 1 BB: 1 P: 22		R: 0 E: 0 K: 1 S: 9	H: 0 LOB: 0 BB: 1 P: 14	R: 0 E: 0 K: 1 S: 8	H: 0 LOB: 0 BB: 0 P: 12	R: 0 E: 0 K: 1 S: 8	H: 0 LOB: 0 BB: 0 P: 12	R: 0 E: 0 K: 1 S: 8	H: 1 LOB: 2 BB: 1 P: 18	1B: 4 2B: 4 3B: 0 HR: 2	SF: 0 SAC: 2 DP: 1 HBP: 0	WP: 2 PB: 0 SB: 1 CS: 0	PA: 45
PITCHER	56 Albert Suárez, R ERA: 3.72	IP: 6.0 WLS: 1 BF: 24 H: 6 R: 4 ER: 2 SO: 5	BB: 0 IBB: 0 HBP: 0 BLK: 0	WP: 0 HR: 1 S: 66	P: 103 ERA: 3.00 WHIP: 1.000	70 George Kontos, R ERA: 3.59	IP: 1.0 WLS: 0 BF: 5 H: 1 R: 0 ER: 0 SO: 1	BB: 0 IBB: 0 HBP: 0 BLK: 0	WP: 0 HR: 0 S: 7	P: 10 ERA: 0.00 WHIP: 1.000	46 Santiago Casilla, R ERA: 3.03	IP: 1.0 WLS: 0 BF: 5 H: 1 R: 0 ER: 0 SO: 1		BB: 1 IBB: 0 HBP: 0 BLK: 0	WP: 1 HR: 0 S: 18	P: 18 ERA: 0.00 WHIP: 2.000									



Batter	1	2	3	4	5	6	7	8	9	AB	R	H	RBI	BB	SO	LOB	TOP						
2 B.J. Upton, R OBP: 0.311, SLG: 0.434 (1, 8)										5	0	1	0	0	4	1	San Diego Padres @ Arizona Diamondbacks Chase Field, Phoenix, AZ Mon Jul 04 2016, 6:10 PM - 9:36 PM MST Att: 39,203 - Roof Closed - 80 F						
4 Wil Myers, R OBP: 0.350, SLG: 0.529 (1, 3)										4	1	0	0	1	2	1							
27 Matt Kemp, R OBP: 0.275, SLG: 0.461 (1, 9)										5	2	2	1	0	0	0							
26 Yangerve Solarte, S OBP: 0.387, SLG: 0.497 (1, 5)										4	1	1	2	1	0	1							
24 Alex Dickerson, L OBP: 0.286, SLG: 0.440 (1, 7)										2	0	0	0	1	0	1							
16 Travis Jankowski, L OBP: 0.356, SLG: 0.522 (8, PR)										0	1	0	0	0	0	0							
3 Derek Norris, R OBP: 0.269, SLG: 0.402 (1, 2)										4	2	2	3	0	2	2							
12 Christian Bethancourt, R OBP: 0.316, SLG: 0.433 (8, 2)										0	0	0	0	0	0	0							
11 Ryan Schimpf, L OBP: 0.308, SLG: 0.357 (1, 4)										4	1	2	1	0	0	2							
10 Alexei Ramirez, R OBP: 0.273, SLG: 0.322 (1, 6)										3	0	1	1	1	1	2							
61 Luis Perdomo, R OBP: 0.231, SLG: 0.321 (7, 1)										3	0	0	0	0	1	2							
52 Brad Hand, L OBP: 0.350, SLG: 0.459 (7, 1)										0	0	0	0	0	0	0							
62 José Domínguez, R OBP: 0.273, SLG: 0.400 (7, 1)										0	0	0	0	0	0	0							
39 Brett Wallace, L OBP: 0.344, SLG: 0.529 (8, PH)										1	0	0	0	0	0	1							
47 Paul Clemens, R OBP: 0.310, SLG: 0.433 (8, 1)										0	0	0	0	0	0	0							
37 Brandon Maurer, R OBP: 0.273, SLG: 0.322 (9, 1)										0	0	0	0	0	0	0							
Inning Stats	R: 0 E: 0 K: 0 S: 7	H: 1 LOB: 0 BB: 0 P: 11	R: 0 E: 0 K: 2 S: 13	H: 0 LOB: 2 BB: 1 P: 25	R: 0 E: 0 K: 2 S: 8	H: 0 LOB: 0 BB: 0 P: 11	R: 2 E: 0 K: 1 S: 10	H: 2 LOB: 0 BB: 0 P: 14	R: 0 E: 0 K: 1 S: 6	H: 0 LOB: 0 BB: 0 P: 8	R: 3 E: 0 K: 1 S: 18	H: 3 LOB: 2 BB: 0 P: 36	R: 0 E: 0 K: 1 S: 11	H: 0 LOB: 1 BB: 0 P: 19	R: 3 E: 0 K: 2 S: 23	H: 3 LOB: 1 BB: 0 P: 39	R: 0 E: 0 K: 1 S: 9	H: 0 LOB: 0 BB: 0 P: 14	1B: 3 2B: 4 3B: 0 HR: 2	SF: 0 SAC: 0 DP: 1 HBP: 1	WP: 0 PB: 0 SB: 1 CS: 0	PA: 40	
PITCHER	IP WLS BF H R ER SO BB IBB HBP BLK WP HR S P ERA WHIP	IP WLS BF H R ER SO BB IBB HBP BLK WP HR S P ERA WHIP	IP WLS BF H R ER SO BB IBB HBP BLK WP HR S P ERA WHIP	IP WLS BF H R ER SO BB IBB HBP BLK WP HR S P ERA WHIP	IP WLS BF H R ER SO BB IBB HBP BLK WP HR S P ERA WHIP	IP WLS BF H R ER SO BB IBB HBP BLK WP HR S P ERA WHIP	IP WLS BF H R ER SO BB IBB HBP BLK WP HR S P ERA WHIP	IP WLS BF H R ER SO BB IBB HBP BLK WP HR S P ERA WHIP	IP WLS BF H R ER SO BB IBB HBP BLK WP HR S P ERA WHIP	IP WLS BF H R ER SO BB IBB HBP BLK WP HR S P ERA WHIP	IP WLS BF H R ER SO BB IBB HBP BLK WP HR S P ERA WHIP	IP WLS BF H R ER SO BB IBB HBP BLK WP HR S P ERA WHIP	IP WLS BF H R ER SO BB IBB HBP BLK WP HR S P ERA WHIP	IP WLS BF H R ER SO BB IBB HBP BLK WP HR S P ERA WHIP	IP WLS BF H R ER SO BB IBB HBP BLK WP HR S P ERA WHIP	IP WLS BF H R ER SO BB IBB HBP BLK WP HR S P ERA WHIP	IP WLS BF H R ER SO BB IBB HBP BLK WP HR S P ERA WHIP	IP WLS BF H R ER SO BB IBB HBP BLK WP HR S P ERA WHIP	IP WLS BF H R ER SO BB IBB HBP BLK WP HR S P ERA WHIP	IP WLS BF H R ER SO BB IBB HBP BLK WP HR S P ERA WHIP	IP WLS BF H R ER SO BB IBB HBP BLK WP HR S P ERA WHIP	IP WLS BF H R ER SO BB IBB HBP BLK WP HR S P ERA WHIP	IP WLS BF H R ER SO BB IBB HBP BLK WP HR S P ERA WHIP
25 Archie Bradley, R ERA: 4.81 (1, 1)	6.0	L	27	6	5	5	7	2	1	1	0	0	0	0	0	0	0	0	11	19	0.00	0.000	
48 Randall Delgado, R ERA: 3.48 (7, 1)	1.0		3	0	0	0	1	0	0	0	0	0	0	0	0	0	0	0	16	28	81.00	12.000	
41 Daniel Hudson, R ERA: 4.5 (8, 1)	0.1		5	3	3	3	0	1	0	0	0	0	0	0	0	0	0	0	7	11	0.00	0.000	
61 Silvino Bracho, R ERA: 7.45 (8, 1)	0.2		2	0	0	0	2	0	0	0	0	0	0	0	0	0	0	0	9	14	0.00	0.000	
55 Josh Collmenter, R ERA: 4.5 (9, 1)	1.0		3	0	0	0	1	0	0	0	0	0	0	0	0	0	0	0	9	14	0.00	0.000	

San Diego Padres @ Arizona Diamondbacks
 Chase Field, Phoenix, AZ
 Mon Jul 04 2016, 6:10 PM - 9:36 PM MST
 Att: 39,203 - Roof Closed - 80 F

AB	35
R	8
H	9
RBI	8
BB	4
SO	11
LOB	13



Batter	1	2	3	4	5	6	7	8	9	AB	R	H	RBI	BB	SO	LOB	BOTTOM				
2 Jean Segura, R OBP: 0.358, SLG: 0.435 (1, 4)										5	1	3	0	0	1	0	San Diego Padres @ Arizona Diamondbacks Chase Field, Phoenix, AZ Mon Jul 04 2016, 6:10 PM - 9:36 PM MST Att: 39,203 - Roof Closed - 80 F				
1 Michael Bourn, L OBP: 0.321, SLG: 0.377 (1, 8)										5	1	2	0	0	1	2					
44 Paul Goldschmidt, R OBP: 0.416, SLG: 0.598 (1, 3)										5	1	1	1	0	2	4					
22 Jake Lamb, L OBP: 0.365, SLG: 0.609 (1, 5)										4	0	1	1	0	2	3					
7 Wellington Castillo, R OBP: 0.323, SLG: 0.461 (1, 2)										4	0	0	0	0	0	3					
15 Phil Gosselin, R OBP: 0.315, SLG: 0.347 (1, 7)										4	0	1	0	0	1	0					
27 Brandon Drury, R OBP: 0.313, SLG: 0.443 (1, 9)										4	1	2	0	0	1	0					
13 Nick Ahmed, R OBP: 0.274, SLG: 0.324 (1, 6)										3	0	1	1	0	0	3					
25 Archie Bradley, R ERA: 4.81 (1, 1)	6.0	L	28	6	5	5	7	2	1	1	0	0	0	0	0	0		11	19	0.00	1.500
48 Randall Delgado, R ERA: 3.48 (7, 1)	0.2	H	3	1	0	0	2	0	0	0	0	0	0	0	0	0		16	28	81.00	12.000
41 Daniel Hudson, R ERA: 4.5 (8, 1)	0.1	H	1	0	0	0	0	1	0	0	0	0	0	0	0	0	7	11	0.00	1.000	
61 Silvino Bracho, R ERA: 7.45 (8, 1)	1.0		4	1	1	0	1	0	0	0	0	0	0	0	0	0	9	14	0.00	0.000	
55 Josh Collmenter, R ERA: 4.5 (9, 1)	1.0		3	0	0	0	2	0	0	0	0	0	0	0	0	0	9	14	0.00	0.000	
Inning Stats	R: 2 E: 1 K: 1 S: 14	H: 4 LOB: 3 BB: 0 P: 20	R: 0 E: 0 K: 1 S: 11	H: 1 LOB: 1 BB: 0 P: 14	R: 0 E: 0 K: 1 S: 6	H: 0 LOB: 0 BB: 0 P: 8	R: 0 E: 0 K: 2 S: 7	H: 0 LOB: 0 BB: 0 P: 9	R:												

Batter	1	2	3	4	5	6	7	8	9	AB	R	H	RBI	BB	SO	LOB	TOP					
16 Travis Jankowski, L OBP: 0.363, SLG: 0.313	F8		K		BB			K		3	2	0	0	2	2	1						
4 Will Myers, R OBP: 0.360, SLG: 0.543	G4-3			1B					1B	5	3	3	1	0	0	1						
27 Matt Kemp, R OBP: 0.284, SLG: 0.464	1B			1B					BB	4	2	3	2	1	1	1						
26 Yangelvis Solarte, S OBP: 0.390, SLG: 0.519	F9			1B					HR	5	2	3	5	0	0	2						
2 B.J. Upton, R OBP: 0.309, SLG: 0.433	K			2B					G5-3	5	1	1	1	1	0	2						
3 Derek Norris, R OBP: 0.284, SLG: 0.394	G4-3			G6-3					K	5	0	0	1	0	3	2						
11 Ryan Schimpf, L OBP: 0.328, SLG: 0.549	K			HR					HR	5	2	2	3	0	2	0						
10 Alexei Ramirez, R OBP: 0.269, SLG: 0.316	K			G5-3					P4	5	0	0	0	0	2	0						
29 Colin Rea, R OBP: 0.182, SLG: 0.129				G6-3						2	0	0	0	0	0	0						
62 José Domínguez, R ERA: 4.0				P4						0	0	0	0	0	0	0						
24 Alex Dickerson, L OBP: 0.302, SLG: 0.487										0	1	1	0	0	0	0						
52 Brad Hand, L ERA: 3.26										0	0	0	0	0	0	0						
39 Brett Wallace, L OBP: 0.305, SLG: 0.495										1	0	1	0	0	0	0						
59 Kevin Quackenbush, R ERA: 4.08										0	0	0	0	0	0	0						
46 Matt Thornton, L ERA: 7.14										0	0	0	0	0	0	0						
Inning Stats	R: 0 E: 0 K: 0 S: 6	H: 1 LOB: 1 BB: 0 P: 6	R: 0 E: 0 K: 2 S: 9	H: 0 LOB: 0 BB: 0 P: 16	R: 0 E: 0 K: 2 S: 9	H: 0 LOB: 0 BB: 0 P: 12	R: 5 E: 0 K: 0 S: 10	H: 5 LOB: 1 BB: 0 P: 15	R: 1 E: 0 K: 1 S: 10	H: 1 LOB: 1 BB: 0 P: 20	R: 0 E: 0 K: 3 S: 10	H: 0 LOB: 0 BB: 0 P: 14	R: 3 E: 0 K: 2 S: 17	H: 3 LOB: 1 BB: 1 P: 24	R: 0 E: 0 K: 1 S: 10	H: 1 LOB: 1 BB: 0 P: 15	R: 4 E: 0 K: 1 S: 15	H: 3 LOB: 0 BB: 1 P: 22	1B: 8 2B: 3 3B: 0 HR: 3	SF: 0 SAC: 0 DP: 0 HBP: 0	WP: 0 PB: 0 CS: 2	PA: 44
PITCHER	IP WLS BF H R ER SO BB IBB HBP BLK WP HR S P ERA WHIP																					
26 Shelby Miller, R ERA: 7.14	5.0 L 23 7 6 6 5 1 0 0 0 0 0 1 44 69 10.80 1.600																					
48 Randall Delgado, R ERA: 4.0	1.0 7 3 3 3 3 1 0 0 0 0 0 0 18 27 27.00 4.000																					
61 Silvino Bracho, R ERA: 6.75	1.0 3 0 0 0 2 0 0 0 0 0 0 0 9 11 0.00 0.000																					
54 Dominic Leone, R ERA: 9.0	1.0 4 1 0 0 1 0 0 0 0 0 0 0 10 15 0.00 1.000																					
55 Josh Collmenter, R ERA: 6.35	1.0 7 3 4 4 1 1 0 0 0 0 0 2 15 22 36.00 4.000																					
Batter	1	2	3	4	5	6	7	8	9	AB	R	H	RBI	BB	SO	LOB	BOTTOM					
2 Jean Segura, R OBP: 0.363, SLG: 0.443	L9									1	0	0	0	0	0	0						
15 Phil Gosselin, R OBP: 0.316, SLG: 0.355	HBP			2B						3	0	1	0	0	0	1						
1 Michael Bourn, L OBP: 0.321, SLG: 0.387	K			K						5	0	0	0	0	2	3						
44 Paul Goldschmidt, R OBP: 0.416, SLG: 0.513	1B			G5-3						5	2	2	0	0	0	1						
22 Jake Lamb, L OBP: 0.371, SLG: 0.625	1B			G4-3					HR	3	1	1	2	2	0	0						
10 Chris Herrmann, L OBP: 0.357, SLG: 0.518	IBB			BB						4	1	2	1	0	1	1						
8 Tuffy Gosewisch, R OBP: 0.600, SLG: 0.600	1B			3B					FC5-4	1	0	1	0	0	0	0						
24 Yasmany Tomás, R OBP: 0.302, SLG: 0.451	F7			1B					L8	5	1	1	1	0	1	4						
27 Brandon Drury, R OBP: 0.313, SLG: 0.460	G4-3			HR					FC5-4	5	1	2	2	0	0	1						
13 Nick Ahmed, R OBP: 0.274, SLG: 0.319	FC5			L9						3	0	1	0	1	0	0						
26 Shelby Miller, R ERA: 4.85										1	0	0	0	0	1	0						
5 Richard Weir, R OBP: 0.177, SLG: 0.040										1	0	0	0	0	1	3						
48 Randall Delgado, R ERA: 3.26										0	0	0	0	0	0	0						
61 Silvino Bracho, R ERA: 6.75										0	0	0	0	0	0	0						
54 Dominic Leone, R ERA: 9.0										0	0	0	0	0	0	0						
7 Wellington Castillo, R ERA: 4.08										1	0	1	0	0	0	0						
55 Josh Collmenter, R ERA: 6.35										0	0	0	0	0	0	0						
Inning Stats	R: 1 E: 0 K: 1 S: 15	H: 2 LOB: 2 BB: 1 P: 27	R: 0 E: 0 K: 0 S: 9	H: 1 LOB: 2 BB: 0 P: 14	R: 3 E: 0 K: 0 S: 12	H: 3 LOB: 0 BB: 0 P: 21	R: 0 E: 0 K: 2 S: 11	H: 1 LOB: 1 BB: 0 P: 14	R: 0 E: 0 K: 0 S: 13	H: 1 LOB: 3 BB: 2 P: 26	R: 0 E: 0 K: 0 S: 8	H: 0 LOB: 0 BB: 0 P: 12	R: 0 E: 0 K: 1 S: 5	H: 0 LOB: 0 BB: 0 P: 6	R: 0 E: 0 K: 0 S: 12	H: 1 LOB: 1 BB: 0 P: 19	R: 2 E: 0 K: 0 S: 18	H: 3 LOB: 1 BB: 0 P: 28	1B: 5 2B: 4 3B: 1 HR: 2	SF: 0 SAC: 1 DP: 0 HBP: 1	WP: 0 PB: 0 CS: 0	PA: 43
PITCHER	IP WLS BF H R ER SO BB IBB HBP BLK WP HR S P ERA WHIP																					
29 Colin Rea, R ERA: 4.85	4.2 W 4 0 0 0 1 0 0 0 0 0 0 11 17 0.00 0.000																					
62 José Domínguez, R ERA: 3.26	1.1 3 0 0 0 1 0 0 0 0 0 0 5 6 0.00 0.000																					
52 Brad Hand, L ERA: 3.26	1.0 3 0 0 0 1 0 0 0 0 0 0 0 5 6 0.00 0.000																					
59 Kevin Quackenbush, R ERA: 4.08	1.0 4 1 0 0 0 0 0 0 0 0 0 0 12 19 0.00 1.000																					
46 Matt Thornton, L ERA: 7.14	1.0 6 3 2 2 0 0 0 0 0 0 0 1 18 28 18.00 3.000																					

San Diego Padres @ Arizona Diamondbacks
Chase Field, Phoenix, AZ
Wed Jul 06 2016, 6:41 PM - 9:51 PM MST
Att: 17,091 - Roof Closed - 79 F

AB 41
R 13
H 14
RBI 13
BB 3
SO 12
LOB 9



San Diego Padres @ Arizona Diamondbacks
Chase Field, Phoenix, AZ
Wed Jul 06 2016, 6:41 PM - 9:51 PM MST
Att: 17,091 - Roof Closed - 79 F

AB 38
R 6
H 12
RBI 6
BB 3
SO 6
LOB 14



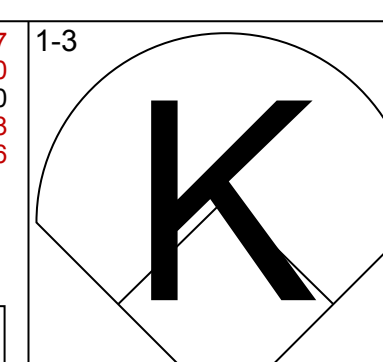
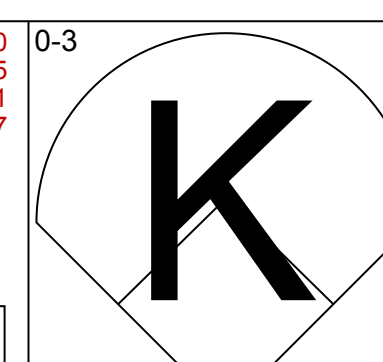
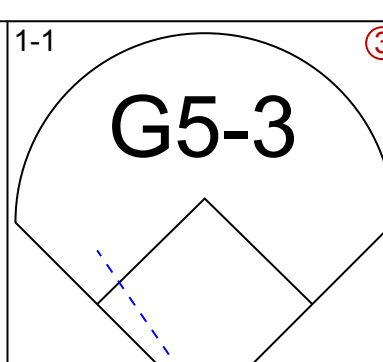
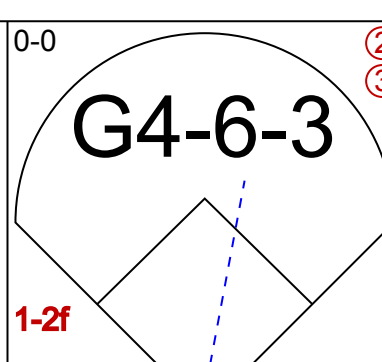
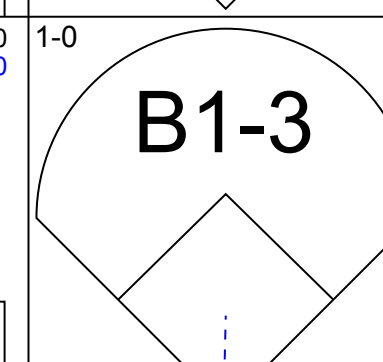
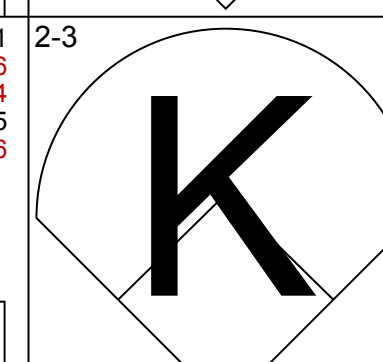
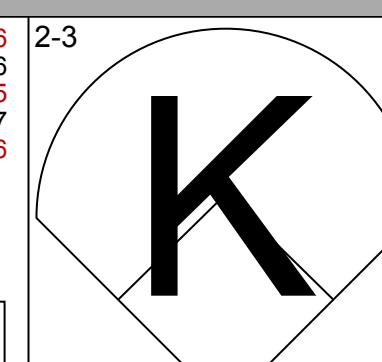
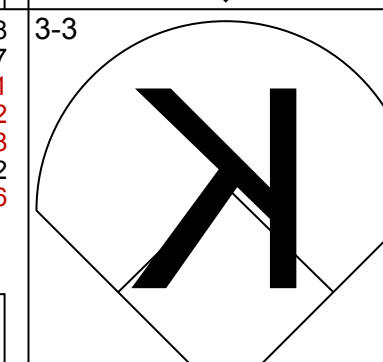
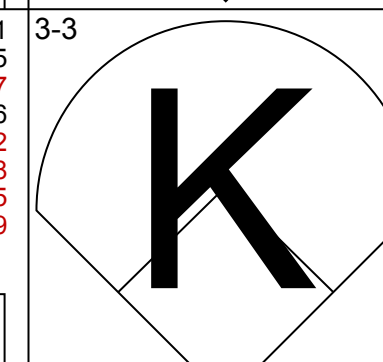
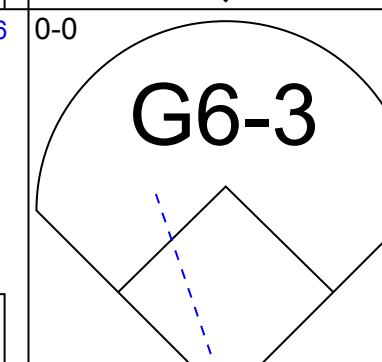
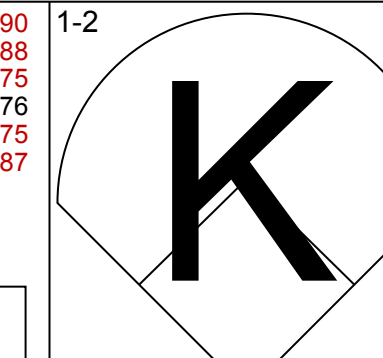
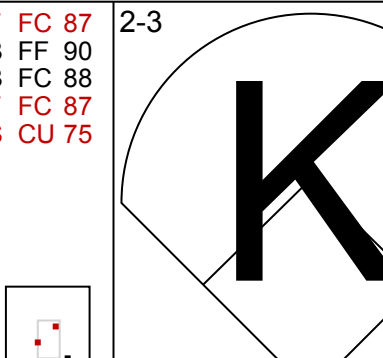
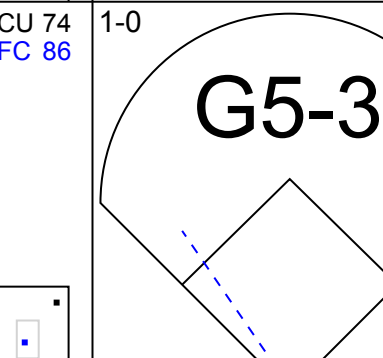
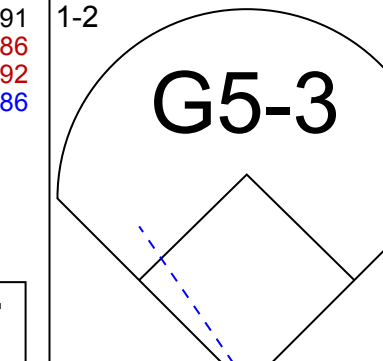
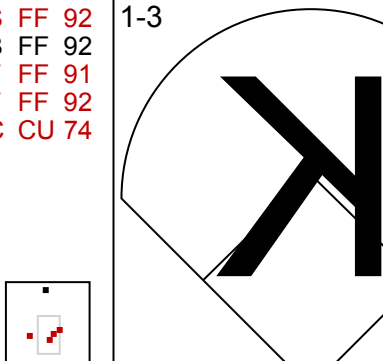
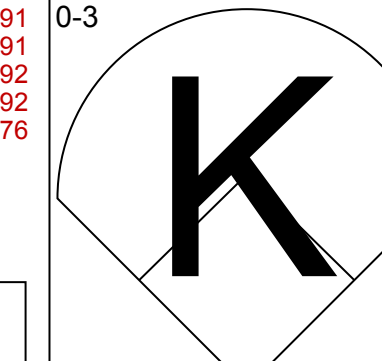
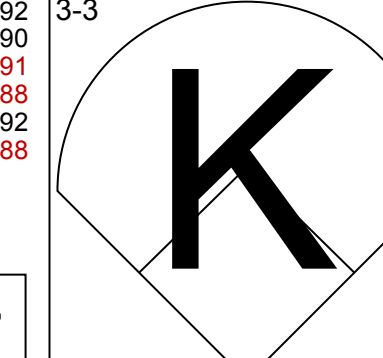
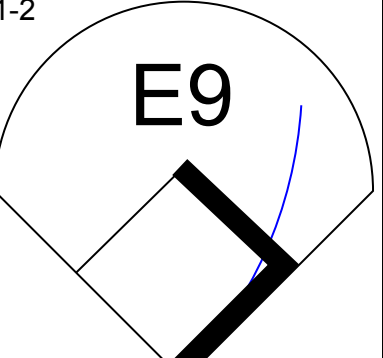
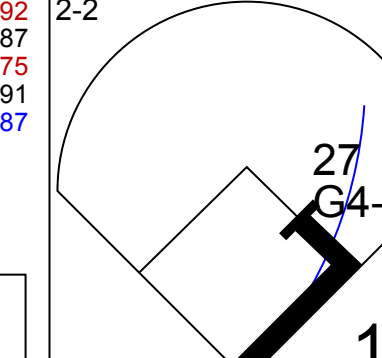
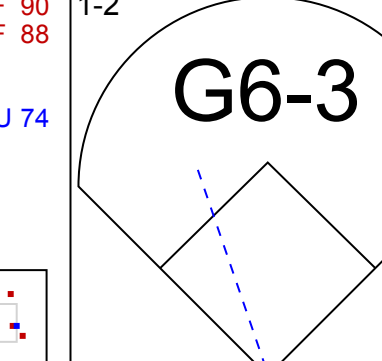
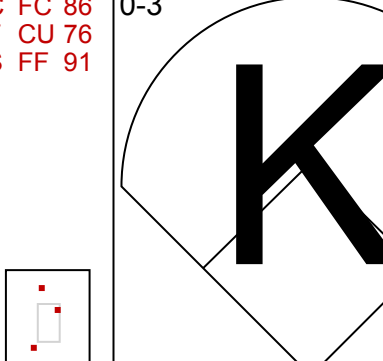
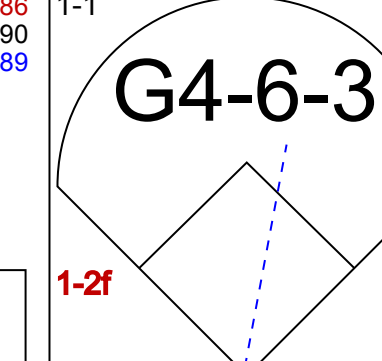
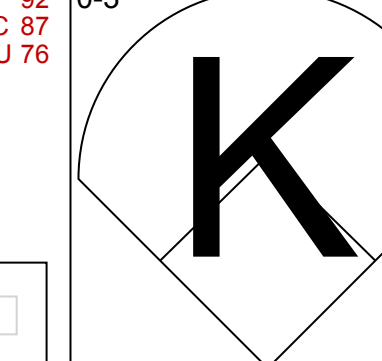
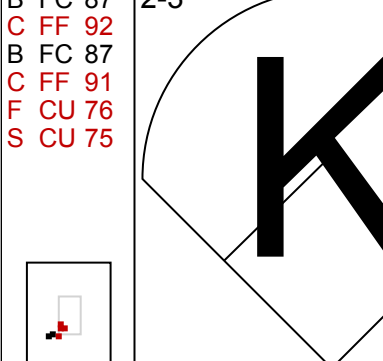
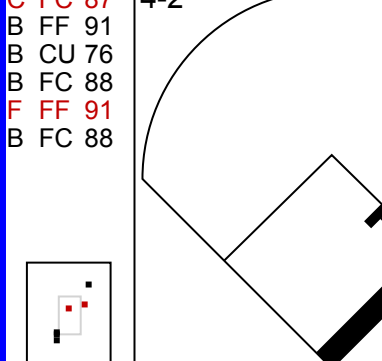
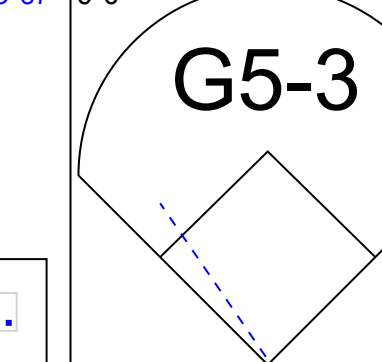
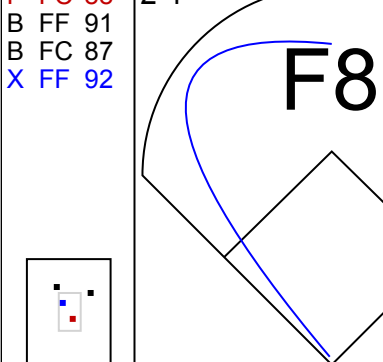
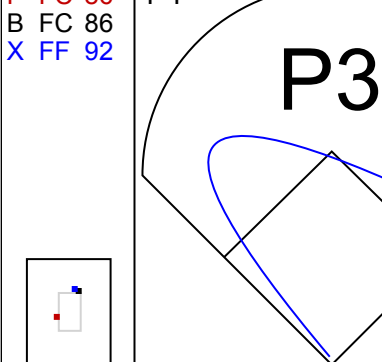
Batter	1	2	3	4	5	6	7	8	9	AB	R	H	RBI	BB	SO	LOB	TOP									
2 Jean Segura, R OBP: 0.364, SLG: 0.449										4	1	1	1	0	1	3	Arizona Diamondbacks @ San Francisco Giants AT&T Park, San Francisco, CA Fri Jul 08 2016, 3:57 PM - 7:24 PM PDT Att: 41,576 - Partly Cloudy - 61 F									
1 Michael Bourn, L OBP: 0.314, SLG: 0.377										4	0	0	0	0	1	4										
44 Paul Goldschmidt, R OBP: 0.417, SLG: 0.513										4	1	2	0	0	1	2										
22 Jake Lamb, L OBP: 0.373, SLG: 0.621										2	0	0	0	2	1	1										
7 Wellington Castillo, R OBP: 0.315, SLG: 0.448										4	0	0	0	0	2	4										
24 Yasmany Tomás, R OBP: 0.302, SLG: 0.450										3	0	1	1	0	0	1										
54 Dominic Leone, R										0	0	0	0	0	0	0										
10 Chris Herrmann, L OBP: 0.356, SLG: 0.514										1	0	0	0	0	1	1										
61 Silvino Bracho, R										0	0	0	0	0	0	0										
27 Brandon Drury, R OBP: 0.313, SLG: 0.456										4	0	1	0	0	2	2										
13 Nick Ahmed, R OBP: 0.273, SLG: 0.315										3	0	0	0	1	1	1										
46 Patrick Corbin, L OBP: 0.333, SLG: 0.462										2	0	1	0	0	0	0										
33 Jake Barrett, R										0	0	0	0	0	0	0										
62 Zac Curtis, L										0	0	0	0	0	0	0										
5 Rickie Weeks Jr., R OBP: 0.314, SLG: 0.453										2	0	1	0	0	0	1										
Inning Stats	R: 2 H: 3 E: 0 K: 2 S: 22	H: 3 R: 1 ER: 2 LOB: 2 P: 31	R: 0 H: 1 E: 0 K: 1 S: 12	H: 1 R: 0 ER: 0 LOB: 2 P: 19	R: 0 H: 0 E: 0 K: 0 S: 5	H: 0 R: 0 ER: 0 LOB: 0 P: 8	R: 0 H: 0 E: 0 K: 1 S: 14	H: 0 R: 0 ER: 0 LOB: 0 P: 19	R: 0 H: 0 E: 0 K: 0 S: 7	H: 0 R: 0 ER: 0 LOB: 0 P: 11	R: 0 H: 1 E: 0 K: 2 S: 15	H: 1 R: 0 ER: 0 LOB: 2 P: 26	R: 0 H: 1 E: 0 K: 3 S: 12	H: 1 R: 0 ER: 0 LOB: 1 P: 21	R: 0 H: 1 E: 0 K: 0 S: 8	H: 1 R: 0 ER: 0 LOB: 1 P: 14	1B: 6 2B: 3 3B: 0 HR: 1	SF: 0 SAC: 0 DP: 1 HBP: 1	WP: 0 PB: 0 SB: 0 CS: 0	PA: 37						
PITCHER	IP WLS BF H R ER SO	IP WLS BF H R ER SO	IP WLS BF H R ER SO	IP WLS BF H R ER SO	IP WLS BF H R ER SO	IP WLS BF H R ER SO	IP WLS BF H R ER SO	IP WLS BF H R ER SO	IP WLS BF H R ER SO	IP WLS BF H R ER SO	IP WLS BF H R ER SO	IP WLS BF H R ER SO	IP WLS BF H R ER SO	IP WLS BF H R ER SO	IP WLS BF H R ER SO	IP WLS BF H R ER SO	BB IBB HBP BLK	WP HR S P	ERA WHIP	ERA WHIP						
29 Jeff Samardzija, R ERA: 3.91	6.1	W	27	5	2	2	6	3	0	1	0	0	0	0	0	0	0	0	0	0	1	72	110	2.84	1.263	
64 Derek Law, R ERA: 2.9	0.2	H	2	0	0	0	1	0	0	0	0	0	0	0	0	0	0	0	0	0	0	0	8	13	0.00	0.000
54 Sergio Romo, R ERA: 1.93	1.0	H	4	1	0	0	3	0	0	0	0	0	0	0	0	0	0	0	0	0	0	12	21	0.00	1.000	
60 Hunter Strickland, R ERA: 3.03	1.0	H	4	1	0	0	0	0	0	0	0	0	0	0	0	0	0	0	0	0	0	8	14	0.00	1.000	

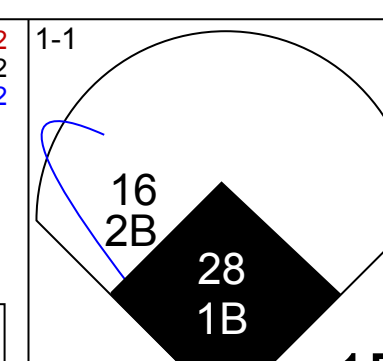
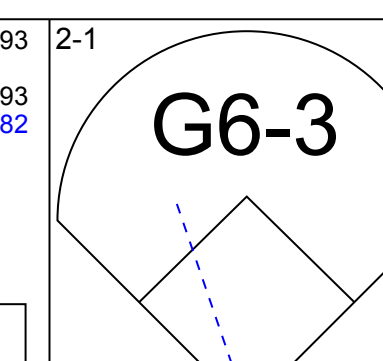
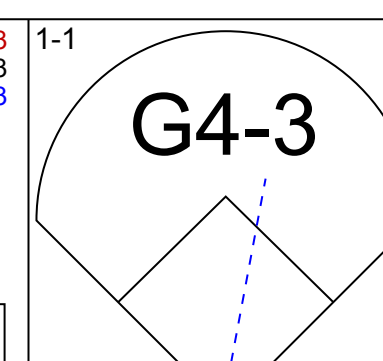
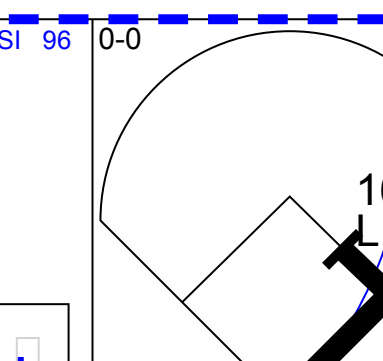
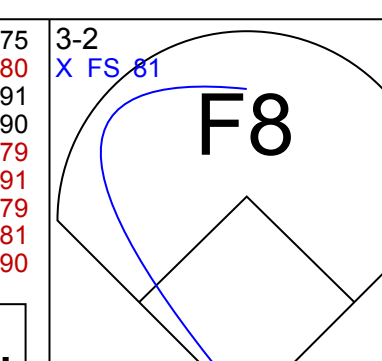
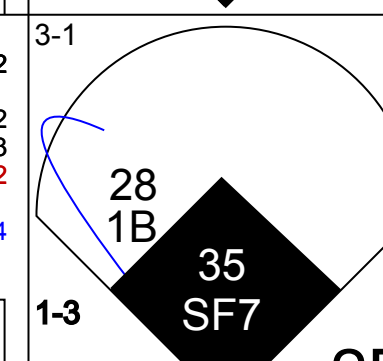
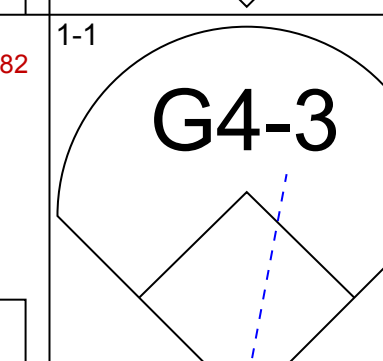
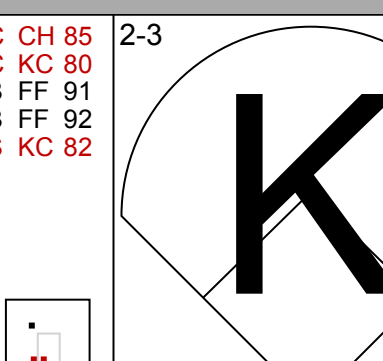
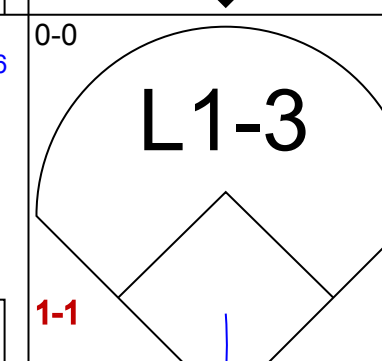
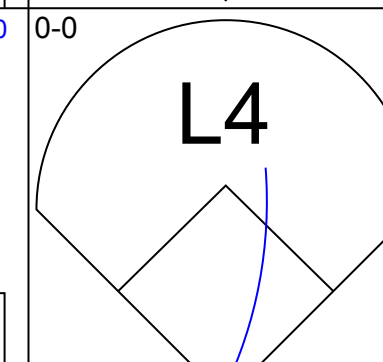
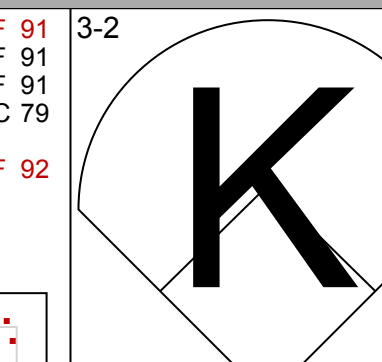
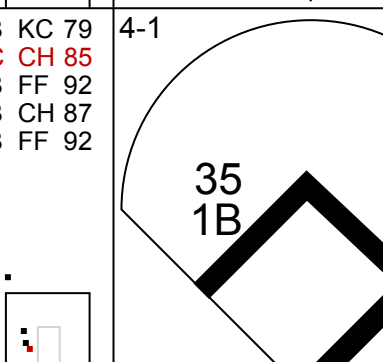
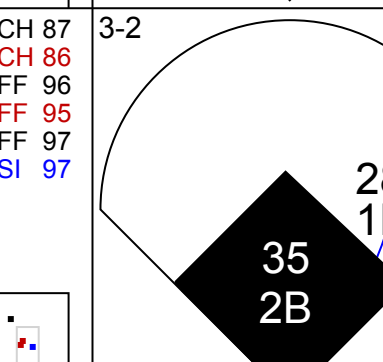

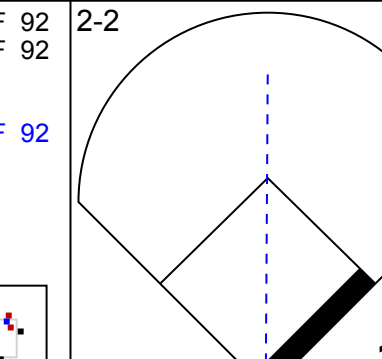
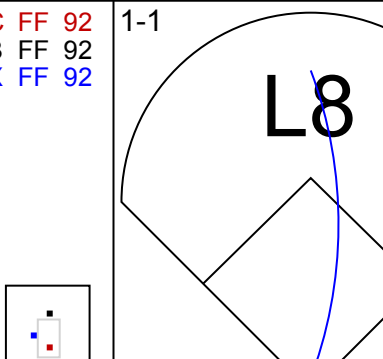
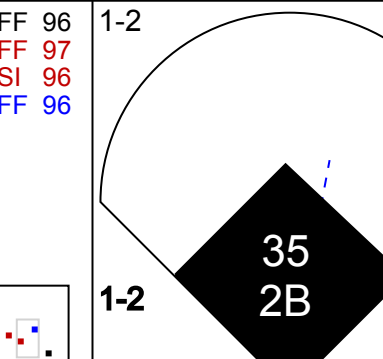
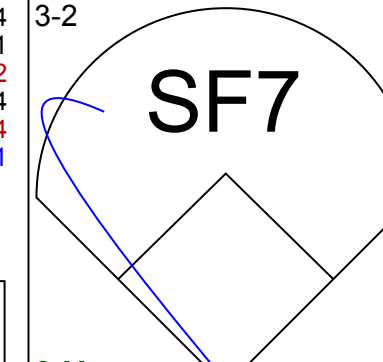
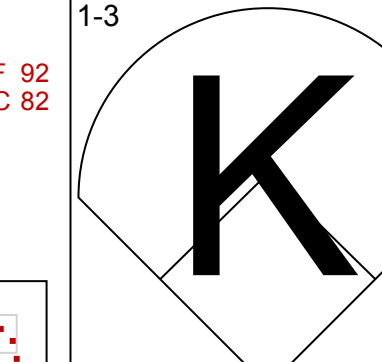
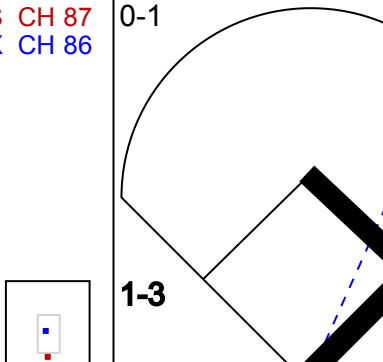
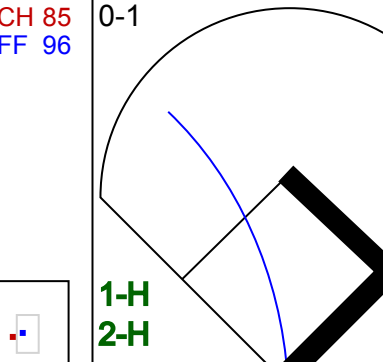
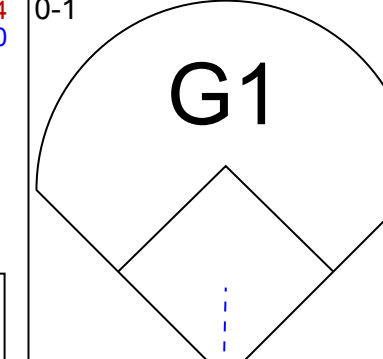
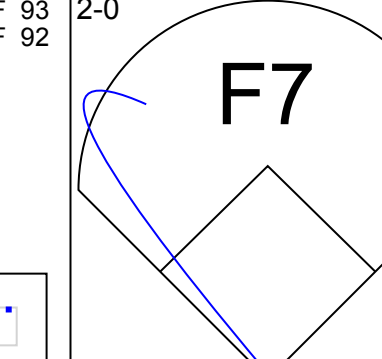
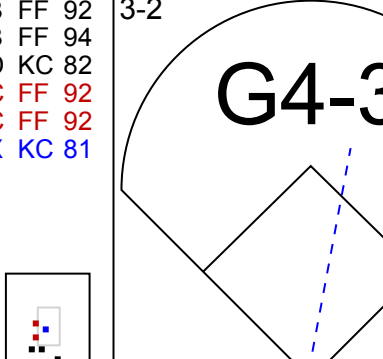
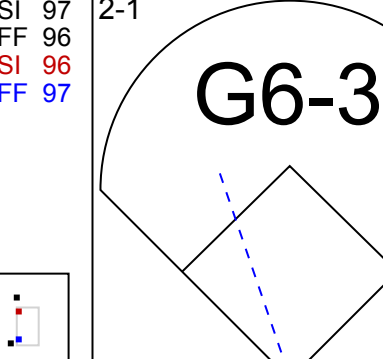
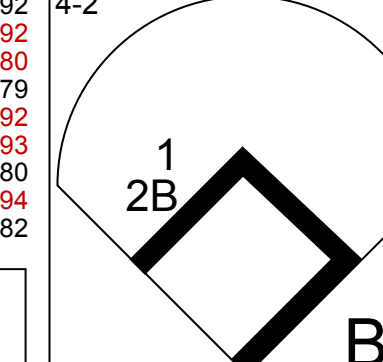
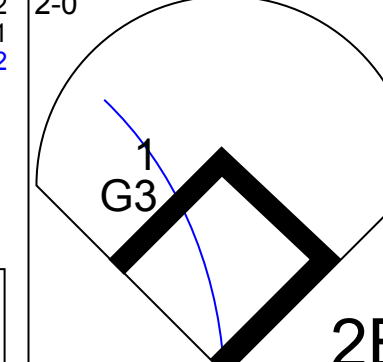
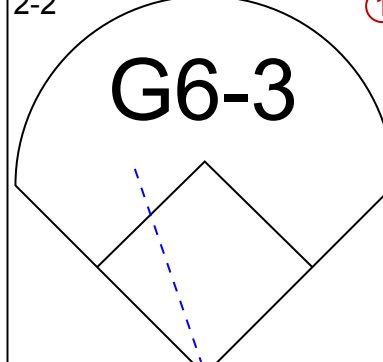
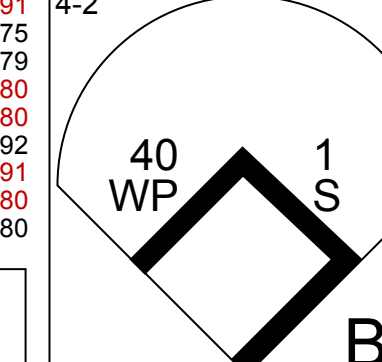
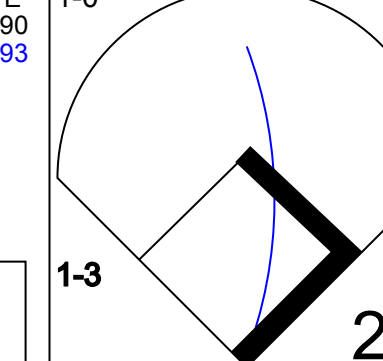
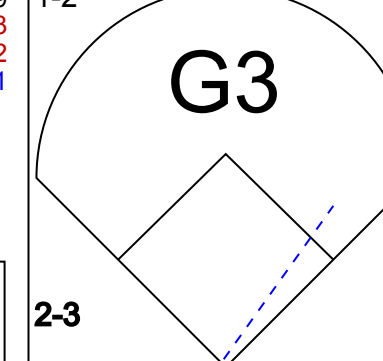
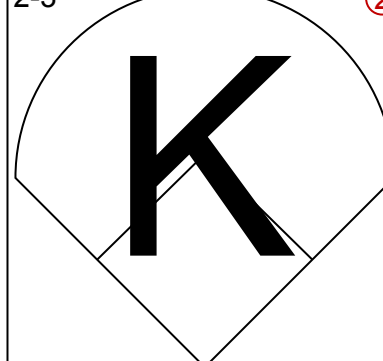
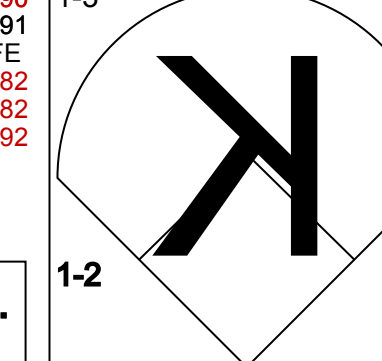
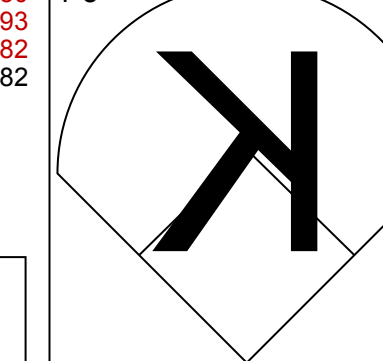
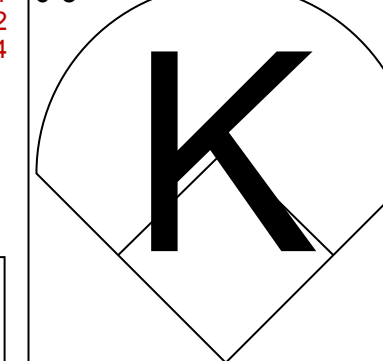
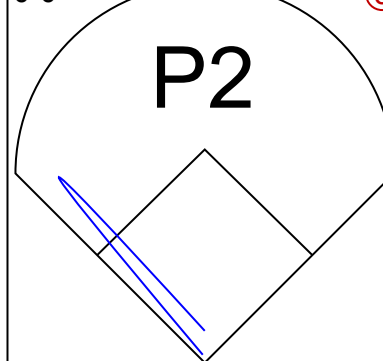
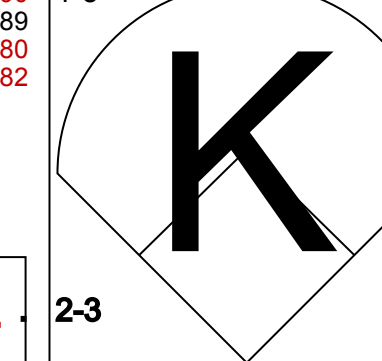
Batter	1	2	3	4	5	6	7	8	9	AB	R	H	RBI	BB	SO	LOB	BOTTOM								
2 Denard Span, L OBP: 0.330, SLG: 0.346										5	0	0	0	0	0	2	Arizona Diamondbacks @ San Francisco Giants AT&T Park, San Francisco, CA Fri Jul 08 2016, 3:57 PM - 7:24 PM PDT Att: 41,576 - Partly Cloudy - 61 F								
16 Angel Pagan, S OBP: 0.326, SLG: 0.418										5	0	1	0	0	0	1									
9 Brandon Belt, L OBP: 0.404, SLG: 0.517										1	1	0	0	4	0	0									
28 Buster Posey, R OBP: 0.362, SLG: 0.479										4	2	1	0	1	0	4									
35 Brandon Crawford, L OBP: 0.352, SLG: 0.444										3	1	3	3	1	0	0									
51 Mac Williamson, R OBP: 0.297, SLG: 0.379										4	0	0	0	0	1	6									
38 Grant Green, R OBP: 0.333, SLG: 0.321										3	0	0	1	1	1	1									
17 Rubén Tejada, R OBP: 0.232, SLG: 0.233										2	0	1	0	0	0	0									
1 Ramiro Peña, S OBP: 0.356, SLG: 0.500										2	0	0	0	0	2	4									
29 Jeff Samardzija, R OBP: 0.171, SLG: 0.225										3	1	1	0	0	0	1									
64 Derek Law, R										0	0	0	0	0	0	0									
54 Sergio Romo, R										0	0	0	0	0	0	0									
7 Gregor Blanco, L OBP: 0.330, SLG: 0.355										1	1	1	1	0	0	0									
60 Hunter Strickland, R										0	0	0	0	0	0	0									
Inning Stats	R: 0 H: 0 E: 0 K: 0 S: 7	H: 0 R: 2 ER: 0 LOB: 0 P: 10	R: 2 H: 1 E: 0 K: 0 S: 9	H: 1 R: 3 ER: 3 LOB: 1 P: 17	R: 2 H: 2 E: 1 K: 0 S: 18	H: 2 R: 1 ER: 2 LOB: 2 P: 31	R: 0 H: 1 E: 0 K: 1 S: 8	H: 1 R: 0 ER: 0 LOB: 1 P: 9	R: 1 H: 1 E: 0 K: 1 S: 18	H: 1 R: 0 ER: 0 LOB: 3 P: 34	R: 0 H: 1 E: 0 K: 0 S: 9	H: 1 R: 0 ER: 0 LOB: 2 P: 16	R: 0 H: 1 E: 0 K: 2 S: 17	H: 1 R: 0 ER: 0 LOB: 1 P: 23	R: 1 H: 1 E: 0 K: 0 S: 8	H: 1 R: 0 ER: 0 LOB: 1 P: 17	1B: 3 2B: 3 3B: 0 HR: 2	SF: 0 SAC: 0 DP: 0 HBP: 0	WP: 0 PB: 0 SB: 0 CS: 0	PA: 40					
PITCHER	IP WLS BF H R ER SO	IP WLS BF H R ER SO	IP WLS BF H R ER SO	IP WLS BF H R ER SO	IP WLS BF H R ER SO	IP WLS BF H R ER SO	IP WLS BF H R ER SO	IP WLS BF H R ER SO	IP WLS BF H R ER SO	IP WLS BF H R ER SO	IP WLS BF H R ER SO	IP WLS BF H R ER SO	IP WLS BF H R ER SO	IP WLS BF H R ER SO	IP WLS BF H R ER SO	IP WLS BF H R ER SO	BB IBB HBP BLK	WP HR S P	ERA WHIP	ERA WHIP					
46 Patrick Corbin, L ERA: 4.94	4.2	L	25	5	5	3	1	0	0	0	0	0	0	0	0	0	0	0	0	0	0	4	4	0.00	0.000
33 Jake Barrett, R	0.1		1	0	0	0	1	0	0	0	0	0	0	0	0	0	0	0	0	0	0	5	10	0.00	3.000
62 Zac Curtis, L ERA: 4.91	0.2		4	1	0	0	0	1	0	0	0	0	0	0	0	0	0	0	0	0	0	21	29	0.00	0.750
54 Dominic Leone, R ERA: 6.75	1.1		5	1	0	0	2	0	0	0	0	0	0	0	0	0	0	0	0	0	0	8	17	9.00	2.000
61 Silvino Bracho, R ERA: 6.94	1.0		5	1	1	1	0	1	0	0	0	0	0	0	0	0	0	0	0	0	0	8	17	9.00	2.000

Batter	1	2	3	4	5	6	7	8	9	AB	R	H	RBI	BB	SO	LOB	TOP			
2 Jean Segura, R OBP: 0.361, SLG: 0.446 (1,4)										5	0	1	0	0	1	2	Arizona Diamondbacks @ San Francisco Giants AT&T Park, San Francisco, CA Sat Jul 09 2016, 1:07 PM - 4:09 PM PDT Att: 41,571 - Partly Cloudy - 65 F			
1 Michael Bourn, L OBP: 0.311, SLG: 0.372 (1,8)										5	0	1	0	0	0	4				
44 Paul Goldschmidt, R OBP: 0.421, SLG: 0.517 (1,3)										3	1	2	0	1	1	2				
22 Jake Lamb, L OBP: 0.371, SLG: 0.615 (1,5)										4	1	1	0	0	0	6				
24 Yasmany Tomás, R OBP: 0.301, SLG: 0.447 (1,9)										4	0	1	1	0	0	4				
27 Brandon Drury, R OBP: 0.353, SLG: 0.453 (1,7)										4	0	1	1	0	0	0				
8 Tuffy Gosewisch, R OBP: 0.379, SLG: 0.375 (1,2)										3	0	0	0	0	2	2				
7 Wellington Castillo, R OBP: 0.314, SLG: 0.446 (8,PH)										1	0	0	0	0	0	0				
13 Nick Ahmed, R OBP: 0.270, SLG: 0.312 (1,6)										3	0	0	0	0	0	2				
62 Zac Curtis, L (6,1)										0	0	0	0	0	0	0				
36 Enrique Burgos, R (7,1)										0	0	0	0	0	0	0				
10 Chris Herrmann, L (8,PH)										1	0	0	0	0	0	0				
38 Robbie Ray, L OBP: 0.233, SLG: 0.333 (1,1)										2	0	0	0	0	1	2				
48 Randall Delgado, R (6,1)										0	0	0	0	0	0	0				
15 Phil Gosselin, R OBP: 0.326, SLG: 0.369 (6,4)										1	0	1	0	1	0	0				
Inning Stats	R: 0 E: 0 K: 1 S: 19	H: 2 LOB: 2 BB: 0 P: 26	R: 0 E: 0 K: 1 S: 8	H: 0 LOB: 0 BB: 0 P: 10	R: 0 E: 0 K: 1 S: 6	H: 0 LOB: 0 BB: 0 P: 7	R: 2 E: 0 K: 0 S: 11	H: 4 LOB: 2 BB: 0 P: 22	R: 0 E: 0 K: 0 S: 17	H: 0 LOB: 2 BB: 1 P: 25	R: 0 E: 0 K: 1 S: 6	H: 0 LOB: 2 BB: 1 P: 20	R: 0 E: 0 K: 0 S: 7	H: 0 LOB: 0 BB: 0 P: 10	R: 0 E: 0 K: 0 S: 8	H: 1 LOB: 1 BB: 0 P: 13	1B: 6 2B: 2 3B: 0 HR: 0	SF: 0 SAC: 0 DP: 0 HBP: 0	WP: 1 PB: 0 SB: 0 CS: 0	PA: 38
PITCHER	IP: 4.1 ERA: 5.09	WLS: 21 BF: 7	H: 7 R: 2 ER: 2 SO: 3	BB: 1 IBB: 0 HBP: 0 BLK: 0	WP: 1 HR: 0 S: 57 P: 86	ERA: 4.15 WHIP: 1.846	PITCHER	IP: 1.0 ERA: 1.99	WLS: 3 BF: 0	H: 0 R: 0 ER: 0 SO: 0	BB: 0 IBB: 0 HBP: 0 BLK: 0	WP: 0 HR: 0 S: 7 P: 10	ERA: 0.00 WHIP: 0.000	PITCHER	IP: 1.0 ERA: 2.86	WLS: 4 BF: 1	H: 1 R: 0 ER: 0 SO: 0	BB: 0 IBB: 0 HBP: 0 BLK: 0	WP: 0 HR: 0 S: 8 P: 13	ERA: 0.00 WHIP: 1.000
22 Jake Peavy, R ERA: 5.09 (1,1)	49 Javier López, L ERA: 5.02 (5,1)	70 George Kontos, R ERA: 3.12 (5,1)	56 Albert Suárez, R ERA: 3.67 (7,1)	61 Josh Osich, L ERA: 4.15 (7,1)	54 Sergio Romo, R ERA: 1.99 (8,1)	46 Santiago Casilla, R ERA: 2.86 (8,1)														

Batter	1	2	3	4	5	6	7	8	9	AB	R	H	RBI	BB	SO	LOB	BOTTOM			
2 Denard Span, L OBP: 0.327, SLG: 0.342 (1,8)										4	0	0	0	0	2	3	Arizona Diamondbacks @ San Francisco Giants AT&T Park, San Francisco, CA Sat Jul 09 2016, 1:07 PM - 4:09 PM PDT Att: 41,571 - Partly Cloudy - 65 F			
16 Angel Pagan, S OBP: 0.332, SLG: 0.420 (1,7)										4	1	2	0	0	0	2				
9 Brandon Belt, L OBP: 0.406, SLG: 0.523 (1,3)										4	0	2	1	0	2	1				
28 Buster Posey, R OBP: 0.361, SLG: 0.474 (1,2)										3	0	0	0	1	0	2				
35 Brandon Crawford, L OBP: 0.351, SLG: 0.441 (1,6)										4	1	1	0	0	1	2				
51 Mac Williamson, R OBP: 0.303, SLG: 0.373 (1,9)										1	0	0	0	1	0	1				
7 Gregor Blanco, L OBP: 0.332, SLG: 0.353 (6,PH)										1	1	0	0	1	0	0				
38 Grant Green, R OBP: 0.344, SLG: 0.433 (1,4)										2	1	1	2	0	1	1				
1 Ramiro Pena, S OBP: 0.378, SLG: 0.477 (6,PH)										2	0	0	0	0	0	1				
17 Rubén Tejada, R OBP: 0.250, SLG: 0.258 (1,5)										2	0	1	1	1	0	0				
22 Jake Peavy, R OBP: 0.233, SLG: 0.333 (1,1)	49 Javier López, L ERA: 5.02 (5,1)	70 George Kontos, R ERA: 3.12 (5,1)	56 Albert Suárez, R ERA: 3.67 (7,1)	61 Josh Osich, L ERA: 4.15 (7,1)	54 Sergio Romo, R ERA: 1.99 (8,1)	46 Santiago Casilla, R ERA: 2.86 (8,1)														
Inning Stats	R: 0 E: 0 K: 3 S: 16	H: 1 LOB: 2 BB: 1 P: 28	R: 0 E: 0 K: 1 S: 6	H: 0 LOB: 1 BB: 1 P: 13	R: 1 E: 0 K: 2 S: 15	H: 2 LOB: 0 BB: 0 P: 23	R: 2 E: 0 K: 0 S: 10	H: 3 LOB: 2 BB: 1 P: 18	R: 0 E: 0 K: 1 S: 8	H: 0 LOB: 0 BB: 0 P: 11	R: 1 E: 0 K: 0 S: 11	H: 1 LOB: 1 BB: 1 P: 19	R: 0 E: 0 K: 0 S: 5	H: 1 LOB: 0 BB: 0 P: 8	R: 0 E: 0 K: 0 S: 7	H: 0 LOB: 0 BB: 0 P: 11	1B: 5 2B: 2 3B: 1 HR: 1	SF: 0 SAC: 0 DP: 2 HBP: 0	WP: 0 PB: 0 SB: 1 CS: 1	PA: 34
PITCHER	IP: 5.0 ERA: 4.81	WLS: 23 BF: 6	H: 3 R: 3 ER: 3 SO: 7	BB: 3 IBB: 0 HBP: 0 BLK: 0	WP: 1 HR: 1 S: 55 P: 93	ERA: 5.40 WHIP: 1.800	PITCHER	IP: 1.0 ERA: 4.17	WLS: 3 BF: 4	H: 1 R: 1 ER: 1 SO: 0	BB: 0 IBB: 0 HBP: 0 BLK: 0	WP: 0 HR: 0 S: 7 P: 11	ERA: 0.00 WHIP: 1.000	PITCHER	IP: 1.2 ERA: 4.5	WLS: 4 BF: 0	H: 0 R: 0 ER: 0 SO: 0	BB: 0 IBB: 0 HBP: 0 BLK: 0	WP: 0 HR: 0 S: 9 P: 13	ERA: 0.00 WHIP: 0.000
38 Robbie Ray, L ERA: 4.81 (1,1)	48 Randall Delgado, R ERA: 4.17 (6,1)	62 Zac Curtis, L ERA: 4.5 (6,1)	36 Enrique Burgos, R ERA: 5.25 (7,1)																	



Batter	1	2	3	4	5	6	7	8	9	AB	R	H	RBI	BB	SO	LOB	TOP			
2 Jean Segura, R OBP: 0.358, SLG: 0.441										4	0	0	0	0	2	1	<p>Arizona Diamondbacks @ San Francisco Giants AT&T Park, San Francisco, CA Sun Jul 10 2016, 5:09 PM - 8:02 PM PDT Att. 42,075 - Clear - 68 F</p> <p>livebaseballscores.com</p>			
1 Michael Bourn, L OBP: 0.306, SLG: 0.365										3	0	0	0	0	2	0				
44 Paul Goldschmidt, R OBP: 0.417, SLG: 0.513										3	0	0	0	0	2	0				
7 Wellington Castillo, R OBP: 0.310, SLG: 0.440										3	0	0	0	0	2	0				
24 Yasmany Tomás, R OBP: 0.298, SLG: 0.442										3	0	0	0	0	2	0				
22 Jake Lamb, L OBP: 0.371, SLG: 0.612										3	0	1	0	0	1	0				
27 Brandon Drury, R OBP: 0.308, SLG: 0.448 19 Tyler Clippard, R OBP: 0.371, SLG: 0.612										3	0	0	0	0	1	2				
25 Archie Bradley, R OBP: 0.091, SLG: 0.095 41 Daniel Hudson, R OBP: 0.319, SLG: 0.453 5 Rickie Weeks Jr., R OBP: 0.319, SLG: 0.453										2	0	0	0	0	2	0				
13 Nick Ahmed, R OBP: 0.268, SLG: 0.308										3	0	0	0	0	0	1				
Inning Stats	R: 0 H: 0 K: 2 S: 9	H: 0 LOB: 0 BB: 0 P: 14	R: 0 H: 0 K: 2 S: 11	H: 0 LOB: 0 BB: 0 P: 16	R: 0 H: 0 K: 1 S: 8	H: 0 LOB: 0 BB: 0 P: 9	R: 0 H: 0 K: 3 S: 12	H: 0 LOB: 0 BB: 0 P: 17	R: 0 H: 0 K: 1 S: 8	H: 0 LOB: 0 BB: 0 P: 13	R: 0 H: 0 K: 1 S: 5	H: 1 LOB: 0 BB: 0 P: 8	R: 0 H: 0 K: 1 S: 10	H: 0 LOB: 0 BB: 1 P: 13	R: 0 H: 0 K: 0 S: 5	H: 0 LOB: 0 BB: 1 P: 10		1B: 1 2B: 0 3B: 0 HR: 0	SF: 0 SAC: 0 DP: 2 HBP: 0	WP: 0 PB: 0 SB: 0 CS: 0
PITCHER 40 Madison Bumgarner, L ERA: 1.94	IP: 9.0 WLS: W BF: 28 H: 1 R: 0 ER: 0 SO: 14 BB: 1 IBB: 0 HBP: 0 BLK: 0 WP: 0 HR: 0 S: 81 P: 117 ERA: 0.00 WHIP: 0.222															PITCHER				

Batter	1	2	3	4	5	6	7	8	9	AB	R	H	RBI	BB	SO	LOB	BOTTOM			
2 Denard Span, L OBP: 0.328, SLG: 0.343										5	1	2	0	0	0	4	<p>Arizona Diamondbacks @ San Francisco Giants AT&T Park, San Francisco, CA Sun Jul 10 2016, 5:09 PM - 8:02 PM PDT Att. 42,075 - Clear - 68 F</p> <p>livebaseballscores.com</p>			
16 Angel Pagan, S OBP: 0.330, SLG: 0.421										4	1	1	0	0	1	3				
9 Brandon Belt, L OBP: 0.407, SLG: 0.521										3	1	1	0	1	1	2				
28 Buster Posey, R OBP: 0.366, SLG: 0.478										4	1	3	1	0	0	1				
35 Brandon Crawford, L OBP: 0.353, SLG: 0.447										3	0	2	3	0	1	1				
21 Conor Gillaspie, L OBP: 0.313, SLG: 0.393 17 Rubén Tejada, R OBP: 0.247, SLG: 0.254										3	0	0	0	0	0	4				
7 Gregor Blanco, L OBP: 0.340, SLG: 0.360										2	0	1	0	2	0	0				
1 Ramiro Pena, S OBP: 0.367, SLG: 0.479										4	0	1	0	0	2	2				
40 Madison Bumgarner, R OBP: 0.246, SLG: 0.320										4	0	0	0	0	3	4				
Inning Stats	R: 2 H: 3 K: 0 S: 12	H: 3 LOB: 1 BB: 0 P: 21	R: 0 H: 1 K: 1 S: 14	H: 1 LOB: 1 BB: 1 P: 23	R: 0 H: 1 K: 1 S: 10	H: 1 LOB: 1 BB: 0 P: 18	R: 0 H: 1 K: 1 S: 9	H: 1 LOB: 2 BB: 1 P: 21	R: 0 H: 0 K: 1 S: 9	H: 0 LOB: 0 BB: 0 P: 13	R: 2 H: 4 K: 0 S: 12	H: 4 LOB: 1 BB: 0 P: 18	R: 0 H: 0 K: 2 S: 19	H: 0 LOB: 1 BB: 1 P: 28	R: 0 H: 0 K: 2 S: 19	H: 0 LOB: 1 BB: 1 P: 28		1B: 7 2B: 5 3B: 0 HR: 0	SF: 1 SAC: 0 DP: 1 HBP: 0	WP: 1 PB: 0 SB: 1 CS: 0
PITCHER 25 Archie Bradley, R ERA: 4.64 41 Daniel Hudson, R ERA: 4.91 19 Tyler Clippard, R ERA: 2.97	IP: 6.0 WLS: L BF: 27 H: 7 R: 2 ER: 2 SO: 2 BB: 2 IBB: 0 HBP: 0 BLK: 0 WP: 0 HR: 0 S: 65 P: 109 ERA: 3.00 WHIP: 1.500															PITCHER				



Batter	1	2	3	4	5	6	7	8	9	AB	R	H	RBI	BB	SO	LOB	TOP								
47 Howie Kendrick, R OBP: 0.318, SLG: 0.364										5	2	3	1	1	1	1									
5 Cory Seager, L OBP: 0.357, SLG: 0.620										5	1	1	0	1	1	5									
10 Justin Turner, R OBP: 0.337, SLG: 0.456										4	2	2	1	1	1	1									
23 Adrián González, L OBP: 0.370, SLG: 0.409										5	1	1	0	1	2	7									
66 Yasiel Puig, R OBP: 0.322, SLG: 0.389										6	1	3	3	0	2	3									
33 Scott Van Slyke, R OBP: 0.282, SLG: 0.328										5	1	2	0	0	1	5									
9 Yasmani Grandal, S OBP: 0.321, SLG: 0.429										5	1	1	0	0	2	5									
3 Chris Taylor, R OBP: 0.320, SLG: 0.625										5	3	3	6	0	1	1									
28 Bud Norris, R 60 Andrew Torres, L 52 Pedro Báez, R 50 Casey Fien, R 56 J.P. Howell, L 26 Chase Utley, R Chris Hatcher, R										3	1	1	1	0	0	1									
Inning Stats	R: 1 E: 0 K: 3 S: 12	H: 1 LOB: 1 BB: 1 P: 24	R: 0 E: 0 K: 1 S: 6	H: 0 LOB: 0 BB: 0 P: 8	R: 1 E: 2 K: 2 S: 11	H: 1 LOB: 2 BB: 0 P: 18	R: 5 E: 0 K: 1 S: 16	H: 5 LOB: 2 BB: 2 P: 31	R: 1 E: 0 K: 0 S: 12	H: 4 LOB: 0 BB: 0 P: 17	R: 4 E: 0 K: 2 S: 22	H: 5 LOB: 2 BB: 0 P: 34	R: 0 E: 0 K: 1 S: 8	H: 0 LOB: 0 BB: 0 P: 13	R: 0 E: 0 K: 1 S: 10	H: 0 LOB: 1 BB: 0 P: 17	R: 1 E: 0 K: 0 S: 16	H: 2 LOB: 2 BB: 1 P: 27	1B: 13 2B: 2 3B: 1 HR: 2	SF: 0 SAC: 0 DP: 1 HBP: 2	WP: 1 PB: 0 SB: 0 CS: 0	PA: 51			
PITCHER	IP WLS BF H R ER SO BB IBB HBP BLK WP HR S P ERA WHIP	IP WLS BF H R ER SO BB IBB HBP BLK WP HR S P ERA WHIP	IP WLS BF H R ER SO BB IBB HBP BLK WP HR S P ERA WHIP	IP WLS BF H R ER SO BB IBB HBP BLK WP HR S P ERA WHIP	IP WLS BF H R ER SO BB IBB HBP BLK WP HR S P ERA WHIP	IP WLS BF H R ER SO BB IBB HBP BLK WP HR S P ERA WHIP	IP WLS BF H R ER SO BB IBB HBP BLK WP HR S P ERA WHIP	IP WLS BF H R ER SO BB IBB HBP BLK WP HR S P ERA WHIP	IP WLS BF H R ER SO BB IBB HBP BLK WP HR S P ERA WHIP	46 Patrick Corbin, L ERA: 5.25	48 Randall Delgado, R ERA: 4.27	54 Dominic Leone, R ERA: 7.5	43 Edwin Escobar, L ERA: 15.95	61 Silvino Bracho, R ERA: 7.82	55 Josh Collmenter, R ERA: 5.69	46 Patrick Corbin, L 15 Phil Gosselin, R 54 Dominic Leone, R 43 Edwin Escobar, L 61 Silvino Bracho, R 27 Brandon Drury, R	28 Bud Norris, R 52 Pedro Báez, R 50 Casey Fien, R 56 J.P. Howell, L Chris Hatcher, R	24 Yasmany Tomás, R ERA: 4.78	46 Patrick Corbin, L 15 Phil Gosselin, R 54 Dominic Leone, R 43 Edwin Escobar, L 61 Silvino Bracho, R 27 Brandon Drury, R	13 Nick Ahmed, R ERA: 4.78	28 Bud Norris, R 52 Pedro Báez, R 50 Casey Fien, R 56 J.P. Howell, L Chris Hatcher, R	1B: 9 2B: 0 3B: 1 HR: 2	SF: 0 SAC: 0 DP: 1 HBP: 0	WP: 1 PB: 0 SB: 2 CS: 0	PA: 39
Batter	1	2	3	4	5	6	7	8	9	AB	R	H	RBI	BB	SO	LOB	BOTTOM								
2 Jean Segura, R OBP: 0.356, SLG: 0.446										5	1	1	1	0	1	2									
1 Michael Bourn, L OBP: 0.308, SLG: 0.378										5	2	2	2	0	0	0									
44 Paul Goldschmidt, R OBP: 0.417, SLG: 0.520										5	2	2	3	0	0	0									
22 Jake Lamb, L OBP: 0.372, SLG: 0.611										4	0	2	1	0	1	0									
7 Wellington Castillo, R OBP: 0.309, SLG: 0.437										3	0	1	0	0	1	2									
10 Chris Herrmann, L 55 Josh Collmenter, R 5 Rickie Weeks Jr., R 48 Randall Delgado, R										0	0	0	0	0	0	0									
24 Yasmany Tomás, R OBP: 0.298, SLG: 0.439										4	0	1	0	0	0	2									
46 Patrick Corbin, L 15 Phil Gosselin, R 54 Dominic Leone, R 43 Edwin Escobar, L 61 Silvino Bracho, R 27 Brandon Drury, R										1	1	1	0	0	0	0									
13 Nick Ahmed, R OBP: 0.267, SLG: 0.307										4	1	1	0	0	0	1									
Inning Stats	R: 0 E: 0 K: 1 S: 10	H: 0 LOB: 0 BB: 0 P: 14	R: 0 E: 0 K: 1 S: 12	H: 2 LOB: 1 BB: 0 P: 20	R: 3 E: 0 K: 2 S: 26	H: 4 LOB: 2 BB: 0 P: 36	R: 0 E: 0 K: 1 S: 6	H: 0 LOB: 0 BB: 0 P: 9	R: 1 E: 0 K: 0 S: 12	H: 2 LOB: 1 BB: 0 P: 19	R: 0 E: 0 K: 0 S: 7	H: 0 LOB: 0 BB: 0 P: 10	R: 3 E: 0 K: 1 S: 16	H: 3 LOB: 0 BB: 0 P: 21	R: 0 E: 0 K: 2 S: 14	H: 1 LOB: 1 BB: 0 P: 21	R: 0 E: 0 K: 0 S: 11	H: 0 LOB: 0 BB: 0 P: 16	1B: 9 2B: 0 3B: 1 HR: 2	SF: 0 SAC: 0 DP: 1 HBP: 0	WP: 1 PB: 0 SB: 2 CS: 0	PA: 39			
PITCHER	IP WLS BF H R ER SO BB IBB HBP BLK WP HR S P ERA WHIP	IP WLS BF H R ER SO BB IBB HBP BLK WP HR S P ERA WHIP	IP WLS BF H R ER SO BB IBB HBP BLK WP HR S P ERA WHIP	IP WLS BF H R ER SO BB IBB HBP BLK WP HR S P ERA WHIP	IP WLS BF H R ER SO BB IBB HBP BLK WP HR S P ERA WHIP	IP WLS BF H R ER SO BB IBB HBP BLK WP HR S P ERA WHIP	IP WLS BF H R ER SO BB IBB HBP BLK WP HR S P ERA WHIP	IP WLS BF H R ER SO BB IBB HBP BLK WP HR S P ERA WHIP	IP WLS BF H R ER SO BB IBB HBP BLK WP HR S P ERA WHIP	28 Bud Norris, R ERA: 4.17	52 Pedro Báez, R ERA: 3.12	50 Casey Fien, R ERA: 5.3	56 J.P. Howell, L ERA: 3.72	Chris Hatcher, R ERA: 4.78	28 Bud Norris, R 52 Pedro Báez, R 50 Casey Fien, R 56 J.P. Howell, L Chris Hatcher, R	28 Bud Norris, R 52 Pedro Báez, R 50 Casey Fien, R 56 J.P. Howell, L Chris Hatcher, R	28 Bud Norris, R 52 Pedro Báez, R 50 Casey Fien, R 56 J.P. Howell, L Chris Hatcher, R	28 Bud Norris, R 52 Pedro Báez, R 50 Casey Fien, R 56 J.P. Howell, L Chris Hatcher, R	1B: 9 2B: 0 3B: 1 HR: 2	SF: 0 SAC: 0 DP: 1 HBP: 0	WP: 1 PB: 0 SB: 2 CS: 0	PA: 39			

Los Angeles Dodgers @ Arizona Diamondbacks
Chase Field, Phoenix, AZ
Fri Jul 15 2016, 6:41 PM - 10:31 PM MST
Att: 30,639 - Roof Closed - 82 F

livebaseballscorecards.com

AB 45
R 13
H 18
RBI 12
BB 4
SO 11
LOB 30

Los Angeles Dodgers @ Arizona Diamondbacks
Chase Field, Phoenix, AZ
Fri Jul 15 2016, 6:41 PM - 10:31 PM MST
Att: 30,639 - Roof Closed - 82 F

livebaseballscorecards.com

AB 39
R 7
H 12
RBI 7
BB 0
SO 8
LOB 10

Batter	1	2	3	4	5	6	7	8	9	AB	R	H	RBI	BB	SO	LOB	TOP			
2 Jean Segura, R OBP: 0.382, SLG: 0.448	F9		44 1B		G5-3		FC4-6 44 1B		G4-3	5	0	1	1	0	0	1	Arizona Diamondbacks @ Milwaukee Brewers Miller Park, Milwaukee, WI Mon Jul 25 2016, 6:22 PM - 9:32 PM CDT Att: 25,347 - Clear - 83 F livebaseballscorecards.com			
15 Phil Gosselin, R OBP: 0.329, SLG: 0.375			P3		44 1B		F9		F9	4	0	2	0	0	0	2				
55 Josh Collmenter, R (7, 1)										0	0	0	0	0	0	0				
16 Chris Owings, R OBP: 0.328, SLG: 0.402			1B							1	0	0	0	0	0	0				
44 Paul Goldschmidt, R OBP: 0.412, SLG: 0.596	K								F7	5	0	3	0	0	1	1				
22 Jake Lamb, L OBP: 0.362, SLG: 0.597	K		G4-3				G4-3			4	0	0	0	0	2	7				
5 Rickie Weeks Jr., R OBP: 0.323, SLG: 0.427		G6-3								2	1	0	0	2	0	2				
24 Yasmany Tomás, R OBP: 0.302, SLG: 0.461	L8									4	0	1	1	0	2	1				
8 Tuffy Gosewisch, R OBP: 0.217, SLG: 0.348	K									4	0	0	0	0	2	2				
35 Braden Shipley, R OBP: 0.333, SLG: 0.667										3	1	1	0	0	0	1				
54 Dominic Leone, R (6, 1)										0	0	0	0	0	0	0				
27 Brandon Drury, R OBP: 0.305, SLG: 0.433										0	0	0	0	1	0	0				
1 Michael Bourn, L OBP: 0.312, SLG: 0.378										4	0	1	0	0	2	4				
Inning Stats	R: 0 E: 0 K: 2 S: 11	H: 1 LOB: 1 BB: 0 P: 16	R: 0 E: 0 K: 1 S: 8	H: 0 LOB: 0 BB: 0 P: 15	R: 1 E: 0 K: 0 S: 14	H: 3 LOB: 2 BB: 0 P: 24	R: 1 E: 0 K: 1 S: 7	H: 1 LOB: 1 BB: 1 P: 17	R: 0 E: 0 K: 1 S: 12	H: 0 LOB: 2 BB: 0 P: 21	R: 0 E: 0 K: 1 S: 9	H: 0 LOB: 2 BB: 0 P: 16	R: 0 E: 0 K: 3 S: 12	H: 0 LOB: 2 BB: 2 P: 22	R: 0 E: 0 K: 0 S: 7	H: 0 LOB: 0 BB: 0 P: 10	1B: 7 2B: 2 3B: 0 HR: 0	SF: 0 SAC: 0 DP: 0 HBP: 0	WP: 0 PB: 0 CS: 0	PA: 39
PITCHER	IP WLS BF H R ER SO BB IBB HBP BLK WP HR S P ERA WHIP	5.0 W 23 7 2 2 5 1 0 0 0 0 0 52 93 3.60 1.600	6.1 H 3 0 0 0 1 0 0 0 0 0 0 9 16 0.00 0.000	7.1 H 5 2 0 0 0 0 0 0 0 0 0 11 14 0.00 2.000	8.1 H 5 0 0 0 3 2 0 0 0 0 0 12 22 0.00 2.000	9.1 H 3 0 0 0 0 0 0 0 0 0 0 7 10 0.00 0.000	PITCHER										IP WLS BF H R ER SO BB IBB HBP BLK WP HR S P ERA WHIP			

Batter	1	2	3	4	5	6	7	8	9	AB	R	H	RBI	BB	SO	LOB	BOTTOM			
5 Jonathan Villar, S OBP: 0.380, SLG: 0.436	F7									5	2	2	1	0	1	1	Arizona Diamondbacks @ Milwaukee Brewers Miller Park, Milwaukee, WI Mon Jul 25 2016, 6:22 PM - 9:32 PM CDT Att: 25,347 - Clear - 83 F livebaseballscorecards.com			
2 Scooter Gennett, L OBP: 0.313, SLG: 0.412			HR							5	1	2	1	0	1	2				
8 Ryan Braun, R OBP: 0.382, SLG: 0.520										2	0	2	1	2	0	0				
7 Jake Elmore, R OBP: 0.385, SLG: 0.211										0	0	0	0	0	0	0				
20 Jonathan Lucroy, R OBP: 0.361, SLG: 0.488										4	0	1	0	0	1	4				
10 Kirk Nieuwenhuis, L OBP: 0.324, SLG: 0.393										4	0	1	0	0	2	3				
14 Hernán Pérez, R OBP: 0.303, SLG: 0.417										4	1	0	0	0	1	3				
18 Ramón Flores, L OBP: 0.295, SLG: 0.261										3	1	1	0	1	0	0				
12 Martín Maldonado, R OBP: 0.318, SLG: 0.356										3	1	2	3	1	1	1				
57 Chase Anderson, R OBP: 0.205, SLG: 0.243										2	0	0	0	0	0	2				
46 Corey Knebel, R (6, 1)										0	0	0	0	0	0	0				
24 Andy Wilkins, L OBP: 0.265, SLG: 0.265										1	1	1	1	0	0	0				
59 Carlos Torres, R (7, 1)										0	0	0	0	0	0	0				
53 Jhan Maríñez, R OBP: 0.303, SLG: 0.400										0	0	0	0	0	0	0				
33 Chris Carter, R OBP: 0.303, SLG: 0.400										1	0	0	0	0	1	1				
50 Jacob Barnes, R (9, 1)										0	0	0	0	0	0	0				
Inning Stats	R: 1 E: 0 K: 1 S: 16	H: 2 LOB: 2 BB: 1 P: 25	R: 0 E: 0 K: 0 S: 7	H: 0 LOB: 1 BB: 1 P: 12	R: 1 E: 0 K: 2 S: 16	H: 1 LOB: 1 BB: 1 P: 26	R: 0 E: 0 K: 1 S: 7	H: 0 LOB: 1 BB: 1 P: 12	R: 1 E: 0 K: 0 S: 10	H: 2 LOB: 2 BB: 0 P: 17	R: 4 E: 0 K: 1 S: 23	H: 6 LOB: 2 BB: 0 P: 32	R: 0 E: 0 K: 1 S: 7	H: 0 LOB: 0 BB: 0 P: 11	R: 0 E: 0 K: 2 S: 12	H: 1 LOB: 1 BB: 0 P: 17	1B: 7 2B: 2 3B: 0 HR: 4	SF: 0 SAC: 0 DP: 2 HBP: 0	WP: 0 PB: 1 CS: 0	PA: 38
PITCHER	IP WLS BF H R ER SO BB IBB HBP BLK WP HR S P ERA WHIP	5.1 L 26 8 6 6 4 4 0 0 0 0 0 3 63 10.12 2.250	6.1 H 3 1 1 1 0 0 0 0 0 0 0 1 16 23 13.50 4.500	7.1 H 1 0 0 3 0 0 0 0 0 0 0 0 19 28 0.00 0.500	PITCHER										IP WLS BF H R ER SO BB IBB HBP BLK WP HR S P ERA WHIP					

Batter	1	2	3	4	5	6	7	8	9	AB	R	H	RBI	BB	SO	LOB	TOP			
1 Michael Bourn, L OBP: 0.309, SLG: 0.374	L8	G4-3		FC4-6			E1 15 G3 44 1B	K		5	1	1	1	0	1	4				
15 Phil Gosselin, R OBP: 0.325, SLG: 0.376	G3			L9			G3		K	5	0	1	0	0	1	3				
2 Jean Segura, R OBP: 0.362, SLG: 0.448	44 1B	2B		G5-3		G5-3		G5-3		4	1	1	0	1	0	1				
44 Paul Goldschmidt, R OBP: 0.412, SLG: 0.504	7 S 2B	1B		G5-3		G6-3		7 FC5-4 1B		5	1	2	2	0	1	1				
7 Wellington Castillo, R OBP: 0.307, SLG: 0.432	24 E 1-H	2B		F9		G6-3		FC5-4		4	0	1	1	0	0	3				
24 Yasmany Tomás, R OBP: 0.304, SLG: 0.459	E6					G6-3		4 BB 1B		3	0	1	0	1	0	1				
16 Chris Owings, R OBP: 0.322, SLG: 0.394	G5-3			FC6-4 27 2B 1 FC4-6		G1-3		K		4	1	0	0	0	1	4				
27 Brandon Drury, R OBP: 0.304, SLG: 0.434		K2-3		FC4-6		G3		K		4	0	1	0	0	2	1				
46 Patrick Corbin, L 36 Enrique Burgos, R 5 Rickie Weeks Jr., R 33 Jake Barrett, R 4 Mike Freeman, L 41 Daniel Hudson, R 62 Zac Curtis, L 48 Randall Delgado, R		K		FC4-6				K		1	0	0	0	1	1	0				
Inning Stats	R: 2 H: 3 E: 1 K: 0 S: 15	H: 3 LOB: 2 BB: 0 P: 22	R: 0 H: 0 E: 0 K: 2 S: 12	H: 0 LOB: 0 BB: 0 P: 15	R: 0 H: 1 E: 0 K: 0 S: 9	H: 1 LOB: 1 BB: 0 P: 15	R: 1 H: 1 E: 0 K: 0 S: 9	H: 1 LOB: 2 BB: 2 P: 20	R: 0 H: 0 E: 0 K: 0 S: 7	H: 0 LOB: 0 BB: 0 P: 10	R: 0 H: 0 E: 1 K: 1 S: 14	H: 2 LOB: 2 BB: 1 P: 23	R: 0 H: 1 E: 0 K: 3 S: 17	H: 2 LOB: 1 BB: 1 P: 24	R: 0 H: 0 E: 0 K: 2 S: 8	H: 0 LOB: 0 BB: 0 P: 10	1B: 4 2B: 4 3B: 0 HR: 0	SF: 0 SAC: 0 DP: 0 HBP: 0	WP: 0 PA: 40 SB: 1 CS: 0	
PITCHER	IP WLS BF H R ER SO BB IBB HBP BLK WP HR S P ERA WHIP	6.0 26 5 3 3 2 2 0 0 0 0 0 57 89 4.50 1.167	0.2 H 4 1 1 0 1 1 0 0 0 0 0 8 15 0.00 3.000	1.1 W 7 2 0 0 3 1 0 0 0 0 0 23 32 0.00 2.250	1.0 3 0 0 0 2 0 0 0 0 0 0 8 10 0.00 0.000															
22 Matt Garza, R ERA: 5.74	13 Will Smith, L ERA: 3.72	37 Tyler Thornburg, R ERA: 2.21	21 Jeremy Jeffress, R ERA: 2.18																	
Batter	1	2	3	4	5	6	7	8	9	AB	R	H	RBI	BB	SO	LOB	BOTTOM			
5 Jonathan Villar, S OBP: 0.377, SLG: 0.433	F8	L4		B3			G6-3			5	0	1	2	0	0	1				
14 Hernán Pérez, R OBP: 0.301, SLG: 0.410	G5-3	K		K						5	1	1	0	0	2	2				
8 Ryan Braun, R OBP: 0.386, SLG: 0.520	20 1B 33 1B BB			K			G5-4-3 33 20 2 1B			2	3	1	0	2	1	0				
20 Jonathan Lucroy, R OBP: 0.362, SLG: 0.486	2 BB 7 1B 1B			F7			G5-4-3 33 BB			3	1	1	0	1	1	2				
33 Chris Carter, R OBP: 0.305, SLG: 0.479	2 BB 7 1B 1B			G1-3			G5-4-3			3	2	1	1	1	0	2				
2 Scooter Gennett, L OBP: 0.319, SLG: 0.414	7 1B 23 1B BB			L3						3	1	2	3	1	0	0				
7 Jake Elmore, R OBP: 0.141, SLG: 0.273										3	0	2	2	0	1	1				
37 Tyler Thornburg, R ERA: 2.72										0	0	0	0	0	0	0				
24 Andy Wilkins, L OBP: 0.167, SLG: 0.394										0	0	0	0	0	1	2				
21 Jeremy Jeffress, R										0	0	0	0	0	0	0				
23 Keon Broxton, R OBP: 0.266, SLG: 0.194										3	1	1	0	1	2	1				
22 Matt Garza, R OBP: 0.083, SLG: 0.083										2	0	0	0	0	2	0				
13 Will Smith, R										0	0	0	0	0	0	0				
10 Kirk Nieuwenhuis, L OBP: 0.329, SLG: 0.460										1	0	1	1	1	0	0				
Inning Stats	R: 3 H: 4 E: 0 K: 0 S: 21	H: 4 LOB: 2 BB: 2 P: 38	R: 0 H: 0 E: 0 K: 2 S: 8	H: 0 LOB: 0 BB: 0 P: 9	R: 0 H: 0 E: 0 K: 1 S: 7	H: 0 LOB: 0 BB: 0 P: 11	R: 0 H: 1 E: 0 K: 1 S: 8	H: 1 LOB: 1 BB: 0 P: 11	R: 0 H: 0 E: 0 K: 2 S: 7	H: 0 LOB: 0 BB: 0 P: 8	R: 1 H: 2 E: 0 K: 1 S: 16	H: 2 LOB: 1 BB: 1 P: 25	R: 0 H: 1 E: 0 K: 1 S: 8	H: 1 LOB: 0 BB: 0 P: 10	R: 5 H: 3 E: 0 K: 2 S: 22	H: 3 LOB: 2 BB: 4 P: 44	1B: 10 2B: 1 3B: 0 HR: 0	SF: 0 SAC: 0 DP: 1 HBP: 0	WP: 0 PA: 38 SB: 1 CS: 1	
PITCHER	IP WLS BF H R ER SO BB IBB HBP BLK WP HR S P ERA WHIP	5.0 22 4 4 4 6 3 0 0 0 0 0 55 86 0.00 1.000	1.0 3 1 0 0 1 0 0 0 0 0 0 12 16 0.00 1.000	1.0 3 1 0 0 1 0 0 0 0 0 0 8 10 0.00 1.000	0.1 L 5 2 4 4 1 2 0 0 0 0 0 13 23 108.00 12.000	0.1 4 1 1 1 1 2 0 0 0 0 0 7 16 27.00 9.000														
46 Patrick Corbin, L ERA: 5.31	36 Enrique Burgos, R ERA: 4.08	33 Jake Barrett, R ERA: 2.72	41 Daniel Hudson, R ERA: 6.08	62 Zac Curtis, L ERA: 5.4																
48 Randall Delgado, R ERA: 4.2																				

Arizona Diamondbacks @ Milwaukee Brewers
Miller Park, Milwaukee, WI
Tue Jul 26 2016, 7:12 PM - 10:47 PM CDT
Att: 24,074 - Clear - 86 F

livebaseballscorecards.com

AB	36
R	4
H	8
RBI	4
BB	4
SO	8
LOB	18

Arizona Diamondbacks @ Milwaukee Brewers
Miller Park, Milwaukee, WI
Tue Jul 26 2016, 7:12 PM - 10:47 PM CDT
Att: 24,074 - Clear - 86 F

livebaseballscorecards.com

AB	31
R	9
H	11
RBI	9
BB	7
SO	10
LOB	11

Batter	1	2	3	4	5	6	7	8	9	AB	R	H	RBI	BB	SO	LOB	TOP			
1 Michael Bourn, L (1,8) OBP: 0.304, SLG: 0.366	F7	G5-3			G4-3		1B		G1-3	5	0	1	1	0	0	0	Arizona Diamondbacks @ Milwaukee Brewers Miller Park, Milwaukee, WI Thu Jul 28 2016, 1:10 PM - 4:01 PM CDT Att: 33,971 - Cloudy - 79 F			
15 Phil Gosselin, R (1,4) OBP: 0.313, SLG: 0.367 33 Jake Barrett, R (7,1) 19 Tyler Clippard, R (8,1)	2B		F9		L8		K			4	1	1	0	0	1	2				
2 Jean Segura, R (1,6) OBP: 0.382, SLG: 0.450	K		L8			F8		2B		4	1	1	0	0	1	1				
44 Paul Goldschmidt, R (1,3) OBP: 0.415, SLG: 0.503	2B						1B	G5-3		3	1	2	0	1	0	1				
5 Rickie Weeks Jr., R (1,7) OBP: 0.326, SLG: 0.426	BB						1B			4	0	2	1	0	1	2				
24 Yasmany Tomás, R (1,9) OBP: 0.308, SLG: 0.480	1B					G5-4-3				4	1	2	2	0	2	1				
27 Brandon Drury, R (1,5) OBP: 0.303, SLG: 0.429	2B						1B			4	0	0	0	0	0	4				
8 Tuffy Gosewisch, R (1,2) 4 Mike Freeman, L (9,PH)		G6-3			F7					3	0	0	0	0	2					
38 Robbie Ray, L (1,1) 36 Enrique Burgos, R (6,1) 22 Jake Lamb, L (7,PH)		K				K				2	0	0	0	0	2					
										2	0	0	0	0	1	2				
Inning Stats	R: 2 H: 3 E: 0 K: 1 S: 15	H: 3 LOB: 2 BB: 1 P: 26	R: 0 H: 0 E: 0 K: 1 S: 10	H: 0 LOB: 0 BB: 0 P: 13	R: 0 H: 1 E: 0 K: 1 S: 8	LOB: 1 BB: 0 P: 10	R: 0 H: 0 E: 0 K: 1 S: 7	H: 0 LOB: 0 BB: 0 P: 9	R: 0 H: 0 E: 0 K: 0 S: 8	H: 1 LOB: 0 BB: 0 P: 10	R: 1 H: 2 E: 1 K: 2 S: 14	H: 2 LOB: 2 BB: 0 P: 21	R: 1 H: 2 E: 0 K: 1 S: 11	H: 2 LOB: 1 BB: 0 P: 16	R: 0 H: 0 E: 0 K: 1 S: 12	H: 0 LOB: 0 BB: 0 P: 19	1B: 6 2B: 3 3B: 0 HR: 0	SF: 0 SAC: 0 DP: 1 HBP: 0	WP: 0 PB: 0 SB: 0 CS: 0	PA: 37
PITCHER	IP WLS BF H R ER SO BB IBB HBP BLK WP HR S P ERA WHIP																			
27 Zach Davies, R (1,1) ERA: 3.59	6.1 W 26 6 3 2 5 1 0 0 0 0 0 0 62 90 2.84 1.105																			
13 Will Smith, L (7,1) ERA: 3.5	0.2 H 3 1 0 0 2 0 0 0 0 0 0 0 7 11 0.00 1.500																			
37 Tyler Thornburg, R (8,1) ERA: 2.38	1.0 H 5 2 1 1 1 0 0 0 0 0 0 0 11 16 9.00 2.000																			
21 Jeremy Jeffress, R (9,1) ERA: 2.13	1.0 S 3 0 0 0 1 0 0 0 0 0 0 0 12 19 0.00 0.000																			

Batter	1	2	3	4	5	6	7	8	9	AB	R	H	RBI	BB	SO	LOB	BOTTOM			
7 Jake Elmore, R (1,5) OBP: 0.417, SLG: 0.259	1B		G5-3		K					3	0	1	0	1	1	0	Arizona Diamondbacks @ Milwaukee Brewers Miller Park, Milwaukee, WI Thu Jul 28 2016, 1:10 PM - 4:01 PM CDT Att: 33,971 - Cloudy - 79 F			
2 Scooter Gennett, L (1,4) OBP: 0.323, SLG: 0.413	BB		1B			G4-3	G5-3			3	1	1	0	1	0	1				
14 Hernán Pérez, R (1,6) OBP: 0.305, SLG: 0.430	BB		1B							4	2	2	2	0	0	3				
33 Chris Carter, R (1,3)	K		HR							3	1	0	0	1	3	3				
10 Kirk Nieuwenhuis, L (1,9) OBP: 0.327, SLG: 0.405										4	1	1	1	0	3	4				
12 Martín Maldonado, R (1,2) OBP: 0.315, SLG: 0.351		K			L4					4	1	1	1	0	1	0				
23 Keon Broxton, R (1,8) OBP: 0.256, SLG: 0.203					G1-3					4	0	1	2	0	2	0				
18 Ramón Flores, L (1,7) OBP: 0.293, SLG: 0.257										3	0	0	0	1	2	0				
27 Zach Davies, R (1,1) ERA: 4.7 13 Will Smith, R (7,1) 37 Tyler Thornburg, R (8,1) 21 Jeremy Jeffress, R (9,1)					G4-3					3	0	0	0	0	1	2				
										0	0	0	0	0	0	0				
										0	0	0	0	0	0	0				
										0	0	0	0	0	0	0				
Inning Stats	R: 0 H: 1 E: 0 K: 2 S: 11	H: 1 LOB: 2 BB: 1 P: 19	R: 0 H: 0 E: 0 K: 3 S: 10	H: 0 LOB: 0 BB: 0 P: 13	R: 2 H: 2 E: 0 K: 1 S: 16	H: 2 LOB: 0 BB: 0 P: 21	R: 0 H: 0 E: 0 K: 1 S: 6	H: 0 LOB: 0 BB: 0 P: 12	R: 0 H: 0 E: 0 K: 3 S: 10	H: 0 LOB: 0 BB: 0 P: 15	R: 3 H: 3 E: 0 K: 1 S: 16	H: 3 LOB: 2 BB: 2 P: 34	R: 0 H: 0 E: 0 K: 1 S: 10	H: 0 LOB: 1 BB: 1 P: 16	R: 1 H: 1 E: 0 K: 1 S: 11	H: 1 LOB: 0 BB: 0 P: 18	1B: 4 2B: 1 3B: 0 HR: 2	SF: 0 SAC: 0 DP: 0 HBP: 0	WP: 0 PB: 0 SB: 2 CS: 0	PA: 35
PITCHER	IP WLS BF H R ER SO BB IBB HBP BLK WP HR S P ERA WHIP																			
38 Robbie Ray, L (1,1) ERA: 4.7	5.2 L 24 2 0 0 0 2 0 0 0 0 0 0 63 101 7.94 1.235																			
36 Enrique Burgos, R (6,1) ERA: 4.0	0.1 3 1 0 0 0 0 0 1 0 0 0 0 6 13 0.00 3.000																			
33 Jake Barrett, R (7,1) ERA: 2.65	1.0 4 0 0 0 1 1 0 0 0 0 0 0 10 16 0.00 1.000																			
19 Tyler Clippard, R (8,1) ERA: 4.3	1.0 4 1 1 1 1 0 0 0 0 0 0 1 11 18 9.00 1.000																			

Batter	1	2	3	4	5	6	7	8	9	AB	R	H	RBI	BB	SO	LOB	TOP					
2 Jean Segura, R OBP: 0.360, SLG: 0.453										2	1	0	0	1	0	1	Arizona Diamondbacks @ Los Angeles Dodgers Dodger Stadium, Los Angeles, CA Sun Jul 31 2016, 1:12 PM - 4:53 PM PDT Att: 42,360 - Sunny - 88 F					
27 Brandon Drury, R OBP: 0.303, SLG: 0.424										4	0	0	0	0	2	2						
1 Michael Bourn, L OBP: 0.297, SLG: 0.356										3	0	0	0	1	1	0						
44 Paul Goldschmidt, R OBP: 0.413, SLG: 0.499										3	1	1	1	1	0	1						
22 Jake Lamb, L OBP: 0.359, SLG: 0.586										4	0	1	0	0	0	2						
24 Yasmany Tomás, R OBP: 0.306, SLG: 0.478										4	1	0	0	0	0	3						
6 David Peralta, L OBP: 0.301, SLG: 0.442										3	0	1	1	0	1	0						
16 Chris Owings, R OBP: 0.314, SLG: 0.385										2	0	0	0	1	0	0						
8 Tuffy Gosewisch, R OBP: 0.207, SLG: 0.286										2	0	0	0	1	0	0						
46 Patrick Corbin, L OBP: 0.286, SLG: 0.472										2	0	0	0	0	0	0						
15 Phil Gosselin, R ERA: 4.14										0	0	0	0	0	0	0						
56 Steve Hathaway, L ERA: 8.10										0	0	0	0	0	0	0						
41 Daniel Hudson, R ERA: 6.89										0	0	0	0	0	0	0						
50 Evan Marshall, R ERA: 8.39										0	0	0	0	0	0	0						
Inning Stats	R: 1 E: 0 K: 0 S: 13	H: 0 LOB: 1 BB: 2 P: 24	R: 0 E: 0 K: 0 S: 7	H: 0 LOB: 0 BB: 0 P: 13	R: 0 E: 0 K: 1 S: 8	H: 0 LOB: 0 BB: 0 P: 11	R: 2 E: 0 K: 0 S: 10	H: 3 LOB: 1 BB: 0 P: 16	R: 0 E: 0 K: 1 S: 12	H: 0 LOB: 1 BB: 1 P: 23	R: 0 E: 0 K: 1 S: 12	H: 0 LOB: 0 BB: 0 P: 14	R: 0 E: 0 K: 1 S: 8	H: 0 LOB: 0 BB: 0 P: 14	R: 0 E: 0 K: 0 S: 4	H: 0 LOB: 0 BB: 0 P: 4	1B: 3 2B: 0 3B: 0 HR: 0	SF: 0 SAC: 0 DP: 0 HBP: 0	WP: 1 PB: 0 SB: 1 CS: 0	PA: 33		
PITCHER	IP WLS BF H R ER SO BB IBB HBP BLK WP HR S P ERA WHIP	IP WLS BF H R ER SO BB IBB HBP BLK WP HR S P ERA WHIP	IP WLS BF H R ER SO BB IBB HBP BLK WP HR S P ERA WHIP	IP WLS BF H R ER SO BB IBB HBP BLK WP HR S P ERA WHIP	IP WLS BF H R ER SO BB IBB HBP BLK WP HR S P ERA WHIP	IP WLS BF H R ER SO BB IBB HBP BLK WP HR S P ERA WHIP	IP WLS BF H R ER SO BB IBB HBP BLK WP HR S P ERA WHIP	IP WLS BF H R ER SO BB IBB HBP BLK WP HR S P ERA WHIP	IP WLS BF H R ER SO BB IBB HBP BLK WP HR S P ERA WHIP	IP WLS BF H R ER SO BB IBB HBP BLK WP HR S P ERA WHIP	IP WLS BF H R ER SO BB IBB HBP BLK WP HR S P ERA WHIP	IP WLS BF H R ER SO BB IBB HBP BLK WP HR S P ERA WHIP	IP WLS BF H R ER SO BB IBB HBP BLK WP HR S P ERA WHIP	IP WLS BF H R ER SO BB IBB HBP BLK WP HR S P ERA WHIP	IP WLS BF H R ER SO BB IBB HBP BLK WP HR S P ERA WHIP	IP WLS BF H R ER SO BB IBB HBP BLK WP HR S P ERA WHIP	IP WLS BF H R ER SO BB IBB HBP BLK WP HR S P ERA WHIP	IP WLS BF H R ER SO BB IBB HBP BLK WP HR S P ERA WHIP	IP WLS BF H R ER SO BB IBB HBP BLK WP HR S P ERA WHIP	IP WLS BF H R ER SO BB IBB HBP BLK WP HR S P ERA WHIP	IP WLS BF H R ER SO BB IBB HBP BLK WP HR S P ERA WHIP	IP WLS BF H R ER SO BB IBB HBP BLK WP HR S P ERA WHIP
28 Bud Norris, R ERA: 4.26	1.1	0.1	2	0	1	0	0	1	0	0	0	0	0	0	0	0	0.00	3.000				
68 Ross Stripling, R ERA: 4.14	3.2	3.2	14	3	2	2	1	1	0	0	0	1	0	32	51	4.91	1.091					
67 Luis Coleman, R ERA: 3.79	1.1	1.1	5	0	0	0	3	1	0	0	0	0	0	17	25	0.00	0.750					
43 Luis Avilán, L ERA: 4.32	0.2	0.2	3	0	0	0	0	1	0	0	0	0	0	6	14	0.00	1.500					
55 Joe Blanton, R ERA: 2.83	1.0	1.0	3	0	0	0	1	0	0	0	0	0	0	12	14	0.00	0.000					
47 Howie Kendrick, R OBP: 0.333, SLG: 0.385										5	1	1	1	0	3	4						
5 Corey Seager, L OBP: 0.385, SLG: 0.532											5	2	3	3	0	1						
10 Justin Turner, R OBP: 0.344, SLG: 0.482											5	2	2	1	0	2						
33 Scott Van Slyke, R OBP: 0.297, SLG: 0.330											4	0	0	0	1	2						
9 Yasmani Grandal, S OBP: 0.335, SLG: 0.444											4	3	3	3	1	1						
66 Yasiel Puig, R OBP: 0.320, SLG: 0.386											5	2	3	2	0	4						
56 J.P. Howell, L ERA: 8.39											0	0	0	0	0	0						
14 Enrique Hernández, R OBP: 0.284, SLG: 0.351											4	1	1	0	1	2						
3 Chris Taylor, R OBP: 0.363, SLG: 0.417											3	0	1	1	0	0						
43 Luis Avilán, L ERA: 4.32											0	0	0	0	0	0						
55 Joe Blanton, R ERA: 2.83											0	0	0	0	0	0						
60 Andrew Toles, L ERA: 8.10											0	0	0	0	0	0						
18 Kenia Maeda, R ERA: 8.39											0	0	0	0	0	0						
52 Pedro Báez, R ERA: 2.83											0	0	0	0	0	0						
31 Joe Mauer, R ERA: 2.83											1	1	2	0	0	0						
28 Bud Norris, R OBP: 0.308, SLG: 0.273											0	0	0	0	0	0						
68 Ross Stripling, R ERA: 4.14											1	0	0	0	1	1						
23 Adrián González, L OBP: 0.360, SLG: 0.406											1	0	0	0	0	2						
67 Louis Coleman, R ERA: 3.79											0	0	0	0	0	0						
26 Chase Utley, L OBP: 0.335, SLG: 0.385											3	1	1	0	1	0						
Inning Stats	R: 0 E: 0 K: 1 S: 11	H: 1 LOB: 3 BB: 2 P: 27	R: 0 E: 0 K: 2 S: 9	H: 1 LOB: 0 BB: 0 P: 12	R: 0 E: 0 K: 1 S: 6	H: 0 LOB: 0 BB: 0 P: 7	R: 3 E: 1 K: 1 S: 16	H: 3 LOB: 1 BB: 1 P: 28	R: 1 E: 0 K: 1 S: 15	H: 2 LOB: 2 BB: 0 P: 23	R: 4 E: 0 K: 2 S: 23	H: 4 LOB: 1 BB: 0 P: 34	R: 3 E: 0 K: 3 S: 20	H: 3 LOB: 1 BB: 0 P: 34	R: 3 E: 0 K: 2 S: 14	H: 3 LOB: 0 BB: 0 P: 22	1B: 8 2B: 6 3B: 0 HR: 3	SF: 0 SAC: 0 DP: 1 HBP: 1	WP: 0 PB: 0 SB: 0 CS: 0	PA: 46		
PITCHER	IP WLS BF H R ER SO BB IBB HBP BLK WP HR S P ERA WHIP	IP WLS BF H R ER SO BB IBB HBP BLK WP HR S P ERA WHIP	IP WLS BF H R ER SO BB IBB HBP BLK WP HR S P ERA WHIP	IP WLS BF H R ER SO BB IBB HBP BLK WP HR S P ERA WHIP	IP WLS BF H R ER SO BB IBB HBP BLK WP HR S P ERA WHIP	IP WLS BF H R ER SO BB IBB HBP BLK WP HR S P ERA WHIP	IP WLS BF H R ER SO BB IBB HBP BLK WP HR S P ERA WHIP	IP WLS BF H R ER SO BB IBB HBP BLK WP HR S P ERA WHIP	IP WLS BF H R ER SO BB IBB HBP BLK WP HR S P ERA WHIP	IP WLS BF H R ER SO BB IBB HBP BLK WP HR S P ERA WHIP	IP WLS BF H R ER SO BB IBB HBP BLK WP HR S P ERA WHIP	IP WLS BF H R ER SO BB IBB HBP BLK WP HR S P ERA WHIP	IP WLS BF H R ER SO BB IBB HBP BLK WP HR S P ERA WHIP	IP WLS BF H R ER SO BB IBB HBP BLK WP HR S P ERA WHIP	IP WLS BF H R ER SO BB IBB HBP BLK WP HR S P ERA WHIP	IP WLS BF H R ER SO BB IBB HBP BLK WP HR S P ERA WHIP	IP WLS BF H R ER SO BB IBB HBP BLK WP HR S P ERA WHIP	IP WLS BF H R ER SO BB IBB HBP BLK WP HR S P ERA WHIP	IP WLS BF H R ER SO BB IBB HBP BLK WP HR S P ERA WHIP	IP WLS BF H R ER SO BB IBB HBP BLK WP HR S P ERA WHIP	IP WLS BF H R ER SO BB IBB HBP BLK WP HR S P ERA WHIP	IP WLS BF H R ER SO BB IBB HBP BLK WP HR S P ERA WHIP
46 Patrick Corbin, L ERA: 5.3	5.1	5.1	29	8	6	3	6	3	0	0	0	0	0	64	108	5.06	2.062					
54 Dominic Leone, R ERA: 7.84	0.2	0.2	5	3	2	2	2	0	0	0	0	0	1	16								

Batter	1	2	3	4	5	6	7	8	9	AB	R	H	RBI	BB	SO	LOB	TOP								
7 Trea Turner, R OBP: 0.357, SLG: 0.485	F8					FC4				6	1	2	2	0	0	7									
28 Jayson Werth, R OBP: 0.340, SLG: 0.417		F8								4	1	1	0	0	0	1									
14 Chris Heisey, R OBP: 0.301, SLG: 0.407			G6-3							1	0	0	1	0	0	0									
34 Bryce Harper, L OBP: 0.380, SLG: 0.443										4	3	1	0	2	1	0									
20 Daniel Murphy, L OBP: 0.395, SLG: 0.626										3	3	3	1	1	0	0									
9 Ben Revere, L OBP: 0.256, SLG: 0.289										2	0	0	0	0	0	0									
6 Anthony Rendon, R OBP: 0.344, SLG: 0.435										5	1	2	3	0	0	1									
40 Wilson Ramos, R OBP: 0.381, SLG: 0.529										6	2	3	2	0	0	2									
25 Clint Robinson, L OBP: 0.271, SLG: 0.362										5	1	2	1	0	0	3									
8 Danny Espinosa, S OBP: 0.327, SLG: 0.420										3	1	1	1	2	0	0									
52 Yusmeiro Petit, R OBP: 0.197, SLG: 0.167										0	0	0	0	0	0	0									
43 Mark Melancon, R										0	0	0	0	0	0	0									
37 Stephen Strasburg, R OBP: 0.217, SLG: 0.200										4	0	3	1	0	0	0									
58 Jonathan Papelbon, R										0	0	0	0	0	0	0									
1 Wilmer Difo, S										1	1	1	2	0	0	0									
Inning Stats	R: 4 E: 0 K: 0 S: 20	H: 5 LOB: 3 BB: 2 P: 36	R: 2 E: 0 K: 0 S: 18	H: 3 LOB: 1 BB: 0 P: 28	R: 0 E: 0 K: 0 S: 8	H: 1 LOB: 1 BB: 0 P: 11	R: 2 E: 0 K: 1 S: 19	H: 4 LOB: 3 BB: 1 P: 33	R: 1 E: 0 K: 0 S: 10	H: 1 LOB: 1 BB: 0 P: 15	R: 0 E: 0 K: 0 S: 7	H: 1 LOB: 1 BB: 0 P: 11	R: 0 E: 0 K: 0 S: 7	H: 0 LOB: 0 BB: 0 P: 14	R: 5 E: 0 K: 0 S: 21	H: 4 LOB: 0 BB: 1 P: 37	R: 0 E: 0 K: 0 S: 6	H: 0 LOB: 0 BB: 0 P: 9	1B: 14 2B: 4 3B: 1 HR: 0	SF: 2 SAC: 0 DP: 0 HBP: 0	WP: 1 PB: 0 SB: 1 CS: 0	PA: 51			
PITCHER	IP WLS BF H R ER SO BB IBB HBP BLK WP HR S P ERA WHIP	IP WLS BF H R ER SO BB IBB HBP BLK WP HR S P ERA WHIP	IP WLS BF H R ER SO BB IBB HBP BLK WP HR S P ERA WHIP	IP WLS BF H R ER SO BB IBB HBP BLK WP HR S P ERA WHIP	IP WLS BF H R ER SO BB IBB HBP BLK WP HR S P ERA WHIP	IP WLS BF H R ER SO BB IBB HBP BLK WP HR S P ERA WHIP	IP WLS BF H R ER SO BB IBB HBP BLK WP HR S P ERA WHIP	IP WLS BF H R ER SO BB IBB HBP BLK WP HR S P ERA WHIP	IP WLS BF H R ER SO BB IBB HBP BLK WP HR S P ERA WHIP	IP WLS BF H R ER SO BB IBB HBP BLK WP HR S P ERA WHIP	IP WLS BF H R ER SO BB IBB HBP BLK WP HR S P ERA WHIP	IP WLS BF H R ER SO BB IBB HBP BLK WP HR S P ERA WHIP	IP WLS BF H R ER SO BB IBB HBP BLK WP HR S P ERA WHIP	IP WLS BF H R ER SO BB IBB HBP BLK WP HR S P ERA WHIP	IP WLS BF H R ER SO BB IBB HBP BLK WP HR S P ERA WHIP	IP WLS BF H R ER SO BB IBB HBP BLK WP HR S P ERA WHIP	IP WLS BF H R ER SO BB IBB HBP BLK WP HR S P ERA WHIP	IP WLS BF H R ER SO BB IBB HBP BLK WP HR S P ERA WHIP	IP WLS BF H R ER SO BB IBB HBP BLK WP HR S P ERA WHIP	IP WLS BF H R ER SO BB IBB HBP BLK WP HR S P ERA WHIP	IP WLS BF H R ER SO BB IBB HBP BLK WP HR S P ERA WHIP	IP WLS BF H R ER SO BB IBB HBP BLK WP HR S P ERA WHIP	IP WLS BF H R ER SO BB IBB HBP BLK WP HR S P ERA WHIP	IP WLS BF H R ER SO BB IBB HBP BLK WP HR S P ERA WHIP	IP WLS BF H R ER SO BB IBB HBP BLK WP HR S P ERA WHIP
25 Archie Bradley, R ERA: 4.75	3.1	L	24	12	8	7	1	2	0	0	0	0	0	0	0	0	18.90	4.200							
54 Dominic Leone, R ERA: 7.5	1.2	9	2	1	1	0	0	2	0	0	0	0	1	0	18	30	5.40	2.400							
56 Steve Hathaway, L ERA: 11.57	2.0	7	1	0	0	0	0	0	0	0	0	0	0	0	14	25	0.00	0.500							
48 Randall Delgado, R ERA: 4.78	0.1	6	4	5	5	0	0	1	0	0	0	0	0	0	16	28	135.00	15.000							
58 Adam Loewen, L ERA:	0.2	2	0	0	0	0	0	0	0	0	0	0	0	0	5	9	0.00	0.000							
2 Jean Segura, R OBP: 0.382, SLG: 0.456										2	1	1	0	1	0	0									
56 Steve Hathaway, L										0	0	0	0	0	0	0									
8 Tuffy Gosewisch, R OBP: 0.200, SLG: 0.276										1	0	0	0	0	1	1									
1 Michael Bourn, L OBP: 0.302, SLG: 0.357										2	0	1	0	1	1	2									
44 Paul Goldschmidt, R OBP: 0.410, SLG: 0.695										3	0	0	1	0	0	1									
5 Rickie Weeks Jr., R OBP: 0.329, SLG: 0.421										1	0	0	0	0	0	2									
22 Jake Lamb, L OBP: 0.355, SLG: 0.579										4	0	0	0	0	2	2									
7 Wellington Castillo, R OBP: 0.307, SLG: 0.430										3	0	0	0	0	1	0									
48 Randall Delgado, R										0	0	0	0	0	0	0									
58 Adam Loewen, L										0	0	0	0	0	0	0									
36 Enrique Burgos, R										0	0	0	0	0	0	0									
24 Yasmany Tomás, R OBP: 0.308, SLG: 0.477										1	0	0	0	0	1	0									
6 David Peralta, L OBP: 0.300, SLG: 0.437										4	0	1	0	0	1	0									
16 Chris Owings, R OBP: 0.313, SLG: 0.382										4	0	1	0	0	1	1									
27 Brandon Drury, R OBP: 0.300, SLG: 0.419										3	0	0	0	0	0	2									
25 Archie Bradley, R OBP: 0.103, SLG: 0.107										1	0	0	0	0	1	0									
54 Dominic Leone, R										0	0	0	0	0	0	0									
15 Phil Gosselin, R OBP: 0.315, SLG: 0.374										2	0	1	0	0	0	1									
Inning Stats	R: 1 E: 0 K: 1 S: 12	H: 1 LOB: 0 BB: 0 P: 19	R: 0 E: 0 K: 1 S: 12	H: 1 LOB: 1 BB: 0 P: 14	R: 0 E: 0 K: 1 S: 9	H: 0 LOB: 1 BB: 1 P: 16	R: 0 E: 0 K: 0 S: 11	H: 0 LOB: 0 BB: 0 P: 15	R: 0 E: 0 K: 1 S: 13	H: 1 LOB: 2 BB: 1 P: 19	R: 0 E: 0 K: 2 S: 9	H: 0 LOB: 0 BB: 0 P: 16	R: 0 E: 0 K: 0 S: 5	H: 0 LOB: 0 BB: 0 P: 8	R: 0 E: 0 K: 1 S: 12	H: 2 LOB: 2 BB: 0 P: 17	R: 0 E: 0 K: 2 S: 10	H: 0 LOB: 0 BB: 0 P: 11	1B: 4 2B: 1 3B: 0 HR: 0	SF: 0 SAC: 1 DP: 0 HBP: 0	WP: 0 PB: 0 SB: 0 CS: 0	PA: 34			
PITCHER	IP WLS BF H R ER SO BB IBB HBP BLK WP HR S P ERA WHIP	IP WLS BF H R ER SO BB IBB HBP BLK WP HR S P ERA WHIP	IP WLS BF H R ER SO BB IBB HBP BLK WP HR S P ERA WHIP	IP WLS BF H R ER SO BB IBB HBP BLK WP HR S P ERA WHIP	IP WLS BF H R ER SO BB IBB HBP BLK WP HR S P ERA WHIP	IP WLS BF H R ER SO BB IBB HBP BLK WP HR S P ERA WHIP	IP WLS BF H R ER SO BB IBB HBP BLK WP HR S P ERA WHIP	IP WLS BF H R ER SO BB IBB HBP BLK WP HR S P ERA WHIP	IP WLS BF H R ER SO BB IBB HBP BLK WP HR S P ERA WHIP	IP WLS BF H R ER SO BB IBB HBP BLK WP HR S P ERA WHIP	IP WLS BF H R ER SO BB IBB HBP BLK WP HR S P ERA WHIP	IP WLS BF H R ER SO BB IBB HBP BLK WP HR S P ERA WHIP	IP WLS BF H R ER SO BB IBB HBP BLK WP HR S P ERA WHIP	IP WLS BF H R ER SO BB IBB HBP BLK WP HR S P ERA WHIP	IP WLS BF H R ER SO BB IBB HBP BLK WP HR S P ERA WHIP	IP WLS BF H R ER SO BB IBB HBP BLK WP HR S P ERA WHIP	IP WLS BF H R ER SO BB IBB HBP BLK WP HR S P ERA WHIP	IP WLS BF H R ER SO BB IBB HBP BLK WP HR S P ERA WHIP	IP WLS BF H R ER SO BB IBB HBP BLK WP HR S P ERA WHIP	IP WLS BF H R ER SO BB IBB HBP BLK WP HR S P ERA WHIP	IP WLS BF H R ER SO BB IBB HBP BLK WP HR S P ERA WHIP	IP WLS BF H R ER SO BB IBB HBP BLK WP HR S P ERA WHIP	IP WLS BF H R ER SO BB IBB HBP BLK WP HR S P ERA WHIP	IP WLS BF H R ER SO BB IBB HBP BLK WP HR S P ERA WHIP	IP WLS BF H R ER SO BB IBB HBP BLK WP HR S P ERA WHIP
37 Stephen Strasburg, R ERA: 2.63	6.0	W	23	3	1	1	6	2	0	0	0	0	0	0	0	0	1.50	0.833							
58 Jonathan Papelbon, R ERA: 4.28	1.0	3	0	0	0	0	0	0	0	0	0	0	0	0	5	8	0.00	0.000							
52 Yusmeiro Petit, R ERA: 2.72	1.0	5	2	0	0	1	0	0	0	0	0	0	0	12	17	0.00	2.000								
43 Mark Melancon, R ERA: 1.48	1.0	3	0	0	0	2	0	0	0	0	0	0	0	10	11	0.00	0.000								

Washington Nationals @ Arizona Diamondbacks
Chase Field, Phoenix, AZ
Mon Aug 01 2016, 6:41 PM - 10:03 PM MST
Att: 17,518 - Roof Closed - 81 F

AB	44
R	14
H	19
RBI	14
BB	5
SO	1
LOB	14



Washington Nationals @ Arizona Diamondbacks
Chase Field, Phoenix, AZ
Mon Aug 01 2016, 6:41 PM - 10:03 PM MST
Att: 17,518 - Roof Closed - 81 F

AB	31
R	1
H	5
RBI	1
BB	2
SO	9
LOB	12



Batter	1	2	3	4	5	6	7	8	9	AB	R	H	RBI	BB	SO	LOB	TOP								
7 Trea Turner, R OBP: 0.360, SLG: 0.479											5	2	2	1	0	0	0								
28 Jayson Werth, R OBP: 0.343, SLG: 0.429											5	2	3	1	0	1	0								
9 Ben Revere, L OBP: 0.258, SLG: 0.289											5	1	2	2	0	1	1								
20 Daniel Murphy, L OBP: 0.395, SLG: 0.623												4	2	2	1	1	1								
27 Shawn Kelley, R OBP: 0.258, SLG: 0.289												5	1	2	3	0	2	4							
18 Matt Belisle, R OBP: 0.258, SLG: 0.289												5	1	2	3	0	2	4							
6 Anthony Rendon, R OBP: 0.347, SLG: 0.438												4	2	2	1	1	1								
40 Wilson Ramos, R OBP: 0.381, SLG: 0.536												5	1	2	3	0	2	4							
14 Chris Heisey, R OBP: 0.315, SLG: 0.436												3	1	1	1	1	1								
8 Danny Espinosa, S OBP: 0.323, SLG: 0.414												5	0	0	0	0	2	3							
1 Wilmer Difo, S OBP: 0.500, SLG: 0.700												5	1	3	1	0	0	1							
57 Tanner Roark, R OBP: 0.160, SLG: 0.128												3	0	0	0	0	3	3							
45 Blake Treinen, R OBP: 0.267, SLG: 0.357												0	0	0	0	0	0	0							
25 Clint Robinson, L OBP: 0.267, SLG: 0.357												2	0	0	0	0	2								
Inning Stats	R: 1 E: 1 K: 1 S: 14	H: 2 LOB: 1 BB: 0 P: 17	R: 0 E: 0 K: 2 S: 11	H: 1 LOB: 1 BB: 0 P: 15	R: 0 E: 0 K: 2 S: 12	H: 0 LOB: 0 BB: 0 P: 16	R: 1 E: 0 K: 3 S: 14	H: 2 LOB: 2 BB: 1 P: 23	R: 4 E: 0 K: 0 S: 15	H: 3 LOB: 0 BB: 0 P: 23	R: 0 E: 0 K: 1 S: 8	H: 0 LOB: 0 BB: 0 P: 11	R: 1 E: 0 K: 1 S: 13	H: 2 LOB: 1 BB: 0 P: 21	R: 3 E: 0 K: 1 S: 17	H: 5 LOB: 2 BB: 0 P: 27	R: 0 E: 0 K: 0 S: 5	H: 0 LOB: 1 BB: 0 P: 9	1B: 11 2B: 1 3B: 0 HR: 3	SF: 0 SAC: 0 DP: 1 HBP: 1	WP: 0 PB: 0 SB: 1 CS: 0	PA: 45			
PITCHER	IP: 6.0 WLS: L BF: 28 ERA: 4.83	H: 8 R: 6 ER: 5 SO: 9	BB: 2 IBB: 0 HBP: 0 BLK: 0	WP: 0 HR: 2 S: 74 P: 105	ERA: 7.50 WHIP: 1.667	IP: 1.0 WLS: 5 BF: 5 ERA: 4.89	H: 2 R: 1 ER: 3 SO: 1	BB: 0 IBB: 0 HBP: 0 BLK: 0	WP: 0 HR: 1 S: 13 P: 21	ERA: 9.00 WHIP: 2.000	IP: 1.0 WLS: 4 BF: 4 ERA: 7.22	H: 0 R: 0 ER: 0 SO: 0	BB: 0 IBB: 0 HBP: 1 BLK: 0	WP: 0 HR: 0 S: 9 P: 9	ERA: 0.00 WHIP: 0.000	IP: 1.0 WLS: 0 BF: 0 ERA: 0.00	H: 0 R: 0 ER: 0 SO: 0	BB: 0 IBB: 0 HBP: 0 BLK: 0	WP: 0 HR: 0 S: 0 P: 0	ERA: 0.00 WHIP: 0.000	IP: 1.0 WLS: 0 BF: 0 ERA: 0.00	H: 0 R: 0 ER: 0 SO: 0	BB: 0 IBB: 0 HBP: 0 BLK: 0	WP: 0 HR: 0 S: 0 P: 0	ERA: 0.00 WHIP: 0.000

Washington Nationals @ Arizona Diamondbacks
Chase Field, Phoenix, AZ
Tue Aug 02 2016, 6:41 PM - 9:59 PM MST
Att: 19,919 - Roof Closed - 79 F

AB 42
R 10
H 15
RBI 10
BB 2
SO 11
LOB 16

Batter	1	2	3	4	5	6	7	8	9	AB	R	H	RBI	BB	SO	LOB	BOTTOM								
2 Jean Segura, R OBP: 0.360, SLG: 0.453											5	1	1	0	0	1	3								
1 Michael Bourn, L OBP: 0.300, SLG: 0.351											4	0	0	0	1	1	2								
44 Paul Goldschmidt, R OBP: 0.412, SLG: 0.499											5	0	3	0	0	0	2								
22 Jake Lamb, L OBP: 0.358, SLG: 0.587											4	1	2	2	1	0	3								
7 Wellington Castillo, R OBP: 0.302, SLG: 0.423											5	0	0	0	0	3	6								
6 David Peralta, L OBP: 0.293, SLG: 0.426											4	0	0	0	0	1	2								
24 Yasmany Tomás, R OBP: 0.313, SLG: 0.487											3	1	2	1	1	0	0								
16 Chris Owings, R OBP: 0.316, SLG: 0.389											4	0	2	0	0	0	4								
38 Robbie Ray, L OBP: 0.211, SLG: 0.395											2	0	0	0	0	2	2								
48 Randall Delgado, R OBP: 0.314, SLG: 0.379											0	0	0	0	0	0	0								
15 Phil Cosselin, R OBP: 1.91											0	0	0	0	0	0	0								
41 Daniel Hudson, R OBP: 0.267, SLG: 0.357											0	0	0	0	0	0	0								
58 Adam Loewen, L OBP: 0.302, SLG: 0.421											0	0	0	0	0	0	0								
27 Brandon Drury, R OBP: 0.302, SLG: 0.421											0	0	0	0	0	0	0								
Inning Stats	R: 1 E: 0 K: 1 S: 13	H: 2 LOB: 1 BB: 1 P: 21	R: 1 E: 0 K: 2 S: 17	H: 2 LOB: 0 BB: 0 P: 24	R: 0 E: 0 K: 2 S: 7	H: 1 LOB: 1 BB: 0 P: 10	R: 0 E: 0 K: 2 S: 11	H: 0 LOB: 1 BB: 1 P: 18	R: 0 E: 0 K: 0 S: 6	H: 0 LOB: 0 BB: 0 P: 10	R: 1 E: 0 K: 0 S: 11	H: 1 LOB: 0 BB: 0 P: 16	R: 0 E: 0 K: 0 S: 6	H: 1 LOB: 1 BB: 0 P: 7	R: 0 E: 0 K: 1 S: 12	H: 2 LOB: 3 BB: 1 P: 19	R: 1 E: 1 K: 1 S: 15	H: 2 LOB: 2 BB: 0 P: 19	1B: 7 2B: 2 3B: 0 HR: 2	SF: 0 SAC: 0 DP: 1 HBP: 0	WP: 0 PB: 0 SB: 0 CS: 0	PA: 41			
PITCHER	IP: 6.1 WLS: W BF: 27 ERA: 3.02	H: 7 R: 3 ER: 3 SO: 6	BB: 2 IBB: 0 HBP: 0 BLK: 0	WP: 0 HR: 2 S: 68 P: 103	ERA: 4.26 WHIP: 1.421	IP: 0.2 WLS: 2 BF: 2 ERA: 1.91	H: 0 R: 0 ER: 0 SO: 0	BB: 0 IBB: 0 HBP: 0 BLK: 0	WP: 0 HR: 0 S: 3 P: 3	ERA: 0.00 WHIP: 0.000	IP: 1.0 WLS: 6 BF: 6 ERA: 2.97	H: 2 R: 0 ER: 0 SO: 1	BB: 1 IBB: 0 HBP: 0 BLK: 0	WP: 0 HR: 0 S: 12 P: 19	ERA: 0.00 WHIP: 3.000	IP: 1.0 WLS: 6 BF: 6 ERA: 1.91	H: 2 R: 1 ER: 1 SO: 1	BB: 0 IBB: 0 HBP: 0 BLK: 0	WP: 0 HR: 0 S: 0 P: 0	ERA: 0.00 WHIP: 2.000	IP: 1.0 WLS: 6 BF: 6 ERA: 1.91	H: 2 R: 1 ER: 1 SO: 1	BB: 0 IBB: 0 HBP: 0 BLK: 0	WP: 0 HR: 0 S: 0 P: 0	ERA: 0.00 WHIP: 2.000

Washington Nationals @ Arizona Diamondbacks
Chase Field, Phoenix, AZ
Tue Aug 02 2016, 6:41 PM - 9:59 PM MST
Att: 19,919 - Roof Closed - 79 F


AB 38
R 4
H 11
RBI 3
BB 3
SO 8
LOB 25

Batter	1	2	3	4	5	6	7	8	9	10	11	AB	R	H	RBI	BB	SO	LOB	TOP						
5 Jonathan Villar, S OBP: 0.384, SLG: 0.438	E7 FC6-2 2B		G6-4-3 BB		F9 BB		G4-6-3 1B			G4-3		3	0	2	0	2	0	0							
2 Scooter Gennett, L OBP: 0.331, SLG: 0.414	G3		F8		F8		G4-6-3			G4-6-3		5	0	1	0	0	0	4							
8 Ryan Braun, R OBP: 0.384, SLG: 0.525	FC6-2 14 FC6-4		G6-4-3							G4-3		3	0	0	0	2	0	2							
14 Hernán Pérez, R OBP: 0.314, SLG: 0.452	FC6-4											5	1	1	0	0	1	5							
33 Chris Carter, R OBP: 0.302, SLG: 0.480												5	0	0	0	0	2	5							
10 Kirk Nieuwenhuis, L OBP: 0.321, SLG: 0.465												4	0	0	0	1	2	1							
3 Orlando Arcia, R OBP: 0.091, SLG: 0.091												5	0	1	1	0	0	1							
12 Martín Maldonado, R OBP: 0.345, SLG: 0.344												3	0	0	0	2	2	0							
57 Chase Anderson, R ERA: 4.15												2	0	0	0	0	1	4							
23 Kegan Bradley, R ERA: 4.83												1	1	1	0	0	0	0							
54 Michael Sisk, R ERA: 4.83												0	0	0	0	0	0	0							
59 Carlos Torres, R ERA: 3.27												1	0	0	0	0	0	0							
24 Andy Wilkins, L ERA: 3.27												0	0	0	0	0	0	0							
46 Corey Knebel, R ERA: 3.27												0	0	0	0	0	0	0							
37 Tyler Thornburg, R ERA: 3.27												0	0	0	0	0	0	0							
48 Blaine Boyer, R ERA: 2.22												0	0	0	0	0	0	0							
Inning Stats	R: 0 E: 1 K: 0 S: 7	H: 1 LOB: 1 BB: 0 P: 12	R: 0 E: 0 K: 0 S: 7	H: 0 LOB: 2 BB: 2 P: 16	R: 0 E: 0 K: 0 S: 9	H: 0 LOB: 0 BB: 1 P: 16	R: 1 E: 1 K: 1 S: 16	H: 2 LOB: 2 BB: 1 P: 28	R: 0 E: 0 K: 0 S: 6	H: 0 LOB: 0 BB: 0 P: 9	R: 1 E: 0 K: 0 S: 7	H: 2 LOB: 0 BB: 0 P: 11	R: 0 E: 0 K: 2 S: 8	H: 0 LOB: 0 BB: 0 P: 12	R: 0 E: 0 K: 0 S: 5	H: 0 LOB: 0 BB: 0 P: 7	R: 0 E: 0 K: 2 S: 15	H: 1 LOB: 2 BB: 1 P: 28	R: 0 E: 0 K: 2 S: 8	H: 0 LOB: 0 BB: 0 P: 13	1B: 3 2B: 2 3B: 0 HR: 1	SF: 0 SAC: 0 DP: 2 HBP: 0	WP: 1 PB: 0 SB: 3 CS: 0	PA: 44	
PITCHER	IP 6.0	WLS 0.2	BF 27	H 4	R 2	ER 2	SO 2	BB 2	IBB 0	HBP 0	BLK 0	WP 0	HR 0	S 54	P 102	ERA 3.00	WHIP 1.500								
35 Braden Shipley, R ERA: 4.15	1.0	0.2	2	1	0	0	0	0	0	0	0	0	0	3	3	0.00	1.500								
56 Steve Hathaway, L ERA: 7.36	7.1	0.1	1	0	0	0	0	0	0	0	0	0	0	2	4	0.00	0.000								
48 Randall Delgado, R ERA: 4.83	8.1	1.0	3	0	0	0	2	0	0	0	0	0	0	8	12	0.00	0.000								
36 Enrique Burgos, R ERA: 3.27	9.1	1.0	3	0	0	0	0	0	0	0	0	0	0	5	7	0.00	0.000								
33 Jake Barrett, R ERA: 3.27																									

Milwaukee Brewers @ Arizona Diamondbacks
Chase Field, Phoenix, AZ
Fri Aug 05 2016, 6:42 PM - 10:33 PM MST
Att: 20,008 - Roof Closed - 78 F

livebaseballscorecards.com

AB 37
R 2
H 6
RBI 2
BB 7
SO 8
LOB 22




Batter	1	2	3	4	5	6	7	8	9	10	11	AB	R	H	RBI	BB	SO	LOB	BOTTOM					
2 Jean Segura, R OBP: 0.356, SLG: 0.447	K2-3											5	0	0	0	0	3	0						
1 Michael Bourn, L OBP: 0.299, SLG: 0.349	F9											4	0	1	0	0	0	0						
44 Paul Goldschmidt, R OBP: 0.411, SLG: 0.492	G6-3											3	1	1	0	2	0	1						
22 Jake Lamb, L OBP: 0.355, SLG: 0.586	F7											5	0	1	0	0	1	3						
24 Yasmany Tomás, R OBP: 0.313, SLG: 0.508												5	2	2	2	0	1	4						
6 David Peralta, L OBP: 0.295, SLG: 0.433												5	0	1	0	0	1	2						
7 Wellington Castillo, R OBP: 0.306, SLG: 0.420												3	0	1	1	2	1	1						
16 Chris Owings, R OBP: 0.305, SLG: 0.375												4	0	0	0	0	2	3						
35 Braden Shipley, R ERA: 4.15												2	0	0	0	0	1	0						
56 Steve Hathaway, L ERA: 7.36												0	0	0	0	0	0	0						
48 Randall Delgado, R ERA: 4.83												0	0	0	0	0	0	0						
36 Enrique Burgos, R ERA: 3.27												1	0	0	0	0	0	0						
33 Jake Barrett, R ERA: 3.27												0	0	0	0	0	0	0						
41 Daniel Hudson, R ERA: 7.03												0	0	0	0	0	0	0						
58 Adam Loewen, L ERA: 11.1												0	0	0	0	0	0	0						
Inning Stats	R: 0 E: 0 K: 1 S: 8	H: 0 LOB: 0 BB: 0 P: 13	R: 1 E: 0 K: 1 S: 12	H: 1 LOB: 1 BB: 1 P: 23	R: 0 E: 0 K: 2 S: 12	H: 1 LOB: 0 BB: 1 P: 17	R: 1 E: 0 K: 1 S: 9	H: 2 LOB: 1 BB: 0 P: 15	R: 0 E: 0 K: 0 S: 4	H: 0 LOB: 0 BB: 0 P: 10	R: 0 E: 0 K: 2 S: 12	H: 1 LOB: 1 BB: 1 P: 16	R: 0 E: 0 K: 1 S: 9	H: 0 LOB: 2 BB: 1 P: 16	R: 0 E: 0 K: 1 S: 8	H: 0 LOB: 0 BB: 0 P: 14	R: 0 E: 0 K: 0 S: 9	H: 0 LOB: 0 BB: 0 P: 15	R: 1 E: 1 K: 1 S: 17	H: 2 LOB: 3 BB: 1 P: 27	1B: 4 2B: 1 3B: 0 HR: 2	SF: 0 SAC: 1 DP: 1 HBP: 0	WP: 1 PB: 0 SB: 0 CS: 0	PA: 43
PITCHER	IP 6.0	WLS 1.0	BF 23	H 4	R 1	ER 2	SO 5	BB 2	IBB 0	HBP 0	BLK 0	WP 0	HR 2	S 54	P 92	ERA 3.00	WHIP 1.000							
57 Chase Anderson, R ERA: 5.01	1.0	4	1	0	0	2	0	0	0	0	0	0	0	12	16	0.00	1.000							
54 Michael Blazek, R ERA: 5.05	8.1	1.0	5	0	0	0	1	0	1	0	0	0	0	9	16	0.00	0.000							
46 Corey Knebel, R ERA: 3.97	9.1	1.0	3	0	0	0	1	0	0	0	0	0	0	8	14	0.00	0.000							
37 Tyler Thornburg, R ERA: 2.22	1.0	3	0	0	0	0	0	0	0	0	0	0	0	9	15	0.00	0.000							
48 Blaine Boyer, R ERA: 3.52	0.1	0.1	1	0	0	0	0	0	0	0	0	0	0	1	2	0.00	9.000							

Milwaukee Brewers @ Arizona Diamondbacks
Chase Field, Phoenix, AZ
Fri Aug 05 2016, 6:42 PM - 10:33 PM MST
Att: 20,008 - Roof Closed - 78 F

livebaseballscorecards.com

AB 38
R 3
H 7
RBI 3
BB 4
SO 10
LOB 15



Batter	1	2	3	4	5	6	7	8	9	AB	R	H	RBI	BB	SO	LOB	TOP				
2 Jean Segura, R OBP: 0.356, SLG: 0.452										5	0	1	0	0	2	3					
1 Michael Bourn, L OBP: 0.293, SLG: 0.343										5	1	1	2	0	2	1					
44 Paul Goldschmidt, R OBP: 0.499, SLG: 0.495										4	1	2	2	0	2	1					
5 Rickie Weeks Jr., R 36 Enrique Burgos, R 33 Jake Barrett, R										2	0	0	0	2	1	1					
27 Brandon Drury, R OBP: 0.307, SLG: 0.426										4	1	2	1	0	0	3					
22 Jake Lamb, L OBP: 0.338, SLG: 0.587										4	0	0	0	0	2	2					
16 Chris Owings, R OBP: 0.307, SLG: 0.383										4	1	1	0	0	1	0					
8 Tuffy Gosewisch, R OBP: 0.190, SLG: 0.225										4	0	1	0	0	1	1					
21 Zack Greinke, R 15 Phil Gosselin, R 48 Randall Delgado, R 30 Sócrates Brito, L										1	0	0	0	0	1	0					
Inning Stats	R: 0 H: 1 E: 0 K: 2 S: 19	H: 1 LOB: 1 BB: 0 P: 28	R: 1 H: 1 E: 0 K: 0 S: 11	H: 1 LOB: 0 BB: 0 P: 22	R: 0 H: 0 E: 0 K: 3 S: 11	H: 0 LOB: 0 BB: 0 P: 16	R: 0 H: 0 E: 0 K: 2 S: 13	H: 0 LOB: 1 BB: 1 P: 21	R: 0 H: 1 E: 0 K: 1 S: 8	H: 2 LOB: 1 BB: 0 P: 23	R: 3 H: 3 E: 0 K: 2 S: 21	H: 3 LOB: 2 BB: 2 P: 36	R: 0 H: 0 E: 0 K: 1 S: 8	H: 0 LOB: 0 BB: 0 P: 13	R: 0 H: 0 E: 0 K: 1 S: 12	H: 0 LOB: 0 BB: 0 P: 15	1B: 4 2B: 1 3B: 1 HR: 2	SF: 0 SAC: 1 DP: 0 HBP: 0	WP: 0 PB: 0 SB: 5 CS: 0	PA: 38	
PITCHER	IP	WLS	BF	H	R	ER	SO	BB	IBB	HBP	BLK	WP	HR	S	P	ERA	WHIP				
32 Steven Matz, L ERA: 3.6	6.0		24	5	2	2	9	1	0	0	0	0	2	75	120	3.00	1.000				
47 Hansel Robles, R ERA: 3.31	0.2	L	7	3	3	3	2	2	0	0	0	0	0	19	32	40.50	7.500				
66 Josh Edgin, L ERA:	0.2		2	0	0	0	1	0	0	0	0	0	0	5	9	0.00	0.000				
62 Erik Goeddel, R ERA: 2.92	1.2		5	0	0	0	1	0	0	0	0	0	0	17	23	0.00	0.000				

Arizona Diamondbacks @ New York Mets
 Citi Field, Flushing, NY
 Tue Aug 09 2016, 7:13 PM - 10:15 PM EDT
 Att: 31,884 - Cloudy - 83 F

AB	34
R	5
H	8
RBI	5
BB	3
SO	13
LOB	12



Batter	1	2	3	4	5	6	7	8	9	AB	R	H	RBI	BB	SO	LOB	BOTTOM					
3 Curtis Granderson, L OBP: 0.327, SLG: 0.437										4	1	1	0	0	1	0						
20 Neil Walker, S OBP: 0.324, SLG: 0.460										4	2	3	2	0	1	0						
19 Jay Bruce, L OBP: 0.313, SLG: 0.549										3	0	1	0	1	2	1						
28 James Loney, L OBP: 0.332, SLG: 0.427										4	0	0	1	0	1	2						
4 Wilmer Flores, R OBP: 0.310, SLG: 0.442										3	0	0	0	0	0	2						
16 Alejandro De Aza, L OBP: 0.293, SLG: 0.303										1	0	0	0	0	0	0						
30 Michael Conforto, L OBP: 0.301, SLG: 0.420										3	0	0	0	1	2	1						
18 Travis d'Arnaud, R 56 Ty Kelly, S										3	0	0	0	0	0	0						
15 Matt Reynolds, R 62 Erik Goeddel, R										3	0	1	0	0	1	0						
32 Steven Matz, R 47 Hansel Robles, R 66 Josh Edgin, R 55 Kelly Johnson, L										2	0	0	0	1	1	1						
Inning Stats	R: 1 H: 2 E: 1 K: 0 S: 12	H: 2 LOB: 1 BB: 0 P: 17	R: 0 H: 0 E: 0 K: 2 S: 13	H: 0 LOB: 0 BB: 0 P: 19	R: 0 H: 0 E: 0 K: 1 S: 9	H: 0 LOB: 0 BB: 0 P: 12	R: 0 H: 0 E: 0 K: 1 S: 7	H: 0 LOB: 1 BB: 1 P: 13	R: 0 H: 1 E: 0 K: 1 S: 8	H: 2 LOB: 0 BB: 0 P: 9	R: 2 H: 2 E: 0 K: 1 S: 15	H: 2 LOB: 0 BB: 0 P: 23	R: 0 H: 0 E: 0 K: 1 S: 9	H: 0 LOB: 0 BB: 0 P: 10	R: 0 H: 1 E: 0 K: 2 S: 13	H: 1 LOB: 1 BB: 0 P: 15	R: 0 H: 0 E: 0 K: 0 S: 7	H: 0 LOB: 1 BB: 1 P: 14	1B: 4 2B: 1 3B: 0 HR: 1	SF: 0 SAC: 0 DP: 0 HBP: 0	WP: 0 PB: 0 SB: 0 CS: 1	PA: 34
PITCHER	IP	WLS	BF	H	R	ER	SO	BB	IBB	HBP	BLK	WP	HR	S	P	ERA	WHIP					
21 Zack Greinke, R ERA: 3.67	6.0		23	5	3	3	6	1	0	0	0	0	1	64	93	4.50	1.000					
48 Randall Delgado, R ERA: 4.69	1.0	H	3	0	0	0	1	0	0	0	0	0	0	9	10	0.00	0.000					
36 Enrique Burgos, R ERA: 3.0	1.0	H	4	1	0	0	2	0	0	0	0	0	0	13	15	0.00	1.000					
33 Jake Barrett, R ERA: 3.4	1.0	S	4	0	0	0	0	1	0	0	0	0	0	7	14	0.00	1.000					

Arizona Diamondbacks @ New York Mets
 Citi Field, Flushing, NY
 Tue Aug 09 2016, 7:13 PM - 10:15 PM EDT
 Att: 31,884 - Cloudy - 83 F

AB	32
R	3
H	6
RBI	3
BB	2
SO	9
LOB	8



Batter	1	2	3	4	5	6	7	8	9	10	11	12	AB	R	H	RBI	BB	SO	LOB	TOP		
2 Jean Segura, R OBP: 0.360, SLG: 0.459													5	2	3	0	1	0	0			
1 Michael Bourn, L OBP: 0.295, SLG: 0.344													5	0	2	0	0	1	2			
44 Paul Goldschmidt, R OBP: 0.409, SLG: 0.498													4	0	2	2	0	2	3			
22 Jake Lamb, L OBP: 0.354, SLG: 0.579													5	0	0	0	0	4	2			
27 Brandon Drury, R OBP: 0.301, SLG: 0.420													4	0	0	0	1	1				
16 Chris Owings, R OBP: 0.313, SLG: 0.392													5	0	3	0	0	0	2			
30 Sócrates Brito, L OBP: 0.186, SLG: 0.372													4	0	0	0	0	0	3			
41 Daniel Hudson, R ERA: 2.88													0	0	0	0	0	0	0			
56 Steve Hathaway, L ERA: 4.77													0	0	0	0	0	0	0			
15 Phil Gosselin, R OBP: 0.320, SLG: 0.398													1	0	0	0	0	0	1			
48 Randall Delgado, R ERA: 4.26													0	0	0	0	0	0	0			
28 Óscar Hernández, R OBP: 0.200, SLG: 0.800													5	1	1	1	0	0	2			
38 Robbie Ray, L OBP: 0.195, SLG: 0.293													3	0	0	0	0	3	0			
36 Enrique Burgos, R ERA: 2.88													0	0	0	0	0	0	0			
33 Jake Barrett, R ERA: 2.88													0	0	0	0	0	0	0			
58 Adam Loewen, L ERA: 9.64													0	0	0	0	0	0	0			
5 Rickie Weeks Jr., R OBP: 0.335, SLG: 0.415													2	0	0	0	0	2	0			
Inning Stats	R: 0 E: 0 K: 2 S: 9	H: 2 LOB: 1 BB: 0 P: 14	R: 0 E: 0 K: 0 S: 10	H: 1 LOB: 1 BB: 0 P: 18	R: 1 E: 1 K: 2 S: 11	H: 2 LOB: 0 BB: 0 P: 15	R: 0 E: 0 K: 2 S: 10	H: 1 LOB: 1 BB: 1 P: 16	R: 0 E: 0 K: 1 S: 11	H: 0 LOB: 0 BB: 0 P: 10	R: 1 E: 0 K: 1 S: 10	H: 1 LOB: 0 BB: 0 P: 14	R: 0 E: 0 K: 0 S: 16	H: 1 LOB: 1 BB: 0 P: 25	R: 0 E: 0 K: 1 S: 9	H: 1 LOB: 1 BB: 0 P: 13	R: 1 E: 0 K: 1 S: 9	H: 1 LOB: 0 BB: 0 P: 13	1B: 6 2B: 4 3B: 0 HR: 1	SF: 1 SAC: 1 DP: 0 HBP: 0	WP: 0 PB: 0 CS: 3	PA: 48
PITCHER	IP 7.0	WLS 0	BF 27	H 7	R 1	ER 1	SO 8	BB 0	IBB 0	HBP 0	BLK 0	WP 0	HR 0	S 72	P 10	ERA 9.00	WHIP 1.000					
40 Bartolo Colon, R ERA: 3.35																						
43 Addison Reed, R ERA: 2.01																						
62 Erik Goeddel, R ERA: 2.88																						
49 Jonathon Niese, L ERA: 4.77																						
27 Jeury Familia, R ERA: 2.8																						

Arizona Diamondbacks @ New York Mets
Citi Field, Flushing, NY
Wed Aug 10 2016, 7:31 PM - 11:33 PM EDT
Alt. 31,277 - Cloudy - 84 F

AB	43
R	3
H	11
RBI	3
BB	2
SO	13
LOB	16



Batter	1	2	3	4	5	6	7	8	9	10	11	12	AB	R	H	RBI	BB	SO	LOB	BOTTOM						
3 Curtis Granderson, L OBP: 0.324, SLG: 0.432													5	0	0	0	0	2	1							
39 Jerry Blevins, L ERA: 2.73													3	0	1	0	0	0	0							
56 Ty Kelly, S OBP: 0.263, SLG: 0.286													2	1	1	2	0	1	0							
55 Kelly Johnson, L OBP: 0.301, SLG: 0.391													5	0	2	0	0	1	1							
20 Neil Walker, S OBP: 0.335, SLG: 0.459													5	0	1	0	0	0	2							
19 Jay Bruce, L OBP: 0.311, SLG: 0.545													4	0	0	0	0	0	3							
4 Wilmer Flores, R OBP: 0.305, SLG: 0.434													4	0	0	0	0	0	3							
27 Jeury Familia, R ERA: 2.8													5	0	1	0	0	0	0							
54 T.J. Rivera, R OBP: 0.200, SLG: 0.200													4	0	0	0	0	1	1							
18 Travis d'Arnaud, R OBP: 0.272, SLG: 0.315													2	0	0	0	0	0	0							
15 Matt Reynolds, R OBP: 0.225, SLG: 0.377													2	0	0	0	0	1	0							
28 James Loney, L OBP: 0.329, SLG: 0.423													0	0	0	0	0	0	0							
40 Bartolo Colon, R ERA: 3.35													0	0	0	0	0	0	0							
43 Addison Reed, R ERA: 2.01													0	0	0	0	0	0	0							
62 Erik Goeddel, R ERA: 2.88													0	0	0	0	0	0	0							
49 Jonathon Niese, L ERA: 4.77													0	0	0	0	0	0	0							
16 Alejandro De Azavedo, L OBP: 0.266, SLG: 0.307													1	1	0	0	1	0	1							
Inning Stats	R: 0 E: 0 K: 1 S: 9	H: 0 LOB: 0 BB: 0 P: 13	R: 0 E: 0 K: 0 S: 8	H: 0 LOB: 0 BB: 0 P: 12	R: 0 E: 0 K: 1 S: 11	H: 0 LOB: 0 BB: 0 P: 19	R: 0 E: 0 K: 0 S: 11	H: 2 LOB: 2 BB: 0 P: 15	R: 0 E: 0 K: 1 S: 13	H: 0 LOB: 0 BB: 0 P: 15	R: 0 E: 0 K: 0 S: 6	H: 1 LOB: 0 BB: 0 P: 11	R: 0 E: 0 K: 0 S: 10	H: 0 LOB: 0 BB: 0 P: 13	R: 2 E: 0 K: 1 S: 13	H: 2 LOB: 1 BB: 1 P: 27	R: 0 E: 0 K: 0 S: 10	H: 1 LOB: 1 BB: 0 P: 15	R: 0 E: 0 K: 1 S: 8	H: 0 LOB: 0 BB: 0 P: 10	R: 0 E: 0 K: 1 S: 8	H: 0 LOB: 0 BB: 0 P: 10	1B: 5 2B: 0 3B: 0 HR: 1	SF: 0 SAC: 0 DP: 1 HBP: 0	WP: 0 PB: 0 CS: 0	PA: 42
PITCHER	IP 7.0	WLS 0	BF 23	H 3	R 0	ER 0	SO 4	BB 0	IBB 0	HBP 0	BLK 0	WP 0	HR 0	S 67	P 98	ERA 0.00	WHIP 0.429									
38 Robbie Ray, L ERA: 4.26																										
36 Enrique Burgos, R ERA: 2.88																										
33 Jake Barrett, R ERA: 2.88																										
58 Adam Loewen, L ERA: 9.64																										
41 Daniel Hudson, R ERA: 6.86																										

Arizona Diamondbacks @ New York Mets
Citi Field, Flushing, NY
Wed Aug 10 2016, 7:31 PM - 11:33 PM EDT
Alt. 31,277 - Cloudy - 84 F

AB	41
R	2
H	6
RBI	2
BB	1
SO	7
LOB	10



Batter	1	2	3	4	5	6	7	8	9	AB	R	H	RBI	BB	SO	LOB	TOP								
2 Jean Segura, R OBP: 0.358, SLG: 0.462										5	1	2	0	0	1	1									
15 Phil Gosselin, R OBP: 0.320, SLG: 0.395										5	0	2	1	0	2	1									
44 Paul Goldschmidt, R OBP: 0.413, SLG: 0.499										4	1	1	0	1	1	2									
5 Rickie Weeks Jr., R OBP: 0.338, SLG: 0.436										5	1	2	2	0	1	2									
16 Chris Owings, R OBP: 0.321, SLG: 0.410										4	0	2	0	0	1	1									
27 Brandon Drury, R OBP: 0.297, SLG: 0.416										3	0	1	0	1	1	1									
22 Jake Lamb, L OBP: 0.348, SLG: 0.566										4	0	0	0	0	0	5									
8 Tuffy Gosewisch, R OBP: 0.235, SLG: 0.429										4	1	2	1	0	1	0									
1 Michael Bourn, L OBP: 0.297, SLG: 0.342										3	0	0	0	0	0	1									
30 Sócrates Brito, L OBP: 0.184, SLG: 0.367										1	0	0	0	0	1	0									
Inning Stats	R: 2 H: 3 E: 0 K: 0 S: 9	H: 3 LOB: 0 BB: 0 P: 11	R: 0 H: 0 E: 0 K: 1 S: 8	H: 0 LOB: 0 BB: 0 P: 12	R: 0 H: 0 E: 0 K: 1 S: 10	H: 0 LOB: 0 BB: 0 P: 13	R: 0 H: 2 E: 0 K: 2 S: 15	H: 2 LOB: 2 BB: 0 P: 21	R: 1 H: 1 E: 0 K: 1 S: 7	H: 1 LOB: 0 BB: 0 P: 11	R: 0 H: 1 E: 0 K: 0 S: 6	H: 1 LOB: 2 BB: 0 P: 12	R: 0 H: 2 E: 0 K: 1 S: 16	H: 2 LOB: 2 BB: 0 P: 20	R: 0 H: 1 E: 0 K: 2 S: 11	H: 1 LOB: 1 BB: 0 P: 14	R: 1 H: 2 E: 0 K: 1 S: 15	H: 2 LOB: 2 BB: 1 P: 22	1B: 8 2B: 2 3B: 1 HR: 2	SF: 0 SAC: 0 DP: 1 HBP: 0	WP: 1 PB: 0 SB: 0 CS: 0	PA: 40			
PITCHER	IP	WLS	BF	H	R	ER	SO	BB	IBB	HBP	BLK	WP	HR	S	P	ERA	WHIP								
24 David Price, L ERA: 4.29	8.0	W	34	10	3	3	8	1	0	0	0	1	2	82	114	3.38	1.375								
58 Fernando Abad, L ERA: 3.35	1.0		6	2	1	1	1	1	0	0	0	0	0	15	22	9.00	3.000								

Arizona Diamondbacks @ Boston Red Sox
Fenway Park, Boston, MA
Fri Aug 12 2016, 7:12 PM - 10:04 PM EDT
Att: 37,555 - Cloudy - 85 F

AB	38
R	4
H	12
RBI	4
BB	2
SO	9
LOB	14



Batter	1	2	3	4	5	6	7	8	9	AB	R	H	RBI	BB	SO	LOB	BOTTOM								
15 Dustin Pedroia, R OBP: 0.367, SLG: 0.446										2	2	1	0	0	0	0									
47 Travis Shaw, L OBP: 0.320, SLG: 0.451										4	1	2	0	0	1	1									
2 Xander Bogaerts, R OBP: 0.371, SLG: 0.459										4	0	0	0	0	0	4									
50 Mookie Betts, R OBP: 0.350, SLG: 0.544										4	0	0	0	0	0	4									
34 David Ortiz, L OBP: 0.404, SLG: 0.622										4	3	3	2	0	1	0									
13 Hanley Ramirez, R OBP: 0.347, SLG: 0.454										4	2	2	6	0	0	0									
25 Jackie Bradley Jr., L OBP: 0.366, SLG: 0.506										4	1	0	0	0	3	0									
12 Brock Holt, L OBP: 0.324, SLG: 0.377										0	0	0	0	0	0	0									
18 Aaron Hill, R OBP: 0.347, SLG: 0.399										4	0	2	0	0	0	0									
59 Bryan Holaday, R OBP: 0.287, SLG: 0.385										4	0	1	1	0	1	1									
40 Andrew Benintendi, L OBP: 0.393, SLG: 0.385										3	0	0	0	0	1	2									
Inning Stats	R: 4 H: 4 E: 2 K: 1 S: 24	H: 4 LOB: 2 BB: 0 P: 40	R: 4 H: 5 E: 0 K: 1 S: 14	H: 5 LOB: 1 BB: 0 P: 16	R: 0 H: 0 E: 0 K: 0 S: 8	H: 0 LOB: 0 BB: 0 P: 14	R: 0 H: 0 E: 0 K: 1 S: 8	H: 0 LOB: 0 BB: 0 P: 12	R: 0 H: 1 E: 0 K: 1 S: 10	H: 1 LOB: 1 BB: 0 P: 15	R: 1 H: 1 E: 0 K: 1 S: 9	H: 1 LOB: 0 BB: 0 P: 13	R: 0 H: 0 E: 0 K: 3 S: 10	H: 0 LOB: 0 BB: 0 P: 10	R: 0 H: 0 E: 0 K: 3 S: 10	H: 0 LOB: 0 BB: 0 P: 10	1B: 8 2B: 0 3B: 0 HR: 3	SF: 0 SAC: 0 DP: 1 HBP: 1	WP: 1 PB: 0 SB: 0 CS: 0	PA: 37					
PITCHER	IP	WLS	BF	H	R	ER	SO	BB	IBB	HBP	BLK	WP	HR	S	P	ERA	WHIP								
46 Patrick Corbin, L ERA: 5.88	1.2	L	16	9	8	4	2	0	0	0	0	0	1	37	55	21.60	5.400								
52 Zack Godley, R ERA: 5.24	5.1		18	2	1	1	4	0	0	1	0	0	1	44	67	1.69	0.375								
54 Dominic Leone, R ERA: 7.8	1.0		3	0	0	0	3	0	0	0	0	0	0	10	10	0.00	0.000								

Arizona Diamondbacks @ Boston Red Sox
Fenway Park, Boston, MA
Fri Aug 12 2016, 7:12 PM - 10:04 PM EDT
Att: 37,555 - Cloudy - 85 F

AB	36
R	9
H	11
RBI	9
BB	0
SO	9
LOB	9




Batter	1	2	3	4	5	6	7	8	9	AB	R	H	RBI	BB	SO	LOB	TOP					
2 Jean Segura, R OBP: 0.397, SLG: 0.458 15 Phil Gosselin, R OBP: 0.321, SLG: 0.394	E7 1B		K			G4-3		1B		2	0	1	0	0	1	0	Arizona Diamondbacks @ Boston Red Sox Fenway Park, Boston, MA Sun Aug 14 2016, 1:36 PM - 4:24 PM EDT Att: 36,842 - Partly Cloudy - 92 F					
1 Michael Bourn, L OBP: 0.306, SLG: 0.359	K			HR		F7		1B		4	1	2	2	0	1	1						
44 Paul Goldschmidt, R OBP: 0.410, SLG: 0.492	G1-3			G6-3		L9		FC1-4		4	0	0	0	0	0	3						
22 Jake Lamb, L OBP: 0.348, SLG: 0.561 30 Socrates Brito, L OBP: 0.195, SLG: 0.352	K			E1				1B		2	0	0	0	0	1	1						
5 Rickie Weeks Jr., R OBP: 0.327, SLG: 0.419		G5-3		G6-3				1B		4	0	0	0	0	0	2						
24 Yasmany Tomás, R OBP: 0.306, SLG: 0.492	K			G6-3				F8		4	0	0	0	0	1	1						
16 Chris Owings, R OBP: 0.324, SLG: 0.408								1B		3	0	1	0	0	0	0						
27 Brandon Drury, R OBP: 0.302, SLG: 0.414				G1-3		F8		1B		3	1	1	0	0	0	1						
8 Tuffy Gosewisch, R OBP: 0.222, SLG: 0.404				G6-3		FC4		F8		3	0	0	0	0	0	2						
Inning Stats	R: 0 H: 1 E: 1 K: 2 S: 13	WLS: 1 LOB: 1 BB: 0 P: 16	R: 0 H: 0 E: 0 K: 1 S: 5	ER: 0 LOB: 0 BB: 0 P: 9	R: 0 H: 0 E: 0 K: 1 S: 10	ER: 0 LOB: 0 BB: 0 P: 14	R: 1 H: 1 E: 1 K: 0 S: 10	HR: 1 LOB: 0 BB: 0 P: 15	R: 0 H: 1 E: 0 K: 0 S: 7	HR: 0 LOB: 1 BB: 0 P: 7	R: 0 H: 0 E: 0 K: 0 S: 7	HR: 0 LOB: 0 BB: 0 P: 8	R: 0 H: 0 E: 0 K: 0 S: 7	HR: 0 LOB: 0 BB: 0 P: 11	R: 1 H: 3 E: 0 K: 0 S: 11	ER: 3 LOB: 2 BB: 0 P: 21	R: 0 H: 1 E: 0 K: 0 S: 4	HR: 1 LOB: 0 BB: 0 P: 6	1B: 6 2B: 0 3B: 0 HR: 1	SF: 0 SAC: 0 DP: 2 HBP: 0	WP: 0 PB: 0 SB: 0 CS: 0	PA: 33
PITCHER	IP	WLS	BF	H	R	ER	SO	BB	IBB	HBP	BLK	WP	HR	S	P	ERA	WHIP					
22 Rick Porcello, R ERA: 3.3	7.0	W	24	3	1	1	4	0	0	0	0	0	1	59	80	1.29	0.429					
51 Roenis Elias, L ERA: 12.91	2.0		9	4	1	1	0	0	0	0	0	0	0	15	27	4.50	2.000					
51 Roenis Elias, L ERA: 12.91	2.0		9	4	1	1	0	0	0	0	0	0	0	15	27	4.50	2.000					

Batter	1	2	3	4	5	6	7	8	9	AB	R	H	RBI	BB	SO	LOB	BOTTOM					
15 Dustin Pedroia, R OBP: 0.374, SLG: 0.454 51 Roenis Elias, L	50 HR 1B	50 HR 12 FC1-2 1B			50 HR 1B	F8		2B		6	3	5	2	0	0	0	Arizona Diamondbacks @ Boston Red Sox Fenway Park, Boston, MA Sun Aug 14 2016, 1:36 PM - 4:24 PM EDT Att: 36,842 - Partly Cloudy - 92 F					
12 Brock Holt, L OBP: 0.315, SLG: 0.378	K	FC1-2 50 HR 1B		P5	L6	K		P5		6	1	0	0	0	2	8						
50 Mookie Betts, R OBP: 0.353, SLG: 0.561	HR	HR		34 HR 13 FC5-4 1B	HR	F9		G5-3		6	4	4	8	0	0	2						
34 David Ortiz, L OBP: 0.404, SLG: 0.615 59 Bryan Holaday, R OBP: 0.294, SLG: 0.391	K	K		13 FC5-4 1B	13 2B 25 G3 BB		18 FC6-4 1B			3	0	1	0	1	2	0						
13 Hanley Ramirez, R OBP: 0.347, SLG: 0.455 47 Travis Shaw, L OBP: 0.317, SLG: 0.446	1B	25 HR 1B		1-2F 1B	18 G3 25 G3 18 E 2B		K			4	1	3	1	0	0	1						
25 Jackie Bradley Jr., L OBP: 0.364, SLG: 0.510	G6-3	HR		P5	G3		K			5	1	1	3	0	1	5						
18 Aaron Hill, R OBP: 0.344, SLG: 0.395				FC6-4	E5 3 BB		FC6-4			5	1	1	0	0	1	4						
3 Sandy León, S OBP: 0.439, SLG: 0.635		40 2B 15 1B		F8			G3-1			3	2	1	0	2	0	0						
40 Andrew Benintendi, L OBP: 0.444, SLG: 0.485		15 1B 12 FC1-2 2B		G4-3			15 2B			4	1	2	1	1	0	2						
Inning Stats	R: 2 H: 3 E: 0 K: 2 S: 14	WLS: 3 LOB: 1 BB: 0 P: 22	R: 7 H: 7 E: 0 K: 2 S: 19	ER: 7 LOB: 0 BB: 0 P: 27	R: 0 H: 1 E: 0 K: 0 S: 9	ER: 1 LOB: 1 BB: 0 P: 12	R: 1 H: 2 E: 0 K: 0 S: 11	HR: 2 LOB: 1 BB: 0 P: 15	R: 6 H: 4 E: 1 K: 0 S: 25	HR: 4 LOB: 2 BB: 3 P: 47	R: 0 H: 0 E: 0 K: 1 S: 7	HR: 0 LOB: 0 BB: 0 P: 8	R: 0 H: 1 E: 0 K: 2 S: 9	HR: 1 LOB: 1 BB: 0 P: 15	R: 0 H: 1 E: 0 K: 0 S: 8	ER: 1 LOB: 2 BB: 1 P: 15	1B: 12 2B: 3 3B: 0 HR: 4	SF: 0 SAC: 0 DP: 0 HBP: 0	WP: 0 PB: 0 SB: 0 CS: 0	PA: 48		
PITCHER	IP	WLS	BF	H	R	ER	SO	BB	IBB	HBP	BLK	WP	HR	S	P	ERA	WHIP					
21 Zack Greinke, R ERA: 4.31	1.2	L	15	10	9	9	3	0	0	0	0	0	3	30	43	48.60	6.000					
54 Dominic Leone, R ERA: 7.27	2.1		10	3	1	1	1	0	0	0	0	0	0	23	33	3.86	1.286					
58 Adam Loewen, L ERA: 15.0	0.1		6	3	5	5	0	2	0	0	0	0	1	13	26	135.00	15.000					
48 Randall Delgado, R ERA: 4.42	0.2		5	1	1	0	0	1	0	0	0	0	0	12	21	0.00	3.000					
56 Steve Hathaway, L ERA: 3.52	1.0		3	0	0	0	1	0	0	0	0	0	0	7	8	0.00	0.000					
PITCHER	IP	WLS	BF	H	R	ER	SO	BB	IBB	HBP	BLK	WP	HR	S	P	ERA	WHIP					
36 Enrique Burgos, R ERA: 2.77	7.1		1.0	5	1	0	0	0	0	0	0	1	0	0	0	0.00	1.000					
33 Jake Barrett, R ERA: 3.71	8.1		1.0	5	1	0	0	0	0	0	0	0	0	8	15	0.00	2.000					

Batter	1	2	3	4	5	6	7	8	9	AB	R	H	RBI	BB	SO	LOB	TOP				
16 Chris Owings, R OBP: 0.326, SLG: 0.406										4	0	0	0	0	1	0	Arizona Diamondbacks @ San Diego Padres Petco Park, San Diego, CA Sun Aug 21 2016, 1:42 PM - 4:13 PM PDT Att: 28,150 - Sunny - 78 F				
1 Michael Bourn, L OBP: 0.301, SLG: 0.353										4	0	1	0	0	1	0					
44 Paul Goldschmidt, R OBP: 0.421, SLG: 0.495										4	0	1	0	0	0	1					
22 Jake Lamb, L OBP: 0.340, SLG: 0.536										4	0	0	0	0	1	2					
15 Phil Gosselin, R OBP: 0.300, SLG: 0.385										4	1	1	0	0	1	1					
Mitch Haniger, R OBP: 0.385, SLG: 0.478										3	0	0	0	0	1	1					
46 Patrick Corbin, L OBP: 0.319, SLG: 0.413										0	0	0	0	0	0	0					
27 Brandon Drury, R OBP: 0.300, SLG: 0.409										3	0	2	1	0	0	0					
8 Tuffy Gosewisch, R OBP: 0.197, SLG: 0.356										3	0	0	0	0	1	2					
35 Braden Shipley, R OBP: 0.133, SLG: 0.200										2	0	0	0	0	1	1					
54 Dominic Leone, R OBP: 0.308, SLG: 0.514										0	0	0	0	0	0	0					
24 Yasmany Tomás, R OBP: 0.308, SLG: 0.514										1	0	0	0	0	1	0					
Inning Stats	R: 0 E: 0 K: 1 S: 8	H: 1 LOB: 1 BB: 0 P: 10	R: 0 E: 0 K: 2 S: 9	H: 0 LOB: 0 BB: 0 P: 12	R: 0 E: 0 K: 1 S: 9	H: 0 LOB: 0 BB: 0 P: 13	R: 0 E: 0 K: 0 S: 9	H: 1 LOB: 1 BB: 0 P: 13	R: 0 E: 0 K: 0 S: 5	H: 0 LOB: 0 BB: 0 P: 8	R: 1 E: 0 K: 0 S: 10	H: 2 LOB: 1 BB: 0 P: 18	R: 0 E: 0 K: 3 S: 13	H: 0 LOB: 0 BB: 0 P: 16	R: 0 E: 0 K: 0 S: 8	H: 0 LOB: 0 BB: 0 P: 16	1B: 5 2B: 0 3B: 0 HR: 0	SF: 0 SAC: 0 DP: 0 HBP: 0	WP: 0 PB: 0 SB: 0 CS: 0	PA: 32	
PITCHER	IP WLS BF H R ER SO BB IBB HBP BLK WP HR S P ERA WHIP	7.0 W 26 5 1 0 5 0 0 0 0 0 0 63 96 0.00 0.714	1.0 3 0 0 0 3 0 0 0 0 0 0 13 16 0.00 0.000	1.0 3 0 0 0 0 0 0 0 0 0 0 8 16 0.00 0.000																	

Batter	1	2	3	4	5	6	7	8	9	AB	R	H	RBI	BB	SO	LOB	BOTTOM				
16 Travis Jankowski, L OBP: 0.365, SLG: 0.342										5	1	1	2	0	1	4	Arizona Diamondbacks @ San Diego Padres Petco Park, San Diego, CA Sun Aug 21 2016, 1:42 PM - 4:13 PM PDT Att: 28,150 - Sunny - 78 F				
26 Yanoris Solarte, S OBP: 0.351, SLG: 0.461										4	0	1	0	0	0	1					
24 Alex Dickerson, L OBP: 0.306, SLG: 0.507										4	1	1	1	0	2	1					
11 Ryan Schimpf, L OBP: 0.343, SLG: 0.565										4	0	0	0	0	3	1					
12 Christian Bethancourt, R OBP: 0.274, SLG: 0.380										4	1	1	0	0	1	1					
39 Brett Wallace, L OBP: 0.323, SLG: 0.338										4	1	1	1	0	0	0					
46 Patrick Kivlehan, R OBP: 0.750, SLG: 1.167										2	3	2	1	2	0	0					
9 Adam Rosales, R OBP: 0.304, SLG: 0.444										3	2	2	1	1	0	1					
61 Luis Perdomo, R OBP: 0.192, SLG: 0.231										3	0	1	1	0	0	3					
59 Kevin Quackenbush, R OBP: 0.277, SLG: 0.334										0	0	0	0	0	0	0					
10 Alexei Ramirez, R OBP: 0.323, SLG: 0.444										1	0	1	2	0	0	0					
23 Carlos Villanueva, R OBP: 0.308, SLG: 0.514										0	0	0	0	0	0	0					
Inning Stats	R: 0 E: 0 K: 0 S: 5	H: 0 LOB: 0 BB: 0 P: 5	R: 0 E: 0 K: 0 S: 7	H: 0 LOB: 0 BB: 0 P: 10	R: 2 E: 0 K: 0 S: 10	H: 2 LOB: 0 BB: 0 P: 11	R: 0 E: 0 K: 3 S: 12	H: 0 LOB: 0 BB: 0 P: 19	R: 2 E: 0 K: 1 S: 16	H: 2 LOB: 1 BB: 1 P: 28	R: 3 E: 0 K: 1 S: 17	H: 4 LOB: 2 BB: 1 P: 32	R: 0 E: 0 K: 2 S: 9	H: 1 LOB: 1 BB: 0 P: 14	R: 2 E: 0 K: 0 S: 9	H: 2 LOB: 0 BB: 1 P: 17	1B: 5 2B: 3 3B: 1 HR: 2	SF: 0 SAC: 0 DP: 1 HBP: 0	WP: 1 PB: 0 SB: 0 CS: 0	PA: 37	
PITCHER	IP WLS BF H R ER SO BB IBB HBP BLK WP HR S P ERA WHIP	5.1 L 24 7 7 0 0 1 0 0 0 0 1 0 9 20 0.00 3.000	0.2 4 1 0 0 0 1 0 0 0 0 0 0 9 20 0.00 3.000	2.0 9 3 2 2 2 1 0 0 0 0 0 0 18 31 9.00 2.000																	

Batter	1	2	3	4	5	6	7	8	9	AB	R	H	RBI	BB	SO	LOB	TOP					
11 Ender Inciarte, L (1.8) OBP: 0.333, SLG: 0.362										4	2	2	0	1	1	1	Atlanta Braves @ Arizona Diamondbacks Chase Field, Phoenix, AZ Mon Aug 22 2016, 6:42 PM - 9:58 PM MST Att: 15,789 - Roof Closed - 78 F					
13 Adonis García, R (1.5) OBP: 0.304, SLG: 0.396										5	1	1	2	0	0	4						
5 Freddie Freeman, L (1.3) OBP: 0.386, SLG: 0.557										4	3	3	3	1	0	0						
27 Matt Kemp, R (1.7) OBP: 0.295, SLG: 0.478										3	2	1	0	2	1	0						
22 Nick Markakis, L (1.9) OBP: 0.343, SLG: 0.394										5	0	3	1	0	1	0						
25 Tyler Flowers, R (1.2) OBP: 0.340, SLG: 0.416										5	0	1	1	0	1	4						
23 Chase d'Anaud, R (1.4) OBP: 0.316, SLG: 0.341										3	0	0	1	1	1	2						
2 Dansby Swanson, R (1.6) OBP: 0.286, SLG: 0.300										4	0	1	0	0	1	2						
26 Mike Folynewicz, R (1.1) OBP: 0.185, SLG: 0.192										2	0	0	0	0	2	0						
38 Arodyz Vizcaino, R (7.1) ERA: 4.21										0	0	0	0	0	0	0						
54 Madison Younginer, R (7.1) ERA: 6.15										0	0	0	0	0	0	0						
8 Jace Peterson, L (8. PH) OBP: 0.347, SLG: 0.387										1	0	0	0	0	1	1						
52 John Gant, R (8.1) ERA: 4.14										0	0	0	0	0	0	0						
Inning Stats	R: 3 H: 3 E: 0 K: 0 S: 12	L: 3 R: 1 BB: 1 P: 22	R: 2 H: 4 E: 0 K: 1 S: 10	L: 4 R: 2 BB: 2 P: 15	R: 0 H: 0 E: 0 K: 1 S: 8	L: 0 R: 0 BB: 0 P: 12	R: 0 H: 1 E: 0 K: 2 S: 9	L: 1 R: 1 BB: 0 P: 13	R: 2 H: 1 E: 0 K: 1 S: 11	L: 1 R: 0 BB: 1 P: 21	R: 0 H: 0 E: 0 K: 2 S: 8	L: 0 R: 0 BB: 0 P: 12	R: 0 H: 1 E: 0 K: 1 S: 8	L: 1 R: 0 BB: 0 P: 12	R: 0 H: 0 E: 0 K: 2 S: 9	L: 0 R: 2 BB: 2 P: 22	R: 1 H: 2 E: 0 K: 1 S: 14	L: 2 R: 1 BB: 0 P: 24	1B: 6 2B: 2 3B: 1 HR: 3	SF: 1 SAC: 1 DP: 0 HBP: 0	WP: 2 PB: 0 SB: 0 CS: 0	PA: 43
PITCHER	IP ERA: 5.53	WLS BF	H R ER SO	BB IBB HBP BLK	WP HR S P	ERA WHIP	PITCHER	IP ERA: 3.26	WLS BF	H R ER SO	BB IBB HBP BLK	WP HR S P	ERA WHIP									
52 Zack Godley, R (1.1) ERA: 5.53	5.0	26	9 7 7 3	3 0 0 0	0 2 50 83	12.60 2.400	36 Enrique Burgos, R (9.1) ERA: 3.26	1.0	5	2 1 1 1	0 0 0 0	0 1 14 24	9.00 2.000									
48 Randall Delgado, R (6.1) ERA: 4.21	1.0	3	0 0 0 2	0 0 0 0	0 0 8 12	0.00 0.000																
56 Steve Hathaway, L (7.1) ERA: 5.79	0.2	3	1 0 0 1	0 0 0 0	0 0 7 11	0.00 1.500																
41 Daniel Hudson, R (7.1) ERA: 6.15	0.1	1	0 0 0 0	0 0 0 0	0 0 1 1	0.00 0.000																
33 Jake Barrett, R (8.1) ERA: 4.14	1.0	5	0 0 0 2	1 1 0 0	2 0 9 22	0.00 1.000																
Batter	1	2	3	4	5	6	7	8	9	AB	R	H	RBI	BB	SO	LOB	BOTTOM					
2 Jean Segura, R (1.4) OBP: 0.367, SLG: 0.479										5	2	3	0	0	1	1	Atlanta Braves @ Arizona Diamondbacks Chase Field, Phoenix, AZ Mon Aug 22 2016, 6:42 PM - 9:58 PM MST Att: 15,789 - Roof Closed - 78 F					
1 Michael Bourn, L (1.8) OBP: 0.305, SLG: 0.357										5	2	3	1	0	0	2						
44 Paul Goldschmidt, R (1.3) OBP: 0.423, SLG: 0.594										4	2	3	2	0	1	1						
22 Jake Lamb, L (1.5) OBP: 0.337, SLG: 0.531										4	0	0	0	0	2	6						
24 Yasmany Tomás, R (1.9) OBP: 0.310, SLG: 0.520										3	2	1	2	1	1	0						
7 Wellington Castillo, R (1.2) OBP: 0.328, SLG: 0.449										4	1	2	3	0	1	0						
Mitch Haniger, R (1.7) OBP: 0.379, SLG: 0.462										3	0	1	0	0	1	1						
41 Daniel Hudson, R (7.1) ERA: 4.55										0	0	0	0	0	0	0						
5 Rickie Weeks Jr., R (7. PH) OBP: 0.337, SLG: 0.459										1	0	1	0	0	0	0						
33 Jake Barrett, R (8.1) ERA: 4.14										0	0	0	0	0	0	0						
36 Enrique Burgos, R (9.1) ERA: 3.26										0	0	0	0	0	0	0						
16 Chris Owings, R (1.6) OBP: 0.325, SLG: 0.404										4	0	1	1	0	2	1						
52 Zack Godley, R (1.1) OBP: 0.118, SLG: 0.118										2	0	0	0	0	0	1						
48 Randall Delgado, R (6.1) ERA: 4.21										0	0	0	0	0	0	0						
56 Steve Hathaway, L (7.1) ERA: 5.79										0	0	0	0	0	0	0						
27 Brandon Drury, R (7.7) OBP: 0.301, SLG: 0.410										2	0	1	0	0	0	0						
Inning Stats	R: 0 H: 2 E: 0 K: 0 S: 11	L: 2 R: 0 BB: 0 P: 20	R: 1 H: 2 E: 0 K: 1 S: 16	L: 2 R: 1 BB: 0 P: 21	R: 3 H: 3 E: 0 K: 1 S: 17	L: 3 R: 0 BB: 0 P: 25	R: 0 H: 0 E: 0 K: 2 S: 10	L: 0 R: 0 BB: 0 P: 15	R: 0 H: 1 E: 0 K: 1 S: 8	L: 1 R: 0 BB: 1 P: 11	R: 0 H: 1 E: 0 K: 2 S: 11	L: 0 R: 0 BB: 0 P: 16	R: 4 H: 5 E: 0 K: 1 S: 18	L: 2 R: 1 BB: 1 P: 27	R: 0 H: 1 E: 0 K: 1 S: 13	L: 1 R: 0 BB: 0 P: 21	R: 1 H: 1 E: 0 K: 0 S: 2	L: 1 R: 0 BB: 0 P: 2	1B: 10 2B: 4 3B: 0 HR: 2	SF: 1 SAC: 0 DP: 1 HBP: 0	WP: 1 PB: 0 SB: 0 CS: 0	PA: 39
PITCHER	IP ERA: 4.55	WLS BF	H R ER SO	BB IBB HBP BLK	WP HR S P	ERA WHIP	PITCHER	IP ERA: 3.26	WLS BF	H R ER SO	BB IBB HBP BLK	WP HR S P	ERA WHIP									
26 Mike Folynewicz, R (1.1) ERA: 4.55	6.0	26	9 4 4 7	0 0 0 0	0 0 73 108	6.00 1.500																
38 Arodyz Vizcaino, R (7.1) ERA: 4.54	0.2	7	4 4 4 1	1 0 0 0	0 0 17 26	54.00 7.500																
54 Madison Younginer, R (7.1) ERA: 7.11	0.1	1	1 0 0 0	0 0 0 0	0 0 1 1	0.00 3.000																
52 John Gant, R (8.1) ERA: 4.6	1.0	5	2 1 1 1	0 0 0 0	1 1 15 23	9.00 2.000																

Batter	1	2	3	4	5	6	7	8	9	AB	R	H	RBI	BB	SO	LOB	TOP											
11 Ender Inciarte, L OBP: 0.333, SLG: 0.361	G3-1	13 BB	FC5-4			L7		27 BB		4	1	1	0	1	0	3	Atlanta Braves @ Arizona Diamondbacks Chase Field, Phoenix, AZ Tue Aug 23 2016, 6:40 PM - 10:04 PM MST Att: 18,780 - Roof Closed - 77 F											
13 Adonis Garcia, R OBP: 0.386, SLG: 0.402	22 BB				G6-3	G5-3		K		5	2	3	0	0	1	2												
5 Freddie Freeman, L OBP: 0.386, SLG: 0.553	25 BB				G6-3		K	27 E		3	2	0	0	2	2	3												
27 Matt Kemp, R OBP: 0.296, SLG: 0.490					SF8					4	0	2	3	0	2	4												
62 Mauricio Cabrera, R										0	0	0	0	0	0	0												
53 Jim Johnson, R										0	0	0	0	0	0	0												
22 Nick Markakis, L OBP: 0.342, SLG: 0.392	25 BB				L3	G4-3		G3-1		5	0	1	1	0	0	2												
25 Tyler Flowers, R OBP: 0.350, SLG: 0.425										3	0	2	1	1	1	0												
8 Jace Peterson, L OBP: 0.348, SLG: 0.385										4	1	1	0	1	1	3												
2 Dansby Swanson, R OBP: 0.308, SLG: 0.333										4	1	2	1	0	1	3												
63 Rob Whalen, R ERA: 0.222, SLG: 0.222					G4-3					2	0	0	0	0	1	3	AB 37 R 7 H 12 RBI 6 BB 5 SO 11 LOB 24 											
48 Ryan Weber, R ERA: 4.14										1	SAFE	0	0	0	0	0												
7 Gordon Beckham, R ERA: 4.44										1	SAFE	0	0	0	0	0												
50 Chaz Roe, R ERA: 4.44										0	0	0	0	0	0	0												
40 José Ramirez, R ERA: 4.44										0	0	0	0	0	0	0												
Jeff Francoeur, R ERA: 7.91										2	0	0	0	0	2	1												
Inning Stats	R: 2 E: 0 K: 2 S: 19	H: 3 LOB: 3 BB: 2 P: 36	R: 0 E: 0 K: 2 S: 11	H: 1 LOB: 2 BB: 1 P: 19	R: 0 E: 0 K: 1 S: 12	H: 2 LOB: 0 BB: 0 P: 19	R: 1 E: 0 K: 0 S: 9	H: 1 LOB: 0 BB: 0 P: 15	R: 0 E: 0 K: 2 S: 10	H: 0 LOB: 0 BB: 0 P: 14	R: 0 E: 0 K: 0 S: 5	H: 0 LOB: 0 BB: 0 P: 9	R: 0 E: 0 K: 1 S: 14	H: 1 LOB: 2 BB: 1 P: 24	R: 3 E: 1 K: 2 S: 14	H: 3 LOB: 1 BB: 1 P: 22		R: 1 E: 0 K: 1 S: 9	H: 1 LOB: 0 BB: 0 P: 11	1B: 9 2B: 3 3B: 0 HR: 0	SF: 2 SAC: 0 DP: 0 HBP: 1	WP: 0 PB: 0 CS: 1	PA: 45					
PITCHER	IP	WLS	BF	H	R	ER	SO	BB	IBB	HBP	BLK	WP	HR	S	P	ERA		WHIP										
25 Archie Bradley, R ERA: 5.06	5.0		26	7	3	3	7	3	0	1	0	0	0	61	103	5.40		2.000										
48 Randall Delgado, R ERA: 4.14	1.0	H	3	0	0	0	0	0	0	0	0	0	0	5	9	0.00		0.000										
43 Edwin Escobar, L ERA: 10.22	1.0	H	5	1	0	0	1	1	0	0	0	0	0	14	24	0.00	2.000											
33 Jake Barrett, L ERA: 4.44	1.0	L	7	3	3	2	2	1	0	0	0	0	0	14	22	18.00	4.000											
54 Dominic Leone, R ERA: 7.91	1.0		4	1	1	0	1	0	0	0	0	0	0	9	11	0.00	1.000											
Batter	1	2	3	4	5	6	7	8	9	AB	R	H	RBI	BB	SO	LOB	BOTTOM											
2 Jean Segura, R OBP: 0.369, SLG: 0.478	F9		44 BB	G4-3						3	1	1	0	1	0	0	Atlanta Braves @ Arizona Diamondbacks Chase Field, Phoenix, AZ Tue Aug 23 2016, 6:40 PM - 10:04 PM MST Att: 18,780 - Roof Closed - 77 F											
1 Michael Bourn, L OBP: 0.324, SLG: 0.352			44 BB		G3		HBP			4	1	0	0	1	2	3												
44 Paul Goldschmidt, R OBP: 0.422, SLG: 0.591	L8		7 HBP	L8						3	1	0	0	1	1	2												
24 Yasmany Tomás, R OBP: 0.310, SLG: 0.519		L8	22 BB							3	1	1	2	0	0	0												
27 Brandon Drury, R OBP: 0.301, SLG: 0.499			7 HBP	G5-3						1	0	0	0	0	1	0												
7 Wellington Castillo, R OBP: 0.328, SLG: 0.447			22 BB							2	0	0	0	1	2	0												
22 Jake Lamb, L OBP: 0.338, SLG: 0.535		F7								4	0	2	2	0	0	1												
Mitch Haniger, R OBP: 0.333, SLG: 0.490										4	0	0	0	0	1	4												
16 Chris Owings, R OBP: 0.324, SLG: 0.408			G4-3	G4-3						4	0	1	0	0	0	0												
25 Archie Bradley, R ERA: 5.06										2	0	0	0	0	1	0												
48 Ryan Weber, R ERA: 5.57										0	0	0	0	0	0	0												
50 Chaz Roe, R ERA: 2.0										1	0	0	0	0	1	1												
40 José Ramirez, R ERA: 4.5										0	0	0	0	0	0	0												
62 Mauricio Cabrera, R ERA: 2.75										1	0	0	0	0	1	0												
Inning Stats	R: 0 E: 0 K: 1 S: 7	H: 0 LOB: 0 BB: 0 P: 13	R: 0 E: 0 K: 0 S: 6	H: 0 LOB: 1 BB: 1 P: 13	R: 4 E: 0 K: 1 S: 24	H: 2 LOB: 2 BB: 3 P: 44	R: 0 E: 0 K: 0 S: 6	H: 0 LOB: 0 BB: 0 P: 7	R: 0 E: 0 K: 0 S: 4	H: 0 LOB: 0 BB: 0 P: 8	R: 0 E: 0 K: 1 S: 10	H: 0 LOB: 0 BB: 0 P: 14	R: 0 E: 0 K: 3 S: 12	H: 1 LOB: 2 BB: 0 P: 17	R: 0 E: 0 K: 3 S: 13	H: 1 LOB: 1 BB: 0 P: 20	R: 0 E: 0 K: 1 S: 10	H: 1 LOB: 1 BB: 0 P: 17	1B: 2 2B: 2 3B: 1 HR: 0	SF: 0 SAC: 0 DP: 0 HBP: 2	WP: 0 PB: 0 CS: 0	PA: 38						
PITCHER	IP	WLS	BF	H	R	ER	SO	BB	IBB	HBP	BLK	WP	HR	S	P	ERA	WHIP											
63 Rob Whalen, R ERA: 0.97	2.2		15	2	4	4	2	4	0	1	0	0	0	34	65	0.00	0.000											
53 Jim Johnson, R ERA: 3.42	1.0	S	4	1	0	0	1	0	0	0	0	0	0	10	14	0.00	0.000											
53 Jim Johnson, R ERA: 3.42	1.0	H	4	1	0	0	3	0	0	0	0	0	0	12	17	0.00	1.000											

Batter	1	2	3	4	5	6	7	8	9	10	11	AB	R	H	RBI	BB	SO	LOB	TOP	
11 Ender Inciarte, L OBP: 0.337, SLG: 0.367	G3		1B		2B		1B				1B	7	0	4	2	0	2	4		
13 Adonis Garcia, R OBP: 0.307, SLG: 0.406	K		G1-6-3		G5-3		K			HR	FC6-4	6	1	1	1	1	2	4		
5 Freddie Freeman, L OBP: 0.386, SLG: 0.549	K				K		L7			2B	BB	5	1	1	0	1	3	1		
27 Matt Kemp, R OBP: 0.296, SLG: 0.478	G6-3				L8		1B			BB	G4-3	5	2	1	0	1	1	3		
22 Nick Markakis, L OBP: 0.346, SLG: 0.399	K				G3					BB	BB	5	3	3	2	1	1	0		
25 Tyler Flowers, R OBP: 0.363, SLG: 0.437	1B				P3		1B			BB	BB	4	0	3	2	2	0	0		
8 Jace Peterson, L OBP: 0.274, SLG: 0.346	1B				FC1-6		1B			BB	BB	2	1	1	0	2	0	1		
20 Anthony Recker, R OBP: 0.244, SLG: 0.309	BB				FC1-6		BB			BB	BB	0	0	0	0	1	0	0		
63 Rob Whalen, R OBP: 0.265, SLG: 0.300	BB				F8		BB			BB	BB	0	0	0	0	0	0	3		
40 Jose Ramirez, R												0	0	0	0	0	0	0		
23 Chase d'Arnaud, R OBP: 0.312, SLG: 0.335	F9				SH3-4		F8			FC3-6	SF8	4	1	0	2	1	0	5		
49 Julio Teheran, R ERA: 3.15	K				SH3-4		K			F9	G6-3	1	0	0	0	0	1	0		
21 Zack Greinke, R ERA: 4.29											G4-3	1	0	0	0	0	1	0		
48 Randall Delgado, R ERA: 4.1												0	0	0	0	0	0	0		
56 Steve Hathaway, L ERA: 5.79												0	0	0	0	0	0	0		
41 Daniel Hudson, R ERA: 6.11												0	0	0	0	0	0	0		
43 Edwin Escobar, L ERA: 10.13												0	0	0	0	0	0	0		
21 Zack Greinke, R ERA: 4.29												1B: 9	SF: 1	2B: 4	SAC: 1	3B: 0	DP: 1	HR: 1	WP: 1	PA: 56
48 Randall Delgado, R ERA: 4.1												2B: 4	SAC: 1	3B: 0	DP: 1	HR: 1	WP: 1	PA: 56		
56 Steve Hathaway, L ERA: 5.79												2B: 4	SAC: 1	3B: 0	DP: 1	HR: 1	WP: 1	PA: 56		
41 Daniel Hudson, R ERA: 6.11												2B: 4	SAC: 1	3B: 0	DP: 1	HR: 1	WP: 1	PA: 56		
43 Edwin Escobar, L ERA: 10.13												2B: 4	SAC: 1	3B: 0	DP: 1	HR: 1	WP: 1	PA: 56		
21 Zack Greinke, R ERA: 4.29												2B: 4	SAC: 1	3B: 0	DP: 1	HR: 1	WP: 1	PA: 56		
48 Randall Delgado, R ERA: 4.1												2B: 4	SAC: 1	3B: 0	DP: 1	HR: 1	WP: 1	PA: 56		
56 Steve Hathaway, L ERA: 5.79												2B: 4	SAC: 1	3B: 0	DP: 1	HR: 1	WP: 1	PA: 56		
41 Daniel Hudson, R ERA: 6.11												2B: 4	SAC: 1	3B: 0	DP: 1	HR: 1	WP: 1	PA: 56		
43 Edwin Escobar, L ERA: 10.13												2B: 4	SAC: 1	3B: 0	DP: 1	HR: 1	WP: 1	PA: 56		
21 Zack Greinke, R ERA: 4.29												2B: 4	SAC: 1	3B: 0	DP: 1	HR: 1	WP: 1	PA: 56		
48 Randall Delgado, R ERA: 4.1												2B: 4	SAC: 1	3B: 0	DP: 1	HR: 1	WP: 1	PA: 56		
56 Steve Hathaway, L ERA: 5.79												2B: 4	SAC: 1	3B: 0	DP: 1	HR: 1	WP: 1	PA: 56		
41 Daniel Hudson, R ERA: 6.11												2B: 4	SAC: 1	3B: 0	DP: 1	HR: 1	WP: 1	PA: 56		
43 Edwin Escobar, L ERA: 10.13												2B: 4	SAC: 1	3B: 0	DP: 1	HR: 1	WP: 1	PA: 56		
21 Zack Greinke, R ERA: 4.29												2B: 4	SAC: 1	3B: 0	DP: 1	HR: 1	WP: 1	PA: 56		
48 Randall Delgado, R ERA: 4.1												2B: 4	SAC: 1	3B: 0	DP: 1	HR: 1	WP: 1	PA: 56		
56 Steve Hathaway, L ERA: 5.79												2B: 4	SAC: 1	3B: 0	DP: 1	HR: 1	WP: 1	PA: 56		
41 Daniel Hudson, R ERA: 6.11												2B: 4	SAC: 1	3B: 0	DP: 1	HR: 1	WP: 1	PA: 56		
43 Edwin Escobar, L ERA: 10.13												2B: 4	SAC: 1	3B: 0	DP: 1	HR: 1	WP: 1	PA: 56		
21 Zack Greinke, R ERA: 4.29												2B: 4	SAC: 1	3B: 0	DP: 1	HR: 1	WP: 1	PA: 56		
48 Randall Delgado, R ERA: 4.1												2B: 4	SAC: 1	3B: 0	DP: 1	HR: 1	WP: 1	PA: 56		
56 Steve Hathaway, L ERA: 5.79												2B: 4	SAC: 1	3B: 0	DP: 1	HR: 1	WP: 1	PA: 56		
41 Daniel Hudson, R ERA: 6.11												2B: 4	SAC: 1	3B: 0	DP: 1	HR: 1	WP: 1	PA: 56		
43 Edwin Escobar, L ERA: 10.13												2B: 4	SAC: 1	3B: 0	DP: 1	HR: 1	WP: 1	PA: 56		
21 Zack Greinke, R ERA: 4.29												2B: 4	SAC: 1	3B: 0	DP: 1	HR: 1	WP: 1	PA: 56		
48 Randall Delgado, R ERA: 4.1												2B: 4	SAC: 1	3B: 0	DP: 1	HR: 1	WP: 1	PA: 56		
56 Steve Hathaway, L ERA: 5.79												2B: 4	SAC: 1	3B: 0	DP: 1	HR: 1	WP: 1	PA: 56		
41 Daniel Hudson, R ERA: 6.11												2B: 4	SAC: 1	3B: 0	DP: 1	HR: 1	WP: 1	PA: 56		
43 Edwin Escobar, L ERA: 10.13												2B: 4	SAC: 1	3B: 0	DP: 1	HR: 1	WP: 1	PA: 56		
21 Zack Greinke, R ERA: 4.29												2B: 4	SAC: 1	3B: 0	DP: 1	HR: 1	WP: 1	PA: 56		
48 Randall Delgado, R ERA: 4.1												2B: 4	SAC: 1	3B: 0	DP: 1	HR: 1	WP: 1	PA: 56		
56 Steve Hathaway, L ERA: 5.79												2B: 4	SAC: 1	3B: 0	DP: 1	HR: 1	WP: 1	PA: 56		
41 Daniel Hudson, R ERA: 6.11												2B: 4	SAC: 1	3B: 0	DP: 1	HR: 1	WP: 1	PA: 56		
43 Edwin Escobar, L ERA: 10.13												2B: 4	SAC: 1	3B: 0	DP: 1	HR: 1	WP: 1	PA: 56		
21 Zack Greinke, R ERA: 4.29												2B: 4	SAC: 1	3B: 0	DP: 1	HR: 1	WP: 1	PA: 56		
48 Randall Delgado, R ERA: 4.1												2B: 4	SAC: 1	3B: 0	DP: 1	HR: 1	WP: 1	PA: 56		
56 Steve Hathaway, L ERA: 5.79												2B: 4	SAC: 1	3B: 0	DP: 1	HR: 1	WP: 1	PA: 56		
41 Daniel Hudson, R ERA: 6.11												2B: 4	SAC: 1	3B: 0	DP: 1	HR: 1	WP: 1	PA: 56		
43 Edwin Escobar, L ERA: 10.13												2B: 4	SAC: 1	3B: 0	DP: 1	HR: 1	WP: 1	PA: 56		
21 Zack Greinke, R ERA: 4.29												2B: 4	SAC: 1	3B: 0	DP: 1	HR: 1	WP: 1	PA: 56		
48 Randall Delgado, R ERA: 4.1												2B: 4	SAC: 1	3B: 0	DP: 1	HR: 1	WP: 1	PA: 56		
56 Steve Hathaway, L ERA: 5.79												2B: 4	SAC: 1	3B: 0	DP: 1	HR: 1	WP: 1	PA: 56		
41 Daniel Hudson, R ERA: 6.11												2B: 4	SAC: 1	3B: 0	DP: 1	HR: 1	WP: 1	PA: 56		
43 Edwin Escobar, L ERA: 10.13												2B: 4	SAC: 1	3B: 0	DP: 1	HR: 1	WP: 1	PA: 56		
21 Zack Greinke, R ERA: 4.29												2B: 4	SAC: 1	3B: 0	DP: 1	HR: 1	WP: 1	PA: 56		
48 Randall Delgado, R ERA: 4.1												2B: 4	SAC: 1	3B: 0	DP: 1	HR: 1	WP: 1	PA: 56		
56 Steve Hathaway, L ERA: 5.79												2B: 4	SAC: 1	3B: 0	DP: 1	HR: 1	WP: 1	PA: 56		
41 Daniel Hudson, R ERA: 6.11												2B: 4	SAC: 1	3B: 0	DP: 1	HR: 1	WP: 1	PA: 56		
43 Edwin Escobar, L ERA: 10.13												2B: 4	SAC: 1	3B: 0	DP: 1	HR: 1	WP: 1	PA: 56		
21 Zack Greinke, R ERA: 4.29												2B: 4	SAC: 1	3B: 0	DP: 1	HR: 1	WP: 1	PA: 56		
48 Randall Delgado, R ERA: 4.1												2B: 4	SAC: 1	3B: 0	DP: 1	HR: 1	WP: 1	PA: 56		
56 Steve Hathaway, L ERA: 5.79												2B: 4	SAC: 1	3B: 0	DP: 1	HR: 1	WP: 1	PA: 56		
41 Daniel Hudson, R ERA: 6.11												2B: 4	SAC: 1	3B: 0	DP: 1	HR: 1	WP: 1	PA: 56		
43 Edwin Escobar, L ERA: 10.13												2B: 4	SAC: 1	3B: 0	DP: 1	HR: 1	WP: 1	PA: 56		
21 Zack Greinke, R ERA: 4.29												2B: 4	SAC: 1	3B: 0	DP: 1	HR: 1	WP: 1	PA: 56		
48 Randall Delgado, R ERA: 4.1												2B: 4	SAC: 1	3B: 0	DP: 1	HR: 1	WP: 1	PA: 56		
56 Steve Hathaway, L ERA: 5.79												2B: 4	SAC: 1	3B: 0	DP: 1	HR: 1	WP: 1	PA: 56		
41 Daniel Hudson, R ERA: 6.11												2B: 4	SAC: 1	3B: 0	DP: 1	HR: 1	WP: 1	PA: 56		
43 Edwin Escobar, L ERA: 10.13												2B: 4	SAC: 1	3B: 0	DP: 1	HR: 1	WP: 1	PA: 56		
21 Zack Greinke, R ERA: 4.29												2B: 4	SAC: 1	3B: 0	DP: 1	HR: 1	WP: 1	PA: 56		

Batter	1	2	3	4	5	6	7	8	9	AB	R	H	RBI	BB	SO	LOB	TOP								
11 Ender Inciarte, L OBP: 0.338, SLG: 0.368	G1-3		13 1B 5 1B	13 CS		G3-6			K	5	1	2	0	0	1	1									
13 Adonis Garcia, R OBP: 0.308, SLG: 0.404	5 G5-3 BB		27 F8 22 FC6-4	CS	P3		L9		L9	4	1	1	0	1	0	0									
5 Freddie Freeman, L OBP: 0.386, SLG: 0.547	G5-3		22 FC6-4			K			G6-3	4	0	1	1	1	1	1									
27 Matt Kemp, R OBP: 0.296, SLG: 0.478	G5-3		F8				F8			4	0	1	0	0	0	4									
22 Nick Markakis, L OBP: 0.345, SLG: 0.396		K	FC6-4 20 BB							3	0	0	1	1	2	2									
20 Anthony Recker, R OBP: 0.400, SLG: 0.466		K								3	0	1	0	1	1	2									
2 Dansby Swanson, R OBP: 0.290, SLG: 0.310						E6 7 2B			G3	4	1	1	0	0	1	3									
7 Gordon Beckham, R OBP: 0.300, SLG: 0.335						37 FC3-5 1-H			G3	3	0	1	1	1	1	1									
37 Matt Wisler, R OBP: 0.125, SLG: 0.128						FC3-5 11 G3-6			G5-3	4	0	0	0	0	2	4									
53 Jim Johnson, R OBP: 0.309, SLG: 0.516										0	0	0	0	0	0	0									
Inning Stats	R: 0 H: 0 K: 0 S: 11	H: 0 LOB: 1 BB: 1 P: 19	R: 0 H: 1 K: 3 S: 12	H: 1 LOB: 2 BB: 1 P: 20	R: 2 H: 3 K: 1 S: 16	H: 3 LOB: 2 BB: 1 P: 27	R: 0 H: 1 K: 2 S: 14	H: 1 LOB: 0 BB: 0 P: 20	R: 0 H: 1 K: 1 S: 13	H: 1 LOB: 2 BB: 1 P: 22	R: 1 H: 1 K: 0 S: 9	H: 1 LOB: 0 BB: 0 P: 12	R: 0 H: 0 K: 1 S: 12	H: 0 LOB: 1 BB: 1 P: 19	R: 0 H: 1 K: 0 S: 7	H: 1 LOB: 1 BB: 0 P: 13	R: 0 H: 0 K: 1 S: 6	H: 0 LOB: 0 BB: 0 P: 9	1B: 5 2B: 3 3B: 0 HR: 0	SF: 0 SAC: 0 DP: 1 HBP: 0	WP: 0 PB: 0 SB: 1 CS: 1	PA: 40			
PITCHER	IP	WLS	BF	H	R	ER	SO	BB	IBB	HBP	BLK	WP	HR	S	P	ERA	WHIP								
38 Robbie Ray, L ERA: 4.28	5.0	L	24	6	2	2	7	3	1	0	0	0	0	66	108	3.60	1.800								
61 Silvino Bracho, R ERA: 5.94	2.0		8	1	1	0	1	1	0	0	0	0	0	21	31	0.00	1.000								
33 Jake Barrett, R ERA: 4.34	1.0		4	1	0	0	0	0	0	0	0	0	0	7	13	0.00	1.000								
41 Daniel Hudson, R ERA: 5.98	1.0		3	0	0	0	1	0	0	0	0	0	0	6	9	0.00	0.000								

Atlanta Braves @ Arizona Diamondbacks
Chase Field, Phoenix, AZ
Thu Aug 25 2016, 6:41 PM - 9:36 PM MST
Att: 18,698 - Roof Closed - 77 F

AB 34
R 3
H 8
RBI 3
BB 5
SO 9
LOB 18



Batter	1	2	3	4	5	6	7	8	9	AB	R	H	RBI	BB	SO	LOB	BOTTOM								
2 Jean Segura, R OBP: 0.368, SLG: 0.479	G6-3					G1-3				3	0	1	0	1	0	0									
1 Michael Bourn, L OBP: 0.310, SLG: 0.367										3	0	0	0	1	2	2									
44 Paul Goldschmidt, R OBP: 0.421, SLG: 0.595	F8									4	1	1	0	0	0	1									
22 Jake Lamb, L OBP: 0.340, SLG: 0.541	G4-3									3	0	0	0	1	1	1									
Mitch Haniger, R OBP: 0.302, SLG: 0.342										4	0	0	0	0	0	2									
16 Chris Owings, R OBP: 0.324, SLG: 0.404										3	0	0	1	0	0	1									
27 Brandon Drury, R OBP: 0.290, SLG: 0.468										2	0	0	0	0	0	1									
61 Silvino Bracho, R										0	0	0	0	0	0	0									
5 Rickie Weeks Jr., R OBP: 0.337, SLG: 0.453										1	0	0	0	0	1	1									
33 Jake Barrett, R										0	0	0	0	0	0	0									
41 Daniel Hudson, R										0	0	0	0	0	0	0									
8 Tuffy Gosewisch, R OBP: 0.185, SLG: 0.333										3	0	0	0	0	0	0									
38 Robbie Ray, L OBP: 0.217, SLG: 0.311										1	0	0	0	0	0	0									
24 Yasmany Tomás, R OBP: 0.309, SLG: 0.516										2	0	0	0	0	1	0									
Inning Stats	R: 0 H: 0 K: 0 S: 11	H: 0 LOB: 0 BB: 0 P: 12	R: 0 H: 0 K: 0 S: 7	H: 0 LOB: 0 BB: 0 P: 12	R: 0 H: 0 K: 0 S: 9	H: 0 LOB: 1 BB: 1 P: 17	R: 0 H: 0 K: 2 S: 6	H: 0 LOB: 0 BB: 0 P: 8	R: 0 H: 0 K: 0 S: 3	H: 0 LOB: 0 BB: 0 P: 5	R: 0 H: 0 K: 2 S: 7	H: 0 LOB: 0 BB: 0 P: 9	R: 1 H: 1 K: 0 S: 10	H: 1 LOB: 1 BB: 1 P: 18	R: 0 H: 1 K: 1 S: 9	H: 1 LOB: 1 BB: 0 P: 12	R: 0 H: 0 K: 1 S: 16	H: 0 LOB: 0 BB: 0 P: 21	1B: 2 2B: 0 3B: 0 HR: 0	SF: 0 SAC: 0 DP: 1 HBP: 0	WP: 0 PB: 0 SB: 0 CS: 0	PA: 32			
PITCHER	IP	WLS	BF	H	R	ER	SO	BB	IBB	HBP	BLK	WP	HR	S	P	ERA	WHIP								
37 Matt Wisler, R ERA: 4.92	8.0		29	2	1	1	4	3	0	0	0	0	0	62	103	1.12	0.625								
53 Jim Johnson, R ERA: 3.35	1.0		3	0	0	0	1	0	0	0	0	0	0	16	21	0.00	0.000								

Atlanta Braves @ Arizona Diamondbacks
Chase Field, Phoenix, AZ
Thu Aug 25 2016, 6:41 PM - 9:36 PM MST
Att: 18,698 - Roof Closed - 77 F

AB 29
R 1
H 2
RBI 1
BB 3
SO 5
LOB 9



Batter	1	2	3	4	5	6	7	8	9	10	11	AB	R	H	RBI	BB	SO	LOB	TOP									
6 Billy Hamilton, S OBP: 0.320, SLG: 0.349	P5		G5-3				G5-3		1B		F9	5	0	1	0	1	0	1										
9 José Peraza, R OBP: 0.325, SLG: 0.373	L8		G3					F8	1B		49 FC5	6	0	2	1	0	0	2										
19 Joey Votto, L OBP: 0.435, SLG: 0.518	G3		G4-3					1B	1B		49 FC5	3	0	1	0	3	0	0										
23 Adam Duvall, R OBP: 0.300, SLG: 0.521		2B		G6-3					1B			5	1	2	0	0	1	4										
26 Raisel Iglesias, R OBP: 0.051, SLG: 0.091					1B							0	0	0	0	0	0	0										
49 Tony Renda, R OBP: 0.276, SLG: 0.259												1	0	0	0	0	0	2										
36 Blake Wood, R												0	0	0	0	0	0	0										
4 Brandon Phillips, R OBP: 0.318, SLG: 0.400	SH1-3			L8			G6-4-3		1B			4	0	1	0	0	0	2										
43 Scott Schebler, L OBP: 0.280, SLG: 0.357					G5-3			G1-3				5	1	2	1	0	0	3										
7 Eugenio Suárez, R OBP: 0.319, SLG: 0.428												3	0	1	0	2	0	0										
37 Ramón Cabrera, S OBP: 0.270, SLG: 0.325												4	0	0	1	0	1	3										
29 Brandon Finnegan, L OBP: 0.049, SLG: 0.066												1	0	0	0	0	1	2										
21 Jumbo Diaz, R OBP: 0.299, SLG: 0.446												1	0	1	0	0	0	0										
70 Jumbo Diaz, R OBP: 0.299, SLG: 0.446												0	0	0	0	0	0	0										
3 Iván De Jesús Jr., R OBP: 0.181, SLG: 0.288												1	0	1	0	0	0	0										
40 Tyler Holt, R OBP: 0.269, SLG: 0.388												1	1	0	0	0	1	0										
Inning Stats	R: 0 E: 0 K: 0 S: 6	H: 0 LOB: 0 BB: 0 P: 10	R: 1 E: 0 K: 1 S: 13	H: 2 LOB: 2 BB: 1 P: 22	R: 0 E: 0 K: 2 S: 8	H: 0 LOB: 0 BB: 0 P: 8	R: 0 E: 0 K: 0 S: 5	H: 0 LOB: 0 BB: 0 P: 11	R: 0 E: 0 K: 0 S: 6	H: 1 LOB: 1 BB: 1 P: 15	R: 0 E: 0 K: 0 S: 8	H: 1 LOB: 1 BB: 0 P: 16	R: 0 E: 0 K: 1 S: 8	H: 2 LOB: 2 BB: 0 P: 11	R: 1 E: 0 K: 1 S: 18	H: 3 LOB: 3 BB: 1 P: 32	R: 1 E: 0 K: 0 S: 7	H: 2 LOB: 0 BB: 0 P: 9	R: 0 E: 0 K: 1 S: 13	H: 1 LOB: 2 BB: 1 P: 20	1B: 9 2B: 4 3B: 0 HR: 0	SF: 1 SAC: 2 DP: 2 HBP: 0	WP: 0 PB: 0 SB: 0 CS: 0	PA: 49				
PITCHER	IP ERA WLS BF H R ER SO BB IBB HBP BLK WP HR S P ERA WHIP	35 Braden Shipley, R ERA: 4.75	48 Randall Delgado, R ERA: 4.04	41 Daniel Hudson, R ERA: 6.04	36 Enrique Burgos, R ERA: 4.6	43 Edwin Escobar, L ERA: 9.42	PITCHER	IP ERA WLS BF H R ER SO BB IBB HBP BLK WP HR S P ERA WHIP	35 Braden Shipley, R ERA: 4.75	48 Randall Delgado, R ERA: 4.04	41 Daniel Hudson, R ERA: 6.04	36 Enrique Burgos, R ERA: 4.6	43 Edwin Escobar, L ERA: 9.42	35 Braden Shipley, R ERA: 4.75	48 Randall Delgado, R ERA: 4.04	41 Daniel Hudson, R ERA: 6.04	36 Enrique Burgos, R ERA: 4.6	43 Edwin Escobar, L ERA: 9.42	35 Braden Shipley, R ERA: 4.75	48 Randall Delgado, R ERA: 4.04	41 Daniel Hudson, R ERA: 6.04	36 Enrique Burgos, R ERA: 4.6	43 Edwin Escobar, L ERA: 9.42	35 Braden Shipley, R ERA: 4.75	48 Randall Delgado, R ERA: 4.04	41 Daniel Hudson, R ERA: 6.04	36 Enrique Burgos, R ERA: 4.6	43 Edwin Escobar, L ERA: 9.42

Cincinnati Reds @ Arizona Diamondbacks
Chase Field, Phoenix, AZ
Fri Aug 26 2016, 6:41 PM - 10:28 PM MST
Att: 26,087 - Roof Closed - 77 F

AB	40
R	3
H	12
RBI	3
BB	6
SO	4
LOB	19



Batter	1	2	3	4	5	6	7	8	9	10	11	AB	R	H	RBI	BB	SO	LOB	BOTTOM									
2 Jean Segura, R OBP: 0.365, SLG: 0.475	K		K		K			G4-3		F7	WP	6	0	0	0	3	2											
11 AJ Pollock, R	K		K					G3		F9		5	0	0	1	0	2	0										
44 Paul Goldschmidt, R OBP: 0.421, SLG: 0.504	K		K					G6-3				5	0	2	0	0	2	0										
7 Wellington Castillo, R OBP: 0.329, SLG: 0.443												3	0	0	0	2	2	2										
5 Rickie Weeks Jr., R OBP: 0.342, SLG: 0.488												3	2	2	1	0	1	1										
1 Michael Bourn, L OBP: 0.308, SLG: 0.365												2	0	0	0	0	2											
24 Yasmany Tomás, R OBP: 0.308, SLG: 0.511												4	0	0	0	1	1											
27 Brandon Drury, R OBP: 0.303, SLG: 0.413												5	1	3	1	0	0	1										
16 Chris Owings, R OBP: 0.322, SLG: 0.399												4	0	0	0	0	1	3										
35 Braden Shipley, R ERA: 4.27												2	0	0	0	0	1	0										
22 Jumbo Diaz, R OBP: 0.299, SLG: 0.446												1	0	0	0	0	0	1										
48 Randall Delgado, R ERA: 4.04												0	0	0	0	0	0	0										
41 Daniel Hudson, R ERA: 6.04												0	0	0	0	0	0	0										
36 Enrique Burgos, R ERA: 4.6												0	1	0	1	0	0	0										
15 Phil Gosselin, R OBP: 0.181, SLG: 0.288												0	1	0	0	1	0	0										
43 Edwin Escobar, L ERA: 9.42												0	0	0	0	0	0	0										
8 Tuffy Gosewisch, R ERA: 3.79												0	0	0	0	1	0	0										
Inning Stats	R: 0 E: 0 K: 3 S: 13	H: 0 LOB: 0 BB: 0 P: 17	R: 1 E: 0 K: 2 S: 14	H: 2 LOB: 1 BB: 0 P: 15	R: 0 E: 0 K: 2 S: 8	H: 0 LOB: 0 BB: 0 P: 12	R: 1 E: 0 K: 1 S: 14	H: 1 LOB: 1 BB: 1 P: 22	R: 0 E: 0 K: 3 S: 10	H: 0 LOB: 0 BB: 0 P: 13	R: 0 E: 0 K: 1 S: 9	H: 0 LOB: 1 BB: 1 P: 18	R: 0 E: 0 K: 0 S: 10	H: 1 LOB: 2 BB: 0 P: 18	R: 0 E: 0 K: 0 S: 10	H: 1 LOB: 1 BB: 0 P: 17	R: 1 E: 0 K: 1 S: 14	H: 1 LOB: 2 BB: 1 P: 24	R: 1 E: 0 K: 0 S: 6	H: 1 LOB: 1 BB: 1 P: 12	1B: 4 2B: 1 3B: 1 HR: 1	SF: 0 SAC: 0 DP: 0 HBP: 1	WP: 2 PB: 0 SB: 2 CS: 0	PA: 46				
PITCHER	IP ERA WLS BF H R ER SO BB IBB HBP BLK WP HR S P ERA WHIP	29 Brandon Finnegan, L ERA: 4.27	21 Michael Lorenzen, R ERA: 3.53	70 Jumbo Diaz, R ERA: 3.81	26 Raisel Iglesias, R ERA: 2.13	36 Blake Wood, R ERA: 3.79	PITCHER	IP ERA WLS BF H R ER SO BB IBB HBP BLK WP HR S P ERA WHIP	29 Brandon Finnegan, L ERA: 4.27	21 Michael Lorenzen, R ERA: 3.53	70 Jumbo Diaz, R ERA: 3.81	26 Raisel Iglesias, R ERA: 2.13	36 Blake Wood, R ERA: 3.79	29 Brandon Finnegan, L ERA: 4.27	21 Michael Lorenzen, R ERA: 3.53	70 Jumbo Diaz, R ERA: 3.81	26 Raisel Iglesias, R ERA: 2.13	36 Blake Wood, R ERA: 3.79	29 Brandon Finnegan, L ERA: 4.27	21 Michael Lorenzen, R ERA: 3.53	70 Jumbo Diaz, R ERA: 3.81	26 Raisel Iglesias, R ERA: 2.13	36 Blake Wood, R ERA: 3.79	29 Brandon Finnegan, L ERA: 4.27	21 Michael Lorenzen, R ERA: 3.53	70 Jumbo Diaz, R ERA: 3.81	26 Raisel Iglesias, R ERA: 2.13	36 Blake Wood, R ERA: 3.79

Cincinnati Reds @ Arizona Diamondbacks
Chase Field, Phoenix, AZ
Fri Aug 26 2016, 6:41 PM - 10:28 PM MST
Att: 26,087 - Roof Closed - 77 F

AB	40
R	4
H	7
RBI	3
BB	5
SO	13
LOB	13



Batter	1	2	3	4	5	6	7	8	9	AB	R	H	RBI	BB	SO	LOB	TOP				
2 Jean Segura, R OBP: 0.386, SLG: 0.475										5	0	3	0	0	1	1					
11 AJ Pollock, R OBP: 0.394, SLG: 0.300										5	1	1	0	0	1	3					
44 Paul Goldschmidt, R OBP: 0.419, SLG: 0.498										3	0	1	0	1	0	1					
7 Wellington Castillo, R OBP: 0.333, SLG: 0.445										3	0	0	1	1	1	3					
5 Rickie Weeks Jr., R OBP: 0.337, SLG: 0.471										3	0	1	0	1	1	2					
24 Yasmény Tomás, R OBP: 0.305, SLG: 0.508										4	0	0	0	0	4	6					
27 Brandon Drury, R OBP: 0.304, SLG: 0.410										4	0	2	0	0	1	0					
16 Chris Owings, R OBP: 0.320, SLG: 0.402										2	0	0	0	0	1	1					
26 Shelby Miller, R ERA: 3.88										2	0	0	0	0	0	0					
15 Phil Cossentino, R OBP: 0.377, SLG: 0.385										0	0	0	0	0	0	0					
48 Randall Delgado, R ERA: 4.29										0	0	0	0	0	0	0					
43 Edwin Escobar, L ERA: 8.44										0	0	0	0	0	0	0					
33 Jake Barrett, R ERA: 4.17										0	0	0	0	0	0	0					
36 Enrique Burgos, R ERA: 4.45										0	0	0	0	0	0	0					
22 Jake Lamb, L OBP: 0.334, SLG: 0.535										1	1	1	1	0	0	0					
Inning Stats	R: 0 E: 0 K: 1 S: 8	H: 1 LOB: 0 BB: 0 P: 14	R: 0 E: 0 K: 2 S: 16	H: 1 LOB: 2 BB: 1 P: 24	R: 0 E: 0 K: 2 S: 9	H: 0 LOB: 0 BB: 0 P: 14	R: 0 E: 0 K: 2 S: 10	H: 1 LOB: 1 BB: 0 P: 18	R: 1 E: 0 K: 1 S: 15	H: 2 LOB: 1 BB: 2 P: 22	R: 0 E: 0 K: 0 S: 4	H: 0 LOB: 0 BB: 0 P: 6	R: 0 E: 0 K: 2 S: 14	H: 1 LOB: 3 BB: 2 P: 28	R: 1 E: 0 K: 1 S: 12	H: 2 LOB: 1 BB: 0 P: 18	1B: 7 2B: 1 3B: 0 HR: 1	SF: 0 SAC: 0 DP: 0 HBP: 0	WP: 0 PB: 0 SB: 3 CS: 0	PA: 38	
PITCHER	IP WLS BF H R ER SO BB IBB HBP BLK WP HR S P ERA WHIP	IP WLS BF H R ER SO BB IBB HBP BLK WP HR S P ERA WHIP	IP WLS BF H R ER SO BB IBB HBP BLK WP HR S P ERA WHIP	IP WLS BF H R ER SO BB IBB HBP BLK WP HR S P ERA WHIP	IP WLS BF H R ER SO BB IBB HBP BLK WP HR S P ERA WHIP	IP WLS BF H R ER SO BB IBB HBP BLK WP HR S P ERA WHIP	IP WLS BF H R ER SO BB IBB HBP BLK WP HR S P ERA WHIP	IP WLS BF H R ER SO BB IBB HBP BLK WP HR S P ERA WHIP	IP WLS BF H R ER SO BB IBB HBP BLK WP HR S P ERA WHIP	IP WLS BF H R ER SO BB IBB HBP BLK WP HR S P ERA WHIP	IP WLS BF H R ER SO BB IBB HBP BLK WP HR S P ERA WHIP	IP WLS BF H R ER SO BB IBB HBP BLK WP HR S P ERA WHIP	IP WLS BF H R ER SO BB IBB HBP BLK WP HR S P ERA WHIP	IP WLS BF H R ER SO BB IBB HBP BLK WP HR S P ERA WHIP	IP WLS BF H R ER SO BB IBB HBP BLK WP HR S P ERA WHIP	IP WLS BF H R ER SO BB IBB HBP BLK WP HR S P ERA WHIP	IP WLS BF H R ER SO BB IBB HBP BLK WP HR S P ERA WHIP	IP WLS BF H R ER SO BB IBB HBP BLK WP HR S P ERA WHIP	IP WLS BF H R ER SO BB IBB HBP BLK WP HR S P ERA WHIP	IP WLS BF H R ER SO BB IBB HBP BLK WP HR S P ERA WHIP	IP WLS BF H R ER SO BB IBB HBP BLK WP HR S P ERA WHIP

Arizona Diamondbacks @ San Francisco Giants
 AT&T Park, San Francisco, CA
 Wed Aug 31 2016, 12:47 PM - 4:18 PM PDT
 Att: 41,447 - Partly Cloudy - 67 F

AB	35
R	2
H	9
RBI	2
BB	3
SO	11
LOB	20



Batter	1	2	3	4	5	6	7	8	9	AB	R	H	RBI	BB	SO	LOB	BOTTOM			
16 Ángel Pagán, S OBP: 0.346, SLG: 0.437										5	1	1	1	0	0	0				
12 Joe Panik, L OBP: 0.332, SLG: 0.412										4	1	3	0	0	0	0				
28 Buster Posey, R OBP: 0.373, SLG: 0.453										3	1	1	2	0	0	1				
35 Brandon Crawford, L OBP: 0.342, SLG: 0.448										3	0	1	0	1	1	2				
8 Hunter Pence, R OBP: 0.351, SLG: 0.431										3	0	1	1	1	0	2				
9 Brandon Belt, L OBP: 0.386, SLG: 0.469										3	0	0	0	1	2	4				
10 Eduardo Núñez, R OBP: 0.351, SLG: 0.453										3	0	0	0	0	0	5				
46 Santiago Casilla, R										0	0	0	0	0	0	0				
66 Gorkys Hernández, R OBP: 0.188, SLG: 0.313										4	0	1	0	0	2	2				
45 Matt Moore, L OBP: 0.111, SLG: 0.111										2	0	0	0	0	0	1				
60 Hunter Strickland, R ERA: 4.29										0	0	0	0	0	0	0				
21 Conor Gillaspie, L OBP: 0.253, SLG: 0.427										1	1	1	0	0	0	0				
54 Sergio Romo, R ERA: 4.17										0	0	0	0	0	0	0				
1 Ehre Adriansa, S OBP: 0.361, SLG: 0.471										1	0	0	0	0	0	0				
Inning Stats	R: 2 E: 0 K: 1 S: 19	H: 3 LOB: 2 BB: 1 P: 31	R: 0 E: 0 K: 1 S: 8	H: 0 LOB: 0 BB: 0 P: 13	R: 0 E: 0 K: 0 S: 9	H: 1 LOB: 1 BB: 0 P: 13	R: 0 E: 0 K: 0 S: 11	H: 1 LOB: 1 BB: 0 P: 14	R: 0 E: 0 K: 1 S: 13	H: 1 LOB: 2 BB: 2 P: 17	R: 2 E: 0 K: 1 S: 17	H: 3 LOB: 3 BB: 2 P: 33	R: 0 E: 0 K: 1 S: 8	H: 0 LOB: 0 BB: 0 P: 11	1B: 4 2B: 4 3B: 1 HR: 0	SF: 1 SAC: 0 DP: 0 HBP: 1	WP: 0 PB: 0 SB: 0 CS: 0	PA: 37		
PITCHER	IP WLS BF H R ER SO BB IBB HBP BLK WP HR S P ERA WHIP	IP WLS BF H R ER SO BB IBB HBP BLK WP HR S P ERA WHIP	IP WLS BF H R ER SO BB IBB HBP BLK WP HR S P ERA WHIP	IP WLS BF H R ER SO BB IBB HBP BLK WP HR S P ERA WHIP	IP WLS BF H R ER SO BB IBB HBP BLK WP HR S P ERA WHIP	IP WLS BF H R ER SO BB IBB HBP BLK WP HR S P ERA WHIP	IP WLS BF H R ER SO BB IBB HBP BLK WP HR S P ERA WHIP	IP WLS BF H R ER SO BB IBB HBP BLK WP HR S P ERA WHIP	IP WLS BF H R ER SO BB IBB HBP BLK WP HR S P ERA WHIP	IP WLS BF H R ER SO BB IBB HBP BLK WP HR S P ERA WHIP	IP WLS BF H R ER SO BB IBB HBP BLK WP HR S P ERA WHIP	IP WLS BF H R ER SO BB IBB HBP BLK WP HR S P ERA WHIP	IP WLS BF H R ER SO BB IBB HBP BLK WP HR S P ERA WHIP	IP WLS BF H R ER SO BB IBB HBP BLK WP HR S P ERA WHIP	IP WLS BF H R ER SO BB IBB HBP BLK WP HR S P ERA WHIP	IP WLS BF H R ER SO BB IBB HBP BLK WP HR S P ERA WHIP	IP WLS BF H R ER SO BB IBB HBP BLK WP HR S P ERA WHIP	IP WLS BF H R ER SO BB IBB HBP BLK WP HR S P ERA WHIP	IP WLS BF H R ER SO BB IBB HBP BLK WP HR S P ERA WHIP	IP WLS BF H R ER SO BB IBB HBP BLK WP HR S P ERA WHIP

Arizona Diamondbacks @ San Francisco Giants
 AT&T Park, San Francisco, CA
 Wed Aug 31 2016, 12:47 PM - 4:18 PM PDT
 Att: 41,447 - Partly Cloudy - 67 F

AB	32
R	4
H	9
RBI	4
BB	3
SO	5
LOB	17



Batter	1	2	3	4	5	6	7	8	9	AB	R	H	RBI	BB	SO	LOB	TOP			
2 Jean Segura, R OBP: 0.365, SLG: 0.472	G6-3		G4-3	L6		11 HR 1B		F9		5	1	1	0	0	0	1	Arizona Diamondbacks @ Colorado Rockies Coors Field, Denver, CO Fri Sep 02 2016, 6:43 PM - 9:53 PM MDT Att: 23,002 - Clear - 82 F livebaseballscorecards.com			
11 AJ Pollock, R OBP: 0.407, SLG: 0.435	44 FC5-4 BB		7 FC6-4 24 1B BB	G6-3		1-H HR		K		3	2	1	2	2	1	1				
44 Paul Goldschmidt, R OBP: 0.417, SLG: 0.497	FC5-4 7 S		E5 7 FC6-4	G5-3		G5-3		G4-3		5	1	1	1	0	0	2				
7 Wellington Castillo, R OBP: 0.332, SLG: 0.442	L5		FC6-4 24 1B	24 2B 1B		F7		K		5	0	1	1	0	1	3				
24 Yasmany Tomás, R OBP: 0.306, SLG: 0.512		27 G6-4-3 22 BB 1B				G6-3				5	0	3	1	0	0	0				
22 Jake Lamb, L OBP: 0.333, SLG: 0.531		27 G6-4-3 BB		K2-3		F7		K		3	0	0	0	1	2	4				
27 Brandon Drury, R OBP: 0.304, SLG: 0.409				G6-4-3		16 1B 38 SH 1B		G5-3		4	1	1	0	0	0	2				
16 Chris Owings, R OBP: 0.325, SLG: 0.404						38 SH 1B		F9		3	1	2	0	1	0	0				
38 Robbie Ray, L OBP: 0.236, SLG: 0.299								G6-3		2	1	0	0	0	1	2				
52 Zack Godley, R OBP: 0.115, SLG: 0.119										0	0	0	0	0	0	0				
43 Edwin Escobar, L OBP: 0.185, SLG: 0.196										0	0	0	0	0	0	0				
5 Rickie Weeks Jr., R OBP: 0.185, SLG: 0.196										0	0	0	0	0	0	0				
36 Enrique Burgos, R OBP: 0.185, SLG: 0.196										0	0	0	0	0	0	0				
61 Silvino Bracho, R OBP: 0.185, SLG: 0.196										0	0	0	0	0	0	0				
Inning Stats	R: 0 E: 0 K: 0 S: 9	H: 0 LOB: 1 BB: 1 P: 17	R: 0 E: 0 K: 0 S: 5	H: 1 LOB: 2 BB: 2 P: 14	R: 1 E: 1 K: 1 S: 14	H: 1 LOB: 2 BB: 1 P: 25	R: 4 E: 1 K: 0 S: 12	H: 5 LOB: 0 BB: 0 P: 19	R: 0 E: 0 K: 1 S: 10	H: 0 LOB: 0 BB: 0 P: 13	R: 2 E: 0 K: 0 S: 10	H: 2 LOB: 1 BB: 0 P: 17	R: 0 E: 0 K: 1 S: 8	H: 0 LOB: 0 BB: 0 P: 10	R: 0 E: 0 K: 1 S: 9	H: 0 LOB: 0 BB: 0 P: 16	1B: 7 2B: 2 3B: 0 HR: 1	SF: 0 SAC: 1 DP: 1 HBP: 0	WP: 0 PB: 0 SB: 2 CS: 0	PA: 41
PITCHER	IP WLS BF H R ER SO	IP WLS BF H R ER SO	IP WLS BF H R ER SO	IP WLS BF H R ER SO	IP WLS BF H R ER SO	IP WLS BF H R ER SO	IP WLS BF H R ER SO	IP WLS BF H R ER SO	IP WLS BF H R ER SO	IP WLS BF H R ER SO	IP WLS BF H R ER SO	IP WLS BF H R ER SO	IP WLS BF H R ER SO	IP WLS BF H R ER SO	IP WLS BF H R ER SO	IP WLS BF H R ER SO	ERA WHIP	ERA WHIP		
29 Jorge De La Rosa, L ERA: 4.88	5.0	27	7	5	0	2	3	1	0	0	0	0	0	0	50	28	0.00	2.000		
24 Jordan Lyles, R ERA: 5.16	2.0	8	3	2	2	1	0	0	0	0	0	0	0	1	18	27	9.00	1.500		
54 Carlos Estévez, R ERA: 4.84	1.0	3	0	0	0	1	0	0	0	0	0	0	0	8	11	0.00	0.000			
0 Adam Ottavino, R ERA: 2.61	1.0	3	0	0	0	1	0	0	0	0	0	0	0	9	16	0.00	0.000			

Batter	1	2	3	4	5	6	7	8	9	AB	R	H	RBI	BB	SO	LOB	BOTTOM			
19 Charlie Blackmon, L OBP: 0.377, SLG: 0.531	G4-3		G6-3			28 1B 9 FC5-2 1B				3	2	1	2	1	0	0	Arizona Diamondbacks @ Colorado Rockies Coors Field, Denver, CO Fri Sep 02 2016, 6:43 PM - 9:53 PM MDT Att: 23,002 - Clear - 82 F livebaseballscorecards.com			
9 DJ LeMahieu, R OBP: 0.416, SLG: 0.497	K			G4-3	FC5-2 28 1B 28 E	L8		HBP		4	2	0	0	1	1	4				
28 Nolan Arenado, R OBP: 0.366, SLG: 0.581	K			P3	E9 5 2B 1B	G5-3		5 WP BB		5	2	2	2	0	1	2				
5 Carlos González, L OBP: 0.356, SLG: 0.532		L7				L8		12 BB 4 HR BB		4	1	2	1	1	0	0				
6 Ryan Raburn, R OBP: 0.325, SLG: 0.415				FC6-4		G6-3				2	0	0	0	1	0	2				
24 Jordan Lyles, R ERA: 5.16										0	0	0	0	0	0	0				
12 Mark Reynolds, R OBP: 0.355, SLG: 0.445		4 WP BB						4 HR BB		1	1	1	0	1	0	0				
4 Nick Hundley, R OBP: 0.318, SLG: 0.431		65 G1-4-3 BB								4	2	2	4	1	0	2				
65 Stephen Cardullo, R OBP: 0.092, SLG: 0.091										2	1	1	0	0	0	2				
68 Raimel Tapia, R OBP: 0.092, SLG: 0.091										1	1	1	0	0	0	1				
8 Gerardo Parra, R OBP: 0.092, SLG: 0.091										0	0	0	0	0	0	0				
54 Carlos Estévez, R OBP: 0.185, SLG: 0.196										1	1	1	1	0	0	0				
3 Daniel Descalso, L OBP: 0.279, SLG: 0.419										0	0	0	0	0	0	0				
0 Adam Ottavino, S ERA: 2.61										0	0	0	0	0	0	0				
18 Cristhian Adames, S OBP: 0.310, SLG: 0.293										4	1	1	1	0	0	0				
29 Jorge De La Rosa, L OBP: 0.278, SLG: 0.212										1	0	0	0	0	0	0				
23 Tom Murphy, R OBP: 1.000, SLG: 1.000										1	0	1	0	0	0	0				
26 David Dahl, L OBP: 0.380, SLG: 0.543										2	0	1	1	0	0	0				
Inning Stats	R: 0 E: 0 K: 2 S: 8	H: 0 LOB: 0 BB: 0 P: 10	R: 0 E: 0 K: 0 S: 11	H: 0 LOB: 2 BB: 2 P: 21	R: 0 E: 0 K: 0 S: 8	H: 0 LOB: 0 BB: 0 P: 9	R: 0 E: 0 K: 0 S: 6	H: 1 LOB: 1 BB: 0 P: 7	R: 6 E: 1 K: 0 S: 23	H: 7 LOB: 1 BB: 0 P: 34	R: 1 E: 0 K: 0 S: 9	H: 2 LOB: 2 BB: 1 P: 17	R: 0 E: 0 K: 1 S: 10	H: 1 LOB: 0 BB: 0 P: 16	R: 7 E: 0 K: 0 S: 17	H: 3 LOB: 0 BB: 3 P: 38	1B: 11 2B: 1 3B: 0 HR: 2	SF: 0 SAC: 1 DP: 1 HBP: 1	WP: 2 PB: 0 SB: 2 CS: 0	PA: 44
PITCHER	IP WLS BF H R ER SO	IP WLS BF H R ER SO	IP WLS BF H R ER SO	IP WLS BF H R ER SO	IP WLS BF H R ER SO	IP WLS BF H R ER SO	IP WLS BF H R ER SO	IP WLS BF H R ER SO	IP WLS BF H R ER SO	IP WLS BF H R ER SO	IP WLS BF H R ER SO	IP WLS BF H R ER SO	IP WLS BF H R ER SO	IP WLS BF H R ER SO	IP WLS BF H R ER SO	IP WLS BF H R ER SO	ERA WHIP	ERA WHIP		
38 Robbie Ray, L ERA: 4.46	4.1	22	8	6	5	2	2	0	0	0	0	0	0	0	12	22	5.40	1.800		
52 Zack Godley, R ERA: 6.68	1.2	8	2	1	1	0	1	0	0	0	0	0	0	10	16	0.00	1.000			
43 Edwin Escobar, L ERA: 7.94	1.0	4	1	0	0	1	0	0	0	0	0	0	0	12	31	67.50	6.000			
36 Enrique Burgos, R ERA: 5.73	0.2	L	7	1	5	5	3	0	1	0	1	0	12	31	67.50	6.000				
61 Silvino Bracho, R ERA: 6.87	0.1	3	2	2	2	0	0	0	0	0	2	5	7	54.00	6.000					



Batter	1	2	3	4	5	6	7	8	9	AB	R	H	RBI	BB	SO	LOB	TOP										
2 Jean Segura, R OBP: 0.368, SLG: 0.475										4	0	1	0	0	1	1	Arizona Diamondbacks @ Los Angeles Dodgers Dodger Stadium, Los Angeles, CA Mon Sep 05 2016, 5:14 PM - 8:24 PM PDT Att: 41,820 - Clear - 72 F										
16 Chris Owings, R OBP: 0.338, SLG: 0.420										4	1	2	1	0	1	1											
11 AJ Pollock, R OBP: 0.361, SLG: 0.375										4	0	0	0	0	1	3											
44 Paul Goldschmidt, R OBP: 0.412, SLG: 0.490										3	0	0	0	1	2	1											
22 Jake Lamb, L OBP: 0.337, SLG: 0.534										3	0	1	1	1	0	0											
7 Wellington Castillo, R OBP: 0.329, SLG: 0.439										4	0	0	0	0	1	3											
24 Yasmany Tomás, R OBP: 0.305, SLG: 0.502										4	0	0	0	0	0	3											
30 Sócrates Brito, L OBP: 0.200, SLG: 0.391										2	0	0	0	1	2	0											
21 Zack Greinke, R OBP: 0.276, SLG: 0.390										1	0	0	0	0	0	1											
61 Silvino Bracho, R ERA: 3.51										0	0	0	0	0	0	0											
29 Kyle Jensen, R ERA: 4.3										0	0	0	0	0	0	0											
52 Zack Godley, R OBP: 0.326, SLG: 0.376										0	0	0	0	0	0	0											
15 Phil Gosselin, R OBP: 0.295, SLG: 0.376										0	0	0	0	0	0	0											
36 Enrique Burgos, R ERA: 6.09										0	0	0	0	0	0	0											
Inning Stats	R: 0 E: 0 K: 2 S: 13	H: 1 LOB: 1 BB: 0 P: 20	R: 0 E: 0 K: 1 S: 9	H: 0 LOB: 0 BB: 0 P: 14	R: 0 E: 0 K: 2 S: 12	H: 0 LOB: 0 BB: 0 P: 17	R: 0 E: 0 K: 1 S: 9	H: 0 LOB: 0 BB: 0 P: 13	R: 0 E: 0 K: 0 S: 7	H: 0 LOB: 0 BB: 0 P: 10	R: 0 E: 0 K: 2 S: 9	H: 0 LOB: 0 BB: 0 P: 12	R: 1 E: 0 K: 0 S: 12	H: 2 LOB: 2 BB: 1 P: 23	R: 1 E: 0 K: 0 S: 9	H: 1 LOB: 1 BB: 1 P: 19	R: 0 E: 0 K: 1 S: 8	H: 0 LOB: 1 BB: 1 P: 14	1B: 3 2B: 1 3B: 0 HR: 0	SF: 0 DP: 0 HBP: 0	WP: 0 PB: 0 SB: 0 CS: 0	PA: 34					
PITCHER	IP	WLS	BF	H	R	ER	SO	BB	IBB	HBP	BLK	WP	HR	S	P	ERA	WHIP										
18 Kenta Maeda, R ERA: 3.29	6.1	W	23	3	1	1	8	1	0	0	0	0	0	67	102	1.42	0.632										
67 Louis Coleman, R ERA: 3.51	0.2		2	0	0	0	0	0	0	0	0	0	0	4	7	0.00	0.000										
58 Jesse Chavez, R ERA: 4.3	1.0		5	1	1	0	0	1	0	0	0	0	0	9	19	9.00	2.000										
71 Josh Ravin, R ERA:	1.0		4	0	0	0	1	1	0	0	0	0	0	8	14	0.00	1.000										

Batter	1	2	3	4	5	6	7	8	9	AB	R	H	RBI	BB	SO	LOB	BOTTOM										
26 Chase Utley, L OBP: 0.324, SLG: 0.396										5	1	2	1	0	1	2	Arizona Diamondbacks @ Los Angeles Dodgers Dodger Stadium, Los Angeles, CA Mon Sep 05 2016, 5:14 PM - 8:24 PM PDT Att: 41,820 - Clear - 72 F										
6 Charlie Culberson, R OBP: 0.291, SLG: 0.299										0	0	0	0	0	0	0											
5 Corey Seager, L OBP: 0.377, SLG: 0.535										5	2	3	3	0	0	3											
71 Josh Ravin, R										0	0	0	0	0	0	0		0									
10 Justin Turner, R OBP: 0.335, SLG: 0.496										4	1	1	1	0	2	2											
23 Adrián González, L OBP: 0.357, SLG: 0.451										4	1	1	2	0	1	1											
25 Rob Segedin, R OBP: 0.236, SLG: 0.392										0	0	0	0	0	0	0											
9 Yasmani Grandal, S OBP: 0.347, SLG: 0.494										4	1	1	1	0	1	0											
11 Josh Reddick, L OBP: 0.336, SLG: 0.392										4	1	1	0	0	0	0											
47 Howie Kendrick, R OBP: 0.339, SLG: 0.392										2	1	0	0	2	1	0											
31 Joc Pederson, L OBP: 0.337, SLG: 0.479										3	1	1	1	1	1	2											
18 Kenta Maeda, R OBP: 0.140, SLG: 0.204										2	1	1	0	0	1	0											
67 Louis Coleman, R										0	0	0	0	0	0	0											
58 Jesse Chavez, R										0	0	0	0	0	0	0											
60 Andrew Toles, L OBP: 0.437, SLG: 0.645										0	0	0	0	0	0	0											
15 Austin Barnes, R OBP: 0.290, SLG: 0.200										0	0	0	0	0	0	0											
Inning Stats	R: 0 E: 0 K: 1 S: 10	H: 1 LOB: 1 BB: 0 P: 15	R: 0 E: 0 K: 2 S: 10	H: 0 LOB: 0 BB: 0 P: 15	R: 0 E: 0 K: 3 S: 11	H: 0 LOB: 0 BB: 0 P: 16	R: 2 E: 0 K: 0 S: 9	H: 2 LOB: 0 BB: 0 P: 17	R: 6 E: 0 K: 0 S: 23	H: 6 LOB: 0 BB: 0 P: 36	R: 0 E: 0 K: 0 S: 11	H: 0 LOB: 2 BB: 2 P: 21	R: 0 E: 0 K: 2 S: 8	H: 0 LOB: 0 BB: 0 P: 13	R: 2 E: 0 K: 1 S: 18	H: 2 LOB: 1 BB: 1 P: 32	R: 2 E: 0 K: 1 S: 18	H: 2 LOB: 1 BB: 1 P: 32	1B: 4 2B: 2 3B: 0 HR: 5	SF: 0 DP: 0 HBP: 0	WP: 1 PB: 1 SB: 0 CS: 0	PA: 38					
PITCHER	IP	WLS	BF	H	R	ER	SO	BB	IBB	HBP	BLK	WP	HR	S	P	ERA	WHIP										
21 Zack Greinke, R ERA: 4.54	4.2	L	23	9	8	8	6	0	0	0	0	0	0	3	96	15.43	1.929										
61 Silvino Bracho, R ERA: 6.75	0.1		1	0	0	0	0	0	0	0	0	0	0	3	3	0.00	0.000										
52 Zack Godley, R ERA: 6.46	2.0		8	0	0	0	2	2	0	0	0	0	0	19	34	0.00	1.000										
36 Enrique Burgos, R ERA: 6.09	1.0		6	2	2	2	1	1	0	0	0	1	0	18	32	18.00	3.000										

AB	31
R	2
H	4
RBI	2
BB	3
SO	9
LOB	13



AB	34
R	10
H	11
RBI	9
BB	3
SO	9
LOB	12



Batter	1	2	3	4	5	6	7	8	9	AB	R	H	RBI	BB	SO	LOB	TOP					
2 Jean Segura, R OBP: 0.365, SLG: 0.471										4	0	0	0	0	0	1						
16 Chris Owings, R OBP: 0.337, SLG: 0.421										4	1	1	0	0	1	1						
11 AJ Pollock, R OBP: 0.350, SLG: 0.444										4	1	1	1	0	1	1						
44 Paul Goldschmidt, R OBP: 0.411, SLG: 0.488										4	0	1	0	0	3	0						
22 Jake Lamb, L OBP: 0.334, SLG: 0.530										3	0	0	1	0	1	0						
7 Wellington Castillo, R OBP: 0.329, SLG: 0.441										3	0	1	0	0	1	1						
24 Yasmani Tomás, R OBP: 0.303, SLG: 0.499										3	0	0	0	0	1	1						
27 Brandon Drury, R OBP: 0.306, SLG: 0.408										2	0	0	0	1	0	0						
26 Shelby Miller, R OBP: 0.125, SLG: 0.192										2	0	0	0	0	0	0						
43 Edwin Escobar, L										0	0	0	0	0	0	0						
48 Randall Delgado, R ERA: 5.5										0	0	0	0	0	0	0						
5 Rickie Weeks Jr., R OBP: 0.225, SLG: 0.466										1	0	0	0	0	1	1						
56 Steve Hathaway, L										0	0	0	0	0	0	0						
33 Jake Barrett, R										0	0	0	0	0	0	0						
Inning Stats	R: 1 E: 0 K: 1 S: 13	H: 1 LOB: 0 BB: 0 P: 23	R: 0 E: 0 K: 2 S: 8	H: 0 LOB: 0 BB: 0 P: 13	R: 0 E: 0 K: 1 S: 5	H: 0 LOB: 0 BB: 0 P: 5	R: 1 E: 0 K: 1 S: 9	H: 2 LOB: 1 BB: 0 P: 12	R: 0 E: 0 K: 0 S: 6	H: 0 LOB: 0 BB: 0 P: 13	R: 0 E: 0 K: 0 S: 7	H: 0 LOB: 0 BB: 0 P: 9	R: 0 E: 0 K: 1 S: 11	H: 1 LOB: 1 BB: 0 P: 17	R: 0 E: 0 K: 2 S: 9	H: 0 LOB: 1 BB: 1 P: 13	R: 0 E: 0 K: 2 S: 8	H: 0 LOB: 0 BB: 0 P: 10	1B: 1 2B: 2 3B: 0 HR: 1	SF: 1 SAC: 0 DP: 0 HBP: 0	WP: 0 PB: 0 SB: 0 CS: 0	PA: 32
PITCHER	IP	WLS	BF	H	R	ER	SO	BB	IBB	HBP	BLK	WP	HR	S	P	ERA	WHIP					
68 Ross Stripling, R ERA: 4.12	5.0	W	18	3	2	2	5	0	0	0	0	0	1	41	66	3.60	0.600					
46 Josh Fields, R ERA: 5.5	1.0	H	3	0	0	0	0	0	0	0	0	0	0	7	9	0.00	0.000					
52 Pedro Báez, R ERA: 3.55	1.0	H	4	1	0	0	1	0	0	0	0	0	0	11	17	0.00	1.000					
55 Joe Blanton, R ERA: 2.48	1.0	H	4	0	0	0	2	1	0	0	0	0	0	9	13	0.00	1.000					
74 Kenley Jansen, R ERA: 1.79	1.0	S	3	0	0	0	2	0	0	0	0	0	0	8	10	0.00	0.000					

Arizona Diamondbacks @ Los Angeles Dodgers
Dodger Stadium, Los Angeles, CA
Tue Sep 06 2016, 7:13 PM - 9:59 PM PDT
Att. 42,457 - Clear - 71 F

livebaseballscores.com

AB 30
R 2
H 4
RBI 2
BB 1
SO 10
LOB 6

Batter	1	2	3	4	5	6	7	8	9	AB	R	H	RBI	BB	SO	LOB	BOTTOM					
26 Chase Utley, L OBP: 0.322, SLG: 0.392										4	0	0	0	0	0	1						
5 Corey Seager, L OBP: 0.378, SLG: 0.535										4	2	2	0	0	2	0						
10 Justin Turner, R OBP: 0.336, SLG: 0.498										4	1	2	1	0	0	0						
23 Adrián González, L OBP: 0.356, SLG: 0.452										4	0	1	0	0	1	3						
9 Yasmani Grandal, S OBP: 0.344, SLG: 0.488										4	0	0	1	0	1	3						
11 Josh Reddick, L OBP: 0.339, SLG: 0.395										3	1	2	1	0	1	1						
66 Yasiel Puig, R OBP: 0.327, SLG: 0.398										2	0	1	0	2	0	1						
31 Joc Pederson, L OBP: 0.341, SLG: 0.479										3	1	2	1	0	0	2						
60 Andrew Toles, L OBP: 0.446, SLG: 0.662										1	0	0	0	0	0	1						
47 Howie Kendrick, R OBP: 0.338, SLG: 0.391										2	0	1	1	0	0	2						
68 Ross Stripling, R ERA: 4.12	4.1	L	23	11	5	4	2	0	0	0	0	0	0	56	90	8.31	2.538					
43 Edwin Escobar, L ERA: 6.89	1.2		6	0	0	0	3	1	0	0	0	0	0	14	23	0.00	0.600					
48 Randall Delgado, R ERA: 4.21	1.0		3	0	0	0	1	0	0	0	0	0	0	7	13	0.00	0.000					
56 Steve Hathaway, L ERA: 5.59	0.1		2	0	0	0	0	1	0	0	0	0	0	4	8	0.00	3.000					
33 Jake Barrett, R ERA: 4.03	0.2		1	0	0	0	0	0	0	0	0	0	0	4	5	0.00	0.000					
Inning Stats	R: 1 E: 0 K: 0 S: 12	H: 2 LOB: 1 BB: 0 P: 18	R: 1 E: 0 K: 0 S: 14	H: 3 LOB: 1 BB: 0 P: 22	R: 3 E: 0 K: 0 S: 15	H: 5 LOB: 2 BB: 0 P: 28	R: 0 E: 0 K: 1 S: 10	H: 0 LOB: 0 BB: 0 P: 12	R: 0 E: 0 K: 2 S: 11	H: 1 LOB: 2 BB: 1 P: 21	R: 0 E: 0 K: 2 S: 8	H: 0 LOB: 0 BB: 0 P: 12	R: 0 E: 0 K: 1 S: 7	H: 0 LOB: 0 BB: 0 P: 13	R: 0 E: 0 K: 0 S: 8	H: 0 LOB: 0 BB: 1 P: 13	R: 0 E: 0 K: 2 S: 8	H: 0 LOB: 0 BB: 0 P: 10	1B: 8 2B: 3 3B: 0 HR: 0	SF: 0 SAC: 0 DP: 1 HBP: 0	WP: 0 PB: 1 SB: 0 CS: 0	PA: 35
PITCHER	IP	WLS	BF	H	R	ER	SO	BB	IBB	HBP	BLK	WP	HR	S	P	ERA	WHIP					
26 Shelby Miller, R ERA: 6.89	4.1	L	23	11	5	4	2	0	0	0	0	0	0	56	90	8.31	2.538					
43 Edwin Escobar, L ERA: 6.89	1.2		6	0	0	0	3	1	0	0	0	0	0	14	23	0.00	0.600					
48 Randall Delgado, R ERA: 4.21	1.0		3	0	0	0	1	0	0	0	0	0	0	7	13	0.00	0.000					
56 Steve Hathaway, L ERA: 5.59	0.1		2	0	0	0	0	1	0	0	0	0	0	4	8	0.00	3.000					
33 Jake Barrett, R ERA: 4.03	0.2		1	0	0	0	0	0	0	0	0	0	0	4	5	0.00	0.000					

Arizona Diamondbacks @ Los Angeles Dodgers
Dodger Stadium, Los Angeles, CA
Tue Sep 06 2016, 7:13 PM - 9:59 PM PDT
Att. 42,457 - Clear - 71 F

livebaseballscores.com

AB 33
R 5
H 11
RBI 5
BB 2
SO 6
LOB 14

Batter	1	2	3	4	5	6	7	8	9	AB	R	H	RBI	BB	SO	LOB	TOP										
2 Denard Span, L (1.8) 66 Gorkys Hernandez, R (9.8) OBP: 0.325, SLG: 0.373 OBP: 0.350, SLG: 0.542	K	K	P4			BB	F8		1B	5	0	1	0	1	2	5											
16 Angel Pagan, S (1.7) 51 Mac Williamson, R (9.7) OBP: 0.333, SLG: 0.427 OBP: 0.333, SLG: 0.441	G4-3		2B	1B	1B	G6-4-3		3B	G5-3	5	2	3	0	0	0	1											
28 Buster Posey, R (1.2) Trevor Brown, R (9.2) OBP: 0.297, SLG: 0.385	1B		3B	3B	1-2	35 WP		P4	K	4	1	2	1	1	0	1											
35 Brandon Crawford, L (1.6) 1 Enrie Adrianza, S (9.6) OBP: 0.333, SLG: 0.435 OBP: 0.333, SLG: 0.410	FC6-5		1B	2B	3B	G5-3		1B	K	5	2	2	1	0	0	2											
8 Hunter Pence, R (1.9) 6 Jarrett Parker, L (9.9) OBP: 0.362, SLG: 0.464 OBP: 0.364, SLG: 0.408		1B	BB			1B		HR	BB	3	4	3	1	2	0	0											
9 Brandon Belt, L (1.3) OBP: 0.389, SLG: 0.466		K	F7			K		G4-3	1B	5	1	1	2	0	2	4											
12 Joe Panik, L (1.4) OBP: 0.331, SLG: 0.405	SH1-4		G3			FC4-6		1B	2B	5	1	3	1	0	0	3											
10 Eduardo Núñez, R (1.5) OBP: 0.322, SLG: 0.434	1B		IBB			1B		1B	FC4-6	4	0	3	2	1	0	1											
47 Johnny Cueto, R (1.1) 21 Conor Gillaspie, L (8.1) 22 Jake Peavy, R (8.1) 61 Josh Osich, L (9.1)	SH1-4		2 WP	1B		K		K	G3	3	0	1	1	0	2	3											
Inning Stats	R: 0 E: 0 K: 1 S: 10	H: 1 LOB: 1 BB: 0 P: 12	R: 1 E: 0 K: 2 S: 19	H: 3 LOB: 2 BB: 0 P: 25	R: 4 E: 0 K: 0 S: 17	H: 4 LOB: 2 BB: 2 P: 31	R: 0 E: 0 K: 0 S: 7	H: 1 LOB: 0 BB: 0 P: 11	R: 0 E: 0 K: 2 S: 13	H: 2 LOB: 2 BB: 0 P: 16	R: 0 E: 0 K: 0 S: 6	H: 0 LOB: 1 BB: 2 P: 16	R: 2 E: 0 K: 1 S: 15	H: 3 LOB: 1 BB: 0 P: 24	R: 4 E: 0 K: 0 S: 16	H: 4 LOB: 1 BB: 1 P: 28	R: 0 E: 0 K: 2 S: 11	H: 1 LOB: 1 BB: 0 P: 14	1B: 12 2B: 4 3B: 2 HR: 1	SF: 0 SAC: 1 DP: 2 HBP: 0	WP: 3 PB: 1 SB: 1 CS: 0	PA: 49					
PITCHER	IP	WLS	BF	H	R	ER	SO	BB	IBB	HBP	BLK	WP	HR	S	P	ERA	WHIP										
25 Archie Bradley, R (1.1) ERA: 5.1	3.0	L	19	8	5	5	3	1	1	0	0	1	0	46	68	15.00	3.000										
46 Patrick Corbin, L (4.1) ERA: 5.49	3.0		12	3	0	0	2	2	0	0	0	1	0	26	43	0.00	1.667										
52 Zack Godley, R (7.1) ERA: 6.79	1.0		6	3	2	2	1	0	0	0	0	0	1	15	24	18.00	3.000										
61 Silvino Bracho, R (8.1) ERA: 8.53	0.1		5	3	4	4	0	1	0	0	0	0	0	11	22	108.00	12.000										
54 Dominic Leone, R (8.1) ERA: 7.04	1.2		7	2	0	0	2	0	0	0	0	1	0	16	20	0.00	1.200										

San Francisco Giants @ Arizona Diamondbacks
Chase Field, Phoenix, AZ
Sat Sep 10 2016, 5:11 PM - 8:20 PM MST
Att: 32,301 - Roof Closed - 77 F

AB 43
R 11
H 19
RBI 9
BB 5
SO 8
LOB 24



Batter	1	2	3	4	5	6	7	8	9	AB	R	H	RBI	BB	SO	LOB	BOTTOM										
2 Jean Segura, R (1.4) OBP: 0.360, SLG: 0.464	G4-3		G5-3			G4-3		2B		4	0	1	0	0	0	0											
16 Chris Owings, R (1.6) OBP: 0.334, SLG: 0.420	G4-3		G4-3			K		K		4	0	0	0	0	2	1											
44 Paul Goldschmidt, R (1.3) 29 Kyle Jensen, R (9.3) OBP: 0.414, SLG: 0.497 OBP: 0.286, SLG: 0.667	G6-3					K		G6-3	G5-3	3	0	0	0	0	1	0											
22 Jake Lamb, L (1.5) OBP: 0.334, SLG: 0.534		K				G3		2B	K	4	1	1	0	0	2	0											
24 Yasmany Tomás, R (1.9) OBP: 0.305, SLG: 0.500	G4-3					K		G5-3		4	1	1	1	0	1	1											
27 Brandon Drury, R (1.7) OBP: 0.311, SLG: 0.416		BB				BB		1B	G5-3	2	0	1	1	2	0	0											
30 Sócrates Brito, L (1.8) 54 Dominic Leone, R (8.1)	G3					F8		FC3-6		3	0	0	0	0	0	3											
8 Tuffy Gosewisch, R (1.2) OBP: 0.197, SLG: 0.306			G3-1			K		BB		2	0	0	0	1	1	1											
25 Archie Bradley, R (1.1) 14 Peter Dinkens, R (3.1) 46 Patrick Corbin, L (4.1) 15 Phil Gosselin, R (6.1) 52 Zack Godley, R (7.1) 61 Silvino Bracho, R (8.1) 19 Mitch Hänger, R (8.1) OBP: 0.275, SLG: 0.336			HR			K		G5-4-3	G5-4-3	0	0	0	0	0	0	0											
Inning Stats	R: 0 E: 0 K: 0 S: 7	H: 0 LOB: 0 BB: 0 P: 9	R: 0 E: 0 K: 1 S: 9	H: 0 LOB: 1 BB: 1 P: 16	R: 1 E: 0 K: 0 S: 12	H: 1 LOB: 0 BB: 0 P: 18	R: 0 E: 0 K: 2 S: 7	H: 0 LOB: 0 BB: 0 P: 11	R: 0 E: 0 K: 1 S: 6	H: 0 LOB: 0 BB: 1 P: 11	R: 0 E: 0 K: 2 S: 7	H: 0 LOB: 0 BB: 0 P: 8	R: 1 E: 0 K: 0 S: 12	H: 2 LOB: 1 BB: 0 P: 16	R: 0 E: 0 K: 1 S: 16	H: 1 LOB: 1 BB: 1 P: 24	R: 1 E: 0 K: 1 S: 11	H: 1 LOB: 0 BB: 0 P: 17	1B: 1 2B: 2 3B: 0 HR: 2	SF: 0 SAC: 0 DP: 1 HBP: 0	WP: 0 PB: 0 SB: 0 CS: 0	PA: 33					
PITCHER	IP	WLS	BF	H	R	ER	SO	BB	IBB	HBP	BLK	WP	HR	S	P	ERA	WHIP										
47 Johnny Cueto, R (1.1) ERA: 2.9	7.0	W	25	3	2	2	6	2	0	0	0	0	1	60	89	2.57	0.714										
22 Jake Peavy, R (8.1) ERA: 5.51	1.0		4	1	0	0	1	1	0	0	0	0	0	16	24	0.00	2.000										
61 Josh Osich, L (9.1) ERA: 4.41	1.0		4	1	1	1	1	0	0	0	0	0	1	11	17	9.00	1.000										

San Francisco Giants @ Arizona Diamondbacks
Chase Field, Phoenix, AZ
Sat Sep 10 2016, 5:11 PM - 8:20 PM MST
Att: 32,301 - Roof Closed - 77 F

AB 30
R 3
H 5
RBI 3
BB 3
SO 8
LOB 7



Batter	1	2	3	4	5	6	7	8	9	AB	R	H	RBI	BB	SO	LOB	TOP				
19 Charlie Blackmon, L OBP: 0.377, SLG: 0.542 68 Raimel Tapia, L OBP: 0.353, SLG: 0.296										3	2	1	1	1	1	1					
9 DJ LeMahieu, R OBP: 0.415, SLG: 0.490 14 Tony Wolters, L OBP: 0.327, SLG: 0.390										4	1	1	1	0	0	1					
28 Nolan Arenado, R OBP: 0.391, SLG: 0.572 65 Stephen Cardullo, R OBP: 0.276, SLG: 0.464										3	1	2	1	0	1	0					
5 Carlos González, L OBP: 0.350, SLG: 0.525 72 Jordan Patterson, L										3	0	0	1	0	1	1					
6 Ryan Raburn, R OBP: 0.311, SLG: 0.394										4	0	0	0	0	2	1					
12 Mark Reynolds, R OBP: 0.356, SLG: 0.446 48 Germán Márquez, R										3	0	2	0	0	0	0					
23 Tom Murphy, R OBP: 0.369, SLG: 0.706 30 Jason Motte, R										1	0	0	0	0	0	0					
4 Nick Hundley, R OBP: 0.321, SLG: 0.446 13 Dustin Garneau, R OBP: 0.290, SLG: 0.355										3	0	1	0	0	1	2					
18 Cristhian Adames, S OBP: 0.310, SLG: 0.311										3	0	0	0	1	1	2					
29 Jorge De La Rosa, L OBP: 0.250, SLG: 0.189 31 Eddie Butler, R OBP: 0.071, SLG: 0.071 61 Matt Carasiti, R										2	0	0	0	0	2	1					
74 Pat Valaika, R OBP: 0.667, SLG: 1.000										2	0	1	0	0	0	1					
Inning Stats	R: 3 E: 0 K: 2 S: 22	H: 3 LOB: 1 BB: 1 P: 32	R: 0 E: 0 K: 2 S: 10	H: 0 LOB: 0 BB: 0 P: 14	R: 0 E: 0 K: 0 S: 14	H: 1 LOB: 1 BB: 0 P: 21	R: 0 E: 0 K: 1 S: 10	H: 1 LOB: 1 BB: 0 P: 14	R: 1 E: 0 K: 2 S: 14	H: 1 LOB: 0 BB: 0 P: 22	R: 0 E: 0 K: 1 S: 9	H: 1 LOB: 1 BB: 0 P: 10	R: 0 E: 0 K: 0 S: 10	H: 0 LOB: 1 BB: 0 P: 11	R: 0 E: 0 K: 2 S: 12	H: 0 LOB: 1 BB: 1 P: 11	1B: 3 2B: 3 3B: 1 HR: 1	SF: 0 SAC: 0 DP: 0 HBP: 0	WP: 0 PB: 0 SB: 0 CS: 0	PA: 37	
PITCHER	IP: 5.0 WLS: W BF: 22 ERA: 4.55	WLS: 1 LOB: 1 S: 15	H: 6 R: 4 ER: 4 SO: 7	H: 4 R: 4 ER: 4 SO: 7	H: 4 R: 4 ER: 4 SO: 7	BB: 1 IBB: 0 HBP: 0 BLK: 0	BB: 1 IBB: 0 HBP: 0 BLK: 0	BB: 1 IBB: 0 HBP: 0 BLK: 0	WP: 0 HR: 1 S: 70 P: 103	ERA: 7.20 WHIP: 1.400	PITCHER	IP: 4.0 WLS: S BF: 15 ERA: 0.00	WLS: 0 LOB: 0 S: 15	H: 2 R: 0 ER: 0 SO: 4	H: 0 LOB: 0 BB: 0 P: 14	H: 0 LOB: 0 BB: 0 P: 14	H: 0 LOB: 0 BB: 0 P: 14	WP: 0 HR: 0 S: 37 P: 48	ERA: 0.00 WHIP: 0.750		

Colorado Rockies @ Arizona Diamondbacks
Chase Field, Phoenix, AZ
Tue Sep 13 2016, 6:43 PM - 10:09 PM MST
Att: 20,897 - Partly Cloudy - 93 F

AB	35
R	4
H	8
RBI	4
BB	2
SO	11
LOB	12



Batter	1	2	3	4	5	6	7	8	9	AB	R	H	RBI	BB	SO	LOB	BOTTOM			
2 Jean Segura, R OBP: 0.358, SLG: 0.470 14 Peter O'Brien, R OBP: 0.194, SLG: 0.424										5	3	3	2	0	0	1				
16 Chris Owings, R OBP: 0.332, SLG: 0.420										6	2	2	0	0	2	4				
44 Paul Goldschmidt, R OBP: 0.421, SLG: 0.491 29 Kyle Jensen, R OBP: 0.333, SLG: 0.545										3	3	3	1	2	0	0				
7 Wellington Castillo, R OBP: 0.323, SLG: 0.436										5	1	1	2	0	1	6				
24 Yasmany Tomás, R OBP: 0.312, SLG: 0.513 30 Sócrates Brito, L OBP: 0.194, SLG: 0.380										5	0	3	2	0	0	1				
22 Jake Lamb, L OBP: 0.338, SLG: 0.538										3	1	1	1	2	2	1				
27 Brandon Drury, R OBP: 0.320, SLG: 0.440										4	1	1	1	1	2	4				
19 Mitch Haniger, R OBP: 0.302, SLG: 0.345										4	0	2	1	1	1	0				
38 Robbie Ray, L ERA: 5.23 15 Phil Gosselin, R OBP: 0.212, SLG: 0.294 55 Matt Koch, L										2	0	0	0	0	1	4				
Inning Stats	R: 4 E: 0 K: 0 S: 19	H: 4 LOB: 2 BB: 2 P: 37	R: 0 E: 0 K: 1 S: 8	H: 1 LOB: 1 BB: 0 P: 13	R: 0 E: 0 K: 2 S: 13	H: 1 LOB: 2 BB: 2 P: 25	R: 2 E: 0 K: 2 S: 14	H: 3 LOB: 1 BB: 0 P: 23	R: 5 E: 0 K: 2 S: 19	H: 5 LOB: 2 BB: 2 P: 36	R: 0 E: 0 K: 0 S: 13	H: 2 LOB: 3 BB: 1 P: 22	R: 0 E: 0 K: 1 S: 8	H: 0 LOB: 0 BB: 0 P: 9	R: 0 E: 0 K: 2 S: 12	H: 1 LOB: 2 BB: 1 P: 21	1B: 9 2B: 5 3B: 0 HR: 3	SF: 0 SAC: 1 DP: 0 HBP: 0	WP: 1 PB: 2 SB: 2 CS: 2	PA: 48
PITCHER	IP: 3.1 WLS: L BF: 21 ERA: 7.21	WLS: 2 LOB: 2 S: 11	H: 6 R: 5 ER: 5 SO: 3	H: 6 R: 5 ER: 5 SO: 3	H: 6 R: 5 ER: 5 SO: 3	BB: 3 IBB: 0 HBP: 0 BLK: 0	BB: 3 IBB: 0 HBP: 0 BLK: 0	BB: 3 IBB: 0 HBP: 0 BLK: 0	WP: 0 HR: 1 S: 24 P: 41	ERA: 33.75 WHIP: 5.250	PITCHER	IP: 0.2 WLS: S BF: 4 ERA: 5.23	WLS: 0 LOB: 0 S: 4	H: 1 R: 0 ER: 0 SO: 2	H: 0 LOB: 0 BB: 0 P: 16	H: 0 LOB: 0 BB: 0 P: 16	WP: 0 HR: 0 S: 10 P: 16	ERA: 0.00 WHIP: 3.000		

Colorado Rockies @ Arizona Diamondbacks
Chase Field, Phoenix, AZ
Tue Sep 13 2016, 6:43 PM - 10:09 PM MST
Att: 20,897 - Partly Cloudy - 93 F

AB	39
R	11
H	17
RBI	10
BB	8
SO	10
LOB	23



Batter	1	2	3	4	5	6	7	8	9	AB	R	H	RBI	BB	SO	LOB	TOP					
26 Chase Utley, L (1,4) OBP: 0.319, SLG: 0.389										4	1	3	1	1	0	0	Los Angeles Dodgers @ Arizona Diamondbacks Chase Field, Phoenix, AZ Thu Sep 15 2016, 6:41 PM - 9:19 PM MST Att: 27,126 - Clear - 92 F					
5 Corey Seager, L (1,6) OBP: 0.374, SLG: 0.528										4	0	1	0	0	1	3						
10 Justin Turner, R (1,5) OBP: 0.337, SLG: 0.502										4	0	1	1	0	1	4						
23 Adrián González, L (1,3) OBP: 0.348, SLG: 0.436										4	0	0	0	0	1	4						
9 Yasmani Grandal, S (1,2) OBP: 0.333, SLG: 0.476										4	0	1	0	0	2	0						
11 Josh Reddick, L (1,9) OBP: 0.338, SLG: 0.394										2	0	0	0	1	0	0						
14 Enrique Hernández, R (8, PH) OBP: 0.291, SLG: 0.335										1	0	0	0	0	0	0						
16 André Ethier, L (1,7) OBP: 0.091, SLG: 0.091										3	0	1	0	0	1	2						
66 Yasiel Puig, R (8, PH) OBP: 0.324, SLG: 0.409										1	0	0	0	0	1	0						
31 Joc Pederson, L (1,8) OBP: 0.342, SLG: 0.485										3	1	1	0	0	1	3						
25 Rob Segedin, R (9, PH) OBP: 0.286, SLG: 0.358										1	0	0	0	0	1	0						
44 Rich Hill, L (1,1)										2	0	0	0	0	1	2						
67 Louis Coleman, R (6,1)										0	0	0	0	0	0	0						
60 Andrew Toles, L (7, PH) OBP: 0.398, SLG: 0.582										1	1	1	0	0	0	0						
71 Josh Ravin, R (7,1)										0	0	0	0	0	0	0						
47 Howie Kendrick, R (9, PH) OBP: 0.340, SLG: 0.384										1	0	0	0	0	1	0						
Inning Stats	R: 0 E: 0 K: 3 S: 12	H: 1 LOB: 1 BB: 0 P: 15	R: 0 E: 0 K: 3 S: 11	H: 1 LOB: 2 BB: 1 P: 19	R: 0 E: 0 K: 0 S: 7	H: 2 LOB: 1 BB: 0 P: 8	R: 0 E: 0 K: 0 S: 11	H: 1 LOB: 1 BB: 0 P: 14	R: 1 E: 0 K: 0 S: 10	H: 1 LOB: 1 BB: 1 P: 16	R: 0 E: 0 K: 1 S: 8	H: 0 LOB: 0 BB: 0 P: 9	R: 2 E: 0 K: 0 S: 11	H: 3 LOB: 1 BB: 0 P: 15	R: 0 E: 0 K: 2 S: 7	H: 0 LOB: 0 BB: 0 P: 12	R: 0 E: 0 K: 2 S: 9	H: 0 LOB: 0 BB: 0 P: 11	1B: 6 2B: 3 3B: 0 HR: 0	SF: 0 SAC: 0 DP: 1 HBP: 0	WP: 1 PB: 0 SB: 0 CS: 0	PA: 37
PITCHER	IP WLS BF H R ER SO BB IBB HBP BLK WP HR S P ERA WHIP	6.0 W 28 9 3 3 7 2 0 0 0 1 0 64 88 4.50 1.833	3.0 S 9 0 0 0 4 0 0 0 0 0 0 22 31 0.00 0.000																			
25 Archie Bradley, R (1,1) ERA: 5.07																						
46 Patrick Corbin, L (7,1) ERA: 5.38																						

AB	35
R	3
H	9
RBI	2
BB	2
SO	11
LOB	18



Batter	1	2	3	4	5	6	7	8	9	AB	R	H	RBI	BB	SO	LOB	BOTTOM					
2 Jean Segura, R (1,4) OBP: 0.382, SLG: 0.482										3	1	0	0	1	2	1	Los Angeles Dodgers @ Arizona Diamondbacks Chase Field, Phoenix, AZ Thu Sep 15 2016, 6:41 PM - 9:19 PM MST Att: 27,126 - Clear - 92 F					
16 Chris Owings, R (1,6) OBP: 0.331, SLG: 0.427										4	0	1	1	0	1	1						
44 Paul Goldschmidt, R (1,3) OBP: 0.419, SLG: 0.485										4	1	1	1	0	2	1						
24 Yasmany Tomás, R (1,9) OBP: 0.308, SLG: 0.507										4	0	0	0	0	0	1						
27 Brandon Drury, R (1,5) OBP: 0.323, SLG: 0.450										4	1	1	1	0	2	0						
29 Kyle Jensen, R (1,7) OBP: 0.375, SLG: 0.714										3	2	1	1	1	1	0						
30 Sócrates Brito, L (9,7) OBP: 0.208, SLG: 0.382										0	0	0	0	0	0	0						
19 Mitch Haniger, R (1,8) OBP: 0.313, SLG: 0.407										3	1	1	3	0	1	0						
8 Tuffy Gosewisch, R (1,2) OBP: 0.238, SLG: 0.303										2	1	1	0	1	1	0						
25 Archie Bradley, R (1,1) OBP: 0.075, SLG: 0.077										2	0	0	0	0	2	1						
46 Patrick Corbin, L (7,1) OBP: 0.327, SLG: 0.417										0	0	0	0	0	0	0						
Inning Stats	R: 0 E: 0 K: 2 S: 7	H: 0 LOB: 0 BB: 0 P: 9	R: 1 E: 0 K: 2 S: 13	H: 1 LOB: 0 BB: 0 P: 19	R: 1 E: 0 K: 0 S: 10	H: 2 LOB: 1 BB: 0 P: 12	R: 0 E: 0 K: 1 S: 10	H: 0 LOB: 0 BB: 0 P: 16	R: 0 E: 0 K: 2 S: 14	H: 0 LOB: 0 BB: 0 P: 19	R: 5 E: 0 K: 2 S: 28	H: 3 LOB: 1 BB: 3 P: 47	R: 0 E: 0 K: 2 S: 8	H: 0 LOB: 0 BB: 0 P: 13	R: 0 E: 0 K: 1 S: 7	H: 0 LOB: 0 BB: 0 P: 8	R: 0 E: 0 K: 1 S: 7	H: 0 LOB: 0 BB: 0 P: 11	1B: 4 2B: 0 3B: 0 HR: 2	SF: 0 SAC: 1 DP: 0 HBP: 0	WP: 1 PB: 1 SB: 0 CS: 0	PA: 33
PITCHER	IP WLS BF H R ER SO BB IBB HBP BLK WP HR S P ERA WHIP	5.1 L 21 4 4 3 1 2 0 0 0 1 1 17 29 40.50 6.000	2.0 6 0 0 0 3 0 0 0 0 0 0 15 21 0.00 0.000																			
44 Rich Hill, L (1,1) ERA: 2.06																						
67 Louis Coleman, R (6,1) ERA: 4.03																						
71 Josh Ravin, R (7,1) ERA:																						

AB	29
R	7
H	6
RBI	7
BB	3
SO	12
LOB	5



Batter	1	2	3	4	5	6	7	8	9	AB	R	H	RBI	BB	SO	LOB	TOP										
26 Chase Utley, L OBP: 0.320, SLG: 0.392										4	1	2	0	0	0	0	Los Angeles Dodgers @ Arizona Diamondbacks Chase Field, Phoenix, AZ Fri Sep 16 2016, 6:40 PM - 10:12 PM MST Att: 28,211 - Clear - 92 F										
5 Corey Seager, L OBP: 0.373, SLG: 0.625										3	0	0	0	1	2	2											
10 Justin Turner, R OBP: 0.336, SLG: 0.504										4	1	1	1	0	1	1											
23 Adrián González, L OBP: 0.349, SLG: 0.435										3	1	1	0	1	0	1											
9 Yasmani Grandal, S OBP: 0.329, SLG: 0.471										4	0	0	0	0	1	2											
11 Josh Reddick, L OBP: 0.337, SLG: 0.391										3	0	0	0	1	0	0											
47 Howie Kendrick, R OBP: 0.339, SLG: 0.383										4	0	1	0	0	1	1											
31 Joc Pederson, L OBP: 0.341, SLG: 0.481										3	0	0	0	1	1	1											
18 Kenta Maeda, R OBP: 0.136, SLG: 0.159										2	0	0	0	0	0	3											
56 J.P. Howell, L										0	0	0	0	0	0	0											
46 Josh Fields, R										0	0	0	0	0	0	0											
66 Yasiel Puig, R										1	0	0	0	0	0	0											
52 Pedro Báez, R										0	0	0	0	0	0	0											
75 Grant Dayton, L										0	0	0	0	0	0	0											
55 Joe Blanton, R										0	0	0	0	0	0	0											
74 Kenley Jansen, S										0	0	0	0	0	0	0											
Inning Stats	R: 2 E: 0 K: 1 S: 13	H: 2 LOB: 0 BB: 1 P: 23	R: 0 E: 0 K: 1 S: 9	H: 1 LOB: 1 BB: 0 P: 11	R: 0 E: 0 K: 2 S: 11	H: 0 LOB: 0 BB: 0 P: 15	R: 1 E: 1 K: 0 S: 11	H: 1 LOB: 2 BB: 2 P: 23	R: 0 E: 0 K: 0 S: 13	H: 0 LOB: 0 BB: 0 P: 13	R: 0 E: 0 K: 0 S: 7	H: 0 LOB: 1 BB: 1 P: 21	R: 0 E: 0 K: 0 S: 9	H: 1 LOB: 0 BB: 0 P: 12	R: 0 E: 0 K: 1 S: 6	H: 0 LOB: 0 BB: 0 P: 10	R: 0 E: 0 K: 1 S: 11	H: 0 LOB: 0 BB: 0 P: 16	1B: 3 2B: 1 3B: 1 HR: 0	SF: 0 SAC: 0 DP: 1 HBP: 0	WP: 1 PB: 1 SB: 0 CS: 0	PA: 35					
PITCHER	IP	WLS	BF	H	R	ER	SO	BB	IBB	HBP	BLK	WP	HR	S	P	ERA	WHIP										
21 Zack Greinke, R ERA: 4.42	6.0	L	25	4	3	1	4	3	1	0	0	1	0	64	106	1.50	1.167										
56 Steve Hathaway, L ERA: 4.75	1.0		4	1	0	0	0	0	0	0	0	0	0	9	12	0.00	1.000										
48 Randall Delgado, R ERA: 4.24	0.1		1	0	0	0	0	0	0	0	0	0	0	2	3	0.00	0.000										
43 Edwin Escobar, L ERA: 7.89	0.2		2	0	0	0	1	0	0	0	0	0	0	4	7	0.00	0.000										
33 Jake Barrett, R ERA: 3.61	1.0		3	0	0	0	1	0	0	0	0	0	0	11	16	0.00	0.000										

Batter	1	2	3	4	5	6	7	8	9	AB	R	H	RBI	BB	SO	LOB	BOTTOM											
2 Jean Segura, R OBP: 0.362, SLG: 0.483										5	0	2	0	0	1	0	Los Angeles Dodgers @ Arizona Diamondbacks Chase Field, Phoenix, AZ Fri Sep 16 2016, 6:40 PM - 10:12 PM MST Att: 28,211 - Clear - 92 F											
16 Chris Owings, R OBP: 0.329, SLG: 0.430										5	1	1	0	0	2	2												
44 Paul Goldschmidt, R OBP: 0.416, SLG: 0.494										4	0	0	1	0	3	2												
22 Jake Lamb, L OBP: 0.336, SLG: 0.532										5	0	1	0	0	2	1												
7 Wellington Castillo, R OBP: 0.327, SLG: 0.436										2	1	1	0	2	0	0												
24 Yasmany Tomás, R OBP: 0.308, SLG: 0.504										3	0	0	0	1	2	3												
27 Brandon Drury, R OBP: 0.326, SLG: 0.450										2	0	1	0	2	1	2												
19 Mitch Haniger, R OBP: 0.324, SLG: 0.393										2	0	0	1	2	0	4												
21 Zack Greinke, R ERA: 3.24	5.0	W	21	3	1	1	6	3	0	0	0	0	0	8	21	0.00		1.200										
56 J.P. Howell, L ERA: 4.31	0.0		1	1	0	0	0	0	0	0	0	0	0	1	3	∞		∞										
46 Josh Fields, R ERA: 5.22	1.0	H	4	0	0	0	2	1	0	0	0	0	0	11	16	0.00	1.000											
52 Pedro Báez, R ERA: 3.33	1.0	H	4	1	0	0	2	0	0	0	0	0	0	9	12	0.00	1.000											
75 Grant Dayton, L ERA: 1.61	0.1	H	1	0	0	0	1	0	0	0	0	0	0	4	6	0.00	0.000											
Inning Stats	R: 0 E: 0 K: 2 S: 10	H: 0 LOB: 0 BB: 0 P: 14	R: 1 E: 0 K: 0 S: 10	H: 1 LOB: 2 BB: 2 P: 24	R: 0 E: 0 K: 3 S: 13	H: 1 LOB: 1 BB: 0 P: 18	R: 0 E: 0 K: 0 S: 14	H: 1 LOB: 2 BB: 1 P: 23	R: 0 E: 0 K: 1 S: 10	H: 0 LOB: 0 BB: 0 P: 15	R: 0 E: 0 K: 2 S: 12	H: 1 LOB: 1 BB: 1 P: 19	R: 0 E: 0 K: 2 S: 9	H: 1 LOB: 0 BB: 0 P: 12	R: 0 E: 0 K: 2 S: 12	H: 0 LOB: 3 BB: 3 P: 27	R: 1 E: 0 K: 0 S: 16	H: 1 LOB: 0 BB: 0 P: 22	1B: 3 2B: 2 3B: 1 HR: 0	SF: 1 SAC: 0 DP: 0 HBP: 0	WP: 1 PB: 0 SB: 0 CS: 0	PA: 40						
PITCHER	IP	WLS	BF	H	R	ER	SO	BB	IBB	HBP	BLK	WP	HR	S	P	ERA	WHIP											
55 Joe Blanton, R ERA: 2.4	8.1		5	0	0	0	0	3	0	0	0	0	0	8	21	0.00	4.500											
74 Kenley Jansen, R ERA: 1.54	9.1	S	4	1	1	1	0	0	0	0	0	0	0	16	22	9.00	1.000											



Batter	1	2	3	4	5	6	7	8	9	10	11	12	AB	R	H	RBI	BB	SO	LOB	TOP								
47 Howie Kendrick, R OBP: 0.341, SLG: 0.368 (8.5)	G4-3			K										6	1	3	2	0	1	1								
10 Justin Turner, R OBP: 0.332, SLG: 0.499 (6.4)	K			K										5	1	1	1	0	3	1								
5 Corey Seager, L OBP: 0.373, SLG: 0.524 (1.6)	K			K										5	0	0	0	1	3	1								
66 Yasiel Puig, R OBP: 0.320, SLG: 0.401 (8.8)		G5-3			G4-3	P3	F8							5	0	0	0	1	0	2								
25 Rob Segedin, R OBP: 0.289, SLG: 0.356 (6.1)		G5-3												2	1	0	0	1	1	0								
71 Josh Ravin, R (6.1)														0	0	0	0	0	0	0								
60 Andrew Toles, L OBP: 0.396, SLG: 0.573 (7. PH)														1	0	0	0	0	0	1								
46 Josh Fields, R (8.7)														0	0	0	0	0	0	0								
16 Andre Ethier, L OBP: 0.143, SLG: 0.077 (8. PH)														2	0	0	0	0	1	1								
14 Enrique Hernández, R OBP: 0.295, SLG: 0.354 (6.7)														3	2	2	2	0	0	0								
11 Josh Reddick, L OBP: 0.342, SLG: 0.397 (8. PH)														2	1	1	0	1	0	0								
6 Charlie Culberson, R 31 Jico Pederson, L (6. PH)														2	0	1	0	0	0	0								
67 Louis Coleman, R 36 Adam Liberatore, L (8. PH)														1	1	0	0	1	1	1								
68 Ross Stripling, R 26 Chase Lilly, L (8. PH)														0	0	0	0	0	0	0								
15 Austin Barnes, R OBP: 0.294, SLG: 0.207 (1.2)														4	2	1	1	2	1	0								
87 Jose De León, R 58 Jesse Chavez, R 51 Carlos Ruiz, R 56 J.P. Howell, L 28 Bud Norris, R 23 Adrián González, L (8.3)														1	0	0	0	0	1	0								
Inning Stats	R: 0 E: 0 K: 2 S: 10	H: 0 LOB: 0 BB: 0 P: 15	R: 0 E: 0 K: 0 S: 8	H: 0 LOB: 0 BB: 0 P: 12	R: 0 E: 0 K: 2 S: 9	H: 0 LOB: 0 BB: 0 P: 12	R: 0 E: 0 K: 3 S: 9	H: 0 LOB: 0 BB: 0 P: 12	R: 0 E: 0 K: 1 S: 13	H: 2 LOB: 2 BB: 0 P: 22	R: 6 E: 0 K: 0 S: 24	H: 4 LOB: 3 BB: 3 P: 45	R: 0 E: 0 K: 4 S: 14	H: 1 LOB: 1 BB: 1 P: 8	R: 2 E: 0 K: 2 S: 14	H: 2 LOB: 1 BB: 1 P: 23	R: 0 E: 0 K: 1 S: 12	H: 1 LOB: 2 BB: 1 P: 20	R: 0 E: 0 K: 2 S: 9	H: 0 LOB: 0 BB: 0 P: 14	R: 0 E: 0 K: 0 S: 3	H: 0 LOB: 0 BB: 0 P: 7	R: 0 E: 0 K: 0 S: 3	H: 0 LOB: 0 BB: 0 P: 7	1B: 5 2B: 4 3B: 0 HR: 1	SF: 0 SAC: 0 DP: 0 HBP: 0	WP: 0 PB: 0 SB: 1 CS: 0	PA: 53
PITCHER	IP 5.2	WLS 0	BF 24	H 5	R 5	ER 5	SO 8	BB 2	IBB 0	HBP 0	BLK 0	WP 0	HR 1	S 68	P 103	ERA 7.94	WHIP 1.235											
38 Robbie Ray, L ERA: 4.56 (1.1)																												
48 Randall Delgado, R ERA: 4.5 (6.1)																												
43 Edwin Escobar, L ERA: 7.77 (6.1)																												
33 Jake Barrett, R ERA: 3.53 (6.1)																												
36 Enrique Burgos, R ERA: 5.67 (8.1)																												
PITCHER	IP 1.0	WLS 0	BF 5	H 1	R 0	ER 0	SO 1	BB 1	IBB 0	HBP 0	BLK 0	WP 0	HR 0	S 12	P 20	ERA 0.00	WHIP 0.500											
41 Daniel Hudson, R ERA: 5.6 (9.1)																												
52 Zack Godley, R ERA: 6.55 (10.1)																												
56 Matt Koch, R ERA: (12.1)																												

Los Angeles Dodgers @ Arizona Diamondbacks
Chase Field, Phoenix, AZ
Sun Sep 18 2016, 1:12 PM - 5:39 PM MST
Att. 26,159 - Roof Closed - 73 F

livebaseballscorecards.com

AB 46
R 9
H 10
RBI 9
BB 7
SO 14
LOB 15




Batter	1	2	3	4	5	6	7	8	9	10	11	12	AB	R	H	RBI	BB	SO	LOB	BOTTOM								
2 Jean Segura, R OBP: 0.365, SLG: 0.490 (1.4)	G4-3													6	0	3	2	1	1	1								
16 Chris Owings, R OBP: 0.325, SLG: 0.433 (1.6)	G4-3													7	1	2	3	0	2	3								
44 Paul Goldschmidt, R OBP: 0.412, SLG: 0.478 (1.3)	K													6	1	1	0	1	1	3								
22 Jake Lamb, L OBP: 0.333, SLG: 0.523 (1.5)	G1-3													5	0	0	0	2	2	1								
27 Brandon Drury, R OBP: 0.334, SLG: 0.461 (1.7)														5	3	4	2	2	0	0								
19 Mitch Haniger, R OBP: 0.350, SLG: 0.449 (1.8)														5	2	3	2	1	0	3								
30 Sócrates Brito, L OBP: 0.200, SLG: 0.367 (8.1)														3	1	0	1	0	0	2								
36 Enrique Burgos, R OBP: 0.327, SLG: 0.441 (8.2)														0	0	0	0	0	0	0								
7 Wellington Castillo, R OBP: 0.327, SLG: 0.441 (8.2)														1	0	0	0	1	1	0								
8 Tuffy Gossweisch, R 15 Phil Gossweisch, L 41 Daniel Hudson, R 29 Kyle Jensen, R 42 Zack Godley, R 14 Matt Koch, L (12.1)														3	1	0	0	0	0	3								
38 Robbie Ray, L 48 Randall Delgado, R 43 Edwin Escobar, L 33 Jake Barrett, R 24 Ysamarly Tomás, R 5 Rickie Weeks, Jr., R (7. PH)														0	0	0	0	0	0	0								
Inning Stats	R: 0 E: 0 K: 1 S: 8	H: 1 LOB: 1 BB: 0 P: 11	R: 3 E: 1 K: 0 S: 14	H: 2 LOB: 1 BB: 1 P: 21	R: 0 E: 0 K: 1 S: 10	H: 0 LOB: 0 BB: 0 P: 10	R: 3 E: 0 K: 0 S: 14	H: 4 LOB: 2 BB: 1 P: 24	R: 1 E: 0 K: 1 S: 12	H: 2 LOB: 1 BB: 0 P: 17	R: 0 E: 0 K: 2 S: 8	H: 0 LOB: 0 BB: 0 P: 12	R: 0 E: 0 K: 0 S: 13	H: 1 LOB: 2 BB: 1 P: 22	R: 2 E: 0 K: 2 S: 13	H: 2 LOB: 3 BB: 3 P: 30	R: 0 E: 0 K: 3 S: 15	H: 2 LOB: 2 BB: 2 P: 21	R: 0 E: 0 K: 0 S: 4	H: 0 LOB: 0 BB: 0 P: 7	R: 0 E: 0 K: 1 S: 9	H: 0 LOB: 1 BB: 1 P: 16	R: 1 E: 0 K: 0 S: 6	H: 2 LOB: 2 BB: 1 P: 12	1B: 9 2B: 4 3B: 0 HR: 3	SF: 0 SAC: 2 DP: 0 HBP: 0	WP: 1 PB: 0 SB: 1 CS: 0	PA: 59
PITCHER	IP 3.2	WLS 0	BF 20	H 7	R 6	ER 4	SO 2	BB 1	IBB 1	HBP 0	BLK 0	WP 0	HR 1	S 42	P 64	ERA 9.82	WHIP 2.182											
46 Josh Fields, R ERA: 5.04 (7.1)																												
67 Louis Coleman, R ERA: 4.3 (8.1)																												
36 Adam Liberatore, L ERA: 3.15 (8.1)																												
68 Ross Stripling, R ERA: 4.12 (8.1)																												

Los Angeles Dodgers @ Arizona Diamondbacks
Chase Field, Phoenix, AZ
Sun Sep 18 2016, 1:12 PM - 5:39 PM MST
Att. 26,159 - Roof Closed - 73 F

livebaseballscorecards.com

AB 49
R 10
H 16
RBI 10
BB 8
SO 12
LOB 20



Batter	1	2	3	4	5	6	7	8	9	AB	R	H	RBI	BB	SO	LOB	TOP					
2 Jean Segura, R OBP: 0.364, SLG: 0.488										4	0	1	0	0	1	0	Arizona Diamondbacks @ San Diego Padres Petco Park, San Diego, CA Mon Sep 19 2016, 7:11 PM - 9:56 PM PDT Att: 20,250 - Partly Cloudy - 73 F					
16 Chris Owings, R OBP: 0.325, SLG: 0.431										4	0	1	0	0	0	0						
27 Brandon Drury, R OBP: 0.331, SLG: 0.457										4	0	0	0	0	0	2						
7 Wellington Castillo, R OBP: 0.326, SLG: 0.438										3	0	0	0	1	1	0						
24 Yasmany Tomás, R OBP: 0.312, SLG: 0.503										3	1	2	0	1	1	0						
19 Mitch Haniger, R OBP: 0.345, SLG: 0.438										4	0	1	0	0	0	4						
29 Kyle Jensen, R OBP: 0.350, SLG: 0.722										3	1	1	1	0	0	3						
22 Jake Lamb, L OBP: 0.332, SLG: 0.522										1	0	0	0	0	1	1						
15 Phil Gosselin, R OBP: 0.328, SLG: 0.374										3	0	1	1	0	0	0						
35 Braden Shipley, R OBP: 0.285, SLG: 0.460										1	0	0	0	0	0	1						
14 Peter Dinkens, R OBP: 0.185, SLG: 0.400										1	0	0	0	0	0	0						
46 Patrick Corbin, L OBP: 0.227, SLG: 0.474										0	0	0	0	0	0	0						
5 Rickie Weeks, L OBP: 0.283, SLG: 0.442										1	0	0	0	0	0	1						
54 Dominic Leone, R OBP: 0.283, SLG: 0.442										0	0	0	0	0	0	0						
56 Steve Hathaway, L OBP: 0.283, SLG: 0.442										0	0	0	0	0	0	0						
61 Silvino Bracho, R OBP: 0.283, SLG: 0.442										0	0	0	0	0	0	0						
Inning Stats	R: 0 E: 0 K: 1 S: 5	H: 0 LOB: 0 BB: 0 P: 6	R: 0 E: 0 K: 0 S: 9	H: 1 LOB: 1 BB: 1 P: 16	R: 0 E: 0 K: 1 S: 13	H: 2 LOB: 2 BB: 0 P: 20	R: 0 E: 0 K: 0 S: 9	H: 1 LOB: 1 BB: 0 P: 12	R: 0 E: 0 K: 0 S: 6	H: 0 LOB: 0 BB: 0 P: 12	R: 0 E: 0 K: 0 S: 5	H: 0 LOB: 0 BB: 0 P: 8	R: 2 E: 0 K: 0 S: 14	H: 2 LOB: 0 BB: 1 P: 24	R: 0 E: 0 K: 0 S: 6	H: 0 LOB: 0 BB: 0 P: 12	R: 0 E: 0 K: 3 S: 11	H: 1 LOB: 1 BB: 0 P: 16	1B: 6 2B: 0 3B: 1 HR: 0	SF: 0 SAC: 0 DP: 2 HBP: 0	WP: 0 PB: 0 SB: 0 CS: 0	PA: 34
PITCHER	IP ERA WHIP	WLS BF	H R ER SO	BB IBB HBP BLK	WP HR S P	ERA WHIP	PITCHER	IP ERA WHIP	WLS BF	H R ER SO	BB IBB HBP BLK	WP HR S P	ERA WHIP									
27 Clayton Richard, L ERA: 2.98	6.1	W	26	6	2	2	2	2	2	0	0	0	0	0	0	0	0	0	58	92	2.84	1.263
52 Brad Hand, L ERA: 2.99	7.1	H	4	0	0	0	0	0	0	0	0	0	0	0	0	0	0	0	9	18	0.00	0.000
37 Brandon Maurer, R ERA: 4.73	9.1	S	4	1	0	0	3	0	0	0	0	0	0	0	0	0	0	0	11	16	0.00	1.000

Batter	1	2	3	4	5	6	7	8	9	AB	R	H	RBI	BB	SO	LOB	BOTTOM					
16 Travis Jankowski, L OBP: 0.339, SLG: 0.319										3	0	1	0	1	1	2	Arizona Diamondbacks @ San Diego Padres Petco Park, San Diego, CA Mon Sep 19 2016, 7:11 PM - 9:56 PM PDT Att: 20,250 - Partly Cloudy - 73 F					
24 Jon Jay, L OBP: 0.343, SLG: 0.391										4	0	0	0	0	0	2						
4 Wil Myers, R OBP: 0.337, SLG: 0.465										2	1	1	1	2	0	1						
11 Ryan Schimpf, L OBP: 0.334, SLG: 0.552										4	0	1	0	0	2	1						
24 Alex Dickerson, L OBP: 0.315, SLG: 0.437										4	1	2	0	0	0	3						
9 Adam Rosales, R OBP: 0.325, SLG: 0.470										4	1	1	0	0	1	1						
3 Derek Norris, R OBP: 0.254, SLG: 0.323										4	0	0	0	0	0	3						
5 Alexi Amarista, L OBP: 0.298, SLG: 0.273										3	0	2	2	0	0	0						
27 Clayton Richard, L OBP: 0.133, SLG: 0.071										3	0	0	0	0	1	3						
52 Brad Hand, L										0	0	0	0	0	0	0						
37 Brandon Maurer, R										0	0	0	0	0	0	0						
Inning Stats	R: 0 E: 0 K: 0 S: 12	H: 1 LOB: 2 BB: 1 P: 22	R: 0 E: 0 K: 0 S: 5	H: 0 LOB: 0 BB: 0 P: 10	R: 0 E: 0 K: 1 S: 8	H: 1 LOB: 0 BB: 0 P: 14	R: 3 E: 1 K: 2 S: 24	H: 4 LOB: 2 BB: 0 P: 39	R: 0 E: 0 K: 1 S: 8	H: 0 LOB: 1 BB: 1 P: 14	R: 0 E: 0 K: 1 S: 8	H: 1 LOB: 0 BB: 0 P: 11	R: 0 E: 0 K: 0 S: 9	H: 0 LOB: 0 BB: 1 P: 16	R: 0 E: 0 K: 0 S: 10	H: 1 LOB: 1 BB: 0 P: 16	1B: 7 2B: 0 3B: 0 HR: 1	SF: 0 SAC: 0 DP: 1 HBP: 0	WP: 0 PB: 0 SB: 0 CS: 1	PA: 34		
PITCHER	IP ERA WHIP	WLS BF	H R ER SO	BB IBB HBP BLK	WP HR S P	ERA WHIP	PITCHER	IP ERA WHIP	WLS BF	H R ER SO	BB IBB HBP BLK	WP HR S P	ERA WHIP									
35 Braden Shipley, R ERA: 5.49	4.0	L	19	6	3	2	3	1	0	0	0	0	0	0	0	0	0	1	49	85	4.50	1.750
46 Patrick Corbin, L ERA: 5.3	2.0		8	1	0	0	2	1	0	0	0	0	0	0	0	0	0	0	16	25	0.00	1.000
54 Dominic Leone, R ERA: 6.75	1.0		3	0	0	0	0	1	0	0	0	0	0	0	0	0	0	0	9	16	0.00	1.000
56 Steve Hathaway, L ERA: 4.57	0.1		2	1	0	0	0	0	0	0	0	0	0	0	0	0	0	0	7	11	0.00	3.000
61 Silvino Bracho, R ERA: 8.27	0.2		2	0	0	0	0	0	0	0	0	0	0	0	0	0	0	0	3	5	0.00	0.000

Batter	1	2	3	4	5	6	7	8	9	AB	R	H	RBI	BB	SO	LOB	TOP				
2 Jean Segura, R OBP: 0.361, SLG: 0.481										4	0	0	0	0	2	2	Arizona Diamondbacks @ Baltimore Orioles Oriole Park at Camden Yards, Baltimore, MD Sat Sep 24 2016, 7:09 PM - 9:44 PM EDT Att. 40,610 - Clear - 70 F				
16 Chris Owings, R OBP: 0.316, SLG: 0.418										4	0	0	0	0	1	0					
44 Paul Goldschmidt, R OBP: 0.415, SLG: 0.497										4	1	3	0	0	0	0					
7 Wellington Castillo, R OBP: 0.325, SLG: 0.432										4	0	1	0	0	2	2					
24 Yasmany Tomás, R OBP: 0.312, SLG: 0.503 30 Sócrates Brito, L OBP: 0.198, SLG: 0.345										2	0	0	0	0	1	2					
27 Brandon Drury, R OBP: 0.325, SLG: 0.450										4	0	1	1	0	1	0					
29 Kyle Jensen, R OBP: 0.276, SLG: 0.500										4	0	0	0	0	2	1					
19 Mitch Haniger, R OBP: 0.313, SLG: 0.388										3	0	1	0	0	2	0					
15 Phil Gosselin, R OBP: 0.326, SLG: 0.372										3	0	1	0	0	0	0					
Inning Stats	R: 0 H: 2 E: 0 K: 1 S: 14	H: 2 LOB: 2 BB: 0 P: 17	R: 0 H: 0 E: 0 K: 2 S: 10	H: 0 LOB: 0 BB: 0 P: 16	R: 0 H: 0 E: 0 K: 0 S: 6	H: 0 LOB: 0 BB: 0 P: 8	R: 0 H: 0 E: 0 K: 2 S: 9	H: 0 LOB: 0 BB: 0 P: 12	R: 0 H: 2 E: 0 K: 2 S: 12	H: 1 LOB: 1 BB: 0 P: 9	R: 0 H: 0 E: 0 K: 1 S: 7	H: 0 LOB: 0 BB: 0 P: 12	R: 0 H: 0 E: 0 K: 1 S: 7	H: 0 LOB: 1 BB: 0 P: 10	R: 1 H: 2 E: 0 K: 0 S: 11	H: 2 LOB: 1 BB: 0 P: 17	1B: 5 2B: 2 3B: 0 HR: 0	SF: 0 SAC: 0 DP: 0 HBP: 0	WP: 0 PB: 0 CS: 0	PA: 34	
PITCHER	IP	WLS	BF	H	R	ER	SO	BB	IBB	HBP	BLK	WP	HR	S	P	ERA	WHIP				
38 Wade Miley, L ERA: 5.4	8.2	W	33	7	1	1	11	0	0	0	0	0	0	83	116	1.04	0.808				
63 Tyler Wilson, R ERA: 5.32	0.1		1	0	0	0	0	0	0	0	0	0	0	1	2	0.00	0.000				

Batter	1	2	3	4	5	6	7	8	9	AB	R	H	RBI	BB	SO	LOB	BOTTOM					
10 Adam Jones, R OBP: 0.317, SLG: 0.447										3	1	0	0	2	0	1	Arizona Diamondbacks @ Baltimore Orioles Oriole Park at Camden Yards, Baltimore, MD Sat Sep 24 2016, 7:09 PM - 9:44 PM EDT Att. 40,610 - Clear - 70 F					
19 Chris Davis, L OBP: 0.331, SLG: 0.468										5	0	2	2	0	2	1						
13 Manny Machado, R OBP: 0.351, SLG: 0.543										4	0	2	1	0	0	2						
45 Mark Trumbo, R OBP: 0.312, SLG: 0.526 1 Michael Bourn, L OBP: 0.305, SLG: 0.372										3	1	2	1	1	0	0						
16 Trey Mancini, R OBP: 0.500, SLG: 1.364										4	1	2	1	0	2	3						
6 Jonathan Schoop, R OBP: 0.295, SLG: 0.451										4	0	0	0	0	2	6						
32 Matt Wieters, S OBP: 0.299, SLG: 0.400										3	2	1	0	1	0	4						
2 J.J. Hardy, R OBP: 0.315, SLG: 0.416										3	1	1	1	0	0	1						
18 Drew Stubbs, R OBP: 0.337, SLG: 0.346										3	0	0	0	0	2	2						
Inning Stats	R: 1 H: 2 E: 0 K: 1 S: 14	H: 1 LOB: 0 BB: 0 P: 17	R: 0 H: 0 E: 0 K: 1 S: 7	H: 0 LOB: 0 BB: 0 P: 13	R: 3 H: 3 E: 0 K: 2 S: 19	H: 3 LOB: 2 BB: 2 P: 35	R: 1 H: 1 E: 0 K: 1 S: 14	H: 1 LOB: 1 BB: 0 P: 20	R: 0 H: 0 E: 0 K: 1 S: 8	H: 0 LOB: 0 BB: 0 P: 8	R: 0 H: 3 E: 0 K: 1 S: 12	H: 3 LOB: 3 BB: 0 P: 17	R: 0 H: 0 E: 0 K: 0 S: 7	H: 0 LOB: 1 BB: 0 P: 11	R: 0 H: 2 E: 0 K: 0 S: 11	H: 2 LOB: 1 BB: 0 P: 17	1B: 6 2B: 2 3B: 0 HR: 2	SF: 1 SAC: 0 DP: 2 HBP: 1	WP: 1 PB: 0 SB: 0 CS: 0	PA: 38		
PITCHER	IP	WLS	BF	H	R	ER	SO	BB	IBB	HBP	BLK	WP	HR	S	P	ERA	WHIP					
38 Robbie Ray, L ERA: 4.77	3.2	L	20	6	5	4	0	0	0	0	0	0	0	1	48	87	9.82	2.455				
61 Silvino Bracho, R ERA: 8.18	1.1		6	1	1	1	1	0	0	0	0	0	0	1	18	26	6.75	0.750				
54 Dominic Leone, R ERA: 6.33	2.0		8	3	0	0	2	0	0	0	0	0	0	20	25	0.00	1.500					
55 Matt Koch, R ERA: 1.29	1.0		4	0	0	0	0	0	0	1	0	0	0	7	11	0.00	0.000					

Batter	1	2	3	4	5	6	7	8	9	AB	R	H	RBI	BB	SO	LOB	TOP			
2 Jean Segura, R OBP: 0.363, SLG: 0.496										4	1	1	1	0	2	2	Arizona Diamondbacks @ Washington Nationals Nationals Park, Washington, DC Tue Sep 27 2016, 7:06 PM - 9:45 PM EDT Att: 24,297 - Clear - 75 F			
22 Jake Lamb, L OBP: 0.330, SLG: 0.518										3	1	1	0	1	1	0				
44 Paul Goldschmidt, R OBP: 0.413, SLG: 0.491										3	0	0	0	1	1	2				
7 Wellington Castillo, R OBP: 0.322, SLG: 0.427										4	0	1	1	0	1	2				
27 Brandon Drury, R OBP: 0.322, SLG: 0.446										4	0	0	0	0	0	2				
24 Yasmany Tomás, R OBP: 0.310, SLG: 0.504										4	0	1	0	0	1	1				
16 Chris Owings, R OBP: 0.316, SLG: 0.413										4	0	2	0	0	2	0				
19 Mitch Haniger, R OBP: 0.305, SLG: 0.398										3	0	0	0	0	2	3				
56 Steve Hathaway, L OBP: 0.337, SLG: 0.423										0	0	0	0	0	0	0				
36 Enrique Burgos, R OBP: 0.325, SLG: 0.370										1	0	0	0	0	1	0				
55 Matt Koch, L OBP: 0.200, SLG: 0.341										0	0	0	0	0	0	0				
48 Randall Delgado, R OBP: 0.200, SLG: 0.341										1	0	0	0	0	0	0				
Inning Stats	R: 1 E: 0 K: 0 S: 10	H: 1 LOB: 1 BB: 1 P: 17	R: 0 E: 0 K: 1 S: 13	H: 2 LOB: 2 BB: 0 P: 16	R: 1 E: 0 K: 2 S: 14	H: 2 LOB: 1 BB: 0 P: 20	R: 0 E: 0 K: 3 S: 9	H: 0 LOB: 1 BB: 0 P: 12	R: 0 E: 0 K: 3 S: 10	H: 1 LOB: 1 BB: 0 P: 14	R: 0 E: 0 K: 0 S: 8	H: 0 LOB: 0 BB: 0 P: 12	R: 0 E: 0 K: 0 S: 6	H: 0 LOB: 0 BB: 0 P: 9	R: 0 E: 0 K: 1 S: 8	H: 0 LOB: 0 BB: 0 P: 9	1B: 3 2B: 2 3B: 0 HR: 1	SF: 0 SAC: 1 DP: 0 HBP: 0	WP: 0 PB: 0 SB: 0 CS: 0	PA: 35
PITCHER	IP WLS BF H R ER SO BB IBB HBP BLK WP HR S P ERA WHIP	IP WLS BF H R ER SO BB IBB HBP BLK WP HR S P ERA WHIP	IP WLS BF H R ER SO BB IBB HBP BLK WP HR S P ERA WHIP	IP WLS BF H R ER SO BB IBB HBP BLK WP HR S P ERA WHIP	IP WLS BF H R ER SO BB IBB HBP BLK WP HR S P ERA WHIP	IP WLS BF H R ER SO BB IBB HBP BLK WP HR S P ERA WHIP	IP WLS BF H R ER SO BB IBB HBP BLK WP HR S P ERA WHIP	IP WLS BF H R ER SO BB IBB HBP BLK WP HR S P ERA WHIP	IP WLS BF H R ER SO BB IBB HBP BLK WP HR S P ERA WHIP	IP WLS BF H R ER SO BB IBB HBP BLK WP HR S P ERA WHIP	IP WLS BF H R ER SO BB IBB HBP BLK WP HR S P ERA WHIP	IP WLS BF H R ER SO BB IBB HBP BLK WP HR S P ERA WHIP	IP WLS BF H R ER SO BB IBB HBP BLK WP HR S P ERA WHIP	IP WLS BF H R ER SO BB IBB HBP BLK WP HR S P ERA WHIP	IP WLS BF H R ER SO BB IBB HBP BLK WP HR S P ERA WHIP	IP WLS BF H R ER SO BB IBB HBP BLK WP HR S P ERA WHIP	IP WLS BF H R ER SO BB IBB HBP BLK WP HR S P ERA WHIP			
31 Max Scherzer, R ERA: 2.82	6.0	W	26	6	2	2	10	2	0	0	0	1	0	0	0	0	3.00	1.333		
36 Sammy Solis, L ERA: 2.29	1.0	H	3	0	0	0	0	0	0	0	0	0	0	0	0	0	0.00	0.000		
27 Shawn Kelley, R ERA: 2.68	1.0	H	3	0	0	0	0	0	0	0	0	0	0	0	0	0	0.00	0.000		
43 Mark Melancon, R ERA: 1.71	1.0	S	3	0	0	0	1	0	0	0	0	0	0	0	0	0	0.00	0.000		

Batter	1	2	3	4	5	6	7	8	9	AB	R	H	RBI	BB	SO	LOB	BOTTOM	
7 Trea Turner, R OBP: 0.362, SLG: 0.560										3	1	1	0	1	0	0	Arizona Diamondbacks @ Washington Nationals Nationals Park, Washington, DC Tue Sep 27 2016, 7:06 PM - 9:45 PM EDT Att: 24,297 - Clear - 75 F	
28 Jayson Werth, R OBP: 0.342, SLG: 0.526										3	0	0	0	0	1	4		
10 Stephen Drew, L OBP: 0.342, SLG: 0.526										3	0	0	1	0	0	2		
6 Anthony Rendon, R OBP: 0.348, SLG: 0.448										3	1	1	3	0	1	1		
11 Ryan Zimmerman, R OBP: 0.271, SLG: 0.372										3	0	0	0	0	0	1		
48 Brian Goodwin, L OBP: 0.333, SLG: 0.459										3	0	0	0	0	0	2		
8 Danny Espinosa, S OBP: 0.306, SLG: 0.376										3	0	0	0	0	1	0		
59 Jose Lobaton, S OBP: 0.321, SLG: 0.366										2	0	1	0	0	0	0		
29 Pedro Severino, R OBP: 0.462, SLG: 0.524										1	1	0	0	0	0	0		
31 Max Scherzer, R ERA: 2.82	5.0	W	18	1	2	2	3	1	0	1	0	0	0	0	0	3.60		0.400
48 Randall Delgado, R ERA: 4.56	1.0	L	5	1	2	2	1	1	0	0	0	0	0	0	0	18.00	2.000	
56 Steve Hathaway, L ERA: 4.5	1.0	3	0	0	0	0	2	0	0	0	0	0	0	0	0	0.00	0.000	
36 Enrique Burgos, R ERA: 5.66	1.0	4	1	0	0	0	0	0	0	0	0	0	0	0	0	0.00	1.000	
Inning Stats	R: 0 E: 0 K: 0 S: 14	H: 0 LOB: 1 BB: 0 P: 20	R: 0 E: 0 K: 1 S: 6	H: 0 LOB: 0 BB: 0 P: 7	R: 0 E: 0 K: 1 S: 7	H: 0 LOB: 0 BB: 0 P: 9	R: 0 E: 0 K: 1 S: 10	H: 0 LOB: 0 BB: 0 P: 17	R: 0 E: 0 K: 1 S: 7	H: 2 LOB: 1 BB: 2 P: 8	R: 0 E: 0 K: 2 S: 7	H: 0 LOB: 0 BB: 0 P: 9	R: 0 E: 0 K: 0 S: 11	H: 1 LOB: 1 BB: 0 P: 16	1B: 2 2B: 0 3B: 0 HR: 1	SF: 1 SAC: 0 DP: 0 HBP: 1	WP: 0 PB: 0 SB: 2 CS: 0	PA: 30
PITCHER	IP WLS BF H R ER SO BB IBB HBP BLK WP HR S P ERA WHIP	IP WLS BF H R ER SO BB IBB HBP BLK WP HR S P ERA WHIP	IP WLS BF H R ER SO BB IBB HBP BLK WP HR S P ERA WHIP	IP WLS BF H R ER SO BB IBB HBP BLK WP HR S P ERA WHIP	IP WLS BF H R ER SO BB IBB HBP BLK WP HR S P ERA WHIP	IP WLS BF H R ER SO BB IBB HBP BLK WP HR S P ERA WHIP	IP WLS BF H R ER SO BB IBB HBP BLK WP HR S P ERA WHIP	IP WLS BF H R ER SO BB IBB HBP BLK WP HR S P ERA WHIP	IP WLS BF H R ER SO BB IBB HBP BLK WP HR S P ERA WHIP	IP WLS BF H R ER SO BB IBB HBP BLK WP HR S P ERA WHIP	IP WLS BF H R ER SO BB IBB HBP BLK WP HR S P ERA WHIP	IP WLS BF H R ER SO BB IBB HBP BLK WP HR S P ERA WHIP	IP WLS BF H R ER SO BB IBB HBP BLK WP HR S P ERA WHIP	IP WLS BF H R ER SO BB IBB HBP BLK WP HR S P ERA WHIP	IP WLS BF H R ER SO BB IBB HBP BLK WP HR S P ERA WHIP	IP WLS BF H R ER SO BB IBB HBP BLK WP HR S P ERA WHIP		
55 Matt Koch, R ERA: 2.25	5.0	W	18	1	2	2	3	1	0	1	0	0	0	0	0	3.60	0.400	
48 Randall Delgado, R ERA: 4.56	1.0	L	5	1	2	2	1	1	0	0	0	0	0	0	0	18.00	2.000	
56 Steve Hathaway, L ERA: 4.5	1.0	3	0	0	0	0	2	0	0	0	0	0	0	0	0	0.00	0.000	
36 Enrique Burgos, R ERA: 5.66	1.0	4	1	0	0	0	0	0	0	0	0	0	0	0	0	0.00	1.000	

AB 32
R 2
H 6
RBI 2
BB 2
SO 11
LOB 12



AB 26
R 4
H 3
RBI 4
BB 2
SO 6
LOB 8



Batter	1	2	3	4	5	6	7	8	9	AB	R	H	RBI	BB	SO	LOB	TOP
2 Jean Segura, R OBP: 0.386, SLG: 0.498										3	2	3	0	0	0	0	<p>Arizona Diamondbacks @ Washington Nationals Nationals Park, Washington, DC Wed Sep 28 2016, 7:39 PM - 9:33 PM EDT Att: 20,577 - Cloudy - 70 F</p>
16 Chris Owings, R OBP: 0.318, SLG: 0.415										3	1	2	0	0	0	1	
44 Paul Goldschmidt, R OBP: 0.413, SLG: 0.490										3	0	1	2	0	0	2	
7 Wellington Castillo, R OBP: 0.322, SLG: 0.425										2	0	0	0	1	0	3	
27 Brandon Drury, R OBP: 0.322, SLG: 0.447										3	0	1	1	0	1	1	
24 Yasmény Tomás, R OBP: 0.312, SLG: 0.504										2	0	1	0	1	0	0	
22 Jake Lamb, L OBP: 0.330, SLG: 0.516										2	0	0	0	1	0	3	
19 Mitch Haniger, R OBP: 0.296, SLG: 0.385										3	0	0	0	0	1	2	
26 Shelby Miller, R OBP: 0.125, SLG: 0.219										2	0	0	0	0	2	1	
Inning Stats	R: 1 E: 0 K: 1 S: 14	H: 2 LOB: 1 BB: 0 P: 24	R: 0 E: 0 K: 1 S: 13	H: 1 LOB: 1 BB: 1 P: 24	R: 1 E: 0 K: 0 S: 14	H: 2 LOB: 3 BB: 2 P: 29	R: 1 E: 0 K: 2 S: 17	H: 3 LOB: 2 BB: 0 P: 25	R: 0 E: 0 K: 0 S: 4	H: 0 LOB: 0 BB: 0 P: 5	R: 0 E: 0 K: 0 S: 2	H: 0 LOB: 0 BB: 0 P: 5					
PITCHER	IP WLS BF H R ER SO BB IBB HBP BLK WP HR S P ERA WHIP	3.2 L 21 8 3 3 4 2 1 0 0 0 0 0 6 7 7.36 2.727	1.1 4 0 0 0 0 0 0 0 0 0 0 0 6 7 0.00 0.000	0.1 1 0 0 0 0 0 0 0 0 0 0 0 2 5 0.00 0.000													

AB	23
R	3
H	8
RBI	3
BB	3
SO	4
LOB	13



WP	0	PA	26
FB	0		
SB	3		
CS	3		

Batter	1	2	3	4	5	6	7	8	9	AB	R	H	RBI	BB	SO	LOB	BOTTOM
7 Trea Turner, R OBP: 0.362, SLG: 0.558										3	0	1	0	0	1	2	<p>Arizona Diamondbacks @ Washington Nationals Nationals Park, Washington, DC Wed Sep 28 2016, 7:39 PM - 9:33 PM EDT Att: 20,577 - Cloudy - 70 F</p>
9 Ben Revere, L OBP: 0.282, SLG: 0.302										2	0	0	0	0	1	1	
6 Anthony Rendon, R OBP: 0.350, SLG: 0.450										2	0	2	0	0	0	0	
25 Clint Robinson, L OBP: 0.298, SLG: 0.328										2	0	0	0	0	1	2	
28 Jayson Werth, R OBP: 0.337, SLG: 0.422										1	0	0	0	1	0	1	
48 Brian Goodwin, L OBP: 0.341, SLG: 0.462										2	0	1	0	0	0	1	
8 Danny Espinosa, S OBP: 0.305, SLG: 0.375										2	0	0	0	0	1	2	
59 Jose Lobaton, S OBP: 0.324, SLG: 0.368										2	0	1	0	0	0	1	
47 Gio González, R OBP: 0.148, SLG: 0.173										1	0	0	0	0	1	0	
18 Matt Belisle, R										0	0	0	0	0	0	0	
10 Stephen Drew, L OBP: 0.340, SLG: 0.522										1	0	0	0	0	0	2	
53 Rafael Martín, R										0	0	0	0	0	0	0	
Inning Stats	R: 0 E: 0 K: 1 S: 10	H: 1 LOB: 1 BB: 0 P: 14	R: 0 E: 0 K: 0 S: 9	H: 0 LOB: 1 BB: 1 P: 18	R: 0 E: 0 K: 2 S: 9	H: 1 LOB: 0 BB: 0 P: 11	R: 0 E: 0 K: 1 S: 10	H: 1 LOB: 0 BB: 0 P: 13	R: 0 E: 0 K: 1 S: 14	H: 2 LOB: 2 BB: 0 P: 18	R: 0 E: 0 K: 0 S: 5	H: 0 LOB: 0 BB: 0 P: 19					
PITCHER	IP WLS BF H R ER SO BB IBB HBP BLK WP HR S P ERA WHIP	5.0 W 19 5 0 0 5 1 0 0 0 0 0 0 52 74 0.00 1.200															

AB	18
R	0
H	5
RBI	0
BB	1
SO	5
LOB	12



WP	0	PA	19
FB	0		
SB	0		
CS	1		

Batter	1	2	3	4	5	6	7	8	9	AB	R	H	RBI	BB	SO	LOB	TOP				
2 Jean Segura, R OBP: 0.367, SLG: 0.498										2	1	1	0	1	1	0	<p>Arizona Diamondbacks @ Washington Nationals Nationals Park, Washington, DC Thu Sep 29 2016, 1:09 PM - 4:01 PM EDT Att: 21,618 - Overcast - 70 F</p>				
14 Peter O'Brien, R OBP: 0.179, SLG: 0.391										4	0	1	0	0	0	1					
61 Silvino Bracho, R OBP: 0.318, SLG: 0.414										4	0	1	0	0	1	3					
41 Daniel Hudson, R OBP: 0.412, SLG: 0.499										4	0	1	0	0	1	3					
16 Chris Owings, R OBP: 0.332, SLG: 0.515										3	0	1	1	1	2	1					
44 Paul Goldschmidt, R OBP: 0.332, SLG: 0.446										4	1	1	0	0	1	4					
22 Jake Lamb, L OBP: 0.295, SLG: 0.374										3	0	0	0	1	0	3					
27 Brandon Drury, R OBP: 0.202, SLG: 0.370										4	1	1	2	0	0	3					
8 Tuffy Gosewisch, R OBP: 0.221, SLG: 0.276										3	0	0	0	0	1	1					
29 Kyle Jensen, R OBP: 0.322, SLG: 0.367										1	0	0	0	0	0	0					
38 Robbie Ray, L OBP: 0.204, SLG: 0.283										2	0	0	0	0	1	0					
52 Zack Godley, R OBP: 0.111, SLG: 0.111										0	0	0	0	0	0	0					
15 Phil Gosselin, R OBP: 0.322, SLG: 0.367										2	0	0	0	0	0	0					
Inning Stats	R: 0 E: 0 K: 2 S: 21	H: 0 LOB: 1 BB: 1 P: 32	R: 0 E: 0 K: 0 S: 11	H: 0 LOB: 1 BB: 1 P: 19	R: 1 E: 0 K: 2 S: 16	H: 3 LOB: 2 BB: 0 P: 23	R: 0 E: 0 K: 1 S: 9	H: 0 LOB: 0 BB: 0 P: 16	R: 0 E: 0 K: 1 S: 7	H: 1 LOB: 2 BB: 1 P: 19	R: 0 E: 0 K: 1 S: 11	H: 0 LOB: 0 BB: 0 P: 12	R: 0 E: 0 K: 1 S: 8	H: 0 LOB: 0 BB: 0 P: 12	R: 2 E: 0 K: 1 S: 8	H: 2 LOB: 0 BB: 0 P: 14	1B: 5 2B: 0 3B: 0 HR: 1	SF: 0 SAC: 0 DP: 0 HBP: 0	WP: 0 PB: 0 SB: 1 CS: 1	PA: 36	
PITCHER	IP WLS BF H R ER SO BB IBB HBP BLK WP HR S P ERA WHIP	IP WLS BF H R ER SO BB IBB HBP BLK WP HR S P ERA WHIP	IP WLS BF H R ER SO BB IBB HBP BLK WP HR S P ERA WHIP	IP WLS BF H R ER SO BB IBB HBP BLK WP HR S P ERA WHIP	IP WLS BF H R ER SO BB IBB HBP BLK WP HR S P ERA WHIP	IP WLS BF H R ER SO BB IBB HBP BLK WP HR S P ERA WHIP	IP WLS BF H R ER SO BB IBB HBP BLK WP HR S P ERA WHIP	IP WLS BF H R ER SO BB IBB HBP BLK WP HR S P ERA WHIP	IP WLS BF H R ER SO BB IBB HBP BLK WP HR S P ERA WHIP	IP WLS BF H R ER SO BB IBB HBP BLK WP HR S P ERA WHIP	IP WLS BF H R ER SO BB IBB HBP BLK WP HR S P ERA WHIP	IP WLS BF H R ER SO BB IBB HBP BLK WP HR S P ERA WHIP	IP WLS BF H R ER SO BB IBB HBP BLK WP HR S P ERA WHIP	IP WLS BF H R ER SO BB IBB HBP BLK WP HR S P ERA WHIP	IP WLS BF H R ER SO BB IBB HBP BLK WP HR S P ERA WHIP	IP WLS BF H R ER SO BB IBB HBP BLK WP HR S P ERA WHIP	IP WLS BF H R ER SO BB IBB HBP BLK WP HR S P ERA WHIP	IP WLS BF H R ER SO BB IBB HBP BLK WP HR S P ERA WHIP	IP WLS BF H R ER SO BB IBB HBP BLK WP HR S P ERA WHIP	IP WLS BF H R ER SO BB IBB HBP BLK WP HR S P ERA WHIP	IP WLS BF H R ER SO BB IBB HBP BLK WP HR S P ERA WHIP
41 Joe Ross, R ERA: 3.43	4.0	17	3	1	1	5	2	0	0	0	0	0	0	0	0	0	2.25	1.250			
17 Sean Burnett, L ERA: 1.8	0.2	2	0	0	0	1	0	0	0	0	0	0	0	0	0	0	0.00	0.000			
49 Reynaldo López, R ERA: 4.57	3.2	15	3	2	2	2	1	0	0	0	0	1	32	48	4.91	1.091					
43 Mark Melancon, R ERA: 1.7	0.2	2	0	0	0	1	0	0	0	0	0	0	5	10	0.00	0.000					

Arizona Diamondbacks @ Washington Nationals
Nationals Park, Washington, DC
Thu Sep 29 2016, 1:09 PM - 4:01 PM EDT
Att: 21,618 - Overcast - 70 F

livebaseballscores.com

AB 33
R 3
H 6
RBI 3
BB 3
SO 9
LOB 16

Batter	1	2	3	4	5	6	7	8	9	AB	R	H	RBI	BB	SO	LOB	BOTTOM				
7 Trea Turner, R OBP: 0.357, SLG: 0.550										4	0	0	0	0	1	1	<p>Arizona Diamondbacks @ Washington Nationals Nationals Park, Washington, DC Thu Sep 29 2016, 1:09 PM - 4:01 PM EDT Att: 21,618 - Overcast - 70 F</p>				
1 Wilmer Difo, S OBP: 0.362, SLG: 0.404										4	1	1	1	0	0	0					
28 Jayson Werth, R OBP: 0.337, SLG: 0.420										3	1	0	0	1	0	0					
6 Anthony Rendon, R OBP: 0.351, SLG: 0.449										3	1	1	0	1	1	0					
11 Ryan Zimmerman, R OBP: 0.273, SLG: 0.373										2	1	1	0	1	0	0					
25 Clint Robinson, L OBP: 0.296, SLG: 0.326										1	0	0	0	0	0	0					
8 Danny Espinosa, S OBP: 0.303, SLG: 0.372										4	0	0	1	0	2	4					
3 Michael Taylor, R OBP: 0.275, SLG: 0.373										4	0	3	2	0	1	0					
29 Pedro Severino, R OBP: 0.467, SLG: 0.625										3	1	1	1	1	0	2					
41 Joe Ross, R OBP: 0.295, SLG: 0.293										2	0	0	0	0	1	2					
17 Sean Burnett, L ERA: 6.09										0	0	0	0	0	0	0					
49 Reynaldo López, R OBP: 0.083, SLG: 0.083										1	0	0	0	0	0	1					
43 Mark Melancon, R ERA: 5.43										0	0	0	0	0	0	0					
Inning Stats	R: 0 E: 0 K: 0 S: 6	H: 0 LOB: 0 BB: 0 P: 9	R: 0 E: 0 K: 1 S: 6	H: 0 LOB: 0 BB: 0 P: 9	R: 1 E: 0 K: 2 S: 11	H: 1 LOB: 0 BB: 0 P: 14	R: 3 E: 0 K: 0 S: 13	H: 2 LOB: 2 BB: 3 P: 30	R: 1 E: 0 K: 1 S: 12	H: 2 LOB: 2 BB: 1 P: 20	R: 0 E: 0 K: 1 S: 7	H: 1 LOB: 0 BB: 0 P: 11	R: 0 E: 0 K: 0 S: 7	H: 0 LOB: 0 BB: 0 P: 10	R: 0 E: 0 K: 1 S: 9	H: 1 LOB: 1 BB: 0 P: 14	1B: 4 2B: 1 3B: 0 HR: 2	SF: 0 SAC: 0 DP: 0 HBP: 0	WP: 0 PB: 0 SB: 0 CS: 0	PA: 35	
PITCHER	IP WLS BF H R ER SO BB IBB HBP BLK WP HR S P ERA WHIP	IP WLS BF H R ER SO BB IBB HBP BLK WP HR S P ERA WHIP	IP WLS BF H R ER SO BB IBB HBP BLK WP HR S P ERA WHIP	IP WLS BF H R ER SO BB IBB HBP BLK WP HR S P ERA WHIP	IP WLS BF H R ER SO BB IBB HBP BLK WP HR S P ERA WHIP	IP WLS BF H R ER SO BB IBB HBP BLK WP HR S P ERA WHIP	IP WLS BF H R ER SO BB IBB HBP BLK WP HR S P ERA WHIP	IP WLS BF H R ER SO BB IBB HBP BLK WP HR S P ERA WHIP	IP WLS BF H R ER SO BB IBB HBP BLK WP HR S P ERA WHIP	IP WLS BF H R ER SO BB IBB HBP BLK WP HR S P ERA WHIP	IP WLS BF H R ER SO BB IBB HBP BLK WP HR S P ERA WHIP	IP WLS BF H R ER SO BB IBB HBP BLK WP HR S P ERA WHIP	IP WLS BF H R ER SO BB IBB HBP BLK WP HR S P ERA WHIP	IP WLS BF H R ER SO BB IBB HBP BLK WP HR S P ERA WHIP	IP WLS BF H R ER SO BB IBB HBP BLK WP HR S P ERA WHIP	IP WLS BF H R ER SO BB IBB HBP BLK WP HR S P ERA WHIP	IP WLS BF H R ER SO BB IBB HBP BLK WP HR S P ERA WHIP	IP WLS BF H R ER SO BB IBB HBP BLK WP HR S P ERA WHIP	IP WLS BF H R ER SO BB IBB HBP BLK WP HR S P ERA WHIP	IP WLS BF H R ER SO BB IBB HBP BLK WP HR S P ERA WHIP	IP WLS BF H R ER SO BB IBB HBP BLK WP HR S P ERA WHIP
38 Robbie Ray, L ERA: 4.9	4.2	23	5	5	5	3	4	0	0	0	0	0	0	0	0	0	9.64	1.929			
52 Zack Godley, R ERA: 6.09	1.1	5	1	0	0	2	0	0	0	0	0	0	0	0	0	0	0.00	0.750			
61 Silvino Bracho, R ERA: 7.5	1.0	3	0	0	0	0	0	0	0	0	0	0	0	0	0	0	0.00	0.000			
41 Daniel Hudson, R ERA: 5.43	1.0	4	1	0	0	1	0	0	0	0	0	0	0	0	0	0	0.00	1.000			


Arizona Diamondbacks @ Washington Nationals
Nationals Park, Washington, DC
Thu Sep 29 2016, 1:09 PM - 4:01 PM EDT
Att: 21,618 - Overcast - 70 F

livebaseballscores.com

AB 31
R 5
H 7
RBI 5
BB 4
SO 6
LOB 10

Batter	1	2	3	4	5	6	7	8	9	AB	R	H	RBI	BB	SO	LOB	TOP			
16 Travis Jankowski, L OBP: 0.332, SLG: 0.313 10 Hunter Renfroe, R OBP: 0.321, SLG: 0.852										4	0	1	0	0	1	5	San Diego Padres @ Arizona Diamondbacks Chase Field, Phoenix, AZ Fri Sep 30 2016, 6:41 PM - 9:32 PM MST Att: 42,651 - Partly Cloudy - 90 F			
7 Manuel Margot, R OBP: 0.334, SLG: 0.536										5	0	1	1	0	0	3				
4 Wil Myers, R OBP: 0.334, SLG: 0.459										5	0	1	0	0	0	3				
26 Yangelis Solarte, S OBP: 0.343, SLG: 0.469										4	0	0	0	0	2	2				
24 Alex Dickerson, L OBP: 0.336, SLG: 0.460										3	1	1	0	1	0	2				
11 Ryan Schimpf, L OBP: 0.338, SLG: 0.540										3	1	1	2	1	1	1				
18 Austin Hedges, R OBP: 0.136, SLG: 0.100										3	0	0	0	0	0	1				
2 Luis Sardinas, S OBP: 0.289, SLG: 0.345										4	1	2	0	0	0	2				
33 Edwin Jackson, R OBP: 0.308, SLG: 0.261 21 Brandon Morrow, R ERA: 4.5 54 Keith Hessler, L ERA: 5.15 59 Kevin Quackenbush, R ERA: 5.4										3	0	1	0	0	2	3				
24 Jon Jay, L OBP: 0.338, SLG: 0.380										1	0	0	0	0	1	0				
Inning Stats	R: 0 E: 1 K: 1 S: 13	H: 2 LOB: 2 BB: 0 P: 22	R: 0 E: 0 K: 2 S: 14	H: 0 LOB: 2 BB: 1 P: 24	R: 0 E: 0 K: 0 S: 5	H: 0 LOB: 0 BB: 0 P: 5	R: 3 E: 0 K: 0 S: 18	H: 5 LOB: 2 BB: 0 P: 30	R: 0 E: 0 K: 0 S: 8	H: 1 LOB: 1 BB: 0 P: 9	R: 0 E: 0 K: 1 S: 10	H: 0 LOB: 0 BB: 0 P: 14	R: 0 E: 0 K: 1 S: 5	H: 0 LOB: 0 BB: 0 P: 7	R: 0 E: 1 K: 1 S: 13	H: 1 LOB: 1 BB: 0 P: 23	1B: 6 2B: 2 3B: 0 HR: 1	SF: 0 SAC: 0 DP: 0 HBP: 1	WP: 0 PB: 0 SB: 0 CS: 0	PA: 39
PITCHER	IP	WLS	BF	H	R	ER	SO	BB	IBB	HBP	BLK	WP	HR	S	P	ERA	WHIP			
35 Braden Shipley, R ERA: 5.27	5.0		25	7	3	3	3	2	0	1	0	0	1	58	95	5.40	1.800			
48 Randall Delgado, R ERA: 4.5	1.0	W	4	1	0	0	1	0	0	0	0	0	0	8	9	0.00	1.000			
46 Patrick Corbin, L ERA: 5.15	2.2	H	9	1	0	0	3	0	0	0	0	0	0	25	39	0.00	0.375			
41 Daniel Hudson, R ERA: 5.4	0.1	S	1	0	0	0	0	0	0	0	0	0	0	3	5	0.00	0.000			

AB 36
R 3
H 9
RBI 3
BB 2
SO 7
LOB 22



Batter	1	2	3	4	5	6	7	8	9	AB	R	H	RBI	BB	SO	LOB	BOTTOM			
2 Jean Segura, R OBP: 0.367, SLG: 0.496										3	1	0	0	1	0	1	San Diego Padres @ Arizona Diamondbacks Chase Field, Phoenix, AZ Fri Sep 30 2016, 6:41 PM - 9:32 PM MST Att: 42,651 - Partly Cloudy - 90 F			
22 Jake Lamb, L OBP: 0.331, SLG: 0.512										3	1	0	0	1	0	2				
44 Paul Goldschmidt, R OBP: 0.411, SLG: 0.492										4	1	1	2	0	0	1				
7 Wellington Castillo, R OBP: 0.322, SLG: 0.423										4	0	1	1	0	2	0				
27 Brandon Drury, R OBP: 0.324, SLG: 0.449										3	1	2	0	0	1	1				
16 Chris Owings, R OBP: 0.318, SLG: 0.420										3	1	1	2	0	0	1				
30 Sócrates Brito, L OBP: 0.196, SLG: 0.358										3	0	0	0	0	2	0				
19 Mitch Haniger, R OBP: 0.296, SLG: 0.373										3	0	1	0	0	0	0				
35 Braden Shipley, R OBP: 0.115, SLG: 0.154 48 Randall Delgado, R ERA: 1.8 46 Patrick Corbin, L OBP: 0.320, SLG: 0.408 41 Daniel Hudson, R ERA: 3.84										1	0	0	0	0	0	0				
Inning Stats	R: 1 E: 0 K: 1 S: 11	H: 1 LOB: 1 BB: 1 P: 20	R: 0 E: 0 K: 1 S: 6	H: 0 LOB: 0 BB: 0 P: 9	R: 2 E: 0 K: 1 S: 13	H: 1 LOB: 0 BB: 1 P: 25	R: 0 E: 0 K: 0 S: 10	H: 1 LOB: 0 BB: 0 P: 16	R: 0 E: 0 K: 0 S: 8	H: 1 LOB: 1 BB: 0 P: 12	R: 2 E: 0 K: 2 S: 9	H: 2 LOB: 0 BB: 0 P: 14	R: 0 E: 0 K: 1 S: 8	H: 0 LOB: 0 BB: 0 P: 12	R: 0 E: 0 K: 0 S: 7	H: 0 LOB: 0 BB: 0 P: 11		1B: 3 2B: 1 3B: 0 HR: 2	SF: 0 SAC: 1 DP: 1 HBP: 0	WP: 1 PB: 0 SB: 0 CS: 0
PITCHER	IP	WLS	BF	H	R	ER	SO	BB	IBB	HBP	BLK	WP	HR	S	P	ERA	WHIP			
33 Edwin Jackson, R ERA: 5.89	6.0	L	25	6	5	5	5	2	0	0	0	0	2	57	96	7.50	1.333			
21 Brandon Morrow, R ERA: 1.8	1.0		3	0	0	0	1	0	0	0	0	0	0	8	12	0.00	0.000			
54 Keith Hessler, L ERA: 4.15	0.1		1	0	0	0	0	0	0	0	0	0	0	3	4	0.00	0.000			
59 Kevin Quackenbush, R ERA: 3.84	0.2		2	0	0	0	0	0	0	0	0	0	0	4	7	0.00	0.000			

AB 28
R 5
H 6
RBI 5
BB 2
SO 6
LOB 6



Batter	1	2	3	4	5	6	7	8	9	AB	R	H	RBI	BB	SO	LOB	TOP										
7 Manuel Margot, R OBP: 0.273, SLG: 0.455	G6-3		L6		K		F8		F8	5	0	0	0	0	1	0	San Diego Padres @ Arizona Diamondbacks Chase Field, Phoenix, AZ Sat Oct 01 2016, 5:10 PM - 7:56 PM MST Att: 32,811 - Roof Closed - 75 F										
24 Jon Jay, L OBP: 0.339, SLG: 0.389	K		K		K				G3-1	5	1	2	0	0	2	0											
4 Wil Myers, R OBP: 0.335, SLG: 0.459	K				G5-3				G5-3	5	2	2	1	0	1	1											
26 Yangelis Solarte, S OBP: 0.344, SLG: 0.471										4	1	2	1	0	0	2											
10 Hunter Renfroe, R OBP: 0.406, SLG: 0.839										4	1	2	1	0	1	1											
63 Carlos Asuaje, L OBP: 0.240, SLG: 0.292										4	0	1	1	0	0	1											
3 Derek Norris, R OBP: 0.255, SLG: 0.328										4	0	1	1	0	2	2											
2 Luis Sardinas, S OBP: 0.289, SLG: 0.345										3	0	1	0	0	1	2											
11 Ryan Schimpf, L OBP: 0.340, SLG: 0.540										0	0	0	0	1	0	0											
9 Adam Rosales, R OBP: 0.320, SLG: 0.498										0	0	0	0	0	0	0											
27 Clayton Richard, L OBP: 0.111, SLG: 0.099										2	0	0	0	0	0	2											
62 José Domínguez, R ERA: 3.33										0	0	0	0	0	0	0											
5 Alex Amarista, L OBP: 0.329, SLG: 0.424										1	0	0	0	0	1	0											
59 Kevin Quackenbush, R ERA: 3.99										0	0	0	0	0	0	0											
24 Alex Dickerson, L OBP: 0.339, SLG: 0.464										1	0	0	0	0	1	2											
57 Leonel Campos, R ERA: 5.73										0	0	0	0	0	0	0											
Inning Stats	R: 0 E: 0 K: 2 S: 9	H: 0 LOB: 0 BB: 0 P: 14	R: 1 E: 0 K: 1 S: 15	H: 3 LOB: 2 BB: 0 P: 24	R: 1 E: 0 K: 1 S: 10	H: 2 LOB: 1 BB: 0 P: 11	R: 0 E: 0 K: 2 S: 9	H: 1 LOB: 1 BB: 0 P: 11	R: 0 E: 0 K: 2 S: 9	H: 0 LOB: 0 BB: 0 P: 15	R: 0 E: 0 K: 2 S: 10	H: 0 LOB: 0 BB: 0 P: 13	R: 3 E: 0 K: 1 S: 16	H: 4 LOB: 2 BB: 1 P: 25	R: 0 E: 0 K: 0 S: 9	H: 0 LOB: 0 BB: 0 P: 14	1B: 7 2B: 3 3B: 1 HR: 0	SF: 0 SAC: 0 DP: 0 HBP: 0	WP: 1 PB: 0 SB: 0 CS: 0	PA: 39							
PITCHER	IP	WLS	BF	H	R	ER	SO	BB	IBB	HBP	BLK	WP	HR	S	P	ERA	WHIP										
25 Archie Bradley, R ERA: 5.02	7.0	W	28	7	2	2	11	0	0	0	0	0	0	68	98	2.57	1.000										
52 Zack Godley, R ERA: 6.39	0.2		6	4	3	3	0	0	0	0	0	0	0	11	15	40.50	6.000										
48 Randall Delgado, R ERA: 4.5	0.0		1	0	0	0	0	1	0	0	0	0	1	2	6	∞	∞										
56 Steve Hathaway, L ERA: 4.4	0.1	H	1	0	0	0	1	0	0	0	0	0	0	3	4	0.00	0.000										
41 Daniel Hudson, R ERA: 5.31	1.0		3	0	0	0	0	0	0	0	0	0	0	9	14	0.00	0.000										

AB	38
R	5
H	11
RBI	5
BB	1
SO	12
LOB	14



Batter	1	2	3	4	5	6	7	8	9	AB	R	H	RBI	BB	SO	LOB	BOTTOM										
2 Jean Segura, R OBP: 0.369, SLG: 0.502	E4				E9					3	3	2	0	1	0	0	San Diego Padres @ Arizona Diamondbacks Chase Field, Phoenix, AZ Sat Oct 01 2016, 5:10 PM - 7:56 PM MST Att: 32,811 - Roof Closed - 75 F										
52 Zack Godley, R ERA: 6.39										0	0	0	0	0	0	0											
48 Randall Delgado, R ERA: 4.5										0	0	0	0	0	0	0											
56 Steve Hathaway, L ERA: 4.4										0	0	0	0	0	0	0											
30 Sócrates Brito, L OBP: 0.196, SLG: 0.358										0	0	0	0	0	0	0											
16 Chris Owins, R OBP: 0.317, SLG: 0.420										2	1	1	2	0	0	1											
44 Paul Goldschmidt, R OBP: 0.411, SLG: 0.490										2	2	0	0	2	2	0											
27 Brandon Drury, R OBP: 0.325, SLG: 0.449										3	1	1	1	1	0	0											
24 Yasmany Tomás, R OBP: 0.313, SLG: 0.510										4	1	2	3	0	0	1											
8 Tuffy Gosewisch, R OBP: 0.221, SLG: 0.276										0	0	0	0	0	0	0											
19 Mitch Haniger, R OBP: 0.303, SLG: 0.406										4	1	2	1	0	0	0											
22 Jake Lamb, L OBP: 0.332, SLG: 0.512										4	0	2	0	0	0	0											
28 Óscar Hernández, R OBP: 0.182, SLG: 0.455										3	0	0	0	0	0	1											
29 Kyle Jensen, R OBP: 0.242, SLG: 0.433										1	0	0	0	0	1	1											
41 Daniel Hudson, R ERA: 5.31										0	0	0	0	0	0	0											
25 Archie Bradley, R OBP: 0.068, SLG: 0.070										2	0	0	0	0	0	0											
15 Phil Gosselin, R OBP: 0.321, SLG: 0.365										1	0	0	0	0	0	0											
Inning Stats	R: 5 E: 1 K: 0 S: 21	H: 3 LOB: 0 BB: 1 P: 33	R: 0 E: 0 K: 0 S: 5	H: 0 LOB: 0 BB: 1 P: 12	R: 0 E: 0 K: 1 S: 7	H: 2 LOB: 2 BB: 0 P: 10	R: 0 E: 0 K: 0 S: 7	H: 0 LOB: 0 BB: 0 P: 11	R: 2 E: 0 K: 0 S: 8	H: 1 LOB: 0 BB: 2 P: 18	R: 0 E: 0 K: 0 S: 6	H: 1 LOB: 0 BB: 0 P: 8	R: 1 E: 0 K: 1 S: 13	H: 1 LOB: 0 BB: 0 P: 20	R: 1 E: 0 K: 0 S: 10	H: 2 LOB: 1 BB: 0 P: 15	1B: 6 2B: 1 3B: 1 HR: 2	SF: 2 SAC: 0 DP: 3 HBP: 0	WP: 1 PB: 1 SB: 6 CS: 0	PA: 35							
PITCHER	IP	WLS	BF	H	R	ER	SO	BB	IBB	HBP	BLK	WP	HR	S	P	ERA	WHIP										
27 Clayton Richard, L ERA: 3.33	4.1	L	22	6	7	4	1	4	0	0	0	0	0	8	10	0.00	0.600										
59 Kevin Quackenbush, R ERA: 3.99	1.0		4	1	1	1	1	0	0	0	0	0	0	13	20	9.00	1.000										
57 Leonel Campos, R ERA: 5.73	1.0		5	2	1	1	1	0	0	0	0	0	1	10	15	9.00	2.000										

AB	29
R	9
H	10
RBI	7
BB	4
SO	3
LOB	4



