

Arizona Diamondbacks - 2017

Batter	1	2	3	4	5	6	7	8	9	AB	R	H	RBI	BB	SO	LOB	TOP					
12 Kyle Schwarber, L OBP: 0.125, SLG: 0.125 75 Jacob Hannemann, L OBP: 0.300, SLG: 0.333										3	0	0	0	0	2	2						
5 Albert Almora Jr., R OBP: 0.357, SLG: 0.385 73 Victor Caratini, S OBP: 0.455, SLG: 0.600										3	0	1	0	0	1	0						
7 Jeimer Candelario, S OBP: 0.188, SLG: 0.313 91 Charcer Burks, R OBP: 0.333, SLG: 1.333										3	0	0	0	0	1	1						
47 Miguel Montero, L Wladimir Galindo, R										3	0	0	0	0	1	1						
20 Matt Szczur, R OBP: 0.417, SLG: 0.750 Eddy Martinez, R										3	1	1	0	0	0	0						
85 Chesny Young, R OBP: 0.231, SLG: 0.167 95 Stephen Bruno, R										2	0	0	0	0	2	0						
72 John Andreoli, R OBP: 0.286, SLG: 0.273										3	0	0	0	0	2	2						
82 Taylor Davis, R OBP: 0.500, SLG: 0.375										3	0	0	0	0	2	2						
66 Munenori Kawasaki, L OBP: 0.364, SLG: 0.300 96 Zack Short, R										3	0	1	1	0	1	0						
Inning Stats	R: 0 E: 0 K: 1 S: 13	H: 1 LOB: 1 BB: 0 P: 19	R: 0 E: 0 K: 2 S: 11	H: 0 LOB: 0 BB: 0 P: 13	R: 0 E: 0 K: 3 S: 10	H: 0 LOB: 0 BB: 0 P: 12	R: 0 E: 0 K: 2 S: 8	H: 0 LOB: 0 BB: 0 P: 12	R: 1 E: 0 K: 3 S: 17	H: 2 LOB: 2 BB: 0 P: 23	R: 0 E: 0 K: 0 S: 10	H: 0 LOB: 0 BB: 0 P: 15	R: 0 E: 0 K: 1 S: 7	H: 0 LOB: 0 BB: 0 P: 11	R: 0 E: 0 K: 1 S: 7	H: 0 LOB: 0 BB: 0 P: 10	R: 0 E: 0 K: 1 S: 10	H: 0 LOB: 0 BB: 0 P: 14	1B: 2 2B: 0 3B: 1 HR: 0	SF: 0 SAC: 0 DP: 0 HBP: 1	WP: 1 PB: 0 SB: 0 CS: 0	PA: 31
PITCHER	IP WLS BF H R ER SO BB IBB HBP BLK WP HR S P ERA WHIP																					
26 Shelby Miller, R ERA: 3.6	3.0 W 10 1 0 0 6 0 0 0 0 0 1 0 34 44 0.00 0.333																					
48 Randall Delgado, R ERA:	1.0 H 3 0 0 0 2 0 0 0 0 0 0 0 8 12 0.00 0.000																					
36 Enrique Burgos, R ERA: 4.5	1.0 H 6 2 1 1 3 0 0 0 1 0 0 0 0 17 23 9.00 2.000																					
40 Andrew Chafin, L ERA:	1.0 H 3 0 0 0 0 0 0 0 0 0 0 0 10 15 0.00 0.000																					
61 Silvino Bracho, R ERA:	1.0 H 3 0 0 0 1 0 0 0 0 0 0 0 8 11 0.00 0.000																					
72 Daniel Gibson, L ERA:	1.0 H 3 0 0 0 1 0 0 0 0 0 0 0 10 14 0.00 0.000																					
68 Jimmie Sherry, R ERA:	1.0 S 3 0 0 0 1 0 0 0 0 0 0 0 10 14 0.00 0.000																					

Chicago Cubs @ Arizona Diamondbacks
Salt River Fields at Talking Stick, Scottsdale, AZ

AB 30
R 1
H 3
RBI 1
BB 0
SO 14
LOB 8



Thu Mar 02 2017, 9:14 PM - 11:44 PM EST
Att: 13,309 - Clear - 70 F

Batter	1	2	3	4	5	6	7	8	9	AB	R	H	RBI	BB	SO	LOB	BOTTOM					
11 AJ Pollock, R OBP: 0.364, SLG: 0.333 66 Rey Fuentes, L OBP: 0.667, SLG: 1.167										3	0	1	0	0	1	0						
6 David Peralta, L OBP: 0.364, SLG: 0.222 73 Ildemaro Vargas, S OBP: 0.125, SLG: 0.125										2	0	1	0	1	1	0						
27 Brandon Drury, R OBP: 0.091, SLG: 0.273 79 Jake Goebbert, L										3	0	0	0	0	2	3						
24 Yasmany Tomás, R 89 Kelly Dugan, L OBP: 1.000, SLG: 1.000										3	0	0	0	0	0	3						
41 Jeremy Hazelbaker, L Connor Owings, L OBP: 0.533, SLG: 0.364										2	1	0	0	1	1	2						
4 Ketel Marte, S OBP: 0.273, SLG: 0.300 57 Daniel Lockhart, L										3	0	1	0	0	0	1						
10 Chris Herrmann, L OBP: 0.100, SLG: 0.100 81 Ronnie Freeman, R										2	1	1	0	0	0	0						
30 Jason Pridie, L OBP: 0.300, SLG: 0.500 80 Carlos Rivero, R										3	1	1	3	0	1	2						
14 Kristopher Negrón, R OBP: 0.300, SLG: 0.333 71 Dawel Lugo, R OBP: 0.200, SLG: 0.200										3	0	0	0	0	1	2						
Inning Stats	R: 0 E: 0 K: 2 S: 10	H: 0 LOB: 0 BB: 0 P: 13	R: 3 E: 0 K: 0 S: 13	H: 2 LOB: 0 BB: 1 P: 20	R: 0 E: 0 K: 1 S: 8	H: 2 LOB: 1 BB: 0 P: 15	R: 0 E: 0 K: 1 S: 6	H: 0 LOB: 0 BB: 0 P: 9	R: 0 E: 0 K: 1 S: 8	H: 0 LOB: 0 BB: 0 P: 16	R: 0 E: 0 K: 1 S: 7	H: 0 LOB: 2 BB: 1 P: 16	R: 0 E: 0 K: 1 S: 10	H: 1 LOB: 2 BB: 0 P: 16	R: 0 E: 0 K: 2 S: 10	H: 1 LOB: 1 BB: 0 P: 15	R: 0 E: 0 K: 2 S: 10	H: 1 LOB: 0 BB: 0 P: 15	1B: 5 2B: 1 3B: 0 HR: 1	SF: 0 SAC: 0 DP: 1 HBP: 1	WP: 0 PB: 0 SB: 2 CS: 0	PA: 32
PITCHER	IP WLS BF H R ER SO BB IBB HBP BLK WP HR S P ERA WHIP																					
43 Jake Buchanan, R ERA: 6.75	2.0 L 9 2 3 3 2 1 0 0 0 0 0 0 0 23 33 13.50 1.500																					
55 Daniel Corcino, R ERA:	1.0 4 2 0 0 1 0 0 0 0 0 0 0 8 15 0.00 2.000																					
57 David Rollins, L ERA:	2.0 6 0 0 0 2 0 0 0 0 0 0 0 14 25 0.00 0.000																					
84 Jhondaniel Medina, R ERA:	2.0 9 1 0 0 2 1 0 1 0 0 0 0 17 32 0.00 1.000																					
59 Zac Rosscup, L ERA:	1.0 4 1 0 0 2 0 0 0 0 0 0 0 10 15 0.00 1.000																					

Chicago Cubs @ Arizona Diamondbacks
Salt River Fields at Talking Stick, Scottsdale, AZ

AB 29
R 3
H 6
RBI 3
BB 2
SO 9
LOB 16



Thu Mar 02 2017, 9:14 PM - 11:44 PM EST
Att: 13,309 - Clear - 70 F

Batter	1	2	3	4	5	6	7	8	9	AB	R	H	RBI	BB	SO	LOB	TOP										
11 Logan Forsythe, R OBP: 0.571, SLG: 0.714 3 Chris Taylor, R OBP: 0.429, SLG: 0.333	L7		G5-4-3			16 BB	E3		K2-3	3	0	2	0	0	0	0	Los Angeles Dodgers @ Arizona Diamondbacks Salt River Fields at Talking Stick, Scottsdale, AZ Fri Mar 03 2017, 3:11 PM - 6:13 PM EST Att: 11,079 - Overcast - 75 F										
5 Corey Seager, L 78 Henry Ramos, S OBP: 0.364, SLG: 0.800	K		G5-4-3			F8			K	3	0	0	0	0	1	3											
16 Andre Ethier, L 94 DJ Peters, R OBP: 0.367, SLG: 0.833										0	0	0	0	2	0	0											
33 Scott Van Slyke, R 79 Okoyea Dickson, R OBP: 0.500, SLG: 0.875	CS	L8	G5-4-3			K			G6-3	3	0	0	0	0	1	3											
31 Joc Pederson, L 92 Mike Ahmed, R OBP: 0.667, SLG: 1.667		G3				K				3	0	0	0	0	1	2											
60 Andrew Toles, L 91 Kyle Garlick, R OBP: 0.231, SLG: 0.308										3	0	1	0	0	0	0											
15 Austin Barnes, R 64 Jack Murphy, S OBP: 0.250, SLG: 0.250										4	1	2	0	0	0	1											
6 Charlie Culberson, R 0 Erick Mejia, S OBP: 1.000, SLG: 3.000										3	0	0	0	0	1	2											
83 Alex Verdugo, L OBP: 0.333, SLG: 0.778										4	1	2	1	0	0	2											
Inning Stats	R: 0 H: 0 E: 0 K: 1 S: 12	H: 0 LOB: 0 BB: 1 P: 21	R: 0 H: 1 E: 0 K: 0 S: 6	H: 1 LOB: 1 BB: 0 P: 15	R: 0 H: 2 E: 0 K: 0 S: 12	H: 2 LOB: 1 BB: 0 P: 18	R: 0 H: 0 E: 0 K: 0 S: 4	H: 0 LOB: 0 BB: 0 P: 8	R: 0 H: 1 E: 0 K: 0 S: 6	H: 1 LOB: 1 BB: 0 P: 10	R: 0 H: 1 E: 0 K: 2 S: 10	H: 1 LOB: 2 BB: 1 P: 18	R: 2 H: 4 E: 1 K: 2 S: 17	H: 4 LOB: 2 BB: 0 P: 24	R: 1 H: 1 E: 0 K: 0 S: 11	H: 0 LOB: 0 BB: 0 P: 19		R: 0 H: 1 E: 0 K: 2 S: 9	H: 1 LOB: 1 BB: 0 P: 13	1B: 8 2B: 1 3B: 2 HR: 0	SF: 0 SAC: 0 DP: 2 HBP: 1	WP: 0 PB: 0 SB: 0 CS: 1	PA: 39				
PITCHER	IP	WLS	BF	H	R	ER	SO	BB	IBB	HBP	BLK	WP	HR	S	P	ERA	WHIP										
21 Zack Greinke, R 34 Braden Shipley, R 59 Jorge De La Rosa, L 15 Brian Matusz, L 47 Keyvius Sampson, R	1.2 3.1 6.1 7.1 8.1	W H L L L	6 12 5 7 8	1 3 1 4 2	0 0 0 2 1	0 0 0 2 1	0 0 0 2 0	1 0 0 0 0	0 0 0 0 0	0 0 0 0 0	0 1 0 0 0	0 0 0 0 0	0 0 0 0 0	0 0 10 17 20	17 33 39 24 32	0.00 0.00 2.00 18.00 4.50	1.200 0.900 2.000 4.000 1.000										

Batter	1	2	3	4	5	6	7	8	9	AB	R	H	RBI	BB	SO	LOB	BOTTOM										
5 Grégor Blanco, L 73 Ildemaro Vargas, S OBP: 0.222, SLG: 0.222	G5-3		BB			G4-6-3				3	1	0	0	1	0	3	Los Angeles Dodgers @ Arizona Diamondbacks Salt River Fields at Talking Stick, Scottsdale, AZ Fri Mar 03 2017, 3:11 PM - 6:13 PM EST Att: 11,079 - Overcast - 75 F										
3 Daniel Descalso, L 31 Oswaldo Arcia, L OBP: 0.487, SLG: 0.667										3	2	2	1	1	0	0											
44 Paul Goldschmidt, R 30 Jason Pridie, L OBP: 0.500, SLG: 0.750										2	2	2	4	0	0	0											
22 Jake Lamb, L 76 Jack Reinheimer, R OBP: 0.556, SLG: 1.000										2	1	2	1	0	0	0											
16 Chris Owings, R 66 Rey Fuentes, L OBP: 0.313, SLG: 0.333										4	1	1	1	0	2	3											
41 Jeremy Hazelbaker, L 74 Domingo Leyba, S OBP: 0.267, SLG: 0.286										4	0	1	1	0	0	3											
13 Nick Ahmed, R 28 Oscar Hernández, R OBP: 0.455, SLG: 1.000										3	0	0	0	0	1	4											
19 Sócrates Brito, L 14 Kristopher Negron, R OBP: 0.286, SLG: 0.308										3	0	0	0	0	2												
2 Jeff Mathis, R 29 Josh Thole, L OBP: 0.250, SLG: 0.250										1	2	1	0	2	0	0											
Inning Stats	R: 2 H: 2 E: 0 K: 0 S: 11	H: 2 LOB: 0 BB: 0 P: 21	R: 0 H: 0 E: 0 K: 0 S: 7	H: 0 LOB: 0 BB: 0 P: 12	R: 5 H: 3 E: 1 K: 0 S: 18	H: 3 LOB: 1 BB: 3 P: 36	R: 1 H: 2 E: 1 K: 2 S: 16	H: 2 LOB: 3 BB: 0 P: 26	R: 0 H: 1 E: 0 K: 0 S: 10	H: 1 LOB: 1 BB: 1 P: 17	R: 0 H: 1 E: 0 K: 1 S: 9	H: 0 LOB: 0 BB: 0 P: 10	R: 0 H: 0 E: 0 K: 1 S: 6	H: 0 LOB: 0 BB: 0 P: 8	R: 7 H: 7 E: 0 K: 0 S: 24	H: 7 LOB: 0 BB: 0 P: 33		1B: 8 2B: 5 3B: 1 HR: 2	SF: 1 SAC: 0 DP: 1 HBP: 1	WP: 0 PB: 0 SB: 0 CS: 0	PA: 45						
PITCHER	IP	WLS	BF	H	R	ER	SO	BB	IBB	HBP	BLK	WP	HR	S	P	ERA	WHIP										
88 Trevor Oaks, R 67 Jacob Rhame, R 97 Wilmer Font, R	2.0 0.0 0.1 0.2	L L L L	8 3 12 3	2 0 5 3	2 3 0 1	2 0 2 1	2 0 1 0	0 3 0 0	0 0 0 0	0 0 0 0	0 0 0 0	0 0 0 0	0 0 0 0	4 16 27 5	16 41 3 5	9.00 10.80 0.00 0.00	1.000 3.000 0.000 2.000										

Batter	1	2	3	4	5	6	7	8	9	AB	R	H	RBI	BB	SO	LOB	TOP											
11 AJ Pollock, R (1, 8) OBP: 0.467, SLG: 0.455 19 Sócrates Brito, L (6, PR) OBP: 0.333, SLG: 0.357										2	1	1	0	2	0	2	Arizona Diamondbacks @ San Diego Padres Peoria Stadium, Peoria, AZ Sat Mar 04 2017, 3:10 PM - 6:16 PM EST Att: 6,653 - Partly Cloudy - 75 F											
6 David Peralta, L (1, 9) OBP: 0.287, SLG: 0.167 73 Ildemaro Vargas, S (6, 5) OBP: 0.300, SLG: 0.400										3	1	0	0	1	1	3												
27 Brandon Drury, R (1, 4) OBP: 0.287, SLG: 0.490 31 Oswaldo Arcia, L (7, PR) OBP: 0.357, SLG: 0.417										4	0	3	1	0	1	1												
24 Yasmany Tomás, R (1, 7) 14 Kristopher Negron, R (7, 4) OBP: 0.231, SLG: 0.250										4	0	0	0	0	0	4												
3 Daniel Descalso, L (1, 5) 41 Jeremy Hazelbaker, L (6, 9) OBP: 0.254, SLG: 0.257										3	1	2	1	0	0	0												
4 Ketel Marte, S (1, 10) OBP: 0.333, SLG: 0.250 76 Jack Reinheimer, R (9, PH) OBP: 0.600, SLG: 0.500										2	1	0	0	2	0	3												
10 Chris Herrmann, L (1, 3) 30 Jason Pridie, L (7, 3) OBP: 0.385, SLG: 0.727										2	0	0	0	2	2	4												
13 Nick Ahmed, R (1, 6) 74 Domingo Leyba, S (7, 6) OBP: 0.143, SLG: 0.286										3	0	0	1	0	1	7												
8 Chris Iannetta, R (1, 2) 28 Oscar Hernández, R (6, 2) OBP: 0.417, SLG: 0.917										2	0	0	0	1	0	0												
Inning Stats	R: 0 E: 0 K: 2 S: 9	H: 0 LOB: 0 BB: 1 P: 15	R: 2 E: 1 K: 0 S: 12	H: 1 LOB: 2 BB: 3 P: 31	R: 1 E: 0 K: 0 S: 12	H: 2 LOB: 3 BB: 2 P: 22	R: 1 E: 0 K: 0 S: 11	H: 2 LOB: 1 BB: 0 P: 19	R: 0 E: 1 K: 1 S: 8	H: 0 LOB: 1 BB: 0 P: 16	R: 0 E: 0 K: 2 S: 2	H: 0 LOB: 3 BB: 2 P: 30	R: 1 E: 0 K: 0 S: 8	H: 2 LOB: 1 BB: 0 P: 15	R: 0 E: 0 K: 2 S: 9	H: 0 LOB: 0 BB: 0 P: 13		1B: 6 2B: 2 3B: 0 HR: 0	SF: 1 SAC: 0 DP: 0 HBP: 0	WP: 1 PB: 0 SB: 1 CS: 1	PA: 43							
PITCHER	IP	WLS	BF	H	R	ER	SO	BB	IBB	HBP	BLK	WP	HR	S	P	ERA	WHIP											
55 Jarrod Cosart, R (1, 1) 84 Tyrell Jenkins, R (2, 1) 54 Keith Hessler, L (3, 1) 34 Craig Stammen, R (5, 1) 12 Christian Bethancourt, R (6, 1)	1.0	1.1	10	2	3	2	0	4	0	0	0	0	0	0	19	42	13.50	4.500										
86 Michael Kelly, R (7, 1) ERA: 45.0 90 Kyle McGrath, L (8, 1) ERA: 3.0 76 José Torres, L (9, 1) ERA:	1.0	H	6	1	0	0	2	2	0	0	0	0	0	0	8	15	9.00	2.000										
1.0	S	3	0	0	0	2	0	0	0	0	0	0	0	9	13	0.00	0.000											

AB 33
R 5
H 8
RBI 4
BB 9
SO 7
LOB 26



WP: 1
PB: 0
SB: 1
CS: 1

Batter	1	2	3	4	5	6	7	8	9	AB	R	H	RBI	BB	SO	LOB	BOTTOM										
16 Travis Jankowski, L (1, 8) OBP: 0.429, SLG: 0.857 71 Franchy Cordero, L (7, 8) OBP: 0.500, SLG: 1.000										4	1	1	1	0	2	1	Arizona Diamondbacks @ San Diego Padres Peoria Stadium, Peoria, AZ Sat Mar 04 2017, 3:10 PM - 6:16 PM EST Att: 6,653 - Partly Cloudy - 75 F										
20 Carlos Asuaje, L (1, 4) OBP: 0.188, SLG: 0.214 13 José Rondón, R (7, 4) OBP: 0.200, SLG: 0.400										4	0	0	1	0	0	1											
4 Waj Myers, R (1, 10) OBP: 0.529, SLG: 0.667 70 Javy Guerra, L (5, PR) OBP: 0.600, SLG: 0.400										1	0	1	0	2	0	0											
11 Ryan Schimpf, L (1, 5) OBP: 0.300, SLG: 0.125 79 Jamie Romak, R (6, PR) OBP: 0.222, SLG: 0.222										3	0	1	0	0	0	2											
39 Brett Wallace, L (1, 3) OBP: 0.357, SLG: 0.250 78 Dusty Coleman, R (6, 3) OBP: 0.400, SLG: 0.750										2	0	0	0	1	1	3											
5 Collin Cowgill, R (1, 9) OBP: 0.143, SLG: 0.154										3	1	1	2	1	2	1											
44 Héctor Sánchez, S (1, 2) OBP: 0.200, SLG: 0.111 21 Luis Torrens, R (6, 2)										3	1	0	0	0	1	4											
8 Erick Aybar, S (1, 6) OBP: 0.231, SLG: 0.231 85 Luis Urias, R (6, 6) OBP: 0.354, SLG: 0.125										3	0	0	0	0	0	5											
17 José Pirela, R (1, 7) OBP: 0.273, SLG: 0.636 64 Nick Buss, L (7, 7) OBP: 0.167, SLG: 0.250										3	1	2	2	0	1	0											
Inning Stats	R: 0 E: 0 K: 1 S: 10	H: 1 LOB: 1 BB: 0 P: 17	R: 0 E: 0 K: 1 S: 8	H: 0 LOB: 1 BB: 1 P: 15	R: 2 E: 0 K: 0 S: 10	H: 2 LOB: 1 BB: 1 P: 17	R: 2 E: 1 K: 1 S: 16	H: 2 LOB: 2 BB: 1 P: 23	R: 0 E: 0 K: 2 S: 9	H: 0 LOB: 0 BB: 0 P: 12	R: 0 E: 0 K: 1 S: 10	H: 1 LOB: 2 BB: 1 P: 17	R: 0 E: 0 K: 1 S: 8	H: 0 LOB: 0 BB: 0 P: 11	1B: 3 2B: 2 3B: 2 HR: 0	SF: 0 SAC: 0 DP: 0 HBP: 0		WP: 2 PB: 1 SB: 1 CS: 0	PA: 37								
PITCHER	IP	WLS	BF	H	R	ER	SO	BB	IBB	HBP	BLK	WP	HR	S	P	ERA	WHIP										
46 Patrick Corbin, L (1, 1) ERA: 3.6 53 Tyler Jones, R (4, 1) ERA: 3.86 52 Zack Godley, R (5, 1) ERA: 10.13 64 Yuhei Nakaushiro, L (6, 1) ERA: 3.0 70 Anthony Banda, L (7, 1) ERA:	3.0	B	6	1	2	1	1	0	0	0	0	0	0	11	18	9.00	1.000										
1.0	L	6	2	2	2	2	1	0	0	0	0	0	0	16	23	18.00	3.000										
1.0	3	0	0	0	0	2	0	0	0	0	0	0	0	9	12	0.00	0.000										
2.0	8	1	0	0	2	1	0	0	0	0	0	0	0	18	28	0.00	1.000										

AB 33
R 6
H 7
RBI 6
BB 4
SO 9
LOB 19



Batter	1	2	3	4	5	6	7	8	9	AB	R	H	RBI	BB	SO	LOB	TOP			
27 Alex Verdugo, L OBP: 0.333, SLG: 0.333 42 Japhet Amador, R OBP: 0.333, SLG: 0.333										3	1	1	0	0	0	4	Mexico @ Arizona Diamondbacks Salt River Fields at Talking Stick, Scottsdale, AZ Wed Mar 08 2017, 3:12 PM - 6:48 PM EST Att: 6,391 - Sunny - 76 F			
47 Luis Alfonso Cruz, R 3 Luis Urias, R OBP: 0.500, SLG: 0.500										3	1	1	1	0	0	0				
5 Brandon Laird, R 8 Luis Jarez, R OBP: 0.333, SLG: 1.000										2	0	1	0	1	0	1				
24 Efrén Navarro, L OBP: 0.286, SLG: 0.167										4	0	1	1	1	0	3				
20 Sebastián Elizalde, L OBP: 0.286, SLG: 0.167										4	0	0	1	1	1	4				
15 Chris Roberson, S OBP: 0.125, SLG: 0.125										5	0	1	0	0	3	4				
13 Manny Rodríguez, R OBP: 0.333, SLG: 0.667										4	1	2	0	0	1	0				
17 Esteban Quiroz, L OBP: 0.125, SLG: 0.125										4	0	1	0	0	0	2				
14 Xorge Carrillo, R 52 Sebastian Valle, R OBP: 0.750, SLG: 0.667										2	0	1	0	0	1	1				
Inning Stats	R: 2 H: 4 E: 0 K: 0 S: 13	H: 4 LOB: 1 BB: 0 P: 20	R: 0 H: 1 E: 0 K: 1 S: 15	H: 1 LOB: 1 BB: 0 P: 16	R: 0 H: 1 E: 0 K: 0 S: 11	H: 1 LOB: 1 BB: 0 P: 17	R: 0 H: 2 E: 0 K: 1 S: 13	H: 2 LOB: 1 BB: 0 P: 17	R: 0 H: 0 E: 0 K: 1 S: 9	H: 0 LOB: 1 BB: 0 P: 13	R: 1 H: 1 E: 1 K: 1 S: 15	H: 1 LOB: 3 BB: 2 P: 25	R: 1 H: 1 E: 0 K: 0 S: 7	H: 1 LOB: 1 BB: 1 P: 15	R: 0 H: 0 E: 1 K: 2 S: 12	H: 0 LOB: 1 BB: 0 P: 16	1B: 6 2B: 4 3B: 0 HR: 0	SF: 0 SAC: 0 DP: 1 HBP: 0	WP: 2 PB: 0 SB: 0 CS: 0	PA: 43
PITCHER	IP: 2.2 WLS: W BF: 13 H: 6 R: 2 ER: 2 SO: 1 BB: 0 IBB: 0 HBP: 0 BLK: 0 WP: 1 HR: 0 S: 36 P: 49 ERA: 6.75 WHIP: 2.250	IP: 1.0 WLS: H BF: 10 H: 2 R: 0 ER: 0 SO: 1 BB: 1 IBB: 0 HBP: 0 BLK: 0 WP: 0 HR: 0 S: 23 P: 37 ERA: 0.00 WHIP: 1.286	IP: 1.0 WLS: H BF: 7 H: 1 R: 1 ER: 0 SO: 1 BB: 2 IBB: 0 HBP: 0 BLK: 0 WP: 0 HR: 15 S: 25 P: 25 ERA: 0.00 WHIP: 3.000	IP: 1.0 WLS: H BF: 5 H: 1 R: 1 ER: 1 SO: 0 BB: 1 IBB: 0 HBP: 0 BLK: 0 WP: 1 HR: 7 S: 15 P: 15 ERA: 9.00 WHIP: 2.000	PITCHER	IP: 1.0 WLS: W BF: 4 H: 0 R: 0 ER: 0 SO: 2 BB: 0 IBB: 0 HBP: 0 BLK: 0 WP: 0 HR: 0 S: 12 P: 16 ERA: 0.00 WHIP: 0.000														

Batter	1	2	3	4	5	6	7	8	9	AB	R	H	RBI	BB	SO	LOB	BOTTOM			
11 AJ Pollock, R 41 Jeremy Hazelbaker, L										2	0	0	0	1	1	2	Mexico @ Arizona Diamondbacks Salt River Fields at Talking Stick, Scottsdale, AZ Wed Mar 08 2017, 3:12 PM - 6:48 PM EST Att: 6,391 - Sunny - 76 F			
16 Chris Owings, R 71 Dawel Lugo, R OBP: 1.000, SLG: 2.000										3	0	0	0	0	0	3				
10 Chris Herrmann, L 19 Sócrates Brito, L 79 Jake Goebbert, L OBP: 0.500, SLG: 0.500										2	1	1	0	1	1	1				
24 Yasmany Tomás, R 75 Evan Marzilli, L OBP: 0.500, SLG: 2.000										3	0	0	1	0	1	2				
31 Oswaldo Arcia, L 28 Oscar Hernández, R OBP: 1.000, SLG: 2.667										1	1	1	0	2	0	0				
76 Jack Reinheimer, R 29 Josh Thole, L OBP: 0.750, SLG: 0.667										2	1	1	0	0	1	1				
14 Kristopher Negrón, R 30 Jason Pridie, L										3	1	1	1	0	0	4				
74 Domingo Leyba, S 29 Kevin Medrano, L OBP: 0.500, SLG: 0.400										4	0	2	1	0	2	4				
73 Ildemaro Vargas, S OBP: 0.333, SLG: 0.500										4	1	1	1	0	1	4				
Inning Stats	R: 0 H: 0 E: 0 K: 2 S: 14	H: 3 LOB: 1 BB: 1 P: 22	R: 1 H: 1 E: 1 K: 1 S: 12	H: 1 LOB: 1 BB: 1 P: 22	R: 0 H: 1 E: 0 K: 1 S: 11	H: 1 LOB: 1 BB: 0 P: 22	R: 0 H: 1 E: 0 K: 1 S: 8	H: 1 LOB: 3 BB: 1 P: 15	R: 1 H: 2 E: 0 K: 1 S: 13	H: 2 LOB: 1 BB: 0 P: 15	R: 1 H: 2 E: 0 K: 1 S: 15	H: 2 LOB: 1 BB: 0 P: 20	R: 4 H: 4 E: 0 K: 1 S: 23	H: 4 LOB: 2 BB: 1 P: 44	R: 0 H: 0 E: 2 K: 3 S: 18	H: 0 LOB: 2 BB: 0 P: 24	1B: 9 2B: 4 3B: 0 HR: 1	SF: 2 SAC: 0 DP: 0 HBP: 2	WP: 1 PB: 0 SB: 0 CS: 0	PA: 45
PITCHER	IP: 2.0 WLS: L BF: 12 H: 4 R: 4 ER: 4 SO: 2 BB: 2 IBB: 0 HBP: 0 BLK: 0 WP: 0 HR: 3 S: 30 P: 46 ERA: 18.00 WHIP: 3.000	IP: 1.0 WLS: W BF: 4 H: 0 R: 0 ER: 0 SO: 1 BB: 1 IBB: 0 HBP: 0 BLK: 0 WP: 0 HR: 1 S: 10 P: 18 ERA: 0.00 WHIP: 1.000	IP: 1.0 WLS: W BF: 4 H: 1 R: 0 ER: 0 SO: 1 BB: 1 IBB: 0 HBP: 0 BLK: 0 WP: 0 HR: 1 S: 11 P: 22 ERA: 0.00 WHIP: 1.000	IP: 1.0 WLS: W BF: 5 H: 1 R: 0 ER: 0 SO: 8 BB: 1 IBB: 0 HBP: 0 BLK: 0 WP: 0 HR: 15 S: 15 P: 15 ERA: 9.00 WHIP: 2.000	PITCHER	IP: 1.0 WLS: W BF: 5 H: 2 R: 1 ER: 1 SO: 1 BB: 0 IBB: 0 HBP: 0 BLK: 0 WP: 0 HR: 4 S: 15 P: 20 ERA: 9.00 WHIP: 2.000														

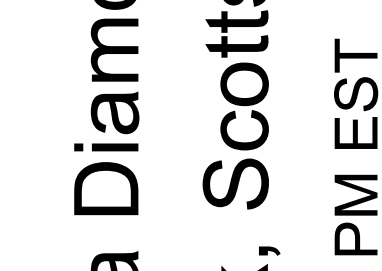
Batter	1	2	3	4	5	6	7	8	9	AB	R	H	RBI	BB	SO	LOB	TOP				
5 Grégor Blanco, L (1.8) OBP: 0.250, SLG: 0.286 14 Kristopher Negrón, R (6.8) OBP: 0.168, SLG: 1.200	F8					G1-3		G5-3		3	0	1	0	0	0	0	Arizona Diamondbacks @ Chicago White Sox Camelback Ranch, Glendale, AZ Thu Mar 09 2017, 3:09 PM - 5:40 PM EST Att: 4,082 - Sunny - 82 F livebaseballscorecards.com				
6 David Peralta, L (1.9) OBP: 0.333, SLG: 0.333 41 Jeremy Hazelbaker, L (6.9) OBP: 0.250, SLG: 0.190	P6		L7						F8	3	0	1	0	0	0	0					
27 Brandon Drury, R (1.4) OBP: 0.292, SLG: 0.391 76 Jack Reinheimer, R (6.4) OBP: 0.563, SLG: 0.400	G6-3		G5-3			G6-4-3				3	0	0	0	0	0	1					
22 Jake Lamb, L (1.5) OBP: 0.556, SLG: 1.000 30 Jason Pridle, L (7.3) OBP: 0.316, SLG: 0.529		K			F8				K	3	1	1	0	1	0	0					
16 Chris Owings, R (1.6) OBP: 0.385, SLG: 0.500 73 Ildemaro Vargas, S (7.6) OBP: 0.400, SLG: 0.714		HR			F9				G3-1	3	1	1	0	1	0	0					
10 Chris Herrmann, L (1.3) OBP: 0.250, SLG: 0.118 29 Josh Thole, L (7.2) OBP: 0.143, SLG: 0.143					G4-3					3	0	1	0	0	0	0					
31 Oswaldo Arcia, L (1.7) OBP: 0.292, SLG: 0.429						G6-3				3	0	0	0	0	0	1					
13 Nick Ahmed, R (1.10) OBP: 0.192, SLG: 0.250										2	0	0	0	1	1	0					
2 Jeff Mathis, R (1.2) OBP: 0.500, SLG: 0.400 74 Domingo Leyba, S (7.5) OBP: 0.267, SLG: 0.400										2	0	0	0	0	1	2					
										1	0	0	0	0	1	0					
Inning Stats	R: 0 E: 0 K: 0 S: 3	H: 0 LOB: 0 BB: 0 P: 3	R: 1 E: 0 K: 1 S: 7	H: 2 LOB: 2 BB: 1 P: 11	R: 0 E: 0 K: 0 S: 3	H: 1 LOB: 0 BB: 0 P: 3	R: 0 E: 0 K: 0 S: 3	H: 0 LOB: 0 BB: 0 P: 3	R: 0 E: 0 K: 1 S: 5	H: 1 LOB: 1 BB: 0 P: 5	R: 1 E: 0 K: 1 S: 6	H: 1 LOB: 0 BB: 0 P: 6	R: 0 E: 0 K: 2 S: 7	H: 0 LOB: 0 BB: 0 P: 7	R: 0 E: 0 K: 1 S: 7	H: 1 LOB: 1 BB: 0 P: 7		1B: 3 2B: 1 3B: 0 HR: 2	SF: 0 SAC: 0 DP: 1 HBP: 0	WP: 0 PB: 0 SB: 1 CS: 0	PA: 32
PITCHER	IP WLS BF H R ER SO BB IBB HBP BLK WP HR S P ERA WHIP																				
27 Lucas Giolito, R (1.1) ERA: 2.0	4.0 W 15 3 1 1 1 1 1 0 0 0 0 0 1 16 20 2.25 1.000																				
41 Cory Luebke, L (5.1) ERA: 1.89	1.1 H 5 1 0 0 1 0 0 0 0 0 0 0 0 7 7 0.00 0.750																				
52 Jake Petricka, R (6.1) ERA: 2.45	1.2 H 5 1 1 1 1 0 0 0 0 0 0 0 1 7 7 5.40 0.600																				
76 Zack Burdi, R (8.1) ERA:	1.0 H 3 0 0 0 2 0 0 0 0 0 0 0 0 7 7 0.00 0.000																				
48 Tommy Kahnle, R (9.1) ERA: 4.5	1.0 S 4 1 0 0 1 0 0 0 0 0 0 0 0 7 7 0.00 1.000																				
Batter	1	2	3	4	5	6	7	8	9	AB	R	H	RBI	BB	SO	LOB	BOTTOM				
44 Peter Bourjos, R (1.8) OBP: 0.368, SLG: 0.632 32 Jacob May, S (7.8) OBP: 0.400, SLG: 0.526	G4-3					G1-3				3	1	1	0	0	0	1	Arizona Diamondbacks @ Chicago White Sox Camelback Ranch, Glendale, AZ Thu Mar 09 2017, 3:09 PM - 5:40 PM EST Att: 4,082 - Sunny - 82 F livebaseballscorecards.com				
39 Evarth Cabrera, S (1.6) OBP: 0.208, SLG: 0.190 28 Leury Garcia, S (8.6) OBP: 0.364, SLG: 0.476	G2-3									4	0	1	0	0	0	0					
53 Melky Cabrera, S (1.10) OBP: 0.160, SLG: 0.097 83 Courtney Hawkins, R (7.10) OBP: 0.231, SLG: 0.231										3	1	1	0	0	0	2					
24 Matt Davidson, R (1.5) OBP: 0.357, SLG: 0.417										4	1	3	3	0	1	0					
82 Nicky Delmonico, L (1.3) OBP: 0.321, SLG: 0.593 84 Danny Hayes, L (7.3) OBP: 0.412, SLG: 0.600										3	0	0	0	0	1	3					
5 Yoimer Sánchez, S (1.4) OBP: 0.346, SLG: 0.364 10 Yoán Moncada, S (7.4) OBP: 0.333, SLG: 0.263										3	0	0	0	0	1	2					
36 Kevan Smith, R (1.2) OBP: 0.615, SLG: 1.000 85 Zack Collins, L (7.2) OBP: 0.500, SLG: 0.500										3	1	2	1	0	1	0					
32 Rymer Liriano, R (1.7) OBP: 0.368, SLG: 0.533										0	0	0	0	0	0	0					
61 Willy García, R (1.9) OBP: 0.200, SLG: 0.158										3	0	1	0	0	0	1					
Inning Stats	R: 1 E: 0 K: 0 S: 6	H: 2 LOB: 1 BB: 0 P: 6	R: 1 E: 0 K: 2 S: 8	H: 1 LOB: 0 BB: 0 P: 8	R: 1 E: 0 K: 1 S: 8	H: 3 LOB: 2 BB: 0 P: 8	R: 0 E: 0 K: 2 S: 8	H: 1 LOB: 1 BB: 0 P: 8	R: 1 E: 0 K: 0 S: 4	H: 1 LOB: 0 BB: 0 P: 4	R: 0 E: 0 K: 1 S: 5	H: 0 LOB: 0 BB: 0 P: 5	R: 0 E: 0 K: 2 S: 7	H: 0 LOB: 0 BB: 0 P: 7	1B: 6 2B: 1 3B: 0 HR: 2	SF: 0 SAC: 0 DP: 0 HBP: 0		WP: 1 PB: 0 SB: 0 CS: 0	PA: 33		
PITCHER	IP WLS BF H R ER SO BB IBB HBP BLK WP HR S P ERA WHIP																				
46 Patrick Corbin, L (1.1) ERA: 5.4	3.1 L 16 6 3 3 3 4 0 0 0 0 0 0 0 5 5 8.10 1.800																				
60 J.J. Hoover, R (4.1) ERA:	0.2 3 1 0 0 1 0 0 0 0 0 0 0 5 5 0.00 1.500																				
48 Randall Delgado, R (5.1) ERA: 2.25	1.0 4 1 1 1 0 0 0 0 0 0 0 1 4 4 9.00 1.000																				
36 Enrique Burgos, R (6.1) ERA: 2.25	1.0 4 1 0 0 0 0 0 0 0 0 0 0 4 4 0.00 1.000																				
40 Andrew Chafin, L (7.1) ERA:	1.0 3 0 0 0 1 0 0 0 0 0 0 0 5 5 0.00 0.000																				

Batter	1	2	3	4	5	6	7	8	9	AB	R	H	RBI	BB	SO	LOB	TOP			
66 Gorkys Hernández, R OBP: 0.208, SLG: 0.273 80 Rando Moreno, S (8, 4)	L8		10 CS 2B		G6-3			G6-3		4	0	1	1	0	0	0	San Francisco Giants @ Arizona Diamondbacks Salt River Fields at Talking Stick, Scottsdale, AZ Sat Mar 11 2017, 3:11 PM - 6:07 PM EST Att: 13,557 - Sunny - 84 F			
10 Eduardo Núñez, R OBP: 0.188, SLG: 0.188 83 Ryder Jones, L OBP: 0.364, SLG: 0.400	G5-3		G5-3		G5-3			K		3	0	1	0	0	0	1				
8 Hunter Pence, R OBP: 0.162, SLG: 0.200 87 Winton Bernard, R OBP: 0.250, SLG: 0.200	BB		K		K			L6		2	0	0	0	1	1	1				
9 Brandon Belt, L OBP: 0.360, SLG: 0.682 43 Kyle Blanks, R OBP: 0.235, SLG: 0.375	F7							K		3	0	1	0	0	1	2				
51 Mac Williamson, R OBP: 0.379, SLG: 0.577 84 Ryan Lolis, L (8, 7)								L5		3	0	1	0	0	1	2				
Trevor Brown, R OBP: 0.333, SLG: 0.467 63 Orlando Calixte, R OBP: 0.263, SLG: 0.278	P6									3	0	1	0	0	0	2				
7 Jimmy Rollins, S OBP: 0.304, SLG: 0.316 71 Juniel Querecuto, S OBP: 0.286, SLG: 0.333	G6-3							K		3	0	0	0	0	1	3				
58 Gordon Beckham, R OBP: 0.318, SLG: 0.278 79 Matt Winn, R (7, 2)	K							F9		3	0	0	0	0	1	2				
39 Justin Ruggiano, R OBP: 0.190, SLG: 0.158								G1-3		2	1	0	0	0	0	0				
			66 2B HBP					G6-3												
Inning Stats	R: 0 E: 0 K: 0 S: 7	H: 0 LOB: 1 BB: 1 P: 16	R: 0 E: 0 K: 1 S: 10	H: 1 LOB: 1 BB: 0 P: 17	R: 1 E: 0 K: 1 S: 12	H: 1 LOB: 0 BB: 0 P: 21	R: 0 E: 0 K: 1 S: 10	H: 1 LOB: 1 BB: 0 P: 16	R: 0 E: 0 K: 1 S: 9	H: 0 LOB: 0 BB: 0 P: 13	R: 0 E: 0 K: 1 S: 8	H: 1 LOB: 1 BB: 0 P: 17	R: 0 E: 0 K: 1 S: 10	H: 0 LOB: 0 BB: 0 P: 12	R: 0 E: 0 K: 1 S: 10	H: 0 LOB: 1 BB: 1 P: 17	1B: 2 2B: 3 3B: 0 HR: 0	SF: 0 SAC: 0 DP: 0 HBP: 1	WP: 0 PB: 0 SB: 2 CS: 2	PA: 33
PITCHER	IP WLS BF H R ER SO BB IBB HBP BLK WP HR S P ERA WHIP	3.1 W 14 3 1 1 3 1 0 1 0 0 0 6 10 2.70 1.200	4.1 H 2 0 0 0 0 0 0 0 0 0 6 10 0.00 0.000	5.1 H 3 0 0 0 0 0 0 0 0 0 9 13 0.00 0.000	6.1 H 4 1 0 0 1 0 0 0 0 0 8 17 0.00 1.000	7.1 H 3 1 0 0 1 0 0 0 0 0 10 13 0.00 1.000	PITCHER	IP WLS BF H R ER SO BB IBB HBP BLK WP HR S P ERA WHIP	1.0 3 0 0 0 1 0 0 0 0 0 0 9 12 0.00 0.000	2.25 4 0 0 0 1 1 0 0 0 0 10 17 0.00 1.000	9.1 4 0 0 0 1 1 0 0 0 0 10 17 0.00 1.000									
5 Grégor Blanco, L OBP: 0.296, SLG: 0.417 73 Idemaro Vargas, S OBP: 0.333, SLG: 0.600	G1		K					K		3	1	2	0	0	1	1	San Francisco Giants @ Arizona Diamondbacks Salt River Fields at Talking Stick, Scottsdale, AZ Sat Mar 11 2017, 3:11 PM - 6:07 PM EST Att: 13,557 - Sunny - 84 F			
6 David Peralta, L OBP: 0.333, SLG: 0.375 74 Domingo Leyba, S OBP: 0.211, SLG: 0.316	G1		G6-3					F8		3	0	1	1	0	0	0				
27 Brandon Drury, R OBP: 0.333, SLG: 0.462 30 Jason Pridie, L OBP: 0.292, SLG: 0.455	22 3B		G3-1					G1-3		3	1	2	1	0	0	2				
22 Jake Lamb, L OBP: 0.571, SLG: 1.053 71 Dawel Lugo, R OBP: 0.200, SLG: 0.200	1B		G3-1					K		2	0	1	1	1	0	1				
16 Chris Owings, R OBP: 0.379, SLG: 0.481 75 Evan Marzilli, L OBP: 0.250, SLG: 0.750	K		G6-3					G4-3		3	0	1	1	0	1	2				
10 Chris Hermann, L OBP: 0.259, SLG: 0.167 29 Josh Thole, L OBP: 0.125, SLG: 0.125	K							G3-1		3	0	1	0	0	2	3				
4 Ketel Marte, S OBP: 0.289, SLG: 0.381 28 Oscar Hernández, R OBP: 0.353, SLG: 0.688	G5-3							L9		3	0	0	0	0	1	3				
41 Jeremy Hazelbaker, L OBP: 0.300, SLG: 0.259 79 Jake Coebert, L OBP: 0.500, SLG: 0.500	1B									1	0	1	0	0	0	0				
14 Kristopher Negrón, R OBP: 0.200, SLG: 0.368	K							P3		3	1	1	1	0	1	3				
78 Stewart Ijames, L (8, 7)								HR		1	0	0	0	0	0	1				
Inning Stats	R: 2 E: 0 K: 2 S: 18	H: 3 LOB: 1 BB: 0 P: 26	R: 0 E: 0 K: 2 S: 9	H: 1 LOB: 1 BB: 0 P: 11	R: 0 E: 0 K: 0 S: 10	H: 1 LOB: 1 BB: 0 P: 16	R: 0 E: 0 K: 1 S: 8	H: 2 LOB: 1 BB: 0 P: 11	R: 2 E: 0 K: 1 S: 17	H: 3 LOB: 2 BB: 1 P: 27	R: 1 E: 0 K: 0 S: 13	H: 2 LOB: 1 BB: 0 P: 16	R: 0 E: 0 K: 1 S: 8	H: 0 LOB: 0 BB: 0 P: 12	R: 0 E: 0 K: 1 S: 12	H: 1 LOB: 1 BB: 0 P: 15	1B: 7 2B: 3 3B: 2 HR: 1	SF: 0 SAC: 0 DP: 1 HBP: 0	WP: 0 PB: 0 SB: 0 CS: 0	PA: 37
PITCHER	IP WLS BF H R ER SO BB IBB HBP BLK WP HR S P ERA WHIP	2.2 L 13 5 2 2 4 0 0 0 0 0 0 35 9 6.75 1.875	0.1 1 0 0 0 0 0 0 0 0 0 0 2 4 0.00 0.000	2.2 15 7 3 3 2 1 0 0 0 0 1 34 48 10.12 3.000	0.1 1 0 0 0 0 0 0 0 0 0 0 4 6 0.00 0.000	1.0 3 0 0 0 1 0 0 0 0 0 8 12 0.00 0.000	PITCHER	IP WLS BF H R ER SO BB IBB HBP BLK WP HR S P ERA WHIP	1.0 4 1 0 0 0 1 0 0 0 0 0 12 15 0.00 1.000	8.1 1.0 3 0 0 0 1 0 0 0 0 0 38 48 0.00 1.000										

AB 30
R 1
H 5
RBI 1
BB 2
SO 7
LOB 14



AB 36
R 5
H 13
RBI 5
BB 1
SO 8
LOB 19



Batter	1	2	3	4	5	6	7	8	9	AB	R	H	RBI	BB	SO	LOB	TOP					
2 Andrelton Simmons, R (1.10) 12 Dwayne Kemp, R (6. PR) (7.4)										1 0 1 1 1 0 0 2 0 0 0 0 0 2												
1 Xander Bogaerts, R (1.5) (5.6)										3 0 1 0 1 2 1												
10 Jurickson Profar, S (1.8) 15 Sharon Schoop, R (3.8)										2 0 0 0 0 0 2 2 0 0 0 0 0 2												
4 Wladimir Balentien, R (1.9) 14 Randolph Oduber, R (4.9)										2 0 0 0 0 0 0 2 0 0 0 0 0 1 2												
18 Didi Gregorius, L (1.6) (5.4)										4 0 0 0 0 1 2												
29 Lars Huijser, R (7.1) 45 Juan Carlos Sulbaran, R (8.1) 18 Didi Gregorius, L (8. PH)										0 0 0 0 0 0 0 0 0 0 0 0 0 0 4 0 0 0 0 1 2												
6 Jonathan Schoop, R (1.4) 27 Stijn van der Meer, L (4.4) (5.5)										2 0 1 0 0 0 0 2 1 1 0 0 0 0												
37 Shawn Zarraga, S (1.2) 21 Dashenko Ricardo, R (5.2)										2 0 1 0 0 0 1 2 1 1 0 0 1 0												
7 Yurendell Decaster, R (1.3) 30 Curt Smith, R (5.3)										2 1 1 0 0 0 1 1 1 0 0 1 0 0												
35 Kaitan Sams, R (1.7)										4 1 3 4 0 0 1												
Inning Stats	R: 0 E: 0 K: 1 S: 8	H: 1 LOB: 0 BB: 0 P: 8	R: 0 E: 0 K: 0 S: 9	H: 1 LOB: 1 BB: 0 P: 16	R: 1 E: 0 K: 0 S: 9	H: 3 LOB: 1 BB: 0 P: 14	R: 0 E: 0 K: 1 S: 15	H: 0 LOB: 0 BB: 0 P: 19	R: 0 E: 0 K: 1 S: 12	H: 1 LOB: 2 BB: 0 P: 22	R: 2 E: 0 K: 1 S: 14	H: 1 LOB: 0 BB: 0 P: 21	R: 0 E: 0 K: 1 S: 6	H: 0 LOB: 0 BB: 0 P: 11	R: 2 E: 0 K: 0 S: 10	H: 3 LOB: 1 BB: 1 P: 19	1B: 8 2B: 2 3B: 0 HR: 1	SF: 1 SAC: 0 DP: 3 HBP: 0	WP: 0 PB: 0 SB: 0 CS: 0	PA: 37		
PITCHER	IP WLS BF H R ER SO BB IBB HBP BLK WP HR S P ERA WHIP	IP WLS BF H R ER SO BB IBB HBP BLK WP HR S P ERA WHIP	IP WLS BF H R ER SO BB IBB HBP BLK WP HR S P ERA WHIP	IP WLS BF H R ER SO BB IBB HBP BLK WP HR S P ERA WHIP	IP WLS BF H R ER SO BB IBB HBP BLK WP HR S P ERA WHIP	IP WLS BF H R ER SO BB IBB HBP BLK WP HR S P ERA WHIP	IP WLS BF H R ER SO BB IBB HBP BLK WP HR S P ERA WHIP	IP WLS BF H R ER SO BB IBB HBP BLK WP HR S P ERA WHIP	IP WLS BF H R ER SO BB IBB HBP BLK WP HR S P ERA WHIP	IP WLS BF H R ER SO BB IBB HBP BLK WP HR S P ERA WHIP	IP WLS BF H R ER SO BB IBB HBP BLK WP HR S P ERA WHIP	IP WLS BF H R ER SO BB IBB HBP BLK WP HR S P ERA WHIP	IP WLS BF H R ER SO BB IBB HBP BLK WP HR S P ERA WHIP	IP WLS BF H R ER SO BB IBB HBP BLK WP HR S P ERA WHIP	IP WLS BF H R ER SO BB IBB HBP BLK WP HR S P ERA WHIP	IP WLS BF H R ER SO BB IBB HBP BLK WP HR S P ERA WHIP	IP WLS BF H R ER SO BB IBB HBP BLK WP HR S P ERA WHIP	IP WLS BF H R ER SO BB IBB HBP BLK WP HR S P ERA WHIP	IP WLS BF H R ER SO BB IBB HBP BLK WP HR S P ERA WHIP	IP WLS BF H R ER SO BB IBB HBP BLK WP HR S P ERA WHIP	IP WLS BF H R ER SO BB IBB HBP BLK WP HR S P ERA WHIP	
21 Zack Greinke, R (1.1) ERA: 3.52	5.0 W 18 6 1 1 2 0 0 0 0 0 0 0 50 70 1.80 1.200	1.0 5 0 0 0 1 2 0 0 0 0 0 1 14 21 0.00 1.000	1.0 5 1 2 0 1 0 0 0 0 0 0 0 6 11 0.00 0.000	1.0 6 3 2 2 0 1 0 0 0 0 0 0 10 19 18.00 4.000																		
59 Jorge De La Rosa, L (6.1) ERA:																						
60 J.J. Hoover, R (7.1) ERA:																						
47 Keyvius Sampson, R (8.1) ERA:																						
58 Erik Davis, R (9.1) ERA: 18.0																						
Batter	1	2	3	4	5	6	7	8	9	AB	R	H	RBI	BB	SO	LOB	BOTTOM					
14 Kristopher Negrón, R (1.4) 57 Daniel Lockhart, L (5. PR) (6.4)										3 2 2 0 1 0 1 1 1 0 0 0 0 0												
3 Daniel Descalso, L (1.5) 80 Carlos Rivero, R (5.5)										4 1 2 2 0 0 1 1 0 0 0 0 1 0												
16 Chris Owings, R (1.6) 29 Kevin Medrano, L (5. PH) (6.6)										2 1 1 2 0 0 1 2 0 1 0 0 0 1												
30 Jason Pridie, L (1.3) 59 Jorge De La Rosa, L (6.1) 75 Evan Marzilli, L (7.7)										3 0 2 2 0 1 0 0 0 0 0 0 0 0 1 0 0 0 0 0 1												
8 Chris Iannetta, R (1.2) 54 Jason Morozowski, R (7.8)										4 1 1 0 0 2 5 1 0 1 0 0 0 0												
31 Oswaldo Arcia, L (1.9) 78 Stewart James, L (5.9)										2 2 1 0 1 0 1 1 1 1 1 1 0 0												
78 Colin Bray, S (1.8) 59 Matt Jones, R (7.2)										3 1 0 0 1 1 3 1 0 0 0 0 1 2												
79 Jake Goebbert, L (1.7) 60 J.J. Hoover, R (7.1) 47 Keyvius Sampson, R (8.1) 87 Zach Nehr, R (8. PH) 58 Erik Davis, R (9.1)										2 1 1 3 1 1 1 0 0 0 0 0 0 0 0 0 0 0 0 0 0 1 0 0 0 0 1 2 0 0 0 0 0 0 0												
21 Zack Greinke, R (1.1) 92 Kevin Cron, R (6.3)										3 1 1 1 0 0 3 2 0 0 0 0 0 3												
Inning Stats	R: 2 E: 1 K: 0 S: 15	H: 3 LOB: 1 BB: 0 P: 23	R: 3 E: 0 K: 1 S: 19	H: 2 LOB: 2 BB: 2 P: 36	R: 1 E: 0 K: 2 S: 11	H: 2 LOB: 1 BB: 0 P: 14	R: 4 E: 0 K: 1 S: 14	H: 3 LOB: 1 BB: 1 P: 22	R: 1 E: 0 K: 1 S: 13	H: 1 LOB: 2 BB: 1 P: 25	R: 1 E: 0 K: 0 S: 6	H: 1 LOB: 0 BB: 0 P: 12	R: 0 E: 0 K: 1 S: 7	H: 1 LOB: 1 BB: 0 P: 13	R: 0 E: 0 K: 2 S: 14	H: 1 LOB: 2 BB: 1 P: 24	1B: 8 2B: 4 3B: 0 HR: 2	SF: 1 SAC: 0 DP: 1 HBP: 2	WP: 0 PB: 0 SB: 2 CS: 0	PA: 45		
PITCHER	IP WLS BF H R ER SO BB IBB HBP BLK WP HR S P ERA WHIP	IP WLS BF H R ER SO BB IBB HBP BLK WP HR S P ERA WHIP	IP WLS BF H R ER SO BB IBB HBP BLK WP HR S P ERA WHIP	IP WLS BF H R ER SO BB IBB HBP BLK WP HR S P ERA WHIP	IP WLS BF H R ER SO BB IBB HBP BLK WP HR S P ERA WHIP	IP WLS BF H R ER SO BB IBB HBP BLK WP HR S P ERA WHIP	IP WLS BF H R ER SO BB IBB HBP BLK WP HR S P ERA WHIP	IP WLS BF H R ER SO BB IBB HBP BLK WP HR S P ERA WHIP	IP WLS BF H R ER SO BB IBB HBP BLK WP HR S P ERA WHIP	IP WLS BF H R ER SO BB IBB HBP BLK WP HR S P ERA WHIP	IP WLS BF H R ER SO BB IBB HBP BLK WP HR S P ERA WHIP	IP WLS BF H R ER SO BB IBB HBP BLK WP HR S P ERA WHIP	IP WLS BF H R ER SO BB IBB HBP BLK WP HR S P ERA WHIP	IP WLS BF H R ER SO BB IBB HBP BLK WP HR S P ERA WHIP	IP WLS BF H R ER SO BB IBB HBP BLK WP HR S P ERA WHIP	IP WLS BF H R ER SO BB IBB HBP BLK WP HR S P ERA WHIP	IP WLS BF H R ER SO BB IBB HBP BLK WP HR S P ERA WHIP	IP WLS BF H R ER SO BB IBB HBP BLK WP HR S P ERA WHIP	IP WLS BF H R ER SO BB IBB HBP BLK WP HR S P ERA WHIP	IP WLS BF H R ER SO BB IBB HBP BLK WP HR S P ERA WHIP	IP WLS BF H R ER SO BB IBB HBP BLK WP HR S P ERA WHIP	
19 Rob Cordemans, R (1.1) ERA: 40.5	0.2 7 2 3 3 0 2 0 0 1 0 0 0 16 32 40.50 6.000	1.0 5 2 1 1 3 0 0 0 0 0 0 0 10 17 9.00 2.000	1.0 7 2 4 1 1 1 0 0 0 0 0 1 13 17 9.00 3.000	1.0 5 1 1 1 0 1 0 0 0 0 0 12 20 9.00 2.000																		
39 Shairon Martis, R (2.1) 46 Loek Van Mil, R (3.1) ERA: 9.0																						
53 Tom de Blok, R (4.1) ERA: 9.0																						
50 Jim Ploeger, L (5.1) ERA: 13.5	0.2 5 2 1 1 1 0 0 0 1 0 0 0 8 15 0.00 0.600	1.2 5 1 0 0 1 0 0 0 0 0 0 0 8 15 0.00 0.600	1.2 5 1 0 0 2 1 0 0 0 0 0 0 14 24 0.00 2.000																			
29 Lars Huijser, R (6.1) ERA:																						
29 Lars Huijser, R (7.1) ERA:																						
45 Juan Carlos Sulbaran, R (8.1) ERA:																						

Kingdom of the Netherlands @ Arizona Diamondbacks
Salt River Fields at Talking Stick, Scottsdale, AZ
Sat Mar 18 2017, 4:11 PM - 7:21 PM EDT
Att: 7,551 - Sunny - 89 F

Kingdom of the Netherlands @ Arizona Diamondbacks
Salt River Fields at Talking Stick, Scottsdale, AZ
Sat Mar 18 2017, 4:11 PM - 7:21 PM EDT
Att: 7,551 - Sunny - 89 F



AB 33
R 5
H 10
RBI 5
BB 3
SO 5
LOB 14

AB 37
R 12
H 14
RBI 11
BB 5
SO 8
LOB 25

Batter	1	2	3	4	5	6	7	8	9	AB	R	H	RBI	BB	SO	LOB	TOP						
5 Grégor Blanco, L (1,8) OBP: 0.300, SLG: 0.361 57 Daniel Lockhart, L (6,4) OBP: 1.000, SLG: 1.000										3	0	0	0	0	2	0	Arizona Diamondbacks @ Cleveland Indians Goodyear Ballpark, Goodyear, AZ Sun Mar 19 2017, 4:08 PM - 6:59 PM EDT Att: 8,215 - Sunny - 91 F livebaseballscorecards.com						
6 David Peralta, L (1,9) OBP: 0.275, SLG: 0.378 30 Jason Pridie, L (6,9) OBP: 0.282, SLG: 0.343										3	0	0	0	0	0	0							
27 Brandon Drury, R (1,4) OBP: 0.432, SLG: 0.650 59 Jorge De La Rosa, L (6,1) OBP: 0.500, SLG: 0.500										3	0	0	0	0	0	0							
22 Jake Lamb, L (1,5) OBP: 0.472, SLG: 0.710 78 Stewart James, L (7,7) OBP: 0.200, SLG: 0.111										3	0	1	0	0	2	0							
10 Chris Herrmann, L (1,7) OBP: 0.349, SLG: 0.368 54 Michael Pérez, L (7,2) OBP: 0.500, SLG: 0.500										3	1	1	1	0	1	1							
14 Kristopher Negrón, R (1,3) OBP: 0.289, SLG: 0.343 54 Tom Wilhelmson, R (7,1) OBP: 0.750, SLG: 1.000										3	1	0	0	0	2	0							
13 Nick Ahmed, R (1,6) OBP: 0.500, SLG: 0.667 15 Brian Matusz, L (8,1) OBP: 0.500, SLG: 0.667										3	0	0	0	0	1	1							
79 Jake Goebbert, L (9,PH) OBP: 0.500, SLG: 0.667 53 Tyler Jones, R (9,1)										0	0	0	0	0	0	0							
2 Jeff Mathis, R (1,2) OBP: 0.524, SLG: 0.471 78 Zach Borenstein, L (7,9)										1	0	0	1	0	0	0							
46 Patrick Corbin, L (1,1) OBP: 0.250, SLG: 0.212										0	0	0	0	1	0	0							
										2	0	0	0	0	1	0							
Inning Stats	R: 0 E: 0 K: 1 S: 5	H: 0 LOB: 0 BB: 0 P: 5	R: 1 E: 0 K: 3 S: 11	H: 1 LOB: 0 BB: 0 P: 13	R: 0 E: 0 K: 1 S: 5	H: 0 LOB: 0 BB: 0 P: 5	R: 0 E: 0 K: 0 S: 4	H: 1 LOB: 1 BB: 0 P: 4	R: 1 E: 1 K: 1 S: 6	H: 0 LOB: 0 BB: 0 P: 6	R: 0 E: 0 K: 0 S: 3	H: 0 LOB: 0 BB: 0 P: 3	R: 0 E: 0 K: 3 S: 9	H: 0 LOB: 0 BB: 0 P: 9	R: 0 E: 0 K: 1 S: 4	H: 0 LOB: 0 BB: 0 P: 9		R: 2 E: 0 K: 2 S: 11	H: 4 LOB: 2 BB: 0 P: 11	1B: 5 2B: 0 3B: 0 HR: 1	SF: 1 SAC: 0 DP: 0 HBP: 0	WP: 0 PB: 0 CS: 0 SB: 1	PA: 34
PITCHER	IP WLS BF H R ER SO BB IBB HBP BLK WP HR S P ERA WHIP																						
43 Josh Tomlin, R (1,1) ERA: 4.63	5.0 18 2 2 1 6 0 0 0 0 0 0 1 31 33 1.80 0.400																						
61 Dan Otero, R (6,1) ERA:	1.0 3 0 0 0 0 0 0 0 0 0 0 0 3 3 0.00 0.000																						
48 Boone Logan, L (7,1) ERA: 7.11	1.0 3 0 0 0 3 0 0 0 0 0 0 0 9 9 0.00 0.000																						
62 Nick Goody, R (8,1) ERA: 1.29	1.0 3 0 0 0 1 1 0 0 0 0 0 0 4 9 0.00 1.000																						
75 Hobby Miller, L (9,1) ERA: 9.0	1.0 B 7 4 2 2 2 0 0 0 0 0 0 0 11 11 18.00 4.000																						

Batter	1	2	3	4	5	6	7	8	9	AB	R	H	RBI	BB	SO	LOB	BOTTOM						
26 Austin Jackson, R (1,8) OBP: 0.333, SLG: 0.667 61 Conner Capel, L (7,8)										3	1	1	0	0	0	0	Arizona Diamondbacks @ Cleveland Indians Goodyear Ballpark, Goodyear, AZ Sun Mar 19 2017, 4:08 PM - 6:59 PM EDT Att: 8,215 - Sunny - 91 F livebaseballscorecards.com						
11 José Ramírez, S (1,4) OBP: 0.357, SLG: 0.553 79 Ronny Rodríguez, R (7,4) OBP: 0.288, SLG: 0.410										3	0	0	0	0	1	1							
7 Yan Gomes, R (1,2) OBP: 0.455, SLG: 0.643 67 Anthony Miller, L (7,PR) (8,3)										2	0	0	0	1	1	1							
10 Edwin Encarnación, R (1,3) OBP: 0.357, SLG: 0.429 53 Adam Moore, R (8,2) OBP: 0.333, SLG: 0.500										3	1	1	1	0	2	1							
72 Yandy Díaz, R (1,10) OBP: 0.536, SLG: 0.476										4	0	3	1	0	0	0							
39 Gio Urshela, R (1,5) OBP: 0.299, SLG: 0.400 4 Richie Shaffer, R (7,5) OBP: 0.302, SLG: 0.592										2	0	0	0	0	1	1							
99 Daniel Robertson, R (1,9) OBP: 0.412, SLG: 0.409 40 Bobby Ison, L (8,PR) (9,9)										3	0	1	0	0	0	0							
70 Greg Allen, S (1,7) OBP: 0.320, SLG: 0.311 69 Ka'ai Tom, L (8,PR) (9,7)										3	0	1	0	0	1	0							
1 Michael Martínez, S (1,6) OBP: 0.390, SLG: 0.538 77 Eric Starnets, R (7,6) OBP: 0.243, SLG: 0.412										2	0	0	0	0	0	0							
										1	0	1	0	0	0	0							
Inning Stats	R: 0 E: 0 K: 0 S: 3	H: 0 LOB: 0 BB: 0 P: 3	R: 0 E: 0 K: 1 S: 5	H: 1 LOB: 0 BB: 0 P: 5	R: 0 E: 0 K: 1 S: 5	H: 0 LOB: 0 BB: 0 P: 5	R: 2 E: 0 K: 1 S: 8	H: 3 LOB: 0 BB: 0 P: 8	R: 0 E: 0 K: 0 S: 3	H: 0 LOB: 0 BB: 0 P: 3	R: 0 E: 0 K: 1 S: 5	H: 0 LOB: 0 BB: 0 P: 5	R: 0 E: 0 K: 1 S: 5	H: 1 LOB: 1 BB: 1 P: 9	R: 2 E: 1 K: 2 S: 10	H: 3 LOB: 2 BB: 0 P: 12		R: 0 E: 0 K: 1 S: 5	H: 0 LOB: 0 BB: 0 P: 5	1B: 6 2B: 3 3B: 0 HR: 0	SF: 0 SAC: 0 DP: 2 HBP: 0	WP: 0 PB: 0 CS: 2 SB: 0	PA: 34
PITCHER	IP WLS BF H R ER SO BB IBB HBP BLK WP HR S P ERA WHIP																						
46 Patrick Corbin, L (1,1) ERA: 3.44	5.0 17 4 2 2 3 0 0 0 0 0 0 0 24 24 3.60 0.800																						
59 Jorge De La Rosa, L (6,1) ERA: 3.6	1.0 3 0 0 0 1 0 0 0 0 0 0 0 5 5 0.00 0.000																						
54 Tom Wilhelmson, R (7,1) ERA: 1.42	1.0 4 1 0 0 1 1 0 0 0 0 0 0 5 9 0.00 2.000																						
15 Brian Matusz, L (8,1) ERA: 6.75	1.0 6 3 2 1 2 0 0 0 0 0 0 0 10 12 9.00 3.000																						
53 Tyler Jones, R (9,1) ERA: 4.05	1.0 3 0 0 0 1 0 0 0 0 0 0 0 5 5 0.00 0.000																						

Batter	1	2	3	4	5	6	7	8	9	AB	R	H	RBI	BB	SO	LOB	TOP						
27 Adalberto Mondesi, S OBP: 0.400, SLG: 0.590 24 Christian Colon, R OBP: 0.333, SLG: 0.450										3	0	0	0	0	3	2							
8 Mike Moustakas, L OBP: 0.230, SLG: 0.475 19 Cheslor Cuthbert, R OBP: 0.296, SLG: 0.277										3	0	0	0	0	1	0							
6 Lorenzo Cain, R OBP: 0.342, SLG: 0.485 21 Ruben Sosa, S										3	0	0	0	0	1	0							
4 Alex Gordon, L OBP: 0.447, SLG: 0.524 14 Billy Burns, S OBP: 0.317, SLG: 0.405										2	0	0	0	1	0	0							
12 Jorge Soler, R OBP: 0.264, SLG: 0.233 0 Terrance Gore, R OBP: 0.267, SLG: 0.286										2	1	1	1	1	0	1							
7 Peter O'Brien, R OBP: 0.404, SLG: 0.867										3	1	1	1	0	2	1							
15 Whit Merrifield, R OBP: 0.373, SLG: 0.422										3	0	2	0	0	0	0							
9 Drew Butera, R OBP: 0.176, SLG: 0.267 25 Brayson Peña, S OBP: 0.400, SLG: 0.500										3	0	0	0	0	2	3							
68 Humberto Arteaga, R OBP: 0.273, SLG: 0.281 44 Nicky Lopez, L										3	0	1	0	0	1	0							
Inning Stats	R: 0 E: 0 K: 1 S: 6	H: 0 LOB: 0 BB: 0 P: 10	R: 1 E: 0 K: 0 S: 11	H: 1 LOB: 0 BB: 1 P: 19	R: 0 E: 0 K: 2 S: 7	H: 0 LOB: 0 BB: 0 P: 11	R: 0 E: 1 K: 0 S: 7	H: 0 LOB: 0 BB: 0 P: 13	R: 1 E: 0 K: 3 S: 19	H: 3 LOB: 2 BB: 0 P: 25	R: 0 E: 0 K: 2 S: 10	H: 0 LOB: 0 BB: 0 P: 15	R: 0 E: 0 K: 1 S: 11	H: 1 LOB: 2 BB: 1 P: 22	R: 0 E: 0 K: 1 S: 7	H: 0 LOB: 0 BB: 0 P: 10	R: 0 E: 0 K: 0 S: 4	H: 0 LOB: 0 BB: 0 P: 5	1B: 2 2B: 2 3B: 0 HR: 2	SF: 0 SAC: 0 DP: 2 HBP: 0	WP: 0 PB: 0 CS: 2	PA: 33	
PITCHER	IP WLS BF H R ER SO BB IBB HBP BLK WP HR S P ERA WHIP	IP WLS BF H R ER SO BB IBB HBP BLK WP HR S P ERA WHIP	IP WLS BF H R ER SO BB IBB HBP BLK WP HR S P ERA WHIP	IP WLS BF H R ER SO BB IBB HBP BLK WP HR S P ERA WHIP	IP WLS BF H R ER SO BB IBB HBP BLK WP HR S P ERA WHIP	IP WLS BF H R ER SO BB IBB HBP BLK WP HR S P ERA WHIP	IP WLS BF H R ER SO BB IBB HBP BLK WP HR S P ERA WHIP	IP WLS BF H R ER SO BB IBB HBP BLK WP HR S P ERA WHIP	IP WLS BF H R ER SO BB IBB HBP BLK WP HR S P ERA WHIP	IP WLS BF H R ER SO BB IBB HBP BLK WP HR S P ERA WHIP	IP WLS BF H R ER SO BB IBB HBP BLK WP HR S P ERA WHIP	IP WLS BF H R ER SO BB IBB HBP BLK WP HR S P ERA WHIP	IP WLS BF H R ER SO BB IBB HBP BLK WP HR S P ERA WHIP	IP WLS BF H R ER SO BB IBB HBP BLK WP HR S P ERA WHIP	IP WLS BF H R ER SO BB IBB HBP BLK WP HR S P ERA WHIP	IP WLS BF H R ER SO BB IBB HBP BLK WP HR S P ERA WHIP	IP WLS BF H R ER SO BB IBB HBP BLK WP HR S P ERA WHIP	IP WLS BF H R ER SO BB IBB HBP BLK WP HR S P ERA WHIP	IP WLS BF H R ER SO BB IBB HBP BLK WP HR S P ERA WHIP	IP WLS BF H R ER SO BB IBB HBP BLK WP HR S P ERA WHIP	IP WLS BF H R ER SO BB IBB HBP BLK WP HR S P ERA WHIP	IP WLS BF H R ER SO BB IBB HBP BLK WP HR S P ERA WHIP	IP WLS BF H R ER SO BB IBB HBP BLK WP HR S P ERA WHIP

Kansas City Royals @ Arizona Diamondbacks
Salt River Fields at Talking Stick, Scottsdale, AZ
Tue Mar 21 2017, 4:11 PM - 6:43 PM EDT
Att: 10,131 - Sunny - 89 F

livebaseballscorecards.com

AB 30
R 2
H 5
RBI 2
BB 2
SO 10
LOB 7

Batter	1	2	3	4	5	6	7	8	9	AB	R	H	RBI	BB	SO	LOB	BOTTOM						
5 Grégor Blanco, L OBP: 0.295, SLG: 0.400 57 Daniel Lockhart, L OBP: 0.667, SLG: 0.667										4	1	1	1	0	0	0							
6 David Peraltá, L OBP: 0.279, SLG: 0.375 14 Kristopher Negrón, R OBP: 0.326, SLG: 0.359										3	1	1	1	0	0	0							
27 Brandon Drury, R OBP: 0.444, SLG: 0.651 29 Kevin Medrano, L OBP: 0.500, SLG: 1.000										3	0	1	0	0	1	1							
22 Jake Lamb, L OBP: 0.462, SLG: 0.706 80 Carlos Rivera, R OBP: 0.400, SLG: 0.250										3	0	1	1	0	1	2							
3 Daniel Descalso, L OBP: 0.370, SLG: 0.583 56 Fernando Rodney, R OBP: 0.244, SLG: 0.211										3	0	0	0	0	2	3							
10 Chris Herrmann, L OBP: 0.370, SLG: 0.450 59 Matt Jones, R OBP: 0.333, SLG: 0.667										2	1	1	1	1	1	0							
13 Nick Ahmed, R OBP: 0.234, SLG: 0.378 78 Zach Borenstein, L										3	0	1	0	0	0	1							
2 Jeff Mathis, R OBP: 0.500, SLG: 0.421 60 J.J. Hoover, R										2	1	0	0	1	0	1							
78 Stewart James, L OBP: 0.250, SLG: 0.100 40 Andrew Chafin, R										1	0	0	0	0	1	1							
38 Robbie Ray, L										1	0	0	0	0	0	0							
31 Oswaldo Arcia, L OBP: 0.229, SLG: 0.432										1	0	0	0	0	0	1							
Inning Stats	R: 0 E: 0 K: 2 S: 16	H: 2 LOB: 2 BB: 0 P: 22	R: 1 E: 0 K: 0 S: 8	H: 1 LOB: 0 BB: 0 P: 10	R: 0 E: 0 K: 0 S: 10	H: 0 LOB: 0 BB: 0 P: 13	R: 0 E: 0 K: 1 S: 11	H: 0 LOB: 1 BB: 1 P: 19	R: 3 E: 1 K: 1 S: 15	H: 2 LOB: 1 BB: 1 P: 26	R: 0 E: 0 K: 1 S: 7	H: 1 LOB: 1 BB: 0 P: 15	R: 0 E: 0 K: 1 S: 9	H: 1 LOB: 1 BB: 0 P: 16	R: 0 E: 0 K: 1 S: 13	H: 1 LOB: 1 BB: 0 P: 18	1B: 2 2B: 3 3B: 2 HR: 1	SF: 0 SAC: 1 DP: 0 HBP: 0	WP: 1 PB: 0 SB: 2 CS: 0	PA: 35			
PITCHER	IP WLS BF H R ER SO BB IBB HBP BLK WP HR S P ERA WHIP	IP WLS BF H R ER SO BB IBB HBP BLK WP HR S P ERA WHIP	IP WLS BF H R ER SO BB IBB HBP BLK WP HR S P ERA WHIP	IP WLS BF H R ER SO BB IBB HBP BLK WP HR S P ERA WHIP	IP WLS BF H R ER SO BB IBB HBP BLK WP HR S P ERA WHIP	IP WLS BF H R ER SO BB IBB HBP BLK WP HR S P ERA WHIP	IP WLS BF H R ER SO BB IBB HBP BLK WP HR S P ERA WHIP	IP WLS BF H R ER SO BB IBB HBP BLK WP HR S P ERA WHIP	IP WLS BF H R ER SO BB IBB HBP BLK WP HR S P ERA WHIP	IP WLS BF H R ER SO BB IBB HBP BLK WP HR S P ERA WHIP	IP WLS BF H R ER SO BB IBB HBP BLK WP HR S P ERA WHIP	IP WLS BF H R ER SO BB IBB HBP BLK WP HR S P ERA WHIP	IP WLS BF H R ER SO BB IBB HBP BLK WP HR S P ERA WHIP	IP WLS BF H R ER SO BB IBB HBP BLK WP HR S P ERA WHIP	IP WLS BF H R ER SO BB IBB HBP BLK WP HR S P ERA WHIP	IP WLS BF H R ER SO BB IBB HBP BLK WP HR S P ERA WHIP	IP WLS BF H R ER SO BB IBB HBP BLK WP HR S P ERA WHIP	IP WLS BF H R ER SO BB IBB HBP BLK WP HR S P ERA WHIP	IP WLS BF H R ER SO BB IBB HBP BLK WP HR S P ERA WHIP	IP WLS BF H R ER SO BB IBB HBP BLK WP HR S P ERA WHIP	IP WLS BF H R ER SO BB IBB HBP BLK WP HR S P ERA WHIP	IP WLS BF H R ER SO BB IBB HBP BLK WP HR S P ERA WHIP	IP WLS BF H R ER SO BB IBB HBP BLK WP HR S P ERA WHIP

Kansas City Royals @ Arizona Diamondbacks
Salt River Fields at Talking Stick, Scottsdale, AZ
Tue Mar 21 2017, 4:11 PM - 6:43 PM EDT
Att: 10,131 - Sunny - 89 F

livebaseballscorecards.com

AB 32
R 4
H 8
RBI 4
BB 2
SO 7
LOB 13

Batter	1	2	3	4	5	6	7	8	9	AB	R	H	RBI	BB	SO	LOB	TOP										
11 AJ Pollock, R OBP: 0.357, SLG: 0.409 41 Jeremy Hazelbaker, L OBP: 0.224, SLG: 0.196	F9		K			G5-3		G3		3	0	0	0	0	1	1											
6 David Peralta, L OBP: 0.285, SLG: 0.348 66 Rey Fuentes, L OBP: 0.692, SLG: 1.231	G6-3		G5-3			F9			K	3	0	0	0	0	0	1											
44 Paul Goldschmidt, R OBP: 0.391, SLG: 0.571 92 Kevin Cron, R OBP: 0.333, SLG: 0.667	K					G6-3			14 BB 90 HR	3	0	1	0	0	1	0											
22 Jake Lamb, L OBP: 0.422, SLG: 0.700 14 Kristopher Negron, R OBP: 0.327, SLG: 0.326		G6-3				K			90 HR	3	0	0	0	0	2	1											
27 Brandon Drury, R OBP: 0.431, SLG: 0.633 90 Marty Herum, R OBP: 0.333, SLG: 1.333		G6-3				K			BB	3	0	0	0	0	1	1											
3 Daniel Descalso, L OBP: 0.384, SLG: 0.533 89 Kelly Dugan, L OBP: 0.667, SLG: 0.500		G3-1				1B			1-H 2-H	3	0	1	0	0	0	1											
8 Chris Iannetta, R OBP: 0.500, SLG: 0.884 54 Michael Pérez, L OBP: 0.333, SLG: 0.333						13 3B			78 DI HBP	3	1	2	0	0	1	1											
13 Nick Ahmed, R OBP: 0.245, SLG: 0.412 61 Silvino Bracho, R OBP: 0.231, SLG: 0.091						F9			G3-1	3	0	1	1	0	0	1											
99 Tajuan Walker, R OBP: 0.333, SLG: 0.391						G6-3				2	0	0	0	0	0	2											
85 Jeremy Bleich, L 56 Fernando Rodney, R 59 Jorge De La Rosa, L 4 Ketel Marte, S						G3-6-1			F9	0	0	0	0	0	0	0											
Inning Stats	R: 0 E: 0 K: 1 S: 5	H: 0 LOB: 0 BB: 0 P: 6	R: 0 E: 0 K: 0 S: 3	H: 0 LOB: 0 BB: 0 P: 3	R: 1 E: 0 K: 1 S: 7	H: 2 LOB: 1 BB: 0 P: 10	R: 0 E: 0 K: 1 S: 6	H: 1 LOB: 1 BB: 0 P: 7	R: 0 E: 0 K: 0 S: 3	H: 0 LOB: 0 BB: 0 P: 3	R: 0 E: 0 K: 3 S: 10	H: 1 LOB: 1 BB: 0 P: 11	R: 0 E: 0 K: 0 S: 3	H: 0 LOB: 0 BB: 0 P: 3	R: 3 E: 0 K: 2 S: 10	H: 2 LOB: 1 BB: 1 P: 17	1B: 3 2B: 1 3B: 2 HR: 1	SF: 0 SAC: 0 DP: 1 HBP: 1	WP: 0 PB: 0 SB: 0 CS: 0	PA: 35							
PITCHER	IP	WLS	BF	H	R	ER	SO	BB	IBB	HBP	BLK	WP	HR	S	P	ERA	WHIP										
45 Tyler Skaggs, L ERA: 1.35	4.0	W	16	4	1	1	3	0	0	0	0	0	0	22	27	2.25	1.000										
66 Chris O'Grady, L ERA:	1.0		2	0	0	0	0	0	0	0	0	0	0	2	2	0.00	0.000										
64 Mike Morin, R ERA: 5.4	1.0		3	0	0	0	0	0	0	0	0	0	0	3	3	0.00	0.000										
53 Blake Parker, R ERA: 0.96	1.0		4	1	0	0	3	0	0	0	0	0	0	10	11	0.00	1.000										
39 Kirby Yates, R ERA: 7.71	1.0		3	0	0	0	0	0	0	0	0	0	0	3	3	0.00	0.000										

Arizona Diamondbacks @ Los Angeles Angels
 Tempe Diablo Stadium, Tempe, AZ
 Sat Mar 25 2017, 4:10 PM - 6:58 PM EDT
 Att: 9,590 - Sunny - 80 F

AB 33
 R 4
 H 7
 RBI 4
 BB 1
 SO 8
 LOB 11



Batter	1	2	3	4	5	6	7	8	9	AB	R	H	RBI	BB	SO	LOB	BOTTOM										
0 Yunel Escobar, R OBP: 0.279, SLG: 0.162 17 Shane Robinson, R OBP: 0.394, SLG: 0.500	G5-3	G5-3		G1-3						3	0	0	0	0	0	0											
56 Kole Calhoun, L OBP: 0.284, SLG: 0.365 25 Ben Revere, L OBP: 0.500, SLG: 0.548		G6-3								3	1	1	0	0	0	0											
27 Mike Trout, R OBP: 0.434, SLG: 0.535 19 Jefry Marte, R OBP: 0.412, SLG: 0.518	F7		F8							3	0	1	0	0	0	1											
5 Albert Pujols, R OBP: 0.387, SLG: 0.571 6 Dustin Ackley, L OBP: 0.167, SLG: 0.222			K							3	1	1	2	0	1	1											
9 Cameron Maybin, R OBP: 0.302, SLG: 0.152 8 Eric Young Jr., S OBP: 0.396, SLG: 0.523			K							3	1	2	0	0	1	0											
24 C.J. Cron, R OBP: 0.375, SLG: 0.586	E5									4	1	1	0	0	1	4											
2 Andreton Simmons, R OBP: 0.230, SLG: 0.250 13 Rey Navarro, S OBP: 0.300, SLG: 0.208										3	1	1	2	0	0	0											
3 Danny Espinosa, S OBP: 0.259, SLG: 0.294 88 Matt Williams, R OBP: 0.250, SLG: 0.154	B5-3									3	0	0	0	0	1	2											
58 Carlos Pérez, R OBP: 0.231, SLG: 0.486 59 Tony Sanchez, R OBP: 0.308, SLG: 0.375		G5-3								3	1	1	2	0	0	0											
Inning Stats	R: 4 E: 1 K: 0 S: 9	H: 5 LOB: 1 BB: 0 P: 9	R: 0 E: 0 K: 0 S: 3	H: 0 LOB: 0 BB: 0 P: 3	R: 0 E: 0 K: 2 S: 7	H: 0 LOB: 0 BB: 0 P: 8	R: 2 E: 1 K: 1 S: 7	H: 1 LOB: 0 BB: 0 P: 9	R: 0 E: 0 K: 1 S: 7	H: 2 LOB: 2 BB: 0 P: 7	R: 0 E: 0 K: 0 S: 3	H: 0 LOB: 0 BB: 0 P: 3	R: 1 E: 0 K: 0 S: 6	H: 3 LOB: 2 BB: 0 P: 7	R: 0 E: 0 K: 2 S: 7	H: 0 LOB: 0 BB: 0 P: 8	1B: 8 2B: 1 3B: 0 HR: 2	SF: 1 SAC: 0 DP: 0 HBP: 0	WP: 1 PB: 0 SB: 0 CS: 0	PA: 36							
PITCHER	IP	WLS	BF	H	R	ER	SO	BB	IBB	HBP	BLK	WP	HR	S	P	ERA	WHIP										
99 Tajuan Walker, R ERA: 4.03	4.2	L	23	8	6	3	3	0	0	0	0	0	0	3	3	0.00	0.000										
85 Jeremy Bleich, L ERA:	0.1		1	0	0	0	1	0	0	0	0	0	0	3	3	0.00	0.000										
56 Fernando Rodney, R ERA:	1.0		3	0	0	0	0	0	0	0	0	0	0	3	3	0.00	0.000										
59 Jorge De La Rosa, L ERA: 3.86	1.0		6	3	1	1	0	0	0	0	0	1	0	6	7	9.00	3.000										
61 Silvino Bracho, R ERA:	1.0		3	0	0	0	2	0	0	0	0	0	0	7	8	0.00	0.000										

Arizona Diamondbacks @ Los Angeles Angels
 Tempe Diablo Stadium, Tempe, AZ
 Sat Mar 25 2017, 4:10 PM - 6:58 PM EDT
 Att: 9,590 - Sunny - 80 F

AB 35
 R 7
 H 11
 RBI 7
 BB 0
 SO 6
 LOB 9



Batter	1	2	3	4	5	6	7	8	9	AB	R	H	RBI	BB	SO	LOB	TOP					
26 Austin Jackson, R OBP: 0.407, SLG: 0.680 64 Jonathan Mendoza, S OBP: 0.333, SLG: 0.333										1	1	0	0	2	0	0	Cleveland Indians @ Arizona Diamondbacks Salt River Fields at Talking Stick, Scottsdale, AZ Sun Mar 26 2017, 4:11 PM - 7:24 PM EDT Att: 13,468 - Partly Cloudy - 80 F livebaseballscorecards.com					
23 Michael Brantley, L OBP: 0.353, SLG: 0.663 69 Jedd Carter, R OBP: 1.000, SLG: 1.000										4	1	1	2	0	1	1						
7 Yan Gomes, R OBP: 0.419, SLG: 0.605 59 Logan Ice, S (7, PR)										4	0	2	0	0	0	0						
35 Abraham Almonte, S (1, 9) 62 Trenton Brooks, L (7, 9)										4	1	1	0	0	2	3						
6 Brandon Guyer, R OBP: 0.375, SLG: 0.407 61 Jorma Rodriguez, R (7, PH) OBP: 0.500, SLG: 1.000										2	1	0	0	1	0	0						
13 Chris Colabello, R OBP: 0.467, SLG: 0.744 63 Ulysses Cantu, R (8, PR)										4	2	3	3	0	0	0						
99 Daniel Robertson, R OBP: 0.375, SLG: 0.421										3	0	1	0	0	1	1						
4 Gabriel Mejia, R OBP: 0.500, SLG: 0.333										1	0	0	0	0	1	1						
39 Gio Urshela, R OBP: 0.300, SLG: 0.444 7 Joe Sever, R OBP: 0.200, SLG: 0.200										4	0	1	1	0	0	2						
1 Michael Martinez, S OBP: 0.358, SLG: 0.529 13 Alexis Pantaja, L (7, 6)										3	0	0	0	0	1	2						
Inning Stats	R: 5 H: 3 E: 0 K: 0 S: 16	H: 3 LOB: 0 BB: 2 P: 29	R: 0 H: 1 E: 0 K: 1 S: 11	H: 1 LOB: 2 BB: 1 P: 18	R: 1 H: 2 E: 0 K: 2 S: 13	H: 2 LOB: 1 BB: 0 P: 22	R: 0 H: 0 E: 0 K: 1 S: 8	H: 0 LOB: 0 BB: 0 P: 13	R: 0 H: 0 E: 0 K: 0 S: 12	H: 0 LOB: 0 BB: 0 P: 15	R: 0 H: 2 E: 0 K: 0 S: 7	H: 2 LOB: 2 BB: 0 P: 10	R: 0 H: 1 E: 0 K: 2 S: 13	H: 1 LOB: 1 BB: 0 P: 20	R: 0 H: 1 E: 0 K: 2 S: 17	H: 1 LOB: 1 BB: 0 P: 24	R: 0 H: 1 E: 0 K: 2 S: 14	H: 1 LOB: 1 BB: 0 P: 23	1B: 5 2B: 4 HR: 2	SF: 0 SAC: 0 DP: 0 HBP: 0	WP: 0 PB: 0 CS: 1 SB: 0	PA: 40
PITCHER	IP WLS BF H R ER SO BB IBB HBP BLK WP HR S P ERA WHIP																					
38 Robbie Ray, L ERA: 4.79	4.0 L 21 6 6 6 4 3 0 0 0 0 0 2 48 82 13.50 2.250																					
77 Kaleb Fleck, R ERA: 4.5	1.0 3 0 0 0 0 0 0 0 0 0 0 0 12 15 0.00 0.000																					
77 T.J. McFarland, L ERA: 4.5	1.0 4 2 0 0 0 0 0 0 0 0 0 0 7 10 0.00 2.000																					
25 Archie Bradley, R ERA: 7.02	2.0 8 2 0 0 4 0 0 0 0 0 0 30 44 0.00 1.000																					
37 Marlon Arias, L ERA: 21.6	1.0 4 1 0 0 2 0 0 0 0 0 0 0 14 23 0.00 1.000																					

Batter	1	2	3	4	5	6	7	8	9	AB	R	H	RBI	BB	SO	LOB	BOTTOM					
16 Chris Owings, R OBP: 0.400, SLG: 0.604 25 Archie Bradley, R (7, 1)										4	0	0	0	0	2	2	Cleveland Indians @ Arizona Diamondbacks Salt River Fields at Talking Stick, Scottsdale, AZ Sun Mar 26 2017, 4:11 PM - 7:24 PM EDT Att: 13,468 - Partly Cloudy - 80 F livebaseballscorecards.com					
75 Evan Marzilli, L OBP: 0.304, SLG: 0.333 (8, PH)										0	0	0	0	0	0	0						
6 David Peralta, L OBP: 0.298, SLG: 0.429 41 Jeremy Hazelbaker, L OBP: 0.255, SLG: 0.229 (5, PR)										3	1	2	1	0	1	0						
44 Paul Goldschmidt, R OBP: 0.500, SLG: 0.545 79 Jake Goebbert, L (6, 7)										2	0	0	0	0	1	0						
24 Yasmany Tomás, R OBP: 0.143, SLG: 0.111 90 Marty Herum, R OBP: 0.200, SLG: 0.800										2	0	0	0	0	2							
3 Daniel Descalso, L OBP: 0.361, SLG: 0.545 82 Rudy Flores, L OBP: 0.333, SLG: 0.333										3	0	1	1	0	1	2						
10 Chris Herrmann, L OBP: 0.396, SLG: 0.478 81 Ronnie Freeman, R OBP: 0.500, SLG: 0.333										2	0	1	0	1	1							
14 Kristopher Negrón, R OBP: 0.371, SLG: 0.500 29 Kevin Medrano, L OBP: 0.750, SLG: 1.250 (6, 4)										4	0	1	0	0	1	2						
66 Rey Fuentes, L OBP: 0.647, SLG: 1.063 37 Marlon Arias, L (9, 1)										3	1	1	0	1	1	3						
38 Robbie Ray, L (1, 1) 77 Kaleb Fleck, R (5, 1) 77 T.J. McFarland, L (6, 1) 13 Nick Ahmed, R OBP: 0.236, SLG: 0.396 (7, 6)										2	0	0	0	0	2	3						
Inning Stats	R: 0 H: 0 E: 0 K: 2 S: 8	H: 0 LOB: 0 BB: 0 P: 13	R: 1 H: 1 E: 0 K: 2 S: 17	H: 1 LOB: 2 BB: 2 P: 26	R: 1 H: 2 E: 0 K: 2 S: 15	H: 2 LOB: 1 BB: 0 P: 27	R: 0 H: 1 E: 0 K: 1 S: 10	H: 1 LOB: 1 BB: 0 P: 13	R: 1 H: 2 E: 0 K: 1 S: 9	H: 2 LOB: 1 BB: 0 P: 12	R: 0 H: 1 E: 0 K: 2 S: 9	H: 1 LOB: 2 BB: 1 P: 17	R: 1 H: 2 E: 0 K: 0 S: 9	H: 2 LOB: 1 BB: 1 P: 18	R: 1 H: 3 E: 0 K: 1 S: 16	H: 3 LOB: 2 BB: 0 P: 23	R: 0 H: 0 E: 1 K: 0 S: 6	H: 0 LOB: 0 BB: 0 P: 10	1B: 8 2B: 3 HR: 1	SF: 1 SAC: 0 DP: 2 HBP: 0	WP: 0 PB: 0 CS: 0	PA: 42
PITCHER	IP WLS BF H R ER SO BB IBB HBP BLK WP HR S P ERA WHIP																					
47 Trevor Bauer, R ERA: 4.74	5.0 H 3 0 0 0 2 0 0 0 0 0 0 0 7 11 0.00 0.000																					
40 James Russell, L ERA: 3.0	1.0 H 3 0 0 0 2 0 0 0 0 0 0 0 9 18 9.00 3.000																					
61 Dan Otero, R ERA: 0.96	2.0 S 9 3 1 1 1 0 0 0 0 0 0 0 22 33 4.50 1.500																					

Batter	1	2	3	4	5	6	7	8	9	AB	R	H	RBI	BB	SO	LOB	TOP													
2 Denard Span, L (1.8) OBP: 0.400, SLG: 0.400										5	0	2	0	0	0	1	San Francisco Giants @ Arizona Diamondbacks Chase Field, Phoenix, AZ Sun Apr 02 2017, 1:11 PM - 4:33 PM MST Att: 49,016 - Sunny - 75 F													
9 Brandon Belt, L (1.3)										3	0	0	0	2	1															
8 Hunter Pence, R (1.9) OBP: 0.400, SLG: 0.250										4	0	1	0	1	2	0														
28 Buster Posey, R (1.2)										4	0	0	0	1	1	5														
35 Brandon Crawford, L (1.6) OBP: 0.400, SLG: 0.600										5	1	2	0	0	0	5														
10 Eduardo Núñez, R (1.5) OBP: 0.750, SLG: 1.000										4	1	3	1	0	0	2														
6 Jarrett Parker, L (1.7)										2	0	0	0	0	1	2														
66 Gorkys Hernández, R (6. PH)										2	0	0	0	0	2	3														
12 Joe Panik, L (1.4) OBP: 0.250, SLG: 1.000										3	1	1	1	0	0	1														
40 Madison Bumgarner, R (1.1) 64 Derek Law, R (8.1) 50 Ty Blach, R (8.1) 60 Hunter Strickland, R (8.1) 21 Conor Gillaspie, L (9. PH) 41 Mark Melancon, R (9.1)										2	2	2	1	0	0	0														
Inning Stats	R: 0 E: 0 K: 1 S: 14	H: 1 LOB: 2 BB: 1 P: 24	R: 1 E: 0 K: 0 S: 11	H: 1 LOB: 1 BB: 1 P: 20	R: 0 E: 0 K: 2 S: 11	H: 0 LOB: 0 BB: 0 P: 18	R: 0 E: 0 K: 1 S: 9	H: 1 LOB: 1 BB: 0 P: 15	R: 1 E: 0 K: 0 S: 10	H: 2 LOB: 1 BB: 0 P: 12	R: 1 E: 0 K: 0 S: 10	H: 2 LOB: 0 BB: 0 P: 16	R: 0 E: 0 K: 2 S: 10	H: 1 LOB: 2 BB: 1 P: 18	R: 1 E: 0 K: 0 S: 15	H: 2 LOB: 3 BB: 2 P: 30	1B: 6 2B: 2 3B: 1 HR: 2	SF: 2 SAC: 0 DP: 0 HBP: 0	WP: 2 PB: 0 SB: 2 CS: 1	PA: 41										
PITCHER	IP WLS BF H R ER SO BB IBB HBP BLK WP HR S P ERA WHIP	IP WLS BF H R ER SO BB IBB HBP BLK WP HR S P ERA WHIP	IP WLS BF H R ER SO BB IBB HBP BLK WP HR S P ERA WHIP	IP WLS BF H R ER SO BB IBB HBP BLK WP HR S P ERA WHIP	IP WLS BF H R ER SO BB IBB HBP BLK WP HR S P ERA WHIP	IP WLS BF H R ER SO BB IBB HBP BLK WP HR S P ERA WHIP	IP WLS BF H R ER SO BB IBB HBP BLK WP HR S P ERA WHIP	IP WLS BF H R ER SO BB IBB HBP BLK WP HR S P ERA WHIP	IP WLS BF H R ER SO BB IBB HBP BLK WP HR S P ERA WHIP	5.0 0.1 0.2 1.0 1.0	21 3 1 4 5	4 2 0 2 1	2 1 0 1 0	2 1 0 0 2	2 0 0 0 0	4 0 0 0 0	3.60 27.00 0.00 9.00 0.00	1.200 6.000 0.000 2.000 2.000	56 Fernando Rodney, R (9.1) ERA: 9.0	1.0 W 7	2 1 1 0	2 0 0 0	2 0 0 0	2 0 15 30	9.00 4.000					
Batter	1	2	3	4	5	6	7	8	9	AB	R	H	RBI	BB	SO	LOB	BOTTOM													
11 AJ Pollock, R (1.8) OBP: 0.600, SLG: 1.200										5	2	3	2	0	0	0	San Francisco Giants @ Arizona Diamondbacks Chase Field, Phoenix, AZ Sun Apr 02 2017, 1:11 PM - 4:33 PM MST Att: 49,016 - Sunny - 75 F													
16 Chris Owings, R (1.6) OBP: 0.400, SLG: 0.400										5	0	2	1	0	3	0														
44 Paul Goldschmidt, R (1.3) OBP: 0.500, SLG: 0.500										4	0	2	1	0	0	0														
22 Jake Lamb, L (1.5)										4	0	0	0	0	3	3														
24 Yasmany Tomás, R (1.7)										4	0	0	0	0	3	1														
27 Brandon Drury, R (1.4) OBP: 0.250, SLG: 0.250										4	0	1	0	0	2	0														
6 David Peralta, L (1.9)										4	0	0	0	0	1	1														
2 Jeff Mathis, R (1.2) OBP: 0.750, SLG: 1.500										4	1	3	0	0	0	0														
41 Jeremy Hazelbaker, L (9. PR)										1	0	0	0	0	0	0														
21 Zack Greinke, R (1.1) 54 Tom Wilhelmsen, R (8.1) 29 Jorge De La Rosa, L (8.1) 40 Andrew Chafin, L (7.1) 60 J.J. Hoover, R (8.1) 96 Fernando Rodney, R (9.1) 2 Daniel Descalso, L (9.1)										1	0	0	0	0	0	0														
Inning Stats	R: 0 E: 0 K: 1 S: 7	H: 0 LOB: 0 BB: 0 P: 10	R: 0 E: 0 K: 3 S: 9	H: 0 LOB: 0 BB: 0 P: 10	R: 0 E: 0 K: 0 S: 7	H: 0 LOB: 0 BB: 0 P: 9	R: 0 E: 0 K: 1 S: 7	H: 0 LOB: 0 BB: 0 P: 11	R: 0 E: 0 K: 2 S: 9	H: 0 LOB: 0 BB: 0 P: 14	R: 3 E: 0 K: 3 S: 18	H: 4 LOB: 1 BB: 0 P: 23	R: 0 E: 0 K: 1 S: 9	H: 2 LOB: 2 BB: 0 P: 11	R: 1 E: 0 K: 0 S: 11	H: 3 LOB: 1 BB: 0 P: 18	R: 2 E: 0 K: 1 S: 12	H: 4 LOB: 3 BB: 0 P: 18	1B: 10 2B: 1 3B: 1 HR: 1	SF: 0 SAC: 0 DP: 1 HBP: 0	WP: 0 PB: 0 SB: 0 CS: 0	PA: 38								
PITCHER	IP WLS BF H R ER SO BB IBB HBP BLK WP HR S P ERA WHIP	IP WLS BF H R ER SO BB IBB HBP BLK WP HR S P ERA WHIP	IP WLS BF H R ER SO BB IBB HBP BLK WP HR S P ERA WHIP	IP WLS BF H R ER SO BB IBB HBP BLK WP HR S P ERA WHIP	IP WLS BF H R ER SO BB IBB HBP BLK WP HR S P ERA WHIP	IP WLS BF H R ER SO BB IBB HBP BLK WP HR S P ERA WHIP	IP WLS BF H R ER SO BB IBB HBP BLK WP HR S P ERA WHIP	IP WLS BF H R ER SO BB IBB HBP BLK WP HR S P ERA WHIP	IP WLS BF H R ER SO BB IBB HBP BLK WP HR S P ERA WHIP	7.0 0.0 0.2 0.1 0.2	27 3 0 1 6	3 3 0 0 4	3 1 0 0 2	0 0 0 0 0	0 0 0 0 0	0 0 0 0 0	3.86 " " 0.00 0.00 27.00	0.857 " " 0.000 0.000 6.000		40 Madison Bumgarner, L (1.1) 64 Derek Law, R (8.1) 50 Ty Blach, L (8.1) 60 Hunter Strickland, R (8.1) 41 Mark Melancon, R (9.1)	0.0 0.0 0.2 0.1 0.2	L 6	4 3 0 0 4	2 1 0 0 2	1 0 0 0 1	0 0 0 0 0	0 0 0 0 0	0 0 0 0 12	18 9 5 4 18	6.000 " " 0.000 0.000 27.000

Batter	1	2	3	4	5	6	7	8	9	AB	R	H	RBI	BB	SO	LOB	TOP								
66 Gorkys Hernández, R OBP: 0.231, SLG: 0.250	F9		K		G4-3		K		F8	5	0	0	0	0	2	0									
9 Brandon Belt, L OBP: 0.375, SLG: 0.714	G6-3		8 1B		HR		K		K	5	2	2	1	0	2	0									
8 Hunter Pence, R OBP: 0.438, SLG: 0.600	3B		28 1B 35 SF7		G6-3				L7	5	1	2	1	0	0	0									
28 Buster Posey, R OBP: 0.429, SLG: 0.200	L3		3-H		1B					3	1	2	0	1	0	1									
35 Brandon Crawford, L OBP: 0.357, SLG: 0.769	F8		SF7		K					3	1	1	1	0	1	1									
10 Eduardo Núñez, R OBP: 0.538, SLG: 0.615	6 S 12 1B		G5-3		K					4	1	2	0	0	1	1									
6 Jarrett Parker, L	P5				K					3	0	0	0	0	2	1	AB 36								
59 Neil Ramírez, R					K					0	0	0	0	0	0	0	R 6								
21 Conor Gillaspie, L (8, PH)										0	0	0	0	0	0	0	H 10								
7 Aaron Hill, R (8, PH)										0	0	0	1	1	0	0	RBI 5								
12 Joe Panik, L OBP: 0.462, SLG: 0.727					K					4	0	1	1	0	2	3	BB 2								
45 Matt Moore, L	G4-3				K					2	0	0	0	0	1	1	SO 11								
62 Cory Gearrin, R										0	0	0	0	0	0	0	LOB 10								
49 Chris Marrero, R										2	0	0	0	0	0	0									
70 George Kontos, R										0	0	0	0	0	0	0									
Inning Stats	R: 0 E: 0 K: 0 S: 8	H: 1 LOB: 1 BB: 0 P: 13	R: 1 E: 0 K: 0 S: 10	H: 2 LOB: 1 BB: 0 P: 16	R: 2 E: 0 K: 1 S: 15	H: 3 LOB: 1 BB: 0 P: 16	R: 0 E: 0 K: 3 S: 9	H: 0 LOB: 0 BB: 0 P: 11	R: 1 E: 0 K: 1 S: 17	H: 1 LOB: 1 BB: 1 P: 29	R: 0 E: 0 K: 2 S: 7	H: 0 LOB: 0 BB: 0 P: 9	R: 0 E: 0 K: 2 S: 7	H: 0 LOB: 0 BB: 0 P: 10	R: 2 E: 0 K: 1 S: 15	H: 3 LOB: 2 BB: 1 P: 32	R: 0 E: 0 K: 1 S: 10	H: 0 LOB: 0 BB: 0 P: 14	1B: 7 2B: 0 3B: 2 HR: 1	SF: 1 SAC: 0 DP: 0 HBP: 0	WP: 1 PB: 0 SB: 1 CS: 0	PA: 39			
PITCHER	IP WLS BF H R ER SO BB IBB HBP BLK WP HR S P ERA WHIP	IP WLS BF H R ER SO BB IBB HBP BLK WP HR S P ERA WHIP	IP WLS BF H R ER SO BB IBB HBP BLK WP HR S P ERA WHIP	IP WLS BF H R ER SO BB IBB HBP BLK WP HR S P ERA WHIP	IP WLS BF H R ER SO BB IBB HBP BLK WP HR S P ERA WHIP	IP WLS BF H R ER SO BB IBB HBP BLK WP HR S P ERA WHIP	IP WLS BF H R ER SO BB IBB HBP BLK WP HR S P ERA WHIP	IP WLS BF H R ER SO BB IBB HBP BLK WP HR S P ERA WHIP	IP WLS BF H R ER SO BB IBB HBP BLK WP HR S P ERA WHIP	IP WLS BF H R ER SO BB IBB HBP BLK WP HR S P ERA WHIP	IP WLS BF H R ER SO BB IBB HBP BLK WP HR S P ERA WHIP	IP WLS BF H R ER SO BB IBB HBP BLK WP HR S P ERA WHIP	IP WLS BF H R ER SO BB IBB HBP BLK WP HR S P ERA WHIP	IP WLS BF H R ER SO BB IBB HBP BLK WP HR S P ERA WHIP	IP WLS BF H R ER SO BB IBB HBP BLK WP HR S P ERA WHIP	IP WLS BF H R ER SO BB IBB HBP BLK WP HR S P ERA WHIP	IP WLS BF H R ER SO BB IBB HBP BLK WP HR S P ERA WHIP	IP WLS BF H R ER SO BB IBB HBP BLK WP HR S P ERA WHIP	IP WLS BF H R ER SO BB IBB HBP BLK WP HR S P ERA WHIP	IP WLS BF H R ER SO BB IBB HBP BLK WP HR S P ERA WHIP	IP WLS BF H R ER SO BB IBB HBP BLK WP HR S P ERA WHIP	IP WLS BF H R ER SO BB IBB HBP BLK WP HR S P ERA WHIP	IP WLS BF H R ER SO BB IBB HBP BLK WP HR S P ERA WHIP	IP WLS BF H R ER SO BB IBB HBP BLK WP HR S P ERA WHIP	IP WLS BF H R ER SO BB IBB HBP BLK WP HR S P ERA WHIP

San Francisco Giants @ Arizona Diamondbacks
Chase Field, Phoenix, AZ
Wed Apr 05 2017, 6:42 PM - 9:56 PM MST
Att: 14,675 - Partly Cloudy - 82 F

AB 36
R 6
H 10
RBI 5
BB 2
SO 11
LOB 10



Batter	1	2	3	4	5	6	7	8	9	AB	R	H	RBI	BB	SO	LOB	BOTTOM								
11 AJ Pollock, R OBP: 0.533, SLG: 0.857	G1-4-3		16 1B		G5-3		CS		44 G6-3	5	1	3	1	0	0	0									
16 Chris Owings, R OBP: 0.500, SLG: 0.500	BB		22 2B		22 E		44 S		L7	3	1	2	1	2	0	1									
44 Paul Goldschmidt, R OBP: 0.462, SLG: 0.690	K		K		22 E		BB		G6-3	3	1	0	0	2	2	3									
22 Jake Lamb, L OBP: 0.231, SLG: 0.500	G5-3		2B		E3		BB		G6-3	5	1	1	0	0	1	4									
24 Yasmany Tomás, R OBP: 0.167, SLG: 0.250	FC6-4		K		2B		K		27 PB	4	0	2	1	0	2	2									
10 Chris Herrmann, L (7, PR)	1B				2B		27 1B			0	1	0	0	0	0	0									
27 Brandon Drury, R OBP: 0.417, SLG: 0.417	FC6-4				F9		G4-3		13 2B	4	1	1	1	0	0	2									
8 Chris Lannetta, R OBP: 0.200, SLG: 0.200	F9				F9		41 2B		K	4	1	1	0	0	1	2									
13 Nick Ahmed, R OBP: 0.400, SLG: 0.600	G1-3				P4		F8		11 CS	4	0	1	1	0	0	2									
99 Tajuan Walker, R	G6-3				G6-3		11 1B		K	2	0	0	0	0	0	0									
41 Jeremy Hazelbaker, L										1	1	1	0	0	0	0									
29 Jorge De La Rosa, L										1	0	0	0	0	0	0									
3 Daniel Descalso, L										1	0	0	0	0	0	0									
60 J.J. Hoover, R										0	0	0	0	0	0	0									
40 Andrew Chafin, R										0	0	0	0	0	0	0									
54 Tom Wilhelmsen, R										0	0	0	0	0	0	0									
56 Fernando Rodney, R										0	0	0	0	0	0	0									
Inning Stats	R: 0 E: 0 K: 1 S: 8	H: 0 LOB: 1 BB: 1 P: 13	R: 0 E: 0 K: 0 S: 14	H: 1 LOB: 1 BB: 0 P: 21	R: 1 E: 0 K: 2 S: 15	H: 3 LOB: 2 BB: 0 P: 18	R: 0 E: 0 K: 0 S: 6	H: 0 LOB: 0 BB: 0 P: 10	R: 3 E: 1 K: 0 S: 20	H: 2 LOB: 1 BB: 1 P: 31	R: 2 E: 0 K: 1 S: 14	H: 3 LOB: 2 BB: 2 P: 26	R: 2 E: 0 K: 3 S: 15	H: 2 LOB: 1 BB: 0 P: 21	R: 0 E: 0 K: 0 S: 9	H: 1 LOB: 1 BB: 0 P: 12	1B: 5 2B: 7 3B: 0 HR: 0	SF: 0 SAC: 0 DP: 0 HBP: 0	WP: 1 PB: 1 SB: 3 CS: 2	PA: 41					
PITCHER	IP WLS BF H R ER SO BB IBB HBP BLK WP HR S P ERA WHIP	IP WLS BF H R ER SO BB IBB HBP BLK WP HR S P ERA WHIP	IP WLS BF H R ER SO BB IBB HBP BLK WP HR S P ERA WHIP	IP WLS BF H R ER SO BB IBB HBP BLK WP HR S P ERA WHIP	IP WLS BF H R ER SO BB IBB HBP BLK WP HR S P ERA WHIP	IP WLS BF H R ER SO BB IBB HBP BLK WP HR S P ERA WHIP	IP WLS BF H R ER SO BB IBB HBP BLK WP HR S P ERA WHIP	IP WLS BF H R ER SO BB IBB HBP BLK WP HR S P ERA WHIP	IP WLS BF H R ER SO BB IBB HBP BLK WP HR S P ERA WHIP	IP WLS BF H R ER SO BB IBB HBP BLK WP HR S P ERA WHIP	IP WLS BF H R ER SO BB IBB HBP BLK WP HR S P ERA WHIP	IP WLS BF H R ER SO BB IBB HBP BLK WP HR S P ERA WHIP	IP WLS BF H R ER SO BB IBB HBP BLK WP HR S P ERA WHIP	IP WLS BF H R ER SO BB IBB HBP BLK WP HR S P ERA WHIP	IP WLS BF H R ER SO BB IBB HBP BLK WP HR S P ERA WHIP	IP WLS BF H R ER SO BB IBB HBP BLK WP HR S P ERA WHIP	IP WLS BF H R ER SO BB IBB HBP BLK WP HR S P ERA WHIP	IP WLS BF H R ER SO BB IBB HBP BLK WP HR S P ERA WHIP	IP WLS BF H R ER SO BB IBB HBP BLK WP HR S P ERA WHIP	IP WLS BF H R ER SO BB IBB HBP BLK WP HR S P ERA WHIP	IP WLS BF H R ER SO BB IBB HBP BLK WP HR S P ERA WHIP	IP WLS BF H R ER SO BB IBB HBP BLK WP HR S P ERA WHIP	IP WLS BF H R ER SO BB IBB HBP BLK WP HR S P ERA WHIP	IP WLS BF H R ER SO BB IBB HBP BLK WP HR S P ERA WHIP	IP WLS BF H R ER SO BB IBB HBP BLK WP HR S P ERA WHIP

San Francisco Giants @ Arizona Diamondbacks
Chase Field, Phoenix, AZ
Wed Apr 05 2017, 6:42 PM - 9:56 PM MST
Att: 14,675 - Partly Cloudy - 82 F

AB 36
R 8
H 12
RBI 6
BB 4
SO 7
LOB 18



Batter	1	2	3	4	5	6	7	8	9	AB	R	H	RBI	BB	SO	LOB	TOP			
41 Carlos Santana, S (1,9) OBP: 0.417, SLG: 0.619				 12 F9 23 1B						4	1	1	0	0	1	0	Cleveland Indians @ Arizona Diamondbacks Chase Field, Phoenix, AZ Sat Apr 08 2017, 5:12 PM - 8:25 PM MST Att: 28,437 - Partly Cloudy - 86 F			
12 Francisco Lindor, S (1,6) OBP: 0.391, SLG: 0.842						 10 WP		 11 2B		4	1	2	0	0	1	1				
23 Michael Brantley, L (1,7) 6 Brandon Guyer, R (9,PH) OBP: 0.429, SLG: 0.333										3	0	1	1	0	1	1				
10 Edwin Encarnación, R (1,3) OBP: 0.227, SLG: 0.350										4	0	0	0	0	2	3				
11 José Ramírez, S (1,4) OBP: 0.300, SLG: 0.444		 36 G4-6-3								4	0	2	1	0	1	1				
36 Yandy Díaz, R (1,5) OBP: 0.250, SLG: 0.263										4	0	1	0	0	0	2				
30 Tyler Naquin, L (1,8) OBP: 0.385, SLG: 0.417										3	0	0	0	0	0	1				
55 Roberto Pérez, R (1,2) OBP: 0.167, SLG: 0.200										3	0	0	0	0	1	1				
47 Trevor Bauer, R (1,1)										2	0	0	0	0	0	1				
27 Bryan Shaw, S (6,1)										0	0	0	0	0	0	0				
35 Abraham Almonte, S (8,PH) 48 Boone Logan, R (8,1) 51 Shawn Armstrong, R (8,1)										0	0	0	0	0	0	0				
Inning Stats	R: 0 E: 0 K: 3 S: 12	H: 0 LOB: 0 BB: 0 P: 19	R: 0 E: 0 K: 0 S: 6	H: 1 LOB: 0 BB: 0 P: 9	R: 0 E: 0 K: 0 S: 6	H: 0 LOB: 0 BB: 0 P: 10	R: 1 E: 0 K: 1 S: 13	H: 2 LOB: 1 BB: 0 P: 23	R: 0 E: 0 K: 1 S: 10	H: 1 LOB: 1 BB: 0 P: 15	R: 0 E: 0 K: 0 S: 7	H: 0 LOB: 0 BB: 0 P: 12	R: 0 E: 0 K: 0 S: 7	H: 0 LOB: 0 BB: 0 P: 14	R: 1 E: 0 K: 1 S: 13	H: 2 LOB: 1 BB: 0 P: 21	1B: 4 2B: 3 3B: 0 HR: 0	SF: 0 SAC: 0 DP: 1 HBP: 0	WP: 1 PB: 0 SB: 0 CS: 0	PA: 33
PITCHER	IP WLS BF H R ER SO BB IBB HBP BLK WP HR S P ERA WHIP	IP WLS BF H R ER SO BB IBB HBP BLK WP HR S P ERA WHIP	IP WLS BF H R ER SO BB IBB HBP BLK WP HR S P ERA WHIP	IP WLS BF H R ER SO BB IBB HBP BLK WP HR S P ERA WHIP	IP WLS BF H R ER SO BB IBB HBP BLK WP HR S P ERA WHIP	IP WLS BF H R ER SO BB IBB HBP BLK WP HR S P ERA WHIP	IP WLS BF H R ER SO BB IBB HBP BLK WP HR S P ERA WHIP	IP WLS BF H R ER SO BB IBB HBP BLK WP HR S P ERA WHIP	IP WLS BF H R ER SO BB IBB HBP BLK WP HR S P ERA WHIP	IP WLS BF H R ER SO BB IBB HBP BLK WP HR S P ERA WHIP	IP WLS BF H R ER SO BB IBB HBP BLK WP HR S P ERA WHIP	IP WLS BF H R ER SO BB IBB HBP BLK WP HR S P ERA WHIP	IP WLS BF H R ER SO BB IBB HBP BLK WP HR S P ERA WHIP	IP WLS BF H R ER SO BB IBB HBP BLK WP HR S P ERA WHIP	IP WLS BF H R ER SO BB IBB HBP BLK WP HR S P ERA WHIP	IP WLS BF H R ER SO BB IBB HBP BLK WP HR S P ERA WHIP	IP WLS BF H R ER SO BB IBB HBP BLK WP HR S P ERA WHIP			
21 Zack Greinke, R (1,1) ERA: 2.31	6.2	W	24	5	1	1	6	0	0	0	0	0	0	0	0	0	1.35	0.750		
60 J.J. Hoover, R (7,1) ERA: 4.91	1.1		4	0	0	0	0	0	0	0	0	0	0	0	0	0	0.00	0.000		
29 Jorge De La Rosa, L (9,1) ERA: 3.0	1.0		5	2	1	1	1	0	0	0	0	0	0	0	0	0	9.00	2.000		

Batter	1	2	3	4	5	6	7	8	9	AB	R	H	RBI	BB	SO	LOB	BOTTOM			
16 Chris Owings, R (1,6) OBP: 0.348, SLG: 0.333										5	1	1	1	0	1	0	Cleveland Indians @ Arizona Diamondbacks Chase Field, Phoenix, AZ Sat Apr 08 2017, 5:12 PM - 8:25 PM MST Att: 28,437 - Partly Cloudy - 86 F			
6 David Peralta, L (1,9) 29 Jorge De La Rosa, L (9,1) OBP: 0.292, SLG: 0.545								 22 FC6-4 3 BB		4	1	1	1	1	2	0				
44 Paul Goldschmidt, R (1,3) 3 Daniel Descalso, L (8,PH) OBP: 0.400, SLG: 0.250						 22 S 24 3B		 22 FC6-4		4	1	1	0	0	1	0				
22 Jake Lamb, L (1,5) OBP: 0.308, SLG: 0.583								 24 2B 27 2B		5	1	1	1	0	2	3				
24 Yasmany Tomás, R (1,7) 13 Nick Ahmed, R (8,PH) OBP: 0.350, SLG: 0.600		 41 1B				 27 2B		 10 1B 16 1B		4	2	3	1	0	0	0				
27 Brandon Drury, R (1,4) OBP: 0.526, SLG: 0.684				 2 G6-3		 2 1B		 10 1B		4	3	3	2	0	0	1				
41 Jeremy Hazelbaker, L (1,8) OBP: 1.000, SLG: 1.107				 2 G6-3		 2 1B		 10 1B 16 1B		3	1	3	0	1	0	0				
2 Jeff Mathis, R (1,2) OBP: 0.333, SLG: 0.500						 1-2 2-H				4	0	1	1	0	1	6				
21 Zack Greinke, R (1,1)						 1-2 2-H		 1-3 2-H 3-H		3	0	0	0	0	1	2				
60 J.J. Hoover, R (7,1)								 6 BB 16 1B 3 BB		0	0	0	0	0	0	0				
10 Chris Herrmann, L (8,PH) OBP: 0.667, SLG: 0.660								 1-3 2-H 3-H		1	1	1	2	0	0	0				
Inning Stats	R: 0 E: 0 K: 2 S: 9	H: 0 LOB: 0 BB: 0 P: 16	R: 0 E: 0 K: 2 S: 15	H: 2 LOB: 2 BB: 0 P: 30	R: 0 E: 0 K: 1 S: 5	H: 0 LOB: 0 BB: 0 P: 6	R: 0 E: 0 K: 1 S: 8	H: 0 LOB: 0 BB: 0 P: 13	R: 1 E: 0 K: 0 S: 13	H: 2 LOB: 0 BB: 0 P: 19	R: 4 E: 0 K: 2 S: 21	H: 5 LOB: 2 BB: 1 P: 31	R: 0 E: 0 K: 0 S: 8	H: 0 LOB: 0 BB: 0 P: 13	R: 6 E: 0 K: 0 S: 25	H: 6 LOB: 2 BB: 2 P: 39	1B: 10 2B: 3 3B: 1 HR: 1	SF: 0 SAC: 0 DP: 1 HBP: 0	WP: 0 PB: 0 SB: 1 CS: 0	PA: 41
PITCHER	IP WLS BF H R ER SO BB IBB HBP BLK WP HR S P ERA WHIP	IP WLS BF H R ER SO BB IBB HBP BLK WP HR S P ERA WHIP	IP WLS BF H R ER SO BB IBB HBP BLK WP HR S P ERA WHIP	IP WLS BF H R ER SO BB IBB HBP BLK WP HR S P ERA WHIP	IP WLS BF H R ER SO BB IBB HBP BLK WP HR S P ERA WHIP	IP WLS BF H R ER SO BB IBB HBP BLK WP HR S P ERA WHIP	IP WLS BF H R ER SO BB IBB HBP BLK WP HR S P ERA WHIP	IP WLS BF H R ER SO BB IBB HBP BLK WP HR S P ERA WHIP	IP WLS BF H R ER SO BB IBB HBP BLK WP HR S P ERA WHIP	IP WLS BF H R ER SO BB IBB HBP BLK WP HR S P ERA WHIP	IP WLS BF H R ER SO BB IBB HBP BLK WP HR S P ERA WHIP	IP WLS BF H R ER SO BB IBB HBP BLK WP HR S P ERA WHIP	IP WLS BF H R ER SO BB IBB HBP BLK WP HR S P ERA WHIP	IP WLS BF H R ER SO BB IBB HBP BLK WP HR S P ERA WHIP	IP WLS BF H R ER SO BB IBB HBP BLK WP HR S P ERA WHIP	IP WLS BF H R ER SO BB IBB HBP BLK WP HR S P ERA WHIP	IP WLS BF H R ER SO BB IBB HBP BLK WP HR S P ERA WHIP			
47 Trevor Bauer, R (1,1) ERA: 6.35	5.2	L	23	7	4	4	7	0	0	0	0	0	0	0	0	0	6.35	1.235		
27 Bryan Shaw, R (6,1)	1.1		7	2	1	1	1	0	1	0	0	0	0	0	0	0	6.75	1.500		
48 Boone Logan, L (8,1) ERA: 13.5	0.0		1	1	1	1	0	0	0	0	0	0	0	0	0	0	∞	∞		
51 Shawn Armstrong, R (8,1) ERA: 15.0	1.0		10	5	5	5	0	2	0	0	0	0	0	0	0	0	45.00	7.000		

Batter	1	2	3	4	5	6	7	8	9	AB	R	H	RBI	BB	SO	LOB	TOP					
11 AJ Pollock, R (1, 8) OBP: 0.273, SLG: 0.438	G6-3		G1-3			P3		FC6-4		4	0	0	0	0	0	1	Arizona Diamondbacks @ San Francisco Giants AT&T Park, San Francisco, CA Mon Apr 10 2017, 1:40 PM - 4:17 PM PDT Att: 42,129 - Partly Cloudy - 61 F					
16 Chris Owings, R (1, 6) OBP: 0.397, SLG: 0.517	F8			G6-3		G6-3			2B	4	0	1	0	0	0	0						
44 Paul Goldschmidt, R (1, 3) OBP: 0.490, SLG: 0.690	G6-3			G5-3		F7			L7	4	0	0	0	0	0	1						
22 Jake Lamb, L (1, 5) OBP: 0.294, SLG: 0.500		1B		G1-3			L8		P5	4	0	1	0	0	0	1						
24 Yasmany Tomás, R (1, 7) OBP: 0.333, SLG: 0.667	K				HR		K		F9	4	1	1	1	0	2	2						
27 Brandon Drury, R (1, 4) OBP: 0.440, SLG: 0.542	F9						F8			3	0	0	0	0	1	1						
6 David Peralta, L (1, 9) OBP: 0.290, SLG: 0.464	G1-3								FC6-4 HBP	2	0	0	0	0	1	1						
2 Jeff Mathis, R (1, 2) OBP: 0.333, SLG: 0.529			F9						F7	3	0	1	0	0	0	1						
99 Taijuan Walker, R (1, 1)										2	0	0	0	0	1	1						
48 Randall Delgado, R (6, 1)										0	0	0	0	0	0	0						
10 Chris Herrmann, L (8, PH) OBP: 0.400, SLG: 0.333										1	0	0	0	0	0	1						
40 Andrew Chafin, R (8, 1)										0	0	0	0	0	0	0						
Inning Stats	R: 0 E: 0 K: 0 S: 5	H: 0 LOB: 0 BB: 0 P: 7	R: 0 E: 0 K: 1 S: 10	H: 1 LOB: 1 BB: 0 P: 14	R: 0 E: 0 K: 0 S: 9	H: 0 LOB: 0 BB: 0 P: 13	R: 0 E: 0 K: 0 S: 5	H: 0 LOB: 0 BB: 0 P: 9	R: 1 E: 0 K: 3 S: 12	H: 2 LOB: 1 BB: 0 P: 20	R: 0 E: 0 K: 0 S: 7	H: 0 LOB: 0 BB: 0 P: 12	R: 0 E: 0 K: 1 S: 6	H: 0 LOB: 0 BB: 0 P: 7	R: 0 E: 0 K: 0 S: 8	H: 0 LOB: 1 BB: 0 P: 11	R: 0 E: 0 K: 0 S: 8	H: 1 LOB: 1 BB: 0 P: 15	1B: 1 2B: 2 3B: 0 HR: 1	SF: 0 SAC: 0 DP: 0 HBP: 1	WP: 0 PB: 0 SB: 0 CS: 0	PA: 32
PITCHER	IP WLS BF H R ER SO BB IBB HBP BLK WP HR S P ERA WHIP	8.0 W 28 3 1 1 5 0 0 1 0 0 1 62 93 1.12 0.375	1.0 S 4 1 0 0 0 0 0 0 0 0 0 8 15 0.00 1.000	PITCHER																		

Batter	1	2	3	4	5	6	7	8	9	AB	R	H	RBI	BB	SO	LOB	BOTTOM			
2 Denard Span, L (1, 8) OBP: 0.263, SLG: 0.333	2B		G4-3	G4-3		G4-3				4	0	1	0	0	0	2	Arizona Diamondbacks @ San Francisco Giants AT&T Park, San Francisco, CA Mon Apr 10 2017, 1:40 PM - 4:17 PM PDT Att: 42,129 - Partly Cloudy - 61 F			
9 Brandon Belt, L (1, 3) OBP: 0.378, SLG: 0.667	L9									2	0	0	0	2	1	2				
8 Hunter Pence, R (1, 9) OBP: 0.324, SLG: 0.500	P4									4	1	2	0	0	0	3				
28 Buster Posey, R (1, 2) OBP: 0.481, SLG: 0.571										0	0	0	0	0	0	0				
5 Nick Hundley, R (1, PR) OBP: 0.143, SLG: 0.143	HBP									3	0	0	0	0	0	3				
35 Brandon Crawford, L (1, 6) OBP: 0.382, SLG: 0.567	G3									3	1	1	1	0	1	2				
10 Eduardo Núñez, R (1, 5) OBP: 0.364, SLG: 0.387	P4									4	0	1	0	0	0	1				
12 Joe Panik, L (1, 4) OBP: 0.385, SLG: 0.565	F7									3	1	0	0	1	1	1				
6 Jarrett Parker, L (1, 7) OBP: 0.133, SLG: 0.071										2	1	1	0	1	0	0				
49 Chris Marrero, R (8, PH) ERA: 7.5										1	0	0	0	0	1	0				
41 Mark Melancon, R (9, 1)										0	0	0	0	0	0	0				
45 Matt Moore, L (1, 1) ERA: 4.91										2	0	0	1	0	1	0				
66 Gorkys Hernández, R (8, PH) ERA: 3.0										1	0	0	0	0	0	0				
Inning Stats	R: 0 E: 0 K: 0 S: 10	H: 1 LOB: 2 BB: 0 P: 17	R: 0 E: 0 K: 0 S: 8	H: 0 LOB: 0 BB: 0 P: 14	R: 0 E: 0 K: 1 S: 10	H: 1 LOB: 2 BB: 1 P: 18	R: 3 E: 1 K: 0 S: 13	H: 1 LOB: 2 BB: 3 P: 29	R: 0 E: 0 K: 1 S: 11	H: 1 LOB: 1 BB: 0 P: 16	R: 0 E: 0 K: 1 S: 11	H: 1 LOB: 0 BB: 0 P: 15	R: 1 E: 0 K: 0 S: 13	H: 1 LOB: 0 BB: 0 P: 18	R: 0 E: 0 K: 2 S: 8	H: 0 LOB: 0 BB: 0 P: 12	1B: 3 2B: 3 3B: 0 HR: 0	SF: 1 SAC: 1 DP: 0 HBP: 1	WP: 1 PB: 0 SB: 0 CS: 0	PA: 36
PITCHER	IP WLS BF H R ER SO BB IBB HBP BLK WP HR S P ERA WHIP	5.0 L 26 5 3 2 2 4 0 0 0 0 0 55 98 3.60 1.800	2.0 7 1 1 1 1 0 0 0 0 0 0 21 29 4.50 0.500	1.0 3 0 0 0 2 0 0 0 0 0 0 8 12 0.00 0.000	PITCHER															



Batter	1	2	3	4	5	6	7	8	9	AB	R	H	RBI	BB	SO	LOB	TOP					
11 AJ Pollock, R OBP: 0.256, SLG: 0.429										5	1	1	0	0	2	1	Arizona Diamondbacks @ San Francisco Giants AT&T Park, San Francisco, CA Wed Apr 12 2017, 7:16 PM - 10:36 PM PDT Att: 41,656 - Partly Cloudy - 59 F					
6 David Peralta, L OBP: 0.285, SLG: 0.405										4	0	2	1	0	1	0						
44 Paul Goldschmidt, R OBP: 0.386, SLG: 0.514										4	0	0	0	0	1	2						
22 Jake Lamb, L OBP: 0.419, SLG: 0.632										3	1	3	0	1	0	0						
24 Yasmany Tomás, R OBP: 0.364, SLG: 0.613										2	0	0	0	2	0	2						
27 Brandon Drury, R OBP: 0.364, SLG: 0.438										4	0	1	1	0	1	4						
16 Chris Owings, R OBP: 0.359, SLG: 0.459										4	0	1	0	0	3	3						
2 Jeff Mathis, R OBP: 0.273, SLG: 0.429										4	0	0	0	0	2	4						
26 Shelby Miller, R 40 Andrew Chafin, R 41 Jeremy Hazelbaker, L 54 Tom Wilhelmsten, R 25 Archie Bradley, R 10 Chris Herrmann, L										2	0	0	0	0	0	1						
Inning Stats	R: 1 E: 0 K: 0 S: 10	H: 1 LOB: 2 BB: 2 P: 23	R: 0 E: 1 K: 2 S: 10	H: 1 LOB: 1 BB: 0 P: 15	R: 0 E: 0 K: 2 S: 8	H: 1 LOB: 1 BB: 0 P: 14	R: 0 E: 0 K: 2 S: 7	H: 0 LOB: 0 BB: 0 P: 8	R: 0 E: 0 K: 3 S: 16	H: 2 LOB: 2 BB: 1 P: 26	R: 0 E: 0 K: 1 S: 12	H: 1 LOB: 1 BB: 0 P: 19	R: 1 E: 0 K: 1 S: 12	H: 2 LOB: 1 BB: 0 P: 16	R: 0 E: 0 K: 1 S: 6	H: 0 LOB: 0 BB: 0 P: 8		1B: 6 2B: 1 3B: 1 HR: 0	SF: 1 SAC: 0 DP: 0 HBP: 0	WP: 0 PB: 0 SB: 2 CS: 0	PA: 38	
PITCHER	IP WLS BF H R ER SO BB IBB HBP BLK WP HR S P ERA WHIP	IP WLS BF H R ER SO BB IBB HBP BLK WP HR S P ERA WHIP	IP WLS BF H R ER SO BB IBB HBP BLK WP HR S P ERA WHIP	IP WLS BF H R ER SO BB IBB HBP BLK WP HR S P ERA WHIP	IP WLS BF H R ER SO BB IBB HBP BLK WP HR S P ERA WHIP	IP WLS BF H R ER SO BB IBB HBP BLK WP HR S P ERA WHIP	IP WLS BF H R ER SO BB IBB HBP BLK WP HR S P ERA WHIP	IP WLS BF H R ER SO BB IBB HBP BLK WP HR S P ERA WHIP	IP WLS BF H R ER SO BB IBB HBP BLK WP HR S P ERA WHIP	IP WLS BF H R ER SO BB IBB HBP BLK WP HR S P ERA WHIP	IP WLS BF H R ER SO BB IBB HBP BLK WP HR S P ERA WHIP	IP WLS BF H R ER SO BB IBB HBP BLK WP HR S P ERA WHIP	IP WLS BF H R ER SO BB IBB HBP BLK WP HR S P ERA WHIP	IP WLS BF H R ER SO BB IBB HBP BLK WP HR S P ERA WHIP	IP WLS BF H R ER SO BB IBB HBP BLK WP HR S P ERA WHIP	IP WLS BF H R ER SO BB IBB HBP BLK WP HR S P ERA WHIP	IP WLS BF H R ER SO BB IBB HBP BLK WP HR S P ERA WHIP	IP WLS BF H R ER SO BB IBB HBP BLK WP HR S P ERA WHIP	IP WLS BF H R ER SO BB IBB HBP BLK WP HR S P ERA WHIP	IP WLS BF H R ER SO BB IBB HBP BLK WP HR S P ERA WHIP	IP WLS BF H R ER SO BB IBB HBP BLK WP HR S P ERA WHIP	IP WLS BF H R ER SO BB IBB HBP BLK WP HR S P ERA WHIP

Batter	1	2	3	4	5	6	7	8	9	AB	R	H	RBI	BB	SO	LOB	BOTTOM					
2 Denard Span, L OBP: 0.292, SLG: 0.391										5	1	2	1	0	0	2	Arizona Diamondbacks @ San Francisco Giants AT&T Park, San Francisco, CA Wed Apr 12 2017, 7:16 PM - 10:36 PM PDT Att: 41,656 - Partly Cloudy - 59 F					
9 Brandon Belt, L OBP: 0.340, SLG: 0.526										3	1	0	0	2	0	3						
8 Hunter Pence, R OBP: 0.386, SLG: 0.487										5	0	1	1	0	2	2						
35 Brandon Crawford, L OBP: 0.350, SLG: 0.486										4	1	0	0	1	2	4						
21 Conor Gillaspie, L OBP: 0.333, SLG: 0.286										4	0	1	1	0	0	1						
5 Nick Hundley, R OBP: 0.313, SLG: 0.500										4	1	1	1	0	0	3						
12 Joe Panik, L OBP: 0.412, SLG: 0.552										3	1	1	0	1	0	1						
6 Jarrett Parker, L OBP: 0.263, SLG: 0.294										3	0	2	2	1	1	0						
18 Matt Cain, R 62 Cory Gearrin, R 7 Aaron Hill, R 70 George Kontos, R 49 Chris Marrero, R 64 Derek Law, R 60 Hunter Strickland, R										2	1	1	0	0	1	2						
Inning Stats	R: 0 E: 0 K: 1 S: 11	H: 1 LOB: 1 BB: 0 P: 16	R: 0 E: 1 K: 1 S: 13	H: 0 LOB: 2 BB: 1 P: 24	R: 0 E: 0 K: 0 S: 5	H: 0 LOB: 0 BB: 0 P: 10	R: 0 E: 0 K: 0 S: 5	H: 0 LOB: 1 BB: 0 P: 7	R: 3 E: 0 K: 2 S: 16	H: 4 LOB: 2 BB: 1 P: 28	R: 0 E: 0 K: 1 S: 13	H: 2 LOB: 2 BB: 0 P: 22	R: 3 E: 0 K: 0 S: 18	H: 2 LOB: 1 BB: 2 P: 34	R: 0 E: 0 K: 2 S: 10	H: 0 LOB: 1 BB: 1 P: 18		1B: 5 2B: 3 3B: 1 HR: 0	SF: 0 SAC: 0 DP: 0 HBP: 0	WP: 2 PB: 1 SB: 0 CS: 0	PA: 40	
PITCHER	IP WLS BF H R ER SO BB IBB HBP BLK WP HR S P ERA WHIP	IP WLS BF H R ER SO BB IBB HBP BLK WP HR S P ERA WHIP	IP WLS BF H R ER SO BB IBB HBP BLK WP HR S P ERA WHIP	IP WLS BF H R ER SO BB IBB HBP BLK WP HR S P ERA WHIP	IP WLS BF H R ER SO BB IBB HBP BLK WP HR S P ERA WHIP	IP WLS BF H R ER SO BB IBB HBP BLK WP HR S P ERA WHIP	IP WLS BF H R ER SO BB IBB HBP BLK WP HR S P ERA WHIP	IP WLS BF H R ER SO BB IBB HBP BLK WP HR S P ERA WHIP	IP WLS BF H R ER SO BB IBB HBP BLK WP HR S P ERA WHIP	IP WLS BF H R ER SO BB IBB HBP BLK WP HR S P ERA WHIP	IP WLS BF H R ER SO BB IBB HBP BLK WP HR S P ERA WHIP	IP WLS BF H R ER SO BB IBB HBP BLK WP HR S P ERA WHIP	IP WLS BF H R ER SO BB IBB HBP BLK WP HR S P ERA WHIP	IP WLS BF H R ER SO BB IBB HBP BLK WP HR S P ERA WHIP	IP WLS BF H R ER SO BB IBB HBP BLK WP HR S P ERA WHIP	IP WLS BF H R ER SO BB IBB HBP BLK WP HR S P ERA WHIP	IP WLS BF H R ER SO BB IBB HBP BLK WP HR S P ERA WHIP	IP WLS BF H R ER SO BB IBB HBP BLK WP HR S P ERA WHIP	IP WLS BF H R ER SO BB IBB HBP BLK WP HR S P ERA WHIP	IP WLS BF H R ER SO BB IBB HBP BLK WP HR S P ERA WHIP	IP WLS BF H R ER SO BB IBB HBP BLK WP HR S P ERA WHIP	IP WLS BF H R ER SO BB IBB HBP BLK WP HR S P ERA WHIP



Batter	1	2	3	4	5	6	7	8	9	AB	R	H	RBI	BB	SO	LOB	TOP											
41 Jeremy Hazelbaker, L (1,8) OBP: 0.615, SLG: 0.636 11 A.J. Pollock, R (7,PH) OBP: 0.229, SLG: 0.383	G1-3		K		E5		FC6-4			3	0	0	0	0	1	0												
6 David Peralta, L (1,9) OBP: 0.244, SLG: 0.366	K		K		FC1-5			G4-3		4	0	0	0	0	2	1												
44 Paul Goldschmidt, R (1,3) OBP: 0.385, SLG: 0.485	K		F8		G6-3			1B		4	0	1	0	0	1	1												
22 Jake Lamb, L (1,5) OBP: 0.404, SLG: 0.595		13 HR			P6		F7	K		4	1	1	0	0	1	1												
27 Brandon Drury, R (1,4) OBP: 0.317, SLG: 0.400 56 Fernando Rodney, R (8,1)	K				13 1B		G6-3	L4		4	1	1	0	0	1	2												
3 Daniel Descalso, L (1,7) OBP: 0.286, SLG: 0.167		13 HR			L7		G4-3			3	1	0	0	1	1	1												
13 Nick Ahmed, R (1,6) OBP: 0.389, SLG: 0.588		1H 2H					K			4	1	2	4	0	2	0												
10 Chris Herrmann, L (1,2) OBP: 0.250, SLG: 0.200	F8				F7		E4			4	0	0	0	0	1	1												
46 Patrick Corbin, L (1,1) 24 Yasmani Tomás, R (7,PH) 29 Jorge De La Rosa, L (7,1) 60 J.J. Hoover, R (8,1) 16 Chris Owings, R (8,4)	G6-3						K			2	0	0	0	0	1	0												
Inning Stats	R: 0 E: 0 K: 2 S: 8	H: 0 LOB: 0 BB: 0 P: 11	R: 3 E: 0 K: 1 S: 17	H: 2 LOB: 0 BB: 1 P: 28	R: 0 E: 0 K: 2 S: 9	H: 0 LOB: 0 BB: 0 P: 15	R: 1 E: 0 K: 0 S: 11	H: 2 LOB: 1 BB: 0 P: 17	R: 0 E: 2 K: 1 S: 9	H: 0 LOB: 1 BB: 0 P: 13	R: 0 E: 1 K: 2 S: 7	H: 0 LOB: 1 BB: 0 P: 15	R: 0 E: 0 K: 1 S: 12	H: 1 LOB: 0 BB: 0 P: 10	R: 0 E: 0 K: 3 S: 10	H: 0 LOB: 0 BB: 0 P: 16	1B: 3 2B: 1 3B: 0 HR: 1	SF: 0 SAC: 0 DP: 0 HBP: 0	WP: 0 PB: 0 SB: 1 CS: 0	PA: 35								
PITCHER	IP	WLS	BF	H	R	ER	SO	BB	IBB	HBP	BLK	WP	HR	S	P	ERA	WHIP											
18 Kenta Maeda, R (1,1) ERA: 7.07	4.0		17	4	4	4	5	1	0	0	0	0	0	1	45	71	9.00	1.250										
57 Alex Wood, L (5,1) ERA: 1.0	3.1	W	12	0	0	0	3	0	0	0	0	0	0	29	41	0.00	0.000											
54 Sergio Romo, R (8,1) ERA: 2.7	0.0		1	1	0	0	0	0	0	0	0	0	0	3	3	∞	∞											
43 Luis Avilán, L (8,1) ERA:	0.1	H	1	0	0	0	1	0	0	0	0	0	0	3	4	0.00	0.000											
74 Kenley Jansen, R (8,1) ERA: 3.88	1.1	S	4	0	0	0	3	0	0	0	0	0	0	14	22	0.00	0.000											

Arizona Diamondbacks @ Los Angeles Dodgers
Dodger Stadium, Los Angeles, CA
Sat Apr 15 2017, 6:11 PM - 9:14 PM PDT
Att: 48,070 - Clear - 72 F

AB	34
R	4
H	5
RBI	4
BB	1
SO	12
LOB	9



Batter	1	2	3	4	5	6	7	8	9	AB	R	H	RBI	BB	SO	LOB	BOTTOM											
11 Logan Forsythe, R (1,4) OBP: 0.408, SLG: 0.357 57 Alex Wood, R (5,1)	5 1B				66 1B			K		3	1	3	0	0	0	0												
54 Sergio Romo, R (8,1) 43 Luis Avilán, L (8,1) 9 Yasmani Grandal, S (8,2) OBP: 0.333, SLG: 0.452		5 BB			10 HBP					0	0	0	0	0	1	1												
5 Corey Seager, L (1,6) OBP: 0.404, SLG: 0.578	10 2B				SF7		G3-1			3	2	2	2	1	0	0												
10 Justin Turner, R (1,5) OBP: 0.444, SLG: 0.538	66 SF9				66 1B		F9			3	1	1	0	0	2	2												
66 Yasiel Puig, R (1,9) OBP: 0.440, SLG: 0.692	SF9				HBP			66 HR		3	1	3	4	1	0	0												
23 Adrián González, L (1,3) OBP: 0.356, SLG: 0.289	K2-3				21 FC6-5			23 HR		4	0	0	0	1	1	6												
21 Trayce Thompson, R (1,8) OBP: 0.343, SLG: 0.379	G1-3				23 G6-3		G3			5	0	0	0	0	2	3												
14 Enrique Hernández, R (1,7) OBP: 0.333, SLG: 0.462	G5-3				1B		G3			4	1	1	0	0	0	1												
15 Austin Barnes, R (1,2) OBP: 0.313, SLG: 0.571 74 Kenley Jansen, S (8,1)	HR				F9		K2-3			4	1	1	1	0	1	1												
18 Kenta Maeda, R (1,1) 33 Scott Van Slyke, R (4,PH) OBP: 0.294, SLG: 0.214 31 Joc Pederson, L (8,PH) OBP: 0.343, SLG: 0.379	G5-3				E6			K		1	0	0	0	0	0	0												
Inning Stats	R: 2 E: 0 K: 1 S: 13	H: 3 LOB: 1 BB: 0 P: 18	R: 1 E: 0 K: 0 S: 11	H: 2 LOB: 2 BB: 1 P: 17	R: 0 E: 0 K: 0 S: 8	H: 1 LOB: 1 BB: 0 P: 12	R: 1 E: 1 K: 0 S: 9	H: 2 LOB: 3 BB: 0 P: 16	R: 1 E: 0 K: 2 S: 10	H: 1 LOB: 1 BB: 1 P: 16	R: 0 E: 0 K: 0 S: 7	H: 0 LOB: 1 BB: 1 P: 16	R: 0 E: 0 K: 1 S: 9	H: 0 LOB: 0 BB: 0 P: 13	R: 3 E: 0 K: 3 S: 17	H: 2 LOB: 1 BB: 1 P: 27	1B: 5 2B: 4 3B: 0 HR: 2	SF: 2 SAC: 0 DP: 0 HBP: 2	WP: 0 PB: 0 SB: 2 CS: 0	PA: 42								
PITCHER	IP	WLS	BF	H	R	ER	SO	BB	IBB	HBP	BLK	WP	HR	S	P	ERA	WHIP											
46 Patrick Corbin, L (1,1) ERA: 2.81	6.0	L	32	5	5	3	3	2	1	1	0	0	0	1	58	95	4.50	1.833										
29 Jorge De La Rosa, L (7,1) ERA: 3.6	1.0		3	0	0	0	1	0	0	0	0	0	0	9	13	0.00	0.000											
60 J.J. Hoover, R (8,1) ERA: 0.98	0.2		2	0	0	0	2	0	0	0	0	0	0	6	7	0.00	0.000											
56 Fernando Rodney, R (8,1) ERA: 12.46	0.1		5	2	3	3	1	1	0	1	0	0	1	11	20	81.00	9.000											

Arizona Diamondbacks @ Los Angeles Dodgers
Dodger Stadium, Los Angeles, CA
Sat Apr 15 2017, 6:11 PM - 9:14 PM PDT
Att: 48,070 - Clear - 72 F

AB	34
R	8
H	11
RBI	7
BB	4
SO	7
LOB	14



Batter	1	2	3	4	5	6	7	8	9	AB	R	H	RBI	BB	SO	LOB	TOP					
11 AJ Pollock, R (1, 8) OBP: 0.276, SLG: 0.393										5	1	4	1	0	1	0	Arizona Diamondbacks @ Los Angeles Dodgers Dodger Stadium, Los Angeles, CA Mon Apr 17 2017, 7:13 PM - 10:17 PM PDT Att: 35,448 - Partly Cloudy - 64 F					
6 David Peralta, L (1, 9) OBP: 0.276, SLG: 0.420										5	0	4	2	0	0	0						
44 Paul Goldschmidt, R (1, 3) OBP: 0.410, SLG: 0.449										2	0	0	0	3	1	4						
22 Jake Lamb, L (1, 5) OBP: 0.411, SLG: 0.604										4	1	1	1	1	2	4						
24 Yasmany Tomás, R (1, 7) OBP: 0.304, SLG: 0.477										4	0	0	0	0	2	2						
3 Daniel Descalso, L (1, 4) OBP: 0.240, SLG: 0.136										4	0	0	0	0	2	1						
16 Chris Owings, R (1, 6) OBP: 0.273, SLG: 0.458										3	1	0	0	1	1	1						
2 Jeff Mathis, R (1, 2) OBP: 0.207, SLG: 0.321										4	0	0	0	0	2	1						
38 Robbie Ray, L (1, 1) OBP: 0.500, SLG: 0.500										2	1	1	0	0	1	0						
41 Jeremy Hazelbaker, L (7, PH) ERA: 2.79										1	0	0	0	0	1	0						
60 J.J. Hoover, R (7, 1) ERA: 2.79										0	0	0	0	0	0	0						
10 Chris Herrmann, L (9, PH) ERA: 2.79										1	0	0	0	0	1	0						
56 Fernando Rodney, R (9, 1) ERA: 2.79										0	0	0	0	0	0	0						
Inning Stats	R: 0 E: 0 K: 0 S: 13	H: 2 LOB: 1 BB: 1 P: 21	R: 0 E: 0 K: 2 S: 9	H: 0 LOB: 0 BB: 0 P: 14	R: 0 E: 0 K: 2 S: 9	H: 0 LOB: 0 BB: 0 P: 10	R: 0 E: 0 K: 2 S: 13	H: 0 LOB: 1 BB: 1 P: 19	R: 2 E: 0 K: 2 S: 16	H: 3 LOB: 2 BB: 1 P: 22	R: 0 E: 0 K: 0 S: 11	H: 0 LOB: 1 BB: 0 P: 18	R: 0 E: 0 K: 1 S: 14	H: 2 LOB: 2 BB: 0 P: 20	R: 1 E: 0 K: 2 S: 10	H: 1 LOB: 0 BB: 0 P: 14	R: 1 E: 0 K: 3 S: 14	H: 2 LOB: 2 BB: 1 P: 20	1B: 8 2B: 0 3B: 1 HR: 1	SF: 0 SAC: 0 DP: 0 HBP: 0	WP: 0 PB: 0 SB: 1 CS: 2	PA: 40
PITCHER	IP	WLS	BF	H	R	ER	SO	BB	IBB	HBP	BLK	WP	HR	S	P	ERA	WHIP					
38 Brandon McCarthy, R (1, 1) ERA: 2.12	5.0		21	5	2	2	8	3	0	0	0	0	0	60	86	3.60	1.600					
75 Grant Dayton, L (6, 1) ERA: 2.79	1.0		4	0	0	0	0	1	0	0	0	0	0	11	18	0.00	1.000					
41 Chris Hatcher, R (7, 1) ERA: 2.79	2.2	L	12	4	2	2	5	0	0	0	0	0	1	34	47	6.75	1.500					
43 Luis Avilán, L (9, 1) ERA: 2.79	0.1		3	1	0	0	1	0	1	0	0	0	0	4	7	0.00	3.000					

Batter	1	2	3	4	5	6	7	8	9	AB	R	H	RBI	BB	SO	LOB	BOTTOM					
11 Logan Forsythe, R (1, 4) OBP: 0.396, SLG: 0.341										2	0	0	1	1	2	1	Arizona Diamondbacks @ Los Angeles Dodgers Dodger Stadium, Los Angeles, CA Mon Apr 17 2017, 7:13 PM - 10:17 PM PDT Att: 35,448 - Partly Cloudy - 64 F					
5 Corey Seager, L (1, 6) OBP: 0.350, SLG: 0.491										4	0	0	0	0	4	4						
10 Justin Turner, R (1, 5) OBP: 0.453, SLG: 0.543										3	0	1	0	1	1	0						
66 Yasiel Puig, R (1, 9) OBP: 0.414, SLG: 0.630										3	0	0	0	1	0	3						
9 Yasmani Grandal, S (1, 2) OBP: 0.364, SLG: 0.432										4	0	1	0	0	1	4						
14 Enrique Hernández, R (1, 8) OBP: 0.316, SLG: 0.588										4	1	1	1	0	1	2						
25 Rob Segedin, R (1, 3) OBP: 0.333, SLG: 0.333										3	1	1	0	0	1	1						
41 Chris Hatcher, R (7, 1) ERA: 2.79										0	0	0	0	0	0	0						
43 Luis Avilán, L (9, 1) ERA: 2.79										0	0	0	0	0	0	0						
60 Andrew Toles, L (9, PH) OBP: 0.270, SLG: 0.486										1	0	0	0	1	1	0						
33 Scott Van Slyke, R (1, 7) OBP: 0.300, SLG: 0.188										2	0	1	0	0	1	0						
23 Adrián González, L (7, PH) OBP: 0.353, SLG: 0.295										2	0	1	0	0	1	0						
38 Brandon McCarthy, R (1, 1) OBP: 0.400, SLG: 0.250										1	0	0	0	0	1	0						
75 Grant Dayton, L (6, 1) ERA: 2.79										0	0	0	0	0	0	0						
31 Joc Pederson, L (7, 8) OBP: 0.317, SLG: 0.324										2	0	0	0	0	2	1						
Inning Stats	R: 0 E: 0 K: 1 S: 10	H: 0 LOB: 2 BB: 2 P: 22	R: 1 E: 1 K: 2 S: 15	H: 1 LOB: 2 BB: 1 P: 27	R: 0 E: 0 K: 1 S: 7	H: 0 LOB: 0 BB: 1 P: 14	R: 1 E: 0 K: 3 S: 12	H: 1 LOB: 0 BB: 0 P: 16	R: 0 E: 0 K: 3 S: 10	H: 0 LOB: 0 BB: 0 P: 13	R: 0 E: 0 K: 0 S: 4	H: 1 LOB: 1 BB: 0 P: 7	R: 0 E: 0 K: 3 S: 12	H: 1 LOB: 1 BB: 0 P: 19	R: 0 E: 0 K: 0 S: 4	H: 1 LOB: 1 BB: 0 P: 5	R: 0 E: 0 K: 2 S: 9	H: 0 LOB: 0 BB: 0 P: 12	1B: 3 2B: 1 3B: 0 HR: 1	SF: 1 SAC: 1 DP: 0 HBP: 0	WP: 1 PB: 0 SB: 0 CS: 1	PA: 36
PITCHER	IP	WLS	BF	H	R	ER	SO	BB	IBB	HBP	BLK	WP	HR	S	P	ERA	WHIP					
38 Robbie Ray, L (1, 1) ERA: 1.96	6.0		25	3	2	1	10	4	0	0	0	0	0	58	99	1.50	1.167					
60 J.J. Hoover, R (7, 1) ERA: 2.79	2.0	W	8	2	0	0	3	0	0	0	0	0	0	16	24	0.00	1.000					
56 Fernando Rodney, R (9, 1) ERA: 8.53	1.0	S	3	0	0	0	2	0	0	0	0	0	0	9	12	0.00	0.000					

Batter	1	2	3	4	5	6	7	8	9	AB	R	H	RBI	BB	SO	LOB	TOP										
11 AJ Pollock, R (1,8) OBP: 0.328, SLG: 0.413										3	0	2	0	1	0	0	Arizona Diamondbacks @ San Diego Padres Petco Park, San Diego, CA Wed Apr 19 2017, 7:14 PM - 9:24 PM PDT Att: 17,089 - Partly Cloudy - 65 F										
6 David Peralta, L (1,9) OBP: 0.281, SLG: 0.390										4	0	0	0	0	1	3											
44 Paul Goldschmidt, R (1,3) OBP: 0.490, SLG: 0.490										4	0	0	0	0	1	2											
22 Jake Lamb, L (1,5) OBP: 0.385, SLG: 0.554										4	0	1	0	0	1	2											
27 Brandon Drury, R (1,4) OBP: 0.302, SLG: 0.353										3	0	1	0	0	1	1											
10 Chris Herrmann, L (1,7) OBP: 0.190, SLG: 0.150										3	0	0	0	0	1	2											
13 Nick Ahmed, R (1,6) OBP: 0.304, SLG: 0.455										3	0	0	0	0	0	1											
2 Jeff Mathis, R (1,2) OBP: 0.188, SLG: 0.290										3	0	0	0	0	1	0											
21 Zack Greinke, R (1,1)										3	0	0	0	0	1	0											
Inning Stats	R: 0 E: 0 K: 0 S: 10	H: 0 LOB: 1 BB: 1 P: 20	R: 0 E: 0 K: 1 S: 10	H: 1 LOB: 0 BB: 0 P: 16	R: 0 E: 0 K: 1 S: 6	H: 1 LOB: 1 BB: 0 P: 6	R: 0 E: 0 K: 1 S: 10	H: 1 LOB: 0 BB: 0 P: 12	R: 0 E: 0 K: 2 S: 9	H: 0 LOB: 0 BB: 0 P: 9	R: 0 E: 0 K: 1 S: 8	H: 0 LOB: 0 BB: 0 P: 17	R: 0 E: 0 K: 0 S: 5	H: 0 LOB: 0 BB: 0 P: 9	R: 0 E: 0 K: 0 S: 8	H: 0 LOB: 0 BB: 0 P: 12	R: 0 E: 0 K: 2 S: 13	H: 1 LOB: 1 BB: 0 P: 20	1B: 4 2B: 0 3B: 0 HR: 0	SF: 0 SAC: 0 DP: 0 HBP: 0	WP: 0 PB: 0 SB: 1 CS: 1	PA: 31					
PITCHER	IP	WLS	BF	H	R	ER	SO	BB	IBB	HBP	BLK	WP	HR	S	P	ERA	WHIP										
46 Jhoulys Chacin, R (1,1) ERA: 4.7	8.0	W	27	3	0	0	5	1	0	0	0	0	0	66	101	0.00	0.500										
37 Brandon Maurer, R (9,1) ERA: 4.76	1.0	S	4	1	0	0	2	0	0	0	0	0	0	13	20	0.00	1.000										

Batter	1	2	3	4	5	6	7	8	9	AB	R	H	RBI	BB	SO	LOB	BOTTOM										
16 Travis Jankowski, L (1,8) OBP: 0.296, SLG: 0.190										4	0	1	0	0	2	2	Arizona Diamondbacks @ San Diego Padres Petco Park, San Diego, CA Wed Apr 19 2017, 7:14 PM - 9:24 PM PDT Att: 17,089 - Partly Cloudy - 65 F										
17 Allen Córdoba, R (1,7) OBP: 0.421, SLG: 0.529										4	0	0	0	0	2	2											
37 Brandon Maurer, R (9,1)										0	0	0	0	0	0	0											
4 Wj Myers, R (1,3) OBP: 0.373, SLG: 0.641										3	0	1	0	0	0	0											
26 Yangervis Solarte, S (1,4) OBP: 0.281, SLG: 0.362										2	0	0	0	1	0	1											
11 Ryan Schimpf, L (1,5) OBP: 0.339, SLG: 0.333										3	0	0	0	0	0	1											
10 Hunter Renfroe, R (1,9) OBP: 0.242, SLG: 0.419										3	0	0	0	0	1	1											
18 Austin Hedges, R (1,2) OBP: 0.208, SLG: 0.318										3	0	0	0	0	0	0											
8 Erick Aybar, S (1,6) OBP: 0.292, SLG: 0.275										3	1	1	1	0	1	0											
46 Jhoulys Chacin, R (1,1) OBP: 0.429, SLG: 0.429										2	0	1	0	0	0	0											
7 Manuel Margot, R (8,PH) OBP: 0.308, SLG: 0.475										1	0	1	0	0	0	0											
Inning Stats	R: 0 E: 0 K: 2 S: 7	H: 0 LOB: 0 BB: 0 P: 11	R: 0 E: 0 K: 0 S: 6	H: 0 LOB: 0 BB: 0 P: 9	R: 0 E: 0 K: 1 S: 11	H: 1 LOB: 1 BB: 0 P: 17	R: 0 E: 0 K: 1 S: 6	H: 1 LOB: 0 BB: 0 P: 6	R: 0 E: 0 K: 1 S: 8	H: 0 LOB: 0 BB: 0 P: 10	R: 0 E: 1 K: 1 S: 8	H: 0 LOB: 1 BB: 0 P: 8	R: 0 E: 0 K: 0 S: 9	H: 0 LOB: 1 BB: 1 P: 15	R: 1 E: 0 K: 0 S: 12	H: 3 LOB: 1 BB: 0 P: 20	R: 0 E: 0 K: 0 S: 12	H: 0 LOB: 1 BB: 0 P: 20	1B: 4 2B: 0 3B: 0 HR: 1	SF: 0 SAC: 0 DP: 1 HBP: 0	WP: 0 PB: 0 SB: 0 CS: 1	PA: 29					
PITCHER	IP	WLS	BF	H	R	ER	SO	BB	IBB	HBP	BLK	WP	HR	S	P	ERA	WHIP										
21 Zack Greinke, R (1,1) ERA: 3.28	8.0	L	29	5	1	1	6	1	0	0	0	0	1	67	96	1.12	0.750										

Batter	1	2	3	4	5	6	7	8	9	AB	R	H	RBI	BB	SO	LOB	TOP				
7 Manuel Margot, R OBP: 0.322, SLG: 0.476										5	1	1	1	0	1	2	San Diego Padres @ Arizona Diamondbacks Chase Field, Phoenix, AZ Mon Apr 24 2017, 6:41 PM - 9:46 PM MST Att: 14,758 - Partly Cloudy - 88 F				
4 Wil Myers, R OBP: 0.364, SLG: 0.631										5	1	1	3	0	3	2					
26 Yanervis Solarte, S OBP: 0.329, SLG: 0.373										5	1	3	0	0	1	0					
10 Hunter Renfroe, R OBP: 0.268, SLG: 0.425										4	0	1	0	0	2	4					
18 Austin Hedges, R OBP: 0.231, SLG: 0.517										3	1	1	2	0	1	0					
11 Ryan Schimpf, L OBP: 0.276, SLG: 0.254										4	0	0	0	0	3	1					
32 Jabari Blash, R										3	1	0	0	1	2	0					
8 Erick Aybar, S OBP: 0.265, SLG: 0.271										4	1	1	0	0	1	1					
46 Jhoulys Chacin, R OBP: 0.444, SLG: 0.444										2	0	1	0	0	1	0					
2 Luis Sardinas, S OBP: 0.231, SLG: 0.167										1	0	1	0	0	0	0					
76 José Torres, L										0	0	0	0	0	0	0					
44 Héctor Sánchez, S OBP: 0.371, SLG: 0.339										1	0	0	0	0	1	1					
52 Brad Hand, L										0	0	0	0	0	0	0					
Inning Stats	R: 0 H: 1 E: 0 K: 2 S: 12	H: 1 LOB: 1 BB: 0 P: 17	R: 0 H: 0 E: 0 K: 2 S: 8	H: 0 LOB: 0 BB: 13 P: 13	R: 0 H: 3 E: 0 K: 1 S: 17	H: 3 LOB: 3 BB: 0 P: 24	R: 0 H: 0 E: 0 K: 2 S: 11	H: 0 LOB: 0 BB: 0 P: 18	R: 0 H: 0 E: 0 K: 2 S: 8	H: 0 LOB: 0 BB: 0 P: 11	R: 1 H: 2 E: 0 K: 2 S: 12	H: 2 LOB: 1 BB: 0 P: 14	R: 4 H: 2 E: 1 K: 2 S: 18	H: 2 LOB: 1 BB: 1 P: 27	R: 1 H: 2 E: 0 K: 2 S: 11	H: 2 LOB: 1 BB: 0 P: 20	R: 0 H: 0 E: 0 K: 1 S: 10	H: 0 LOB: 0 BB: 0 P: 12	1B: 8 2B: 0 3B: 0 HR: 2	SF: 1 SAC: 0 DP: 0 HBP: 0	WP: 0 PA: 39 PB: 0 SB: 1 CS: 0
PITCHER	IP WLS BF H R ER SO BB IBB HBP BLK WP HR S P ERA WHIP	IP WLS BF H R ER SO BB IBB HBP BLK WP HR S P ERA WHIP	IP WLS BF H R ER SO BB IBB HBP BLK WP HR S P ERA WHIP	IP WLS BF H R ER SO BB IBB HBP BLK WP HR S P ERA WHIP	IP WLS BF H R ER SO BB IBB HBP BLK WP HR S P ERA WHIP	IP WLS BF H R ER SO BB IBB HBP BLK WP HR S P ERA WHIP	IP WLS BF H R ER SO BB IBB HBP BLK WP HR S P ERA WHIP	IP WLS BF H R ER SO BB IBB HBP BLK WP HR S P ERA WHIP	IP WLS BF H R ER SO BB IBB HBP BLK WP HR S P ERA WHIP	IP WLS BF H R ER SO BB IBB HBP BLK WP HR S P ERA WHIP	IP WLS BF H R ER SO BB IBB HBP BLK WP HR S P ERA WHIP	IP WLS BF H R ER SO BB IBB HBP BLK WP HR S P ERA WHIP	IP WLS BF H R ER SO BB IBB HBP BLK WP HR S P ERA WHIP	IP WLS BF H R ER SO BB IBB HBP BLK WP HR S P ERA WHIP	IP WLS BF H R ER SO BB IBB HBP BLK WP HR S P ERA WHIP	IP WLS BF H R ER SO BB IBB HBP BLK WP HR S P ERA WHIP	IP WLS BF H R ER SO BB IBB HBP BLK WP HR S P ERA WHIP	IP WLS BF H R ER SO BB IBB HBP BLK WP HR S P ERA WHIP	IP WLS BF H R ER SO BB IBB HBP BLK WP HR S P ERA WHIP	IP WLS BF H R ER SO BB IBB HBP BLK WP HR S P ERA WHIP	IP WLS BF H R ER SO BB IBB HBP BLK WP HR S P ERA WHIP

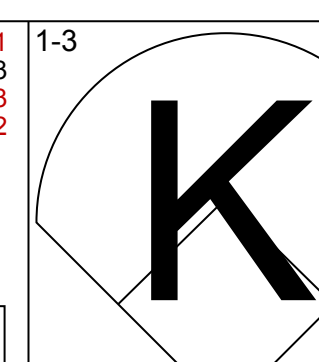
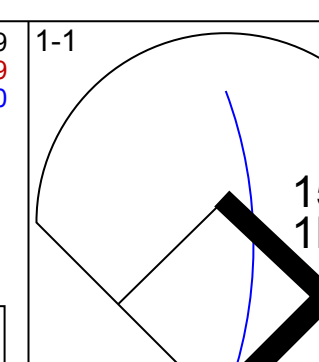

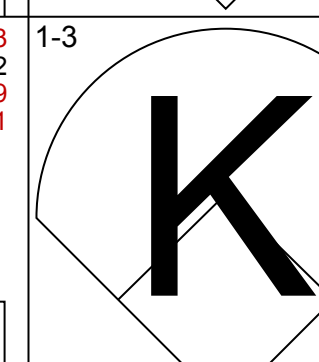
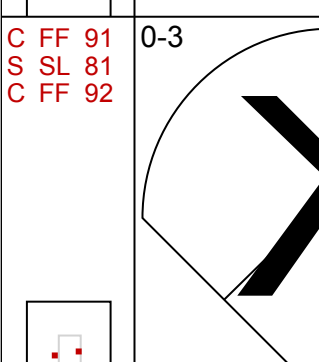
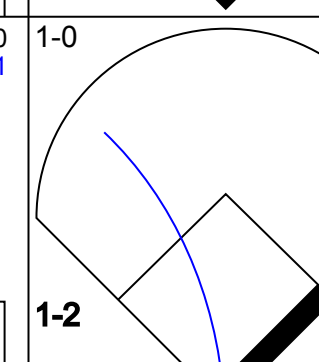
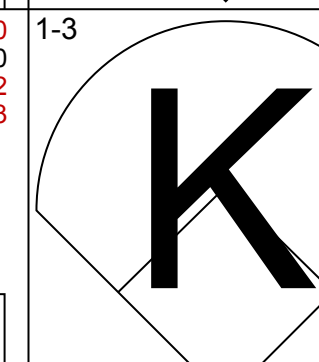
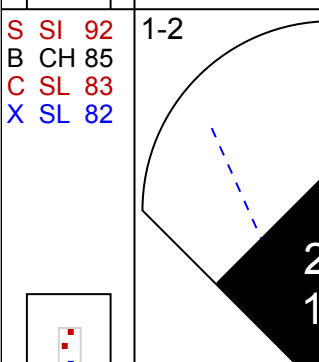
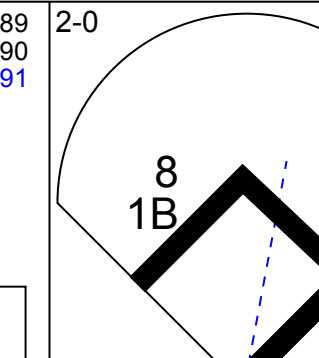
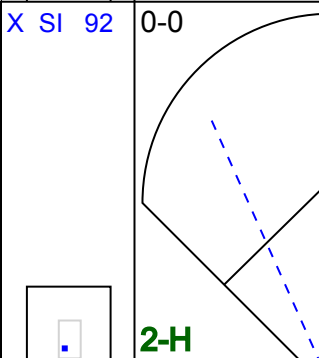
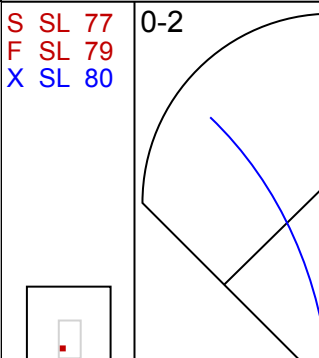
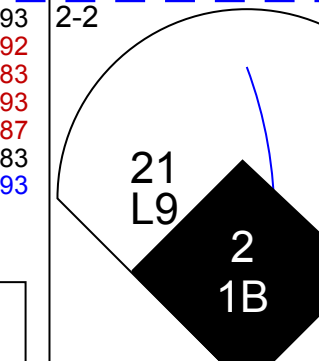
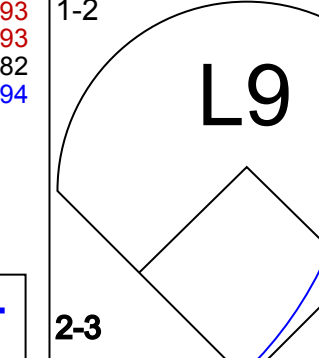
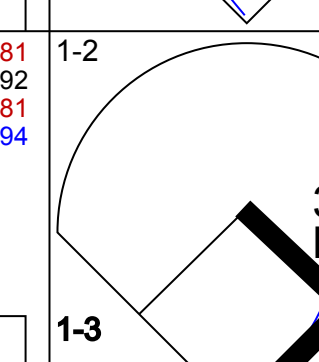
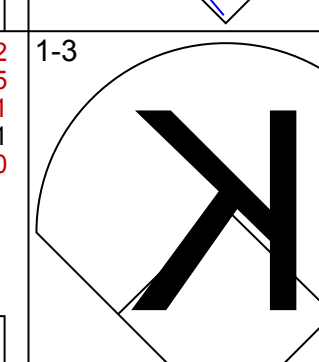
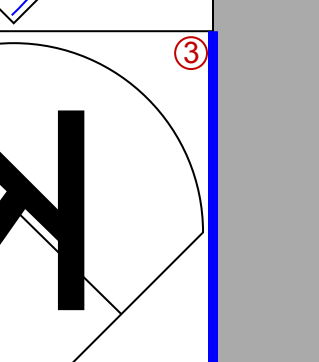
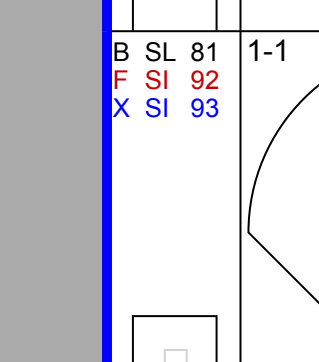
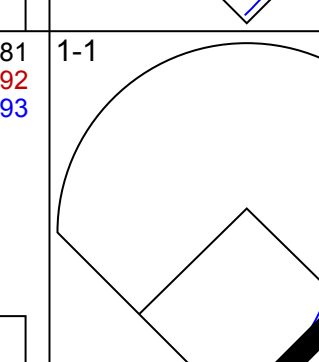
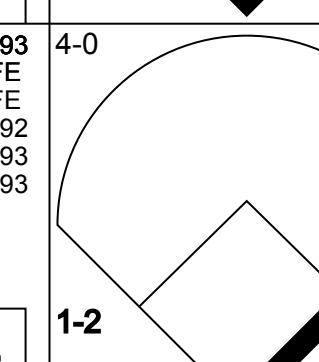
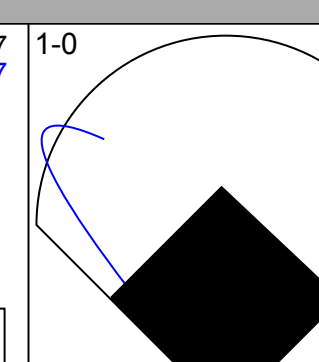
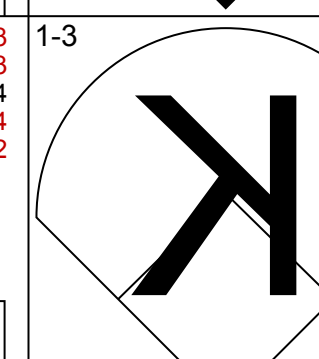
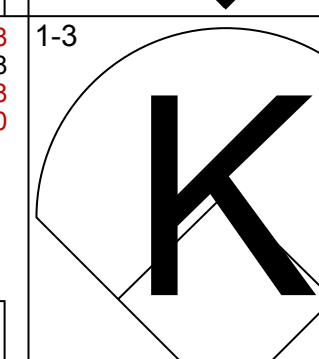
AB	37
R	6
H	10
RBI	6
BB	1
SO	16
LOB	11

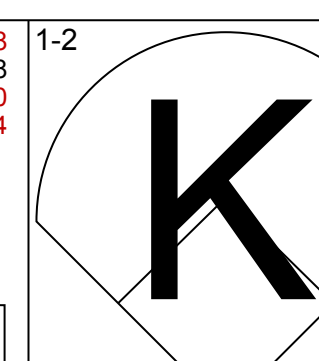
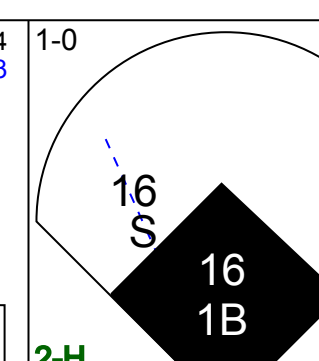
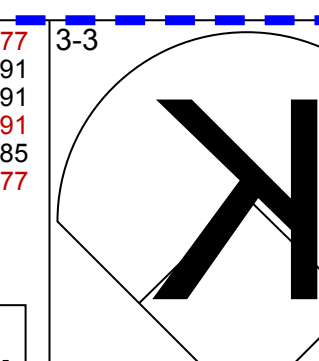

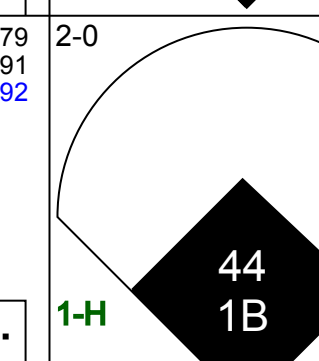
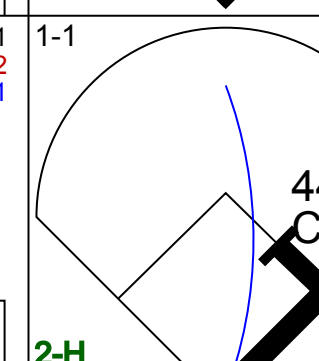
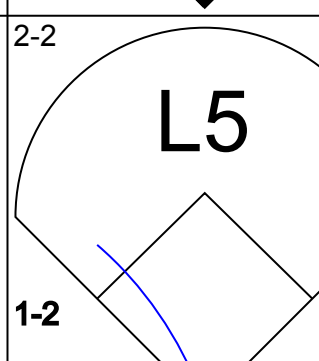
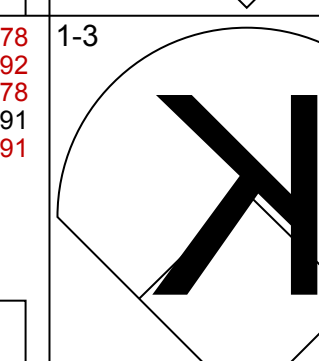
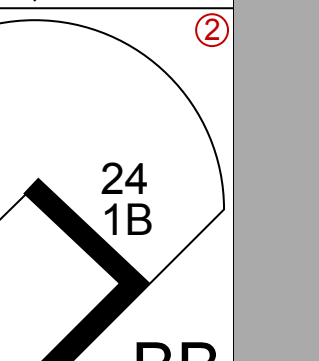

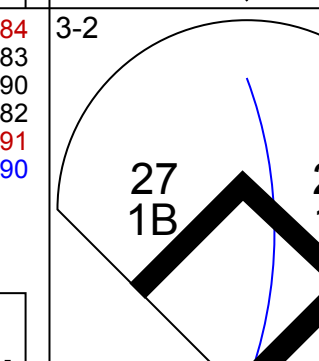
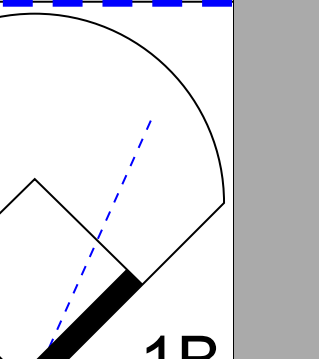

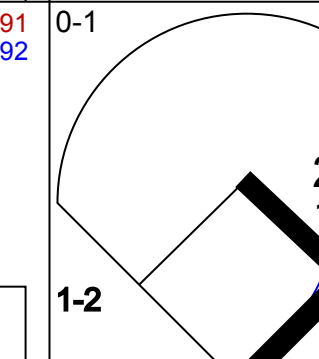

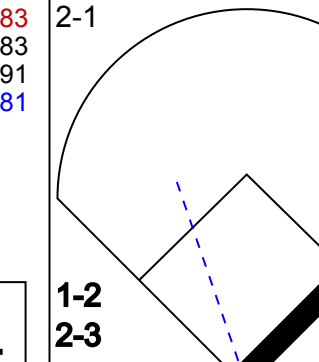
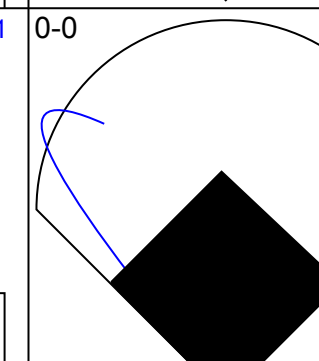
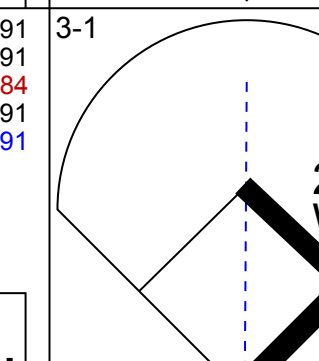
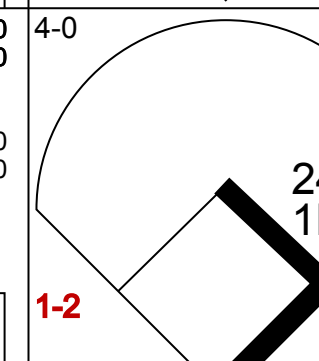
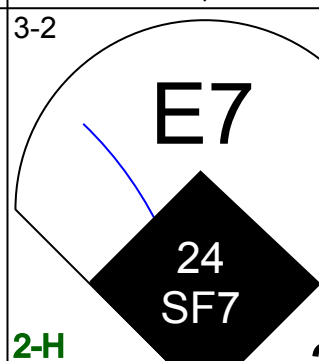

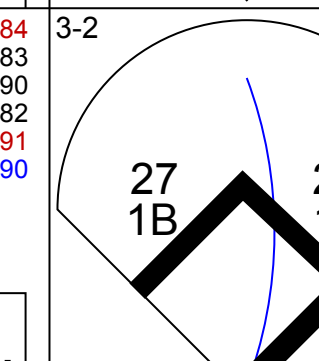
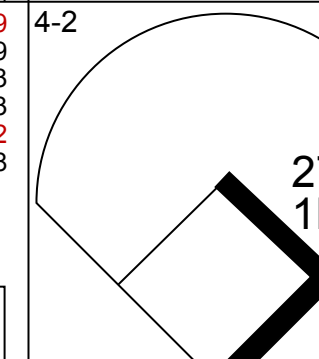
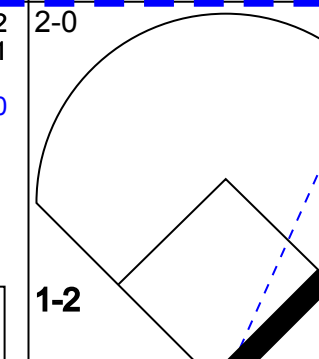
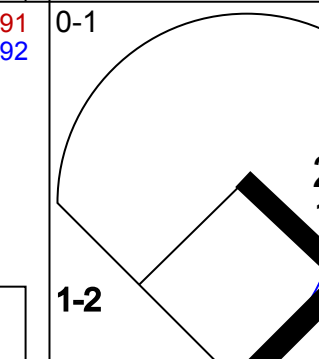
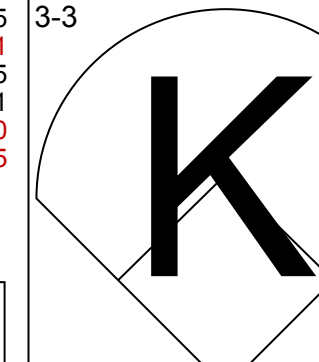
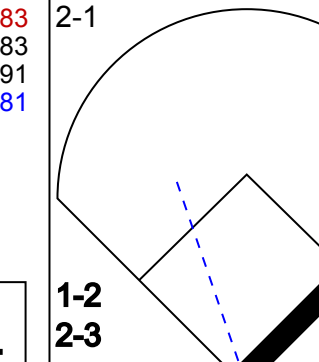
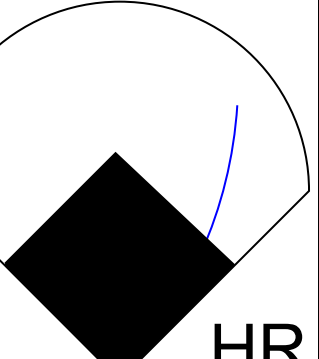
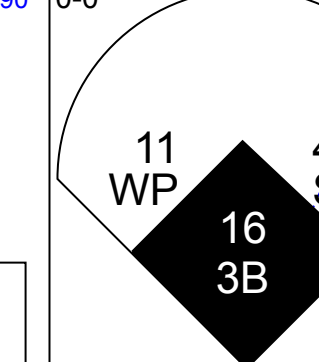
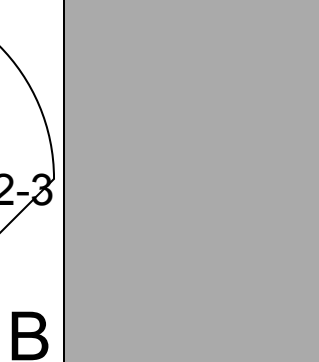
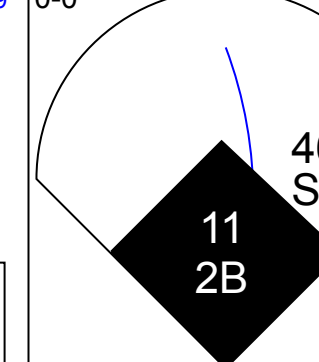
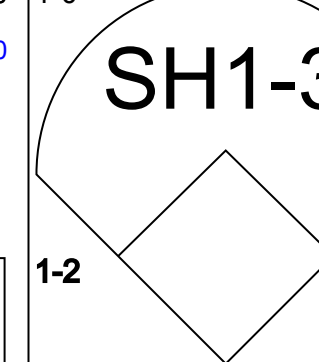

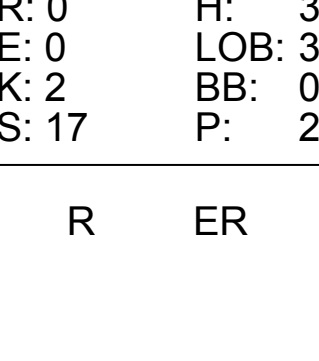


Batter	1	2	3	4	5	6	7	8	9	AB	R	H	RBI	BB	SO	LOB	BOTTOM				
11 AJ Pollock, R OBP: 0.333, SLG: 0.463										4	1	0	0	1	0	2	San Diego Padres @ Arizona Diamondbacks Chase Field, Phoenix, AZ Mon Apr 24 2017, 6:41 PM - 9:46 PM MST Att: 14,758 - Partly Cloudy - 88 F				
6 David Peralta, L OBP: 0.366, SLG: 0.539										4	2	3	1	0	0	0					
16 Chris Owings, R OBP: 0.356, SLG: 0.464										4	1	2	4	0	1	2					
22 Jake Lamb, L OBP: 0.368, SLG: 0.532										4	1	0	0	0	1	3					
24 Yasmany Tomás, R OBP: 0.333, SLG: 0.606										4	1	2	1	0	1	2					
44 Paul Goldschmidt, R OBP: 0.409, SLG: 0.457										0	0	0	0	0	0	0					
27 Brandon Drury, R OBP: 0.329, SLG: 0.354										3	0	1	0	1	1	2					
10 Chris Herrmann, L OBP: 0.233, SLG: 0.310										4	0	1	1	0	1	2					
41 Jeremy Hazelbaker, L OBP: 0.409, SLG: 0.500										0	0	0	0	0	0	0					
2 Jeff Mathis, R OBP: 0.146, SLG: 0.225										4	0	0	0	0	2	3					
21 Zack Greinke, R OBP: 0.306, SLG: 0.190										2	1	1	0	0	1	0					
3 Daniel Descalso, L OBP: 0.289, SLG: 0.172										1	0	0	0	0	0	1					
61 Wilmer Flores, R OBP: 0.289, SLG: 0.172										0	0	0	0	0	0	0					
60 J.J. Hoover, R										0	0	0	0	0	0	0					
29 Jorge De La Rosa, L										0	0	0	0	0	0	0					
8 Chris Iannetta, R OBP: 0.371, SLG: 0.339										0	0	0	0	0	0	0					
56 Fernando Rodney, R ERA: 0.9										0	0	0	0	0	0	0					
Inning Stats	R: 1 H: 1 E: 0 K: 1 S: 8	H: 1 LOB: 0 BB: 0 P: 11	R: 0 H: 0 E: 0 K: 1 S: 9	H: 0 LOB: 1 BB: 1 P: 17	R: 0 H: 0 E: 0 K: 1 S: 8	H: 0 LOB: 0 BB: 0 P: 9	R: 1 H: 2 E: 0 K: 1 S: 9	H: 2 LOB: 0 BB: 0 P: 15	R: 4 H: 3 E: 0 K: 1 S: 14	H: 3 LOB: 0 BB: 1 P: 25	R: 1 H: 2 E: 0 K: 1 S: 13	H: 2 LOB: 1 BB: 0 P: 17	R: 0 H: 1 E: 1 K: 2 S: 16	H: 1 LOB: 2 BB: 0 P: 22	R: 0 H: 1 E: 0 K: 0 S: 10	H: 1 LOB: 2 BB: 0 P: 19	1B: 7 2B: 1 3B: 0 HR: 2	SF: 0 SAC: 0 DP: 0 HBP: 1	WP: 0 PA: 37 PB: 0 SB: 4 CS: 0		
PITCHER	IP WLS BF H R ER SO BB IBB HBP BLK WP HR S P ERA WHIP	IP WLS BF H R ER SO BB IBB HBP BLK WP HR S P ERA WHIP	IP WLS BF H R ER SO BB IBB HBP BLK WP HR S P ERA WHIP	IP WLS BF H R ER SO BB IBB HBP BLK WP HR S P ERA WHIP	IP WLS BF H R ER SO BB IBB HBP BLK WP HR S P ERA WHIP	IP WLS BF H R ER SO BB IBB HBP BLK WP HR S P ERA WHIP	IP WLS BF H R ER SO BB IBB HBP BLK WP HR S P ERA WHIP	IP WLS BF H R ER SO BB IBB HBP BLK WP HR S P ERA WHIP	IP WLS BF H R ER SO BB IBB HBP BLK WP HR S P ERA WHIP	IP WLS BF H R ER SO BB IBB HBP BLK WP HR S P ERA WHIP	IP WLS BF H R ER SO BB IBB HBP BLK WP HR S P ERA WHIP	IP WLS BF H R ER SO BB IBB HBP BLK WP HR S P ERA WHIP	IP WLS BF H R ER SO BB IBB HBP BLK WP HR S P ERA WHIP	IP WLS BF H R ER SO BB IBB HBP BLK WP HR S P ERA WHIP	IP WLS BF H R ER SO BB IBB HBP BLK WP HR S P ERA WHIP	IP WLS BF H R ER SO BB IBB HBP BLK WP HR S P ERA WHIP	IP WLS BF H R ER SO BB IBB HBP BLK WP HR S P ERA WHIP	IP WLS BF H R ER SO BB IBB HBP BLK WP HR S P ERA WHIP	IP WLS BF H R ER SO BB IBB HBP BLK WP HR S P ERA WHIP	IP WLS BF H R ER SO BB IBB HBP BLK WP HR S P ERA WHIP	IP WLS BF H R ER SO BB IBB HBP BLK WP HR S P ERA WHIP

AB	34
R	7
H	10
RBI	7
BB	2
SO	8
LOB	17



Batter	1	2	3	4	5	6	7	8	9	AB	R	H	RBI	BB	SO	LOB	TOP			
7 Manuel Margot, R OBP: 0.315, SLG: 0.460			G4-3		L7				K	5	0	1	0	0	2	0	<p>San Diego Padres @ Arizona Diamondbacks Chase Field, Phoenix, AZ Tue Apr 25 2017, 6:41 PM - 9:43 PM MST Att: 17,531 - Partly Cloudy - 85 F</p> <p>livebaseballscorecards.com</p> <p>AB 37 R 3 H 10 RBI 3 BB 2 SO 12 LOB 17</p> 			
15 Cory Spangenberg, L OBP: 0.200, SLG: 0.297					K				F8	5	0	1	0	0	3	0				
4 Wil Myers, R OBP: 0.355, SLG: 0.618					L6		F6		K	5	1	1	0	0	2	2				
26 Yangelvis Solarte, S OBP: 0.348, SLG: 0.392							G5-3			4	0	3	1	0	0	2				
10 Hunter Renfroe, R OBP: 0.267, SLG: 0.429		L5	G6-3				P2			4	1	1	0	0	0	3				
18 Austin Hedges, R OBP: 0.221, SLG: 0.492	F8				P6					3	0	0	0	0	0	2				
21 Luis Torrens, R OBP: 0.200, SLG: 0.111							L9		L9	1	0	0	0	0	0	1				
8 Erick Aybar, S 43 Miguel Diaz, R										3	0	1	0	0	0	2				
2 Luis Sardinas, S OBP: 0.259, SLG: 0.200										0	0	0	0	0	0	0				
32 Jabari Blash, R 59 Kevin Quackenbush, R									K	2	1	1	1	2	1	1				
3 Clayton Richard, L 34 Craig Stammen, R			G4-3						G6-3	2	0	0	0	0	1	4				
17 Allen Córdoba, R OBP: 0.321, SLG: 0.385										2	0	0	0	0	1	1				
Inning Stats	R: 0 E: 0 K: 3 S: 9	H: 0 LOB: 0 BB: 0 P: 12	R: 0 E: 0 K: 0 S: 12	H: 2 LOB: 3 BB: 1 P: 22	R: 1 E: 0 K: 1 S: 10	H: 2 LOB: 1 BB: 0 P: 11	R: 0 E: 0 K: 2 S: 12	H: 0 LOB: 1 BB: 0 P: 18	R: 0 E: 0 K: 1 S: 10	H: 1 LOB: 0 BB: 0 P: 16	R: 1 E: 0 K: 1 S: 10	H: 3 LOB: 2 BB: 0 P: 14	R: 1 E: 0 K: 1 S: 17	H: 2 LOB: 1 BB: 0 P: 27	R: 0 E: 0 K: 2 S: 12	H: 0 LOB: 0 BB: 0 P: 18	1B: 7 2B: 2 3B: 0 HR: 1	SF: 0 SAC: 0 DP: 0 HBP: 0	WP: 0 PB: 0 SB: 0 CS: 0	PA: 39
PITCHER	IP	WLS	BF	H	R	ER	SO	BB	IBB	HBP	BLK	WP	HR	S	P	ERA	WHIP			
46 Patrick Corbin, L ERA: 2.79	7.0	W	31	8	2	2	9	2	0	0	0	0	1	71	105	2.57	1.429			
40 Andrew Chafin, L ERA: 2.57	1.0		5	2	1	1	1	0	0	0	0	0	0	17	27	9.00	2.000			
61 Silvino Bracho, R ERA: 20.25	1.0		3	0	0	0	2	0	0	0	0	0	0	12	18	0.00	0.000			

Batter	1	2	3	4	5	6	7	8	9	AB	R	H	RBI	BB	SO	LOB	BOTTOM			
11 AJ Pollock, R OBP: 0.348, SLG: 0.477										4	3	2	1	1	2	0	<p>San Diego Padres @ Arizona Diamondbacks Chase Field, Phoenix, AZ Tue Apr 25 2017, 6:41 PM - 9:43 PM MST Att: 17,531 - Partly Cloudy - 85 F</p> <p>livebaseballscorecards.com</p> <p>AB 36 R 9 H 16 RBI 9 BB 3 SO 8 LOB 10</p> 			
61 Silvino Bracho, R									4	1	2	3	0	0	1					
16 Chris Owings, R OBP: 0.394, SLG: 0.493	G5-3								0	0	0	0	0	0	0	0				
40 Andrew Chafin, R									1	0	0	0	0	1	0					
10 Chris Herrmann, L OBP: 0.226, SLG: 0.500									4	2	4	3	1	0	0					
44 Paul Goldschmidt, R OBP: 0.441, SLG: 0.541										4	2	4	3	1	0	0				
24 Yasmany Tomás, R OBP: 0.351, SLG: 0.609			L8				SF7			3	0	2	1	1	0	1				
27 Brandon Drury, R OBP: 0.347, SLG: 0.386										5	0	3	0	0	2	2				
3 Daniel Descalso, L OBP: 0.275, SLG: 0.265	G1-3		G4-3				F8		L6	5	1	1	1	0	0	6				
8 Chris Iannetta, R OBP: 0.333, SLG: 0.441		F9	G6-3		L8			G5-3		4	0	0	0	0	0	0				
13 Nick Ahmed, R OBP: 0.278, SLG: 0.371									L6	4	2	2	0	0	1	0				
46 Patrick Corbin, L										1	0	0	0	0	1	0				
41 Jeremy Hazelbaker, L OBP: 0.591, SLG: 0.879		SH2-3		SH1-3					1	0	0	0	0	1	0					
Inning Stats	R: 1 E: 0 K: 1 S: 13	H: 2 LOB: 2 BB: 1 P: 20	R: 3 E: 0 K: 0 S: 11	H: 3 LOB: 1 BB: 1 P: 22	R: 0 E: 0 K: 1 S: 9	H: 0 LOB: 0 BB: 0 P: 13	R: 2 E: 0 K: 1 S: 9	H: 4 LOB: 2 BB: 1 P: 21	R: 1 E: 0 K: 2 S: 13	H: 1 LOB: 0 BB: 0 P: 18	R: 2 E: 1 K: 0 S: 15	H: 3 LOB: 1 BB: 0 P: 23	R: 0 E: 0 K: 1 S: 10	H: 0 LOB: 0 BB: 0 P: 14	R: 0 E: 0 K: 2 S: 17	H: 3 LOB: 3 BB: 0 P: 28	1B: 10 2B: 3 3B: 1 HR: 2	SF: 1 SAC: 2 DP: 0 HBP: 0	WP: 2 PB: 0 SB: 2 CS: 1	PA: 42
PITCHER	IP	WLS	BF	H	R	ER	SO	BB	IBB	HBP	BLK	WP	HR	S	P	ERA	WHIP			
3 Clayton Richard, L ERA: 4.45	3.2	L	21	8	6	6	2	3	0	0	0	0	1	38	67	14.73	3.000			
34 Craig Stammen, R ERA: 10.24	1.2		9	4	3	3	3	0	0	0	0	0	1	27	43	16.20	2.400			
43 Miguel Diaz, R ERA: 4.5	1.2		6	1	0	0	1	0	0	0	0	0	0	15	21	0.00	0.600			
59 Kevin Quackenbush, R ERA:	1.0		6	3	0	0	2	0	0	0	0	0	0	17	28	0.00	3.000			

Batter	1	2	3	4	5	6	7	8	9	AB	R	H	RBI	BB	SO	LOB	TOP								
7 Manuel Margot, R OBP: 0.320, SLG: 0.457	G4-3		15 SH 1B	K			F8		4 S 26 2B 1B	5	1	2	0	0	1	1	San Diego Padres @ Arizona Diamondbacks Chase Field, Phoenix, AZ Wed Apr 26 2017, 6:40 PM - 9:54 PM MST Att: 12,215 - Partly Cloudy - 87 F								
15 Cory Spangenberg, L OBP: 0.222, SLG: 0.222	K		SH		G6-3		K		4 S 26 2B 1B	4	1	1	0	0	2	0									
37 Brandon Maurer, R	K								4 S 26 2B 1B	0	0	0	0	0	0	0									
4 Wil Myers, R OBP: 0.337, SLG: 0.585	K2-3		K		P3				K	5	0	0	0	0	4	4									
26 Yangelis Solarte, S OBP: 0.351, SLG: 0.417		8 BB 32 G1-2-3 2B		F8		K				5	0	2	2	0	2	2									
10 Hunter Renfroe, R OBP: 0.264, SLG: 0.449	G6-3			G5-3		HR			F7	5	1	1	1	0	1	3									
18 Austin Hedges, R OBP: 0.236, SLG: 0.485		8 BB BB		K		8 BB G6-3 1B			G4-3	3	0	1	0	1	1	0									
8 Erick Aybar, S OBP: 0.293, SLG: 0.338				HR		G6-3			44 1B 11 HR 1B	3	2	2	1	1	0	1									
32 Jabari Blash, R OBP: 0.233, SLG: 0.287									11 HR 1B	2	1	0	0	1	1	3									
76 José Torres, L									11 HR 1B	0	0	0	0	0	0	0									
40 Ryan Buchter, L										0	0	0	0	0	0	0									
44 Héctor Sánchez, S OBP: 0.156, SLG: 0.183										1	0	1	0	0	0	0									
17 Allen Córdoba, R OBP: 0.201, SLG: 0.193										0	1	0	0	0	0	0									
38 Trevor Cahill, R OBP: 0.167, SLG: 0.333										2	0	1	1	0	0	0									
11 Ryan Schimpf, L OBP: 0.282, SLG: 0.311										2	1	1	3	0	0	0									
Inning Stats	R: 0 E: 0 K: 2 S: 8	H: 0 LOB: 0 BB: 0 P: 11	R: 0 E: 0 K: 0 S: 9	H: 1 LOB: 2 BB: 2 P: 20	R: 0 E: 1 K: 1 S: 10	H: 1 LOB: 2 BB: 0 P: 15	R: 2 E: 0 K: 2 S: 18	H: 2 LOB: 1 BB: 1 P: 29	R: 0 E: 0 K: 1 S: 7	H: 0 LOB: 0 BB: 0 P: 12	R: 1 E: 0 K: 1 S: 12	H: 2 LOB: 0 BB: 0 P: 19	R: 0 E: 0 K: 1 S: 8	H: 0 LOB: 0 BB: 0 P: 10	R: 0 E: 0 K: 3 S: 9	H: 0 LOB: 0 BB: 0 P: 14	R: 5 E: 0 K: 1 S: 19	H: 6 LOB: 2 BB: 0 P: 27	1B: 6 2B: 3 3B: 0 HR: 3	SF: 0 SAC: 1 DP: 2 HBP: 0	WP: 0 PB: 0 SB: 3 CS: 0	PA: 41			
PITCHER	IP	WLS	BF	H	R	ER	SO	BB	IBB	HBP	BLK	WP	HR	S	P	ERA	WHIP								
52 Zack Godley, R ERA: 3.6	5.0		22	4	2	2	6	3	0	0	0	0	1	52	87	3.60	1.400								
25 Archie Bradley, R ERA: 1.25	3.0	H	10	2	1	1	5	0	0	0	0	0	1	29	43	3.00	0.667								
56 Fernando Rodney, R ERA: 11.0	0.2	L	8	6	5	5	1	0	0	0	0	0	1	16	24	67.50	9.000								
54 Tom Wilhelmsen, R ERA: 5.19	0.1		1	0	0	0	0	0	0	0	0	0	0	3	3	0.00	0.000								

Batter	1	2	3	4	5	6	7	8	9	AB	R	H	RBI	BB	SO	LOB	BOTTOM								
11 AJ Pollock, R OBP: 0.361, SLG: 0.495	44 1B 6 BB 1B		44 WP 6 S 1B	K						5	2	3	0	0	2	0	San Diego Padres @ Arizona Diamondbacks Chase Field, Phoenix, AZ Wed Apr 26 2017, 6:40 PM - 9:54 PM MST Att: 12,215 - Partly Cloudy - 87 F								
6 David Peralta, L OBP: 0.372, SLG: 0.551	22 FC3-6 44 1B BB		44 1B 44 WP 22 1B BB	44 2B 1B		44 HBP 1B				2	2	2	0	3	0	0									
44 Paul Goldschmidt, R OBP: 0.459, SLG: 0.954	22 FC3-6 1B		24 S 22 1B 16 FC5 1B	16 FC5 24 S 1B		16 HBP 2B				4	1	3	3	0	0	2									
22 Jake Lamb, L OBP: 0.359, SLG: 0.512	FC3-6 24 G6-4-3 1B		16 FC5 24 S 1B	16 FC5 24 S 1B		G4-3				5	0	1	1	0	2	5									
24 Yasmany Tomás, R OBP: 0.325, SLG: 0.568	G6-4-3		K		K					5	0	0	0	0	3	4									
27 Brandon Drury, R OBP: 0.372, SLG: 0.394										1	0	1	0	2	0	0									
25 Archie Bradley, R										1	0	0	0	0	1	0									
56 Fernando Rodney, R										0	0	0	0	0	0	0									
54 Tom Wilhelmsen, R										0	0	0	0	0	0	0									
3 Daniel Descalso, L OBP: 0.268, SLG: 0.257										1	0	0	0	0	1	0									
16 Chris Owings, R OBP: 0.346, SLG: 0.468										4	0	0	1	0	1	4									
2 Jeff Mathis, R OBP: 0.133, SLG: 0.205										4	0	0	0	0	1	4									
52 Zack Godley, R										2	0	0	0	0	2	1									
13 Nick Ahmed, R OBP: 0.289, SLG: 0.405										2	0	1	0	0	0	0									
Inning Stats	R: 1 E: 0 K: 0 S: 8	H: 2 LOB: 1 BB: 1 P: 13	R: 0 E: 0 K: 3 S: 9	H: 0 LOB: 1 BB: 1 P: 13	R: 3 E: 0 K: 1 S: 21	H: 3 LOB: 2 BB: 2 P: 36	R: 1 E: 0 K: 3 S: 12	H: 2 LOB: 1 BB: 0 P: 22	R: 0 E: 0 K: 1 S: 8	H: 1 LOB: 1 BB: 0 P: 15	R: 0 E: 0 K: 1 S: 10	H: 1 LOB: 2 BB: 0 P: 16	R: 0 E: 0 K: 2 S: 9	H: 0 LOB: 0 BB: 0 P: 13	R: 0 E: 0 K: 0 S: 10	H: 2 LOB: 1 BB: 1 P: 19	R: 0 E: 0 K: 2 S: 7	H: 0 LOB: 0 BB: 0 P: 10	1B: 8 2B: 3 3B: 0 HR: 0	SF: 0 SAC: 0 DP: 1 HBP: 1	WP: 1 PB: 0 SB: 3 CS: 1	PA: 42			
PITCHER	IP	WLS	BF	H	R	ER	SO	BB	IBB	HBP	BLK	WP	HR	S	P	ERA	WHIP								
38 Trevor Cahill, R ERA: 4.5	5.2		29	4	5	5	9	4	0	0	0	0	0	66	11	7.94	2.294								
76 José Torres, L	1.1		5	0	0	0	2	0	0	1	0	0	0	11	17	0.00	0.000								
40 Ryan Buchter, L ERA: 3.12	1.0	W	5	2	0	0	0	1	0	0	0	0	0	10	19	0.00	3.000								
37 Brandon Maurer, R ERA: 3.12	1.0	S	3	0	0	0	2	0	0	0	0	0	0	7	10	0.00	0.000								




Batter	1	2	3	4	5	6	7	8	9	AB	R	H	RBI	BB	SO	LOB	TOP			
19 Charlie Blackmon, L (1.8) OBP: 0.295, SLG: 0.635	G3		P4		L8		27 WP 1B			4	0	1	1	0	0	0	Colorado Rockies @ Arizona Diamondbacks Chase Field, Phoenix, AZ Fri Apr 28 2017, 6:41 PM - 9:33 PM MST Att: 19,300 - Roof Closed - 75 F			
27 Trevor Story, R (1.6) OBP: 0.295, SLG: 0.393	K		HR		K		K			4	1	1	1	0	3	1				
28 Nolan Arenado, R (1.5) OBP: 0.374, SLG: 0.663	5 1B		5 G4-3 BB		K		F9			3	1	1	0	1	1	0				
5 Carlos González, L (1.9) OBP: 0.281, SLG: 0.363	12 BB 2H 1B		G4-3		G4-3		G4-3			4	0	2	1	0	0	1				
12 Mark Reynolds, R (1.3) OBP: 0.368, SLG: 0.612	1-2 BB		K		G6-3		K			3	0	0	0	1	2	2				
8 Gerardo Parra, L (1.7) OBP: 0.333, SLG: 0.456	G4-3		B5-3		K		K			4	0	0	0	0	1	3				
4 Pat Valaika, R (1.4) OBP: 0.385, SLG: 0.583	F9		K		K		9 F8 13 SH1-3 19 1B BB			3	1	0	0	1	1	0				
13 Dustin Garneau, R (1.2) OBP: 0.227, SLG: 0.341	L7		K		SH1-3		SH1-3			3	0	1	0	0	1	0				
31 Kyle Freeland, L (7.1) 9 DJ LeMahieu, R (7.1) 52 Chris Rusin, L (7.1) 0 Adam Ottavino, S (7.1) 18 Christian Adames, S (9.1) 56 Greg Holland, R (9.1)	K		K		K		F8			2	0	0	0	0	2	0				
Inning Stats	R: 1 E: 0 K: 1 S: 12	H: 2 LOB: 2 BB: 1 P: 25	R: 0 E: 0 K: 1 S: 7	H: 0 LOB: 0 BB: 0 P: 9	R: 1 E: 0 K: 1 S: 8	H: 1 LOB: 1 BB: 1 P: 16	R: 0 E: 0 K: 2 S: 9	H: 0 LOB: 0 BB: 0 P: 15	R: 0 E: 0 K: 2 S: 10	H: 1 LOB: 1 BB: 0 P: 14	R: 1 E: 0 K: 1 S: 9	H: 1 LOB: 1 BB: 1 P: 18	R: 0 E: 0 K: 1 S: 7	H: 0 LOB: 0 BB: 0 P: 10	R: 0 E: 0 K: 1 S: 8	H: 1 LOB: 1 BB: 0 P: 11		1B: 2 2B: 3 HR: 1	SF: 0 SAC: 1 DP: 0 HBP: 0	WP: 1 PB: 0 SB: 0 CS: 0
PITCHER	IP WLS BF H R ER SO BB IBB HBP BLK WP HR S P ERA WHIP	IP WLS BF H R ER SO BB IBB HBP BLK WP HR S P ERA WHIP	IP WLS BF H R ER SO BB IBB HBP BLK WP HR S P ERA WHIP	IP WLS BF H R ER SO BB IBB HBP BLK WP HR S P ERA WHIP	IP WLS BF H R ER SO BB IBB HBP BLK WP HR S P ERA WHIP	IP WLS BF H R ER SO BB IBB HBP BLK WP HR S P ERA WHIP	IP WLS BF H R ER SO BB IBB HBP BLK WP HR S P ERA WHIP	IP WLS BF H R ER SO BB IBB HBP BLK WP HR S P ERA WHIP	IP WLS BF H R ER SO BB IBB HBP BLK WP HR S P ERA WHIP	IP WLS BF H R ER SO BB IBB HBP BLK WP HR S P ERA WHIP	IP WLS BF H R ER SO BB IBB HBP BLK WP HR S P ERA WHIP	IP WLS BF H R ER SO BB IBB HBP BLK WP HR S P ERA WHIP	IP WLS BF H R ER SO BB IBB HBP BLK WP HR S P ERA WHIP	IP WLS BF H R ER SO BB IBB HBP BLK WP HR S P ERA WHIP	IP WLS BF H R ER SO BB IBB HBP BLK WP HR S P ERA WHIP	IP WLS BF H R ER SO BB IBB HBP BLK WP HR S P ERA WHIP	IP WLS BF H R ER SO BB IBB HBP BLK WP HR S P ERA WHIP			
38 Robbie Ray, L (1.1) ERA: 3.56	6.2	L	28	5	3	3	9	3	0	0	0	0	0	0	0	0	4.05	1.200		
48 Randall Delgado, R (7.1) ERA: 7.82	0.1		1	0	0	0	1	0	0	0	0	0	0	0	0	0	0.00	0.000		
54 Tom Wilhelmson, R (8.1) ERA: 4.66	1.0		3	0	0	0	1	0	0	0	0	0	0	0	0	0	0.00	0.000		
30 T.J. McFarland, L (9.1) ERA:	1.0		4	1	0	0	1	0	0	0	0	0	0	0	0	0	0.00	1.000		

AB	32
R	3
H	6
RBI	3
BB	3
SO	12
LOB	9



Batter	1	2	3	4	5	6	7	8	9	AB	R	H	RBI	BB	SO	LOB	BOTTOM					
11 AJ Pollock, R (1.8) OBP: 0.362, SLG: 0.480	G6-3		16 BB 44 1B		FC6-4 44 S 16 1B		16 S 16 E BB			3	1	1	0	1	0	1	Colorado Rockies @ Arizona Diamondbacks Chase Field, Phoenix, AZ Fri Apr 28 2017, 6:41 PM - 9:33 PM MST Att: 19,300 - Roof Closed - 75 F					
16 Chris Owings, R (1.6) OBP: 0.371, SLG: 0.542	G4-3		44 1B BB		44 S 1B		G5-3			3	0	1	0	1	0	1						
44 Paul Goldschmidt, R (1.3) OBP: 0.462, SLG: 0.548	24 FC6-4 BB		1-3 2H 1B		P6		F9			3	0	1	1	1	0	2						
24 Yasmany Tomás, R (1.7) OBP: 0.322, SLG: 0.585	FC6-4		F8		G4-3		K			4	0	0	0	0	1	5						
27 Brandon Drury, R (1.4) OBP: 0.366, SLG: 0.387	F9		G6-3		G4-6-3 1B		P4			4	0	1	0	0	0	0						
6 David Peralta, L (1.9) OBP: 0.375, SLG: 0.523	L8		G6-3		G4-6-3		G3			4	0	0	0	0	0	1						
8 Chris Iannetta, R (1.2) OBP: 0.326, SLG: 0.421	G6-3		1B		G3		F9			4	0	1	0	0	0	0						
3 Daniel Descalso, L (1.5) OBP: 0.244, SLG: 0.231	G3-1		K		K		K2-3			4	0	0	0	0	3	1						
38 Robbie Ray, L (1.1) OBP: 0.500, SLG: 0.500	K		K		K		K			2	0	1	0	0	1	0						
48 Randall Delgado, R (7.1) ERA: 4.5										0	0	0	0	0	0	0						
10 Chris Herrmann, L (7.1) OBP: 0.194, SLG: 0.257										1	0	0	0	0	1	0						
54 Tom Wilhelmson, R (8.1) ERA: 1.69										0	0	0	0	0	0	0						
30 T.J. McFarland, L (9.1) ERA: 1.64										0	0	0	0	0	0	0						
Inning Stats	R: 0 E: 0 K: 0 S: 11	H: 0 LOB: 1 BB: 1 P: 20	R: 0 E: 0 K: 0 S: 9	H: 0 LOB: 0 BB: 0 P: 15	R: 1 E: 0 K: 1 S: 13	H: 2 LOB: 2 BB: 1 P: 22	R: 0 E: 0 K: 1 S: 8	H: 1 LOB: 1 BB: 0 P: 14	R: 0 E: 0 K: 0 S: 10	H: 2 LOB: 2 BB: 0 P: 15	R: 0 E: 0 K: 0 S: 7	H: 1 LOB: 1 BB: 0 P: 10	R: 0 E: 0 K: 2 S: 9	H: 0 LOB: 1 BB: 1 P: 18	R: 0 E: 0 K: 1 S: 9	H: 0 LOB: 0 BB: 0 P: 14	R: 0 E: 0 K: 1 S: 9	H: 0 LOB: 0 BB: 0 P: 12	1B: 6 2B: 0 3B: 0 HR: 0	SF: 0 SAC: 0 DP: 1 HBP: 0	WP: 0 PB: 0 SB: 3 CS: 0	PA: 35
PITCHER	IP WLS BF H R ER SO BB IBB HBP BLK WP HR S P ERA WHIP	IP WLS BF H R ER SO BB IBB HBP BLK WP HR S P ERA WHIP	IP WLS BF H R ER SO BB IBB HBP BLK WP HR S P ERA WHIP	IP WLS BF H R ER SO BB IBB HBP BLK WP HR S P ERA WHIP	IP WLS BF H R ER SO BB IBB HBP BLK WP HR S P ERA WHIP	IP WLS BF H R ER SO BB IBB HBP BLK WP HR S P ERA WHIP	IP WLS BF H R ER SO BB IBB HBP BLK WP HR S P ERA WHIP	IP WLS BF H R ER SO BB IBB HBP BLK WP HR S P ERA WHIP	IP WLS BF H R ER SO BB IBB HBP BLK WP HR S P ERA WHIP	IP WLS BF H R ER SO BB IBB HBP BLK WP HR S P ERA WHIP	IP WLS BF H R ER SO BB IBB HBP BLK WP HR S P ERA WHIP	IP WLS BF H R ER SO BB IBB HBP BLK WP HR S P ERA WHIP	IP WLS BF H R ER SO BB IBB HBP BLK WP HR S P ERA WHIP	IP WLS BF H R ER SO BB IBB HBP BLK WP HR S P ERA WHIP	IP WLS BF H R ER SO BB IBB HBP BLK WP HR S P ERA WHIP	IP WLS BF H R ER SO BB IBB HBP BLK WP HR S P ERA WHIP	IP WLS BF H R ER SO BB IBB HBP BLK WP HR S P ERA WHIP					
31 Kyle Freeland, L (1.1) ERA: 2.93	6.0	W	25	6	1	1	2	2	0	0	0	0	0	0	0	0	1.50	1.333				
52 Chris Rusin, L (7.1) ERA: 4.5	0.2	H	2	0	0	0	2	0	0	0	0	0	0	0	0	0	0.00	0.000				
0 Adam Ottavino, R (7.1) ERA: 1.69	1.1	H	5	0	0	0	1	1	0	0	0	0	0	0	0	0	0.00	0.750				
56 Greg Holland, R (9.1) ERA: 1.64	1.0	S	3	0	0	0	1	0	0	0	0	0	0	0	0	0	0.00	0.000				

AB	32
R	1
H	6
RBI	1
BB	3
SO	6
LOB	11



Batter	1	2	3	4	5	6	7	8	9	10	11	12	13	AB	R	H	RBI	BB	SO	LOB	TOP			
19 Charlie Blackmon, L OBP: 0.336, SLG: 0.589	L7		L9		G3			K		L8			K	6	0	0	0	0	2	6				
9 DJ LeMahieu, R OBP: 0.356, SLG: 0.368	K			F8		G6-3		K			5 1B		G3	5	0	0	0	1	2	0				
28 Nolan Arenado, R OBP: 0.355, SLG: 0.616	K			L9		F9			F9		F7		F9	6	0	0	0	0	1	1				
5 Carlos González, L OBP: 0.283, SLG: 0.341		G3			G4-3				K			12 G6-4-3 1B		5	0	1	0	0	2	0				
12 Mark Reynolds, R OBP: 0.362, SLG: 0.606	K					27 BB 48 FC5-2 BB		G5-3		F9			G6-4-3	4	0	0	0	1	1	2				
20 Ian Desmond, R OBP: 0.200, SLG: 0.200		G4-3											K	5	0	1	0	0	2	0				
27 Trevor Story, R OBP: 0.272, SLG: 0.411														3	0	0	0	2	2	0				
13 Dustin Garneau, R OBP: 0.245, SLG: 0.370														5	0	2	0	0	2	5				
48 Germán Márquez, R 45 Scott Oberg, R 4 Pat Valaika, R 0 Adam Ottavino, S 0 Gerardo Parra, L 52 Chris Rusin, L 2 Archie Bradley, R 24 Jordan Lyles, R														2	0	0	0	0	1	4				
Inning Stats	R: 0 E: 0 K: 2 S: 10	H: 0 LOB: 0 BB: 0 P: 15	R: 0 E: 0 K: 1 S: 11	H: 1 LOB: 1 BB: 0 P: 15	R: 0 E: 0 K: 0 S: 7	H: 0 LOB: 0 BB: 0 P: 10	R: 0 E: 0 K: 0 S: 14	H: 1 LOB: 3 BB: 2 P: 28	R: 0 E: 0 K: 1 S: 8	H: 0 LOB: 0 BB: 0 P: 12	R: 0 E: 0 K: 2 S: 12	H: 0 LOB: 1 BB: 1 P: 23	R: 0 E: 0 K: 3 S: 9	H: 0 LOB: 0 BB: 0 P: 11	R: 0 E: 0 K: 1 S: 10	H: 2 LOB: 2 BB: 0 P: 16	R: 0 E: 1 K: 3 S: 10	H: 0 LOB: 1 BB: 0 P: 11	R: 0 E: 1 K: 3 S: 10	H: 0 LOB: 0 BB: 0 P: 15	1B: 4 2B: 1 3B: 0 HR: 0	SF: 0 SAC: 0 DP: 1 HBP: 0	W/P: 0 PB: 0 SB: 0 CS: 0	PA: 48
PITCHER	IP 6.1	WLS 23	BF 23	H 2	R 0	ER 0	SO 6	BB 2	IBB 0	HBP 0	BLK 0	WP 0	HR 0	S 63	P 99	ERA 0.00	WHIP 0.632							
46 Patrick Corbin, L ERA: 2.29	6.1	23	23	2	0	0	6	2	0	0	0	0	0	63	99	0.00	0.632							
60 J.J. Hoover, R ERA: 1.86	0.2	3	3	0	0	0	2	1	0	0	0	0	0	10	19	0.00	1.500							
29 Jorge De La Rosa, L ERA: 2.53	1.0	3	3	0	0	0	3	0	0	0	0	0	0	9	11	0.00	0.000							
25 Archie Bradley, R ERA: 1.13	1.0	3	3	0	0	0	1	0	0	0	0	0	0	8	11	0.00	0.000							
54 Tom Wilhelmson, R ERA: 4.35	0.2	3	3	1	0	0	0	0	0	0	0	0	0	6	10	0.00	1.500							
PITCHER	IP 0.1	WLS 2	BF 1	H 0	R 0	ER 0	SO 0	BB 0	IBB 0	HBP 0	BLK 0	WP 0	HR 0	S 4	P 6	ERA 0.00	WHIP 3.000							
40 Andrew Chafin, L ERA: 3.69	0.1	2	1	0	0	0	0	0	0	0	0	0	0	4	6	0.00	3.000							
48 Randall Delgado, R ERA: 6.32	3.0	W	11	1	0	0	4	1	0	0	0	0	0	29	43	0.00	0.667							

Colorado Rockies @ Arizona Diamondbacks
Chase Field, Phoenix, AZ
Sun Apr 30 2017, 1:11 PM - 5:13 PM MST
Att. 23,613 - Sunny - 81 F

livebaseballscores.com

AB	44
R	0
H	5
RBI	0
BB	4
SO	17
LOB	19



Batter	1	2	3	4	5	6	7	8	9	10	11	12	13	AB	R	H	RBI	BB	SO	LOB	BOTTOM			
41 Jeremy Hazelbaker, L OBP: 0.370, SLG: 0.417	F8		F7		K									3	0	0	0	1	1	0				
11 AJ Pollock, R OBP: 0.356, SLG: 0.486														2	0	2	0	0	0	0				
6 David Peralta, L OBP: 0.382, SLG: 0.511	G6-3		G6-3											5	0	1	0	1	0	2				
44 Paul Goldschmidt, R OBP: 0.442, SLG: 0.522														5	0	2	0	0	2	2				
22 Jake Lamb, L OBP: 0.349, SLG: 0.505														6	0	1	0	0	1	5				
27 Brandon Drury, R OBP: 0.370, SLG: 0.435														6	1	2	0	0	3	2				
3 Daniel Descalso, L OBP: 0.275, SLG: 0.333														6	1	3	2	0	1	1				
8 Chris Iannetta, R OBP: 0.292, SLG: 0.372														5	0	0	0	0	2	3				
13 Nick Ahmed, R OBP: 0.245, SLG: 0.319														3	0	0	0	1	1	1				
40 Andrew Chafin, R ERA: 3.69														0	0	0	0	0	0	0				
48 Randall Delgado, R ERA: 6.32														1	0	0	0	0	0	0				
46 Patrick Corbin, L ERA: 2.29														2	0	0	0	0	1	3				
60 J.J. Hoover, R ERA: 1.86														1	0	0	0	0	0	0				
10 Chris Herrmann, L 29 Jorge De La Rosa, L 25 Archie Bradley, R 54 Tom Wilhelmson, R 16 Chris Owing, R														0	0	0	0	0	0	0				
Inning Stats	R: 0 E: 0 K: 0 S: 17	H: 2 LOB: 2 BB: 0 P: 23	R: 0 E: 0 K: 3 S: 12	H: 1 LOB: 1 BB: 0 P: 17	R: 0 E: 0 K: 1 S: 8	H: 1 LOB: 2 BB: 1 P: 14	R: 0 E: 0 K: 2 S: 10	H: 1 LOB: 1 BB: 0 P: 15	R: 0 E: 0 K: 2 S: 12	H: 0 LOB: 0 BB: 0 P: 17	R: 0 E: 0 K: 2 S: 7	H: 0 LOB: 1 BB: 1 P: 12	R: 0 E: 0 K: 0 S: 8	H: 0 LOB: 0 BB: 0 P: 13	R: 0 E: 0 K: 1 S: 8	H: 1 LOB: 1 BB: 0 P: 10	R: 0 E: 0 K: 1 S: 12	H: 1 LOB: 3 BB: 1 P: 24	R: 2 E: 0 K: 0 S: 5	H: 2 LOB: 0 BB: 0 P: 5	1B: 8 2B: 2 3B: 0 HR: 1	SF: 0 SAC: 0 DP: 0 HBP: 1	W/P: 0 PB: 1 SB: 0 CS: 0	PA: 51
PITCHER	IP 6.0	WLS 25	BF 6	H 0	R 0	ER 0	SO 8	BB 0	IBB 1	HBP 0	BLK 0	WP 0	HR 0	S 67	P 97	ERA 0.00	WHIP 1.000							
48 Germán Márquez, R ERA: 7.2	6.0	25	6	0	0	0	8	0	1	0	0	0	0	67	97	0.00	1.000							
45 Scott Oberg, R ERA: 4.5	1.0	4	0	0	0	0	0	1	0	0	0	0	0	7	12	0.00	1.000							
0 Adam Ottavino, R ERA: 1.42	2.0	6	0	0	0	0	2	0	0	0	0	0	0	15	24	0.00	0.000							
52 Chris Rusin, L ERA: 3.75	2.0	8	2	0	0	0	2	0	0	0	0	0	0	16	21	0.00	1.000							
24 Jordan Lyles, R ERA: 10.00	1.0	L	8	3	2	2	1	1	0	1	0	0	0	1	17	29	18.00	4.000						

Colorado Rockies @ Arizona Diamondbacks
Chase Field, Phoenix, AZ
Sun Apr 30 2017, 1:11 PM - 5:13 PM MST
Att. 23,613 - Sunny - 81 F

livebaseballscores.com

AB	47
R	2
H	11
RBI	2
BB	3
SO	13
LOB	19



Batter	1	2	3	4	5	6	7	8	9	AB	R	H	RBI	BB	SO	LOB	TOP					
11 AJ Pollock, R OBP: 0.359, SLG: 0.473			G5-3		G5-3		FC6-4		F8	5	1	1	0	0	0	2						
16 Chris Owings, R OBP: 0.356, SLG: 0.500					P4				K	4	0	1	1	1	2	1						
44 Paul Goldschmidt, R OBP: 0.459, SLG: 0.510					L7		G5-4-3			4	0	1	1	1	1	3						
22 Jake Lamb, L OBP: 0.351, SLG: 0.525					HR				K	4	1	1	1	1	2	1						
24 Yasmany Tomás, R OBP: 0.316, SLG: 0.562																						
29 Jorge De La Rosa, L OBP: 0.296, SLG: 0.364																						
8 Chris Iannetta, R OBP: 0.296, SLG: 0.364																						
56 Fernando Rodney, R OBP: 0.296, SLG: 0.364																						
27 Brandon Drury, R OBP: 0.375, SLG: 0.438																						
10 Chris Herrmann, L OBP: 0.244, SLG: 0.359																						
13 Nick Ahmed, R OBP: 0.245, SLG: 0.314																						
99 Taijuan Walker, R OBP: 0.154, SLG: 0.083																						
30 T.J. McFarland, L ERA: 8.25																						
3 Daniel Descalso, L OBP: 0.288, SLG: 0.333																						
60 J.J. Hoover, R ERA: 8.25																						
41 Jeremy Hazelbaker, L OBP: 0.263, SLG: 0.348																						
Inning Stats	R: 1 E: 1 K: 2 S: 21	H: 2 LOB: 1 BB: 0 P: 33	R: 0 E: 0 K: 2 S: 13	H: 1 LOB: 1 BB: 0 P: 19	R: 0 E: 0 K: 0 S: 8	H: 0 LOB: 1 BB: 1 P: 15	R: 3 E: 0 K: 1 S: 14	H: 3 LOB: 0 BB: 0 P: 21	R: 0 E: 0 K: 2 S: 14	H: 0 LOB: 1 BB: 0 P: 25	R: 1 E: 0 K: 0 S: 8	H: 2 LOB: 1 BB: 0 P: 14	R: 0 E: 0 K: 1 S: 11	H: 1 LOB: 2 BB: 1 P: 19	R: 1 E: 0 K: 1 S: 15	H: 1 LOB: 2 BB: 2 P: 27	1B: 7 2B: 1 3B: 0 HR: 3	SF: 0 SAC: 0 DP: 2 HBP: 1	WP: 0 PB: 1 SB: 4 CS: 1	PA: 41		
PITCHER	IP WLS BF H R ER SO BB IBB HBP BLK WP HR S P ERA WHIP	IP WLS BF H R ER SO BB IBB HBP BLK WP HR S P ERA WHIP	IP WLS BF H R ER SO BB IBB HBP BLK WP HR S P ERA WHIP	IP WLS BF H R ER SO BB IBB HBP BLK WP HR S P ERA WHIP	IP WLS BF H R ER SO BB IBB HBP BLK WP HR S P ERA WHIP	IP WLS BF H R ER SO BB IBB HBP BLK WP HR S P ERA WHIP	IP WLS BF H R ER SO BB IBB HBP BLK WP HR S P ERA WHIP	IP WLS BF H R ER SO BB IBB HBP BLK WP HR S P ERA WHIP	IP WLS BF H R ER SO BB IBB HBP BLK WP HR S P ERA WHIP	IP WLS BF H R ER SO BB IBB HBP BLK WP HR S P ERA WHIP	IP WLS BF H R ER SO BB IBB HBP BLK WP HR S P ERA WHIP	IP WLS BF H R ER SO BB IBB HBP BLK WP HR S P ERA WHIP	IP WLS BF H R ER SO BB IBB HBP BLK WP HR S P ERA WHIP	IP WLS BF H R ER SO BB IBB HBP BLK WP HR S P ERA WHIP	IP WLS BF H R ER SO BB IBB HBP BLK WP HR S P ERA WHIP	IP WLS BF H R ER SO BB IBB HBP BLK WP HR S P ERA WHIP	IP WLS BF H R ER SO BB IBB HBP BLK WP HR S P ERA WHIP	IP WLS BF H R ER SO BB IBB HBP BLK WP HR S P ERA WHIP	IP WLS BF H R ER SO BB IBB HBP BLK WP HR S P ERA WHIP	IP WLS BF H R ER SO BB IBB HBP BLK WP HR S P ERA WHIP	IP WLS BF H R ER SO BB IBB HBP BLK WP HR S P ERA WHIP	IP WLS BF H R ER SO BB IBB HBP BLK WP HR S P ERA WHIP

Arizona Diamondbacks @ Washington Nationals
Nationals Park, Washington, DC
Tue May 02 2017, 7:07 PM - 10:54 PM EDT
Att: 22,826 - Partly Cloudy - 75 F

AB 35
R 6
H 10
RBI 6
BB 5
SO 10
LOB 14



Batter	1	2	3	4	5	6	7	8	9	AB	R	H	RBI	BB	SO	LOB	BOTTOM					
7 Trea Turner, R OBP: 0.352, SLG: 0.552			G4-3				F8		F9	4	1	1	0	1	0	4						
28 Jayson Werth, R OBP: 0.368, SLG: 0.413																						
34 Bryce Harper, L OBP: 0.513, SLG: 0.758																						
11 Ryan Zimmerman, R OBP: 0.455, SLG: 0.871																						
20 Daniel Murphy, L OBP: 0.383, SLG: 0.583																						
6 Anthony Rendon, R OBP: 0.362, SLG: 0.419																						
3 Michael Taylor, R OBP: 0.263, SLG: 0.257																						
59 Jose Lobaton, S OBP: 0.148, SLG: 0.200																						
57 Tanner Roark, R OBP: 0.300, SLG: 0.333																						
9 Rafael Bautista, R ERA: 4.15																						
14 Chris Heisey, R OBP: 0.240, SLG: 0.348																						
56 Joe Blanton, R ERA: 11.45																						
Inning Stats	R: 1 E: 0 K: 0 S: 15	H: 2 LOB: 1 BB: 1 P: 28	R: 0 E: 0 K: 1 S: 15	H: 1 LOB: 2 BB: 1 P: 28	R: 2 E: 0 K: 3 S: 12	H: 2 LOB: 1 BB: 1 P: 22	R: 0 E: 0 K: 1 S: 13	H: 0 LOB: 1 BB: 1 P: 23	R: 0 E: 0 K: 1 S: 7	H: 0 LOB: 0 BB: 0 P: 17	R: 0 E: 0 K: 2 S: 11	H: 1 LOB: 2 BB: 1 P: 21	R: 0 E: 0 K: 1 S: 10	H: 1 LOB: 2 BB: 1 P: 22	R: 0 E: 0 K: 1 S: 11	H: 0 LOB: 0 BB: 0 P: 20	1B: 4 2B: 3 3B: 0 HR: 0	SF: 0 SAC: 0 DP: 1 HBP: 0	WP: 0 PB: 1 SB: 0 CS: 0	PA: 40		
PITCHER	IP WLS BF H R ER SO BB IBB HBP BLK WP HR S P ERA WHIP	IP WLS BF H R ER SO BB IBB HBP BLK WP HR S P ERA WHIP	IP WLS BF H R ER SO BB IBB HBP BLK WP HR S P ERA WHIP	IP WLS BF H R ER SO BB IBB HBP BLK WP HR S P ERA WHIP	IP WLS BF H R ER SO BB IBB HBP BLK WP HR S P ERA WHIP	IP WLS BF H R ER SO BB IBB HBP BLK WP HR S P ERA WHIP	IP WLS BF H R ER SO BB IBB HBP BLK WP HR S P ERA WHIP	IP WLS BF H R ER SO BB IBB HBP BLK WP HR S P ERA WHIP	IP WLS BF H R ER SO BB IBB HBP BLK WP HR S P ERA WHIP	IP WLS BF H R ER SO BB IBB HBP BLK WP HR S P ERA WHIP	IP WLS BF H R ER SO BB IBB HBP BLK WP HR S P ERA WHIP	IP WLS BF H R ER SO BB IBB HBP BLK WP HR S P ERA WHIP	IP WLS BF H R ER SO BB IBB HBP BLK WP HR S P ERA WHIP	IP WLS BF H R ER SO BB IBB HBP BLK WP HR S P ERA WHIP	IP WLS BF H R ER SO BB IBB HBP BLK WP HR S P ERA WHIP	IP WLS BF H R ER SO BB IBB HBP BLK WP HR S P ERA WHIP	IP WLS BF H R ER SO BB IBB HBP BLK WP HR S P ERA WHIP	IP WLS BF H R ER SO BB IBB HBP BLK WP HR S P ERA WHIP	IP WLS BF H R ER SO BB IBB HBP BLK WP HR S P ERA WHIP	IP WLS BF H R ER SO BB IBB HBP BLK WP HR S P ERA WHIP	IP WLS BF H R ER SO BB IBB HBP BLK WP HR S P ERA WHIP	IP WLS BF H R ER SO BB IBB HBP BLK WP HR S P ERA WHIP

Arizona Diamondbacks @ Washington Nationals
Nationals Park, Washington, DC
Tue May 02 2017, 7:07 PM - 10:54 PM EDT
Att: 22,826 - Partly Cloudy - 75 F

AB 33
R 3
H 7
RBI 3
BB 7
SO 11
LOB 21



Batter	1	2	3	4	5	6	7	8	9	AB	R	H	RBI	BB	SO	LOB	TOP			
11 AJ Pollock, R (1, 8) OBP: 0.361, SLG: 0.474	G5-3					K														
16 Chris Owings, R (1, 9) OBP: 0.356, SLG: 0.525	HR	F9																		
44 Paul Goldschmidt, R (1, 3) OBP: 0.460, SLG: 0.935																				
22 Jake Lamb, L (1, 5) OBP: 0.357, SLG: 0.515																				
24 Yasmany Tomás, R (1, 7) OBP: 0.323, SLG: 0.549																				
27 Brandon Drury, R (1, 4) OBP: 0.364, SLG: 0.424																				
3 Daniel Descalso, L (7, 4) OBP: 0.283, SLG: 0.326																				
13 Nick Ahmed, R (1, 6) OBP: 0.263, SLG: 0.315																				
2 Jeff Mathis, R (1, 2) OBP: 0.135, SLG: 0.255																				
41 Jeremy Hazelbaker, L (9, PH) OBP: 0.579, SLG: 0.538																				
38 Robbie Ray, L (1, 1) OBP: 0.455, SLG: 0.455																				
54 Tom Wilhelmson, R (7, 1)																				
30 T.J. McFarland, L (8, 1)																				
10 Chris Herrmann, L (9, PH) OBP: 0.238, SLG: 0.350																				
Inning Stats	R: 1 E: 0 K: 2 S: 13	H: 2 LOB: 2 BB: 1 P: 25	R: 0 E: 0 K: 0 S: 7	H: 0 LOB: 2 BB: 2 P: 19	R: 0 E: 0 K: 2 S: 10	H: 0 LOB: 1 BB: 1 P: 16	R: 0 E: 0 K: 2 S: 13	H: 1 LOB: 3 BB: 3 P: 29	R: 0 E: 0 K: 1 S: 8	H: 1 LOB: 1 BB: 0 P: 11	R: 0 E: 0 K: 1 S: 11	H: 0 LOB: 0 BB: 0 P: 17	R: 0 E: 0 K: 2 S: 12	H: 0 LOB: 0 BB: 0 P: 19	R: 0 E: 0 K: 0 S: 5	H: 1 LOB: 1 BB: 0 P: 7	1B: 3 2B: 1 3B: 0 HR: 1	SF: 0 SAC: 2 DP: 0 HBP: 0	WP: 0 PB: 0 SB: 0 CS: 1	PA: 38
PITCHER	IP WLS BF H R ER SO BB IBB HBP BLK WP HR S P ERA WHIP	5.0 24 3 1 1 8 7 0 0 0 0 1 58 105 1.80 2.000	4.0 W 14 2 0 0 4 0 0 0 0 0 0 36 54 0.00 0.500																	

Arizona Diamondbacks @ Washington Nationals
Nationals Park, Washington, DC
Wed May 03 2017, 7:07 PM - 9:59 PM EDT
Att: 23,816 - Clear - 64 F

AB	29
R	1
H	5
RBI	1
BB	7
SO	12
LOB	14



Batter	1	2	3	4	5	6	7	8	9	AB	R	H	RBI	BB	SO	LOB	BOTTOM	
7 Trea Turner, R (1, 6) OBP: 0.347, SLG: 0.535																		
28 Jason Werth, R (1, 7) OBP: 0.352, SLG: 0.392																		
34 Bryce Harper, L (1, 9) OBP: 0.512, SLG: 0.745																		
11 Ryan Zimmerman, R (1, 3) OBP: 0.462, SLG: 0.875																		
20 Daniel Murphy, L (1, 4) OBP: 0.373, SLG: 0.568																		
6 Anthony Rendon, R (1, 5) OBP: 0.352, SLG: 0.406																		
3 Michael Taylor, R (1, 8) OBP: 0.268, SLG: 0.316																		
32 Matt Wieters, S (1, 2) OBP: 0.398, SLG: 0.526																		
47 Gio González, R (1, 1) OBP: 0.188, SLG: 0.071																		
14 Chris Heisey, R (5, PH) OBP: 0.231, SLG: 0.333																		
38 Jacob Turner, R (6, 1) ERA: 3.27																		
Inning Stats	R: 0 E: 0 K: 3 S: 11	H: 0 LOB: 0 BB: 0 P: 18	R: 0 E: 0 K: 2 S: 10	H: 0 LOB: 0 BB: 0 P: 14	R: 1 E: 0 K: 2 S: 10	H: 1 LOB: 2 BB: 1 P: 19	R: 0 E: 0 K: 0 S: 10	H: 0 LOB: 0 BB: 0 P: 13	R: 1 E: 0 K: 1 S: 15	H: 2 LOB: 1 BB: 0 P: 22	R: 0 E: 0 K: 0 S: 11	H: 1 LOB: 1 BB: 0 P: 18	R: 0 E: 0 K: 0 S: 7	H: 1 LOB: 0 BB: 0 P: 10	1B: 4 2B: 1 3B: 1 HR: 0	SF: 0 SAC: 0 DP: 1 HBP: 0	WP: 0 PB: 0 SB: 0 CS: 0	PA: 30
PITCHER	IP WLS BF H R ER SO BB IBB HBP BLK WP HR S P ERA WHIP	6.0 23 4 2 2 10 1 0 0 0 0 0 66 101 3.00 0.833	1.0 4 1 0 0 0 0 0 0 0 0 0 11 18 0.00 1.000	1.0 3 1 0 0 0 0 0 0 0 0 0 7 10 0.00 1.000														

Arizona Diamondbacks @ Washington Nationals
Nationals Park, Washington, DC
Wed May 03 2017, 7:07 PM - 9:59 PM EDT
Att: 23,816 - Clear - 64 F

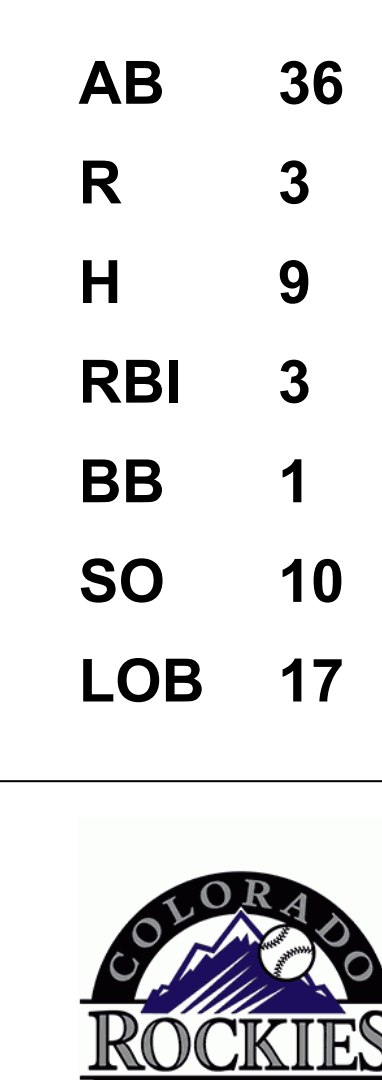
AB	29
R	2
H	6
RBI	2
BB	1
SO	10
LOB	8



Batter	1	2	3	4	5	6	7	8	9	AB	R	H	RBI	BB	SO	LOB	TOP	
11 AJ Pollock, R (1, 8) OBP: 0.351, SLG: 0.480										5	2	2	0	0	2	2	Arizona Diamondbacks @ Colorado Rockies Coors Field, Denver, CO Fri May 05 2017, 6:43 PM - 9:38 PM MDT Att: 30,030 - Clear - 78 F	
6 David Peralta, L (1, 9) OBP: 0.370, SLG: 0.485										4	2	0	1	1	1	1		
44 Paul Goldschmidt, R (1, 3) OBP: 0.470, SLG: 0.594										3	2	3	5	1	0	0		
22 Jake Lamb, L (1, 5) OBP: 0.358, SLG: 0.523										4	0	0	0	0	1	2		
24 Yasmany Tomás, R (1, 7) OBP: 0.317, SLG: 0.526										3	0	0	0	1	1	1		
25 Archie Bradley, R (8, 1)										0	0	0	0	0	0	0		
56 Fernando Rodney, R (9, 1)										0	0	0	0	0	0	0		
27 Brandon Drury, R (1, 4) OBP: 0.350, SLG: 0.406										4	0	0	0	0	0	1		
16 Chris Owings, R (1, 6) OBP: 0.351, SLG: 0.505										4	0	1	0	0	1	0		
2 Jeff Mathis, R (1, 2) OBP: 0.143, SLG: 0.273										4	0	1	0	0	0	1		
21 Zack Greinke, R (1, 1) OBP: 0.125, SLG: 0.067										3	0	0	0	0	0	1		
5 Gregor Blanco, L (8, 7) OBP: 1.000, SLG: 1.000										1	0	1	0	0	0	0		
Inning Stats	R: 2 H: 2 E: 0 K: 1 S: 15	H: 2 R: 0 ER: 0 LOB: 0 BB: 0 P: 20	R: 3 H: 2 E: 0 K: 0 S: 17	H: 2 R: 0 ER: 0 LOB: 1 BB: 2 P: 28	R: 0 H: 1 E: 0 K: 0 S: 8	H: 0 R: 0 ER: 0 LOB: 1 BB: 0 P: 16	R: 0 H: 0 E: 0 K: 1 S: 8	H: 1 R: 0 ER: 0 LOB: 1 BB: 0 P: 11	R: 1 H: 1 E: 0 K: 2 S: 13	H: 1 R: 0 ER: 0 LOB: 1 BB: 0 P: 15	R: 0 H: 1 E: 0 K: 0 S: 9	H: 1 R: 0 ER: 0 LOB: 0 BB: 0 P: 12	R: 0 H: 1 E: 0 K: 1 S: 7	H: 2 R: 0 ER: 0 LOB: 0 BB: 0 P: 12	1B: 3 2B: 2 3B: 1 HR: 2	SF: 0 SAC: 0 DP: 1 HBP: 0	WP: 2 PB: 1 CS: 0 S: 0	PA: 38
PITCHER	IP WLS BF H R ER SO BB IBB HBP BLK WP HR S P ERA WHIP																	
48 Germán Márquez, R (1, 1) ERA: 7.31	6.0 L 26 5 5 5 3 3 0 0 0 0 2 67 101 7.50 1.333																	
45 Scott Oberg, R (7, 1) ERA: 4.5	1.0 5 1 1 1 2 0 0 0 0 2 0 13 15 9.00 1.000																	
24 Jordan Lyles, R (8, 1) ERA: 8.56	2.0 7 2 0 0 1 0 0 0 0 0 0 16 24 0.00 1.000																	

Batter	1	2	3	4	5	6	7	8	9	AB	R	H	RBI	BB	SO	LOB	BOTTOM	
19 Charlie Blackmon, L (1, 8) OBP: 0.333, SLG: 0.568										5	0	1	0	0	1	2	Arizona Diamondbacks @ Colorado Rockies Coors Field, Denver, CO Fri May 05 2017, 6:43 PM - 9:38 PM MDT Att: 30,030 - Clear - 78 F	
9 DJ LeMahieu, R (1, 4) OBP: 0.354, SLG: 0.357										4	0	1	0	0	2	1		
28 Nolan Arenado, R (1, 5) OBP: 0.344, SLG: 0.574										4	0	1	0	0	1	2		
20 Ian Desmond, R (1, 7) OBP: 0.304, SLG: 0.565										4	0	0	0	0	3	3		
12 Mark Reynolds, R (1, 3) OBP: 0.371, SLG: 0.619										4	2	2	1	0	1	0		
8 Gerardo Parra, L (1, 9) OBP: 0.322, SLG: 0.419										4	1	3	0	0	0	0		
27 Trevor Story, R (1, 6) OBP: 0.268, SLG: 0.381										3	0	0	0	1	1	2		
13 Dustin Garneau, R (1, 2) OBP: 0.271, SLG: 0.400										4	0	1	1	0	1	4		
48 Germán Márquez, R (1, 1)										2	0	0	0	0	0	0		
45 Scott Oberg, R (7, 1)										0	0	0	0	0	0	0		
2 Alexi Amarista, L (7, PH) OBP: 0.333, SLG: 0.483										1	0	0	0	0	0	1		
24 Archie Bradley, R (8, 1)										0	0	0	0	0	0	0		
4 Pat Valaika, R (9, PH) OBP: 0.316, SLG: 0.444										1	0	0	1	0	0	2		
Inning Stats	R: 0 H: 1 E: 0 K: 2 S: 12	H: 1 R: 0 ER: 0 LOB: 0 BB: 0 P: 13	R: 0 H: 0 E: 0 K: 1 S: 11	H: 0 R: 1 ER: 0 LOB: 0 BB: 0 P: 14	R: 1 H: 1 E: 0 K: 0 S: 13	H: 0 R: 0 ER: 0 LOB: 0 BB: 0 P: 10	R: 0 H: 1 E: 0 K: 2 S: 11	H: 1 R: 0 ER: 0 LOB: 1 BB: 0 P: 15	R: 1 H: 2 E: 0 K: 0 S: 7	H: 2 R: 0 ER: 0 LOB: 1 BB: 0 P: 11	R: 0 H: 1 E: 0 K: 2 S: 9	H: 1 R: 0 ER: 0 LOB: 0 BB: 0 P: 10	R: 0 H: 2 E: 0 K: 1 S: 18	H: 2 R: 0 ER: 0 LOB: 2 BB: 1 P: 30	1B: 7 2B: 1 3B: 0 HR: 1	SF: 0 SAC: 0 DP: 0 HBP: 0	WP: 0 PB: 0 CS: 0 S: 0	PA: 37
PITCHER	IP WLS BF H R ER SO BB IBB HBP BLK WP HR S P ERA WHIP																	
21 Zack Greinke, R (1, 1) ERA: 3.09	7.0 W 27 6 2 2 7 0 0 0 0 0 0 70 97 2.57 0.857																	
25 Archie Bradley, R (8, 1) ERA: 1.56	1.1 8 3 1 1 3 1 0 0 0 0 0 23 32 6.75 3.000																	
56 Fernando Rodney, R (9, 1) ERA: 10.8	0.2 S 2 0 0 0 0 0 0 0 0 0 0 4 8 0.00 0.000																	

AB 35
R 6
H 8
RBI 6
BB 3
SO 6
LOB 9



Batter	1	2	3	4	5	6	7	8	9	AB	R	H	RBI	BB	SO	LOB	TOP			
17 Andrew Romine, S (1.4) OBP: 0.302, SLG: 0.380	G6-3		G3-6-1			G3-1			K	4	0	0	0	0	1	1	Detroit Tigers @ Arizona Diamondbacks Chase Field, Phoenix, AZ Wed May 10 2017, 6:42 PM - 9:17 PM MST Att: 18,897 - Partly Cloudy - 80 F			
18 Tyler Collins, L (1.8) OBP: 0.309, SLG: 0.349	K2-3		G4-3			G4-3			K2-3	4	0	0	0	0	2	0				
24 Miguel Cabrera, R (1.3) OBP: 0.354, SLG: 0.452	K								G5-3	3	0	0	0	1	2	0				
9 Nick Castellanos, R (1.5) OBP: 0.319, SLG: 0.442		K				G6-4-3				3	0	0	0	0	1	1				
8 Justin Upton, R (1.7) OBP: 0.385, SLG: 0.500									F8	3	1	1	0	0	1	0				
37 James Adduci, L (1.9) OBP: 0.388, SLG: 0.500										3	0	1	0	0	0	0				
34 James McCann, R (1.2) OBP: 0.279, SLG: 0.452										3	0	1	1	0	1	0				
1 Jose Iglesias, R (1.6) OBP: 0.256, SLG: 0.368										3	0	1	0	0	1	2				
48 Matthew Boyd, L (1.1) OBP: 0.500, SLG: 0.500										2	0	1	0	0	0	0				
19 Anibal Sánchez, R (7.1) OBP: 0.262, SLG: 0.316										0	0	0	0	0	0	0				
64 Chad Bell, R (8.1)										0	0	0	0	0	1	1				
										0	0	0	0	0	0	0				
Inning Stats	R: 0 E: 0 K: 2 S: 10	H: 0 LOB: 0 BB: 0 P: 14	R: 1 E: 0 K: 1 S: 13	H: 3 LOB: 1 BB: 0 P: 17	R: 0 E: 0 K: 0 S: 4	H: 1 LOB: 0 BB: 0 P: 9	R: 0 E: 0 K: 2 S: 12	H: 0 LOB: 0 BB: 0 P: 17	R: 0 E: 0 K: 1 S: 5	H: 0 LOB: 0 BB: 0 P: 10	R: 0 E: 0 K: 0 S: 8	H: 0 LOB: 0 BB: 1 P: 11	R: 0 E: 0 K: 2 S: 12	H: 1 LOB: 1 BB: 0 P: 18	R: 0 E: 0 K: 2 S: 11	H: 0 LOB: 0 BB: 0 P: 13	1B: 5 2B: 0 3B: 0 HR: 0	SF: 0 SAC: 0 DP: 3 HBP: 0	WP: 0 PB: 0 SB: 0 CS: 0	PA: 30
PITCHER	IP WLS BF H R ER SO BB IBB HBP BLK WP HR S P ERA WHIP	7.0 W 23 4 1 1 6 1 0 0 0 0 0 57 88 1.29 0.714	2.0 7 1 0 0 4 0 0 0 0 0 0 23 31 0.00 0.500																	

Batter	1	2	3	4	5	6	7	8	9	AB	R	H	RBI	BB	SO	LOB	BOTTOM			
11 AJ Pollock, R (1.8) OBP: 0.342, SLG: 0.464	G6-3					F8			L8	5	1	2	2	0	0	0	Detroit Tigers @ Arizona Diamondbacks Chase Field, Phoenix, AZ Wed May 10 2017, 6:42 PM - 9:17 PM MST Att: 18,897 - Partly Cloudy - 80 F			
16 Chris Owings, R (1.9) OBP: 0.348, SLG: 0.496	K					F8			E5	5	0	2	0	0	1	2				
44 Paul Goldschmidt, R (1.3) OBP: 0.461, SLG: 0.550	G6-3									2	1	1	0	3	0	0				
22 Jake Lamb, L (1.5) OBP: 0.343, SLG: 0.471		K								5	0	0	0	0	3	7				
24 Yasmany Tomás, R (1.7) OBP: 0.308, SLG: 0.519										5	1	1	2	0	0	2				
27 Brandon Drury, R (1.4) OBP: 0.353, SLG: 0.468										4	2	2	1	0	0	0				
8 Chris Iannetta, R (1.2) OBP: 0.279, SLG: 0.339										4	0	1	0	0	1	1				
13 Nick Ahmed, R (1.6) OBP: 0.310, SLG: 0.394										3	2	2	1	1	1	1				
52 Zack Godley, R (1.1) OBP: 0.389										2	0	0	0	1	1	0				
3 Daniel Descalso, L (7. PH) OBP: 0.274, SLG: 0.296										1	0	0	0	0	0	1				
48 Randall Delgado, R (8.1)										0	0	0	0	0	0	0				
Inning Stats	R: 0 E: 0 K: 1 S: 13	H: 0 LOB: 0 BB: 0 P: 16	R: 0 E: 0 K: 1 S: 7	H: 0 LOB: 0 BB: 0 P: 8	R: 2 E: 0 K: 0 S: 15	H: 4 LOB: 2 BB: 0 P: 24	R: 0 E: 0 K: 1 S: 7	H: 1 LOB: 1 BB: 0 P: 11	R: 0 E: 0 K: 2 S: 12	H: 1 LOB: 2 BB: 1 P: 17	R: 2 E: 0 K: 1 S: 14	H: 2 LOB: 2 BB: 2 P: 20	R: 3 E: 0 K: 0 S: 11	H: 3 LOB: 1 BB: 1 P: 19	R: 0 E: 1 K: 1 S: 10	H: 0 LOB: 2 BB: 1 P: 15	1B: 5 2B: 3 3B: 0 HR: 3	SF: 0 SAC: 0 DP: 0 HBP: 0	WP: 0 PB: 2 SB: 1 CS: 0	PA: 41
PITCHER	IP WLS BF H R ER SO BB IBB HBP BLK WP HR S P ERA WHIP	6.0 L 29 8 4 3 0 1 0 0 0 0 2 11 19 27.00 4.000	1.0 7 3 3 3 0 1 0 0 0 0 2 11 19 27.00 4.000	1.0 5 0 0 0 1 0 1 0 0 0 0 0 10 15 0.00 0.000																

AB	29
R	1
H	5
RBI	1
BB	1
SO	10
LOB	5




AB	36
R	7
H	11
RBI	6
BB	5
SO	7
LOB	14



Batter	1	2	3	4	5	6	7	8	9	AB	R	H	RBI	BB	SO	LOB	TOP				
5 Josh Harrison, R OBP: 0.358, SLG: 0.467										3	0	0	0	1	0	0	Pittsburgh Pirates @ Arizona Diamondbacks Chase Field, Phoenix, AZ Thu May 11 2017, 6:42 PM - 9:14 PM MST Att. 17,527 - Clear - 91 F				
29 Francisco Cervelli, R OBP: 0.312, SLG: 0.444										3	0	0	0	0	3	0					
22 Andrew McCutchen, R OBP: 0.289, SLG: 0.387										3	0	0	0	0	1	0					
25 Gregory Polanco, L OBP: 0.333, SLG: 0.361										3	1	1	1	0	0	0					
28 John Jaso, L OBP: 0.237, SLG: 0.294										3	0	0	0	0	2	0					
64 José Osuna, R OBP: 0.361, SLG: 0.407										2	0	0	0	0	2	0					
55 Josh Bell, S OBP: 0.317, SLG: 0.421										1	0	0	0	0	0	0					
10 Jordy Mercer, R OBP: 0.310, SLG: 0.286										2	0	0	0	1	0	0					
61 Gift Ngoepe, R OBP: 0.361, SLG: 0.333										2	0	0	0	0	2	1					
62 Max Moroff, S OBP: 0.111, SLG: 0.111										1	0	0	0	0	0	0					
45 Gerrit Cole, R OBP: 0.154, SLG: 0.154										2	0	0	0	0	1	0					
12 Juan Nicasio, R OBP: 0.205, SLG: 0.270										0	0	0	0	0	0	0					
Inning Stats	R: 0 E: 0 K: 1 S: 8	H: 0 LOB: 0 BB: 0 P: 12	R: 0 E: 0 K: 2 S: 15	H: 0 LOB: 0 BB: 0 P: 21	R: 0 E: 0 K: 2 S: 8	H: 0 LOB: 0 BB: 1 P: 14	R: 0 E: 0 K: 2 S: 8	H: 0 LOB: 0 BB: 0 P: 10	R: 0 E: 0 K: 1 S: 6	H: 0 LOB: 0 BB: 0 P: 8	R: 0 E: 0 K: 1 S: 10	H: 0 LOB: 0 BB: 0 P: 15	R: 1 E: 0 K: 0 S: 9	H: 1 LOB: 0 BB: 0 P: 17	R: 0 E: 0 K: 1 S: 13	H: 0 LOB: 0 BB: 1 P: 21	1B: 0 2B: 0 3B: 0 HR: 1	SF: 0 SAC: 0 DP: 0 HBP: 0	WP: 0 PB: 0 SB: 0 CS: 2	PA: 29	
PITCHER	IP WLS BF H R ER SO BB IBB HBP BLK WP HR S P ERA WHIP	IP WLS BF H R ER SO BB IBB HBP BLK WP HR S P ERA WHIP	IP WLS BF H R ER SO BB IBB HBP BLK WP HR S P ERA WHIP	IP WLS BF H R ER SO BB IBB HBP BLK WP HR S P ERA WHIP	IP WLS BF H R ER SO BB IBB HBP BLK WP HR S P ERA WHIP	IP WLS BF H R ER SO BB IBB HBP BLK WP HR S P ERA WHIP	IP WLS BF H R ER SO BB IBB HBP BLK WP HR S P ERA WHIP	IP WLS BF H R ER SO BB IBB HBP BLK WP HR S P ERA WHIP	IP WLS BF H R ER SO BB IBB HBP BLK WP HR S P ERA WHIP	IP WLS BF H R ER SO BB IBB HBP BLK WP HR S P ERA WHIP	IP WLS BF H R ER SO BB IBB HBP BLK WP HR S P ERA WHIP	IP WLS BF H R ER SO BB IBB HBP BLK WP HR S P ERA WHIP	IP WLS BF H R ER SO BB IBB HBP BLK WP HR S P ERA WHIP	IP WLS BF H R ER SO BB IBB HBP BLK WP HR S P ERA WHIP	IP WLS BF H R ER SO BB IBB HBP BLK WP HR S P ERA WHIP	IP WLS BF H R ER SO BB IBB HBP BLK WP HR S P ERA WHIP	IP WLS BF H R ER SO BB IBB HBP BLK WP HR S P ERA WHIP	IP WLS BF H R ER SO BB IBB HBP BLK WP HR S P ERA WHIP	IP WLS BF H R ER SO BB IBB HBP BLK WP HR S P ERA WHIP	IP WLS BF H R ER SO BB IBB HBP BLK WP HR S P ERA WHIP	IP WLS BF H R ER SO BB IBB HBP BLK WP HR S P ERA WHIP

AB	26
R	1
H	1
RBI	1
BB	2
SO	12
LOB	1



Batter	1	2	3	4	5	6	7	8	9	AB	R	H	RBI	BB	SO	LOB	BOTTOM				
11 AJ Pollock, R OBP: 0.333, SLG: 0.451										4	0	0	0	0	1	1	Pittsburgh Pirates @ Arizona Diamondbacks Chase Field, Phoenix, AZ Thu May 11 2017, 6:42 PM - 9:14 PM MST Att. 17,527 - Clear - 91 F				
6 David Peralta, L OBP: 0.347, SLG: 0.464										4	1	2	0	0	0	0					
44 Paul Goldschmidt, R OBP: 0.455, SLG: 0.540										4	0	1	0	0	2	1					
22 Jake Lamb, L OBP: 0.340, SLG: 0.472										4	0	1	1	0	0	1					
16 Chris Owings, R OBP: 0.349, SLG: 0.500										3	1	1	0	0	1	2					
27 Brandon Drury, R OBP: 0.353, SLG: 0.464										3	0	1	1	0	1	2					
3 Daniel Descalso, L OBP: 0.277, SLG: 0.286										2	0	0	0	1	0	0					
5 Gregor Blanco, L OBP: 0.429, SLG: 0.333										0	0	0	0	0	0	0					
2 Jeff Mathis, R OBP: 0.145, SLG: 0.262										3	0	1	0	0	0	2					
21 Zack Greinke, R OBP: 0.111, SLG: 0.059										2	0	0	0	0	1	1					
56 Fernando Rodney, R ERA: 9.95										0	0	0	0	0	0	0					
Inning Stats	R: 0 E: 0 K: 0 S: 7	H: 1 LOB: 1 BB: 0 P: 11	R: 1 E: 0 K: 0 S: 12	H: 2 LOB: 1 BB: 1 P: 21	R: 1 E: 0 K: 2 S: 17	H: 3 LOB: 2 BB: 0 P: 25	R: 0 E: 0 K: 1 S: 7	H: 0 LOB: 0 BB: 0 P: 13	R: 0 E: 0 K: 0 S: 6	H: 0 LOB: 0 BB: 0 P: 9	R: 0 E: 0 K: 0 S: 11	H: 0 LOB: 0 BB: 0 P: 14	R: 0 E: 0 K: 1 S: 7	H: 0 LOB: 0 BB: 0 P: 10	R: 0 E: 0 K: 1 S: 7	H: 0 LOB: 0 BB: 0 P: 10	1B: 3 2B: 4 3B: 0 HR: 0	SF: 0 SAC: 1 DP: 1 HBP: 0	WP: 0 PB: 0 SB: 0 CS: 0	PA: 31	
PITCHER	IP WLS BF H R ER SO BB IBB HBP BLK WP HR S P ERA WHIP	IP WLS BF H R ER SO BB IBB HBP BLK WP HR S P ERA WHIP	IP WLS BF H R ER SO BB IBB HBP BLK WP HR S P ERA WHIP	IP WLS BF H R ER SO BB IBB HBP BLK WP HR S P ERA WHIP	IP WLS BF H R ER SO BB IBB HBP BLK WP HR S P ERA WHIP	IP WLS BF H R ER SO BB IBB HBP BLK WP HR S P ERA WHIP	IP WLS BF H R ER SO BB IBB HBP BLK WP HR S P ERA WHIP	IP WLS BF H R ER SO BB IBB HBP BLK WP HR S P ERA WHIP	IP WLS BF H R ER SO BB IBB HBP BLK WP HR S P ERA WHIP	IP WLS BF H R ER SO BB IBB HBP BLK WP HR S P ERA WHIP	IP WLS BF H R ER SO BB IBB HBP BLK WP HR S P ERA WHIP	IP WLS BF H R ER SO BB IBB HBP BLK WP HR S P ERA WHIP	IP WLS BF H R ER SO BB IBB HBP BLK WP HR S P ERA WHIP	IP WLS BF H R ER SO BB IBB HBP BLK WP HR S P ERA WHIP	IP WLS BF H R ER SO BB IBB HBP BLK WP HR S P ERA WHIP	IP WLS BF H R ER SO BB IBB HBP BLK WP HR S P ERA WHIP	IP WLS BF H R ER SO BB IBB HBP BLK WP HR S P ERA WHIP	IP WLS BF H R ER SO BB IBB HBP BLK WP HR S P ERA WHIP	IP WLS BF H R ER SO BB IBB HBP BLK WP HR S P ERA WHIP	IP WLS BF H R ER SO BB IBB HBP BLK WP HR S P ERA WHIP	IP WLS BF H R ER SO BB IBB HBP BLK WP HR S P ERA WHIP

AB	29
R	2
H	7
RBI	2
BB	1
SO	6
LOB	10



Batter	1	2	3	4	5	6	7	8	9	AB	R	H	RBI	BB	SO	LOB	TOP					
30 Michael Conforto, L (1.7) OBP: 0.413, SLG: 0.654	G5-3	L1			K		K		K	5	0	0	0	0	3	3						
54 T.J. Rivera, R (1.5) OBP: 0.365, SLG: 0.447	G6-3		G6-3		L5-3			F9		4	0	0	0	0	0	1						
19 Jay Bruce, L (1.9) OBP: 0.353, SLG: 0.551					K			G6-3		3	0	0	0	1	2	0						
20 Neil Walker, S (1.4) OBP: 0.327, SLG: 0.433	G6-3		G3			K				4	0	1	0	0	1	1						
21 Lucas Duda, L (1.3) OBP: 0.358, SLG: 0.491		G6-3			7 SH2-3 BB	G4-3			K	3	0	0	0	1	1	1						
7 José Reyes, S (1.6) OBP: 0.265, SLG: 0.310		3 BB 44 1B			SH2-3	G3			K	2	1	0	0	1	1	0						
3 Curtis Granderson, L (1.8) OBP: 0.214, SLG: 0.273										3	1	1	0	1	2	1						
44 René Rivera, R (1.2) OBP: 0.336, SLG: 0.397										3	0	1	1	1	1	1						
45 Zack Wheeler, L (1.1) OBP: 0.200, SLG: 0.214										3	0	0	0	0	1	4						
39 Jerry Blevins, L (7.1)										0	0	0	0	0	0	0						
47 Hansel Robles, R (7.1)										0	0	0	0	0	0	0						
66 Josh Edgin, R (8.1)										0	0	0	0	0	0	0						
4 Wilmer Flores, R (9. PH) OBP: 0.277, SLG: 0.429							E1			1	1	1	2	0	0	0						
Inning Stats	R: 0 E: 0 K: 0 S: 6	H: 0 LOB: 1 BB: 1 P: 15	R: 1 E: 0 K: 1 S: 10	H: 1 LOB: 2 BB: 2 P: 22	R: 0 E: 0 K: 1 S: 9	H: 0 LOB: 0 BB: 0 P: 10	R: 0 E: 0 K: 1 S: 7	H: 0 LOB: 2 BB: 2 P: 13	R: 0 E: 0 K: 2 S: 9	H: 0 LOB: 0 BB: 0 P: 13	R: 0 E: 0 K: 1 S: 8	H: 0 LOB: 0 BB: 0 P: 12	R: 0 E: 1 K: 2 S: 12	H: 0 LOB: 1 BB: 0 P: 17	R: 0 E: 0 K: 1 S: 12	H: 1 LOB: 1 BB: 0 P: 15	R: 2 E: 0 K: 3 S: 16	H: 2 LOB: 0 BB: 0 P: 19	1B: 2 2B: 2 3B: 0 HR: 1	SF: 0 SAC: 1 DP: 1 HBP: 0	WP: 1 PB: 0 SB: 0 CS: 0	PA: 37
PITCHER	IP WLS BF H R ER SO BB IBB HBP BLK WP HR S P ERA WHIP																					
52 Zack Godley, R (1.1) ERA: 1.93	6.2	27	1	1	1	7	4	1	0	0	1	0	58	98	1.35	0.750						
60 J.J. Hoover, R (7.1) ERA: 2.7	0.1	1	0	0	0	1	0	0	0	0	0	0	3	4	0.00	0.000						
29 Jorge De La Rosa, L (8.1) ERA: 2.51	1.0	W 4	1	0	0	1	0	0	0	0	0	12	15	0.00	1.000							
61 Silvino Bracho, R (9.1) ERA: 19.29	1.0	5	2	2	2	3	0	0	0	0	0	1	16	19	18.00	2.000						

New York Mets @ Arizona Diamondbacks
Chase Field, Phoenix, AZ
Mon May 15 2017, 6:41 PM - 9:42 PM MST
Att: 15,988 - Clear - 83 F

AB 31
R 3
H 4
RBI 3
BB 5
SO 12
LOB 12



Batter	1	2	3	4	5	6	7	8	9	AB	R	H	RBI	BB	SO	LOB	BOTTOM	
14 Rey Fuentes, L (1.8) OBP: 0.200, SLG: 0.200	K		F8		K			K		5	0	1	0	0	3	1		
16 Chris Owings, R (1.9) OBP: 0.354, SLG: 0.493	F8									4	0	2	0	1	1	1		
44 Paul Goldschmidt, R (1.3) OBP: 0.449, SLG: 0.552			1B							5	1	2	0	0	0	4		
61 Silvino Bracho, R (9.1) ERA: 19.29	22 WP 2B		L7		P4					0	0	0	0	0	0	0		
22 Jake Lamb, L (1.5) OBP: 0.368, SLG: 0.507	G4-3									3	2	2	1	1	0	1		
24 Yasmany Tomás, R (1.7) OBP: 0.305, SLG: 0.508										3	1	1	3	1	0	1		
27 Brandon Drury, R (1.4) OBP: 0.361, SLG: 0.496										4	1	1	0	0	2	2		
13 Nick Ahmed, R (1.6) OBP: 0.306, SLG: 0.443										4	0	0	0	0	1	3		
2 Jeff Mathis, R (1.2) OBP: 0.197, SLG: 0.348										4	1	2	2	0	0	1		
52 Zack Godley, R (1.1) ERA: 1.93	6.0	26	7	1	1	6	1	0	0	0	0	0	0	0	0	1		
60 J.J. Hoover, R (7.1) ERA: 2.08	0.2	2	1	0	0	0	0	0	0	0	0	6	7	0.00	1.500			
47 Hansel Robles, R (7.1) ERA: 5.23	0.2	L 7	4	5	5	1	0	1	0	0	2	16	21	67.50	6.000			
66 Josh Edgin, L (8.1) ERA: 3.52	0.2	4	1	1	1	1	1	0	0	0	1	9	15	13.50	3.000			
Inning Stats	R: 0 E: 0 K: 1 S: 15	H: 1 LOB: 1 BB: 0 P: 23	R: 0 E: 0 K: 1 S: 11	H: 0 LOB: 1 BB: 1 P: 19	R: 0 E: 0 K: 1 S: 10	H: 1 LOB: 1 BB: 0 P: 17	R: 0 E: 0 K: 0 S: 7	H: 1 LOB: 1 BB: 0 P: 11	R: 0 E: 0 K: 2 S: 10	H: 1 LOB: 0 BB: 0 P: 15	R: 0 E: 0 K: 1 S: 14	H: 2 LOB: 1 BB: 0 P: 19	R: 6 E: 0 K: 1 S: 19	H: 5 LOB: 1 BB: 2 P: 29	1B: 6 2B: 3 3B: 0 HR: 4	SF: 0 SAC: 0 DP: 0 HBP: 0	WP: 1 PB: 0 SB: 0 CS: 0	PA: 39
PITCHER	IP WLS BF H R ER SO BB IBB HBP BLK WP HR S P ERA WHIP																	

New York Mets @ Arizona Diamondbacks
Chase Field, Phoenix, AZ
Mon May 15 2017, 6:41 PM - 9:42 PM MST
Att: 15,988 - Clear - 83 F

AB 36
R 7
H 13
RBI 7
BB 3
SO 8
LOB 15



Batter	1	2	3	4	5	6	7	8	9	10	11	AB	R	H	RBI	BB	SO	LOB	TOP							
7 José Reyes, S OBP: 0.271, SLG: 0.324	(1,6) B SI 91 2-1 B SI 93 X SI 92	(1,6) 1 SAFE D-2 C FF 92 D CH 83 F SL 83 X FF 94		(1,6) D SL 79 3-1 B SI 92 C SI 92 X SI 92			(1,6) X SI 93 0-0		(1,6) X FF 95 0-0		(1,6) C FF 96 1-3 D CU 79 F CU 90 C FF 97	6	1	3	1	0	1	3								
30 Michael Conforto, L OBP: 0.393, SLG: 0.638	(1,7) F FF 93 3-1 B SI 92 D SL 82 X FF 95		(1,7) C SI 91 0-3 S SI 91 X SI 92	(1,7) F SL 81 0-1 B SI 92 X SI 92			(1,7) S SI 81 2-3 B SI 82 C SI 82 X SI 84		(1,7) B CH 94 3-2 S SI 83 B SI 83 D CH 85 X CH 85			5	1	1	2	0	2	2								
4 Wilmer Flores, R OBP: 0.301, SLG: 0.451	(1,4) C SL 82 1-1 B CH 88 X SI 84		(1,4) C SL 80 1-1 B SI 83 X CH 86		(1,4) C SI 90 2-2 B SI 90 F SI 90 X SI 92			(1,4) B SI 93 2-3 C SI 93 F SI 93 X SI 94		(1,4) S FC 85 1-2 F FC 86 B FS 82 X FF 84		5	0	3	0	0	1	0								
19 Jay Bruce, L OBP: 0.339, SLG: 0.524	(1,9) B SI 83 3-2 S SI 84 D SL 83 F SI 83 X FF 93		(1,9) C SI 81 2-3 S SI 83 B SI 84 X FF 94	(1,9) B SI 92 1-2 F FF 92 X SI 82			(1,9) S SI 84 2-2 B SI 83 X SI 83		(1,9) B SI 84 2-2 B SI 83 X SI 83		(1,9) F FF 93 0-1 X FF 87		5	0	1	0	0	1	3							
54 T.J. Rivera, R OBP: 0.341, SLG: 0.415	(1,3) 1 SAFE 1-1 F SI 82 B CH 85 X CH 85		(1,3) C SI 86 1-1 B SI 83 X FF 92		(1,3) X SL 79 0-0			(1,3) B SI 83 1-0		(1,3) B CU 74 1-0 X FS 83		5	0	0	0	0	0	3								
26 Kevin Plawecki, R OBP: 0.259, SLG: 0.200	(1,2) C SI 93 2-3 S SI 94 D SL 83 F SI 94 X FF 94		(1,2) C SI 77 0-2 S SI 93 X SI 93		(1,2) B SI 77 3-2 C CH 83 S SI 92 X SI 91			(1,2) B SI 84 4-2 B SI 83 X SI 84		(1,2) B SI 85 1-2 B SI 84 X SI 84		(1,2) B SI 84 2-1 B SI 86 X SI 96	4	0	0	0	1	1								
12 Juan Lagares, R OBP: 0.296, SLG: 0.313	(1,8) C SI 91 1-3 S SI 92 X SI 92		(1,8) B SI 93 2-2 C CH 83 X SI 81		(1,8) B SI 91 1-0 X FF 91			(1,8) C SI 85 1-2 B SI 84 X SI 84		(1,8) C SI 85 2-2 F FF 96 B CU 79 B SI 87 X FF 96		5	1	1	1	0	1	2								
15 Matt Reynolds, R OBP: 0.267, SLG: 0.154	(1,5) C SI 79 0-1 X SI 92		(1,5) B CH 84 4-2 B SI 83 B SI 83	(1,5) C SI 82 2-3 C SI 82 F SI 93 X SI 93			(1,5) B SI 82 3-2 B SI 81 X SI 81		(1,5) B SI 86 3-2 B SI 85 X SI 94		(1,5) B SI 86 4-1 B SI 87 B SI 86	3	1	1	0	2	1	0								
33 Matt Harvey, R ERA: 5.56			(1,5) M SI 91 1-3 D SL 81 S SI 92	(1,5) X FF 92 0-0			(1,5) S SI 92 2-3 B SI 94 S SI 83		(1,5) X CH 84 0-0		(1,5) B CU 79 4-1 1 SAFE B SI 96 B SI 86 B SI 86 B CU 77	2	0	0	0	0	1	2								
Inning Stats	R: 2 E: 0 K: 1 S: 18	H: 3 LOB: 1 BB: 0 P: 30	R: 0 E: 0 K: 2 S: 12	H: 2 LOB: 2 BB: 0 P: 14	R: 0 E: 0 K: 2 S: 10	H: 1 LOB: 1 BB: 0 P: 14	R: 0 E: 0 K: 0 S: 13	H: 2 LOB: 1 BB: 1 P: 22	R: 0 E: 0 K: 0 S: 7	H: 1 LOB: 0 BB: 0 P: 10	R: 0 E: 0 K: 1 S: 8	H: 0 LOB: 0 BB: 0 P: 14	R: 0 E: 0 K: 2 S: 8	H: 0 LOB: 0 BB: 0 P: 12	R: 0 E: 0 K: 1 S: 13	H: 1 LOB: 2 BB: 1 P: 23	R: 0 E: 0 K: 0 S: 9	H: 1 LOB: 0 BB: 0 P: 15	R: 0 E: 0 K: 1 S: 6	H: 0 LOB: 0 BB: 0 P: 8	R: 0 E: 0 K: 1 S: 11	H: 0 LOB: 2 BB: 2 P: 24	1B: 7 2B: 2 3B: 0 HR: 2	SF: 0 SAC: 0 DP: 1 HBP: 0	WP: 1 PB: 0 SB: 1 CS: 0	PA: 46
PITCHER	IP ERA	WLS BF	H R	ER 4	SO 6	BB 1	IBB 0	HBP 0	BLK 0	WP 104	HR 2	S 68	P 104	ERA 6.00	WHIP 1.667											
46 Patrick Corbin, L ERA: 4.38	(1,1) 6.0	5	1	0	3	1	0	0	0	0	15	23	0.00	0.750												
40 Andrew Chafin, L ERA: 1.93	(7,1) 1.1	3	0	0	0	1	0	0	0	0	0	12	0.00	1.500												
60 J.J. Hoover, R ERA: 2.57	(8,1) 0.2	3	0	0	0	1	0	0	0	0	0	9	0.00	1.000												
56 Fernando Rodney, R ERA: 8.04	(9,1) 1.0	4	1	0	0	0	0	0	0	0	0	9	0.00	1.000												
29 Jorge De La Rosa, L ERA: 2.35	(10,1) 1.0	3	0	0	0	0	0	0	0	0	0	6	0.00	0.000												

New York Mets @ Arizona Diamondbacks
Chase Field, Phoenix, AZ
Wed May 17 2017, 12:41 PM - 4:11 PM MST
Att: 19,842 - Sunny - 77 F

AB	42
R	4
H	11
RBI	4
BB	4
SO	10
LOB	16



Batter	1	2	3	4	5	6	7	8	9	10	11	AB	R	H	RBI	BB	SO	LOB	BOTTOM						
14 Rey Fuentes, L OBP: 0.200, SLG: 0.400	(1,8) B SI 95 1-2 B SI 96 X SI 96	(1,8) X CH 88 0-0		(1,8) C SI 87 1-3 D CU 88		(1,8) X FF 92 0-0			(1,8) B FF 92 3-2 C SI 85 B SI 85 F SI 85 X FF 92			5	1	1	0	0	1	4							
16 Chris Owings, R OBP: 0.353, SLG: 0.483	(1,9) F FF 94 1-2 B SI 90 D SL 80 X SI 92		(1,9) B CU 81 1-1 S SI 90 X SI 95	(1,9) C SI 96 0-2 C SI 96 X SI 96			(1,9) C SI 95 1-3 B SI 95 S SI 90		(1,9) B SI 96 2-1 F FF 92 B SI 94 X SI 84			5	1	1	1	0	1	2							
44 Paul Goldschmidt, R OBP: 0.443, SLG: 0.577	(1,3) S SI 92 2-2 C SI 91 F CH 89 F CH 87 X SI 96		(1,3) 1 SAFE 0-3 C SI 95 C SI 95 S SI 96				(1,3) B SI 91 4-2 C CH 87 B SI 90 B SI 91 F SI 96 S SI 97		(1,3) B SI 96 1-3 C SI 94 S SI 86			4	1	1	0	1	3	1							
22 Jake Lamb, L OBP: 0.375, SLG: 0.524	(1,5) F SI 96 4-2 B SI 88 B SI 88 B CH 88		(1,5) B CH 88 2-0 B FF 92 X SI 97	(1,5) C SI 96 0-2 B SI 88 B CH 88 B CH 88			(1,5) 1 SAFE 0-1 C SI 96 X CH 87		(1,5) B SI 96 2-1 F FF 92 B SI 94 X SI 84		(1,5) B FF 92 3-1 B FF 92 B FF 91 X FF 91	3	1	1	2	2	0	1							
24 Yasmany Tomás, R OBP: 0.309, SLG: 0.528	(1,7) C SI 95 3-3 B SI 96 B SI 89 S SI 90		(1,7) S SI 96 0-1 X SI 90	(1,7) B CH 88 2-0 B FF 92 X SI 97			(1,7) 1 SAFE 0-1 C SI 96 X CH 87		(1,7) B SI 96 2-1 F FF 92 B SI 94 X SI 84		(1,7) B FF 92 3-1 B FF 92 B FF 91 X FF 91	3	1	1	2	2	0	1							
5 Grégor Blanco, L OBP: 0.333, SLG: 0.263	(7,8) C SI 95 3-3 B SI 96 B SI 89 S SI 90		(7,8) S SI 96 0-1 X SI 90	(7,8) B CH 88 2-0 B FF 92 X SI 97			(7,8) 1 SAFE 0-1 C SI 96 X CH 87		(7,8) B SI 96 2-1 F FF 92 B SI 94 X SI 84		(7,8) B FF 92 3-1 B FF 92 B FF 91 X FF 91	4	0	1	1	0	1	3							
27 Brandon Drury, R OBP: 0.345, SLG: 0.478	(1,4) D CU 82 1-0 X SI 92		(1,4) X FF 97 0-0	(1,4) B CH 88 2-0 B FF 92 X SI 97			(1,4) 1 SAFE 0-1 C SI 96 X CH 87		(1,4) B SI 96 2-1 F FF 92 B SI 94 X SI 84		(1,4) B FF 92 3-1 B FF 92 B FF 91 X FF 91	5	0	0	0	0	1	4							
10 Chris Herrmann, L OBP: 0.279, SLG: 0.370	(1,2) C SI 95 0-2 F CU 94		(1,2) C SI 94 4-2 B SI 95 B FF 95 B CH 86	(1,2) B SI 96 1-3 C SI 94 S CU 72 S CU 72			(1,2) C SI 94 0-2 B SI 95 X CH 88		(1,2) C CU 70 1-3 S FF 99 S CU 72		(1,2) F FF 94 3-2 B SI 94 F SI 94 B CH 88 F FF 95 X FF 95	4	1	2	1	1	1	0							
13 Nick Ahmed, R OBP: 0.301, SLG: 0.425	(1,6) X FF 95 0-0		(1,6) F FF 95 1-1 X SI 91	(1,6) C SI 95 1-2 B SI 89 X CH 85			(1,6) C SI 95 1-2 B SI 89 X CH 85		(1,6) F FF 95 3-2 B SI 94 B CU 72 C FF 95 X FF 95		(1,6) B SI 96 4-1 B SI 87 B SI 86	4	0	1	0	0	0	2							
46 Patrick Corbin, L ERA: 5.56	(1,1) 5.1	2	0	0	0	4	0	0	0	0	0	1	0	0	0	1	1								
66 Josh Edgin, L ERA: 3.38	(6,1) 0.2	H	2	0	0	0	0	0	0	0	0	0	0	0	0	0	0								
65 Robert Gsellman, R ERA: 7.12	(7,1) 1.0	B	5	1	1	1	1	1	1	1	1	18	9.00	2.000											
39 Jerry Blevins, L ERA: 1.88	(8,1) 1.0	3	0	0	0	1	0	0	0	0	0	7	0.00	0.000											
43 Addison Reed, R ERA: 3.46	(9,1) 2.0	6	0	0	0	2	0	0	0	0	0	15	0.00	0.000											
PITCHER	IP ERA	WLS BF	H R	ER 3	SO 5	BB 4	IBB 0	HBP 0	BLK 0	WP 1	HR 1	S 61	P 95	ERA 5.06	WHIP 1.875										
50 Rafael Montero, R ERA: 9.69	(11,1) 0.0	L	1	1	1	1	1	1	1	1	1	1	1	1	1	1	1	1							
Inning Stats	R: 1 E: 0 K: 1 S: 17	H: 2 LOB: 2 BB: 1 P: 29	R: 0 E: 0 K: 1 S: 9	H: 1 LOB: 1 BB: 0 P: 12	R: 2 E: 0 K: 1 S: 9	H: 2 LOB: 0 BB: 0 P: 12	R: 0 E: 0 K: 1 S: 13	H: 0 LOB: 0 BB: 2 P: 23	R: 0 E: 0 K: 1 S: 6	H: 1 LOB: 1 BB: 1 P: 11	R: 1 E: 0 K: 1 S: 11	H: 1 LOB: 1 BB: 1 P: 18	R: 0 E: 0 K: 1 S: 7	H: 0 LOB: 0 BB: 0 P: 11	R: 0 E: 0 K: 1 S: 9	H: 0 LOB: 0 BB: 0 P: 15	R: 0 E: 0 K: 1 S: 6	H: 0 LOB: 0 BB: 0 P: 10	R: 1 E: 0 K: 0 S: 4	H: 1 LOB: 0 BB: 0 P: 7	1B: 2 2B: 3 3B: 1 HR: 2	SF: 0 SAC: 0 DP: 0 HBP: 0	WP: 1 PB: 0 SB: 0 CS: 0	PA: 43	

New York Mets @ Arizona Diamondbacks
Chase Field, Phoenix, AZ
Wed May 17 2017, 12:41 PM - 4:11 PM MST
Att: 19,842 - Sunny - 77 F

AB	38
R	5
H	8
RBI	5
BB	5
SO	9
LOB	19



Batter	1	2	3	4	5	6	7	8	9	AB	R	H	RBI	BB	SO	LOB	TOP					
16 Chris Owings, R OBP: 0.364, SLG: 0.500										5	1	2	0	0	0	1	Arizona Diamondbacks @ San Diego Padres Petco Park, San Diego, CA Sat May 20 2017, 7:11 PM - 10:07 PM PDT Att: 29,969 - Clear - 76 F livebaseballscorecards.com					
6 David Peralta, L OBP: 0.367, SLG: 0.489										5	3	4	0	0	0	0						
44 Paul Goldschmidt, R OBP: 0.491, SLG: 0.571										3	2	2	2	0	0	2						
3 Daniel Descalso, L OBP: 0.325, SLG: 0.344										1	0	0	0	0	0	0						
22 Jake Lamb, L OBP: 0.391, SLG: 0.569										3	2	2	2	2	1	0						
24 Yasmany Tomás, R OBP: 0.311, SLG: 0.511										4	0	1	2	0	2	3						
5 Gregor Blanco, L OBP: 0.321, SLG: 0.240										1	0	0	0	0	0	1						
27 Brandon Drury, R OBP: 0.342, SLG: 0.483										4	0	0	0	1	1	4						
10 Chris Herrmann, L OBP: 0.288, SLG: 0.441										5	1	2	2	0	1	3						
14 Rey Fuentes, L OBP: 0.188, SLG: 0.267										4	0	0	0	1	0	3						
38 Robbie Ray, L OBP: 0.333, SLG: 0.389										4	0	1	0	0	1	0						
54 Tom Wilhelmson, R OBP: 0.302, SLG: 0.433										0	0	0	0	0	0	0						
13 Nick Ahmed, R OBP: 0.302, SLG: 0.433										1	0	0	0	0	1	2						
60 J.J. Hoover, R										0	0	0	0	0	0	0						
Inning Stats	R: 5 H: 5 E: 0 K: 1 S: 16	H: 5 LOB: 0 BB: 0 P: 26	R: 2 H: 2 E: 0 K: 1 S: 14	H: 2 LOB: 2 BB: 1 P: 26	R: 0 H: 1 E: 0 K: 0 S: 7	H: 1 LOB: 1 BB: 0 P: 11	R: 1 H: 3 E: 0 K: 1 S: 19	H: 3 LOB: 3 BB: 1 P: 33	R: 0 H: 2 E: 0 K: 0 S: 8	H: 2 LOB: 1 BB: 0 P: 11	R: 0 H: 0 E: 0 K: 2 S: 8	H: 0 LOB: 0 BB: 0 P: 13	R: 0 H: 0 E: 0 K: 0 S: 7	H: 0 LOB: 0 BB: 0 P: 13	R: 1 H: 1 E: 0 K: 2 S: 14	H: 1 LOB: 2 BB: 2 P: 24	1B: 10 2B: 3 HR: 1	SF: 0 SAC: 0 HBP: 1	WP: 2 PB: 0 CS: 0	PA: 45		
PITCHER	IP WLS BF H R ER SO BB IBB HBP BLK WP HR S P ERA WHIP																					
61 Luis Perdomo, R ERA: 5.79	3.0 L 22 11 8 8 2 1 0 1 0 0 1 1 44 78 24.00 4.000																					
50 José Vázquez, R ERA: 4.5	3.0 11 2 0 0 3 1 0 0 0 0 0 0 28 42 0.00 1.000																					
76 José Torres, L ERA: 4.09	2.0 6 0 0 0 0 0 0 0 0 0 0 0 15 26 0.00 0.000																					
37 Brandon Maurer, R ERA: 6.88	1.0 6 1 1 1 2 2 0 0 0 1 0 0 14 24 9.00 3.000																					
Batter	1	2	3	4	5	6	7	8	9	AB	R	H	RBI	BB	SO	LOB	BOTTOM					
7 Manuel Margot, R OBP: 0.317, SLG: 0.408										2	0	0	0	1	0	1	Arizona Diamondbacks @ San Diego Padres Petco Park, San Diego, CA Sat May 20 2017, 7:11 PM - 10:07 PM PDT Att: 29,969 - Clear - 76 F livebaseballscorecards.com					
76 José Torres, L										0	0	0	0	0	0	0						
2 Luis Sardinas, S OBP: 0.226, SLG: 0.163										1	0	0	0	1	1	3						
23 Matt Szczur, R OBP: 0.288, SLG: 0.348										3	0	0	0	1	0	2						
4 Wj Myers, R OBP: 0.319, SLG: 0.545										4	0	0	0	0	3	5						
37 Brandon Maurer, R										0	0	0	0	0	0	0						
26 Yangervis Solarte, S OBP: 0.302, SLG: 0.327										4	0	0	0	0	0	0						
10 Hunter Renfroe, R OBP: 0.264, SLG: 0.398										3	1	0	0	1	1	0						
18 Austin Hedges, R OBP: 0.273, SLG: 0.435										2	0	0	0	0	0	0						
21 Luis Torrens, R OBP: 0.143, SLG: 0.077										2	0	0	0	0	0	1						
15 Cory Spangenberg, L OBP: 0.294, SLG: 0.316										4	0	2	0	0	2	0						
8 Erick Aybar, S OBP: 0.293, SLG: 0.331										2	0	1	0	1	0	1						
61 Luis Perdomo, R OBP: 0.222, SLG: 0.556										1	0	0	0	0	1	1						
50 José Vázquez, R ERA: 4.19										0	0	0	0	0	0	0						
17 Allen Córdoba, R OBP: 0.343, SLG: 0.459										3	0	1	1	0	0	2						
Inning Stats	R: 0 H: 0 E: 0 K: 1 S: 8	H: 0 LOB: 0 BB: 0 P: 13	R: 0 H: 0 E: 0 K: 0 S: 6	H: 0 LOB: 0 BB: 0 P: 9	R: 0 H: 1 E: 0 K: 1 S: 7	H: 1 LOB: 1 BB: 0 P: 12	R: 0 H: 0 E: 0 K: 1 S: 6	H: 0 LOB: 0 BB: 0 P: 8	R: 0 H: 0 E: 0 K: 1 S: 10	H: 0 LOB: 0 BB: 0 P: 18	R: 0 H: 1 E: 0 K: 0 S: 12	H: 1 LOB: 2 BB: 1 P: 19	R: 0 H: 0 E: 0 K: 1 S: 6	H: 0 LOB: 0 BB: 0 P: 10	R: 0 H: 0 E: 0 K: 2 S: 12	H: 0 LOB: 3 BB: 3 P: 29	R: 1 H: 2 E: 0 K: 1 S: 16	H: 2 LOB: 3 BB: 1 P: 28	1B: 4 2B: 0 HR: 0	SF: 0 SAC: 0 HBP: 1	WP: 1 PB: 0 CS: 0	PA: 37
PITCHER	IP WLS BF H R ER SO BB IBB HBP BLK WP HR S P ERA WHIP																					
38 Robbie Ray, L ERA: 3.91	7.2 W 28 2 0 0 6 3 0 0 0 0 0 64 110 0.00 0.652																					
54 Tom Wilhelmson, R ERA: 4.19	0.1 2 0 0 0 1 1 0 0 0 0 1 0 3 8 0.00 3.000																					
60 J.J. Hoover, R ERA: 3.0	1.0 7 2 1 1 1 1 0 1 0 0 0 0 16 28 9.00 3.000																					

Batter	1	2	3	4	5	6	7	8	9	AB	R	H	RBI	BB	SO	LOB	TOP					
5 Grégor Blanco, L (1,8) OBP: 0.281, SLG: 0.207	G4-3		P6			K		G4-3		4	0	0	0	0	1	1	Arizona Diamondbacks @ San Diego Padres Petco Park, San Diego, CA Sun May 21 2017, 1:41 PM - 3:56 PM PDT Att: 27,198 - Sunny - 76 F livebaseballscorecards.com					
13 Nick Ahmed, R (1,6) OBP: 0.300, SLG: 0.426	L9			L8					L8	4	0	1	0	0	0	0						
44 Paul Goldschmidt, R (1,3) OBP: 0.447, SLG: 0.563	F9			G6-3		L7			FC6-4 16 1B	4	0	1	0	0	0	1						
16 Chris Owings, R (1,9) OBP: 0.355, SLG: 0.487		F8		G5-3			G6-3		FC6-4 24 FC6-4 1B	4	0	0	0	0	0	1						
24 Yasmany Tomás, R (1,7) OBP: 0.306, SLG: 0.504		F9					K		FC6-4	4	0	1	0	0	1	1						
27 Brandon Drury, R (1,4) OBP: 0.335, SLG: 0.473					L8					3	0	0	0	0	1	1						
22 Jake Lamb, L (1,5) OBP: 0.385, SLG: 0.558				G3		K				3	0	0	0	0	2	1						
8 Chris Iannetta, R (1,2) OBP: 0.294, SLG: 0.435									L9	3	1	1	1	0	1	1						
52 Zack Godley, R (1,1) OBP: 0.222, SLG: 0.125										2	0	0	0	0	0	0						
6 David Peralta, L (8,PH) OBP: 0.372, SLG: 0.493				G3-1						1	0	1	0	0	0	0						
30 T.J. McFarland, L (8,1)										0	0	0	0	0	0	0						
Inning Stats	R: 0 E: 0 K: 0 S: 7	H: 0 LOB: 0 BB: 0 P: 10	R: 0 E: 0 K: 0 S: 6	H: 0 LOB: 0 BB: 0 P: 10	R: 1 E: 0 K: 0 S: 7	H: 1 LOB: 0 BB: 0 P: 9	R: 0 E: 0 K: 0 S: 5	H: 0 LOB: 0 BB: 0 P: 8	R: 0 E: 0 K: 2 S: 9	H: 1 LOB: 1 BB: 0 P: 11	R: 0 E: 0 K: 1 S: 11	H: 1 LOB: 1 BB: 0 P: 18	R: 0 E: 0 K: 2 S: 9	H: 0 LOB: 0 BB: 0 P: 13	R: 0 E: 0 K: 1 S: 7	H: 1 LOB: 1 BB: 0 P: 11	R: 0 E: 0 K: 0 S: 4	H: 1 LOB: 1 BB: 0 P: 6	1B: 4 2B: 0 3B: 0 HR: 1	SF: 0 SAC: 0 DP: 0 HBP: 0	WP: 1 PB: 0 SB: 0 CS: 0	PA: 32
PITCHER 3 Clayton Richard, L (1,1) ERA: 4.31	IP: 9.0 WLS: W BF: 32 H: 5 R: 1 ER: 1 SO: 6 BB: 0 IBB: 0 HBP: 0 BLK: 0 WP: 1 HR: 1 S: 65 P: 96 ERA: 1.00 WHIP: 0.556											PITCHER	IP: 9.0 WLS: W BF: 32 H: 5 R: 1 ER: 1 SO: 6 BB: 0 IBB: 0 HBP: 0 BLK: 0 WP: 1 HR: 1 S: 65 P: 96 ERA: 1.00 WHIP: 0.556									

Batter	1	2	3	4	5	6	7	8	9	AB	R	H	RBI	BB	SO	LOB	BOTTOM			
7 Manuel Margot, R (1,8) OBP: 0.311, SLG: 0.399	G5-3			K	FC2 17 1B			E6 17 FC5-4		4	0	0	0	0	1	2	Arizona Diamondbacks @ San Diego Padres Petco Park, San Diego, CA Sun May 21 2017, 1:41 PM - 3:56 PM PDT Att: 27,198 - Sunny - 76 F livebaseballscorecards.com			
17 Allen Córdoba, R (1,7) OBP: 0.352, SLG: 0.462	L8							FC5-4 11 HBP 4 BB 10 1B		4	1	2	0	0	0	1				
4 Wil Myers, R (1,3) OBP: 0.323, SLG: 0.539	F9							10 1B 11 HBP 15 SF8 BB		2	1	0	0	2	0	3				
11 Ryan Schimpf, L (1,5) OBP: 0.303, SLG: 0.417		L8		PO				15 SF8 10 1B HBP		3	1	1	1	0	0	0				
10 Hunter Renfroe, R (1,9) OBP: 0.275, SLG: 0.412		F8						15 G4-6-3 1B		4	1	3	1	0	0	0				
15 Cory Spangenberg, L (1,4) OBP: 0.292, SLG: 0.397								1-2 2-3 3-H 1B		3	0	0	1	0	0	2				
18 Austin Hedges, R (1,2) OBP: 0.272, SLG: 0.430				G4-3				1-2 2-3 3-H 1B		4	1	1	0	0	1	2				
8 Erick Aybar, S (1,6) OBP: 0.293, SLG: 0.338				G4-3						3	0	1	0	0	0	0				
3 Clayton Richard, L (1,1) OBP: 0.278, SLG: 0.235				G1-3						3	0	1	1	0	0	0				
Inning Stats	R: 0 E: 0 K: 0 S: 7	H: 0 LOB: 0 BB: 0 P: 9	R: 0 E: 0 K: 0 S: 9	H: 0 LOB: 0 BB: 0 P: 12	R: 0 E: 0 K: 1 S: 9	H: 1 LOB: 1 BB: 0 P: 16	R: 3 E: 1 K: 0 S: 19	H: 6 LOB: 3 BB: 0 P: 27	R: 0 E: 0 K: 0 S: 3	H: 1 LOB: 0 BB: 0 P: 5	R: 0 E: 0 K: 0 S: 5	H: 0 LOB: 0 BB: 0 P: 8	R: 2 E: 1 K: 1 S: 15	H: 1 LOB: 2 BB: 1 P: 28	R: 0 E: 0 K: 0 S: 4	H: 1 LOB: 1 BB: 0 P: 6		1B: 6 2B: 2 3B: 0 HR: 1	SF: 1 SAC: 0 DP: 1 HBP: 1	WP: 0 PB: 0 SB: 0 CS: 0
PITCHER 52 Zack Godley, R (1,1) ERA: 2.45	IP: 7.0 WLS: L BF: 27 H: 8 R: 3 ER: 3 SO: 3 BB: 1 IBB: 0 HBP: 0 BLK: 0 WP: 0 HR: 1 S: 60 P: 89 ERA: 3.86 WHIP: 1.286											PITCHER	IP: 7.0 WLS: L BF: 27 H: 8 R: 3 ER: 3 SO: 3 BB: 1 IBB: 0 HBP: 0 BLK: 0 WP: 0 HR: 1 S: 60 P: 89 ERA: 3.86 WHIP: 1.286							
30 T.J. McFarland, L (8,1) ERA: 1.35	IP: 1.0 WLS: 7 BF: 1 H: 2 R: 0 ER: 0 SO: 1 BB: 1 IBB: 0 HBP: 1 BLK: 0 WP: 0 HR: 0 S: 15 P: 28 ERA: 0.00 WHIP: 2.000											PITCHER	IP: 1.0 WLS: 7 BF: 1 H: 2 R: 0 ER: 0 SO: 1 BB: 1 IBB: 0 HBP: 1 BLK: 0 WP: 0 HR: 0 S: 15 P: 28 ERA: 0.00 WHIP: 2.000							

Batter	1	2	3	4	5	6	7	8	9	AB	R	H	RBI	BB	SO	LOB	TOP					
5 Grégor Blanco, L (1,9) OBP: 0.354, SLG: 0.372										2	1	0	0	2	0	0	Arizona Diamondbacks @ Milwaukee Brewers Miller Park, Milwaukee, WI Sat May 27 2017, 3:12 PM - 6:03 PM CDT Att: 29,746 - Partly Cloudy - 69 F					
16 Chris Owings, R (1,4) OBP: 0.362, SLG: 0.494										3	0	1	0	1	2	0						
44 Paul Goldschmidt, R (1,3) OBP: 0.440, SLG: 0.578										4	0	1	1	0	1	2						
22 Jake Lamb, L (1,5) OBP: 0.372, SLG: 0.581										3	0	0	0	1	1	4						
24 Yasmany Tomás, R (1,7) OBP: 0.305, SLG: 0.480										4	0	0	0	0	2	5						
14 Ray Fuentes, L (1,8) OBP: 0.161, SLG: 0.200										3	0	0	0	0	2	1						
13 Nick Ahmed, R (1,6) OBP: 0.300, SLG: 0.423										3	0	1	0	0	1	0						
2 Jeff Mathis, R (1,2) OBP: 0.202, SLG: 0.326										3	0	0	0	0	0	1						
21 Zack Greinke, R (1,1) OBP: 0.080, SLG: 0.042										2	0	0	0	0	2	0						
54 Tom Wilhelmson, R (6,1)										0	0	0	0	0	0	0						
3 Daniel Descalso, L (8, PH) OBP: 0.322, SLG: 0.370										1	0	0	0	0	1	0						
40 Andrew Chafin, R (8,1)										0	0	0	0	0	0	0						
Inning Stats	R: 0 E: 0 K: 2 S: 12	H: 0 LOB: 2 BB: 2 P: 22	R: 0 E: 0 K: 2 S: 10	H: 0 LOB: 0 BB: 0 P: 14	R: 0 E: 0 K: 2 S: 9	H: 0 LOB: 0 BB: 0 P: 13	R: 0 E: 0 K: 2 S: 10	H: 0 LOB: 1 BB: 1 P: 18	R: 0 E: 0 K: 1 S: 8	H: 0 LOB: 0 BB: 0 P: 13	R: 0 E: 0 K: 1 S: 13	H: 0 LOB: 0 BB: 0 P: 17	R: 0 E: 0 K: 1 S: 9	H: 0 LOB: 0 BB: 0 P: 14	R: 0 E: 0 K: 1 S: 7	H: 1 LOB: 0 BB: 0 P: 12	R: 1 E: 0 K: 0 S: 11	H: 2 LOB: 1 BB: 1 P: 21	1B: 3 2B: 0 3B: 0 HR: 0	SF: 0 SAC: 0 DP: 2 HBP: 0	WP: 0 PB: 0 CS: 0	PA: 32
PITCHER	IP WLS BF H R ER SO BB IBB HBP BLK WP HR S P ERA WHIP																					
57 Chase Anderson, R (1,1) ERA: 3.72	7.0 W 25 1 0 0 11 3 0 0 0 0 0 0 72 114 0.00 0.571																					
58 Rob Scahill, R (8,1) ERA: 2.08	1.0 2 0 0 0 1 0 0 0 0 0 0 0 6 9 0.00 0.000																					
37 Nefthali Feliz, R (9,1) ERA: 5.57	1.0 5 2 1 1 0 1 0 0 0 0 0 0 11 21 9.00 3.000																					

Batter	1	2	3	4	5	6	7	8	9	AB	R	H	RBI	BB	SO	LOB	BOTTOM					
18 Eric Sogard, L (1,4) OBP: 0.550, SLG: 0.742										4	1	2	1	0	0	0	Arizona Diamondbacks @ Milwaukee Brewers Miller Park, Milwaukee, WI Sat May 27 2017, 3:12 PM - 6:03 PM CDT Att: 29,746 - Partly Cloudy - 69 F					
7 Eric Thames, L (1,7) OBP: 0.408, SLG: 0.596										4	0	0	0	0	1	2						
14 Hernán Pérez, R (8,7) OBP: 0.314, SLG: 0.479										0	0	0	0	0	0	0						
24 Jesús Aguilar, R (1,3) OBP: 0.345, SLG: 0.575										3	2	1	1	1	1	0						
21 Travis Shaw, L (1,5) OBP: 0.324, SLG: 0.532										3	2	1	0	1	1	0						
16 Domingo Santana, R (1,9) OBP: 0.364, SLG: 0.432										4	0	1	1	0	2	3						
47 Jett Bandy, R (1,2) OBP: 0.345, SLG: 0.520										3	0	1	3	0	0	1						
23 Keon Broxton, R (1,8) OBP: 0.321, SLG: 0.450										3	0	0	0	0	1	2						
3 Orilando Arcia, R (1,6) OBP: 0.284, SLG: 0.362										3	1	1	0	0	0	0						
57 Chase Anderson, R (1,1) ERA: 3.24										3	0	0	0	0	3	1						
58 Rob Scahill, L (8,1)										0	0	0	0	0	0	0						
37 Nefthali Feliz, R (9,1)										0	0	0	0	0	0	0						
Inning Stats	R: 0 E: 0 K: 1 S: 9	H: 0 LOB: 0 BB: 0 P: 11	R: 0 E: 0 K: 1 S: 5	H: 0 LOB: 0 BB: 0 P: 7	R: 0 E: 0 K: 1 S: 7	H: 0 LOB: 0 BB: 0 P: 11	R: 3 E: 0 K: 2 S: 20	H: 2 LOB: 1 BB: 2 P: 37	R: 0 E: 0 K: 1 S: 9	H: 0 LOB: 0 BB: 0 P: 13	R: 2 E: 1 K: 0 S: 17	H: 3 LOB: 1 BB: 0 P: 26	R: 1 E: 0 K: 1 S: 13	H: 2 LOB: 0 BB: 0 P: 16	R: 0 E: 0 K: 2 S: 9	H: 0 LOB: 0 BB: 0 P: 14	R: 0 E: 0 K: 2 S: 9	H: 0 LOB: 0 BB: 0 P: 14	1B: 4 2B: 2 3B: 0 HR: 1	SF: 0 SAC: 0 DP: 0 HBP: 0	WP: 1 PB: 1 CS: 0	PA: 32
PITCHER	IP WLS BF H R ER SO BB IBB HBP BLK WP HR S P ERA WHIP																					
21 Zack Greinke, R (1,1) ERA: 4.91	5.1 L 23 5 5 5 6 2 0 0 0 0 0 0 18 24 8.44 1.312																					
54 Tom Wilhelmson, R (6,1)	1.2 6 2 1 1 1 0 0 0 0 0 1 0 18 24 5.40 1.200																					
40 Andrew Chafin, L (8,1) ERA: 2.12	1.0 3 0 0 0 2 0 0 0 0 0 0 0 9 14 0.00 0.000																					

Batter	1	2	3	4	5	6	7	8	9	AB	R	H	RBI	BB	SO	LOB	TOP					
16 Chris Owings, R OBP: 0.355, SLG: 0.484	(1, 6) G5-3			(1, 1) L9		(1, 1) 2-1 F8		(1, 1) 0-1 F8		4	0	1	1	0	0	0	Arizona Diamondbacks @ Pittsburgh Pirates PNC Park, Pittsburgh, PA Tue May 30 2017, 7:09 PM - 9:18 PM EDT Att: 14,996 - Partly Cloudy - 76 F					
6 David Peralta, L OBP: 0.352, SLG: 0.458	(1, 9) F7			(2, 2) G6-3		(3, 3) 0-1 F8		(2, 2) 0-0 G4-3		4	0	0	0	0	0	1						
44 Paul Goldschmidt, R OBP: 0.433, SLG: 0.951	(1, 3) G5-3			(3, 3) 0-0 F9				(3, 3) 2-2 G4-3		4	1	1	0	0	0	0						
22 Jake Lamb, L OBP: 0.370, SLG: 0.565		(1, 3) 1-3 K2-3		(2, 2) 2-2 27 G5-4-3 1B		(1, 1) 0-0 10 BB 27 1B G4-1 1B		(1, 1) 0-3 K		4	1	2	0	0	2	0						
24 Yasmany Tomás, R OBP: 0.304, SLG: 0.478		(2, 2) 0-1 G6-3		(1, 1) 0-0 P6		(1, 1) 1-3 K		(1, 1) 1-1 K		4	0	1	0	0	1	3						
5 Gregor Blanco, L OBP: 0.333, SLG: 0.333		(9, PR) G6-3		(9, 7) 1-1 G5-3		(2, 2) 0-0 14 G4-1 10 BB 1B		(2, 2) 0-3 K		4	0	1	1	0	1	2						
27 Brandon Drury, R OBP: 0.328, SLG: 0.448	(1, 4) G5-3			(2, 2) 0-0 G5-4-3		(1, 1) 2-1 F8		(1, 1) 1-2 14 G4-1 10 BB 1B		3	0	0	0	1	0	1						
10 Chris Herrmann, L OBP: 0.274, SLG: 0.405			(1, 2) 0-1 G1-3		(1, 1) 2-1 F8		(1, 1) 1-2 14 G4-1 BB		(1, 1) 3-0 F8		3	0	0	0	1	0						
14 Rey Fuentes, L OBP: 0.176, SLG: 0.212		(1, 8) 1-3 K		(1, 1) 0-1 SH2-4 16 2B 1B		(2, 2) 0-1 G4-1				3	1	1	1	0	1	2						
38 Robbie Ray, L OBP: 0.304, SLG: 0.348	(1, 1) G1-3			(1, 1) 0-1 SH2-4		(2, 2) 0-0 G4-3				2	0	0	0	0	0	2						
Inning Stats	R: 0 E: 0 K: 0 S: 3	H: 0 LOB: 0 BB: 0 P: 6	R: 0 E: 0 K: 1 S: 7	H: 0 LOB: 0 BB: 0 P: 9	R: 0 E: 0 K: 1 S: 7	H: 0 LOB: 0 BB: 0 P: 8	R: 0 E: 0 K: 0 S: 6	H: 0 LOB: 0 BB: 0 P: 8	R: 0 E: 0 K: 0 S: 5	H: 1 LOB: 0 BB: 0 P: 7	R: 1 E: 0 K: 0 S: 10	H: 2 LOB: 1 BB: 0 P: 14	R: 2 E: 0 K: 1 S: 17	H: 3 LOB: 2 BB: 1 P: 26	R: 0 E: 0 K: 0 S: 6	H: 0 LOB: 0 BB: 0 P: 8	R: 0 E: 0 K: 2 S: 9	H: 1 LOB: 1 BB: 0 P: 13	1B: 4 2B: 3 3B: 0 HR: 0	SF: 0 SAC: 1 DP: 1 HBP: 0	WP: 0 PB: 0 SB: 0 CS: 0	PA: 34
PITCHER	IP WLS BF H R ER SO BB IBB HBP BLK WP HR S P ERA WHIP																					
46 Iván Nova, R ERA: 2.92	(1, 1) 7.0 L 27 6 3 3 3 1 0 0 0 0 0 0 55 78 3.86 1.000																					
41 Daniel Hudson, R ERA: 5.49	(8, 1) 1.0 3 0 0 0 0 0 0 0 0 0 0 6 8 0.00 0.000																					
38 Wade LeBlanc, L ERA: 2.61	(9, 1) 1.0 4 1 0 0 2 0 0 0 0 0 0 9 13 0.00 1.000																					

Batter	1	2	3	4	5	6	7	8	9	AB	R	H	RBI	BB	SO	LOB	BOTTOM					
10 Jordy Mercer, R OBP: 0.347, SLG: 0.364	(1, 6) 2-3 K		(3, 3) 2-1 G6-3			(1, 1) 2-2 G1-6-4-3		(1, 1) 0-1 L9		4	0	0	0	0	1	1	Arizona Diamondbacks @ Pittsburgh Pirates PNC Park, Pittsburgh, PA Tue May 30 2017, 7:09 PM - 9:18 PM EDT Att: 14,996 - Partly Cloudy - 76 F					
5 Josh Harrison, R OBP: 0.362, SLG: 0.453	(1, 7) 0-3 K			(9, 4) 0-0 55 G3 2B		(3, 3) 3-1 F9		(2, 2) 0-1 L5		4	0	1	0	0	1	0						
55 Josh Bell, S OBP: 0.309, SLG: 0.442	(1, 3) 2-0 F7			(1, 1) 1-1 G3		(1, 1) 2-2 G4-3		(1, 1) 1-3 K		4	0	0	0	0	1	1						
23 David Freese, R OBP: 0.357, SLG: 0.430		(1, 5) 2-2 G5-3		(2, 2) 1-3 K		(2, 2) 0-0 L9				3	0	0	0	0	1	1						
29 Francisco Cervelli, R OBP: 0.339, SLG: 0.396	(1, 2) 0-1 G3			(3, 3) 2-3 K		(3, 3) 3-2 G4-3				3	0	0	0	0	1	1						
22 Andrew McCutchen, R OBP: 0.250, SLG: 0.397	(1, 8) 2-1 G3			(1, 1) 2-1 L6		(1, 1) 3-2 K		(1, 1) 3-2 K		3	0	1	0	0	1	0						
64 José Osuna, R OBP: 0.292, SLG: 0.432	(1, 9) 1-0 G4-3			(2, 2) 2-3 K		(2, 2) 1-2 G6-3				3	0	0	0	0	1	1						
61 Gift Ngoepe, R OBP: 0.323, SLG: 0.296	(1, 4) 2-3 K		(1, 1) 2-3 K		(3, 3) 0-3 K		(1, 1) 1-2 K		(1, 1) 1-2 K		2	0	0	0	2	0						
26 Adam Frazier, L OBP: 0.409, SLG: 0.464	(8, PH) 0-3 K			(9, 7) 0-3 K		(1, 1) 1-2 K		(1, 1) 1-2 K		1	0	1	0	0	0	0						
46 Iván Nova, R OBP: 0.042, SLG: 0.042	(1, 1) 0-3 K			(1, 1) 0-0 10 FC6-4 1B		(1, 1) 1-0 FC6-4				2	0	1	0	0	1	0						
41 Daniel Hudson, R	(8, 1) 0-3 K									0	0	0	0	0	0	0						
32 Elias Díaz, R OBP: 0.333, SLG: 0.300	(8, PH) 0-3 K									1	0	0	0	0	0	1						
38 Wade LeBlanc, L OBP: 0.200, SLG: 0.200	(9, 1) 0-3 K									0	0	0	0	0	0	0						
Inning Stats	R: 0 E: 0 K: 2 S: 7	H: 0 LOB: 0 BB: 0 P: 11	R: 0 E: 0 K: 0 S: 8	H: 1 LOB: 1 BB: 0 P: 13	R: 0 E: 0 K: 2 S: 8	H: 0 LOB: 0 BB: 0 P: 12	R: 0 E: 0 K: 2 S: 9	H: 1 LOB: 1 BB: 0 P: 13	R: 0 E: 0 K: 2 S: 10	H: 0 LOB: 0 BB: 0 P: 15	R: 0 E: 0 K: 0 S: 7	H: 1 LOB: 0 BB: 0 P: 12	R: 0 E: 0 K: 0 S: 7	H: 0 LOB: 0 BB: 0 P: 12	R: 0 E: 0 K: 1 S: 12	H: 1 LOB: 1 BB: 0 P: 18	R: 0 E: 0 K: 1 S: 8	H: 0 LOB: 0 BB: 0 P: 9	1B: 3 2B: 1 3B: 0 HR: 0	SF: 0 SAC: 0 DP: 1 HBP: 0	WP: 0 PB: 0 SB: 0 CS: 0	PA: 30
PITCHER	IP WLS BF H R ER SO BB IBB HBP BLK WP HR S P ERA WHIP																					
38 Robbie Ray, L ERA: 3.0	(1, 1) 9.0 W 30 4 0 0 10 0 0 0 0 0 0 76 115 0.00 0.444																					

Batter	1	2	3	4	5	6	7	8	9	AB	R	H	RBI	BB	SO	LOB	TOP																		
14 Rev Fuentes, L (1, 8) OBP: 0.156, SLG: 0.182	G3-1			G4-3			K			3	0	0	0	0	1	0	Arizona Diamondbacks @ Miami Marlins Marlins Park, Miami, FL Sat Jun 03 2017, 4:13 PM - 6:44 PM EDT Att: 21,548 - Roof Closed - 72 F																		
6 David Peralta, L (1, 9) OBP: 0.355, SLG: 0.447	G6-3			G1-3			G4-3			3	0	0	0	0	0	0																			
44 Paul Goldschmidt, R (1, 3) OBP: 0.426, SLG: 0.566	K			G6-3			K			3	0	0	0	0	2	0																			
22 Jake Lamb, L (1, 5) OBP: 0.367, SLG: 0.560		F7						K		2	0	0	0	1	1	0																			
10 Chris Herrmann, L (1, 7) OBP: 0.289, SLG: 0.390		G3								2	0	0	0	1	1	1																			
27 Brandon Drury, R (1, 4) OBP: 0.323, SLG: 0.437		L9								3	0	0	0	0	0	2																			
13 Nick Ahmed, R (1, 6) OBP: 0.310, SLG: 0.463										3	0	0	0	0	2	0																			
2 Jeff Mathis, R (1, 2) OBP: 0.198, SLG: 0.304										2	0	0	0	0	0	0																			
3 Daniel Descalso, L (9, PH) OBP: 0.333, SLG: 0.393										1	0	0	0	0	1	0																			
48 Randall Delgado, R (1, 1) 30 T.J. McFarland, L (6, 1) 60 J.J. Hoover, R (8, 1) 16 Chris Owings, R (9, PH) OBP: 0.340, SLG: 0.462										2	0	0	0	0	1	0																			
Inning Stats	R: 0 E: 0 K: 1 S: 8	H: 0 LOB: 0 BB: 0 P: 13	R: 0 E: 0 K: 0 S: 5	H: 0 LOB: 0 BB: 0 P: 9	R: 0 E: 0 K: 2 S: 7	H: 0 LOB: 0 BB: 0 P: 8	R: 0 E: 0 K: 0 S: 7	H: 0 LOB: 0 BB: 0 P: 11	R: 0 E: 0 K: 1 S: 8	H: 0 LOB: 0 BB: 1 P: 16	R: 0 E: 0 K: 0 S: 5	H: 0 LOB: 0 BB: 0 P: 5	R: 0 E: 0 K: 2 S: 9	H: 0 LOB: 0 BB: 0 P: 13	R: 0 E: 0 K: 1 S: 6	H: 0 LOB: 0 BB: 1 P: 11	R: 0 E: 0 K: 3 S: 10	H: 0 LOB: 0 BB: 0 P: 12	1B: 0 2B: 0 3B: 0 HR: 0	SF: 0 SAC: 0 DP: 2 HBP: 0	WP: 0 PB: 0 SB: 0 CS: 0	PA: 27													
PITCHER	IP 9.0	WLS W	BF 27	H 0	R 0	ER 0	SO 10	BB 2	IBB 0	HBP 0	BLK 0	WP 0	HR 0	S 65	P 98	ERA 0.00	WHIP 0.222	PITCHER	IP 9.0	WLS W	BF 27	H 0	R 0	ER 0	SO 10	BB 2	IBB 0	HBP 0	BLK 0	WP 0	HR 0	S 65	P 98	ERA 0.00	WHIP 0.222

Batter	1	2	3	4	5	6	7	8	9	AB	R	H	RBI	BB	SO	LOB	BOTTOM																		
9 Dee Strange-Gordon, L (1, 4) OBP: 0.338, SLG: 0.347	F8		L9							4	0	1	0	0	1	1	Arizona Diamondbacks @ Miami Marlins Marlins Park, Miami, FL Sat Jun 03 2017, 4:13 PM - 6:44 PM EDT Att: 21,548 - Roof Closed - 72 F																		
27 Giancarlo Stanton, R (1, 9) OBP: 0.361, SLG: 0.511										2	2	1	0	2	0	2																			
21 Christian Yelich, L (1, 8) OBP: 0.349, SLG: 0.410										4	1	2	0	0	0	2																			
13 Marcell Ozuna, R (1, 7) OBP: 0.385, SLG: 0.563										4	0	2	1	0	0	1																			
41 Justin Bour, L (1, 3) OBP: 0.371, SLG: 0.593										4	0	2	2	0	0	1																			
11 J.T. Realmuto, R (1, 2) OBP: 0.385, SLG: 0.428										3	0	0	0	1	2	4																			
32 Derek Dietrich, L (1, 5) OBP: 0.307, SLG: 0.328										3	0	0	0	1	1	4																			
39 JT Riddle, L (1, 6) OBP: 0.263, SLG: 0.432										4	0	0	0	0	2	3																			
36 Edinson Volquez, R (1, 1) OBP: 0.250, SLG: 0.250										4	0	1	0	0	2	3																			
Inning Stats	R: 0 E: 0 K: 0 S: 7	H: 1 LOB: 0 BB: 0 P: 10	R: 0 E: 0 K: 0 S: 8	H: 0 LOB: 0 BB: 0 P: 13	R: 0 E: 0 K: 2 S: 10	H: 1 LOB: 1 BB: 0 P: 18	R: 1 E: 0 K: 1 S: 17	H: 2 LOB: 2 BB: 1 P: 28	R: 0 E: 0 K: 1 S: 10	H: 1 LOB: 1 BB: 0 P: 13	R: 0 E: 0 K: 0 S: 16	H: 1 LOB: 2 BB: 1 P: 23	R: 0 E: 0 K: 2 S: 8	H: 0 LOB: 0 BB: 0 P: 11	R: 2 E: 0 K: 2 S: 15	H: 3 LOB: 3 BB: 2 P: 24		1B: 8 2B: 1 3B: 0 HR: 0	SF: 0 SAC: 0 DP: 2 HBP: 0	WP: 0 PB: 0 SB: 2 CS: 0	PA: 36														
PITCHER	IP 5.1	WLS L	BF 22	H 6	R 1	ER 0	SO 4	BB 1	IBB 0	HBP 0	BLK 0	WP 0	HR 0	S 59	P 93	ERA 3.24	WHIP 1.312	PITCHER	IP 1.2	WLS L	BF 6	H 0	R 0	ER 0	SO 2	BB 0	IBB 0	HBP 0	BLK 0	WP 0	HR 0	S 17	P 23	ERA 0.00	WHIP 0.000
48 Randall Delgado, R (1, 1) 30 T.J. McFarland, L (6, 1) 60 J.J. Hoover, R (8, 1) ERA: 4.43	1.2	6	0	0	0	2	0	1	0	0	0	0	0	17	23	0.00	4.000	1.0	8	3	2	2	2	1	1	0	0	0	0	0	15	24	18.00	4.000	

Batter	1	2	3	4	5	6	7	8	9	AB	R	H	RBI	BB	SO	LOB	TOP				
12 Chase d'Amaud, R OBP: 0.325, SLG: 0.324										4	0	0	0	0	1	1	San Diego Padres @ Arizona Diamondbacks Chase Field, Phoenix, AZ Tue Jun 06 2017, 6:41 PM - 9:32 PM MST Att: 25,883 - Roof Closed - 80 F				
26 Yanerquis Solarte, S OBP: 0.323, SLG: 0.346										4	0	0	0	0	2	0					
4 Wil Myers, R OBP: 0.309, SLG: 0.489										4	0	1	0	0	2	0					
10 Hunter Renfroe, R OBP: 0.289, SLG: 0.474										4	2	2	2	0	2	1					
18 Austin Hedges, R OBP: 0.262, SLG: 0.441										2	0	0	0	0	2	0					
21 Luis Torrens, R OBP: 0.209, SLG: 0.200										2	0	1	0	0	1	0					
2 José Pirela, R OBP: 0.209, SLG: 0.200										4	0	0	0	0	1	1					
15 Cory Spangenberg, L OBP: 0.266, SLG: 0.311										4	0	1	0	0	2	1					
23 Matt Szczur, R OBP: 0.319, SLG: 0.300										1	0	0	0	3	0	1					
64 Dinelson Lamet, R ERA: 4.92										1	0	0	0	0	0	0					
43 Miguel Diaz, R ERA: 7.5										1	0	0	0	0	0	0					
17 Allen Córdoba, R ERA: 3.96										1	0	0	0	0	0	0					
59 Kevin Quackenbush, R ERA: 3.96										1	0	0	0	0	0	0					
33 Franchy Cordero, L ERA: 4.13										1	0	0	0	0	0	0					
76 José Torres, L ERA: 4.13										1	0	0	0	0	0	0					
40 Ryan Buchter, L ERA: 3.04										1	0	0	0	0	0	0					
Inning Stats	R: 0 E: 0 K: 2 S: 8	H: 0 LOB: 0 BB: 0 P: 12	R: 0 E: 0 K: 2 S: 11	H: 0 LOB: 0 BB: 0 P: 12	R: 0 E: 0 K: 1 S: 8	H: 0 LOB: 1 BB: 1 P: 15	R: 1 E: 0 K: 1 S: 10	H: 1 LOB: 0 BB: 0 P: 17	R: 0 E: 0 K: 3 S: 14	H: 1 LOB: 1 BB: 0 P: 24	R: 0 E: 0 K: 2 S: 10	H: 1 LOB: 2 BB: 1 P: 21	R: 0 E: 0 K: 1 S: 6	H: 0 LOB: 0 BB: 0 P: 8	R: 1 E: 0 K: 1 S: 9	H: 2 LOB: 1 BB: 0 P: 17	1B: 1 2B: 2 3B: 0 HR: 2	SF: 0 SAC: 0 DP: 0 HBP: 0	WP: 1 PB: 0 SB: 0 CS: 0	PA: 35	
PITCHER	IP WLS BF H R ER SO BB IBB HBP BLK WP HR S P ERA WHIP	IP WLS BF H R ER SO BB IBB HBP BLK WP HR S P ERA WHIP	IP WLS BF H R ER SO BB IBB HBP BLK WP HR S P ERA WHIP	IP WLS BF H R ER SO BB IBB HBP BLK WP HR S P ERA WHIP	IP WLS BF H R ER SO BB IBB HBP BLK WP HR S P ERA WHIP	IP WLS BF H R ER SO BB IBB HBP BLK WP HR S P ERA WHIP	IP WLS BF H R ER SO BB IBB HBP BLK WP HR S P ERA WHIP	IP WLS BF H R ER SO BB IBB HBP BLK WP HR S P ERA WHIP	IP WLS BF H R ER SO BB IBB HBP BLK WP HR S P ERA WHIP	IP WLS BF H R ER SO BB IBB HBP BLK WP HR S P ERA WHIP	IP WLS BF H R ER SO BB IBB HBP BLK WP HR S P ERA WHIP	IP WLS BF H R ER SO BB IBB HBP BLK WP HR S P ERA WHIP	IP WLS BF H R ER SO BB IBB HBP BLK WP HR S P ERA WHIP	IP WLS BF H R ER SO BB IBB HBP BLK WP HR S P ERA WHIP	IP WLS BF H R ER SO BB IBB HBP BLK WP HR S P ERA WHIP	IP WLS BF H R ER SO BB IBB HBP BLK WP HR S P ERA WHIP	IP WLS BF H R ER SO BB IBB HBP BLK WP HR S P ERA WHIP	IP WLS BF H R ER SO BB IBB HBP BLK WP HR S P ERA WHIP	IP WLS BF H R ER SO BB IBB HBP BLK WP HR S P ERA WHIP	IP WLS BF H R ER SO BB IBB HBP BLK WP HR S P ERA WHIP	IP WLS BF H R ER SO BB IBB HBP BLK WP HR S P ERA WHIP
38 Robbie Ray, L ERA: 2.85	6.2	W	25	3	1	1	11	2	0	0	0	0	1	1	67	108	1.35	0.750			
54 Tom Wilhelmson, R ERA: 4.82	2.1		10	2	1	1	2	1	0	0	0	0	0	1	17	33	3.86	1.286			

AB	32
R	2
H	5
RBI	2
BB	3
SO	13
LOB	9



Batter	1	2	3	4	5	6	7	8	9	AB	R	H	RBI	BB	SO	LOB	BOTTOM				
5 Grégor Blanco, L OBP: 0.352, SLG: 0.381										4	3	2	0	1	1	0	San Diego Padres @ Arizona Diamondbacks Chase Field, Phoenix, AZ Tue Jun 06 2017, 6:41 PM - 9:32 PM MST Att: 25,883 - Roof Closed - 80 F				
6 David Peralta, L OBP: 0.350, SLG: 0.435										4	1	0	0	1	2	3					
44 Paul Goldschmidt, R OBP: 0.432, SLG: 0.557										1	2	0	0	1	1	2					
41 Jeremy Hazelbaker, L OBP: 0.355, SLG: 0.500										2	0	0	0	0	2	0					
22 Jake Lamb, L OBP: 0.370, SLG: 0.563										4	1	2	4	0	0	2					
16 Chris Owings, R OBP: 0.336, SLG: 0.466										3	2	1	3	1	1	1					
27 Brandon Drury, R OBP: 0.327, SLG: 0.435										3	0	1	0	1	0	2					
3 Daniel Descalso, L OBP: 0.333, SLG: 0.409										4	0	1	2	0	1	3					
10 Chris Herrmann, L OBP: 0.276, SLG: 0.357										2	1	0	0	1	1	2					
8 Chris Iannetta, R OBP: 0.232, SLG: 0.494										1	0	0	0	0	1	1					
38 Robbie Ray, L OBP: 0.269, SLG: 0.308										3	0	0	0	0	2	1					
54 Tom Wilhelmson, R ERA: 4.82										1	0	0	0	0	1	1					
Inning Stats	R: 2 E: 0 K: 1 S: 13	H: 2 LOB: 2 BB: 1 P: 29	R: 5 E: 0 K: 2 S: 20	H: 3 LOB: 0 BB: 2 P: 38	R: 0 E: 0 K: 0 S: 7	H: 0 LOB: 0 BB: 0 P: 11	R: 3 E: 1 K: 2 S: 19	H: 1 LOB: 2 BB: 3 P: 39	R: 0 E: 0 K: 1 S: 6	H: 0 LOB: 0 BB: 0 P: 9	R: 0 E: 0 K: 2 S: 9	H: 0 LOB: 0 BB: 0 P: 10	R: 0 E: 0 K: 3 S: 12	H: 1 LOB: 1 BB: 0 P: 12	R: 0 E: 0 K: 3 S: 12	H: 0 LOB: 0 BB: 0 P: 17	1B: 3 2B: 3 3B: 0 HR: 1	SF: 0 SAC: 0 DP: 0 HBP: 1	WP: 1 PB: 0 SB: 1 CS: 0	PA: 39	
PITCHER	IP WLS BF H R ER SO BB IBB HBP BLK WP HR S P ERA WHIP	IP WLS BF H R ER SO BB IBB HBP BLK WP HR S P ERA WHIP	IP WLS BF H R ER SO BB IBB HBP BLK WP HR S P ERA WHIP	IP WLS BF H R ER SO BB IBB HBP BLK WP HR S P ERA WHIP	IP WLS BF H R ER SO BB IBB HBP BLK WP HR S P ERA WHIP	IP WLS BF H R ER SO BB IBB HBP BLK WP HR S P ERA WHIP	IP WLS BF H R ER SO BB IBB HBP BLK WP HR S P ERA WHIP	IP WLS BF H R ER SO BB IBB HBP BLK WP HR S P ERA WHIP	IP WLS BF H R ER SO BB IBB HBP BLK WP HR S P ERA WHIP	IP WLS BF H R ER SO BB IBB HBP BLK WP HR S P ERA WHIP	IP WLS BF H R ER SO BB IBB HBP BLK WP HR S P ERA WHIP	IP WLS BF H R ER SO BB IBB HBP BLK WP HR S P ERA WHIP	IP WLS BF H R ER SO BB IBB HBP BLK WP HR S P ERA WHIP	IP WLS BF H R ER SO BB IBB HBP BLK WP HR S P ERA WHIP	IP WLS BF H R ER SO BB IBB HBP BLK WP HR S P ERA WHIP	IP WLS BF H R ER SO BB IBB HBP BLK WP HR S P ERA WHIP	IP WLS BF H R ER SO BB IBB HBP BLK WP HR S P ERA WHIP	IP WLS BF H R ER SO BB IBB HBP BLK WP HR S P ERA WHIP	IP WLS BF H R ER SO BB IBB HBP BLK WP HR S P ERA WHIP	IP WLS BF H R ER SO BB IBB HBP BLK WP HR S P ERA WHIP	IP WLS BF H R ER SO BB IBB HBP BLK WP HR S P ERA WHIP
64 Dinelson Lamet, R ERA: 6.92	3.0	L	20	5	0	1	0	0	0	0	0	0	0	0	0	0	0.00	2.000			
43 Miguel Diaz, R ERA: 7.5	1.0		6	1	1	0	2	1	0	0	0	0	0	0	0	0	0.00	2.000			
59 Kevin Quackenbush, R ERA: 3.96	2.0		6	0	0	0	3	0	0	0	0	0	0	0	0	0	0.00	1.000			
76 José Torres, L ERA: 3.96	1.0		4	1	0	0	2	0	0	0	0	0	0	0	0	0	0.00	1.000			
40 Ryan Buchter, L ERA: 3.04	1.0		3	0	0	0	3	0	0	0	0	0	0	0	0	0	0.00	0.000			

AB	32
R	10
H	7
RBI	9
BB	6
SO	13
LOB	18



Batter	1	2	3	4	5	6	7	8	9	AB	R	H	RBI	BB	SO	LOB	TOP				
20 Lewis Brinson, R (1,7)	G6-3		BB		K2-3		BB			2	0	0	0	2	1	1					
7 Eric Thames, L (1,3)	K		F6		K		K			4	0	0	0	0	3	6					
16 Domingo Santana, R (1,9)	BB		K				G6-3			4	0	1	0	0	2	2					
14 Hernán Pérez, R (1,5)	L8				BB		G5-3			4	0	1	0	0	1	1					
47 Jett Bandy, R (1,2)	F9				P4		G6-3			4	0	0	0	0	0	1					
23 Keon Broxton, R (1,8)	K				K		K			4	1	1	1	0	3	1					
18 Eric Sogard, L (1,4)	P5				K		HR			4	0	0	0	0	2	1					
3 Orlando Arcia, R (1,6)			BB				G5-3			2	0	1	0	2	0	0					
57 Chase Anderson, R (1,1)					SH2-3					1	0	0	0	0	1	1					
24 Jesús Aguilar, R (7,PH)										0	0	0	0	0	0	0					
59 Carlos Torres, R (7,1)										0	0	0	0	0	0	0					
37 Neftalí Feliz, R (7,1)										0	0	0	0	0	0	0					
38 Willy Peralta, R (7,1)										0	0	0	0	0	0	0					
58 Rob Scahill, L (8,1)										0	0	0	0	0	0	0					
33 Brett Phillips, L (9,PH)										1	0	0	0	0	0	0					
Inning Stats	R: 0 E: 0 K: 1 S: 13	H: 1 LOB: 1 BB: 0 P: 15	R: 0 E: 0 K: 1 S: 10	H: 0 LOB: 0 BB: 0 P: 14	R: 0 E: 0 K: 2 S: 10	H: 0 LOB: 2 BB: 2 P: 21	R: 0 E: 0 K: 2 S: 11	H: 1 LOB: 1 BB: 0 P: 16	R: 0 E: 0 K: 2 S: 9	H: 0 LOB: 0 BB: 0 P: 9	R: 0 E: 0 K: 3 S: 15	H: 0 LOB: 3 BB: 3 P: 30	R: 0 E: 0 K: 0 S: 7	H: 0 LOB: 0 BB: 0 P: 8	R: 1 E: 0 K: 0 S: 8	H: 1 LOB: 0 BB: 0 P: 14	1B: 2 2B: 1 3B: 0 HR: 1	SF: 0 SAC: 1 DP: 0 HBP: 0	WP: 0 PB: 0 SB: 3 CS: 0	PA: 36	
PITCHER	IP WLS BF H R ER SO BB IBB HBP BLK WP HR S P ERA WHIP	IP WLS BF H R ER SO BB IBB HBP BLK WP HR S P ERA WHIP	IP WLS BF H R ER SO BB IBB HBP BLK WP HR S P ERA WHIP	IP WLS BF H R ER SO BB IBB HBP BLK WP HR S P ERA WHIP	IP WLS BF H R ER SO BB IBB HBP BLK WP HR S P ERA WHIP	IP WLS BF H R ER SO BB IBB HBP BLK WP HR S P ERA WHIP	IP WLS BF H R ER SO BB IBB HBP BLK WP HR S P ERA WHIP	IP WLS BF H R ER SO BB IBB HBP BLK WP HR S P ERA WHIP	IP WLS BF H R ER SO BB IBB HBP BLK WP HR S P ERA WHIP	IP WLS BF H R ER SO BB IBB HBP BLK WP HR S P ERA WHIP	IP WLS BF H R ER SO BB IBB HBP BLK WP HR S P ERA WHIP	IP WLS BF H R ER SO BB IBB HBP BLK WP HR S P ERA WHIP	IP WLS BF H R ER SO BB IBB HBP BLK WP HR S P ERA WHIP	IP WLS BF H R ER SO BB IBB HBP BLK WP HR S P ERA WHIP	IP WLS BF H R ER SO BB IBB HBP BLK WP HR S P ERA WHIP	IP WLS BF H R ER SO BB IBB HBP BLK WP HR S P ERA WHIP	IP WLS BF H R ER SO BB IBB HBP BLK WP HR S P ERA WHIP	IP WLS BF H R ER SO BB IBB HBP BLK WP HR S P ERA WHIP	IP WLS BF H R ER SO BB IBB HBP BLK WP HR S P ERA WHIP	IP WLS BF H R ER SO BB IBB HBP BLK WP HR S P ERA WHIP	IP WLS BF H R ER SO BB IBB HBP BLK WP HR S P ERA WHIP

Milwaukee Brewers @ Arizona Diamondbacks
Chase Field, Phoenix, AZ
Sun Jun 11 2017, 1:11 PM - 4:36 PM MST
Att: 30,370 - Roof Closed - 76 F

livebaseballscorecards.com

AB 30
R 1
H 4
RBI 1
BB 5
SO 13
LOB 14



Batter	1	2	3	4	5	6	7	8	9	AB	R	H	RBI	BB	SO	LOB	BOTTOM					
5 Grégor Blanco, L (1,8)	K		G3-1			BB				3	2	1	0	2	1	0						
6 David Peralta, L (1,9)	BB		P5			F8				5	3	3	2	0	0	1						
61 Silvino Bracho, R (9,1)	BB					HR				0	0	0	0	0	0	0						
44 Paul Goldschmidt, R (1,3)	BB		K			K				5	1	3	4	0	2	1						
22 Jake Lamb, L (1,5)	BB		G6-3			HR				4	0	0	1	1	2	2						
27 Brandon Drury, R (1,4)	G6-3					BB				3	1	1	1	1	0	3						
3 Daniel Descalso, L (1,7)			K							3	1	1	0	0	2	1						
25 Archie Bradley, R (8,1)										0	0	0	0	0	0	0						
41 Jeremy Hazelbaker, L (8,PH)										1	1	1	0	0	0	0						
10 Chris Herrmann, L (1,2)	K		G6-3							4	2	2	3	0	1	0						
13 Nick Ahmed, R (1,6)	G6-3									4	0	1	0	0	1	1						
38 Robbie Ray, L (1,1)										2	0	0	0	0	1	1						
60 J.J. Hoover, R (7,1)			G3-1							0	0	0	0	0	0	0						
29 Jorge De La Rosa, L (7,1)										0	0	0	0	0	0	0						
14 Rey Fuentes, L (7,PH)										2	0	0	0	0	2	1						
Inning Stats	R: 1 E: 0 K: 1 S: 16	H: 2 LOB: 1 BB: 0 P: 26	R: 0 E: 0 K: 2 S: 8	H: 0 LOB: 0 BB: 0 P: 12	R: 0 E: 0 K: 0 S: 11	H: 0 LOB: 0 BB: 0 P: 17	R: 0 E: 0 K: 2 S: 12	H: 0 LOB: 1 BB: 1 P: 21	R: 0 E: 0 K: 1 S: 10	H: 1 LOB: 0 BB: 0 P: 15	R: 0 E: 0 K: 2 S: 11	H: 1 LOB: 0 BB: 0 P: 17	R: 5 E: 0 K: 2 S: 32	H: 5 LOB: 2 BB: 2 P: 52	R: 5 E: 0 K: 2 S: 18	H: 4 LOB: 0 BB: 1 P: 28	1B: 6 2B: 3 3B: 0 HR: 4	SF: 0 SAC: 0 DP: 0 HBP: 0	WP: 0 PB: 0 SB: 2 CS: 1	PA: 40		
PITCHER	IP WLS BF H R ER SO BB IBB HBP BLK WP HR S P ERA WHIP	IP WLS BF H R ER SO BB IBB HBP BLK WP HR S P ERA WHIP	IP WLS BF H R ER SO BB IBB HBP BLK WP HR S P ERA WHIP	IP WLS BF H R ER SO BB IBB HBP BLK WP HR S P ERA WHIP	IP WLS BF H R ER SO BB IBB HBP BLK WP HR S P ERA WHIP	IP WLS BF H R ER SO BB IBB HBP BLK WP HR S P ERA WHIP	IP WLS BF H R ER SO BB IBB HBP BLK WP HR S P ERA WHIP	IP WLS BF H R ER SO BB IBB HBP BLK WP HR S P ERA WHIP	IP WLS BF H R ER SO BB IBB HBP BLK WP HR S P ERA WHIP	IP WLS BF H R ER SO BB IBB HBP BLK WP HR S P ERA WHIP	IP WLS BF H R ER SO BB IBB HBP BLK WP HR S P ERA WHIP	IP WLS BF H R ER SO BB IBB HBP BLK WP HR S P ERA WHIP	IP WLS BF H R ER SO BB IBB HBP BLK WP HR S P ERA WHIP	IP WLS BF H R ER SO BB IBB HBP BLK WP HR S P ERA WHIP	IP WLS BF H R ER SO BB IBB HBP BLK WP HR S P ERA WHIP	IP WLS BF H R ER SO BB IBB HBP BLK WP HR S P ERA WHIP	IP WLS BF H R ER SO BB IBB HBP BLK WP HR S P ERA WHIP	IP WLS BF H R ER SO BB IBB HBP BLK WP HR S P ERA WHIP	IP WLS BF H R ER SO BB IBB HBP BLK WP HR S P ERA WHIP	IP WLS BF H R ER SO BB IBB HBP BLK WP HR S P ERA WHIP	IP WLS BF H R ER SO BB IBB HBP BLK WP HR S P ERA WHIP	IP WLS BF H R ER SO BB IBB HBP BLK WP HR S P ERA WHIP

Milwaukee Brewers @ Arizona Diamondbacks
Chase Field, Phoenix, AZ
Sun Jun 11 2017, 1:11 PM - 4:36 PM MST
Att: 30,370 - Roof Closed - 76 F

livebaseballscorecards.com

AB 36
R 11
H 13
RBI 11
BB 4
SO 12
LOB 11



Batter	1	2	3	4	5	6	7	8	9	AB	R	H	RBI	BB	SO	LOB	TOP
5 Grégor Blanco, L (1,8) OBP: 0.371, SLG: 0.373										4	1	1	0	0	0	0	
6 David Peralta, L (1,10) OBP: 0.382, SLG: 0.471										3	0	0	1	0	1	0	
44 Paul Goldschmidt, R (1,3) OBP: 0.449, SLG: 0.596										3	1	1	0	1	2	0	
22 Jake Lamb, L (1,5) OBP: 0.374, SLG: 0.558										4	0	1	0	0	1	2	
16 Chris Owings, R (1,9) OBP: 0.329, SLG: 0.465										3	0	1	0	0	1	1	
27 Brandon Drury, R (1,4) OBP: 0.342, SLG: 0.502										3	0	1	1	0	0	1	
10 Chris Herrmann, L (1,7) OBP: 0.278, SLG: 0.394										3	0	1	0	0	0	1	
14 Rey Fuentes, L (8,8) OBP: 0.250, SLG: 0.306										0	0	0	0	0	0	0	
8 Chris Iannetta, R (1,2) OBP: 0.306, SLG: 0.531										3	0	0	0	0	2	1	
13 Nick Ahmed, R (1,6) OBP: 0.297, SLG: 0.426										3	0	0	0	0	0	1	
Inning Stats	R: 2 H: 4 E: 1 K: 1 S: 13	H: 4 BB: 0 P: 18	R: 0 H: 1 E: 0 K: 0 S: 8	H: 1 LOB: 0 BB: 0 P: 12	R: 0 H: 0 E: 0 K: 1 S: 10	H: 0 LOB: 0 BB: 0 P: 18	R: 0 H: 0 E: 0 K: 1 S: 9	H: 0 LOB: 0 BB: 0 P: 11	R: 0 H: 0 E: 0 K: 1 S: 9	H: 1 LOB: 1 BB: 0 P: 9	R: 0 H: 0 E: 0 K: 1 S: 10	H: 0 LOB: 0 BB: 0 P: 17	R: 0 H: 0 E: 0 K: 1 S: 9	H: 0 LOB: 0 BB: 1 P: 18	1B: 5 2B: 1 3B: 0 HR: 0	SF: 1 SAC: 0 DP: 2 HBP: 0	WP: 0 PA: 31 PB: 0 SB: 0 CS: 0
PITCHER	IP WLS BF H R ER SO BB IBB HBP BLK WP HR S P ERA WHIP																
27 Jordan Zimmermann, R (1,1) ERA: 5.35	8.0 L 28 6 2 2 6 0 0 0 0 0 0 0 73 108 2.25 0.750																
61 Shane Greene, R (9,1) ERA: 1.76	1.0 S 3 0 0 0 1 1 0 0 0 0 0 0 9 18 0.00 1.000																

Arizona Diamondbacks @ Detroit Tigers
Comerica Park, Detroit, MI
Wed Jun 14 2017, 7:11 PM - 9:55 PM EDT
Att: 26,134 - Clear - 82 F

AB	29
R	2
H	6
RBI	2
BB	1
SO	7
LOB	7



Batter	1	2	3	4	5	6	7	8	9	AB	R	H	RBI	BB	SO	LOB	BOTTOM		
3 Ian Kinsler, R (1,4) OBP: 0.336, SLG: 0.370										4	1	1	0	0	0	1			
31 Alex Avila, L (1,2) OBP: 0.432, SLG: 0.607										3	0	1	1	1	0	1			
24 Miguel Cabrera, R (1,3) OBP: 0.377, SLG: 0.426										4	0	2	0	0	1	2			
41 Victor Martinez, S (1,10) OBP: 0.335, SLG: 0.374										4	0	0	0	0	0	4			
15 Mike Maitook, R (8,PR) OBP: 0.277, SLG: 0.443										0	0	0	0	0	0	0			
28 J.D. Martinez, R (1,9) OBP: 0.388, SLG: 0.699										4	0	1	0	0	2	1			
8 Justin Upton, R (1,7) OBP: 0.351, SLG: 0.502										4	0	1	0	0	2	0			
9 Nick Castellanos, R (1,5) OBP: 0.303, SLG: 0.410										4	0	0	0	0	3	2			
17 Andrew Romine, S (1,8) OBP: 0.311, SLG: 0.352										4	0	0	0	0	3	2			
1 Jose Iglesias, R (1,6) OBP: 0.298, SLG: 0.384										3	0	1	0	0	0	0			
Inning Stats	R: 0 H: 0 E: 0 K: 1 S: 12	H: 0 LOB: 1 BB: 1 P: 22	R: 0 H: 0 E: 0 K: 3 S: 11	H: 0 LOB: 0 BB: 0 P: 14	R: 1 H: 2 E: 0 K: 1 S: 13	H: 2 LOB: 1 BB: 0 P: 17	R: 0 H: 2 E: 0 K: 1 S: 9	H: 2 LOB: 2 BB: 0 P: 13	R: 0 H: 0 E: 0 K: 1 S: 11	H: 0 LOB: 0 BB: 0 P: 16	R: 0 H: 0 E: 0 K: 1 S: 7	H: 0 LOB: 0 BB: 0 P: 9	R: 0 H: 1 E: 0 K: 1 S: 12	H: 0 LOB: 0 BB: 0 P: 15	R: 0 H: 0 E: 0 K: 3 S: 11	H: 0 LOB: 0 BB: 0 P: 16	1B: 5 2B: 2 3B: 0 HR: 0	SF: 0 SAC: 0 DP: 0 HBP: 0	WP: 0 PA: 35 PB: 0 SB: 0 CS: 0
PITCHER	IP WLS BF H R ER SO BB IBB HBP BLK WP HR S P ERA WHIP																		
99 Taijuan Walker, R (1,1) ERA: 3.32	5.0 W 22 6 1 0 0 2 0 0 0 0 0 0 26 35 0.00 0.333																		
48 Randall Delgado, R (6,1) ERA: 3.44	3.0 H 10 1 0 0 2 0 0 0 0 0 0 0 26 35 0.00 0.333																		
56 Fernando Rodney, R (9,1) ERA: 5.11	1.0 S 3 0 0 0 3 0 0 0 0 0 0 0 11 16 0.00 0.000																		

Arizona Diamondbacks @ Detroit Tigers
Comerica Park, Detroit, MI
Wed Jun 14 2017, 7:11 PM - 9:55 PM EDT
Att: 26,134 - Clear - 82 F

AB	34
R	1
H	7
RBI	1
BB	1
SO	11
LOB	13



Batter	1	2	3	4	5	6	7	8	9	AB	R	H	RBI	BB	SO	LOB	TOP								
3 Daniel Descalso, L OBP: 0.326, SLG: 0.388 30 T.J. McFarland, L (8, 1)	G4-3 1B		44 1B BB		6 G3-1 2B		44 2B 1B	K		4	2	2	1	1	1	0									
6 David Peralta, L OBP: 0.384, SLG: 0.477	22 BB 1B		F7		G3-1 2-3		K		G4-3	5	0	1	0	0	1	4									
44 Paul Goldschmidt, R OBP: 0.443, SLG: 0.588	K		22 1B		G4-3		27 1B 2B		K	5	1	2	2	0	2	2									
22 Jake Lamb, L OBP: 0.385, SLG: 0.557	1-2 BB		1-2 1B		27 G6-3 8 16 1B BB		27 1B IBB		K	2	0	1	1	3	1	0									
16 Chris Owings, R OBP: 0.325, SLG: 0.456	P4		P3		1-2 1B		P2		K	4	0	1	0	0	0	6									
27 Brandon Drury, R OBP: 0.339, SLG: 0.493	G6-3		L6		27 G6-3 1B		1-3 2H 1B			4	0	1	1	0	0	2									
8 Chris Iannetta, R OBP: 0.295, SLG: 0.510	G1		K		F7-2 3H		G4-3			4	0	0	0	0	1	4									
14 Rey Fuentes, L OBP: 0.250, SLG: 0.303	G3		L9		29 SH 3 1B 1B		K			4	1	1	0	0	1	0									
52 Zack Godley, R OBP: 0.176, SLG: 0.095 29 Jorge De La Rosa, L 60 J.J. Hoover, R 40 Andrew Chafin, R 41 Jeremy Hazelbaker, L OBP: 0.356, SLG: 0.529	P3		P4		1-2 1B		SH 3 1B 2B		K2-3	2	0	0	0	0	0	0									
Inning Stats	R: 0 E: 0 K: 1 S: 14	H: 1 LOB: 2 BB: 1 P: 27	R: 0 E: 0 K: 0 S: 7	H: 0 LOB: 0 BB: 0 P: 8	R: 1 E: 0 K: 0 S: 10	H: 2 LOB: 2 BB: 1 P: 20	R: 0 E: 0 K: 1 S: 8	H: 0 LOB: 0 BB: 0 P: 11	R: 0 E: 0 K: 0 S: 14	H: 1 LOB: 1 BB: 0 P: 22	R: 0 E: 0 K: 0 S: 9	H: 1 LOB: 1 BB: 1 P: 17	R: 4 E: 0 K: 1 S: 22	H: 4 LOB: 2 BB: 1 P: 31	R: 0 E: 0 K: 3 S: 9	H: 0 LOB: 0 BB: 0 P: 12	R: 0 E: 0 K: 2 S: 8	H: 0 LOB: 0 BB: 0 P: 13	1B: 7 2B: 3 3B: 0 HR: 0	SF: 0 SAC: 1 DP: 1 HBP: 0	WP: 0 PB: 0 CS: 0	PA: 40			
PITCHER	IP WLS BF H R ER SO BB IBB HBP BLK WP HR S P ERA WHIP	IP WLS BF H R ER SO BB IBB HBP BLK WP HR S P ERA WHIP	IP WLS BF H R ER SO BB IBB HBP BLK WP HR S P ERA WHIP	IP WLS BF H R ER SO BB IBB HBP BLK WP HR S P ERA WHIP	IP WLS BF H R ER SO BB IBB HBP BLK WP HR S P ERA WHIP	IP WLS BF H R ER SO BB IBB HBP BLK WP HR S P ERA WHIP	IP WLS BF H R ER SO BB IBB HBP BLK WP HR S P ERA WHIP	IP WLS BF H R ER SO BB IBB HBP BLK WP HR S P ERA WHIP	IP WLS BF H R ER SO BB IBB HBP BLK WP HR S P ERA WHIP	IP WLS BF H R ER SO BB IBB HBP BLK WP HR S P ERA WHIP	IP WLS BF H R ER SO BB IBB HBP BLK WP HR S P ERA WHIP	IP WLS BF H R ER SO BB IBB HBP BLK WP HR S P ERA WHIP	IP WLS BF H R ER SO BB IBB HBP BLK WP HR S P ERA WHIP	IP WLS BF H R ER SO BB IBB HBP BLK WP HR S P ERA WHIP	IP WLS BF H R ER SO BB IBB HBP BLK WP HR S P ERA WHIP	IP WLS BF H R ER SO BB IBB HBP BLK WP HR S P ERA WHIP	IP WLS BF H R ER SO BB IBB HBP BLK WP HR S P ERA WHIP	IP WLS BF H R ER SO BB IBB HBP BLK WP HR S P ERA WHIP	IP WLS BF H R ER SO BB IBB HBP BLK WP HR S P ERA WHIP	IP WLS BF H R ER SO BB IBB HBP BLK WP HR S P ERA WHIP	IP WLS BF H R ER SO BB IBB HBP BLK WP HR S P ERA WHIP	IP WLS BF H R ER SO BB IBB HBP BLK WP HR S P ERA WHIP	IP WLS BF H R ER SO BB IBB HBP BLK WP HR S P ERA WHIP	IP WLS BF H R ER SO BB IBB HBP BLK WP HR S P ERA WHIP	IP WLS BF H R ER SO BB IBB HBP BLK WP HR S P ERA WHIP

Arizona Diamondbacks @ Philadelphia Phillies
Citizens Bank Park, Philadelphia, PA
Sat Jun 17 2017, 4:56 PM - 8:20 PM EDT
Att: 21,108 - Overcast - 79 F

AB	35
R	5
H	9
RBI	5
BB	4
SO	8
LOB	18



Batter	1	2	3	4	5	6	7	8	9	AB	R	H	RBI	BB	SO	LOB	BOTTOM								
37 Odúbel Herrera, L OBP: 0.285, SLG: 0.398	K		47 WP 1B		K		G4-3		K2-3	5	0	1	0	0	3	1									
47 Howie Kendrick, R OBP: 0.376, SLG: 0.462	K		G6-3		19 1B 1B		19 1B 1B		L7	5	0	2	0	0	1	2									
23 Aaron Altherr, R OBP: 0.345, SLG: 0.522	K		F8		L7		F9		19 FC4-6 1B	5	0	1	0	0	1	2									
19 Tommy Joseph, R OBP: 0.317, SLG: 0.455	K		34 BB 5 1B BB		K		7 BB 1B		FC4-6	4	0	1	0	1	2	1									
7 Maikel Franco, R OBP: 0.279, SLG: 0.356	G5-3		P4		5 2B 34 SF8 BB		5 2B 34 SF8 BB		K	3	1	0	0	2	1	2									
5 Michael Saunders, L OBP: 0.258, SLG: 0.362	G6-3		34 BB 1B		34 SF8 2B		L3			4	0	2	0	0	0	3									
34 Andrew Knapp, S OBP: 0.333, SLG: 0.407			47 WP 37 1B 1B		SF8		G4-3			2	0	1	1	1	0	0									
13 Freddy Galvis, S OBP: 0.288, SLG: 0.389			F8		G6-3				4 G4-3 1B	3	0	1	0	1	0	4									
48 Jerad Eickhoff, R ERA: 2.34 25 Daniel Nava, S 61 Edubray Ramos, R 54 Casey Fien, R 39 Adam Morgan, L 4 Andrés Blanco, S 57 Luis García, R	K		K		L5		G4-3			2	0	0	0	0	2	1									
Inning Stats	R: 0 E: 0 K: 3 S: 12	H: 0 LOB: 0 BB: 0 P: 15	R: 0 E: 0 K: 1 S: 7	H: 0 LOB: 0 BB: 0 P: 10	R: 0 E: 0 K: 1 S: 11	H: 2 LOB: 2 BB: 0 P: 15	R: 0 E: 0 K: 0 S: 13	H: 1 LOB: 3 BB: 2 P: 28	R: 0 E: 0 K: 2 S: 10	H: 1 LOB: 1 BB: 0 P: 15	R: 1 E: 0 K: 1 S: 10	H: 1 LOB: 2 BB: 2 P: 23	R: 0 E: 0 K: 0 S: 15	H: 2 LOB: 3 BB: 1 P: 29	R: 0 E: 0 K: 1 S: 8	H: 1 LOB: 1 BB: 0 P: 13	R: 0 E: 0 K: 1 S: 8	H: 1 LOB: 1 BB: 0 P: 13	1B: 8 2B: 1 3B: 0 HR: 0	SF: 1 SAC: 0 DP: 0 HBP: 0	WP: 1 PB: 0 CS: 0	PA: 41			
PITCHER	IP WLS BF H R ER SO BB IBB HBP BLK WP HR S P ERA WHIP	IP WLS BF H R ER SO BB IBB HBP BLK WP HR S P ERA WHIP	IP WLS BF H R ER SO BB IBB HBP BLK WP HR S P ERA WHIP	IP WLS BF H R ER SO BB IBB HBP BLK WP HR S P ERA WHIP	IP WLS BF H R ER SO BB IBB HBP BLK WP HR S P ERA WHIP	IP WLS BF H R ER SO BB IBB HBP BLK WP HR S P ERA WHIP	IP WLS BF H R ER SO BB IBB HBP BLK WP HR S P ERA WHIP	IP WLS BF H R ER SO BB IBB HBP BLK WP HR S P ERA WHIP	IP WLS BF H R ER SO BB IBB HBP BLK WP HR S P ERA WHIP	IP WLS BF H R ER SO BB IBB HBP BLK WP HR S P ERA WHIP	IP WLS BF H R ER SO BB IBB HBP BLK WP HR S P ERA WHIP	IP WLS BF H R ER SO BB IBB HBP BLK WP HR S P ERA WHIP	IP WLS BF H R ER SO BB IBB HBP BLK WP HR S P ERA WHIP	IP WLS BF H R ER SO BB IBB HBP BLK WP HR S P ERA WHIP	IP WLS BF H R ER SO BB IBB HBP BLK WP HR S P ERA WHIP	IP WLS BF H R ER SO BB IBB HBP BLK WP HR S P ERA WHIP	IP WLS BF H R ER SO BB IBB HBP BLK WP HR S P ERA WHIP	IP WLS BF H R ER SO BB IBB HBP BLK WP HR S P ERA WHIP	IP WLS BF H R ER SO BB IBB HBP BLK WP HR S P ERA WHIP	IP WLS BF H R ER SO BB IBB HBP BLK WP HR S P ERA WHIP	IP WLS BF H R ER SO BB IBB HBP BLK WP HR S P ERA WHIP	IP WLS BF H R ER SO BB IBB HBP BLK WP HR S P ERA WHIP	IP WLS BF H R ER SO BB IBB HBP BLK WP HR S P ERA WHIP	IP WLS BF H R ER SO BB IBB HBP BLK WP HR S P ERA WHIP	IP WLS BF H R ER SO BB IBB HBP BLK WP HR S P ERA WHIP

Arizona Diamondbacks @ Philadelphia Phillies
Citizens Bank Park, Philadelphia, PA
Sat Jun 17 2017, 4:56 PM - 8:20 PM EDT
Att: 21,108 - Overcast - 79 F

AB	35
R	1
H	9
RBI	1
BB	5
SO	10
LOB	19



Batter	1	2	3	4	5	6	7	8	9	AB	R	H	RBI	BB	SO	LOB	TOP				
5 Grégor Blanco, L (1, 8) OBP: 0.366, SLG: 0.392										4	0	0	0	1	2	2	Arizona Diamondbacks @ Colorado Rockies Coors Field, Denver, CO Tue Jun 20 2017, 6:42 PM - 9:26 PM MDT Att: 35,016 - Partly Cloudy - 94 F livebaseballscorecards.com				
6 David Peralta, L (1, 9) OBP: 0.365, SLG: 0.491										3	1	1	1	1	0	1					
44 Paul Goldschmidt, R (1, 3) OBP: 0.443, SLG: 0.695										3	2	1	1	0	0	1					
22 Jake Lamb, L (1, 5) OBP: 0.384, SLG: 0.549										4	0	2	0	0	0	1					
16 Chris Owings, R (1, 6) OBP: 0.326, SLG: 0.463										3	0	1	1	0	0	0					
27 Brandon Drury, R (1, 4) OBP: 0.340, SLG: 0.491										4	0	0	0	0	1	2					
3 Daniel Descalso, L (1, 7) OBP: 0.331, SLG: 0.387										3	0	1	0	0	0	2					
2 Jeff Mathis, R (1, 2) OBP: 0.196, SLG: 0.280										3	0	0	0	0	2	2					
10 Chris Herrmann, L (9, PH) OBP: 0.272, SLG: 0.374										0	0	0	0	1	0	0					
21 Zack Greinke, R (1, 1) OBP: 0.129, SLG: 0.100										2	0	0	0	0	0	0					
25 Archie Bradley, R (8, 1) OBP: 0.366, SLG: 0.500										0	0	0	0	0	0	1					
41 Jeremy Hazelbaker, L (9, PH) OBP: 0.366, SLG: 0.500										1	0	0	0	0	1	1					
Inning Stats	R: 0 E: 0 K: 1 S: 14	H: 0 LOB: 1 BB: 1 P: 19	R: 0 E: 0 K: 0 S: 10	H: 1 LOB: 1 BB: 0 P: 18	R: 0 E: 0 K: 0 S: 6	H: 0 LOB: 0 BB: 0 P: 11	R: 0 E: 0 K: 0 S: 10	H: 2 LOB: 2 BB: 0 P: 17	R: 0 E: 0 K: 1 S: 10	H: 0 LOB: 1 BB: 0 P: 18	R: 1 E: 0 K: 1 S: 8	H: 1 LOB: 0 BB: 0 P: 14	R: 0 E: 0 K: 2 S: 9	H: 0 LOB: 1 BB: 0 P: 15	R: 2 E: 0 K: 0 S: 10	H: 2 LOB: 0 BB: 0 P: 15	R: 0 E: 0 K: 1 S: 7	H: 0 LOB: 1 BB: 1 P: 14	1B: 4 2B: 0 3B: 0 HR: 2	SF: 1 SAC: 1 DP: 0 HBP: 2	WP: 1 PB: 0 CS: 1 PA: 37
PITCHER	IP WLS BF H R ER SO BB IBB HBP BLK WP HR S P ERA WHIP																				
48 Germán Márquez, R (1, 1) ERA: 3.92	6.0	24	4	1	1	3	2	0	1	0	0	0	0	0	58	97	1.50	1.000			
45 Scott Oberg, R (7, 1) ERA: 5.46	0.2	3	0	0	0	1	0	0	1	0	0	0	0	6	9	0.00	0.000				
52 Chris Rusin, L (7, 1) ERA: 2.82	0.1	2	1	1	1	1	0	0	0	0	0	0	0	1	5	10	27.00	3.000			
0 Adam Ottavino, R (8, 1) ERA: 3.08	1.0	4	1	1	1	0	0	0	0	0	0	0	0	1	8	11	9.00	1.000			
56 Greg Holland, R (9, 1) ERA: 1.63	1.0	4	0	0	0	1	1	0	0	0	0	0	0	1	7	14	0.00	1.000			

Batter	1	2	3	4	5	6	7	8	9	AB	R	H	RBI	BB	SO	LOB	BOTTOM				
19 Charlie Blackmon, L (1, 8) OBP: 0.376, SLG: 0.605										4	1	1	0	0	2	0	Arizona Diamondbacks @ Colorado Rockies Coors Field, Denver, CO Tue Jun 20 2017, 6:42 PM - 9:26 PM MDT Att: 35,016 - Partly Cloudy - 94 F livebaseballscorecards.com				
9 DJ LeMahieu, R (1, 4) OBP: 0.381, SLG: 0.381										4	1	1	0	0	1	0					
28 Nolan Arenado, R (1, 5) OBP: 0.354, SLG: 0.579										4	0	2	2	0	1	0					
12 Mark Reynolds, R (1, 3) OBP: 0.379, SLG: 0.541										4	0	0	0	0	0	2					
5 Carlos González, L (1, 9) OBP: 0.304, SLG: 0.350										4	1	2	1	0	2	0					
20 Ian Desmond, R (1, 7) OBP: 0.319, SLG: 0.417										4	1	2	0	0	1	2					
27 Trevor Story, R (1, 6) OBP: 0.323, SLG: 0.437										3	0	2	0	0	0	0					
14 Tony Wolters, L (1, 2) OBP: 0.390, SLG: 0.350										3	0	0	0	0	0	3					
48 Germán Márquez, R (1, 1) ERA: 3.92										2	0	0	0	0	1	1					
45 Scott Oberg, R (7, 1) ERA: 5.46										0	0	0	0	0	0	0					
52 Chris Rusin, L (7, 1) ERA: 2.82										0	0	0	0	0	0	0					
0 Adam Ottavino, S (8, 1) ERA: 3.08										0	0	0	0	0	0	0					
7 Raimel Tapia, L (9, PH) ERA: 1.63										1	0	0	0	0	0	0					
56 Greg Holland, R (9, 1) ERA: 1.63										0	0	0	0	0	0	0					
Inning Stats	R: 0 E: 0 K: 1 S: 8	H: 1 LOB: 1 BB: 0 P: 9	R: 1 E: 1 K: 1 S: 11	H: 2 LOB: 1 BB: 0 P: 15	R: 0 E: 0 K: 1 S: 7	H: 0 LOB: 0 BB: 0 P: 10	R: 1 E: 0 K: 0 S: 9	H: 3 LOB: 1 BB: 0 P: 13	R: 0 E: 0 K: 2 S: 8	H: 0 LOB: 0 BB: 0 P: 10	R: 0 E: 0 K: 2 S: 14	H: 0 LOB: 0 BB: 0 P: 21	R: 0 E: 0 K: 0 S: 6	H: 0 LOB: 0 BB: 0 P: 8	R: 2 E: 0 K: 1 S: 16	H: 4 LOB: 2 BB: 0 P: 22	R: 0 E: 0 K: 1 S: 7	H: 0 LOB: 1 BB: 1 P: 14	1B: 8 2B: 0 3B: 1 HR: 1	SF: 0 SAC: 0 DP: 1 HBP: 0	WP: 1 PB: 0 CS: 0 PA: 33
PITCHER	IP WLS BF H R ER SO BB IBB HBP BLK WP HR S P ERA WHIP																				
21 Zack Greinke, R (1, 1) ERA: 3.14	1	30	4	4	4	7	0	0	0	0	0	0	0	0	8	99	0.00	1.500			
25 Archie Bradley, R (8, 1) ERA: 1.1	0.2	3	1	0	0	1	0	0	0	0	0	0	0	0	8	9	0.00	1.500			



Batter	1	2	3	4	5	6	7	8	9	AB	R	H	RBI	BB	SO	LOB	TOP				
41 Jeremy Hazelbaker, L OBP: 0.420, SLG: 0.488										3	2	1	0	2	1	1					
13 Nick Ahmed, R OBP: 0.307, SLG: 0.431										4	1	1	1	1	1	2					
44 Paul Goldschmidt, R OBP: 0.440, SLG: 0.620										5	2	3	4	0	2	1					
22 Jake Lamb, L OBP: 0.381, SLG: 0.546										4	1	0	0	1	1	3					
16 Chris Owings, R OBP: 0.323, SLG: 0.470										5	1	1	3	0	1	2					
10 Chris Herrmann, L OBP: 0.275, SLG: 0.371											5	2	2	0	0	2					
14 Rey Fuentes, L OBP: 0.267, SLG: 0.356										4	0	1	0	0	0	1					
2 Jeff Mathis, R OBP: 0.198, SLG: 0.279										4	1	1	1	0	1	2					
52 Zack Godley, R OBP: 0.200, SLG: 0.111										3	0	1	1	0	1	1					
40 Andrew Chafin, R ERA: 4.79										0	0	0	0	0	0	0					
60 J.J. Hoover, R ERA: 4.16										0	0	0	0	0	0	0					
29 Jorge De La Rosa, L ERA: 5.75										0	0	0	0	0	0	0					
Inning Stats	R: 0 H: 0 E: 0 K: 1 S: 13	H: 0 LOB: 1 BB: 1 P: 19	R: 1 H: 2 E: 0 K: 0 S: 13	H: 2 LOB: 1 BB: 0 P: 23	R: 4 H: 3 E: 0 K: 1 S: 16	LOB: 3 BB: 1 P: 25	R: 4 H: 3 E: 0 K: 0 S: 14	H: 3 LOB: 0 BB: 1 P: 21	R: 0 H: 0 E: 0 K: 2 S: 12	H: 0 LOB: 0 BB: 0 P: 14	R: 0 H: 0 E: 0 K: 1 S: 8	H: 0 LOB: 0 BB: 0 P: 11	R: 1 H: 2 E: 0 K: 1 S: 16	H: 2 LOB: 1 BB: 0 P: 22	R: 0 H: 1 E: 0 K: 3 S: 17	H: 1 LOB: 2 BB: 1 P: 24	1B: 9 2B: 0 3B: 0 HR: 2	SF: 0 SAC: 1 DP: 0 HBP: 0	WP: 0 PB: 0 SB: 0 CS: 0	PA: 42	
PITCHER	IP WLS BF H R ER SO BB IBB HBP BLK WP HR S P ERA WHIP	IP WLS BF H R ER SO BB IBB HBP BLK WP HR S P ERA WHIP	IP WLS BF H R ER SO BB IBB HBP BLK WP HR S P ERA WHIP	IP WLS BF H R ER SO BB IBB HBP BLK WP HR S P ERA WHIP	IP WLS BF H R ER SO BB IBB HBP BLK WP HR S P ERA WHIP	IP WLS BF H R ER SO BB IBB HBP BLK WP HR S P ERA WHIP	IP WLS BF H R ER SO BB IBB HBP BLK WP HR S P ERA WHIP	IP WLS BF H R ER SO BB IBB HBP BLK WP HR S P ERA WHIP	IP WLS BF H R ER SO BB IBB HBP BLK WP HR S P ERA WHIP	IP WLS BF H R ER SO BB IBB HBP BLK WP HR S P ERA WHIP	IP WLS BF H R ER SO BB IBB HBP BLK WP HR S P ERA WHIP	IP WLS BF H R ER SO BB IBB HBP BLK WP HR S P ERA WHIP	IP WLS BF H R ER SO BB IBB HBP BLK WP HR S P ERA WHIP	IP WLS BF H R ER SO BB IBB HBP BLK WP HR S P ERA WHIP	IP WLS BF H R ER SO BB IBB HBP BLK WP HR S P ERA WHIP	IP WLS BF H R ER SO BB IBB HBP BLK WP HR S P ERA WHIP	IP WLS BF H R ER SO BB IBB HBP BLK WP HR S P ERA WHIP	IP WLS BF H R ER SO BB IBB HBP BLK WP HR S P ERA WHIP	IP WLS BF H R ER SO BB IBB HBP BLK WP HR S P ERA WHIP	IP WLS BF H R ER SO BB IBB HBP BLK WP HR S P ERA WHIP	IP WLS BF H R ER SO BB IBB HBP BLK WP HR S P ERA WHIP

Arizona Diamondbacks @ Colorado Rockies
Coors Field, Denver, CO
Thu Jun 22 2017, 1:14 PM - 4:16 PM MDT
Att: 40,681 - Cloudy - 83 F

AB 37
R 10
H 11
RBI 10
BB 4
SO 10
LOB 15



Batter	1	2	3	4	5	6	7	8	9	AB	R	H	RBI	BB	SO	LOB	BOTTOM				
19 Charlie Blackmon, L OBP: 0.380, SLG: 0.612										3	1	2	2	1	1	0					
9 DJ LeMahieu, R OBP: 0.363, SLG: 0.383										4	0	1	0	0	0	1					
28 Nolan Arenado, R OBP: 0.352, SLG: 0.575										4	0	1	0	0	0	2					
5 Carlos González, L OBP: 0.300, SLG: 0.348										3	0	0	0	0	2	1					
44 Tyler Anderson, L OBP: 0.100, SLG: 0.053										4	0	0	0	0	2	2					
14 Tony Wolters, L OBP: 0.396, SLG: 0.350																					
20 Ian Desmond, R OBP: 0.307, SLG: 0.399																					
7 Raimel Tapia, L OBP: 0.388, SLG: 0.422										4	1	1	0	0	1	1					
27 Trevor Story, R OBP: 0.314, SLG: 0.424										2	0	0	0	0	1	0					
45 Scott Oberg, R ERA: 1.85																					
51 Jake McGee, L ERA: 4.16																					
4 Pat Valaika, R OBP: 0.272, SLG: 0.545										3	0	0	0	0	1	1					
23 Tom Murphy, R ERA: 2.93																					
49 Antonio Senzatela, R OBP: 0.154, SLG: 0.192										1	0	0	0	0	1	0					
2 Alexi Amarista, L OBP: 0.310, SLG: 0.453																					
Inning Stats	R: 1 H: 2 E: 0 K: 1 S: 16	H: 2 LOB: 1 BB: 0 P: 26	R: 0 H: 0 E: 0 K: 1 S: 8	H: 0 LOB: 0 BB: 0 P: 10	R: 0 H: 0 E: 0 K: 1 S: 9	LOB: 0 BB: 1 P: 16	R: 0 H: 0 E: 0 K: 2 S: 7	H: 0 LOB: 0 BB: 0 P: 10	R: 0 H: 0 E: 0 K: 2 S: 9	H: 0 LOB: 0 BB: 0 P: 12	R: 0 H: 0 E: 0 K: 1 S: 7	H: 0 LOB: 0 BB: 0 P: 8	R: 2 H: 4 E: 0 K: 1 S: 19	H: 4 LOB: 2 BB: 0 P: 30	R: 0 H: 1 E: 0 K: 1 S: 10	H: 1 LOB: 1 BB: 0 P: 15	1B: 5 2B: 1 3B: 0 HR: 1	SF: 0 SAC: 0 DP: 1 HBP: 0	WP: 1 PB: 0 SB: 0 CS: 0	PA: 34	
PITCHER	IP WLS BF H R ER SO BB IBB HBP BLK WP HR S P ERA WHIP	IP WLS BF H R ER SO BB IBB HBP BLK WP HR S P ERA WHIP	IP WLS BF H R ER SO BB IBB HBP BLK WP HR S P ERA WHIP	IP WLS BF H R ER SO BB IBB HBP BLK WP HR S P ERA WHIP	IP WLS BF H R ER SO BB IBB HBP BLK WP HR S P ERA WHIP	IP WLS BF H R ER SO BB IBB HBP BLK WP HR S P ERA WHIP	IP WLS BF H R ER SO BB IBB HBP BLK WP HR S P ERA WHIP	IP WLS BF H R ER SO BB IBB HBP BLK WP HR S P ERA WHIP	IP WLS BF H R ER SO BB IBB HBP BLK WP HR S P ERA WHIP	IP WLS BF H R ER SO BB IBB HBP BLK WP HR S P ERA WHIP	IP WLS BF H R ER SO BB IBB HBP BLK WP HR S P ERA WHIP	IP WLS BF H R ER SO BB IBB HBP BLK WP HR S P ERA WHIP	IP WLS BF H R ER SO BB IBB HBP BLK WP HR S P ERA WHIP	IP WLS BF H R ER SO BB IBB HBP BLK WP HR S P ERA WHIP	IP WLS BF H R ER SO BB IBB HBP BLK WP HR S P ERA WHIP	IP WLS BF H R ER SO BB IBB HBP BLK WP HR S P ERA WHIP	IP WLS BF H R ER SO BB IBB HBP BLK WP HR S P ERA WHIP	IP WLS BF H R ER SO BB IBB HBP BLK WP HR S P ERA WHIP	IP WLS BF H R ER SO BB IBB HBP BLK WP HR S P ERA WHIP	IP WLS BF H R ER SO BB IBB HBP BLK WP HR S P ERA WHIP	IP WLS BF H R ER SO BB IBB HBP BLK WP HR S P ERA WHIP

Arizona Diamondbacks @ Colorado Rockies
Coors Field, Denver, CO
Thu Jun 22 2017, 1:14 PM - 4:16 PM MDT
Att: 40,681 - Cloudy - 83 F

AB 33
R 3
H 7
RBI 3
BB 1
SO 10
LOB 10



Batter	1	2	3	4	5	6	7	8	9	AB	R	H	RBI	BB	SO	LOB	TOP							
30 Cameron Perkins, R OBP: 0.143, SLG: 0.105	L8		K	F9			HBP		L8	4	0	0	0	0	1	0								
13 Freddy Galvis, S OBP: 0.299, SLG: 0.421	P6		1B		F9		1B			4	0	2	0	0	0	0								
23 Aaron Altherr, R OBP: 0.347, SLG: 0.513	K		F9		1B		FC5-2			4	0	1	0	0	1	4								
19 Tommy Joseph, R OBP: 0.317, SLG: 0.455										2	0	0	0	2	2	4								
61 Edubray Ramos, R										0	0	0	0	0	0	0								
39 Adam Morgan, L OBP: 0.500, SLG: 0.500										0	0	0	0	0	0	0								
7 Maikel Franco, R OBP: 0.280, SLG: 0.365		FC4-6		F9		P3			G6-3	4	0	0	0	0	0	3								
4 Andrés Blanco, S OBP: 0.259, SLG: 0.254					P3		G3		G6-3	4	0	0	0	0	1	1								
37 Odúbel Herrera, L OBP: 0.449, SLG: 0.408																								
55 Hoby Milner, L																								
41 Brock Stassi, L OBP: 0.282, SLG: 0.349																								
29 Cameron Rupp, R OBP: 0.296, SLG: 0.350																								
49 Ben Lively, R OBP: 0.250, SLG: 0.625																								
25 Daniel Nava, S OBP: 0.392, SLG: 0.410																								
Inning Stats	R: 0 E: 0 K: 1 S: 10	H: 0 LOB: 0 BB: 0 P: 14	R: 0 E: 1 K: 2 S: 10	H: 0 LOB: 3 BB: 2 P: 20	R: 0 E: 0 K: 1 S: 10	H: 1 LOB: 0 BB: 1 P: 19	R: 2 E: 0 K: 0 S: 9	H: 1 LOB: 0 BB: 1 P: 17	R: 0 E: 0 K: 1 S: 8	H: 1 LOB: 0 BB: 0 P: 12	R: 0 E: 0 K: 0 S: 8	H: 1 LOB: 0 BB: 0 P: 10	R: 0 E: 0 K: 1 S: 15	H: 2 LOB: 3 BB: 0 P: 23	R: 0 E: 0 K: 0 S: 6	H: 0 LOB: 0 BB: 0 P: 11	R: 0 E: 0 K: 1 S: 9	H: 0 LOB: 0 BB: 0 P: 13	1B: 5 2B: 0 3B: 0 HR: 1	SF: 0 SAC: 0 DP: 0 HBP: 1	WP: 1 PB: 0 SB: 0 CS: 2	PA: 38		
PITCHER	IP WLS BF H R ER SO BB IBB HBP BLK WP HR S P ERA WHIP	IP WLS BF H R ER SO BB IBB HBP BLK WP HR S P ERA WHIP	IP WLS BF H R ER SO BB IBB HBP BLK WP HR S P ERA WHIP	IP WLS BF H R ER SO BB IBB HBP BLK WP HR S P ERA WHIP	IP WLS BF H R ER SO BB IBB HBP BLK WP HR S P ERA WHIP	IP WLS BF H R ER SO BB IBB HBP BLK WP HR S P ERA WHIP	IP WLS BF H R ER SO BB IBB HBP BLK WP HR S P ERA WHIP	IP WLS BF H R ER SO BB IBB HBP BLK WP HR S P ERA WHIP	IP WLS BF H R ER SO BB IBB HBP BLK WP HR S P ERA WHIP	IP WLS BF H R ER SO BB IBB HBP BLK WP HR S P ERA WHIP	IP WLS BF H R ER SO BB IBB HBP BLK WP HR S P ERA WHIP	IP WLS BF H R ER SO BB IBB HBP BLK WP HR S P ERA WHIP	IP WLS BF H R ER SO BB IBB HBP BLK WP HR S P ERA WHIP	IP WLS BF H R ER SO BB IBB HBP BLK WP HR S P ERA WHIP	IP WLS BF H R ER SO BB IBB HBP BLK WP HR S P ERA WHIP	IP WLS BF H R ER SO BB IBB HBP BLK WP HR S P ERA WHIP	IP WLS BF H R ER SO BB IBB HBP BLK WP HR S P ERA WHIP	IP WLS BF H R ER SO BB IBB HBP BLK WP HR S P ERA WHIP	IP WLS BF H R ER SO BB IBB HBP BLK WP HR S P ERA WHIP	IP WLS BF H R ER SO BB IBB HBP BLK WP HR S P ERA WHIP	IP WLS BF H R ER SO BB IBB HBP BLK WP HR S P ERA WHIP	IP WLS BF H R ER SO BB IBB HBP BLK WP HR S P ERA WHIP	IP WLS BF H R ER SO BB IBB HBP BLK WP HR S P ERA WHIP	IP WLS BF H R ER SO BB IBB HBP BLK WP HR S P ERA WHIP

Philadelphia Phillies @ Arizona Diamondbacks
Chase Field, Phoenix, AZ
Sat Jun 24 2017, 7:12 PM - 10:15 PM MST
Att.: 40,557 - Roof Closed - 83 F

AB 32
R 2
H 6
RBI 2
BB 4
SO 7
LOB 16



Batter	1	2	3	4	5	6	7	8	9	AB	R	H	RBI	BB	SO	LOB	BOTTOM								
5 Grégor Blanco, L OBP: 0.358, SLG: 0.374	L9		F8		L7		L3		K	5	0	0	0	0	1	5									
6 David Peralta, L OBP: 0.378, SLG: 0.494	P3		P5		1B		HBP		G6-3	4	0	1	2	0	0	0									
44 Paul Goldschmidt, R OBP: 0.449, SLG: 0.610																									
14 Rey Fuentes, L OBP: 0.289, SLG: 0.355	L9				F8		G6-3		G6-3	4	1	1	0	1	0	4									
22 Jake Lamb, L OBP: 0.377, SLG: 0.546																									
16 Chris Owings, R OBP: 0.321, SLG: 0.467																									
27 Brandon Drury, R OBP: 0.345, SLG: 0.489																									
3 Daniel Descalso, L OBP: 0.327, SLG: 0.391																									
10 Chris Herrmann, L OBP: 0.282, SLG: 0.385																									
38 Robbie Ray, L OBP: 0.273, SLG: 0.313																									
25 Archie Bradley, R																									
13 Nick Ahmed, R OBP: 0.311, SLG: 0.442																									
40 Andrew Chafin, R																									
61 Silvano Bracho, R																									
Inning Stats	R: 0 E: 0 K: 0 S: 6	H: 0 LOB: 0 BB: 0 P: 11	R: 1 E: 1 K: 0 S: 11	H: 1 LOB: 1 BB: 0 P: 16	R: 0 E: 0 K: 0 S: 7	H: 0 LOB: 0 BB: 0 P: 11	R: 1 E: 0 K: 0 S: 10	H: 2 LOB: 1 BB: 0 P: 16	R: 1 E: 0 K: 0 S: 9	H: 2 LOB: 1 BB: 0 P: 15	R: 3 E: 0 K: 0 S: 18	H: 4 LOB: 3 BB: 1 P: 30	R: 3 E: 0 K: 2 S: 22	H: 3 LOB: 1 BB: 1 P: 35	R: 0 E: 0 K: 0 S: 7	H: 0 LOB: 2 BB: 1 P: 14	R: 0 E: 0 K: 1 S: 9	H: 0 LOB: 0 BB: 0 P: 13	1B: 7 2B: 4 3B: 0 HR: 1	SF: 0 SAC: 1 DP: 0 HBP: 1	WP: 0 PB: 0 SB: 0 CS: 0	PA: 41			
PITCHER	IP WLS BF H R ER SO BB IBB HBP BLK WP HR S P ERA WHIP	IP WLS BF H R ER SO BB IBB HBP BLK WP HR S P ERA WHIP	IP WLS BF H R ER SO BB IBB HBP BLK WP HR S P ERA WHIP	IP WLS BF H R ER SO BB IBB HBP BLK WP HR S P ERA WHIP	IP WLS BF H R ER SO BB IBB HBP BLK WP HR S P ERA WHIP	IP WLS BF H R ER SO BB IBB HBP BLK WP HR S P ERA WHIP	IP WLS BF H R ER SO BB IBB HBP BLK WP HR S P ERA WHIP	IP WLS BF H R ER SO BB IBB HBP BLK WP HR S P ERA WHIP	IP WLS BF H R ER SO BB IBB HBP BLK WP HR S P ERA WHIP	IP WLS BF H R ER SO BB IBB HBP BLK WP HR S P ERA WHIP	IP WLS BF H R ER SO BB IBB HBP BLK WP HR S P ERA WHIP	IP WLS BF H R ER SO BB IBB HBP BLK WP HR S P ERA WHIP	IP WLS BF H R ER SO BB IBB HBP BLK WP HR S P ERA WHIP	IP WLS BF H R ER SO BB IBB HBP BLK WP HR S P ERA WHIP	IP WLS BF H R ER SO BB IBB HBP BLK WP HR S P ERA WHIP	IP WLS BF H R ER SO BB IBB HBP BLK WP HR S P ERA WHIP	IP WLS BF H R ER SO BB IBB HBP BLK WP HR S P ERA WHIP	IP WLS BF H R ER SO BB IBB HBP BLK WP HR S P ERA WHIP	IP WLS BF H R ER SO BB IBB HBP BLK WP HR S P ERA WHIP	IP WLS BF H R ER SO BB IBB HBP BLK WP HR S P ERA WHIP	IP WLS BF H R ER SO BB IBB HBP BLK WP HR S P ERA WHIP	IP WLS BF H R ER SO BB IBB HBP BLK WP HR S P ERA WHIP	IP WLS BF H R ER SO BB IBB HBP BLK WP HR S P ERA WHIP	IP WLS BF H R ER SO BB IBB HBP BLK WP HR S P ERA WHIP	IP WLS BF H R ER SO BB IBB HBP BLK WP HR S P ERA WHIP

Philadelphia Phillies @ Arizona Diamondbacks
Chase Field, Phoenix, AZ
Sat Jun 24 2017, 7:12 PM - 10:15 PM MST
Att.: 40,557 - Roof Closed - 83 F

AB 36
R 9
H 12
RBI 9
BB 3
SO 2
LOB 16



Batter	1	2	3	4	5	6	7	8	9	AB	R	H	RBI	BB	SO	LOB	TOP					
25 Daniel Nava, S (1.7) OBP: 0.397, SLG: 0.410										3	0	2	1	1	1	0						
13 Freddy Galvis, S (1.6) OBP: 0.297, SLG: 0.413										3	0	0	0	1	0	2						
23 Aaron Altherr, R (1.9) OBP: 0.350, SLG: 0.519										4	0	1	0	0	1	4						
7 Maikel Franco, R (1.5) OBP: 0.282, SLG: 0.365										4	0	1	0	0	0	2						
37 Odúbel Herrera, L (1.8) OBP: 0.298, SLG: 0.404										4	0	1	0	0	3	2						
4 Andrés Blanco, S (1.4) OBP: 0.282, SLG: 0.240										4	0	0	0	0	2	2						
51 Ricardo Pinto, R (8.1)										0	0	0	0	0	0	0						
41 Brock Stassi, L (1.3) OBP: 0.276, SLG: 0.328										3	0	0	0	1	1	2						
34 Andrew Knapp, S (1.2) OBP: 0.328, SLG: 0.376										4	1	0	0	0	1	3						
43 Nick Pivetta, R (1.1) OBP: 0.133, SLG: 0.133										1	0	0	0	0	1	0						
39 Adam Morgan, L (3.1) OBP: 0.067, SLG: 0.500										0	0	0	0	1	0	0						
30 Cameron Perkins, R (7.7, PH) OBP: 0.120, SLG: 0.087										1	0	0	0	0	0	0						
55 Hoby Milner, L (7.1)										0	0	0	0	0	0	0						
15 Ty Kelly, S (8.4) OBP: 0.250, SLG: 0.350										1	0	0	0	0	0	0						
Inning Stats	R: 0 E: 0 K: 1 S: 14	H: 2 LOB: 2 BB: 0 P: 23	R: 0 E: 0 K: 0 S: 12	H: 0 LOB: 0 BB: 0 P: 16	R: 0 E: 0 K: 2 S: 8	H: 0 LOB: 0 BB: 0 P: 14	R: 0 E: 0 K: 2 S: 9	H: 0 LOB: 0 BB: 0 P: 13	R: 1 E: 0 K: 0 S: 15	H: 1 LOB: 3 BB: 3 P: 36	R: 0 E: 0 K: 2 S: 12	H: 2 LOB: 2 BB: 0 P: 17	R: 0 E: 0 K: 0 S: 13	H: 0 LOB: 1 BB: 1 P: 21	R: 0 E: 0 K: 2 S: 8	H: 0 LOB: 0 BB: 0 P: 9	R: 0 E: 0 K: 1 S: 7	H: 0 LOB: 0 BB: 0 P: 10	1B: 5 2B: 0 3B: 0 HR: 0	SF: 0 SAC: 0 DP: 0 HBP: 0	WP: 0 PB: 0 SB: 0 CS: 0	PA: 36
PITCHER	IP WLS BF H R ER SO BB IBB HBP BLK WP HR S P ERA WHIP																					
21 Zack Greinke, R (1.1) ERA: 3.08	5.0 W 21 3 1 1 5 3 0 0 0 0 0 0 58 102 1.80 1.200																					
61 Silvino Bracho, R (6.1) ERA: 5.79	2.0 9 2 0 0 2 1 0 0 0 0 0 0 25 38 0.00 1.500																					
12 Rubby De La Rosa, R (8.1) ERA:	1.0 3 0 0 0 2 0 0 0 0 0 0 0 8 9 0.00 0.000																					
30 T.J. McFarland, L (9.1) ERA: 1.82	1.0 3 0 0 0 1 0 0 0 0 0 0 0 7 10 0.00 0.000																					

Philadelphia Phillies @ Arizona Diamondbacks
Chase Field, Phoenix, AZ
Mon Jun 26 2017, 12:41 PM - 3:51 PM MST
Att: 20,765 - Roof Closed - 78 F

AB 32
R 1
H 5
RBI 1
BB 4
SO 10
LOB 17



Batter	1	2	3	4	5	6	7	8	9	AB	R	H	RBI	BB	SO	LOB	BOTTOM	
10 Chris Herrmann, L (1.7) OBP: 0.292, SLG: 0.407										3	1	1	2	2	1	2		
13 Nick Ahmed, R (1.6) OBP: 0.295, SLG: 0.427										5	0	0	0	0	2	6		
6 David Peralta, L (1.9) OBP: 0.374, SLG: 0.486										5	1	1	0	0	0	0		
22 Jake Lamb, L (1.5) OBP: 0.377, SLG: 0.542										4	1	1	0	0	2	0		
16 Chris Owings, R (1.4) OBP: 0.329, SLG: 0.470										3	2	2	0	1	1	0		
3 Daniel Descalso, L (1.3) OBP: 0.333, SLG: 0.401										4	0	2	3	0	2	1		
14 Rey Fuentes, L (1.8) OBP: 0.279, SLG: 0.341										3	1	1	1	1	0	2		
2 Jeff Mathis, R (1.2) OBP: 0.218, SLG: 0.297										3	0	2	0	1	0	2		
21 Zack Greinke, R (1.1) OBP: 0.147, SLG: 0.094										2	0	0	0	1	2	4		
61 Silvino Bracho, R (6.1) ERA: 5.79										0	0	0	0	0	0	0		
27 Brandon Drury, R (7.7, PH) OBP: 0.339, SLG: 0.479										1	0	0	0	0	1	2		
12 Rubby De La Rosa, R (8.1) ERA:										0	0	0	0	0	0	0		
30 T.J. McFarland, L (9.1) ERA: 1.82										0	0	0	0	0	0	0		
Inning Stats	R: 1 E: 0 K: 2 S: 13	H: 1 LOB: 0 BB: 0 P: 19	R: 2 E: 0 K: 0 S: 12	H: 2 LOB: 2 BB: 3 P: 27	R: 3 E: 1 K: 1 S: 21	H: 4 LOB: 3 BB: 2 P: 40	R: 0 E: 0 K: 2 S: 9	H: 0 LOB: 0 BB: 0 P: 13	R: 0 E: 0 K: 1 S: 7	H: 0 LOB: 0 BB: 0 P: 9	R: 0 E: 0 K: 2 S: 13	H: 2 LOB: 2 BB: 0 P: 22	R: 0 E: 0 K: 1 S: 7	H: 0 LOB: 0 BB: 0 P: 10	1B: 8 2B: 1 3B: 0 HR: 1	SF: 0 SAC: 0 DP: 1 HBP: 0	WP: 0 PB: 0 SB: 2 CS: 0	PA: 39
PITCHER	IP WLS BF H R ER SO BB IBB HBP BLK WP HR S P ERA WHIP																	
43 Nick Pivetta, R (1.1) ERA: 5.4	2.2 L 19 7 6 6 3 5 0 0 0 0 0 0 45 84 20.25 4.500																	
39 Adam Morgan, L (3.1) ERA: 7.0	3.1 12 1 0 0 5 1 0 0 0 0 0 0 30 47 0.00 0.600																	
55 Hoby Milner, L (7.1) ERA: 4.5	1.0 5 2 0 0 2 0 0 0 0 0 0 0 13 22 0.00 2.000																	
51 Ricardo Pinto, R (8.1) ERA: 12.0	1.0 3 0 0 0 1 0 0 0 0 0 0 0 7 10 0.00 0.000																	

Philadelphia Phillies @ Arizona Diamondbacks
Chase Field, Phoenix, AZ
Mon Jun 26 2017, 12:41 PM - 3:51 PM MST
Att: 20,765 - Roof Closed - 78 F

AB 33
R 6
H 10
RBI 6
BB 6
SO 11
LOB 19



Batter	1	2	3	4	5	6	7	8	9	AB	R	H	RBI	BB	SO	LOB	TOP					
13 Matt Carpenter, L (1,3) OBP: 0.374, SLG: 0.464	G6-3			BB	B1-3			G3-6-1		4	2	1	0	1	0	3						
28 Tommy Pham, R (1,8) OBP: 0.369, SLG: 0.476	K			1B	HBP			K		3	1	1	0	0	2	1						
55 Stephen Piscotty, R (1,9) OBP: 0.363, SLG: 0.494	K			HBP	G5-3			K		3	1	0	0	0	2	3						
3 Jedd Gyorko, R (1,5) OBP: 0.357, SLG: 0.515	F8			BB				F9		3	0	1	2	1	0	0						
4 Yadier Molina, R (1,2) OBP: 0.301, SLG: 0.417	F9			1B				F8		3	0	1	2	1	0	0						
15 Randal Grichuk, R (1,7) OBP: 0.275, SLG: 0.395	F9			G6-4-3				K2-3		4	0	0	0	0	2	4						
11 Paul DeJong, R (1,6) OBP: 0.287, SLG: 0.500	G6-3			F9				K		4	0	1	0	0	1	1						
35 Greg Garcia, L (1,4) OBP: 0.326, SLG: 0.261	G3			BB				K		3	0	0	0	1	1	1						
50 Adam Wainwright, R (1,1) OBP: 0.214, SLG: 0.464								F8		3	0	0	0	0	2	1						
70 Tyler Lyons, L (7,1)										0	0	0	0	0	0	0						
27 Brett Cecil, R (8,1)										0	0	0	0	0	0	0						
58 José Martínez, R (9,PH)										1	0	1	0	0	0	0						
44 Trevor Rosenthal, R (9,1)										0	0	0	0	0	0	0						
Inning Stats	R: 0 E: 0 K: 2 S: 11	H: 0 LOB: 0 BB: 0 P: 19	R: 0 E: 0 K: 0 S: 7	H: 0 LOB: 0 BB: 0 P: 13	R: 0 E: 0 K: 1 S: 6	H: 0 LOB: 3 BB: 0 P: 8	R: 3 E: 0 K: 0 S: 15	H: 2 LOB: 1 BB: 2 P: 28	R: 0 E: 0 K: 1 S: 9	H: 0 LOB: 0 BB: 0 P: 18	R: 0 E: 0 K: 1 S: 9	H: 0 LOB: 0 BB: 0 P: 14	R: 0 E: 0 K: 2 S: 8	H: 0 LOB: 0 BB: 0 P: 9	R: 1 E: 0 K: 3 S: 14	H: 2 LOB: 2 BB: 1 P: 24	R: 0 E: 0 K: 0 S: 12	H: 2 LOB: 1 BB: 0 P: 18	1B: 4 2B: 2 3B: 0 HR: 0	SF: 0 SAC: 0 DP: 2 HBP: 2	WP: 2 PB: 0 SB: 0 CS: 0	PA: 37
PITCHER	IP WLS BF H R ER SO BB IBB HBP BLK WP HR S P ERA WHIP	7.0 L 27 2 3 3 7 3 0 2 0 1 0 65 109 3.86 0.714	1.1 9 4 1 1 3 0 1 0 0 1 0 22 37 6.75 3.000	0.2 1 0 0 0 0 0 0 0 0 0 0 4 5 0.00 0.000	PITCHER										IP WLS BF H R ER SO BB IBB HBP BLK WP HR S P ERA WHIP							

St. Louis Cardinals @ Arizona Diamondbacks
Chase Field, Phoenix, AZ
Wed Jun 28 2017, 6:42 PM - 9:58 PM MST
Att: 23,188 - Roof Closed - 80 F

AB 31
R 4
H 6
RBI 4
BB 4
SO 10
LOB 14



Batter	1	2	3	4	5	6	7	8	9	AB	R	H	RBI	BB	SO	LOB	BOTTOM					
3 Daniel Descalso, L (1,7) OBP: 0.343, SLG: 0.403	K			BB	L8			FC6-4		3	0	0	1	2	1	1						
6 David Peralta, L (1,9) OBP: 0.371, SLG: 0.488	1B			L7	G1-3			P4		5	0	1	0	0	0	6						
44 Paul Goldschmidt, R (1,3) OBP: 0.430, SLG: 0.599	G6-4-3			K				G6-3		4	0	0	0	0	2	4						
22 Jake Lamb, L (1,5) OBP: 0.382, SLG: 0.544	G4-3			2B	G4-1			G4-1		4	1	1	0	0	1	0						
16 Chris Owings, R (1,6) OBP: 0.330, SLG: 0.476	F9			2B				B1-3		4	0	2	1	0	0	0						
27 Brandon Drury, R (1,4) OBP: 0.335, SLG: 0.468	K			K				L3		4	1	1	0	0	2	2						
14 Rey Fuentes, L (1,8) OBP: 0.297, SLG: 0.356	1B			1B	K			FC6-4		4	1	2	0	0	1	2						
2 Jeff Mathis, R (1,2) OBP: 0.222, SLG: 0.300				1B						2	0	1	0	0	1	1						
10 Chris Herrmann, L (5,2) OBP: 0.306, SLG: 0.417				1B						1	0	1	0	1	0	0						
52 Zack Godley, R (1,1) OBP: 0.182, SLG: 0.100										2	0	0	0	0	2	2						
4 Ketel Marte, S (7,PH)										1	0	0	0	0	2							
34 Braden Shipley, R (8,1)										0	0	0	0	0	0	0						
30 T.J. McFarland, L (9,1)										0	0	0	0	0	0	0						
5 Grégor Blanco, L (9,PH) OBP: 0.326, SLG: 0.339										1	0	0	0	0	2							
Inning Stats	R: 0 E: 0 K: 1 S: 8	H: 1 LOB: 0 BB: 0 P: 11	R: 0 E: 0 K: 1 S: 6	H: 0 LOB: 0 BB: 0 P: 9	R: 0 E: 0 K: 2 S: 13	H: 2 LOB: 3 BB: 1 P: 22	R: 1 E: 0 K: 3 S: 13	H: 2 LOB: 1 BB: 0 P: 23	R: 0 E: 0 K: 1 S: 7	H: 0 LOB: 0 BB: 0 P: 11	R: 0 E: 0 K: 0 S: 7	H: 1 LOB: 1 BB: 0 P: 9	R: 1 E: 0 K: 0 S: 15	H: 2 LOB: 1 BB: 0 P: 23	R: 0 E: 0 K: 2 S: 8	H: 0 LOB: 0 BB: 0 P: 12	R: 1 E: 0 K: 0 S: 14	H: 1 LOB: 2 BB: 2 P: 29	1B: 6 2B: 3 3B: 0 HR: 0	SF: 0 SAC: 0 DP: 1 HBP: 0	WP: 2 PB: 0 SB: 1 CS: 0	PA: 38
PITCHER	IP WLS BF H R ER SO BB IBB HBP BLK WP HR S P ERA WHIP	6.1 H 2 0 0 0 0 1 0 0 0 0 8 12 0.00 0.000	0.2 H 2 0 0 0 0 0 0 0 0 0 8 12 0.00 0.000	1.0 H 3 0 0 0 2 0 0 0 0 2 0 14 29 9.00 3.000	PITCHER										IP WLS BF H R ER SO BB IBB HBP BLK WP HR S P ERA WHIP							

St. Louis Cardinals @ Arizona Diamondbacks
Chase Field, Phoenix, AZ
Wed Jun 28 2017, 6:42 PM - 9:58 PM MST
Att: 23,188 - Roof Closed - 80 F

AB 35
R 3
H 9
RBI 2
BB 3
SO 10
LOB 22



Batter	1	2	3	4	5	6	7	8	9	AB	R	H	RBI	BB	SO	LOB	TOP					
13 Matt Carpenter, L (1,3) OBP: 0.371, SLG: 0.457	L9		G3		P5		15 HR IBB	K		4	1	0	0	1	1	2	St. Louis Cardinals @ Arizona Diamondbacks Chase Field, Phoenix, AZ Thu Jun 29 2017, 12:41 PM - 3:58 PM MST Att: 27,603 - Roof Closed - 77 F					
15 Randal Grichuk, R (1,8) OBP: 0.286, SLG: 0.423	55 G1-6-3 BB			3 1B 55 BB	K		1-H 2-H HR	55 2B		4	3	3	5	1	1	0						
55 Stephen Piscotty, R (1,9) OBP: 0.369, SLG: 0.496	G1-6-3			3 1B	F9					3	1	1	1	2	0	1						
3 Jedd Gyorko, R (1,5) OBP: 0.361, SLG: 0.518		58 G4-3 2B		11 1B 58 1B		G5-3	F9			4	0	2	0	1	0	1						
58 José Martínez, R (1,7) OBP: 0.319, SLG: 0.486	G4-3					G6-3		E5		5	1	1	2	0	1	3						
70 Tyler Lyons, L (8,1)										0	0	0	0	0	0	0						
59 Mike Mayers, R (9,1)										0	0	0	0	0	0	0						
11 Paul DeJong, R (1,6) OBP: 0.283, SLG: 0.485						G5-3				5	0	1	0	0	2	2						
54 Alex Mejia, R (1,4)										2	0	0	0	0	0	4						
35 Greg Garcia, L (7,PH) OBP: 0.263, SLG: 0.263	G6-3				F9		G6-3	41 BB 28 1B		3	1	1	0	0	1	0						
41 Eric Fryer, R (1,2) OBP: 0.270, SLG: 0.203							L5	28 1B 15 2B	G6-3	4	1	0	0	1	2	3						
31 Lance Lynn, S (1,1) OBP: 0.143, SLG: 0.115										2	0	0	0	0	2	3						
40 Luke Voit, R (7,PH) OBP: 0.571, SLG: 0.833										1	1	1	0	0	0	0						
67 Matt Bowman, R (7,1)										0	0	0	0	0	0	0						
28 Tommy Pham, R (8,PH) OBP: 0.372, SLG: 0.479							15 HR	13 S 15 2B		1	1	1	2	0	0	0						
Inning Stats	R: 0 E: 0 K: 0 S: 6	H: 0 LOB: 0 BB: 1 P: 13	R: 0 E: 0 K: 1 S: 12	H: 1 LOB: 1 BB: 0 P: 14	R: 0 E: 0 K: 2 S: 12	H: 0 LOB: 0 BB: 0 P: 18	R: 2 E: 0 K: 2 S: 17	H: 4 LOB: 3 BB: 1 P: 27	R: 0 E: 0 K: 1 S: 7	H: 0 LOB: 0 BB: 0 P: 10	R: 0 E: 0 K: 0 S: 5	H: 0 LOB: 0 BB: 0 P: 9	R: 3 E: 0 K: 0 S: 18	H: 2 LOB: 1 BB: 2 P: 30	R: 5 E: 1 K: 2 S: 22	H: 4 LOB: 2 BB: 2 P: 41	R: 0 E: 0 K: 2 S: 11	H: 0 LOB: 0 BB: 0 P: 18	1B: 6 2B: 4 3B: 0 HR: 1	SF: 0 SAC: 0 DP: 1 HBP: 0	WP: 0 PB: 0 SB: 1 CS: 0	PA: 44
PITCHER	IP WLS BF H R ER SO BB IBB HBP BLK WP HR S P ERA WHIP																					
46 Patrick Corbin, L (1,1) ERA: 4.76	6.0		24	5	2	2	6	2	0	0	0	0	0	0	59	91	3.00	1.167				
12 Rubby De La Rosa, R (7,1) ERA: 8.1	1.0	L	7	2	3	3	0	1	1	0	0	0	0	1	18	30	27.00	3.000				
48 Randall Delgado, R (8,1) ERA: 3.25	1.0		10	4	5	1	2	2	0	0	0	0	0	0	22	41	9.00	6.000				
40 Andrew Chafin, L (9,1) ERA: 1.95	1.0		3	0	0	0	2	0	0	0	0	0	0	0	11	18	0.00	0.000				
Batter	1	2	3	4	5	6	7	8	9	AB	R	H	RBI	BB	SO	LOB	BOTTOM					
5 Grégor Blanco, L (1,8) OBP: 0.333, SLG: 0.369	G3					22 FC3-6 3B		P6		4	1	2	1	0	0	0	St. Louis Cardinals @ Arizona Diamondbacks Chase Field, Phoenix, AZ Thu Jun 29 2017, 12:41 PM - 3:58 PM MST Att: 27,603 - Roof Closed - 77 F					
6 David Peralta, L (1,9) OBP: 0.366, SLG: 0.480	F8					P5		L8		4	0	0	0	0	1	2						
44 Paul Goldschmidt, R (1,3) OBP: 0.439, SLG: 0.596	L9									3	1	1	1	1	0	0						
22 Jake Lamb, L (1,5) OBP: 0.380, SLG: 0.551	G3					22 FC3-6 IBB				4	1	1	2	0	1	1						
16 Chris Owings, R (1,4) OBP: 0.329, SLG: 0.476										4	0	1	0	0	2	1						
10 Chris Herrmann, L (1,7) OBP: 0.297, SLG: 0.403										4	0	0	0	0	0	1						
8 Chris Lannetta, R (1,2) OBP: 0.302, SLG: 0.513										4	0	0	0	0	3	1						
4 Ketel Marte, S (1,6) OBP: 0.250, SLG: 0.500										3	1	1	0	0	1	0						
48 Randall Delgado, R (8,1)										0	0	0	0	0	0	0						
40 Andrew Chafin, R (9,1)										0	0	0	0	0	0	0						
46 Patrick Corbin, L (1,1) OBP: 0.152, SLG: 0.067										2	0	0	0	0	1	1						
12 Rubby De La Rosa, R (7,1) ERA: 4.19										0	0	0	0	0	0	0						
15 Ildemaro Vargas, S (8,4) ERA: 9.0										1	0	0	0	0	1	0						
Inning Stats	R: 0 E: 0 K: 0 S: 7	H: 0 LOB: 0 BB: 0 P: 10	R: 0 E: 0 K: 1 S: 9	H: 0 LOB: 0 BB: 0 P: 12	R: 1 E: 0 K: 2 S: 13	H: 2 LOB: 1 BB: 0 P: 23	R: 1 E: 0 K: 1 S: 6	H: 1 LOB: 0 BB: 0 P: 10	R: 0 E: 0 K: 2 S: 11	H: 0 LOB: 0 BB: 0 P: 14	R: 1 E: 0 K: 1 S: 10	H: 1 LOB: 1 BB: 1 P: 18	R: 0 E: 0 K: 1 S: 10	H: 0 LOB: 0 BB: 0 P: 14	R: 0 E: 0 K: 1 S: 7	H: 0 LOB: 0 BB: 0 P: 10	R: 1 E: 0 K: 1 S: 18	H: 2 LOB: 1 BB: 0 P: 24	1B: 0 2B: 3 3B: 1 HR: 2	SF: 0 SAC: 0 DP: 0 HBP: 0	WP: 0 PB: 0 SB: 0 CS: 0	PA: 34
PITCHER	IP WLS BF H R ER SO BB IBB HBP BLK WP HR S P ERA WHIP																					
31 Lance Lynn, R (1,1) ERA: 3.9	6.0		23	4	3	3	7	0	0	0	0	0	0	0	56	87	4.50	0.667				
67 Matt Bowman, R (7,1) ERA: 4.19	1.0	H	3	0	0	0	1	0	0	0	0	0	0	10	14	0.00	0.000					
70 Tyler Lyons, L (8,1) ERA: 3.91	1.0		3	0	0	0	1	0	0	0	0	0	0	7	10	0.00	0.000					
59 Mike Mayers, R (9,1) ERA: 9.0	1.0		5	2	1	1	1	0	0	0	0	0	0	1	18	24	9.00	2.000				

Batter	1	2	3	4	5	6	7	8	9	AB	R	H	RBI	BB	SO	LOB	TOP											
19 Charlie Blackmon, L (1.8) OBP: 0.369, SLG: 0.582	1-1 C FF 94 B SL 87 X FF 96 HR	1-2 C SL 86 B SL 97 X KC 88 20 BB 1B		2-0 B FF 90 X KC 83 F8		2-3 B FF 93 B SL 79 S FF 84 F FF 96 S SL 84 K		0-2 C CU 76 B FS 85 X FF 94 L7		5	1	2	1	0	1	0												
20 Ian Desmond, R (1.7) OBP: 0.316, SLG: 0.390	2-2 F FF 96 B KC 85 S SL 85 X KC 84 4 BB 28 S 1B	4-1 D FF 91 1 SAFE B FF 94 C FF 95 X KC 84 1-2 C FF 95 B SL 85		2-2 B FF 92 F FF 95 X KC 83 G4-3		1-3 C FF 97 B FF 96 X KC 83 K		3-2 F FC 96 B FF 92 B FS 85 B FS 85 F FF 95 C FF 94 X FF 94 G4-3		4	0	1	0	1	1	0												
28 Nolan Arenado, R (1.5) OBP: 0.347, SLG: 0.550	4-1 1 SAFE B KC 85 C FF 96 B SL 85 B FF 97 4 BB 1-2 BB	0-0 X FF 95 P6		0-2 C KC 79 X FF 93 F8		1-1 B KC 82 C FF 96 X FF 97 12 G5-3 3B		2-2 B FC 87 C FS 86 B FS 86 X FS 86 G6-3		4	1	1	0	1	0	2												
12 Mark Reynolds, R (1.3) OBP: 0.283, SLG: 0.542	2-3 2 SAFE C KC 83 S SL 85 T FF 96 S KC 86 K		4-1 B KC 80 B FF 94 C FF 94 4 G5-3 7 G4-3 27 BB BB		3-3 C KC 78 B KC 81 C FF 96 X FF 94 K		1-2 B FF 97 B SL 82 X KC 83 G5-3		2-1 C CU 77 B FS 84 X FF 94 F8		4	1	0	1	1	2	2											
27 Trevor Story, R (1.6) OBP: 0.306, SLG: 0.399	1-3 C KC 85 B FF 97 S KC 86 K		4-2 B FF 94 C KC 84 D KC 86 B FF 95 7 G4-3 4 G5-3 30 1B BB		3-3 F KC 81 B FF 93 F FF 95 C KC 81 B FF 95 S FF 96 K		1-1 C KC 83 X KC 83 3-H		1-1 C KC 83 X KC 83 1B		3	1	1	0	1	2	2											
4 Pat Valaika, R (1.4) OBP: 0.250, SLG: 0.473	4-1 B KC 83 B KC 84 B SL 84 B FF 97 1-2 2-3 BB		1-1 F FF 95 B FF 95 X KC 84 G5-3		1-1 B FF 93 C KC 81 X KC 78 F8		0-0 X FF 96 P4				3	0	0	0	1	0	3											
7 Raimel Tapia, L (1.9) OBP: 0.356, SLG: 0.418	0-0 X SL 86 G3		1-0 B SL 85 X FF 96 G4-3			0-1 C FF 94 X SL 83 HR		2-2 F FF 94 B FF 94 B FF 94 X FF 94 30 SH1 3 WP 2B		4	2	2	2	0	0	4												
30 Ryan Hanigan, R (1.2) OBP: 0.306, SLG: 0.391			1-3 C FF 92 C FF 92 C FF 96 X FF 96 2-3 3-H 1B		2-1 B FF 93 C KC 80 X FF 94 G3		1-0 B FF 94 X FF 94 SH1		2-3 B FF 94 S FF 83 B FS 87 B FS 87 X FS 84 P3		3	0	1	1	0	1	0											
55 Jon Gray, R (1.1) ERA: 3.08			0-3 C FF 96 S KC 85 K		3-3 C FF 84 B FF 95 S KC 86 K		0-2 B FF 94 S KC 82 K		3-2 B FF 94 S FF 83 B FS 87 B FS 87 X FS 84 P3		3	0	0	0	0	3	1											
52 Chris Rusin, L (7.1) ERA: 3.08																												
3 Mike Dunn, L (8.1) ERA: 5.81																												
38 Mike Dunn, L (8.1) ERA: 5.81																												
0 Adam Ottavino, S (8.1) ERA: 5.02																												
51 Jake McGee, L (8.1) ERA: 2.91																												
56 Greg Holland, R (8.1)																												
Inning Stats	R: 1 E: 0 K: 2 S: 14	H: 2 LOB: 3 BB: 2 P: 28	R: 0 E: 0 K: 2 S: 13	H: 1 LOB: 2 BB: 1 P: 19	R: 2 E: 0 K: 1 S: 15	H: 1 LOB: 1 BB: 2 P: 28	R: 0 E: 0 K: 0 S: 9	H: 0 LOB: 0 BB: 0 P: 13	R: 0 E: 0 K: 2 S: 11	H: 0 LOB: 0 BB: 0 P: 18	R: 1 E: 0 K: 2 S: 12	H: 1 LOB: 0 BB: 0 P: 16	R: 1 E: 0 K: 1 S: 11	H: 2 LOB: 1 BB: 0 P: 15	R: 1 E: 0 K: 0 S: 12	H: 1 LOB: 0 BB: 0 P: 18	R: 0 E: 0 K: 0 S: 11	H: 0 LOB: 0 BB: 0 P: 18	1B: 4 2B: 1 3B: 1 HR: 2	SF: 0 SAC: 1 DP: 0 HBP: 0	WP: 1 PB: 0 SB: 1 CS: 0	PA: 40						
PITCHER	IP 6.0	WLS L	BF 28	H 5	R 4	ER 4	SO 9	BB 5	IBB 0	HBP 0	BLK 0	WP 0	HR 2	S 74	P 122	ERA 6.00	WHIP 1.667											
25 Archie Bradley, R (7.1) ERA: 1.26	1.0		5	2	1	1	1	0	0	0	0	0	0	0	11	15	9.00	2.000										
29 Jorge De La Rosa, L (8.1) ERA: 3.82	2.0		7	1	1	1	0	0	0	0	0	1	0	23	36	4.50	0.500											
Batter	1	2	3	4	5	6	7	8	9	AB	R	H	RBI	BB	SO	LOB	BOTTOM											
5 Grégor Blanco, L (1.8) OBP: 0.336, SLG: 0.378	2-2 C FF 95 B FF 96 B SL 88 X SL 88 22 2B 1B		2-2 C FF 93 B FF 95 B FF 96 B SL 88 X FF 95 L4	3-1 C FF 96 B FF 95 B FF 96 X FF 95 P5		1-0 B SI 92 X SI 92 L7		1-1 C FF 94 X FF 94 2B		5	1	2	0	0	0	2												
6 David Peralta, L (1.9) OBP: 0.383, SLG: 0.475	0-3 C CU 79 1 SAFE F FF 96 S SL 88 K		0-1 F FF 94 X SL 89 E3		1-2 B FF 94 C FF 94 X SL 89 22 FC4-6 1B		0-3 C FC 80 S SI 89 X FC 87 K		1-1 S SL 84 B FF 95 X SL 86 F7		5	0	1	0	0	2	2											
44 Paul Goldschmidt, R (1.3) OBP: 0.433, SLG: 0.595	0-3 C CU 78 1 SAFE S SL 88 K		2-3 C SL 84 B SL 87 S SL 88 X SL 88 K		1-3 B FF 96 F FF 96 S SL 89 X SL 89 K		1-2 F FC 88 B SI 81 X CH 85 L3		1-1 C FF 96 B CU 78 X SL 85 G3-1		5	0	0	0	0	3	4											
22 Jake Lamb, L (1.5) OBP: 0.379, SLG: 0.550	3-2 B FF 96 C CU 80 1 SAFE D FF 96 X FF 97 1-H 2B		3-2 B SL 88 C CU 80 C FF 94 C FF 95 X SL 89 P4		0-1 1 SAFE X SL 89 FC4-6		0-0 X FF 92 F7				4	0	1	1	0	0	2											
16 Chris Owings, R (1.6) OBP: 0.331, SLG: 0.498	0-3 S CU 79 S SL 89 K		0-0 X FF 94 HR		0-1 1 SAFE X SL 89 P4		1-0 B FF 93 X FF 93 HR				4	2	2	2	0	1	2											
27 Brandon Drury, R (1.4) OBP: 0.333, SLG: 0.469		1-3 C FF 96 B SL 89 S SL 88 K		1-0 B CU 78 X CU 78 2B		2-3 B SL 88 C SL 89 B SL 88 S SL 89 K		3-1 B SI 93 B SI 92 C SI 90 X SI 93 G6-3		4	0	1	0	0	2	0												
3 Daniel Descalso, L (1.7) OBP: 0.352, SLG: 0.404		2-1 B FF 94 B CH 86 C FF 95 X FF 95 F9		4-2 B FF 94 B FF 95 B SL 89 S FF 96 K		2-0 B FF 96 B FF 96 X FF 95 1B		4-2 S SI 94 B SL 85 B SL 85 C SI 90 F FF 93 B ST 81 BB		2	0	1	0	2	0	0												
10 Chris Herrmann, L (1.2) OBP: 0.296, SLG: 0.407		1-1 C FF 94 X CU 80 2B		0-0 X FF 96 F7		2-3 S FF 96 B FF 96 T FF 96 S SL 90 K		3-2 C FF 94 B FF 96 B FF 96 X FF 95 F8		4	0	1	0	0	1	4												
38 Robbie Ray, L (1.1) OBP: 0.257, SLG: 0.294		1-3 B FF 94 C FF 95 S SL 88 K		0-3 F FF 94 S SL 88 K		2-0 B FF 95 X FF 95 G4-3				2	0	0	0	0	2	3												
15 Ildemaro Vargas, S (6.1) ERA: 2.4																												
25 Archie Bradley, R (7.1) ERA: 1.26																												
29 Jorge De La Rosa, L (8.1) ERA: 3.82																												
4 Kael Martz, S (9.1) OBP: 0.200, SLG: 0.400																												
Inning Stats	R: 1 E: 0 K: 3 S: 15	H: 2 LOB: 1 BB: 0 P: 20	R: 0 E: 0 K: 2 S: 10	H: 1 LOB: 1 BB: 0 P: 15	R: 0 E: 1 K: 1 S: 13	H: 0 LOB: 1 BB: 1 P: 20	R: 1 E: 0 K: 1 S: 10	H: 2 LOB: 2 BB: 1 P: 18	R: 0 E: 0 K: 1 S: 11	H: 1 LOB: 1 BB: 0 P: 13	R: 0 E: 0 K: 2 S: 8	H: 1 LOB: 1 BB: 0 P: 16	R: 0 E: 0 K: 1 S: 7	H: 0 LOB: 0 BB: 0 P: 9	R: 1 E: 0 K: 0 S: 10	H: 1 LOB: 1 BB: 1 P: 21	R: 0 E: 0 K: 1 S: 9	H: 1 LOB: 1 BB: 0 P: 12	1B: 3 2B: 4 3B: 0 HR: 2	SF: 0 SAC: 0 DP: 0 HBP: 0	WP: 0 PB: 0 SB: 0 CS: 0	PA: 39						
PITCHER	IP 6.0	WLS W	BF 27	H 7	R 2	ER 2	SO 10	BB 1	IBB 0	HBP 0	BLK 0	WP 0	HR 1	S 67	P 102	ERA 3.00	WHIP 1.333											
55 Jon Gray, R (1.1) ERA: 3.93	1.0		3	0	0	1	0	0	0	0	0	0	0	7	9	0.00	0.000											
38 Mike Dunn, L (8.1) ERA: 5.81	0.1		2	1	1	1	0	0	0	0	0	0	1	2	3	27.00	3.000											
0 Adam Ottavino, R (8.1) ERA: 5.02	0.1	H	2	0	0	0	0	1	0	0	0	0	0	4	11	0.00	3.000											
51 Jake McGee, L (8.1) ERA: 2.91	0.1	H	1	0	0	0	0	0	0	0	0	0	0	4	7	0.00	0.000											
56 Greg Holland, R (9.1) ERA: 1.48	1.0		4	1	0	0	1	0	0	0	0	0	0	4	7	0.00	1.000											

Colorado Rockies @ Arizona Diamondbacks
Chase Field, Phoenix, AZ
Fri Jun 30 2017, 6:41 PM - 10:11 PM MST
Att: 23,275 - Roof Closed - 79 F

AB	34
R	6
H	8
RBI	5
BB	5
SO	10
LOB	14



Colorado Rockies @ Arizona Diamondbacks
Chase Field, Phoenix, AZ
Fri Jun 30 2017, 6:41 PM - 10:11 PM MST
Att: 23,275 - Roof Closed - 79 F

AB	37
R	3
H	9
RBI	3
BB	2
SO	12
LOB	20



Batter	1	2	3	4	5	6	7	8	9	AB	R	H	RBI	BB	SO	LOB	TOP		
19 Charlie Blackmon, L OBP: 0.366, SLG: 0.572										5	1	2	1	0	1	0	Colorado Rockies @ Arizona Diamondbacks Chase Field, Phoenix, AZ Sun Jul 02 2017, 1:12 PM - 4:15 PM MST Att: 34,556 - Roof Closed - 77 F		
9 DJ LeMahieu, R OBP: 0.381, SLG: 0.381										5	0	2	0	0	1	2			
28 Nolan Arenado, R OBP: 0.349, SLG: 0.547										5	0	2	1	0	0	3			
12 Mark Reynolds, R OBP: 0.373, SLG: 0.527										4	0	0	0	0	2	3			
20 Ian Desmond, R OBP: 0.321, SLG: 0.388										0	1	0	0	1	0	0			
3 Mike Tauchman, L OBP: 0.400, SLG: 0.250										1	0	0	0	0	0	0			
4 Pat Valaika, R OBP: 0.255, SLG: 0.473										1	0	1	0	0	0	0			
7 Raimel Tapia, L OBP: 0.333, SLG: 0.387										4	0	0	0	0	2	3			
27 Trevor Story, R OBP: 0.308, SLG: 0.409										3	0	1	1	0	1	1			
30 Ryan Hanigan, R OBP: 0.302, SLG: 0.380										4	0	1	0	0	1	4			
32 Tyler Chatwood, R OBP: 0.170, SLG: 0.214										0	1	0	0	0	0	0			
0 Adam Ottavino, S										0	0	0	0	0	0	0			
52 Chris Rusin, L OBP: 0.500, SLG: 0.500										0	0	0	0	0	0	0			
48 Germán Márquez, R OBP: 0.106, SLG: 0.106										2	0	0	0	0	1	0			
45 Scott Oberg, R ERA: 4.67										1	0	0	0	0	0	0			
2 Alex Amarista, L OBP: 0.299, SLG: 0.424										1	0	0	0	0	0	0			
49 Antonio Senzateła, R ERA: 4.58										1	0	0	0	0	0	0			
14 Tony Wolters, L OBP: 0.330, SLG: 0.344										1	0	1	0	0	0	0			
Inning Stats	R: 0 H: 1 E: 0 K: 3 S: 11	H: 1 LOB: 1 BB: 0 P: 18	R: 0 H: 0 E: 0 K: 2 S: 8	H: 0 LOB: 1 BB: 0 P: 9	R: 0 H: 1 E: 1 K: 1 S: 9	H: 1 LOB: 1 BB: 0 P: 12	R: 1 H: 1 E: 1 K: 0 S: 8	H: 1 LOB: 1 BB: 1 P: 14	R: 1 H: 3 E: 0 K: 0 S: 11	H: 0 LOB: 1 BB: 0 P: 19	R: 0 H: 0 E: 0 K: 2 S: 13	H: 0 LOB: 0 BB: 0 P: 19	R: 0 H: 0 E: 0 K: 1 S: 12	H: 1 LOB: 1 BB: 0 P: 20	R: 0 H: 1 E: 0 K: 1 S: 9	H: 3 LOB: 2 BB: 0 P: 20	1B: 10 2B: 0 3B: 0 HR: 0	SF: 0 SAC: 0 DP: 2 HBP: 2	WP: 1 PA: 39 PB: 0 SB: 1 CS: 0
PITCHER	IP WLS BF H R ER SO BB IBB HBP BLK WP HR S P ERA WHIP	IP WLS BF H R ER SO BB IBB HBP BLK WP HR S P ERA WHIP	IP WLS BF H R ER SO BB IBB HBP BLK WP HR S P ERA WHIP	IP WLS BF H R ER SO BB IBB HBP BLK WP HR S P ERA WHIP	IP WLS BF H R ER SO BB IBB HBP BLK WP HR S P ERA WHIP	IP WLS BF H R ER SO BB IBB HBP BLK WP HR S P ERA WHIP	IP WLS BF H R ER SO BB IBB HBP BLK WP HR S P ERA WHIP	IP WLS BF H R ER SO BB IBB HBP BLK WP HR S P ERA WHIP	IP WLS BF H R ER SO BB IBB HBP BLK WP HR S P ERA WHIP	IP WLS BF H R ER SO BB IBB HBP BLK WP HR S P ERA WHIP	IP WLS BF H R ER SO BB IBB HBP BLK WP HR S P ERA WHIP	IP WLS BF H R ER SO BB IBB HBP BLK WP HR S P ERA WHIP	IP WLS BF H R ER SO BB IBB HBP BLK WP HR S P ERA WHIP	IP WLS BF H R ER SO BB IBB HBP BLK WP HR S P ERA WHIP	IP WLS BF H R ER SO BB IBB HBP BLK WP HR S P ERA WHIP	IP WLS BF H R ER SO BB IBB HBP BLK WP HR S P ERA WHIP	IP WLS BF H R ER SO BB IBB HBP BLK WP HR S P ERA WHIP	IP WLS BF H R ER SO BB IBB HBP BLK WP HR S P ERA WHIP	IP WLS BF H R ER SO BB IBB HBP BLK WP HR S P ERA WHIP
99 Taijuan Walker, R ERA: 3.3	7.0	29	6	2	1	8	1	0	2	0	1	0	72	107	1.29	1.000			
12 Rubby De La Rosa, L ERA: 6.75	0.2	H	2	0	0	1	0	0	0	0	0	0	5	5	0.00	0.000			
29 Jorge De La Rosa, L ERA: 3.77	0.1	H	2	1	0	0	0	0	0	0	0	0	4	6	0.00	3.000			
56 Fernando Rodney, R ERA: 4.45	1.0	W	6	3	1	1	0	0	0	0	0	0	12	20	9.00	3.000			

Batter	1	2	3	4	5	6	7	8	9	AB	R	H	RBI	BB	SO	LOB	BOTTOM				
5 Grégor Blanco, L OBP: 0.338, SLG: 0.386										4	0	1	0	0	1	0	Colorado Rockies @ Arizona Diamondbacks Chase Field, Phoenix, AZ Sun Jul 02 2017, 1:12 PM - 4:15 PM MST Att: 34,556 - Roof Closed - 77 F				
10 Chris Herrmann, L OBP: 0.286, SLG: 0.391										4	0	0	0	0	2	1					
56 Fernando Rodney, R										0	0	0	0	0	0	0					
44 Paul Goldschmidt, R OBP: 0.437, SLG: 0.595										2	1	0	0	2	1	0					
22 Jake Lamb, L OBP: 0.376, SLG: 0.540										4	1	1	0	0	1	2					
16 Chris Owings, R OBP: 0.332, SLG: 0.507										3	1	1	2	1	1	0					
27 Brandon Drury, R OBP: 0.331, SLG: 0.466										4	1	2	1	0	0	0					
8 Chris Iannetta, R OBP: 0.301, SLG: 0.512										4	0	1	0	0	2	2					
4 Ketel Marte, S OBP: 0.300, SLG: 0.444										4	0	2	1	0	0	0					
99 Taijuan Walker, R OBP: 0.222, SLG: 0.192										2	0	0	0	0	0	1					
6 David Peralta, L OBP: 0.353, SLG: 0.481										1	0	0	0	0	0	0					
12 Rubby De La Rosa, R										0	0	0	0	0	0	0					
29 Jorge De La Rosa, L										0	0	0	0	0	0	0					
14 Rey Fuentes, L OBP: 0.295, SLG: 0.344										0	0	0	0	0	0	0					
Inning Stats	R: 0 H: 0 E: 0 K: 2 S: 8	H: 0 LOB: 1 BB: 1 P: 17	R: 0 H: 0 E: 0 K: 2 S: 8	H: 0 LOB: 0 BB: 0 P: 10	R: 0 H: 1 E: 0 K: 0 S: 5	H: 1 LOB: 1 BB: 0 P: 7	R: 2 H: 1 E: 0 K: 2 S: 14	H: 1 LOB: 0 BB: 1 P: 23	R: 0 H: 1 E: 0 K: 0 S: 11	H: 1 LOB: 0 BB: 0 P: 17	R: 1 H: 2 E: 1 K: 0 S: 20	H: 0 LOB: 1 BB: 1 P: 31	R: 0 H: 0 E: 0 K: 0 S: 9	H: 0 LOB: 0 BB: 0 P: 16	R: 0 H: 0 E: 0 K: 2 S: 8	H: 0 LOB: 0 BB: 0 P: 9	R: 1 H: 3 E: 0 K: 0 S: 10	H: 3 LOB: 2 BB: 0 P: 14	1B: 5 2B: 2 3B: 0 HR: 1	SF: 0 SAC: 0 DP: 0 HBP: 0	WP: 0 PA: 35 PB: 0 SB: 0 CS: 1
PITCHER	IP WLS BF H R ER SO BB IBB HBP BLK WP HR S P ERA WHIP	IP WLS BF H R ER SO BB IBB HBP BLK WP HR S P ERA WHIP	IP WLS BF H R ER SO BB IBB HBP BLK WP HR S P ERA WHIP	IP WLS BF H R ER SO BB IBB HBP BLK WP HR S P ERA WHIP	IP WLS BF H R ER SO BB IBB HBP BLK WP HR S P ERA WHIP	IP WLS BF H R ER SO BB IBB HBP BLK WP HR S P ERA WHIP	IP WLS BF H R ER SO BB IBB HBP BLK WP HR S P ERA WHIP	IP WLS BF H R ER SO BB IBB HBP BLK WP HR S P ERA WHIP	IP WLS BF H R ER SO BB IBB HBP BLK WP HR S P ERA WHIP	IP WLS BF H R ER SO BB IBB HBP BLK WP HR S P ERA WHIP	IP WLS BF H R ER SO BB IBB HBP BLK WP HR S P ERA WHIP	IP WLS BF H R ER SO BB IBB HBP BLK WP HR S P ERA WHIP	IP WLS BF H R ER SO BB IBB HBP BLK WP HR S P ERA WHIP	IP WLS BF H R ER SO BB IBB HBP BLK WP HR S P ERA WHIP	IP WLS BF H R ER SO BB IBB HBP BLK WP HR S P ERA WHIP	IP WLS BF H R ER SO BB IBB HBP BLK WP HR S P ERA WHIP	IP WLS BF H R ER SO BB IBB HBP BLK WP HR S P ERA WHIP	IP WLS BF H R ER SO BB IBB HBP BLK WP HR S P ERA WHIP	IP WLS BF H R ER SO BB IBB HBP BLK WP HR S P ERA WHIP		
48 Germán Márquez, R ERA: 4.41	5.2	24	5	3	3	6	3	0	0	0	0	0	2	4	0.00	0.000					
45 Scott Oberg, R ERA: 4.67	0.1	L	3	2	1	1	0	0	0	0	0	0	7	10	27.00	6.000					
49 Antonio Senzateła, R ERA: 4.58	2.0	6	0	0	0	2	0	0	0	0	0	0	17	25	0.00	0.000					
0 Adam Ottavino, R ERA: 5.28	0.1	L	3	2	1	1	0	0	0	0	0	0	7	10	27.00	6.000					
52 Chris Rusin, L ERA: 2.4	0.0	1	1	0	0	0	0	0	0	0	0	0	3	4	-	-					



Batter	1	2	3	4	5	6	7	8	9	AB	R	H	RBI	BB	SO	LOB	TOP
11 AJ Pollock, R (1,8) OBP: 0.335, SLG: 0.456										4	0	1	0	0	1	0	Arizona Diamondbacks @ Los Angeles Dodgers Dodger Stadium, Los Angeles, CA Tue Jul 04 2017, 6:13 PM - 9:36 PM PDT Att: 53,159 - Clear - 76 F
6 David Peralta, L (1,9) OBP: 0.358, SLG: 0.474										4	0	0	0	0	0	1	
44 Paul Goldschmidt, R (1,3) OBP: 0.435, SLG: 0.987										4	1	1	0	0	2	0	
16 Chris Owings, R (1,6) OBP: 0.331, SLG: 0.503										4	0	1	0	0	1	1	
27 Brandon Drury, R (1,4) OBP: 0.330, SLG: 0.462										4	1	1	0	0	3	1	
8 Chris Iannetta, R (1,2) OBP: 0.314, SLG: 0.512										2	0	1	0	2	0	2	
3 Daniel Descalso, L (1,7) (5,5)										4	1	1	3	0	1	4	
4 Ketel Marte, S (1,5) OBP: 0.250, SLG: 0.364										2	0	0	0	0	1	0	
48 Randall Delgado, R (5,1) OBP: 0.346, SLG: 0.583										1	0	0	0	0	0	0	
29 Jorge De La Rosa, L (8,1) OBP: 0.378, SLG: 0.540										0	0	0	0	0	0	0	
46 Patrick Corbin, L (1,1) OBP: 0.147, SLG: 0.065										1	0	0	0	0	1	0	
14 Rey Fuentes, L (5,7) OBP: 0.289, SLG: 0.337										2	0	0	0	0	2	0	
10 Chris Herrmann, L (9, PH) OBP: 0.284, SLG: 0.388										1	0	0	0	0	1	1	
Inning Stats	R: 0 H: 0 E: 0 K: 1 S: 14	H: 0 LOB: 0 BB: 0 P: 19	R: 0 H: 0 E: 0 K: 1 S: 7	H: 0 LOB: 1 BB: 1 P: 13	R: 0 H: 0 E: 0 K: 1 S: 8	H: 0 LOB: 0 BB: 0 P: 9	R: 0 H: 0 E: 0 K: 1 S: 10	H: 0 LOB: 1 BB: 1 P: 15	R: 0 H: 0 E: 0 K: 2 S: 12	H: 0 LOB: 0 BB: 0 P: 17	R: 0 H: 2 E: 0 K: 2 S: 15	H: 1 LOB: 1 BB: 0 P: 14	R: 3 H: 3 E: 0 K: 1 S: 19	H: 3 LOB: 1 BB: 1 P: 31	1B: 3 2B: 2 3B: 0 HR: 1	SF: 0 SAC: 0 DP: 0 HBP: 0	WP: 0 PA: 36 PB: 0 SB: 0 CS: 0
PITCHER	IP WLS BF H R ER SO BB IBB HBP BLK WP HR S P ERA WHIP																
22 Clayton Kershaw, L (1,1) ERA: 2.19	7.0 W 25 2 0 0 11 2 0 0 0 0 0 0 76 117 0.00 0.571																
43 Luis Avilán, L (8,1) ERA: 3.53	0.2 H 2 0 0 0 1 0 0 0 0 0 0 0 5 7 0.00 0.000																
52 Pedro Báez, R (8,1) ERA: 1.26	0.1 H 2 1 0 0 0 0 0 0 0 1 0 0 3 7 0.00 3.000																
17 Brandon Morrow, R (9,1) ERA: 1.38	0.1 3 2 2 2 0 0 0 0 0 0 0 0 9 14 54.00 6.000																
74 Kentley Jansen, R (9,1) ERA: 1.04	0.2 S 4 1 1 1 1 1 0 0 0 0 0 1 10 17 13.50 3.000																

Batter	1	2	3	4	5	6	7	8	9	AB	R	H	RBI	BB	SO	LOB	BOTTOM		
11 Logan Forsythe, R (1,4) OBP: 0.367, SLG: 0.333										3	1	1	0	1	0	0	Arizona Diamondbacks @ Los Angeles Dodgers Dodger Stadium, Los Angeles, CA Tue Jul 04 2017, 6:13 PM - 9:36 PM PDT Att: 53,159 - Clear - 76 F		
5 Corey Seager, L (1,6) OBP: 0.399, SLG: 0.512										4	0	0	0	0	3	3			
10 Justin Turner, R (1,5) OBP: 0.472, SLG: 0.589										4	1	2	2	0	0	0			
35 Cody Bellinger, L (1,3) OBP: 0.335, SLG: 0.620										3	0	1	0	1	1	0			
3 Chris Taylor, R (1,7) OBP: 0.370, SLG: 0.487										4	2	2	0	0	2	3			
14 Enrique Hernández, R (1,8) OBP: 0.369, SLG: 0.458										3	0	0	0	1	1	4			
9 Yasmani Grandal, S (1,2) OBP: 0.325, SLG: 0.474										4	0	3	2	0	2	2			
66 Yasiel Puig, R (1,9) OBP: 0.327, SLG: 0.452										4	0	0	0	0	0	3			
22 Clayton Kershaw, L (1,1) ERA: 2.25, SLG: 0.162										3	0	0	0	0	2	1			
43 Luis Avilán, L (8,1) ERA: 4.81										0	0	0	0	0	0	0			
52 Pedro Báez, R (8,1) ERA: 3.15										0	0	0	0	0	0	0			
21 Trayce Thompson, R (8, PH) OBP: 0.200, SLG: 0.790										1	0	0	0	0	0	1			
17 Brandon Morrow, R (9,1) ERA: 1.38										0	0	0	0	0	0	0			
74 Kentley Jansen, S (9,1) ERA: 1.04										0	0	0	0	0	0	0			
Inning Stats	R: 1 H: 2 E: 0 K: 3 S: 18	H: 2 LOB: 2 BB: 1 P: 27	R: 0 H: 1 E: 0 K: 2 S: 13	H: 1 LOB: 2 BB: 1 P: 23	R: 2 H: 3 E: 0 K: 1 S: 18	H: 3 LOB: 1 BB: 0 P: 28	R: 0 H: 0 E: 0 K: 1 S: 11	H: 0 LOB: 0 BB: 0 P: 16	R: 0 H: 1 E: 0 K: 1 S: 16	H: 1 LOB: 2 BB: 1 P: 27	R: 0 H: 0 E: 0 K: 0 S: 8	H: 0 LOB: 0 BB: 0 P: 11	R: 0 H: 0 E: 0 K: 0 S: 8	H: 0 LOB: 0 BB: 0 P: 11	R: 1 H: 2 E: 0 K: 0 S: 14	H: 2 LOB: 1 BB: 0 P: 25	1B: 5 2B: 3 3B: 0 HR: 1	SF: 0 SAC: 0 DP: 0 HBP: 0	WP: 1 PA: 36 PB: 0 SB: 1 CS: 0
PITCHER	IP WLS BF H R ER SO BB IBB HBP BLK WP HR S P ERA WHIP																		
46 Patrick Corbin, L (1,1) ERA: 4.81	4.2 L 23 7 3 3 8 2 0 0 0 0 0 0 70 109 5.79 1.929																		
48 Randall Delgado, R (5,1) ERA: 3.15	2.1 8 0 0 0 1 1 0 0 0 0 0 0 21 34 0.00 0.429																		
29 Jorge De La Rosa, L (8,1) ERA: 3.94	1.0 5 2 1 1 0 0 0 0 0 0 0 0 14 25 9.00 2.000																		

AB	33
R	3
H	6
RBI	3
BB	3
SO	13
LOB	11



Batter	1	2	3	4	5	6	7	8	9	AB	R	H	RBI	BB	SO	LOB	TOP				
5 Grégor Blanco, L (1,8) OBP: 0.333, SLG: 0.380										4	0	1	0	0	1	2	Arizona Diamondbacks @ Los Angeles Dodgers Dodger Stadium, Los Angeles, CA Wed Jul 05 2017, 7:11 PM - 10:06 PM PDT Att: 40,997 - Clear - 79 F				
4 Ketel Marte, S (1,6) OBP: 0.250, SLG: 0.286										3	0	0	0	1	0	2					
44 Paul Goldschmidt, R (1,3) OBP: 0.433, SLG: 0.583										4	0	1	0	0	2	2					
16 Chris Owings, R (1,9) OBP: 0.327, SLG: 0.497										4	0	0	0	0	2	3					
22 Jake Lamb, L (1,5) OBP: 0.376, SLG: 0.540										4	0	1	0	0	3	2					
27 Brandon Drury, R (1,4) OBP: 0.329, SLG: 0.459										4	0	1	0	0	2	2					
14 Rey Fuentes, L (9, FR) OBP: 0.289, SLG: 0.337										0	0	0	0	0	0	0					
10 Chris Herrmann, L (1,7) OBP: 0.276, SLG: 0.376										4	0	0	0	0	2	1					
2 Jeff Mathis, R (1,2) OBP: 0.226, SLG: 0.310										2	0	0	0	1	1	0					
52 Zack Godley, R (1,1) OBP: 0.174, SLG: 0.095										1	0	0	0	0	1	0					
40 Andrew Chafin, R (6, 1)										0	0	0	0	0	0	0					
12 Rubby De La Rosa, R (7, 1)										0	0	0	0	0	0	0					
11 AJ Pollock, R (8, PH)										0	0	0	0	1	0	0					
25 Archie Bradley, R (8, 1)										0	0	0	0	0	0	0					
Inning Stats	R: 0 E: 0 K: 0 S: 5	H: 0 LOB: 0 BB: 0 P: 6	R: 0 E: 0 K: 2 S: 9	H: 0 LOB: 0 BB: 0 P: 11	R: 0 E: 0 K: 0 S: 8	H: 0 LOB: 1 BB: 1 P: 12	R: 0 E: 0 K: 3 S: 11	H: 1 LOB: 2 BB: 1 P: 19	R: 0 E: 0 K: 1 S: 9	H: 2 LOB: 2 BB: 0 P: 11	R: 0 E: 0 K: 2 S: 10	H: 0 LOB: 0 BB: 0 P: 14	R: 0 E: 0 K: 2 S: 11	H: 0 LOB: 1 BB: 0 P: 19	R: 0 E: 0 K: 2 S: 11	H: 1 LOB: 1 BB: 0 P: 16	1B: 3 2B: 1 3B: 0 HR: 0	SF: 0 SAC: 1 DP: 0 HBP: 0	WP: 0 PB: 0 SB: 0 CS: 0	PA: 34	
PITCHER	IP	WLS	BF	H	R	ER	SO	BB	IBB	HBP	BLK	WP	HR	S	P	ERA	WHIP				
57 Alex Wood, L (1, 1) ERA: 1.67	7.0	W	26	3	0	0	10	2	0	0	0	0	0	61	85	0.00	0.714				
52 Pedro Báez, R (8, 1) ERA: 1.23	1.0	H	4	0	0	0	2	1	0	0	0	0	0	11	19	0.00	1.000				
74 Kenley Jansen, R (9, 1) ERA: 1.01	1.0	S	4	1	0	0	2	0	0	0	0	0	0	11	16	0.00	1.000				

Batter	1	2	3	4	5	6	7	8	9	AB	R	H	RBI	BB	SO	LOB	BOTTOM				
26 Chase Utley, L (1,3) OBP: 0.323, SLG: 0.387										3	0	0	0	0	2	0	Arizona Diamondbacks @ Los Angeles Dodgers Dodger Stadium, Los Angeles, CA Wed Jul 05 2017, 7:11 PM - 10:06 PM PDT Att: 40,997 - Clear - 79 F				
74 Kenley Jansen, S (9, 1) OBP: 0.500, SLG: 0.750										4	0	1	0	0	1	1					
5 Corey Seager, L (1,6) OBP: 0.397, SLG: 0.512										3	0	1	0	1	1	1					
10 Justin Turner, R (1,5) OBP: 0.473, SLG: 0.571										3	0	1	0	1	1	1					
35 Cody Bellinger, L (1,9) OBP: 0.333, SLG: 0.613										3	0	0	0	1	1	4					
31 Joc Pederson, L (1,8) OBP: 0.357, SLG: 0.446										2	0	0	0	0	0	1					
14 Enrique Hernández, R (7, PH) OBP: 0.312, SLG: 0.469										0	0	0	0	1	0	0					
3 Chris Taylor, R (1,7) OBP: 0.369, SLG: 0.485										3	1	1	0	0	2	1					
9 Yasmani Grandal, S (1,2) OBP: 0.325, SLG: 0.476										3	0	1	1	0	1	1					
11 Logan Forsythe, R (1,4) OBP: 0.362, SLG: 0.327										3	0	0	0	0	1	2					
57 Alex Wood, R (1,1) OBP: 0.100, SLG: 0.069										2	0	0	0	0	1	1					
52 Pedro Báez, R (8, 1) ERA: 1.91										0	0	0	0	0	0	0					
66 Yasiel Puig, R (8, PH) OBP: 0.326, SLG: 0.451										1	0	0	0	0	0	0					
Inning Stats	R: 0 E: 0 K: 2 S: 14	H: 1 LOB: 1 BB: 0 P: 24	R: 1 E: 0 K: 0 S: 11	H: 2 LOB: 1 BB: 0 P: 15	R: 0 E: 0 K: 0 S: 10	H: 0 LOB: 0 BB: 0 P: 16	R: 0 E: 0 K: 1 S: 5	H: 0 LOB: 0 BB: 1 P: 12	R: 0 E: 0 K: 2 S: 8	H: 0 LOB: 0 BB: 0 P: 13	R: 0 E: 0 K: 1 S: 10	H: 0 LOB: 1 BB: 0 P: 17	R: 0 E: 0 K: 2 S: 12	H: 0 LOB: 1 BB: 1 P: 18	R: 0 E: 0 K: 2 S: 12	H: 1 LOB: 2 BB: 1 P: 20	1B: 1 2B: 3 3B: 0 HR: 0	SF: 0 SAC: 0 DP: 1 HBP: 1	WP: 0 PB: 0 SB: 0 CS: 0	PA: 31	
PITCHER	IP	WLS	BF	H	R	ER	SO	BB	IBB	HBP	BLK	WP	HR	S	P	ERA	WHIP				
52 Zack Godley, R (1, 1) ERA: 2.99	5.2	L	21	3	1	1	6	1	0	1	0	0	0	55	92	1.59	0.706				
40 Andrew Chafin, L (6, 1) ERA: 1.91	0.1		1	0	0	0	0	0	0	0	0	0	0	3	5	0.00	0.000				
12 Rubby De La Rosa, R (7, 1) ERA: 5.4	1.0		4	0	0	0	2	1	0	0	1	0	0	12	18	0.00	1.000				
25 Archie Bradley, R (8, 1) ERA: 1.19	1.0		5	1	0	0	2	0	1	0	0	0	0	12	20	0.00	1.000				

AB	30
R	0
H	4
RBI	0
BB	3
SO	14
LOB	14



Batter	1	2	3	4	5	6	7	8	9	AB R H RBI BB SO LOB	TOP											
6 Billy Hamilton, S OBP: 0.301, SLG: 0.325										3 1 2 1 2 1 0	Cincinnati Reds @ Arizona Diamondbacks Chase Field, Phoenix, AZ Sat Jul 08, 2017, 7:13 PM - 10:10 PM MST Att: 29,806 - Roof Closed - 82 F											
2 Zack Cozart, R OBP: 0.394, SLG: 0.547										4 1 1 1 1 0 2												
19 Joey Votto, L OBP: 0.426, SLG: 0.633										3 1 1 3 1 0 0												
23 Adam Duvali, R OBP: 0.322, SLG: 0.557										5 0 0 0 0 2 3												
4 Scooter Gennett, L OBP: 0.369, SLG: 0.615										3 1 1 1 0 0 1												
43 Scott Schebler, L OBP: 0.328, SLG: 0.529										4 0 0 0 0 3 2												
9 José Peraza, R OBP: 0.275, SLG: 0.332										4 0 0 0 0 1 1												
16 Tucker Barnhart, L OBP: 0.338, SLG: 0.408										4 2 2 1 0 0 0												
58 Luis Castillo, R										3 0 0 0 0 2 1 0 0 0 0 0 0 0 0 1 0 0 1 0 0 0 0 0 0 0 0 0												
53 Wandy Peralta, L 3 Patrick Kivlehan, R 63 Ariel Hernández, R																						
Inning Stats	R: 3 E: 0 K: 1 S: 18	H: 2 LOB: 1 BB: 1 P: 28	R: 0 E: 0 K: 1 S: 11	H: 0 LOB: 1 BB: 1 P: 18	R: 0 E: 0 K: 0 S: 9	H: 0 LOB: 1 BB: 1 P: 14	R: 1 E: 0 K: 1 S: 14	H: 2 LOB: 1 BB: 0 P: 20	R: 1 E: 0 K: 1 S: 11	H: 1 LOB: 0 BB: 0 P: 15	R: 0 E: 0 K: 1 S: 8	H: 0 LOB: 0 BB: 0 P: 12	R: 0 E: 0 K: 1 S: 10	H: 0 LOB: 0 BB: 0 P: 14	R: 0 E: 0 K: 2 S: 13	H: 0 LOB: 0 BB: 0 P: 19	R: 2 E: 0 K: 1 S: 12	H: 2 LOB: 2 BB: 2 P: 26	1B: 2 2B: 1 3B: 1 HR: 3	SF: 1 SAC: 0 DP: 0 HBP: 1	WP: 0 PB: 0 SB: 3 CS: 0	PA: 40
PITCHER	IP WLS BF H R ER SO BB IBB HBP BLK WP HR S P ERA WHIP											IP WLS BF H R ER SO BB IBB HBP BLK WP HR S P ERA WHIP										
99 Tajuan Walker, R ERA: 3.65	5.0 L 24 5 5 5 4 3 0 1 0 0 0 2 63 95 9.00 1.600																					
33 Jake Barrett, R ERA: 5.4	1.0 3 0 0 0 1 0 0 0 0 0 0 0 8 12 0.00 0.000																					
48 Randall Delgado, R ERA: 3.05	2.0 6 0 0 0 3 0 0 0 0 0 0 1 23 33 0.00 0.000																					
29 Jorge De La Rosa, L ERA: 4.36	1.0 7 2 2 2 1 2 0 0 0 0 0 1 12 26 18.00 4.000																					

Batter	1	2	3	4	5	6	7	8	9	AB R H RBI BB SO LOB	BOTTOM											
3 Daniel Descalso, L OBP: 0.340, SLG: 0.417										4 0 0 0 0 1 0	Cincinnati Reds @ Arizona Diamondbacks Chase Field, Phoenix, AZ Sat Jul 08, 2017, 7:13 PM - 10:10 PM MST Att: 29,806 - Roof Closed - 82 F											
10 Chris Herrmann, L OBP: 0.272, SLG: 0.367										4 0 0 0 0 2 0												
44 Paul Goldschmidt, R OBP: 0.430, SLG: 0.591										3 0 1 0 1 1 0												
22 Jake Lamb, L OBP: 0.375, SLG: 0.550										4 0 1 0 0 0 2												
16 Chris Owings, R OBP: 0.318, SLG: 0.480										4 0 0 0 0 1 3												
27 Brandon Drury, R OBP: 0.337, SLG: 0.462										2 0 0 0 2 1 2												
4 Ketel Marte, S OBP: 0.273, SLG: 0.450										4 0 1 0 0 2 4												
14 Rey Fuentes, L OBP: 0.272, SLG: 0.316										2 0 0 0 0 0 2 1 0 0 0 0 0 2												
11 AJ Pollock, R OBP: 0.328, SLG: 0.437										1 0 0 0 0 1 0 1 0 1 0 0 0 0 1 0 0 0 0 0 0 0 0												
99 Tajuan Walker, R 5 Grégor Bischoff, L 33 Jake Barrett, R 48 Randall Delgado, R 8 Chris Iannetta, R 29 Jorge De La Rosa, L																						
Inning Stats	R: 0 E: 0 K: 1 S: 10	H: 0 LOB: 0 BB: 0 P: 16	R: 0 E: 1 K: 1 S: 8	H: 0 LOB: 2 BB: 1 P: 15	R: 0 E: 0 K: 2 S: 10	H: 0 LOB: 0 BB: 0 P: 15	R: 0 E: 0 K: 0 S: 15	H: 1 LOB: 1 BB: 0 P: 23	R: 0 E: 0 K: 1 S: 8	H: 0 LOB: 0 BB: 0 P: 12	R: 0 E: 0 K: 1 S: 10	H: 0 LOB: 0 BB: 0 P: 15	R: 0 E: 0 K: 2 S: 17	H: 2 LOB: 2 BB: 0 P: 22	R: 0 E: 0 K: 2 S: 7	H: 0 LOB: 0 BB: 0 P: 10	R: 0 E: 0 K: 0 S: 6	H: 0 LOB: 2 BB: 2 P: 18	1B: 3 2B: 0 3B: 0 HR: 0	SF: 0 SAC: 0 DP: 0 HBP: 0	WP: 0 PB: 0 SB: 0 CS: 0	PA: 34
PITCHER	IP WLS BF H R ER SO BB IBB HBP BLK WP HR S P ERA WHIP											IP WLS BF H R ER SO BB IBB HBP BLK WP HR S P ERA WHIP										
58 Luis Castillo, R ERA: 3.13	6.2 W 25 3 0 0 0 1 0 0 0 0 0 0 74 113 0.00 0.600																					
53 Wandy Peralta, L ERA: 3.1	1.1 4 0 0 0 2 0 0 0 0 0 0 0 11 15 0.00 0.000																					
63 Ariel Hernández, R ERA: 1.54	1.0 5 0 0 0 0 2 0 0 0 0 0 0 6 18 0.00 2.000																					

Batter	1	2	3	4	5	6	7	8	9	AB	R	H	RBI	BB	SO	LOB	TOP							
11 AJ Pollock, R OBP: 0.340, SLG: 0.446										3	1	2	0	2	0	1								
6 David Peralta, L OBP: 0.382, SLG: 0.465										4	0	1	1	1	0	6								
44 Paul Goldschmidt, R OBP: 0.425, SLG: 0.578										5	0	1	2	0	1	5								
22 Jake Lamb, L OBP: 0.372, SLG: 0.536										5	0	1	0	0	2	5								
16 Chris Owings, R OBP: 0.326, SLG: 0.481										5	0	1	1	0	1	1								
27 Brandon Drury, R OBP: 0.334, SLG: 0.456										4	0	1	0	0	0	2								
29 Jorge De La Rosa, L OBP: 0.325, SLG: 0.370										5	1	1	0	0	2	2								
10 Chris Herrmann, L OBP: 0.267, SLG: 0.363										2	1	0	0	2	1	1								
8 Chris Iannetta, R OBP: 0.307, SLG: 0.485										1	0	0	0	1	1	1								
46 Patrick Corbin, L OBP: 0.162, SLG: 0.061										1	1	1	1	0	0	0								
3 Daniel Descalso, L OBP: 0.350, SLG: 0.431										1	1	1	1	0	0	0								
48 Randall Delgado, R OBP: 0.286, SLG: 0.400										1	1	1	0	0	0	0								
4 Ketel Marte, S OBP: 0.286, SLG: 0.400										1	1	1	0	0	0	0								
Inning Stats	R: 1 E: 0 K: 1 S: 14	H: 3 LOB: 2 BB: 0 P: 19	R: 0 E: 0 K: 2 S: 16	H: 1 LOB: 1 BB: 1 P: 32	R: 0 E: 0 K: 1 S: 10	H: 2 LOB: 2 BB: 2 P: 14	R: 0 E: 0 K: 1 S: 9	H: 0 LOB: 2 BB: 2 P: 19	R: 0 E: 0 K: 1 S: 9	H: 0 LOB: 0 BB: 0 P: 11	R: 2 E: 0 K: 0 S: 15	H: 3 LOB: 2 BB: 1 P: 30	R: 0 E: 0 K: 1 S: 8	H: 0 LOB: 0 BB: 0 P: 11	R: 2 E: 0 K: 1 S: 14	H: 1 LOB: 1 BB: 2 P: 26	R: 0 E: 0 K: 1 S: 11	H: 0 LOB: 0 BB: 0 P: 14	1B: 9 2B: 1 3B: 0 HR: 0	SF: 0 SAC: 0 DP: 0 HBP: 0	WP: 0 PB: 0 SB: 2 CS: 0	PA: 43		
PITCHER	IP: 5.1 WLS: 0 BF: 27 ERA: 3.94	IP: 0.1 WLS: 1 BF: 3 ERA: 5.4	IP: 0.1 WLS: 0 BF: 3 ERA: 2.58	IP: 0.0 WLS: 0 BF: 3 ERA: 4.15	IP: 1.0 WLS: 0 BF: 3 ERA: 4.02	IP: 1.0 WLS: 0 BF: 3 ERA: 4.02	IP: 1.0 WLS: 0 BF: 3 ERA: 4.02	IP: 1.0 WLS: 0 BF: 3 ERA: 4.02	IP: 1.0 WLS: 0 BF: 3 ERA: 4.02	IP: 1.0 WLS: 0 BF: 3 ERA: 4.02	IP: 1.0 WLS: 0 BF: 3 ERA: 4.02	IP: 1.0 WLS: 0 BF: 3 ERA: 4.02	IP: 1.0 WLS: 0 BF: 3 ERA: 4.02	IP: 1.0 WLS: 0 BF: 3 ERA: 4.02	IP: 1.0 WLS: 0 BF: 3 ERA: 4.02	IP: 1.0 WLS: 0 BF: 3 ERA: 4.02	IP: 1.0 WLS: 0 BF: 3 ERA: 4.02	IP: 1.0 WLS: 0 BF: 3 ERA: 4.02	IP: 1.0 WLS: 0 BF: 3 ERA: 4.02	IP: 1.0 WLS: 0 BF: 3 ERA: 4.02	IP: 1.0 WLS: 0 BF: 3 ERA: 4.02	IP: 1.0 WLS: 0 BF: 3 ERA: 4.02	IP: 1.0 WLS: 0 BF: 3 ERA: 4.02	IP: 1.0 WLS: 0 BF: 3 ERA: 4.02

Arizona Diamondbacks @ Atlanta Braves
SunTrust Park, Atlanta, GA
Sat Jul 15 2017, 7:12 PM - 10:39 PM EDT
Att: 41,627 - Cloudy - 77 F

AB	37
R	5
H	10
RBI	5
BB	6
SO	9
LOB	24



Batter	1	2	3	4	5	6	7	8	9	AB	R	H	RBI	BB	SO	LOB	BOTTOM
11 Ender Inciarte, L OBP: 0.354, SLG: 0.413										5	1	3	1	0	0	0	
4 Brandon Phillips, R OBP: 0.329, SLG: 0.428										5	1	3	2	0	1	1	
5 Freddie Freeman, L OBP: 0.446, SLG: 0.735										5	0	0	0	0	2	3	
27 Matt Kemp, R OBP: 0.341, SLG: 0.483										4	2	2	0	0	0	2	
22 Nick Markakis, L OBP: 0.359, SLG: 0.386										4	1	1	0	0	1	1	
24 Kurt Suzuki, R OBP: 0.340, SLG: 0.455										4	0	1	1	0	1	2	
17 Johan Camargo, S OBP: 0.359, SLG: 0.505										4	0	2	0	0	1	2	
7 Dansby Swanson, R OBP: 0.298, SLG: 0.322										2	1	0	0	0	2	2	
26 Mike Folynewicz, R ERA: 4.68																	

Batter	1	2	3	4	5	6	7	8	9	10	11	AB	R	H	RBI	BB	SO	LOB	TOP	
6 David Peralta, L (1.7) OBP: 0.368, SLG: 0.483												5	1	3	2	0	1	0		
11 AJ Pollock, R (1.8) OBP: 0.332, SLG: 0.435												5	1	2	0	0	0	1		
22 Jake Lamb, L (1.5) OBP: 0.388, SLG: 0.531												5	0	1	1	0	2	2		
44 Paul Goldschmidt, R (1.3) OBP: 0.432, SLG: 0.577												5	0	1	0	0	2	1		
28 J.D. Martinez, R (1.9) OBP: 0.385, SLG: 0.624												2	0	0	0	0	2	1		
3 Daniel Descalso, L (4.7) OBP: 0.351, SLG: 0.425												2	0	0	0	1	0	0		
16 Chris Owings, R (1.6) OBP: 0.319, SLG: 0.470												5	0	0	0	0	2	3		
27 Brandon Drury, R (1.4) OBP: 0.329, SLG: 0.447												4	0	0	0	1	0	1		
2 Jeff Mathis, R (1.2) OBP: 0.236, SLG: 0.321												5	1	1	0	0	3	2		
21 Zack Greinke, R (1.1) OBP: 0.319, SLG: 0.516												2	0	0	0	0	0	1		
29 Jorge De La Rosa, L (7.94) OBP: 0.313, SLG: 0.416												2	0	0	0	0	0	0		
25 Archie Bradley, R (7.1) OBP: 0.313, SLG: 0.416												2	0	0	0	0	0	0		
40 Andrew Chafin, R (8.1) OBP: 0.313, SLG: 0.416												2	0	0	0	0	0	0		
10 Chris Herrmann, L (8.1) OBP: 0.313, SLG: 0.416												2	0	0	0	0	0	0		
33 Jake Barrett, R (8.1) OBP: 0.313, SLG: 0.416												2	0	0	0	0	0	0		
30 T.J. McFarland, L (10.1) OBP: 0.313, SLG: 0.416												2	0	0	0	0	0	0		
Inning Stats	R: 0 E: 0 K: 1 S: 9	H: 0 LOB: 0 BB: 0 P: 15	R: 0 E: 0 K: 2 S: 7	H: 0 LOB: 0 BB: 0 P: 9	R: 1 E: 0 K: 1 S: 17	H: 3 LOB: 2 BB: 0 P: 23	R: 0 E: 0 K: 2 S: 16	H: 1 LOB: 1 BB: 0 P: 21	R: 2 E: 0 K: 1 S: 13	H: 3 LOB: 1 BB: 0 P: 21	R: 0 E: 0 K: 2 S: 10	H: 0 LOB: 1 BB: 0 P: 17	R: 0 E: 0 K: 1 S: 9	H: 0 LOB: 0 BB: 0 P: 15	R: 0 E: 1 K: 1 S: 11	H: 0 LOB: 2 BB: 1 P: 14	1B: 4 2B: 3 3B: 0 HR: 1	SF: 0 SAC: 0 DP: 0 HBP: 0	WP: 0 PB: 0 SB: 1 CS: 0	PA: 44
PITCHER	IP: 6.0 WLS: 1.1 BF: 5 H: 1 R: 0 ER: 0 SO: 3 BB: 0 IBB: 0 HBP: 0 BLK: 0 WP: 0 HR: 0 S: 10 P: 17 ERA: 4.96 WHIP: 0.750	IP: 1.1 WLS: 1.2 BF: 6 H: 0 R: 0 ER: 0 SO: 1 BB: 0 IBB: 0 HBP: 0 BLK: 0 WP: 0 HR: 0 S: 9 P: 11 ERA: 2.25 WHIP: 0.600	IP: 2.0 WLS: 2.0 BF: 8 H: 0 R: 0 ER: 0 SO: 2 BB: 0 IBB: 1 HBP: 0 BLK: 0 WP: 0 HR: 0 S: 13 P: 29 ERA: 3.83 WHIP: 0.000	PITCHER																

Arizona Diamondbacks @ Cincinnati Reds
Great American Ball Park, Cincinnati, OH
Wed Jul 19 2017, 7:12 PM - 11:09 PM EDT
Att. 16,573 - Clear - 91 F

livebaseballscorecards.com

AB 42
R 3
H 8
RBI 3
BB 2
SO 13
LOB 12

Batter	1	2	3	4	5	6	7	8	9	10	11	AB	R	H	RBI	BB	SO	LOB	BOTTOM					
6 Billy Hamilton, S (1.8) OBP: 0.304, SLG: 0.335												6	2	3	0	0	1	3						
2 Zack Cozart, R (1.6) OBP: 0.400, SLG: 0.566												6	1	4	2	0	0	0						
19 Joey Votto, L (1.3) OBP: 0.425, SLG: 0.605												4	0	2	0	2	0	1						
23 Adam Duvali, R (1.7) OBP: 0.319, SLG: 0.534												5	0	1	1	1	2	3						
4 Scooter Gennett, L (1.4) OBP: 0.359, SLG: 0.560												4	1	2	0	0	1	3						
26 Raisel Iglesias, R (8.1) OBP: 1.000, SLG: 2.000												0	0	0	0	0	0	0						
21 Michael Lorenzen, R (10.1) OBP: 0.125, SLG: 0.500												1	0	0	0	0	1	0						
7 Eugenio Suárez, R (1.5) OBP: 0.356, SLG: 0.438												5	0	1	0	0	1	4						
43 Scott Schebler, L (1.9) OBP: 0.318, SLG: 0.502												3	0	0	0	2	2	1						
16 Tucker Barnhart, L (1.2) OBP: 0.322, SLG: 0.379												5	0	1	1	0	0	3						
46 Tim Adleman, R (1.1) OBP: 0.077, SLG: 0.115												1	0	0	0	0	1	2						
39 Devin Mesoraco, R (6.1) OBP: 0.338, SLG: 0.464												1	0	1	0	0	0	0						
53 Wandy Peralta, L (7.1) OBP: 0.338, SLG: 0.464												0	0	0	0	0	0	0						
9 José Peraza, R (8.4) OBP: 0.277, SLG: 0.328												2	0	0	0	0	0	0						
Inning Stats	R: 1 E: 0 K: 0 S: 9	H: 2 LOB: 0 BB: 0 P: 12	R: 0 E: 0 K: 2 S: 13	H: 1 LOB: 2 BB: 1 P: 23	R: 1 E: 0 K: 1 S: 18	H: 2 LOB: 2 BB: 0 P: 29	R: 1 E: 0 K: 0 S: 9	H: 2 LOB: 2 BB: 1 P: 15	R: 0 E: 0 K: 1 S: 15	H: 1 LOB: 1 BB: 0 P: 25	R: 0 E: 0 K: 1 S: 8	H: 1 LOB: 1 BB: 0 P: 14	R: 0 E: 0 K: 1 S: 13	H: 1 LOB: 1 BB: 0 P: 20	R: 0 E: 0 K: 1 S: 8	H: 1 LOB: 2 BB: 1 P: 15	R: 0 E: 0 K: 1 S: 15	H: 2 LOB: 2 BB: 1 P: 26	R: 0 E: 0 K: 1 S: 6	H: 3 LOB: 3 BB: 1 P: 10	1B: 12 2B: 2 3B: 0 HR: 1	SF: 0 SAC: 1 DP: 1 HBP: 0	WP: 0 PB: 0 SB: 2 CS: 1	PA: 49
PITCHER	IP: 5.0 WLS: 1.0 BF: 4 H: 1 R: 0 ER: 0 SO: 3 BB: 0 IBB: 0 HBP: 0 BLK: 0 WP: 0 HR: 0 S: 10 P: 17 ERA: 2.97 WHIP: 1.000	IP: 1.0 WLS: 1.1 BF: 5 H: 0 R: 0 ER: 0 SO: 1 BB: 0 IBB: 0 HBP: 0 BLK: 0 WP: 0 HR: 0 S: 9 P: 11 ERA: 2.25 WHIP: 0.600	IP: 2.0 WLS: 2.0 BF: 8 H: 0 R: 0 ER: 0 SO: 2 BB: 0 IBB: 1 HBP: 0 BLK: 0 WP: 0 HR: 0 S: 13 P: 29 ERA: 3.83 WHIP: 0.000	PITCHER																				

Arizona Diamondbacks @ Cincinnati Reds
Great American Ball Park, Cincinnati, OH
Wed Jul 19 2017, 7:12 PM - 11:09 PM EDT
Att. 16,573 - Clear - 91 F

livebaseballscorecards.com

AB 43
R 4
H 15
RBI 4
BB 5
SO 9
LOB 20

Batter	1	2	3	4	5	6	7	8	9	AB	R	H	RBI	BB	SO	LOB	TOP						
8 Brian Goodwin, L (1.8) OBP: 0.302, SLG: 0.456										5	0	0	1	0	2	1							
18 Ryan Raburn, R (1.7) OBP: 0.309, SLG: 0.438										5	0	1	1	0	3	0							
34 Bryce Harper, L (1.9) OBP: 0.444, SLG: 0.632										3	1	1	0	2	1	1							
11 Ryan Zimmerman, R (1.3) OBP: 0.364, SLG: 0.575										4	0	0	0	0	2	3							
20 Daniel Murphy, L (1.4) OBP: 0.394, SLG: 0.583										4	1	3	1	0	1	0							
6 Anthony Rendon, R (1.5) OBP: 0.421, SLG: 0.588										3	1	0	0	1	1	2							
32 Matt Wieters, S (1.2) OBP: 0.298, SLG: 0.384										4	1	2	0	0	2	2							
40 Edwin Jackson, R (8. PR)										0	0	0	0	0	0	0							
44 Ryan Madson, L (8.1)										0	0	0	0	0	0	0							
72 Enny Romero, R (9.1)										0	0	0	0	0	0	0							
1 Wilmer Difo, S (1.6) OBP: 0.329, SLG: 0.313										3	1	1	2	1	0	1							
31 Max Scherzer, R (11.1) OBP: 0.426, SLG: 0.627										1	0	0	0	0	0	0							
14 Chris Herrmann, L (8. PH)										1	0	0	0	0	0	2							
56 Jose Blanton, R (8.1)										0	0	0	0	0	0	0							
33 Matt Grace, L (8.1)										0	0	0	0	0	0	0							
10 Stephen Drew, L (8. PH)										1	0	0	0	0	0	2							
59 Jose Lobaton, S (8.2) OBP: 0.330, SLG: 0.327										0	0	0	0	0	0	0							
Inning Stats	R: 0 E: 0 K: 2 S: 7	H: 0 LOB: 1 BB: 1 P: 17	R: 0 E: 0 K: 2 S: 9	H: 0 LOB: 0 BB: 0 P: 15	R: 0 E: 0 K: 0 S: 7	H: 0 LOB: 0 BB: 0 P: 11	R: 1 E: 0 K: 3 S: 12	H: 2 LOB: 1 BB: 1 P: 16	R: 2 E: 0 K: 1 S: 11	H: 2 LOB: 1 BB: 1 P: 19	R: 1 E: 0 K: 2 S: 12	H: 2 LOB: 2 BB: 1 P: 22	R: 0 E: 0 K: 1 S: 10	H: 0 LOB: 1 BB: 1 P: 18	R: 1 E: 0 K: 0 S: 9	H: 2 LOB: 2 BB: 0 P: 18	R: 0 E: 0 K: 1 S: 8	H: 0 LOB: 0 BB: 0 P: 12	1B: 3 2B: 5 3B: 0 HR: 0	SF: 0 SAC: 1 DP: 0 HBP: 0	WP: 0 PB: 0 SB: 0 CS: 0	PA: 39	
PITCHER	IP WLS BF H R ER SO BB IBB HBP BLK WP HR S P ERA WHIP	IP WLS BF H R ER SO BB IBB HBP BLK WP HR S P ERA WHIP	IP WLS BF H R ER SO BB IBB HBP BLK WP HR S P ERA WHIP	IP WLS BF H R ER SO BB IBB HBP BLK WP HR S P ERA WHIP	IP WLS BF H R ER SO BB IBB HBP BLK WP HR S P ERA WHIP	IP WLS BF H R ER SO BB IBB HBP BLK WP HR S P ERA WHIP	IP WLS BF H R ER SO BB IBB HBP BLK WP HR S P ERA WHIP	IP WLS BF H R ER SO BB IBB HBP BLK WP HR S P ERA WHIP	IP WLS BF H R ER SO BB IBB HBP BLK WP HR S P ERA WHIP	IP WLS BF H R ER SO BB IBB HBP BLK WP HR S P ERA WHIP	IP WLS BF H R ER SO BB IBB HBP BLK WP HR S P ERA WHIP	IP WLS BF H R ER SO BB IBB HBP BLK WP HR S P ERA WHIP	IP WLS BF H R ER SO BB IBB HBP BLK WP HR S P ERA WHIP	IP WLS BF H R ER SO BB IBB HBP BLK WP HR S P ERA WHIP	IP WLS BF H R ER SO BB IBB HBP BLK WP HR S P ERA WHIP	IP WLS BF H R ER SO BB IBB HBP BLK WP HR S P ERA WHIP	IP WLS BF H R ER SO BB IBB HBP BLK WP HR S P ERA WHIP	IP WLS BF H R ER SO BB IBB HBP BLK WP HR S P ERA WHIP	IP WLS BF H R ER SO BB IBB HBP BLK WP HR S P ERA WHIP	IP WLS BF H R ER SO BB IBB HBP BLK WP HR S P ERA WHIP	IP WLS BF H R ER SO BB IBB HBP BLK WP HR S P ERA WHIP	IP WLS BF H R ER SO BB IBB HBP BLK WP HR S P ERA WHIP	IP WLS BF H R ER SO BB IBB HBP BLK WP HR S P ERA WHIP

Washington Nationals @ Arizona Diamondbacks
Chase Field, Phoenix, AZ
Fri Jul 21 2017, 6:41 PM - 10:03 PM MST
Att: 37,858 - Roof Closed - 80 F

AB 34
R 5
H 8
RBI 5
BB 4
SO 12
LOB 14



Batter	1	2	3	4	5	6	7	8	9	AB	R	H	RBI	BB	SO	LOB	BOTTOM							
6 David Peralta, L (1.9) OBP: 0.373, SLG: 0.500										5	1	3	1	0	1	2								
11 AJ Pollock, R (1.8) OBP: 0.341, SLG: 0.477										5	3	3	1	0	0	2								
22 Jake Lamb, L (1.5) OBP: 0.373, SLG: 0.560										3	1	2	2	2	1	0								
44 Paul Goldschmidt, R (1.3) OBP: 0.427, SLG: 0.565										4	1	1	0	1	2	3								
3 Daniel Descalso, L (1.7) OBP: 0.342, SLG: 0.412										4	0	0	0	0	3	2								
5 Gregor Blanco, L (8.7) OBP: 0.331, SLG: 0.404										1	0	0	0	0	0	3								
27 Brandon Drury, R (1.4) OBP: 0.330, SLG: 0.445										4	0	1	1	1	2	0								
4 Ketel Marte, S (1.6) OBP: 0.293, SLG: 0.444										4	0	1	0	0	1	2								
2 Jeff Mathis, R (1.2) OBP: 0.243, SLG: 0.322										3	0	1	1	1	2	0								
52 Zack Godley, R (11.1) OBP: 0.446, SLG: 0.992										2	0	0	0	0	2	2								
40 Andrew Chafin, R (8.1)										0	0	0	0	0	0	0								
10 Chris Herrmann, L (8. PH)										1	0	0	0	0	0	0								
25 Archie Bradley, R (7.1)										0	0	0	0	0	0	0								
29 Jorge De La Rosa, L (8.1)										0	0	0	0	0	0	0								
16 Chris Owings, R (8. PH)										1	0	0	0	0	1	2								
56 Fernando Rodney, R (9.1) OBP: 0.377										0	0	0	0	0	0	0								
Inning Stats	R: 4 E: 0 K: 2 S: 22	H: 5 LOB: 2 BB: 1 P: 37	R: 1 E: 0 K: 2 S: 13	H: 2 LOB: 1 BB: 0 P: 18	R: 0 E: 0 K: 1 S: 8	H: 0 LOB: 0 BB: 0 P: 11	R: 0 E: 0 K: 1 S: 11	H: 1 LOB: 2 BB: 1 P: 19	R: 0 E: 0 K: 3 S: 9	H: 0 LOB: 0 BB: 0 P: 13	R: 0 E: 0 K: 1 S: 12	H: 1 LOB: 1 BB: 0 P: 22	R: 0 E: 0 K: 3 S: 9	H: 0 LOB: 0 BB: 0 P: 15	R: 0 E: 0 K: 2 S: 11	H: 1 LOB: 2 BB: 1 P: 21	R: 1 E: 0 K: 0 S: 7	H: 2 LOB: 3 BB: 2 P: 11	1B: 4 2B: 4 3B: 1 HR: 3	SF: 0 SAC: 0 DP: 0 HBP: 0	WP: 0 PB: 0 SB: 0 CS: 0	PA: 42		
PITCHER	IP WLS BF H R ER SO BB IBB HBP BLK WP HR S P ERA WHIP	IP WLS BF H R ER SO BB IBB HBP BLK WP HR S P ERA WHIP	IP WLS BF H R ER SO BB IBB HBP BLK WP HR S P ERA WHIP	IP WLS BF H R ER SO BB IBB HBP BLK WP HR S P ERA WHIP	IP WLS BF H R ER SO BB IBB HBP BLK WP HR S P ERA WHIP	IP WLS BF H R ER SO BB IBB HBP BLK WP HR S P ERA WHIP	IP WLS BF H R ER SO BB IBB HBP BLK WP HR S P ERA WHIP	IP WLS BF H R ER SO BB IBB HBP BLK WP HR S P ERA WHIP	IP WLS BF H R ER SO BB IBB HBP BLK WP HR S P ERA WHIP	IP WLS BF H R ER SO BB IBB HBP BLK WP HR S P ERA WHIP	IP WLS BF H R ER SO BB IBB HBP BLK WP HR S P ERA WHIP	IP WLS BF H R ER SO BB IBB HBP BLK WP HR S P ERA WHIP	IP WLS BF H R ER SO BB IBB HBP BLK WP HR S P ERA WHIP	IP WLS BF H R ER SO BB IBB HBP BLK WP HR S P ERA WHIP	IP WLS BF H R ER SO BB IBB HBP BLK WP HR S P ERA WHIP	IP WLS BF H R ER SO BB IBB HBP BLK WP HR S P ERA WHIP	IP WLS BF H R ER SO BB IBB HBP BLK WP HR S P ERA WHIP	IP WLS BF H R ER SO BB IBB HBP BLK WP HR S P ERA WHIP	IP WLS BF H R ER SO BB IBB HBP BLK WP HR S P ERA WHIP	IP WLS BF H R ER SO BB IBB HBP BLK WP HR S P ERA WHIP	IP WLS BF H R ER SO BB IBB HBP BLK WP HR S P ERA WHIP	IP WLS BF H R ER SO BB IBB HBP BLK WP HR S P ERA WHIP	IP WLS BF H R ER SO BB IBB HBP BLK WP HR S P ERA WHIP	IP WLS BF H R ER SO BB IBB HBP BLK WP HR S P ERA WHIP

Washington Nationals @ Arizona Diamondbacks
Chase Field, Phoenix, AZ
Fri Jul 21 2017, 6:41 PM - 10:03 PM MST
Att: 37,858 - Roof Closed - 80 F

AB 37
R 6
H 12
RBI 6
BB 5
SO 15
LOB 18




Batter	1	2	3	4	5	6	7	8	9	AB	R	H	RBI	BB	SO	LOB	TOP										
8 Brian Goodwin, L (1, 8) OBP: 0.309, SLG: 0.466										5	0	3	0	0	1	0	Washington Nationals @ Arizona Diamondbacks Chase Field, Phoenix, AZ Sat Jul 22 2017, 5:12 PM - 8:06 PM MST Att: 39,176 - Roof Closed - 80 F										
14 Chris Halsey, R (1, 7) OBP: 0.215, SLG: 0.270 62 Sean Doolittle, L (9, 1)										4	1	1	0	1	1	1											
34 Bryce Harper, L (1, 9) OBP: 0.444, SLG: 0.641										5	2	2	2	0	1	4											
11 Ryan Zimmerman, R (1, 3) OBP: 0.365, SLG: 0.577										4	1	2	1	0	2	3											
20 Daniel Murphy, L (1, 4) OBP: 0.392, SLG: 0.580										4	0	1	0	0	0	2											
6 Anthony Rendon, R (1, 5) OBP: 0.419, SLG: 0.583										4	0	1	1	0	0	2											
32 Matt Wieters, S (1, 2) OBP: 0.297, SLG: 0.386										4	0	1	0	0	2	2											
1 Wilmer Difo, S (1, 6) OBP: 0.327, SLG: 0.311										4	0	1	0	0	0	2											
57 Tanner Roark, R (1, 1) OBP: 0.139, SLG: 0.143 44 Ryan Madson, L (8, 1) 18 Ryan Raburn, R (9, PH) OBP: 0.304, SLG: 0.431										3	0	0	0	0	3	1											
Inning Stats	R: 1 H: 1 E: 0 K: 2 S: 15	H: 1 LOB: 0 BB: 0 P: 23	R: 0 H: 1 E: 0 K: 0 S: 7	H: 1 LOB: 1 BB: 0 P: 11	R: 0 H: 1 E: 0 K: 1 S: 6	H: 1 LOB: 1 BB: 0 P: 8	R: 0 H: 1 E: 0 K: 0 S: 9	H: 0 LOB: 0 BB: 0 P: 15	R: 0 H: 0 E: 0 K: 2 S: 8	H: 0 LOB: 0 BB: 0 P: 11	R: 3 H: 4 E: 0 K: 1 S: 14	H: 2 LOB: 3 BB: 1 P: 19	R: 0 H: 1 E: 0 K: 0 S: 10	H: 1 LOB: 1 BB: 0 P: 18	R: 0 H: 1 E: 0 K: 1 S: 11	H: 1 LOB: 1 BB: 0 P: 16		1B: 6 2B: 4 3B: 1 HR: 1	SF: 0 SAC: 0 DP: 0 HBP: 0	WP: 0 PB: 0 SB: 1 CS: 0	PA: 39						
PITCHER	IP	WLS	BF	H	R	ER	SO	BB	IBB	HBP	BLK	WP	HR	S	P	ERA	WHIP										
50 Anthony Banda, L (1, 1) ERA: 6.35	5.2	L	23	7	4	4	5	0	0	0	0	0	1	55	82	6.35	1.235										
60 J.J. Hoover, R (8, 1) ERA: 4.0	0.2		6	3	0	0	2	1	0	0	0	0	0	16	24	0.00	6.000										
29 Jorge De La Rosa, L (7, 1) ERA: 4.21	0.2		3	1	0	0	2	0	0	0	0	0	0	11	15	0.00	1.500										
33 Jake Barrett, R (8, 1) ERA: 1.5	1.0		3	0	0	0	0	0	0	0	0	0	0	5	10	0.00	0.000										
40 Andrew Chafin, L (9, 1) ERA: 1.91	1.0		4	1	0	0	1	0	0	0	0	0	0	11	16	0.00	1.000										

Batter	1	2	3	4	5	6	7	8	9	AB	R	H	RBI	BB	SO	LOB	BOTTOM										
6 David Peralta, L (1, 9) OBP: 0.369, SLG: 0.494										4	0	0	0	0	2	1	Washington Nationals @ Arizona Diamondbacks Chase Field, Phoenix, AZ Sat Jul 22 2017, 5:12 PM - 8:06 PM MST Att: 39,176 - Roof Closed - 80 F										
11 AJ Pollock, R (1, 8) OBP: 0.344, SLG: 0.488										4	2	2	0	0	1	1											
22 Jake Lamb, L (1, 5) OBP: 0.372, SLG: 0.555										3	1	0	1	1	2	1											
8 Chris Iannetta, R (1, 2) OBP: 0.308, SLG: 0.497 5 Gregor Blanco, C (9, PR) OBP: 0.331, SLG: 0.404										4	0	1	1	0	2	1											
3 Daniel Descalso, L (1, 3) OBP: 0.342, SLG: 0.407 44 Paul Goldschmidt, R (9, PH) OBP: 0.425, SLG: 0.565										2	0	0	0	1	0	1											
16 Chris Owings, R (1, 4) OBP: 0.311, SLG: 0.457										4	0	0	0	0	1	2											
4 Ketel Marte, S (1, 6) OBP: 0.287, SLG: 0.490										4	0	0	0	0	2	1											
10 Chris Herrmann, L (1, 7) OBP: 0.263, SLG: 0.361										3	0	0	0	0	1	0											
50 Anthony Banda, L (1, 1) 60 J.J. Hoover, R (8, 1) 29 Jorge De La Rosa, L (7, 1) 33 Jake Barrett, R (8, 1) 27 Brandon Drury, R (9, PH) 40 Andrew Chafin, R (9, 1)										2	0	0	0	0	2	0											
Inning Stats	R: 1 H: 2 E: 0 K: 2 S: 13	H: 0 LOB: 0 BB: 0 P: 19	R: 0 H: 0 E: 0 K: 1 S: 8	H: 0 LOB: 0 BB: 0 P: 13	R: 0 H: 0 E: 0 K: 2 S: 11	H: 0 LOB: 0 BB: 0 P: 16	R: 0 H: 0 E: 0 K: 2 S: 9	H: 0 LOB: 1 BB: 1 P: 18	R: 0 H: 0 E: 0 K: 1 S: 9	H: 0 LOB: 0 BB: 0 P: 15	R: 1 H: 1 E: 0 K: 2 S: 8	H: 0 LOB: 0 BB: 0 P: 12	R: 0 H: 0 E: 0 K: 1 S: 8	H: 0 LOB: 0 BB: 0 P: 10	R: 0 H: 1 E: 0 K: 1 S: 11	H: 1 LOB: 1 BB: 0 P: 15		R: 0 H: 0 E: 1 K: 1 S: 13	H: 0 LOB: 1 BB: 1 P: 18	1B: 1 2B: 2 3B: 1 HR: 0	SF: 1 SAC: 0 DP: 0 HBP: 0	WP: 0 PB: 0 SB: 0 CS: 0	PA: 34				
PITCHER	IP	WLS	BF	H	R	ER	SO	BB	IBB	HBP	BLK	WP	HR	S	P	ERA	WHIP										
57 Tanner Roark, R (1, 1) ERA: 4.83	7.0	W	25	3	2	2	11	1	0	0	0	0	0	66	103	2.57	0.571										
44 Ryan Madson, R (8, 1) ERA: 1.91	1.0	H	4	1	0	0	1	0	0	0	0	0	0	11	15	0.00	1.000										
62 Sean Doolittle, L (9, 1) ERA: 3.47	1.0	S	5	0	1	0	1	1	0	0	0	0	0	13	18	0.00	1.000										

AB	38
R	4
H	12
RBI	4
BB	1
SO	10
LOB	17



AB	31
R	3
H	4
RBI	3
BB	2
SO	13
LOB	8



Batter	1	2	3	4	5	6	7	8	9	AB	R	H	RBI	BB	SO	LOB	TOP				
8 Brian Goodwin, L (1,8) OBP: 0.312, SLG: 0.478										4	1	1	1	1	1	0	<p>Washington Nationals @ Arizona Diamondbacks Chase Field, Phoenix, AZ Sun Jul 23 2017, 1:12 PM - 4:49 PM MST Att: 32,720 - Roof Closed - 77 F</p> <p>livebaseballscores.com</p> <p>AB 35 R 6 H 9 RBI 6 BB 3 SO 6 LOB 11</p>				
1 Wilmer Difo, S (1,7) OBP: 0.331, SLG: 0.338										4	2	2	1	0	0	0					
43 Matt Albers, L (7,1)										0	0	0	0	0	0	0					
26 Adam Lind, L (9,PH) OBP: 0.384, SLG: 0.567										1	0	1	0	0	0	0					
62 Sean Doolittle, L (9,1)										0	0	0	0	0	0	0					
34 Bryce Harper, L (1,9) OBP: 0.441, SLG: 0.634										5	1	1	0	0	1	2					
11 Ryan Zimmerman, R (1,3) OBP: 0.361, SLG: 0.572									3	1	0	1	0	0	0	0					
20 Daniel Murphy, L (1,4) OBP: 0.393, SLG: 0.577									3	1	1	0	1	0	0	0					
6 Anthony Rendon, R (1,5) OBP: 0.294, SLG: 0.581									3	0	1	1	1	0	0	0					
5 Adrián Sánchez, R (1,6) OBP: 0.071, SLG: 0.071									3	0	0	1	0	1	4						
72 Enny Romero, R (6,1)									0	0	0	0	0	0	0						
10 Stephen Drew, L (7,6) OBP: 0.294, SLG: 0.366									4	0	2	1	0	1	2						
59 Jose Lobaton, S (1,2) OBP: 0.214, SLG: 0.278									4	0	2	1	0	1	2						
37 Stephen Strasburg, R (1,1) OBP: 0.146, SLG: 0.200									1	0	0	0	0	0	2						
33 Matt Grace, L (3,1)									1	0	0	0	0	1	0						
56 Joe Blanton, R (5,1)									2	0	0	0	0	1	1						
45 Andrew Stevenson, L (6,PH) (6,7)									2	0	0	0	0	1	1						
Inning Stats	R: 4 H: 5 E: 0 K: 1 S: 23	WLS: 2 BF: 1 LOB: 39	R: 0 H: 0 E: 0 K: 1 S: 8	R: 0 H: 0 E: 0 K: 1 S: 14	R: 1 H: 1 E: 1 K: 0 S: 13	R: 0 H: 1 E: 0 K: 2 S: 11	R: 0 H: 0 E: 0 K: 0 S: 5	R: 0 H: 1 E: 0 K: 0 S: 6	R: 1 H: 1 E: 0 K: 0 S: 7	R: 0 H: 0 E: 0 K: 0 S: 6	R: 0 H: 0 E: 0 K: 0 S: 6	R: 0 H: 0 E: 0 K: 0 S: 6	R: 0 H: 1 E: 0 K: 2 S: 18	R: 0 H: 1 E: 0 K: 2 S: 18	R: 0 H: 1 E: 0 K: 2 S: 18	R: 0 H: 1 E: 0 K: 2 S: 18	1B: 7 2B: 0 3B: 0 HR: 2	SF: 1 SAC: 0 DP: 0 HBP: 0	WP: 0 PB: 0 SB: 0 CS: 1	PA: 39	
PITCHER	IP WLS BF H R ER SO BB IBB HBP BLK WP HR S P ERA WHIP	IP WLS BF H R ER SO BB IBB HBP BLK WP HR S P ERA WHIP	IP WLS BF H R ER SO BB IBB HBP BLK WP HR S P ERA WHIP	IP WLS BF H R ER SO BB IBB HBP BLK WP HR S P ERA WHIP	IP WLS BF H R ER SO BB IBB HBP BLK WP HR S P ERA WHIP	IP WLS BF H R ER SO BB IBB HBP BLK WP HR S P ERA WHIP	IP WLS BF H R ER SO BB IBB HBP BLK WP HR S P ERA WHIP	IP WLS BF H R ER SO BB IBB HBP BLK WP HR S P ERA WHIP	IP WLS BF H R ER SO BB IBB HBP BLK WP HR S P ERA WHIP	IP WLS BF H R ER SO BB IBB HBP BLK WP HR S P ERA WHIP	IP WLS BF H R ER SO BB IBB HBP BLK WP HR S P ERA WHIP	IP WLS BF H R ER SO BB IBB HBP BLK WP HR S P ERA WHIP	IP WLS BF H R ER SO BB IBB HBP BLK WP HR S P ERA WHIP	IP WLS BF H R ER SO BB IBB HBP BLK WP HR S P ERA WHIP	IP WLS BF H R ER SO BB IBB HBP BLK WP HR S P ERA WHIP	IP WLS BF H R ER SO BB IBB HBP BLK WP HR S P ERA WHIP	IP WLS BF H R ER SO BB IBB HBP BLK WP HR S P ERA WHIP	IP WLS BF H R ER SO BB IBB HBP BLK WP HR S P ERA WHIP	IP WLS BF H R ER SO BB IBB HBP BLK WP HR S P ERA WHIP	IP WLS BF H R ER SO BB IBB HBP BLK WP HR S P ERA WHIP	IP WLS BF H R ER SO BB IBB HBP BLK WP HR S P ERA WHIP
38 Robbie Ray, L (1,1) ERA: 3.15	5.0 L	23 6	5 5	4 4	4 4	2 2	0 0	0 0	0 0	0 0	0 0	0 0	0 0	0 0	0 0	0 0	7.20 1.600				
60 J.J. Hoover, R (6,1) ERA: 3.9	0.2 3	1 1	0 0	0 0	0 0	0 0	0 0	0 0	0 0	0 0	0 0	0 0	0 0	0 0	0 0	0 0	0.00 1.500				
30 T.J. McFarland, L (6,1) ERA: 2.64	1.1 5	1 1	1 1	0 0	0 0	0 0	0 0	0 0	0 0	1 1	8 15	6 15	0 0	0 0	0 0	0 0	6.75 0.750				
33 Jake Barrett, R (8,1) ERA: 1.13	2.0 8	1 0	0 0	2 2	1 0	0 0	0 0	0 0	0 0	0 0	24 36	0 0	0 0	0 0	0 0	0 0	0.00 1.000				
Batter	1	2	3	4	5	6	7	8	9	AB	R	H	RBI	BB	SO	LOB	BOTTOM				
3 Daniel Descalso, L (1,7) OBP: 0.348, SLG: 0.406									3	1	1	0	2	1	4		<p>Washington Nationals @ Arizona Diamondbacks Chase Field, Phoenix, AZ Sun Jul 23 2017, 1:12 PM - 4:49 PM MST Att: 32,720 - Roof Closed - 77 F</p> <p>livebaseballscores.com</p> <p>AB 33 R 2 H 6 RBI 2 BB 7 SO 10 LOB 19</p>				
4 Ketel Marte, S (1,5) OBP: 0.280, SLG: 0.378									5	0	1	1	0	2	2						
6 David Peralta, L (1,9) OBP: 0.366, SLG: 0.489									5	0	1	1	0	0	2						
44 Paul Goldschmidt, R (1,3) OBP: 0.425, SLG: 0.560									3	0	0	0	2	3	3						
16 Chris Owings, R (1,6) OBP: 0.309, SLG: 0.453								3	0	0	0	0	0	4							
30 T.J. McFarland, L (6,1)								0	0	0	0	0	0	0	0						
28 J.D. Martínez, R (7,PH) OBP: 0.387, SLG: 0.624								0	0	0	0	1	0	0	0						
33 Jake Barrett, R (8,1)								0	0	0	0	0	0	0	0						
10 Chris Herrmann, L (1,2) OBP: 0.257, SLG: 0.352									4	0	0	0	0	1	2						
27 Brandon Drury, R (1,4) OBP: 0.331, SLG: 0.447									4	0	1	0	0	1	0						
5 Grégor Blanco, L (1,8) OBP: 0.335, SLG: 0.403									3	0	1	0	1	0	0						
38 Robbie Ray, L (1,1) OBP: 0.268, SLG: 0.263									0	0	0	1	0	0	0						
8 Chris Iannetta, R (5,PH) OBP: 0.313, SLG: 0.500									1	1	1	0	0	0	0						
60 J.J. Hoover, R (6,1)									0	0	0	0	0	0	0						
11 AJ Pollock, R (6,8) OBP: 0.341, SLG: 0.483									2	0	0	0	2	2							
Inning Stats	R: 0 H: 1 E: 0 K: 1 S: 14	WLS: 1 BF: 22 LOB: 22	R: 0 H: 0 E: 0 K: 1 S: 15	R: 0 H: 0 E: 0 K: 1 S: 10	R: 0 H: 0 E: 0 K: 0 S: 5	R: 2 H: 3 E: 0 K: 1 S: 20	R: 0 H: 2 E: 0 K: 1 S: 12	R: 0 H: 0 E: 0 K: 2 S: 14	R: 0 H: 0 E: 0 K: 2 S: 10	R: 0 H: 0 E: 0 K: 2 S: 10	R: 0 H: 0 E: 0 K: 2 S: 11	R: 0 H: 0 E: 0 K: 2 S: 11	R: 0 H: 0 E: 0 K: 1 S: 18	R: 0 H: 0 E: 0 K: 1 S: 18	R: 0 H: 0 E: 0 K: 1 S: 18	R: 0 H: 0 E: 0 K: 1 S: 18	1B: 6 2B: 0 3B: 0 HR: 0	SF: 0 SAC: 0 DP: 0 HBP: 0	WP: 0 PB: 0 SB: 1 CS: 0	PA: 40	
PITCHER	IP WLS BF H R ER SO BB IBB HBP BLK WP HR S P ERA WHIP	IP WLS BF H R ER SO BB IBB HBP BLK WP HR S P ERA WHIP	IP WLS BF H R ER SO BB IBB HBP 																		

Batter	1	2	3	4	5	6	7	8	9	AB	R	H	RBI	BB	SO	LOB	TOP			
6 David Peralta, L (1.7)										4	0	1	0	0	0	1				
11 AJ Pollock, R (1.8)										4	1	2	0	0	1	1				
22 Jake Lamb, L (1.5)										3	1	0	0	1	0	2				
44 Paul Goldschmidt, R (1.3)										3	1	2	0	1	0	0				
28 J.D. Martinez, R (1.9)										4	1	1	4	0	1	2				
16 Chris Owings, R (1.4)										4	0	0	0	0	2	1				
4 Ketel Marte, S (1.6)										4	0	1	0	0	1	1				
8 Chris Iannetta, R (1.2)										4	0	1	0	0	1	1				
52 Zack Godley, R (1.1)										2	0	0	0	0	2	1				
25 Archie Bradley, R (8.1)										0	0	0	0	0	0	0				
56 Fernando Rodney, R (9.1)										0	0	0	0	0	0	0				
Inning Stats	R: 0 E: 0 K: 1 S: 10	H: 0 LOB: 0 BB: 0 P: 16	R: 0 E: 0 K: 2 S: 10	H: 1 LOB: 1 BB: 0 P: 15	R: 0 E: 0 K: 1 S: 7	H: 0 LOB: 0 BB: 0 P: 11	R: 4 E: 0 K: 1 S: 22	H: 3 LOB: 1 BB: 2 P: 36	R: 0 E: 0 K: 0 S: 6	H: 0 LOB: 0 BB: 0 P: 10	R: 0 E: 0 K: 1 S: 10	H: 1 LOB: 1 BB: 0 P: 18	R: 0 E: 0 K: 0 S: 5	H: 2 LOB: 1 BB: 0 P: 14	R: 0 E: 0 K: 2 S: 11	H: 0 LOB: 0 BB: 0 P: 18	1B: 6 2B: 1 3B: 0 HR: 1	SF: 0 SAC: 1 DP: 0 HBP: 0	WP: 0 PB: 0 SB: 0 CS: 2	PA: 35
PITCHER	IP WLS BF H R ER SO BB IBB HBP BLK WP HR S P ERA WHIP																			
62 Luke Weaver, R (1.1)	5.0 L 21 5 4 4 5 2 0 0 0 0 0 1 55 88 7.20 1.400																			
67 Matt Bowman, R (6.1)	1.0 3 0 0 0 1 0 0 0 0 0 0 0 10 18 0.00 0.000																			
60 John Brebbia, R (7.1)	1.0 4 1 0 0 0 0 0 0 0 0 0 0 5 8 0.00 1.000																			
46 Kevin Siegrist, L (8.1)	1.0 4 2 0 0 0 0 0 0 0 0 0 0 11 14 0.00 2.000																			
70 Tyler Lyons, L (9.1)	1.0 3 0 0 0 2 0 0 0 0 0 0 0 11 18 0.00 0.000																			

Arizona Diamondbacks @ St. Louis Cardinals
 Busch Stadium, St. Louis, MO
 Thu Jul 27 2017, 7:18 PM - 10:04 PM CDT
 Att: 39,208 - Overcast - 81 F

AB	32
R	4
H	8
RBI	4
BB	2
SO	8
LOB	10



Batter	1	2	3	4	5	6	7	8	9	AB	R	H	RBI	BB	SO	LOB	BOTTOM					
13 Matt Carpenter, L (1.3)										4	0	1	0	0	2	1						
28 Tommy Pham, R (1.7)										4	0	1	0	0	2	2						
11 Paul DeJong, R (1.6)										3	0	2	0	1	0	0						
15 Randal Grichuk, R (1.9)										4	0	0	0	0	1	5						
48 Harrison Bader, R (1.8)										4	0	0	0	0	3	3						
16 Kolten Wong, L (1.4)										4	0	0	0	0	1	1						
30 Carson Kelly, R (1.2)										2	0	0	0	1	0	0						
35 Greg Garcia, L (1.5)										3	0	1	0	0	2	1						
62 Luke Weaver, R (1.1)										1	0	0	0	0	1	1						
40 Luke Voit, R (5.0)										1	0	0	0	0	0	1						
67 Matt Bowman, R (6.1)										0	0	0	0	0	0	0						
60 John Brebbia, L (7.1)										0	0	0	0	0	0	0						
46 Kevin Siegrist, L (8.1)										0	0	0	0	0	0	0						
58 José Martínez, R (8.0)										1	0	0	0	0	0	0						
70 Tyler Lyons, L (9.1)										0	0	0	0	0	0	0						
Inning Stats	R: 0 E: 0 K: 0 S: 12	H: 2 LOB: 1 BB: 0 P: 15	R: 0 E: 0 K: 0 S: 7	H: 0 LOB: 0 BB: 0 P: 9	R: 0 E: 0 K: 3 S: 13	H: 1 LOB: 1 BB: 0 P: 23	R: 0 E: 0 K: 1 S: 8	H: 0 LOB: 0 BB: 0 P: 13	R: 0 E: 0 K: 1 S: 9	H: 0 LOB: 1 BB: 1 P: 18	R: 0 E: 0 K: 1 S: 9	H: 1 LOB: 2 BB: 1 P: 15	R: 0 E: 0 K: 1 S: 8	H: 0 LOB: 0 BB: 0 P: 12	R: 0 E: 0 K: 2 S: 11	H: 0 LOB: 0 BB: 0 P: 16	R: 0 E: 0 K: 3 S: 13	H: 1 LOB: 1 BB: 0 P: 18	1B: 5 2B: 0 3B: 0 HR: 0	SF: 0 SAC: 0 DP: 1 HBP: 0	WP: 1 PB: 0 SB: 0 CS: 0	PA: 33
PITCHER	IP WLS BF H R ER SO BB IBB HBP BLK WP HR S P ERA WHIP																					
52 Zack Godley, R (1.1)	7.0 W 26 4 0 0 7 2 0 0 0 0 1 0 66 105 0.00 0.857																					
25 Archie Bradley, R (8.1)	1.0 3 0 0 0 2 0 0 0 0 0 0 0 11 16 0.00 0.000																					
56 Fernando Rodney, R (9.1)	1.0 4 1 0 0 3 0 0 0 0 0 0 0 13 18 0.00 1.000																					

Arizona Diamondbacks @ St. Louis Cardinals
 Busch Stadium, St. Louis, MO
 Thu Jul 27 2017, 7:18 PM - 10:04 PM CDT
 Att: 39,208 - Overcast - 81 F

AB	31
R	0
H	5
RBI	0
BB	2
SO	12
LOB	15



Batter	1	2	3	4	5	6	7	8	9	AB	R	H	RBI	BB	SO	LOB	TOP				
5 Grégor Blanco, L (1.7) OBP: 0.342, SLG: 0.398										4	1	1	0	0	0	3					
9 Adam Rosales, R (1.6) OBP: 0.274, SLG: 0.349										5	1	1	0	0	3	4					
11 AJ Pollock, R (1.8) OBP: 0.342, SLG: 0.490										5	1	1	0	0	1	3					
44 Paul Goldschmidt, R (1.3) OBP: 0.440, SLG: 0.591										4	4	3	6	1	1	0					
28 J.D. Martinez, R (1.9) OBP: 0.375, SLG: 0.631										3	2	1	1	2	2	0					
27 Brandon Drury, R (1.4) OBP: 0.327, SLG: 0.443										5	1	2	1	0	2	1					
22 Jake Lamb, L (1.5) OBP: 0.376, SLG: 0.535										4	0	2	2	0	2	0					
2 Jeff Mathis, R (1.2) OBP: 0.278, SLG: 0.344										5	0	1	0	0	2	4					
21 Zack Greinke, R (1.1) ERA: 4.42										3	0	1	0	0	0	2					
Inning Stats	R: 4 E: 0 K: 2 S: 19	H: 4 LOB: 0 BB: 0 P: 27	R: 0 E: 0 K: 0 S: 9	H: 0 LOB: 0 BB: 0 P: 14	R: 0 E: 0 K: 2 S: 11	H: 0 LOB: 0 BB: 1 P: 19	R: 0 E: 0 K: 1 S: 11	H: 0 LOB: 2 BB: 1 P: 20	R: 2 E: 0 K: 1 S: 15	H: 2 LOB: 0 BB: 0 P: 23	R: 0 E: 0 K: 2 S: 10	H: 1 LOB: 1 BB: 0 P: 19	R: 2 E: 1 K: 2 S: 25	H: 2 LOB: 2 BB: 3 P: 37	R: 2 E: 0 K: 1 S: 21	H: 4 LOB: 2 BB: 0 P: 30	1B: 8 2B: 0 3B: 0 HR: 5	SF: 0 SAC: 1 DP: 0 HBP: 1	WP: 0 PB: 0 SB: 0 CS: 0	PA: 45	
PITCHER	IP: 5.0 WLS: 1.1 BF: 23 ERA: 2.38	H: 6 R: 6 ER: 6 SO: 6	BB: 1 IBB: 0 HBP: 0 BLK: 0	WP: 0 HR: 3 S: 65 P: 103	ERA: 10.80 WHIP: 1.400	IP: 1.0 WLS: 1.0 BF: 7 ERA: 2.43	H: 4 R: 2 ER: 2 SO: 1	BB: 0 IBB: 0 HBP: 0 BLK: 0	WP: 0 HR: 2 S: 21 P: 30	ERA: 18.00 WHIP: 4.000											
62 Jose Quintana, L (1.1) ERA: 4.42	62 Jose Quintana, L (1.1) ERA: 4.42	32 Brian Duensing, L (6.1) ERA: 2.38	46 Pedro Strop, R (7.1) ERA: 2.48	6 Carl Edwards Jr., R (8.1) ERA: 2.93	37 Justin Wilson, L (8.1) ERA: 2.76	71 Wade Davis, R (9.1) ERA: 2.43															

Arizona Diamondbacks @ Chicago Cubs
Wrigley Field, Chicago, IL
Thu Aug 03 2017, 2:51 PM - 7:55 PM CDT
Att: 39,525 - Cloudy - 82 F

livebaseballscorecards.com

AB 40
R 10
H 13
RBI 10
BB 3
SO 13
LOB 21

Batter	1	2	3	4	5	6	7	8	9	AB	R	H	RBI	BB	SO	LOB	BOTTOM					
30 Jon Jay, L (1.8) OBP: 0.393, SLG: 0.390										4	1	1	1	1	1	2						
17 Kris Bryant, R (1.5) OBP: 0.388, SLG: 0.511										5	1	1	0	0	2	5						
44 Anthony Rizzo, L (1.3) OBP: 0.392, SLG: 0.523										3	1	2	0	2	0	0						
40 Wilson Contreras, R (1.2) OBP: 0.347, SLG: 0.508										5	2	3	6	0	1	2						
12 Kyle Schwarber, L (1.7) OBP: 0.304, SLG: 0.420										4	0	1	0	0	3	2						
6 Carl Edwards Jr., R (8.1) 37 Justin Wilson, L (8.1) 71 Wade Davis, R (9.1) 13 Alex Avila, L (9. PH) OBP: 0.383, SLG: 0.471										0	0	0	0	0	0	0						
8 Ian Happ, S (1.4) OBP: 0.315, SLG: 0.494										5	0	0	0	0	4	4						
22 Jason Heyward, L (1.9) OBP: 0.309, SLG: 0.394										4	1	0	0	1	2	2						
9 Javier Báez, R (1.6) OBP: 0.307, SLG: 0.481										3	2	2	0	1	0	0						
62 Jose Quintana, R (1.1) ERA: 4.42	62 Jose Quintana, R (1.1) ERA: 4.42	5 Albert Pujols, R (5. PH) OBP: 0.326, SLG: 0.391	32 Brian Duensing, L (6.1) ERA: 2.38	46 Pedro Strop, R (7.1) ERA: 2.48	18 Ben Zobrist, S (8.4) OBP: 0.316, SLG: 0.372	33 Jake Barrett, R (8.1) ERA: 0.82	56 Fernando Rodney, R (9.1) ERA: 4.79															
Inning Stats	R: 0 E: 0 K: 1 S: 7	H: 0 LOB: 0 BB: 0 P: 9	R: 1 E: 0 K: 2 S: 8	H: 1 LOB: 0 BB: 0 P: 11	R: 0 E: 0 K: 1 S: 10	H: 1 LOB: 1 BB: 0 P: 15	R: 0 E: 0 K: 0 S: 8	H: 2 LOB: 1 BB: 0 P: 12	R: 1 E: 0 K: 1 S: 9	H: 1 LOB: 0 BB: 0 P: 16	R: 3 E: 0 K: 3 S: 15	H: 3 LOB: 0 BB: 0 P: 23	R: 2 E: 0 K: 3 S: 22	H: 2 LOB: 2 BB: 2 P: 31	R: 1 E: 0 K: 1 S: 10	H: 1 LOB: 2 BB: 2 P: 23	R: 0 E: 0 K: 3 S: 15	H: 0 LOB: 2 BB: 2 P: 25	1B: 7 2B: 1 3B: 1 HR: 2	SF: 0 SAC: 0 DP: 1 HBP: 0	WP: 1 PB: 0 SB: 1 CS: 0	PA: 43
PITCHER	IP: 6.0 WLS: 0.1 BF: 26 ERA: 2.21	H: 1 R: 1 ER: 0 SO: 1	BB: 0 IBB: 0 HBP: 0 BLK: 0	WP: 0 HR: 0 S: 6 P: 6	ERA: 0.00 WHIP: 0.000	IP: 0.2 WLS: 0.2 BF: 4 ERA: 0.82	H: 1 R: 0 ER: 0 SO: 0	BB: 1 IBB: 0 HBP: 0 BLK: 0	WP: 0 HR: 0 S: 5 P: 15	ERA: 0.00 WHIP: 2.000												

Arizona Diamondbacks @ Chicago Cubs
Wrigley Field, Chicago, IL
Thu Aug 03 2017, 2:51 PM - 7:55 PM CDT
Att: 39,525 - Cloudy - 82 F

livebaseballscorecards.com

AB 37
R 8
H 11
RBI 7
BB 6
SO 15
LOB 19

Batter	1	2	3	4	5	6	7	8	9	AB	R	H	RBI	BB	SO	LOB	TOP						
6 David Peralta, L (1,7) OBP: 0.356, SLG: 0.457										3	1	1	0	1	0	2							
8 Chris Iannetta, R (1,2) OBP: 0.313, SLG: 0.463										4	0	0	0	0	3	2							
11 AJ Pollock, R (1,8) OBP: 0.341, SLG: 0.486										4	1	1	0	0	1	1							
44 Paul Goldschmidt, R (1,3) OBP: 0.443, SLG: 0.597										4	0	3	2	0	0	0							
28 J.D. Martinez, R (1,9) OBP: 0.370, SLG: 0.620										4	0	0	0	0	2	3							
9 Adam Rosales, R (1,6) OBP: 0.274, SLG: 0.347										4	0	1	0	0	2	2							
22 Jake Lamb, L (1,5) OBP: 0.375, SLG: 0.531										3	0	0	0	0	0	2							
27 Brandon Drury, R (1,4) OBP: 0.324, SLG: 0.439										3	0	0	0	0	2	1							
50 Anthony Banda, L (1,1)										2	0	0	0	0	0	0							
3 Daniel Descalso, L (7,PH) OBP: 0.347, SLG: 0.462										0	0	0	0	1	0	0							
29 Jorge De La Rosa, L (7,1)										0	0	0	0	0	0	0							
47 David Hernandez, R (8,1)										0	0	0	0	0	0	0							
56 Fernando Rodney, R (9,1)										0	0	0	0	0	0	0							
Inning Stats	R: 0 E: 0 K: 0 S: 8	H: 0 LOB: 0 BB: 1 P: 16	R: 0 E: 0 K: 1 S: 10	H: 1 LOB: 1 BB: 0 P: 13	R: 0 E: 0 K: 0 S: 6	H: 0 LOB: 0 BB: 0 P: 9	R: 1 E: 0 K: 2 S: 12	H: 2 LOB: 1 BB: 0 P: 17	R: 0 E: 0 K: 1 S: 6	H: 0 LOB: 0 BB: 0 P: 7	R: 1 E: 0 K: 0 S: 11	H: 2 LOB: 1 BB: 0 P: 19	R: 0 E: 0 K: 2 S: 13	H: 0 LOB: 2 BB: 1 P: 23	R: 0 E: 0 K: 1 S: 9	H: 1 LOB: 0 BB: 0 P: 15	R: 0 E: 0 K: 1 S: 7	H: 1 LOB: 0 BB: 0 P: 9	1B: 4 2B: 1 3B: 1 HR: 0	SF: 0 SAC: 0 DP: 1 HBP: 1	WP: 0 PB: 0 SB: 0 CS: 1	PA: 34	
PITCHER	IP: 7.0 WLS: L BF: 28 ER: 5 SO: 2 BB: 0 IBB: 0 HBP: 1 BLK: 0 WP: 0 HR: 0 S: 66 P: 104 ERA: 2.57 WHIP: 1.000	IP: 1.0 WLS: 3 BF: 3 ER: 0 SO: 0 BB: 0 IBB: 0 HBP: 0 BLK: 0 WP: 0 HR: 0 S: 15 P: 15 ERA: 0.00 WHIP: 0.000	IP: 1.0 WLS: 3 BF: 1 ER: 0 SO: 1 BB: 0 IBB: 0 HBP: 0 BLK: 0 WP: 0 HR: 0 S: 7 P: 9 ERA: 6.16																				

Arizona Diamondbacks @ San Francisco Giants
AT&T Park, San Francisco, CA
Fri Aug 04 2017, 7:17 PM - 9:54 PM PDT
Att: 38,967 - Partly Cloudy - 66 F

AB 31
R 2
H 6
RBI 2
BB 2
SO 10
LOB 13



Batter	1	2	3	4	5	6	7	8	9	AB	R	H	RBI	BB	SO	LOB	BOTTOM					
2 Denard Span, L (1,8) OBP: 0.323, SLG: 0.427										3	0	0	0	1	1	0						
37 Kelly Tomlinson, R (1,4) OBP: 0.327, SLG: 0.313										4	1	1	0	0	1	1						
9 Brandon Belt, L (1,3) OBP: 0.355, SLG: 0.469										2	0	0	0	0	0	1						
12 Joe Panik, L (6,PR) OBP: 0.322, SLG: 0.387										3	0	0	0	1	1	1						
28 Buster Posey, R (1,2) OBP: 0.410, SLG: 0.484										3	0	0	0	1	1	1						
8 Hunter Pence, R (1,9) OBP: 0.294, SLG: 0.361										3	0	2	0	1	0	0						
35 Brandon Crawford, L (1,6) OBP: 0.276, SLG: 0.369										3	0	0	1	1	1	2						
66 Gorkys Hernández, R (1,7) OBP: 0.329, SLG: 0.323										3	0	0	0	0	1	4						
63 Ryder Jones, L (1,5) OBP: 0.161, SLG: 0.103										3	0	0	0	0	2	3						
40 Madison Bumgarner, R (1,1) OBP: 0.300, SLG: 0.556										2	0	0	0	0	2	0						
52 Miguel Gómez, S (7,PH) OBP: 0.222, SLG: 0.308										1	0	0	0	0	1	0						
60 Hunter Strickland, R (8,1)										0	0	0	0	0	0	0						
49 Sam Dyson, R (9,1)										0	0	0	0	0	0	0						
Inning Stats	R: 0 E: 0 K: 0 S: 7	H: 0 LOB: 0 BB: 1 P: 12	R: 0 E: 0 K: 1 S: 9	H: 0 LOB: 1 BB: 1 P: 18	R: 0 E: 0 K: 2 S: 8	H: 0 LOB: 0 BB: 0 P: 10	R: 1 E: 0 K: 1 S: 11	H: 2 LOB: 3 BB: 2 P: 22	R: 0 E: 0 K: 3 S: 12	H: 0 LOB: 0 BB: 0 P: 16	R: 0 E: 0 K: 0 S: 7	H: 1 LOB: 1 BB: 0 P: 14	R: 0 E: 0 K: 2 S: 10	H: 0 LOB: 0 BB: 0 P: 14	R: 0 E: 0 K: 0 S: 8	H: 0 LOB: 0 BB: 0 P: 9	R: 0 E: 0 K: 1 S: 8	H: 0 LOB: 0 BB: 0 P: 12	1B: 3 2B: 1 3B: 0 HR: 0	SF: 0 SAC: 0 DP: 2 HBP: 1	WP: 0 PB: 0 SB: 0 CS: 0	PA: 33
PITCHER	IP: 6.0 WLS: W BF: 24 ER: 3 SO: 1 BB: 0 IBB: 0 HBP: 0 BLK: 0 WP: 0 HR: 0 S: 54 P: 92 ERA: 1.50 WHIP: 1.167	IP: 1.0 WLS: H BF: 3 ER: 0 SO: 0 BB: 0 IBB: 0 HBP: 0 BLK: 0 WP: 0 HR: 0 S: 8 P: 9 ERA: 0.00 WHIP: 0.000	IP: 1.0 WLS: S BF: 3 ER: 0 SO: 0 BB: 0 IBB: 0 HBP: 0 BLK: 0 WP: 0 HR: 0 S: 8 P: 12 ERA: 4.66																			

Arizona Diamondbacks @ San Francisco Giants
AT&T Park, San Francisco, CA
Fri Aug 04 2017, 7:17 PM - 9:54 PM PDT
Att: 38,967 - Partly Cloudy - 66 F

AB 28
R 1
H 3
RBI 1
BB 4
SO 10
LOB 12



Batter	1	2	3	4	5	6	7	8	9	AB	R	H	RBI	BB	SO	LOB	TOP			
3 Chris Taylor, R OBP: 0.376, SLG: 0.546										4	0	1	0	0	1	1				
5 Corey Seager, L OBP: 0.398, SLG: 0.530										4	0	1	0	0	0	1				
10 Justin Turner, R OBP: 0.443, SLG: 0.566										4	2	2	2	0	1	1				
35 Cody Bellinger, L OBP: 0.343, SLG: 0.607										4	1	1	0	0	1	0				
9 Yasmani Grandal, S OBP: 0.317, SLG: 0.473										3	0	1	0	1	1	1				
11 Logan Forsythe, R OBP: 0.367, SLG: 0.318										3	0	1	1	1	0	2				
31 Joc Pederson, L OBP: 0.341, SLG: 0.437										4	0	0	0	0	2	3				
66 Yasiel Puig, R OBP: 0.331, SLG: 0.476										4	0	1	0	0	1	1				
18 Kenta Maeda, R OBP: 0.138, SLG: 0.172										2	0	0	0	0	0	1				
52 Pedro Báez, R ERA: 2.94										0	0	0	0	0	0	0				
47 David Hernandez, R ERA: 2.08										1	0	0	0	0	0	0				
25 Archie Bradley, R ERA: 1.42										0	0	0	0	0	0	0				
56 Fernando Rodney, R ERA: 4.84										0	0	0	0	0	0	0				
Inning Stats	R: 0 E: 0 K: 1 S: 8	H: 1 LOB: 0 BB: 0 P: 11	R: 0 E: 0 K: 1 S: 9	H: 0 LOB: 1 BB: 1 P: 18	R: 0 E: 0 K: 1 S: 8	H: 0 LOB: 0 BB: 0 P: 14	R: 2 E: 0 K: 1 S: 14	H: 3 LOB: 1 BB: 0 P: 20	R: 0 E: 0 K: 0 S: 7	H: 1 LOB: 0 BB: 0 P: 10	R: 1 E: 0 K: 1 S: 11	H: 2 LOB: 1 BB: 0 P: 16	R: 0 E: 0 K: 0 S: 7	H: 1 LOB: 0 BB: 0 P: 17	R: 0 E: 0 K: 2 S: 9	H: 0 LOB: 1 BB: 1 P: 15	1B: 5 2B: 2 3B: 0 HR: 2	SF: 0 SAC: 0 DP: 3 HBP: 0	WP: 0 PB: 0 SB: 0 CS: 0	PA: 35
PITCHER	IP	WLS	BF	H	R	ER	SO	BB	IBB	HBP	BLK	WP	HR	S	P	ERA	WHIP			
52 Zack Godley, R	6.2		27	8	3	3	5	1	0	0	0	0	2	65	101	4.05	1.350			
47 David Hernandez, R	0.1	W	1	0	0	0	1	0	0	0	0	0	0	3	5	0.00	0.000			
25 Archie Bradley, R	1.0	H	3	1	0	0	0	0	0	0	0	0	0	7	7	0.00	1.000			
56 Fernando Rodney, R	1.0	S	4	0	0	0	2	1	0	0	0	0	0	9	15	0.00	1.000			

Los Angeles Dodgers @ Arizona Diamondbacks
Chase Field, Phoenix, AZ
Tue Aug 08 2017, 6:42 PM - 9:40 PM MST
Att: 24,810 - Roof Closed - 81 F

AB 33
R 3
H 9
RBI 3
BB 2
SO 8
LOB 11

Batter	1	2	3	4	5	6	7	8	9	AB	R	H	RBI	BB	SO	LOB	BOTTOM			
6 David Peralta, L OBP: 0.356, SLG: 0.458										4	0	1	0	0	0	3				
11 AJ Pollock, R OBP: 0.338, SLG: 0.471										2	1	0	0	2	1	1				
22 Jake Lamb, L OBP: 0.378, SLG: 0.540										4	2	2	5	0	1	2				
44 Paul Goldschmidt, R OBP: 0.437, SLG: 0.592										4	0	1	0	0	0	2				
28 J.D. Martinez, R OBP: 0.374, SLG: 0.621										3	0	0	0	1	1	2				
3 Daniel Descalso, L OBP: 0.336, SLG: 0.385										4	0	0	0	0	1	2				
8 Chris Iannetta, R OBP: 0.316, SLG: 0.479										4	2	2	1	0	0	0				
4 Ketel Marte, S OBP: 0.337, SLG: 0.500										4	0	2	0	0	1	1				
52 Zack Godley, R ERA: 3.69										2	0	0	0	0	2	2				
47 David Hernandez, R ERA: 1.89										0	0	0	0	0	0	0				
10 Chris Herrmann, L ERA: 2.16										0	0	0	0	0	0	0				
9 Adam Rosales, R ERA: 4.01										0	0	0	0	0	0	0				
25 Archie Bradley, R ERA: 1.42										0	0	0	0	0	0	0				
5 Grégor Blanco, L ERA: 3.95										0	0	0	0	0	0	0				
56 Fernando Rodney, R ERA: 4.84										0	0	0	0	0	0	0				
Inning Stats	R: 0 E: 0 K: 1 S: 13	H: 1 LOB: 2 BB: 1 P: 25	R: 0 E: 0 K: 1 S: 12	H: 1 LOB: 1 BB: 0 P: 16	R: 0 E: 0 K: 2 S: 9	H: 0 LOB: 0 BB: 0 P: 15	R: 0 E: 0 K: 1 S: 13	H: 0 LOB: 0 BB: 0 P: 17	R: 1 E: 1 K: 1 S: 13	H: 2 LOB: 1 BB: 0 P: 19	R: 1 E: 0 K: 0 S: 10	H: 1 LOB: 0 BB: 0 P: 15	R: 4 E: 0 K: 1 S: 24	H: 3 LOB: 2 BB: 2 P: 32	R: 0 E: 0 K: 1 S: 8	H: 0 LOB: 0 BB: 0 P: 13	1B: 3 2B: 2 3B: 0 HR: 3	SF: 0 SAC: 0 DP: 0 HBP: 1	WP: 1 PB: 0 SB: 2 CS: 0	PA: 36
PITCHER	IP	WLS	BF	H	R	ER	SO	BB	IBB	HBP	BLK	WP	HR	S	P	ERA	WHIP			
18 Kenta Maeda, R	5.0		20	4	1	1	6	1	0	0	0	0	1	10	15	9.00	1.000			
52 Pedro Báez, R	1.0	H	4	1	1	1	0	0	0	0	0	0	1	10	13	27.00	3.000			
17 Brandon Morrow, R	0.1	H	2	1	1	1	1	0	0	0	0	0	1	14	19	40.50	3.000			
33 Tony Watson, L ERA: 4.01	0.2	L	7	2	3	3	0	0	2	1	0	0	1	14	19	40.50	3.000			
68 Ross Stripling, R ERA: 3.46	1.0		3	0	0	0	1	0	0	0	0	0	0	8	13	0.00	0.000			

Los Angeles Dodgers @ Arizona Diamondbacks
Chase Field, Phoenix, AZ
Tue Aug 08 2017, 6:42 PM - 9:40 PM MST
Att: 24,810 - Roof Closed - 81 F

AB 32
R 6
H 8
RBI 6
BB 3
SO 8
LOB 15

Batter	1	2	3	4	5	6	7	8	9	AB	R	H	RBI	BB	SO	LOB	TOP			
30 Jon Jay, L OBP: 0.390, SLG: 0.375	G4-3	HBP			G4-3		K	1B		4	1	1	1	0	1	0	Chicago Cubs @ Arizona Diamondbacks Chase Field, Phoenix, AZ Fri Aug 11, 2017, 6:42 PM - 10:03 PM MST Att: 39,131 - Roof Closed - 80 F			
17 Kris Bryant, R OBP: 0.396, SLG: 0.513	1B	1B			HBP		1B	BB		3	1	3	1	1	0	0				
44 Anthony Rizzo, L OBP: 0.385, SLG: 0.505	F8				G1-3		P4	K		4	0	0	0	1	1	4				
18 Ben Zobrist, S OBP: 0.315, SLG: 0.362										4	1	1	0	0	1	3				
46 Pedro Strop, R										0	0	0	0	0	0	0				
2 Tommy La Stella, L OBP: 0.438, SLG: 0.517	1B				K					1	0	1	0	0	0	0				
38 Mike Montgomery, L OBP: 0.067, SLG: 0.267							G6-4-3			0	0	0	0	0	0	0				
12 Kyle Schwarber, L OBP: 0.310, SLG: 0.437	BB				F8					2	1	1	1	1	0	0				
5 Albert Almora Jr., R OBP: 0.333, SLG: 0.407								G6-4-3		2	1	1	0	0	0	1				
13 Alex Avila, L OBP: 0.392, SLG: 0.487	BB									2	1	1	2	2	1	0				
22 Jason Heyward, L OBP: 0.308, SLG: 0.393	F7							K		4	0	0	0	0	1	4				
9 Javier Báez, R OBP: 0.306, SLG: 0.481					K					4	1	1	1	0	1	1				
41 John Lackey, R OBP: 0.140, SLG: 0.143					G1-3					3	0	0	0	0	0	1				
6 Carl Edwards Jr., R										0	0	0	0	0	0	0				
37 Justin Wilson, L										0	0	0	0	0	0	0				
32 Brian Duensing, L										0	0	0	0	0	0	0				
8 Ian Happ, S OBP: 0.319, SLG: 0.488								E4		1	1	1	1	0	0	0				
Inning Stats	R: 2 H: 2 E: 0 K: 0 S: 17	H: 2 LOB: 2 BB: 2 P: 33	R: 1 H: 1 E: 0 K: 1 S: 12	H: 1 LOB: 1 BB: 0 P: 19	R: 0 H: 0 E: 0 K: 1 S: 10	H: 0 LOB: 0 BB: 0 P: 16	R: 0 H: 0 E: 0 K: 0 S: 10	H: 0 LOB: 1 BB: 1 P: 18	R: 0 H: 2 E: 0 K: 1 S: 15	H: 2 LOB: 0 BB: 0 P: 23	R: 0 H: 1 E: 0 K: 1 S: 9	H: 1 LOB: 1 BB: 1 P: 17	R: 3 H: 4 E: 1 K: 1 S: 16	H: 4 LOB: 2 BB: 1 P: 27	R: 0 H: 1 E: 0 K: 1 S: 7	H: 1 LOB: 0 BB: 0 P: 11	1B: 9 2B: 0 3B: 0 HR: 2	SF: 0 SAC: 1 DP: 2 HBP: 2	WP: 1 PB: 1 CS: 1	PA: 42
PITCHER	IP WLS BF H R ER SO BB IBB HBP BLK WP HR S P ERA WHIP																			
99 Taijuan Walker, R ERA: 3.76	5.0 L 24 5 5 4 2 3 0 0 2 0 0 2 65 109 7.20 1.600																			
29 Jorge De La Rosa, L ERA: 4.4	1.0 3 0 0 0 1 0 0 0 0 0 0 8 14 0.00 0.000																			
40 Andrew Chafin, L ERA: 2.45	1.0 4 1 0 0 1 1 0 0 0 0 0 9 17 0.00 2.000																			
30 T.J. McFarland, L ERA: 3.95	2.0 11 5 3 3 2 1 0 0 0 0 1 0 23 38 13.50 3.000																			
Batter	1	2	3	4	5	6	7	8	9	AB	R	H	RBI	BB	SO	LOB	BOTTOM			
6 David Peralta, L OBP: 0.359, SLG: 0.461	BB		P3				FC3-6			3	1	1	2	1	0	2	Chicago Cubs @ Arizona Diamondbacks Chase Field, Phoenix, AZ Fri Aug 11, 2017, 6:42 PM - 10:03 PM MST Att: 39,131 - Roof Closed - 80 F			
11 AJ Pollock, R OBP: 0.330, SLG: 0.463	K		K				F8			4	0	0	0	0	2	3				
22 Jake Lamb, L OBP: 0.369, SLG: 0.524	BB		F8							3	0	0	0	1	0	0				
44 Paul Goldschmidt, R OBP: 0.429, SLG: 0.593	G6-4-3									4	1	1	1	0	1	2				
28 J.D. Martinez, R OBP: 0.375, SLG: 0.624	F8									3	0	0	0	1	1	0				
3 Daniel Descalso, L OBP: 0.343, SLG: 0.389	BB									3	0	0	0	1	1	1				
4 Ketel Marte, S OBP: 0.358, SLG: 0.494	F9									3	0	0	0	1	1	1				
10 Chris Herrmann, L OBP: 0.258, SLG: 0.337										2	1	2	0	0	0	0				
8 Chris Iannetta, R OBP: 0.311, SLG: 0.485										2	0	0	0	0	1	1				
99 Taijuan Walker, R OBP: 0.225, SLG: 0.282										2	0	0	0	0	2	3				
29 Jorge De La Rosa, L ERA: 4.82										0	0	0	0	0	0	0				
40 Andrew Chafin, R ERA: 2.59										0	0	0	0	0	0	0				
27 Brandon Drury, R OBP: 0.328, SLG: 0.438										1	0	1	0	0	0	0				
30 T.J. McFarland, L OBP: 0.250, SLG: 0.260										0	0	0	0	0	0	0				
Inning Stats	R: 0 H: 0 E: 0 K: 1 S: 9	H: 0 LOB: 1 BB: 2 P: 21	R: 0 H: 1 E: 0 K: 1 S: 16	H: 1 LOB: 1 BB: 1 P: 27	R: 0 H: 0 E: 0 K: 1 S: 7	H: 0 LOB: 0 BB: 0 P: 12	R: 0 H: 0 E: 0 K: 2 S: 7	H: 0 LOB: 0 BB: 0 P: 8	R: 2 H: 2 E: 0 K: 2 S: 11	H: 2 LOB: 0 BB: 0 P: 14	R: 1 H: 1 E: 0 K: 0 S: 5	H: 1 LOB: 2 BB: 1 P: 10	R: 0 H: 0 E: 0 K: 1 S: 8	H: 0 LOB: 0 BB: 0 P: 11	R: 0 H: 0 E: 0 K: 0 S: 8	H: 0 LOB: 0 BB: 0 P: 13	1B: 3 2B: 0 3B: 0 HR: 2	SF: 0 SAC: 0 DP: 2 HBP: 0	WP: 0 PB: 0 SB: 0 CS: 0	PA: 35
PITCHER	IP WLS BF H R ER SO BB IBB HBP BLK WP HR S P ERA WHIP																			
41 John Lackey, R ERA: 3.69	5.1 W 22 4 3 3 7 3 0 0 0 0 0 2 53 85 5.06 1.312																			
6 Carl Edwards Jr., R	0.2 H 2 0 0 0 0 1 0 0 0 0 0 0 2 7 0.00 1.500																			
37 Justin Wilson, L ERA: 2.44	0.1 H 3 1 0 0 0 1 1 0 0 0 0 0 7 17 0.00 6.000																			
32 Brian Duensing, L ERA: 2.44	0.1 H 1 0 0 0 0 0 0 0 0 0 0 0 3 6 0.00 0.000																			
46 Pedro Strop, R ERA: 2.42	1.1 H 4 0 0 0 1 0 0 0 0 0 0 0 10 13 0.00 0.000																			

Batter	1	2	3	4	5	6	7	8	9	AB	R	H	RBI	BB	SO	LOB	TOP					
5 Albert Almora Jr., R OBP: 0.329, SLG: 0.401 30 Jon Jay, L OBP: 0.391, SLG: 0.376	F8		L6		FC6-2 17 BB		E5		17 1B	3	0	0	0	0	0	2	<p>Chicago Cubs @ Arizona Diamondbacks Chase Field, Phoenix, AZ Sat Aug 12 2017, 5:10 PM - 8:15 PM MST Att.: 42,219 - Roof Closed - 79 F</p> <p>livebaseballscorecards.com</p>					
17 Kris Bryant, R OBP: 0.400, SLG: 0.518	18 FC3-6 44 E		2B		BB		F9		44 1B	4	0	3	2	1	0	2						
44 Anthony Rizzo, L OBP: 0.383, SLG: 0.501	FC4 18 FC3-6		L8		F9				44 1B	5	0	1	0	0	0	5						
18 Ben Zobrist, S OBP: 0.311, SLG: 0.356	FC3-6				G1-3		G3-1		G4-3	5	0	0	0	0	1	4						
8 Ian Happ, S OBP: 0.318, SLG: 0.482	G4-3				K		K			3	0	0	0	1	2	2						
12 Kyle Schwarber, L OBP: 0.306, SLG: 0.431			K		K		K			4	0	0	0	0	4	1						
9 Javier Báez, R OBP: 0.308, SLG: 0.481			K						G1-3	4	0	2	0	0	1	0						
13 Alex Avila, L OBP: 0.390, SLG: 0.483			K						G4-3	4	0	1	0	0	1	1						
34 Jon Lester, L OBP: 0.188, SLG: 0.250 2 Tommy La Stella, L OBP: 0.432, SLG: 0.508 56 Héctor Rondón, R OBP: 0.344, SLG: 0.394 52 Justin Grimm, R OBP: 0.276, SLG: 0.407			K		SH3-4		P4		30 1B	1	0	0	0	0	1	0						
Inning Stats	R: 0 H: 1 E: 0 K: 0 S: 8	H: 1 LOB: 2 BB: 0 P: 14	R: 0 H: 0 E: 0 K: 3 S: 12	H: 0 LOB: 0 BB: 0 P: 14	R: 0 H: 1 E: 0 K: 1 S: 10	H: 1 LOB: 1 BB: 0 P: 15	R: 0 H: 0 E: 0 K: 2 S: 8	H: 0 LOB: 0 BB: 1 P: 10	R: 0 H: 2 E: 0 K: 0 S: 14	H: 2 LOB: 3 BB: 1 P: 25	R: 0 H: 0 E: 0 K: 2 S: 9	H: 0 LOB: 0 BB: 0 P: 11	R: 0 H: 1 E: 1 K: 0 S: 12	H: 1 LOB: 2 BB: 0 P: 16	R: 0 H: 0 E: 0 K: 1 S: 9	H: 0 LOB: 1 BB: 1 P: 16		R: 2 H: 4 E: 0 K: 1 S: 23	H: 4 LOB: 2 BB: 0 P: 31	1B: 8 2B: 1 3B: 0 HR: 0	SF: 0 SAC: 1 DP: 0 HBP: 0	WP: 0 PB: 0 SB: 0 CS: 0
PITCHER	IP WLS BF H R ER SO BB IBB HBP BLK WP HR S P ERA WHIP	6.2 W 27 5 0 0 8 1 0 0 0 0 0 70 102 0.00 0.900	1.1 6 0 0 1 1 0 0 0 0 0 0 12 19 0.00 0.750	0.2 6 4 2 2 0 0 0 0 0 0 0 2 26 27.00 6.000	0.1 S 1 0 0 0 1 0 0 0 0 0 0 3 5 0.00 0.000	PITCHER										IP WLS BF H R ER SO BB IBB HBP BLK WP HR S P ERA WHIP						

Batter	1	2	3	4	5	6	7	8	9	AB	R	H	RBI	BB	SO	LOB	BOTTOM
6 David Peralta, L OBP: 0.362, SLG: 0.474	G5-3 11 9 1B		G4-3		K					5	2	3	1	0	1	0	<p>Chicago Cubs @ Arizona Diamondbacks Chase Field, Phoenix, AZ Sat Aug 12 2017, 5:10 PM - 8:15 PM MST Att.: 42,219 - Roof Closed - 79 F</p> <p>livebaseballscorecards.com</p>
9 Adam Rosales, R OBP: 0.277, SLG: 0.345 3 Daniel Descalso, L OBP: 0.344, SLG: 0.394	G5-3 11		K							3	1	2	0	0	1	0	
11 AJ Pollock, R OBP: 0.328, SLG: 0.458	G5-3				P6		G6-3		L9	5	0	1	1	0	0	4	
44 Paul Goldschmidt, R OBP: 0.432, SLG: 0.592	K				FC6-4 4 28 1B		G6-3		L9	2	1	1	0	2	1	1	
28 J.D. Martinez, R OBP: 0.380, SLG: 0.628					FC6-4 4		G6-3			3	1	2	1	1	0	0	
4 Ketel Marte, S OBP: 0.354, SLG: 0.483					FC6-4		FC6		P5	4	1	1	0	0	0	6	
27 Brandon Drury, R OBP: 0.325, SLG: 0.438					P2		FC6		F8	4	0	1	2	0	1	6	
2 Jeff Mathis, R OBP: 0.271, SLG: 0.328					F8				G6-3	4	0	0	0	0	2	2	
46 Patrick Corbin, L OBP: 0.146, SLG: 0.068 25 Archie Bradley, R OBP: 0.391, SLG: 0.508 10 Chris Herrmann, L OBP: 0.256, SLG: 0.335 56 Fernando Rodney, R OBP: 0.276, SLG: 0.407 47 David Hernandez, R OBP: 0.276, SLG: 0.407			K		K		K		K	3	0	0	0	0	3	1	
Inning Stats	R: 0 H: 2 E: 0 K: 1 S: 12	H: 1 LOB: 1 BB: 0 P: 20	R: 0 H: 1 E: 0 K: 2 S: 9	H: 1 LOB: 0 BB: 0 P: 14	R: 0 H: 0 E: 0 K: 0 S: 7	H: 1 LOB: 2 BB: 1 P: 14	R: 0 H: 0 E: 0 K: 2 S: 9	H: 3 LOB: 1 BB: 1 P: 30	R: 1 H: 3 E: 0 K: 1 S: 13	H: 3 LOB: 3 BB: 1 P: 20	R: 1 H: 2 E: 0 K: 1 S: 10	H: 2 LOB: 1 BB: 0 P: 15	1B: 7 2B: 4 3B: 0 HR: 1	SF: 0 SAC: 0 DP: 1 HBP: 0	WP: 2 PB: 0 SB: 0 CS: 0	PA: 39	
PITCHER	IP WLS BF H R ER SO BB IBB HBP BLK WP HR S P ERA WHIP	6.0 L 27 4 4 3 9 1 1 0 0 0 1 0 65 103 4.50 1.333	1.0 7 3 1 1 1 1 0 0 0 0 1 0 13 20 9.00 4.000	1.0 5 2 1 1 1 0 0 0 0 0 0 0 10 15 9.00 2.000	PITCHER										IP WLS BF H R ER SO BB IBB HBP BLK WP HR S P ERA WHIP		

Batter	1	2	3	4	5	6	7	8	9	AB	R	H	RBI	BB	SO	LOB	TOP			
30 Jon Jay, L OBP: 0.392, SLG: 0.378 (1, 8)										4	0	1	1	0	1	2	Chicago Cubs @ Arizona Diamondbacks Chase Field, Phoenix, AZ Sun Aug 13 2017, 1:11 PM - 4:22 PM MST Att: 41,760 - Roof Closed - 76 F			
2 Tommy La Stella, L OBP: 0.304, SLG: 0.353 (7, 9)										3	0	0	0	0	1	2				
46 Pedro Strop, R OBP: 0.300, SLG: 0.353 (8, 1)										0	0	0	0	0	0	0				
32 Brian Duensing, L OBP: 0.285, SLG: 0.375 (8, 1)										5	1	1	0	0	2	4				
17 Kris Bryant, R OBP: 0.405, SLG: 0.530 (1, 5)										4	2	3	1	1	1	0				
44 Anthony Rizzo, L OBP: 0.381, SLG: 0.496 (1, 3)										4	0	0	0	1	0	3				
20 Victor Caratini, S OBP: 0.265, SLG: 0.375 (1, 2)										3	0	0	0	0	3	3				
12 Kyle Schwarber, L OBP: 0.304, SLG: 0.427 5 Albert Almora Jr., R OBP: 0.331, SLG: 0.402 (8, 8)										2	0	1	0	0	0	1				
22 Jason Heyward, L OBP: 0.309, SLG: 0.389 (1, 9)										3	1	0	0	2	0	1				
9 Javier Báez, R OBP: 0.310, SLG: 0.491 (1, 6)										4	2	2	3	0	1	1				
49 Jake Arrieta, R OBP: 0.157, SLG: 0.240 6 Carl Edwards Jr., R OBP: 0.320, SLG: 0.496 8 Ian Happ, S OBP: 0.320, SLG: 0.496 (8, 4)										1	0	0	0	1	1	0				
Inning Stats	R: 1 H: 1 E: 0 K: 4 S: 13	L: 1 LOB: 2 BB: 1 P: 23	R: 1 H: 2 E: 0 K: 0 S: 12	H: 2 LOB: 1 BB: 0 P: 15	R: 0 H: 1 E: 0 K: 1 S: 7	H: 1 LOB: 0 BB: 0 P: 15	R: 0 H: 0 E: 0 K: 1 S: 7	H: 0 LOB: 0 BB: 0 P: 11	R: 0 H: 0 E: 0 K: 2 S: 12	H: 0 LOB: 2 BB: 2 P: 26	R: 0 H: 0 E: 0 K: 2 S: 10	H: 0 LOB: 0 BB: 0 P: 14	R: 4 H: 3 E: 0 K: 1 S: 17	H: 3 LOB: 0 BB: 1 P: 24	R: 1 H: 2 E: 1 K: 1 S: 16	H: 2 LOB: 1 BB: 0 P: 27	1B: 4 2B: 2 3B: 0 HR: 3	SF: 0 SAC: 1 DP: 0 HBP: 1	WP: 3 PB: 0 SB: 0 CS: 0	PA: 43
PITCHER	IP WLS BF H R ER SO BB IBB HBP BLK WP HR S P ERA WHIP	5.2 L 27 4 2 2 8 4 0 1 0 3 0 59 106 3.18 1.412	6.1 1.1 4 0 0 0 2 0 0 0 0 0 0 12 17 0.00 0.000	8.1 0.0 1 1 1 1 0 0 0 0 0 0 0 2 2 ∞ ∞	8.1 1.2 10 4 4 4 2 0 1 0 0 0 3 27 42 21.60 2.400	9.1 0.1 1 0 0 0 0 0 0 0 0 0 0 4 7 0.00 0.000	PITCHER	IP WLS BF H R ER SO BB IBB HBP BLK WP HR S P ERA WHIP	5.2 L 27 4 2 2 8 4 0 1 0 3 0 59 106 3.18 1.412	6.1 1.1 4 0 0 0 2 0 0 0 0 0 0 12 17 0.00 0.000	8.1 0.0 1 1 1 1 0 0 0 0 0 0 0 2 2 ∞ ∞	8.1 1.2 10 4 4 4 2 0 1 0 0 0 3 27 42 21.60 2.400	9.1 0.1 1 0 0 0 0 0 0 0 0 0 0 4 7 0.00 0.000							

AB	36
R	7
H	9
RBI	6
BB	5
SO	12
LOB	17



AB	28
R	2
H	4
RBI	2
BB	5
SO	12
LOB	10



Batter	1	2	3	4	5	6	7	8	9	AB	R	H	RBI	BB	SO	LOB	TOP					
6 David Peralta, L OBP: 0.358, SLG: 0.473										4	0	0	0	0	1	0	Arizona Diamondbacks @ Minnesota Twins Target Field, Minneapolis, MN Sat Aug 19 2017, 6:37 PM - 9:29 PM CDT Att: 29,456 - Clear - 80 F					
11 AJ Pollock, R OBP: 0.325, SLG: 0.444										4	0	1	0	0	0	0						
22 Jake Lamb, L OBP: 0.369, SLG: 0.528										3	0	0	0	1	3	1						
44 Paul Goldschmidt, R OBP: 0.431, SLG: 0.596										3	0	0	0	0	2	1						
28 J.D. Martinez, R OBP: 0.369, SLG: 0.608										3	0	0	0	0	1	0						
3 Daniel Descalso, L OBP: 0.336, SLG: 0.390										3	0	0	0	0	0	0						
27 Brandon Drury, R OBP: 0.323, SLG: 0.434										3	0	1	0	0	0	0						
4 Ketel Marte, S OBP: 0.354, SLG: 0.464										3	0	0	0	0	0	1						
2 Jeff Mathis, R OBP: 0.274, SLG: 0.324										3	0	0	0	0	1	0						
Inning Stats	R: 0 H: 0 K: 2 S: 15	H: 0 LOB: 1 BB: 1 P: 23	R: 0 H: 1 K: 1 S: 12	H: 1 LOB: 1 BB: 0 P: 18	R: 0 H: 1 K: 2 S: 10	H: 1 LOB: 1 BB: 0 P: 15	R: 0 H: 0 K: 0 S: 7	H: 0 LOB: 0 BB: 0 P: 11	R: 0 H: 0 K: 0 S: 9	H: 0 LOB: 0 BB: 0 P: 13	R: 0 H: 0 K: 1 S: 6	H: 0 LOB: 0 BB: 0 P: 8	R: 0 H: 0 K: 1 S: 10	H: 0 LOB: 0 BB: 0 P: 15	R: 0 H: 0 K: 0 S: 8	H: 0 LOB: 0 BB: 0 P: 10		R: 0 H: 0 K: 1 S: 6	H: 0 LOB: 0 BB: 0 P: 10	1B: 0 2B: 2 3B: 0 HR: 0	SF: 0 SAC: 0 DP: 0 HBP: 0	WP: 0 PB: 0 CS: 0
PITCHER	IP: 7.0 WLS: W BF: 24	H: 2 R: 0 ER: 0 SO: 7	BB: 1 IBB: 0 HBP: 0 BLK: 0	WP: 0 HR: 0 S: 69 P: 103	ERA: 0.00 WHIP: 0.429											IP: 2.0 WLS: W BF: 6	H: 0 R: 0 ER: 0 SO: 1	BB: 0 IBB: 0 HBP: 0 BLK: 0	WP: 0 HR: 0 S: 14 P: 20	ERA: 0.00 WHIP: 0.000		

Batter	1	2	3	4	5	6	7	8	9	AB	R	H	RBI	BB	SO	LOB	BOTTOM			
2 Brian Dozier, R OBP: 0.340, SLG: 0.472										3	1	2	1	2	0	0	Arizona Diamondbacks @ Minnesota Twins Target Field, Minneapolis, MN Sat Aug 19 2017, 6:37 PM - 9:29 PM CDT Att: 29,456 - Clear - 80 F			
26 Max Kepler, L OBP: 0.320, SLG: 0.441										5	0	1	2	0	1	3				
7 Joe Mauer, L OBP: 0.377, SLG: 0.396										3	0	3	1	1	0	0				
22 Miguel Sanó, R OBP: 0.356, SLG: 0.514										2	0	0	0	1	1	3				
23 Mitch Garver, R OBP: 0.341, SLG: 0.505										3	1	1	0	1	0	3				
20 Eddie Rosario, L OBP: 0.341, SLG: 0.505										4	1	0	0	0	0	6				
5 Eduardo Escobar, S OBP: 0.314, SLG: 0.407										4	1	0	0	0	0	6				
25 Byron Buxton, R OBP: 0.309, SLG: 0.364										4	0	1	0	0	2	4				
11 Jorge Polanco, S OBP: 0.293, SLG: 0.349										4	1	1	0	0	2	1				
21 Jason Castro, L OBP: 0.324, SLG: 0.360										3	1	0	1	1	1	0				
Inning Stats	R: 0 H: 1 K: 0 S: 15	H: 0 LOB: 3 BB: 2 P: 30	R: 0 H: 1 K: 1 S: 11	H: 1 LOB: 1 BB: 1 P: 17	R: 5 H: 5 K: 1 S: 19	H: 5 LOB: 1 BB: 1 P: 38	R: 0 H: 0 K: 2 S: 9	H: 0 LOB: 0 BB: 0 P: 14	R: 0 H: 1 K: 1 S: 14	H: 1 LOB: 2 BB: 1 P: 26	R: 0 H: 0 K: 0 S: 9	H: 0 LOB: 1 BB: 1 P: 16	R: 0 H: 0 K: 0 S: 9	H: 0 LOB: 1 BB: 1 P: 16	1B: 8 2B: 0 3B: 1 HR: 0	SF: 0 SAC: 0 DP: 2 HBP: 0	WP: 0 PB: 0 CS: 0	PA: 38		
PITCHER	IP: 4.0 WLS: L BF: 22	H: 7 R: 5 ER: 4 SO: 4	BB: 4 IBB: 0 HBP: 0 BLK: 0	WP: 0 HR: 0 S: 54 P: 96	ERA: 9.00 WHIP: 2.750											IP: 2.2 WLS: W BF: 11	H: 2 R: 0 ER: 0 SO: 4	BB: 1 IBB: 0 HBP: 0 BLK: 0	WP: 0 HR: 0 S: 29 P: 50	ERA: 0.00 WHIP: 1.125
61 Silvano Bracho, R ERA: 4.91	IP: 1.1 WLS: W BF: 5	H: 0 R: 0 ER: 0 SO: 0	BB: 1 IBB: 0 HBP: 0 BLK: 0	WP: 0 HR: 0 S: 12 P: 21	ERA: 0.00 WHIP: 0.750											IP: 7.1 WLS: W BF: 27	H: 9 R: 5 ER: 4 SO: 7	BB: 6 IBB: 0 HBP: 0 BLK: 0	WP: 0 HR: 0 S: 29 P: 50	ERA: 0.00 WHIP: 1.125

Batter	1	2	3	4	5	6	7	8	9	AB R H RBI BB SO LOB	TOP											
6 David Peralta, L (1, 7) OBP: 0.358, SLG: 0.465	1-0 22 F8 11 S 1B		4-1 22 2B 44 FC5-2 BB		1-2 11 FC5-4 1B		3-2 22 FC3-6 11 HBP 1B		0-3 K	4 1 3 0 1 1 0	Arizona Diamondbacks @ New York Mets Citi Field, Flushing, NY Wed Aug 23 2017, 7:12 PM - 10:26 PM EDT Att: 31,277 - Clear - 80 F											
11 AJ Pollock, R (1, 8) OBP: 0.321, SLG: 0.436	4-2 28 1B BB		0-1 F8		0-1 FC5-4 44 1B 22 BB 1B		2-0 22 FC3-6 HBP		4-0 BB	2 0 0 0 2 0 2												
22 Jake Lamb, L (1, 5) OBP: 0.370, SLG: 0.530	2-2 F8		1-0 44 FC5-2 2B		4-1 44 1B BB		0-1 FC3-6 28 FC6-4		3-2 F9	4 0 1 0 1 0 5												
44 Paul Goldschmidt, R (1, 3) OBP: 0.425, SLG: 0.586	0-3 K		0-2 FC5-2 28 FC6-4		0-1 1B		0-3 K			4 0 1 0 0 2 6												
28 J.D. Martinez, R (1, 9) OBP: 0.364, SLG: 0.609	2-2 1B		0-1 FC6-4		0-2 L8-2		0-2 FC6-4			4 0 1 1 0 0 7												
3 Daniel Descalso, L (1, 4) OBP: 0.333, SLG: 0.386	3-2 G1-3			2-2 L7		1-0 F9		0-3 K		4 0 0 0 0 1 2												
8 Chris Iannetta, R (1, 2) OBP: 0.321, SLG: 0.490		0-0 P2		3-3 K		0-0 HR		0-0 G3		4 1 1 1 0 1 0												
4 Ketel Marte, S (1, 6) OBP: 0.338, SLG: 0.431		0-1 F7		4-2 BB		2-2 P6		3-2 F7		3 0 0 0 1 0 0												
52 Zack Godley, R (1, 1) OBP: 0.111, SLG: 0.099		2-3 K		0-3 K		3-3 K		0-3 K		2 0 0 0 0 2 1												
27 Brandon Drury, R (5, PH) OBP: 0.327, SLG: 0.444										1 0 0 0 0 1 0												
33 Jake Barrett, R (6, 1) OBP: 0.288, SLG: 0.474										0 0 0 0 0 0 0												
29 Jorge De La Rosa, L (6, 1) OBP: 0.288, SLG: 0.363										0 0 0 0 0 0 0												
47 David Hernandez, R (8, 1) OBP: 0.254, SLG: 0.324										1 0 0 0 0 1 0												
14 Rey Fuentes, L (8, PH) OBP: 0.274, SLG: 0.347										0 0 0 0 0 0 0												
Inning Stats	R: 1 E: 0 K: 1 S: 18	H: 2 LOB: 2 BB: 1 P: 30	R: 0 E: 0 K: 1 S: 8	H: 0 LOB: 0 BB: 0 P: 10	R: 0 E: 0 K: 0 S: 9	H: 1 LOB: 2 BB: 1 P: 14	R: 0 E: 0 K: 2 S: 11	H: 0 LOB: 1 BB: 1 P: 20	R: 0 E: 0 K: 0 S: 11	H: 2 LOB: 2 BB: 1 P: 16	R: 1 E: 0 K: 1 S: 8	H: 1 LOB: 2 BB: 0 P: 14	R: 0 E: 0 K: 1 S: 12	H: 1 LOB: 2 BB: 0 P: 17	R: 0 E: 0 K: 1 S: 8	H: 0 LOB: 0 BB: 0 P: 11	R: 0 E: 0 K: 2 S: 9	H: 0 LOB: 1 BB: 1 P: 16	1B: 5 2B: 2 3B: 0 HR: 1	SF: 0 SAC: 0 DP: 1 HBP: 1	WP: 0 PB: 0 SB: 1 CS: 0	PA: 39
PITCHER	IP WLS BF H R ER SO BB IBB HBP BLK WP HR S P ERA WHIP	IP WLS BF H R ER SO BB IBB HBP BLK WP HR S P ERA WHIP											IP WLS BF H R ER SO BB IBB HBP BLK WP HR S P ERA WHIP									
64 Chris Flexen, R (1, 1) ERA: 5.79	6.0 W 27 6 2 2 5 4 0 0 0 0 1 65 104 3.00 1.667																					
39 Jerry Blevins, L (7, 1) ERA: 2.72	0.1 H 3 1 0 0 0 0 0 0 1 0 0 0 5 10 0.00 3.000																					
51 Paul Sewald, R (7, 1) ERA: 3.86	1.2 H 5 0 0 0 2 0 0 0 0 0 0 15 18 0.00 0.000																					
44 AJ Ramos, R (9, 1) ERA: 3.7	1.0 S 4 0 0 0 2 1 0 0 0 0 0 0 9 16 0.00 1.000																					
Batter	1	2	3	4	5	6	7	8	9	AB R H RBI BB SO LOB	BOTTOM											
9 Brandon Nimmo, L (1, 7) OBP: 0.410, SLG: 0.360	2-1 13 PB 30 1B 2B		4-1 13 G4-3 BB		4-2 13 G1 BB		4-1 BB			1 2 1 0 3 0 0	Arizona Diamondbacks @ New York Mets Citi Field, Flushing, NY Wed Aug 23 2017, 7:12 PM - 10:26 PM EDT Att: 31,277 - Clear - 80 F											
13 Adrúbal Cabrera, S (1, 4) OBP: 0.354, SLG: 0.361	1-3 K		0-1 G4-3		3-2 G1		2-3 K			4 0 0 0 0 2 6												
30 Michael Conforto, L (1, 9) OBP: 0.386, SLG: 0.556	2-2 4 G5-3 1B		2-2 G1-3		1-2 1B		2-2 G6-3			4 0 2 2 0 0 0												
4 Wilmer Flores, R (1, 5) OBP: 0.309, SLG: 0.477	3-1 G5-3			3-1 G6-3		3-1 P4		1-0 G5-3		4 0 0 0 0 0 2												
44 AJ Ramos, R (9, 1) ERA: 3.7	1-2 G5-3									0 0 0 0 0 0 0												
22 Dominic Smith, L (1, 3) OBP: 0.227, SLG: 0.429	0-3 K			4-0 18 BB 1B		1-0 HR		0-3 K		3 2 1 1 1 2 1												
18 Travis d'Arnaud, R (1, 2) OBP: 0.281, SLG: 0.401	2-1 E5			4-2 1B		2-2 12 G5-4-3 1B		2-1 F8		3 0 1 0 1 0 0												
1 Amed Rosario, R (1, 6) OBP: 0.288, SLG: 0.474	3-3 K			1-2 12 G5-4-3 1B		0-0 12 G5-4-3 1B		0-2 K		4 0 2 1 0 2 1												
12 Juan Lagares, R (1, 8) OBP: 0.288, SLG: 0.363	1-3 K			1-0 G5-4-3		1-0 G5-4-3		1-0 1B		4 0 1 0 0 1 5												
64 Chris Flexen, R (1, 1) ERA: 5.79		0-3 K			2-2 G5-3			0-3 K		2 0 0 0 0 1 1												
52 Zack Godley, R (5, PH) OBP: 0.111, SLG: 0.099										0 0 0 0 0 1 0												
33 Jake Barrett, R (6, 1) ERA: 4.41										0 0 0 0 0 0 0												
29 Jorge De La Rosa, L (6, 1) ERA: 4.53										0 0 0 0 0 0 0												
47 David Hernandez, R (8, 1) OBP: 0.254, SLG: 0.324										1 0 0 0 0 1 1												
15 Matt Reynolds, R (8, PH) OBP: 0.254, SLG: 0.324										0 0 0 0 0 0 0												
Inning Stats	R: 1 E: 0 K: 2 S: 13	H: 2 LOB: 1 BB: 0 P: 21	R: 0 E: 1 K: 3 S: 12	H: 0 LOB: 0 BB: 0 P: 18	R: 0 E: 0 K: 0 S: 7	H: 0 LOB: 1 BB: 1 P: 13	R: 1 E: 0 K: 0 S: 7	H: 1 LOB: 1 BB: 2 P: 20	R: 1 E: 0 K: 0 S: 15	H: 1 LOB: 1 BB: 1 P: 28	R: 1 E: 0 K: 1 S: 11	H: 3 LOB: 3 BB: 2 P: 21	R: 0 E: 0 K: 1 S: 7	H: 0 LOB: 0 BB: 0 P: 10	R: 0 E: 0 K: 2 S: 9	H: 1 LOB: 1 BB: 0 P: 12	1B: 6 2B: 1 3B: 0 HR: 1	SF: 0 SAC: 0 DP: 3 HBP: 0	WP: 0 PB: 1 SB: 0 CS: 0	PA: 36		
PITCHER	IP WLS BF H R ER SO BB IBB HBP BLK WP HR S P ERA WHIP	IP WLS BF H R ER SO BB IBB HBP BLK WP HR S P ERA WHIP											IP WLS BF H R ER SO BB IBB HBP BLK WP HR S P ERA WHIP									
52 Zack Godley, R (1, 1) ERA: 3.15	5.0 L 22 4 3 2 5 4 0 0 0 0 0 54 100 3.60 1.600																					
33 Jake Barrett, R (6, 1) ERA: 4.41	0.2 5 3 1 1 0 0 0 1 0 0 0 0 6 10 13.50 4.500																					
29 Jorge De La Rosa, L (6, 1) ERA: 4.53	1.1 5 0 0 0 2 1 0 0 0 0 0 0 12 21 0.00 0.750																					
47 David Hernandez, R (8, 1) OBP: 0.254, SLG: 0.324	1.0 4 1 0 0 2 0 0 0 0 0 0 0 9 12 0.00 1.000																					

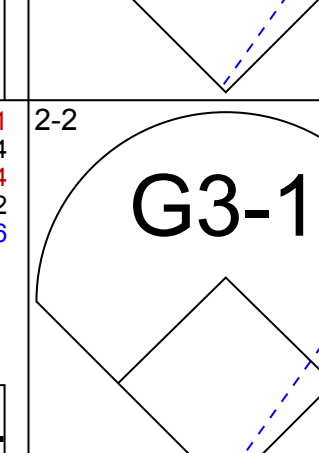

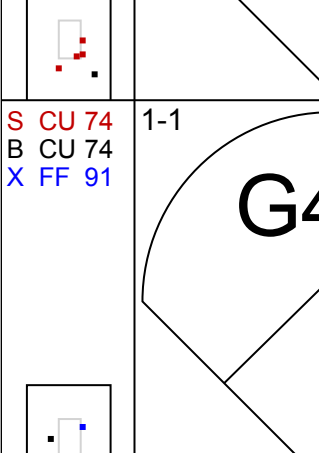
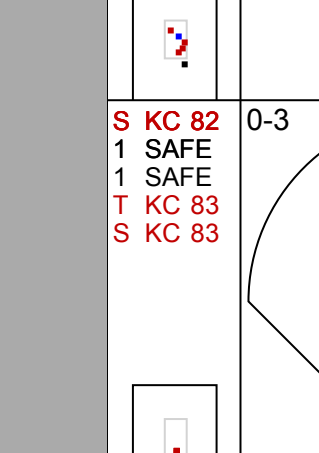

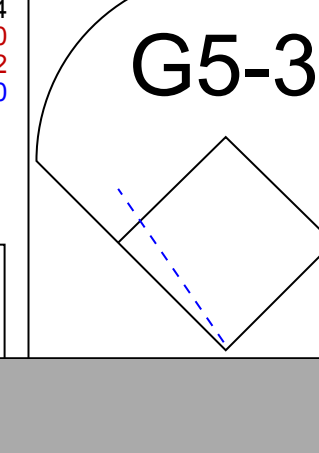

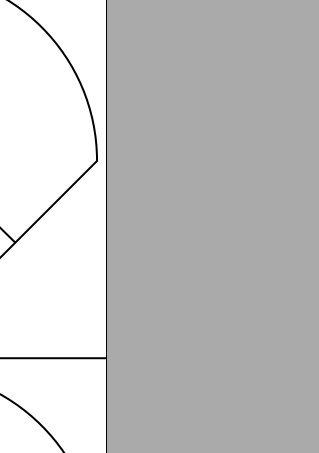



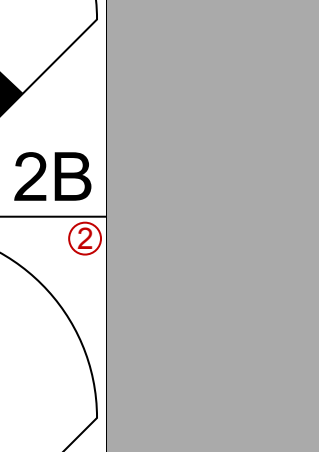
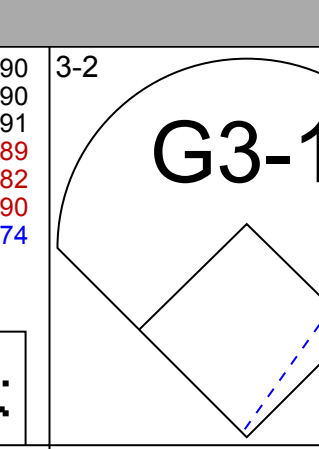
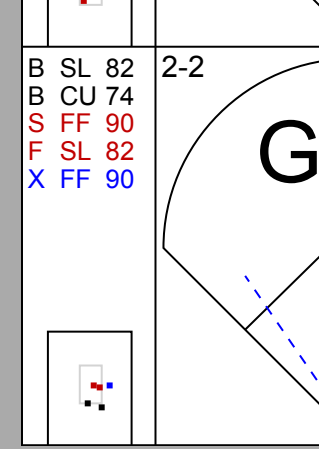
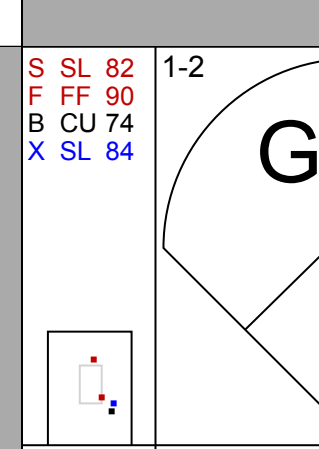
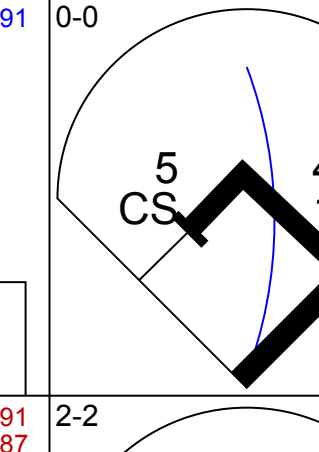
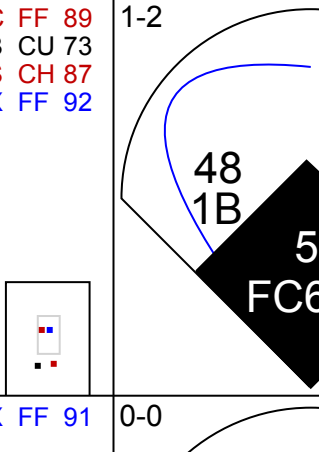
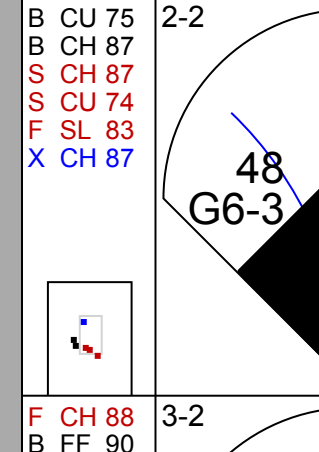
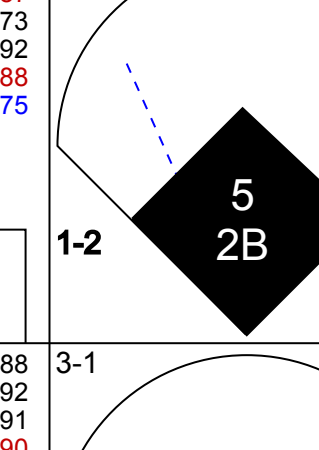
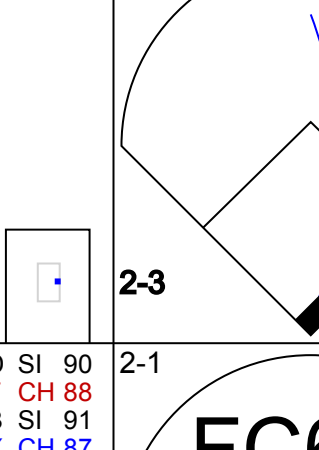
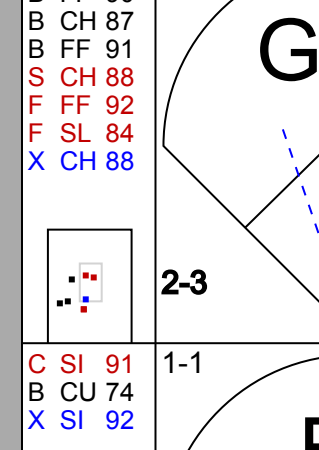
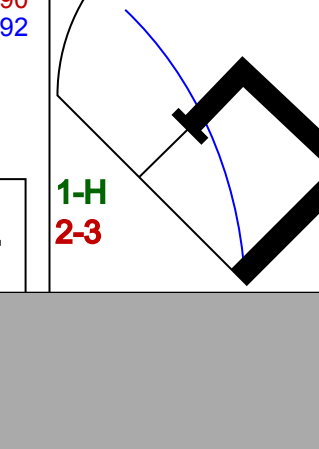
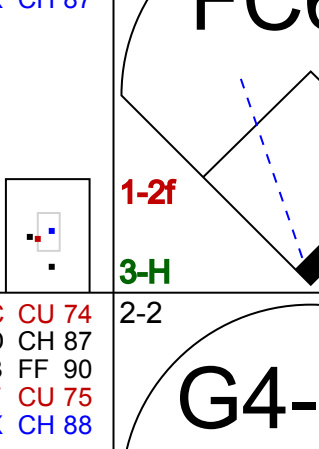
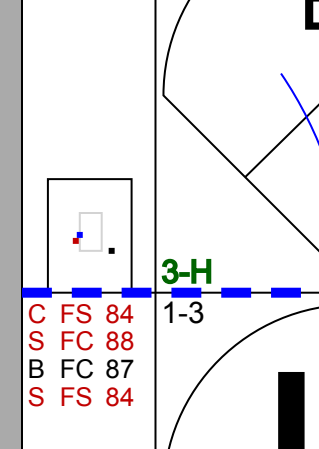
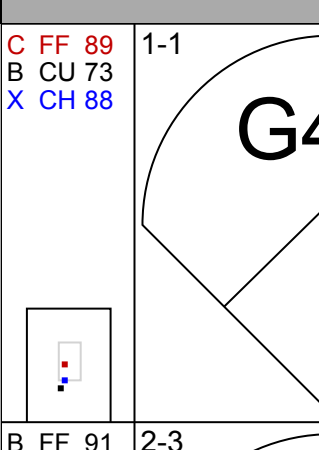
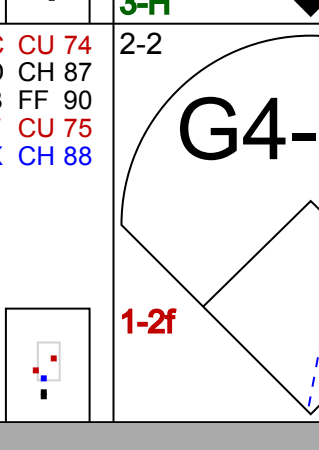
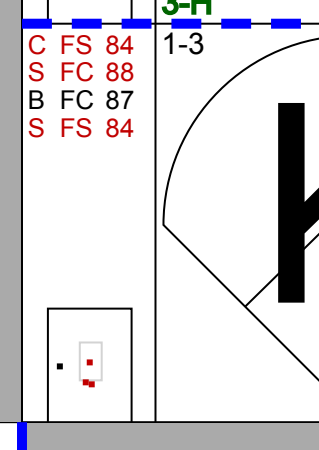
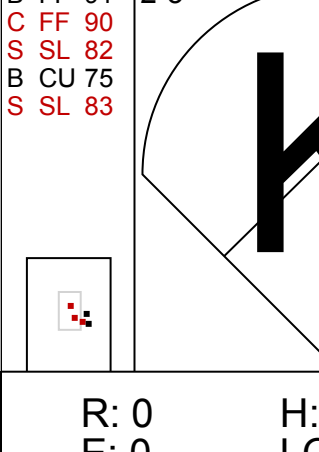
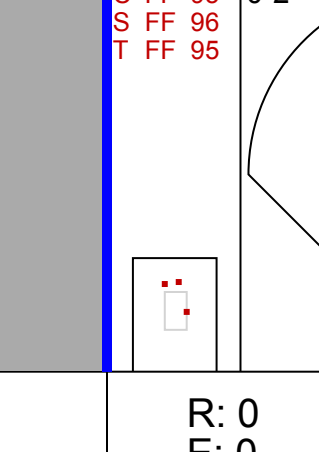
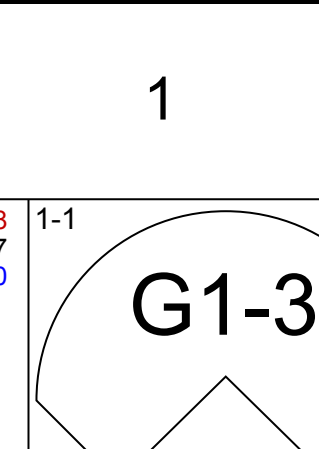
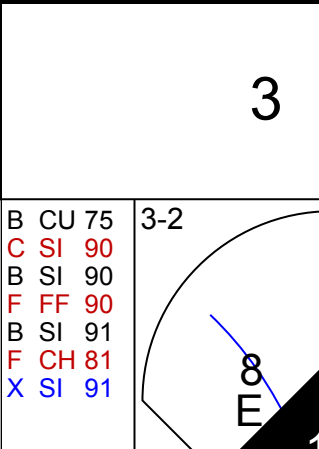
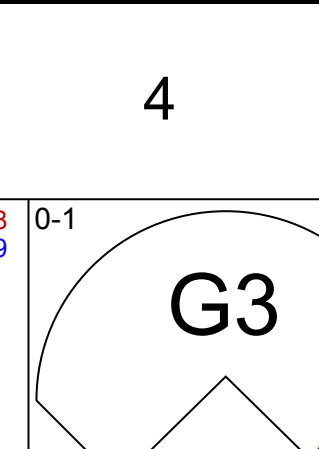
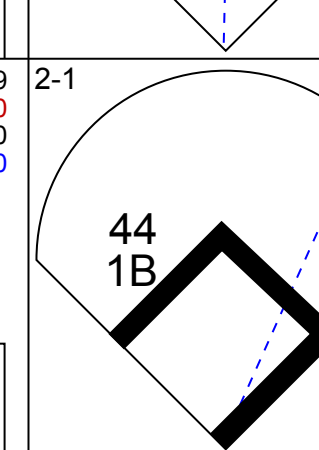
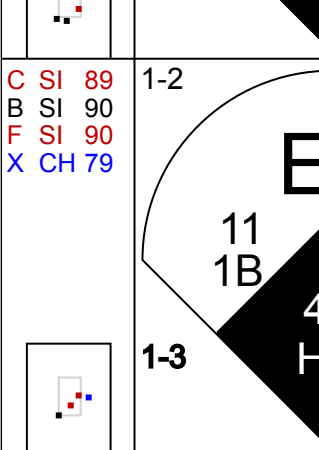
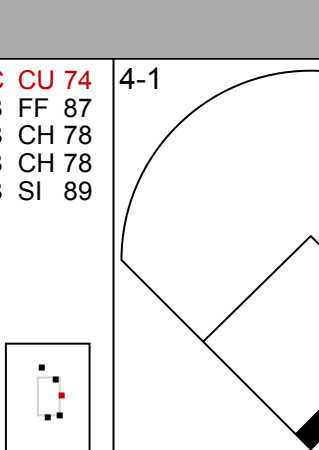
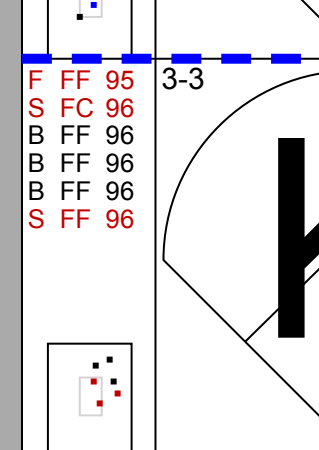
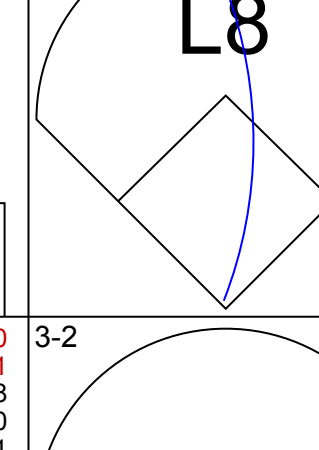
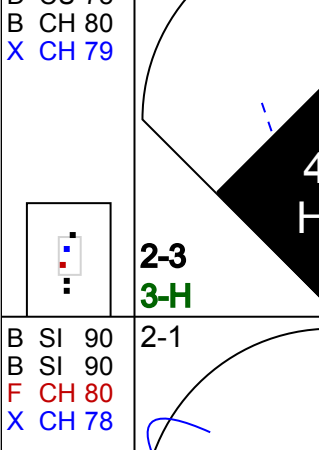
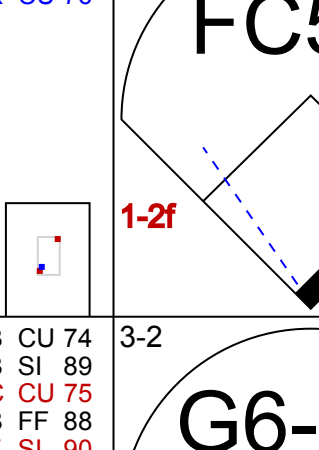
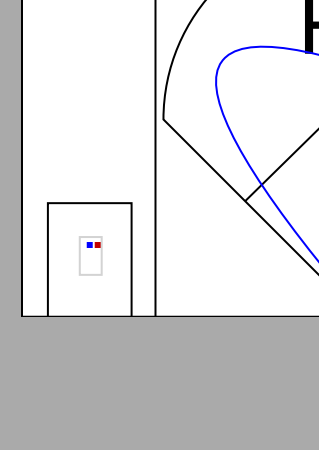
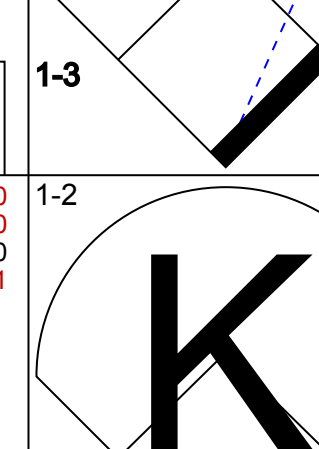
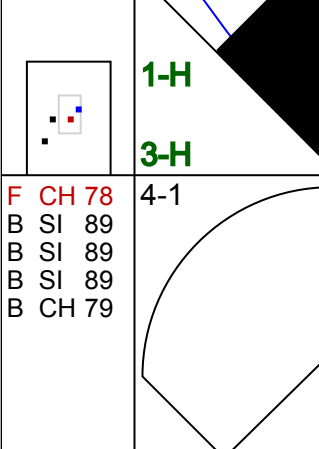
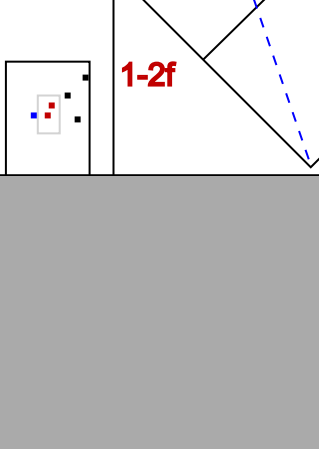
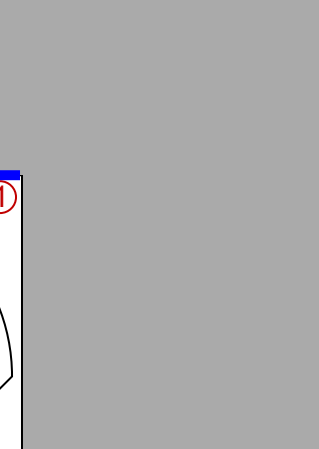

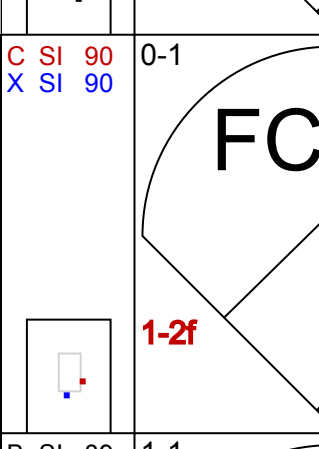


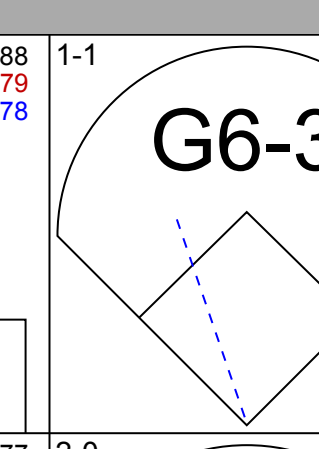



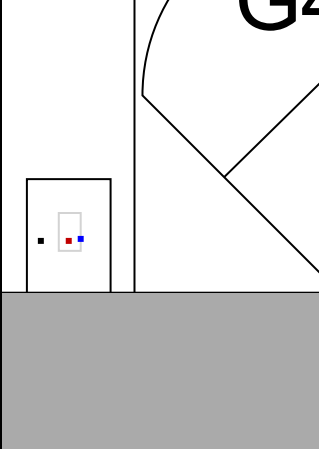
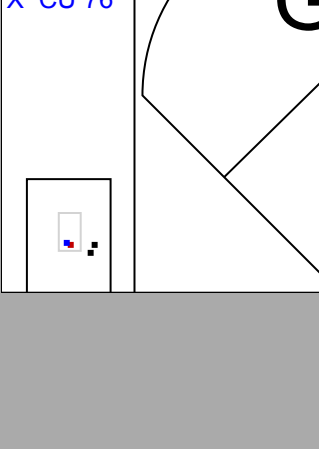
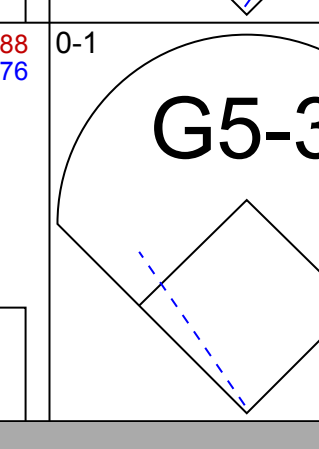
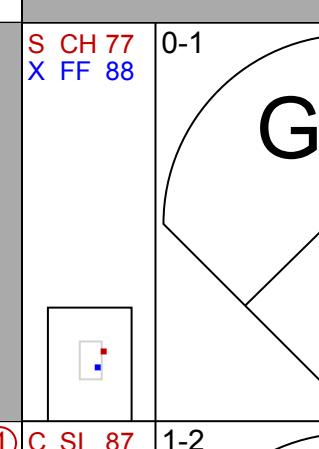
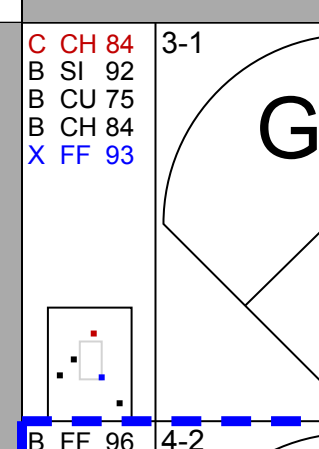
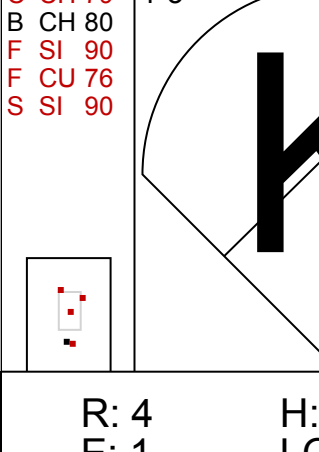
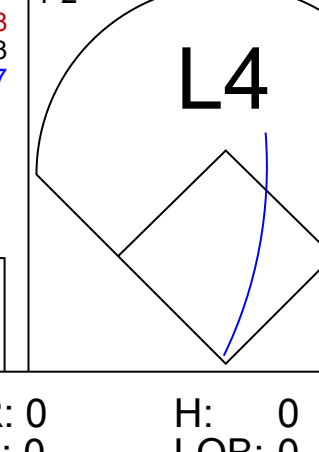
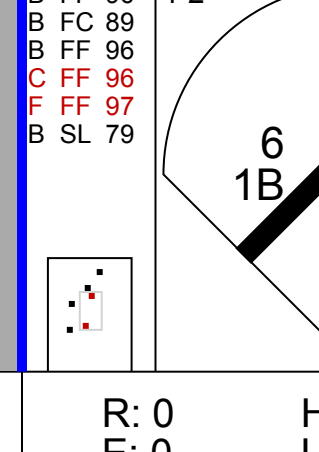
Batter	1	2	3	4	5	6	7	8	9	AB	R	H	RBI	BB	SO	LOB	TOP						
5 Grégor Blanco, L (1,7) OBP: 0.317, SLG: 0.350										5	0	1	1	0	4	4	Arizona Diamondbacks @ New York Mets Citi Field, Flushing, NY Thu Aug 24 2017, 12:13 PM - 3:56 PM EDT Att: 25,284 - Sunny - 77 F						
4 Ketel Marte, S (1,6) OBP: 0.347, SLG: 0.432										2	0	1	1	2	0	0							
22 Jake Lamb, L (1,5) OBP: 0.369, SLG: 0.526										5	0	1	0	0	0	6							
44 Paul Goldschmidt, R (1,3) OBP: 0.425, SLG: 0.585										3	1	1	0	1	1	2							
28 J.D. Martinez, R (1,9) OBP: 0.360, SLG: 0.601										4	0	0	0	0	1	3							
27 Brandon Drury, R (1,4) OBP: 0.321, SLG: 0.442										4	0	1	1	0	1	1							
14 Rey Fuentes, L (1,8) OBP: 0.282, SLG: 0.352										4	1	2	0	0	2	1							
10 Chris Herrmann, L (1,2) OBP: 0.250, SLG: 0.319										4	1	1	0	0	2	2							
38 Robbie Ray, L (1,1) OBP: 0.278, SLG: 0.276										2	0	1	0	0	1	0							
9 Andriano Rosales, R (6,1) OBP: 0.278, SLG: 0.303										0	0	0	0	0	0	0							
47 David Hernandez, R (6,1) OBP: 0.278, SLG: 0.303										0	0	0	0	0	0	0							
40 Andrew Chafin, R (6,1) OBP: 0.278, SLG: 0.303										0	0	0	0	0	0	0							
25 Archie Bradley, R (7,1) OBP: 0.278, SLG: 0.303										0	0	0	0	0	0	0							
6 David Peralta, L (6,1) OBP: 0.278, SLG: 0.303										1	0	1	0	0	0	0							
56 Fernando Rodney, R (6,1) OBP: 0.278, SLG: 0.303										0	0	0	0	0	0	0							
Inning Stats	R: 0 E: 0 K: 1 S: 11	H: 1 LOB: 0 BB: 0 P: 18	R: 0 E: 0 K: 2 S: 10	H: 0 LOB: 1 BB: 1 P: 18	R: 0 E: 0 K: 2 S: 11	H: 0 LOB: 0 BB: 0 P: 16	R: 0 E: 0 K: 0 S: 9	H: 0 LOB: 1 BB: 1 P: 17	R: 2 E: 0 K: 0 S: 15	H: 4 LOB: 2 BB: 0 P: 21	R: 1 E: 0 K: 2 S: 15	H: 3 LOB: 3 BB: 1 P: 22	R: 0 E: 0 K: 1 S: 11	H: 1 LOB: 0 BB: 0 P: 15	R: 0 E: 0 K: 2 S: 9	H: 0 LOB: 0 BB: 0 P: 13	R: 0 E: 0 K: 2 S: 15	H: 1 LOB: 2 BB: 1 P: 25	1B: 10 2B: 2 HR: 0	SF: 1 SAC: 0 DP: 2 HBP: 0	WP: 0 PB: 0 SB: 1 CS: 3	PA: 39	
PITCHER	IP WLS BF H R ER SO BB IBB HBP BLK WP HR S P ERA WHIP	5.1 L 24 7 3 3 5 2 0 0 0 0 0 64 101 5.06 1.688	1.0 6 2 0 0 2 0 1 0 0 0 0 12 17 0.00 2.000	0.2 1 0 0 0 1 0 0 0 0 0 0 6 9 0.00 0.000	2.0 8 1 0 0 4 1 0 0 0 0 0 24 38 0.00 1.000																		

AB	34
R	3
H	10
RBI	3
BB	4
SO	12
LOB	19



Batter	1	2	3	4	5	6	7	8	9	AB	R	H	RBI	BB	SO	LOB	BOTTOM					
12 Juan Lagares, R (1,8) OBP: 0.294, SLG: 0.357										2	0	0	0	2	1	2	Arizona Diamondbacks @ New York Mets Citi Field, Flushing, NY Thu Aug 24 2017, 12:13 PM - 3:56 PM EDT Att: 25,284 - Sunny - 77 F					
30 Michael Conforto, L (1,9) OBP: 0.384, SLG: 0.505										2	0	0	0	0	2	1						
9 Brandon Nimmo, L (6,1) OBP: 0.391, SLG: 0.340										3	0	0	1	0	1	5						
52 Yoanis Cespedes, R (1,7) OBP: 0.350, SLG: 0.540										3	1	2	1	2	1	0						
4 Wilmer Flores, R (1,5) OBP: 0.307, SLG: 0.471										4	0	0	0	0	2	6						
1 Amed Rosario, R (1,6) OBP: 0.274, SLG: 0.451										4	0	0	0	0	1	2						
22 Dominic Smith, L (1,3) OBP: 0.208, SLG: 0.391										4	0	0	0	0	0	2						
26 Kevin Plawecki, R (1,2) OBP: 0.293, SLG: 0.343										3	0	2	0	1	1	1						
2 Gavin Cecchini, R (1,4) OBP: 0.333, SLG: 0.400										3	1	1	0	1	1	1						
50 Rafael Montero, R (1,1) OBP: 0.118, SLG: 0.118										2	0	0	0	0	2	2						
49 Josh Smoker, L (6,1) OBP: 0.278, SLG: 0.303										0	0	0	0	0	0	0						
47 David Hernandez, R (6,1) OBP: 0.278, SLG: 0.303										0	0	0	0	0	0	0						
40 Andrew Chafin, L (6,1) OBP: 0.278, SLG: 0.303										0	0	0	0	0	0	0						
25 Archie Bradley, R (7,1) OBP: 0.278, SLG: 0.303										1	0	0	0	0	2	0						
62 Erik Goeddel, R (6,1) OBP: 0.278, SLG: 0.303										0	0	0	0	0	0	0						
13 Adrial Cabrera, S (6,1) OBP: 0.278, SLG: 0.303										0	0	0	0	1	0	0						
Inning Stats	R: 0 E: 0 K: 3 S: 9	H: 0 LOB: 0 BB: 0 P: 12	R: 0 E: 0 K: 1 S: 14	H: 0 LOB: 1 BB: 0 P: 25	R: 0 E: 0 K: 2 S: 10	H: 0 LOB: 1 BB: 1 P: 17	R: 1 E: 0 K: 1 S: 10	H: 1 LOB: 0 BB: 0 P: 14	R: 0 E: 0 K: 1 S: 9	H: 1 LOB: 1 BB: 0 P: 14	R: 1 E: 0 K: 1 S: 16	H: 1 LOB: 3 BB: 3 P: 32	R: 0 E: 0 K: 1 S: 12	H: 1 LOB: 1 BB: 0 P: 19	R: 0 E: 0 K: 0 S: 9	H: 0 LOB: 2 BB: 2 P: 17	1B: 3 2B: 1 HR: 1	SF: 0 SAC: 1 DP: 0 HBP: 1	WP: 0 PB: 0 SB: 0 CS: 0	PA: 40		
PITCHER	IP WLS BF H R ER SO BB IBB HBP BLK WP HR S P ERA WHIP	5.0 W 20 2 1 1 9 2 0 0 0 0 0 60 94 1.80 0.800	0.2 H 3 1 0 0 1 0 0 0 0 0 7 11 0.00 1.500	0.1 H 3 1 1 1 0 1 0 0 0 0 10 18 27.00 6.000	2.0 H 9 1 0 0 2 1 1 0 0 0 20 36 0.00 1.000	1.0 S 5 0 0 0 0 1 1 0 0 0 9 17 0.00 1.000																



Batter	1	2	3	4	5	6	7	8	9	AB	R	H	RBI	BB	SO	LOB	TOP					
2 Denard Span, L OBP: 0.320, SLG: 0.421										4	0	0	0	0	1	1						
8 Hunter Pence, R OBP: 0.310, SLG: 0.385										4	0	1	0	0	0	1						
6 Jarrett Parker, L OBP: 0.295, SLG: 0.394										4	0	0	0	0	2	2						
28 Buster Posey, R OBP: 0.403, SLG: 0.466										4	0	0	0	0	0	0						
35 Brandon Crawford, L OBP: 0.291, SLG: 0.390										4	2	3	0	0	0	0						
48 Pablo Sandoval, S OBP: 0.292, SLG: 0.370										4	1	2	0	0	1	1						
5 Nick Hundley, R OBP: 0.292, SLG: 0.441										3	0	1	2	0	0	1						
12 Joe Panik, L OBP: 0.328, SLG: 0.394										3	0	0	0	0	1	2						
50 Ty Blach, R OBP: 0.273, SLG: 0.301										1	0	0	0	0	1	0						
39 Carlos Moncrief, L OBP: 0.230, SLG: 0.270										1	0	1	0	0	0	0						
56 Albert Suárez, R ERA: 4.5										0	0	0	0	0	0	0						
61 Josh Osich, L ERA: 1.22										0	0	0	0	0	0	0						
59 Kyle Crick, R ERA: 2.7										0	0	0	0	0	1	0						
37 Kelby Tomlinson, R ERA: 2.11										0	0	0	0	0	0	0						
62 Cory Gearrin, R ERA: 2.11										0	0	0	0	0	0	0						
Inning Stats	R: 0 E: 0 K: 1 S: 12	H: 0 LOB: 0 BB: 0 P: 17	R: 1 E: 0 K: 0 S: 11	H: 3 LOB: 1 BB: 0 P: 19	R: 0 E: 0 K: 1 S: 9	H: 0 LOB: 0 BB: 0 P: 14	R: 0 E: 0 K: 1 S: 8	H: 0 LOB: 0 BB: 0 P: 11	R: 1 E: 0 K: 0 S: 9	H: 2 LOB: 0 BB: 0 P: 14	R: 0 E: 0 K: 1 S: 11	H: 1 LOB: 1 BB: 0 P: 15	R: 1 E: 0 K: 1 S: 17	H: 1 LOB: 1 BB: 0 P: 25	R: 0 E: 0 K: 2 S: 13	H: 1 LOB: 1 BB: 0 P: 16	R: 0 E: 0 K: 1 S: 9	H: 0 LOB: 0 BB: 0 P: 15	1B: 5 2B: 3 3B: 0 HR: 0	SF: 0 SAC: 0 DP: 1 HBP: 0	WP: 0 PB: 0 SB: 0 CS: 1	PA: 33
PITCHER	IP WLS BF H R ER SO BB IBB HBP BLK WP HR S P ERA WHIP																					
21 Zack Greinke, R ERA: 3.14	(1, 1) 6.2 W 25 7 3 2 4 0 0 0 0 0 0 0 74 111 2.70 1.050																					
29 Jorge De La Rosa, L ERA: 4.5	(7, 1) 0.1 H 1 0 0 0 1 0 0 0 0 0 0 0 3 4 0.00 0.000																					
25 Archie Bradley, R ERA: 1.22	(8, 1) 1.0 H 4 1 0 0 2 0 0 0 0 0 0 0 13 16 0.00 1.000																					
56 Fernando Rodney, R ERA: 4.64	(9, 1) 1.0 S 3 0 0 0 1 0 0 0 0 0 0 0 9 15 0.00 0.000																					
Batter	1	2	3	4	5	6	7	8	9	AB	R	H	RBI	BB	SO	LOB	BOTTOM					
6 David Peralta, L OBP: 0.360, SLG: 0.467										4	1	2	0	0	0	0						
8 Chris Iannetta, R OBP: 0.329, SLG: 0.492										3	1	2	0	1	1	2						
11 AJ Pollock, R OBP: 0.320, SLG: 0.434										4	1	1	1	0	0	4						
44 Paul Goldschmidt, R OBP: 0.426, SLG: 0.590										4	1	2	3	0	1	1						
28 J.D. Martinez, R OBP: 0.358, SLG: 0.596										3	0	0	0	1	1	2						
27 Brandon Drury, R OBP: 0.319, SLG: 0.438										3	0	0	0	0	0	1						
29 Jorge De La Rosa, L ERA: 6.75										0	0	0	0	0	0	0						
25 Archie Bradley, R ERA: 6.14										0	0	0	0	0	0	0						
14 Rey Fuentes, L OBP: 0.279, SLG: 0.349										1	0	0	0	0	1	0						
56 Fernando Rodney, R ERA: 4.64										0	0	0	0	0	0	0						
22 Jake Lamb, L OBP: 0.367, SLG: 0.523										3	0	0	0	0	0	1						
4 Ketel Marte, S OBP: 0.340, SLG: 0.422										3	0	0	0	0	0	0						
21 Zack Greinke, R OBP: 0.222, SLG: 0.196										2	0	0	0	0	1	0						
3 Daniel Descalso, L OBP: 0.335, SLG: 0.386										0	0	0	0	1	0	0						
Inning Stats	R: 0 E: 0 K: 1 S: 12	H: 2 LOB: 2 BB: 0 P: 19	R: 0 E: 0 K: 0 S: 5	H: 0 LOB: 0 BB: 0 P: 8	R: 4 E: 1 K: 1 S: 20	H: 4 LOB: 1 BB: 1 P: 35	R: 0 E: 0 K: 0 S: 7	H: 0 LOB: 0 BB: 0 P: 8	R: 0 E: 0 K: 0 S: 7	H: 0 LOB: 0 BB: 1 P: 14	R: 0 E: 0 K: 0 S: 6	H: 0 LOB: 0 BB: 0 P: 12	R: 0 E: 0 K: 1 S: 13	H: 1 LOB: 2 BB: 1 P: 24	R: 0 E: 0 K: 2 S: 9	H: 0 LOB: 0 BB: 0 P: 12	R: 0 E: 0 K: 2 S: 9	H: 0 LOB: 0 BB: 0 P: 12	1B: 6 2B: 0 3B: 0 HR: 1	SF: 0 SAC: 0 DP: 1 HBP: 0	WP: 0 PB: 0 SB: 0 CS: 0	PA: 33
PITCHER	IP WLS BF H R ER SO BB IBB HBP BLK WP HR S P ERA WHIP																					
50 Ty Blach, L ERA: 4.68	(1, 1) 5.0 L 22 6 4 4 0 0 2 0 0 0 0 0 0 8 84 7.20 1.600																					
56 Albert Suárez, R ERA: 6.75	(6, 1) 1.1 4 0 0 0 0 0 0 0 0 0 0 0 8 17 0.00 0.000																					
61 Josh Osich, L ERA: 6.14	(7, 1) 0.0 2 1 0 0 0 1 0 0 0 0 0 0 6 11 ∞ ∞																					
59 Kyle Crick, R ERA: 2.7	(7, 1) 0.2 2 0 0 0 1 0 0 0 0 0 0 0 5 8 0.00 0.000																					
62 Cory Gearrin, R ERA: 2.11	(8, 1) 1.0 3 0 0 0 2 0 0 0 0 0 0 0 9 12 0.00 0.000																					

San Francisco Giants @ Arizona Diamondbacks
Chase Field, Phoenix, AZ
Fri Aug 25 2017, 6:43 PM - 9:34 PM MST
Att: 31,924 - Roof Closed - 80 F

AB 33
R 3
H 8
RBI 2
BB 0
SO 8
LOB 8



San Francisco Giants @ Arizona Diamondbacks
Chase Field, Phoenix, AZ
Fri Aug 25 2017, 6:43 PM - 9:34 PM MST
Att: 31,924 - Roof Closed - 80 F

AB 30
R 4
H 7
RBI 4
BB 3
SO 5
LOB 11



Batter	1	2	3	4	5	6	7	8	9	AB	R	H	RBI	BB	SO	LOB	TOP										
2 Denard Span, L (1,8) OBP: 0.317, SLG: 0.417	G3			P6		P5		L8		4	0	0	0	0	0	0	San Francisco Giants @ Arizona Diamondbacks Chase Field, Phoenix, AZ Sat Aug 26 2017, 5:11 PM - 7:44 PM MST Att: 25,709 - Roof Closed - 78 F										
8 Hunter Pence, R (1,9) OBP: 0.307, SLG: 0.381	G4-3			G6-3		G5-3		L8		4	0	0	0	0	0												
6 Jarrett Parker, L (1,7) OBP: 0.303, SLG: 0.447	F7			HR		3B		K		4	1	2	1	0	1												
28 Buster Posey, R (1,2) OBP: 0.399, SLG: 0.462	G3-1			G6-3		K		G5-3		4	0	0	0	0	1												
35 Brandon Crawford, L (1,6) OBP: 0.291, SLG: 0.389	G4-3			12 1B		L8		K		4	0	1	0	0	1												
48 Pablo Sandoval, S (1,5) OBP: 0.291, SLG: 0.363	F8			P6		12 BB		K		3	0	0	0	1	1												
12 Joe Panik, L (1,4) OBP: 0.330, SLG: 0.396	G6-3			1B		1B		1B		3	0	2	0	0	0												
63 Ryder Jones, L (1,3) OBP: 0.263, SLG: 0.314	L5			K		P6		P6		2	0	0	0	0	1												
5 Nick Hundley, R (7,PH) OBP: 0.291, SLG: 0.438	L9			K		K		K		1	0	0	0	0	2												
40 Madison Bumgarner, R (1,1) OBP: 0.276, SLG: 0.444	L9			K		K		K		3	0	0	0	0	2												
60 Hunter Strickland, R (8,1)										0	0	0	0	0	0												
Inning Stats	R: 0 E: 0 K: 0 S: 9	H: 0 LOB: 0 BB: 0 P: 14	R: 0 E: 0 K: 0 S: 5	H: 0 LOB: 0 BB: 0 P: 8	R: 0 E: 0 K: 0 S: 8	H: 0 LOB: 0 BB: 0 P: 11	R: 1 E: 0 K: 0 S: 13	H: 1 LOB: 0 BB: 0 P: 21	R: 0 E: 0 K: 1 S: 14	H: 1 LOB: 1 BB: 0 P: 20	R: 0 E: 0 K: 1 S: 16	H: 1 LOB: 2 BB: 1 P: 27	R: 0 E: 0 K: 1 S: 7	H: 0 LOB: 0 BB: 0 P: 10	R: 0 E: 0 K: 2 S: 7	H: 0 LOB: 0 BB: 0 P: 9	1B: 3 2B: 0 3B: 1 HR: 1	SF: 0 SAC: 0 DP: 0 HBP: 0	WP: 0 PB: 0 SB: 0 CS: 0	PA: 33							
PITCHER	IP	WLS	BF	H	R	ER	SO	BB	IBB	HBP	BLK	WP	HR	S	P	ERA	WHIP										
99 Taijuan Walker, R (1,1) ERA: 3.55	6.1	W	24	4	1	1	3	1	0	0	0	0	1	68	108	1.42	0.789										
40 Andrew Chafin, L (7,1) ERA: 2.94	0.2	H	3	1	0	0	1	0	0	0	0	0	0	10	14	0.00	1.500										
47 David Hernandez, R (8,1) ERA: 2.62	1.0	H	3	0	0	0	1	0	0	0	0	0	0	7	10	0.00	0.000										
56 Fernando Rodney, R (9,1) ERA: 4.53	1.0	S	3	0	0	0	2	0	0	0	0	0	0	7	9	0.00	0.000										

Batter	1	2	3	4	5	6	7	8	9	AB	R	H	RBI	BB	SO	LOB	BOTTOM										
6 David Peralta, L (1,7) OBP: 0.357, SLG: 0.462	G4-3		G1-3		G1-3			K		4	0	0	0	0	1	0	San Francisco Giants @ Arizona Diamondbacks Chase Field, Phoenix, AZ Sat Aug 26 2017, 5:11 PM - 7:44 PM MST Att: 25,709 - Roof Closed - 78 F										
8 Chris Iannetta, R (1,2) OBP: 0.328, SLG: 0.488	G6-3		K				11 FC6-4 1B	K		4	0	1	0	0	2	0											
11 AJ Pollock, R (1,8) OBP: 0.319, SLG: 0.441	HR		G6-3			FC6-4 2B FC6-4		G6-3		4	1	1	1	0	0	1											
44 Paul Goldschmidt, R (1,3) OBP: 0.423, SLG: 0.587	L9		F7		F7	F7				3	0	0	0	0	0	1											
28 J.D. Martinez, R (1,9) OBP: 0.358, SLG: 0.603	K		HR		FC6-4					3	1	1	1	0	1	1											
27 Brandon Drury, R (1,4) OBP: 0.318, SLG: 0.440	K		G6-3							3	0	1	0	0	1	0											
9 Adam Rosales, R (1,5) OBP: 0.278, SLG: 0.361	2B		K							3	0	1	0	0	2	1											
4 Ketel Marte, S (1,6) OBP: 0.342, SLG: 0.419	IBB				F9					1	0	0	0	1	0	0											
3 Daniel Descalso, L (6,5) OBP: 0.334, SLG: 0.385										1	0	0	0	0	0	1											
99 Taijuan Walker, R (1,1) OBP: 0.227, SLG: 0.279	G6-3									2	0	0	0	0	1	2											
40 Andrew Chafin, R (7,1) ERA: 2.94										0	0	0	0	0	0	0											
5 Grégor Blanco, L (7,PH) OBP: 0.315, SLG: 0.348										1	0	0	0	0	1	1											
47 David Hernandez, R (8,1) OBP: 0.315, SLG: 0.348										0	0	0	0	0	0	0											
56 Fernando Rodney, R (9,1) ERA: 4.53										0	0	0	0	0	0	0											
Inning Stats	R: 1 E: 0 K: 0 S: 11	H: 1 LOB: 2 BB: 1 P: 14	R: 0 E: 0 K: 1 S: 11	H: 1 LOB: 2 BB: 1 P: 14	R: 0 E: 0 K: 1 S: 10	H: 0 LOB: 0 BB: 0 P: 10	R: 1 E: 0 K: 1 S: 12	H: 1 LOB: 0 BB: 0 P: 20	R: 0 E: 0 K: 1 S: 8	H: 0 LOB: 0 BB: 0 P: 11	R: 0 E: 0 K: 0 S: 11	H: 1 LOB: 1 BB: 0 P: 16	R: 0 E: 0 K: 2 S: 14	H: 1 LOB: 1 BB: 0 P: 21	R: 0 E: 0 K: 2 S: 11	H: 0 LOB: 0 BB: 0 P: 15	1B: 1 2B: 2 3B: 0 HR: 2	SF: 0 SAC: 0 DP: 0 HBP: 0	WP: 0 PB: 0 SB: 0 CS: 0	PA: 30							
PITCHER	IP	WLS	BF	H	R	ER	SO	BB	IBB	HBP	BLK	WP	HR	S	P	ERA	WHIP										
40 Madison Bumgarner, L (1,1) ERA: 2.85	7.0	L	27	5	2	2	7	0	1	0	0	0	0	11	109	0.00	0.714										
60 Hunter Strickland, R (8,1) ERA: 2.68	1.0		3	0	0	0	2	0	0	0	0	0	0	11	15	0.00	0.000										



Batter	1	2	3	4	5	6	7	8	9	AB	R	H	RBI	BB	SO	LOB	TOP							
3 Chris Taylor, R OBP: 0.375, SLG: 0.532	K																Los Angeles Dodgers @ Arizona Diamondbacks Chase Field, Phoenix, AZ Wed Aug 30 2017, 6:42 PM - 9:45 PM MST Att: 23,321 - Roof Closed - 79 F							
43 Luis Avilan, L							FC6-4	G3		4	0	1	0	0	2	1								
5 Corey Seager, L OBP: 0.391, SLG: 0.500										0	0	0	0	0	0	0								
58 Edward Paredes, L										1	0	0	0	0	0	3								
14 Enrique Hernández, R OBP: 0.302, SLG: 0.430	G5-3									0	0	0	0	0	0	0								
9 Yasmani Grandal, S OBP: 0.313, SLG: 0.474										1	0	0	0	0	0	0								
10 Justin Turner, R OBP: 0.420, SLG: 0.528	K									4	1	1	0	1	1	0								
35 Cody Bellinger, L OBP: 0.356, SLG: 0.609										4	1	1	0	0	3	1								
11 Logan Forsythe, R OBP: 0.366, SLG: 0.324										2	1	0	0	2	1	2								
66 Yasiel Puig, R OBP: 0.349, SLG: 0.484										3	0	1	2	1	1	1								
15 Austin Barnes, R OBP: 0.412, SLG: 0.497										4	0	1	0	0	1	3								
6 Curtis Granderson, L OBP: 0.333, SLG: 0.479										3	1	1	2	1	1	0								
99 Hyun Jin Ryu, R OBP: 0.286, SLG: 0.185										1	0	0	0	0	1	0								
23 Adrián González, L OBP: 0.286, SLG: 0.337										1	0	0	0	0	0	0								
33 Tony Watson, L										0	0	0	0	0	0	0								
17 Brandon Morrow, R										0	0	0	0	0	0	0								
26 Chase Utley, L OBP: 0.330, SLG: 0.462										1	0	0	0	0	1	3								
Inning Stats	R: 0 E: 0 K: 2 S: 7	H: 0 LOB: 0 BB: 0 P: 11	R: 0 E: 0 K: 2 S: 11	H: 0 LOB: 1 BB: 1 P: 17	R: 0 E: 0 K: 2 S: 12	H: 1 LOB: 1 BB: 0 P: 16	R: 0 E: 0 K: 1 S: 15	H: 1 LOB: 2 BB: 1 P: 23	R: 0 E: 0 K: 1 S: 10	H: 0 LOB: 0 BB: 0 P: 11	R: 0 E: 0 K: 1 S: 10	H: 1 LOB: 1 BB: 0 P: 10	R: 1 E: 0 K: 1 S: 12	H: 1 LOB: 1 BB: 0 P: 17	R: 3 E: 0 K: 1 S: 17	H: 2 LOB: 3 BB: 3 P: 39	R: 0 E: 0 K: 1 S: 7	H: 0 LOB: 0 BB: 0 P: 11	1B: 5 2B: 0 3B: 0 HR: 1	SF: 0 SAC: 0 DP: 0 HBP: 2	WP: 0 PB: 0 SB: 0 CS: 0	PA: 40		
PITCHER	IP WLS BF H R ER SO BB IBB HBP BLK WP HR S P ERA WHIP	IP WLS BF H R ER SO BB IBB HBP BLK WP HR S P ERA WHIP	IP WLS BF H R ER SO BB IBB HBP BLK WP HR S P ERA WHIP	IP WLS BF H R ER SO BB IBB HBP BLK WP HR S P ERA WHIP	IP WLS BF H R ER SO BB IBB HBP BLK WP HR S P ERA WHIP	IP WLS BF H R ER SO BB IBB HBP BLK WP HR S P ERA WHIP	IP WLS BF H R ER SO BB IBB HBP BLK WP HR S P ERA WHIP	IP WLS BF H R ER SO BB IBB HBP BLK WP HR S P ERA WHIP	IP WLS BF H R ER SO BB IBB HBP BLK WP HR S P ERA WHIP	IP WLS BF H R ER SO BB IBB HBP BLK WP HR S P ERA WHIP	IP WLS BF H R ER SO BB IBB HBP BLK WP HR S P ERA WHIP	IP WLS BF H R ER SO BB IBB HBP BLK WP HR S P ERA WHIP	IP WLS BF H R ER SO BB IBB HBP BLK WP HR S P ERA WHIP	IP WLS BF H R ER SO BB IBB HBP BLK WP HR S P ERA WHIP	IP WLS BF H R ER SO BB IBB HBP BLK WP HR S P ERA WHIP	IP WLS BF H R ER SO BB IBB HBP BLK WP HR S P ERA WHIP	IP WLS BF H R ER SO BB IBB HBP BLK WP HR S P ERA WHIP	IP WLS BF H R ER SO BB IBB HBP BLK WP HR S P ERA WHIP	IP WLS BF H R ER SO BB IBB HBP BLK WP HR S P ERA WHIP	IP WLS BF H R ER SO BB IBB HBP BLK WP HR S P ERA WHIP	IP WLS BF H R ER SO BB IBB HBP BLK WP HR S P ERA WHIP	IP WLS BF H R ER SO BB IBB HBP BLK WP HR S P ERA WHIP	IP WLS BF H R ER SO BB IBB HBP BLK WP HR S P ERA WHIP	IP WLS BF H R ER SO BB IBB HBP BLK WP HR S P ERA WHIP
38 Robbie Ray, L ERA: 2.97	6.2	W	27	4	1	1	10	2	0	1	0	0	0	0	0	0	13.50	1.500						
33 Jake Barrett, R ERA: 4.5	0.2		3	0	1	1	0	1	0	0	0	0	0	0	0	0	∞	∞						
40 Andrew Chafin, L ERA: 3.2	0.0		3	1	1	1	0	1	0	1	0	0	0	0	0	0	∞	∞						
25 Archie Bradley, R ERA: 1.34	0.2	H	4	1	1	1	1	1	0	0	0	0	0	0	10	19	13.50	3.000						
56 Fernando Rodney, R ERA: 4.53	1.0	S	3	0	0	0	1	0	0	0	0	0	0	0	7	11	0.00	0.000						
Batter	1	2	3	4	5	6	7	8	9	AB	R	H	RBI	BB	SO	LOB	BOTTOM							
6 David Peralta, L OBP: 0.354, SLG: 0.461	G4-3	G4-3								5	0	1	0	0	0	4	Los Angeles Dodgers @ Arizona Diamondbacks Chase Field, Phoenix, AZ Wed Aug 30 2017, 6:42 PM - 9:45 PM MST Att: 23,321 - Roof Closed - 79 F							
9 Adam Rosales, R OBP: 0.273, SLG: 0.364										4	1	1	1	0	0	4								
11 AJ Pollock, R OBP: 0.321, SLG: 0.445										3	1	1	1	1	0	0								
44 Paul Goldschmidt, R OBP: 0.428, SLG: 0.604										3	1	1	2	1	1	0								
28 J.D. Martinez, R OBP: 0.362, SLG: 0.616										3	1	1	0	1	1	2								
27 Brandon Drury, R OBP: 0.319, SLG: 0.449										4	0	1	1	0	1	1								
56 Fernando Rodney, R ERA: 4.53										0	0	0	0	0	0	0								
4 Ketel Marte, S OBP: 0.340, SLG: 0.414										4	0	1	0	0	0	2								
10 Chris Herrmann, L OBP: 0.264, SLG: 0.340										4	1	2	1	0	1	1								
38 Robbie Ray, L OBP: 0.304, SLG: 0.302										3	1	2	0	0	0	1								
33 Jake Barrett, R										0	0	0	0	0	0	0								
40 Andrew Chafin, R										0	0	0	0	0	0	0								
3 Daniel Descalso, L OBP: 0.341, SLG: 0.399										1	0	0	0	0	0	0								
25 Archie Bradley, R										0	0	0	0	0	0	0								
Inning Stats	R: 3 E: 0 K: 1 S: 12	H: 2 LOB: 1 BB: 1 P: 19	R: 0 E: 1 K: 0 S: 9	H: 1 LOB: 2 BB: 0 P: 15	R: 1 E: 0 K: 1 S: 15	H: 1 LOB: 1 BB: 1 P: 25	R: 2 E: 0 K: 0 S: 13	H: 4 LOB: 2 BB: 1 P: 21	R: 0 E: 0 K: 0 S: 13	H: 2 LOB: 2 BB: 0 P: 18	R: 0 E: 0 K: 0 S: 6	H: 0 LOB: 0 BB: 0 P: 7	R: 0 E: 0 K: 1 S: 5	H: 1 LOB: 0 BB: 0 P: 8	R: 0 E: 0 K: 1 S: 9	H: 0 LOB: 0 BB: 0 P: 12	1B: 7 2B: 1 3B: 0 HR: 3	SF: 0 SAC: 0 DP: 2 HBP: 0	WP: 0 PB: 0 SB: 0 CS: 0	PA: 37				
PITCHER	IP WLS BF H R ER SO BB IBB HBP BLK WP HR S P ERA WHIP	IP WLS BF H R ER SO BB IBB HBP BLK WP HR S P ERA WHIP	IP WLS BF H R ER SO BB IBB HBP BLK WP HR S P ERA WHIP	IP WLS BF H R ER SO BB IBB HBP BLK WP HR S P ERA WHIP	IP WLS BF H R ER SO BB IBB HBP BLK WP HR S P ERA WHIP	IP WLS BF H R ER SO BB IBB HBP BLK WP HR S P ERA WHIP	IP WLS BF H R ER SO BB IBB HBP BLK WP HR S P ERA WHIP	IP WLS BF H R ER SO BB IBB HBP BLK WP HR S P ERA WHIP	IP WLS BF H R ER SO BB IBB HBP BLK WP HR S P ERA WHIP	IP WLS BF H R ER SO BB IBB HBP BLK WP HR S P ERA WHIP	IP WLS BF H R ER SO BB IBB HBP BLK WP HR S P ERA WHIP	IP WLS BF H R ER SO BB IBB HBP BLK WP HR S P ERA WHIP	IP WLS BF H R ER SO BB IBB HBP BLK WP HR S P ERA WHIP	IP WLS BF H R ER SO BB IBB HBP BLK WP HR S P ERA WHIP	IP WLS BF H R ER SO BB IBB HBP BLK WP HR S P ERA WHIP	IP WLS BF H R ER SO BB IBB HBP BLK WP HR S P ERA WHIP	IP WLS BF H R ER SO BB IBB HBP BLK WP HR S P ERA WHIP	IP WLS BF H R ER SO BB IBB HBP BLK WP HR S P ERA WHIP	IP WLS BF H R ER SO BB IBB HBP BLK WP HR S P ERA WHIP	IP WLS BF H R ER SO BB IBB HBP BLK WP HR S P ERA WHIP	IP WLS BF H R ER SO BB IBB HBP BLK WP HR S P ERA WHIP	IP WLS BF H R ER SO BB IBB HBP BLK WP HR S P ERA WHIP	IP WLS BF H R ER SO BB IBB HBP BLK WP HR S P ERA WHIP	IP WLS BF H R ER SO BB IBB HBP BLK WP HR S P ERA WHIP
99 Hyun Jin Ryu, L ERA: 3.71	4.0	L	23	8	6	6	2	3	0	0	0	0	0	0	0	0	13.50	2.750						
33 Tony Watson, L ERA: 3.53	1.0		5	2	0	0	0	0	0	0	0	0	0	0	0	0	0.00	2.000						
17 Brandon Morrow, R ERA: 2.12	1.0		3	0	0	0	0	0	0	0	0	0	0	0	0	0	0.00	0.000						
43 Luis Avilan, L ERA: 2.84	1.0		3	1	0	0	1	0	0	0	0	0	0	0	0	0	0.00	1.000						
58 Edward Paredes, L ERA: 4.53	1.0		3	0	0	0	1	0	0	0	0	0	0	0	0	0	0.00	0.000						

Batter	1	2	3	4	5	6	7	8	9	AB	R	H	RBI	BB	SO	LOB	TOP
3 Chris Taylor, R OBP: 0.376, SLG: 0.530										3	0	1	0	1	0	0	Los Angeles Dodgers @ Arizona Diamondbacks Chase Field, Phoenix, AZ Thu Aug 31 2017, 12:43 PM - 3:42 PM MST Att: 19,862 - Dome - 76 F
6 Curtis Granderson, L OBP: 0.330, SLG: 0.474										4	0	0	0	0	1	2	
10 Justin Turner, R OBP: 0.419, SLG: 0.529 43 Luis Avilán, L 52 Pedro Báez, R 14 Enrique Hernández, R (8, PH) 68 Ross Stripling, R										3	0	1	0	0	1	0	
35 Cody Bellinger, L OBP: 0.353, SLG: 0.602										4	0	0	0	0	1	3	
9 Yasmani Grandal, S OBP: 0.315, SLG: 0.475										4	1	2	0	0	0	2	
66 Yasiel Puig, R OBP: 0.346, SLG: 0.480										4	0	0	0	0	1	2	
23 Adrián González, L OBP: 0.286, SLG: 0.340										4	0	1	1	0	2	0	
11 Logan Forsythe, R OBP: 0.365, SLG: 0.321										3	0	0	0	1	1	0	
18 Kenta Maeda, R OBP: 0.114, SLG: 0.143 54 Tony Cingrani, L 26 Chase Utley, L 71 Josh Ravin, R 15 Austin Barnes, R										1	0	0	0	0	1	2	
Inning Stats	R: 0 E: 0 K: 1 S: 9	H: 0 LOB: 0 BB: 12	R: 1 E: 0 K: 1 S: 18	H: 2 LOB: 2 BB: 30	R: 0 E: 0 K: 0 S: 6	H: 0 LOB: 0 BB: 7	R: 0 E: 0 K: 1 S: 8	H: 1 LOB: 1 BB: 19	R: 0 E: 0 K: 2 S: 11	H: 0 LOB: 0 BB: 14	R: 0 E: 0 K: 1 S: 10	H: 1 LOB: 2 BB: 18	R: 0 E: 0 K: 1 S: 8	H: 0 LOB: 0 BB: 12	1B: 3 2B: 2 HR: 0	SF: 0 SAC: 0 DP: 0 HBP: 0	
PITCHER	IP WLS BF H R ER SO BB IBB HBP BLK WP HR S P ERA WHIP																
21 Zack Greinke, R ERA: 3.08	6.0 W 24 4 1 1 6 2 0 0 0 0 4 0 61 99 1.50 1.000																
30 T.J. McFarland, L ERA: 5.25	2.0 8 1 0 0 1 1 0 0 0 0 0 0 19 32 0.00 1.000																
33 Jake Barrett, R ERA: 4.26	1.0 3 0 0 0 1 0 0 0 0 0 0 0 8 12 0.00 0.000																

AB	32
R	1
H	5
RBI	1
BB	3
SO	8
LOB	11



Batter	1	2	3	4	5	6	7	8	9	AB	R	H	RBI	BB	SO	LOB	BOTTOM
5 Grégor Blanco, L OBP: 0.329, SLG: 0.369										4	2	3	1	0	1	0	Los Angeles Dodgers @ Arizona Diamondbacks Chase Field, Phoenix, AZ Thu Aug 31 2017, 12:43 PM - 3:42 PM MST Att: 19,862 - Dome - 76 F
8 Chris Iannetta, R OBP: 0.333, SLG: 0.498										2	1	1	2	2	1	0	
22 Jake Lamb, L OBP: 0.363, SLG: 0.512										4	1	0	0	0	1	4	
44 Paul Goldschmidt, R OBP: 0.428, SLG: 0.607										4	1	2	2	0	1	0	
28 J.D. Martinez, R OBP: 0.361, SLG: 0.610 33 Jake Barrett, R										3	1	0	0	1	2	2	
11 AJ Pollock, R OBP: 0.323, SLG: 0.453										3	1	1	2	0	0	1	
3 Daniel Descalso, L OBP: 0.339, SLG: 0.397										4	0	1	1	0	2	0	
4 Ketel Marte, S OBP: 0.344, SLG: 0.416										4	1	2	0	0	0	2	
21 Zack Greinke, R OBP: 0.214, SLG: 0.189 9 Adam Rosales, R 30 T.J. McFarland, L 14 Rey Fuentes, L										2	0	0	0	0	1	2	
										1	0	0	0	0	0	0	
										1	0	0	0	0	0	0	
Inning Stats	R: 2 E: 0 K: 0 S: 8	H: 2 LOB: 1 BB: 17	R: 3 E: 0 K: 2 S: 23	H: 3 LOB: 0 BB: 31	R: 2 E: 0 K: 2 S: 13	H: 3 LOB: 1 BB: 20	R: 0 E: 0 K: 2 S: 9	H: 0 LOB: 0 BB: 16	R: 1 E: 0 K: 1 S: 9	H: 1 LOB: 1 BB: 14	R: 0 E: 0 K: 0 S: 10	H: 1 LOB: 1 BB: 20	R: 0 E: 0 K: 1 S: 7	H: 0 LOB: 0 BB: 8	1B: 4 2B: 4 3B: 0 HR: 2	SF: 0 SAC: 0 DP: 2 HBP: 1	WP: 0 PA: 36 PB: 0 SB: 1 CS: 0
PITCHER	IP WLS BF H R ER SO BB IBB HBP BLK WP HR S P ERA WHIP																
18 Kenta Maeda, R ERA: 4.19	3.0 L 18 8 7 7 4 1 0 0 0 0 0 0 2 44 68 21.00 3.000																
54 Tony Cingrani, L ERA: 5.23	1.0 3 0 0 0 2 0 0 0 0 0 0 0 9 16 0.00 0.000																
71 Josh Ravin, R ERA: 3.75	1.0 5 1 1 1 1 1 0 1 0 0 0 0 9 14 9.00 2.000																
43 Luis Avilán, L ERA: 2.77	1.0 4 1 0 0 0 1 0 0 0 0 0 0 10 20 0.00 2.000																
52 Pedro Báez, R ERA: 1.79	1.0 3 0 0 0 1 0 0 0 0 0 0 0 11 16 0.00 0.000																
PITCHER	IP WLS BF H R ER SO BB IBB HBP BLK WP HR S P ERA WHIP																
68 Ross Stripling, R ERA: 3.27	1.0 3 0 0 0 1 0 0 0 0 0 0 0 7 8 0.00 0.000																

AB	32
R	8
H	10
RBI	8
BB	3
SO	9
LOB	11



Batter	1	2	3	4	5	6	7	8	9	AB	R	H	RBI	BB	SO	LOB	TOP									
6 David Peralta, L (1,7) OBP: 0.353, SLG: 0.457										4	1	0	0	1	2	4	Arizona Diamondbacks @ Colorado Rockies Coors Field, Denver, CO Fri Sep 01 2017, 6:42 PM - 10:27 PM MDT Att: 29,628 - Clear - 84 F livebaseballscorecards.com									
8 Chris Iannetta, R (1,2) OBP: 0.335, SLG: 0.493										4	0	1	0	1	0	0										
11 AJ Pollock, R (1,8) OBP: 0.327, SLG: 0.460										4	2	2	1	1	1	1										
44 Paul Goldschmidt, R (1,3) OBP: 0.428, SLG: 0.603										3	1	0	0	2	0	3										
28 J.D. Martinez, R (1,9) OBP: 0.361, SLG: 0.611										3	2	1	1	1	1	2										
27 Brandon Drury, R (1,4) OBP: 0.318, SLG: 0.446										5	1	1	0	0	2	4										
56 Fernando Rodney, R (9,1)										0	0	0	0	0	0	0										
22 Jake Lamb, L (1,5)										3	1	1	1	1	2	1										
4 Adam Rosales, R (1,1)										2	0	1	0	0	0	0										
99 Taijuan Walker, R (1,1) OBP: 0.239, SLG: 0.289										2	0	1	1	0	1	0										
4 Keitel Marte, S (6,PH) OBP: 0.340, SLG: 0.410										2	0	0	0	0	0	2										
Inning Stats	R: 1 E: 0 K: 0 S: 11	H: 1 LOB: 2 BB: 2 P: 23	R: 0 E: 0 K: 1 S: 15	H: 3 LOB: 1 BB: 0 P: 22	R: 1 E: 0 K: 1 S: 8	H: 1 LOB: 1 BB: 1 P: 17	R: 0 E: 0 K: 2 S: 10	H: 0 LOB: 0 BB: 0 P: 12	R: 0 E: 0 K: 1 S: 14	H: 1 LOB: 2 BB: 0 P: 20	R: 1 E: 0 K: 1 S: 11	H: 2 LOB: 2 BB: 3 P: 12	R: 5 E: 1 K: 1 S: 20	H: 2 LOB: 0 BB: 3 P: 38	R: 0 E: 0 K: 1 S: 6	H: 0 LOB: 0 BB: 0 P: 8	R: 0 E: 0 K: 1 S: 7	H: 0 LOB: 0 BB: 0 P: 10	1B: 6 2B: 2 3B: 1 HR: 1	SF: 1 SAC: 0 DP: 2 HBP: 0	WP: 1 PB: 0 SB: 2 CS: 0	PA: 42				
PITCHER	IP: 4.0 WLS: L BF: 18 ERA: 3.89	H: 5 R: 3 ER: 3 SO: 4	BB: 3 IBB: 0 HBP: 0 BLK: 0	WP: 1 HR: 0 S: 44 P: 74	ERA: 6.75 WHIP: 2.000	IP: 2.0 WLS: L BF: 6 ERA: 5.55	H: 0 R: 0 ER: 0 SO: 2	BB: 0 IBB: 0 HBP: 0 BLK: 0	WP: 0 HR: 0 S: 13 P: 18	ERA: 0.00 WHIP: 0.000	IP: 4.0 WLS: L BF: 18 ERA: 3.89	H: 5 R: 3 ER: 3 SO: 4	BB: 3 IBB: 0 HBP: 0 BLK: 0	WP: 1 HR: 0 S: 44 P: 74	ERA: 6.75 WHIP: 2.000	IP: 2.0 WLS: L BF: 6 ERA: 5.55	H: 0 R: 0 ER: 0 SO: 2	BB: 0 IBB: 0 HBP: 0 BLK: 0	WP: 0 HR: 0 S: 13 P: 18	ERA: 0.00 WHIP: 0.000	IP: 4.0 WLS: L BF: 18 ERA: 3.89	H: 5 R: 3 ER: 3 SO: 4	BB: 3 IBB: 0 HBP: 0 BLK: 0	WP: 1 HR: 0 S: 44 P: 74	ERA: 6.75 WHIP: 2.000	
31 Kyle Freeland, L (1,1) ERA: 3.89	IP: 4.0 WLS: L BF: 18 ERA: 3.89	H: 5 R: 3 ER: 3 SO: 4	BB: 3 IBB: 0 HBP: 0 BLK: 0	WP: 1 HR: 0 S: 44 P: 74	ERA: 6.75 WHIP: 2.000	IP: 2.0 WLS: L BF: 6 ERA: 5.55	H: 0 R: 0 ER: 0 SO: 2	BB: 0 IBB: 0 HBP: 0 BLK: 0	WP: 0 HR: 0 S: 13 P: 18	ERA: 0.00 WHIP: 0.000	IP: 4.0 WLS: L BF: 18 ERA: 3.89	H: 5 R: 3 ER: 3 SO: 4	BB: 3 IBB: 0 HBP: 0 BLK: 0	WP: 1 HR: 0 S: 44 P: 74	ERA: 6.75 WHIP: 2.000	IP: 2.0 WLS: L BF: 6 ERA: 5.55	H: 0 R: 0 ER: 0 SO: 2	BB: 0 IBB: 0 HBP: 0 BLK: 0	WP: 0 HR: 0 S: 13 P: 18	ERA: 0.00 WHIP: 0.000	IP: 4.0 WLS: L BF: 18 ERA: 3.89	H: 5 R: 3 ER: 3 SO: 4	BB: 3 IBB: 0 HBP: 0 BLK: 0	WP: 1 HR: 0 S: 44 P: 74	ERA: 6.75 WHIP: 2.000	
54 Carlos Estevez, R (5,1) ERA: 8.45	IP: 1.2 WLS: L BF: 9 ERA: 8.45	H: 3 R: 1 ER: 1 SO: 1	BB: 0 IBB: 0 HBP: 0 BLK: 0	WP: 0 HR: 0 S: 22 P: 29	ERA: 5.40 WHIP: 1.800	IP: 0.1 WLS: L BF: 1 ERA: 8.45	H: 0 R: 0 ER: 0 SO: 1	BB: 0 IBB: 0 HBP: 0 BLK: 0	WP: 0 HR: 0 S: 3 P: 3	ERA: 0.00 WHIP: 0.000	IP: 0.2 WLS: L BF: 5 ERA: 5.4	H: 0 R: 3 ER: 3 SO: 1	BB: 2 IBB: 0 HBP: 0 BLK: 0	WP: 0 HR: 11 S: 24 P: 24	ERA: 40.50 WHIP: 3.000	IP: 0.1 WLS: L BF: 3 ERA: 4.53	H: 2 R: 2 ER: 2 SO: 0	BB: 0 IBB: 0 HBP: 0 BLK: 0	WP: 0 HR: 1 S: 9 P: 14	ERA: 54.00 WHIP: 6.000	IP: 0.2 WLS: L BF: 3 ERA: 4.53	H: 2 R: 2 ER: 2 SO: 0	BB: 0 IBB: 0 HBP: 0 BLK: 0	WP: 0 HR: 1 S: 9 P: 14	ERA: 54.00 WHIP: 6.000	
45 Scott Oberg, R (8,1) ERA: 5.55	IP: 2.0 WLS: L BF: 6 ERA: 5.55	H: 0 R: 0 ER: 0 SO: 2	BB: 0 IBB: 0 HBP: 0 BLK: 0	WP: 0 HR: 0 S: 13 P: 18	ERA: 0.00 WHIP: 0.000	IP: 4.0 WLS: L BF: 18 ERA: 3.89	H: 5 R: 3 ER: 3 SO: 4	BB: 3 IBB: 0 HBP: 0 BLK: 0	WP: 1 HR: 0 S: 44 P: 74	ERA: 6.75 WHIP: 2.000	IP: 2.0 WLS: L BF: 6 ERA: 5.55	H: 0 R: 0 ER: 0 SO: 2	BB: 0 IBB: 0 HBP: 0 BLK: 0	WP: 0 HR: 0 S: 13 P: 18	ERA: 0.00 WHIP: 0.000	IP: 4.0 WLS: L BF: 18 ERA: 3.89	H: 5 R: 3 ER: 3 SO: 4	BB: 3 IBB: 0 HBP: 0 BLK: 0	WP: 1 HR: 0 S: 44 P: 74	ERA: 6.75 WHIP: 2.000	IP: 2.0 WLS: L BF: 6 ERA: 5.55	H: 0 R: 0 ER: 0 SO: 2	BB: 0 IBB: 0 HBP: 0 BLK: 0	WP: 0 HR: 0 S: 13 P: 18	ERA: 0.00 WHIP: 0.000	
19 Charlie Blackmon, L (1,8) OBP: 0.403, SLG: 0.621										4	0	2	0	0	1	2	Arizona Diamondbacks @ Colorado Rockies Coors Field, Denver, CO Fri Sep 01 2017, 6:42 PM - 10:27 PM MDT Att: 29,628 - Clear - 84 F livebaseballscorecards.com									
9 DJ LeMahieu, R (1,4) OBP: 0.379, SLG: 0.408										5	0	1	0	0	1	4										
28 Nolan Arenado, R (1,5) OBP: 0.361, SLG: 0.583										3	1	1	0	1	2	1										
12 Mark Reynolds, R (1,3) OBP: 0.361, SLG: 0.506										3	1	0	0	2	2	3										
20 Ian Desmond, R (1,7) OBP: 0.333, SLG: 0.383										3	2	1	0	2	1	2										
5 Carlos Gonzalez, L (1,9) OBP: 0.312, SLG: 0.363										4	1	2	2	1	1	5										
21 Jonathan Lucroy, R (1,2) OBP: 0.318, SLG: 0.354										5	0	0	0	0	2	5										
27 Trevor Story, R (1,6) OBP: 0.309, SLG: 0.429										4	0	1	3	0	1	2										
31 Kyle Freeland, L (1,1) ERA: 3.89	IP: 4.0 WLS: L BF: 18 ERA: 3.89	H: 5 R: 3 ER: 3 SO: 4	BB: 3 IBB: 0 HBP: 0 BLK: 0	WP: 1 HR: 0 S: 44 P: 74	ERA: 6.75 WHIP: 2.000	IP: 2.0 WLS: L BF: 6 ERA: 5.55	H: 0 R: 0 ER: 0 SO: 2	BB: 0 IBB: 0 HBP: 0 BLK: 0	WP: 0 HR: 0 S: 13 P: 18	ERA: 0.00 WHIP: 0.000	IP: 4.0 WLS: L BF: 18 ERA: 3.89	H: 5 R: 3 ER: 3 SO: 4	BB: 3 IBB: 0 HBP: 0 BLK: 0	WP: 1 HR: 0 S: 44 P: 74	ERA: 6.75 WHIP: 2.000	IP: 2.0 WLS: L BF: 6 ERA: 5.55		H: 0 R: 0 ER: 0 SO: 2	BB: 0 IBB: 0 HBP: 0 BLK: 0	WP: 0 HR: 0 S: 13 P: 18	ERA: 0.00 WHIP: 0.000	IP: 4.0 WLS: L BF: 18 ERA: 3.89	H: 5 R: 3 ER: 3 SO: 4	BB: 3 IBB: 0 HBP: 0 BLK: 0	WP: 1 HR: 0 S: 44 P: 74	ERA: 6.75 WHIP: 2.000
40 Andrew Chafin, L (7,1) ERA: 3.13	IP: 1.0 WLS: L BF: 5 ERA: 3.13	H: 2 R: 0 ER: 0 SO: 1	BB: 0 IBB: 0 HBP: 0 BLK: 0	WP: 0 HR: 0 S: 9 P: 9	ERA: 0.00 WHIP: 2.000	IP: 1.0 WLS: L BF: 5 ERA: 3.13	H: 2 R: 0 ER: 0 SO: 1	BB: 0 IBB: 0 HBP: 0 BLK: 0	WP: 0 HR: 0 S: 9 P: 9	ERA: 0.00 WHIP: 2.000	IP: 1.0 WLS: L BF: 5 ERA: 3.13	H: 2 R: 0 ER: 0 SO: 1	BB: 0 IBB: 0 HBP: 0 BLK: 0	WP: 0 HR: 0 S: 9 P: 9	ERA: 0.00 WHIP: 2.000	IP: 1.0 WLS: L BF: 5 ERA: 3.13		H: 2 R: 0 ER: 0 SO: 1	BB: 0 IBB: 0 HBP: 0 BLK: 0	WP: 0 HR: 0 S: 9 P: 9	ERA: 0.00 WHIP: 2.000	IP: 1.0 WLS: L BF: 5 ERA: 3.13	H: 2 R: 0 ER: 0 SO: 1	BB: 0 IBB: 0 HBP: 0 BLK: 0	WP: 0 HR: 0 S: 9 P: 9	ERA: 0.00 WHIP: 2.000
25 Archie Bradley, R (8,1) ERA: 1.31	IP: 1.0 WLS: L BF: 3 ERA: 1.31	H: 0 R: 0 ER: 0 SO: 0	BB: 0 IBB: 0 HBP: 0 BLK: 0	WP: 0 HR: 0 S: 6 P: 9	ERA: 0.00 WHIP: 1.000	IP: 1.0 WLS: L BF: 3 ERA: 1.31	H: 0 R: 0 ER: 0 SO: 0	BB: 0 IBB: 0 HBP: 0 BLK: 0	WP: 0 HR:																	

Batter	1	2	3	4	5	6	7	8	9	AB	R	H	RBI	BB	SO	LOB	TOP					
6 David Peralta, L (1,7) OBP: 0.348, SLG: 0.450										5	0	0	0	0	2	3						
45 Kristopher Negrón, R (1,6) OBP: 0.222, SLG: 0.353										5	2	2	0	0	1	2						
11 AJ Pollock, R (1,8) OBP: 0.324, SLG: 0.455										5	1	1	2	0	0	1						
28 J.D. Martinez, R (1,9) OBP: 0.367, SLG: 0.654										5	4	4	6	0	1	0						
61 Silvano Bracho, R (9,1)										5	1	1	1	0	1	0						
27 Brandon Drury, R (1,4) OBP: 0.317, SLG: 0.458										5	1	1	1	0	1	0						
22 Jake Lamb, L (1,5) OBP: 0.366, SLG: 0.505										4	2	2	0	1	1	0						
9 Adam Rosales, R (1,3) OBP: 0.276, SLG: 0.380										4	2	2	2	0	2	1						
10 Chris Herrmann, L (1,2) OBP: 0.289, SLG: 0.337										4	0	1	0	0	1	0						
36 John Ryan Murphy, R (9,2)										0	0	0	0	0	0	0						
38 Robbie Ray, L (1,1) OBP: 0.306, SLG: 0.304										3	0	1	2	0	2	0						
60 J.J. Hoover, R (8,1)										0	0	0	0	0	0	0						
14 Rey Fuentes, L (9,PH) OBP: 0.279, SLG: 0.336										0	1	0	0	1	0	0						
Inning Stats	R: 0 E: 0 K: 2 S: 8	H: 0 LOB: 0 BB: 0 P: 11	R: 0 E: 0 K: 3 S: 10	H: 0 LOB: 1 BB: 1 P: 18	R: 0 E: 0 K: 2 S: 9	H: 0 LOB: 0 BB: 0 P: 14	R: 2 E: 0 K: 0 S: 10	H: 2 LOB: 0 BB: 0 P: 18	R: 0 E: 0 K: 2 S: 8	H: 0 LOB: 0 BB: 0 P: 14	R: 0 E: 0 K: 0 S: 10	H: 0 LOB: 0 BB: 0 P: 12	R: 4 E: 0 K: 1 S: 17	H: 6 LOB: 1 BB: 0 P: 29	R: 3 E: 0 K: 1 S: 14	H: 3 LOB: 0 BB: 0 P: 22	R: 4 E: 0 K: 1 S: 17	H: 3 LOB: 0 BB: 1 P: 27	1B: 7 2B: 1 3B: 0 HR: 6	SF: 0 SAC: 0 DP: 1 HBP: 0	WP: 0 PB: 0 SB: 0 CS: 0	PA: 42
PITCHER	IP	WLS	BF	H	R	ER	SO	BB	IBB	HBP	BLK	WP	HR	S	P	ERA	WHIP					
44 Rich Hill, L (1,1) ERA: 3.67	6.0	L	21	2	2	2	9	1	0	0	0	0	1	55	87	3.00	0.500					
52 Pedro Báez, R (7,1) ERA: 2.59	0.0		4	4	4	4	0	0	0	0	0	0	2	9	16	∞	∞					
58 Edward Paredes, L (7,1) ERA: 2.59	1.0		4	2	0	0	0	0	0	0	0	0	0	8	13	0.00	2.000					
46 Josh Fields, R (8,1) ERA: 3.19	1.0		6	3	3	3	1	0	0	0	0	0	2	14	22	27.00	3.000					
62 Wilmer Font, R (9,1) ERA: 20.25	1.0		7	3	4	4	1	1	0	0	0	0	1	17	27	36.00	4.000					
Batter	1	2	3	4	5	6	7	8	9	AB	R	H	RBI	BB	SO	LOB	BOTTOM					
3 Chris Taylor, R (1,8) OBP: 0.372, SLG: 0.528										4	0	0	0	0	3	3						
14 Enrique Hernández, R (1,7) OBP: 0.303, SLG: 0.424										4	0	0	0	0	3	0						
10 Justin Turner, R (1,5) OBP: 0.422, SLG: 0.542										3	0	1	0	0	0	0						
61 Alex Verdugo, L (9,9) OBP: 0.308, SLG: 0.182										1	0	0	0	0	1	0						
35 Cody Bellinger, L (1,3) OBP: 0.349, SLG: 0.608										4	0	0	0	0	2	1						
15 Austin Barnes, R (1,2) OBP: 0.402, SLG: 0.480										3	0	0	0	0	2	1						
66 Yasiel Puig, R (1,9) OBP: 0.345, SLG: 0.476										3	0	0	0	0	2	0						
62 Wilmer Font, R (9,1) ERA: 20.25										0	0	0	0	0	0	0						
11 Logan Forsythe, R (1,4) OBP: 0.364, SLG: 0.319										3	0	2	0	0	0	0						
37 Charlie Culberson, R (1,6)										3	0	0	0	0	1	2						
44 Rich Hill, L (1,1) OBP: 0.128, SLG: 0.080										1	0	0	0	0	1	0						
25 Ross Spang, R (5,PH) OBP: 0.185, SLG: 0.221										1	0	0	0	0	1	1						
52 Pedro Báez, R (7,1) ERA: 2.59										0	0	0	0	0	0	0						
58 Edward Paredes, L (7,1) ERA: 2.59										0	0	0	0	0	0	0						
46 Josh Fields, R (8,1) ERA: 3.19										0	0	0	0	0	0	0						
67 O'Koyea Dickson, R (9,7)										0	0	0	0	1	0	0						
Inning Stats	R: 0 E: 0 K: 2 S: 10	H: 0 LOB: 0 BB: 0 P: 12	R: 0 E: 0 K: 2 S: 10	H: 0 LOB: 0 BB: 0 P: 11	R: 0 E: 0 K: 1 S: 10	H: 0 LOB: 0 BB: 0 P: 15	R: 0 E: 0 K: 2 S: 12	H: 0 LOB: 0 BB: 0 P: 13	R: 0 E: 0 K: 3 S: 10	H: 0 LOB: 0 BB: 0 P: 14	R: 0 E: 0 K: 3 S: 13	H: 1 LOB: 1 BB: 0 P: 18	R: 0 E: 0 K: 1 S: 9	H: 1 LOB: 0 BB: 0 P: 14	R: 0 E: 0 K: 0 S: 14	H: 1 LOB: 2 BB: 1 P: 21	R: 0 E: 0 K: 2 S: 10	H: 0 LOB: 0 BB: 0 P: 12	1B: 3 2B: 0 3B: 0 HR: 0	SF: 0 SAC: 0 DP: 0 HBP: 0	WP: 0 PB: 0 SB: 0 CS: 0	PA: 31
PITCHER	IP	WLS	BF	H	R	ER	SO	BB	IBB	HBP	BLK	WP	HR	S	P	ERA	WHIP					
38 Robbie Ray, L (1,1) ERA: 2.8	7.2	W	26	3	0	0	14	0	0	0	0	0	0	82	107	0.00	0.391					
60 J.J. Hoover, R (8,1) ERA: 4.11	0.1		2	0	0	0	0	1	0	0	0	0	0	6	11	0.00	3.000					
61 Silvano Bracho, R (9,1) ERA: 6.32	1.0		3	0	0	0	2	0	0	0	0	0	0	10	12	0.00	0.000					

Arizona Diamondbacks @ Los Angeles Dodgers
Dodger Stadium, Los Angeles, CA
Mon Sep 04 2017, 5:13 PM - 8:11 PM PDT
Att: 47,192 - Partly Cloudy - 80 F

AB 40
R 13
H 14
RBI 13
BB 2
SO 11
LOB 7



Arizona Diamondbacks @ Los Angeles Dodgers
Dodger Stadium, Los Angeles, CA
Mon Sep 04 2017, 5:13 PM - 8:11 PM PDT
Att: 47,192 - Partly Cloudy - 80 F

AB 30
R 0
H 3
RBI 0
BB 1
SO 16
LOB 8



Batter	1	2	3	4	5	6	7	8	9	AB	R	H	RBI	BB	SO	LOB	TOP			
6 David Peralta, L OBP: 0.350, SLG: 0.450											5	0	2	0	0	2	1	Arizona Diamondbacks @ Los Angeles Dodgers Dodger Stadium, Los Angeles, CA Wed Sep 06 2017, 7:11 PM - 10:28 PM PDT Att. 48,612 - Clear - 74 F livebaseballscorecards.com		
8 Chris Iannetta, R OBP: 0.338, SLG: 0.498											4	0	1	0	1	2	2			
22 Jake Lamb, L OBP: 0.363, SLG: 0.500											5	0	1	0	0	0	4			
28 J.D. Martinez, R OBP: 0.363, SLG: 0.643											4	0	0	0	1	3	4			
3 Daniel Descalso, L OBP: 0.341, SLG: 0.403											3	0	0	1	1	0	4			
11 AJ Pollock, R OBP: 0.326, SLG: 0.450											3	1	0	0	1	1	4			
27 Brandon Drury, R OBP: 0.315, SLG: 0.449											4	0	0	0	0	2	3			
4 Ketel Marte, S OBP: 0.352, SLG: 0.429											4	1	2	0	0	0	1			
99 Tajuan Walker, R OBP: 0.256, SLG: 0.319											2	0	1	1	0	1	2			
9 Adonis Rossier, R OBP: 0.276, SLG: 0.385											1	1	1	1	0	0	0			
29 Jorge De La Rosa, L OBP: 0.276, SLG: 0.385											0	0	0	0	0	0	0			
5 Gregor Blanco, L OBP: 0.256, SLG: 0.319											0	0	0	0	0	0	0			
25 Archie Bradley, R OBP: 0.256, SLG: 0.319											0	0	0	0	0	0	0			
56 Fernando Rodney, R OBP: 0.256, SLG: 0.319											0	0	0	0	0	0	0			
Inning Stats	R: 0 E: 0 K: 1 S: 10	H: 2 LOB: 2 BB: 0 P: 12	R: 1 E: 1 K: 2 S: 13	H: 1 LOB: 1 BB: 0 P: 20	R: 0 E: 0 K: 2 S: 10	H: 0 LOB: 0 BB: 0 P: 16	R: 0 E: 0 K: 3 S: 14	H: 1 LOB: 2 BB: 1 P: 25	R: 0 E: 0 K: 0 S: 6	H: 0 LOB: 1 BB: 1 P: 11	R: 2 E: 0 K: 1 S: 18	H: 3 LOB: 3 BB: 1 P: 29	R: 0 E: 0 K: 0 S: 6	H: 0 LOB: 0 BB: 0 P: 10	R: 0 E: 0 K: 2 S: 15	H: 1 LOB: 2 BB: 1 P: 26	1B: 6 2B: 2 3B: 0 HR: 0	SF: 0 SAC: 0 DP: 0 HBP: 1	WP: 1 PB: 0 SB: 1 CS: 0	PA: 41
PITCHER	IP WLS BF H R ER SO BB IBB HBP BLK WP HR S P ERA WHIP	5.0 0 21 4 0 0 8 1 0 0 0 1 0 53 85 0.00 1.000	6.1 1.0 4 0 0 0 0 1 0 0 0 0 0 7 11 0.00 1.000	7.1 0.2 L 7 3 2 2 1 0 0 1 1 0 0 0 0 14 23 27.00 4.500	7.1 1.1 4 0 0 0 0 0 0 0 0 0 0 10 16 0.00 0.000	9.1 1.0 5 1 0 0 2 1 0 0 0 0 0 0 15 26 0.00 2.000	PITCHER													

Batter	1	2	3	4	5	6	7	8	9	AB	R	H	RBI	BB	SO	LOB	BOTTOM	
3 Chris Taylor, R OBP: 0.370, SLG: 0.525											4	1	1	0	0	0	0	Arizona Diamondbacks @ Los Angeles Dodgers Dodger Stadium, Los Angeles, CA Wed Sep 06 2017, 7:11 PM - 10:28 PM PDT Att. 48,612 - Clear - 74 F livebaseballscorecards.com
6 Curtis Granderson, L OBP: 0.321, SLG: 0.453											3	0	0	0	1	0	1	
10 Justin Turner, R OBP: 0.418, SLG: 0.534											2	0	0	0	1	1	1	
11 Logan Forsythe, R OBP: 0.381, SLG: 0.316											0	0	0	0	0	0	0	
5 Corey Seager, R OBP: 0.390, SLG: 0.499											1	0	0	0	0	0	1	
37 Charlie Culberson, R											0	0	0	0	0	0	0	
35 Cody Bellinger, L OBP: 0.347, SLG: 0.601											4	0	1	1	0	1	1	
9 Yasmani Grandal, S OBP: 0.308, SLG: 0.465											4	0	0	0	0	2	3	
66 Yasiel Puig, R OBP: 0.346, SLG: 0.475											3	0	1	0	1	0	0	
26 Chase Utley, L OBP: 0.324, SLG: 0.390											2	0	0	0	0	0	2	
15 Austin Barnes, R OBP: 0.405, SLG: 0.480											0	0	0	0	0	0	0	
31 Joc Pederson, L OBP: 0.330, SLG: 0.419											2	0	1	0	0	0	0	
14 Enrique Hernández, R OBP: 0.302, SLG: 0.422											1	0	0	0	0	0	1	
18 Kenta Maeda, R OBP: 0.211, SLG: 0.139																		

Batter	1	2	3	4	5	6	7	8	9	AB	R	H	RBI	BB	SO	LOB	TOP																				
7 Manuel Margot, R OBP: 0.318, SLG: 0.428				G5-3		L8		K		5	1	2	0	0	1	2																					
20 Carlos Asuaje, L OBP: 0.347, SLG: 0.378	K			K			F8		E7	5	0	2	1	0	2	0																					
2 José Pirela, R OBP: 0.348, SLG: 0.490	G5-3			G6-3				G5-3	K2-3	5	0	0	0	0	2	3																					
26 Yangeris Solarte, S OBP: 0.324, SLG: 0.420 52 Brad Hand, L		G4-3			K2-3					5	2	2	0	0	1	1																					
4 Wil Myers, R OBP: 0.327, SLG: 0.464		K2-3			G3-1					4	2	2	4	0	1	0																					
15 Cory Spangenberg, L OBP: 0.352, SLG: 0.416				G3-1						4	0	1	0	0	1	0																					
32 Jabari Blash, R OBP: 0.350, SLG: 0.364										3	1	0	0	1	3	1																					
18 Austin Hedges, R OBP: 0.254, SLG: 0.386					P2					4	1	2	1	0	0	0																					
46 Jhoulys Chacin, R OBP: 0.346, SLG: 0.280 21 Luis Torres, R OBP: 0.270, SLG: 0.211 43 Miguel Diaz, R OBP: 0.265, SLG: 0.260 44 Hector Sanchez, S OBP: 0.265, SLG: 0.260 88 Phil Maton, R OBP: 0.300, SLG: 0.300 8 Erick Aybar, S OBP: 0.300, SLG: 0.300				G1-3						1	0	0	0	0	0	0																					
Inning Stats	R: 0 E: 0 K: 1 S: 7	H: 1 LOB: 0 BB: 0 P: 15	R: 0 E: 0 K: 1 S: 8	H: 0 LOB: 0 BB: 0 P: 13	R: 0 E: 0 K: 1 S: 10	H: 0 LOB: 0 BB: 0 P: 13	R: 0 E: 0 K: 1 S: 7	H: 0 LOB: 0 BB: 0 P: 9	R: 0 E: 0 K: 1 S: 11	H: 0 LOB: 0 BB: 0 P: 16	R: 0 E: 0 K: 2 S: 9	H: 0 LOB: 1 BB: 0 P: 13	R: 2 E: 0 K: 2 S: 13	H: 3 LOB: 1 BB: 0 P: 22	R: 0 E: 0 K: 1 S: 10	H: 2 LOB: 2 BB: 0 P: 12	R: 6 E: 1 K: 2 S: 27	H: 6 LOB: 1 BB: 1 P: 41	1B: 7 2B: 3 HR: 2	SF: 0 SAC: 0 DP: 0 HBP: 0	WP: 2 PB: 0 SB: 0 CS: 0	PA: 40															
PITCHER	IP	WLS	BF	H	R	ER	SO	BB	IBB	HBP	BLK	WP	HR	S	P	ERA	WHIP	PITCHER	IP	WLS	BF	H	R	ER	SO	BB	IBB	HBP	BLK	WP	HR	S	P	ERA	WHIP		
52 Zack Godley, R ERA: 2.77	7.0		25	4	2	2	9	0	0	0	0	1	1	65	101	2.57	0.571	56 Fernando Rodney, R ERA: 4.68	0.1	L	6	4	4	3	1	1	0	0	0	0	1	0	18	28	81.00	15.000	
47 David Hernandez, R ERA: 4.37	0.2		3	1	0	0	1	0	0	0	0	0	0	5	7	0.00	1.500	60 J.J. Hoover, R ERA: 4.0	0.2		2	0	0	0	1	0	0	0	0	0	4	6	0.00	0.000			
29 Jorge De La Rosa, L ERA: 1.25	0.0		1	1	0	0	0	0	0	0	0	0	0	2	2	∞	∞																				
25 Archie Bradley, R ERA: 3.83	0.1	H	1	0	0	0	0	0	0	0	0	0	0	3	3	0.00	0.000																				
40 Andrew Chafin, L	0.0		2	2	2	2	2	0	0	0	0	0	1	5	7	∞	∞																				

San Diego Padres @ Arizona Diamondbacks
Chase Field, Phoenix, AZ
Sat Sep 09 2017, 5:11 PM - 8:43 PM MST
Att: 34,156 - Roof Closed - 78 F

livebaseballscorecards.com

AB 39
R 8
H 12
RBI 7
BB 1
SO 12
LOB 8

Batter	1	2	3	4	5	6	7	8	9	AB	R	H	RBI	BB	SO	LOB	BOTTOM																				
6 David Peralta, L OBP: 0.348, SLG: 0.446	G6-3					G4-3				5	1	2	3	0	1	1																					
8 Chris Iannetta, R OBP: 0.345, SLG: 0.496					L9				F8	4	1	2	1	0	0	1																					
22 Jake Lamb, L OBP: 0.364, SLG: 0.498 5 Gregor Blanco, L OBP: 0.325, SLG: 0.364					L3					4	0	0	0	1	1	3																					
44 Paul Goldschmidt, R OBP: 0.422, SLG: 0.593										5	0	1	1	0	0	1																					
28 J.D. Martinez, R OBP: 0.366, SLG: 0.647										5	0	4	1	0	1	0																					
11 AJ Pollock, R OBP: 0.319, SLG: 0.439										5	0	0	0	0	1	5																					
3 Daniel Descalso, L OBP: 0.280, SLG: 0.383 9 Adam Rosales, R OBP: 0.280, SLG: 0.383										2	3	2	1	2	0	0																					
4 Ketel Marte, S OBP: 0.366, SLG: 0.438										3	2	2	0	2	1	3																					
52 Zack Godley, R ERA: 4.06 47 David Hernandez, R ERA: 6.21 29 Jorge De La Rosa, L ERA: 4.21 25 Archie Bradley, R ERA: 4.21 15 Idemaro Vargas, S ERA: 4.21 40 Andrew Chafin, R ERA: 2.38 56 Fernando Rodney, R ERA: 2.38 60 J.J. Hoover, R ERA: 2.38										1	0	0	0	0	1	3																					
Inning Stats	R: 0 E: 0 K: 1 S: 9	H: 1 LOB: 0 BB: 0 P: 14	R: 0 E: 0 K: 1 S: 18	H: 1 LOB: 2 BB: 2 P: 31	R: 0 E: 0 K: 1 S: 10	H: 0 LOB: 0 BB: 0 P: 18	R: 0 E: 0 K: 1 S: 8	H: 0 LOB: 0 BB: 0 P: 15	R: 4 E: 0 K: 1 S: 14	H: 5 LOB: 2 BB: 0 P: 22	R: 2 E: 0 K: 0 S: 19	H: 2 LOB: 1 BB: 1 P: 32	R: 0 E: 0 K: 0 S: 6	H: 1 LOB: 0 BB: 0 P: 8	R: 1 E: 0 K: 0 S: 13	H: 2 LOB: 1 BB: 1 P: 21	R: 0 E: 0 K: 1 S: 14	H: 1 LOB: 3 BB: 1 P: 25	1B: 12 2B: 0 3B: 0 HR: 1	SF: 0 SAC: 2 DP: 1 HBP: 2	WP: 1 PB: 0 SB: 0 CS: 0	PA: 44															
PITCHER	IP	WLS	BF	H	R	ER	SO	BB	IBB	HBP	BLK	WP	HR	S	P	ERA	WHIP	PITCHER	IP	WLS	BF	H	R	ER	SO	BB	IBB	HBP	BLK	WP	HR	S	P	ERA	WHIP		
46 Jhoulys Chacin, R ERA: 4.06	5.0		24	7	4	4	5	2	0	1	0	0	1	25	40	9.00	2.000																				
43 Miguel Diaz, R ERA: 6.21	2.0		9	3	2	2	0	1	0	0	0	0	0	1	25	40	9.00	2.000																			
88 Phil Maton, R ERA: 4.21	1.0	W	5	2	1	1	0	1	0	0	0	0	0	13	21	9.00	3.000																				
52 Brad Hand, L ERA: 2.38	1.0	S	6	1	0	0	1	1	0	1	0	0	0	14	25	0.00	2.000																				

San Diego Padres @ Arizona Diamondbacks
Chase Field, Phoenix, AZ
Sat Sep 09 2017, 5:11 PM - 8:43 PM MST
Att: 34,156 - Roof Closed - 78 F

livebaseballscorecards.com

AB 35
R 7
H 13
RBI 7
BB 5
SO 6
LOB 19

Batter	1	2	3	4	5	6	7	8	9	AB	R	H	RBI	BB	SO	LOB	TOP			
7 Manuel Margot, R (1,8) OBP: 0.318, SLG: 0.425										3	0	0	0	1	1	2	San Diego Padres @ Arizona Diamondbacks Chase Field, Phoenix, AZ Sun Sep 10 2017, 1:11 PM - 4:08 PM MST Att: 23,854 - Roof Closed - 76 F livebaseballscorecards.com			
8 Enck Aybar, S (1,6) OBP: 0.299, SLG: 0.363										4	0	1	0	0	0	0				
2 José Pirela, R (1,7) OBP: 0.347, SLG: 0.490										4	1	1	0	0	2	2				
4 Wil Myers, R (1,3) OBP: 0.328, SLG: 0.464										3	0	1	0	1	2	3				
26 Yangervis Solarte, S (1,4) OBP: 0.321, SLG: 0.417 39 Kirby Yates, L (8,1)										3	0	0	1	0	1	4				
32 Jabari Blash, R (1,9) OBP: 0.348, SLG: 0.368										4	1	1	0	0	3	0				
15 Cory Spangenberg, L (1,5) OBP: 0.319, SLG: 0.414										4	0	0	0	0	3	1				
21 Luis Torrens, R (1,2) OBP: 0.248, SLG: 0.214 44 Héctor Sánchez, S (9,PH)										3	0	1	1	0	1	0				
61 Luis Perdomo, R (1,1) OBP: 0.122, SLG: 0.275 23 Matt Szczur, R (7,PH) 76 José Torres, L (7,1) 20 Carlos Asuaje, L (8,4) OBP: 0.347, SLG: 0.378										2	0	0	0	0	2	1				
Inning Stats	R: 0 E: 0 K: 3 S: 17	H: 1 LOB: 2 BB: 1 P: 28	R: 1 E: 0 K: 3 S: 13	H: 2 LOB: 1 BB: 0 P: 17	R: 0 E: 0 K: 0 S: 14	H: 0 LOB: 0 BB: 1 P: 23	R: 0 E: 0 K: 3 S: 9	H: 0 LOB: 0 BB: 0 P: 16	R: 0 E: 0 K: 1 S: 7	H: 1 LOB: 0 BB: 0 P: 14	R: 0 E: 0 K: 0 S: 12	H: 1 LOB: 1 BB: 0 P: 17	R: 0 E: 0 K: 1 S: 7	H: 1 LOB: 1 BB: 0 P: 12	R: 0 E: 0 K: 3 S: 11	H: 0 LOB: 0 BB: 0 P: 12		1B: 3 2B: 3 3B: 0 HR: 0	SF: 1 SAC: 0 DP: 0 HBP: 0	WP: 1 PB: 0 SB: 1 CS: 0
PITCHER	IP WLS BF H R ER SO BB IBB HBP BLK WP HR S P ERA WHIP	IP WLS BF H R ER SO BB IBB HBP BLK WP HR S P ERA WHIP																		
38 Robbie Ray, L (1,1) ERA: 2.81	6.0 W 24 4 2 2 12 2 0 0 0 1 0 70 106 3.00 1.000																			
30 T.J. McFarland, L (7,1) ERA: 5.14	0.2 H 2 0 0 0 0 0 0 0 0 0 0 6 8 0.00 0.000																			
54 Jimmie Sherfy, R (7,1) ERA: 5.14	0.1 H 2 1 0 0 0 0 0 0 0 0 0 6 9 0.00 3.000																			
47 David Hernandez, R (8,1) ERA: 2.72	1.0 H 4 1 0 0 1 0 0 0 0 0 0 7 11 0.00 1.000																			
25 Archie Bradley, R (9,1) ERA: 1.23	1.0 S 3 0 0 0 3 0 0 0 0 0 0 11 12 0.00 0.000																			

Batter	1	2	3	4	5	6	7	8	9	AB	R	H	RBI	BB	SO	LOB	BOTTOM			
6 David Peralta, L (1,7) OBP: 0.350, SLG: 0.446										3	0	1	0	1	1	0	San Diego Padres @ Arizona Diamondbacks Chase Field, Phoenix, AZ Sun Sep 10 2017, 1:11 PM - 4:08 PM MST Att: 23,854 - Roof Closed - 76 F livebaseballscorecards.com			
27 Brandon Drury, R (1,4) OBP: 0.314, SLG: 0.448 25 Archie Bradley, R (9,1)										4	0	1	0	0	0	3				
22 Jake Lamb, L (1,5) OBP: 0.361, SLG: 0.494										4	0	0	0	0	1	5				
44 Paul Goldschmidt, R (1,3) OBP: 0.421, SLG: 0.596										4	1	1	1	0	2	2				
28 J.D. Martinez, R (1,9) OBP: 0.368, SLG: 0.662										4	2	2	2	0	2	1				
11 AJ Pollock, R (1,8) OBP: 0.319, SLG: 0.437										2	0	0	0	1	0	0				
9 Adam Rosales, R (1,6) OBP: 0.277, SLG: 0.378 (9,4)										3	0	0	0	0	1	1				
10 Chris Herrmann, L (1,2) OBP: 0.267, SLG: 0.333										3	0	0	0	0	1	0				
38 Robbie Ray, L (1,1) OBP: 0.334, SLG: 0.913 30 T.J. McFarland, L (7,1) 54 Jimmie Sherfy, R (7,1) 53 Christian Walker, R (7,PH) 47 David Hernandez, R (8,1) 4 Ketel Marte, S (9,6) OBP: 0.366, SLG: 0.438										2	0	1	0	0	1	0				
Inning Stats	R: 0 E: 0 K: 0 S: 10	H: 0 LOB: 1 BB: 1 P: 19	R: 1 E: 0 K: 0 S: 6	H: 1 LOB: 0 BB: 0 P: 10	R: 0 E: 0 K: 1 S: 7	H: 0 LOB: 0 BB: 0 P: 12	R: 1 E: 0 K: 1 S: 13	H: 1 LOB: 1 BB: 1 P: 23	R: 0 E: 1 K: 0 S: 10	H: 2 LOB: 2 BB: 0 P: 15	R: 1 E: 0 K: 2 S: 10	H: 1 LOB: 0 BB: 0 P: 13	R: 0 E: 0 K: 2 S: 11	H: 0 LOB: 0 BB: 0 P: 18	R: 0 E: 0 K: 3 S: 10	H: 1 LOB: 1 BB: 0 P: 15		1B: 3 2B: 0 3B: 0 HR: 3	SF: 0 SAC: 0 DP: 1 HBP: 0	WP: 0 PB: 0 SB: 0 CS: 0
PITCHER	IP WLS BF H R ER SO BB IBB HBP BLK WP HR S P ERA WHIP	IP WLS BF H R ER SO BB IBB HBP BLK WP HR S P ERA WHIP																		
61 Luis Perdomo, R (1,1) ERA: 4.61	6.0 L 25 5 3 3 4 2 0 0 0 0 0 3 56 9 4.50 1.167																			
76 José Torres, L (7,1) ERA: 4.41	1.1 5 1 0 0 3 0 0 0 0 0 0 0 15 24 0.00 0.750																			
39 Kirby Yates, R (8,1) ERA: 4.03	0.2 2 0 0 0 2 0 0 0 0 0 0 0 6 9 0.00 0.000																			

San Diego Padres @ Arizona Diamondbacks
 Chase Field, Phoenix, AZ
 Sun Sep 10 2017, 1:11 PM - 4:08 PM MST
 Att: 23,854 - Roof Closed - 76 F
livebaseballscorecards.com

San Diego Padres @ Arizona Diamondbacks
 Chase Field, Phoenix, AZ
 Sun Sep 10 2017, 1:11 PM - 4:08 PM MST
 Att: 23,854 - Roof Closed - 76 F
livebaseballscorecards.com

AB 32
 R 2
 H 6
 RBI 2
 BB 2
 SO 16
 LOB 13

AB 30
 R 3
 H 6
 RBI 3
 BB 2
 SO 9
 LOB 12



Batter	1	2	3	4	5	6	7	8	9	AB	R	H	RBI	BB	SO	LOB	TOP																
19 Charlie Blackmon, L (1.8)										4	1	0	0	1	0	1																	
9 DJ LeMahieu, R (1.4)										4	1	1	0	1	2	1																	
5 Carlos González, L (1.9)										4	2	2	4	1	2	1																	
28 Nolan Arenado, R (1.5)										3	0	0	0	1	0	1																	
8 Gerardo Parra, L (1.7)										4	0	1	0	0	0	2																	
27 Trevor Story, R (1.6)										4	0	1	0	0	1	3																	
12 Mark Reynolds, R (1.3)										4	0	1	0	0	1	1																	
21 Jonathan Lucroy, R (1.2)										3	0	1	0	1	0	1																	
55 Jon Gray, R (1.1)										2	0	0	0	0	2	2																	
7 Raimel Tapia, L (8, PH)										0	0	0	0	0	0	0																	
20 Ian Desmond, R (8, PH)										1	0	0	0	0	0	1																	
45 Scott Oberg, R (8, 1)										0	0	0	0	0	0	0																	
52 Chris Rusin, L (9, 1)										0	0	0	0	0	0	0																	
Inning Stats	R: 0 E: 0 K: 1 S: 10	H: 0 LOB: 1 BB: 1 P: 15	R: 0 E: 0 K: 1 S: 9	H: 1 LOB: 2 BB: 1 P: 11	R: 2 E: 0 K: 2 S: 13	H: 2 LOB: 1 BB: 0 P: 21	R: 0 E: 0 K: 1 S: 10	H: 1 LOB: 1 BB: 0 P: 18	R: 0 E: 0 K: 0 S: 10	H: 0 LOB: 0 BB: 2 P: 22	R: 0 E: 0 K: 1 S: 7	H: 0 LOB: 0 BB: 0 P: 8	R: 2 E: 0 K: 0 S: 15	H: 2 LOB: 0 BB: 0 P: 22	R: 0 E: 0 K: 0 S: 8	H: 1 LOB: 0 BB: 0 P: 14	R: 0 E: 0 K: 2 S: 7	H: 0 LOB: 0 BB: 1 P: 11	1B: 2 2B: 2 3B: 1 HR: 2	SF: 0 SAC: 1 DP: 0 HBP: 0	WP: 0 PB: 0 SB: 0 CS: 0	PA: 39											
PITCHER	IP WLS BF H R ER SO BB IBB HBP BLK WP HR S P ERA WHIP																																
99 Tajuan Walker, R (1.1)	6.0	27	4	2	2	6	4	1	0	0	0	0	1	59	95	3.00	1.333																
40 Andrew Chafin, L (7.1)	0.1	1	0	0	0	0	0	0	0	0	0	0	1	10	15	27.00	3.000																
47 David Hernandez, R (7.1)	0.2	L	4	2	2	2	0	0	0	0	0	0	1	10	15	27.00	3.000																
60 J.J. Hoover, R (8.1)	0.2	3	1	0	0	0	0	0	0	0	0	0	0	7	12	0.00	1.500																
29 Jorge De La Rosa, L (8.1)	1.1	4	0	0	0	2	0	0	0	0	0	0	0	8	13	0.00	0.000																

Colorado Rockies @ Arizona Diamondbacks
Chase Field, Phoenix, AZ
Tue Sep 12 2017, 6:40 PM - 9:34 PM MST
Att: 27,526 - Roof Closed - 78 F

livebaseballscorecards.com

AB 33
R 4
H 7
RBI 4
BB 5
SO 8
LOB 14

Batter	1	2	3	4	5	6	7	8	9	AB	R	H	RBI	BB	SO	LOB	BOTTOM					
6 David Peralta, L (1.7)										4	0	2	0	0	1	0						
8 Chris Iannetta, R (1.2)										3	0	1	0	0	0	1						
22 Jake Lamb, L (1.5)										3	0	0	1	0	2	2						
44 Paul Goldschmidt, R (1.3)										4	0	0	0	0	1	3						
28 J.D. Martinez, R (1.9)										4	1	2	1	0	1	0						
11 AJ Pollock, R (1.8)										4	0	1	0	0	1	1						
3 Daniel Descalso, L (1.4)										4	0	1	0	0	2	2						
4 Ketel Marte, S (1.6)										4	0	0	0	0	1	2						
99 Tajuan Walker, R (1.1)	7.0	W	28	7	2	2	10	0	0	0	0	0	0	0	0	0						
40 Andrew Chafin, R (7.1)	0.2	H	5	1	0	0	0	0	0	0	0	0	0	0	0	0						
47 David Hernandez, R (7.1)	0.2	S	2	0	0	0	0	0	0	0	0	0	0	0	0	0						
14 Rey Fuentes, L (7, PH)										2	1	1	0	0	0	0						
60 J.J. Hoover, R (8.1)										0	0	0	0	0	0	0						
29 Jorge De La Rosa, L (8.1)										0	0	0	0	0	0	0						
Inning Stats	R: 0 E: 1 K: 1 S: 11	H: 1 LOB: 0 BB: 0 P: 18	R: 1 E: 0 K: 1 S: 10	H: 1 LOB: 0 BB: 0 P: 14	R: 1 E: 0 K: 0 S: 9	H: 2 LOB: 1 BB: 0 P: 13	R: 0 E: 0 K: 3 S: 12	H: 1 LOB: 1 BB: 0 P: 15	R: 0 E: 0 K: 1 S: 10	H: 1 LOB: 1 BB: 0 P: 14	R: 0 E: 0 K: 2 S: 11	H: 1 LOB: 0 BB: 0 P: 15	R: 0 E: 0 K: 2 S: 8	H: 0 LOB: 0 BB: 0 P: 9	R: 0 E: 0 K: 0 S: 9	H: 0 LOB: 0 BB: 0 P: 11	R: 0 E: 0 K: 0 S: 8	H: 1 LOB: 1 BB: 0 P: 13	1B: 5 2B: 3 3B: 0 HR: 1	SF: 1 SAC: 0 DP: 1 HBP: 1	WP: 0 PB: 0 SB: 0 CS: 0	PA: 35
PITCHER	IP WLS BF H R ER SO BB IBB HBP BLK WP HR S P ERA WHIP																					
55 Jon Gray, R (1.1)	7.0	W	28	7	2	2	10	0	0	0	0	0	0	0	0	0						
45 Scott Oberg, R (8.1)	1.1	H	5	1	0	0	0	0	0	0	0	0	0	0	0	0						
52 Chris Rusin, L (9.1)	0.2	S	2	0	0	0	0	0	0	0	0	0	0	0	0	0						

Colorado Rockies @ Arizona Diamondbacks
Chase Field, Phoenix, AZ
Tue Sep 12 2017, 6:40 PM - 9:34 PM MST
Att: 27,526 - Roof Closed - 78 F

livebaseballscorecards.com

AB 33
R 2
H 8
RBI 2
BB 0
SO 10
LOB 11

Batter	1	2	3	4	5	6	7	8	9	AB	R	H	RBI	BB	SO	LOB	TOP			
19 Charlie Blackmon, L (1,8) OBP: 0.400, SLG: 0.609										4	0	0	0	0	2	1	Colorado Rockies @ Arizona Diamondbacks Chase Field, Phoenix, AZ Wed Sep 13 2017, 6:42 PM - 9:41 PM MST Att: 26,714 - Roof Closed - 78 F livebaseballscorecards.com			
9 DJ LeMahieu, R (1,4) OBP: 0.380, SLG: 0.421										4	1	1	1	0	0	0				
28 Nolan Arenado, R (1,5) OBP: 0.371, SLG: 0.587										2	0	0	0	2	0	0				
27 Trevor Story, R (1,6) OBP: 0.305, SLG: 0.444										4	0	2	0	0	0	1				
12 Mark Reynolds, R (1,3) OBP: 0.352, SLG: 0.492										4	0	0	0	0	2	3				
5 Carlos González, L (1,9) OBP: 0.329, SLG: 0.404										3	0	0	0	0	1	2				
30 Ryan Hanigan, R (9,PH) OBP: 0.318, SLG: 0.340										1	1	1	0	0	0	0				
20 Ian Desmond, R (1,7) OBP: 0.322, SLG: 0.367										4	0	1	0	0	0	0				
21 Jonathan Lucroy, R (1,2) OBP: 0.321, SLG: 0.350										4	0	0	1	0	1	2				
48 Germán Márquez, R (1,1) OBP: 0.195, SLG: 0.244										1	0	0	0	0	0	0				
49 Antonio Senzateña, R (4,1) OBP: 0.175, SLG: 0.150										0	0	0	0	0	0	0				
4 Pat Valdesca, R (5,PH) OBP: 0.229, SLG: 0.208										0	0	0	0	0	0	1				
34 Jeff Hoffman, R (5,1) OBP: 0.229, SLG: 0.208										0	0	0	0	0	0	0				
3 Mike Tauchman, L (7,PH) OBP: 0.299, SLG: 0.272										0	0	0	0	0	0	0				
54 Carlos Estévez, R (7,1) OBP: 0.299, SLG: 0.272										0	0	0	0	0	0	0				
60 Zac Rosscup, R (7,1) OBP: 0.299, SLG: 0.272										0	0	0	0	0	0	0				
7 Raimel Tapia, L (9,PH) OBP: 0.235, SLG: 0.415										1	0	0	0	0	0	0				
Inning Stats	R: 0 E: 0 K: 1 S: 10	H: 0 LOB: 1 BB: 1 P: 18	R: 0 ER: 0 K: 2 S: 10	H: 0 LOB: 0 BB: 0 P: 16	R: 0 ER: 0 K: 1 S: 11	H: 0 LOB: 0 BB: 0 P: 15	R: 0 ER: 0 K: 0 S: 7	H: 1 LOB: 1 BB: 0 P: 7	R: 0 ER: 1 K: 1 S: 14	H: 0 LOB: 1 BB: 0 P: 9	R: 1 ER: 0 K: 2 S: 14	H: 2 LOB: 1 BB: 1 P: 27	R: 0 ER: 0 K: 0 S: 10	H: 0 LOB: 0 BB: 0 P: 10	R: 1 ER: 0 K: 1 S: 10	H: 2 LOB: 1 BB: 0 P: 17	1B: 3 2B: 2 HR: 1	SF: 0 SAC: 0 DP: 0 HBP: 0	WP: 1 PB: 0 CS: 0 SB: 0	PA: 36
PITCHER	IP WLS BF H R ER SO BB IBB HBP BLK WP HR S P ERA WHIP																			
46 Patrick Corbin, L (1,1) ERA: 4.06	6.2 W 27 4 1 1 7 2 0 0 0 0 1 1 67 105 1.35 0.900																			
40 Andrew Chafin, L (7,1) ERA: 3.75	0.1 1 0 0 0 0 0 0 0 0 0 0 0 2 4 0.00 0.000																			
54 Jimmie Sherry, R (8,1) ERA: 5.26	1.0 3 0 0 0 0 0 0 0 0 0 0 0 7 10 0.00 0.000																			
30 T.J. McFarland, L (9,1) ERA: 1.22	0.1 3 2 1 1 0 0 0 0 0 0 0 0 5 11 27.00 6.000																			
25 Archie Bradley, R (9,1) ERA: 1.22	0.2 2 0 0 0 1 0 0 0 0 0 0 0 5 6 0.00 0.000																			

Batter	1	2	3	4	5	6	7	8	9	AB	R	H	RBI	BB	SO	LOB	BOTTOM			
6 David Peralta, L (1,7) OBP: 0.350, SLG: 0.446										5	1	2	1	0	2	3	Colorado Rockies @ Arizona Diamondbacks Chase Field, Phoenix, AZ Wed Sep 13 2017, 6:42 PM - 9:41 PM MST Att: 26,714 - Roof Closed - 78 F livebaseballscorecards.com			
4 Ketel Marte, S (1,6) OBP: 0.357, SLG: 0.420										5	0	1	0	0	0	2				
22 Jake Lamb, L (1,5) OBP: 0.358, SLG: 0.491										5	0	2	2	0	1	0				
44 Paul Goldschmidt, R (1,3) OBP: 0.416, SLG: 0.588										4	1	2	0	0	1	2				
28 J.D. Martinez, R (1,9) OBP: 0.375, SLG: 0.675										3	2	1	1	2	0	3				
3 Daniel Descalso, L (1,4) OBP: 0.344, SLG: 0.413										4	1	1	0	0	1	4				
11 AJ Pollock, R (1,8) OBP: 0.324, SLG: 0.452										4	1	3	4	0	0	1				
10 Chris Herrmann, L (1,2) OBP: 0.267, SLG: 0.332										4	0	1	0	0	0	2				
46 Patrick Corbin, L (1,1) ERA: 4.41										3	2	2	0	0	0	1				
40 Andrew Chafin, R (7,1) ERA: 4.72										0	0	0	0	0	0	0				
14 Rey Fuentes, L (7,PH) OBP: 0.229, SLG: 0.208										0	0	0	0	0	0	0				
54 Jimmie Sherry, R (8,1) ERA: 5.46										0	0	0	0	0	0	0				
54 Carlos Estévez, R (9,1) ERA: 6.84										0	0	0	0	0	0	0				
60 Zac Rosscup, L (7,1) ERA: 5.4										0	0	0	0	0	0	0				
Inning Stats	R: 1 E: 0 K: 0 S: 12	H: 3 LOB: 2 BB: 0 P: 19	R: 1 ER: 0 K: 0 S: 13	H: 3 LOB: 1 BB: 0 P: 21	R: 1 ER: 0 K: 0 S: 8	H: 2 LOB: 1 BB: 0 P: 12	R: 1 ER: 0 K: 1 S: 12	H: 3 LOB: 2 BB: 0 P: 20	R: 1 ER: 0 K: 1 S: 13	H: 1 LOB: 1 BB: 1 P: 21	R: 0 ER: 0 K: 1 S: 9	H: 0 LOB: 0 BB: 0 P: 13	R: 3 ER: 0 K: 1 S: 15	H: 4 LOB: 1 BB: 1 P: 24	R: 0 ER: 1 K: 1 S: 9	H: 0 LOB: 1 BB: 0 P: 13	1B: 9 2B: 6 3B: 0 HR: 1	SF: 0 SAC: 0 DP: 1 HBP: 0	WP: 1 PB: 0 CS: 1 SB: 0	PA: 41
PITCHER	IP WLS BF H R ER SO BB IBB HBP BLK WP HR S P ERA WHIP																			
48 Germán Márquez, R (1,1) ERA: 4.41	3.2 L 21 11 4 4 1 0 0 0 0 0 0 0 1 44 9.82 3.000																			
49 Antonio Senzateña, R (4,1) ERA: 4.72	0.1 1 0 0 0 0 0 0 0 0 0 0 0 1 2 0.00 0.000																			
34 Jeff Hoffman, R (5,1) ERA: 5.46	2.0 8 1 1 1 2 1 0 0 0 0 0 0 22 34 4.50 1.000																			
54 Carlos Estévez, R (7,1) ERA: 6.84	0.1 6 4 3 3 1 1 0 0 0 0 0 1 12 21 81.00 15.000																			
60 Zac Rosscup, L (7,1) ERA: 5.4	1.2 5 0 0 0 1 0 0 0 0 0 0 0 12 16 0.00 0.000																			



Batter	1	2	3	4	5	6	7	8	9	AB	R	H	RBI	BB	SO	LOB	TOP					
6 David Peralta, L (1,7) OBP: 0.346, SLG: 0.441										4	1	1	0	0	1	5	Arizona Diamondbacks @ San Francisco Giants AT&T Park, San Francisco, CA Sat Sep 16 2017, 6:05 PM - 8:37 PM PDT Att: 37,846 - Cloudy - 66 F					
8 Chris Iannetta, R (1,2) OBP: 0.347, SLG: 0.490										4	0	0	0	0	1							
11 AJ Pollock, R (1,8) OBP: 0.325, SLG: 0.455										4	0	1	0	0	2	1						
44 Paul Goldschmidt, R (1,3) OBP: 0.415, SLG: 0.587										4	1	1	2	0	1	1						
28 J.D. Martinez, R (1,9) OBP: 0.373, SLG: 0.674										4	0	0	0	0	2	1						
27 Brandon Drury, R (1,4) OBP: 0.317, SLG: 0.447										4	0	2	0	0	0	0						
9 Adam Rosales, R (1,5) OBP: 0.271, SLG: 0.371										3	0	0	0	0	0	2						
3 Daniel Descalso, L (9,PH) OBP: 0.345, SLG: 0.419										1	0	0	0	0	0	0						
45 Kristopher Negrón, R (1,6) OBP: 0.250, SLG: 0.214									1	0	0	0	1	0	0							
21 Zack Greinke, R (1,1) OBP: 0.234, SLG: 0.246									3	0	2	0	0	1	2							
56 Fernando Rodney, R (9,1)										0	0	0	0	0	0	0						
Inning Stats	R: 2 E: 0 K: 2 S: 9	H: 2 LOB: 0 BB: 0 P: 12	R: 0 E: 0 K: 0 S: 12	H: 1 LOB: 2 BB: 0 P: 20	R: 0 E: 0 K: 0 S: 5	H: 0 LOB: 0 BB: 0 P: 8	R: 0 E: 0 K: 1 S: 7	H: 1 LOB: 0 BB: 0 P: 10	R: 0 E: 0 K: 0 S: 7	H: 1 LOB: 0 BB: 0 P: 9	R: 0 E: 0 K: 1 S: 9	H: 1 LOB: 2 BB: 1 P: 11	R: 0 E: 0 K: 2 S: 15	H: 0 LOB: 0 BB: 1 P: 27	R: 0 E: 0 K: 2 S: 9	H: 0 LOB: 0 BB: 0 P: 11	R: 0 E: 0 K: 0 S: 5	H: 0 LOB: 0 BB: 0 P: 8	1B: 3 2B: 3 3B: 0 HR: 1	SF: 0 SAC: 0 DP: 1 HBP: 1	WP: 0 PB: 0 SB: 0 CS: 1	PA: 35
PITCHER	IP WLS BF H R ER SO BB IBB HBP BLK WP HR S P ERA WHIP																					
40 Madison Bumgarner, L (1,1) ERA: 3.48	7.0 L 28 7 2 2 6 1 0 1 0 0 1 64 97 2.57 1.143																					
62 Cory Gearrin, R (8,1) ERA: 2.11	1.0 3 0 0 0 2 0 0 0 0 0 0 9 11 0.00 0.000																					
49 Sam Dyson, R (9,1) ERA: 5.72	1.0 3 0 0 0 0 0 0 0 0 0 0 5 8 0.00 0.000																					

Batter	1	2	3	4	5	6	7	8	9	AB	R	H	RBI	BB	SO	LOB	BOTTOM		
2 Denard Span, L (1,8) OBP: 0.323, SLG: 0.426											4	0	0	0	0	1			
12 Joe Panik, L (1,4) OBP: 0.348, SLG: 0.423											3	0	1	0	1	1	0		
6 Jarrett Parker, L (1,7) OBP: 0.283, SLG: 0.423											4	0	0	0	0	2	3		
28 Buster Posey, R (1,2) OBP: 0.397, SLG: 0.454											3	0	0	0	0	1	1		
35 Brandon Crawford, L (1,6) OBP: 0.294, SLG: 0.395												3	0	1	0	0	2	0	
48 Pablo Sandoval, S (1,3) OBP: 0.244, SLG: 0.300										3	0	0	0	0	0	1			
63 Ryder Jones, L (1,5) OBP: 0.257, SLG: 0.301										3	0	0	0	0	1	1			
51 Mac Williamson, R (1,9) OBP: 0.241, SLG: 0.345										3	0	0	0	0	0	0			
40 Madison Bumgarner, R (1,1) OBP: 0.273, SLG: 0.516										2	0	0	0	0	1	1			
62 Cory Gearrin, R (8,1) ERA: 2.87										0	0	0	0	0	0	0			
5 Nick Hundley, R (8,PH) OBP: 0.273, SLG: 0.434										1	0	0	0	0	0	0			
49 Sam Dyson, R (9,1) ERA: 4.5										0	0	0	0	0	0	0			
Inning Stats	R: 0 E: 0 K: 1 S: 11	H: 1 LOB: 1 BB: 0 P: 14	R: 0 E: 0 K: 2 S: 11	H: 0 LOB: 0 BB: 0 P: 17	R: 0 E: 0 K: 0 S: 4	H: 0 LOB: 0 BB: 0 P: 5													

Batter	1	2	3	4	5	6	7	8	9	AB	R	H	RBI	BB	SO	LOB	TOP				
11 AJ Pollock, R OBP: 0.333, SLG: 0.474										3	2	3	2	1	0	0	Arizona Diamondbacks @ San Diego Padres Petco Park, San Diego, CA Tue Sep 19 2017, 7:12 PM - 9:55 PM PDT Att: 20,101 - Overcast - 70 F				
9 Adam Rosales, R OBP: 0.297, SLG: 0.365										4	0	0	0	0	2	3					
44 Paul Goldschmidt, R OBP: 0.409, SLG: 0.576										4	0	0	0	0	0	1					
28 J.D. Martinez, R OBP: 0.372, SLG: 0.670										4	0	0	0	0	2	2					
8 Chris Iannetta, R OBP: 0.348, SLG: 0.486										3	0	0	0	0	1	0					
27 Brandon Drury, R OBP: 0.318, SLG: 0.446										3	0	1	0	0	0	0					
4 Ketel Marte, S OBP: 0.344, SLG: 0.393										3	0	0	0	0	0	1					
45 Kristopher Negrón, R OBP: 0.263, SLG: 0.188										2	0	0	0	1	0	0					
52 Zack Godley, R OBP: 0.260, SLG: 0.347										0	0	0	0	0	0	0					
15 Ildemaro Vargas, S OBP: 0.225, SLG: 0.279										1	0	0	0	0	0	0					
33 Jake Barrett, R OBP: 0.287, SLG: 0.357										0	0	0	0	0	0	0					
30 T.J. McFarland, L OBP: 0.225, SLG: 0.279										0	0	0	0	0	0	0					
53 Christian Walker, R OBP: 0.225, SLG: 0.279										0	0	0	0	0	1	0					
61 Silvino Bracho, R OBP: 0.225, SLG: 0.279										0	0	0	0	0	0	0					
Inning Stats	R: 1 E: 0 K: 2 S: 14	H: 1 LOB: 0 BB: 0 P: 19	R: 0 E: 0 K: 1 S: 10	H: 0 LOB: 0 BB: 0 P: 13	R: 0 E: 0 K: 0 S: 9	H: 0 LOB: 1 BB: 2 P: 17	R: 0 E: 1 K: 0 S: 13	H: 0 LOB: 0 BB: 0 P: 17	R: 0 E: 0 K: 0 S: 4	H: 1 LOB: 0 BB: 0 P: 7	R: 0 E: 0 K: 1 S: 11	H: 0 LOB: 0 BB: 0 P: 18	R: 0 E: 0 K: 1 S: 15	H: 0 LOB: 0 BB: 0 P: 23	R: 0 E: 0 K: 1 S: 10	H: 1 LOB: 0 BB: 0 P: 10	1B: 1 2B: 1 3B: 0 HR: 2	SF: 0 SAC: 1 DP: 3 HBP: 0	WP: 0 PB: 0 SB: 0 CS: 0	PA: 31	
PITCHER	IP: 6.0 WLS: W BF: 21 ERA: 6.55	H: 3 R: 2 ER: 2 SO: 3	BB: 2 IBB: 0 HBP: 0 BLK: 0	WP: 0 HR: 2 S: 59 P: 83	ERA: 3.00 WHIP: 0.833	IP: 7.1 WLS: 3 BF: 0 ERA: 4.31	H: 0 R: 0 ER: 0 SO: 1	BB: 0 IBB: 0 HBP: 0 BLK: 0	WP: 0 HR: 11 S: 18 P: 18	ERA: 0.00 WHIP: 0.000	IP: 8.1 WLS: 3 BF: 0 ERA: 1.15	H: 0 R: 0 ER: 0 SO: 1	BB: 0 IBB: 0 HBP: 0 BLK: 0	WP: 0 HR: 15 S: 23 P: 20	ERA: 0.00 WHIP: 1.000	IP: 9.1 WLS: 4 BF: 1 ERA: 4.28	H: 0 R: 0 ER: 0 SO: 1	BB: 0 IBB: 0 HBP: 0 BLK: 0	WP: 0 HR: 10 S: 10 P: 10	ERA: 0.00 WHIP: 1.000	

Batter	1	2	3	4	5	6	7	8	9	AB	R	H	RBI	BB	SO	LOB	BOTTOM				
7 Manuel Margot, R OBP: 0.317, SLG: 0.418										3	2	2	0	1	1	2	Arizona Diamondbacks @ San Diego Padres Petco Park, San Diego, CA Tue Sep 19 2017, 7:12 PM - 9:55 PM PDT Att: 20,101 - Overcast - 70 F				
20 Carlos Asuaje, L OBP: 0.342, SLG: 0.377										4	1	2	1	0	0	1					
4 Wil Myers, R OBP: 0.328, SLG: 0.464										4	1	2	1	0	0	1					
26 Yangervis Solarte, S OBP: 0.316, SLG: 0.415										3	1	1	2	0	1	0					
15 Cory Spangenberg, L OBP: 0.316, SLG: 0.401										3	1	1	0	1	1	0					
10 Hunter Renfroe, R OBP: 0.287, SLG: 0.446										3	0	0	0	1	2	4					
16 Travis Jankowski, L OBP: 0.246, SLG: 0.107										4	0	0	0	0	2	5					
18 Austin Hedges, R OBP: 0.253, SLG: 0.392										3	0	0	0	1	1	1					
37 Travis Wood, R OBP: 0.225, SLG: 0.347										2	0	1	2	0	1	0					
23 Matt Szczur, R OBP: 0.225, SLG: 0.347										1	0	0	0	0	0	0					
88 Phil Maton, R OBP: 0.225, SLG: 0.347										0	0	0	0	0	0	0					
77 Buddy Baumann, L OBP: 0.225, SLG: 0.347										0	0	0	0	0	0	0					
22 Christian Villanueva, R OBP: 0.225, SLG: 0.347										0	0	0	0	0	0	0					
76 José Torres, L OBP: 0.225, SLG: 0.347										0	0	0	0	0	0	0					
Inning Stats	R: 2 E: 0 K: 1 S: 16	H: 3 LOB: 2 BB: 1 P: 27	R: 0 E: 1 K: 1 S: 8	H: 1 LOB: 1 BB: 0 P: 14	R: 3 E: 0 K: 3 S: 24	H: 4 LOB: 2 BB: 1 P: 38	R: 0 E: 0 K: 1 S: 8	H: 0 LOB: 0 BB: 0 P: 13	R: 0 E: 0 K: 0 S: 6	H: 0 LOB: 0 BB: 1 P: 11	R: 1 E: 0 K: 0 S: 10	H: 1 LOB: 0 BB: 1 P: 15	R: 0 E: 0 K: 2 S: 10	H: 0 LOB: 0 BB: 0 P: 16	R: 0 E: 0 K: 1 S: 6	H: 0 LOB: 0 BB: 0 P: 7	1B: 8 2B: 2 3B: 0 HR: 0	SF: 1 SAC: 0 DP: 1 HBP: 0	WP: 2 PB: 0 SB: 1 CS: 0	PA: 36	
PITCHER	IP: 5.0 WLS: L BF: 26 ERA: 3.2	H: 8 R: 5 ER: 5 SO: 6	BB: 3 IBB: 0 HBP: 0 BLK: 0	WP: 1 HR: 0 S: 62 P: 103	ERA: 9.00 WHIP: 2.200	IP: 6.1 WLS: 4 BF: 1 ERA: 5.09	H: 1 R: 1 ER: 1 SO: 0	BB: 0 IBB: 0 HBP: 0 BLK: 0	WP: 0 HR: 10 S: 15 P: 15	ERA: 9.00 WHIP: 2.000	IP: 7.1 WLS: 3 BF: 0 ERA: 5.44	H: 0 R: 0 ER: 0 SO: 2	BB: 0 IBB: 0 HBP: 0 BLK: 0	WP: 0 HR: 10 S: 16 P: 16	ERA: 0.00 WHIP: 0.000	IP: 8.1 WLS: 3 BF: 0 ERA: 5.71	H: 0 R: 0 ER: 0 SO: 1	BB: 0 IBB: 0 HBP: 0 BLK: 0	WP: 0 HR: 6 S: 7 P: 7	ERA: 0.00 WHIP: 0.000	

AB	28
R	2
H	4
RBI	2
BB	2
SO	6
LOB	7



AB	31
R	6
H	9
RBI	6
BB	4
SO	9
LOB	14



Batter	1	2	3	4	5	6	7	8	9	AB	R	H	RBI	BB	SO	LOB	TOP					
6 David Peralta, L (1.7) OBP: 0.348, SLG: 0.446										4	2	2	2	1	0	1						
4 Ketel Marte, S (1.6) OBP: 0.341, SLG: 0.393										5	2	1	1	0	2	2						
44 Paul Goldschmidt, R (1.3) OBP: 0.410, SLG: 0.576										3	1	2	2	1	1	0						
28 J.D. Martinez, R (1.9) OBP: 0.370, SLG: 0.672										5	1	1	2	0	0	5						
3 Daniel Descalso, L (1.4) OBP: 0.337, SLG: 0.405										5	0	0	0	0	0	1						
22 Jake Lamb, L (1.5) OBP: 0.354, SLG: 0.483										3	3	1	1	2	1	0						
11 AJ Pollock, R (1.8) OBP: 0.333, SLG: 0.480										4	2	1	3	1	0	0						
10 Chris Herrmann, L (1.2) OBP: 0.267, SLG: 0.330										5	1	1	0	0	2	2						
38 Robbie Ray, L (1.1) OBP: 0.236, SLG: 0.294										1	0	0	0	0	1	0						
60 J.J. Hoover, R (5.1)										0	0	0	0	0	0	0						
15 Ildemaro Vargas, S (6. PH)										0	1	1	0	0	0	0						
54 Jimmie Sherry, R (6.1)										0	0	0	0	0	0	0						
14 Rey Fuentes, L (7. PH)										0	0	0	0	0	1	0						
47 David Hernandez, R (7.1)										0	0	0	0	0	0	0						
25 Archie Bradley, R (7.1)										1	0	1	1	0	0	0						
34 Braden Shipley, R (8.1)										0	0	0	0	0	0	0						
Inning Stats	R: 1 E: 0 K: 1 S: 9	H: 1 LOB: 0 BB: 0 P: 14	R: 1 E: 0 K: 0 S: 9	H: 1 LOB: 0 BB: 0 P: 13	R: 0 E: 0 K: 2 S: 11	H: 0 LOB: 0 BB: 0 P: 17	R: 0 E: 0 K: 0 S: 5	H: 1 LOB: 0 BB: 0 P: 11	R: 0 E: 0 K: 1 S: 8	H: 0 LOB: 0 BB: 0 P: 10	R: 4 E: 0 K: 1 S: 13	H: 3 LOB: 0 BB: 1 P: 26	R: 1 E: 0 K: 1 S: 14	H: 2 LOB: 3 BB: 2 P: 24	R: 2 E: 1 K: 0 S: 8	H: 1 LOB: 0 BB: 2 P: 20	R: 4 E: 2 K: 1 S: 15	H: 2 LOB: 0 BB: 1 P: 30	1B: 5 2B: 2 3B: 0 HR: 4	SF: 1 SAC: 0 DP: 1 HBP: 0	WP: 0 PB: 0 SB: 2 CS: 0	PA: 44
PITCHER	IP WLS BF H R ER SO BB IBB HBP BLK WP HR S P ERA WHIP																					
64 Dineson Lamet, R (1.1) ERA: 4.45	5.1	22	6	6	6	4	1	0	0	0	0	0	3	51	85	10.12	1.312					
38 Kyle McGrath, L (6.1) ERA: 2.57	0.2	2	0	0	0	1	0	0	0	0	0	0	0	4	6	0.00	0.000					
34 Craig Stammen, R (7.1) ERA: 3.13	1.0	L	7	2	1	1	2	0	0	0	0	0	0	14	24	9.00	4.000					
54 Tim Melville, R (8.1) ERA: 14.73	0.1	3	0	2	1	0	2	0	0	0	0	0	0	1	10	27.00	6.000					
60 Cory Mazzoni, R (8.1) ERA: 19.29	1.2	10	3	4	0	1	1	0	0	0	0	0	1	22	40	0.00	2.400					

Arizona Diamondbacks @ San Diego Padres
Petco Park, San Diego, CA
Wed Sep 20 2017, 6:10 PM - 9:57 PM PDT
Att: 25,797 - Clear - 70 F

livebaseballscores.com

AB 37
R 13
H 11
RBI 12
BB 6
SO 7
LOB 11

Batter	1	2	3	4	5	6	7	8	9	AB	R	H	RBI	BB	SO	LOB	BOTTOM					
7 Manuel Margot, R (1.8) OBP: 0.322, SLG: 0.420										3	0	2	0	2	0	0						
8 Enck Aybar, S (1.6) OBP: 0.304, SLG: 0.352										4	0	2	0	1	0	2						
4 Wj Myers, R (1.3) OBP: 0.329, SLG: 0.462										3	1	0	0	2	0	5						
10 Hunter Renfroe, R (1.9) OBP: 0.290, SLG: 0.470										5	3	3	4	0	0	4						
26 Yangelvis Solarte, S (1.4) OBP: 0.315, SLG: 0.412										5	0	1	0	0	1	2						
32 Jabari Blash, R (1.7) OBP: 0.331, SLG: 0.338										3	0	0	0	0	3	0						
23 Matt Szczur, R (7.7) OBP: 0.354, SLG: 0.358										2	0	1	0	0	0	1						
22 Christian Villanueva, R (1.5) OBP: 0.290, SLG: 0.635										4	2	2	1	0	1	1						
54 Tim Melville, R (8.1)										0	0	0	0	0	0	0						
60 Cory Mazzoni, R (8.1)										0	0	0	0	0	0	0						
16 Travis Jankowski, L (8. PH) OBP: 0.242, SLG: 0.164										1	0	0	0	0	0	1						
58 Rocky Gale, R (1.2) OBP: 0.333, SLG: 1.333										3	1	1	2	0	0	0						
44 Héctor Sánchez, S (7. PH) OBP: 0.252, SLG: 0.435										1	0	0	0	0	0	1						
64 Dineson Lamet, R (1.1) OBP: 0.091, SLG: 0.091										2	0	0	0	0	2	0						
38 Kyle McGrath, L (6.1) ERA: 3.98										0	0	0	0	0	0	0						
20 Carlos Asuaje, L (6. PH) OBP: 0.241, SLG: 0.376										1	0	0	0	0	1	0						
34 Craig Stammen, R (7.1) OBP: 0.625, SLG: 0.667										0	0	0	0	0	0	0						
15 Cory Spangenberg, L (8.5) OBP: 0.216, SLG: 0.407										1	0	0	0	0	0	0						
Inning Stats	R: 0 E: 0 K: 0 S: 7	H: 0 LOB: 2 BB: 2 P: 16	R: 2 E: 0 K: 2 S: 19	H: 3 LOB: 1 BB: 0 P: 30	R: 2 E: 0 K: 3 S: 14	H: 1 LOB: 0 BB: 1 P: 24	R: 0 E: 0 K: 1 S: 15	H: 0 LOB: 2 BB: 2 P: 27	R: 2 E: 0 K: 1 S: 10	H: 2 LOB: 0 BB: 0 P: 15	R: 0 E: 0 K: 1 S: 11	H: 2 LOB: 2 BB: 0 P: 16	R: 0 E: 0 K: 0 S: 8	H: 1 LOB: 1 BB: 0 P: 13	R: 0 E: 0 K: 0 S: 10	H: 1 LOB: 1 BB: 0 P: 14	R: 1 E: 0 K: 0 S: 5	H: 2 LOB: 0 BB: 0 P: 7	1B: 7 2B: 0 3B: 0 HR: 5	SF: 0 SAC: 0 DP: 1 HBP: 0	WP: 0 PB: 0 SB: 3 CS: 0	PA: 43
PITCHER	IP WLS BF H R ER SO BB IBB HBP BLK WP HR S P ERA WHIP																					
38 Robbie Ray, L (1.1) ERA: 2.95	4.1	23	5	5	5	6	5	0	0	0	0	0	0	1	6	10	13.50	1.500				
60 J.J. Hoover, R (5.1) ERA: 3.98	0.2	3	1	1	1	1	0	0	0	0	0	0	0	1	6	10	13.50	1.500				
54 Jimmie Sherry, R (6.1) ERA: 2.94	1.0	W	5	2	0	0	1	0	0	0	0	0	0	11	16	0.00	2.000					
47 David Hernandez, R (7.1) ERA: 2.94	0.2	H	3	1	0	0	0	0	0	0	0	0	0	7	10	0.00	1.500					
25 Archie Bradley, R (7.1) ERA: 1.17	1.1	H	5	1	0	0	0	0	0	0	0	0	0	11	17	0.00	0.750					

Arizona Diamondbacks @ San Diego Padres
Petco Park, San Diego, CA
Wed Sep 20 2017, 6:10 PM - 9:57 PM PDT
Att: 25,797 - Clear - 70 F

livebaseballscores.com

AB 38
R 7
H 12
RBI 7
BB 5
SO 8
LOB 17

Batter	1	2	3	4	5	6	7	8	9	AB	R	H	RBI	BB	SO	LOB	TOP					
9 Dee Strange-Gordon, L OBP: 0.342, SLG: 0.374										5	1	0	2	0	1	4						
27 Giancarlo Stanton, R OBP: 0.376, SLG: 0.635										6	2	3	4	0	0	2						
21 Christian Yelich, L OBP: 0.371, SLG: 0.450										4	2	2	0	2	1	2						
13 Marcell Ozuna, R OBP: 0.374, SLG: 0.550										3	1	1	0	3	0	2						
41 Justin Bour, L OBP: 0.374, SLG: 0.564										6	1	3	4	0	2	5						
11 J.T. Realmuto, R OBP: 0.323, SLG: 0.457										3	1	0	0	1	2	3						
55 Brian Anderson, R OBP: 0.347, SLG: 0.339										3	1	0	1	1	3	1						
19 Miguel Rojas, R OBP: 0.342, SLG: 0.337										4	2	1	0	1	0	3						
76 Dillon Peters, L 28 Tyler Moore, R 49 Brian Ellington, R 51 Daniel Mescalzo, L 71 Drew Steckenrider, R 29 Brad Ziegler, R 60 J.J. Hoover, R 18 Tomoko Iwata, S 46 Kyle Barraclough, R										1	1	0	0	0	0	0						
Inning Stats	R: 0 E: 0 K: 1 S: 11	H: 1 LOB: 0 BB: 0 P: 16	R: 0 E: 0 K: 3 S: 12	H: 1 LOB: 1 BB: 2 P: 22	R: 5 E: 2 K: 1 S: 23	H: 3 LOB: 2 BB: 1 P: 41	R: 2 E: 0 K: 2 S: 17	H: 2 LOB: 2 BB: 2 P: 32	R: 0 E: 0 K: 1 S: 10	H: 1 LOB: 1 BB: 0 P: 18	R: 0 E: 0 K: 1 S: 11	H: 1 LOB: 1 BB: 0 P: 15	R: 2 E: 1 K: 0 S: 11	H: 0 LOB: 0 BB: 2 P: 19	R: 2 E: 0 K: 1 S: 16	H: 2 LOB: 0 BB: 23	R: 1 E: 1 K: 0 S: 13	H: 1 LOB: 3 BB: 3 P: 30	1B: 6 2B: 4 3B: 0 HR: 2	SF: 2 DP: 0 HBP: 1	WP: 2 PB: 0 SB: 0 CS: 0	PA: 51
PITCHER	IP WLS BF H R ER SO BB IBB HBP BLK WP HR S P ERA WHIP	3.2 L 22 6 7 3 6 3 0 1 0 1 1 57 103 7.36 2.455	61 Silvio Bracho, R ERA: 5.6	34 Braden Shipley, R ERA: 5.4	29 Jorge De La Rosa, L ERA: 4.35	60 J.J. Hoover, R ERA: 4.98	40 Andrew Chafin, L ERA: 3.7	47 David Hernandez, R ERA: 3.21	33 Jake Barrett, R ERA: 5.25	IP WLS BF H R ER SO BB IBB HBP BLK WP HR S P ERA WHIP	0.2 0 2 0 0 0 0 0 0 0 0 0 0 0 0 0 0 0.00 1.000	1.1 6 2 2 2 1 0 0 0 0 0 0 1 18 25 13.50 1.500	1.0 7 1 1 1 1 0 3 0 0 0 0 0 0 0 0 0 0 9.00 4.000									

Miami Marlins @ Arizona Diamondbacks
Chase Field, Phoenix, AZ
Sat Sep 23 2017, 5:11 PM - 9:01 PM MST
Att: 39,259 - Roof Closed - 75 F

AB	38
R	12
H	12
RBI	11
BB	8
SO	10
LOB	24



Batter	1	2	3	4	5	6	7	8	9	AB	R	H	RBI	BB	SO	LOB	BOTTOM					
6 David Peralta, L OBP: 0.351, SLG: 0.448										4	1	2	1	1	1	1						
11 AJ Pollock, R OBP: 0.325, SLG: 0.472										4	1	1	0	0	0	2						
44 Paul Goldschmidt, R OBP: 0.413, SLG: 0.593										3	1	1	3	1	1	0						
28 J.D. Martinez, R OBP: 0.376, SLG: 0.687										3	1	1	1	1	0	1						
8 Chris Iannetta, R OBP: 0.351, SLG: 0.506										4	0	0	0	0	0	2						
27 Brandon Drury, R OBP: 0.315, SLG: 0.447										4	1	1	1	0	0	0						
22 Jake Lamb, L OBP: 0.356, SLG: 0.481										3	1	1	0	1	0	0						
9 Adam Rosales, R ERA: 6.31										2	0	0	0	0	1	1						
3 Daniel Mescalzo, L OBP: 0.333, SLG: 0.403										1	0	0	0	0	0	0						
60 J.J. Hoover, R ERA: 4.98										1	0	0	0	0	0	0						
99 Tajuan Walker, R ERA: 0.26, SLG: 0.336										1	0	0	0	0	0	0						
61 Silvio Bracho, R ERA: 5.6										1	0	0	0	0	0	0						
47 David Hernandez, R ERA: 3.21										1	0	0	0	0	0	0						
33 Jake Barrett, R ERA: 5.25										1	0	0	0	0	0	0						
Inning Stats	R: 0 E: 0 K: 0 S: 13	H: 1 LOB: 2 BB: 0 P: 26	R: 1 E: 0 K: 0 S: 9	H: 1 LOB: 0 BB: 0 P: 14	R: 3 E: 0 K: 0 S: 13	H: 2 LOB: 1 BB: 1 P: 21	R: 1 E: 0 K: 1 S: 10	H: 2 LOB: 1 BB: 0 P: 16	R: 1 E: 0 K: 1 S: 12	H: 1 LOB: 0 BB: 0 P: 15	R: 0 E: 0 K: 2 S: 14	H: 0 LOB: 1 BB: 1 P: 22	R: 0 E: 0 K: 0 S: 7	H: 0 LOB: 0 BB: 0 P: 11	R: 0 E: 0 K: 0 S: 6	H: 0 LOB: 0 BB: 13	R: 0 E: 0 K: 0 S: 8	H: 0 LOB: 0 BB: 0 P: 13	1B: 4 2B: 0 3B: 0 HR: 3	SF: 0 DP: 2 HBP: 0	WP: 1 PB: 0 SB: 0 CS: 0	PA: 37
PITCHER	IP WLS BF H R ER SO BB IBB HBP BLK WP HR S P ERA WHIP	4.0 W 8 1 1 1 3 1 0 0 0 0 1 26 37 4.50 1.000	76 Dillon Peters, L ERA: 6.26	71 Drew Steckenrider, R ERA: 2.25	29 Brad Ziegler, R ERA: 4.96	66 Jarlin Garcia, L ERA: 4.86	46 Kyle Barraclough, R ERA: 3.09	IP WLS BF H R ER SO BB IBB HBP BLK WP HR S P ERA WHIP	1.0 0 3 0 0 0 0 0 0 0 0 0 0 0 0 0 0 0 0.00 0.000													

Miami Marlins @ Arizona Diamondbacks
Chase Field, Phoenix, AZ
Sat Sep 23 2017, 5:11 PM - 9:01 PM MST
Att: 39,259 - Roof Closed - 75 F

AB	33
R	6
H	7
RBI	6
BB	4
SO	4
LOB	10



Batter	1	2	3	4	5	6	7	8	9	AB	R	H	RBI	BB	SO	LOB	TOP		
9 Dee Strange-Gordon, L (1.4) OBP: 0.342, SLG: 0.373										4	0	1	0	0	1	2	Miami Marlins @ Arizona Diamondbacks Chase Field, Phoenix, AZ Sun Sep 24 2017, 1:11 PM - 4:20 PM MST Att: 31,539 - Roof Closed - 73 F		
27 Giancarlo Stanton, R (1.9) OBP: 0.378, SLG: 0.635										2	0	1	1	2	0				
21 Christian Yelich, L (1.8) OBP: 0.369, SLG: 0.447										4	0	0	0	0	2	2			
13 Marcell Ozuna, R (1.7) OBP: 0.374, SLG: 0.548										3	0	0	0	1	1	2			
11 J.T. Realmuto, R (1.2) OBP: 0.329, SLG: 0.453										4	1	0	0	0	1	1			
41 Justin Bour, L (1.3) OBP: 0.373, SLG: 0.559										3	0	0	0	1	2	0			
55 Brian Anderson, R (1.5) OBP: 0.342, SLG: 0.348										4	0	1	1	0	0	0			
40 Javy Guerra, R (0.1)										0	0	0	0	0	0	0			
19 Miguel Rojas, R (1.6) OBP: 0.342, SLG: 0.335										2	0	0	0	1	0	0			
56 Dan Straily, R (1.1) OBP: 0.288, SLG: 0.399										2	1	1	0	0	0	3			
28 Tyler Moore, R (7.0) OBP: 0.276, SLG: 0.384										1	0	1	0	0	0	0			
50 Chris O'Grady, R (7.1) OBP: 0.276, SLG: 0.384										0	0	0	0	0	0	0			
29 Brad Ziegler, R (8.1) OBP: 0.276, SLG: 0.384										0	0	0	0	0	0	0			
20 Justin Nicolino, L (9.1) OBP: 0.276, SLG: 0.384										0	0	0	0	0	0	0			
32 Derek Dietrich, L (9.9) OBP: 0.276, SLG: 0.384										0	0	0	0	0	0	0			
Inning Stats	R: 0 E: 0 K: 2 S: 11	H: 1 LOB: 1 BB: 1 P: 19	R: 0 E: 0 K: 0 S: 8	H: 0 LOB: 0 BB: 0 P: 13	R: 1 E: 0 K: 0 S: 7	H: 2 LOB: 1 BB: 0 P: 11	R: 1 E: 0 K: 0 S: 11	H: 1 LOB: 3 BB: 3 P: 27	R: 0 E: 0 K: 1 S: 8	H: 0 LOB: 0 BB: 0 P: 12	R: 0 E: 0 K: 0 S: 6	H: 1 LOB: 1 BB: 0 P: 14	R: 0 E: 0 K: 0 S: 8	H: 0 LOB: 0 BB: 0 P: 13	R: 0 E: 0 K: 2 S: 8	H: 0 LOB: 0 BB: 0 P: 13	1B: 3 2B: 2 3B: 0 HR: 0	SF: 0 SAC: 0 DP: 1 HBP: 0	WP: 0 PA: 34 PB: 0 SB: 0 CS: 1
PITCHER	IP WLS BF H R ER SO BB IBB HBP BLK WP HR S P ERA WHIP	IP WLS BF H R ER SO BB IBB HBP BLK WP HR S P ERA WHIP	IP WLS BF H R ER SO BB IBB HBP BLK WP HR S P ERA WHIP	IP WLS BF H R ER SO BB IBB HBP BLK WP HR S P ERA WHIP	IP WLS BF H R ER SO BB IBB HBP BLK WP HR S P ERA WHIP	IP WLS BF H R ER SO BB IBB HBP BLK WP HR S P ERA WHIP	IP WLS BF H R ER SO BB IBB HBP BLK WP HR S P ERA WHIP	IP WLS BF H R ER SO BB IBB HBP BLK WP HR S P ERA WHIP	IP WLS BF H R ER SO BB IBB HBP BLK WP HR S P ERA WHIP	IP WLS BF H R ER SO BB IBB HBP BLK WP HR S P ERA WHIP	IP WLS BF H R ER SO BB IBB HBP BLK WP HR S P ERA WHIP	IP WLS BF H R ER SO BB IBB HBP BLK WP HR S P ERA WHIP	IP WLS BF H R ER SO BB IBB HBP BLK WP HR S P ERA WHIP	IP WLS BF H R ER SO BB IBB HBP BLK WP HR S P ERA WHIP	IP WLS BF H R ER SO BB IBB HBP BLK WP HR S P ERA WHIP	IP WLS BF H R ER SO BB IBB HBP BLK WP HR S P ERA WHIP	IP WLS BF H R ER SO BB IBB HBP BLK WP HR S P ERA WHIP		
46 Patrick Corbin, L (1.1) ERA: 4.09	6.2	27	5	2	2	5	3	1	0	0	0	0	0	0	0	0	2.70	1.200	
40 Andrew Chafin, L (7.1) ERA: 3.67	0.1	1	0	0	0	0	0	0	0	0	0	0	0	0	1	2	0.00	0.000	
54 Jimmie Sherry, R (8.1) ERA: 4.33	1.0	3	0	0	0	0	1	0	0	0	0	0	0	6	13	0.00	1.000		
56 Fernando Rodney, R (9.1) ERA: 4.33	1.0	W	3	0	0	0	0	0	0	0	0	0	0	8	13	0.00	0.000		
Batter	1	2	3	4	5	6	7	8	9	AB	R	H	RBI	BB	SO	LOB	BOTTOM		
6 David Peralta, L (1.7) OBP: 0.353, SLG: 0.447										3	1	1	0	2	1	1	Miami Marlins @ Arizona Diamondbacks Chase Field, Phoenix, AZ Sun Sep 24 2017, 1:11 PM - 4:20 PM MST Att: 31,539 - Roof Closed - 73 F		
4 Ketel Marte, S (1.6) OBP: 0.340, SLG: 0.388										4	0	0	0	1	0	6			
44 Paul Goldschmidt, R (1.3) OBP: 0.412, SLG: 0.579										5	1	1	0	0	2	4			
28 J.D. Martinez, R (1.9) OBP: 0.376, SLG: 0.684										5	0	2	1	0	3	2			
3 Daniel Descalso, L (1.4) OBP: 0.336, SLG: 0.401										3	0	1	1	1	0	1			
22 Jake Lamb, L (1.5) OBP: 0.355, SLG: 0.481										4	0	1	0	0	1	2			
11 AJ Pollock, R (1.8) OBP: 0.326, SLG: 0.467										4	0	0	0	0	2	3			
10 Chris Herrmann, L (1.2) OBP: 0.271, SLG: 0.344										3	1	1	1	1	1	0			
46 Patrick Corbin, L (1.1) ERA: 4.09	6.0	25	4	1	1	9	3	0	0	0	0	0	0	0	0	0		1.50	1.167
50 Chris O'Grady, L (7.1) ERA: 4.91	1.0	H	4	1	0	0	0	0	0	0	0	0	0	7	13	0.00		1.000	
29 Brad Ziegler, R (8.1) ERA: 4.86	1.0	B	5	2	1	0	0	0	0	0	0	0	0	12	20	0.00	2.000		
20 Justin Nicolino, L (9.1) ERA: 5.24	0.1	L	4	0	1	0	0	1	1	0	0	0	0	5	12	0.00	3.000		
40 Javy Guerra, R (9.1) ERA: 3.94	0.1	2	1	0	0	0	0	0	0	0	0	0	0	4	6	0.00	3.000		
Inning Stats	R: 0 E: 0 K: 2 S: 12	H: 0 LOB: 1 BB: 1 P: 22	R: 0 E: 0 K: 1 S: 10	H: 0 LOB: 0 BB: 0 P: 14	R: 0 E: 0 K: 2 S: 13	H: 1 LOB: 1 BB: 0 P: 18	R: 0 E: 0 K: 0 S: 14	H: 1 LOB: 1 BB: 1 P: 19	R: 1 E: 0 K: 0 S: 8	H: 1 LOB: 2 BB: 1 P: 23	R: 0 E: 0 K: 0 S: 7	H: 1 LOB: 1 BB: 0 P: 13	R: 1 E: 1 K: 1 S: 12	H: 2 LOB: 1 BB: 0 P: 20	R: 1 E: 1 K: 0 S: 9	H: 1 LOB: 3 BB: 2 P: 18	1B: 5 2B: 1 3B: 1 HR: 1	SF: 0 SAC: 1 DP: 0 HBP: 0	WP: 0 PA: 40 PB: 0 SB: 1 CS: 0
PITCHER	IP WLS BF H R ER SO BB IBB HBP BLK WP HR S P ERA WHIP	IP WLS BF H R ER SO BB IBB HBP BLK WP HR S P ERA WHIP	IP WLS BF H R ER SO BB IBB HBP BLK WP HR S P ERA WHIP	IP WLS BF H R ER SO BB IBB HBP BLK WP HR S P ERA WHIP	IP WLS BF H R ER SO BB IBB HBP BLK WP HR S P ERA WHIP	IP WLS BF H R ER SO BB IBB HBP BLK WP HR S P ERA WHIP	IP WLS BF H R ER SO BB IBB HBP BLK WP HR S P ERA WHIP	IP WLS BF H R ER SO BB IBB HBP BLK WP HR S P ERA WHIP	IP WLS BF H R ER SO BB IBB HBP BLK WP HR S P ERA WHIP	IP WLS BF H R ER SO BB IBB HBP BLK WP HR S P ERA WHIP	IP WLS BF H R ER SO BB IBB HBP BLK WP HR S P ERA WHIP	IP WLS BF H R ER SO BB IBB HBP BLK WP HR S P ERA WHIP	IP WLS BF H R ER SO BB IBB HBP BLK WP HR S P ERA WHIP	IP WLS BF H R ER SO BB IBB HBP BLK WP HR S P ERA WHIP	IP WLS BF H R ER SO BB IBB HBP BLK WP HR S P ERA WHIP	IP WLS BF H R ER SO BB IBB HBP BLK WP HR S P ERA WHIP	IP WLS BF H R ER SO BB IBB HBP BLK WP HR S P ERA WHIP		
58 Dan Straily, R (1.1) ERA: 4.08	6.0	H	4	1	0	0	0	0	0	0	0	0	0	0	0	0	1.50	1.167	
50 Chris O'Grady, L (7.1) ERA: 4.91	1.0	H	4	1	0	0	0	0	0	0	0	0	0	7	13	0.00	1.000		
29 Brad Ziegler, R (8.1) ERA: 4.86	1.0	B	5	2	1	0	0	0	0	0	0	0	0	12	20	0.00	2.000		
20 Justin Nicolino, L (9.1) ERA: 5.24	0.1	L	4	0	1	0	0	1	1	0	0	0	0	5	12	0.00	3.000		
40 Javy Guerra, R (9.1) ERA: 3.94	0.1	2	1	0	0	0	0	0	0	0	0	0	0	4	6	0.00	3.000		

Batter	1	2	3	4	5	6	7	8	9	AB	R	H	RBI	BB	SO	LOB	TOP							
6 David Peralta, L (1, 7) OBP: 0.350, SLG: 0.439										3	0	0	0	1	1	1								
8 Chris Iannetta, R (1, 2) OBP: 0.354, SLG: 0.504										3	0	1	0	1	1	1								
15 Idemaro Vargas, S (6, PR) OBP: 0.111, SLG: 0.111										0	0	0	0	0	0	0								
36 John Ryan Murphy, R (8, 2) OBP: 0.143, SLG: 0.286										0	0	0	0	0	0	0								
44 Paul Goldschmidt, R (1, 3) OBP: 0.400, SLG: 0.568										4	0	0	0	0	3	2								
28 J.D. Martinez, R (1, 9) OBP: 0.379, SLG: 0.697										4	0	1	0	0	2	2								
22 Jake Lamb, L (1, 5) OBP: 0.359, SLG: 0.491										3	1	1	1	1	1	0								
11 AJ Pollock, R (1, 8) OBP: 0.330, SLG: 0.467										3	0	2	0	1	1	2								
3 Daniel Descalso, L (1, 4) OBP: 0.332, SLG: 0.392										4	0	0	0	0	1	3								
27 Brandon Drury, R (1, 10) OBP: 0.315, SLG: 0.446										4	0	1	0	0	1	2								
4 Ketel Marte, S (1, 6) OBP: 0.344, SLG: 0.398										3	0	0	0	0	2									
Inning Stats	R: 0 E: 0 K: 3 S: 16	H: 1 LOB: 1 BB: 0 P: 23	R: 1 E: 0 K: 0 S: 8	H: 2 LOB: 1 BB: 0 P: 14	R: 0 E: 0 K: 2 S: 11	H: 0 LOB: 0 BB: 1 P: 20	R: 0 E: 0 K: 1 S: 10	H: 1 LOB: 1 BB: 0 P: 17	R: 0 E: 0 K: 1 S: 8	H: 0 LOB: 0 BB: 0 P: 12	R: 0 E: 0 K: 2 S: 10	H: 1 LOB: 2 BB: 1 P: 21	R: 0 E: 0 K: 0 S: 9	H: 1 LOB: 0 BB: 0 P: 11	R: 0 E: 0 K: 0 S: 9	H: 0 LOB: 1 BB: 1 P: 17	R: 0 E: 0 K: 2 S: 9	H: 0 LOB: 1 BB: 1 P: 15	1B: 3 2B: 3 3B: 0 HR: 1	SF: 0 SAC: 0 DP: 2 HBP: 0	WP: 0 PB: 0 SB: 0 CS: 1	PA: 35		
PITCHER	IP: 5.0 WLS: 1 BF: 19 ERA: 5.38	H: 4 R: 1 ER: 1 SO: 7	BB: 1 IBB: 0 HBP: 0 BLK: 0	WP: 0 HR: 1 S: 53 P: 86	ERA: 1.80 WHIP: 1.000	IP: 1.0 WLS: 0 BF: 4 ERA: 2.88	H: 0 R: 0 ER: 0 SO: 2	BB: 1 IBB: 0 HBP: 0 BLK: 0	WP: 0 HR: 0 S: 9 P: 15	ERA: 0.00 WHIP: 1.000														
31 Ian Kennedy, R (1, 1) ERA: 5.38	26 Mike Minor, L (9, 1) ERA: 2.88																							
47 Peter Moylan, R (6, 1) ERA: 3.51	54 Scott Alexander, L (6, 1) ERA: 2.48																							
40 Kelvin Herrera, R (7, 1) ERA: 4.25	48 Joaquin Soria, R (8, 1) ERA: 3.6																							

Arizona Diamondbacks @ Kansas City Royals
Kauffman Stadium, Kansas City, MO
Fri Sep 29 2017, 7:17 PM - 10:14 PM CDT
Att: 23,488 - Partly Cloudy - 73 F

AB 31
R 1
H 6
RBI 1
BB 4
SO 11
LOB 15

WP: 0 PA: 35
PB: 0
SB: 0
CS: 1

Batter	1	2	3	4	5	6	7	8	9	AB	R	H	RBI	BB	SO	LOB	BOTTOM							
15 Whit Merrifield, R (1, 4) OBP: 0.326, SLG: 0.464										4	1	2	1	0	0	3								
6 Lorenzo Cain, R (1, 8) OBP: 0.383, SLG: 0.441										4	0	1	0	0	1	3								
53 Melky Cabrera, S (1, 9) OBP: 0.325, SLG: 0.425										4	1	1	0	0	0	4								
16 Paulo Orlando, R (8, 9) OBP: 0.221, SLG: 0.289										4	0	1	1	0	0	0								
35 Eric Hosmer, L (1, 3) OBP: 0.382, SLG: 0.492										4	0	3	0	0	1	0								
8 Mike Moustakas, L (1, 5) OBP: 0.316, SLG: 0.525										4	0	3	0	0	1	0								
37 Brandon Moss, L (1, 10) OBP: 0.283, SLG: 0.434										3	0	1	0	1	2	3								
2 Alcides Escobar, R (1, 6) OBP: 0.270, SLG: 0.355										4	0	0	0	0	2	4								
4 Alex Gordon, L (1, 7) OBP: 0.294, SLG: 0.318										2	0	0	0	1	1	2								
9 Drew Butera, R (1, 2) OBP: 0.285, SLG: 0.325										1	0	0	0	2	0	0								
0 Terrance Gore, R (7, PR) OBP: 0.375, SLG: 0.476										0	0	0	0	0	0	0								
36 Cam Gallagher, R (8, 2) OBP: 0.375, SLG: 0.476										0	0	0	0	0	0	0								
Inning Stats	R: 1 E: 0 K: 2 S: 15	H: 4 LOB: 2 BB: 0 P: 23	R: 0 E: 0 K: 1 S: 7	H: 0 LOB: 0 BB: 0 P: 14	R: 1 E: 0 K: 0 S: 7	H: 1 LOB: 0 BB: 0 P: 12	R: 0 E: 0 K: 1 S: 8	H: 1 LOB: 2 BB: 1 P: 11	R: 0 E: 0 K: 1 S: 11	H: 1 LOB: 2 BB: 1 P: 22	R: 0 E: 0 K: 0 S: 8	H: 1 LOB: 1 BB: 1 P: 15	R: 0 E: 0 K: 2 S: 10	H: 1 LOB: 0 BB: 0 P: 12	R: 0 E: 0 K: 2 S: 10	H: 1 LOB: 1 BB: 0 P: 12	1B: 7 2B: 2 3B: 0 HR: 1	SF: 0 SAC: 0 DP: 3 HBP: 0	WP: 0 PB: 0 SB: 0 CS: 1	PA: 34				
PITCHER	IP: 4.0 WLS: 1 BF: 18 ERA: 3.2	H: 2 R: 2 ER: 2 SO: 4	BB: 2 IBB: 0 HBP: 0 BLK: 0	WP: 0 HR: 1 S: 44 P: 75	ERA: 4.50 WHIP: 2.000	IP: 1.0 WLS: 0 BF: 3 ERA: 4.03	H: 0 R: 0 ER: 0 SO: 2	BB: 2 IBB: 0 HBP: 0 BLK: 0	WP: 0 HR: 0 S: 11 P: 22	ERA: 0.00 WHIP: 0.000														
21 Zack Greinke, R (1, 1) ERA: 3.2	47 David Hernandez, R (6, 1) ERA: 3.13																							
46 Patrick Corbin, L (6, 1) ERA: 4.03	56 Fernando Rodney, R (8, 1) ERA: 4.31																							

Arizona Diamondbacks @ Kansas City Royals
Kauffman Stadium, Kansas City, MO
Fri Sep 29 2017, 7:17 PM - 10:14 PM CDT
Att: 23,488 - Partly Cloudy - 73 F

AB 30
R 2
H 9
RBI 2
BB 4
SO 7
LOB 19

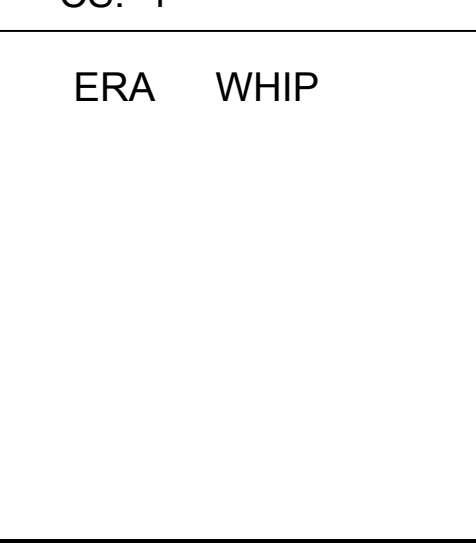
WP: 0 PA: 34
PB: 0
SB: 0
CS: 1

Batter	1	2	3	4	5	6	7	8	9	AB	R	H	RBI	BB	SO	LOB	TOP				
6 David Peralta, L OBP: 0.352, SLG: 0.444 45 Kristopher Negrón, R OBP: 0.269, SLG: 0.162										3	0	2	1	0	1	1	Arizona Diamondbacks @ Kansas City Royals Kauffman Stadium, Kansas City, MO Sat Sep 30 2017, 6:18 PM - 9:02 PM CDT Att: 32,727 - Clear - 76 F livebaseballscorecards.com				
4 Ketel Marte, S OBP: 0.341, SLG: 0.394										5	0	1	0	0	0	4					
44 Paul Goldschmidt, R OBP: 0.443, SLG: 0.595 5 Gregor Blanco, L OBP: 0.325, SLG: 0.350 27 Brandon Drury, R OBP: 0.314, SLG: 0.445										3	0	0	0	1	0	2					
28 J.D. Martinez, R OBP: 0.378, SLG: 0.693 41 Jeremy Hazelbaker, L OBP: 0.421, SLG: 0.510										4	0	1	0	0	1	3					
22 Jake Lamb, L OBP: 0.359, SLG: 0.488 9 Adam Rosales, R OBP: 0.261, SLG: 0.356										3	0	0	0	0	0	0					
11 AJ Pollock, R OBP: 0.332, SLG: 0.473										3	2	1	1	1	1	2					
3 Daniel Descalso, L OBP: 0.331, SLG: 0.397										4	0	1	1	0	1	2					
14 Rey Fuentes, L OBP: 0.278, SLG: 0.338										3	1	0	0	1	0	1					
2 Jeff Mathis, R OBP: 0.279, SLG: 0.324 10 Chris Herrmann, L OBP: 0.269, SLG: 0.339 53 Christian Walker, R OBP: 0.482, SLG: 1.060 15 Ildemaro Vargas, S OBP: 0.111, SLG: 0.111										2	0	1	0	0	1	1					
Inning Stats	R: 0 E: 0 K: 1 S: 7	H: 1 LOB: 1 BB: 0 P: 9	R: 0 E: 0 K: 0 S: 10	H: 0 LOB: 0 BB: 0 P: 13	R: 0 E: 0 K: 1 S: 10	H: 1 LOB: 1 BB: 0 P: 15	R: 0 E: 0 K: 2 S: 13	H: 1 LOB: 2 BB: 0 P: 22	R: 1 E: 0 K: 1 S: 9	H: 1 LOB: 0 BB: 0 P: 15	R: 0 E: 0 K: 1 S: 9	H: 1 LOB: 1 BB: 0 P: 14	R: 1 E: 0 K: 0 S: 15	H: 1 LOB: 1 BB: 0 P: 25	R: 0 E: 0 K: 1 S: 8	H: 1 LOB: 0 BB: 0 P: 10		1B: 3 2B: 3 HR: 1	SF: 0 SAC: 0 HBP: 1	WP: 0 PB: 0 SB: 1 CS: 0	PA: 39
PITCHER	IP	WLS	BF	H	R	ER	SO	BB	IBB	HBP	BLK	WP	HR	S	P	ERA	WHIP				
65 Jakob Junis, R ERA: 4.3	6.0	W	26	5	2	2	5	2	0	1	0	0	1	58	97	3.00	1.167				
49 Ryan Buchter, L ERA: 2.94	0.2	H	3	1	0	0	1	0	0	0	0	0	0	8	12	0.00	1.500				
47 Peter Moylan, R ERA: 3.49	0.1	H	1	0	0	0	0	0	0	0	0	0	0	1	2	0.00	0.000				
48 Joakim Soria, R ERA: 3.7	1.0	H	5	1	1	1	0	1	0	0	0	0	0	15	25	9.00	2.000				
26 Mike Minor, L ERA: 2.55	1.0	S	4	1	0	0	1	0	0	0	0	0	0	8	10	0.00	1.000				

Batter	1	2	3	4	5	6	7	8	9	AB	R	H	RBI	BB	SO	LOB	BOTTOM				
15 Whit Merrifield, R OBP: 0.325, SLG: 0.462										4	0	1	0	0	0	2	Arizona Diamondbacks @ Kansas City Royals Kauffman Stadium, Kansas City, MO Sat Sep 30 2017, 6:18 PM - 9:02 PM CDT Att: 32,727 - Clear - 76 F livebaseballscorecards.com				
6 Lorenzo Cain, R OBP: 0.364, SLG: 0.442 16 Paulo Orlando, R OBP: 0.218, SLG: 0.286										2	1	1	0	1	1	0					
35 Eric Hosmer, L OBP: 0.393, SLG: 0.492 19 Cheslor Cuthbert, R OBP: 0.278, SLG: 0.326										2	0	1	0	0	0	0					
8 Mike Moustakas, L OBP: 0.315, SLG: 0.523 46 Ramón Torres, S OBP: 0.291, SLG: 0.294										2	0	0	0	0	0	1					
38 Jorge Bonifacio, R OBP: 0.318, SLG: 0.432										3	1	1	3	0	1	0					
37 Brandon Moss, L OBP: 0.281, SLG: 0.431										3	0	0	0	0	2	1					
2 Alcides Escobar, R OBP: 0.273, SLG: 0.358 27 Adalberto Mondesi, S OBP: 0.204, SLG: 0.216										2	0	2	0	0	0	0					
4 Alex Gordon, L OBP: 0.294, SLG: 0.316										2	0	0	0	1	2	2					
36 Cam Gallagher, R OBP: 0.333, SLG: 0.417										3	0	0	0	0	1	3					
Inning Stats	R: 0 E: 0 K: 1 S: 7	H: 0 LOB: 0 BB: 0 P: 10	R: 0 E: 0 K: 2 S: 9	H: 0 LOB: 0 BB: 0 P: 15	R: 0 E: 0 K: 2 S: 10	H: 1 LOB: 1 BB: 0 P: 15	R: 1 E: 0 K: 0 S: 10	H: 1 LOB: 0 BB: 1 P: 19	R: 0 E: 0 K: 1 S: 10	H: 1 LOB: 0 BB: 0 P: 17	R: 3 E: 0 K: 2 S: 18	H: 4 LOB: 1 BB: 0 P: 27	R: 0 E: 0 K: 1 S: 9	H: 0 LOB: 1 BB: 1 P: 16	R: 0 E: 0 K: 2 S: 7	H: 0 LOB: 0 BB: 0 P: 9		1B: 5 2B: 1 3B: 0 HR: 1	SF: 0 SAC: 0 DP: 1 HBP: 0	WP: 0 PB: 0 SB: 2 CS: 1	PA: 31
PITCHER	IP	WLS	BF	H	R	ER	SO	BB	IBB	HBP	BLK	WP	HR	S	P	ERA	WHIP				
99 Taijuan Walker, R ERA: 3.49	5.0	L	18	3	1	1	6	1	0	0	0	0	1	22	37	20.25	3.750				
25 Archie Bradley, R ERA: 1.73	1.1	L	8	4	3	3	3	1	0	0	0	0	0	12	15	0.00	0.000				
52 Zack Godley, R ERA: 3.37	1.2		5	0	0	0	2	0	0	0	0	0	0	12	15	0.00	0.000				

Arizona Diamondbacks @ Kansas City Royals
 Kauffman Stadium, Kansas City, MO
 Sat Sep 30 2017, 6:18 PM - 9:02 PM CDT
 Att: 32,727 - Clear - 76 F
livebaseballscorecards.com

Arizona Diamondbacks @ Kansas City Royals
 Kauffman Stadium, Kansas City, MO
 Sat Sep 30 2017, 6:18 PM - 9:02 PM CDT
 Att: 32,727 - Clear - 76 F
livebaseballscorecards.com



Batter	1	2	3	4	5	6	7	8	9	AB	R	H	RBI	BB	SO	LOB	TOP		
19 Charlie Blackmon, L (1.8)	G3		F7	F8			SH4-3		K	4	0	0	1	0	1	4	Colorado Rockies @ Arizona Diamondbacks Chase Field, Phoenix, AZ Wed Oct 04 2017, 5:09 PM - 9:02 PM MST Att.: 48,803 - Roof Closed - 76 F		
9 DJ LeMahieu, R (1.4)	G5-3		G6-3		K		G1-3		K	5	0	0	0	0	2	3			
5 Carlos González, L (1.9)	G6-3				K2-3			G4-3		5	0	2	1	0	1	0			
28 Nolan Arenado, R (1.5)	K			FC5-4	F9			HR	FC4-6	5	2	1	1	0	1	2			
27 Trevor Story, R (1.6)	F7					G6-3		HR		4	2	2	1	0	0	0			
8 Gerardo Parra, L (1.7)	G4-3							G1-3		4	1	2	1	0	0	0			
12 Mark Reynolds, R (1.3)										3	0	0	0	1	0	0			
37 Pat Neshek, S (6.1)										0	0	0	0	0	0	0			
51 Jake McCoe, L (7.1)										1	0	0	0	0	0	0			
4 Phil Vajda, R (6.9)										0	0	0	0	0	0	0			
21 Jonathan Lucroy, R (1.2)										3	2	2	1	1	0	1			
55 Jon Gray, R (1.1)										0	0	0	0	0	0	0			
45 Scott Oberg, R (2.1)										0	0	0	0	0	0	0			
7 Raimel Tapia, L (3.9)										1	0	0	0	0	0	0			
44 Tyler Anderson, L (3.1)										0	0	0	0	0	0	0			
2 Alexi Amarista, L (4.9)										1	0	1	1	0	0	0			
52 Chris Rusin, L (4.1)										0	0	0	0	0	0	0			
20 Ian Desmond, R (6.3)										2	1	1	0	0	1	1			
Inning Stats	R: 0 E: 0 K: 0 S: 9	H: 0 LOB: 0 BB: 0 P: 15	R: 0 E: 0 K: 1 S: 7	H: 0 LOB: 0 BB: 0 P: 10	R: 0 E: 0 K: 0 S: 8	H: 1 LOB: 2 BB: 1 P: 14	R: 4 E: 0 K: 0 S: 18	H: 5 LOB: 1 BB: 0 P: 26	R: 0 E: 0 K: 2 S: 15	H: 1 LOB: 0 BB: 0 P: 19	R: 1 E: 0 K: 1 S: 7	H: 1 LOB: 0 BB: 0 P: 10	R: 2 E: 0 K: 0 S: 18	H: 3 LOB: 1 BB: 0 P: 24	R: 1 E: 0 K: 2 S: 16	H: 2 LOB: 1 BB: 0 P: 23	1B: 8 2B: 3 3B: 0 HR: 2	SF: 0 SAC: 1 DP: 1 HBP: 0	WP: 1 PA: 40 PB: 0 SB: 0 CS: 0
PITCHER	IP WLS BF H R ER SO	IP WLS BF H R ER SO	IP WLS BF H R ER SO	IP WLS BF H R ER SO	IP WLS BF H R ER SO	IP WLS BF H R ER SO	IP WLS BF H R ER SO	IP WLS BF H R ER SO	IP WLS BF H R ER SO	IP WLS BF H R ER SO	IP WLS BF H R ER SO	IP WLS BF H R ER SO	IP WLS BF H R ER SO	IP WLS BF H R ER SO	IP WLS BF H R ER SO	IP WLS BF H R ER SO	ERA WHIP	ERA WHIP	
21 Zack Greinke, R (1.1)	3.2	18	6	4	4	1	0	0	0	0	0	37	58	9.82	1.909				
40 Andrew Chafin, L (4.1)	0.1	W	1	0	0	0	0	0	0	0	0	5	7	0.00	0.000				
38 Robbie Ray, L (5.1)	2.1	H	8	2	1	1	3	0	0	0	1	0	27	3.86	0.857				
29 Jorge De La Rosa, L (7.1)	0.1	H	1	0	0	0	0	0	0	0	1	2	2	0.00	0.000				
25 Archie Bradley, R (7.1)	1.1	H	7	3	2	2	0	0	0	0	2	19	25	13.50	2.250				

Batter	1	2	3	4	5	6	7	8	9	AB	R	H	RBI	BB	SO	LOB	BOTTOM		
6 David Peralta, L (1.7)	4 HR	4 3B		F8		44 G2-3	G4-3			5	2	3	0	0	0	1	Colorado Rockies @ Arizona Diamondbacks Chase Field, Phoenix, AZ Wed Oct 04 2017, 5:09 PM - 9:02 PM MST Att.: 48,803 - Roof Closed - 76 F		
4 Ketel Marte, S (1.6)	44 HR					K		K		5	1	3	1	0	2	1			
44 Paul Goldschmidt, R (1.3)						G5-3				5	1	2	3	0	1	3			
28 J.D. Martinez, R (1.9)	F7								FC6-4	4	1	0	0	1	2	3			
22 Jake Lamb, L (1.5)	11 2B				P2					5	3	4	0	0	0	2			
11 AJ Pollock, R (1.8)						G5-3				5	1	2	2	0	1	2			
3 Daniel Descalso, L (1.4)										3	2	1	2	2	2	2			
2 Jeff Mathis, R (1.2)	K									4	0	1	1	1	2	4			
21 Zack Greinke, R (1.1)										2	0	0	0	0	0	0			
40 Andrew Chafin, R (4.1)										0	0	0	0	0	0	0			
38 Robbie Ray, L (5.1)										1	0	0	0	0	0	0			
29 Jorge De La Rosa, L (7.1)										1	0	1	2	0	0	0			
25 Archie Bradley, R (7.1)										1	0	0	0	0	0	0			
27 Brandon Drury, R (8.1)										0	0	0	0	0	0	0			
56 Fernando Rodney, R (9.1)										0	0	0	0	0	0	0			
Inning Stats	R: 3 E: 0 K: 2 S: 26	H: 5 LOB: 2 BB: 0 P: 33	R: 1 E: 0 K: 2 S: 13	H: 2 LOB: 1 BB: 0 P: 16	R: 2 E: 0 K: 1 S: 9	H: 2 LOB: 0 BB: 0 P: 12	R: 0 E: 0 K: 0 S: 10	H: 1 LOB: 2 BB: 1 P: 16	R: 0 E: 0 K: 2 S: 8	H: 0 LOB: 1 BB: 1 P: 14	R: 0 E: 0 K: 2 S: 11	H: 1 LOB: 1 BB: 0 P: 15	R: 2 E: 0 K: 1 S: 12	H: 2 LOB: 1 BB: 1 P: 19	R: 3 E: 0 K: 1 S: 19	H: 4 LOB: 2 BB: 1 P: 26	1B: 10 2B: 1 3B: 4 HR: 2	SF: 0 SAC: 0 DP: 0 HBP: 0	WP: 1 PA: 45 PB: 0 SB: 0 CS: 0
PITCHER	IP WLS BF H R ER SO	IP WLS BF H R ER SO	IP WLS BF H R ER SO	IP WLS BF H R ER SO	IP WLS BF H R ER SO	IP WLS BF H R ER SO	IP WLS BF H R ER SO	IP WLS BF H R ER SO	IP WLS BF H R ER SO	IP WLS BF H R ER SO	IP WLS BF H R ER SO	IP WLS BF H R ER SO	IP WLS BF H R ER SO	IP WLS BF H R ER SO	IP WLS BF H R ER SO	IP WLS BF H R ER SO	ERA WHIP	ERA WHIP	
55 Jon Gray, R (1.1)	1.1	L	11	7	4	4	2	0	0	0	0	3	3	0.00	0.000				
45 Scott Oberg, R (2.1)	0.2		2	0	0	0	2	0	0	0	0	6	8	0.00	0.000				
44 Tyler Anderson, L (3.1)	1.0		5	2	2	2	1	0	0	0	1	9	12	18.00	2.000				
52 Chris Rusin, L (4.1)	2.1		11	2	0	0	3	1	1	0	0	24	39	0.00	1.286				
37 Pat Neshek, R (6.1)	1.1		7	2	2	2	2	1	0	0	0	14	22	13.50	2.250				
51 Jake McGee, L (7.1)	0.1		1	0	0	0	0	0	0	0	6	8	0.00	0.000					
54 Carlos Estévez, R (8.1)	0.1		2	1	1	1	1	0	0	0	0	6	8	27.00	3.000				
56 Greg Holland, R (8.1)	0.2		6	3	2	2	0	0	0	1	0	13	18	27.00	4.500				

Batter	1	2	3	4	5	6	7	8	9	AB	R	H	RBI	BB	SO	LOB	TOP														
6 David Peralta, L OBP: 0.400, SLG: 0.333										4	0	0	0	1	0	2	Arizona Diamondbacks @ Los Angeles Dodgers Dodger Stadium, Los Angeles, CA Fri Oct 06 2017, 7:34 PM - 11:08 PM PDT Att: 54,707 - Clear - 79 F														
11 AJ Pollock, R OBP: 0.444, SLG: 1.125										3	1	1	1	1	0	2															
44 Paul Goldschmidt, R OBP: 0.222, SLG: 0.556										4	0	0	0	0	1	2															
28 J.D. Martinez, R OBP: 0.444, SLG: 0.750										4	1	3	1	0	1	1															
27 Brandon Drury, R										4	0	0	0	0	2	2															
9 Adam Rosales, R										2	0	0	0	1	0	0															
5 Gregor Blanco, L										1	0	0	0	0	0	0															
4 Ketel Marte, S										4	2	2	1	0	1	2															
2 Jeff Mathis, R										3	1	1	1	0	1	1															
3 Daniel Descalso, L										0	0	0	0	1	0	0															
99 Tajuan Walker, R										0	0	0	0	0	0	0															
52 Zack Godley, R										2	0	0	0	0	1	0															
53 Christian Walker, R										1	0	0	0	0	0	0															
47 David Hernandez, R										0	0	0	0	0	0	0															
40 Andrew Chafin, R										0	0	0	0	0	0	0															
54 Jimmie Sherry, R										0	0	0	0	0	0	0															
22 Jake Lamb, L										1	0	0	0	0	0	1															
Inning Stats	R: 0 H: 0 E: 0 K: 2 S: 14	H: 0 LOB: 1 BB: 1 P: 22	R: 0 H: 0 E: 0 K: 3 S: 11	H: 0 LOB: 1 BB: 0 P: 15	R: 1 H: 1 E: 0 K: 1 S: 10	H: 1 LOB: 0 BB: 0 P: 12	R: 0 H: 1 E: 0 K: 0 S: 6	H: 1 LOB: 1 BB: 0 P: 14	R: 0 H: 0 E: 0 K: 0 S: 10	H: 0 LOB: 0 BB: 0 P: 13	R: 1 H: 1 E: 0 K: 1 S: 7	H: 1 LOB: 0 BB: 0 P: 16	R: 2 H: 3 E: 0 K: 0 S: 10	H: 3 LOB: 1 BB: 0 P: 12	R: 0 H: 1 E: 0 K: 0 S: 4	H: 1 LOB: 1 BB: 0 P: 6	R: 1 H: 1 E: 1 K: 0 S: 10	H: 1 LOB: 1 BB: 1 P: 16	1B: 4 2B: 0 3B: 0 HR: 4	SF: 0 SAC: 0 DP: 3 HBP: 0	WP: 0 PB: 0 SB: 0 CS: 0	PA: 37									
PITCHER	IP: 6.1 WLS: W BF: 26 ERA: 5.88	H: 5 R: 4 ER: 4 SO: 7	BB: 3 IBB: 0 HBP: 0 BLK: 0	WP: 0 HR: 4 S: 64 P: 100	ERA: 5.68 WHIP: 1.263	IP: 7.1 WLS: H BF: 21 ERA: 0.00	H: 1 R: 0 ER: 0 SO: 0	BB: 0 IBB: 0 HBP: 0 BLK: 0	WP: 0 HR: 3 S: 5 P: 7	ERA: 0.00 WHIP: 0.750	IP: 9.1 WLS: 1-0 BF: 5 ERA: 0.00	H: 1 R: 1 ER: 0 SO: 0	BB: 1 IBB: 0 HBP: 0 BLK: 0	WP: 0 HR: 10 S: 16 P: 16	ERA: 0.00 WHIP: 2.000	PITCHER	IP: 6.1 WLS: W BF: 26 ERA: 5.88	H: 5 R: 4 ER: 4 SO: 7	BB: 3 IBB: 0 HBP: 0 BLK: 0	WP: 0 HR: 4 S: 64 P: 100	ERA: 5.68 WHIP: 1.263	IP: 7.1 WLS: H BF: 21 ERA: 0.00	H: 1 R: 0 ER: 0 SO: 0	BB: 0 IBB: 0 HBP: 0 BLK: 0	WP: 0 HR: 3 S: 5 P: 7	ERA: 0.00 WHIP: 0.750	IP: 9.1 WLS: 1-0 BF: 5 ERA: 0.00	H: 1 R: 1 ER: 0 SO: 0	BB: 1 IBB: 0 HBP: 0 BLK: 0	WP: 0 HR: 10 S: 16 P: 16	ERA: 0.00 WHIP: 2.000

Batter	1	2	3	4	5	6	7	8	9	AB	R	H	RBI	BB	SO	LOB	BOTTOM			
3 Chris Taylor, R OBP: 0.400, SLG: 0.250										4	2	1	0	1	2	2	Arizona Diamondbacks @ Los Angeles Dodgers Dodger Stadium, Los Angeles, CA Fri Oct 06 2017, 7:34 PM - 11:08 PM PDT Att: 54,707 - Clear - 79 F			
5 Corey Seager, L OBP: 0.600, SLG: 1.000										4	3	2	2	1	0	0				
10 Justin Turner, R OBP: 0.800, SLG: 1.500										4	1	3	5	1	0	0				
35 Cody Bellinger, L OBP: 0.200, SLG: 0.200										5	1	1	0	0	2	4				
66 Yasiel Puig, R OBP: 0.400, SLG: 1.000										5	0	2	2	0	0	3				
6 Curtis Granderson, L										4	0	0	0	0	2	4				
14 Enrique Hernández, R										0	0	0	0	0	0	0				
9 Yasmani Grandal, S										4	0	0	0	0	2	2				
11 Logan Forsythe, R OBP: 0.500, SLG: 0.333										3	1	1	0	1	0	1				
22 Clayton Kershaw, L										2	0	1	0	0	1	2				
33 Tony Watson, L										0	0	0	0	0	0	0				
17 Brandon Morrow, R										0	0	0	0	0	0	0				
26 Chase Utley, L										0	0	0	0	0	0	0				
15 Austin Barnes, R										1	1	1	0	0	0	0				
74 Kenley Jansen, S										0	0	0	0	0	0	0				
Inning Stats	R: 4 H: 4 E: 0 K: 3 S: 27	H: 4 LOB: 2 BB: 2 P: 48	R: 0 H: 0 E: 0 K: 2 S: 11	H: 0 LOB: 1 BB: 1 P: 23	R: 0 H: 0 E: 0 K: 2 S: 12	H: 0 LOB: 0 BB: 0 P: 17	R: 3 H: 3 E: 1 K: 0 S: 17	H: 3 LOB: 2 BB: 1 P: 30	R: 0 H: 1 E: 0 K: 1 S: 10	H: 1 LOB: 1 BB: 0 P: 15	R: 0 H: 0 E: 0 K: 0 S: 8	H: 0 LOB: 0 BB: 0 P: 15	R: 0 H: 1 E: 0 K: 0 S: 7	H: 1 LOB: 1 BB: 0 P: 12	R: 2 H: 3 E: 0 K: 1 S: 15	H: 3 LOB: 1 BB: 0 P: 21	R: 0 H: 1 E: 0 K: 0 S: 10	H: 1 LOB: 1 BB: 1 P: 16	1B: 8 2B: 1 3B: 2 HR: 1	SF: 0 SAC: 1 DP: 0

Batter	1	2	3	4	5	6	7	8	9	AB	R	H	RBI	BB	SO	LOB	TOP			
6 David Peralta, L OBP: 0.267, SLG: 0.214	P5	G1-6-3			G4-3		F7		G5-3	5	0	0	0	0	0	1				
11 AJ Pollock, R OBP: 0.385, SLG: 0.818	44 HR BB		G1		K		K			3	1	0	0	1	2	0				
44 Paul Goldschmidt, R OBP: 0.399, SLG: 0.750	1-H HR		28 1B BB		G6-3		F8			3	1	2	1	1	0	0				
28 J.D. Martinez, R OBP: 0.385, SLG: 0.583	F8		8 FC3-6 1B			K			K	4	0	1	0	0	2	0				
3 Daniel Descalso, L OBP: 0.600, SLG: 1.000					K		G3			3	0	1	0	1	1	2				
8 Chris Iannetta, R	K		FC3-6		L9				K	4	0	0	0	0	2	4				
22 Jake Lamb, L OBP: 0.600, SLG: 0.600					P4				G5-3	4	1	2	0	0	0	1				
4 Ketel Marte, S OBP: 0.462, SLG: 1.000		F9			K		27 HR 1B		P6	4	1	1	0	0	1	1				
38 Robbie Ray, L 54 Jimmie Sherry, R 29 Jorge De La Rosa, L 27 Brandon Drury, R 25 Archie Bradley, R 5 Gregor Blanco, L		SH5-4			K				K	1	0	0	0	0	1	0				
Inning Stats	R: 2 E: 0 K: 1 S: 14	H: 1 LOB: 2 BB: 2 P: 27	R: 0 E: 0 K: 0 S: 7	H: 1 LOB: 1 BB: 0 P: 11	R: 0 E: 0 K: 1 S: 14	H: 0 LOB: 0 BB: 1 P: 17	R: 0 E: 0 K: 1 S: 9	H: 0 LOB: 0 BB: 0 P: 11	R: 3 E: 0 K: 1 S: 16	H: 3 LOB: 0 BB: 0 P: 19	R: 0 E: 0 K: 2 S: 12	H: 1 LOB: 1 BB: 0 P: 16	R: 0 E: 0 K: 1 S: 7	H: 0 LOB: 0 BB: 0 P: 10	1B: 4 2B: 1 3B: 0 HR: 2	SF: 0 SAC: 1 DP: 0 HBP: 0	WP: 0 PB: 0 SB: 0 CS: 0	PA: 37		
PITCHER	IP WLS BF H R ER SO BB IBB HBP BLK WP HR S P ERA WHIP	44 Rich Hill, L ERA: 4.5	54 Tony Cinigrani, L ERA:	18 Kenta Maeda, R ERA:	33 Tony Watson, L ERA: 18.0	17 Brandon Morrow, R ERA: 3.66	46 Josh Fields, R ERA:	74 Kenley Jansen, R ERA:												

Arizona Diamondbacks @ Los Angeles Dodgers
Dodger Stadium, Los Angeles, CA
Sat Oct 07 2017, 6:10 PM - 9:57 PM PDT
Att: 54,726 - Clear - 83 F

livebaseballscores.com

AB 33
R 5
H 7
RBI 5
BB 3
SO 10
LOB 9



Batter	1	2	3	4	5	6	7	8	9	AB	R	H	RBI	BB	SO	LOB	BOTTOM			
3 Chris Taylor, R OBP: 0.400, SLG: 0.250	G6-3		35 WP 10 G5-3 BB			F9		E6		4	0	1	1	1	0	2				
5 Corey Seager, L OBP: 0.500, SLG: 0.625					K		K			4	0	1	0	1	3	6				
10 Justin Turner, R OBP: 0.600, SLG: 0.875	P2		G5-3						P5	4	0	1	0	0	0	5				
35 Cody Bellinger, L OBP: 0.100, SLG: 0.100	K		K2-3		FC4-6 1B		K		K	5	1	0	0	0	4	5				
14 Enrique Hernández, R 6 Curtis Granderson, L 17 Brandon Morrow, R 46 Josh Fields, R 74 Kenley Jansen, S		66 WP 66 G6-3 BB		G4-3					K	2	1	1	0	0	0	0				
11 Logan Forsythe, R OBP: 0.556, SLG: 0.500	F9				66 1B 65 WP 1B		15 2B 15 S 1B		G4-3	5	3	3	1	0	0	1				
15 Austin Barnes, R OBP: 0.800, SLG: 1.000		66 WP BB			65 WP 3 1B 1B		66 S 66 1B 2B		K	3	2	2	2	1	1	1				
66 Yasiel Puig, R OBP: 0.556, SLG: 0.889	G5-3				3 1B 65 WP 1B		18 CS 1B			4	0	3	2	0	0	1				
44 Rich Hill, L 65 Kyle Farmer, R 54 Tony Cinigrani, L 18 Kenta Maeda, R 33 Tony Watson, L 16 Andre Ethier, L					K				K	1	0	0	0	0	1	1				
Inning Stats	R: 0 E: 0 K: 1 S: 7	H: 0 LOB: 1 BB: 1 P: 14	R: 1 E: 0 K: 1 S: 12	H: 0 LOB: 1 BB: 2 P: 25	R: 0 E: 0 K: 2 S: 12	H: 0 LOB: 1 BB: 1 P: 18	R: 2 E: 0 K: 2 S: 21	H: 4 LOB: 2 BB: 0 P: 27	R: 4 E: 0 K: 0 S: 15	H: 4 LOB: 0 BB: 0 P: 22	R: 0 E: 0 K: 2 S: 17	H: 2 LOB: 2 BB: 0 P: 28	R: 1 E: 1 K: 2 S: 18	H: 2 LOB: 3 BB: 1 P: 28	R: 0 E: 0 K: 2 S: 8	H: 0 LOB: 0 BB: 0 P: 12	1B: 11 2B: 1 3B: 0 HR: 0	SF: 0 SAC: 0 DP: 0 HBP: 1	WP: 3 PB: 0 SB: 4 CS: 1	PA: 42
PITCHER	IP WLS BF H R ER SO BB IBB HBP BLK WP HR S P ERA WHIP	38 Robbie Ray, L ERA: 6.75	54 Jimmie Sherry, R ERA: 36.0	29 Jorge De La Rosa, L ERA:	25 Archie Bradley, R ERA: 5.4															

Arizona Diamondbacks @ Los Angeles Dodgers
Dodger Stadium, Los Angeles, CA
Sat Oct 07 2017, 6:10 PM - 9:57 PM PDT
Att: 54,726 - Clear - 83 F

livebaseballscores.com

AB 36
R 8
H 12
RBI 6
BB 5
SO 12
LOB 27



Batter	1	2	3	4	5	6	7	8	9	AB	R	H	RBI	BB	SO	LOB	TOP			
3 Chris Taylor, R (1, 8) OBP: 0.333, SLG: 0.308										5	1	1	0	0	1	2				
5 Corey Seager, L (1, 6) OBP: 0.497, SLG: 0.455										3	0	0	0	2	0	0				
10 Justin Turner, R (1, 5) OBP: 0.533, SLG: 0.692										5	0	2	0	0	1	2				
35 Cody Bellinger, L (1, 3) OBP: 0.267, SLG: 0.429										4	1	2	2	1	0	3				
66 Yasiel Puig, R (1, 9) OBP: 0.538, SLG: 0.727										2	0	0	0	2	1	1				
15 Austin Barnes, R (1, 2) OBP: 0.596, SLG: 1.000										4	1	1	1	0	1	5				
6 Curtis Granderson, L (1, 7) OBP: 0.125, SLG: 0.135										2	0	0	0	0	1	0				
14 Enrique Hernández, R (6, PH) OBP: 0.500, SLG: 0.667										2	0	1	0	0	0	0				
26 Chase Utley, L (1, 4)										2	0	0	0	2	0	1				
18 Kenta Maeda, R (8, 1)										0	0	0	0	0	0	0				
74 Kenley Jansen, S (9, 1)										0	0	0	0	0	0	0				
21 Yu Darvish, R (1, 1)										2	0	0	0	0	1	2				
54 Tony Cingrani, L (6, 1)										0	0	0	0	0	0	0				
17 Brandon Morrow, R (6, 1)										0	0	0	0	0	0	0				
11 Logan Forsythe, R (8, PH) OBP: 0.500, SLG: 0.444										1	0	0	0	0	0	0				
Inning Stats	R: 1 E: 0 K: 0 S: 17	H: 1 LOB: 1 BB: 1 P: 29	R: 0 E: 0 K: 1 S: 15	H: 0 LOB: 1 BB: 2 P: 25	R: 0 E: 0 K: 0 S: 9	H: 1 LOB: 3 BB: 2 P: 17	R: 0 E: 0 K: 1 S: 10	H: 0 LOB: 0 BB: 1 P: 17	R: 1 E: 0 K: 2 S: 9	H: 2 LOB: 1 BB: 0 P: 19	R: 0 E: 0 K: 1 S: 11	H: 0 LOB: 2 BB: 2 P: 26	R: 0 E: 0 K: 0 S: 9	H: 0 LOB: 0 BB: 0 P: 13	R: 0 E: 0 K: 0 S: 9	H: 2 LOB: 2 BB: 0 P: 14	1B: 3 2B: 2 3B: 0 HR: 2	SF: 0 SAC: 1 DP: 0 HBP: 0	WP: 0 PB: 0 SB: 0 CS: 0	PA: 40
PITCHER	IP WLS BF H R ER SO BB IBB HBP BLK WP HR S P ERA WHIP																			
21 Zack Greinke, R (1, 1) ERA: 7.27	5.0 L 24 4 3 3 4 5 0 0 0 0 0 2 62 105 5.40 1.800																			
29 Jorge De La Rosa, L (6, 1) ERA:	0.1 2 1 0 0 0 0 0 0 0 0 0 0 4 6 0.00 3.000																			
47 David Hernandez, R (6, 1) ERA:	0.2 2 0 0 0 1 0 0 0 0 0 0 6 11 0.00 0.000																			
25 Archie Bradley, R (7, 1) ERA: 3.0	2.2 11 1 0 0 1 2 0 0 0 0 0 26 48 0.00 1.125																			
40 Andrew Chafin, L (9, 1) ERA: 13.5	0.1 1 1 0 0 0 0 0 0 0 0 0 3 5 0.00 3.000																			

Los Angeles Dodgers @ Arizona Diamondbacks
Chase Field, Phoenix, AZ
Mon Oct 09 2017, 7:11 PM - 10:44 PM MST
Att. 48,641 - Clear - 84 F

livebaseballscores.com

AB 32
R 3
H 7
RBI 3
BB 7
SO 6
LOB 16

Batter	1	2	3	4	5	6	7	8	9	AB	R	H	RBI	BB	SO	LOB	BOTTOM					
6 David Peralta, L (1, 7) OBP: 0.263, SLG: 0.222										4	0	1	0	0	1	1						
4 Ketel Marte, S (1, 6) OBP: 0.412, SLG: 0.824										4	0	1	0	0	1	1						
44 Paul Goldschmidt, R (1, 3) OBP: 0.235, SLG: 0.563										4	0	0	0	0	2	2						
28 J.D. Martinez, R (1, 9) OBP: 0.313, SLG: 0.467										3	0	0	0	0	1	1						
22 Jake Lamb, L (1, 5) OBP: 0.462, SLG: 0.462										3	0	0	0	0	2	0						
11 AJ Pollock, R (1, 8) OBP: 0.313, SLG: 0.643										3	0	0	0	0	1	0						
3 Daniel Descalso, L (1, 4) OBP: 0.538, SLG: 1.111										3	1	1	1	0	1	0						
2 Jeff Mathis, R (1, 2) OBP: 0.300, SLG: 0.556										2	0	0	0	0	0	0						
8 Chris Iannetta, R (8, PH) OBP: 0.500, SLG: 0.500										1	0	0	0	0	1	0						
21 Zack Greinke, R (1, 1) ERA: 1.8	5.0 W 18 2 1 1 7 0 0 0 0 0 0 1 52 74 1.80 0.400																					
54 Tony Cingrani, L (6, 1) ERA:	0.2 H 1 0 0 0 0 0 0 0 0 0 1 2 0.00 0.000																					
17 Brandon Morrow, R (6, 1) ERA: 2.45	1.1 H 4 0 0 0 0 0 0 0 0 0 6 10 0.00 0.000																					
18 Kenta Maeda, R (8, 1) ERA:	1.0 H 3 0 0 0 2 0 0 0 0 0 7 12 0.00 0.000																					
74 Kenley Jansen, R (9, 1) ERA:	1.0 S 4 1 0 0 2 0 0 0 0 0 0 11 16 0.00 1.000																					
Inning Stats	R: 0 E: 0 K: 1 S: 9	H: 1 LOB: 0 BB: 0 P: 12	R: 0 E: 0 K: 2 S: 7	H: 0 LOB: 0 BB: 0 P: 11	R: 0 E: 0 K: 0 S: 6	H: 0 LOB: 0 BB: 0 P: 7	R: 0 E: 0 K: 3 S: 12	H: 0 LOB: 0 BB: 0 P: 16	R: 1 E: 0 K: 1 S: 13	H: 1 LOB: 0 BB: 0 P: 20	R: 0 E: 0 K: 0 S: 7	H: 0 LOB: 0 BB: 0 P: 13	R: 0 E: 0 K: 0 S: 5	H: 0 LOB: 0 BB: 0 P: 7	R: 0 E: 0 K: 2 S: 7	H: 0 LOB: 0 BB: 0 P: 12	R: 0 E: 0 K: 2 S: 11	H: 1 LOB: 1 BB: 0 P: 16	1B: 2 2B: 0 3B: 0 HR: 1	SF: 0 SAC: 0 DP: 1 HBP: 1	WP: 0 PB: 0 SB: 0 CS: 0	PA: 30
PITCHER	IP WLS BF H R ER SO BB IBB HBP BLK WP HR S P ERA WHIP																					
21 Yu Darvish, R (1, 1) ERA: 1.8	5.0 W 18 2 1 1 7 0 0 0 0 0 0 1 52 74 1.80 0.400																					
54 Tony Cingrani, L (6, 1) ERA:	0.2 H 1 0 0 0 0 0 0 0 0 0 1 2 0.00 0.000																					
17 Brandon Morrow, R (6, 1) ERA: 2.45	1.1 H 4 0 0 0 0 0 0 0 0 0 6 10 0.00 0.000																					
18 Kenta Maeda, R (8, 1) ERA:	1.0 H 3 0 0 0 2 0 0 0 0 0 7 12 0.00 0.000																					
74 Kenley Jansen, R (9, 1) ERA:	1.0 S 4 1 0 0 2 0 0 0 0 0 0 11 16 0.00 1.000																					

Los Angeles Dodgers @ Arizona Diamondbacks
Chase Field, Phoenix, AZ
Mon Oct 09 2017, 7:11 PM - 10:44 PM MST
Att. 48,641 - Clear - 84 F

livebaseballscores.com

AB 29
R 1
H 3
RBI 1
BB 0
SO 11
LOB 5