

# Arizona Diamondbacks - 2018











Batter	1	2	3	4	5	6	7	8	9	AB	R	H	RBI	BB	SO	LOB	TOP							
14 Hernán Pérez, R OBP: 0.428, SLG: 0.714 25 Tyrone Taylor, R	G3	2B		L9		2B		F9		4	0	2	3	0	0	1								
22 Christian Velich, L OBP: 0.500, SLG: 0.400 33 Brett Phillips, L	1B	BB		K			G4-3	G4-3		2	0	1	0	1	1	1								
16 Domingo Santana, R OBP: 0.667, SLG: 1.000 70 Nate Orf, R	1B	K		K			65 HR	G2-3		3	0	1	0	0	2	2								
21 Travis Shaw, L OBP: 0.167, SLG: 0.167 65 J Man Choi, L	L8			G3			2B	1B		3	0	0	0	0	0	2								
6 Lorenzo Cain, R OBP: 0.800, SLG: 1.000 91 Trent Grisham, L	G5-3			2B			K	G1-3		2	0	1	0	1	0	2								
24 Jesús Aguilar, R 90 Johnny Davis, S	F9	F9		K			K			3	0	0	0	0	1	2								
3 Orlando Arcia, R 72 Keston Hiura, R	P4	K		F7			F7	2B		3	0	0	0	0	1	1								
47 Jett Bandy, R 66 Mauricio Dubón, R	1B	1B		F9			14 2B	L7		3	1	2	0	0	0	0								
2 Nick Franklin, S 29 Christian Bethancourt, R	1B	1B		E6			P6	G6-3		3	1	1	0	0	0	1								
<b>Inning Stats</b>	R: 0 H: 2 E: 0 K: 0 S: 13	H: 2 LOB: 17	R: 2 H: 3 E: 0 K: 1 S: 16	H: 3 LOB: 2 P: 27	R: 0 H: 0 E: 0 K: 1 S: 8	H: 0 LOB: 1 P: 14	R: 0 H: 0 E: 1 K: 2 S: 10	H: 0 LOB: 1 P: 15	R: 0 H: 1 E: 0 K: 2 S: 15	H: 1 LOB: 0 P: 21	R: 1 H: 2 E: 0 K: 0 S: 4	H: 2 LOB: 2 P: 5	R: 2 H: 2 E: 0 K: 2 S: 12	H: 2 LOB: 0 P: 17	R: 0 H: 1 E: 0 K: 0 S: 8	H: 1 LOB: 1 P: 15	R: 0 H: 1 E: 0 K: 0 S: 8	H: 1 LOB: 1 P: 14	1B: 6 2B: 5 3B: 0 HR: 1	SF: 0 SAC: 0 DP: 0 HBP: 0	WP: 1 PB: 0 CS: 0	PA: 41		
<b>PITCHER</b>	IP WLS BF H R ER SO BB IBB HBP BLK WP HR S P ERA WHIP	1.2 L 8 3 1 1 0 0 0 0 0 0 21 29 5.40 1.800	2.1 L 4 2 1 1 1 1 0 0 0 0 0 8 15 27.00 9.000	3.1 L 8 0 0 0 2 1 0 0 0 0 0 18 29 0.00 0.500	4.5 L 8 3 1 1 2 0 0 0 0 0 0 19 26 4.50 1.500	9.0 L 9 3 2 2 2 0 0 0 0 0 1 20 32 9.00 1.500	<b>PITCHER</b>	IP WLS BF H R ER SO BB IBB HBP BLK WP HR S P ERA WHIP	1.0 L 4 1 0 0 0 0 0 0 0 0 0 8 14 0.00 1.000															

Milwaukee Brewers @ Arizona Diamondbacks  
Salt River Fields at Talking Stick, Scottsdale, AZ  
Sun Feb 25 2018, 3:11 PM - 6:02 PM EST  
Att: 8,370 - Sunny - 60 F

livebaseballscorecards.com

AB 39  
R 5  
H 12  
RBI 5  
BB 2  
SO 7  
LOB 16



Batter	1	2	3	4	5	6	7	8	9	AB	R	H	RBI	BB	SO	LOB	BOTTOM							
14 Rey Fuentes, L OBP: 0.500, SLG: 0.333 86 Evan Marzilli, L	G3	G3		F7			G6-3			3	0	0	0	0	0	2								
16 Chris Owings, R 76 Jack Reinheimer, R	G4-3			F9			F7			2	0	0	0	0	0	0								
4 Ketel Marte, S 37 Marty Herum, R	1B	1B		G4-6-3			G5-3			3	0	2	0	0	0	1								
53 Christian Walker, R 96 Austin Byler, L	BB	BB		F9			K			2	1	1	1	1	0	1								
24 Yasmany Tomás, R 4 Jay Gonzalez, L	F8			G5-3			HR			3	0	1	0	0	0	3								
70 Ramón Flores, L 71 César Puello, R	G5-3			F7			F7	F8		3	0	1	0	0	0	1								
68 Kevin Cron, R 22 Cody Decker, R	BB	BB		G1-3			F8			2	0	0	0	1	0	2								
2 Jeff Mathis, R 15 Ildemaro Vargas, S	F9			K			P6			2	0	0	0	0	1	2								
45 Kristopher Negrón, R 75 Michael Pérez, L	BB			K			K			1	0	0	0	1	1	1								
<b>Inning Stats</b>	R: 0 H: 1 E: 0 K: 0 S: 12	H: 0 LOB: 2 P: 19	R: 0 H: 0 E: 0 K: 0 S: 14	H: 0 LOB: 2 P: 28	R: 0 H: 1 E: 0 K: 0 S: 5	H: 1 LOB: 0 P: 6	R: 0 H: 1 E: 0 K: 2 S: 11	H: 1 LOB: 0 P: 18	R: 0 H: 1 E: 0 K: 0 S: 7	H: 1 LOB: 0 P: 12	R: 1 H: 2 E: 0 K: 0 S: 7	H: 2 LOB: 1 P: 13	R: 0 H: 0 E: 0 K: 1 S: 9	H: 0 LOB: 0 P: 12	R: 0 H: 1 E: 0 K: 1 S: 14	H: 1 LOB: 1 P: 18	R: 0 H: 0 E: 0 K: 0 S: 4	H: 0 LOB: 1 P: 8	1B: 3 2B: 3 3B: 0 HR: 1	SF: 0 SAC: 0 DP: 2 HBP: 0	WP: 0 PB: 0 CS: 0	PA: 36		
<b>PITCHER</b>	IP WLS BF H R ER SO BB IBB HBP BLK WP HR S P ERA WHIP	1.0 W 5 0 0 0 0 2 0 0 0 0 0 14 28 0.00 2.000	1.0 H 5 0 0 0 0 2 0 0 0 0 0 16 24 0.00 1.000	2.0 H 8 2 0 0 2 0 0 0 0 0 0 7 12 0.00 1.000	1.0 H 3 1 0 0 0 0 0 0 0 0 0 7 12 0.00 1.000	1.0 H 5 2 1 1 0 0 0 0 0 0 1 7 9.00 2.000	<b>PITCHER</b>	IP WLS BF H R ER SO BB IBB HBP BLK WP HR S P ERA WHIP	1.0 L 4 1 0 0 1 0 0 0 0 0 0 14 18 0.00 1.000															

Milwaukee Brewers @ Arizona Diamondbacks  
Salt River Fields at Talking Stick, Scottsdale, AZ  
Sun Feb 25 2018, 3:11 PM - 6:02 PM EST  
Att: 8,370 - Sunny - 60 F

livebaseballscorecards.com

AB 32  
R 1  
H 7  
RBI 1  
BB 4  
SO 4  
LOB 16









Batter	1	2	3	4	5	6	7	8	9	AB	R	H	RBI	BB	SO	LOB	TOP																			
26 David Dahl, L 67 Sam Hilliard, L OBP: 0.143, SLG: 0.143	L8		FC4-6 42 S 1-2		G6-3		K		FC4 68 G4-3 68 S 1-3	3	0	0	0	0	0	1	<b>Colorado Rockies @ Arizona Diamondbacks</b> Salt River Fields at Talking Stick, Scottsdale, AZ Mon Feb 26 2018, 3:12 PM - 5:55 PM EST Att: 5,292 - Sunny - 64 F																			
42 Chris Iannetta, R 68 Garrett Hampson, R OBP: 0.500, SLG: 0.400	G6-3		K					HBP	G4-3	2	0	0	0	1	1	1																				
19 Charlie Blackmon, L 23 Tom Murphy, R	G3-1							F9	F7	2	1	1	0	0	0	0																				
37 Chris Rabago, R			2B		P4					1	0	0	0	0	0	1																				
28 Nolan Arenado, R 72 Yonathan Daza, R OBP: 0.333, SLG: 1.333	F8		HR							2	1	1	2	0	0	0																				
24 Ryan McMahon, L 52 Chris Rusin, L 92 Joshua Fuentes, R	2B		G1-3							3	0	2	0	0	0	0																				
25 Jordan Patterson, L 77 Brian Mundell, R OBP: 0.400, SLG: 0.900	2B									0	0	0	0	0	0	0																				
3 Mike Tauchman, L 91 Willie Abreu, L	F7									2	0	0	0	0	2	1																				
65 Brendan Rodgers, R 88 Max George, R OBP: 1.000, SLG: 4.000			F9		K					3	0	0	0	0	2	1																				
73 Shawn O'Malley, S 70 Shane Broyles, R 97 Jairo Diaz, R 76 Jan Vázquez, S					F8					0	0	0	0	0	0	0																				
<b>Inning Stats</b>	R: 0 E: 0 K: 0 S: 4	H: 0 LOB: 0 BB: 0 P: 6	R: 0 E: 0 K: 1 S: 13	H: 1 LOB: 1 BB: 0 P: 19	R: 0 E: 0 K: 1 S: 11	H: 1 LOB: 1 BB: 0 P: 17	R: 2 E: 0 K: 2 S: 18	H: 2 LOB: 1 BB: 1 P: 34	R: 0 E: 0 K: 0 S: 7	H: 0 LOB: 1 BB: 1 P: 13	R: 0 E: 0 K: 0 S: 5	H: 1 LOB: 1 BB: 0 P: 12	R: 0 E: 0 K: 3 S: 10	H: 0 LOB: 0 BB: 0 P: 13	R: 0 E: 0 K: 1 S: 15	H: 1 LOB: 2 BB: 0 P: 24	R: 2 E: 1 K: 0 S: 11	H: 1 LOB: 1 BB: 1 P: 18	1B: 3 2B: 2 3B: 0 HR: 2	SF: 0 SAC: 0 DP: 1 HBP: 1	WP: 1 PB: 0 SB: 6 CS: 0	PA: 39														
<b>PITCHER</b>	IP	WLS	BF	H	R	ER	SO	BB	IBB	HBP	BLK	WP	HR	S	P	ERA	WHIP	<b>PITCHER</b>	IP	WLS	BF	H	R	ER	SO	BB	IBB	HBP	BLK	WP	HR	S	P	ERA	WHIP	
34 Braden Shipley, R 57 Fernando Salas, R 29 Jorge De La Rosa, L 93 Michael Dimock, R 64 Yuhel Nakaushiro, L	(1, 1) (3, 1) (4, 1) (4, 1) (5, 1)	2.0 1.0 0.2 0.1 2.0	W H H H 8	7 4 5 1 1	1 0 2 0 0	0 0 2 0 0	1 1 2 1 0	0 0 1 0 0	0 0 1 0 2	0 0 0 0 0	0 0 0 0 0	0 0 0 0 0	1 0 1 0 0	0 11 15 3 12	17 25 28 6 25	0.00 0.00 27.00 0.00 0.00	0.500 1.000 4.500 0.000 1.500	<b>72 Taylor Clarke, R</b> <b>89 Sam Lewis, R</b>	(7, 1) (9, 1)	2.0 1.0	W H	8 6	1 1	0 2	0 1	0 0	4 0	0 1	0 0	0 0	0 0	0 1	0 11	25 18	0.00 9.00	0.500 2.000

Batter	1	2	3	4	5	6	7	8	9	AB	R	H	RBI	BB	SO	LOB	BOTTOM																											
70 Ramón Flores, L 8 Marcus Wilson, R	G6-3		G3		P6					3	0	0	0	0	1		<b>Colorado Rockies @ Arizona Diamondbacks</b> Salt River Fields at Talking Stick, Scottsdale, AZ Mon Feb 26 2018, 3:12 PM - 5:55 PM EST Att: 5,292 - Sunny - 64 F																											
11 AJ Pollock, R 89 Marcus Littlewood, S	G3		G6-3		K					2	0	0	0	0	0	0																												
44 Paul Goldschmidt, R 4 Jay Gonzalez, L OBP: 0.333, SLG: 0.667	1B		HR		G5-3					2	2	2	1	0	0	0																												
22 Jake Lamb, L 37 Marty Herum, R OBP: 0.333, SLG: 0.333	1B		K							2	1	1	0	0	1	1																												
71 César Puello, R 7 Daniel Robertson, R	1B									2	1	2	2	1	0	0																												
10 Chris Herrmann, L 4 Kevin Medrano, L	K									2	1	1	1	0	1	1																												
76 Jack Reinheimer, R 79 Tony Renda, R	G5-3									3	0	0	0	0	1	3																												
14 Rey Fuentes, L 75 Michael Pérez, L OBP: 0.286, SLG: 0.667	K									2	1	1	2	0	1	0																												
45 Kristopher Negrón, R 85 Ben DeLuzio, R	G5-3									2	0	0	0	0	0	0																												
<b>Inning Stats</b>	R: 2 E: 0 K: 1 S: 13	H: 3 LOB: 1 BB: 0 P: 19	R: 0 E: 0 K: 1 S: 6	H: 0 LOB: 0 BB: 0 P: 7	R: 1 E: 0 K: 1 S: 11	H: 1 LOB: 0 BB: 0 P: 17	R: 3 E: 1 K: 2 S: 14	H: 3 LOB: 1 BB: 1 P: 24	R: 1 E: 0 K: 0 S: 15	H: 2 LOB: 1 BB: 0 P: 20	R: 0 E: 0 K: 2 S: 9	H: 0 LOB: 0 BB: 0 P: 13	R: 0 E: 0 K: 1 S: 10	H: 1 LOB: 1 BB: 0 P: 13	R: 0 E: 0 K: 0 S: 4	H: 0 LOB: 0 BB: 1 P: 10		1B: 7 2B: 1 3B: 1 HR: 1	SF: 1 SAC: 0 DP: 1 HBP: 0	WP: 0 PB: 0 SB: 0 CS: 0	PA: 35																							
<b>PITCHER</b>	IP	WLS	BF	H	R	ER	SO	BB	IBB	HBP	BLK	WP	HR	S	P	ERA	WHIP	<b>PITCHER</b>	IP	WLS	BF	H	R	ER	SO	BB	IBB	HBP	BLK	WP	HR	S	P	ERA	WHIP									
21 Kyle Freeland, L 59 Harrison Musgrave, L 60 Zac Rosscup, L 52 Chris Rusin, L 70 Shane Broyles, R	(1, 1) (3, 1) (5, 1) (6, 1) (7, 1)	2.0 2.0 1.0 1.0 1.0	L 11 5 3 4	9 4 2 0 1	2 4 1 0 0	2 4 1 0 0	2 4 1 0 1	2 3 0 2 1	0 1 0 0 0	0 0 0 0 0	0 0 0 0 0	0 0 0 0 0	0 1 0 0 10	19 25 13 13 13	16 41 20 13 13	9.00 18.00 9.00 0.00 0.00	1.500 2.500 2.000 0.000 1.000	<b>97 Jairo Diaz, R</b>	(8, 1)	1.0	WLS	3	H	0	R	0	ER	0	SO	0	BB	1	IBB	0	HBP	0	BLK	0	WP	HR	S	P	ERA	WHIP



















Batter	1	2	3	4	5	6	7	8	9	AB	R	H	RBI	BB	SO	LOB	TOP			
14 Rev Fuentes, L (1.8) OBP: 0.421, SLG: 0.563 76 Jack Reinheimer, R (6.4) OBP: 0.190, SLG: 0.056	0-0 16 S 2B		4-0 4 1B 28 BB 16 HBP BB	0-0 G3-1			0-0 F8		1-0 41 WP HBP	2	1	1	0	1	0	0				
16 Chris Owings, R (1.6) OBP: 0.417, SLG: 0.125 15 Ildemaro Vargas, S (6.5) OBP: 0.300, SLG: 0.176	0-3 2-3		1-4 28 BB 4 1B 53 WP HBP		0-3 K		0-0 P5		0-3 K	2	1	0	0	0	2	1				
4 Ketel Marte, S (1.4) OBP: 0.429, SLG: 0.500 71 César Puello, R (6.7) OBP: 0.500, SLG: 0.667	0-3 K		0-0 53 WP 24 BB 28 BB 1B		4-0 K		0-0 K		0-0 P3	2	1	1	0	1	1	1				
28 Steven Souza Jr., R (1.9) OBP: 0.471, SLG: 0.727 41 Jeremy Hazelbaker, L (6.8) OBP: 0.471, SLG: 0.727	0-3 K		4-0 24 1B 53 WP 1B		0-0 G4-3		0-3 K		4-0 K	2	0	0	1	1	1	2				
53 Christian Walker, R (1.3) OBP: 0.364, SLG: 0.611 68 Kevin Cron, R (6.3) OBP: 0.222, SLG: 0.462		0-0 HR	4-0 24 1B 1-2 2-3 3-H BB			0-0 G6-3		2-2 HR	0-0 G4-3	2	1	1	1	1	0	0				
24 Yasmany Tomás, R (1.7) OBP: 0.571, SLG: 0.667 70 Ramón Flores, L (6. PR) OBP: 0.158, SLG: 0.176		0-0 2 G6-4-3 1B	0-0 2 G5-4-3 1B			0-0 2B				3	0	3	1	0	0	0				
2 Jeff Mathis, R (1.2) 9 Josh Thole, L (6.2)		0-0 G6-4-3 1-2	0-0 G5-4-3 1-2			0-0 G6-3		0-3 K		3	0	0	0	0	0	5				
19 Sócrates Brito, L (1.10) 4 Kevin Medrano, L (6.6) OBP: 0.500, SLG: 0.500		0-0 G1-3		0-0 P6		4-0 BB		0-0 G1-3		2	0	0	0	1	0	0				
45 Kristopher Negrón, R (1.5) OBP: 0.222, SLG: 0.353 80 Gallí Cribbs Jr., L (6.10) OBP: 0.714, SLG: 1.143			0-0 F9	0-3 K		0-0 G6-3			0-0 76 HBP 41 E 1B	3	0	0	0	0	1	2				
<b>Inning Stats</b>	R: 0 E: 0 K: 3 S: 10	H: 1 LOB: 1 BB: 0 P: 10	R: 1 E: 0 K: 0 S: 4	H: 2 LOB: 0 BB: 4	R: 3 E: 0 K: 0 S: 4	H: 2 LOB: 2 BB: 3 P: 17	R: 0 E: 0 K: 1 S: 5	H: 0 LOB: 0 BB: 0 P: 5	R: 0 E: 0 K: 1 S: 4	H: 1 LOB: 1 BB: 1 P: 8	R: 0 E: 0 K: 1 S: 6	H: 1 LOB: 1 BB: 0 P: 6	R: 1 E: 0 K: 1 S: 8	H: 1 LOB: 2 BB: 1 P: 10	R: 1 E: 0 K: 1 S: 6	H: 1 LOB: 2 BB: 1 P: 11	1B: 4 2B: 3 3B: 0 HR: 2	SF: 0 SAC: 0 DP: 3 HBP: 2	WP: 3 PB: 0 SB: 1 CS: 0	PA: 41
<b>PITCHER</b>	IP WLS BF H R ER SO BB IBB HBP BLK WP HR S P ERA WHIP	2.1 W 10 3 2 2 3 1 0 0 0 0 1 15 12 7.71 1.714	3.1 W 10 3 2 2 3 2 0 1 0 0 0 3 19 27.00 6.000	4.1 W 10 3 0 0 1 0 0 0 0 0 5 5 0.00 0.000	5.1 W 10 3 0 0 0 1 0 0 0 0 0 4 8 0.00 1.000	6.1 W 10 5 1 0 0 0 1 0 0 0 0 0 4 8 0.00 2.000	7.1 W 10 8 2 1 1 2 0 0 0 0 0 1 14 16 4.50 1.000	8.1 W 10 6 1 1 0 1 1 0 1 0 1 0 6 11 0.00 2.000												

Arizona Diamondbacks @ Los Angeles Dodgers  
Camelback Ranch, Glendale, AZ  
Sat Mar 03 2018, 3:07 PM - 6:25 PM EST  
Att: 13,186 - Sunny - 74 F

AB 33  
R 6  
H 9  
RBI 4  
BB 6  
SO 8  
LOB 18



Batter	1	2	3	4	5	6	7	8	9	AB	R	H	RBI	BB	SO	LOB	BOTTOM			
3 Chris Taylor, R (1.8) OBP: 0.474, SLG: 0.462 72 Henry Ramos, S (5.8)	0-0 16 S BB			0-0 L8		4-0 60 3B 1-2 BB		0-0 G6-3		2	0	0	0	1	0	1				
10 Justin Turner, R (1.5) OBP: 0.500, SLG: 1.000 60 Andrew Toles, L (6.7) OBP: 0.353, SLG: 0.714	0-1 27 HR 2B	0-0 F8		3-1 HR		0-0 87 3B 1-H 2-H 3B		0-0 87 HR 1B		3	2	2	1	0	0	0				
27 Matt Kemp, R (1.7) OBP: 0.357, SLG: 0.769 87 Jake Peter, L (6.5) OBP: 0.353, SLG: 1.063	1-0 2H HR	0-0 G6-3		0-0 F9		0-0 80 1B 3-H 3B		1-1 80 HR HR		3	1	1	2	0	0	0				
66 Yasiel Puig, R (1.9) OBP: 0.333, SLG: 0.417 89 DJ Peters, R (6.9) OBP: 0.462, SLG: 0.692	0-0 F9	0-0 2B			0-0 65 1B E	0-0 F7		0-0 88 G4-3 80 1B 1B		3	1	2	0	0	0	0				
65 Kyle Farmer, R (1.2) OBP: 0.692, SLG: 1.091 80 Keibert Ruiz, S (6. PH) OBP: 0.714, SLG: 0.714	3-1 HR	0-0 G6-3		0-0 E4 17 G6-4-3 1B		0-0 1B		0-0 88 G4-3 1B		3	1	2	1	0	0	1				
67 Travis Tajerón, R (1.10) OBP: 0.438, SLG: 0.429 88 Shawn Zarraga, S (6. PH) OBP: 0.167, SLG: 0.167	0-0 84 1B 1B		0-3 K		0-3 K		0-3 K		0-0 G4-3	3	1	1	0	0	2	1				
17 Donovan Solano, R (1.6) OBP: 0.438, SLG: 0.444 0 Errol Robinson, R (6.6)	4-0 84 1B 0 2B BB		0-0 84 1B 4-3 1B		0-0 G6-4-3 1-2		0-0 F8		0-0 P6	2	1	1	0	1	0	1				
84 Matt Beaty, L (1.3) OBP: 0.364, SLG: 0.636 83 Mike Ahmed, R (7.3)	0-0 0 2B 1B		0-0 L4-3		0-0 72 BB 60 3B 1B		0-0 F7			3	2	2	1	0	0	1				
0 Omar Estévez, R (1.4) OBP: 0.500, SLG: 1.000 70 Tim Lcastro, R (6. PH) OBP: 0.167, SLG: 0.167	0-0 1-H 2-H 3-H 2B		0-3 K		0-0 P4		0-0 P4			2	0	1	2	0	1	0				
<b>Inning Stats</b>	R: 6 E: 0 K: 0 S: 10	H: 6 LOB: 1 BB: 2 P: 22	R: 0 E: 0 K: 0 S: 4	H: 1 LOB: 1 BB: 0 P: 4	R: 0 E: 0 K: 1 S: 5	H: 1 LOB: 0 BB: 0 P: 5	R: 1 E: 0 K: 1 S: 7	H: 1 LOB: 0 BB: 0 P: 10	R: 1 E: 1 K: 1 S: 6	H: 2 LOB: 0 BB: 0 P: 6	R: 4 E: 0 K: 1 S: 9	H: 4 LOB: 1 BB: 1 P: 13	R: 0 E: 0 K: 0 S: 3	H: 0 LOB: 0 BB: 0 P: 3	R: 2 E: 0 K: 0 S: 8	H: 4 LOB: 2 BB: 0 P: 9	1B: 10 2B: 4 3B: 2 HR: 4	SF: 0 SAC: 0 DP: 2 HBP: 0	WP: 0 PB: 0 SB: 0 CS: 1	PA: 43
<b>PITCHER</b>	IP WLS BF H R ER SO BB IBB HBP BLK WP HR S P ERA WHIP	0.2 L 7 4 5 5 0 2 0 0 0 0 2 7 19 67.50 9.000	1.1 W 7 3 1 1 0 0 0 0 0 0 0 7 7 6.75 2.250	3.1 W 7 3 1 0 0 1 0 0 0 0 0 5 5 0.00 1.000	4.1 W 7 4 1 1 1 0 0 0 0 0 1 7 10 9.00 1.000	5.1 W 7 4 2 1 0 1 0 0 0 0 0 6 6 0.00 2.000	6.1 W 11 4 4 4 2 2 0 0 0 0 0 1 8 9 18.00 2.500	8.1 W 7 4 2 2 0 0 0 0 0 0 0 1 8 9 18.00 4.000												

Arizona Diamondbacks @ Los Angeles Dodgers  
Camelback Ranch, Glendale, AZ  
Sat Mar 03 2018, 3:07 PM - 6:25 PM EST  
Att: 13,186 - Sunny - 74 F

AB 40  
R 14  
H 19  
RBI 13  
BB 3  
SO 4  
LOB 12





Batter	1	2	3	4	5	6	7	8	9	AB	R	H	RBI	BB	SO	LOB	TOP										
22 Jason Heyward, L (1, 9) 20 Mark Zagunis, R (7, 9) OBP: 0.231, SLG: 0.182 OBP: 0.421, SLG: 0.412	L5			P5			K		G5-3	3	0	0	0	0	1	0	<b>Chicago Cubs @ Arizona Diamondbacks</b> Salt River Fields at Talking Stick, Scottsdale, AZ Sun Mar 04 2018, 3:10 PM - 5:52 PM EST Att: 13,782 - Partly Cloudy - 64 F										
9 Javier Báez, R (1, 4) 85 Chesny Young, R (7, 6) OBP: 0.231, SLG: 0.333 OBP: 0.190, SLG: 0.200	K			G5-3			K		G1-3	3	0	0	0	0	2	0											
40 Wilson Contreras, R (1, 2) 84 Ian Rice, R (7, 2) OBP: 0.350, SLG: 0.412 OBP: 0.190, SLG: 0.200	K			L8			G6-3			3	0	0	0	0	1	0											
27 Addison Russell, R (1, 6) 76 David Bote, R (7, 4) OBP: 0.250, SLG: 0.182 OBP: 0.304, SLG: 0.333	E6			L8			L7			2	0	0	0	0	0	0											
61 Efrén Navarro, L (1, 3) 85 Yasiel Balaguert, R (8, PR) OBP: 0.350, SLG: 0.412 OBP: 0.500, SLG: 0.333	K			G4-3			2B			3	0	1	0	0	1	1											
5 Albert Almora Jr., R (1, 8) 54 Charcer Burks, R (8, 8) OBP: 0.273, SLG: 0.222	G6-4-3			F8			G6-3			3	0	0	0	0	0	0											
53 Chris Giménez, R (1, 10) 75 Jacob Hannemann, (L, PR) OBP: 0.533, SLG: 0.417 OBP: 0.304, SLG: 0.333	K			G6-3			BB			2	0	1	0	1	1	0											
86 Jason Vosler, L (1, 5) 66 Ryan Court, R (6, 5) OBP: 0.143, SLG: 0.083 OBP: 0.533, SLG: 0.833	G6-3			K			BB			2	0	0	0	0	1	1											
13 Peter Bourjos, R (1, 7) OBP: 0.231, SLG: 0.167	G1-3			G6-3			K			3	0	0	0	0	1	0											
<b>Inning Stats</b>	R: 0 E: 0 K: 2 S: 10	H: 0 LOB: 0 BB: 0 P: 13	R: 0 E: 1 K: 1 S: 9	H: 0 LOB: 0 BB: 0 P: 11	R: 0 E: 0 K: 1 S: 8	H: 0 LOB: 0 BB: 0 P: 12	R: 0 E: 0 K: 0 S: 7	H: 0 LOB: 0 BB: 0 P: 9	R: 0 E: 0 K: 1 S: 5	H: 1 LOB: 0 BB: 0 P: 8	R: 0 E: 0 K: 2 S: 7	H: 0 LOB: 0 BB: 0 P: 12	R: 0 E: 0 K: 1 S: 13	H: 1 LOB: 2 BB: 1 P: 24	R: 0 E: 0 K: 1 S: 7	H: 0 LOB: 0 BB: 0 P: 11		1B: 1 2B: 1 3B: 0 HR: 0	SF: 0 SAC: 0 DP: 1 HBP: 0	WP: 0 PB: 0 SB: 0 CS: 1	PA: 29						
<b>PITCHER</b>	IP	WLS	BF	H	R	ER	SO	BB	IBB	HBP	BLK	WP	HR	S	P	ERA	WHIP										
99 Tajuan Walker, R (1, 1) 66 Yoshihisa Hirano, R (4, 1) 25 Archie Bradley, R (5, 1) 34 Braden Shipley, R (7, 1) 29 Jorge De La Rosa, L (8, 1) ERA: 2.25 ERA: 9.0 ERA: 0.31 ERA: 0.00 ERA: 7.71	3.0	W	9	0	0	0	4	0	0	0	0	0	0	27	36	0.00	0.000										
67 Jake Buchanan, R (9, 1) ERA: 21.0	1.0	S	3	0	0	0	1	0	0	0	0	0	0	7	9	0.00	0.500										

Batter	1	2	3	4	5	6	7	8	9	AB	R	H	RBI	BB	SO	LOB	BOTTOM										
6 David Peralta, L (1, 7) 70 Ramón Flores, L (6, 7) OBP: 0.538, SLG: 0.583 OBP: 0.143, SLG: 0.158	L8		E1	L6		F7		G4-3		3	0	1	0	0	0	2	<b>Chicago Cubs @ Arizona Diamondbacks</b> Salt River Fields at Talking Stick, Scottsdale, AZ Sun Mar 04 2018, 3:10 PM - 5:52 PM EST Att: 13,782 - Partly Cloudy - 64 F										
11 AJ Pollock, R (1, 8) 76 Jack Reinheimer, R (6, 5) OBP: 0.333, SLG: 0.417 OBP: 0.182, SLG: 0.053	F8		1B	G4-3		G6-3				3	0	1	0	0	0	0											
44 Paul Goldschmidt, R (1, 3) 14 Rey Fuentes, L (5, PR) OBP: 0.667, SLG: 0.889 OBP: 0.450, SLG: 0.765	BB		K	K		1B		HR		2	0	1	0	1	2	0											
22 Jake Lamb, L (1, 5) 68 Kevin Cron, R (6, 3) OBP: 0.250, SLG: 0.455 OBP: 0.214, SLG: 0.444	BB		K	K		K		G5-3		2	0	0	0	1	2	3											
24 Yasmany Tomás, R (1, 9) 41 Jeremy Hazelbaker, L (6, PR) OBP: 0.529, SLG: 0.571 OBP: 0.500, SLG: 0.727	P4		K	K		BB		HBP		2	0	0	0	1	4	0											
5 Alex Avila, L (1, 2) 45 Kristopher Negrón, R (7, 4) OBP: 0.125, SLG: 0.500 OBP: 0.211, SLG: 0.333	G3		G4-3	G4-3		L8		K		3	0	0	0	0	1	1											
3 Daniel Descalso, L (1, 4) 15 Ildemaro Vargas, S (6, PR) OBP: 0.231, SLG: 0.167 OBP: 0.286, SLG: 0.167	F9		L8	L8		2B		K		3	0	1	0	0	0	0											
13 Nick Ahmed, R (1, 6) 75 Michael Pérez, L (7, 2) OBP: 0.462, SLG: 0.818 OBP: 0.384, SLG: 0.889	HR		BB	F7		1B		71 PB		2	1	1	1	1	0	2											
2 Jeff Mathis, R (1, 10) 71 César Puello, R (6, PR) OBP: 0.476, SLG: 0.632	K		BB	BB		BB		K2-3		1	0	0	0	2	1	0											
<b>Inning Stats</b>	R: 0 E: 0 K: 0 S: 15	H: 0 LOB: 2 BB: 2 P: 25	R: 1 E: 0 K: 1 S: 9	H: 1 LOB: 0 BB: 0 P: 9	R: 0 E: 1 K: 3 S: 15	H: 2 LOB: 0 BB: 0 P: 24	R: 0 E: 0 K: 0 S: 12	H: 0 LOB: 2 BB: 2 P: 26	R: 0 E: 0 K: 1 S: 6	H: 1 LOB: 1 BB: 0 P: 13	R: 0 E: 0 K: 0 S: 11	H: 1 LOB: 2 BB: 2 P: 23	R: 1 E: 0 K: 1 S: 10	H: 1 LOB: 1 BB: 0 P: 18	R: 0 E: 0 K: 2 S: 12	H: 0 LOB: 1 BB: 1 P: 19		1B: 4 2B: 0 3B: 0 HR: 2	SF: 0 SAC: 0 DP: 0 HBP: 1	WP: 0 PB: 1 SB: 3 CS: 0	PA: 37						
<b>PITCHER</b>	IP	WLS	BF	H	R	ER	SO	BB	IBB	HBP	BLK	WP	HR	S	P	ERA	WHIP										
34 Jon Lester, L (1, 1) 78 Daniel Camarena, L (3, 1) 52 Justin Grimm, R (4, 1) 57 Shae Simmons, R (5, 1) 56 Kyle Ryan, L (6, 1) ERA: 4.15 ERA: 23.14 ERA: 4.5 ERA: 2.45 ERA:	2.2	L	13	3	1	1	3	2	0	0	0	0	0	36	53	0.00	1.875										
51 Michael Roth, L (7, 1) 72 Craig Brooks, R (8, 1) ERA: 12.27	1.0	S	5	1	1	1	1	0	0	0	0	0	0	12	19	0.00	1.000										









Batter	1	2	3	4	5	6	7	8	9	AB	R	H	RBI	BB	SO	LOB	TOP					
<b>3 Ian Kinsler, R</b> <small>OBP: 0.455, SLG: 0.375</small> <b>37 Rymer Liriano, R</b> <small>OBP: 0.440, SLG: 0.429</small>																						
<b>27 Mike Trout, R</b> <small>OBP: 0.143, SLG: 0.308</small>																						
<b>8 Justin Upton, R</b> <small>OBP: 0.364, SLG: 0.800</small> <b>57 Riley Unroe, S</b> <small>OBP: 1.000, SLG: 1.000</small>																						
<b>56 Kole Calhoun, L</b> <small>OBP: 0.600, SLG: 0.667</small> <b>2 Connor Justus, R</b> <small>OBP: 0.167, SLG: 0.167</small>																						
<b>17 Shohei Ohtani, L</b> <small>OBP: 0.333, SLG: 0.111</small> <b>31 Chris Carter, R</b> <small>OBP: 0.421, SLG: 0.667</small>																						
<b>7 Zack Cozart, R</b> <small>OBP: 0.300, SLG: 0.333</small> <b>87 Jahmai Jones, R</b> <small>OBP: 0.125, SLG: 0.250</small> <b>98 Jack Kruger, R</b> <small>OBP: 0.167, SLG: 0.167</small> <b>9 Bo Way, L</b>																						
<b>18 Luis Valbuena, L</b> <small>OBP: 0.333, SLG: 0.524</small> <b>85 Matt Thaiss, L</b> <small>OBP: 0.364, SLG: 0.700</small>																						
<b>2 Andrelton Simmons, R</b> <small>OBP: 0.389, SLG: 0.400</small>																						
<b>44 René Rivera, R</b> <small>OBP: 0.438, SLG: 0.800</small> <b>58 Carlos Pérez, R</b> <small>OBP: 0.357, SLG: 0.571</small>																						
<b>Inning Stats</b>	R: 0 E: 0 K: 1 S: 7	H: 0 LOB: 1 BB: 1 P: 16	R: 0 E: 0 K: 1 S: 8	H: 0 LOB: 0 BB: 0 P: 10	R: 0 E: 0 K: 0 S: 7	H: 1 LOB: 1 BB: 0 P: 12	R: 0 E: 0 K: 2 S: 8	H: 0 LOB: 0 BB: 0 P: 9	R: 1 E: 1 K: 1 S: 14	H: 1 LOB: 0 BB: 0 P: 14	R: 1 E: 0 K: 1 S: 14	H: 2 LOB: 1 BB: 0 P: 23	R: 1 E: 0 K: 1 S: 12	H: 3 LOB: 1 BB: 0 P: 19	R: 1 E: 1 K: 0 S: 8	H: 1 LOB: 0 BB: 1 P: 12	R: 0 E: 0 K: 1 S: 8	H: 0 LOB: 0 BB: 1 P: 16	1B: 5 2B: 2 3B: 0 HR: 1	SF: 1 DP: 3 HBP: 0	WP: 0 PB: 0 SB: 0 CS: 0	PA: 36
<b>PITCHER</b>	IP: 4.0 WLS: 1 BF: 14 ERA: 6.35	H: 2 R: 2 ER: 1 SO: 4	H: 1 R: 0 ER: 0 SO: 1	H: 0 R: 0 ER: 0 SO: 0	H: 0 R: 0 ER: 0 SO: 0	H: 1 R: 0 ER: 0 SO: 0	H: 0 R: 0 ER: 0 SO: 0	H: 0 R: 0 ER: 0 SO: 0	H: 1 R: 0 ER: 0 SO: 0	H: 1 R: 0 ER: 0 SO: 0	H: 2 R: 0 ER: 0 SO: 0	H: 1 R: 0 ER: 0 SO: 0	H: 3 R: 0 ER: 0 SO: 0	H: 1 R: 0 ER: 0 SO: 0	H: 0 R: 0 ER: 0 SO: 0	H: 0 R: 0 ER: 0 SO: 0	H: 0 R: 0 ER: 0 SO: 0	H: 0 R: 0 ER: 0 SO: 0	WP: 0 HR: 0 S: 1	P: 2 ERA: 0.00 WHIP: 0.000		
<b>52 Zack Godley, R</b> <small>ERA: 6.35</small> <b>56 Albert Suárez, R</b> <small>ERA: 9.96</small> <b>58 Antonio Bastardo, L</b> <small>ERA: 4.5</small> <b>37 Neftali Feliz, R</b> <small>ERA: 4.5</small> <b>30 T.J. McFarland, L</b> <small>ERA: 1.500</small>	IP: 4.0 WLS: 1 BF: 14 ERA: 6.35	H: 2 R: 2 ER: 1 SO: 4	H: 1 R: 0 ER: 0 SO: 1	H: 0 R: 0 ER: 0 SO: 0	H: 0 R: 0 ER: 0 SO: 0	H: 1 R: 0 ER: 0 SO: 0	H: 0 R: 0 ER: 0 SO: 0	H: 0 R: 0 ER: 0 SO: 0	H: 1 R: 0 ER: 0 SO: 0	H: 1 R: 0 ER: 0 SO: 0	H: 2 R: 0 ER: 0 SO: 0	H: 1 R: 0 ER: 0 SO: 0	H: 3 R: 0 ER: 0 SO: 0	H: 1 R: 0 ER: 0 SO: 0	H: 0 R: 0 ER: 0 SO: 0	H: 0 R: 0 ER: 0 SO: 0	H: 0 R: 0 ER: 0 SO: 0	WP: 0 HR: 0 S: 1	P: 2 ERA: 0.00 WHIP: 0.000			
<b>6 David Peralta, L</b> <small>OBP: 0.500, SLG: 0.733</small> <b>7 Daniel Robertson, R</b> <small>OBP: 0.429, SLG: 0.950</small>																						
<b>11 AJ Pollock, R</b> <small>OBP: 0.297, SLG: 0.333</small> <b>80 Galli Cribbs Jr., L</b> <small>OBP: 0.667, SLG: 1.000</small>																						
<b>44 Paul Goldschmidt, R</b> <small>OBP: 0.593, SLG: 0.750</small> <b>4 Kevin Medrano, L</b> <small>OBP: 0.444, SLG: 0.429</small>																						
<b>22 Jake Lamb, L</b> <small>OBP: 0.200, SLG: 0.357</small> <b>37 Marty Herum, R</b> <small>OBP: 0.333, SLG: 0.200</small>																						
<b>24 Yasmany Tomás, R</b> <small>OBP: 0.500, SLG: 0.588</small> <b>85 Ben DeLuzio, R</b>																						
<b>5 Alex Avila, L</b> <small>OBP: 0.182, SLG: 0.400</small> <b>78 Jamie Westbrook, R</b>																						
<b>3 Daniel Descalso, L</b> <small>OBP: 0.333, SLG: 0.286</small> <b>75 Michael Pérez, L</b> <small>OBP: 0.417, SLG: 0.900</small>																						
<b>13 Nick Ahmed, R</b> <small>OBP: 0.400, SLG: 0.692</small> <b>86 Evan Marzilli, L</b> <small>OBP: 0.111, SLG: 0.111</small>																						
<b>2 Jeff Mathis, R</b> <small>OBP: 0.273, SLG: 0.111</small> <b>22 Cody Decker, R</b> <small>OBP: 0.250, SLG: 0.250</small>																						
<b>Inning Stats</b>	R: 0 E: 0 K: 2 S: 8	H: 0 LOB: 0 BB: 0 P: 10	R: 0 E: 0 K: 1 S: 8	H: 0 LOB: 0 BB: 0 P: 12	R: 3 E: 0 K: 1 S: 13	H: 3 LOB: 0 BB: 0 P: 17	R: 0 E: 0 K: 0 S: 8	H: 0 LOB: 0 BB: 0 P: 12	R: 0 E: 0 K: 1 S: 9	H: 1 LOB: 0 BB: 0 P: 13	R: 0 E: 0 K: 0 S: 12	H: 1 LOB: 1 BB: 0 P: 18	R: 2 E: 0 K: 1 S: 9	H: 4 LOB: 2 BB: 1 P: 20	R: 0 E: 0 K: 1 S: 7	H: 0 LOB: 0 BB: 0 P: 9	1B: 7 2B: 1 3B: 0 HR: 1	SF: 0 DP: 0 HBP: 0	WP: 0 PB: 0 SB: 0 CS: 1	PA: 32		
<b>PITCHER</b>	IP: 3.1 WLS: 0 BF: 13 ERA: 11.25	H: 3 R: 3 ER: 3 SO: 0	H: 3 R: 0 ER: 0 SO: 0	H: 0 R: 0 ER: 0 SO: 0	H: 0 R: 0 ER: 0 SO: 0	H: 0 R: 0 ER: 0 SO: 0	H: 0 R: 0 ER: 0 SO: 0	H: 0 R: 0 ER: 0 SO: 0	H: 1 R: 0 ER: 0 SO: 0	H: 1 R: 0 ER: 0 SO: 0	H: 1 R: 0 ER: 0 SO: 0	H: 2 R: 0 ER: 0 SO: 0	H: 4 R: 0 ER: 0 SO: 0	H: 0 R: 0 ER: 0 SO: 0	H: 0 R: 0 ER: 0 SO: 0	H: 0 R: 0 ER: 0 SO: 0	H: 0 R: 0 ER: 0 SO: 0	WP: 0 HR: 0 S: 7	P: 9 ERA: 0.00 WHIP: 0.000			
<b>66 JC Ramirez, R</b> <small>ERA: 11.25</small> <b>53 Blake Parker, R</b> <small>ERA: 13.5</small> <b>39 Keynan Middleton, R</b> <small>ERA: 9.82</small>	IP: 3.1 WLS: 0 BF: 13 ERA: 11.25	H: 3 R: 3 ER: 3 SO: 0	H: 3 R: 0 ER: 0 SO: 0	H: 0 R: 0 ER: 0 SO: 0	H: 0 R: 0 ER: 0 SO: 0	H: 0 R: 0 ER: 0 SO: 0	H: 0 R: 0 ER: 0 SO: 0	H: 1 R: 0 ER: 0 SO: 0	H: 1 R: 0 ER: 0 SO: 0	H: 1 R: 0 ER: 0 SO: 0	H: 2 R: 0 ER: 0 SO: 0	H: 4 R: 0 ER: 0 SO: 0	H: 0 R: 0 ER: 0 SO: 0	H: 0 R: 0 ER: 0 SO: 0	H: 0 R: 0 ER: 0 SO: 0	H: 0 R: 0 ER: 0 SO: 0	WP: 0 HR: 0 S: 7	P: 9 ERA: 0.00 WHIP: 0.000				
<b>65 Joey Krehbiel, R</b> <small>ERA: 2.25</small>	IP: 0.2 WLS: 0 BF: 1 ERA: 2.25	H: 0 R: 0 ER: 0 SO: 0	H: 0 R: 0 ER: 0 SO: 0	H: 0 R: 0 ER: 0 SO: 0	H: 0 R: 0 ER: 0 SO: 0	H: 0 R: 0 ER: 0 SO: 0	H: 0 R: 0 ER: 0 SO: 0	H: 0 R: 0 ER: 0 SO: 0	H: 0 R: 0 ER: 0 SO: 0	H: 0 R: 0 ER: 0 SO: 0	H: 0 R: 0 ER: 0 SO: 0	H: 0 R: 0 ER: 0 SO: 0	H: 0 R: 0 ER: 0 SO: 0	H: 0 R: 0 ER: 0 SO: 0	H: 0 R: 0 ER: 0 SO: 0	H: 0 R: 0 ER: 0 SO: 0	H: 0 R: 0 ER: 0 SO: 0	WP: 0 HR: 0 S: 0	P: 2 ERA: 0.00 WHIP: 0.000			
<b>60 Eduardo Paredes, R</b> <small>ERA: 2.7</small>	IP: 1.0 WLS: 0 BF: 3 ERA: 2.7	H: 0 R: 0 ER: 0 SO: 0	H: 0 R: 0 ER: 0 SO: 0	H: 0 R: 0 ER: 0 SO: 0	H: 0 R: 0 ER: 0 SO: 0	H: 0 R: 0 ER: 0 SO: 0	H: 0 R: 0 ER: 0 SO: 0	H: 0 R: 0 ER: 0 SO: 0	H: 0 R: 0 ER: 0 SO: 0	H: 0 R: 0 ER: 0 SO: 0	H: 0 R: 0 ER: 0 SO: 0	H: 0 R: 0 ER: 0 SO: 0	H: 0 R: 0 ER: 0 SO: 0	H: 0 R: 0 ER: 0 SO: 0	H: 0 R: 0 ER: 0 SO: 0	H: 0 R: 0 ER: 0 SO: 0	H: 0 R: 0 ER: 0 SO: 0	WP: 0 HR: 0 S: 7	P: 9 ERA: 0.00 WHIP: 0.000			

**Los Angeles Angels @ Arizona Diamondbacks**  
Salt River Fields at Talking Stick, Scottsdale, AZ

Tue Mar 06 2018, 3:11 PM - 5:40 PM EST  
Att: 7,885 - Partly Cloudy - 76 F

AB 32  
R 4  
H 8  
RBI 4  
BB 3  
SO 7  
LOB 11

**Los Angeles Angels @ Arizona Diamondbacks**  
Salt River Fields at Talking Stick, Scottsdale, AZ

Tue Mar 06 2018, 3:11 PM - 5:40 PM EST  
Att: 7,885 - Partly Cloudy - 76 F

AB 30  
R 5  
H 9  
RBI 5  
BB 1  
SO 7  
LOB 7



Batter	1	2	3	4	5	6	7	8	9	AB	R	H	RBI	BB	SO	LOB	TOP						
6 David Peralta, L (1.10) OBP: 0.474, SLG: 0.667 41 Jeremy Hazelbaker, L (6.10) OBP: 0.522, SLG: 0.912	0-1 11 2B 44 SF9 1B		0-0 G4-3		0-3 K	4-0 14 HR BB		1-0 14 FC3-6 HBP		3	1	1	0	0	1	1	<b>Arizona Diamondbacks @ Milwaukee Brewers</b> Maryvale Baseball Park, Phoenix, AZ Thu Mar 08 2018, 3:08 PM - 6:18 PM EST Att: 5,231 - Partly Cloudy - 78 F <a href="http://livebaseballscorecards.com">livebaseballscorecards.com</a>						
11 AJ Pollock, R (1.8) OBP: 0.333, SLG: 0.444 14 Rey Fuentes, L (5.8) OBP: 0.462, SLG: 0.913	0-0 44 SF9 22 SF8 2B		0-0		0-0 F8	0-1 1-H 2-H HR		0-0 FC3-6		3	1	2	0	0	0	0							
44 Paul Goldschmidt, R (1.3) OBP: 0.250, SLG: 0.714 76 Jack Reinheimer, R (6.5) OBP: 0.231, SLG: 0.182	0-0 SF9		0-3 K			2-3 3-H HR		0-3 K		2	0	1	1	0	1	1							
22 Jake Lamb, L (1.5) OBP: 0.278, SLG: 0.625 19 Sócrates Brito, L (6.9) OBP: 0.429, SLG: 0.890	0-0 SF8				2-1 HR			0-3 K		2	1	2	2	0	0	0							
28 Steven Souza Jr., R (1.9) OBP: 0.455, SLG: 0.750 53 Christian Walker, R (6.3) OBP: 0.321, SLG: 0.550	0-3 K				2-2 HR			0-3 K		3	1	2	3	0	1	0							
4 Ketel Marte, S (1.6) OBP: 0.450, SLG: 0.400 70 Ramón Flores, L (6.7) OBP: 0.160, SLG: 0.136		0-0 L4			0-0 G5-3			0-0 F8		3	0	0	0	0	0	2							
1 Jarrod Dyson, L (1.7) OBP: 0.250, SLG: 0.250 45 Kristopher Negrón, R (6.6) OBP: 0.261, SLG: 0.333		0-0 G4-3			0-0 G4-3			0-0 15 2B 1B		1	0	1	0	1	0	0							
15 Ildemaro Vargas, S (1.4) OBP: 0.276, SLG: 0.231 4 Kevin Medrano, L (8.4) OBP: 0.400, SLG: 0.375		0-0 G4-3			0-0 G1-3			0-0 F9		4	1	1	1	0	0	1							
36 John Ryan Murphy, R (1.2) OBP: 0.250, SLG: 0.143 9 Josh Thole, L (7.2) OBP: 0.400, SLG: 0.375					0-0 G6-3			4-0 14 FC3-6 41 HBP BB		3	0	1	0	0	1	2							
<b>Inning Stats</b>	R: 2 E: 0 K: 1 S: 8	H: 2 LOB: 0 BB: 0 P: 8	R: 0 E: 0 K: 0 S: 3	H: 0 LOB: 0 BB: 0 P: 3	R: 0 E: 0 K: 1 S: 6	H: 1 LOB: 1 BB: 0 P: 6	R: 2 E: 0 K: 0 S: 8	H: 2 LOB: 0 BB: 0 P: 12	R: 0 E: 0 K: 1 S: 5	H: 1 LOB: 0 BB: 0 P: 5	R: 7 E: 0 K: 1 S: 12	H: 6 LOB: 2 BB: 2 P: 21	R: 0 E: 0 K: 1 S: 5	H: 0 LOB: 1 BB: 1 P: 9	R: 0 E: 0 K: 2 S: 7	H: 0 LOB: 2 BB: 1 P: 12		R: 0 E: 0 K: 1 S: 6	H: 1 LOB: 1 BB: 0 P: 6	1B: 7 2B: 4 3B: 0 HR: 3	SF: 2 SAC: 0 DP: 1 HBP: 1	WP: 1 PB: 0 SB: 0 CS: 0	PA: 44
<b>PITCHER</b>	IP WLS BF H R ER SO BB IBB HBP BLK WP HR S P ERA WHIP	57 Chase Anderson, R (1.1) ERA: 6.52	62 Radhames Liz, R (4.1) ERA: 3.89	56 Aaron Wilkerson, R (5.1) ERA: 10.13	38 Ernesto Frieri, R (6.1) ERA: 6.75	67 Adrian Houser, R (7.1) ERA: 1.00	99 Tristan Archer, R (8.1) ERA: 1.00	96 Nate Griep, R (9.1) ERA: 1.00	<b>PITCHER</b>	IP WLS BF H R ER SO BB IBB HBP BLK WP HR S P ERA WHIP	57 Fernando Salas, R (7.1) ERA: 9.00	33 Jake Barrett, R (8.1) ERA: 3.5	49 Michael Blazek, R (9.1) ERA: 4.5	1.0 5 0 0 0 2 1 0 0 0 0 0 0 0 0 6 6 0.00 1.000	1.0 4 1 0 0 1 0 0 0 0 0 0 0 0 6 6 0.00 1.000	1.0 0 5 0 0 0 1 0 0 0 0 0 0 0 0 7 12 0.00 1.000	1.0 1 4 1 0 0 1 0 0 0 0 0 0 0 0 6 6 0.00 1.000	1.0 0 5 0 0 0 2 1 0 0 0 0 0 0 0 0 7 12 0.00 1.000	1B: 7 2B: 4 3B: 0 HR: 3	SF: 2 SAC: 0 DP: 1 HBP: 1	WP: 1 PB: 0 SB: 0 CS: 0	PA: 44	
Batter	1	2	3	4	5	6	7	8	9	AB	R	H	RBI	BB	SO	LOB	BOTTOM						
22 Christian Yelich, L (1.9) OBP: 0.500, SLG: 0.412 2 Nick Franklin, S (6.7) OBP: 0.400, SLG: 0.524	1-0 6 1B 21 SF9-3 HBP		0-0 G3		1-0 G6-3			0-0 G4-3		2	1	0	0	0	0	3	<b>Arizona Diamondbacks @ Milwaukee Brewers</b> Maryvale Baseball Park, Phoenix, AZ Thu Mar 08 2018, 3:08 PM - 6:18 PM EST Att: 5,231 - Partly Cloudy - 78 F <a href="http://livebaseballscorecards.com">livebaseballscorecards.com</a>						
6 Lorenzo Cain, R (1.8) OBP: 0.435, SLG: 0.545 24 Jesús Aguilar, R (6.3) OBP: 0.320, SLG: 0.480	0-0 21 SF9-3 1B		0-0 21 G3 9 1B 2B		0-3 K		0-0 L8		0-0 P4	3	1	2	0	0	1	0							
21 Travis Shaw, L (1.5) OBP: 0.250, SLG: 0.378 33 Brett Phillips, L (6.9) OBP: 0.154, SLG: 0.125	0-0 SF9-3		0-0 G3		0-2 HR		0-0 L7		0-2 K	2	1	1	2	0	0	1							
7 Eric Thames, L (4.1) OBP: 0.286, SLG: 0.421 70 Nate Orf, R (6.5) OBP: 0.491, SLG: 0.524	0-3 K		0-3 K		0-0 9 HR 1B		0-0 L7		0-0 F9	3	1	1	0	0	2	1							
9 Manny Piña, R (1.2) OBP: 0.500, SLG: 0.750 66 Mauricio Dubón, R (7.6) OBP: 0.435, SLG: 0.389		1-0 HR			0-0 1B			0-0 P5		3	2	3	4	0	0	0							
12 Stephen Vogt, L (1.10) OBP: 0.333, SLG: 0.143 29 Christian Bethancourt, R (8.10) OBP: 0.214, SLG: 0.214		0-0 G5-3			0-3 K			0-0 L8		3	0	0	0	0	1	1							
65 Ji Man Choi, L (1.7) OBP: 0.480, SLG: 0.700 78 Kyle Wren, L (6.8) OBP: 0.458, SLG: 0.421		0-0 3 2B 1B			0-0 22 WP 2B			0-3 K		3	0	2	0	0	0	0							
5 Jonathan Villar, S (1.4) OBP: 0.364, SLG: 0.350 68 Jacob Nottingham, R (7.2) OBP: 0.333, SLG: 0.563		0-0 L8			0-0 G1-3			4-0 3 FC6-4 1B		3	0	1	0	0	0	2							
3 Orlando Arcia, R (1.6) OBP: 0.182, SLG: 0.227 25 Tyrone Taylor, R (7.7) OBP: 0.364, SLG: 0.700		0-0 2B			0-0 G1-3			0-0 P3		3	0	1	0	0	0	2							
<b>Inning Stats</b>	R: 1 E: 0 K: 1 S: 5	H: 1 LOB: 0 BB: 0 P: 6	R: 1 E: 0 K: 0 S: 6	H: 3 LOB: 2 BB: 0 P: 7	R: 1 E: 0 K: 2 S: 9	H: 2 LOB: 1 BB: 0 P: 9	R: 0 E: 0 K: 0 S: 4	H: 1 LOB: 1 BB: 0 P: 5	R: 3 E: 0 K: 1 S: 10	H: 3 LOB: 0 BB: 0 P: 10	R: 0 E: 0 K: 1 S: 6	H: 1 LOB: 1 BB: 0 P: 6	R: 0 E: 0 K: 0 S: 4	H: 1 LOB: 1 BB: 0 P: 4	R: 0 E: 0 K: 1 S: 5	H: 0 LOB: 1 BB: 1 P: 9		R: 0 E: 0 K: 1 S: 5	H: 0 LOB: 0 BB: 0 P: 5	1B: 6 2B: 4 3B: 0 HR: 3	SF: 1 SAC: 0 DP: 1 HBP: 1	WP: 1 PB: 0 SB: 0 CS: 0	PA: 40
<b>PITCHER</b>	IP WLS BF H R ER SO BB IBB HBP BLK WP HR S P ERA WHIP	34 Braden Shipley, R (1.1) ERA: 3.38	29 Jorge De La Rosa, L (3.1) ERA: 8.1	31 Brad Boxberger, R (4.1) ERA: 8.1	61 Silvano Bravo, R (5.1) ERA: 7.2	66 Yoshihisa Hirano, R (6.1) ERA: 6.75	57 Fernando Salas, R (7.1) ERA: 9.00	33 Jake Barrett, R (8.1) ERA: 3.5	49 Michael Blazek, R (9.1) ERA: 4.5	<b>PITCHER</b>	IP WLS BF H R ER SO BB IBB HBP BLK WP HR S P ERA WHIP	57 Fernando Salas, R (7.1) ERA: 9.00	33 Jake Barrett, R (8.1) ERA: 3.5	49 Michael Blazek, R (9.1) ERA: 4.5	1.0 0 5 0 0 0 1 0 0 0 0 0 0 0 4 4 0.00 1.000	1.0 0 4 0 0 0 1 1 0 0 0 0 0 0 5 9 0.00 1.000	1.0 1 4 1 0 0 1 0 0 0 0 0 0 0 5 5 0.00 0.000	1.0 0 5 0 0 0 2 1 0 0 0 0 0 0 6 6 0.00 1.000	1.0 0 5 0 0 0 1 0 0 0 0 0 0 0 5 5 0.00 0.000	1B: 6 2B: 4 3B: 0 HR: 3	SF: 1 SAC: 0 DP: 1 HBP: 1	WP: 1 PB: 0 SB: 0 CS: 0	PA: 40



Batter	1	2	3	4	5	6	7	8	9	AB	R	H	RBI	BB	SO	LOB	TOP					
13 Nick Ahmed, R OBP: 0.421, SLG: 0.647 45 Kristopher Negrón, R OBP: 0.262, SLG: 0.364	F9		G6-4-3 1B		K		K 10 SF7 1B		K 86 1B 71 1B 1B	4	0	2	0	0	1	0						
16 Chris Owings, R OBP: 0.350, SLG: 0.188 86 Evan Marzilli, L OBP: 0.200, SLG: 0.200	K		G6-4-3		G6-3				K 71 1B 70 FC3-6 1B	4	0	1	0	0	1	2						
3 Daniel Descalso, L OBP: 0.316, SLG: 0.278 71 César Puello, R OBP: 0.520, SLG: 0.636	P5		G3				K 24 2B 10 WP 1B		K 70 FC3-6 1B	4	1	1	0	0	0	3						
24 Yasmany Tomás, R OBP: 0.478, SLG: 0.600 70 Ramón Flores, L OBP: 0.195, SLG: 0.130	F8				K		K 10 WP 41 FC3-6 2B		K 75 E FC3-6 1B	3	0	1	0	0	1	0						
10 Chris Herrmann, L OBP: 0.438, SLG: 0.750 75 Michael Pérez, L OBP: 0.385, SLG: 0.818	K 41 WP 2B				HR		K		FC3	3	1	2	2	0	1	1						
53 Christian Walker, R OBP: 0.355, SLG: 0.538 68 Kevin Cron, R OBP: 0.194, SLG: 0.400	G6-3				2B		K 41 FC3-6 BB		K	2	0	1	0	1	0	1						
41 Jeremy Hazelbaker, L OBP: 0.297, SLG: 0.222 78 Jamie Westbrook, R OBP: 0.297, SLG: 0.222	BB				K		K 14 S 14 1B FC3-6		K	2	1	0	1	1	1	3						
14 Rey Fuentes, L OBP: 0.448, SLG: 0.846 15 Ildemaro Vargas, S OBP: 0.297, SLG: 0.222	K				K		K 1-H 1B		G4-6-3	3	0	1	1	0	2	3						
19 Sócrates Brito, L OBP: 0.400, SLG: 0.625 76 Jack Reinheimer, R OBP: 0.222, SLG: 0.174			G6-4-3 16 1B 13 1B 1B		K		F7		G6-3	3	0	1	0	0	1	2						
<b>Inning Stats</b>	R: 0 E: 0 K: 1 S: 5	H: 0 LOB: 0 BB: 0 P: 5	R: 0 E: 0 K: 1 S: 6	H: 1 LOB: 2 BB: 1 P: 10	R: 0 E: 0 K: 0 S: 4	H: 2 LOB: 1 BB: 0 P: 4	R: 1 E: 0 K: 3 S: 13	H: 2 LOB: 1 BB: 0 P: 15	R: 0 E: 0 K: 2 S: 7	H: 0 LOB: 0 BB: 0 P: 7	R: 3 E: 0 K: 1 S: 8	H: 3 LOB: 2 BB: 1 P: 14	R: 1 E: 0 K: 0 S: 5	H: 2 LOB: 2 BB: 1 P: 9	R: 0 E: 0 K: 0 S: 2	H: 0 LOB: 0 BB: 1 P: 6	R: 2 E: 1 K: 2 S: 11	H: 3 LOB: 2 BB: 0 P: 11	1B: 9 2B: 3 3B: 0 HR: 1	SF: 1 SAC: 0 DP: 2 HBP: 0	WP: 2 PB: 0 SB: 1 CS: 0	PA: 43
<b>PITCHER</b>	IP WLS BF H R ER SO BB IBB HBP BLK WP HR S P ERA WHIP																					
31 Ian Kennedy, R ERA: 3.6	3.0 12 3 0 0 2 1 0 0 0 0 1 0 15 19 0.00 1.333																					
43 Willy Peralta, R ERA: 11.25	2.0 8 2 1 1 5 0 0 0 0 0 0 1 20 22 4.50 1.000																					
52 Eric Stout, L ERA: 12.6	1.0 L 7 3 3 3 1 1 0 0 0 0 1 0 8 14 27.00 4.000																					
63 Seth Maness, R ERA: 7.2	1.0 6 2 1 1 0 1 0 0 0 0 0 0 5 9 9.00 3.000																					
75 Glenn Sparkman, R ERA:	1.0 3 0 0 0 0 1 0 0 0 0 0 0 2 6 0.00 1.000																					
<b>PITCHER</b>	IP WLS BF H R ER SO BB IBB HBP BLK WP HR S P ERA WHIP																					
61 Kevin McCarthy, R ERA: 4.26	1.0 7 3 2 2 2 0 0 0 0 0 0 0 7 11 18.00 3.000																					

**Arizona Diamondbacks @ Kansas City Royals**  
**Surprise Stadium, Surprise, AZ**  
 Fri Mar 09 2018, 3:08 PM - 6:09 PM EST  
 Att: 6,206 - Sunny - 78 F

**AB** 38  
**R** 7  
**H** 13  
**RBI** 6  
**BB** 4  
**SO** 10  
**LOB** 24



Batter	1	2	3	4	5	6	7	8	9	AB	R	H	RBI	BB	SO	LOB	BOTTOM					
4 Alex Gordon, L OBP: 0.308, SLG: 0.238 0 Terrance Gore, R OBP: 0.455, SLG: 0.250	K		K		G3-1		K		K 2-H G6-3	3	0	0	0	0	2	2						
25 Jon Jay, L OBP: 0.250, SLG: 0.250 88 Nick Heath, L	K		K		F7		K 1-2 1B		K G3	4	0	1	0	0	2	2						
12 Jorge Soler, R OBP: 0.353, SLG: 0.679 28 Alfredo Escalera, R	BB		F7				K 22 1B 1B		F8	2	0	1	0	1	0	2						
13 Salvador Pérez, R OBP: 0.389, SLG: 0.833 22 Melby Vitoria, L OBP: 0.500, SLG: 0.250	G5-3				G5-3		K 1-2 1B		K 67 FC6-4 BB	2	0	0	0	0	0	1						
16 Paulo Orlando, R OBP: 0.478, SLG: 0.773 78 Donnie Dewees, L OBP: 0.474, SLG: 0.438	P4				HR		K F9		K P4	3	1	1	1	0	0	2						
66 Ryan O'Hearn, L OBP: 0.421, SLG: 0.765 67 Samir Dueñez, L OBP: 0.167, SLG: 0.400	K				2B		K		K FC6-4	3	0	1	0	0	2	2						
2 Alcides Escobar, R OBP: 0.385, SLG: 0.333 68 Humberto Arteaga, R	K				K		K P4		K G1-6-3	3	0	0	0	0	2	3						
1 Ryan Goins, L OBP: 0.471, SLG: 0.571 48 Jack López, R OBP: 0.375, SLG: 0.500			BB		G3		K 46 1B BB		K F8	1	0	0	0	1	0	1						
46 Ramón Torres, S OBP: 0.389, SLG: 0.500 89 Emmanuel Rivera, R OBP: 0.500, SLG: 0.500			1-2 1B		K		K 25 1B 1B		K 0 PB 0 G6-3 2B	2	0	1	0	0	1	0						
<b>Inning Stats</b>	R: 0 E: 0 K: 2 S: 7	H: 0 LOB: 1 BB: 1 P: 11	R: 0 E: 0 K: 2 S: 7	H: 0 LOB: 0 BB: 0 P: 7	R: 0 E: 0 K: 2 S: 8	H: 1 LOB: 2 BB: 1 P: 12	R: 1 E: 0 K: 1 S: 7	H: 2 LOB: 1 BB: 0 P: 8	R: 0 E: 0 K: 1 S: 5	H: 0 LOB: 0 BB: 0 P: 5	R: 0 E: 0 K: 1 S: 7	H: 2 LOB: 2 BB: 0 P: 7	R: 0 E: 0 K: 1 S: 3	H: 2 LOB: 1 BB: 1 P: 7	R: 0 E: 0 K: 0 S: 3	H: 0 LOB: 1 BB: 1 P: 7	R: 1 E: 0 K: 1 S: 6	H: 1 LOB: 0 BB: 0 P: 7	1B: 5 2B: 2 3B: 0 HR: 1	SF: 0 SAC: 0 DP: 0 HBP: 0	WP: 0 PB: 1 SB: 0 CS: 0	PA: 38
<b>PITCHER</b>	IP WLS BF H R ER SO BB IBB HBP BLK WP HR S P ERA WHIP																					
38 Robbie Ray, L ERA: 9.0	3.1 14 2 1 1 6 2 0 0 0 0 0 0 5 5 2.70 1.200																					
40 Andrew Chafin, L ERA: 8.31	0.2 3 1 0 0 1 0 0 0 0 0 0 0 5 5 0.00 1.500																					
25 Archie Bradley, R ERA: 5.68	2.0 W 8 2 0 0 2 0 0 0 0 0 0 0 12 12 0.00 1.000																					
58 Antonio Bastardo, L ERA: 2.7	1.0 5 2 0 0 1 0 0 0 0 0 0 0 7 7 0.00 2.000																					
37 Nathail Feliz, R ERA: 3.0	1.0 4 0 0 0 0 1 0 0 0 0 0 0 3 7 0.00 1.000																					

**Arizona Diamondbacks @ Kansas City Royals**  
**Surprise Stadium, Surprise, AZ**  
 Fri Mar 09 2018, 3:08 PM - 6:09 PM EST  
 Att: 6,206 - Sunny - 78 F

**AB** 35  
**R** 2  
**H** 8  
**RBI** 2  
**BB** 3  
**SO** 11  
**LOB** 22









Batter	1	2	3	4	5	6	7	8	9	AB	R	H	RBI	BB	SO	LOB	TOP			
1 Jarrod Dyson, L (1, 9) 41 Jeremy Hazelbaker, L (6, 9) OBP: 0.455, SLG: 0.400 OBP: 0.407, SLG: 0.329										2	0	2	0	1	0	0	<b>Arizona Diamondbacks @ Chicago White Sox</b> Camelback Ranch, Glendale, AZ Sun Mar 11, 2018, 4:11 PM - 7:03 PM EDT Att. 7,289 - Partly Cloudy - 74 F <a href="http://livebaseballscorecards.com">livebaseballscorecards.com</a>			
16 Chris Owings, R (1, 4) 45 Kristopher Negrón, R (6, 4) OBP: 0.304, SLG: 0.158 OBP: 0.310, SLG: 0.385										3	0	0	0	0	0	4				
3 Daniel Descalso, L (1, 5) 15 Ildemaro Vargas, S (6, 5) OBP: 0.273, SLG: 0.238 OBP: 0.242, SLG: 0.200										3	0	0	0	0	0	1				
53 Christian Walker, R (1, 3) 22 Cody Decker, R (8, 3) OBP: 0.378, SLG: 0.563 OBP: 0.200, SLG: 0.200										4	0	2	1	0	2	0				
5 Alex Avila, L (1, 2) 19 Sócrates Brito, L (7, PH) (7, 8) OBP: 0.214, SLG: 0.333 OBP: 0.462, SLG: 0.600										2	0	0	0	1	1	0				
13 Nick Ahmed, R (1, 6) 76 Jack Reinheimer, R (7, PH) (7, 6) OBP: 0.409, SLG: 0.700 OBP: 0.241, SLG: 0.200										3	1	1	0	0	0	3				
10 Chris Herrmann, L (1, 10) 78 Jamie Westbrook, R (7, PR) (7, 10)										3	0	1	1	0	0	0				
70 Ramón Flores, L (1, 7) 36 John Ryan Murphy, R (7, 2) OBP: 0.219, SLG: 0.148 OBP: 0.222, SLG: 0.125										3	1	1	0	0	0	0				
14 Rey Fuentes, L (1, 8) 71 César Puello, R (7, 7) OBP: 0.469, SLG: 0.821 OBP: 0.500, SLG: 0.583										2	1	1	0	1	0	0				
<b>Inning Stats</b>	R: 0 E: 0 K: 0 S: 5	H: 2 LOB: 3 P: 9	R: 0 E: 0 K: 0 S: 4	H: 1 LOB: 2 P: 8	R: 0 E: 0 K: 1 S: 5	H: 0 LOB: 0 BB: 1 P: 5	R: 0 E: 0 K: 0 S: 3	H: 0 LOB: 0 BB: 0 P: 3	R: 0 E: 0 K: 0 S: 3	H: 1 LOB: 0 BB: 0 P: 3	R: 0 E: 0 K: 2 S: 7	H: 0 LOB: 0 BB: 0 P: 7	R: 5 E: 0 K: 1 S: 10	H: 5 LOB: 2 BB: 2 P: 19	R: 0 E: 0 K: 1 S: 5	H: 0 LOB: 1 BB: 1 P: 10		1B: 7 2B: 1 3B: 1 HR: 0	SF: 0 SAC: 0 DP: 1 HBP: 0	WP: 1 PB: 0 SB: 0 CS: 0
<b>PITCHER</b>	IP WLS BF H R ER SO BB IBB HBP BLK WP HR S P ERA WHIP	4.1 W 18 3 0 0 1 2 0 0 0 0 0 18 26 0.00 1.154	1.2 H 5 1 0 0 2 0 0 0 0 0 0 9 9 0.00 0.600	0.2 H 8 5 5 5 1 1 0 0 0 0 1 0 9 14 67.50 9.000	1.1 H 5 0 0 0 1 1 0 0 0 0 0 6 10 0.00 0.750	1.0 S 4 0 0 0 1 1 0 0 0 0 0 5 10 0.00 1.000	<b>PITCHER</b>										IP WLS BF H R ER SO BB IBB HBP BLK WP HR S P ERA WHIP	1.0 L 3 0 0 0 2 0 0 0 0 0 1 8 13 18.00 4.000		

Batter	1	2	3	4	5	6	7	8	9	AB	R	H	RBI	BB	SO	LOB	BOTTOM	
10 Yoán Moncada, S (1, 4) 94 Jorge Rondon, R (7, 4) OBP: 0.359, SLG: 0.344										4	1	1	1	0	1	4	<b>Arizona Diamondbacks @ Chicago White Sox</b> Camelback Ranch, Glendale, AZ Sun Mar 11, 2018, 4:11 PM - 7:03 PM EDT Att. 7,289 - Partly Cloudy - 74 F <a href="http://livebaseballscorecards.com">livebaseballscorecards.com</a>	
7 Tim Anderson, R (1, 6) 20 Tyler Saladino, R (7, 6) 88 Patrick Leonard, R (8, 5) OBP: 0.458, SLG: 0.591 OBP: 0.294, SLG: 0.200										4	1	2	1	0	0	0		
79 José Abreu, R (1, 10) OBP: 0.303, SLG: 0.429										4	1	1	2	0	0	1		
24 Matt Davidson, R (1, 3) 89 Matt Skole, G (7, PR) (8, 3) OBP: 0.439, SLG: 0.722 OBP: 0.450, SLG: 0.765										4	0	2	0	0	0	0		
74 Eloy Jiménez, R (1, 9) 63 Daniel Palka, L (5, PR) (6, 9) OBP: 0.800, SLG: 2.750 OBP: 0.160, SLG: 0.250										2	2	2	1	1	0	0		
30 Nicky Delmonico, L (1, 7) 73 Luis Alexander Basabe, G (7, 7) OBP: 0.268, SLG: 0.395 OBP: 0.333, SLG: 0.526										3	0	0	0	0	2	3		
5 Yolmer Sánchez, S (1, 5) OBP: 0.429, SLG: 0.636										4	0	2	1	0	0	2		
38 Omar Narváez, L (1, 2) OBP: 0.529, SLG: 0.385										3	0	1	0	1	2	5		
49 Ryan Cordell, R (1, 8) OBP: 0.500, SLG: 0.560										3	1	0	0	1	0	1		
<b>Inning Stats</b>	R: 0 E: 0 K: 1 S: 5	H: 0 LOB: 0 P: 5	R: 1 E: 0 K: 1 S: 7	H: 1 LOB: 0 BB: 0 P: 7	R: 1 E: 0 K: 0 S: 5	H: 2 LOB: 1 BB: 0 P: 6	R: 1 E: 0 K: 1 S: 7	H: 2 LOB: 3 BB: 2 P: 15	R: 2 E: 0 K: 0 S: 5	H: 3 LOB: 0 BB: 0 P: 7	R: 0 E: 0 K: 1 S: 7	H: 2 LOB: 2 BB: 0 P: 7	R: 0 E: 0 K: 2 S: 7	H: 0 LOB: 0 BB: 0 P: 7	1B: 6 2B: 1 3B: 1 HR: 3	SF: 0 SAC: 1 DP: 0 HBP: 0		WP: 0 PB: 0 SB: 1 CS: 0
<b>PITCHER</b>	IP WLS BF H R ER SO BB IBB HBP BLK WP HR S P ERA WHIP	4.0 L 19 5 3 3 3 2 0 0 0 0 1 24 33 6.75 1.750	1.0 7 3 2 2 1 1 0 0 0 0 0 1 8 13 18.00 4.000	1.0 4 1 1 1 0 0 0 0 0 0 0 0 5 7 9.00 1.000	0.2 4 2 0 0 0 0 0 0 0 0 0 0 4 4 0.00 3.000	0.1 1 0 0 0 1 0 0 0 0 0 0 0 3 3 0.00 0.000	<b>PITCHER</b>										IP WLS BF H R ER SO BB IBB HBP BLK WP HR S P ERA WHIP	1.0 0 3 0 0 0 2 0 0 0 0 0 1 7 0.00 0.000



Batter	1	2	3	4	5	6	7	8	9	AB	R	H	RBI	BB	SO	LOB	TOP								
<b>3 Mike Tauchman, L</b> (1, 7) OBP: 0.413, SLG: 0.632 <b>56 Noel Cuevas, R</b> (6, 7) OBP: 0.423, SLG: 0.480	G3			HBP	BB	3B		G6-3		2	0	1	1	1	0	0									
<b>20 Ian Desmond, R</b> (1, 3) OBP: 0.090, SLG: 0.120 <b>25 Jordan Patterson, L</b> (5, 3) OBP: 0.310, SLG: 0.400	2B								P5	3	0	1	0	0	2	4									
<b>8 Gerardo Parra, L</b> (1, 10) OBP: 0.300, SLG: 0.590 <b>77 Brian Mundell, R</b> (6, PH) OBP: 0.300, SLG: 0.240	2B				BB	1B			G5-3	1	1	1	0	2	0	0									
<b>27 Trevor Story, R</b> (1, 6) OBP: 0.519, SLG: 1.000 <b>6 Daniel Castro, R</b> (5, 6) OBP: 0.323, SLG: 0.310					BB				G4-3	3	1	1	0	0	2	3									
<b>26 David Dahl, L</b> (1, 9) OBP: 0.244, SLG: 0.452 <b>94 Stephen Cardullo, R</b> (7, 7)	F8				BB					3	1	0	0	1	1	1									
<b>23 Tom Murphy, R</b> (1, 2) OBP: 0.175, SLG: 0.370 <b>14 Tony Wolters, L</b> (6, 2) OBP: 0.389, SLG: 0.412	G6-3				BB					3	0	1	1	0	1	1									
<b>24 Ryan McMahon, L</b> (1, 5) OBP: 0.370, SLG: 0.556 <b>89 Drew Weeks, R</b> (7, 9)	G5-3									4	0	1	2	0	1	1									
<b>65 Brendan Rodgers, R</b> (1, 4) OBP: 0.333, SLG: 0.486 <b>68 Garrett Hampson, R</b> (7, 4) OBP: 0.446, SLG: 0.480										3	1	1	0	0	0	2									
<b>15 Raimel Tapia, L</b> (1, 8) OBP: 0.304, SLG: 0.409 <b>88 Derrick Gibson, R</b> (7, 5)										3	0	0	0	0	2	3									
<b>Inning Stats</b>	R: 0 E: 0 K: 1 S: 7	H: 1 LOB: 1 BB: 1 P: 13	R: 0 E: 0 K: 0 S: 6	H: 0 LOB: 0 BB: 0 P: 9	R: 0 E: 0 K: 2 S: 9	H: 0 LOB: 1 BB: 0 P: 13	R: 3 E: 0 K: 2 S: 21	H: 3 LOB: 3 BB: 3 P: 40	R: 0 E: 0 K: 3 S: 11	H: 1 LOB: 2 BB: 0 P: 15	R: 1 E: 0 K: 0 S: 11	H: 2 LOB: 2 BB: 0 P: 18	R: 0 E: 0 K: 1 S: 10	H: 1 LOB: 1 BB: 0 P: 15	R: 0 E: 0 K: 0 S: 5	H: 1 LOB: 0 BB: 0 P: 11	R: 0 E: 0 K: 0 S: 9	H: 0 LOB: 0 BB: 0 P: 12	1B: 5 2B: 3 3B: 1 HR: 0	SF: 0 SAC: 0 DP: 1 HBP: 2	WP: 0 PB: 0 CS: 2	PA: 40			
<b>PITCHER</b>	IP WLS BF H R ER SO BB IBB HBP BLK WP HR S P ERA WHIP	IP WLS BF H R ER SO BB IBB HBP BLK WP HR S P ERA WHIP	IP WLS BF H R ER SO BB IBB HBP BLK WP HR S P ERA WHIP	IP WLS BF H R ER SO BB IBB HBP BLK WP HR S P ERA WHIP	IP WLS BF H R ER SO BB IBB HBP BLK WP HR S P ERA WHIP	IP WLS BF H R ER SO BB IBB HBP BLK WP HR S P ERA WHIP	IP WLS BF H R ER SO BB IBB HBP BLK WP HR S P ERA WHIP	IP WLS BF H R ER SO BB IBB HBP BLK WP HR S P ERA WHIP	IP WLS BF H R ER SO BB IBB HBP BLK WP HR S P ERA WHIP	IP WLS BF H R ER SO BB IBB HBP BLK WP HR S P ERA WHIP	IP WLS BF H R ER SO BB IBB HBP BLK WP HR S P ERA WHIP	IP WLS BF H R ER SO BB IBB HBP BLK WP HR S P ERA WHIP	IP WLS BF H R ER SO BB IBB HBP BLK WP HR S P ERA WHIP	IP WLS BF H R ER SO BB IBB HBP BLK WP HR S P ERA WHIP	IP WLS BF H R ER SO BB IBB HBP BLK WP HR S P ERA WHIP	IP WLS BF H R ER SO BB IBB HBP BLK WP HR S P ERA WHIP	IP WLS BF H R ER SO BB IBB HBP BLK WP HR S P ERA WHIP	IP WLS BF H R ER SO BB IBB HBP BLK WP HR S P ERA WHIP	IP WLS BF H R ER SO BB IBB HBP BLK WP HR S P ERA WHIP	IP WLS BF H R ER SO BB IBB HBP BLK WP HR S P ERA WHIP	IP WLS BF H R ER SO BB IBB HBP BLK WP HR S P ERA WHIP	IP WLS BF H R ER SO BB IBB HBP BLK WP HR S P ERA WHIP	IP WLS BF H R ER SO BB IBB HBP BLK WP HR S P ERA WHIP	IP WLS BF H R ER SO BB IBB HBP BLK WP HR S P ERA WHIP	
<b>47 Kris Medlen, R</b> (1, 1) ERA: 9.75 <b>58 Antonio Bastardo, L</b> (3, 1) ERA: 2.08 <b>40 Andrew Chafin, L</b> (4, 1) ERA: 12.8 <b>91 Tyler Pili, R</b> (4, 1) ERA: <b>57 Fernando Salas, R</b> (5, 1) ERA:	2.0 1.0 0.2 0.1 1.0	7 4 7 2 4	1 0 3 0 1	0 0 3 0 0	0 2 3 0 3	1 0 2 1 0	0 0 0 0 0	0 0 0 0 0	0 0 0 0 0	0 0 0 0 0	0 0 0 0 0	0 0 0 0 0	0 0 0 0 0	0 0 0 0 0	0 0 0 0 0	0 0 0 0 0	0 0 0 0 0	0 0 0 0 0	0 0 0 0 0	0 0 0 0 0	0 0 0 0 0	0 0 0 0 0	0 0 0 0 0	0 0 0 0 0	
<b>31 Brad Boxberger, R</b> (6, 1) ERA: 3.0 <b>37 Netail Feliz, R</b> (7, 1) ERA: 2.25 <b>49 Michael Blazek, R</b> (8, 1) ERA: 3.38 <b>65 Joey Krehbiel, R</b> (9, 1) ERA: 1.5	1.0 1.0 1.0 1.0	6 4 3 3	2 1 1 0	1 0 0 0	0 1 0 0	0 0 0 0	0 0 0 0	0 0 0 0	0 0 0 0	0 0 0 0	0 0 0 0	0 0 0 0	0 0 0 0	0 0 0 0	0 0 0 0	0 0 0 0	0 0 0 0	0 0 0 0	0 0 0 0	0 0 0 0	0 0 0 0	0 0 0 0	0 0 0 0	0 0 0 0	0 0 0 0
<b>6 David Peralta, L</b> (1, 7) OBP: 0.500, SLG: 0.640 <b>76 Jack Reinheimer, R</b> (7, 4) OBP: 0.233, SLG: 0.192	F7			L8						3	0	1	1	0	0	0									
<b>11 AJ Pollock, R</b> (1, 8) OBP: 0.280, SLG: 0.360 <b>19 Sócrates Brito, L</b> (7, 8) OBP: 0.429, SLG: 0.545	F8									3	1	1	0	0	0	1									
<b>44 Paul Goldschmidt, R</b> (1, 3) OBP: 0.590, SLG: 0.979 <b>15 Ildemaro Vargas, S</b> (7, 6) OBP: 0.235, SLG: 0.194										3	0	1	0	0	1	0									
<b>22 Jake Lamb, L</b> (1, 5) OBP: 0.298, SLG: 0.455 <b>53 Christian Walker, R</b> (7, 3) OBP: 0.395, SLG: 0.576 <b>4 Kevin Medrano, L</b> (9, PR) OBP: 0.400, SLG: 0.375	F8									3	0	0	0	0	1	1									
<b>28 Steven Souza Jr., R</b> (1, 9) OBP: 0.353, SLG: 0.500 <b>45 Kristopher Negrón, R</b> (7, 5) OBP: 0.300, SLG: 0.370	K									3	0	1	0	0	0	1									
<b>4 Ketel Marte, S</b> (1, 4) OBP: 0.520, SLG: 0.600 <b>24 Yasmany Tomás, R</b> (7, 7) OBP: 0.481, SLG: 0.609										2	0	1	0	0	0	1									
<b>1 Jarrod Dyson, L</b> (1, 10) OBP: 0.442, SLG: 0.417 <b>41 Jeremy Hazelbaker, L</b> (7, PH) OBP: 0.452, SLG: 0.500	G1-3									2	1	1	0	0	0	1									
<b>13 Nick Ahmed, R</b> (1, 6) OBP: 0.375, SLG: 0.636 <b>71 César Puello, R</b> (7, 9) OBP: 0.453, SLG: 0.550										2	0	0	0	0	2	1									
<b>36 John Ryan Murphy, R</b> (1, 2) OBP: 0.182, SLG: 0.100 <b>9 Josh Thole, L</b> (7, 2)	F9									2	0	0	0	0	0	1									
<b>Inning Stats</b>	R: 0 E: 0 K: 1 S: 8	H: 0 LOB: 0 BB: 0 P: 11	R: 0 E: 0 K: 1 S: 11	H: 1 LOB: 1 BB: 0 P: 17	R: 0 E: 0 K: 1 S: 5	H: 0 LOB: 0 BB: 0 P: 9	R: 1 E: 0 K: 0 S: 13	H: 3 LOB: 1 BB: 0 P: 23	R: 1 E: 0 K: 1 S: 11	H: 2 LOB: 1 BB: 0 P: 17	R: 0 E: 0 K: 1 S: 8	H: 0 LOB: 0 BB: 0 P: 10	R: 0 E: 0 K: 1 S: 7	H: 0 LOB: 0 BB: 0 P: 12	R: 0 E: 0 K: 0 S: 6	H: 0 LOB: 0 BB: 0 P: 13	R: 0 E: 0 K: 0 S: 9	H: 1 LOB: 1 BB: 0 P: 12	1B: 6 2B: 1 3B: 0 HR: 0	SF: 0 SAC: 0 DP: 2 HBP: 0	WP: 0 PB: 0 CS: 0	PA: 32			
<b>PITCHER</b>	IP WLS BF H R ER SO BB IBB HBP BLK WP HR S P ERA WHIP	IP WLS BF H R ER SO BB IBB HBP BLK WP HR S P ERA WHIP	IP WLS BF H R ER SO BB IBB HBP BLK WP HR S P ERA WHIP	IP WLS BF H R ER SO BB IBB HBP BLK WP HR S P ERA WHIP	IP WLS BF H R ER SO BB IBB HBP BLK WP HR S P ERA WHIP	IP WLS BF H R ER SO BB IBB HBP BLK WP HR S P ERA WHIP	IP WLS BF H R ER SO BB IBB HBP BLK WP HR S P ERA WHIP	IP WLS BF H R ER SO BB IBB HBP BLK WP HR S P ERA WHIP	IP WLS BF H R ER SO BB IBB HBP BLK WP HR S P ERA WHIP	IP WLS BF H R ER SO BB IBB HBP BLK WP HR S P ERA WHIP	IP WLS BF H R ER SO BB IBB HBP BLK WP HR S P ERA WHIP	IP WLS BF H R ER SO BB IBB HBP BLK WP HR S P ERA WHIP	IP WLS BF H R ER SO BB IBB HBP BLK WP HR S P ERA WHIP	IP WLS BF H R ER SO BB IBB HBP BLK WP HR S P ERA WHIP	IP WLS BF H R ER SO BB IBB HBP BLK WP HR S P ERA WHIP	IP WLS BF H R ER SO BB IBB HBP BLK WP HR S P ERA WHIP	IP WLS BF H R ER SO BB IBB HBP BLK WP HR S P ERA WHIP	IP WLS BF H R ER SO BB IBB HBP BLK WP HR S P ERA WHIP	IP WLS BF H R ER SO BB IBB HBP BLK WP HR S P ERA WHIP	IP WLS BF H R ER SO BB IBB HBP BLK WP HR S P ERA WHIP	IP WLS BF H R ER SO BB IBB HBP BLK WP HR S P ERA WHIP	IP WLS BF H R ER SO BB IBB HBP BLK WP HR S P ERA WHIP	IP WLS BF H R ER SO BB IBB HBP BLK WP HR S P ERA WHIP	IP WLS BF H R ER SO BB IBB HBP BLK WP HR S P ERA WHIP	
<b>35 Chad Bettis, R</b> (1, 1) ERA: 5.79 <b>49 Antonio Senzatela, R</b> (6, 1) ERA: 2.08	5.0 4.0	W 20 S 12	2 1	2 0	0 2	0 0	0 0	0 0	0 0	0 0	0 0	0 30	47 47	0.00 0.250	3.60 1.200	0.250 0.250									

Colorado Rockies @ Arizona Diamondbacks  
 Salt River Fields at Talking Stick, Scottsdale, AZ  
 Mon Mar 12 2018, 4:09 PM - 6:56 PM EDT  
 Att: 11,077 - Sunny - 80 F

AB	34
R	4
H	9
RBI	4
BB	4
SO	9
LOB	18

Colorado Rockies @ Arizona Diamondbacks  
 Salt River Fields at Talking Stick, Scottsdale, AZ  
 Mon Mar 12 2018, 4:09 PM - 6:56 PM EDT  
 Att: 11,077 - Sunny - 80 F

AB	32
R	2
H	7
RBI	1
BB	0
SO	6
LOB	7

Colorado Rockies @ Arizona Diamondbacks  
 Salt River Fields at Talking Stick, Scottsdale, AZ  
 Mon Mar 12 2018, 4:09 PM - 6:56 PM EDT  
 Att: 11,077 - Sunny - 80 F

AB	32
R	2
H	7
RBI	1
BB	0
SO	6
LOB	7

Colorado Rockies @ Arizona Diamondbacks  
 Salt River Fields at Talking Stick, Scottsdale, AZ  
 Mon Mar 12 2018, 4:09 PM - 6:56 PM EDT  
 Att: 11,077 - Sunny - 80 F

AB	32
R	2
H	7
RBI	1
BB	0
SO	6
LOB	7

Colorado Rockies @ Arizona Diamondbacks  
 Salt River Fields at Talking Stick, Scottsdale, AZ  
 Mon Mar 12 2018, 4:09 PM - 6:56 PM EDT  
 Att: 11,077 - Sunny - 80 F

AB	32
R	2
H	7
RBI	1
BB	0
SO	6
LOB	7



















Batter	1	2	3	4	5	6	7	8	9	AB	R	H	RBI	BB	SO	LOB	TOP			
6 David Peralta, L (1.7) 7 Daniel Robertson, R (7.9) OBP: 0.486, SLG: 0.636 OBP: 0.444, SLG: 0.500	G1-3		G6-3			45 1B 4 1B BB		53 2B 45 1B 1B	G4-3	2	1	0	0	1	0	1				
45 Kristopher Negrón, R (1.4) OBP: 0.341, SLG: 0.465	F7			L3		4 1B 22 SF7 1B		53 2B 1B		4	1	2	0	0	0	0				
4 Ketel Marte, S (1.6) 53 Christian Walker, R (7.3) OBP: 0.279, SLG: 0.133 OBP: 0.404, SLG: 0.634	G4-3			28 FC6-4 22 HBP 1B				80 L4-6 1B		3	0	2	1	0	0	0				
22 Jake Lamb, L (1.5) 37 Marty Herum, R (7.5) OBP: 0.333, SLG: 0.500 OBP: 0.375, SLG: 0.167		K		28 FC6-4 HBP 1B		SF7		27 BB BB		1	0	0	1	0	1	0				
28 Steven Souza Jr., R (1.9) 80 Gall Cribbs Jr., L (7.6) OBP: 0.391 OBP: 0.553, SLG: 0.800	G6-3			FC6-4		F9		L4-6		3	0	0	0	0	0	3				
10 Chris Herrmann, L (1.3) 27 Anthony Recker, R (7.2) OBP: 0.320, SLG: 0.476	K			1-2 2-3 K		G3		BB		3	0	0	0	0	2	3				
36 John Ryan Murphy, R (1.2) 37 Neftali Feliz, R (7.1) OBP: 0.279, SLG: 0.133				52 FC1-6 BB		F8		G4-3		2	0	1	0	1	0	0				
4 Kevin Medrano, L (8. PH) 54 Jimmie Sherry, R (8.1) OBP: 0.333, SLG: 0.300				K		G4-3		FC6-4 41 G4-6-3 1B		4	0	0	0	0	1	2				
14 Rey Fuentes, L (1.8) OBP: 0.425, SLG: 0.750				K		G4-3		G4-3		4	0	0	0	0	1	2				
52 Zack Godley, R (1.1) 58 Antonio Bastardo, R (5.1) 25 Archie Bradley, R (6.1) 41 Jeremy Hazelbaker, L (7. PH) OBP: 0.566, SLG: 0.387	FC1-6			1-2 K		K		G4-6-3		2	0	0	0	0	1	1				
<b>Inning Stats</b>	R: 0 E: 0 K: 0 S: 3	H: 0 LOB: 0 BB: 0 P: 3	R: 0 E: 0 K: 2 S: 7	H: 0 LOB: 0 BB: 0 P: 7	R: 0 E: 0 K: 1 S: 5	H: 1 LOB: 2 BB: 0 P: 7	R: 0 E: 0 K: 1 S: 5	H: 0 LOB: 0 BB: 0 P: 5	R: 2 E: 0 K: 0 S: 6	H: 2 LOB: 1 BB: 1 P: 10	R: 0 E: 0 K: 0 S: 3	H: 1 LOB: 0 BB: 0 P: 3	R: 1 E: 0 K: 0 S: 5	H: 3 LOB: 3 BB: 2 P: 13	R: 0 E: 0 K: 1 S: 5	H: 0 LOB: 0 BB: 0 P: 5	1B: 6 2B: 2 3B: 0 HR: 0	SF: 1 SAC: 0 DP: 2 HBP: 1	WP: 0 PA: 37 PB: 0 SB: 0 CS: 0	
<b>PITCHER</b>	IP WLS BF H R ER SO BB IBB HBP BLK WP HR S P ERA WHIP	IP WLS BF H R ER SO BB IBB HBP BLK WP HR S P ERA WHIP	IP WLS BF H R ER SO BB IBB HBP BLK WP HR S P ERA WHIP	IP WLS BF H R ER SO BB IBB HBP BLK WP HR S P ERA WHIP	IP WLS BF H R ER SO BB IBB HBP BLK WP HR S P ERA WHIP	IP WLS BF H R ER SO BB IBB HBP BLK WP HR S P ERA WHIP	IP WLS BF H R ER SO BB IBB HBP BLK WP HR S P ERA WHIP	IP WLS BF H R ER SO BB IBB HBP BLK WP HR S P ERA WHIP	IP WLS BF H R ER SO BB IBB HBP BLK WP HR S P ERA WHIP	IP WLS BF H R ER SO BB IBB HBP BLK WP HR S P ERA WHIP	IP WLS BF H R ER SO BB IBB HBP BLK WP HR S P ERA WHIP	IP WLS BF H R ER SO BB IBB HBP BLK WP HR S P ERA WHIP	IP WLS BF H R ER SO BB IBB HBP BLK WP HR S P ERA WHIP	IP WLS BF H R ER SO BB IBB HBP BLK WP HR S P ERA WHIP	IP WLS BF H R ER SO BB IBB HBP BLK WP HR S P ERA WHIP	IP WLS BF H R ER SO BB IBB HBP BLK WP HR S P ERA WHIP	IP WLS BF H R ER SO BB IBB HBP BLK WP HR S P ERA WHIP	IP WLS BF H R ER SO BB IBB HBP BLK WP HR S P ERA WHIP	IP WLS BF H R ER SO BB IBB HBP BLK WP HR S P ERA WHIP	IP WLS BF H R ER SO BB IBB HBP BLK WP HR S P ERA WHIP
50 Amir Garrett, L (1.1) ERA: 1.38	4.0 W 15 1 0 0 4 1 0 0 0 0 0 0 21 26 0.00 0.500	1.0 H 3 0 0 0 1 0 0 0 0 0 0 0 5 5 0.00 0.000	2.0 9 3 2 2 0 1 0 0 0 0 0 0 9 13 9.00 2.000	0.2 H 6 3 1 1 0 2 0 0 0 0 0 0 4 12 13.50 7.500	1.1 S 4 0 0 0 1 0 0 0 0 0 0 0 6 6 0.00 0.000															

Arizona Diamondbacks @ Cincinnati Reds  
Goodyear Ballpark, Goodyear, AZ  
Sun Mar 18 20:18, 4:07 PM - 6:48 PM EDT  
Att: 7,031 - Sunny - 64 F

AB 31  
R 3  
H 7  
RBI 3  
BB 4  
SO 6  
LOB 17



Batter	1	2	3	4	5	6	7	8	9	AB	R	H	RBI	BB	SO	LOB	BOTTOM		
6 Billy Hamilton, S (1.8) 68 Mason Williams, L (7.8) OBP: 0.275, SLG: 0.121 OBP: 0.314, SLG: 0.394	K	K			G6-3		81 CS BB			3	0	0	0	0	2	1			
66 Alex Blandino, R (1.4) 81 Rosell Herrera, S (7.4) OBP: 0.424, SLG: 0.484 OBP: 0.241, SLG: 0.500	23 BB 43 BB 69 1B 1B	1H 3B			F8		1-2 BB			3	1	2	1	0	0	0			
7 Eugenio Suárez, R (1.5) 46 Phil Gosselin, R (7.5) OBP: 0.341, SLG: 0.571 OBP: 0.343, SLG: 0.353	K	G4-3			43 HR HBP		P3			2	1	0	0	0	1	2			
43 Scott Schebler, L (1.9) 40 Austin Brice, R (6.1) 60 Tony Cruz, R (7. PH) 49 Zack Weiss, R (8.1) 52 Vance Worley, R (8.1) OBP: 0.553, SLG: 0.939 OBP: 0.381, SLG: 0.471	4-0 23 BB 69 1B BB		G4-3		1-1 HR		F9			2	2	1	2	1	0	0			
23 Adam Duvall, R (1.7) 2 Ben Revere, L (7.7) OBP: 0.366, SLG: 0.543 OBP: 0.190, SLG: 0.250	69 1B BB		K		K		F8			2	0	0	1	2	0	0			
69 Sebastián Eltralde, L (1.3) 78 Brandon Dixon, R (7.3) OBP: 0.286, SLG: 0.265 OBP: 0.385, SLG: 0.703	1-2 2-3 BB		F7		K		HR			3	0	1	2	0	1	0			
4 Cliff Pennington, S (1.6) 79 Nick Senzel, R (7.6) OBP: 0.394, SLG: 0.207 OBP: 0.276, SLG: 0.357	G4-3			K		16 G5-3 BB		16 PB 1B		2	0	0	1	1	2	0			
16 Tucker Barnhart, L (1.2) OBP: 0.394, SLG: 0.767		K		G3-1		G5-3		K		4	0	0	0	2	2	0			
50 Amir Garrett, R (1.1) 26 Raisel Iglesias, R (5.1) 27 Phillip Ervin, R (6.9) OBP: 0.306, SLG: 0.333		1-0 66 3B HBP		K		K		K		1	1	0	0	1	0	0			
<b>Inning Stats</b>	R: 2 E: 0 K: 2 S: 9	H: 2 LOB: 2 BB: 2 P: 17	R: 1 E: 0 K: 2 S: 8	H: 1 LOB: 1 BB: 0 P: 9	R: 0 E: 0 K: 1 S: 5	H: 0 LOB: 0 BB: 0 P: 5	R: 0 E: 0 K: 2 S: 7	H: 0 LOB: 1 BB: 1 P: 11	R: 0 E: 0 K: 0 S: 3	H: 0 LOB: 1 BB: 2 P: 11	R: 1 E: 0 K: 2 S: 10	H: 2 LOB: 1 BB: 0 P: 10	R: 0 E: 0 K: 2 S: 10	H: 0 LOB: 1 BB: 0 P: 10	1B: 3 2B: 0 3B: 1 HR: 2	SF: 0 SAC: 0 DP: 0 HBP: 2	WP: 0 PA: 36 PB: 1 SB: 0 CS: 1		
<b>PITCHER</b>	IP WLS BF H R ER SO BB IBB HBP BLK WP HR S P ERA WHIP	IP WLS BF H R ER SO BB IBB HBP BLK WP HR S P ERA WHIP	IP WLS BF H R ER SO BB IBB HBP BLK WP HR S P ERA WHIP	IP WLS BF H R ER SO BB IBB HBP BLK WP HR S P ERA WHIP	IP WLS BF H R ER SO BB IBB HBP BLK WP HR S P ERA WHIP	IP WLS BF H R ER SO BB IBB HBP BLK WP HR S P ERA WHIP	IP WLS BF H R ER SO BB IBB HBP BLK WP HR S P ERA WHIP	IP WLS BF H R ER SO BB IBB HBP BLK WP HR S P ERA WHIP	IP WLS BF H R ER SO BB IBB HBP BLK WP HR S P ERA WHIP	IP WLS BF H R ER SO BB IBB HBP BLK WP HR S P ERA WHIP	IP WLS BF H R ER SO BB IBB HBP BLK WP HR S P ERA WHIP	IP WLS BF H R ER SO BB IBB HBP BLK WP HR S P ERA WHIP	IP WLS BF H R ER SO BB IBB HBP BLK WP HR S P ERA WHIP	IP WLS BF H R ER SO BB IBB HBP BLK WP HR S P ERA WHIP	IP WLS BF H R ER SO BB IBB HBP BLK WP HR S P ERA WHIP	IP WLS BF H R ER SO BB IBB HBP BLK WP HR S P ERA WHIP	IP WLS BF H R ER SO BB IBB HBP BLK WP HR S P ERA WHIP	IP WLS BF H R ER SO BB IBB HBP BLK WP HR S P ERA WHIP	IP WLS BF H R ER SO BB IBB HBP BLK WP HR S P ERA WHIP
52 Zack Godley, R (1.1) ERA: 2.7	4.2 L 21 3 4 4 4 7 2 0 0 0 0 0 1 4 5 27.00 3.000	0.1 2 1 1 1 1 0 0 0 0 0 0 1 4 5 27.00 3.000	1.0 4 0 0 0 2 1 0 0 0 0 0 0 7 11 0.00 1.000	1.0 4 0 0 0 2 2 0 0 0 0 0 0 3 11 0.00 2.000	1.0 5 2 1 1 2 0 0 0 0 0 0 1 10 10 9.00 2.000														

Arizona Diamondbacks @ Cincinnati Reds  
Goodyear Ballpark, Goodyear, AZ  
Sun Mar 18 20:18, 4:07 PM - 6:48 PM EDT  
Att: 7,031 - Sunny - 64 F

AB 29  
R 6  
H 6  
RBI 6  
BB 5  
SO 12  
LOB 11









Batter	1	2	3	4	5	6	7	8	9	AB	R	H	RBI	BB	SO	LOB	TOP										
6 David Peralta, L OBP: 0.474, SLG: 0.600 66 Yoshinisa Hirano, R OBP: 0.311, SLG: 0.366 45 Kristopher Negrón, R OBP: 0.311, SLG: 0.366	G3		G5-4-3 BB		L9		G6-3		K	2	0	0	0	1	0	0											
11 AJ Pollock, R OBP: 0.250, SLG: 0.368 36 John Ryan Murphy, R OBP: 0.250, SLG: 0.118	P6		G5-4-3				F7		F9	3	1	1	1	0	0	1											
44 Paul Goldschmidt, R OBP: 0.380, SLG: 0.550 7 Daniel Robertson, R OBP: 0.417, SLG: 0.400	K						F8		P2	3	0	1	0	0	1	0											
22 Jake Lamb, L OBP: 0.333, SLG: 0.552 22 Cody Decker, R OBP: 0.167, SLG: 0.167		K			G3-1				K	3	1	1	0	0	1	1											
28 Steven Souza Jr., R OBP: 0.310, SLG: 0.500 84 Luis Silveiro, R OBP: 0.500, SLG: 1.500		K			K				F7	3	1	1	2	0	2	1											
4 Ketel Marte, S OBP: 0.541, SLG: 0.581 4 Kevin Medrano, L OBP: 0.400, SLG: 0.333																											
10 Chris Herrmann, L OBP: 0.325, SLG: 0.498 86 Colin Poche, L OBP: 0.310, SLG: 0.500 82 Keegan Long, R OBP: 0.444, SLG: 0.429 98 Josh Taylor, L OBP: 0.500, SLG: 0.667																											
13 Nick Ahmed, R OBP: 0.343, SLG: 0.548 37 Marty Herum, R OBP: 0.444, SLG: 0.429 80 Gallin Cribbs Jr., L OBP: 0.500, SLG: 0.667																											
38 Robbie Ray, L OBP: 0.343, SLG: 0.548 49 Michael Blazek, R OBP: 0.167, SLG: 0.167 85 Ben DeLuzio, R OBP: 0.167, SLG: 0.167																											
<b>Inning Stats</b>	R: 0 E: 0 K: 1 S: 5	H: 0 LOB: 0 BB: 0 P: 5	R: 0 E: 0 K: 2 S: 9	H: 2 LOB: 2 BB: 0 P: 9	R: 0 E: 0 K: 0 S: 2	H: 0 LOB: 0 BB: 1 P: 6	R: 0 E: 0 K: 1 S: 6	H: 1 LOB: 2 BB: 1 P: 11	R: 0 E: 0 K: 1 S: 5	H: 0 LOB: 0 BB: 0 P: 5	R: 3 E: 0 K: 0 S: 10	H: 4 LOB: 1 BB: 0 P: 13	R: 0 E: 0 K: 0 S: 3	H: 0 LOB: 0 BB: 0 P: 3	R: 0 E: 0 K: 1 S: 5	H: 0 LOB: 0 BB: 0 P: 5	R: 2 E: 0 K: 1 S: 7	H: 2 LOB: 1 BB: 1 P: 11	1B: 5 2B: 1 3B: 1 HR: 2	SF: 0 SAC: 0 DP: 1 HBP: 0	WP: 1 PB: 0 SB: 1 CS: 0	PA: 38					
<b>PITCHER</b>	IP	WLS	BF	H	R	ER	SO	BB	IBB	HBP	BLK	WP	HR	S	P	ERA	WHIP										
62 Parker Bridwell, R ERA: 7.91 Luke Bard, R ERA: 6.1 39 Keynan Middleton, R ERA: 6.0 48 Jose Alvarez, L ERA: 2.89	5.2	25	7	3	3	5	2	0	0	0	0	1	2	36	48	4.76	1.588										

**Arizona Diamondbacks @ Los Angeles Angels**  
**Tempe Diablo Stadium, Tempe, AZ**  
 Tue Mar 20 2018, 4:08 PM - 7:21 PM EDT  
 Att: 7,947 - Sunny - 77 F

**AB 35**  
**R 5**  
**H 9**  
**RBI 5**  
**BB 3**  
**SO 7**  
**LOB 13**



Batter	1	2	3	4	5	6	7	8	9	AB	R	H	RBI	BB	SO	LOB	BOTTOM										
3 Ian Kinsler, R OBP: 0.400, SLG: 0.400 31 Chris Carter, R OBP: 0.366, SLG: 0.639	F9																										
27 Mike Trout, R OBP: 0.409, SLG: 0.500 9 Eric Young Jr., S OBP: 0.370, SLG: 0.500																											
8 Justin Upton, R OBP: 0.341, SLG: 0.564 86 David Fletcher, R OBP: 0.388, SLG: 0.444																											
7 Zack Cozart, R OBP: 0.405, SLG: 0.605 37 Rymer Liriano, R OBP: 0.293, SLG: 0.244																											
56 Kole Calhoun, L OBP: 0.429, SLG: 0.632 51 Sherman Johnson, L OBP: 0.333, SLG: 0.273 40 Wade Wass, R OBP: 0.388, SLG: 0.444 57 Brennan Lund, L OBP: 0.388, SLG: 0.444																											
2 Andrelton Simmons, R OBP: 0.300, SLG: 0.308 9 Bo Way, L OBP: 0.400, SLG: 0.250 87 Alberto Trunffel, R OBP: 0.500, SLG: 0.500																											
19 Jefry Marte, R OBP: 0.438, SLG: 0.593 22 Kaleb Cowart, S OBP: 0.278, SLG: 0.257																											
17 Shohei Ohtani, L OBP: 0.219, SLG: 0.107																											
12 Martin Maldonado, R OBP: 0.293, SLG: 0.447 13 Juan Graterol, R OBP: 0.250, SLG: 0.250																											
<b>Inning Stats</b>	R: 0 E: 0 K: 2 S: 7	H: 0 LOB: 1 BB: 1 P: 12	R: 1 E: 0 K: 0 S: 4	H: 1 LOB: 3 BB: 3 P: 16	R: 1 E: 0 K: 1 S: 6	H: 1 LOB: 2 BB: 2 P: 14	R: 0 E: 0 K: 1 S: 6	H: 0 LOB: 0 BB: 0 P: 6	R: 1 E: 0 K: 2 S: 8	H: 1 LOB: 0 BB: 0 P: 8	R: 0 E: 0 K: 2 S: 8	H: 1 LOB: 1 BB: 0 P: 8	R: 0 E: 0 K: 2 S: 8	H: 1 LOB: 1 BB: 0 P: 9	R: 0 E: 0 K: 0 S: 4	H: 1 LOB: 0 BB: 0 P: 4	R: 3 E: 0 K: 1 S: 6	H: 3 LOB: 2 BB: 2 P: 14	1B: 5 2B: 2 3B: 1 HR: 1	SF: 1 SAC: 0 DP: 0 HBP: 0	WP: 1 PB: 0 SB: 1 CS: 0	PA: 42					
<b>PITCHER</b>	IP	WLS	BF	H	R	ER	SO	BB	IBB	HBP	BLK	WP	HR	S	P	ERA	WHIP										
38 Robbie Ray, L ERA: 3.86 49 Michael Blazek, R ERA: 7.71 66 Yoshinisa Hirano, R ERA: 7.71 86 Colin Poche, L ERA: 7.71 82 Keegan Long, R ERA: 7.71	2.1	14	6	2	2	2	2	5	0	0	0	0	0	13	34	7.71	3.000										
98 Josh Taylor, L ERA: 13.5 96 Bud Jeter, R ERA: 13.5	0.1	5	1	1	0	0	0	0	0	0	0	0	0	0	0	13.5	12.000										

**Arizona Diamondbacks @ Los Angeles Angels**  
**Tempe Diablo Stadium, Tempe, AZ**  
 Tue Mar 20 2018, 4:08 PM - 7:21 PM EDT  
 Att: 7,947 - Sunny - 77 F

**AB 33**  
**R 6**  
**H 9**  
**RBI 6**  
**BB 8**  
**SO 11**  
**LOB 21**

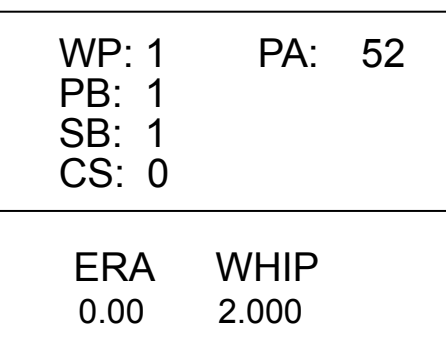




Batter	1	2	3	4	5	6	7	8	9	AB	R	H	RBI	BB	SO	LOB	TOP								
12 Joe Panik, L OBP: 0.370, SLG: 0.475 88 Andrés Blanco, S OBP: 0.409, SLG: 0.368										4	3	2	0	1	0	0									
9 Brandon Belt, L OBP: 0.491, SLG: 0.733 88 Myles Schroder, S OBP: 0.429, SLG: 0.833										4	2	3	3	0	0	0									
22 Andrew McCutchen, R OBP: 0.400, SLG: 0.429 1 Gregor Blanco, L OBP: 0.438, SLG: 0.708										3	1	1	3	1	2	1									
28 Buster Posey, R OBP: 0.565, SLG: 0.864 75 Jeff Arnold, R OBP: 0.500, SLG: 0.500										4	1	3	1	0	0	0									
10 Evan Longoria, R OBP: 0.432, SLG: 0.545 37 Kelby Tomlinson, R OBP: 0.318, SLG: 0.333										4	0	2	0	0	1	1									
35 Brandon Crawford, L OBP: 0.396, SLG: 0.364 19 Josh Rutledge, R OBP: 0.389, SLG: 0.531										4	0	2	1	0	0	2									
8 Hunter Pence, R OBP: 0.319, SLG: 0.488 7 Gorkys Hernández, R OBP: 0.364, SLG: 0.436										4	1	1	0	0	2	3									
16 Austin Jackson, R OBP: 0.421, SLG: 0.394 78 Steven Duggar, L OBP: 0.346, SLG: 0.533										4	0	1	0	0	3	5									
48 Pablo Sandoval, S OBP: 0.367, SLG: 0.535 81 Will Albertson, R OBP: 1.000, SLG: 1.000										4	2	2	1	0	1	1									
<b>Inning Stats</b>	R: 4 E: 0 K: 2 S: 21	H: 5 LOB: 1 BB: 0 P: 31	R: 0 E: 0 K: 2 S: 11	H: 0 LOB: 0 BB: 0 P: 15	R: 0 E: 0 K: 2 S: 8	H: 0 LOB: 0 BB: 0 P: 12	R: 3 E: 0 K: 2 S: 21	H: 4 LOB: 1 BB: 0 P: 28	R: 0 E: 0 K: 1 S: 9	H: 1 LOB: 1 BB: 0 P: 13	R: 2 E: 0 K: 0 S: 7	H: 4 LOB: 2 BB: 0 P: 10	R: 5 E: 1 K: 2 S: 28	H: 6 LOB: 3 BB: 2 P: 52	R: 0 E: 0 K: 2 S: 15	H: 1 LOB: 2 BB: 1 P: 27	R: 0 E: 0 K: 2 S: 9	H: 0 LOB: 2 BB: 2 P: 20	1B: 15 2B: 5 3B: 0 HR: 2	SF: 0 SAC: 0 DP: 1 HBP: 1	WP: 1 PB: 1 SB: 1 CS: 0	PA: 52			
<b>PITCHER</b>	IP WLS BF H R ER SO BB IBB HBP BLK WP HR S P ERA WHIP	IP WLS BF H R ER SO BB IBB HBP BLK WP HR S P ERA WHIP	IP WLS BF H R ER SO BB IBB HBP BLK WP HR S P ERA WHIP	IP WLS BF H R ER SO BB IBB HBP BLK WP HR S P ERA WHIP	IP WLS BF H R ER SO BB IBB HBP BLK WP HR S P ERA WHIP	IP WLS BF H R ER SO BB IBB HBP BLK WP HR S P ERA WHIP	IP WLS BF H R ER SO BB IBB HBP BLK WP HR S P ERA WHIP	IP WLS BF H R ER SO BB IBB HBP BLK WP HR S P ERA WHIP	IP WLS BF H R ER SO BB IBB HBP BLK WP HR S P ERA WHIP	IP WLS BF H R ER SO BB IBB HBP BLK WP HR S P ERA WHIP	IP WLS BF H R ER SO BB IBB HBP BLK WP HR S P ERA WHIP	IP WLS BF H R ER SO BB IBB HBP BLK WP HR S P ERA WHIP	IP WLS BF H R ER SO BB IBB HBP BLK WP HR S P ERA WHIP	IP WLS BF H R ER SO BB IBB HBP BLK WP HR S P ERA WHIP	IP WLS BF H R ER SO BB IBB HBP BLK WP HR S P ERA WHIP	IP WLS BF H R ER SO BB IBB HBP BLK WP HR S P ERA WHIP	IP WLS BF H R ER SO BB IBB HBP BLK WP HR S P ERA WHIP	IP WLS BF H R ER SO BB IBB HBP BLK WP HR S P ERA WHIP	IP WLS BF H R ER SO BB IBB HBP BLK WP HR S P ERA WHIP	IP WLS BF H R ER SO BB IBB HBP BLK WP HR S P ERA WHIP	IP WLS BF H R ER SO BB IBB HBP BLK WP HR S P ERA WHIP	IP WLS BF H R ER SO BB IBB HBP BLK WP HR S P ERA WHIP	IP WLS BF H R ER SO BB IBB HBP BLK WP HR S P ERA WHIP	IP WLS BF H R ER SO BB IBB HBP BLK WP HR S P ERA WHIP	IP WLS BF H R ER SO BB IBB HBP BLK WP HR S P ERA WHIP
6 David Peralta, L OBP: 0.512, SLG: 0.639 75 Michael Pérez, L OBP: 0.429, SLG: 0.833									1	0	1	0	2	0	0	0									
1 Jarrod Dyson, L OBP: 0.231, SLG: 0.200 14 Anfernee Benitez, R 47 Mason McCullough, R									4	0	0	0	0	1	6	0									
44 Paul Goldschmidt, R OBP: 0.366, SLG: 0.457 93 Austin Mason, R Yuhei Nakaushiro, L 8 Marcus Wilson, R									3	0	0	0	0	1	5	0									
22 Jake Lamb, L OBP: 0.359, SLG: 0.581 77 Anfernee Grier, R									2	0	1	0	1	1	0	0									
28 Steven Souza Jr., R OBP: 0.300, SLG: 0.481 45 Kristopher Negron, R									1	0	0	0	0	0	1	0									
5 Alex Avila, L OBP: 0.185, SLG: 0.250 88 Pavin Smith, L									2	0	1	0	0	1	1	0									
16 Chris Owings, R OBP: 0.324, SLG: 0.219 79 Camden Duzenack, R									3	0	0	0	0	1	3	0									
3 Daniel Descalso, L OBP: 0.306, SLG: 0.324 83 Manny Jefferson, R OBP: 0.333, SLG: 0.333									3	0	2	0	0	0	0	0									
55 Matt Koch, L Joey Krehbiel, R									0	0	0	0	0	0	0	0									
24 Yasmany Tomás, R OBP: 0.375, SLG: 0.444									3	0	0	0	0	2	1	0									
<b>Inning Stats</b>	R: 0 E: 0 K: 1 S: 7	H: 1 LOB: 0 BB: 0 P: 12	R: 0 E: 0 K: 1 S: 13	H: 1 LOB: 0 BB: 0 P: 20	R: 0 E: 0 K: 0 S: 6	H: 1 LOB: 1 BB: 1 P: 11	R: 0 E: 0 K: 2 S: 9	H: 1 LOB: 1 BB: 0 P: 12	R: 0 E: 0 K: 1 S: 8	H: 1 LOB: 1 BB: 1 P: 12	R: 0 E: 0 K: 0 S: 7	H: 1 LOB: 1 BB: 0 P: 10	R: 0 E: 0 K: 2 S: 28	H: 1 LOB: 2 BB: 2 P: 52	R: 0 E: 0 K: 1 S: 9	H: 0 LOB: 0 BB: 0 P: 10	R: 0 E: 0 K: 1 S: 6	H: 0 LOB: 0 BB: 0 P: 10	1B: 3 2B: 4 3B: 1 HR: 0	SF: 0 SAC: 1 DP: 1 HBP: 0	WP: 0 PB: 0 SB: 0 CS: 0	PA: 36			
<b>PITCHER</b>	IP WLS BF H R ER SO BB IBB HBP BLK WP HR S P ERA WHIP	IP WLS BF H R ER SO BB IBB HBP BLK WP HR S P ERA WHIP	IP WLS BF H R ER SO BB IBB HBP BLK WP HR S P ERA WHIP	IP WLS BF H R ER SO BB IBB HBP BLK WP HR S P ERA WHIP	IP WLS BF H R ER SO BB IBB HBP BLK WP HR S P ERA WHIP	IP WLS BF H R ER SO BB IBB HBP BLK WP HR S P ERA WHIP	IP WLS BF H R ER SO BB IBB HBP BLK WP HR S P ERA WHIP	IP WLS BF H R ER SO BB IBB HBP BLK WP HR S P ERA WHIP	IP WLS BF H R ER SO BB IBB HBP BLK WP HR S P ERA WHIP	IP WLS BF H R ER SO BB IBB HBP BLK WP HR S P ERA WHIP	IP WLS BF H R ER SO BB IBB HBP BLK WP HR S P ERA WHIP	IP WLS BF H R ER SO BB IBB HBP BLK WP HR S P ERA WHIP	IP WLS BF H R ER SO BB IBB HBP BLK WP HR S P ERA WHIP	IP WLS BF H R ER SO BB IBB HBP BLK WP HR S P ERA WHIP	IP WLS BF H R ER SO BB IBB HBP BLK WP HR S P ERA WHIP	IP WLS BF H R ER SO BB IBB HBP BLK WP HR S P ERA WHIP	IP WLS BF H R ER SO BB IBB HBP BLK WP HR S P ERA WHIP	IP WLS BF H R ER SO BB IBB HBP BLK WP HR S P ERA WHIP	IP WLS BF H R ER SO BB IBB HBP BLK WP HR S P ERA WHIP	IP WLS BF H R ER SO BB IBB HBP BLK WP HR S P ERA WHIP	IP WLS BF H R ER SO BB IBB HBP BLK WP HR S P ERA WHIP	IP WLS BF H R ER SO BB IBB HBP BLK WP HR S P ERA WHIP	IP WLS BF H R ER SO BB IBB HBP BLK WP HR S P ERA WHIP	IP WLS BF H R ER SO BB IBB HBP BLK WP HR S P ERA WHIP	IP WLS BF H R ER SO BB IBB HBP BLK WP HR S P ERA WHIP


San Francisco Giants @ Arizona Diamondbacks  
Salt River Fields at Talking Stick, Scottsdale, AZ  
Wed Mar 21 2018, 9:40 PM - 12:59 AM EDT  
Att. 12,888 - Clear - 79 F

AB 46  
R 14  
H 21  
RBI 13  
BB 5  
SO 15  
LOB 25



San Francisco Giants @ Arizona Diamondbacks  
Salt River Fields at Talking Stick, Scottsdale, AZ  
Wed Mar 21 2018, 9:40 PM - 12:59 AM EDT  
Att. 12,888 - Clear - 79 F

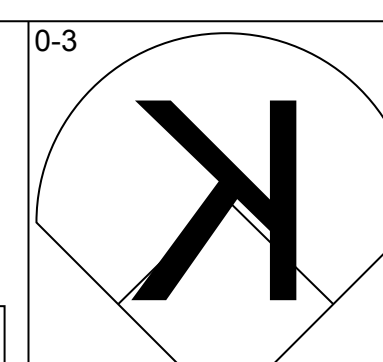
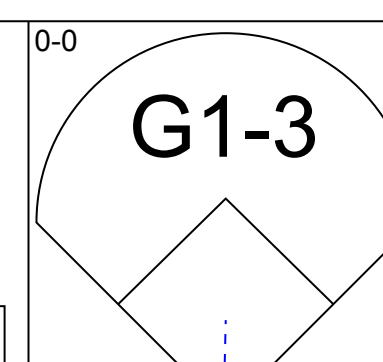
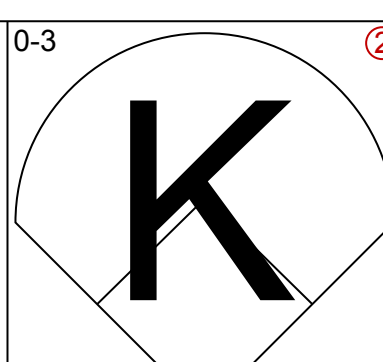
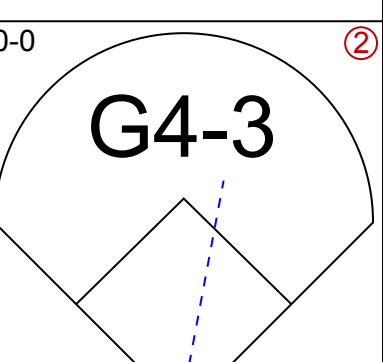
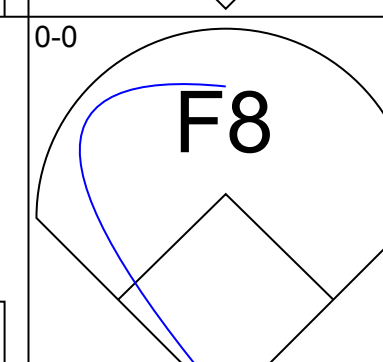
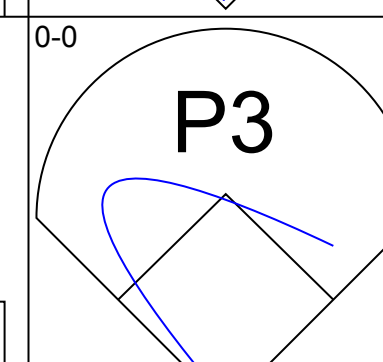
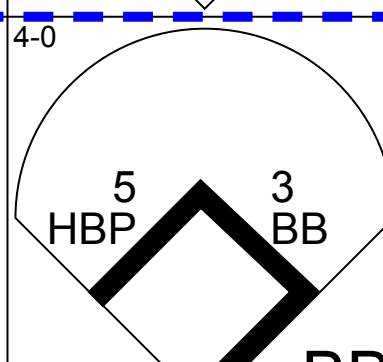
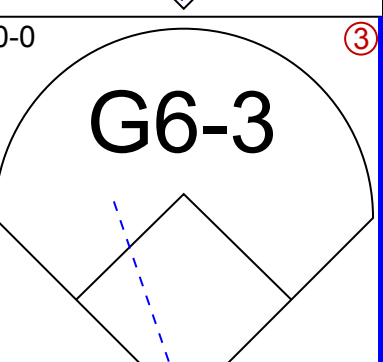
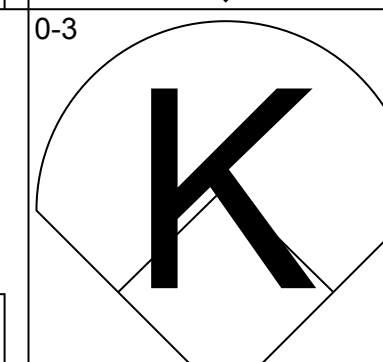
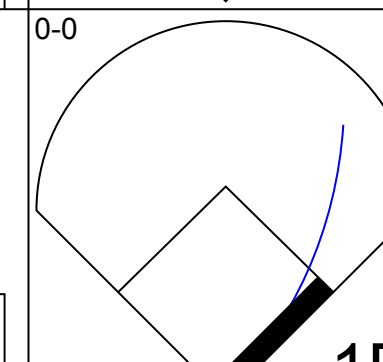
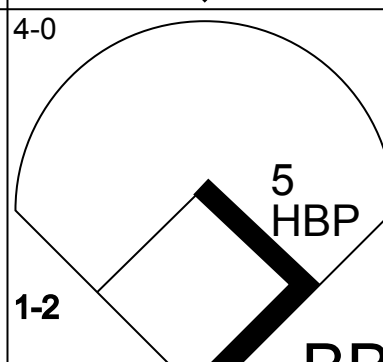

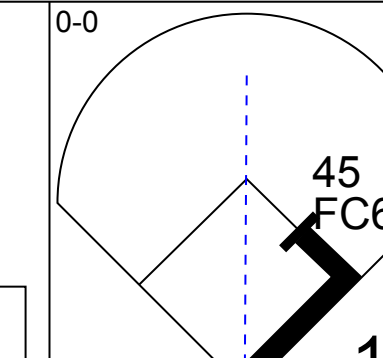
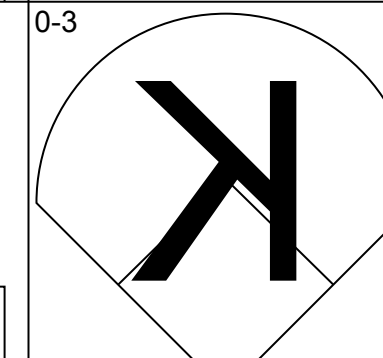
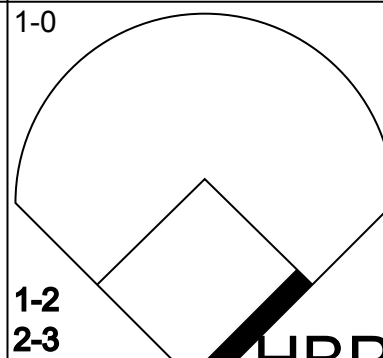

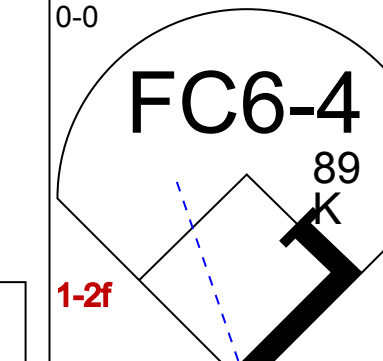

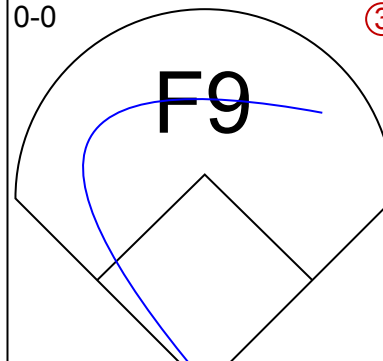

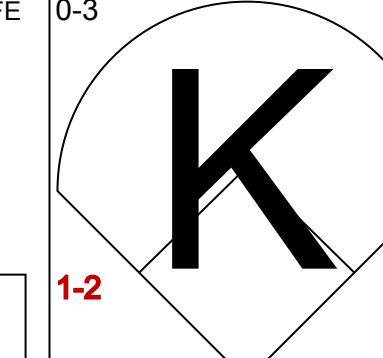


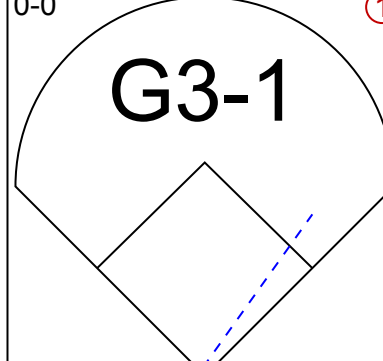
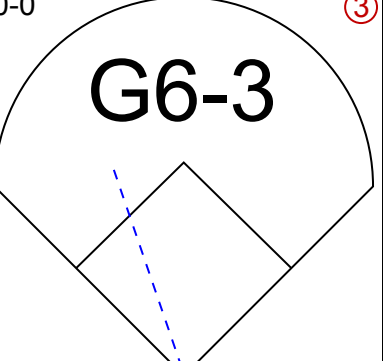
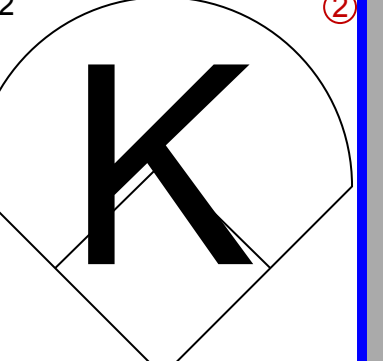
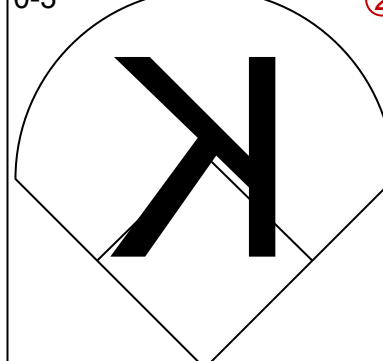
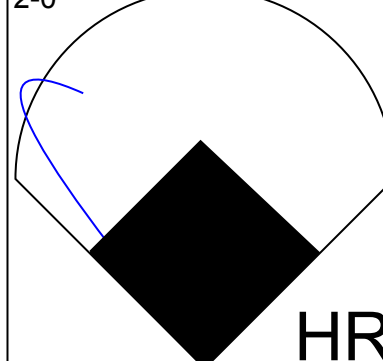
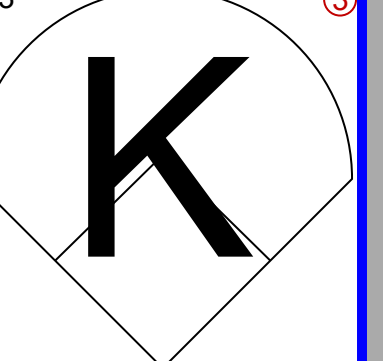
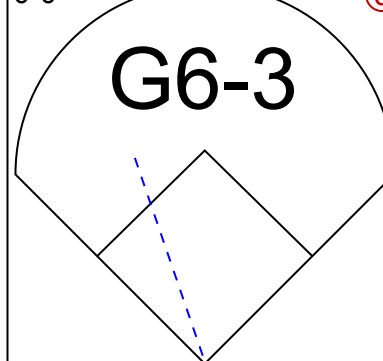
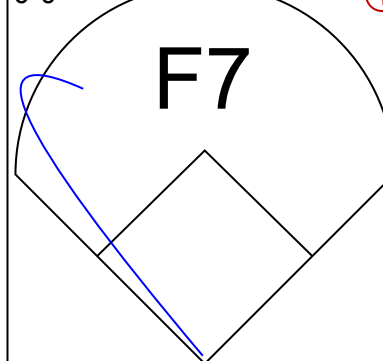
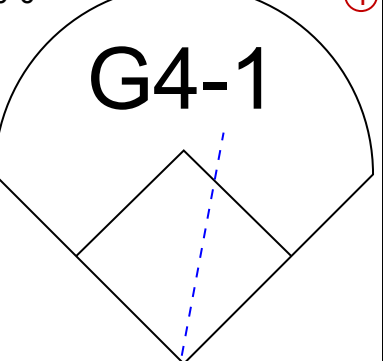
AB 32  
R 0  
H 8  
RBI 0  
BB 3  
SO 9  
LOB 20

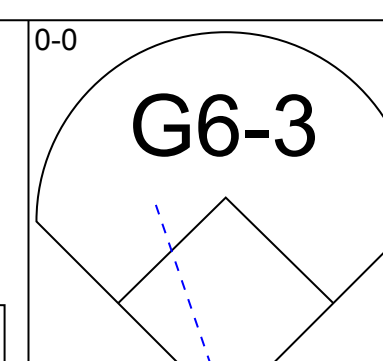
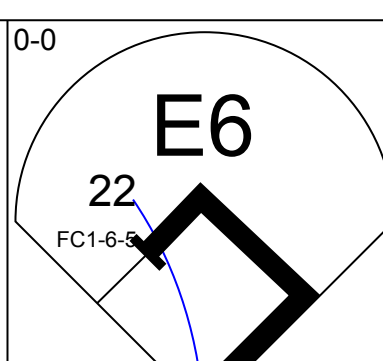
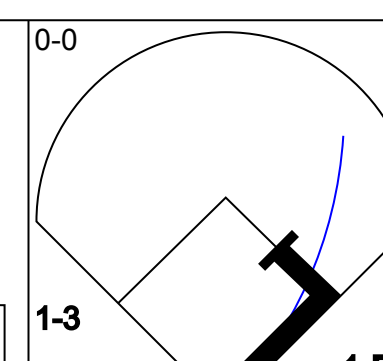
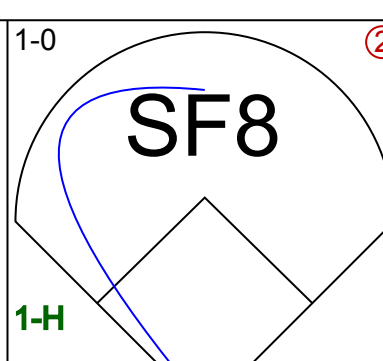
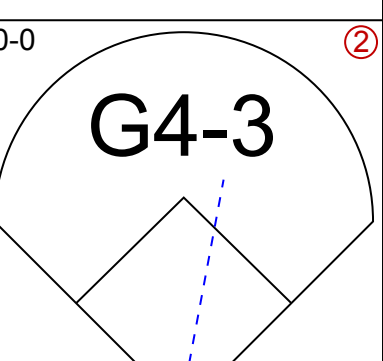
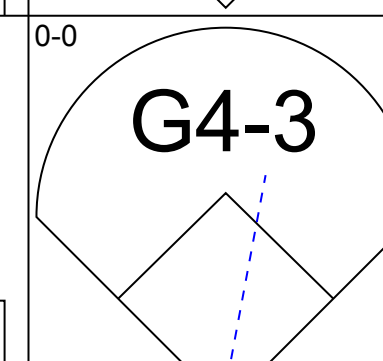
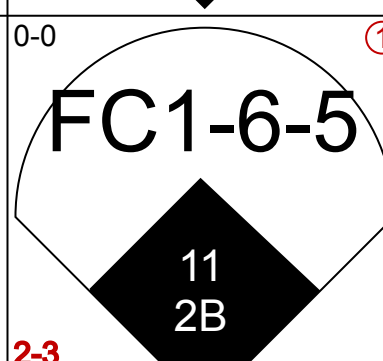
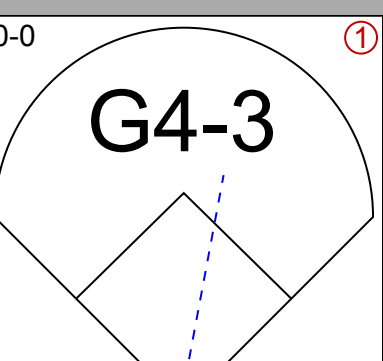
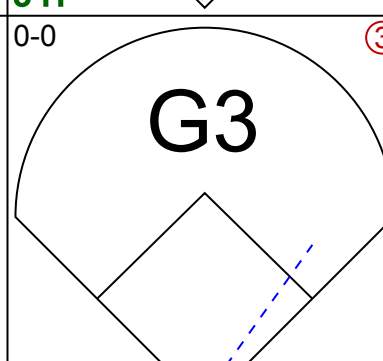
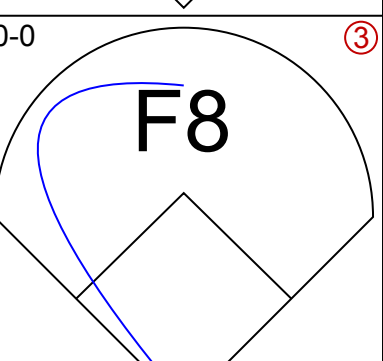
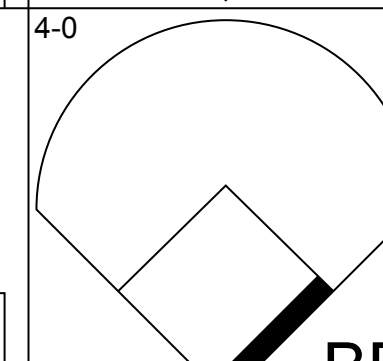
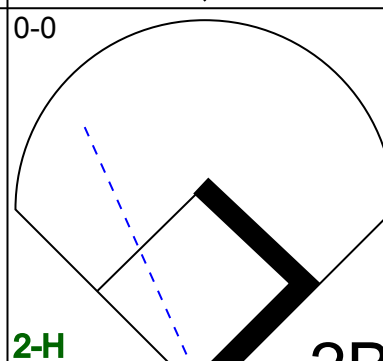
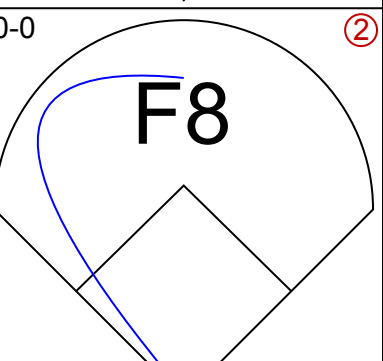
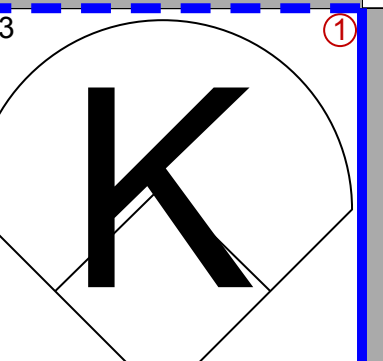
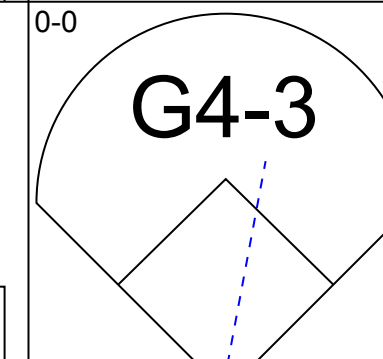
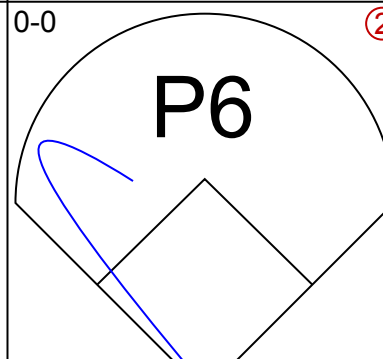
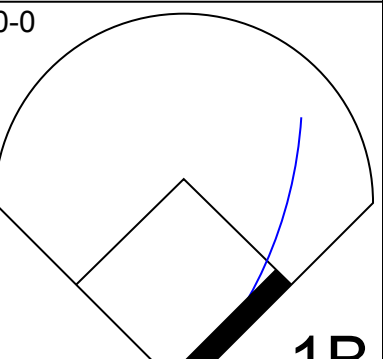
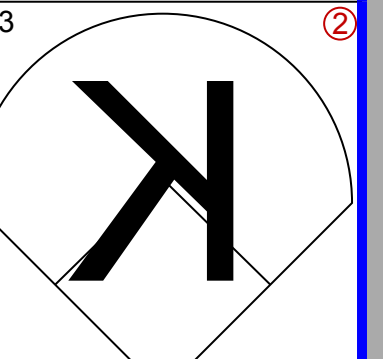
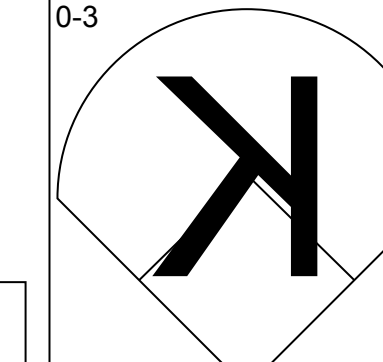
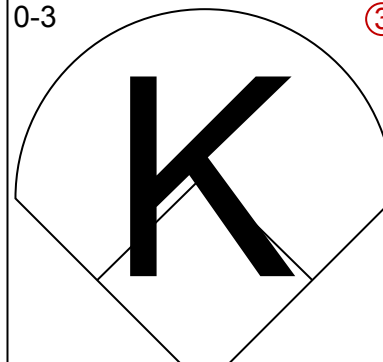
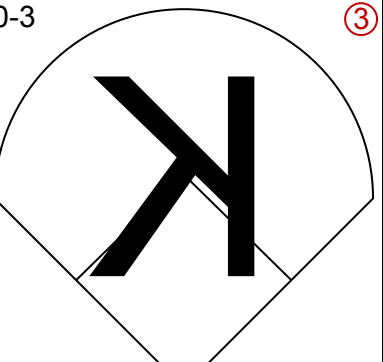
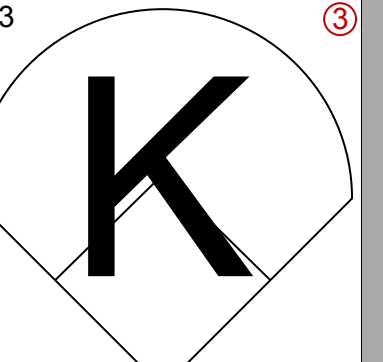
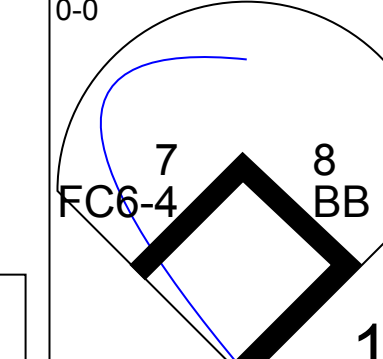
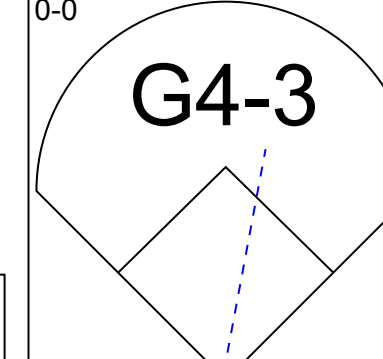
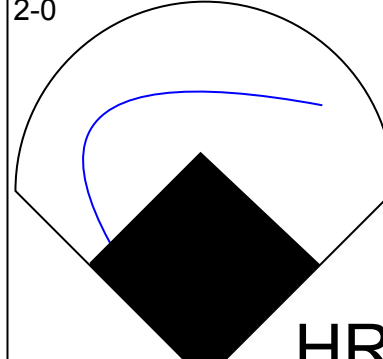
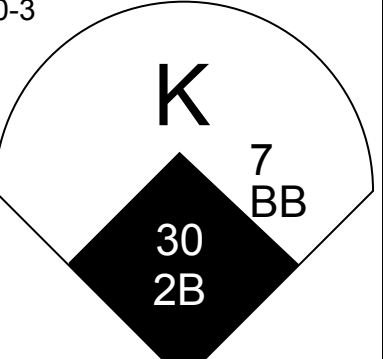
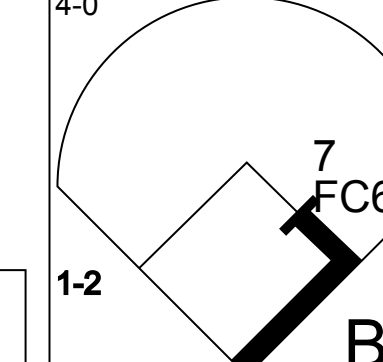
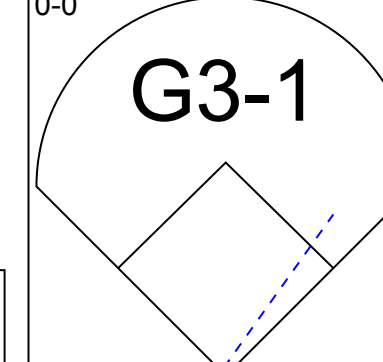
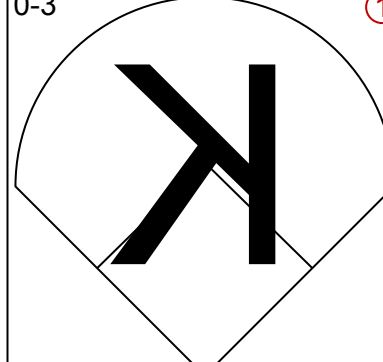
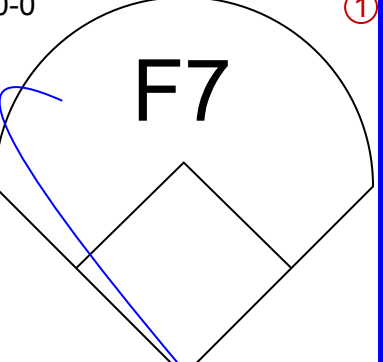
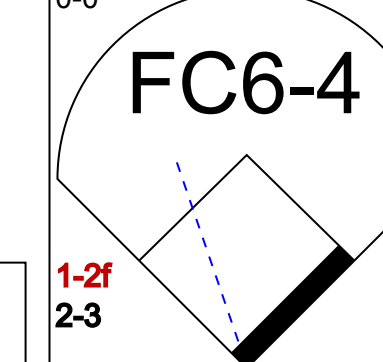
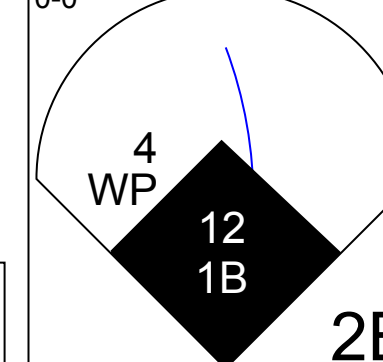
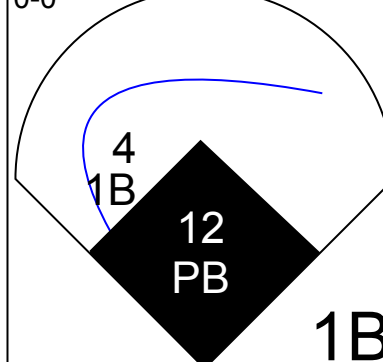
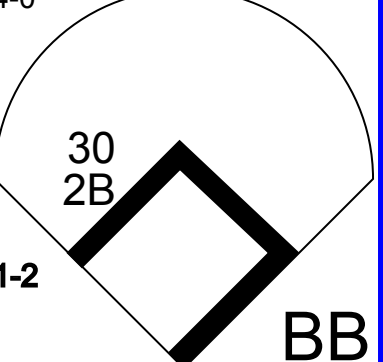
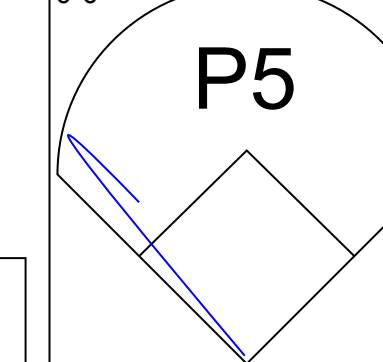
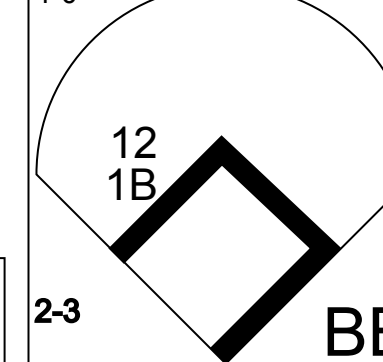
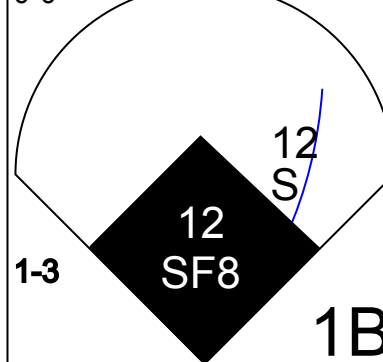
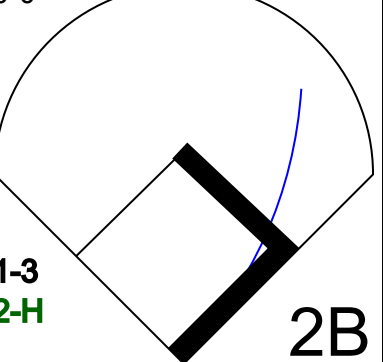








Batter	1	2	3	4	5	6	7	8	9	AB	R	H	RBI	BB	SO	LOB	TOP						
6 David Peralta, L (1,7) OBP: 0.488, SLG: 0.605 90 Rudy Flores, L (4,7)										2	0	0	0	0	1	0	<b>Arizona Diamondbacks @ Cleveland Indians</b> Goodyear Ballpark, Goodyear, AZ Fri Mar 23 2018, 9:07 PM - 12:13 AM EDT Att: 10,022 - Clear - 82 F						
16 Chris Owens, R (1,9) OBP: 0.311, SLG: 0.231 Ronnie Freeman, R (8,2)										3	0	0	0	1	0	0							
3 Daniel Descalso, L (1,3) OBP: 0.326, SLG: 0.325 (7,4) (8,6)										3	0	1	0	1	1	0							
5 Alex Avila, L (1,2) OBP: 0.233, SLG: 0.269 César Puello, R (8,9) OBP: 0.457, SLG: 0.533										2	0	1	0	0	1	1							
45 Kristopher Negrón, R (1,6) OBP: 0.296, SLG: 0.380 77 Juniel Querecuto, S (8,4)										3	0	0	0	0	1	4							
89 Drew Ellis, R (1,5) 85 Ben DeLuzio, R (7,8) OBP: 0.167, SLG: 0.167										3	0	0	0	0	1	1							
8 Marcus Wilson, R (1,8) 91 Ramon Hernandez, R (7,5)										3	0	0	0	0	1	0							
79 Camden Duzenack, R (1,4) OBP: 0.200, SLG: 0.800 66 Yoshihisa Hirano, R (7,1) 57 Fernando Salas, R (8,1)										3	1	1	1	0	2	0							
46 Patrick Corbin, L (1,1) 30 T.J. McFarland, L (6,1) 88 Pavin Smith, L (7,3)										2	0	0	0	0	0	0							
										0	0	0	0	0	0	0							
										1	0	0	0	0	0	0							
<b>Inning Stats</b>	R: 0 E: 0 K: 2 S: 7	H: 0 LOB: 0 BB: 0 P: 7	H: 1 LOB: 0 BB: 0 P: 5	R: 0 E: 0 K: 1 S: 5	H: 0 LOB: 0 BB: 0 P: 5	R: 0 E: 0 K: 1 S: 6	H: 1 LOB: 1 BB: 0 P: 6	R: 0 E: 0 K: 1 S: 5	H: 0 LOB: 0 BB: 0 P: 5	R: 1 E: 0 K: 1 S: 6	H: 1 LOB: 3 BB: 2 P: 17	R: 0 E: 0 K: 2 S: 7	H: 0 LOB: 0 BB: 0 P: 7	R: 0 E: 0 K: 3 S: 3	H: 0 LOB: 0 BB: 0 P: 3	R: 0 E: 0 K: 2 S: 7		H: 0 LOB: 0 BB: 0 P: 7	1B: 2 2B: 0 3B: 0 HR: 1	SF: 0 SAC: 0 DP: 0 HBP: 1	WP: 0 PB: 0 SB: 0 CS: 0	PA: 32	
<b>PITCHER</b>	IP WLS BF H R ER SO BB IBB HBP BLK WP HR S P ERA WHIP	5.2 W 19 3 1 1 7 0 0 0 0 0 1 33 35 1.59 0.529	0.1 H 4 0 0 0 0 2 0 0 1 0 0 0 1 10 0.00 6.000	1.0 3 0 0 0 2 0 0 0 0 0 0 7 7 0.00 0.000	1.0 3 0 0 0 0 0 0 0 0 0 0 3 3 0.00 0.000	1.0 3 0 0 0 2 0 0 0 0 0 0 7 7 0.00 0.000																	

Batter	1	2	3	4	5	6	7	8	9	AB	R	H	RBI	BB	SO	LOB	BOTTOM					
12 Francisco Lindor, S (1,6) OBP: 0.328, SLG: 0.636 9 Erik González, R (7,6)										3	0	1	2	0	0	0	3					
22 Jason Kipnis, L (1,4) OBP: 0.425, SLG: 0.870 70 Drew Maggi, R (7,4)										4	1	0	0	0	0	1						
11 José Ramírez, S (1,5) OBP: 0.382, SLG: 0.417 46 Dillon Persinger, R (8,5)										3	0	1	1	1	1	0						
23 Michael Brantley, L (1,7) OBP: 0.286, SLG: 0.714 60 Tre Gantt, L (8,7)										4	0	1	0	0	1	2						
										0	0	0	0	0	0	0						
										4	0	0	0	0	4	2						
10 Edwin Encarnación, R (1,10) OBP: 0.235, SLG: 0.298										4	0	0	0	0	4	2						
17 Yonder Alonso, L (1,3) OBP: 0.473, SLG: 0.917 32 Jose Medina, L (7,3)										3	1	2	1	0	0	0						
8 Lonnie Chisenhall, L (1,9) OBP: 0.283, SLG: 0.229 84 Jack Murphy, S (9,2)										3	0	0	0	1	1	1						
7 Yan Gomes, R (1,2) OBP: 0.415, SLG: 0.703 49 Michael Tinsley, L (8, PR) (9,9)										3	2	2	0	1	0	2						
4 Bradley Zimmer, L (1,8) OBP: 0.306, SLG: 0.386 30 Tyler Naquin, L (8,8)										2	1	1	0	1	0	2						
										1	0	1	1	0	0	0						
<b>Inning Stats</b>	R: 0 E: 0 K: 0 S: 3	H: 0 LOB: 1 BB: 1 P: 7	R: 0 E: 0 K: 1 S: 6	H: 1 LOB: 2 BB: 1 P: 10	R: 1 E: 1 K: 1 S: 7	H: 1 LOB: 1 BB: 0 P: 7	R: 1 E: 0 K: 0 S: 4	H: 2 LOB: 2 BB: 1 P: 8	R: 0 E: 0 K: 1 S: 6	H: 1 LOB: 1 BB: 0 P: 6	R: 3 E: 0 K: 1 S: 8	H: 3 LOB: 0 BB: 0 P: 11	R: 0 E: 0 K: 3 S: 9	H: 0 LOB: 0 BB: 0 P: 9	R: 1 E: 0 K: 1 S: 7	H: 1 LOB: 3 BB: 1 P: 11	R: 1 E: 0 K: 1 S: 7	H: 1 LOB: 3 BB: 1 P: 11	1B: 5 2B: 3 3B: 0 HR: 1	SF: 1 SAC: 0 DP: 0 HBP: 0	WP: 2 PB: 1 SB: 1 CS: 0	PA: 38
<b>PITCHER</b>	IP WLS BF H R ER SO BB IBB HBP BLK WP HR S P ERA WHIP	5.0 L 24 6 3 2 3 3 0 0 0 0 0 1 27 41 3.60 1.800	1.0 5 2 2 2 1 0 0 0 0 0 0 0 7 8 18.00 2.000	1.0 3 0 0 0 3 0 0 0 0 0 0 0 9 9 0.00 0.000	1.0 6 1 1 1 1 1 0 0 0 0 1 0 7 11 9.00 2.000																	

AB	27
R	1
H	3
RBI	1
BB	2
SO	10
LOB	6



AB	33
R	6
H	9
RBI	5
BB	4
SO	8
LOB	16









Batter	1	2	3	4	5	6	7	8	9	AB	R	H	RBI	BB	SO	LOB	TOP											
68 Humberto Arteaga, R OBP: 0.359, SLG: 0.412 85 Angelo Castellano, R OBP: 0.400, SLG: 0.250	G1-3		F8			F7			P2	3	0	0	0	0	0	0												
8 Mike Moustakas, L OBP: 0.375, SLG: 0.917 89 Emmanuel Rivera, R, FR OBP: 0.286, SLG: 0.429	HR			K			E4		P3	3	1	1	1	0	1	0												
19 Cheslor Cuthbert, R OBP: 0.400, SLG: 0.649 69 Frank Schwindel, R OBP: 0.400, SLG: 1.026	K			F7			G6-4-3		HR	3	0	0	0	0	1	1												
12 Jorge Soler, R OBP: 0.319, SLG: 0.574 45 Rudy Martin, L	P4			K			F8		HR	3	0	0	0	0	1	1												
4 Alex Gordon, L OBP: 0.226, SLG: 0.167 26 Elier Hernandez, R (9, PH) OBP: 0.400, SLG: 0.500	G4-3					F9			CS	3	1	1	0	0	0	0												
7 Tyler Collins, L OBP: 0.319, SLG: 0.318 28 Alfredo Escalera, R OBP: 0.250, SLG: 0.250	P5					G6-3				2	0	0	0	0	0	0												
27 Adalberto Mondesi, S OBP: 0.266, SLG: 0.571 1 Ryan Goins, L OBP: 0.417, SLG: 0.450	1B					G4-3				2	0	1	0	0	0	0												
9 Drew Butera, R OBP: 0.370, SLG: 0.333 24 Luis Villegas, R			L9							1	0	0	0	1	0	0												
14 Billy Burns, S OBP: 0.250, SLG: 0.182 79 Khalil Lee, L OBP: 0.400, SLG: 0.250	K					G4-6-3			HR	2	0	0	0	0	1	1												
<b>Inning Stats</b>	R: 1 H: 1 E: 0 K: 1 S: 11	H: 1 LOB: 0 BB: 0 P: 19	R: 0 H: 1 E: 0 K: 0 S: 7	H: 1 LOB: 1 BB: 0 P: 12	R: 0 H: 0 E: 0 K: 1 S: 8	H: 0 LOB: 0 BB: 0 P: 11	R: 0 H: 0 E: 0 K: 2 S: 9	H: 0 LOB: 0 BB: 0 P: 14	R: 0 H: 0 E: 0 K: 0 S: 4	H: 0 LOB: 0 BB: 0 P: 5	R: 0 H: 0 E: 0 K: 0 S: 4	H: 0 LOB: 0 BB: 0 P: 10	R: 0 H: 0 E: 0 K: 0 S: 7	H: 1 LOB: 0 BB: 0 P: 18	R: 2 H: 1 E: 0 K: 0 S: 7	H: 1 LOB: 0 BB: 0 P: 19	1B: 1 2B: 1 3B: 0 HR: 2	SF: 0 SAC: 0 DP: 2 HBP: 0	WP: 1 PB: 0 CS: 1	PA: 32								
<b>PITCHER</b>	IP	WLS	BF	H	R	ER	SO	BB	IBB	HBP	BLK	WP	HR	S	P	ERA	WHIP											
52 Zack Godley, R ERA: 2.21	(1, 1)		7.0	22	2	1	1	4	1	0	0	0	0	1	50	81	1.29	0.429										
30 T.J. McFarland, L ERA: 3.0	(8, 1)	0.2	B	3	1	1	1	0	0	0	0	0	1	0	7	11	13.50	1.500										
90 Bradin Hagens, R ERA: 23.63	(8, 1)	1.1		6	1	2	2	0	2	0	0	0	0	1	11	26	13.50	2.250										

**Kansas City Royals @ Arizona Diamondbacks**  
Salt River Fields at Talking Stick, Scottsdale, AZ

Sat Mar 24 2018, 4:11 PM - 6:46 PM EDT  
Att: 12,514 - Partly Cloudy - 81 F

livebaseballscorecards.com

AB	28
R	4
H	4
RBI	4
BB	3
SO	4
LOB	6



Batter	1	2	3	4	5	6	7	8	9	AB	R	H	RBI	BB	SO	LOB	BOTTOM											
85 Ben DeLuizio, R OBP: 0.300, SLG: 0.125 91 Ramon Hernandez, R, S	P4		G1-3						G4-3	2	0	0	0	2	1	2												
11 AJ Pollock, R OBP: 0.281, SLG: 0.378 30 T.J. McFarland, L	G5-3		G1-3			PO			K	4	0	0	0	0	0	3												
90 Bradin Hagens, R 13 Adam Walton, R (9, PH)									K	0	0	0	0	0	0	0												
44 Paul Goldschmidt, R OBP: 0.362, SLG: 0.425 84 Luis Silveiro, R OBP: 0.333, SLG: 1.000	1B		K						G5-3	2	0	1	0	1	1	1												
24 Yasmany Tomás, R OBP: 0.370, SLG: 0.439 87 Ryan Grotjahn, L	G5-3		G4-3			FC5-4			G6-3	3	0	0	0	0	0	3												
89 Drew Ellis, R OBP: 0.143, SLG: 0.286 79 Ernie De La Trinidad, L OBP: 1.000, SLG: 1.000	2B					L7			HR	3	1	1	0	0	0	1												
2 Jeff Mathis, R OBP: 0.421, SLG: 0.214 83 Jose Herrera, S OBP: 0.500, SLG: 0.500	BB		K						G3-1	1	0	0	0	1	1	0												
79 Camden Duzenack, R (6) ERA: 2.7 78 Jose Vinicio, R OBP: 1.000, SLG: 3.000	BB		G5-3						HR	2	1	1	0	1	0	0												
77 Juniel Querecuto, S OBP: 0.250, SLG: 0.333 11 Tra Holmes, R	SF7								L9	2	0	1	1	0	0	0												
52 Zack Godley, R 88 Pavin Smith, L (7, PH) OBP: 0.200, SLG: 0.400	K								G5-3	2	0	0	0	1	2	0												
<b>Inning Stats</b>	R: 0 H: 1 E: 0 K: 0 S: 6	H: 1 LOB: 1 BB: 0 P: 13	R: 1 H: 1 E: 0 K: 1 S: 9	H: 1 LOB: 2 BB: 2 P: 17	R: 0 H: 0 E: 0 K: 1 S: 9	H: 0 LOB: 1 BB: 1 P: 15	R: 0 H: 0 E: 0 K: 1 S: 6	H: 0 LOB: 0 BB: 0 P: 8	R: 0 H: 0 E: 0 K: 0 S: 4	H: 0 LOB: 0 BB: 1 P: 13	R: 0 H: 0 E: 0 K: 0 S: 11	H: 0 LOB: 1 BB: 1 P: 19	R: 1 H: 3 E: 0 K: 0 S: 15	H: 3 LOB: 2 BB: 0 P: 23	R: 2 H: 3 E: 0 K: 0 S: 16	H: 3 LOB: 1 BB: 0 P: 20	R: 0 H: 0 E: 0 K: 1 S: 8	H: 0 LOB: 0 BB: 0 P: 11	1B: 4 2B: 3 3B: 1 HR: 0	SF: 1 SAC: 0 DP: 0 HBP: 0	WP: 0 PB: 0 CS: 2	PA: 39						
<b>PITCHER</b>	IP	WLS	BF	H	R	ER	SO	BB	IBB	HBP	BLK	WP	HR	S	P	ERA	WHIP											
41 Danny Duffy, L ERA: 8.4	(1, 1)		2.0	9	2	1	1	1	2	1	0	0	0	0	15	30	4.50	2.000										
56 Brad Keller, R ERA: 2.7	(3, 1)	2.0		7	0	0	0	2	1	0	0	0	0	0	15	23	0.00	0.500										
52 Justin Grimm, R ERA: 5.14	(5, 1)	2.0		7	0	0	0	0	2	0	0	0	0	0	15	32	0.00	1.000										
37 Brandon Maurer, R ERA: 2.45	(7, 1)	1.0		6	3	1	1	1	0	0	0	0	0	0	15	23	9.00	3.000										
40 Kelvin Herrera, R ERA: 5.63	(8, 1)	1.0		6	3	2	2	0	0	0	0	0	0	0	16	20	18.00	3.000										

**Kansas City Royals @ Arizona Diamondbacks**  
Salt River Fields at Talking Stick, Scottsdale, AZ

Sat Mar 24 2018, 4:11 PM - 6:46 PM EDT  
Att: 12,514 - Partly Cloudy - 81 F

livebaseballscorecards.com

AB	32
R	4
H	8
RBI	4
BB	5
SO	5
LOB	13

















Batter	1	2	3	4	5	6	7	8	9	AB	R	H	RBI	BB	SO	LOB	TOP			
19 Charlie Blackmon, L (1.8)										2	0	0	0	2	1	0	<b>Colorado Rockies @ Arizona Diamondbacks</b> Chase Field, Phoenix, AZ Thu Mar 29 2018, 7:12 PM - 10:47 PM MST Att: 48,703 - Clear - 82 F			
9 DJ LeMahieu, R (1.4)										4	1	1	1	0	0	4				
28 Nolan Arenado, R (1.5)										4	1	2	1	0	1	0				
27 Trevor Story, R (1.6)										4	0	1	0	0	3	1				
5 Carlos González, L (1.9)										4	0	0	0	0	2	2				
20 Ian Desmond, R (1.3)										4	0	1	0	0	1	1				
8 Gerardo Parra, L (1.7)										4	0	1	0	0	0	2				
42 Chris Iannetta, R (1.2)										4	0	3	0	0	1	1				
55 Jon Gray, R (1.1)										1	0	0	0	0	1	1				
52 Chris Rusin, L (0.1)										0	0	0	0	0	0					
45 Scott Oberg, R (0.1)										0	0	0	0	0	0					
3 Mike Tauchman, L (0.1)										0	0	0	0	0	0					
38 Mike Dunn, L (0.1)										0	0	0	0	0	0					
0 Adam Ottavino, S (0.1)										0	0	0	0	0	0					
24 Ryan McMahon, L (0.1)										0	0	0	0	0	0					
<b>Inning Stats</b>	R: 1 E: 0 K: 3 S: 14	H: 2 LOB: 1 BB: 0 P: 21	R: 0 E: 0 K: 2 S: 10	H: 1 LOB: 1 BB: 0 P: 16	R: 0 E: 0 K: 0 S: 7	H: 0 LOB: 0 BB: 0 P: 13	R: 0 E: 0 K: 1 S: 10	H: 1 LOB: 1 BB: 0 P: 15	R: 0 E: 0 K: 2 S: 12	H: 1 LOB: 1 BB: 0 P: 19	R: 0 E: 0 K: 1 S: 9	H: 1 LOB: 0 BB: 0 P: 17	R: 0 E: 0 K: 2 S: 13	H: 0 LOB: 0 BB: 0 P: 18	R: 0 E: 0 K: 1 S: 9	H: 1 LOB: 1 BB: 0 P: 15	1B: 7 2B: 0 3B: 0 HR: 2	SF: 0 SAC: 1 DP: 2 HBP: 0	WP: 1 PB: 0 SB: 0 CS: 0	PA: 36
<b>PITCHER</b>	IP WLS BF H R ER SO BB IBB HBP BLK WP HR S P ERA WHIP	IP WLS BF H R ER SO BB IBB HBP BLK WP HR S P ERA WHIP																		
46 Patrick Corbin, L (1.1)	5.2 W 24 7 2 2 8 1 0 0 0 0 2 58 93 3.18 1.412																			
29 Jorge De La Rosa, L (0.1)	0.1 H 1 0 0 0 0 0 0 0 0 0 0 3 4 0.00 0.000																			
66 Yoshihisa Hirano, R (0.1)	0.1 2 1 0 0 0 1 0 0 0 0 0 4 7 0.00 3.000																			
40 Andrew Chafin, L (0.1)	0.0 1 0 0 0 0 1 0 0 0 0 1 0 3 7 = =																			
25 Archie Bradley, R (0.1)	1.2 H 4 0 0 0 2 0 0 0 0 0 0 0 15 21 0.00 0.000																			

Batter	1	2	3	4	5	6	7	8	9	AB	R	H	RBI	BB	SO	LOB	BOTTOM			
6 David Peralta, L (1.7)										5	2	3	1	0	1	1	<b>Colorado Rockies @ Arizona Diamondbacks</b> Chase Field, Phoenix, AZ Thu Mar 29 2018, 7:12 PM - 10:47 PM MST Att: 48,703 - Clear - 82 F			
11 AJ Pollock, R (1.8)										4	1	1	0	1	2	3				
44 Paul Goldschmidt, R (1.3)										2	1	0	0	3	1	0				
22 Jake Lamb, L (1.5)										5	0	2	4	0	2	3				
4 Ketel Marte, S (1.4)										4	0	1	0	0	1	7				
57 Fernando Salas, R (0.1)										0	0	0	0	0	0	0				
5 Alex Avila, L (1.2)										5	0	1	1	0	1	5				
13 Nick Ahmed, R (1.6)										3	2	1	0	1	2	3				
1 Jarrod Dyson, L (1.9)										4	2	2	1	0	0	2				
46 Patrick Corbin, L (1.1)										2	0	0	0	0	1	2				
29 Jorge De La Rosa, L (0.1)										0	0	0	0	0	0					
16 Chris Owings, R (0.1)										0	0	0	0	0	0					
66 Yoshihisa Hirano, R (0.1)										0	0	0	0	0	0					
40 Andrew Chafin, R (0.1)										0	0	0	0	0	0					
10 Deven Marrero, R (0.1)										0	0	0	0	0	0					
25 Archie Bradley, R (0.1)										0	0	0	0	0	0					
3 Daniel Descalso, L (0.1)										0	0	0	0	0	0					
<b>Inning Stats</b>	R: 3 E: 0 K: 1 S: 18	H: 3 LOB: 1 BB: 1 P: 30	R: 0 E: 0 K: 0 S: 6	H: 0 LOB: 0 BB: 0 P: 13	R: 0 E: 0 K: 1 S: 8	H: 0 LOB: 0 BB: 0 P: 14	R: 0 E: 0 K: 2 S: 13	H: 2 LOB: 2 BB: 0 P: 16	R: 0 E: 0 K: 1 S: 11	H: 1 LOB: 3 BB: 2 P: 25	R: 3 E: 0 K: 2 S: 19	H: 3 LOB: 2 BB: 2 P: 31	R: 2 E: 0 K: 1 S: 17	H: 3 LOB: 1 BB: 0 P: 22	R: 0 E: 0 K: 3 S: 11	H: 0 LOB: 1 BB: 1 P: 18	1B: 9 2B: 2 3B: 1 HR: 0	SF: 0 SAC: 0 DP: 0 HBP: 0	WP: 0 PB: 0 SB: 2 CS: 0	PA: 42
<b>PITCHER</b>	IP WLS BF H R ER SO BB IBB HBP BLK WP HR S P ERA WHIP	IP WLS BF H R ER SO BB IBB HBP BLK WP HR S P ERA WHIP																		
55 Jon Gray, R (1.1)	4.0 L 21 6 3 3 4 3 0 0 0 0 0 0 15 25 6.75 2.250																			
52 Chris Rusin, L (0.1)	1.1 7 2 3 3 1 1 0 0 0 0 0 0 15 25 20.25 2.250																			
45 Scott Oberg, R (0.1)	0.2 4 1 0 0 2 1 0 0 0 0 0 0 11 18 0.00 3.000																			
38 Mike Dunn, L (0.1)	1.0 6 3 2 2 1 0 0 0 0 0 0 0 17 22 18.00 3.000																			
0 Adam Ottavino, R (0.1)	1.0 4 0 0 0 3 1 0 0 0 0 0 0 11 18 0.00 1.000																			











Batter	1	2	3	4	5	6	7	8	9	10	11	12	13	14	15	AB	R	H	RBI	BB	SO	LOB	TOP								
31 Joe Pederson, L OBP: 0.214, SLG: 0.231 (1.8)																7	1	2	1	1	0	2									
5 Corey Seager, L OBP: 0.263, SLG: 0.222 (1.6)																7	1	3	1	1	0	2									
66 Yasiel Puig, R OBP: 0.217, SLG: 0.238 (1.9)																8	0	1	0	0	0	4									
9 Yasmani Grandal, S OBP: 0.526, SLG: 0.688 (1.2)																6	2	3	2	2	0	2									
35 Cody Bellinger, L OBP: 0.364, SLG: 0.450 (1.3)																7	1	4	1	1	1	2									
27 Max Muncy, R OBP: 0.337, SLG: 0.250 (1.4)																2	0	1	0	0	1	2									
26 Chase Utley, L OBP: 0.337, SLG: 0.250 (1.4)																6	0	1	1	2	2	3									
11 Logan Forsythe, R OBP: 0.111, SLG: 0.278 (1.5)																8	1	2	1	0	2	7									
99 Hyun Jin Ryu, R (1.1)																2	0	0	0	0	2	2									
52 Pedro Báez, R (4.1)																0	0	0	0	0	0	0									
3 Chris Taylor, R OBP: 0.286, SLG: 0.400 (6.8)																5	1	1	0	0	2	0									
<b>Inning Stats</b>	R: 3 E: 0 K: 1 S: 17	H: 4 LOB: 1 BB: 0 P: 29	R: 0 E: 0 K: 1 S: 12	H: 0 LOB: 0 BB: 0 P: 16	R: 0 E: 0 K: 0 S: 9	H: 1 LOB: 1 BB: 1 P: 17	R: 0 E: 0 K: 1 S: 11	H: 1 LOB: 2 BB: 1 P: 17	R: 0 E: 0 K: 1 S: 14	H: 2 LOB: 2 BB: 0 P: 19	R: 1 E: 0 K: 1 S: 6	H: 1 LOB: 0 BB: 0 P: 10	R: 1 E: 0 K: 1 S: 10	H: 2 LOB: 1 BB: 0 P: 17	R: 1 E: 0 K: 1 S: 18	H: 2 LOB: 1 BB: 0 P: 25	R: 0 E: 0 K: 1 S: 15	H: 1 LOB: 2 BB: 1 P: 23	R: 0 E: 0 K: 0 S: 8	H: 0 LOB: 1 BB: 1 P: 13	R: 0 E: 0 K: 0 S: 7	H: 0 LOB: 2 BB: 2 P: 14	R: 0 E: 0 K: 0 S: 9	H: 1 LOB: 1 BB: 0 P: 14	R: 1 E: 0 K: 0 S: 10	H: 2 LOB: 1 BB: 1 P: 13	1B: 15 2B: 2 3B: 0 HR: 2	SF: 0 SAC: 2 DP: 1 HBP: 0	WP: 1 PB: 0 SB: 0 CS: 0	PA: 71	
<b>PITCHER</b>	IP: 5.0 ERA: 5.4	WLS: 0 BF: 24	H: 3 R: 3 ER: 3 SO: 4	BB: 2 IBB: 0 HBP: 0 BLK: 0	WP: 2 HR: 0 S: 63 P: 98	ERA: 5.40 WHIP: 2.000	<b>PITCHER</b>	IP: 10.1 ERA: 1.0	WLS: 8 BF: 41	H: 1 R: 0 ER: 0 SO: 2	BB: 1 IBB: 0 HBP: 0 BLK: 0	WP: 0 HR: 0 S: 15 P: 27	ERA: 0.00 WHIP: 2.000	<b>PITCHER</b>	IP: 2.0 ERA: 1.53	WLS: 1 BF: 8	H: 1 R: 0 ER: 0 SO: 2	BB: 1 IBB: 0 HBP: 0 BLK: 0	WP: 0 HR: 0 S: 22 P: 36	ERA: 0.00 WHIP: 1.000	<b>PITCHER</b>	IP: 3.0 ERA: 3.0	WLS: 14 BF: 33	H: 3 R: 1 ER: 1 SO: 0	BB: 1 IBB: 0 HBP: 0 BLK: 0	WP: 0 HR: 0 S: 26 P: 41	ERA: 3.00 WHIP: 1.333				

Los Angeles Dodgers @ Arizona Diamondbacks  
Chase Field, Phoenix, AZ  
Mon Apr 02 2018, 6:42 PM - 12:25 AM MST  
Att: 21,735 - Clear - 86 F

AB: 61  
R: 7  
H: 19  
RBI: 7  
BB: 8  
SO: 11  
LOB: 28



Batter	1	2	3	4	5	6	7	8	9	10	11	12	13	14	15	AB	R	H	RBI	BB	SO	LOB	BOTTOM															
6 David Peralta, L OBP: 0.381, SLG: 0.278 (1.7)																7	1	1	0	0	1	1																
4 Ketel Marte, S OBP: 0.250, SLG: 0.500 (1.4)																7	1	3	1	0	0	0																
44 Paul Goldschmidt, R OBP: 0.450, SLG: 0.767 (1.3)																4	2	1	0	3	1	2																
11 AJ Pollock, R OBP: 0.450, SLG: 0.647 (1.8)																6	1	2	1	1	3	3																
16 Chris Owings, R OBP: 0.462, SLG: 0.636 (1.9)																6	1	1	3	1	4	3																
22 Jake Lamb, L OBP: 0.350, SLG: 0.333 (1.5)																6	1	2	1	1	1	0																
13 Nick Ahmed, R OBP: 0.528, SLG: 0.824 (1.6)																6	1	3	1	1	0	4																
5 Alex Avila, L OBP: 0.368, SLG: 0.100 (1.2)																4	0	0	0	3	1	3																
89 Taylor Motter, R OBP: 0.111, SLG: 0.278 (1.5)																2	0	0	0	0	0	0																
5 Alex Avila, L OBP: 0.368, SLG: 0.100 (1.2)																2	0	0	0	0	0	0																
47 JT Chargois, R ERA: 7.36 (7.1)																2	0	0	0	0	0	0																
<b>Inning Stats</b>	R: 1 E: 0 K: 1 S: 10	H: 2 LOB: 1 BB: 0 P: 17	R: 0 E: 0 K: 1 S: 6	H: 0 LOB: 1 BB: 1 P: 13	R: 0 E: 0 K: 0 S: 15	H: 1 LOB: 3 BB: 3 P: 30	R: 1 E: 0 K: 0 S: 12	H: 2 LOB: 1 BB: 1 P: 19	R: 0 E: 0 K: 1 S: 6	H: 0 LOB: 0 BB: 0 P: 12	R: 0 E: 0 K: 2 S: 15	H: 1 LOB: 2 BB: 1 P: 25	R: 0 E: 0 K: 2 S: 11	H: 1 LOB: 1 BB: 0 P: 15	R: 3 E: 0 K: 0 S: 12	H: 1 LOB: 1 BB: 2 P: 24	R: 0 E: 0 K: 0 S: 6	H: 1 LOB: 1 BB: 0 P: 9	R: 0 E: 0 K: 0 S: 13	H: 0 LOB: 0 BB: 0 P: 19	R: 0 E: 0 K: 0 S: 10	H: 1 LOB: 0 BB: 1 P: 18	R: 0 E: 0 K: 0 S: 4	H: 0 LOB: 0 BB: 0 P: 6	R: 0 E: 0 K: 0 S: 11	H: 1 LOB: 0 BB: 0 P: 13	R: 2 E: 0 K: 0 S: 13	H: 3 LOB: 2 BB: 1 P: 18	1B: 7 2B: 5 3B: 2 HR: 1	SF: 0 SAC: 0 DP: 3 HBP: 0	WP: 0 PB: 0 SB: 0 CS: 1	PA: 64						
<b>PITCHER</b>	IP: 3.2 ERA: 7.36	WLS: 0 BF: 20	H: 5 R: 3 ER: 3 SO: 2	BB: 5 IBB: 0 HBP: 0 BLK: 0	WP: 0 HR: 0 S: 40 P: 75	ERA: 7.36 WHIP: 2.727	<b>PITCHER</b>	IP: 1.0 ERA: 1.0	WLS: 1 BF: 4	H: 1 R: 0 ER: 0 SO: 0	BB: 0 IBB: 0 HBP: 0 BLK: 0	WP: 0 HR: 0 S: 11 P: 15	ERA: 0.00 WHIP: 1.000	<b>PITCHER</b>	IP: 1.0 ERA: 6.0	WLS: 0 BF: 6	H: 1 R: 3 ER: 3 SO: 0	BB: 2 IBB: 0 HBP: 0 BLK: 0	WP: 0 HR: 0 S: 12 P: 24	ERA: 6.00 WHIP: 3.000	<b>PITCHER</b>	IP: 1.0 ERA: 10.0	WLS: 4 BF: 10	H: 1 R: 0 ER: 0 SO: 0	BB: 0 IBB: 0 HBP: 0 BLK: 0	WP: 0 HR: 0 S: 6 P: 9	ERA: 10.00 WHIP: 1.000	<b>PITCHER</b>	IP: 4.1 ERA: 3.38	WLS: 17 BF: 52	H: 5 R: 2 ER: 2 SO: 4	BB: 1 IBB: 0 HBP: 0 BLK: 0	WP: 0 HR: 0 S: 51 P: 74	ERA: 4.15 WHIP: 1.154				

Los Angeles Dodgers @ Arizona Diamondbacks  
Chase Field, Phoenix, AZ  
Mon Apr 02 2018, 6:42 PM - 12:25 AM MST  
Att: 21,735 - Clear - 86 F

AB: 53  
R: 8  
H: 14  
RBI: 8  
BB: 10  
SO: 11  
LOB: 20













Batter	1	2	3	4	5	6	7	8	9	AB	R	H	RBI	BB	SO	LOB	TOP																																																																																																																																																								
6 David Peralta, L OBP: 0.452, SLG: 0.500										3	0	2	2	1	0	0	<b>Arizona Diamondbacks @ St. Louis Cardinals</b> <b>Busch Stadium, St. Louis, MO</b> Thu Apr 05 2018, 6:20 PM - 9:51 PM CDT Att. 46,512 - Clear - 61 F																																																																																																																																																								
4 Ketel Marte, S OBP: 0.233, SLG: 0.345										5	0	1	0	0	1	5																																																																																																																																																									
44 Paul Goldschmidt, R OBP: 0.375, SLG: 0.136										5	0	1	0	0	1	3																																																																																																																																																									
11 AJ Pollock, R OBP: 0.375, SLG: 0.536										5	0	1	0	0	0	3																																																																																																																																																									
3 Daniel Descalso, L OBP: 0.368, SLG: 0.563										3	1	1	0	2	1	1																																																																																																																																																									
5 Alex Avila, L OBP: 0.283, SLG: 0.125										5	0	0	0	0	4	4																																																																																																																																																									
16 Chris Owings, R OBP: 0.500, SLG: 0.667										3	2	3	0	1	0	0																																																																																																																																																									
1 Jarrod Dyson, L OBP: 0.333, SLG: 0.462										3	0	0	0	1	1	3																																																																																																																																																									
38 Robbie Ray, L 66 Yoshitaka Hirano, R 36 John Ryan Murphy, R 40 Andrew Chafin, R 25 Archie Bradley, R 31 Brad Boxberger, R										1	0	0	1	0	0	0																																																																																																																																																									
<b>Inning Stats</b>	R: 0 E: 0 K: 1 S: 11	H: 0 LOB: 1 BB: 1 P: 18	R: 2 E: 0 K: 1 S: 16	H: 2 LOB: 2 BB: 2 P: 33	R: 0 E: 0 K: 1 S: 10	H: 0 LOB: 1 BB: 1 P: 17	R: 1 E: 1 K: 0 S: 16	H: 2 LOB: 2 BB: 0 P: 27	R: 0 E: 0 K: 1 S: 11	H: 1 LOB: 2 BB: 1 P: 25	R: 0 E: 0 K: 0 S: 10	H: 2 LOB: 2 BB: 0 P: 15	R: 0 E: 0 K: 2 S: 9	H: 1 LOB: 0 BB: 0 P: 14	R: 0 E: 0 K: 3 S: 10	H: 0 LOB: 1 BB: 0 P: 14		R: 0 E: 0 K: 0 S: 6	H: 1 LOB: 1 BB: 0 P: 10	1B: 5 2B: 3 3B: 1 HR: 0	SF: 1 SAC: 1 DP: 0 HBP: 1	WP: 1 PB: 0 SB: 0 CS: 0	PA: 43																																																																																																																																																		
<b>PITCHER</b>	IP WLS BF H R ER SO BB IBB HBP BLK WP HR S P ERA WHIP	3.2 L 20 4 3 3 3 3 1 0 0 0 0 0 50 89 7.36 1.909	1.1 6 1 0 0 1 1 0 0 0 0 0 0 14 31 0.00 1.500	0.2 3 1 0 0 0 0 0 0 0 0 0 6 11 0.00 1.500	1.1 5 2 0 0 2 0 0 0 0 0 0 13 18 0.00 1.500	1.0 4 0 0 0 3 0 0 1 0 0 0 10 14 0.00 0.000	1.0 4 1 0 0 0 0 0 0 0 0 0 6 10 0.00 1.000	9.1 1.0 4 1 0 0 0 0 0 0 0 0 6 10 0.00 1.000	50 Adam Wainwright, R ERA: 7.36	49 Jordan Hicks, R ERA: 0.00																																																																																																																																																															
25 Dexter Fowler, S OBP: 0.212, SLG: 0.267										4	0	0	0	0	1	1	<b>Arizona Diamondbacks @ St. Louis Cardinals</b> <b>Busch Stadium, St. Louis, MO</b> Thu Apr 05 2018, 6:20 PM - 9:51 PM CDT Att. 46,512 - Clear - 61 F																																																																																																																																																								
28 Tommy Pham, R OBP: 0.375, SLG: 0.464										2	1	0	0	2	1	1																																																																																																																																																									
13 Matt Carpenter, L OBP: 0.379, SLG: 0.364										2	0	0	0	2	1	1																																																																																																																																																									
23 Marcell Ozuna, R OBP: 0.267, SLG: 0.400										2	0	0	0	2	1	1																																																																																																																																																									
38 José Martínez, R OBP: 0.414, SLG: 0.458										2	0	0	0	2	1	1																																																																																																																																																									
4 Yadier Molina, R OBP: 0.276, SLG: 0.630										4	0	1	1	0	0	3																																																																																																																																																									
12 Paul DeJong, R OBP: 0.429, SLG: 0.731										4	0	0	0	0	4	4																																																																																																																																																									
34 Yairo Muñoz, R OBP: 0.125, SLG: 0.125										3	0	0	0	0	2	4																																																																																																																																																									
50 Adam Wainwright, R 67 Matt Bowman, R 48 Harrison Bader, R 65 Ryan Sherriff, L 55 Dominic Leone, R 35 Greg Garcia, L 70 Tyler Lyons, L 49 Jordan Hicks, R										1	0	0	0	0	1	0																																																																																																																																																									
<b>Inning Stats</b>	R: 0 E: 0 K: 1 S: 8	H: 0 LOB: 0 BB: 0 P: 14	R: 0 E: 0 K: 2 S: 11	H: 1 LOB: 2 BB: 1 P: 21	R: 0 E: 0 K: 2 S: 8	H: 0 LOB: 0 BB: 0 P: 11	R: 1 E: 0 K: 2 S: 13	H: 1 LOB: 2 BB: 2 P: 24	R: 0 E: 0 K: 1 S: 7	H: 0 LOB: 1 BB: 1 P: 13	R: 0 E: 0 K: 1 S: 8	H: 0 LOB: 0 BB: 0 P: 15	R: 0 E: 0 K: 2 S: 9	H: 0 LOB: 0 BB: 0 P: 15	R: 0 E: 0 K: 2 S: 9	H: 0 LOB: 0 BB: 0 P: 16		R: 0 E: 0 K: 1 S: 9	H: 0 LOB: 0 BB: 0 P: 15	1B: 1 2B: 1 3B: 0 HR: 0	SF: 0 SAC: 0 DP: 1 HBP: 0	WP: 0 PB: 0 SB: 0 CS: 0	PA: 34																																																																																																																																																		
<b>PITCHER</b>	IP WLS BF H R ER SO BB IBB HBP BLK WP HR S P ERA WHIP	6.0 W 24 2 1 1 1 5 0 0 0 0 0 0 10 15 0.00 0.000	1.0 H 3 0 0 0 1 0 0 0 0 0 0 0 6 11 0.00 0.000	0.2 H 3 0 0 0 1 0 0 0 0 0 0 0 6 11 0.00 0.000	0.1 H 1 0 0 0 1 0 0 0 0 0 0 0 3 5 0.00 0.000	1.0 S 3 0 0 0 1 0 0 0 0 0 0 0 9 15 0.00 0.000	4.2 28 G6-4, BB	0-1 P2	0-1 P2	0-1 P2	0-1 P2	0-1 P2	0-1 P2	0-1 P2	0-1 P2	0-1 P2	0-1 P2	0-1 P2	0-1 P2	0-1 P2	0-1 P2	0-1 P2	0-1 P2	0-1 P2	0-1 P2	0-1 P2	0-1 P2																																																																																																																																														
38 Robbie Ray, L 66 Yoshitaka Hirano, R 40 Andrew Chafin, R 25 Archie Bradley, R 31 Brad Boxberger, R																																																																																																																																																																									



Batter	1	2	3	4	5	6	7	8	9	AB	R	H	RBI	BB	SO	LOB	TOP							
6 David Peralta, L OBP: 0.417, SLG: 0.433										4	1	0	0	1	2	2								
4 Ketel Marte, S OBP: 0.229, SLG: 0.353										5	0	1	0	0	1	3								
44 Paul Goldschmidt, R OBP: 0.379, SLG: 0.154										4	1	1	0	1	2	1								
11 AJ Pollock, R OBP: 0.417, SLG: 0.581										3	1	2	1	1	0	1								
3 Daniel Descalso, L OBP: 0.348, SLG: 0.474										3	0	0	0	1	0	3								
16 Chris Owings, R OBP: 0.494, SLG: 0.600										4	0	1	2	0	2	4								
1 Jarrod Dyson, L OBP: 0.476, SLG: 0.375										3	0	0	0	0	1	4								
57 Fernando Salas, R OBP: 0.300, SLG: 0.125										0	0	0	0	1	0	0								
2 Jeff Mathis, R OBP: 0.364, SLG: 0.125										3	0	0	0	1	2	2								
21 Zack Greinke, R OBP: 0.364, SLG: 0.125										0	0	0	0	1	0	0								
13 Nick Ahmed, R OBP: 0.476, SLG: 0.737										2	0	0	0	0	2	0								
55 Matt Koch, L OBP: 0.301, SLG: 0.125										0	0	0	0	0	0	0								
5 Alex Avila, L OBP: 0.300, SLG: 0.125										0	0	0	0	1	0	0								
<b>Inning Stats</b>	R: 1 E: 0 K: 1 S: 14	H: 1 LOB: 3 BB: 3 P: 30	R: 0 E: 0 K: 2 S: 8	H: 0 LOB: 1 BB: 1 P: 16	R: 1 E: 0 K: 2 S: 11	H: 2 LOB: 0 BB: 0 P: 17	R: 0 E: 0 K: 0 S: 9	H: 0 LOB: 0 BB: 1 P: 17	R: 0 E: 0 K: 0 S: 6	H: 1 LOB: 0 BB: 0 P: 9	R: 0 E: 0 K: 2 S: 8	H: 0 LOB: 0 BB: 0 P: 14	R: 0 E: 0 K: 2 S: 9	H: 0 LOB: 0 BB: 0 P: 14	R: 1 E: 1 K: 0 S: 10	H: 0 LOB: 2 BB: 2 P: 19	R: 0 E: 0 K: 3 S: 13	H: 1 LOB: 1 BB: 0 P: 17	1B: 3 2B: 2 3B: 0 HR: 0	SF: 0 SAC: 1 DP: 1 HBP: 0	WP: 0 PB: 0 SB: 0 CS: 0	PA: 39		
<b>PITCHER</b>	IP WLS BF H R ER SO BB IBB HBP BLK WP HR S P ERA WHIP	5.0 W 23 4 2 2 5 5 0 0 0 0 0 0 8 89 3.60 1.800	1.0 H 3 0 0 0 2 0 0 0 0 0 0 0 8 14 0.00 0.000	1.0 H 3 0 0 0 2 0 0 0 0 0 0 0 9 14 0.00 0.000	1.0 H 6 0 1 0 0 2 0 0 0 0 0 0 10 19 0.00 2.000	1.0 S 4 1 0 0 3 0 0 0 0 0 0 0 13 17 0.00 1.000																		
25 Dexter Fowler, S OBP: 0.216, SLG: 0.294										4	1	1	0	0	0	0								
28 Tommy Pham, R OBP: 0.361, SLG: 0.438										4	1	1	0	0	2	0								
13 Matt Carpenter, L OBP: 0.364, SLG: 0.360										3	1	1	1	0	2	0								
23 Marcell Ozuna, R OBP: 0.324, SLG: 0.441										4	1	3	0	0	0	0								
38 José Martínez, R OBP: 0.424, SLG: 0.571										4	1	2	4	0	0	1								
4 Yadier Molina, R OBP: 0.303, SLG: 0.613										4	0	2	0	0	0	3								
12 Paul DeJong, R OBP: 0.375, SLG: 0.633										4	0	0	0	0	3	3								
16 Kolten Wong, L OBP: 0.105, SLG: 0.056										3	0	0	0	0	0	2								
52 Michael Wacha, R ERA: 5.06										2	0	0	0	0	1	0								
55 Dominic Leone, R ERA: 5.06										0	0	0	0	0	0	0								
48 Harrison Bader, R ERA: 5.06										0	0	0	0	0	0	0								
67 Matt Bowman, R ERA: 5.06										0	0	0	0	0	0	0								
49 Jordan Hicks, R ERA: 5.06										0	0	0	0	0	0	0								
26 Bud Norris, R ERA: 5.06										0	0	0	0	0	0	0								
<b>Inning Stats</b>	R: 1 E: 0 K: 0 S: 15	H: 3 LOB: 2 BB: 0 P: 21	R: 0 E: 0 K: 2 S: 7	H: 0 LOB: 0 BB: 0 P: 9	R: 4 E: 0 K: 1 S: 24	H: 5 LOB: 1 BB: 0 P: 33	R: 0 E: 0 K: 1 S: 7	H: 0 LOB: 0 BB: 0 P: 9	R: 0 E: 0 K: 1 S: 5	H: 0 LOB: 0 BB: 0 P: 9	R: 0 E: 0 K: 1 S: 12	H: 1 LOB: 0 BB: 0 P: 21	R: 0 E: 0 K: 2 S: 11	H: 0 LOB: 0 BB: 0 P: 18	R: 0 E: 0 K: 1 S: 10	H: 1 LOB: 1 BB: 0 P: 16	1B: 8 2B: 1 3B: 0 HR: 1	SF: 1 SAC: 0 DP: 0 HBP: 0	WP: 0 PB: 0 SB: 0 CS: 0	PA: 34				
<b>PITCHER</b>	IP WLS BF H R ER SO BB IBB HBP BLK WP HR S P ERA WHIP	5.0 L 24 9 0 0 0 3 0 0 0 0 0 0 21 34 0.00 0.000	2.0 6 0 0 0 3 0 0 0 0 0 0 0 21 34 0.00 0.000	1.0 4 1 0 0 1 0 0 0 0 0 0 0 10 16 0.00 1.000																				

Arizona Diamondbacks @ St. Louis Cardinals  
 Busch Stadium, St. Louis, MO  
 Sat Apr 07 2018, 1:16 PM - 4:13 PM CDT  
 Att: 41,113 - Sunny - 37 F

AB	31
R	3
H	5
RBI	3
BB	7
SO	12
LOB	20



Arizona Diamondbacks @ St. Louis Cardinals  
 Busch Stadium, St. Louis, MO  
 Sat Apr 07 2018, 1:16 PM - 4:13 PM CDT  
 Att: 41,113 - Sunny - 37 F

AB	33
R	5
H	10
RBI	5
BB	0
SO	9
LOB	10



1B:	8
2B:	1
3B:	0
HR:	1
SF:	1
SAC:	0
DP:	0
HBP:	0
WP:	0
PB:	0
SB:	0
CS:	0
PA:	34







Batter	1	2	3	4	5	6	7	8	9	AB	R	H	RBI	BB	SO	LOB	TOP					
6 David Peralta, L (1.7) OBP: 0.409, SLG: 0.500										4	0	1	0	0	1	0	<b>Arizona Diamondbacks @ San Francisco Giants</b> <b>AT&amp;T Park, San Francisco, CA</b> Mon Apr 09 2018, 7:16 PM - 9:48 PM PDT Att: 36,997 - Partly Cloudy - 64 F					
4 Ketel Marte, S (1.4) OBP: 0.256, SLG: 0.341										3	1	1	0	1	0	2						
44 Paul Goldschmidt, R (1.3) OBP: 0.333, SLG: 0.206										4	1	1	1	0	2	1						
11 AJ Pollock, R (1.8) OBP: 0.386, SLG: 0.605										3	0	0	1	0	2	0						
16 Chris Owings, R (1.9) OBP: 0.455, SLG: 0.567										4	0	1	0	0	1	0						
13 Nick Ahmed, R (1.6) OBP: 0.429, SLG: 0.600										3	0	0	0	0	1	1						
10 Deven Marrero, R (1.5) OBP: 0.154, SLG: 0.167										3	0	0	0	0	0	0						
2 Jeff Mathis, R (1.2) OBP: 0.357, SLG: 0.182										3	0	1	0	0	2	0						
52 Zack Godley, R (1.1)										2	0	0	0	0	2	0						
3 Daniel Descalso, L (8. PH) ERA: 0.286, SLG: 0.375										1	0	0	0	0	0	1						
66 Yoshihisa Hirano, R (8.1)										0	0	0	0	0	0	0						
25 Archie Bradley, R (9.1)										0	0	0	0	0	0	0						
<b>Inning Stats</b>	R: 2 H: 2 E: 0 K: 2 S: 15	H: 2 LOB: 0 BB: 0 P: 21	R: 0 H: 0 E: 0 K: 1 S: 5	H: 0 LOB: 0 BB: 0 P: 9	R: 0 H: 0 E: 0 K: 2 S: 12	H: 0 LOB: 1 BB: 1 P: 19	R: 0 H: 0 E: 0 K: 1 S: 6	H: 0 LOB: 0 BB: 0 P: 8	R: 0 H: 0 E: 0 K: 0 S: 7	H: 0 LOB: 0 BB: 0 P: 13	R: 0 H: 1 E: 0 K: 2 S: 8	H: 1 LOB: 0 BB: 0 P: 13	R: 0 H: 2 E: 0 K: 0 S: 11	H: 2 LOB: 2 BB: 0 P: 19	R: 0 H: 0 E: 0 K: 1 S: 6	H: 0 LOB: 0 BB: 0 P: 9	1B: 4 2B: 0 3B: 1 HR: 0	SF: 1 SAC: 0 DP: 0 HBP: 0	WP: 0 PA: 32 CS: 1			
<b>PITCHER</b>	IP WLS BF H R ER SO BB IBB HBP BLK WP HR S P ERA WHIP	IP WLS BF H R ER SO BB IBB HBP BLK WP HR S P ERA WHIP																				
45 Derek Holland, L (1.1) ERA: 4.09	6.0	L	21	2	2	2	8	1	0	0	0	0	0	0	0	0	0	0	54	83	3.00	0.500
67 Roberto Gómez, R (7.1) ERA: 11.25	2.0		8	3	0	0	2	0	0	0	0	0	0	0	0	0	0	0	19	32	0.00	1.500
49 Sam Dyson, R (9.1) ERA: 2.7	1.0		3	0	0	0	1	0	0	0	0	0	0	0	0	0	0	0	6	9	0.00	0.000

Batter	1	2	3	4	5	6	7	8	9	AB	R	H	RBI	BB	SO	LOB	BOTTOM					
12 Joe Panik, L (1.4) OBP: 0.359, SLG: 0.556										4	0	0	0	0	1	0	<b>Arizona Diamondbacks @ San Francisco Giants</b> <b>AT&amp;T Park, San Francisco, CA</b> Mon Apr 09 2018, 7:16 PM - 9:48 PM PDT Att: 36,997 - Partly Cloudy - 64 F					
9 Brandon Belt, L (1.3) OBP: 0.323, SLG: 0.429									4	0	0	0	0	4	0							
22 Andrew McCutchen, R (1.9) OBP: 0.250, SLG: 0.359										4	0	1	0	0	2	0						
28 Buster Posey, R (1.2) OBP: 0.424, SLG: 0.517										3	0	2	0	0	0	1						
10 Evan Longoria, R (1.5) OBP: 0.125, SLG: 0.281									3	0	0	0	0	1	3							
35 Brandon Crawford, L (1.6) OBP: 0.281, SLG: 0.379										3	1	2	0	0	0	1						
8 Hunter Pence, R (1.7) OBP: 0.219, SLG: 0.250									3	0	0	0	0	1	3							
1 Grégor Blanco, L (1.8) OBP: 0.400, SLG: 0.429									3	0	0	1	0	1	2							
45 Derek Holland, S (1.1)									1	0	0	0	0	1	0							
7 Gorkys Hernández, R (8. PH) ERA: 0.64										1	0	0	0	0	0	0						
67 Roberto Gómez, R (7.1)										0	0	0	0	0	0	0						
48 Pablo Sandoval, S (8. PH) OBP: 0.231, SLG: 0.417										1	0	0	0	0	1	0						
49 Sam Dyson, R (9.1) ERA: 1.17										0	0	0	0	0	0	0						
<b>Inning Stats</b>	R: 0 H: 0 E: 0 K: 2 S: 8	H: 1 LOB: 0 BB: 0 P: 13	R: 0 H: 0 E: 0 K: 1 S: 6	H: 1 LOB: 0 BB: 0 P: 15	R: 0 H: 0 E: 0 K: 3 S: 9	H: 0 LOB: 0 BB: 0 P: 12	R: 0 H: 0 E: 0 K: 2 S: 7	H: 0 LOB: 0 BB: 0 P: 8	R: 0 H: 2 E: 0 K: 0 S: 16	H: 2 LOB: 2 BB: 0 P: 23	R: 0 H: 0 E: 0 K: 1 S: 9	H: 0 LOB: 0 BB: 0 P: 15	R: 0 H: 1 E: 0 K: 0 S: 7	H: 1 LOB: 0 BB: 0 P: 14	R: 1 H: 1 E: 0 K: 1 S: 16	H: 1 LOB: 0 BB: 0 P: 24	R: 0 H: 0 E: 0 K: 2 S: 11	H: 0 LOB: 0 BB: 0 P: 15	1B: 4 2B: 1 3B: 0 HR: 0	SF: 0 SAC: 0 DP: 2 HBP: 0	WP: 1 PA: 30 CS: 0	
<b>PITCHER</b>	IP WLS BF H R ER SO BB IBB HBP BLK WP HR S P ERA WHIP	IP WLS BF H R ER SO BB IBB HBP BLK WP HR S P ERA WHIP																				
52 Zack Godley, R (1.1)	7.0	W	23	4	0	0	0	0	0	0	0	0	0	0	0	0	0	0	62	100	0.00	0.571
66 Yoshihisa Hirano, R (8.1) ERA: 2.84	1.0	H	4	1	1	1	1	0	0	0	0	0	0	0	0	0	0	0	16	24	9.00	1.000
25 Archie Bradley, R (9.1) ERA: 1.17	1.0	S	3	0	0	0	2	0	0	0	0	0	0	0	0	0	0	0	11	15	0.00	0.000

AB	30
R	2
H	5
RBI	2
BB	1
SO	11
LOB	5









Batter	1	2	3	4	5	6	7	8	9	AB	R	H	RBI	BB	SO	LOB	TOP								
1 Jarrod Dyson, L OBP: 0.219, SLG: 0.300										5	0	0	0	0	1	2									
4 Ketel Marte, S OBP: 0.308, SLG: 0.408										4	2	3	1	0	0	0									
44 Paul Goldschmidt, R OBP: 0.370, SLG: 0.429										4	1	2	3	0	1	1									
11 AJ Pollock, R OBP: 0.358, SLG: 0.543										4	0	0	0	0	1	1									
16 Chris Owings, R OBP: 0.366, SLG: 0.447										4	0	0	0	0	1	1									
13 Nick Ahmed, R OBP: 0.381, SLG: 0.469										4	0	0	0	0	1	0									
10 Deven Marrero, R OBP: 0.176, SLG: 0.188										4	1	1	0	0	2	0									
36 John Ryan Murphy, R OBP: 0.333, SLG: 0.786										3	2	2	2	1	1	0									
38 Robbie Ray, L 57 Fernando Salas, R 29 Jorge De La Rosa, L 3 Daniel Descalso, L 66 Yoshihisa Hirano, R 25 Archie Bradley, R 53 Christian Walker, R 31 Brad Boxberger, R										2	0	0	0	0	0	0									
<b>Inning Stats</b>	R: 0 E: 0 K: 1 S: 13	H: 0 LOB: 0 BB: 0 P: 18	R: 0 E: 0 K: 2 S: 10	H: 0 LOB: 0 BB: 0 P: 12	R: 0 E: 0 K: 1 S: 10	H: 0 LOB: 0 BB: 0 P: 14	R: 2 E: 0 K: 2 S: 17	H: 2 LOB: 0 BB: 0 P: 23	R: 1 E: 0 K: 1 S: 8	H: 1 LOB: 0 BB: 0 P: 9	R: 1 E: 0 K: 0 S: 11	H: 2 LOB: 1 BB: 0 P: 17	R: 3 E: 0 K: 0 S: 12	H: 4 LOB: 1 BB: 0 P: 19	R: 0 E: 0 K: 0 S: 13	H: 0 LOB: 0 BB: 0 P: 21	R: 0 E: 0 K: 2 S: 15	H: 0 LOB: 1 BB: 1 P: 25	1B: 3 2B: 4 3B: 0 HR: 2	SF: 0 SAC: 0 DP: 0 HBP: 0	WP: 0 PB: 0 SB: 1 CS: 0	PA: 37			
<b>PITCHER</b>	IP	WLS	BF	H	R	ER	SO	BB	IBB	HBP	BLK	WP	HR	S	P	ERA	WHIP								
59 Andrew Suárez, L ERA: 6.75	5.1	L	20	4	4	4	7	0	0	0	0	0	2	62	83	6.75	0.750								
49 Sam Dyson, R ERA: 8.31	1.0		7	4	3	3	0	0	0	0	0	0	0	13	22	27.00	4.000								
61 Josh Osich, L ERA: 4.76	1.2		6	1	0	0	0	0	0	0	0	0	0	19	28	0.00	0.600								
58 Pierce Johnson, R ERA: 1.29	1.0		4	0	0	0	2	1	0	0	0	0	0	15	25	0.00	1.000								

Arizona Diamondbacks @ San Francisco Giants  
AT&T Park, San Francisco, CA  
Wed Apr 11 2018, 12:45 PM - 3:54 PM PDT  
Att: 35,041 - Partly Cloudy - 58 F

AB	36
R	7
H	9
RBI	7
BB	1
SO	9
LOB	6



Batter	1	2	3	4	5	6	7	8	9	AB	R	H	RBI	BB	SO	LOB	BOTTOM								
16 Austin Jackson, R OBP: 0.294, SLG: 0.290										2	1	1	0	1	0	0									
1 Gregor Blanco, L OBP: 0.375, SLG: 0.400										3	0	1	0	1	1	2									
12 Joe Panik, L OBP: 0.372, SLG: 0.538										4	1	0	1	0	1	2									
22 Andrew McCutchen, R OBP: 0.285, SLG: 0.326										4	1	0	1	0	1	2									
28 Buster Posey, R OBP: 0.439, SLG: 0.611										4	1	2	2	0	0	0									
10 Evan Longoria, R OBP: 0.154, SLG: 0.289										3	0	1	0	0	1	0									
49 Sam Dyson, R ERA: 1.86										4	0	0	0	0	1	2									
61 Josh Osich, L 37 Kelby Tomlinson, R (B, FH) 58 Pierce Johnson, R										4	0	0	0	0	1	2									
5 Nick Hundley, R OBP: 0.188, SLG: 0.071										4	0	0	0	0	1	2									
8 Hunter Pence, R OBP: 0.231, SLG: 0.222										2	0	0	0	2	2	0									
35 Brandon Crawford, L OBP: 0.250, SLG: 0.324										4	0	0	0	0	3	4									
59 Andrew Suárez, L 48 Pablo Sandoval, S OBP: 0.267, SLG: 0.429										2	0	0	0	0	1	1									
<b>Inning Stats</b>	R: 0 E: 0 K: 1 S: 8	H: 0 LOB: 0 BB: 0 P: 11	R: 0 E: 0 K: 0 S: 8	H: 0 LOB: 0 BB: 0 P: 12	R: 0 E: 0 K: 2 S: 16	H: 1 LOB: 2 BB: 1 P: 27	R: 0 E: 0 K: 2 S: 16	H: 2 LOB: 3 BB: 1 P: 26	R: 3 E: 0 K: 2 S: 15	H: 2 LOB: 0 BB: 1 P: 27	R: 0 E: 0 K: 1 S: 8	H: 0 LOB: 0 BB: 0 P: 13	R: 0 E: 0 K: 0 S: 12	H: 1 LOB: 1 BB: 1 P: 21	R: 0 E: 0 K: 0 S: 9	H: 0 LOB: 0 BB: 0 P: 12	R: 0 E: 0 K: 2 S: 8	H: 0 LOB: 0 BB: 0 P: 9	1B: 4 2B: 1 3B: 0 HR: 1	SF: 0 SAC: 0 DP: 1 HBP: 0	WP: 0 PB: 0 SB: 0 CS: 0	PA: 36			
<b>PITCHER</b>	IP	WLS	BF	H	R	ER	SO	BB	IBB	HBP	BLK	WP	HR	S	P	ERA	WHIP								
38 Robbie Ray, L ERA: 5.74	4.2		22	5	3	3	6	2	1	0	0	0	0	8	10	0.00	0.000								
29 Jorge De La Rosa, L ERA: 2.7	0.1	H	1	0	0	0	0	0	0	0	0	0	0	3	6	0.00	0.000								
66 Yoshihisa Hirano, R ERA: 2.45	1.0		4	1	0	0	0	1	0	0	0	0	0	12	21	0.00	2.000								
25 Archie Bradley, R ERA: 1.04	1.0		3	0	0	0	0	0	0	0	0	0	0	9	12	0.00	0.000								

Arizona Diamondbacks @ San Francisco Giants  
AT&T Park, San Francisco, CA  
Wed Apr 11 2018, 12:45 PM - 3:54 PM PDT  
Att: 35,041 - Partly Cloudy - 58 F

AB	32
R	3
H	6
RBI	3
BB	4
SO	10
LOB	12













Batter	1	2	3	4	5	6	7	8	9	AB	R	H	RBI	BB	SO	LOB	TOP					
6 David Peralta, L (1,7) OBP: 0.431, SLG: 0.540										4	1	2	0	0	1	0	<b>Arizona Diamondbacks @ Los Angeles Dodgers</b> <b>Dodger Stadium, Los Angeles, CA</b> Sun Apr 15 2018, 1:11 PM - 4:19 PM PDT Att: 47,527 - Partly Cloudy - 78 F					
4 Ketel Marte, S (1,4) OBP: 0.303, SLG: 0.397										4	0	1	1	0	2	2						
44 Paul Goldschmidt, R (1,3) OBP: 0.389, SLG: 0.537										3	1	1	1	1	1	1						
11 AJ Pollock, R (1,8) OBP: 0.339, SLG: 0.600										4	0	0	0	0	1	3						
3 Daniel Descalso, L (1,5) OBP: 0.279, SLG: 0.432										4	0	0	0	0	2	2						
16 Chris Owings, R (1,9) OBP: 0.321, SLG: 0.420										4	0	0	0	0	2	2						
13 Nick Ahmed, R (1,6) OBP: 0.319, SLG: 0.452										3	0	0	0	0	0	0						
2 Jeff Mathis, R (1,2) OBP: 0.250, SLG: 0.118										2	0	0	0	0	2	0						
29 Jorge De La Rosa, L (8,1)										0	0	0	0	0	0	0						
52 Zack Godley, R (1,1) 36 John Ryan Murphy, R (5,2) 61 Silvano Bracho, R (5,1) 53 Christian Walker, R (8,PH)										1	0	0	0	0	1	0						
<b>Inning Stats</b>	R: 0 H: 0 E: 1 K: 2 S: 15	H: 0 LOB: 1 BB: 0 P: 25	R: 0 H: 0 E: 0 K: 2 S: 8	H: 0 LOB: 0 BB: 0 P: 8	R: 0 H: 1 E: 0 K: 2 S: 12	H: 1 LOB: 1 BB: 0 P: 20	R: 0 H: 0 E: 0 K: 2 S: 10	H: 0 LOB: 0 BB: 0 P: 14	R: 0 H: 0 E: 0 K: 2 S: 9	H: 0 LOB: 0 BB: 0 P: 11	R: 0 H: 0 E: 0 K: 2 S: 9	H: 0 LOB: 0 BB: 0 P: 11	R: 1 H: 1 E: 0 K: 0 S: 8	H: 1 LOB: 0 BB: 0 P: 11	R: 0 H: 0 E: 0 K: 2 S: 10	H: 0 LOB: 0 BB: 0 P: 15	R: 1 H: 2 E: 0 K: 0 S: 10	H: 2 LOB: 2 BB: 1 P: 18	1B: 1 2B: 2 3B: 0 HR: 1	SF: 0 SAC: 0 DP: 0 HBP: 0	WP: 0 PB: 0 SB: 0 CS: 0	PA: 33
<b>PITCHER</b>	IP WLS BF H R ER SO BB IBB HBP BLK WP HR S P ERA WHIP	7.0 W 24 2 1 1 12 0 0 0 0 0 1 71 100 1.29 0.286	1.0 3 0 0 0 2 0 0 0 0 0 0 10 15 0.00 0.000	1.0 6 2 1 1 0 1 0 0 0 0 0 0 10 18 9.00 3.000																		

AB	32
R	2
H	4
RBI	2
BB	1
SO	14
LOB	10

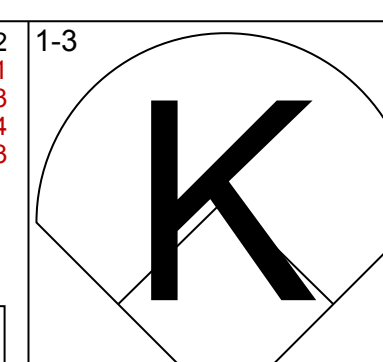
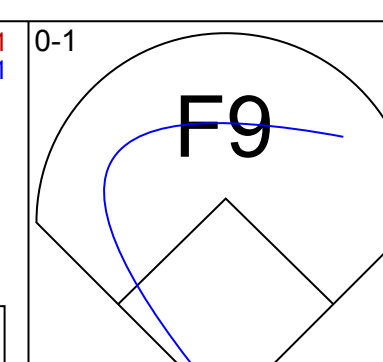
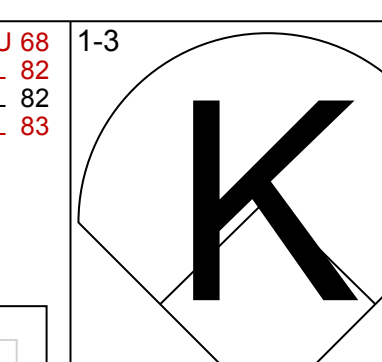
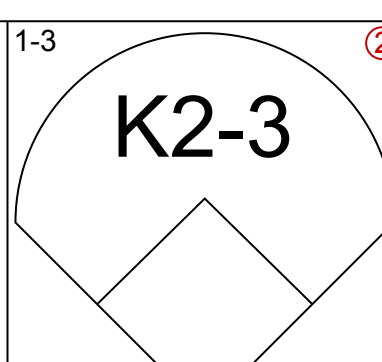
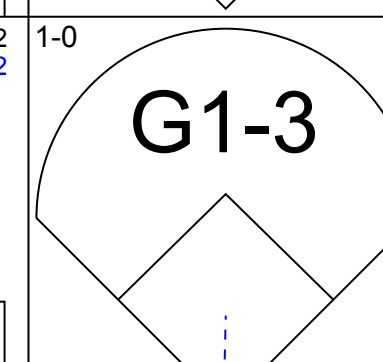
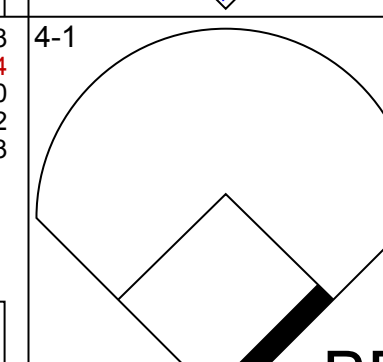
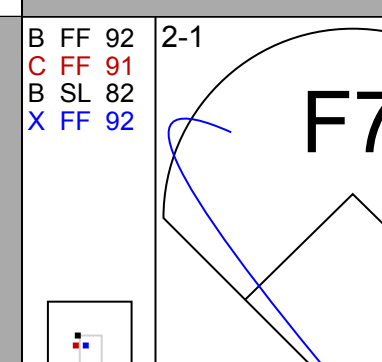
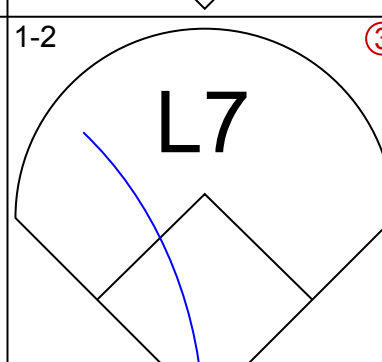
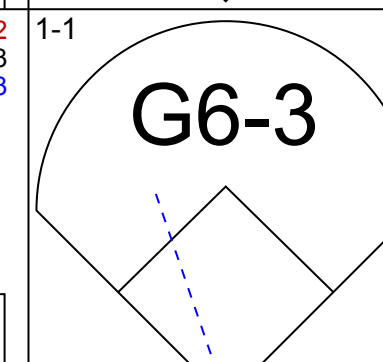
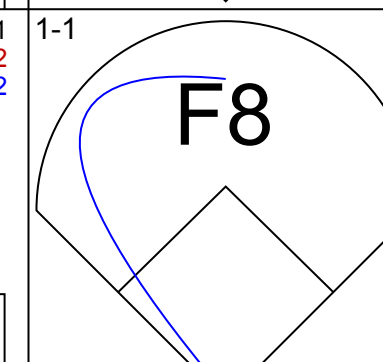
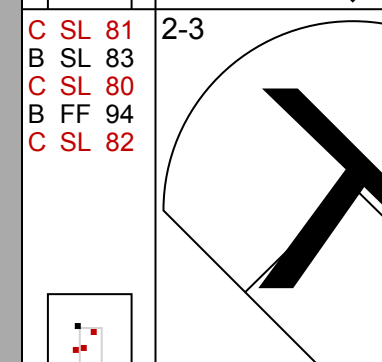
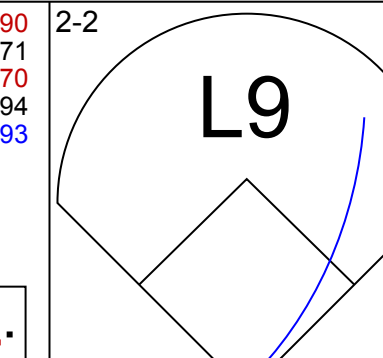
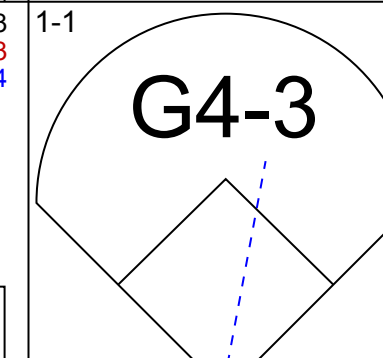
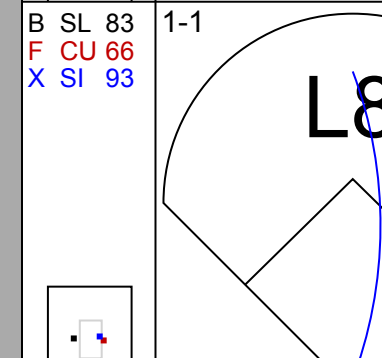
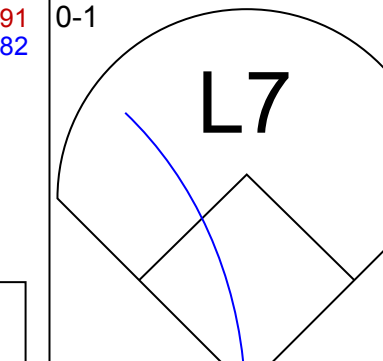
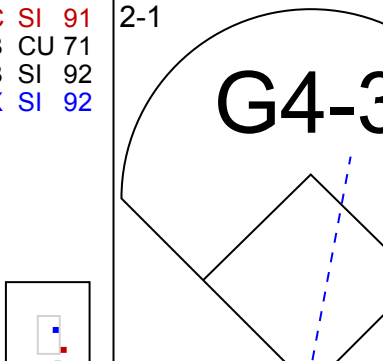
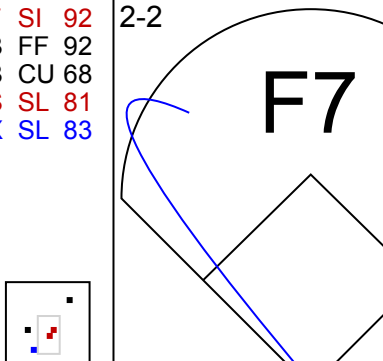
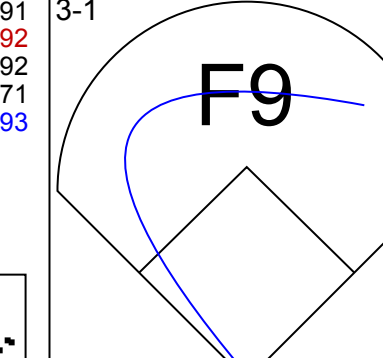
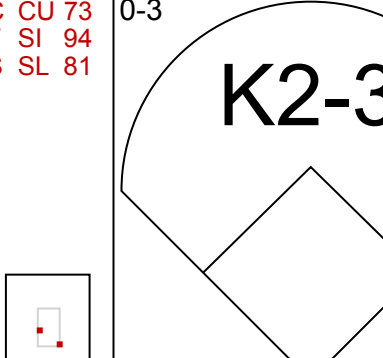
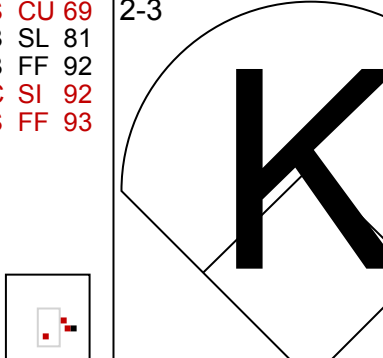
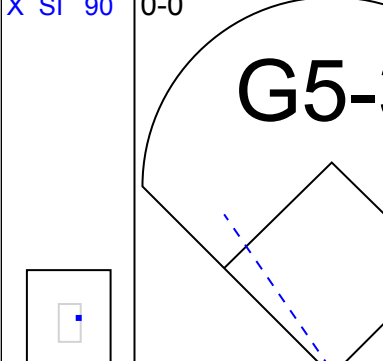
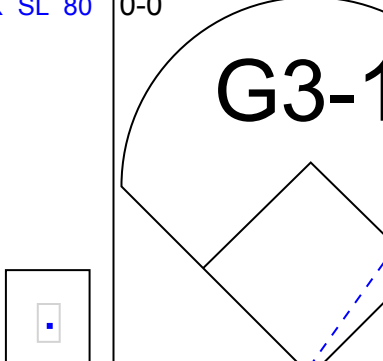
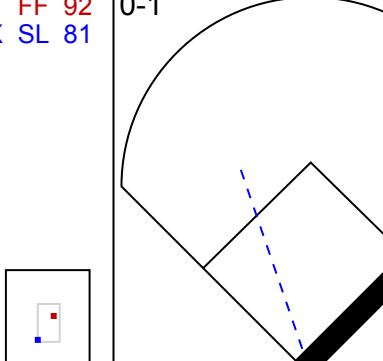
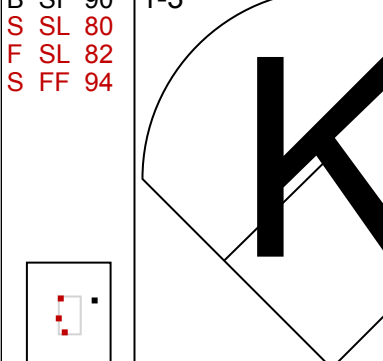
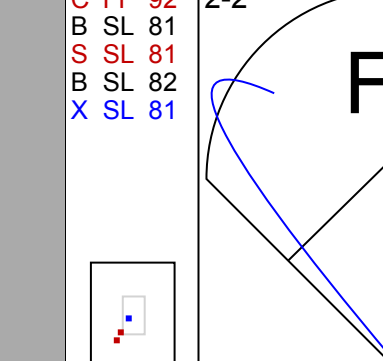
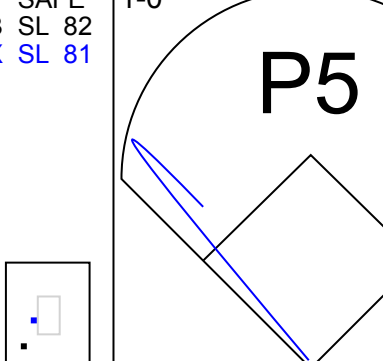
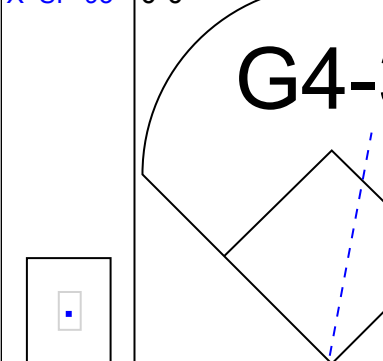
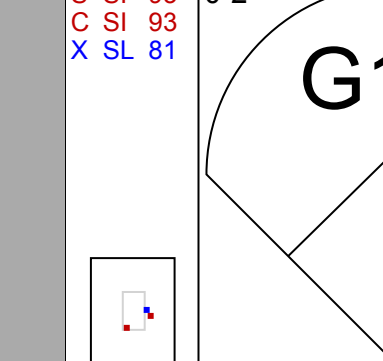
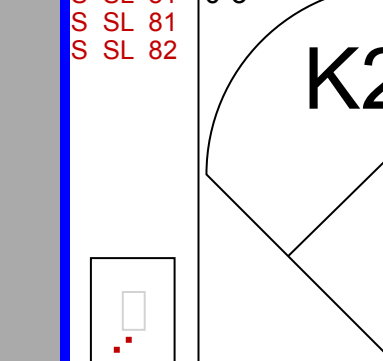


Batter	1	2	3	4	5	6	7	8	9	AB	R	H	RBI	BB	SO	LOB	BOTTOM					
3 Chris Taylor, R (1,8) OBP: 0.250, SLG: 0.443										5	1	2	3	0	2	1	<b>Arizona Diamondbacks @ Los Angeles Dodgers</b> <b>Dodger Stadium, Los Angeles, CA</b> Sun Apr 15 2018, 1:11 PM - 4:19 PM PDT Att: 47,527 - Partly Cloudy - 78 F					
5 Corey Seager, L (1,6) OBP: 0.278, SLG: 0.255										4	1	1	0	1	1	1						
27 Matt Kemp, R (1,7) OBP: 0.364, SLG: 0.450										3	1	0	0	1	3	1						
31 Joc Pederson, L (7,7) OBP: 0.241, SLG: 0.231										1	0	0	0	0	0	0						
35 Cody Bellinger, L (1,3) OBP: 0.333, SLG: 0.455										5	1	2	0	0	1	1						
66 Yasiel Puig, R (1,9) OBP: 0.283, SLG: 0.296										4	1	1	2	0	1	2						
15 Austin Barnes, R (1,2) OBP: 0.400, SLG: 0.300										2	1	1	0	2	1	1						
26 Chase Utley, L (1,4) OBP: 0.417, SLG: 0.500										2	1	1	1	2	0	0						
52 Pedro Báez, R (8,1) 68 Ross Stripling, R (9,1)										0	0	0	0	0	0	0						
14 Enrique Hernández, R (1,5) OBP: 0.256, SLG: 0.306										3	0	0	1	0	2	5						
22 Clayton Kershaw, L (1,1) OBP: 0.200, SLG: 0.200										3	0	0	0	0	2	7						
33 Breyvic Valera, S (7,PH) (8,4)										0	0	0	0	1	0	0						
<b>Inning Stats</b>	R: 0 H: 0 E: 0 K: 2 S: 7	H: 0 LOB: 0 BB: 0 P: 7	R: 1 H: 0 E: 1 K: 0 S: 11	H: 0 LOB: 2 BB: 2 P: 24	R: 3 H: 2 E: 0 K: 1 S: 20	H: 2 LOB: 3 BB: 4 P: 41	R: 1 H: 2 E: 0 K: 1 S: 11	H: 2 LOB: 1 BB: 0 P: 17	R: 2 H: 3 E: 0 K: 2 S: 19	H: 3 LOB: 1 BB: 0 P: 27	R: 0 H: 1 E: 0 K: 3 S: 11	H: 1 LOB: 1 BB: 0 P: 15	R: 0 H: 0 E: 0 K: 2 S: 14	H: 0 LOB: 1 BB: 1 P: 22	R: 0 H: 0 E: 0 K: 2 S: 8	H: 0 LOB: 0 BB: 0 P: 11	R: 0 H: 5 E: 0 K: 2 S: 8	H: 5 LOB: 1 BB: 1 P: 22	1B: 5 2B: 2 3B: 0 HR: 1	SF: 1 SAC: 0 DP: 0 HBP: 0	WP: 0 PB: 0 SB: 0 CS: 0	PA: 40
<b>PITCHER</b>	IP WLS BF H R ER SO BB IBB HBP BLK WP HR S P ERA WHIP	4.0 L 24 5 6 5 4 6 0 0 0 0 0 0 41 60 3.00 1.333	3.0 13 3 1 1 7 1 0 0 0 0 0 0 8 11 0.00 0.000																			

AB	32
R	7
H	8
RBI	7
BB	7
SO	13
LOB	19

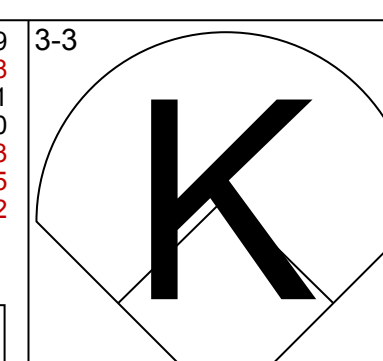
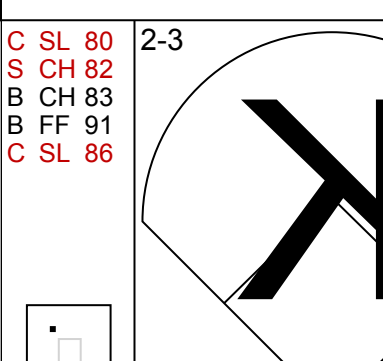
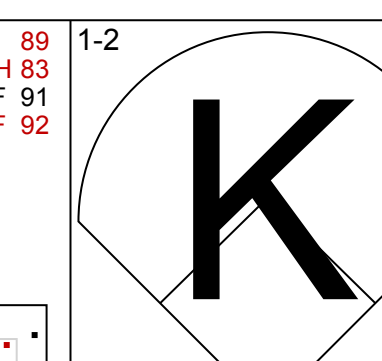
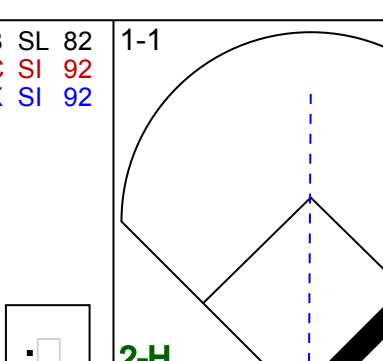
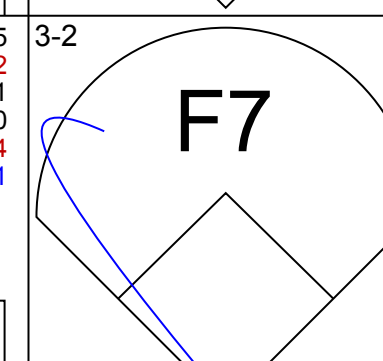
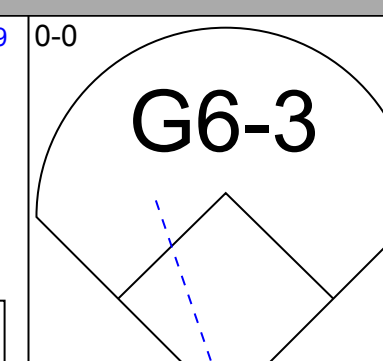
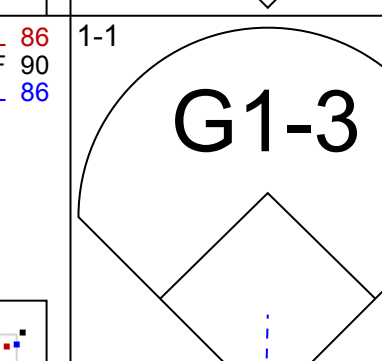
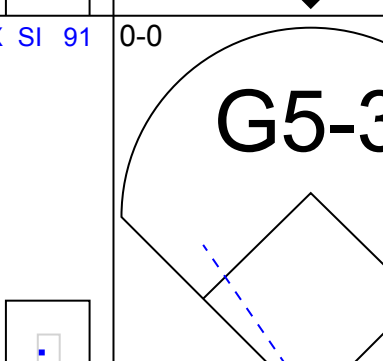
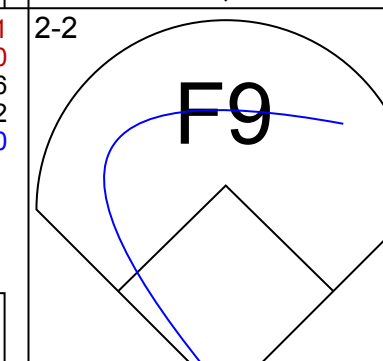
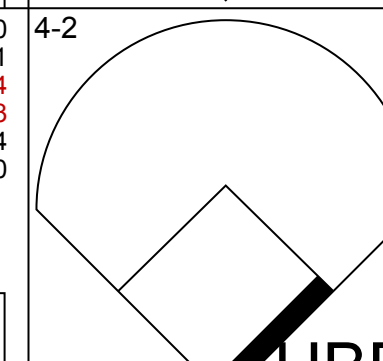
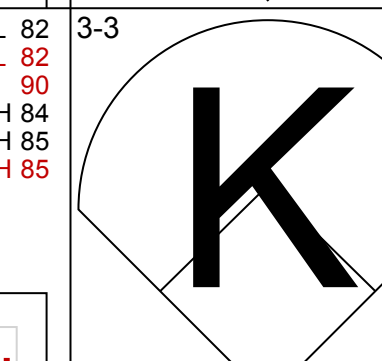
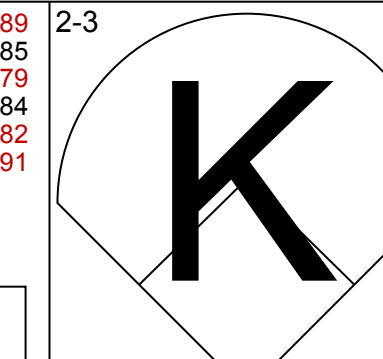
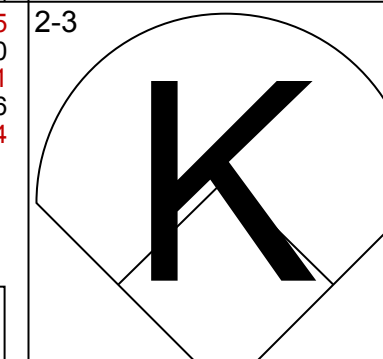

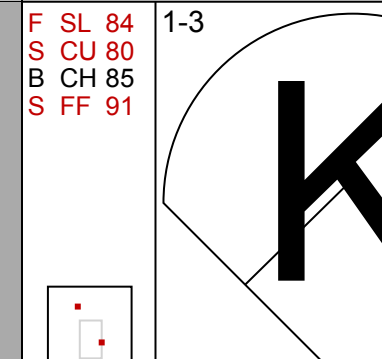
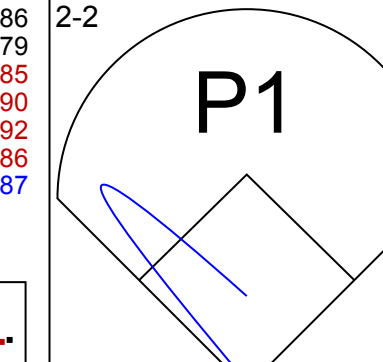
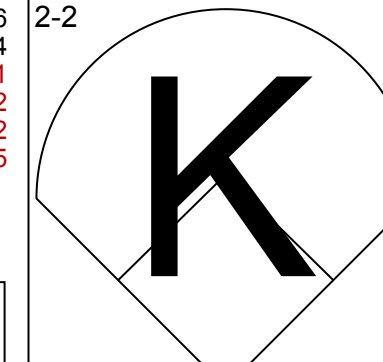
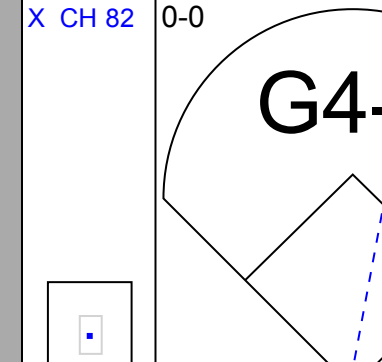
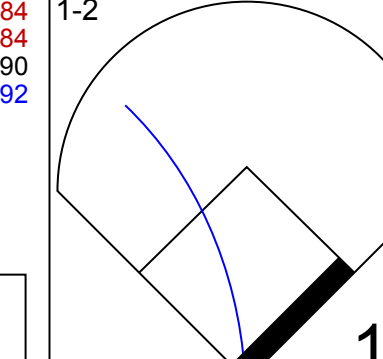
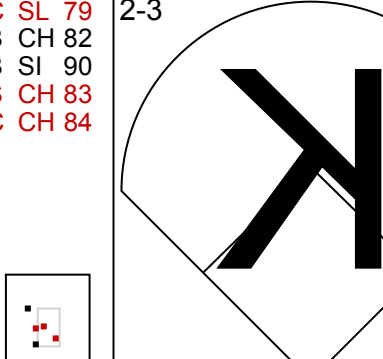
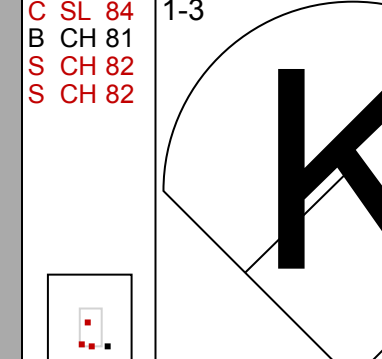

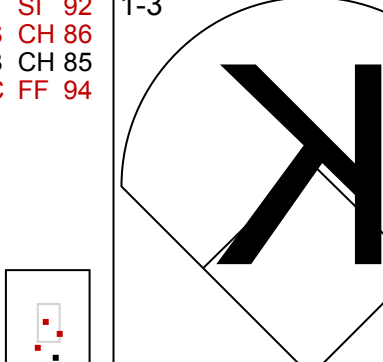
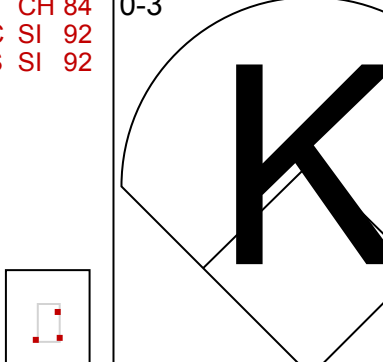
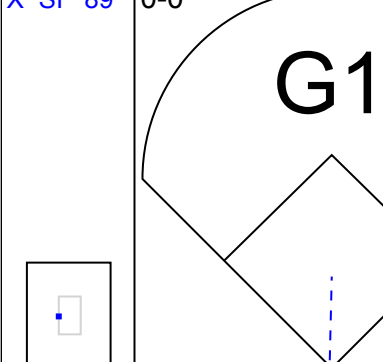
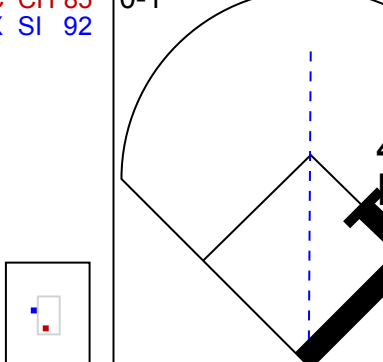
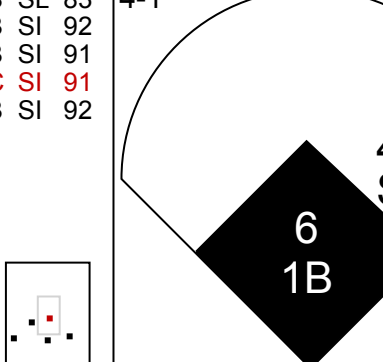
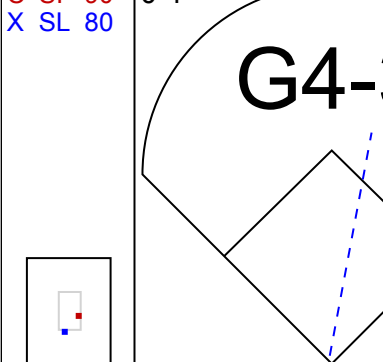
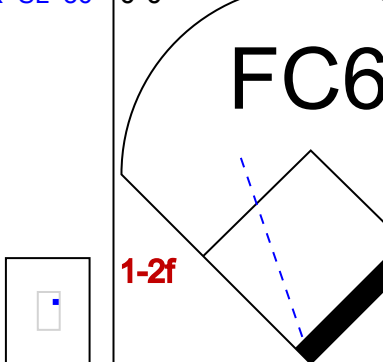
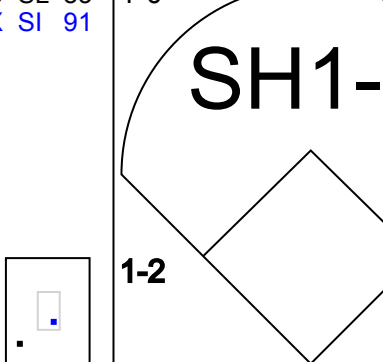




Batter	1	2	3	4	5	6	7	8	9	AB	R	H	RBI	BB	SO	LOB	TOP					
16 Austin Jackson, R (1, 8) OBP: 0.255, SLG: 0.250										4	0	0	0	0	3	0	San Francisco Giants @ Arizona Diamondbacks Chase Field, Phoenix, AZ Tue Apr 17 2018, 6:41 PM - 8:46 PM MST Att. 19,669 - Clear - 74 F					
12 Joe Panik, L (1, 4) OBP: 0.389, SLG: 0.483										2	0	0	0	1	0	0						
5 Nick Hundley, R (9, PH) OBP: 0.231, SLG: 0.167										1	0	0	0	0	0	0						
22 Andrew McCutchen, R (1, 9) OBP: 0.275, SLG: 0.323										3	0	0	0	0	1	1						
28 Buster Posey, R (1, 2) OBP: 0.351, SLG: 0.471										3	0	0	0	0	0	1						
48 Pablo Sandoval, S (1, 5) OBP: 0.250, SLG: 0.421										3	0	0	0	0	0	0						
8 Hunter Pence, R (1, 7) OBP: 0.214, SLG: 0.208										3	0	0	0	0	2	0						
9 Brandon Belt, L (1, 3) OBP: 0.365, SLG: 0.372										3	0	1	0	0	0	0						
35 Brandon Crawford, L (1, 6) OBP: 0.321, SLG: 0.380										3	0	0	0	0	1	1						
47 Johnny Cueto, R (1, 1) 56 Tony Watson, L (8, 1) 7 Gorkys Hernández, R (9, PH) OBP: 0.375, SLG: 0.583										2	0	0	0	0	0	0						
										0	0	0	0	0	0	0						
										1	0	0	0	0	1	0						
<b>Inning Stats</b>	R: 0 E: 0 K: 1 S: 7	H: 0 LOB: 0 BB: 0 P: 10	R: 0 E: 0 K: 0 S: 7	H: 0 LOB: 0 BB: 0 P: 12	R: 0 E: 0 K: 1 S: 5	H: 0 LOB: 0 BB: 0 P: 6	R: 0 E: 0 K: 0 S: 7	H: 0 LOB: 1 BB: 1 P: 13	R: 0 E: 0 K: 1 S: 6	H: 0 LOB: 0 BB: 0 P: 8	R: 0 E: 0 K: 1 S: 9	H: 0 LOB: 0 BB: 0 P: 12	R: 0 E: 0 K: 1 S: 7	H: 0 LOB: 0 BB: 0 P: 12	R: 0 E: 0 K: 1 S: 9	H: 1 LOB: 1 BB: 0 P: 14	R: 0 E: 0 K: 2 S: 11	H: 0 LOB: 0 BB: 0 P: 13	1B: 1 2B: 0 3B: 0 HR: 0	SF: 0 SAC: 0 DP: 0 HBP: 0	WP: 0 PB: 0 SB: 0 CS: 0	PA: 29
<b>PITCHER</b>	IP WLS BF H R ER SO BB IBB HBP BLK WP HR S P ERA WHIP	46 Patrick Corbin, L (1, 1) ERA: 1.65 9.0 W 29 1 0 0 8 1 0 0 0 0 0 0 68 100 0.00 0.222																				

AB	28
R	0
H	1
RBI	0
BB	1
SO	8
LOB	3



Batter	1	2	3	4	5	6	7	8	9	AB	R	H	RBI	BB	SO	LOB	BOTTOM			
6 David Peralta, L (1, 7) OBP: 0.419, SLG: 0.519										4	0	1	1	0	3	0	San Francisco Giants @ Arizona Diamondbacks Chase Field, Phoenix, AZ Tue Apr 17 2018, 6:41 PM - 8:46 PM MST Att. 19,669 - Clear - 74 F			
4 Ketel Marte, S (1, 4) OBP: 0.286, SLG: 0.373										4	0	0	0	0	0	1				
44 Paul Goldschmidt, R (1, 3) OBP: 0.386, SLG: 0.518										2	0	0	0	0	1	0				
11 AJ Pollock, R (1, 8) OBP: 0.323, SLG: 0.569										3	0	0	0	0	3	1				
3 Daniel Descalso, L (1, 5) OBP: 0.261, SLG: 0.400										3	0	0	0	0	1	1				
5 Alex Avila, L (1, 2) OBP: 0.303, SLG: 0.259										3	0	1	0	0	2	0				
13 Nick Ahmed, R (1, 6) OBP: 0.300, SLG: 0.422										3	0	0	0	0	2	1				
1 Jarrod Dyson, L (1, 9) OBP: 0.256, SLG: 0.333										2	1	1	0	1	0	0				
46 Patrick Corbin, L (1, 1) OBP: 0.444, SLG: 0.429										2	0	0	0	0	0	1				
<b>Inning Stats</b>	R: 0 E: 0 K: 1 S: 10	H: 0 LOB: 0 BB: 0 P: 18	R: 0 E: 0 K: 1 S: 14	H: 1 LOB: 0 BB: 0 P: 19	R: 0 E: 0 K: 1 S: 6	H: 0 LOB: 0 BB: 0 P: 8	R: 0 E: 0 K: 2 S: 10	H: 0 LOB: 1 BB: 0 P: 18	R: 0 E: 0 K: 2 S: 9	H: 0 LOB: 0 BB: 0 P: 12	R: 0 E: 0 K: 2 S: 8	H: 0 LOB: 0 BB: 0 P: 13	R: 0 E: 0 K: 2 S: 7	H: 0 LOB: 0 BB: 0 P: 9	R: 1 E: 0 K: 1 S: 8	H: 1 LOB: 1 BB: 1 P: 14	1B: 3 2B: 0 3B: 0 HR: 0	SF: 0 SAC: 1 DP: 0 HBP: 1	WP: 0 PB: 0 SB: 0 CS: 0	PA: 29
<b>PITCHER</b>	IP WLS BF H R ER SO BB IBB HBP BLK WP HR S P ERA WHIP	47 Johnny Cueto, R (1, 1) ERA: 0.45 7.0 L 5 1 1 1 1 1 0 0 0 0 0 0 8 14 9.00 2.000																		

AB	26
R	1
H	3
RBI	1
BB	1
SO	12
LOB	5





Batter	1	2	3	4	5	6	7	8	9	10	AB	R	H	RBI	BB	SO	LOB	TOP								
16 Austin Jackson, R OBP: 0.269, SLG: 0.234											3	0	0	0	2	2	1									
8 Hunter Pence, R OBP: 0.197, SLG: 0.193											5	0	0	0	0	2	3									
60 Hunter Strickland, R											0	0	0	0	0	0	0									
26 Cory Gearin, R											0	0	0	0	0	0	0									
22 Andrew McCutchen, R OBP: 0.284, SLG: 0.328											5	1	2	0	0	0	1									
28 Buster Posey, R OBP: 0.355, SLG: 0.455											4	1	1	0	1	3	2									
10 Evan Longoria, R OBP: 0.267, SLG: 0.300											4	1	3	2	1	0	1									
9 Brandon Belt, L OBP: 0.268, SLG: 0.426											4	1	1	2	0	2	4									
37 Kelby Tomlinson, R OBP: 0.280, SLG: 0.217											5	0	1	0	0	2	2									
35 Brandon Crawford, L OBP: 0.300, SLG: 0.352											4	0	0	0	0	0	3									
34 Chris Stratton, R OBP: 0.111, SLG: 0.111											3	0	1	0	0	2	2									
56 Tony Watson, L											0	0	0	0	0	0	0									
48 Pablo Sandoval, S OBP: 0.228, SLG: 0.421											0	0	0	0	1	0	0									
7 Gorkys Hernández, R OBP: 0.375, SLG: 0.563											0	0	0	0	0	0	0									
<b>Inning Stats</b>	R: 0 E: 0 K: 1 S: 11	H: 0 LOB: 1 BB: 1 P: 21	R: 0 E: 0 K: 2 S: 9	H: 1 LOB: 2 BB: 0 P: 12	R: 0 E: 0 K: 2 S: 12	H: 2 LOB: 3 BB: 1 P: 23	R: 0 E: 0 K: 1 S: 8	H: 0 LOB: 0 BB: 0 P: 9	R: 0 E: 0 K: 2 S: 7	H: 0 LOB: 0 BB: 0 P: 12	R: 2 E: 0 K: 1 S: 14	H: 2 LOB: 0 BB: 0 P: 22	R: 0 E: 0 K: 1 S: 12	H: 1 LOB: 0 BB: 0 P: 18	R: 0 E: 0 K: 1 S: 15	H: 1 LOB: 1 BB: 0 P: 24	R: 0 E: 0 K: 1 S: 12	H: 0 LOB: 2 BB: 2 P: 24	R: 2 E: 0 K: 1 S: 12	H: 2 LOB: 0 BB: 0 P: 19	1B: 6 2B: 1 3B: 0 HR: 2	SF: 0 SAC: 0 DP: 1 HBP: 1	WP: 0 PB: 0 SB: 1 CS: 1	PA: 43		
<b>PITCHER</b>	IP 6.0	WLS 26	BF 5	H 2	R 2	ER 2	SO 9	BB 3	IBB 0	HBP 0	BLK 0	WP 0	HR 1	S 61	P 99	ERA 3.00	WHIP 1.333									
38 Robbie Ray, L ERA: 4.98	1.0	3	1	0	0	1	0	0	0	0	0	0	0	12	18	0.00	1.000									
57 Fernando Salas, R ERA: 1.54	1.0	4	1	0	0	0	1	0	0	0	0	0	0	15	24	0.00	1.000									
66 Yoshitsa Hirano, R ERA: 2.16	1.0	5	0	0	0	1	2	0	0	0	0	0	0	12	24	0.00	2.000									
25 Archie Bradley, R ERA: 2.45	1.0	L	5	2	2	2	1	0	0	0	0	0	1	12	19	18.00	2.000									
31 Brad Boxberger, R ERA: 2.25																										

San Francisco Giants @ Arizona Diamondbacks  
Chase Field, Phoenix, AZ  
Wed Apr 18 2018, 6:42 PM - 10:24 PM MST  
Att: 16,976 - Clear - 81 F

livebaseballscores.com

GIANTS

AB 37  
R 4  
H 9  
RBI 4  
BB 5  
SO 13  
LOB 19

Batter	1	2	3	4	5	6	7	8	9	10	AB	R	H	RBI	BB	SO	LOB	BOTTOM							
6 David Peralta, L OBP: 0.433, SLG: 0.542											5	0	3	1	0	0	0								
4 Ketel Marte, S OBP: 0.267, SLG: 0.347											5	0	0	0	0	0	5								
44 Paul Goldschmidt, R OBP: 0.400, SLG: 0.550											4	1	2	0	1	2	1								
11 AJ Pollock, R OBP: 0.314, SLG: 0.556											5	0	1	1	0	3	4								
3 Daniel Descalso, L OBP: 0.275, SLG: 0.366											4	0	1	0	1	0	2								
5 Alex Avila, L OBP: 0.283, SLG: 0.219											5	0	0	0	0	4	6								
13 Nick Ahmed, R OBP: 0.315, SLG: 0.438											3	1	1	0	1	0	1								
1 Jarrod Dyson, L OBP: 0.256, SLG: 0.375											4	0	1	1	0	0	2								
38 Robbie Ray, L											1	0	0	0	0	1	0								
53 Christian Walker, R											0	0	0	0	0	0	0								
57 Fernando Salas, R											0	0	0	0	0	0	0								
66 Yoshitsa Hirano, R											0	0	0	0	0	0	0								
16 Chris Owings, R											0	0	0	0	0	0	1								
25 Archie Bradley, R											0	0	0	0	0	0	0								
31 Brad Boxberger, R											0	0	0	0	0	0	0								
36 John Ryan Murphy, R OBP: 0.316, SLG: 0.522											1	1	1	0	0	0	0								
<b>Inning Stats</b>	R: 0 E: 0 K: 1 S: 10	H: 1 LOB: 1 BB: 0 P: 15	R: 0 E: 0 K: 1 S: 11	H: 1 LOB: 0 BB: 0 P: 15	R: 0 E: 0 K: 1 S: 7	H: 0 LOB: 0 BB: 0 P: 11	R: 0 E: 0 K: 2 S: 8	H: 0 LOB: 0 BB: 0 P: 13	R: 0 E: 0 K: 1 S: 6	H: 0 LOB: 0 BB: 0 P: 9	R: 0 E: 1 K: 0 S: 10	H: 0 LOB: 1 BB: 0 P: 13	R: 0 E: 0 K: 2 S: 11	H: 1 LOB: 1 BB: 0 P: 17	R: 1 E: 0 K: 0 S: 11	H: 3 LOB: 1 BB: 0 P: 17	R: 1 E: 0 K: 1 S: 16	H: 2 LOB: 2 BB: 2 P: 25	R: 1 E: 0 K: 1 S: 11	H: 2 LOB: 3 BB: 2 P: 20	1B: 3 2B: 6 3B: 0 HR: 0	SF: 0 SAC: 0 DP: 2 HBP: 0	WP: 0 PB: 0 SB: 0 CS: 0	PA: 42	
<b>PITCHER</b>	IP 7.0	WLS 26	BF 5	H 1	R 1	ER 1	SO 8	BB 0	IBB 0	HBP 0	BLK 0	WP 0	HR 0	S 67	P 99	ERA 1.29	WHIP 0.714								
34 Chris Stratton, R ERA: 2.22	1.0	H	3	1	0	0	0	0	0	0	0	0	0	7	11	0.00	1.000								
56 Tony Watson, L ERA: 1.04	1.0	W	6	2	1	1	1	1	0	0	0	0	0	16	25	9.00	3.000								
60 Hunter Strickland, R ERA: 2.25	1.0	S	7	2	1	1	1	1	1	0	0	0	0	11	20	9.00	3.000								
26 Cory Gearin, R ERA: 4.5																									

San Francisco Giants @ Arizona Diamondbacks  
Chase Field, Phoenix, AZ  
Wed Apr 18 2018, 6:42 PM - 10:24 PM MST  
Att: 16,976 - Clear - 81 F

livebaseballscores.com

AB 39  
R 3  
H 10  
RBI 3  
BB 3  
SO 10  
LOB 22

A



Batter	1	2	3	4	5	6	7	8	9	AB	R	H	RBI	BB	SO	LOB	TOP										
1 <b>Grégor Blanco, L</b> OBP: 0.433, SLG: 0.444										3	0	1	0	1	1	0	<b>San Francisco Giants @ Arizona Diamondbacks</b> <b>Chase Field, Phoenix, AZ</b> Thu Apr 19 2018, 6:40 PM - 9:03 PM MST Att: 18,736 - Roof Closed - 75 F										
12 <b>Joe Panik, L</b> OBP: 0.392, SLG: 0.468										4	0	1	0	0	0	2											
22 <b>Andrew McCutchen, R</b> OBP: 0.282, SLG: 0.336										4	0	1	0	0	0	2											
28 <b>Buster Posey, R</b> OBP: 0.348, SLG: 0.441										4	0	1	0	0	1	1											
37 <b>Kelby Tomlinson, R</b> (9, PR) OBP: 0.290, SLG: 0.217										0	0	0	0	0	0	0											
9 <b>Brandon Belt, L</b> OBP: 0.361, SLG: 0.471										4	1	1	1	0	0	2											
10 <b>Evan Longoria, R</b> OBP: 0.294, SLG: 0.475										3	0	0	0	0	0	0											
35 <b>Brandon Crawford, L</b> OBP: 0.286, SLG: 0.333										3	0	0	0	0	1	0											
7 <b>Gorkys Hernández, R</b> OBP: 0.316, SLG: 0.474										3	0	0	0	0	2	0											
50 <b>Ty Blach, R</b> OBP: 0.125, SLG: 0.125										2	0	0	0	0	0	0											
54 <b>Reyes Moronta, R</b> OBP: 0.273, SLG: 0.400										0	0	0	0	0	0	0											
48 <b>Pablo Sandoval, S</b> (6, PH)										1	0	0	0	0	1	0											
49 <b>Sam Dyson, R</b>										0	0	0	0	0	0	0											
<b>Inning Stats</b>	R: 0 E: 0 K: 0 S: 11	H: 1 LOB: 1 BB: 0 P: 17	R: 1 E: 0 K: 0 S: 10	H: 1 LOB: 0 BB: 0 P: 16	R: 0 E: 0 K: 0 S: 7	H: 1 LOB: 0 BB: 0 P: 12	R: 0 E: 0 K: 1 S: 8	H: 0 LOB: 0 BB: 0 P: 11	R: 0 E: 0 K: 1 S: 6	H: 0 LOB: 1 BB: 1 P: 10	R: 0 E: 0 K: 0 S: 8	H: 0 LOB: 0 BB: 0 P: 14	R: 0 E: 0 K: 3 S: 10	H: 0 LOB: 0 BB: 0 P: 15	R: 0 E: 0 K: 1 S: 12	H: 2 LOB: 2 BB: 0 P: 19	1B: 3 2B: 1 3B: 0 HR: 1	SF: 0 SAC: 0 DP: 0 HBP: 0	WP: 0 PB: 0 SB: 0 CS: 1	PA: 33							
<b>PITCHER</b>	IP	WLS	BF	H	R	ER	SO	BB	IBB	HBP	BLK	WP	HR	S	P	ERA	WHIP										
21 <b>Zack Greinke, R</b> ERA: 4.13	7.0	W	24	3	1	1	2	1	0	0	0	0	1	56	88	1.29	0.571										
25 <b>Archie Bradley, R</b> ERA: 2.25	1.0	H	3	0	0	0	3	0	0	0	0	0	0	10	15	0.00	0.000										
31 <b>Brad Boxberger, R</b> ERA: 2.0	1.0	S	5	2	0	0	1	0	0	0	0	0	0	12	19	0.00	2.000										

Batter	1	2	3	4	5	6	7	8	9	AB	R	H	RBI	BB	SO	LOB	BOTTOM										
6 <b>David Peralta, L</b> OBP: 0.423, SLG: 0.524										4	0	1	1	0	1	0	<b>San Francisco Giants @ Arizona Diamondbacks</b> <b>Chase Field, Phoenix, AZ</b> Thu Apr 19 2018, 6:40 PM - 9:03 PM MST Att: 18,736 - Roof Closed - 75 F										
4 <b>Ketel Marte, S</b> OBP: 0.286, SLG: 0.382										4	1	1	1	0	0	1											
44 <b>Paul Goldschmidt, R</b> OBP: 0.495, SLG: 0.540										3	0	1	0	1	0	0											
11 <b>AJ Pollock, R</b> OBP: 0.311, SLG: 0.582										4	1	1	1	0	2	3											
16 <b>Chris Owings, R</b> OBP: 0.309, SLG: 0.404										1	0	0	0	0	0	0											
1 <b>Jarrod Dyson, L</b> OBP: 0.239, SLG: 0.349										3	0	0	0	0	0	0											
13 <b>Nick Ahmed, R</b> OBP: 0.293, SLG: 0.404										4	0	0	0	0	1	0											
10 <b>Deven Marrero, R</b> OBP: 0.240, SLG: 0.217										3	0	1	0	1	0	0											
2 <b>Jeff Mathis, R</b> OBP: 0.348, SLG: 0.263										2	1	2	0	1	0	0											
21 <b>Zack Greinke, R</b>										2	0	0	0	0	0	4											
25 <b>Archie Bradley, R</b>										0	0	0	0	0	0	0											
31 <b>Brad Boxberger, R</b>										0	0	0	0	0	0	0											
<b>Inning Stats</b>	R: 0 E: 0 K: 2 S: 12	H: 0 LOB: 1 BB: 1 P: 18	R: 0 E: 0 K: 0 S: 7	H: 0 LOB: 0 BB: 0 P: 12	R: 1 E: 0 K: 1 S: 13	H: 3 LOB: 2 BB: 0 P: 18	R: 0 E: 0 K: 1 S: 9	H: 2 LOB: 2 BB: 0 P: 12	R: 0 E: 0 K: 0 S: 7	H: 0 LOB: 0 BB: 0 P: 9	R: 1 E: 0 K: 0 S: 11	H: 1 LOB: 2 BB: 2 P: 23	R: 1 E: 0 K: 0 S: 7	H: 1 LOB: 0 BB: 0 P: 13	R: 0 E: 0 K: 0 S: 9	H: 0 LOB: 0 BB: 0 P: 13	1B: 4 2B: 1 3B: 0 HR: 2	SF: 0 SAC: 1 DP: 0 HBP: 0	WP: 0 PB: 0 SB: 0 CS: 0	PA: 34							
<b>PITCHER</b>	IP	WLS	BF	H	R	ER	SO	BB	IBB	HBP	BLK	WP	HR	S	P	ERA	WHIP										
50 <b>Ty Blach, L</b> ERA: 4.1	6.0	L	27	6	2	2	4	3	0	0	0	0	1	59	92	3.00	1.500										
54 <b>Reyes Moronta, R</b> ERA: 1.0	1.0		4	1	1	1	0	0	0	0	0	0	1	7	13	9.00	1.000										
49 <b>Sam Dyson, R</b> ERA: 6.14	1.0		3	0	0	0	0	0	0	0	0	0	0	9	13	0.00	0.000										



Batter	1	2	3	4	5	6	7	8	9	AB	R	H	RBI	BB	SO	LOB	TOP								
2 José Pirela, R OBP: 0.302, SLG: 0.385	G4-3		G5-4-3 BB			E6 22 FC6-4		G6-3		3	0	0	0	1	0	0									
4 Wil Myers, R OBP: 0.313, SLG: 0.500	22 WP 30 G3-1 1B		G5-4-3			F8			30 1B 22 1B 1B	4	1	2	0	0	0	2									
30 Eric Hosmer, L OBP: 0.341, SLG: 0.434	G3-1			G4-3		P5			33 SH1-3 22 1B 1B	4	1	1	0	0	0	2									
22 Christian Villanueva, R OBP: 0.438, SLG: 0.741	K			F9		FC6-4			13 E 33 SH1-3 20 E 1B	4	1	1	1	0	1	2									
33 Franchy Cordero, L OBP: 0.229, SLG: 0.471	G3-1			HR		L8			33 SH1-3 20 E 1B	3	1	1	1	0	1	0									
13 Freddy Galvis, S OBP: 0.356, SLG: 0.333	K			L8		F8			FC6 20 E 1B	4	0	0	0	0	1	1									
20 Carlos Asuaje, L OBP: 0.289, SLG: 0.297	18 FC5-4 BB			G4-3		G4-3			FC1	3	0	0	0	1	0	1									
18 Austin Hedges, R OBP: 0.180, SLG: 0.276	FC5-4			K		K			L8	4	0	0	0	0	1	3									
38 Tyson Ross, R OBP: 0.222, SLG: 0.125	G6-3			K		K			G4-3	3	0	0	0	0	2	0									
52 Brad Hand, L (8, 1)	G6-3			K		K			G4-3	1	0	0	0	0	0	2									
<b>Inning Stats</b>	R: 0 H: 1 E: 0 K: 1 S: 10	H: 1 LOB: 1 BB: 0 P: 13	R: 0 H: 0 E: 0 K: 1 S: 8	H: 0 LOB: 1 BB: 1 P: 16	R: 0 H: 0 E: 0 K: 0 S: 9	H: 0 LOB: 0 BB: 1 P: 14	R: 1 H: 1 E: 0 K: 0 S: 11	H: 1 LOB: 0 BB: 0 P: 20	R: 0 H: 0 E: 0 K: 2 S: 9	H: 0 LOB: 0 BB: 0 P: 13	R: 0 H: 0 E: 1 K: 1 S: 8	H: 0 LOB: 1 BB: 0 P: 10	R: 0 H: 0 E: 0 K: 1 S: 9	H: 0 LOB: 0 BB: 0 P: 15	R: 0 H: 0 E: 0 K: 1 S: 9	H: 0 LOB: 0 BB: 0 P: 10	R: 3 H: 3 E: 2 K: 0 S: 18	H: 3 LOB: 2 BB: 0 P: 23	1B: 4 2B: 0 3B: 0 HR: 1	SF: 0 SAC: 1 DP: 1 HBP: 0	WP: 1 PB: 1 SB: 0 CS: 0	PA: 36			
<b>PITCHER</b>	IP	WLS	BF	H	R	ER	SO	BB	IBB	HBP	BLK	WP	HR	S	P	ERA	WHIP								
55 Matt Koch, R ERA: 1.13	6.0		22	2	1	1	4	2	0	0	0	1	1	55	86	1.50	0.667								
40 Andrew Chafin, L ERA: 1.59	1.0		3	0	0	0	1	0	0	0	0	0	0	9	15	0.00	0.000								
57 Fernando Salas, R ERA: 1.42	1.0		3	0	0	0	1	0	0	0	0	0	0	9	10	0.00	0.000								
31 Brad Boxberger, R ERA: 3.0	0.0	L	3	3	3	1	0	0	0	0	0	0	0	11	14	=	=								
29 Jorge De La Rosa, L ERA: 1.42	1.0		5	0	0	0	0	0	0	0	0	0	0	7	9	0.00	0.000								

San Diego Padres @ Arizona Diamondbacks  
Chase Field, Phoenix, AZ  
Fri Apr 20 2018, 6:40 PM - 9:34 PM MST  
Att: 24,902 - Clear - 77 F

livebaseballscorecards.com

AB 33  
R 4  
H 5  
RBI 2  
BB 2  
SO 6  
LOB 13



Batter	1	2	3	4	5	6	7	8	9	AB	R	H	RBI	BB	SO	LOB	BOTTOM								
6 David Peralta, L OBP: 0.413, SLG: 0.500	G4-3		G4-3			L7				3	0	0	0	1	0	0									
1 Jarrod Dyson, L OBP: 0.240, SLG: 0.326	44 S BB			G1-3						3	0	0	0	1	1	2									
44 Paul Goldschmidt, R OBP: 0.389, SLG: 0.515	K			K						3	0	0	0	1	3	1									
3 Daniel Descalso, L OBP: 0.255, SLG: 0.354	K			K						4	0	0	0	0	3	2									
4 Ketel Marte, S OBP: 0.253, SLG: 0.363	L7			L6						4	0	0	0	0	1	1									
13 Nick Ahmed, R OBP: 0.295, SLG: 0.389	K			P6						2	0	0	0	1	1	0									
5 Alex Avila, L OBP: 0.244, SLG: 0.200	K			F7						3	0	0	0	0	2	1									
10 Deven Marrero, R OBP: 0.214, SLG: 0.192	K2-3			L7						3	1	0	0	0	1	1									
55 Matt Koch, L (1, 1)				K						1	0	0	0	0	1	0									
36 John Ryan Murphy, R ERA: 2.81										1	0	0	0	0	1	0									
40 Andrew Chafin, R (7, 1)										0	0	0	0	0	0	0									
57 Fernando Salas, R (8, 1)										0	0	0	0	0	0	0									
53 Christian Walker, R (8, PH)										1	0	1	1	0	0	0									
31 Brad Boxberger, R (9, 1)										0	0	0	0	0	0	0									
29 Jorge De La Rosa, L (9, 1)										0	0	0	0	0	0	0									
<b>Inning Stats</b>	R: 0 H: 0 E: 0 K: 2 S: 10	H: 0 LOB: 0 BB: 0 P: 18	R: 0 H: 0 E: 0 K: 2 S: 9	H: 0 LOB: 0 BB: 0 P: 15	R: 0 H: 0 E: 0 K: 2 S: 9	H: 0 LOB: 0 BB: 0 P: 14	R: 0 H: 0 E: 0 K: 0 S: 10	H: 0 LOB: 0 BB: 0 P: 16	R: 0 H: 0 E: 0 K: 1 S: 6	H: 0 LOB: 0 BB: 0 P: 10	R: 0 H: 0 E: 0 K: 0 S: 9	H: 0 LOB: 1 BB: 1 P: 16	R: 1 H: 1 E: 0 K: 2 S: 15	H: 1 LOB: 2 BB: 2 P: 31	R: 0 H: 0 E: 0 K: 3 S: 12	H: 0 LOB: 0 BB: 0 P: 18	1B: 0 2B: 1 3B: 0 HR: 0	SF: 0 SAC: 0 DP: 0 HBP: 0	WP: 1 PB: 0 SB: 2 CS: 0	PA: 32					
<b>PITCHER</b>	IP	WLS	BF	H	R	ER	SO	BB	IBB	HBP	BLK	WP	HR	S	P	ERA	WHIP								
38 Tyson Ross, R ERA: 2.81	7.2		27	1	1	1	10	3	0	0	0	1	0	73	127	1.17	0.522								
52 Brad Hand, L ERA: 1.59	1.1	W	5	0	0	0	4	1	0	0	0	0	0	16	26	0.00	0.750								

San Diego Padres @ Arizona Diamondbacks  
Chase Field, Phoenix, AZ  
Fri Apr 20 2018, 6:40 PM - 9:34 PM MST  
Att: 24,902 - Clear - 77 F

livebaseballscorecards.com

AB 28  
R 1  
H 1  
RBI 1  
BB 4  
SO 14  
LOB 8









Batter	1	2	3	4	5	6	7	8	9	AB	R	H	RBI	BB	SO	LOB	TOP	
7 Manuel Margot, R OBP: 0.211, SLG: 0.212	L7		K			K		K		4	0	0	0	0	3	1	<b>San Diego Padres @ Arizona Diamondbacks</b> Chase Field, Phoenix, AZ Sun Apr 22 2018, 1:11 PM - 3:52 PM MST Att: 31,061 - Roof Closed - 75 F	
4 Wil Myers, R OBP: 0.250, SLG: 0.400	K		G1-3			K		G6-3		4	1	0	0	0	2	1		
22 Christian Villanueva, R OBP: 0.444, SLG: 0.174	G6-3					K		G4-3		4	1	2	2	0	1	0		
30 Eric Hosmer, L OBP: 0.323, SLG: 0.398						K		G2-3		3	0	0	0	1	1	1		
2 José Pirela, R OBP: 0.288, SLG: 0.364	FC4-6					L8		G5-3		4	0	0	0	0	1	2		
13 Freddy Galvis, S OBP: 0.340, SLG: 0.317	K					L9		K		3	0	0	0	0	2	1		
23 Matt Szczur, R OBP: 0.286, SLG: 0.250	F9					K		G6-3		3	0	0	0	0	1	1		
18 Austin Hedges, R OBP: 0.179, SLG: 0.266						K		K		3	0	1	0	0	2	0		
37 Joey Lucchesi, L						K		G2-3		1	0	0	0	0	1	1		
12 Chase Headley, S (6,PH) OBP: 0.250, SLG: 0.133										1	0	0	0	0	1	0		
53 Kazuhisa Makita, R (6,PH)										0	0	0	0	0	0	0		
20 Carlos Asuaje, L (8,PH)										1	0	0	0	0	0	0		
88 Phil Maton, R (8,1)										0	0	0	0	0	0	0		
<b>Inning Stats</b>	R: 0 E: 0 K: 1 S: 9	H: 0 LOB: 0 BB: 15	R: 0 E: 0 K: 1 S: 10	H: 0 LOB: 1 BB: 1	R: 0 E: 0 K: 2 S: 11	H: 1 LOB: 0 BB: 0	R: 0 E: 0 K: 2 S: 10	H: 0 LOB: 0 BB: 0	R: 0 E: 0 K: 1 S: 7	H: 0 LOB: 0 BB: 8	R: 0 E: 0 K: 2 S: 8	H: 1 LOB: 1 BB: 13	R: 0 E: 0 K: 1 S: 12	H: 1 LOB: 1 BB: 13	1B: 1 2B: 1 3B: 0 HR: 1	SF: 0 SAC: 0 DP: 0 HBP: 0	WP: 1 PB: 0 SB: 0 CS: 0	PA: 32
<b>PITCHER</b>	IP WLS BF H R ER SO BB IBB HBP BLK WP HR S P ERA WHIP																	
46 Patrick Corbin, L (1,1) ERA: 1.93	6.0 W 22 2 2 2 11 1 0 0 0 0 1 1 65 100 3.00 0.500																	
66 Yoshinisa Hirano, R (7,1) ERA: 1.93	1.0 H 3 0 0 0 1 0 0 0 0 0 0 0 7 8 0.00 0.000																	
29 Jorge De La Rosa, L (8,1) ERA: 1.29	0.2 H 2 0 0 0 1 0 0 0 0 0 0 0 5 8 0.00 0.000																	
25 Archie Bradley, R (8,1) ERA: 2.03	1.1 S 5 1 0 0 2 0 0 0 0 0 0 0 0 15 18 0.00 0.750																	

Batter	1	2	3	4	5	6	7	8	9	AB	R	H	RBI	BB	SO	LOB	BOTTOM	
1 Jarrod Dyson, L OBP: 0.222, SLG: 0.300	K		G4-3			L5		G4-3		4	0	0	0	0	1	1	<b>San Diego Padres @ Arizona Diamondbacks</b> Chase Field, Phoenix, AZ Sun Apr 22 2018, 1:11 PM - 3:52 PM MST Att: 31,061 - Roof Closed - 75 F	
4 Ketel Marte, S OBP: 0.294, SLG: 0.349	44 1B		K			G4-3		L4		4	0	1	0	0	1	0		
44 Paul Goldschmidt, R OBP: 0.429, SLG: 0.599	11 1B					16 F6 13 E 11 1B		11 1B FC5-4		2	1	2	0	2	0	0		
11 AJ Pollock, R OBP: 0.329, SLG: 0.608						13 S 13 HR		FC5-4		3	1	1	0	1	0	2		
16 Chris Owings, R OBP: 0.317, SLG: 0.379	F8					F8		F9		4	0	0	0	0	0	6		
13 Nick Ahmed, R OBP: 0.290, SLG: 0.410	G4-3					1-H HR		L7		4	1	1	2	0	0	1		
10 Deven Marrero, R OBP: 0.257, SLG: 0.281	K					G6-3 46 S 1B		L9		2	1	0	0	1	1	0		
2 Jeff Mathis, R OBP: 0.308, SLG: 0.227	F8					G6-3		K		3	0	0	0	0	1	1		
46 Patrick Corbin, L (1,1) OBP: 0.455, SLG: 0.444								K		2	0	1	1	0	1	0		
66 Yoshinisa Hirano, R (7,1) ERA: 1.93										0	0	0	0	0	0	0		
53 Christian Walker, R (7,PH) OBP: 0.250, SLG: 0.286										1	0	0	0	0	1	0		
29 Jorge De La Rosa, L (8,1) ERA: 1.29										0	0	0	0	0	0	0		
25 Archie Bradley, R (8,1) ERA: 2.03										0	0	0	0	0	0	0		
<b>Inning Stats</b>	R: 0 E: 0 K: 1 S: 12	H: 2 LOB: 2 BB: 1	R: 0 E: 0 K: 1 S: 10	H: 0 LOB: 0 BB: 0	R: 0 E: 0 K: 2 S: 11	H: 0 LOB: 0 BB: 0	R: 4 E: 0 K: 0 S: 18	H: 3 LOB: 1 BB: 2	R: 0 E: 0 K: 1 S: 8	H: 0 LOB: 0 BB: 0	R: 0 E: 0 K: 1 S: 10	H: 1 LOB: 1 BB: 0	R: 0 E: 0 K: 0 S: 7	H: 1 LOB: 1 BB: 0	1B: 5 2B: 0 3B: 0 HR: 1	SF: 0 SAC: 0 DP: 0 HBP: 0	WP: 0 PB: 0 SB: 3 CS: 0	PA: 33
<b>PITCHER</b>	IP WLS BF H R ER SO BB IBB HBP BLK WP HR S P ERA WHIP																	
37 Joey Lucchesi, L (1,1) ERA: 2.7	5.0 L 23 5 4 4 4 4 0 0 0 0 0 0 0 60 103 7.20 1.800																	
53 Kazuhisa Makita, R (6,1) ERA: 5.4	2.0 6 0 0 0 2 0 0 0 0 0 0 0 18 26 0.00 0.000																	
88 Phil Maton, R (8,1) ERA: 1.0	1.0 4 1 0 0 0 0 0 0 0 0 0 0 7 9 0.00 1.000																	







Batter	1	2	3	4	5	6	7	8	9	AB	R	H	RBI	BB	SO	LOB	TOP						
6 David Peralta, L (1,7) OBP: 0.371, SLG: 0.456	F9		SF8		G4-3			K		3	0	0	1	0	1	0	Arizona Diamondbacks @ Philadelphia Phillies Citizens Bank Park, Philadelphia, PA Wed Apr 25 2018, 7:09 PM - 10:03 PM EDT Att: 21,349 - Cloudy - 67 F						
4 Ketel Marte, S (1,6) OBP: 0.270, SLG: 0.347	G6-4-3 1B		G1-3		G4-3			1B		4	0	2	0	0	0	1							
44 Paul Goldschmidt, R (1,3) OBP: 0.490, SLG: 0.519	G6-4-3			E5 3 BB 11 1B 16 BB		E6 3 SF8		K		4	2	0	0	0	1	2							
11 AJ Pollock, R (1,8) OBP: 0.341, SLG: 0.585		P4		16 BB 1 FC1-2 3 BB 1B		L9		L8		4	0	1	0	0	0	2							
3 Daniel Descalso, L (1,5) OBP: 0.277, SLG: 0.400		P4		16 BB 1 FC1-2 1B		SF8		K		2	0	0	1	1	1	0							
16 Chris Owings, R (1,4) OBP: 0.328, SLG: 0.367		G5-3		2 BB 1 FC1-2 1B		K		1 WP BB		2	0	0	1	2	1	0							
1 Jarrod Dyson, L (1,9) OBP: 0.256, SLG: 0.357				2 BB 6 SF8 1B		FC1-2		F7		4	1	1	0	0	1	4							
2 Jeff Mathis, R (1,2) OBP: 0.310, SLG: 0.240				G5-3		G5-3		G5-3		3	0	1	0	0	0	3							
5 Alex Avila, L (9, PH) OBP: 0.304, SLG: 0.333				1B		1B		BB		0	0	0	0	1	0	0							
10 Deven Marrero, R (9, FR) OBP: 0.257, SLG: 0.281				2-3 1B		2-3 1B		BB		0	0	0	0	0	0	0							
21 Zack Greinke, R (1,1) OBP: 0.300, SLG: 0.250				K		G4-3		L4		2	0	0	0	0	1	2							
53 Christian Walker, R (7, PH) OBP: 0.277, SLG: 0.250								F8		1	0	0	0	0	0	0							
40 Andrew Chafin, R (7, 1) OBP: 0.277, SLG: 0.250										0	0	0	0	0	0	0							
57 Fernando Salas, R (8, 1) OBP: 0.257, SLG: 0.281										0	0	0	0	0	0	0							
36 John Ryan Murphy, R (9, PH) OBP: 0.289, SLG: 0.507										1	0	0	0	0	0	2							
<b>Inning Stats</b>	R: 0 H: 1 E: 0 K: 0 S: 6	H: 1 LOB: 0 BB: 0 P: 9	R: 0 H: 0 E: 0 K: 0 S: 7	H: 0 LOB: 0 BB: 0 P: 13	R: 1 H: 2 E: 1 K: 1 S: 12	H: 2 LOB: 1 BB: 0 P: 22	R: 1 H: 1 E: 1 K: 0 S: 12	H: 1 LOB: 2 BB: 2 P: 20	R: 0 H: 0 E: 0 K: 0 S: 9	H: 0 LOB: 0 BB: 0 P: 13	R: 1 H: 0 E: 1 K: 1 S: 10	H: 0 LOB: 0 BB: 0 P: 17	R: 0 H: 0 E: 0 K: 0 S: 7	H: 0 LOB: 0 BB: 0 P: 13	R: 0 H: 1 E: 0 K: 2 S: 10	H: 1 LOB: 1 BB: 0 P: 14	R: 0 H: 0 E: 0 K: 2 S: 13	H: 0 LOB: 2 BB: 2 P: 29	1B: 5 2B: 0 3B: 0 HR: 0	SF: 2 DP: 2 HBP: 0	WP: 1 PB: 0 SB: 1 CS: 0	PA: 36	
<b>PITCHER</b>	IP WLS BF H R ER SO BB IBB HBP BLK WP HR S P ERA WHIP	IP WLS BF H R ER SO BB IBB HBP BLK WP HR S P ERA WHIP	IP WLS BF H R ER SO BB IBB HBP BLK WP HR S P ERA WHIP	IP WLS BF H R ER SO BB IBB HBP BLK WP HR S P ERA WHIP	IP WLS BF H R ER SO BB IBB HBP BLK WP HR S P ERA WHIP	IP WLS BF H R ER SO BB IBB HBP BLK WP HR S P ERA WHIP	IP WLS BF H R ER SO BB IBB HBP BLK WP HR S P ERA WHIP	IP WLS BF H R ER SO BB IBB HBP BLK WP HR S P ERA WHIP	IP WLS BF H R ER SO BB IBB HBP BLK WP HR S P ERA WHIP	IP WLS BF H R ER SO BB IBB HBP BLK WP HR S P ERA WHIP	IP WLS BF H R ER SO BB IBB HBP BLK WP HR S P ERA WHIP	IP WLS BF H R ER SO BB IBB HBP BLK WP HR S P ERA WHIP	IP WLS BF H R ER SO BB IBB HBP BLK WP HR S P ERA WHIP	IP WLS BF H R ER SO BB IBB HBP BLK WP HR S P ERA WHIP	IP WLS BF H R ER SO BB IBB HBP BLK WP HR S P ERA WHIP	IP WLS BF H R ER SO BB IBB HBP BLK WP HR S P ERA WHIP	IP WLS BF H R ER SO BB IBB HBP BLK WP HR S P ERA WHIP						
49 Jake Arrieta, R (1,1) ERA: 1.82	7.0 W 27 4 3 1 2 2 0 0 0 0 0 0 63 107 1.29 0.857	0.1 H 2 1 0 0 1 0 0 0 0 0 0 0 6 9 0.00 3.000	0.2 H 2 0 0 0 1 0 0 0 0 0 0 0 4 5 0.00 0.000	1.0 S 5 0 0 0 2 2 0 0 0 1 0 13 29 0.00 2.000																			

Batter	1	2	3	4	5	6	7	8	9	AB	R	H	RBI	BB	SO	LOB	BOTTOM				
16 César Hernández, S (1,4) OBP: 0.431, SLG: 0.434	E9 41 G3-1 2B		41 BB 37 SF8-3-6-4-3 1B		41 CS 1B		L8			4	2	3	0	0	0	0	Arizona Diamondbacks @ Philadelphia Phillies Citizens Bank Park, Philadelphia, PA Wed Apr 25 2018, 7:09 PM - 10:03 PM EDT Att: 21,349 - Cloudy - 67 F				
41 Carlos Santana, S (1,3) OBP: 0.304, SLG: 0.305	G3-1		37 SF8-3-6-4-3 1B		CS		G6-3			4	1	2	1	0	0	0					
37 Odúbel Herrera, L (1,8) OBP: 0.382, SLG: 0.457	1B		SF8-3-6-4-3 1B		23 HR 2B		K2-3			2	1	1	1	1	1	0					
17 Rhys Hoskins, R (1,7) OBP: 0.484, SLG: 0.592	F9		K		23 HR BB		K			4	0	1	0	0	2	3					
23 Aaron Altherr, R (1,9) OBP: 0.294, SLG: 0.397	K		L8		HR		G6-3			4	1	1	3	0	1	2					
15 Andrew Knapp, S (1,2) OBP: 0.289, SLG: 0.250	K		G4-3		G3		G3			3	0	0	0	0	1	0					
7 Maikel Franco, R (1,5) OBP: 0.292, SLG: 0.406	K		K		1B		1B			3	0	1	0	0	2	0					
2 J.P. Crawford, L (1,6) OBP: 0.246, SLG: 0.333	1B		G3		K		K			3	0	1	0	0	1	1					
49 Jake Arrieta, R (1,1) ERA: 1.82										2	0	0	0	0	2	1					
4 Scott Kingery, R (7, PH) OBP: 0.277, SLG: 0.387										1	0	0	0	0	1	0					
46 Adam Morgan, L (8, 1) OBP: 0.277, SLG: 0.387										0	0	0	0	0	0	0					
57 Luis García, R (8, 1) OBP: 0.277, SLG: 0.387										0	0	0	0	0	0	0					
50 Héctor Neris, R (9, 1) OBP: 0.277, SLG: 0.387										0	0	0	0	0	0	0					
<b>Inning Stats</b>	R: 1 H: 2 E: 1 K: 1 S: 12	H: 2 LOB: 1 BB: 0 P: 18	R: 0 H: 1 E: 0 K: 3 S: 10	H: 1 LOB: 1 BB: 0 P: 15	R: 1 H: 2 E: 0 K: 1 S: 10	H: 2 LOB: 0 BB: 0 P: 15	R: 0 H: 0 E: 0 K: 1 S: 7	H: 0 LOB: 0 BB: 0 P: 11	R: 0 H: 1 E: 0 K: 1 S: 8	H: 1 LOB: 0 BB: 0 P: 13	R: 3 H: 3 E: 0 K: 2 S: 16	H: 3 LOB: 1 BB: 1 P: 27	R: 0 H: 0 E: 0 K: 1 S: 10	H: 0 LOB: 0 BB: 0 P: 15	R: 0 H: 1 E: 0 K: 1 S: 8	H: 1 LOB: 0 BB: 0 P: 9	1B: 7 2B: 3 3B: 0 HR: 1	SF: 1 SAC: 0 DP: 2 HBP: 0	WP: 0 PB: 0 SB: 0 CS: 1	PA: 33	
<b>PITCHER</b>	IP WLS BF H R ER SO BB IBB HBP BLK WP HR S P ERA WHIP	IP WLS BF H R ER SO BB IBB HBP BLK WP HR S P ERA WHIP	IP WLS BF H R ER SO BB IBB HBP BLK WP HR S P ERA WHIP	IP WLS BF H R ER SO BB IBB HBP BLK WP HR S P ERA WHIP	IP WLS BF H R ER SO BB IBB HBP BLK WP HR S P ERA WHIP	IP WLS BF H R ER SO BB IBB HBP BLK WP HR S P ERA WHIP	IP WLS BF H R ER SO BB IBB HBP BLK WP HR S P ERA WHIP	IP WLS BF H R ER SO BB IBB HBP BLK WP HR S P ERA WHIP	IP WLS BF H R ER SO BB IBB HBP BLK WP HR S P ERA WHIP	IP WLS BF H R ER SO BB IBB HBP BLK WP HR S P ERA WHIP	IP WLS BF H R ER SO BB IBB HBP BLK WP HR S P ERA WHIP	IP WLS BF H R ER SO BB IBB HBP BLK WP HR S P ERA WHIP	IP WLS BF H R ER SO BB IBB HBP BLK WP HR S P ERA WHIP	IP WLS BF H R ER SO BB IBB HBP BLK WP HR S P ERA WHIP	IP WLS BF H R ER SO BB IBB HBP BLK WP HR S P ERA WHIP	IP WLS BF H R ER SO BB IBB HBP BLK WP HR S P ERA WHIP					
21 Zack Greinke, R (1,1) ERA: 4.8	6.0 L 26 9 5 0 2 1 0 0 0 0 0 0 13 19 0.00 1.667	1.1 H 4 0 0 0 2 0 0 0 0 0 0 0 5 5 0.00 1.500	0.2 H 2 1 0 0 0 0 0 0 0 0 0 0 5 5 0.00 1.500																		





Batter	1	2	3	4	5	6	7	8	9	AB	R	H	RBI	BB	SO	LOB	TOP							
6 David Peralta, L OBP: 0.394, SLG: 0.500										3	2	2	2	2	0	0	Arizona Diamondbacks @ Philadelphia Phillies Citizens Bank Park, Philadelphia, PA Thu Apr 26 2018, 1:07 PM - 4:18 PM EDT Att: 20,335 - Partly Cloudy - G3 F							
1 Jarrod Dyson, L OBP: 0.295, SLG: 0.410										5	1	2	2	0	1	1								
44 Paul Goldschmidt, R OBP: 0.410, SLG: 0.547										5	1	3	0	0	1	0								
53 Christian Walker, R OBP: 0.300, SLG: 0.250										0	0	0	0	0	0	0								
11 AJ Pollock, R OBP: 0.323, SLG: 0.552										5	0	0	0	0	2	3								
10 Deven Marrero, R OBP: 0.237, SLG: 0.281										0	0	0	0	0	0	0								
3 Daniel Descalso, L OBP: 0.286, SLG: 0.407										4	1	1	0	1	1	1								
16 Chris Owings, R OBP: 0.333, SLG: 0.375										4	0	1	1	1	0	1								
5 Alex Avila, L OBP: 0.294, SLG: 0.302										4	1	0	0	1	3	5								
13 Nick Ahmed, R OBP: 0.299, SLG: 0.433										3	1	1	3	1	1	0								
55 Matt Koch, L OBP: 0.500, SLG: 0.333										2	1	1	0	1	1	3								
29 Jorge De La Rosa, L OBP: 0.259, SLG: 0.353										0	0	0	0	0	0	0								
36 John Ryan Murphy, R OBP: 0.259, SLG: 0.353										1	0	0	0	0	0	0								
30 T.J. McFarland, L OBP: 0.259, SLG: 0.353										0	0	0	0	0	0	0								
<b>Inning Stats</b>	R: 3 H: 4 E: 0 K: 1 S: 21	H: 4 LOB: 3 BB: 2 P: 35	R: 0 H: 1 E: 0 K: 0 S: 11	H: 1 LOB: 1 BB: 0 P: 16	R: 5 H: 3 E: 0 K: 1 S: 13	H: 3 LOB: 0 BB: 2 P: 26	R: 0 H: 0 E: 0 K: 1 S: 7	H: 0 LOB: 0 BB: 0 P: 9	R: 0 H: 2 E: 0 K: 1 S: 14	H: 2 LOB: 2 BB: 1 P: 23	R: 0 H: 0 E: 0 K: 2 S: 7	H: 0 LOB: 0 BB: 0 P: 11	R: 0 H: 0 E: 0 K: 2 S: 8	H: 0 LOB: 0 BB: 0 P: 12	R: 0 H: 0 E: 0 K: 0 S: 5	H: 0 LOB: 0 BB: 1 P: 10	R: 0 H: 1 E: 0 K: 2 S: 15	H: 1 LOB: 3 BB: 1 P: 25	1B: 4 2B: 4 3B: 0 HR: 3	SF: 0 SAC: 0 DP: 1 HBP: 0	WP: 0 PB: 0 CS: 0	PA: 43		
<b>PITCHER</b>	IP WLS BF H R ER SO BB IBB HBP BLK WP HR S P ERA WHIP	IP WLS BF H R ER SO BB IBB HBP BLK WP HR S P ERA WHIP	IP WLS BF H R ER SO BB IBB HBP BLK WP HR S P ERA WHIP	IP WLS BF H R ER SO BB IBB HBP BLK WP HR S P ERA WHIP	IP WLS BF H R ER SO BB IBB HBP BLK WP HR S P ERA WHIP	IP WLS BF H R ER SO BB IBB HBP BLK WP HR S P ERA WHIP	IP WLS BF H R ER SO BB IBB HBP BLK WP HR S P ERA WHIP	IP WLS BF H R ER SO BB IBB HBP BLK WP HR S P ERA WHIP	IP WLS BF H R ER SO BB IBB HBP BLK WP HR S P ERA WHIP	IP WLS BF H R ER SO BB IBB HBP BLK WP HR S P ERA WHIP	IP WLS BF H R ER SO BB IBB HBP BLK WP HR S P ERA WHIP	IP WLS BF H R ER SO BB IBB HBP BLK WP HR S P ERA WHIP	IP WLS BF H R ER SO BB IBB HBP BLK WP HR S P ERA WHIP	IP WLS BF H R ER SO BB IBB HBP BLK WP HR S P ERA WHIP	IP WLS BF H R ER SO BB IBB HBP BLK WP HR S P ERA WHIP	IP WLS BF H R ER SO BB IBB HBP BLK WP HR S P ERA WHIP	IP WLS BF H R ER SO BB IBB HBP BLK WP HR S P ERA WHIP	IP WLS BF H R ER SO BB IBB HBP BLK WP HR S P ERA WHIP	IP WLS BF H R ER SO BB IBB HBP BLK WP HR S P ERA WHIP	IP WLS BF H R ER SO BB IBB HBP BLK WP HR S P ERA WHIP	IP WLS BF H R ER SO BB IBB HBP BLK WP HR S P ERA WHIP	IP WLS BF H R ER SO BB IBB HBP BLK WP HR S P ERA WHIP	IP WLS BF H R ER SO BB IBB HBP BLK WP HR S P ERA WHIP	IP WLS BF H R ER SO BB IBB HBP BLK WP HR S P ERA WHIP
19 Ben Lively, R ERA: 6.85	2.1	18	7	7	7	1	3	1	0	0	0	0	0	1	36	53	2.46	1.091						
33 Drew Hutchison, R ERA: 3.27	3.2	14	3	1	1	5	1	0	0	0	0	0	0	1	13	22	0.00	0.500						
53 Yackel Rios, R ERA: 3.48	2.0	6	0	0	0	2	1	0	0	0	0	0	0	0	15	25	0.00	2.000						
61 Edubray Ramos, R ERA: 0.87	1.0	5	1	0	0	2	1	0	0	0	0	0	0	0	0	0	0.00	2.000						

Batter	1	2	3	4	5	6	7	8	9	AB	R	H	RBI	BB	SO	LOB	BOTTOM							
16 César Hernández, S OBP: 0.425, SLG: 0.425										4	0	1	0	0	2	1	Arizona Diamondbacks @ Philadelphia Phillies Citizens Bank Park, Philadelphia, PA Thu Apr 26 2018, 1:07 PM - 4:18 PM EDT Att: 20,335 - Partly Cloudy - G3 F							
41 Carlos Santana, S OBP: 0.302, SLG: 0.314										4	1	1	0	0	2	1								
37 Odúbel Herrera, L OBP: 0.387, SLG: 0.459										4	1	2	0	0	0	1								
17 Rhys Hoskins, R OBP: 0.495, SLG: 0.608										3	0	2	0	1	0	1								
23 Aaron Altherr, R OBP: 0.292, SLG: 0.403										4	0	1	2	0	0	5								
15 Andrew Knapp, S OBP: 0.271, SLG: 0.233										3	0	0	0	0	1	3								
53 Yackel Rios, R OBP: 0.271, SLG: 0.233										0	0	0	0	0	0	0								
61 Edubray Ramos, R OBP: 0.274, SLG: 0.382										0	0	0	0	0	0	0								
4 Scott Kingery, R OBP: 0.274, SLG: 0.382										0	0	0	0	0	0	0								
7 Maikel Franco, R OBP: 0.289, SLG: 0.397										4	0	1	0	0	0	1								
19 Ben Lively, R ERA: 1.92	6.0	24	6	2	2	4	2	0	0	0	0	0	0	0	0	0								
33 Drew Hutchison, L OBP: 1.000, SLG: 1.000	1.0	3	0	0	0	2	0	0	0	0	0	0	0	0	0	0								
38 Jorge Alfaro, R OBP: 0.241, SLG: 0.224	2.0	8	3	0	0	1	0	0	0	0	0	0	0	0	1	0								
2 J.P. Crawford, L OBP: 0.234, SLG: 0.317										3	0	0	0	0	1	3								
<b>Inning Stats</b>	R: 0 H: 0 E: 0 K: 1 S: 11	H: 0 LOB: 0 BB: 0 P: 18	R: 0 H: 1 E: 0 K: 1 S: 9	H: 1 LOB: 1 BB: 0 P: 17	R: 0 H: 0 E: 0 K: 1 S: 5	H: 0 LOB: 0 BB: 1 P: 10	R: 1 H: 2 E: 0 K: 0 S: 11	H: 2 LOB: 1 BB: 0 P: 15	R: 0 H: 2 E: 0 K: 0 S: 10	H: 2 LOB: 1 BB: 0 P: 15	R: 1 H: 1 E: 0 K: 1 S: 17	H: 1 LOB: 0 BB: 1 P: 27	R: 0 H: 0 E: 0 K: 2 S: 9	H: 0 LOB: 0 BB: 0 P: 13	R: 0 H: 3 E: 0 K: 1 S: 14	H: 3 LOB: 2 BB: 0 P: 23	R: 0 H: 0 E: 0 K: 0 S: 7	H: 0 LOB: 0 BB: 0 P: 10	1B: 6 2B: 3 3B: 0 HR: 0	SF: 0 SAC: 0 DP: 3 HBP: 0	WP: 2 PB: 0 CS: 0	PA: 35		
<b>PITCHER</b>	IP WLS BF H R ER SO BB IBB HBP BLK WP HR S P ERA WHIP	IP WLS BF H R ER SO BB IBB HBP BLK WP HR S P ERA WHIP	IP WLS BF H R ER SO BB IBB HBP BLK WP HR S P ERA WHIP	IP WLS BF H R ER SO BB IBB HBP BLK WP HR S P ERA WHIP	IP WLS BF H R ER SO BB IBB HBP BLK WP HR S P ERA WHIP	IP WLS BF H R ER SO BB IBB HBP BLK WP HR S P ERA WHIP	IP WLS BF H R ER SO BB IBB HBP BLK WP HR S P ERA WHIP	IP WLS BF H R ER SO BB IBB HBP BLK WP HR S P ERA WHIP	IP WLS BF H R ER SO BB IBB HBP BLK WP HR S P ERA WHIP	IP WLS BF H R ER SO BB IBB HBP BLK WP HR S P ERA WHIP	IP WLS BF H R ER SO BB IBB HBP BLK WP HR S P ERA WHIP	IP WLS BF H R ER SO BB IBB HBP BLK WP HR S P ERA WHIP	IP WLS BF H R ER SO BB IBB HBP BLK WP HR S P ERA WHIP	IP WLS BF H R ER SO BB IBB HBP BLK WP HR S P ERA WHIP	IP WLS BF H R ER SO BB IBB HBP BLK WP HR S P ERA WHIP	IP WLS BF H R ER SO BB IBB HBP BLK WP HR S P ERA WHIP	IP WLS BF H R ER SO BB IBB HBP BLK WP HR S P ERA WHIP	IP WLS BF H R ER SO BB IBB HBP BLK WP HR S P ERA WHIP	IP WLS BF H R ER SO BB IBB HBP BLK WP HR S P ERA WHIP	IP WLS BF H R ER SO BB IBB HBP BLK WP HR S P ERA WHIP	IP WLS BF H R ER SO BB IBB HBP BLK WP HR S P ERA WHIP	IP WLS BF H R ER SO BB IBB HBP BLK WP HR S P ERA WHIP	IP WLS BF H R ER SO BB IBB HBP BLK WP HR S P ERA WHIP	IP WLS BF H R ER SO BB IBB HBP BLK WP HR S P ERA WHIP
55 Matt Koch, R ERA: 1.58	2.0	8	3	0	0	1	0	0	0	0	0	0	0	0	0	0								
29 Jorge De La Rosa, L ERA: 1.0	1.0	3	0	0	0	2	0	0	0	0	0	0	0	0	0	0								
30 T.J. McFarland, L ERA: 1.58	2.0	8	3	0	0	1	0	0	0	0	0	0	0	0	0	0								

AB	36
R	8
H	11
RBI	8
BB	7
SO	10
LOB	14

AB	33
R	2
H	9
RBI	2
BB	2
SO	7
LOB	16



Batter	1	2	3	4	5	6	7	8	9	AB	R	H	RBI	BB	SO	LOB	TOP					
6 David Peralta, L OBP: 0.378, SLG: 0.477	G3		L8		K		G1-4-3			4	0	0	0	0	1	2						
1 Jarrod Dyson, L OBP: 0.254, SLG: 0.385	L7		F8		G3			G6-3		4	0	0	0	0	0	1						
44 Paul Goldschmidt, R OBP: 0.404, SLG: 0.533	K			K		11 3B		G5-3		4	1	1	0	0	2	0						
11 AJ Pollock, R OBP: 0.340, SLG: 0.615		HR		3 2B		3 SF7		G6-3		4	3	3	2	0	0	0						
3 Daniel Descalso, L OBP: 0.297, SLG: 0.426		4 13 1B		4 G6-3		SF7		K		2	1	1	2	1	1	0						
4 Ketel Marte, S OBP: 0.280, SLG: 0.333	G3			G6-3		P4		G5-3		4	0	0	0	0	0	2						
13 Nick Ahmed, R OBP: 0.296, SLG: 0.423				K		L9		G6-3		4	0	1	1	0	1	1						
2 Jeff Mathis, R OBP: 0.313, SLG: 0.222	K							F9		2	0	0	0	1	1	1						
52 Zack Godley, R OBP: 0.175, SLG: 0.111 40 Andrew Chafin, R ERA: 3.63 16 Chris Owings, R OBP: 0.265, SLG: 0.386 66 Yoshitsugu Hirano, R ERA: 5.0 25 Archie Bradley, R ERA: 1.88 31 Brad Boxberger, R ERA: 2.7			K		K		E5			2	0	0	0	0	2	1						
<b>Inning Stats</b>	R: 0 E: 0 K: 1 S: 8	H: 0 LOB: 0 BB: 0 P: 11	R: 2 E: 0 K: 1 S: 12	H: 2 LOB: 0 BB: 1 P: 23	R: 0 E: 0 K: 1 S: 10	H: 0 LOB: 0 BB: 0 P: 12	R: 1 E: 0 K: 2 S: 11	H: 2 LOB: 1 BB: 0 P: 17	R: 0 E: 0 K: 2 S: 8	H: 0 LOB: 1 BB: 1 P: 15	R: 2 E: 0 K: 0 S: 9	H: 2 LOB: 0 BB: 0 P: 14	R: 0 E: 1 K: 0 S: 10	H: 0 LOB: 0 BB: 0 P: 13	R: 0 E: 0 K: 0 S: 5	H: 0 LOB: 0 BB: 0 P: 6	R: 0 E: 0 K: 1 S: 7	H: 0 LOB: 0 BB: 0 P: 8	1B: 3 2B: 1 3B: 1 HR: 1	SF: 1 SAC: 0 DP: 0 HBP: 0	WP: 0 PB: 0 SB: 0 CS: 2	PA: 34
<b>PITCHER</b>	IP	WLS	BF	H	R	ER	SO	BB	IBB	HBP	BLK	WP	HR	S	P	ERA	WHIP					
37 Stephen Strasburg, R ERA: 3.63	6.1	L	27	6	5	5	7	2	0	0	0	0	1	66	103	7.11	1.263					
36 Sammy Solis, L ERA: 4.5	1.0		2	0	0	0	0	0	0	0	0	0	0	4	5	0.00	0.000					
44 Ryan Madson, R ERA: 5.0	0.2		2	0	0	0	0	0	0	0	0	0	3	3	0.00	0.000						
62 Sean Doolittle, L ERA: 2.45	1.0		3	0	0	0	1	0	0	0	0	0	0	7	8	0.00	0.000					

Arizona Diamondbacks @ Washington Nationals  
Nationals Park, Washington, DC  
Fri Apr 27 2018, 7:06 PM - 10:07 PM EDT  
Att: 26,517 - Partly Cloudy - 62 F

AB 31  
R 5  
H 6  
RBI 5  
BB 2  
SO 8  
LOB 8



Batter	1	2	3	4	5	6	7	8	9	AB	R	H	RBI	BB	SO	LOB	BOTTOM					
7 Trea Turner, R OBP: 0.364, SLG: 0.368	G6-3		12 HR		P3			K		5	1	2	0	0	1	2						
12 Howie Kendrick, R OBP: 0.330, SLG: 0.506	F9		HR		K			G5-3		5	1	3	2	0	1	0						
34 Bryce Harper, L OBP: 0.458, SLG: 0.563	F9		15 1B		K		G3-1		L9	3	1	0	0	2	1	3						
11 Ryan Zimmerman, R OBP: 0.258, SLG: 0.365	F9		K		G6-3			G1-3		5	0	1	0	0	1	6						
15 Matt Adams, L OBP: 0.389, SLG: 0.533 49 Moises Sierra, R OBP: 0.250, SLG: 0.297	G4-3		32 FC3-6		K		K		K	3	1	2	0	0	0	2						
32 Matt Wieters, S OBP: 0.341, SLG: 0.382		FC4-6		FC3-6		45 1B		K2-3		3	0	1	1	1	1	1						
45 Andrew Stevenson, L OBP: 0.439, SLG: 0.571	K		G1-3					K		4	0	1	0	0	2	2						
1 Wilmer Difo, S OBP: 0.293, SLG: 0.246	FC4-6		G3		SF8			K		3	0	0	1	0	1	1						
37 Stephen Strasburg, R OBP: 0.308, SLG: 0.162 36 Sammy Solis, R ERA: 1.59 44 Ryan Madson, L ERA: 1.88 3 Michael Taylor, R OBP: 0.302, SLG: 0.349 62 Sean Doolittle, L ERA: 2.7		L6		12 1B				G6-3		3	0	1	0	0	1	3						
<b>Inning Stats</b>	R: 0 E: 0 K: 0 S: 14	H: 1 LOB: 2 BB: 1 P: 24	R: 0 E: 0 K: 1 S: 12	H: 1 LOB: 1 BB: 0 P: 15	R: 3 E: 0 K: 1 S: 13	H: 3 LOB: 1 BB: 1 P: 23	R: 0 E: 0 K: 1 S: 14	H: 3 LOB: 3 BB: 0 P: 20	R: 1 E: 0 K: 1 S: 14	H: 2 LOB: 2 BB: 1 P: 27	R: 0 E: 0 K: 2 S: 11	H: 1 LOB: 1 BB: 0 P: 17	R: 0 E: 0 K: 3 S: 10	H: 0 LOB: 0 BB: 0 P: 16	R: 0 E: 0 K: 1 S: 10	H: 0 LOB: 0 BB: 0 P: 11	R: 0 E: 0 K: 1 S: 6	H: 0 LOB: 0 BB: 0 P: 10	1B: 9 2B: 1 3B: 0 HR: 1	SF: 1 SAC: 0 DP: 0 HBP: 0	WP: 0 PB: 0 SB: 0 CS: 0	PA: 41
<b>PITCHER</b>	IP	WLS	BF	H	R	ER	SO	BB	IBB	HBP	BLK	WP	HR	S	P	ERA	WHIP					
52 Zack Godley, R ERA: 3.91	5.0	W	28	10	4	4	4	3	0	0	0	0	1	67	109	7.20	2.600					
40 Andrew Chafin, L ERA: 1.0	1.0	H	4	1	0	0	2	0	0	0	0	0	0	11	17	0.00	1.000					
66 Yoshitsugu Hirano, R ERA: 1.59	1.0	H	3	0	0	0	3	0	0	0	0	0	0	10	16	0.00	0.000					
25 Archie Bradley, R ERA: 1.88	1.0	H	3	0	0	0	1	0	0	0	0	0	0	10	11	0.00	0.000					
31 Brad Boxberger, R ERA: 2.7	1.0	S	3	0	0	0	1	0	0	0	0	0	0	6	10	0.00	0.000					

Arizona Diamondbacks @ Washington Nationals  
Nationals Park, Washington, DC  
Fri Apr 27 2018, 7:06 PM - 10:07 PM EDT  
Att: 26,517 - Partly Cloudy - 62 F

AB 37  
R 4  
H 11  
RBI 4  
BB 3  
SO 11  
LOB 21





Batter	1	2	3	4	5	6	7	8	9	10	AB	R	H	RBI	BB	SO	LOB	TOP																		
6 David Peralta, L OBP: 0.398, SLG: 0.556	F7			HR		HR		1B		BB	4	2	3	2	1	0	0	Arizona Diamondbacks @ Washington Nationals Nationals Park, Washington, DC Sat Apr 28 2018, 4:05 PM - 7:21 PM EDT Att: 32,963 - Cloudy - 76 F																		
1 Jarrod Dyson, L OBP: 0.250, SLG: 0.362	F8			B3		F8		F7		BB	4	0	0	0	1	0	2																			
11 AJ Pollock, R OBP: 0.343, SLG: 0.600	F8			G5-3		G6-3		G6-3		BB	4	0	1	2	1	0	0																			
3 Daniel Descalso, L OBP: 0.304, SLG: 0.424				53 G4-6-3 1B		53 BB 1B		G1-3		F9	5	0	2	0	0	1	5																			
53 Christian Walker, R OBP: 0.271, SLG: 0.467				G4-6-3				G3-1		K	4	0	0	0	1	2	4																			
31 Brad Boxberger, R				BB				K		K	0	0	0	0	0	0	0																			
4 Ketel Marte, S OBP: 0.250, SLG: 0.320				G6-3		G4-3		F8		P6	4	0	0	0	0	0	2																			
5 Alex Avila, L OBP: 0.298, SLG: 0.304				G3				K		P4	3	0	1	0	0	1	0																			
36 John Ryan Murphy, R OBP: 0.250, SLG: 0.515						13 G5-4-3 1B		K			1	0	0	0	0	0	0																			
13 Nick Ahmed, R OBP: 0.306, SLG: 0.440				F8		G5-4-3					4	2	2	0	0	0	1																			
46 Patrick Corbin, L OBP: 0.385, SLG: 0.384				K		L9		6 11 1B 1B		1 11 BB 2B	2	0	0	0	0	1	0																			
57 Fernando Salas, R ERA: 4.11											1	0	0	0	0	0	0																			
44 Paul Goldschmidt, R ERA: 4.85											0	0	0	0	0	0	1																			
25 Archie Bradley, R ERA: 6.23											0	0	0	0	0	0	0																			
66 Yoshinori Kamekura, R ERA: 2.25											1	0	0	0	0	1	1																			
<b>Inning Stats</b>	R: 0 E: 0 K: 4 S: 4	H: 0 LOB: 0 BB: 6	R: 0 E: 0 K: 0 S: 7	H: 1 LOB: 0 BB: 0	R: 0 E: 0 K: 1 S: 7	H: 0 LOB: 0 BB: 10	R: 1 E: 0 K: 0 S: 16	H: 2 LOB: 2 BB: 1	R: 0 E: 0 K: 0 S: 5	H: 1 LOB: 0 BB: 0	R: 1 E: 0 K: 0 S: 9	H: 1 LOB: 0 BB: 0	R: 0 E: 0 K: 1 S: 8	H: 0 LOB: 0 BB: 0	R: 1 E: 0 K: 1 S: 12	H: 3 LOB: 2 BB: 0	R: 0 E: 0 K: 1 S: 9	H: 0 LOB: 0 BB: 0	R: 1 E: 0 K: 3 S: 20	H: 1 LOB: 3 BB: 3	1B: 6 2B: 1 3B: 0 HR: 2	SF: 0 SAC: 0 DP: 2 HBP: 0	WP: 0 PB: 0 SB: 0 CS: 0	PA: 41												
<b>PITCHER</b>	IP 5.1	WLS 20	BF 5	H 2	R 2	ER 2	SO 1	BB 1	IBB 0	HBP 0	BLK 0	WP 0	HR 2	S 43	P 57	ERA 3.38	WHIP 1.125	<b>PITCHER</b>	IP 0.1	WLS L	BF 3	H 1	R 1	ER 1	SO 1	BB 1	IBB 0	HBP 0	BLK 0	WP 0	HR 0	S 10	P 14	ERA 27.00	WHIP 6.000	
26 Trevor Gott, R ERA: 3.95	0.2	2	0	0	0	0	0	0	0	0	0	0	0	5	7	0.00	0.000	36 Sammy Solis, L ERA: 5.23	0.1	L	3	1	1	1	1	0	0	0	0	0	3	11	∞	∞		
21 Brandon Kintzler, R ERA: 4.85	1.0	H	3	0	0	1	0	0	0	0	0	0	0	8	12	0.00	0.000	70 Austin Adams, R ERA: 4.81	0.0	2	0	0	0	0	2	0	0	0	0	0	0	0	0	0	0	0
44 Ryan Madison, R ERA: 6.23	1.0	B	6	3	1	1	1	0	0	0	0	0	0	12	16	9.00	3.000	59 Carlos Torres, R ERA: 4.81	0.2	2	0	0	0	2	0	0	0	0	0	0	0	0	7	9	0.00	0.000
62 Sean Doolittle, L ERA: 2.25	1.0	3	0	0	0	1	0	0	0	0	0	0	0	9	13	0.00	0.000																			

Batter	1	2	3	4	5	6	7	8	9	10	AB	R	H	RBI	BB	SO	LOB	BOTTOM																	
7 Trea Turner, R OBP: 0.357, SLG: 0.355	K				G4-3			G4-6-3		K	4	1	0	0	1	2	3	Arizona Diamondbacks @ Washington Nationals Nationals Park, Washington, DC Sat Apr 28 2018, 4:05 PM - 7:21 PM EDT Att: 32,963 - Cloudy - 76 F																	
11 Ryan Zimmerman, R OBP: 0.265, SLG: 0.411	F9			11 S HR BB			L1-4-3	G5-3		BB	5	1	2	2	0	0	1																		
9 Rafael Bautista, R (10, PR)				HR						2B	0	0	0	0	0	0	0																		
34 Bryce Harper, L OBP: 0.455, SLG: 0.548	1B			K			G3-1	K		IBB	4	0	1	0	1	2	0																		
12 Howie Kendrick, R OBP: 0.333, SLG: 0.527	G5-3			P3		HR		G1-3		BB	4	1	1	1	1	0	1																		
3 Michael Taylor, R OBP: 0.297, SLG: 0.352				K		2B		P3		FC6-4	5	0	1	0	0	1	3																		
49 Moisés Sierra, R OBP: 0.256, SLG: 0.282				G1-3							2	0	0	0	0	1	0																		
15 Matt Adams, L OBP: 0.382, SLG: 0.522	K										1	0	0	0	0	0	0																		
5 Adrián Sánchez, R OBP: 0.250, SLG: 0.333	K										4	0	1	0	0	3	2																		
29 Pedro Severino, R OBP: 0.345, SLG: 0.286				7 BB HBP				L8			3	0	1	0	0	0	1																		
26 Trevor Gott, R ERA: 4.11											2	0	0	0	0	1	2																		
21 Brandon Kintzler, R ERA: 4.85											0	0	0	0	0	0	0																		
44 Ryan Madison, R ERA: 6.23											0	0	0	0	0	0	0																		
66 Yoshinori Kamekura, R ERA: 2.25											0	0	0	0	0	0	0																		
<b>Inning Stats</b>	R: 0 E: 0 K: 1 S: 8	H: 1 LOB: 1 BB: 10	R: 0 E: 0 K: 2 S: 7	H: 0 LOB: 0 BB: 0	R: 2 E: 0 K: 2 S: 12	H: 1 LOB: 0 BB: 1	R: 0 E: 0 K: 1 S: 6	H: 0 LOB: 0 BB: 9	R: 0 E: 0 K: 0 S: 9	H: 1 LOB: 1 BB: 0	R: 1 E: 0 K: 1 S: 13	H: 2 LOB: 2 BB: 0	R: 0 E: 0 K: 1 S: 9	H: 2 LOB: 1 BB: 0	R: 0 E: 0 K: 1 S: 5	H: 0 LOB: 0 BB: 6	R: 0 E: 0 K: 1 S: 9	H: 0 LOB: 0 BB: 0	R: 0 E: 0 K: 1 S: 12	H: 1 LOB: 3 BB: 2	1B: 3 2B: 3 3B: 0 HR: 2	SF: 0 SAC: 0 DP: 1 HBP: 2	WP: 0 PB: 0 SB: 1 CS: 0	PA: 41											
<b>PITCHER</b>	IP 6.2	WLS 28	BF 7	H 3	R 3	ER 3	SO 7	BB 1	IBB 0	HBP 2	BLK 0	WP 0	HR 2	S 61	P 85	ERA 4.05	WHIP 1.200	<b>PITCHER</b>	IP 0.1	WLS L	BF 3	H 1	R 1	ER 1	SO 1	BB 1	IBB 0	HBP 0	BLK 0	WP 0	HR 0	S 10	P 14	ERA 27.00	WHIP 6.000
57 Fernando Salas, R ERA: 1.72	0.1	1	0	0	0	0	0	0	0	0	0	0	0	3	4	0.00	0.000																		
25 Archie Bradley, R ERA: 1.76	1.0	3	0	0	0	1	0	0	0	0	0	0	0	5	6	0.00	0.000																		
66 Yoshinori Kamekura, R ERA: 1.46	1.0	W	3	0	0	0	1	0	0	0	0	0	0	9	13	0.00	0.000																		
31 Brad Boxberger, R ERA: 2.45	1.0	S	6	1	0	0	1	1	1	0	0	0	0	12	20	0.00	2.000																		









Batter	1	2	3	4	5	6	7	8	9	AB	R	H	RBI	BB	SO	LOB	TOP							
3 Chris Taylor, R OBP: 0.271, SLG: 0.424										5	1	1	0	0	1	0								
26 Chase Utley, L OBP: 0.389, SLG: 0.433										3	0	0	0	0	1	1								
15 Austin Barnes, R OBP: 0.393, SLG: 0.262										3	2	3	1	0	0	0								
9 Yasmani Grandal, S OBP: 0.402, SLG: 0.551										4	0	0	0	0	2	5								
35 Cody Bellinger, L OBP: 0.339, SLG: 0.458										3	0	1	2	0	2	1								
31 Joc Pederson, L OBP: 0.394, SLG: 0.458										2	0	0	0	1	1	1								
61 Alex Verdugo, L OBP: 0.571, SLG: 0.400										0	0	0	0	0	0	0								
41 Daniel Hudson, R										0	0	0	0	0	0	0								
54 Tony Cingrani, L										0	0	0	0	0	0	0								
27 Matt Kemp, R OBP: 0.359, SLG: 0.542										1	0	1	1	0	0	0								
14 Enrique Hernández, R OBP: 0.349, SLG: 0.445										1	0	1	1	0	0	0								
46 Josh Fields, R										0	0	0	0	0	0	0								
13 Max Muncy, L OBP: 0.281, SLG: 0.448										4	1	1	1	0	2	1								
68 Ross Stripling, R										1	0	0	0	0	1	0								
17 Kyle Farmer, R OBP: 0.349, SLG: 0.325										1	0	0	0	0	0	1								
48 Brock Stewart, L										0	0	0	0	0	0	0								
33 Breyvic Valera, S										2	0	0	0	0	0	0								
<b>Inning Stats</b>	R: 0 H: 0 E: 0 K: 2 S: 11	H: 0 LOB: 0 BB: 0 P: 16	R: 0 H: 0 E: 0 K: 1 S: 9	H: 0 LOB: 0 BB: 0 P: 11	R: 0 H: 0 E: 0 K: 2 S: 9	H: 0 LOB: 0 BB: 0 P: 14	R: 0 H: 0 E: 0 K: 1 S: 10	H: 1 LOB: 1 BB: 1 P: 5	R: 0 H: 0 E: 0 K: 2 S: 11	H: 0 LOB: 1 BB: 1 P: 20	R: 2 H: 3 E: 0 K: 2 S: 12	H: 3 LOB: 1 BB: 0 P: 16	R: 1 H: 1 E: 0 K: 0 S: 12	H: 1 LOB: 0 BB: 0 P: 18	R: 2 H: 2 E: 0 K: 0 S: 22	H: 2 LOB: 1 BB: 0 P: 35	R: 0 H: 0 E: 0 K: 1 S: 5	H: 0 LOB: 0 BB: 0 P: 6	1B: 2 2B: 3 3B: 1 HR: 1	SF: 1 SAC: 0 DP: 0 HBP: 2	WP: 0 PB: 0 SB: 0 CS: 0	PA: 37		
<b>PITCHER</b>	IP WLS BF H R ER SO BB IBB HBP BLK WP HR S P ERA WHIP	IP WLS BF H R ER SO BB IBB HBP BLK WP HR S P ERA WHIP	IP WLS BF H R ER SO BB IBB HBP BLK WP HR S P ERA WHIP	IP WLS BF H R ER SO BB IBB HBP BLK WP HR S P ERA WHIP	IP WLS BF H R ER SO BB IBB HBP BLK WP HR S P ERA WHIP	IP WLS BF H R ER SO BB IBB HBP BLK WP HR S P ERA WHIP	IP WLS BF H R ER SO BB IBB HBP BLK WP HR S P ERA WHIP	IP WLS BF H R ER SO BB IBB HBP BLK WP HR S P ERA WHIP	IP WLS BF H R ER SO BB IBB HBP BLK WP HR S P ERA WHIP	IP WLS BF H R ER SO BB IBB HBP BLK WP HR S P ERA WHIP	IP WLS BF H R ER SO BB IBB HBP BLK WP HR S P ERA WHIP	IP WLS BF H R ER SO BB IBB HBP BLK WP HR S P ERA WHIP	IP WLS BF H R ER SO BB IBB HBP BLK WP HR S P ERA WHIP	IP WLS BF H R ER SO BB IBB HBP BLK WP HR S P ERA WHIP	IP WLS BF H R ER SO BB IBB HBP BLK WP HR S P ERA WHIP	IP WLS BF H R ER SO BB IBB HBP BLK WP HR S P ERA WHIP	IP WLS BF H R ER SO BB IBB HBP BLK WP HR S P ERA WHIP	IP WLS BF H R ER SO BB IBB HBP BLK WP HR S P ERA WHIP	IP WLS BF H R ER SO BB IBB HBP BLK WP HR S P ERA WHIP	IP WLS BF H R ER SO BB IBB HBP BLK WP HR S P ERA WHIP	IP WLS BF H R ER SO BB IBB HBP BLK WP HR S P ERA WHIP	IP WLS BF H R ER SO BB IBB HBP BLK WP HR S P ERA WHIP	IP WLS BF H R ER SO BB IBB HBP BLK WP HR S P ERA WHIP	IP WLS BF H R ER SO BB IBB HBP BLK WP HR S P ERA WHIP

Los Angeles Dodgers @ Arizona Diamondbacks  
Chase Field, Phoenix, AZ  
Mon Apr 30 2018, 6:40 PM - 10:07 PM MST  
Att: 17,562 - Cloudy - 82 F


AB	33
R	5
H	7
RBI	5
BB	1
SO	11
LOB	12



Batter	1	2	3	4	5	6	7	8	9	AB	R	H	RBI	BB	SO	LOB	BOTTOM							
6 David Peralta, L OBP: 0.393, SLG: 0.521										2	0	0	1	2	1	1								
10 Deven Marrero, R OBP: 0.250, SLG: 0.250										0	0	0	0	0	0	0								
1 Jarrod Dyson, L OBP: 0.235, SLG: 0.338										5	0	0	0	0	1	6								
44 Paul Goldschmidt, R OBP: 0.395, SLG: 0.595										4	0	1	0	1	2	3								
11 AJ Pollock, R OBP: 0.351, SLG: 0.670										5	3	3	3	0	0	3								
3 Daniel Descalso, L OBP: 0.318, SLG: 0.443										4	1	2	0	1	1	0								
16 Chris Owings, R OBP: 0.305, SLG: 0.351										5	1	0	0	0	0	3								
13 Nick Ahmed, R OBP: 0.340, SLG: 0.524										5	2	3	2	0	0	1								
2 Jeff Mathis, R OBP: 0.333, SLG: 0.258										4	1	2	0	0	0	3								
21 Zack Greinke, R OBP: 0.333, SLG: 0.390										2	0	2	1	0	0	0								
53 Christian Walker, R OBP: 0.286, SLG: 0.150										0	0	0	0	0	0	0								
66 Yoshitaka Hirano, R										0	0	0	0	0	0	0								
5 Alex Avila, L OBP: 0.336, SLG: 0.376										0	0	0	0	0	0	0								
40 Andrew Chafin, R										0	0	0	0	0	0	0								
25 Archie Bradley, R										0	0	0	0	0	0	0								
31 Brad Boxberger, R										0	0	0	0	0	0	0								
<b>Inning Stats</b>	R: 0 H: 0 E: 0 K: 0 S: 5	H: 4 LOB: 1 BB: 0 P: 8	R: 3 H: 4 E: 0 K: 1 S: 19	H: 4 LOB: 1 BB: 0 P: 27	R: 0 H: 1 E: 0 K: 0 S: 9	H: 1 LOB: 0 BB: 0 P: 12	R: 1 H: 3 E: 0 K: 1 S: 13	H: 3 LOB: 3 BB: 1 P: 19	R: 1 H: 3 E: 0 K: 1 S: 13	H: 3 LOB: 2 BB: 0 P: 21	R: 0 H: 0 E: 0 K: 2 S: 17	H: 0 LOB: 2 BB: 2 P: 27	R: 2 H: 1 E: 1 K: 1 S: 19	H: 1 LOB: 3 BB: 2 P: 30	R: 1 H: 1 E: 0 K: 0 S: 7	H: 1 LOB: 0 BB: 0 P: 13	1B: 6 2B: 3 3B: 0 HR: 4	SF: 0 SAC: 0 DP: 0 HBP: 1	WP: 0 PB: 0 SB: 0 CS: 1	PA: 44				
<b>PITCHER</b>	IP WLS BF H R ER SO BB IBB HBP BLK WP HR S P ERA WHIP	IP WLS BF H R ER SO BB IBB HBP BLK WP HR S P ERA WHIP	IP WLS BF H R ER SO BB IBB HBP BLK WP HR S P ERA WHIP	IP WLS BF H R ER SO BB IBB HBP BLK WP HR S P ERA WHIP	IP WLS BF H R ER SO BB IBB HBP BLK WP HR S P ERA WHIP	IP WLS BF H R ER SO BB IBB HBP BLK WP HR S P ERA WHIP	IP WLS BF H R ER SO BB IBB HBP BLK WP HR S P ERA WHIP	IP WLS BF H R ER SO BB IBB HBP BLK WP HR S P ERA WHIP	IP WLS BF H R ER SO BB IBB HBP BLK WP HR S P ERA WHIP	IP WLS BF H R ER SO BB IBB HBP BLK WP HR S P ERA WHIP	IP WLS BF H R ER SO BB IBB HBP BLK WP HR S P ERA WHIP	IP WLS BF H R ER SO BB IBB HBP BLK WP HR S P ERA WHIP	IP WLS BF H R ER SO BB IBB HBP BLK WP HR S P ERA WHIP	IP WLS BF H R ER SO BB IBB HBP BLK WP HR S P ERA WHIP	IP WLS BF H R ER SO BB IBB HBP BLK WP HR S P ERA WHIP	IP WLS BF H R ER SO BB IBB HBP BLK WP HR S P ERA WHIP	IP WLS BF H R ER SO BB IBB HBP BLK WP HR S P ERA WHIP	IP WLS BF H R ER SO BB IBB HBP BLK WP HR S P ERA WHIP	IP WLS BF H R ER SO BB IBB HBP BLK WP HR S P ERA WHIP	IP WLS BF H R ER SO BB IBB HBP BLK WP HR S P ERA WHIP	IP WLS BF H R ER SO BB IBB HBP BLK WP HR S P ERA WHIP	IP WLS BF H R ER SO BB IBB HBP BLK WP HR S P ERA WHIP	IP WLS BF H R ER SO BB IBB HBP BLK WP HR S P ERA WHIP	IP WLS BF H R ER SO BB IBB HBP BLK WP HR S P ERA WHIP

Los Angeles Dodgers @ Arizona Diamondbacks  
Chase Field, Phoenix, AZ  
Mon Apr 30 2018, 6:40 PM - 10:07 PM MST  
Att: 17,562 - Cloudy - 82 F

AB	37
R	8
H	13
RBI	7
BB	5
SO	6
LOB	20









Batter	1	2	3	4	5	6	7	8	9	AB	R	H	RBI	BB	SO	LOB	TOP							
31 Joc Pederson, L (1, 8) OBP: 0.400, SLG: 0.422	G5-3		G3-1					G1-3		3	0	0	0	1	0	0	<b>Los Angeles Dodgers @ Arizona Diamondbacks</b> <b>Chase Field, Phoenix, AZ</b> Wed May 02 2018, 6:42 PM - 9:52 PM MST Att: 19,531 - Clear - 74 F							
61 Alex Verdugo, L (1, 7) OBP: 0.467, SLG: 0.615	2B		G4-3					2B		4	2	2	0	0	0	3								
9 Yasmani Grandal, S (1, 2) OBP: 0.400, SLG: 0.527	BB				P5			SF9		2	0	0	1	1	1	0								
35 Cody Bellinger, L (1, 3) OBP: 0.341, SLG: 0.478	1B				G3			P6		4	0	2	1	0	0	0								
27 Matt Kemp, R (1, 9) OBP: 0.337, SLG: 0.500	G5-4-3				1B			G6-3		4	0	1	0	0	0	3								
26 Chase Utley, L (1, 4) OBP: 0.372, SLG: 0.400										2	0	0	0	0	0	1								
15 Austin Barnes, R (7, PH) OBP: 0.390, SLG: 0.250										1	0	0	0	0	0	0								
14 Enrique Hernández, R (1, 6) OBP: 0.321, SLG: 0.423										3	0	0	0	1	2	1								
13 Max Muncy, L (1, 5) OBP: 0.282, SLG: 0.400										3	0	1	0	0	0	1								
99 Hyun Jin Ryu, R (1, 1) ERA: 2.95, SLG: 0.379										0	0	0	0	0	0	0								
52 Pedro Báez, R (2, 1) ERA: 3.41										1	0	0	0	0	1	0								
3 Chris Taylor, R (5, PH) ERA: 3.26, SLG: 0.433										1	0	0	0	0	0	1								
41 Daniel Hudson, R (5, 1) ERA: 3.69										0	0	0	0	0	0	0								
17 Kyle Farmer, R (7, PH) ERA: 3.96, SLG: 0.337										1	0	0	0	0	0	1								
54 Tony Cingrani, L (7, 1) ERA: 5.73										0	0	0	0	0	0	0								
46 Josh Fields, R (8, 1) ERA: 1.88										0	0	0	0	0	0	0								
74 Kenley Jansen, S (8, 1) ERA: 1.8										0	0	0	0	0	0	0								
<b>Inning Stats</b>	R: 1 E: 0 K: 0 S: 10	H: 2 LOB: 1 BB: 1 P: 19	R: 0 E: 0 K: 1 S: 10	H: 0 LOB: 0 BB: 0 P: 18	R: 0 E: 0 K: 1 S: 8	H: 0 LOB: 0 BB: 0 P: 11	R: 0 E: 0 K: 1 S: 12	H: 1 LOB: 1 BB: 0 P: 21	R: 0 E: 0 K: 1 S: 9	H: 1 LOB: 2 BB: 2 P: 21	R: 0 E: 0 K: 1 S: 7	H: 1 LOB: 0 BB: 0 P: 10	R: 0 E: 0 K: 0 S: 6	H: 0 LOB: 1 BB: 0 P: 9	R: 1 E: 0 K: 0 S: 13	H: 1 LOB: 0 BB: 0 P: 22	R: 0 E: 0 K: 1 S: 9	H: 0 LOB: 0 BB: 0 P: 16	1B: 4 2B: 2 3B: 0 HR: 0	SF: 1 SAC: 0 DP: 3 HBP: 1	WP: 2 PB: 0 SB: 0 CS: 0	PA: 34		
<b>PITCHER</b>	IP WLS BF H R ER SO BB IBB HBP BLK WP HR S P ERA WHIP	IP WLS BF H R ER SO BB IBB HBP BLK WP HR S P ERA WHIP	IP WLS BF H R ER SO BB IBB HBP BLK WP HR S P ERA WHIP	IP WLS BF H R ER SO BB IBB HBP BLK WP HR S P ERA WHIP	IP WLS BF H R ER SO BB IBB HBP BLK WP HR S P ERA WHIP	IP WLS BF H R ER SO BB IBB HBP BLK WP HR S P ERA WHIP	IP WLS BF H R ER SO BB IBB HBP BLK WP HR S P ERA WHIP	IP WLS BF H R ER SO BB IBB HBP BLK WP HR S P ERA WHIP	IP WLS BF H R ER SO BB IBB HBP BLK WP HR S P ERA WHIP	IP WLS BF H R ER SO BB IBB HBP BLK WP HR S P ERA WHIP	IP WLS BF H R ER SO BB IBB HBP BLK WP HR S P ERA WHIP	IP WLS BF H R ER SO BB IBB HBP BLK WP HR S P ERA WHIP	IP WLS BF H R ER SO BB IBB HBP BLK WP HR S P ERA WHIP	IP WLS BF H R ER SO BB IBB HBP BLK WP HR S P ERA WHIP	IP WLS BF H R ER SO BB IBB HBP BLK WP HR S P ERA WHIP	IP WLS BF H R ER SO BB IBB HBP BLK WP HR S P ERA WHIP	IP WLS BF H R ER SO BB IBB HBP BLK WP HR S P ERA WHIP	IP WLS BF H R ER SO BB IBB HBP BLK WP HR S P ERA WHIP	IP WLS BF H R ER SO BB IBB HBP BLK WP HR S P ERA WHIP	IP WLS BF H R ER SO BB IBB HBP BLK WP HR S P ERA WHIP	IP WLS BF H R ER SO BB IBB HBP BLK WP HR S P ERA WHIP	IP WLS BF H R ER SO BB IBB HBP BLK WP HR S P ERA WHIP	IP WLS BF H R ER SO BB IBB HBP BLK WP HR S P ERA WHIP	IP WLS BF H R ER SO BB IBB HBP BLK WP HR S P ERA WHIP
52 Zack Godley, R (1, 1) ERA: 3.41	6.0	L	23	5	1	1	5	3	0	0	0	0	1	0	56	100	1.50	1.333						
29 Jorge De La Rosa, L (7, 1) ERA: 0.87	1.0		4	0	0	0	0	0	0	1	0	0	0	0	6	9	0.00	0.000						
30 T.J. McFarland, L (8, 1) ERA: 2.65	1.0		4	1	1	1	0	0	0	0	0	0	1	0	13	22	9.00	1.000						
61 Silvino Bracho, R (9, 1) ERA: 1.8	1.0		3	0	0	0	1	0	0	0	0	0	0	0	9	16	0.00	0.000						

Batter	1	2	3	4	5	6	7	8	9	AB	R	H	RBI	BB	SO	LOB	BOTTOM							
6 David Peralta, L (1, 7) OBP: 0.393, SLG: 0.520	BB		F8					2B		3	0	1	0	1	0	0	<b>Los Angeles Dodgers @ Arizona Diamondbacks</b> <b>Chase Field, Phoenix, AZ</b> Wed May 02 2018, 6:42 PM - 9:52 PM MST Att: 19,531 - Clear - 74 F							
13 Nick Ahmed, R (1, 6) OBP: 0.324, SLG: 0.489	L7		G5-3					L9		4	0	0	0	0	0	2								
44 Paul Goldschmidt, R (1, 3) OBP: 0.379, SLG: 0.472	K				L7			K		3	0	0	0	1	2	1								
11 AJ Pollock, R (1, 8) OBP: 0.361, SLG: 0.691	1B				2B			G6-4-3		4	0	2	0	0	1	2								
16 Chris Owings, R (1, 9) OBP: 0.300, SLG: 0.341	K				1B			G6-3		4	0	1	0	0	1	2								
4 Ketel Marte, S (1, 4) OBP: 0.258, SLG: 0.310	G3				BB			G4-3		3	0	0	0	1	0	0								
10 Deven Marrero, R (1, 5) OBP: 0.277, SLG: 0.262										3	0	0	0	0	3	3								
3 Daniel Descalso, L (9, PH) OBP: 0.333, SLG: 0.473										0	1	0	0	1	0	0								
36 John Ryan Murphy, R (1, 2) OBP: 0.289, SLG: 0.514										4	0	2	1	0	1	3								
1 Jarrod Dyson, L (9, PR) OBP: 0.244, SLG: 0.347										0	0	0	0	0	0	0								
52 Zack Godley, R (1, 1) ERA: 2.12	1.1									2	0	0	0	0	2	0								
29 Jorge De La Rosa, L (7, 1) ERA: 3.69	2.2	11	2	0	0	4	1	0	0	0	0	0	0	0	0	1								
53 Christian Walker, R (7, 1) ERA: 3.69	2.0	W	6	0	0	3	0	0	0	0	0	0	0	0	0	0								
30 T.J. McFarland, L (8, 1) ERA: 2.65	1.0	H	4	1	0	2	0	0	0	0	0	0	0	0	0	0								
61 Silvino Bracho, R (9, 1) ERA: 1.88	1.0	H	4	1	0	0	1	0	0	0	0	0	0	0	0	0								
5 Alex Avila, SLG: 0.290 (9, PH) OBP: 0.298, SLG: 0.290										1	0	0	0	0	1	0								
<b>Inning Stats</b>	R: 0 E: 0 K: 2 S: 13	H: 1 LOB: 2 BB: 1 P: 25	R: 0 E: 0 K: 2 S: 9	H: 0 LOB: 0 BB: 0 P: 13	R: 0 E: 0 K: 1 S: 7	H: 0 LOB: 0 BB: 0 P: 10	R: 0 E: 0 K: 1 S: 14	H: 2 LOB: 3 BB: 1 P: 24	R: 0 E: 0 K: 2 S: 9	H: 0 LOB: 0 BB: 0 P: 13	R: 0 E: 0 K: 2 S: 11	H: 1 LOB: 1 BB: 0 P: 19	R: 0 E: 0 K: 0 S: 8	H: 1 LOB: 1 BB: 1 P: 13	R: 1 E: 0 K: 0 S: 11	H: 1 LOB: 2 BB: 1 P: 19	1B: 3 2B: 3 3B: 0 HR: 0	SF: 0 SAC: 0 DP: 1 HBP: 0	WP: 0 PB: 0 SB: 1 CS: 0	PA: 36				
<b>PITCHER</b>	IP WLS BF H R ER SO BB IBB HBP BLK WP HR S P ERA WHIP	IP WLS BF H R ER SO BB IBB HBP BLK WP HR S P ERA WHIP	IP WLS BF H R ER SO BB IBB HBP BLK WP HR S P ERA WHIP	IP WLS BF H R ER SO BB IBB HBP BLK WP HR S P ERA WHIP	IP WLS BF H R ER SO BB IBB HBP BLK WP HR S P ERA WHIP	IP WLS BF H R ER SO BB IBB HBP BLK WP HR S P ERA WHIP	IP WLS BF H R ER SO BB IBB HBP BLK WP HR S P ERA WHIP	IP WLS BF H R ER SO BB IBB HBP BLK WP HR S P ERA WHIP	IP WLS BF H R ER SO BB IBB HBP BLK WP HR S P ERA WHIP	IP WLS BF H R ER SO BB IBB HBP BLK WP HR S P ERA WHIP	IP WLS BF H R ER SO BB IBB HBP BLK WP HR S P ERA WHIP	IP WLS BF H R ER SO BB IBB HBP BLK WP HR S P ERA WHIP	IP WLS BF H R ER SO BB IBB HBP BLK WP HR S P ERA WHIP	IP WLS BF H R ER SO BB IBB HBP BLK WP HR S P ERA WHIP	IP WLS BF H R ER SO BB IBB HBP BLK WP HR S P ERA WHIP	IP WLS BF H R ER SO BB IBB HBP BLK WP HR S P ERA WHIP	IP WLS BF H R ER SO BB IBB HBP BLK WP HR S P ERA WHIP	IP WLS BF H R ER SO BB IBB HBP BLK WP HR S P ERA WHIP	IP WLS BF H R ER SO BB IBB HBP BLK WP HR S P ERA WHIP	IP WLS BF H R ER SO BB IBB HBP BLK WP HR S P ERA WHIP	IP WLS BF H R ER SO BB IBB HBP BLK WP HR S P ERA WHIP	IP WLS BF H R ER SO BB IBB HBP BLK WP HR S P ERA WHIP	IP WLS BF H R ER SO BB IBB HBP BLK WP HR S P ERA WHIP	IP WLS BF H R ER SO BB IBB HBP BLK WP HR S P ERA WHIP
99 Hyun Jin Ryu, L (1, 1) ERA: 2.12	1.0									0	0	0	0	0	0	0								
52 Pedro Báez, R (2, 1) ERA: 3.69	2.2									0	0	0	0	0	0	0								
41 Daniel Hudson, R (5, 1) ERA: 9.53	2.0									0	0	0	0	0	0	0								
54 Tony Cingrani, L (7, 1) ERA: 5.73	1.0									0	0	0	0	0	0	0								
46 Josh Fields, R (8, 1) ERA: 1.88	1.0									0	0	0	0	0	0	0								
74 Kenley Jansen, R (9, 1) ERA: 5.4	1.0									0	0	0	0	0	0	0								







Batter	1	2	3	4	5	6	7	8	9	AB	R	H	RBI	BB	SO	LOB	TOP						
4 George Springer, R OBP: 0.335, SLG: 0.457 21 Derek Fisher, L OBP: 0.211, SLG: 0.377										5	3	3	0	0	0	0							
27 Jose Altuve, R OBP: 0.389, SLG: 0.430										4	3	2	1	1	0	1							
1 Carlos Correa, R OBP: 0.379, SLG: 0.529										5	1	2	3	0	0	2							
10 Yuli Gurriel, R OBP: 0.313, SLG: 0.413										5	1	4	3	0	0	1							
22 Josh Reddick, L OBP: 0.339, SLG: 0.444										4	0	1	1	1	1	2							
2 Alex Bregman, R OBP: 0.370, SLG: 0.350										4	0	1	0	1	0	2							
12 Max Stassi, R OBP: 0.346, SLG: 0.422										4	0	1	0	1	1	5							
6 Jake Marisnick, R OBP: 0.164, SLG: 0.306										5	0	0	0	0	1	3							
45 Gerrit Cole, R										5	0	0	0	0	5	2							
<b>Inning Stats</b>	R: 2 H: 3 E: 0 K: 1 S: 13	H: 3 LOB: 2 BB: 1 P: 22	R: 2 H: 2 E: 0 K: 2 S: 14	H: 2 LOB: 1 BB: 1 P: 27	R: 0 H: 0 E: 0 K: 0 S: 11	H: 0 LOB: 1 BB: 1 P: 22	R: 3 H: 4 E: 0 K: 1 S: 19	H: 4 LOB: 2 BB: 1 P: 30	R: 0 H: 0 E: 0 K: 1 S: 6	H: 1 LOB: 0 BB: 0 P: 9	R: 0 H: 1 E: 0 K: 1 S: 9	H: 1 LOB: 1 BB: 0 P: 14	R: 0 H: 1 E: 0 K: 1 S: 9	H: 1 LOB: 1 BB: 0 P: 11	R: 1 H: 2 E: 0 K: 0 S: 8	H: 2 LOB: 1 BB: 0 P: 15	R: 0 H: 1 E: 0 K: 1 S: 12	H: 1 LOB: 0 BB: 0 P: 17	1B: 8 2B: 6 3B: 0 HR: 0	SF: 0 SAC: 0 DP: 0 HBP: 0	WP: 2 PB: 0 SB: 0 CS: 0	PA: 45	
<b>PITCHER</b>	IP WLS BF H R ER SO BB IBB HBP BLK WP HR S P ERA WHIP	IP WLS BF H R ER SO BB IBB HBP BLK WP HR S P ERA WHIP	IP WLS BF H R ER SO BB IBB HBP BLK WP HR S P ERA WHIP	IP WLS BF H R ER SO BB IBB HBP BLK WP HR S P ERA WHIP	IP WLS BF H R ER SO BB IBB HBP BLK WP HR S P ERA WHIP	IP WLS BF H R ER SO BB IBB HBP BLK WP HR S P ERA WHIP	IP WLS BF H R ER SO BB IBB HBP BLK WP HR S P ERA WHIP	IP WLS BF H R ER SO BB IBB HBP BLK WP HR S P ERA WHIP	IP WLS BF H R ER SO BB IBB HBP BLK WP HR S P ERA WHIP	IP WLS BF H R ER SO BB IBB HBP BLK WP HR S P ERA WHIP	IP WLS BF H R ER SO BB IBB HBP BLK WP HR S P ERA WHIP	IP WLS BF H R ER SO BB IBB HBP BLK WP HR S P ERA WHIP	IP WLS BF H R ER SO BB IBB HBP BLK WP HR S P ERA WHIP	IP WLS BF H R ER SO BB IBB HBP BLK WP HR S P ERA WHIP	IP WLS BF H R ER SO BB IBB HBP BLK WP HR S P ERA WHIP	IP WLS BF H R ER SO BB IBB HBP BLK WP HR S P ERA WHIP	IP WLS BF H R ER SO BB IBB HBP BLK WP HR S P ERA WHIP	IP WLS BF H R ER SO BB IBB HBP BLK WP HR S P ERA WHIP	IP WLS BF H R ER SO BB IBB HBP BLK WP HR S P ERA WHIP	IP WLS BF H R ER SO BB IBB HBP BLK WP HR S P ERA WHIP	IP WLS BF H R ER SO BB IBB HBP BLK WP HR S P ERA WHIP	IP WLS BF H R ER SO BB IBB HBP BLK WP HR S P ERA WHIP	IP WLS BF H R ER SO BB IBB HBP BLK WP HR S P ERA WHIP
47 Kris Medlen, R ERA: 15.75 30 T.J. McFarland, L ERA: 2.53 3 Daniel Descalso, R ERA:	4.0 L	25 9	7 7	4 4	0 0	0 0	0 0	0 0	0 0	2 0	0 57	101 15.75	3.250 1.154	0.000									
<b>Batter</b>	<b>1</b>	<b>2</b>	<b>3</b>	<b>4</b>	<b>5</b>	<b>6</b>	<b>7</b>	<b>8</b>	<b>9</b>	<b>AB</b>	<b>R</b>	<b>H</b>	<b>RBI</b>	<b>BB</b>	<b>SO</b>	<b>LOB</b>	<b>BOTTOM</b>						
6 David Peralta, L OBP: 0.385, SLG: 0.500										3	0	0	0	1	0	0							
1 Jarrod Dyson, L OBP: 0.233, SLG: 0.329										4	0	0	0	0	2	1							
44 Paul Goldschmidt, R OBP: 0.350, SLG: 0.442										3	0	0	0	0	2	1							
11 AJ Pollock, R OBP: 0.357, SLG: 0.667										3	0	0	0	0	2	1							
3 Daniel Descalso, L OBP: 0.326, SLG: 0.449										3	0	0	0	0	2	0							
16 Chris Owings, R OBP: 0.299, SLG: 0.348										3	0	1	0	0	2	0							
13 Nick Ahmed, R OBP: 0.303, SLG: 0.455										3	0	0	0	0	1	1							
5 Alex Avila, L OBP: 0.270, SLG: 0.259										3	0	0	0	0	3	1							
47 Kris Medlen, S 30 T.J. McFarland, L 10 Deven Marrero, R										1	0	0	0	0	1	0							
<b>Inning Stats</b>	R: 0 H: 0 E: 0 K: 0 S: 5	H: 0 LOB: 0 BB: 0 P: 7	R: 0 H: 0 E: 0 K: 3 S: 12	H: 0 LOB: 0 BB: 0 P: 15	R: 0 H: 0 E: 0 K: 3 S: 10	H: 0 LOB: 0 BB: 0 P: 13	R: 0 H: 0 E: 0 K: 3 S: 11	H: 0 LOB: 1 BB: 1 P: 20	R: 0 H: 1 E: 0 K: 1 S: 9	H: 1 LOB: 0 BB: 0 P: 10	R: 0 H: 0 E: 0 K: 2 S: 8	H: 0 LOB: 0 BB: 0 P: 11	R: 0 H: 0 E: 0 K: 2 S: 9	H: 0 LOB: 0 BB: 0 P: 12	R: 0 H: 0 E: 0 K: 2 S: 10	H: 0 LOB: 0 BB: 0 P: 14	R: 0 H: 0 E: 0 K: 0 S: 8	H: 0 LOB: 0 BB: 0 P: 12	1B: 0 2B: 1 3B: 0 HR: 0	SF: 0 SAC: 0 DP: 0 HBP: 0	WP: 0 PB: 0 SB: 0 CS: 0	PA: 29	
<b>PITCHER</b>	IP WLS BF H R ER SO BB IBB HBP BLK WP HR S P ERA WHIP	IP WLS BF H R ER SO BB IBB HBP BLK WP HR S P ERA WHIP	IP WLS BF H R ER SO BB IBB HBP BLK WP HR S P ERA WHIP	IP WLS BF H R ER SO BB IBB HBP BLK WP HR S P ERA WHIP	IP WLS BF H R ER SO BB IBB HBP BLK WP HR S P ERA WHIP	IP WLS BF H R ER SO BB IBB HBP BLK WP HR S P ERA WHIP	IP WLS BF H R ER SO BB IBB HBP BLK WP HR S P ERA WHIP	IP WLS BF H R ER SO BB IBB HBP BLK WP HR S P ERA WHIP	IP WLS BF H R ER SO BB IBB HBP BLK WP HR S P ERA WHIP	IP WLS BF H R ER SO BB IBB HBP BLK WP HR S P ERA WHIP	IP WLS BF H R ER SO BB IBB HBP BLK WP HR S P ERA WHIP	IP WLS BF H R ER SO BB IBB HBP BLK WP HR S P ERA WHIP	IP WLS BF H R ER SO BB IBB HBP BLK WP HR S P ERA WHIP	IP WLS BF H R ER SO BB IBB HBP BLK WP HR S P ERA WHIP	IP WLS BF H R ER SO BB IBB HBP BLK WP HR S P ERA WHIP	IP WLS BF H R ER SO BB IBB HBP BLK WP HR S P ERA WHIP	IP WLS BF H R ER SO BB IBB HBP BLK WP HR S P ERA WHIP	IP WLS BF H R ER SO BB IBB HBP BLK WP HR S P ERA WHIP	IP WLS BF H R ER SO BB IBB HBP BLK WP HR S P ERA WHIP	IP WLS BF H R ER SO BB IBB HBP BLK WP HR S P ERA WHIP	IP WLS BF H R ER SO BB IBB HBP BLK WP HR S P ERA WHIP	IP WLS BF H R ER SO BB IBB HBP BLK WP HR S P ERA WHIP	IP WLS BF H R ER SO BB IBB HBP BLK WP HR S P ERA WHIP
45 Gerrit Cole, R ERA: 1.42	9.0 W	29 29	1 0	0 0	16 16	1 0	0 0	0 0	0 0	0 0	82 82	114 0.00	0.222										

Houston Astros @ Arizona Diamondbacks  
Chase Field, Phoenix, AZ  
Fri May 04 2018, 6:41 PM - 9:31 PM MST  
Att: 29,463 - Clear - 95 F

AB	41
R	8
H	14
RBI	8
BB	4
SO	8
LOB	18



Houston Astros @ Arizona Diamondbacks  
Chase Field, Phoenix, AZ  
Fri May 04 2018, 6:41 PM - 9:31 PM MST  
Att: 29,463 - Clear - 95 F

AB	28
R	0
H	1
RBI	0
BB	1
SO	16
LOB	5





Batter	1	2	3	4	5	6	7	8	9	AB	R	H	RBI	BB	SO	LOB	TOP					
4 George Springer, R OBP: 0.338, SLG: 0.476										5	1	2	1	0	1	3	<b>Houston Astros @ Arizona Diamondbacks</b> Chase Field, Phoenix, AZ Sat May 05 2018, 5:10 PM - 8:43 PM MST Att: 39,154 - Roof Closed - 77 F					
27 Jose Altuve, R OBP: 0.383, SLG: 0.417									4	0	0	0	1	0	1							
1 Carlos Correa, R OBP: 0.366, SLG: 0.508									5	0	0	0	0	2	3							
10 Yuli Gurriel, R OBP: 0.307, SLG: 0.400									5	0	1	0	0	0	1							
22 Josh Reddick, L OBP: 0.336, SLG: 0.431									3	1	0	0	1	1	3							
2 Alex Bregman, R OBP: 0.373, SLG: 0.349									3	0	1	0	1	0	1							
16 Brian McCann, L OBP: 0.388, SLG: 0.490									3	0	1	1	1	1	2							
6 Jake Marisnick, R OBP: 0.164, SLG: 0.306									2	0	0	0	2	1	2							
12 Max Stassi, R OBP: 0.346, SLG: 0.422									2	0	0	0	2	1	2							
9 Marwin Gonzalez, S OBP: 0.325, SLG: 0.327									2	0	0	0	2	1	2							
50 Charlie Morton, R OBP: 0.291, SLG: 0.290										2	0	1	0	0	1							
11 Evan Gattis, R OBP: 0.276, SLG: 0.292										1	0	0	0	0	2							
31 Collin McHugh, R ERA: 0.68										0	0	0	0	0	0							
38 Joe Smith, R ERA: 9.0										0	0	0	0	0	0							
21 Derek Fisher, L OBP: 0.249, SLG: 0.262										1	0	1	1	0	0							
30 Héctor Rondón, R ERA: 2.25										0	0	0	0	0	0							
47 Chris Devenski, R ERA: 1.29										0	0	0	0	0	0							
<b>Inning Stats</b>	R: 0 E: 0 K: 1 S: 11	H: 1 LOB: 1 BB: 0 P: 14	R: 0 E: 0 K: 1 S: 11	H: 1 LOB: 1 BB: 0 P: 15	R: 0 E: 0 K: 0 S: 13	H: 2 LOB: 3 BB: 1 P: 21	R: 0 E: 0 K: 2 S: 14	H: 0 LOB: 1 BB: 1 P: 22	R: 1 E: 0 K: 0 S: 13	H: 1 LOB: 0 BB: 0 P: 18	R: 0 E: 0 K: 1 S: 12	H: 0 LOB: 2 BB: 2 P: 26	R: 0 E: 0 K: 0 S: 5	H: 0 LOB: 0 BB: 0 P: 8	R: 2 E: 0 K: 1 S: 12	H: 2 LOB: 2 BB: 2 P: 25	R: 0 E: 0 K: 1 S: 9	H: 0 LOB: 0 BB: 0 P: 12	1B: 4 2B: 2 HR: 1	SF: 0 SAC: 0 DP: 0 HBP: 0	WP: 1 PB: 0 SB: 0 CS: 0	PA: 40
<b>PITCHER</b>	IP	WLS	BF	H	R	ER	SO	BB	IBB	HBP	BLK	WP	HR	S	P	ERA	WHIP					
21 Zack Greinke, R ERA: 4.1	(1, 1)	5.2		24	5	1	5	2	0	0	0	0	0	1	70	102	1.59	1.235				
40 Andrew Chafin, L ERA: 2.31	(6, 1)	0.0		2	0	0	0	2	0	0	0	1	0	3	11	∞	∞					
25 Archie Bradley, R ERA: 1.5	(6, 1)	1.1	H	4	0	0	0	0	0	0	0	0	0	6	11	0.00	0.000					
66 Yoshinori Hirano, R ERA: 3.14	(8, 1)	1.0	B	7	2	2	1	2	0	0	0	0	0	12	25	18.00	4.000					
31 Brad Boxberger, R ERA: 1.83	(9, 1)	1.0	W	3	0	0	0	0	0	0	0	0	0	9	12	0.00	0.000					

Batter	1	2	3	4	5	6	7	8	9	AB	R	H	RBI	BB	SO	LOB	BOTTOM					
6 David Peralta, L OBP: 0.394, SLG: 0.528										4	2	2	2	1	1	2	<b>Houston Astros @ Arizona Diamondbacks</b> Chase Field, Phoenix, AZ Sat May 05 2018, 5:10 PM - 8:43 PM MST Att: 39,154 - Roof Closed - 77 F					
3 Daniel Descalso, L OBP: 0.343, SLG: 0.463										2	0	1	0	1	1	0						
66 Yoshinori Hirano, R ERA: 3.14										2	0	0	0	0	0	0						
31 Brad Boxberger, R ERA: 1.83										0	0	0	0	0	0	0						
44 Paul Goldschmidt, R OBP: 0.360, SLG: 0.431										3	0	0	0	2	1	4						
11 AJ Pollock, R OBP: 0.351, SLG: 0.653										4	0	1	2	0	1	4						
28 Steven Souza Jr., R ERA: 0.68										3	0	0	0	1	0	2						
4 Ketel Marte, S OBP: 0.273, SLG: 0.311										3	0	0	0	1	1	1						
13 Nick Ahmed, R OBP: 0.292, SLG: 0.437										4	0	0	0	0	1	4						
2 Jeff Mathis, R OBP: 0.326, SLG: 0.243										4	0	1	0	0	1	1						
1 Jarrod Dyson, L OBP: 0.255, SLG: 0.329										0	0	0	0	0	0	0						
21 Zack Greinke, R ERA: 4.1	(1, 1)	5.0		22	3	3	3	4	0	1	0	0	0	0	0	0						
31 Collin McHugh, R ERA: 0.68	(6, 1)	1.1		7	1	0	0	2	0	0	0	0	0	0	0	0						
38 Joe Smith, R ERA: 9.0	(7, 1)	0.2		2	0	0	0	0	0	0	0	0	0	0	0	0						
30 Héctor Rondón, R ERA: 2.25	(8, 1)	1.0		3	0	0	0	0	0	0	0	0	0	0	0	0						
47 Chris Devenski, R ERA: 1.29	(9, 1)	0.2	L	5	1	1	1	2	0	0	0	0	0	0	0	0						
<b>Inning Stats</b>	R: 1 E: 0 K: 0 S: 14	H: 0 LOB: 3 BB: 4 P: 35	R: 1 E: 0 K: 1 S: 8	H: 1 LOB: 0 BB: 0 P: 13	R: 0 E: 0 K: 0 S: 5	H: 0 LOB: 0 BB: 0 P: 9	R: 0 E: 0 K: 1 S: 6	H: 0 LOB: 0 BB: 0 P: 10	R: 1 E: 0 K: 1 S: 10	H: 2 LOB: 1 BB: 0 P: 15	R: 0 E: 0 K: 1 S: 10	H: 0 LOB: 3 BB: 1 P: 19	R: 0 E: 0 K: 1 S: 11	H: 1 LOB: 3 BB: 1 P: 20	R: 0 E: 0 K: 1 S: 6	H: 0 LOB: 0 BB: 0 P: 7	R: 1 E: 0 K: 1 S: 14	H: 2 LOB: 3 BB: 2 P: 28	1B: 3 2B: 2 HR: 1	SF: 1 SAC: 0 DP: 0 HBP: 1	WP: 0 PB: 0 SB: 1 CS: 0	PA: 40
<b>PITCHER</b>	IP	WLS	BF	H	R	ER	SO	BB	IBB	HBP	BLK	WP	HR	S	P	ERA	WHIP					
50 Charlie Morton, R ERA: 2.16	(1, 1)	5.0		22	3	3	3	4	0	1	0	0	0	0	0	0	1.400	1.400				
31 Collin McHugh, R ERA: 0.68	(6, 1)	1.1		7	1	0	0	2	0	0	0	0	0	0	0	0	0.00	2.250				
38 Joe Smith, R ERA: 9.0	(7, 1)	0.2		2	0	0	0	0	0	0	0	0	0	0	0	0	0.00	0.000				
30 Héctor Rondón, R ERA: 2.25	(8, 1)	1.0		3	0	0	0	0	0	0	0	0	0	0	0	0	0.00	0.000				
47 Chris Devenski, R ERA: 1.29	(9, 1)	0.2	L	5	1	1	1	2	0	0	0	0	0	0	0	0	13.50	4.500				

AB	34
R	3
H	7
RBI	3
BB	6
SO	7
LOB	19



AB	30
R	4
H	6
RBI	4
BB	8
SO	7
LOB	19





Batter	1	2	3	4	5	6	7	8	9	AB	R	H	RBI	BB	SO	LOB	TOP								
4 George Springer, R OBP: 0.327, SLG: 0.459	G6-3		G5-3		FC6-4		F8		K	5	0	0	0	0	1	6									
27 Jose Altuve, R OBP: 0.380, SLG: 0.427	G4-3			G6-3				G5-3		4	0	1	0	0	0	0									
1 Carlos Correa, R OBP: 0.369, SLG: 0.512	L8							F9		3	0	1	0	0	0	0									
22 Josh Reddick, L OBP: 0.333, SLG: 0.419										3	0	0	0	1	1	3									
2 Alex Bregman, R OBP: 0.370, SLG: 0.369										4	1	1	1	0	0	4									
16 Brian McCann, L OBP: 0.382, SLG: 0.384										3	0	0	0	1	0	0									
9 Marwin Gonzalez, S OBP: 0.331, SLG: 0.333										4	0	2	0	0	1	1									
21 Derek Fisher, L OBP: 0.217, SLG: 0.393										2	0	0	0	0	1	1									
10 Yuli Gurriel, R OBP: 0.311, SLG: 0.402										2	0	1	0	0	0	1									
35 Justin Verlander, R OBP: 0.291, SLG: 0.550										2	0	1	0	0	1	0									
11 Evan Gattis, R OBP: 0.285, SLG: 0.272										0	0	0	0	0	0	0									
30 Hector Rondón, R OBP: 0.285, SLG: 0.272										0	0	0	0	0	0	0									
36 Will Harris, R OBP: 0.285, SLG: 0.272										0	0	0	0	0	0	0									
38 Joe Smith, R OBP: 0.285, SLG: 0.272										0	0	0	0	0	0	0									
12 Max Stassi, R OBP: 0.285, SLG: 0.272										1	0	0	0	0	1	2									
<b>Inning Stats</b>	R: 0 H: 0 E: 0 K: 0 S: 7	H: 0 LOB: 0 BB: 0 P: 9	R: 1 H: 1 E: 0 K: 0 S: 6	H: 1 LOB: 0 BB: 0 P: 13	R: 0 H: 0 E: 0 K: 2 S: 8	H: 0 LOB: 0 BB: 0 P: 11	R: 0 H: 1 E: 0 K: 0 S: 6	H: 1 LOB: 1 BB: 0 P: 10	R: 0 H: 2 E: 0 K: 0 S: 8	H: 2 LOB: 2 BB: 0 P: 12	R: 0 H: 1 E: 0 K: 1 S: 8	H: 1 LOB: 2 BB: 0 P: 14	R: 0 H: 1 E: 1 K: 1 S: 15	H: 1 LOB: 2 BB: 0 P: 23	R: 0 H: 0 E: 0 K: 0 S: 8	H: 0 LOB: 1 BB: 1 P: 16	R: 0 H: 1 E: 0 K: 3 S: 17	H: 1 LOB: 2 BB: 1 P: 25	1B: 4 2B: 1 3B: 1 HR: 1	SF: 0 SAC: 0 DP: 1 HBP: 1	WP: 0 PB: 0 SB: 0 CS: 0	PA: 37			
<b>PITCHER</b>	IP	WLS	BF	H	R	ER	SO	BB	IBB	HBP	BLK	WP	HR	S	P	ERA	WHIP								
55 Matt Koch, R ERA: 2.13	6.1	W	25	6	1	1	3	0	0	1	0	0	1	48	77	1.42	0.947								
29 Jorge De La Rosa, L ERA: 1.59	0.0		1	0	0	0	0	0	0	0	0	0	0	3	5	∞	∞								
66 Yoshihisa Hirano, R ERA: 3.0	0.2	H	2	0	0	0	1	0	0	0	0	0	0	7	10	0.00	0.000								
25 Archie Bradley, R ERA: 1.42	1.0	H	4	0	0	0	0	1	0	0	0	0	0	8	16	0.00	1.000								
31 Brad Boxberger, R ERA: 1.8	1.0	S	5	1	0	0	3	1	0	0	0	0	0	17	25	0.00	2.000								

Houston Astros @ Arizona Diamondbacks  
Chase Field, Phoenix, AZ

Sun May 06 2018, 1:10 PM - 4:05 PM MST  
Att: 35,632 - Roof Closed - 73 F

AB 34  
R 1  
H 7  
RBI 1  
BB 2  
SO 7  
LOB 20



Batter	1	2	3	4	5	6	7	8	9	AB	R	H	RBI	BB	SO	LOB	BOTTOM								
6 David Peralta, L OBP: 0.389, SLG: 0.518	K		F7		K					4	1	1	0	0	2	1									
3 Daniel Descalso, L OBP: 0.359, SLG: 0.482										3	1	2	0	1	0	1									
31 Brad Boxberger, R										0	0	0	0	0	0	0									
44 Paul Goldschmidt, R OBP: 0.350, SLG: 0.417										4	0	0	0	0	0	4									
11 AJ Pollock, R OBP: 0.362, SLG: 0.669										3	1	2	2	1	1	1									
28 Steven Souza Jr., R										3	0	0	0	0	0	2									
4 Ketel Marte, S OBP: 0.287, SLG: 0.303										3	0	0	0	0	2	2									
5 Alex Avila, L OBP: 0.284, SLG: 0.250										2	0	0	0	1	1	0									
13 Nick Ahmed, R OBP: 0.284, SLG: 0.425										3	0	0	0	0	2	1									
55 Matt Koch, L OBP: 0.291, SLG: 0.290										1	0	0	0	0	1	0									
29 Jorge De La Rosa, L ERA: 1.17										0	0	0	0	0	0	0									
66 Yoshihisa Hirano, R										0	0	0	0	0	0	0									
16 Chris Owings, R ERA: 4.63										1	0	0	0	0	1	0									
25 Archie Bradley, R										0	0	0	0	0	0	0									
10 Devèn Marrero, R OBP: 0.226, SLG: 0.228										0	0	0	0	0	0	0									
<b>Inning Stats</b>	R: 0 H: 1 E: 0 K: 2 S: 9	H: 0 LOB: 1 BB: 0 P: 13	R: 0 H: 0 E: 0 K: 1 S: 7	H: 0 LOB: 0 BB: 0 P: 12	R: 0 H: 0 E: 0 K: 2 S: 11	H: 0 LOB: 0 BB: 0 P: 11	R: 0 H: 1 E: 0 K: 1 S: 11	H: 1 LOB: 2 BB: 1 P: 18	R: 0 H: 0 E: 0 K: 1 S: 12	H: 0 LOB: 1 BB: 1 P: 18	R: 2 H: 1 E: 1 K: 1 S: 11	H: 1 LOB: 0 BB: 1 P: 20	R: 0 H: 0 E: 0 K: 2 S: 11	H: 0 LOB: 0 BB: 0 P: 17	R: 1 H: 2 E: 0 K: 0 S: 7	H: 2 LOB: 1 BB: 0 P: 12	1B: 3 2B: 1 3B: 1 HR: 0	SF: 0 SAC: 1 DP: 0 HBP: 0	WP: 0 PB: 0 SB: 0 CS: 0	PA: 31					
<b>PITCHER</b>	IP	WLS	BF	H	R	ER	SO	BB	IBB	HBP	BLK	WP	HR	S	P	ERA	WHIP								
35 Justin Verlander, R ERA: 1.17	6.0	L	24	3	2	1	8	3	0	0	0	0	0	61	92	1.50	1.000								
30 Héctor Rondón, R ERA: 2.08	1.0		3	0	0	0	2	0	0	0	0	0	0	11	17	0.00	0.000								
36 Will Harris, R ERA: 4.63	0.1		2	1	1	1	0	0	0	0	0	0	0	4	8	27.00	3.000								
38 Joe Smith, R ERA: 8.44	0.2		2	1	0	0	0	0	0	0	0	0	0	3	4	0.00	1.500								

Houston Astros @ Arizona Diamondbacks  
Chase Field, Phoenix, AZ

Sun May 06 2018, 1:10 PM - 4:05 PM MST  
Att: 35,632 - Roof Closed - 73 F

AB 27  
R 3  
H 5  
RBI 2  
BB 3  
SO 10  
LOB 12





Batter	1	2	3	4	5	6	7	8	9	10	11	12	AB	R	H	RBI	BB	SO	LOB	TOP		
6 David Peralta, L OBP: 0.380, SLG: 0.500														6	0	1	0	0	2	1		
16 Chris Owings, R OBP: 0.288, SLG: 0.368														5	1	1	1	0	1	1		
10 Daven Marrero, R OBP: 0.255, SLG: 0.239														0	0	0	0	0	0			
40 Andrew Chatin, R														0	0	0	0	0	0			
66 Yoshitsa Hirano, R														0	0	0	0	0	0			
5 Alex Avila, L OBP: 0.294, SLG: 0.263														1	1	1	0	0	0			
44 Paul Goldschmidt, R OBP: 0.356, SLG: 0.419														4	2	1	0	2	1			
11 AJ Pollock, R OBP: 0.361, SLG: 0.677														6	1	2	2	0	1	3		
28 Steven Souza Jr., R OBP: 0.267, SLG: 0.154														3	0	2	0	1	0	1		
31 Brad Boxberger, R														0	0	0	0	0	0			
3 Daniel Descalso, L OBP: 0.262, SLG: 0.316														2	1	1	3	0	0	1		
4 Ketel Marte, S OBP: 0.283, SLG: 0.291														5	0	0	0	1	0	3		
13 Nick Ahmed, R OBP: 0.289, SLG: 0.427														4	1	2	0	1	2	2		
36 John Ryan Murphy, R OBP: 0.273, SLG: 0.335														5	1	1	2	0	2	2		
61 Silvino Bracho, R														0	0	0	0	0	0			
30 T.J. McFarland, L														0	0	0	0	0	0			
52 Zack Godley, R OBP: 0.211, SLG: 0.287														2	0	0	0	0	2	0		
57 Fernando Salas, R ERA: 3.0														0	0	0	0	0	0			
29 Jorge De La Rosa, L ERA: 1.5														0	0	0	0	0	0			
25 Archie Bradley, R ERA: 2.76														2	0	0	0	0	0	1		
1 Jarrod Dyson, L OBP: 0.221, SLG: 0.321														0	0	0	0	0	0			
<b>Inning Stats</b>	R: 2 E: 0 K: 10 S: 10	H: 2 LOB: 1 BB: 1 P: 20	R: 0 E: 0 K: 7 S: 7	H: 0 LOB: 1 BB: 1 P: 15	R: 1 E: 0 K: 0 S: 12	H: 2 LOB: 1 BB: 0 P: 21	R: 2 E: 0 K: 3 S: 16	H: 3 LOB: 0 BB: 0 P: 23	R: 0 E: 0 K: 2 S: 5	H: 0 LOB: 1 BB: 0 P: 15	R: 0 E: 0 K: 9 S: 11	H: 0 LOB: 0 BB: 0 P: 18	R: 0 E: 0 K: 6 S: 6	H: 1 LOB: 1 BB: 0 P: 10	R: 0 E: 0 K: 11 S: 15	H: 1 LOB: 1 BB: 0 P: 14	R: 3 E: 0 K: 15 S: 15	H: 2 LOB: 0 BB: 1 P: 25	1B: 7 2B: 1 3B: 0 HR: 4	SF: 0 SAC: 1 DP: 0 HBP: 0	WP: 1 PB: 0 SB: 0 CS: 2	PA: 51
<b>PITCHER</b>	IP 4.0	WLS 4	BF 21	H 7	R 5	ER 5	SO 5	BB 2	IBB 0	HBP 0	BLK 0	WP 0	HR 3	S 9	P 7	ERA 11.25	WHIP 2.250					
44 Rich Hill, L ERA: 4.3	1.0	4	0	0	0	1	2	0	0	0	0	1	0	5	15	0.00	2.000					
47 JT Chargois, R ERA: 1.35	1.0	3	0	0	0	2	0	0	0	0	0	0	0	8	11	0.00	0.000					
41 Daniel Hudson, R ERA: 5.64	1.0	4	1	0	0	0	0	0	0	0	0	0	0	9	15	0.00	1.000					
46 Josh Fields, R ERA: 2.76	1.0	3	0	0	0	2	0	0	0	0	0	0	0	11	18	0.00	0.000					
36 Adam Liberatore, L ERA: 2.45																						
<b>PITCHER</b>	IP 2.0	WLS 7	BF 13	H 1	R 0	ER 0	SO 0	BB 0	IBB 0	HBP 0	BLK 0	WP 0	HR 0	S 9	P 19	ERA 0.00	WHIP 0.500					
74 Kenley Jansen, R ERA: 4.3	1.0	3	1	0	0	0	0	0	0	0	0	0	0	11	14	0.00	1.000					
54 Tony Cintrani, L ERA: 5.79	1.0	L	6	2	3	3	0	1	0	0	0	0	1	15	25	27.00	3.000					
63 Yimi Garcia, R ERA: 6.1																						

Arizona Diamondbacks @ Los Angeles Dodgers  
Dodger Stadium, Los Angeles, CA  
Tue May 08 2018, 7:11 PM - 11:39 PM PDT  
Att. 45,894 - Partly Cloudy - 70 F

AB	45
R	8
H	12
RBI	8
BB	5
SO	11
LOB	16



Batter	1	2	3	4	5	6	7	8	9	10	11	12	AB	R	H	RBI	BB	SO	LOB	BOTTOM		
3 Chris Taylor, R OBP: 0.291, SLG: 0.417														4	1	0	0	1	2	1		
61 Alex Verdugo, L OBP: 0.306, SLG: 0.382														6	1	1	0	0	2	3		
9 Yasmani Grandal, S OBP: 0.381, SLG: 0.505														4	1	2	2	1	0	1		
68 Ross Stripling, R (10, PR)														0	0	0	0	0	0			
54 Tony Cintrani, L														0	0	0	0	0	0			
18 Kenta Maeda, R OBP: 0.182, SLG: 0.182														0	0	0	0	0	0			
63 Yimi Garcia, R														0	0	0	0	0	0			
35 Cody Bellinger, L OBP: 0.347, SLG: 0.470														5	0	2	1	1	0	2		
27 Matt Kemp, R OBP: 0.385, SLG: 0.569														6	0	3	1	0	1	4		
31 Joc Pederson, L OBP: 0.383, SLG: 0.403														5	0	0	0	1	0	4		
13 Max Muncy, L OBP: 0.292, SLG: 0.367														4	0	0	0	0	1	1		
74 Kenley Jansen, S ERA: 3.0														0	0	0	0	0	0			
17 Kyle Farmer, R OBP: 0.311, SLG: 0.276														2	0	0	0	0	1	3		
26 Chase Utley, L OBP: 0.355, SLG: 0.385														4	0	0	0	1	2	3		
44 Rich Hill, L ERA: 3.50														1	0	0	0	0	1	0		
70 Tim Lincecum, R OBP: 0.030, SLG: 0.040														0	1	0	0	0	0	0		
41 Daniel Hudson, R														0	0	0	0	0	0			
15 Austin Barnes, R														1	0	0	0	0	1	1		
40 Josh Fields, R														0	0	0	0	0	0			
36 Adam Liberatore, L														0	0	0	0	0	0			
14 Enrique Hernandez, R OBP: 0.300, SLG: 0.470														0	0	0	0	0	0			
<b>Inning Stats</b>	R: 1 E: 0 K: 1 S: 16	H: 1 LOB: 2 BB: 2 P: 30	R: 0 E: 0 K: 1 S: 6	H: 0 LOB: 0 BB: 0 P: 9	R: 1 E: 0 K: 0 S: 14	H: 1 LOB: 0 BB: 0 P: 14	R: 0 E: 0 K: 1 S: 6	H: 1 LOB: 0 BB: 0 P: 10	R: 2 E: 0 K: 1 S: 13	H: 3 LOB: 2 BB: 1 P: 24	R: 0 E: 0 K: 2 S: 12	H: 1 LOB: 1 BB: 0 P: 17	R: 1 E: 0 K: 11 S: 15	H: 1 LOB: 0 BB: 2 P: 28	R: 0 E: 0 K: 9 S: 15	H: 0 LOB: 2 BB: 1 P: 18	R: 0 E: 0 K: 8 S: 8	H: 0 LOB: 0 BB: 1 P: 12	1B: 5 2B: 2 3B: 0 HR: 2	SF: 0 SAC: 1 DP: 1 HBP: 1	WP: 1 PB: 0 SB: 0 CS: 0	PA: 52
<b>PITCHER</b>	IP 5.2	WLS 2	BF 26	H 6	R 4	ER 4	SO 4	BB 4	IBB 0	HBP 0	BLK 0	WP 1	HR 1	S 103	P 103	ERA 6.35	WHIP 1.765					
52 Zack Godley, R ERA: 3.50	0.2	H	2	0	0	0	1	0	0	0	0	0	0	8	9	0.00	0.000					
57 Fernando Salas, R ERA: 3.0	0.2	H	2	0	0	0	0	0	0	0	0	0	0	6	12	0.00	0.000					
29 Jorge De La Rosa, L ERA: 1.5	1.0	H	4	1	0	0	0	0	0	0	0	0	0	12	17	0.00	1.000					
25 Archie Bradley, R ERA: 1.35	1.0	B	4	1	1	1	2	0	0	0	0	0	0	11	14	9.00	1.000					
31 Brad Boxberger, R ERA: 2.25																						
<b>PITCHER</b>	IP 0.0	WLS 2	BF 1	H 1	R 0	ER 0	SO 0	BB 0	IBB 0	HBP 0	BLK 0	WP 0	HR 0	S 10	P 10	ERA 0.00	WHIP 0.000					
40 Andrew Chatin, L (10, 1)	1.0	4	0	0	0	0	2	0	1	0	0	0	0	11	18	0.00	1.500					
66 Yoshitsa Hirano, R ERA: 2.81	0.2	4	0	0	0	1	1	0	1	0	0	0	0	6	14	0.00	1.500					
61 Silvino Bracho, R ERA: 1.35	1.1	W	4	0	0	0	1	0	0													



Batter	1	2	3	4	5	6	7	8	9	AB	R	H	RBI	BB	SO	LOB	TOP		
16 Chris Owings, R OBP: 0.284, SLG: 0.350	P3	L9	K	K	K	K	K	K	F9	5	0	0	0	0	2	4	<b>Arizona Diamondbacks @ Los Angeles Dodgers</b> <b>Dodger Stadium, Los Angeles, CA</b> Wed May 09 2018, 7:13 PM - 10:59 PM PDT Att. 45,600 - Clear - 68 F		
13 Nick Ahmed, R OBP: 0.302, SLG: 0.447	IHR	K	K	L9	L9	L9	44 E 11 G6-3 BB	G5-3	G5-3	4	2	1	1	1	1	0			
44 Paul Goldschmidt, R OBP: 0.357, SLG: 0.414	L6	L6	28 BB 11 1B	G1-3	G1-3	G1-3	E9 1B	G6-3	G6-3	4	0	1	1	1	0	0			
11 AJ Pollock, R OBP: 0.365, SLG: 0.669	BB	BB	28 BB	L5	L5	L5	G6-3	G6-3	G6-3	3	0	1	1	1	0	1			
28 Steven Souza Jr., R OBP: 0.316, SLG: 0.133	F7	F7	4 G6-4-3 BB	K	K	K	4 FC6-4 BB	K	K	2	0	0	0	2	1	1			
4 Ketel Marte, S OBP: 0.270, SLG: 0.298	G6-4-3	G6-4-3	G6-4-3	G6-4-3	G6-4-3	G6-4-3	10 G5-3 1B	FC6-4	FC6-4	4	0	2	0	0	0	5			
10 Deven Marrero, R 29 Jorge De La Rosa, L	E7	E7	F7	F7	F7	F7	G5-3	G6-3	G6-3	3	0	1	0	0	0	1			
5 Alex Avila, L	K	K	G3	G3	G3	G3	G2-3	G3	G3	4	0	0	0	0	1	3			
46 Patrick Corbin, L 57 Fernando Salas, R 40 Andrew Chafin, R 3 Daniel Descalso, L 61 Silvino Bracho, R 36 John Ryan Murphy, R	K	K	K	K	K	K	16 WP 44 E 2B	K	K	2	0	1	0	0	0	1			
<b>Inning Stats</b>	R: 1 E: 0 K: 0 S: 14	H: 1 LOB: 1 BB: 1 P: 23	R: 0 E: 1 K: 2 S: 13	H: 2 LOB: 2 BB: 0 P: 20	R: 0 E: 0 K: 1 S: 13	H: 1 LOB: 2 BB: 2 P: 24	R: 0 E: 0 K: 1 S: 11	H: 1 LOB: 0 BB: 0 P: 10	R: 0 E: 0 K: 1 S: 12	H: 1 LOB: 1 BB: 0 P: 19	R: 2 E: 1 K: 1 S: 14	H: 2 LOB: 2 BB: 2 P: 25	R: 0 E: 0 K: 1 S: 7	H: 0 LOB: 0 BB: 0 P: 10	R: 0 E: 0 K: 0 S: 6	H: 0 LOB: 0 BB: 0 P: 9		1B: 6 2B: 1 3B: 0 HR: 1	SF: 0 SAC: 0 DP: 1 HBP: 0
<b>PITCHER</b>	IP WLS BF H R ER SO BB IBB HBP BLK WP HR S P ERA WHIP	5.0 1.0 W 4 1 0 0 1 0 0 0 0 0 0 12 19 1.80 1.600	6.1 0.2 H 6 2 2 2 1 2 0 0 0 0 1 0 11 21 27.00 6.000	7.1 1.1 H 4 0 0 0 1 0 0 0 0 0 0 10 14 0.00 0.000	9.1 1.0 S 3 0 0 0 0 0 0 0 0 0 0 6 9 0.00 0.000														

Batter	1	2	3	4	5	6	7	8	9	AB	R	H	RBI	BB	SO	LOB	BOTTOM		
3 Chris Taylor, R OBP: 0.306, SLG: 0.418	BB	BB	BB	9 BB 14 S 15 WP 1B	27 FC5 BB	14 WP HBP	L8	L8	L8	2	1	1	1	2	0	1	<b>Arizona Diamondbacks @ Los Angeles Dodgers</b> <b>Dodger Stadium, Los Angeles, CA</b> Wed May 09 2018, 7:13 PM - 10:59 PM PDT Att. 45,600 - Clear - 68 F		
14 Enrique Hernández, R OBP: 0.304, SLG: 0.443	K	K	K	F7	F8	K	F7	F7	F7	5	0	0	0	0	2	8			
27 Matt Kemp, R OBP: 0.381, SLG: 0.552	L8	L8	L8	15 WP 9 BB BB	FC5	FC5	P6	P6	P6	3	0	0	0	1	0	4			
9 Yasmani Grandal, S OBP: 0.385, SLG: 0.500	2-4	L7	L7	15 WP BB	15 WP BB	66 1B 17 SF7 1B	L7	L7	L7	3	1	1	0	1	0	0			
35 Cody Bellinger, L OBP: 0.338, SLG: 0.456	K	K	K	K	K	K	G4-3	G4-3	G4-3	4	0	0	0	0	3	4			
15 Austin Barnes, R OBP: 0.405, SLG: 0.309	K2-3	K2-3	K2-3	K2-3	K2-3	K2-3	13 BB 3 HBP 1B	66 1B 26 BB BB	66 1B 26 BB BB	3	2	1	0	1	2	2			
66 Yasiel Puig, R OBP: 0.270, SLG: 0.272	F9	F9	F9	17 1B BB	17 1B BB	3 HBP 13 BB 1B	26 BB 1B	26 BB 1B	26 BB 1B	4	2	3	0	0	0	0			
17 Kyle Farmer, R OBP: 0.308, SLG: 0.281	G4-3	G4-3	G4-3	27 FC5 3 BB 1B	27 FC5 3 BB 1B	SF7	K	K	K	3	0	1	1	0	1	2			
57 Alex Wood, R 70 Tim Lincecum, R 52 Pedro Báez, R 13 Max Muncy, L 47 JT Chargois, S 75 Scott Alexander, L 26 Chase Utley, R 74 Kenley Jansen, S	K	K	K	K	K	K	14 WP 3 HBP BB	L8	L8	1	0	0	0	0	1	0			
<b>Inning Stats</b>	R: 0 E: 0 K: 1 S: 6	H: 0 LOB: 1 BB: 1 P: 13	R: 0 E: 0 K: 2 S: 8	H: 0 LOB: 0 BB: 0 P: 11	R: 0 E: 0 K: 1 S: 8	H: 0 LOB: 0 BB: 0 P: 15	R: 1 E: 0 K: 2 S: 14	H: 1 LOB: 2 BB: 2 P: 30	R: 0 E: 0 K: 1 S: 14	H: 2 LOB: 3 BB: 1 P: 27	R: 3 E: 0 K: 2 S: 17	H: 3 LOB: 2 BB: 1 P: 31	R: 0 E: 0 K: 0 S: 10	H: 0 LOB: 0 BB: 0 P: 14	R: 2 E: 0 K: 1 S: 21	H: 2 LOB: 1 BB: 1 P: 34		1B: 7 2B: 1 3B: 0 HR: 0	SF: 1 SAC: 0 DP: 0 HBP: 1
<b>PITCHER</b>	IP WLS BF H R ER SO BB IBB HBP BLK WP HR S P ERA WHIP	5.0 0.2 L 5 3 3 3 1 0 0 0 0 0 0 11 17 40.50 4.500	6.1 0.0 1 0 0 0 0 1 0 0 0 0 0 1 5 ∞ ∞	6.1 1.1 5 0 0 0 1 0 0 0 1 0 15 23 0.00 0.000	8.1 1.0 6 2 2 2 1 1 0 0 0 0 0 21 34 18.00 3.000														















Batter	1	2	3	4	5	6	7	8	9	AB	R	H	RBI	BB	SO	LOB	TOP				
7 Trea Turner, R OBP: 0.386, SLG: 0.425										3	2	1	1	2	0	0	Washington Nationals @ Arizona Diamondbacks Chase Field, Phoenix, AZ Sun May 13 2018, 5:08 PM - 8:16 PM MST Att: 31,906 - Roof Closed - 75 F				
34 Bryce Harper, L OBP: 0.400, SLG: 0.543										5	1	1	1	0	2	2					
12 Howie Kendrick, R OBP: 0.329, SLG: 0.469										4	1	2	1	0	0	0					
15 Matt Adams, L 62 Sean Doolittle, L										4	0	1	0	0	1	2					
14 Mark Reynolds, R OBP: 0.750, SLG: 2.250										4	2	3	3	0	0	1					
3 Michael Taylor, R OBP: 0.253, SLG: 0.310										4	0	0	0	0	2	2					
29 Pedro Severino, R OBP: 0.364, SLG: 0.338										4	0	1	0	0	0	0					
58 Jeremy Hellickson, R 49 Moisés Sierra, R 26 Sammy Solis, R 26 Trevor Gott, R 21 Brandon Kintzler, R 44 Ryan Madson, L 45 Andrew Stevenson, L OBP: 0.302, SLG: 0.316										2	0	0	0	0	1	1					
1 Wilmer Difo, S OBP: 0.352, SLG: 0.362										4	0	0	0	0	0	1					
<b>Inning Stats</b>	R: 1 E: 0 K: 0 S: 11	H: 2 LOB: 2 BB: 1 P: 19	R: 0 E: 0 K: 0 S: 12	H: 0 LOB: 0 BB: 0 P: 17	R: 1 E: 0 K: 0 S: 7	H: 2 LOB: 1 BB: 0 P: 12	R: 0 E: 0 K: 2 S: 10	H: 1 LOB: 1 BB: 0 P: 14	R: 1 E: 0 K: 2 S: 10	H: 1 LOB: 0 BB: 0 P: 18	R: 0 E: 0 K: 1 S: 8	H: 0 LOB: 0 BB: 0 P: 12	R: 2 E: 0 K: 0 S: 12	H: 2 LOB: 0 BB: 0 P: 16	R: 0 E: 0 K: 1 S: 10	H: 0 LOB: 1 BB: 1 P: 19		1B: 3 2B: 2 3B: 0 HR: 4	SF: 0 SAC: 0 DP: 0 HBP: 0	WP: 2 PB: 0 SB: 1 CS: 0	PA: 38
<b>PITCHER</b>	IP WLS BF H R ER SO BB IBB HBP BLK WP HR S P ERA WHIP	6.1 27 7 4 4 6 1 0 0 0 2 3 64 103 5.68 1.263	0.2 2 0 0 0 1 0 0 0 0 0 0 6 9 0.00 0.000	1.0 L 5 2 2 2 0 0 0 0 0 1 12 16 18.00 2.000	1.0 4 0 0 0 1 1 0 0 0 0 0 10 19 0.00 1.000																

Batter	1	2	3	4	5	6	7	8	9	AB	R	H	RBI	BB	SO	LOB	BOTTOM					
6 David Peralta, L OBP: 0.381, SLG: 0.519										5	0	1	1	0	2	2	Washington Nationals @ Arizona Diamondbacks Chase Field, Phoenix, AZ Sun May 13 2018, 5:08 PM - 8:16 PM MST Att: 31,906 - Roof Closed - 75 F					
3 Daniel Descalso, L OBP: 0.358, SLG: 0.510										3	0	1	1	1	2	1						
44 Paul Goldschmidt, R OBP: 0.339, SLG: 0.378										4	0	0	0	0	2	3						
11 AJ Pollock, R OBP: 0.358, SLG: 0.637										4	0	2	0	0	0	0						
28 Steven Souza Jr., R OBP: 0.212, SLG: 0.103										4	0	0	0	0	1	4						
16 Chris Owings, R OBP: 0.271, SLG: 0.330										4	1	1	0	0	1	2						
5 Alex Avila, L OBP: 0.250, SLG: 0.217										3	0	0	0	0	3	1						
13 Nick Ahmed, R OBP: 0.290, SLG: 0.421										1	0	1	0	0	0	0						
4 Ketel Marte, S OBP: 0.287, SLG: 0.324										4	2	2	0	0	0	1						
52 Zack Godley, R 29 Jorge De La Rosa, L 1 Jarrod Dyson, L 25 Archie Bradley, R 54 Jimmie Sherry, R 36 John Ryan Murphy, R OBP: 0.275, SLG: 0.469										1	0	0	0	0	1	0						
<b>Inning Stats</b>	R: 0 E: 0 K: 1 S: 8	H: 0 LOB: 0 BB: 0 P: 9	R: 0 E: 0 K: 0 S: 5	H: 0 LOB: 0 BB: 0 P: 6	R: 1 E: 0 K: 1 S: 10	H: 2 LOB: 1 BB: 0 P: 13	R: 0 E: 0 K: 2 S: 12	H: 1 LOB: 2 BB: 1 P: 21	R: 0 E: 0 K: 2 S: 8	H: 0 LOB: 0 BB: 0 P: 12	R: 0 E: 1 K: 3 S: 11	H: 1 LOB: 2 BB: 0 P: 14	R: 3 E: 1 K: 3 S: 21	H: 4 LOB: 1 BB: 0 P: 31	R: 0 E: 0 K: 1 S: 9	H: 0 LOB: 0 BB: 0 P: 10	R: 0 E: 0 K: 1 S: 12	H: 1 LOB: 1 BB: 0 P: 16	1B: 6 2B: 2 3B: 1 HR: 0	SF: 0 SAC: 1 DP: 0 HBP: 0	WP: 0 PB: 0 SB: 1 CS: 0	PA: 37
<b>PITCHER</b>	IP WLS BF H R ER SO BB IBB HBP BLK WP HR S P ERA WHIP	5.0 19 3 1 1 5 1 0 0 0 0 0 4 5 0.00 0.000	0.1 H 2 0 0 0 1 0 0 0 0 0 7 9 0.00 1.500	0.2 H 3 1 0 0 1 0 0 0 0 0 7 9 0.00 1.500	0.2 B 6 4 3 3 2 0 0 0 0 0 17 26 40.50 6.000	1.1 W 4 0 0 0 2 0 0 0 0 0 13 15 0.00 0.000																









Batter	1	2	3	4	5	6	7	8	9	AB	R	H	RBI	BB	SO	LOB	TOP					
6 Lorenzo Cain, R (1, 8) OBP: 0.380, SLG: 0.441										4	0	0	0	0	1	1	<b>Milwaukee Brewers @ Arizona Diamondbacks</b> Chase Field, Phoenix, AZ Tue May 15 2018, 6:41 PM - 9:20 PM MST Att. 17,914 - Clear - 94 F					
22 Christian Yelich, L (1, 7) OBP: 0.363, SLG: 0.438										4	1	1	0	0	2	0						
24 Jesús Aguilar, R (1, 3) OBP: 0.382, SLG: 0.494										4	0	1	0	0	2	1						
21 Travis Shaw, L (1, 5) OBP: 0.322, SLG: 0.490										3	0	1	1	1	0	0						
14 Hernán Pérez, R (9, PR) OBP: 0.279, SLG: 0.393										0	0	0	0	0	0	0						
16 Domingo Santana, R (1, 9) OBP: 0.336, SLG: 0.320										4	0	0	0	0	2	4						
5 Jonathan Villar, S (1, 4) OBP: 0.230, SLG: 0.351										4	0	0	0	0	3	2						
9 Manny Piña, R (1, 2) OBP: 0.280, SLG: 0.385										3	0	1	0	0	0	0						
3 Orlando Arcia, R (1, 6) OBP: 0.256, SLG: 0.295										3	0	0	0	0	0	1						
45 Jhoulys Chacín, R (1, 1) OBP: 0.167, SLG: 0.167										2	0	1	0	0	0	0						
47 Jett Bandy, R (8, PH) OBP: 0.287, SLG: 0.278										1	0	0	0	0	0	0						
54 Taylor Williams, S (8, 1)										0	0	0	0	0	0	0						
48 Boone Logan, R (8, 1)										0	0	0	0	0	0	0						
28 Jorge López, R (8, 1) OBP: 1.000, SLG: 2.000										0	0	0	0	0	0	0						
<b>Inning Stats</b>	R: 0 H: 0 E: 0 K: 2 S: 10	H: 0 LOB: 0 BB: 0 P: 12	R: 0 H: 0 E: 0 K: 1 S: 9	H: 0 LOB: 0 BB: 0 P: 16	R: 0 H: 1 E: 0 K: 0 S: 8	H: 1 LOB: 1 BB: 0 P: 13	R: 1 H: 2 E: 0 K: 1 S: 12	H: 2 LOB: 1 BB: 0 P: 20	R: 0 H: 0 E: 0 K: 0 S: 13	H: 0 LOB: 0 BB: 0 P: 20	R: 0 H: 1 E: 0 K: 1 S: 12	H: 1 LOB: 2 BB: 1 P: 23	R: 0 H: 1 E: 0 K: 1 S: 5	H: 1 LOB: 0 BB: 0 P: 10	R: 0 H: 0 E: 0 K: 2 S: 9	H: 0 LOB: 0 BB: 0 P: 12	R: 0 H: 0 E: 1 K: 2 S: 11	H: 0 LOB: 1 BB: 0 P: 18	1B: 2 2B: 3 3B: 0 HR: 0	SF: 0 SAC: 0 DP: 1 HBP: 0	WP: 0 PB: 0 SB: 0 CS: 0	PA: 33
<b>PITCHER</b>	IP WLS BF H R ER SO BB IBB HBP BLK WP HR S P ERA WHIP																					
21 Zack Greinke, R (1, 1) ERA: 3.48	6.0	23	4	1	1	5	1	0	0	0	0	0	0	64	104	1.50	0.833					
66 Yoshinisa Hirano, R (7, 1) ERA: 2.33	1.0	3	1	0	0	1	0	0	0	0	0	0	0	5	10	0.00	1.000					
25 Archie Bradley, R (8, 1) ERA: 1.98	1.0	W 3	0	0	0	2	0	0	0	0	0	0	9	12	0.00	0.000						
31 Brad Boxberger, R (9, 1) ERA: 2.0	1.0	S 4	0	0	0	2	0	0	0	0	0	0	11	18	0.00	0.000						

Batter	1	2	3	4	5	6	7	8	9	AB	R	H	RBI	BB	SO	LOB	BOTTOM					
6 David Peralta, L (1, 7) OBP: 0.368, SLG: 0.497										4	0	1	0	0	0	3	<b>Milwaukee Brewers @ Arizona Diamondbacks</b> Chase Field, Phoenix, AZ Tue May 15 2018, 6:41 PM - 9:20 PM MST Att. 17,914 - Clear - 94 F					
16 Chris Owings, R (1, 8) OBP: 0.288, SLG: 0.319										3	0	0	0	1	1	1						
10 Deven Marrero, R (9, 5) OBP: 0.250, SLG: 0.235										0	0	0	0	0	0	0						
3 Daniel Descalso, L (1, 5) OBP: 0.366, SLG: 0.495										3	1	1	1	1	1	1						
31 Brad Boxberger, R (9, 1) ERA: 2.0										0	0	0	0	0	0	0						
44 Paul Goldschmidt, R (1, 3) OBP: 0.341, SLG: 0.373										3	0	1	0	1	1	2						
28 Steven Souza Jr., R (1, 9) OBP: 0.225, SLG: 0.167										3	0	0	0	0	0	3						
4 Ketel Marte, S (1, 4) OBP: 0.287, SLG: 0.318										3	0	0	0	0	1	0						
13 Nick Ahmed, R (1, 6) OBP: 0.276, SLG: 0.402										3	0	0	0	0	1	0						
2 Jeff Mathis, R (1, 2) OBP: 0.306, SLG: 0.214										2	0	0	0	1	1	1						
1 Jarrod Dyson, L (8, PR) OBP: 0.245, SLG: 0.333										0	1	0	0	0	0	0						
21 Zack Greinke, R (1, 1) OBP: 0.353, SLG: 0.400										1	0	0	0	0	1	0						
66 Yoshinisa Hirano, R (7, 1) ERA: 3.14										0	0	0	0	0	0	0						
25 Archie Bradley, R (8, 1) ERA: 1.98										0	0	0	0	0	0	0						
36 John Ryan Murphy, R (8, PH) OBP: 0.259, SLG: 0.462										0	0	0	0	0	0	0						
<b>Inning Stats</b>	R: 0 H: 1 E: 0 K: 1 S: 10	H: 0 LOB: 2 BB: 1 P: 20	R: 0 H: 0 E: 0 K: 1 S: 7	H: 0 LOB: 0 BB: 0 P: 10	R: 0 H: 0 E: 0 K: 1 S: 9	H: 0 LOB: 0 BB: 0 P: 13	R: 1 H: 1 E: 0 K: 1 S: 11	H: 1 LOB: 1 BB: 1 P: 19	R: 0 H: 0 E: 0 K: 0 S: 8	H: 0 LOB: 0 BB: 0 P: 12	R: 0 H: 0 E: 0 K: 2 S: 7	H: 0 LOB: 0 BB: 0 P: 11	R: 0 H: 0 E: 0 K: 1 S: 7	H: 0 LOB: 0 BB: 0 P: 11	R: 1 H: 1 E: 0 K: 0 S: 10	H: 1 LOB: 2 BB: 2 P: 16	R: 0 H: 0 E: 0 K: 2 S: 9	H: 0 LOB: 2 BB: 2 P: 18	1B: 3 2B: 0 3B: 0 HR: 0	SF: 0 SAC: 2 DP: 1 HBP: 0	WP: 0 PB: 0 SB: 0 CS: 0	PA: 31
<b>PITCHER</b>	IP WLS BF H R ER SO BB IBB HBP BLK WP HR S P ERA WHIP																					
45 Jhoulys Chacín, R (1, 1) ERA: 3.63	7.0	25	2	1	1	7	2	0	0	0	0	0	0	59	96	1.29	0.571					
54 Taylor Williams, R (8, 1) ERA: 3.14	0.1	L 2	0	1	1	0	1	0	0	0	0	0	5	9	27.00	3.000						
48 Boone Logan, L (8, 1) ERA: 4.91	0.1	3	1	0	0	0	0	1	0	0	0	0	3	4	0.00	3.000						
28 Jorge López, R (8, 1) ERA: 4.91	0.1	1	0	0	0	0	0	0	0	0	0	0	2	3	0.00	0.000						







Batter	1	2	3	4	5	6	7	8	9	AB	R	H	RBI	BB	SO	LOB	TOP					
6 David Peralta, L (1,7) OBP: 0.351, SLG: 0.470	G4-3		K			K		G6-3		4	0	0	0	0	2	1	<b>Arizona Diamondbacks @ New York Mets</b> Citi Field, Flushing, NY Fri May 18 2018, 7:11 PM - 9:46 PM EDT Att: 31,285 - Cloudy - 61 F					
28 Steven Souza Jr., R (1,9) OBP: 0.239, SLG: 0.190 16 Chris Owings, R (6,9) OBP: 0.284, SLG: 0.313	K			K		22 2B		L6		3	1	1	0	0	2	0						
22 Jake Lamb, L (1,5) OBP: 0.333, SLG: 0.364	K			K		1B				4	0	1	1	0	3	0						
44 Paul Goldschmidt, R (1,3) OBP: 0.326, SLG: 0.354	K			K						4	0	0	0	0	4	0						
3 Daniel Descalso, L (1,4) OBP: 0.367, SLG: 0.522	P4									4	0	2	0	0	1	0						
4 Ketel Marte, S (1,6) OBP: 0.281, SLG: 0.310	L9									3	0	0	0	0	1	2						
5 Alex Avila, L (1,2) OBP: 0.261, SLG: 0.213										3	0	1	0	0	2	2						
1 Jarrod Dyson, L (1,8) OBP: 0.260, SLG: 0.330	G4-3									3	0	1	0	0	0	2						
52 Zack Godley, R (1,1) OBP: 0.063, SLG: 0.063 40 Andrew Chafin, R (7,1) ERA: 2.53 13 Nick Ahmed, R (8,PH) OBP: 0.273, SLG: 0.409 57 Fernando Salas, R (8,1) ERA: 1.8	P3							P2		2	0	0	0	0	1	3						
										0	0	0	0	0	0	0						
										0	0	0	0	0	0	0						
<b>Inning Stats</b>	R: 0 K: 2 S: 9	H: 0 LOB: 0 BB: 13	R: 0 K: 1 S: 9	H: 0 LOB: 0 BB: 14	R: 0 K: 1 S: 13	H: 1 LOB: 1 BB: 0	R: 0 K: 3 S: 11	H: 0 LOB: 0 BB: 15	R: 0 K: 3 S: 15	H: 2 LOB: 2 BB: 21	R: 1 K: 2 S: 8	H: 2 LOB: 0 BB: 14	R: 0 K: 1 S: 6	H: 1 LOB: 1 BB: 6	R: 0 K: 0 S: 5	H: 0 LOB: 0 BB: 8	R: 0 K: 3 S: 9	H: 0 LOB: 0 BB: 12	1B: 4 2B: 2 HR: 0	SF: 0 SAC: 0 HBP: 0	WP: 0 PB: 0 SB: 0 CS: 0	PA: 32
<b>PITCHER</b>	IP WLS BF H R ER SO BB IBB HBP BLK WP HR S P ERA WHIP	7.0 W 26 6 1 1 13 0 0 0 0 0 0 71 100 1.29 0.857	1.0 H 3 0 0 0 0 0 0 0 0 0 5 8 0.00 0.000	1.0 S 3 0 0 0 3 0 0 0 0 0 9 12 0.00 0.000											IP WLS BF H R ER SO BB IBB HBP BLK WP HR S P ERA WHIP							

Batter	1	2	3	4	5	6	7	8	9	AB	R	H	RBI	BB	SO	LOB	BOTTOM					
9 Brandon Nimmo, L (1,7) OBP: 0.434, SLG: 0.460	G5-3		K			G1		G4-3		3	1	0	0	1	1	1	<b>Arizona Diamondbacks @ New York Mets</b> Citi Field, Flushing, NY Fri May 18 2018, 7:11 PM - 9:46 PM EDT Att: 31,285 - Cloudy - 61 F					
13 Adrián Cabrera, S (1,4) OBP: 0.397, SLG: 0.553	FC6		G3-1			F7		K		4	1	0	0	0	1	1						
4 Wilmer Flores, R (1,5) OBP: 0.320, SLG: 0.419	G5-3							L8		3	1	1	1	1	0	1						
19 Jay Bruce, L (1,9) OBP: 0.306, SLG: 0.372	K							P6		3	0	0	0	1	2	2						
30 Michael Conforto, L (1,8) OBP: 0.352, SLG: 0.356										4	0	4	2	0	0	0						
23 Adrián González, L (1,3) OBP: 0.330, SLG: 0.426	FC5-6									4	0	1	0	0	1	5						
29 Devin Mesoraco, R (1,2) OBP: 0.299, SLG: 0.390										3	0	0	0	1	0	2						
48 Jacob deGrom, L (1,1) ERA: 3.78 65 Robert Gsellman, R (8,1) ERA: 1.79 7 José Reyes, S (8,PH) OBP: 0.192, SLG: 0.204 27 Jeury Familia, R (9,1) ERA: 5.4	FC5-6									3	0	0	0	0	2	1						
										0	0	0	0	0	0	0						
										0	0	0	0	1	0	0						
<b>Inning Stats</b>	R: 2 K: 1 S: 14	H: 1 LOB: 1 BB: 27	R: 0 K: 1 S: 7	H: 0 LOB: 1 BB: 14	R: 0 K: 2 S: 13	H: 1 LOB: 2 BB: 1	R: 0 K: 1 S: 7	H: 0 LOB: 0 BB: 10	R: 1 K: 0 S: 13	H: 2 LOB: 2 BB: 23	R: 0 K: 1 S: 7	H: 0 LOB: 0 BB: 11	R: 0 K: 1 S: 9	H: 0 LOB: 0 BB: 12	R: 0 K: 0 S: 13	H: 2 LOB: 3 BB: 19	R: 0 K: 3 S: 9	H: 0 LOB: 0 BB: 12	1B: 5 2B: 1 3B: 0 HR: 0	SF: 0 SAC: 0 DP: 0 HBP: 0	WP: 0 PB: 0 SB: 0 CS: 0	PA: 36
<b>PITCHER</b>	IP WLS BF H R ER SO BB IBB HBP BLK WP HR S P ERA WHIP	6.0 L 27 4 3 1 6 4 0 0 0 0 0 9 12 0.00 1.333	1.0 3 0 0 0 1 0 0 0 0 0 0 9 12 0.00 0.000	1.0 6 2 0 0 0 1 0 0 0 0 0 13 19 0.00 3.000											IP WLS BF H R ER SO BB IBB HBP BLK WP HR S P ERA WHIP							



Batter	1	2	3	4	5	6	7	8	9	AB	R	H	RBI	BB	SO	LOB	TOP			
6 David Peralta, L OBP: 0.343, SLG: 0.458	G5-3		G6-3		F8		K			4	0	0	0	0	1	0				
13 Nick Ahmed, R OBP: 0.273, SLG: 0.411	F8		G4-3		K			P3		4	0	1	0	0	1	0				
16 Chris Owings, R OBP: 0.271, SLG: 0.319	F8		F8		F8		44 S	1B		4	0	2	0	0	0	1				
44 Paul Goldschmidt, R OBP: 0.325, SLG: 0.370	P3				G6-3			K		4	1	1	1	0	1	3				
4 Ketel Marte, S OBP: 0.280, SLG: 0.309		F9			HR			K		4	0	1	0	0	1	1				
10 Deven Marrero, R OBP: 0.250, SLG: 0.255					G4-3					3	1	1	0	0	0	1				
3 Daniel Descalso, L OBP: 0.364, SLG: 0.517		G4-3			G4-3			F8		1	0	0	0	0	0	0				
1 Jarrod Dyson, L OBP: 0.260, SLG: 0.319		G4-3			K			F8		3	1	0	0	1	1	1				
36 John Ryan Murphy, R OBP: 0.276, SLG: 0.518					HR			K		4	1	2	3	0	1	0				
46 Patrick Corbin, L OBP: 0.333, SLG: 0.336					K					2	0	0	0	0	0	2				
54 Jimmie Sherry, R ERA: 1.99					K					0	0	0	0	0	0	0				
29 Jorge De La Rosa, L ERA: 2.25					K					0	0	0	0	0	0	0				
5 Alex Avila, L OBP: 0.267, SLG: 0.333					K					0	0	0	0	0	0	0				
66 Yoshihisa Hirano, R ERA: 2.21					K					0	0	0	0	0	0	0				
25 Archie Bradley, R ERA: 2.65					K					0	0	0	0	0	0	0				
40 Andrew Chafin, R ERA: 2.65					K					0	0	0	0	0	0	0				
<b>Inning Stats</b>	R: 0 E: 0 K: 0 S: 11	H: 1 LOB: 1 BB: 0 P: 16	R: 1 E: 0 K: 1 S: 16	H: 2 LOB: 1 BB: 25 P: 25	R: 0 E: 0 K: 0 S: 8	H: 0 LOB: 0 BB: 0 P: 13	R: 3 E: 0 K: 1 S: 15	H: 3 LOB: 0 BB: 1 P: 25	R: 0 E: 0 K: 1 S: 11	H: 0 LOB: 0 BB: 0 P: 18	R: 0 E: 0 K: 2 S: 15	H: 0 LOB: 0 BB: 0 P: 22	R: 0 E: 0 K: 2 S: 13	H: 1 LOB: 1 BB: 0 P: 19	R: 0 E: 0 K: 1 S: 9	H: 0 LOB: 0 BB: 0 P: 14	1B: 4 2B: 2 3B: 0 HR: 2	SF: 0 SAC: 0 DP: 1 HBP: 0	WP: 0 PB: 0 SB: 4 CS: 0	PA: 35
<b>PITCHER</b>	IP WLS BF H R ER SO BB IBB HBP BLK WP HR S P ERA WHIP																			
32 Steven Matz, L ERA: 4.42	4.0	18	6	4	4	2	1	0	0	0	0	0	0	0	2	50	79	9.00	1.750	
67 Seth Lugo, R ERA: 1.99	2.0	7	1	0	0	2	0	0	0	0	0	0	0	0	17	25	0.00	0.500		
51 Paul Sewald, R ERA: 4.01	1.0	3	0	0	0	2	0	0	0	0	0	0	0	0	15	22	0.00	0.000		
44 AJ Ramos, R ERA: 4.86	1.0	4	1	0	0	2	0	0	0	0	0	0	0	0	13	19	0.00	1.000		
27 Jeury Familia, R ERA: 1.71	1.0	W	3	0	0	1	0	0	0	0	0	0	0	0	9	14	0.00	0.000		

Arizona Diamondbacks @ New York Mets  
Citi Field, Flushing, NY  
Sat May 19 2018, 7:45 PM - 10:48 PM EDT  
Att: 39,515 - Cloudy - 55 F

AB 34  
R 4  
H 8  
RBI 4  
BB 1  
SO 9  
LOB 8



Batter	1	2	3	4	5	6	7	8	9	AB	R	H	RBI	BB	SO	LOB	BOTTOM					
9 Brandon Nimmo, L OBP: 0.443, SLG: 0.478	K				K					4	1	2	0	1	2	0						
13 Adrúbal Cabrera, S OBP: 0.364, SLG: 0.563					K					4	0	2	0	1	1	1						
4 Wilmer Flores, R OBP: 0.314, SLG: 0.411	F9									4	0	1	1	0	0	3						
19 Jay Bruce, L OBP: 0.311, SLG: 0.376										4	1	2	0	0	2	2						
29 Devin Mesoraco, R OBP: 0.310, SLG: 0.435										3	2	1	2	0	0	4						
30 Michael Conforto, L OBP: 0.357, SLG: 0.393										3	1	1	2	1	1	0						
7 José Reyes, S OBP: 0.179, SLG: 0.189	L6									4	0	0	0	0	0	3						
32 Steven Matz, R ERA: 2.6										0	0	0	0	0	0	0						
28 Phillip Evans, R ERA: 2.21										0	0	0	0	0	0	0						
67 Seth Lugo, R ERA: 1.99										0	0	0	0	0	0	0						
23 Adrián González, L ERA: 2.25										0	0	0	0	0	0	0						
51 Paul Sewald, R ERA: 4.01										0	0	0	0	0	0	0						
44 AJ Ramos, R ERA: 4.86										0	0	0	0	0	0	0						
15 Luis Guillorme, L OBP: 0.267, SLG: 0.333										0	0	0	0	0	0	0						
27 Jeury Familia, R ERA: 1.71										0	0	0	0	0	0	0						
1 Amed Rosario, R OBP: 0.265, SLG: 0.315	L7									4	0	0	0	0	1	2						
<b>Inning Stats</b>	R: 0 E: 0 K: 1 S: 6	H: 1 LOB: 0 BB: 0 P: 6	R: 2 E: 0 K: 1 S: 15	H: 1 LOB: 1 BB: 1 P: 26	R: 0 E: 0 K: 1 S: 12	H: 0 LOB: 2 BB: 2 P: 24	R: 0 E: 0 K: 1 S: 9	H: 0 LOB: 0 BB: 0 P: 13	R: 0 E: 0 K: 2 S: 10	H: 0 LOB: 0 BB: 0 P: 14	R: 0 E: 0 K: 0 S: 11	H: 2 LOB: 3 BB: 1 P: 21	R: 0 E: 0 K: 0 S: 8	H: 1 LOB: 1 BB: 0 P: 14	R: 2 E: 0 K: 1 S: 18	H: 3 LOB: 1 BB: 0 P: 26	R: 1 E: 0 K: 0 S: 7	H: 2 LOB: 1 BB: 0 P: 7	1B: 6 2B: 2 3B: 0 HR: 2	SF: 1 SAC: 0 DP: 0 HBP: 1	WP: 0 PB: 0 SB: 1 CS: 0	PA: 39
<b>PITCHER</b>	IP WLS BF H R ER SO BB IBB HBP BLK WP HR S P ERA WHIP																					
46 Patrick Corbin, L ERA: 2.6	5.1	24	4	2	2	6	4	0	1	0	0	0	0	0	1	2	0.00	0.000				
54 Jimmie Sherry, R ERA: 1.99	0.1	H	1	0	0	0	0	0	0	0	0	0	0	0	4	4	0.00	0.000				
29 Jorge De La Rosa, L ERA: 2.25	0.1	H	1	0	0	0	0	0	0	0	0	0	0	0	4	4	0.00	0.000				
66 Yoshihisa Hirano, R ERA: 2.21	1.0	H	4	1	0	0	0	0	0	0	0	0	0	8	14	0.00	1.000					
25 Archie Bradley, R ERA: 2.65	1.0	B	6	3	2	2	1	0	0	0	1	18	26	18.00	3.000							
40 Andrew Chafin, L ERA: 2.3	0.1	L	3	2	1	1	0	0	0	0	0	0	0	7	7	27.00	6.000					

Arizona Diamondbacks @ New York Mets  
Citi Field, Flushing, NY  
Sat May 19 2018, 7:45 PM - 10:48 PM EDT  
Att: 39,515 - Cloudy - 55 F

AB 33  
R 5  
H 10  
RBI 5  
BB 4  
SO 7  
LOB 18













Batter	1	2	3	4	5	6	7	8	9	AB	R	H	RBI	BB	SO	LOB	TOP					
6 David Peralta, L (1,7) OBP: 0.342, SLG: 0.446	G5-3		G6-3 BB		G1-3			1B		3	0	1	0	1	0	1	<b>Arizona Diamondbacks @ Milwaukee Brewers</b> Miller Park, Milwaukee, WI Tue May 22 2018, 6:42 PM - 9:22 PM CDT Att: 27,065 - Roof Closed - 66 F <a href="http://livebaseballscorecards.com">livebaseballscorecards.com</a>					
16 Chris Owings, R (1,9) OBP: 0.255, SLG: 0.292	K		G6-3			F8		K		4	0	0	0	0	2	2						
22 Jake Lamb, L (1,5) OBP: 0.361, SLG: 0.452							G3			3	0	1	0	1	1	0						
13 Nick Ahmed, R (9,FR) OBP: 0.267, SLG: 0.399	2B							BB		0	0	0	0	0	0	0						
44 Paul Goldschmidt, R (1,3) OBP: 0.320, SLG: 0.355										3	0	0	0	1	3	1						
3 Daniel Descalso, L (1,4) OBP: 0.345, SLG: 0.484	P5									4	0	0	0	0	2	3						
4 Ketel Marte, S (1,6) OBP: 0.290, SLG: 0.310										2	0	1	0	1	1	0						
5 Alex Avila, L (1,2) OBP: 0.253, SLG: 0.205										2	0	0	0	0	1	0						
36 John Ryan Murphy, R (7,PH) OBP: 0.271, SLG: 0.509	L7							F8-4-3		1	0	0	0	0	0	1						
1 Jarrod Dyson, L (1,8) OBP: 0.276, SLG: 0.320										1	0	0	0	2	0	0						
55 Matt Koch, L (1,1) OBP: 0.273, SLG: 0.111										1	0	0	0	1	0	1						
29 Jorge De La Rosa, L (6,1) ERA: 1.17										0	0	0	0	0	0	0						
66 Yoshihisa Hirano, R (7,1) ERA: 1.23										0	0	0	0	0	0	0						
10 Deven Marrero, R (8,PH) OBP: 0.246, SLG: 0.250										1	0	0	0	0	0	1						
30 T.J. McFarland, L (8,1) ERA: 4.15										0	0	0	0	0	0	0						
<b>Inning Stats</b>	R: 0 E: 0 K: 1 S: 18	H: 1 LOB: 2 BB: 1 P: 30	R: 0 E: 0 K: 0 S: 5	H: 1 LOB: 1 BB: 1 P: 15	R: 0 E: 0 K: 1 S: 5	H: 0 LOB: 0 BB: 1 P: 9	R: 0 E: 0 K: 3 S: 9	H: 0 LOB: 0 BB: 0 P: 14	R: 0 E: 0 K: 1 S: 8	H: 0 LOB: 1 BB: 1 P: 18	R: 0 E: 0 K: 1 S: 7	H: 0 LOB: 0 BB: 0 P: 12	R: 0 E: 0 K: 1 S: 7	H: 0 LOB: 0 BB: 1 P: 13	R: 0 E: 0 K: 1 S: 10	H: 1 LOB: 1 BB: 1 P: 17	R: 0 E: 0 K: 1 S: 10	H: 0 LOB: 1 BB: 1 P: 16	1B: 2 2B: 2 3B: 0 HR: 0	SF: 0 SAC: 0 DP: 2 HBP: 0	WP: 1 PB: 0 CS: 2	PA: 32
<b>PITCHER</b>	IP WLS BF H R ER SO BB IBB HBP BLK WP HR S P ERA WHIP	5.0 W 3 0 0 0 6 4 0 0 0 1 0 45 86 0.00 1.200	1.0 W 3 0 0 0 1 0 0 0 0 0 0 7 12 0.00 0.000	2.0 H 7 1 0 0 2 2 0 0 0 0 0 17 30 0.00 1.500	1.0 S 3 0 0 0 1 1 0 0 0 0 0 10 16 0.00 1.000	<b>PITCHER</b>										IP WLS BF H R ER SO BB IBB HBP BLK WP HR S P ERA WHIP						

Batter	1	2	3	4	5	6	7	8	9	AB	R	H	RBI	BB	SO	LOB	BOTTOM			
22 Christian Yelich, L (1,7) OBP: 0.342, SLG: 0.438				F7	L8			G6-3		4	0	0	0	0	1	2	<b>Arizona Diamondbacks @ Milwaukee Brewers</b> Miller Park, Milwaukee, WI Tue May 22 2018, 6:42 PM - 9:22 PM CDT Att: 27,065 - Roof Closed - 66 F <a href="http://livebaseballscorecards.com">livebaseballscorecards.com</a>			
25 Ji Man Choi, L (1,3) OBP: 0.375, SLG: 0.643	K			G3-1				K		4	1	1	0	0	2	0				
6 Lorenzo Cain, R (1,8) OBP: 0.391, SLG: 0.452										3	0	2	0	1	0	0				
21 Travis Shaw, L (1,5) OBP: 0.325, SLG: 0.503										2	0	0	0	1	0	2				
16 Domingo Santana, R (1,9) OBP: 0.323, SLG: 0.354										2	0	0	1	0	0	2				
5 Jonathan Villar, S (1,4) OBP: 0.324, SLG: 0.363										3	0	0	0	0	2	1				
71 Josh Hader, L (7,1) OBP: 1.000, SLG: 1.000										0	0	0	0	0	0	0				
46 Corey Knebel, R (9,1) ERA: 1.78										0	0	0	0	0	0	0				
9 Manny Pina, R (1,2) OBP: 0.276, SLG: 0.371										3	0	1	0	0	1	0				
3 Orlando Arcia, R (1,6) OBP: 0.238, SLG: 0.279										3	0	0	0	0	2	1				
45 Jhoulys Chacin, R (1,1) OBP: 0.158, SLG: 0.158										1	0	0	0	0	0	0				
13 Tyler Saladino, R (5,PH) OBP: 0.385, SLG: 0.680										0	0	0	0	1	0	0				
43 Matt Albers, L (6,1) ERA: 3.71										0	0	0	0	0	0	0				
14 Hernán Pérez, R (7,4) OBP: 0.275, SLG: 0.382										1	0	0	0	0	0	0				
<b>Inning Stats</b>	R: 0 E: 0 K: 2 S: 8	H: 0 LOB: 0 BB: 0 P: 12	R: 0 E: 0 K: 1 S: 12	H: 0 LOB: 0 BB: 0 P: 17	R: 0 E: 0 K: 0 S: 6	H: 0 LOB: 0 BB: 0 P: 8	R: 0 E: 0 K: 0 S: 10	H: 1 LOB: 2 BB: 1 P: 17	R: 0 E: 0 K: 2 S: 15	H: 1 LOB: 2 BB: 1 P: 25	R: 1 E: 0 K: 0 S: 7	H: 1 LOB: 1 BB: 1 P: 14	R: 0 E: 0 K: 2 S: 10	H: 0 LOB: 0 BB: 0 P: 15	R: 0 E: 0 K: 1 S: 9	H: 1 LOB: 0 BB: 0 P: 13	1B: 3 2B: 1 3B: 0 HR: 0	SF: 1 SAC: 0 DP: 0 HBP: 0	WP: 0 PB: 0 SB: 0 CS: 1	PA: 31
<b>PITCHER</b>	IP WLS BF H R ER SO BB IBB HBP BLK WP HR S P ERA WHIP	5.1 L 22 2 0 0 0 3 0 0 0 0 0 2 2 0.00 0.000	0.2 L 2 0 0 0 0 0 0 0 0 0 0 2 2 0.00 0.000	1.0 3 0 0 0 2 0 0 0 0 0 0 10 15 0.00 0.000	1.0 3 1 0 0 1 0 0 0 0 0 0 9 13 0.00 1.000	<b>PITCHER</b>										IP WLS BF H R ER SO BB IBB HBP BLK WP HR S P ERA WHIP				



Batter	1	2	3	4	5	6	7	8	9	AB	R	H	RBI	BB	SO	LOB	TOP			
6 David Peralta, L (1,7) OBP: 0.340, SLG: 0.441										4	0	1	0	0	1	1	<b>Arizona Diamondbacks @ Milwaukee Brewers</b> Miller Park, Milwaukee, WI Wed May 23 2018, 12:11 PM - 3:14 PM CDT Att: 29,237 - Sunny - 73 F			
13 Nick Ahmed, R (1,6) OBP: 0.281, SLG: 0.388										4	0	0	0	0	0	3				
16 Chris Owings, R (1,8) OBP: 0.248, SLG: 0.284										4	0	0	0	0	2	2				
44 Paul Goldschmidt, R (1,3) OBP: 0.324, SLG: 0.371										3	1	1	1	1	1	2				
4 Ketel Marte, S (1,4) OBP: 0.283, SLG: 0.302										4	0	0	0	0	2	1				
36 John Ryan Murphy, R (1,2) OBP: 0.270, SLG: 0.541										4	1	1	1	0	2	1				
19 Sócrates Brito, L (1,9)										3	0	0	0	0	0	0				
10 Deven Marrero, R (1,5) OBP: 0.238, SLG: 0.241										2	0	0	0	0	2	0				
22 Jake Lamb, L (7,PH) OBP: 0.351, SLG: 0.438										1	0	0	0	0	1	0				
25 Archie Bradley, R (7,1) 31 Brad Boxberger, R (8,1)										0	0	0	0	0	0	0				
52 Zack Godley, R (1,1) 77 Fernando Salas, R (4,1) 2 Jeff Mathis, R (5,PH) 30 T.J. McFarland, L (5,1) 3 Daniel Descalso, L (7,PH)										1	0	1	0	0	0	0				
<b>Inning Stats</b>	R: 0 E: 0 K: 2 S: 7	H: 0 LOB: 0 BB: 0 P: 9	R: 2 E: 0 K: 1 S: 12	H: 2 LOB: 2 BB: 0 P: 16	R: 0 E: 0 K: 1 S: 13	H: 2 LOB: 2 BB: 0 P: 21	R: 0 E: 0 K: 1 S: 6	H: 0 LOB: 1 BB: 1 P: 9	R: 0 E: 0 K: 1 S: 10	H: 0 LOB: 0 BB: 0 P: 18	R: 0 E: 0 K: 2 S: 8	H: 0 LOB: 0 BB: 0 P: 9	R: 0 E: 0 K: 0 S: 10	H: 0 LOB: 0 BB: 0 P: 14	R: 0 E: 0 K: 3 S: 12	H: 0 LOB: 0 BB: 0 P: 19	1B: 2 2B: 2 3B: 0 HR: 2	SF: 0 SAC: 0 DP: 0 HBP: 0	WP: 0 PB: 0 CS: 0	PA: 33
<b>PITCHER</b>	IP WLS BF H R ER SO BB IBB HBP BLK WP HR S P ERA WHIP	IP WLS BF H R ER SO BB IBB HBP BLK WP HR S P ERA WHIP	IP WLS BF H R ER SO BB IBB HBP BLK WP HR S P ERA WHIP	IP WLS BF H R ER SO BB IBB HBP BLK WP HR S P ERA WHIP	IP WLS BF H R ER SO BB IBB HBP BLK WP HR S P ERA WHIP	IP WLS BF H R ER SO BB IBB HBP BLK WP HR S P ERA WHIP	IP WLS BF H R ER SO BB IBB HBP BLK WP HR S P ERA WHIP	IP WLS BF H R ER SO BB IBB HBP BLK WP HR S P ERA WHIP	IP WLS BF H R ER SO BB IBB HBP BLK WP HR S P ERA WHIP	IP WLS BF H R ER SO BB IBB HBP BLK WP HR S P ERA WHIP	IP WLS BF H R ER SO BB IBB HBP BLK WP HR S P ERA WHIP	IP WLS BF H R ER SO BB IBB HBP BLK WP HR S P ERA WHIP	IP WLS BF H R ER SO BB IBB HBP BLK WP HR S P ERA WHIP	IP WLS BF H R ER SO BB IBB HBP BLK WP HR S P ERA WHIP	IP WLS BF H R ER SO BB IBB HBP BLK WP HR S P ERA WHIP	IP WLS BF H R ER SO BB IBB HBP BLK WP HR S P ERA WHIP	IP WLS BF H R ER SO BB IBB HBP BLK WP HR S P ERA WHIP			

Batter	1	2	3	4	5	6	7	8	9	AB	R	H	RBI	BB	SO	LOB	BOTTOM			
14 Hernán Pérez, R (1,7) OBP: 0.271, SLG: 0.372										5	0	1	0	0	1	3	<b>Arizona Diamondbacks @ Milwaukee Brewers</b> Miller Park, Milwaukee, WI Wed May 23 2018, 12:11 PM - 3:14 PM CDT Att: 29,237 - Sunny - 73 F			
22 Christian Yelich, L (1,8) OBP: 0.349, SLG: 0.443										3	2	1	0	2	0	1				
24 Jesús Aguilar, R (1,3) OBP: 0.383, SLG: 0.577										5	1	2	3	0	1	2				
21 Travis Shaw, L (1,5) OBP: 0.327, SLG: 0.514										4	1	1	3	1	0	1				
16 Domingo Santana, R (1,9) OBP: 0.331, SLG: 0.360										3	1	1	0	2	2	1				
5 Jonathan Villar, S (1,4) OBP: 0.336, SLG: 0.365										2	1	1	0	2	0	1				
13 Tyler Saladino, R (1,6) OBP: 0.400, SLG: 0.759										4	1	2	2	0	1	4				
47 Jett Bandy, R (1,2) OBP: 0.268, SLG: 0.266										3	1	1	0	1	2	1				
35 Brent Suter, L (1,1) OBP: 0.333, SLG: 0.538										2	1	0	0	0	0	2				
54 Taylor Williams, S (6,1) 48 Boone Logan, R (7,1) 25 Ji Man Choi, L (7,PH) Brandon Woodruff, L (8,1)										0	0	0	0	0	0	0				
<b>Inning Stats</b>	R: 1 E: 0 K: 2 S: 14	H: 2 LOB: 3 BB: 2 P: 25	R: 0 E: 0 K: 0 S: 10	H: 0 LOB: 2 BB: 2 P: 20	R: 0 E: 0 K: 1 S: 10	H: 1 LOB: 1 BB: 0 P: 14	R: 7 E: 2 K: 1 S: 25	H: 5 LOB: 1 BB: 2 P: 44	R: 0 E: 0 K: 0 S: 6	H: 0 LOB: 0 BB: 1 P: 11	R: 0 E: 0 K: 0 S: 7	H: 0 LOB: 0 BB: 1 P: 14	R: 1 E: 0 K: 2 S: 11	H: 1 LOB: 0 BB: 0 P: 15	R: 0 E: 0 K: 2 S: 14	H: 0 LOB: 1 BB: 1 P: 22	1B: 6 2B: 2 3B: 0 HR: 2	SF: 0 SAC: 1 DP: 2 HBP: 0	WP: 1 PB: 0 CS: 0	PA: 41
<b>PITCHER</b>	IP WLS BF H R ER SO BB IBB HBP BLK WP HR S P ERA WHIP	IP WLS BF H R ER SO BB IBB HBP BLK WP HR S P ERA WHIP	IP WLS BF H R ER SO BB IBB HBP BLK WP HR S P ERA WHIP	IP WLS BF H R ER SO BB IBB HBP BLK WP HR S P ERA WHIP	IP WLS BF H R ER SO BB IBB HBP BLK WP HR S P ERA WHIP	IP WLS BF H R ER SO BB IBB HBP BLK WP HR S P ERA WHIP	IP WLS BF H R ER SO BB IBB HBP BLK WP HR S P ERA WHIP	IP WLS BF H R ER SO BB IBB HBP BLK WP HR S P ERA WHIP	IP WLS BF H R ER SO BB IBB HBP BLK WP HR S P ERA WHIP	IP WLS BF H R ER SO BB IBB HBP BLK WP HR S P ERA WHIP	IP WLS BF H R ER SO BB IBB HBP BLK WP HR S P ERA WHIP	IP WLS BF H R ER SO BB IBB HBP BLK WP HR S P ERA WHIP	IP WLS BF H R ER SO BB IBB HBP BLK WP HR S P ERA WHIP	IP WLS BF H R ER SO BB IBB HBP BLK WP HR S P ERA WHIP	IP WLS BF H R ER SO BB IBB HBP BLK WP HR S P ERA WHIP	IP WLS BF H R ER SO BB IBB HBP BLK WP HR S P ERA WHIP	IP WLS BF H R ER SO BB IBB HBP BLK WP HR S P ERA WHIP			





Batter	1	2	3	4	5	6	7	8	9	AB	R	H	RBI	BB	SO	LOB	TOP										
6 David Peralta, L (1.7) OBP: 0.342, SLG: 0.440	G6-3		K					G1-3		5	1	2	0	0	1	2	<b>Arizona Diamondbacks @ Oakland Athletics</b> Oakland Coliseum, Oakland, CA Fri May 25 2018, 6:36 PM - 9:37 PM PDT Att: 22,691 - Cloudy - 58 F										
13 Nick Ahmed, R (1.6) OBP: 0.271, SLG: 0.410	HR		G5-3							4	2	2	2	1	1	3											
36 John Ryan Murphy, R (1.10) OBP: 0.279, SLG: 0.336										4	0	1	2	1	1	3											
44 Paul Goldschmidt, R (1.3) OBP: 0.325, SLG: 0.389	F7		E5							5	1	2	2	0	0	3											
16 Chris Owings, R (1.9) OBP: 0.240, SLG: 0.273										5	0	0	0	0	0	6											
22 Jake Lamb, L (1.5) OBP: 0.405, SLG: 0.486										3	0	2	0	2	0	1											
4 Ketel Marte, S (1.4) 10 Deven Marrero, R (9.4) OBP: 0.238, SLG: 0.241										5	0	1	1	0	0	6											
1 Jarrod Dyson, L (1.8) OBP: 0.275, SLG: 0.315										0	0	0	0	0	0	0											
2 Jeff Mathis, R (1.2) OBP: 0.317, SLG: 0.200										5	1	1	0	0	1	3											
										3	2	1	0	1	1	1											
<b>Inning Stats</b>	R: 1 E: 0 K: 1 S: 11	H: 1 LOB: 0 BB: 0 P: 17	R: 0 E: 0 K: 0 S: 12	H: 1 LOB: 1 BB: 0 P: 18	R: 2 E: 1 K: 0 S: 14	H: 2 LOB: 3 BB: 2 P: 24	R: 3 E: 0 K: 1 S: 20	H: 4 LOB: 1 BB: 0 P: 26	R: 0 E: 0 K: 1 S: 9	H: 0 LOB: 1 BB: 1 P: 18	R: 0 E: 0 K: 1 S: 10	H: 1 LOB: 0 BB: 1 P: 12	R: 0 E: 0 K: 0 S: 9	H: 0 LOB: 1 BB: 1 P: 17	R: 1 E: 0 K: 0 S: 11	H: 2 LOB: 1 BB: 0 P: 16	1B: 6 2B: 3 3B: 2 HR: 1	SF: 0 SAC: 0 DP: 1 HBP: 0	WP: 1 PB: 0 SB: 1 CS: 0	PA: 44							
<b>PITCHER</b>	IP	WLS	BF	H	R	ER	SO	BB	IBB	HBP	BLK	WP	HR	S	P	ERA	WHIP										
55 Sean Manaea, L (1.1) ERA: 3.34	3.2	L	22	8	6	6	2	2	0	0	0	1	1	56	83	14.73	2.727										
15 Emilio Pagan, R (4.1) ERA: 4.5	2.1		10	1	0	0	2	2	0	0	0	0	0	20	38	0.00	1.286										
35 Danny Coulombe, L (7.1) ERA: 4.58	1.0		3	1	0	0	1	0	0	0	0	0	0	10	12	0.00	1.000										
46 Santiago Casilla, R (8.1) ERA: 3.32	0.2		2	0	0	0	0	0	0	0	0	0	0	5	7	0.00	0.000										
66 Ryan Dull, R (8.1) ERA: 6.0	1.1		7	2	1	1	0	1	0	0	0	0	0	15	26	6.75	2.250										

Batter	1	2	3	4	5	6	7	8	9	AB	R	H	RBI	BB	SO	LOB	BOTTOM										
10 Marcus Semien, R (1.6) OBP: 0.317, SLG: 0.388	F7		K							3	0	0	0	1	2	0	<b>Arizona Diamondbacks @ Oakland Athletics</b> Oakland Coliseum, Oakland, CA Fri May 25 2018, 6:36 PM - 9:37 PM PDT Att: 22,691 - Cloudy - 58 F										
18 Chad Pinder, R (1.7) OBP: 0.232, SLG: 0.455	G5-3		F8							4	0	1	0	0	1	0											
8 Jed Lowrie, S (1.4) OBP: 0.379, SLG: 0.523										4	0	1	0	0	1	2											
26 Matt Chapman, R (1.5) OBP: 0.330, SLG: 0.443										4	0	0	0	0	2	3											
25 Stephen Piscotty, R (1.9) OBP: 0.282, SLG: 0.342										4	0	0	0	0	0	0											
28 Matt Olson, L (1.3) OBP: 0.326, SLG: 0.420										3	0	2	0	1	1	0											
21 Jonathan Lucroy, R (1.2) OBP: 0.322, SLG: 0.538										4	0	0	0	0	1	3											
20 Mark Canha, R (1.8) OBP: 0.302, SLG: 0.483										3	1	1	1	0	0	2											
1 Franklin Barreto, R (1.10) 23 Matt Joyce, L (8. Ph) OBP: 0.333, SLG: 0.377										2	0	0	0	0	2	1											
										1	0	0	0	0	0	0											
<b>Inning Stats</b>	R: 0 E: 0 K: 1 S: 7	H: 0 LOB: 0 BB: 0 P: 13	R: 0 E: 0 K: 0 S: 7	H: 0 LOB: 1 BB: 1 P: 16	R: 1 E: 0 K: 2 S: 11	H: 1 LOB: 0 BB: 0 P: 14	R: 0 E: 0 K: 0 S: 7	H: 0 LOB: 0 BB: 0 P: 10	R: 0 E: 0 K: 1 S: 12	H: 1 LOB: 1 BB: 0 P: 15	R: 0 E: 0 K: 3 S: 11	H: 1 LOB: 1 BB: 0 P: 17	R: 0 E: 0 K: 0 S: 8	H: 1 LOB: 1 BB: 0 P: 14	R: 0 E: 0 K: 1 S: 14	H: 1 LOB: 2 BB: 1 P: 22	R: 0 E: 0 K: 2 S: 8	H: 0 LOB: 0 BB: 0 P: 12	1B: 3 2B: 1 3B: 0 HR: 1	SF: 0 SAC: 0 DP: 0 HBP: 0	WP: 0 PB: 0 SB: 0 CS: 0	PA: 34					
<b>PITCHER</b>	IP	WLS	BF	H	R	ER	SO	BB	IBB	HBP	BLK	WP	HR	S	P	ERA	WHIP										
46 Patrick Corbin, L (1.1) ERA: 2.47	7.0	W	26	4	1	1	7	1	0	0	0	0	0	63	99	1.29	0.714										
66 Yoshinori Hirano, R (8.1) ERA: 2.01	1.0		5	1	0	0	1	1	0	0	0	0	0	14	22	0.00	2.000										
40 Andrew Chafin, L (9.1) ERA: 2.08	1.0		3	0	0	0	2	0	0	0	0	0	0	8	12	0.00	0.000										





Batter	1	2	3	4	5	6	7	8	9	AB	R	H	RBI	BB	SO	LOB	TOP					
6 David Peralta, L OBP: 0.340, SLG: 0.436	G5-3		G6-3			FC4-5			G2-3	4	0	1	0	0	0	1						
44 Paul Goldschmidt, R OBP: 0.319, SLG: 0.390	G4-3		K			K			K	4	0	0	0	0	3	2						
22 Jake Lamb, L OBP: 0.370, SLG: 0.436	L3				G4-3	FC4-5			F9	4	0	0	0	0	0	1						
3 Daniel Descalso, L OBP: 0.336, SLG: 0.469		G6-3			G4-3					3	0	0	0	0	1	0						
4 Ketel Marte, S OBP: 0.277, SLG: 0.306		F8			K					3	0	0	0	0	1	0						
19 Sócrates Brito, L OBP: 0.167, SLG: 0.167						F7			G4-3	3	0	1	0	0	0	0						
5 Alex Avila, L OBP: 0.245, SLG: 0.198		L9				F7			G6-3	3	0	0	0	0	0	1						
13 Nick Ahmed, R OBP: 0.266, SLG: 0.403			E8			G5-3			L8	3	0	0	0	0	0	0						
1 Jarrod Dyson, L OBP: 0.270, SLG: 0.309			SH1-3						P6	2	0	0	0	0	0	0						
<b>Inning Stats</b>	R: 0 H: 0 E: 0 K: 0 S: 10	H: 0 LOB: 0 BB: 0 P: 13	R: 0 H: 1 E: 0 K: 0 S: 8	H: 1 LOB: 1 BB: 0 P: 9	R: 0 H: 0 E: 1 K: 1 S: 7	H: 0 LOB: 1 BB: 0 P: 8	R: 0 H: 0 E: 0 K: 1 S: 6	H: 0 LOB: 0 BB: 0 P: 8	R: 0 H: 0 E: 0 K: 0 S: 7	H: 0 LOB: 0 BB: 0 P: 10	R: 0 H: 1 E: 0 K: 1 S: 12	H: 1 LOB: 1 BB: 0 P: 18	R: 0 H: 0 E: 0 K: 1 S: 11	H: 0 LOB: 0 BB: 0 P: 11	R: 0 H: 0 E: 0 K: 0 S: 8	H: 0 LOB: 0 BB: 0 P: 16	R: 0 H: 0 E: 0 K: 1 S: 7	H: 0 LOB: 0 BB: 0 P: 9	1B: 2 2B: 0 3B: 0 HR: 0	SF: 0 SAC: 1 DP: 0 HBP: 0	WP: 0 PB: 0 SB: 0 CS: 0	PA: 30
<b>PITCHER</b> 33 Daniel Mengden, R ERA: 2.85	IP: 9.0 WLS: W BF: 30 H: 2 R: 0 ER: 0 SO: 5 BB: 0 IBB: 0 HBP: 0 BLK: 0 WP: 0 HR: 0 S: 76 P: 102 ERA: 0.00 WHIP: 0.222															<b>PITCHER</b>	IP: 9.0 WLS: W BF: 30 H: 2 R: 0 ER: 0 SO: 5 BB: 0 IBB: 0 HBP: 0 BLK: 0 WP: 0 HR: 0 S: 76 P: 102 ERA: 0.00 WHIP: 0.222					

**Arizona Diamondbacks @ Oakland Athletics**  
Oakland Coliseum, Oakland, CA  
Sat May 26 2018, 1:08 PM - 3:22 PM PDT  
Att: 17,580 - Overcast - 61 F

[livebaseballscorecards.com](http://livebaseballscorecards.com)

AB	29
R	0
H	2
RBI	0
BB	0
SO	5
LOB	5

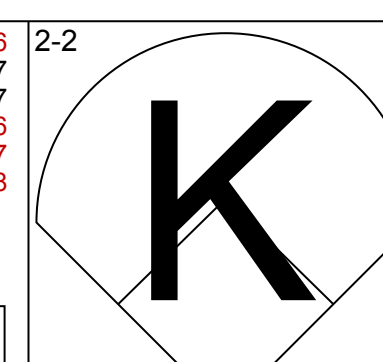
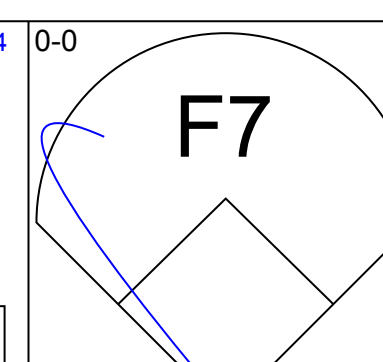
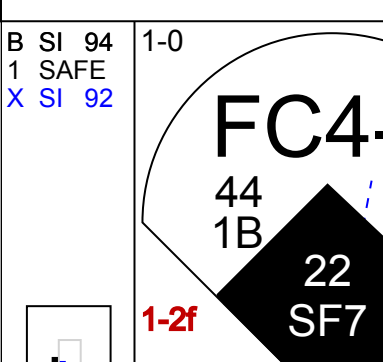
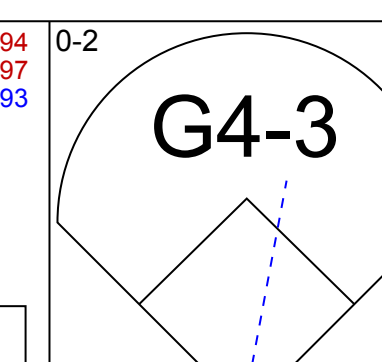
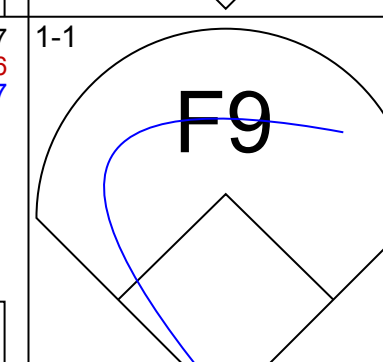
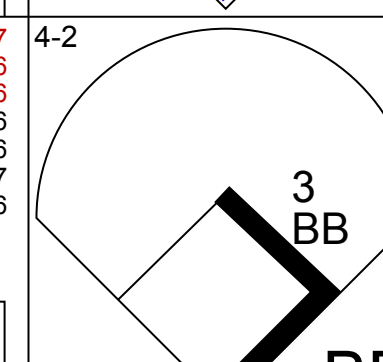
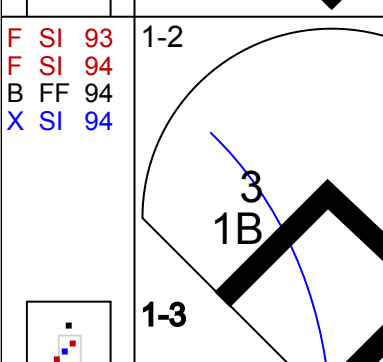
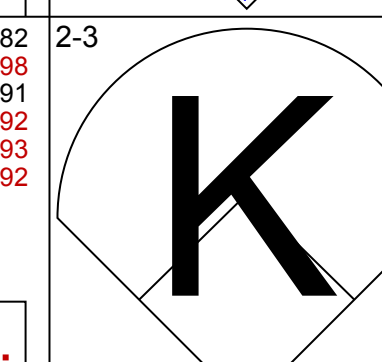
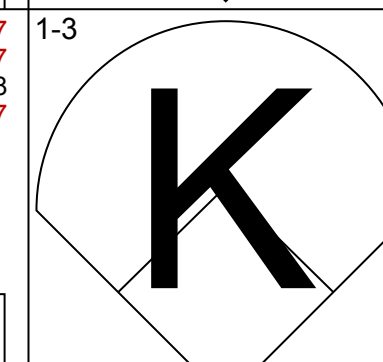
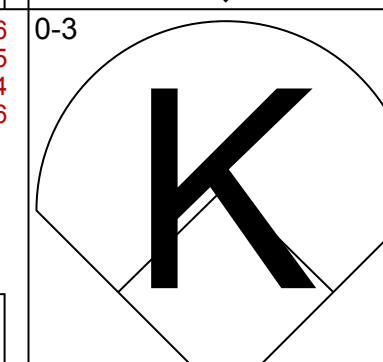
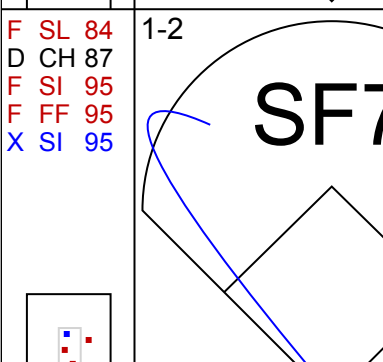


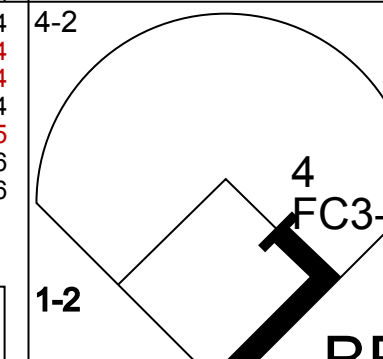
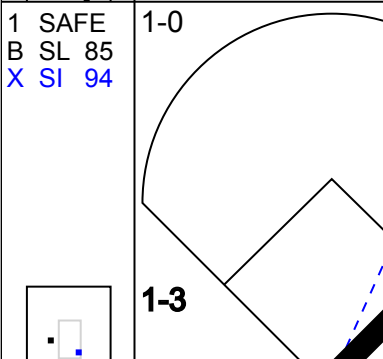


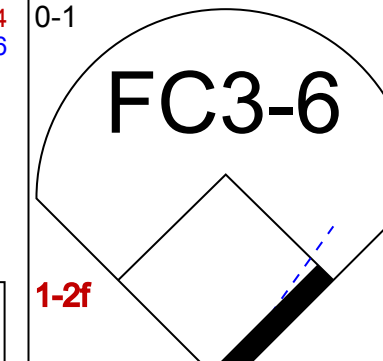
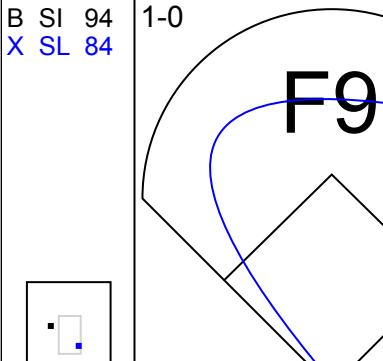









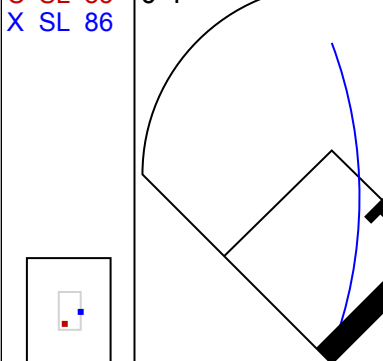
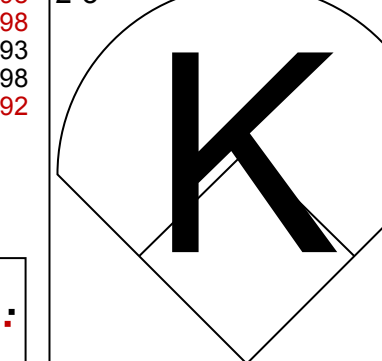
Batter	1	2	3	4	5	6	7	8	9	AB	R	H	RBI	BB	SO	LOB	BOTTOM					
23 Matt Joyce, L OBP: 0.331, SLG: 0.394	HR		F8			G3			G3	4	1	1	1	0	0	1						
10 Marcus Semien, R OBP: 0.316, SLG: 0.390	F9				G5-3	K				4	0	1	0	0	1	1						
8 Jed Lowrie, S OBP: 0.372, SLG: 0.513	P4				F8				F7	4	0	0	0	0	0	1						
28 Matt Olson, L OBP: 0.329, SLG: 0.435	K				F8				HR	3	1	1	1	0	1	0						
26 Matt Chapman, R OBP: 0.325, SLG: 0.435		P4			L8	G4-3				3	0	0	0	0	0	0						
20 Mark Canha, R OBP: 0.303, SLG: 0.475					G6-3					2	0	0	0	1	1	0						
25 Stephen Piscotty, R OBP: 0.282, SLG: 0.342					K					0	0	0	0	0	0	0						
11 Dustin Fowler, L OBP: 0.273, SLG: 0.359					F7				P5	3	0	0	0	0	0	1						
18 Chad Pinder, R OBP: 0.333, SLG: 0.505			G6-3						HR	3	1	2	1	0	0	0						
13 Bruce Maxwell, L OBP: 0.213, SLG: 0.273			L7			P5			L7	3	0	0	0	0	0	1						
<b>Inning Stats</b>	R: 1 H: 1 E: 0 K: 1 S: 7	H: 1 LOB: 0 BB: 0 P: 11	R: 0 H: 0 E: 0 K: 1 S: 8	H: 0 LOB: 0 BB: 0 P: 14	R: 0 H: 0 E: 0 K: 0 S: 7	H: 0 LOB: 0 BB: 0 P: 10	R: 0 H: 0 E: 0 K: 0 S: 13	H: 0 LOB: 0 BB: 0 P: 17	R: 0 H: 0 E: 0 K: 0 S: 12	H: 0 LOB: 0 BB: 0 P: 19	R: 0 H: 1 E: 0 K: 1 S: 8	H: 1 LOB: 1 BB: 0 P: 10	R: 1 H: 1 E: 0 K: 0 S: 14	H: 1 LOB: 1 BB: 1 P: 23	R: 1 H: 2 E: 0 K: 0 S: 8	H: 2 LOB: 1 BB: 0 P: 10	R: 1 H: 0 E: 0 K: 0 S: 8	H: 0 LOB: 0 BB: 0 P: 10	1B: 0 2B: 2 3B: 0 HR: 3	SF: 0 SAC: 0 DP: 0 HBP: 0	WP: 0 PB: 0 SB: 0 CS: 0	PA: 30
<b>PITCHER</b> 32 Clay Buchholz, R ERA: 1.64	IP: 6.0 WLS: L BF: 20 H: 2 R: 1 ER: 1 SO: 1 BB: 0 IBB: 0 HBP: 0 BLK: 0 WP: 0 HR: 1 S: 14 P: 23 ERA: 1.50 WHIP: 0.333															<b>PITCHER</b>	IP: 6.0 WLS: L BF: 20 H: 2 R: 1 ER: 1 SO: 1 BB: 0 IBB: 0 HBP: 0 BLK: 0 WP: 0 HR: 1 S: 14 P: 23 ERA: 1.50 WHIP: 0.333					
29 Jorge De La Rosa, L ERA: 4.0	IP: 1.0 WLS: 0 BF: 5 H: 1 R: 1 ER: 1 SO: 1 BB: 0 IBB: 0 HBP: 0 BLK: 0 WP: 0 HR: 0 S: 14 P: 10 ERA: 9.00 WHIP: 2.000															<b>PITCHER</b>	IP: 1.0 WLS: 0 BF: 5 H: 1 R: 1 ER: 1 SO: 1 BB: 0 IBB: 0 HBP: 0 BLK: 0 WP: 0 HR: 0 S: 14 P: 10 ERA: 9.00 WHIP: 2.000					
57 Fernando Salas, R ERA: 4.91	IP: 1.0 WLS: 0 BF: 5 H: 2 R: 1 ER: 1 SO: 0 BB: 0 IBB: 0 HBP: 0 BLK: 0 WP: 0 HR: 0 S: 14 P: 10 ERA: 9.00 WHIP: 2.000															<b>PITCHER</b>	IP: 1.0 WLS: 0 BF: 5 H: 2 R: 1 ER: 1 SO: 0 BB: 0 IBB: 0 HBP: 0 BLK: 0 WP: 0 HR: 0 S: 14 P: 10 ERA: 9.00 WHIP: 2.000					

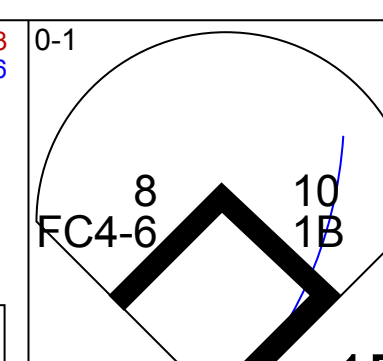


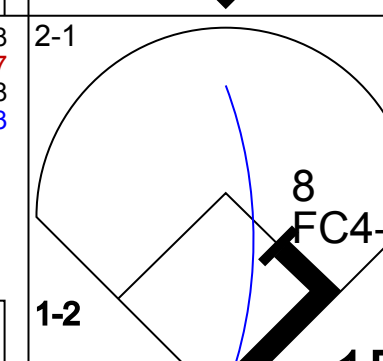

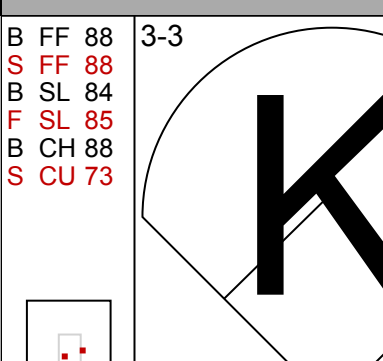

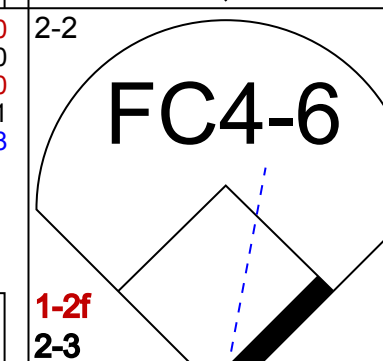

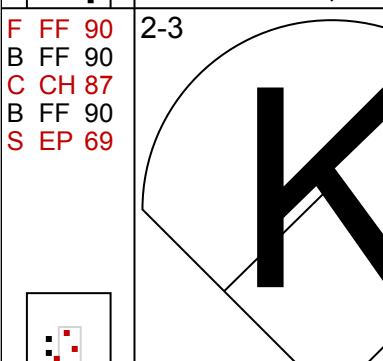
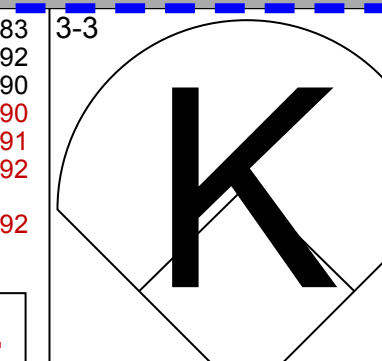
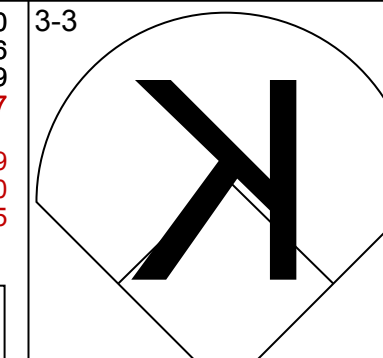
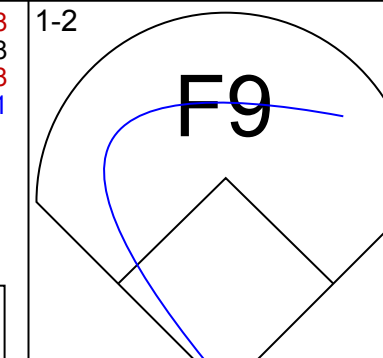
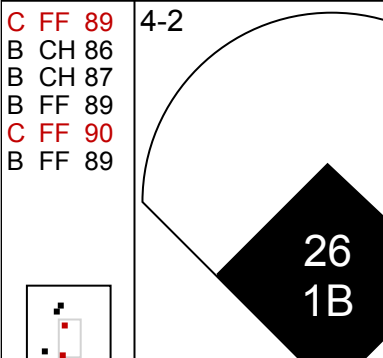
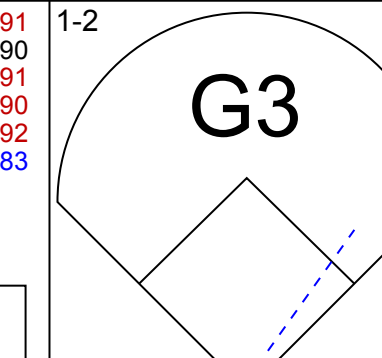
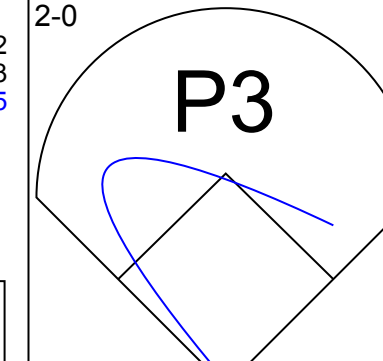
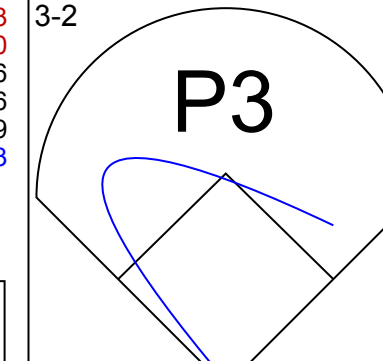
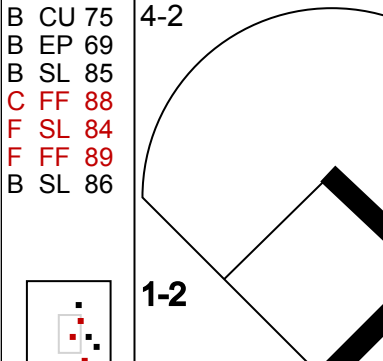
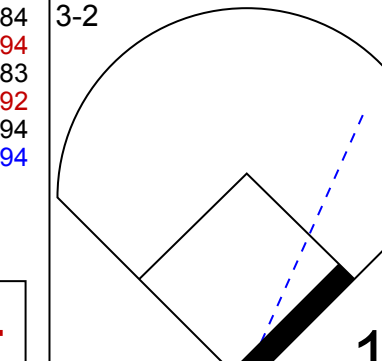
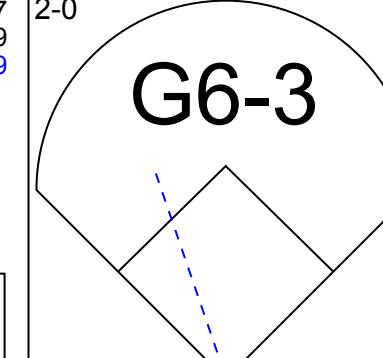
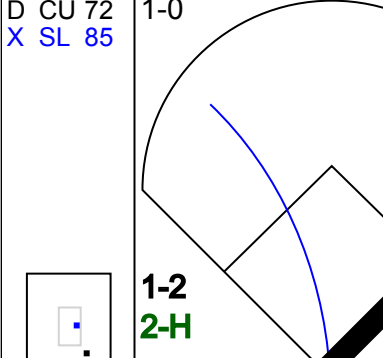
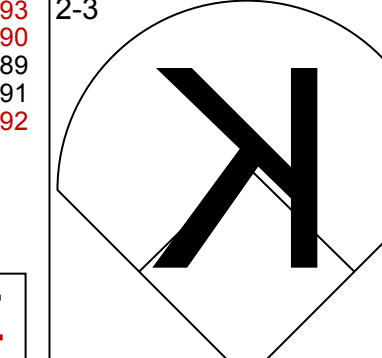

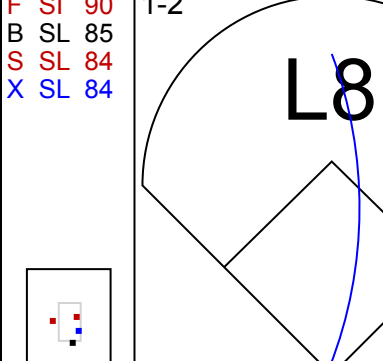







**Arizona Diamondbacks @ Oakland Athletics**  
Oakland Coliseum, Oakland, CA  
Sat May 26 2018, 1:08 PM - 3:22 PM PDT  
Att: 17,580 - Overcast - 61 F

[livebaseballscorecards.com](http://livebaseballscorecards.com)

AB	29
R	3
H	5
RBI	3
BB	1
SO	3
LOB	5




Batter	1	2	3	4	5	6	7	8	9	AB	R	H	RBI	BB	SO	LOB	TOP										
6 David Peralta, L OBP: 0.333, SLG: 0.426										4	1	0	0	0	1	1	<b>Arizona Diamondbacks @ Oakland Athletics</b> Oakland Coliseum, Oakland, CA Sun May 27 2018, 1:09 PM - 3:45 PM PDT Att: 13,947 - Partly Cloudy - 71 F										
44 Paul Goldschmidt, R OBP: 0.323, SLG: 0.390										3	0	1	0	1	1	0											
22 Jake Lamb, L OBP: 0.340, SLG: 0.405										3	0	0	1	0	3	1											
3 Daniel Descalso, L OBP: 0.340, SLG: 0.466										3	0	1	0	1	1	0											
4 Ketel Marte, S OBP: 0.271, SLG: 0.299										4	0	0	0	0	0	4											
19 Sócrates Brito, L OBP: 0.111, SLG: 0.111										3	0	0	0	0	2	0											
13 Nick Ahmed, R OBP: 0.281, SLG: 0.395										3	0	0	0	0	1	0											
1 Jarrod Dyson, L OBP: 0.264, SLG: 0.301										3	0	0	0	0	0	0											
2 Jeff Mathis, R OBP: 0.317, SLG: 0.208										3	0	1	0	0	2	0											
<b>Inning Stats</b>	R: 0 E: 0 K: 2 S: 9	H: 0 LOB: 0 BB: 0 P: 13	R: 0 E: 0 K: 2 S: 8	H: 0 LOB: 0 BB: 0 P: 12	R: 0 E: 0 K: 1 S: 7	H: 0 LOB: 0 BB: 0 P: 11	R: 0 E: 0 K: 1 S: 13	H: 0 LOB: 2 BB: 0 P: 21	R: 0 E: 0 K: 1 S: 6	H: 0 LOB: 0 BB: 0 P: 8	R: 1 E: 0 K: 0 S: 12	H: 3 LOB: 2 BB: 0 P: 17	R: 0 E: 0 K: 1 S: 7	H: 0 LOB: 0 BB: 0 P: 9	R: 0 E: 0 K: 2 S: 10	H: 0 LOB: 0 BB: 0 P: 14		R: 0 E: 0 K: 1 S: 8	H: 0 LOB: 0 BB: 0 P: 9	1B: 3 2B: 0 3B: 0 HR: 0	SF: 1 SAC: 0 DP: 0 HBP: 0	WP: 0 PB: 0 SB: 0 CS: 0	PA: 32				
<b>PITCHER</b>	IP	WLS	BF	H	R	ER	SO	BB	IBB	HBP	BLK	WP	HR	S	P	ERA	WHIP										
47 Frankie Montas, R ERA: 1.5	6.0	W	23	3	1	1	7	2	0	0	0	0	0	55	82	1.50	0.833										
36 Yusmeiro Petit, R ERA: 3.27	1.0	H	3	0	0	0	1	0	0	0	0	0	0	7	9	0.00	0.000										
62 Lou Trivino, R ERA: 0.95	1.0	H	3	0	0	0	2	0	0	0	0	0	0	10	14	0.00	0.000										
39 Blake Treinen, R ERA: 1.04	1.0	S	3	0	0	0	1	0	0	0	0	0	0	8	9	0.00	0.000										

Batter	1	2	3	4	5	6	7	8	9	AB	R	H	RBI	BB	SO	LOB	BOTTOM											
23 Matt Joyce, L OBP: 0.335, SLG: 0.393										3	0	1	0	1	2	1	<b>Arizona Diamondbacks @ Oakland Athletics</b> Oakland Coliseum, Oakland, CA Sun May 27 2018, 1:09 PM - 3:45 PM PDT Att: 13,947 - Partly Cloudy - 71 F											
10 Marcus Semien, R OBP: 0.319, SLG: 0.392										4	0	2	0	0	2	1												
8 Jed Lowrie, S OBP: 0.366, SLG: 0.502										4	0	0	0	0	2	3												
28 Matt Olson, L OBP: 0.327, SLG: 0.428										3	1	0	0	1	1	2												
18 Chad Pinder, R OBP: 0.340, SLG: 0.500										3	0	1	0	1	0	2												
26 Matt Chapman, R OBP: 0.328, SLG: 0.437										4	0	2	1	0	1	1												
25 Stephen Piscotty, R OBP: 0.277, SLG: 0.335										3	0	0	0	0	0	3												
11 Dustin Fowler, L OBP: 0.277, SLG: 0.341										2	0	0	0	1	1	0												
21 Jonathan Lucroy, R OBP: 0.323, SLG: 0.359										3	1	1	1	0	0	1												
<b>Inning Stats</b>	R: 0 E: 0 K: 1 S: 12	H: 2 LOB: 2 BB: 0 P: 21	R: 0 E: 0 K: 0 S: 6	H: 1 LOB: 0 BB: 0 P: 8	R: 1 E: 0 K: 1 S: 9	H: 2 LOB: 0 BB: 0 P: 13	R: 0 E: 0 K: 0 S: 7	H: 0 LOB: 0 BB: 0 P: 13	R: 0 E: 0 K: 1 S: 6	H: 0 LOB: 1 BB: 1 P: 15	R: 1 E: 0 K: 2 S: 15	H: 1 LOB: 2 BB: 2 P: 30	R: 0 E: 0 K: 2 S: 12	H: 0 LOB: 1 BB: 1 P: 20	R: 0 E: 0 K: 2 S: 16	H: 1 LOB: 1 BB: 0 P: 25		R: 0 E: 0 K: 2 S: 8	H: 1 LOB: 0 BB: 0 P: 9	1B: 6 2B: 0 3B: 0 HR: 1	SF: 0 SAC: 0 DP: 1 HBP: 0	WP: 0 PB: 0 SB: 0 CS: 1	PA: 33					
<b>PITCHER</b>	IP	WLS	BF	H	R	ER	SO	BB	IBB	HBP	BLK	WP	HR	S	P	ERA	WHIP											
21 Zack Greinke, R ERA: 3.65	6.0	L	25	6	2	2	5	3	0	0	0	0	0	1	55	100	3.00	1.500										
40 Andrew Chafin, L ERA: 2.0	0.2		3	0	0	0	1	1	0	0	0	0	0	7	13	0.00	1.500											
25 Archie Bradley, R ERA: 2.94	0.1		1	0	0	0	1	0	0	0	0	0	0	5	7	0.00	0.000											
66 Yoshinori Hirano, R ERA: 1.93	1.0		4	1	0	0	2	0	0	0	0	0	0	16	25	0.00	1.000											

livebaseballscorecards.com

AB 29  
R 1  
H 3  
RBI 1  
BB 2  
SO 11  
LOB 6



livebaseballscorecards.com

AB 29  
R 2  
H 7  
RBI 2  
BB 4  
SO 9  
LOB 14






















Batter	1	2	3	4	5	6	7	8	9	AB	R	H	RBI	BB	SO	LOB	TOP					
13 Starlin Castro, R OBP: 0.324, SLG: 0.395	L7		2B			15 3B	G6-3		FC5-4	5	1	2	0	0	0	3						
11 J.T. Realmuto, R OBP: 0.388, SLG: 0.523	K		L8			P3		15 BB	F9	5	0	1	0	0	1	3						
41 Justin Bour, L OBP: 0.372, SLG: 0.439	1B		G1-3			K		F7		4	0	1	0	0	1	3						
15 Brian Anderson, R OBP: 0.364, SLG: 0.394	F9					32 FC5-6		BB		3	0	2	1	1	0	1						
32 Derek Dietrich, L OBP: 0.325, SLG: 0.429	G4-3		FC5-6			19 G5-4-3		K		4	0	0	0	0	2	4						
19 Miguel Rojas, R OBP: 0.319, SLG: 0.384	10 FC3-6		G5-4-3					K	L9	4	0	1	0	0	1	3						
10 JT Riddle, L OBP: 0.222, SLG: 0.333	FC3-6					L6		G4-3	G1-3	4	0	1	0	0	0	1						
3 JB Shuck, L OBP: 0.235, SLG: 0.235	L7					L8		G4-3	HR	3	0	0	0	0	0	2						
9 Lewis Brinson, R OBP: 0.206, SLG: 0.277						L8		G4-3		1	1	1	1	0	0	0						
31 Caleb Smith, R 2 Yadiel Rivera, R 67 Tyler Ochoa, R 1 Cameron Maybin, R 71 Drew Steckenrider, R 46 Kyle Barraclough, R 28 Bryan Holaday, R			K			K		BB	13 FC5-4	1	0	0	0	0	1	0						
<b>Inning Stats</b>	R: 0 E: 0 K: 1 S: 13	H: 1 LOB: 1 BB: 0 P: 20	R: 0 E: 0 K: 0 S: 11	H: 1 LOB: 1 BB: 0 P: 13	R: 0 E: 0 K: 1 S: 7	H: 1 LOB: 1 BB: 0 P: 9	R: 0 E: 0 K: 0 S: 10	H: 1 LOB: 0 BB: 0 P: 16	R: 0 E: 0 K: 1 S: 7	H: 0 LOB: 0 BB: 0 P: 10	R: 1 E: 0 K: 2 S: 13	H: 2 LOB: 1 BB: 0 P: 20	R: 0 E: 0 K: 1 S: 15	H: 1 LOB: 2 BB: 1 P: 25	R: 0 E: 0 K: 1 S: 14	H: 1 LOB: 2 BB: 1 P: 23	R: 1 E: 0 K: 0 S: 12	H: 2 LOB: 1 BB: 0 P: 21	1B: 6 2B: 2 3B: 1 HR: 1	SF: 0 SAC: 0 DP: 1 HBP: 0	WP: 0 PB: 0 SB: 0 CS: 0	PA: 38
<b>PITCHER</b>	IP WLS BF H R ER SO BB IBB HBP BLK WP HR S P ERA WHIP																					
21 Zack Greinke, R ERA: 3.44	(1, 1) 6.2 W 27 7 1 1 6 1 0 0 0 0 0 0 0 73 109 1.35 1.200																					
66 Yoshinisa Hirano, R ERA: 1.82	(7, 1) 0.1 2 1 0 0 0 0 0 0 0 0 0 0 0 9 12 0.00 3.000																					
40 Andrew Chafin, L ERA: 1.83	(8, 1) 0.2 3 0 0 0 1 1 0 0 0 0 0 0 6 13 0.00 1.500																					
25 Archie Bradley, R ERA: 2.7	(8, 1) 0.1 1 0 0 0 0 0 0 0 0 0 0 0 2 2 0.00 0.000																					
30 T.J. McFarland, L ERA: 1.98	(9, 1) 1.0 5 2 1 1 0 0 0 0 0 0 0 1 12 21 9.00 2.000																					

Miami Marlins @ Arizona Diamondbacks  
Chase Field, Phoenix, AZ  
Sat Jun 02 2018, 7:12 PM - 10:11 PM MST  
Att: 34,117 - Roof Closed - 78 F

livebaseballscores.com

AB 36  
R 2  
H 10  
RBI 2  
BB 2  
SO 7  
LOB 20




Batter	1	2	3	4	5	6	7	8	9	AB	R	H	RBI	BB	SO	LOB	BOTTOM			
1 Jarrod Dyson, L OBP: 0.295, SLG: 0.308	F7		13 CS	G3-1		G2-3				4	0	1	0	0	0	2				
13 Nick Ahmed, R OBP: 0.257, SLG: 0.401	K		F8			G5-3				4	1	1	0	0	1	1				
44 Paul Goldschmidt, R OBP: 0.329, SLG: 0.494	HR		6 HR	HBP		F8		G6-3		3	2	1	1	0	0	1				
6 David Peralta, L OBP: 0.332, SLG: 0.444	G4-3		HR			10 BB	16 G1	K		3	1	1	2	1	1	0				
16 Chris Owings, R OBP: 0.246, SLG: 0.290						G1		F7		4	1	1	0	0	1	2				
25 Archie Bradley, R 30 T.J. McFarland, L	4 3B		K							0	0	0	0	0	0	0				
4 Ketel Marte, S OBP: 0.281, SLG: 0.353	2 SF7		HR			F8		G4-3		3	1	1	1	1	0	0				
10 Deven Marrero, R OBP: 0.239, SLG: 0.230	K					K		G6-3		3	0	0	1	1	2	1				
2 Jeff Mathis, R OBP: 0.313, SLG: 0.200	SF7					21 BB		K	P2	2	0	0	1	1	1	3				
21 Zack Greinke, R ERA: 4.03	(1, 1) 4.0 L 19 5 5 5 5 2 0 1 0 0 0 0 0 18 31 4.50 1.000																			
66 Yoshinisa Hirano, R ERA: 9.98	(7, 1) 1.0 3 0 0 0 1 0 0 0 0 0 0 0 9 13 0.00 0.000																			
40 Andrew Chafin, R ERA: 4.51	(8, 1) 1.0 3 0 0 0 0 0 0 0 0 0 0 0 10 16 0.00 0.000																			
19 Socrates Brito, L ERA: 1.42	(8, 9) 1.0 3 0 0 0 0 0 0 0 0 0 0 0 10 16 0.00 0.000																			
<b>Inning Stats</b>	R: 1 E: 0 K: 1 S: 9	H: 1 LOB: 0 BB: 0 P: 13	R: 2 E: 0 K: 2 S: 13	H: 2 LOB: 0 BB: 0 P: 16	R: 2 E: 0 K: 1 S: 17	H: 2 LOB: 0 BB: 0 P: 27	R: 0 E: 0 K: 1 S: 11	H: 0 LOB: 2 BB: 2 P: 22	R: 1 E: 0 K: 1 S: 10	H: 1 LOB: 3 BB: 3 P: 22	R: 0 E: 0 K: 0 S: 8	H: 0 LOB: 0 BB: 0 P: 9	R: 0 E: 0 K: 1 S: 9	H: 0 LOB: 0 BB: 0 P: 13	R: 0 E: 0 K: 0 S: 10	H: 0 LOB: 0 BB: 0 P: 16	1B: 2 2B: 1 3B: 1 HR: 2	SF: 1 SAC: 0 DP: 0 HBP: 1	WP: 0 PB: 0 SB: 0 CS: 1	PA: 35
<b>PITCHER</b>	IP WLS BF H R ER SO BB IBB HBP BLK WP HR S P ERA WHIP																			
31 Caleb Smith, L ERA: 4.03	(1, 1) 2.0 10 1 1 1 1 1 2 0 0 0 0 0 18 31 4.50 1.000																			
67 Tyler Ochoa, R ERA: 9.98	(5, 1) 1.0 3 0 0 0 1 0 0 0 0 0 0 0 9 13 0.00 0.000																			
71 Drew Steckenrider, R ERA: 4.51	(8, 1) 1.0 3 0 0 0 0 0 0 0 0 0 0 0 10 16 0.00 0.000																			
46 Kyle Barraclough, R ERA: 1.42	(8, 1) 1.0 3 0 0 0 0 0 0 0 0 0 0 0 10 16 0.00 0.000																			

Miami Marlins @ Arizona Diamondbacks  
Chase Field, Phoenix, AZ  
Sat Jun 02 2018, 7:12 PM - 10:11 PM MST  
Att: 34,117 - Roof Closed - 78 F

livebaseballscores.com

AB 28  
R 6  
H 6  
RBI 6  
BB 5  
SO 7  
LOB 10





Batter	1	2	3	4	5	6	7	8	9	AB	R	H	RBI	BB	SO	LOB	TOP					
13 Starlin Castro, R OBP: 0.327, SLG: 0.394										3	0	1	0	1	1	0	<b>Miami Marlins @ Arizona Diamondbacks</b> Chase Field, Phoenix, AZ Sun Jun 03 2018, 1:12 PM - 3:58 PM MST Att: 31,727 - Roof Closed - 76 F					
11 J.T. Realmuto, R OBP: 0.389, SLG: 0.510										4	1	0	0	0	2							
41 Justin Bour, L OBP: 0.369, SLG: 0.440										4	0	1	1	0	0	1						
15 Brian Anderson, R OBP: 0.366, SLG: 0.400										4	0	2	0	0	0	0						
32 Derek Dietrich, L OBP: 0.324, SLG: 0.425										4	0	1	0	0	0	3						
1 Cameron Maybin, R OBP: 0.314, SLG: 0.312										4	0	0	0	0	1	4						
19 Miguel Rojas, R OBP: 0.310, SLG: 0.380 61 Adam Conley, L										2	0	0	0	0	1	2						
71 Drew Steckenrider, R 3 JB Shuck, L OBP: 0.244, SLG: 0.235										0	0	0	0	0	0	0						
9 Lewis Brinson, R OBP: 0.210, SLG: 0.283 56 Tayron Guerrero, R 55 Drew Rucinski, R										3	0	1	0	0	1	0						
58 Dan Straily, R OBP: 0.167, SLG: 0.091 10 JT Riddle, L OBP: 0.207, SLG: 0.310										1	0	0	0	0	1	0						
										2	0	0	0	0	2	2						
<b>Inning Stats</b>	R: 0 E: 0 K: 0 S: 9	H: 1 LOB: 0 BB: 0 P: 11	R: 0 E: 0 K: 1 S: 8	H: 1 LOB: 1 BB: 0 P: 15	R: 0 E: 0 K: 2 S: 8	H: 0 LOB: 0 BB: 0 P: 12	R: 0 E: 0 K: 0 S: 8	H: 0 LOB: 0 BB: 0 P: 12	R: 0 E: 0 K: 1 S: 7	H: 1 LOB: 0 BB: 0 P: 8	R: 0 E: 0 K: 2 S: 13	H: 0 LOB: 0 BB: 0 P: 18	R: 0 E: 0 K: 0 S: 5	H: 0 LOB: 0 BB: 0 P: 8	R: 0 E: 0 K: 1 S: 11	H: 1 LOB: 2 BB: 1 P: 16	R: 1 E: 0 K: 0 S: 16	H: 2 LOB: 2 BB: 1 P: 25	1B: 3 2B: 3 HR: 0	SF: 0 SAC: 0 DP: 2 HBP: 0	WP: 0 PB: 0 CS: 0	PA: 33
<b>PITCHER</b>	IP	WLS	BF	H	R	ER	SO	BB	IBB	HBP	BLK	WP	HR	S	P	ERA	WHIP					
55 Matt Koch, R ERA: 3.76	7.0	W	22	3	0	0	6	0	0	0	0	0	0	58	84	0.00	0.429					
25 Archie Bradley, R ERA: 2.5	1.0	H	5	1	0	0	1	1	0	0	0	0	0	11	16	0.00	2.000					
33 Jake Barrett, R ERA: 4.5	1.0		6	2	1	1	0	1	0	0	0	0	0	16	25	9.00	3.000					

Batter	1	2	3	4	5	6	7	8	9	AB	R	H	RBI	BB	SO	LOB	BOTTOM				
3 Daniel Descalso, L OBP: 0.353, SLG: 0.514 25 Archie Bradley, R										2	0	0	2	1	1	2	<b>Miami Marlins @ Arizona Diamondbacks</b> Chase Field, Phoenix, AZ Sun Jun 03 2018, 1:12 PM - 3:58 PM MST Att: 31,727 - Roof Closed - 76 F				
5 Alex Avila, L OBP: 0.253, SLG: 0.200 33 Jake Barrett, R										4	0	0	0	1	0	3					
44 Paul Goldschmidt, R OBP: 0.325, SLG: 0.396										2	0	0	0	2	1	3					
22 Jake Lamb, L OBP: 0.347, SLG: 0.397										4	0	0	0	0	1	3					
36 John Ryan Murphy, R OBP: 0.291, SLG: 0.614										4	0	0	0	0	1	3					
6 David Peralta, L OBP: 0.335, SLG: 0.465										4	1	2	1	0	0	1					
16 Chris Owings, R OBP: 0.246, SLG: 0.285										3	1	0	0	1	1	1					
13 Nick Ahmed, R OBP: 0.282, SLG: 0.403										4	2	2	0	0	1	0					
1 Jarrod Dyson, L OBP: 0.300, SLG: 0.303										2	1	0	0	2	0	2					
55 Matt Koch, L OBP: 0.267, SLG: 0.083 4 Ketel Marte, S OBP: 0.288, SLG: 0.374										1	0	0	0	1	1	0					
										2	1	2	1	0	0	0					
<b>Inning Stats</b>	R: 0 E: 0 K: 1 S: 10	H: 0 LOB: 1 BB: 1 P: 20	R: 0 E: 0 K: 0 S: 11	H: 0 LOB: 0 BB: 0 P: 15	R: 0 E: 0 K: 1 S: 10	H: 0 LOB: 1 BB: 1 P: 14	R: 0 E: 0 K: 2 S: 12	H: 1 LOB: 1 BB: 0 P: 19	R: 1 E: 0 K: 0 S: 9	H: 1 LOB: 2 BB: 3 P: 23	R: 0 E: 1 K: 1 S: 7	H: 0 LOB: 0 BB: 0 P: 9	R: 2 E: 1 K: 1 S: 13	H: 1 LOB: 2 BB: 2 P: 24	R: 3 E: 0 K: 1 S: 12	H: 3 LOB: 1 BB: 1 P: 25	1B: 2 2B: 2 HR: 1	SF: 1 SAC: 0 DP: 2 HBP: 0	WP: 1 PB: 0 CS: 0	PA: 38	
<b>PITCHER</b>	IP	WLS	BF	H	R	ER	SO	BB	IBB	HBP	BLK	WP	HR	S	P	ERA	WHIP				
58 Dan Straily, R ERA: 3.8	4.1	L	20	2	1	1	4	5	0	0	0	0	0	16	27	4.50	1.000				
61 Adam Conley, L ERA: 1.42	2.0		8	1	2	1	2	1	0	0	0	0	0	6	10	0.00	1.500				
71 Drew Steckenrider, R ERA: 4.58	0.2		3	0	0	0	0	1	0	0	0	0	0	6	10	0.00	1.500				
56 Tayron Guerrero, R ERA: 5.88	0.2		6	3	3	3	1	1	0	0	0	1	1	11	23	40.50	6.000				
55 Drew Rucinski, R ERA: 5.88	0.1		1	0	0	0	0	0	0	0	0	0	0	1	2	0.00	0.000				

AB	31
R	1
H	6
RBI	1
BB	2
SO	7
LOB	14



AB	29
R	6
H	6
RBI	4
BB	8
SO	7
LOB	16









Batter	1	2	3	4	5	6	7	8	9	AB	R	H	RBI	BB	SO	LOB	TOP											
13 Nick Ahmed, R OBP: 0.260, SLG: 0.400	G5-3	G5-3			1B		F8		P4	5	0	1	0	0	0	4	Arizona Diamondbacks @ San Francisco Giants AT&T Park, San Francisco, CA Tue Jun 05 2018, 7:18 PM - 10:20 PM PDT Att: 36,925 - Clear - 59 F											
6 David Peralta, L OBP: 0.330, SLG: 0.452	G4-3		1B		K		K		L8	5	0	1	0	0	2	4												
44 Paul Goldschmidt, R OBP: 0.335, SLG: 0.497		1B			2B				K	4	0	3	0	0	1	0												
36 John Ryan Murphy, R OBP: 0.277, SLG: 0.571	G5-3		FC6-2		G6-3				K2-3	4	0	0	0	0	1	5												
4 Ketel Marte, S OBP: 0.286, SLG: 0.379		2B	G5-3		G5-3				G1-3	4	1	1	0	0	0	2												
16 Chris Owings, R OBP: 0.246, SLG: 0.289		2B			G6-3		G6-3		E5	4	1	1	1	0	0	0												
10 Deven Marrero, R OBP: 0.222, SLG: 0.212		P3			G6-3		K		FC1-6	4	1	0	0	0	1	2												
45 Kristopher Negrón, R OBP: 0.333, SLG: 0.333					L9		L4		BB	2	0	1	1	0	0	0												
1 Jarrod Dyson, L OBP: 0.301, SLG: 0.299		1B					K		1B	1	0	0	0	1	0	0												
46 Patrick Corbin, L OBP: 0.230, SLG: 0.392		SH1-3			K		K			2	0	0	0	0	0	0												
40 Andrew Chafin, R ERA: 1.8										2	0	0	0	0	0	0	Arizona Diamondbacks @ San Francisco Giants AT&T Park, San Francisco, CA Tue Jun 05 2018, 7:18 PM - 10:20 PM PDT Att: 36,925 - Clear - 59 F											
66 Yoshihisa Hirano, R ERA: 1.8										2	0	0	0	0	0	0												
25 Archie Bradley, R ERA: 2.51										2	0	0	0	0	0	0												
22 Jake Lamb, L OBP: 0.364, SLG: 0.603										1	0	1	1	0	0	0												
31 Brad Boxberger, R ERA: 2.11										0	0	0	0	0	0	0												
Inning Stats	R: 0 E: 0 K: 0 S: 12	H: 1 LOB: 0 BB: 0 P: 17	R: 2 E: 0 K: 0 S: 9	H: 3 LOB: 1 BB: 0 P: 13	R: 0 E: 0 K: 0 S: 10	H: 2 LOB: 1 BB: 0 P: 17	R: 0 E: 0 K: 0 S: 5	H: 0 LOB: 0 BB: 0 P: 5	R: 0 E: 0 K: 1 S: 8	H: 0 LOB: 0 BB: 0 P: 10	R: 0 E: 0 K: 2 S: 11	H: 0 LOB: 1 BB: 0 P: 17	R: 0 E: 0 K: 2 S: 9	H: 0 LOB: 0 BB: 0 P: 12	R: 1 E: 0 K: 0 S: 9	H: 1 LOB: 2 BB: 1 P: 16		1B: 6 2B: 3 3B: 0 HR: 0	SF: 0 SAC: 1 DP: 1 HBP: 0	WP: 1 PB: 0 SB: 0 CS: 0	PA: 38							
PITCHER	IP	WLS	BF	H	R	ER	SO	BB	IBB	HBP	BLK	WP	HR	S	P	ERA		WHIP										
40 Madison Bumgarner, L ERA: 3.0	6.0	L	25	8	2	2	3	0	0	0	0	0	0	58	82	3.00		1.333										
41 Mark Melancon, R ERA: 2.3	1.0		4	0	0	0	2	0	0	0	0	1	0	11	17	0.00		0.000										
49 Sam Dyson, R ERA: 2.3	1.0		3	0	0	0	2	0	0	0	0	0	0	9	12	0.00		0.000										
60 Hunter Strickland, R ERA: 2.33	1.0		6	1	1	0	0	1	0	0	0	0	0	9	16	0.00	2.000											

Batter	1	2	3	4	5	6	7	8	9	AB	R	H	RBI	BB	SO	LOB	BOTTOM										
7 Gorkys Hernández, R OBP: 0.327, SLG: 0.453	G5-3			K2-3	K				K	4	0	0	0	1	3	4	Arizona Diamondbacks @ San Francisco Giants AT&T Park, San Francisco, CA Tue Jun 05 2018, 7:18 PM - 10:20 PM PDT Att: 36,925 - Clear - 59 F										
28 Buster Posey, R OBP: 0.370, SLG: 0.443	G5-3			L9	K		BB		F8	5	0	1	1	0	1	6											
16 Austin Jackson, R OBP: 0.324, SLG: 0.298									22 1B	0	0	0	0	0	0	0											
22 Andrew McCutchen, R OBP: 0.349, SLG: 0.412	P3			1B			K		1B	5	0	2	0	0	2	0											
10 Evan Longoria, R OBP: 0.279, SLG: 0.459	G4-3			G2-3			G4-3		G6-3	5	0	1	0	0	0	3											
51 Mac Williamson, R OBP: 0.298, SLG: 0.500	K				2B		L5		G5-3	4	1	1	0	0	1	1											
35 Brandon Crawford, L OBP: 0.371, SLG: 0.500	G6-3				2B				BB	2	0	1	1	2	0	0											
48 Pablo Sandoval, S OBP: 0.327, SLG: 0.418				K	1B		L9		G6-3	4	0	1	0	0	1	3											
12 Joe Panik, L OBP: 0.347, SLG: 0.389	G4-3				BB		F8		F7	3	0	0	0	1	0	1											
40 Madison Bumgarner, R ERA: 2.87					K				2B	2	0	0	0	0	1	3											
41 Mark Melancon, R ERA: 1.8										0	0	0	0	0	0	0											
66 Yoshihisa Hirano, R ERA: 1.8										0	0	0	0	0	0	0											
25 Archie Bradley, R ERA: 2.51										0	0	0	0	0	0	0											
22 Jake Lamb, L OBP: 0.364, SLG: 0.603										1	1	1	0	0	0	0											
31 Brad Boxberger, R ERA: 2.11										0	0	0	0	0	0	0											
Inning Stats	R: 0 E: 0 K: 0 S: 9	H: 0 LOB: 0 BB: 0 P: 12	R: 0 E: 0 K: 1 S: 8	H: 0 LOB: 0 BB: 0 P: 11	R: 0 E: 0 K: 1 S: 10	H: 0 LOB: 0 BB: 0 P: 15	R: 0 E: 0 K: 1 S: 8	H: 1 LOB: 1 BB: 0 P: 10	R: 1 E: 0 K: 3 S: 19	H: 3 LOB: 3 BB: 1 P: 32	R: 0 E: 0 K: 1 S: 7	H: 0 LOB: 0 BB: 0 P: 10	R: 0 E: 0 K: 0 S: 11	H: 0 LOB: 3 BB: 3 P: 28	R: 0 E: 0 K: 1 S: 13	H: 1 LOB: 2 BB: 1 P: 21	R: 1 E: 0 K: 1 S: 19	H: 3 LOB: 2 BB: 0 P: 22	1B: 5 2B: 3 3B: 0 HR: 0	SF: 0 SAC: 0 DP: 0 HBP: 0	WP: 0 PB: 0 SB: 0 CS: 0	PA: 40					
PITCHER	IP	WLS	BF	H	R	ER	SO	BB	IBB	HBP	BLK	WP	HR	S	P	ERA	WHIP										
46 Patrick Corbin, L ERA: 2.87	6.1	W	25	4	1	1	7	2	0	0	0	0	0	65	99	1.42	0.947										
40 Andrew Chafin, L ERA: 1.8	0.1	H	1	0	0	0	0	0	0	0	0	0	0	1	3	0.00	0.000										
66 Yoshihisa Hirano, R ERA: 1.8	0.1	H	3	0	0	0	0	2	0	0	0	0	0	6	16	0.00	6.000										
25 Archie Bradley, R ERA: 2.51	1.0	H	5	1	0	0	1	1	0	0	0	0	0	13	21	0.00	2.000										
22 Jake Lamb, L OBP: 0.364, SLG: 0.603	1.0	S	6	3	1	1	1	0	0	0	0	0	0	19	22	9.00	3.000										





Batter	1	2	3	4	5	6	7	8	9	10	AB	R	H	RBI	BB	SO	LOB	TOP		
1 Jarrod Dyson, L OBP: 0.304, SLG: 0.298	G4-3		FC4-6 3 WP 44 2B 1B			44 2B 1B						4	3	1	0	1	1			
44 Paul Goldschmidt, R OBP: 0.344, SLG: 0.429	2B		3 WP 2B 1B			22 1B 2B			G6-3		5	1	4	2	0	0	0			
22 Jake Lamb, L OBP: 0.366, SLG: 0.394	L7		L8			3 FB BB			G3		4	0	1	0	1	0	3			
3 Daniel Descalso, L OBP: 0.354, SLG: 0.514	G3-1		2B			F8			K		4	0	1	2	1	1	3			
6 David Peralta, L OBP: 0.324, SLG: 0.442	L6		G4-3			K			G3		5	0	0	0	0	2	4			
16 Chris Owins, R OBP: 0.255, SLG: 0.290	1B					IBB			K		3	0	1	0	2	2	0			
5 Alex Avila, L OBP: 0.240, SLG: 0.189	F7								K		4	0	0	0	0	3	4			
4 Ketel Marte, S OBP: 0.285, SLG: 0.377									K		1	0	0	0	0	1	2			
40 Andrew Chafin, R OBP: 0.285, SLG: 0.377									K		0	0	0	0	0	0	0			
13 Nick Ahmed, R OBP: 0.263, SLG: 0.397	K								P4		4	0	1	0	1	2	3			
32 Clay Buchholz, L OBP: 0.167, SLG: 0.167									L6-3		3	0	1	0	0	1	1			
66 Yoshinaka Hirano, R ERA: 1.73											0	0	0	0	0	0	0			
10 Deven Marrero, R ERA: 3.09											0	0	0	0	0	0	1			
25 Archie Bradley, R ERA: 2.43											0	0	0	0	0	0	0			
31 Brad Boxberger, R ERA: 2.82											0	0	0	0	0	0	0			
36 John Ryan Murphy, R ERA: 5.91											0	0	0	0	0	0	0			
<b>Inning Stats</b>	R: 0 E: 0 K: 0 S: 13	H: 1 LOB: 1 BB: 0 P: 17	R: 0 E: 0 K: 1 S: 10	H: 1 LOB: 1 BB: 0 P: 15	R: 2 E: 0 K: 0 S: 17	H: 3 LOB: 1 BB: 0 P: 26	R: 0 E: 0 K: 2 S: 8	H: 0 LOB: 1 BB: 1 P: 14	R: 1 E: 0 K: 2 S: 14	H: 2 LOB: 3 BB: 2 P: 28	R: 0 E: 0 K: 1 S: 7	H: 0 LOB: 0 BB: 0 P: 16	R: 0 E: 0 K: 1 S: 6	H: 1 LOB: 0 BB: 0 P: 9	R: 0 E: 0 K: 1 S: 11	H: 0 LOB: 2 BB: 2 P: 21	1B: 6 2B: 5 3B: 0 HR: 0	SF: 0 SAC: 0 DP: 1 HBP: 0	WP: 3 PB: 1 SB: 2 CS: 0	PA: 44
<b>PITCHER</b>	IP 4.0	WLS 21	BF 7	H 3	R 3	ER 3	SO 3	BB 2	IBB 0	HBP 0	BLK 0	WP 1	HR 0	S 53	P 84	ERA 6.75	WHIP 2.250			
34 Chris Stratton, R ERA: 4.63	1.0	4	0	0	0	2	0	1	0	0	0	0	0	9	16	0.00	0.000			
13 Will Smith, L ERA: 1.29	1.0	5	2	1	1	2	1	0	0	0	0	0	0	13	22	9.00	3.000			
54 Reyes Moronta, R ERA: 1.61	1.0	3	0	0	0	2	0	0	0	0	0	0	0	11	16	0.00	0.000			
56 Tony Watson, L ERA: 2.25	2.0	6	1	0	0	2	0	0	0	0	0	0	0	13	17	0.00	0.500			
50 Ty Blach, L ERA: 4.73																				

Arizona Diamondbacks @ San Francisco Giants  
AT&T Park, San Francisco, CA  
Wed Jun 06 2018, 12:46 PM - 4:24 PM PDT  
Att. 41,042 - Partly Cloudy - 63 F

livebaseballscores.com

AB 38  
R 4  
H 10  
RBI 4  
BB 6  
SO 13  
LOB 22



Batter	1	2	3	4	5	6	7	8	9	10	AB	R	H	RBI	BB	SO	LOB	BOTTOM		
12 Joe Panik, L OBP: 0.341, SLG: 0.375	F9		22 2B BB			G3					4	1	0	0	1	0	1			
48 Pablo Sandoval, S OBP: 0.330, SLG: 0.447	HR		K			1B			K		5	1	2	1	0	2	1			
22 Andrew McCutchen, R OBP: 0.350, SLG: 0.421	P4		2B			K			K		5	1	2	1	0	2	1			
35 Brandon Crawford, L OBP: 0.372, SLG: 0.498	10 WP 1B		K			P2			G6-3		5	0	2	1	0	1	2			
10 Evan Longoria, R OBP: 0.275, SLG: 0.451	K		L7			L9			G6-3		4	0	0	0	0	1	2			
51 Mac Williamson, R OBP: 0.311, SLG: 0.491	K					G1-3			19 HR BB		3	1	1	0	1	1	0			
5 Nick Hundley, R OBP: 0.296, SLG: 0.521	3B		G4-3			G1-3			K		4	0	1	0	0	1	2			
16 Austin Jackson, R OBP: 0.324, SLG: 0.298											3	0	1	0	0	2	1			
19 Alan Hanson, S OBP: 0.386, SLG: 0.750											1	1	1	2	0	0	0			
60 Hunter Strickland, R ERA: 1.73											0	0	0	0	0	0	0			
34 Chris Stratton, R ERA: 1.88											2	0	0	0	0	1	2			
13 Will Smith, R ERA: 1.73											0	0	0	0	0	0	0			
54 Reyes Moronta, R ERA: 1.61											0	0	0	0	0	0	0			
56 Tony Watson, L ERA: 2.25											0	0	0	0	0	0	0			
8 Hunter Pence, R OBP: 0.326, SLG: 0.509											1	0	1	0	0	0	0			
50 Ty Blach, L ERA: 4.73											0	0	0	0	0	0	0			
7 Chris Vermeil, R OBP: 0.324, SLG: 0.449											1	0	0	0	0	1	0			
<b>Inning Stats</b>	R: 1 E: 0 K: 1 S: 12	H: 2 LOB: 1 BB: 0 P: 19	R: 0 E: 0 K: 3 S: 12	H: 1 LOB: 1 BB: 0 P: 19	R: 1 E: 0 K: 2 S: 14	H: 1 LOB: 1 BB: 1 P: 20	R: 0 E: 0 K: 0 S: 10	H: 2 LOB: 1 BB: 0 P: 12	R: 0 E: 0 K: 1 S: 9	H: 1 LOB: 0 BB: 0 P: 7	R: 0 E: 0 K: 1 S: 9	H: 0 LOB: 0 BB: 0 P: 12	R: 0 E: 0 K: 2 S: 10	H: 0 LOB: 0 BB: 0 P: 14	R: 2 E: 0 K: 2 S: 19	H: 1 LOB: 0 BB: 0 P: 30	1B: 6 2B: 2 3B: 1 HR: 2	SF: 0 SAC: 0 DP: 2 HBP: 0	WP: 1 PB: 0 SB: 0 CS: 0	PA: 40
<b>PITCHER</b>	IP 6.0	WLS 25	BF 7	H 2	R 2	ER 2	SO 7	BB 1	IBB 0	HBP 0	BLK 0	WP 1	HR 1	S 62	P 91	ERA 3.00	WHIP 1.333			
32 Clay Buchholz, R ERA: 1.88	1.0	H	3	1	0	0	1	0	0	0	0	0	0	9	12	0.00	1.000			
66 Yoshinaka Hirano, R ERA: 1.73	1.0	B	3	0	0	0	2	0	0	0	0	0	0	10	14	0.00	0.000			
25 Archie Bradley, R ERA: 2.43	1.0	B	5	1	2	2	2	1	0	0	0	0	1	19	30	18.00	2.000			
31 Brad Boxberger, R ERA: 2.82	0.2	L	4	2	1	1	0	0	0	0	0	0	0	11	17	13.50	3.000			
40 Andrew Chafin, L ERA: 2.16																				

Arizona Diamondbacks @ San Francisco Giants  
AT&T Park, San Francisco, CA  
Wed Jun 06 2018, 12:46 PM - 4:24 PM PDT  
Att. 41,042 - Partly Cloudy - 63 F

livebaseballscores.com

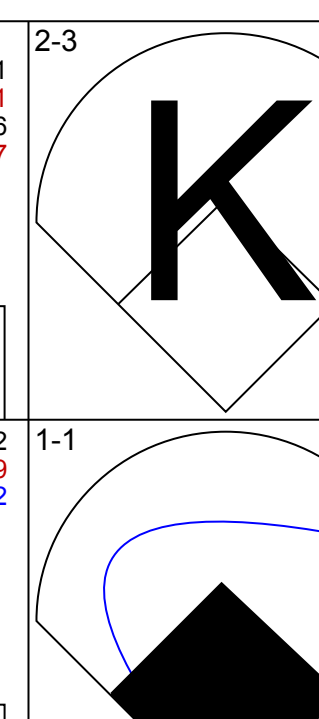
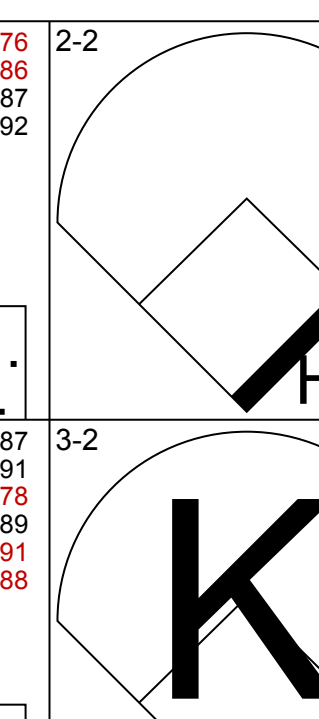
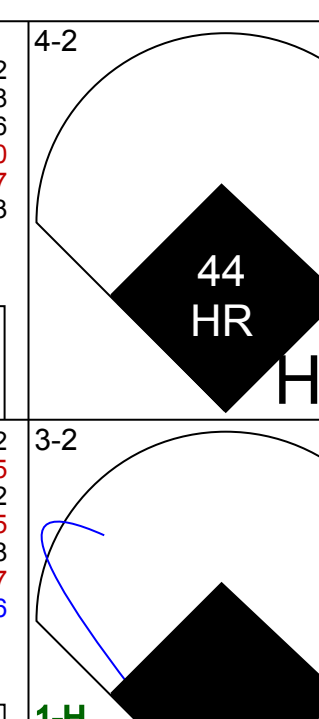
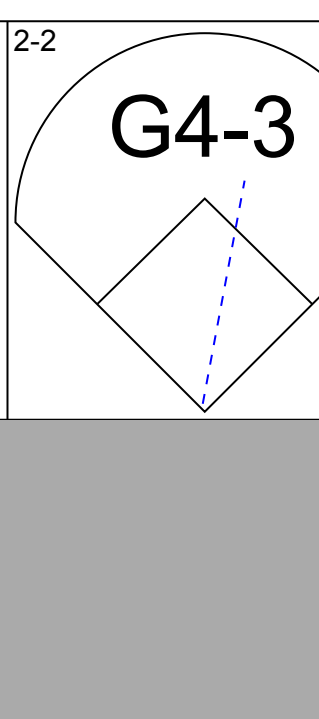
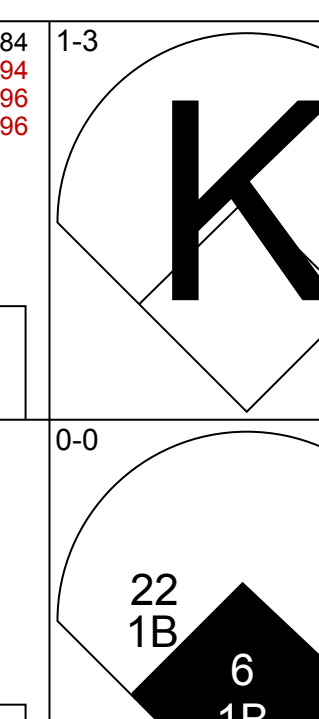
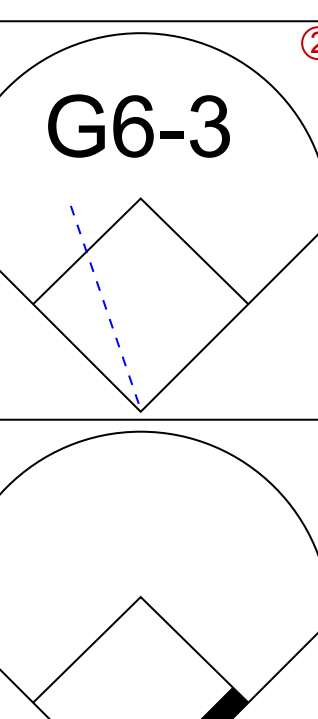
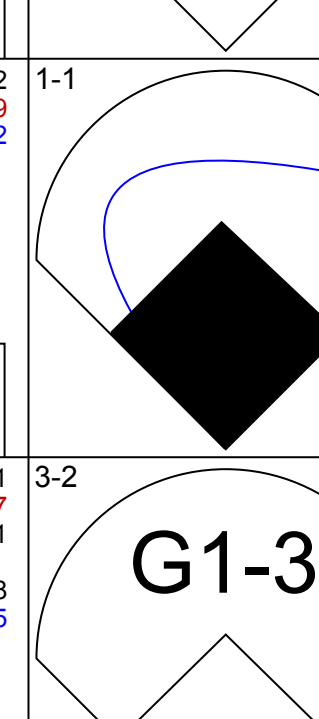
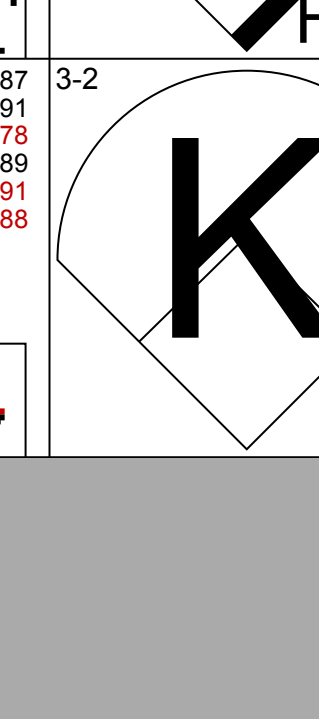
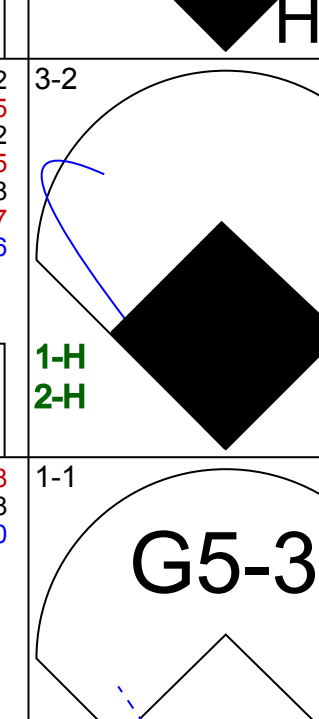

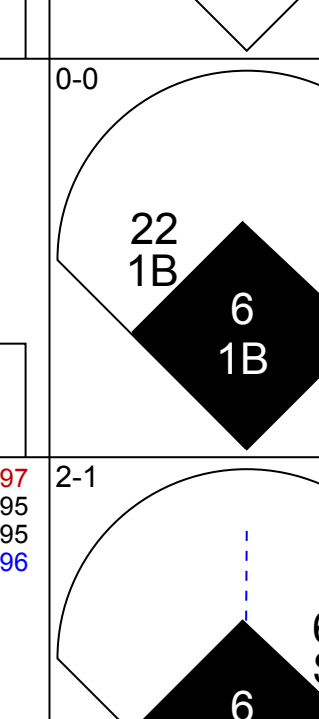

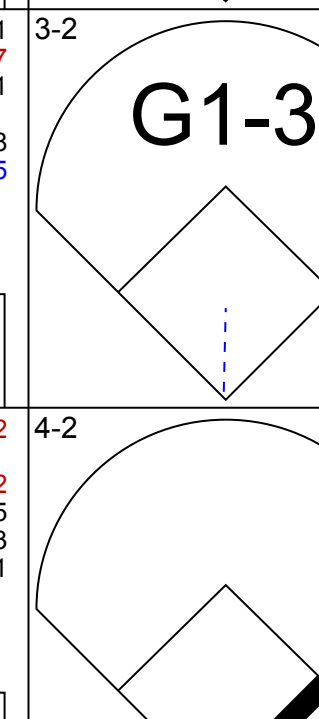
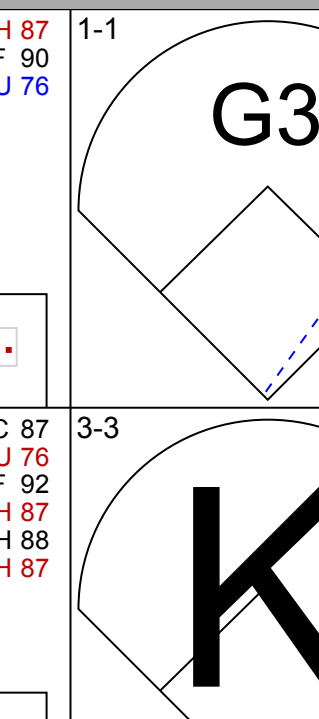
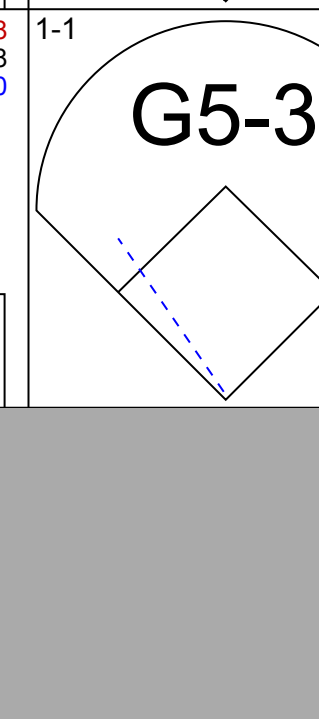

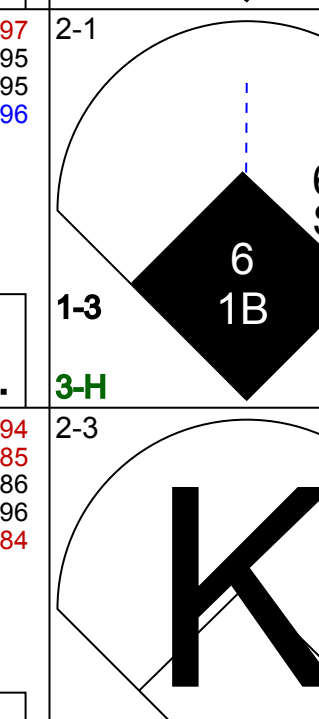

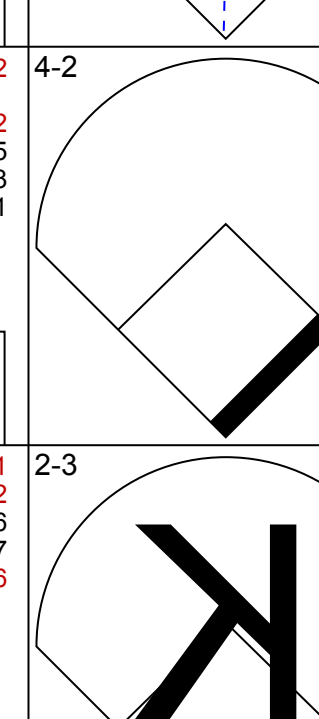
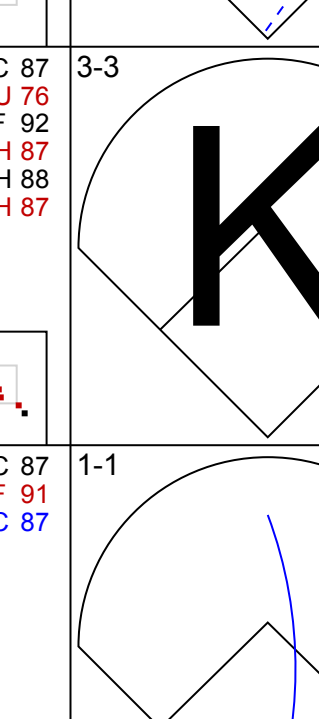
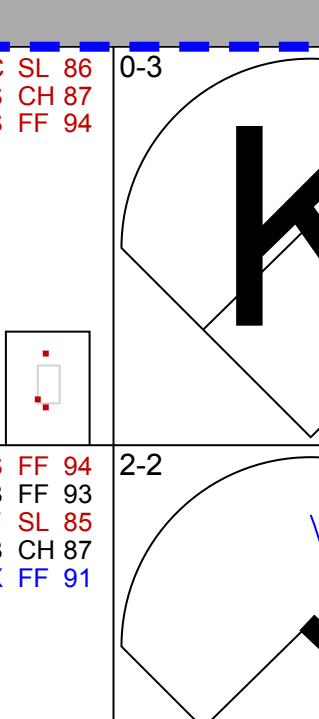
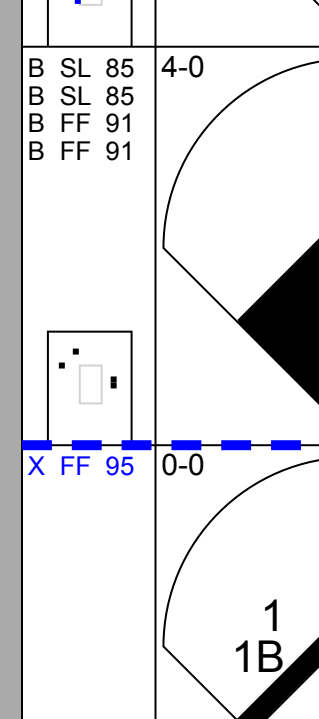
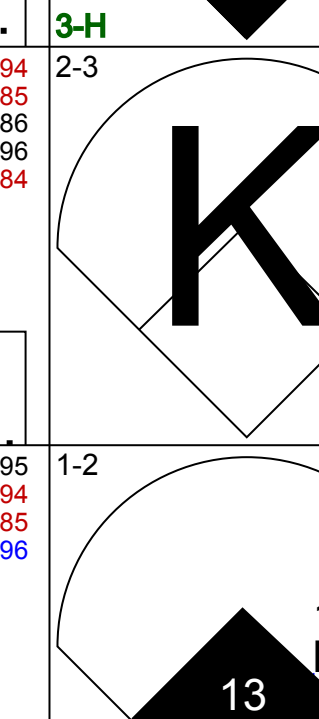
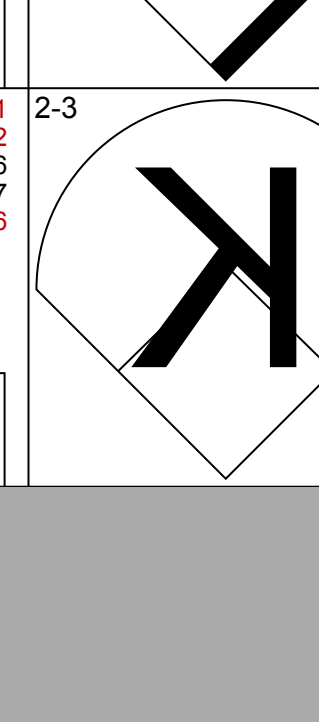
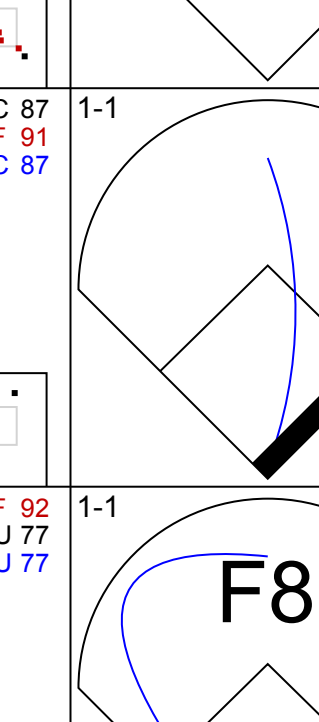
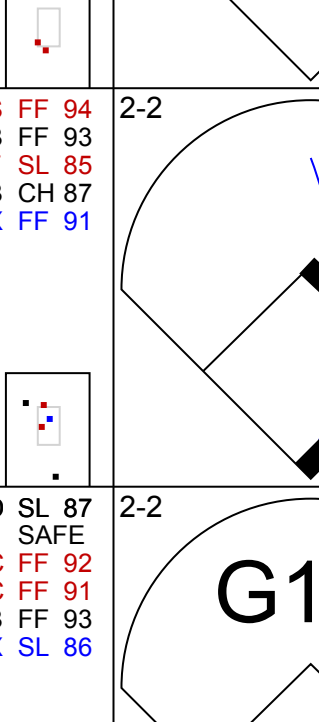
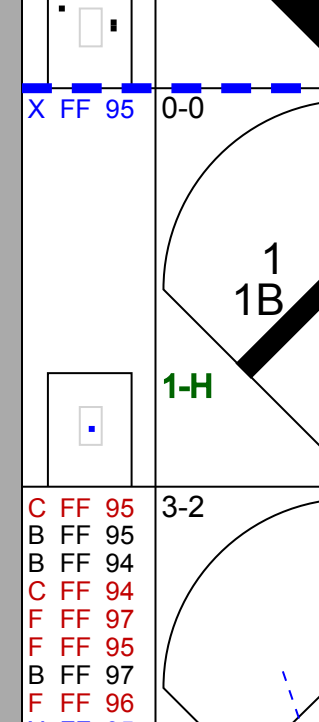
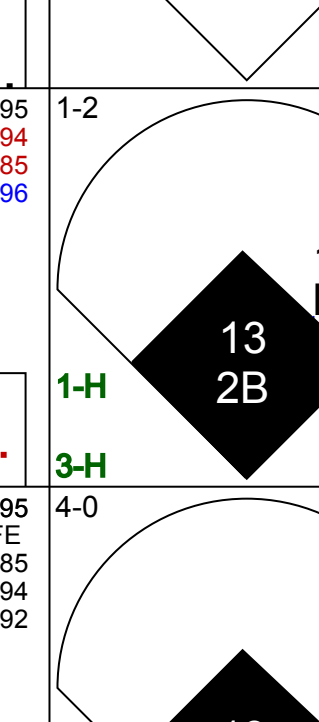
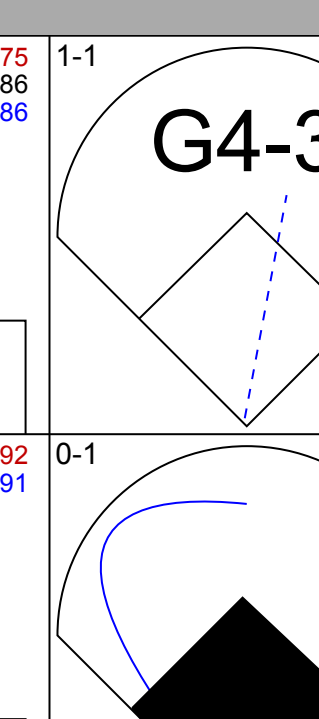
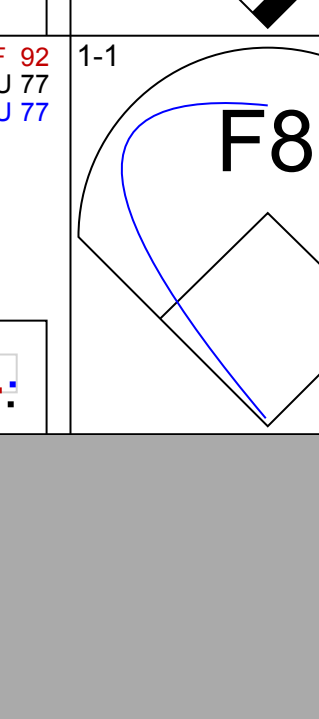
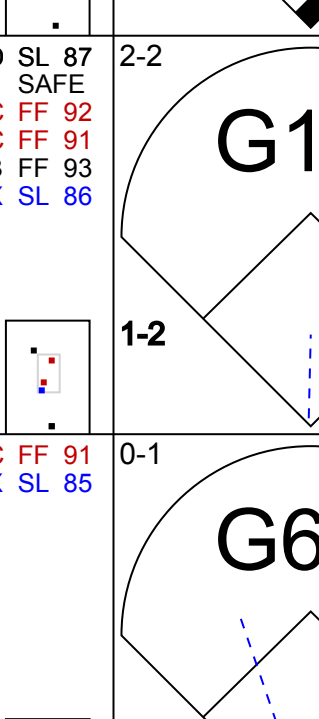
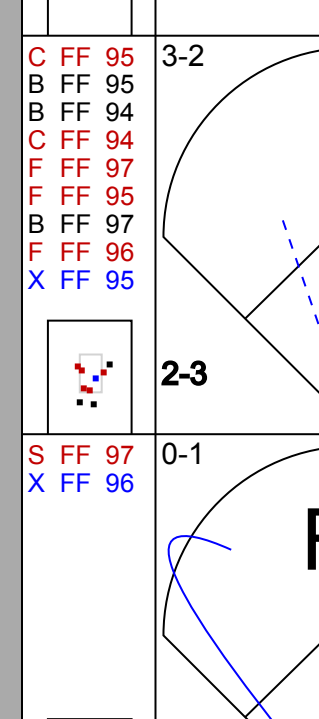
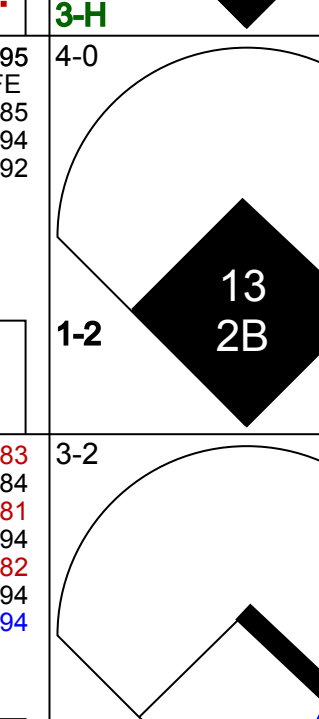
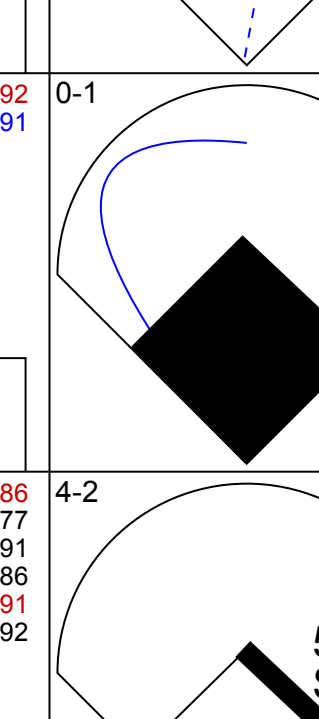
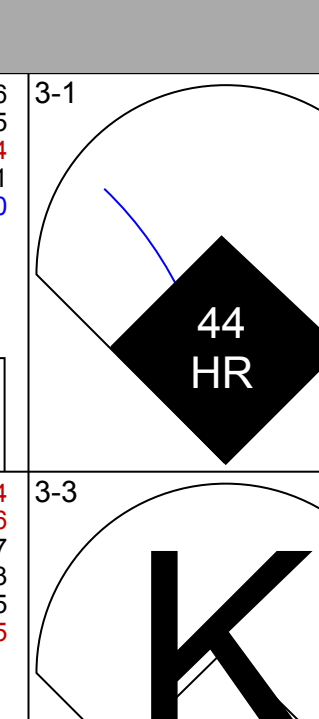
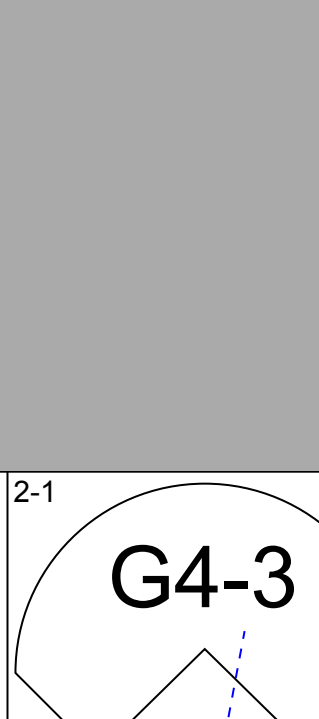
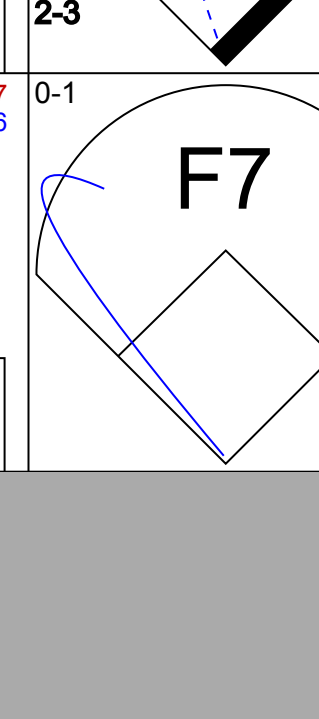
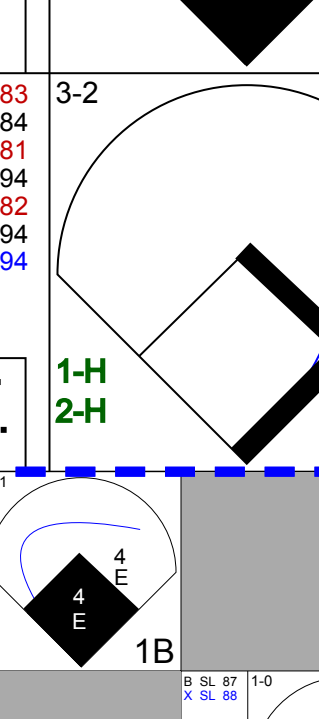
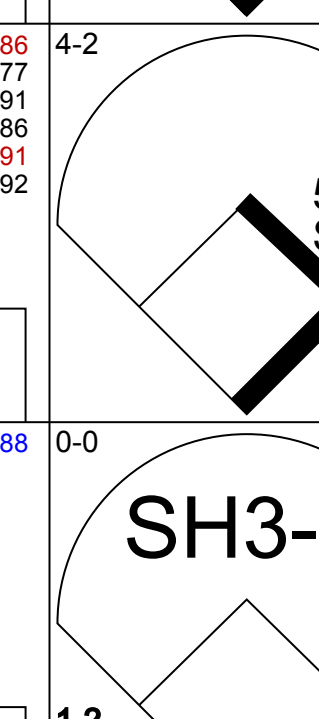
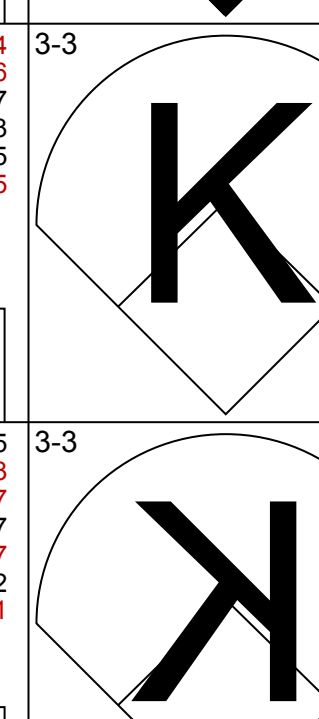
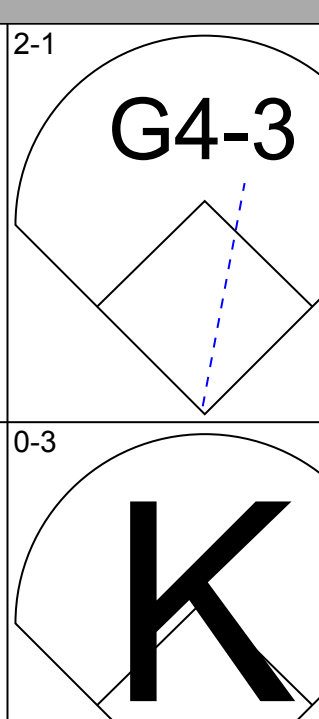
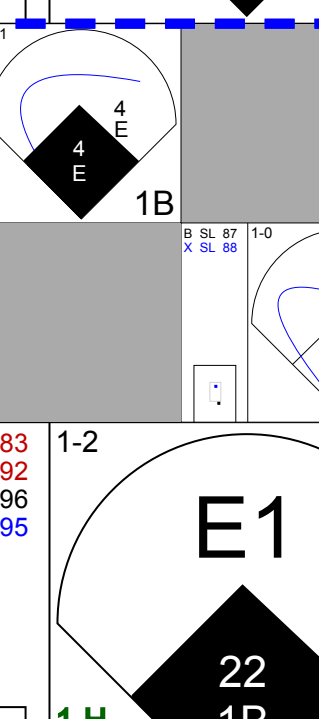
AB 38  
R 5  
H 11  
RBI 5  
BB 2  
SO 12  
LOB 12









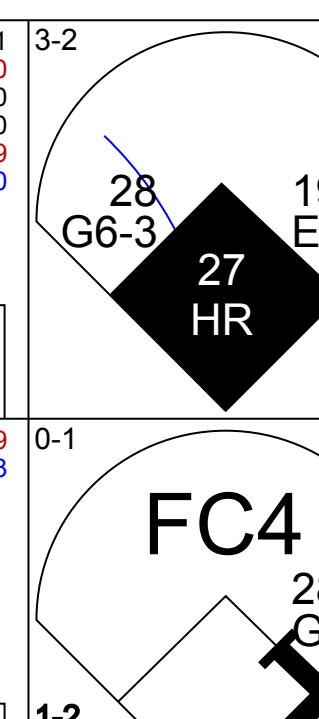
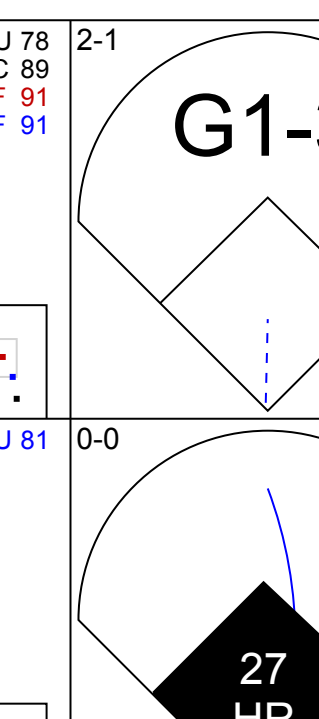
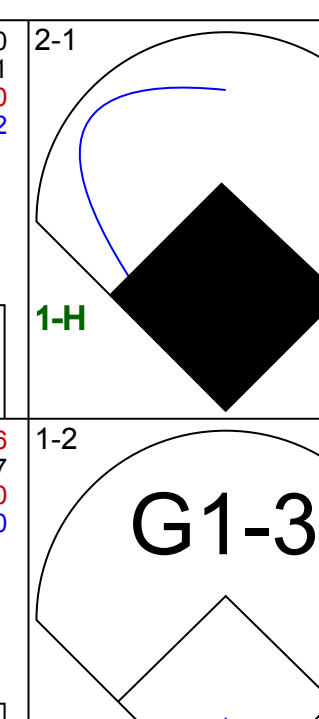

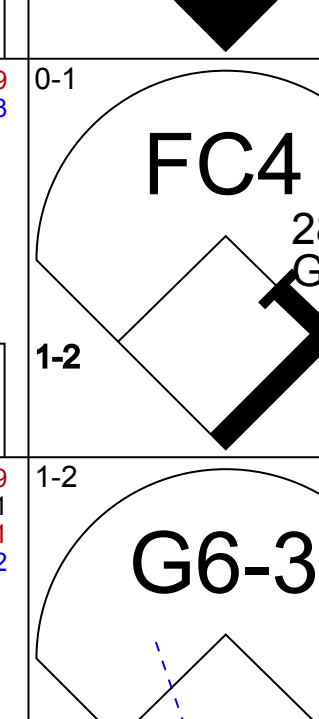
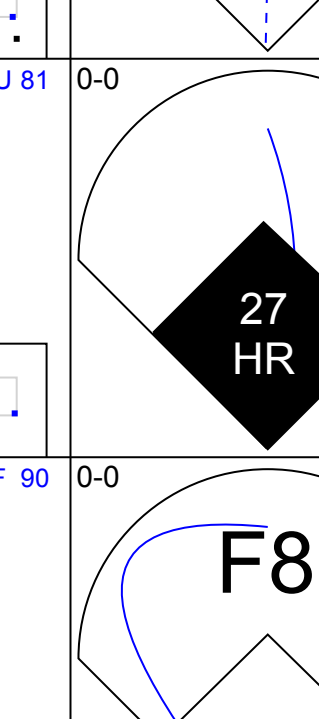
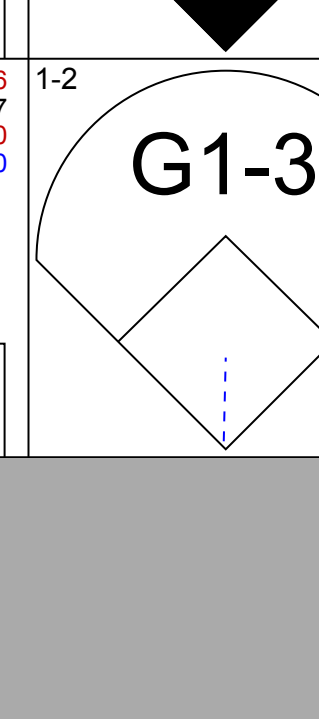

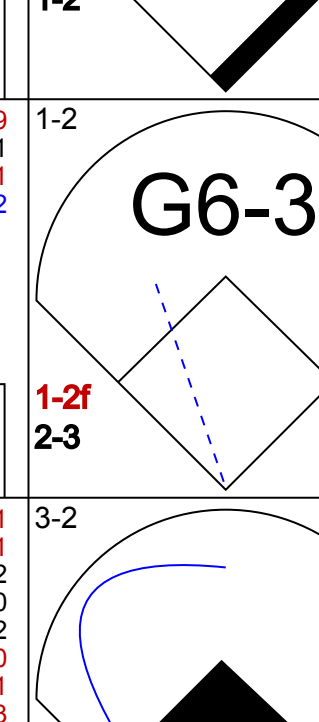
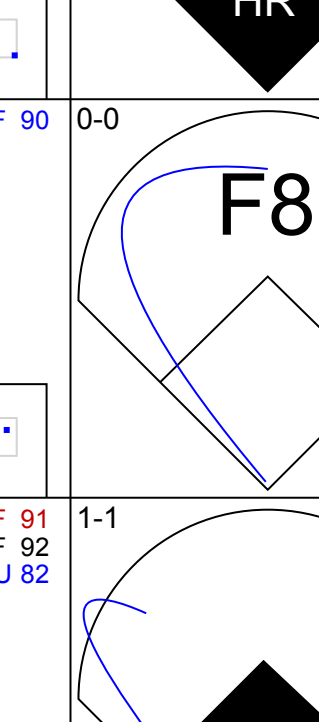
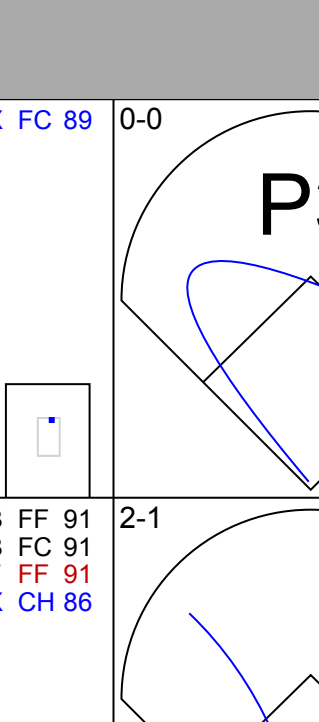
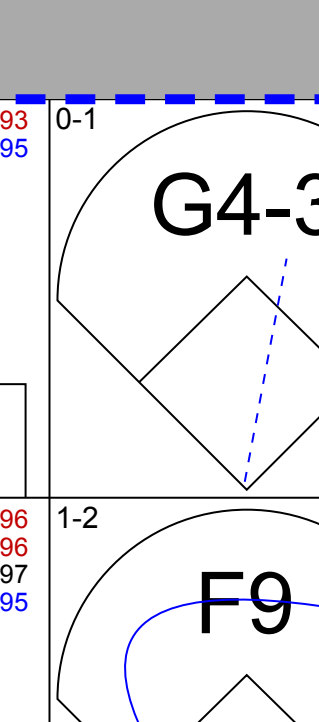
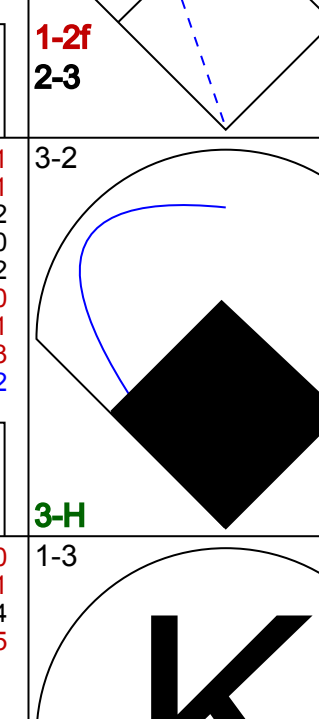
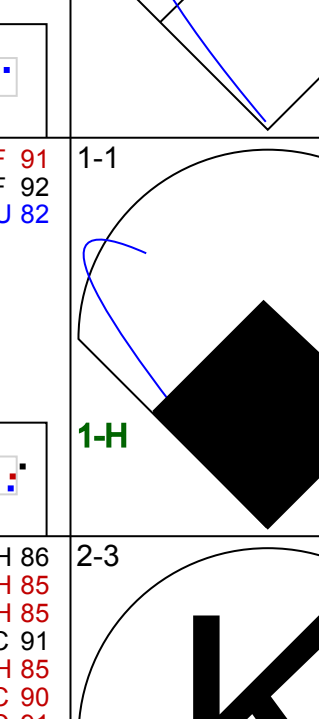
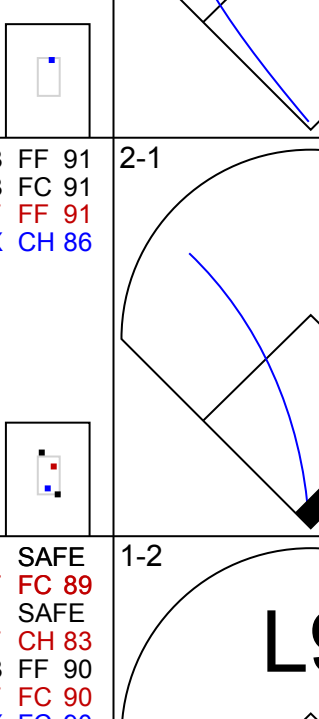
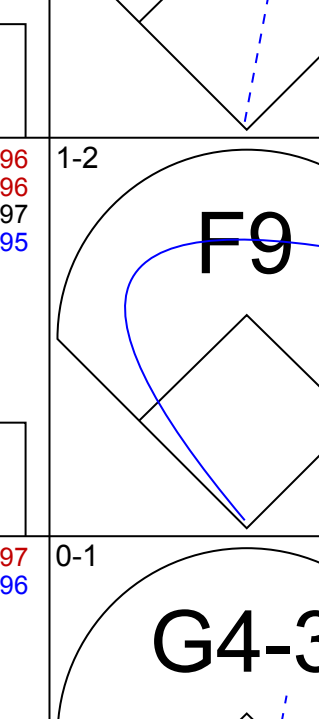
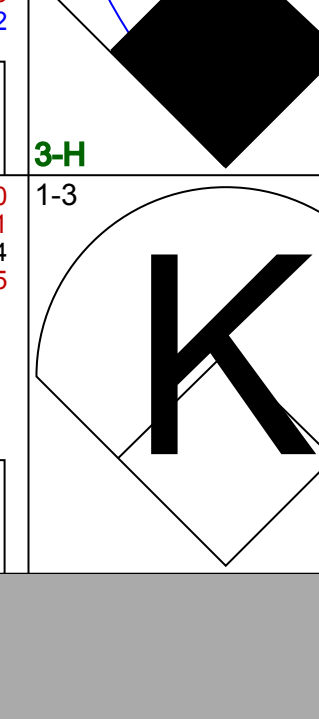
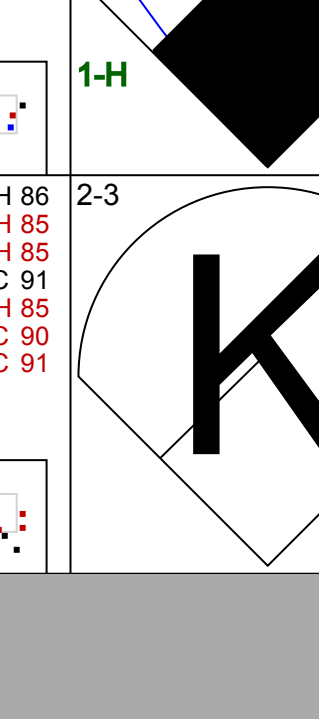
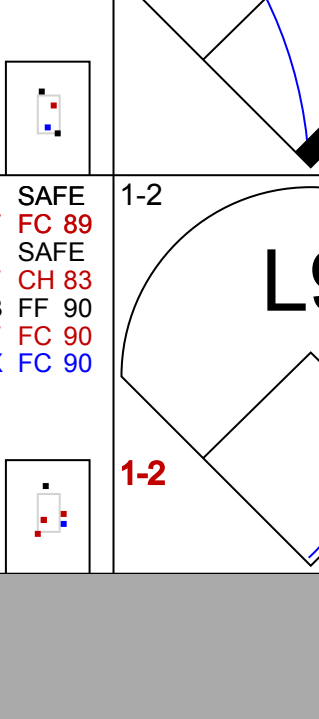
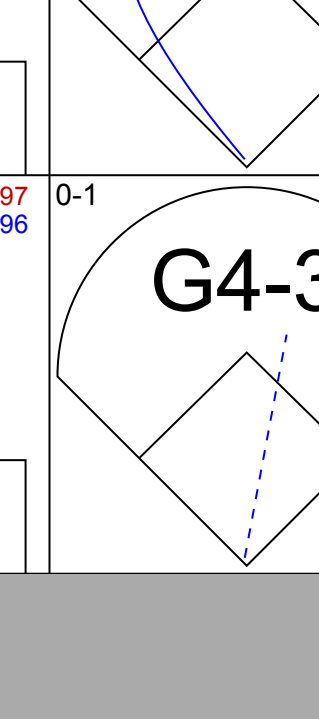


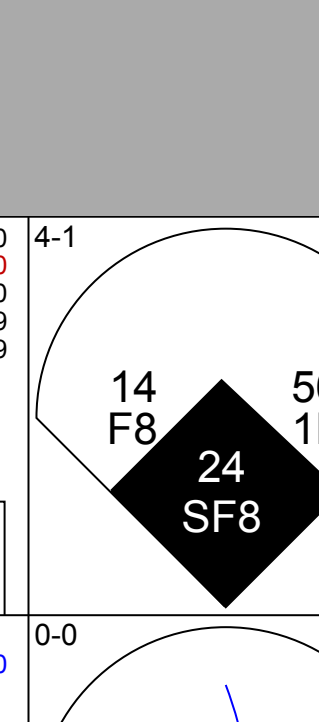
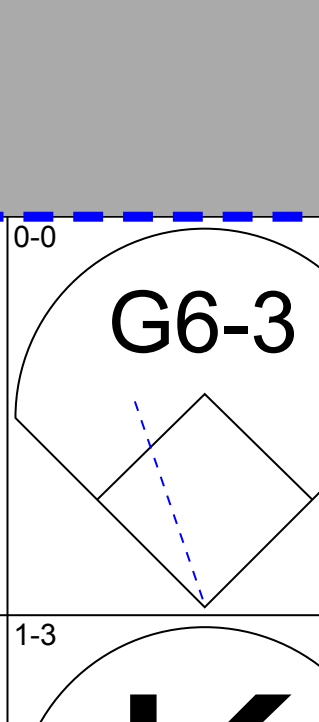

Batter	1	2	3	4	5	6	7	8	9	AB	R	H	RBI	BB	SO	LOB	TOP		
9 Jon Jay, L OBP: 0.359, SLG: 0.362 (1,9)										4	1	0	0	0	2	1			
44 Paul Goldschmidt, R OBP: 0.360, SLG: 0.656 (1,3)										4	3	3	4	1	1	2			
22 Jake Lamb, L OBP: 0.344, SLG: 0.403 (1,5)										6	1	1	1	0	1	2			
3 Daniel Descalso, L OBP: 0.356, SLG: 0.506 (1,4)										3	1	0	0	0	2	3	2		
25 Archie Bradley, R OBP: 0.360, SLG: 0.456 (8,1)										0	0	0	0	0	0	0	0		
57 Fernando Salas, R OBP: 0.360, SLG: 0.456 (9,1)										0	0	0	0	0	0	0	0		
6 David Peralta, L OBP: 0.339, SLG: 0.476 (1,7)										5	1	4	3	0	1	1			
1 Jarrod Dyson, L OBP: 0.302, SLG: 0.291 (1,8)										4	1	1	0	1	0	2			
13 Nick Ahmed, R OBP: 0.271, SLG: 0.427 (1,6)										5	2	3	3	0	0	3			
5 Alex Avila, L OBP: 0.243, SLG: 0.185 (1,2)										2	0	0	0	1	1	1			
36 John Ryan Murphy, R OBP: 0.281, SLG: 0.570 (8,PH)										2	1	1	0	0	0	1			
8.2)																			
55 Matt Koch, L OBP: 0.250, SLG: 0.077 (1,1)										1	0	0	0	0	1	1			
16 Chris Owings, R OBP: 0.253, SLG: 0.288 (6,PH)										1	0	0	0	0	1	0			
61 Silvino Bracho, R OBP: 0.285, SLG: 0.376 (6,1)										0	0	0	0	0	0	0			
4 Ketel Marte, S OBP: 0.285, SLG: 0.376 (8,PH)										2	1	0	0	0	1	0			
8.4)																			
<b>Inning Stats</b>	R: 1 H: 1 E: 0 K: 2 S: 13	L: 1 LOB: 1 BB: 1 P: 25	R: 1 H: 1 E: 0 K: 1 S: 12	L: 1 LOB: 2 BB: 1 P: 22	R: 0 H: 1 E: 0 K: 1 S: 9	L: 1 LOB: 0 BB: 0 P: 15	R: 3 H: 2 E: 0 K: 2 S: 17	L: 2 LOB: 0 BB: 0 P: 34	R: 0 H: 0 E: 0 K: 1 S: 8	L: 0 LOB: 1 BB: 0 P: 15	R: 1 H: 3 E: 0 K: 0 S: 14	L: 3 LOB: 2 BB: 1 P: 24	R: 6 H: 4 E: 1 K: 2 S: 21	L: 4 LOB: 1 BB: 2 P: 38	R: 0 H: 0 E: 0 K: 2 S: 11	L: 0 LOB: 1 BB: 0 P: 17	1B: 7 2B: 3 3B: 0 HR: 3	SF: 0 SAC: 1 DP: 1 HBP: 3	WP: 0 PA: 48 PB: 0 SB: 1 CS: 0
<b>PITCHER</b>	IP WLS BF H R ER SO BB IBB HBP BLK WP HR S P ERA WHIP	IP WLS BF H R ER SO BB IBB HBP BLK WP HR S P ERA WHIP	IP WLS BF H R ER SO BB IBB HBP BLK WP HR S P ERA WHIP	IP WLS BF H R ER SO BB IBB HBP BLK WP HR S P ERA WHIP	IP WLS BF H R ER SO BB IBB HBP BLK WP HR S P ERA WHIP	IP WLS BF H R ER SO BB IBB HBP BLK WP HR S P ERA WHIP	IP WLS BF H R ER SO BB IBB HBP BLK WP HR S P ERA WHIP	IP WLS BF H R ER SO BB IBB HBP BLK WP HR S P ERA WHIP	IP WLS BF H R ER SO BB IBB HBP BLK WP HR S P ERA WHIP	IP WLS BF H R ER SO BB IBB HBP BLK WP HR S P ERA WHIP	IP WLS BF H R ER SO BB IBB HBP BLK WP HR S P ERA WHIP	IP WLS BF H R ER SO BB IBB HBP BLK WP HR S P ERA WHIP	IP WLS BF H R ER SO BB IBB HBP BLK WP HR S P ERA WHIP	IP WLS BF H R ER SO BB IBB HBP BLK WP HR S P ERA WHIP	IP WLS BF H R ER SO BB IBB HBP BLK WP HR S P ERA WHIP	IP WLS BF H R ER SO BB IBB HBP BLK WP HR S P ERA WHIP	IP WLS BF H R ER SO BB IBB HBP BLK WP HR S P ERA WHIP	IP WLS BF H R ER SO BB IBB HBP BLK WP HR S P ERA WHIP	
35 Chad Bettis, R ERA: 4.4 (1,1)	4.0	21	5	5	5	6	2	0	2	0	0	0	0	0	24	39	3.38	1.125	
34 Jeff Hoffman, R ERA: 3.39 (5,1)	2.2	10	2	1	1	2	1	0	0	0	0	0	0	9	12	0.00	6.000		
51 Jake McGee, L ERA: 4.7 (7,1)	0.1	H	3	2	0	0	0	0	0	0	0	0	0	20	36	13.50	7.500		
29 Bryan Shaw, R ERA: 7.03 (8,1)	0.2	L	9	4	6	1	1	1	0	0	0	0	0	12	19	0.00	0.000		
50 Brooks Pounders, R ERA: 7.11 (8,1)	1.1	5	0	0	0	2	0	0	1	0	0	0	0	12	19	0.00	0.000		

Arizona Diamondbacks @ Colorado Rockies  
Coors Field, Denver, CO  
Sat Jun 09 2018, 5:17 PM - 8:51 PM MDT  
Att. 43,197 - Clear - 94 F

livebaseballscorecards.com

AB 39  
R 12  
H 13  
RBI 11  
BB 5  
SO 12  
LOB 16



Batter	1	2	3	4	5	6	7	8	9	AB	R	H	RBI	BB	SO	LOB	BOTTOM				
9 DJ LeMahieu, R OBP: 0.344, SLG: 0.461 (1,4)										4	2	2	2	0	1	0					
19 Charlie Blackmon, L OBP: 0.367, SLG: 0.511 (1,8)										4	1	1	0	0	1	1					
28 Nolan Arenado, R OBP: 0.409, SLG: 0.556 (1,5)										4	0	0	0	0	0	3					
27 Trevor Story, R OBP: 0.335, SLG: 0.519 (1,6)										4	2	3	4	0	0	0					
8 Gerardo Parra, L OBP: 0.322, SLG: 0.381 (1,7)										4	0	0	0	0	2	1					
20 Ian Desmond, R OBP: 0.283, SLG: 0.389 (1,3)										3	1	0	0	1	1	0					
56 Noel Cuevas, R OBP: 0.333, SLG: 0.378 (1,9)										3	1	2	0	0	1	0					
51 Jake McGee, L ERA: 0.97 (7,1)										0	0	0	0	0	0	0					
29 Bryan Shaw, S OBP: 0.335, SLG: 0.400 (8,1)										0	0	0	0	0	0	0					
42 Chris Iannetta, R OBP: 0.335, SLG: 0.400 (9,PH)										1	0	1	0	0	0	0					
14 Tony Wolters, L OBP: 0.288, SLG: 0.237 (1,2)										4	0	0	0	0	0	4					
35 Chad Bettis, R OBP: 0.148, SLG: 0.115 (1,1)										1	0	0	0	0	0	1					
24 Ryan McMahon, L OBP: 0.290, SLG: 0.280 (4,PH)										0	0	0	1	0	0	0					
34 Jeff Hoffman, R ERA: 2.35 (5,1)										0	0	0	0	0	0	0					
3 Mike Tauchman, L OBP: 0.200, SLG: 0.129 (7,9)										1	0	0	0	0	1	0					
<b>Inning Stats</b>	R: 2 H: 2 E: 1 K: 1 S: 17	L: 2 LOB: 0 BB: 0 P: 25	R: 0 H: 1 E: 0 K: 0 S: 11	L: 1 LOB: 1 BB: 0 P: 16	R: 2 H: 2 E: 0 K: 1 S: 11	L: 2 LOB: 0 BB: 0 P: 16	R: 3 H: 2 E: 0 K: 0 S: 12	L: 2 LOB: 1 BB: 1 P: 23	R: 0 H: 0 E: 0 K: 0 S: 7	L: 1 LOB: 0 BB: 0 P: 10	R: 0 H: 0 E: 0 K: 1 S: 6	L: 0 LOB: 0 BB: 0 P: 8	R: 0 H: 0 E: 0 K: 3 S: 10	L: 0 LOB: 0 BB: 0 P: 13	R: 0 H: 0 E: 0 K: 0 S: 7	L: 0 LOB: 0 BB: 0 P: 8	R: 0 H: 1 E: 0 K: 1 S: 11	L: 0 LOB: 0 BB: 0 P: 16	1B: 5 2B: 1 3B: 0 HR: 3	SF: 1 SAC: 0 DP: 2 HBP: 0	WP: 0 PA: 35 PB: 0 SB: 0 CS: 1
<b>PITCHER</b>	IP WLS BF H R ER SO BB IBB HBP BLK WP HR S P ERA WHIP	IP WLS BF H R ER SO BB IBB HBP BLK WP HR S P ERA WHIP	IP WLS BF H R ER SO BB IBB HBP BLK WP HR S P ERA WHIP	IP WLS BF H R ER SO BB IBB HBP BLK WP HR S P ERA WHIP	IP WLS BF H R ER SO BB IBB HBP BLK WP HR S P ERA WHIP	IP WLS BF H R ER SO BB IBB HBP BLK WP HR S P ERA WHIP	IP WLS BF H R ER SO BB IBB HBP BLK WP HR S P ERA WHIP	IP WLS BF H R ER SO BB IBB HBP BLK WP HR S P ERA WHIP	IP WLS BF H R ER SO BB IBB HBP BLK WP HR S P ERA WHIP	IP WLS BF H R ER SO BB IBB HBP BLK WP HR S P ERA WHIP	IP WLS BF H R ER SO BB IBB HBP BLK WP HR S P ERA WHIP	IP WLS BF H R ER SO BB IBB HBP BLK WP HR S P ERA WHIP	IP WLS BF H R ER SO BB IBB HBP BLK WP HR S P ERA WHIP	IP WLS BF H R ER SO BB IBB HBP BLK WP HR S P ERA WHIP	IP WLS BF H R ER SO BB IBB HBP BLK WP HR S P ERA WHIP	IP WLS BF H R ER SO BB IBB HBP BLK WP HR S P ERA WHIP	IP WLS BF H R ER SO BB IBB HBP BLK WP HR S P ERA WHIP	IP WLS BF H R ER SO BB IBB HBP BLK WP HR S P ERA WHIP			
55 Matt Koch, R ERA: 4.2 (1,1)	5.0	23	8	7	5	2	1	0	0	0	0	0	0	0	0	0					
61 Silvino Bracho, R ERA: 0.97 (6,1)	2.0	W	6	0	0	0	0	0	0	0	0	0	0	0	0	0					
25 Archie Bradley, R ERA: 2.35 (8,1)	1.0	3	0	0	0	0	0	0	0	0	0	0	0	0	0	0					
57 Fernando Salas, R ERA: 4.2 (9,1)	1.0	3	1	0	0	1	0	0	0	0	0	0	0	0	0	0					

Arizona Diamondbacks @ Colorado Rockies  
Coors Field, Denver, CO  
Sat Jun 09 2018, 5:17 PM - 8:51 PM MDT  
Att. 43,197 - Clear - 94 F

livebaseballscorecards.com

AB 33  
R 7  
H 9  
RBI 7  
BB 1  
SO 7  
LOB 10










Batter	1	2	3	4	5	6	7	8	9	AB	R	H	RBI	BB	SO	LOB	TOP																
5 Josh Harrison, R (1,4) OBP: 0.345, SLG: 0.412	F8		G5-3			17 2B 6 1B IBB	FC6-4 HBP		HBP	2	1	0	0	1	0	0																	
3 Sean Rodriguez, R (8,4) OBP: 0.285, SLG: 0.305										0	0	0	0	0	0	0																	
17 Austin Meadows, L (1,9) OBP: 0.373, SLG: 0.654	K		L9			6 1B 2B	F8		G4-6-3	5	1	1	2	0	1	2																	
6 Starling Marte, R (1,8) OBP: 0.339, SLG: 0.458	23 1B 2B		G6-3			25 C6-4-3 1B	FC6-4		K	5	1	2	2	0	1	1																	
23 David Freese, R (1,5) OBP: 0.322, SLG: 0.412										4	0	2	1	0	0	1																	
12 Corey Dickerson, L (1,7) OBP: 0.347, SLG: 0.472	G4-3									4	0	0	0	0	1	2																	
32 Elias Diaz, R (1,2)										4	0	2	0	0	0	1																	
55 Josh Bell, S (1,3) OBP: 0.325, SLG: 0.367										1	1	0	0	3	1	1																	
10 Jordy Mercer, R (1,6) OBP: 0.319, SLG: 0.384										4	1	2	0	0	1	3																	
59 Joe Musgrove, R (1,1) OBP: 0.286, SLG: 0.286										3	0	0	0	0	1	3																	
37 Edgar Santana, R (7,1)										0	0	0	0	0	0	0																	
19 Colin Moran, L (8,PH) OBP: 0.333, SLG: 0.410										1	0	0	0	0	0	3																	
30 Kyle Crick, L (8,1)										0	0	0	0	0	0	0																	
66 Dovydas Neverauskas, R (8,1)										0	0	0	0	0	0	0																	
<b>Inning Stats</b>	R: 1 H: 2 E: 0 K: 1 S: 16	H: 2 LOB: 1 BB: 0 P: 26	R: 0 H: 1 E: 0 K: 2 S: 10	H: 1 LOB: 1 BB: 0 P: 15	R: 0 H: 0 E: 0 K: 0 S: 8	H: 0 LOB: 0 BB: 0 P: 11	R: 0 H: 0 E: 0 K: 1 S: 8	H: 0 LOB: 0 BB: 0 P: 12	R: 4 H: 3 E: 0 K: 1 S: 9	H: 3 LOB: 0 BB: 2 P: 18	R: 0 H: 1 E: 0 K: 0 S: 8	H: 1 LOB: 1 BB: 1 P: 17	R: 0 H: 0 E: 0 K: 0 S: 12	H: 0 LOB: 0 BB: 0 P: 17	R: 0 H: 2 E: 0 K: 0 S: 15	H: 2 LOB: 3 BB: 1 P: 24	R: 0 H: 0 E: 0 K: 1 S: 5	H: 0 LOB: 0 BB: 0 P: 9	1B: 6 2B: 4 3B: 0 HR: 0	SF: 0 SAC: 0 DP: 3 HBP: 2	WP: 0 PB: 0 SB: 0 CS: 0	PA: 39											
<b>PITCHER</b>	IP WLS BF H R ER SO BB IBB HBP BLK WP HR S P ERA WHIP																																
46 Patrick Corbin, L (1,1) ERA: 3.21	5.1		7	5	5	5	2	1	0	0	0	0	0	57	95	8.44	1.688																
34 Braden Shipley, R (6,1) ERA:	1.2		5	0	0	0	0	0	1	0	0	0	0	14	21	0.00	0.000																
25 Archie Bradley, R (8,1) ERA: 2.23	1.0	W	6	2	0	0	1	0	0	0	0	0	0	15	24	0.00	3.000																
31 Brad Boxberger, R (9,1) ERA: 2.7	1.0		3	0	0	1	0	0	1	0	0	0	0	5	9	0.00	0.000																

**Pittsburgh Pirates @ Arizona Diamondbacks**  
Chase Field, Phoenix, AZ  
Mon Jun 11 2018, 6:41 PM - 9:47 PM MST  
Att: 20,927 - Roof Closed - 81 F

livebaseballscorecards.com

AB 33  
R 5  
H 9  
RBI 5  
BB 4  
SO 6  
LOB 17




Batter	1	2	3	4	5	6	7	8	9	AB	R	H	RBI	BB	SO	LOB	BOTTOM																	
3 Daniel Descalso, L (1,7) OBP: 0.361, SLG: 0.519	F8		G4-3							5	2	2	3	0	1	1																		
31 Brad Boxberger, R (9,1)										0	0	0	0	0	0	0																		
44 Paul Goldschmidt, R (1,3) OBP: 0.361, SLG: 0.602	K		G5-3							5	0	1	0	0	3	3																		
22 Jake Lamb, L (1,5) OBP: 0.347, SLG: 0.432	G4-3									4	1	1	3	0	0	1																		
36 John Ryan Murphy, R (1,2) OBP: 0.286, SLG: 0.540										3	0	1	0	0	1	1																		
6 David Peralta, L (1,9) OBP: 0.337, SLG: 0.472										4	0	1	0	0	0	3																		
4 Ketel Marte, S (1,4) OBP: 0.291, SLG: 0.396										4	1	1	0	0	2	5																		
16 Chris Owings, R (1,8) OBP: 0.267, SLG: 0.301										2	2	0	0	1	1	2																		
13 Nick Ahmed, R (1,6) OBP: 0.278, SLG: 0.422										4	1	1	1	0	1	3																		
46 Patrick Corbin, L (1,1) ERA: 2.16										2	0	1	0	0	0	0																		
34 Braden Shipley, R (6,1)										1	1	0	0	0	0	1																		
25 Archie Bradley, R (8,1)										0	0	0	0	0	0	0																		
9 Jon Jay, L (8,PH) OBP: 0.358, SLG: 0.356										0	1	0	0	1	0	0																		
<b>Inning Stats</b>	R: 0 H: 0 E: 0 K: 1 S: 9	H: 2 LOB: 2 BB: 0 P: 9	R: 0 H: 0 E: 0 K: 0 S: 5	H: 0 LOB: 0 BB: 0 P: 6	R: 0 H: 0 E: 0 K: 1 S: 8	H: 0 LOB: 1 BB: 0 P: 12	R: 0 H: 1 E: 0 K: 3 S: 15	H: 1 LOB: 2 BB: 0 P: 23	R: 5 H: 3 E: 1 K: 2 S: 15	H: 3 LOB: 0 BB: 0 P: 24	R: 4 H: 2 E: 0 K: 1 S: 14	H: 2 LOB: 0 BB: 2 P: 28	R: 0 H: 0 E: 0 K: 1 S: 14	H: 0 LOB: 0 BB: 2 P: 28	1B: 7 2B: 0 3B: 1 HR: 1	SF: 0 SAC: 0 DP: 0 HBP: 3	WP: 3 PB: 0 SB: 1 CS: 0	PA: 39																
<b>PITCHER</b>	IP WLS BF H R ER SO BB IBB HBP BLK WP HR S P ERA WHIP																																	
59 Joe Musgrove, R (1,1) ERA: 2.16	6.0		3	3	3	6	0	0	0	0	0	0	0	63	88	4.50	0.833																	
37 Edgar Santana, R (7,1) ERA: 3.58	1.0	B	5	2	2	1	2	0	0	0	0	0	0	1	10	16	9.00	2.000																
30 Kyle Crick, R (8,1) ERA: 3.23	0.1	L	3	1	2	2	0	1	0	0	1	1	0	6	13	54.00	6.000																	
66 Dovydas Neverauskas, R (8,1) ERA: 9.64	0.2		4	1	2	2	1	1	0	0	0	1	0	8	15	27.00	3.000																	

**Pittsburgh Pirates @ Arizona Diamondbacks**  
Chase Field, Phoenix, AZ  
Mon Jun 11 2018, 6:41 PM - 9:47 PM MST  
Att: 20,927 - Roof Closed - 81 F

livebaseballscorecards.com

AB 34  
R 9  
H 9  
RBI 7  
BB 2  
SO 9  
LOB 20





Batter	1	2	3	4	5	6	7	8	9	AB	R	H	RBI	BB	SO	LOB	TOP							
5 Josh Harrison, R OBP: 0.353, SLG: 0.422	F8		FC5-4	SF8		G6-3		G4-3		4	0	3	1	0	0	0	<b>Pittsburgh Pirates @ Arizona Diamondbacks</b> Chase Field, Phoenix, AZ Tue Jun 12 2018, 6:44 PM - 10:37 PM MST Att: 22,488 - Roof Closed - 81 F							
12 Corey Dickerson, L OBP: 0.344, SLG: 0.466	6 2B		F8	K		G6-3		G4-3		5	0	1	0	0	1	5								
6 Starling Marte, R OBP: 0.340, SLG: 0.475			FC5-4	HR		L9		L9		5	1	2	3	0	0	2								
19 Colin Moran, L OBP: 0.328, SLG: 0.412	32 6B		P4	G4-3				K		4	1	1	0	1	1	2								
32 Elias Diaz, R OBP: 0.347, SLG: 0.471	G6-4-3			55 1B	10 HBP	25 G3		K		4	2	1	0	1	1	4								
55 Josh Bell, S OBP: 0.330, SLG: 0.380		K		10 HBP	25 G3	23 WP		G1-3		5	1	3	1	0	1	0								
25 Gregory Polanco, L OBP: 0.303, SLG: 0.409		P6		3 BB	10 HBP	5 SF8		K		4	1	0	1	0	1	2								
10 Jordy Mercer, R OBP: 0.325, SLG: 0.392				5 SF8	3 BB	6 HR				1	1	1	1	0	0	0								
43 Steven Brault, L OBP: 0.231, SLG: 0.308				1-2 2-3 3-H	5 HBP	3 BB				1	0	0	0	0	1	1								
23 David Freese, R OBP: 0.288, SLG: 0.412				1-2 2-3 3-H	6 HR	3 HBP				0	0	0	0	0	0	0								
66 Dovydas Neverauskas, R OBP: 0.286, SLG: 0.299				1-2 2-3 3-H	6 HR	3 HBP		G4-3		2	1	0	1	1	1	3								
34 Trevor Williams, R OBP: 0.091, SLG: 0.091										1	0	0	0	0	0	1								
3 Sean Rodriguez, R OBP: 0.286, SLG: 0.299										2	1	0	1	1	1	3								
<b>Inning Stats</b>	R: 0 E: 0 K: 0 S: 18	H: 2 LOB: 2 BB: 1 P: 27	R: 0 E: 0 K: 1 S: 10	H: 1 LOB: 1 BB: 0 P: 17	R: 0 E: 0 K: 1 S: 11	H: 1 LOB: 1 BB: 0 P: 15	R: 0 E: 0 K: 1 S: 16	H: 1 LOB: 0 BB: 1 P: 28	R: 1 E: 0 K: 2 S: 15	H: 1 LOB: 1 BB: 1 P: 24	R: 0 E: 0 K: 0 S: 10	H: 1 LOB: 0 BB: 0 P: 14	R: 1 E: 0 K: 2 S: 13	H: 2 LOB: 2 BB: 1 P: 23	R: 0 E: 0 K: 1 S: 10	H: 1 LOB: 1 BB: 0 P: 7	R: 0 E: 0 K: 0 S: 6	H: 0 LOB: 0 BB: 0 P: 7	1B: 5 2B: 6 3B: 0 HR: 1	SF: 1 SAC: 0 DP: 2 HBP: 1	WP: 1 PB: 0 SB: 0 CS: 0	PA: 43		
<b>PITCHER</b>	IP WLS BF H R ER SO BB IBB HBP BLK WP HR S P ERA WHIP	32 Clay Buchholz, R ERA: 4.38	4.0 22 7 6 5 2 2 0 1 0 0 0 1 55 87 11.25 2.250	61 Silvio Bracho, R ERA: 1.54	1.0 5 1 1 1 2 1 0 0 0 0 0 0 15 24 9.00 2.000	57 Fernando Salas, R ERA: 4.31	1.1 W 5 2 1 1 1 0 0 0 0 0 0 15 20 6.75 1.500	40 Andrew Chafin, L ERA: 2.01	0.1 H 3 1 0 0 1 1 0 0 0 0 1 0 5 13 0.00 6.000	66 Yoshinisa Hirano, R ERA: 1.58	1.0 H 4 1 0 0 0 0 0 0 0 0 0 10 12 0.00 1.000	34 Braden Shipley, R ERA:	1.1 4 0 0 0 1 0 0 0 0 0 0 0 0 0 0 0.00 0.000											

Batter	1	2	3	4	5	6	7	8	9	AB	R	H	RBI	BB	SO	LOB	BOTTOM			
9 Jon Jay, L OBP: 0.363, SLG: 0.373	22 2B	G5-3		36 1B	44 BB					5	3	3	3	0	1	0	<b>Pittsburgh Pirates @ Arizona Diamondbacks</b> Chase Field, Phoenix, AZ Tue Jun 12 2018, 6:44 PM - 10:37 PM MST Att: 22,488 - Roof Closed - 81 F			
44 Paul Goldschmidt, R OBP: 0.369, SLG: 0.564	22 2B			36 1B	22 CS					3	2	2	0	2	1	0				
22 Jake Lamb, L OBP: 0.330, SLG: 0.407	FC3	FC4-6		K	CS					5	1	0	0	0	2	4				
36 John Ryan Murphy, R OBP: 0.291, SLG: 0.533	6 3B			4 BB	3 1B					5	1	2	1	0	3	1				
3 Daniel Descalso, L OBP: 0.364, SLG: 0.515	P4			6 3B	4 BB					3	1	1	2	1	0	2				
66 Yoshinisa Hirano, R OBP: 0.286, SLG: 0.299				1-2 2-3 3-H	4 BB					0	0	0	0	0	0	0				
34 Braden Shipley, R ERA:				1-2 2-3 3-H	1B					1	0	0	0	0	0	0				
6 David Peralta, L OBP: 0.336, SLG: 0.476	G5-3			4 SF8	K					4	1	1	1	0	1	4				
4 Ketel Marte, S OBP: 0.298, SLG: 0.410	32 2B			SF8						2	2	2	3	1	0	0				
1 Jarrod Dyson, L OBP: 0.298, SLG: 0.279	32 2B			G4-3	G6-3					2	2	0	0	2	0	3				
32 Clay Buchholz, L ERA: 4.38	3.0 L 18 6 8 3 2 2 1 1 0 0 0 0 0 51 80 9.00 2.333	61 Steven Brault, L ERA: 4.56	3.0 14 3 2 2 5 3 0 0 0 0 0 0 41 66 6.00 2.000	66 Dovydas Neverauskas, R ERA: 11.32	1.0 6 2 3 3 2 1 0 0 0 0 0 1 17 30 27.00 3.000	45 Michael Feliz, R ERA: 6.08	1.0 3 0 0 0 2 0 0 0 0 0 0 0 9 16 0.00 0.000													
<b>Inning Stats</b>	R: 6 E: 2 K: 1 S: 24	H: 4 LOB: 0 BB: 1 P: 37	R: 0 E: 0 K: 1 S: 11	H: 1 LOB: 1 BB: 0 P: 19	R: 2 E: 0 K: 0 S: 16	H: 1 LOB: 0 BB: 1 P: 24	R: 2 E: 0 K: 2 S: 20	H: 3 LOB: 3 BB: 2 P: 35	R: 0 E: 0 K: 2 S: 13	H: 0 LOB: 0 BB: 1 P: 21	R: 0 E: 0 K: 1 S: 8	H: 0 LOB: 0 BB: 0 P: 10	R: 3 E: 0 K: 2 S: 17	H: 2 LOB: 0 BB: 1 P: 30	R: 0 E: 0 K: 2 S: 9	H: 0 LOB: 0 BB: 0 P: 16	1B: 8 2B: 0 3B: 2 HR: 1	SF: 1 SAC: 0 DP: 0 HBP: 0	WP: 0 PB: 0 SB: 0 CS: 1	PA: 42

AB	36
R	8
H	12
RBI	8
BB	4
SO	7
LOB	20



AB	34
R	13
H	11
RBI	10
BB	6
SO	11
LOB	16





Batter	1	2	3	4	5	6	7	8	9	AB	R	H	RBI	BB	SO	LOB	TOP				
5 Josh Harrison, R OBP: 0.342, SLG: 0.407										5	0	0	1	0	1	1					
17 Austin Meadows, L OBP: 0.356, SLG: 0.622										4	0	0	0	0	0	2					
6 Starling Marte, R OBP: 0.343, SLG: 0.477										3	0	1	0	1	1	0					
19 Colin Moran, L OBP: 0.357, SLG: 0.411										3	1	1	0	1	2	1					
29 Francisco Cervelli, R OBP: 0.389, SLG: 0.513										2	1	0	0	0	2	1					
55 Josh Bell, S OBP: 0.328, SLG: 0.382										4	1	1	1	0	1	3					
25 Gregory Polanco, L OBP: 0.306, SLG: 0.408										3	1	1	0	1	1	0					
10 Jordy Mercer, R OBP: 0.328, SLG: 0.413										4	1	2	3	0	0	1					
50 Jameson Taillon, R OBP: 0.125, SLG: 0.130										3	0	0	0	0	2	2					
37 Edgar Santana, R (8, 1)										0	0	0	0	0	0	0					
12 Corey Dickerson, L OBP: 0.343, SLG: 0.464										1	0	0	0	0	0	0					
73 Felipe Vázquez, L (9, 1)										0	0	0	0	0	0	0					
<b>Inning Stats</b>	R: 0 E: 0 K: 2 S: 8	H: 0 LOB: 0 BB: 0 P: 11	R: 4 E: 0 K: 0 S: 21	H: 3 LOB: 1 BB: 2 P: 40	R: 0 E: 0 K: 2 S: 9	H: 0 LOB: 0 BB: 0 P: 14	R: 1 E: 0 K: 2 S: 9	H: 1 LOB: 0 BB: 0 P: 12	R: 0 E: 0 K: 1 S: 10	H: 1 LOB: 3 BB: 0 P: 16	R: 0 E: 0 K: 2 S: 8	H: 0 LOB: 1 BB: 1 P: 16	R: 0 E: 0 K: 0 S: 7	H: 0 LOB: 0 BB: 0 P: 10	R: 0 E: 0 K: 0 S: 3	H: 0 LOB: 0 BB: 0 P: 5	1B: 2 2B: 3 HR: 1	SF: 0 SAC: 0 DP: 1 HBP: 0	WP: 0 PB: 0 SB: 0 CS: 0	PA: 37	
<b>PITCHER</b>	IP WLS BF H R ER SO BB IBB HBP BLK WP HR S P ERA WHIP	IP WLS BF H R ER SO BB IBB HBP BLK WP HR S P ERA WHIP	IP WLS BF H R ER SO BB IBB HBP BLK WP HR S P ERA WHIP	IP WLS BF H R ER SO BB IBB HBP BLK WP HR S P ERA WHIP	IP WLS BF H R ER SO BB IBB HBP BLK WP HR S P ERA WHIP	IP WLS BF H R ER SO BB IBB HBP BLK WP HR S P ERA WHIP	IP WLS BF H R ER SO BB IBB HBP BLK WP HR S P ERA WHIP	IP WLS BF H R ER SO BB IBB HBP BLK WP HR S P ERA WHIP	IP WLS BF H R ER SO BB IBB HBP BLK WP HR S P ERA WHIP	IP WLS BF H R ER SO BB IBB HBP BLK WP HR S P ERA WHIP	IP WLS BF H R ER SO BB IBB HBP BLK WP HR S P ERA WHIP	IP WLS BF H R ER SO BB IBB HBP BLK WP HR S P ERA WHIP	IP WLS BF H R ER SO BB IBB HBP BLK WP HR S P ERA WHIP	IP WLS BF H R ER SO BB IBB HBP BLK WP HR S P ERA WHIP	IP WLS BF H R ER SO BB IBB HBP BLK WP HR S P ERA WHIP	IP WLS BF H R ER SO BB IBB HBP BLK WP HR S P ERA WHIP	IP WLS BF H R ER SO BB IBB HBP BLK WP HR S P ERA WHIP	IP WLS BF H R ER SO BB IBB HBP BLK WP HR S P ERA WHIP	IP WLS BF H R ER SO BB IBB HBP BLK WP HR S P ERA WHIP	IP WLS BF H R ER SO BB IBB HBP BLK WP HR S P ERA WHIP	IP WLS BF H R ER SO BB IBB HBP BLK WP HR S P ERA WHIP

**Pittsburgh Pirates @ Arizona Diamondbacks**  
Chase Field, Phoenix, AZ  
Wed Jun 13 2018, 12:41 PM - 3:47 PM MST  
Att: 32,803 - Roof Closed - 77 F

livebaseballscorecards.com

AB 32  
R 5  
H 6  
RBI 5  
BB 5  
SO 11  
LOB 9


Batter	1	2	3	4	5	6	7	8	9	AB	R	H	RBI	BB	SO	LOB	BOTTOM				
9 Jon Jay, L OBP: 0.367, SLG: 0.375										4	1	2	2	1	0	0					
44 Paul Goldschmidt, R OBP: 0.369, SLG: 0.560										4	0	1	0	1	1	4					
22 Jake Lamb, L OBP: 0.315, SLG: 0.385										5	0	0	0	0	1	5					
6 David Peralta, L OBP: 0.335, SLG: 0.485										4	1	1	2	0	1	1					
4 Ketel Marte, S OBP: 0.302, SLG: 0.412										4	0	2	0	0	1	0					
1 Jarrod Dyson, L OBP: 0.293, SLG: 0.274										3	0	0	0	0	0	1					
16 Chris Owings, R OBP: 0.270, SLG: 0.301										0	1	0	0	1	0	0					
13 Nick Ahmed, R OBP: 0.276, SLG: 0.417										4	1	1	0	0	0	2					
2 Jeff Mathis, R OBP: 0.320, SLG: 0.230										3	0	0	0	1	2	3					
21 Zack Greinke, R OBP: 0.333, SLG: 0.333										2	0	1	0	0	1	0					
30 T.J. McFarland, L (7, PH)										0	0	0	0	0	0	1					
5 Alex Avila, L OBP: 0.241, SLG: 0.193										0	0	0	0	0	0	0					
40 Andrew Chafin, R (8, 1)										0	0	0	0	0	0	0					
61 Silvano Bracho, R (9, 1)										0	0	0	0	0	0	0					
36 John Ryan Murphy, R OBP: 0.297, SLG: 0.053										0	0	0	0	0	1	0					
10 Doven Marrero, R OBP: 0.226, SLG: 0.106										0	0	0	0	0	0	0					
<b>Inning Stats</b>	R: 2 E: 0 K: 1 S: 20	H: 2 LOB: 0 BB: 0 P: 25	R: 0 E: 0 K: 1 S: 14	H: 2 LOB: 3 BB: 1 P: 24	R: 0 E: 0 K: 0 S: 8	H: 1 LOB: 1 BB: 0 P: 16	R: 0 E: 0 K: 2 S: 10	H: 0 LOB: 0 BB: 0 P: 15	R: 0 E: 0 K: 0 S: 7	H: 0 LOB: 0 BB: 0 P: 9	R: 0 E: 0 K: 0 S: 8	H: 0 LOB: 0 BB: 1 P: 15	R: 0 E: 0 K: 1 S: 8	H: 0 LOB: 0 BB: 0 P: 15	R: 2 E: 0 K: 2 S: 20	H: 2 LOB: 3 BB: 3 P: 36	1B: 7 2B: 1 3B: 0 HR: 1	SF: 0 SAC: 0 DP: 1 HBP: 0	WP: 1 PB: 1 SB: 0 CS: 0	PA: 39	
<b>PITCHER</b>	IP WLS BF H R ER SO BB IBB HBP BLK WP HR S P ERA WHIP	IP WLS BF H R ER SO BB IBB HBP BLK WP HR S P ERA WHIP	IP WLS BF H R ER SO BB IBB HBP BLK WP HR S P ERA WHIP	IP WLS BF H R ER SO BB IBB HBP BLK WP HR S P ERA WHIP	IP WLS BF H R ER SO BB IBB HBP BLK WP HR S P ERA WHIP	IP WLS BF H R ER SO BB IBB HBP BLK WP HR S P ERA WHIP	IP WLS BF H R ER SO BB IBB HBP BLK WP HR S P ERA WHIP	IP WLS BF H R ER SO BB IBB HBP BLK WP HR S P ERA WHIP	IP WLS BF H R ER SO BB IBB HBP BLK WP HR S P ERA WHIP	IP WLS BF H R ER SO BB IBB HBP BLK WP HR S P ERA WHIP	IP WLS BF H R ER SO BB IBB HBP BLK WP HR S P ERA WHIP	IP WLS BF H R ER SO BB IBB HBP BLK WP HR S P ERA WHIP	IP WLS BF H R ER SO BB IBB HBP BLK WP HR S P ERA WHIP	IP WLS BF H R ER SO BB IBB HBP BLK WP HR S P ERA WHIP	IP WLS BF H R ER SO BB IBB HBP BLK WP HR S P ERA WHIP	IP WLS BF H R ER SO BB IBB HBP BLK WP HR S P ERA WHIP	IP WLS BF H R ER SO BB IBB HBP BLK WP HR S P ERA WHIP	IP WLS BF H R ER SO BB IBB HBP BLK WP HR S P ERA WHIP	IP WLS BF H R ER SO BB IBB HBP BLK WP HR S P ERA WHIP	IP WLS BF H R ER SO BB IBB HBP BLK WP HR S P ERA WHIP	IP WLS BF H R ER SO BB IBB HBP BLK WP HR S P ERA WHIP


**Pittsburgh Pirates @ Arizona Diamondbacks**  
Chase Field, Phoenix, AZ  
Wed Jun 13 2018, 12:41 PM - 3:47 PM MST  
Att: 32,803 - Roof Closed - 77 F

livebaseballscorecards.com

AB 34  
R 4  
H 8  
RBI 4  
BB 5  
SO 7  
LOB 17



Batter	1	2	3	4	5	6	7	8	9	AB	R	H	RBI	BB	SO	LOB	TOP					
30 Michael Conforto, L (1.8) OBP: 0.339, SLG: 0.368	G5-3		BB			HR		F8		3	1	1	1	1	0	1	<p><b>New York Mets @ Arizona Diamondbacks</b> Chase Field, Phoenix, AZ</p> <p>Thu Jun 14 2018, 6:42 PM - 9:19 PM MST Att: 23,300 - Roof Closed - 80 F</p> <p><a href="#">livebaseballscorecards.com</a></p> <p>AB 30 R 3 H 4 RBI 3 BB 2 SO 9 LOB 6</p> 					
21 Todd Frazier, R (1.5) OBP: 0.326, SLG: 0.400	G4-3		L8			G5-3		G6-4-3		4	0	0	0	0	0	2						
9 Brandon Nimmo, L (1.9) OBP: 0.403, SLG: 0.555	HR				F7					4	1	1	1	1	0	2						
13 Asdrubal Cabrera, S (1.4) OBP: 0.312, SLG: 0.480					L8					4	0	0	0	0	0	2						
11 José Bautista, R (1.7) OBP: 0.319, SLG: 0.347					G5-3					4	0	0	0	0	3	0						
22 Dominic Smith, L (1.3) OBP: 0.300, SLG: 0.222										3	0	1	0	0	1	0						
29 Devin Mesoraco, R (1.2) OBP: 0.289, SLG: 0.400										3	0	0	0	0	1	1						
1 Amed Rosario, R (1.6) OBP: 0.268, SLG: 0.357										3	1	1	1	0	0	1						
40 Jason Vargas, L (1.1) ERA: 4.05										2	0	0	0	0	0	1						
47 Hansel Robles, R (6.1)										0	0	0	0	0	0	0						
39 Jerry Blevins, L (7.1)										0	0	0	0	0	0	0						
51 Paul Sewald, R (7.1)										0	0	0	0	0	0	0						
15 Luis Guilleme, L (8. PH)										0	0	0	0	0	1	0						
35 Jacob Rhamer, R (8.1)										0	0	0	0	0	0	0						
<b>Inning Stats</b>	R: 1 E: 0 K: 1 S: 13	H: 1 LOB: 0 BB: 0 P: 21	R: 0 E: 0 K: 2 S: 10	H: 0 LOB: 0 BB: 0 P: 17	R: 0 E: 0 K: 0 S: 7	H: 0 LOB: 1 BB: 1 P: 15	R: 0 E: 0 K: 0 S: 6	H: 0 LOB: 0 BB: 0 P: 9	R: 0 E: 0 K: 0 S: 7	H: 1 LOB: 1 BB: 0 P: 10	R: 1 E: 0 K: 2 S: 11	H: 1 LOB: 0 BB: 0 P: 18	R: 0 E: 0 K: 2 S: 14	H: 0 LOB: 0 BB: 0 P: 19	R: 1 E: 0 K: 0 S: 9	H: 1 LOB: 0 BB: 1 P: 15	R: 0 E: 0 K: 2 S: 9	H: 0 LOB: 0 BB: 0 P: 14	1B: 1 2B: 0 3B: 0 HR: 3	SF: 0 SAC: 0 DP: 1 HBP: 0	WP: 0 PB: 0 SB: 0 CS: 0	PA: 32
<b>PITCHER</b>	IP WLS BF H R ER SO BB IBB HBP BLK WP HR S P ERA WHIP																					
55 Matt Koch, R (1.1) ERA: 4.05	6.0 W 22 3 2 2 5 1 0 0 0 0 2 54 90 3.00 0.667																					
66 Yoshinisa Hirano, R (7.1) ERA: 1.5	1.0 H 3 0 0 0 2 0 0 0 0 0 0 14 19 0.00 0.000																					
25 Archie Bradley, R (8.1) ERA: 2.43	1.0 H 4 1 1 1 0 1 0 0 0 0 0 1 9 15 9.00 2.000																					
31 Brad Boxberger, R (9.1) ERA: 2.59	1.0 S 3 0 0 0 2 0 0 0 0 0 0 0 9 14 0.00 0.000																					


Batter	1	2	3	4	5	6	7	8	9	AB	R	H	RBI	BB	SO	LOB	BOTTOM			
9 Jon Jay, L (1.9) OBP: 0.372, SLG: 0.378										3	0	2	0	0	1	0	<p><b>New York Mets @ Arizona Diamondbacks</b> Chase Field, Phoenix, AZ</p> <p>Thu Jun 14 2018, 6:42 PM - 9:19 PM MST Att: 23,300 - Roof Closed - 80 F</p> <p><a href="#">livebaseballscorecards.com</a></p> <p>AB 29 R 6 H 8 RBI 6 BB 4 SO 8 LOB 14</p> 			
13 Nick Ahmed, R (1.6) OBP: 0.280, SLG: 0.413										2	0	0	1	2	0	2				
44 Paul Goldschmidt, R (1.3) OBP: 0.369, SLG: 0.598										4	1	1	1	0	3	4				
36 John Ryan Murphy, R (1.2) OBP: 0.296, SLG: 0.519										3	1	0	0	1	0	0				
6 David Peralta, L (1.7) OBP: 0.341, SLG: 0.513										3	2	2	2	0	0	0				
4 Ketel Marte, S (1.4) OBP: 0.305, SLG: 0.411										3	1	1	1	1	1	0				
22 Jake Lamb, L (1.5) OBP: 0.313, SLG: 0.411										4	1	1	1	0	1	3				
16 Chris Owings, R (1.8) OBP: 0.265, SLG: 0.294										4	0	0	0	0	1	3				
55 Matt Koch, L (1.1) OBP: 0.222, SLG: 0.067										2	0	0	0	0	1	2				
66 Yoshinisa Hirano, R (7.1) ERA: 4.75										0	0	0	0	0	0	0				
3 Daniel Descalso, L (7. PH) OBP: 0.387, SLG: 0.518										1	0	1	0	0	0	0				
25 Archie Bradley, R (8.1)										0	0	0	0	0	0	0				
31 Brad Boxberger, R (9.1)										0	0	0	0	0	0	0				
<b>Inning Stats</b>	R: 0 E: 0 K: 2 S: 8	H: 0 LOB: 0 BB: 1 P: 14	R: 1 E: 0 K: 1 S: 12	H: 1 LOB: 2 BB: 1 P: 20	R: 1 E: 0 K: 0 S: 9	H: 2 LOB: 0 BB: 0 P: 16	R: 1 E: 0 K: 1 S: 11	H: 1 LOB: 0 BB: 0 P: 15	R: 0 E: 0 K: 1 S: 6	H: 1 LOB: 0 BB: 0 P: 8	R: 0 E: 0 K: 1 S: 9	H: 0 LOB: 0 BB: 0 P: 13	R: 1 E: 0 K: 2 S: 12	H: 1 LOB: 3 BB: 2 P: 25	R: 2 E: 0 K: 0 S: 11	H: 2 LOB: 0 BB: 0 P: 19	1B: 4 2B: 0 3B: 0 HR: 4	SF: 0 SAC: 0 DP: 2 HBP: 2	WP: 0 PB: 0 SB: 0 CS: 1	PA: 36
<b>PITCHER</b>	IP WLS BF H R ER SO BB IBB HBP BLK WP HR S P ERA WHIP																			
40 Jason Vargas, L (1.1) ERA: 7.39	5.0 L 20 5 3 3 3 2 0 0 0 0 0 2 46 73 5.40 1.400																			
47 Hansel Robles, R (6.1) ERA: 4.75	1.2 6 0 1 1 2 1 0 0 0 0 0 0 13 22 5.40 0.600																			
39 Jerry Blevins, L (7.1) ERA: 5.28	0.0 2 1 0 0 0 0 0 0 1 0 0 0 3 6 ∞ ∞																			
51 Paul Sewald, R (7.1) ERA: 4.86	0.1 2 0 0 0 0 1 1 0 0 0 0 0 5 10 0.00 3.000																			
35 Jacob Rhamer, R (8.1) ERA: 6.75	1.0 5 2 2 2 0 0 0 0 0 0 0 2 11 19 18.00 2.000																			



Batter	1	2	3	4	5	6	7	8	9	AB	R	H	RBI	BB	SO	LOB	TOP					
30 Michael Conforto, L (1.8) OBP: 0.341, SLG: 0.363										3	0	0	0	1	0	3						
21 Todd Frazier, R (1.5) OBP: 0.324, SLG: 0.403										4	0	1	1	0	1	1						
9 Brandon Nimmo, L (1.9) OBP: 0.395, SLG: 0.541										4	0	0	0	0	2	3						
13 Adrúbal Cabrera, S (1.4) OBP: 0.307, SLG: 0.472										4	0	0	0	0	2	3						
11 José Bautista, R (1.7) OBP: 0.319, SLG: 0.338										2	0	0	0	1	1	2						
61 Chris Beck, R (6.1)										0	0	0	0	0	0	0						
39 Jerry Blevins, L (7.1)										0	0	0	0	0	0	0						
38 Anthony Swarzak, R (8.1)										1	1	1	0	0	0	0						
7 José Reyes, S (9. PH) OBP: 0.222, SLG: 0.227										4	1	2	1	0	1	1						
22 Dominic Smith, L (1.3) OBP: 0.357, SLG: 0.615										3	0	0	0	1	0	3						
26 Kevin Plawewski, R (1.2) OBP: 0.358, SLG: 0.264										4	0	1	0	0	1	5						
1 Amed Rosario, R (1.6) OBP: 0.268, SLG: 0.355										2	1	1	0	0	1	0						
67 Seth Lugo, R (1.1) OBP: 0.200, SLG: 0.111										2	0	1	1	0	1	1						
4 Wilmer Flores, R (6.3) OBP: 0.323, SLG: 0.409										2	0	1	1	0	1	1						
<b>Inning Stats</b>	R: 0 E: 0 K: 1 S: 10	H: 0 LOB: 1 BB: 1 P: 19	R: 0 E: 0 K: 0 S: 6	H: 1 LOB: 1 BB: 1 P: 14	R: 1 E: 0 K: 3 S: 17	H: 2 LOB: 2 BB: 0 P: 26	R: 1 E: 0 K: 1 S: 10	H: 1 LOB: 0 BB: 1 P: 15	R: 0 E: 0 K: 2 S: 7	H: 0 LOB: 0 BB: 0 P: 9	R: 0 E: 0 K: 0 S: 7	H: 0 LOB: 0 BB: 0 P: 8	R: 0 E: 0 K: 1 S: 9	H: 1 LOB: 1 BB: 0 P: 15	R: 0 E: 0 K: 0 S: 9	H: 0 LOB: 0 BB: 0 P: 11	R: 1 E: 1 K: 2 S: 20	H: 2 LOB: 2 BB: 0 P: 29	1B: 2 2B: 5 3B: 0 HR: 1	SF: 0 SAC: 0 DP: 1 HBP: 1	WP: 0 PB: 0 SB: 0 CS: 1	PA: 37
<b>PITCHER</b>	IP WLS BF H R ER SO BB IBB HBP BLK WP HR S P ERA WHIP																					
52 Zack Godley, R (1.1) ERA: 4.77	6.2 W 27 5 2 2 8 3 0 1 0 0 1 63 101 2.70 1.200																					
40 Andrew Chafin, L (7.1) ERA: 1.82	1.1 4 0 0 0 0 0 0 0 0 0 0 12 16 0.00 0.000																					
29 Jorge De La Rosa, L (9.1) ERA: 3.43	0.2 5 2 1 0 2 0 0 0 0 0 0 18 26 0.00 3.000																					
31 Brad Boxberger, R (9.1) ERA: 2.55	0.1 S 1 0 0 0 0 0 0 0 0 0 0 2 3 0.00 0.000																					

**New York Mets @ Arizona Diamondbacks**  
Chase Field, Phoenix, AZ  
Fri Jun 15, 2018, 6:41 PM - 10:00 PM MST  
Att: 32,170 - Roof Closed - 77 F


**AB 33**  
**R 3**  
**H 7**  
**RBI 3**  
**BB 3**  
**SO 10**  
**LOB 22**



Batter	1	2	3	4	5	6	7	8	9	AB	R	H	RBI	BB	SO	LOB	BOTTOM			
9 Jon Jay, L (1.9) OBP: 0.376, SLG: 0.390										5	2	3	1	0	0	1				
44 Paul Goldschmidt, R (1.3) OBP: 0.372, SLG: 0.522										5	2	3	2	0	0	0				
22 Jake Lamb, L (1.5) OBP: 0.308, SLG: 0.400										5	0	1	1	0	3	1				
6 David Peralta, L (1.7) OBP: 0.347, SLG: 0.514									3	1	2	0	1	0	2					
3 Daniel Descalso, L (1.4) OBP: 0.374, SLG: 0.542									2	1	2	3	1	0	0	0				
29 Jorge De La Rosa, L (9.1)									0	0	0	0	0	0	0	0				
31 Brad Boxberger, R (9.1)									0	0	0	0	0	0	0	0				
13 Nick Ahmed, R (1.6) OBP: 0.280, SLG: 0.407									3	0	0	0	1	1	3					
5 Alex Avila, L (1.2) OBP: 0.232, SLG: 0.175									4	0	0	0	0	2	3					
1 Jarrod Dyson, L (1.8) OBP: 0.292, SLG: 0.269									3	1	0	0	1	2	0					
52 Zack Godley, R (1.1) OBP: 0.120, SLG: 0.120									3	0	1	0	0	2	1					
40 Andrew Chafin, R (7.1) ERA: 4.25									0	0	0	0	0	0	0					
4 Ketel Marte, S (6. PH) OBP: 0.304, SLG: 0.409									1	0	0	0	0	0	0					
<b>Inning Stats</b>	R: 1 E: 0 K: 2 S: 15	H: 2 LOB: 2 BB: 1 P: 27	R: 0 E: 0 K: 3 S: 12	H: 0 LOB: 0 BB: 0 P: 18	R: 2 E: 0 K: 0 S: 11	H: 3 LOB: 1 BB: 0 P: 17	R: 0 E: 0 K: 1 S: 11	H: 1 LOB: 1 BB: 0 P: 18	R: 2 E: 0 K: 1 S: 14	H: 2 LOB: 0 BB: 0 P: 20	R: 1 E: 0 K: 1 S: 12	H: 1 LOB: 0 BB: 1 P: 21	R: 0 E: 0 K: 1 S: 15	H: 1 LOB: 3 BB: 2 P: 27	R: 1 E: 0 K: 1 S: 12	H: 2 LOB: 1 BB: 0 P: 18	1B: 9 2B: 0 3B: 1 HR: 2	SF: 1 SAC: 0 DP: 0 HBP: 0	WP: 0 PB: 0 SB: 2 CS: 1	PA: 40
<b>PITCHER</b>	IP WLS BF H R ER SO BB IBB HBP BLK WP HR S P ERA WHIP																			
67 Seth Lugo, R (1.1) ERA: 2.49	5.0 L 24 8 5 5 7 1 0 0 0 0 0 2 63 100 9.00 1.800																			
61 Chris Beck, R (6.1) ERA: 4.25	1.2 9 2 1 1 1 3 0 0 0 0 0 24 42 5.40 3.000																			
39 Jerry Blevins, L (7.1) ERA: 5.17	0.1 1 0 0 0 1 0 0 0 0 0 0 3 6 0.00 0.000																			
38 Anthony Swarzak, R (8.1) ERA: 4.26	1.0 5 2 1 1 1 0 0 0 0 0 0 12 18 9.00 2.000																			

**New York Mets @ Arizona Diamondbacks**  
Chase Field, Phoenix, AZ  
Fri Jun 15, 2018, 6:41 PM - 10:00 PM MST  
Att: 32,170 - Roof Closed - 77 F

**AB 34**  
**R 7**  
**H 12**  
**RBI 7**  
**BB 4**  
**SO 10**  
**LOB 11**






Batter	1	2	3	4	5	6	7	8	9	AB	R	H	RBI	BB	SO	LOB	TOP								
1 Amed Rosario, R OBP: 0.266, SLG: 0.356	K2-3		13 F8 4 WP 2B		G6-3		F9		P3	5	1	1	0	0	1	1									
13 Asdrúbal Cabrera, S OBP: 0.305, SLG: 0.467	G4-3		F8		K		G3		21 BB 1B	5	0	1	0	0	1	1									
21 Todd Frazier, R OBP: 0.331, SLG: 0.408	K2-3		4 WP BB		G6-3				BB	3	0	1	0	2	1	0									
4 Wilmer Flores, R OBP: 0.323, SLG: 0.407		9 HR 1B	L7		F9		G4-3		G6-3	3	1	1	0	0	0	1									
22 Dominic Smith, L OBP: 0.313, SLG: 0.533		30 HR 1B	3-H		K					2	0	0	0	0	0	4									
9 Brandon Nimmo, L OBP: 0.397, SLG: 0.540		30 HR 1B	K		K		29 S 1B			4	1	2	0	0	2	1									
29 Devin Mesoraco, R OBP: 0.295, SLG: 0.403		1B	K		30 FC5-6 1B		30 2B 1B		G6-3	4	1	2	0	0	1	2									
30 Michael Conforto, L OBP: 0.343, SLG: 0.396		1-H 2-H HR	FC5-6		1-2		2B		G4-3	4	1	2	4	0	0	1									
11 José Bautista, R OBP: 0.327, SLG: 0.329		L8	K		1 SAFE B SI 90 B SI 90 S SL 81		K		21 BB 13 BB BB	2	0	0	0	2	1	1									
32 Steven Matz, R OBP: 0.125, SLG: 0.130		L7	G3		G3		IBB		F9	3	0	0	0	0	1	3									
65 Robert Gsellman, R OBP: 0.220, SLG: 0.224										0	0	0	0	0	0	0									
7 José Reyes, S OBP: 0.220, SLG: 0.224										1	0	0	0	0	0	1									
38 Anthony Swarzak, R OBP: 0.220, SLG: 0.224										0	0	0	0	0	0	0									
<b>Inning Stats</b>	R: 0 E: 0 K: 2 S: 9	H: 0 LOB: 0 BB: 0 P: 13	R: 3 E: 0 K: 1 S: 14	H: 3 LOB: 0 BB: 0 P: 23	R: 1 E: 0 K: 1 S: 11	H: 1 LOB: 1 BB: 1 P: 18	R: 0 E: 0 K: 1 S: 6	H: 1 LOB: 1 BB: 0 P: 9	R: 0 E: 0 K: 1 S: 5	H: 0 LOB: 0 BB: 0 P: 8	R: 1 E: 0 K: 1 S: 14	H: 3 LOB: 2 BB: 1 P: 25	R: 0 E: 0 K: 0 S: 9	H: 1 LOB: 0 BB: 0 P: 14	R: 0 E: 0 K: 1 S: 8	H: 0 LOB: 0 BB: 0 P: 11	R: 0 E: 0 K: 0 S: 12	H: 1 LOB: 3 BB: 2 P: 27	1B: 6 2B: 3 3B: 0 HR: 1	SF: 0 SAC: 0 DP: 0 HBP: 0	WP: 1 PB: 0 SB: 1 CS: 0	PA: 40			
<b>PITCHER</b>	IP WLS BF H R ER SO BB IBB HBP BLK WP HR S P ERA WHIP	IP WLS BF H R ER SO BB IBB HBP BLK WP HR S P ERA WHIP	IP WLS BF H R ER SO BB IBB HBP BLK WP HR S P ERA WHIP	IP WLS BF H R ER SO BB IBB HBP BLK WP HR S P ERA WHIP	IP WLS BF H R ER SO BB IBB HBP BLK WP HR S P ERA WHIP	IP WLS BF H R ER SO BB IBB HBP BLK WP HR S P ERA WHIP	IP WLS BF H R ER SO BB IBB HBP BLK WP HR S P ERA WHIP	IP WLS BF H R ER SO BB IBB HBP BLK WP HR S P ERA WHIP	IP WLS BF H R ER SO BB IBB HBP BLK WP HR S P ERA WHIP	IP WLS BF H R ER SO BB IBB HBP BLK WP HR S P ERA WHIP	IP WLS BF H R ER SO BB IBB HBP BLK WP HR S P ERA WHIP	IP WLS BF H R ER SO BB IBB HBP BLK WP HR S P ERA WHIP	IP WLS BF H R ER SO BB IBB HBP BLK WP HR S P ERA WHIP	IP WLS BF H R ER SO BB IBB HBP BLK WP HR S P ERA WHIP	IP WLS BF H R ER SO BB IBB HBP BLK WP HR S P ERA WHIP	IP WLS BF H R ER SO BB IBB HBP BLK WP HR S P ERA WHIP	IP WLS BF H R ER SO BB IBB HBP BLK WP HR S P ERA WHIP	IP WLS BF H R ER SO BB IBB HBP BLK WP HR S P ERA WHIP	IP WLS BF H R ER SO BB IBB HBP BLK WP HR S P ERA WHIP	IP WLS BF H R ER SO BB IBB HBP BLK WP HR S P ERA WHIP	IP WLS BF H R ER SO BB IBB HBP BLK WP HR S P ERA WHIP	IP WLS BF H R ER SO BB IBB HBP BLK WP HR S P ERA WHIP	IP WLS BF H R ER SO BB IBB HBP BLK WP HR S P ERA WHIP	IP WLS BF H R ER SO BB IBB HBP BLK WP HR S P ERA WHIP	IP WLS BF H R ER SO BB IBB HBP BLK WP HR S P ERA WHIP

**New York Mets @ Arizona Diamondbacks**  
Chase Field, Phoenix, AZ  
Sat Jun 16 2018, 7:11 PM - 10:04 PM MST  
Att: 31,824 - Roof Closed - 75 F

livebaseballscorecards.com

AB 36  
R 5  
H 10  
RBI 4  
BB 4  
SO 8  
LOB 16



Batter	1	2	3	4	5	6	7	8	9	AB	R	H	RBI	BB	SO	LOB	BOTTOM									
9 Jon Jay, L OBP: 0.377, SLG: 0.387	36 BB 1B		G1-3		G1-3		13 FC4-6 HBP			2	0	0	0	1	0	0										
13 Nick Ahmed, R OBP: 0.283, SLG: 0.418	F8		1B		44 G6-3 3B		FC4-6			4	1	2	0	0	0	4										
44 Paul Goldschmidt, R OBP: 0.367, SLG: 0.514	F9		K		G6-3				K	4	0	0	1	0	2	2										
36 John Ryan Murphy, R OBP: 0.294, SLG: 0.509	1B		G5-3		L5				E5	4	0	1	0	0	0	1										
6 David Peralta, L OBP: 0.342, SLG: 0.506	F7		G1-3		G4-3				K	4	0	0	0	0	1	3										
4 Ketel Marte, S OBP: 0.295, SLG: 0.402	G1-3		G5-3		G5-3				F9	4	0	0	0	0	0	1										
16 Chris Owings, R OBP: 0.265, SLG: 0.293	1B		F7		G6-3				K	4	0	1	0	0	1	0										
10 Deven Marrero, R OBP: 0.210, SLG: 0.200	F7		K		G6-3				K	3	0	1	0	0	1	1										
30 T.J. McFarland, L OBP: 0.305, SLG: 0.396	F7		K		9 HBP 3 BB 1B				K	1	0	0	0	0	0	0										
22 Jake Lamb, L OBP: 0.305, SLG: 0.396	F7		K		9 HBP 3 BB 1B				K	1	0	0	0	0	0	0										
46 Patrick Corbin, L OBP: 0.310, SLG: 0.296	K		L7		L7				K	2	0	0	0	0	0	0										
57 Fernando Salas, R OBP: 0.265, SLG: 0.293	K		L7		L7				K	2	0	1	0	0	1	0										
3 Daniel Descalso, L OBP: 0.376, SLG: 0.541	K		L7		L7				K	2	0	1	0	0	1	0										
<b>Inning Stats</b>	R: 0 E: 0 K: 0 S: 9	H: 1 LOB: 2 BB: 1 P: 18	R: 0 E: 0 K: 1 S: 8	H: 1 LOB: 1 BB: 0 P: 15	R: 0 E: 0 K: 1 S: 13	H: 1 LOB: 1 BB: 0 P: 17	R: 0 E: 0 K: 0 S: 10	H: 0 LOB: 0 BB: 0 P: 15	R: 0 E: 0 K: 1 S: 9	H: 0 LOB: 0 BB: 0 P: 13	R: 1 E: 0 K: 0 S: 8	H: 1 LOB: 0 BB: 0 P: 13	R: 0 E: 0 K: 0 S: 16	H: 2 LOB: 3 BB: 0 P: 22	R: 0 E: 1 K: 2 S: 9	H: 0 LOB: 1 BB: 0 P: 13	R: 0 E: 0 K: 3 S: 12	H: 0 LOB: 0 BB: 0 P: 15	1B: 5 2B: 0 3B: 1 HR: 0	SF: 0 SAC: 0 DP: 0 HBP: 1	WP: 0 PB: 0 SB: 0 CS: 0	PA: 36				
<b>PITCHER</b>	IP WLS BF H R ER SO BB IBB HBP BLK WP HR S P ERA WHIP	IP WLS BF H R ER SO BB IBB HBP BLK WP HR S P ERA WHIP	IP WLS BF H R ER SO BB IBB HBP BLK WP HR S P ERA WHIP	IP WLS BF H R ER SO BB IBB HBP BLK WP HR S P ERA WHIP	IP WLS BF H R ER SO BB IBB HBP BLK WP HR S P ERA WHIP	IP WLS BF H R ER SO BB IBB HBP BLK WP HR S P ERA WHIP	IP WLS BF H R ER SO BB IBB HBP BLK WP HR S P ERA WHIP	IP WLS BF H R ER SO BB IBB HBP BLK WP HR S P ERA WHIP	IP WLS BF H R ER SO BB IBB HBP BLK WP HR S P ERA WHIP	IP WLS BF H R ER SO BB IBB HBP BLK WP HR S P ERA WHIP	IP WLS BF H R ER SO BB IBB HBP BLK WP HR S P ERA WHIP	IP WLS BF H R ER SO BB IBB HBP BLK WP HR S P ERA WHIP	IP WLS BF H R ER SO BB IBB HBP BLK WP HR S P ERA WHIP	IP WLS BF H R ER SO BB IBB HBP BLK WP HR S P ERA WHIP	IP WLS BF H R ER SO BB IBB HBP BLK WP HR S P ERA WHIP	IP WLS BF H R ER SO BB IBB HBP BLK WP HR S P ERA WHIP	IP WLS BF H R ER SO BB IBB HBP BLK WP HR S P ERA WHIP	IP WLS BF H R ER SO BB IBB HBP BLK WP HR S P ERA WHIP	IP WLS BF H R ER SO BB IBB HBP BLK WP HR S P ERA WHIP	IP WLS BF H R ER SO BB IBB HBP BLK WP HR S P ERA WHIP	IP WLS BF H R ER SO BB IBB HBP BLK WP HR S P ERA WHIP	IP WLS BF H R ER SO BB IBB HBP BLK WP HR S P ERA WHIP	IP WLS BF H R ER SO BB IBB HBP BLK WP HR S P ERA WHIP	IP WLS BF H R ER SO BB IBB HBP BLK WP HR S P ERA WHIP	IP WLS BF H R ER SO BB IBB HBP BLK WP HR S P ERA WHIP	IP WLS BF H R ER SO BB IBB HBP BLK WP HR S P ERA WHIP

**New York Mets @ Arizona Diamondbacks**  
Chase Field, Phoenix, AZ  
Sat Jun 16 2018, 7:11 PM - 10:04 PM MST  
Att: 31,824 - Roof Closed - 75 F

livebaseballscorecards.com

AB 34  
R 1  
H 6  
RBI 1  
BB 1  
SO 8  
LOB 13





Batter	1	2	3	4	5	6	7	8	9	AB	R	H	RBI	BB	SO	LOB	TOP					
9 Brandon Nimmo, L (1,7) OBP: 0.402, SLG: 0.565										5	2	3	2	0	1	2						
13 Adrúbal Cabrera, S (1,4) OBP: 0.310, SLG: 0.419										4	1	2	1	1	0	1						
30 Michael Conforto, L (1,8) OBP: 0.344, SLG: 0.390										3	0	0	0	2	1	3						
21 Todd Frazier, R (1,5) OBP: 0.328, SLG: 0.404										4	0	1	1	0	0	3						
19 Jay Bruce, L (1,9) OBP: 0.292, SLG: 0.321										4	0	0	0	0	3	4						
22 Dominic Smith, L (1,3) OBP: 0.250, SLG: 0.421										4	0	0	0	0	1	0						
26 Kevin Plawewski, R (1,2) OBP: 0.352, SLG: 0.263										4	0	1	0	0	2	0						
7 José Reyes, S (1,6) OBP: 0.233, SLG: 0.228										3	1	1	0	1	0	1						
45 Zack Wheeler, L (1,1) OBP: 0.240, SLG: 0.240										2	0	0	0	0	0	0						
4 Wilmer Flores, R (7,PH) OBP: 0.278, SLG: 0.492										0	0	0	0	0	0	0						
47 Hansel Robles, R (7,1) ERA: 1.45										0	0	0	0	0	0	0						
27 Jeury Familia, R (8,1) ERA: 2.36										1	1	1	0	0	0	0						
11 José Bautista, R (9,PH) OBP: 0.393, SLG: 0.393										0	0	0	0	0	0	0						
65 Robert Gsellman, R (9,1) ERA: 3.91										0	0	0	0	0	0	0						
<b>Inning Stats</b>	R: 1 E: 0 K: 1 S: 12	H: 1 LOB: 1 BB: 1 P: 23	R: 0 E: 0 K: 0 S: 5	H: 0 LOB: 0 BB: 0 P: 10	R: 0 E: 0 K: 0 S: 14	H: 1 LOB: 1 BB: 0 P: 21	R: 0 E: 0 K: 1 S: 9	H: 0 LOB: 0 BB: 0 P: 11	R: 0 E: 0 K: 0 S: 8	H: 1 LOB: 2 BB: 1 P: 10	R: 0 E: 0 K: 2 S: 10	H: 0 LOB: 2 BB: 2 P: 19	R: 0 E: 0 K: 2 S: 13	H: 0 LOB: 2 BB: 2 P: 27	R: 0 E: 0 K: 0 S: 16	H: 1 LOB: 1 BB: 0 P: 20	R: 4 E: 0 K: 2 S: 21	H: 4 LOB: 1 BB: 1 P: 34	1B: 5 2B: 2 3B: 0 HR: 2	SF: 1 SAC: 0 DP: 1 HBP: 0	WP: 0 PB: 0 CS: 1	PA: 40
<b>PITCHER</b>	IP: 5.2 WLS: 2 BF: 22 H: 4 R: 1 ER: 1 SO: 3 BB: 2 IBB: 0 HBP: 0 BLK: 0 WP: 0 HR: 0 S: 55 P: 88 ERA: 1.59 WHIP: 1.059	IP: 0.1 WLS: 1 BF: 1 H: 0 R: 0 ER: 0 SO: 0 BB: 0 IBB: 0 HBP: 0 BLK: 0 WP: 0 HR: 0 S: 6 P: 6 ERA: 0.00 WHIP: 0.000	IP: 1.0 WLS: 0 BF: 5 H: 0 R: 0 ER: 0 SO: 2 BB: 2 IBB: 0 HBP: 0 BLK: 0 WP: 0 HR: 13 S: 27 P: 27 ERA: 0.00 WHIP: 2.000	IP: 1.0 WLS: 0 BF: 4 H: 1 R: 0 ER: 0 SO: 0 BB: 0 IBB: 0 HBP: 0 BLK: 0 WP: 0 HR: 16 S: 22 P: 22 ERA: 0.00 WHIP: 1.000	IP: 0.2 WLS: 0 BF: 7 H: 4 R: 4 ER: 4 SO: 2 BB: 1 IBB: 0 HBP: 0 BLK: 0 WP: 2 HR: 17 S: 27 P: 27 ERA: 54.00 WHIP: 7.500	IP: 0.1 WLS: 0 BF: 1 H: 0 R: 0 ER: 0 SO: 0 BB: 0 IBB: 0 HBP: 0 BLK: 0 WP: 0 HR: 0 S: 8 P: 7 ERA: 0.00 WHIP: 0.000																

New York Mets @ Arizona Diamondbacks  
Chase Field, Phoenix, AZ  
Sun Jun 17 2018, 1:12 PM - 4:37 PM MST  
Att: 47,907 - Roof Closed - 75 F

AB	34
R	5
H	9
RBI	5
BB	5
SO	8
LOB	14



Batter	1	2	3	4	5	6	7	8	9	AB	R	H	RBI	BB	SO	LOB	BOTTOM					
9 Jon Jay, L (1,9) OBP: 0.375, SLG: 0.387										5	1	1	0	0	3	1						
44 Paul Goldschmidt, R (1,3) OBP: 0.372, SLG: 0.615										3	1	2	0	1	0	0						
22 Jake Lamb, L (1,5) OBP: 0.311, SLG: 0.400										4	1	2	1	0	1	1						
6 David Peralta, L (1,7) OBP: 0.341, SLG: 0.506										4	0	1	1	0	0	2						
3 Daniel Descalso, L (1,4) OBP: 0.383, SLG: 0.538										1	0	0	0	3	1	0						
31 Brad Boxberger, R (9,1) ERA: 1.45										0	0	0	0	0	0	0						
57 Fernando Salas, R (9,1) ERA: 4.13										0	0	0	0	0	0	0						
4 Ketel Marte, S (1,6) OBP: 0.298, SLG: 0.400										4	0	1	1	0	0	5						
5 Alex Avila, L (1,2) OBP: 0.224, SLG: 0.168										4	0	0	0	0	1	4						
10 Deven Marrero, R (9,PR) OBP: 0.210, SLG: 0.200										0	0	0	0	0	0	0						
1 Jarrod Dyson, L (1,8) OBP: 0.286, SLG: 0.262										4	0	0	0	0	1	2						
32 Clay Buchholz, L (1,1) ERA: 4.82										2	0	0	0	0	2	0						
40 Andrew Chafin, R (6,1) ERA: 1.8										0	0	0	0	0	0	0						
66 Yoshihisa Hirano, R (7,1) ERA: 4.5										0	0	0	0	0	0	0						
25 Archie Bradley, R (8,1) ERA: 2.36										0	0	0	0	0	0	0						
13 Nick Ahmed, R (8,PH) OBP: 0.231, SLG: 0.644										2	0	0	0	0	0	1						
<b>Inning Stats</b>	R: 0 E: 0 K: 2 S: 8	H: 0 LOB: 0 BB: 0 P: 12	R: 0 E: 0 K: 1 S: 8	H: 0 LOB: 0 BB: 0 P: 11	R: 0 E: 0 K: 2 S: 7	H: 0 LOB: 0 BB: 0 P: 13	R: 2 E: 0 K: 1 S: 22	H: 2 LOB: 2 BB: 2 P: 36	R: 0 E: 0 K: 2 S: 10	H: 0 LOB: 0 BB: 0 P: 16	R: 0 E: 0 K: 0 S: 7	H: 1 LOB: 0 BB: 0 P: 9	R: 0 E: 0 K: 0 S: 8	H: 1 LOB: 1 BB: 1 P: 14	R: 1 E: 0 K: 0 S: 15	H: 3 LOB: 3 BB: 1 P: 22	R: 0 E: 1 K: 1 S: 8	H: 0 LOB: 1 BB: 0 P: 12	1B: 5 2B: 2 3B: 0 HR: 0	SF: 0 SAC: 0 DP: 2 HBP: 0	WP: 0 PB: 0 CS: 0	PA: 37
<b>PITCHER</b>	IP: 6.0 WLS: 2 BF: 23 H: 3 R: 2 ER: 2 SO: 8 BB: 2 IBB: 0 HBP: 0 BLK: 0 WP: 0 HR: 8 S: 92 P: 97 ERA: 3.00 WHIP: 0.833	IP: 1.0 WLS: 0 BF: 4 H: 1 R: 0 ER: 0 SO: 0 BB: 1 IBB: 0 HBP: 0 BLK: 0 WP: 0 HR: 8 S: 14 P: 14 ERA: 0.00 WHIP: 2.000	IP: 1.0 WLS: 0 BF: 7 H: 3 R: 1 ER: 1 SO: 0 BB: 1 IBB: 0 HBP: 0 BLK: 0 WP: 0 HR: 15 S: 22 P: 22 ERA: 9.00 WHIP: 4.000	IP: 1.0 WLS: 0 BF: 4 H: 0 R: 0 ER: 0 SO: 1 BB: 0 IBB: 0 HBP: 0 BLK: 0 WP: 0 HR: 8 S: 12 P: 12 ERA: 0.00 WHIP: 0.000	IP: 0.0 WLS: 0 BF: 1 H: 0 R: 0 ER: 0 SO: 0 BB: 0 IBB: 0 HBP: 0 BLK: 0 WP: 0 HR: 0 S: 8 P: 7 ERA: 0.00 WHIP: 0.000																	

New York Mets @ Arizona Diamondbacks  
Chase Field, Phoenix, AZ  
Sun Jun 17 2018, 1:12 PM - 4:37 PM MST  
Att: 47,907 - Roof Closed - 75 F

AB	33
R	3
H	7
RBI	3
BB	4
SO	9
LOB	16









Batter	1	2	3	4	5	6	7	8	9	AB	R	H	RBI	BB	SO	LOB	TOP			
9 Jon Jay, L OBP: 0.375, SLG: 0.387										5	2	2	0	0	1	0	Arizona Diamondbacks @ Los Angeles Angels Angel Stadium, Anaheim, CA Tue Jun 19 2018, 7:07 PM - 10:18 PM PDT Att: 33,088 - Clear - 71 F			
44 Paul Goldschmidt, R OBP: 0.376, SLG: 0.532										3	1	1	2	2	1	1				
22 Jake Lamb, L OBP: 0.318, SLG: 0.384										2	1	1	0	3	0	0				
6 David Peralta, L OBP: 0.337, SLG: 0.500										4	0	1	2	0	1	5				
3 Daniel Descalso, L OBP: 0.372, SLG: 0.517										4	0	0	0	0	4	4				
4 Ketel Marte, S OBP: 0.300, SLG: 0.406										3	0	0	0	1	1	0				
36 John Ryan Murphy, R OBP: 0.283, SLG: 0.491										4	0	0	0	0	3	1				
13 Nick Ahmed, R OBP: 0.288, SLG: 0.425										3	0	0	0	0	1	1				
1 Jarrod Dyson, L OBP: 0.279, SLG: 0.256										4	0	0	0	0	2	2				
<b>Inning Stats</b>	R: 1 E: 0 K: 2 S: 15	H: 2 LOB: 1 BB: 0 P: 18	R: 0 E: 0 K: 2 S: 12	H: 0 LOB: 1 BB: 1 P: 18	R: 0 E: 0 K: 1 S: 11	H: 0 LOB: 2 BB: 2 P: 21	R: 0 E: 0 K: 1 S: 10	H: 0 LOB: 1 BB: 0 P: 17	R: 1 E: 0 K: 1 S: 18	H: 1 LOB: 1 BB: 1 P: 30	R: 0 E: 0 K: 0 S: 8	H: 0 LOB: 2 BB: 2 P: 22	R: 0 E: 0 K: 3 S: 11	H: 0 LOB: 0 BB: 0 P: 17	R: 2 E: 0 K: 1 S: 9	H: 2 LOB: 0 BB: 0 P: 14	1B: 3 2B: 1 3B: 0 HR: 1	SF: 0 SAC: 0 DP: 0 HBP: 1	WP: 2 PB: 0 SB: 0 CS: 0	PA: 39
<b>PITCHER</b>	IP WLS BF H R ER SO BB IBB HBP BLK WP HR S P ERA WHIP	IP WLS BF H R ER SO BB IBB HBP BLK WP HR S P ERA WHIP	IP WLS BF H R ER SO BB IBB HBP BLK WP HR S P ERA WHIP	IP WLS BF H R ER SO BB IBB HBP BLK WP HR S P ERA WHIP	IP WLS BF H R ER SO BB IBB HBP BLK WP HR S P ERA WHIP	IP WLS BF H R ER SO BB IBB HBP BLK WP HR S P ERA WHIP	IP WLS BF H R ER SO BB IBB HBP BLK WP HR S P ERA WHIP	IP WLS BF H R ER SO BB IBB HBP BLK WP HR S P ERA WHIP	IP WLS BF H R ER SO BB IBB HBP BLK WP HR S P ERA WHIP	IP WLS BF H R ER SO BB IBB HBP BLK WP HR S P ERA WHIP	IP WLS BF H R ER SO BB IBB HBP BLK WP HR S P ERA WHIP	IP WLS BF H R ER SO BB IBB HBP BLK WP HR S P ERA WHIP	IP WLS BF H R ER SO BB IBB HBP BLK WP HR S P ERA WHIP	IP WLS BF H R ER SO BB IBB HBP BLK WP HR S P ERA WHIP	IP WLS BF H R ER SO BB IBB HBP BLK WP HR S P ERA WHIP	IP WLS BF H R ER SO BB IBB HBP BLK WP HR S P ERA WHIP				
64 Félix Peña, R ERA: 5.4	4.0	18	2	1	1	6	3	0	1	0	0	2	0	48	74	2.25	1.250			
48 Jose Alvarez, L ERA: 2.94	1.0	5	1	1	1	1	1	0	0	0	0	0	0	18	30	9.00	2.000			
32 Cam Bedrosian, R ERA: 3.82	1.2	6	0	0	0	2	1	0	0	0	0	0	0	16	23	0.00	0.600			
38 Justin Anderson, R ERA: 3.2	0.1	2	0	0	0	1	1	0	0	0	0	0	0	4	9	0.00	3.000			
53 Blake Parker, R ERA: 3.5	2.0	8	2	2	2	4	0	0	0	0	0	1	20	31	9.00	1.000				
<b>Batter</b>	<b>1</b>	<b>2</b>	<b>3</b>	<b>4</b>	<b>5</b>	<b>6</b>	<b>7</b>	<b>8</b>	<b>9</b>	<b>AB</b>	<b>R</b>	<b>H</b>	<b>RBI</b>	<b>BB</b>	<b>SO</b>	<b>LOB</b>	<b>BOTTOM</b>			
3 Ian Kinsler, R OBP: 0.293, SLG: 0.408										3	2	1	1	1	0	2	Arizona Diamondbacks @ Los Angeles Angels Angel Stadium, Anaheim, CA Tue Jun 19 2018, 7:07 PM - 10:18 PM PDT Att: 33,088 - Clear - 71 F			
27 Mike Trout, R OBP: 0.469, SLG: 0.689									1	0	1	2	2	0	0					
8 Justin Upton, R OBP: 0.337, SLG: 0.461								4	0	0	0	0	1	7						
5 Albert Pujols, R OBP: 0.285, SLG: 0.418							4	0	1	0	0	1	0	1	0					
2 Andrelton Simmons, R OBP: 0.381, SLG: 0.433							4	0	0	0	0	0	2							
56 Kole Calhoun, L OBP: 0.203, SLG: 0.206							4	1	1	1	0	0	0	0	0					
12 Martín Maldonado, R OBP: 0.296, SLG: 0.342							3	1	1	0	0	0	0	0	0					
24 Chris Young, R OBP: 0.277, SLG: 0.378							3	0	1	0	0	0	0	1						
18 Luis Valbuena, L OBP: 0.297, SLG: 0.335							1	0	0	0	0	1	1							
6 David Fletcher, R OBP: 0.385, SLG: 0.538							4	1	2	0	0	0	2							
<b>Inning Stats</b>	R: 1 E: 0 K: 0 S: 10	H: 1 LOB: 0 BB: 1 P: 16	R: 0 E: 0 K: 0 S: 5	H: 0 LOB: 0 BB: 0 P: 10	R: 0 E: 0 K: 0 S: 11	H: 1 LOB: 2 BB: 1 P: 20	R: 0 E: 0 K: 0 S: 6	H: 0 LOB: 0 BB: 0 P: 11	R: 3 E: 1 K: 1 S: 10	H: 3 LOB: 3 BB: 0 P: 15	R: 1 E: 1 K: 1 S: 16	H: 2 LOB: 3 BB: 1 P: 25	R: 0 E: 0 K: 1 S: 6	H: 0 LOB: 0 BB: 0 P: 8	R: 0 E: 0 K: 1 S: 11	H: 1 LOB: 1 BB: 0 P: 16	1B: 6 2B: 0 3B: 0 HR: 2	SF: 0 SAC: 0 DP: 1 HBP: 2	WP: 0 PB: 0 SB: 0 CS: 0	PA: 37
<b>PITCHER</b>	IP WLS BF H R ER SO BB IBB HBP BLK WP HR S P ERA WHIP	IP WLS BF H R ER SO BB IBB HBP BLK WP HR S P ERA WHIP	IP WLS BF H R ER SO BB IBB HBP BLK WP HR S P ERA WHIP	IP WLS BF H R ER SO BB IBB HBP BLK WP HR S P ERA WHIP	IP WLS BF H R ER SO BB IBB HBP BLK WP HR S P ERA WHIP	IP WLS BF H R ER SO BB IBB HBP BLK WP HR S P ERA WHIP	IP WLS BF H R ER SO BB IBB HBP BLK WP HR S P ERA WHIP	IP WLS BF H R ER SO BB IBB HBP BLK WP HR S P ERA WHIP	IP WLS BF H R ER SO BB IBB HBP BLK WP HR S P ERA WHIP	IP WLS BF H R ER SO BB IBB HBP BLK WP HR S P ERA WHIP	IP WLS BF H R ER SO BB IBB HBP BLK WP HR S P ERA WHIP	IP WLS BF H R ER SO BB IBB HBP BLK WP HR S P ERA WHIP	IP WLS BF H R ER SO BB IBB HBP BLK WP HR S P ERA WHIP	IP WLS BF H R ER SO BB IBB HBP BLK WP HR S P ERA WHIP	IP WLS BF H R ER SO BB IBB HBP BLK WP HR S P ERA WHIP	IP WLS BF H R ER SO BB IBB HBP BLK WP HR S P ERA WHIP				
55 Matt Koch, R ERA: 4.4	5.2	27	7	5	5	0	2	0	0	0	8	12	0.00	3.000						
57 Fernando Salas, R ERA: 4.09	0.1	3	0	0	0	1	1	0	0	0	0	0	0.00	0.000						
40 Andrew Chafin, L ERA: 1.73	1.0	3	0	0	0	1	0	0	0	0	6	8	0.00	0.000						
30 T.J. McFarland, L ERA: 2.17	1.0	4	1	0	0	1	0	0	0	0	11	16	0.00	1.000						








Batter	1	2	3	4	5	6	7	8	9	10	11	12	13	AB R H RBI BB SO LOB	TOP																
9 Jon Jay, L OBP: 0.375, SLG: 0.392 (1, 9)	G3		G4-3			K			G1-3		1B		BB	5 1 1 0 1 1 1	<b>Arizona Diamondbacks @ Pittsburgh Pirates</b> PNC Park, Pittsburgh, PA Fri Jun 22 2018, 7:06 PM - 11:00 PM EDT Att. 24,843 - Cloudy - 69 F																
44 Paul Goldschmidt, R OBP: 0.372, SLG: 0.520 (1, 3)	1B		L8			K			E1		FC6-4		L9	6 0 1 0 0 1 3																	
22 Jake Lamb, L OBP: 0.312, SLG: 0.373 (1, 5)	1B		FC4-6			K			K		1B		K	6 1 1 0 0 0 3 3																	
6 David Peralta, L OBP: 0.336, SLG: 0.491 (1, 7)			F8			K			E6		FC		1BB	5 0 1 0 1 2 3																	
4 Ketel Marte, S OBP: 0.299, SLG: 0.412 (1, 4)			F9			G4-3			L6		E2		1B	6 0 1 1 0 0 3																	
13 Nick Ahmed, R OBP: 0.285, SLG: 0.424 (1, 6)			K			2B			F9		P4			5 0 1 0 0 1 2																	
1 Jarrod Dyson, L OBP: 0.260, SLG: 0.260 (1, 8)			K			G4-3			B3		2B			5 0 1 0 0 1 1																	
2 Jeff Mathis, R OBP: 0.310, SLG: 0.243 (1, 2)						G4-3			P5		K			5 0 1 0 0 3 2																	
46 Prince Canfield, L OBP: 0.250, SLG: 0.250 (1, 1)			SH2-4			K			P6		K			1 1 0 0 0 0 0 1																	
31 Brad Boxberger, R OBP: 0.280, SLG: 0.350 (1, 1)			SH2-4			G3					G6-3			1 1 0 0 0 0 0 0																	
<b>Inning Stats</b>	R: 0 E: 0 K: 2 S: 8	H: 1 LOB: 1 BB: 0 P: 11	R: 0 E: 0 K: 2 S: 8	H: 0 LOB: 0 BB: 0 P: 15	R: 0 E: 0 K: 1 S: 7	H: 0 LOB: 0 BB: 0 P: 12	R: 0 E: 0 K: 1 S: 9	H: 1 LOB: 1 BB: 0 P: 12	R: 0 E: 0 K: 3 S: 12	H: 0 LOB: 0 BB: 0 P: 19	R: 0 E: 0 K: 1 S: 7	H: 0 LOB: 0 BB: 0 P: 9	R: 0 E: 0 K: 1 S: 9	H: 0 LOB: 0 BB: 0 P: 12	R: 0 E: 0 K: 1 S: 12	H: 1 LOB: 2 BB: 0 P: 18	R: 1 E: 1 K: 0 S: 12	H: 2 LOB: 2 BB: 0 P: 16	R: 0 E: 0 K: 1 S: 10	H: 0 LOB: 0 BB: 0 P: 17	R: 1 E: 0 K: 1 S: 13	H: 1 LOB: 2 BB: 2 P: 24	1B: 6 2B: 2 3B: 0 HR: 0	SF: 0 SAC: 1 DP: 0 HBP: 0	WP: 1 PB: 0 SB: 1 CS: 0	PA: 50					
<b>PITCHER</b>	IP WLS BF H R ER SO BB IBB HBP BLK WP HR S P ERA WHIP	8.0 27 3 0 0 0 0 0 0 0 0 0 0 60 90 0.00 0.375	1.0 5 1 0 0 1 0 0 0 0 0 0 0 13 18 0.00 1.000	1.0 4 1 0 0 2 0 0 0 0 0 0 0 12 20 0.00 1.000	1.0 6 2 1 0 0 0 0 0 0 0 0 0 12 16 0.00 2.000	2.0 8 1 1 1 2 1 1 0 0 1 0 0 23 41 4.50 1.000																									

Batter	1	2	3	4	5	6	7	8	9	10	11	12	13	AB R H RBI BB SO LOB	BOTTOM															
5 Josh Harrison, R OBP: 0.310, SLG: 0.385 (12, 5)	G4-3		K2-3			G3-1			L9		SH1-4		P4	5 0 0 0 0 1 2	<b>Arizona Diamondbacks @ Pittsburgh Pirates</b> PNC Park, Pittsburgh, PA Fri Jun 22 2018, 7:06 PM - 11:00 PM EDT Att. 24,843 - Cloudy - 69 F															
17 Austin Meadows, L OBP: 0.370, SLG: 0.586 (9, 7)	1B		K2-3			1B			G6-3		1BB		G3	5 0 2 0 1 1 0																
6 Starling Marte, R OBP: 0.327, SLG: 0.461 (1, 8)	K		K			F8			G6-3		E5		G4-3	6 0 0 0 0 2 4																
23 David Freese, R OBP: 0.331, SLG: 0.404 (1, 5)	K		F8						G4-3		K		L8	5 0 0 0 0 3 4																
24 Tyler Glasnow, L OBP: 0.323, SLG: 0.403 (12, 1)	K													0 0 0 0 0 0 0																
56 Jacob Stallings, R (13, PH)														1 0 0 0 0 0 0																
32 Elias Diaz, R OBP: 0.336, SLG: 0.469 (1, 2)			G6-3			L6					G4-3			4 0 0 0 1 1 3																
36 José Osuna, R OBP: 0.216, SLG: 0.389 (1, 3)			K			L8			G5-3				K	5 0 0 0 0 3 1																
10 Jordy Mercer, R OBP: 0.323, SLG: 0.403 (1, 6)			F9						L6				K	5 0 1 0 0 2 1																
3 Sean Rodriguez, R OBP: 0.285, SLG: 0.291 (1, 7)			K			1B								2 0 0 0 0 2 1																
25 Gregory Polanco, L (8, PH)			K						BB		SH1-4		1B	1 1 1 0 2 0 0																
46 Iván Nova, R (1, 1)			K						G6-3				BB	2 0 0 0 0 2 0																
19 Collin Moran, L (8, PH)													BB	1 0 0 0 0 0 1																
73 Felipe Vázquez, L (8, 1)														0 0 0 0 0 0 0																
30 Kyle Crick, L (10, 1)														0 0 0 0 0 0 0																
37 Edgar Santana, R (11, 1)														0 0 0 0 0 0 0																
85 Josh Bell, S (11, 1)														0 0 0 0 1 0 0																
26 Adam Lind, L (12, 4)														0 0 0 0 1 0 0																
<b>Inning Stats</b>	R: 0 E: 0 K: 2 S: 11	H: 1 LOB: 1 BB: 0 P: 19	R: 0 E: 0 K: 1 S: 8	H: 0 LOB: 0 BB: 0 P: 10	R: 0 E: 0 K: 2 S: 10	H: 0 LOB: 0 BB: 0 P: 17	R: 0 E: 0 K: 1 S: 7	H: 1 LOB: 1 BB: 0 P: 9	R: 0 E: 0 K: 1 S: 11	H: 0 LOB: 0 BB: 0 P: 16	R: 0 E: 0 K: 2 S: 8	H: 0 LOB: 0 BB: 0 P: 12	R: 0 E: 0 K: 1 S: 9	H: 0 LOB: 3 BB: 3 P: 18	R: 0 E: 0 K: 2 S: 14	H: 1 LOB: 2 BB: 1 P: 21	R: 0 E: 0 K: 0 S: 5	H: 0 LOB: 0 BB: 0 P: 6	1B: 4 2B: 0 3B: 0 HR: 0	SF: 0 SAC: 1 DP: 1 HBP: 0	WP: 0 PB: 1 SB: 1 CS: 0	PA: 49								
<b>PITCHER</b>	IP WLS BF H R ER SO BB IBB HBP BLK WP HR S P ERA WHIP	7.0 24 3 0 0 0 0 0 0 0 0 0 0 70 102 0.00 0.429	1.0 3 0 0 0 0 0 0 0 0 0 0 0 8 10 0.00 0.000	1.0 3 0 0 0 0 0 0 0 0 0 0 0 8 10 0.00 0.000	1.0 4 0 0 0 2 1 0 0 0 0 0 0 14 23 0.00 1.000	1.0 7 0 1 0 1 2 1 0 0 0 0 0 8 18 0.00 2.000																								

**Arizona Diamondbacks @ Pittsburgh Pirates**  
 PNC Park, Pittsburgh, PA  
 Fri Jun 22 2018, 7:06 PM - 11:00 PM EDT  
 Att. 24,843 - Cloudy - 69 F

livebaseballscores.com

AB 47  
R 2  
H 8  
RBI 1  
BB 2  
SO 13  
LOB 20



**Arizona Diamondbacks @ Pittsburgh Pirates**  
 PNC Park, Pittsburgh, PA  
 Fri Jun 22 2018, 7:06 PM - 11:00 PM EDT  
 Att. 24,843 - Cloudy - 69 F

livebaseballscores.com

AB 42  
R 1  
H 4  
RBI 0  
BB 6  
SO 17  
LOB 17









Batter	1	2	3	4	5	6	7	8	9	AB	R	H	RBI	BB	SO	LOB	TOP		
1 Jarrod Dyson, L (1,8) OBP: 0.280, SLG: 0.259										4	0	1	0	0	0	1			
4 Ketel Marte, S (1,4) OBP: 0.295, SLG: 0.406										4	0	0	0	0	0	1			
22 Jake Lamb, L (1,5) OBP: 0.320, SLG: 0.378										4	1	2	0	0	0	0			
6 David Peralta, L (1,7) OBP: 0.341, SLG: 0.509										4	1	1	2	0	1	1			
3 Daniel Descalso, L (1,3) OBP: 0.365, SLG: 0.500										4	0	1	0	0	2	1			
36 John Ryan Murphy, R (1,2) OBP: 0.289, SLG: 0.509										3	1	1	1	1	0	2			
16 Chris Owings, R (1,9) OBP: 0.239, SLG: 0.235										3	0	0	0	0	2	2			
66 Yoshihisa Hirano, R (7,1)										0	0	0	0	0	0	0			
31 Brad Boxberger, R (9,1)										0	0	0	0	0	0	0			
13 Nick Ahmed, R (1,6) OBP: 0.277, SLG: 0.412										3	0	0	0	0	1	1			
32 Clay Buchholz, L (1,1) OBP: 0.083, SLG: 0.083										2	0	0	0	0	1	1			
40 Andrew Chafin, R (6,1)										0	0	0	0	0	0	0			
9 Jon Jay, L (7,9) OBP: 0.377, SLG: 0.395										1	0	0	0	0	0	0			
<b>Inning Stats</b>	R: 2 H: 3 E: 0 K: 1 S: 11	H: 3 R: 0 BB: 0 P: 16	R: 1 H: 1 E: 1 K: 1 S: 9	H: 1 R: 0 LOB: 1 P: 13	R: 0 H: 0 E: 0 K: 0 S: 7	H: 0 R: 0 LOB: 0 P: 11	R: 0 H: 1 E: 0 K: 2 S: 11	H: 1 R: 0 LOB: 0 P: 14	R: 0 H: 0 E: 0 K: 1 S: 8	H: 0 R: 0 LOB: 0 P: 10	R: 0 H: 0 E: 0 K: 1 S: 7	H: 0 R: 0 LOB: 0 P: 12	R: 0 H: 0 E: 0 K: 0 S: 8	R: 0 H: 0 E: 0 K: 1 S: 12	H: 1 R: 0 LOB: 0 P: 18	1B: 4 2B: 0 3B: 0 HR: 2	SF: 0 SAC: 0 DP: 2 HBP: 0	WP: 0 PB: 0 SB: 0 CS: 0	PA: 33
<b>PITCHER</b>	IP WLS BF H R ER SO BB IBB HBP BLK WP HR S P ERA WHIP																		
34 Trevor Williams, R (1,1) ERA: 4.03	6.0 L 23 5 3 3 6 0 0 0 0 0 2 53 76 4.50 0.833																		
68 Clay Holmes, R (7,1) ERA: 2.25	2.0 6 0 0 0 0 1 0 0 0 0 0 13 20 0.00 0.500																		
37 Edgar Santana, R (9,1) ERA: 3.58	1.0 4 1 0 0 1 0 0 0 0 0 0 12 18 0.00 1.000																		

Arizona Diamondbacks @ Pittsburgh Pirates  
PNC Park, Pittsburgh, PA  
Sun Jun 24 2018, 2:06 PM - 4:37 PM EDT  
Att: 19,207 - Cloudy - 77 F

AB	32
R	3
H	6
RBI	3
BB	1
SO	7
LOB	10



Batter	1	2	3	4	5	6	7	8	9	AB	R	H	RBI	BB	SO	LOB	BOTTOM				
5 Josh Harrison, R (1,4) OBP: 0.314, SLG: 0.387										4	0	1	0	0	1	0					
17 Austin Meadows, L (1,9) OBP: 0.353, SLG: 0.555										4	0	1	0	0	2	1					
6 Starling Marte, R (1,8) OBP: 0.325, SLG: 0.458										4	0	1	0	0	1	2					
19 Colin Moran, L (1,5) OBP: 0.346, SLG: 0.417										3	0	0	0	0	2	1					
12 Corey Dickerson, L (1,7) OBP: 0.335, SLG: 0.447										3	0	0	0	0	1	0					
32 Elias Diaz, R (1,2) OBP: 0.336, SLG: 0.462										3	0	0	0	0	0	0					
55 Josh Bell, S (1,3) OBP: 0.329, SLG: 0.376										3	0	2	0	0	0	0					
3 Sean Rodriguez, R (1,6) OBP: 0.270, SLG: 0.274										3	0	0	0	0	2	2					
34 Trevor Williams, R (1,1) OBP: 0.080, SLG: 0.080										1	0	0	0	0	0	0					
36 Jose Osuna, R (6,PH) OBP: 0.200, SLG: 0.359										1	0	0	0	0	0	0					
68 Clay Holmes, R (7,1)										0	0	0	0	0	0	0					
25 Gregory Polanco, L (8,PH) OBP: 0.324, SLG: 0.419										1	0	0	0	0	0	0					
37 Edgar Santana, R (9,1) ERA: 3.62										0	0	0	0	0	0	0					
<b>Inning Stats</b>	R: 0 H: 0 E: 0 K: 1 S: 9	H: 0 R: 0 LOB: 0 P: 10	R: 0 H: 0 E: 0 K: 0 S: 6	H: 0 R: 0 LOB: 0 P: 8	R: 0 H: 0 E: 0 K: 1 S: 9	H: 0 R: 0 LOB: 0 P: 12	R: 0 H: 1 E: 0 K: 2 S: 11	H: 1 R: 0 LOB: 0 P: 14	R: 0 H: 1 E: 0 K: 1 S: 7	H: 1 R: 0 LOB: 1 P: 9	R: 0 H: 1 E: 0 K: 2 S: 14	H: 1 R: 0 LOB: 0 P: 21	R: 0 H: 0 E: 0 K: 2 S: 10	R: 0 H: 0 E: 0 K: 0 S: 7	H: 1 R: 0 LOB: 0 P: 9	R: 0 H: 1 E: 0 K: 0 S: 7	H: 1 R: 0 LOB: 0 P: 10	1B: 3 2B: 2 3B: 0 HR: 0	SF: 0 SAC: 0 DP: 2 HBP: 0	WP: 0 PB: 0 SB: 0 CS: 0	PA: 30
<b>PITCHER</b>	IP WLS BF H R ER SO BB IBB HBP BLK WP HR S P ERA WHIP																				
32 Clay Buchholz, R (1,1) ERA: 2.96	5.0 W 17 2 0 0 0 5 0 0 0 0 0 42 53 0.00 0.400																				
40 Andrew Chafin, L (6,1) ERA: 1.57	1.2 H 6 1 0 0 4 0 0 0 0 0 0 20 29 0.00 0.600																				
66 Yoshihisa Hirano, R (7,1) ERA: 1.32	1.1 H 4 1 0 0 0 0 0 0 0 0 0 11 15 0.00 0.750																				
31 Brad Boxberger, R (9,1) ERA: 3.62	1.0 S 3 1 0 0 0 0 0 0 0 0 0 7 10 0.00 1.000																				

Arizona Diamondbacks @ Pittsburgh Pirates  
PNC Park, Pittsburgh, PA  
Sun Jun 24 2018, 2:06 PM - 4:37 PM EDT  
Att: 19,207 - Cloudy - 77 F

AB	30
R	0
H	5
RBI	0
BB	0
SO	9
LOB	6





Batter	1	2	3	4	5	6	7	8	9	AB	R	H	RBI	BB	SO	LOB	TOP											
9 Jon Jay, L OBP: 0.372, SLG: 0.388	L6	K			L9		G1		G5-3	5	0	0	0	0	1	2												
44 Paul Goldschmidt, R OBP: 0.374, SLG: 0.555	F8				K			L7		4	0	1	0	0	1	0												
22 Jake Lamb, L OBP: 0.318, SLG: 0.397	HR				K			K		4	1	1	1	1	0	2												
3 Daniel Descalso, L OBP: 0.359, SLG: 0.490	P4				K			G4-3		4	0	0	0	0	1	2												
4 Ketel Marte, S OBP: 0.295, SLG: 0.411	G4-3				F8			E4		4	1	1	0	0	0	2												
16 Chris Owings, R OBP: 0.263, SLG: 0.291	1B				FC6-4			FC5-4		3	2	1	1	0	0	3												
1 Jarrod Dyson, L OBP: 0.279, SLG: 0.259	2B				G4-3			K		4	1	1	0	0	1	2												
2 Jeff Mathis, R OBP: 0.293, SLG: 0.234	1B				L6			G5-3		3	0	1	2	0	0	0												
26 Shelby Miller, R	SF7				K			G5-3		1	0	0	1	0	1	0												
30 T.J. McFarland, L										0	0	0	0	0	0	0												
13 Nick Ahmed, R										1	0	0	0	0	0	0												
34 Braden Shipley, R										0	0	0	0	0	0	0												
6 David Peralta, L										0	0	0	0	1	0	0												
<b>Inning Stats</b>	R: 1 E: 0 K: 0 S: 10	H: 1 LOB: 0 BB: 0 P: 15	R: 2 E: 0 K: 1 S: 17	H: 2 LOB: 1 BB: 0 P: 26	R: 0 E: 0 K: 1 S: 13	H: 1 LOB: 2 BB: 0 P: 20	R: 0 E: 0 K: 1 S: 8	H: 0 LOB: 0 BB: 0 P: 9	R: 0 E: 0 K: 2 S: 10	H: 0 LOB: 0 BB: 0 P: 15	R: 0 E: 0 K: 1 S: 9	H: 0 LOB: 1 BB: 0 P: 14	R: 0 E: 0 K: 0 S: 7	H: 0 LOB: 0 BB: 0 P: 10	R: 0 E: 0 K: 1 S: 6	H: 0 LOB: 0 BB: 0 P: 10	R: 2 E: 0 K: 0 S: 12	H: 2 LOB: 1 BB: 1 P: 25	1B: 3 2B: 1 3B: 1 HR: 1	SF: 2 DP: 0 HBP: 1	WP: 0 PB: 0 CS: 0	PA: 37						
<b>PITCHER</b>	IP	WLS	BF	H	R	ER	SO	BB	IBB	HBP	BLK	WP	HR	S	P	ERA	WHIP											
58 Dan Straily, R ERA: 4.82	(1, 1)	6.1	W	26	4	3	3	6	0	0	1	0	0	1	69	102	4.26	0.632										
29 Brad Ziegler, R ERA: 5.4	(7, 1)	0.2	H	2	0	0	0	0	0	0	0	0	0	0	5	7	0.00	0.000										
61 Adam Conley, L ERA: 1.15	(8, 1)	1.0	H	3	0	0	0	1	0	0	0	0	0	6	10	0.00	0.000											
64 Nick Wittgren, R ERA: 3.72	(9, 1)	0.2		5	2	2	2	0	1	0	0	0	0	9	20	27.00	4.500											
71 Drew Steckenrider, R ERA: 3.41	(9, 1)	0.1		1	0	0	0	0	0	0	0	0	0	3	5	0.00	0.000											

Arizona Diamondbacks @ Miami Marlins  
Marlins Park, Miami, FL  
Mon Jun 25 2018, 7:11 PM - 10:25 PM EDT  
Att: 6,105 - Partly Cloudy - 86 F

AB 33  
R 5  
H 6  
RBI 5  
BB 1  
SO 7  
LOB 12



Batter	1	2	3	4	5	6	7	8	9	AB	R	H	RBI	BB	SO	LOB	BOTTOM											
32 Derek Dietrich, L OBP: 0.353, SLG: 0.492	F7						K	K		4	1	1	1	0	1	1												
61 Adam Conley, L										0	0	0	0	0	0	0												
3 JB Shuck, L OBP: 0.254, SLG: 0.239										1	0	0	0	0	1	2												
2 Yadiel Rivera, R OBP: 0.340, SLG: 0.224										0	0	0	0	0	0	0												
15 Brian Anderson, R OBP: 0.370, SLG: 0.418	K						L7	L7		5	0	2	2	0	1	2												
41 Justin Bour, L OBP: 0.370, SLG: 0.439										5	1	1	1	0	2	5												
64 Nick Wittgren, R										0	0	0	0	0	0	0												
71 Drew Steckenrider, R										0	0	0	0	0	0	0												
13 Starlin Castro, R OBP: 0.316, SLG: 0.368	F9						G6-3			4	1	2	1	0	0	0												
10 JT Riddle, L OBP: 0.256, SLG: 0.384							K			3	1	1	0	1	2	2												
19 Miguel Rojas, R OBP: 0.313, SLG: 0.360	G4-3									4	2	2	1	0	0	1												
9 Lewis Brinson, R OBP: 0.223, SLG: 0.331	G2-3						K			3	1	0	0	1	1	2												
28 Bryan Holaday, R OBP: 0.228, SLG: 0.230	K2-3						G6-3			3	0	0	1	1	2	2												
58 Dan Straily, R OBP: 0.222, SLG: 0.188										2	2	1	0	1	1	0												
29 Brad Ziegler, R										0	0	0	0	0	0	0												
1 Cameron Maybin, R OBP: 0.303, SLG: 0.301	1B						K			1	0	1	2	0	0	0												
<b>Inning Stats</b>	R: 1 E: 0 K: 1 S: 13	H: 1 LOB: 0 BB: 0 P: 22	R: 0 E: 0 K: 1 S: 13	H: 0 LOB: 1 BB: 1 P: 21	R: 1 E: 0 K: 2 S: 13	H: 3 LOB: 0 BB: 0 P: 22	R: 3 E: 0 K: 2 S: 17	H: 3 LOB: 1 BB: 1 P: 25	R: 0 E: 0 K: 1 S: 5	H: 0 LOB: 0 BB: 0 P: 7	R: 0 E: 0 K: 2 S: 10	H: 0 LOB: 0 BB: 0 P: 16	R: 0 E: 0 K: 1 S: 7	H: 0 LOB: 0 BB: 0 P: 10	R: 4 E: 0 K: 1 S: 20	H: 4 LOB: 2 BB: 2 P: 38	1B: 8 2B: 2 3B: 0 HR: 1	SF: 0 DP: 0 HBP: 0	WP: 1 PB: 0 CS: 0	PA: 39								
<b>PITCHER</b>	IP	WLS	BF	H	R	ER	SO	BB	IBB	HBP	BLK	WP	HR	S	P	ERA	WHIP											
26 Shelby Miller, R ERA: 12.27	(1, 1)	3.2	L	19	6	5	5	0	2	0	0	0	0	1	52	85	12.27	2.182										
30 T.J. McFarland, L ERA: 2.13	(4, 1)	2.1		8	1	0	0	4	0	0	0	0	0	19	28	0.00	0.429											
34 Braden Shipley, R ERA: 7.2	(7, 1)	2.0		12	4	4	4	2	2	0	0	0	0	27	48	18.00	3.000											

Arizona Diamondbacks @ Miami Marlins  
Marlins Park, Miami, FL  
Mon Jun 25 2018, 7:11 PM - 10:25 PM EDT  
Att: 6,105 - Partly Cloudy - 86 F

AB 35  
R 9  
H 11  
RBI 9  
BB 4  
SO 11  
LOB 17






























Batter	1	2	3	4	5	6	7	8	9	AB	R	H	RBI	BB	SO	LOB	TOP								
13 Matt Carpenter, L OBP: 0.361, SLG: 0.500										5	1	1	0	0	2	1									
28 Tommy Pham, R OBP: 0.333, SLG: 0.417										3	1	1	0	2	1	1									
41 Tyler O'Neill, R OBP: 0.267, SLG: 0.476										4	1	1	0	0	1	3									
23 Marcell Ozuna, R OBP: 0.325, SLG: 0.412										4	0	0	0	0	2	5									
48 Harrison Bader, R OBP: 0.330, SLG: 0.388										0	0	0	0	0	0	0									
4 Yadier Molina, R OBP: 0.315, SLG: 0.492										4	2	2	3	0	0	0									
3 Jedd Gyorko, R OBP: 0.298, SLG: 0.395										4	1	2	2	0	0	0									
34 Yairo Muñoz, R OBP: 0.326, SLG: 0.389										4	0	2	1	0	1	0									
16 Kolten Wong, L OBP: 0.291, SLG: 0.320										4	0	0	0	0	0	2									
18 Carlos Martínez, R OBP: 0.222, SLG: 0.385										3	0	1	0	0	1	0									
59 Mike Mayers, R ERA: 1.76										0	0	0	0	0	0	0									
56 Greg Holland, R ERA: 3.29										0	0	0	0	0	0	0									
38 José Martínez, R OBP: 0.366, SLG: 0.495										1	0	0	0	0	0	0									
26 Bud Norris, R ERA: 2.03										0	0	0	0	0	0	0									
<b>Inning Stats</b>	R: 4 E: 0 K: 1 S: 21	H: 5 LOB: 1 BB: 1 P: 30	R: 0 E: 0 K: 2 S: 13	H: 1 LOB: 1 BB: 0 P: 17	R: 0 E: 0 K: 0 S: 6	H: 0 LOB: 0 BB: 0 P: 9	R: 0 E: 0 K: 2 S: 10	H: 0 LOB: 0 BB: 0 P: 14	R: 0 E: 0 K: 2 S: 12	H: 1 LOB: 1 BB: 0 P: 17	R: 2 E: 0 K: 0 S: 15	H: 2 LOB: 0 BB: 0 P: 20	R: 0 E: 0 K: 1 S: 9	H: 0 LOB: 1 BB: 1 P: 16	R: 0 E: 0 K: 0 S: 9	H: 1 LOB: 1 BB: 0 P: 14	R: 0 E: 0 K: 0 S: 6	H: 0 LOB: 0 BB: 0 P: 8	1B: 5 2B: 3 3B: 0 HR: 2	SF: 0 SAC: 0 DP: 0 HBP: 0	WP: 0 PB: 0 SB: 0 CS: 0	PA: 38			
<b>PITCHER</b>	IP WLS BF H R ER SO BB IBB HBP BLK WP HR S P ERA WHIP	5.0 L 24 9 6 6 7 1 0 0 0 0 0 2 67 94 10.80 2.000	1.1 4 0 0 0 1 0 0 0 0 0 0 15 20 0.00 0.000	1.2 7 1 0 0 0 1 0 0 0 0 0 0 23 0.00 1.200	1.0 3 0 0 0 0 0 0 0 0 0 0 6 8 0.00 0.000																				
38 Robbie Ray, L ERA: 4.89																									
40 Andrew Chafin, L ERA: 1.76																									
65 Joey Krehbiel, R ERA: 2.03																									
25 Archie Bradley, R ERA: 2.03																									
<b>Batter</b>	<b>1</b>	<b>2</b>	<b>3</b>	<b>4</b>	<b>5</b>	<b>6</b>	<b>7</b>	<b>8</b>	<b>9</b>	<b>AB</b>	<b>R</b>	<b>H</b>	<b>RBI</b>	<b>BB</b>	<b>SO</b>	<b>LOB</b>	<b>BOTTOM</b>								
9 Jon Jay, L OBP: 0.350, SLG: 0.359										4	1	0	0	0	1	2									
44 Paul Goldschmidt, R OBP: 0.364, SLG: 0.509										4	0	4	1	0	0	0									
22 Jake Lamb, L OBP: 0.333, SLG: 0.401										4	0	1	1	0	0	3									
11 AJ Pollock, R OBP: 0.341, SLG: 0.604										4	1	0	0	0	1	3									
6 David Peralta, L OBP: 0.348, SLG: 0.510										4	0	2	1	0	1	2									
3 Daniel Descalso, L OBP: 0.351, SLG: 0.481										2	0	0	0	1	0	3									
65 Joey Krehbiel, R ERA: 3.29										0	0	0	0	0	0	0									
16 Chris Owings, R OBP: 0.294, SLG: 0.292										1	0	0	0	0	0	1									
25 Archie Bradley, R ERA: 3.03										0	0	0	0	0	0	0									
36 John Ryan Murphy, R OBP: 0.299, SLG: 0.493										4	0	0	0	0	2	2									
13 Nick Ahmed, R OBP: 0.281, SLG: 0.410										3	1	0	0	1	2	0									
38 Robbie Ray, L ERA: 3.09										1	0	0	0	0	1	0									
40 Andrew Chafin, R ERA: 1.76										0	0	0	0	0	0	0									
4 Ketel Marte, S OBP: 0.299, SLG: 0.413										2	0	1	0	0	0	0									
<b>Inning Stats</b>	R: 1 E: 1 K: 1 S: 18	H: 2 LOB: 2 BB: 0 P: 28	R: 0 E: 0 K: 2 S: 11	H: 0 LOB: 0 BB: 0 P: 11	R: 0 E: 0 K: 1 S: 10	H: 1 LOB: 0 BB: 0 P: 12	R: 0 E: 0 K: 1 S: 7	H: 1 LOB: 1 BB: 1 P: 9	R: 1 E: 0 K: 0 S: 8	H: 1 LOB: 1 BB: 1 P: 16	R: 0 E: 0 K: 2 S: 14	H: 0 LOB: 1 BB: 1 P: 20	R: 0 E: 1 K: 0 S: 8	H: 1 LOB: 1 BB: 0 P: 12	R: 1 E: 1 K: 0 S: 7	H: 2 LOB: 1 BB: 0 P: 9	R: 0 E: 0 K: 1 S: 10	H: 0 LOB: 0 BB: 0 P: 12	1B: 7 2B: 0 3B: 1 HR: 0	SF: 0 SAC: 1 DP: 2 HBP: 0	WP: 1 PB: 0 SB: 0 CS: 0	PA: 36			
<b>PITCHER</b>	IP WLS BF H R ER SO BB IBB HBP BLK WP HR S P ERA WHIP	6.0 W 25 9 2 1 7 2 0 0 0 0 0 8 12 1.50 1.167	1.0 3 1 0 0 0 0 0 0 0 0 0 8 12 0.00 1.000	1.0 5 2 1 0 0 0 0 0 0 0 0 7 9 0.00 2.000	1.0 S 3 0 0 0 1 0 0 0 0 0 0 10 0.00 0.000																				
18 Carlos Martínez, R ERA: 3.09																									
59 Mike Mayers, R ERA: 3.29																									
56 Greg Holland, R ERA: 6.3																									
26 Bud Norris, R ERA: 3.03																									


St. Louis Cardinals @ Arizona Diamondbacks  
Chase Field, Phoenix, AZ  
Mon Jul 02 2018, 6:40 PM - 9:32 PM MST  
Att: 20,334 - Roof Closed - 79 F

AB 36  
R 6  
H 10  
RBI 6  
BB 2  
SO 8  
LOB 12



St. Louis Cardinals @ Arizona Diamondbacks  
Chase Field, Phoenix, AZ  
Mon Jul 02 2018, 6:40 PM - 9:32 PM MST  
Att: 20,334 - Roof Closed - 79 F

AB 33  
R 3  
H 8  
RBI 3  
BB 2  
SO 8  
LOB 16





Batter	1	2	3	4	5	6	7	8	9	AB	R	H	RBI	BB	SO	LOB	TOP
13 Matt Carpenter, L (1,3) OBP: 0.363, SLG: 0.498										3	0	1	0	1	0	0	<b>St. Louis Cardinals @ Arizona Diamondbacks</b> <b>Chase Field, Phoenix, AZ</b> Tue Jul 03 2018, 6:41 PM - 9:32 PM MST Att: 25,843 - Roof Closed - 81 F
28 Tommy Pham, R (1,8) OBP: 0.329, SLG: 0.411										4	0	0	0	0	1	4	
38 José Martínez, R (1,9) OBP: 0.364, SLG: 0.491										4	0	1	0	0	1	1	
23 Marcell Ozuna, R (1,7) OBP: 0.321, SLG: 0.406										4	0	0	0	0	2	2	
4 Yadier Molina, R (1,2) OBP: 0.313, SLG: 0.487										4	1	1	0	0	0	1	
3 Jedd Gyorko, R (1,5) OBP: 0.322, SLG: 0.400										3	1	1	0	1	0	0	
34 Yairo Muñoz, R (1,6) OBP: 0.324, SLG: 0.385										4	0	1	1	0	3	1	
16 Kolten Wong, L (1,4) OBP: 0.294, SLG: 0.322										2	0	1	1	1	0	0	
32 Jack Flaherty, R (1,1) OBP: 0.143, SLG: 0.143										2	0	0	0	0	0	1	
35 Greg Garcia, L (7,PH) OBP: 0.339, SLG: 0.369										1	0	1	0	0	0	0	
64 Sam Tuivailala, R (7,1) OBP: 0.281, SLG: 0.465										0	0	0	0	0	0	0	
68 Austin Gomber, L (8,1) OBP: 0.281, SLG: 0.465										1	0	0	0	0	1	1	
41 Tyler O'Neill, R (9,PH) OBP: 0.281, SLG: 0.465										1	0	0	0	0	1	1	
<b>Inning Stats</b>	R: 0 H: 1 E: 0 K: 2 S: 12	H: 3 R: 0 ER: 0 LOB: 1 BB: 0 P: 17	R: 2 H: 3 E: 0 K: 0 S: 9	H: 0 R: 0 ER: 0 LOB: 1 BB: 0 P: 10	R: 0 H: 0 E: 0 K: 1 S: 7	H: 0 R: 0 ER: 0 LOB: 1 BB: 0 P: 15	R: 0 H: 1 E: 0 K: 0 S: 12	H: 2 R: 0 ER: 0 LOB: 3 BB: 1 P: 19	R: 0 H: 0 E: 0 K: 2 S: 12	H: 0 R: 0 ER: 0 LOB: 1 BB: 1 P: 26	1B: 6 2B: 2 3B: 0 HR: 0	SF: 1 SAC: 0 DP: 1 HBP: 0	WP: 0 PB: 0 SB: 0 CS: 0	PA: 36			
<b>PITCHER</b>	IP WLS BF H R ER SO BB IBB HBP BLK WP HR S P ERA WHIP																
21 Zack Greinke, R (1,1) ERA: 3.38	6.2 W 27 7 2 2 4 1 0 0 0 0 0 64 95 2.70 1.200																
29 Jorge De La Rosa, L (7,1) ERA: 3.04	0.0 1 0 0 0 0 1 0 0 0 0 0 0 1 5 ∞ ∞																
66 Yoshinori Kamekura, R (7,1) ERA: 1.22	0.1 H 1 0 0 0 0 0 0 0 0 0 0 1 1 0.00 0.000																
25 Archie Bradley, R (8,1) ERA: 1.96	1.0 H 3 0 0 0 2 0 0 0 0 0 0 12 17 0.00 0.000																
31 Brad Boxberger, R (9,1) ERA: 3.96	1.0 S 4 0 0 0 2 1 0 0 0 0 0 0 18 26 0.00 1.000																

AB 32  
R 2  
H 7  
RBI 2  
BB 3  
SO 8  
LOB 11



Batter	1	2	3	4	5	6	7	8	9	AB	R	H	RBI	BB	SO	LOB	BOTTOM
9 Jon Jay, L (1,9) OBP: 0.349, SLG: 0.355										3	1	0	0	0	0	0	<b>St. Louis Cardinals @ Arizona Diamondbacks</b> <b>Chase Field, Phoenix, AZ</b> Tue Jul 03 2018, 6:41 PM - 9:32 PM MST Att: 25,843 - Roof Closed - 81 F
44 Paul Goldschmidt, R (1,3) OBP: 0.365, SLG: 0.638										4	1	2	3	0	2	0	
22 Jake Lamb, L (1,5) OBP: 0.337, SLG: 0.410										4	1	2	0	0	0	0	
11 AJ Pollock, R (1,8) OBP: 0.345, SLG: 0.596										2	0	0	0	2	0	0	
6 David Peralta, L (1,7) OBP: 0.347, SLG: 0.506										4	0	1	1	0	1	3	
4 Ketel Marte, S (1,4) OBP: 0.296, SLG: 0.409										3	0	0	0	0	1	2	
13 Nick Ahmed, R (1,6) OBP: 0.282, SLG: 0.412										3	1	1	0	0	1	0	
2 Jeff Mathis, R (1,2) OBP: 0.272, SLG: 0.216										3	0	0	0	0	2	1	
21 Zack Greinke, R (1,1) OBP: 0.343, SLG: 0.375										2	0	0	0	0	0	1	
29 Jorge De La Rosa, L (7,1) ERA: 3.16										0	0	0	0	0	0	0	
66 Yoshinori Kamekura, R (7,1) ERA: 1.22										0	0	0	0	0	0	0	
3 Daniel Descalso, L (7,PH) OBP: 0.339, SLG: 0.369										1	0	0	0	0	1	0	
25 Archie Bradley, R (8,1) ERA: 1.96										0	0	0	0	0	0	0	
31 Brad Boxberger, R (9,1) ERA: 3.96										0	0	0	0	0	0	0	
<b>Inning Stats</b>	R: 1 H: 2 E: 0 K: 1 S: 14	H: 0 R: 0 ER: 0 LOB: 2 BB: 1 P: 27	R: 0 H: 0 E: 0 K: 2 S: 10	H: 0 R: 0 ER: 0 LOB: 0 BB: 0 P: 13	R: 0 H: 0 E: 0 K: 1 S: 8	H: 0 R: 0 ER: 0 LOB: 0 BB: 0 P: 12	R: 0 H: 0 E: 0 K: 1 S: 6	H: 0 R: 0 ER: 0 LOB: 0 BB: 0 P: 9	R: 3 H: 2 E: 0 K: 1 S: 21	H: 2 R: 0 ER: 0 LOB: 2 BB: 1 P: 30	1B: 3 2B: 2 3B: 0 HR: 1	SF: 0 SAC: 0 DP: 1 HBP: 1	WP: 0 PB: 0 SB: 1 CS: 0	PA: 32			
<b>PITCHER</b>	IP WLS BF H R ER SO BB IBB HBP BLK WP HR S P ERA WHIP																
32 Jack Flaherty, R (1,1) ERA: 3.19	6.0 L 24 4 4 4 7 1 0 1 0 0 0 1 67 103 6.00 0.833																
64 Sam Tuivailala, R (7,1) ERA: 3.16	1.1 5 1 0 0 1 0 0 0 0 0 0 15 24 0.00 0.750																
68 Austin Gomber, L (8,1) ERA: 3.77	0.2 3 1 0 0 0 0 1 0 0 0 0 3 8 0.00 1.500																

AB 29  
R 4  
H 6  
RBI 4  
BB 2  
SO 8  
LOB 7









Batter	1	2	3	4	5	6	7	8	9	AB	R	H	RBI	BB	SO	LOB	TOP					
16 Travis Jankowski, L OBP: 0.354, SLG: 0.348										3	1	0	0	1	1	0	<b>San Diego Padres @ Arizona Diamondbacks</b> Chase Field, Phoenix, AZ Thu Jul 05 2018, 6:43 PM - 9:56 PM MST Att: 17,982 - Roof Closed - 80 F					
20 Carlos Asuaje, L OBP: 0.303, SLG: 0.328										2	2	2	1	2	0	0						
4 Will Myers, R OBP: 0.326, SLG: 0.442										4	1	2	2	0	0	2						
30 Eric Hosmer, L OBP: 0.339, SLG: 0.417										4	1	0	0	0	3	1						
10 Hunter Rentfro, R OBP: 0.320, SLG: 0.450										4	0	0	0	0	2	2						
7 Manuel Margot, R OBP: 0.297, SLG: 0.362										0	0	0	0	0	0	0						
15 Cory Spangenberg, L OBP: 0.272, SLG: 0.392										4	0	1	0	0	1	1						
13 Freddy Galvis, S OBP: 0.294, SLG: 0.340										4	0	1	1	0	1	1						
18 Austin Hedges, R OBP: 0.248, SLG: 0.327										4	1	2	1	0	1	1						
46 Eric Lauer, R OBP: 0.150, SLG: 0.167										2	0	0	0	0	1	0						
55 Matt Strahm, R ERA: 4.84										1	0	0	0	0	0	0						
53 Kazuhisa Makita, R ERA: 5.84										0	0	0	0	0	0	0						
22 Christian Villanueva, R OBP: 0.291, SLG: 0.485										1	0	0	0	0	0	1						
52 Brad Hand, L ERA: 3.05										0	0	0	0	0	0	0						
<b>Inning Stats</b>	R: 1 E: 0 K: 1 S: 16	H: 2 LOB: 1 BB: 0 P: 23	R: 0 E: 0 K: 0 S: 4	H: 1 LOB: 0 BB: 0 P: 6	R: 0 E: 0 K: 2 S: 9	H: 0 LOB: 1 BB: 1 P: 17	R: 0 E: 0 K: 2 S: 7	H: 0 LOB: 0 BB: 0 P: 10	R: 1 E: 0 K: 1 S: 10	H: 1 LOB: 0 BB: 0 P: 18	R: 3 E: 1 K: 2 S: 19	H: 2 LOB: 0 BB: 1 P: 27	R: 1 E: 0 K: 1 S: 14	H: 1 LOB: 1 BB: 1 P: 24	R: 0 E: 0 K: 1 S: 11	H: 0 LOB: 0 BB: 0 P: 15	R: 0 E: 0 K: 0 S: 6	H: 1 LOB: 0 BB: 0 P: 12	1B: 4 2B: 1 3B: 2 HR: 1	SF: 0 DP: 2 HBP: 0	WP: 0 PB: 0 SB: 1 CS: 1	PA: 37
<b>PITCHER</b>	IP WLS BF H R ER SO BB IBB HBP BLK WP HR S P ERA WHIP																					
26 Shelby Miller, R ERA: 9.0	5.1 L 23 5 5 3 7 2 0 0 0 0 1 60 94 5.06 1.312																					
40 Andrew Chafin, L ERA: 1.72	0.2 2 1 0 0 1 0 0 0 0 0 0 5 7 0.00 1.500																					
57 Fernando Salas, R ERA: 4.5	1.0 5 1 1 1 1 1 0 0 0 0 0 14 24 9.00 2.000																					
61 Silvino Bracho, R ERA: 1.72	1.0 3 0 0 0 1 0 0 0 0 0 0 11 15 0.00 0.000																					
30 T.J. McFarland, L ERA: 1.99	1.0 3 1 0 0 0 0 0 0 0 0 0 6 12 0.00 1.000																					

Batter	1	2	3	4	5	6	7	8	9	AB	R	H	RBI	BB	SO	LOB	BOTTOM					
9 Jon Jay, L OBP: 0.355, SLG: 0.361										4	0	2	0	0	1	3	<b>San Diego Padres @ Arizona Diamondbacks</b> Chase Field, Phoenix, AZ Thu Jul 05 2018, 6:43 PM - 9:56 PM MST Att: 17,982 - Roof Closed - 80 F					
13 Nick Ahmed, R OBP: 0.284, SLG: 0.412										5	0	2	0	0	1	2						
44 Paul Goldschmidt, R OBP: 0.380, SLG: 0.525										5	0	0	0	0	3	6						
11 AJ Pollock, R OBP: 0.352, SLG: 0.600										4	1	2	0	0	0	2						
28 Steven Souza Jr., R OBP: 0.233, SLG: 0.174										3	0	0	0	1	1	3						
4 Ketel Marte, S OBP: 0.294, SLG: 0.417										4	2	2	2	0	0	2						
22 Jake Lamb, L OBP: 0.337, SLG: 0.402										4	0	1	1	0	1	2						
36 John Ryan Murphy, R OBP: 0.295, SLG: 0.483										4	0	1	0	0	1	2						
26 Shelby Miller, R ERA: 4.84										1	0	0	0	1	0	2						
55 Matt Strahm, L ERA: 2.89										0	0	0	0	0	0	0						
53 Kazuhisa Makita, R ERA: 5.84										0	0	0	0	0	0	0						
52 Brad Hand, L ERA: 3.05										1	0	1	0	0	0	0						
<b>Inning Stats</b>	R: 0 E: 0 K: 0 S: 16	H: 2 LOB: 2 BB: 0 P: 22	R: 1 E: 0 K: 0 S: 16	H: 3 LOB: 1 BB: 0 P: 24	R: 0 E: 0 K: 0 S: 6	H: 0 LOB: 0 BB: 0 P: 8	R: 0 E: 0 K: 0 S: 7	H: 0 LOB: 0 BB: 0 P: 9	R: 0 E: 0 K: 2 S: 15	H: 1 LOB: 2 BB: 1 P: 24	R: 0 E: 0 K: 1 S: 13	H: 1 LOB: 1 BB: 1 P: 20	R: 0 E: 0 K: 1 S: 11	H: 1 LOB: 0 BB: 0 P: 17	R: 2 E: 0 K: 1 S: 10	H: 2 LOB: 0 BB: 0 P: 14	R: 0 E: 0 K: 3 S: 12	H: 1 LOB: 1 BB: 0 P: 14	1B: 8 2B: 2 3B: 0 HR: 1	SF: 0 DP: 1 HBP: 1	WP: 0 PB: 0 SB: 0 CS: 0	PA: 39
<b>PITCHER</b>	IP WLS BF H R ER SO BB IBB HBP BLK WP HR S P ERA WHIP																					
46 Eric Lauer, L ERA: 4.84	5.0 W 23 7 7 1 2 2 0 0 0 0 1 29 41 6.75 1.125																					
57 Fernando Salas, R ERA: 2.89	0.1 H 1 0 0 0 0 0 0 0 0 0 0 1 2 0.00 0.000																					
16 Chris Owings, R OBP: 0.295, SLG: 0.399	0.1 H 1 0 0 0 0 0 0 0 0 0 0 1 2 0.00 0.000																					
61 Silvino Bracho, R ERA: 1.72	1.0 S 4 1 0 0 3 0 0 0 0 0 0 12 14 0.00 1.000																					













Batter	1	2	3	4	5	6	7	8	9	10	11	12	13	14	15	16	AB	R	H	RBI	BB	SO	LOB	TOP
16 Travis Jankowski, L OBP: 0.353, SLG: 0.337			F8		FC6-4 20 BB	F9			20 G6-3 BB							L3	6	0	0	0	2	3	2	
20 Carlos Asuaje, L OBP: 0.288, SLG: 0.302			F7		FC6-4 BB				G6-3			G4-3		G6-3			7	1	1	0	1	2	1	
4 Will Myers, R OBP: 0.352, SLG: 0.563	L8				FC6-4 15 S		G6-3										6	1	1	1	2	2	4	
30 Eric Hosmer, L OBP: 0.329, SLG: 0.406							G6-3					G3-6-3 BB		G3-1			8	0	1	1	0	3	4	
15 Cory Spangenberg, L OBP: 0.264, SLG: 0.376			G3						G5-3								7	0	1	0	0	4	3	
13 Freddy Galvis, S OBP: 0.297, SLG: 0.336											F8			F9			6	1	2	0	1	2	1	
7 Manuel Margot, R OBP: 0.306, SLG: 0.567														G1-3			6	1	5	0	1	0	1	
18 Austin Hedges, R OBP: 0.261, SLG: 0.330	L6-4																6	0	1	1	1	1	7	
3 George Springer, L OBP: 0.339, SLG: 0.500			G3														6	0	0	0	0	0	0	
21 Zack Greinke, R ERA: 3.29	IP: 4.1, WLS: 2, BF: 18, H: 6, R: 2, ER: 2, SO: 3, BB: 0, IBB: 0, HBP: 0, BLK: 0, WP: 0, HR: 0, S: 17, P: 29, ERA: 0.354, SLG: 0.358																							
40 Andrew Chafin, L ERA: 1.00	IP: 0.2, WLS: 0, BF: 2, H: 0, R: 0, ER: 0, SO: 0, BB: 0, IBB: 0, HBP: 0, BLK: 0, WP: 0, HR: 0, S: 17, P: 15, ERA: 0.285, SLG: 0.416																							
48 Randal Delgado, R ERA: 1.80	IP: 0.2, WLS: 0, BF: 2, H: 0, R: 0, ER: 0, SO: 0, BB: 0, IBB: 0, HBP: 0, BLK: 0, WP: 0, HR: 0, S: 17, P: 13, ERA: 0.288, SLG: 0.540																							
29 Jorge De La Rosa, L ERA: 3.80	IP: 1.2, WLS: 0, BF: 6, H: 1, R: 0, ER: 0, SO: 2, BB: 0, IBB: 0, HBP: 0, BLK: 0, WP: 0, HR: 0, S: 17, P: 24, ERA: 0.294, SLG: 0.279																							
25 Archie Bradley, R ERA: 1.85																								
31 Brad Boxberger, R ERA: 3.34	IP: 1.0, WLS: 0, BF: 4, H: 0, R: 0, ER: 0, SO: 1, BB: 0, IBB: 0, HBP: 0, BLK: 0, WP: 0, HR: 0, S: 9, P: 19, ERA: 1.000																							
66 Yoshitsugu Hirano, R ERA: 1.06	IP: 1.0, WLS: 0, BF: 3, H: 0, R: 0, ER: 0, SO: 2, BB: 0, IBB: 0, HBP: 0, BLK: 0, WP: 0, HR: 0, S: 9, P: 14, ERA: 0.000																							
30 T.J. McFarland, L ERA: 3.92	IP: 4.0, WLS: 16, BF: 2, H: 0, R: 0, ER: 2, SO: 2, BB: 1, IBB: 0, HBP: 0, BLK: 0, WP: 0, HR: 0, S: 12, P: 18, ERA: 0.351, SLG: 0.382																							
52 Zack Godley, R ERA: 4.19	IP: 1.0, WLS: 5, BF: 1, H: 0, R: 0, ER: 0, SO: 2, BB: 0, IBB: 0, HBP: 0, BLK: 0, WP: 0, HR: 0, S: 10, P: 14, ERA: 0.294, SLG: 0.279																							
2 Jeff Mathis, R ERA: 9.0	IP: 1.0, WLS: L, BF: 4, H: 1, R: 1, ER: 1, SO: 1, BB: 0, IBB: 0, HBP: 0, BLK: 0, WP: 0, HR: 0, S: 9, P: 12, ERA: 0.000																							

San Diego Padres @ Arizona Diamondbacks  
Chase Field, Phoenix, AZ  
Sun Jul 08 2018, 1:13 PM - 6:42 PM MST  
Att. 24,869 - Roof Closed - 79 F

AB 59  
R 13  
H 4  
RBI 4  
BB 8  
SO 20  
LOB 32



Batter	1	2	3	4	5	6	7	8	9	10	11	12	13	14	15	16	AB	R	H	RBI	BB	SO	LOB	BOTTOM
9 Jon Jay, L OBP: 0.354, SLG: 0.358	G1-3						G4-3		L8					G6-3			5	1	0	0	0	1	3	
52 Zack Godley, R OBP: 0.152, SLG: 0.097																	0	0	0	0	0	0	0	
5 Alex Avila, L OBP: 0.270, SLG: 0.269			F9		G5-4-3												7	0	0	0	0	2	5	
13 Nick Ahmed, R OBP: 0.285, SLG: 0.416	G6-3						G5-3							F8			6	0	3	0	1	1	0	
44 Paul Goldschmidt, R OBP: 0.388, SLG: 0.540														G1-3			6	0	3	0	1	1	0	
11 AJ Pollock, R OBP: 0.325, SLG: 0.500																	7	0	0	0	0	2	6	
28 Steven Souza Jr., R OBP: 0.219, SLG: 0.213																	7	0	0	0	0	2	6	
4 Ketel Marte, S OBP: 0.304, SLG: 0.429														G1-3			5	1	2	0	2	1	1	
22 Jake Lamb, L OBP: 0.326, SLG: 0.377	G6-3																7	0	0	0	0	4	4	
2 Jeff Mathis, R OBP: 0.278, SLG: 0.242																	6	0	2	1	1	1	1	
21 Zack Greinke, R OBP: 0.351, SLG: 0.382	IP: 5.0, WLS: 24, BF: 4, H: 3, ER: 3, SO: 2, BB: 4, IBB: 0, HBP: 0, BLK: 0, WP: 0, HR: 0, S: 11, P: 21, ERA: 5.40, WHIP: 1.800																							
40 Andrew Chafin, R ERA: 3.25	IP: 1.0, WLS: 3, BF: 0, H: 0, R: 0, ER: 0, SO: 0, BB: 0, IBB: 0, HBP: 0, BLK: 0, WP: 0, HR: 0, S: 11, P: 13, ERA: 0.000																							
16 Chris Owings, R OBP: 0.294, SLG: 0.279	IP: 1.0, WLS: 4, BF: 1, H: 0, R: 0, ER: 0, SO: 2, BB: 0, IBB: 0, HBP: 0, BLK: 0, WP: 0, HR: 0, S: 9, P: 10, ERA: 0.294, SLG: 0.279																							
3 Clayton Richard, L ERA: 4.0	IP: 1.0, WLS: 3, BF: 24, H: 5, R: 3, ER: 3, SO: 2, BB: 4, IBB: 0, HBP: 0, BLK: 0, WP: 0, HR: 0, S: 11, P: 21, ERA: 0.000																							
90 Adam Cimber, R ERA: 3.25	IP: 1.0, WLS: 3, BF: 0, H: 0, R: 0, ER: 0, SO: 0, BB: 0, IBB: 0, HBP: 0, BLK: 0, WP: 0, HR: 0, S: 11, P: 13, ERA: 0.000																							
34 Craig Stammen, R ERA: 2.72	IP: 1.0, WLS: 4, BF: 1, H: 0, R: 0, ER: 0, SO: 2, BB: 0, IBB: 0, HBP: 0, BLK: 0, WP: 0, HR: 0, S: 9, P: 10, ERA: 0.000																							
39 Kirby Yates, R ERA: 1.53	IP: 1.0, WLS: 4, BF: 1, H: 0, R: 0, ER: 0, SO: 2, BB: 0, IBB: 0, HBP: 0, BLK: 0, WP: 0, HR: 0, S: 9, P: 10, ERA: 0.000																							
55 Matt Strahm, L ERA: 2.67	IP: 2.0, WLS: 7, BF: 1, H: 0, R: 0, ER: 0, SO: 2, BB: 0, IBB: 0, HBP: 0, BLK: 0, WP: 0, HR: 0, S: 12, P: 17, ERA: 0.000																							
43 Miguel Diaz, R ERA: 4.05	IP: 11.1, WLS: 1, R: 0, ER: 5, SO: 0, BB: 0, IBB: 0, HBP: 0, BLK: 0, WP: 0, HR: 0, S: 23, P: 34, ERA: 0.500																							
59 Phil Hughes, R ERA: 6.05	IP: 1.0, WLS: 3, BF: 0, H: 0, R: 0, ER: 0, SO: 2, BB: 0, IBB: 0, HBP: 0, BLK: 0, WP: 0, HR: 0, S: 10, P: 16, ERA: 0.000																							
41 Robbie Erlin, L ERA: 4.03	IP: 1.0, WLS: 3, BF: 1, H: 0, R: 0, ER: 0, SO: 1, BB: 0, IBB: 0, HBP: 0, BLK: 0, WP: 0, HR: 0, S: 7, P: 8, ERA: 0.000																							
52 Brad Hand, L ERA: 2.91	IP: 2.0, WLS: W, BF: 8, H: 2, R: 0, ER: 0, SO: 3, BB: 0, IBB: 0, HBP: 0, BLK: 0, WP: 0, HR: 0, S: 23, P: 36, ERA: 0.000																							

San Diego Padres @ Arizona Diamondbacks  
Chase Field, Phoenix, AZ  
Sun Jul 08 2018, 1:13 PM - 6:42 PM MST  
Att. 24,869 - Roof Closed - 79 F

AB 57  
R 11  
H 3  
RBI 3  
BB 4  
SO 18  
LOB 26





Batter	1	2	3	4	5	6	7	8	9	AB	R	H	RBI	BB	SO	LOB	TOP		
6 David Peralta, L (1.7) OBP: 0.352, SLG: 0.512	G4-3		K		G4-3		HR	K		5	1	1	3	0	2	1	<b>Arizona Diamondbacks @ Colorado Rockies</b> Coors Field, Denver, CO Tue Jul 10 2018, 6:41 PM - 10:21 PM MDT Att. 43,405 - Clear - 96 F		
13 Nick Ahmed, R (1.6) OBP: 0.297, SLG: 0.431	HR		G5-3		K		G6-3		44 WP 2B	5	1	2	1	0	1	0			
44 Paul Goldschmidt, R (1.3) OBP: 0.369, SLG: 0.537	P6		1B		K		G4-3		11 F9-3.4 BB	4	0	1	0	1	1	0			
11 AJ Pollock, R (1.8) OBP: 0.351, SLG: 0.596	L8		P4				L6		F9-3.4 BB	5	1	1	1	0	0	3			
28 Steven Souza Jr., R (1.9) OBP: 0.239, SLG: 0.234	K				4 BB BB		4 WP BB		G6-3	3	0	1	0	2	1	1			
4 Ketel Marte, S (1.4) OBP: 0.307, SLG: 0.426							G4-3			2	0	0	0	2	1	2			
40 Andrew Chafin, R (7.1)										0	0	0	0	0	0	0			
31 Brad Boxberger, R (9.1)										0	0	0	0	0	0	0			
22 Jake Lamb, L (1.5) OBP: 0.319, SLG: 0.369			FC4-6 BB				F9			4	0	0	0	0	2	4			
2 Jeff Mathis, R (1.2) OBP: 0.286, SLG: 0.245										3	1	1	0	1	1	2			
46 Patrick Corbin, L (1.1) OBP: 0.257, SLG: 0.242										2	0	0	0	0	1	4			
48 Randall Delgado, R (5.1)										0	0	0	0	0	0	0			
16 Chris Owings, R (7. PH) OBP: 0.257, SLG: 0.287										1	1	1	0	0	0	0			
25 Archie Bradley, R (7.1)										0	0	0	0	0	0	0			
3 Daniel Descalso, L (7.4) OBP: 0.361, SLG: 0.486										0	0	0	0	1	0	0			
<b>Inning Stats</b>	R: 1 E: 0 K: 0 S: 9	H: 1 LOB: 0 BB: 0 P: 14	R: 0 E: 0 K: 1 S: 10	H: 1 LOB: 2 BB: 1 P: 18	R: 0 E: 0 K: 1 S: 13	H: 1 LOB: 1 BB: 0 P: 15	R: 0 E: 0 K: 3 S: 12	H: 0 LOB: 2 BB: 2 P: 25	R: 0 E: 0 K: 2 S: 11	H: 0 LOB: 0 BB: 0 P: 15	R: 4 E: 0 K: 0 S: 14	H: 4 LOB: 1 BB: 1 P: 23	R: 0 E: 0 K: 2 S: 10	H: 0 LOB: 1 BB: 1 P: 15	R: 0 E: 0 K: 0 S: 5	H: 1 LOB: 1 BB: 1 P: 13	1B: 2 2B: 4 3B: 0 HR: 3	SF: 0 SAC: 0 DP: 1 HBP: 0	WP: 2 PA: 41 PB: 0 SB: 0 CS: 0
<b>PITCHER</b>	IP WLS BF H R ER SO BB IBB HBP BLK WP HR S P ERA WHIP																		
44 Tyler Anderson, L (1.1) ERA: 3.75	6.0	25	3	1	1	8	4	0	0	0	1	1	70	109	1.50	1.167			
51 Jake McGee, L (7.1) ERA: 6.06	0.0	L	3	2	3	3	0	0	0	0	0	1	5	10	∞	∞			
45 Scott Oberg, R (7.1) ERA: 3.28	1.0	5	2	1	1	0	0	0	0	0	0	1	9	13	9.00	2.000			
59 Harrison Musgrave, L (8.1) ERA: 4.26	1.0	4	0	0	0	2	1	0	0	0	0	0	10	15	0.00	1.000			
0 Adam Ottavino, R (9.1) ERA: 1.74	1.0	4	1	0	0	0	1	0	0	0	1	0	5	13	0.00	2.000			

Batter	1	2	3	4	5	6	7	8	9	AB	R	H	RBI	BB	SO	LOB	BOTTOM				
9 DJ LeMahieu, R (1.4) OBP: 0.315, SLG: 0.420	G5-3		19 2B 1B		F8		P6		G6-3	5	1	1	0	0	0	1	<b>Arizona Diamondbacks @ Colorado Rockies</b> Coors Field, Denver, CO Tue Jul 10 2018, 6:41 PM - 10:21 PM MDT Att. 43,405 - Clear - 96 F				
19 Charlie Blackmon, L (1.8) OBP: 0.348, SLG: 0.477	K		20 G5-3 2B				F7		42 FC5 20 DI 1B	5	0	2	1	0	2	0					
28 Nolan Arenado, R (1.5) OBP: 0.393, SLG: 0.593			20 G5-3 BB		20 2B 20 E 1B		HR		L9	3	2	2	1	2	0	1					
27 Trevor Story, R (1.6) OBP: 0.349, SLG: 0.535	K				20 E 2B		1B		F8	5	0	2	0	0	2	4					
20 Ian Desmond, R (1.3) OBP: 0.294, SLG: 0.425			G6-3		G5-3		E3		42 FC5 BB	4	0	1	1	1	0	3					
42 Chris Iannetta, R (1.2) OBP: 0.336, SLG: 0.397			56 BB 1B		F8		P3		FC5	5	0	1	0	0	0	8					
8 Gerardo Parra, L (1.7) OBP: 0.332, SLG: 0.406			K		G4-3		L9			4	0	0	0	0	1	5					
56 Noel Cuevas, R (1.9) OBP: 0.245, SLG: 0.336										2	0	0	0	1	0	0					
51 Jake McGee, L (7.1)										0	0	0	0	0	0	0					
45 Scott Oberg, R (7.1)										0	0	0	0	0	0	0					
59 Harrison Musgrave, L (8.1)										1	0	0	0	0	0	0					
4 Pat Valajka, R (8. PH) OBP: 0.230										0	0	0	0	0	0	0					
0 Adam Ottavino, S (8.1)										0	0	0	0	0	0	0					
44 Tyler Anderson, L (1.1) OBP: 0.235, SLG: 0.133										1	0	0	0	1	1	2					
5 Carlos González, L (6. PH) OBP: 0.318, SLG: 0.444										2	0	0	0	0	1	0					
<b>Inning Stats</b>	R: 0 E: 0 K: 2 S: 10	H: 0 LOB: 1 BB: 1 P: 15	R: 0 E: 0 K: 2 S: 16	H: 1 LOB: 2 BB: 1 P: 27	R: 1 E: 0 K: 1 S: 15	H: 2 LOB: 2 BB: 1 P: 27	R: 0 E: 0 K: 0 S: 15	H: 0 LOB: 1 BB: 1 P: 23	R: 1 E: 1 K: 1 S: 16	H: 2 LOB: 2 BB: 0 P: 28	R: 0 E: 0 K: 1 S: 11	H: 0 LOB: 0 BB: 0 P: 17	R: 1 E: 0 K: 0 S: 22	H: 3 LOB: 2 BB: 0 P: 31	R: 0 E: 0 K: 0 S: 5	H: 0 LOB: 0 BB: 0 P: 6	R: 0 E: 0 K: 0 S: 12	H: 1 LOB: 2 BB: 1 P: 21	1B: 6 2B: 2 3B: 0 HR: 1	SF: 0 SAC: 0 DP: 0 HBP: 0	WP: 0 PA: 42 PB: 0 SB: 0 CS: 0
<b>PITCHER</b>	IP WLS BF H R ER SO BB IBB HBP BLK WP HR S P ERA WHIP																				
46 Patrick Corbin, L (1.1) ERA: 3.09	4.1	22	5	2	2	6	4	0	0	0	0	0	65	108	4.15	2.077					
48 Randall Delgado, R (5.1) ERA: 2.2	1.2	W	6	0	0	0	0	0	0	0	0	18	29	0.00	0.000						
25 Archie Bradley, R (7.1) ERA: 2.03	0.2	H	5	3	1	1	0	0	0	0	0	1	21	29	13.50	4.500					
40 Andrew Chafin, L (7.1) ERA: 1.62	1.1	H	5	1	0	0	0	0	0	0	0	7	10	0.00	0.750						
31 Brad Boxberger, R (9.1) ERA: 3.24	1.0	S	4	0	0	0	1	0	0	0	0	11	19	0.00	1.000						



Batter	1	2	3	4	5	6	7	8	9	AB	R	H	RBI	BB	SO	LOB	TOP			
9 Jon Jay, L OBP: 0.350, SLG: 0.354										4	0	0	0	0	1	1				
44 Paul Goldschmidt, R OBP: 0.339, SLG: 0.455										2	1	1	1	0	0	0				
36 John Ryan Murphy, R OBP: 0.291, SLG: 0.464										2	0	0	0	0	1	0				
22 Jake Lamb, L OBP: 0.322, SLG: 0.372										4	1	2	0	0	1	0				
11 AJ Pollock, R OBP: 0.351, SLG: 0.592																				
2 Jeff Mathis, R OBP: 0.293, SLG: 0.243																				
6 David Peralta, L OBP: 0.351, SLG: 0.509										4	0	1	1	0	0	1				
4 Ketel Marte, S OBP: 0.306, SLG: 0.422										3	0	0	0	1	1	0				
3 Daniel Descalso, L OBP: 0.363, SLG: 0.484										3	0	1	0	1	1	2				
5 Alex Avila, L OBP: 0.269, SLG: 0.261										3	0	0	0	1	1	2				
26 Shelby Miller, R 38 Robbie Ray, L 29 Jorge De La Rosa, L 30 T.J. McFarland, L 66 Yoshihisa Hirano, R 16 Chris Owings, R																				
<b>Inning Stats</b>	R: 1 E: 0 K: 1 S: 16	H: 2 LOB: 1 BB: 0 P: 25	R: 0 E: 0 K: 2 S: 10	H: 0 LOB: 1 BB: 1 P: 19	R: 0 E: 0 K: 1 S: 11	H: 0 LOB: 0 BB: 0 P: 14	R: 0 E: 0 K: 1 S: 8	H: 1 LOB: 1 BB: 0 P: 9	R: 1 E: 0 K: 2 S: 14	H: 2 LOB: 2 BB: 1 P: 23	R: 0 E: 0 K: 0 S: 4	H: 0 LOB: 0 BB: 0 P: 7	R: 0 E: 0 K: 0 S: 5	H: 1 LOB: 0 BB: 0 P: 9	R: 0 E: 0 K: 2 S: 11	H: 0 LOB: 1 BB: 1 P: 19	1B: 5 2B: 0 3B: 0 HR: 1	SF: 0 SAC: 0 DP: 1 HBP: 0	WP: 0 PB: 0 SB: 0 CS: 0	PA: 35
<b>PITCHER</b>	IP WLS BF H R ER SO BB IBB HBP BLK WP HR S P ERA WHIP																			
48 Germán Márquez, R ERA: 4.81	6.0 W 25 5 2 2 8 2 0 0 0 0 1 67 101 3.00 1.167																			
62 Yency Almonte, R ERA:	2.0 6 1 0 0 0 0 0 0 0 0 0 9 16 0.00 0.500																			
29 Bryan Shaw, R ERA: 7.36	1.0 4 0 0 0 2 1 0 0 0 0 0 0 11 19 0.00 1.000																			

Arizona Diamondbacks @ Colorado Rockies  
Coors Field, Denver, CO  
Wed Jul 11 2018, 6:42 PM - 9:45 PM MDT  
Att: 33,919 - Partly Cloudy - 92 F

AB	32
R	2
H	6
RBI	2
BB	3
SO	10
LOB	10



Batter	1	2	3	4	5	6	7	8	9	AB	R	H	RBI	BB	SO	LOB	BOTTOM			
9 DJ LeMahieu, R OBP: 0.322, SLG: 0.431										5	4	3	0	1	0	1				
19 Charlie Blackmon, L OBP: 0.333, SLG: 0.490										3	4	3	3	1	0	0				
15 Raimel Tapia, L OBP: 0.333, SLG: 0.400										3	1	2	2	1	0	0				
28 Nolan Arenado, R OBP: 0.397, SLG: 0.593										2	0	0	0	0	0	1				
4 Pat Valaika, R OBP: 0.208, SLG: 0.225										5	4	2	6	0	0	4				
5 Carlos González, L OBP: 0.319, SLG: 0.467										1	0	0	0	0	0	0				
62 Yency Almonte, R ERA:										4	1	2	0	0	1	2				
29 Bryan Shaw, S ERA:										0	0	0	0	1	0	0				
8 Gerardo Parra, L OBP: 0.330, SLG: 0.400										4	1	0	0	1	2	5				
20 Ian Desmond, R OBP: 0.299, SLG: 0.437										5	1	3	5	0	0	0				
14 Tony Wolters, L OBP: 0.269, SLG: 0.270										4	1	1	0	1	1	2				
48 Germán Márquez, R ERA: 4.81										4	2	2	2	0	0	1				
56 Noel Cuevas, R OBP: 0.290, SLG: 0.352										1	0	0	0	0	0	1				
<b>Inning Stats</b>	R: 5 E: 0 K: 1 S: 22	H: 4 LOB: 1 BB: 2 P: 37	R: 4 E: 0 K: 2 S: 20	H: 2 LOB: 1 BB: 3 P: 41	R: 3 E: 0 K: 0 S: 19	H: 4 LOB: 1 BB: 0 P: 29	R: 6 E: 0 K: 1 S: 21	H: 6 LOB: 0 BB: 0 P: 30	R: 1 E: 0 K: 0 S: 7	H: 1 LOB: 2 BB: 1 P: 15	R: 0 E: 0 K: 0 S: 7	H: 1 LOB: 0 BB: 0 P: 9	R: 0 E: 0 K: 0 S: 4	H: 0 LOB: 0 BB: 0 P: 4	R: 0 E: 0 K: 2 S: 11	H: 0 LOB: 1 BB: 1 P: 19	1B: 9 2B: 4 3B: 1 HR: 5	SF: 0 SAC: 0 DP: 0 HBP: 0	WP: 0 PB: 0 SB: 1 CS: 0	PA: 49
<b>PITCHER</b>	IP WLS BF H R ER SO BB IBB HBP BLK WP HR S P ERA WHIP																			
26 Shelby Miller, R ERA: 11.4	1.0 L 9 4 5 5 1 2 0 0 0 0 0 1 22 37 45.00 6.000																			
29 Jorge De La Rosa, L ERA: 4.83	1.2 13 5 7 7 2 3 0 0 0 1 0 2 37 64 37.80 4.800																			
30 T.J. McFarland, L ERA: 1.81	0.1 2 1 0 0 0 0 0 0 0 0 0 2 6 0.00 3.000																			
66 Yoshihisa Hirano, R ERA: 2.25	0.1 5 4 4 4 0 0 0 0 0 0 0 12 17 108.00 12.000																			
3 Daniel Descalso, R ERA: 8.1	2.2 13 4 3 3 1 1 0 0 0 0 0 2 25 36 10.12 1.875																			

Arizona Diamondbacks @ Colorado Rockies  
Coors Field, Denver, CO  
Wed Jul 11 2018, 6:42 PM - 9:45 PM MDT  
Att: 33,919 - Partly Cloudy - 92 F

AB	43
R	19
H	19
RBI	18
BB	6
SO	4
LOB	17





Batter	1	2	3	4	5	6	7	8	9	AB	R	H	RBI	BB	SO	LOB	TOP			
9 Jon Jay, L OBP: 0.348, SLG: 0.350 (1,7)										4	1	0	0	0	1	1				
13 Nick Ahmed, R OBP: 0.279, SLG: 0.432 (1,6)										4	0	1	0	0	0	1				
44 Paul Goldschmidt, R OBP: 0.390, SLG: 0.545 (1,3)										4	0	2	0	0	1	1				
11 AJ Pollock, R OBP: 0.348, SLG: 0.584 (1,8)										4	0	1	1	0	0	2				
28 Steven Souza Jr., R OBP: 0.253, SLG: 0.294 (1,9)										4	0	2	0	0	0	3				
4 Ketel Marte, S OBP: 0.305, SLG: 0.418 (1,4)										3	0	0	0	1	1	4				
36 John Ryan Murphy, R OBP: 0.284, SLG: 0.452 (1,2)										4	0	0	0	0	2	4				
16 Chris Owings, R OBP: 0.259, SLG: 0.285 (1,5)										3	0	1	0	1	1	1				
38 Robbie Ray, L (1,1)										1	0	0	0	0	1	2				
61 Silvino Bracho, R (6,1)										0	0	0	0	0	0	0				
40 Andrew Chafin, R (6,1)										0	0	0	0	0	0	0				
3 Daniel Descalso, L (7,PH)										0	0	0	0	0	0	0				
48 Randall Delgado, R (7,1)										0	0	0	0	0	0	0				
55 Matt Koch, L (8,1)										0	0	0	0	0	0	0				
22 Jake Lamb, L (9,PH)										1	0	0	0	0	0	0				
<b>Inning Stats</b>	R: 1 E: 0 K: 0 S: 18	H: 2 LOB: 2 BB: 0 P: 27	R: 0 E: 0 K: 0 S: 7	H: 1 LOB: 1 BB: 0 P: 10	R: 0 E: 0 K: 1 S: 14	H: 0 LOB: 0 BB: 0 P: 19	R: 0 E: 0 K: 3 S: 14	H: 1 LOB: 2 BB: 1 P: 23	R: 0 E: 0 K: 1 S: 10	H: 1 LOB: 1 BB: 0 P: 13	R: 0 E: 0 K: 1 S: 15	H: 0 LOB: 0 BB: 0 P: 9	R: 0 E: 0 K: 1 S: 11	H: 1 LOB: 2 BB: 1 P: 17	R: 0 E: 0 K: 1 S: 7	H: 0 LOB: 0 BB: 0 P: 10	1B: 4 2B: 2 3B: 1 HR: 0	SF: 0 SAC: 1 DP: 0 HBP: 1	WP: 0 PB: 1 SB: 2 CS: 0	PA: 37
<b>PITCHER</b>	IP WLS BF H R ER SO BB IBB HBP BLK WP HR S P ERA WHIP																			
21 Kyle Freeland, L (1,1)	5.1	W 24	6	1	1	4	0	1	1	0	0	0	0	67	98	1.69	1.125			
45 Scott Oberg, R (6,1)	0.2	W 2	0	0	0	1	0	0	0	0	0	0	0	11	16	0.00	0.000			
52 Chris Rusin, L (7,1)	0.2	H 2	0	0	0	0	0	0	0	0	0	0	0	4	8	0.00	0.000			
0 Adam Ottavino, R (7,1)	1.1	H 6	1	0	0	1	1	0	0	0	0	0	0	12	18	0.00	1.500			
71 Wade Davis, R (9,1)	1.0	3	0	0	0	1	0	0	0	0	0	0	0	7	10	0.00	0.000			

**Arizona Diamondbacks @ Colorado Rockies**  
 Coors Field, Denver, CO  
 Thu Jul 12 2018, 1:11 PM - 4:27 PM MDT  
 Att: 41,410 - Partly Cloudy - 81 F

AB	33
R	1
H	7
RBI	1
BB	2
SO	7
LOB	19



Batter	1	2	3	4	5	6	7	8	9	AB	R	H	RBI	BB	SO	LOB	BOTTOM			
9 DJ LeMahieu, R OBP: 0.323, SLG: 0.432 (1,4)										4	0	2	1	0	0	0				
19 Charlie Blackmon, L (1,8)										4	0	0	0	0	1	3				
28 Nolan Arenado, R (1,5)										4	0	1	0	0	1	2				
27 Trevor Story, R (1,6)										3	1	1	1	1	2	2				
20 Ian Desmond, R (1,3)										3	1	1	0	1	1	2				
5 Carlos González, L (1,9)										3	1	1	1	0	1	1				
42 Chris Iannetta, R (1,2)										3	1	1	0	1	1	2				
56 Noel Cuevas, R (1,7)										1	0	0	0	1	0	1				
8 Gerardo Parra, L (6,PH) (7,7)										2	1	1	1	0	0	0				
21 Kyle Freeland, L (1,1)										2	0	0	0	0	1	3				
45 Scott Oberg, R (6,1)										0	0	0	0	0	0	0				
15 Raimel Tapia, L (6,PH)										0	0	0	0	0	0	0				
52 Chris Rusin, L (7,1)										0	0	0	0	0	0	0				
0 Adam Ottavino, S (7,1)										0	0	0	0	0	0	0				
23 Tom Murphy, R (8,PH)										0	0	0	0	0	0	0				
71 Wade Davis, R (9,1)										0	0	0	0	0	0	0				
<b>Inning Stats</b>	R: 0 E: 0 K: 1 S: 13	H: 1 LOB: 1 BB: 0 P: 17	R: 0 E: 0 K: 1 S: 11	H: 1 LOB: 1 BB: 1 P: 14	R: 0 E: 0 K: 2 S: 11	H: 1 LOB: 1 BB: 0 P: 17	R: 0 E: 0 K: 3 S: 13	H: 1 LOB: 1 BB: 0 P: 23	R: 3 E: 0 K: 0 S: 15	H: 2 LOB: 1 BB: 1 P: 27	R: 2 E: 0 K: 0 S: 9	H: 2 LOB: 0 BB: 1 P: 18	R: 0 E: 0 K: 0 S: 8	H: 0 LOB: 0 BB: 0 P: 11	1B: 6 2B: 2 3B: 0 HR: 1	SF: 1 SAC: 0 DP: 1 HBP: 1	WP: 0 PB: 0 SB: 2 CS: 0	PA: 37		
<b>PITCHER</b>	IP WLS BF H R ER SO BB IBB HBP BLK WP HR S P ERA WHIP																			
38 Robbie Ray, L (1,1)	5.1	B 25	5	2	2	8	2	1	1	0	0	0	0	2	3	∞	∞			
61 Silvino Bracho, R (6,1)	0.0	B 1	1	0	0	0	0	0	0	0	0	0	0	2	3	∞	∞			
40 Andrew Chafin, L (6,1)	0.2	3	1	1	1	0	0	0	0	0	0	0	0	9	13	13.50	1.500			
48 Randall Delgado, R (7,1)	1.0	5	2	2	2	0	1	0	0	0	1	9	18	18.00	3.000					
55 Matt Koch, R (8,1)	1.0	3	0	0	0	0	0	0	0	0	0	8	11	0.00	0.000					

**Arizona Diamondbacks @ Colorado Rockies**  
 Coors Field, Denver, CO  
 Thu Jul 12 2018, 1:11 PM - 4:27 PM MDT  
 Att: 41,410 - Partly Cloudy - 81 F

AB	31
R	5
H	9
RBI	5
BB	4
SO	8
LOB	16









Batter	1	2	3	4	5	6	7	8	9	AB	R	H	RBI	BB	SO	LOB	TOP					
6 David Peralta, L (1.7)										4	1	1	0	1	1	1	<b>Arizona Diamondbacks @ Atlanta Braves</b> SunTrust Park, Atlanta, GA Sat Jul 14 2018, 4:12 PM - 7:04 PM EDT Att: 40,862 - Partly Cloudy - 85 F					
13 Nick Ahmed, R (1.6)										4	0	0	0	0	1	2						
44 Paul Goldschmidt, R (1.3)										3	0	0	0	1	0	0						
11 AJ Pollock, R (1.8)										3	0	1	0	1	0	0						
28 Steven Souza Jr., R (1.9)										4	0	1	1	0	0	1						
4 Ketel Marte, S (1.4)										4	1	1	1	0	1	4						
16 Chris Owings, R (1.5)										4	1	1	0	0	1	3						
2 Jeff Mathis, R (1.2)										4	0	2	1	0	0	0						
21 Zack Greinke, R (1.1)										3	0	0	0	0	1	1						
40 Andrew Chafin, R (8.1)										0	0	0	0	0	0	0						
25 Archie Bradley, R (8.1)										0	0	0	0	0	0	0						
36 John Ryan Murphy, R (8. PH)										1	0	0	0	0	0	1						
31 Brad Boxberger, R (9.1)										0	0	0	0	0	0	0						
<b>Inning Stats</b>	R: 1 E: 0 K: 1 S: 17	H: 1 LOB: 3 BB: 3 P: 36	R: 0 E: 0 K: 0 S: 14	H: 0 LOB: 0 BB: 0 P: 15	R: 0 E: 0 K: 0 S: 6	H: 0 LOB: 0 BB: 0 P: 9	R: 1 E: 0 K: 0 S: 8	H: 2 LOB: 1 BB: 0 P: 12	R: 0 E: 0 K: 1 S: 12	H: 0 LOB: 0 BB: 0 P: 19	R: 1 E: 0 K: 0 S: 10	H: 1 LOB: 0 BB: 0 P: 16	R: 0 E: 0 K: 1 S: 12	H: 1 LOB: 1 BB: 0 P: 16	R: 0 E: 0 K: 1 S: 11	H: 1 LOB: 1 BB: 0 P: 17	R: 0 E: 0 K: 1 S: 13	H: 1 LOB: 1 BB: 0 P: 19	1B: 4 2B: 2 3B: 0 HR: 1	SF: 0 SAC: 0 DP: 0 HBP: 0	WP: 0 PB: 0 CS: 0	PA: 37
<b>PITCHER</b>	IP WLS BF H R ER SO BB IBB HBP BLK WP HR S P ERA WHIP	5.2 L 24 4 3 3 2 3 0 0 0 0 1 64 102 4.76 1.235	1.1 5 1 0 0 1 0 0 0 0 0 0 15 21 0.00 0.750	1.0 4 1 0 0 1 0 0 0 0 0 0 11 17 0.00 1.000	1.0 4 1 0 0 1 0 0 0 0 0 0 13 19 0.00 1.000																	

Batter	1	2	3	4	5	6	7	8	9	AB	R	H	RBI	BB	SO	LOB	BOTTOM					
11 Ender Inciarte, L (1.8)										3	0	0	0	0	2	1	<b>Arizona Diamondbacks @ Atlanta Braves</b> SunTrust Park, Atlanta, GA Sat Jul 14 2018, 4:12 PM - 7:04 PM EDT Att: 40,862 - Partly Cloudy - 85 F					
8 Charlie Culberson, R (8. PH)										4	0	0	0	0	2	3						
1 Ozzie Albies, S (1.4)										4	0	1	0	0	1	0						
5 Freddie Freeman, L (1.3)										4	0	1	0	0	1	1						
22 Nick Markakis, L (1.9)										4	0	1	0	0	2	1						
25 Tyler Flowers, R (1.2)										4	0	0	0	0	2	2						
13 Ronald Acuña Jr., R (1.7)										2	0	0	0	0	0	0						
27 Ryan Flaherty, L (1.5)										0	0	0	0	0	0	0						
51 Shane Carle, R (6.1)										0	0	0	0	0	0	0						
64 Luke Jackson, R (8.1)										1	0	0	0	0	1	0						
23 Danny Santana, S (8. PH)										0	0	0	0	0	0	0						
33 A.J. Minter, L (9.1)										3	0	2	0	0	0	0						
7 Dansby Swanson, R (1.6)										0	0	0	0	0	0	0						
15 Sean Newcomb, L (1.1)										2	0	0	0	0	0	1						
17 Johan Camargo, S (6.5)										2	0	0	0	0	0	1						
<b>Inning Stats</b>	R: 0 E: 0 K: 2 S: 11	H: 1 LOB: 1 BB: 0 P: 17	R: 0 E: 0 K: 1 S: 6	H: 0 LOB: 0 BB: 0 P: 7	R: 0 E: 0 K: 0 S: 8	H: 1 LOB: 1 BB: 0 P: 13	R: 0 E: 0 K: 1 S: 11	H: 0 LOB: 0 BB: 0 P: 16	R: 0 E: 0 K: 1 S: 7	H: 0 LOB: 0 BB: 0 P: 16	R: 0 E: 0 K: 1 S: 6	H: 0 LOB: 0 BB: 0 P: 9	R: 0 E: 0 K: 1 S: 10	H: 1 LOB: 1 BB: 0 P: 14	R: 0 E: 0 K: 2 S: 13	H: 1 LOB: 2 BB: 1 P: 21	R: 0 E: 0 K: 3 S: 13	H: 1 LOB: 1 BB: 0 P: 17	1B: 4 2B: 1 3B: 0 HR: 0	SF: 0 SAC: 1 DP: 0 HBP: 0	WP: 0 PB: 0 CS: 0	PA: 33
<b>PITCHER</b>	IP WLS BF H R ER SO BB IBB HBP BLK WP HR S P ERA WHIP	7.2 W 27 4 0 0 0 0 0 0 0 0 0 66 103 0.00 0.522	0.0 1 0 0 0 0 1 0 0 0 0 0 2 6 -- --	0.1 H 1 0 0 0 1 0 0 0 0 0 0 4 4 0.00 0.000	1.0 S 4 1 0 0 3 0 0 0 0 0 0 13 17 0.00 1.000																	



Batter	1	2	3	4	5	6	7	8	9	AB	R	H	RBI	BB	SO	LOB	TOP					
9 Jon Jay, L OBP: 0.346, SLG: 0.356 (1, 9)	G4-3		G1-3			L9		HR		4	1	1	1	0	0	1	<b>Arizona Diamondbacks @ Atlanta Braves</b> SunTrust Park, Atlanta, GA Sun Jul 15 2018, 1:39 PM - 4:20 PM EDT Att: 27,323 - Partly Cloudy - 83 F					
44 Paul Goldschmidt, R OBP: 0.386, SLG: 0.534 (1, 3)	K			1B		K		F9		4	0	1	0	0	2	0						
6 David Peralta, L OBP: 0.344, SLG: 0.494 (1, 7)	K			F8		G4-3		G4-3		4	0	0	0	0	1	1						
11 AJ Pollock, R OBP: 0.348, SLG: 0.575 (1, 8)		K		F8			22 2B		G5-3	4	0	1	0	0	1	1						
22 Jake Lamb, L OBP: 0.314, SLG: 0.365 (1, 5)	K			G6-3			1 SAFE	F8		4	0	1	0	0	1	1						
4 Ketel Marte, S OBP: 0.303, SLG: 0.420 (1, 6)	F8				P6		3 FC4-6	L8		3	0	0	0	0	1	0						
3 Daniel Descalso, L OBP: 0.365, SLG: 0.482 (1, 4)			46 B2-5-4				3 FC4-6			2	0	1	0	1	0	2						
5 Alex Avila, L OBP: 0.279, SLG: 0.270 (1, 2)							1-2 2-3			1	0	0	0	0	1	1						
28 Steven Souza Jr., R OBP: 0.262, SLG: 0.312 (7, PH)										1	0	0	0	0	1	2						
48 Randall Delgado, R (7, 1)										0	0	0	0	0	0	0						
29 Jorge De La Rosa, L (8, 1)										0	0	0	0	0	0	0						
61 Silvino Bracho, R (8, 1)										0	0	0	0	0	0	0						
46 Patrick Corbin, L OBP: 0.243, SLG: 0.229 (1, 1)										2	0	0	0	0	0	3						
36 John Ryan Murphy, R OBP: 0.251, SLG: 0.447 (7, 2)			B2-5-4							1	0	0	0	0	0	0						
<b>Inning Stats</b>	R: 0 H: 0 E: 0 K: 2 S: 10	H: 0 LOB: 0 BB: 0 P: 14	R: 0 H: 0 E: 0 K: 2 S: 9	H: 0 LOB: 0 BB: 0 P: 13	R: 0 H: 1 E: 0 K: 0 S: 5	H: 1 LOB: 1 BB: 1 P: 9	R: 0 H: 1 E: 0 K: 0 S: 9	H: 1 LOB: 1 BB: 0 P: 11	R: 0 H: 0 E: 0 K: 1 S: 8	H: 0 LOB: 1 BB: 1 P: 15	R: 0 H: 0 E: 0 K: 1 S: 6	H: 0 LOB: 0 BB: 0 P: 10	R: 0 H: 2 E: 0 K: 1 S: 7	H: 2 LOB: 2 BB: 1 P: 13	R: 1 H: 1 E: 0 K: 0 S: 9	H: 1 LOB: 0 BB: 0 P: 13	R: 0 H: 0 E: 0 K: 0 S: 6	H: 0 LOB: 0 BB: 0 P: 12	1B: 2 2B: 2 3B: 0 HR: 1	SF: 0 SAC: 0 DP: 1 HBP: 0	WP: 0 PB: 0 SB: 0 CS: 0	PA: 33
<b>PITCHER</b>	IP WLS BF H R ER SO BB IBB HBP BLK WP HR S P ERA WHIP																					
49 Julio Teheran, R ERA: 4.0 (1, 1)	6.1 W 24 4 0 0 6 3 0 0 0 0 0 0 0 50 79 0.00 1.105																					
63 Jesse Biddle, L ERA: 2.31 (7, 1)	0.2 H 2 0 0 0 1 0 0 0 0 0 0 0 1 4 6 0.00 0.000																					
58 Dan Winkler, R ERA: 3.0 (8, 1)	1.0 4 1 1 1 0 0 0 0 0 0 0 1 9 13 9.00 1.000																					
33 A.J. Minter, L ERA: 3.2 (9, 1)	1.0 3 0 0 0 0 0 0 0 0 0 0 0 6 12 0.00 0.000																					

Batter	1	2	3	4	5	6	7	8	9	AB	R	H	RBI	BB	SO	LOB	BOTTOM			
1 Ozzie Albies, S OBP: 0.318, SLG: 0.516 (1, 4)	F7		E5		K		F7			4	1	1	1	0	1	0	<b>Arizona Diamondbacks @ Atlanta Braves</b> SunTrust Park, Atlanta, GA Sun Jul 15 2018, 1:39 PM - 4:20 PM EDT Att: 27,323 - Partly Cloudy - 83 F			
13 Ronald Acuña Jr., R OBP: 0.364, SLG: 0.438 (1, 8)	G6-3		G5-3		F7		F7			4	0	0	0	0	0	1				
5 Freddie Freeman, L OBP: 0.405, SLG: 0.533 (1, 3)	F7		22 1B					K		3	1	1	1	1	1	0				
22 Nick Markakis, L OBP: 0.389, SLG: 0.488 (1, 9)		G4-3		G1-3						3	0	1	1	1	0	1				
24 Kurt Suzuki, R OBP: 0.336, SLG: 0.443 (1, 2)	F7		G5-3			G6-3		L8		4	0	0	0	0	0	2				
8 Charlie Culberson, R OBP: 0.318, SLG: 0.424 (1, 7)				G4-3			K	P5		4	0	0	0	0	1	1				
17 Johan Camargo, S OBP: 0.346, SLG: 0.422 (1, 5)					F7		G1-3			3	1	1	0	0	0	0				
7 Dansby Swanson, R OBP: 0.309, SLG: 0.407 (1, 6)								F9		3	1	2	1	0	0	0				
49 Julio Teheran, R OBP: 0.160, SLG: 0.167 (1, 1)										1	0	0	0	0	1	1				
63 Jesse Biddle, L OBP: 1.000, SLG: 2.000 (7, 1)										0	0	0	0	0	0	0				
20 Preston Tucker, L OBP: 0.301, SLG: 0.439 (7, PH)										1	1	1	1	0	0	0				
58 Dan Winkler, R (8, 1)										0	0	0	0	0	0	0				
33 A.J. Minter, L (9, 1)										0	0	0	0	0	0	0				
<b>Inning Stats</b>	R: 0 H: 0 E: 0 K: 0 S: 4	H: 0 LOB: 0 BB: 0 P: 4	R: 0 H: 0 E: 0 K: 0 S: 5	H: 0 LOB: 0 BB: 0 P: 8	R: 4 H: 5 E: 1 K: 0 S: 18	H: 5 LOB: 1 BB: 0 P: 31	R: 0 H: 1 E: 0 K: 1 S: 12	H: 1 LOB: 1 BB: 0 P: 18	R: 0 H: 0 E: 0 K: 1 S: 9	H: 0 LOB: 0 BB: 0 P: 17	R: 0 H: 0 E: 0 K: 1 S: 9	H: 0 LOB: 0 BB: 0 P: 14	R: 1 H: 1 E: 0 K: 0 S: 13	H: 1 LOB: 0 BB: 0 P: 23	R: 0 H: 0 E: 0 K: 1 S: 10	H: 0 LOB: 1 BB: 1 P: 15	1B: 4 2B: 2 3B: 0 HR: 1	SF: 0 SAC: 1 DP: 0 HBP: 0	WP: 0 PB: 0 SB: 0 CS: 0	PA: 33
<b>PITCHER</b>	IP WLS BF H R ER SO BB IBB HBP BLK WP HR S P ERA WHIP																			
46 Patrick Corbin, L ERA: 3.24 (1, 1)	6.0 L 25 6 4 4 3 1 0 0 0 0 0 0 1 57 92 6.00 1.167																			
48 Randall Delgado, R ERA: 6.0 (7, 1)	1.0 4 1 1 1 0 0 0 0 0 0 0 1 13 23 9.00 1.000																			
29 Jorge De La Rosa, L ERA: 4.78 (8, 1)	0.1 2 0 0 0 1 1 0 0 0 0 0 0 5 9 0.00 3.000																			
61 Silvino Bracho, R ERA: 2.2 (8, 1)	0.2 2 0 0 0 0 0 0 0 0 0 0 0 5 6 0.00 0.000																			



Batter	1	2	3	4	5	6	7	8	9	AB	R	H	RBI	BB	SO	LOB	TOP				
9 DJ LeMahieu, R OBP: 0.324, SLG: 0.430	1-2 L7	0-2 F8	0-3 K	1-0 L8	4-2 BB	2-2 G5-3	2-2 K	2-2 K	2-2 K	2 0 0 0 0 0 1	2	0	0	0	0	1					
4 Pat Valaika, R OBP: 0.212, SLG: 0.211	1-0 28 HR	1-1 1B	1-2 P5	2-0 1B	0-1 14 BB	2-2 F8	2-3 K	2-3 K	2-3 K	3 0 0 0 1 1 2	3	0	0	0	1	2					
19 Charlie Blackmon, L OBP: 0.357, SLG: 0.496	1-0 28 HR	1-1 HR	1-2 P5	2-0 1B	0-1 14 BB	2-2 F8	2-3 K	2-3 K	2-3 K	5 3 2 0 1 1 1	5	3	2	0	1	1					
28 Nolan Arenado, R OBP: 0.398, SLG: 0.603	1-1 HR	1-1 HR	1-2 P5	2-0 1B	0-1 14 BB	2-2 F8	2-3 K	2-3 K	2-3 K	5 3 3 4 0 0 0	5	3	3	4	0	0					
27 Trevor Story, R OBP: 0.356, SLG: 0.556	0-1 5 G4-3	0-1 1B	4-0 BB	1-3 K	1-3 K	0-3 K	4-2 20 G4-3	4-2 20 G4-3	4-2 20 G4-3	3 0 1 0 2 2 2	3	0	1	0	2	2					
5 Carlos González, L OBP: 0.273, SLG: 0.477	3-2 G4-3	3-2 G4-3	2-0 G4-3	0-0 P5	0-0 P5	0-0 E7	2-2 20 G4-3	2-2 20 G4-3	2-2 20 G4-3	5 1 2 1 0 0 2	5	1	2	1	0	2					
20 Ian Desmond, R OBP: 0.307, SLG: 0.454	0-0 G4-3	0-0 G4-3	0-2 48 1B	0-2 G6-3	0-2 K	1-2 K	1-2 G4-3	1-2 G4-3	1-2 G4-3	5 1 1 0 0 1 5	5	1	1	0	0	1					
56 Noel Cuevas, R OBP: 0.287, SLG: 0.341	0-0 G5-3	0-0 G5-3	2-1 P4	3-1 L7	4-1 L7	4-1 14 BB	4-0 BB	4-0 BB	4-0 BB	3 0 0 0 0 0 1	3	0	0	0	0	1					
8 Gerardo Parra, L OBP: 0.233, SLG: 0.406	2-1 G4-3	2-1 G4-3	3-2 L7	1-0 HBP	1-2 15 HR	2-2 K	0-1 G1-3	0-1 G1-3	0-1 G1-3	0 1 0 0 2 0 0	0	1	0	0	2	0					
14 Tony Wolters, L OBP: 0.273, SLG: 0.262	2-1 G4-3	2-1 G4-3	3-2 L7	1-0 HBP	1-2 15 HR	2-2 K	0-1 G1-3	0-1 G1-3	0-1 G1-3	3 1 0 1 1 0 4	3	1	0	1	1	0					
0 Adam Ottavino, S	2-1 G4-3	2-1 G4-3	3-2 L7	1-0 HBP	1-2 15 HR	2-2 K	0-1 G1-3	0-1 G1-3	0-1 G1-3	0 0 0 0 0 0 0	0	0	0	0	0	0					
48 Germán Márquez, R OBP: 0.381, SLG: 0.444	1-2 1B	1-2 1B	1-2 1B	1-3 K	2-2 HR	2-2 K	2-3 K	2-3 K	2-3 K	2 0 2 1 0 0 0	2	0	2	1	0	0					
23 Tom Murphy, R OBP: 0.245, SLG: 0.389	1-2 1B	1-2 1B	1-2 1B	1-3 K	2-2 HR	2-2 K	2-3 K	2-3 K	2-3 K	1 0 0 0 0 0 1	1	0	0	0	0	1					
52 Chris Rusin, L OBP: 0.233, SLG: 0.333	1-2 1B	1-2 1B	1-2 1B	1-3 K	2-2 HR	2-2 K	2-3 K	2-3 K	2-3 K	0 0 0 0 0 0 0	0	0	0	0	0	0					
45 Scott Oberg, R OBP: 0.233, SLG: 0.333	1-2 1B	1-2 1B	1-2 1B	1-3 K	2-2 HR	2-2 K	2-3 K	2-3 K	2-3 K	0 0 0 0 0 0 0	0	0	0	0	0	0					
15 Raimel Tapia, L OBP: 0.233, SLG: 0.333	1-2 1B	1-2 1B	1-2 1B	1-3 K	2-2 HR	2-2 K	2-3 K	2-3 K	2-3 K	1 1 1 4 0 0 0	1	1	1	4	0	0					
29 Bryan Shaw, S OBP: 0.233, SLG: 0.333	1-2 1B	1-2 1B	1-2 1B	1-3 K	2-2 HR	2-2 K	2-3 K	2-3 K	2-3 K	0 0 0 0 0 0 0	0	0	0	0	0	0					
42 Chris Iannetta, R OBP: 0.233, SLG: 0.333	1-2 1B	1-2 1B	1-2 1B	1-3 K	2-2 HR	2-2 K	2-3 K	2-3 K	2-3 K	1 0 0 0 0 0 1	1	0	0	0	0	1					
<b>Inning Stats</b>	R: 2 E: 0 K: 0 S: 12	H: 3 LOB: 1 BB: 0 P: 18	R: 0 E: 0 K: 0 S: 12	H: 1 LOB: 1 BB: 0 P: 15	R: 0 E: 0 K: 0 S: 7	H: 0 LOB: 1 BB: 1 P: 15	R: 1 E: 0 K: 1 S: 17	H: 2 LOB: 1 BB: 0 P: 23	R: 2 E: 0 K: 1 S: 13	H: 2 LOB: 0 BB: 0 P: 16	R: 0 E: 0 K: 1 S: 7	H: 0 LOB: 1 BB: 0 P: 13	R: 6 E: 1 K: 2 S: 19	H: 3 LOB: 1 BB: 4 P: 37	R: 0 E: 0 K: 0 S: 17	H: 1 LOB: 0 BB: 2 P: 30	R: 0 E: 0 K: 2 S: 13	H: 0 LOB: 0 BB: 0 P: 19	1B: 8 2B: 1 3B: 0 HR: 3	SF: 0 2B: 1 3B: 0 HBP: 1	WP: 0 PA: 47
<b>PITCHER</b>	IP: 5.1 ERA: 5.37	WLS: 2 BF: 26	H: 8 R: 5 ER: 5 SO: 2	R: 0 ER: 0 SO: 1	BB: 1 IBB: 0 HBP: 1 BLK: 0	WP: 0 HR: 2 S: 63 P: 93	ERA: 8.44 WHIP: 1.688	<b>PITCHER</b>	IP: 1.0 ERA: 4.64	WLS: 3 BF: 3	H: 0 R: 0 ER: 0 SO: 2	R: 0 ER: 0 SO: 0	BB: 0 IBB: 0 HBP: 0 BLK: 0	WP: 0 HR: 0 S: 13 P: 19	ERA: 0.00 WHIP: 0.000						
38 Robbie Ray, L	61 Silvino Bracho, R	25 Archie Bradley, R	40 Andrew Chafin, L	48 Randall Delgado, R	29 Jorge De La Rosa, L																
6 David Peralta, L OBP: 0.350, SLG: 0.504	1-1 22 BB 4 1B	2-2 G6-3	1-0 2B	2-2 11 2B	1-1 1B	4-2 44 WP	1-1 2B	1-1 2B	1-1 2B	5 3 4 0 0 0 0	5	3	4	0	0	0					
44 Paul Goldschmidt, R OBP: 0.384, SLG: 0.558	2-3 K	2-2 L8	1-3 K	2-3 K	2-3 K	4-2 11 1B	4-2 BB	4-2 BB	4-2 BB	4 0 0 0 1 3 3	4	0	0	0	1	3					
11 AJ Pollock, R OBP: 0.363, SLG: 0.592	3-2 22 BB 4 1B	1-2 1B	1-2 1B	2-1 22 S	0-0 4 3B	1-1 2B	0-0 1B	0-0 1B	0-0 1B	5 3 5 1 0 0 0	5	3	5	1	0	0					
28 Steven Souza Jr., R OBP: 0.258, SLG: 0.296	0-3 K	4-1 K	1-3 K	1-3 K	0-0 P6	0-0 P6	0-0 P6	0-0 P6	0-0 P6	4 1 0 0 1 2 6	4	1	0	0	1	2					
22 Jake Lamb, L OBP: 0.316, SLG: 0.362	4-2 4 1B 13 PB	1-2 1B	1-2 1B	2-3 K	2-3 K	2-3 K	2-3 K	2-3 K	2-3 K	4 2 1 1 1 2 1	4	2	1	1	1	2					
4 Ketel Marte, S OBP: 0.307, SLG: 0.429	0-0 13 PB	1-2 1B	1-2 1B	1-2 3B	1-2 3B	1-2 3B	1-2 3B	1-2 3B	1-2 3B	5 0 3 4 0 1 1	5	0	3	4	0	1					
13 Nick Ahmed, R OBP: 0.282, SLG: 0.424	1-2 G6-3	1-2 G6-3	1-2 G5-3	1-1 G6-3	1-1 G6-3	1-1 G6-3	1-1 G6-3	1-1 G6-3	1-1 G6-3	5 0 0 0 0 0 5	5	0	0	0	0	5					
5 Alex Avila, L OBP: 0.277, SLG: 0.263	1-1 G6-3	1-1 G6-3	4-1 38 B1-6-4	3-3 K	1-3 K	1-3 K	1-3 K	1-3 K	1-3 K	3 0 0 1 1 2 0	3	0	0	1	1	2					
38 Robbie Ray, L	61 Silvino Bracho, R	25 Archie Bradley, R	40 Andrew Chafin, L	48 Randall Delgado, R	29 Jorge De La Rosa, L																
<b>Inning Stats</b>	R: 3 E: 0 K: 2 S: 20	H: 3 LOB: 1 BB: 1 P: 31	R: 0 E: 0 K: 1 S: 8	H: 0 LOB: 0 BB: 0 P: 12	R: 2 E: 0 K: 0 S: 14	H: 2 LOB: 1 BB: 1 P: 25	R: 0 E: 0 K: 1 S: 6	H: 1 LOB: 1 BB: 1 P: 12	R: 1 E: 0 K: 2 S: 14	H: 2 LOB: 0 BB: 0 P: 21	R: 2 E: 0 K: 2 S: 16	H: 3 LOB: 1 BB: 0 P: 24	R: 0 E: 0 K: 2 S: 7	H: 0 LOB: 0 BB: 0 P: 12	R: 1 E: 0 K: 2 S: 14	H: 2 LOB: 2 BB: 1 P: 23	R: 1 E: 1 K: 1 S: 13	H: 1 LOB: 1 BB: 0 P: 18	1B: 10 2B: 3 3B: 1 HR: 0	SF: 1 2B: 3 3B: 0 HBP: 0	WP: 3 PA: 45
<b>PITCHER</b>	IP: 5.0 ERA: 5.0	WLS: 3 BF: 25	H: 8 R: 6 ER: 6 SO: 6	R: 0 ER: 0 SO: 1	BB: 3 IBB: 0 HBP: 0 BLK: 0	WP: 0 HR: 1 S: 62 P: 101	ERA: 9.00 WHIP: 2.200	<b>PITCHER</b>	IP: 1.0 ERA: 1.58	WLS: 1 BF: 8	H: 1 R: 1 ER: 1 SO: 1	R: 0 ER: 0 SO: 0	BB: 0 IBB: 0 HBP: 0 BLK: 0	WP: 0 HR: 0 S: 18 P: 27	ERA: 0.00 WHIP: 2.250						
48 Germán Márquez, R	52 Chris Rusin, L	45 Scott Oberg, R	29 Bryan Shaw, R	0 Adam Ottavino, R																	

**Colorado Rockies @ Arizona Diamondbacks**  
Chase Field, Phoenix, AZ  
Fri Jul 20 2018, 6:41 PM - 10:42 PM MST  
Att: 29,546 - Roof Closed - 82 F

AB	39
R	11
H	12
RBI	11
BB	7
SO	7
LOB	19

**Colorado Rockies @ Arizona Diamondbacks**  
Chase Field, Phoenix, AZ  
Fri Jul 20 2018, 6:41 PM - 10:42 PM MST  
Att: 29,546 - Roof Closed - 82 F

AB	40
R	10
H	14
RBI	7
BB	4
SO	13
LOB	18

**Colorado Rockies @ Arizona Diamondbacks**  
Chase Field, Phoenix, AZ  
Fri Jul 20 2018, 6:41 PM - 10:42 PM MST  
Att: 29,546 - Roof Closed - 82 F

AB	40
R	10
H	14
RBI	7
BB	4
SO	13
LOB	18

**Colorado Rockies @ Arizona Diamondbacks**  
Chase Field, Phoenix, AZ  
Fri Jul 20 2018, 6:41 PM - 10:42 PM MST  
Att: 29,546 - Roof Closed - 82 F

AB	39
R	11
H	12
RBI	11
BB	7
SO	7
LOB	19

**Colorado Rockies @ Arizona Diamondbacks**  
Chase Field, Phoenix, AZ  
Fri Jul 20 2018, 6:41 PM - 10:42 PM MST  
Att: 29,546 - Roof Closed - 82 F







Batter	1	2	3	4	5	6	7	8	9	AB	R	H	RBI	BB	SO	LOB	TOP										
19 Charlie Blackmon, L (1.8) OBP: 0.389, SLG: 0.493	G4-3		F8			K2-3			G4-6-3	4	0	1	0	0	1	0											
8 Gerardo Parra, L (1.7) OBP: 0.341, SLG: 0.397	K			K		F8			G4-6-3	4	0	0	0	0	2	1											
28 Nolan Arenado, R (1.5) OBP: 0.394, SLG: 0.592	BB			L5					G6-3	3	0	0	0	1	0	0											
5 Carlos González, L (1.9) OBP: 0.328, SLG: 0.470	K			K						3	0	0	0	0	2	1											
27 Trevor Story, R (1.6) OBP: 0.357, SLG: 0.552		K				F9				3	0	1	0	0	1	0											
20 Ian Desmond, R (1.3) OBP: 0.309, SLG: 0.468	K					HR			G6-3	3	1	1	1	0	1	1											
7 Garrett Hampson, R (1.4) OBP: 0.286, SLG: 0.333		L9				K			G3-1	3	0	0	0	0	1	0											
23 Tom Murphy, R (1.2) OBP: 0.300, SLG: 0.431			F9			K			K	3	0	0	0	0	2	0											
49 Antonio Senzateña, R (1.1) OBP: 0.125, SLG: 0.250										2	0	0	0	0	2	0											
52 Chris Rusin, L (6.1) OBP: 0.333, SLG: 0.333										0	0	0	0	0	0	0											
62 Yency Almonte, R (6.1)										0	0	0	0	0	0	0											
15 Raimel Tapia, L (8. PH) OBP: 0.333, SLG: 0.563										1	0	0	0	0	1	0											
29 Bryan Shaw, S (8.1)										0	0	0	0	0	0	0											
<b>Inning Stats</b>	R: 0 H: 0 E: 0 K: 2 S: 15	H: 0 LOB: 1 BB: 1 P: 25	R: 0 H: 0 E: 0 K: 2 S: 7	H: 0 LOB: 0 BB: 0 P: 9	R: 0 H: 0 E: 0 K: 1 S: 9	H: 0 LOB: 0 BB: 0 P: 12	R: 0 H: 0 E: 0 K: 2 S: 10	H: 0 LOB: 0 BB: 0 P: 15	R: 1 H: 1 E: 0 K: 2 S: 10	H: 1 LOB: 0 BB: 0 P: 13	R: 0 H: 0 E: 0 K: 2 S: 8	H: 0 LOB: 0 BB: 0 P: 11	R: 0 H: 1 E: 0 K: 0 S: 7	H: 0 LOB: 0 BB: 0 P: 10	R: 0 H: 0 E: 0 K: 2 S: 11	H: 0 LOB: 0 BB: 0 P: 16	R: 0 H: 1 E: 0 K: 0 S: 6	H: 1 LOB: 0 BB: 0 P: 11	1B: 2 2B: 0 3B: 0 HR: 1	SF: 0 SAC: 0 DP: 1 HBP: 0	WP: 0 PB: 0 SB: 0 CS: 0	PA: 30					
<b>PITCHER</b>	IP	WLS	BF	H	R	ER	SO	BB	IBB	HBP	BLK	WP	HR	S	P	ERA	WHIP										
21 Zack Greinke, R (1.1) ERA: 3.05	8.0	W	27	2	1	1	13	1	0	0	0	0	1	77	111	1.12	0.375										
40 Andrew Chafin, L (9.1) ERA: 1.51	0.2		2	1	0	0	0	0	0	0	0	0	0	4	8	0.00	1.500										
61 Silvino Bracho, R (9.1) ERA: 2.04	0.1		1	0	0	0	0	0	0	0	0	0	0	2	3	0.00	0.000										

**Colorado Rockies @ Arizona Diamondbacks**  
Chase Field, Phoenix, AZ  
Sun Jul 22 2018, 1:12 PM - 3:55 PM MST  
Att: 32,985 - Roof Closed - 78 F

livebaseballscorecards.com

AB 29  
R 1  
H 3  
RBI 1  
BB 1  
SO 13  
LOB 3



Batter	1	2	3	4	5	6	7	8	9	AB	R	H	RBI	BB	SO	LOB	BOTTOM										
6 David Peralta, L (1.7) OBP: 0.348, SLG: 0.503	G2-3		F7			G4-3				4	0	1	0	0	0	0											
44 Paul Goldschmidt, R (1.3) OBP: 0.381, SLG: 0.519	K			K						4	0	0	0	0	3	1											
11 AJ Pollock, R (1.8) OBP: 0.362, SLG: 0.581	2B					G5-3				4	1	1	0	0	1	1											
28 Steven Souza Jr., R (1.9) OBP: 0.296, SLG: 0.330	2B									3	1	1	1	1	1	1											
22 Jake Lamb, L (1.5) OBP: 0.314, SLG: 0.357	G4-3									3	2	0	0	1	0	2											
3 Daniel Descalso, L (1.4) OBP: 0.371, SLG: 0.481		L9								2	2	1	0	2	0	0											
40 Andrew Chafin, R (9.1) ERA: 1.51										0	0	0	0	0	0	0											
61 Silvino Bracho, R (9.1)										0	0	0	0	0	0	0											
13 Nick Ahmed, R (1.6) OBP: 0.286, SLG: 0.430										3	0	2	3	1	0	1											
2 Jeff Mathis, R (1.2) OBP: 0.289, SLG: 0.261		L5-3								4	0	1	2	0	1	3											
21 Zack Greinke, R (1.1) OBP: 0.302, SLG: 0.325										3	0	0	0	0	1	2											
4 Ketel Marte, S (9.4) OBP: 0.314, SLG: 0.431			F7							0	0	0	0	0	0	0											
<b>Inning Stats</b>	R: 1 H: 2 E: 0 K: 1 S: 13	H: 2 LOB: 1 BB: 0 P: 20	R: 0 H: 1 E: 0 K: 0 S: 10	H: 1 LOB: 0 BB: 0 P: 15	R: 0 H: 0 E: 0 K: 1 S: 10	H: 0 LOB: 0 BB: 0 P: 12	R: 2 H: 2 E: 0 K: 2 S: 12	H: 2 LOB: 1 BB: 1 P: 19	R: 0 H: 0 E: 0 K: 2 S: 7	H: 0 LOB: 0 BB: 0 P: 9	R: 3 H: 1 E: 1 K: 0 S: 8	H: 1 LOB: 1 BB: 3 P: 25	R: 0 H: 1 E: 0 K: 1 S: 15	H: 1 LOB: 1 BB: 0 P: 21	R: 0 H: 0 E: 0 K: 0 S: 7	H: 0 LOB: 1 BB: 1 P: 13	R: 0 H: 0 E: 0 K: 0 S: 7	H: 0 LOB: 1 BB: 1 P: 13	1B: 3 2B: 4 3B: 1 HR: 0	SF: 0 SAC: 0 DP: 2 HBP: 0	WP: 0 PB: 0 SB: 0 CS: 0	PA: 35					
<b>PITCHER</b>	IP	WLS	BF	H	R	ER	SO	BB	IBB	HBP	BLK	WP	HR	S	P	ERA	WHIP										
49 Antonio Senzateña, R (1.1) ERA: 5.55	5.1	L	22	5	4	4	6	2	0	0	0	0	0	54	83	6.75	1.312										
52 Chris Rusin, L (6.1) ERA: 6.81	0.0		2	0	0	0	0	1	0	0	0	0	0	4	10	-	-										
62 Yency Almonte, R (6.1)	1.2		7	2	2	1	1	1	0	0	0	0	0	17	28	5.40	1.800										
29 Bryan Shaw, R (8.1) ERA: 6.98	1.0		4	0	0	0	0	1	0	0	0	0	0	7	13	0.00	1.000										

**Colorado Rockies @ Arizona Diamondbacks**  
Chase Field, Phoenix, AZ  
Sun Jul 22 2018, 1:12 PM - 3:55 PM MST  
Att: 32,985 - Roof Closed - 78 F

livebaseballscorecards.com

AB 30  
R 6  
H 7  
RBI 6  
BB 5  
SO 7  
LOB 11













Batter	1	2	3	4	5	6	7	8	9	AB	R	H	RBI	BB	SO	LOB	TOP		
6 David Peralta, L (1, 7) OBP: 0.346, SLG: 0.495	G6-3		K			FC6-4 1B		L8		4	0	1	0	0	1	0	<b>Arizona Diamondbacks @ Chicago Cubs</b> Wrigley Field, Chicago, IL Wed Jul 25 2018, 1:25 PM - 4:01 PM CDT Att: 35,548 - Sunny - 83 F		
4 Ketel Marte, S (1, 4) OBP: 0.311, SLG: 0.422	K		F8			FC6-4 1-2		F9		4	0	0	0	0	1	1			
44 Paul Goldschmidt, R (1, 3) OBP: 0.384, SLG: 0.526	FC6-4 1B				F8			K		4	0	2	0	0	1	1			
11 AJ Pollock, R (1, 8) OBP: 0.361, SLG: 0.585	FC6-4 1-2				L6			HR		4	1	1	1	0	0	2			
28 Steven Souza Jr., R (1, 9) OBP: 0.319, SLG: 0.347	K		G1-3			F8		G6-3		4	0	0	0	0	1	1			
13 Nick Ahmed, R (1, 6) OBP: 0.371, SLG: 0.424	L8				P4			K		3	0	0	0	0	1	0			
16 Chris Owings, R (1, 5) OBP: 0.261, SLG: 0.286	FC6-4 1B				F9			L9		3	0	1	0	0	0	0			
36 John Ryan Murphy, R (1, 2) OBP: 0.270, SLG: 0.428	K				F8			K		3	0	0	0	0	2	1			
38 Robbie Ray, L (1, 1)					K			G4-3		2	0	0	0	0	2	0			
3 Daniel Descalso, L (8, PH) OBP: 0.377, SLG: 0.479										1	0	0	0	0	0	0			
30 T.J. McFarland, L (8, 1)										0	0	0	0	0	0	0			
<b>Inning Stats</b>	R: 0 H: 1 E: 0 K: 1 S: 12	H: 1 LOB: 1 BB: 0 P: 19	R: 0 H: 0 E: 0 K: 2 S: 13	H: 1 LOB: 1 BB: 0 P: 22	R: 0 H: 0 E: 0 K: 2 S: 12	H: 0 LOB: 0 BB: 0 P: 16	R: 0 H: 0 E: 0 K: 0 S: 7	H: 0 LOB: 0 BB: 0 P: 12	R: 0 H: 1 E: 0 K: 2 S: 12	H: 1 LOB: 0 BB: 0 P: 20	R: 1 H: 1 E: 0 K: 1 S: 13	H: 1 LOB: 0 BB: 0 P: 21	R: 0 H: 0 E: 0 K: 1 S: 7	H: 0 LOB: 0 BB: 0 P: 8	R: 0 H: 1 E: 0 K: 0 S: 9	H: 1 LOB: 1 BB: 0 P: 13	1B: 3 2B: 1 3B: 0 HR: 1	SF: 0 SAC: 0 DP: 0 HBP: 0	WP: 0 PA: 32 PB: 0 SB: 1 CS: 0
<b>PITCHER</b>	IP WLS BF H R ER SO BB IBB HBP BLK WP HR S P ERA WHIP	IP WLS BF H R ER SO BB IBB HBP BLK WP HR S P ERA WHIP	IP WLS BF H R ER SO BB IBB HBP BLK WP HR S P ERA WHIP	IP WLS BF H R ER SO BB IBB HBP BLK WP HR S P ERA WHIP	IP WLS BF H R ER SO BB IBB HBP BLK WP HR S P ERA WHIP	IP WLS BF H R ER SO BB IBB HBP BLK WP HR S P ERA WHIP	IP WLS BF H R ER SO BB IBB HBP BLK WP HR S P ERA WHIP	IP WLS BF H R ER SO BB IBB HBP BLK WP HR S P ERA WHIP	IP WLS BF H R ER SO BB IBB HBP BLK WP HR S P ERA WHIP	IP WLS BF H R ER SO BB IBB HBP BLK WP HR S P ERA WHIP	IP WLS BF H R ER SO BB IBB HBP BLK WP HR S P ERA WHIP	IP WLS BF H R ER SO BB IBB HBP BLK WP HR S P ERA WHIP	IP WLS BF H R ER SO BB IBB HBP BLK WP HR S P ERA WHIP	IP WLS BF H R ER SO BB IBB HBP BLK WP HR S P ERA WHIP	IP WLS BF H R ER SO BB IBB HBP BLK WP HR S P ERA WHIP	IP WLS BF H R ER SO BB IBB HBP BLK WP HR S P ERA WHIP	IP WLS BF H R ER SO BB IBB HBP BLK WP HR S P ERA WHIP		

Batter	1	2	3	4	5	6	7	8	9	AB	R	H	RBI	BB	SO	LOB	BOTTOM		
44 Anthony Rizzo, L (1, 3) OBP: 0.359, SLG: 0.417	K		G6-3			G3		G6-3		4	0	0	0	0	1	2	<b>Arizona Diamondbacks @ Chicago Cubs</b> Wrigley Field, Chicago, IL Wed Jul 25 2018, 1:25 PM - 4:01 PM CDT Att: 35,548 - Sunny - 83 F		
5 Albert Almora Jr., R (1, 8) OBP: 0.307, SLG: 0.438	2B				18 1B	K				3	1	2	0	0	1	0			
18 Ben Zobrist, S (1, 4) OBP: 0.381, SLG: 0.412	K				27 40 12 2-5 1B	G6-3				3	0	1	1	0	1	1			
40 Wilson Contreras, R (1, 2) OBP: 0.368, SLG: 0.447	K				27 4-6-3 1B	L9				3	0	1	0	0	1	1			
27 Addison Russell, R (1, 6) OBP: 0.339, SLG: 0.381	F9				G4-6-3	P4				3	0	0	0	0	2	2			
12 Kyle Schwarber, L (1, 7) OBP: 0.369, SLG: 0.483	G2-3				2-5			E1		1	0	0	0	1	0	0			
9 Javier Báez, R (8, PH) OBP: 0.325, SLG: 0.550										1	0	0	0	0	0	0			
21 Tyler Chatwood, R (8, PR) OBP: 0.130, SLG: 0.130										0	1	0	0	0	0	0			
46 Pedro Strop, R (9, 1)										0	0	0	0	0	0	0			
8 Ian Happ, S (1, 9) OBP: 0.382, SLG: 0.457	G4-3				G6-4-3			22 E		2	0	0	0	1	0	1			
34 Jon Lester, L (1, 1) OBP: 0.116, SLG: 0.186										2	0	0	0	0	2	0			
6 Carl Edwards Jr., R (7, 1)										0	0	0	0	0	0	0			
22 Jason Heyward, L (8, PH) OBP: 0.346, SLG: 0.423										1	0	0	0	0	0	1			
2 Tommy La Stella, L (1, 5) OBP: 0.341, SLG: 0.316	G4-3					G4-3				2	0	0	0	1	0	0			
<b>Inning Stats</b>	R: 0 H: 1 E: 0 K: 3 S: 16	H: 0 LOB: 0 BB: 0 P: 15	R: 0 H: 0 E: 0 K: 1 S: 8	H: 0 LOB: 0 BB: 0 P: 11	R: 1 H: 3 E: 0 K: 0 S: 9	H: 0 LOB: 0 BB: 0 P: 16	R: 0 H: 0 E: 0 K: 1 S: 4	H: 0 LOB: 0 BB: 1 P: 8	R: 0 H: 0 E: 0 K: 1 S: 7	H: 0 LOB: 0 BB: 0 P: 10	R: 0 H: 0 E: 0 K: 0 S: 10	H: 0 LOB: 0 BB: 0 P: 13	R: 1 H: 0 E: 2 K: 0 S: 7	H: 0 LOB: 1 BB: 2 P: 17	R: 0 H: 1 E: 0 K: 0 S: 9	H: 1 LOB: 1 BB: 0 P: 13	1B: 2 2B: 2 3B: 0 HR: 0	SF: 0 SAC: 0 DP: 3 HBP: 0	WP: 0 PA: 28 PB: 0 SB: 0 CS: 0
<b>PITCHER</b>	IP WLS BF H R ER SO BB IBB HBP BLK WP HR S P ERA WHIP	IP WLS BF H R ER SO BB IBB HBP BLK WP HR S P ERA WHIP	IP WLS BF H R ER SO BB IBB HBP BLK WP HR S P ERA WHIP	IP WLS BF H R ER SO BB IBB HBP BLK WP HR S P ERA WHIP	IP WLS BF H R ER SO BB IBB HBP BLK WP HR S P ERA WHIP	IP WLS BF H R ER SO BB IBB HBP BLK WP HR S P ERA WHIP	IP WLS BF H R ER SO BB IBB HBP BLK WP HR S P ERA WHIP	IP WLS BF H R ER SO BB IBB HBP BLK WP HR S P ERA WHIP	IP WLS BF H R ER SO BB IBB HBP BLK WP HR S P ERA WHIP	IP WLS BF H R ER SO BB IBB HBP BLK WP HR S P ERA WHIP	IP WLS BF H R ER SO BB IBB HBP BLK WP HR S P ERA WHIP	IP WLS BF H R ER SO BB IBB HBP BLK WP HR S P ERA WHIP	IP WLS BF H R ER SO BB IBB HBP BLK WP HR S P ERA WHIP	IP WLS BF H R ER SO BB IBB HBP BLK WP HR S P ERA WHIP	IP WLS BF H R ER SO BB IBB HBP BLK WP HR S P ERA WHIP	IP WLS BF H R ER SO BB IBB HBP BLK WP HR S P ERA WHIP	IP WLS BF H R ER SO BB IBB HBP BLK WP HR S P ERA WHIP		





Batter	1	2	3	4	5	6	7	8	9	AB	R	H	RBI	BB	SO	LOB	TOP																																																																																											
6 David Peralta, L (1, 7) OBP: 0.346, SLG: 0.493	1-1 B FC 91 C FC 92 X FC 93	1-1 B FC 95 C FC 96 X CH 98		1-0 B CU 80 X CH 85		2-2 B FC 92 C FC 94 X FC 95		0-2 F FF 95 C FC 92 X FC 92		5	0	2	0	0	0	3	<b>Arizona Diamondbacks @ Chicago Cubs</b> Wrigley Field, Chicago, IL Thu Jul 26 2018, 1:21 PM - 4:45 PM CDT Att: 38,979 - Partly Cloudy - 78 F																																																																																											
44 Paul Goldschmidt, R (1, 3) OBP: 0.384, SLG: 0.522	1-0 B SI 94 X FC 90		4-1 B CU 78 B FC 89 C FC 88 B FC 87		4-2 B SI 92 C FC 93 F FC 94 C FC 95 B CH 96 F CH 96 B SI 94	0-0 X SI 92		2-2 F FF 92 B CH 86 B CH 86 S SI 92 X CH 88		3	1	0	0	2	0	2																																																																																												
11 AJ Pollock, R (1, 8) OBP: 0.357, SLG: 0.573	2-2 1 SAFE D SI 84 C FC 90 F FC 90 B CH 95 T FC 90		1-1 B CU 77 C FC 90 X FC 90		4-1 1 SAFE B SI 83 B FC 94 C FC 95 T FC 95 2 SAFE B FC 92 FF 91	1-2 F FC 91 B FC 91 C FC 91 X FC 93		0-1 F SI 93 X FC 93		4	0	0	0	1	1	3																																																																																												
28 Steven Souza Jr., R (1, 9) OBP: 0.321, SLG: 0.350	2-2 B FF 93 C FC 94 X FC 94		0-1 C X FC 94		1-0 B SI 94 X SI 94			3-3 S SI 89 B FF 89 B SI 90 C FC 90 B SI 90 X FC 90		5	0	2	0	0	1	3																																																																																												
22 Jake Lamb, L (1, 5) OBP: 0.307, SLG: 0.348		1-3 B SI 92 C FC 93 S CU 92		2-0 B SI 93 X FC 95		4-0 D FF 91 B SI 91 B FC 94 FF 93		1-1 B SI 77 C SL 78 X SL 88		1	0	0	0	0	1	0																																																																																												
4 Ketel Marte, S (3, PH) OBP: 0.316, SLG: 0.422										2	1	1	0	2	0	1																																																																																												
3 Daniel Descalso, L (1, 4) OBP: 0.382, SLG: 0.479										2	1	1	0	2	0	0																																																																																												
25 Archie Bradley, R (8, 1)										0	0	0	0	0	0	0																																																																																												
9 Jon Jay, L (9, PH) OBP: 0.342, SLG: 0.353										1	0	0	0	0	0	2																																																																																												
31 Brad Boxberger, R (9, 1)										0	0	0	0	0	0	0																																																																																												
13 Nick Ahmed, R (1, 6) OBP: 0.287, SLG: 0.437										4	2	2	4	0	1	2																																																																																												
5 Alex Avila, L (1, 2) OBP: 0.282, SLG: 0.288										3	1	1	2	1	1	0																																																																																												
52 Zack Godley, R (1, 1) OBP: 0.154, SLG: 0.083										2	0	0	0	1	2	0																																																																																												
66 Yoshinisa Hirano, R (6, 1)										0	0	0	0	0	0	0																																																																																												
16 Chris Owings, R (8, PH) OBP: 0.260, SLG: 0.265										1	0	0	0	0	0	0																																																																																												
<b>Inning Stats</b>	R: 0 E: 0 K: 1 S: 10	H: 1 LOB: 1 BB: 0 P: 16	R: 0 E: 0 K: 2 S: 15	H: 1 LOB: 3 BB: 2 P: 26	R: 0 E: 0 K: 0 S: 6	H: 1 LOB: 1 BB: 1 P: 13	R: 2 E: 0 K: 1 S: 12	H: 2 LOB: 0 BB: 0 P: 17	R: 4 E: 0 K: 1 S: 18	H: 1 LOB: 1 BB: 4 P: 38	R: 0 E: 0 K: 1 S: 11	H: 1 LOB: 1 BB: 1 P: 17	R: 0 E: 0 K: 1 S: 11	H: 0 LOB: 0 BB: 0 P: 19	R: 0 E: 0 K: 0 S: 9	H: 0 LOB: 0 BB: 0 P: 10	R: 0 E: 0 K: 0 S: 12	H: 1 LOB: 2 BB: 1 P: 18	1B: 6 2B: 1 3B: 0 HR: 2	SF: 0 SAC: 0 DP: 2 HBP: 0	WP: 1 PB: 0 SB: 0 CS: 0	PA: 42																																																																																						
<b>PITCHER</b>	IP WLS BF H R ER SO BB IBB HBP BLK WP HR S P ERA WHIP	<table border="0"> <tr> <td>21 Tyler Chatwood, R (1, 1) ERA: 4.98</td> <td>4.2</td> <td>23</td> <td>5</td> <td>4</td> <td>4</td> <td>4</td> <td>6</td> <td>0</td> <td>0</td> <td>0</td> <td>0</td> <td>1</td> <td>1</td> <td>50</td> <td>92</td> <td>7.71</td> <td>2.357</td> </tr> <tr> <td>32 Brian Duensing, L (5, 1) ERA: 7.18</td> <td>0.1</td> <td>3</td> <td>1</td> <td>2</td> <td>2</td> <td>1</td> <td>1</td> <td>0</td> <td>0</td> <td>0</td> <td>0</td> <td>0</td> <td>0</td> <td>1</td> <td>11</td> <td>18</td> <td>54.00</td> <td>6.000</td> </tr> <tr> <td>43 Jesse Chavez, R (6, 1) ERA: 3.23</td> <td>1.0</td> <td>4</td> <td>1</td> <td>0</td> <td>0</td> <td>1</td> <td>0</td> <td>0</td> <td>0</td> <td>0</td> <td>0</td> <td>0</td> <td>0</td> <td>11</td> <td>17</td> <td>0.00</td> <td>1.000</td> </tr> <tr> <td>41 Steve Cishek, R (7, 1) ERA: 2.09</td> <td>1.0</td> <td>4</td> <td>1</td> <td>0</td> <td>0</td> <td>1</td> <td>1</td> <td>0</td> <td>0</td> <td>0</td> <td>0</td> <td>0</td> <td>0</td> <td>11</td> <td>19</td> <td>0.00</td> <td>2.000</td> </tr> <tr> <td>37 Justin Wilson, L (8, 1) ERA: 3.1</td> <td>1.0</td> <td>3</td> <td>0</td> <td>0</td> <td>0</td> <td>0</td> <td>0</td> <td>0</td> <td>0</td> <td>0</td> <td>0</td> <td>0</td> <td>0</td> <td>9</td> <td>10</td> <td>0.00</td> <td>0.000</td> </tr> </table>																21 Tyler Chatwood, R (1, 1) ERA: 4.98	4.2	23	5	4	4	4	6	0	0	0	0	1	1	50	92	7.71	2.357	32 Brian Duensing, L (5, 1) ERA: 7.18	0.1	3	1	2	2	1	1	0	0	0	0	0	0	1	11	18	54.00	6.000	43 Jesse Chavez, R (6, 1) ERA: 3.23	1.0	4	1	0	0	1	0	0	0	0	0	0	0	11	17	0.00	1.000	41 Steve Cishek, R (7, 1) ERA: 2.09	1.0	4	1	0	0	1	1	0	0	0	0	0	0	11	19	0.00	2.000	37 Justin Wilson, L (8, 1) ERA: 3.1	1.0	3	0	0	0	0	0	0	0	0	0	0	0	9	10	0.00	0.000
21 Tyler Chatwood, R (1, 1) ERA: 4.98	4.2	23	5	4	4	4	6	0	0	0	0	1	1	50	92	7.71	2.357																																																																																											
32 Brian Duensing, L (5, 1) ERA: 7.18	0.1	3	1	2	2	1	1	0	0	0	0	0	0	1	11	18	54.00	6.000																																																																																										
43 Jesse Chavez, R (6, 1) ERA: 3.23	1.0	4	1	0	0	1	0	0	0	0	0	0	0	11	17	0.00	1.000																																																																																											
41 Steve Cishek, R (7, 1) ERA: 2.09	1.0	4	1	0	0	1	1	0	0	0	0	0	0	11	19	0.00	2.000																																																																																											
37 Justin Wilson, L (8, 1) ERA: 3.1	1.0	3	0	0	0	0	0	0	0	0	0	0	0	9	10	0.00	0.000																																																																																											

Batter	1	2	3	4	5	6	7	8	9	AB	R	H	RBI	BB	SO	LOB	BOTTOM																																																																							
44 Anthony Rizzo, L (1, 3) OBP: 0.362, SLG: 0.428	2-3 C SI 91 B SI 91 S FC 90		1-2 C KC 83 S CH 83 X SI 91		0-2 F FC 89 X KC 82		0-0 X FS 84		0-1 C CH 79 X CH 80	5	1	3	2	0	1	0	<b>Arizona Diamondbacks @ Chicago Cubs</b> Wrigley Field, Chicago, IL Thu Jul 26 2018, 1:21 PM - 4:45 PM CDT Att: 38,979 - Partly Cloudy - 78 F																																																																							
5 Albert Almora Jr., R (1, 8) OBP: 0.363, SLG: 0.432	2-0 B SI 91 B SI 92 X FC 90		1-2 M FC 90 P PO 88 M KC 91 X KC 83		2-0 B FC 90 D FC 90 X KC 80		0-2 C FC 92 X FS 82			4	0	0	1	0	0	2																																																																								
22 Jason Heyward, L (1, 9) OBP: 0.345, SLG: 0.422	2-0 B SI 91 X SI 91		2-3 B KC 82 C FC 82 S CH 82 X KC 81		2-2 D KC 83 C FC 82 C FC 82 X KC 81		3-1 B FC 91 C FC 82 X FC 92			4	0	0	0	0	1	3																																																																								
40 Wilson Contreras, R (1, 2) OBP: 0.370, SLG: 0.446		1-2 B FC 90 C KC 83 X KC 83		0-0 X FC 88		2-0 B SI 92 X FC 90		3-2 B SI 95 S KC 82 H SI 96		3	1	1	0	0	0	2																																																																								
8 Ian Happ, S (1, 5) OBP: 0.377, SLG: 0.450		0-1 F KC 83 X CH 83		1-1 B FC 89 X KC 82		2-3 S KC 82 S KC 83 C SI 88		0-3 C FC 96 X FC 96		4	0	0	0	0	2	2																																																																								
12 Kyle Schwarber, L (1, 7) OBP: 0.370, SLG: 0.486										4	1	2	1	0	0	1																																																																								
27 Addison Russell, R (1, 6) OBP: 0.336, SLG: 0.378										3	0	0	0	0	2	2																																																																								
41 Steve Cishek, R (7, 1) OBP: 0.200, SLG: 0.200										0	0	0	0	0	0	0																																																																								
37 Justin Wilson, L (8, 1) Eddie Butler, R (9, 1)										0	0	0	0	0	0	0																																																																								
18 Ben Zobrist, S (9, PH) OBP: 0.383, SLG: 0.412										0	1	0	0	1	0	0																																																																								
21 Tyler Chatwood, R (1, 1) ERA: 4.73										0	0	0	0	1	0	0																																																																								
32 Brian Duensing, L (5, PH) ERA: 7.18										0	1	1	0	0	0	0																																																																								
2 Tommy La Stella, L (5, PH) OBP: 0.263, SLG: 0.322										0	0	0	0	0	0	0																																																																								
43 Jesse Chavez, R (6, 1) OBP: 0.323, SLG: 0.547										2	0	0	0	0	1	1																																																																								
9 Javier Báez, R (7, 6) OBP: 0.323, SLG: 0.547										0	0	0	0	0	0	0																																																																								
13 David Bote, R (1, 4) OBP: 0.421, SLG: 0.522										4	2	2	2	0	1	3																																																																								
<b>Inning Stats</b>	R: 0 E: 0 K: 1 S: 5	H: 0 LOB: 0 BB: 0 P: 11	R: 1 E: 0 K: 0 S: 11	H: 2 LOB: 2 BB: 1 P: 17	R: 0 E: 0 K: 0 S: 7	H: 0 LOB: 0 BB: 0 P: 11	R: 2 E: 1 K: 1 S: 15	H: 3 LOB: 2 BB: 0 P: 26	R: 1 E: 0 K: 4 S: 17	H: 1 LOB: 1 BB: 0 P: 21	R: 0 E: 0 K: 0 S: 6	H: 0 LOB: 0 BB: 0 P: 9	R: 0 E: 0 K: 1 S: 6	H: 0 LOB: 0 BB: 0 P: 10	R: 3 E: 0 K: 0 S: 12	H: 2 LOB: 1 BB: 1 P: 17	1B: 6 2B: 1 3B: 0 HR: 2	SF: 0 SAC: 0 DP: 1 HBP: 1	WP: 2 PB: 0 SB: 0 CS: 1	PA: 37																																																																				
<b>PITCHER</b>	IP WLS BF H R ER SO BB IBB HBP BLK WP HR S P ERA WHIP	<table border="0"> <tr> <td>52 Zack Godley, R (1, 1) ERA: 2.25</td> <td>5.2</td> <td>26</td> <td>7</td> <td>4</td> <td>4</td> <td>6</td> <td>1</td> <td>0</td> <td>0</td> <td>0</td> <td>0</td> <td>2</td> <td>0</td> <td>62</td> <td>95</td> <td>6.35</td> <td>1.412</td> </tr> <tr> <td>66 Yoshinisa Hirano, R (6, 1) ERA: 2.25</td> <td>1.1</td> <td>H</td> <td>4</td> <td>0</td> <td>0</td> <td>0</td> <td>0</td> <td>0</td> <td>0</td> <td>0</td> <td>0</td> <td>0</td> <td>0</td> <td>9</td> <td>13</td> <td>0.00</td> <td>0.000</td> </tr> <tr> <td>25 Archie Bradley, R (8, 1) ERA: 2.96</td> <td>1.0</td> <td>H</td> <td>3</td> <td>0</td> <td>0</td> <td>0</td> <td>1</td> <td>0</td> <td>0</td> <td>0</td> <td>0</td> <td>0</td> <td>0</td> <td>6</td> <td>10</td> <td>0.00</td> <td>0.000</td> </tr> <tr> <td>31 Brad Boxberger, R (9, 1) ERA: 3.58</td> <td>0.1</td> <td>L</td> <td>4</td> <td>2</td> <td>3</td> <td>0</td> <td>1</td> <td>0</td> <td>0</td> <td>0</td> <td>0</td> <td>2</td> <td>12</td> <td>17</td> <td>81.00</td> <td>9.000</td> </tr> </table>																52 Zack Godley, R (1, 1) ERA: 2.25	5.2	26	7	4	4	6	1	0	0	0	0	2	0	62	95	6.35	1.412	66 Yoshinisa Hirano, R (6, 1) ERA: 2.25	1.1	H	4	0	0	0	0	0	0	0	0	0	0	9	13	0.00	0.000	25 Archie Bradley, R (8, 1) ERA: 2.96	1.0	H	3	0	0	0	1	0	0	0	0	0	0	6	10	0.00	0.000	31 Brad Boxberger, R (9, 1) ERA: 3.58	0.1	L	4	2	3	0	1	0	0	0	0	2	12	17	81.00	9.000
52 Zack Godley, R (1, 1) ERA: 2.25	5.2	26	7	4	4	6	1	0	0	0	0	2	0	62	95	6.35	1.412																																																																							
66 Yoshinisa Hirano, R (6, 1) ERA: 2.25	1.1	H	4	0	0	0	0	0	0	0	0	0	0	9	13	0.00	0.000																																																																							
25 Archie Bradley, R (8, 1) ERA: 2.96	1.0	H	3	0	0	0	1	0	0	0	0	0	0	6	10	0.00	0.000																																																																							
31 Brad Boxberger, R (9, 1) ERA: 3.58	0.1	L	4	2	3	0	1	0	0	0	0	2	12	17	81.00	9.000																																																																								

AB	33
R	6
H	9
RBI	6
BB	9
SO	7
LOB	16

AB	34
R	7
H	9
RBI	6
BB	2
SO	8
LOB	16













Batter	1	2	3	4	5	6	7	8	9	AB	R	H	RBI	BB	SO	LOB	TOP					
6 David Peralta, L (1.7) OBP: 0.345, SLG: 0.485	G4-3		G6-3		44 1B	K		G1-3		2	0	0	0	1	0	0	<b>Arizona Diamondbacks @ San Diego Padres</b> Petco Park, San Diego, CA Sun Jul 29 2018, 1:22 PM - 4:39 PM PDT Att: 32,529 - Sunny - 85 F					
9 Jon Jay, L (6.7) OBP: 0.343, SLG: 0.357										2	0	0	0	0	1	2						
4 Ketel Marte, S (1.4) OBP: 0.320, SLG: 0.423	44 HR					F9		B1-3		3	1	0	0	2	1	1						
44 Paul Goldschmidt, R (1.3) OBP: 0.385, SLG: 0.524	1-H		G1-3							4	1	2	2	0	1	1						
11 AJ Pollock, R (1.8) OBP: 0.353, SLG: 0.573										4	1	2	1	0	2	2						
28 Steven Souza Jr., R (1.9) OBP: 0.317, SLG: 0.352										4	1	1	0	0	2	3						
13 Nick Ahmed, R (1.6) OBP: 0.290, SLG: 0.446		G5-3								4	1	3	2	0	0	0						
16 Chris Owings, R (1.5) OBP: 0.266, SLG: 0.289	L5									3	0	1	0	1	0	1						
36 John Ryan Murphy, R (1.2) OBP: 0.264, SLG: 0.418										4	0	0	0	0	1	4						
32 Clay Buchholz, L (1.1) OBP: 0.063, SLG: 0.063			G4-3		G1-3					2	0	0	0	0	0	1						
66 Yoshinisa Hirano, R (8.1)										0	0	0	0	0	0	0						
25 Archie Bradley, R (8.1)										0	0	0	0	0	0	0						
3 Daniel Descalso, L (9.7) OBP: 0.384, SLG: 0.473										1	0	0	0	0	0	0						
31 Brad Boxberger, R (9.1)										0	0	0	0	0	0	0						
<b>Inning Stats</b>	R: 2 E: 0 K: 2 S: 15	H: 1 LOB: 0 BB: 1 P: 23	R: 0 E: 0 K: 1 S: 6	H: 0 LOB: 0 BB: 0 P: 8	R: 0 E: 0 K: 0 S: 9	H: 0 LOB: 1 BB: 1 P: 15	R: 3 E: 0 K: 0 S: 10	H: 4 LOB: 0 BB: 0 P: 16	R: 0 E: 0 K: 2 S: 11	H: 1 LOB: 2 BB: 1 P: 19	R: 0 E: 0 K: 1 S: 12	H: 1 LOB: 1 BB: 1 P: 17	R: 0 E: 0 K: 1 S: 13	H: 1 LOB: 0 BB: 0 P: 20	R: 0 E: 0 K: 0 S: 8	H: 1 LOB: 0 BB: 0 P: 13	R: 0 E: 0 K: 1 S: 12	H: 0 LOB: 0 BB: 0 P: 19	1B: 5 2B: 1 3B: 0 HR: 3	SF: 0 SAC: 1 DP: 0 HBP: 0	WP: 1 PB: 0 SB: 0 CS: 2	PA: 38
<b>PITCHER</b>	IP WLS BF H R ER SO BB IBB HBP BLK WP HR S P ERA WHIP																					
37 Joey Lucchesi, L (1.1) ERA: 3.74	4.1 L 21 6 5 5 3 3 0 0 0 0 0 3 45 73 10.38 2.077																					
27 Jordan Lyles, R (5.1) ERA: 4.35	1.2 7 1 0 0 3 1 0 0 0 0 1 0 18 25 0.00 1.200																					
66 Robert Stock, R (7.1) ERA: 4.22	2.0 7 2 0 0 1 0 0 0 0 0 0 0 21 33 0.00 1.000																					
88 Phil Maton, R (9.1) ERA: 3.25	1.0 3 0 0 0 1 0 0 0 0 0 0 0 12 19 0.00 0.000																					

Batter	1	2	3	4	5	6	7	8	9	AB	R	H	RBI	BB	SO	LOB	BOTTOM					
16 Travis Jankowski, L (1.9) OBP: 0.323, SLG: 0.315	K		B2		G4-3		G1-3		K	5	0	0	0	0	2	1	<b>Arizona Diamondbacks @ San Diego Padres</b> Petco Park, San Diego, CA Sun Jul 29 2018, 1:22 PM - 4:39 PM PDT Att: 32,529 - Sunny - 85 F					
7 Manuel Margot, R (1.8) OBP: 0.315, SLG: 0.384	P3				F9				G4-3	5	1	1	0	0	1	0						
4 Wil Myers, R (1.7) OBP: 0.337, SLG: 0.557										4	0	2	2	0	1	0						
30 Eric Hosmer, L (1.3) OBP: 0.315, SLG: 0.384	FC4-6									3	1	2	0	1	0	1						
22 Christian Villanueva, R (1.5) OBP: 0.272, SLG: 0.445		L1-3			FC6-4					4	1	0	0	0	1	4						
13 Freddy Galvis, S (1.6) OBP: 0.296, SLG: 0.343										4	0	1	1	0	3	1						
20 Carlos Asuaje, L (1.4) OBP: 0.301, SLG: 0.306										3	0	0	0	1	1	1						
17 A.J. Ellis, R (1.2) OBP: 0.401, SLG: 0.374										3	1	2	1	1	1	1						
37 Joey Lucchesi, L (1.1) ERA: 3.74										2	0	0	0	0	1	2						
27 Jordan Lyles, R (5.1) ERA: 4.35										0	0	0	0	0	0	0						
2 José Pirela, R (6.7) OBP: 0.306, SLG: 0.385										1	0	0	0	0	0	2						
66 Robert Stock, R (7.1) ERA: 4.22										0	0	0	0	0	0	0						
88 Phil Maton, R (9.1) ERA: 3.25										0	0	0	0	0	0	0						
10 Hunter Renfroe, R (9.7) OBP: 0.308, SLG: 0.426										1	0	0	0	0	1	0						
<b>Inning Stats</b>	R: 0 E: 0 K: 1 S: 7	H: 1 LOB: 1 BB: 0 P: 9	R: 0 E: 0 K: 1 S: 13	H: 0 LOB: 0 BB: 0 P: 22	R: 2 E: 0 K: 0 S: 11	H: 3 LOB: 2 BB: 1 P: 19	R: 0 E: 0 K: 2 S: 10	H: 0 LOB: 1 BB: 1 P: 16	R: 0 E: 0 K: 1 S: 6	H: 0 LOB: 0 BB: 0 P: 6	R: 1 E: 0 K: 2 S: 12	H: 2 LOB: 2 BB: 1 P: 21	R: 0 E: 0 K: 1 S: 8	H: 0 LOB: 0 BB: 0 P: 13	R: 1 E: 0 K: 2 S: 13	H: 2 LOB: 1 BB: 0 P: 22	R: 0 E: 0 K: 2 S: 11	H: 0 LOB: 0 BB: 0 P: 17	1B: 5 2B: 3 3B: 0 HR: 0	SF: 0 SAC: 0 DP: 0 HBP: 0	WP: 0 PB: 0 SB: 0 CS: 0	PA: 38
<b>PITCHER</b>	IP WLS BF H R ER SO BB IBB HBP BLK WP HR S P ERA WHIP																					
32 Clay Buchholz, R (1.1) ERA: 2.85	5.2 W 26 6 3 3 7 3 0 0 0 0 0 0 0 9 14 0.00 0.000																					
66 Yoshinisa Hirano, R (8.1)	1.1 H 4 0 0 0 1 0 0 0 0 0 0 0 9 14 0.00 0.000																					
25 Archie Bradley, R (8.1)	1.0 H 5 2 1 1 2 0 0 0 0 0 0 0 13 22 9.00 2.000																					
31 Brad Boxberger, R (9.1) ERA: 3.49	1.0 S 3 0 0 0 2 0 0 0 0 0 0 0 11 17 0.00 0.000																					







Batter	1	2	3	4	5	6	7	8	9	AB	R	H	RBI	BB	SO	LOB	TOP			
17 Shin-Soo Choo, L (1,9) OBP: 0.389, SLG: 0.486										4	0	0	0	0	2	1	<p><b>Texas Rangers @ Arizona Diamondbacks</b> Chase Field, Phoenix, AZ Tue Jul 31 2018, 6:41 PM - 9:26 PM MST Att: 21,877 - Roof Closed - 81 F</p> <p>livebaseballscorecards.com</p> <p>AB 30 R 0 H 4 RBI 0 BB 1 SO 12 LOB 10</p>			
12 Rougned Odor, L (1,4) OBP: 0.335, SLG: 0.438										4	0	0	0	0	1	0				
1 Elvis Andrus, R (1,6) OBP: 0.335, SLG: 0.415										4	0	1	0	0	2	0				
29 Adrián Beltré, R (1,5) OBP: 0.339, SLG: 0.396										4	0	0	0	0	2	1				
67 Ronald Guzmán, L (1,3) OBP: 0.307, SLG: 0.405										3	0	0	0	0	1	1				
61 Robinson Chirinos, R (1,2) OBP: 0.330, SLG: 0.448										3	0	1	0	0	1	1				
5 Willie Calhoun, L (1,7) OBP: 0.282, SLG: 0.333										2	0	1	0	1	0	1				
15 Carlos Tocci, R (1,8) OBP: 0.224, SLG: 0.194										3	0	1	0	0	1	3				
40 Bartolo Colon, R (1,1) 54 Jeffrey Springs, L (6,1) 19 Jurickson Profar, S (8,PH) 55 Matt Moore, L (8,1)										2	0	0	0	0	2	1				
<b>Inning Stats</b>	R: 0 E: 0 K: 1 S: 7	H: 0 LOB: 0 BB: 0 P: 10	R: 0 E: 0 K: 2 S: 11	H: 1 LOB: 2 BB: 1 P: 17	R: 0 E: 0 K: 1 S: 10	H: 0 LOB: 0 BB: 0 P: 14	R: 0 E: 0 K: 1 S: 10	H: 0 LOB: 0 BB: 0 P: 13	R: 0 E: 0 K: 2 S: 11	H: 1 LOB: 1 BB: 0 P: 14	R: 0 E: 0 K: 1 S: 15	H: 0 LOB: 1 BB: 0 P: 22	R: 0 E: 0 K: 0 S: 6	H: 1 LOB: 0 BB: 0 P: 11	R: 0 E: 0 K: 2 S: 10	H: 1 LOB: 1 BB: 0 P: 13		1B: 4 2B: 0 3B: 0 HR: 0	SF: 0 SAC: 0 DP: 1 HBP: 1	WP: 1 PB: 0 SB: 0 CS: 0
<b>PITCHER</b>	IP WLS BF H R ER SO BB IBB HBP BLK WP HR S P ERA WHIP																			
52 Zack Godley, R (1,1) ERA: 4.46	7.0 W 25 2 0 0 10 1 0 1 0 1 0 75 104 0.00 0.429																			
30 T.J. McFarland, L (8,1) ERA: 1.72	2.0 7 2 0 0 2 0 0 0 0 0 0 16 24 0.00 1.000																			

Batter	1	2	3	4	5	6	7	8	9	AB	R	H	RBI	BB	SO	LOB	BOTTOM			
9 Jon Jay, L (1,7) OBP: 0.347, SLG: 0.364										5	1	2	1	0	0	2	<p><b>Texas Rangers @ Arizona Diamondbacks</b> Chase Field, Phoenix, AZ Tue Jul 31 2018, 6:41 PM - 9:26 PM MST Att: 21,877 - Roof Closed - 81 F</p> <p>livebaseballscorecards.com</p> <p>AB 32 R 6 H 9 RBI 5 BB 4 SO 7 LOB 13</p>			
44 Paul Goldschmidt, R (1,3) OBP: 0.384, SLG: 0.550										3	0	1	1	1	0	2				
11 AJ Pollock, R (1,8) OBP: 0.349, SLG: 0.573										4	1	1	1	0	1	3				
28 Steven Souza Jr., R (1,9) OBP: 0.320, SLG: 0.374										3	1	1	0	1	1	0				
14 Eduardo Escobar, S (1,5) OBP: 0.339, SLG: 0.511										4	0	0	0	0	0	2				
3 Daniel Descalso, L (1,4) OBP: 0.381, SLG: 0.468 30 T.J. McFarland, L (8,1)										4	1	1	0	0	3	1				
13 Nick Ahmed, R (1,6) OBP: 0.295, SLG: 0.450										3	2	1	2	1	1	0				
5 Alex Avila, L (1,2) OBP: 0.299, SLG: 0.310										3	0	2	0	1	0	0				
52 Zack Godley, R (1,1) ERA: 5.18 4 Ketel Marte, S (8,4) OBP: 0.321, SLG: 0.428										2	0	0	0	0	1	2				
<b>Inning Stats</b>	R: 1 E: 0 K: 0 S: 11	H: 1 LOB: 0 BB: 0 P: 14	R: 0 E: 0 K: 1 S: 6	H: 0 LOB: 0 BB: 0 P: 8	R: 1 E: 0 K: 1 S: 15	H: 2 LOB: 1 BB: 0 P: 21	R: 3 E: 0 K: 0 S: 18	H: 3 LOB: 2 BB: 2 P: 34	R: 0 E: 0 K: 1 S: 10	H: 1 LOB: 1 BB: 0 P: 13	R: 1 E: 0 K: 1 S: 11	H: 1 LOB: 2 BB: 2 P: 21	R: 0 E: 0 K: 2 S: 8	H: 0 LOB: 0 BB: 0 P: 12	R: 0 E: 0 K: 1 S: 9	H: 1 LOB: 1 BB: 0 P: 12		1B: 6 2B: 2 3B: 0 HR: 1	SF: 0 SAC: 1 DP: 0 HBP: 0	WP: 1 PB: 0 SB: 0 CS: 0
<b>PITCHER</b>	IP WLS BF H R ER SO BB IBB HBP BLK WP HR S P ERA WHIP																			
40 Bartolo Colon, R (1,1) ERA: 5.18	5.0 L 24 7 1 1 1 3 2 0 0 0 1 1 60 90 4.50 1.800																			
54 Jeffrey Springs, L (6,1) ERA: 4.5	2.0 9 1 1 1 3 1 1 0 0 1 0 19 33 4.50 1.000																			
55 Matt Moore, L (8,1) ERA: 7.64	1.0 4 1 0 0 1 0 0 0 0 0 0 9 12 0.00 1.000																			



Batter	1	2	3	4	5	6	7	8	9	AB	R	H	RBI	BB	SO	LOB	TOP					
22 Andrew McCutchen, R OBP: 0.367, SLG: 0.411										5	0	1	0	0	1	2	San Francisco Giants @ Arizona Diamondbacks Chase Field, Phoenix, AZ Thu Aug 02 2018, 6:41 PM - 10:06 PM MST Att: 22,980 - Roof Closed - 83 F					
28 Buster Posey, R OBP: 0.367, SLG: 0.408										4	1	2	0	1	0	2						
10 Evan Longoria, R OBP: 0.284, SLG: 0.439										5	1	1	1	1	0	3						
35 Brandon Crawford, L OBP: 0.350, SLG: 0.434										4	1	0	0	1	1	2						
7 Gorkys Hernández, R OBP: 0.319, SLG: 0.450										5	1	2	0	0	2	2						
12 Joe Panik, L OBP: 0.304, SLG: 0.338										2	0	0	0	0	0	0						
2 Chase d'Aurnaud, R OBP: 0.292, SLG: 0.511										1	0	0	0	0	1	0						
19 Aled Jones, S OBP: 0.308, SLG: 0.473										2	1	1	1	0	1	1						
53 Austin Slater, R OBP: 0.456, SLG: 0.387										3	3	2	2	1	0	0						
6 Steven Duggar, L OBP: 0.324, SLG: 0.348										3	0	1	1	1	0	1						
40 Madison Bumgarner, R OBP: 0.125, SLG: 0.059										2	0	1	1	0	1	0						
41 Mark Melancon, R OBP: 0.365, SLG: 0.300										0	0	0	0	0	0	0						
8 Hunter Pence, R OBP: 0.365, SLG: 0.300										0	0	0	1	0	0	0						
62 Ray Black, R OBP: 0.365, SLG: 0.300										0	0	0	0	0	0	0						
37 Kelly Tomlinson, R OBP: 0.365, SLG: 0.300										1	0	0	0	0	0	1						
50 Ty Blach, R OBP: 0.101, SLG: 0.037										0	0	0	0	0	0	0						
<b>Inning Stats</b>	R: 1 H: 1 E: 0 K: 1 S: 13	H: 1 LOB: 0 BB: 0 P: 18	R: 0 H: 0 E: 0 K: 0 S: 7	H: 0 LOB: 0 BB: 0 P: 11	R: 0 H: 0 E: 0 K: 1 S: 8	H: 0 LOB: 0 BB: 0 P: 11	R: 0 H: 1 E: 0 K: 1 S: 10	H: 1 LOB: 1 BB: 0 P: 17	R: 1 H: 2 E: 0 K: 0 S: 9	H: 2 LOB: 1 BB: 0 P: 15	R: 0 H: 0 E: 0 K: 2 S: 14	H: 0 LOB: 1 BB: 1 P: 25	R: 1 H: 0 E: 1 K: 2 S: 9	H: 0 LOB: 1 BB: 2 P: 21	R: 5 H: 6 E: 1 K: 0 S: 21	H: 6 LOB: 2 BB: 1 P: 36	R: 0 H: 1 E: 0 K: 1 S: 11	H: 1 LOB: 0 BB: 0 P: 15	1B: 8 2B: 2 3B: 0 HR: 1	SF: 1 SAC: 0 DP: 0 HBP: 0	WP: 1 PB: 0 CS: 0	PA: 42
<b>PITCHER</b>	IP WLS BF H R ER SO BB IBB HBP BLK WP HR S P ERA WHIP																					
21 Zack Greinke, R ERA: 2.96	6.0 L 23 4 2 2 5 1 0 0 0 0 0 1 61 97 3.00 0.833																					
41 Jake Diekmann, L ERA: 3.66	7.1 0.1 3 0 1 0 1 2 0 0 0 0 1 0 5 16 0.00 6.000																					
29 Brad Ziegler, R ERA: 4.58	7.1 1.0 7 3 4 4 1 0 1 0 0 0 0 0 15 23 36.00 3.000																					
30 T.J. McFarland, L ERA: 1.85	8.1 0.2 5 3 1 1 0 0 0 0 0 0 0 10 18 13.50 4.500																					
35 Matt Andriese, R ERA: 4.31	9.1 1.0 4 1 0 0 1 0 0 0 0 0 0 0 11 15 0.00 1.000																					

Batter	1	2	3	4	5	6	7	8	9	AB	R	H	RBI	BB	SO	LOB	BOTTOM	
6 David Peralta, L OBP: 0.350, SLG: 0.492										5	0	4	0	0	0	0	San Francisco Giants @ Arizona Diamondbacks Chase Field, Phoenix, AZ Thu Aug 02 2018, 6:41 PM - 10:06 PM MST Att: 22,980 - Roof Closed - 83 F	
14 Eduardo Escobar, S OBP: 0.337, SLG: 0.508										4	0	1	1	0	1	3		
44 Paul Goldschmidt, R OBP: 0.382, SLG: 0.515										4	0	0	0	1	2	4		
11 AJ Pollock, R OBP: 0.350, SLG: 0.567										4	0	1	0	1	2	1		
28 Steven Souza Jr., R OBP: 0.311, SLG: 0.361										4	0	0	0	0	1	4		
13 Nick Ahmed, R OBP: 0.294, SLG: 0.450										4	0	1	0	0	0	4		
4 Ketel Marte, S OBP: 0.325, SLG: 0.430										3	1	2	0	1	1	1		
2 Jeff Mathis, R OBP: 0.292, SLG: 0.286										4	0	0	0	0	1	4		
21 Zack Greinke, R OBP: 0.313, SLG: 0.356										2	0	1	0	0	0	0		
9 Jon Jay, L OBP: 0.346, SLG: 0.390										0	0	0	0	0	0	0		
41 Jake Diekmann, R ERA: 3.48										0	0	0	0	0	0	0		
29 Brad Ziegler, R ERA: 4.58										0	0	0	0	0	0	0		
30 T.J. McFarland, L ERA: 1.85										0	0	0	0	0	0	0		
16 Chris Owings, R OBP: 0.257, SLG: 0.295										1	0	0	0	0	0	1		
35 Matt Andriese, R ERA: 4.31										0	0	0	0	0	0	0		
<b>Inning Stats</b>	R: 0 H: 1 E: 0 K: 0 S: 13	H: 2 LOB: 2 BB: 1 P: 23	R: 0 H: 2 E: 0 K: 3 S: 16	H: 2 LOB: 2 BB: 0 P: 23	R: 0 H: 1 E: 0 K: 1 S: 8	H: 1 LOB: 1 BB: 0 P: 11	R: 0 H: 1 E: 0 K: 0 S: 14	H: 1 LOB: 0 BB: 0 P: 15	R: 0 H: 0 E: 0 K: 2 S: 10	H: 0 LOB: 0 BB: 0 P: 14	R: 0 H: 1 E: 0 K: 0 S: 12	H: 1 LOB: 1 BB: 0 P: 21	R: 0 H: 1 E: 0 K: 1 S: 17	H: 1 LOB: 0 BB: 0 P: 24	1B: 8 2B: 2 3B: 0 HR: 0	SF: 1 SAC: 0 DP: 0 HBP: 0	WP: 0 PB: 0 CS: 0	PA: 40
<b>PITCHER</b>	IP WLS BF H R ER SO BB IBB HBP BLK WP HR S P ERA WHIP																	
40 Madison Bumgarner, L ERA: 2.97	5.0 W 25 7 1 1 5 3 0 0 0 0 0 0 8 15 0.00 1.000																	
41 Mark Melancon, R ERA: 3.48	1.0 H 4 1 0 0 0 0 0 0 0 0 0 0 8 15 0.00 1.000																	
62 Ray Black, R ERA: 3.79	1.0 H 3 0 0 0 2 0 0 0 0 0 0 0 10 14 0.00 0.000																	
50 Ty Blach, L ERA: 4.39	2.0 8 2 0 0 1 0 0 0 0 0 0 0 29 45 0.00 1.000																	







Batter	1	2	3	4	5	6	7	8	9	AB	R	H	RBI	BB	SO	LOB	TOP					
22 Andrew McCutchen, R OBP: 0.355, SLG: 0.424										5	1	5	2	0	0	0	San Francisco Giants @ Arizona Diamondbacks Chase Field, Phoenix, AZ Sat Aug 04 2018, 5:12 PM - 8:10 PM MST Att: 38,093 - Roof Closed - 80 F					
7 Gorkys Hernández, R OBP: 0.316, SLG: 0.445										5	0	1	0	0	1	3						
10 Evan Longoria, R OBP: 0.288, SLG: 0.442										5	0	2	0	0	2	4						
35 Brandon Crawford, L OBP: 0.343, SLG: 0.425										4	0	0	0	0	2	3						
53 Austin Slater, R OBP: 0.448, SLG: 0.377										3	0	0	0	1	3	0						
12 Joe Panik, L OBP: 0.302, SLG: 0.340										4	0	1	0	0	0	2						
5 Nick Hundley, R OBP: 0.288, SLG: 0.461										3	0	0	0	1	0	0						
6 Steven Duggar, L OBP: 0.329, SLG: 0.392										4	2	2	1	0	1	2						
59 Andrew Suárez, L OBP: 0.118, SLG: 0.063										2	0	0	0	0	1	2						
8 Hunter Pence, R OBP: 0.258, SLG: 0.297										1	0	0	0	0	1	0						
58 Pierce Johnson, R OBP: 0.269, SLG: 0.469										1	0	0	0	0	0	0						
64 Derek Law, R OBP: 1.000, SLG: 1.000										0	0	0	0	0	0	0						
2 Chase d'Arnaud, R OBP: 0.269, SLG: 0.469										1	0	0	0	0	1	1						
<b>Inning Stats</b>	R: 0 E: 0 K: 1 S: 12	H: 1 LOB: 0 BB: 0 P: 15	R: 0 E: 0 K: 3 S: 15	H: 1 LOB: 2 BB: 1 P: 26	R: 1 E: 0 K: 1 S: 15	H: 2 LOB: 2 BB: 1 P: 24	R: 1 E: 0 K: 1 S: 14	H: 3 LOB: 2 BB: 0 P: 22	R: 0 E: 0 K: 1 S: 6	H: 0 LOB: 0 BB: 0 P: 6	R: 0 E: 0 K: 1 S: 8	H: 0 LOB: 0 BB: 0 P: 11	R: 0 E: 0 K: 0 S: 5	H: 2 LOB: 1 BB: 0 P: 7	R: 0 E: 0 K: 1 S: 6	H: 0 LOB: 0 BB: 0 P: 9	R: 1 E: 0 K: 3 S: 16	H: 2 LOB: 1 BB: 0 P: 21	1B: 5 2B: 4 3B: 0 HR: 2	SF: 0 SAC: 0 DP: 1 HBP: 0	WP: 0 PB: 0 SB: 0 CS: 0	PA: 39
<b>PITCHER</b>	IP WLS BF H R ER SO BB IBB HBP BLK WP HR S P ERA WHIP																					
32 Clay Buchholz, R ERA: 2.88	6.0 W 27 7 2 2 8 2 0 0 0 0 2 70 104 3.00 1.500																					
29 Brad Ziegler, R ERA: 4.53	0.2 3 2 0 0 0 0 0 0 0 0 0 4 6 0.00 3.000																					
41 Jake Diekmann, L ERA: 3.63	0.1 1 0 0 0 0 0 0 0 0 0 0 1 1 0.00 0.000																					
35 Matt Andriese, R ERA: 4.25	1.0 3 0 0 0 1 0 0 0 0 0 0 6 9 0.00 0.000																					
40 Andrew Chafin, L ERA: 1.89	1.0 5 2 1 1 3 0 0 0 0 0 0 16 21 9.00 2.000																					
<b>Batter</b>	<b>1</b>	<b>2</b>	<b>3</b>	<b>4</b>	<b>5</b>	<b>6</b>	<b>7</b>	<b>8</b>	<b>9</b>	<b>AB</b>	<b>R</b>	<b>H</b>	<b>RBI</b>	<b>BB</b>	<b>SO</b>	<b>LOB</b>	<b>BOTTOM</b>					
6 David Peralta, L OBP: 0.354, SLG: 0.503										4	1	1	0	0	0	1	San Francisco Giants @ Arizona Diamondbacks Chase Field, Phoenix, AZ Sat Aug 04 2018, 5:12 PM - 8:10 PM MST Att: 38,093 - Roof Closed - 80 F					
14 Eduardo Escobar, S OBP: 0.338, SLG: 0.505										4	1	1	0	0	0	1						
44 Paul Goldschmidt, R OBP: 0.385, SLG: 0.520										3	1	2	0	1	0	1						
11 AJ Pollock, R OBP: 0.347, SLG: 0.555										4	0	0	0	0	2	5						
28 Steven Souza Jr., R OBP: 0.316, SLG: 0.390										4	2	2	3	0	1	1						
13 Nick Ahmed, R OBP: 0.303, SLG: 0.472										3	3	3	4	1	0	0						
4 Ketel Marte, S OBP: 0.326, SLG: 0.437										4	1	2	2	0	1	2						
2 Jeff Mathis, R OBP: 0.297, SLG: 0.287										3	0	1	0	1	1	1						
32 Clay Buchholz, L OBP: 0.266, SLG: 0.056										2	0	0	0	0	1	1						
9 Jon Jay, L OBP: 0.246, SLG: 0.300										1	0	0	0	0	0	0						
29 Brad Ziegler, R ERA: 4.53										0	0	0	0	0	0	0						
41 Jake Diekmann, R ERA: 3.63										0	0	0	0	0	0	0						
35 Matt Andriese, R ERA: 4.25										0	0	0	0	0	0	0						
5 Alex Avila, L OBP: 0.296, SLG: 0.303										1	0	0	0	0	0	0						
40 Andrew Chafin, R ERA: 7.2										0	0	0	0	0	0	0						
<b>Inning Stats</b>	R: 5 E: 0 K: 1 S: 12	H: 4 LOB: 0 BB: 1 P: 25	R: 0 E: 0 K: 1 S: 8	H: 0 LOB: 0 BB: 0 P: 9	R: 0 E: 0 K: 2 S: 13	H: 1 LOB: 2 BB: 1 P: 22	R: 0 E: 0 K: 0 S: 5	H: 1 LOB: 0 BB: 0 P: 6	R: 3 E: 0 K: 1 S: 22	H: 4 LOB: 1 BB: 0 P: 30	R: 0 E: 0 K: 1 S: 12	H: 0 LOB: 0 BB: 0 P: 17	R: 0 E: 0 K: 1 S: 13	H: 1 LOB: 0 BB: 0 P: 20	R: 1 E: 0 K: 0 S: 8	H: 1 LOB: 0 BB: 1 P: 17	1B: 7 2B: 3 3B: 1 HR: 3	SF: 0 SAC: 0 DP: 3 HBP: 0	WP: 1 PB: 0 SB: 0 CS: 1	PA: 36		
<b>PITCHER</b>	IP WLS BF H R ER SO BB IBB HBP BLK WP HR S P ERA WHIP																					
59 Andrew Suárez, L ERA: 4.6	5.0 L 26 10 8 8 5 2 0 0 0 0 0 2 60 92 14.40 2.400																					
58 Pierce Johnson, R ERA: 5.45	2.0 6 1 0 0 2 0 0 0 0 0 0 25 37 0.00 0.500																					
64 Derek Law, R ERA: 7.2	1.0 4 1 1 1 0 1 0 0 0 0 0 1 8 17 9.00 2.000																					




Batter	1	2	3	4	5	6	7	8	9	AB	R	H	RBI	BB	SO	LOB	TOP							
22 Andrew McCutchen, R OBP: 0.359, SLG: 0.424										2	1	1	0	2	1	0	<b>San Francisco Giants @ Arizona Diamondbacks</b> Chase Field, Phoenix, AZ Sun Aug 05 2018, 1:13 PM - 4:26 PM MST Att: 27,884 - Roof Closed - 78 F							
28 Buster Posey, R OBP: 0.372, SLG: 0.410										3	0	1	0	1	1									
10 Evan Longoria, R OBP: 0.294, SLG: 0.460										4	2	3	2	0	0	2								
5 Nick Hundley, R OBP: 0.293, SLG: 0.459										3	0	1	1	1	0	2								
53 Austin Slater, R OBP: 0.440, SLG: 0.370										4	0	1	0	0	3	3								
2 Chase d'Arnaud, R OBP: 0.278, SLG: 0.471										2	0	1	0	0	0	0								
12 Joe Panik, L OBP: 0.299, SLG: 0.336										2	0	0	0	0	0	1								
7 Gorkys Hernández, R OBP: 0.312, SLG: 0.442										4	0	0	0	0	2	2								
19 Alen Hanson, S OBP: 0.300, SLG: 0.461										4	0	0	0	0	2	0								
13 Will Smith, R										0	0	0	0	0	0	0								
45 Derek Holland, S ERA: 4.52										2	0	0	0	0	0	2								
54 Reyes Moronta, R ERA: 1.79										0	0	0	0	0	0	0								
8 Hunter Pence, R ERA: 2.53										1	0	0	0	0	0	0								
62 Ray Black, R ERA: 2.53										0	0	0	0	0	0	0								
56 Tony Watson, L ERA: 2.03										0	0	0	0	0	0	0								
49 Sam Dyson, R ERA: 2.55										0	0	0	0	0	0	0								
35 Brandon Crawford, L ERA: 3.44										0	0	0	0	0	0	0								
<b>Inning Stats</b>	R: 0 E: 0 K: 0 S: 12	H: 1 LOB: 1 BB: 1 P: 18	R: 0 E: 0 K: 1 S: 10	H: 1 LOB: 0 BB: 0 P: 13	R: 1 E: 0 K: 3 S: 16	H: 2 LOB: 3 BB: 2 P: 27	R: 0 E: 0 K: 2 S: 10	H: 0 LOB: 1 BB: 1 P: 14	R: 0 E: 0 K: 2 S: 9	H: 0 LOB: 1 BB: 1 P: 17	R: 1 E: 0 K: 1 S: 15	H: 3 LOB: 1 BB: 0 P: 23	R: 0 E: 0 K: 1 S: 7	H: 0 LOB: 0 BB: 0 P: 11	R: 1 E: 0 K: 1 S: 17	H: 1 LOB: 0 BB: 0 P: 20	R: 0 E: 0 K: 0 S: 6	H: 0 LOB: 0 BB: 0 P: 9	1B: 6 2B: 3 3B: 0 HR: 1	SF: 0 SAC: 0 DP: 2 HBP: 0	WP: 1 PB: 0 SB: 0 CS: 2	PA: 36		
<b>PITCHER</b>	IP WLS BF H R ER SO BB IBB HBP BLK WP HR S P ERA WHIP	IP WLS BF H R ER SO BB IBB HBP BLK WP HR S P ERA WHIP	IP WLS BF H R ER SO BB IBB HBP BLK WP HR S P ERA WHIP	IP WLS BF H R ER SO BB IBB HBP BLK WP HR S P ERA WHIP	IP WLS BF H R ER SO BB IBB HBP BLK WP HR S P ERA WHIP	IP WLS BF H R ER SO BB IBB HBP BLK WP HR S P ERA WHIP	IP WLS BF H R ER SO BB IBB HBP BLK WP HR S P ERA WHIP	IP WLS BF H R ER SO BB IBB HBP BLK WP HR S P ERA WHIP	IP WLS BF H R ER SO BB IBB HBP BLK WP HR S P ERA WHIP	IP WLS BF H R ER SO BB IBB HBP BLK WP HR S P ERA WHIP	IP WLS BF H R ER SO BB IBB HBP BLK WP HR S P ERA WHIP	IP WLS BF H R ER SO BB IBB HBP BLK WP HR S P ERA WHIP	IP WLS BF H R ER SO BB IBB HBP BLK WP HR S P ERA WHIP	IP WLS BF H R ER SO BB IBB HBP BLK WP HR S P ERA WHIP	IP WLS BF H R ER SO BB IBB HBP BLK WP HR S P ERA WHIP	IP WLS BF H R ER SO BB IBB HBP BLK WP HR S P ERA WHIP	IP WLS BF H R ER SO BB IBB HBP BLK WP HR S P ERA WHIP	IP WLS BF H R ER SO BB IBB HBP BLK WP HR S P ERA WHIP	IP WLS BF H R ER SO BB IBB HBP BLK WP HR S P ERA WHIP	IP WLS BF H R ER SO BB IBB HBP BLK WP HR S P ERA WHIP	IP WLS BF H R ER SO BB IBB HBP BLK WP HR S P ERA WHIP	IP WLS BF H R ER SO BB IBB HBP BLK WP HR S P ERA WHIP	IP WLS BF H R ER SO BB IBB HBP BLK WP HR S P ERA WHIP	IP WLS BF H R ER SO BB IBB HBP BLK WP HR S P ERA WHIP

AB 31  
R 3  
H 8  
RBI 3  
BB 4  
SO 11  
LOB 11



Batter	1	2	3	4	5	6	7	8	9	AB	R	H	RBI	BB	SO	LOB	BOTTOM							
6 David Peralta, L OBP: 0.351, SLG: 0.497										4	0	0	0	0	2	1	<b>San Francisco Giants @ Arizona Diamondbacks</b> Chase Field, Phoenix, AZ Sun Aug 05 2018, 1:13 PM - 4:26 PM MST Att: 27,884 - Roof Closed - 78 F							
14 Eduardo Escobar, S OBP: 0.339, SLG: 0.506										3	1	1	0	1	1	1								
44 Paul Goldschmidt, R OBP: 0.389, SLG: 0.519										1	0	0	0	3	0	1								
28 Steven Souza Jr., R OBP: 0.321, SLG: 0.413										3	1	1	1	0	0	3								
4 Ketel Marte, S OBP: 0.325, SLG: 0.435										4	0	1	1	0	0	4								
13 Nick Ahmed, R OBP: 0.300, SLG: 0.467										4	0	0	0	0	1	2								
9 Jon Jay, L OBP: 0.343, SLG: 0.359										4	0	0	0	0	1	2								
36 John Ryan Murphy, R OBP: 0.254, SLG: 0.401										3	0	0	0	0	1	0								
11 AJ Pollock, R OBP: 0.346, SLG: 0.553										1	0	0	0	0	1	0								
38 Robbie Ray, L ERA: 3.88										2	0	0	0	0	0	0								
66 Yoshitaka Hirano, R ERA: 1.79										0	0	0	0	0	0	0								
40 Andrew Chafin, R ERA: 2.53										0	0	0	0	0	0	0								
25 Archie Bradley, R ERA: 3.06										0	0	0	0	0	0	0								
3 Daniel Descalso, L ERA: 3.86										1	0	1	0	0	0	0								
41 Jake Diekmann, R ERA: 3.54										0	0	0	0	0	0	0								
<b>Inning Stats</b>	R: 0 E: 0 K: 1 S: 6	H: 0 LOB: 0 BB: 1 P: 11	R: 1 E: 0 K: 0 S: 9	H: 1 LOB: 0 BB: 0 P: 14	R: 0 E: 0 K: 2 S: 9	H: 0 LOB: 0 BB: 0 P: 12	R: 1 E: 0 K: 1 S: 16	H: 2 LOB: 2 BB: 1 P: 23	R: 0 E: 0 K: 2 S: 10	H: 0 LOB: 0 BB: 0 P: 15	R: 0 E: 0 K: 0 S: 15	H: 0 LOB: 1 BB: 1 P: 25	R: 0 E: 0 K: 0 S: 9	H: 0 LOB: 0 BB: 0 P: 12	R: 0 E: 0 K: 1 S: 14	H: 1 LOB: 3 BB: 1 P: 22	R: 0 E: 0 K: 2 S: 13	H: 0 LOB: 0 BB: 0 P: 17	1B: 2 2B: 1 3B: 0 HR: 1	SF: 0 SAC: 0 DP: 1 HBP: 1	WP: 0 PB: 0 SB: 1 CS: 0	PA: 35		
<b>PITCHER</b>	IP WLS BF H R ER SO BB IBB HBP BLK WP HR S P ERA WHIP	IP WLS BF H R ER SO BB IBB HBP BLK WP HR S P ERA WHIP	IP WLS BF H R ER SO BB IBB HBP BLK WP HR S P ERA WHIP	IP WLS BF H R ER SO BB IBB HBP BLK WP HR S P ERA WHIP	IP WLS BF H R ER SO BB IBB HBP BLK WP HR S P ERA WHIP	IP WLS BF H R ER SO BB IBB HBP BLK WP HR S P ERA WHIP	IP WLS BF H R ER SO BB IBB HBP BLK WP HR S P ERA WHIP	IP WLS BF H R ER SO BB IBB HBP BLK WP HR S P ERA WHIP	IP WLS BF H R ER SO BB IBB HBP BLK WP HR S P ERA WHIP	IP WLS BF H R ER SO BB IBB HBP BLK WP HR S P ERA WHIP	IP WLS BF H R ER SO BB IBB HBP BLK WP HR S P ERA WHIP	IP WLS BF H R ER SO BB IBB HBP BLK WP HR S P ERA WHIP	IP WLS BF H R ER SO BB IBB HBP BLK WP HR S P ERA WHIP	IP WLS BF H R ER SO BB IBB HBP BLK WP HR S P ERA WHIP	IP WLS BF H R ER SO BB IBB HBP BLK WP HR S P ERA WHIP	IP WLS BF H R ER SO BB IBB HBP BLK WP HR S P ERA WHIP	IP WLS BF H R ER SO BB IBB HBP BLK WP HR S P ERA WHIP	IP WLS BF H R ER SO BB IBB HBP BLK WP HR S P ERA WHIP	IP WLS BF H R ER SO BB IBB HBP BLK WP HR S P ERA WHIP	IP WLS BF H R ER SO BB IBB HBP BLK WP HR S P ERA WHIP	IP WLS BF H R ER SO BB IBB HBP BLK WP HR S P ERA WHIP	IP WLS BF H R ER SO BB IBB HBP BLK WP HR S P ERA WHIP	IP WLS BF H R ER SO BB IBB HBP BLK WP HR S P ERA WHIP	IP WLS BF H R ER SO BB IBB HBP BLK WP HR S P ERA WHIP

AB 30  
R 2  
H 4  
RBI 2  
BB 4  
SO 9  
LOB 14





Batter	1	2	3	4	5	6	7	8	9	10	11	12	13	14	AB	R	H	RBI	BB	SO	LOB	TOP					
16 César Hernández, S (1.4) OBP: 0.367, SLG: 0.367	G3-1		K			K		FC5 13 41 BB		K		K			6	0	1	0	0	4	1						
17 Rhys Hoskins, R (1.7) OBP: 0.371, SLG: 0.512	G6-3		K			F8		P3				K			4	0	0	0	0	1	2						
24 Roman Quinn, S (8.9) OBP: 0.350, SLG: 0.421	G6-3		K			F8		P3				K			1	0	0	0	1	1	0						
5 Nick Williams, L (1.9) OBP: 0.331, SLG: 0.448	L8					G4-3									5	0	0	0	0	2	2						
64 Victor Arano, R (10.1)						G4-3									0	0	0	0	0	0	0						
96 Tommy Hunter, R (12.1)						G4-3									1	0	0	0	0	0	0						
54 Austin Davis, L (14.1)						G4-3									0	0	0	0	0	0	0						
41 Carlos Santana, S (1.3) OBP: 0.357, SLG: 0.407						G4-3									4	0	1	0	2	0	0						
13 Adrúbal Cabrera, S (1.6) OBP: 0.323, SLG: 0.442						F7									3	1	1	0	0	0	2						
4 Scott Kliney, R (8.6) OBP: 0.288, SLG: 0.324						F7									2	0	0	0	0	0	2						
37 Odúbel Herrera, L (1.8) OBP: 0.333, SLG: 0.463						F7									6	1	2	1	0	0	2						
7 Maikel Franco, R (1.5) OBP: 0.323, SLG: 0.481						L6-4									5	0	2	0	1	1	2						
38 Jorge Alfaro, R (1.2) OBP: 0.311, SLG: 0.393															4	0	0	1	0	2	3						
49 Jake Arrieta, R (1.13) ERA: 3.11															2	0	0	0	0	2	2						
15 Andrew Knauer, R (8.9) ERA: 3.79															1	0	0	0	0	0	2						
48 Cesar Hernandez, R (8.13) ERA: 3.79															0	0	0	0	0	0	0						
67 Luis Garcia, R (9.13) ERA: 3.79															0	0	0	0	0	0	0						
46 Adam Morgan, L (10.13) ERA: 3.79															0	0	0	0	0	0	0						
25 Dylan Cozansky, L (10.71) ERA: 3.79															1	0	0	0	0	0	1						
<b>Inning Stats</b>	R: 0 E: 0 K: 0 S: 8	H: 0 LOB: 0 BB: 0 P: 9	R: 0 E: 0 K: 0 S: 6	H: 1 LOB: 1 BB: 0 P: 11	R: 0 E: 0 K: 0 S: 7	H: 0 LOB: 1 BB: 0 P: 14	R: 0 E: 0 K: 2 S: 12	H: 1 LOB: 1 BB: 0 P: 15	R: 0 E: 0 K: 1 S: 10	H: 2 LOB: 1 BB: 1 P: 19	R: 2 E: 0 K: 1 S: 12	H: 1 LOB: 2 BB: 1 P: 15	R: 0 E: 0 K: 1 S: 13	H: 2 LOB: 2 BB: 2 P: 19	R: 0 E: 0 K: 1 S: 10	H: 0 LOB: 0 BB: 0 P: 8	R: 0 E: 0 K: 0 S: 8	H: 0 LOB: 0 BB: 0 P: 11	R: 0 E: 0 K: 0 S: 6	H: 0 LOB: 0 BB: 0 P: 8	1B: 6 2B: 1 3B: 1 HR: 0	SF: 1 SAC: 1 DP: 2 HBP: 2	WP: 0 PB: 0 SB: 1 CS: 0	PA: 53			
<b>PITCHER</b>	IP 7.1	WLS 29	BF 5	H 2	R 2	ER 2	SO 7	BB 0	IBB 0	HBP 0	BLK 0	WP 0	HR 0	S 64	P 94	ERA 2.46	WHIP 0.682										
52 Zack Godley, R (1.1) ERA: 4.35																											
30 T.J. McFarland, L (8.1) ERA: 1.83																											
35 Matt Andriese, R (9.1) ERA: 4.19																											
31 Brad Skovberger, R (10.1) ERA: 3.32																											
25 Archie Bradley, R (11.1) ERA: 3.0																											
<b>PITCHER</b>	IP 1.0	WLS 6	BF 0	H 0	R 0	ER 0	SO 3	BB 0	IBB 0	HBP 0	BLK 0	WP 0	HR 0	S 10	P 14	ERA 0.00	WHIP 0.000										
40 Andrew Chafin, L (12.1) ERA: 1.79																											
66 Yoshitaka Hirano, R (13.1) ERA: 2.19																											

Philadelphia Phillies @ Arizona Diamondbacks  
Chase Field, Phoenix, AZ  
Mon Aug 06 2018, 6:40 PM - 11:18 PM MST  
Att. 21,131 - Roof Closed - 80 F

AB 45  
R 2  
H 7  
RBI 2  
BB 4  
SO 14  
LOB 20



Batter	1	2	3	4	5	6	7	8	9	10	11	12	13	14	AB	R	H	RBI	BB	SO	LOB	BOTTOM					
9 Jon Jay, L (1.8) OBP: 0.338, SLG: 0.353	F7		FC6-4			F7		L6		G3-1		G3		F9	7	0	0	0	0	0	3						
44 Paul Goldschmidt, R (13.3) OBP: 0.385, SLG: 0.513	G6-3		L9			G4-3				G4-3		G5-3			7	0	1	0	0	1	1						
6 David Peralta, L (1.7) OBP: 0.355, SLG: 0.516	G6-3					G3-1									7	2	4	2	0	1	0						
14 Eduardo Escobar, S (1.5) OBP: 0.342, SLG: 0.510						G6-3									5	1	2	0	1	0	2						
28 Steven Souza Jr., R (1.9) OBP: 0.329, SLG: 0.420						G5-3									5	0	2	1	1	1	3						
3 Daniel Descalso, L (1.4) OBP: 0.381, SLG: 0.459															5	0	0	0	1	2	5						
13 Nick Ahmed, R (1.6) OBP: 0.301, SLG: 0.463															5	0	1	0	1	0	2						
5 Alex Avila, L (1.2) OBP: 0.303, SLG: 0.307															4	0	1	0	2	2	1						
42 Zack Godley, R (1.1) ERA: 4.35															2	0	0	0	0	0	1						
44 Paul Goldschmidt, R (13.3) OBP: 0.385, SLG: 0.513															1	0	0	0	0	0	3						
11 AJ Pineda, R (10.13) ERA: 3.79															0	0	0	0	0	0	0						
21 Austin Straley, R (10.13) ERA: 3.79															0	0	0	0	0	0	0						
40 Andrew Chafin, L (12.1) ERA: 1.79															0	0	0	0	0	0	1						
66 Yoshitaka Hirano, R (13.1) ERA: 2.19															1	0	0	0	0	0	1						
<b>Inning Stats</b>	R: 0 E: 0 K: 0 S: 6	H: 0 LOB: 0 BB: 0 P: 10	R: 0 E: 0 K: 0 S: 6	H: 1 LOB: 1 BB: 1 P: 14	R: 0 E: 0 K: 0 S: 11	H: 0 LOB: 1 BB: 1 P: 18	R: 0 E: 0 K: 1 S: 10	H: 1 LOB: 1 BB: 0 P: 17	R: 0 E: 0 K: 1 S: 13	H: 1 LOB: 1 BB: 0 P: 16	R: 2 E: 0 K: 1 S: 16	H: 3 LOB: 3 BB: 2 P: 30	R: 0 E: 0 K: 0 S: 14	H: 2 LOB: 2 BB: 0 P: 15	R: 0 E: 0 K: 1 S: 10	H: 1 LOB: 1 BB: 0 P: 20	R: 0 E: 0 K: 0 S: 12	H: 1 LOB: 3 BB: 2 P: 18	R: 0 E: 0 K: 0 S: 10	H: 1 LOB: 0 BB: 0 P: 12	R: 1 E: 0 K: 1 S: 5	H: 1 LOB: 0 BB: 0 P: 8	1B: 5 2B: 5 3B: 0 HR: 2	SF: 0 SAC: 0 DP: 1 HBP: 0	WP: 0 PB: 0 SB: 0 CS: 0	PA: 57	
<b>PITCHER</b>	IP 8.0	WLS 26	BF 3	H 0	R 0	ER 0	SO 4	BB 2	IBB 0	HBP 0	BLK 0	WP 0	HR 0	S 89	P 110	ERA 0.00	WHIP 0.625										
49 Jake Arrieta, R (1.13) ERA: 3.11																											
58 Santanory Dominguez, R (9.1) ERA: 2.45																											
57 Luis Garcia, R (9.13) ERA: 3.79																											
46 Adam Morgan, L (10.13) ERA: 3.79																											
64 Victor Arano, R (10.13) ERA: 2.09																											
<b>PITCHER</b>	IP 2.0	WLS 10	BF 2	H 0	R 0	ER 0	SO 0	BB 0	IBB 0	HBP 0	BLK 0	WP 0	HR 0	S 22	P 30	ERA 0.00	WHIP 1.500										
96 Tommy Hunter, R (12.1) ERA: 3.98																											
54 Austin Davis, L (14.1) ERA: 3.74																											

Philadelphia Phillies @ Arizona Diamondbacks  
Chase Field, Phoenix, AZ  
Mon Aug 06 2018, 6:40 PM - 11:18 PM MST  
Att. 21,131 - Roof Closed - 80 F

AB 51  
R 3  
H 12  
RBI 3  
BB 6  
SO 7  
LOB 23














Batter	1	2	3	4	5	6	7	8	9	AB	R	H	RBI	BB	SO	LOB	TOP					
6 David Peralta, L (1, 7) OBP: 0.358, SLG: 0.519	L7			F7		G5-3			G4-3	4	0	0	0	0	0	0						
44 Paul Goldschmidt, R (1, 3) OBP: 0.387, SLG: 0.515	G5-4-3 1B			L4					2B	4	0	2	0	0	1	0						
11 AJ Pollock, R (1, 8) OBP: 0.344, SLG: 0.539	G5-4-3									4	0	1	0	0	1	2						
14 Eduardo Escobar, S (1, 5) OBP: 0.338, SLG: 0.505		K								3	0	0	0	0	2	1						
28 Steven Souza Jr., R (1, 9) OBP: 0.327, SLG: 0.413		P3								3	0	1	0	0	1	0						
4 Ketel Marte, S (1, 4) OBP: 0.326, SLG: 0.430	F7									3	0	0	0	0	1	1						
13 Nick Ahmed, R (1, 6) OBP: 0.300, SLG: 0.458										3	0	1	0	0	0	0						
5 Alex Avila, L (1, 2) OBP: 0.308, SLG: 0.315										3	0	0	0	0	2	2						
32 Clay Buchholz, L (1, 1) OBP: 0.050, SLG: 0.050										2	0	0	0	0	2	0						
41 Jake Diekman, R (8, 1)										0	0	0	0	0	0	0						
3 Daniel Descalso, L (9, PH) OBP: 0.377, SLG: 0.450										1	0	0	0	0	0	0						
<b>Inning Stats</b>	R: 0 E: 0 K: 0 S: 7	H: 1 LOB: 0 BB: 12	R: 0 E: 0 K: 1 S: 7	H: 0 LOB: 0 BB: 10	R: 0 E: 0 K: 2 S: 10	H: 0 LOB: 0 BB: 13	R: 0 E: 0 K: 0 S: 12	H: 1 LOB: 1 BB: 20	R: 0 E: 0 K: 2 S: 9	H: 0 LOB: 0 BB: 12	R: 0 E: 0 K: 2 S: 8	H: 0 LOB: 0 BB: 13	R: 0 E: 0 K: 2 S: 9	H: 0 LOB: 1 BB: 13	R: 0 E: 0 K: 0 S: 7	H: 2 LOB: 1 BB: 9	R: 0 E: 0 K: 1 S: 10	H: 1 LOB: 1 BB: 16	1B: 4 2B: 1 3B: 0 HR: 0	SF: 0 SAC: 0 DP: 2 HBP: 0	WP: 0 PB: 0 SB: 0 CS: 0	PA: 30
<b>PITCHER</b>	IP WLS BF H R ER SO BB IBB HBP BLK WP HR S P ERA WHIP																					
28 Anthony DeSclafani, R (1, 1) ERA: 4.46	7.0 W 23 3 0 0 9 0 0 0 0 0 0 0 63 94 0.00 0.429																					
48 Jared Hughes, R (8, 1) ERA: 1.37	1.0 H 3 1 0 0 0 0 0 0 0 0 0 0 6 8 0.00 1.000																					
26 Raisel Iglesias, R (9, 1) ERA: 2.52	1.0 S 4 1 0 0 1 0 0 0 0 0 0 0 0 10 16 0.00 1.000																					

**Arizona Diamondbacks @ Cincinnati Reds**  
Great American Ball Park, Cincinnati, OH  
Fri Aug 10 2018, 7:13 PM - 9:42 PM EDT  
Att: 19,089 - Partly Cloudy - 83 F


AB	30
R	0
H	5
RBI	0
BB	0
SO	10
LOB	6



Batter	1	2	3	4	5	6	7	8	9	AB	R	H	RBI	BB	SO	LOB	BOTTOM			
9 José Peraza, R (1, 6) OBP: 0.326, SLG: 0.385	F8			27 BB 7 1B		19 1B 7 SF7			F8	4	1	2	0	0	0	1				
19 Joey Votto, L (1, 3) OBP: 0.427, SLG: 0.426	F7			1 SAFE 1 SAFE 1 SAFE 1 SAFE						3	0	1	0	1	0	1				
26 Raisel Iglesias, R (9, 1)										0	0	0	0	0	0	0				
7 Eugenio Suárez, R (1, 5) OBP: 0.381, SLG: 0.574	G6-3			27 BB 1B		SF7			G5-3	3	0	1	1	0	0	2				
3 Scooter Gennett, L (1, 4) OBP: 0.362, SLG: 0.491				F7		K				4	0	1	0	0	2	3				
27 Phillip Ervin, R (1, 7) OBP: 0.369, SLG: 0.443				1 SAFE 1 SAFE 1 SAFE 1 SAFE		K				3	0	0	0	1	3	2				
46 Mason Williams, L (1, 9) OBP: 0.311, SLG: 0.409	G4-6-3			1-2 2-3		G4-3				4	0	1	0	0	0	4				
16 Tucker Barnhart, L (1, 2) OBP: 0.325, SLG: 0.357	F7					G3				4	1	1	0	0	1	1				
28 Anthony DeSclafani, R (1, 1) OBP: 0.214, SLG: 0.321						G4-3				3	1	1	0	0	1	0				
48 Jared Hughes, R (8, 1)										0	0	0	0	0	0	0				
4 Brandon Dixon, R (9, 3) OBP: 0.210, SLG: 0.288										0	0	0	0	0	0	0				
6 Billy Hamilton, S (1, 8) OBP: 0.298, SLG: 0.303	P6					G4-3				3	0	1	1	0	0	0				
<b>Inning Stats</b>	R: 0 E: 0 K: 0 S: 5	H: 0 LOB: 0 BB: 8	R: 0 E: 0 K: 1 S: 6	H: 1 LOB: 0 BB: 8	R: 0 E: 0 K: 1 S: 6	H: 0 LOB: 0 BB: 6	R: 0 E: 0 K: 0 S: 13	H: 2 LOB: 3 BB: 1	R: 0 E: 0 K: 0 S: 6	H: 0 LOB: 0 BB: 6	R: 1 E: 0 K: 2 S: 16	H: 2 LOB: 1 BB: 0	R: 2 E: 1 K: 0 S: 13	H: 3 LOB: 2 BB: 1	R: 0 E: 0 K: 3 S: 11	H: 1 LOB: 1 BB: 0	1B: 8 2B: 1 3B: 0 HR: 0	SF: 1 SAC: 0 DP: 1 HBP: 0	WP: 0 PB: 0 SB: 0 CS: 0	PA: 34
<b>PITCHER</b>	IP WLS BF H R ER SO BB IBB HBP BLK WP HR S P ERA WHIP																			
32 Clay Buchholz, R (1, 1) ERA: 2.67	7.0 L 30 3 0 0 3 1 0 0 0 0 0 0 0 65 93 2.57 1.286																			
41 Jake Diekman, L (8, 1) ERA: 3.95	1.0 4 1 0 0 3 0 0 0 0 0 0 0 11 16 0.00 1.000																			

**Arizona Diamondbacks @ Cincinnati Reds**  
Great American Ball Park, Cincinnati, OH  
Fri Aug 10 2018, 7:13 PM - 9:42 PM EDT  
Att: 19,089 - Partly Cloudy - 83 F

AB	31
R	3
H	9
RBI	2
BB	2
SO	7
LOB	14









Batter	1	2	3	4	5	6	7	8	9	AB	R	H	RBI	BB	SO	LOB	TOP			
9 Jon Jay, L OBP: 0.339, SLG: 0.359 (1,9)											5	2	2	0	0	2	1			
44 Paul Goldschmidt, R OBP: 0.388, SLG: 0.532 (1,3)											5	2	3	3	0	1	1			
6 David Peralta, L OBP: 0.359, SLG: 0.530 (1,7)											3	2	1	1	2	0	0			
11 AJ Pollock, R OBP: 0.340, SLG: 0.528 (1,8)											5	0	0	0	0	2	4			
3 Daniel Descalso, L OBP: 0.378, SLG: 0.466 (1,5)											4	1	2	3	0	1	2			
66 Yoshinisa Hirano, R OBP: 0.359, SLG: 0.530 (8,1)											0	0	0	0	0	0				
35 Matt Andriese, R OBP: 0.341, SLG: 0.519 (9,1)											0	0	0	0	0	0				
4 Ketel Marte, S OBP: 0.320, SLG: 0.422 (1,4)											4	0	0	0	0	1	3			
13 Nick Ahmed, R OBP: 0.299, SLG: 0.457 (1,6)											4	1	1	0	0	0				
5 Alex Avila, L OBP: 0.307, SLG: 0.308 (1,2)											3	0	0	0	1	2	1			
52 Zack Godley, R OBP: 0.133, SLG: 0.071 (1,1)											2	0	0	0	0	1	0			
29 Brad Ziegler, R ERA: 2.86 (7,1)											0	0	0	0	0	0				
14 Eduardo Escobar, S OBP: 0.341, SLG: 0.519 (8,5)											1	1	1	2	0	0				
<b>Inning Stats</b>	R: 3 E: 0 K: 2 S: 20	H: 2 LOB: 0 BB: 1 P: 27	R: 0 E: 0 K: 0 S: 8	H: 0 LOB: 0 BB: 0 P: 12	R: 0 E: 0 K: 2 S: 7	H: 0 LOB: 0 BB: 0 P: 10	R: 0 E: 0 K: 1 S: 7	H: 0 LOB: 0 BB: 0 P: 10	R: 0 E: 0 K: 0 S: 13	H: 3 LOB: 1 BB: 0 P: 17	R: 0 E: 0 K: 0 S: 12	H: 0 LOB: 1 BB: 1 P: 17	R: 0 E: 0 K: 1 S: 12	H: 1 LOB: 2 BB: 0 P: 20	R: 4 E: 0 K: 2 S: 20	H: 4 LOB: 0 BB: 0 P: 27	1B: 2 2B: 3 3B: 0 HR: 5	SF: 0 SAC: 1 DP: 0 HBP: 0	WP: 0 PB: 0 SB: 0 CS: 0	PA: 40
<b>PITCHER</b>	IP WLS BF H R ER SO BB IBB HBP BLK WP HR S P ERA WHIP	IP WLS BF H R ER SO BB IBB HBP BLK WP HR S P ERA WHIP	IP WLS BF H R ER SO BB IBB HBP BLK WP HR S P ERA WHIP	IP WLS BF H R ER SO BB IBB HBP BLK WP HR S P ERA WHIP	IP WLS BF H R ER SO BB IBB HBP BLK WP HR S P ERA WHIP	IP WLS BF H R ER SO BB IBB HBP BLK WP HR S P ERA WHIP	IP WLS BF H R ER SO BB IBB HBP BLK WP HR S P ERA WHIP	IP WLS BF H R ER SO BB IBB HBP BLK WP HR S P ERA WHIP	IP WLS BF H R ER SO BB IBB HBP BLK WP HR S P ERA WHIP	IP WLS BF H R ER SO BB IBB HBP BLK WP HR S P ERA WHIP	IP WLS BF H R ER SO BB IBB HBP BLK WP HR S P ERA WHIP	IP WLS BF H R ER SO BB IBB HBP BLK WP HR S P ERA WHIP	IP WLS BF H R ER SO BB IBB HBP BLK WP HR S P ERA WHIP	IP WLS BF H R ER SO BB IBB HBP BLK WP HR S P ERA WHIP	IP WLS BF H R ER SO BB IBB HBP BLK WP HR S P ERA WHIP	IP WLS BF H R ER SO BB IBB HBP BLK WP HR S P ERA WHIP	IP WLS BF H R ER SO BB IBB HBP BLK WP HR S P ERA WHIP	IP WLS BF H R ER SO BB IBB HBP BLK WP HR S P ERA WHIP	IP WLS BF H R ER SO BB IBB HBP BLK WP HR S P ERA WHIP	IP WLS BF H R ER SO BB IBB HBP BLK WP HR S P ERA WHIP

**Arizona Diamondbacks @ Cincinnati Reds**  
Great American Ball Park, Cincinnati, OH  
Sun Aug 12 2018, 1:13 PM - 4:04 PM EDT  
Att: 17,909 - Partly Cloudy - 85 F

AB	36
R	9
H	10
RBI	9
BB	3
SO	10
LOB	12



Batter	1	2	3	4	5	6	7	8	9	AB	R	H	RBI	BB	SO	LOB	BOTTOM					
9 José Peraza, R OBP: 0.328, SLG: 0.389 (1,6)										4	1	2	0	0	0	1						
19 Joey Votto, L OBP: 0.427, SLG: 0.426 (1,3)										2	0	0	1	1	1	1						
3 Scooter Gennett, L OBP: 0.357, SLG: 0.481 (1,4)										4	0	0	0	0	1	2						
7 Eugenio Suárez, R OBP: 0.384, SLG: 0.570 (1,5)											4	1	2	0	0	0						
46 Mason Williams, L OBP: 0.300, SLG: 0.388 (1,9)											4	0	1	0	0	1	2					
16 Tucker Barnhart, L OBP: 0.324, SLG: 0.358 (1,2)											4	0	0	0	0	1	2					
12 Preston Tucker, L OBP: 0.295, SLG: 0.415 (1,7)											3	0	0	0	0	2	1					
58 Luis Castillo, R OBP: 0.190, SLG: 0.140 (1,1)											2	0	0	0	0	1	1					
21 Michael Lorenzen, R OBP: 0.294, SLG: 0.813 (8,1)											0	0	0	0	0	0						
53 Wandy Peralta, L ERA: 2.12 (7,1)											0	0	0	0	0	0						
15 Dilson Herrera, R OBP: 0.313, SLG: 0.407 (7,PH)											1	0	1	0	0	0						
36 Keury Mella, R ERA: 8.68 (8,1)											0	0	0	0	0	0						
6 Billy Hamilton, S OBP: 0.300, SLG: 0.305 (1,8)											3	0	1	0	0	1	1					
<b>Inning Stats</b>	R: 0 E: 0 K: 1 S: 9	H: 0 LOB: 0 BB: 0 P: 15	R: 1 E: 1 K: 2 S: 12	H: 2 LOB: 1 BB: 0 P: 20	R: 1 E: 0 K: 1 S: 11	H: 1 LOB: 0 BB: 0 P: 17	R: 0 E: 0 K: 0 S: 4	H: 0 LOB: 0 BB: 0 P: 7	R: 0 E: 0 K: 1 S: 13	H: 1 LOB: 1 BB: 0 P: 16	R: 0 E: 0 K: 0 S: 5	H: 1 LOB: 1 BB: 1 P: 10	R: 0 E: 0 K: 2 S: 12	H: 1 LOB: 0 BB: 0 P: 17	R: 0 E: 0 K: 0 S: 9	H: 1 LOB: 0 BB: 0 P: 14	R: 0 E: 0 K: 1 S: 7	H: 0 LOB: 0 BB: 0 P: 12	1B: 6 2B: 0 3B: 1 HR: 0	SF: 1 SAC: 0 DP: 2 HBP: 0	WP: 0 PB: 0 SB: 0 CS: 0	PA: 33
<b>PITCHER</b>	IP WLS BF H R ER SO BB IBB HBP BLK WP HR S P ERA WHIP	IP WLS BF H R ER SO BB IBB HBP BLK WP HR S P ERA WHIP	IP WLS BF H R ER SO BB IBB HBP BLK WP HR S P ERA WHIP	IP WLS BF H R ER SO BB IBB HBP BLK WP HR S P ERA WHIP	IP WLS BF H R ER SO BB IBB HBP BLK WP HR S P ERA WHIP	IP WLS BF H R ER SO BB IBB HBP BLK WP HR S P ERA WHIP	IP WLS BF H R ER SO BB IBB HBP BLK WP HR S P ERA WHIP	IP WLS BF H R ER SO BB IBB HBP BLK WP HR S P ERA WHIP	IP WLS BF H R ER SO BB IBB HBP BLK WP HR S P ERA WHIP	IP WLS BF H R ER SO BB IBB HBP BLK WP HR S P ERA WHIP	IP WLS BF H R ER SO BB IBB HBP BLK WP HR S P ERA WHIP	IP WLS BF H R ER SO BB IBB HBP BLK WP HR S P ERA WHIP	IP WLS BF H R ER SO BB IBB HBP BLK WP HR S P ERA WHIP	IP WLS BF H R ER SO BB IBB HBP BLK WP HR S P ERA WHIP	IP WLS BF H R ER SO BB IBB HBP BLK WP HR S P ERA WHIP	IP WLS BF H R ER SO BB IBB HBP BLK WP HR S P ERA WHIP	IP WLS BF H R ER SO BB IBB HBP BLK WP HR S P ERA WHIP	IP WLS BF H R ER SO BB IBB HBP BLK WP HR S P ERA WHIP	IP WLS BF H R ER SO BB IBB HBP BLK WP HR S P ERA WHIP	IP WLS BF H R ER SO BB IBB HBP BLK WP HR S P ERA WHIP	IP WLS BF H R ER SO BB IBB HBP BLK WP HR S P ERA WHIP	

**Arizona Diamondbacks @ Cincinnati Reds**  
Great American Ball Park, Cincinnati, OH  
Sun Aug 12 2018, 1:13 PM - 4:04 PM EDT  
Att: 17,909 - Partly Cloudy - 85 F

AB	31
R	2
H	7
RBI	1
BB	1
SO	8
LOB	11





Batter	1	2	3	4	5	6	7	8	9	AB	R	H	RBI	BB	SO	LOB	TOP					
6 David Peralta, L (1, 7) OBP: 0.358, SLG: 0.527	L7		F7					K		4	0	1	1	0	1	0	<b>Arizona Diamondbacks @ Texas Rangers</b> Globe Life Park in Arlington, Arlington, TX Mon Aug 13 2018, 8:07 PM - 10:58 PM EDT Att: 18,204 - Partly Cloudy - 77 F					
44 Paul Goldschmidt, R (1, 3) OBP: 0.389, SLG: 0.531	1B		G5-3					1B		4	1	2	0	0	0	1						
11 AJ Pollock, R (1, 8) OBP: 0.342, SLG: 0.531	2B		K					1B		4	1	2	1	0	1	0						
14 Eduardo Escobar, S (1, 5) OBP: 0.338, SLG: 0.514	L7		K					G2-3		4	0	0	0	0	1	3						
28 Steven Souza Jr., R (1, 9) OBP: 0.317, SLG: 0.404	2B		F7					K		4	0	1	1	0	1	0						
4 Ketel Marte, S (1, 4) OBP: 0.317, SLG: 0.418	F8		G4-3					1B		4	0	0	0	0	0	1						
3 Daniel Descalso, L (1, 10) OBP: 0.377, SLG: 0.461	K		BB					K		3	1	0	0	1	2	0						
13 Nick Ahmed, R (1, 6) OBP: 0.297, SLG: 0.453	G1-3		P5					K		3	0	0	0	0	0	1						
2 Jeff Mathis, R (1, 2) OBP: 0.287, SLG: 0.275	L9		G5-3					F8		2	0	0	0	0	0	1						
9 Jon Jay, L (8, PH) OBP: 0.338, SLG: 0.358										1	0	0	0	0	0	0						
36 John Ryan Murphy, R (8, 2) OBP: 0.253, SLG: 0.399										0	0	0	0	0	0	0						
<b>Inning Stats</b>	R: 2 H: 3 E: 0 K: 0 S: 21	H: 3 LOB: 1 BB: 0 P: 29	R: 0 H: 0 E: 0 K: 1 S: 8	H: 0 LOB: 0 BB: 0 P: 11	R: 0 H: 0 E: 0 K: 1 S: 7	H: 0 LOB: 0 BB: 0 P: 8	R: 0 H: 0 E: 0 K: 1 S: 8	H: 0 LOB: 0 BB: 0 P: 11	R: 1 H: 1 E: 0 K: 0 S: 13	H: 1 LOB: 1 BB: 1 P: 20	R: 0 H: 0 E: 0 K: 0 S: 7	H: 0 LOB: 0 BB: 0 P: 12	R: 0 H: 0 E: 0 K: 0 S: 6	H: 0 LOB: 3 BB: 0 P: 10	R: 0 H: 2 E: 0 K: 1 S: 10	H: 2 LOB: 2 BB: 0 P: 15	R: 0 H: 0 E: 0 K: 2 S: 9	H: 0 LOB: 0 BB: 0 P: 12	1B: 4 2B: 2 HR: 0	SF: 0 SAC: 0 HBP: 0	WP: 0 PB: 0 SB: 1 CS: 1	PA: 34
<b>PITCHER</b>	IP WLS BF H R ER SO BB IBB HBP BLK WP HR S P ERA WHIP	IP WLS BF H R ER SO BB IBB HBP BLK WP HR S P ERA WHIP	IP WLS BF H R ER SO BB IBB HBP BLK WP HR S P ERA WHIP	IP WLS BF H R ER SO BB IBB HBP BLK WP HR S P ERA WHIP	IP WLS BF H R ER SO BB IBB HBP BLK WP HR S P ERA WHIP	IP WLS BF H R ER SO BB IBB HBP BLK WP HR S P ERA WHIP	IP WLS BF H R ER SO BB IBB HBP BLK WP HR S P ERA WHIP	IP WLS BF H R ER SO BB IBB HBP BLK WP HR S P ERA WHIP	IP WLS BF H R ER SO BB IBB HBP BLK WP HR S P ERA WHIP	IP WLS BF H R ER SO BB IBB HBP BLK WP HR S P ERA WHIP	IP WLS BF H R ER SO BB IBB HBP BLK WP HR S P ERA WHIP	IP WLS BF H R ER SO BB IBB HBP BLK WP HR S P ERA WHIP	IP WLS BF H R ER SO BB IBB HBP BLK WP HR S P ERA WHIP	IP WLS BF H R ER SO BB IBB HBP BLK WP HR S P ERA WHIP	IP WLS BF H R ER SO BB IBB HBP BLK WP HR S P ERA WHIP	IP WLS BF H R ER SO BB IBB HBP BLK WP HR S P ERA WHIP						
40 Bartolo Colon, R (1, 1) ERA: 5.19	5.0	W	20	4	3	3	3	1	0	0	0	0	0	0	0	0	5.40	1.000				
32 Eddie Butler, R (6, 1) ERA: 4.34	2.0	H	6	0	0	0	0	0	0	0	0	0	0	0	0	0	0.00	0.000				
44 Cory Gearrin, R (8, 1) ERA: 3.77	1.0	H	5	2	0	0	1	0	0	0	0	0	0	0	0	0	0.00	2.000				
62 José Leclerc, R (9, 1) ERA: 2.06	1.0	S	3	0	0	0	2	0	0	0	0	0	0	0	0	0	0.00	0.000				

Batter	1	2	3	4	5	6	7	8	9	AB	R	H	RBI	BB	SO	LOB	BOTTOM					
17 Shin-Soo Choo, L (1, 10) OBP: 0.390, SLG: 0.474	L1		1B					BB		3	0	1	0	1	0	2	<b>Arizona Diamondbacks @ Texas Rangers</b> Globe Life Park in Arlington, Arlington, TX Mon Aug 13 2018, 8:07 PM - 10:58 PM EDT Att: 18,204 - Partly Cloudy - 77 F					
12 Rougned Odor, L (1, 4) OBP: 0.352, SLG: 0.472	L8		F9					G3		4	0	0	0	0	1	3						
1 Elvis Andrus, R (1, 6) OBP: 0.333, SLG: 0.421	K		1B					P4		4	1	1	0	0	1	3						
29 Adrián Beltré, R (1, 5) OBP: 0.335, SLG: 0.394	G6-3		G4-3					1B		4	1	1	0	0	1	1						
19 Jurickson Proffar, S (9, 5) OBP: 0.331, SLG: 0.442	G6-3		K					1B		0	0	0	0	0	0	0						
13 Joey Gallo, L (1, 9) OBP: 0.314, SLG: 0.486	K		BB					F9		3	1	0	0	1	2	1						
61 Robinson Chirinos, R (1, 2) OBP: 0.335, SLG: 0.448	G1-3		HR					1B		4	1	2	4	0	1	0						
67 Ronald Guzmán, L (1, 3) OBP: 0.320, SLG: 0.447	HR		1B					L7		4	1	2	1	0	0	1						
5 Willie Calhoun, L (1, 7) OBP: 0.325, SLG: 0.391	G6-3		1B					L8		2	0	1	0	1	0	0						
15 Carlos Tocó, R (7, PR) OBP: 0.220, SLG: 0.221	G6-3		BB					1B		1	0	0	0	0	0	1						
3 Delino DeShields, R (1, 8) OBP: 0.307, SLG: 0.277	F9		F8					SH1-4		2	0	0	0	0	0	2						
<b>Inning Stats</b>	R: 0 H: 0 E: 0 K: 1 S: 9	H: 0 LOB: 0 BB: 0 P: 12	R: 0 H: 0 E: 0 K: 1 S: 8	H: 0 LOB: 0 BB: 0 P: 13	R: 1 H: 2 E: 0 K: 0 S: 8	H: 2 LOB: 1 BB: 0 P: 13	R: 3 H: 3 E: 0 K: 0 S: 17	H: 3 LOB: 2 BB: 2 P: 34	R: 0 H: 0 E: 0 K: 2 S: 9	H: 0 LOB: 0 BB: 0 P: 11	R: 0 H: 0 E: 0 K: 2 S: 10	H: 0 LOB: 0 BB: 0 P: 15	R: 0 H: 1 E: 0 K: 0 S: 12	H: 1 LOB: 3 BB: 1 P: 20	R: 1 H: 2 E: 0 K: 0 S: 14	H: 2 LOB: 1 BB: 0 P: 24	R: 1 H: 0 E: 0 K: 2 S: 14	H: 0 LOB: 1 BB: 0 P: 24	1B: 6 2B: 0 HR: 2	SF: 0 SAC: 1 HBP: 0	WP: 1 PB: 0 SB: 0 CS: 0	PA: 35
<b>PITCHER</b>	IP WLS BF H R ER SO BB IBB HBP BLK WP HR S P ERA WHIP	IP WLS BF H R ER SO BB IBB HBP BLK WP HR S P ERA WHIP	IP WLS BF H R ER SO BB IBB HBP BLK WP HR S P ERA WHIP	IP WLS BF H R ER SO BB IBB HBP BLK WP HR S P ERA WHIP	IP WLS BF H R ER SO BB IBB HBP BLK WP HR S P ERA WHIP	IP WLS BF H R ER SO BB IBB HBP BLK WP HR S P ERA WHIP	IP WLS BF H R ER SO BB IBB HBP BLK WP HR S P ERA WHIP	IP WLS BF H R ER SO BB IBB HBP BLK WP HR S P ERA WHIP	IP WLS BF H R ER SO BB IBB HBP BLK WP HR S P ERA WHIP	IP WLS BF H R ER SO BB IBB HBP BLK WP HR S P ERA WHIP	IP WLS BF H R ER SO BB IBB HBP BLK WP HR S P ERA WHIP	IP WLS BF H R ER SO BB IBB HBP BLK WP HR S P ERA WHIP	IP WLS BF H R ER SO BB IBB HBP BLK WP HR S P ERA WHIP	IP WLS BF H R ER SO BB IBB HBP BLK WP HR S P ERA WHIP	IP WLS BF H R ER SO BB IBB HBP BLK WP HR S P ERA WHIP	IP WLS BF H R ER SO BB IBB HBP BLK WP HR S P ERA WHIP						
21 Zack Greinke, R (1, 1) ERA: 3.0	6.1	L	27	6	4	4	6	2	0	0	0	0	0	0	0	0	5.68	1.263				
40 Andrew Chafin, L (7, 1) ERA: 1.79	0.1		0	0	0	0	0	1	0	0	0	0	0	0	0	0	0.00	3.000				
29 Brad Ziegler, R (7, 1) ERA: 4.29	0.1		0	0	0	0	0	0	0	0	0	0	0	0	0	0	0.00	0.000				
25 Archie Bradley, R (8, 1) ERA: 3.51	1.0		5	2	1	1	0	0	0	0	0	0	0	0	0	0	9.00	2.000				

AB	33
R	3
H	6
RBI	3
BB	1
SO	6
LOB	7





























Batter	1	2	3	4	5	6	7	8	9	AB	R	H	RBI	BB	SO	LOB	TOP							
56 Kole Calhoun, L OBP: 0.285, SLG: 0.405	F7		K			FC6-5		K		4	0	0	0	0	2	1								
6 David Fletcher, R OBP: 0.322, SLG: 0.383	L9									2	0	1	0	0	0	0								
22 Kaleb Cowart, S OBP: 0.242, SLG: 0.236	L9									2	0	0	0	0	2	1								
5 Albert Pujols, R OBP: 0.291, SLG: 0.422	F9									3	0	0	0	1	0	2								
2 Andrelton Simmons, R OBP: 0.345, SLG: 0.417		G5-3								4	0	0	0	0	1	1								
44 René Rivera, R OBP: 0.312, SLG: 0.486										4	0	2	0	0	1	1								
3 Taylor Ward, R OBP: 0.287, SLG: 0.357										3	0	0	0	0	1	2								
54 Jabari Blash, R OBP: 0.200, SLG: 0.154										3	1	1	0	0	2	2								
9 Eric Young Jr., S OBP: 0.301, SLG: 0.418										3	0	0	0	0	0	2								
40 Odrisamer Despaigne, R OBP: 0.206, SLG: 0.200										1	0	0	0	0	0	0								
33 Jim Johnson, R ERA: 3.75										0	0	0	0	0	0	0								
17 Shohel Ohtani, L OBP: 0.348, SLG: 0.523										1	0	1	0	0	0	0								
31 Ty Buttrey, R ERA: 3.75										0	0	0	0	0	0	0								
36 Williams Jerez, L ERA: 2.35										0	0	0	0	0	0	0								
25 Noé Ramirez, R ERA: 4.7										0	0	0	0	0	0	0								
19 Jeffrey Marte, R OBP: 0.255, SLG: 0.389										1	0	0	1	0	0	0								
68 Deck McGuire, R ERA: 6.23										0	0	0	0	0	0	0								
<b>Inning Stats</b>	R: 0 E: 0 K: 10 S: 10	H: 0 LOB: 0 BB: 0 P: 13	R: 0 E: 0 K: 2 S: 9	H: 1 LOB: 1 BB: 0 P: 12	R: 0 E: 0 K: 1 S: 8	H: 0 LOB: 0 BB: 0 P: 10	R: 0 E: 0 K: 1 S: 8	H: 1 LOB: 0 BB: 0 P: 9	R: 0 E: 0 K: 1 S: 8	H: 1 LOB: 0 BB: 0 P: 13	R: 0 E: 0 K: 1 S: 15	H: 0 LOB: 1 BB: 0 P: 20	R: 0 E: 0 K: 1 S: 6	H: 0 LOB: 0 BB: 0 P: 9	R: 1 E: 0 K: 1 S: 11	H: 1 LOB: 0 BB: 0 P: 19	R: 0 E: 0 K: 1 S: 11	H: 0 LOB: 1 BB: 1 P: 17	1B: 3 2B: 2 3B: 0 HR: 0	SF: 0 SAC: 0 DP: 1 HBP: 0	WP: 0 PB: 0 SB: 0 CS: 0	PA: 32		
<b>PITCHER</b>	IP WLS BF H R ER SO BB IBB HBP BLK WP HR S P ERA WHIP	IP WLS BF H R ER SO BB IBB HBP BLK WP HR S P ERA WHIP	IP WLS BF H R ER SO BB IBB HBP BLK WP HR S P ERA WHIP	IP WLS BF H R ER SO BB IBB HBP BLK WP HR S P ERA WHIP	IP WLS BF H R ER SO BB IBB HBP BLK WP HR S P ERA WHIP	IP WLS BF H R ER SO BB IBB HBP BLK WP HR S P ERA WHIP	IP WLS BF H R ER SO BB IBB HBP BLK WP HR S P ERA WHIP	IP WLS BF H R ER SO BB IBB HBP BLK WP HR S P ERA WHIP	IP WLS BF H R ER SO BB IBB HBP BLK WP HR S P ERA WHIP	IP WLS BF H R ER SO BB IBB HBP BLK WP HR S P ERA WHIP	IP WLS BF H R ER SO BB IBB HBP BLK WP HR S P ERA WHIP	IP WLS BF H R ER SO BB IBB HBP BLK WP HR S P ERA WHIP	IP WLS BF H R ER SO BB IBB HBP BLK WP HR S P ERA WHIP	IP WLS BF H R ER SO BB IBB HBP BLK WP HR S P ERA WHIP	IP WLS BF H R ER SO BB IBB HBP BLK WP HR S P ERA WHIP	IP WLS BF H R ER SO BB IBB HBP BLK WP HR S P ERA WHIP	IP WLS BF H R ER SO BB IBB HBP BLK WP HR S P ERA WHIP	IP WLS BF H R ER SO BB IBB HBP BLK WP HR S P ERA WHIP	IP WLS BF H R ER SO BB IBB HBP BLK WP HR S P ERA WHIP	IP WLS BF H R ER SO BB IBB HBP BLK WP HR S P ERA WHIP	IP WLS BF H R ER SO BB IBB HBP BLK WP HR S P ERA WHIP	IP WLS BF H R ER SO BB IBB HBP BLK WP HR S P ERA WHIP	IP WLS BF H R ER SO BB IBB HBP BLK WP HR S P ERA WHIP	IP WLS BF H R ER SO BB IBB HBP BLK WP HR S P ERA WHIP

**Los Angeles Angels @ Arizona Diamondbacks**  
Chase Field, Phoenix, AZ  
Wed Aug 22 2018, 6:40 PM - 9:45 PM MST  
Att: 23,584 - Roof Closed - 79 F

livebaseballscorecards.com

AB 31  
R 1  
H 5  
RBI 1  
BB 1  
SO 9  
LOB 12




WP: 0 PA: 32  
PB: 0  
SB: 0  
CS: 0

Batter	1	2	3	4	5	6	7	8	9	AB	R	H	RBI	BB	SO	LOB	BOTTOM								
11 AJ Pollock, R OBP: 0.340, SLG: 0.532	L8		G4-3							5	1	1	0	0	0	1									
14 Eduardo Escobar, S OBP: 0.343, SLG: 0.511	L8		F9							4	1	1	0	0	0	1									
6 David Peralta, L OBP: 0.365, SLG: 0.550	L8		K							4	1	2	2	0	1	1									
44 Paul Goldschmidt, R OBP: 0.402, SLG: 0.555										3	2	3	2	1	0	0									
3 Daniel Descalso, L OBP: 0.376, SLG: 0.466										4	0	2	0	0	2	2									
29 Brad Ziegler, R ERA: 3.75										0	0	0	0	0	0	0									
41 Jake Diekman, R ERA: 3.75										0	0	0	0	0	0	0									
66 Yoshinaka Hirano, R ERA: 2.15										0	0	0	0	0	0	0									
28 Steven Souza Jr., R OBP: 0.311, SLG: 0.385		G4-3								4	0	0	0	0	1	4									
13 Nick Ahmed, R OBP: 0.297, SLG: 0.443										3	0	1	1	1	2	0									
5 Alex Avila, L OBP: 0.305, SLG: 0.316										4	0	0	0	0	2	3									
32 Clay Buchholz, L OBP: 0.040, SLG: 0.040										2	0	0	0	0	1	3									
36 John Ryan Murphy, R OBP: 0.239, SLG: 0.389										1	0	0	0	0	0	0									
4 Ketel Marte, S OBP: 0.322, SLG: 0.415										0	0	0	0	1	0	0									
<b>Inning Stats</b>	R: 2 E: 0 K: 1 S: 14	H: 2 LOB: 0 BB: 0 P: 21	R: 0 E: 0 K: 1 S: 12	H: 0 LOB: 1 BB: 1 P: 20	R: 0 E: 0 K: 1 S: 8	H: 0 LOB: 0 BB: 0 P: 13	R: 1 E: 0 K: 1 S: 21	H: 3 LOB: 2 BB: 0 P: 33	R: 0 E: 0 K: 1 S: 12	H: 2 LOB: 2 BB: 0 P: 18	R: 0 E: 0 K: 2 S: 12	H: 0 LOB: 0 BB: 0 P: 13	R: 2 E: 0 K: 1 S: 17	H: 3 LOB: 1 BB: 1 P: 32	R: 0 E: 0 K: 1 S: 8	H: 0 LOB: 1 BB: 1 P: 16	1B: 6 2B: 2 3B: 0 HR: 2	SF: 0 SAC: 0 DP: 0 HBP: 0	WP: 1 PB: 0 SB: 1 CS: 0	PA: 37					
<b>PITCHER</b>	IP WLS BF H R ER SO BB IBB HBP BLK WP HR S P ERA WHIP	IP WLS BF H R ER SO BB IBB HBP BLK WP HR S P ERA WHIP	IP WLS BF H R ER SO BB IBB HBP BLK WP HR S P ERA WHIP	IP WLS BF H R ER SO BB IBB HBP BLK WP HR S P ERA WHIP	IP WLS BF H R ER SO BB IBB HBP BLK WP HR S P ERA WHIP	IP WLS BF H R ER SO BB IBB HBP BLK WP HR S P ERA WHIP	IP WLS BF H R ER SO BB IBB HBP BLK WP HR S P ERA WHIP	IP WLS BF H R ER SO BB IBB HBP BLK WP HR S P ERA WHIP	IP WLS BF H R ER SO BB IBB HBP BLK WP HR S P ERA WHIP	IP WLS BF H R ER SO BB IBB HBP BLK WP HR S P ERA WHIP	IP WLS BF H R ER SO BB IBB HBP BLK WP HR S P ERA WHIP	IP WLS BF H R ER SO BB IBB HBP BLK WP HR S P ERA WHIP	IP WLS BF H R ER SO BB IBB HBP BLK WP HR S P ERA WHIP	IP WLS BF H R ER SO BB IBB HBP BLK WP HR S P ERA WHIP	IP WLS BF H R ER SO BB IBB HBP BLK WP HR S P ERA WHIP	IP WLS BF H R ER SO BB IBB HBP BLK WP HR S P ERA WHIP	IP WLS BF H R ER SO BB IBB HBP BLK WP HR S P ERA WHIP	IP WLS BF H R ER SO BB IBB HBP BLK WP HR S P ERA WHIP	IP WLS BF H R ER SO BB IBB HBP BLK WP HR S P ERA WHIP	IP WLS BF H R ER SO BB IBB HBP BLK WP HR S P ERA WHIP	IP WLS BF H R ER SO BB IBB HBP BLK WP HR S P ERA WHIP	IP WLS BF H R ER SO BB IBB HBP BLK WP HR S P ERA WHIP	IP WLS BF H R ER SO BB IBB HBP BLK WP HR S P ERA WHIP	IP WLS BF H R ER SO BB IBB HBP BLK WP HR S P ERA WHIP	IP WLS BF H R ER SO BB IBB HBP BLK WP HR S P ERA WHIP

**Los Angeles Angels @ Arizona Diamondbacks**  
Chase Field, Phoenix, AZ  
Wed Aug 22 2018, 6:40 PM - 9:45 PM MST  
Att: 23,584 - Roof Closed - 79 F

livebaseballscorecards.com

AB 34  
R 5  
H 10  
RBI 5  
BB 3  
SO 9  
LOB 15



WP: 1 PA: 37  
PB: 0  
SB: 1  
CS: 0







Batter	1	2	3	4	5	6	7	8	9	AB	R	H	RBI	BB	SO	LOB	TOP					
17 Mitch Haniger, R OBP: 0.368, SLG: 0.486	E6 1B	G1-3			G3				L5	5	1	2	0	0	0	4	<b>Seattle Mariners @ Arizona Diamondbacks</b> Chase Field, Phoenix, AZ Sun Aug 26 2018, 1:12 PM - 4:00 PM MST Att: 37,175 - Roof Closed - 77 F					
22 Robinson Cano, L OBP: 0.360, SLG: 0.426	K		F7		G3		G3		G6-4-3	5	0	0	0	0	1	7						
2 Jean Segura, R OBP: 0.345, SLG: 0.433	P3		G6-3		G6-3				G6-3	4	0	0	0	0	2							
4 Denard Span, L OBP: 0.357, SLG: 0.449	1B		G1-3				G3-1		G4-3	4	0	1	0	0	0	0						
15 Kyle Seager, L OBP: 0.270, SLG: 0.405	1B				K		F9		F8	4	0	1	1	0	1	0						
16 Ben Gamel, L OBP: 0.365, SLG: 0.398	G4-3				K2-3		G3-1		9 WP 26 1B	4	1	1	0	0	1	2						
26 Chris Herrmann, L OBP: 0.333, SLG: 0.419							K		9 WP 9 1B	2	0	1	0	2	1	0						
9 Dee Strange-Gordon, L OBP: 0.294, SLG: 0.338			G4-3		F7		17 1B		E7 23 BB	4	0	1	0	0	0	3						
8 Mike Leake, R									22 G6-4-3 BB	2	0	0	0	0	2	1						
27 Ryon Healy, R OBP: 0.276, SLG: 0.445										1	0	0	0	0	0	1						
55 Roenis Elias, L										0	0	0	0	0	0	0						
23 Nelson Cruz, R OBP: 0.352, SLG: 0.535										0	0	0	0	0	1	0						
7 Andrew Romine, S OBP: 0.259, SLG: 0.222										0	0	0	0	0	0	0						
<b>Inning Stats</b>	R: 1 E: 1 K: 15	H: 2 LOB: 2 BB: 0 P: 19	R: 0 E: 0 K: 12	H: 0 LOB: 1 BB: 1 P: 21	R: 0 E: 0 K: 8	H: 0 LOB: 0 BB: 0 P: 11	R: 0 E: 0 K: 2	H: 0 LOB: 1 BB: 0 P: 17	R: 0 E: 0 K: 9	H: 1 LOB: 1 BB: 0 P: 10	R: 0 E: 0 K: 9	H: 0 LOB: 0 BB: 0 P: 14	R: 0 E: 0 K: 12	H: 2 LOB: 2 BB: 0 P: 21	R: 0 E: 0 K: 6	H: 0 LOB: 0 BB: 0 P: 8	R: 1 E: 1 K: 17	H: 2 LOB: 3 BB: 1 P: 27	1B: 6 2B: 1 3B: 0 HR: 0	SF: 0 SAC: 0 DP: 1 HBP: 0	WP: 1 PB: 0 SB: 0 CS: 0	PA: 38
<b>PITCHER</b>	IP WLS BF H R ER SO BB IBB HBP BLK WP HR S P ERA WHIP	IP WLS BF H R ER SO BB IBB HBP BLK WP HR S P ERA WHIP	IP WLS BF H R ER SO BB IBB HBP BLK WP HR S P ERA WHIP	IP WLS BF H R ER SO BB IBB HBP BLK WP HR S P ERA WHIP	IP WLS BF H R ER SO BB IBB HBP BLK WP HR S P ERA WHIP	IP WLS BF H R ER SO BB IBB HBP BLK WP HR S P ERA WHIP	IP WLS BF H R ER SO BB IBB HBP BLK WP HR S P ERA WHIP	IP WLS BF H R ER SO BB IBB HBP BLK WP HR S P ERA WHIP	IP WLS BF H R ER SO BB IBB HBP BLK WP HR S P ERA WHIP	IP WLS BF H R ER SO BB IBB HBP BLK WP HR S P ERA WHIP	IP WLS BF H R ER SO BB IBB HBP BLK WP HR S P ERA WHIP	IP WLS BF H R ER SO BB IBB HBP BLK WP HR S P ERA WHIP	IP WLS BF H R ER SO BB IBB HBP BLK WP HR S P ERA WHIP	IP WLS BF H R ER SO BB IBB HBP BLK WP HR S P ERA WHIP	IP WLS BF H R ER SO BB IBB HBP BLK WP HR S P ERA WHIP	IP WLS BF H R ER SO BB IBB HBP BLK WP HR S P ERA WHIP	IP WLS BF H R ER SO BB IBB HBP BLK WP HR S P ERA WHIP					
21 Zack Greinke, R ERA: 2.93	6.2	W	28	5	1	0	6	2	0	0	0	0	0	0	0	0	0.00	1.050				
40 Andrew Chafin, L ERA: 2.11	0.1	H	1	0	0	0	0	0	0	0	0	0	0	0	0	0	0.00	0.000				
25 Archie Bradley, R ERA: 3.21	1.0		3	0	0	0	0	0	0	0	0	0	0	0	0	0	0.00	0.000				
66 Yoshinaka Hirano, R ERA: 2.13	0.0	S	3	2	1	0	0	0	0	0	0	0	0	0	0	0	-	-				
31 Brad Boxberger, R ERA: 3.55	1.0	S	3	0	0	0	0	1	0	0	0	0	0	0	0	0	0.00	1.000				
<b>Batter</b>	1	2	3	4	5	6	7	8	9	AB	R	H	RBI	BB	SO	LOB	BOTTOM					
9 Jon Jay, L OBP: 0.343, SLG: 0.359	G3		6 1B 44 HR		L3		G3			4	1	1	0	0	0	1	<b>Seattle Mariners @ Arizona Diamondbacks</b> Chase Field, Phoenix, AZ Sun Aug 26 2018, 1:12 PM - 4:00 PM MST Att: 37,175 - Roof Closed - 77 F					
11 AJ Pollock, R OBP: 0.333, SLG: 0.520	K		SF8		K				F9	3	0	0	1	0	2	0						
6 David Peralta, L OBP: 0.362, SLG: 0.541	K		44 HR		G4-3				P5	4	1	1	1	0	1	0						
44 Paul Goldschmidt, R OBP: 0.396, SLG: 0.550	K		HR		P4				G6-3	4	1	1	3	0	1	0						
14 Eduardo Escobar, S OBP: 0.339, SLG: 0.511	F9		2B		K					3	0	1	0	0	1	0						
3 Daniel Descalso, L OBP: 0.371, SLG: 0.458	G3		K		F7					3	0	0	0	0	1	1						
13 Nick Ahmed, R OBP: 0.300, SLG: 0.443										0	0	0	0	0	0	0						
4 Ketel Marte, S OBP: 0.322, SLG: 0.412	L7		G3		G3				1B	3	0	1	0	0	0	0						
2 Jeff Mathis, R OBP: 0.301, SLG: 0.292			11 SF8 21 1B		G5-4-3 21 1B				L6-3	3	1	2	0	0	0	1						
21 Zack Greinke, R OBP: 0.286, SLG: 0.392			11 SF8 9 1B		G5-4-3 9 1B				F8	2	1	1	0	0	0	1						
40 Andrew Chafin, R OBP: 0.343, SLG: 0.359										0	0	0	0	0	0	0						
28 Steven Souza Jr., R										0	0	0	0	0	0	0						
25 Archie Bradley, R										0	0	0	0	0	0	0						
66 Yoshinaka Hirano, R										0	0	0	0	0	0	0						
31 Brad Boxberger, R										0	0	0	0	0	0	0						
<b>Inning Stats</b>	R: 0 E: 0 K: 2 S: 8	H: 0 LOB: 0 BB: 0 P: 13	R: 0 E: 0 K: 1 S: 8	H: 0 LOB: 0 BB: 0 P: 11	R: 5 E: 0 K: 1 S: 21	H: 6 LOB: 1 BB: 0 P: 23	R: 0 E: 0 K: 0 S: 10	H: 1 LOB: 0 BB: 0 P: 13	R: 0 E: 0 K: 1 S: 10	H: 0 LOB: 0 BB: 0 P: 11	R: 0 E: 0 K: 0 S: 8	H: 0 LOB: 0 BB: 0 P: 13	R: 0 E: 0 K: 0 S: 8	H: 0 LOB: 0 BB: 0 P: 13	R: 0 E: 0 K: 0 S: 8	R: 0 E: 0 K: 0 S: 8	R: 0 E: 0 K: 0 S: 8	1B: 6 2B: 1 3B: 0 HR: 1	SF: 1 SAC: 0 DP: 1 HBP: 0	WP: 0 PB: 0 SB: 0 CS: 0	PA: 31	
<b>PITCHER</b>	IP WLS BF H R ER SO BB IBB HBP BLK WP HR S P ERA WHIP	IP WLS BF H R ER SO BB IBB HBP BLK WP HR S P ERA WHIP	IP WLS BF H R ER SO BB IBB HBP BLK WP HR S P ERA WHIP	IP WLS BF H R ER SO BB IBB HBP BLK WP HR S P ERA WHIP	IP WLS BF H R ER SO BB IBB HBP BLK WP HR S P ERA WHIP	IP WLS BF H R ER SO BB IBB HBP BLK WP HR S P ERA WHIP	IP WLS BF H R ER SO BB IBB HBP BLK WP HR S P ERA WHIP	IP WLS BF H R ER SO BB IBB HBP BLK WP HR S P ERA WHIP	IP WLS BF H R ER SO BB IBB HBP BLK WP HR S P ERA WHIP	IP WLS BF H R ER SO BB IBB HBP BLK WP HR S P ERA WHIP	IP WLS BF H R ER SO BB IBB HBP BLK WP HR S P ERA WHIP	IP WLS BF H R ER SO BB IBB HBP BLK WP HR S P ERA WHIP	IP WLS BF H R ER SO BB IBB HBP BLK WP HR S P ERA WHIP	IP WLS BF H R ER SO BB IBB HBP BLK WP HR S P ERA WHIP	IP WLS BF H R ER SO BB IBB HBP BLK WP HR S P ERA WHIP	IP WLS BF H R ER SO BB IBB HBP BLK WP HR S P ERA WHIP	IP WLS BF H R ER SO BB IBB HBP BLK WP HR S P ERA WHIP					
8 Mike Leake, R ERA: 4.03	6.0	L	24	7	5	5	6	0	0	0	0	0	0	0	0	0	7.50	1.167				
55 Roenis Elias, L ERA: 3.82	2.0		7	1	0	0	0	0	0	0	0	0	0	0	0	0	0.00	0.500				











Batter	1	2	3	4	5	6	7	8	9	AB	R	H	RBI	BB	SO	LOB	TOP			
28 Steven Souza Jr. R OBP: 0.316, SLG: 0.403	P3		HR	2B			F9		F8	5	1	2	2	0	0	0	<b>Arizona Diamondbacks @ San Francisco Giants</b> <b>AT&amp;T Park, San Francisco, CA</b> Wed Aug 29 2018, 7:15 PM - 10:00 PM PDT Att: 35,626 - Partly Cloudy - 66 F			
11 AJ Pollock R OBP: 0.327, SLG: 0.505	F9		G5-3	P5			K			4	0	0	0	0	1					
6 David Peralta L OBP: 0.361, SLG: 0.536	44 BB		1B			G4-3				3	0	1	0	1	1					
44 Paul Goldschmidt R OBP: 0.395, SLG: 0.542	BB		K			F8			E6 G6-3	3	0	0	0	1	1					
3 Daniel Descalso L OBP: 0.366, SLG: 0.447	F8		K			BB			G6-3	3	0	0	0	1	1					
14 Eduardo Escobar S OBP: 0.338, SLG: 0.505			K			BB			G6-3	0	0	0	0	0	0					
4 Ketel Marte S OBP: 0.323, SLG: 0.416		G6-3		13 1B		G4-3			G6-3	4	1	1	0	0	2					
13 Nick Ahmed R OBP: 0.299, SLG: 0.438		G4-3		52 SH3-4 28 2B		G5-3			K	4	1	1	1	0	1					
5 Alex Avila L OBP: 0.294, SLG: 0.298				1 SAFE K		G4-3			P5	3	0	0	0	1	1					
52 Zack Godley R OBP: 0.120, SLG: 0.064				1 SAFE X		SH3-4			K	2	0	0	0	0	1					
25 Archie Bradley R ERA: 2.87										0	0	0	0	0	0					
53 Christian Walker R OBP: 0.276, SLG: 0.366										0	0	0	0	0	0					
40 Andrew Chafin R ERA: 2.79										0	0	0	0	0	0					
31 Brad Boxberger R ERA: 4.34										0	0	0	0	0	0					
<b>Inning Stats</b>	R: 0 H: 0 K: 0 S: 8	H: 0 LOB: 2 BB: 2 P: 17	R: 0 H: 0 K: 0 S: 10	H: 0 LOB: 1 BB: 1 P: 18	R: 1 H: 2 K: 2 S: 14	H: 2 LOB: 1 BB: 0 P: 22	R: 2 H: 3 K: 1 S: 11	H: 3 LOB: 1 BB: 0 P: 15	R: 0 H: 0 K: 0 S: 10	H: 0 LOB: 1 BB: 1 P: 20	R: 0 H: 0 K: 1 S: 8	H: 0 LOB: 0 BB: 0 P: 11	R: 0 H: 0 K: 1 S: 8	H: 0 LOB: 1 BB: 0 P: 10	R: 0 H: 0 K: 1 S: 7	H: 0 LOB: 0 BB: 0 P: 10	1B: 2 2B: 2 3B: 0 HR: 1	SF: 0 SAC: 1 DP: 0 HBP: 0	WP: 0 PB: 0 SB: 0 CS: 0	PA: 37
<b>PITCHER</b>	IP WLS BF H R ER SO BB IBB HBP BLK WP HR S P ERA WHIP																			
57 Derek Rodriguez R ERA: 2.47	5.0 L 24 5 3 3 3 4 0 0 0 0 0 1 53 92 5.40 1.800																			
60 Hunter Strickland R ERA: 2.87	1.0 3 0 0 0 1 0 0 0 0 0 0 0 8 11 0.00 0.000																			
54 Reyes Moronta R ERA: 2.11	1.0 3 0 0 0 2 0 0 0 0 0 0 0 11 14 0.00 0.000																			
49 Sam Dyson R ERA: 2.79	1.0 4 0 0 0 1 0 0 0 0 0 0 0 8 11 0.00 0.000																			
50 Ty Blach L ERA: 4.34	1.0 3 0 0 0 1 0 0 0 0 0 0 0 7 10 0.00 0.000																			

Batter	1	2	3	4	5	6	7	8	9	AB	R	H	RBI	BB	SO	LOB	BOTTOM			
22 Andrew McCutchen R OBP: 0.357, SLG: 0.415	K		G6-3			F9		1B		4	0	1	1	0	1		<b>Arizona Diamondbacks @ San Francisco Giants</b> <b>AT&amp;T Park, San Francisco, CA</b> Wed Aug 29 2018, 7:15 PM - 10:00 PM PDT Att: 35,626 - Partly Cloudy - 66 F			
12 Joe Panik L OBP: 0.305, SLG: 0.343	G4-3			2B		G3		K		4	0	1	0	0	2					
35 Brandon Crawford L OBP: 0.329, SLG: 0.405	K									4	0	0	0	0	2					
5 Nick Hundley R OBP: 0.298, SLG: 0.420										3	0	0	0	0	2					
9 Brandon Belt L OBP: 0.351, SLG: 0.430										4	0	0	0	0	2					
53 Austin Stater R OBP: 0.398, SLG: 0.331										3	0	0	0	0	2					
19 Alen Hanson S OBP: 0.291, SLG: 0.442										2	0	0	0	0	0					
7 Gorkys Hernández R OBP: 0.299, SLG: 0.411										2	1	1	0	0	0					
57 Derek Rodriguez R OBP: 0.303, SLG: 0.152										0	0	0	0	0	0					
60 Hunter Strickland R ERA: 3.16										0	0	0	0	0	0					
1 Grégor Blanco L OBP: 0.297, SLG: 0.336										0	0	0	0	0	0					
54 Reyes Moronta R ERA: 2.11										0	0	0	0	0	0					
49 Sam Dyson R ERA: 2.79										0	0	0	0	0	0					
8 Hunter Pence R OBP: 0.297, SLG: 0.336										0	0	0	0	0	0					
50 Ty Blach R ERA: 4.34										0	0	0	0	0	0					
<b>Inning Stats</b>	R: 0 H: 0 K: 2 S: 9	H: 0 LOB: 0 BB: 0 P: 13	R: 0 H: 0 K: 0 S: 6	H: 0 LOB: 0 BB: 0 P: 13	R: 0 H: 0 K: 0 S: 6	H: 0 LOB: 1 BB: 0 P: 9	R: 0 H: 1 K: 0 S: 11	H: 1 LOB: 0 BB: 0 P: 19	R: 0 H: 0 K: 0 S: 6	H: 0 LOB: 0 BB: 0 P: 7	R: 0 H: 0 K: 2 S: 9	H: 0 LOB: 0 BB: 0 P: 10	R: 1 H: 2 K: 2 S: 16	H: 2 LOB: 1 BB: 1 P: 26	R: 0 H: 0 K: 3 S: 11	H: 0 LOB: 0 BB: 0 P: 15	1B: 2 2B: 2 3B: 0 HR: 0	SF: 0 SAC: 1 DP: 2 HBP: 3	WP: 0 PB: 0 SB: 0 CS: 0	PA: 32
<b>PITCHER</b>	IP WLS BF H R ER SO BB IBB HBP BLK WP HR S P ERA WHIP																			
52 Zack Godley R ERA: 4.42	7.2 W 27 2 1 1 6 1 0 0 0 0 0 0 8 12 0.00 3.000																			
25 Archie Bradley R ERA: 3.16	0.1 H 2 1 0 0 1 0 0 0 0 0 0 0 4 7 0.00 0.000																			
40 Andrew Chafin L ERA: 2.08	0.1 H 1 0 0 0 1 0 0 0 0 0 0 0 4 7 0.00 0.000																			
31 Brad Boxberger R ERA: 3.5	0.2 S 2 0 0 0 2 0 0 0 0 0 0 0 7 8 0.00 0.000																			



Batter	1	2	3	4	5	6	7	8	9	AB	R	H	RBI	BB	SO	LOB	TOP					
28 Steven Souza Jr., R OBP: 0.319, SLG: 0.408										5	0	2	0	0	2	0	<b>Arizona Diamondbacks @ Los Angeles Dodgers</b> <b>Dodger Stadium, Los Angeles, CA</b> Thu Aug 30 2018, 7:11 PM - 10:24 PM PDT Att. 45,150 - Clear - 77 F					
11 AJ Pollock, R OBP: 0.322, SLG: 0.497										5	1	0	0	0	1	3						
44 Paul Goldschmidt, R OBP: 0.393, SLG: 0.541										5	0	2	0	0	1	3						
6 David Peralta, L OBP: 0.360, SLG: 0.540										4	1	1	3	0	2	2						
14 Eduardo Escobar, S OBP: 0.341, SLG: 0.505										2	0	1	0	0	0	0						
13 Nick Ahmed, R OBP: 0.398, SLG: 0.436										4	0	1	0	0	1	2						
4 Ketel Marte, S OBP: 0.325, SLG: 0.417										4	0	2	0	0	1	1						
36 John Ryan Murphy, R OBP: 0.249, SLG: 0.383										4	0	0	0	0	4	6						
38 Robbie Ray, L OBP: 0.281, SLG: 0.125										2	1	1	0	0	0	2						
29 Brad Ziegler, R ERA: 4.55										0	0	0	0	0	0	0						
9 Jon Jay, L OBP: 0.344, SLG: 0.392										1	0	0	0	0	0	0						
41 Jake Diekmann, R ERA: 3.74										0	0	0	0	0	0	0						
53 Christian Walker, R OBP: 0.392, SLG: 0.588										1	0	0	0	0	0	3						
66 Yoshitsugu Hirano, R ERA: 2.09										0	0	0	0	0	0	0						
40 Andrew Chafin, R ERA: 2.06										0	0	0	0	0	0	0						
31 Brad Boxberger, R ERA: 2.06										0	0	0	0	0	0	0						
<b>Inning Stats</b>	R: 0 H: 1 E: 0 K: 2 S: 12	H: 1 LOB: 1 BB: 0 P: 17	R: 0 H: 1 E: 0 K: 2 S: 17	H: 1 LOB: 2 BB: 0 P: 25	R: 0 H: 1 E: 0 K: 2 S: 11	H: 1 LOB: 1 BB: 0 P: 14	R: 0 H: 0 E: 0 K: 1 S: 12	H: 0 LOB: 1 BB: 0 P: 18	R: 3 H: 3 E: 0 K: 0 S: 14	H: 3 LOB: 0 BB: 0 P: 15	R: 0 H: 0 E: 0 K: 2 S: 7	H: 0 LOB: 0 BB: 0 P: 12	R: 0 H: 1 E: 0 K: 1 S: 9	H: 1 LOB: 1 BB: 0 P: 11	R: 0 H: 3 E: 0 K: 2 S: 20	H: 3 LOB: 3 BB: 0 P: 26	R: 0 H: 0 E: 0 K: 0 S: 7	H: 0 LOB: 0 BB: 0 P: 10	1B: 8 2B: 1 3B: 0 HR: 1	SF: 0 SAC: 0 DP: 0 HBP: 2	WP: 0 PB: 0 SB: 0 CS: 0	PA: 39
<b>PITCHER</b>	IP WLS BF H R ER SO BB IBB HBP BLK WP HR S P ERA WHIP																					
44 Rich Hill, L ERA: 3.59	5.0 L 23 6 3 3 7 0 0 2 0 0 1 66 89 5.40 1.200																					
52 Pedro Báez, R ERA: 3.3	2.0 7 1 0 0 3 0 0 0 0 0 0 16 23 0.00 0.500																					
64 Caleb Ferguson, L ERA: 3.43	1.0 6 3 0 0 2 0 0 0 0 0 0 20 26 0.00 3.000																					
51 Dylan Floro, R ERA: 2.33	1.0 3 0 0 0 0 0 0 0 0 0 0 7 10 0.00 0.000																					

Batter	1	2	3	4	5	6	7	8	9	AB	R	H	RBI	BB	SO	LOB	BOTTOM					
6 Brian Dozier, R OBP: 0.318, SLG: 0.409										4	0	1	0	0	1	0	<b>Arizona Diamondbacks @ Los Angeles Dodgers</b> <b>Dodger Stadium, Los Angeles, CA</b> Thu Aug 30 2018, 7:11 PM - 10:24 PM PDT Att. 45,150 - Clear - 77 F					
10 Justin Turner, R OBP: 0.401, SLG: 0.594										3	0	1	0	1	1	1						
8 Manny Machado, R OBP: 0.378, SLG: 0.555										3	1	2	1	1	0	0						
27 Matt Kemp, R OBP: 0.336, SLG: 0.468										4	0	2	0	0	1	4						
14 Enrique Hernández, R OBP: 0.311, SLG: 0.447										2	0	1	0	0	1	2						
35 Cody Bellinger, L OBP: 0.341, SLG: 0.471										2	0	0	0	0	1	1						
3 Chris Taylor, R OBP: 0.318, SLG: 0.427										4	0	0	0	0	4	2						
66 Yasiel Puig, R OBP: 0.320, SLG: 0.457										4	0	0	0	0	2	2						
15 Austin Barnes, R OBP: 0.336, SLG: 0.246										3	0	1	0	0	1	0						
64 Caleb Ferguson, R OBP: 0.200, SLG: 0.200										0	0	0	0	0	0	0						
51 Dylan Floro, L ERA: 2.06										0	0	0	0	0	0	0						
44 Rich Hill, L OBP: 0.107, SLG: 0.107										1	0	0	0	0	1	0						
13 Max Muncy, L OBP: 0.392, SLG: 0.588										1	0	0	0	0	1	0						
52 Pedro Báez, R ERA: 3.74										0	0	0	0	0	0	0						
9 Yasmani Grandal, S OBP: 0.350, SLG: 0.474										1	0	0	0	0	1	1						
<b>Inning Stats</b>	R: 0 H: 0 E: 0 K: 2 S: 13	H: 0 LOB: 2 BB: 0 P: 25	R: 0 H: 0 E: 1 K: 1 S: 12	H: 0 LOB: 0 BB: 0 P: 19	R: 0 H: 1 E: 0 K: 1 S: 9	H: 1 LOB: 0 BB: 0 P: 15	R: 0 H: 2 E: 0 K: 1 S: 10	H: 2 LOB: 2 BB: 0 P: 17	R: 0 H: 0 E: 0 K: 3 S: 11	H: 0 LOB: 0 BB: 0 P: 17	R: 1 H: 2 E: 0 K: 1 S: 12	H: 2 LOB: 0 BB: 0 P: 20	R: 0 H: 1 E: 0 K: 3 S: 11	H: 1 LOB: 1 BB: 0 P: 15	R: 0 H: 2 E: 0 K: 0 S: 9	H: 2 LOB: 1 BB: 0 P: 12	R: 0 H: 0 E: 0 K: 3 S: 9	H: 0 LOB: 0 BB: 0 P: 14	1B: 7 2B: 1 3B: 0 HR: 1	SF: 0 SAC: 0 DP: 3 HBP: 0	WP: 1 PB: 0 SB: 0 CS: 0	PA: 34
<b>PITCHER</b>	IP WLS BF H R ER SO BB IBB HBP BLK WP HR S P ERA WHIP																					
31 Brad Boxberger, R ERA: 3.45	0.2 S 2 0 0 0 2 0 0 0 0 0 0 6 9 0.00 0.000																					
38 Robbie Ray, L ERA: 4.21	0.2 H 2 1 0 0 0 0 0 0 0 0 0 3 7 0.00 1.500																					
41 Jake Diekmann, R ERA: 3.74	1.0 H 4 1 0 0 3 0 0 0 0 0 0 11 15 0.00 1.000																					
66 Yoshitsugu Hirano, R ERA: 2.09	1.0 H 4 2 0 0 0 0 0 0 0 0 0 9 12 0.00 2.000																					
40 Andrew Chafin, L ERA: 2.06	0.1 H 1 0 0 0 1 0 0 0 0 0 0 3 5 0.00 0.000																					

livebaseballscores.com

AB 37  
R 3  
H 10  
RBI 3  
BB 0  
SO 12  
LOB 22

livebaseballscores.com

AB 32  
R 1  
H 8  
RBI 1  
BB 2  
SO 15  
LOB 13



Batter	1	2	3	4	5	6	7	8	9	AB	R	H	RBI	BB	SO	LOB	TOP					
28 Steven Souza Jr. R OBP: 0.321, SLG: 0.410										4	1	2	0	0	0	1						
11 AJ Pollock R OBP: 0.318, SLG: 0.491										4	0	0	0	0	1	2						
44 Paul Goldschmidt R OBP: 0.390, SLG: 0.549										4	1	2	2	0	0	1						
6 David Peralta L OBP: 0.358, SLG: 0.536											4	0	0	0	0	2	1					
14 Eduardo Escobar S OBP: 0.340, SLG: 0.503											4	0	1	0	0	0	1					
13 Nick Ahmed R OBP: 0.296, SLG: 0.433											3	0	0	0	0	0	1					
4 Ketel Marte S OBP: 0.325, SLG: 0.416										3	0	1	0	0	1	0						
2 Jeff Mathis R OBP: 0.291, SLG: 0.281										3	0	0	0	0	0	3	1					
21 Zack Greinke R OBP: 0.276, SLG: 0.309										2	0	0	0	0	0	0	0					
41 Jake Diekman R										0	0	0	0	0	0	0						
<b>Inning Stats</b>	R: 2 H: 2 E: 0 K: 2 S: 13	H: 2 LOB: 0 BB: 0 P: 19	R: 0 H: 0 E: 0 K: 1 S: 7	H: 0 LOB: 0 BB: 0 P: 11	R: 0 H: 1 E: 0 K: 0 S: 10	H: 1 LOB: 1 BB: 0 P: 17	R: 0 H: 0 E: 0 K: 0 S: 6	H: 0 LOB: 0 BB: 0 P: 10	R: 0 H: 0 E: 0 K: 2 S: 8	H: 0 LOB: 0 BB: 0 P: 10	R: 0 H: 0 E: 0 K: 0 S: 4	H: 0 LOB: 0 BB: 0 P: 6	R: 0 H: 0 E: 0 K: 0 S: 8	H: 0 LOB: 0 BB: 0 P: 13	R: 0 H: 1 E: 0 K: 1 S: 12	H: 1 LOB: 1 BB: 0 P: 18	R: 0 H: 1 E: 0 K: 1 S: 10	H: 1 LOB: 1 BB: 0 P: 16	1B: 4 2B: 1 3B: 0 HR: 1	SF: 0 SAC: 1 DP: 1 HBP: 0	WP: 1 PB: 0 CS: 0	PA: 32
<b>PITCHER</b>	IP	WLS	BF	H	R	ER	SO	BB	IBB	HBP	BLK	WP	HR	S	P	ERA	WHIP					
99 Hyun Jin Ryu, L ERA: 2.24	7.0		24	4	2	2	5	0	0	0	0	0	1	56	86	2.57	0.571					
51 Dylan Floro, R ERA: 2.29	1.0	W	4	1	0	0	1	0	0	0	0	1	0	12	18	0.00	1.000					
74 Kenley Jansen, R ERA: 3.03	1.0	S	4	1	0	0	1	0	0	0	0	0	0	10	16	0.00	1.000					

Arizona Diamondbacks @ Los Angeles Dodgers  
Dodger Stadium, Los Angeles, CA  
Fri Aug 31 2018, 7:12 PM - 9:44 PM PDT  
Att. 48,965 - Clear - 76 F

AB	31
R	2
H	6
RBI	2
BB	0
SO	7
LOB	8



Batter	1	2	3	4	5	6	7	8	9	AB	R	H	RBI	BB	SO	LOB	BOTTOM				
31 Joc Pederson L OBP: 0.320, SLG: 0.503										4	0	1	1	0	1	0					
10 Justin Turner R OBP: 0.405, SLG: 0.517										3	1	2	1	0	0	0					
8 Manny Machado R OBP: 0.376, SLG: 0.551										4	0	0	0	0	2	3					
35 Cody Bellinger L OBP: 0.341, SLG: 0.472										4	0	1	0	0	0	2					
9 Yasmani Grandal S OBP: 0.346, SLG: 0.469										4	0	0	0	0	2	1					
13 Max Muncy L OBP: 0.381, SLG: 0.584										2	0	0	0	1	0	1					
6 Brian Dozier R OBP: 0.316, SLG: 0.406										3	0	0	0	0	1	2					
66 Yasiel Puig R OBP: 0.320, SLG: 0.456										3	1	1	0	0	0	1					
99 Hyun Jin Ryu R OBP: 0.278, SLG: 0.294										1	0	0	0	0	0	0					
14 Enrique Hernández R (7, Ph)										1	1	1	1	0	0	0					
51 Dylan Floro, L										0	0	0	0	0	0	0					
74 Kenley Jansen S										0	0	0	0	0	0	0					
<b>Inning Stats</b>	R: 0 H: 0 E: 0 K: 1 S: 6	H: 0 LOB: 0 BB: 0 P: 8	R: 0 H: 1 E: 0 K: 0 S: 10	H: 1 LOB: 1 BB: 0 P: 11	R: 1 H: 3 E: 0 K: 1 S: 15	H: 3 LOB: 2 BB: 0 P: 20	R: 0 H: 0 E: 0 K: 1 S: 7	H: 0 LOB: 1 BB: 1 P: 15	R: 0 H: 0 E: 0 K: 0 S: 5	H: 0 LOB: 0 BB: 0 P: 6	R: 0 H: 0 E: 0 K: 0 S: 6	H: 0 LOB: 0 BB: 0 P: 10	R: 1 H: 1 E: 0 K: 1 S: 15	H: 1 LOB: 0 BB: 0 P: 21	R: 1 H: 1 E: 0 K: 2 S: 12	H: 1 LOB: 0 BB: 0 P: 19	1B: 3 2B: 1 3B: 0 HR: 2	SF: 0 SAC: 1 DP: 0 HBP: 1	WP: 1 PB: 0 CS: 0	PA: 32	
<b>PITCHER</b>	IP	WLS	BF	H	R	ER	SO	BB	IBB	HBP	BLK	WP	HR	S	P	ERA	WHIP				
21 Zack Greinke, R ERA: 2.97	7.1	L	30	6	3	3	5	1	0	1	0	0	0	68	97	3.68	0.955				
41 Jake Diekman, L ERA: 3.69	0.2		2	0	0	0	1	0	0	0	0	0	0	8	13	0.00	0.000				

Arizona Diamondbacks @ Los Angeles Dodgers  
Dodger Stadium, Los Angeles, CA  
Fri Aug 31 2018, 7:12 PM - 9:44 PM PDT  
Att. 48,965 - Clear - 76 F

AB	29
R	3
H	6
RBI	3
BB	1
SO	6
LOB	10





Batter	1	2	3	4	5	6	7	8	9	AB	R	H	RBI	BB	SO	LOB	TOP					
28 Steven Souza Jr. R OBP: 0.315, SLG: 0.402	F9		G6-3			G6-3		K		4	0	0	0	0	1	0	<b>Arizona Diamondbacks @ Los Angeles Dodgers</b> <b>Dodger Stadium, Los Angeles, CA</b> Sat Sep 01 2018, 6:12 PM - 9:09 PM PDT Att: 52,394 - Clear - 77 F					
11 AJ Pollock R OBP: 0.315, SLG: 0.485	L8		F8			G5-3		K		4	0	0	0	0	1	0						
44 Paul Goldschmidt R OBP: 0.390, SLG: 0.547	CI				G6-3			F7		3	0	1	0	0	0	0						
6 David Peralta L OBP: 0.355, SLG: 0.531	F7				G4-3		E4			4	0	0	0	0	0	2						
14 Eduardo Escobar S OBP: 0.340, SLG: 0.507					G6-3		G1-3			4	1	1	1	0	1	2						
13 Nick Ahmed R OBP: 0.296, SLG: 0.433					G4-3		F8			4	0	1	0	0	0	0						
4 Ketel Marte S OBP: 0.324, SLG: 0.415					G5-3		P3			4	0	1	0	0	0	1						
2 Jeff Mathis R OBP: 0.286, SLG: 0.276					F8		K			3	0	0	0	0	2	1						
46 Patrick Corbin L ERA: 3.08					K					1	0	0	0	0	1	0						
53 Christian Walker R ERA: 3.75										1	1	1	0	0	0	0						
66 Yoshitsugu Hirano R ERA: 2.05										0	0	0	0	0	0	0						
16 Chris Cwings R ERA: 4.16										0	0	0	0	0	0	1						
29 Brad Ziegler R ERA: 1.82										0	0	0	0	0	0	0						
30 T.J. McFarland L ERA: 1.82										0	0	0	0	0	0	0						
25 Archie Bradley R ERA: 3.57										0	0	0	0	0	0	0						
40 Andrew Chafin R ERA: 2.03										0	0	0	0	0	0	0						
<b>Inning Stats</b>	R: 0 H: 0 E: 0 K: 0 S: 11	H: 0 LOB: 1 BB: 0 P: 16	R: 1 H: 1 E: 0 K: 0 S: 7	H: 1 LOB: 0 BB: 0 P: 8	R: 0 H: 0 E: 0 K: 1 S: 10	H: 0 LOB: 0 BB: 0 P: 13	R: 0 H: 0 E: 0 K: 0 S: 10	H: 0 LOB: 0 BB: 0 P: 12	R: 0 H: 0 E: 0 K: 1 S: 6	H: 0 LOB: 0 BB: 0 P: 10	R: 1 H: 2 E: 1 K: 0 S: 15	H: 2 LOB: 2 BB: 0 P: 20	R: 0 H: 1 E: 0 K: 1 S: 8	H: 0 LOB: 1 BB: 0 P: 12	R: 0 H: 0 E: 0 K: 2 S: 8	H: 0 LOB: 0 BB: 0 P: 11	R: 0 H: 1 E: 0 K: 1 S: 10	H: 1 LOB: 1 BB: 0 P: 18	1B: 2 2B: 1 3B: 0 HR: 2	SF: 0 SAC: 0 DP: 0 HBP: 0	WP: 0 PB: 0 SB: 0 CS: 0	PA: 34
<b>PITCHER</b>	IP WLS BF H R ER SO BB IBB HBP BLK WP HR S P ERA WHIP	7.0 27 4 2 2 3 0 0 0 0 0 2 67 91 2.57 0.571	1.0 W 3 0 0 0 2 0 0 0 0 0 0 8 11 0.00 0.000	1.0 S 4 1 0 0 1 0 0 0 0 0 0 10 18 0.00 1.000	<b>PITCHER</b>										IP WLS BF H R ER SO BB IBB HBP BLK WP HR S P ERA WHIP	7.0 27 4 2 2 3 0 0 0 0 0 2 67 91 2.57 0.571	1.0 W 3 0 0 0 2 0 0 0 0 0 0 8 11 0.00 0.000	1.0 S 4 1 0 0 1 0 0 0 0 0 0 10 18 0.00 1.000				

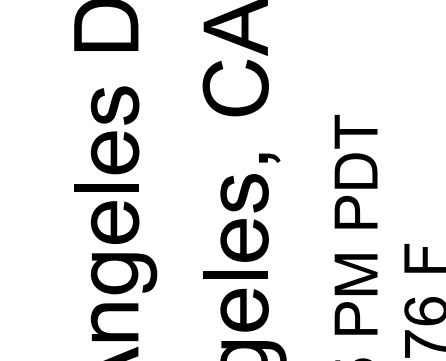
Batter	1	2	3	4	5	6	7	8	9	AB	R	H	RBI	BB	SO	LOB	BOTTOM					
6 Brian Dozier R OBP: 0.314, SLG: 0.404	G5-3		K			G4-3		K2-3		3	0	0	0	0	1	0	<b>Arizona Diamondbacks @ Los Angeles Dodgers</b> <b>Dodger Stadium, Los Angeles, CA</b> Sat Sep 01 2018, 6:12 PM - 9:09 PM PDT Att: 52,394 - Clear - 77 F					
13 Max Muncy L OBP: 0.380, SLG: 0.582						K2-3		8 BB		3	1	2	0	1	1	0						
61 Alex Verdugo L OBP: 0.345, SLG: 0.440								2B		3	1	0	0	1	2	2						
10 Justin Turner R OBP: 0.410, SLG: 0.523								1B		3	1	2	0	1	1	0						
8 Manny Machado R OBP: 0.375, SLG: 0.548	L9		K			K		BB		3	1	0	0	1	2	2						
27 Matt Kemp R OBP: 0.336, SLG: 0.473	F9							BB		4	1	1	3	0	2	2						
74 Kenley Jansen S								HR		0	0	0	0	0	0	0						
25 David Freese R OBP: 0.340, SLG: 0.444								1B		2	0	1	0	0	1	0						
31 Joc Pederson L OBP: 0.322, SLG: 0.505								1B		1	0	1	0	0	0	0						
14 Enrique Hernández R OBP: 0.310, SLG: 0.452	L9		K			K				4	0	0	0	0	3	3						
66 Yasiel Puig R ERA: 3.08										2	0	0	0	0	2	0						
35 Cody Bellinger L OBP: 0.339, SLG: 0.470	F8					FC5		L9		2	0	0	0	0	1	1						
15 Austin Barnes R OBP: 0.338, SLG: 0.249										2	0	1	0	0	0	2						
26 Chase Utley L OBP: 0.319, SLG: 0.340										1	0	0	0	0	0	0						
18 Kenta Maeda R OBP: 0.094, SLG: 0.094										0	0	0	0	0	0	0						
3 Chris Taylor R OBP: 0.318, SLG: 0.427										0	0	0	0	0	0	0						
22 Clayton Kershaw L OBP: 0.302, SLG: 0.237										2	0	0	0	0	1	4						
9 Yasmani Grandal S OBP: 0.346, SLG: 0.468										1	0	0	0	0	0	0						
<b>Inning Stats</b>	R: 0 H: 0 E: 0 K: 0 S: 11	H: 2 LOB: 1 BB: 1 P: 20	R: 0 H: 2 E: 0 K: 1 S: 13	H: 2 LOB: 0 BB: 0 P: 20	R: 0 H: 1 E: 0 K: 3 S: 15	H: 1 LOB: 1 BB: 0 P: 21	R: 0 H: 0 E: 0 K: 1 S: 13	H: 0 LOB: 2 BB: 0 P: 20	R: 0 H: 0 E: 0 K: 2 S: 12	H: 0 LOB: 0 BB: 0 P: 15	R: 0 H: 0 E: 0 K: 3 S: 11	H: 0 LOB: 0 BB: 0 P: 16	R: 0 H: 0 E: 0 K: 1 S: 6	H: 0 LOB: 0 BB: 0 P: 11	R: 3 H: 3 E: 0 K: 2 S: 22	H: 3 LOB: 1 BB: 1 P: 34	1B: 4 2B: 1 3B: 0 HR: 1	SF: 0 SAC: 0 DP: 0 HBP: 1	WP: 0 PB: 0 SB: 0 CS: 0	PA: 34		
<b>PITCHER</b>	IP WLS BF H R ER SO BB IBB HBP BLK WP HR S P ERA WHIP	5.0 21 3 0 0 3 1 0 0 0 0 0 0 11 16 0.00 0.000	1.0 H 3 0 0 0 3 0 0 0 0 0 0 4 7 0.00 0.000	0.2 H 1 0 0 0 0 0 0 0 0 0 0 2 4 0.00 0.000	0.1 H 1 0 0 0 0 0 0 0 0 0 0 2 4 0.00 0.000	0.1 L 4 2 3 3 1 1 0 0 0 0 0 1 15 23 81.00 9.000	<b>PITCHER</b>										IP WLS BF H R ER SO BB IBB HBP BLK WP HR S P ERA WHIP	5.0 21 3 0 0 3 1 0 0 0 0 0 0 11 16 0.00 0.000	1.0 H 3 0 0 0 3 0 0 0 0 0 0 4 7 0.00 0.000	0.2 H 1 0 0 0 3 0 0 0 0 0 0 2 4 0.00 0.000	0.1 H 1 0 0 0 0 0 0 0 0 0 0 2 4 0.00 0.000	0.1 L 4 2 3 3 1 1 0 0 0 0 0 1 15 23 81.00 9.000





Batter	1	2	3	4	5	6	7	8	9	AB	R	H	RBI	BB	SO	LOB	TOP										
9 Jon Jay, L OBP: 0.342, SLG: 0.360										3	0	0	0	0	2	1	Arizona Diamondbacks @ Los Angeles Dodgers Dodger Stadium, Los Angeles, CA Sun Sep 02 2018, 1:11 PM - 4:45 PM PDT Att: 48,517 - Partly Cloudy - 76 F										
28 Steven Souza Jr., R OBP: 0.317, SLG: 0.400										3	0	1	0	1	0	1											
11 AJ Pollock, R OBP: 0.317, SLG: 0.483										4	0	0	0	0	0	4											
6 David Peralta, L OBP: 0.352, SLG: 0.527										3	1	2	0	1	1	0											
44 Paul Goldschmidt, R OBP: 0.398, SLG: 0.548										4	0	0	0	0	0	3											
14 Eduardo Escobar, S OBP: 0.337, SLG: 0.503										4	0	0	0	0	0	3											
40 Andrew Chafin, R OBP: 0.317, SLG: 0.400										3	0	0	0	1	1	0											
31 Brad Boxberger, R OBP: 0.317, SLG: 0.400										3	0	1	1	1	2	0											
25 Archie Bradley, R OBP: 0.317, SLG: 0.400										0	0	0	0	0	0	0											
3 Daniel Descalso, L OBP: 0.397, SLG: 0.456										3	0	0	0	1	1	0											
16 Chris Owings, R OBP: 0.296, SLG: 0.286										0	0	0	0	0	0	0											
4 Ketel Marte, S OBP: 0.323, SLG: 0.412										3	0	0	0	1	1	0											
5 Alex Avila, L OBP: 0.293, SLG: 0.304										3	0	1	1	0	0	0											
32 Clay Buchholz, L OBP: 0.397, SLG: 0.456										1	0	0	0	1	1	0											
30 T.J. McFarland, L ERA: 1.79										0	0	0	0	0	0	0											
19 Socrates Brito, R OBP: 0.317, SLG: 0.400										0	0	0	0	0	0	0											
61 Silvino Bracho, R OBP: 0.317, SLG: 0.400										0	0	0	0	0	0	0											
41 Jake Diekman, R ERA: 3.66										0	0	0	0	0	0	0											
66 Yoshihisa Hirano, R ERA: 2.02										0	0	0	0	0	0	0											
13 Nick Ahmed, R ERA: 2.93										1	0	0	0	0	0	1											
<b>Inning Stats</b>	R: 0 E: 0 K: 2 S: 12	H: 1 LOB: 2 BB: 1 P: 19	R: 0 E: 0 K: 2 S: 11	H: 0 LOB: 0 BB: 0 P: 15	R: 0 E: 0 K: 1 S: 11	H: 0 LOB: 1 BB: 1 P: 18	R: 0 E: 0 K: 3 S: 9	H: 0 LOB: 0 BB: 0 P: 13	R: 0 E: 0 K: 1 S: 9	H: 0 LOB: 0 BB: 0 P: 13	R: 0 E: 0 K: 0 S: 5	H: 0 LOB: 0 BB: 0 P: 6	R: 1 E: 0 K: 1 S: 17	H: 1 LOB: 2 BB: 2 P: 33	R: 0 E: 0 K: 1 S: 12	H: 1 LOB: 2 BB: 2 P: 18	R: 1 E: 0 K: 1 S: 11	H: 2 LOB: 1 BB: 0 P: 13	1B: 3 2B: 1 3B: 0 HR: 1	SF: 1 SAC: 0 DP: 1 HBP: 0	WP: 0 PB: 0 SB: 0 CS: 0	PA: 37					
<b>PITCHER</b>	IP	WLS	BF	H	R	ER	SO	BB	IBB	HBP	BLK	WP	HR	S	P	ERA	WHIP										
21 Walker Buehler, R ERA: 2.92	6.1		24	2	1	1	9	3	0	0	0	0	0	67	103	1.42	0.789										
50 Ryan Madson, R ERA: 5.2	0.2	B	3	0	0	0	1	1	0	0	0	0	0	7	14	0.00	1.500										
64 Caleb Ferguson, L ERA: 3.56	1.0		6	2	1	1	1	1	0	0	0	0	1	14	21	9.00	3.000										
74 Kenley Jansen, R ERA: 2.93	1.0	W	4	1	0	0	1	0	0	0	0	0	0	9	10	0.00	1.000										

Batter	1	2	3	4	5	6	7	8	9	AB	R	H	RBI	BB	SO	LOB	BOTTOM										
31 Joc Pederson, L OBP: 0.324, SLG: 0.505										2	0	1	0	0	0	0	Arizona Diamondbacks @ Los Angeles Dodgers Dodger Stadium, Los Angeles, CA Sun Sep 02 2018, 1:11 PM - 4:45 PM PDT Att: 48,517 - Partly Cloudy - 76 F										
25 David Freese, R OBP: 0.338, SLG: 0.443										3	0	0	0	1	0	3											
64 Caleb Ferguson, L OBP: 0.200, SLG: 0.200										3	0	0	0	1	0	3											
74 Kenley Jansen, S OBP: 0.374, SLG: 0.544										4	0	0	0	0	2	1											
35 Cody Bellinger, L OBP: 0.337, SLG: 0.466										4	0	0	0	0	2	1											
6 Brian Dozier, R OBP: 0.312, SLG: 0.401										4	0	0	0	0	1	2											
9 Yasmani Grandal, S OBP: 0.343, SLG: 0.464										3	0	0	0	0	3	2											
3 Chris Taylor, R OBP: 0.318, SLG: 0.427										0	0	0	0	0	0	0											
61 Alex Verdugo, L OBP: 0.357, SLG: 0.440										0	1	0	0	1	0	0											
13 Max Muncy, L OBP: 0.362, SLG: 0.589										3	1	1	1	1	1	2											
70 Tim Lincecum, R OBP: 0.357, SLG: 0.273										0	1	0	0	0	0	0											
14 Enrique Hernández, R OBP: 0.310, SLG: 0.449										2	0	0	0	1	0	0											
21 Walker Buehler, R OBP: 0.182, SLG: 0.182										2	0	2	0	0	0	0											
50 Ryan Madson, L ERA: 2.06										0	0	0	0	0	0	0											
26 Chase Utley, L OBP: 0.319, SLG: 0.340										0	0	0	0	0	0	0											
27 Matt Kemp, R OBP: 0.336, SLG: 0.476										2	0	1	2	0	1	1											
<b>Inning Stats</b>	R: 0 E: 0 K: 0 S: 4	H: 0 LOB: 0 BB: 0 P: 6	R: 0 E: 0 K: 2 S: 12	H: 0 LOB: 0 BB: 0 P: 15	R: 0 E: 0 K: 0 S: 17	H: 1 LOB: 3 BB: 1 P: 27	R: 0 E: 0 K: 2 S: 9	H: 0 LOB: 0 BB: 0 P: 14	R: 1 E: 0 K: 0 S: 12	H: 3 LOB: 1 BB: 0 P: 19	R: 0 E: 1 K: 3 S: 18	H: 0 LOB: 2 BB: 1 P: 29	R: 0 E: 0 K: 2 S: 8	H: 0 LOB: 1 BB: 1 P: 13	R: 0 E: 0 K: 0 S: 5	H: 0 LOB: 0 BB: 0 P: 11	R: 2 E: 0 K: 0 S: 5	H: 1 LOB: 2 BB: 2 P: 13	1B: 3 2B: 2 3B: 0 HR: 1	SF: 0 SAC: 1 DP: 1 HBP: 1	WP: 0 PB: 1 SB: 0 CS: 0	PA: 36					
<b>PITCHER</b>	IP	WLS	BF	H	R	ER	SO	BB	IBB	HBP	BLK	WP	HR	S	P	ERA	WHIP										
32 Clay Buchholz, R ERA: 2.05	5.0		21	4	1	1	4	2	0	0	0	0	0	15	22	0.00	0.000										
30 T.J. McFarland, L ERA: 1.79	1.0		4	0	0	0	3	0	0	0	0	0	0	1	5	*	*										
61 Silvino Bracho, R ERA: 2.04	0.0		1	0	0	0	0	1	0	0	0	0	0	3	3	*	*										
41 Jake Diekman, L ERA: 3.66	0.1		1	0	0	0	1	0	0	0	0	0	0	3	3	*	*										
66 Yoshihisa Hirano, R ERA: 2.02	1.0		3	0	0	0	1	0	0	0	0	0	0	6	9	0.00	0.000										
40 Andrew Chafin, L ERA: 2.0	0.2		2	0	0	0	0	0	0	0	0	0	0	4	12	54.00	6.000										
31 Brad Boxberger, R ERA: 3.5	0.1	L	3	0	2	0	0	2	0	0	0	0	0	4	12	*	*										
25 Archie Bradley, R ERA: 3.57	0.0	B	1	1	0	0	0	0	0	0	0	0	0	1	1	*	*										





Batter	1	2	3	4	5	6	7	8	9	AB	R	H	RBI	BB	SO	LOB	TOP					
13 Freddy Galvis, S OBP: 0.292, SLG: 0.362										5	0	0	0	0	2	2						
9 Luis Urias, R OBP: 0.290, SLG: 0.333										4	0	0	0	1	1	1						
10 Hunter Renfroe, R OBP: 0.310, SLG: 0.511										4	0	1	0	0	3	1						
30 Eric Hosmer, L OBP: 0.317, SLG: 0.388										2	2	0	0	2	0	1						
4 Wil Myers, R OBP: 0.313, SLG: 0.458										2	2	0	0	2	0	2						
32 Franklin Reyes, R OBP: 0.314, SLG: 0.555										3	2	2	4	0	0	2						
26 Trey Wingenter, R OBP: 0.293, SLG: 0.335										0	0	0	0	0	0	0						
65 José Castillo, L OBP: 0.293, SLG: 0.335										1	0	1	0	0	0	0						
2 José Pirela, R OBP: 0.293, SLG: 0.335										0	0	0	0	0	0	0						
34 Craig Stammen, R OBP: 0.293, SLG: 0.335										0	0	0	0	0	0	0						
39 Kirby Yates, L OBP: 0.293, SLG: 0.335										0	0	0	0	0	0	0						
18 Austin Hedges, R OBP: 0.292, SLG: 0.422										4	0	1	2	0	0	3						
7 Manuel Margot, R OBP: 0.293, SLG: 0.385										4	0	1	0	0	0	2						
50 Bryan Mitchell, L OBP: 0.143, SLG: 0.143										2	0	0	0	0	2	0						
16 Travis Jankowski, L OBP: 0.334, SLG: 0.337										2	0	1	0	0	1	0						
<b>Inning Stats</b>	R: 0 K: 2 S: 7	H: 0 BB: 0 P: 8	R: 3 E: 0 S: 13	H: 1 LOB: 0 P: 27	R: 0 K: 3 S: 12	H: 0 LOB: 0 P: 17	R: 1 E: 0 S: 9	H: 1 LOB: 0 P: 15	R: 0 K: 1 S: 6	H: 0 LOB: 0 P: 8	R: 0 K: 1 S: 13	H: 0 LOB: 0 P: 27	R: 0 K: 0 S: 9	H: 2 LOB: 1 P: 14	R: 2 K: 0 S: 9	H: 3 LOB: 1 P: 15	R: 0 K: 1 S: 6	H: 0 LOB: 0 P: 7	1B: 5 2B: 1 3B: 0 HR: 2	SF: 0 SAC: 0 DP: 2 HBP: 0	WP: 0 PB: 0 SB: 0 CS: 0	PA: 38
<b>PITCHER</b>	IP WLS BF H R ER SO BB IBB HBP BLK WP HR S P ERA WHIP																					
52 Zack Godley, R ERA: 4.51	5.0 L 19 2 4 4 7 2 0 0 0 0 0 2 47 75 7.20 0.800																					
54 Jimmie Sherry, R ERA: 1.8	1.0 6 0 0 0 1 2 0 0 0 0 0 0 13 27 0.00 2.000																					
61 Silvino Bracho, R ERA: 1.93	1.0 4 2 0 0 0 0 0 0 0 0 0 0 9 14 0.00 2.000																					
30 T.J. McFarland, L ERA: 2.04	0.1 3 1 2 2 0 1 0 0 0 0 0 0 5 10 54.00 6.000																					
55 Matt Koch, R ERA: 4.18	1.2 6 2 0 0 1 0 0 0 0 0 0 0 10 12 0.00 1.200																					

San Diego Padres @ Arizona Diamondbacks  
Chase Field, Phoenix, AZ  
Mon Sep 03 2018, 5:10 PM - 8:29 PM MST  
Att: 22,514 - Roof Closed - 78 F

livebaseballscores.com

AB 33  
R 6  
H 7  
RBI 6  
BB 5  
SO 9  
LOB 14

Batter	1	2	3	4	5	6	7	8	9	AB	R	H	RBI	BB	SO	LOB	BOTTOM					
9 Jon Jay, L OBP: 0.339, SLG: 0.356										5	0	0	0	0	2	2						
14 Eduardo Escobar, S OBP: 0.340, SLG: 0.505										2	2	1	0	2	0	0						
44 Paul Goldschmidt, R OBP: 0.397, SLG: 0.548										4	0	1	1	0	1	2						
6 David Peralta, L OBP: 0.353, SLG: 0.526										3	0	1	0	1	0	2						
28 Steven Souza Jr., R OBP: 0.320, SLG: 0.399										3	0	1	1	1	0	2						
3 Daniel Descalso, L OBP: 0.366, SLG: 0.454										4	0	1	0	0	0	5						
13 Nick Ahmed, R OBP: 0.293, SLG: 0.429										4	0	0	0	0	0	2						
5 Alex Avila, L OBP: 0.293, SLG: 0.302										1	0	0	0	1	0	0						
53 Christian Walker, R OBP: 0.281, SLG: 0.448										1	0	0	0	0	1	1						
36 John Ryan Murphy, R OBP: 0.289, SLG: 0.383										0	0	0	0	0	0	0						
19 Sócrates Brito, L OBP: 0.158, SLG: 0.111										0	0	0	0	1	0	0						
52 Zack Godley, R ERA: 4.51										1	0	0	0	0	1	0						
16 Chris Owings, R OBP: 0.289, SLG: 0.336										1	0	0	0	0	0	0						
54 Jimmie Sherry, R ERA: 1.8										0	0	0	0	0	0	0						
61 Silvino Bracho, R ERA: 1.93										0	0	0	0	0	0	0						
11 AJ Pollock, R OBP: 0.292, SLG: 0.482										0	0	0	0	0	0	0						
30 T.J. McFarland, L ERA: 2.04										0	0	0	0	0	0	0						
55 Matt Koch, L ERA: 4.18										0	0	0	0	0	0	0						
4 Kefauver Marte, S ERA: 4.41										1	0	0	0	0	1	1						
<b>Inning Stats</b>	R: 1 K: 0 S: 20	H: 2 LOB: 2 P: 28	R: 0 E: 0 S: 8	H: 0 LOB: 0 P: 10	R: 0 K: 1 S: 8	H: 0 LOB: 0 P: 12	R: 0 K: 0 S: 13	H: 0 LOB: 1 P: 20	R: 0 K: 1 S: 6	H: 0 LOB: 0 P: 13	R: 0 K: 1 S: 12	H: 0 LOB: 1 P: 21	R: 0 K: 1 S: 11	H: 1 LOB: 0 P: 17	R: 1 K: 1 S: 16	H: 2 LOB: 2 P: 26	R: 0 K: 2 S: 14	H: 0 LOB: 1 P: 22	1B: 3 2B: 2 3B: 0 HR: 0	SF: 0 SAC: 0 DP: 1 HBP: 0	WP: 1 PB: 0 SB: 0 CS: 0	PA: 37
<b>PITCHER</b>	IP WLS BF H R ER SO BB IBB HBP BLK WP HR S P ERA WHIP																					
50 Bryan Mitchell, R ERA: 6.58	5.0 W 19 2 0 0 1 1 0 0 0 0 0 7 12 0.00 3.000																					
56 Trey Wingenter, R ERA: 3.27	0.1 H 2 0 0 0 1 1 0 0 0 0 0 0 7 12 0.00 3.000																					
65 José Castillo, L ERA: 2.76	1.2 H 6 1 0 0 1 0 0 0 0 0 0 0 16 26 0.00 0.600																					
34 Craig Stammen, R ERA: 2.85	1.0 6 2 1 1 1 1 0 0 0 0 0 0 16 26 9.00 3.000																					
39 Kirby Yates, R ERA: 2.05	1.0 4 0 0 0 2 1 0 0 0 0 0 0 14 22 0.00 1.000																					

San Diego Padres @ Arizona Diamondbacks  
Chase Field, Phoenix, AZ  
Mon Sep 03 2018, 5:10 PM - 8:29 PM MST  
Att: 22,514 - Roof Closed - 78 F

livebaseballscores.com

AB 31  
R 2  
H 5  
RBI 2  
BB 6  
SO 7  
LOB 19











Batter	1	2	3	4	5	6	7	8	9	AB	R	H	RBI	BB	SO	LOB	TOP				
13 Ronald Acuña Jr., R OBP: 0.356, SLG: 0.563										5	1	2	0	0	0	0					
17 Johan Camargo, S OBP: 0.360, SLG: 0.473										5	2	3	2	0	1	1					
5 Freddie Freeman, L OBP: 0.384, SLG: 0.502										4	0	0	0	0	3	3					
22 Nick Markakis, L OBP: 0.375, SLG: 0.467										3	0	2	0	1	0	1					
25 Tyler Flowers, R OBP: 0.357, SLG: 0.351										4	0	1	0	0	1	4					
18 Lane Adams, R OBP: 0.364, SLG: 0.389										0	0	0	0	0	0	0					
24 Kurt Suzuki, R OBP: 0.329, SLG: 0.447										0	0	0	0	0	0	0					
1 Ozzie Albies, S OBP: 0.309, SLG: 0.464										4	0	1	1	0	0	3					
11 Ender Inciarte, L OBP: 0.272, SLG: 0.365										2	0	0	0	0	2	1					
23 Adam Duvall, R OBP: 0.329, SLG: 0.447										2	0	0	0	0	1	4					
7 Dansby Swanson, R OBP: 0.306, SLG: 0.410										4	0	0	0	0	1	4					
45 Kevin Gausman, L ERA: 3.01										2	0	0	0	0	2	0					
39 Sam Freeman, L ERA: 4.66										0	0	0	0	0	0	0					
20 Lucas Duda, L ERA: 3.0										0	0	0	0	0	1	1					
73 Kyle Wright, R ERA: 3.0										0	0	0	0	0	0	0					
64 Luke Jackson, R ERA: 3.93										0	0	0	0	0	0	0					
8 Charlie Culberson, R ERA: 3.93										1	0	0	0	0	1	0					
<b>Inning Stats</b>	R: 0 E: 0 K: 2 S: 13	H: 1 LOB: 2 BB: 1 P: 28	R: 0 E: 0 K: 1 S: 9	H: 0 LOB: 0 BB: 0 P: 13	R: 1 E: 0 K: 2 S: 9	H: 1 LOB: 0 BB: 0 P: 16	R: 0 E: 0 K: 1 S: 10	H: 1 LOB: 1 BB: 0 P: 13	R: 0 E: 0 K: 2 S: 13	H: 0 LOB: 0 BB: 0 P: 7	R: 0 E: 0 K: 2 S: 13	H: 1 LOB: 1 BB: 0 P: 18	R: 0 E: 0 K: 2 S: 11	H: 1 LOB: 1 BB: 0 P: 14	R: 2 E: 1 K: 1 S: 23	H: 4 LOB: 3 BB: 0 P: 36	R: 0 E: 0 K: 1 S: 11	H: 0 LOB: 0 BB: 0 P: 16	1B: 5 2B: 3 3B: 0 HR: 1	SF: 0 SAC: 0 DP: 0 HBP: 0	WP: 0 PA: 38 SB: 0 CS: 1
<b>PITCHER</b>	IP WLS BF H R ER SO BB IBB HBP BLK WP HR S P ERA WHIP	IP WLS BF H R ER SO BB IBB HBP BLK WP HR S P ERA WHIP	IP WLS BF H R ER SO BB IBB HBP BLK WP HR S P ERA WHIP	IP WLS BF H R ER SO BB IBB HBP BLK WP HR S P ERA WHIP	IP WLS BF H R ER SO BB IBB HBP BLK WP HR S P ERA WHIP	IP WLS BF H R ER SO BB IBB HBP BLK WP HR S P ERA WHIP	IP WLS BF H R ER SO BB IBB HBP BLK WP HR S P ERA WHIP	IP WLS BF H R ER SO BB IBB HBP BLK WP HR S P ERA WHIP	IP WLS BF H R ER SO BB IBB HBP BLK WP HR S P ERA WHIP	IP WLS BF H R ER SO BB IBB HBP BLK WP HR S P ERA WHIP	IP WLS BF H R ER SO BB IBB HBP BLK WP HR S P ERA WHIP	IP WLS BF H R ER SO BB IBB HBP BLK WP HR S P ERA WHIP	IP WLS BF H R ER SO BB IBB HBP BLK WP HR S P ERA WHIP	IP WLS BF H R ER SO BB IBB HBP BLK WP HR S P ERA WHIP	IP WLS BF H R ER SO BB IBB HBP BLK WP HR S P ERA WHIP	IP WLS BF H R ER SO BB IBB HBP BLK WP HR S P ERA WHIP	IP WLS BF H R ER SO BB IBB HBP BLK WP HR S P ERA WHIP	IP WLS BF H R ER SO BB IBB HBP BLK WP HR S P ERA WHIP	IP WLS BF H R ER SO BB IBB HBP BLK WP HR S P ERA WHIP	IP WLS BF H R ER SO BB IBB HBP BLK WP HR S P ERA WHIP	IP WLS BF H R ER SO BB IBB HBP BLK WP HR S P ERA WHIP

Atlanta Braves @ Arizona Diamondbacks  
Chase Field, Phoenix, AZ  
Fri Sep 07 2018, 6:42 PM - 10:28 PM MST  
Att: 31,308 - Roof Closed - 79 F

AB 37  
R 3  
H 9  
RBI 3  
BB 1  
SO 13  
LOB 22



Batter	1	2	3	4	5	6	7	8	9	AB	R	H	RBI	BB	SO	LOB	BOTTOM				
9 Jon Jay, L OBP: 0.339, SLG: 0.355										4	0	0	0	1	1	4					
14 Eduardo Escobar, S OBP: 0.337, SLG: 0.497										4	1	1	1	0	0	2					
44 Paul Goldschmidt, R OBP: 0.493, SLG: 0.591										2	2	2	1	3	0	0					
6 David Peralta, L OBP: 0.352, SLG: 0.519										5	1	1	1	0	1	5					
11 AJ Pollock, R OBP: 0.318, SLG: 0.477										2	0	0	0	2	0	1					
3 Daniel Descalso, L OBP: 0.365, SLG: 0.451										4	0	1	2	0	2	3					
25 Archie Bradley, R ERA: 3.78										0	0	0	0	0	0	0					
29 Brad Ziegler, R ERA: 4.06										0	0	0	0	0	0	0					
40 Andrew Chafin, R ERA: 2.14										0	0	0	0	0	0	0					
13 Nick Ahmed, R OBP: 0.297, SLG: 0.437										4	0	2	0	0	1	1					
5 Alex Avila, L OBP: 0.302, SLG: 0.303										2	0	1	0	2	1	0					
47 Patrick Kivlehan, R OBP: 0.289, SLG: 0.281										0	1	0	0	0	0	0					
2 Jeff Mathis, R OBP: 0.289, SLG: 0.281										0	0	0	0	0	0	0					
46 Patrick Corbin, L OBP: 0.232, SLG: 0.222										2	0	1	0	0	0	2					
16 Chris Owings, R OBP: 0.257, SLG: 0.237										1	0	0	0	0	0	1					
66 Yoshihisa Hirano, R ERA: 4.66										0	0	0	0	0	0	0					
4 Ketel Marte, S OBP: 0.324, SLG: 0.410										0	0	0	0	1	0	0					
<b>Inning Stats</b>	R: 1 E: 0 K: 0 S: 11	H: 1 LOB: 0 BB: 0 P: 17	R: 0 E: 0 K: 1 S: 10	H: 1 LOB: 2 BB: 1 P: 15	R: 3 E: 0 K: 2 S: 22	H: 4 LOB: 1 BB: 1 P: 37	R: 0 E: 0 K: 1 S: 11	H: 1 LOB: 0 BB: 0 P: 17	R: 0 E: 0 K: 1 S: 10	H: 0 LOB: 2 BB: 2 P: 24	R: 0 E: 0 K: 0 S: 9	H: 1 LOB: 2 BB: 1 P: 15	R: 0 E: 0 K: 1 S: 13	H: 0 LOB: 1 BB: 1 P: 24	R: 1 E: 0 K: 0 S: 12	H: 1 LOB: 3 BB: 3 P: 23	R: 0 E: 0 K: 0 S: 12	H: 0 LOB: 0 BB: 0 P: 16	1B: 7 2B: 2 3B: 0 HR: 1	SF: 1 SAC: 0 DP: 1 HBP: 0	WP: 0 PA: 40 SB: 0 CS: 0
<b>PITCHER</b>	IP WLS BF H R ER SO BB IBB HBP BLK WP HR S P ERA WHIP	IP WLS BF H R ER SO BB IBB HBP BLK WP HR S P ERA WHIP	IP WLS BF H R ER SO BB IBB HBP BLK WP HR S P ERA WHIP	IP WLS BF H R ER SO BB IBB HBP BLK WP HR S P ERA WHIP	IP WLS BF H R ER SO BB IBB HBP BLK WP HR S P ERA WHIP	IP WLS BF H R ER SO BB IBB HBP BLK WP HR S P ERA WHIP	IP WLS BF H R ER SO BB IBB HBP BLK WP HR S P ERA WHIP	IP WLS BF H R ER SO BB IBB HBP BLK WP HR S P ERA WHIP	IP WLS BF H R ER SO BB IBB HBP BLK WP HR S P ERA WHIP	IP WLS BF H R ER SO BB IBB HBP BLK WP HR S P ERA WHIP	IP WLS BF H R ER SO BB IBB HBP BLK WP HR S P ERA WHIP	IP WLS BF H R ER SO BB IBB HBP BLK WP HR S P ERA WHIP	IP WLS BF H R ER SO BB IBB HBP BLK WP HR S P ERA WHIP	IP WLS BF H R ER SO BB IBB HBP BLK WP HR S P ERA WHIP	IP WLS BF H R ER SO BB IBB HBP BLK WP HR S P ERA WHIP	IP WLS BF H R ER SO BB IBB HBP BLK WP HR S P ERA WHIP	IP WLS BF H R ER SO BB IBB HBP BLK WP HR S P ERA WHIP	IP WLS BF H R ER SO BB IBB HBP BLK WP HR S P ERA WHIP	IP WLS BF H R ER SO BB IBB HBP BLK WP HR S P ERA WHIP	IP WLS BF H R ER SO BB IBB HBP BLK WP HR S P ERA WHIP	IP WLS BF H R ER SO BB IBB HBP BLK WP HR S P ERA WHIP

Atlanta Braves @ Arizona Diamondbacks  
Chase



Batter	1	2	3	4	5	6	7	8	9	10	AB	R	H	RBI	BB	SO	LOB	TOP				
13 Ronald Acuña Jr., R OBP: 0.362, SLG: 0.566											3	1	2	0	2	1	0					
17 Johan Camargo, S OBP: 0.359, SLG: 0.469											5	1	1	0	0	0	5					
5 Freddie Freeman, L OBP: 0.386, SLG: 0.502											4	1	2	0	1	1	1					
22 Nick Markakis, L OBP: 0.377, SLG: 0.467											2	1	1	1	2	0	1					
24 Kurt Suzuki, R OBP: 0.328, SLG: 0.452											5	1	1	1	0	1	5					
11 Ender Inciarte, L OBP: 0.316, SLG: 0.372											5	0	2	1	0	2	4					
1 Ozzie Albies, S OBP: 0.307, SLG: 0.460											5	0	0	0	0	0	1					
7 Dansby Swanson, R OBP: 0.307, SLG: 0.415											5	0	2	0	0	0	2					
48 Jairo Torres, R 8 Preston Tucker, L 8 Orlando Lirio, R 48 Brad Brach, R 48 Jonny Venters, L 51 Shane Bieber, R 20 Jungwon Do, R 63 Jesse Biddle, L 61 Chad Sobotka, R 39 A.J. Minter, L											2	0	0	0	0	1	1					
<b>Inning Stats</b>	R: 2 E: 1 K: 0 S: 8	H: 2 LOB: 0 BB: 0 P: 9	R: 0 E: 2 K: 1 S: 17	H: 0 LOB: 1 BB: 0 P: 23	R: 0 E: 0 K: 2 S: 8	H: 0 LOB: 0 BB: 0 P: 14	R: 0 E: 0 K: 1 S: 7	H: 0 LOB: 0 BB: 1 P: 9	R: 0 E: 0 K: 1 S: 8	H: 2 LOB: 3 BB: 1 P: 24	R: 0 E: 0 K: 1 S: 8	H: 1 LOB: 2 BB: 1 P: 12	R: 1 E: 0 K: 0 S: 11	H: 3 LOB: 0 BB: 0 P: 18	R: 0 E: 0 K: 1 S: 11	H: 1 LOB: 2 BB: 1 P: 18	R: 2 E: 1 K: 0 S: 16	H: 2 LOB: 1 BB: 1 P: 26	1B: 7 2B: 1 3B: 2 HR: 1	SF: 1 SAC: 0 DP: 2 HBP: 0	WP: 0 PB: 0 SB: 3 CS: 1	PA: 45
<b>PITCHER</b>	IP WLS BF H R ER SO BB IBB HBP BLK WP HR S P ERA WHIP	32 Clay Buchholz, R ERA: 2.01	30 T.J. McFarland, L ERA: 2.00	41 Jake Diekmann, L ERA: 3.75	66 Yoshinori Hirano, R ERA: 1.91	40 Andrew Chatin, L ERA: 2.51	35 Matt Andriese, R ERA: 4.00	IP WLS BF H R ER SO BB IBB HBP BLK WP HR S P ERA WHIP	35 Matt Andriese, R ERA: 4.00	IP WLS BF H R ER SO BB IBB HBP BLK WP HR S P ERA WHIP	0.2 0 2 0 0 0 0 0 0 0 0 0 6 9 0.00 0.000	0.2 0 2 0 0 0 0 0 0 0 0 0 6 9 0.00 0.000										

Atlanta Braves @ Arizona Diamondbacks  
Chase Field, Phoenix, AZ  
Sat Sep 08 2018, 5:10 PM - 9:17 PM MST  
Att. 40,482 - Roof Closed - 79 F

AB 38  
R 5  
H 11  
RBI 3  
BB 5  
SO 8  
LOB 22



Batter	1	2	3	4	5	6	7	8	9	10	AB	R	H	RBI	BB	SO	LOB	BOTTOM						
11 AJ Pollock, R OBP: 0.321, SLG: 0.474											4	1	1	1	2	1	1							
14 Eduardo Escobar, S OBP: 0.336, SLG: 0.493											4	0	0	0	1	1	2							
6 David Peralta, L OBP: 0.354, SLG: 0.516											3	1	1	0	2	0	3							
44 Paul Goldschmidt, R OBP: 0.401, SLG: 0.551											4	0	0	0	1	1	4							
3 Daniel Descalso, L OBP: 0.363, SLG: 0.450											5	0	1	1	0	0	6							
28 Steven Souza Jr., R OBP: 0.325, SLG: 0.388											1	2	0	0	3	1	0							
4 Ketel Marte, S OBP: 0.323, SLG: 0.407											4	0	0	0	0	1	4							
2 Jeff Mathis, R OBP: 0.284, SLG: 0.276											3	0	0	0	0	1	1							
15 Ildemaro Vargas, S OBP: 0.299, SLG: 0.438											1	0	1	0	0	0	0							
32 Clay Buchholz, L 30 T.J. McFarland, L 41 Jake Diekmann, L 66 Yoshinori Hirano, R 40 Andrew Chatin, L 35 Matt Andriese, R											2	0	0	1	0	0	0							
<b>Inning Stats</b>	R: 1 E: 1 K: 1 S: 12	H: 0 LOB: 1 BB: 2 P: 23	R: 1 E: 0 K: 1 S: 11	H: 1 LOB: 1 BB: 1 P: 18	R: 0 E: 0 K: 1 S: 11	H: 0 LOB: 0 BB: 0 P: 15	R: 0 E: 0 K: 1 S: 7	H: 0 LOB: 0 BB: 0 P: 11	R: 0 E: 0 K: 1 S: 6	H: 0 LOB: 0 BB: 0 P: 8	R: 0 E: 0 K: 1 S: 11	H: 0 LOB: 2 BB: 1 P: 23	R: 0 E: 0 K: 0 S: 17	H: 0 LOB: 0 BB: 0 P: 22	R: 1 E: 0 K: 0 S: 13	H: 1 LOB: 3 BB: 2 P: 34	R: 0 E: 1 K: 0 S: 9	H: 0 LOB: 3 BB: 1 P: 19	R: 1 E: 0 K: 0 S: 9	H: 2 LOB: 2 BB: 1 P: 14	1B: 3 2B: 2 3B: 0 HR: 0	SF: 0 SAC: 0 DP: 0 HBP: 2	WP: 2 PB: 0 SB: 1 CS: 0	PA: 46
<b>PITCHER</b>	IP WLS BF H R ER SO BB IBB HBP BLK WP HR S P ERA WHIP	49 Julio Teheran, R ERA: 3.95	64 Brad Brach, R ERA: 3.40	48 Jonny Venters, L ERA: 2.86	58 Dan Winkler, R ERA: 3.12	51 Shane Bieber, R ERA: 2.95	63 Jesse Biddle, L ERA: 2.48	61 Chad Sobotka, R ERA: 3.92	33 A.J. Minter, L ERA: 3.42	IP WLS BF H R ER SO BB IBB HBP BLK WP HR S P ERA WHIP	0.2 0 1 0 0 0 0 0 0 0 0 0 4 8 0.00 1.500	0.1 W 2 0 0 0 0 0 0 0 0 0 1 5 0.00 0.000	1.0 S 5 2 1 1 0 1 0 0 0 0 9 14 9.00 3.000											

Atlanta Braves @ Arizona Diamondbacks  
Chase Field, Phoenix, AZ  
Sat Sep 08 2018, 5:10 PM - 9:17 PM MST  
Att. 40,482 - Roof Closed - 79 F

AB 35  
R 4  
H 5  
RBI 3  
BB 9  
SO 6  
LOB 26













Batter	1	2	3	4	5	6	7	8	9	AB	R	H	RBI	BB	SO	LOB	TOP
9 Jon Jay, L OBP: 0.337, SLG: 0.351 (1, 9)	G4-3		K		G4-3		F8		G6-3	5	0	0	0	0	1	1	
14 Eduardo Escobar, S OBP: 0.335, SLG: 0.468 (1, 5)	6 HR 1B		K		G4-3		G4-6-3		F7	5	1	1	0	0	1	1	
6 David Peralta, L OBP: 0.356, SLG: 0.523 (1, 7)	1-H HR		L7				G3			3	2	1	2	1	0	0	
44 Paul Goldschmidt, R OBP: 0.403, SLG: 0.558 (1, 3)					G6-3					3	1	1	0	1	1	1	
11 AJ Pollock, R OBP: 0.324, SLG: 0.482 (1, 8)	F9				G4-3					4	2	3	0	0	0	1	
4 Ketel Marte, S OBP: 0.326, SLG: 0.412 (1, 4)	K				G4-3					4	0	2	4	0	1	2	
13 Nick Ahmed, R OBP: 0.300, SLG: 0.432 (1, 6)			G6-3		G6-3					3	0	0	0	1	1	2	
2 Jeff Mathis, R OBP: 0.284, SLG: 0.276 (1, 2)							P3			4	0	1	0	0	2	3	
21 Zack Greinke, R OBP: 0.276, SLG: 0.390 40 Andrew Chafin, R 29 Brad Ziegler, R 53 Christian Walker, R 41 Jake Diekman, R 66 Yoshitaka Hirano, R (1, 1) (7, 1) (7, 1) (9, PH) (9, 1) (9, 1)			G6-3		G1-3				F9	3	0	1	0	0	0	1	
<b>Inning Stats</b>	R: 2 H: 2 E: 0 K: 1 S: 14	H: 2 LOB: 1 BB: 1 P: 25	R: 0 H: 1 E: 0 K: 0 S: 9	H: 1 LOB: 0 BB: 0 P: 14	R: 0 H: 0 E: 0 K: 2 S: 8	H: 0 LOB: 0 BB: 0 P: 13	R: 0 H: 1 E: 0 K: 0 S: 6	H: 3 LOB: 1 BB: 1 P: 27	R: 0 H: 1 E: 0 K: 3 S: 15	H: 2 LOB: 1 BB: 1 P: 25	R: 0 H: 0 E: 0 K: 0 S: 6	H: 0 LOB: 0 BB: 0 P: 9	1B: 6 2B: 2 3B: 1 HR: 1	SF: 0 SAC: 0 DP: 2 HBP: 0	WP: 0 PB: 0 SB: 3 CS: 0	PA: 38	
<b>PITCHER</b>	IP WLS BF H R ER SO BB IBB HBP BLK WP HR S P ERA WHIP	IP WLS BF H R ER SO BB IBB HBP BLK WP HR S P ERA WHIP	IP WLS BF H R ER SO BB IBB HBP BLK WP HR S P ERA WHIP	IP WLS BF H R ER SO BB IBB HBP BLK WP HR S P ERA WHIP	IP WLS BF H R ER SO BB IBB HBP BLK WP HR S P ERA WHIP	IP WLS BF H R ER SO BB IBB HBP BLK WP HR S P ERA WHIP	IP WLS BF H R ER SO BB IBB HBP BLK WP HR S P ERA WHIP	IP WLS BF H R ER SO BB IBB HBP BLK WP HR S P ERA WHIP	IP WLS BF H R ER SO BB IBB HBP BLK WP HR S P ERA WHIP	IP WLS BF H R ER SO BB IBB HBP BLK WP HR S P ERA WHIP	IP WLS BF H R ER SO BB IBB HBP BLK WP HR S P ERA WHIP	IP WLS BF H R ER SO BB IBB HBP BLK WP HR S P ERA WHIP	IP WLS BF H R ER SO BB IBB HBP BLK WP HR S P ERA WHIP	IP WLS BF H R ER SO BB IBB HBP BLK WP HR S P ERA WHIP	IP WLS BF H R ER SO BB IBB HBP BLK WP HR S P ERA WHIP	IP WLS BF H R ER SO BB IBB HBP BLK WP HR S P ERA WHIP	

**Arizona Diamondbacks @ Colorado Rockies**  
Coors Field, Denver, CO  
Tue Sep 11 2018, 6:44 PM - 9:57 PM MDT  
Att: 26,510 - Partly Cloudy - 87 F

AB	35
R	6
H	10
RBI	6
BB	3
SO	7
LOB	12



Batter	1	2	3	4	5	6	7	8	9	AB	R	H	RBI	BB	SO	LOB	BOTTOM			
19 Charlie Blackmon, L OBP: 0.352, SLG: 0.493 (1, 8)	G3-1 2B		G4-3				F7		L8	4	1	1	0	1	0	2				
9 DJ LeMahieu, R OBP: 0.328, SLG: 0.447 (1, 4)	G3-1		G6-3				F9		G4-3	4	0	0	0	0	0	4				
28 Nolan Arenado, R OBP: 0.379, SLG: 0.552 (1, 5)	26 G4-3 2B		G1-3						G2-3	4	2	2	1	0	0	0				
26 David Dahl, L OBP: 0.322, SLG: 0.514 (1, 7)	G4-3				G4-3					4	0	2	1	0	0	1				
27 Trevor Story, R OBP: 0.347, SLG: 0.558 (1, 6)	2B						G4-3		G6-3	4	0	1	1	0	1	2				
5 Carlos González, L OBP: 0.334, SLG: 0.473 (1, 9)	G3-1						G4-3			4	0	1	0	0	1	1				
24 Ryan McMahon, L OBP: 0.311, SLG: 0.387 (1, 3)					F8		G6-3			4	0	1	0	0	1	0				
14 Tony Wolters, L OBP: 0.299, SLG: 0.358 7 Matt Holliday, R 1 Garrett Hampson, R 0 Adam Ottavino, S 59 Harrison Musgrave, L 20 Ian Desmond, R (1, 2) (7, PH) (7, PH) (8, 1) (9, 1) (9, PH)			K2-3		G6-3					2	0	0	0	0	1	0				
49 Antonio Senzateña, R OBP: 0.263, SLG: 0.125 51 Jake McCree, L 45 Scott Oberg, R 8 Gerardo Parra, L 42 Chris Iannetta, R (1, 1) (7, 1) (7, 1) (7, PH) (8, 2)			G5-3							2	0	0	0	0	1	0				
<b>Inning Stats</b>	R: 2 H: 3 E: 0 K: 0 S: 13	H: 3 LOB: 1 BB: 0 P: 21	R: 0 H: 0 E: 0 K: 2 S: 9	H: 0 LOB: 0 BB: 0 P: 10	R: 0 H: 0 E: 0 K: 0 S: 5	H: 0 LOB: 0 BB: 0 P: 9	R: 0 H: 0 E: 0 K: 1 S: 11	H: 0 LOB: 0 BB: 0 P: 17	R: 1 H: 2 E: 0 K: 0 S: 12	H: 2 LOB: 1 BB: 2 P: 17	R: 0 H: 1 E: 0 K: 0 S: 13	H: 1 LOB: 3 BB: 2 P: 26	R: 0 H: 1 E: 0 K: 0 S: 6	H: 2 LOB: 2 BB: 0 P: 7	R: 0 H: 2 E: 0 K: 2 S: 11	H: 2 LOB: 0 BB: 0 P: 15	1B: 2 2B: 7 3B: 0 HR: 0	SF: 0 SAC: 0 DP: 1 HBP: 0	WP: 0 PB: 0 SB: 0 CS: 0	PA: 37
<b>PITCHER</b>	IP WLS BF H R ER SO BB IBB HBP BLK WP HR S P ERA WHIP	IP WLS BF H R ER SO BB IBB HBP BLK WP HR S P ERA WHIP	IP WLS BF H R ER SO BB IBB HBP BLK WP HR S P ERA WHIP	IP WLS BF H R ER SO BB IBB HBP BLK WP HR S P ERA WHIP	IP WLS BF H R ER SO BB IBB HBP BLK WP HR S P ERA WHIP	IP WLS BF H R ER SO BB IBB HBP BLK WP HR S P ERA WHIP	IP WLS BF H R ER SO BB IBB HBP BLK WP HR S P ERA WHIP	IP WLS BF H R ER SO BB IBB HBP BLK WP HR S P ERA WHIP	IP WLS BF H R ER SO BB IBB HBP BLK WP HR S P ERA WHIP	IP WLS BF H R ER SO BB IBB HBP BLK WP HR S P ERA WHIP	IP WLS BF H R ER SO BB IBB HBP BLK WP HR S P ERA WHIP	IP WLS BF H R ER SO BB IBB HBP BLK WP HR S P ERA WHIP	IP WLS BF H R ER SO BB IBB HBP BLK WP HR S P ERA WHIP	IP WLS BF H R ER SO BB IBB HBP BLK WP HR S P ERA WHIP	IP WLS BF H R ER SO BB IBB HBP BLK WP HR S P ERA WHIP	IP WLS BF H R ER SO BB IBB HBP BLK WP HR S P ERA WHIP				

**Arizona Diamondbacks @ Colorado Rockies**  
Coors Field, Denver, CO  
Tue Sep 11 2018, 6:44 PM - 9:57 PM MDT  
Att: 26,510 - Partly Cloudy - 87 F

AB	35
R	3
H	9
RBI	3
BB	2
SO	7
LOB	14





Batter	1	2	3	4	5	6	7	8	9	AB	R	H	RBI	BB	SO	LOB	TOP										
11 AJ Pollock, R (1.8) OBP: 0.323, SLG: 0.478	G5-3		14 HR HBP	K			K			3	1	0	0	0	2	0	<b>Arizona Diamondbacks @ Colorado Rockies</b> Coors Field, Denver, CO Wed Sep 12 20:18, 6:41 PM - 9:48 PM MDT Att: 31,687 - Clear - 91 F <a href="http://livebaseballscorecards.com">livebaseballscorecards.com</a>										
14 Eduardo Escobar, S (1.5) OBP: 0.334, SLG: 0.492	L3		HR			F9		L9		4	1	1	2	0	0	0											
6 David Peralta, L (1.7) OBP: 0.353, SLG: 0.518	G4-3		K			G5-3		G1-3		4	0	0	0	0	1	0											
44 Paul Goldschmidt, R (1.3) OBP: 0.403, SLG: 0.560		28 FC6 13 SF8 2B	3 S 1B			K		G4-3		4	1	2	0	0	1	0											
3 Daniel Descalso, L (1.4) 66 Yoshinisa Hirano, R (9.1)		13 SF8 28 FC6 BB	K			K		L3		3	0	0	0	1	2	1											
28 Steven Souza Jr., R (1.9) OBP: 0.317, SLG: 0.368	FC6 5 S 1-2 2-3		K			L5		K		4	0	0	0	0	2	3											
13 Nick Ahmed, R (1.6) OBP: 0.297, SLG: 0.429	SF8					G5-3		K		3	0	0	1	0	2	0											
5 Alex Avila, L (1.2) OBP: 0.303, SLG: 0.313	46 G4-6-3 BB					HR		L8		2	1	1	1	1	0	0											
46 Patrick Corbin, L (1.1) 29 Brad Ziegler, R (7.1) 40 Andrew Chafin, R (8.1) 25 Archie Bradley, R (8.1) 4 Ketel Marte, S (9.4)	G4-6-3					K		K		3	0	0	0	0	2	3											
<b>Inning Stats</b>	R: 0 E: 0 K: 10 S: 10	H: 0 LOB: 0 BB: 12 P: 12	R: 1 E: 0 K: 10 S: 15	H: 1 LOB: 2 BB: 29 P: 29	R: 2 E: 0 K: 3 S: 21	H: 2 LOB: 1 BB: 0 P: 35	R: 1 E: 0 K: 3 S: 11	H: 1 LOB: 0 BB: 0 P: 18	R: 0 E: 0 K: 1 S: 8	H: 0 LOB: 0 BB: 0 P: 10	R: 0 E: 0 K: 1 S: 10	H: 0 LOB: 0 BB: 0 P: 15	R: 0 E: 0 K: 2 S: 8	H: 0 LOB: 0 BB: 0 P: 10	R: 0 E: 0 K: 0 S: 9	H: 0 LOB: 0 BB: 0 P: 12		R: 0 E: 0 K: 2 S: 7	H: 0 LOB: 0 BB: 0 P: 13	1B: 1 2B: 1 3B: 0 HR: 2	SF: 1 SAC: 0 DP: 1 HBP: 1	WP: 0 PB: 0 CS: 2 PA: 34					
<b>PITCHER</b>	IP	WLS	BF	H	R	ER	SO	BB	IBB	HBP	BLK	WP	HR	S	P	ERA	WHIP										
55 Jon Gray, R (1.1) ERA: 4.8	4.0		19	4	4	4	6	2	0	1	0	0	2	57	94	9.00	1.500										
52 Chris Rusin, L (5.1) ERA: 6.57	2.0		6	0	0	0	2	0	0	0	0	0	0	18	25	0.00	0.000										
45 Scott Oberg, R (7.1) ERA: 2.34	2.0		6	0	0	0	2	0	0	0	0	0	0	17	22	0.00	0.000										
71 Wade Davis, R (9.1) ERA: 4.85	1.0	W	3	0	0	0	2	0	0	0	0	0	0	7	13	0.00	0.000										

Batter	1	2	3	4	5	6	7	8	9	AB	R	H	RBI	BB	SO	LOB	BOTTOM										
19 Charlie Blackmon, L (1.8) OBP: 0.352, SLG: 0.491	K		K				G4-3		SH1-3	4	0	1	0	0	2	1	<b>Arizona Diamondbacks @ Colorado Rockies</b> Coors Field, Denver, CO Wed Sep 12 20:18, 6:41 PM - 9:48 PM MDT Att: 31,687 - Clear - 91 F <a href="http://livebaseballscorecards.com">livebaseballscorecards.com</a>										
9 DJ LeMahieu, R (1.4) OBP: 0.331, SLG: 0.455	G4-3		28 2B 7 WP			K		28 G5-4-3 1B		5	2	3	2	0	1	3											
28 Nolan Arenado, R (1.5) OBP: 0.382, SLG: 0.563	2B		1B			HR		G5-4-3 1B		4	1	3	2	0	0	1											
27 Trevor Story, R (1.6) OBP: 0.345, SLG: 0.554	G5-3		WP 2B			G3-1		K		4	0	0	0	0	2	3											
7 Matt Holliday, R (1.7) OBP: 0.476, SLG: 0.600	K2-3		F8			G3-1		K		3	0	1	0	1	1	1											
1 Garrett Hampson, R (8. PR) OBP: 0.393, SLG: 0.391	K2-3					G6-4-3 1B		20 G5-3 BB		0	0	0	0	0	0	0											
14 Tony Wolters, L (9.2) OBP: 0.289, SLG: 0.308	K2-3					G6-4-3 1B		20 G5-3 BB		0	0	0	0	0	0	0											
20 Ian Desmond, R (1.3) OBP: 0.298, SLG: 0.426	2B					G1-3		G5-3		4	0	1	0	0	0	2											
26 David Dahl, L (1.9) OBP: 0.325, SLG: 0.511	K2-3					G1-3		G5-3		3	0	1	0	1	2	1											
16 Drew Butera, R (1.2) OBP: 0.259, SLG: 0.287	G4-3					F9		G4-3		3	0	0	0	0	0	2											
42 Chris Iannetta, R (8. PH) OBP: 0.337, SLG: 0.391	G4-3					F9		G4-3		0	0	0	0	0	0	0											
5 Carlos González, L (9.9) OBP: 0.333, SLG: 0.472	G4-3					F9		G4-3		1	0	0	0	0	0	2											
55 Jon Gray, R (1.1) 23 Tom Murphy, R (4. PH) 52 Chris Rusin, L (5.1) 4 Pat Valaika, R (6. PH) 45 Scott Oberg, R (7.1) 71 Wade Davis, R (9.1) 8 Gerardo Parra, L (9. PH)	9 1B 28 2B 2B					G1-3		G1-3		1	1	1	0	0	0	0											
<b>Inning Stats</b>	R: 0 E: 0 K: 1 S: 7	H: 1 LOB: 1 BB: 0 P: 12	R: 0 E: 0 K: 2 S: 11	H: 1 LOB: 1 BB: 0 P: 15	R: 2 E: 0 K: 2 S: 16	H: 3 LOB: 1 BB: 0 P: 20	R: 0 E: 0 K: 1 S: 8	H: 3 LOB: 0 BB: 0 P: 10	R: 1 E: 0 K: 0 S: 10	H: 2 LOB: 0 BB: 0 P: 16	R: 0 E: 0 K: 1 S: 8	H: 0 LOB: 0 BB: 0 P: 13	R: 0 E: 0 K: 0 S: 5	H: 1 LOB: 0 BB: 0 P: 9	R: 0 E: 0 K: 1 S: 15	H: 0 LOB: 2 BB: 0 P: 25	R: 2 E: 0 K: 0 S: 4	H: 2 LOB: 0 BB: 0 P: 5	1B: 7 2B: 4 3B: 0 HR: 2	SF: 0 SAC: 1 DP: 2 HBP: 0	WP: 1 PB: 0 SB: 0 CS: 0 PA: 38						
<b>PITCHER</b>	IP	WLS	BF	H	R	ER	SO	BB	IBB	HBP	BLK	WP	HR	S	P	ERA	WHIP										
46 Patrick Corbin, L (1.1) ERA: 3.05	6.1		28	10	3	3	7	0	0	0	0	0	0	63	91	4.26	1.579										
29 Brad Ziegler, R (7.1) ERA: 3.84	1.1	H	5	1	0	0	1	1	0	0	0	0	0	15	22	0.00	1.500										
40 Andrew Chafin, L (8.1) ERA: 2.51	0.0		1	0	0	0	0	1	0	0	0	0	0	1	5	∞	∞										
25 Archie Bradley, R (8.1) ERA: 3.76	0.1	H	1	0	0	0	0	0	0	0	0	0	0	1	2	0.00	∞										
66 Yoshinisa Hirano, R (9.1) ERA: 2.15	0.1	L	3	2	2	2	0	0	0	0	0	0	1	4	5	54.00	6.000										



Batter	1	2	3	4	5	6	7	8	9	AB	R	H	RBI	BB	SO	LOB	TOP					
9 Jon Jay, L OBP: 0.336, SLG: 0.350 (1, 7)	G6-3		K			F7		G5-4-3 1B		4	0	1	0	0	1	0	<b>Arizona Diamondbacks @ Colorado Rockies</b> Coors Field, Denver, CO Thu Sep 13 2018, 1:12 PM - 4:14 PM MDT Att: 31,783 - Sunny - 88 F					
14 Eduardo Escobar, S OBP: 0.332, SLG: 0.488 (1, 5)	F8			G5-3		L9		P4		4	0	0	0	0	0	1						
44 Paul Goldschmidt, R OBP: 0.491, SLG: 0.556 (1, 3)	G6-3			K		G6-3		G5-4-3		4	0	0	0	0	1	1						
11 AJ Pollock, R OBP: 0.323, SLG: 0.484 (1, 8)	HR		K			G5-3		G6-3		4	1	1	1	0	1	0						
28 Steven Souza Jr., R OBP: 0.320, SLG: 0.379 (1, 9)	K					P3		13 2B		4	1	2	0	0	1	0						
13 Nick Ahmed, R OBP: 0.295, SLG: 0.432 (1, 6)	G5-4-3 1B					E6		4 2B		4	1	2	1	0	0	1						
4 Ketel Marte, S OBP: 0.326, SLG: 0.414 (1, 4)	G5-4-3					G6-3		2B		3	0	1	1	0	0	2						
2 Jeff Mathis, R OBP: 0.286, SLG: 0.274 (1, 2)			K					2B		1	0	0	0	1	1	0						
15 Ildemaro Vargas, S (7, PH)										1	0	0	0	0	1	1						
36 John Ryan Murphy, R OBP: 0.249, SLG: 0.363 (7, 2)			K							0	0	0	0	0	0	0						
32 Clay Buchholz, L ERA: 4.96 65 Matt Koch, R ERA: 2.01 81 Silvano Bracho, R ERA: 2.57 93 Christian Valdez, R ERA: 4.49 84 Jimmie Sherry, R ERA: 1.0 19 Charlie Blackmon, L ERA: 4.49 41 Jake Diekmann, L ERA: 4.41 31 Brad Boxberger, R ERA: 2.05 40 Andrew Chafin, L ERA: 2.66 50 Yoan López, R ERA: 2.25			K			G5-3		K		0	0	0	0	0	0	0						
<b>Inning Stats</b>	R: 0 E: 0 K: 0 S: 8	H: 0 LOB: 0 BB: 0 P: 10	R: 1 E: 0 K: 1 S: 12	H: 2 LOB: 0 BB: 0 P: 16	R: 0 E: 0 K: 3 S: 10	H: 0 LOB: 0 BB: 0 P: 13	R: 0 E: 0 K: 2 S: 13	H: 0 LOB: 0 BB: 0 P: 18	R: 0 E: 1 K: 0 S: 7	H: 0 LOB: 2 BB: 1 P: 7	R: 2 E: 0 K: 2 S: 13	H: 3 LOB: 0 BB: 0 P: 18	R: 0 E: 0 K: 0 S: 8	H: 1 LOB: 0 BB: 0 P: 12	R: 0 E: 0 K: 0 S: 3	H: 1 LOB: 0 BB: 0 P: 5	1B: 3 2B: 2 3B: 1 HR: 1	SF: 0 SAC: 0 DP: 3 HBP: 0	WP: 0 PB: 0 SB: 0 CS: 0	PA: 33		
<b>PITCHER</b>	IP WLS BF H R ER SO BB IBB HBP BLK WP HR S P ERA WHIP	IP WLS BF H R ER SO BB IBB HBP BLK WP HR S P ERA WHIP	IP WLS BF H R ER SO BB IBB HBP BLK WP HR S P ERA WHIP	IP WLS BF H R ER SO BB IBB HBP BLK WP HR S P ERA WHIP	IP WLS BF H R ER SO BB IBB HBP BLK WP HR S P ERA WHIP	IP WLS BF H R ER SO BB IBB HBP BLK WP HR S P ERA WHIP	IP WLS BF H R ER SO BB IBB HBP BLK WP HR S P ERA WHIP	IP WLS BF H R ER SO BB IBB HBP BLK WP HR S P ERA WHIP	IP WLS BF H R ER SO BB IBB HBP BLK WP HR S P ERA WHIP	IP WLS BF H R ER SO BB IBB HBP BLK WP HR S P ERA WHIP	IP WLS BF H R ER SO BB IBB HBP BLK WP HR S P ERA WHIP	IP WLS BF H R ER SO BB IBB HBP BLK WP HR S P ERA WHIP	IP WLS BF H R ER SO BB IBB HBP BLK WP HR S P ERA WHIP	IP WLS BF H R ER SO BB IBB HBP BLK WP HR S P ERA WHIP	IP WLS BF H R ER SO BB IBB HBP BLK WP HR S P ERA WHIP	IP WLS BF H R ER SO BB IBB HBP BLK WP HR S P ERA WHIP	IP WLS BF H R ER SO BB IBB HBP BLK WP HR S P ERA WHIP	IP WLS BF H R ER SO BB IBB HBP BLK WP HR S P ERA WHIP	IP WLS BF H R ER SO BB IBB HBP BLK WP HR S P ERA WHIP	IP WLS BF H R ER SO BB IBB HBP BLK WP HR S P ERA WHIP	IP WLS BF H R ER SO BB IBB HBP BLK WP HR S P ERA WHIP	IP WLS BF H R ER SO BB IBB HBP BLK WP HR S P ERA WHIP

Batter	1	2	3	4	5	6	7	8	9	AB	R	H	RBI	BB	SO	LOB	BOTTOM					
26 David Dahl, L OBP: 0.332, SLG: 0.518 (1, 8)	G5-3			G5-3		G2-3		G6-4-3 1B		5	0	3	2	0	0	2	<b>Arizona Diamondbacks @ Colorado Rockies</b> Coors Field, Denver, CO Thu Sep 13 2018, 1:12 PM - 4:14 PM MDT Att: 31,783 - Sunny - 88 F					
9 DJ LeMahieu, R OBP: 0.331, SLG: 0.455 (1, 4)	G6-4-3		K	G5-3				G6-4-3 1B		5	0	2	1	0	1	2						
28 Nolan Arenado, R OBP: 0.382, SLG: 0.567 (1, 5)	HR			K		K		K		5	2	2	1	0	3	4						
5 Carlos González, L OBP: 0.332, SLG: 0.468 (1, 9)	G4-3		K			PO		L8		5	1	1	0	0	1	4						
27 Trevor Story, R OBP: 0.347, SLG: 0.559 (1, 6)	G6-4-3 1B		HR			K		K		4	3	2	2	0	2	0						
8 Gerardo Parra, L OBP: 0.337, SLG: 0.366 (1, 7)	G6-4-3									2	0	2	0	1	0	0						
7 Matt Holliday, R OBP: 0.488, SLG: 0.600 (7, PH)	G6-4-3									0	0	0	0	1	0	0						
56 Noel Cuevas, R OBP: 0.279, SLG: 0.329 (8, 7)	BB									1	1	0	0	0	0	0						
20 Ian Desmond, R OBP: 0.299, SLG: 0.425 (1, 3)	G6-4-3					K		K		4	1	1	1	1	2	3						
42 Chris Iannetta, R OBP: 0.339, SLG: 0.388 (1, 2)	BB			P3				L3		2	0	0	0	1	0	5						
21 Kyle Freeland, L OBP: 0.131, SLG: 0.136 (1, 1)										3	1	2	1	0	1	2						
62 Yency Almonte, R ERA: 4.49 19 Charlie Blackmon, L ERA: 4.49 59 Harrison Musgrave, L ERA: 1.0 35 Chad Bettis, R OBP: 0.139, SLG: 0.088 (9, 1)						K2-3				0	0	0	0	0	0	0						
<b>Inning Stats</b>	R: 1 E: 0 K: 0 S: 6	H: 2 LOB: 0 BB: 0 P: 8	R: 1 E: 0 K: 0 S: 11	H: 2 LOB: 2 BB: 2 P: 21	R: 2 E: 0 K: 2 S: 16	H: 4 LOB: 2 BB: 0 P: 26	R: 1 E: 0 K: 1 S: 12	H: 2 LOB: 1 BB: 0 P: 13	R: 0 E: 0 K: 3 S: 14	H: 1 LOB: 2 BB: 0 P: 23	R: 0 E: 0 K: 1 S: 6	H: 1 LOB: 0 BB: 0 P: 9	R: 5 E: 0 K: 1 S: 20	H: 4 LOB: 2 BB: 2 P: 34	R: 0 E: 0 K: 2 S: 7	H: 0 LOB: 0 BB: 0 P: 10	1B: 12 2B: 2 3B: 0 HR: 2	SF: 0 SAC: 0 DP: 2 HBP: 2	WP: 0 PB: 0 SB: 1 CS: 0	PA: 44		
<b>PITCHER</b>	IP WLS BF H R ER SO BB IBB HBP BLK WP HR S P ERA WHIP	IP WLS BF H R ER SO BB IBB HBP BLK WP HR S P ERA WHIP	IP WLS BF H R ER SO BB IBB HBP BLK WP HR S P ERA WHIP	IP WLS BF H R ER SO BB IBB HBP BLK WP HR S P ERA WHIP	IP WLS BF H R ER SO BB IBB HBP BLK WP HR S P ERA WHIP	IP WLS BF H R ER SO BB IBB HBP BLK WP HR S P ERA WHIP	IP WLS BF H R ER SO BB IBB HBP BLK WP HR S P ERA WHIP	IP WLS BF H R ER SO BB IBB HBP BLK WP HR S P ERA WHIP	IP WLS BF H R ER SO BB IBB HBP BLK WP HR S P ERA WHIP	IP WLS BF H R ER SO BB IBB HBP BLK WP HR S P ERA WHIP	IP WLS BF H R ER SO BB IBB HBP BLK WP HR S P ERA WHIP	IP WLS BF H R ER SO BB IBB HBP BLK WP HR S P ERA WHIP	IP WLS BF H R ER SO BB IBB HBP BLK WP HR S P ERA WHIP	IP WLS BF H R ER SO BB IBB HBP BLK WP HR S P ERA WHIP	IP WLS BF H R ER SO BB IBB HBP BLK WP HR S P ERA WHIP	IP WLS BF H R ER SO BB IBB HBP BLK WP HR S P ERA WHIP	IP WLS BF H R ER SO BB IBB HBP BLK WP HR S P ERA WHIP	IP WLS BF H R ER SO BB IBB HBP BLK WP HR S P ERA WHIP	IP WLS BF H R ER SO BB IBB HBP BLK WP HR S P ERA WHIP	IP WLS BF H R ER SO BB IBB HBP BLK WP HR S P ERA WHIP	IP WLS BF H R ER SO BB IBB HBP BLK WP HR S P ERA WHIP	IP WLS BF H R ER SO BB IBB HBP BLK WP HR S P ERA WHIP





Batter	1	2	3	4	5	6	7	8	9	AB	R	H	RBI	BB	SO	LOB	TOP				
11 AJ Pollock, R (1, 8) OBP: 0.324, SLG: 0.482										5	0	2	1	0	1	2					
14 Eduardo Escobar, S (1, 5) OBP: 0.333, SLG: 0.486										3	1	0	0	2	1	1					
44 Paul Goldschmidt, R (1, 3) OBP: 0.491, SLG: 0.558										5	1	2	0	0	0	0					
6 David Peralta, L (1, 7) OBP: 0.356, SLG: 0.519										5	0	3	2	0	2	2					
53 Christian Walker, R (1, 10) OBP: 0.244, SLG: 0.395										3	0	0	0	0	1	2					
3 Daniel Descalso, L (7, PH) OBP: 0.361, SLG: 0.438										2	0	0	0	0	1	3					
28 Steven Souza Jr., R (1, 9) OBP: 0.319, SLG: 0.374										3	0	0	0	1	1	0					
13 Nick Ahmed, R (1, 6) OBP: 0.302, SLG: 0.438										3	1	2	0	1	0	2					
4 Ketel Marte, S (1, 4) OBP: 0.323, SLG: 0.410									4	0	0	0	0	1	3						
2 Jeff Mathis, R (1, 2) OBP: 0.286, SLG: 0.271									2	0	0	0	1	1	1						
9 Jon Jay, L (8, PH) OBP: 0.338, SLG: 0.355										1	1	1	1	0	0						
36 John Ryan Murphy, R (8, 2) OBP: 0.249, SLG: 0.383										0	0	0	0	0	0						
<b>Inning Stats</b>	R: 2 H: 2 E: 0 K: 2 S: 17	H: 2 BB: 2 P: 30	R: 0 H: 1 E: 0 K: 0 S: 7	H: 1 LOB: 1 BB: 0 P: 9	R: 0 H: 0 E: 0 K: 1 S: 6	H: 0 LOB: 0 BB: 0 P: 11	R: 0 H: 1 E: 0 K: 0 S: 8	H: 1 LOB: 2 BB: 1 P: 19	R: 0 H: 0 E: 0 K: 2 S: 10	H: 0 LOB: 1 BB: 0 P: 10	R: 0 H: 1 E: 0 K: 2 S: 14	H: 1 LOB: 2 BB: 1 P: 22	R: 2 H: 3 E: 0 K: 1 S: 15	H: 3 LOB: 1 BB: 0 P: 23	R: 0 H: 1 E: 0 K: 1 S: 10	H: 1 LOB: 1 BB: 0 P: 13	1B: 5 2B: 4 3B: 1 HR: 0	SF: 0 SAC: 0 DP: 0 HBP: 0	WP: 0 PB: 0 SB: 0 CS: 0	PA: 41	
<b>PITCHER</b>	IP WLS BF H R ER SO BB IBB HBP BLK WP HR S P ERA WHIP	IP WLS BF H R ER SO BB IBB HBP BLK WP HR S P ERA WHIP	IP WLS BF H R ER SO BB IBB HBP BLK WP HR S P ERA WHIP	IP WLS BF H R ER SO BB IBB HBP BLK WP HR S P ERA WHIP	IP WLS BF H R ER SO BB IBB HBP BLK WP HR S P ERA WHIP	IP WLS BF H R ER SO BB IBB HBP BLK WP HR S P ERA WHIP	IP WLS BF H R ER SO BB IBB HBP BLK WP HR S P ERA WHIP	IP WLS BF H R ER SO BB IBB HBP BLK WP HR S P ERA WHIP	IP WLS BF H R ER SO BB IBB HBP BLK WP HR S P ERA WHIP	IP WLS BF H R ER SO BB IBB HBP BLK WP HR S P ERA WHIP	IP WLS BF H R ER SO BB IBB HBP BLK WP HR S P ERA WHIP	IP WLS BF H R ER SO BB IBB HBP BLK WP HR S P ERA WHIP	IP WLS BF H R ER SO BB IBB HBP BLK WP HR S P ERA WHIP	IP WLS BF H R ER SO BB IBB HBP BLK WP HR S P ERA WHIP	IP WLS BF H R ER SO BB IBB HBP BLK WP HR S P ERA WHIP	IP WLS BF H R ER SO BB IBB HBP BLK WP HR S P ERA WHIP	IP WLS BF H R ER SO BB IBB HBP BLK WP HR S P ERA WHIP	IP WLS BF H R ER SO BB IBB HBP BLK WP HR S P ERA WHIP	IP WLS BF H R ER SO BB IBB HBP BLK WP HR S P ERA WHIP	IP WLS BF H R ER SO BB IBB HBP BLK WP HR S P ERA WHIP	IP WLS BF H R ER SO BB IBB HBP BLK WP HR S P ERA WHIP

Arizona Diamondbacks @ Houston Astros  
Minute Maid Park, Houston, TX  
Fri Sep 14, 2018, 7:12 PM - 10:46 PM CDT  
Att: 36,924 - Roof Closed - 73 F

AB	36
R	4
H	10
RBI	4
BB	5
SO	9
LOB	16



Batter	1	2	3	4	5	6	7	8	9	AB	R	H	RBI	BB	SO	LOB	BOTTOM				
4 George Springer, R (1, 8) OBP: 0.341, SLG: 0.429										4	1	1	0	0	3	3					
28 J.D. Davis, R (9, 7) OBP: 0.245, SLG: 0.233										2	1	0	0	1	0	0					
27 Jose Altuve, R (1, 4) OBP: 0.383, SLG: 0.456										3	0	0	0	1	0	1					
2 Alex Bregman, R (1, 5) OBP: 0.398, SLG: 0.553										3	0	0	0	1	0	1					
10 Yuli Gurriel, R (1, 3) OBP: 0.312, SLG: 0.405										3	0	1	1	1	1	1					
1 Carlos Correa, R (1, 6) OBP: 0.325, SLG: 0.404										3	0	1	0	1	0	3					
13 Tyler White, R (1, 10) OBP: 0.382, SLG: 0.613										3	0	1	0	0	1	2					
6 Jake Marisnick, R (7, PR) OBP: 0.268, SLG: 0.385										0	0	0	0	0	0	0					
11 Evan Gattis, R (8, PH) OBP: 0.283, SLG: 0.467										1	0	0	0	0	0	2					
9 Marwin Gonzalez, S (1, 7) OBP: 0.320, SLG: 0.410										4	0	1	0	0	0	2					
15 Martin Maldonado, R (1, 2) OBP: 0.277, SLG: 0.358										2	0	0	0	0	1	0					
18 Tony Kemp, L (7, PH) OBP: 0.377, SLG: 0.429										0	0	0	0	1	0	2					
16 Brian McCann, L (8, 2) OBP: 0.394, SLG: 0.315										0	0	0	0	1	0	0					
12 Max Stassi, R (9, PR) OBP: 0.322, SLG: 0.407										0	0	0	0	0	0	0					
22 Josh Reddick, L (1, 9) OBP: 0.309, SLG: 0.377										3	0	0	0	1	1	2					
<b>Inning Stats</b>	R: 2 H: 2 E: 0 K: 0 S: 11	H: 0 LOB: 1 BB: 2 P: 24	R: 0 H: 0 E: 0 K: 1 S: 6	H: 0 LOB: 0 BB: 0 P: 6	R: 0 H: 0 E: 0 K: 1 S: 7	H: 0 LOB: 0 BB: 0 P: 10	R: 0 H: 0 E: 0 K: 2 S: 15	H: 0 LOB: 1 BB: 1 P: 22	R: 0 H: 0 E: 0 K: 2 S: 9	H: 0 LOB: 0 BB: 0 P: 13	R: 0 H: 0 E: 0 K: 0 S: 15	H: 0 LOB: 1 BB: 0 P: 23	R: 0 H: 1 E: 0 K: 2 S: 13	H: 1 LOB: 2 BB: 1 P: 17	R: 0 H: 1 E: 0 K: 0 S: 8	H: 1 LOB: 2 BB: 1 P: 13	1B: 4 2B: 1 3B: 0 HR: 0	SF: 0 SAC: 0 DP: 2 HBP: 1	WP: 0 PB: 0 SB: 1 CS: 0	PA: 37	
<b>PITCHER</b>	IP WLS BF H R ER SO BB IBB HBP BLK WP HR S P ERA WHIP	IP WLS BF H R ER SO BB IBB HBP BLK WP HR S P ERA WHIP	IP WLS BF H R ER SO BB IBB HBP BLK WP HR S P ERA WHIP	IP WLS BF H R ER SO BB IBB HBP BLK WP HR S P ERA WHIP	IP WLS BF H R ER SO BB IBB HBP BLK WP HR S P ERA WHIP	IP WLS BF H R ER SO BB IBB HBP BLK WP HR S P ERA WHIP	IP WLS BF H R ER SO BB IBB HBP BLK WP HR S P ERA WHIP	IP WLS BF H R ER SO BB IBB HBP BLK WP HR S P ERA WHIP	IP WLS BF H R ER SO BB IBB HBP BLK WP HR S P ERA WHIP	IP WLS BF H R ER SO BB IBB HBP BLK WP HR S P ERA WHIP	IP WLS BF H R ER SO BB IBB HBP BLK WP HR S P ERA WHIP	IP WLS BF H R ER SO BB IBB HBP BLK WP HR S P ERA WHIP	IP WLS BF H R ER SO BB IBB HBP BLK WP HR S P ERA WHIP	IP WLS BF H R ER SO BB IBB HBP BLK WP HR S P ERA WHIP	IP WLS BF H R ER SO BB IBB HBP BLK WP HR S P ERA WHIP	IP WLS BF H R ER SO BB IBB HBP BLK WP HR S P ERA WHIP	IP WLS BF H R ER SO BB IBB HBP BLK WP HR S P ERA WHIP	IP WLS BF H R ER SO BB IBB HBP BLK WP HR S P ERA WHIP	IP WLS BF H R ER SO BB IBB HBP BLK WP HR S P ERA WHIP	IP WLS BF H R ER SO BB IBB HBP BLK WP HR S P ERA WHIP	IP WLS BF H R ER SO BB IBB HBP BLK WP HR S P ERA WHIP

Arizona Diamondbacks @ Houston Astros  
Minute Maid Park, Houston, TX  
Fri Sep 14, 2018, 7:12 PM - 10:46 PM CDT  
Att: 36,924 - Roof Closed - 73 F

AB	30
R	2
H	5
RBI	1
BB	6
SO	8
LOB	20





Batter	1	2	3	4	5	6	7	8	9	AB	R	H	RBI	BB	SO	LOB	TOP			
11 AJ Pollock, R (1,8) OBP: 0.323, SLG: 0.478 15 Ildemaro Vargas, S (8,6)	G5-3			14 1B 6 SF8 HBP	G5-3			L8		3	1	0	0	0	0	0	<b>Arizona Diamondbacks @ Houston Astros</b> Minute Maid Park, Houston, TX Sat Sep 15 2018, 6:10 PM - 9:27 PM CDT Att: 38,345 - Roof Closed - 73 F			
14 Eduardo Escobar, S (1,5) OBP: 0.334, SLG: 0.491 37 Chris Stewart, R (8,2)	K			3 CJ 1B	F7			HR		4	1	2	1	0	1	0				
6 David Peralta, L (1,7) OBP: 0.353, SLG: 0.516 19 Sócrates Brito, L (8,8)	G4-3			SF8	L8			K		3	0	0	1	0	1	0				
44 Paul Goldschmidt, R (1,3) OBP: 0.401, SLG: 0.557 16 Chris Owings, R (8,5)	K			3-H B CJ 78 86 88 89 90 91 92 93 94 95 96 SAFE	K			1B		3	0	1	0	0	2	1				
3 Daniel Descalso, L (1,10) OBP: 0.361, SLG: 0.440	F9			C SI 95 X CU 79	CI			2B		3	1	1	0	0	1	1				
28 Steven Souza Jr., R (1,9) OBP: 0.319, SLG: 0.370	F8			X SI 93 X FC 96	FC5-4			BB		3	0	0	0	1	0	2				
4 Ketel Marte, S (1,4) OBP: 0.325, SLG: 0.419				C SI 93 F FS 84 X CU 79	HR			2B		4	1	2	2	0	1	0				
13 Nick Ahmed, R (1,6) OBP: 0.301, SLG: 0.435 47 Patrick Kivlehann, R (8,7) OBP: 0.500, SLG: 0.500	F8			C SI 94 X FC 87	P5			K		3	0	0	0	0	0	0				
5 Alex Avila, L (1,2) OBP: 0.299, SLG: 0.308 53 Christian Walker, R (8,3) OBP: 0.238, SLG: 0.355	K			B CU 77 C CU 79 B SI 94 S SI 94	K			F7		3	0	0	0	0	2	0				
<b>Inning Stats</b>	R: 0 E: 0 K: 1 S: 7	H: 0 LOB: 0 BB: 0 P: 9	R: 0 E: 0 K: 1 S: 7	H: 0 LOB: 0 BB: 0 P: 10	R: 0 E: 0 K: 2 S: 9	H: 0 LOB: 0 BB: 0 P: 12	R: 1 E: 1 K: 1 S: 13	H: 1 LOB: 1 BB: 2 P: 16	R: 1 E: 0 K: 1 S: 11	H: 1 LOB: 0 BB: 0 P: 14	R: 0 E: 0 K: 1 S: 8	H: 1 LOB: 1 BB: 0 P: 9	R: 0 E: 0 K: 0 S: 9	H: 0 LOB: 0 BB: 0 P: 12	R: 1 E: 0 K: 1 S: 9	H: 1 LOB: 2 BB: 1 P: 25		1B: 2 2B: 2 3B: 0 HR: 2	SF: 1 SAC: 0 DP: 0 HBP: 1	WP: 0 PB: 0 SB: 0 CS: 0
<b>PITCHER</b>	IP WLS BF H R ER SO BB IBB HBP BLK WP HR S P ERA WHIP	IP WLS BF H R ER SO BB IBB HBP BLK WP HR S P ERA WHIP	IP WLS BF H R ER SO BB IBB HBP BLK WP HR S P ERA WHIP	IP WLS BF H R ER SO BB IBB HBP BLK WP HR S P ERA WHIP	IP WLS BF H R ER SO BB IBB HBP BLK WP HR S P ERA WHIP	IP WLS BF H R ER SO BB IBB HBP BLK WP HR S P ERA WHIP	IP WLS BF H R ER SO BB IBB HBP BLK WP HR S P ERA WHIP	IP WLS BF H R ER SO BB IBB HBP BLK WP HR S P ERA WHIP	IP WLS BF H R ER SO BB IBB HBP BLK WP HR S P ERA WHIP	IP WLS BF H R ER SO BB IBB HBP BLK WP HR S P ERA WHIP	IP WLS BF H R ER SO BB IBB HBP BLK WP HR S P ERA WHIP	IP WLS BF H R ER SO BB IBB HBP BLK WP HR S P ERA WHIP	IP WLS BF H R ER SO BB IBB HBP BLK WP HR S P ERA WHIP	IP WLS BF H R ER SO BB IBB HBP BLK WP HR S P ERA WHIP	IP WLS BF H R ER SO BB IBB HBP BLK WP HR S P ERA WHIP	IP WLS BF H R ER SO BB IBB HBP BLK WP HR S P ERA WHIP	IP WLS BF H R ER SO BB IBB HBP BLK WP HR S P ERA WHIP			

Batter	1	2	3	4	5	6	7	8	9	AB	R	H	RBI	BB	SO	LOB	BOTTOM			
4 George Springer, R (1,8) OBP: 0.345, SLG: 0.433	G3 27 G5-3 1B	L8		27 1B 9 1B		2 1B 27 HBP 1B		27 2B 1B		5	3	4	0	0	0	0	<b>Arizona Diamondbacks @ Houston Astros</b> Minute Maid Park, Houston, TX Sat Sep 15 2018, 6:10 PM - 9:27 PM CDT Att: 38,345 - Roof Closed - 73 F			
27 Jose Altuve, R (1,4) OBP: 0.386, SLG: 0.459 26 Myles Straw, R (7, PR) (8,8)	G5-3		9 SH1-3 2 S BB	2 G5-3 9 1B		2 E 10 1B HBP		2-H 3-H 0-0 2B		3	3	2	2	1	0	1				
2 Alex Bregman, R (1,5) OBP: 0.401, SLG: 0.553 28 J.D. Davis, R (9,5) OBP: 0.245, SLG: 0.233	G3 BB		10 SH1-3 9 SH1-3 BB	G5-3		E1 10 1B		IBB		2	1	1	0	3	0	2				
9 Marwin Gonzalez, S (1,7) OBP: 0.320, SLG: 0.409	G3		SH1-3	10 1B E		K		K		4	1	1	2	0	2	6				
10 Yuli Gurriel, R (1,3) OBP: 0.315, SLG: 0.406	BB		FC6-5-4 1B	E9		F9				4	0	2	3	1	0	3				
1 Carlos Correa, R (1,6) OBP: 0.324, SLG: 0.402	F9		13 S 1B	G6-3		K				5	0	1	0	0	1	5				
13 Tyler White, R (1,10) OBP: 0.305, SLG: 0.606 11 Evan Gattis, R (8, PH) (9,10)	G3-6-3 BB		16 G3-6-3 BB		F8		P3		P5	2	0	0	0	2	0	1				
16 Brian McCann, L (1,2) OBP: 0.296, SLG: 0.306 12 Max Stassi, R (9,2) OBP: 0.322, SLG: 0.407	G3-6-3		BB	G6-3		G6-3		G3		5	0	0	0	0	1	4				
22 Josh Reddick, L (1,9) OBP: 0.311, SLG: 0.384 18 Tony Kemp, L (9,7) OBP: 0.377, SLG: 0.429	HR		L4	K		4 1B 27 2B BB				3	2	1	1	1	1	0				
<b>Inning Stats</b>	R: 0 E: 0 K: 0 S: 9	H: 1 LOB: 3 BB: 2 P: 22	R: 1 E: 0 K: 0 S: 9	H: 1 LOB: 0 BB: 1 P: 17	R: 1 E: 0 K: 1 S: 18	H: 1 LOB: 3 BB: 3 P: 35	R: 3 E: 1 K: 0 S: 12	H: 4 LOB: 1 BB: 0 P: 17	R: 0 E: 0 K: 1 S: 6	H: 0 LOB: 0 BB: 0 P: 10	R: 3 E: 1 K: 2 S: 15	H: 3 LOB: 1 BB: 0 P: 27	R: 2 E: 0 K: 1 S: 15	H: 2 LOB: 2 BB: 2 P: 24	R: 0 E: 0 K: 0 S: 3	H: 0 LOB: 0 BB: 0 P: 5		1B: 10 2B: 1 3B: 0 HR: 1	SF: 0 SAC: 1 DP: 1 HBP: 1	WP: 0 PB: 0 SB: 2 CS: 0
<b>PITCHER</b>	IP WLS BF H R ER SO BB IBB HBP BLK WP HR S P ERA WHIP	IP WLS BF H R ER SO BB IBB HBP BLK WP HR S P ERA WHIP	IP WLS BF H R ER SO BB IBB HBP BLK WP HR S P ERA WHIP	IP WLS BF H R ER SO BB IBB HBP BLK WP HR S P ERA WHIP	IP WLS BF H R ER SO BB IBB HBP BLK WP HR S P ERA WHIP	IP WLS BF H R ER SO BB IBB HBP BLK WP HR S P ERA WHIP	IP WLS BF H R ER SO BB IBB HBP BLK WP HR S P ERA WHIP	IP WLS BF H R ER SO BB IBB HBP BLK WP HR S P ERA WHIP	IP WLS BF H R ER SO BB IBB HBP BLK WP HR S P ERA WHIP	IP WLS BF H R ER SO BB IBB HBP BLK WP HR S P ERA WHIP	IP WLS BF H R ER SO BB IBB HBP BLK WP HR S P ERA WHIP	IP WLS BF H R ER SO BB IBB HBP BLK WP HR S P ERA WHIP	IP WLS BF H R ER SO BB IBB HBP BLK WP HR S P ERA WHIP	IP WLS BF H R ER SO BB IBB HBP BLK WP HR S P ERA WHIP	IP WLS BF H R ER SO BB IBB HBP BLK WP HR S P ERA WHIP	IP WLS BF H R ER SO BB IBB HBP BLK WP HR S P ERA WHIP	IP WLS BF H R ER SO BB IBB HBP BLK WP HR S P ERA WHIP			










Batter	1	2	3	4	5	6	7	8	9	AB	R	H	RBI	BB	SO	LOB	TOP							
5 Albert Almora Jr., R OBP: 0.328, SLG: 0.384	G4-3		L8			17 1B 44 FC4-6		17 HR	G3-1	5	2	2	0	0	0	1								
17 Kris Bryant, R OBP: 0.384, SLG: 0.475	44 1B BB		K			44 FC4-6 1B		1-H HR		3	1	2	2	1	1	0								
44 Anthony Rizzo, L OBP: 0.373, SLG: 0.467	18 FC4-6 1B			K		9 HR FC4-6		L8		4	1	1	1	0	1	1								
9 Javier Báez, R OBP: 0.328, SLG: 0.566	K			G6-3		1-H HR		F7		4	1	1	2	0	1	2								
18 Ben Zobrist, S OBP: 0.385, SLG: 0.456	FC4-6					B2-3				4	0	2	0	0	0	2								
22 Jason Heyward, L OBP: 0.342, SLG: 0.399	1-2					G1-3				0	0	0	0	0	0	0								
40 Wilson Contreras, R OBP: 0.353, SLG: 0.462	G4-3			F8						4	0	0	0	0	1	2								
13 David Bote, R OBP: 0.306, SLG: 0.410	K									4	0	1	0	0	3	0								
28 Kyle Hendricks, R OBP: 0.085, SLG: 0.086	P3									3	0	0	0	0	1	0								
37 Justin Wilson, L										0	0	0	0	0	0	0								
27 Addison Russell, R OBP: 0.315, SLG: 0.341	L4									4	0	0	0	0	2	1								
<b>Inning Stats</b>	R: 0 E: 0 K: 1 S: 12	H: 1 LOB: 2 BB: 1 P: 24	R: 0 E: 0 K: 1 S: 7	H: 0 LOB: 0 BB: 0 P: 15	R: 0 E: 0 K: 1 S: 11	H: 0 LOB: 0 BB: 0 P: 15	R: 0 E: 0 K: 1 S: 6	H: 1 LOB: 1 BB: 0 P: 9	R: 0 E: 0 K: 3 S: 9	H: 0 LOB: 0 BB: 0 P: 10	R: 3 E: 0 K: 0 S: 15	H: 3 LOB: 0 BB: 0 P: 23	R: 0 E: 0 K: 1 S: 7	H: 0 LOB: 0 BB: 0 P: 12	R: 2 E: 0 K: 1 S: 21	H: 3 LOB: 1 BB: 0 P: 29	R: 0 E: 0 K: 1 S: 10	H: 1 LOB: 1 BB: 0 P: 14	1B: 6 2B: 1 3B: 0 HR: 2	SF: 0 SAC: 1 DP: 0 HBP: 0	WP: 1 PB: 0 SB: 0 CS: 0	PA: 37		
<b>PITCHER</b>	IP WLS BF H R ER SO BB IBB HBP BLK WP HR S P ERA WHIP	6.0 L 24 5 3 3 7 1 0 0 0 0 1 60 96 4.50 1.000	7.1 0 3 0 0 0 1 0 0 0 0 0 7 12 0.00 0.000	8.1 0.2 5 3 2 2 0 0 0 0 0 1 17 25 27.00 4.500	8.1 1.1 5 1 0 0 2 0 0 0 0 0 14 18 0.00 0.750																			

**Chicago Cubs @ Arizona Diamondbacks**  
Chase Field, Phoenix, AZ  
Mon Sep 17 2018, 6:41 PM - 9:26 PM MST  
Att: 27,662 - Roof Closed - 80 F

livebaseballscorecards.com

AB 35  
R 5  
H 9  
RBI 5  
BB 1  
SO 10  
LOB 9




Batter	1	2	3	4	5	6	7	8	9	AB	R	H	RBI	BB	SO	LOB	BOTTOM							
11 AJ Pollock, R OBP: 0.319, SLG: 0.479	K			L8		L8			HR	4	1	1	1	0	1	0								
14 Eduardo Escobar, S OBP: 0.331, SLG: 0.489	F7			6 F9 2B		K			F8	4	0	1	0	0	1	0								
6 David Peralta, L OBP: 0.353, SLG: 0.519	G6-3			F9		L7			L9	4	0	0	0	0	0	1								
44 Paul Goldschmidt, R OBP: 0.400, SLG: 0.553										3	0	1	0	1	1	0								
3 Daniel Descalso, L OBP: 0.360, SLG: 0.444	P5			BB					3 CS 1B	3	0	0	0	0	1	2								
28 Steven Souza Jr., R OBP: 0.314, SLG: 0.365	K									3	0	0	0	0	2	0								
50 Yoan López, R										0	0	0	0	0	0	0								
13 Nick Ahmed, R OBP: 0.299, SLG: 0.432										3	0	0	0	0	0	0								
5 Alex Avila, L OBP: 0.295, SLG: 0.303										3	0	0	0	0	1	1								
46 Patrick Corbin, L OBP: 0.213, SLG: 0.203										2	0	0	0	0	1	1								
61 Silvano Bracho, R										0	0	0	0	0	0	0								
48 Randall Delgado, R										0	0	0	0	0	0	0								
9 Jon Jay, L OBP: 0.335, SLG: 0.352										1	0	0	0	0	0	0								
<b>Inning Stats</b>	R: 0 E: 0 K: 1 S: 9	H: 0 LOB: 0 BB: 0 P: 12	R: 0 E: 0 K: 2 S: 8	H: 0 LOB: 0 BB: 0 P: 12	R: 0 E: 0 K: 1 S: 8	H: 0 LOB: 0 BB: 0 P: 10	R: 0 E: 0 K: 0 S: 11	H: 1 LOB: 2 BB: 1 P: 17	R: 0 E: 1 K: 2 S: 8	H: 0 LOB: 1 BB: 0 P: 11	R: 0 E: 0 K: 1 S: 10	H: 0 LOB: 0 BB: 0 P: 15	R: 0 E: 0 K: 1 S: 7	H: 0 LOB: 0 BB: 0 P: 8	R: 0 E: 0 K: 0 S: 8	H: 0 LOB: 0 BB: 0 P: 10	R: 1 E: 0 K: 0 S: 13	H: 2 LOB: 0 BB: 0 P: 15	1B: 1 2B: 1 3B: 0 HR: 1	SF: 0 SAC: 0 DP: 0 HBP: 0	WP: 0 PB: 0 SB: 0 CS: 1	PA: 32		
<b>PITCHER</b>	IP WLS BF H R ER SO BB IBB HBP BLK WP HR S P ERA WHIP	8.2 W 31 3 1 1 8 1 0 0 0 0 1 82 1.04 0.462	0.1 0 0 0 0 0 0 0 0 0 0 0 0 1 0.00 0.000																					


**Chicago Cubs @ Arizona Diamondbacks**  
Chase Field, Phoenix, AZ  
Mon Sep 17 2018, 6:41 PM - 9:26 PM MST  
Att: 27,662 - Roof Closed - 80 F


livebaseballscorecards.com

AB 30  
R 1  
H 3  
RBI 1  
BB 1  
SO 8  
LOB 5





Batter	1	2	3	4	5	6	7	8	9	AB	R	H	RBI	BB	SO	LOB	TOP										
3 Daniel Murphy, L (1,4) OBP: 0.331, SLG: 0.448	1-1 B FF 90 R SL 87 K SL 87	0-2 C FF 92 B SL 86 F CH 87 X SL 88			4-1 B FF 94 B SL 95 C CH 84 B SL 95	2-3 B FF 94 B SL 95 C CH 84 B SL 95		2-1 C CU 84 B FF 94 X FC 91			3	3	2	2	1	1	0	<p><b>Chicago Cubs @ Arizona Diamondbacks</b> Chase Field, Phoenix, AZ Tue Sep 18 2018, 6:41 PM - 9:50 PM MST Att: 26,095 - Roof Closed - 78 F</p> <p>livebaseballscorecards.com</p> <p>AB 39 R 9 H 12 RBI 9 BB 2 SO 14 LOB 13</p> 									
13 David Bote, R (6,4)	1B	2-H HR			17 2B 44 1B BB	K		17 G5-4-3 1B		5	1	1	0	0	2	2											
17 Kris Bryant, R (1,5) OBP: 0.382, SLG: 0.474	3-2 D CU 82 B SL 86 C CH 84 B SL 86 F FF 91 T CH 86	2-3 B CU 81 F FF 91 C CH 82 S CH 82			44 1B 2B	E5		G5-4-3 1-2f		4	1	1	2	0	1	2											
44 Anthony Rizzo, L (1,3) OBP: 0.372, SLG: 0.466	3-2 C FF 92 B SL 86 F FF 91 S CH 82 X SL 88	2-3 B CH 87 L SL 86 F FF 91 S CH 82 X SL 88			9 1B 40 G3-1 1B	K		K		4	1	1	2	0	1	2											
7 Victor Caratini, S (9,PH) OBP: 0.309, SLG: 0.327	1-3 D CU 82 B SL 86 F FF 91 T CH 86	2-3 B CH 87 L SL 86 F FF 91 S CH 82 X SL 88			9 1B 40 G3-1 1B	K		K		1	0	0	0	0	1	0											
9 Javier Báez, R (1,6) OBP: 0.329, SLG: 0.571	2-0 D CH 87 B SL 86 X SL 87	3-H HR			40 G3-1 5 SF8 1B	K		K		4	2	2	2	0	2	0											
27 Addison Russell, R (9,PH) OBP: 0.315, SLG: 0.340	3-H HR				40 G3-1 5 SF8 1B	K		K		1	0	0	0	0	1	0											
18 Ben Zobrist, S (1,7) OBP: 0.386, SLG: 0.455	1-3 C FF 92 B SL 86 F FF 91 S CH 82	1-3 X FF 94			5 SF8 40 G3-1 BB	G6-3		G6-3		3	0	1	0	1	1	0											
24 Alec Mills, R (7,1) OBP: 0.333, SLG: 0.333	1-3 C FF 92 B SL 86 F FF 91 S CH 82	1-3 X FF 94			5 SF8 40 G3-1 BB	G6-3		G6-3		0	0	0	0	0	0	0											
53 Taylor Davis, R (9,PH) OBP: 0.500, SLG: 0.667	1-3 D CU 82 B SL 86 F FF 91 T CH 86	1-3 X FF 94			5 SF8 40 G3-1 BB	G6-3		G6-3		1	0	1	0	0	0	0											
40 Wilson Contreras, R (1,2) OBP: 0.333, SLG: 0.400	1-2 C FF 92 B SL 86 F FF 91 S CH 82 X SL 88	2-2 C SL 77 B SL 86 F FF 91 S CH 82 X SL 88			5 SF8 40 G3-1 BB	G3-1		G3-1		5	0	1	1	0	0	4											
20 Brandon Kintzler, R (9,1)	1-2 C FF 92 B SL 86 F FF 91 S CH 82 X SL 88	2-2 C SL 77 B SL 86 F FF 91 S CH 82 X SL 88			5 SF8 40 G3-1 BB	G3-1		G3-1		0	0	0	0	0	0	0											
22 Jason Heyward, L (1,9) OBP: 0.342, SLG: 0.401	0-2 C FF 92 B SL 86 F FF 91 S CH 82	1-1 B SL 84 C FF 95 X FF 94			5 SF8 40 G3-1 BB	G6-3		G6-3		2	1	1	0	0	0	0											
5 Albert Almora Jr., R (5,PH) OBP: 0.325, SLG: 0.383	0-2 C FF 92 B SL 86 F FF 91 S CH 82	1-1 B SL 84 C FF 95 X FF 94			5 SF8 40 G3-1 BB	G6-3		G6-3		1	0	0	1	0	0	1											
38 Mike Montgomery, L (1,1) OBP: 0.121, SLG: 0.094	2-3 B FF 91 S CH 80 S FF 91 S CH 87	2-3 B CH 82 S CH 84 F FF 94 S CH 84			5 SF8 40 G3-1 BB	G1-3		G1-3		3	0	0	0	0	2	2											
1 Terrance Gore, R (7,PH) OBP: 0.250, SLG: 0.250	2-3 B FF 91 S CH 80 S FF 91 S CH 87	2-3 B CH 82 S CH 84 F FF 94 S CH 84			5 SF8 40 G3-1 BB	G1-3		G1-3		1	0	0	0	0	0	2											
8 Ian Happ, S (5,7) (7,9)	0-1 C FF 92 X FF 94	2-3 B SL 84 C FF 95 X FF 94			5 SF8 40 G3-1 BB	K		K		4	1	1	1	0	3	0											
Inning Stats	R: 2 E: 1 K: 2 S: 23	H: 2 LOB: 0 BB: 0 P: 33	R: 3 E: 0 K: 2 S: 23	H: 3 LOB: 0 BB: 0 P: 28	R: 0 E: 0 K: 1 S: 11	H: 1 LOB: 0 BB: 0 P: 15	R: 0 E: 0 K: 1 S: 8	H: 0 LOB: 0 BB: 0 P: 13	R: 4 E: 0 K: 1 S: 23	H: 3 LOB: 1 BB: 2 P: 38	R: 0 E: 1 K: 3 S: 11	H: 0 LOB: 1 BB: 0 P: 16	R: 0 E: 1 K: 1 S: 7	H: 1 LOB: 0 BB: 0 P: 13	R: 0 E: 0 K: 2 S: 10	H: 1 LOB: 1 BB: 0 P: 12	1B: 7 2B: 3 3B: 0 HR: 2	SF: 1 SAC: 0 DP: 1 HBP: 0	WP: 0 PB: 0 SB: 0 CS: 0	PA: 42							
PITCHER	IP	WLS	BF	H	R	ER	SO	BB	IBB	HBP	BLK	WP	HR	S	P	ERA	WHIP	PITCHER									
35 Matt Andriese, R (1,1) ERA: 5.21	2.0	L	11	5	5	5	4	0	0	0	0	0	2	46	61	22.50	2.500										
54 Jimmie Sherry, R (3,1)	1.0		4	1	0	0	1	0	0	0	0	0	0	11	15	0.00	1.000										
41 Jake Diekmann, L (4,1) ERA: 4.86	1.0		6	2	3	3	1	1	0	0	0	0	0	12	21	27.00	3.000										
61 Silvano Bracho, R (5,1) ERA: 3.28	1.0		5	1	1	1	1	1	0	0	0	0	0	19	30	9.00	2.000										
55 Matt Koch, R (6,1) ERA: 4.29	4.0		16	3	0	0	7	0	0	0	0	0	0	36	51	0.00	0.750										

Batter	1	2	3	4	5	6	7	8	9	AB	R	H	RBI	BB	SO	LOB	BOTTOM										
11 AJ Pollock, R (1,8) OBP: 0.317, SLG: 0.475	1-3 C FF 92 B SL 86 F FF 91 S CH 85		2-2 B CH 83 L CH 84 D CU 77 T CH 81 D SI 91 B SI 91 F FF 90 X SL 92			3-2 B CH 83 S SI 91 D CU 77 T CH 81 D SI 91 B SI 91 F FF 90 X SL 92		0-1 C SI 89 X SI 90		3	0	0	0	0	1	1		<p><b>Chicago Cubs @ Arizona Diamondbacks</b> Chase Field, Phoenix, AZ Tue Sep 18 2018, 6:41 PM - 9:50 PM MST Att: 26,095 - Roof Closed - 78 F</p> <p>livebaseballscorecards.com</p> <p>AB 32 R 1 H 4 RBI 1 BB 1 SO 12 LOB 11</p> 									
55 Matt Koch, L (6,1) OBP: 0.200, SLG: 0.059	K		F9			F9		E4 15 G6-4-3		1	0	0	0	0	0	0											
14 Eduardo Escobar, S (1,5) OBP: 0.333, SLG: 0.492	4-0 B FF 93 B SL 92 B SL 92							0-3 C FF 89 F CH 79 S CH 79		1	0	1	0	1	0	0											
16 Chris Owings, R (6,8)	BB		44 WP 2B					0-3 C FF 89 F CH 79 S CH 79		2	0	0	0	0	1	1											
44 Paul Goldschmidt, R (1,3) OBP: 0.399, SLG: 0.553	0-3 C CU 78 S SI 84							0-0 C SI 90 B CU 77 X SL 90		2	0	0	0	0	1	2											
15 Ildemaro Vargas, S (6,5)	K		G6-3					0-0 C SI 90 B CU 77 X SL 90		2	0	0	0	0	1	1											
6 David Peralta, L (1,7)	0-0 X FF 93							1-1 B SI 91 B SI 91 X CU 76		2	0	0	0	0	0	1											
19 Sócrates Brito, L (6,7) OBP: 0.208, SLG: 0.174	L8							1-2 B SI 91 B SI 91 X CU 76		2	0	1	0	0	0	0											
28 Steven Souza Jr., R (1,9) OBP: 0.310, SLG: 0.359	1-3 C SI 92 C CU 78 C CH 84	1-3 B CH 83 B FF 90 S CU 77						2-2 B SI 91 B SI 91 X CU 76		4	0	0	0	0	3	2											
13 Nick Ahmed, R (1,6) OBP: 0.297, SLG: 0.428	1-3 C SI 92 S CH 85 B CH 84 F FF 92 F FC 59 S CH 85	1-3 C SI 92 S CH 85 B CH 84 F FF 92 F FC 59 S CH 85						1-1 B CH 82 S CH 81 X CU 76		4	0	0	0	0	3	2											
4 Ketel Marte, S (1,4) OBP: 0.323, SLG: 0.422	1-1 B FF 90 F FF 91 X FC 88	1-1 B FF 90 F FF 91 X FC 88						0-1 F SI 91 X FF 90		3	1	1	1	0	1	0											
2 Jeff Mathis, R (1,2) OBP: 0.286, SLG: 0.271	1-0 B SI 91 X FF 92							1-3 B FF 91 C SL 78 C CH 83		2	0	1	0	0	0	0											
36 John Ryan Murphy, R (6,2) OBP: 0.248, SLG: 0.381	F8							1-3 B FF 91 C SL 78 C CH 83		1	0	0	0	0	1	0											
35 Matt Andriese, R (1,1)								2-2 B SI 91 F CH 91 F FF 90 C CH 82		0	0	0	0	0	0	0											
54 Jimmie Sherry, R (3,1)								2-3 B SI 91 F CH 91 F FF 90 C CH 82		0	0	0	0	0	0	0											
47 Patrick Kiehan, R (3,PH)								2-3 B SI 91 F CH 91 F FF 90 C CH 82		0	0	0	0	0	0	0											
41 Jake Diekmann, R (4,1)								2-3 B SI 91 F CH 91 F FF 90 C CH 82		0	0	0	0	0	0	0											
61 Silvano Bracho, R (5,1)								2-3 B SI 91 F CH 91 F FF 90 C CH 82		0	0	0	0	0	0	0											
53 Christian Walker, R (5,PH) OBP: 0.227, SLG: 0.396								2-3 B SI 91 F CH 91 F FF 90 C CH 82		2	0	0	0	0	1	1											
Inning Stats	R: 0 E: 0 K: 2 S: 8	H: 0 LOB: 1 BB: 1 P: 13	R: 1 E: 0 K: 2 S: 11	H: 1 LOB: 0 BB: 0 P: 15	R: 0 E: 0 K: 0 S: 8	H: 1 LOB: 1 BB: 0 P: 12	R: 0 E: 0 K: 2 S: 11	H: 0 LOB: 0 BB: 0 P: 17	R: 0 E: 0 K: 1 S: 12	H: 1 LOB: 1 BB: 0 P: 20	R: 0 E: 1 K: 1 S: 12	H: 1 LOB: 2 BB: 0 P: 17	R: 0 E: 0 K: 2 S: 9	H: 0 LOB: 0 BB: 0 P: 12	R: 0 E: 1 K: 1 S: 6	H: 0 LOB: 0 BB: 0 P: 6	R: 0 E: 0 K: 1 S: 9	H: 0 LOB: 0 BB: 0 P: 14	1B: 2 2B: 1 3B: 0 HR: 1	SF: 0 SAC: 0 DP: 1 HBP: 0	WP: 1 PB: 0 SB: 0 CS: 0	PA: 33					
PITCHER	IP	WLS	BF	H	R	ER	SO	BB	IBB	HBP	BLK	WP	HR	S	P	ERA	WHIP	PITCHER									
38 Mike Montgomery, L (1,1) ERA: 3.78	6.0	W	24	4	1	1	8	1	0	0	0	0	1	62	94	1.50	0.833										
24 Alec Mills, R (7,1) ERA: 3.07	2.0		6	0	0	0	3	0	0	0	0	0	0	15	18	0.00	0.000										
20 Brandon Kintzler, R (9,1) ERA: 4.68	1.0		3	0	0	0	1	0	0	0	0	0	0	9	14	0.00	0.000										







Batter	1	2	3	4	5	6	7	8	9	AB	R	H	RBI	BB	SO	LOB	TOP		
19 Charlie Blackmon, L (1.8) OBP: 0.355, SLG: 0.493	G3-1			F7		2B		HBP		4	1	1	0	0	1	0	<b>Colorado Rockies @ Arizona Diamondbacks</b> Chase Field, Phoenix, AZ Fri Sep 21 2018, 6:41 PM - 9:34 PM MST Att: 28,833 - Clear - 95 F		
9 DJ LeMahieu, R (1.4) OBP: 0.322, SLG: 0.441	L3			K		2B		FC		5	1	2	1	0	1	2			
26 David Dahl, L (1.7) OBP: 0.323, SLG: 0.490	G3-1			F7		G3-1		2B		5	1	1	1	0	0	2			
28 Nolan Arenado, R (1.5) OBP: 0.372, SLG: 0.548		K			F7			20 1B		4	1	1	1	0	1	0			
5 Carlos González, L (1.9) OBP: 0.328, SLG: 0.457		G1			20 1B	BB		G1-3		2	1	0	0	2	0	0			
20 Ian Desmond, R (1.3) OBP: 0.303, SLG: 0.421		G1-3			1B			BB		3	0	2	3	1	0	0			
1 Garrett Hampson, R (1.6) OBP: 0.305, SLG: 0.345		G6-3			K			K		3	0	0	0	1	2	1			
14 Tony Wolters, L (1.2) OBP: 0.284, SLG: 0.301		G4-3			G5-3					2	0	0	0	0	0	0			
8 Gerardo Parra, L (8, PH) OBP: 0.337, SLG: 0.365										2	1	0	0	0	0	3			
0 Adam Ottavino, S (8, PH)										1	0	0	0	0	0	0			
71 Wade Davis, R (9, 1)										0	0	0	0	0	0	0			
4B Germán Márquez, R (1, 1) OBP: 0.293, SLG: 0.345										2	0	0	0	0	1	0			
7 Matt Holliday, R (8, PH) OBP: 0.431, SLG: 0.479										1	0	0	0	0	1	1			
16 Drew Butera, R (8, 2) OBP: 0.261, SLG: 0.280										1	0	0	0	0	0	0			
<b>Inning Stats</b>	R: 0 H: 0 E: 0 K: 0 S: 7	H: 0 LOB: 0 BB: 0 P: 11	R: 0 H: 0 E: 0 K: 1 S: 8	H: 0 LOB: 0 BB: 0 P: 12	R: 0 H: 0 E: 0 K: 1 S: 8	H: 0 LOB: 0 BB: 0 P: 11	R: 0 H: 0 E: 0 K: 1 S: 7	H: 0 LOB: 0 BB: 0 P: 11	R: 1 H: 2 E: 0 K: 0 S: 9	H: 1 LOB: 1 BB: 0 P: 15	R: 0 H: 0 E: 0 K: 1 S: 7	H: 0 LOB: 1 BB: 1 P: 14	R: 4 H: 4 E: 0 K: 1 S: 15	H: 4 LOB: 3 BB: 2 P: 30	R: 0 H: 1 E: 0 K: 1 S: 12	H: 1 LOB: 1 BB: 0 P: 15	1B: 6 2B: 2 3B: 0 HR: 0	SF: 0 SAC: 0 DP: 0 HBP: 1	WP: 1 PA: 39 PB: 0 SB: 0 CS: 0
<b>PITCHER</b>	IP WLS BF H R ER SO BB IBB HBP BLK WP HR S P ERA WHIP																		
21 Zack Greinke, R (1, 1) ERA: 3.21	7.1 L 27 4 3 3 6 2 0 0 0 0 1 0 60 97 3.68 0.818																		
41 Jake Diekman, L (8, 1) ERA: 5.04	0.0 1 0 0 0 0 0 0 0 1 0 0 0 0 1 1 1 12.000																		
29 Brad Ziegler, R (8, 1) ERA: 3.95	0.1 5 3 3 3 0 1 0 0 0 0 0 0 7 13 81.000																		
54 Jimmie Sherry, R (8, 1) ERA: 2.31	0.1 2 0 0 0 0 1 0 0 0 0 0 0 2 7 0.000																		
50 Yoan López, R (9, 1) ERA: 5.4	1.0 4 1 0 0 1 0 0 0 0 0 0 0 12 15 0.000																		

Batter	1	2	3	4	5	6	7	8	9	AB	R	H	RBI	BB	SO	LOB	BOTTOM		
9 Jon Jay, L (1.9) OBP: 0.337, SLG: 0.356	2B		K			1B		L7		4	1	2	0	0	1	1	<b>Colorado Rockies @ Arizona Diamondbacks</b> Chase Field, Phoenix, AZ Fri Sep 21 2018, 6:41 PM - 9:34 PM MST Att: 28,833 - Clear - 95 F		
14 Eduardo Escobar, S (1.5) OBP: 0.333, SLG: 0.490	K		1B			K		F7		4	0	1	0	0	2	3			
6 David Peralta, L (1.7) OBP: 0.353, SLG: 0.522	HR		K			1B		G4-3		4	1	2	2	0	1	1			
44 Paul Goldschmidt, R (1.3) OBP: 0.398, SLG: 0.551	K		G5-3			K				4	0	1	0	0	2	2			
3 Daniel Descalso, L (1.4) OBP: 0.359, SLG: 0.445	F7					F7				4	0	1	0	0	0	3			
11 AJ Pollock, R (1.8) OBP: 0.314, SLG: 0.470	K		P3					G5-3		4	0	0	0	0	2	2			
13 Nick Ahmed, R (1.6) OBP: 0.294, SLG: 0.423	G6-3					K		G6-3		4	0	0	0	0	1	1			
2 Jeff Mathis, R (1.2) OBP: 0.281, SLG: 0.282	F8					K		K		3	0	0	0	0	2	0			
21 Zack Greinke, R (1, 1) OBP: 0.305, SLG: 0.390										2	0	0	0	0	0	0			
41 Jake Diekman, R (8, 1) ERA: 5.04										0	0	0	0	0	0	0			
29 Brad Ziegler, R (8, 1) ERA: 3.95										0	0	0	0	0	0	0			
54 Jimmie Sherry, R (8, 1) ERA: 2.31										0	0	0	0	0	0	0			
19 Socarrates Brito, L (8, PH) OBP: 0.351, SLG: 0.320										1	0	1	0	0	0	0			
50 Yoan López, R (9, 1) ERA: 5.4										0	0	0	0	0	0	0			
<b>Inning Stats</b>	R: 2 H: 2 E: 0 K: 2 S: 10	H: 2 LOB: 0 BB: 0 P: 16	R: 0 H: 0 E: 0 K: 1 S: 7	H: 0 LOB: 0 BB: 0 P: 10	R: 0 H: 1 E: 0 K: 2 S: 12	H: 1 LOB: 1 BB: 0 P: 11	R: 0 H: 1 E: 0 K: 1 S: 12	H: 1 LOB: 1 BB: 0 P: 17	R: 0 H: 2 E: 0 K: 2 S: 11	H: 2 LOB: 2 BB: 0 P: 15	R: 0 H: 0 E: 0 K: 1 S: 6	H: 0 LOB: 0 BB: 0 P: 8	R: 0 H: 1 E: 0 K: 0 S: 13	H: 1 LOB: 1 BB: 0 P: 17	R: 0 H: 1 E: 0 K: 1 S: 9	H: 1 LOB: 1 BB: 0 P: 18	1B: 4 2B: 3 3B: 0 HR: 1	SF: 0 SAC: 0 DP: 0 HBP: 0	WP: 0 PA: 34 PB: 0 SB: 0 CS: 0
<b>PITCHER</b>	IP WLS BF H R ER SO BB IBB HBP BLK WP HR S P ERA WHIP																		
48 Germán Márquez, R (1, 1) ERA: 3.91	7.0 W 26 6 2 2 11 0 0 0 0 0 0 0 13 17 2.57 0.857																		
0 Adam Ottavino, R (8, 1) ERA: 2.3	1.0 4 1 0 0 0 0 0 0 0 0 0 0 13 17 0.000																		
71 Wade Davis, R (9, 1) ERA: 4.4	1.0 4 1 0 0 1 0 0 0 0 0 0 0 9 18 0.000																		













Batter	1	2	3	4	5	6	7	8	9	AB	R	H	RBI	BB	SO	LOB	TOP						
3 Chris Taylor, R OBP: 0.330, SLG: 0.444 (1, 7)										3	1	1	0	0	1	0	Los Angeles Dodgers @ Arizona Diamondbacks Chase Field, Phoenix, AZ Mon Sep 24 2018, 6:40 PM - 10:13 PM MST Att: 26,067 - Partly Cloudy - 96 F						
13 Max Muncy, L OBP: 0.392, SLG: 0.572 (7, PH)										1	1	1	1	1	0	0							
10 Justin Turner, R OBP: 0.413, SLG: 0.526 (1, 5)										5	1	2	0	0	1	3							
25 David Freese, R OBP: 0.304, SLG: 0.309 (1, 3)										4	1	3	2	0	1	1							
26 Chase Utley, L OBP: 0.304, SLG: 0.309 (7, 4)										0	1	0	0	1	0	0							
8 Manny Machado, R OBP: 0.367, SLG: 0.541 (1, 6)										4	0	1	2	1	1	3							
14 Enrique Hernández, R OBP: 0.323, SLG: 0.455 (1, 8)										1	0	0	0	1	1	1							
31 Joc Pederson, L OBP: 0.392, SLG: 0.525 (6, PH)										2	0	0	0	1	1	2							
74 Kenley Jansen, S (9, 1)										0	0	0	0	0	0	0							
27 Matt Kemp, R OBP: 0.333, SLG: 0.474 (1, 9)										4	0	0	0	0	2	6							
15 Austin Barnes, R OBP: 0.326, SLG: 0.271 (7, 2)										1	0	0	0	1	1								
6 Brian Dozier, R OBP: 0.333, SLG: 0.386 (1, 4)										2	0	0	0	0	1	3							
35 Cody Bellinger, L OBP: 0.342, SLG: 0.464 (6, 8)										2	0	0	0	1	1	0							
9 Yasmani Grandal, S OBP: 0.273, SLG: 0.307 (7, PH)										1	0	0	0	2	0	0							
70 Tim Lincecum, R OBP: 0.273, SLG: 0.307 (7, PH)										0	1	0	0	0	0	0							
64 Caleb Ferguson, R OBP: 0.273, SLG: 0.307 (7, PH)										0	0	0	0	0	0	0							
17 Kyle Farmer, R OBP: 0.273, SLG: 0.307 (8, PH)										1	0	0	0	0	0	0							
75 Scott Alexander, L (8, 1)										0	0	0	0	0	0	0							
18 Kenta Maeda, R OBP: 0.341, SLG: 0.536 (6, PH)										0	0	0	0	0	0	0							
61 Albert Pujols, R OBP: 0.341, SLG: 0.536 (6, PH)										1	0	0	0	0	0	2							
22 Clayton Kershaw, L OBP: 0.314, SLG: 0.267 (1, 1)										2	0	0	0	0	0	1							
66 Yasiel Puig, R OBP: 0.334, SLG: 0.503 (7, 9)										2	1	1	0	0	0	0							
<b>Inning Stats</b>	R: 1 E: 0 K: 1 S: 17	H: 2 LOB: 3 BB: 2 P: 29	R: 0 E: 0 K: 0 S: 6	H: 0 LOB: 0 BB: 0 P: 10	R: 0 E: 0 K: 2 S: 16	H: 1 LOB: 1 BB: 0 P: 21	R: 0 E: 0 K: 2 S: 9	H: 0 LOB: 1 BB: 1 P: 16	R: 1 E: 0 K: 1 S: 18	H: 1 LOB: 0 BB: 0 P: 24	R: 0 E: 0 K: 1 S: 10	H: 0 LOB: 0 BB: 0 P: 13	R: 2 E: 0 K: 1 S: 15	H: 3 LOB: 3 BB: 2 P: 25	R: 0 E: 0 K: 0 S: 7	H: 0 LOB: 0 BB: 0 P: 11	R: 3 E: 0 K: 2 S: 19	H: 2 LOB: 2 BB: 3 P: 32	1B: 6 2B: 2 3B: 0 HR: 1	SF: 0 SAC: 0 DP: 0 HBP: 0	WP: 3 PB: 0 SB: 1 CS: 1	PA: 44	
<b>PITCHER</b>	IP WLS BF H R ER SO BB IBB HBP BLK WP HR S P ERA WHIP	5.0 1.0 3 4 2 2 7 3 0 0 0 1 1 66 10 3.60 1.400	1.0 0.0 2 1 0 0 1 0 0 0 0 0 0 10 0.00 0.000	1.0 0.0 2 1 0 0 1 0 0 0 0 0 0 12 0.00 2.000	1.0 0.0 3 0 0 0 0 0 0 0 0 0 0 7 0.00 0.000	0.2 0.1 6 2 3 3 2 2 0 0 0 0 0 0 2 0.00 0.000	0.1 0.1 2 0 0 0 0 0 1 0 0 0 0 0 0 0 0.00 0.000	<b>PITCHER</b>	IP WLS BF H R ER SO BB IBB HBP BLK WP HR S P ERA WHIP	6.0 1.0 3 4 2 2 7 3 0 0 0 1 1 66 10 3.60 1.400	1.0 0.0 2 1 0 0 1 0 0 0 0 0 0 13 0.00 0.000	1.0 0.0 2 1 0 0 1 0 0 0 0 0 0 12 0.00 2.000	1.0 0.0 3 0 0 0 0 0 0 0 0 0 0 7 0.00 0.000	0.2 0.1 6 2 3 3 2 2 0 0 0 0 0 0 2 0.00 0.000	0.1 0.1 2 0 0 0 0 0 1 0 0 0 0 0 0 0.00 0.000	<b>PITCHER</b>	IP WLS BF H R ER SO BB IBB HBP BLK WP HR S P ERA WHIP	0.2 0.1 6 2 3 3 2 2 0 0 0 0 0 0 2 0.00 0.000	0.1 0.1 2 0 0 0 0 0 1 0 0 0 0 0 0 0.00 0.000	1B: 6 2B: 2 3B: 0 HR: 1	SF: 0 SAC: 0 DP: 0 HBP: 0	WP: 3 PB: 0 SB: 1 CS: 1	PA: 44
38 Robbie Ray, L ERA: 3.91 (1, 1)	5.0 1.0 3 4 2 2 7 3 0 0 0 1 1 66 10 3.60 1.400	1.0 0.0 2 1 0 0 1 0 0 0 0 0 0 12 0.00 2.000	1.0 0.0 3 0 0 0 0 0 0 0 0 0 0 7 0.00 0.000	0.2 0.1 6 2 3 3 2 2 0 0 0 0 0 0 2 0.00 0.000	0.1 0.1 2 0 0 0 0 0 1 0 0 0 0 0 0 0.00 0.000	66 Yoshihisa Hirano, R ERA: 2.49 (9, 1)	0.2 0.1 6 2 3 3 2 2 0 0 0 0 0 0 2 0.00 0.000	0.1 0.1 2 0 0 0 0 0 1 0 0 0 0 0 0 0.00 0.000	48 Randall Delgado, R ERA: 5.4 (9, 1)	0.2 0.1 6 2 3 3 2 2 0 0 0 0 0 0 2 0.00 0.000	0.1 0.1 2 0 0 0 0 0 1 0 0 0 0 0 0 0.00 0.000	2 0 0 0 0 0 0 0 3 5 0.00 0.000	0.00 0.000	0.00 0.000									
16 Chris Owings, R OBP: 0.273, SLG: 0.307 (1, 9)										4	1	1	0	0	1	0	Los Angeles Dodgers @ Arizona Diamondbacks Chase Field, Phoenix, AZ Mon Sep 24 2018, 6:40 PM - 10:13 PM MST Att: 26,067 - Partly Cloudy - 96 F						
14 Eduardo Escobar, S OBP: 0.333, SLG: 0.486 (1, 5)										4	1	1	0	0	1	1							
4 Ketel Marte, S OBP: 0.324, SLG: 0.430 (1, 4)										4	1	3	3	0	1	0							
53 Christian Walker, R OBP: 0.226, SLG: 0.388 (1, 3)										3	0	0	0	0	2	2							
28 Steven Souza Jr., R OBP: 0.306, SLG: 0.354 (6, PR)										0	0	0	0	0	0	0							
66 Yoshihisa Hirano, R (9, 1)										0	0	0	0	0	0	0							
48 Randall Delgado, R (9, 1)										0	0	0	0	0	0	0							
13 Nick Ahmed, R OBP: 0.290, SLG: 0.415 (1, 6)										4	0	0	0	0	1	2							
11 AJ Pollock, R OBP: 0.315, SLG: 0.481 (1, 8)										3	1	1	1	1	0	0							
19 Sócrates Brito, L OBP: 0.200, SLG: 0.172 (1, 7)										3	0	0	0	0	0	1							
41 Jake Diekmann, R (8, 1)										0	0	0	0	0	0	0							
44 Paul Goldschmidt, R OBP: 0.393, SLG: 0.543 (9, 3)										1	0	0	0	0	1	0							
36 John Ryan Murphy, R OBP: 0.249, SLG: 0.386 (1, 2)										3	0	1	0	0	1	1							
3 Daniel Descalso, L OBP: 0.354, SLG: 0.438 (9, PH)										1	0	0	0	0	1	0							
38 Robbie Ray, L OBP: 0.273, SLG: 0.307 (1, 1)										1	0	0	0	0	1	1							
15 Domingo Vergara, S OBP: 0.197, SLG: 0.092 (5, PH)										1	0	0	0	0	0	0							
25 Archie Bradley, R OBP: 0.273, SLG: 0.307 (8, 1)										0	0	0	0	0	0	0							
40 Andrew Chafin, R ERA: 3.32 (7, 1)										0	0	0	0	0	0	0							
6 David Peraltá, L OBP: 0.290, SLG: 0.415 (7, 7)										2	0	0	0	0	0	0							
29																							











Batter	1	2	3	4	5	6	7	8	9	10	11	12	13	14	15	AB	R	H	RBI	BB	SO	LOB	TOP
4 <b>Ketel Marte, S</b> OBP: 0.332, SLG: 0.432 (1.4)																5	1	2	0	2	1	3	
14 <b>Eduardo Escobar, S</b> OBP: 0.334, SLG: 0.488 (1.5)																7	0	2	0	0	1	5	
44 <b>Paul Goldschmidt, R</b> OBP: 0.389, SLG: 0.534 (1.3)																6	0	1	0	1	1	6	
6 <b>David Peralta, L</b> OBP: 0.364, SLG: 0.520 (1.7)																6	0	1	0	1	3	4	
13 <b>Nick Ahmed, R</b> OBP: 0.282, SLG: 0.414 (1.6)																5	0	1	1	1	2	5	
11 <b>AJ Pollock, R</b> OBP: 0.318, SLG: 0.488 (1.8)																5	0	0	0	1	3	4	
16 <b>Chris Owings, R</b> OBP: 0.273, SLG: 0.397 (1.9)																7	1	1	0	0	2	4	
36 <b>John Ryan Murphy, R</b> ERA: 2.362 (1.2)																5	0	1	0	1	3	1	
46 <b>Francisco Mejia, S</b> ERA: 2.177 (1.1)																2	0	1	0	0	0	2	
<b>Inning Stats</b>	R: 0 E: 0 K: 2 S: 15	H: 2 LOB: 2 BB: 0 P: 21	R: 0 E: 0 K: 0 S: 7	H: 0 LOB: 2 BB: 1 P: 15	R: 0 E: 0 K: 1 S: 7	H: 1 LOB: 1 BB: 0 P: 10	R: 0 E: 0 K: 1 S: 8	H: 0 LOB: 0 BB: 0 P: 10	R: 0 E: 0 K: 2 S: 12	H: 1 LOB: 1 BB: 0 P: 15	R: 0 E: 0 K: 0 S: 6	H: 1 LOB: 0 BB: 0 P: 8	R: 1 E: 0 K: 0 S: 8	H: 1 LOB: 2 BB: 2 P: 14	R: 0 E: 0 K: 0 S: 7	H: 0 LOB: 0 BB: 1 P: 11	R: 0 E: 0 K: 2 S: 10	H: 0 LOB: 1 BB: 1 P: 14	1B: 8 2B: 3 3B: 0 HR: 0	SF: 1 SAC: 0 DP: 2 HBP: 1	WP: 0 PB: 1 SH: 0 CS: 0	PA: 61	
<b>PITCHER</b>	IP ERA WLS BF H R ER SO BB IBB HBP BLK WP HR S P ERA WHIP	6.1 4.34 0.2 27 7 1 0 6 0 0 0 0 0 0 0 5 11 0.00 1.500	7.1 2.5 1.0 4 1 0 0 3 0 0 0 0 0 0 0 13 17 0.00 1.000	8.1 1.29 1.0 3 0 0 0 3 0 0 0 0 0 0 0 9 15 0.00 0.000	10.1 2.177 1.0 4 1 0 0 0 0 0 0 0 0 0 0 9 12 0.00 1.000	11.1 4.37 1.0 6 1 1 1 0 0 0 2 0 0 0 0 8 14 9.00 1.000	12.1 4.82 1.0 3 0 0 0 1 0 0 0 0 0 0 0 6 10 0.00 0.000	14.1 6.48 2.0 W 7 0 0 0 0 2 2 0 0 0 0 0 0 17 25 0.00 1.000															

Arizona Diamondbacks @ San Diego Padres  
Petco Park, San Diego, CA  
Fri Sep 28 2018, 7:11 PM - 12:12 AM PDT  
Att: 28,055 - Clear - 69 F

AB: 52  
R: 2  
H: 10  
RBI: 1  
BB: 7  
SO: 17  
LOB: 37



Batter	1	2	3	4	5	6	7	8	9	10	11	12	13	14	15	AB	R	H	RBI	BB	SO	LOB	BOTTOM
13 <b>Freddy Galvis, S</b> OBP: 0.300, SLG: 0.383 (1.6)																7	0	2	1	0	2	0	
4 <b>Will Myers, R</b> OBP: 0.318, SLG: 0.450 (1.5)																5	0	0	0	1	1	1	
32 <b>Franmil Reyes, R</b> OBP: 0.341, SLG: 0.502 (1.9)																4	0	1	0	2	3	1	
30 <b>Eric Hosmer, L</b> OBP: 0.317, SLG: 0.391 (1.3)																4	0	1	0	2	0	1	
27 <b>Francisco Mejia, S</b> OBP: 0.287, SLG: 0.389 (1.2)																6	0	0	0	0	3	5	
2 <b>José Pirela, R</b> OBP: 0.304, SLG: 0.350 (1.4)																6	1	2	1	0	2	3	
7 <b>Manuel Margot, R</b> OBP: 0.289, SLG: 0.509 (1.8)																4	0	0	0	0	0	1	
10 <b>Hunter Renfro, R</b> OBP: 0.299, SLG: 0.509 (12.7)																1	1	1	1	1	0	0	
16 <b>Travis Jankowski, L</b> OBP: 0.332, SLG: 0.396 (13.8)																6	0	1	0	0	2	2	
<b>Inning Stats</b>	R: 0 E: 0 K: 1 S: 7	H: 1 LOB: 0 BB: 0 P: 8	R: 0 E: 0 K: 0 S: 10	H: 1 LOB: 1 BB: 0 P: 11	R: 0 E: 0 K: 0 S: 5	H: 0 LOB: 0 BB: 0 P: 8	R: 0 E: 0 K: 2 S: 15	H: 1 LOB: 2 BB: 1 P: 22	R: 0 E: 0 K: 1 S: 7	H: 0 LOB: 0 BB: 0 P: 9	R: 0 E: 0 K: 1 S: 19	H: 0 LOB: 2 BB: 2 P: 32	R: 1 E: 0 K: 3 S: 12	H: 1 LOB: 1 BB: 1 P: 17	R: 0 E: 0 K: 0 S: 7	H: 1 LOB: 1 BB: 1 P: 17	R: 1 E: 0 K: 3 S: 10	H: 0 LOB: 1 BB: 1 P: 17	1B: 4 2B: 2 3B: 0 HR: 2	SF: 0 SAC: 0 DP: 1 HBP: 0	WP: 0 PB: 0 SH: 0 CS: 1	PA: 55	
<b>PITCHER</b>	IP ERA WLS BF H R ER SO BB IBB HBP BLK WP HR S P ERA WHIP	3.15 3.15 1.0 5 0 0 0 1 2 0 0 0 0 0 0 19 32 0.00 2.000	4.1 3.15 1.0 B 4 2 1 1 1 0 0 0 0 1 11 14 9.00 2.000	5.1 3.41 1.0 3 0 0 0 1 0 0 0 0 0 0 0 7 14 0.00 0.000	6.1 3.15 0.2 2 0 0 0 1 0 0 0 0 0 0 0 5 7 0.00 0.000	7.1 4.76 1.1 1 0 0 0 3 0 0 0 0 0 0 0 11 16 0.00 0.000	8.1 4.76 1.0 4 0 0 0 0 1 0 0 0 0 0 0 8 14 0.00 1.000	9.1 4.26 1.0 B 4 1 1 1 1 3 0 0 0 0 0 1 12 17 9.00 1.000	10.1 3.57 1.0 4 0 0 0 2 1 0 0 0 0 0 0 10 17 0.00 1.000	11.1 4.39 1.0 L 7 2 1 1 0 0 2 0 0 0 0 18 34 9.00 4.000													

Arizona Diamondbacks @ San Diego Padres  
Petco Park, San Diego, CA  
Fri Sep 28 2018, 7:11 PM - 12:12 AM PDT  
Att: 28,055 - Clear - 69 F

AB: 48  
R: 3  
H: 8  
RBI: 3  
BB: 7  
SO: 16  
LOB: 15






Batter	1	2	3	4	5	6	7	8	9	AB	R	H	RBI	BB	SO	LOB	TOP					
9 Jon Jay, L OBP: 0.331, SLG: 0.348	G6-3	L8		G4-3					K	4	0	0	1	1	1	3						
14 Eduardo Escobar, S OBP: 0.334, SLG: 0.489	P6			G6-3		K			G4-3	5	0	2	0	0	1	3						
4 Ketel Marte, S OBP: 0.329, SLG: 0.428	G3-1			G6-3		G1-3			K	5	0	0	0	0	1	2						
6 David Peralta, L OBP: 0.352, SLG: 0.516		G3-1		G1-3		F7			G3	4	0	0	0	0	0	0						
3 Daniel Descalso, L OBP: 0.354, SLG: 0.437									L9	3	3	2	0	1	0	0						
19 Sócrates Brito, L OBP: 0.263, SLG: 0.243									L6	3	1	0	0	1	0	2						
15 Ildemaro Vargas, S OBP: 0.299, SLG: 0.389									L8	3	1	2	3	1	0	0						
5 Alex Avila, L OBP: 0.299, SLG: 0.304									K	3	0	1	0	1	1	2						
52 Zack Godley, R 26 Shelby Miller, R 29 Brad Ziegler, R 41 Jake Diekman, R 16 Chris Owings, R 66 Yoshihisa Hirano, R									P2	2	0	0	0	1	0	3						
<b>Inning Stats</b>	R: 0 E: 0 K: 0 S: 5	H: 0 LOB: 0 BB: 0 P: 7	R: 2 E: 0 K: 0 S: 14	H: 2 LOB: 2 BB: 2 P: 26	R: 0 E: 0 K: 0 S: 7	H: 1 LOB: 0 BB: 0 P: 11	R: 2 E: 0 K: 0 S: 12	H: 2 LOB: 1 BB: 1 P: 19	R: 0 E: 0 K: 1 S: 8	H: 0 LOB: 0 BB: 0 P: 13	R: 1 E: 0 K: 0 S: 11	H: 1 LOB: 3 BB: 3 P: 26	R: 0 E: 0 K: 1 S: 7	H: 0 LOB: 0 BB: 0 P: 11	R: 0 E: 0 K: 1 S: 8	H: 0 LOB: 1 BB: 0 P: 15	R: 0 E: 0 K: 1 S: 16	H: 1 LOB: 1 BB: 0 P: 20	1B: 4 2B: 2 3B: 0 HR: 1	SF: 0 SAC: 0 DP: 1 HBP: 0	WP: 2 PB: 0 SB: 1 CS: 0	PA: 39
<b>PITCHER</b>	IP	WLS	BF	H	R	ER	SO	BB	IBB	HBP	BLK	WP	HR	S	P	ERA	WHIP					
63 Jacob Nix, R ERA: 7.02	4.0	L	19	5	4	4	0	3	0	0	0	2	1	38	63	9.00	2.000					
55 Matt Strahm, L ERA: 2.05	1.2		8	1	1	1	1	2	0	0	0	0	0	17	33	5.40	1.800					
58 Trey Wingenter, R ERA: 3.79	1.1		5	0	0	0	1	1	0	0	0	0	0	9	17	0.00	0.750					
53 Kazuhisa Makita, R ERA: 5.4	2.0		7	1	0	0	2	0	0	0	0	0	0	24	35	0.00	0.500					

**Arizona Diamondbacks @ San Diego Padres**  
Petco Park, San Diego, CA  
Sat Sep 29 2018, 5:40 PM - 8:29 PM PDT  
Att: 28,024 - Clear - 73 F

[livebaseballscorecards.com](http://livebaseballscorecards.com)

AB	33
R	5
H	7
RBI	4
BB	6
SO	4
LOB	15



Batter	1	2	3	4	5	6	7	8	9	AB	R	H	RBI	BB	SO	LOB	BOTTOM					
13 Freddy Galvis, S OBP: 0.298, SLG: 0.380	L9			G4-3						4	0	0	0	0	0	0						
32 Franmil Reyes, R OBP: 0.336, SLG: 0.494	G4-3			G5-3					G6-3	4	0	0	0	0	0	0						
30 Eric Hosmer, L OBP: 0.320, SLG: 0.398				G6-3					G6-3	4	1	3	1	0	0	0						
10 Hunter Renfroe, R OBP: 0.300, SLG: 0.506									HR	2	1	0	0	2	0	1						
15 Cory Spangenberg, L OBP: 0.296, SLG: 0.360										4	1	2	0	0	2	2						
17 A.J. Ellis, R OBP: 0.380, SLG: 0.347										4	0	0	0	0	1	3						
7 Manuel Margot, R OBP: 0.288, SLG: 0.371										4	1	1	2	0	1	0						
8 Javy Guerra, L OBP: 0.263, SLG: 0.125										2	0	1	1	1	0	0						
4 Will Myers, R OBP: 0.317, SLG: 0.448										1	0	0	0	0	0	0						
63 Jacob Nix, R 2 José Pirela, R 55 Matt Strahm, R 58 Trey Wingenter, R 27 Francisco Mejia, S 53 Kazuhisa Makita, R 18 Austin Hedges, R										1	0	0	0	0	1	0						
<b>Inning Stats</b>	R: 0 E: 0 K: 1 S: 8	H: 1 LOB: 2 BB: 1 P: 15	R: 0 E: 0 K: 0 S: 6	H: 0 LOB: 0 BB: 0 P: 8	R: 0 E: 0 K: 1 S: 9	H: 0 LOB: 0 BB: 0 P: 14	R: 3 E: 0 K: 1 S: 18	H: 3 LOB: 1 BB: 1 P: 28	R: 0 E: 0 K: 0 S: 7	H: 0 LOB: 0 BB: 0 P: 11	R: 0 E: 0 K: 2 S: 12	H: 0 LOB: 0 BB: 0 P: 17	R: 0 E: 0 K: 0 S: 8	H: 0 LOB: 1 BB: 1 P: 16	R: 1 E: 0 K: 0 S: 12	H: 2 LOB: 1 BB: 0 P: 20	R: 0 E: 0 K: 1 S: 6	H: 0 LOB: 0 BB: 0 P: 8	1B: 5 2B: 0 3B: 1 HR: 1	SF: 0 SAC: 0 DP: 1 HBP: 0	WP: 0 PB: 0 SB: 0 CS: 0	PA: 36
<b>PITCHER</b>	IP	WLS	BF	H	R	ER	SO	BB	IBB	HBP	BLK	WP	HR	S	P	ERA	WHIP					
52 Zack Godley, R ERA: 4.74	6.0	W	25	5	3	3	5	2	0	0	0	0	0	8	93	4.50	1.167					
26 Shelby Miller, R ERA: 10.69	1.0	H	3	0	0	0	0	1	0	0	0	0	0	8	16	0.00	1.000					
29 Brad Ziegler, R ERA: 3.91	0.2	H	3	1	1	1	0	0	0	0	0	0	1	6	10	13.50	1.500					
41 Jake Diekman, L ERA: 4.73	0.1	H	2	1	0	0	0	0	0	0	0	0	0	6	10	0.00	3.000					
66 Yoshihisa Hirano, R ERA: 2.44	1.0	S	3	0	0	0	1	0	0	0	0	0	0	6	8	0.00	0.000					

**Arizona Diamondbacks @ San Diego Padres**  
Petco Park, San Diego, CA  
Sat Sep 29 2018, 5:40 PM - 8:29 PM PDT  
Att: 28,024 - Clear - 73 F

[livebaseballscorecards.com](http://livebaseballscorecards.com)

AB	33
R	4
H	7
RBI	4
BB	3
SO	6
LOB	8





